

Seattle Mariners - 1988

| Batter | 1 | 2 | 3 | 4 | 5 | 6 | 7 | 8 | 9 | AB | R | H | RBI | BB | SO | LOB | TOP | | | |
|---|---|---|--------------------------------------|---|--------------------------------------|---|--------------------------------------|--|--------------------------------------|--|--------------------------------------|---|--------------------------------------|---|---------------------------------------|---|---|----------------------------------|------------------------------------|----------------------------------|
| Mike Kingery, L (1, 8) OBP: 0.500, SLG: 0.333 | 0-0 BB BLK S 1B | | 4-1 G6-4-3 BB | | | 1-0 F9 | | | 1-2 4-3 | 3 | 1 | 1 | 0 | 1 | 0 | 0 | Seattle Mariners @ Oakland Athletics Oakland-Alameda County Coliseum, Oakland, CA Mon Apr 04 1988, 7:05 PM PDT Att: 45,333 - Unknown - 54 F livebaseballscores.com | | | |
| Mickey Brantley, R (1, 7) OBP: 0.250, SLG: 0.250 | 1-1 F8 | | 0-2 G6-4-3 1-2 | | | 1-0 F7 | | | 1-1 BB 1B | 4 | 0 | 1 | 0 | 0 | 0 | 2 | | | | |
| Alvin Davis, L (1, 3) | 4-2 BLK BB 1-2 BB | | 2-0 F8 | | | 1-1 F8 | | | 4-2 BB 1-2 BB | 2 | 0 | 0 | 0 | 2 | 0 | 0 | | | | |
| Ken Phelps, L (1, 10) Rick Renteria, R (9, PH) | 4-2 BLK BB 1-2 2-3 BB | | 1-1 4-3 | | | 2-3 K | | | 0-0 F9 BB | 2 | 0 | 0 | 0 | 1 | 1 | 0 | | | | |
| Glenn Wilson, R (1, 9) | 3-3 K | | 1-3 K | | | 2-0 F8 | | | 1-0 6-3 | 4 | 0 | 0 | 0 | 0 | 2 | 5 | | | | |
| Dave Valle, R (1, 2) | 3-2 6-3 1-2 2-3 3-H | | 0-2 L6 | | | 1-1 5-3 | | | | 3 | 0 | 0 | 0 | 0 | 0 | 2 | | | | |
| Jim Presley, R (1, 5) | | 3-2 6-3 | | | 1-1 F7 | | | 2-0 F9 | | 3 | 0 | 0 | 0 | 0 | 0 | 0 | | | | |
| Rey Quinones, R (1, 6) | | 2-1 F9 | | | 1-2 F7 | | | 0-2 6-3 | | 3 | 0 | 0 | 0 | 0 | 0 | 0 | | | | |
| Harold Reynolds, S (1, 4) | | 1-1 F5 | | | 1-0 L7 | | | 1-2 L8 | | 3 | 0 | 0 | 0 | 0 | 0 | 0 | | | | |
| Inning Stats | R: 1 H: 1 E: 0 K: 1 S: 15 | H: 1 R: 0 ER: 0 LOB: 2 BB: 2 P: 30 | R: 0 H: 0 E: 0 K: 0 S: 7 | H: 0 R: 0 ER: 0 LOB: 0 BB: 1 P: 11 | R: 0 H: 0 E: 0 K: 1 S: 9 | H: 0 R: 0 ER: 0 LOB: 0 BB: 0 P: 11 | R: 0 H: 0 E: 0 K: 0 S: 6 | H: 0 R: 0 ER: 0 LOB: 0 BB: 0 P: 9 | R: 0 H: 0 E: 0 K: 1 S: 4 | H: 0 R: 0 ER: 0 LOB: 0 BB: 0 P: 7 | R: 0 H: 0 E: 0 K: 1 S: 8 | H: 0 R: 0 ER: 0 LOB: 0 BB: 0 P: 13 | R: 0 H: 0 E: 0 K: 0 S: 8 | H: 0 R: 0 ER: 0 LOB: 0 BB: 0 P: 11 | R: 0 H: 1 E: 0 K: 0 S: 13 | H: 1 R: 0 ER: 0 LOB: 2 BB: 1 P: 20 | | 1B: 2 2B: 0 3B: 0 HR: 0 | SF: 0 SAC: 0 DP: 1 HBP: 0 | WP: 0 PB: 0 SB: 1 CS: 0 |
| PITCHER | IP WLS BF H R ER SO BB IBB HBP BLK WP HR S P ERA WHIP | IP WLS BF H R ER SO BB IBB HBP BLK WP HR S P ERA WHIP | | | | | | | | | | | | | | | | | | |
| Dave Stewart, R (1, 1) ERA: 1.08 | 8.1 W 30 2 1 1 3 4 0 0 1 0 0 0 73 122 1.08 0.720 | | | | | | | | | | | | | | | | | | | |
| Rick Honeycutt, L (9, 1) ERA: 0.00 | 0.1 1 0 0 0 0 0 0 0 0 0 0 0 1 1 0.00 0.000 | | | | | | | | | | | | | | | | | | | |
| Dennis Eckersley, R (9, 1) ERA: 0.00 | 0.1 S 1 0 0 0 0 0 0 0 0 0 0 0 0 1 2 0.00 0.000 | | | | | | | | | | | | | | | | | | | |

| Batter | 1 | 2 | 3 | 4 | 5 | 6 | 7 | 8 | 9 | AB | R | H | RBI | BB | SO | LOB | BOTTOM | | |
|---|---|---|--------------------------------------|--|--------------------------------------|---|--------------------------------------|---|---------------------------------------|---|--------------------------------------|---|---------------------------------------|---|----------------------------------|------------------------------------|---|----------------------------------|--------|
| Tony Phillips, S (1, 4) | 1-3 K | | 4-0 F3 1B BB | | 1 SAFE 2-3 K | | 0-0 F8 | | | 3 | 0 | 0 | 0 | 1 | 2 | 1 | Seattle Mariners @ Oakland Athletics Oakland-Alameda County Coliseum, Oakland, CA Mon Apr 04 1988, 7:05 PM PDT Att: 45,333 - Unknown - 54 F livebaseballscores.com | | |
| Carney Lansford, R (1, 5) OBP: 0.500, SLG: 0.500 | 3-2 F8 | | 0-0 G5-4-3 1B | | 1-1 L7 | | 1-1 CS 1B | | | 4 | 0 | 2 | 0 | 0 | 0 | 1 | | | |
| Jose Canseco, R (1, 9) OBP: 0.250, SLG: 1.000 | 1-2 E3 | | 1-0 F3 | | 1-1 5-3 | 1 SAFE | 0-2 CS | 0-1 HR | | 4 | 1 | 1 | 1 | 0 | 0 | 2 | | | |
| Mark McGwire, R (1, 3) | 3-3 K | | 0-0 G5-4-3 | | 0-0 F4 | | 1-3 K | | | 4 | 0 | 0 | 0 | 0 | 2 | 3 | | | |
| Dave Parker, L (1, 7) OBP: 0.500, SLG: 0.500 Stan Javier, S (8, PR) (9, 7) | | 1-3 K | | 1-3 K | | 0-2 WP 2B 1B | | 0-0 FC5-4 1B | | 4 | 1 | 2 | 0 | 0 | 2 | 0 | | | |
| Dave Henderson, R (1, 8) OBP: 0.500, SLG: 1.500 | | 2-0 HR | | 2-0 5-3 | | 3-2 1-H 1B 2B | | 1-3 K | | 4 | 2 | 2 | 2 | 0 | 1 | 1 | | | |
| Don Baylor, R (1, 10) OBP: 0.250, SLG: 0.250 | | 2-3 K | | 2-2 F6 | | 2-0 2-H 1B | | 0-1 FC5-4 | | 4 | 0 | 1 | 1 | 0 | 1 | 1 | | | |
| Terry Steinbach, R (1, 2) | | 4-2 BB | | | 2-3 K | | 2-3 K | | | 2 | 0 | 0 | 0 | 1 | 2 | 1 | | | |
| Walt Weiss, S (1, 6) OBP: 0.333, SLG: 0.333 | | 0-0 F8 | | | 1-0 E 1B | | 3-3 K | | | 3 | 0 | 1 | 0 | 0 | 1 | 1 | | | |
| Inning Stats | R: 0 H: 0 E: 1 K: 2 S: 13 | H: 0 R: 1 ER: 0 LOB: 1 BB: 1 P: 19 | R: 0 H: 1 E: 0 K: 0 S: 3 | H: 1 R: 0 ER: 0 LOB: 1 BB: 1 P: 8 | R: 0 H: 0 E: 0 K: 1 S: 7 | H: 0 R: 0 ER: 0 LOB: 0 BB: 0 P: 12 | R: 0 H: 1 E: 1 K: 2 S: 9 | H: 1 R: 0 ER: 0 LOB: 1 BB: 0 P: 15 | R: 2 H: 3 E: 0 K: 1 S: 15 | H: 3 R: 0 ER: 0 LOB: 1 BB: 0 P: 23 | R: 0 H: 1 E: 0 K: 1 S: 8 | H: 1 R: 0 ER: 0 LOB: 0 BB: 0 P: 12 | R: 1 H: 2 E: 0 K: 2 S: 12 | H: 2 R: 0 ER: 0 LOB: 1 BB: 0 P: 14 | 1B: 6 2B: 1 3B: 0 HR: 2 | SF: 0 SAC: 0 DP: 1 HBP: 0 | | WP: 1 PB: 0 SB: 1 CS: 1 | PA: 35 |
| PITCHER | IP WLS BF H R ER SO BB IBB HBP BLK WP HR S P ERA WHIP | IP WLS BF H R ER SO BB IBB HBP BLK WP HR S P ERA WHIP | | | | | | | | | | | | | | | | | |
| Mark Langston, L (1, 1) ERA: 4.91 | 7.1 L 32 9 4 4 10 2 0 0 0 0 0 0 5 6 4.91 1.500 | | | | | | | | | | | | | | | | | | |
| Jerry Reed, R (8, 1) ERA: 0.00 | 0.2 2 0 0 0 1 0 0 0 0 0 0 0 5 6 0.00 0.000 | | | | | | | | | | | | | | | | | | |

| Batter | 1 | 2 | 3 | 4 | 5 | 6 | 7 | 8 | 9 | AB | R | H | RBI | BB | SO | LOB | TOP | | |
|---|---|---|--------------------------------------|---|--------------------------------------|---|---------------------------------------|---|---------------------------------------|---|---------------------------------------|---|---------------------------------------|---|--------------------------------------|---|---|------------------------------------|--|
| Mike Kingery, L (1, 8) OBP: 0.500, SLG: 0.571 | 2-2 BB 1B | | 2-1 BB 2B | | 1-3 K 2 | | 0-1 4-3 2 | | | 4 | 0 | 2 | 0 | 0 | 1 | 1 | Seattle Mariners @ Oakland Athletics Oakland-Alameda County Coliseum, Oakland, CA Tue Apr 05 1988, 7:05 PM PDT Att: 14,005 - Unknown - 60 F livebaseballscorecards.com | | |
| Mickey Brantley, R (1, 7) OBP: 0.125, SLG: 0.125 | 1-0 F7 | | 0-3 K 1 | | 0-1 6-3 3 | | 0-0 F8 | | | 4 | 0 | 0 | 0 | 0 | 1 | 3 | | | |
| Alvin Davis, L (1, 3) | 4-2 BB 1-2 | | 4-1 BB G6-4-3 | | 1-1 4-3 1 | | 1-3 K 1 | | | 2 | 0 | 0 | 0 | 2 | 1 | 0 | | | |
| Ken Phelps, L (1, 10) | 1-3 K 2 | | 1-2 G6-4-3 BB 1-2 | | 4-0 BB 1B | | 2-1 BB 2B | | | 2 | 0 | 0 | 0 | 1 | 1 | 4 | | | |
| Rick Renteria, R (8, PH) OBP: 1.000, SLG: 1.000 | 1-3 K | | 1-2 G6-4-3 1-2 | | 1-2 BB BB | | 1-2 BB 2B | | | 1 | 0 | 1 | 0 | 0 | 0 | 0 | | | |
| Glenn Wilson, R (1, 9) | 0-3 K 3 | | 0-0 2-3 1 | | 1-2 F9 2 | | 1-2 F4 2 | | | 4 | 0 | 0 | 0 | 0 | 1 | 4 | | | |
| Dave Valle, R (1, 2) | | 0-2 F6 1 | | 1-3 K 2 | | 2-2 BB 1-2 | | 1-3 K 3 | | 4 | 0 | 1 | 0 | 0 | 2 | 1 | | | |
| Jim Presley, R (1, 5) OBP: 0.286, SLG: 0.286 | | 1-0 6-3 2 | | 2-0 BB 1B | | 0-1 F8 3 | | | 1-2 BB FC5-4 1B | 4 | 0 | 2 | 0 | 0 | 0 | 2 | | | |
| Rey Quinones, R (1, 6) OBP: 0.429, SLG: 0.429 | | 0-1 BB 1B | | 1-1 BB 1-3 | | 0-2 BB 4-3 1B | | 2-2 FC5-4 G4-3 1-2 | 4 | 0 | 3 | 0 | 0 | 0 | 1 | | | | |
| Harold Reynolds, S (1, 4) | | 0-2 6-3 3 | | 1-0 F7 1 | | 2-3 K 1 | | 0-1 G4-3 2 3 | 4 | 0 | 0 | 0 | 0 | 1 | 3 | | | | |
| Inning Stats | R: 0 H: 1 E: 0 K: 2 S: 13 | H: 1 R: 0 ER: 0 LOB: 1 BB: 0 P: 20 | R: 0 H: 1 E: 0 K: 1 S: 9 | H: 1 R: 0 ER: 0 LOB: 1 BB: 0 P: 10 | R: 0 H: 1 E: 0 K: 1 S: 9 | H: 1 R: 0 ER: 0 LOB: 1 BB: 0 P: 16 | R: 0 H: 2 E: 0 K: 1 S: 10 | H: 0 R: 0 ER: 0 LOB: 0 BB: 0 P: 14 | R: 0 H: 1 E: 0 K: 0 S: 10 | H: 1 R: 0 ER: 0 LOB: 1 BB: 0 P: 18 | R: 0 H: 1 E: 0 K: 1 S: 12 | H: 1 R: 0 ER: 0 LOB: 1 BB: 0 P: 14 | R: 0 H: 1 E: 0 K: 2 S: 11 | H: 1 R: 0 ER: 0 LOB: 0 BB: 0 P: 16 | R: 0 H: 1 E: 0 K: 0 S: 8 | H: 1 R: 0 ER: 0 LOB: 0 BB: 0 P: 11 | 1B: 7 2B: 2 3B: 0 HR: 0 | SF: 0 SAC: 0 DP: 2 HBP: 0 | WP: 0 PA: 36 PB: 0 SB: 0 CS: 0 |
| PITCHER | IP WLS BF H R ER SO BB IBB HBP BLK WP HR S P ERA WHIP | | | | | | | | | | | | | | | | | | |
| Bob Welch, R (1, 1) ERA: 6.43 | 7.0 W 29 7 0 0 6 3 0 0 0 0 0 0 69 100 0.00 1.429 | | | | | | | | | | | | | | | | | | |
| Greg Cadaret, L (8, 1) ERA: 27.0 | 0.1 2 1 0 0 1 0 0 0 0 0 0 0 5 8 0.00 3.000 | | | | | | | | | | | | | | | | | | |
| Dennis Eckersley, R (8, 1) ERA: 1.18 | 1.2 S 5 1 0 0 1 0 0 0 0 0 0 0 14 19 0.00 0.600 | | | | | | | | | | | | | | | | | | |

| Batter | 1 | 2 | 3 | 4 | 5 | 6 | 7 | 8 | 9 | AB | R | H | RBI | BB | SO | LOB | BOTTOM | | |
|---|---|---|--------------------------------------|---|--------------------------------------|---|--------------------------------------|---|--------------------------------------|---|---------------------------------------|---|--------------------------------------|---|--------------------------------------|---|---|------------------------------------|--|
| Carney Lansford, R (1, 5) OBP: 0.375, SLG: 0.375 | 3-1 F9 1 | 1-0 F7 3 | | | 0-0 F7 3 | | | 0-2 BB 1B | | 4 | 1 | 1 | 0 | 0 | 0 | 1 | Seattle Mariners @ Oakland Athletics Oakland-Alameda County Coliseum, Oakland, CA Tue Apr 05 1988, 7:05 PM PDT Att: 14,005 - Unknown - 60 F livebaseballscorecards.com | | |
| Jose Canseco, R (1, 9) OBP: 0.375, SLG: 0.857 | 4-2 BB | | 3-1 6-3 1 | | 2-3 K 2 | | 1-2 F8 2 | 2-0 BB F8 BLK 2B | | 3 | 1 | 1 | 2 | 1 | 1 | 0 | | | |
| Dave Parker, L (1, 10) OBP: 0.375, SLG: 0.286 | 1-2 F9 2 | | 2-3 K 2 | | 1-2 F8 2 | | 4-2 BB 1B BLK SF7 BB | | 3 | 1 | 0 | 0 | 1 | 1 | 1 | | | | |
| Ron Hassey, L (1, 2) | 3-2 F6 3 | | 0-0 4-3 3 | | 1-0 F9 3 | | 1-0 F8 1 | | 2-3 BB 2B | 4 | 0 | 0 | 0 | 0 | 0 | 3 | | | |
| Mark McGwire, R (1, 3) OBP: 0.375, SLG: 0.167 | | 2-1 BB 2B 1B | | 2-3 K 2 | | 4-2 BB FC1-4 BB | | 4-2 BB 1B BB | | 2 | 1 | 1 | 0 | 2 | 1 | 0 | | | |
| Dave Henderson, R (1, 8) OBP: 0.400, SLG: 1.200 | | 1-1 F3 1 | | 2-3 K 2 | | 3-2 FC1-4 FC6-4 1-2 | | 0-0 FC6-4 1B | | 1 | 0 | 0 | 0 | 0 | 0 | 1 | | | |
| Tony Phillips, S (4, 7) OBP: 0.286, SLG: 0.167 | | 2-1 BB 2B SF7 2B | | 0-0 4-3 3 | | 1-2 FC6-4 1-2 | | 1-2 FC6-4 1B | | 3 | 0 | 1 | 0 | 0 | 1 | 1 | | | |
| Stan Javier, S (1, 7) OBP: 0.250, SLG: 0.667 | | 2-1 BB 2B SF7 2B | | 0-0 4-3 3 | | 0-1 F8 2 | | 0-2 SF7 2 | | 3 | 1 | 1 | 1 | 0 | 0 | 1 | | | |
| Mike Gallego, R (1, 4) OBP: 0.250, SLG: 0.500 | | 2-2 BB SF7 2B | | 3-2 F9 1 | | 1-0 FC6-4 3 | | 3-H FC6-4 3 | | 4 | 0 | 1 | 1 | 0 | 0 | 3 | | | |
| Walt Weiss, S (1, 6) OBP: 0.333, SLG: 0.400 | | 2-1 BB SF7 2B | | 3-2 G3 2 | | 0-0 BB 2B 1B | | | | 2 | 1 | 1 | 1 | 0 | 0 | 0 | | | |
| Inning Stats | R: 0 H: 0 E: 0 K: 0 S: 10 | H: 3 R: 2 ER: 0 LOB: 1 BB: 0 P: 22 | R: 0 H: 0 E: 0 K: 1 S: 6 | H: 0 R: 0 ER: 0 LOB: 0 BB: 0 P: 11 | R: 0 H: 0 E: 0 K: 2 S: 8 | H: 0 R: 0 ER: 0 LOB: 0 BB: 0 P: 12 | R: 0 H: 0 E: 0 K: 1 S: 7 | H: 0 R: 0 ER: 0 LOB: 0 BB: 0 P: 11 | R: 0 H: 0 E: 0 K: 0 S: 8 | H: 0 R: 0 ER: 0 LOB: 1 BB: 1 P: 16 | R: 4 H: 4 E: 0 K: 0 S: 16 | H: 4 R: 0 ER: 0 LOB: 2 BB: 2 P: 27 | R: 0 H: 0 E: 0 K: 0 S: 8 | H: 0 R: 0 ER: 0 LOB: 0 BB: 0 P: 11 | R: 0 H: 0 E: 0 K: 0 S: 8 | H: 0 R: 0 ER: 0 LOB: 0 BB: 0 P: 14 | 1B: 4 2B: 3 3B: 0 HR: 0 | SF: 2 SAC: 0 DP: 0 HBP: 0 | WP: 0 PA: 35 PB: 0 SB: 0 CS: 0 |
| PITCHER | IP WLS BF H R ER SO BB IBB HBP BLK WP HR S P ERA WHIP | | | | | | | | | | | | | | | | | | |
| Mike Moore, R (1, 1) ERA: 6.43 | 7.0 L 29 6 5 0 0 2 0 0 0 0 0 0 64 114 6.43 1.143 | | | | | | | | | | | | | | | | | | |
| Bill Wilkinson, L (8, 1) ERA: 27.0 | 0.1 2 0 0 0 0 1 0 0 0 0 0 0 3 8 0.00 3.000 | | | | | | | | | | | | | | | | | | |
| Michael Jackson, R (8, 1) ERA: 1.18 | 0.2 4 1 1 1 0 1 0 0 0 1 0 0 8 12 13.50 3.000 | | | | | | | | | | | | | | | | | | |

| Batter | 1 | 2 | 3 | 4 | 5 | 6 | 7 | 8 | 9 | AB | R | H | RBI | BB | SO | LOB | TOP | | | | | | | | |
|---|-----------------------------------|----------------------------------|-------------------------------|----------------------------------|------------------------------|---------------------------------|-------------------------------|----------------------------------|------------------------------|----------------------------------|-------------------------------|----------------------------------|------------------------------|---------------------------------|------------------------------|----------------------------------|------------------------------|---------------------------------|-----------------------------------|------------------------------------|----------------------------------|--------|--|--|--|
| Henry Cotto, R OBP: 1.000, SLG: 1.000 Mike Kingery, L OBP: 0.800, SLG: 0.571 | 2-1 FC5-4 1B | 3-2 1B | 1-0 2B 1B | 1-1 2B 1B | 4-0 1B BB | 4-1 1B BB | | 4-1 1B BB | | 3 | 0 | 3 | 2 | 0 | 0 | 0 | | | | | | | | | |
| Rick Renteria, R OBP: 0.400, SLG: 0.800 Ken Phelps, L | 0-0 FC5-4 CS 1-2 | 0-0 5-3 | 0-1 2B | 1-0 2B | 1-0 SF8 | 1-0 SF8 | | 1-1 F9 | | 3 | 0 | 1 | 0 | 0 | 0 | 2 | | | | | | | | | |
| Alvin Davis, L OBP: 0.538, SLG: 0.250 | 1 SAFE 4-1 BLK 1B 1-2 | | 0-1 G3 | 0-0 F8 | 0-0 F8 | 3-H 1B | | 1-0 1B | | 4 | 1 | 2 | 0 | 1 | 0 | 2 | | | | | | | | | |
| Jim Presley, R OBP: 0.333, SLG: 0.333 | 2-2 1B | | 1-0 G6-4-3 1B | | 1-2 6-3 | 1-3 K | | 0-1 F8 | | 5 | 0 | 2 | 1 | 0 | 1 | 4 | | | | | | | | | |
| Glenn Wilson, R | 2-0 5-3 | | 1-0 G6-4-3 | | 0-1 6-3 | | | 1-0 4-3 | | 5 | 0 | 0 | 0 | 0 | 1 | 2 | | | | | | | | | |
| Mickey Brantley, R OBP: 0.231, SLG: 0.231 | | 1-1 HR 1B | | 3-2 4-3 | 0-0 FC6-4 1B | | | 0-0 E8 | | 5 | 1 | 2 | 0 | 0 | 0 | 0 | | | | | | | | | |
| Dave Valle, R OBP: 0.250, SLG: 0.455 | | 1-0 HR | | 4-1 2B 1B BB | 2-0 FC6-4 1-2 | | | 1-3 K | | 4 | 2 | 1 | 2 | 1 | 1 | 2 | | | | | | | | | |
| Rey Quinones, R OBP: 0.364, SLG: 0.364 | | 0-1 F9 | | 1-3 K | | | | 1-0 E7 1B SF8 | | 4 | 1 | 1 | 0 | 0 | 1 | 2 | | | | | | | | | |
| Harold Reynolds, S OBP: 0.182, SLG: 0.273 | | 2-1 1-3 | | 1-2 1B 2B | | | | 2-2 BB 1B | | 4 | 1 | 2 | 0 | 0 | 0 | 0 | | | | | | | | | |
| Inning Stats | R: 1 E: 0 K: 0 S: 10 | H: 2 LOB: 1 BB: 1 P: 20 | R: 2 E: 0 K: 0 S: 12 | H: 3 LOB: 1 BB: 0 P: 19 | R: 0 E: 0 K: 1 S: 4 | H: 1 LOB: 0 BB: 0 P: 6 | R: 2 E: 0 K: 1 S: 17 | H: 3 LOB: 2 BB: 1 P: 27 | R: 0 E: 0 K: 0 S: 9 | H: 1 LOB: 1 BB: 0 P: 12 | R: 1 E: 1 K: 1 S: 10 | H: 3 LOB: 2 BB: 1 P: 21 | R: 0 E: 1 K: 1 S: 7 | H: 0 LOB: 1 BB: 0 P: 9 | R: 0 E: 0 K: 0 S: 9 | H: 1 LOB: 2 BB: 1 P: 17 | R: 0 E: 0 K: 1 S: 5 | H: 0 LOB: 0 BB: 0 P: 9 | 1B: 11 2B: 2 3B: 0 HR: 1 | SF: 1 SAC: 0 DP: 1 HBP: 0 | WP: 0 PB: 0 SB: 1 CS: 1 | PA: 43 | | | |
| PITCHER | IP | WLS | BF | H | R | ER | SO | BB | IBB | HBP | BLK | WP | HR | S | P | ERA | WHIP | | | | | | | | |
| Curt Young, L ERA: 11.25 | 4.0 | | 21 | 9 | 5 | 5 | 1 | 2 | 0 | 0 | 1 | 0 | 1 | 43 | 72 | 11.25 | 2.750 | | | | | | | | |
| Gene Nelson, R ERA: 8.75 | 1.1 | L | 7 | 3 | 1 | 1 | 0 | 1 | 0 | 0 | 0 | 0 | 0 | 13 | 23 | 6.75 | 3.000 | | | | | | | | |
| Rick Honeycutt, L ERA: | 2.1 | | 11 | 2 | 0 | 0 | 2 | 1 | 0 | 0 | 0 | 0 | 0 | 20 | 34 | 0.00 | 1.286 | | | | | | | | |
| Eric Plunk, R ERA: | 1.1 | | 4 | 0 | 0 | 0 | 1 | 0 | 0 | 0 | 0 | 0 | 0 | 7 | 11 | 0.00 | 0.000 | | | | | | | | |

Seattle Mariners @ Oakland Athletics
Oakland-Alameda County Coliseum, Oakland, CA
Wed Apr 06 1988, 3:33 AM PDT
Att: 18,536 - Sunny - 75 F

| | |
|-----|----|
| AB | 38 |
| R | 6 |
| H | 14 |
| RBI | 6 |
| BB | 4 |
| SO | 4 |
| LOB | 15 |



| Batter | 1 | 2 | 3 | 4 | 5 | 6 | 7 | 8 | 9 | AB | R | H | RBI | BB | SO | LOB | BOTTOM | | | | | | | | |
|---|-------------------------------|----------------------------------|-------------------------------|----------------------------------|------------------------------|---------------------------------|------------------------------|----------------------------------|------------------------------|----------------------------------|------------------------------|----------------------------------|------------------------------|----------------------------------|------------------------------|----------------------------------|------------------------------|----------------------------------|----------------------------------|------------------------------------|----------------------------------|--------|--|--|--|
| Tony Phillips, S OBP: 0.273, SLG: 0.200 | 2-1 L5 | 2-3 K | | | 2-0 E7 1B | | | 1-1 6-3 | | 4 | 1 | 1 | 0 | 0 | 1 | 0 | | | | | | | | | |
| Carney Lansford, R OBP: 0.417, SLG: 0.417 | 0-1 6-3 | 3-2 G5-4-3 1B | | | 2-2 6-3 2H 1B | | | 2-1 4-3 | | 4 | 0 | 2 | 1 | 0 | 0 | 0 | | | | | | | | | |
| Jose Canseco, R OBP: 0.333, SLG: 0.600 | 4-0 S BB E BB | 0-1 G5-4-3 | | | 0-0 F8 | | | 2-0 F8 | | 3 | 1 | 0 | 0 | 1 | 0 | 2 | | | | | | | | | |
| Mark McGwire, R OBP: 0.333, SLG: 0.111 | 4-1 BB E WP BB | | | 1-3 K | 1-0 6-3 | | | 1-0 1-3 | | 3 | 1 | 0 | 0 | 1 | 1 | 1 | | | | | | | | | |
| Dave Parker, L OBP: 0.333, SLG: 0.200 | 4-2 WP BB | | | 0-0 4-3 | 1-2 F9 | | | 3-1 F8 | | 3 | 1 | 0 | 0 | 1 | 0 | 1 | | | | | | | | | |
| Don Baylor, R OBP: 0.250, SLG: 0.143 | 4-0 WP 1B BB | | | 2-0 6-3 | | | | 1-2 L6 | | 3 | 1 | 0 | 0 | 1 | 0 | 0 | | | | | | | | | |
| Terry Steinbach, R | 4-0 1B BB | | | 3-2 F7 | | | | 0-1 F9 | | 3 | 0 | 0 | 0 | 1 | 0 | 0 | | | | | | | | | |
| Mike Gallego, R OBP: 0.429, SLG: 0.571 Stan Javier, S OBP: 0.200, SLG: 0.500 | 0-2 1-3 2H 3H | | | 2-2 1-3 | | | | 1-1 F8 | | 3 | 0 | 2 | 1 | 0 | 0 | 0 | | | | | | | | | |
| Walt Weiss, S OBP: 0.222, SLG: 0.250 Ron Hassey, L | 1-0 5-3 | | | 1-0 L7 | | | | 1-1 G3 | | 3 | 0 | 0 | 0 | 0 | 0 | 3 | | | | | | | | | |
| Inning Stats | R: 4 E: 0 K: 0 S: 11 | H: 1 LOB: 2 BB: 5 P: 34 | R: 0 E: 0 K: 1 S: 10 | H: 1 LOB: 0 BB: 0 P: 15 | R: 0 E: 0 K: 1 S: 5 | H: 0 LOB: 0 BB: 0 P: 8 | R: 0 E: 0 K: 0 S: 7 | H: 0 LOB: 0 BB: 0 P: 13 | R: 1 E: 1 K: 0 S: 9 | H: 2 LOB: 1 BB: 0 P: 15 | R: 0 E: 0 K: 0 S: 8 | H: 1 LOB: 1 BB: 0 P: 10 | R: 0 E: 0 K: 0 S: 5 | H: 0 LOB: 0 BB: 0 P: 10 | R: 0 E: 0 K: 0 S: 6 | H: 0 LOB: 0 BB: 0 P: 11 | R: 0 E: 0 K: 0 S: 6 | H: 0 LOB: 0 BB: 0 P: 10 | 1B: 5 2B: 0 3B: 0 HR: 0 | SF: 0 SAC: 0 DP: 1 HBP: 0 | WP: 2 PB: 0 SB: 1 CS: 0 | PA: 36 | | | |
| PITCHER | IP | WLS | BF | H | R | ER | SO | BB | IBB | HBP | BLK | WP | HR | S | P | ERA | WHIP | | | | | | | | |
| Steve Trout, L ERA: 54.0 | 0.2 | | 7 | 5 | 1 | 0 | 2 | 0 | 0 | 0 | 0 | 0 | 0 | 48 | 76 | 0.00 | 0.789 | | | | | | | | |
| Bill Swift, R ERA: | 6.1 | W | 23 | 5 | 1 | 0 | 2 | 0 | 0 | 0 | 0 | 0 | 0 | 12 | 21 | 0.00 | 0.000 | | | | | | | | |
| Julio Solano, R ERA: | 2.0 | S | 6 | 0 | 0 | 0 | 0 | 0 | 0 | 0 | 0 | 0 | 0 | 0 | 0 | 0.00 | 0.000 | | | | | | | | |

Seattle Mariners @ Oakland Athletics
Oakland-Alameda County Coliseum, Oakland, CA
Wed Apr 06 1988, 3:33 AM PDT
Att: 18,536 - Sunny - 75 F

| | |
|-----|----|
| AB | 31 |
| R | 5 |
| H | 5 |
| RBI | 2 |
| BB | 5 |
| SO | 2 |
| LOB | 7 |




| Batter | 1 | 2 | 3 | 4 | 5 | 6 | 7 | 8 | 9 | 10 | AB | R | H | RBI | BB | SO | LOB | TOP | |
|--|---|----------------------------------|------------------------------|----------------------------------|------------------------------|----------------------------------|------------------------------|----------------------------------|------------------------------|---------------------------------|------------------------------|----------------------------------|------------------------------|---------------------------------|------------------------------|----------------------------------|----------------------------------|------------------------------------|--|
| Henny Cotto, R OBP: 0.875, SLG: 0.833 (1, 8) | G6-4-3 HBP | | 1B | | 5-3 | | | 1B BB | | FC5-4 1B | 3 | 0 | 2 | 1 | 1 | 0 | 0 | | |
| Rick Renteria, R OBP: 0.400, SLG: 0.700 (1, 10) | G6-4-3 | | P4 | | | | | 2B | | FC5-4 1B | 5 | 0 | 2 | 0 | 0 | 0 | 3 | | |
| Alvin Davis, L OBP: 0.524, SLG: 0.357 (1, 3) | 1B | | | | 5-3 | | | 1B | | G4-6-3 1B | 4 | 1 | 2 | 0 | 0 | 0 | 3 | | |
| Jim Presley, R OBP: 0.300, SLG: 0.450 (1, 5) | L9 | | | | 5-3 | | | | | 4-3 | 4 | 1 | 1 | 0 | 0 | 0 | 2 | | |
| Glenn Wilson, R OBP: 0.048, SLG: 0.048 (1, 9) | | | | | L6 | | | | | F7 | 4 | 0 | 1 | 0 | 0 | 0 | 3 | | |
| Mickey Brantley, R OBP: 0.143, SLG: 0.150 (1, 7) | L3 | | | | SF7 | | | B5-3 | | F3 | 3 | 0 | 0 | 1 | 0 | 0 | 1 | | |
| Dave Valle, R OBP: 0.250, SLG: 0.333 (1, 2) | | | | | | | | 5-3 | | | 4 | 0 | 1 | 1 | 0 | 1 | 0 | | |
| Rey Quinones, R OBP: 0.389, SLG: 0.611 (1, 6) | | | | | F9 | | | 5-3 | | | 4 | 1 | 1 | 0 | 0 | 0 | 0 | | |
| Harold Reynolds, S OBP: 0.111, SLG: 0.167 (1, 4) | | | | | L7 | | | 5-3 | | 1-6-3 | 4 | 0 | 0 | 0 | 0 | 0 | 1 | | |
| Inning Stats | R: 0 E: 0 K: 0 S: 8 | H: 1 LOB: 1 BB: 0 P: 10 | R: 0 E: 0 K: 1 S: 6 | H: 1 LOB: 0 BB: 0 P: 12 | R: 0 E: 0 K: 0 S: 8 | H: 1 LOB: 1 BB: 0 P: 14 | R: 0 E: 0 K: 0 S: 7 | H: 0 LOB: 0 BB: 0 P: 12 | R: 0 E: 0 K: 0 S: 8 | H: 1 LOB: 1 BB: 0 P: 9 | R: 0 E: 0 K: 0 S: 6 | H: 0 LOB: 0 BB: 0 P: 10 | R: 0 E: 0 K: 0 S: 4 | H: 0 LOB: 0 BB: 0 P: 5 | R: 1 E: 0 K: 0 S: 8 | H: 2 LOB: 1 BB: 0 P: 13 | 1B: 7 2B: 4 3B: 0 HR: 0 | SF: 1 SAC: 0 DP: 3 HBP: 1 | WP: 0 PA: 38 PB: 0 SB: 0 CS: 0 |
| PITCHER Ricky Horton, L ERA: 3.5 (1, 1) | IP: 10.0 WLS: L BF: 38 H: 10 R: 3 ER: 3 SO: 1 BB: 1 IBB: 0 HBP: 1 BLK: 0 WP: 0 HR: 0 S: 71 P: 109 ERA: 2.70 WHIP: 1.100 | | | | | | | | | | | | | | | | | | |

Seattle Mariners @ Chicago White Sox
Comiskey Park, Chicago, IL
Sat. Apr. 09 1988, 8:05 PM EDT
Att: 15,826 - Unknown - 58 F

livebaseballscorecards.com

AB 35
R 3
H 10
RBI 3
BB 1
SO 1
LOB 13



| Batter | 1 | 2 | 3 | 4 | 5 | 6 | 7 | 8 | 9 | 10 | AB | R | H | RBI | BB | SO | LOB | BOTTOM | | | | | |
|--|---|----------------------------------|------------------------------|----------------------------------|------------------------------|---------------------------------|------------------------------|----------------------------------|------------------------------|----------------------------------|-------------------------------|----------------------------------|-------------------------------|----------------------------------|-------------------------------|----------------------------------|------------------------------|----------------------------------|-------------------------------|----------------------------------|-----------------------------------|------------------------------------|--|
| Gary Redus, R OBP: 0.556, SLG: 0.429 (1, 8) | K | | CS 1B | | | K | | | F3 | | 4 | 0 | 1 | 0 | 1 | 2 | 2 | | | | | | |
| Ozzie Guillen, L OBP: 0.211, SLG: 0.211 (1, 6) | PB S 1B | | CS | | | 1B | | FC6-4 BB | | FC4 | 5 | 0 | 2 | 0 | 0 | 1 | 4 | | | | | | |
| Harold Baines, L OBP: 0.238, SLG: 0.211 (1, 10) | | | | | 5-3 | | | | | | 4 | 0 | 1 | 0 | 0 | 2 | 3 | | | | | | |
| Lance Johnson, L OBP: 0.222, SLG: 0.235 (8, PR) | | | | | | | | | | 4-3 | 1 | 0 | 0 | 0 | 0 | 0 | 0 | | | | | | |
| Ivan Calderon, R OBP: 0.136, SLG: 0.100 (1, 9) | K | | | | | | | G5-4-3 1B | | | 5 | 1 | 1 | 0 | 0 | 3 | 2 | | | | | | |
| Greg Walker, L OBP: 0.273, SLG: 0.250 (1, 3) | | L3 | | | | 3-1 | | 2B 1B | | 5-3 | 5 | 0 | 1 | 0 | 0 | 1 | 1 | | | | | | |
| Carlton Fisk, R OBP: 0.350, SLG: 0.450 (1, 2) | | L3 | | | | P4 | | 2B 1B | | 1B | 4 | 1 | 2 | 0 | 0 | 0 | 0 | | | | | | |
| Dan Pasqua, L OBP: 0.467, SLG: 0.417 (1, 7) | | 4-3 | | | | | | 1B 2B | | F8 | 4 | 0 | 1 | 1 | 0 | 1 | 2 | | | | | | |
| Kenny Williams, R OBP: 0.267, SLG: 0.500 (1, 5) | | | | | | | | | | | 2 | 0 | 0 | 0 | 0 | 1 | 0 | | | | | | |
| Donnie Hill, S OBP: 0.333, SLG: 0.200 (7, 5) | | | | | | | | | | | 1 | 0 | 1 | 1 | 1 | 0 | 0 | | | | | | |
| Steve Lyons, L (9, PR) | | | | | | | | | | | 0 | 0 | 0 | 0 | 0 | 0 | 0 | | | | | | |
| Fred Manrique, R OBP: 0.428, SLG: 0.333 (1, 4) | | 4-3 | | | | | | 1B | | F2 | 4 | 0 | 1 | 0 | 0 | 1 | 3 | | | | | | |
| Inning Stats | R: 0 E: 0 K: 3 S: 14 | H: 1 LOB: 1 BB: 0 P: 21 | R: 0 E: 0 K: 0 S: 5 | H: 0 LOB: 0 BB: 0 P: 10 | R: 0 E: 0 K: 0 S: 4 | H: 1 LOB: 0 BB: 0 P: 6 | R: 0 E: 0 K: 2 S: 9 | H: 0 LOB: 0 BB: 0 P: 11 | R: 0 E: 0 K: 1 S: 7 | H: 0 LOB: 0 BB: 0 P: 11 | R: 0 E: 0 K: 3 S: 14 | H: 2 LOB: 2 BB: 0 P: 17 | R: 2 E: 0 K: 2 S: 21 | H: 4 LOB: 3 BB: 1 P: 30 | R: 0 E: 0 K: 0 S: 13 | H: 3 LOB: 2 BB: 0 P: 16 | R: 0 E: 0 K: 0 S: 6 | H: 0 LOB: 1 BB: 0 P: 12 | R: 0 E: 0 K: 1 S: 10 | H: 0 LOB: 0 BB: 0 P: 16 | 1B: 10 2B: 1 3B: 0 HR: 0 | SF: 0 SAC: 0 DP: 1 HBP: 0 | WP: 0 PA: 42 PB: 1 SB: 1 CS: 1 |
| PITCHER Mark Langston, L ERA: 3.52 (1, 1) | IP: 8.0 WLS: W BF: 34 H: 11 R: 2 ER: 2 SO: 11 BB: 1 IBB: 0 HBP: 0 BLK: 0 WP: 0 HR: 0 S: 87 P: 122 ERA: 2.25 WHIP: 1.500 | | | | | | | | | | | | | | | | | | | | | | |
| Jerry Reed, R ERA: (9, 1) | IP: 2.0 WLS: W BF: 7 H: 0 R: 0 ER: 0 SO: 1 BB: 1 IBB: 0 HBP: 0 BLK: 0 WP: 0 HR: 0 S: 16 P: 28 ERA: 0.00 WHIP: 0.500 | | | | | | | | | | | | | | | | | | | | | | |

Seattle Mariners @ Chicago White Sox
Comiskey Park, Chicago, IL
Sat. Apr. 09 1988, 8:05 PM EDT
Att: 15,826 - Unknown - 58 F

livebaseballscorecards.com

AB 39
R 2
H 11
RBI 2
BB 2
SO 12
LOB 17



| Batter | 1 | 2 | 3 | 4 | 5 | 6 | 7 | 8 | 9 | AB | R | H | RBI | BB | SO | LOB | TOP | | | | | | | | |
|--|---------------------------------------|----------------------------------|------------------------------|----------------------------------|--------------------------------|---------------------------------|------------------------------|----------------------------------|-------------------------------|----------------------------------|-------------------------------|----------------------------------|------------------------------|---------------------------------|-------------------------------|----------------------------------|------------------------------|----------------------------------|----------------------------------|------------------------------------|----------------------------------|--------|--|--|--|
| Tony Phillips, S OBP: 0.498, SLG: 0.333 | 1-2 1B 2B | 2-2 6-3 | | | 1-2 1B | | 1-1 F7 | | | 4 | 1 | 2 | 0 | 0 | 0 | 0 | | | | | | | | | |
| Carney Lansford, R OBP: 0.452, SLG: 0.700 | 0-1 F9 | | 1-1 6-3 | | 0-0 1B | | | 1-1 HR | | 4 | 1 | 2 | 1 | 0 | 0 | 1 | | | | | | | | | |
| Jose Canseco, R OBP: 0.323, SLG: 0.621 | 1-2 1B 2-3 1B | | 0-0 4-3 | | 0-2 F4 | | | 2-2 F7 | | 4 | 0 | 1 | 0 | 0 | 0 | 2 | | | | | | | | | |
| Mark McGwire, R OBP: 0.444, SLG: 0.739 | 0-1 SAFE 1B 1-2 3-H 1B | | 0-1 F8 | | 0-0 6-3 BLK SF8 1B | | | 1-2 4-3 | | 4 | 2 | 2 | 1 | 0 | 0 | 0 | | | | | | | | | |
| Dave Parker, L OBP: 0.323, SLG: 0.321 | 0-2 1B 1-2 2-H 1B | | 2-3 K | | 3-2 6-3 | | | 2-2 4-3 | | 4 | 0 | 1 | 0 | 0 | 1 | 1 | | | | | | | | | |
| Dave Henderson, R OBP: 0.333, SLG: 0.875 | 1-0 1B 1-2 2-H 1B | | 1-1 L4 | | 3-2 SF8 | | | 2-2 F5 | | 3 | 0 | 1 | 2 | 0 | 0 | 0 | | | | | | | | | |
| Don Baylor, R OBP: 0.238, SLG: 0.111 | 0-1 4-3 | | 1-0 6-3 | | 3-2 F8 | | | 1-1 5-3 | | 4 | 0 | 0 | 0 | 0 | 0 | 2 | | | | | | | | | |
| Terry Steinbach, R OBP: 0.250, SLG: 0.118 | | 1-1 1-3 | | 3-2 F8 | | | 0-2 F3 | | 0-1 6-3 | 4 | 0 | 0 | 0 | 0 | 0 | 0 | | | | | | | | | |
| Walt Weiss, S OBP: 0.190, SLG: 0.158 | | 1-1 4-3 | | 1-2 6-3 | | | 0-0 F9 | | | 3 | 0 | 0 | 0 | 0 | 0 | 0 | | | | | | | | | |
| Inning Stats | R: 2 E: 0 K: 0 S: 16 | H: 5 LOB: 2 BB: 0 P: 19 | R: 0 E: 0 K: 0 S: 7 | H: 0 LOB: 0 BB: 0 P: 11 | R: 0 E: 0 K: 1 S: 5 | H: 0 LOB: 0 BB: 0 P: 6 | R: 0 E: 0 K: 1 S: 6 | H: 0 LOB: 0 BB: 0 P: 10 | R: 0 E: 0 K: 0 S: 14 | H: 2 LOB: 2 BB: 0 P: 19 | R: 1 E: 0 K: 0 S: 10 | H: 1 LOB: 0 BB: 0 P: 16 | R: 0 E: 0 K: 0 S: 6 | H: 0 LOB: 0 BB: 0 P: 7 | R: 1 E: 0 K: 0 S: 11 | H: 1 LOB: 0 BB: 0 P: 17 | R: 0 E: 0 K: 0 S: 8 | H: 0 LOB: 0 BB: 0 P: 11 | 1B: 7 2B: 1 3B: 0 HR: 1 | SF: 1 SAC: 0 DP: 0 HBP: 0 | WP: 0 PB: 0 SB: 0 CS: 0 | PA: 35 | | | |
| PITCHER | IP | WLS | BF | H | R | ER | SO | BB | IBB | HBP | BLK | WP | HR | S | P | ERA | WHIP | | | | | | | | |
| Steve Trout, L ERA: 10.5 | (1, 1) | 5.1 | W | 23 | 8 | 3 | 3 | 1 | 0 | 0 | 0 | 1 | 0 | 52 | 72 | 5.06 | 1.500 | | | | | | | | |
| Jerry Reed, R ERA: 1.42 | (6, 1) | 3.2 | S | 12 | 1 | 1 | 1 | 0 | 0 | 0 | 0 | 0 | 1 | 31 | 44 | 2.46 | 0.273 | | | | | | | | |

Oakland Athletics @ Seattle Mariners
The Kingdome, Seattle, WA
Tue Apr 12 1988, 10:05 PM EDT
Att: 35,321 - Unknown - 70 F

AB 34
R 4
H 9
RBI 4
BB 0
SO 1
LOB 6



| Batter | 1 | 2 | 3 | 4 | 5 | 6 | 7 | 8 | 9 | AB | R | H | RBI | BB | SO | LOB | BOTTOM | | | | | | | | | |
|--|------------------------------|----------------------------------|-------------------------------|----------------------------------|-------------------------------|----------------------------------|------------------------------|----------------------------------|------------------------------|----------------------------------|-------------------------------|----------------------------------|------------------------------|---------------------------------|------------------------------|---------------------------------|----------------------------------|------------------------------------|----------------------------------|--------|--|--|--|--|--|--|
| Mike Kingery, L OBP: 0.444, SLG: 0.357 | 2-3 K | 1-2 6-3 | | 3-2 6-3 | | 3-1 F9 | | | | 4 | 0 | 0 | 0 | 0 | 1 | 2 | | | | | | | | | | |
| Mickey Brantley, R OBP: 0.172, SLG: 0.179 | 0-0 F6 | | 3-2 5-3 | | 1-0 F6 | | 3-2 6-3 | | | 4 | 0 | 0 | 0 | 0 | 0 | 0 | | | | | | | | | | |
| Alvin Davis, L OBP: 0.567, SLG: 0.571 | 4-0 BB | | 0-0 HR | | 4-1 S BB | | 0-3 K | | | 2 | 1 | 1 | 1 | 2 | 1 | 0 | | | | | | | | | | |
| Ken Phelps, L OBP: 0.389, SLG: 0.417 | 0-0 F9 | | 2-2 HR | | 4-0 S BB | | 0-0 G3 | | | 3 | 1 | 1 | 1 | 1 | 0 | 1 | | | | | | | | | | |
| Glenn Wilson, R OBP: 0.138, SLG: 0.207 | | 1-0 2B 1B | | 0-0 F9 | | 3-3 K | | 0-1 F8 | | 4 | 1 | 1 | 0 | 0 | 1 | 2 | | | | | | | | | | |
| Jim Prestley, R OBP: 0.276, SLG: 0.414 | | 0-0 1-H 2B 2B | | 1-1 F9 | | 1-2 2-3 K | | 1-0 4-3 BLK 1B | | 4 | 1 | 2 | 1 | 0 | 1 | 2 | | | | | | | | | | |
| Dave Valle, R OBP: 0.250, SLG: 0.320 | | 2-1 G3 2-H 2B | | 2-0 F3 | | 2-0 F4 | | 0-3 K | | 4 | 0 | 1 | 1 | 0 | 1 | 1 | | | | | | | | | | |
| Rey Quinones, R OBP: 0.385, SLG: 0.577 | | 0-0 G3 | | 1-0 FC4-6 1B | | 2-2 HR 2B | | 0-0 4-3 | | 4 | 1 | 2 | 0 | 0 | 0 | 2 | | | | | | | | | | |
| Harold Reynolds, S OBP: 0.154, SLG: 0.308 | | 2-2 G3 | | 1-0 SAFE FC4-6 WP S | | 1-0 2-H HR | | 0-0 F4 | | 4 | 1 | 1 | 2 | 0 | 0 | 3 | | | | | | | | | | |
| Inning Stats | R: 0 E: 0 K: 1 S: 5 | H: 0 LOB: 1 BB: 1 P: 11 | R: 2 E: 0 K: 0 S: 11 | H: 3 LOB: 1 BB: 0 P: 17 | R: 2 E: 0 K: 0 S: 12 | H: 2 LOB: 0 BB: 0 P: 18 | R: 0 E: 0 K: 0 S: 6 | H: 1 LOB: 1 BB: 0 P: 13 | R: 0 E: 0 K: 2 S: 9 | H: 0 LOB: 2 BB: 2 P: 22 | R: 2 E: 0 K: 0 S: 10 | H: 2 LOB: 0 BB: 0 P: 21 | R: 0 E: 0 K: 1 S: 6 | H: 0 LOB: 0 BB: 0 P: 6 | R: 0 E: 0 K: 1 S: 6 | H: 1 LOB: 1 BB: 0 P: 7 | 1B: 3 2B: 3 3B: 0 HR: 3 | SF: 0 SAC: 0 DP: 0 HBP: 0 | WP: 1 PB: 0 SB: 3 CS: 0 | PA: 36 | | | | | | |
| PITCHER | IP | WLS | BF | H | R | ER | SO | BB | IBB | HBP | BLK | WP | HR | S | P | ERA | WHIP | | | | | | | | | |
| Gene Nelson, R ERA: 7.5 | (1, 1) | 3.2 | L | 18 | 6 | 4 | 4 | 1 | 1 | 0 | 0 | 0 | 0 | 31 | 53 | 9.82 | 1.909 | | | | | | | | | |
| Greg Cadaret, L ERA: 4.91 | (4, 1) | 3.0 | | 13 | 2 | 2 | 2 | 3 | 2 | 0 | 0 | 0 | 1 | 1 | 26 | 53 | 6.00 | 1.333 | | | | | | | | |
| Eric Plunk, R ERA: | (7, 1) | 1.1 | | 5 | 1 | 0 | 0 | 1 | 0 | 0 | 0 | 1 | 0 | 0 | 8 | 9 | 0.00 | 0.750 | | | | | | | | |

Oakland Athletics @ Seattle Mariners
The Kingdome, Seattle, WA
Tue Apr 12 1988, 10:05 PM EDT
Att: 35,321 - Unknown - 70 F

AB 33
R 6
H 9
RBI 6
BB 3
SO 5
LOB 13



| Batter | 1 | 2 | 3 | 4 | 5 | 6 | 7 | 8 | 9 | AB | R | H | RBI | BB | SO | LOB | TOP | | | | | | | | | | |
|--|------------------------------|----------------------------------|-------------------------------|----------------------------------|-------------------------------|----------------------------------|------------------------------|---------------------------------|-------------------------------|----------------------------------|-------------------------------|----------------------------------|-------------------------------|----------------------------------|------------------------------|----------------------------------|-------------------------------|----------------------------------|----------------------------------|------------------------------------|----------------------------------|--------|--|--|--|--|--|
| Carney Lansford, R OBP: 0.432, SLG: 0.667 | 2-1 1-3 | | 0-0 HR | 2-0 6-3 | | 1-0 SF8 | 1-3 K | | 0-0 F4 | 6 | 2 | 2 | 0 | 0 | 1 | 2 | | | | | | | | | | | |
| Jose Canseco, R OBP: 0.306, SLG: 0.647 | 0-1 F9 | | 3-2 HR | 1-1 F5 | | 0-2 E6 | 1-3 K | | | 5 | 1 | 1 | 2 | 0 | 1 | 2 | | | | | | | | | | | |
| Dave Parker, L OBP: 0.276, SLG: 0.273 | 3-2 4-3 | | 0-1 4-3 | 0-3 K | | 0-3 K | | | 1-0 F8 | 5 | 0 | 0 | 0 | 0 | 2 | 2 | | | | | | | | | | | |
| Ron Hassey, L OBP: 0.250, SLG: 0.125 Orlando Mercado, R (8, 2) | | 4-2 BB | 3-3 K | | 1-3 K | 2-0 SF8 | | 2-1 6-3 | | 3 | 1 | 0 | 1 | 1 | 2 | 0 | | | | | | | | | | | |
| Mark McGwire, R OBP: 0.438, SLG: 0.714 | | 1-3 K | 0-0 1B | | 0-0 HR | 1-3 F8 | | 1-3 K | | 5 | 2 | 2 | 0 | 0 | 2 | 2 | | | | | | | | | | | |
| Doug Jennings, L OBP: 0.750, SLG: 1.429 | | 4-1 E | 0-0 WP | | 3-1 HR | | 2-1 PB | | 1-2 E | 4 | 4 | 4 | 2 | 1 | 0 | 0 | | | | | | | | | | | |
| Tony Phillips, S OBP: 0.407, SLG: 0.348 | | 3-2 F8 | 2-2 E | | 1-3 K | | 0-2 E | | 3-2 4-3 | 5 | 2 | 2 | 0 | 0 | 1 | 3 | | | | | | | | | | | |
| Stan Javier, S OBP: 0.304, SLG: 0.550 | | 0-1 E5 | 3-2 E8 | | 3-1 2B | | 2-2 E1 | | 0-0 E4 | 5 | 0 | 3 | 2 | 0 | 0 | 1 | | | | | | | | | | | |
| Walt Weiss, S OBP: 0.160, SLG: 0.136 Mike Gallego, R OBP: 0.375, SLG: 0.357 | | 0-3 K | 1-1 G3 | | 0-0 G3 | | 1-1 SF7 | | 0-0 F6 | 3 | 0 | 0 | 1 | 0 | 1 | 4 | | | | | | | | | | | |
| Inning Stats | R: 0 E: 0 K: 0 S: 8 | H: 0 LOB: 0 BB: 0 P: 13 | R: 1 E: 1 K: 2 S: 14 | H: 0 LOB: 2 BB: 2 P: 26 | R: 5 E: 1 K: 1 S: 26 | H: 6 LOB: 1 BB: 0 P: 38 | R: 0 E: 0 K: 1 S: 6 | H: 0 LOB: 0 BB: 0 P: 9 | R: 2 E: 0 K: 2 S: 12 | H: 3 LOB: 1 BB: 0 P: 20 | R: 1 E: 1 K: 1 S: 13 | H: 1 LOB: 1 BB: 0 P: 17 | R: 2 E: 1 K: 2 S: 16 | H: 3 LOB: 1 BB: 0 P: 23 | R: 0 E: 0 K: 1 S: 6 | H: 0 LOB: 0 BB: 0 P: 10 | R: 1 E: 1 K: 0 S: 11 | H: 1 LOB: 1 BB: 0 P: 15 | 1B: 7 2B: 5 3B: 0 HR: 2 | SF: 2 SAC: 0 DP: 0 HBP: 0 | WP: 1 PB: 1 SB: 1 CS: 0 | PA: 46 | | | | | |
| PITCHER | IP | WLS | BF | H | R | ER | SO | BB | IBB | HBP | BLK | WP | HR | S | P | ERA | WHIP | | | | | | | | | | |
| Mike Campbell, R ERA: 5.73 | 3.0 | L | 18 | 6 | 6 | 5 | 3 | 2 | 0 | 0 | 0 | 1 | 1 | 48 | 77 | 15.00 | 2.667 | | | | | | | | | | |
| Ed Nunez, R ERA: 9.0 | 3.0 | | 17 | 7 | 5 | 3 | 4 | 0 | 0 | 0 | 0 | 0 | 1 | 39 | 58 | 9.00 | 2.333 | | | | | | | | | | |
| Michael Jackson, R ERA: | 2.0 | | 6 | 0 | 0 | 0 | 3 | 0 | 0 | 0 | 0 | 0 | 0 | 14 | 21 | 0.00 | 0.000 | | | | | | | | | | |
| Julio Solano, R ERA: | 1.0 | | 5 | 1 | 1 | 0 | 0 | 0 | 0 | 0 | 0 | 0 | 0 | 11 | 15 | 0.00 | 1.000 | | | | | | | | | | |

Oakland Athletics @ Seattle Mariners
The Kingdome, Seattle, WA
Wed Apr 13 1988, 10:05 PM EDT
Att: 17,032 - Dome

AB 42
R 12
H 14
RBI 8
BB 2
SO 10
LOB 17



| Batter | 1 | 2 | 3 | 4 | 5 | 6 | 7 | 8 | 9 | AB | R | H | RBI | BB | SO | LOB | BOTTOM | | | | | | | | | | |
|---|-------------------------------|----------------------------------|------------------------------|----------------------------------|-------------------------------|----------------------------------|------------------------------|---------------------------------|------------------------------|----------------------------------|------------------------------|----------------------------------|-------------------------------|----------------------------------|------------------------------|----------------------------------|------------------------------|----------------------------------|----------------------------------|------------------------------------|----------------------------------|--------|--|--|--|--|--|
| Mike Kingery, L OBP: 0.524, SLG: 0.438 Henry Cotto, R OBP: 0.600, SLG: 0.583 | 3-2 4-3 | | 4-2 BB | | 2-1 HR | 3-1 SF9 | | 3-1 FC6-4 | | 2 | 2 | 2 | 0 | 1 | 0 | 0 | | | | | | | | | | | |
| Mickey Brantley, R OBP: 0.176, SLG: 0.273 | 1-1 1-3 | | 0-0 E4 | | 0-0 HR | 0-0 6-3 | | 1-1 FC6-4 | | 5 | 1 | 1 | 2 | 0 | 0 | 4 | | | | | | | | | | | |
| Alvin Davis, L OBP: 0.514, SLG: 0.500 | 2-2 4-3 | | 3-3 K | | 0-1 4-3 | | 0-1 F8 | | 1-3 K | 5 | 1 | 1 | 0 | 0 | 2 | 3 | | | | | | | | | | | |
| Ken Phelps, L OBP: 0.476, SLG: 0.462 Rick Renteria, R OBP: 0.533, SLG: 0.933 | 4-1 1B | | 4-2 FC6-4 | | 2-1 G4-3 | | 0-1 F8 | | 0-0 BLK | 1 | 0 | 1 | 0 | 2 | 0 | 0 | | | | | | | | | | | |
| Glenn Wilson, R OBP: 0.147, SLG: 0.212 | 2-0 1-2 | | 1-0 L9 | | 2-1 G4-3 | | 3-2 6-3 | | 2-2 SF8 | 4 | 0 | 1 | 3 | 0 | 0 | 4 | | | | | | | | | | | |
| Jim Prestley, R OBP: 0.265, SLG: 0.382 | 1-2 F9 | | 0-0 FC6-4 | | 1-0 E3 | | 2-2 BLK | | 0-1 F7 | 5 | 1 | 1 | 0 | 0 | 0 | 5 | | | | | | | | | | | |
| Dave Valle, R OBP: 0.219, SLG: 0.276 | | 1-2 6-3 | | 0-0 F9 | | 0-1 6-3 | | 0-0 5-3 | | 4 | 0 | 0 | 0 | 0 | 0 | 2 | | | | | | | | | | | |
| Rey Quinones, R OBP: 0.400, SLG: 0.567 | | 2-1 F8 | | 1-1 6-3 | | 0-1 2B | | 0-2 G4-6-3 | | 4 | 1 | 2 | 1 | 0 | 0 | 0 | | | | | | | | | | | |
| Harold Reynolds, S OBP: 0.167, SLG: 0.333 | | 3-1 3-1 | | 1-1 F9 | | 0-0 SF9 | | 1-0 G4-6-3 | | 4 | 0 | 1 | 0 | 0 | 0 | 1 | | | | | | | | | | | |
| Inning Stats | R: 1 E: 0 K: 0 S: 13 | H: 2 LOB: 2 BB: 1 P: 27 | R: 0 E: 0 K: 0 S: 7 | H: 0 LOB: 0 BB: 0 P: 13 | R: 0 E: 0 K: 1 S: 11 | H: 0 LOB: 3 BB: 2 P: 23 | R: 0 E: 0 K: 0 S: 5 | H: 0 LOB: 0 BB: 0 P: 7 | R: 2 E: 1 K: 0 S: 9 | H: 3 LOB: 1 BB: 0 P: 15 | R: 2 E: 1 K: 0 S: 9 | H: 2 LOB: 1 BB: 0 P: 13 | R: 1 E: 0 K: 0 S: 13 | H: 2 LOB: 1 BB: 0 P: 18 | R: 0 E: 0 K: 0 S: 9 | H: 2 LOB: 1 BB: 0 P: 14 | R: 1 E: 0 K: 1 S: 9 | H: 1 LOB: 0 BB: 0 P: 12 | 1B: 9 2B: 2 3B: 0 HR: 1 | SF: 2 SAC: 0 DP: 2 HBP: 0 | WP: 0 PB: 0 SB: 0 CS: 0 | PA: 42 | | | | | |
| PITCHER | IP | WLS | BF | H | R | ER | SO | BB | IBB | HBP | BLK | WP | HR | S | P | ERA | WHIP | | | | | | | | | | |
| Steve Ontiveros, R ERA: 5.4 | 5.0 | W | 23 | 5 | 3 | 3 | 1 | 2 | 1 | 0 | 1 | 1 | 45 | 85 | 5.40 | 1.400 | | | | | | | | | | | |
| Rick Honeycutt, L ERA: 3.24 | 4.0 | S | 19 | 7 | 4 | 2 | 1 | 0 | 0 | 0 | 4 | 0 | 0 | 40 | 57 | 4.50 | 1.750 | | | | | | | | | | |

Oakland Athletics @ Seattle Mariners
The Kingdome, Seattle, WA
Wed Apr 13 1988, 10:05 PM EDT
Att: 17,032 - Dome

AB 37
R 7
H 12
RBI 7
BB 3
SO 2
LOB 20



| Batter | 1 | 2 | 3 | 4 | 5 | 6 | 7 | 8 | 9 | AB | R | H | RBI | BB | SO | LOB | TOP | | | | | | | | | | |
|--|------------------------------|----------------------------------|-------------------------------|----------------------------------|-------------------------------|----------------------------------|------------------------------|----------------------------------|------------------------------|----------------------------------|-------------------------------|----------------------------------|-------------------------------|----------------------------------|------------------------------|---------------------------------|----------------------------------|------------------------------------|----------------------------------|--------|--|--|--|--|--|--|--|
| Tony Phillips, S (1, 6) Stan Javier, S (8, 7) OBP: 0.452, SLG: 0.333 OBP: 0.292, SLG: 0.524 | 4-2 CS BB | | 4-1 G5-4-3 BB | | | 4-2 1B SF8 BB | | 2-2 6-3 | 1-1 1-3 | 1 | 1 | 0 | 0 | 3 | 0 | 0 | | | | | | | | | | | |
| Carney Lansford, R (1, 5) OBP: 0.463, SLG: 0.692 | 4-2 BB | | 0-1 G5-4-3 | | | 0-0 2B BLK 1B | | 1-2 HR 2B | | 3 | 2 | 2 | 0 | 1 | 0 | 2 | | | | | | | | | | | |
| Jose Canseco, R (1, 9) OBP: 0.300, SLG: 0.703 | 2-3 K | | | 2-1 4-3 | | 1-0 SF8 | | 0-0 HR 2H | | 3 | 1 | 1 | 3 | 0 | 1 | 1 | | | | | | | | | | | |
| Mark McGwire, R (1, 3) OBP: 0.444, SLG: 0.813 | 2-1 F9 | | | 2-1 P3 | | 3-H 2-1 1-H 2B | | 1-0 HR | | 4 | 1 | 2 | 2 | 0 | 0 | 1 | | | | | | | | | | | |
| Dave Parker, L (1, 7) Walt Weiss, S (8, 6) OBP: 0.300, SLG: 0.278 OBP: 0.160, SLG: 0.136 | | 1-3 K | | 4-0 BB | | 1-3 K | | 1-0 FC5-4 1B | | 3 | 0 | 1 | 0 | 1 | 2 | 1 | | | | | | | | | | | |
| Dave Henderson, R (1, 8) OBP: 0.231, SLG: 0.583 | | 1-3 K | | 1-2 F9 | | 0-0 4-3 | | 1-1 F6 | | 4 | 0 | 0 | 0 | 0 | 1 | 3 | | | | | | | | | | | |
| Don Baylor, R (1, 10) OBP: 0.200, SLG: 0.091 | | 2-2 5-3 | | | 3-3 K | | 3-1 F8 | 1-1 FC5-4 | | 4 | 0 | 0 | 0 | 0 | 1 | 1 | | | | | | | | | | | |
| Terry Steinbach, R (1, 2) OBP: 0.208, SLG: 0.095 | | | 2-2 F7 | | 1-2 F9 | | 2-0 F7 | | 1-1 6-3 | 4 | 0 | 0 | 0 | 0 | 0 | 0 | | | | | | | | | | | |
| Mike Gallego, R (1, 4) OBP: 0.350, SLG: 0.294 | | | 4-2 BB BB | | 1-3 K | | 0-1 6-3 | | 0-0 6-3 | 3 | 0 | 0 | 0 | 1 | 1 | 0 | | | | | | | | | | | |
| Inning Stats | R: 0 E: 0 K: 1 S: 9 | H: 0 LOB: 1 BB: 2 P: 21 | R: 0 E: 0 K: 2 S: 11 | H: 0 LOB: 0 BB: 0 P: 15 | R: 0 E: 0 K: 0 S: 10 | H: 0 LOB: 1 BB: 2 P: 20 | R: 0 E: 0 K: 0 S: 7 | H: 0 LOB: 0 BB: 0 P: 16 | R: 0 E: 0 K: 2 S: 9 | H: 2 LOB: 1 BB: 1 P: 14 | R: 0 E: 0 K: 1 S: 11 | H: 0 LOB: 0 BB: 0 P: 10 | R: 3 E: 0 K: 0 S: 13 | H: 4 LOB: 1 BB: 0 P: 20 | R: 0 E: 0 K: 0 S: 5 | H: 0 LOB: 0 BB: 0 P: 7 | 1B: 2 2B: 2 3B: 0 HR: 2 | SF: 1 SAC: 0 DP: 1 HBP: 0 | WP: 0 PB: 0 SB: 0 CS: 1 | PA: 37 | | | | | | | |
| PITCHER | IP | WLS | BF | H | R | ER | SO | BB | IBB | HBP | BLK | WP | HR | S | P | ERA | WHIP | | | | | | | | | | |
| Mark Langston, L (1, 1) ERA: 3.22 | 7.0 | | 27 | 2 | 2 | 2 | 6 | 6 | 0 | 0 | 1 | 0 | 0 | 62 | 115 | 2.57 | 1.143 | | | | | | | | | | |
| Jerry Reed, R (8, 1) ERA: 4.32 | 2.0 | L | 10 | 4 | 3 | 3 | 0 | 0 | 0 | 0 | 0 | 0 | 2 | 18 | 27 | 13.50 | 2.000 | | | | | | | | | | |

Oakland Athletics @ Seattle Mariners
The Kingdome, Seattle, WA
Thu Apr 14 1988, 10:05 PM EDT
Att: 10,071 - Dome

AB 30
R 5
H 6
RBI 5
BB 6
SO 6
LOB 9



| Batter | 1 | 2 | 3 | 4 | 5 | 6 | 7 | 8 | 9 | AB | R | H | RBI | BB | SO | LOB | BOTTOM | | | | | | | | | | |
|---|-------------------------------|----------------------------------|------------------------------|----------------------------------|-------------------------------|----------------------------------|-------------------------------|----------------------------------|-------------------------------|----------------------------------|-------------------------------|----------------------------------|-------------------------------|----------------------------------|------------------------------|----------------------------------|----------------------------------|------------------------------------|----------------------------------|--------|--|--|--|--|--|--|--|
| Mike Kingery, L (1, 8) OBP: 0.423, SLG: 0.333 | 1-3 K | | 2-1 F9 | 1-1 F7 | | | 2-2 F8 | | 2-2 P4 | 5 | 0 | 0 | 0 | 0 | 1 | 1 | | | | | | | | | | | |
| Scott Bradley, L (1, 2) Henry Cotto, R (8, FR) OBP: 0.600, SLG: 0.800 OBP: 0.600, SLG: 0.583 | 2-2 1B | | 2-2 BLK SF8 2B | | 1-0 F7 | | 3-1 E6 1B | | 0-0 1B | 5 | 2 | 3 | 0 | 0 | 0 | 0 | | | | | | | | | | | |
| Alvin Davis, L (1, 3) OBP: 0.525, SLG: 0.500 | 1-1 4-3 | | 4-0 BLK BB | | 0-0 1B | | 0-1 1-2 1B | | 0-2 F8 | 4 | 0 | 2 | 0 | 1 | 0 | 2 | | | | | | | | | | | |
| Ken Phelps, L (1, 10) OBP: 0.462, SLG: 0.471 | 0-2 2H 1B | | 2-2 SF8 | | 0-0 G6-4-3 1B | | 1-0 F8 | | 1-0 F8 | 4 | 0 | 2 | 2 | 0 | 0 | 3 | | | | | | | | | | | |
| Glenn Wilson, R (1, 9) OBP: 0.158, SLG: 0.243 | | 0-0 1B 2B | 1-1 F8 | | 0-0 G6-4-3 | | 3-0 F9 | | | 4 | 1 | 1 | 0 | 0 | 0 | 5 | | | | | | | | | | | |
| Jim Prestley, R (1, 5) OBP: 0.289, SLG: 0.395 | | 0-0 FC6-4 2H 1B | | 2-2 F4 | | 0-0 S 1B | | 1-3 K | | 4 | 0 | 2 | 1 | 0 | 1 | 0 | | | | | | | | | | | |
| Mickey Brantley, R (1, 7) OBP: 0.184, SLG: 0.297 | | 0-0 F8 | | 0-0 6-3 3B 2B | | 3-3 K | | 0-3 K | | 4 | 1 | 1 | 0 | 0 | 2 | 2 | | | | | | | | | | | |
| Rey Quinones, R (1, 6) OBP: 0.382, SLG: 0.515 | | 1-2 FC6-4 WP | | 2-2 6-3 | | 1-2 F8 | | 4-1 BB | | 3 | 0 | 0 | 0 | 1 | 0 | 3 | | | | | | | | | | | |
| Harold Reynolds, S (1, 4) OBP: 0.176, SLG: 0.382 | | 1-1 F7 | | 0-0 3H 3B | | 1-2 F7 | | 2-2 4-3 | | 4 | 0 | 1 | 1 | 0 | 0 | 3 | | | | | | | | | | | |
| Inning Stats | R: 1 E: 0 K: 1 S: 12 | H: 2 LOB: 1 BB: 0 P: 16 | R: 1 E: 0 K: 0 S: 8 | H: 2 LOB: 1 BB: 0 P: 10 | R: 1 E: 0 K: 0 S: 11 | H: 1 LOB: 1 BB: 1 P: 22 | R: 1 E: 0 K: 0 S: 10 | H: 2 LOB: 1 BB: 0 P: 15 | R: 0 E: 0 K: 1 S: 12 | H: 1 LOB: 2 BB: 0 P: 17 | R: 0 E: 1 K: 0 S: 13 | H: 1 LOB: 2 BB: 0 P: 22 | R: 0 E: 0 K: 2 S: 10 | H: 0 LOB: 1 BB: 1 P: 17 | R: 0 E: 0 K: 0 S: 9 | H: 1 LOB: 1 BB: 0 P: 12 | 1B: 8 2B: 3 3B: 1 HR: 0 | SF: 1 SAC: 0 DP: 1 HBP: 0 | WP: 1 PB: 0 SB: 1 CS: 0 | PA: 40 | | | | | | | |
| PITCHER | IP | WLS | BF | H | R | ER | SO | BB | IBB | HBP | BLK | WP | HR | S | P | ERA | WHIP | | | | | | | | | | |
| Dave Stewart, R (1, 1) ERA: 4.24 | 7.0 | | 32 | 11 | 4 | 4 | 2 | 1 | 0 | 0 | 1 | 1 | 0 | 19 | 29 | 0.00 | 1.000 | | | | | | | | | | |
| Dennis Eckersley, R (8, 1) ERA: | 2.0 | S | 8 | 1 | 0 | 0 | 2 | 1 | 0 | 0 | 0 | 0 | 0 | 19 | 29 | 0.00 | 1.000 | | | | | | | | | | |

Oakland Athletics @ Seattle Mariners
The Kingdome, Seattle, WA
Thu Apr 14 1988, 10:05 PM EDT
Att: 10,071 - Dome

AB 37
R 4
H 12
RBI 4
BB 2
SO 4
LOB 19



| Batter | 1 | 2 | 3 | 4 | 5 | 6 | 7 | 8 | 9 | AB | R | H | RBI | BB | SO | LOB | TOP | | | | |
|--|------------------------------|----------------------------------|------------------------------|----------------------------------|-------------------------------|----------------------------------|-------------------------------|----------------------------------|------------------------------|----------------------------------|------------------------------|----------------------------------|-------------------------------|----------------------------------|-------------------------------|----------------------------------|---|------------------------------------|----------------------------------|--------|--|
| Mark McLemore, S (1,4) OBP: 0.419, SLG: 0.568 | 1-1 4-3 | | 2-2 6-3 | | 1-1 G3 | | 2-2 F8 | | 0-1 2B | 5 | 0 | 1 | 0 | 0 | 0 | 1 | California Angels @ Seattle Mariners The Kingdome, Seattle, WA Fri Apr 15 1988, 10:05 PM EDT Att: 10,976 - Dome | | | | |
| Johnny Ray, S (1,7) OBP: 0.241, SLG: 0.321 Tony Armas, R (8,7) OBP: 0.308, SLG: 0.538 | 2-0 F7 | | 0-0 5-3 | | 2-1 BB 1B | | 0-0 L6 | | 0-1 P4 | 4 | 0 | 1 | 0 | 0 | 0 | 1 | | | | | |
| Chili Davis, S (1,9) OBP: 0.350, SLG: 0.600 | 2-1 4-3 | | 1-2 F7 | | 0-0 BB 1B | | | | 0-2 6-3 | 5 | 0 | 1 | 0 | 0 | 1 | 2 | | | | | |
| Wally Joyner, L (1,3) OBP: 0.385, SLG: 0.364 | | 0-0 1-3 BB 1B | | 1-1 4-3 | | 4-1 BB 1B | | 1-2 L6 | | 3 | 1 | 1 | 0 | 1 | 0 | 0 | | | | | |
| Brian Downing, R (1,10) OBP: 0.394, SLG: 0.238 | | 4-1 BB 1B | | 4-2 F8 BB BLK BB | | 1-2 F8 | | 1-1 HR | | 2 | 3 | 1 | 1 | 2 | 0 | 3 | | | | | |
| Devon White, S (1,8) OBP: 0.297, SLG: 0.355 | | 2-1 1-3 | | 4-2 BLK BB | | 0-2 5-3 | | 1-2 1B E 1B | | 3 | 1 | 1 | 0 | 1 | 0 | 2 | | | | | |
| Jack Howell, L (1,5) OBP: 0.457, SLG: 0.613 | | 2-1 G6-4-3 1B | | 3-2 F8 | | 3-3 K | | 0-0 S 1B | | 4 | 0 | 2 | 2 | 0 | 1 | 2 | | | | | |
| Bob Boone, R (1,2) OBP: 0.250, SLG: 0.190 | | 2-2 G6-4-3 1B | | 3-2 F9 | | 2-1 F9 | | 1-3 K | | 4 | 0 | 0 | 0 | 0 | 1 | 3 | | | | | |
| Dick Schofield, R (1,6) OBP: 0.188, SLG: 0.290 | | | 0-1 BLK 1B | | 2-1 6-3 | | 2-2 F9 | | 0-2 4-3 | 4 | 0 | 1 | 0 | 0 | 0 | 0 | | | | | |
| Inning Stats | R: 0 E: 0 K: 0 S: 5 | H: 0 LOB: 0 BB: 0 P: 10 | R: 2 E: 0 K: 0 S: 9 | H: 2 LOB: 0 BB: 1 P: 19 | R: 0 E: 0 K: 0 S: 11 | H: 1 LOB: 1 BB: 0 P: 14 | R: 1 E: 0 K: 0 S: 14 | H: 0 LOB: 1 BB: 2 P: 29 | R: 0 E: 0 K: 1 S: 9 | H: 2 LOB: 3 BB: 0 P: 21 | R: 0 E: 0 K: 0 S: 7 | H: 0 LOB: 0 BB: 0 P: 11 | R: 2 E: 0 K: 2 S: 15 | H: 3 LOB: 1 BB: 0 P: 22 | R: 0 E: 0 K: 0 S: 10 | H: 1 LOB: 1 BB: 0 P: 10 | 1B: 7 2B: 1 3B: 0 HR: 1 | SF: 0 SAC: 0 DP: 1 HBP: 0 | WP: 0 PB: 0 SB: 2 CS: 0 | PA: 39 | |
| PITCHER | IP | WLS | BF | H | R | ER | SO | BB | IBB | HBP | BLK | WP | HR | S | P | ERA | WHIP | | | | |
| Mike Moore, R (1,1) ERA: 4.95 | 7.0 | | 29 | 5 | 3 | 3 | 1 | 4 | 0 | 0 | 2 | 0 | 0 | 66 | 118 | 3.86 | 1.286 | | | | |
| Bill Wilkinson, L (8,1) ERA: 11.57 | 0.2 | L | 5 | 3 | 2 | 1 | 1 | 0 | 0 | 0 | 0 | 0 | 1 | 12 | 18 | 13.50 | 4.500 | | | | |
| Michael Jackson, R (8,1) ERA: | 1.1 | | 5 | 1 | 0 | 0 | 1 | 0 | 0 | 0 | 0 | 0 | 0 | 13 | 14 | 0.00 | 0.750 | | | | |

AB 35
R 5
H 9
RBI 3
BB 4
SO 3
LOB 15



| Batter | 1 | 2 | 3 | 4 | 5 | 6 | 7 | 8 | 9 | AB | R | H | RBI | BB | SO | LOB | BOTTOM | | | | |
|--|-------------------------------|----------------------------------|------------------------------|----------------------------------|------------------------------|----------------------------------|------------------------------|----------------------------------|-------------------------------|----------------------------------|------------------------------|----------------------------------|------------------------------|----------------------------------|----------------------------------|------------------------------------|---|--------|--|--|--|
| Mike Kingery, L (1,8) OBP: 0.400, SLG: 0.360 | 1-1 4-3 SF7 2B | 2-1 L3 | | | 2-0 G3 | | 2-2 E7 | | | 4 | 1 | 1 | 0 | 0 | 0 | 1 | California Angels @ Seattle Mariners The Kingdome, Seattle, WA Fri Apr 15 1988, 10:05 PM EDT Att: 10,976 - Dome | | | | |
| Mickey Brantley, R (1,7) OBP: 0.187, SLG: 0.268 | 1-2 4-3 | | 0-0 5-3 | | 2-2 F8 | | 1-3 F9 | | | 4 | 0 | 0 | 0 | 0 | 0 | 3 | | | | | |
| Alvin Davis, L (1,3) OBP: 0.477, SLG: 0.455 | 1-2 SF7 | | 2-1 F8 | | 3-1 1-3 | | | 1-2 6-3 | | 3 | 0 | 0 | 1 | 0 | 0 | 0 | | | | | |
| Ken Phelps, L (1,10) OBP: 0.467, SLG: 0.524 | 0-1 E 2B | | 2-2 4-3 | | 0-0 G3-6-3 1B | | | 1-3 K | | 4 | 1 | 2 | 0 | 0 | 1 | 0 | | | | | |
| Glenn Wilson, R (1,9) OBP: 0.143, SLG: 0.220 | 0-0 E9 2B | | | 2-3 K | | 1-2 G3-6-3 | | 1-3 K | | 4 | 0 | 0 | 0 | 0 | 2 | 1 | | | | | |
| Jim Presley, R (1,5) OBP: 0.286, SLG: 0.405 | 1-2 2B | | 0-0 L3 | | 0-1 4-3 | | | 0-1 F9 | | 4 | 0 | 1 | 0 | 0 | 0 | 0 | | | | | |
| Dave Valle, R (1,2) OBP: 0.250, SLG: 0.281 | 2-1 F7 | | 4-2 BB | | 0-1 1B | | | 3-3 K | | 3 | 0 | 1 | 0 | 1 | 1 | 2 | | | | | |
| Rey Quinones, R (1,6) OBP: 0.368, SLG: 0.472 | | 2-3 K | | 0-0 G6-3 | | 4-0 1B E BB | | 0-1 6-3 | | 3 | 1 | 0 | 0 | 1 | 1 | 1 | | | | | |
| Harold Reynolds, S (1,4) OBP: 0.189, SLG: 0.378 | | 1-1 F8 | | | 0-0 6-3 | | 2-2 E 1B | | | 3 | 0 | 1 | 0 | 0 | 0 | 0 | | | | | |
| Inning Stats | R: 2 E: 1 K: 0 S: 16 | H: 3 LOB: 2 BB: 0 P: 22 | R: 0 E: 0 K: 1 S: 7 | H: 0 LOB: 0 BB: 0 P: 12 | R: 0 E: 0 K: 1 S: 8 | H: 0 LOB: 1 BB: 1 P: 14 | R: 0 E: 0 K: 0 S: 5 | H: 1 LOB: 0 BB: 0 P: 10 | R: 1 E: 1 K: 0 S: 18 | H: 2 LOB: 2 BB: 1 P: 25 | R: 0 E: 0 K: 2 S: 9 | H: 0 LOB: 0 BB: 0 P: 12 | R: 0 E: 0 K: 1 S: 7 | H: 0 LOB: 0 BB: 0 P: 10 | 1B: 3 2B: 3 3B: 0 HR: 0 | SF: 1 SAC: 0 DP: 1 HBP: 0 | WP: 0 PB: 0 SB: 0 CS: 0 | PA: 35 | | | |
| PITCHER | IP | WLS | BF | H | R | ER | SO | BB | IBB | HBP | BLK | WP | HR | S | P | ERA | WHIP | | | | |
| Mike Witt, R (1,1) ERA: 3.22 | 9.0 | W | 35 | 6 | 3 | 1 | 5 | 2 | 0 | 0 | 0 | 0 | 0 | 82 | 124 | 1.00 | 0.889 | | | | |

AB 32
R 3
H 6
RBI 1
BB 2
SO 5
LOB 8



| Batter | 1 | 2 | 3 | 4 | 5 | 6 | 7 | 8 | 9 | AB R H RBI BB SO LOB | TOP | | | | | | | | | |
|--|--|---------------------------------|-------------------------------|----------------------------------|------------------------------|---------------------------------|-------------------------------|----------------------------------|--------------------------------|----------------------------------|---|------------------------------|---|------------------------------|----------------------------------|------------------------------|---------------------------------|----------------------------------|------------------------------------|----------------------------------|
| Mark McLemore, S (1,4) OBP: 0.375, SLG: 0.500 | 0-0 4-3 | 1-0 L7 | | 3-1 L6 | | 2-2 F7 | | 1-2 L9 | | 5 0 0 0 0 0 3 | California Angels @ Seattle Mariners The Kingdome, Seattle, WA Sat Apr 16 1988, 10:05 PM EDT Att: 24,771 - Dome AB 38 R 6 H 11 RBI 6 BB 1 SO 2 LOB 15 | | | | | | | | | |
| Johnny Ray, S (1,7) OBP: 0.295, SLG: 0.364 Tony Armas, R (9,7) OBP: 0.308, SLG: 0.538 | 1-1 F7 | | 1-0 F9 | | 0-0 1B 1B | 2-1 2B | | 2-1 5-3 | 5 1 2 0 0 0 0 0 0 0 0 0 0 0 | | | | | | | | | | | |
| Chili Davis, S (1,9) OBP: 0.333, SLG: 0.556 | 0-0 6-3 | | 0-0 G1 | | 0-0 1B SF7 1B | 0-1 4-3 | | 0-1 L9 | 5 1 1 0 0 0 1 | | | | | | | | | | | |
| Wally Joyner, L (1,3) OBP: 0.364, SLG: 0.342 | | 1-0 F7 | 1-1 E3 1B | | 1-0 1B 1B | | 1-3 K | 1-1 4-3 | 5 1 1 0 0 1 0 | | | | | | | | | | | |
| Brian Downing, R (1,10) OBP: 0.405, SLG: 0.250 | | 4-1 E 1B BB | 0-1 2H 1B | | 1-1 P6 | | 1-0 F2 | | 3 1 1 1 1 0 3 | | | | | | | | | | | |
| Devon White, S (1,8) OBP: 0.317, SLG: 0.371 | | 1-1 1B E | 0-0 F8 | | 0-1 1B | | 0-1 1-3 | | 4 1 2 1 0 0 1 | | | | | | | | | | | |
| Jack Howell, L (1,5) OBP: 0.436, SLG: 0.618 | | 0-1 E6 1B | | 0-0 1B 2B | | 0-0 SF7 | | 0-1 G3 | 3 0 1 1 0 0 2 | | | | | | | | | | | |
| Bob Boone, R (1,2) OBP: 0.296, SLG: 0.250 Butch Wynegar, S (7,2) OBP: 0.300, SLG: 0.667 | | 0-2 1B | | 2-2 1B | | 2-2 F8 | | 2-1 HR | 3 0 2 2 0 0 2 1 1 1 1 0 0 0 | | | | | | | | | | | |
| Dick Schofield, R (1,6) OBP: 0.167, SLG: 0.257 | | 2-3 K | | 1-2 F8 | | 0-0 5-3 | | 0-0 6-3 | 4 0 0 0 0 1 3 | | | | | | | | | | | |
| Inning Stats | R: 0 E: 0 K: 0 S: 4 | H: 0 LOB: 0 BB: 0 P: 5 | R: 2 E: 1 K: 1 S: 14 | H: 2 LOB: 2 BB: 1 P: 23 | R: 1 E: 1 K: 0 S: 7 | H: 1 LOB: 1 BB: 0 P: 9 | R: 0 E: 0 K: 0 S: 10 | H: 2 LOB: 1 BB: 0 P: 16 | R: 2 E: 0 K: 0 S: 11 | H: 4 LOB: 2 BB: 0 P: 15 | | R: 0 E: 0 K: 1 S: 6 | H: 0 LOB: 0 BB: 0 P: 8 | R: 1 E: 0 K: 0 S: 8 | H: 1 LOB: 0 BB: 0 P: 11 | R: 0 E: 0 K: 0 S: 6 | H: 0 LOB: 0 BB: 0 P: 9 | 1B: 8 2B: 2 3B: 0 HR: 1 | SF: 1 SAC: 0 DP: 0 HBP: 0 | WP: 0 PB: 0 SB: 0 CS: 0 |
| PITCHER | IP WLS BF H R ER SO BB IBB HBP BLK WP HR S P ERA WHIP | | | | | | | | | | | PITCHER | IP WLS BF H R ER SO BB IBB HBP BLK WP HR S P ERA WHIP | | | | | | | |
| Bill Swift, R (1,1) ERA: 2.38 Ed Nunez, R (6,1) ERA: 5.14 | 5.0 W 26 9 5 3 1 1 0 0 4 6 68 5.40 2.000 | | | | | | | | | | | | | | | | | | | |

| Batter | 1 | 2 | 3 | 4 | 5 | 6 | 7 | 8 | 9 | AB R H RBI BB SO LOB | BOTTOM | | | | | | | | | |
|---|--|----------------------------------|-------------------------------|----------------------------------|------------------------------|----------------------------------|------------------------------|---------------------------------|--------------------------------|----------------------------------|---|-------------------------------|---|------------------------------|---------------------------------|------------------------------|----------------------------------|----------------------------------|------------------------------------|----------------------------------|
| Bruce Fields, L (1,7) OBP: 0.400, SLG: 0.400 | 0-0 6-3 | 1-2 E4 CS | | 2-2 1B | | 1-3 K | | | 0-0 SH1-4 1B | 5 1 2 1 0 1 1 | California Angels @ Seattle Mariners The Kingdome, Seattle, WA Sat Apr 16 1988, 10:05 PM EDT Att: 24,771 - Dome AB 36 R 7 H 12 RBI 7 BB 4 SO 3 LOB 12 | | | | | | | | | |
| Mike Kingsley, L (1,8) OBP: 0.412, SLG: 0.357 | 0-1 F8 | 3-H 4-0 BB | | 0-1 F9 | | | 2-2 3B 1B | 1-0 SH1-4 | 3 1 1 0 1 0 1 | | | | | | | | | | | |
| Alvin Davis, L (1,3) OBP: 0.489, SLG: 0.559 Scott Bradley, L (2,3) OBP: 0.556, SLG: 0.889 | 0-1 HR | | 0-0 F8 | | 1-1 F5 | | 2-0 1H FC5-2 3B | 1-1 1B 1B | 1 1 1 1 0 0 0 4 1 2 2 0 0 1 | | | | | | | | | | | |
| Ken Phelps, L (1,10) OBP: 0.471, SLG: 0.625 Rick Renteria, R (9,PH) OBP: 0.500, SLG: 0.875 | 3-2 BB BLK HBP | | 2-1 HR | | 1-0 L8 | | 1-3 K | 0-0 F8 | 3 1 1 1 0 1 1 1 0 0 0 0 0 1 | | | | | | | | | | | |
| Glenn Wilson, R (1,9) OBP: 0.191, SLG: 0.227 | 4-2 BB | | 4-2 G6-4-3 BB | | 1-0 6-3 | | 3-2 FC5-2 | 1-0 1B | 3 0 1 0 2 0 1 | | | | | | | | | | | |
| Jim Prestley, R (1,5) OBP: 0.296, SLG: 0.391 | 4-0 FC6-4 BB | | 0-2 F9 | | | 0-0 F6 | 0-0 F4 | | 4 0 1 1 1 0 2 | | | | | | | | | | | |
| Dave Valle, R (1,2) OBP: 0.225, SLG: 0.250 | 0-0 FC6-4 | | 0-1 G6-4-3 | | | 1-1 F8 | | 1-0 F2 | 4 0 0 0 0 0 4 | | | | | | | | | | | |
| Rey Quinones, R (1,6) OBP: 0.357, SLG: 0.450 | | 1-3 K | | 1-0 F9 | | 0-1 BLK 1B | | 1-1 6-3 | 4 1 1 0 0 1 0 | | | | | | | | | | | |
| Harold Reynolds, S (1,4) OBP: 0.220, SLG: 0.439 | | 3-2 E 3B | | 1-1 F8 | | 0-0 1B | | 1-1 1-3 | 4 1 2 1 0 0 0 | | | | | | | | | | | |
| Inning Stats | R: 1 E: 0 K: 0 S: 11 | H: 1 LOB: 3 BB: 2 P: 22 | R: 1 E: 1 K: 1 S: 12 | H: 1 LOB: 1 BB: 1 P: 20 | R: 0 E: 0 K: 0 S: 8 | H: 1 LOB: 0 BB: 0 P: 12 | R: 0 E: 0 K: 0 S: 4 | H: 0 LOB: 0 BB: 0 P: 7 | R: 1 E: 0 K: 1 S: 9 | H: 2 LOB: 1 BB: 0 P: 11 | | R: 1 E: 0 K: 1 S: 12 | H: 2 LOB: 1 BB: 0 P: 20 | R: 0 E: 0 K: 0 S: 5 | H: 0 LOB: 0 BB: 0 P: 8 | R: 2 E: 0 K: 0 S: 7 | H: 4 LOB: 2 BB: 0 P: 10 | 1B: 8 2B: 0 3B: 2 HR: 2 | SF: 0 SAC: 1 DP: 1 HBP: 1 | WP: 0 PB: 0 SB: 0 CS: 1 |
| PITCHER | IP WLS BF H R ER SO BB IBB HBP BLK WP HR S P ERA WHIP | | | | | | | | | | | PITCHER | IP WLS BF H R ER SO BB IBB HBP BLK WP HR S P ERA WHIP | | | | | | | |
| Willie Fraser, R (1,1) ERA: 5.4 DeWayne Buice, R (6,1) ERA: 6.1 Frank DiMichele, L (9,1) ERA: 9.0 Donnie Moore, R (9,1) ERA: 15.43 | 5.2 L 12 4 3 3 2 0 0 0 0 0 0 0 0 24 38 10.12 1.500 | | | | | | | | | | | | | | | | | | | |

| Batter | 1 | 2 | 3 | 4 | 5 | 6 | 7 | 8 | 9 | AB | R | H | RBI | BB | SO | LOB | TOP | | |
|---|---|----------------------------------|---------------------------------------|--------------------------|--------------------------------------|----------------------------------|---------------------------------------|----------------------------------|--------------------------------------|----------------------------------|---------------------------------------|----------------------------------|---|---------------------------------|--------------------------------------|---------------------------------|--|------------------------------------|--|
| Lance Johnson, L OBP: 0.217, SLG: 0.289 | 4-3 | | 6-3 | | F8 | | F8 | | | 4 | 0 | 0 | 0 | 0 | 0 | 0 | Chicago White Sox @ Seattle Mariners The Kingdome, Seattle, WA Mon Apr 18, 1988, 10:05 PM EDT Att: 11,213 - Dome - 72 F | | |
| Ozzie Guillen, L OBP: 0.250, SLG: 0.275 | 3-1 | | | | 3-1 | | | 1-3 | | 4 | 1 | 1 | 0 | 0 | 0 | | | | |
| Harold Baines, L OBP: 0.352, SLG: 0.362 | K | | | E8 HR | | | K | 4-3 | | 4 | 1 | 1 | 0 | 0 | 2 | | | | |
| Ivan Calderon, R OBP: 0.340, SLG: 0.400 | | | | | | | | | | 3 | 1 | 1 | 2 | 1 | 2 | | | | |
| Greg Walker, L OBP: 0.333, SLG: 0.438 | K | | | | F5 | | F5 | | | 4 | 0 | 1 | 0 | 0 | 1 | | | | |
| Carlton Fisk, R OBP: 0.317, SLG: 0.436 | | | | | | | | F8 | | 3 | 1 | 2 | 1 | 1 | 0 | | | | |
| Dan Pasqua, L OBP: 0.372, SLG: 0.306 | 4-3 | | | | F8 | | F7 | G1-6-3 | | 4 | 0 | 0 | 0 | 0 | 4 | | | | |
| Kenny Williams, R OBP: 0.286, SLG: 0.483 | | | 4-3 | | | | 5-3 | | | 3 | 0 | 0 | 0 | 0 | 1 | | | | |
| Steve Lyons, L (9, 5) | | | | | | | | | | 0 | 0 | 0 | 0 | 0 | 0 | | | | |
| Donnie Hill, S OBP: 0.257, SLG: 0.161 | | | F5 | | | | F7 | | | 3 | 0 | 0 | 0 | 0 | 0 | | | | |
| Fred Manrique, R OBP: 0.600, SLG: 0.875 | | | | | F8 | | | | | 0 | 0 | 0 | 0 | 0 | 0 | | | | |
| Inning Stats | R: 0 H: 0 E: 0 K: 1 S: 10 | H: 0 LOB: 0 BB: 0 P: 13 | R: 0 H: 1 E: 0 K: 2 S: 10 | LOB: 1 BB: 0 P: 13 | R: 0 H: 0 E: 0 K: 0 S: 7 | H: 0 LOB: 0 BB: 0 P: 10 | R: 4 H: 4 E: 1 K: 1 S: 22 | H: 4 LOB: 0 BB: 0 P: 27 | R: 0 H: 0 E: 0 K: 0 S: 9 | H: 0 LOB: 0 BB: 0 P: 12 | R: 0 H: 0 E: 0 K: 1 S: 13 | H: 0 LOB: 2 BB: 2 P: 24 | R: 0 H: 0 E: 0 K: 0 S: 6 | H: 0 LOB: 0 BB: 0 P: 9 | R: 0 H: 0 E: 0 K: 1 S: 4 | H: 1 LOB: 0 BB: 0 P: 7 | 1B: 4 2B: 0 3B: 0 HR: 2 | SF: 0 SAC: 0 DP: 1 HBP: 0 | WP: 0 PA: 34 PB: 0 SB: 0 CS: 0 |
| PITCHER Mike Campbell, R ERA: 4.95 | IP: 9.0 WLS: L BF: 34 H: 6 R: 4 ER: 4 SO: 6 BB: 2 IBB: 0 HBP: 0 BLK: 0 WP: 0 HR: 2 S: 87 P: 124 ERA: 4.00 WHIP: 0.889 | | | | | | | | | | | PITCHER | IP: 9.0 WLS: L BF: 34 H: 6 R: 4 ER: 4 SO: 6 BB: 2 IBB: 0 HBP: 0 BLK: 0 WP: 0 HR: 2 S: 87 P: 124 ERA: 4.00 WHIP: 0.889 | | | | | | |

| Batter | 1 | 2 | 3 | 4 | 5 | 6 | 7 | 8 | 9 | AB | R | H | RBI | BB | SO | LOB | BOTTOM | | |
|--|--|---------------------------------|--------------------------------------|--------------------------|--------------------------------------|----------------------------------|--------------------------------------|---------------------------------|---------------------------------------|----------------------------------|---------------------------------------|----------------------------------|--|----------------------------------|--------------------------------------|----------------------------------|--|------------------------------------|--|
| Henry Cotto, R OBP: 0.478, SLG: 0.500 | 6-3 | | | 6-3 | | 3-1 | | | | 3 | 0 | 0 | 0 | 0 | 0 | 2 | Chicago White Sox @ Seattle Mariners The Kingdome, Seattle, WA Mon Apr 18, 1988, 10:05 PM EDT Att: 11,213 - Dome - 72 F | | |
| Mike Kingery, L OBP: 0.436, SLG: 0.387 | | | | | | | | | | 0 | 0 | 0 | 0 | 0 | 0 | | | | |
| Rick Renneria, R OBP: 0.391, SLG: 0.652 | 4-3 | | | K | | 6-3 | | | | 3 | 0 | 0 | 0 | 0 | 1 | | | | |
| Scott Bradley, L OBP: 0.538, SLG: 0.750 | | | | | | | | | | 1 | 0 | 1 | 0 | 0 | 0 | | | | |
| Mickey Brantley, R OBP: 0.191, SLG: 0.348 | F9 | | | 5-3 | | | | | | 4 | 0 | 1 | 0 | 0 | 1 | | | | |
| Jim Presley, R OBP: 0.275, SLG: 0.360 | | | L6 | | 1-3 | | F7 | | | 4 | 0 | 0 | 0 | 0 | 1 | | | | |
| Glenn Wilson, R OBP: 0.236, SLG: 0.288 | | | | | 5-3 | | | F2 | | 4 | 0 | 2 | 0 | 0 | 0 | | | | |
| Dave Valle, R OBP: 0.200, SLG: 0.220 | | | G6-4-3 | | | | | 4-3 | | 4 | 0 | 0 | 0 | 0 | 1 | | | | |
| Brick Smith, R | | | | 1-3 | | 1-3 | | | | 3 | 0 | 0 | 0 | 0 | 0 | | | | |
| Rey Quinones, R OBP: 0.367, SLG: 0.435 | | | | F6 | | | | F8 | | 2 | 0 | 0 | 0 | 1 | 0 | | | | |
| Harold Reynolds, S OBP: 0.229, SLG: 0.417 | | | | K | | | | 1-3 | | 3 | 0 | 1 | 0 | 0 | 1 | | | | |
| Inning Stats | R: 0 H: 0 E: 0 K: 0 S: 9 | H: 1 LOB: 0 BB: 0 P: 7 | R: 0 H: 0 E: 0 K: 0 S: 6 | LOB: 0 BB: 0 P: 12 | R: 0 H: 0 E: 0 K: 1 S: 9 | H: 0 LOB: 0 BB: 0 P: 12 | R: 0 H: 0 E: 0 K: 1 S: 6 | H: 0 LOB: 0 BB: 0 P: 8 | R: 0 H: 1 E: 0 K: 0 S: 10 | H: 2 LOB: 2 BB: 1 P: 20 | R: 0 H: 0 E: 0 K: 0 S: 12 | H: 0 LOB: 2 BB: 0 P: 16 | R: 0 H: 1 E: 0 K: 1 S: 11 | H: 0 LOB: 2 BB: 0 P: 13 | R: 0 H: 0 E: 0 K: 1 S: 9 | H: 0 LOB: 0 BB: 0 P: 14 | 1B: 5 2B: 0 3B: 0 HR: 0 | SF: 0 SAC: 0 DP: 1 HBP: 1 | WP: 0 PA: 33 PB: 0 SB: 0 CS: 0 |
| PITCHER Dave LaPoint, L ERA: 1.21 | IP: 7.0 WLS: W BF: 25 H: 4 R: 0 ER: 0 SO: 3 BB: 1 IBB: 0 HBP: 0 BLK: 0 WP: 0 HR: 0 S: 58 P: 85 ERA: 0.00 WHIP: 0.714 | | | | | | | | | | | PITCHER | IP: 7.0 WLS: W BF: 25 H: 4 R: 0 ER: 0 SO: 3 BB: 1 IBB: 0 HBP: 0 BLK: 0 WP: 0 HR: 0 S: 58 P: 85 ERA: 0.00 WHIP: 0.714 | | | | | | |
| Bill Long, R ERA: 1.42 | IP: 2.0 WLS: W BF: 8 H: 1 R: 0 ER: 0 SO: 2 BB: 0 IBB: 0 HBP: 1 BLK: 0 WP: 0 HR: 0 S: 20 P: 27 ERA: 0.00 WHIP: 0.500 | | | | | | | | | | | PITCHER | IP: 2.0 WLS: W BF: 8 H: 1 R: 0 ER: 0 SO: 2 BB: 0 IBB: 0 HBP: 1 BLK: 0 WP: 0 HR: 0 S: 20 P: 27 ERA: 0.00 WHIP: 0.500 | | | | | | |

| Batter | 1 | 2 | 3 | 4 | 5 | 6 | 7 | 8 | 9 | AB | R | H | RBI | BB | SO | LOB | TOP | | | | | | | | | | |
|--|------------------------------|----------------------------------|-------------------------------|----------------------------------|-------------------------------|----------------------------------|------------------------------|---------------------------------|-------------------------------|----------------------------------|------------------------------|----------------------------------|-------------------------------|----------------------------------|------------------------------|----------------------------------|---|----------------------------------|----------------------------------|------------------------------------|----------------------------------|--------|--|--|--|--|--|
| Gary Redus, R OBP: 0.526, SLG: 0.500 (1, 8) | 1-1 SH1 G3 1B | | 2-1 WP 2B | | 3-3 K | | 4-1 BB | | 3-2 1B | 4 | 2 | 3 | 0 | 1 | 1 | 0 | Chicago White Sox @ Seattle Mariners The Kingdome, Seattle, WA Tue Apr 19 1988, 10:05 PM EDT Att. 7,652 - Dome - 72 F | | | | | | | | | | |
| Donnie Hill, S OBP: 0.237, SLG: 0.147 Ozzie Guillen, L OBP: 0.245, SLG: 0.269 (1, 4) (7, 6) | 1-0 SH1 1-3 | | 1-2 6-3 2-H | | 2-0 F8 | | 3-3 K | | 1-2 F7 | 3 | 0 | 0 | 0 | 0 | 1 | 2 | | | | | | | | | | | |
| Harold Baines, L OBP: 0.345, SLG: 0.412 (1, 10) | 0-1 G3 3-H | | 2-2 3-1 | | 0-1 5-3 | | | 0-0 HR | | 4 | 1 | 1 | 2 | 0 | 0 | 0 | | | | | | | | | | | |
| Ivan Calderon, R OBP: 0.352, SLG: 0.465 (1, 9) | 1-2 F8 | | | 2-3 K | | 2-1 HR | | 4-2 G4-6-3 BB | | 3 | 1 | 1 | 1 | 1 | 1 | 0 | | | | | | | | | | | |
| Greg Walker, L OBP: 0.345, SLG: 0.442 (1, 3) | | 1-2 1B | | 0-0 G6-4-3 1B | | 0-0 1-3 | | 0-1 G4-6-3 | | 4 | 0 | 2 | 0 | 0 | 0 | 1 | | | | | | | | | | | |
| Carlton Fisk, R OBP: 0.333, SLG: 0.581 (1, 2) | 1-2 F8 | | 1-0 G6-4-3 | | | | 0-0 HR | 2-0 HR | | 4 | 2 | 2 | 2 | 0 | 0 | 2 | | | | | | | | | | | |
| Kenny Williams, R OBP: 0.545, SLG: 0.545 Steve Lyons, L (8, 5) | 1-1 F9 | | | 0-0 HR | | 0-3 K | | 1-0 5-3 | | 4 | 1 | 1 | 1 | 0 | 1 | 1 | | | | | | | | | | | |
| Dan Pasqua, L OBP: 0.340, SLG: 0.275 (1, 7) | 3-3 K | | | 0-3 K | | 3-2 4-3 | | 3-3 K | | 4 | 0 | 0 | 0 | 0 | 3 | 1 | | | | | | | | | | | |
| Fred Manrique, R OBP: 0.500, SLG: 0.636 (7, 4) | | | 1-3 K | | 0-1 6-3 | | 4-1 S BB | 1-3 K | | 3 | 0 | 0 | 0 | 1 | 2 | 0 | | | | | | | | | | | |
| Inning Stats | R: 1 E: 0 K: 0 S: 8 | H: 1 LOB: 0 BB: 0 P: 11 | R: 0 E: 0 K: 1 S: 11 | H: 1 LOB: 1 BB: 0 P: 17 | R: 1 E: 0 K: 1 S: 13 | H: 1 LOB: 0 BB: 0 P: 19 | R: 0 E: 0 K: 1 S: 5 | H: 1 LOB: 0 BB: 0 P: 8 | R: 1 E: 0 K: 2 S: 10 | H: 1 LOB: 0 BB: 0 P: 13 | R: 1 E: 0 K: 0 S: 6 | H: 1 LOB: 0 BB: 0 P: 10 | R: 1 E: 0 K: 2 S: 14 | H: 1 LOB: 2 BB: 2 P: 28 | R: 2 E: 0 K: 0 S: 7 | H: 2 LOB: 0 BB: 0 P: 14 | R: 0 E: 0 K: 2 S: 14 | H: 1 LOB: 1 BB: 0 P: 22 | 1B: 4 2B: 1 3B: 0 HR: 5 | SF: 0 SAC: 1 DP: 2 HBP: 0 | WP: 1 PB: 0 SB: 2 CS: 0 | PA: 38 | | | | | |
| PITCHER | IP | WLS | BF | H | R | ER | SO | BB | IBB | HBP | BLK | WP | HR | S | P | ERA | WHIP | | | | | | | | | | |
| Mark Langston, L ERA: 4.5 (1, 1) | 7.2 | L | 33 | 9 | 7 | 7 | 7 | 3 | 0 | 0 | 0 | 1 | 5 | 73 | 118 | 8.22 | 1.565 | | | | | | | | | | |
| Ed Nunez, R ERA: 4.91 (8, 1) | 0.1 | | 1 | 0 | 0 | 0 | 0 | 0 | 0 | 0 | 0 | 0 | 0 | 1 | 2 | 0.00 | 0.000 | | | | | | | | | | |
| Bill Wilkinson, L ERA: 6.23 (9, 1) | 1.0 | | 4 | 1 | 0 | 0 | 2 | 0 | 0 | 0 | 0 | 0 | 0 | 14 | 22 | 0.00 | 1.000 | | | | | | | | | | |

AB 34
R 7
H 10
RBI 6
BB 3
SO 9
LOB 8



| Batter | 1 | 2 | 3 | 4 | 5 | 6 | 7 | 8 | 9 | AB | R | H | RBI | BB | SO | LOB | BOTTOM | | | | | | | | | | |
|--|-------------------------------|----------------------------------|-------------------------------|----------------------------------|------------------------------|---------------------------------|------------------------------|----------------------------------|-------------------------------|----------------------------------|-------------------------------|----------------------------------|------------------------------|----------------------------------|------------------------------|----------------------------------|---|---------------------------------|----------------------------------|------------------------------------|----------------------------------|--------|--|--|--|--|--|
| Henry Cotto, R OBP: 0.481, SLG: 0.500 (1, 8) | 1-0 S G5-3 1B | 2-1 6-3 | | | 2-2 L6 | | | 1-0 FC6-4 1B | | 4 | 1 | 2 | 0 | 0 | 0 | 1 | Chicago White Sox @ Seattle Mariners The Kingdome, Seattle, WA Tue Apr 19 1988, 10:05 PM EDT Att. 7,652 - Dome - 72 F | | | | | | | | | | |
| Rick Renteria, R OBP: 0.370, SLG: 0.593 (1, 5) | 2-2 G5-3 1-H | | 0-0 CS 1B | | 0-0 F8 | | 2-1 F9 | | | 4 | 0 | 1 | 1 | 0 | 0 | 1 | | | | | | | | | | | |
| Mickey Brantley, R OBP: 0.176, SLG: 0.320 (1, 7) | 0-0 F9 | | 1-1 F7 1-2 | | 0-1 4-3 | | 0-0 FC6-4 | | | 4 | 0 | 0 | 0 | 0 | 0 | 2 | | | | | | | | | | | |
| Jim Presley, R OBP: 0.291, SLG: 0.346 (1, 10) | 4-2 BB | | 0-0 F9 | | 4-2 BB | | 0-0 F9 | | | 2 | 0 | 0 | 0 | 2 | 0 | 0 | | | | | | | | | | | |
| Glenn Wilson, R OBP: 0.220, SLG: 0.268 (1, 9) | 1-3 K | | 0-0 L6 | | 2-3 K | | 3-1 F9 | | | 4 | 0 | 0 | 0 | 0 | 2 | 2 | | | | | | | | | | | |
| Dave Valle, R OBP: 0.224, SLG: 0.227 (1, 2) | | 0-2 2B FC6-5 1B | | 2-2 4-3 | | 4-1 G4-6-3 BB | | 0-0 6-3 | | 3 | 1 | 1 | 0 | 1 | 0 | 0 | | | | | | | | | | | |
| Brick Smith, R (1, 3) | 0-0 F9 | | 2-1 F8 | | 3-2 F7 | | | | | 2 | 0 | 0 | 0 | 0 | 0 | 1 | | | | | | | | | | | |
| Scott Bradley, L OBP: 0.500, SLG: 0.692 (7, PH) (8, 3) | | | 2-0 FC6-5 2B | | 3-2 F8 | | 0-0 G4-6-3 | | | 3 | 0 | 1 | 0 | 0 | 0 | 1 | | | | | | | | | | | |
| Rey Quinones, R OBP: 0.365, SLG: 0.449 (1, 6) | 1-2 FC6-5 | | 1-2 FC6-5 | | 0-1 L7 | | 2-1 F8 | | | 3 | 0 | 0 | 1 | 0 | 0 | 1 | | | | | | | | | | | |
| Harold Reynolds, S OBP: 0.216, SLG: 0.392 (1, 4) | | | 2-3 3-H | | | | | | | | | | | | | | | | | | | | | | | | |
| Inning Stats | R: 1 E: 0 K: 1 S: 11 | H: 2 LOB: 1 BB: 0 P: 19 | R: 0 E: 0 K: 0 S: 12 | H: 2 LOB: 1 BB: 0 P: 16 | R: 0 E: 0 K: 0 S: 4 | H: 1 LOB: 0 BB: 0 P: 5 | R: 0 E: 0 K: 0 S: 8 | H: 0 LOB: 0 BB: 0 P: 12 | R: 0 E: 0 K: 1 S: 10 | H: 0 LOB: 0 BB: 0 P: 15 | R: 0 E: 0 K: 1 S: 11 | H: 0 LOB: 1 BB: 1 P: 17 | R: 0 E: 0 K: 0 S: 5 | H: 0 LOB: 0 BB: 1 P: 12 | R: 0 E: 0 K: 0 S: 6 | H: 1 LOB: 0 BB: 0 P: 11 | R: 0 E: 0 K: 0 S: 4 | H: 0 LOB: 0 BB: 0 P: 7 | 1B: 4 2B: 1 3B: 0 HR: 0 | SF: 0 SAC: 0 DP: 1 HBP: 0 | WP: 0 PB: 0 SB: 3 CS: 1 | PA: 33 | | | | | |
| PITCHER | IP | WLS | BF | H | R | ER | SO | BB | IBB | HBP | BLK | WP | HR | S | P | ERA | WHIP | | | | | | | | | | |
| Jerry Reuss, L ERA: 5.4 (1, 1) | 5.0 | W | 19 | 4 | 2 | 2 | 1 | 1 | 0 | 0 | 0 | 0 | 0 | 22 | 40 | 0.00 | 1.000 | | | | | | | | | | |
| John Davis, R ERA: 3.38 (6, 1) | 3.0 | | 11 | 1 | 0 | 0 | 1 | 2 | 0 | 0 | 0 | 0 | 0 | 22 | 40 | 0.00 | 1.000 | | | | | | | | | | |
| Bobby Thigpen, R ERA: 3.38 (9, 1) | 1.0 | | 3 | 0 | 0 | 0 | 0 | 0 | 0 | 0 | 0 | 0 | 0 | 4 | 7 | 0.00 | 0.000 | | | | | | | | | | |

AB 30
R 2
H 5
RBI 2
BB 3
SO 2
LOB 10



| Batter | 1 | 2 | 3 | 4 | 5 | 6 | 7 | 8 | 9 | AB | R | H | RBI | BB | SO | LOB | TOP | | | |
|---|---|---------------------------------|-------------------------------|----------------------------------|------------------------------|----------------------------------|------------------------------|----------------------------------|------------------------------|----------------------------------|------------------------------|----------------------------------|------------------------------|----------------------------------|------------------------------|---------------------------------|----------------------------------|------------------------------------|----------------------------------|--------|
| Lance Johnson, L (1, 8) OBP: 0.220, SLG: 0.286 | 4-3 | FC6-4 | | | | | 6-3 | | | 4 | 0 | 1 | 0 | 0 | 0 | 1 | | | | |
| Ozzie Guillen, L (1, 6) OBP: 0.246, SLG: 0.255 | 5-3 | | 4-3 | CS | | | | 1-3 | | 3 | 0 | 0 | 0 | 1 | 0 | 0 | | | | |
| Harold Baines, L (1, 10) OBP: 0.339, SLG: 0.400 | F7 | | 1B | | | | F7 | 1-3 | | 4 | 1 | 1 | 0 | 0 | 0 | 1 | | | | |
| Ivan Calderon, R (1, 9) OBP: 0.379, SLG: 0.467 | | 2B HR | 1B | | | | K | | | 2 | 1 | 1 | 0 | 2 | 1 | 1 | | | | |
| Greg Walker, L (1, 3) OBP: 0.355, SLG: 0.464 | | HR | 1B | | | | F7 | G1-6-3 | | 4 | 1 | 2 | 1 | 0 | 0 | 1 | | | | |
| Dan Pasqua, L (1, 7) OBP: 0.314, SLG: 0.250 | | K | F7 | | | | K | | | 4 | 0 | 0 | 0 | 0 | 2 | 4 | | | | |
| Mark Salas, L (1, 2) Daryl Boston, L (9, PR) | | HR | L4 | | | | F9 | | | 4 | 1 | 2 | 3 | 0 | 0 | 2 | | | | |
| Kenny Williams, R (1, 5) OBP: 0.256, SLG: 0.486 | | F9 | | | | | F7 | 5-3 | | 4 | 0 | 0 | 0 | 0 | 1 | 1 | | | | |
| Donnie Hill, S (1, 4) OBP: 0.238, SLG: 0.158 | | | 4-3 | | | | F8 | 4-3 | | 4 | 0 | 1 | 0 | 0 | 0 | 2 | | | | |
| Inning Stats | R: 0 E: 0 K: 0 S: 5 | H: 0 LOB: 0 BB: 0 P: 8 | R: 3 E: 0 K: 1 S: 15 | H: 3 LOB: 1 BB: 1 P: 24 | R: 1 E: 0 K: 0 S: 9 | H: 3 LOB: 2 BB: 0 P: 11 | R: 0 E: 0 K: 1 S: 9 | H: 1 LOB: 0 BB: 1 P: 12 | R: 0 E: 0 K: 1 S: 4 | H: 0 LOB: 1 BB: 1 P: 11 | R: 0 E: 0 K: 0 S: 6 | H: 0 LOB: 0 BB: 0 P: 10 | R: 0 E: 0 K: 0 S: 8 | H: 0 LOB: 1 BB: 1 P: 15 | R: 0 E: 0 K: 0 S: 6 | H: 1 LOB: 2 BB: 0 P: 9 | 1B: 6 2B: 2 3B: 0 HR: 1 | SF: 0 SAC: 0 DP: 1 HBP: 0 | WP: 0 PB: 0 SB: 0 CS: 2 | PA: 37 |
| PITCHER Mike Moore, R (1, 1) ERA: 4.66 | IP: 9.0 WLS: W BF: 36 H: 8 R: 4 ER: 4 SO: 4 BB: 3 IBB: 0 HBP: 0 BLK: 0 WP: 0 HR: 1 S: 68 P: 112 ERA: 4.00 WHIP: 1.222 | | | | | | | | | | | | | | | | | | | |

Chicago White Sox @ Seattle Mariners
The Kingdome, Seattle, WA
Wed Apr 20 1988, 6:33 AM EDT
Att: 8,734 - Dome - 72 F

AB 33
R 4
H 8
RBI 4
BB 3
SO 4
LOB 13



| Batter | 1 | 2 | 3 | 4 | 5 | 6 | 7 | 8 | 9 | AB | R | H | RBI | BB | SO | LOB | BOTTOM | | | |
|---|--|----------------------------------|------------------------------|----------------------------------|-------------------------------|----------------------------------|------------------------------|---------------------------------|------------------------------|----------------------------------|-------------------------------|----------------------------------|------------------------------|----------------------------------|------------------------------|----------------------------------|----------------------------------|------------------------------------|----------------------------------|--------|
| Rick Renteria, R (1, 5) OBP: 0.355, SLG: 0.581 | 1B | | F3 | | | | 6-3 | | | 4 | 1 | 1 | 0 | 0 | 1 | 2 | | | | |
| Rey Quinones, R (1, 6) OBP: 0.357, SLG: 0.434 | K | | 6-3 | | | | HR | 5-3 | | 4 | 1 | 1 | 0 | 0 | 1 | 2 | | | | |
| Henry Cotto, R (1, 8) OBP: 0.516, SLG: 0.643 | E | | 6-3 | | | | HR | 1B | | 4 | 1 | 3 | 3 | 0 | 0 | 1 | | | | |
| Jim Presley, R (1, 10) OBP: 0.271, SLG: 0.321 | 5-3 | | | | | | 6-3 | 5-3 | | 4 | 0 | 0 | 0 | 0 | 0 | 2 | | | | |
| Glenn Wilson, R (1, 9) OBP: 0.222, SLG: 0.267 | 4-3 | | | | | | 5-3 | | | 4 | 1 | 1 | 0 | 0 | 0 | 1 | | | | |
| Dave Valle, R (1, 2) OBP: 0.208, SLG: 0.208 | | 6-3 | | | | | F7 | F5 | | 4 | 0 | 0 | 0 | 0 | 1 | 1 | | | | |
| Mickey Brantley, R (1, 7) OBP: 0.200, SLG: 0.370 | | F9 | | | | | F7 | 1B | | 4 | 1 | 2 | 1 | 0 | 0 | 0 | | | | |
| Brick Smith, R (1, 3) OBP: 0.111, SLG: 0.111 | | 6-3 | | | | | F7 | 3B | | 4 | 0 | 1 | 1 | 0 | 0 | 1 | | | | |
| Harold Reynolds, S (1, 4) OBP: 0.241, SLG: 0.407 | | | | | | | E5 | 4-3 | | 3 | 0 | 2 | 0 | 0 | 0 | 1 | | | | |
| Inning Stats | R: 1 E: 1 K: 1 S: 7 | H: 2 LOB: 1 BB: 0 P: 11 | R: 0 E: 0 K: 0 S: 6 | H: 0 LOB: 0 BB: 0 P: 11 | R: 0 E: 0 K: 0 S: 10 | H: 1 LOB: 1 BB: 0 P: 14 | R: 0 E: 0 K: 0 S: 6 | H: 0 LOB: 0 BB: 0 P: 8 | R: 0 E: 1 K: 1 S: 7 | H: 1 LOB: 1 BB: 0 P: 10 | R: 4 E: 0 K: 0 S: 12 | H: 5 LOB: 1 BB: 0 P: 20 | R: 0 E: 0 K: 0 S: 9 | H: 1 LOB: 1 BB: 0 P: 16 | R: 0 E: 0 K: 1 S: 8 | H: 1 LOB: 1 BB: 0 P: 14 | 1B: 8 2B: 1 3B: 1 HR: 1 | SF: 0 SAC: 0 DP: 0 HBP: 0 | WP: 0 PB: 0 SB: 2 CS: 0 | PA: 35 |
| PITCHER Ricky Horton, L (1, 1) ERA: 3.52 Bill Long, R (6, 1) ERA: 1.04 | IP: 5.2 WLS: L BF: 26 H: 9 R: 5 ER: 5 SO: 2 BB: 9 IBB: 5 HBP: 0 BLK: 0 WP: 0 HR: 1 S: 47 P: 72 ERA: 7.94 WHIP: 1.588 | | | | | | | | | | | | | | | | | | | |

Chicago White Sox @ Seattle Mariners
The Kingdome, Seattle, WA
Wed Apr 20 1988, 6:33 AM EDT
Att: 8,734 - Dome - 72 F

AB 35
R 5
H 11
RBI 5
BB 0
SO 3
LOB 11



| Batter | 1 | 2 | 3 | 4 | 5 | 6 | 7 | 8 | 9 | AB | R | H | RBI | BB | SO | LOB | TOP | | | | | | | | |
|--|------------------------------|---------------------------------|------------------------------|--------------------------------------|------------------------------|----------------------------------|------------------------------|---------------------------------|-------------------------------|----------------------------------|------------------------------|----------------------------------|-------------------------------|----------------------------------|------------------------------|----------------------------------|-------------------------------|----------------------------------|----------------------------------|------------------------------------|----------------------------------|--------|--|--|--|
| Mickey Brantley, R OBP: 0.217, SLG: 0.373 | 0-0 CS 1B | | 2-3 K | | 2-3 K | | 3-1 P6 | | 2-2 E8 1B | 5 | 0 | 2 | 0 | 0 | 2 | 1 | | | | | | | | | |
| Scott Bradley, L OBP: 0.526, SLG: 0.667 | 3-3 K 1-2 | | | 0-0 G4-6-3 1B | | 0-0 2B 1B | | 0-0 1B 2-H | 1-1 F8 | 5 | 0 | 3 | 1 | 0 | 1 | 3 | | | | | | | | | |
| Henry Cotto, R OBP: 0.472, SLG: 0.606 | 0-0 4-3 | | | 1-0 F8 | | 0-1 1B 2B | | 1-0 F8 | 0-3 K | 5 | 0 | 1 | 0 | 0 | 1 | 4 | | | | | | | | | |
| Alvin Davis, L OBP: 0.449, SLG: 0.500 | | 3-2 F8 | | 1-0 G4-6-3 1-2 | | 1-1 G3 | | 2-1 F8 | | 4 | 0 | 0 | 0 | 0 | 0 | 3 | | | | | | | | | |
| Ken Phelps, L OBP: 0.476, SLG: 0.710 | | 0-0 2B | | | 1-2 BB E 1B | 4-0 G4-6-3 IBB | | 0-0 3-1 | | 3 | 1 | 2 | 0 | 1 | 0 | 0 | | | | | | | | | |
| Glenn Wilson, R OBP: 0.224, SLG: 0.254 | 3-3 K | | | 4-2 E BB | 1-2 E BB | 0-0 G4-6-3 1-2 | | 2-3 K | | 3 | 1 | 0 | 0 | 1 | 2 | 4 | | | | | | | | | |
| Jim Presley, R OBP: 0.266, SLG: 0.383 | 2-0 F9 | | | 0-0 E1 WP SF8 1-H 2-H | | 1-2 HR | | 1-1 1B E 1B | | 4 | 3 | 2 | 1 | 0 | 0 | 1 | | | | | | | | | |
| Rey Quinones, R OBP: 0.367, SLG: 0.439 | | | 2-3 K | | 2-2 L4 | | 0-1 G3 1B 1B | | 1-1 1B E 1B | 4 | 1 | 2 | 0 | 0 | 1 | 1 | | | | | | | | | |
| Harold Reynolds, S OBP: 0.224, SLG: 0.386 | 0-2 4-3 | | | 0-0 SF8 3-H | | 1-0 G3 | | 1-2 F8 | | 3 | 0 | 0 | 1 | 0 | 0 | 3 | | | | | | | | | |
| Inning Stats | R: 0 E: 0 K: 1 S: 5 | H: 1 LOB: 0 BB: 0 P: 8 | R: 0 E: 0 K: 1 S: 8 | H: 1 LOB: 1 BB: 0 P: 16 | R: 0 E: 0 K: 2 S: 9 | H: 0 LOB: 0 BB: 0 P: 13 | R: 0 E: 0 K: 0 S: 3 | H: 1 LOB: 0 BB: 0 P: 5 | R: 3 E: 1 K: 1 S: 14 | H: 1 LOB: 0 BB: 1 P: 23 | R: 0 E: 0 K: 0 S: 6 | H: 2 LOB: 2 BB: 1 P: 11 | R: 2 E: 0 K: 0 S: 10 | H: 3 LOB: 1 BB: 0 P: 16 | R: 0 E: 0 K: 1 S: 6 | H: 0 LOB: 0 BB: 0 P: 10 | R: 1 E: 1 K: 1 S: 15 | H: 3 LOB: 2 BB: 0 P: 21 | 1B: 9 2B: 3 3B: 0 HR: 1 | SF: 1 SAC: 0 DP: 3 HBP: 0 | WP: 1 PB: 0 SB: 0 CS: 1 | PA: 39 | | | |
| PITCHER | IP | WLS | BF | H | R | ER | SO | BB | IBB | HBP | BLK | WP | HR | S | P | ERA | WHIP | | | | | | | | |
| Willie Fraser, R ERA: 4.5 | 6.1 | W | 27 | 8 | 5 | 2 | 5 | 1 | 1 | 0 | 0 | 1 | 1 | 51 | 84 | 2.84 | 1.421 | | | | | | | | |
| DeWayne Buice, R ERA: 5.54 | 1.2 | | 6 | 1 | 0 | 0 | 1 | 0 | 0 | 0 | 0 | 0 | 0 | 10 | 18 | 0.00 | 0.600 | | | | | | | | |
| Donnie Moore, R ERA: 10.38 | 1.0 | | 6 | 3 | 1 | 0 | 1 | 0 | 0 | 0 | 0 | 0 | 0 | 15 | 21 | 0.00 | 3.000 | | | | | | | | |

Seattle Mariners @ California Angels
Anaheim Stadium, Anaheim, CA

AB 36
R 6
H 12
RBI 3
BB 2
SO 7
LOB 20



Thu Apr 21 1988, 10:05 PM EDT
Att: 22,172 - Unknown - 55 F

| Batter | 1 | 2 | 3 | 4 | 5 | 6 | 7 | 8 | 9 | AB | R | H | RBI | BB | SO | LOB | BOTTOM | | | | | | | | |
|---|-------------------------------|----------------------------------|--------------------------------|----------------------------------|-------------------------------|----------------------------------|-------------------------------|----------------------------------|------------------------------|----------------------------------|-------------------------------|----------------------------------|------------------------------|----------------------------------|-------------------------------|----------------------------------|-----------------------------------|------------------------------------|----------------------------------|--------|--|--|--|--|--|
| Mark McLemore, S OBP: 0.391, SLG: 0.475 | 4-3 | | 1-3 K | 0-3 K | | 4-1 1B BB | | 1-0 2B 1B | | 4 | 1 | 1 | 1 | 1 | 2 | 4 | | | | | | | | | |
| Johnny Ray, S OBP: 0.305, SLG: 0.511 | 0-1 1B | | 2-0 2B | | 4-0 1B BB G6-3 | 0-0 1B | | 1-2 SF7 2B | | 4 | 2 | 4 | 6 | 1 | 0 | 0 | | | | | | | | | |
| Chili Davis, S OBP: 0.338, SLG: 0.500 | 4-2 BB | | 1-1 5-3 | | 1-0 1B G6-3 | 0-1 P5 | | 0-0 SF7 | | 3 | 0 | 1 | 1 | 1 | 0 | 3 | | | | | | | | | |
| Wally Joyner, L OBP: 0.343, SLG: 0.362 | 0-0 6-3 | | 2-3 K | | 1-2 G6-3 1-2 3-H | 2-1 1-3 | | 2-0 4-3 | | 5 | 0 | 0 | 0 | 0 | 1 | 5 | | | | | | | | | |
| Bill Buckner, L OBP: 0.389, SLG: 0.313 | | 2-1 G3 | | 0-0 E FC5-2 1B | 1-1 5-3 | | 1-0 4-3 | 0-1 BLK 1B | | 5 | 0 | 2 | 0 | 0 | 0 | 0 | | | | | | | | | |
| Jack Howell, L OBP: 0.403, SLG: 0.509 | 1-2 F8 | | 1-0 E3 FC5-2 1B 1B | | 3-2 P5 | 0-3 K | | 3-1 F8 | | 5 | 1 | 1 | 0 | 0 | 1 | 1 | | | | | | | | | |
| Devon White, S OBP: 0.293, SLG: 0.333 | 0-1 F8 | | 1-2 FC5-2 F9 1B | | 1-1 S 1B BB | 0-0 E5 | | CS | | 3 | 1 | 0 | 0 | 1 | 0 | 2 | | | | | | | | | |
| Bob Boone, R OBP: 0.395, SLG: 0.382 | | | 1-0 2B 1B | | 0-2 1-2 1B | 2-1 BB 1B 1B | | CS | 0-1 FC4 1B 2B | 4 | 3 | 4 | 2 | 0 | 0 | 0 | | | | | | | | | |
| Dick Schofield, R OBP: 0.288, SLG: 0.367 | | | 0-1 2B 2B | | 0-1 F9 | 0-2 BB 1B | | FC4 1B 2B | | 4 | 3 | 2 | 0 | 0 | 0 | 3 | | | | | | | | | |
| Inning Stats | R: 0 E: 0 K: 0 S: 10 | H: 1 LOB: 1 BB: 1 P: 16 | R: 0 E: 0 K: 0 S: 8 | H: 0 LOB: 0 BB: 0 P: 11 | R: 2 E: 0 K: 2 S: 13 | H: 3 LOB: 1 BB: 0 P: 20 | R: 1 E: 1 K: 1 S: 14 | H: 3 LOB: 2 BB: 0 P: 17 | R: 1 E: 0 K: 0 S: 6 | H: 1 LOB: 0 BB: 1 P: 13 | R: 3 E: 0 K: 0 S: 16 | H: 3 LOB: 2 BB: 2 P: 31 | R: 0 E: 1 K: 1 S: 7 | H: 0 LOB: 0 BB: 0 P: 11 | R: 4 E: 0 K: 0 S: 13 | H: 4 LOB: 1 BB: 0 P: 21 | 1B: 11 2B: 4 3B: 0 HR: 0 | SF: 1 SAC: 0 DP: 1 HBP: 0 | WP: 0 PB: 0 SB: 2 CS: 1 | PA: 43 | | | | | |
| PITCHER | IP | WLS | BF | H | R | ER | SO | BB | IBB | HBP | BLK | WP | HR | S | P | ERA | WHIP | | | | | | | | |
| Bill Swift, R ERA: 3.68 | 3.1 | | 17 | 7 | 3 | 3 | 2 | 1 | 0 | 0 | 0 | 0 | 0 | 40 | 58 | 8.10 | 2.400 | | | | | | | | |
| Ed Nunez, R ERA: 7.71 | 2.0 | L | 10 | 3 | 4 | 4 | 1 | 2 | 0 | 0 | 0 | 0 | 0 | 21 | 38 | 18.00 | 2.500 | | | | | | | | |
| Michael Jackson, R ERA: 4.15 | 2.2 | | 15 | 5 | 4 | 4 | 1 | 1 | 0 | 0 | 1 | 0 | 0 | 26 | 44 | 13.50 | 2.250 | | | | | | | | |

Seattle Mariners @ California Angels
Anaheim Stadium, Anaheim, CA

AB 37
R 11
H 15
RBI 10
BB 4
SO 4
LOB 18



Thu Apr 21 1988, 10:05 PM EDT
Att: 22,172 - Unknown - 55 F

| Batter | 1 | 2 | 3 | 4 | 5 | 6 | 7 | 8 | 9 | AB R H RBI BB SO LOB | TOP | | | | | | | | | | | |
|--|---|----------------------------------|-------------------------------|----------------------------------|------------------------------|----------------------------------|------------------------------|----------------------------------|------------------------------|----------------------------------|--|------------------------------|---|-------------------------------|----------------------------------|------------------------------|---------------------------------|-------------------------------|----------------------------------|-----------------------------------|------------------------------------|----------------------------------|
| Mickey Brantley, R OBP: 0.215, SLG: 0.359 (1, 7) | | | | | | | | | | 5 1 1 1 0 1 3 | Seattle Mariners @ California Angels Anaheim Stadium, Anaheim, CA Fri Apr 22 1988, 10:05 PM EDT Att: 26,206 - Unknown - 55 F livebaseballscorecards.com | | | | | | | | | | | |
| Scott Bradley, L OBP: 0.458, SLG: 0.636 (1, 2) | | | | | | | | | | 4 0 1 1 0 0 0 | | | | | | | | | | | | |
| Henry Cotto, R OBP: 0.463, SLG: 0.568 (1, 8) | | | | | | | | | | 4 1 1 0 1 1 1 | | | | | | | | | | | | |
| Alvin Davis, L OBP: 0.434, SLG: 0.476 Bruce Fields, L OBP: 0.333, SLG: 0.250 (7, PR) | | | | | | | | | | 4 0 1 1 0 1 1 0 0 0 0 1 0 0 | | | | | | | | | | | | |
| Ken Phelps, L OBP: 0.489, SLG: 0.686 (1, 3) | | | | | | | | | | 4 2 2 1 1 1 2 | | | | | | | | | | | | |
| Mike Kingsley, L OBP: 0.419, SLG: 0.371 (1, 9) | | | | | | | | | | 4 0 1 0 0 0 3 | | | | | | | | | | | | |
| Jim Presley, R OBP: 0.284, SLG: 0.375 (1, 5) | | | | | | | | | | 4 1 1 1 0 0 1 | | | | | | | | | | | | |
| Rey Quinones, R OBP: 0.375, SLG: 0.443 (1, 6) | | | | | | | | | | 4 1 2 1 0 0 1 | | | | | | | | | | | | |
| Harold Reynolds, S OBP: 0.242, SLG: 0.393 (1, 4) | | | | | | | | | | 4 1 2 0 0 1 1 | | | | | | | | | | | | |
| Inning Stats | R: 0 E: 1 K: 2 S: 9 | H: 1 LOB: 1 BB: 0 P: 12 | R: 1 E: 0 K: 0 S: 11 | H: 2 LOB: 2 BB: 1 P: 23 | R: 0 E: 0 K: 0 S: 6 | H: 0 LOB: 0 BB: 0 P: 10 | R: 0 E: 0 K: 1 S: 8 | H: 0 LOB: 0 BB: 0 P: 12 | R: 0 E: 0 K: 1 S: 8 | H: 1 LOB: 0 BB: 0 P: 10 | | R: 0 E: 0 K: 1 S: 8 | H: 0 LOB: 0 BB: 0 P: 11 | R: 6 E: 2 K: 0 S: 22 | H: 8 LOB: 2 BB: 0 P: 32 | R: 0 E: 0 K: 0 S: 5 | H: 0 LOB: 0 BB: 0 P: 9 | R: 0 E: 1 K: 0 S: 14 | H: 0 LOB: 2 BB: 2 P: 25 | 1B: 11 2B: 1 3B: 0 HR: 0 | SF: 1 SAC: 0 DP: 1 HBP: 0 | WP: 0 PB: 0 SB: 1 CS: 0 |
| PITCHER | IP WLS BF H R ER SO BB IBB HBP BLK WP HR S P ERA WHIP | | | | | | | | | | | PITCHER | IP WLS BF H R ER SO BB IBB HBP BLK WP HR S P ERA WHIP | | | | | | | | | |
| Kirk McCaskill, R ERA: 6.52 (1, 1) | 6.2 L 31 11 7 7 5 1 0 0 0 0 0 68 103 9.45 1.800 | | | | | | | | | | | | | | | | | | | | | |
| Stu Cliburn, R ERA: 9.53 (7, 1) | 1.1 5 1 0 0 0 0 0 0 0 0 0 9 16 0.00 0.750 | | | | | | | | | | | | | | | | | | | | | |
| Bryan Harvey, R ERA: (9, 1) | 1.0 5 0 0 0 0 2 0 0 0 0 0 0 14 25 0.00 2.000 | | | | | | | | | | | | | | | | | | | | | |

| Batter | 1 | 2 | 3 | 4 | 5 | 6 | 7 | 8 | 9 | AB R H RBI BB SO LOB | BOTTOM | | | | | | | | | | | |
|---|---|----------------------------------|------------------------------|----------------------------------|-------------------------------|----------------------------------|------------------------------|----------------------------------|------------------------------|---|--|------------------------------|---|-------------------------------|----------------------------------|-------------------------------|----------------------------------|------------------------------|----------------------------------|----------------------------------|------------------------------------|----------------------------------|
| Mark McLemore, S OBP: 0.365, SLG: 0.438 (1, 4) | | | | | | | | | | 5 0 0 0 0 1 2 | Seattle Mariners @ California Angels Anaheim Stadium, Anaheim, CA Fri Apr 22 1988, 10:05 PM EDT Att: 26,206 - Unknown - 55 F livebaseballscorecards.com | | | | | | | | | | | |
| Johnny Ray, S OBP: 0.357, SLG: 0.510 (1, 7) | | | | | | | | | | 4 0 1 0 0 0 1 | | | | | | | | | | | | |
| Chili Davis, S OBP: 0.333, SLG: 0.529 (1, 9) | | | | | | | | | | 4 1 1 1 0 1 1 | | | | | | | | | | | | |
| Wally Joyner, L OBP: 0.352, SLG: 0.387 (1, 3) | | | | | | | | | | 4 0 2 0 0 1 0 | | | | | | | | | | | | |
| Tony Armas, R OBP: 0.370, SLG: 0.560 (1, 10) | | | | | | | | | | 3 1 1 1 1 0 1 | | | | | | | | | | | | |
| Devon White, S OBP: 0.323, SLG: 0.370 (1, 8) | | | | | | | | | | 3 1 2 0 1 0 2 | | | | | | | | | | | | |
| Jack Howell, L OBP: 0.409, SLG: 0.491 (1, 5) | | | | | | | | | | 2 1 0 0 1 1 3 | | | | | | | | | | | | |
| Bob Boone, R OBP: 0.381, SLG: 0.395 (1, 2) | | | | | | | | | | 4 0 1 1 0 0 1 | | | | | | | | | | | | |
| Dick Schofield, R OBP: 0.278, SLG: 0.353 Bill Buckner, L OBP: 0.368, SLG: 0.313 Gus Polidor, R OBP: 0.250, SLG: 0.250 (7, PH) (8, 6) | | | | | | | | | | 2 0 0 0 0 0 1 0 0 0 1 0 0 0 1 0 0 0 0 0 0 | | | | | | | | | | | | |
| Inning Stats | R: 1 E: 0 K: 1 S: 10 | H: 1 LOB: 0 BB: 0 P: 13 | R: 1 E: 0 K: 0 S: 9 | H: 2 LOB: 0 BB: 0 P: 10 | R: 0 E: 0 K: 1 S: 12 | H: 1 LOB: 1 BB: 0 P: 17 | R: 0 E: 0 K: 0 S: 8 | H: 0 LOB: 0 BB: 1 P: 14 | R: 0 E: 0 K: 0 S: 8 | H: 0 LOB: 1 BB: 1 P: 15 | | R: 0 E: 0 K: 0 S: 5 | H: 1 LOB: 0 BB: 0 P: 9 | R: 2 E: 0 K: 0 S: 14 | H: 2 LOB: 1 BB: 0 P: 21 | R: 0 E: 0 K: 1 S: 10 | H: 1 LOB: 2 BB: 1 P: 19 | R: 0 E: 0 K: 1 S: 9 | H: 0 LOB: 0 BB: 0 P: 14 | 1B: 2 2B: 4 3B: 0 HR: 2 | SF: 1 SAC: 0 DP: 1 HBP: 1 | WP: 0 PB: 0 SB: 0 CS: 1 |
| PITCHER | IP WLS BF H R ER SO BB IBB HBP BLK WP HR S P ERA WHIP | | | | | | | | | | | PITCHER | IP WLS BF H R ER SO BB IBB HBP BLK WP HR S P ERA WHIP | | | | | | | | | |
| Steve Trout, L ERA: 8.44 (1, 1) | 6.0 W 26 7 4 4 2 2 0 1 0 0 0 2 57 88 6.00 1.500 | | | | | | | | | | | | | | | | | | | | | |
| Julio Solano, R ERA: 3.18 (7, 1) | 1.2 7 1 0 0 0 1 0 0 0 0 0 0 15 24 0.00 1.200 | | | | | | | | | | | | | | | | | | | | | |
| Bill Wilkinson, L ERA: 4.76 (8, 1) | 1.1 S 4 0 0 0 2 0 0 0 0 0 0 0 13 20 0.00 0.000 | | | | | | | | | | | | | | | | | | | | | |

| Batter | 1 | 2 | 3 | 4 | 5 | 6 | 7 | 8 | 9 | AB | R | H | RBI | BB | SO | LOB | TOP | | | | | | | | |
|--|--------------------------------|----------------------------------|-------------------------------|----------------------------------|------------------------------|----------------------------------|------------------------------|---------------------------------|------------------------------|----------------------------------|------------------------------|----------------------------------|-------------------------------|----------------------------------|------------------------------|---------------------------------|------------------------------|----------------------------------|----------------------------------|------------------------------------|----------------------------------|--------|--|--|--|
| Mickey Brantley, R OBP: 0.246, SLG: 0.388 (1, 7) | 4-2 FC3-6 1B HR BB | 3-2 5-3 | | | 2-1 E7 3-1 2B | | 2-1 SH SF8 HR | 0-1 1B | | 3 | 3 | 2 | 0 | 1 | 0 | 1 | | | | | | | | | |
| Mike Kingery, L OBP: 0.417, SLG: 0.385 (1, 9) | 0-0 FC3-6 1B | | 1-2 F8 | | 2-0 3-1 | | 1-0 SF8 | 1-0 1B | | 4 | 0 | 2 | 2 | 0 | 0 | 0 | | | | | | | | | |
| Henry Cotto, R OBP: 0.457, SLG: 0.610 (1, 8) | 2-2 F9 | | 1-2 6-3 | | 3-0 4-0 WP BB | | 0-1 HR | 1-1 F6 | | 4 | 1 | 1 | 2 | 1 | 0 | 3 | | | | | | | | | |
| Alvin Davis, L OBP: 0.439, SLG: 0.467 Bruce Fields, L OBP: 0.300, SLG: 0.222 (7, PR) | 0-2 FC3-6 HR | | 1-0 P5 | | 4-0 1-2 BB | | 2-1 1B 5-3 1B | | 2-2 1-3 | 3 | 1 | 1 | 0 | 1 | 0 | 2 | | | | | | | | | |
| Ken Phelps, L OBP: 0.510, SLG: 0.769 Brick Smith, R OBP: 0.100, SLG: 0.100 (7, PR) (7, 3) | 1-1 HR | | 1-0 G6-4-3 1B | | 1-3 K | | 0-0 HR 5-3 1B | | 1-3 K | 4 | 1 | 3 | 3 | 0 | 1 | 2 | | | | | | | | | |
| Jim Prestley, R OBP: 0.264, SLG: 0.348 (1, 5) | 2-3 K | | 1-0 G6-4-3 1B | | 1-2 F8 | | 3-2 5-3 | | 1-1 5-3 | 5 | 0 | 0 | 1 | 0 | 1 | 2 | | | | | | | | | |
| Dave Valle, R OBP: 0.211, SLG: 0.269 (1, 2) | | 3-1 5-3 | | 1-1 6-3 | | 1-2 F7 | | 2-0 HR | | 4 | 1 | 1 | 2 | 0 | 0 | 0 | | | | | | | | | |
| Rey Quinones, R OBP: 0.368, SLG: 0.422 (1, 6) | | 0-2 6-3 | | 4-0 2B SH1-3 E BB | | 3-3 K | | 2-2 L4 | | 3 | 1 | 0 | 0 | 1 | 1 | 1 | | | | | | | | | |
| Harold Reynolds, S OBP: 0.282, SLG: 0.397 (1, 4) | | 4-1 S BB | | 1-1 SH1-3 | | 1-2 SF8 1B | | 1-0 F9 | | 2 | 1 | 1 | 0 | 1 | 0 | 0 | | | | | | | | | |
| Inning Stats | R: 3 E: 0 K: 1 S: 16 | H: 2 LOB: 0 BB: 1 P: 25 | R: 0 E: 0 K: 0 S: 12 | H: 0 LOB: 1 BB: 1 P: 22 | R: 0 E: 0 K: 0 S: 7 | H: 0 LOB: 0 BB: 0 P: 10 | R: 0 E: 0 K: 0 S: 6 | H: 1 LOB: 0 BB: 0 P: 9 | R: 2 E: 1 K: 1 S: 9 | H: 1 LOB: 2 BB: 3 P: 26 | R: 0 E: 0 K: 1 S: 9 | H: 0 LOB: 0 BB: 0 P: 14 | R: 6 E: 0 K: 0 S: 21 | H: 5 LOB: 1 BB: 0 P: 32 | R: 0 E: 0 K: 0 S: 6 | H: 2 LOB: 1 BB: 0 P: 9 | R: 0 E: 0 K: 1 S: 9 | H: 0 LOB: 0 BB: 0 P: 13 | 1B: 7 2B: 1 3B: 0 HR: 3 | SF: 1 SAC: 2 DP: 1 HBP: 0 | WP: 2 PB: 0 SB: 2 CS: 0 | PA: 42 | | | |
| PITCHER | IP | WLS | BF | H | R | ER | SO | BB | IBB | HBP | BLK | WP | HR | S | P | ERA | WHIP | | | | | | | | |
| Dan Petry, R ERA: 5.47 (1, 1) | 6.1 | L | 30 | 6 | 8 | 8 | 3 | 5 | 0 | 0 | 0 | 2 | 2 | 67 | 118 | 11.37 | 1.737 | | | | | | | | |
| DeWayne Buice, R ERA: 7.24 (7, 1) | 0.2 | | 5 | 3 | 3 | 3 | 0 | 0 | 0 | 0 | 0 | 0 | 1 | 13 | 20 | 40.50 | 4.500 | | | | | | | | |
| Ray Krawczyk, R ERA: 2.25 (8, 1) | 2.0 | | 7 | 2 | 0 | 0 | 1 | 0 | 0 | 0 | 0 | 0 | 0 | 15 | 22 | 0.00 | 1.000 | | | | | | | | |

Seattle Mariners @ California Angels
Anaheim Stadium, Anaheim, CA
Sat Apr 23 1988, 10:05 PM EDT
Att: 27,136 - Unknown - 55 F

| | |
|-----|----|
| AB | 34 |
| R | 11 |
| H | 11 |
| RBI | 10 |
| BB | 5 |
| SO | 4 |
| LOB | 11 |



| Batter | 1 | 2 | 3 | 4 | 5 | 6 | 7 | 8 | 9 | AB | R | H | RBI | BB | SO | LOB | BOTTOM | | | | | | | | |
|--|-------------------------------|----------------------------------|------------------------------|----------------------------------|-------------------------------|----------------------------------|------------------------------|----------------------------------|-------------------------------|----------------------------------|------------------------------|---------------------------------|-------------------------------|----------------------------------|------------------------------|----------------------------------|------------------------------|---------------------------------|----------------------------------|------------------------------------|----------------------------------|--------|--|--|--|
| Mark McLemore, S OBP: 0.367, SLG: 0.418 (1, 4) | 4-0 1B BLK BB | | 1-1 F6 | | 4-2 2B BB | | 2-1 F7 | | 0-0 G6-4-3 1-2F | 3 | 2 | 0 | 0 | 2 | 0 | 3 | | | | | | | | | |
| Johnny Ray, S OBP: 0.377, SLG: 0.536 (1, 7) | 1-1 BLK 1B | | 1-1 F9 | | 1-1 G3 1-H 2B | | 1-2 1B | | 2-2 F8 | 5 | 0 | 3 | 2 | 0 | 0 | 1 | | | | | | | | | |
| Chili Davis, S OBP: 0.342, SLG: 0.542 (1, 9) | 1-3 K | | 2-2 1-H 2B | | 1-2 G3 | | 1-0 1B | | 1-2 1B | 4 | 0 | 2 | 1 | 0 | 1 | 3 | | | | | | | | | |
| Wally Joyner, L OBP: 0.333, SLG: 0.364 (1, 3) | 1-1 F6 | | 1-2 3-1 | | 2-1 1-3 | | 0-2 F5 | | | 4 | 0 | 0 | 0 | 0 | 0 | 6 | | | | | | | | | |
| Bill Buckner, L OBP: 0.304, SLG: 0.250 (1, 10) | 1-1 3-1 | | 2-2 F7 | | 0-0 F7 | | 1-0 F8 | | | 4 | 0 | 0 | 0 | 0 | 0 | 1 | | | | | | | | | |
| Jack Howell, L OBP: 0.414, SLG: 0.483 (1, 5) | | 0-0 F8 | | 4-0 BB | | 1-2 F7 | | 3-1 1B | | 3 | 0 | 1 | 0 | 1 | 0 | 0 | | | | | | | | | |
| Devon White, S OBP: 0.303, SLG: 0.345 (1, 8) | | 2-2 5-3 | | 3-2 F7 | | 0-0 F8 | | 1-0 F7 | | 4 | 0 | 0 | 0 | 0 | 0 | 2 | | | | | | | | | |
| Bob Boone, R OBP: 0.370, SLG: 0.405 (1, 2) | | 1-3 K | | 2-0 F9 | | 0-0 1B 2B | | 1-0 F9 | | 4 | 1 | 1 | 0 | 0 | 1 | 2 | | | | | | | | | |
| Dick Schofield, R OBP: 0.293, SLG: 0.364 (1, 6) | | | 1-0 2B 1B | | 1-0 F6 | | 1-3 K | | 0-0 G6-4-3 1B | 4 | 1 | 2 | 0 | 0 | 1 | 1 | | | | | | | | | |
| Inning Stats | R: 1 E: 0 K: 1 S: 10 | H: 1 LOB: 1 BB: 1 P: 18 | R: 0 E: 0 K: 1 S: 9 | H: 0 LOB: 0 BB: 0 P: 12 | R: 1 E: 0 K: 0 S: 11 | H: 2 LOB: 1 BB: 0 P: 17 | R: 0 E: 0 K: 0 S: 7 | H: 0 LOB: 1 BB: 1 P: 18 | R: 1 E: 0 K: 0 S: 11 | H: 1 LOB: 1 BB: 1 P: 20 | R: 0 E: 0 K: 0 S: 5 | H: 0 LOB: 0 BB: 0 P: 6 | R: 1 E: 0 K: 1 S: 14 | H: 3 LOB: 2 BB: 0 P: 19 | R: 0 E: 0 K: 0 S: 5 | H: 1 LOB: 1 BB: 0 P: 11 | R: 0 E: 0 K: 0 S: 5 | H: 1 LOB: 0 BB: 0 P: 7 | 1B: 6 2B: 3 3B: 0 HR: 0 | SF: 0 SAC: 0 DP: 1 HBP: 0 | WP: 0 PB: 0 SB: 0 CS: 0 | PA: 38 | | | |
| PITCHER | IP | WLS | BF | H | R | ER | SO | BB | IBB | HBP | BLK | WP | HR | S | P | ERA | WHIP | | | | | | | | |
| Mike Campbell, R ERA: 5.0 (1, 1) | 7.0 | W | 31 | 7 | 4 | 4 | 3 | 3 | 0 | 0 | 1 | 1 | 0 | 67 | 110 | 5.14 | 1.429 | | | | | | | | |
| Michael Jackson, R ERA: 3.35 (8, 1) | 2.0 | | 7 | 2 | 0 | 0 | 0 | 0 | 0 | 0 | 0 | 0 | 0 | 10 | 18 | 0.00 | 1.000 | | | | | | | | |

Seattle Mariners @ California Angels
Anaheim Stadium, Anaheim, CA
Sat Apr 23 1988, 10:05 PM EDT
Att: 27,136 - Unknown - 55 F


| | |
|-----|----|
| AB | 35 |
| R | 4 |
| H | 9 |
| RBI | 3 |
| BB | 3 |
| SO | 3 |
| LOB | 19 |



| Batter | 1 | 2 | 3 | 4 | 5 | 6 | 7 | 8 | 9 | AB | R | H | RBI | BB | SO | LOB | TOP | | | | | | | | |
|---|------------------------------|----------------------------------|-------------------------------|----------------------------------|------------------------------|----------------------------------|-------------------------------|----------------------------------|-------------------------------|----------------------------------|------------------------------|---------------------------------|-------------------------------|----------------------------------|------------------------------|---------------------------------|-------------------------------|----------------------------------|----------------------------------|------------------------------------|----------------------------------|--------|--|--|--|
| Mickey Brantley, R (1, 7) OBP: 0.233, SLG: 0.366 | 0-0 6-3 | | 1-1 4-3 | | 0-1 F9 | | | 1-0 F8 | | 4 | 0 | 0 | 0 | 0 | 0 | 2 | | | | | | | | | |
| Rey Quinones, R (1, 6) OBP: 0.361, SLG: 0.412 | 2-1 8-5 WP 1B | | | 2-2 5-3 | | 2-1 5-3 | | 3-2 F7 | | 4 | 0 | 1 | 0 | 0 | 0 | 0 | | | | | | | | | |
| Henry Cotto, R (1, 8) OBP: 0.460, SLG: 0.622 | 3-2 8-5 1-3 | | | 3-2 E7 SF9 2B | | 0-3 K | | | 2-0 S 1B | 4 | 2 | 2 | 0 | 0 | 1 | 1 | | | | | | | | | |
| Alvin Davis, L (1, 10) OBP: 0.443, SLG: 0.457 Bruce Fields, L (9, PR) OBP: 0.300, SLG: 0.222 | | 4-2 G6-4-3 BB | | 2-2 SF9 | | 1-0 F8 | | | 4-1 G6-4-3 1B BB | 1 | 0 | 0 | 1 | 2 | 0 | 0 | | | | | | | | | |
| Dave Valle, R (1, 3) OBP: 0.213, SLG: 0.268 | 1-1 G6-4-3 1-2 | | 1-2 6-3 | | | | 0-2 5-3 | | 1-2 G6-4-3 1B | 4 | 0 | 1 | 1 | 0 | 0 | 1 | | | | | | | | | |
| Glenn Wilson, R (1, 9) OBP: 0.225, SLG: 0.254 | 3-2 F9 | | | | 0-1 SH1-3 E 1B | | 1-3 K | | 1-2 G6-4-3 1B | 4 | 1 | 1 | 0 | 0 | 1 | 2 | | | | | | | | | |
| Jim Presley, R (1, 5) OBP: 0.276, SLG: 0.338 | | | 0-3 K | | 4-2 SH1-3 E BB | | 0-0 E5 | | 4-2 BB | 2 | 1 | 0 | 0 | 2 | 1 | 0 | | | | | | | | | |
| Scott Bradley, L (1, 2) OBP: 0.407, SLG: 0.560 | | | 1-0 P6 | | 0-0 SH1-3 | | 1-2 L7 | | 0-2 L8 | 3 | 0 | 0 | 0 | 0 | 0 | 3 | | | | | | | | | |
| Harold Reynolds, S (1, 4) OBP: 0.279, SLG: 0.409 | | | 2-0 CS 1B | | 0-1 E2 CS 1B | | | 0-0 1-3 | | 3 | 0 | 2 | 1 | 0 | 0 | 0 | | | | | | | | | |
| Inning Stats | R: 0 E: 0 K: 0 S: 6 | H: 1 LOB: 0 BB: 0 P: 11 | R: 0 E: 0 K: 0 S: 10 | H: 0 LOB: 0 BB: 1 P: 18 | R: 0 E: 0 K: 1 S: 7 | H: 1 LOB: 1 BB: 0 P: 11 | R: 1 E: 1 K: 0 S: 13 | H: 1 LOB: 0 BB: 0 P: 21 | R: 2 E: 1 K: 0 S: 13 | H: 2 LOB: 0 BB: 1 P: 17 | R: 0 E: 0 K: 1 S: 6 | H: 0 LOB: 1 BB: 0 P: 9 | R: 0 E: 1 K: 1 S: 10 | H: 0 LOB: 1 BB: 0 P: 12 | R: 0 E: 0 K: 0 S: 5 | H: 0 LOB: 0 BB: 0 P: 9 | R: 1 E: 0 K: 0 S: 15 | H: 2 LOB: 2 BB: 2 P: 27 | 1B: 6 2B: 2 3B: 0 HR: 0 | SF: 1 SAC: 1 DP: 3 HBP: 0 | WP: 1 PB: 0 SB: 1 CS: 2 | PA: 35 | | | |
| PITCHER | IP | WLS | BF | H | R | ER | SO | BB | IBB | HBP | BLK | WP | HR | S | P | ERA | WHIP | | | | | | | | |
| Chuck Finley, L (1, 1) ERA: 3.9 | 8.0 | L | 31 | 6 | 4 | 3 | 3 | 3 | 0 | 0 | 0 | 1 | 0 | 72 | 116 | 3.38 | 1.125 | | | | | | | | |
| Donnie Moore, R (9, 1) ERA: 8.44 | 1.0 | | 4 | 1 | 0 | 0 | 0 | 1 | 0 | 0 | 0 | 0 | 0 | 13 | 19 | 0.00 | 2.000 | | | | | | | | |

Seattle Mariners @ California Angels
Anaheim Stadium, Anaheim, CA
Sun Apr 24 1988, 6:33 AM EDT
Att: 42,725 - Sunny - 70 F


AB 29
R 4
H 7
RBI 3
BB 4
SO 3
LOB 9



| Batter | 1 | 2 | 3 | 4 | 5 | 6 | 7 | 8 | 9 | AB | R | H | RBI | BB | SO | LOB | BOTTOM | | | | | | | | |
|---|------------------------------|----------------------------------|------------------------------|---------------------------------|------------------------------|----------------------------------|------------------------------|----------------------------------|------------------------------|---------------------------------|-------------------------------|----------------------------------|-------------------------------|----------------------------------|-------------------------------|----------------------------------|------------------------------|----------------------------------|----------------------------------|------------------------------------|----------------------------------|--------|--|--|--|
| Mark McLemore, S (1, 4) OBP: 0.349, SLG: 0.394 | 2-1 F3 | | 0-0 L8 | | 0-1 5-3 | | 2-3 K | | | 4 | 0 | 0 | 0 | 0 | 1 | 3 | | | | | | | | | |
| Johnny Ray, S (1, 7) OBP: 0.400, SLG: 0.550 | 1-1 1B | | | 1-0 5-3 HR 1B | | 3-2 F8 | | 2-1 G6-4-3 1B | | 4 | 1 | 3 | 0 | 0 | 0 | 0 | | | | | | | | | |
| Chili Davis, S (1, 9) OBP: 0.325, SLG: 0.513 | 3-3 K 1-2 | | | 0-1 P5 | | 3-2 P4 | | 2-2 G6-4-3 1-2 | | 4 | 0 | 0 | 0 | 0 | 1 | 3 | | | | | | | | | |
| Tony Armas, R (1, 10) OBP: 0.355, SLG: 0.500 | | 1-0 F9 | | 1-0 5-3 1-2 | | 4-0 BB | | 2-3 K | | 3 | 0 | 0 | 0 | 1 | 1 | 1 | | | | | | | | | |
| George Hendrick, R (1, 3) OBP: 0.286, SLG: 0.714 | | 2-0 P2 | | 0-0 HR | | 3-3 K | | | 1-1 1B | 4 | 1 | 2 | 2 | 0 | 1 | 1 | | | | | | | | | |
| Devon White, S (1, 8) OBP: 0.300, SLG: 0.339 | | 1-3 K | | 0-0 1B | | | 1-2 B2-3 | | 0-0 F7 | 4 | 0 | 1 | 0 | 0 | 1 | 1 | | | | | | | | | |
| Jack Howell, L (1, 5) OBP: 0.392, SLG: 0.453 | | | 1-3 K 1-2 | | 1-3 K 1-2 | | 0-3 K | | 2-3 K | 4 | 0 | 0 | 0 | 0 | 4 | 2 | | | | | | | | | |
| Butch Wynegar, S (1, 2) OBP: 0.455, SLG: 0.647 Stu Cliburn, R (7, PR) | | | 2-0 1B | | 2-2 P5 | | 0-1 BB 1B | | 2-0 F7 | 3 | 0 | 2 | 0 | 0 | 0 | 0 | | | | | | | | | |
| Bob Boone, R (8, 2) OBP: 0.362, SLG: 0.395 | | | | | | | | | | 1 | 0 | 0 | 0 | 0 | 0 | 1 | | | | | | | | | |
| Dick Schofield, R (1, 6) OBP: 0.295, SLG: 0.351 | | | 1-3 K | | 0-0 F9 | | 4-2 BB | | | 2 | 0 | 0 | 0 | 1 | 1 | 1 | | | | | | | | | |
| Inning Stats | R: 0 E: 0 K: 1 S: 7 | H: 1 LOB: 0 BB: 0 P: 13 | R: 0 E: 0 K: 1 S: 5 | H: 0 LOB: 0 BB: 0 P: 9 | R: 0 E: 0 K: 2 S: 9 | H: 1 LOB: 1 BB: 0 P: 13 | R: 2 E: 0 K: 1 S: 9 | H: 3 LOB: 1 BB: 0 P: 13 | R: 0 E: 0 K: 0 S: 6 | H: 0 LOB: 0 BB: 0 P: 8 | R: 0 E: 0 K: 1 S: 10 | H: 0 LOB: 1 BB: 1 P: 23 | R: 0 E: 0 K: 2 S: 14 | H: 1 LOB: 2 BB: 1 P: 21 | R: 0 E: 0 K: 1 S: 10 | H: 1 LOB: 0 BB: 0 P: 16 | R: 0 E: 0 K: 1 S: 8 | H: 1 LOB: 1 BB: 0 P: 13 | 1B: 7 2B: 0 3B: 0 HR: 1 | SF: 0 SAC: 0 DP: 1 HBP: 0 | WP: 0 PB: 0 SB: 1 CS: 0 | PA: 35 | | | |
| PITCHER | IP | WLS | BF | H | R | ER | SO | BB | IBB | HBP | BLK | WP | HR | S | P | ERA | WHIP | | | | | | | | |
| Mark Langston, L (1, 1) ERA: 3.92 | 9.0 | W | 35 | 8 | 2 | 2 | 10 | 2 | 0 | 0 | 0 | 0 | 1 | 78 | 129 | 2.00 | 1.111 | | | | | | | | |

Seattle Mariners @ California Angels
Anaheim Stadium, Anaheim, CA
Sun Apr 24 1988, 6:33 AM EDT
Att: 42,725 - Sunny - 70 F

AB 33
R 2
H 8
RBI 2
BB 2
SO 10
LOB 13



| Batter | 1 | 2 | 3 | 4 | 5 | 6 | 7 | 8 | 9 | AB | R | H | RBI | BB | SO | LOB | TOP | | | |
|--|--|----------------------------------|--------------------------------------|---------------------------------|---------------------------------------|----------------------------------|---------------------------------------|----------------------------------|---------------------------------------|----------------------------------|--------------------------------------|----------------------------------|--------------------------------------|----------------------------------|--------------------------------------|----------------------------------|-----------------------------------|------------------------------------|----------------------------------|--------|
| Bruce Fields, L OBP: 0.200, SLG: 0.143 | | | | | | | | | | 5 | 0 | 0 | 0 | 0 | 3 | 2 | | | | |
| Henry Cotto, R OBP: 0.463, SLG: 0.612 | | | | | | | | | | 4 | 1 | 2 | 0 | 0 | 0 | 1 | | | | |
| Alvin Davis, L OBP: 0.446, SLG: 0.460 | | | | | | | | | | 4 | 1 | 2 | 0 | 0 | 0 | 1 | | | | |
| Ken Phelps, L OBP: 0.527, SLG: 0.762 | | | | | | | | | | 3 | 1 | 2 | 0 | 1 | 1 | 0 | | | | |
| Mike Kingery, L OBP: 0.404, SLG: 0.372 | | | | | | | | | | 4 | 1 | 1 | 0 | 0 | 1 | 4 | | | | |
| Dave Valle, R OBP: 0.231, SLG: 0.283 | | | | | | | | | | 4 | 1 | 2 | 3 | 0 | 1 | 1 | | | | |
| Jim Presley, R OBP: 0.275, SLG: 0.373 | | | | | | | | | | 4 | 1 | 1 | 3 | 0 | 3 | 3 | | | | |
| Rey Quinones, R OBP: 0.342, SLG: 0.389 | | | | | | | | | | 4 | 0 | 0 | 0 | 0 | 1 | 0 | | | | |
| Harold Reynolds, S OBP: 0.282, SLG: 0.414 | | | | | | | | | | 4 | 0 | 2 | 0 | 0 | 0 | 0 | | | | |
| Inning Stats | R: 2 H: 3 E: 0 K: 2 S: 18 | H: 3 LOB: 2 BB: 1 P: 31 | R: 0 H: 0 E: 0 K: 0 S: 4 | H: 0 LOB: 0 BB: 0 P: 8 | R: 4 H: 4 E: 0 K: 1 S: 21 | H: 4 LOB: 0 BB: 0 P: 31 | R: 0 H: 2 E: 0 K: 1 S: 10 | H: 2 LOB: 2 BB: 0 P: 14 | R: 0 H: 1 E: 0 K: 1 S: 15 | H: 1 LOB: 1 BB: 0 P: 19 | R: 0 H: 0 E: 0 K: 1 S: 9 | H: 1 LOB: 0 BB: 0 P: 13 | R: 0 H: 0 E: 0 K: 3 S: 9 | H: 0 LOB: 0 BB: 0 P: 14 | R: 0 H: 1 E: 0 K: 0 S: 6 | H: 1 LOB: 0 BB: 0 P: 10 | 1B: 11 2B: 0 3B: 0 HR: 1 | SF: 0 SAC: 0 DP: 2 HBP: 0 | WP: 0 PB: 0 SB: 0 CS: 0 | PA: 37 |
| PITCHER Tom Candiotti, R ERA: 2.13 | IP: 9.0 WLS: W BF: 37 H: 12 R: 6 ER: 6 SO: 10 BB: 1 IBB: 0 HBP: 0 BLK: 0 WP: 0 HR: 1 S: 100 P: 151 ERA: 6.00 WHIP: 1.444 | | | | | | | | | | | | | | | PITCHER | | | | |

Seattle Mariners @ Cleveland Indians
Cleveland Municipal Stadium, Cleveland, OH
Tue Apr 26 1988, 7:05 PM EDT
Att. 6,690 - Unknown - 48 F

AB 36
R 6
H 12
RBI 6
BB 1
SO 10
LOB 12



| Batter | 1 | 2 | 3 | 4 | 5 | 6 | 7 | 8 | 9 | AB | R | H | RBI | BB | SO | LOB | BOTTOM | | | |
|---|---|----------------------------------|--------------------------------------|----------------------------------|--------------------------------------|----------------------------------|---------------------------------------|----------------------------------|---------------------------------------|----------------------------------|--------------------------------------|----------------------------------|---------------------------------------|----------------------------------|---------------------------------------|----------------------------------|-----------------------------------|------------------------------------|----------------------------------|--------|
| Julio Franco, R OBP: 0.294, SLG: 0.260 | | | | | | | | | | 5 | 2 | 2 | 0 | 0 | 1 | 4 | | | | |
| Willie Upshaw, L OBP: 0.373, SLG: 0.446 | | | | | | | | | | 4 | 2 | 2 | 1 | 1 | 0 | 1 | | | | |
| Joe Carter, R OBP: 0.405, SLG: 0.718 | | | | | | | | | | 3 | 2 | 2 | 5 | 1 | 0 | 0 | | | | |
| Brook Jacoby, R OBP: 0.375, SLG: 0.493 | | | | | | | | | | 3 | 0 | 3 | 3 | 1 | 0 | 0 | | | | |
| Mel Hall, L OBP: 0.329, SLG: 0.412 | | | | | | | | | | 5 | 0 | 0 | 0 | 0 | 0 | 7 | | | | |
| Cory Snyder, R OBP: 0.416, SLG: 0.597 | | | | | | | | | | 2 | 1 | 1 | 0 | 3 | 1 | 1 | | | | |
| Pat Tabler, R OBP: 0.314, SLG: 0.262 | | | | | | | | | | 5 | 2 | 1 | 0 | 0 | 1 | 3 | | | | |
| Jay Bell, R OBP: 0.250, SLG: 0.233 | | | | | | | | | | 4 | 2 | 2 | 3 | 0 | 2 | 1 | | | | |
| Andy Allanson, R OBP: 0.283, SLG: 0.268 | | | | | | | | | | 5 | 1 | 1 | 0 | 0 | 3 | 4 | | | | |
| Inning Stats | R: 2 H: 3 E: 0 K: 1 S: 16 | H: 3 LOB: 1 BB: 0 P: 25 | R: 0 H: 0 E: 0 K: 2 S: 8 | H: 0 LOB: 1 BB: 0 P: 13 | R: 0 H: 1 E: 0 K: 0 S: 6 | H: 1 LOB: 1 BB: 0 P: 11 | R: 5 H: 3 E: 0 K: 0 S: 13 | H: 3 LOB: 1 BB: 3 P: 33 | R: 4 H: 5 E: 1 K: 2 S: 19 | H: 5 LOB: 2 BB: 1 P: 33 | R: 0 H: 0 E: 0 K: 1 S: 9 | H: 0 LOB: 0 BB: 1 P: 17 | R: 1 H: 2 E: 0 K: 0 S: 17 | H: 2 LOB: 2 BB: 0 P: 27 | R: 0 H: 0 E: 0 K: 2 S: 14 | H: 0 LOB: 1 BB: 1 P: 23 | 1B: 10 2B: 1 3B: 0 HR: 3 | SF: 1 SAC: 0 DP: 1 HBP: 2 | WP: 0 PB: 0 SB: 0 CS: 0 | PA: 45 |
| PITCHER Mike Moore, R ERA: 6.06 | IP: 3.2 WLS: L BF: 22 H: 7 R: 7 ER: 7 SO: 3 BB: 3 IBB: 0 HBP: 1 BLK: 0 WP: 0 HR: 3 S: 42 P: 81 ERA: 17.18 WHIP: 2.727 | | | | | | | | | | | | | | | PITCHER | | | | |
| Bill Swift, R ERA: 5.74 | (4, 1) | 1.0 | 9 | 5 | 4 | 4 | 2 | 0 | 1 | 0 | 0 | 0 | 0 | 18 | 31 | 36.00 | 5.000 | | | |
| Jerry Reed, R ERA: 3.09 | (5, 1) | 0.1 | 1 | 0 | 0 | 0 | 0 | 0 | 0 | 0 | 0 | 0 | 0 | 2 | 3 | 0.00 | 0.000 | | | |
| Ed Nunez, R ERA: 7.36 | (6, 1) | 1.2 | 8 | 2 | 1 | 1 | 1 | 1 | 0 | 1 | 0 | 0 | 0 | 20 | 35 | 5.40 | 1.800 | | | |
| Michael Jackson, R ERA: 3.0 | (7, 1) | 1.1 | 5 | 0 | 0 | 0 | 2 | 1 | 0 | 0 | 0 | 0 | 0 | 20 | 32 | 0.00 | 0.750 | | | |

Seattle Mariners @ Cleveland Indians
Cleveland Municipal Stadium, Cleveland, OH
Tue Apr 26 1988, 7:05 PM EDT
Att. 6,690 - Unknown - 48 F

AB 36
R 12
H 14
RBI 12
BB 6
SO 8
LOB 21



| Batter | 1 | 2 | 3 | 4 | 5 | 6 | 7 | 8 | 9 | AB | R | H | RBI | BB | SO | LOB | TOP | | | | | |
|---|------------------------------|----------------------------------|------------------------------|---------------------------------|-------------------------------|----------------------------------|-------------------------------|----------------------------------|------------------------------|----------------------------------|------------------------------|----------------------------------|------------------------------|---------------------------------|------------------------------|---------------------------------|-------------------------------|----------------------------------|----------------------------------|------------------------------------|----------------------------------|--------|
| Rick Renteria, R (1, 10) OBP: 0.343, SLG: 0.543 Ken Phelps, L (9, FH) OBP: 0.518, SLG: 0.744 | F8 | | F8 | | E6 | | F8 | | F9 | 4 | 0 | 1 | 1 | 0 | 0 | 0 | | | | | | |
| Henry Cotto, R (1, 8) OBP: 0.431, SLG: 0.566 | F4 | | F9 | | F8 | | | F9 | | 4 | 0 | 0 | 0 | 0 | 0 | 2 | | | | | | |
| Alvin Davis, L (1, 3) OBP: 0.435, SLG: 0.463 | K | | | 1B | PO | | 4-3 | | 4-3 | 4 | 1 | 1 | 0 | 0 | 1 | 0 | | | | | | |
| Dave Valle, R (1, 2) OBP: 0.232, SLG: 0.270 | | F3 | | 1B | BB | | F9 | | F9 | 3 | 0 | 0 | 0 | 1 | 0 | 0 | | | | | | |
| Jim Prestley, R (1, 5) OBP: 0.298, SLG: 0.392 | F9 | | | 1B | 1B | | | | 2B | 4 | 1 | 3 | 1 | 0 | 0 | 0 | | | | | | |
| Glenn Wilson, R (1, 9) OBP: 0.227, SLG: 0.254 | K | | F6 | | | | | | K | 4 | 0 | 1 | 0 | 0 | 2 | 3 | | | | | | |
| Dave Hengel, R (1, 7) OBP: 0.227, SLG: 0.254 | | | F7 | | K | | F4 | | F7 | 4 | 0 | 0 | 0 | 0 | 1 | 5 | | | | | | |
| Rey Quinones, R (1, 6) OBP: 0.338, SLG: 0.395 | | | F6 | | G3 | | F8 | | 2B | 4 | 1 | 1 | 1 | 0 | 0 | 2 | | | | | | |
| Harold Reynolds, S (1, 4) OBP: 0.303, SLG: 0.459 | | | 1B | | B1-3 | | L9 | | 2B | 4 | 1 | 2 | 1 | 0 | 0 | 0 | | | | | | |
| Inning Stats | R: 0 E: 0 K: 1 S: 7 | H: 0 LOB: 0 BB: 0 P: 12 | R: 0 E: 0 K: 1 S: 6 | H: 0 LOB: 0 BB: 0 P: 6 | R: 1 E: 0 K: 0 S: 14 | H: 2 LOB: 1 BB: 0 P: 17 | R: 1 E: 0 K: 1 S: 12 | H: 2 LOB: 2 BB: 0 P: 21 | R: 0 E: 1 K: 0 S: 8 | H: 0 LOB: 0 BB: 0 P: 12 | R: 0 E: 0 K: 0 S: 7 | H: 2 LOB: 2 BB: 0 P: 11 | R: 0 E: 0 K: 0 S: 6 | H: 0 LOB: 0 BB: 0 P: 9 | R: 0 E: 0 K: 0 S: 5 | H: 0 LOB: 0 BB: 0 P: 7 | R: 2 E: 0 K: 1 S: 16 | H: 3 LOB: 1 BB: 0 P: 23 | 1B: 5 2B: 3 3B: 1 HR: 0 | SF: 0 SAC: 0 DP: 0 HBP: 0 | WP: 0 PB: 0 SB: 0 CS: 0 | PA: 38 |
| PITCHER | IP | WLS | BF | H | R | ER | SO | BB | IBB | HBP | BLK | WP | HR | S | P | ERA | WHIP | | | | | |
| Greg Swindell, L (1, 1) ERA: 2.53 | 8.2 | W | 36 | 9 | 4 | 4 | 4 | 1 | 0 | 0 | 0 | 0 | 0 | 79 | 115 | 4.15 | 1.154 | | | | | |
| Doug Jones, R (9, 1) ERA: | 0.1 | S | 1 | 0 | 0 | 0 | 0 | 0 | 0 | 0 | 0 | 0 | 0 | 2 | 3 | 0.00 | 0.000 | | | | | |

Seattle Mariners @ Cleveland Indians
Cleveland Municipal Stadium, Cleveland, OH
Wed Apr 27 1988, 3:33 AM EDT
Att. 5,244 - Overcast - 38 F

AB 36
R 4
H 9
RBI 4
BB 1
SO 4
LOB 13



| Batter | 1 | 2 | 3 | 4 | 5 | 6 | 7 | 8 | 9 | AB | R | H | RBI | BB | SO | LOB | BOTTOM | | | | | |
|---|-------------------------------|----------------------------------|-------------------------------|----------------------------------|-------------------------------|----------------------------------|-------------------------------|----------------------------------|------------------------------|----------------------------------|-------------------------------|----------------------------------|------------------------------|---------------------------------|------------------------------|----------------------------------|----------------------------------|------------------------------------|----------------------------------|--------|--|--|
| Julio Franco, R (1, 4) OBP: 0.289, SLG: 0.268 | 1-3 | F8 | | 2B | | K | | K | | 5 | 0 | 1 | 0 | 0 | 2 | 4 | | | | | | |
| Willie Upshaw, L (1, 3) OBP: 0.380, SLG: 0.485 | 1B | BB | F9 | 5-3 | | HR | | | | 3 | 1 | 1 | 3 | 1 | 0 | 1 | | | | | | |
| Joe Carter, R (1, 8) OBP: 0.422, SLG: 0.720 | 1B | | 1B | 1B | | 6-3 | | | | 4 | 1 | 3 | 0 | 0 | 0 | 1 | | | | | | |
| Brook Jacoby, R (1, 5) OBP: 0.381, SLG: 0.494 | G5-4-3 | | 1B | 1B | | 5-3 | | | | 4 | 0 | 2 | 0 | 0 | 0 | 2 | | | | | | |
| Cory Snyder, R (1, 9) OBP: 0.407, SLG: 0.576 | G5-4-3 | | 1B | 1B | | 1-3 | | F9 | | 4 | 0 | 1 | 1 | 0 | 0 | 4 | | | | | | |
| Ron Kittle, R (1, 10) OBP: 0.438, SLG: 0.615 Carmen Castillo, R (6, FR) OBP: 0.313, SLG: 0.438 | E | BB | F8 | | BB | BB | | K | | 1 | 0 | 0 | 0 | 1 | 0 | 2 | | | | | | |
| Mel Hall, L (1, 7) OBP: 0.324, SLG: 0.394 | F8 | F9 | | | | BB | | F7 | | 3 | 1 | 0 | 0 | 1 | 0 | 3 | | | | | | |
| Jay Bell, R (1, 6) OBP: 0.250, SLG: 0.222 | E1 | | | 1-3 | | 1B | | K | | 3 | 1 | 0 | 0 | 1 | 1 | 1 | | | | | | |
| Andy Allanson, R (1, 2) OBP: 0.281, SLG: 0.267 | 5-3 | | | 5-3 | | HR | | F9 | | 4 | 1 | 1 | 2 | 0 | 0 | 2 | | | | | | |
| Inning Stats | R: 0 E: 0 K: 0 S: 10 | H: 2 LOB: 2 BB: 1 P: 18 | R: 0 E: 1 K: 0 S: 15 | H: 0 LOB: 2 BB: 1 P: 25 | R: 1 E: 0 K: 0 S: 10 | H: 3 LOB: 2 BB: 0 P: 16 | R: 0 E: 0 K: 0 S: 12 | H: 1 LOB: 1 BB: 0 P: 20 | R: 0 E: 0 K: 1 S: 8 | H: 1 LOB: 0 BB: 0 P: 17 | R: 5 E: 0 K: 1 S: 21 | H: 2 LOB: 1 BB: 2 P: 36 | R: 0 E: 0 K: 1 S: 6 | H: 0 LOB: 0 BB: 0 P: 9 | R: 0 E: 0 K: 2 S: 8 | H: 0 LOB: 0 BB: 0 P: 11 | 1B: 7 2B: 1 3B: 0 HR: 1 | SF: 0 SAC: 0 DP: 1 HBP: 1 | WP: 0 PB: 0 SB: 1 CS: 1 | PA: 37 | | |
| PITCHER | IP | WLS | BF | H | R | ER | SO | BB | IBB | HBP | BLK | WP | HR | S | P | ERA | WHIP | | | | | |
| Steve Trout, L (1, 1) ERA: 7.71 | 5.0 | L | 25 | 7 | 3 | 3 | 0 | 3 | 0 | 1 | 1 | 1 | 0 | 59 | 106 | 5.40 | 2.000 | | | | | |
| Jerry Reed, R (6, 1) ERA: 4.3 | 3.0 | | 12 | 2 | 3 | 3 | 4 | 1 | 0 | 0 | 0 | 0 | 1 | 31 | 46 | 9.00 | 1.000 | | | | | |

Seattle Mariners @ Cleveland Indians
Cleveland Municipal Stadium, Cleveland, OH
Wed Apr 27 1988, 3:33 AM EDT
Att. 5,244 - Overcast - 38 F

AB 32
R 6
H 9
RBI 6
BB 4
SO 4
LOB 20



| Batter | 1 | 2 | 3 | 4 | 5 | 6 | 7 | 8 | 9 | AB | R | H | RBI | BB | SO | LOB | TOP | | | | | |
|---|------------------------------|----------------------------------|------------------------------|---------------------------------|------------------------------|----------------------------------|------------------------------|----------------------------------|------------------------------|---------------------------------|-------------------------------|----------------------------------|------------------------------|---------------------------------|-------------------------------|----------------------------------|---|----------------------------------|----------------------------------|------------------------------------|----------------------------------|--------|
| Mike Kingery, L (1, 7) OBP: 0.393, SLG: 0.348 | 1-3 K | | | 4-1 BB | | 0-0 P5 | | 2-2 4-3 | | 3 | 0 | 0 | 0 | 1 | 1 | 3 | Seattle Mariners @ Cleveland Indians Cleveland Municipal Stadium, Cleveland, OH Thu Apr 28 1988, 7:05 PM EDT Att: 3,762 - Unknown - 45 F | | | | | |
| Henry Cotto, R (1, 8) OBP: 0.452, SLG: 0.579 | 1-2 1B | | 2-2 G6-4-3 | 2-2 G6-4-3 | | 2-0 1B | | 0-0 1B | | 4 | 1 | 3 | 2 | 0 | 0 | 1 | | | | | | |
| Alvin Davis, L (1, 3) OBP: 0.425, SLG: 0.448 | 1-1 L3 | | 2-1 F9 | 2-1 F9 | | 1-2 1B | | 1-2 1B | | 4 | 0 | 1 | 1 | 0 | 0 | 3 | | | | | | |
| Ken Phelps, L (1, 10) OBP: 0.500, SLG: 0.702 | | 0-0 F7 | | | 2-0 1B | | 0-0 F9 | 2-2 P7 | | 4 | 0 | 1 | 0 | 0 | 0 | 1 | | | | | | |
| Jim Prestley, R (1, 5) OBP: 0.284, SLG: 0.373 | | 0-0 5-3 | | | 0-1 F7 | | 0-0 6-3 | | 1-3 K | 4 | 0 | 0 | 0 | 0 | 1 | 0 | | | | | | |
| Dave Valle, R (1, 2) OBP: 0.233, SLG: 0.284 | | 2-2 3-1 | | | 2-0 5-3 | | 1-0 2B | | 0-0 4-3 | 4 | 0 | 1 | 0 | 0 | 0 | 0 | | | | | | |
| Glenn Wilson, R (1, 9) OBP: 0.241, SLG: 0.257 | | | 2-1 P6 | | | 3-2 F3 | 0-0 1B | 4-2 BB | | 3 | 0 | 1 | 0 | 1 | 0 | 0 | | | | | | |
| Ray Quinones, R (1, 6) OBP: 0.333, SLG: 0.400 | | | 0-2 F9 | | | 0-2 1B | 2-0 4-3 | 0-0 G3 | | 4 | 1 | 1 | 0 | 0 | 0 | 1 | | | | | | |
| Harold Reynolds, S (1, 4) OBP: 0.304, SLG: 0.468 | | | 0-3 K | | | 2-2 E3 | 1-0 4-3 | | | 3 | 1 | 1 | 0 | 0 | 1 | 1 | | | | | | |
| Inning Stats | R: 0 E: 0 K: 1 S: 9 | H: 1 LOB: 0 BB: 0 P: 12 | R: 0 E: 0 K: 0 S: 5 | H: 0 LOB: 0 BB: 0 P: 7 | R: 0 E: 0 K: 1 S: 8 | H: 0 LOB: 0 BB: 1 P: 10 | R: 0 E: 0 K: 0 S: 8 | H: 0 LOB: 0 BB: 1 P: 16 | R: 0 E: 0 K: 0 S: 4 | H: 1 LOB: 0 BB: 0 P: 8 | R: 1 E: 1 K: 0 S: 15 | H: 2 LOB: 2 BB: 0 P: 23 | R: 0 E: 0 K: 0 S: 4 | H: 2 LOB: 2 BB: 0 P: 5 | R: 2 E: 0 K: 0 S: 16 | H: 3 LOB: 1 BB: 0 P: 23 | R: 0 E: 0 K: 1 S: 8 | H: 0 LOB: 1 BB: 1 P: 13 | 1B: 6 2B: 4 3B: 0 HR: 0 | SF: 0 SAC: 0 DP: 2 HBP: 0 | WP: 0 PB: 0 SB: 1 CS: 0 | PA: 35 |
| PITCHER | IP | WLS | BF | H | R | ER | SO | BB | IBB | HBP | BLK | WP | HR | S | P | ERA | WHIP | | | | | |
| John Farrell, R (1, 1) ERA: 2.39 | 8.0 | L | 31 | 9 | 3 | 2 | 2 | 1 | 0 | 0 | 0 | 0 | 0 | 69 | 104 | 2.25 | 1.250 | | | | | |
| Jeff Dedmon, R (9, 1) ERA: | 1.0 | | 4 | 0 | 0 | 0 | 1 | 1 | 0 | 0 | 0 | 0 | 0 | 8 | 13 | 0.00 | 1.000 | | | | | |

| | |
|-----|----|
| AB | 33 |
| R | 3 |
| H | 9 |
| RBI | 3 |
| BB | 2 |
| SO | 3 |
| LOB | 10 |



| Batter | 1 | 2 | 3 | 4 | 5 | 6 | 7 | 8 | 9 | AB | R | H | RBI | BB | SO | LOB | BOTTOM | | | | |
|---|------------------------------|---------------------------------|-------------------------------|----------------------------------|------------------------------|----------------------------------|------------------------------|----------------------------------|------------------------------|----------------------------------|------------------------------|---------------------------------|-------------------------------|----------------------------------|------------------------------|----------------------------------|---|------------------------------------|----------------------------------|--------|--|
| Julio Franco, R (1, 4) OBP: 0.287, SLG: 0.271 | 1-0 L8 | | 0-0 CS | | | 2-1 6-3 | | 2-2 SF9 | | 3 | 0 | 1 | 1 | 0 | 0 | 0 | Seattle Mariners @ Cleveland Indians Cleveland Municipal Stadium, Cleveland, OH Thu Apr 28 1988, 7:05 PM EDT Att: 3,762 - Unknown - 45 F | | | | |
| Willie Upshaw, L (1, 3) OBP: 0.373, SLG: 0.465 | 1-0 3-1 | | 1-3 K | | | 4-0 BB | | 3-2 F8 | | 3 | 0 | 0 | 0 | 1 | 1 | 2 | | | | | |
| Joe Carter, R (1, 8) OBP: 0.402, SLG: 0.684 | 1-0 F8 | | 1-2 CS | 0-1 F3 | | 1-3 K | | 2-2 5-3 | | 4 | 0 | 0 | 0 | 0 | 1 | 2 | | | | | |
| Brook Jacoby, R (1, 5) OBP: 0.386, SLG: 0.519 | | 2-1 1B | | 2-1 4-3 | | 2-3 K | | | 2-2 1-3 | 4 | 0 | 2 | 0 | 0 | 1 | 1 | | | | | |
| Dave Clark, L (1, 7) OBP: 0.333, SLG: 0.231 | | 4-2 1B | | 0-0 4-3 | | | 1-3 K2-3 | | 1-1 4-3 | 3 | 0 | 0 | 0 | 1 | 1 | 1 | | | | | |
| Cory Snyder, R (1, 9) OBP: 0.388, SLG: 0.543 | | 2-2 F7 | | 2-3 K | | 0-3 K | | 2-3 K | | 4 | 0 | 0 | 0 | 0 | 3 | 3 | | | | | |
| Pat Tabler, R (1, 10) OBP: 0.329, SLG: 0.297 | | 1-2 1B | | | 3-2 B2-6 | | 1-0 G3 | | | 3 | 0 | 2 | 0 | 0 | 0 | 0 | | | | | |
| Jay Bell, R (1, 6) OBP: 0.240, SLG: 0.212 | | 1-1 P4 | | | 0-1 B2-6 | | | 0-2 E6 | | 3 | 1 | 0 | 0 | 0 | 0 | 3 | | | | | |
| Andy Allanson, R (1, 2) OBP: 0.273, SLG: 0.258 | | | 3-2 F8 | | | 2-2 1-3 | | 4-1 WP | | 2 | 0 | 0 | 0 | 0 | 0 | 0 | | | | | |
| Chris Bando, S (8, PH) OBP: 0.500, SLG: 0.833 | | | | | | | | 1-2 BB | | 0 | 0 | 0 | 0 | 1 | 0 | 0 | | | | | |
| Inning Stats | R: 0 E: 0 K: 0 S: 3 | H: 0 LOB: 0 BB: 0 P: 6 | R: 0 E: 0 K: 0 S: 13 | H: 2 LOB: 2 BB: 1 P: 23 | R: 0 E: 0 K: 1 S: 9 | H: 1 LOB: 0 BB: 0 P: 14 | R: 0 E: 0 K: 1 S: 9 | H: 1 LOB: 0 BB: 0 P: 13 | R: 0 E: 0 K: 2 S: 8 | H: 0 LOB: 1 BB: 1 P: 17 | R: 0 E: 0 K: 2 S: 7 | H: 0 LOB: 0 BB: 0 P: 9 | R: 1 E: 1 K: 0 S: 13 | H: 0 LOB: 1 BB: 1 P: 24 | R: 0 E: 0 K: 1 S: 9 | H: 0 LOB: 0 BB: 0 P: 14 | 1B: 2 2B: 4 3B: 0 HR: 0 | SF: 1 SAC: 0 DP: 1 HBP: 0 | WP: 1 PB: 0 SB: 0 CS: 1 | PA: 34 | |
| PITCHER | IP | WLS | BF | H | R | ER | SO | BB | IBB | HBP | BLK | WP | HR | S | P | ERA | WHIP | | | | |
| Mike Campbell, R (1, 1) ERA: 3.75 | 9.0 | W | 33 | 5 | 1 | 0 | 7 | 3 | 0 | 0 | 0 | 1 | 0 | 80 | 134 | 0.00 | 0.889 | | | | |



| Batter | 1 | 2 | 3 | 4 | 5 | 6 | 7 | 8 | 9 | AB | R | H | RBI | BB | SO | LOB | TOP | | | | | | | | | | |
|--|-------------------------------|----------------------------------|-------------------------------|----------------------------------|-------------------------------|----------------------------------|-------------------------------|----------------------------------|-------------------------------|----------------------------------|------------------------------|----------------------------------|-------------------------------|----------------------------------|-------------------------------|----------------------------------|-------------------------------|----------------------------------|----------------------------------|------------------------------------|----------------------------------|--------|--|--|--|--|--|
| Mike Kingery, L (1, 7) <small>OBP: 0.373, SLG: 0.327</small> Dave Hengel, R (6, PH) <small>(6, 7)</small> | | | | | | | | | | 3 | 0 | 0 | 0 | 0 | 1 | 5 | | | | | | | | | | | |
| Scott Bradley, L (1, 2) <small>OBP: 0.406, SLG: 0.533</small> | | | | | | | | | | 5 | 2 | 2 | 2 | 0 | 1 | 0 | | | | | | | | | | | |
| Henry Cotto, R (1, 8) <small>OBP: 0.478, SLG: 0.623</small> | | | | | | | | | | 4 | 1 | 3 | 0 | 1 | 0 | 0 | | | | | | | | | | | |
| Avin Davis, L (1, 3) <small>OBP: 0.410, SLG: 0.429</small> | | | | | | | | | | 5 | 0 | 1 | 2 | 0 | 0 | 3 | | | | | | | | | | | |
| Ken Phelps, L (1, 10) <small>OBP: 0.277, SLG: 0.654</small> | | | | | | | | | | 5 | 0 | 1 | 0 | 0 | 0 | 2 | | | | | | | | | | | |
| Jim Prestley, R (1, 5) <small>OBP: 0.293, SLG: 0.402</small> | | | | | | | | | | 4 | 1 | 2 | 0 | 0 | 0 | 2 | | | | | | | | | | | |
| Glenn Wilson, R (1, 9) <small>OBP: 0.241, SLG: 0.269</small> | | | | | | | | | | 4 | 0 | 1 | 1 | 0 | 2 | 3 | | | | | | | | | | | |
| Rey Quinones, R (1, 6) <small>OBP: 0.341, SLG: 0.417</small> | | | | | | | | | | 4 | 1 | 2 | 0 | 0 | 2 | 1 | | | | | | | | | | | |
| Harold Reynolds, S (1, 4) <small>OBP: 0.313, SLG: 0.463</small> | | | | | | | | | | 3 | 1 | 1 | 0 | 1 | 0 | 1 | | | | | | | | | | | |
| Inning Stats | R: 0 E: 0 K: 1 S: 10 | H: 1 LOB: 1 BB: 0 P: 18 | R: 0 E: 0 K: 0 S: 12 | H: 2 LOB: 3 BB: 1 P: 24 | R: 2 E: 0 K: 1 S: 13 | H: 3 LOB: 1 BB: 0 P: 24 | R: 3 E: 0 K: 0 S: 15 | H: 3 LOB: 0 BB: 1 P: 22 | R: 1 E: 0 K: 1 S: 12 | H: 2 LOB: 1 BB: 0 P: 17 | R: 0 E: 0 K: 2 S: 9 | H: 0 LOB: 1 BB: 0 P: 11 | R: 0 E: 0 K: 1 S: 10 | H: 1 LOB: 1 BB: 0 P: 15 | R: 0 E: 0 K: 2 S: 12 | H: 0 LOB: 0 BB: 0 P: 17 | R: 0 E: 0 K: 0 S: 11 | H: 1 LOB: 1 BB: 0 P: 18 | 1B: 7 2B: 8 3B: 0 HR: 0 | SF: 0 SAC: 0 DP: 1 HBP: 0 | WP: 2 PB: 0 SB: 2 CS: 0 | PA: 41 | | | | | |
| PITCHER | IP | WLS | BF | H | R | ER | SO | BB | IBB | HBP | BLK | WP | HR | S | P | ERA | WHIP | | | | | | | | | | |
| Jack Morris, R (1, 1) <small>ERA: 5.27</small> | 3.1 | | 20 | 9 | 5 | 5 | 2 | 1 | 0 | 0 | 0 | 0 | 0 | 43 | 77 | 13.50 | 3.000 | | | | | | | | | | |
| Willie Hernandez, L (4, 1) <small>ERA: 3.86</small> | 3.2 | W | 14 | 3 | 1 | 1 | 4 | 1 | 0 | 0 | 1 | 1 | 0 | 38 | 54 | 2.46 | 1.091 | | | | | | | | | | |
| Don Heinkel, R (8, 1) <small>ERA: 2.7</small> | 2.0 | S | 7 | 1 | 0 | 0 | 2 | 0 | 0 | 0 | 0 | 0 | 0 | 23 | 35 | 0.00 | 0.500 | | | | | | | | | | |

Seattle Mariners @ Detroit Tigers
Tiger Stadium, Detroit, MI
Fri Apr 29 1988, 7:05 PM EDT
Att: 13,757 - Unknown - 50 F

| | |
|-----|----|
| AB | 39 |
| R | 6 |
| H | 13 |
| RBI | 5 |
| BB | 2 |
| SO | 8 |
| LOB | 17 |



| Batter | 1 | 2 | 3 | 4 | 5 | 6 | 7 | 8 | 9 | AB | R | H | RBI | BB | SO | LOB | BOTTOM | | | | | | | | | | |
|---|------------------------------|----------------------------------|-------------------------------|----------------------------------|------------------------------|----------------------------------|-------------------------------|----------------------------------|-------------------------------|----------------------------------|-------------------------------|----------------------------------|------------------------------|----------------------------------|-------------------------------|----------------------------------|-------------------------------|----------------------------------|----------------------------------|------------------------------------|----------------------------------|--------|--|--|--|--|--|
| Gary Pettis, S (1, 8) <small>OBP: 0.308, SLG: 0.205</small> | | | | | | | | | | 5 | 0 | 2 | 0 | 0 | 1 | 2 | | | | | | | | | | | |
| Luis Salazar, R (1, 4) <small>OBP: 0.321, SLG: 0.481</small> | | | | | | | | | | 4 | 1 | 1 | 1 | 1 | 2 | 1 | | | | | | | | | | | |
| Chet Lemon, R (1, 9) <small>OBP: 0.397, SLG: 0.429</small> | | | | | | | | | | 4 | 2 | 2 | 0 | 1 | 1 | 2 | | | | | | | | | | | |
| Alan Trammell, R (1, 6) <small>OBP: 0.310, SLG: 0.421</small> | | | | | | | | | | 5 | 1 | 2 | 2 | 0 | 0 | 3 | | | | | | | | | | | |
| Larry Herndon, R (1, 10) <small>OBP: 0.222, SLG: 0.200</small> | | | | | | | | | | 3 | 1 | 1 | 1 | 1 | 2 | 1 | | | | | | | | | | | |
| Jim Walewander, S (7, PR) <small>OBP: 0.333, SLG: 0.667</small> | | | | | | | | | | 3 | 1 | 0 | 0 | 0 | 1 | 2 | | | | | | | | | | | |
| Darrell Evans, L (8, PH) <small>OBP: 0.308, SLG: 0.268</small> | | | | | | | | | | 0 | 1 | 0 | 0 | 0 | 0 | 0 | | | | | | | | | | | |
| Billy Beane, R (1, 7) <small>OBP: 0.167, SLG: 0.167</small> | | | | | | | | | | 3 | 1 | 1 | 1 | 0 | 1 | 1 | | | | | | | | | | | |
| Lou Whitaker, L (7, PH) <small>OBP: 0.434, SLG: 0.483</small> | | | | | | | | | | 0 | 0 | 0 | 0 | 1 | 0 | 0 | | | | | | | | | | | |
| Tom Brookens, R (1, 5) <small>OBP: 0.456, SLG: 0.532</small> | | | | | | | | | | 2 | 1 | 0 | 2 | 1 | 0 | 1 | | | | | | | | | | | |
| Mike Heath, R (1, 2) <small>OBP: 0.290, SLG: 0.259</small> | | | | | | | | | | 4 | 0 | 1 | 2 | 0 | 3 | 3 | | | | | | | | | | | |
| Inning Stats | R: 0 E: 0 K: 1 S: 8 | H: 0 LOB: 1 BB: 1 P: 19 | R: 2 E: 1 K: 2 S: 12 | H: 1 LOB: 1 BB: 1 P: 20 | R: 0 E: 0 K: 1 S: 6 | H: 0 LOB: 0 BB: 0 P: 12 | R: 2 E: 1 K: 2 S: 15 | H: 1 LOB: 1 BB: 1 P: 27 | R: 2 E: 0 K: 2 S: 15 | H: 3 LOB: 1 BB: 0 P: 23 | R: 0 E: 0 K: 1 S: 11 | H: 1 LOB: 0 BB: 0 P: 19 | R: 3 E: 0 K: 1 S: 9 | H: 3 LOB: 2 BB: 1 P: 18 | R: 0 E: 0 K: 2 S: 12 | H: 1 LOB: 2 BB: 1 P: 23 | R: 0 E: 0 K: 0 S: 11 | H: 1 LOB: 1 BB: 0 P: 18 | 1B: 3 2B: 5 3B: 1 HR: 1 | SF: 1 SAC: 1 DP: 0 HBP: 0 | WP: 2 PB: 0 SB: 4 CS: 0 | PA: 41 | | | | | |
| PITCHER | IP | WLS | BF | H | R | ER | SO | BB | IBB | HBP | BLK | WP | HR | S | P | ERA | WHIP | | | | | | | | | | |
| Mark Langston, L (1, 1) <small>ERA: 4.4</small> | 6.0 | L | 32 | 9 | 9 | 5 | 9 | 3 | 0 | 0 | 0 | 0 | 0 | 70 | 127 | 7.50 | 2.000 | | | | | | | | | | |
| Julio Solano, R (7, 1) <small>ERA: 2.45</small> | 1.2 | | 8 | 1 | 0 | 0 | 2 | 2 | 0 | 0 | 0 | 0 | 0 | 15 | 29 | 0.00 | 1.800 | | | | | | | | | | |
| Bill Wilkinson, L (8, 1) <small>ERA: 4.5</small> | 0.1 | | 1 | 0 | 0 | 0 | 1 | 0 | 0 | 0 | 0 | 0 | 0 | 3 | 5 | 0.00 | 0.000 | | | | | | | | | | |

Seattle Mariners @ Detroit Tigers
Tiger Stadium, Detroit, MI
Fri Apr 29 1988, 7:05 PM EDT
Att: 13,757 - Unknown - 50 F


| | |
|-----|----|
| AB | 34 |
| R | 9 |
| H | 10 |
| RBI | 9 |
| BB | 5 |
| SO | 12 |
| LOB | 18 |



| Batter | 1 | 2 | 3 | 4 | 5 | 6 | 7 | 8 | 9 | 10 | 11 | 12 | AB | R | H | RBI | BB | SO | LOB | | | | |
|--|---|--------------------------|------------------------------|-------------------------|------------------------------|--------------------------|------------------------------|--------------------------|------------------------------|-------------------------|-------------------------------|--------------------------|-------------------------------|--------------------------|------------------------------|--------------------------|-------------------------------|--------------------------|----------------------------------|------------------------------------|----------------------------------|---|-------|
| Mickey Brantley, R OBP: 0.216, SLG: 0.342 | 2-1 1-3 | | | 1-1 F3 | | 0-0 6-3 | | 2-2 6-3 | | 2-0 CS | 2-0 F6 | | 5 | 0 | 0 | 0 | 0 | 0 | 1 | | | | |
| Henry Cotto, R OBP: 0.472, SLG: 0.606 | 1-1 5-3 | | | 2-2 6-3 | | | 1-2 WP HR 1B | 0-1 BLK 1B | | | 1-3 K | | 5 | 1 | 2 | 0 | 0 | 1 | 0 | | | | |
| Alvin Davis, L OBP: 0.388, SLG: 0.412 | 2-0 4-3 | | | 2-2 F9 | | | 3-1 F5 | 2-2 F9 | | | 1-1 BB 1B | | 5 | 0 | 1 | 0 | 0 | 0 | 2 | | | | |
| Mike Kingery, L OBP: 0.373, SLG: 0.327 | | | | | | | 1-3 | 1-2 | | | | | 0 | 0 | 0 | 0 | 0 | 0 | 0 | | | | |
| Ken Phelps, L OBP: 0.471, SLG: 0.679 | | 0-0 4-3 | | | 3-2 4-3 | | 1-0 HR | | 2-2 F7 | | 4-1 BB | | 4 | 1 | 1 | 2 | 1 | 0 | 0 | | | | |
| Jim Presley, R OBP: 0.289, SLG: 0.424 | | 0-3 K | | | 1-1 5-3 | | 1-0 HR | | 1-3 K | | 0-0 F8 | | 5 | 1 | 1 | 1 | 0 | 2 | 2 | | | | |
| Dave Valle, R OBP: 0.218, SLG: 0.264 | | 0-1 6-3 | | | 2-1 F5 | | 0-0 F4 | | 1-2 6-3 | | | 1-3 K | 5 | 0 | 0 | 0 | 0 | 1 | 0 | | | | |
| Glenn Wilson, R OBP: 0.250, SLG: 0.277 | | | | 1-3 K | | 0-1 FC1-6 1B | 0-0 1B | | 2-1 4-3 | | 0-1 6-3 | | 5 | 0 | 2 | 0 | 0 | 1 | 0 | | | | |
| Rey Quinones, R OBP: 0.333, SLG: 0.416 | | | 2-1 6-3 | | 1-0 FC1-6 4-3 1-2r | 0-3 K | 0-3 K | | 1-2 F8 | | 3-2 K | | 5 | 0 | 1 | 0 | 0 | 1 | 2 | | | | |
| Harold Reynolds, S OBP: 0.310, SLG: 0.446 | | | 1-1 F9 | | 1-2 4-3 | | 1-1 1-3 | | 3-2 CS BB | | | | 3 | 0 | 0 | 0 | 1 | 0 | 1 | | | | |
| Inning Stats | R: 0 E: 0 K: 5 | H: 0 LOB: 0 BB: 10 | R: 0 E: 0 K: 1 S: 9 | H: 0 LOB: 0 BB: 9 | R: 0 E: 0 K: 1 S: 8 | H: 0 LOB: 0 BB: 12 | R: 0 E: 0 K: 0 S: 8 | H: 0 LOB: 0 BB: 13 | R: 0 E: 0 K: 0 S: 7 | H: 1 LOB: 1 BB: 9 | R: 3 E: 0 K: 1 S: 13 | H: 4 LOB: 1 BB: 19 | R: 0 E: 0 K: 1 S: 10 | H: 0 LOB: 0 BB: 14 | R: 0 E: 0 K: 0 S: 9 | H: 1 LOB: 2 BB: 17 | R: 0 E: 0 K: 1 S: 10 | H: 1 LOB: 1 BB: 14 | 1B: 5 2B: 1 3B: 0 HR: 2 | SF: 0 SAC: 0 DP: 0 HBP: 0 | WP: 2 PB: 0 SB: 0 CS: 1 | PA: 45 | |
| PITCHER | IP WLS BF H R ER SO BB IBB HBP BLK WP HR S P ERA WHIP | | | | | | | | | | | | | | | | | | | | PITCHER | IP WLS BF H R ER SO BB IBB HBP BLK WP HR S P ERA WHIP | |
| Walt Terrell, R ERA: 4.05 | (1, 1) 6.2 | | | | | | | | | | | | | | | | | | | | | 4.05 | 0.750 |
| Don Heinkel, R ERA: 2.25 | (7, 1) 1.1 | | | | | | | | | | | | | | | | | | | | | 0.00 | 0.750 |
| Mike Henneman, R ERA: 1.35 | (9, 1) 3.0 | | | | | | | | | | | | | | | | | | | | | 0.00 | 1.000 |
| Paul Gibson, L ERA: 4.5 | (12, 1) 1.0 | | | | | | | | | | | | | | | | | | | | | 0.00 | 1.000 |

Seattle Mariners @ Detroit Tigers
Tiger Stadium, Detroit, MI
Sat Apr 30 1988, 7:05 PM EDT
Att. 17,505 - Unknown - 60 F


AB 42
R 3
H 8
RBI 3
BB 2
SO 6
LOB 8



| Batter | 1 | 2 | 3 | 4 | 5 | 6 | 7 | 8 | 9 | 10 | 11 | 12 | AB | R | H | RBI | BB | SO | LOB | | | | | | | |
|---|---|----------------------------------|-------------------------------|--------------------------|------------------------------|--------------------------|------------------------------|--------------------------|------------------------------|--------------------------|-------------------------------|-------------------------|------------------------------|--------------------------|-------------------------------|--------------------------|-------------------------------|--------------------------|-------------------------------|--------------------------|-------------------------------|---|----------------------------------|------------------------------------|----------------------------------|--------|
| Gary Pettis, S OBP: 0.309, SLG: 0.195 | 4-1 G6-3 BB | | 4-2 CS BB | | 2-1 4-3 | | 0-1 G3 | | 1-3 K | | | 0-0 F3 | 4 | 0 | 0 | 0 | 2 | 1 | 3 | | | | | | | |
| Lou Whitaker, L OBP: 0.427, SLG: 0.453 | 0-0 G6-3 | | 4-0 BB | | 1-2r | 0-1 F7 | | 4-2 FC4-6 BB BB | | 2-3 K | | 1-1 F7 | 4 | 0 | 0 | 0 | 2 | 1 | 2 | | | | | | | |
| Darrell Evans, L OBP: 0.304, SLG: 0.254 | 2-1 4-3 | | 0-0 BB | | 0-0 F7 | | 1-0 4-3 | | 4-2 FC4-6 BB | | 1-3 K | | 3 | 0 | 0 | 0 | 1 | 0 | 1 | | | | | | | |
| Jim Walewander, S OBP: 0.333, SLG: 0.667 | | | | | | | | | 1-2 BB | | | 0-2 1B | 0 | 0 | 0 | 0 | 0 | 0 | 0 | | | | | | | |
| Luis Salazar, R OBP: 0.333, SLG: 0.483 | | | | | | | | | 0-0 BB | | | 1-2 1B | 2 | 0 | 1 | 0 | 0 | 1 | 0 | | | | | | | |
| Alan Trammell, R OBP: 0.312, SLG: 0.427 | | 0-1 2-3 | | 1-0 1-3 | | 3-2 HR 2B | | 0-0 F3 | | 0-1 F8 | | 2-0 1B | 6 | 1 | 2 | 1 | 0 | 0 | 2 | | | | | | | |
| Matt Nokes, L OBP: 0.279, SLG: 0.491 | | 2-0 BLK 1B | | 1-0 F7 | | 0-0 HR | | 0-0 FC4-6 | | | 3-2 F8 | | 5 | 2 | 2 | 2 | 0 | 0 | 2 | | | | | | | |
| Dave Bergman, L OBP: 0.474, SLG: 0.462 | | 0-1 E4 | | 2-0 4-3 | | 4-2 HR | | 0-0 1-3 | | | 4-2 BB | | 3 | 0 | 0 | 0 | 2 | 0 | 2 | | | | | | | |
| Jim Morrison, R OBP: 0.245, SLG: 0.306 | | 2-1 5-3 | | | 2-0 G6-3 1B | 2-1 FC6-4 | | 0-1 F7 | | | 1-3 K | | 5 | 0 | 1 | 0 | 0 | 1 | 3 | | | | | | | |
| Chet Lemon, R OBP: 0.386, SLG: 0.413 | | 3-3 K | | | 1-1 G6-3 | | 0-0 F7 | | 2-2 1B | | 1-1 6-3 | | 5 | 0 | 1 | 0 | 0 | 1 | 3 | | | | | | | |
| Tom Brookens, R OBP: 0.435, SLG: 0.500 | | | 2-2 6-3 | | 2-1 E6 BLK | | 2-1 5-3 | | 1-2 F9 | | | 2-2 1B 1B | 5 | 1 | 1 | 0 | 0 | 0 | 1 | | | | | | | |
| Inning Stats | R: 0 E: 0 K: 0 S: 4 | H: 0 LOB: 0 BB: 1 P: 10 | R: 1 E: 1 K: 1 S: 10 | H: 1 LOB: 1 BB: 17 | R: 0 E: 0 K: 0 S: 7 | H: 0 LOB: 0 BB: 17 | R: 0 E: 0 K: 0 S: 3 | H: 0 LOB: 0 BB: 7 | R: 0 E: 1 K: 0 S: 7 | H: 1 LOB: 1 BB: 14 | R: 2 E: 0 K: 0 S: 13 | H: 2 LOB: 1 BB: 1 | R: 0 E: 0 K: 0 S: 5 | H: 0 LOB: 2 BB: 15 | R: 0 E: 0 K: 1 S: 12 | H: 1 LOB: 1 BB: 16 | R: 0 E: 0 K: 2 S: 10 | H: 0 LOB: 0 BB: 13 | R: 0 E: 0 K: 1 S: 12 | H: 0 LOB: 1 BB: 21 | R: 1 E: 0 K: 0 S: 12 | H: 3 LOB: 2 BB: 0 P: 17 | 1B: 6 2B: 1 3B: 0 HR: 1 | SF: 0 SAC: 0 DP: 2 HBP: 0 | WP: 0 PB: 0 SB: 0 CS: 1 | PA: 49 |
| PITCHER | IP WLS BF H R ER SO BB IBB HBP BLK WP HR S P ERA WHIP | | | | | | | | | | | | | | | | | | | | PITCHER | IP WLS BF H R ER SO BB IBB HBP BLK WP HR S P ERA WHIP | | | | |
| Bill Swift, R ERA: 4.78 | (1, 1) 7.0 | | | | | | | | | | | | | | | | | | | | | 2.57 | 1.143 | | | |
| Bill Wilkinson, L ERA: 4.5 | (8, 1) 0.0 | | | | | | | | | | | | | | | | | | | | | ∞ | ∞ | | | |
| Michael Jackson, R ERA: 2.7 | (8, 1) 4.2 | | | | | | | | | | | | | | | | | | | | | 1.93 | 1.071 | | | |

Seattle Mariners @ Detroit Tigers
Tiger Stadium, Detroit, MI
Sat Apr 30 1988, 7:05 PM EDT
Att. 17,505 - Unknown - 60 F

AB 42
R 4
H 8
RBI 3
BB 7
SO 5
LOB 19



| Batter | 1 | 2 | 3 | 4 | 5 | 6 | 7 | 8 | 9 | AB | R | H | RBI | BB | SO | LOB | TOP | | | | | | | | | |
|--|-------------------------------|----------------------------------|------------------------------|----------------------------------|-------------------------------|----------------------------------|-------------------------------|----------------------------------|------------------------------|----------------------------------|------------------------------|----------------------------------|------------------------------|---------------------------------|-------------------------------|----------------------------------|-------------------------------|----------------------------------|----------------------------------|------------------------------------|----------------------------------|--------|--|--|--|--|
| Mickey Brantley, R OBP: 0.244, SLG: 0.363 (1, 7) | 0-3 K | | | 0-0 FC3-6 1B | | 1-2 FC1-5 1B | | 1-1 K | | 4 | 0 | 3 | 0 | 0 | 1 | 0 | | | | | | | | | | |
| Scott Bradley, L OBP: 0.389, SLG: 0.500 (1, 2) | 3-2 F9 | | | 0-0 FC3-6 1B 2B | | 0-0 FC1-5 1B | | 0-3 K | | 4 | 1 | 1 | 0 | 0 | 1 | 2 | | | | | | | | | | |
| Henry Cotto, R OBP: 0.461, SLG: 0.586 (1, 8) | 0-1 F5 | | | 2-0 K 1B 2B | | 0-0 FC1-5 1B 2B | | 2-1 F3 | | 4 | 1 | 1 | 0 | 0 | 0 | 3 | | | | | | | | | | |
| Alvin Davis, L OBP: 0.402, SLG: 0.431 Bruce Fields, L OBP: 0.200, SLG: 0.143 (9, PR) | | 2-2 4-3 | | 3-1 K 1B 2B | | 1-0 F7 | | 1-1 K 1B | | 4 | 0 | 2 | 2 | 0 | 0 | 2 | | | | | | | | | | |
| Ken Phelps, L OBP: 0.452, SLG: 0.644 Rick Renteria, R OBP: 0.333, SLG: 0.528 (9, PH) | | 0-2 F5 | | 1-3 K | | 3-3 K | | 2-3 K | | 3 | 0 | 0 | 0 | 0 | 2 | 3 | | | | | | | | | | |
| Jim Presley, R OBP: 0.287, SLG: 0.411 (1, 5) | | 0-3 K | | 0-3 K | | | | 4-2 K BB | | 3 | 0 | 0 | 0 | 1 | 3 | 1 | | | | | | | | | | |
| Glenn Wilson, R OBP: 0.239, SLG: 0.264 (1, 9) | | | 2-3 K | | 3-3 K | | 0-0 L3 | | 0-0 E9 | 4 | 0 | 0 | 0 | 0 | 2 | 2 | | | | | | | | | | |
| Rey Quinones, R OBP: 0.320, SLG: 0.398 (1, 6) | | | 2-1 F8 | | 0-0 6-3 | | 0-0 F8 | | 2-2 F4 | 4 | 0 | 0 | 0 | 0 | 0 | 3 | | | | | | | | | | |
| Harold Reynolds, S OBP: 0.297, SLG: 0.425 (1, 4) | | | 0-3 K | | 1-3 K | | | 1-2 4-3 | 0-3 K | 4 | 0 | 0 | 0 | 0 | 3 | 3 | | | | | | | | | | |
| Inning Stats | R: 0 E: 0 K: 1 S: 11 | H: 0 LOB: 0 BB: 0 P: 14 | R: 0 E: 0 K: 1 S: 9 | H: 0 LOB: 0 BB: 0 P: 11 | R: 0 E: 0 K: 2 S: 11 | H: 0 LOB: 1 BB: 0 P: 15 | R: 2 E: 0 K: 2 S: 11 | H: 3 LOB: 1 BB: 0 P: 17 | R: 0 E: 0 K: 1 S: 8 | H: 0 LOB: 0 BB: 0 P: 12 | R: 0 E: 0 K: 1 S: 9 | H: 2 LOB: 2 BB: 0 P: 14 | R: 0 E: 0 K: 1 S: 5 | H: 0 LOB: 0 BB: 0 P: 5 | R: 0 E: 0 K: 1 S: 10 | H: 1 LOB: 1 BB: 1 P: 14 | R: 0 E: 1 K: 2 S: 14 | H: 1 LOB: 3 BB: 1 P: 23 | 1B: 6 2B: 1 3B: 0 HR: 0 | SF: 0 SAC: 0 DP: 0 HBP: 0 | WP: 0 PB: 0 SB: 0 CS: 0 | PA: 36 | | | | |
| PITCHER | IP | WLS | BF | H | R | ER | SO | BB | IBB | HBP | BLK | WP | HR | S | P | ERA | WHIP | | | | | | | | | |
| Jeff Robinson, R ERA: 3.82 Willie Hernandez, L ERA: 3.48 | (1, 1) | 8.0 | W | 30 | 6 | 2 | 2 | 11 | 0 | 0 | 0 | 0 | 0 | 74 | 102 | 2.25 | 0.750 | | | | | | | | | |
| | (9, 1) | 1.0 | S | 6 | 1 | 0 | 0 | 2 | 1 | 0 | 0 | 1 | 0 | 0 | 14 | 23 | 0.00 | 2.000 | | | | | | | | |

Seattle Mariners @ Detroit Tigers
Tiger Stadium, Detroit, MI
Sun May 01, 1988, 3:33 AM EDT
Att: 28,432 - Sunny - 69 F

AB 35
R 2
H 7
RBI 2
BB 1
SO 13
LOB 20



| Batter | 1 | 2 | 3 | 4 | 5 | 6 | 7 | 8 | 9 | AB | R | H | RBI | BB | SO | LOB | BOTTOM | | | | | | | | | |
|---|------------------------------|----------------------------------|------------------------------|----------------------------------|------------------------------|----------------------------------|-------------------------------|----------------------------------|------------------------------|----------------------------------|------------------------------|----------------------------------|------------------------------|----------------------------------|------------------------------|---------------------------------|------------------------------|---------------------------------|----------------------------------|------------------------------------|----------------------------------|--------|--|--|--|--|
| Gary Pettis, S OBP: 0.297, SLG: 0.186 (1, 8) | 1-0 4-3 | | 0-1 F9 | | | 1-0 5-3 | | 0-1 1-3 | | 4 | 0 | 0 | 0 | 0 | 0 | 0 | | | | | | | | | | |
| Lou Whitaker, L OBP: 0.416, SLG: 0.433 (1, 4) | 4-1 K BB | | | 1-1 6-3 | | 1-3 K | | 0-0 6-3 | | 3 | 0 | 0 | 0 | 1 | 1 | 0 | | | | | | | | | | |
| Darrell Evans, L OBP: 0.292, SLG: 0.242 (1, 3) | 2-2 F5 | | | 3-2 F5 | | 1-3 K | | | | 3 | 0 | 0 | 0 | 0 | 1 | 1 | | | | | | | | | | |
| Alan Trammell, R OBP: 0.313, SLG: 0.424 (1, 6) | 1-2 FC6-4 | | | 3-2 F3 | | 0-0 K 1B | | | | 3 | 1 | 1 | 0 | 0 | 0 | 1 | | | | | | | | | | |
| Matt Nokes, L OBP: 0.297, SLG: 0.600 (1, 2) | | 3-2 4-3 | | | 0-0 K HR | | 2-0 K HR | | | 3 | 2 | 2 | 3 | 0 | 0 | 0 | | | | | | | | | | |
| Dave Bergman, L OBP: 0.455, SLG: 0.438 Luis Salazar, R OBP: 0.333, SLG: 0.483 (8, 7) | | 0-1 F3 | | | 0-1 K WP 1B | | 2-0 F5 | | | 3 | 0 | 1 | 0 | 0 | 0 | 0 | | | | | | | | | | |
| Ray Knight, R OBP: 0.224, SLG: 0.200 Jim Walewander, S OBP: 0.333, SLG: 0.667 (7, PR) | | 0-1 4-3 | | | 0-0 F6 | | 2-2 K 1B | | | 3 | 0 | 1 | 0 | 0 | 0 | 1 | | | | | | | | | | |
| Chet Lemon, R OBP: 0.372, SLG: 0.397 (1, 9) | | | 3-1 F8 | | 1-1 F1 | | 1-1 F6 | | | 3 | 0 | 0 | 0 | 0 | 0 | 2 | | | | | | | | | | |
| Tom Brookens, R OBP: 0.431, SLG: 0.491 (1, 5) | | | 1-3 K | | 3-1 K 1B | | 3-2 F7 | | | 3 | 0 | 1 | 0 | 0 | 1 | 0 | | | | | | | | | | |
| Inning Stats | R: 0 E: 0 K: 0 S: 9 | H: 0 LOB: 1 BB: 1 P: 17 | R: 0 E: 0 K: 0 S: 8 | H: 0 LOB: 0 BB: 0 P: 11 | R: 0 E: 0 K: 1 S: 7 | H: 0 LOB: 0 BB: 0 P: 11 | R: 0 E: 0 K: 0 S: 11 | H: 0 LOB: 0 BB: 0 P: 18 | R: 1 E: 0 K: 0 S: 8 | H: 3 LOB: 2 BB: 0 P: 12 | R: 0 E: 0 K: 2 S: 9 | H: 0 LOB: 0 BB: 0 P: 12 | R: 2 E: 0 K: 0 S: 8 | H: 3 LOB: 1 BB: 0 P: 15 | R: 0 E: 0 K: 0 S: 6 | H: 0 LOB: 0 BB: 0 P: 9 | R: 0 E: 0 K: 0 S: 6 | H: 0 LOB: 0 BB: 0 P: 9 | 1B: 4 2B: 0 3B: 0 HR: 2 | SF: 0 SAC: 0 DP: 0 HBP: 0 | WP: 1 PB: 0 SB: 0 CS: 0 | PA: 29 | | | | |
| PITCHER | IP | WLS | BF | H | R | ER | SO | BB | IBB | HBP | BLK | WP | HR | S | P | ERA | WHIP | | | | | | | | | |
| Mike Moore, R ERA: 5.53 | (1, 1) | 8.0 | L | 29 | 6 | 3 | 3 | 3 | 1 | 0 | 0 | 0 | 1 | 2 | 66 | 105 | 3.38 | 0.875 | | | | | | | | |

Seattle Mariners @ Detroit Tigers
Tiger Stadium, Detroit, MI
Sun May 01, 1988, 3:33 AM EDT
Att: 28,432 - Sunny - 69 F

AB 28
R 3
H 6
RBI 3
BB 1
SO 3
LOB 5



| Batter | 1 | 2 | 3 | 4 | 5 | 6 | 7 | 8 | 9 | AB | R | H | RBI | BB | SO | LOB | TOP | | | | | | | | |
|---|------------------------------|---------------------------------|------------------------------|----------------------------------|------------------------------|----------------------------------|------------------------------|----------------------------------|-------------------------------|----------------------------------|-------------------------------|----------------------------------|-------------------------------|----------------------------------|-------------------------------|----------------------------------|---|----------------------------------|----------------------------------|------------------------------------|----------------------------------|--------|--|--|--|
| Tony Fernandez, S (1, 6) OBP: 0.323, SLG: 0.298 | 5-3 | | BB | | F9 | BB | | BB | | 3 | 0 | 1 | 0 | 2 | 0 | 1 | Toronto Blue Jays @ Seattle Mariners The Kingdome, Seattle, WA Mon May 02 1988, 10:05 PM EDT Att: 13,197 - Dome | | | | | | | | |
| Juan Beniquez, R (1, 10) OBP: 0.400, SLG: 0.417 | 6-3 | | BB | | | BB | | BB | | 2 | 0 | 1 | 1 | 1 | 0 | 0 | | | | | | | | | |
| Rance Mulliniks, L (6, PH) OBP: 0.176, SLG: 0.235 | 6-3 | | BB | | | BB | | K | | 2 | 0 | 1 | 0 | 0 | 1 | 1 | | | | | | | | | |
| Pat Borders, R (1, 2) OBP: 0.310, SLG: 0.524 | 5-3 | | BB | | | BB | | BB | | 3 | 0 | 0 | 0 | 0 | 0 | 5 | | | | | | | | | |
| Ernie Whitt, L (6, PH) OBP: 0.344, SLG: 0.315 | 5-3 | | BB | | | BB | | BB | | 1 | 0 | 1 | 1 | 1 | 0 | 0 | | | | | | | | | |
| George Bell, R (1, 7) OBP: 0.408, SLG: 0.615 | | 4-3 | | | | BB | | F8 | | 4 | 0 | 0 | 0 | 1 | 1 | 5 | | | | | | | | | |
| Jesse Barfield, R (1, 9) OBP: 0.293, SLG: 0.379 | 4-3 | | BB | | | BB | | | | 3 | 0 | 0 | 0 | 1 | 1 | 0 | | | | | | | | | |
| Lloyd Moseby, L (8, PH) OBP: 0.370, SLG: 0.475 | 4-3 | | BB | | | BB | | FC6-4 | | 0 | 0 | 0 | 0 | 1 | 0 | 0 | | | | | | | | | |
| Kelly Gentry, R (1, 8) OBP: 0.352, SLG: 0.400 | K | | BB | | | BB | | FC6-4 | | 5 | 1 | 1 | 0 | 0 | 1 | 5 | | | | | | | | | |
| Cecil Frazier, R (1, 8) OBP: 0.352, SLG: 0.400 | | | BB | | | BB | | FC6-4 | | 5 | 2 | 2 | 0 | 0 | 0 | 2 | | | | | | | | | |
| Fred McGriff, L (1, 3) OBP: 0.473, SLG: 0.633 | | | BB | | | BB | | FC5 | | 4 | 1 | 2 | 0 | 1 | 2 | 2 | | | | | | | | | |
| Sil Campusano, R (1, 8) OBP: 0.182, SLG: 0.344 | | | BB | | | BB | | FC5 | | 2 | 0 | 0 | 0 | 0 | 1 | 3 | | | | | | | | | |
| Rick Leach, L (6, PH) OBP: 0.352, SLG: 0.400 | | | BB | | | BB | | FC5 | | 3 | 1 | 1 | 3 | 0 | 0 | 2 | | | | | | | | | |
| Inning Stats | R: 0 E: 0 K: 0 S: 6 | H: 0 LOB: 0 BB: 0 P: 9 | R: 0 E: 0 K: 1 S: 7 | H: 0 LOB: 0 BB: 0 P: 11 | R: 1 E: 0 K: 0 S: 9 | H: 2 LOB: 2 BB: 2 P: 21 | R: 0 E: 0 K: 0 S: 7 | H: 0 LOB: 1 BB: 2 P: 17 | R: 0 E: 0 K: 1 S: 11 | H: 1 LOB: 2 BB: 1 P: 18 | R: 4 E: 1 K: 2 S: 17 | H: 4 LOB: 3 BB: 2 P: 34 | R: 0 E: 0 K: 1 S: 14 | H: 1 LOB: 2 BB: 0 P: 22 | R: 0 E: 0 K: 1 S: 15 | H: 2 LOB: 3 BB: 1 P: 25 | R: 0 E: 0 K: 1 S: 8 | H: 0 LOB: 0 BB: 0 P: 14 | 1B: 8 2B: 2 3B: 0 HR: 0 | SF: 0 SAC: 0 DP: 2 HBP: 0 | WP: 1 PB: 0 SB: 0 CS: 0 | PA: 45 | | | |
| PITCHER | IP | WLS | BF | H | R | ER | SO | BB | IBB | HBP | BLK | WP | HR | S | P | ERA | WHIP | | | | | | | | |
| Steve Trout, L (1, 1) ERA: 6.58 | 5.0 | W | 21 | 3 | 1 | 1 | 2 | 5 | 0 | 0 | 0 | 0 | 0 | 40 | 76 | 1.80 | 1.600 | | | | | | | | |
| Ed Nunez, R (6, 1) ERA: 5.94 | 0.2 | | 9 | 4 | 4 | 0 | 1 | 2 | 0 | 0 | 0 | 0 | 0 | 14 | 30 | 0.00 | 9.000 | | | | | | | | |
| Jerry Reed, R (6, 1) ERA: 4.11 | 0.2 | | 4 | 1 | 0 | 0 | 1 | 0 | 0 | 0 | 0 | 0 | 0 | 12 | 17 | 0.00 | 1.500 | | | | | | | | |
| Bill Wilkinson, L (7, 1) ERA: 3.86 | 1.0 | S | 5 | 2 | 0 | 0 | 2 | 0 | 0 | 0 | 0 | 1 | 0 | 15 | 25 | 0.00 | 2.000 | | | | | | | | |
| Julio Solano, R (8, 1) ERA: 2.0 | 1.2 | S | 6 | 0 | 0 | 0 | 1 | 1 | 0 | 0 | 0 | 0 | 0 | 13 | 23 | 0.00 | 0.600 | | | | | | | | |

| Batter | 1 | 2 | 3 | 4 | 5 | 6 | 7 | 8 | 9 | AB | R | H | RBI | BB | SO | LOB | BOTTOM | | | | | | | | |
|--|------------------------------|---------------------------------|------------------------------|----------------------------------|-------------------------------|----------------------------------|------------------------------|---------------------------------|-------------------------------|----------------------------------|------------------------------|----------------------------------|------------------------------|----------------------------------|------------------------------|---------------------------------|---|------------------------------------|----------------------------------|--------|--|--|--|--|--|
| Mickey Brantley, R (1, 7) OBP: 0.256, SLG: 0.381 | 6-3 | | BB | | | B1-4 | | | | 4 | 1 | 2 | 1 | 0 | 0 | 1 | Toronto Blue Jays @ Seattle Mariners The Kingdome, Seattle, WA Mon May 02 1988, 10:05 PM EDT Att: 13,197 - Dome | | | | | | | | |
| Rick Renneria, R (1, 10) OBP: 0.333, SLG: 0.513 | F8 | | BB | | | BB | | | | 3 | 1 | 1 | 2 | 0 | 0 | 1 | | | | | | | | | |
| Ken Phelps, L (7, PH) OBP: 0.459, SLG: 0.644 | F8 | | BB | | | BB | | | | 0 | 0 | 0 | 0 | 1 | 0 | 0 | | | | | | | | | |
| Henry Cotto, R (1, 8) OBP: 0.475, SLG: 0.597 | 5-3 | | BB | | | BB | | | | 2 | 1 | 1 | 0 | 2 | 0 | 0 | | | | | | | | | |
| Alvin Davis, L (1, 3) OBP: 0.396, SLG: 0.413 | | F9 | | | | F9 | | | | 3 | 0 | 0 | 0 | 1 | 0 | 5 | | | | | | | | | |
| Jim Prestley, R (1, 5) OBP: 0.286, SLG: 0.404 | F9 | | BB | | | BB | | | | 4 | 0 | 1 | 0 | 0 | 1 | 6 | | | | | | | | | |
| Dave Valle, R (1, 2) OBP: 0.220, SLG: 0.289 | F8 | | BB | | | BB | | | | 4 | 0 | 1 | 3 | 0 | 0 | 4 | | | | | | | | | |
| Glenn Wilson, R (1, 9) OBP: 0.240, SLG: 0.275 | | | BB | | | BB | | | | 4 | 1 | 1 | 0 | 0 | 1 | 1 | | | | | | | | | |
| Rey Quinones, R (1, 6) OBP: 0.327, SLG: 0.402 | | | BB | | | BB | | | | 4 | 2 | 2 | 0 | 0 | 0 | 0 | | | | | | | | | |
| Harold Reynolds, S (1, 4) OBP: 0.305, SLG: 0.427 | | | BB | | | BB | | | | 2 | 1 | 1 | 1 | 1 | 0 | 0 | | | | | | | | | |
| Inning Stats | R: 0 E: 0 K: 0 S: 5 | H: 0 LOB: 0 BB: 0 P: 7 | R: 0 E: 0 K: 0 S: 7 | H: 0 LOB: 0 BB: 0 P: 13 | R: 2 E: 0 K: 0 S: 16 | H: 3 LOB: 2 BB: 1 P: 25 | R: 0 E: 0 K: 0 S: 6 | H: 1 LOB: 0 BB: 0 P: 9 | R: 5 E: 0 K: 1 S: 16 | H: 5 LOB: 1 BB: 1 P: 28 | R: 0 E: 0 K: 0 S: 7 | H: 0 LOB: 0 BB: 1 P: 13 | R: 0 E: 0 K: 1 S: 9 | H: 1 LOB: 2 BB: 2 P: 22 | R: 0 E: 0 K: 0 S: 5 | H: 0 LOB: 0 BB: 0 P: 5 | 1B: 6 2B: 3 3B: 1 HR: 0 | SF: 1 SAC: 0 DP: 2 HBP: 0 | WP: 1 PB: 0 SB: 0 CS: 1 | PA: 36 | | | | | |
| PITCHER | IP | WLS | BF | H | R | ER | SO | BB | IBB | HBP | BLK | WP | HR | S | P | ERA | WHIP | | | | | | | | |
| Mike Flanagan, L (1, 1) ERA: 4.54 | 4.0 | L | 20 | 6 | 6 | 6 | 0 | 1 | 0 | 0 | 0 | 1 | 0 | 30 | 57 | 13.50 | 2.250 | | | | | | | | |
| Jose Antonio Nunez, R (6, 1) ERA: 4.15 | 4.0 | | 16 | 2 | 1 | 1 | 2 | 3 | 1 | 0 | 0 | 1 | 0 | 30 | 57 | 2.25 | 1.250 | | | | | | | | |



| Batter | 1 | 2 | 3 | 4 | 5 | 6 | 7 | 8 | 9 | AB | R | H | RBI | BB | SO | LOB | TOP | | | | | | | | |
|--|---|---|---|---|---|---|---|---|---|---|---|---|---|---|---|---|--|---|---|---|---|---|---|---|---|
| Julio Franco, R OBP: 0.291, SLG: 0.290 (1, 4) | | | | | | | | | | 4 | 1 | 1 | 1 | 0 | 2 | 1 | Cleveland Indians @ Seattle Mariners The Kingdome, Seattle, WA Wed May 04 1988, 10:05 PM EDT Att: 7,213 - Dome | | | | | | | | |
| Pat Tabler, R OBP: 0.326, SLG: 0.270 (1, 3) | | | | | | | | | | 4 | 0 | 0 | 1 | 0 | 1 | 1 | | | | | | | | | |
| Joe Carter, R OBP: 0.413, SLG: 0.636 (1, 8) | | | | | | | | | | 4 | 0 | 0 | 0 | 0 | 2 | 0 | | | | | | | | | |
| Brook Jacoby, R OBP: 0.389, SLG: 0.525 (1, 5) | | | | | | | | | | 2 | 1 | 1 | 1 | 0 | 0 | 0 | | | | | | | | | |
| Ron Washington, R OBP: 0.500, SLG: 0.490 (5, 5) | | | | | | | | | | 2 | 0 | 1 | 0 | 0 | 0 | 0 | | | | | | | | | |
| Carmen Castillo, R OBP: 0.348, SLG: 0.435 (1, 9) | | | | | | | | | | 4 | 0 | 1 | 0 | 0 | 1 | 1 | | | | | | | | | |
| Ron Kittle, R OBP: 0.450, SLG: 0.765 (1, 10) | | | | | | | | | | 4 | 1 | 2 | 1 | 0 | 1 | 1 | | | | | | | | | |
| Cory Snyder, R OBP: 0.347, SLG: 0.463 (9, PH) | | | | | | | | | | 0 | 0 | 0 | 0 | 0 | 0 | 0 | | | | | | | | | |
| Mel Hall, L OBP: 0.326, SLG: 0.372 (1, 7) | | | | | | | | | | 4 | 0 | 0 | 0 | 0 | 1 | 2 | | | | | | | | | |
| Andy Allanson, R OBP: 0.321, SLG: 0.316 (1, 2) | | | | | | | | | | 2 | 0 | 0 | 0 | 1 | 1 | 0 | | | | | | | | | |
| Dave Clark, L OBP: 0.292, SLG: 0.150 (9, PH) | | | | | | | | | | 1 | 0 | 0 | 0 | 0 | 1 | 2 | | | | | | | | | |
| Jay Bell, R OBP: 0.290, SLG: 0.259 (1, 6) | | | | | | | | | | 3 | 1 | 1 | 0 | 0 | 1 | 1 | | | | | | | | | |
| Willie Upshaw, L OBP: 0.350, SLG: 0.422 (9, PH) | | | | | | | | | | 1 | 0 | 0 | 0 | 0 | 1 | 2 | | | | | | | | | |
| Inning Stats | R: 0 H: 0 E: 0 K: 2 S: 10 | H: 0 LOB: 0 BB: 0 P: 16 | R: 2 H: 2 E: 0 K: 2 S: 17 | H: 2 LOB: 1 BB: 1 P: 30 | R: 0 H: 0 E: 0 K: 1 S: 6 | H: 0 LOB: 0 BB: 0 P: 8 | R: 0 H: 1 E: 0 K: 2 S: 12 | H: 1 LOB: 1 BB: 0 P: 17 | R: 0 H: 1 E: 0 K: 2 S: 10 | H: 0 LOB: 0 BB: 0 P: 8 | R: 0 H: 0 E: 0 K: 0 S: 5 | H: 0 LOB: 0 BB: 0 P: 8 | R: 0 H: 0 E: 0 K: 0 S: 5 | H: 0 LOB: 0 BB: 0 P: 8 | R: 2 H: 2 E: 1 K: 1 S: 12 | H: 2 LOB: 1 BB: 0 P: 21 | R: 0 H: 1 E: 0 K: 2 S: 10 | H: 1 LOB: 2 BB: 0 P: 17 | 1B: 4 2B: 0 3B: 1 HR: 2 | SF: 0 SAC: 0 DP: 0 HBP: 0 | WP: 1 PB: 0 SB: 0 CS: 0 | PA: 36 | | | |
| PITCHER | IP WLS BF H R ER SO BB IBB HBP BLK WP HR S P ERA WHIP | IP WLS BF H R ER SO BB IBB HBP BLK WP HR S P ERA WHIP | IP WLS BF H R ER SO BB IBB HBP BLK WP HR S P ERA WHIP | IP WLS BF H R ER SO BB IBB HBP BLK WP HR S P ERA WHIP | IP WLS BF H R ER SO BB IBB HBP BLK WP HR S P ERA WHIP | IP WLS BF H R ER SO BB IBB HBP BLK WP HR S P ERA WHIP | IP WLS BF H R ER SO BB IBB HBP BLK WP HR S P ERA WHIP | IP WLS BF H R ER SO BB IBB HBP BLK WP HR S P ERA WHIP | IP WLS BF H R ER SO BB IBB HBP BLK WP HR S P ERA WHIP | IP WLS BF H R ER SO BB IBB HBP BLK WP HR S P ERA WHIP | IP WLS BF H R ER SO BB IBB HBP BLK WP HR S P ERA WHIP | IP WLS BF H R ER SO BB IBB HBP BLK WP HR S P ERA WHIP | IP WLS BF H R ER SO BB IBB HBP BLK WP HR S P ERA WHIP | IP WLS BF H R ER SO BB IBB HBP BLK WP HR S P ERA WHIP | IP WLS BF H R ER SO BB IBB HBP BLK WP HR S P ERA WHIP | IP WLS BF H R ER SO BB IBB HBP BLK WP HR S P ERA WHIP | IP WLS BF H R ER SO BB IBB HBP BLK WP HR S P ERA WHIP | IP WLS BF H R ER SO BB IBB HBP BLK WP HR S P ERA WHIP | IP WLS BF H R ER SO BB IBB HBP BLK WP HR S P ERA WHIP | IP WLS BF H R ER SO BB IBB HBP BLK WP HR S P ERA WHIP | IP WLS BF H R ER SO BB IBB HBP BLK WP HR S P ERA WHIP | IP WLS BF H R ER SO BB IBB HBP BLK WP HR S P ERA WHIP | IP WLS BF H R ER SO BB IBB HBP BLK WP HR S P ERA WHIP | IP WLS BF H R ER SO BB IBB HBP BLK WP HR S P ERA WHIP | IP WLS BF H R ER SO BB IBB HBP BLK WP HR S P ERA WHIP |

AB 35
R 4
H 7
RBI 4
BB 1
SO 12
LOB 11



| Batter | 1 | 2 | 3 | 4 | 5 | 6 | 7 | 8 | 9 | AB | R | H | RBI | BB | SO | LOB | BOTTOM | | | | | | | | |
|--|---|---|---|---|---|---|---|---|---|---|---|---|---|---|---|---|--|---|---|---|---|---|---|---|---|
| Rick Renneria, R OBP: 0.289, SLG: 0.444 (1, 4) | | | | | | | | | | 5 | 0 | 0 | 0 | 0 | 0 | 3 | Cleveland Indians @ Seattle Mariners The Kingdome, Seattle, WA Wed May 04 1988, 10:05 PM EDT Att: 7,213 - Dome | | | | | | | | |
| Scott Bradley, L OBP: 0.341, SLG: 0.436 (1, 2) | | | | | | | | | | 4 | 0 | 0 | 0 | 0 | 1 | | | | | | | | | | |
| Henry Cotto, R OBP: 0.443, SLG: 0.550 (1, 8) | | | | | | | | | | 4 | 1 | 1 | 0 | 0 | 1 | | | | | | | | | | |
| Alvin Davis, L OBP: 0.424, SLG: 0.450 (1, 3) | | | | | | | | | | 2 | 2 | 2 | 0 | 2 | 0 | | | | | | | | | | |
| Mickey Brantley, R OBP: 0.266, SLG: 0.413 (1, 7) | | | | | | | | | | 4 | 1 | 2 | 2 | 0 | 2 | | | | | | | | | | |
| Jim Presley, R OBP: 0.274, SLG: 0.383 (1, 5) | | | | | | | | | | 4 | 0 | 0 | 1 | 0 | 4 | | | | | | | | | | |
| Dave Valle, R OBP: 0.233, SLG: 0.317 (1, 10) | | | | | | | | | | 3 | 1 | 1 | 2 | 1 | 0 | | | | | | | | | | |
| Dave Hengel, R OBP: 0.100, SLG: 0.100 (1, 9) | | | | | | | | | | 4 | 0 | 1 | 0 | 0 | 2 | | | | | | | | | | |
| Mario Diaz, R OBP: 0.500, SLG: 0.500 (1, 6) | | | | | | | | | | 4 | 0 | 2 | 0 | 0 | 0 | | | | | | | | | | |
| Inning Stats | R: 0 H: 0 E: 0 K: 0 S: 6 | H: 0 LOB: 2 BB: 2 P: 10 | R: 0 H: 0 E: 1 K: 1 S: 6 | H: 0 LOB: 1 BB: 0 P: 9 | R: 0 H: 1 E: 0 K: 0 S: 7 | H: 1 LOB: 1 BB: 0 P: 10 | R: 0 H: 0 E: 0 K: 0 S: 7 | H: 0 LOB: 0 BB: 0 P: 11 | R: 4 H: 5 E: 0 K: 0 S: 14 | H: 5 LOB: 2 BB: 1 P: 23 | R: 1 H: 2 E: 0 K: 1 S: 11 | H: 2 LOB: 1 BB: 0 P: 14 | R: 0 H: 1 E: 0 K: 1 S: 11 | H: 1 LOB: 1 BB: 0 P: 15 | 1B: 5 2B: 2 3B: 1 HR: 1 | SF: 0 SAC: 0 DP: 0 HBP: 0 | | WP: 1 PB: 0 SB: 0 CS: 0 | PA: 37 | | | | | | |
| PITCHER | IP WLS BF H R ER SO BB IBB HBP BLK WP HR S P ERA WHIP | IP WLS BF H R ER SO BB IBB HBP BLK WP HR S P ERA WHIP | IP WLS BF H R ER SO BB IBB HBP BLK WP HR S P ERA WHIP | IP WLS BF H R ER SO BB IBB HBP BLK WP HR S P ERA WHIP | IP WLS BF H R ER SO BB IBB HBP BLK WP HR S P ERA WHIP | IP WLS BF H R ER SO BB IBB HBP BLK WP HR S P ERA WHIP | IP WLS BF H R ER SO BB IBB HBP BLK WP HR S P ERA WHIP | IP WLS BF H R ER SO BB IBB HBP BLK WP HR S P ERA WHIP | IP WLS BF H R ER SO BB IBB HBP BLK WP HR S P ERA WHIP | IP WLS BF H R ER SO BB IBB HBP BLK WP HR S P ERA WHIP | IP WLS BF H R ER SO BB IBB HBP BLK WP HR S P ERA WHIP | IP WLS BF H R ER SO BB IBB HBP BLK WP HR S P ERA WHIP | IP WLS BF H R ER SO BB IBB HBP BLK WP HR S P ERA WHIP | IP WLS BF H R ER SO BB IBB HBP BLK WP HR S P ERA WHIP | IP WLS BF H R ER SO BB IBB HBP BLK WP HR S P ERA WHIP | IP WLS BF H R ER SO BB IBB HBP BLK WP HR S P ERA WHIP | IP WLS BF H R ER SO BB IBB HBP BLK WP HR S P ERA WHIP | IP WLS BF H R ER SO BB IBB HBP BLK WP HR S P ERA WHIP | IP WLS BF H R ER SO BB IBB HBP BLK WP HR S P ERA WHIP | IP WLS BF H R ER SO BB IBB HBP BLK WP HR S P ERA WHIP | IP WLS BF H R ER SO BB IBB HBP BLK WP HR S P ERA WHIP | IP WLS BF H R ER SO BB IBB HBP BLK WP HR S P ERA WHIP | IP WLS BF H R ER SO BB IBB HBP BLK WP HR S P ERA WHIP | IP WLS BF H R ER SO BB IBB HBP BLK WP HR S P ERA WHIP | IP WLS BF H R ER SO BB IBB HBP BLK WP HR S P ERA WHIP |

AB 34
R 5
H 9
RBI 5
BB 3
SO 3
LOB 14



| Batter | 1 | 2 | 3 | 4 | 5 | 6 | 7 | 8 | 9 | AB | R | H | RBI | BB | SO | LOB | TOP | | | | | | | | |
|---|-------------------------------|----------------------------------|-------------------------------|----------------------------------|------------------------------|----------------------------------|-------------------------------|----------------------------------|------------------------------|----------------------------------|------------------------------|----------------------------------|------------------------------|---------------------------------|-------------------------------|----------------------------------|-------------------------------|----------------------------------|----------------------------------|------------------------------------|----------------------------------|--------|--|--|--|
| Gary Pettis, S OBP: 0.302, SLG: 0.229 (1, 8) | 0-0 4-3 ① | | 4-2 F9 1B BB | 2-2 G3 | | | 1-0 4-3 ③ | | 2-1 HR | 4 | 1 | 1 | 1 | 1 | 0 | 1 | | | | | | | | | |
| Lou Whitaker, L OBP: 0.446, SLG: 0.476 (1, 4) | 3-2 HR | | 0-0 G6-4-3 1B | | 0-0 L7 | | | 2-1 BB HR 1B | 0-0 BLK 1B | 5 | 2 | 4 | 1 | 0 | 0 | 0 | | | | | | | | | |
| Darrell Evans, L OBP: 0.273, SLG: 0.231 (8, PH) | 3-2 F7 | | 0-0 F9 | | 3-2 F7 | | | 2-2 SAFE 1-2 HR 1B | 3-1 F8 | 3 | 0 | 0 | 0 | 0 | 0 | 2 | | | | | | | | | |
| Luis Salazar, R OBP: 0.350, SLG: 0.432 (8, 3) | | | 2-3 | | | | | | | 2 | 1 | 1 | 0 | 0 | 0 | 1 | | | | | | | | | |
| Alan Trammell, R OBP: 0.331, SLG: 0.448 (1, 6) | 2-0 BB 1B | | 1-1 G6-4-3 | | 1-1 6-3 | | | 4-1 HR BB | 4-0 BB | 3 | 1 | 1 | 0 | 2 | 0 | 2 | | | | | | | | | |
| Matt Nokes, L OBP: 0.307, SLG: 0.551 (8, PH) | 4-1 BB | | | 4-2 2B BB | | 2-2 4-3 | | 3-3 K | 0-3 K | 1 | 1 | 0 | 0 | 2 | 0 | 0 | | | | | | | | | |
| Larry Herndon, R OBP: 0.265, SLG: 0.226 (8, 2) | 1-2 BB | | | 1-3 K | | 2-2 F9 | | 0-0 HR | | 1 | 0 | 0 | 0 | 0 | 1 | 3 | | | | | | | | | |
| Mike Heath, R OBP: 0.282, SLG: 0.235 (1, 7) | 0-0 F5 | | | 3-2 1B 2B | | 1-2 5-3 | | 1-2 K | 2-3 K | 3 | 0 | 0 | 0 | 0 | 0 | 0 | | | | | | | | | |
| Dave Bergman, L OBP: 0.333, SLG: 0.296 (8, PH) | | | | 1-2 1B | | | | 1-1 F9 | | 4 | 0 | 1 | 1 | 0 | 0 | 0 | | | | | | | | | |
| Ray Knight, R OBP: 0.228, SLG: 0.192 (8, PH) | | | | 2-H 1B | | | | 0-0 F8 | 1-1 F9 | 4 | 0 | 1 | 1 | 0 | 0 | 0 | | | | | | | | | |
| Pat Sheridan, L OBP: 0.420, SLG: 0.558 (8, 7) | | | | 1-2 F8 | | | | 1-2 F9 | | 4 | 0 | 0 | 0 | 0 | 0 | 1 | | | | | | | | | |
| Jim Morrison, R OBP: 0.232, SLG: 0.304 (1, 10) | | 2-2 F8 | | 3-2 1B 2B | | 1-2 5-3 | | 1-2 K | 2-3 K | 4 | 1 | 1 | 1 | 0 | 1 | 0 | | | | | | | | | |
| Chet Lemon, R OBP: 0.368, SLG: 0.396 (1, 9) | | 1-2 1-3 | | 1-2 1B | | | | 0-0 F8 | 1-1 F9 | 4 | 0 | 1 | 1 | 0 | 0 | 0 | | | | | | | | | |
| Tom Brookens, R OBP: 0.412, SLG: 0.479 (1, 5) | | 0-3 K | | 1-2 F8 | | | | 1-0 F9 | | 4 | 0 | 0 | 0 | 0 | 1 | 1 | | | | | | | | | |
| Inning Stats | R: 1 E: 0 K: 0 S: 12 | H: 2 LOB: 2 BB: 1 P: 24 | R: 0 E: 0 K: 1 S: 13 | H: 0 LOB: 0 BB: 1 P: 16 | R: 0 E: 0 K: 0 S: 6 | H: 1 LOB: 1 BB: 1 P: 11 | R: 2 E: 0 K: 1 S: 22 | H: 2 LOB: 1 BB: 1 P: 32 | R: 0 E: 0 K: 0 S: 6 | H: 0 LOB: 0 BB: 0 P: 10 | R: 0 E: 0 K: 0 S: 9 | H: 0 LOB: 0 BB: 0 P: 14 | R: 0 E: 0 K: 0 S: 3 | H: 0 LOB: 0 BB: 0 P: 5 | R: 4 E: 0 K: 2 S: 16 | H: 3 LOB: 2 BB: 1 P: 30 | R: 1 E: 0 K: 1 S: 13 | H: 2 LOB: 2 BB: 1 P: 23 | 1B: 6 2B: 1 3B: 0 HR: 3 | SF: 0 SAC: 0 DP: 1 HBP: 0 | WP: 0 PB: 0 SB: 0 CS: 0 | PA: 41 | | | |
| PITCHER | IP | WLS | BF | H | R | ER | SO | BB | IBB | HBP | BLK | WP | HR | S | P | ERA | WHIP | | | | | | | | |
| Mike Moore, R ERA: 5.48 (1, 1) | 7.0 | | 29 | 6 | 4 | 4 | 2 | 3 | 0 | 0 | 0 | 0 | 1 | 73 | 116 | 5.14 | 1.286 | | | | | | | | |
| Dennis Powell, L ERA: (8, 1) | 0.0 | L | 1 | 1 | 0 | 0 | 0 | 0 | 0 | 0 | 0 | 0 | 0 | 3 | 5 | ∞ | ∞ | | | | | | | | |
| Julio Solano, R ERA: 2.7 (8, 1) | 0.0 | | 1 | 0 | 0 | 0 | 0 | 1 | 0 | 0 | 0 | 0 | 0 | 1 | 5 | ∞ | ∞ | | | | | | | | |
| Bill Wilkinson, L ERA: 7.56 (8, 1) | 0.1 | | 1 | 0 | 0 | 0 | 1 | 0 | 0 | 0 | 0 | 0 | 0 | 3 | 6 | 0.00 | 0.000 | | | | | | | | |
| Michael Jackson, R ERA: 3.29 (8, 1) | 1.2 | | 9 | 3 | 4 | 4 | 2 | 1 | 0 | 0 | 1 | 0 | 2 | 20 | 33 | 21.60 | 2.400 | | | | | | | | |

Detroit Tigers @ Seattle Mariners
The Kingdome, Seattle, WA
Fri May 06 1988, 10:05 PM EDT
Att: 16,667 - Dome

AB 36
R 8
H 10
RBI 8
BB 5
SO 5
LOB 15



| Batter | 1 | 2 | 3 | 4 | 5 | 6 | 7 | 8 | 9 | AB | R | H | RBI | BB | SO | LOB | BOTTOM | | | | | | | | |
|--|------------------------------|---------------------------------|-------------------------------|----------------------------------|------------------------------|---------------------------------|-------------------------------|----------------------------------|------------------------------|----------------------------------|-------------------------------|----------------------------------|------------------------------|----------------------------------|-------------------------------|----------------------------------|------------------------------|---------------------------------|----------------------------------|------------------------------------|----------------------------------|--------|--|--|--|
| Mike Kingery, L OBP: 0.353, SLG: 0.345 (1, 9) | 2-1 F9 | | 0-0 L9 2B | | 1-3 K | | 1-2 1-3 | | | 4 | 0 | 1 | 0 | 0 | 1 | 0 | | | | | | | | | |
| Scott Bradley, L OBP: 0.327, SLG: 0.413 (1, 2) | 0-0 L9 | | 0-0 L9 | | | 0-1 G3 | | 0-3 K | | 3 | 0 | 0 | 0 | 0 | 0 | 1 | | | | | | | | | |
| Dave Valle, R OBP: 0.231, SLG: 0.313 (9, 2) | | | 2-3 | | | | | | | 1 | 0 | 0 | 0 | 0 | 1 | 0 | | | | | | | | | |
| Henry Cotto, R OBP: 0.438, SLG: 0.534 (1, 8) | 1-2 P6 | | 0-0 F4 | | | 3-2 1B 1B | | 0-0 6-3 | | 4 | 1 | 1 | 0 | 0 | 0 | 1 | | | | | | | | | |
| Alvin Davis, L OBP: 0.439, SLG: 0.529 (1, 3) | | 0-0 HR | 2-1 F4 | | | 2-1 1B FC5-4 1B | | 4-0 BB BB | | 3 | 2 | 2 | 1 | 1 | 0 | 1 | | | | | | | | | |
| Ken Phelps, L OBP: 0.446, SLG: 0.603 (8, PH) | | 2-0 4-3 | | 0-3 K | | 2-2 FC5-4 1B | | 4-2 BB BB | | 3 | 0 | 1 | 1 | 0 | 1 | 0 | | | | | | | | | |
| Glenn Wilson, R OBP: 0.238, SLG: 0.263 (8, PH) | | | | | | 1-3 3-H 1B | | 1-2 BB | | 0 | 0 | 0 | 0 | 1 | 0 | 0 | | | | | | | | | |
| Mickey Brantley, R OBP: 0.275, SLG: 0.450 (1, 7) | 1-0 HR | | 0-0 F9 | | | 0-1 FC5-4 | | 0-2 P6 | | 4 | 1 | 1 | 2 | 0 | 0 | 3 | | | | | | | | | |
| Jim Presley, R OBP: 0.273, SLG: 0.363 (1, 5) | | 4-2 BB | | 2-3 K | | 2-3 F7 | | 2-2 L8 | | 3 | 0 | 0 | 0 | 1 | 1 | 1 | | | | | | | | | |
| Rick Renteria, R OBP: 0.264, SLG: 0.385 (1, 6) | | 1-3 K | | | 2-1 F8 | | 3-2 5-3 | | 0-0 F6 | 4 | 0 | 0 | 0 | 0 | 1 | 1 | | | | | | | | | |
| Harold Reynolds, S OBP: 0.302, SLG: 0.440 (1, 4) | | 2-0 G3 | | | 1-0 B4-3 | | 0-2 6-3 | | 1-0 F7 | 4 | 0 | 0 | 0 | 0 | 0 | 1 | | | | | | | | | |
| Inning Stats | R: 0 E: 0 K: 0 S: 6 | H: 0 LOB: 0 BB: 0 P: 9 | R: 2 E: 0 K: 1 S: 10 | H: 2 LOB: 1 BB: 1 P: 20 | R: 0 E: 0 K: 0 S: 5 | H: 1 LOB: 1 BB: 0 P: 7 | R: 0 E: 0 K: 2 S: 10 | H: 0 LOB: 0 BB: 0 P: 12 | R: 0 E: 0 K: 1 S: 7 | H: 0 LOB: 0 BB: 0 P: 11 | R: 2 E: 0 K: 0 S: 17 | H: 3 LOB: 1 BB: 0 P: 25 | R: 0 E: 0 K: 0 S: 9 | H: 0 LOB: 0 BB: 0 P: 13 | R: 0 E: 0 K: 1 S: 10 | H: 0 LOB: 2 BB: 2 P: 18 | R: 0 E: 0 K: 0 S: 5 | H: 0 LOB: 0 BB: 0 P: 8 | 1B: 3 2B: 1 3B: 0 HR: 2 | SF: 0 SAC: 0 DP: 0 HBP: 0 | WP: 0 PB: 0 SB: 0 CS: 0 | PA: 36 | | | |
| PITCHER | IP | WLS | BF | H | R | ER | SO | BB | IBB | HBP | BLK | WP | HR | S | P | ERA | WHIP | | | | | | | | |
| Jeff Robinson, R ERA: 4.05 (1, 1) | 7.0 | | 28 | 6 | 4 | 4 | 4 | 1 | 0 | 0 | 0 | 0 | 2 | 64 | 97 | 5.14 | 1.000 | | | | | | | | |
| Willie Hernandez, L ERA: 2.57 (8, 1) | 0.2 | | 4 | 0 | 0 | 0 | 1 | 2 | 0 | 0 | 0 | 0 | 0 | 7 | 15 | 0.00 | 3.000 | | | | | | | | |
| Mike Henneman, R ERA: 2.0 (8, 1) | 1.1 | S | 4 | 0 | 0 | 0 | 0 | 0 | 0 | 0 | 0 | 0 | 0 | 8 | 11 | 0.00 | 0.000 | | | | | | | | |

Detroit Tigers @ Seattle Mariners
The Kingdome, Seattle, WA
Fri May 06 1988, 10:05 PM EDT
Att: 16,667 - Dome

AB 33
R 4
H 6
RBI 4
BB 3
SO 5
LOB 9



| Batter | 1 | 2 | 3 | 4 | 5 | 6 | 7 | 8 | 9 | AB | R | H | RBI | BB | SO | LOB | TOP | | | | | | | | | | |
|---|-------------------------------|----------------------------------|-------------------------------|----------------------------------|-------------------------------|----------------------------------|-------------------------------|----------------------------------|-------------------------------|----------------------------------|-------------------------------|----------------------------------|-------------------------------|----------------------------------|-------------------------------|----------------------------------|--|------------------------------------|------------------------------------|----------------------------------|--------|--|--|--|--|--|--|
| Gary Pettis, S OBP: 0.298, SLG: 0.237 | 2-1 4-3 | 0-1 L9 | | 3-1 F7 | | 0-1 4-3 | | 0-0 2B | | 5 | 0 | 1 | 0 | 0 | 0 | 3 | Detroit Tigers @ Seattle Mariners The Kingdome, Seattle, WA Sat May 07 1988, 10:05 PM EDT Att: 27,019 - Dome | | | | | | | | | | |
| Lou Whitaker, L OBP: 0.445, SLG: 0.483 | 3-2 E 1B | 2-1 FC3-2 | | 1-2 2B | | 2-0 4-3 | | 1-0 L5 | | 5 | 1 | 2 | 0 | 0 | 0 | 4 | | | | | | | | | | | |
| Luis Salazar, R OBP: 0.364, SLG: 0.425 | 2-2 E BLK | 1-2 F8 | | 1-3 K | | 4-2 BLK BB | | 4-2 2B BB | | 3 | 1 | 1 | 0 | 1 | 1 | 4 | | | | | | | | | | | |
| Pat Sheridan, L OBP: 0.431, SLG: 0.558 | 1-2 BLK | | | | | | | | | 0 | 0 | 0 | 0 | 1 | 0 | 0 | | | | | | | | | | | |
| Jim Walewander, S OBP: 0.333, SLG: 0.667 | | | | | | | | | | 0 | 1 | 0 | 0 | 0 | 0 | 0 | | | | | | | | | | | |
| Aian Trammell, R OBP: 0.333, SLG: 0.435 | 1-0 E5 BLK SF9 | | 4-2 S 1B BB | | 4-2 1B BLK BB | | 1-2 K | | 2-0 F3 | 3 | 2 | 0 | 0 | 2 | 1 | 3 | | | | | | | | | | | |
| Larry Herndon, R OBP: 0.278, SLG: 0.250 | 3-0 SF9 | | 1-1 CS BB 1B | | 1-1 HBP 1B | | 1-2 L4 | | 3-2 F8 | 1 | 0 | 1 | 2 | 0 | 0 | 0 | | | | | | | | | | | |
| Darrell Evans, L OBP: 0.275, SLG: 0.235 | 1-H 3-H | | 4-1 1B | | 1-3 1B | | | | | 3 | 0 | 1 | 0 | 0 | 0 | 2 | | | | | | | | | | | |
| Chet Lemon, R OBP: 0.387, SLG: 0.408 | 2-1 4-3 | | 4-1 CS 1B BB | | 2-2 HBP | | 4-0 IBB | | 0-2 PB 2B | 2 | 1 | 1 | 0 | 2 | 0 | 0 | | | | | | | | | | | |
| Ray Knight, R OBP: 0.278, SLG: 0.189 | | | 1-2 4-3 | | 3-2 FC1-2-5 | | 3-0 L8 | | 2-2 6-3 | 1 | 0 | 0 | 0 | 1 | 0 | 2 | | | | | | | | | | | |
| Dave Bergman, L OBP: 0.324, SLG: 0.286 | | 4-1 BB BB BB | | | | | | | | 1 | 0 | 0 | 0 | 0 | 0 | 3 | | | | | | | | | | | |
| Jim Morrison, R OBP: 0.224, SLG: 0.293 | | 4-1 FC3-2 BB | | 1-3 2-3 | | | | | | 2 | 0 | 0 | 0 | 0 | 0 | 4 | | | | | | | | | | | |
| Tom Brookens, R OBP: 0.416, SLG: 0.473 | | 4-1 FC3-2 BB | | 1-2 CS 1B | | 1-3 K | | 2-3 K | | 3 | 0 | 1 | 1 | 1 | 2 | 2 | | | | | | | | | | | |
| Mike Heath, R OBP: 0.279, SLG: 0.216 | 4-2 FC3-2 BB | | 2-1 CS | | 0-0 5-3 | | 3-1 5-3 | | 1-3 K | 3 | 0 | 0 | 0 | 1 | 1 | 0 | | | | | | | | | | | |
| Inning Stats | R: 3 E: 1 K: 0 S: 14 | H: 2 LOB: 0 BB: 0 P: 26 | R: 0 E: 0 K: 0 S: 11 | H: 0 LOB: 3 BB: 3 P: 26 | R: 2 E: 0 K: 0 S: 12 | H: 2 LOB: 0 BB: 2 P: 25 | R: 0 E: 0 K: 1 S: 10 | H: 1 LOB: 1 BB: 0 P: 15 | R: 0 E: 0 K: 0 S: 13 | H: 0 LOB: 0 BB: 0 P: 10 | R: 0 E: 0 K: 1 S: 11 | H: 0 LOB: 2 BB: 2 P: 26 | R: 0 E: 0 K: 2 S: 8 | H: 1 LOB: 1 BB: 0 P: 12 | R: 1 E: 0 K: 0 S: 16 | H: 1 LOB: 2 BB: 1 P: 27 | 1B: 5 2B: 3 3B: 0 HR: 0 | SF: 1 SAC: 0 DP: 1 HBP: 1 | WP: 0 PB: 1 SB: 2 CS: 3 | PA: 44 | | | | | | | |
| PITCHER | IP | WLS | BF | H | R | ER | SO | BB | IBB | HBP | BLK | WP | HR | S | P | ERA | WHIP | | | | | | | | | | |
| Steve Trout, L ERA: 6.75 | 2.0 | | 14 | 3 | 5 | 3 | 0 | 4 | 0 | 0 | 1 | 0 | 0 | 29 | 61 | 13.50 | 3.500 | | | | | | | | | | |
| Jerry Reed, R ERA: 3.66 | 4.1 | W | 17 | 3 | 0 | 0 | 3 | 3 | 0 | 1 | 2 | 0 | 0 | 42 | 78 | 0.00 | 1.385 | | | | | | | | | | |
| Dennis Powell, L ERA: 13.5 | 0.2 | | 3 | 0 | 0 | 0 | 0 | 0 | 1 | 0 | 0 | 0 | 0 | 5 | 13 | 0.00 | 0.000 | | | | | | | | | | |
| Michael Jackson, R ERA: 3.05 | 1.1 | | 6 | 1 | 1 | 0 | 2 | 1 | 0 | 0 | 0 | 0 | 0 | 12 | 22 | 0.00 | 1.500 | | | | | | | | | | |
| Bill Wilkinson, L ERA: 7.0 | 0.2 | S | 3 | 1 | 0 | 0 | 0 | 0 | 0 | 0 | 0 | 0 | 0 | 12 | 17 | 0.00 | 1.500 | | | | | | | | | | |
| Batter | 1 | 2 | 3 | 4 | 5 | 6 | 7 | 8 | 9 | AB | R | H | RBI | BB | SO | LOB | BOTTOM | | | | | | | | | | |
| Mike Kingery, L OBP: 0.356, SLG: 0.339 | 2-2 2B HR | 4-1 BB | | 1-1 P6 | | 1-0 P6 | | 0-1 4-3 | | 4 | 1 | 1 | 0 | 1 | 0 | 2 | Detroit Tigers @ Seattle Mariners The Kingdome, Seattle, WA Sat May 07 1988, 10:05 PM EDT Att: 27,019 - Dome | | | | | | | | | | |
| Scott Bradley, L OBP: 0.321, SLG: 0.420 | 1-1 F8 | 0-0 4-3 | | 0-1 E4 F9 1B SF9 | | 0-0 F8 2B | | | | 4 | 2 | 1 | 0 | 0 | 0 | 2 | | | | | | | | | | | |
| Henry Cotto, R OBP: 0.440, SLG: 0.543 | 0-2 HR | | 0-0 6-3 | | 1-0 1B | | 1-2 F8 | | | 4 | 1 | 2 | 0 | 0 | 0 | 1 | | | | | | | | | | | |
| Alvin Davis, L OBP: 0.450, SLG: 0.593 | 0-0 HR | | 3-2 G3 2B | | 2-0 F9 | | 0-0 HR 2B | | | 4 | 2 | 3 | 4 | 0 | 0 | 2 | | | | | | | | | | | |
| Dave Valle, R OBP: 0.221, SLG: 0.302 | 2-2 5-3 | | 1-0 G3 | | 1-0 SF9 | | 3-2 P4 | | | 3 | 0 | 0 | 1 | 0 | 0 | 2 | | | | | | | | | | | |
| Mickey Brantley, R OBP: 0.283, SLG: 0.481 | 1-0 S 1B | | 0-1 F7 | | 2-0 F8 | | 3-1 HR | | | 4 | 1 | 2 | 2 | 0 | 0 | 2 | | | | | | | | | | | |
| Jim Prestley, R OBP: 0.280, SLG: 0.362 | 3-3 K | | 4-2 BB | | 1-1 G3 SH2-4 1B | | 0-0 5-3 | | | 3 | 0 | 1 | 0 | 1 | 1 | 1 | | | | | | | | | | | |
| Rick Renteria, R OBP: 0.250, SLG: 0.364 | | 0-0 B1-3 | | 1-1 L9 | | 0-0 SH2-4 | | 1-3 K | | 3 | 0 | 0 | 0 | 0 | 1 | 1 | | | | | | | | | | | |
| Harold Reynolds, S OBP: 0.291, SLG: 0.423 | 1-2 F5 | | 2-1 F8 | | 1-0 G3 | | 1-1 4-3 | | | 4 | 0 | 0 | 0 | 0 | 0 | 2 | | | | | | | | | | | |
| Inning Stats | R: 3 E: 0 K: 1 S: 22 | H: 4 LOB: 1 BB: 0 P: 31 | R: 0 E: 0 K: 0 S: 8 | H: 0 LOB: 1 BB: 1 P: 13 | R: 0 E: 0 K: 0 S: 7 | H: 1 LOB: 1 BB: 0 P: 11 | R: 0 E: 0 K: 0 S: 8 | H: 0 LOB: 1 BB: 1 P: 16 | R: 1 E: 1 K: 0 S: 7 | H: 1 LOB: 1 BB: 0 P: 12 | R: 0 E: 0 K: 0 S: 5 | H: 1 LOB: 0 BB: 0 P: 8 | R: 3 E: 0 K: 0 S: 13 | H: 3 LOB: 0 BB: 0 P: 20 | R: 0 E: 0 K: 1 S: 7 | H: 0 LOB: 0 BB: 0 P: 9 | | 1B: 4 2B: 4 3B: 0 HR: 2 | SF: 1 SAC: 1 DP: 0 HBP: 0 | WP: 0 PB: 0 SB: 1 CS: 0 | PA: 37 | | | | | | |
| PITCHER | IP | WLS | BF | H | R | ER | SO | BB | IBB | HBP | BLK | WP | HR | S | P | ERA | WHIP | | | | | | | | | | |
| Doyle Alexander, R ERA: 3.57 | 6.1 | | 30 | 8 | 5 | 4 | 0 | 2 | 0 | 0 | 0 | 0 | 0 | 61 | 96 | 5.68 | 1.579 | | | | | | | | | | |
| Paul Gibson, L ERA: 5.0 | 0.0 | L | 1 | 1 | 0 | 0 | 0 | 0 | 0 | 0 | 0 | 0 | 0 | 1 | 1 | ∞ | ∞ | | | | | | | | | | |
| Don Heinkel, R ERA: 3.95 | 1.2 | | 6 | 1 | 2 | 2 | 1 | 0 | 0 | 0 | 0 | 0 | 1 | 15 | 23 | 10.80 | 0.600 | | | | | | | | | | |

| Batter | 1 | 2 | 3 | 4 | 5 | 6 | 7 | 8 | 9 | AB R H RBI BB SO LOB | TOP |
|---|--|---|---|---|---|--|--|---|---|--|---|
| Edgar Martinez, R (1, 5) | 1-1 4-3 | 0-1 FC1-2 | | 2-2 L7 | | | 4-2 FC5 G3 BB | | 1-1 P5 | 4 0 0 0 1 0 5 | Seattle Mariners @ Toronto Blue Jays Exhibition Stadium, Toronto, ON Tue May 10 1988, 7:05 PM EDT Att: 28,290 - Cloudy - 61 F |
| Scott Bradley, L (1, 2) | 1-0 P4 | 0-0 L9 | | | 0-2 G3 | | 0-0 G3 | | 0-0 1-3 | 5 0 0 0 0 0 4 | |
| Henry Cotto, R (1, 8) | 3-2 L8 | | 2-1 L8 | | 3-2 5-3 | | 1-2 FC5 | | | 4 0 0 0 0 0 1 | |
| Alvin Davis, L (1, 3) | | 2-0 1B BB 1B | 1-0 P6 | | 3-2 L9 | | | 1-1 F7 | | 4 1 1 0 0 0 0 | |
| Ken Phelps, L (1, 10) | | 4-2 1B BB 1B | 0-1 F8 | | 2-3 K | | 2-2 F7 | | | 3 1 0 0 1 1 0 | |
| Mickey Brantley, R (1, 7) | | 2-0 1B FC1-2 1B | | 3-3 K | | 0-0 1-3 | | 0-1 HR | | 4 1 2 1 0 1 0 | |
| Glenn Wilson, R (1, 9) | | 3-3 K | | 0-2 E4 1B | | 0-0 1B | | 0-1 FC6-4 1B | | 4 1 3 0 0 1 3 | |
| Rey Quinones, R (1, 6) | | 1-0 FC1-2 1B | | 0-0 4-3 2B | | 2-1 L9 | | 1-1 FC6-4 | | 4 0 2 2 0 0 2 | |
| Harold Reynolds, S (1, 4) | | 0-1 FC1-2 1B | | 3-2 4-3 | | 1-2 F7 | | 0-0 CS 1B | | 4 0 2 1 0 0 1 | |
| Inning Stats | R: 0 H: 0 E: 0 LOB: 0 K: 0 BB: 0 S: 7 P: 12 | R: 2 H: 4 E: 0 LOB: 3 K: 1 BB: 1 S: 13 P: 25 | R: 0 H: 0 E: 0 LOB: 0 K: 0 BB: 0 S: 5 P: 8 | R: 1 H: 2 E: 1 LOB: 1 K: 1 BB: 0 S: 16 P: 24 | R: 0 H: 0 E: 0 LOB: 0 K: 0 BB: 0 S: 11 P: 17 | R: 0 H: 1 E: 0 LOB: 1 K: 1 BB: 0 S: 7 P: 11 | R: 0 H: 0 E: 0 LOB: 1 K: 0 BB: 1 S: 9 P: 15 | R: 1 H: 2 E: 0 LOB: 1 K: 0 BB: 0 S: 4 P: 5 | R: 0 H: 1 E: 0 LOB: 0 K: 0 BB: 0 S: 4 P: 5 | 1B: 8 SF: 0 2B: 1 SAC: 0 3B: 0 DP: 0 HR: 1 HBP: 0 | WP: 0 PA: 38 SB: 0 CS: 1 |
| PITCHER Jim Clancy, R (1, 1) ERA: 5.68 | IP: 9.0 WLS: L BF: 38 H: 10 R: 4 ER: 4 SO: 3 BB: 2 IBB: 0 HBP: 0 BLK: 0 WP: 0 HR: 1 S: 83 P: 132 ERA: 4.00 WHIP: 1.333 | | | | | | | | | | |

| | |
|-----|----|
| AB | 36 |
| R | 4 |
| H | 10 |
| RBI | 4 |
| BB | 2 |
| SO | 3 |
| LOB | 16 |



| Batter | 1 | 2 | 3 | 4 | 5 | 6 | 7 | 8 | 9 | AB R H RBI BB SO LOB | BOTTOM |
|--|--|--|---|--|---|--|--|---|---|--|---|
| Tony Fernandez, S (1, 6) | 1-0 F9 | | 2-1 L9 | | | 0-2 4-3 | | 1-3 K | | 4 0 0 0 0 1 1 | Seattle Mariners @ Toronto Blue Jays Exhibition Stadium, Toronto, ON Tue May 10 1988, 7:05 PM EDT Att: 28,290 - Cloudy - 61 F |
| Lloyd Moseby, L (1, 8) | 2-2 BLK HBP | | | 1-0 4-3 | | 1-0 FC4-6 1B | | 0-0 1-H 2B | | 3 0 2 1 0 0 0 | |
| Pat Borders, R (1, 2) | 2-3 K | | | 3-1 1B | | 1-3 K | | 2-3 K | | 4 0 1 0 0 3 3 | |
| George Bell, R (1, 7) | 2-3 K | | | 1-0 L9 | | 0-0 FC4-6 | | 1-2 F9 | | 4 0 0 0 0 1 4 | |
| Kelly Gruber, R (1, 4) | | 3-3 K | | 2-3 K | | 0-3 K | | 3-2 4-3 | | 4 0 0 0 0 3 1 | |
| Jesse Barfield, R (1, 9) | | 2-3 K | | | 1-3 K | | 0-0 4-3 | | 1-0 HR | 4 1 1 1 1 0 2 0 | |
| Juan Beniquez, R (1, 10) | | 2-3 K | | | 1-1 2B | | 2-1 1B | | 0-2 WP 1B | 4 0 3 0 0 1 0 | |
| Cecil Fielder, R (1, 3) | | | 3-2 F9 | | 3-3 K | | 2-3 K | | 3-3 K | 4 0 0 0 0 3 3 | |
| Alexis Infante, R (1, 5) | | | 2-3 K | | 1-2 L6 | | 2-2 2B 1B | | 1-3 K | 4 1 1 0 0 2 2 | |
| Inning Stats | R: 0 H: 0 E: 0 LOB: 1 K: 2 BB: 0 S: 11 P: 18 | R: 0 H: 0 E: 0 LOB: 0 K: 3 BB: 0 S: 9 P: 16 | R: 0 H: 0 E: 0 LOB: 0 K: 1 BB: 0 S: 10 P: 17 | R: 0 H: 1 E: 0 LOB: 1 K: 1 BB: 0 S: 7 P: 14 | R: 0 H: 1 E: 0 LOB: 1 K: 2 BB: 0 S: 13 P: 19 | R: 0 H: 1 E: 0 LOB: 1 K: 1 BB: 0 S: 9 P: 11 | R: 0 H: 1 E: 0 LOB: 1 K: 2 BB: 0 S: 9 P: 13 | R: 1 H: 2 E: 0 LOB: 1 K: 2 BB: 0 S: 18 P: 24 | R: 1 H: 2 E: 0 LOB: 1 K: 2 BB: 0 S: 13 P: 21 | 1B: 5 SF: 0 2B: 2 SAC: 0 3B: 0 DP: 0 HR: 1 HBP: 1 | WP: 1 PA: 36 SB: 0 CS: 0 |
| PITCHER Mark Langston, L (1, 1) ERA: 3.92 | IP: 9.0 WLS: W BF: 36 H: 8 R: 2 ER: 2 SO: 16 BB: 0 IBB: 0 HBP: 1 BLK: 1 WP: 1 HR: 1 S: 99 P: 153 ERA: 2.00 WHIP: 0.889 | | | | | | | | | | |

| | |
|-----|----|
| AB | 35 |
| R | 2 |
| H | 8 |
| RBI | 2 |
| BB | 0 |
| SO | 16 |
| LOB | 14 |



| Batter | 1 | 2 | 3 | 4 | 5 | 6 | 7 | 8 | 9 | AB | R | H | RBI | BB | SO | LOB | TOP | | | | |
|---|-------------------------------|----------------------------------|------------------------------|----------------------------------|------------------------------|----------------------------------|------------------------------|----------------------------------|------------------------------|----------------------------------|-------------------------------|----------------------------------|-------------------------------|----------------------------------|------------------------------|---------------------------------|----------------------------------|------------------------------------|----------------------------------|--------|--|
| Edgar Martinez, R OBP: 0.300, SLG: 0.125 (1, 5) | 4-2 FC6-4 1B BB | | 3-3 K | | 0-0 F8 | | 2-3 K | | 0-1 1B | 4 | 0 | 1 | 0 | 1 | 2 | 2 | | | | | |
| Scott Bradley, L OBP: 0.302, SLG: 0.373 (1, 2) | 0-0 FC6-4 1B | | 0-0 F7 | | 0-0 6-3 | | | 4-1 1B HR BB | 1-0 L7 | 4 | 1 | 1 | 0 | 1 | 0 | 1 | | | | | |
| Henry Cotto, R OBP: 0.416, SLG: 0.500 (1, 8) | 3-1 FC6-4 1-2 2-3 | | 0-1 E5 1B | | 0-1 6-3 | | | 0-3 K | | 4 | 0 | 0 | 0 | 0 | 1 | 3 | | | | | |
| Alvin Davis, L OBP: 0.444, SLG: 0.596 (1, 3) | 2-2 P6 | | 1-0 1B | | 2-3 K | | | 1-0 1B HR | | 4 | 1 | 2 | 0 | 0 | 1 | 2 | | | | | |
| Ken Phelps, L OBP: 0.429, SLG: 0.600 (1, 10) | 0-2 F8 | | 1-0 P7 | | 2-3 K | | | 2-1 1B HR | | 4 | 1 | 1 | 3 | 0 | 1 | 4 | | | | | |
| Mickey Brantley, R OBP: 0.294, SLG: 0.504 (1, 7) | | 0-1 F3 | | 3-2 F7 | | | 0-2 G3 BB 1B | 0-1 L7 | | 4 | 0 | 1 | 0 | 0 | 0 | 0 | | | | | |
| Glenn Wilson, R OBP: 0.272, SLG: 0.283 (1, 9) | | 2-0 FC4-6 1B | | 2-2 F2 | | | 4-0 G3 BB 1-2 | 1-2 1-3 | | 3 | 0 | 1 | 0 | 1 | 0 | 0 | | | | | |
| Rey Quinones, R OBP: 0.319, SLG: 0.389 (1, 6) | | 0-2 F2 | | 1-0 5-3 | | | 2-2 G3 1-2 2-3 | | 0-0 6-3 | 4 | 0 | 0 | 0 | 0 | 0 | 3 | | | | | |
| Harold Reynolds, S OBP: 0.276, SLG: 0.393 (1, 4) | | 3-1 FC4-6 1-2 | | 3-2 G3 | | | 2-3 K | | 1-2 4-3 | 4 | 0 | 0 | 0 | 0 | 1 | 3 | | | | | |
| Inning Stats | R: 0 E: 0 K: 0 S: 11 | H: 1 LOB: 2 BB: 1 P: 20 | R: 0 E: 0 K: 0 S: 9 | H: 1 LOB: 0 BB: 0 P: 14 | R: 0 E: 1 K: 1 S: 8 | H: 1 LOB: 2 BB: 0 P: 13 | R: 0 E: 0 K: 0 S: 9 | H: 0 LOB: 0 BB: 0 P: 15 | R: 0 E: 0 K: 2 S: 5 | H: 0 LOB: 0 BB: 0 P: 13 | R: 0 E: 0 K: 2 S: 13 | H: 1 LOB: 2 BB: 1 P: 23 | R: 3 E: 0 K: 1 S: 12 | H: 2 LOB: 0 BB: 0 P: 20 | R: 0 E: 0 K: 0 S: 7 | H: 1 LOB: 1 BB: 0 P: 9 | 1B: 6 2B: 0 3B: 0 HR: 1 | SF: 0 SAC: 0 DP: 0 HBP: 0 | WP: 0 PB: 0 SB: 0 CS: 0 | PA: 38 | |
| PITCHER | IP | WLS | BF | H | R | ER | SO | BB | IBB | HBP | BLK | WP | HR | S | P | ERA | WHIP | | | | |
| Dave Stieb, R ERA: 3.77 Mark Eichhorn, R ERA: 3.91 | (1, 1) | 8.0 | W | 34 | 6 | 3 | 6 | 3 | 0 | 0 | 0 | 0 | 0 | 76 | 126 | 3.38 | 1.125 | | | | |
| (9, 1) | 1.0 | 4 | 1 | 0 | 0 | 0 | 0 | 0 | 0 | 0 | 0 | 0 | 0 | 7 | 9 | 0.00 | 1.000 | | | | |

Seattle Mariners @ Toronto Blue Jays
Exhibition Stadium, Toronto, ON
Wed May 11 1988, 7:05 PM EDT
Att: 27,575 - Unknown - 55 F

AB 35
R 3
H 7
RBI 3
BB 3
SO 6
LOB 18



| Batter | 1 | 2 | 3 | 4 | 5 | 6 | 7 | 8 | 9 | AB | R | H | RBI | BB | SO | LOB | BOTTOM | | | | | |
|---|-------------------------------|----------------------------------|-------------------------------|----------------------------------|-------------------------------|----------------------------------|------------------------------|---------------------------------|-------------------------------|----------------------------------|-------------------------------|----------------------------------|------------------------------|---------------------------------|------------------------------|---------------------------------|-----------------------------------|------------------------------------|----------------------------------|--------|--|--|
| Tony Fernandez, S OBP: 0.310, SLG: 0.311 (1, 6) | 2-2 6-3 | 2-1 4-3 | 0-0 1-3 2-H 1B | | | 1-2 HR 1B | | 1-0 G3 | | 5 | 1 | 2 | 1 | 0 | 0 | 1 | | | | | | |
| Lloyd Moseby, L OBP: 0.386, SLG: 0.430 (1, 8) | 4-2 PB S 1B BB | 1-2 P6 | 0-0 4-3 | | | 0-3 K | | 0-1 1B | | 4 | 1 | 1 | 0 | 1 | 1 | 4 | | | | | | |
| Rance Mulliniks, L OBP: 0.356, SLG: 0.537 (1, 10) | 4-1 1B 1-2 BB | 1-1 3B 1B | | 0-0 L9 | | 3-2 1-H HR | | 0-0 4-3 | | 4 | 3 | 2 | 3 | 1 | 0 | 1 | | | | | | |
| George Bell, R OBP: 0.364, SLG: 0.576 (1, 7) | 2-3 K | 0-1 1-H 3B | | 2-1 F9 | | 0-0 5-3 | | | | 4 | 0 | 1 | 1 | 0 | 1 | 2 | | | | | | |
| Fred McGriff, L OBP: 0.462, SLG: 0.674 (1, 3) | 3-2 1B 1-3 2-H 1B | 2-1 P6 | | 2-1 4-3 | | 1-3 K | | | | 4 | 1 | 1 | 1 | 0 | 1 | 1 | | | | | | |
| Ernie Whitt, L OBP: 0.315, SLG: 0.304 (1, 2) | 2-1 1B 1-3 3-H 1B | | 2-2 1B 1B | | 0-0 F4 | | 1-1 F9 | | | 4 | 1 | 2 | 1 | 0 | 0 | 0 | | | | | | |
| Kelly Gruber, R OBP: 0.336, SLG: 0.505 (1, 5) (2, 4) | 0-0 1-2 3-H 1B | | 3-2 F9 | | 3-2 HR | | 1-1 F7 | | | 4 | 1 | 2 | 2 | 0 | 0 | 1 | | | | | | |
| Rick Leach, L OBP: 0.333, SLG: 0.373 (1, 9) | 3-1 | | 2-0 1B 1-2 1B | | 1-1 F9 | | 0-1 F9 | | | 4 | 0 | 2 | 0 | 0 | 0 | 2 | | | | | | |
| Manuel Lee, S OBP: 0.242, SLG: 0.258 Alexis Infante, R OBP: 0.125, SLG: 0.125 (2, 5) | | 1-1 E5 4-3 1B | | 0-3 K | | 1-2 G6-4-3 1B | | 2-0 6-3 | | 0 | 0 | 0 | 0 | 0 | 0 | 0 | | | | | | |
| Inning Stats | R: 3 E: 0 K: 1 S: 20 | H: 3 LOB: 2 BB: 2 P: 39 | R: 2 E: 1 K: 0 S: 13 | H: 2 LOB: 1 BB: 0 P: 20 | R: 1 E: 0 K: 1 S: 12 | H: 3 LOB: 2 BB: 0 P: 19 | R: 0 E: 0 K: 0 S: 5 | H: 0 LOB: 0 BB: 0 P: 9 | R: 1 E: 0 K: 0 S: 10 | H: 2 LOB: 0 BB: 0 P: 15 | R: 2 E: 0 K: 2 S: 13 | H: 2 LOB: 0 BB: 0 P: 18 | R: 0 E: 0 K: 0 S: 6 | H: 0 LOB: 0 BB: 0 P: 8 | R: 0 E: 0 K: 0 S: 5 | H: 1 LOB: 1 BB: 0 P: 8 | 1B: 10 2B: 0 3B: 1 HR: 2 | SF: 0 SAC: 0 DP: 1 HBP: 0 | WP: 0 PB: 1 SB: 1 CS: 0 | PA: 39 | | |
| PITCHER | IP | WLS | BF | H | R | ER | SO | BB | IBB | HBP | BLK | WP | HR | S | P | ERA | WHIP | | | | | |
| Mike Moore, R ERA: 5.64 Dennis Powell, L ERA: 7.71 Jerry Reed, R ERA: 3.48 Julio Solano, R ERA: 2.25 | (1, 1) | 5.0 | L | 27 | 10 | 7 | 4 | 2 | 2 | 0 | 0 | 0 | 0 | 1 | 13 | 18 | 18.00 | 2.400 | | | | |
| (6, 1) | 1.0 | 5 | 2 | 2 | 2 | 2 | 2 | 0 | 0 | 0 | 0 | 0 | 0 | 6 | 8 | 0.00 | 0.000 | | | | | |
| (7, 1) | 1.0 | 3 | 0 | 0 | 0 | 0 | 0 | 0 | 0 | 0 | 0 | 0 | 0 | 5 | 8 | 0.00 | 1.000 | | | | | |
| (8, 1) | 1.0 | 4 | 1 | 0 | 0 | 0 | 0 | 0 | 0 | 0 | 0 | 0 | 0 | 5 | 8 | 0.00 | 1.000 | | | | | |

Seattle Mariners @ Toronto Blue Jays
Exhibition Stadium, Toronto, ON
Wed May 11 1988, 7:05 PM EDT
Att: 27,575 - Unknown - 55 F

AB 37
R 9
H 13
RBI 9
BB 2
SO 4
LOB 15



| Batter | 1 | 2 | 3 | 4 | 5 | 6 | 7 | 8 | 9 | AB | R | H | RBI | BB | SO | LOB | TOP | | | | | |
|--|------------------------------|----------------------------------|------------------------------|----------------------------------|------------------------------|---------------------------------|------------------------------|----------------------------------|-------------------------------|----------------------------------|------------------------------|----------------------------------|------------------------------|----------------------------------|-------------------------------|----------------------------------|-------------------------------|----------------------------------|----------------------------------|------------------------------------|----------------------------------|--------|
| Mike Kingery, L (1,9) OBP: 0.354, SLG: 0.328 | | | 6-3 | | HR | | F7 | | | 4 | 1 | 1 | 1 | 1 | 1 | 2 | | | | | | |
| Mickey Brantley, R (1,7) OBP: 0.297, SLG: 0.524 | 1-3 | | | 1B | HR | | F8 | | F7 | 5 | 2 | 2 | 2 | 0 | 0 | 2 | | | | | | |
| Henry Cotto, R (1,8) OBP: 0.402, SLG: 0.473 | F8 | | | 1B | F2 | | | F3 | | 4 | 0 | 1 | 0 | 0 | 0 | 0 | | | | | | |
| Avin Davis, L (1,3) | | | | G6-4-3 | | | F9 | | | 4 | 1 | 2 | 1 | 0 | 0 | 1 | | | | | | |
| Ken Phelps, L (1,10) OBP: 0.421, SLG: 0.620 | FC1-6 | | | HR | | | 5-3 | | F8 | 4 | 1 | 1 | 1 | 0 | 0 | 1 | | | | | | |
| Jim Presley, R (1,5) OBP: 0.285, SLG: 0.378 | | | | F7 | | | | | 5-3 | 4 | 1 | 2 | 1 | 0 | 0 | 0 | | | | | | |
| Dave Valle, R (1,2) OBP: 0.243, SLG: 0.344 | F9 | | | G6-3 | | | 1-3 | | | 4 | 1 | 1 | 1 | 0 | 0 | 1 | | | | | | |
| Rey Quinones, R (1,6) OBP: 0.322, SLG: 0.440 | | | 6-3 | | 1B | | 6-3 | | 1-3 | 4 | 1 | 2 | 0 | 0 | 0 | 0 | | | | | | |
| Harold Reynolds, S (1,4) OBP: 0.275, SLG: 0.384 | 1-3 | | | 1-3 | K | | E3 | | 6-3 | 4 | 0 | 0 | 0 | 0 | 1 | 2 | | | | | | |
| Inning Stats | R: 0 E: 0 K: 1 S: 7 | H: 0 LOB: 0 BB: 0 P: 15 | R: 0 E: 0 K: 0 S: 8 | H: 2 LOB: 1 BB: 0 P: 13 | R: 0 E: 0 K: 0 S: 6 | H: 1 LOB: 0 BB: 0 P: 8 | R: 2 E: 0 K: 0 S: 8 | H: 3 LOB: 0 BB: 0 P: 12 | R: 3 E: 0 K: 1 S: 12 | H: 3 LOB: 0 BB: 0 P: 18 | R: 1 E: 0 K: 0 S: 8 | H: 1 LOB: 1 BB: 0 P: 15 | R: 0 E: 1 K: 0 S: 8 | H: 0 LOB: 1 BB: 0 P: 12 | R: 1 E: 0 K: 0 S: 11 | H: 1 LOB: 0 BB: 0 P: 16 | R: 1 E: 0 K: 0 S: 12 | H: 1 LOB: 1 BB: 1 P: 17 | 1B: 4 2B: 2 3B: 1 HR: 5 | SF: 0 SAC: 0 DP: 1 HBP: 0 | WP: 0 PB: 0 SB: 0 CS: 0 | PA: 38 |
| PITCHER | IP | WLS | BF | H | R | ER | SO | BB | IBB | HBP | BLK | WP | HR | S | P | ERA | WHIP | | | | | |
| Oil Can Boyd, R (1,1) ERA: 5.27 | 6.0 | W | 25 | 10 | 6 | 6 | 2 | 0 | 0 | 0 | 0 | 0 | 3 | 49 | 81 | 9.00 | 1.667 | | | | | |
| Wes Gardner, R (7,1) ERA: 2.01 | 3.0 | S | 13 | 2 | 2 | 2 | 0 | 1 | 0 | 0 | 0 | 0 | 2 | 31 | 45 | 6.00 | 1.000 | | | | | |

Seattle Mariners @ Boston Red Sox
Fenway Park, Boston, MA
Fri May 13 1988, 7:05 PM EDT
Att: 29,582 - Unknown - 60 F

| | |
|-----|----|
| AB | 37 |
| R | 8 |
| H | 12 |
| RBI | 7 |
| BB | 1 |
| SO | 2 |
| LOB | 9 |

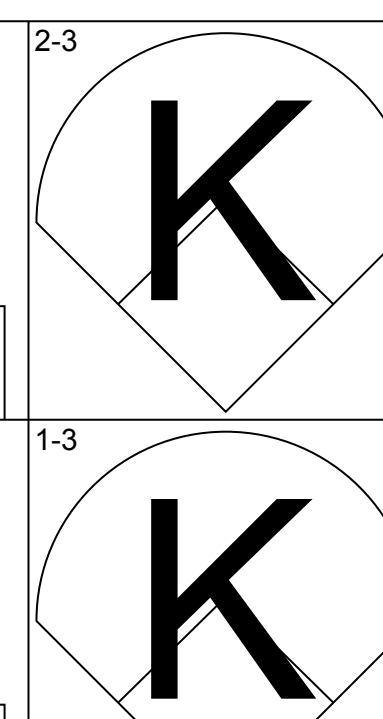
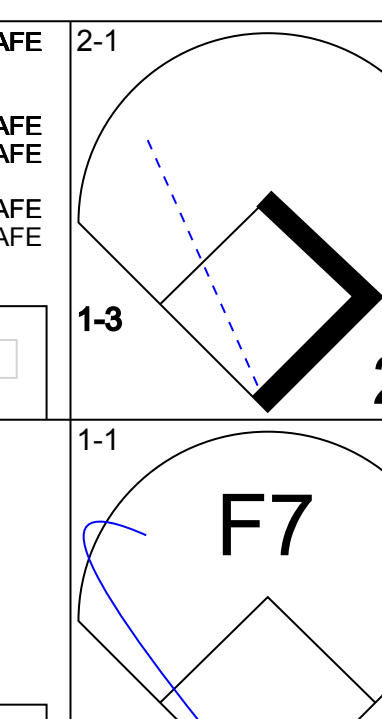
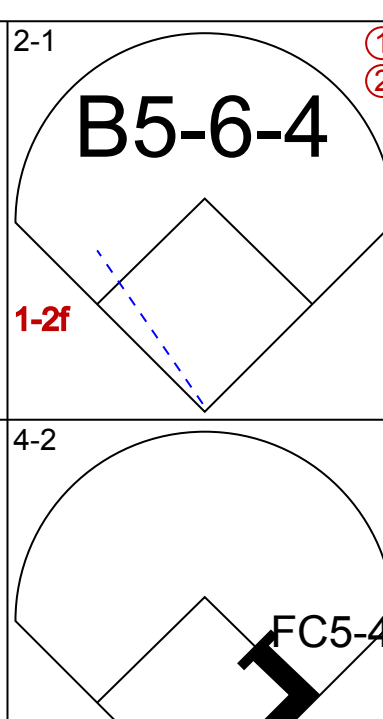
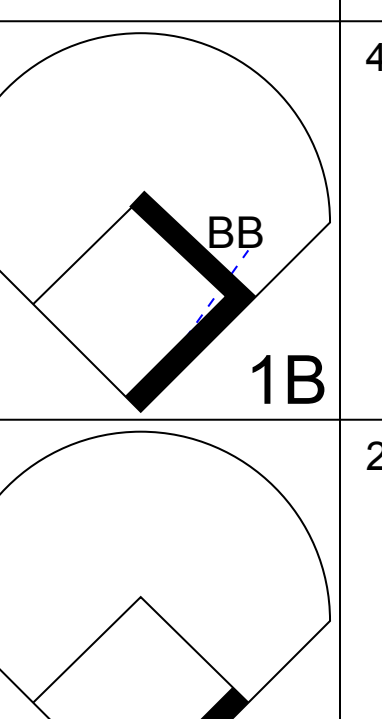
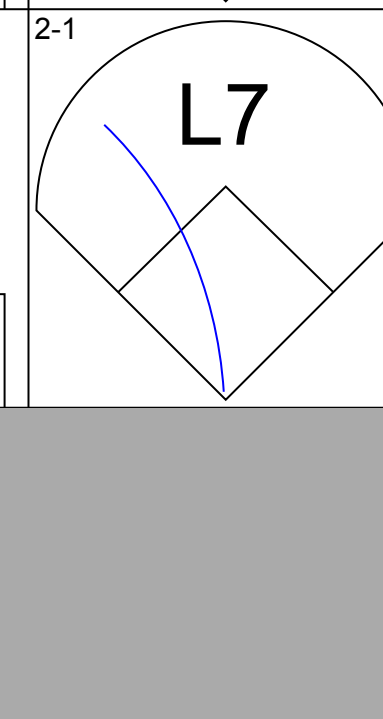

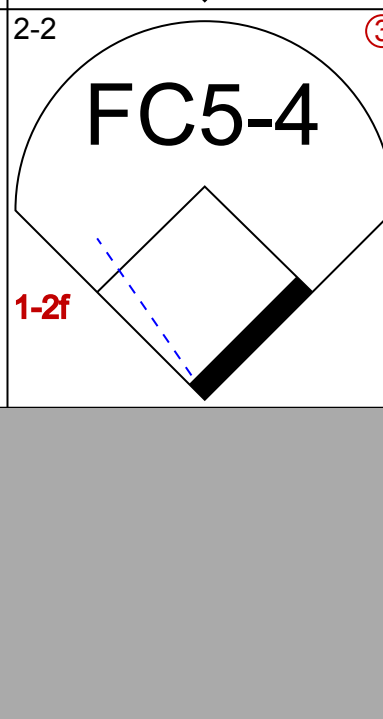
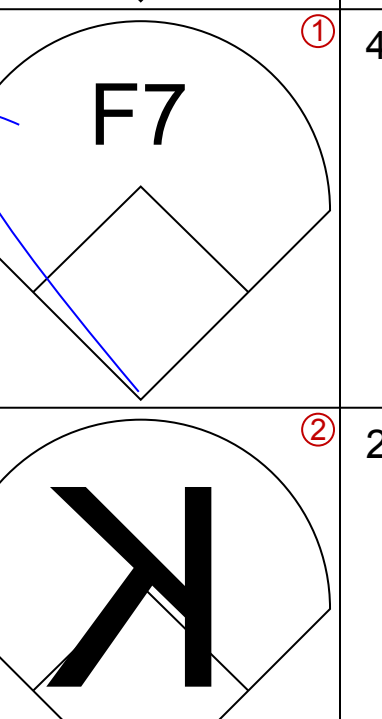

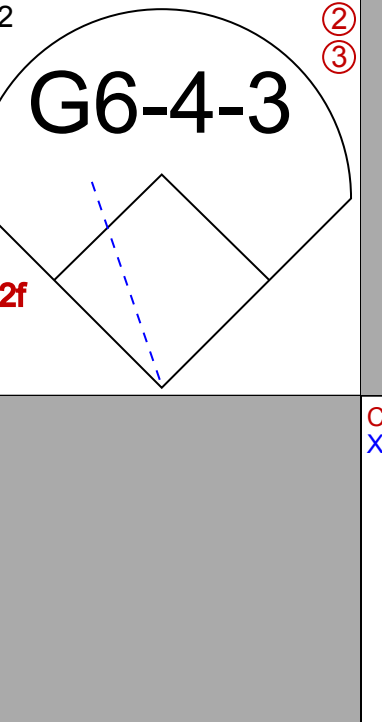

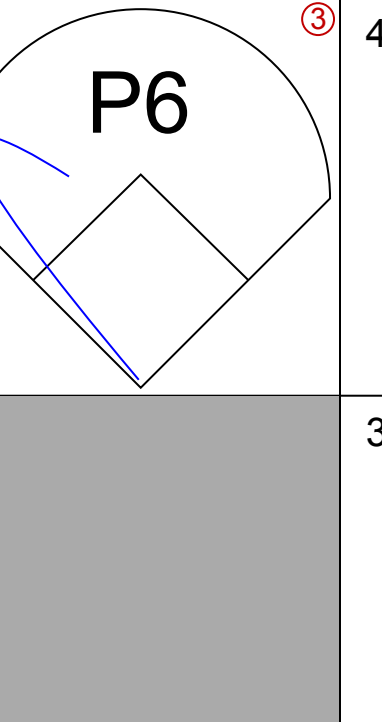
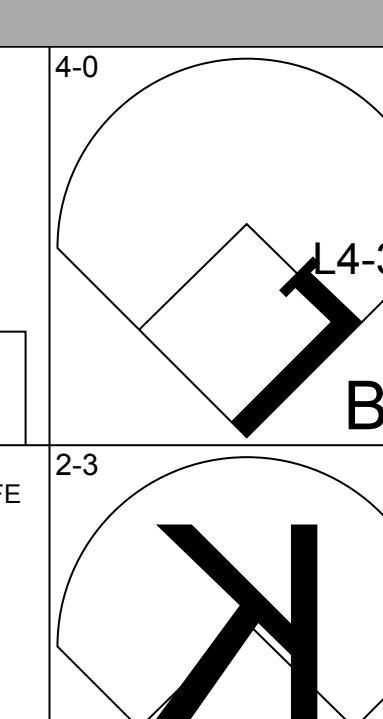
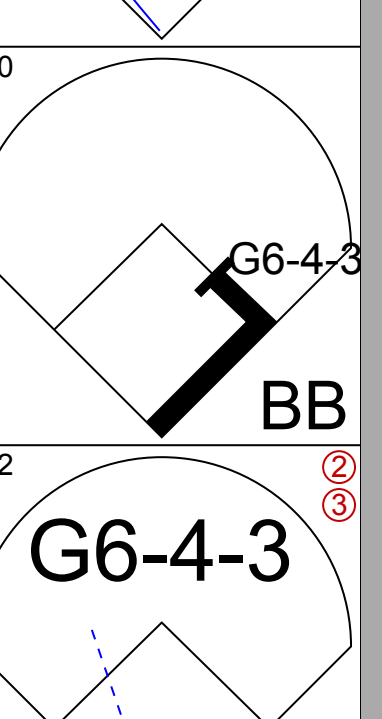
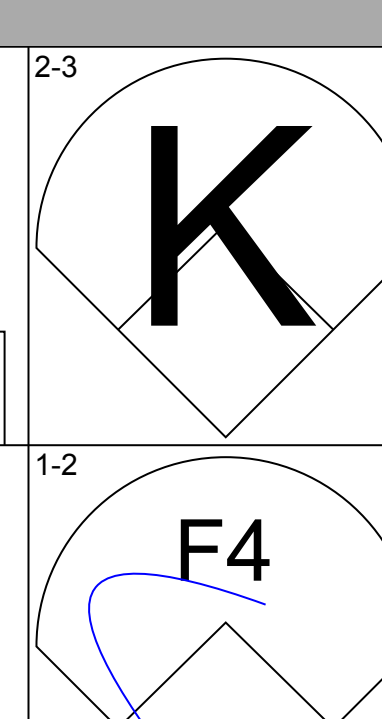
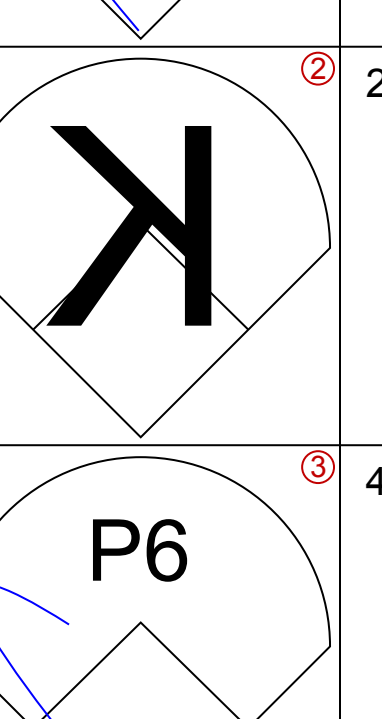
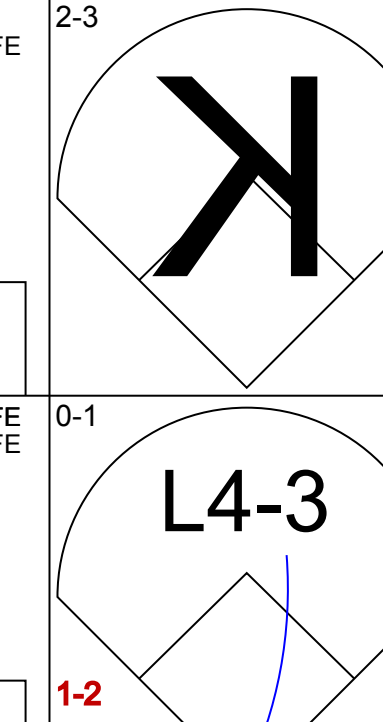
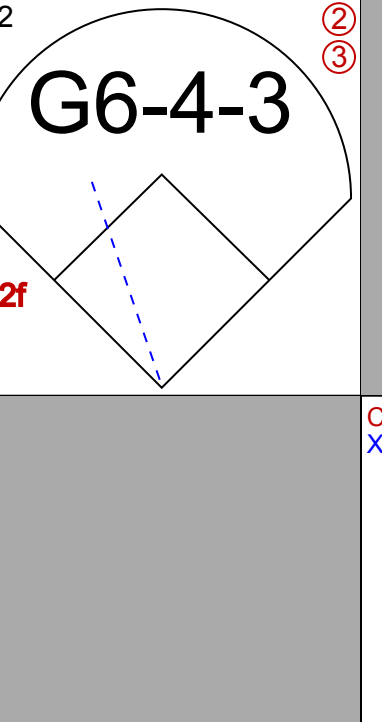
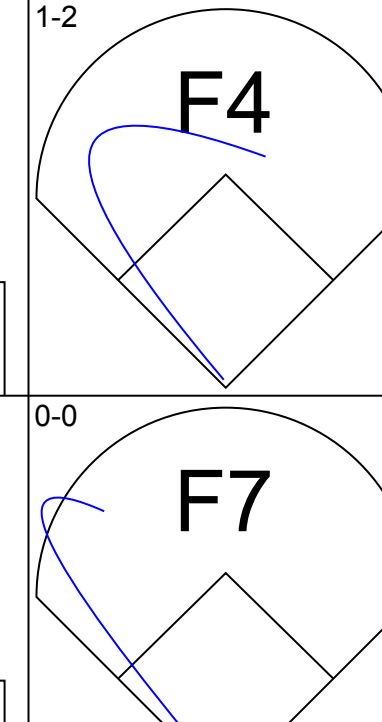
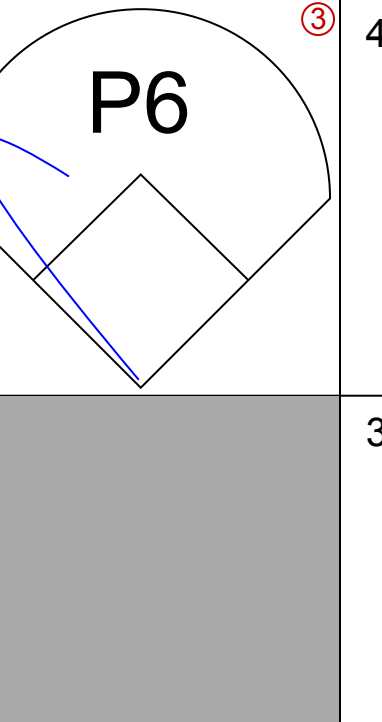
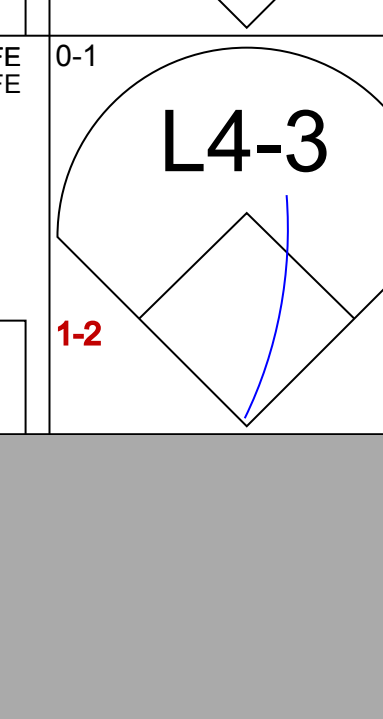
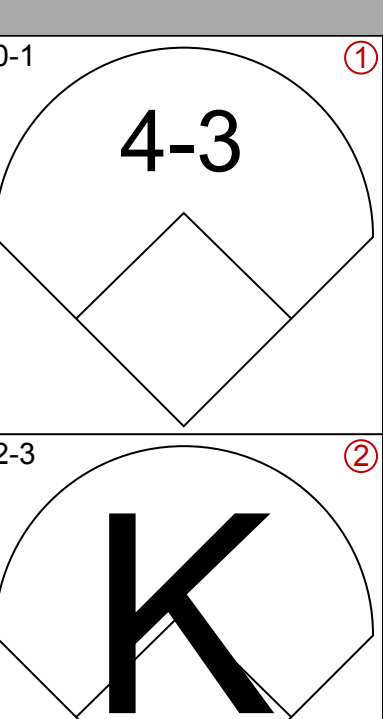
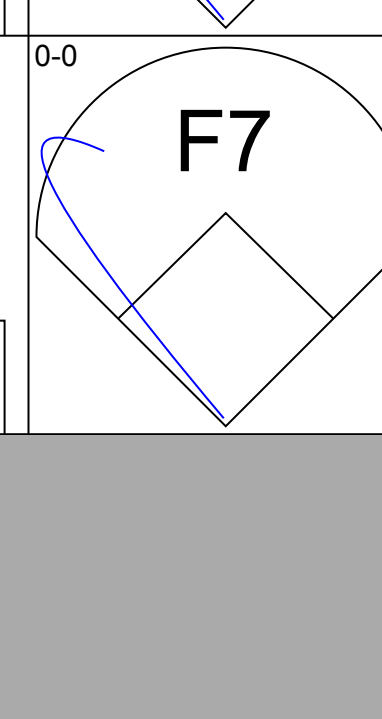
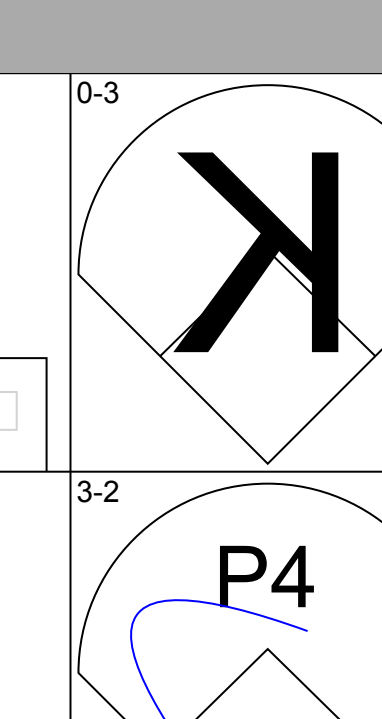
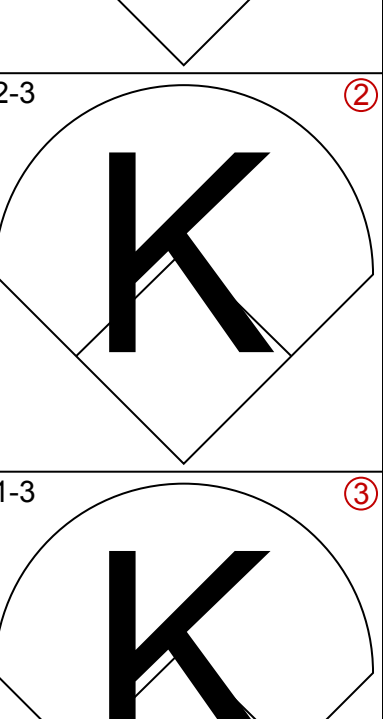
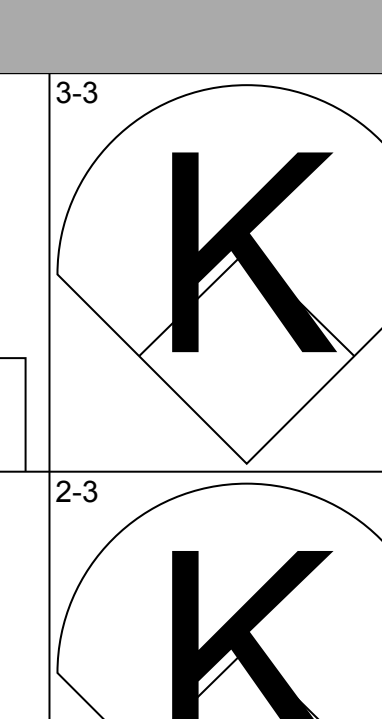
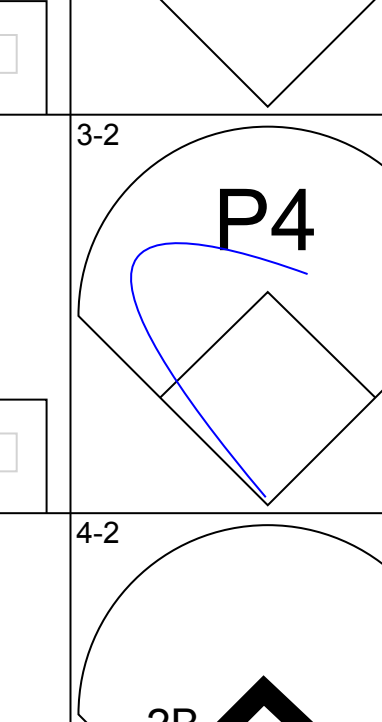
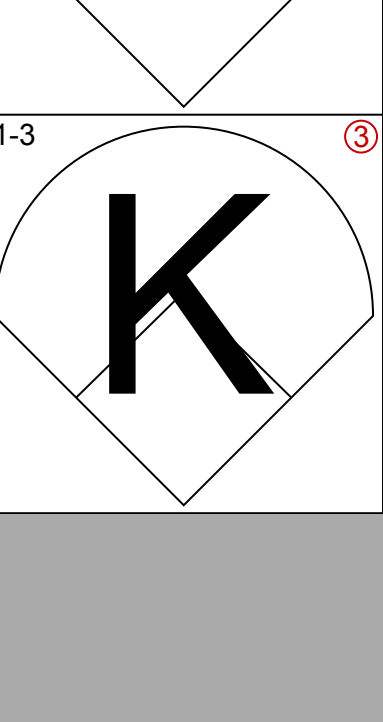
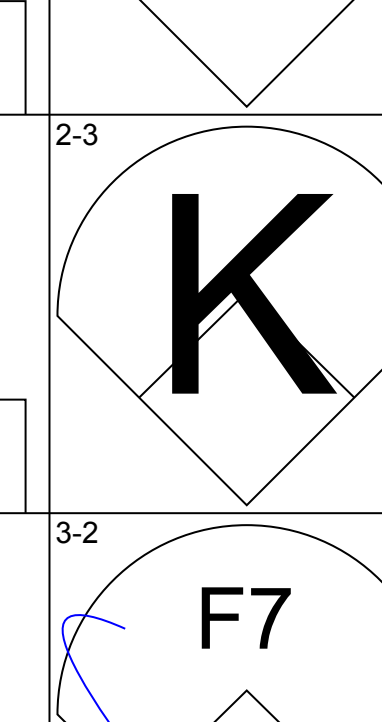
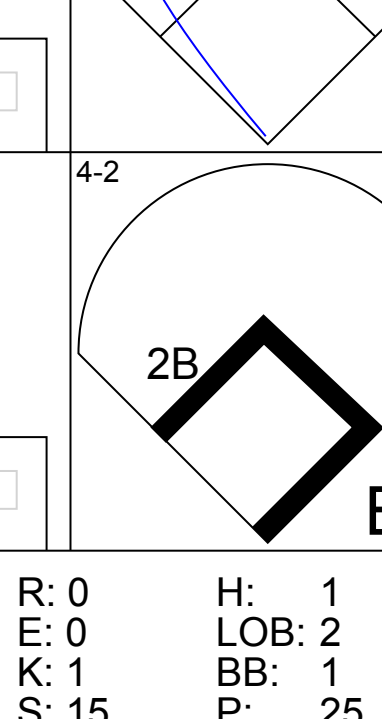
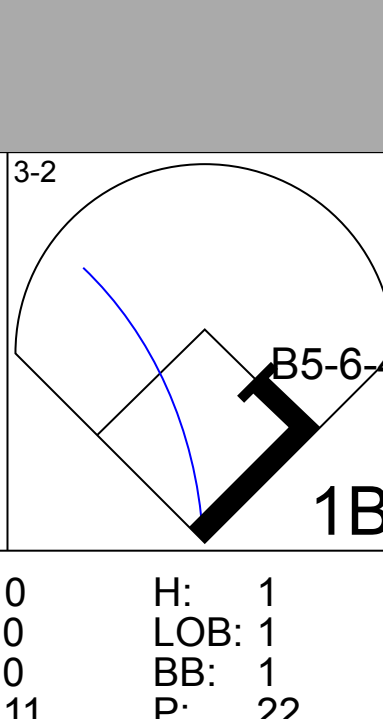
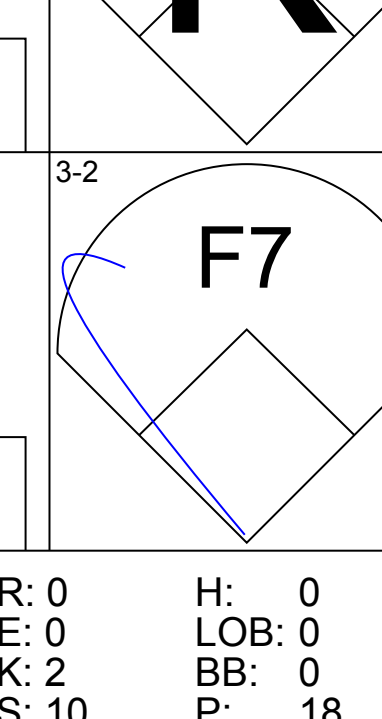


| Batter | 1 | 2 | 3 | 4 | 5 | 6 | 7 | 8 | 9 | AB | R | H | RBI | BB | SO | LOB | BOTTOM | | | | |
|---|------------------------------|----------------------------------|------------------------------|----------------------------------|-------------------------------|----------------------------------|-------------------------------|----------------------------------|-------------------------------|----------------------------------|-------------------------------|----------------------------------|------------------------------|----------------------------------|------------------------------|---------------------------------|-----------------------------------|------------------------------------|----------------------------------|--------|--|
| Ellis Burks, R (1,8) OBP: 0.451, SLG: 0.609 | F8 | | K | 1B | K | SF7 | | | | 4 | 1 | 1 | 1 | 0 | 2 | 0 | | | | | |
| Marty Barrett, R (1,4) OBP: 0.338, SLG: 0.359 | P6 | | 1B | SF8 | 1B | BLK | 1B | | F9 | 4 | 2 | 2 | 1 | 0 | 0 | 2 | | | | | |
| Wade Boggs, L (1,5) OBP: 0.428, SLG: 0.436 | FC6-4 | | 1B | HR | 1B | BLK | 1B | | FC5-4 | 4 | 2 | 4 | 1 | 1 | 0 | 0 | | | | | |
| Dwight Evans, R (1,3) OBP: 0.336, SLG: 0.379 | FC6-4 | | HR | 1B | HR | 1B | 1B | | F8 | 5 | 2 | 3 | 1 | 0 | 0 | 2 | | | | | |
| Mike Greenwell, L (1,7) OBP: 0.430, SLG: 0.486 | | HR | HR | F8 | L8 | | FC5-4 | | | 5 | 2 | 2 | 4 | 0 | 0 | 5 | | | | | |
| Sam Horn, L (1,10) OBP: 0.205, SLG: 0.225 | P5 | | P4 | HR | | K | 4-3 | | | 5 | 1 | 1 | 3 | 0 | 1 | 1 | | | | | |
| Rick Cerone, R (1,2) OBP: 0.432, SLG: 0.516 | | HR | G6-3 | | 1B | 1B | SF7 | | L7 | 5 | 2 | 3 | 1 | 0 | 0 | 0 | | | | | |
| Jody Reed, R (1,6) OBP: 0.333, SLG: 0.304 | G5-3 | | | | K | SF7 | 1B | | P6 | 3 | 1 | 0 | 0 | 2 | 1 | 1 | | | | | |
| Brady Anderson, L (1,9) OBP: 0.340, SLG: 0.310 | P4 | | | 1B | 6-3 | | | | P6 | 5 | 1 | 2 | 1 | 0 | 0 | 0 | | | | | |
| Inning Stats | R: 0 E: 0 K: 0 S: 8 | H: 1 LOB: 1 BB: 0 P: 12 | R: 2 E: 0 K: 0 S: 9 | H: 2 LOB: 0 BB: 0 P: 15 | R: 4 E: 0 K: 1 S: 16 | H: 4 LOB: 0 BB: 0 P: 25 | R: 6 E: 0 K: 1 S: 18 | H: 6 LOB: 1 BB: 1 P: 32 | R: 1 E: 0 K: 1 S: 17 | H: 3 LOB: 2 BB: 0 P: 22 | R: 1 E: 0 K: 1 S: 11 | H: 2 LOB: 2 BB: 1 P: 20 | R: 0 E: 0 K: 0 S: 9 | H: 0 LOB: 1 BB: 1 P: 14 | R: 0 E: 0 K: 0 S: 6 | H: 0 LOB: 0 BB: 0 P: 8 | 1B: 13 2B: 1 3B: 0 HR: 4 | SF: 2 SAC: 0 DP: 0 HBP: 0 | WP: 0 PB: 0 SB: 1 CS: 0 | PA: 45 | |
| PITCHER | IP | WLS | BF | H | R | ER | SO | BB | IBB | HBP | BLK | WP | HR | S | P | ERA | WHIP | | | | |
| Mike Campbell, R (1,1) ERA: 6.12 | 3.0 | L | 17 | 7 | 7 | 7 | 1 | 1 | 0 | 0 | 0 | 0 | 1 | 35 | 50 | 27.00 | 4.500 | | | | |
| Jerry Reed, R (4,1) ERA: 5.48 | 2.0 | | 15 | 9 | 6 | 6 | 2 | 0 | 0 | 0 | 1 | 0 | 1 | 35 | 50 | 27.00 | 4.500 | | | | |
| Dennis Powell, L (6,1) ERA: 6.14 | 2.0 | | 10 | 2 | 1 | 1 | 1 | 2 | 0 | 0 | 0 | 0 | 0 | 20 | 34 | 4.50 | 2.000 | | | | |
| Julio Solano, R (8,1) ERA: 2.08 | 1.0 | | 3 | 0 | 0 | 0 | 0 | 0 | 0 | 0 | 0 | 0 | 0 | 6 | 8 | 0.00 | 0.000 | | | | |

Seattle Mariners @ Boston Red Sox
Fenway Park, Boston, MA
Fri May 13 1988, 7:05 PM EDT
Att: 29,582 - Unknown - 60 F

| | |
|-----|----|
| AB | 40 |
| R | 14 |
| H | 18 |
| RBI | 13 |
| BB | 3 |
| SO | 4 |
| LOB | 11 |

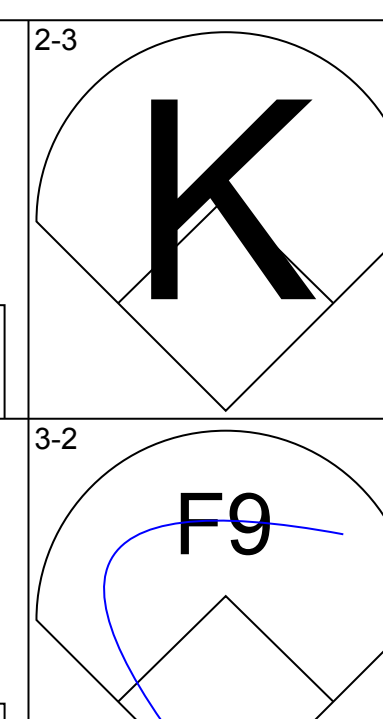
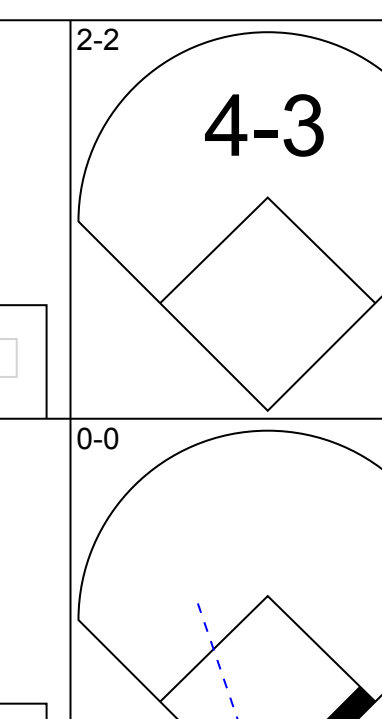
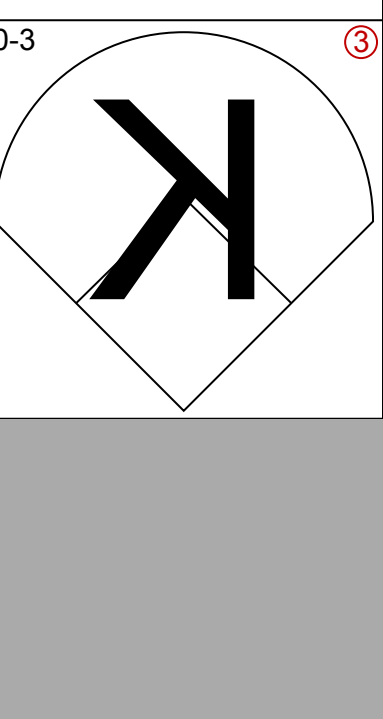
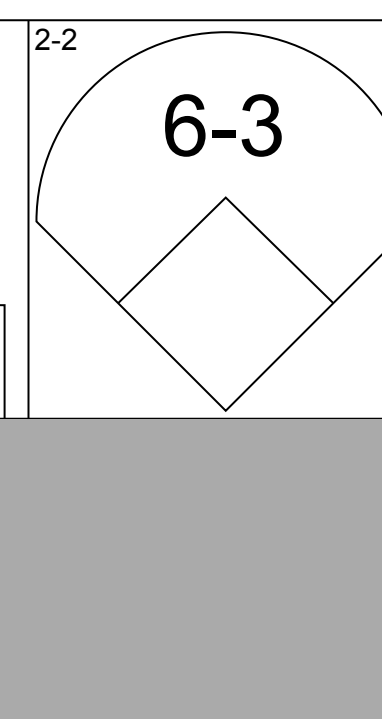
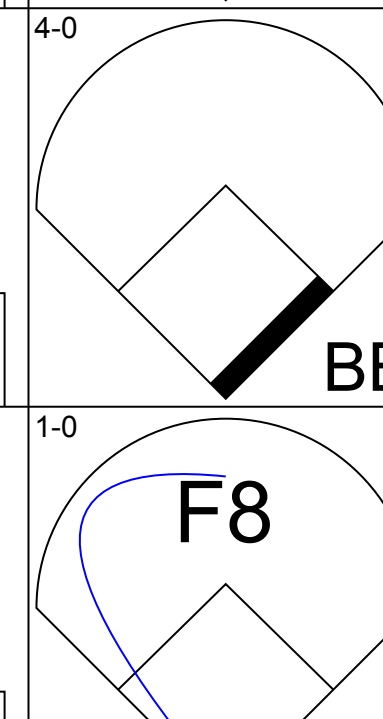
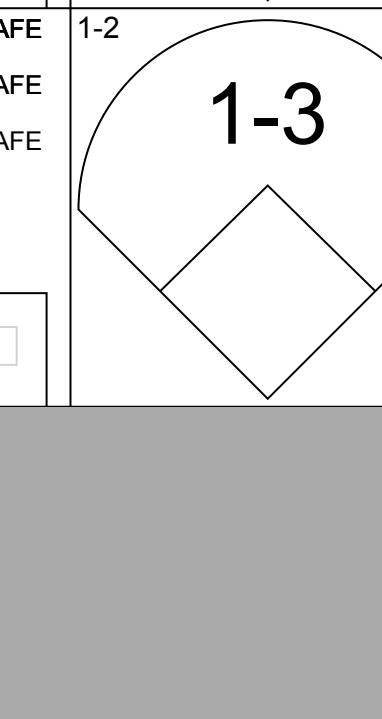
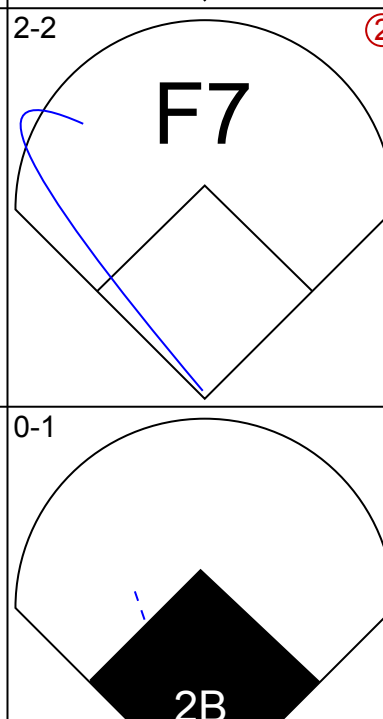
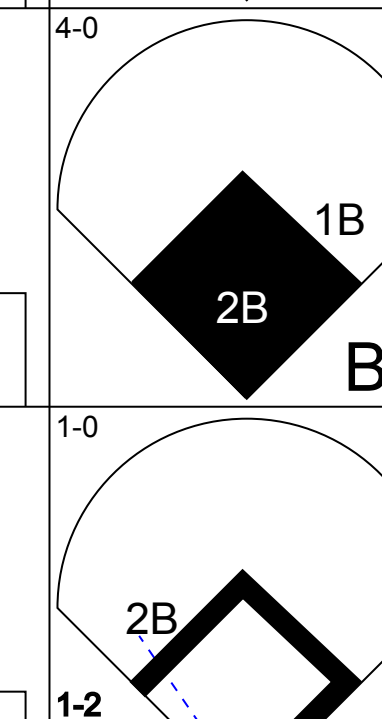

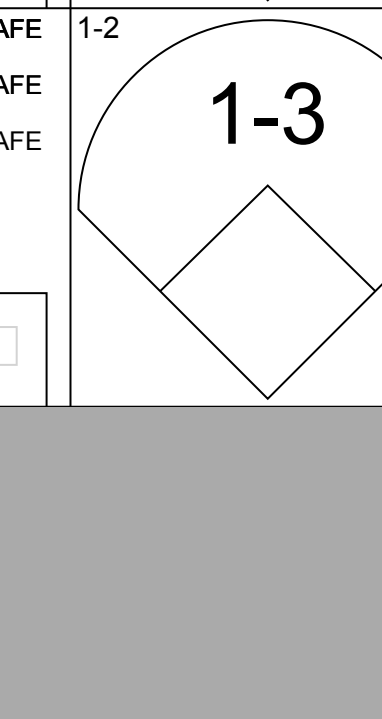
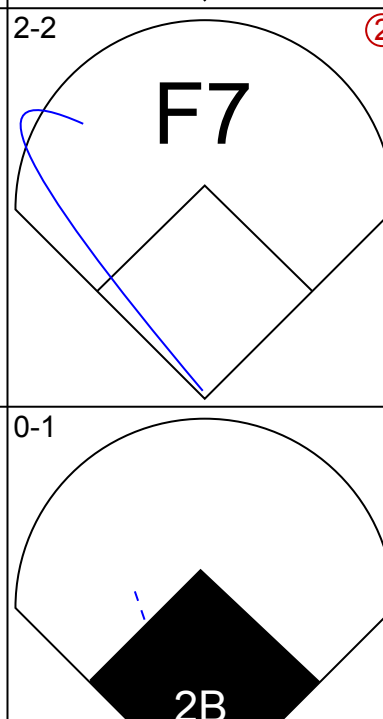
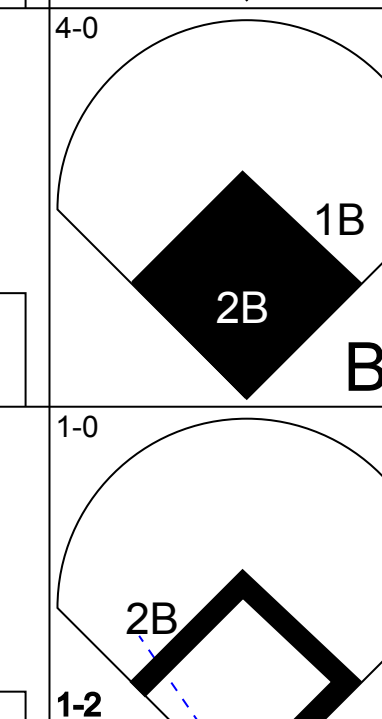
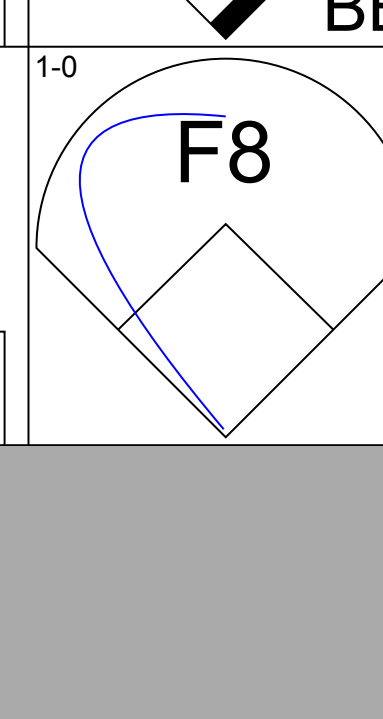
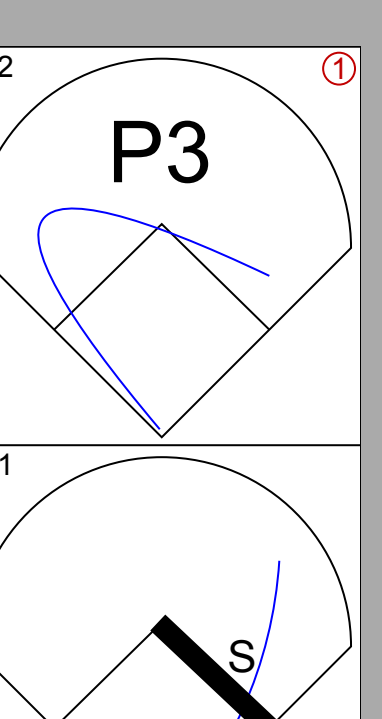
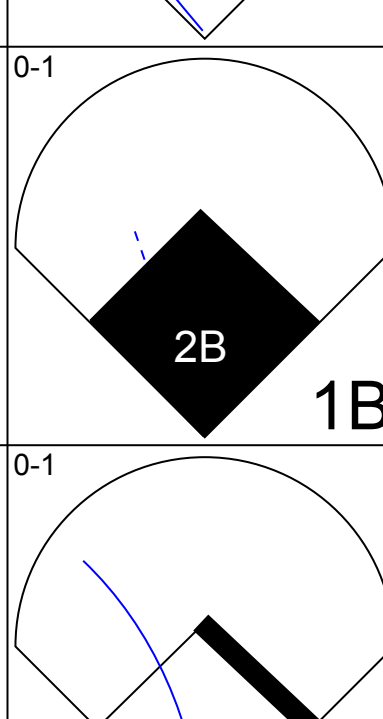
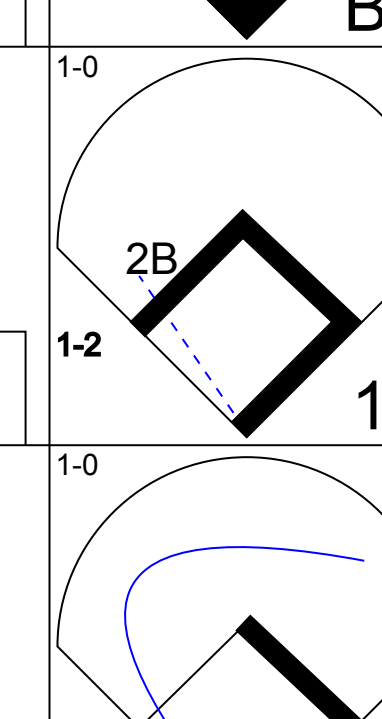
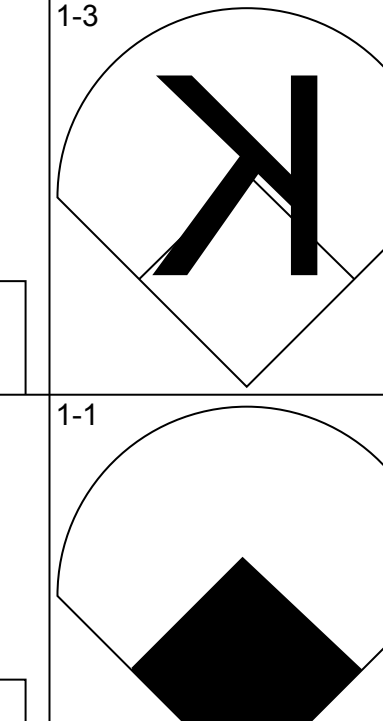
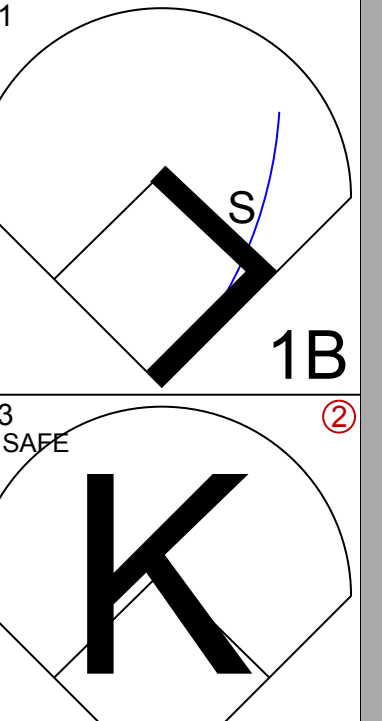
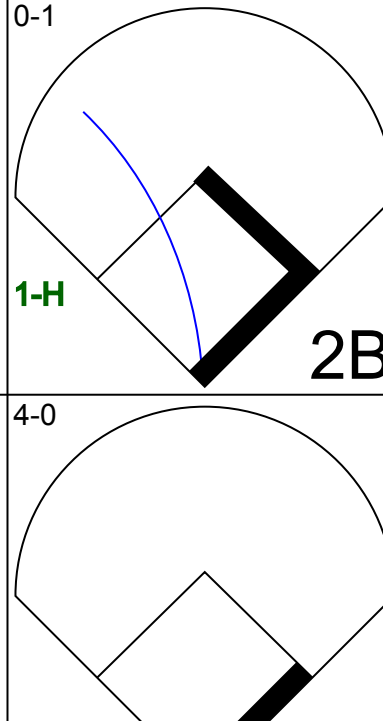
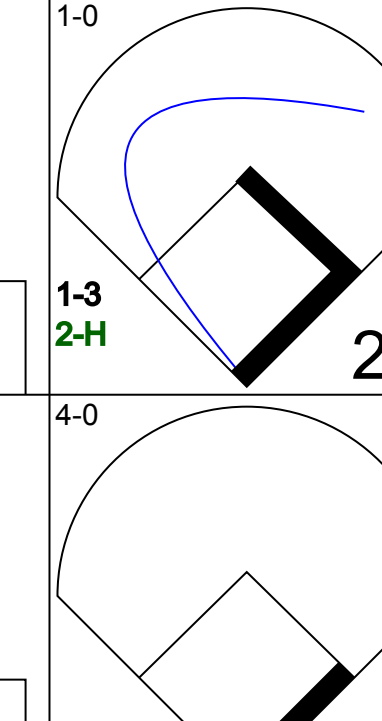
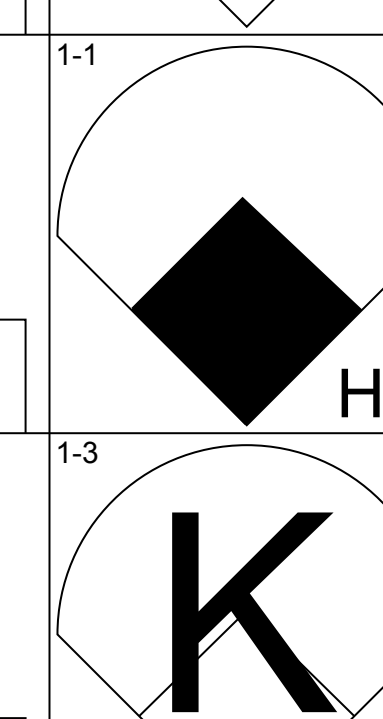
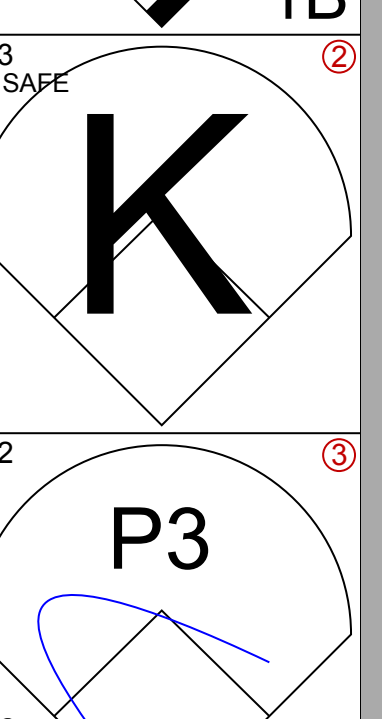
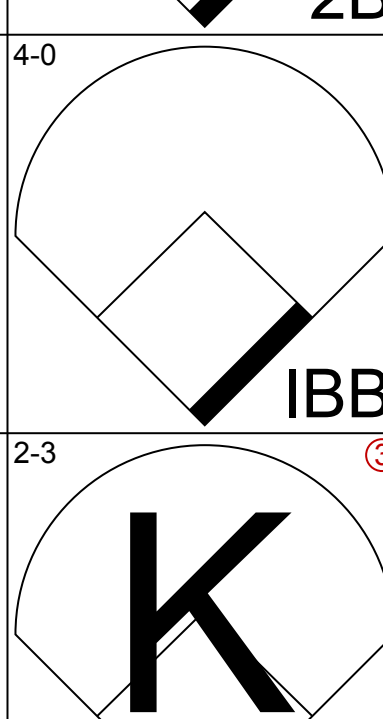

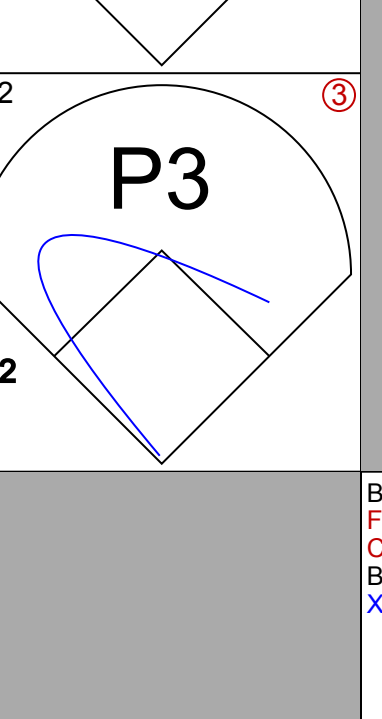
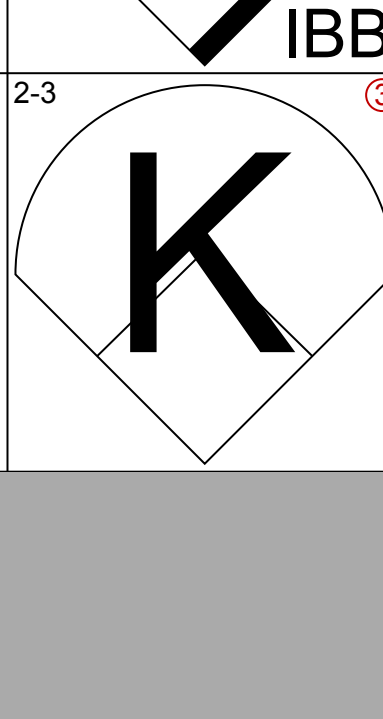
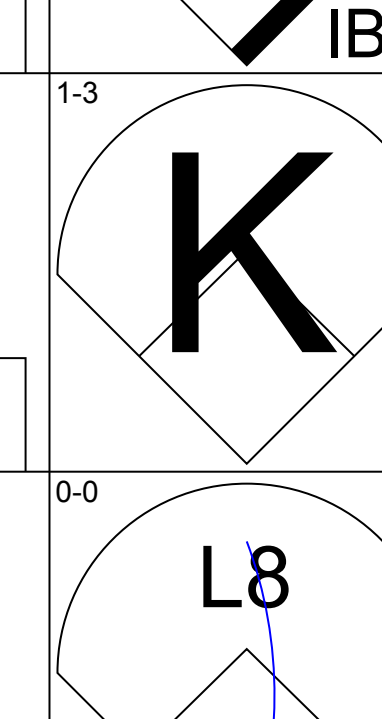
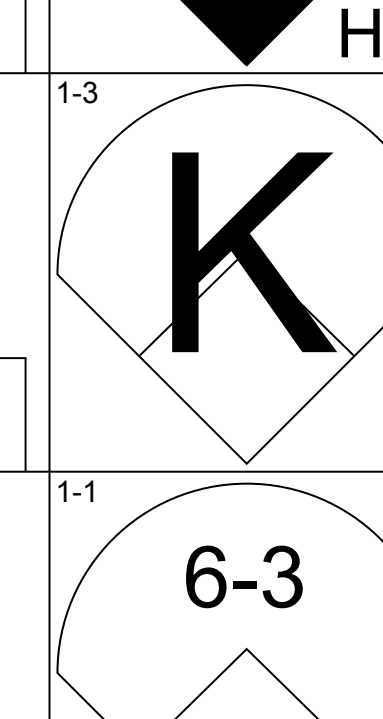
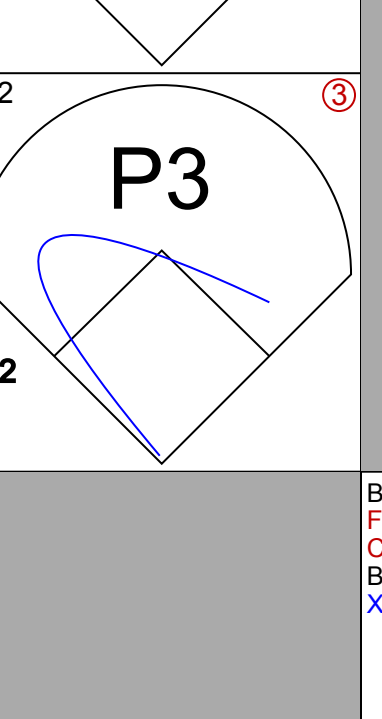
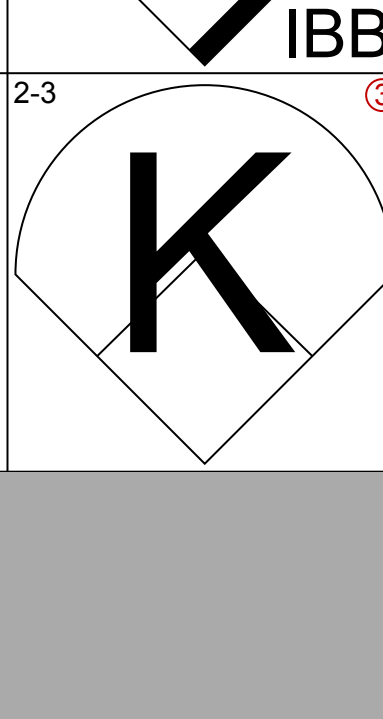
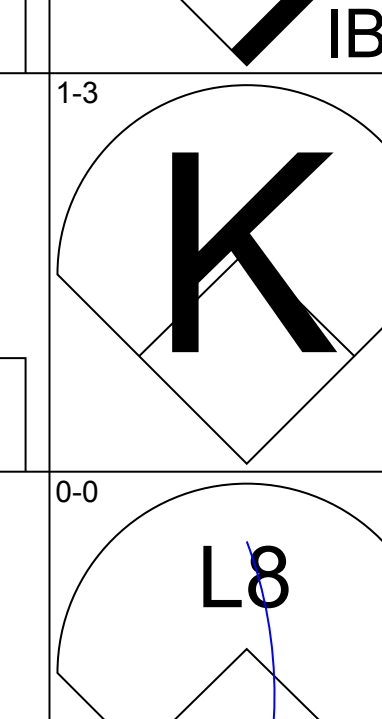
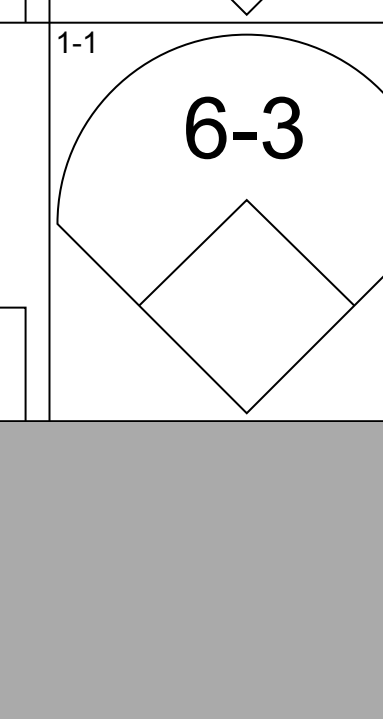
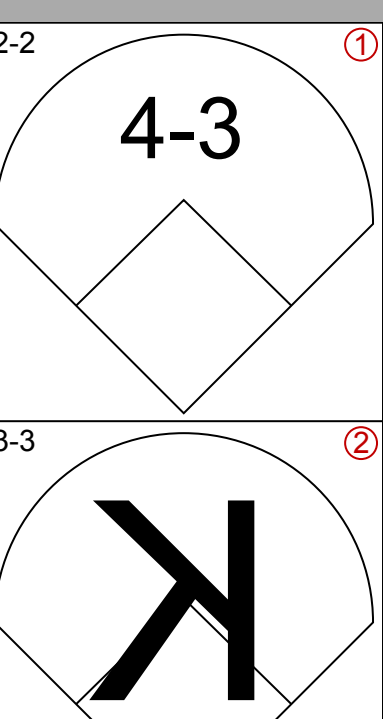
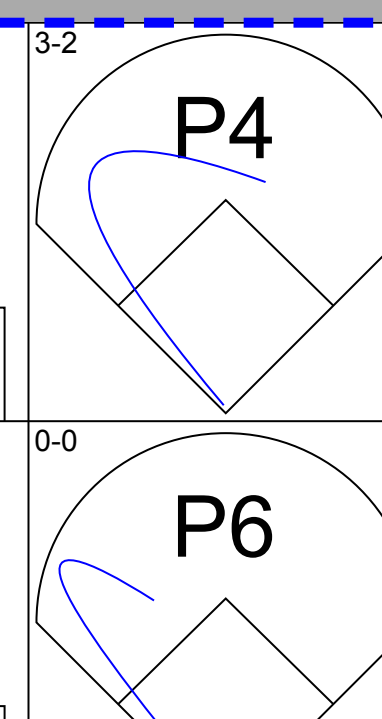
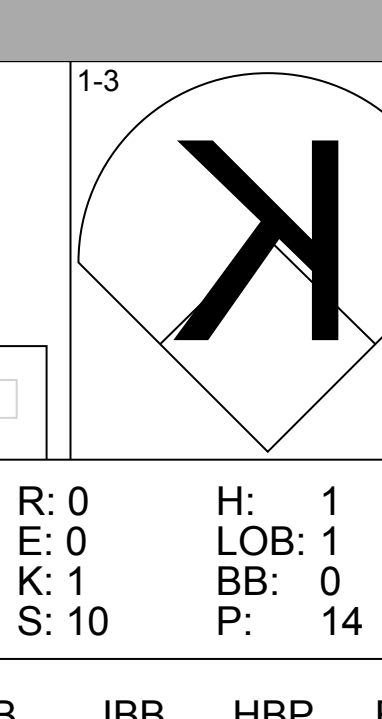
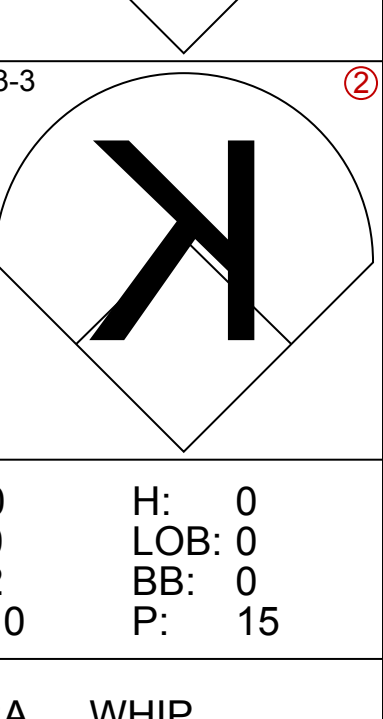
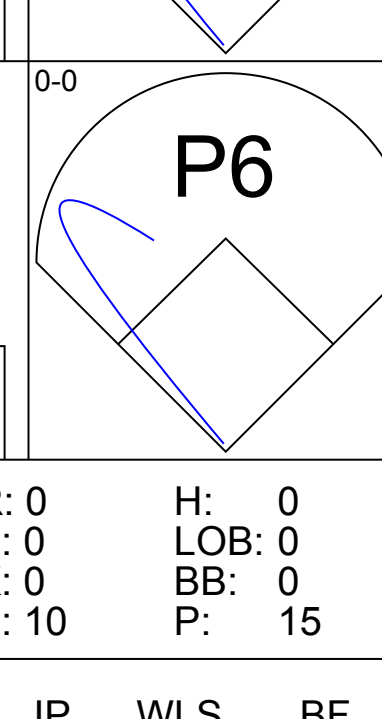


| Batter | 1 | 2 | 3 | 4 | 5 | 6 | 7 | 8 | 9 | AB | R | H | RBI | BB | SO | LOB | TOP | | | | | | | |
|---|---|---|---|---|--|---|---|---------------------------------|---|----------------------------------|-------------------------------|----------------------------------|------------------------------|----------------------------------|-------------------------------|----------------------------------|-------------------------------|----------------------------------|----------------------------------|------------------------------------|----------------------------------|--------|--|--|
| Harold Reynolds, S (1, 4) OBP: 0.281, SLG: 0.395 |  | |  | | |  | | |  | 4 | 0 | 2 | 0 | 0 | 1 | 1 | | | | | | | | |
| Mickey Brantley, R (1, 7) OBP: 0.303, SLG: 0.516 |  | |  | | |  | | |  | 2 | 0 | 0 | 0 | 2 | 1 | 2 | | | | | | | | |
| Alvin Davis, L (1, 3) OBP: 0.434, SLG: 0.588 |  | | |  | |  | | |  | 4 | 0 | 0 | 0 | 0 | 0 | 3 | | | | | | | | |
| Ken Phelps, L (1, 10) | |  | |  | | |  | |  | 2 | 0 | 0 | 0 | 2 | 2 | 2 | | | | | | | | |
| Jim Prestey, R (1, 5) OBP: 0.277, SLG: 0.366 |  | |  | | |  | | |  | 4 | 0 | 0 | 0 | 0 | 1 | 4 | | | | | | | | |
| Dave Valle, R (1, 2) OBP: 0.236, SLG: 0.333 |  | | | |  | | | |  | 3 | 0 | 0 | 0 | 0 | 0 | 1 | | | | | | | | |
| Glenn Wilson, R (1, 9) OBP: 0.258, SLG: 0.268 | | |  | | |  | | |  | 3 | 0 | 0 | 0 | 0 | 3 | 0 | | | | | | | | |
| Rey Quinones, R (1, 6) OBP: 0.315, SLG: 0.429 | | |  | | |  | | |  | 3 | 0 | 0 | 0 | 0 | 2 | 0 | | | | | | | | |
| Mike Kingery, L (1, 8) OBP: 0.366, SLG: 0.333 | | |  | | |  | | |  | 2 | 0 | 1 | 0 | 1 | 0 | 0 | | | | | | | | |
| Inning Stats | R: 0 E: 0 K: 2 S: 10 | H: 0 LOB: 0 BB: 0 P: 15 | R: 0 E: 0 K: 1 S: 7 | H: 0 LOB: 0 BB: 1 P: 13 | R: 0 E: 0 K: 1 S: 15 | H: 1 LOB: 2 BB: 1 P: 25 | R: 0 E: 0 K: 0 S: 4 | H: 0 LOB: 0 BB: 1 P: 9 | R: 0 E: 0 K: 2 S: 9 | H: 0 LOB: 0 BB: 0 P: 12 | R: 0 E: 0 K: 0 S: 11 | H: 1 LOB: 1 BB: 1 P: 22 | R: 0 E: 0 K: 1 S: 8 | H: 0 LOB: 0 BB: 0 P: 11 | R: 0 E: 0 K: 2 S: 10 | H: 0 LOB: 0 BB: 0 P: 18 | R: 0 E: 0 K: 1 S: 13 | H: 1 LOB: 2 BB: 1 P: 20 | 1B: 2 2B: 2 3B: 0 HR: 0 | SF: 0 SAC: 0 DP: 3 HBP: 0 | WP: 0 PB: 0 SB: 0 CS: 0 | PA: 32 | | |
| PITCHER Roger Clemens, R (1, 1) ERA: 1.78 | IP: 9.0 WLS: W BF: 32 H: 3 R: 0 ER: 0 SO: 10 | BB: 5 IBB: 0 HBP: 0 BLK: 0 | WP: 0 HR: 0 S: 87 P: 145 | ERA: 0.00 WHIP: 0.889 | | | | | | | | | | | | | | | | | | | | |

Seattle Mariners @ Boston Red Sox
Fenway Park, Boston, MA
Sat May 14 1988, 3:33 AM EDT
Att: 33,846 - Sunny - 60 F

AB 27
R 0
H 3
RBI 0
BB 5
SO 10
LOB 13



| Batter | 1 | 2 | 3 | 4 | 5 | 6 | 7 | 8 | 9 | AB | R | H | RBI | BB | SO | LOB | BOTTOM | | | | | | | |
|---|---|---|---|---|-------------------------------|---|-------------------------------|----------------------------------|---|----------------------------------|-------------------------------|----------------------------------|-------------------------------|----------------------------------|-------------------------------|----------------------------------|----------------------------------|------------------------------------|----------------------------------|--------|--|--|--|--|
| Ellis Burks, R (1, 8) OBP: 0.430, SLG: 0.575 |  | |  | | |  | | |  | 4 | 0 | 0 | 0 | 0 | 2 | 0 | | | | | | | | |
| Marty Barrett, R (1, 4) OBP: 0.336, SLG: 0.356 |  | |  | | |  | | |  | 4 | 0 | 1 | 0 | 0 | 0 | 0 | | | | | | | | |
| Wade Boggs, L (1, 5) OBP: 0.430, SLG: 0.429 |  | |  | | |  | | |  | 2 | 1 | 0 | 0 | 2 | 0 | 1 | | | | | | | | |
| Dwight Evans, R (1, 3) OBP: 0.341, SLG: 0.383 |  | | |  | |  | | |  | 4 | 1 | 2 | 0 | 0 | 0 | 1 | | | | | | | | |
| Mike Greenwell, L (1, 7) OBP: 0.439, SLG: 0.514 | |  | |  | |  | | |  | 4 | 0 | 3 | 2 | 0 | 1 | 0 | | | | | | | | |
| Sam Horn, L (1, 10) OBP: 0.250, SLG: 0.310 | |  | |  | |  | | |  | 2 | 1 | 1 | 1 | 2 | 1 | 1 | | | | | | | | |
| Spike Owen, S (8, FR) OBP: 0.288, SLG: 0.291 | | | |  | |  | | |  | 0 | 0 | 0 | 0 | 0 | 0 | 0 | | | | | | | | |
| Rick Cerone, R (1, 2) OBP: 0.410, SLG: 0.485 | |  | |  | |  | | |  | 4 | 0 | 0 | 0 | 0 | 3 | 6 | | | | | | | | |
| Jody Reed, R (1, 6) OBP: 0.310, SLG: 0.280 | |  | | | |  | | |  | 4 | 0 | 0 | 0 | 0 | 0 | 3 | | | | | | | | |
| Brady Anderson, L (1, 9) OBP: 0.330, SLG: 0.300 | | |  | | |  | | |  | 3 | 0 | 0 | 0 | 0 | 2 | 0 | | | | | | | | |
| Inning Stats | R: 0 E: 0 K: 1 S: 10 | H: 0 LOB: 1 BB: 1 P: 20 | R: 1 E: 0 K: 2 S: 11 | H: 1 LOB: 0 BB: 0 P: 15 | R: 0 E: 0 K: 1 S: 10 | H: 1 LOB: 1 BB: 0 P: 14 | R: 0 E: 0 K: 1 S: 12 | H: 1 LOB: 0 BB: 0 P: 22 | R: 0 E: 0 K: 2 S: 10 | H: 0 LOB: 0 BB: 0 P: 15 | R: 1 E: 0 K: 0 S: 13 | H: 2 LOB: 2 BB: 1 P: 22 | R: 0 E: 0 K: 0 S: 10 | H: 0 LOB: 0 BB: 0 P: 15 | R: 1 E: 0 K: 1 S: 10 | H: 2 LOB: 3 BB: 2 P: 23 | 1B: 4 2B: 2 3B: 0 HR: 1 | SF: 0 SAC: 0 DP: 0 HBP: 0 | WP: 0 PB: 0 SB: 1 CS: 0 | PA: 35 | | | | |
| PITCHER Scott Bankhead, R (1, 1) ERA: 3.0 | IP: 6.0 WLS: L BF: 25 H: 5 R: 2 ER: 2 SO: 8 | BB: 1 IBB: 1 HBP: 0 BLK: 0 | WP: 0 HR: 1 S: 66 P: 108 | ERA: 3.00 WHIP: 1.000 | | | | | | | | | | | | | | | | | | | | |
| Michael Jackson, R (7, 1) ERA: 3.39 | IP: 2.0 WLS: 10 BF: 2 H: 1 R: 1 ER: 1 SO: 1 | BB: 1 IBB: 1 HBP: 0 BLK: 0 | WP: 0 HR: 0 S: 20 P: 38 | ERA: 4.50 WHIP: 1.500 | | | | | | | | | | | | | | | | | | | | |

Seattle Mariners @ Boston Red Sox
Fenway Park, Boston, MA
Sat May 14 1988, 3:33 AM EDT
Att: 33,846 - Sunny - 60 F

AB 31
R 3
H 7
RBI 3
BB 4
SO 9
LOB 12



| Batter | 1 | 2 | 3 | 4 | 5 | 6 | 7 | 8 | 9 | AB | R | H | RBI | BB | SO | LOB | TOP | | | | | | | | |
|--|---|---|---|---|---|---|---|---|---|---|---|---|---|---|---|---|---|---|---|---|---|---|---|---|---|
| Harold Reynolds, S OBP: 0.279, SLG: 0.388 (1, 4) | 1-0 4-3 | | 2-1 5-3 | | 1-0 1B | 1-0 F8 | | | 1-3 K | 5 | 1 | 1 | 0 | 0 | 1 | 1 | | | | | | | | | |
| Henry Cotto, R OBP: 0.394, SLG: 0.462 (1, 8) | 3-1 4-3 | | 0-0 5-3 | | 0-3 K | | | 2-2 G1 | 1-3 K | 5 | 1 | 1 | 0 | 0 | 2 | 1 | | | | | | | | | |
| Alvin Davis, L OBP: 0.440, SLG: 0.593 Mike Kingery, L OBP: 0.366, SLG: 0.333 (9, PR) | 3-3 K | | | 2-0 1B | 0-2 1B | | | 1-2 G1 | 4-0 1B | 4 | 1 | 2 | 1 | 1 | 1 | 1 | | | | | | | | | |
| Mickey Brantley, R OBP: 0.314, SLG: 0.515 (1, 7) | | 0-1 G3 | | 4-2 G6-4-3 | 1-2 L9 | | | 1-2 1B | 0-2 1B | 4 | 2 | 2 | 0 | 1 | 0 | 1 | | | | | | | | | |
| Jim Prestley, R OBP: 0.281, SLG: 0.368 (1, 5) | | 2-2 6-3 | | 1-2 G6-4-3 | | | | 3-3 K | 0-1 F8 | 5 | 1 | 2 | 1 | 0 | 1 | 1 | | | | | | | | | |
| Dave Valle, R OBP: 0.292, SLG: 0.365 (1, 10) | | 2-1 1B | | 1-0 G6-4-3 | | | | 1-1 1B | 2-3 K | 5 | 2 | 3 | 2 | 0 | 1 | 3 | | | | | | | | | |
| Glenn Wilson, R OBP: 0.280, SLG: 0.310 (1, 9) | | 4-2 1B | | 3-3 HR | | | | 2-2 1B | 1-0 1-3 | 4 | 2 | 3 | 3 | 1 | 0 | 0 | | | | | | | | | |
| Rey Quinones, R OBP: 0.302, SLG: 0.411 (1, 6) | | 1-2 BB | | 1-2 HR | | | | 1-2 1B | 3-3 1B | 5 | 0 | 0 | 0 | 0 | 3 | 5 | | | | | | | | | |
| Scott Bradley, L OBP: 0.299, SLG: 0.381 (1, 2) | | | 3-2 L7 | | 1-0 4-3 | | | 0-0 L9 | | 4 | 0 | 1 | 2 | 0 | 0 | 0 | | | | | | | | | |
| Inning Stats | R: 0 E: 0 K: 1 S: 7 | H: 0 LOB: 0 BB: 14 | R: 0 E: 0 K: 1 S: 13 | H: 1 LOB: 2 BB: 22 | R: 0 E: 0 K: 0 S: 6 | H: 0 LOB: 0 BB: 11 | R: 3 E: 0 K: 1 S: 12 | H: 3 LOB: 1 BB: 22 | R: 1 E: 0 K: 1 S: 11 | H: 2 LOB: 1 BB: 0 | R: 2 E: 0 K: 1 S: 11 | H: 3 LOB: 1 BB: 20 | R: 1 E: 0 K: 1 S: 14 | H: 2 LOB: 1 BB: 20 | R: 0 E: 0 K: 1 S: 7 | H: 0 LOB: 0 BB: 9 | R: 4 E: 0 K: 2 S: 21 | H: 4 LOB: 1 BB: 30 | 1B: 11 2B: 2 3B: 1 HR: 1 | SF: 0 SAC: 0 DP: 1 HBP: 0 | WP: 0 PB: 0 CS: 3 | PA: 44 | | | |
| PITCHER | IP WLS BF H R ER SO BB IBB HBP BLK WP HR S P ERA WHIP | IP WLS BF H R ER SO BB IBB HBP BLK WP HR S P ERA WHIP | IP WLS BF H R ER SO BB IBB HBP BLK WP HR S P ERA WHIP | IP WLS BF H R ER SO BB IBB HBP BLK WP HR S P ERA WHIP | IP WLS BF H R ER SO BB IBB HBP BLK WP HR S P ERA WHIP | IP WLS BF H R ER SO BB IBB HBP BLK WP HR S P ERA WHIP | IP WLS BF H R ER SO BB IBB HBP BLK WP HR S P ERA WHIP | IP WLS BF H R ER SO BB IBB HBP BLK WP HR S P ERA WHIP | IP WLS BF H R ER SO BB IBB HBP BLK WP HR S P ERA WHIP | IP WLS BF H R ER SO BB IBB HBP BLK WP HR S P ERA WHIP | IP WLS BF H R ER SO BB IBB HBP BLK WP HR S P ERA WHIP | IP WLS BF H R ER SO BB IBB HBP BLK WP HR S P ERA WHIP | IP WLS BF H R ER SO BB IBB HBP BLK WP HR S P ERA WHIP | IP WLS BF H R ER SO BB IBB HBP BLK WP HR S P ERA WHIP | IP WLS BF H R ER SO BB IBB HBP BLK WP HR S P ERA WHIP | IP WLS BF H R ER SO BB IBB HBP BLK WP HR S P ERA WHIP | IP WLS BF H R ER SO BB IBB HBP BLK WP HR S P ERA WHIP | IP WLS BF H R ER SO BB IBB HBP BLK WP HR S P ERA WHIP | IP WLS BF H R ER SO BB IBB HBP BLK WP HR S P ERA WHIP | IP WLS BF H R ER SO BB IBB HBP BLK WP HR S P ERA WHIP | IP WLS BF H R ER SO BB IBB HBP BLK WP HR S P ERA WHIP | IP WLS BF H R ER SO BB IBB HBP BLK WP HR S P ERA WHIP | IP WLS BF H R ER SO BB IBB HBP BLK WP HR S P ERA WHIP | IP WLS BF H R ER SO BB IBB HBP BLK WP HR S P ERA WHIP | IP WLS BF H R ER SO BB IBB HBP BLK WP HR S P ERA WHIP |

Seattle Mariners @ Boston Red Sox
Fenway Park, Boston, MA
Sun May 15 1988, 3:33 AM EDT
Att: 33,109 - Sunny - 72 F

| | |
|-----|----|
| AB | 41 |
| R | 11 |
| H | 15 |
| RBI | 9 |
| BB | 3 |
| SO | 9 |
| LOB | 13 |



| Batter | 1 | 2 | 3 | 4 | 5 | 6 | 7 | 8 | 9 | AB | R | H | RBI | BB | SO | LOB | BOTTOM | | | | | | | | |
|--|---|---|---|---|---|---|---|---|---|---|---|---|---|---|---|---|---|---|---|---|---|---|---|---|---|
| Ellis Burks, R OBP: 0.429, SLG: 0.558 (1, 8) | 2-2 F8 | 2-2 G6-4-3 | | 1-2 5-3 | | 0-0 5-3 | | 1-1 E7 | | 4 | 0 | 1 | 1 | 0 | 0 | 0 | | | | | | | | | |
| Marty Barrett, R OBP: 0.340, SLG: 0.355 (1, 4) | 1-0 P4 | 0-0 G6-4-3 | | 0-1 S | | 4-1 G1-6-3 | | 0-0 SH1-3 | | 3 | 0 | 1 | 0 | 1 | 0 | 1 | | | | | | | | | |
| Wade Boggs, L OBP: 0.435, SLG: 0.421 (1, 5) | 4-2 BB | 3-2 F8 | | 4-0 FC6-4 | | 2-2 G1-6-3 | | 1-0 HBP | | 2 | 1 | 0 | 0 | 2 | 0 | 1 | | | | | | | | | |
| Dwight Evans, R OBP: 0.336, SLG: 0.376 (1, 3) | 1-1 BB | | 0-1 F7 | 1-0 FC6-4 | | 1-3 K | | 3-2 F3 | | 5 | 1 | 1 | 0 | 0 | 1 | 4 | | | | | | | | | |
| Mike Greenwell, L OBP: 0.438, SLG: 0.504 (1, 7) | 4-2 1B | | 0-0 BB | | 3-2 4-3 | | 3-1 F9 | 3-1 L7 | | 4 | 1 | 1 | 0 | 1 | 0 | 2 | | | | | | | | | |
| Jim Rice, R OBP: 0.282, SLG: 0.258 (1, 10) | 4-0 1B | | 3-2 F9 | | 2-1 6-3 | | 3-2 L4 | | 1-3 K | 4 | 0 | 0 | 1 | 1 | 1 | 1 | | | | | | | | | |
| Todd Benzinger, S OBP: 0.345, SLG: 0.490 (1, 9) | 1-2 1B | | 4-0 1B | | 0-0 2B | | 1-0 1B | | 0-2 F7 | 4 | 1 | 3 | 2 | 1 | 0 | 0 | | | | | | | | | |
| Rick Cerone, R OBP: 0.410, SLG: 0.493 (1, 2) | 1-2 P4 | | 2-3 K | | 3-2 2B | | 0-1 1B | 0-2 F6 | | 5 | 1 | 2 | 0 | 0 | 1 | 4 | | | | | | | | | |
| Spike Owen, S OBP: 0.290, SLG: 0.293 Sam Horn, L OBP: 0.285, SLG: 0.310 Jody Reed, R OBP: 0.310, SLG: 0.280 (8, PH) | | 1-1 G6-4-3 | | 2-0 P4 | | 1-1 5-3 | | 4-2 E | | 3 | 1 | 1 | 0 | 0 | 0 | 2 | | | | | | | | | |
| Inning Stats | R: 3 E: 0 K: 0 S: 22 | H: 2 LOB: 2 BB: 3 P: 41 | R: 1 E: 1 K: 0 S: 10 | H: 1 LOB: 0 BB: 0 P: 16 | R: 0 E: 0 K: 1 S: 13 | H: 1 LOB: 2 BB: 1 P: 15 | R: 0 E: 0 K: 0 S: 5 | H: 0 LOB: 0 BB: 1 P: 11 | R: 0 E: 0 K: 1 S: 8 | H: 0 LOB: 0 BB: 0 P: 15 | R: 3 E: 1 K: 0 S: 17 | H: 3 LOB: 2 BB: 1 P: 30 | R: 0 E: 0 K: 1 S: 9 | H: 0 LOB: 0 BB: 0 P: 10 | 1B: 8 2B: 2 3B: 0 HR: 0 | SF: 0 SAC: 1 DP: 2 HBP: 2 | WP: 0 PB: 0 CS: 0 | PA: 44 | | | | | | | |
| PITCHER | IP WLS BF H R ER SO BB IBB HBP BLK WP HR S P ERA WHIP | IP WLS BF H R ER SO BB IBB HBP BLK WP HR S P ERA WHIP | IP WLS BF H R ER SO BB IBB HBP BLK WP HR S P ERA WHIP | IP WLS BF H R ER SO BB IBB HBP BLK WP HR S P ERA WHIP | IP WLS BF H R ER SO BB IBB HBP BLK WP HR S P ERA WHIP | IP WLS BF H R ER SO BB IBB HBP BLK WP HR S P ERA WHIP | IP WLS BF H R ER SO BB IBB HBP BLK WP HR S P ERA WHIP | IP WLS BF H R ER SO BB IBB HBP BLK WP HR S P ERA WHIP | IP WLS BF H R ER SO BB IBB HBP BLK WP HR S P ERA WHIP | IP WLS BF H R ER SO BB IBB HBP BLK WP HR S P ERA WHIP | IP WLS BF H R ER SO BB IBB HBP BLK WP HR S P ERA WHIP | IP WLS BF H R ER SO BB IBB HBP BLK WP HR S P ERA WHIP | IP WLS BF H R ER SO BB IBB HBP BLK WP HR S P ERA WHIP | IP WLS BF H R ER SO BB IBB HBP BLK WP HR S P ERA WHIP | IP WLS BF H R ER SO BB IBB HBP BLK WP HR S P ERA WHIP | IP WLS BF H R ER SO BB IBB HBP BLK WP HR S P ERA WHIP | IP WLS BF H R ER SO BB IBB HBP BLK WP HR S P ERA WHIP | IP WLS BF H R ER SO BB IBB HBP BLK WP HR S P ERA WHIP | IP WLS BF H R ER SO BB IBB HBP BLK WP HR S P ERA WHIP | IP WLS BF H R ER SO BB IBB HBP BLK WP HR S P ERA WHIP | IP WLS BF H R ER SO BB IBB HBP BLK WP HR S P ERA WHIP | IP WLS BF H R ER SO BB IBB HBP BLK WP HR S P ERA WHIP | IP WLS BF H R ER SO BB IBB HBP BLK WP HR S P ERA WHIP | IP WLS BF H R ER SO BB IBB HBP BLK WP HR S P ERA WHIP | IP WLS BF H R ER SO BB IBB HBP BLK WP HR S P ERA WHIP |

Seattle Mariners @ Boston Red Sox
Fenway Park, Boston, MA
Sun May 15 1988, 3:33 AM EDT
Att: 33,109 - Sunny - 72 F

| | |
|-----|----|
| AB | 34 |
| R | 7 |
| H | 10 |
| RBI | 4 |
| BB | 7 |
| SO | 3 |
| LOB | 15 |



| Batter | 1 | 2 | 3 | 4 | 5 | 6 | 7 | 8 | 9 | AB | R | H | RBI | BB | SO | LOB | TOP | | |
|---|---|----------------------------------|------------------------------|----------------------------------|------------------------------|----------------------------------|------------------------------|----------------------------------|------------------------------|----------------------------------|-------------------------------|----------------------------------|------------------------------|----------------------------------|------------------------------|----------------------------------|----------------------------------|------------------------------------|--|
| Henry Cotto, R OBP: 0.376, SLG: 0.439 | 1-3 K | | 1-0 L1 | | | 0-1 6-3 | | 1-1 SH1-3 | | 3 | 0 | 0 | 0 | 0 | 1 | 0 | | | |
| Scott Bradley, L OBP: 0.303, SLG: 0.417 | 2-1 6-3 | | | 1-0 L3 1B | | 0-1 G3 | | 0-0 6-3 | | 4 | 0 | 1 | 0 | 0 | 0 | 1 | | | |
| Alvin Davis, L OBP: 0.438, SLG: 0.597 | 0-1 G3 | | | 2-2 L3 1-2 | | | 1-1 HR 1B | 0-2 1B | | 4 | 1 | 2 | 1 | 0 | 0 | 1 | | | |
| Ken Phelps, L OBP: 0.426, SLG: 0.648 | | 4-1 PB BB | | 2-2 3-1 | | | 1-1 HR 1-1H | 0-0 F7 | | 3 | 1 | 1 | 2 | 1 | 0 | 1 | | | |
| Mickey Brantley, R OBP: 0.309, SLG: 0.500 | 1-1 1-3 1-2 | | | | 0-0 F9 | | 2-2 F8 2B | | 1-2 F8 | 4 | 0 | 1 | 0 | 0 | 0 | 1 | | | |
| Glenn Wilson, R OBP: 0.301, SLG: 0.328 | 1-1 F8 | | | | 4-2 BB | | 1-2 F8 | | 2-2 L4 | 3 | 0 | 0 | 0 | 1 | 0 | 2 | | | |
| Jim Presley, R OBP: 0.266, SLG: 0.345 | 0-0 1-3 | | | | 0-3 K | | 2-1 5-3 | | 1-1 F9 | 4 | 0 | 0 | 0 | 0 | 1 | 3 | | | |
| Rey Quinones, R OBP: 0.288, SLG: 0.388 | | | 1-2 F8 | | 0-1 F5 | | 0-1 F8 | | | 3 | 0 | 0 | 0 | 0 | 0 | 2 | | | |
| Harold Reynolds, S OBP: 0.283, SLG: 0.384 | | | 1-3 K | | | 1-2 5-3 | | 2-1 E4 6-3 SH1-3 1B | | 3 | 1 | 0 | 0 | 0 | 1 | 0 | | | |
| Inning Stats | R: 0 E: 0 K: 1 S: 7 | H: 0 LOB: 0 BB: 0 P: 10 | R: 0 E: 0 K: 0 S: 6 | H: 0 LOB: 1 BB: 1 P: 12 | R: 0 E: 0 K: 1 S: 9 | H: 0 LOB: 0 BB: 0 P: 12 | R: 0 E: 0 K: 0 S: 7 | H: 1 LOB: 0 BB: 0 P: 12 | R: 0 E: 0 K: 1 S: 8 | H: 0 LOB: 0 BB: 1 P: 12 | R: 2 E: 0 K: 0 S: 14 | H: 3 LOB: 1 BB: 0 P: 21 | R: 1 E: 1 K: 0 S: 9 | H: 1 LOB: 1 BB: 0 P: 12 | R: 0 E: 0 K: 0 S: 8 | H: 0 LOB: 0 BB: 0 P: 12 | 1B: 3 2B: 2 3B: 0 HR: 1 | SF: 0 SAC: 1 DP: 1 HBP: 0 | WP: 0 PA: 34 PB: 1 SB: 0 CS: 0 |
| PITCHER Mark Williamson, R ERA: 4.44 | IP: 9.0 WLS: L BF: 34 H: 5 R: 3 ER: 2 SO: 3 BB: 2 IBB: 0 HBP: 0 BLK: 0 WP: 0 HR: 1 S: 75 P: 111 ERA: 2.00 WHIP: 0.778 | | | | | | | | | | | | | | | | | | |

Seattle Mariners @ Baltimore Orioles
Memorial Stadium, Baltimore, MD
Fri May 20 1988, 7:05 PM EDT
Att: 13,142 - Unknown - 65 F

AB 31
R 3
H 5
RBI 3
BB 2
SO 3
LOB 11



| Batter | 1 | 2 | 3 | 4 | 5 | 6 | 7 | 8 | 9 | AB | R | H | RBI | BB | SO | LOB | BOTTOM | | | | |
|--|---|----------------------------------|------------------------------|----------------------------------|-------------------------------|----------------------------------|------------------------------|----------------------------------|------------------------------|----------------------------------|------------------------------|---------------------------------|------------------------------|----------------------------------|------------------------------|----------------------------------|------------------------------|----------------------------------|----------------------------------|------------------------------------|--|
| Billy Ripken, R OBP: 0.243, SLG: 0.243 | 0-0 F7 | | 0-1 2B | 1-2 FC6-4 1-2F | | | 3-2 F7 | | | 4 | 1 | 1 | 0 | 0 | 0 | 1 | | | | | |
| Fred Lynn, L OBP: 0.333, SLG: 0.480 | 2-1 2B | | 3-1 2H 2B | | 2-1 4-3 | | | 4-0 S BB | | 3 | 0 | 2 | 1 | 1 | 0 | 0 | | | | | |
| Cal Ripken Jr., R OBP: 0.419, SLG: 0.467 | 2-2 F3 | | 2-1 6-3 | | 3-1 F8 | | | 1-2 F6 | | 4 | 0 | 0 | 0 | 0 | 0 | 3 | | | | | |
| Eddie Murray, S OBP: 0.281, SLG: 0.340 | 3-3 K | | 4-2 BB | | 1-0 F8 | | | 1-0 F7 | | 3 | 0 | 0 | 0 | 1 | 1 | 2 | | | | | |
| Mickey Tettleton, S OBP: 0.333, SLG: 0.423 | | 1-0 5-3 | 1-1 F6 | | | 2-0 G3-6-1 1B | | 2-1 4-3 | | 4 | 0 | 1 | 0 | 0 | 0 | 3 | | | | | |
| Ken Gerhart, R OBP: 0.188, SLG: 0.370 | | | 3-3 K | | | 2-1 F7 | | | 2-3 K | 3 | 1 | 1 | 1 | 0 | 1 | 3 | | | | | |
| Keith Hughes, L OBP: 0.364, SLG: 0.418 | | HR | | | | | | | | 1 | 0 | 0 | 0 | 0 | 1 | 0 | | | | | |
| Larry Sheets, L OBP: 0.276, SLG: 0.250 | 1-0 F8 | | | 1-0 4-3 | | 1-0 G3-6-1 1-2F | | | 0-0 4-3 | 4 | 0 | 0 | 0 | 0 | 0 | 1 | | | | | |
| Rene Gonzales, R OBP: 0.357, SLG: 0.400 | | 4-2 BB | | | 1-2 5-3 | | | 1-0 F7 | | 2 | 0 | 0 | 0 | 1 | 0 | 0 | | | | | |
| Jim Dwyer, L OBP: 0.287, SLG: 0.083 | | | | | | | | | 4-1 BB | 0 | 0 | 0 | 0 | 1 | 0 | 0 | | | | | |
| Joe Orsulak, L OBP: 0.312, SLG: 0.302 | 0-1 F4 | | | 4-2 FC6-4 BB | | | 2-2 F8 | | 2-2 1-3 | 3 | 0 | 0 | 0 | 1 | 0 | 2 | | | | | |
| Inning Stats | R: 0 E: 0 K: 1 S: 11 | H: 1 LOB: 1 BB: 0 P: 18 | R: 1 E: 0 K: 0 S: 9 | H: 1 LOB: 1 BB: 1 P: 16 | R: 1 E: 0 K: 1 S: 23 | H: 2 LOB: 2 BB: 1 P: 36 | R: 0 E: 0 K: 0 S: 9 | H: 0 LOB: 1 BB: 1 P: 16 | R: 0 E: 0 K: 0 S: 5 | H: 0 LOB: 0 BB: 0 P: 11 | R: 0 E: 0 K: 0 S: 4 | H: 1 LOB: 0 BB: 0 P: 9 | R: 0 E: 0 K: 0 S: 8 | H: 0 LOB: 1 BB: 1 P: 14 | R: 0 E: 0 K: 1 S: 6 | H: 0 LOB: 1 BB: 1 P: 14 | R: 0 E: 0 K: 1 S: 9 | H: 0 LOB: 1 BB: 1 P: 17 | 1B: 1 2B: 3 3B: 0 HR: 1 | SF: 0 SAC: 0 DP: 1 HBP: 0 | WP: 0 PA: 36 PB: 0 SB: 1 CS: 0 |
| PITCHER Mark Langston, L ERA: 3.84 Michael Jackson, R ERA: 2.89 | IP: 7.0 WLS: W BF: 29 H: 5 R: 2 ER: 2 SO: 2 BB: 4 IBB: 0 HBP: 0 BLK: 0 WP: 0 HR: 1 S: 69 P: 124 ERA: 2.57 WHIP: 1.286 | | | | | | | | | | | | | | | | | | | | |

Seattle Mariners @ Baltimore Orioles
Memorial Stadium, Baltimore, MD
Fri May 20 1988, 7:05 PM EDT
Att: 13,142 - Unknown - 65 F

AB 31
R 2
H 5
RBI 2
BB 5
SO 3
LOB 15



| Batter | 1 | 2 | 3 | 4 | 5 | 6 | 7 | 8 | 9 | AB | R | H | RBI | BB | SO | LOB | TOP | | | | | | | | | | |
|---|------------------------------|----------------------------------|------------------------------|---------------------------------|-------------------------------|---------------------------------|------------------------------|---------------------------------|-------------------------------|----------------------------------|------------------------------|----------------------------------|------------------------------|----------------------------------|-------------------------------|----------------------------------|--|-------------------------------|----------------------------------|----------------------------------|------------------------------------|----------------------------------|--------|--|--|--|--|
| Harold Reynolds, S (1, 4) OBP: 0.276, SLG: 0.373 | 3-2 6-3 | | 0-0 F4 | | | 2-1 F2 | | 3-1 F4 | | 4 | 0 | 0 | 0 | 0 | 0 | 2 | Seattle Mariners @ Baltimore Orioles Memorial Stadium, Baltimore, MD Sat May 21 1988, 7:05 PM EDT Att: 20,079 - Unknown - 71 F | | | | | | | | | | |
| Henry Cotto, R (1, 8) OBP: 0.397, SLG: 0.449 | 1-0 G3-6-3 1B | | | 0-0 L6-3 1B | | 1-1 1B | | 3-3 K | | 4 | 0 | 3 | 0 | 0 | 1 | 1 | | | | | | | | | | | |
| Alvin Davis, L (1, 3) OBP: 0.427, SLG: 0.579 | 2-0 G3-6-3 1-2 | | | 2-1 L3 | | 1-3 K | | | 0-1 4-3 | 4 | 0 | 0 | 0 | 0 | 1 | 3 | | | | | | | | | | | |
| Mickey Brantley, R (1, 7) OBP: 0.307, SLG: 0.493 | | 1-0 6-3 | | 0-0 L6-3 1-2 | | 1-0 F8 | | | 2-2 1B | 4 | 0 | 1 | 0 | 0 | 0 | 2 | | | | | | | | | | | |
| Glenn Wilson, R (1, 9) OBP: 0.309, SLG: 0.344 Ken Phelps, L (9, PH) OBP: 0.422, SLG: 0.640 | 1-1 G1-4-3 1B | | | | 2-2 1B 2B | | | 2-2 6-3 | | 3 | 1 | 2 | 0 | 0 | 0 | 0 | | | | | | | | | | | |
| Jim Prestey, R (1, 5) OBP: 0.259, SLG: 0.336 | 1-1 G1-4-3 1-2 | | | | 0-0 5-3 | | | 0-0 F3 | | 4 | 0 | 0 | 0 | 0 | 1 | 3 | | | | | | | | | | | |
| Dave Valle, R (1, 2) OBP: 0.246, SLG: 0.351 | | | 0-1 4-3 | | 0-1 2B 1B | | 1-3 K | | | 3 | 0 | 1 | 0 | 0 | 1 | 0 | | | | | | | | | | | |
| Rey Quinones, R (1, 6) OBP: 0.296, SLG: 0.409 | | | 1-0 6-3 | | 2-2 1B 2B 1-H 3-H | | | 0-1 2B | | 3 | 0 | 2 | 1 | 0 | 0 | 0 | | | | | | | | | | | |
| Dave Hengel, R (1, 10) OBP: 0.238, SLG: 0.200 | | | 2-1 E7 1B | | 0-0 F4 | | | 1-1 B1 | | 3 | 0 | 1 | 0 | 0 | 0 | 2 | | | | | | | | | | | |
| Inning Stats | R: 0 E: 0 K: 0 S: 5 | H: 1 LOB: 0 BB: 0 P: 11 | R: 0 E: 0 K: 0 S: 5 | H: 1 LOB: 0 BB: 0 P: 8 | R: 0 E: 1 K: 0 S: 6 | H: 1 LOB: 1 BB: 0 P: 9 | R: 0 E: 0 K: 0 S: 4 | H: 1 LOB: 0 BB: 0 P: 6 | R: 1 E: 0 K: 1 S: 13 | H: 3 LOB: 1 BB: 0 P: 17 | R: 0 E: 0 K: 1 S: 9 | H: 1 LOB: 1 BB: 0 P: 13 | R: 0 E: 0 K: 1 S: 7 | H: 0 LOB: 0 BB: 0 P: 10 | R: 0 E: 0 K: 1 S: 10 | H: 1 LOB: 1 BB: 0 P: 17 | | R: 0 E: 0 K: 1 S: 11 | H: 1 LOB: 1 BB: 0 P: 16 | 1B: 7 2B: 4 3B: 0 HR: 0 | SF: 0 SAC: 0 DP: 3 HBP: 0 | WP: 0 PB: 0 SB: 0 CS: 0 | PA: 33 | | | | |
| PITCHER | IP | WLS | BF | H | R | ER | SO | BB | IBB | HBP | BLK | WP | HR | S | P | ERA | WHIP | | | | | | | | | | |
| Jeff Ballard, L (1, 1) ERA: 1.08 | 8.1 | W | 31 | 10 | 1 | 1 | 3 | 0 | 0 | 0 | 0 | 0 | 0 | 64 | 98 | 1.08 | 1.200 | | | | | | | | | | |
| Tom Niedenfuer, R (9, 1) ERA: 3.96 | 0.2 | S | 2 | 0 | 0 | 0 | 1 | 0 | 0 | 0 | 0 | 0 | 0 | 6 | 9 | 0.00 | 0.000 | | | | | | | | | | |

| | |
|-----|----|
| AB | 33 |
| R | 1 |
| H | 10 |
| RBI | 1 |
| BB | 0 |
| SO | 4 |
| LOB | 14 |



| Batter | 1 | 2 | 3 | 4 | 5 | 6 | 7 | 8 | 9 | AB | R | H | RBI | BB | SO | LOB | BOTTOM | | | | | | | | | | |
|---|-------------------------------|----------------------------------|-------------------------------|----------------------------------|------------------------------|----------------------------------|-------------------------------|----------------------------------|------------------------------|----------------------------------|------------------------------|----------------------------------|------------------------------|----------------------------------|-------------------------------|----------------------------------|--|----------------------------------|------------------------------------|----------------------------------|--------|--|--|--|--|--|--|
| Keith Hughes, L (1, 9) OBP: 0.357, SLG: 0.441 | 2-3 K | | 0-0 F7 | | | 2-3 K | | 1-0 1B 3B | | 4 | 1 | 1 | 1 | 0 | 2 | 0 | Seattle Mariners @ Baltimore Orioles Memorial Stadium, Baltimore, MD Sat May 21 1988, 7:05 PM EDT Att: 20,079 - Unknown - 71 F | | | | | | | | | | |
| Fred Lynn, L (1, 8) OBP: 0.331, SLG: 0.472 | 3-2 F2 | | 3-2 F5 | | | 0-1 F6 | | 1-0 1B 3B | | 4 | 0 | 1 | 1 | 0 | 0 | 0 | | | | | | | | | | | |
| Cal Ripken Jr., R (1, 6) OBP: 0.409, SLG: 0.453 | 3-2 6-3 | | 1-1 F9 | | | 2-1 F4 | | 1-1 F7 | | 4 | 0 | 0 | 0 | 0 | 0 | 1 | | | | | | | | | | | |
| Eddie Murray, S (1, 3) OBP: 0.297, SLG: 0.356 | | 3-1 2B 1B | | 1-2 1B | | 0-0 1B | | 3-1 1B | | 4 | 1 | 4 | 0 | 0 | 0 | 0 | | | | | | | | | | | |
| Larry Sheets, L (1, 7) OBP: 0.276, SLG: 0.257 Ken Gerhart, R (9, 7) OBP: 0.188, SLG: 0.370 | 3-2 1-H 2B | | 3-2 F9 | | 3-2 F9 | | 1-3 K | | 2-3 K | 4 | 0 | 1 | 1 | 0 | 2 | 4 | | | | | | | | | | | |
| Jim Dwyer, L (1, 10) OBP: 0.235, SLG: 0.071 Wade Rowdon, R (7, PH) OBP: 0.182, SLG: 0.182 | 0-3 K | | 0-3 F3 | | 3-1 F3 | | 1-1 K2-3 | | 0-3 K2-3 | 2 | 0 | 0 | 0 | 0 | 1 | 2 | | | | | | | | | | | |
| Terry Kennedy, L (1, 2) OBP: 0.219, SLG: 0.202 | | 4-1 BB | | 3-3 K | | 0-0 B3-6-4 1-2 | | | | 2 | 0 | 0 | 0 | 1 | 1 | 2 | | | | | | | | | | | |
| Rene Gonzales, R (1, 5) OBP: 0.323, SLG: 0.357 | | 3-2 F6 | | | 0-1 F7 | | 1-2 1-3 | | | 3 | 0 | 0 | 0 | 0 | 0 | 2 | | | | | | | | | | | |
| Billy Ripken, R (1, 4) OBP: 0.245, SLG: 0.239 | | 2-2 G3 | | | 0-2 4-3 | | | 4-2 3B BB | | 2 | 1 | 0 | 0 | 1 | 0 | 2 | | | | | | | | | | | |
| Inning Stats | R: 0 E: 0 K: 1 S: 11 | H: 0 LOB: 0 BB: 0 P: 19 | R: 1 E: 0 K: 1 S: 17 | H: 2 LOB: 1 BB: 1 P: 32 | R: 0 E: 0 K: 0 S: 6 | H: 0 LOB: 0 BB: 0 P: 10 | R: 0 E: 0 K: 1 S: 13 | H: 1 LOB: 1 BB: 0 P: 23 | R: 0 E: 0 K: 1 S: 9 | H: 0 LOB: 0 BB: 0 P: 11 | R: 0 E: 0 K: 1 S: 8 | H: 1 LOB: 1 BB: 0 P: 13 | R: 0 E: 0 K: 0 S: 8 | H: 1 LOB: 0 BB: 0 P: 10 | R: 2 E: 0 K: 2 S: 15 | H: 3 LOB: 2 BB: 1 P: 27 | | 1B: 6 2B: 1 3B: 1 HR: 0 | SF: 0 SAC: 0 DP: 1 HBP: 0 | WP: 0 PB: 0 SB: 1 CS: 0 | PA: 33 | | | | | | |
| PITCHER | IP | WLS | BF | H | R | ER | SO | BB | IBB | HBP | BLK | WP | HR | S | P | ERA | WHIP | | | | | | | | | | |
| Scott Bankhead, R (1, 1) ERA: 2.25 | 6.0 | L | 23 | 4 | 1 | 1 | 5 | 1 | 0 | 0 | 0 | 0 | 0 | 64 | 108 | 1.50 | 0.833 | | | | | | | | | | |
| Dennis Powell, L (7, 1) ERA: 7.56 | 1.0 | L | 6 | 3 | 2 | 2 | 0 | 1 | 0 | 0 | 0 | 0 | 0 | 12 | 20 | 18.00 | 4.000 | | | | | | | | | | |
| Julio Solano, R (8, 1) ERA: 2.93 | 1.0 | | 4 | 1 | 0 | 0 | 2 | 0 | 0 | 0 | 0 | 0 | 0 | 11 | 17 | 0.00 | 1.000 | | | | | | | | | | |

| | |
|-----|----|
| AB | 31 |
| R | 3 |
| H | 8 |
| RBI | 3 |
| BB | 2 |
| SO | 7 |
| LOB | 15 |



| Batter | 1 | 2 | 3 | 4 | 5 | 6 | 7 | 8 | 9 | AB | R | H | RBI | BB | SO | LOB | TOP | | | | |
|---|------------------------------|----------------------------------|------------------------------|----------------------------------|------------------------------|----------------------------------|------------------------------|----------------------------------|------------------------------|----------------------------------|-------------------------------|----------------------------------|------------------------------|----------------------------------|-------------------------------|----------------------------------|----------------------------------|------------------------------------|----------------------------------|--------|--|
| Henry Cotto, R OBP: 0.376, SLG: 0.435 (1, 8) | | | | | | | | | | 4 | 0 | 0 | 0 | 0 | 2 | 1 | | | | | |
| Scott Bradley, L OBP: 0.300, SLG: 0.400 (1, 2) | | | | | | | | | | 3 | 0 | 0 | 0 | 1 | 0 | 0 | | | | | |
| Alvin Davis, L OBP: 0.422, SLG: 0.569 (1, 3) | | | | | | | | | | 4 | 0 | 1 | 0 | 0 | 1 | 0 | | | | | |
| Ken Phelps, L OBP: 0.425, SLG: 0.634 (1, 10) | | | | | | | | | | 4 | 1 | 2 | 0 | 0 | 0 | 2 | | | | | |
| Mickey Brantley, R OBP: 0.306, SLG: 0.507 (1, 7) | | | | | | | | | | 4 | 1 | 1 | 2 | 0 | 1 | 3 | | | | | |
| Glenn Wilson, R OBP: 0.303, SLG: 0.336 (1, 9) | | | | | | | | | | 3 | 0 | 0 | 0 | 0 | 0 | 1 | | | | | |
| Rey Quinones, R OBP: 0.297, SLG: 0.407 (1, 6) | | | | | | | | | | 3 | 0 | 1 | 0 | 0 | 0 | 0 | | | | | |
| Edgar Martinez, R OBP: 0.294, SLG: 0.214 (1, 5) | | | | | | | | | | 3 | 0 | 0 | 0 | 0 | 1 | 1 | | | | | |
| Rick Renteria, R OBP: 0.222, SLG: 0.323 (1, 4) | | | | | | | | | | 3 | 0 | 0 | 0 | 0 | 0 | 1 | | | | | |
| Inning Stats | R: 0 E: 0 K: 2 S: 8 | H: 0 LOB: 0 BB: 0 P: 13 | R: 0 E: 0 K: 0 S: 5 | H: 1 LOB: 0 BB: 0 P: 10 | R: 0 E: 0 K: 0 S: 9 | H: 1 LOB: 1 BB: 0 P: 16 | R: 0 E: 0 K: 0 S: 6 | H: 0 LOB: 0 BB: 0 P: 10 | R: 0 E: 0 K: 0 S: 7 | H: 0 LOB: 0 BB: 0 P: 12 | R: 2 E: 0 K: 0 S: 10 | H: 2 LOB: 0 BB: 0 P: 17 | R: 0 E: 0 K: 1 S: 7 | H: 0 LOB: 0 BB: 1 P: 10 | R: 0 E: 0 K: 2 S: 14 | H: 1 LOB: 2 BB: 1 P: 22 | 1B: 4 2B: 0 3B: 0 HR: 1 | SF: 0 SAC: 0 DP: 1 HBP: 0 | WP: 0 PB: 0 SB: 0 CS: 0 | PA: 32 | |
| PITCHER | IP | WLS | BF | H | R | ER | SO | BB | IBB | HBP | BLK | WP | HR | S | P | ERA | WHIP | | | | |
| Jose Bautista, R ERA: 4.1 (1, 1) | 6.2 | W | 23 | 4 | 2 | 2 | 2 | 0 | 0 | 0 | 0 | 0 | 1 | 51 | 84 | 2.70 | 0.600 | | | | |
| Mike Morgan, R ERA: 5.68 (7, 1) | 2.1 | S | 9 | 1 | 0 | 0 | 3 | 1 | 0 | 0 | 0 | 0 | 0 | 23 | 35 | 0.00 | 0.857 | | | | |

Seattle Mariners @ Baltimore Orioles
Memorial Stadium, Baltimore, MD
Sun May 22 1988, 3:33 AM EDT
Att: 24,650 - Sunny - 75 F

| | |
|-----|----|
| AB | 31 |
| R | 2 |
| H | 5 |
| RBI | 2 |
| BB | 1 |
| SO | 5 |
| LOB | 9 |



| Batter | 1 | 2 | 3 | 4 | 5 | 6 | 7 | 8 | 9 | AB | R | H | RBI | BB | SO | LOB | BOTTOM | | | | |
|--|-------------------------------|----------------------------------|------------------------------|----------------------------------|------------------------------|----------------------------------|-------------------------------|----------------------------------|-------------------------------|----------------------------------|-------------------------------|----------------------------------|-------------------------------|----------------------------------|----------------------------------|------------------------------------|----------------------------------|--------|--|--|--|
| Keith Hughes, L OBP: 0.360, SLG: 0.435 (1, 9) | | | | | | | | | | 3 | 1 | 1 | 1 | 1 | 0 | 1 | | | | | |
| Fred Lynn, L OBP: 0.326, SLG: 0.458 (1, 8) | | | | | | | | | | 4 | 0 | 0 | 0 | 1 | 3 | 4 | | | | | |
| Cal Ripken Jr., R OBP: 0.406, SLG: 0.469 (1, 6) | | | | | | | | | | 4 | 1 | 1 | 2 | 0 | 0 | 3 | | | | | |
| Eddie Murray, S OBP: 0.302, SLG: 0.355 (1, 3) | | | | | | | | | | 3 | 1 | 1 | 0 | 1 | 1 | 1 | | | | | |
| Larry Sheets, L OBP: 0.281, SLG: 0.286 (1, 7) | | | | | | | | | | 4 | 1 | 2 | 2 | 0 | 0 | 1 | | | | | |
| Ken Gerhart, R OBP: 0.188, SLG: 0.370 (8, PR) (9, 7) | | | | | | | | | | 0 | 1 | 0 | 0 | 0 | 0 | 0 | | | | | |
| Jim Dwyer, L OBP: 0.333, SLG: 0.067 (1, 10) | | | | | | | | | | 1 | 1 | 0 | 0 | 3 | 0 | 0 | | | | | |
| Mickey Tettleton, S OBP: 0.333, SLG: 0.414 (1, 2) | | | | | | | | | | 3 | 1 | 1 | 0 | 0 | 0 | 3 | | | | | |
| Rene Gonzales, R OBP: 0.314, SLG: 0.323 (1, 5) | | | | | | | | | | 3 | 0 | 0 | 1 | 0 | 0 | 2 | | | | | |
| Billy Ripken, R OBP: 0.245, SLG: 0.234 (1, 4) | | | | | | | | | | 3 | 0 | 0 | 0 | 1 | 0 | 4 | | | | | |
| Inning Stats | R: 0 E: 0 K: 0 S: 11 | H: 0 LOB: 1 BB: 2 P: 22 | R: 0 E: 0 K: 0 S: 9 | H: 0 LOB: 1 BB: 1 P: 17 | R: 0 E: 0 K: 0 S: 7 | H: 0 LOB: 1 BB: 1 P: 13 | R: 2 E: 0 K: 0 S: 11 | H: 2 LOB: 1 BB: 1 P: 22 | R: 2 E: 0 K: 1 S: 18 | H: 3 LOB: 2 BB: 1 P: 32 | R: 0 E: 0 K: 2 S: 10 | H: 0 LOB: 0 BB: 0 P: 17 | R: 3 E: 0 K: 1 S: 21 | H: 1 LOB: 2 BB: 1 P: 30 | 1B: 4 2B: 0 3B: 0 HR: 2 | SF: 1 SAC: 1 DP: 1 HBP: 1 | WP: 0 PB: 0 SB: 1 CS: 0 | PA: 38 | | | |
| PITCHER | IP | WLS | BF | H | R | ER | SO | BB | IBB | HBP | BLK | WP | HR | S | P | ERA | WHIP | | | | |
| Mike Moore, R ERA: 5.54 (1, 1) | 5.0 | L | 25 | 5 | 4 | 4 | 1 | 6 | 0 | 0 | 0 | 0 | 2 | 56 | 106 | 7.20 | 2.200 | | | | |
| Jerry Reed, R ERA: 6.04 (6, 1) | 2.1 | | 11 | 1 | 3 | 3 | 2 | 1 | 0 | 1 | 0 | 0 | 0 | 29 | 47 | 11.57 | 0.857 | | | | |
| Rod Scurry, L ERA: (8, 1) | 0.2 | | 2 | 0 | 0 | 0 | 1 | 0 | 0 | 0 | 1 | 0 | 0 | 9 | 12 | 0.00 | 0.000 | | | | |

Seattle Mariners @ Baltimore Orioles
Memorial Stadium, Baltimore, MD
Sun May 22 1988, 3:33 AM EDT
Att: 24,650 - Sunny - 75 F


| | |
|-----|----|
| AB | 28 |
| R | 7 |
| H | 6 |
| RBI | 6 |
| BB | 7 |
| SO | 4 |
| LOB | 19 |



| Batter | 1 | 2 | 3 | 4 | 5 | 6 | 7 | 8 | 9 | AB | R | H | RBI | BB | SO | LOB | TOP |
|--|---|----------------------------------|------------------------------|---------------------------------|------------------------------|----------------------------------|------------------------------|----------------------------------|------------------------------|---------------------------------|------------------------------|----------------------------------|------------------------------|---------------------------------|----------------------------------|------------------------------------|--|
| Ellis Burks, R OBP: 0.402, SLG: 0.511 (1, 8) | 0-0 1-3 1B G3 | | 1-3 K | | 0-1 FC6-4 2B 1-2 | | 0-0 6-3 | | 1-2 4-3 | 5 | 1 | 1 | 0 | 0 | 1 | 1 | |
| Marty Barrett, R OBP: 0.332, SLG: 0.355 (1, 4) | SAFE SAFE SAFE SAFE SAFE SAFE SAFE SAFE SAFE SAFE | 2-2 G3 1-3 1B | 1-3 K | | 0-0 F2 | | 0-0 4-3 | | | 4 | 0 | 1 | 0 | 0 | 1 | 1 | |
| Wade Boggs, L OBP: 0.475, SLG: 0.455 (1, 5) | 3-2 1-3 1B | | | 1-2 E9 6-3 1B | 3-2 2B | | | 2-2 4-3 | | 4 | 1 | 2 | 0 | 0 | 0 | 2 | |
| Dwight Evans, R OBP: 0.351, SLG: 0.387 (1, 3) | 0-0 G3 | | | 1-0 6-3 | 4-0 2B | | | 0-1 2B | | 3 | 0 | 1 | 2 | 1 | 0 | 1 | |
| Mike Greenwell, L OBP: 0.427, SLG: 0.500 (1, 7) | 1-0 1-3 1B | | | 3-H 2-1 1B 1B | 2-0 F8 | | | 0-0 F7 | | 4 | 1 | 1 | 0 | 0 | 0 | 5 | |
| Jim Rice, R OBP: 0.286, SLG: 0.252 (1, 10) | | 2-2 6-3 | | 0-1 1B 1-3 1B | | 1-1 5-3 | | 1-1 HBP | | 3 | 0 | 1 | 0 | 0 | 0 | 0 | |
| Rick Cerone, R OBP: 0.429, SLG: 0.485 (1, 2) | | 0-0 1-3 | | 0-0 1-3 G6-4-3 1B | | 2-2 4-3 | | 0-0 F3 | | 4 | 0 | 1 | 1 | 0 | 0 | 2 | |
| Ed Romero, R OBP: 0.323, SLG: 0.276 (1, 6) | | 0-1 1-3 | | 0-1 0-0 G6-4-3 1-2 | | 1-1 1-3 | | | 1-0 5-3 | 4 | 0 | 0 | 0 | 0 | 0 | 2 | |
| Brady Anderson, L OBP: 0.361, SLG: 0.339 (1, 9) | | | 1-0 1-3 | | 4-0 FC6-4 BB | | 1-1 F5 | | 0-0 3-1 | 3 | 0 | 0 | 0 | 1 | 0 | 0 | |
| Inning Stats | R: 1 E: 0 K: 0 S: 9 | H: 2 LOB: 1 BB: 0 P: 15 | R: 0 E: 0 K: 0 S: 6 | H: 0 LOB: 0 BB: 0 P: 8 | R: 0 E: 0 K: 2 S: 8 | H: 4 LOB: 1 BB: 0 P: 14 | R: 0 E: 0 K: 0 S: 7 | H: 1 LOB: 2 BB: 0 P: 11 | R: 0 E: 0 K: 0 S: 4 | H: 0 LOB: 0 BB: 0 P: 5 | R: 0 E: 0 K: 0 S: 5 | H: 1 LOB: 2 BB: 0 P: 11 | R: 0 E: 0 K: 0 S: 5 | H: 0 LOB: 0 BB: 0 P: 7 | 1B: 6 2B: 2 3B: 0 HR: 0 | SF: 0 SAC: 0 DP: 1 HBP: 1 | WP: 0 PA: 37 PB: 0 SB: 0 CS: 0 |
| PITCHER Bill Swift, R ERA: 3.88 (1, 1) | IP: 9.0 WLS: W BF: 37 H: 8 R: 3 ER: 3 SO: 2 BB: 2 IBB: 0 HBP: 1 BLK: 0 WP: 0 HR: 0 S: 65 P: 103 ERA: 3.00 WHIP: 1.111 | | | | | | | | | | | | | | | | |

Boston Red Sox @ Seattle Mariners
The Kingdom, Seattle, WA
Mon May 23 1988, 10:05 PM EDT
Att: 15,511 - Dome


AB 34
R 3
H 8
RBI 3
BB 2
SO 2
LOB 14



| Batter | 1 | 2 | 3 | 4 | 5 | 6 | 7 | 8 | 9 | AB | R | H | RBI | BB | SO | LOB | BOTTOM | | |
|--|---|----------------------------------|-------------------------------|----------------------------------|------------------------------|---------------------------------|-------------------------------|----------------------------------|------------------------------|----------------------------------|-------------------------------|----------------------------------|------------------------------|----------------------------------|-------------------------------|----------------------------------|-----------------------------------|------------------------------------|--|
| Henry Cotto, R OBP: 0.374, SLG: 0.449 (1, 8) | 1-3 K | 0-0 HR | | 3-3 K | 0-1 L1 | 4-0 PB BB | | 2-1 F3 | | 5 | 1 | 1 | 2 | 1 | 2 | 3 | | | |
| Scott Bradley, L OBP: 0.318, SLG: 0.405 (1, 2) | 1-2 BLK 1B | 3-H 4-0 BB | | 0-2 HR 1B | 1-1 F8 | 1-1 F5 | | | | 4 | 1 | 2 | 0 | 1 | 0 | 5 | | | |
| Alvin Davis, L OBP: 0.422, SLG: 0.582 (1, 3) | 2-1 F8 | 1-0 L7 | | 1-0 HR | | | | | | 4 | 2 | 1 | 2 | 1 | 0 | 4 | | | |
| Mike Kingery, L OBP: 0.360, SLG: 0.319 (8, 3) | | | | | | | | | | 0 | 0 | 0 | 0 | 0 | 0 | 0 | | | |
| Ken Phelps, L OBP: 0.424, SLG: 0.615 (1, 10) | 0-2 G3 | 1-2 F7 | | 4-2 2B BB | | 4-0 1B 2B BB | | 1-0 F8 | | 3 | 2 | 0 | 0 | 2 | 0 | 2 | | | |
| Mickey Brantley, R OBP: 0.315, SLG: 0.535 (1, 7) | | HR F3 | | 1-H 2B | | 0-0 2B 1B | | 0-1 1-3 | | 5 | 2 | 3 | 2 | 0 | 0 | 1 | | | |
| Glenn Wilson, R OBP: 0.306, SLG: 0.338 (1, 9) | | 0-1 HR 1B | 0-1 G6-4-3 1B | 0-0 F3 | | 0-0 F9 | | 2-3 K | | 5 | 1 | 2 | 0 | 0 | 1 | 4 | | | |
| Jim Presley, R OBP: 0.269, SLG: 0.369 (1, 5) | | 1-1 HR | 0-0 G6-4-3 | | 1-1 1B | 1-0 WP 1B 2B | | 2-1 F8 | | 5 | 2 | 3 | 5 | 0 | 0 | 1 | | | |
| Rey Quinones, R OBP: 0.300, SLG: 0.407 (1, 6) | | 2-1 3B 1B | | 1-0 F9 | | 1-2 BB 1B PB 1B | | 0-3 K | | 5 | 2 | 2 | 1 | 0 | 1 | 1 | | | |
| Harold Reynolds, S OBP: 0.282, SLG: 0.400 (1, 4) | | 3-2 HR 3B | | 1-1 F8 | | 1-0 PB BB 1B | | 2-2 1B | | 5 | 1 | 4 | 1 | 0 | 0 | 0 | | | |
| Inning Stats | R: 0 E: 0 K: 1 S: 11 | H: 1 LOB: 1 BB: 0 P: 15 | R: 6 E: 0 K: 0 S: 20 | H: 6 LOB: 1 BB: 1 P: 33 | R: 0 E: 0 K: 0 S: 4 | H: 1 LOB: 0 BB: 0 P: 5 | R: 3 E: 0 K: 1 S: 14 | H: 3 LOB: 1 BB: 1 P: 23 | R: 0 E: 0 K: 0 S: 8 | H: 2 LOB: 2 BB: 0 P: 11 | R: 5 E: 0 K: 0 S: 17 | H: 4 LOB: 3 BB: 3 P: 36 | R: 0 E: 0 K: 1 S: 7 | H: 0 LOB: 0 BB: 0 P: 10 | R: 0 E: 0 K: 1 S: 10 | H: 1 LOB: 1 BB: 0 P: 16 | 1B: 11 2B: 2 3B: 1 HR: 4 | SF: 0 SAC: 0 DP: 1 HBP: 0 | WP: 1 PA: 46 PB: 1 SB: 0 CS: 0 |
| PITCHER Oil Can Boyd, R ERA: 5.58 (1, 1) | IP: 1.0 WLS: L BF: 24 H: 9 R: 8 ER: 7 SO: 1 BB: 3 IBB: 0 HBP: 0 BLK: 0 WP: 1 HR: 1 S: 25 P: 40 ERA: 54.00 WHIP: 8.000 | | | | | | | | | | | | | | | | | | |
| John Trautwein, R ERA: 11 (2, 1) | 4.1 WLS: L BF: 24 H: 9 R: 8 ER: 7 SO: 1 BB: 3 IBB: 0 HBP: 0 BLK: 0 WP: 1 HR: 1 S: 41 P: 66 ERA: 14.54 WHIP: 2.769 | | | | | | | | | | | | | | | | | | |
| Dennis Lamp, R ERA: 2.2 (6, 1) | 2.2 WLS: L BF: 11 H: 2 R: 0 ER: 0 SO: 2 BB: 1 IBB: 0 HBP: 0 BLK: 0 WP: 0 HR: 0 S: 25 P: 43 ERA: 0.00 WHIP: 1.125 | | | | | | | | | | | | | | | | | | |

Boston Red Sox @ Seattle Mariners
The Kingdom, Seattle, WA
Mon May 23 1988, 10:05 PM EDT
Att: 15,511 - Dome

AB 41
R 14
H 18
RBI 13
BB 5
SO 4
LOB 21



| Batter | 1 | 2 | 3 | 4 | 5 | 6 | 7 | 8 | 9 | AB | R | H | RBI | BB | SO | LOB | TOP | | | | | | | | | | |
|---|-------------------------------|----------------------------------|--------------------------------|----------------------------------|------------------------------|----------------------------------|-------------------------------|----------------------------------|-------------------------------|----------------------------------|------------------------------|----------------------------------|------------------------------|----------------------------------|------------------------------|---------------------------------|----------------------------------|------------------------------------|----------------------------------|--------|--|--|--|--|--|--|--|
| Ellis Burks, R OBP: 0.396, SLG: 0.511 (1, 8) | 2-3 K2-3 | 1-2 6-3 | | | | | | 2-0 F8 | | 4 | 0 | 1 | 0 | 0 | 1 | 1 | | | | | | | | | | | |
| Marty Barrett, R OBP: 0.324, SLG: 0.347 (1, 4) | 0-0 P6 | | 1-1 5-3 | | | | 2-1 F7 | 2-2 1-3 | | 4 | 0 | 0 | 0 | 0 | 0 | 1 | | | | | | | | | | | |
| Wade Boggs, L OBP: 0.476, SLG: 0.469 (1, 5) | 3-2 1B 1B | | 3-2 L7 | | | | 2-2 L7 | 3-1 3B | | 4 | 1 | 2 | 0 | 0 | 0 | 1 | | | | | | | | | | | |
| Dwight Evans, R OBP: 0.348, SLG: 0.384 (1, 3) | 1-0 1B 1B | | 1-2 F9 | | | | 1-0 P7 | 1-2 L6 | | 4 | 0 | 1 | 0 | 0 | 0 | 1 | | | | | | | | | | | |
| Mike Greenwell, L OBP: 0.429, SLG: 0.500 (1, 7) | 1-1 1-3 2-H 1B | | | 1-2 4-3 1B | | | 2-1 G3 | | 0-0 P6 | 4 | 0 | 2 | 1 | 0 | 0 | 0 | | | | | | | | | | | |
| Jim Rice, R OBP: 0.280, SLG: 0.246 Spike Owen, S OBP: 0.286, SLG: 0.288 (9, PH) | 1-2 5-3 | | | 1-3 K | | | 2-3 K | | 1-1 F3 | 3 | 0 | 0 | 0 | 0 | 2 | 3 | | | | | | | | | | | |
| Rich Gedman, L OBP: 0.172, SLG: 0.231 (1, 2) | | 2-3 K | | 0-1 4-3 | | | | 3-1 F8 | 1-3 K | 4 | 0 | 0 | 0 | 0 | 2 | 1 | | | | | | | | | | | |
| Ed Romero, R OBP: 0.324, SLG: 0.281 (1, 6) | | 1-1 1B | | 1-0 F9 | | | | 0-2 6-3 | | 3 | 0 | 1 | 0 | 0 | 0 | 1 | | | | | | | | | | | |
| Brady Anderson, L OBP: 0.353, SLG: 0.331 (1, 9) | | 1-3 K | | | | | 3-2 F9 | | 1-3 K | 3 | 0 | 0 | 0 | 0 | 2 | 1 | | | | | | | | | | | |
| Inning Stats | R: 1 E: 0 K: 1 S: 14 | H: 3 LOB: 2 BB: 0 P: 22 | R: 0 E: 0 K: 12 S: 12 | H: 1 LOB: 1 BB: 0 P: 17 | R: 0 E: 0 K: 0 S: 8 | H: 0 LOB: 0 BB: 0 P: 13 | R: 0 E: 0 K: 1 S: 10 | H: 1 LOB: 1 BB: 0 P: 13 | R: 0 E: 0 K: 0 S: 12 | H: 0 LOB: 0 BB: 0 P: 20 | R: 0 E: 0 K: 1 S: 8 | H: 0 LOB: 0 BB: 0 P: 13 | R: 0 E: 0 K: 1 S: 9 | H: 1 LOB: 1 BB: 0 P: 17 | R: 0 E: 0 K: 1 S: 6 | H: 0 LOB: 0 BB: 0 P: 8 | 1B: 5 2B: 1 3B: 1 HR: 0 | SF: 0 SAC: 0 DP: 0 HBP: 0 | WP: 0 PB: 0 SB: 1 CS: 0 | PA: 34 | | | | | | | |
| PITCHER | IP | WLS | BF | H | R | ER | SO | BB | IBB | HBP | BLK | WP | HR | S | P | ERA | WHIP | | | | | | | | | | |
| Mike Campbell, R ERA: 5.43 Rod Scurry, L ERA: | (1, 1) | 8.0 | W | 31 | 7 | 1 | 1 | 6 | 0 | 0 | 0 | 0 | 0 | 81 | 127 | 1.12 | 0.875 | | | | | | | | | | |
| (9, 1) | 1.0 | 3 | 0 | 0 | 0 | 0 | 1 | 0 | 0 | 0 | 0 | 0 | 0 | 6 | 8 | 0.00 | 0.000 | | | | | | | | | | |

Boston Red Sox @ Seattle Mariners
The Kingdom, Seattle, WA
Tue May 24 1988, 10:05 PM EDT
Att: 9,473 - Dome

AB 34
R 1
H 7
RBI 1
BB 0
SO 7
LOB 10



| Batter | 1 | 2 | 3 | 4 | 5 | 6 | 7 | 8 | 9 | AB | R | H | RBI | BB | SO | LOB | BOTTOM | | | | | | | | | | | |
|--|------------------------------|----------------------------------|------------------------------|----------------------------------|-------------------------------|----------------------------------|------------------------------|----------------------------------|-------------------------------|----------------------------------|-------------------------------|----------------------------------|-------------------------------|----------------------------------|-------------------------------|----------------------------------|----------------------------------|------------------------------------|----------------------------------|--------|--|--|--|--|--|--|--|--|
| Henry Cotto, R OBP: 0.373, SLG: 0.440 (1, 8) | 2-1 6-3 | | 1-2 1B | | | | 1-1 P3 | 0-1 F3 | | 5 | 1 | 1 | 1 | 1 | 0 | 2 | | | | | | | | | | | | |
| Glenn Wilson, R OBP: 0.303, SLG: 0.355 (1, 9) | 2-2 F6 | | 1-2 F9 | | | | 2-3 K | | 1-1 HR | 5 | 1 | 1 | 1 | 0 | 2 | 4 | | | | | | | | | | | | |
| Alvin Davis, L OBP: 0.424, SLG: 0.573 Mike Kingery, L OBP: 0.368, SLG: 0.329 (6, PR) (7, 3) | 2-0 4-3 | | 4-0 1B 1B BB | 1-0 F7 | | | 4-2 2B BB | 2-2 HR 1B | | 2 | 1 | 0 | 0 | 2 | 0 | 0 | | | | | | | | | | | | |
| Ken Phelps, L OBP: 0.431, SLG: 0.640 (1, 10) | | 2-1 F7 | 2-0 1B 1B BB | 1-3 K | | | 4-1 2B BB | 1-0 HR | | 4 | 3 | 2 | 3 | 1 | 1 | 0 | | | | | | | | | | | | |
| Mickey Brantley, R OBP: 0.331, SLG: 0.569 Dave Hengel, R OBP: 0.227, SLG: 0.190 (6, PR) (7, 7) | | 1-0 HR | 1-2 1B 1B | 3-2 FC6-4 HBP | | | 2-0 G5-4-3 2B | 0-2 F8 | | 3 | 2 | 3 | 2 | 0 | 0 | 0 | | | | | | | | | | | | |
| Jim Prestley, R OBP: 0.279, SLG: 0.379 (1, 5) | | 3-3 K | 0-1 1B 1B | 0-2 FC6-4 | | | 4-0 G5-4-3 BB | | 0-0 2B | 4 | 1 | 2 | 1 | 1 | 1 | 1 | | | | | | | | | | | | |
| Dave Valle, R OBP: 0.252, SLG: 0.342 (1, 2) | | 4-1 BB | | | | | 0-2 G5-4-3 | 3-2 HBP | | 3 | 0 | 0 | 0 | 1 | 1 | 5 | | | | | | | | | | | | |
| Rey Quinones, R OBP: 0.303, SLG: 0.403 (1, 6) | | 0-0 F8 | 0-2 1B 1B | | | | 4-2 HR BB | 2-3 K | | 4 | 1 | 1 | 2 | 1 | 1 | 6 | | | | | | | | | | | | |
| Harold Reynolds, S OBP: 0.301, SLG: 0.425 (1, 4) | | | E1 1B | | | | 0-0 HR | 1-3 K | | 5 | 2 | 3 | 3 | 0 | 1 | 2 | | | | | | | | | | | | |
| Inning Stats | R: 0 E: 0 K: 0 S: 7 | H: 0 LOB: 0 BB: 0 P: 13 | R: 1 E: 0 K: 1 S: 8 | H: 1 LOB: 1 BB: 1 P: 18 | R: 6 E: 1 K: 2 S: 26 | H: 7 LOB: 3 BB: 2 P: 43 | R: 0 E: 0 K: 1 S: 9 | H: 0 LOB: 1 BB: 0 P: 14 | R: 2 E: 0 K: 1 S: 11 | H: 1 LOB: 0 BB: 1 P: 21 | R: 2 E: 0 K: 0 S: 10 | H: 1 LOB: 3 BB: 3 P: 24 | R: 3 E: 0 K: 0 S: 15 | H: 3 LOB: 0 BB: 0 P: 20 | R: 0 E: 0 K: 2 S: 12 | H: 1 LOB: 2 BB: 0 P: 18 | 1B: 8 2B: 2 3B: 0 HR: 4 | SF: 0 SAC: 0 DP: 1 HBP: 2 | WP: 1 PB: 0 SB: 1 CS: 0 | PA: 46 | | | | | | | | |
| PITCHER | IP | WLS | BF | H | R | ER | SO | BB | IBB | HBP | BLK | WP | HR | S | P | ERA | WHIP | | | | | | | | | | | |
| Mike Smithson, R ERA: 9.75 Jeff Sellers, R ERA: 4.53 Bob Stanley, R ERA: 2.63 Wes Gardner, R ERA: 1.9 | (1, 1) | 2.1 | L | 15 | 6 | 7 | 7 | 1 | 2 | 0 | 0 | 0 | 1 | 1 | 37 | 68 | 13.50 | 2.625 | | | | | | | | | | |
| (3, 1) | 2.2 | 16 | 3 | 4 | 4 | 4 | 4 | 0 | 1 | 0 | 0 | 1 | 1 | 37 | 68 | 13.50 | 2.500 | | | | | | | | | | | |
| (6, 1) | 2.0 | 10 | 4 | 3 | 3 | 0 | 1 | 0 | 0 | 0 | 0 | 0 | 2 | 21 | 32 | 13.50 | 2.500 | | | | | | | | | | | |
| (8, 1) | 1.0 | 5 | 1 | 0 | 0 | 2 | 0 | 0 | 1 | 0 | 0 | 0 | 0 | 12 | 18 | 0.00 | 1.000 | | | | | | | | | | | |

Boston Red Sox @ Seattle Mariners
The Kingdom, Seattle, WA
Tue May 24 1988, 10:05 PM EDT
Att: 9,473 - Dome


AB 37
R 14
H 14
RBI 13
BB 7
SO 7
LOB 20



| Batter | 1 | 2 | 3 | 4 | 5 | 6 | 7 | 8 | 9 | AB | R | H | RBI | BB | SO | LOB | TOP | | | | | | | | | | |
|--|-------------------------------|----------------------------------|-------------------------------|----------------------------------|-------------------------------|----------------------------------|-------------------------------|----------------------------------|------------------------------|----------------------------------|------------------------------|----------------------------------|-------------------------------|----------------------------------|-------------------------------|----------------------------------|-------------------------------|----------------------------------|----------------------------------|------------------------------------|----------------------------------|--------|--|--|--|--|--|
| Ellis Burks, R OBP: 0.405, SLG: 0.505 (1, 8) | 4-2 CS BB | | 2-3 K | | | | 3-3 K | | 3-2 1B | | | | | | | | 3 0 1 0 2 2 2 | | | | | | | | | | |
| Marty Barrett, R OBP: 0.321, SLG: 0.343 (1, 4) | 1-2 1B | | 2-1 F8 | | | | 1-0 F9 | | 1-2 F3 | | | | | | | | 5 0 1 0 0 0 4 | | | | | | | | | | |
| Wade Boggs, L OBP: 0.479, SLG: 0.470 (1, 5) | 3-1 1B | | | | | | 3-2 F7 | | 3-1 G6-4-3 1B | | | | | | | | 4 1 2 0 1 1 1 | | | | | | | | | | |
| Dwight Evans, R OBP: 0.355, SLG: 0.405 (1, 3) | 3-2 F9 | | | | | | 1-1 1B | | 3-1 G6-4-3 1B | | | | | | | | 4 1 2 2 1 0 3 | | | | | | | | | | |
| Mike Greenwell, L OBP: 0.422, SLG: 0.490 (1, 7) | 0-0 F7 | | | | | | 3-3 K | | 1-0 FC6-4 1B | | | | | | | | 5 0 1 0 0 1 5 | | | | | | | | | | |
| Todd Benzinger, S OBP: 0.288, SLG: 0.408 (1, 10) | | | 2-3 K | | | | 0-0 F9 | | 0-1 FC6-4 1B | | | | | | | | 4 0 1 0 0 1 2 | | | | | | | | | | |
| Rick Cerone, R OBP: 0.422, SLG: 0.471 (1, 2) | | | 3-3 K | | | | | | 4-0 SH3-4 1B BB | | | | | | | | 3 0 0 0 1 1 1 | | | | | | | | | | |
| Spike Owen, S OBP: 0.297, SLG: 0.349 (1, 6) | 2-2 F2 | | | | | | 1-0 SH3-4 1B | | 2-2 SH3-4 HR | | | | | | | | 4 1 2 1 0 0 1 | | | | | | | | | | |
| Brady Anderson, L OBP: 0.353, SLG: 0.339 (1, 9) | | | 1-1 1-3 | | | | 0-0 SH3-4 | | 0-0 SH3-4 | | | | | | | | 3 1 1 0 0 0 0 | | | | | | | | | | |
| Inning Stats | R: 0 E: 0 K: 0 S: 11 | H: 2 LOB: 2 BB: 1 P: 22 | R: 0 E: 0 K: 2 S: 11 | H: 0 LOB: 0 BB: 0 P: 18 | R: 0 E: 0 K: 1 S: 10 | H: 0 LOB: 0 BB: 0 P: 15 | R: 0 E: 0 K: 1 S: 13 | H: 1 LOB: 1 BB: 0 P: 20 | R: 0 E: 0 K: 1 S: 8 | H: 1 LOB: 2 BB: 1 P: 17 | R: 0 E: 0 K: 0 S: 7 | H: 2 LOB: 1 BB: 0 P: 14 | R: 1 E: 0 K: 0 S: 16 | H: 2 LOB: 1 BB: 0 P: 22 | R: 2 E: 0 K: 0 S: 15 | H: 2 LOB: 1 BB: 2 P: 21 | R: 1 E: 0 K: 1 S: 11 | H: 1 LOB: 2 BB: 2 P: 24 | 1B: 7 2B: 2 3B: 0 HR: 2 | SF: 0 SAC: 1 DP: 1 HBP: 0 | WP: 0 PB: 0 SB: 3 CS: 1 | PA: 41 | | | | | |
| PITCHER | IP | WLS | BF | H | R | ER | SO | BB | IBB | HBP | BLK | WP | HR | S | P | ERA | WHIP | | | | | | | | | | |
| Mark Langston, L ERA: 3.83 (1, 1) | 7.1 | L | 33 | 10 | 3 | 3 | 5 | 3 | 0 | 0 | 0 | 0 | 2 | 85 | 142 | 3.68 | 1.773 | | | | | | | | | | |
| Michael Jackson, R ERA: 2.79 (8, 1) | 1.0 | | 5 | 1 | 1 | 0 | 0 | 1 | 0 | 0 | 0 | 0 | 0 | 13 | 20 | 0.00 | 2.000 | | | | | | | | | | |
| Rod Scurry, L ERA: (9, 1) | 0.2 | | 3 | 0 | 0 | 0 | 1 | 0 | 1 | 0 | 0 | 0 | 0 | 4 | 11 | 0.00 | 0.000 | | | | | | | | | | |

Boston Red Sox @ Seattle Mariners
The Kingdom, Seattle, WA
Wed May 25 1988, 10:05 PM EDT
Att: 17,968 - Dome


AB 35
R 4
H 11
RBI 3
BB 5
SO 6
LOB 19



| Batter | 1 | 2 | 3 | 4 | 5 | 6 | 7 | 8 | 9 | AB | R | H | RBI | BB | SO | LOB | BOTTOM | | | | | | | | | | |
|---|------------------------------|---------------------------------|-------------------------------|----------------------------------|------------------------------|---------------------------------|------------------------------|---------------------------------|------------------------------|---------------------------------|-------------------------------|---------------------------------|------------------------------|---------------------------------|------------------------------|----------------------------------|------------------------------|----------------------------------|----------------------------------|------------------------------------|----------------------------------|--------|--|--|--|--|--|
| Henry Cotto, R OBP: 0.365, SLG: 0.431 (1, 8) | 0-2 F9 | | 0-0 F8 | | | | | | 0-3 K | | | | | | | | 3 0 0 0 0 0 0 | | | | | | | | | | |
| Mike Kingery, L OBP: 0.364, SLG: 0.324 (8, FH) (9, 8) | | | | | | | | | | | | | | | | | 1 0 0 0 0 1 0 | | | | | | | | | | |
| Scott Bradley, L OBP: 0.326, SLG: 0.410 (1, 2) | 1-2 G6-4-3 1B | | 0-0 1B | | | | | | 0-0 4-3 | | | | | | | | 4 0 2 0 0 0 0 | | | | | | | | | | |
| Alvin Davis, L OBP: 0.420, SLG: 0.562 (1, 3) | 1-0 G6-4-3 1B | | 0-0 F7 | | | | | | 4-0 BB | | | | | | | | 3 0 0 0 1 0 2 | | | | | | | | | | |
| Ken Phelps, L OBP: 0.417, SLG: 0.615 (1, 10) | | | 1-3 K | | | | 0-0 L4 | | 0-0 4-3 | | | | | | | | 4 0 0 0 0 1 1 | | | | | | | | | | |
| Mickey Brantley, R OBP: 0.335, SLG: 0.567 (1, 7) | | | 2-0 S 1B | | | | 1-2 F9 | | 1-2 S 1B | | | | | | | | 4 0 2 0 0 0 0 | | | | | | | | | | |
| Jim Presley, R OBP: 0.280, SLG: 0.374 (1, 5) | | | 4-2 1B | | | | 1-2 F9 | | 1-3 K | | | | | | | | 2 0 0 0 1 1 1 | | | | | | | | | | |
| Glenn Wilson, R OBP: 0.297, SLG: 0.347 (1, 9) | | | 3-2 F9 | | | | 1-2 6-3 | | 1-3 K | | | | | | | | 3 0 0 0 0 1 3 | | | | | | | | | | |
| Rey Quinones, R OBP: 0.297, SLG: 0.395 (1, 6) | | | 2-2 F9 | | | | 1-0 F6 | | 3-3 K | | | | | | | | 3 0 0 0 0 1 3 | | | | | | | | | | |
| Harold Reynolds, S OBP: 0.286, SLG: 0.417 (1, 4) | | | 2-2 F7 | | | | 1-0 F7 | | 0-1 L7 | | | | | | | | 3 0 0 0 0 0 0 | | | | | | | | | | |
| Inning Stats | R: 0 E: 0 K: 0 S: 7 | H: 1 LOB: 0 BB: 0 P: 9 | R: 0 E: 0 K: 1 S: 14 | H: 1 LOB: 2 BB: 1 P: 26 | R: 0 E: 0 K: 0 S: 6 | H: 1 LOB: 1 BB: 0 P: 8 | R: 0 E: 0 K: 0 S: 7 | H: 0 LOB: 0 BB: 0 P: 9 | R: 0 E: 0 K: 0 S: 6 | H: 0 LOB: 0 BB: 0 P: 9 | R: 0 E: 0 K: 3 S: 13 | H: 1 LOB: 1 BB: 1 P: 7 | R: 0 E: 0 K: 0 S: 6 | H: 0 LOB: 0 BB: 0 P: 6 | R: 0 E: 0 K: 1 S: 8 | H: 0 LOB: 0 BB: 0 P: 15 | R: 0 E: 0 K: 0 S: 8 | H: 0 LOB: 0 BB: 0 P: 15 | 1B: 4 2B: 0 3B: 0 HR: 0 | SF: 0 SAC: 0 DP: 1 HBP: 0 | WP: 0 PB: 0 SB: 2 CS: 0 | PA: 32 | | | | | |
| PITCHER | IP | WLS | BF | H | R | ER | SO | BB | IBB | HBP | BLK | WP | HR | S | P | ERA | WHIP | | | | | | | | | | |
| Roger Clemens, R ERA: 1.8 (1, 1) | 9.0 | W | 32 | 4 | 0 | 0 | 5 | 2 | 0 | 0 | 0 | 0 | 0 | 70 | 108 | 0.00 | 0.667 | | | | | | | | | | |

Boston Red Sox @ Seattle Mariners
The Kingdom, Seattle, WA
Wed May 25 1988, 10:05 PM EDT
Att: 17,968 - Dome


AB 30
R 0
H 4
RBI 0
BB 2
SO 5
LOB 10



| Batter | 1 | 2 | 3 | 4 | 5 | 6 | 7 | 8 | 9 | AB | R | H | RBI | BB | SO | LOB | TOP | | | | | | | | | | |
|--|------------------------------|----------------------------------|------------------------------|----------------------------------|------------------------------|---------------------------------|----------------------------------|----------------------------------|-------------------------------|----------------------------------|-------------------------------|----------------------------------|-------------------------------|----------------------------------|-------------------------------|----------------------------------|---|----------------------------------|-----------------------------------|------------------------------------|-------------------------|--------|--|--|--|--|--|
| Rickey Henderson, R OBP: 0.417, SLG: 0.485 (1, 7) | F3 | | 1-3 | | E6 | | FC5-2 BB 1-2 2-3 SF8 1B | P6 | | 5 | 1 | 1 | 0 | 0 | 0 | 2 | New York Yankees @ Seattle Mariners The Kingdome, Seattle, WA Fri May 27 1988, 10:05 PM EDT Att: 19,933 - Dome - 72 F | | | | | | | | | | |
| Willie Randolph, R OBP: 0.294, SLG: 0.275 (1, 4) | L5 | | | 0-0 2B SF8 1B | F8 | | FC5-2 1B BB 1-2 2-3 3-H | | 3 | 2 | 1 | 1 | 2 | 0 | 1 | | | | | | | | | | | | |
| Claudell Washington, L OBP: 0.309, SLG: 0.426 (1, 8) | F8 | | | 0-1 FC6-5 1-3 2B | | K | FC5-2 1B 1-2 2-3 3-H | F7 | 5 | 0 | 1 | 0 | 0 | 1 | 6 | | | | | | | | | | | | |
| Jack Clark, R OBP: 0.429, SLG: 0.534 (1, 10) | | 4-2 BB | | 1-1 SF8 | | 1B | SF8 | | 2 | 0 | 2 | 2 | 1 | 0 | 0 | | | | | | | | | | | | |
| Mike Pagliarulo, L OBP: 0.289, SLG: 0.407 (1, 5) | K | | 1-3 FC6-5 FC6-4 | | 1B | | | K | 5 | 0 | 2 | 1 | 0 | 2 | 3 | | | | | | | | | | | | |
| Dave Winfield, R OBP: 0.441, SLG: 0.605 (1, 9) | L8 | | 0-0 FC6-4 1-2 | | F2 | | L5 | | 5 | 0 | 0 | 0 | 0 | 0 | 7 | | | | | | | | | | | | |
| Gary Ward, R OBP: 0.306, SLG: 0.278 (1, 3) | F9 | | | 4-2 G6-4-3 1B BB | | L8 | | K | 4 | 1 | 0 | 0 | 1 | 2 | 4 | | | | | | | | | | | | |
| Rafael Santana, R OBP: 0.312, SLG: 0.306 (1, 6) | | | 1-3 K | | 0-1 G6-4-3 1B | | 1B BB 1B | BB 1B 1B | 4 | 1 | 3 | 0 | 0 | 1 | 0 | | | | | | | | | | | | |
| Joel Skinner, R OBP: 0.203, SLG: 0.283 (1, 2) | F9 | | 1-1 F9 | | 1-1 G6-4-3 | | BB 1B FC5-2 1B | BB 1B 1B | 4 | 0 | 2 | 0 | 0 | 0 | 2 | | | | | | | | | | | | |
| Inning Stats | R: 0 E: 0 K: 0 S: 9 | H: 0 LOB: 0 BB: 0 P: 13 | R: 0 E: 0 K: 1 S: 7 | H: 0 LOB: 1 BB: 1 P: 12 | R: 0 E: 0 K: 1 S: 7 | H: 0 LOB: 0 BB: 0 P: 9 | R: 1 E: 0 K: 0 S: 10 | H: 2 LOB: 1 BB: 0 P: 13 | R: 1 E: 1 K: 0 S: 11 | H: 1 LOB: 1 BB: 1 P: 19 | R: 0 E: 0 K: 1 S: 10 | H: 2 LOB: 2 BB: 0 P: 12 | R: 3 E: 0 K: 0 S: 15 | H: 4 LOB: 2 BB: 1 P: 24 | R: 0 E: 0 K: 1 S: 12 | H: 2 LOB: 3 BB: 1 P: 22 | R: 0 E: 0 K: 2 S: 12 | H: 1 LOB: 0 BB: 0 P: 17 | 1B: 10 2B: 2 3B: 0 HR: 0 | SF: 2 SAC: 0 DP: 1 HBP: 0 | WP: 0 PB: 0 CS: 0 | PA: 43 | | | | | |
| PITCHER | IP | WLS | BF | H | R | ER | SO | BB | IBB | HBP | BLK | WP | HR | S | P | ERA | WHIP | | | | | | | | | | |
| Scott Bankhead, R ERA: 3.5 (1, 1) | 6.0 | L | 28 | 8 | 5 | 4 | 3 | 2 | 0 | 0 | 0 | 0 | 0 | 59 | 85 | 6.00 | 1.667 | | | | | | | | | | |
| Michael Jackson, R ERA: 2.7 (7, 1) | 1.0 | | 5 | 1 | 0 | 0 | 0 | 1 | 0 | 0 | 0 | 0 | 0 | 10 | 17 | 0.00 | 2.000 | | | | | | | | | | |
| Julio Solano, R ERA: 2.81 (8, 1) | 0.2 | | 5 | 2 | 0 | 0 | 1 | 1 | 0 | 0 | 0 | 0 | 0 | 10 | 18 | 0.00 | 4.500 | | | | | | | | | | |
| Dennis Powell, L ERA: 6.52 (8, 1) | 1.1 | | 5 | 1 | 0 | 0 | 2 | 0 | 0 | 0 | 0 | 0 | 0 | 14 | 21 | 0.00 | 0.750 | | | | | | | | | | |

| Batter | 1 | 2 | 3 | 4 | 5 | 6 | 7 | 8 | 9 | AB | R | H | RBI | BB | SO | LOB | BOTTOM | | | | | | | | | | |
|--|------------------------------|----------------------------------|-------------------------------|----------------------------------|------------------------------|----------------------------------|------------------------------|----------------------------------|------------------------------|---------------------------------|------------------------------|----------------------------------|------------------------------|---------------------------------|-------------------------------|---|------------------------------|----------------------------------|----------------------------------|------------------------------------|-------------------------|--------|--|--|--|--|--|
| Henry Cotto, R OBP: 0.356, SLG: 0.419 (1, 8) | 1-3 | | L7 | | | F8 | | P6 | | 4 | 0 | 0 | 0 | 0 | 2 | New York Yankees @ Seattle Mariners The Kingdome, Seattle, WA Fri May 27 1988, 10:05 PM EDT Att: 19,933 - Dome - 72 F | | | | | | | | | | | |
| Glenn Wilson, R OBP: 0.302, SLG: 0.347 (1, 9) | G3-6-3 BB | | 2-2 1-2 1B | | | F7 | | 6-3 | 3 | 0 | 1 | 0 | 1 | 0 | 0 | | | | | | | | | | | | |
| Alvin Davis, L OBP: 0.410, SLG: 0.547 (1, 3) | G3-6-3 1-2 | | 2-1 F5 | | | 4-3 | | P5 | 4 | 0 | 0 | 0 | 0 | 0 | 2 | | | | | | | | | | | | |
| Mickey Brantley, R OBP: 0.333, SLG: 0.560 (1, 7) | | 1-2 F9 | | 1-0 6-3 | | | 1-2 L3 1B | K | 4 | 0 | 1 | 0 | 0 | 1 | 0 | | | | | | | | | | | | |
| Ken Phelps, L OBP: 0.408, SLG: 0.598 (1, 10) | | 0-1 6-3 | | 3-3 K | | | 0-0 L3 | | 3 | 0 | 0 | 0 | 0 | 1 | 1 | | | | | | | | | | | | |
| Jim Prestry, R OBP: 0.281, SLG: 0.373 (1, 5) | | 1-0 2B 1B | | 2-3 K | | | 0-0 6-3 | | 3 | 1 | 1 | 0 | 0 | 1 | 0 | | | | | | | | | | | | |
| Dave Valle, R OBP: 0.254, SLG: 0.350 (1, 2) | | 1-2 1-H 2B | | | 2-0 F9 | | | F8 | 3 | 0 | 1 | 1 | 0 | 0 | 0 | | | | | | | | | | | | |
| Rey Quinones, R OBP: 0.304, SLG: 0.400 (1, 6) | | 2-3 K | | | 1-0 G6-5-3 1B | | | 1B | 3 | 0 | 2 | 0 | 0 | 1 | 1 | | | | | | | | | | | | |
| Harold Reynolds, S OBP: 0.297, SLG: 0.416 (1, 4) | | | 1-0 CS 1B | | | 0-1 G6-5-3 | | F9 | 3 | 0 | 1 | 0 | 0 | 0 | 2 | | | | | | | | | | | | |
| Inning Stats | R: 0 E: 0 K: 0 S: 7 | H: 0 LOB: 1 BB: 1 P: 12 | R: 1 E: 0 K: 1 S: 12 | H: 2 LOB: 1 BB: 0 P: 17 | R: 0 E: 0 K: 0 S: 9 | H: 2 LOB: 1 BB: 0 P: 13 | R: 0 E: 0 K: 2 S: 7 | H: 0 LOB: 0 BB: 0 P: 13 | R: 0 E: 0 K: 0 S: 4 | H: 1 LOB: 0 BB: 0 P: 7 | R: 0 E: 0 K: 0 S: 9 | H: 0 LOB: 0 BB: 0 P: 16 | R: 0 E: 0 K: 0 S: 5 | H: 1 LOB: 0 BB: 0 P: 6 | R: 0 E: 0 K: 0 S: 12 | H: 1 LOB: 1 BB: 0 P: 19 | R: 0 E: 0 K: 1 S: 7 | H: 0 LOB: 0 BB: 0 P: 10 | 1B: 6 2B: 2 3B: 0 HR: 0 | SF: 0 SAC: 0 DP: 3 HBP: 0 | WP: 0 PB: 0 CS: 1 | PA: 31 | | | | | |
| PITCHER | IP | WLS | BF | H | R | ER | SO | BB | IBB | HBP | BLK | WP | HR | S | P | ERA | WHIP | | | | | | | | | | |
| Tommy John, L ERA: 4.01 (1, 1) | 6.0 | W | 21 | 5 | 1 | 1 | 3 | 1 | 0 | 0 | 0 | 0 | 0 | 48 | 78 | 1.50 | 1.000 | | | | | | | | | | |
| Cecilio Guante, R ERA: 2.8 (7, 1) | 3.0 | S | 10 | 2 | 0 | 0 | 1 | 0 | 0 | 0 | 0 | 0 | 0 | 24 | 35 | 0.00 | 0.667 | | | | | | | | | | |


| | |
|-----|----|
| AB | 37 |
| R | 5 |
| H | 12 |
| RBI | 4 |
| BB | 4 |
| SO | 6 |
| LOB | 25 |



| Batter | 1 | 2 | 3 | 4 | 5 | 6 | 7 | 8 | 9 | AB | R | H | RBI | BB | SO | LOB | TOP | | | | | |
|---|---|----------------------------------|------------------------------|----------------------------------|------------------------------|----------------------------------|------------------------------|----------------------------------|------------------------------|----------------------------------|------------------------------|----------------------------------|------------------------------|---------------------------------|------------------------------|----------------------------------|---|----------------------------------|----------------------------------|------------------------------------|-------------------------|--------|
| Rickey Henderson, R OBP: 0.408, SLG: 0.473 (1.7) | 0-0 4-3 | | 1-3 K | | | 1-0 6-3 | | 1-1 G5-4-3 | | 4 | 0 | 0 | 0 | 0 | 1 | 1 | | | | | | |
| Willie Randolph, R OBP: 0.297, SLG: 0.268 (1.4) | 1-2 4-3 | | | 1-0 1-3 | | 1-0 4-3 | | | 2-1 6-3 | 4 | 0 | 0 | 0 | 0 | 0 | 0 | | | | | | |
| Claudell Washington, L OBP: 0.306, SLG: 0.420 (1.8) | 2-3 K | | | 2-2 6-3 | | 3-2 1B | | | 2-1 5-3 | 4 | 0 | 1 | 0 | 0 | 1 | 0 | | | | | | |
| Jack Clark, R OBP: 0.419, SLG: 0.517 (1.10) | | 0-0 L8 | | 2-2 5-3 | | 0-0 4-3 | | | 1-0 6-3 | 4 | 0 | 0 | 0 | 0 | 0 | 1 | | | | | | |
| Mike Pagliarulo, L OBP: 0.289, SLG: 0.406 (1.5) | | 3-1 G3 | | | 2-2 2B 6-3 1B | | | | 0-0 4-3 | 3 | 1 | 1 | 0 | 0 | 0 | 0 | | | | | | |
| Dave Winfield, R OBP: 0.450, SLG: 0.616 (1.9) | | 4-0 BB | | | 1-0 1-3 2B | | | 1-1 G4-6-3 1B | | 2 | 0 | 2 | 0 | 1 | 0 | 0 | | | | | | |
| Gary Ward, R OBP: 0.292, SLG: 0.263 (1.3) | | 2-2 4-3 | | | 1-1 1-3 | | | 2-0 G4-6-3 1B | | 3 | 0 | 0 | 0 | 0 | 0 | 4 | | | | | | |
| Rafael Santana, R OBP: 0.305, SLG: 0.298 (1.6) | | | 2-1 G3 | | 0-0 6-3 | | | 3-2 6-3 | | 3 | 0 | 0 | 1 | 0 | 0 | 1 | | | | | | |
| Joel Skinner, R OBP: 0.209, SLG: 0.286 (1.2) | | | 0-1 6-3 | | 1-0 5-3 | | | 0-1 G5-4-3 1B | | 3 | 0 | 1 | 0 | 0 | 0 | 1 | | | | | | |
| Inning Stats | R: 0 E: 0 K: 1 S: 7 | H: 0 LOB: 0 BB: 0 P: 10 | R: 0 E: 0 K: 0 S: 6 | H: 0 LOB: 1 BB: 1 P: 15 | R: 0 E: 0 K: 1 S: 7 | H: 0 LOB: 0 BB: 0 P: 10 | R: 0 E: 0 K: 0 S: 7 | H: 0 LOB: 0 BB: 0 P: 12 | R: 1 E: 0 K: 0 S: 8 | H: 2 LOB: 1 BB: 0 P: 13 | R: 0 E: 0 K: 0 S: 7 | H: 1 LOB: 1 BB: 0 P: 12 | R: 0 E: 0 K: 0 S: 4 | H: 1 LOB: 0 BB: 0 P: 7 | R: 0 E: 0 K: 0 S: 7 | H: 1 LOB: 0 BB: 0 P: 11 | R: 0 E: 0 K: 0 S: 5 | H: 0 LOB: 0 BB: 0 P: 10 | 1B: 4 2B: 1 3B: 0 HR: 0 | SF: 0 SAC: 0 DP: 2 HBP: 0 | WP: 0 PB: 0 CS: 0 | PA: 31 |
| PITCHER Bill Swift, R ERA: 3.48 (1.1) | IP: 9.0 WLS: W BF: 31 H: 5 R: 1 ER: 1 SO: 2 BB: 1 IBB: 0 HBP: 0 BLK: 0 WP: 0 HR: 0 S: 58 P: 100 ERA: 1.00 WHIP: 0.667 | | | | | | | | | | | | | | | PITCHER | IP: 9.0 WLS: W BF: 31 H: 5 R: 1 ER: 1 SO: 2 BB: 1 IBB: 0 HBP: 0 BLK: 0 WP: 0 HR: 0 S: 58 P: 100 ERA: 1.00 WHIP: 0.667 | | | | | |

New York Yankees @ Seattle Mariners
The Kingdome, Seattle, WA
Sat May 28 1988, 10:05 PM EDT
Att: 33,449 - Dome - 72 F


AB 30
R 1
H 5
RBI 1
BB 1
SO 2
LOB 8



| Batter | 1 | 2 | 3 | 4 | 5 | 6 | 7 | 8 | 9 | AB | R | H | RBI | BB | SO | LOB | BOTTOM | | | |
|--|---|----------------------------------|-------------------------------|----------------------------------|------------------------------|---------------------------------|-------------------------------|----------------------------------|-------------------------------|----------------------------------|-------------------------------|----------------------------------|------------------------------|----------------------------------|------------------------------|--|---|------------------------------------|-------------------------|--------|
| Henry Cotto, R OBP: 0.360, SLG: 0.421 (1.8) | 1-2 1B | 1-2 G3 1B | | 1-2 P3 | | 3-2 F3 | | | | 4 | 0 | 2 | 0 | 0 | 0 | 3 | | | | |
| Scott Bradley, L OBP: 0.323, SLG: 0.402 (1.2) | 1-1 2B HR | 0-0 G3 | | | 0-0 6-3 | | 2-3 K | | | 4 | 1 | 1 | 0 | 0 | 1 | 1 | | | | |
| Alvin Davis, L OBP: 0.412, SLG: 0.571 (1.3) | 3-2 1-3 2B HR | 2-2 4-3 | | | 0-2 E4 | | 1-0 HR | | | 4 | 2 | 2 | 1 | 0 | 0 | 1 | | | | |
| Ken Phelps, L OBP: 0.403, SLG: 0.582 (1.10) | 4-1 HR BB | | 0-2 F5 | | 1-0 P6 | | 1-3 K | | | 3 | 1 | 0 | 0 | 1 | 1 | 1 | | | | |
| Mickey Brantley, R OBP: 0.331, SLG: 0.570 (1.7) | 1-0 HR | | 2-0 F7 | | 0-3 K | | 0-2 F8 | | | 4 | 1 | 1 | 4 | 0 | 1 | 1 | | | | |
| Jim Presley, R OBP: 0.286, SLG: 0.376 (1.5) | 0-2 FC5-4 1B | | 0-1 F3 | | | 2-0 CS 1B | | 0-1 1-3 | | 4 | 0 | 2 | 0 | 0 | 0 | 0 | | | | |
| Glenn Wilson, R OBP: 0.301, SLG: 0.344 (1.9) | 1-1 P3 | | | 0-0 1B E 1B | | 1-1 E3 S 1B | | 2-2 F7 | | 4 | 1 | 1 | 0 | 0 | 0 | 2 | | | | |
| Rey Quinones, R OBP: 0.303, SLG: 0.396 (1.6) | 1-2 FC5-4 1B | | 0-3 K | | 0-3 K | | 3-2 1B | | 0-1 F7 | 4 | 0 | 1 | 0 | 0 | 1 | 2 | | | | |
| Harold Reynolds, S OBP: 0.297, SLG: 0.414 (1.4) | | 1-2 F8 | | 1-2 E7 CS 1B | | 2-1 F7 | | | | 3 | 0 | 1 | 0 | 0 | 0 | 2 | | | | |
| Inning Stats | R: 4 E: 0 K: 0 S: 25 | H: 5 LOB: 1 BB: 1 P: 37 | R: 0 E: 0 K: 0 S: 10 | H: 1 LOB: 0 BB: 0 P: 14 | R: 0 E: 0 K: 0 S: 6 | H: 0 LOB: 0 BB: 0 P: 8 | R: 1 E: 1 K: 1 S: 11 | H: 2 LOB: 0 BB: 0 P: 13 | R: 0 E: 1 K: 0 S: 15 | H: 2 LOB: 2 BB: 0 P: 25 | R: 1 E: 0 K: 2 S: 10 | H: 1 LOB: 0 BB: 0 P: 14 | R: 0 E: 0 K: 0 S: 8 | H: 0 LOB: 0 BB: 0 P: 10 | R: 0 E: 0 K: 0 S: 8 | H: 0 LOB: 0 BB: 0 P: 10 | 1B: 8 2B: 1 3B: 0 HR: 2 | SF: 0 SAC: 0 DP: 0 HBP: 0 | WP: 0 PB: 0 CS: 2 | PA: 35 |
| PITCHER Rick Rhoden, R ERA: 5.55 (1.1) | IP: 5.1 WLS: L BF: 26 H: 10 R: 5 ER: 4 SO: 2 BB: 1 IBB: 0 HBP: 0 BLK: 0 WP: 0 HR: 1 S: 71 P: 97 ERA: 6.75 WHIP: 2.062 | | | | | | | | | | | | | | | PITCHER Steve Shields, R ERA: 7.15 (6.1) | IP: 2.2 WLS: 9 BF: 1 H: 1 R: 1 ER: 1 SO: 2 BB: 0 IBB: 0 HBP: 0 BLK: 0 WP: 0 HR: 1 S: 23 P: 34 ERA: 3.38 WHIP: 0.375 | | | |


New York Yankees @ Seattle Mariners
The Kingdome, Seattle, WA
Sat May 28 1988, 10:05 PM EDT
Att: 33,449 - Dome - 72 F

AB 34
R 6
H 11
RBI 5
BB 1
SO 4
LOB 13



| Batter | 1 | 2 | 3 | 4 | 5 | 6 | 7 | 8 | 9 | AB | R | H | RBI | BB | SO | LOB | TOP | | | | | |
|--|---|--|---|---|------------------------------|----------------------------------|------------------------------|----------------------------------|------------------------------|----------------------------------|------------------------------|----------------------------------|------------------------------|----------------------------------|---|----------------------------------|--|----------------------------------|----------------------------------|------------------------------------|----------------------------------|--------|
| Ken Gerhart, R OBP: 0.234, SLG: 0.356 (1, 7) | 4-1 BB 3B | | 1-3 K | | | 1-0 1B 1-2 1B | | 0-0 2B | | 3 | 1 | 2 | 0 | 1 | 1 | 0 | Baltimore Orioles @ Seattle Mariners The Kingdome, Seattle, WA Mon May 30 1988, 10:05 PM EDT Att: 9,309 - Dome | | | | | |
| Fred Lynn, L OBP: 0.321, SLG: 0.464 (1, 8) | 1-2 3B 1-H | | 1-3 K | | | 1-1 B5 | | 2-2 3-1 | | 4 | 0 | 1 | 1 | 0 | 1 | 3 | | | | | | |
| Cal Ripken Jr., R OBP: 0.375, SLG: 0.441 (1, 6) | 3-1 F2 | | | | 2-1 F9 | | 2-0 1B G1-4-3 | | 2-1 F7 | 4 | 0 | 1 | 0 | 0 | 0 | 1 | | | | | | |
| Eddie Murray, S OBP: 0.300, SLG: 0.340 (1, 3) | 2-1 FC5-2-5 | | | | 4-2 BB CS | | 1-1 1B G1-4-3 | | 2-2 BB WP | 3 | 0 | 1 | 0 | 1 | 0 | 4 | | | | | | |
| Rick Schu, R OBP: 0.302, SLG: 0.365 Keith Hughes, L OBP: 0.330, SLG: 0.368 (9, PH) | 3-3 K | | | | 3-3 BB CS | | 2-3 K | | 4-2 BB WP | 3 | 0 | 0 | 0 | 0 | 3 | 2 | | | | | | |
| Larry Sheets, L OBP: 0.278, SLG: 0.274 (1, 9) | | | | | 4-2 BB CS | | 1-1 6-3 | | 2-2 F7 | 3 | 0 | 0 | 0 | 1 | 1 | 2 | | | | | | |
| Mickey Tettleton, S OBP: 0.250, SLG: 0.372 (1, 2) | | | | | 2-3 K | | 2-0 F9 | | 3-1 F7 | 4 | 0 | 0 | 0 | 0 | 1 | 3 | | | | | | |
| Wade Rowdon, R OBP: 0.150, SLG: 0.150 (1, 5) | | | | | 1-1 6-3 | | | | 1-1 5-3 | 3 | 0 | 0 | 0 | 0 | 0 | 0 | | | | | | |
| Rene Gonzales, R OBP: 0.304, SLG: 0.310 (1, 4) | | | | | 1-3 K | | 0-0 1B | | 1-1 F7 | 3 | 0 | 1 | 0 | 0 | 1 | 0 | | | | | | |
| Inning Stats | R: 1 E: 0 K: 1 S: 15 | H: 1 LOB: 1 BB: 1 P: 28 | R: 0 E: 0 K: 1 S: 8 | H: 0 LOB: 0 BB: 0 P: 15 | R: 0 E: 0 K: 3 S: 9 | H: 0 LOB: 0 BB: 0 P: 12 | R: 0 E: 0 K: 1 S: 8 | H: 0 LOB: 1 BB: 1 P: 17 | R: 0 E: 0 K: 1 S: 7 | H: 0 LOB: 0 BB: 1 P: 14 | R: 0 E: 0 K: 0 S: 7 | H: 3 LOB: 2 BB: 0 P: 12 | R: 0 E: 0 K: 1 S: 7 | H: 0 LOB: 0 BB: 0 P: 12 | R: 0 E: 0 K: 0 S: 9 | H: 1 LOB: 1 BB: 0 P: 13 | R: 0 E: 0 K: 0 S: 12 | H: 1 LOB: 2 BB: 1 P: 25 | 1B: 4 2B: 2 3B: 1 HR: 0 | SF: 0 SAC: 0 DP: 2 HBP: 0 | WP: 1 PB: 0 SB: 0 CS: 2 | PA: 34 |
| PITCHER | IP WLS BF H R ER SO BB IBB HBP BLK WP HR S P ERA WHIP | 8.0 W 29 5 1 1 8 3 0 0 0 0 0 70 123 1.12 1.000 | 0.1 S 3 1 0 0 0 1 0 0 0 0 0 7 15 0.00 6.000 | 0.2 S 2 0 0 0 0 0 0 0 0 1 0 5 10 0.00 0.000 | | | | | | | | | | | IP WLS BF H R ER SO BB IBB HBP BLK WP HR S P ERA WHIP | | | | | | | |
| Mark Langston, L ERA: 3.59 | | | | | | | | | | | | | | | | | | | | | | |
| Mike Moore, R ERA: 5.51 | | | | | | | | | | | | | | | | | | | | | | |
| Rod Scurry, L ERA: | | | | | | | | | | | | | | | | | | | | | | |

| Batter | 1 | 2 | 3 | 4 | 5 | 6 | 7 | 8 | 9 | AB | R | H | RBI | BB | SO | LOB | BOTTOM | | | |
|---|---|---|--|----------------------------------|------------------------------|---------------------------------|------------------------------|---------------------------------|-------------------------------|----------------------------------|-------------------------------|----------------------------------|------------------------------|---|-------------------------------|----------------------------------|--|------------------------------------|----------------------------------|--------|
| Henry Cotto, R OBP: 0.355, SLG: 0.413 (1, 8) | 1-2 4-3 | | | 1-2 F8 | 2-2 F8 | | 1-1 1B | | | 4 | 0 | 1 | 1 | 0 | 0 | 2 | Baltimore Orioles @ Seattle Mariners The Kingdome, Seattle, WA Mon May 30 1988, 10:05 PM EDT Att: 9,309 - Dome | | | |
| Scott Bradley, L OBP: 0.305, SLG: 0.385 (1, 2) | 1-1 F7 | | | 0-0 F7 | | 2-1 F6 | 1B FC1-2-5 | | | 4 | 0 | 0 | 0 | 0 | 0 | 2 | | | | |
| Alvin Davis, L OBP: 0.405, SLG: 0.559 (1, 3) | 3-1 F9 | | | 0-2 1-3 | | 0-2 1B | F7 | | | 4 | 1 | 1 | 0 | 0 | 0 | 2 | | | | |
| Ken Phelps, L OBP: 0.400, SLG: 0.565 (1, 10) | | | | | | 1-0 SH3-4 1B | 1B | | 0-1 6-3 | 3 | 1 | 1 | 0 | 1 | 1 | 0 | | | | |
| Mickey Brantley, R OBP: 0.328, SLG: 0.561 (1, 7) | | | | | | 1-0 1B SH3-4 | 1B | | 2-2 4-3 | 4 | 1 | 1 | 0 | 0 | 1 | 2 | | | | |
| Jim Presley, R OBP: 0.291, SLG: 0.375 (1, 5) | | | | | | 0-0 SH3-4 | 1B | | 4-2 BB | 2 | 0 | 1 | 1 | 1 | 0 | 0 | | | | |
| Mike Kingery, L OBP: 0.370, SLG: 0.325 (1, 9) | | | | | | 3-2 1B | 1B | | 0-2 4-3 | 3 | 1 | 1 | 1 | 1 | 1 | 1 | | | | |
| Rick Renneria, R OBP: 0.242, SLG: 0.328 (1, 6) | | | | | | 0-0 1-3 | 1B | | 4-0 1B SH5-4 | 2 | 0 | 1 | 1 | 1 | 0 | 0 | | | | |
| Harold Reynolds, S OBP: 0.284, SLG: 0.405 (1, 4) | | | | | | 1-3 F8 | F7 | | 0-1 SH5-4 | 2 | 0 | 0 | 0 | 0 | 0 | 2 | | | | |
| Inning Stats | R: 0 E: 0 K: 0 S: 7 | H: 0 LOB: 0 BB: 0 P: 12 | R: 0 E: 0 K: 1 S: 8 | H: 0 LOB: 0 BB: 0 P: 13 | R: 0 E: 0 K: 1 S: 5 | H: 0 LOB: 0 BB: 0 P: 8 | R: 0 E: 0 K: 0 S: 7 | H: 0 LOB: 0 BB: 0 P: 8 | R: 2 E: 0 K: 0 S: 14 | H: 4 LOB: 2 BB: 0 P: 21 | R: 1 E: 0 K: 1 S: 12 | H: 2 LOB: 2 BB: 1 P: 20 | R: 1 E: 0 K: 0 S: 8 | H: 1 LOB: 2 BB: 2 P: 20 | R: 0 E: 0 K: 0 S: 12 | H: 0 LOB: 1 BB: 1 P: 18 | 1B: 7 2B: 0 3B: 0 HR: 0 | SF: 0 SAC: 2 DP: 0 HBP: 0 | WP: 0 PB: 0 SB: 0 CS: 0 | PA: 34 |
| PITCHER | IP WLS BF H R ER SO BB IBB HBP BLK WP HR S P ERA WHIP | 6.0 L 25 6 4 4 3 2 0 0 0 0 0 20 34 6.00 1.333 | 2.0 L 9 1 0 0 0 2 0 0 0 0 0 20 34 0.00 1.500 | | | | | | | | | | | IP WLS BF H R ER SO BB IBB HBP BLK WP HR S P ERA WHIP | | | | | | |
| Jay Tibbs, R ERA: 5.4 | | | | | | | | | | | | | | | | | | | | |
| Doug Sisk, R ERA: 2.64 | | | | | | | | | | | | | | | | | | | | |



| Batter | 1 | 2 | 3 | 4 | 5 | 6 | 7 | 8 | 9 | AB | R | H | RBI | BB | SO | LOB | TOP | | | |
|---|--|----------------------------------|------------------------------|---------------------------------|------------------------------|---------------------------------|------------------------------|----------------------------------|------------------------------|---------------------------------|------------------------------|----------------------------------|------------------------------|---------------------------------|------------------------------|----------------------------------|----------------------------------|------------------------------------|-------------------------|--------|
| Henry Cotto, R (1, 8) OBP: 0.359, SLG: 0.436 | 0-1 BLK S 1B | | 1-1 4-3 | | | 1-2 5-3 | | 0-1 G4-3 | | 4 | 0 | 1 | 0 | 0 | 0 | 3 | | | | |
| Scott Bradley, L (1, 2) OBP: 0.295, SLG: 0.364 | 1-3 K | | 0-0 L7 | | | 2-1 4-3 | | | 1-2 6-3 | 4 | 0 | 0 | 0 | 0 | 1 | 1 | | | | |
| Alvin Davis, L (1, 3) OBP: 0.396, SLG: 0.541 | 1-0 L9 | | | 1-1 F8 | | | 1-0 F7 | | 1-1 G3-1 | 4 | 0 | 0 | 0 | 0 | 0 | 1 | | | | |
| Ken Phelps, L (1, 10) | 1-3 K | | | 1-2 F6 | | | 4-1 WP BB | | 2-3 K | 3 | 0 | 0 | 0 | 1 | 2 | 1 | | | | |
| Mickey Brantley, R (1, 7) | | 0-0 L8 | | 1-0 5-3 | | | 3-3 K | | 1-2 K | 3 | 0 | 0 | 0 | 0 | 1 | 1 | | | | |
| Jim Presley, R (1, 5) OBP: 0.281, SLG: 0.361 | | 0-3 K | | | 2-1 5-3 | | 1-2 6-3 | | | 3 | 0 | 0 | 0 | 0 | 1 | 1 | | | | |
| Glenn Wilson, R (1, 9) OBP: 0.299, SLG: 0.340 | | 0-0 FC6-4 1B | | | 0-1 L9 | | | 2-1 F3 | | 3 | 0 | 1 | 0 | 0 | 0 | 0 | | | | |
| Rey Quinones, R (1, 6) OBP: 0.298, SLG: 0.401 | | 1-0 FC6-4 | | | 0-2 6-3 | | | 0-0 E 1B | | 3 | 0 | 1 | 0 | 0 | 0 | 1 | | | | |
| Harold Reynolds, S (1, 4) OBP: 0.291, SLG: 0.396 | | | 1-1 CS 1B | | | 2-1 4-3 | | 1-0 E8 | | 3 | 0 | 1 | 0 | 0 | 0 | 1 | | | | |
| Inning Stats | R: 0 E: 0 K: 2 S: 10 | H: 1 LOB: 1 BB: 0 P: 13 | R: 0 E: 0 K: 1 S: 6 | H: 1 LOB: 1 BB: 0 P: 7 | R: 0 E: 0 K: 0 S: 5 | H: 1 LOB: 0 BB: 0 P: 7 | R: 0 E: 0 K: 0 S: 7 | H: 0 LOB: 0 BB: 0 P: 10 | R: 0 E: 0 K: 0 S: 7 | H: 0 LOB: 0 BB: 0 P: 9 | R: 0 E: 0 K: 1 S: 8 | H: 0 LOB: 1 BB: 1 P: 17 | R: 0 E: 1 K: 0 S: 6 | H: 1 LOB: 1 BB: 0 P: 9 | R: 0 E: 0 K: 1 S: 8 | H: 0 LOB: 0 BB: 0 P: 12 | 1B: 4 2B: 0 3B: 0 HR: 0 | SF: 0 SAC: 0 DP: 1 HBP: 0 | WP: 1 PB: 0 CS: 1 | PA: 31 |
| PITCHER Ted Power, R (1, 1) ERA: 4.81 | IP: 9.0 WLS: W BF: 31 H: 4 R: 0 ER: 0 SO: 5 BB: 1 IBB: 0 HBP: 0 BLK: 1 WP: 1 HR: 0 S: 64 P: 96 ERA: 0.00 WHIP: 0.556 | | | | | | | | | | | | | | | PITCHER | | | | |

Seattle Mariners @ Kansas City Royals
Royals Stadium, Kansas City, MO
Thu Jun 02 1988, 4:33 AM EDT
Att: 24,546 - Cloudy - 73 F

| | |
|-----|----|
| AB | 30 |
| R | 0 |
| H | 4 |
| RBI | 0 |
| BB | 1 |
| SO | 5 |
| LOB | 10 |



| Batter | 1 | 2 | 3 | 4 | 5 | 6 | 7 | 8 | 9 | AB | R | H | RBI | BB | SO | LOB | BOTTOM | | | |
|---|---|----------------------------------|------------------------------|---------------------------------|-------------------------------|----------------------------------|-------------------------------|----------------------------------|-------------------------------|----------------------------------|------------------------------|----------------------------------|------------------------------|----------------------------------|------------------------------|----------------------------------|----------------------------------|------------------------------------|----------------------------------|--------|
| Kurt Stillwell, S (1, 6) OBP: 0.343, SLG: 0.439 | 2-2 1-3 | | 1-1 FC6 | | 1-2 3-1 | | 1-1 1B | | | 4 | 0 | 1 | 0 | 0 | 0 | 1 | | | | |
| Willie Wilson, S (1, 8) OBP: 0.305, SLG: 0.371 | 2-3 K | | 1-1 4-3 | | 2-2 3-1 | | 1-1 F8 | | | 4 | 0 | 0 | 0 | 0 | 1 | 2 | | | | |
| George Brett, L (1, 3) OBP: 0.394, SLG: 0.540 | 2-1 4-3 | | | 2-1 G6-3 2B | | 0-0 4-3 | | 1-0 P4 | | 4 | 0 | 1 | 0 | 0 | 0 | 0 | | | | |
| Danny Tartabull, R (1, 9) OBP: 0.388, SLG: 0.573 | | 1-3 K | | 1-1 G6-3 1B | | 1-1 E5 1B SF8 | | 1-2 HR | | 4 | 2 | 2 | 1 | 0 | 1 | 0 | | | | |
| Kevin Seitzer, R (1, 5) OBP: 0.381, SLG: 0.407 | | 0-0 F9 | | 0-0 G6-3 | | 2-1 1B | | 0-1 G6-4-3 1B | | 4 | 0 | 2 | 0 | 0 | 0 | 2 | | | | |
| Bill Buckner, L (1, 10) OBP: 0.273, SLG: 0.303 | | 1-1 5-3 | | 4-2 HBP BB | | 0-0 SF8 | | 0-0 G6-4-3 | | 2 | 0 | 0 | 1 | 1 | 0 | 1 | | | | |
| Frank White, R (1, 4) OBP: 0.253, SLG: 0.277 | | | 0-0 G3 | | 2-2 FC4 HBP | | 3-H F9 | | | 2 | 0 | 0 | 0 | 0 | 0 | 1 | | | | |
| Jim Eisenreich, L (1, 7) OBP: 0.227, SLG: 0.283 | | | 3-2 2B 1B | | 0-0 FC4 | | | 0-0 CS 1B | | 3 | 1 | 2 | 0 | 0 | 0 | 3 | | | | |
| Mike Macfarlane, R (1, 2) OBP: 0.355, SLG: 0.387 | | | 0-2 FC6 1B | | 3-2 5-3 | | 2-2 F9 | | | 3 | 0 | 1 | 1 | 0 | 0 | 1 | | | | |
| Inning Stats | R: 0 E: 0 K: 1 S: 8 | H: 0 LOB: 0 BB: 0 P: 14 | R: 0 E: 0 K: 1 S: 6 | H: 0 LOB: 0 BB: 0 P: 8 | R: 1 E: 0 K: 0 S: 12 | H: 2 LOB: 1 BB: 0 P: 17 | R: 0 E: 0 K: 0 S: 11 | H: 2 LOB: 3 BB: 1 P: 20 | R: 0 E: 0 K: 0 S: 10 | H: 0 LOB: 0 BB: 0 P: 16 | R: 1 E: 1 K: 0 S: 9 | H: 1 LOB: 1 BB: 0 P: 12 | R: 0 E: 0 K: 0 S: 8 | H: 2 LOB: 1 BB: 0 P: 12 | R: 1 E: 0 K: 0 S: 8 | H: 2 LOB: 0 BB: 0 P: 10 | 1B: 6 2B: 2 3B: 0 HR: 1 | SF: 1 SAC: 0 DP: 2 HBP: 1 | WP: 0 PB: 0 SB: 0 CS: 1 | PA: 33 |
| PITCHER Bill Swift, R (1, 1) ERA: 3.34 | IP: 8.0 WLS: L BF: 33 H: 9 R: 3 ER: 2 SO: 2 BB: 1 IBB: 0 HBP: 1 BLK: 0 WP: 0 HR: 1 S: 72 P: 109 ERA: 2.25 WHIP: 1.250 | | | | | | | | | | | | | | | PITCHER | | | | |

Seattle Mariners @ Kansas City Royals
Royals Stadium, Kansas City, MO
Thu Jun 02 1988, 4:33 AM EDT
Att: 24,546 - Cloudy - 73 F

| | |
|-----|----|
| AB | 30 |
| R | 3 |
| H | 9 |
| RBI | 3 |
| BB | 1 |
| SO | 2 |
| LOB | 11 |



| Batter | 1 | 2 | 3 | 4 | 5 | 6 | 7 | 8 | 9 | AB | R | H | RBI | BB | SO | LOB | TOP | | | | | |
|---|---|----------------------------------|------------------------------|---------------------------------|------------------------------|----------------------------------|------------------------------|----------------------------------|------------------------------|----------------------------------|------------------------------|----------------------------------|------------------------------|---------------------------------|------------------------------|----------------------------------|---|----------------------------------|----------------------------------|------------------------------------|----------------------------------|--------|
| Henry Cotto, R OBP: 0.356, SLG: 0.434 (1, 8) | F8 | | SF8 | | | 5-3 | | G4-6-3 1B | | 3 | 0 | 1 | 1 | 0 | 0 | 0 | Seattle Mariners @ Kansas City Royals Royals Stadium, Kansas City, MO Fri Jun 03 1988, 8:05 PM EDT Att: 34,163 - Unknown - 75 F | | | | | |
| Scott Bradley, L OBP: 0.284, SLG: 0.350 (1, 2) | 4-3 | | P5 | | | F8 | | G4-6-3 1B | | 4 | 0 | 0 | 0 | 0 | 0 | 2 | | | | | | |
| Alvin Davis, L OBP: 0.403, SLG: 0.554 (1, 3) | 2B | | | | | 2B | | F8 | | 3 | 0 | 2 | 0 | 1 | 0 | 1 | | | | | | |
| Ken Phelps, L OBP: 0.405, SLG: 0.561 (1, 10) | K | | | | | 2B | | F8 | | 3 | 0 | 0 | 0 | 1 | 2 | 2 | | | | | | |
| Mickey Brantley, R OBP: 0.303, SLG: 0.518 (1, 7) | F9 | | | | | F7 | | L7 | | 4 | 0 | 0 | 0 | 0 | 0 | 3 | | | | | | |
| Jim Presley, R OBP: 0.282, SLG: 0.358 (1, 5) | G6-4-3 1B | | | | | 6-3 | | F9 | | 4 | 0 | 1 | 0 | 0 | 0 | 1 | | | | | | |
| Glenn Wilson, R OBP: 0.294, SLG: 0.333 (1, 9) | G6-4-3 1B | | | | | F8 | | F8 | | 3 | 0 | 0 | 0 | 0 | 0 | 1 | | | | | | |
| Rey Quinones, R OBP: 0.298, SLG: 0.406 (1, 6) | | | SF8 2B | | | F8 | | 6-3 | | 3 | 1 | 1 | 0 | 0 | 0 | 0 | | | | | | |
| Harold Reynolds, S OBP: 0.282, SLG: 0.395 (1, 4) | | | G3 | | | F7 | | G4-6-3 1B | | 3 | 0 | 1 | 0 | 0 | 0 | 1 | | | | | | |
| Inning Stats | R: 0 E: 0 K: 1 S: 10 | H: 1 LOB: 1 BB: 0 P: 16 | R: 0 E: 0 K: 0 S: 3 | H: 1 LOB: 0 BB: 0 P: 4 | R: 1 E: 0 K: 0 S: 6 | H: 1 LOB: 0 BB: 0 P: 11 | R: 0 E: 0 K: 1 S: 8 | H: 1 LOB: 1 BB: 0 P: 12 | R: 0 E: 0 K: 0 S: 6 | H: 0 LOB: 0 BB: 0 P: 10 | R: 0 E: 0 K: 0 S: 8 | H: 0 LOB: 2 BB: 2 P: 19 | R: 0 E: 0 K: 0 S: 5 | H: 0 LOB: 0 BB: 0 P: 7 | R: 0 E: 0 K: 0 S: 7 | H: 2 LOB: 1 BB: 0 P: 10 | R: 0 E: 0 K: 0 S: 11 | H: 0 LOB: 0 BB: 0 P: 15 | 1B: 3 2B: 3 3B: 0 HR: 0 | SF: 1 SAC: 0 DP: 2 HBP: 0 | WP: 0 PB: 0 SB: 0 CS: 0 | PA: 33 |
| PITCHER Bret Saberhagen, R ERA: 3.4 (1, 1) | IP: 9.0 WLS: W BF: 33 H: 6 R: 1 ER: 1 SO: 2 BB: 2 IBB: 0 HBP: 0 BLK: 0 WP: 0 HR: 0 S: 64 P: 104 ERA: 1.00 WHIP: 0.889 | | | | | | | | | | | | | | | PITCHER | | | | | | |

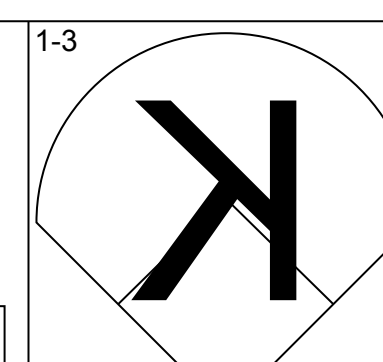
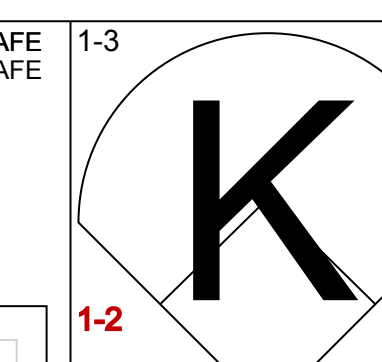
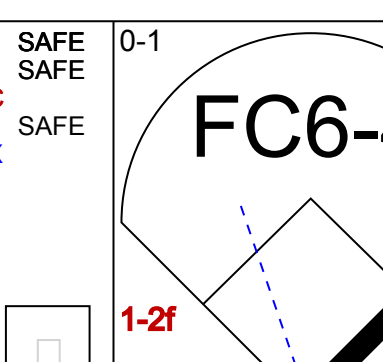
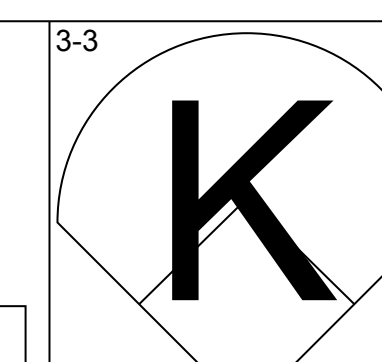
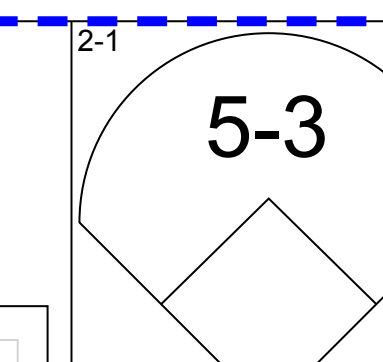
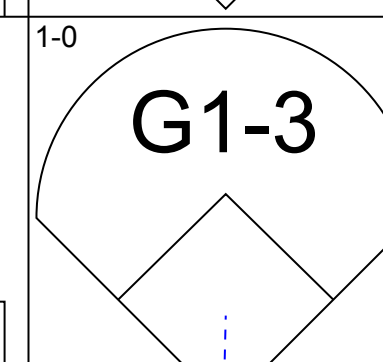
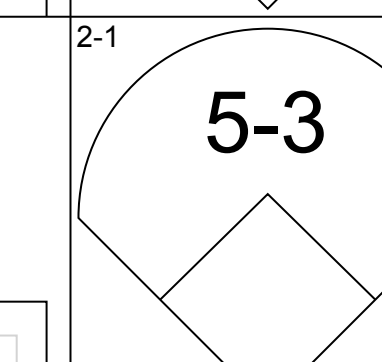
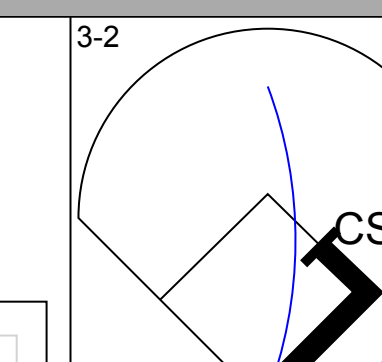
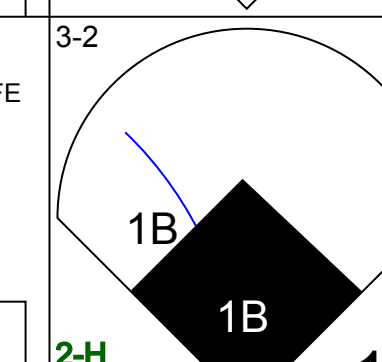
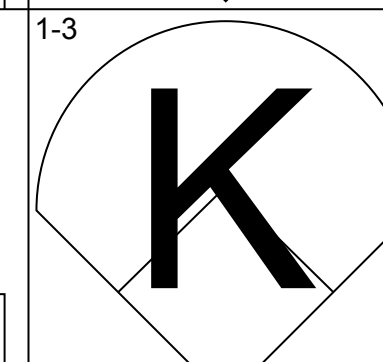
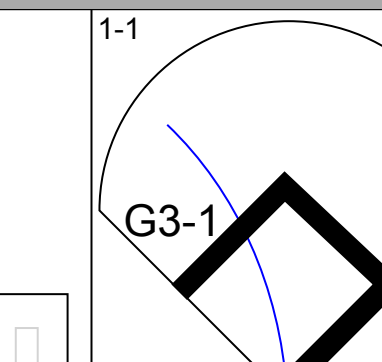
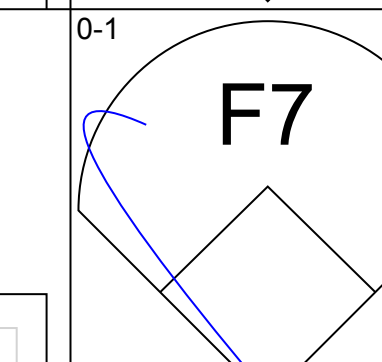
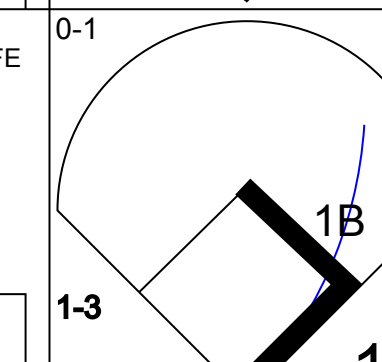
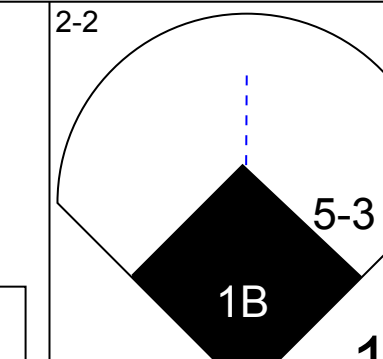
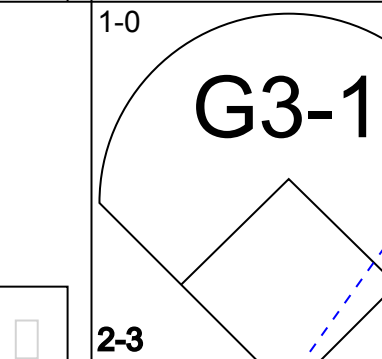
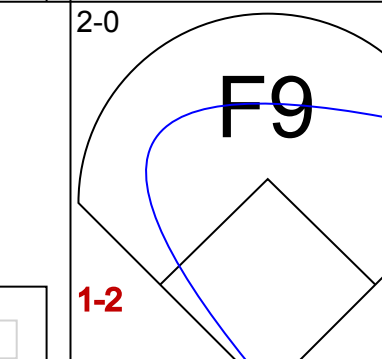
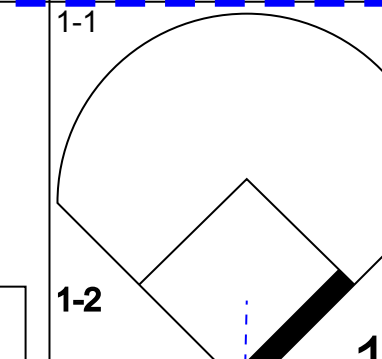
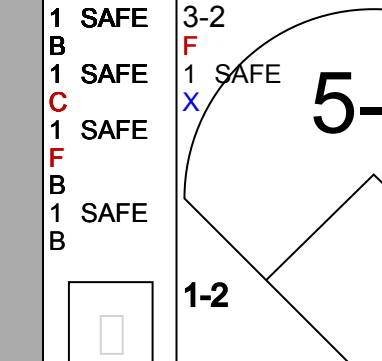
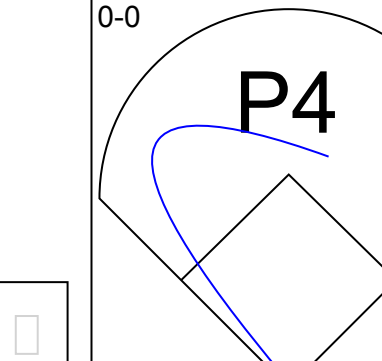
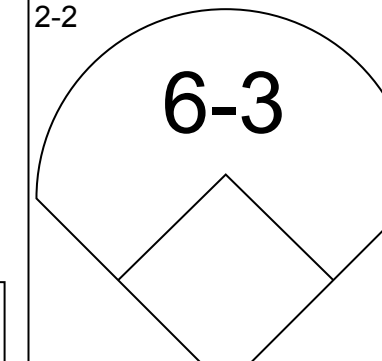
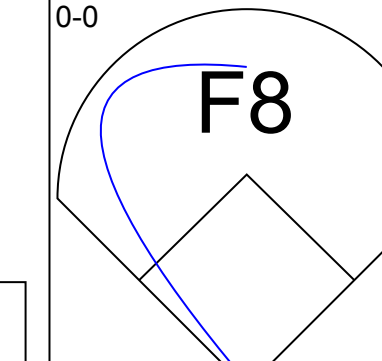
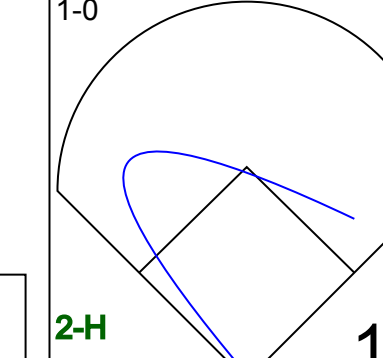
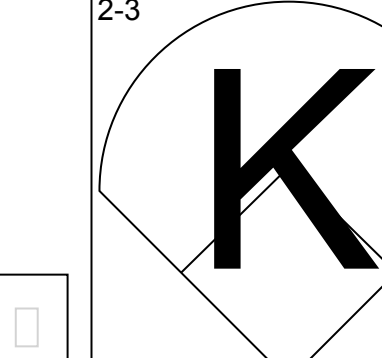
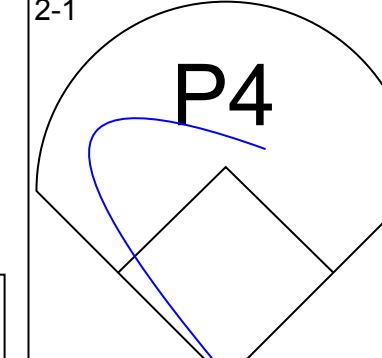
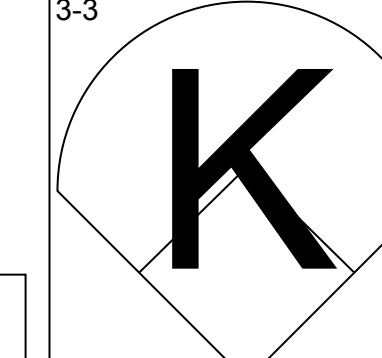
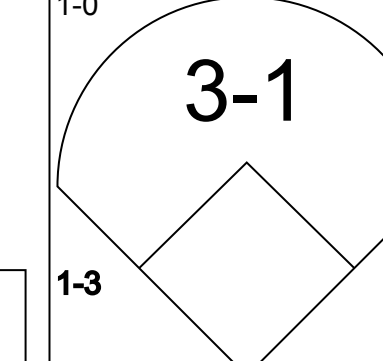
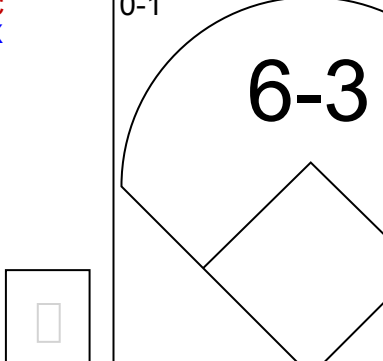
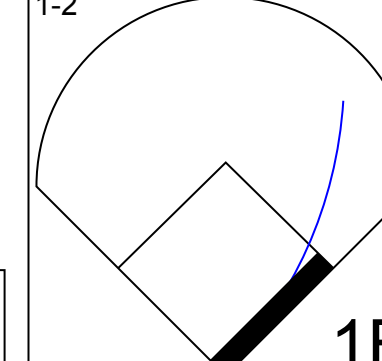
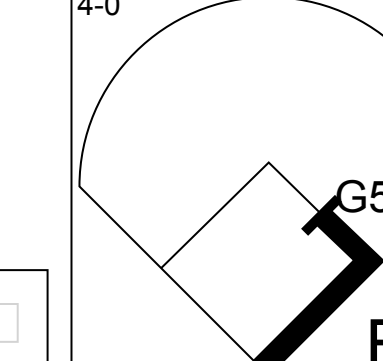
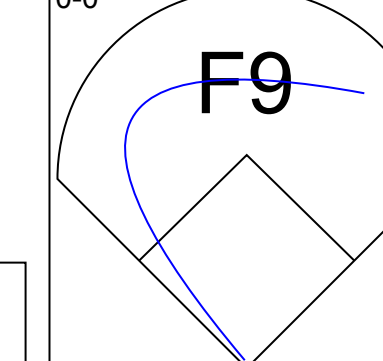
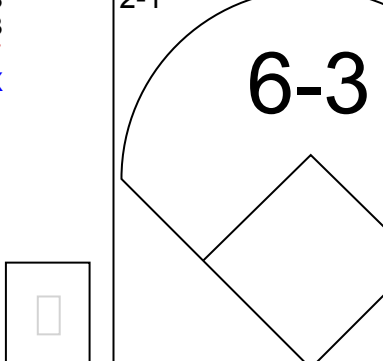
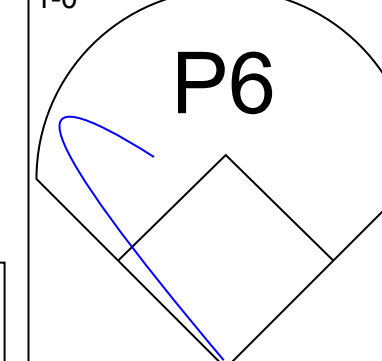
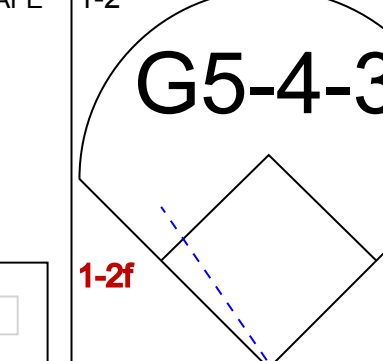
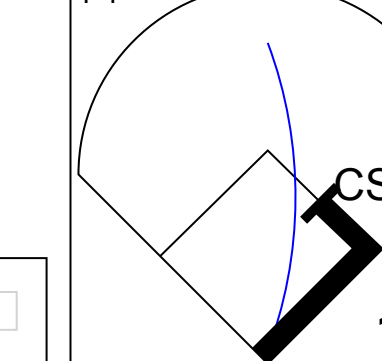
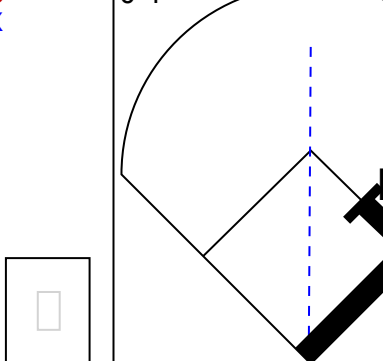
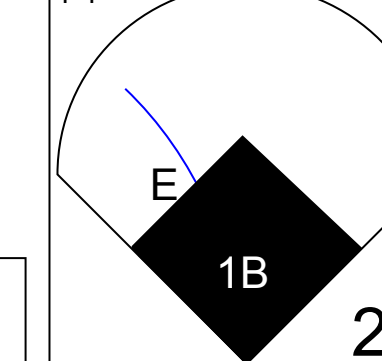
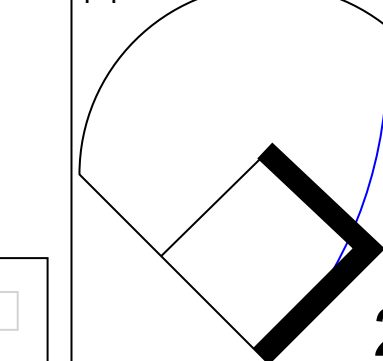
| Batter | 1 | 2 | 3 | 4 | 5 | 6 | 7 | 8 | 9 | AB | R | H | RBI | BB | SO | LOB | BOTTOM | | | | | |
|--|---|----------------------------------|-------------------------------|----------------------------------|------------------------------|---------------------------------|------------------------------|----------------------------------|-------------------------------|----------------------------------|-------------------------------|----------------------------------|------------------------------|----------------------------------|------------------------------|----------------------------------|---|----------------------------------|----------------------------------|------------------------------------|----------------------------------|--------|
| Kurt Stillwell, S OBP: 0.342, SLG: 0.452 (1, 6) | 5-3 | | K | | | | | | | 4 | 1 | 1 | 1 | 0 | 2 | 0 | Seattle Mariners @ Kansas City Royals Royals Stadium, Kansas City, MO Fri Jun 03 1988, 8:05 PM EDT Att: 34,163 - Unknown - 75 F | | | | | |
| Willie Wilson, S OBP: 0.307, SLG: 0.369 (1, 8) | F8 | | G5-4-3 1B | | | 1-3 | | F7 | | 4 | 0 | 1 | 0 | 0 | 0 | 0 | | | | | | |
| George Brett, L OBP: 0.387, SLG: 0.529 (1, 3) | F7 | | G5-4-3 1B | | | | | F7 | | 4 | 0 | 0 | 0 | 0 | 0 | 1 | | | | | | |
| Danny Tartabull, R OBP: 0.395, SLG: 0.577 (1, 9) | F8 | | | | | 1B | | 1B | | 4 | 0 | 3 | 0 | 0 | 0 | 0 | | | | | | |
| Kevin Seitzer, R OBP: 0.384, SLG: 0.415 (1, 5) | 1B 2B | | | | | F7 | | F8 | | 4 | 1 | 2 | 0 | 0 | 0 | 2 | | | | | | |
| Bill Buckner, L OBP: 0.289, SLG: 0.320 (1, 10) | 2B SF8 | | | | | F7 | | 1B | | 4 | 1 | 3 | 0 | 0 | 0 | 1 | | | | | | |
| Mike Macfarlane, R OBP: 0.352, SLG: 0.391 (1, 2) | 1B | | | | | L7 | | P4 | | 4 | 0 | 1 | 1 | 0 | 0 | 6 | | | | | | |
| Jim Eisenreich, L OBP: 0.221, SLG: 0.278 (1, 7) | SF8 | | | | | | | F5 | | 2 | 0 | 0 | 1 | 0 | 1 | 3 | | | | | | |
| Brad Wellman, R OBP: 0.259, SLG: 0.269 (1, 4) | 5-3 | | | | | F9 | | L5 | | 3 | 0 | 0 | 0 | 0 | 0 | 1 | | | | | | |
| Inning Stats | R: 0 E: 0 K: 0 S: 10 | H: 0 LOB: 0 BB: 0 P: 16 | R: 2 E: 0 K: 0 S: 14 | H: 3 LOB: 1 BB: 0 P: 23 | R: 0 E: 0 K: 1 S: 5 | H: 1 LOB: 0 BB: 0 P: 8 | R: 0 E: 0 K: 0 S: 8 | H: 1 LOB: 1 BB: 0 P: 15 | R: 1 E: 0 K: 1 S: 12 | H: 1 LOB: 0 BB: 0 P: 18 | R: 0 E: 0 K: 0 S: 14 | H: 3 LOB: 3 BB: 0 P: 22 | R: 0 E: 0 K: 1 S: 6 | H: 0 LOB: 0 BB: 0 P: 10 | R: 0 E: 0 K: 0 S: 9 | H: 2 LOB: 2 BB: 0 P: 16 | R: 0 E: 0 K: 0 S: 11 | H: 0 LOB: 0 BB: 0 P: 15 | 1B: 8 2B: 2 3B: 0 HR: 1 | SF: 1 SAC: 0 DP: 1 HBP: 0 | WP: 0 PB: 0 SB: 0 CS: 0 | PA: 34 |
| PITCHER Mike Campbell, R ERA: 5.53 (1, 1) | IP: 7.0 WLS: L BF: 29 H: 9 R: 3 ER: 3 SO: 3 BB: 0 IBB: 0 HBP: 0 BLK: 1 WP: 0 HR: 1 S: 69 P: 112 ERA: 3.86 WHIP: 1.286 | | | | | | | | | | | | | | | PITCHER | | | | | | |
| Mike Moore, R ERA: 5.43 (8, 1) | IP: 1.0 WLS: L BF: 5 H: 2 R: 0 ER: 0 SO: 0 BB: 0 IBB: 0 HBP: 0 BLK: 0 WP: 0 HR: 0 S: 9 P: 16 ERA: 0.00 WHIP: 2.000 | | | | | | | | | | | | | | | PITCHER | | | | | | |

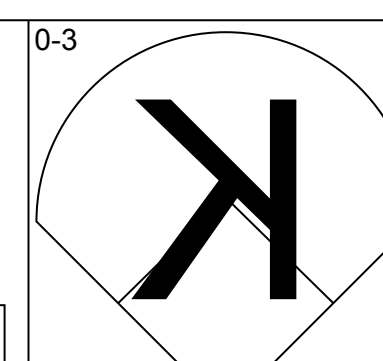
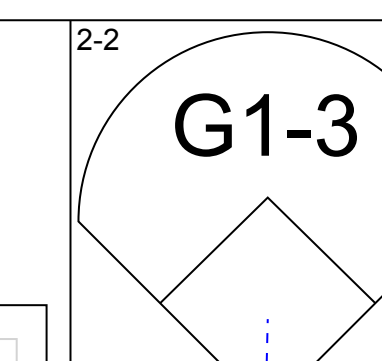
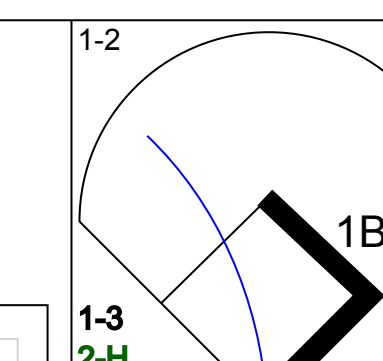

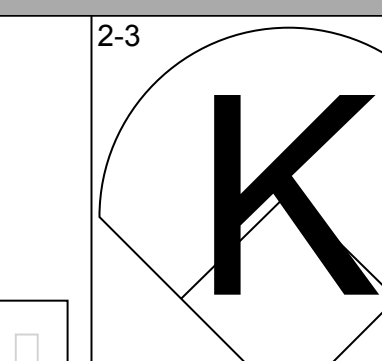
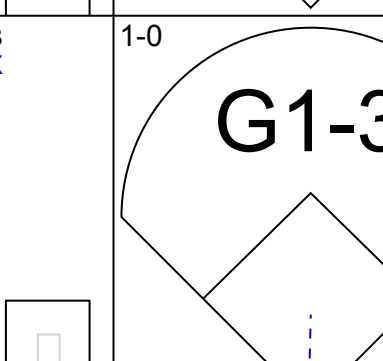
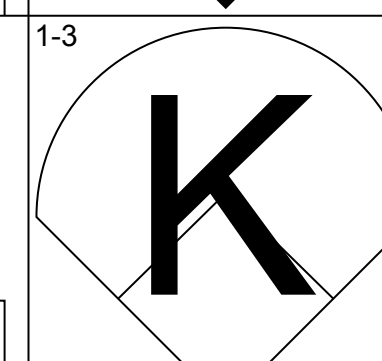
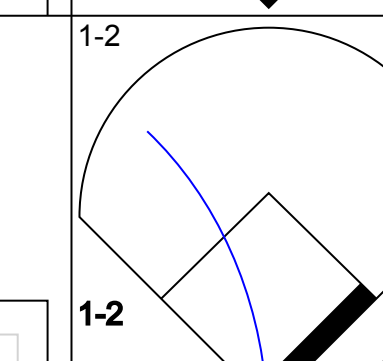
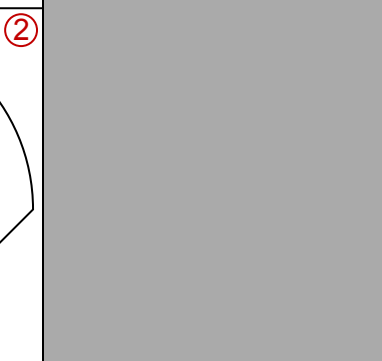
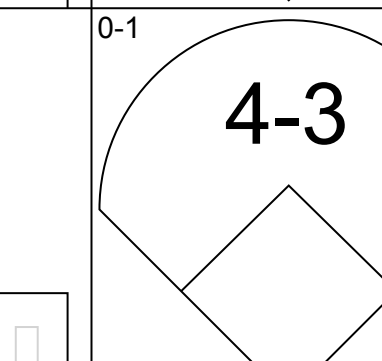
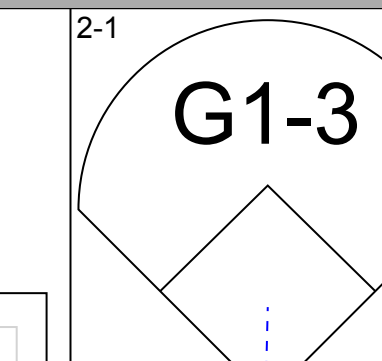
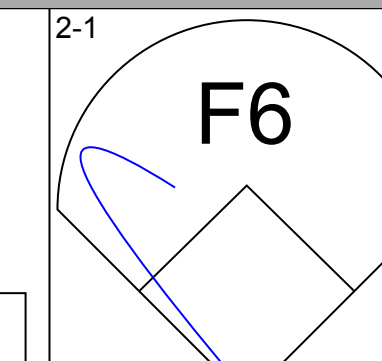

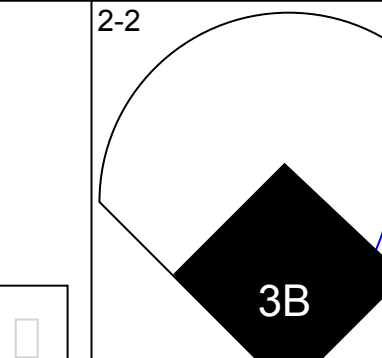

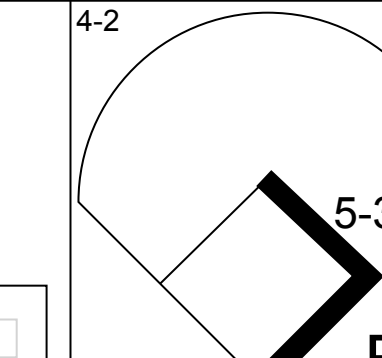

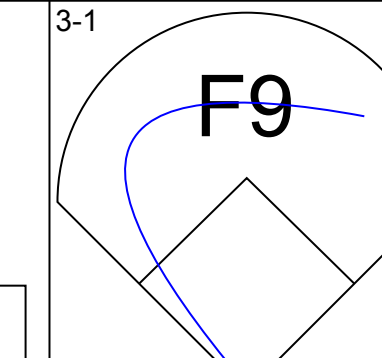
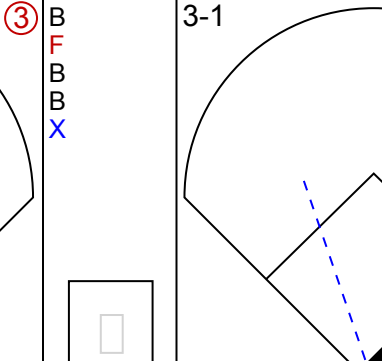
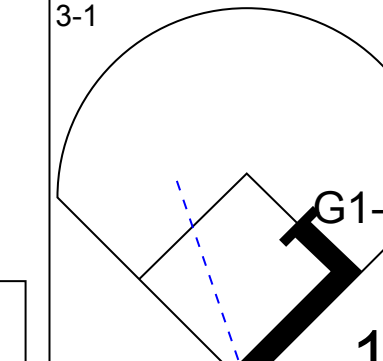
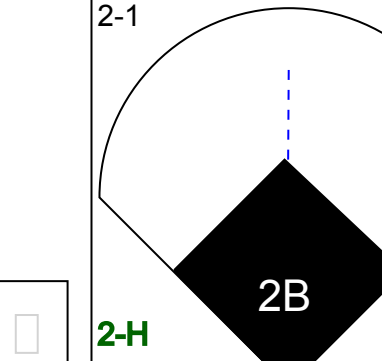

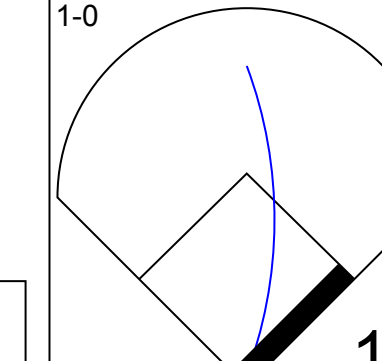
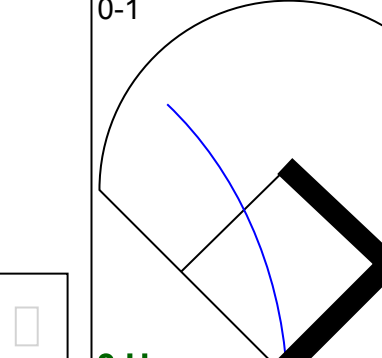
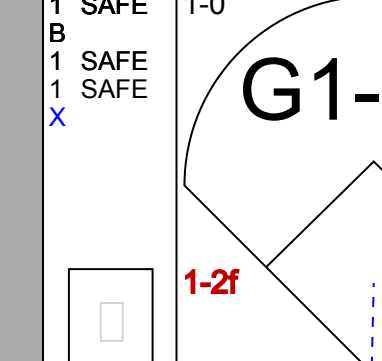
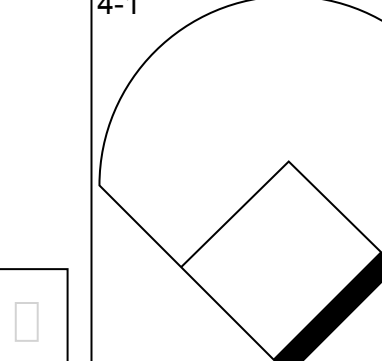

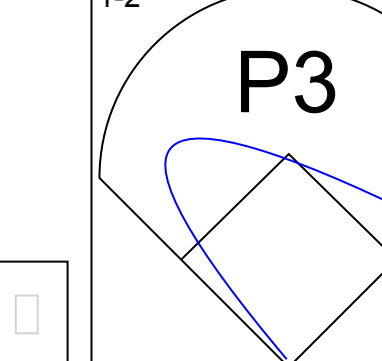





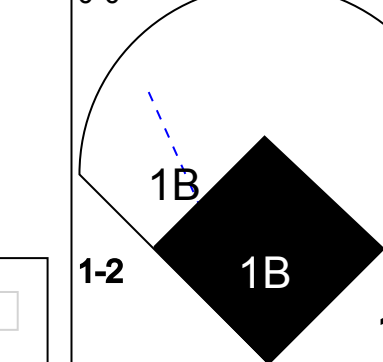
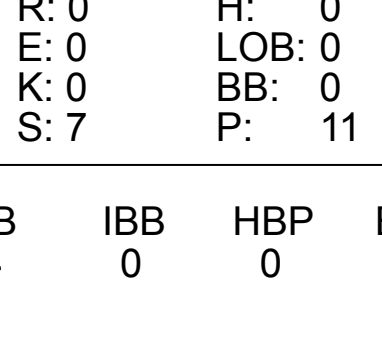
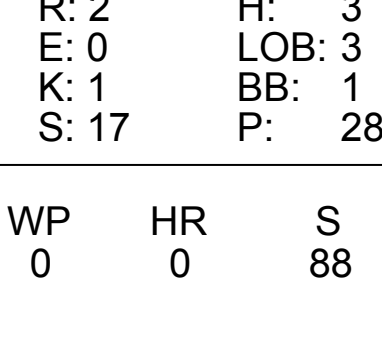
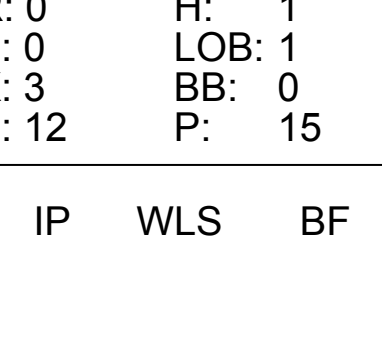
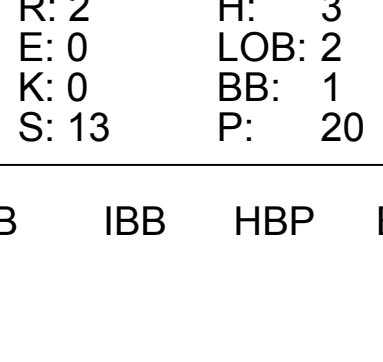




| | |
|-----|----|
| AB | 30 |
| R | 1 |
| H | 6 |
| RBI | 1 |
| BB | 2 |
| SO | 2 |
| LOB | 11 |



| | |
|-----|----|
| AB | 33 |
| R | 3 |
| H | 11 |
| RBI | 3 |
| BB | 0 |
| SO | 3 |
| LOB | 14 |



| Batter | 1 | 2 | 3 | 4 | 5 | 6 | 7 | 8 | 9 | AB R H RBI BB SO LOB | TOP | | | | | | | | | | | | | | | | | | |
|---|---|--|---|---|--|---|--|---|---|----------------------------------|--|----------------------------------|------------------------------|----------------------------------|-------------------------------|----------------------------------|------------------------------|----------------------------------|----------------------------------|------------------------------------|----------------------------------|--------|--|--|--|--|--|--|--|
| Henry Cotto, R OBP: 0.347, SLG: 0.422 (1, 8) |  | |  | |  | | |  |  | 5 0 0 0 0 3 4 | Seattle Mariners @ Kansas City Royals Royals Stadium, Kansas City, MO Sat Jun 04 1988, 8:05 PM EDT Att: 33,394 - Unknown | | | | | | | | | | | | | | | | | | |
| Glenn Wilson, R OBP: 0.298, SLG: 0.337 (1, 9) |  | |  | | |  | |  | | 4 1 2 1 0 0 0 | | | | | | | | | | | | | | | | | | | |
| Alvin Davis, L OBP: 0.405, SLG: 0.559 (1, 3) |  | | |  | |  | |  | | 4 0 2 0 0 1 1 | | | | | | | | | | | | | | | | | | | |
| Mickey Brantley, R OBP: 0.307, SLG: 0.518 (1, 7) | |  | |  | |  | |  | | 4 1 2 1 0 0 2 | | | | | | | | | | | | | | | | | | | |
| Jim Prestley, R OBP: 0.275, SLG: 0.351 (1, 5) |  | | |  | | |  |  | | 4 0 0 0 0 0 4 | | | | | | | | | | | | | | | | | | | |
| Steve Balboni, R OBP: 0.157, SLG: 0.261 (8, PH) | | | | | | | | | | 0 0 0 0 0 0 0 | | | | | | | | | | | | | | | | | | | |
| Ken Phelps, L OBP: 0.405, SLG: 0.561 (8, PH) | | | | | | | | | | 0 0 0 0 0 0 0 | | | | | | | | | | | | | | | | | | | |
| Rick Renner, R OBP: 0.239, SLG: 0.319 (8, PH) | |  | |  | | |  |  | | 1 0 0 0 0 1 2 | | | | | | | | | | | | | | | | | | | |
| Dave Valle, R OBP: 0.261, SLG: 0.352 (1, 2) | |  | | |  | |  | |  | 3 0 1 0 1 0 1 | | | | | | | | | | | | | | | | | | | |
| Rey Quinones, R OBP: 0.292, SLG: 0.397 (1, 6) | |  | | |  | |  |  | | 4 0 0 0 0 0 3 | | | | | | | | | | | | | | | | | | | |
| Harold Reynolds, S OBP: 0.306, SLG: 0.418 (1, 4) | | |  | |  | | |  |  | 4 1 4 0 0 0 0 | | | | | | | | | | | | | | | | | | | |
| Inning Stats | R: 0 E: 0 K: 2 S: 7 | H: 0 LOB: 0 BB: 0 P: 10 | R: 1 E: 0 K: 0 S: 10 | H: 2 LOB: 1 BB: 0 P: 17 | R: 0 E: 0 K: 1 S: 7 | H: 1 LOB: 0 BB: 0 P: 11 | R: 0 E: 0 K: 1 S: 9 | H: 1 LOB: 1 BB: 0 P: 13 | R: 0 E: 0 K: 0 S: 8 | H: 1 LOB: 0 BB: 0 P: 10 | R: 0 E: 0 K: 0 S: 7 | H: 1 LOB: 1 BB: 0 P: 12 | R: 0 E: 0 K: 0 S: 9 | H: 1 LOB: 1 BB: 0 P: 15 | R: 2 E: 1 K: 2 S: 16 | H: 4 LOB: 2 BB: 0 P: 27 | R: 0 E: 0 K: 0 S: 7 | H: 1 LOB: 1 BB: 1 P: 15 | 1B: 9 2B: 3 3B: 0 HR: 0 | SF: 0 SAC: 0 DP: 1 HBP: 0 | WP: 1 PB: 0 SB: 0 CS: 2 | PA: 37 | | | | | | | |
| PITCHER | IP WLS BF H R ER SO BB IBB HBP BLK WP HR S P ERA WHIP | | | | | | | | | | | | | | | | | | | | | | | | | | | | |
| Charlie Leibrandt, L ERA: 4.89 | (1, 1) | 7.1 | 30 | 10 | 3 | 3 | 5 | 0 | 0 | 0 | 0 | 0 | 1 | 0 | 67 | 105 | 3.68 | 1.364 | | | | | | | | | | | |
| Jeff Montgomery, R ERA: | (8, 1) | 0.1 | 2 | 1 | 0 | 0 | 0 | 0 | 0 | 0 | 0 | 0 | 0 | 0 | 3 | 4 | 0.00 | 3.000 | | | | | | | | | | | |
| Jerry Don Gleaton, L ERA: | (8, 1) | 1.0 | 4 | 1 | 0 | 0 | 1 | 1 | 0 | 0 | 0 | 0 | 0 | 0 | 8 | 17 | 0.00 | 2.000 | | | | | | | | | | | |
| Steve Farr, R ERA: 2.53 | (9, 1) | 0.1 | W | 1 | 0 | 0 | 0 | 0 | 0 | 0 | 0 | 0 | 0 | 0 | 2 | 4 | 0.00 | 0.000 | | | | | | | | | | | |


| Batter | 1 | 2 | 3 | 4 | 5 | 6 | 7 | 8 | 9 | AB R H RBI BB SO LOB | BOTTOM | | | | | | | | | | | | | | | | | | |
|---|---|---|---|---|--|---|---|---|---|---------------------------------|--|----------------------------------|-------------------------------|----------------------------------|------------------------------|----------------------------------|-------------------------------|----------------------------------|----------------------------------|------------------------------------|----------------------------------|--------|--|--|--|--|--|--|--|
| Kurt Stillwell, S OBP: 0.343, SLG: 0.451 (1, 6) |  | |  | | | | | |  | 5 0 2 1 0 2 0 | Seattle Mariners @ Kansas City Royals Royals Stadium, Kansas City, MO Sat Jun 04 1988, 8:05 PM EDT Att: 33,394 - Unknown | | | | | | | | | | | | | | | | | | |
| Willie Wilson, S OBP: 0.305, SLG: 0.374 (1, 8) |  | | |  |  | |  | |  | 5 0 2 1 0 2 1 | | | | | | | | | | | | | | | | | | | |
| George Brett, L OBP: 0.381, SLG: 0.519 (1, 3) |  | | |  | |  | |  | | 4 0 0 0 0 0 1 | | | | | | | | | | | | | | | | | | | |
| Danny Tartabull, R OBP: 0.402, SLG: 0.582 (1, 9) |  | | |  |  | |  |  |  | 2 1 1 0 2 0 0 | | | | | | | | | | | | | | | | | | | |
| Kevin Seitzer, R OBP: 0.389, SLG: 0.431 (1, 5) | |  | |  |  |  | |  | | 2 0 2 1 0 0 0 | | | | | | | | | | | | | | | | | | | |
| Bill Pecota, R OBP: 0.250, SLG: 0.308 (4, PR) | | | | |  | | | | | 1 1 0 0 0 0 1 | | | | | | | | | | | | | | | | | | | |
| Frank White, R OBP: 0.257, SLG: 0.282 (8, PH) |  | | | |  | | | | | 1 0 1 0 0 0 0 | | | | | | | | | | | | | | | | | | | |
| Pat Tabler, R OBP: 0.331, SLG: 0.299 (1, 10) | |  | | |  | |  |  | | 4 0 1 1 0 0 3 | | | | | | | | | | | | | | | | | | | |
| Mike Macfarlane, R OBP: 0.349, SLG: 0.381 (1, 2) |  | | | |  | |  | |  | 3 0 0 0 1 1 3 | | | | | | | | | | | | | | | | | | | |
| Gary Thurman, R (1, 7) | | |  |  | | |  | |  | 3 1 0 0 1 1 3 | | | | | | | | | | | | | | | | | | | |
| Brad Wellman, R OBP: 0.233, SLG: 0.241 (9, 5) | | |  | | |  | |  | | 3 0 0 0 0 1 0 | | | | | | | | | | | | | | | | | | | |
| Bill Buckner, L OBP: 0.296, SLG: 0.327 (9, PH) | | | | | | | | |  | 1 0 1 0 0 0 0 | | | | | | | | | | | | | | | | | | | |
| Jim Eisenreich, L OBP: 0.221, SLG: 0.278 (9, PR) | | | | | | | | | | 0 1 0 0 0 0 0 | | | | | | | | | | | | | | | | | | | |
| Inning Stats | R: 0 E: 0 K: 1 S: 10 | H: 1 LOB: 1 BB: 1 P: 20 | R: 0 E: 0 K: 0 S: 6 | H: 1 LOB: 0 BB: 0 P: 10 | R: 0 E: 0 K: 0 S: 7 | H: 0 LOB: 0 BB: 0 P: 11 | R: 2 E: 0 K: 1 S: 17 | H: 3 LOB: 3 BB: 1 P: 28 | R: 0 E: 0 K: 1 S: 5 | H: 0 LOB: 0 BB: 0 P: 9 | R: 0 E: 1 K: 3 S: 11 | H: 0 LOB: 2 BB: 1 P: 22 | R: 0 E: 0 K: 3 S: 12 | H: 1 LOB: 1 BB: 0 P: 15 | R: 0 E: 0 K: 0 S: 7 | H: 1 LOB: 1 BB: 0 P: 13 | R: 2 E: 0 K: 0 S: 13 | H: 3 LOB: 2 BB: 1 P: 20 | 1B: 6 2B: 3 3B: 1 HR: 0 | SF: 0 SAC: 0 DP: 1 HBP: 0 | WP: 0 PB: 0 SB: 0 CS: 1 | PA: 39 | | | | | | | |
| PITCHER | IP WLS BF H R ER SO BB IBB HBP BLK WP HR S P ERA WHIP | | | | | | | | | | | | | | | | | | | | | | | | | | | | |
| Mark Langston, L ERA: 3.85 | (1, 1) | 8.1 | L | 38 | 10 | 4 | 4 | 7 | 4 | 0 | 0 | 0 | 0 | 0 | 88 | 148 | 4.32 | 1.680 | | | | | | | | | | | |


| | |
|-----|----|
| AB | 33 |
| R | 3 |
| H | 11 |
| RBI | 2 |
| BB | 1 |
| SO | 5 |
| LOB | 17 |



| | |
|-----|----|
| AB | 34 |
| R | 4 |
| H | 10 |
| RBI | 4 |
| BB | 4 |
| SO | 7 |
| LOB | 12 |




| Batter | 1 | 2 | 3 | 4 | 5 | 6 | 7 | 8 | 9 | AB | R | H | RBI | BB | SO | LOB | TOP | | | | | | | | | | |
|--|------------------------------|----------------------------------|-------------------------------|----------------------------------|------------------------------|----------------------------------|------------------------------|----------------------------------|-------------------------------|----------------------------------|------------------------------|----------------------------------|------------------------------|----------------------------------|-------------------------------|----------------------------------|---|------------------------------|---------------------------------|-----------------------------------|------------------------------------|----------------------------------|--------|--|--|--|--|
| Henry Cotto, R OBP: 0.343, SLG: 0.416 (1, 8) | 5-3 | 4-3 | | | | K | | P9 | | 5 | 0 | 1 | 0 | 0 | 1 | 6 | Seattle Mariners @ Kansas City Royals Royals Stadium, Kansas City, MO Sun Jun 05 1988, 4:33 AM EDT Att: 27,601 - Sunny - 80 F | | | | | | | | | | |
| Glenn Wilson, R OBP: 0.301, SLG: 0.335 (1, 9) | FC1-6 BB | | K | | K | | | P4 | | 4 | 0 | 1 | 0 | 1 | 2 | 5 | | | | | | | | | | | |
| Alvin Davis, L OBP: 0.405, SLG: 0.552 (1, 3) | FC1-6 1-2 | | | | | | | G3-6-3 | | 4 | 0 | 1 | 1 | 1 | 1 | 2 | | | | | | | | | | | |
| Ken Phelps, L OBP: 0.399, SLG: 0.547 (1, 10) | K | | | | | | | 3-1 | | 5 | 0 | 1 | 0 | 0 | 1 | 2 | | | | | | | | | | | |
| Mickey Brantley, R OBP: 0.305, SLG: 0.510 (1, 7) | | E9 G1 | | | | | | F9 1B | | 5 | 2 | 1 | 0 | 0 | 3 | 4 | | | | | | | | | | | |
| Scott Bradley, L OBP: 0.283, SLG: 0.346 (1, 2) | 4-3 | | | | | | | 1B 1B | | 4 | 0 | 1 | 0 | 0 | 0 | 4 | | | | | | | | | | | |
| Jim Presley, R OBP: 0.274, SLG: 0.349 (1, 5) | G1 | | | | | | | F9 | | 4 | 0 | 1 | 1 | 0 | 0 | 2 | | | | | | | | | | | |
| Rey Quinones, R OBP: 0.296, SLG: 0.399 (1, 6) | E 1B | | | | | | | 1B 1B | | 4 | 0 | 2 | 1 | 0 | 0 | 1 | | | | | | | | | | | |
| Harold Reynolds, S OBP: 0.320, SLG: 0.427 (1, 4) | E3 1B | | | | | | | 1-2 2-3 | | 3 | 1 | 3 | 0 | 1 | 0 | 0 |  | | | | | | | | | | |
| Inning Stats | R: 0 E: 0 K: 1 S: 8 | H: 0 LOB: 1 BB: 1 P: 16 | R: 1 E: 2 K: 0 S: 13 | H: 2 LOB: 2 BB: 0 P: 21 | R: 0 E: 0 K: 2 S: 9 | H: 0 LOB: 1 BB: 1 P: 19 | R: 0 E: 0 K: 0 S: 6 | H: 1 LOB: 0 BB: 0 P: 10 | R: 1 E: 0 K: 2 S: 16 | H: 4 LOB: 3 BB: 0 P: 22 | R: 0 E: 0 K: 1 S: 7 | H: 0 LOB: 1 BB: 1 P: 13 | R: 0 E: 0 K: 0 S: 6 | H: 1 LOB: 0 BB: 0 P: 11 | R: 1 E: 0 K: 0 S: 15 | H: 4 LOB: 3 BB: 0 P: 23 | | R: 0 E: 0 K: 2 S: 7 | H: 0 LOB: 0 BB: 0 P: 8 | 1B: 12 2B: 0 3B: 0 HR: 0 | SF: 0 SAC: 0 DP: 2 HBP: 0 | WP: 0 PB: 0 SB: 2 CS: 0 | PA: 41 | | | | |
| PITCHER | IP | WLS | BF | H | R | ER | SO | BB | IBB | HBP | BLK | WP | HR | S | P | ERA | WHIP | | | | | | | | | | |
| Mark Gubicza, R ERA: 3.31 (1, 1) | 7.0 | W | 31 | 8 | 2 | 1 | 6 | 3 | 0 | 0 | 0 | 0 | 0 | 65 | 112 | 1.29 | 1.571 | | | | | | | | | | |
| Gene Garber, R ERA: 3.35 (8, 1) | 2.0 | | 10 | 4 | 1 | 1 | 2 | 0 | 0 | 0 | 0 | 0 | 0 | 22 | 31 | 4.50 | 2.000 | | | | | | | | | | |

| Batter | 1 | 2 | 3 | 4 | 5 | 6 | 7 | 8 | 9 | AB | R | H | RBI | BB | SO | LOB | BOTTOM | | | | | | | | | | |
|--|-------------------------------|----------------------------------|------------------------------|----------------------------------|-------------------------------|----------------------------------|-------------------------------|----------------------------------|------------------------------|----------------------------------|-------------------------------|----------------------------------|------------------------------|----------------------------------|------------------------------|---------------------------------|---|------------------------------------|----------------------------------|--------|--|--|--|--|--|--|--|
| Kurt Stillwell, S OBP: 0.346, SLG: 0.457 (1, 6) | HR 2B | | 6-3 | K | | | | 1-3 | | 4 | 1 | 2 | 0 | 0 | 1 | 2 | Seattle Mariners @ Kansas City Royals Royals Stadium, Kansas City, MO Sun Jun 05 1988, 4:33 AM EDT Att: 27,601 - Sunny - 80 F | | | | | | | | | | |
| Bill Buckner, L OBP: 0.293, SLG: 0.324 (8, 3) | | | | | | | | | | 1 | 0 | 0 | 0 | 0 | 0 | 0 | | | | | | | | | | | |
| Willie Wilson, S OBP: 0.306, SLG: 0.371 (1, 8) | K | | 6-3 | | | | | | | 2 | 0 | 0 | 0 | 0 | 1 | 1 | | | | | | | | | | | |
| Gary Thurman, R (4, 8) | | | | | | | | | | 2 | 0 | 0 | 0 | 0 | 0 | 1 | | | | | | | | | | | |
| George Brett, L OBP: 0.387, SLG: 0.551 (1, 10) | 2H HR | | | | | | | | | 4 | 2 | 3 | 3 | 0 | 0 | 1 | | | | | | | | | | | |
| Danny Tartabull, R OBP: 0.394, SLG: 0.569 (1, 9) | P3 | | | | | | | | | 4 | 0 | 0 | 0 | 0 | 1 | 1 | | | | | | | | | | | |
| Kevin Seitzer, R OBP: 0.391, SLG: 0.437 (1, 5) | K | | | | | | | | | 4 | 1 | 2 | 0 | 0 | 1 | 1 | | | | | | | | | | | |
| Bill Pecota, R OBP: 0.250, SLG: 0.308 (8, 6) | | | | | | | | | | 0 | 0 | 0 | 0 | 0 | 0 | 0 | | | | | | | | | | | |
| Pat Tabler, R OBP: 0.330, SLG: 0.305 (1, 3) | | 6-3 | | | | | | | | 4 | 1 | 1 | 0 | 0 | 0 | 2 | | | | | | | | | | | |
| Jim Eisenreich, L OBP: 0.231, SLG: 0.297 (1, 7) | | | | | | | | | | 3 | 1 | 2 | 2 | 0 | 0 | 1 |  | | | | | | | | | | |
| Frank White, R OBP: 0.263, SLG: 0.299 (1, 4) | | | | | | | | | | 3 | 1 | 2 | 1 | 0 | 0 | 1 | | | | | | | | | | | |
| Brad Wellman, R OBP: 0.226, SLG: 0.233 (7, 4) | | 6-3 | | | | | | | | 1 | 0 | 0 | 0 | 0 | 0 | 0 | | | | | | | | | | | |
| Jamie Quirk, L OBP: 0.290, SLG: 0.339 (1, 2) | | | | | | | | | | 2 | 0 | 0 | 1 | 1 | 2 | 1 | | | | | | | | | | | |
| Inning Stats | R: 2 E: 0 K: 2 S: 12 | H: 2 LOB: 0 BB: 0 P: 17 | R: 0 E: 0 K: 1 S: 9 | H: 1 LOB: 1 BB: 0 P: 12 | R: 1 E: 0 K: 1 S: 10 | H: 1 LOB: 0 BB: 0 P: 19 | R: 1 E: 0 K: 1 S: 11 | H: 2 LOB: 2 BB: 1 P: 23 | R: 0 E: 0 K: 0 S: 9 | H: 1 LOB: 1 BB: 0 P: 14 | R: 3 E: 0 K: 0 S: 16 | H: 4 LOB: 1 BB: 0 P: 26 | R: 0 E: 0 K: 0 S: 9 | H: 1 LOB: 1 BB: 0 P: 14 | R: 0 E: 0 K: 1 S: 7 | H: 0 LOB: 0 BB: 0 P: 9 | 1B: 5 2B: 4 3B: 1 HR: 2 | SF: 2 SAC: 0 DP: 0 HBP: 0 | WP: 1 PB: 0 SB: 1 CS: 0 | PA: 37 | | | | | | | |
| PITCHER | IP | WLS | BF | H | R | ER | SO | BB | IBB | HBP | BLK | WP | HR | S | P | ERA | WHIP | | | | | | | | | | |
| Ed Nunez, R ERA: 8.35 (1, 1) | 3.2 | L | 18 | 6 | 4 | 4 | 4 | 1 | 0 | 0 | 0 | 1 | 0 | 18 | 30 | 20.25 | 3.000 | | | | | | | | | | |
| Jerry Reed, R ERA: 5.87 (4, 1) | 1.1 | | 8 | 4 | 3 | 3 | 1 | 0 | 0 | 0 | 0 | 0 | 0 | 18 | 30 | 20.25 | 3.000 | | | | | | | | | | |
| Michael Jackson, R ERA: 2.41 (6, 1) | 1.0 | | 4 | 1 | 0 | 0 | 0 | 0 | 0 | 0 | 0 | 0 | 0 | 10 | 16 | 0.00 | 1.000 | | | | | | | | | | |
| Julio Solano, R ERA: 4.35 (7, 1) | 1.0 | | 4 | 1 | 0 | 0 | 0 | 0 | 0 | 0 | 0 | 1 | 0 | 9 | 14 | 0.00 | 1.000 | | | | | | | | | | |
| Rod Scurry, L ERA: (8, 1) | 1.0 | | 3 | 0 | 0 | 0 | 1 | 0 | 0 | 0 | 0 | 0 | 0 | 7 | 9 | 0.00 | 0.000 | | | | | | | | | | |

| Batter | 1 | 2 | 3 | 4 | 5 | 6 | 7 | 8 | 9 | AB | R | H | RBI | BB | SO | LOB | TOP | | | | | |
|---|--------------------------------------|----------------------------------|--------------------------------------|---------------------------------|---------------------------------------|----------------------------------|---------------------------------------|----------------------------------|---------------------------------------|----------------------------------|--------------------------------------|----------------------------------|---------------------------------------|----------------------------------|--------------------------------------|---------------------------------|---------------------------------------|----------------------------------|----------------------------------|------------------------------------|----------------------------------|--------|
| Paul Moltis, R (1, 5) OBP: 0.373, SLG: 0.396 | F8 | | | G6-3 1B | | F7 | | F8 | | 4 | 0 | 1 | 0 | 0 | 0 | 0 | | | | | | |
| B.J. Surhoff, L (1, 2) OBP: 0.322, SLG: 0.355 | 4-1 | | | G6-3 1-2f | | | | | K | 4 | 0 | 1 | 0 | 0 | 1 | 1 | | | | | | |
| Robin Yount, R (1, 10) OBP: 0.342, SLG: 0.431 | 6-3 | | | S BB | | | | | F7 | 3 | 0 | 0 | 0 | 1 | 1 | 1 | | | | | | |
| Rob Deer, R (1, 7) OBP: 0.304, SLG: 0.380 | | | | K | | | | | L7 | 4 | 0 | 1 | 0 | 0 | 2 | 1 | | | | | | |
| Glenn Braggs, R (1, 9) OBP: 0.315, SLG: 0.455 | | | | | | F9 | | | K | 3 | 0 | 0 | 0 | 0 | 1 | 1 | | | | | | |
| Darryl Hamilton, L (1, 8) OBP: 0.400, SLG: 0.250 | | | | | | G3 | | | F8 | 3 | 0 | 0 | 0 | 0 | 0 | 1 | | | | | | |
| Joey Meyer, R (1, 3) OBP: 0.222, SLG: 0.360 | | | | | | | | | 5-3 | 3 | 0 | 1 | 0 | 0 | 1 | 1 | | | | | | |
| Ernest Riles, L (1, 6) OBP: 0.291, SLG: 0.339 | | | | | | | | | | 3 | 0 | 0 | 0 | 0 | 1 | 1 | | | | | | |
| Jim Gantner, L (1, 4) OBP: 0.308, SLG: 0.304 | | | | | | | | | G3 | 3 | 0 | 0 | 0 | 0 | 1 | 0 | | | | | | |
| Inning Stats | R: 0 H: 0 E: 0 K: 0 S: 7 | H: 0 LOB: 0 BB: 0 P: 10 | R: 0 H: 0 E: 0 K: 1 S: 7 | H: 0 LOB: 0 BB: 0 P: 9 | R: 0 H: 0 E: 0 K: 2 S: 10 | H: 0 LOB: 0 BB: 0 P: 14 | R: 0 H: 1 E: 0 K: 1 S: 10 | H: 1 LOB: 1 BB: 0 P: 18 | R: 0 H: 1 E: 0 K: 1 S: 10 | H: 1 LOB: 1 BB: 0 P: 16 | R: 0 H: 1 E: 0 K: 1 S: 8 | H: 1 LOB: 1 BB: 0 P: 13 | R: 0 H: 1 E: 0 K: 1 S: 10 | H: 1 LOB: 1 BB: 0 P: 13 | R: 0 H: 0 E: 0 K: 0 S: 7 | H: 0 LOB: 0 BB: 0 P: 9 | R: 0 H: 0 E: 0 K: 1 S: 10 | H: 0 LOB: 0 BB: 0 P: 14 | 1B: 3 2B: 1 3B: 0 HR: 0 | SF: 0 SAC: 0 DP: 1 HBP: 0 | WP: 0 PB: 0 SB: 1 CS: 0 | PA: 31 |
| PITCHER | IP | WLS | BF | H | R | ER | SO | BB | IBB | HBP | BLK | WP | HR | S | P | ERA | WHIP | | | | | |
| Scott Bankhead, R (1, 1) ERA: 3.0 | 6.0 | W | 22 | 4 | 0 | 0 | 6 | 1 | 0 | 0 | 0 | 0 | 0 | 55 | 84 | 0.00 | 0.833 | | | | | |
| Michael Jackson, R (7, 1) ERA: 2.27 | 2.0 | | 6 | 0 | 0 | 0 | 1 | 0 | 0 | 0 | 0 | 0 | 0 | 14 | 18 | 0.00 | 0.000 | | | | | |
| Mike Moore, R (9, 1) ERA: 5.35 | 1.0 | S | 3 | 0 | 0 | 0 | 1 | 0 | 0 | 0 | 0 | 0 | 0 | 10 | 14 | 0.00 | 0.000 | | | | | |

Milwaukee Brewers @ Seattle Mariners
The Kingdome, Seattle, WA
Mon Jun 06 1988, 10:05 PM EDT
Att: 13,867 - Dome

AB 30
R 0
H 4
RBI 0
BB 1
SO 8
LOB 7



| Batter | 1 | 2 | 3 | 4 | 5 | 6 | 7 | 8 | 9 | AB | R | H | RBI | BB | SO | LOB | BOTTOM | | | | | |
|---|--------------------------------------|----------------------------------|---------------------------------------|----------------------------------|--------------------------------------|----------------------------------|---------------------------------------|----------------------------------|--------------------------------------|----------------------------------|--------------------------------------|----------------------------------|--------------------------------------|----------------------------------|--------------------------------------|----------------------------------|----------------------------------|------------------------------------|----------------------------------|--------|--|--|
| Harold Reynolds, S (1, 4) OBP: 0.319, SLG: 0.421 | F7 | G4-6-3 1-2f | | 1B BB | | 4-3 | | | | 3 | 0 | 0 | 0 | 1 | 0 | 2 | | | | | | |
| Henry Cotto, R (1, 8) OBP: 0.347, SLG: 0.415 | | | | 5-3 | | | | | K | 3 | 0 | 1 | 1 | 1 | 1 | 0 | | | | | | |
| Mickey Brantley, R (1, 7) OBP: 0.304, SLG: 0.505 | | | | FC5-4 1B | | | | | F7 | 4 | 0 | 1 | 0 | 0 | 0 | 4 | | | | | | |
| Alvin Davis, L (1, 3) OBP: 0.406, SLG: 0.548 | | | | F6 | | | | | 6-3 | 3 | 0 | 1 | 0 | 1 | 0 | 1 | | | | | | |
| Jim Prestey, R (1, 5) OBP: 0.269, SLG: 0.342 | | | | FC4 1-2f | | | | | K | 4 | 0 | 0 | 0 | 0 | 1 | 4 | | | | | | |
| Ken Phelps, L (1, 10) OBP: 0.398, SLG: 0.538 | | | | | | | | | | 2 | 1 | 0 | 0 | 1 | 1 | 1 | | | | | | |
| Steve Balboni, R (8, FH) OBP: 0.155, SLG: 0.257 | | | | 1B BB | | | | | K | 1 | 0 | 0 | 0 | 0 | 1 | 0 | | | | | | |
| Glenn Wilson, R (1, 9) OBP: 0.300, SLG: 0.333 | | | | E6 1B | | | | | F9 | 4 | 0 | 1 | 0 | 0 | 0 | 2 | | | | | | |
| Scott Bradley, L (1, 2) OBP: 0.291, SLG: 0.351 | | | | | | | | | | 4 | 1 | 2 | 1 | 0 | 0 | 1 | | | | | | |
| Rey Quinones, R (1, 6) OBP: 0.297, SLG: 0.398 | | | | | | | | | | 3 | 0 | 1 | 0 | 0 | 2 | 2 | | | | | | |
| Inning Stats | R: 0 H: 0 E: 0 K: 0 S: 9 | H: 1 LOB: 2 BB: 2 P: 21 | R: 1 H: 1 E: 1 K: 1 S: 12 | H: 1 LOB: 1 BB: 1 P: 16 | R: 0 H: 1 E: 0 K: 0 S: 6 | H: 1 LOB: 1 BB: 0 P: 10 | R: 1 H: 3 E: 0 K: 1 S: 14 | H: 3 LOB: 3 BB: 1 P: 26 | R: 0 H: 1 E: 0 K: 1 S: 9 | H: 1 LOB: 1 BB: 0 P: 13 | R: 0 H: 0 E: 0 K: 1 S: 6 | H: 0 LOB: 0 BB: 0 P: 13 | R: 0 H: 0 E: 0 K: 1 S: 8 | H: 0 LOB: 0 BB: 0 P: 13 | R: 0 H: 1 E: 0 K: 1 S: 9 | H: 1 LOB: 1 BB: 0 P: 15 | 1B: 7 2B: 0 3B: 0 HR: 0 | SF: 0 SAC: 0 DP: 1 HBP: 0 | WP: 0 PB: 0 SB: 1 CS: 0 | PA: 35 | | |
| PITCHER | IP | WLS | BF | H | R | ER | SO | BB | IBB | HBP | BLK | WP | HR | S | P | ERA | WHIP | | | | | |
| Don August, R (1, 1) ERA: 0.96 | 7.1 | L | 32 | 6 | 2 | 1 | 5 | 3 | 1 | 0 | 0 | 0 | 0 | 66 | 117 | 1.23 | 1.227 | | | | | |
| Dan Plesac, L (8, 1) ERA: 1.42 | 0.2 | | 3 | 1 | 0 | 0 | 1 | 0 | 0 | 0 | 0 | 0 | 0 | 7 | 10 | 0.00 | 1.500 | | | | | |

Milwaukee Brewers @ Seattle Mariners
The Kingdome, Seattle, WA
Mon Jun 06 1988, 10:05 PM EDT
Att: 13,867 - Dome

AB 31
R 2
H 7
RBI 2
BB 4
SO 6
LOB 17



| Batter | 1 | 2 | 3 | 4 | 5 | 6 | 7 | 8 | 9 | AB | R | H | RBI | BB | SO | LOB | TOP | | | | | |
|--|------------------------------|---------------------------------|------------------------------|---------------------------------|------------------------------|---------------------------------|-------------------------------|----------------------------------|------------------------------|----------------------------------|-------------------------------|----------------------------------|------------------------------|---------------------------------|------------------------------|----------------------------------|-------------------------------|----------------------------------|----------------------------------|------------------------------------|-------------------------|--------|
| Paul Moltzer, R OBP: 0.373, SLG: 0.395 (1,5) | | | | | | | | | | 3 | 0 | 1 | 0 | 0 | 0 | 1 | | | | | | |
| Jim Gantner, L OBP: 0.312, SLG: 0.314 (1,4) | | | | | | | | | | 4 | 1 | 2 | 0 | 0 | 0 | 2 | | | | | | |
| Robin Yount, R OBP: 0.340, SLG: 0.436 (1,8) | | | | | | | | | | 4 | 1 | 1 | 1 | 0 | 0 | 2 | | | | | | |
| Rob Deer, R OBP: 0.308, SLG: 0.380 (1,7) | | | | | | | | | | 3 | 0 | 1 | 0 | 1 | 1 | 1 | | | | | | |
| Glenn Braggs, R OBP: 0.318, SLG: 0.459 (1,10) | | | | | | | | | | 3 | 1 | 1 | 0 | 0 | 0 | 2 | | | | | | |
| Jim Adduci, L OBP: 0.200, SLG: 0.241 (1,9) | | | | | | | | | | 4 | 0 | 1 | 1 | 0 | 1 | 2 | | | | | | |
| Joey Meyer, R OBP: 0.234, SLG: 0.400 (1,3) | | | | | | | | | | 4 | 1 | 2 | 2 | 0 | 0 | 2 | | | | | | |
| Bill Schroeder, R OBP: 0.200, SLG: 0.214 (1,2) | | | | | | | | | | 4 | 0 | 0 | 0 | 0 | 1 | 1 | | | | | | |
| Juan Castillo, S OBP: 0.346, SLG: 0.320 (1,6) | | | | | | | | | | 2 | 0 | 0 | 0 | 1 | 0 | 1 | | | | | | |
| Inning Stats | R: 0 E: 0 K: 0 S: 7 | H: 1 LOB: 0 BB: 0 P: 9 | R: 0 E: 0 K: 0 S: 5 | H: 1 LOB: 1 BB: 0 P: 8 | R: 0 E: 0 K: 0 S: 7 | H: 1 LOB: 1 BB: 0 P: 9 | R: 2 E: 0 K: 0 S: 13 | H: 2 LOB: 1 BB: 0 P: 19 | R: 0 E: 0 K: 0 S: 6 | H: 0 LOB: 0 BB: 0 P: 11 | R: 0 E: 0 K: 0 S: 10 | H: 1 LOB: 1 BB: 1 P: 19 | R: 0 E: 0 K: 1 S: 7 | H: 1 LOB: 0 BB: 0 P: 8 | R: 0 E: 0 K: 0 S: 6 | H: 0 LOB: 1 BB: 1 P: 12 | R: 2 E: 0 K: 2 S: 10 | H: 2 LOB: 0 BB: 0 P: 16 | 1B: 5 2B: 2 3B: 1 HR: 1 | SF: 0 SAC: 1 DP: 3 HBP: 1 | WP: 0 PB: 0 CS: 1 | PA: 35 |
| PITCHER | IP | WLS | BF | H | R | ER | SO | BB | IBB | HBP | BLK | WP | HR | S | P | ERA | WHIP | | | | | |
| Bill Swift, R ERA: 3.24 (1,1) | 8.0 | | 30 | 7 | 2 | 2 | 1 | 2 | 0 | 1 | 0 | 0 | 0 | 61 | 95 | 2.25 | 1.125 | | | | | |
| Mike Moore, R ERA: 5.53 (9,1) | 1.0 | W | 5 | 2 | 2 | 2 | 2 | 0 | 0 | 0 | 0 | 0 | 1 | 10 | 16 | 18.00 | 2.000 | | | | | |

Milwaukee Brewers @ Seattle Mariners
The Kingdome, Seattle, WA
Tue Jun 07 1988, 10:05 PM EDT
Att: 7,209 - Dome

| | |
|-----|----|
| AB | 31 |
| R | 4 |
| H | 9 |
| RBI | 4 |
| BB | 2 |
| SO | 3 |
| LOB | 14 |



| Batter | 1 | 2 | 3 | 4 | 5 | 6 | 7 | 8 | 9 | AB | R | H | RBI | BB | SO | LOB | BOTTOM | | | | | |
|---|------------------------------|----------------------------------|-------------------------------|----------------------------------|------------------------------|----------------------------------|------------------------------|---------------------------------|------------------------------|---------------------------------|------------------------------|----------------------------------|------------------------------|---------------------------------|-------------------------------|----------------------------------|------------------------------|----------------------------------|----------------------------------|------------------------------------|-------------------------|--------|
| Harold Reynolds, S OBP: 0.330, SLG: 0.427 (1,4) | | | | | | | | | | 4 | 0 | 3 | 0 | 1 | 0 | 0 | | | | | | |
| Mike Kingsley, L OBP: 0.380, SLG: 0.301 (1,8) | | | | | | | | | | 3 | 1 | 0 | 0 | 1 | 0 | 5 | | | | | | |
| Henry Cotto, R OBP: 0.350, SLG: 0.415 (9, PH) | | | | | | | | | | 0 | 0 | 0 | 0 | 1 | 0 | 0 | | | | | | |
| Mickey Brantley, R OBP: 0.306, SLG: 0.500 (1,7) | | | | | | | | | | 4 | 1 | 1 | 1 | 1 | 1 | 4 | | | | | | |
| Alvin Davis, L OBP: 0.399, SLG: 0.537 (1,3) | | | | | | | | | | 4 | 0 | 0 | 0 | 0 | 1 | 2 | | | | | | |
| Jim Prestley, R OBP: 0.264, SLG: 0.337 (1,5) | | | | | | | | | | 3 | 0 | 0 | 1 | 0 | 0 | 0 | | | | | | |
| Ken Phelps, L OBP: 0.394, SLG: 0.530 (1,10) | | | | | | | | | | 4 | 1 | 1 | 0 | 0 | 1 | 1 | | | | | | |
| Glenn Wilson, R OBP: 0.299, SLG: 0.331 (1,9) | | | | | | | | | | 4 | 1 | 1 | 0 | 0 | 0 | 0 | | | | | | |
| Scott Bradley, L OBP: 0.292, SLG: 0.351 (1,2) | | | | | | | | | | 3 | 0 | 1 | 0 | 0 | 0 | 1 | | | | | | |
| Dave Valle, R OBP: 0.266, SLG: 0.357 (9, PH) | | | | | | | | | | 1 | 1 | 1 | 0 | 0 | 0 | 0 | | | | | | |
| Rey Quinones, R OBP: 0.296, SLG: 0.395 (1,6) | | | | | | | | | | 4 | 0 | 1 | 1 | 0 | 0 | 2 | | | | | | |
| Inning Stats | R: 0 E: 0 K: 1 S: 9 | H: 1 LOB: 1 BB: 0 P: 12 | R: 2 E: 1 K: 0 S: 15 | H: 4 LOB: 3 BB: 0 P: 21 | R: 0 E: 0 K: 1 S: 5 | H: 0 LOB: 0 BB: 0 P: 10 | R: 0 E: 0 K: 0 S: 5 | H: 0 LOB: 0 BB: 0 P: 7 | R: 0 E: 0 K: 0 S: 6 | H: 1 LOB: 0 BB: 0 P: 9 | R: 0 E: 0 K: 0 S: 6 | H: 0 LOB: 0 BB: 0 P: 10 | R: 0 E: 0 K: 0 S: 5 | H: 1 LOB: 0 BB: 0 P: 8 | R: 2 E: 1 K: 1 S: 11 | H: 1 LOB: 1 BB: 1 P: 22 | R: 1 E: 0 K: 0 S: 9 | H: 1 LOB: 3 BB: 3 P: 23 | 1B: 9 2B: 0 3B: 0 HR: 0 | SF: 1 SAC: 0 DP: 2 HBP: 0 | WP: 0 PB: 0 CS: 0 | PA: 39 |
| PITCHER | IP | WLS | BF | H | R | ER | SO | BB | IBB | HBP | BLK | WP | HR | S | P | ERA | WHIP | | | | | |
| Bill Wegman, R ERA: 3.84 (1,1) | 6.0 | | 24 | 6 | 2 | 1 | 2 | 1 | 0 | 0 | 0 | 0 | 0 | 8 | 17 | 0.00 | 2.250 | | | | | |
| Chuck Crim, R ERA: 2.5 (7,1) | 1.1 | L | 6 | 2 | 2 | 0 | 0 | 1 | 0 | 0 | 0 | 0 | 0 | 8 | 17 | 0.00 | 2.250 | | | | | |
| Paul Mirabella, L ERA: 1.76 (8,1) | 1.1 | L | 7 | 1 | 1 | 1 | 1 | 0 | 1 | 0 | 0 | 0 | 0 | 15 | 26 | 6.75 | 0.750 | | | | | |
| Mark Clear, R ERA: 4.5 (9,1) | 0.0 | | 2 | 0 | 0 | 0 | 0 | 2 | 0 | 0 | 0 | 0 | 0 | 2 | 10 | ∞ | ∞ | | | | | |

Milwaukee Brewers @ Seattle Mariners
The Kingdome, Seattle, WA
Tue Jun 07 1988, 10:05 PM EDT
Att: 7,209 - Dome

| | |
|-----|----|
| AB | 34 |
| R | 5 |
| H | 9 |
| RBI | 3 |
| BB | 4 |
| SO | 3 |
| LOB | 15 |



| Batter | 1 | 2 | 3 | 4 | 5 | 6 | 7 | 8 | 9 | AB | R | H | RBI | BB | SO | LOB | TOP | | | | | | | | |
|---|------------------------------|----------------------------------|-------------------------------|----------------------------------|------------------------------|----------------------------------|-------------------------------|----------------------------------|-------------------------------|----------------------------------|------------------------------|---------------------------------|-------------------------------|----------------------------------|------------------------------|----------------------------------|--|----------------------------------|----------------------------------|------------------------------------|----------------------------------|--------|--|--|--|
| Paul Moltzer, R OBP: 0.373, SLG: 0.400 (1, 5) | 0-1 4-3 | | 1-0 E 2B 1B | | 1-1 4-3 1B 2B | 0-1 G6-3 | | 1-3 K | | 5 | 2 | 2 | 0 | 0 | 1 | 1 | Milwaukee Brewers @ Seattle Mariners The Kingdome, Seattle, WA Wed Jun 08 1988, 10:05 PM EDT Att: 7,477 - Dome | | | | | | | | |
| B.J. Surhoff, L OBP: 0.314, SLG: 0.345 (1, 2) | 0-3 K | | 1-0 P5 | | 1-2 4-3 | 0-0 G3 | | 1-1 F7 | | 5 | 0 | 0 | 0 | 0 | 1 | 2 | | | | | | | | | |
| Robin Yount, R OBP: 0.349, SLG: 0.451 (1, 8) | 3-3 K | | 1-0 2B | | 0-0 HR 1B | | 1-2 WP 1B 2B | 4-1 HR BB | | 4 | 3 | 3 | 2 | 1 | 1 | 0 | | | | | | | | | |
| Rob Deer, R OBP: 0.310, SLG: 0.393 (1, 7) | | 4-1 2B BB | 2-3 K | | 3-2 HR 1B | | 3-2 1-3 | 1-3 K | | 4 | 2 | 1 | 2 | 1 | 2 | 3 | | | | | | | | | |
| Glenn Braggs, R OBP: 0.316, SLG: 0.467 (1, 10) | 0-1 P8 | | | 2-3 K | 2-3 K | | 2-2 P9 | 1-2 HR | | 5 | 1 | 1 | 2 | 0 | 2 | 2 | | | | | | | | | |
| Darryl Hamilton, L OBP: 0.500, SLG: 0.556 (1, 9) | 3-2 1-H 2B | | | 1-1 F8 | 2-1 1B | | 0-1 1B | 0-1 5-3 | | 5 | 0 | 3 | 2 | 0 | 0 | 0 | | | | | | | | | |
| Joey Meyer, R OBP: 0.245, SLG: 0.404 (1, 3) | 0-1 L8 | | | 0-2 1B | 2-2 1B | | 1-1 5-3 | | | 4 | 0 | 2 | 0 | 0 | 0 | 2 | | | | | | | | | |
| Jim Gantner, L OBP: 0.311, SLG: 0.313 (1, 4) | 0-0 F8 | | | 1-0 1B | 1-1 FC6-4 1B | | 0-0 4-3 | | | 4 | 0 | 1 | 0 | 0 | 0 | 3 | | | | | | | | | |
| Juan Castillo, S OBP: 0.333, SLG: 0.286 (1, 6) | | | 2-2 P3 | 0-0 F9 | | 4-0 G6-3 BB | | 1-3 K | | 3 | 0 | 0 | 0 | 1 | 1 | 2 | | | | | | | | | |
| Inning Stats | R: 0 E: 0 K: 2 S: 9 | H: 0 LOB: 0 BB: 0 P: 12 | R: 1 E: 0 K: 0 S: 10 | H: 1 LOB: 1 BB: 1 P: 17 | R: 1 E: 1 K: 1 S: 9 | H: 2 LOB: 1 BB: 0 P: 16 | R: 0 E: 0 K: 1 S: 12 | H: 2 LOB: 2 BB: 0 P: 16 | R: 3 E: 0 K: 1 S: 20 | H: 5 LOB: 2 BB: 0 P: 32 | R: 0 E: 0 K: 0 S: 3 | H: 0 LOB: 0 BB: 1 P: 7 | R: 1 E: 0 K: 0 S: 17 | H: 2 LOB: 1 BB: 0 P: 24 | R: 0 E: 0 K: 2 S: 8 | H: 0 LOB: 0 BB: 0 P: 10 | R: 2 E: 0 K: 1 S: 12 | H: 1 LOB: 0 BB: 1 P: 19 | 1B: 7 2B: 4 3B: 0 HR: 2 | SF: 0 SAC: 0 DP: 1 HBP: 0 | WP: 1 PB: 0 SB: 0 CS: 0 | PA: 42 | | | |
| PITCHER | IP | WLS | BF | H | R | ER | SO | BB | IBB | HBP | BLK | WP | HR | S | P | ERA | WHIP | | | | | | | | |
| Mike Campbell, R ERA: 5.81 (1, 1) | 4.1 | | 22 | 8 | 5 | 5 | 4 | 1 | 0 | 0 | 0 | 0 | 1 | 50 | 76 | 10.38 | 2.077 | | | | | | | | |
| Jerry Reed, R ERA: 5.74 (5, 1) | 0.2 | | 5 | 2 | 0 | 0 | 1 | 1 | 0 | 0 | 0 | 0 | 0 | 10 | 21 | 0.00 | 4.500 | | | | | | | | |
| Michael Jackson, R ERA: 2.72 (6, 1) | 4.0 | L | 15 | 3 | 3 | 3 | 3 | 1 | 0 | 0 | 0 | 1 | 1 | 40 | 56 | 6.75 | 1.000 | | | | | | | | |

| Batter | 1 | 2 | 3 | 4 | 5 | 6 | 7 | 8 | 9 | AB | R | H | RBI | BB | SO | LOB | BOTTOM | | | | | | | | |
|--|-------------------------------|----------------------------------|------------------------------|----------------------------------|-------------------------------|----------------------------------|------------------------------|----------------------------------|------------------------------|----------------------------------|------------------------------|----------------------------------|-------------------------------|----------------------------------|------------------------------|----------------------------------|--|----------------------------------|----------------------------------|------------------------------------|----------------------------------|--------|--|--|--|
| Harold Reynolds, S OBP: 0.332, SLG: 0.436 (1, 4) | 0-1 1B 3B | | 1-0 FC6-4 | | 1-1 CS 1B | | 0-1 G3 | | 2-2 6-3 | 5 | 1 | 2 | 1 | 0 | 0 | 1 | Milwaukee Brewers @ Seattle Mariners The Kingdome, Seattle, WA Wed Jun 08 1988, 10:05 PM EDT Att: 7,477 - Dome | | | | | | | | |
| Henry Cotto, R OBP: 0.351, SLG: 0.415 (1, 8) | 0-1 2B 1B | | 0-2 4-3 FC5-4 1B | | 2-1 6-3 | | 1-0 6-3 | 1-1 P4 | | 5 | 2 | 2 | 1 | 0 | 0 | 1 | | | | | | | | | |
| Mike Kingery, L OBP: 0.365, SLG: 0.356 (1, 7) | 2-0 PB SF8 2B | | 3-1 4-3 | | 2-0 HR | | 0-3 K | 1-2 5-3 | | 4 | 2 | 2 | 2 | 0 | 1 | 1 | | | | | | | | | |
| Dave Hengel, R OBP: 0.200, SLG: 0.167 (9, PH) | 1-H 2B | | 1-3 | | 1-3 HR | | 4-2 WP BB | | | 1 | 0 | 0 | 0 | 0 | 0 | 0 | | | | | | | | | |
| Alvin Davis, L OBP: 0.401, SLG: 0.531 (1, 3) | 0-0 P6 | | 4-0 FC5-4 IBB | | 1-3 K | | 2-3 K | | | 2 | 0 | 0 | 0 | 2 | 1 | 1 | | | | | | | | | |
| Jim Prestey, R OBP: 0.259, SLG: 0.332 (1, 5) | 2-1 SF8 | | 0-0 FC5-4 BB | | 0-0 F9 | | 2-3 K | | | 3 | 0 | 0 | 2 | 0 | 1 | 2 | | | | | | | | | |
| Ken Phelps, L OBP: 0.399, SLG: 0.537 (1, 10) | 0-1 6-3 | | 4-2 BB | | 2-1 2B | | 0-0 SH1-4 2B 2B | 1-1 SH1-4 | | 2 | 0 | 1 | 0 | 1 | 0 | 0 | | | | | | | | | |
| Steve Balboni, R OBP: 0.167, SLG: 0.282 (8, PH) | | | 1-2 BB | | 0-0 F9 | | 1-1 SH1-4 | 2-3 L4-6 2B | | 1 | 0 | 1 | 0 | 0 | 0 | 0 | | | | | | | | | |
| Mickey Brantley, R OBP: 0.306, SLG: 0.500 (8, FR) | | | | | | | 0-0 SH1-4 2B 2B | 1-1 SH1-4 | | 0 | 1 | 0 | 0 | 0 | 0 | 0 | | | | | | | | | |
| Glenn Wilson, R OBP: 0.299, SLG: 0.337 (1, 9) | | 1-0 FC6-2 2B | 1-2 F8 | | 0-0 F9 | | 1-1 SH1-4 | 2-3 L4-6 2B | | 3 | 0 | 1 | 0 | 0 | 0 | 3 | | | | | | | | | |
| Scott Bradley, L OBP: 0.285, SLG: 0.342 (1, 2) | 0-1 3-1 | | | 1-0 4-3 | | 2-1 6-3 | | 1-1 L4-6 2B | | 3 | 0 | 0 | 0 | 0 | 0 | 1 | | | | | | | | | |
| Dave Valle, R OBP: 0.271, SLG: 0.369 (9, 2) | | 2-3 | | | | | | 3-H L4-6 2B | | 1 | 0 | 1 | 1 | 0 | 0 | 0 | | | | | | | | | |
| Rick Renneria, R OBP: 0.240, SLG: 0.329 (1, 6) | | 2-2 FC6-2 FC6-4 | 0-2 1B 2B | | 0-2 F8 | | 2-2 F8 | 1-1 L4-6 | | 4 | 1 | 1 | 0 | 0 | 0 | 2 | | | | | | | | | |
| Inning Stats | R: 3 E: 0 K: 0 S: 10 | H: 3 LOB: 0 BB: 0 P: 14 | R: 0 E: 0 K: 0 S: 7 | H: 1 LOB: 1 BB: 0 P: 11 | R: 1 E: 0 K: 0 S: 13 | H: 1 LOB: 2 BB: 2 P: 24 | R: 1 E: 0 K: 0 S: 8 | H: 2 LOB: 0 BB: 0 P: 12 | R: 1 E: 0 K: 1 S: 8 | H: 2 LOB: 1 BB: 0 P: 13 | R: 0 E: 0 K: 0 S: 7 | H: 0 LOB: 0 BB: 0 P: 11 | R: 0 E: 0 K: 2 S: 10 | H: 0 LOB: 1 BB: 1 P: 17 | R: 1 E: 0 K: 0 S: 7 | H: 2 LOB: 1 BB: 0 P: 10 | R: 0 E: 0 K: 0 S: 10 | H: 0 LOB: 0 BB: 0 P: 14 | 1B: 3 2B: 7 3B: 1 HR: 1 | SF: 1 SAC: 1 DP: 1 HBP: 0 | WP: 1 PB: 1 SB: 2 CS: 1 | PA: 39 | | | |
| PITCHER | IP | WLS | BF | H | R | ER | SO | BB | IBB | HBP | BLK | WP | HR | S | P | ERA | WHIP | | | | | | | | |
| Tom Flier, R ERA: 1.93 (1, 1) | 3.1 | | 19 | 7 | 5 | 4 | 0 | 1 | 0 | 0 | 0 | 0 | 1 | 27 | 45 | 2.46 | 0.818 | | | | | | | | |
| Chuck Cnm, R ERA: 2.77 (4, 1) | 3.2 | | 13 | 2 | 1 | 1 | 3 | 1 | 0 | 0 | 0 | 1 | 1 | 27 | 45 | 2.46 | 0.818 | | | | | | | | |
| Paul Mirabella, L ERA: 2.3 (8, 1) | 0.1 | | 2 | 1 | 1 | 1 | 0 | 0 | 0 | 0 | 0 | 0 | 0 | 3 | 4 | 27.00 | 3.000 | | | | | | | | |
| Mark Clear, R ERA: 4.32 (8, 1) | 0.2 | W | 2 | 1 | 0 | 0 | 0 | 0 | 0 | 0 | 0 | 0 | 0 | 4 | 6 | 0.00 | 1.500 | | | | | | | | |
| Dan Plesac, L ERA: 1.37 (9, 1) | 1.0 | S | 3 | 0 | 0 | 0 | 0 | 0 | 0 | 0 | 0 | 0 | 0 | 10 | 14 | 0.00 | 0.000 | | | | | | | | |

| Batter | 1 | 2 | 3 | 4 | 5 | 6 | 7 | 8 | 9 | AB | R | H | RBI | BB | SO | LOB | TOP | | | | | | | | | | | |
|--|------------------------------|---------------------------------|------------------------------|----------------------------------|------------------------------|---------------------------------|-------------------------------|----------------------------------|-------------------------------|----------------------------------|------------------------------|---------------------------------|------------------------------|----------------------------------|------------------------------|----------------------------------|---|----------------------------------|----------------------------------|------------------------------------|----------------------------------|--------|--|--|--|--|--|--|
| Dan Gladden, R OBP: 0.331, SLG: 0.464 | | | | | | | | | | 4 | 1 | 1 | 1 | 0 | 1 | 0 | Minnesota Twins @ Seattle Mariners The Kingdome, Seattle, WA Fri Jun 10 1988, 10:05 PM EDT Att: 19,605 - Dome | | | | | | | | | | | |
| Greg Gagne, R OBP: 0.290, SLG: 0.436 | | | | | | | | | | 4 | 1 | 1 | 0 | 0 | 1 | | | | | | | | | | | | | |
| Kirby Puckett, R OBP: 0.357, SLG: 0.539 | | | | | | | | | | 4 | 0 | 1 | 2 | 0 | 1 | | | | | | | | | | | | | |
| Kent Hrbek, L OBP: 0.378, SLG: 0.537 | | | | | | | | | | 4 | 0 | 0 | 0 | 0 | 1 | | | | | | | | | | | | | |
| Gary Gaetti, R OBP: 0.339, SLG: 0.511 | | | | | | | | | | 4 | 0 | 3 | 0 | 0 | 0 | | | | | | | | | | | | | |
| Randy Bush, L OBP: 0.394, SLG: 0.472 | | | | | | | | | | 4 | 0 | 0 | 0 | 0 | 1 | 4 | | | | | | | | | | | | |
| Mark Davidson, R OBP: 0.417, SLG: 0.605 | | | | | | | | | | 0 | 0 | 0 | 0 | 0 | 0 | 0 | | | | | | | | | | | | |
| Gene Larkin, S OBP: 0.365, SLG: 0.376 | | | | | | | | | | 4 | 0 | 0 | 0 | 0 | 1 | 3 | | | | | | | | | | | | |
| Brian Harper, R OBP: 0.455, SLG: 0.500 | | | | | | | | | | 2 | 1 | 2 | 0 | 1 | 0 | 0 | | | | | | | | | | | | |
| Al Newman, S OBP: 0.209, SLG: 0.150 | | | | | | | | | | 2 | 0 | 0 | 0 | 0 | 0 | 2 | | | | | | | | | | | | |
| Inning Stats | R: 0 E: 0 K: 1 S: 5 | H: 0 LOB: 0 BB: 0 P: 5 | R: 0 E: 0 K: 0 S: 6 | H: 1 LOB: 0 BB: 0 P: 10 | R: 0 E: 0 K: 0 S: 3 | H: 0 LOB: 0 BB: 1 P: 9 | R: 2 E: 1 K: 2 S: 19 | H: 3 LOB: 2 BB: 0 P: 26 | R: 1 E: 0 K: 2 S: 10 | H: 2 LOB: 1 BB: 0 P: 13 | R: 0 E: 0 K: 0 S: 6 | H: 1 LOB: 0 BB: 0 P: 7 | R: 0 E: 0 K: 0 S: 8 | H: 1 LOB: 0 BB: 0 P: 14 | R: 0 E: 0 K: 1 S: 8 | H: 0 LOB: 0 BB: 0 P: 13 | R: 0 E: 0 K: 1 S: 8 | H: 0 LOB: 0 BB: 0 P: 11 | 1B: 6 2B: 3 3B: 0 HR: 0 | SF: 0 SAC: 1 DP: 1 HBP: 0 | WP: 0 PB: 0 SB: 1 CS: 2 | PA: 34 | | | | | | |
| PITCHER | IP | WLS | BF | H | R | ER | SO | BB | IBB | HBP | BLK | WP | HR | S | P | ERA | WHIP | | | | | | | | | | | |
| Ed Nunez, R ERA: 7.03 | (1, 1) | 6.0 | L | 25 | 7 | 3 | 2 | 5 | 1 | 0 | 0 | 0 | 0 | 0 | 49 | 70 | 3.00 | 1.333 | | | | | | | | | | |
| Mike Moore, R ERA: 5.37 | (7, 1) | 2.0 | | 6 | 1 | 0 | 0 | 0 | 0 | 0 | 0 | 0 | 0 | 0 | 16 | 27 | 0.00 | 0.500 | | | | | | | | | | |
| Mike Schooler, R ERA: | (9, 1) | 1.0 | | 3 | 0 | 0 | 0 | 1 | 0 | 0 | 0 | 0 | 0 | 0 | 8 | 11 | 0.00 | 0.000 | | | | | | | | | | |

| Batter | 1 | 2 | 3 | 4 | 5 | 6 | 7 | 8 | 9 | AB | R | H | RBI | BB | SO | LOB | BOTTOM | | | | | | | | | | | |
|--|-------------------------------|----------------------------------|------------------------------|----------------------------------|------------------------------|----------------------------------|------------------------------|---------------------------------|------------------------------|---------------------------------|-------------------------------|----------------------------------|-------------------------------|----------------------------------|------------------------------|---------------------------------|---|------------------------------------|----------------------------------|--------|--|--|--|--|--|--|--|--|
| Harold Reynolds, S OBP: 0.333, SLG: 0.434 | | | | | | | | | | 4 | 1 | 2 | 0 | 0 | 0 | 3 | Minnesota Twins @ Seattle Mariners The Kingdome, Seattle, WA Fri Jun 10 1988, 10:05 PM EDT Att: 19,605 - Dome | | | | | | | | | | | |
| Henry Cotto, R OBP: 0.344, SLG: 0.404 | | | | | | | | | | 2 | 0 | 0 | 1 | 1 | 1 | 2 | | | | | | | | | | | | |
| Mickey Brantley, R OBP: 0.300, SLG: 0.491 | | | | | | | | | | 4 | 0 | 0 | 0 | 0 | 0 | 2 | | | | | | | | | | | | |
| Alvin Davis, L OBP: 0.396, SLG: 0.533 | | | | | | | | | | 3 | 0 | 0 | 0 | 1 | 1 | 1 | | | | | | | | | | | | |
| Steve Balboni, R OBP: 0.156, SLG: 0.263 | | | | | | | | | | 4 | 0 | 0 | 0 | 0 | 1 | 3 | | | | | | | | | | | | |
| Jim Prestley, R OBP: 0.263, SLG: 0.343 | | | | | | | | | | 4 | 0 | 2 | 0 | 0 | 0 | 0 | | | | | | | | | | | | |
| Dave Valle, R OBP: 0.272, SLG: 0.368 | | | | | | | | | | 3 | 0 | 1 | 0 | 0 | 1 | 1 | | | | | | | | | | | | |
| Scott Bradley, L OBP: 0.283, SLG: 0.339 | | | | | | | | | | 1 | 0 | 0 | 0 | 0 | 0 | 0 | | | | | | | | | | | | |
| Dave Hengel, R OBP: 0.207, SLG: 0.214 | | | | | | | | | | 3 | 0 | 0 | 0 | 0 | 2 | 2 | | | | | | | | | | | | |
| Mike Kingery, L OBP: 0.345, SLG: 0.337 | | | | | | | | | | 1 | 0 | 0 | 0 | 0 | 0 | 0 | | | | | | | | | | | | |
| Rey Quinones, R OBP: 0.299, SLG: 0.400 | | | | | | | | | | 2 | 0 | 1 | 0 | 0 | 0 | 0 | | | | | | | | | | | | |
| Ken Phelps, L OBP: 0.393, SLG: 0.521 | | | | | | | | | | 1 | 0 | 0 | 0 | 0 | 0 | 2 | | | | | | | | | | | | |
| Rick Renteria, R OBP: 0.240, SLG: 0.329 | | | | | | | | | | 0 | 0 | 0 | 0 | 0 | 0 | 0 | | | | | | | | | | | | |
| Inning Stats | R: 0 E: 0 K: 1 S: 22 | H: 1 LOB: 2 BB: 1 P: 32 | R: 0 E: 0 K: 0 S: 7 | H: 0 LOB: 0 BB: 0 P: 11 | R: 1 E: 0 K: 0 S: 6 | H: 1 LOB: 0 BB: 0 P: 11 | R: 0 E: 0 K: 1 S: 7 | H: 1 LOB: 1 BB: 0 P: 8 | R: 0 E: 0 K: 1 S: 7 | H: 0 LOB: 0 BB: 0 P: 7 | R: 0 E: 0 K: 0 S: 15 | H: 2 LOB: 2 BB: 0 P: 23 | R: 0 E: 0 K: 2 S: 17 | H: 0 LOB: 1 BB: 1 P: 25 | R: 0 E: 0 K: 0 S: 6 | H: 0 LOB: 0 BB: 0 P: 9 | 1B: 5 2B: 1 3B: 0 HR: 0 | SF: 1 SAC: 0 DP: 0 HBP: 0 | WP: 0 PB: 0 SB: 4 CS: 0 | PA: 35 | | | | | | | | |
| PITCHER | IP | WLS | BF | H | R | ER | SO | BB | IBB | HBP | BLK | WP | HR | S | P | ERA | WHIP | | | | | | | | | | | |
| Allan Anderson, L ERA: 4.14 | (1, 1) | 6.1 | W | 26 | 6 | 1 | 1 | 4 | 1 | 0 | 0 | 0 | 0 | 0 | 24 | 36 | 0.00 | 0.600 | | | | | | | | | | |
| Juan Berenguer, R ERA: 4.04 | (7, 1) | 1.2 | | 6 | 0 | 0 | 0 | 2 | 1 | 0 | 0 | 0 | 0 | 0 | 6 | 9 | 0.00 | 0.000 | | | | | | | | | | |
| Jeff Reardon, R ERA: 2.1 | (9, 1) | 1.0 | S | 3 | 0 | 0 | 0 | 0 | 0 | 0 | 0 | 0 | 0 | 0 | 6 | 9 | 0.00 | 0.000 | | | | | | | | | | |

AB 32
R 3
H 8
RBI 3
BB 1
SO 6
LOB 12



AB 32
R 1
H 6
RBI 1
BB 2
SO 6
LOB 16



| Batter | 1 | 2 | 3 | 4 | 5 | 6 | 7 | 8 | 9 | AB | R | H | RBI | BB | SO | LOB | TOP | | | | | |
|---|------------------------------|---------------------------------|------------------------------|----------------------------------|-------------------------------|----------------------------------|------------------------------|----------------------------------|-------------------------------|----------------------------------|------------------------------|---------------------------------|------------------------------|----------------------------------|--------------------------------|----------------------------------|---|------------------------------|----------------------------------|----------------------------------|------------------------------------|----------------------------------|
| Dan Gladden, R OBP: 0.325, SLG: 0.456 (1, 7) | F3 | | E4 1B | | F7 | | | K | | 4 | 1 | 0 | 0 | 0 | 1 | 0 | Minnesota Twins @ Seattle Mariners The Kingdome, Seattle, WA Sat Jun 11 1988, 10:05 PM EDT Att: 20,209 - Dome | | | | | |
| Steve Lombardozzi, R OBP: 0.368, SLG: 0.350 (1, 4) | K | | 1B | | F9 | | | K | | 4 | 0 | 1 | 1 | 0 | 2 | 0 | | | | | | |
| Kirby Puckett, R OBP: 0.355, SLG: 0.534 (1, 8) | 6-3 | | F2 | | F8 | | | 1B | | 4 | 0 | 1 | 0 | 0 | 0 | 1 | | | | | | |
| Kent Hrbek, L OBP: 0.380, SLG: 0.534 (1, 10) | | | 1B | | F9 | | | F8 | | 3 | 0 | 1 | 0 | 1 | 0 | 1 | | | | | | |
| Gary Gaetti, R OBP: 0.333, SLG: 0.502 (1, 5) | F9 | | 5-3 | | 2-3 | | | F9 | | 4 | 0 | 0 | 0 | 0 | 0 | 3 | | | | | | |
| Randy Bush, L OBP: 0.390, SLG: 0.466 (1, 9) | F5 | | FC4-6 1B | | P4 | | | 4-3 | | 4 | 0 | 1 | 0 | 0 | 0 | 1 | | | | | | |
| Gene Larkin, S OBP: 0.363, SLG: 0.379 Mark Davidson, R OBP: 0.417, SLG: 0.605 (9, PR) | F8 | | FC4-6 1-2 | | F7 | | | 2B | | 4 | 0 | 1 | 0 | 0 | 0 | 2 | | | | | | |
| Tim Laudner, R OBP: 0.335, SLG: 0.503 Tom Herr, S OBP: 0.350, SLG: 0.335 (9, PH) | | | K | | P4 | | | 4-1 | | 3 | 0 | 0 | 0 | 0 | 1 | 1 | | | | | | |
| Greg Gagne, R OBP: 0.290, SLG: 0.431 (1, 6) | | | E HBP | | F3 | | | 5-3 | | 2 | 1 | 0 | 0 | 0 | 0 | 1 | | | | | | |
| Inning Stats | R: 0 E: 0 K: 1 S: 5 | H: 0 LOB: 0 BB: 0 P: 8 | R: 0 E: 0 K: 0 S: 5 | H: 0 LOB: 1 BB: 1 P: 11 | R: 2 E: 1 K: 1 S: 12 | H: 2 LOB: 2 BB: 0 P: 16 | R: 0 E: 0 K: 0 S: 7 | H: 1 LOB: 1 BB: 0 P: 10 | R: 0 E: 0 K: 0 S: 10 | H: 0 LOB: 0 BB: 0 P: 13 | R: 0 E: 0 K: 0 S: 6 | H: 0 LOB: 0 BB: 0 P: 7 | R: 0 E: 0 K: 0 S: 7 | H: 0 LOB: 0 BB: 0 P: 10 | R: 0 E: 0 K: 11 S: 11 | H: 1 LOB: 1 BB: 0 P: 16 | | R: 0 E: 0 K: 0 S: 9 | H: 1 LOB: 1 BB: 0 P: 12 | 1B: 4 2B: 1 3B: 0 HR: 0 | SF: 0 SAC: 0 DP: 0 HBP: 1 | WP: 0 PB: 0 SB: 1 CS: 0 |
| PITCHER | IP | WLS | BF | H | R | ER | SO | BB | IBB | HBP | BLK | WP | HR | S | P | ERA | WHIP | | | | | |
| Scott Bankhead, R ERA: 2.43 (1, 1) | 7.0 | | 27 | 3 | 2 | 0 | 2 | 1 | 0 | 1 | 0 | 0 | 0 | 52 | 75 | 0.00 | 0.571 | | | | | |
| Michael Jackson, R ERA: 2.51 (8, 1) | 1.2 | W | 7 | 2 | 0 | 0 | 2 | 0 | 0 | 0 | 0 | 0 | 0 | 18 | 26 | 0.00 | 1.200 | | | | | |
| Mike Schooler, R ERA: (9, 1) | 0.1 | S | 1 | 0 | 0 | 0 | 0 | 0 | 0 | 0 | 0 | 0 | 0 | 2 | 2 | 0.00 | 0.000 | | | | | |

AB 33
R 2
H 5
RBI 1
BB 1
SO 4
LOB 11



| Batter | 1 | 2 | 3 | 4 | 5 | 6 | 7 | 8 | 9 | AB | R | H | RBI | BB | SO | LOB | BOTTOM | | | | | |
|---|------------------------------|---------------------------------|-------------------------------|----------------------------------|-------------------------------|----------------------------------|------------------------------|---------------------------------|-------------------------------|----------------------------------|------------------------------|----------------------------------|-------------------------------|----------------------------------|-------------------------------|----------------------------------|---|----------------------------------|------------------------------------|----------------------------------|--------|--|
| Harold Reynolds, S OBP: 0.341, SLG: 0.440 (1, 4) | F7 | | G4-6-3 1B | | | CS 1B | | E 1B | | 4 | 0 | 3 | 0 | 0 | 0 | 0 | Minnesota Twins @ Seattle Mariners The Kingdome, Seattle, WA Sat Jun 11 1988, 10:05 PM EDT Att: 20,209 - Dome | | | | | |
| Henry Cotto, R OBP: 0.338, SLG: 0.396 (1, 8) | K | | G4-6-3 1-2 | | F7 | | P4 | | | 4 | 0 | 0 | 0 | 0 | 1 | 5 | | | | | | |
| Mickey Brantley, R OBP: 0.295, SLG: 0.482 (1, 7) | F7 | | | | 5-3 | | CS | | | 4 | 0 | 0 | 0 | 0 | 1 | 1 | | | | | | |
| Steve Balboni, R OBP: 0.150, SLG: 0.253 Alvin Davis, L OBP: 0.398, SLG: 0.533 (9, PH) | | | G3 | | K | | P4 | | | 3 | 0 | 0 | 0 | 0 | 1 | 0 | | | | | | |
| Jim Prestey, R OBP: 0.263, SLG: 0.341 (1, 5) | | | F7 | | F3 | | 1B | | | 4 | 0 | 1 | 0 | 0 | 0 | 2 | | | | | | |
| Glenn Wilson, R OBP: 0.299, SLG: 0.335 (1, 10) | | | P4 | | | | K | | | 3 | 0 | 0 | 0 | 0 | 1 | 1 | | | | | | |
| Dave Valle, R OBP: 0.280, SLG: 0.370 (1, 2) | | | 1B 1B 1B | | G3 | | | | | 2 | 1 | 1 | 0 | 1 | 0 | 0 | | | | | | |
| Dave Hengel, R OBP: 0.219, SLG: 0.323 (1, 9) | | | K | | F7 | | | | | 3 | 1 | 1 | 2 | 0 | 1 | 1 | | | | | | |
| Rey Quinones, R OBP: 0.304, SLG: 0.419 (1, 6) | | | 1B 1-2 | | | | K | | | 3 | 1 | 2 | 1 | 0 | 1 | 0 | | | | | | |
| Inning Stats | R: 0 E: 0 K: 1 S: 8 | H: 0 LOB: 0 BB: 0 P: 9 | R: 0 E: 0 K: 0 S: 10 | H: 0 LOB: 0 BB: 0 P: 14 | R: 0 E: 0 K: 1 S: 10 | H: 3 LOB: 2 BB: 0 P: 11 | R: 0 E: 0 K: 1 S: 7 | H: 0 LOB: 0 BB: 0 P: 7 | R: 0 E: 0 K: 0 S: 11 | H: 0 LOB: 0 BB: 0 P: 15 | R: 0 E: 0 K: 1 S: 8 | H: 1 LOB: 0 BB: 0 P: 10 | R: 0 E: 0 K: 1 S: 11 | H: 1 LOB: 1 BB: 0 P: 15 | R: 3 E: 1 K: 1 S: 14 | H: 3 LOB: 2 BB: 2 P: 26 | | 1B: 6 2B: 0 3B: 0 HR: 2 | SF: 0 SAC: 0 DP: 1 HBP: 0 | WP: 0 PB: 0 SB: 0 CS: 1 | PA: 33 | |
| PITCHER | IP | WLS | BF | H | R | ER | SO | BB | IBB | HBP | BLK | WP | HR | S | P | ERA | WHIP | | | | | |
| Frank Viola, L ERA: 2.74 (1, 1) | 7.0 | L | 28 | 8 | 3 | 3 | 5 | 1 | 0 | 0 | 0 | 0 | 0 | 8 | 14 | 0.00 | 0.000 | | | | | |
| Keith Atherton, R ERA: 2.67 (8, 1) | 1.0 | | 4 | 0 | 0 | 0 | 1 | 0 | 1 | 0 | 0 | 0 | 0 | 8 | 14 | 0.00 | 0.000 | | | | | |

AB 30
R 3
H 8
RBI 3
BB 2
SO 6
LOB 10



| Batter | 1 | 2 | 3 | 4 | 5 | 6 | 7 | 8 | 9 | AB | R | H | RBI | BB | SO | LOB | TOP | | | | | | | | | | |
|--|------------------------------|---------------------------------|------------------------------|----------------------------------|------------------------------|----------------------------------|-------------------------------|----------------------------------|-------------------------------|----------------------------------|------------------------------|---------------------------------|------------------------------|----------------------------------|------------------------------|----------------------------------|------------------------------|----------------------------------|----------------------------------|------------------------------------|-------------------------|--------|--|--|--|--|--|
| John Moses, S OBP: 0.400, SLG: 0.523 (1, 7) | 1-0 G3-6 1B | | 0-0 6-3 | | | | | 2-1 CS 2B | | 5 | 1 | 3 | 0 | 0 | 0 | 2 | | | | | | | | | | | |
| Mark Davidson, R OBP: 0.396, SLG: 0.553 (1, 8) (9, 9) | 0-0 G3-6 1-2f | | 4-2 FC5 1B BB | | 1-0 5-3 1-2 | 1-1 6-3 | | 3-2 6-3 2-3 | | 4 | 0 | 0 | 0 | 1 | 0 | 3 | | | | | | | | | | | |
| Kent Hrbek, L OBP: 0.385, SLG: 0.531 (1, 3) | 3-2 3-1 | | 1-0 1-2 1B | | 4-1 CS BB | 0-1 F8 | | 4-0 FC1-4 BB | | 3 | 0 | 1 | 0 | 2 | 0 | 0 | | | | | | | | | | | |
| Gary Gaetti, R OBP: 0.331, SLG: 0.509 (1, 5) | | 1-1 5-3 | 0-0 FC5 2-3f | | 3-2 HR | 2-1 P7 | | 2-3 K | | 5 | 1 | 1 | 2 | 0 | 1 | 3 | | | | | | | | | | | |
| Randy Bush, L OBP: 0.405, SLG: 0.507 Kirby Puckett, R OBP: 0.354, SLG: 0.532 (9, PH) (9, 8) | | 1-0 HR | | 2-2 BB 1B | 1-1 2B HBP | | 1-0 CS-4-3 2B | 0-0 FC1-4 BLK 1-2f | | 3 | 2 | 3 | 1 | 0 | 0 | 0 | | | | | | | | | | | |
| Gene Larkin, S OBP: 0.384, SLG: 0.381 (1, 10) | 1-1 3-1 | | 1-1 F2 | | 0-1 2B | | 4-2 G5-4-3 BB | 2-3 K | | 4 | 1 | 1 | 0 | 1 | 1 | 2 | | | | | | | | | | | |
| Brian Harper, R OBP: 0.467, SLG: 0.571 (1, 2) | 1-2 FC5-4 1B | | 2-3 K | | 2-0 2B | | 0-1 G5-4-3 | | | 4 | 1 | 2 | 2 | 0 | 1 | 3 | | | | | | | | | | | |
| Greg Gagne, R OBP: 0.295, SLG: 0.435 (1, 6) | 1-0 FC5-4 1-2f | | 4-0 BB | | 0-0 2B | | 0-1 F8 | | | 3 | 0 | 1 | 1 | 1 | 0 | 2 | | | | | | | | | | | |
| Steve Lombardozzi, R OBP: 0.344, SLG: 0.308 (1, 4) | | | 0-0 5-3 | | 0-3 K | | 0-0 F3 | | | 3 | 0 | 0 | 0 | 1 | 1 | 2 | | | | | | | | | | | |
| Inning Stats | R: 0 E: 0 K: 0 S: 5 | H: 1 LOB: 0 BB: 0 P: 9 | R: 1 E: 0 K: 0 S: 9 | H: 2 LOB: 1 BB: 0 P: 14 | R: 0 E: 0 K: 0 S: 7 | H: 1 LOB: 2 BB: 1 P: 12 | R: 0 E: 0 K: 2 S: 12 | H: 1 LOB: 2 BB: 1 P: 21 | R: 5 E: 0 K: 0 S: 15 | H: 5 LOB: 0 BB: 2 P: 31 | R: 0 E: 0 K: 0 S: 6 | H: 0 LOB: 0 BB: 0 P: 9 | R: 0 E: 0 K: 0 S: 8 | H: 1 LOB: 1 BB: 1 P: 13 | R: 0 E: 0 K: 0 S: 9 | H: 1 LOB: 0 BB: 0 P: 14 | R: 0 E: 0 K: 2 S: 7 | H: 0 LOB: 1 BB: 1 P: 15 | 1B: 5 2B: 5 3B: 0 HR: 2 | SF: 0 SAC: 0 DP: 2 HBP: 1 | WP: 0 PB: 0 CS: 3 | PA: 42 | | | | | |
| PITCHER | IP | WLS | BF | H | R | ER | SO | BB | IBB | HBP | BLK | WP | HR | S | P | ERA | WHIP | | | | | | | | | | |
| Bill Swift, R ERA: 3.69 (1, 1) | 4.2 | L | 26 | 10 | 6 | 6 | 2 | 3 | 0 | 1 | 0 | 0 | 2 | 45 | 79 | 11.57 | 2.786 | | | | | | | | | | |
| Jerry Reed, R ERA: 5.2 (5, 1) | 3.1 | | 12 | 2 | 0 | 0 | 0 | 2 | 0 | 0 | 0 | 0 | 0 | 26 | 44 | 0.00 | 1.200 | | | | | | | | | | |
| Rod Scurry, L ERA: (9, 1) | 1.0 | | 4 | 0 | 0 | 0 | 2 | 1 | 0 | 0 | 1 | 0 | 0 | 7 | 15 | 0.00 | 1.000 | | | | | | | | | | |

Minnesota Twins @ Seattle Mariners
The Kingdome, Seattle, WA
Sun Jun 12 1988, 6:33 AM EDT
Att: 23,650 - Dome

| | |
|-----|----|
| AB | 35 |
| R | 6 |
| H | 12 |
| RBI | 6 |
| BB | 6 |
| SO | 4 |
| LOB | 18 |



| Batter | 1 | 2 | 3 | 4 | 5 | 6 | 7 | 8 | 9 | AB | R | H | RBI | BB | SO | LOB | BOTTOM | | | | | | | | | | |
|--|-------------------------------|----------------------------------|------------------------------|----------------------------------|-------------------------------|----------------------------------|------------------------------|----------------------------------|------------------------------|---------------------------------|------------------------------|----------------------------------|-------------------------------|----------------------------------|------------------------------|----------------------------------|------------------------------|---------------------------------|----------------------------------|------------------------------------|-------------------------|--------|--|--|--|--|--|
| Harold Reynolds, S OBP: 0.343, SLG: 0.438 (1, 4) | 4-0 S BB | | 1-2 F8 | | 1-2 1-3 | | 0-2 1B | | | 3 | 0 | 1 | 0 | 1 | 0 | 0 | | | | | | | | | | | |
| Henry Cotto, R OBP: 0.332, SLG: 0.388 (1, 8) | 3-3 K 1-2 | | 3-2 5-3 | | 0-0 5-3 | | 2-2 L3 | | | 4 | 0 | 0 | 0 | 0 | 1 | 2 | | | | | | | | | | | |
| Mickey Brantley, R OBP: 0.299, SLG: 0.480 (1, 7) | 1-0 P7 | | 2-1 1B | | 4-1 G4-6-3 BB | | 1-3 K | | | 3 | 0 | 1 | 0 | 1 | 1 | 1 | | | | | | | | | | | |
| Alvin Davis, L OBP: 0.392, SLG: 0.522 (1, 3) | 2-3 K | | 3-1 G3 | | 0-2 G4-6-3 1-2f | | 2-1 F9 | | | 4 | 0 | 0 | 0 | 0 | 1 | 3 | | | | | | | | | | | |
| Ken Phelps, L OBP: 0.395, SLG: 0.514 (1, 10) | | 4-0 2B SF8 BB | | 2-1 4-3 | | 4-1 BB | 2-2 G4-1 | | | 2 | 1 | 0 | 0 | 2 | 0 | 0 | | | | | | | | | | | |
| Jim Presley, R OBP: 0.263, SLG: 0.344 (1, 5) | 1-0 SF8 2B | | 0-0 P4 | | 1-1 P7 | | 1-3 K | | | 4 | 0 | 1 | 0 | 0 | 1 | 1 | | | | | | | | | | | |
| Dave Valle, R OBP: 0.281, SLG: 0.365 Scott Bradley, L OBP: 0.281, SLG: 0.336 (9, PH) | 0-0 F8 | | 4-2 BB | | 3-2 P6 | | 0-0 4-3 | | | 2 | 0 | 0 | 0 | 1 | 0 | 2 | | | | | | | | | | | |
| Dave Hengel, R OBP: 0.184, SLG: 0.294 (1, 9) | 1-2 SF8 2-3 3-H | | 1-2 F8 | | 1-0 5-3 | | 1-0 F8 | | | 3 | 0 | 0 | 1 | 0 | 0 | 1 | | | | | | | | | | | |
| Rey Quinones, R OBP: 0.304, SLG: 0.433 (1, 6) | | 0-0 6-3 | | 0-0 P8 | | 1-0 HR | | | | 3 | 1 | 1 | 1 | 0 | 0 | 1 | | | | | | | | | | | |
| Inning Stats | R: 0 E: 0 K: 2 S: 10 | H: 0 LOB: 1 BB: 1 P: 18 | R: 1 E: 0 K: 0 S: 6 | H: 1 LOB: 1 BB: 1 P: 12 | R: 0 E: 0 K: 0 S: 10 | H: 1 LOB: 0 BB: 0 P: 19 | R: 0 E: 0 K: 0 S: 8 | H: 0 LOB: 1 BB: 1 P: 15 | R: 0 E: 0 K: 0 S: 5 | H: 0 LOB: 0 BB: 0 P: 7 | R: 0 E: 0 K: 0 S: 7 | H: 0 LOB: 1 BB: 2 P: 16 | R: 1 E: 0 K: 0 S: 11 | H: 2 LOB: 1 BB: 0 P: 18 | R: 0 E: 0 K: 1 S: 8 | H: 0 LOB: 0 BB: 0 P: 13 | R: 0 E: 0 K: 1 S: 5 | H: 0 LOB: 0 BB: 0 P: 7 | 1B: 2 2B: 1 3B: 0 HR: 1 | SF: 1 SAC: 0 DP: 1 HBP: 0 | WP: 0 PB: 0 CS: 0 | PA: 35 | | | | | |
| PITCHER | IP | WLS | BF | H | R | ER | SO | BB | IBB | HBP | BLK | WP | HR | S | P | ERA | WHIP | | | | | | | | | | |
| Charlie Lea, R ERA: 6.08 (1, 1) | 7.0 | W | 29 | 4 | 2 | 2 | 2 | 5 | 0 | 0 | 0 | 0 | 1 | 57 | 105 | 2.57 | 1.286 | | | | | | | | | | |
| Juan Berenguer, R ERA: 3.95 (8, 1) | 2.0 | | 6 | 0 | 0 | 0 | 2 | 0 | 0 | 0 | 0 | 0 | 0 | 13 | 20 | 0.00 | 0.000 | | | | | | | | | | |

Minnesota Twins @ Seattle Mariners
The Kingdome, Seattle, WA
Sun Jun 12 1988, 6:33 AM EDT
Att: 23,650 - Dome

| | |
|-----|----|
| AB | 29 |
| R | 2 |
| H | 4 |
| RBI | 2 |
| BB | 5 |
| SO | 4 |
| LOB | 11 |



| Batter | 1 | 2 | 3 | 4 | 5 | 6 | 7 | 8 | 9 | AB | R | H | RBI | BB | SO | LOB | TOP | | | | | | | | |
|---|-------------------------------|----------------------------------|------------------------------|----------------------------------|------------------------------|----------------------------------|------------------------------|----------------------------------|------------------------------|---------------------------------|------------------------------|----------------------------------|------------------------------|----------------------------------|------------------------------|---------------------------------|-------------------------------|----------------------------------|----------------------------------|------------------------------------|----------------------------------|--------|--|--|--|
| Harold Reynolds, S (1, 4) OBP: 0.338, SLG: 0.430 | 1-2 F6 | | 3-1 F8 | | | 2-1 F9 | | 1-2 4-3 | | 4 | 0 | 0 | 0 | 0 | 0 | 0 | | | | | | | | | |
| Mike Kingsley, L (1, 8) OBP: 0.335, SLG: 0.326 Henry Cotto, R (9, PH) OBP: 0.330, SLG: 0.386 | 2-2 F8 | | 2-0 F8 | | | 1-1 4-3 | | | 1-2 F2 | 3 | 0 | 0 | 0 | 0 | 0 | 0 | | | | | | | | | |
| Alvin Davis, L (1, 3) OBP: 0.393, SLG: 0.531 | 2-2 1B | | | 2-1 F9 | | 3-1 3-1 | | | 1-2 2B 3B | 4 | 1 | 2 | 0 | 0 | 0 | 0 | | | | | | | | | |
| Ken Phelps, L (1, 10) OBP: 0.394, SLG: 0.510 Steve Balboni, R (9, PH) OBP: 0.146, SLG: 0.250 | 1 SAFE 3-2 L4 | | | 1-0 L4 | | 0-2 FC4-6 1B | | | 1-3 K | 3 | 0 | 1 | 0 | 0 | 0 | 1 | | | | | | | | | |
| Mickey Brantley, R (1, 7) OBP: 0.302, SLG: 0.485 | | 3-1 F8 | | 2-2 S 1B | | 0-2 FC4-6 4-3 PB 1-2 | | | 3-2 1B 2B | 4 | 0 | 2 | 1 | 0 | 0 | 1 | | | | | | | | | |
| Scott Bradley, L (1, 2) OBP: 0.275, SLG: 0.328 Dave Valle, R (9, PH) OBP: 0.286, SLG: 0.370 | 1-0 P6 | | | 1-2 SAFE F7 | | 2-0 4-3 | | | 0-1 3-H | 3 | 0 | 0 | 0 | 0 | 0 | 2 | | | | | | | | | |
| Glenn Wilson, R (1, 9) OBP: 0.303, SLG: 0.338 | 2-1 1B | | | 1-2 SAFE F7 | | 1-3 4-3 | | | 2-3 1B | 1 | 0 | 1 | 0 | 0 | 0 | 0 | | | | | | | | | |
| Jim Presley, R (1, 5) OBP: 0.259, SLG: 0.339 | 1-3 K | | | 0-0 G1-6-3 1B | | 0-3 K | | | 0-1 F9 | 3 | 0 | 0 | 0 | 0 | 2 | 2 | | | | | | | | | |
| Rick Renteria, R (1, 6) OBP: 0.231, SLG: 0.316 | | | 0-0 5-3 | | 2-2 G1-6-3 1-2 | | | | 1-0 4-3 | 3 | 0 | 0 | 0 | 0 | 0 | 1 | | | | | | | | | |
| Inning Stats | R: 0 E: 0 K: 0 S: 14 | H: 1 LOB: 1 BB: 0 P: 22 | R: 0 E: 0 K: 1 S: 8 | H: 1 LOB: 1 BB: 0 P: 15 | R: 0 E: 0 K: 0 S: 4 | H: 0 LOB: 0 BB: 0 P: 9 | R: 0 E: 0 K: 0 S: 9 | H: 1 LOB: 1 BB: 0 P: 15 | R: 0 E: 0 K: 1 S: 7 | H: 1 LOB: 0 BB: 0 P: 9 | R: 0 E: 0 K: 0 S: 6 | H: 0 LOB: 0 BB: 0 P: 12 | R: 0 E: 0 K: 0 S: 8 | H: 1 LOB: 1 BB: 0 P: 10 | R: 0 E: 0 K: 0 S: 6 | H: 0 LOB: 0 BB: 0 P: 7 | R: 1 E: 0 K: 1 S: 15 | H: 3 LOB: 2 BB: 0 P: 22 | 1B: 6 2B: 1 3B: 1 HR: 0 | SF: 0 SAC: 0 DP: 1 HBP: 0 | WP: 0 PB: 1 SB: 1 CS: 0 | PA: 34 | | | |
| PITCHER | IP | WLS | BF | H | R | ER | SO | BB | IBB | HBP | BLK | WP | HR | S | P | ERA | WHIP | | | | | | | | |
| Bill Wegman, R (1, 1) ERA: 3.39 | 8.0 | W | 28 | 5 | 0 | 0 | 2 | 0 | 0 | 0 | 0 | 0 | 0 | 62 | 99 | 0.00 | 0.625 | | | | | | | | |
| Dan Plesac, L (9, 1) ERA: 1.61 | 1.0 | S | 6 | 3 | 1 | 1 | 1 | 0 | 0 | 0 | 0 | 0 | 0 | 15 | 22 | 9.00 | 3.000 | | | | | | | | |

Seattle Mariners @ Milwaukee Brewers
Milwaukee County Stadium, Milwaukee, WI

AB 34
R 1
H 8
RBI 1
BB 0
SO 3
LOB 11



Mon Jun 13 1988, 8:05 PM EDT
Att: 14,132 - Unknown - 90 F

| Batter | 1 | 2 | 3 | 4 | 5 | 6 | 7 | 8 | 9 | AB | R | H | RBI | BB | SO | LOB | BOTTOM | | | | | | | | |
|--|-------------------------------|----------------------------------|--------------------------------------|----------------------------------|-------------------------------|----------------------------------|-------------------------------|----------------------------------|------------------------------|----------------------------------|------------------------------|----------------------------------|------------------------------|---------------------------------|------------------------------|----------------------------------|-------------------------------|----------------------------------|----------------------------------|------------------------------------|----------------------------------|--------|--|--|--|
| Paul Molitor, R (1, 5) OBP: 0.382, SLG: 0.410 | 0-1 WP SF8 1B | | 2-3 K | 4-2 2B 1-2 2-3 BB | | 0-2 G3 | | 3-3 K | | 4 | 1 | 1 | 0 | 1 | 2 | 2 | | | | | | | | | |
| B.J. Surhoff, L (1, 2) OBP: 0.308, SLG: 0.344 | 2-3 SAFE K | | 4-0 1B BB | 1-0 P6 | | 2-2 2B | | 1-0 6-3 | | 4 | 0 | 1 | 0 | 1 | 1 | 6 | | | | | | | | | |
| Robin Yount, R (1, 8) OBP: 0.363, SLG: 0.492 | 3-2 2-H SF8 | | 2-2 SAFE F9 | 3-2 SAFE 2B | | 4-0 IBB | | | | 2 | 0 | 1 | 3 | 1 | 0 | 1 | | | | | | | | | |
| Jeffrey Leonard, R (1, 7) OBP: 0.291, SLG: 0.347 | 1-2 2B 1B | | 0-1 SAFE K | 1-3 SAFE 1B | | 0-1 F3 | | | | 4 | 0 | 2 | 0 | 0 | 0 | 4 | | | | | | | | | |
| Rob Deer, R (1, 9) OBP: 0.315, SLG: 0.407 | 2-2 1-3 2B | | 4-2 SAFE BB | 1-2 SAFE BB | | 0-3 K | | 2-3 K | | 3 | 0 | 1 | 0 | 1 | 2 | 0 | | | | | | | | | |
| Glenn Braggs, R (1, 10) OBP: 0.321, SLG: 0.466 | 1-2 SAFE F8 | | 0-3 SAFE K | 0-1 SAFE P6 | | 0-1 4-3 2B | | 0-0 SAFE P6 | | 4 | 0 | 1 | 0 | 0 | 1 | 5 | | | | | | | | | |
| Billy Jo Roubidoux, L (1, 3) OBP: 0.222, SLG: 0.250 | | 0-2 SAFE 1-3 | | 1-1 SAFE F7 | | 3-0 2-3 4-3 | | 0-1 SAFE 4-3 | | 4 | 0 | 0 | 0 | 0 | 0 | 1 | | | | | | | | | |
| Dale Sveum, S (1, 6) OBP: 0.319, SLG: 0.453 Juan Castillo, S (9, PR) OBP: 0.305, SLG: 0.265 | 2-1 SAFE F7 | | 2-2 SAFE BB BLK 2B 1B | 1-2 SAFE F7 | | 2-2 SAFE F7 | | 0-0 SAFE WP SH4-3 1B | | 4 | 1 | 2 | 0 | 0 | 0 | 1 | | | | | | | | | |
| Jim Gantner, L (1, 4) OBP: 0.316, SLG: 0.307 | 2-3 SAFE K | | 4-1 SAFE BB 2B BB | 1-2 SAFE 2B BB | | 0-0 SAFE F7 | | 0-1 SAFE SH4-3 | | 2 | 1 | 0 | 0 | 1 | 1 | 0 | | | | | | | | | |
| Inning Stats | R: 1 E: 0 K: 1 S: 18 | H: 3 LOB: 2 BB: 0 P: 27 | R: 0 E: 0 K: 1 S: 8 | H: 0 LOB: 0 BB: 0 P: 12 | R: 0 E: 0 K: 2 S: 14 | H: 1 LOB: 3 BB: 2 P: 26 | R: 2 E: 0 K: 0 S: 19 | H: 2 LOB: 2 BB: 2 P: 33 | R: 0 E: 0 K: 1 S: 9 | H: 1 LOB: 1 BB: 0 P: 14 | R: 0 E: 0 K: 0 S: 9 | H: 1 LOB: 2 BB: 1 P: 15 | R: 0 E: 0 K: 1 S: 7 | H: 0 LOB: 0 BB: 0 P: 9 | R: 0 E: 0 K: 1 S: 8 | H: 1 LOB: 2 BB: 0 P: 12 | R: 1 E: 0 K: 1 S: 15 | H: 3 LOB: 2 BB: 0 P: 22 | 1B: 5 2B: 4 3B: 0 HR: 0 | SF: 1 SAC: 1 DP: 0 HBP: 0 | WP: 2 PB: 0 SB: 2 CS: 0 | PA: 38 | | | |
| PITCHER | IP | WLS | BF | H | R | ER | SO | BB | IBB | HBP | BLK | WP | HR | S | P | ERA | WHIP | | | | | | | | |
| Mike Campbell, R (1, 1) ERA: 5.88 | 3.2 | L | 21 | 6 | 3 | 3 | 4 | 4 | 0 | 0 | 0 | 1 | 0 | 11 | 95 | 7.36 | 2.727 | | | | | | | | |
| Ed Nunez, R (4, 1) ERA: 6.66 | 1.1 | | 5 | 1 | 0 | 0 | 1 | 0 | 0 | 0 | 0 | 0 | 0 | 12 | 17 | 0.00 | 0.750 | | | | | | | | |
| Michael Jackson, R (6, 1) ERA: 2.44 | 3.0 | | 12 | 2 | 0 | 0 | 2 | 0 | 1 | 0 | 0 | 1 | 0 | 24 | 36 | 0.00 | 0.667 | | | | | | | | |

Seattle Mariners @ Milwaukee Brewers
Milwaukee County Stadium, Milwaukee, WI

AB 31
R 3
H 9
RBI 3
BB 5
SO 7
LOB 20



Mon Jun 13 1988, 8:05 PM EDT
Att: 14,132 - Unknown - 90 F

| Batter | 1 | 2 | 3 | 4 | 5 | 6 | 7 | 8 | 9 | AB | R | H | RBI | BB | SO | LOB | TOP | | | | | |
|--|--------------------------------------|----------------------------------|--------------------------------------|----------------------------------|--------------------------------------|---------------------------------|--------------------------------------|----------------------------------|--------------------------------------|----------------------------------|---------------------------------------|----------------------------------|---------------------------------------|----------------------------------|--------------------------------------|----------------------------------|--------------------------------------|----------------------------------|----------------------------------|------------------------------------|----------------------------------|--------|
| Harold Reynolds, S (1, 4) OBP: 0.336, SLG: 0.427 | G3 | | F7 | | | 4-3 1B | 4-3 | | | 4 | 1 | 1 | 0 | 0 | 0 | 1 | | | | | | |
| Mike Kingsley, L (1, 8) OBP: 0.330, SLG: 0.316 | 3-1 | | | 4-3 | | 4-3 | | F9 | | 3 | 0 | 0 | 0 | 0 | 0 | 1 | | | | | | |
| Henry Cotto, R (8, PH) OBP: 0.329, SLG: 0.385 | | | | | | | | | | 1 | 0 | 0 | 0 | 0 | 0 | 0 | | | | | | |
| Alvin Davis, L (1, 3) OBP: 0.391, SLG: 0.526 | K | | | FC1-6 1B | | L3 | | 4-3 | | 4 | 0 | 1 | 0 | 0 | 1 | 1 | | | | | | |
| Ken Phelps, L (1, 10) OBP: 0.399, SLG: 0.510 | | 4-3 | | | | | | | | 2 | 0 | 1 | 0 | 1 | 0 | 0 | | | | | | |
| Steve Balboni, R (8, PH) OBP: 0.159, SLG: 0.272 | | | | FC1-6 1B | | 1B | | | | 1 | 0 | 1 | 0 | 0 | 0 | 0 | | | | | | |
| Mickey Brantley, R (1, 7) OBP: 0.305, SLG: 0.485 | | | | FC1-6 1B | | BB | | 2B | | 4 | 0 | 2 | 1 | 0 | 0 | 3 | | | | | | |
| Scott Bradley, L (1, 2) OBP: 0.276, SLG: 0.323 | | | | 1-2 2-3 | | 1B | | | | | | | | | | | | | | | | |
| Dave Valle, R (9, PH) OBP: 0.284, SLG: 0.367 | | | | 4-1 | | G1 | | | | | | | | | | | | | | | | |
| Glenn Wilson, R (1, 9) OBP: 0.297, SLG: 0.332 | | | | | | | | | | | | | | | | | | | | | | |
| Jim Presley, R (1, 5) OBP: 0.255, SLG: 0.333 | | | K | | | | | | | | | | | | | | | | | | | |
| Rick Renteria, R (1, 6) OBP: 0.235, SLG: 0.329 | | | | 6-3 | | | | | | | | | | | | | | | | | | |
| Inning Stats | R: 0 H: 0 E: 0 K: 1 S: 8 | H: 0 LOB: 0 BB: 0 P: 14 | R: 0 H: 1 E: 0 K: 0 S: 7 | H: 1 LOB: 1 BB: 1 P: 16 | R: 0 H: 0 E: 0 K: 1 S: 5 | H: 0 LOB: 0 BB: 0 P: 9 | R: 0 H: 2 E: 0 K: 0 S: 9 | H: 2 LOB: 2 BB: 0 P: 15 | R: 0 H: 0 E: 0 K: 0 S: 7 | H: 0 LOB: 0 BB: 0 P: 12 | R: 1 H: 2 E: 0 K: 0 S: 12 | H: 2 LOB: 2 BB: 1 P: 22 | R: 0 H: 1 E: 0 K: 1 S: 12 | H: 1 LOB: 1 BB: 0 P: 17 | R: 0 H: 1 E: 0 K: 0 S: 9 | H: 1 LOB: 1 BB: 0 P: 11 | R: 0 H: 0 E: 0 K: 0 S: 8 | H: 0 LOB: 0 BB: 0 P: 13 | 1B: 5 2B: 2 3B: 0 HR: 0 | SF: 0 SAC: 0 DP: 1 HBP: 0 | WP: 0 PB: 0 SB: 0 CS: 0 | PA: 35 |
| PITCHER | IP | WLS | BF | H | R | ER | SO | BB | IBB | HBP | BLK | WP | HR | S | P | ERA | WHIP | | | | | |
| Tom Filer, R (1, 1) ERA: 1.8 | 7.0 | W | 28 | 6 | 1 | 1 | 3 | 2 | 0 | 0 | 0 | 0 | 0 | 60 | 105 | 1.29 | 1.143 | | | | | |
| Paul Mirabella, L (8, 1) ERA: 2.45 | 2.0 | | 7 | 1 | 0 | 0 | 0 | 0 | 0 | 0 | 0 | 0 | 0 | 17 | 24 | 0.00 | 0.500 | | | | | |

Seattle Mariners @ Milwaukee Brewers
Milwaukee County Stadium, Milwaukee, WI
Tue Jun 14 1988, 8:05 PM EDT
Att: 12,539 - Unknown - 91 F


AB 33
R 1
H 7
RBI 1
BB 2
SO 3
LOB 12



| Batter | 1 | 2 | 3 | 4 | 5 | 6 | 7 | 8 | 9 | AB | R | H | RBI | BB | SO | LOB | BOTTOM | | | | | |
|--|--------------------------------------|----------------------------------|---------------------------------------|----------------------------------|---------------------------------------|----------------------------------|--------------------------------------|---------------------------------|---------------------------------------|----------------------------------|--------------------------------------|----------------------------------|--------------------------------------|--------------------------------------|----------------------------------|--------------------------------------|----------------------------------|----------------------------------|------------------------------------|----------------------------------|--------|--|
| Paul Molitor, R (1, 5) OBP: 0.376, SLG: 0.403 | K | | F3 | | | | | | | 4 | 0 | 0 | 0 | 0 | 1 | 0 | | | | | | |
| Jim Gantner, L (1, 4) OBP: 0.319, SLG: 0.316 | 4-3 | | | | | | | | | 4 | 1 | 2 | 0 | 0 | 0 | 0 | | | | | | |
| Robin Yount, R (1, 8) OBP: 0.361, SLG: 0.488 | F9 | | | | | | | | | 4 | 0 | 1 | 0 | 0 | 1 | 2 | | | | | | |
| Jeffrey Leonard, R (1, 7) OBP: 0.290, SLG: 0.341 | | | | | | | | | | 3 | 2 | 0 | 0 | 1 | 0 | 2 | | | | | | |
| Rob Deer, R (1, 9) OBP: 0.318, SLG: 0.423 | | | | | | | | | | 4 | 1 | 2 | 3 | 0 | 0 | 2 | | | | | | |
| Glenn Braggs, R (1, 10) OBP: 0.321, SLG: 0.464 | | | | | | | | | | 3 | 1 | 1 | 1 | 0 | 1 | 0 | | | | | | |
| Billy Jo Robitoux, L (1, 3) OBP: 0.250, SLG: 0.273 | | | | | | | | | | 3 | 0 | 1 | 0 | 0 | 0 | 0 | | | | | | |
| B.J. Surhoff, L (1, 2) OBP: 0.309, SLG: 0.344 | | | | | | | | | | 3 | 0 | 1 | 0 | 0 | 0 | 1 | | | | | | |
| Dale Sveum, S (1, 6) OBP: 0.314, SLG: 0.446 | | | | | | | | | | 3 | 0 | 0 | 0 | 0 | 1 | 2 | | | | | | |
| Inning Stats | R: 0 H: 0 E: 0 K: 1 S: 8 | H: 0 LOB: 0 BB: 0 P: 12 | R: 2 H: 2 E: 2 K: 1 S: 12 | H: 2 LOB: 1 BB: 0 P: 20 | R: 3 H: 2 E: 0 K: 0 S: 14 | H: 2 LOB: 0 BB: 1 P: 22 | R: 0 H: 0 E: 0 K: 0 S: 5 | H: 0 LOB: 0 BB: 0 P: 6 | R: 0 H: 1 E: 0 K: 1 S: 13 | H: 1 LOB: 1 BB: 0 P: 20 | R: 0 H: 1 E: 0 K: 1 S: 6 | H: 1 LOB: 0 BB: 0 P: 10 | R: 0 H: 1 E: 0 K: 0 S: 5 | R: 0 H: 1 E: 0 K: 0 S: 9 | H: 1 LOB: 1 BB: 0 P: 13 | R: 0 H: 1 E: 0 K: 0 S: 8 | H: 1 LOB: 1 BB: 0 P: 13 | 1B: 6 2B: 1 3B: 0 HR: 1 | SF: 0 SAC: 0 DP: 1 HBP: 0 | WP: 0 PB: 0 SB: 3 CS: 0 | PA: 32 | |
| PITCHER | IP | WLS | BF | H | R | ER | SO | BB | IBB | HBP | BLK | WP | HR | S | P | ERA | WHIP | | | | | |
| Mike Moore, R (1, 1) ERA: 5.17 | 8.0 | L | 32 | 8 | 5 | 3 | 4 | 1 | 0 | 0 | 0 | 0 | 1 | 72 | 108 | 3.38 | 1.125 | | | | | |

Seattle Mariners @ Milwaukee Brewers
Milwaukee County Stadium, Milwaukee, WI
Tue Jun 14 1988, 8:05 PM EDT
Att: 12,539 - Unknown - 91 F


AB 31
R 5
H 8
RBI 4
BB 1
SO 4
LOB 9



| Batter | 1 | 2 | 3 | 4 | 5 | 6 | 7 | 8 | 9 | AB | R | H | RBI | BB | SO | LOB | TOP | | | | | | | | | | |
|---|------------------------------|---------------------------------|------------------------------|----------------------------------|------------------------------|---------------------------------|------------------------------|----------------------------------|------------------------------|----------------------------------|-------------------------------|----------------------------------|------------------------------|----------------------------------|------------------------------|----------------------------------|-------------------------------|----------------------------------|----------------------------------|------------------------------------|----------------------------------|--------|--|--|--|--|--|
| Harold Reynolds, S (1,4) OBP: 0.331, SLG: 0.420 | 1-1 P6 | | | 1-0 5-3 | | | 1-0 L6 | | 1-3 K | 4 | 0 | 0 | 0 | 0 | 1 | 2 | | | | | | | | | | | |
| Henry Cotto, R (1,8) OBP: 0.325, SLG: 0.379 | 1-0 F8 | | | 2-2 F4 | | | 2-3 K | | 0-3 K | 3 | 0 | 0 | 0 | 0 | 1 | 0 | | | | | | | | | | | |
| Mike Kingery, L (9, PH) OBP: 0.330, SLG: 0.316 | | | | | | | | | | 0 | 0 | 0 | 0 | 0 | 0 | 0 | | | | | | | | | | | |
| Glenn Wilson, R (9, PH) OBP: 0.296, SLG: 0.330 | | | | | | | | | | 1 | 0 | 0 | 0 | 0 | 1 | 2 | | | | | | | | | | | |
| Alvin Davis, L (1,3) OBP: 0.389, SLG: 0.519 | 1-1 F9 | | | 3-2 1-3 | | | 0-3 K | | 4-0 BB | 3 | 0 | 0 | 0 | 1 | 1 | 0 | | | | | | | | | | | |
| Steve Balboni, R (1,10) OBP: 0.174, SLG: 0.310 | | 2-2 5-3 | | | 4-1 G4-6-3 BB | | | 1-0 HR | 0-3 K | 3 | 1 | 1 | 1 | 1 | 1 | 3 | | | | | | | | | | | |
| Mickey Brantley, R (1,7) OBP: 0.302, SLG: 0.479 | | 2-0 P4 | | | 1-2 G4-6-3 1-2* | | | 0-0 6-3 | | 3 | 0 | 0 | 0 | 0 | 0 | 1 | | | | | | | | | | | |
| Dave Hengel, R (1,9) OBP: 0.176, SLG: 0.270 | | 0-1 L1 | | | 1-2 F7 | | | 2-3 K | | 3 | 0 | 0 | 0 | 0 | 1 | 0 | | | | | | | | | | | |
| Jim Presley, R (1,5) OBP: 0.252, SLG: 0.329 | | | | 1-0 6-3 | | | 1-3 K | | 0-1 F7 | 3 | 0 | 0 | 0 | 0 | 1 | 0 | | | | | | | | | | | |
| Scott Bradley, L (1,2) OBP: 0.274, SLG: 0.320 | | | | 0-0 G3 | | | 0-0 P4 | | 4-0 BB BB | 1 | 0 | 0 | 0 | 0 | 0 | 0 | | | | | | | | | | | |
| Dave Valle, R (6, PH) OBP: 0.287, SLG: 0.364 | | | | | | | | | | 1 | 0 | 0 | 0 | 1 | 0 | 0 | | | | | | | | | | | |
| Rey Quinones, R (1,6) OBP: 0.305, SLG: 0.429 | | | | 0-1 6-3 | | | 3-2 2-3 | | 4-1 BB | 2 | 0 | 0 | 0 | 1 | 0 | 0 | | | | | | | | | | | |
| Inning Stats | R: 0 E: 0 K: 0 S: 5 | H: 0 LOB: 0 BB: 0 P: 8 | R: 0 E: 0 K: 0 S: 6 | H: 0 LOB: 0 BB: 0 P: 10 | R: 0 E: 0 K: 0 S: 4 | H: 0 LOB: 0 BB: 0 P: 5 | R: 0 E: 0 K: 0 S: 8 | H: 0 LOB: 0 BB: 0 P: 14 | R: 0 E: 0 K: 0 S: 9 | H: 0 LOB: 0 BB: 1 P: 15 | R: 0 E: 0 K: 1 S: 10 | H: 0 LOB: 0 BB: 0 P: 14 | R: 0 E: 0 K: 2 S: 7 | H: 0 LOB: 0 BB: 0 P: 10 | R: 1 E: 0 K: 1 S: 7 | H: 1 LOB: 0 BB: 0 P: 10 | R: 0 E: 0 K: 3 S: 10 | H: 0 LOB: 3 BB: 3 P: 23 | 1B: 0 2B: 0 3B: 0 HR: 1 | SF: 0 SAC: 0 DP: 1 HBP: 0 | WP: 0 PB: 0 SB: 0 CS: 0 | PA: 31 | | | | | |
| PITCHER | IP | WLS | BF | H | R | ER | SO | BB | IBB | HBP | BLK | WP | HR | S | P | ERA | WHIP | | | | | | | | | | |
| Teddy Higuera, L (1,1) ERA: 2.03 | 8.0 | W | 25 | 1 | 1 | 1 | 4 | 1 | 0 | 0 | 0 | 0 | 1 | 56 | 86 | 1.12 | 0.250 | | | | | | | | | | |
| Mark Clear, R (9,1) ERA: 4.32 | 0.0 | | 2 | 0 | 0 | 0 | 0 | 2 | 0 | 0 | 0 | 0 | 0 | 1 | 9 | ∞ | ∞ | | | | | | | | | | |
| Chuck Crim, R (9,1) ERA: 2.72 | 0.1 | | 1 | 0 | 0 | 0 | 1 | 0 | 0 | 0 | 0 | 0 | 0 | 3 | 4 | 0.00 | 0.000 | | | | | | | | | | |
| Dan Plesac, L (9,1) ERA: 1.57 | 0.2 | S | 3 | 0 | 0 | 0 | 2 | 1 | 0 | 0 | 0 | 0 | 0 | 6 | 10 | 0.00 | 1.500 | | | | | | | | | | |

Seattle Mariners @ Milwaukee Brewers
Milwaukee County Stadium, Milwaukee, WI
Wed Jun 15 1988, 4:33 AM EDT
Att: 22,246 - Sunny - 84 F


AB 27
R 1
H 1
RBI 1
BB 4
SO 7
LOB 8



| Batter | 1 | 2 | 3 | 4 | 5 | 6 | 7 | 8 | 9 | AB | R | H | RBI | BB | SO | LOB | BOTTOM | | | | | | | | | | | |
|---|-------------------------------|----------------------------------|-------------------------------|----------------------------------|-------------------------------|----------------------------------|------------------------------|----------------------------------|------------------------------|----------------------------------|------------------------------|----------------------------------|------------------------------|----------------------------------|-------------------------------|----------------------------------|------------------------------|----------------------------------|------------------------------|----------------------------------|----------------------------------|------------------------------------|----------------------------------|--------|--|--|--|--|
| Paul Molitor, R (1,5) OBP: 0.378, SLG: 0.409 | 0-0 1B | 3-1 2B | | 2-2 6-3 | | 0-0 F9 | | | | 4 | 1 | 2 | 1 | 0 | 0 | 0 | | | | | | | | | | | | |
| Dale Sveum, S (1,6) OBP: 0.313, SLG: 0.442 | 4-2 G5-3 1B | 2-2 SF9 | | 1-2 F2 | | 2-0 F8 | | | | 2 | 0 | 0 | 1 | 1 | 0 | 0 | | | | | | | | | | | | |
| Robin Yount, R (1,8) OBP: 0.360, SLG: 0.484 | 1-0 G5-3 1B | 0-0 P3 | | 0-0 P4 | | 0-0 F8 | | | | 4 | 0 | 1 | 1 | 0 | 0 | 1 | | | | | | | | | | | | |
| Jeffrey Leonard, R (1,7) OBP: 0.294, SLG: 0.350 | 3-2 G5-3 | | 0-1 WP BLK 2B | | 1-2 6-3 | | 1-2 BLK 1B | | | 4 | 1 | 2 | 0 | 0 | 0 | 2 | | | | | | | | | | | | |
| Rob Deer, R (1,9) OBP: 0.317, SLG: 0.417 | 3-1 F8 | | 4-1 1B BLK BB | | 1-0 F8 | | 0-3 K | | 1-2 | 3 | 0 | 0 | 0 | 1 | 1 | 2 | | | | | | | | | | | | |
| Glenn Briggs, R (1,10) OBP: 0.326, SLG: 0.469 | | 2-1 SH1-4 1B | 2-1 FC4-6 1B | | 0-0 1B | | | | 2-2 5-3 | 4 | 1 | 3 | 0 | 0 | 0 | 0 | | | | | | | | | | | | |
| Joey Meyer, R (1,3) OBP: 0.245, SLG: 0.387 | | 0-0 1B SH1-4 2B 1B | | 1-3 K | | 2-1 L1 | | | 0-0 F8 | 4 | 1 | 1 | 0 | 0 | 1 | 3 | | | | | | | | | | | | |
| Bill Schroeder, R (1,2) OBP: 0.206, SLG: 0.206 | | 0-0 SH1-4 | | 2-3 K | | 1-2 F8 | | | 1-2 6-3 | 3 | 0 | 0 | 0 | 0 | 1 | 2 | | | | | | | | | | | | |
| Jim Gantner, L (1,4) OBP: 0.319, SLG: 0.317 | | 3-1 2B SF9 1B | | 1-0 FC4-6 | | 1-2 5-3 | | | | 3 | 1 | 1 | 1 | 0 | 0 | 2 | | | | | | | | | | | | |
| Inning Stats | R: 1 E: 0 K: 0 S: 12 | H: 2 LOB: 1 BB: 1 P: 23 | R: 3 E: 0 K: 0 S: 12 | H: 4 LOB: 1 BB: 0 P: 22 | R: 1 E: 0 K: 2 S: 13 | H: 2 LOB: 2 BB: 1 P: 23 | R: 0 E: 0 K: 0 S: 9 | H: 0 LOB: 0 BB: 0 P: 12 | R: 0 E: 0 K: 0 S: 7 | H: 1 LOB: 1 BB: 0 P: 11 | R: 0 E: 0 K: 1 S: 8 | H: 0 LOB: 0 BB: 0 P: 11 | R: 0 E: 0 K: 0 S: 7 | H: 0 LOB: 0 BB: 0 P: 10 | R: 0 E: 0 K: 0 S: 10 | H: 0 LOB: 0 BB: 0 P: 12 | R: 0 E: 0 K: 1 S: 8 | H: 0 LOB: 1 BB: 0 P: 11 | R: 0 E: 0 K: 0 S: 7 | H: 0 LOB: 0 BB: 0 P: 10 | 1B: 8 2B: 2 3B: 0 HR: 0 | SF: 1 SAC: 1 DP: 1 HBP: 0 | WP: 1 PB: 0 SB: 0 CS: 0 | PA: 35 | | | | |
| PITCHER | IP | WLS | BF | H | R | ER | SO | BB | IBB | HBP | BLK | WP | HR | S | P | ERA | WHIP | | | | | | | | | | | |
| Mark Langston, L (1,1) ERA: 4.22 | 2.0 | L | 14 | 7 | 5 | 0 | 2 | 2 | 0 | 0 | 0 | 1 | 0 | 0 | 27 | 52 | 22.50 | 4.500 | | | | | | | | | | |
| Jerry Reed, R (3,1) ERA: 4.69 | 4.0 | | 14 | 2 | 0 | 0 | 2 | 0 | 0 | 0 | 1 | 0 | 0 | 36 | 51 | 0.00 | 0.500 | | | | | | | | | | | |
| Rod Scurry, L (7,1) ERA: | 1.0 | | 4 | 1 | 0 | 0 | 1 | 0 | 0 | 0 | 1 | 0 | 0 | 8 | 11 | 0.00 | 1.000 | | | | | | | | | | | |
| Mike Schooler, R (8,1) ERA: | 1.0 | | 3 | 0 | 0 | 0 | 0 | 0 | 0 | 0 | 0 | 0 | 0 | 7 | 10 | 0.00 | 0.000 | | | | | | | | | | | |

Seattle Mariners @ Milwaukee Brewers
Milwaukee County Stadium, Milwaukee, WI
Wed Jun 15 1988, 4:33 AM EDT
Att: 22,246 - Sunny - 84 F

AB 31
R 5
H 10
RBI 4
BB 2
SO 3
LOB 12



| Batter | 1 | 2 | 3 | 4 | 5 | 6 | 7 | 8 | 9 | AB | R | H | RBI | BB | SO | LOB | TOP | | | | | | | | | | |
|--|-------------------------------|----------------------------------|-------------------------------|----------------------------------|-------------------------------|----------------------------------|-------------------------------|----------------------------------|------------------------------|----------------------------------|------------------------------|----------------------------------|------------------------------|----------------------------------|------------------------------|----------------------------------|----------------------------------|------------------------------------|----------------------------------|--------|--|--|--|--|--|--|--|
| Harold Reynolds, S (1, 4) OBP: 0.335, SLG: 0.421 | 4-1 S BB | | 0-1 HBP 1B | | 1-1 L8 | | 1-0 SH5-3 | | | 2 | 0 | 1 | 0 | 1 | 0 | 0 | | | | | | | | | | | |
| Henry Cotto, R (1, 8) OBP: 0.319, SLG: 0.372 | 2-3 SAFE K | | 2-2 P3 | | 1-0 B2 | | 1-1 P3 | | | 4 | 0 | 0 | 0 | 0 | 1 | 5 | | | | | | | | | | | |
| Alvin Davis, L (1, 3) OBP: 0.391, SLG: 0.521 | 2-1 F7 | | 1-1 SAFE HBP | | 0-1 2B | | 0-2 F7 | | | 3 | 0 | 1 | 0 | 0 | 0 | 3 | | | | | | | | | | | |
| Steve Balboni, R (1, 10) OBP: 0.169, SLG: 0.299 Scott Bradley, L (8, PH) OBP: 0.272, SLG: 0.318 | 0-3 K | | 0-0 G6-3 | | 1-1 G1-3 | | | 3-2 P4 | | 3 | 0 | 0 | 0 | 0 | 1 | 4 | | | | | | | | | | | |
| Mickey Brantley, R (1, 7) OBP: 0.297, SLG: 0.471 | | 1-1 G6-3 | | 1-1 G4-3 | | 3-3 K | | 1-1 P4 | | 4 | 0 | 0 | 0 | 0 | 1 | 0 | | | | | | | | | | | |
| Glenn Wilson, R (1, 9) OBP: 0.290, SLG: 0.324 | | 2-2 L9 | | 0-0 G6-3 | | 0-0 P3 | | 0-1 F8 | | 4 | 0 | 0 | 0 | 0 | 0 | 0 | | | | | | | | | | | |
| Dave Valle, R (1, 2) OBP: 0.292, SLG: 0.389 | | 1-0 FC6 1B | | 2-2 HR | | 3-3 K | | | 2-3 K | 4 | 1 | 2 | 1 | 0 | 2 | 0 | | | | | | | | | | | |
| Jim Presley, R (1, 5) OBP: 0.256, SLG: 0.332 | | 0-1 FC6 1-2 | | 2-1 FC6-4 1B | | | 0-0 SH5-3 BB 1B | | 1-3 K | 4 | 0 | 2 | 0 | 0 | 1 | 1 | | | | | | | | | | | |
| Rey Quinones, R (1, 6) OBP: 0.304, SLG: 0.422 | | | 3-2 E5 1B | | 0-1 FC6-4 1-2 | | 4-0 SH5-3 BB | | 1-0 F7 | 3 | 0 | 0 | 0 | 1 | 0 | 1 | | | | | | | | | | | |
| Inning Stats | R: 0 E: 0 K: 2 S: 10 | H: 0 LOB: 1 BB: 1 P: 18 | R: 0 E: 0 K: 0 S: 11 | H: 1 LOB: 1 BB: 0 P: 15 | R: 0 E: 1 K: 0 S: 15 | H: 1 LOB: 2 BB: 0 P: 21 | R: 1 E: 0 K: 0 S: 10 | H: 2 LOB: 1 BB: 0 P: 15 | R: 0 E: 0 K: 2 S: 7 | H: 0 LOB: 0 BB: 0 P: 14 | R: 0 E: 0 K: 0 S: 7 | H: 1 LOB: 2 BB: 1 P: 13 | R: 0 E: 0 K: 0 S: 9 | H: 0 LOB: 0 BB: 0 P: 13 | R: 0 E: 0 K: 2 S: 7 | H: 0 LOB: 0 BB: 0 P: 11 | 1B: 4 2B: 1 3B: 0 HR: 1 | SF: 0 SAC: 1 DP: 0 HBP: 1 | WP: 0 PB: 0 SB: 1 CS: 0 | PA: 36 | | | | | | | |
| PITCHER | IP | WLS | BF | H | R | ER | SO | BB | IBB | HBP | BLK | WP | HR | S | P | ERA | WHIP | | | | | | | | | | |
| Frank Viola, L (1, 1) ERA: 2.67 | 6.0 | W | 27 | 6 | 1 | 1 | 4 | 2 | 0 | 1 | 0 | 0 | 1 | 62 | 98 | 1.50 | 1.333 | | | | | | | | | | |
| Juan Berenguer, R (7, 1) ERA: 3.56 | 2.0 | | 6 | 0 | 0 | 0 | 0 | 0 | 0 | 0 | 0 | 0 | 0 | 15 | 21 | 0.00 | 0.000 | | | | | | | | | | |
| Jeff Reardon, R (9, 1) ERA: 1.97 | 1.0 | S | 3 | 0 | 0 | 0 | 2 | 0 | 0 | 0 | 0 | 0 | 0 | 7 | 11 | 0.00 | 0.000 | | | | | | | | | | |

Seattle Mariners @ Minnesota Twins
Hubert H. Humphrey Metrodome, Minneapolis, MN
Fri Jun 17 1988, 8:05 PM EDT
Att: 35,226 - Dome

AB 32
R 1
H 6
RBI 1
BB 2
SO 6
LOB 14



| Batter | 1 | 2 | 3 | 4 | 5 | 6 | 7 | 8 | 9 | AB | R | H | RBI | BB | SO | LOB | BOTTOM | | | | | | | | | | |
|---|------------------------------|----------------------------------|------------------------------------|----------------------------------|-------------------------------|----------------------------------|-------------------------------|----------------------------------|------------------------------|---------------------------------|-------------------------------|----------------------------------|------------------------------|---------------------------------|------------------------------|---------------------------------|----------------------------------|------------------------------------|----------------------------------|--------|--|--|--|--|--|--|--|
| Dan Gladden, R (1, 7) OBP: 0.331, SLG: 0.461 | 2-1 P4 | | 1 SAFE 2-2 1B 1-2 | | 1 SAFE 0-0 G2-3 1-2 | | 1-1 G3-1 | | | 4 | 0 | 1 | 0 | 0 | 0 | 2 | | | | | | | | | | | |
| John Moses, S (1, 8) OBP: 0.375, SLG: 0.480 | 1-2 G3-1 | | 1 SAFE 2-1 SAFE 1-3 1B | | 1-1 F7 | | 0-0 P5 | | | 4 | 0 | 1 | 0 | 0 | 0 | 1 | | | | | | | | | | | |
| Tom Herr, S (1, 4) OBP: 0.349, SLG: 0.332 | 3-1 F7 | | 1 SAFE 4-0 1-2 BB | | 0-0 G4-3 | | 2-2 G6-3 | | | 3 | 0 | 0 | 0 | 1 | 0 | 1 | | | | | | | | | | | |
| Kent Hrbek, L (1, 3) OBP: 0.386, SLG: 0.523 | | 2-2 P2 | | 0-0 F8 | | 0-0 G3-1 BB 2B 1B | | 0-0 L3 | | 4 | 1 | 1 | 0 | 0 | 0 | 3 | | | | | | | | | | | |
| Gary Gaetti, R (1, 5) OBP: 0.337, SLG: 0.506 | | 4-2 BB | | 1-1 1B 2B | | 4-2 G3-1 2B BB | | 1-1 G4-6-3 HBP | | 1 | 2 | 1 | 0 | 2 | 0 | 0 | | | | | | | | | | | |
| Randy Bush, L (1, 9) OBP: 0.399, SLG: 0.482 Mark Davidson, R (9, 9) OBP: 0.382, SLG: 0.531 | | 0-0 P6 | | 1-2 P3 | | 1-2 G3-1 | | 2-0 G4-6-3 1-2 | | 4 | 0 | 0 | 0 | 0 | 0 | 5 | | | | | | | | | | | |
| Gene Larkin, S (1, 10) OBP: 0.356, SLG: 0.370 | | 3-2 L4 | | 2-1 G6-4-3 1B | | 4-0 2B IBB | | 0-0 G1-3 | | 3 | 1 | 1 | 1 | 1 | 0 | 1 | | | | | | | | | | | |
| Greg Gagne, R (1, 6) OBP: 0.297, SLG: 0.460 | | | 0-0 E6 CS | | 1-1 G6-4-3 1-2 | | 0-0 P2 | | | 3 | 0 | 0 | 0 | 0 | 0 | 4 | | | | | | | | | | | |
| Tim Laudner, R (1, 2) OBP: 0.347, SLG: 0.503 | | | 1 SAFE 0-1 P3 | | 4-0 G2-3 BB | | 3-2 2B | | | 2 | 0 | 1 | 3 | 1 | 0 | 1 | | | | | | | | | | | |
| Inning Stats | R: 0 E: 0 K: 0 S: 9 | H: 0 LOB: 0 BB: 0 P: 15 | R: 0 E: 0 K: 0 S: 12 | H: 0 LOB: 1 BB: 1 P: 21 | R: 0 E: 1 K: 0 S: 11 | H: 2 LOB: 3 BB: 1 P: 18 | R: 1 E: 0 K: 0 S: 11 | H: 2 LOB: 0 BB: 0 P: 15 | R: 0 E: 0 K: 0 S: 4 | H: 0 LOB: 1 BB: 1 P: 9 | R: 3 E: 0 K: 0 S: 12 | H: 2 LOB: 1 BB: 2 P: 25 | R: 0 E: 0 K: 0 S: 5 | H: 0 LOB: 0 BB: 0 P: 7 | R: 0 E: 0 K: 0 S: 3 | H: 0 LOB: 0 BB: 0 P: 6 | 1B: 4 2B: 2 3B: 0 HR: 0 | SF: 0 SAC: 0 DP: 2 HBP: 1 | WP: 0 PB: 0 SB: 0 CS: 1 | PA: 34 | | | | | | | |
| PITCHER | IP | WLS | BF | H | R | ER | SO | BB | IBB | HBP | BLK | WP | HR | S | P | ERA | WHIP | | | | | | | | | | |
| Scott Bankhead, R (1, 1) ERA: 2.79 | 5.0 | L | 23 | 5 | 3 | 3 | 0 | 4 | 0 | 0 | 0 | 0 | 0 | 50 | 85 | 5.40 | 1.800 | | | | | | | | | | |
| Ed Nunez, R (6, 1) ERA: 6.84 | 0.2 | | 3 | 0 | 0 | 0 | 0 | 0 | 1 | 0 | 0 | 0 | 0 | 4 | 9 | 0.00 | 0.000 | | | | | | | | | | |
| Michael Jackson, R (6, 1) ERA: 2.31 | 2.1 | | 8 | 1 | 1 | 1 | 0 | 0 | 0 | 1 | 0 | 0 | 0 | 13 | 22 | 3.86 | 0.429 | | | | | | | | | | |

Seattle Mariners @ Minnesota Twins
Hubert H. Humphrey Metrodome, Minneapolis, MN
Fri Jun 17 1988, 8:05 PM EDT
Att: 35,226 - Dome

AB 28
R 4
H 6
RBI 4
BB 5
SO 0
LOB 18



| Batter | 1 | 2 | 3 | 4 | 5 | 6 | 7 | 8 | 9 | AB | R | H | RBI | BB | SO | LOB | TOP | | | | | | |
|---|-------------------------------|----------------------------------|-------------------------------|----------------------------------|------------------------------|----------------------------------|------------------------------|---------------------------------|------------------------------|----------------------------------|------------------------------|----------------------------------|------------------------------|----------------------------------|-------------------------------|----------------------------------|-------------------------------|----------------------------------|----------------------------------|------------------------------------|-------------------------|--------|------|
| Harold Reynolds, S OBP: 0.332, SLG: 0.414 (1, 4) | | | | | | | | | | 4 | 0 | 0 | 0 | 1 | 1 | 3 | | | | | | | |
| Rey Quinones, R OBP: 0.301, SLG: 0.417 (1, 6) | | | | | | | | | | 5 | 1 | 1 | 0 | 0 | 2 | 1 | | | | | | | |
| Alvin Davis, L OBP: 0.387, SLG: 0.511 (1, 3) | | | | | | | | | | 4 | 0 | 0 | 0 | 1 | 1 | 2 | | | | | | | |
| Ken Phelps, L OBP: 0.410, SLG: 0.510 (1, 10) | | | | | | | | | | 2 | 1 | 1 | 0 | 3 | 0 | 1 | | | | | | | |
| Mickey Brantley, R OBP: 0.291, SLG: 0.461 (1, 7) | | | | | | | | | | 5 | 0 | 0 | 0 | 0 | 1 | 6 | | | | | | | |
| Dave Valle, R OBP: 0.303, SLG: 0.399 (1, 2) | | | | | | | | | | 4 | 0 | 3 | 1 | 0 | 0 | 1 | | | | | | | |
| Jim Presley, R OBP: 0.260, SLG: 0.332 (1, 5) | | | | | | | | | | 3 | 0 | 1 | 0 | 1 | 0 | 1 | | | | | | | |
| Henry Cotto, R OBP: 0.315, SLG: 0.367 (8, PH) | | | | | | | | | | 3 | 0 | 0 | 0 | 0 | 1 | 3 | | | | | | | |
| Mike Kingery, L OBP: 0.336, SLG: 0.316 (8, 8) | | | | | | | | | | 0 | 0 | 0 | 1 | 1 | 0 | 0 | | | | | | | |
| Dave Hengel, R OBP: 0.186, SLG: 0.268 (1, 9) | | | | | | | | | | 4 | 0 | 1 | 0 | 0 | 1 | 7 | | | | | | | |
| Inning Stats | R: 0 E: 0 K: 1 S: 10 | H: 0 LOB: 1 BB: 1 P: 18 | R: 0 E: 1 K: 1 S: 13 | H: 1 LOB: 2 BB: 0 P: 17 | R: 0 E: 0 K: 2 S: 8 | H: 0 LOB: 0 BB: 0 P: 13 | R: 0 E: 0 K: 0 S: 4 | H: 0 LOB: 0 BB: 1 P: 9 | R: 0 E: 0 K: 0 S: 7 | H: 1 LOB: 1 BB: 0 P: 12 | R: 0 E: 0 K: 0 S: 8 | H: 0 LOB: 1 BB: 1 P: 15 | R: 0 E: 0 K: 1 S: 8 | H: 1 LOB: 2 BB: 1 P: 17 | R: 2 E: 0 K: 1 S: 19 | H: 4 LOB: 3 BB: 1 P: 32 | R: 0 E: 0 K: 1 S: 14 | H: 0 LOB: 2 BB: 2 P: 26 | 1B: 7 2B: 0 3B: 0 HR: 0 | SF: 0 SAC: 0 DP: 1 HBP: 0 | WP: 0 PB: 0 CS: 0 | PA: 41 | |
| PITCHER | IP | WLS | BF | H | R | ER | SO | BB | IBB | HBP | BLK | WP | HR | S | P | ERA | WHIP | | | | | ERA | WHIP |
| Charlie Lea, R ERA: 5.34 (1, 1) | 7.0 | W | 28 | 3 | 0 | 0 | 5 | 4 | 0 | 0 | 0 | 0 | 0 | 58 | 101 | 0.00 | 1.000 | | | | | | |
| Keith Atherton, R ERA: 2.92 (8, 1) | 1.0 | | 8 | 4 | 2 | 2 | 1 | 1 | 0 | 0 | 0 | 0 | 0 | 19 | 32 | 18.00 | 5.000 | | | | | | |
| Karl Best, R ERA: 6.75 (9, 1) | 0.2 | S | 4 | 0 | 0 | 0 | 1 | 2 | 0 | 0 | 0 | 0 | 0 | 9 | 18 | 0.00 | 3.000 | | | | | | |
| Jeff Reardon, R ERA: 1.95 (9, 1) | 0.1 | S | 1 | 0 | 0 | 0 | 0 | 0 | 0 | 0 | 0 | 0 | 0 | 5 | 8 | 0.00 | 0.000 | | | | | | |

Seattle Mariners @ Minnesota Twins
Hubert H. Humphrey Metrodome, Minneapolis, MN

AB 34
R 2
H 7
RBI 2
BB 7
SO 7
LOB 25



WP: 0 PA: 41
PB: 0
CS: 0

Sat Jun 18 1988, 8:05 PM EDT
Att: 40,561 - Dome - 71 F

livebaseballscores.com

| Batter | 1 | 2 | 3 | 4 | 5 | 6 | 7 | 8 | 9 | AB | R | H | RBI | BB | SO | LOB | BOTTOM | | | | | | |
|---|-------------------------------|----------------------------------|------------------------------|----------------------------------|------------------------------|----------------------------------|------------------------------|----------------------------------|------------------------------|----------------------------------|------------------------------|----------------------------------|------------------------------|----------------------------------|------------------------------|---------------------------------|----------------------------------|------------------------------------|-------------------------|--------|--|-----|------|
| John Moses, S OBP: 0.383, SLG: 0.481 (1, 7) | | | | | | | | | | 4 | 2 | 2 | 0 | 0 | 0 | 3 | | | | | | | |
| Tom Herr, S OBP: 0.336, SLG: 0.344 (1, 4) | | | | | | | | | | 4 | 3 | 3 | 1 | 0 | 0 | 0 | | | | | | | |
| Steve Lombardozzi, R OBP: 0.340, SLG: 0.307 (8, 4) | | | | | | | | | | 0 | 0 | 0 | 0 | 0 | 0 | 0 | | | | | | | |
| Kirby Puckett, R OBP: 0.350, SLG: 0.515 (1, 8) | | | | | | | | | | 4 | 0 | 1 | 1 | 0 | 0 | 2 | | | | | | | |
| Kent Hrbek, L OBP: 0.388, SLG: 0.524 (1, 3) | | | | | | | | | | 3 | 0 | 1 | 2 | 1 | 0 | 2 | | | | | | | |
| Gary Gaetti, R OBP: 0.336, SLG: 0.500 (7, PR) | | | | | | | | | | 3 | 0 | 0 | 0 | 1 | 2 | 2 | | | | | | | |
| Al Newman, S OBP: 0.209, SLG: 0.150 (8, 5) | | | | | | | | | | 0 | 0 | 0 | 0 | 0 | 0 | 0 | | | | | | | |
| Randy Bush, L OBP: 0.392, SLG: 0.472 (1, 9) | | | | | | | | | | 3 | 0 | 0 | 0 | 0 | 0 | 1 | | | | | | | |
| Mark Davidson, R OBP: 0.375, SLG: 0.520 (7, PH) | | | | | | | | | | 1 | 0 | 0 | 0 | 0 | 0 | 2 | | | | | | | |
| Gene Larkin, S OBP: 0.354, SLG: 0.368 (1, 10) | | | | | | | | | | 4 | 1 | 1 | 0 | 0 | 0 | 0 | | | | | | | |
| Brian Harper, R OBP: 0.435, SLG: 0.545 (1, 2) | | | | | | | | | | 4 | 0 | 1 | 0 | 0 | 0 | 0 | | | | | | | |
| Greg Gagne, R OBP: 0.301, SLG: 0.461 (1, 6) | | | | | | | | | | 4 | 0 | 2 | 1 | 0 | 0 | 0 | | | | | | | |
| Inning Stats | R: 2 E: 0 K: 1 S: 17 | H: 3 LOB: 1 BB: 0 P: 25 | R: 0 E: 0 K: 0 S: 9 | H: 1 LOB: 0 BB: 0 P: 12 | R: 1 E: 0 K: 0 S: 7 | H: 1 LOB: 0 BB: 0 P: 11 | R: 1 E: 0 K: 0 S: 9 | H: 3 LOB: 1 BB: 0 P: 13 | R: 0 E: 0 K: 1 S: 7 | H: 0 LOB: 1 BB: 1 P: 15 | R: 0 E: 0 K: 0 S: 5 | H: 0 LOB: 0 BB: 0 P: 12 | R: 2 E: 2 K: 0 S: 7 | H: 3 LOB: 2 BB: 1 P: 14 | R: 0 E: 0 K: 0 S: 8 | H: 0 LOB: 0 BB: 0 P: 8 | 1B: 9 2B: 3 3B: 0 HR: 0 | SF: 0 SAC: 0 DP: 1 HBP: 0 | WP: 2 PB: 0 CS: 0 | PA: 36 | | | |
| PITCHER | IP | WLS | BF | H | R | ER | SO | BB | IBB | HBP | BLK | WP | HR | S | P | ERA | WHIP | | | | | ERA | WHIP |
| Bill Swift, R ERA: 4.03 (1, 1) | 6.1 | L | 30 | 11 | 6 | 6 | 2 | 1 | 0 | 0 | 0 | 0 | 0 | 59 | 94 | 8.53 | 1.895 | | | | | | |
| Rod Seury, L ERA: (7, 1) | 0.1 | | 2 | 0 | 0 | 0 | 0 | 0 | 1 | 0 | 1 | 0 | 0 | 1 | 7 | 0.00 | 0.000 | | | | | | |
| Jerry Reed, R ERA: 4.54 (7, 1) | 1.1 | | 4 | 0 | 0 | 0 | 0 | 0 | 0 | 0 | 0 | 0 | 0 | 9 | 9 | 0.00 | 0.000 | | | | | | |

Seattle Mariners @ Minnesota Twins
Hubert H. Humphrey Metrodome, Minneapolis, MN

AB 34
R 6
H 11
RBI 5
BB 2
SO 2
LOB 12



WP: 2 PA: 36
PB: 0
CS: 0

Sat Jun 18 1988, 8:05 PM EDT
Att: 40,561 - Dome - 71 F

livebaseballscores.com

| Batter | 1 | 2 | 3 | 4 | 5 | 6 | 7 | 8 | 9 | AB | R | H | RBI | BB | SO | LOB | TOP | | | |
|--|---|---|--|---|------------------------------|---------------------------------|----------------------------------|---------------------------------|------------------------------|---------------------------------|-------------------------------|----------------------------------|-------------------------------|----------------------------------|------------------------------|---------------------------------|---|------------------------------------|----------------------------------|--------|
| Harold Reynolds, S (1, 4) OBP: 0.335, SLG: 0.417 | 1-1 FC4-5 2B | | 1-1 G4-3 | | | 2-3 K | | 4-2 BB BB | | 3 | 0 | 1 | 0 | 1 | 1 | 1 | Seattle Mariners @ Minnesota Twins Hubert H. Humphrey Metrodome, Minneapolis, MN Sun Jun 19 1988, 4:33 AM EDT Att: 36,164 - Dome - 75 F | | | |
| Rey Quinones, R (1, 6) OBP: 0.296, SLG: 0.409 | 2-0 FC4-5 CS 2-3 | | | 0-1 F8 | | | 0-3 K | 3-3 K | | 4 | 0 | 0 | 0 | 0 | 2 | 3 | | | | |
| Alvin Davis, L (1, 3) OBP: 0.389, SLG: 0.509 | 1 SAFE 3-3 K | | | 0-3 K | | | 0-0 1B HBP 1B | 4-1 BB | | 3 | 1 | 1 | 0 | 1 | 2 | 1 | | | | |
| Ken Phelps, L (1, 10) OBP: 0.406, SLG: 0.503 | | 1-3 K | | 0-2 F7 | | | 0-0 HBP L7-2 1B | 3-2 P4 | | 4 | 0 | 1 | 0 | 0 | 1 | 3 | | | | |
| Mickey Brantley, R (1, 7) OBP: 0.290, SLG: 0.457 | | 1-3 K | | | 0-1 G5-3 | | 2-1 HBP 1B | 0-0 P6 | | 4 | 0 | 1 | 0 | 0 | 1 | 0 | | | | |
| Dave Valle, R (1, 2) OBP: 0.302, SLG: 0.391 | | 2-2 G5-3 | | | 1-1 F9 | | 3-2 HBP | 0-1 G6-3 | | 3 | 0 | 0 | 1 | 0 | 0 | 0 | | | | |
| Jim Presley, R (1, 5) OBP: 0.256, SLG: 0.326 | | | 0-0 G5-3 | | 1-1 G6-3 | | 1-2 2-3 3-H 2-0 L7-2 | 0-2 P3 | | 4 | 0 | 0 | 0 | 0 | 0 | 3 | | | | |
| Mike Kingery, L (1, 8) OBP: 0.336, SLG: 0.317 | | | 1-2 1B | | | 0-1 L7 | | 1-1 F7 | | 3 | 0 | 1 | 0 | 0 | 0 | 0 | | | | |
| Dave Hengel, R (1, 9) OBP: 0.196, SLG: 0.273 | | | 0-0 L6 | | | 0-3 K | | 1-1 BB BB 1B | | 3 | 0 | 1 | 0 | 0 | 1 | 1 | | | | |
| Inning Stats | R: 0 E: 0 K: 1 S: 6 | H: 1 LOB: 1 BB: 0 P: 12 | R: 0 E: 0 K: 2 S: 10 | H: 0 LOB: 0 BB: 0 P: 14 | R: 0 E: 1 K: 0 S: 7 | H: 1 LOB: 1 BB: 0 P: 9 | R: 0 E: 0 K: 1 S: 8 | H: 0 LOB: 0 BB: 0 P: 8 | R: 0 E: 0 K: 0 S: 6 | H: 0 LOB: 0 BB: 0 P: 8 | R: 1 E: 0 K: 1 S: 12 | H: 3 LOB: 2 BB: 0 P: 19 | R: 0 E: 0 K: 1 S: 16 | H: 1 LOB: 3 BB: 2 P: 32 | R: 0 E: 0 K: 0 S: 6 | H: 0 LOB: 0 BB: 0 P: 6 | 1B: 5 2B: 3 3B: 0 HR: 0 | SF: 0 SAC: 0 DP: 2 HBP: 1 | WP: 0 PB: 0 SB: 0 CS: 1 | PA: 34 |
| PITCHER | IP WLS BF H R ER SO BB IBB HBP BLK WP HR S P ERA WHIP | 7.0 W 25 5 1 1 7 0 0 1 0 0 0 58 81 1.29 0.714 | 0.2 S 5 1 0 0 1 2 0 0 0 0 0 13 26 0.00 4.500 | 1.1 S 4 0 0 0 0 0 0 0 0 0 0 9 12 0.00 0.000 | | | | | | | | | | | | | | | | |
| Bert Blyleven, R (1, 1) ERA: 4.56 | | | | | | | | | | | | | | | | | | | | |
| Juan Berenguer, R (8, 1) ERA: 3.51 | | | | | | | | | | | | | | | | | | | | |
| Jeff Reardon, R (8, 1) ERA: 1.87 | | | | | | | | | | | | | | | | | | | | |

| | |
|-----|----|
| AB | 31 |
| R | 1 |
| H | 6 |
| RBI | 1 |
| BB | 2 |
| SO | 8 |
| LOB | 12 |



| Batter | 1 | 2 | 3 | 4 | 5 | 6 | 7 | 8 | 9 | AB | R | H | RBI | BB | SO | LOB | BOTTOM | | | |
|--|---|--|---|--|-------------------------------|----------------------------------|------------------------------|---------------------------------|-------------------------------|----------------------------------|-------------------------------|----------------------------------|-------------------------------|----------------------------------|------------------------------|----------------------------------|---|------------------------------------|----------------------------------|--------|
| Dan Gladden, R (1, 7) OBP: 0.332, SLG: 0.455 | 1-1 G5-3 | | 4-2 BB | | 4-0 IBB | | 1 SAFE 1 SAFE K | 1 SAFE 2-1 F8 | | 3 | 0 | 0 | 0 | 2 | 1 | 2 | Seattle Mariners @ Minnesota Twins Hubert H. Humphrey Metrodome, Minneapolis, MN Sun Jun 19 1988, 4:33 AM EDT Att: 36,164 - Dome - 75 F | | | |
| John Moses, S (1, 9) OBP: 0.359, SLG: 0.448 | 0-0 F8 | | 1-2 PO | 0-0 G3 | 1-2 P5 | | 2-2 G5-3 | | | 4 | 0 | 0 | 0 | 0 | 0 | 4 | | | | |
| Kirby Puckett, R (1, 8) OBP: 0.356, SLG: 0.517 | 0-0 L4 | | | 1-2 G4-6-3 1B | | 1-0 BB 1B | 4-0 BB IBB | | | 3 | 1 | 2 | 0 | 1 | 0 | 0 | | | | |
| Kent Hrbek, L (1, 3) OBP: 0.385, SLG: 0.518 | | 2-3 K | | 1-0 G4-6-3 | | 1-0 F9 | 4-2 BB | | | 3 | 0 | 0 | 0 | 1 | 1 | 2 | | | | |
| Gary Gaetti, R (1, 5) OBP: 0.342, SLG: 0.516 | | 1-3 K | | | 2-2 HR | 1-1 BB | 1-2 1B | 1-2 2-H 3-H 1B | | 4 | 1 | 3 | 3 | 0 | 1 | 0 | | | | |
| Randy Bush, L (1, 10) OBP: 0.394, SLG: 0.476 | | 0-3 K | | | 1-1 G3-1 2B | 4-1 BB | 0-1 P3 | | | 3 | 0 | 1 | 0 | 1 | 1 | 2 | | | | |
| Tim Laudner, R (1, 2) OBP: 0.345, SLG: 0.494 | | | 0-3 K | | 4-2 G3-1 BB | 1-3 K | | 1-1 L7 | | 3 | 0 | 0 | 0 | 1 | 2 | 3 | | | | |
| Steve Lombardozzi, R (1, 4) OBP: 0.333, SLG: 0.293 | | | 3-2 L9 | | 0-0 F8 | 1-2 L4 | | 2-0 G5-3 | | 4 | 0 | 0 | 0 | 0 | 0 | 5 | | | | |
| Al Newman, S (1, 6) OBP: 0.255, SLG: 0.186 | | | 0-0 PO BB 1B | | 0-1 G3-1 | | 1-1 BB G5-3 1B | 4-2 S BB | | 3 | 1 | 2 | 0 | 1 | 0 | 2 | | | | |
| Inning Stats | R: 0 E: 0 K: 0 S: 4 | H: 0 LOB: 0 BB: 0 P: 5 | R: 0 E: 0 K: 3 S: 10 | H: 0 LOB: 0 BB: 0 P: 13 | R: 0 E: 0 K: 1 S: 11 | H: 1 LOB: 1 BB: 1 P: 19 | R: 0 E: 0 K: 0 S: 5 | H: 1 LOB: 0 BB: 0 P: 7 | R: 0 E: 0 K: 0 S: 15 | H: 2 LOB: 3 BB: 2 P: 27 | R: 0 E: 0 K: 1 S: 12 | H: 2 LOB: 2 BB: 1 P: 20 | R: 2 E: 0 K: 1 S: 16 | H: 2 LOB: 2 BB: 2 P: 28 | R: 0 E: 0 K: 0 S: 8 | H: 0 LOB: 1 BB: 1 P: 16 | 1B: 6 2B: 1 3B: 0 HR: 1 | SF: 0 SAC: 0 DP: 1 HBP: 0 | WP: 0 PB: 0 SB: 1 CS: 0 | PA: 38 |
| PITCHER | IP WLS BF H R ER SO BB IBB HBP BLK WP HR S P ERA WHIP | 6.2 L 30 7 3 3 6 3 2 0 0 0 0 1 66 4.05 1.500 | 0.0 L 1 0 0 0 0 1 0 0 0 0 0 2 6 ∞ ∞ | 1.1 L 6 1 0 0 0 1 0 0 0 0 0 13 22 0.00 1.500 | | | | | | | | | | | | | | | | |
| Mike Moore, R (1, 1) ERA: 5.08 | | | | | | | | | | | | | | | | | | | | |
| Rod Seery, L (7, 1) ERA | | | | | | | | | | | | | | | | | | | | |
| Michael Jackson, R (7, 1) ERA: 2.25 | | | | | | | | | | | | | | | | | | | | |

| | |
|-----|----|
| AB | 30 |
| R | 3 |
| H | 8 |
| RBI | 3 |
| BB | 7 |
| SO | 6 |
| LOB | 20 |



| Batter | 1 | 2 | 3 | 4 | 5 | 6 | 7 | 8 | 9 | AB | R | H | RBI | BB | SO | LOB | TOP | | | | | |
|--|---|----------------------------------|------------------------------|----------------------------------|------------------------------|----------------------------------|-------------------------------|----------------------------------|------------------------------|---------------------------------|------------------------------|----------------------------------|-------------------------------|----------------------------------|------------------------------|----------------------------------|------------------------------|---------------------------------|----------------------------------|------------------------------------|----------------------------------|--------|
| Harold Reynolds, S (1, 4) OBP: 0.333, SLG: 0.414 | 1-2 S 1B | | 1-1 B1 | | 1-2 F9 | | 0-0 4-3 | | | 4 | 0 | 1 | 0 | 0 | 0 | 2 | | | | | | |
| Rey Quinones, R (1, 6) OBP: 0.291, SLG: 0.402 | 2-3 SAFE K | | | 0-1 F9 | | 2-2 F9 | | 2-0 1-3 | | 4 | 0 | 0 | 0 | 0 | 1 | 1 | | | | | | |
| Ken Phelps, L (1, 10) OBP: 0.408, SLG: 0.497 | 4-0 G4-6-3 BB | | | 4-1 HR BB | | 0-0 4-3 | | 3-3 K | | 2 | 1 | 0 | 0 | 2 | 1 | 0 | | | | | | |
| Alvin Davis, L (1, 3) OBP: 0.387, SLG: 0.518 | 0-1 G4-6-3 1-2 | | | 1-0 HR | | 3-0 G3 | | 2-0 F7 | | 4 | 1 | 1 | 2 | 0 | 2 | | | | | | | |
| Glenn Wilson, R (1, 9) OBP: 0.294, SLG: 0.320 | | 3-3 K | | 4-2 BB | | | 4-2 F8 1B BB | | 0-0 5-3 | 2 | 1 | 0 | 0 | 2 | 1 | 0 | | | | | | |
| Mickey Brantley, R (1, 7) OBP: 0.290, SLG: 0.454 | 1-0 F4 | | | 0-0 F9 | | | 0-2 1B S 1-2 | | 1-0 F3 | 4 | 0 | 1 | 0 | 0 | 0 | 1 | | | | | | |
| Scott Bradley, L (1, 2) OBP: 0.264, SLG: 0.308 | 1-2 4-3 | | | 2-2 G3 | | | 0-3 K | | 2-1 4-3 | 4 | 0 | 0 | 0 | 0 | 1 | 3 | | | | | | |
| Jim Presley, R (1, 5) OBP: 0.253, SLG: 0.322 | | | 1-2 F9 | | 0-2 1-3 | | 0-0 F8 | | | 3 | 0 | 0 | 0 | 0 | 0 | 2 | | | | | | |
| Mike Kingery, L (1, 8) OBP: 0.336, SLG: 0.317 | | | 1-1 5-3 | | 0-0 L7 | | 2-1 1-3 3H 1B | | | 3 | 0 | 1 | 1 | 0 | 0 | 0 | | | | | | |
| Inning Stats | R: 0 E: 0 K: 1 S: 10 | H: 1 LOB: 1 BB: 1 P: 16 | R: 0 E: 0 K: 1 S: 7 | H: 0 LOB: 0 BB: 0 P: 12 | R: 0 E: 0 K: 0 S: 7 | H: 0 LOB: 0 BB: 0 P: 10 | R: 2 E: 0 K: 0 S: 12 | H: 1 LOB: 1 BB: 2 P: 23 | R: 0 E: 0 K: 0 S: 7 | H: 0 LOB: 0 BB: 0 P: 8 | R: 0 E: 0 K: 0 S: 5 | H: 0 LOB: 0 BB: 0 P: 10 | R: 1 E: 0 K: 1 S: 12 | H: 2 LOB: 2 BB: 1 P: 18 | R: 0 E: 0 K: 1 S: 5 | H: 0 LOB: 0 BB: 0 P: 12 | R: 0 E: 0 K: 0 S: 4 | H: 0 LOB: 0 BB: 0 P: 7 | 1B: 3 2B: 0 3B: 0 HR: 1 | SF: 0 SAC: 0 DP: 1 HBP: 0 | WP: 0 PB: 0 SB: 2 CS: 0 | PA: 34 |
| PITCHER Jeff Russell, R (1, 1) ERA: 2.36 | IP: 9.0 WLS: W BF: 34 H: 4 R: 3 ER: 3 SO: 4 BB: 4 IBB: 0 HBP: 0 BLK: 0 WP: 0 HR: 1 S: 69 P: 116 ERA: 3.00 WHIP: 0.889 | | | | | | | | | | | | | | | PITCHER | | | | | | |

Seattle Mariners @ Texas Rangers
Arlington Stadium, Arlington, TX
Mon Jun 20 1988, 8:05 PM EDT
Att: 20,919 - Unknown - 92 F

AB 30
R 3
H 4
RBI 3
BB 4
SO 4
LOB 11



| Batter | 1 | 2 | 3 | 4 | 5 | 6 | 7 | 8 | 9 | AB | R | H | RBI | BB | SO | LOB | BOTTOM | | | | | |
|---|---|----------------------------------|-------------------------------|----------------------------------|------------------------------|----------------------------------|-------------------------------|----------------------------------|-------------------------------|----------------------------------|------------------------------|----------------------------------|-------------------------------|----------------------------------|-------------------------------|----------------------------------|------------------------------|----------------------------------|----------------------------------|------------------------------------|----------------------------------|--------|
| Bob Brower, R (1, 8) OBP: 0.305, SLG: 0.262 | 4-1 SF8 BB | | 4-2 L6-3 BB | | 1-3 K | | | 0-0 4-3 | | 2 | 1 | 0 | 0 | 2 | 1 | 2 | | | | | | |
| Scott Fletcher, R (1, 6) OBP: 0.347, SLG: 0.312 | 2-1 SAFE E9 SF8 | | 0-0 L6-3 1-2 | | | 1-2 5-3 | | 4-0 BB BB | | 3 | 0 | 0 | 0 | 1 | 0 | 2 | | | | | | |
| Ruben Sierra, S (1, 9) OBP: 0.298, SLG: 0.453 | 2-2 SAFE SF8 1-2 3H | | | 1-2 F2 | | 1-1 HR | | 1-2 BB BB | | 2 | 1 | 1 | 2 | 1 | 0 | 0 | | | | | | |
| Barbaro Garbey, R (1, 7) OBP: 0.267, SLG: 0.231 | 2-3 K | | | 2-2 6-3 | | 1-2 5-3 | | 2-3 K | | 3 | 0 | 0 | 0 | 0 | 1 | 0 | | | | | | |
| Geno Petralli, L (8, PH) OBP: 0.346, SLG: 0.395 | | | | | | | | | | 1 | 0 | 0 | 0 | 0 | 1 | 2 | | | | | | |
| Jim Steels, L (9, 7) OBP: 0.235, SLG: 0.273 | | | | | | | | | | 0 | 0 | 0 | 0 | 0 | 0 | 0 | | | | | | |
| Pete O'Brien, L (1, 3) OBP: 0.367, SLG: 0.435 | | 1-1 1B | | 3-2 4-3 | | 0-0 4-3 | | 2-3 K | | 4 | 0 | 1 | 0 | 0 | 1 | 2 | | | | | | |
| Larry Parrish, R (1, 10) OBP: 0.248, SLG: 0.309 | | 3-2 F9 | | | 2-3 K | | | | 4-2 2B BB | 3 | 0 | 0 | 0 | 1 | 2 | 1 | | | | | | |
| Cecil Espy, S (8, FR) OBP: 0.300, SLG: 0.412 | | | | | | | | | | 0 | 1 | 0 | 0 | 0 | 0 | 0 | | | | | | |
| Mike Stanley, R (1, 2) OBP: 0.325, SLG: 0.285 | | 0-1 F9 | | | 2-2 BB 1B | | 1-3 K | | 4-0 2B BB | 3 | 0 | 1 | 0 | 1 | 1 | 1 | | | | | | |
| Steve Buechele, R (1, 5) OBP: 0.369, SLG: 0.448 | | 2-3 K | | | 4-2 SAFE BB | | 3-2 F8 | | 1-2 F6 | 3 | 0 | 0 | 0 | 1 | 1 | 3 | | | | | | |
| Jeff Kunkel, R (1, 4) OBP: 0.375, SLG: 0.875 | | | 1-3 K | | 0-0 F9 | | | 0-0 HR | 0-1 2B | 4 | 1 | 2 | 2 | 0 | 1 | 2 | | | | | | |
| Inning Stats | R: 1 E: 1 K: 1 S: 9 | H: 0 LOB: 0 BB: 1 P: 19 | R: 0 E: 0 K: 1 S: 11 | H: 1 LOB: 1 BB: 0 P: 17 | R: 0 E: 0 K: 1 S: 7 | H: 0 LOB: 0 BB: 1 P: 12 | R: 0 E: 0 K: 0 S: 12 | H: 0 LOB: 0 BB: 0 P: 18 | R: 0 E: 0 K: 2 S: 17 | H: 1 LOB: 2 BB: 1 P: 26 | R: 1 E: 0 K: 0 S: 9 | H: 1 LOB: 0 BB: 0 P: 12 | R: 0 E: 0 K: 2 S: 10 | H: 0 LOB: 0 BB: 0 P: 16 | R: 1 E: 0 K: 2 S: 11 | H: 1 LOB: 1 BB: 2 P: 22 | R: 1 E: 0 K: 0 S: 8 | H: 1 LOB: 3 BB: 2 P: 17 | 1B: 2 2B: 2 3B: 0 HR: 2 | SF: 1 SAC: 0 DP: 1 HBP: 0 | WP: 0 PB: 0 SB: 0 CS: 0 | PA: 36 |
| PITCHER Mark Langston, L (1, 1) ERA: 4.11 | IP: 7.1 WLS: L BF: 29 H: 4 R: 3 ER: 2 SO: 7 BB: 4 IBB: 0 HBP: 0 BLK: 0 WP: 0 HR: 2 S: 77 P: 126 ERA: 2.46 WHIP: 1.091 | | | | | | | | | | | | | | | PITCHER | | | | | | |
| Mike Schooler, R (8, 1) ERA: 2.7 | IP: 1.0 WLS: L BF: 7 H: 1 R: 1 ER: 1 SO: 2 BB: 3 IBB: 0 HBP: 0 BLK: 0 WP: 0 HR: 0 S: 17 P: 33 ERA: 9.00 WHIP: 4.000 | | | | | | | | | | | | | | | PITCHER | | | | | | |

Seattle Mariners @ Texas Rangers
Arlington Stadium, Arlington, TX
Mon Jun 20 1988, 8:05 PM EDT
Att: 20,919 - Unknown - 92 F

AB 28
R 4
H 5
RBI 4
BB 7
SO 9
LOB 15



| Batter | 1 | 2 | 3 | 4 | 5 | 6 | 7 | 8 | 9 | AB | R | H | RBI | BB | SO | LOB | TOP | | | |
|--|---|----------------------------------|------------------------------|---------------------------------|------------------------------|----------------------------------|------------------------------|---------------------------------|------------------------------|---------------------------------|------------------------------|----------------------------------|------------------------------|----------------------------------|------------------------------|----------------------------------|---|------------------------------------|----------------------------------|--------|
| Harold Reynolds, S OBP: 0.336, SLG: 0.417 | 1-1 CS 2B | | 4-1 FC6-4 BB | | | 2-1 E4 2B | | 3-2 F8 | | 3 | 0 | 1 | 0 | 1 | 0 | 0 | Seattle Mariners @ Texas Rangers Arlington Stadium, Arlington, TX Tue Jun 21 1988, 8:05 PM EDT Att: 10,918 - Unknown - 92 F | | | |
| Rey Quinones, R OBP: 0.290, SLG: 0.404 | 1-3 K | | 1-0 FC6-4 | | | 1-2 2B | | 1-2 6-3 | | 4 | 0 | 1 | 0 | 0 | 1 | 2 | | | | |
| Alvin Davis, L OBP: 0.388, SLG: 0.517 | 2-1 1B | | | 1-2 G6-4-3 1B | | 2-1 1-3 | | | 1-3 K | 4 | 0 | 2 | 0 | 0 | 1 | 2 | | | | |
| Steve Balboni, R OBP: 0.161, SLG: 0.286 | 2-3 K | | | 0-2 G6-4-3 | | 0-1 P6 | | | 3-2 F7 | 4 | 0 | 0 | 0 | 0 | 1 | 4 | | | | |
| Glenn Wilson, R OBP: 0.289, SLG: 0.314 | | 1-0 F8 | | 0-1 6-3 | | 0-0 F3 | | | 0-1 6-3 | 4 | 0 | 0 | 0 | 0 | 0 | 2 | | | | |
| Mickey Brantley, R OBP: 0.286, SLG: 0.449 | | 1-1 F9 | | | 1-1 F8 | | | | 3-3 K | 3 | 0 | 0 | 0 | 0 | 1 | 0 | | | | |
| Dave Valle, R OBP: 0.302, SLG: 0.390 | | 1-0 G2-3 | | | 1-2 5-3 | | | | 0-1 G5-4-3 1B | 3 | 0 | 1 | 0 | 0 | 0 | 0 | | | | |
| Jim Presley, R OBP: 0.254, SLG: 0.323 | | | 2-1 6-3 | | 0-0 1B | | | | 2-0 G5-4-3 | 3 | 0 | 1 | 0 | 0 | 0 | 1 | | | | |
| Henry Cotto, R OBP: 0.311, SLG: 0.362 | | | 0-2 5-3 | | 0-0 F9 | | | | 0-0 6-3 | 3 | 0 | 0 | 0 | 0 | 0 | 1 | | | | |
| Inning Stats | R: 0 E: 0 K: 2 S: 10 | H: 2 LOB: 1 BB: 0 P: 16 | R: 0 E: 0 K: 0 S: 4 | H: 0 LOB: 0 BB: 0 P: 7 | R: 0 E: 0 K: 0 S: 7 | H: 0 LOB: 1 BB: 1 P: 14 | R: 0 E: 0 K: 0 S: 8 | H: 1 LOB: 0 BB: 0 P: 9 | R: 0 E: 0 K: 0 S: 7 | H: 1 LOB: 2 BB: 0 P: 9 | R: 0 E: 0 K: 1 S: 6 | H: 1 LOB: 0 BB: 0 P: 11 | R: 0 E: 0 K: 1 S: 7 | H: 0 LOB: 0 BB: 0 P: 11 | R: 0 E: 0 K: 1 S: 8 | H: 0 LOB: 0 BB: 0 P: 12 | 1B: 4 2B: 2 3B: 0 HR: 0 | SF: 0 SAC: 0 DP: 2 HBP: 0 | WP: 0 PB: 0 SB: 0 CS: 1 | PA: 32 |
| PITCHER Paul Kilgus, L ERA: 2.77 | IP: 9.0 WLS: W BF: 32 H: 6 R: 0 ER: 0 SO: 4 BB: 1 IBB: 0 HBP: 0 BLK: 0 WP: 0 HR: 0 S: 67 P: 104 ERA: 0.00 WHIP: 0.778 | | | | | | | | | | | | | | | PITCHER | | | | |

| | |
|-----|----|
| AB | 31 |
| R | 0 |
| H | 6 |
| RBI | 0 |
| BB | 1 |
| SO | 4 |
| LOB | 12 |



| Batter | 1 | 2 | 3 | 4 | 5 | 6 | 7 | 8 | 9 | AB | R | H | RBI | BB | SO | LOB | BOTTOM | | | |
|--|---|---------------------------------|-------------------------------|----------------------------------|------------------------------|---------------------------------|------------------------------|----------------------------------|-------------------------------|----------------------------------|-------------------------------|----------------------------------|------------------------------|---------------------------------|------------------------------|----------------------------------|---|------------------------------------|----------------------------------|--------|
| Bob Brower, R OBP: 0.323, SLG: 0.284 | 1-0 1B | | 0-0 G6-4-3 1B | | 1-1 G4-6-3 1B | 3-3 K | | | | 4 | 0 | 3 | 1 | 0 | 1 | 2 | Seattle Mariners @ Texas Rangers Arlington Stadium, Arlington, TX Tue Jun 21 1988, 8:05 PM EDT Att: 10,918 - Unknown - 92 F | | | |
| Scott Fletcher, R OBP: 0.346, SLG: 0.311 | 2-1 6-3 | | 0-2 G6-4-3 | | 0-0 G4-6-3 1B | 0-1 4-3 | | | | 4 | 0 | 1 | 0 | 0 | 0 | 3 | | | | |
| Ruben Sierra, S OBP: 0.297, SLG: 0.450 | 0-1 P2 | | 0-0 F8 | | 1-2 G4-6-3 | | | | 0-0 G4-6-3 1B | 4 | 0 | 1 | 0 | 0 | 0 | 2 | | | | |
| Pete Incaviglia, R OBP: 0.341, SLG: 0.504 | | 1-1 G3 FC6 2B | | 1-1 1B SF8 1B | | 0-0 6-3 | | | 1 SAFE 2-3 K | 4 | 2 | 2 | 0 | 0 | 1 | 2 | | | | |
| Pete O'Brien, L OBP: 0.369, SLG: 0.433 | | 2-0 G3 | | 3-1 G5-4-3 1B | | 4-2 SH2-4 BB 2B BB | | | 1 SAFE 2-0 G4-6-3 | 3 | 1 | 1 | 0 | 1 | 0 | 2 | | | | |
| Larry Parrish, R OBP: 0.248, SLG: 0.306 | | 0-0 FC6 FC5-4 1B | | 0-2 SF8 | | 4-2 SH2-4 BB 2B BB | | | 1-3 K | 2 | 1 | 0 | 2 | 1 | 1 | 0 | | | | |
| Mike Stanley, R OBP: 0.325, SLG: 0.286 | | 3-H FC5-4 1B | | 1-1 G5-4-3 | | 0-1 SH2-4 | | | 2-3 K | 3 | 0 | 1 | 0 | 0 | 1 | 1 | | | | |
| Steve Buechele, R OBP: 0.371, SLG: 0.447 | | 0-2 FC5-4 FC6 | | 0-0 G5-4-3 | | 4-0 2B IBB | | | 0-0 F2 | 3 | 1 | 1 | 0 | 1 | 0 | 2 | | | | |
| Jeff Kunkel, R OBP: 0.455, SLG: 1.091 | | 0-0 FC6 | | 1 SAFE 0-0 1B 3B | | 0-0 1B 2B | | | | 3 | 1 | 2 | 3 | 0 | 0 | 2 | | | | |
| Inning Stats | R: 0 E: 0 K: 0 S: 5 | H: 1 LOB: 0 BB: 0 P: 8 | R: 1 E: 0 K: 0 S: 11 | H: 2 LOB: 2 BB: 0 P: 15 | R: 0 E: 0 K: 0 S: 5 | H: 1 LOB: 0 BB: 0 P: 5 | R: 1 E: 0 K: 0 S: 9 | H: 2 LOB: 0 BB: 0 P: 14 | R: 2 E: 0 K: 1 S: 11 | H: 4 LOB: 1 BB: 0 P: 12 | R: 2 E: 0 K: 1 S: 13 | H: 1 LOB: 2 BB: 3 P: 28 | R: 0 E: 0 K: 1 S: 5 | H: 1 LOB: 0 BB: 0 P: 9 | R: 0 E: 0 K: 2 S: 7 | H: 0 LOB: 0 BB: 0 P: 10 | 1B: 9 2B: 2 3B: 1 HR: 0 | SF: 1 SAC: 1 DP: 4 HBP: 0 | WP: 0 PB: 0 SB: 0 CS: 0 | PA: 35 |
| PITCHER Steve Trout, L ERA: 7.03 | IP: 4.0 WLS: L BF: 20 H: 10 R: 4 ER: 4 SO: 0 BB: 0 IBB: 0 HBP: 0 BLK: 0 WP: 0 HR: 0 S: 36 P: 48 ERA: 9.00 WHIP: 2.500 | | | | | | | | | | | | | | | PITCHER | | | | |
| Ed Nunez, R ERA: 7.16 | IP: 1.1 WLS: L BF: 7 H: 1 R: 2 ER: 2 SO: 0 BB: 2 IBB: 1 HBP: 0 BLK: 0 WP: 0 HR: 0 S: 13 P: 26 ERA: 13.50 WHIP: 2.250 | | | | | | | | | | | | | | | PITCHER | | | | |
| Jerry Reed, R ERA: 4.26 | IP: 2.2 WLS: L BF: 8 H: 1 R: 0 ER: 0 SO: 4 BB: 0 IBB: 0 HBP: 0 BLK: 0 WP: 0 HR: 0 S: 17 P: 27 ERA: 0.00 WHIP: 0.375 | | | | | | | | | | | | | | | PITCHER | | | | |

| | |
|-----|----|
| AB | 30 |
| R | 6 |
| H | 12 |
| RBI | 6 |
| BB | 3 |
| SO | 4 |
| LOB | 16 |



| Batter | 1 | 2 | 3 | 4 | 5 | 6 | 7 | 8 | 9 | AB | R | H | RBI | BB | SO | LOB | TOP | | | | | |
|--|---|----------------------------------|--------------------------------------|----------------------------------|--------------------------------------|----------------------------------|---------------------------------------|----------------------------------|--------------------------------------|----------------------------------|--------------------------------------|----------------------------------|--------------------------------------|---------------------------------|--------------------------------------|----------------------------------|---|----------------------------------|----------------------------------|------------------------------------|----------------------------------|--------|
| Kurt Stillwell, S OBP: 0.344, SLG: 0.446 | F8 | | | K | | K | | | 2B | 4 | 0 | 1 | 0 | 0 | 2 | 0 | Kansas City Royals @ Seattle Mariners The Kingdome, Seattle, WA Fri Jun 24 1988, 10:05 PM EDT Att: 11,167 - Dome - 72 F | | | | | |
| Willie Wilson, S OBP: 0.293, SLG: 0.362 | G3 | | | K | | | 4-3 | | 4-3 | 4 | 0 | 0 | 0 | 0 | 1 | 1 | | | | | | |
| Pat Tabler, R OBP: 0.331, SLG: 0.317 | F9 | | | 1B | | | K | | 6-3 | 4 | 0 | 1 | 0 | 0 | 1 | 1 | | | | | | |
| George Brett, L OBP: 0.410, SLG: 0.569 | | F2 | | F7 | | | F7 | | | 3 | 0 | 0 | 0 | 0 | 0 | 1 | | | | | | |
| Kevin Seitzer, R OBP: 0.382, SLG: 0.413 | F8 | | | | G6-4-3 | | | G3 | | 3 | 0 | 1 | 0 | 0 | 0 | 0 | | | | | | |
| Bill Buckner, L OBP: 0.273, SLG: 0.336 | 3-1 | | | | F7 | | | 4-3 | | 3 | 0 | 0 | 0 | 0 | 0 | 1 | | | | | | |
| Frank White, R OBP: 0.281, SLG: 0.356 | | | 3-1 | | G6-4-3 | | | FC5-4 | | 3 | 0 | 1 | 0 | 0 | 0 | 1 | | | | | | |
| Brad Wellman, R OBP: 0.310, SLG: 0.317 | | | | K | | | | 1B | | 0 | 0 | 0 | 0 | 0 | 0 | 0 | | | | | | |
| Mike MacFarlane, R OBP: 0.351, SLG: 0.386 | | | | K | | | | FC5-4 | | 3 | 0 | 0 | 0 | 0 | 2 | 1 | | | | | | |
| Jim Eisenreich, L OBP: 0.214, SLG: 0.263 | | | 4-3 | | F7 | | | K | | 3 | 0 | 0 | 0 | 0 | 1 | 0 | | | | | | |
| Inning Stats | R: 0 H: 0 E: 0 K: 0 S: 8 | H: 0 LOB: 0 BB: 0 P: 14 | R: 0 H: 0 E: 0 K: 0 S: 8 | H: 0 LOB: 0 BB: 0 P: 14 | R: 0 H: 0 E: 0 K: 1 S: 7 | H: 0 LOB: 0 BB: 0 P: 11 | R: 0 H: 1 E: 0 K: 2 S: 10 | H: 1 LOB: 1 BB: 0 P: 15 | R: 0 H: 1 E: 0 K: 0 S: 6 | H: 1 LOB: 0 BB: 0 P: 11 | R: 0 H: 0 E: 0 K: 2 S: 9 | H: 0 LOB: 0 BB: 0 P: 13 | R: 0 H: 0 E: 0 K: 1 S: 7 | H: 0 LOB: 0 BB: 0 P: 9 | R: 0 H: 1 E: 0 K: 0 S: 9 | H: 1 LOB: 1 BB: 0 P: 13 | R: 0 H: 1 E: 0 K: 1 S: 13 | H: 1 LOB: 1 BB: 0 P: 18 | 1B: 3 2B: 1 3B: 0 HR: 0 | SF: 0 SAC: 0 DP: 1 HBP: 0 | WP: 0 PB: 0 SB: 0 CS: 0 | PA: 30 |
| PITCHER Mike Moore, R ERA: 4.6 | IP: 9.0 WLS: W BF: 30 H: 4 R: 0 ER: 0 SO: 7 BB: 0 IBB: 0 HBP: 0 BLK: 0 WP: 0 HR: 0 S: 77 P: 118 ERA: 0.00 WHIP: 0.444 | | | | | | | | | | | | | | | PITCHER | | | | | | |

| Batter | 1 | 2 | 3 | 4 | 5 | 6 | 7 | 8 | 9 | AB | R | H | RBI | BB | SO | LOB | BOTTOM | | | | | |
|---|--|----------------------------------|--------------------------------------|---------------------------------|---------------------------------------|----------------------------------|--------------------------------------|----------------------------------|---------------------------------------|----------------------------------|--------------------------------------|---------------------------------|--------------------------------------|----------------------------------|---------------------------------------|----------------------------------|---|----------------------------------|----------------------------------|------------------------------------|----------------------------------|--------|
| Harold Reynolds, S OBP: 0.333, SLG: 0.407 | 1-3 | L6 | | FC1-5 | | F8 | | | | 4 | 1 | 0 | 0 | 0 | 0 | 2 | Kansas City Royals @ Seattle Mariners The Kingdome, Seattle, WA Fri Jun 24 1988, 10:05 PM EDT Att: 11,167 - Dome - 72 F | | | | | |
| Rey Quinones, R OBP: 0.289, SLG: 0.414 | | | F8 | F8 | | 1-3 | | | | 4 | 1 | 1 | 1 | 0 | 0 | 2 | | | | | | |
| Mickey Brantley, R OBP: 0.292, SLG: 0.469 | 5-3 | | 4-3 | BB | HR | 6-3 | | | | 3 | 2 | 1 | 3 | 1 | 0 | 0 | | | | | | |
| Avin Davis, L OBP: 0.390, SLG: 0.513 | BB | 1B | 4-3 | BB | | 4-3 | | | | 2 | 0 | 0 | 0 | 2 | 0 | 1 | | | | | | |
| Steve Balboni, R OBP: 0.175, SLG: 0.287 | 1B | | E5 | 1-3 | | | | BB | | 3 | 0 | 1 | 0 | 1 | 0 | 1 | | | | | | |
| Jim Presley, R OBP: 0.260, SLG: 0.333 | 1B | | 1-2 | HR | | F8 | | G6-4-3 | | 3 | 1 | 1 | 2 | 1 | 0 | 1 | | | | | | |
| Dave Valle, R OBP: 0.287, SLG: 0.368 | F9 | | 5-3 | | | K | | | | 4 | 0 | 0 | 0 | 0 | 2 | 3 | | | | | | |
| Glenn Wilson, R OBP: 0.292, SLG: 0.313 | | F8 | | FC1-5 | | K | | K | | 4 | 0 | 2 | 0 | 0 | 1 | 0 | | | | | | |
| Henry Cotto, R OBP: 0.310, SLG: 0.360 | | 5-3 | | F8 | | F9 | | F4 | | 4 | 1 | 1 | 0 | 0 | 0 | 1 | | | | | | |
| Inning Stats | R: 1 H: 2 E: 0 K: 0 S: 16 | H: 2 LOB: 3 BB: 2 P: 30 | R: 0 H: 0 E: 0 K: 0 S: 3 | H: 0 LOB: 0 BB: 0 P: 5 | R: 3 H: 1 E: 0 K: 0 S: 13 | H: 1 LOB: 1 BB: 1 P: 23 | R: 3 H: 3 E: 0 K: 0 S: 7 | H: 3 LOB: 1 BB: 1 P: 12 | R: 0 H: 1 E: 0 K: 1 S: 11 | H: 1 LOB: 1 BB: 0 P: 17 | R: 0 H: 0 E: 0 K: 0 S: 7 | H: 0 LOB: 0 BB: 0 P: 8 | R: 0 H: 0 E: 0 K: 0 S: 4 | H: 0 LOB: 0 BB: 1 P: 10 | R: 0 H: 0 E: 0 K: 2 S: 11 | H: 0 LOB: 0 BB: 0 P: 16 | R: 0 H: 0 E: 0 K: 1 S: 11 | H: 0 LOB: 0 BB: 0 P: 16 | 1B: 4 2B: 0 3B: 0 HR: 3 | SF: 0 SAC: 0 DP: 1 HBP: 0 | WP: 0 PB: 0 SB: 0 CS: 0 | PA: 36 |
| PITCHER Floyd Bannister, L ERA: 4.26 | IP: 3.2 WLS: L BF: 22 H: 6 R: 7 ER: 4 SO: 4 BB: 4 IBB: 0 HBP: 0 BLK: 0 WP: 0 HR: 3 S: 38 P: 69 ERA: 9.82 WHIP: 2.727 | | | | | | | | | | | | | | | PITCHER | | | | | | |
| Dan Quisenberry, R ERA: 3.55 | IP: 2.1 WLS: 0 BF: 8 H: 1 R: 0 ER: 0 SO: 1 BB: 0 IBB: 0 HBP: 0 BLK: 0 WP: 0 HR: 0 S: 19 P: 26 ERA: 0.00 WHIP: 0.429 | | | | | | | | | | | | | | | PITCHER | | | | | | |
| Gene Garber, R ERA: 3.77 | IP: 1.0 WLS: 0 BF: 3 H: 0 R: 0 ER: 0 SO: 0 BB: 1 IBB: 0 HBP: 0 BLK: 0 WP: 0 HR: 0 S: 4 P: 10 ERA: 0.00 WHIP: 1.000 | | | | | | | | | | | | | | | PITCHER | | | | | | |
| Jeff Montgomery, R ERA: 1.5 | IP: 1.0 WLS: 0 BF: 3 H: 0 R: 0 ER: 0 SO: 2 BB: 0 IBB: 0 HBP: 0 BLK: 0 WP: 0 HR: 0 S: 11 P: 16 ERA: 0.00 WHIP: 0.000 | | | | | | | | | | | | | | | PITCHER | | | | | | |

| Batter | 1 | 2 | 3 | 4 | 5 | 6 | 7 | 8 | 9 | AB | R | H | RBI | BB | SO | LOB | TOP | | | | | | | | |
|---|-------------------------------|----------------------------------|------------------------------|----------------------------------|-------------------------------|----------------------------------|------------------------------|---------------------------------|-------------------------------|----------------------------------|------------------------------|----------------------------------|------------------------------|---------------------------------|-------------------------------|----------------------------------|---|----------------------------------|----------------------------------|------------------------------------|----------------------------------|--------|--|--|--|
| Kurt Stillwell, S (1, 6) OBP: 0.345, SLG: 0.453 | F5 | | 2B | | L8 | | | F9 | 2B | 5 | 0 | 2 | 4 | 0 | 0 | 1 | Kansas City Royals @ Seattle Mariners The Kingdome, Seattle, WA Sat Jun 25 1988, 10:05 PM EDT Att: 13,289 - Dome - 72 F | | | | | | | | |
| Pat Tabler, R (1, 7) OBP: 0.329, SLG: 0.316 | 1B | | F9 | | | | 1-3 | K | K | 4 | 0 | 1 | 0 | 0 | 1 | 1 | | | | | | | | | |
| Willie Wilson, S (8, 8) | | | | | | | | | K | 1 | 0 | 0 | 0 | 0 | 1 | 2 | | | | | | | | | |
| George Brett, L (1, 3) OBP: 0.403, SLG: 0.558 | F8 | | 4-3 | | | | F8 | K | 4-3 | 5 | 0 | 0 | 0 | 0 | 1 | 4 | | | | | | | | | |
| Danny Tartabull, R (1, 10) OBP: 0.387, SLG: 0.530 | | | | | F6 | | | | | 3 | 0 | 1 | 0 | 1 | 1 | 0 | | | | | | | | | |
| Bill Pecota, R (9, PR) OBP: 0.216, SLG: 0.257 | | | | | | | | | E | 0 | 1 | 0 | 0 | 0 | 0 | 0 | | | | | | | | | |
| Kevin Seitzer, R (1, 5) OBP: 0.384, SLG: 0.412 | K | | | | | | | | E1 | 3 | 1 | 1 | 0 | 1 | 1 | 1 | | | | | | | | | |
| Frank White, R (1, 4) OBP: 0.278, SLG: 0.352 | | | | | | | | | SF8 | 3 | 1 | 0 | 0 | 0 | 1 | 3 | | | | | | | | | |
| Mike Macfarlane, R (1, 2) OBP: 0.354, SLG: 0.385 | | | | | | | | | SH | 3 | 1 | 0 | 0 | 0 | 1 | 3 | | | | | | | | | |
| Gary Thurman, R (1, 8) OBP: 0.185, SLG: 0.120 | | | | | | | | | 2B | 3 | 1 | 1 | 0 | 0 | 1 | 1 | | | | | | | | | |
| Bill Buckner, L (9, PH) OBP: 0.272, SLG: 0.336 | | | | | | | | | SF8 | 0 | 0 | 0 | 1 | 0 | 0 | 0 | | | | | | | | | |
| Brad Wellman, R (9, 5) OBP: 0.310, SLG: 0.317 | | | | | | | | | | 0 | 0 | 0 | 0 | 0 | 0 | 0 | | | | | | | | | |
| Jim Eisenreich, L (1, 9) OBP: 0.222, SLG: 0.265 | | | | | | | | | 2B | 3 | 2 | 1 | 0 | 1 | 1 | 1 | | | | | | | | | |
| Inning Stats | R: 0 E: 0 K: 0 S: 11 | H: 1 LOB: 0 BB: 0 P: 16 | R: 0 E: 0 K: 2 S: 9 | H: 0 LOB: 0 BB: 0 P: 13 | R: 2 E: 0 K: 1 S: 14 | H: 3 LOB: 1 BB: 0 P: 25 | R: 0 E: 0 K: 0 S: 5 | H: 1 LOB: 0 BB: 0 P: 7 | R: 0 E: 0 K: 2 S: 12 | H: 1 LOB: 1 BB: 0 P: 19 | R: 0 E: 0 K: 1 S: 8 | H: 0 LOB: 0 BB: 1 P: 15 | R: 0 E: 0 K: 1 S: 6 | H: 0 LOB: 0 BB: 0 P: 8 | R: 0 E: 0 K: 2 S: 11 | H: 0 LOB: 0 BB: 0 P: 17 | R: 5 E: 2 K: 1 S: 13 | H: 1 LOB: 2 BB: 3 P: 33 | 1B: 5 2B: 3 3B: 0 HR: 0 | SF: 1 SAC: 1 DP: 1 HBP: 0 | WP: 0 PB: 1 SB: 0 CS: 0 | PA: 39 | | | |
| PITCHER | IP | WLS | BF | H | R | ER | SO | BB | IBB | HBP | BLK | WP | HR | S | P | ERA | WHIP | | | | | | | | |
| Mark Langston, L (1, 1) ERA: 3.98 | 8.0 | L | 32 | 7 | 4 | 4 | 9 | 1 | 1 | 0 | 0 | 0 | 0 | 78 | 127 | 4.50 | 1.000 | | | | | | | | |
| Mike Scholer, R (9, 1) ERA: 4.05 | 0.1 | | 5 | 1 | 2 | 0 | 0 | 0 | 2 | 0 | 0 | 0 | 0 | 6 | 19 | 0.00 | 3.000 | | | | | | | | |
| Rod Scurry, L (9, 1) ERA: | 0.2 | | 2 | 0 | 1 | 0 | 1 | 0 | 0 | 0 | 1 | 0 | 0 | 5 | 7 | 0.00 | 0.000 | | | | | | | | |

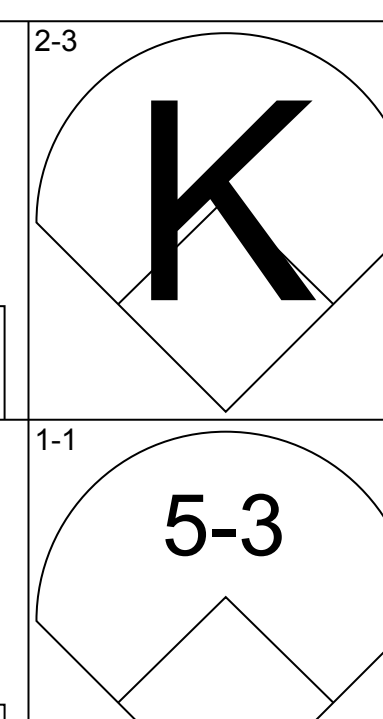
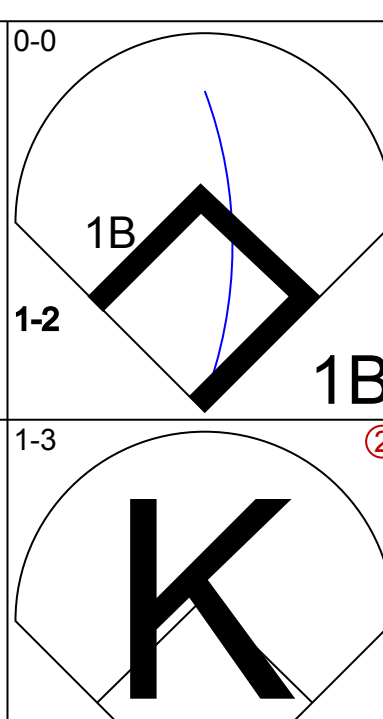
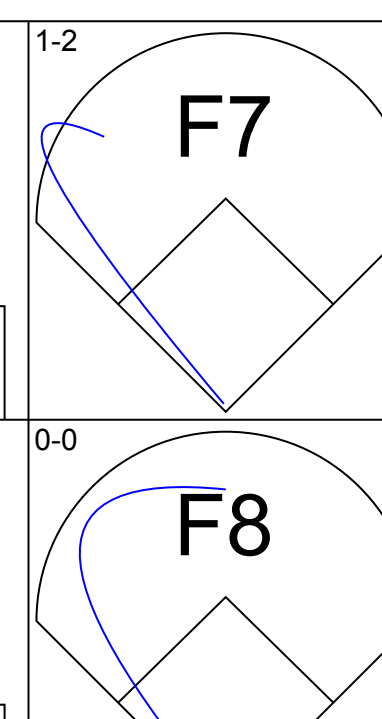
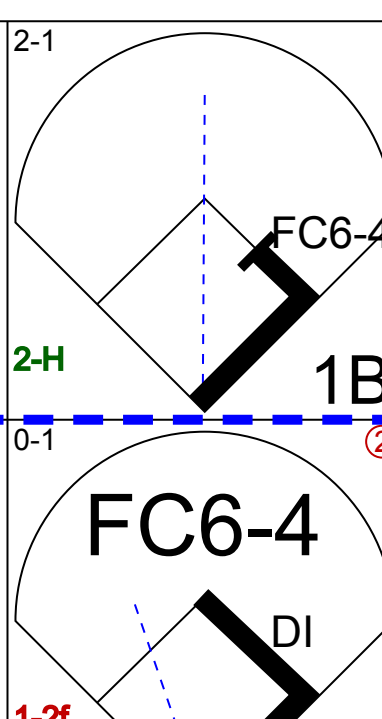
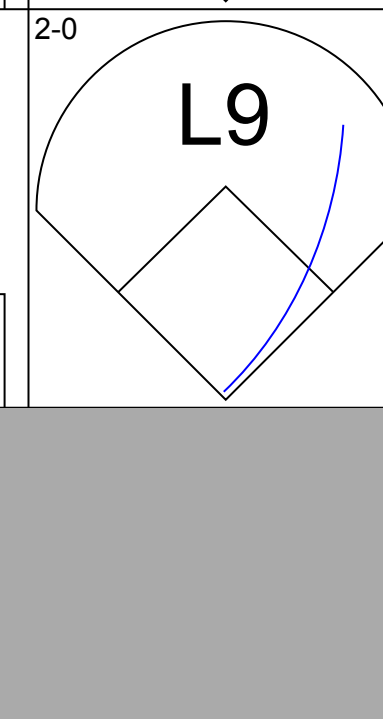
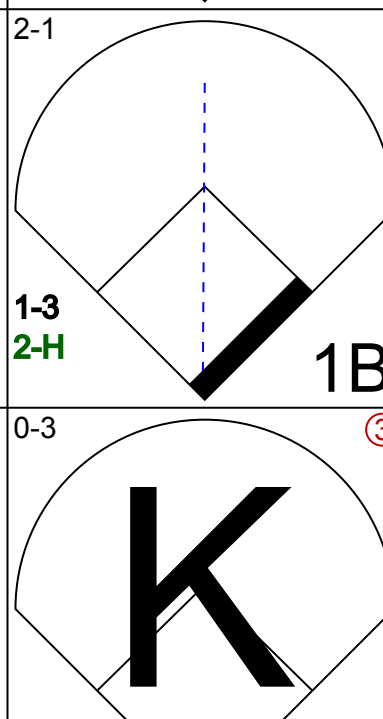
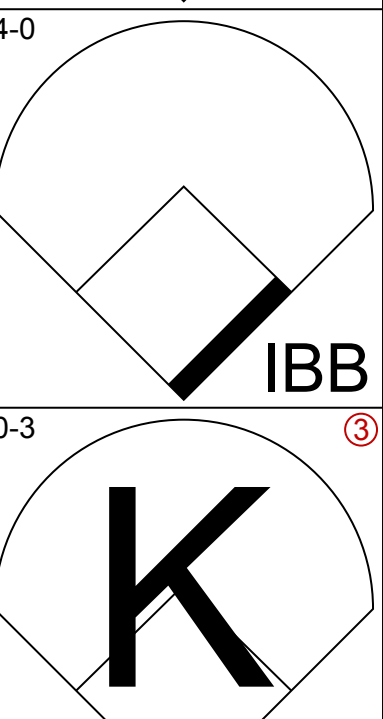
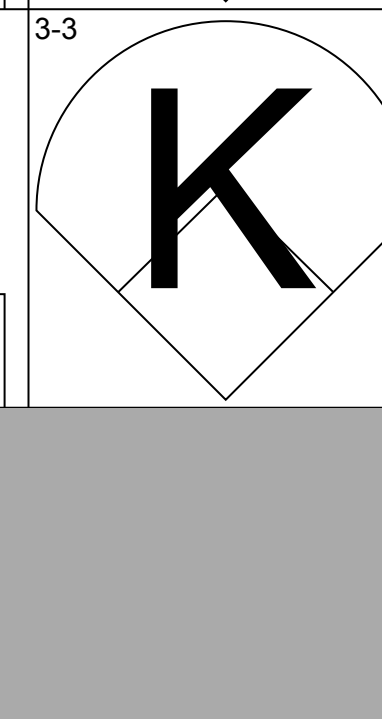
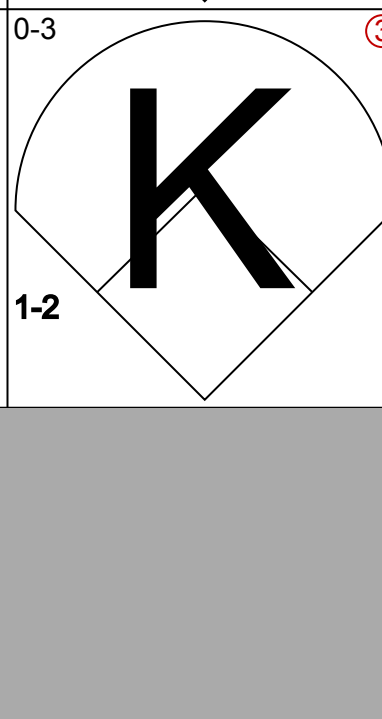



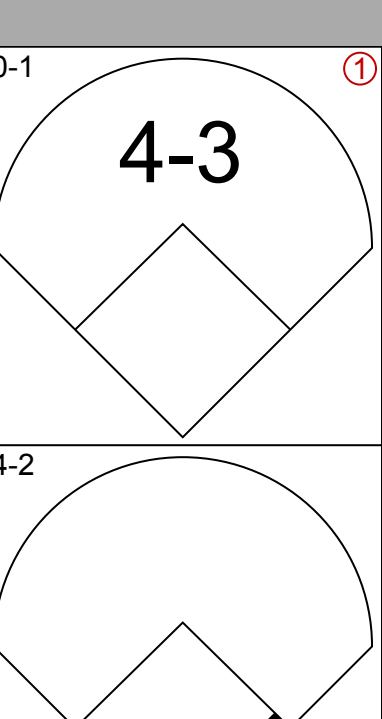

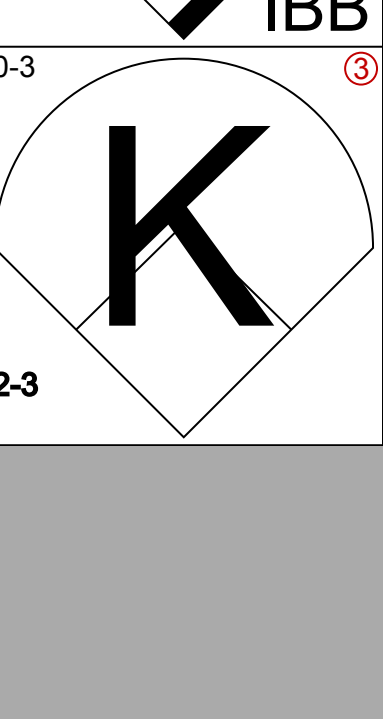
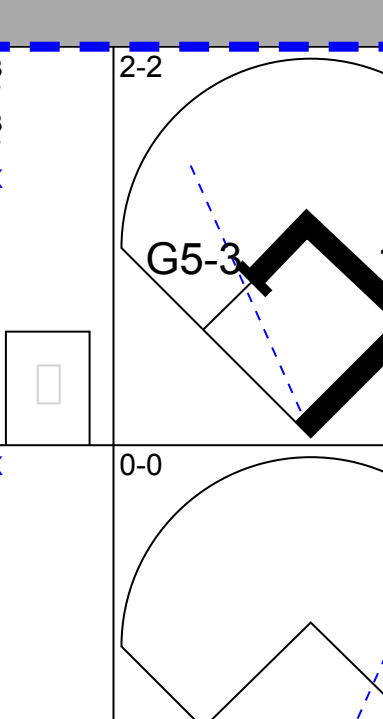
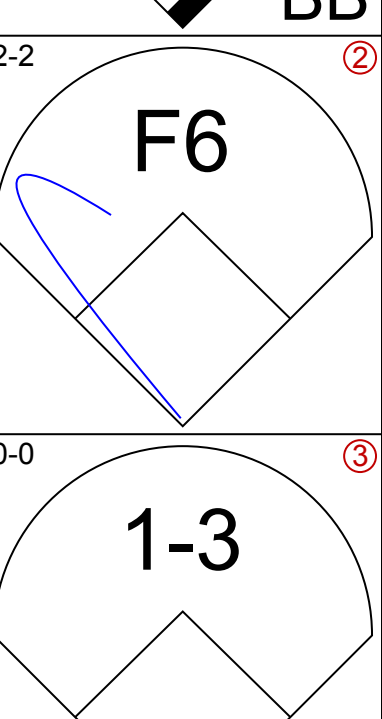
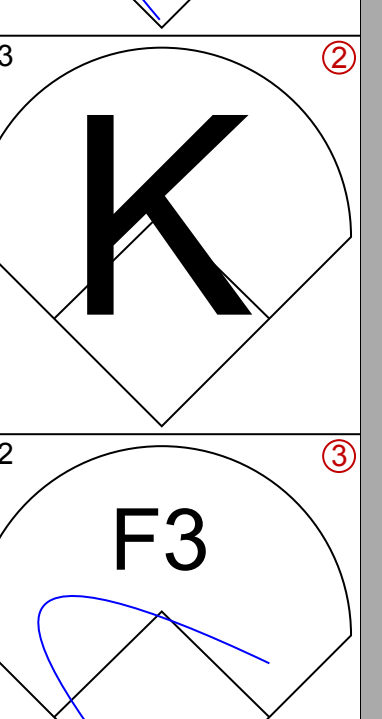
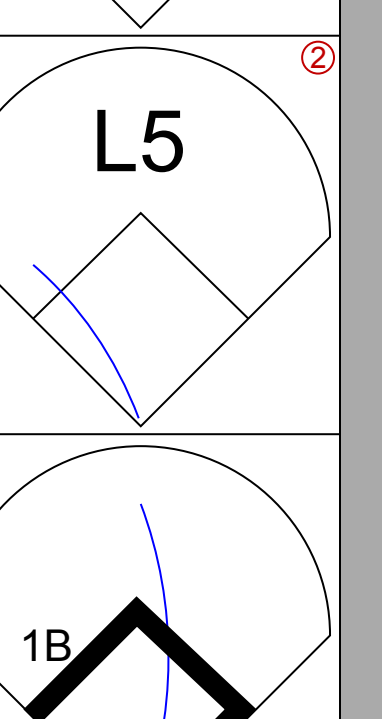
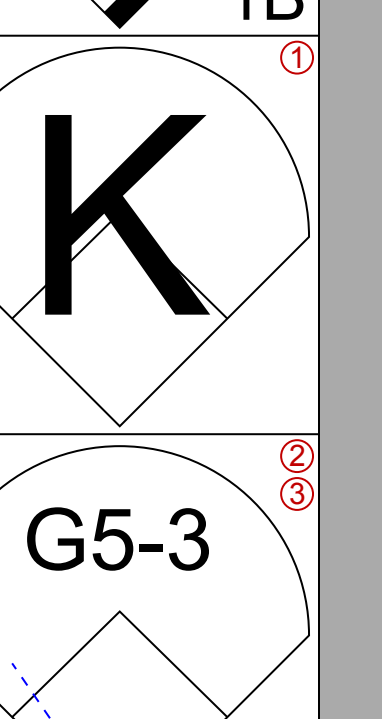

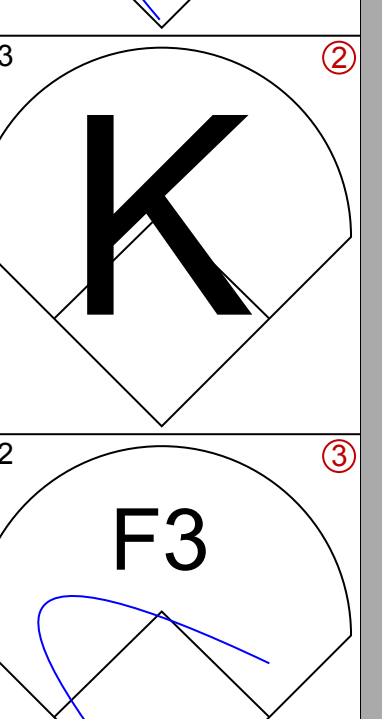
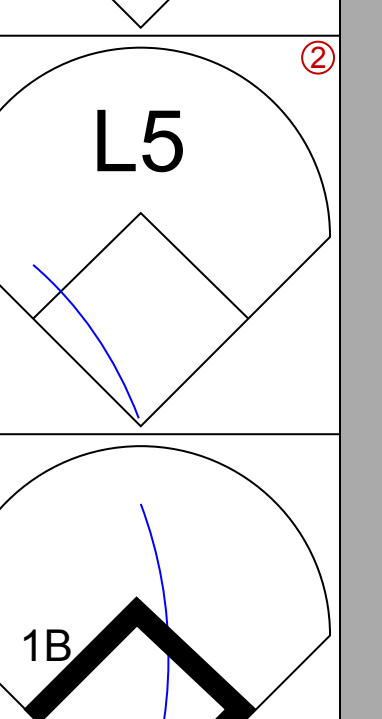
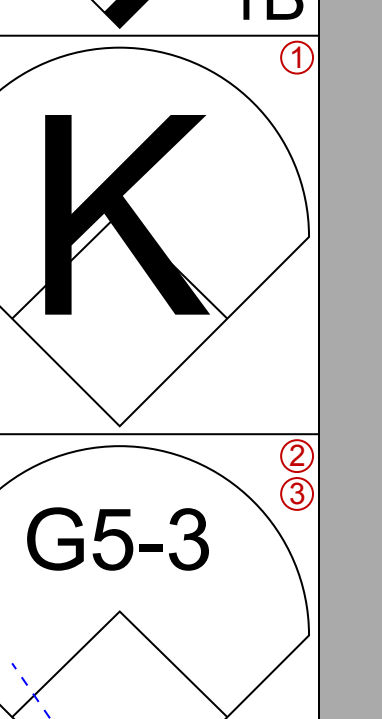


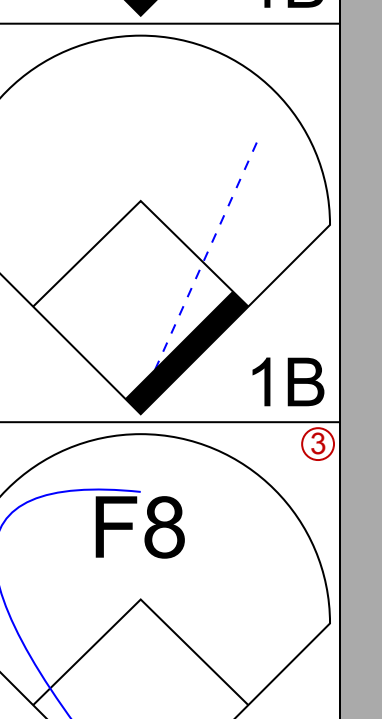
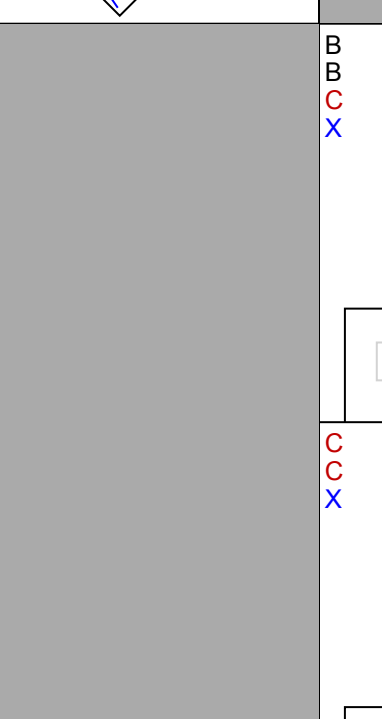
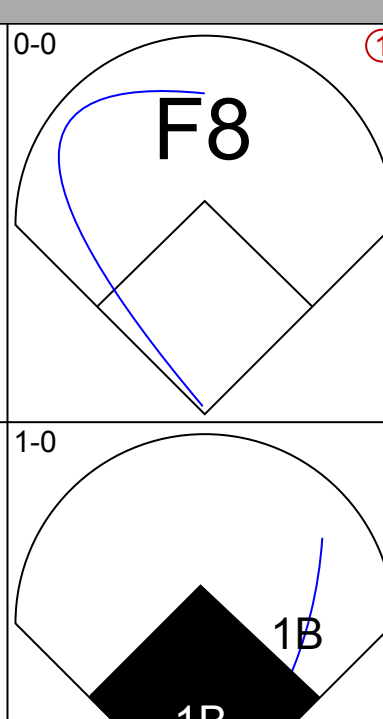
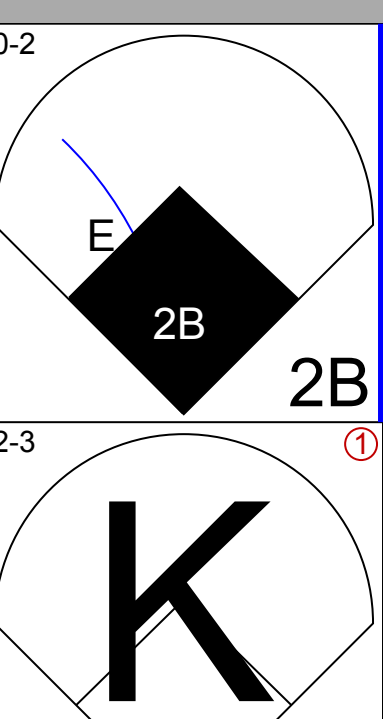
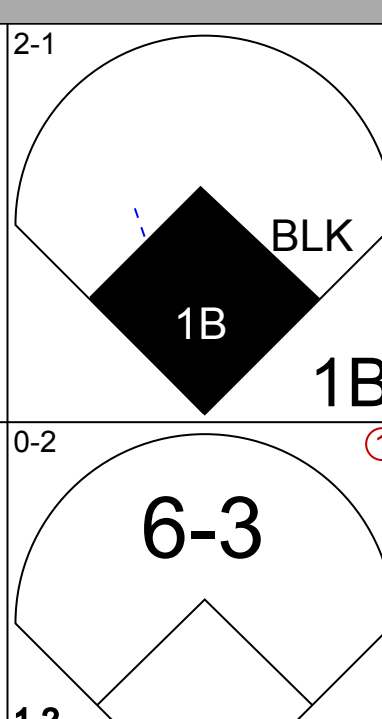
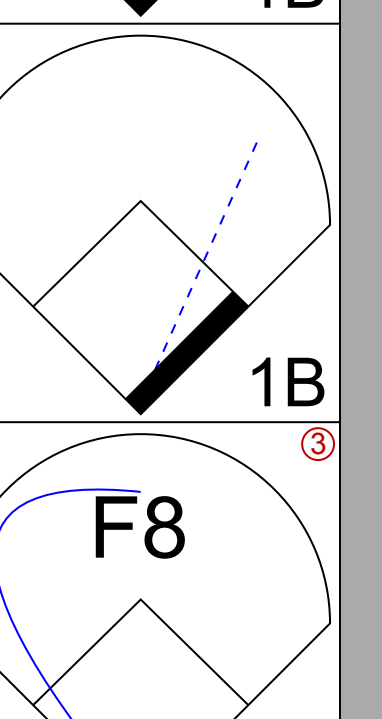
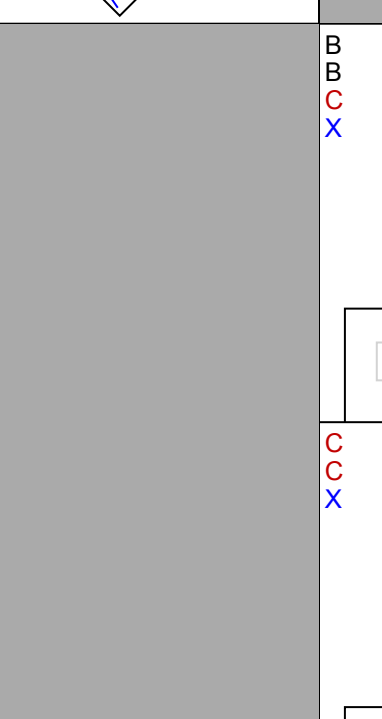
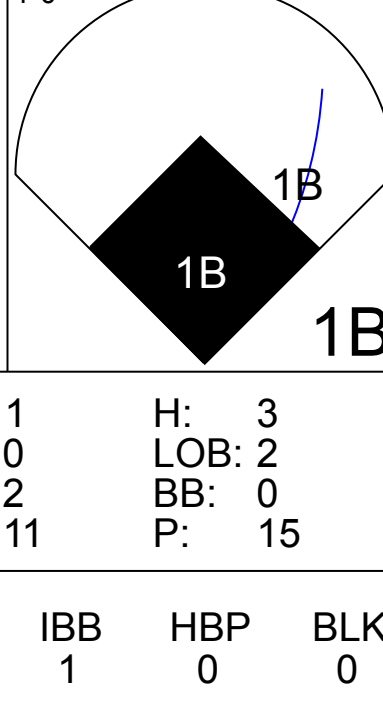
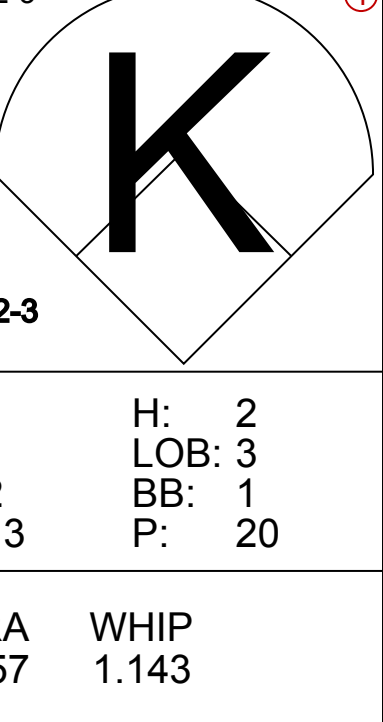
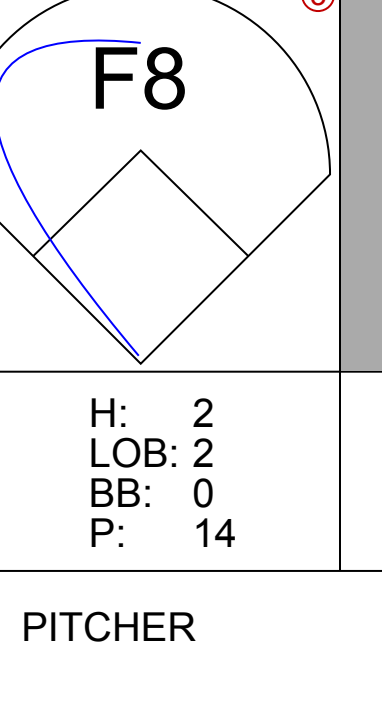
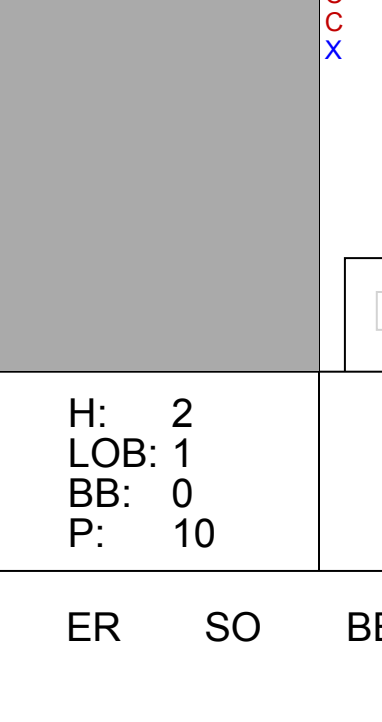
| | |
|-----|----|
| AB | 33 |
| R | 7 |
| H | 8 |
| RBI | 5 |
| BB | 4 |
| SO | 10 |
| LOB | 14 |



| Batter | 1 | 2 | 3 | 4 | 5 | 6 | 7 | 8 | 9 | AB | R | H | RBI | BB | SO | LOB | BOTTOM | | | | | | | | |
|--|------------------------------|---------------------------------|------------------------------|----------------------------------|-------------------------------|----------------------------------|-------------------------------|----------------------------------|------------------------------|----------------------------------|------------------------------|---------------------------------|-------------------------------|----------------------------------|-------------------------------|----------------------------------|---|------------------------------------|----------------------------------|--------|--|--|--|--|--|
| Harold Reynolds, S (1, 4) OBP: 0.331, SLG: 0.403 | F8 | | 1B | | 4-3 | | | 5-3 | F9 | 5 | 0 | 1 | 0 | 0 | 0 | 1 | Kansas City Royals @ Seattle Mariners The Kingdome, Seattle, WA Sat Jun 25 1988, 10:05 PM EDT Att: 13,289 - Dome - 72 F | | | | | | | | |
| Rey Quinones, R (1, 6) OBP: 0.288, SLG: 0.409 | 1B | | 4-3 | | F7 | | 5-3 | F8 | 5 | 0 | 1 | 0 | 0 | 0 | 2 | | | | | | | | | | |
| Mickey Brantley, R (1, 7) OBP: 0.291, SLG: 0.477 | F7 | | G3 | | HR | | | F8 | 4 | 1 | 1 | 1 | 0 | 0 | 2 | | | | | | | | | | |
| Alvin Davis, L (1, 3) OBP: 0.392, SLG: 0.508 | F8 | | | | | | | 6-3 | 2 | 0 | 0 | 0 | 2 | 0 | 1 | | | | | | | | | | |
| Steve Balboni, R (9, 3) OBP: 0.175, SLG: 0.287 | | | BB | | BB | | | | 0 | 0 | 0 | 0 | 0 | 0 | 0 | | | | | | | | | | |
| Ken Phelps, L (1, 10) OBP: 0.417, SLG: 0.513 | | | 2B | | 4-3 | | | HR | 2 | 1 | 1 | 1 | 2 | 0 | 1 | | | | | | | | | | |
| Jim Prestley, R (1, 5) OBP: 0.256, SLG: 0.328 | K | | F7 | | | | | K | 4 | 0 | 0 | 0 | 0 | 2 | 4 | | | | | | | | | | |
| Scott Bradley, L (1, 2) ERA: 3.34 | | | | | | | | | | 3 | 0 | 0 | 0 | 0 | 0 | 1 | | | | | | | | | |
| Dave Valle, R (9, PH) OBP: 0.291, SLG: 0.372 | | | L9 | | F9 | | | 3-1 | 2B | 1 | 1 | 1 | 0 | 0 | 0 | 0 | | | | | | | | | |
| Glenn Wilson, R (1, 9) OBP: 0.295, SLG: 0.326 | | | | | K | | | K | 4 | 0 | 2 | 1 | 0 | 2 | 0 | | | | | | | | | | |
| Mike Kingery, L (1, 8) OBP: 0.331, SLG: 0.300 | | | | | | | | | | 3 | 0 | 0 | 0 | 0 | 1 | 2 | | | | | | | | | |
| Henry Colto, R (9, PH) OBP: 0.309, SLG: 0.358 | | | F5 | | 6-3 | | | K | 1 | 0 | 0 | 0 | 0 | 0 | 1 | | | | | | | | | | |
| Inning Stats | R: 0 E: 0 K: 0 S: 6 | H: 1 LOB: 1 BB: 0 P: 7 | R: 0 E: 0 K: 1 S: 7 | H: 1 LOB: 2 BB: 1 P: 13 | R: 0 E: 0 K: 0 S: 11 | H: 1 LOB: 3 BB: 2 P: 23 | R: 0 E: 0 K: 1 S: 10 | H: 0 LOB: 0 BB: 0 P: 13 | R: 1 E: 0 K: 0 S: 8 | H: 1 LOB: 1 BB: 1 P: 16 | R: 0 E: 0 K: 1 S: 6 | H: 0 LOB: 0 BB: 0 P: 7 | R: 0 E: 0 K: 1 S: 11 | H: 1 LOB: 0 BB: 0 P: 17 | R: 1 E: 0 K: 0 S: 10 | H: 2 LOB: 1 BB: 0 P: 16 | 1B: 3 2B: 2 3B: 0 HR: 2 | SF: 0 SAC: 0 DP: 0 HBP: 0 | WP: 0 PB: 0 SB: 1 CS: 0 | PA: 38 | | | | | |
| PITCHER | IP | WLS | BF | H | R | ER | SO | BB | IBB | HBP | BLK | WP | HR | S | P | ERA | WHIP | | | | | | | | |
| Bret Saberhagen, R (1, 1) ERA: 3.34 | 8.0 | W | 33 | 5 | 2 | 2 | 5 | 4 | 0 | 0 | 0 | 0 | 0 | 67 | 109 | 2.25 | 1.125 | | | | | | | | |
| Jerry Don Gleaton, L (9, 1) ERA: 3.6 | 0.2 | | 4 | 2 | 1 | 1 | 0 | 0 | 0 | 0 | 0 | 0 | 0 | 9 | 15 | 13.50 | 3.000 | | | | | | | | |
| Steve Farr, R (9, 1) ERA: 2.25 | 0.1 | | 1 | 0 | 0 | 0 | 0 | 0 | 0 | 0 | 0 | 0 | 0 | 1 | 1 | 0.00 | 0.000 | | | | | | | | |

| | |
|-----|----|
| AB | 34 |
| R | 3 |
| H | 7 |
| RBI | 3 |
| BB | 4 |
| SO | 5 |
| LOB | 15 |

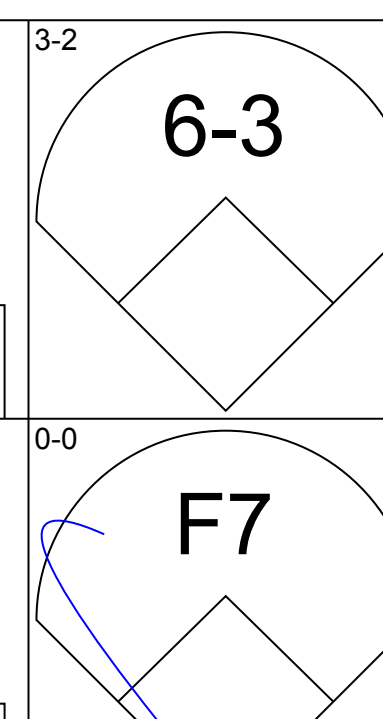
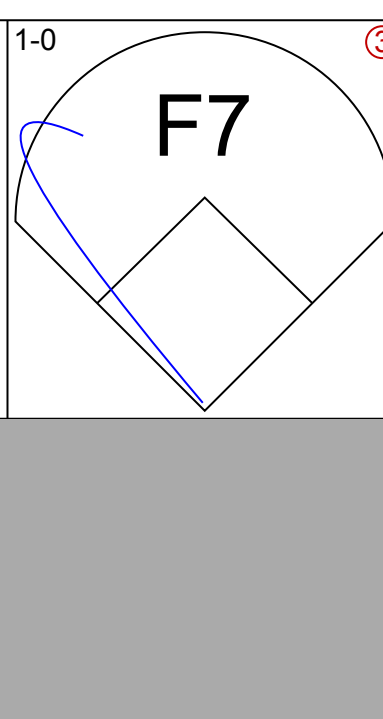
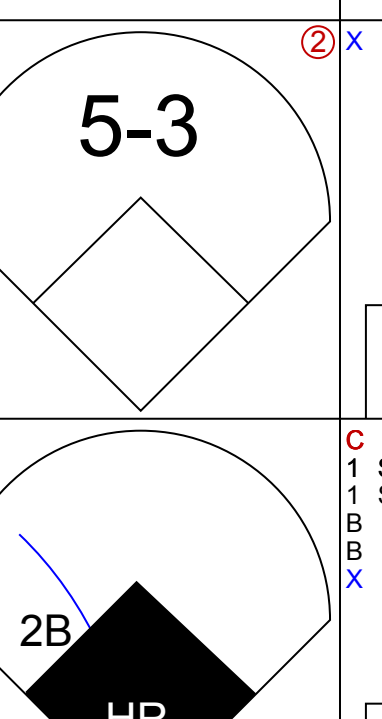
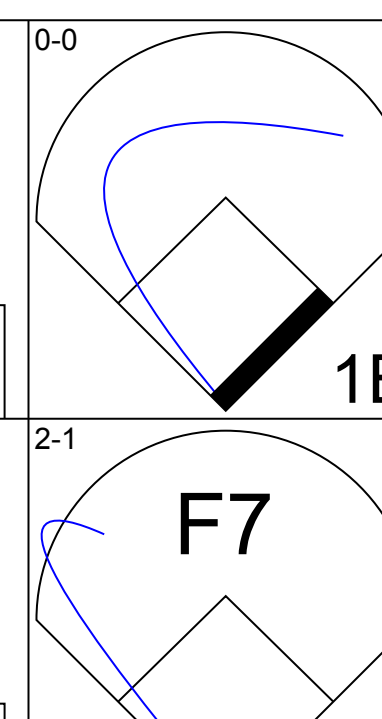
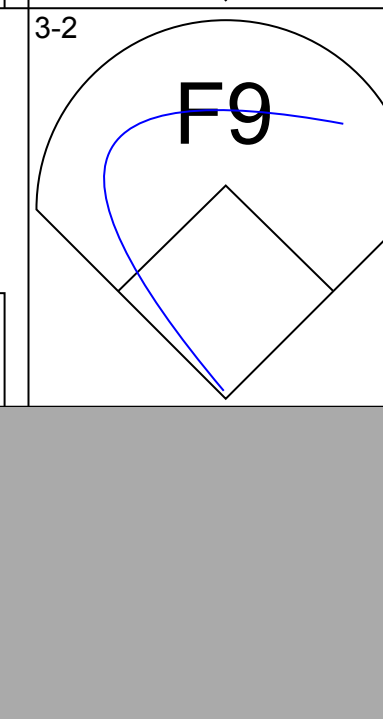
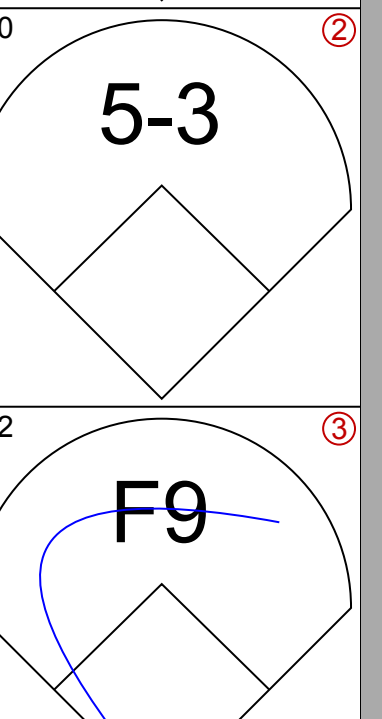
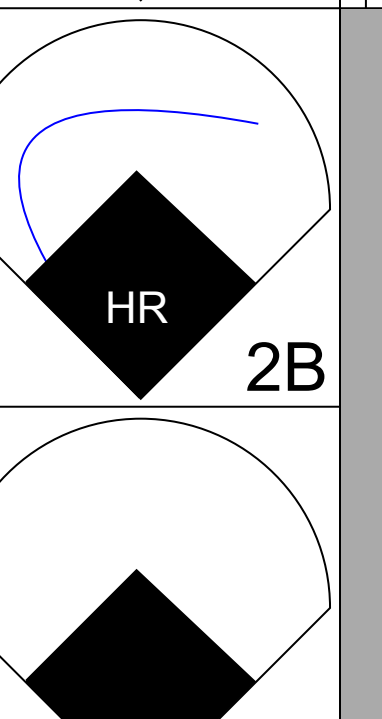

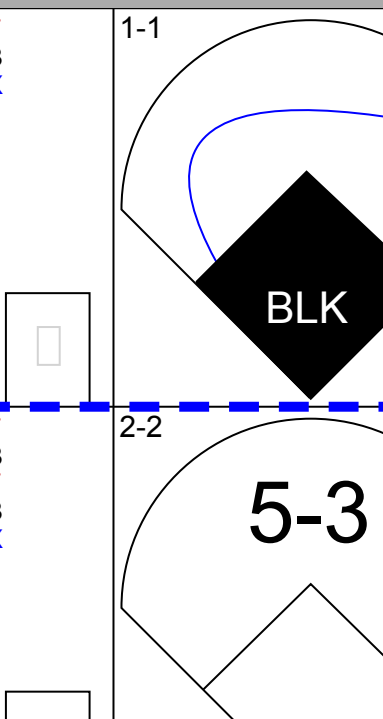


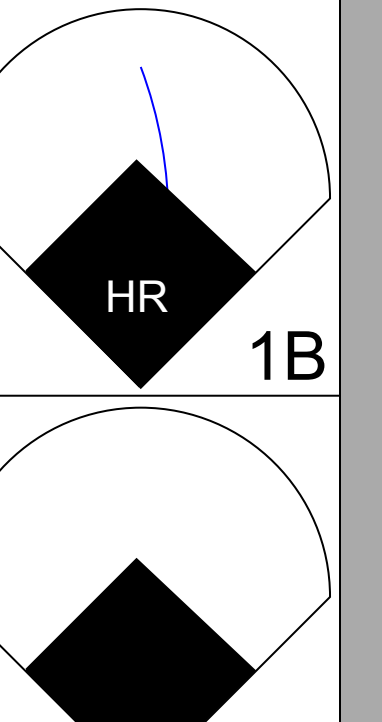

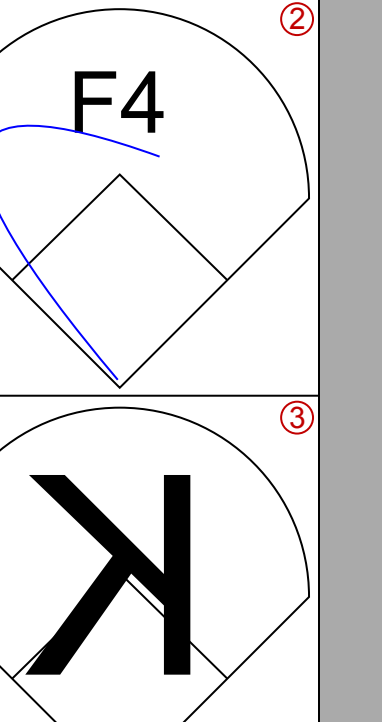
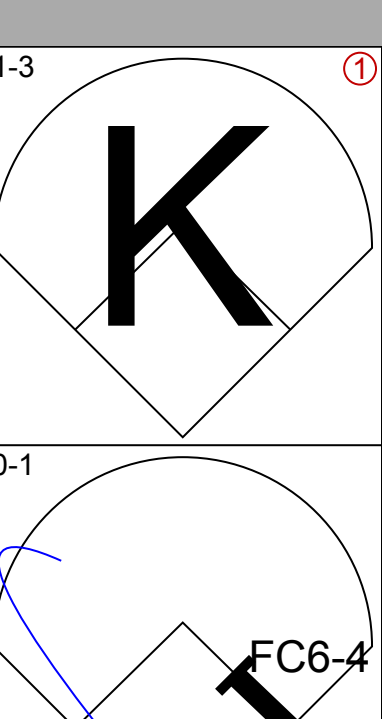
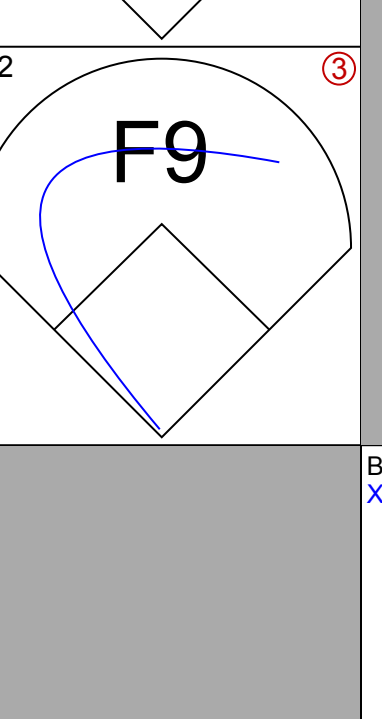
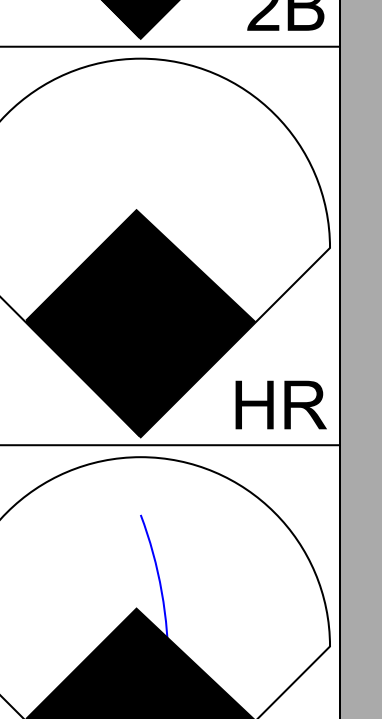
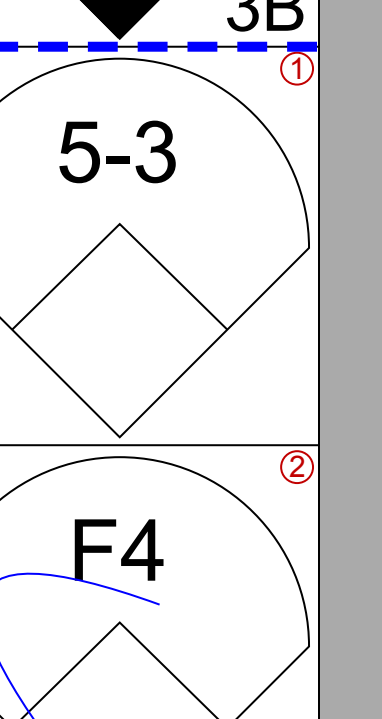
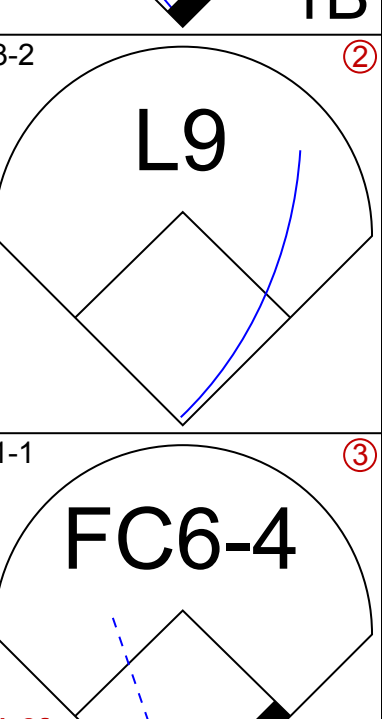
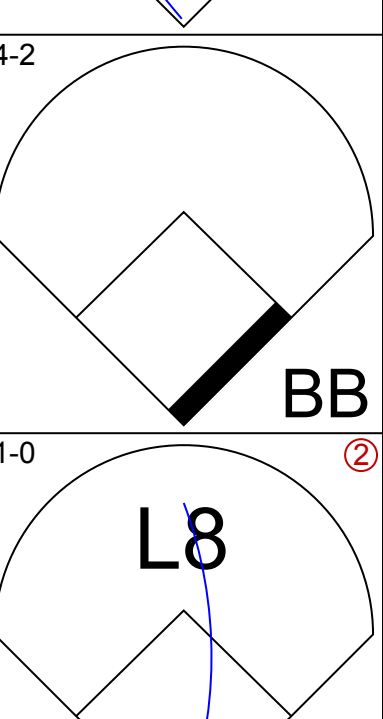
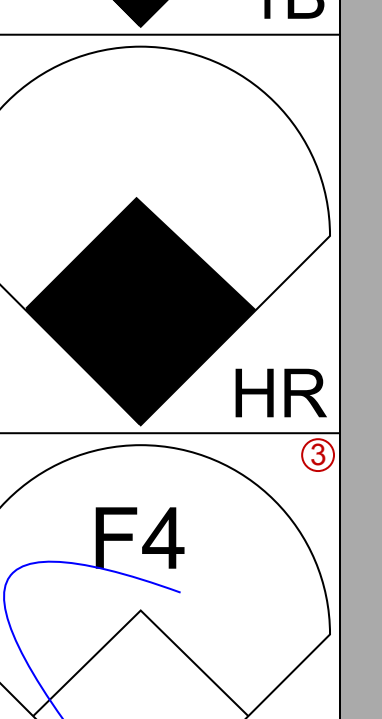



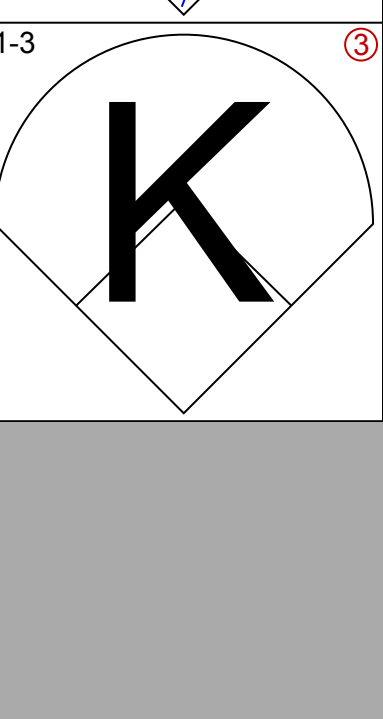
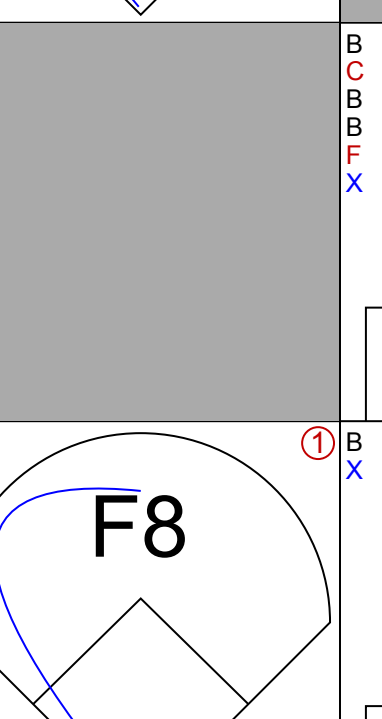

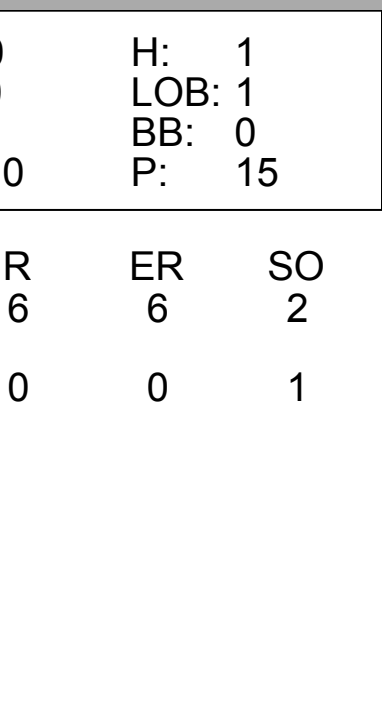
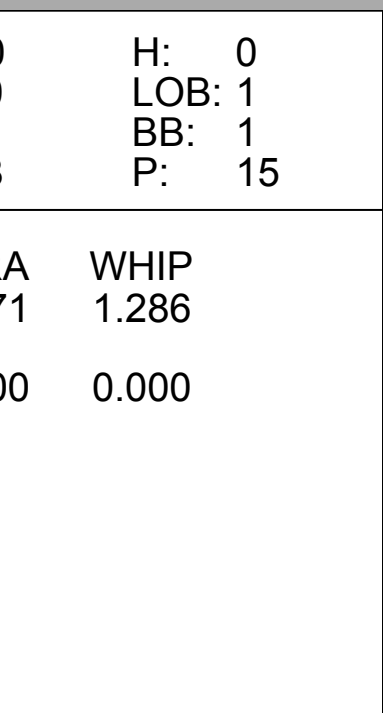
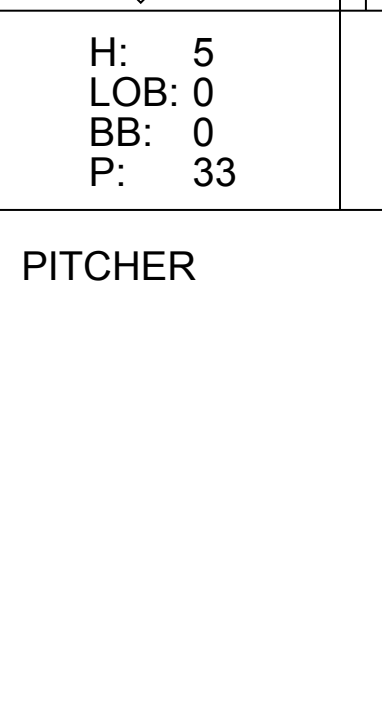
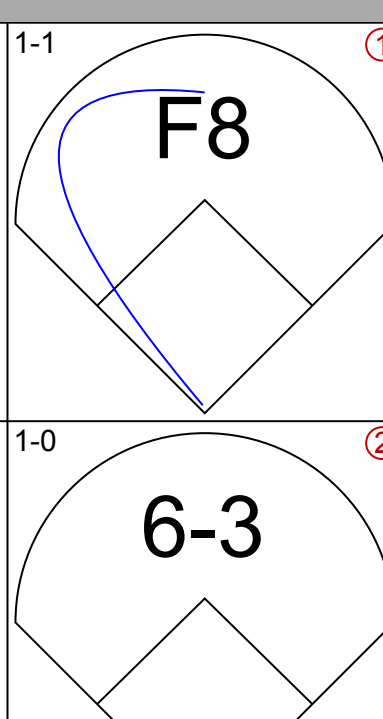
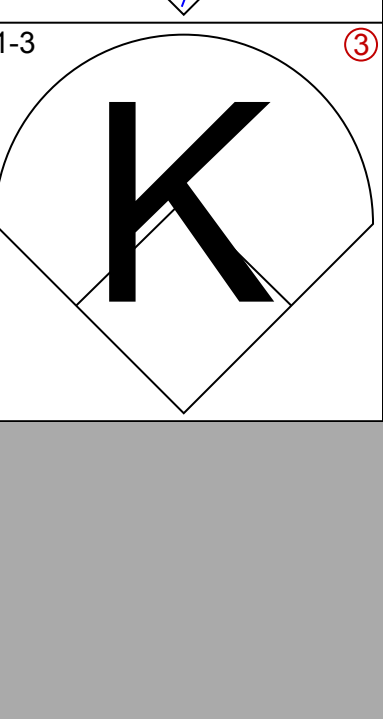
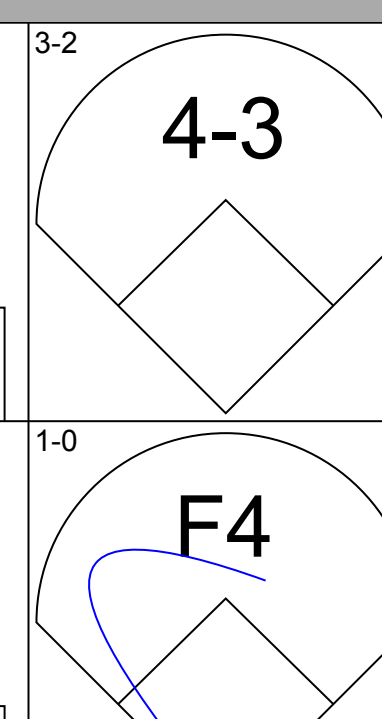
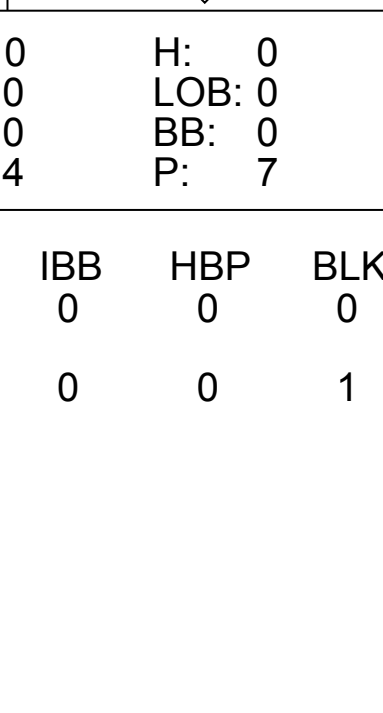
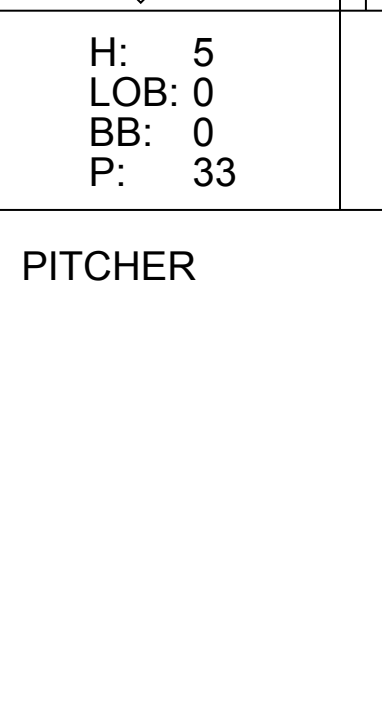
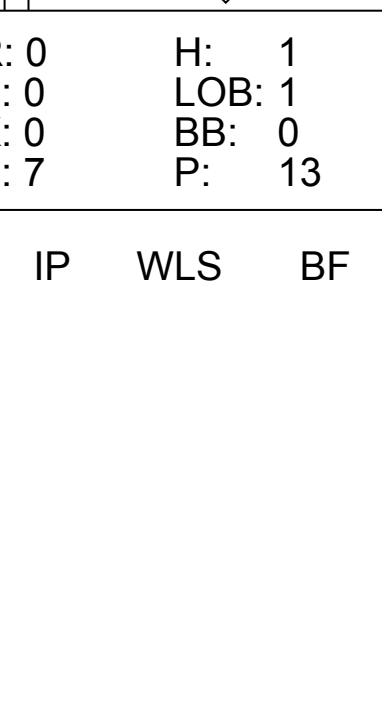


| Batter | 1 | 2 | 3 | 4 | 5 | 6 | 7 | 8 | 9 | AB | R | H | RBI | BB | SO | LOB | TOP | | | | | |
|---|--|---|---|--|---|--|--|---|---|----------------------------------|-------------------------------|----------------------------------|------------------------------|----------------------------------|------------------------------|----------------------------------|-------------------------------|----------------------------------|-------------------------|------------------------------------|----------------------------------|--------|
| Cecil Espy, S OBP: 0.321, SLG: 0.444 (1, 8) |  | |  | | | |  | |  | 5 | 0 | 3 | 2 | 0 | 1 | 0 | | | | | | |
| Curtis Wilkerson, S OBP: 0.407, SLG: 0.450 (1, 4) |  | |  | | |  | |  |  | 5 | 0 | 0 | 0 | 0 | 1 | 4 | | | | | | |
| Ruben Sierra, S OBP: 0.305, SLG: 0.450 (1, 9) |  | |  | | | | | |  | 4 | 0 | 1 | 1 | 1 | 2 | 1 | | | | | | |
| Larry Parrish, R OBP: 0.247, SLG: 0.307 (1, 10) | |  |  | | |  | | |  | 4 | 0 | 1 | 0 | 0 | 2 | 4 | | | | | | |
| Pete O'Brien, L OBP: 0.371, SLG: 0.426 (1, 3) | |  | | |  | |  | |  | 3 | 0 | 1 | 0 | 1 | 0 | 0 | | | | | | |
| Steve Buechele, R OBP: 0.365, SLG: 0.430 (1, 5) |  | | |  | | |  | |  | 4 | 0 | 0 | 0 | 0 | 2 | 3 | | | | | | |
| Jeff Kunkel, R OBP: 0.367, SLG: 0.667 (1, 7) |  | | |  | | |  | |  | 4 | 0 | 1 | 0 | 0 | 0 | 3 | | | | | | |
| Mike Stanley, R OBP: 0.316, SLG: 0.288 (5, FR) | | |  | | |  | | |  | 2 | 0 | 1 | 0 | 0 | 0 | 0 | | | | | | |
| Geno Petralli, L OBP: 0.379, SLG: 0.416 (5, 2) | | | | | |  | | |  | 2 | 2 | 2 | 0 | 0 | 0 | 0 | | | | | | |
| Scott Fletcher, R OBP: 0.347, SLG: 0.307 (1, 6) | | |  | | |  | |  |  | 4 | 1 | 1 | 0 | 0 | 1 | 4 | | | | | | |
| Inning Stats | R: 0 E: 0 K: 1 S: 6 | H: 0 LOB: 0 BB: 0 P: 11 | R: 0 E: 0 K: 0 S: 9 | H: 0 LOB: 1 BB: 1 P: 15 | R: 1 E: 0 K: 2 S: 11 | H: 3 LOB: 2 BB: 0 P: 15 | R: 0 E: 0 K: 1 S: 7 | H: 0 LOB: 0 BB: 0 P: 10 | R: 1 E: 1 K: 2 S: 13 | H: 2 LOB: 3 BB: 1 P: 20 | R: 0 E: 0 K: 0 S: 11 | H: 2 LOB: 2 BB: 0 P: 14 | R: 0 E: 0 K: 1 S: 7 | H: 0 LOB: 0 BB: 0 P: 11 | R: 0 E: 0 K: 1 S: 8 | H: 2 LOB: 1 BB: 0 P: 10 | R: 1 E: 0 K: 1 S: 12 | H: 2 LOB: 1 BB: 0 P: 16 | 1B: 9 2B: 2 HR: 0 | SF: 0 SAC: 0 DP: 1 HBP: 0 | WP: 0 PB: 0 SB: 1 CS: 0 | PA: 39 |
| PITCHER | IP | WLS | BF | H | R | ER | SO | BB | IBB | HBP | BLK | WP | HR | S | P | ERA | WHIP | | | | | |
| Scott Bankhead, R ERA: 2.65 (1, 1) | 7.0 | W | 30 | 7 | 2 | 2 | 7 | 1 | 1 | 0 | 0 | 0 | 0 | 64 | 96 | 2.57 | 1.143 | | | | | |
| Michael Jackson, R ERA: 2.31 (8, 1) | 1.1 | | 7 | 4 | 1 | 1 | 1 | 0 | 0 | 0 | 1 | 0 | 0 | 15 | 21 | 6.75 | 3.000 | | | | | |
| Mike Schooler, R ERA: 3.68 (9, 1) | 0.2 | S | 2 | 0 | 0 | 0 | 1 | 0 | 0 | 0 | 0 | 0 | 0 | 5 | 5 | 0.00 | 0.000 | | | | | |

Texas Rangers @ Seattle Mariners
The Kingdome, Seattle, WA
Mon Jun 27 1988, 10:05 PM EDT
Att: 7,591 - Dome

| | |
|-----|----|
| AB | 37 |
| R | 3 |
| H | 11 |
| RBI | 3 |
| BB | 2 |
| SO | 9 |
| LOB | 19 |



| Batter | 1 | 2 | 3 | 4 | 5 | 6 | 7 | 8 | 9 | AB | R | H | RBI | BB | SO | LOB | BOTTOM | | | | |
|--|---|---|---|---|--|---|---|---|---|----------------------------------|-------------------------------|----------------------------------|------------------------------|----------------------------------|-------------------------------|----------------------------------|----------------------------------|------------------------------------|----------------------------------|--------|--|
| Harold Reynolds, S OBP: 0.325, SLG: 0.395 (1, 4) |  | |  | | |  |  | | | 4 | 0 | 1 | 0 | 0 | 0 | 0 | | | | | |
| Rey Quinones, R OBP: 0.290, SLG: 0.433 (1, 6) |  | | |  | |  |  |  | | 4 | 1 | 1 | 0 | 0 | 0 | 1 | | | | | |
| Mickey Brantley, R OBP: 0.297, SLG: 0.489 (8, 7) |  | | |  | |  |  | |  | 4 | 2 | 2 | 0 | 0 | 0 | 0 | | | | | |
| Steve Balboni, R OBP: 0.190, SLG: 0.317 (1, 3) | |  | |  | |  | |  | | 4 | 1 | 1 | 3 | 0 | 1 | 0 | | | | | |
| Glenn Wilson, R OBP: 0.302, SLG: 0.345 (1, 9) | |  | | |  |  |  |  | | 4 | 1 | 2 | 0 | 0 | 0 | 0 | | | | | |
| Jim Prestley, R OBP: 0.297, SLG: 0.347 (1, 5) | |  | | |  |  | |  | | 3 | 1 | 1 | 2 | 1 | 1 | 1 | | | | | |
| Dave Valle, R OBP: 0.286, SLG: 0.380 (1, 2) | |  | | |  |  | | | | 3 | 0 | 0 | 0 | 0 | 0 | 2 | | | | | |
| Greg Briley, L (1, 7) | | | | | | | | | | 3 | 0 | 0 | 0 | 0 | 1 | 1 | | | | | |
| Henry Cotto, R OBP: 0.305, SLG: 0.354 (8, 8) | | |  | | |  | |  | | 0 | 0 | 0 | 0 | 0 | 0 | 0 | | | | | |
| Dave Hengel, R OBP: 0.185, SLG: 0.308 (1, 10) | | |  | | | |  |  | | 3 | 0 | 0 | 0 | 0 | 0 | 0 | | | | | |
| Inning Stats | R: 0 E: 0 K: 0 S: 7 | H: 0 LOB: 0 BB: 0 P: 13 | R: 0 E: 0 K: 1 S: 10 | H: 1 LOB: 0 BB: 0 P: 15 | R: 0 E: 0 K: 0 S: 4 | H: 0 LOB: 0 BB: 0 P: 7 | R: 0 E: 0 K: 0 S: 7 | H: 0 LOB: 0 BB: 0 P: 8 | R: 0 E: 0 K: 1 S: 8 | H: 0 LOB: 1 BB: 1 P: 15 | R: 5 E: 0 K: 0 S: 23 | H: 5 LOB: 0 BB: 0 P: 33 | R: 0 E: 0 K: 0 S: 7 | H: 1 LOB: 1 BB: 0 P: 13 | R: 1 E: 0 K: 1 S: 10 | H: 1 LOB: 0 BB: 0 P: 16 | 1B: 4 2B: 1 3B: 1 HR: 2 | SF: 0 SAC: 0 DP: 0 HBP: 0 | WP: 0 PB: 0 SB: 0 CS: 0 | PA: 33 | |
| PITCHER | IP | WLS | BF | H | R | ER | SO | BB | IBB | HBP | BLK | WP | HR | S | P | ERA | WHIP | | | | |
| Paul Kilgus, L ERA: 3.08 (1, 1) | 7.0 | L | 30 | 6 | 6 | 6 | 2 | 1 | 0 | 0 | 0 | 0 | 0 | 68 | 107 | 7.71 | 1.286 | | | | |
| Craig McMurtry, R ERA: 2.7 (8, 1) | 1.0 | | 3 | 0 | 0 | 0 | 1 | 0 | 0 | 0 | 1 | 0 | 0 | 8 | 13 | 0.00 | 0.000 | | | | |

Texas Rangers @ Seattle Mariners
The Kingdome, Seattle, WA
Mon Jun 27 1988, 10:05 PM EDT
Att: 7,591 - Dome


| | |
|-----|----|
| AB | 32 |
| R | 6 |
| H | 8 |
| RBI | 5 |
| BB | 1 |
| SO | 3 |
| LOB | 5 |



| Batter | 1 | 2 | 3 | 4 | 5 | 6 | 7 | 8 | 9 | 10 | 11 | 12 | AB | R | H | RBI | BB | SO | LOB | | | | | |
|---|------------------------------|----------------------------------|------------------------------|----------------------------------|-------------------------------|----------------------------------|------------------------------|----------------------------------|------------------------------|----------------------------------|-------------------------------|----------------------------------|-------------------------------|----------------------------------|------------------------------|----------------------------------|------------------------------|----------------------------------|-------------------------------|----------------------------------|----------------------------------|------------------------------------|----------------------------------|--------|
| Cecil Espy, S OBP: 0.310, SLG: 0.425 (1.8) | 3-1 | | G3 | | | K | | | F7 | | 6-3 | | 5 | 0 | 0 | 0 | 0 | 1 | 1 | | | | | |
| Scott Fletcher, R OBP: 0.356, SLG: 0.323 (1.6) | K | | | F3 | | | | | 6-3 | | | 1B | 5 | 1 | 3 | 0 | 0 | 1 | 0 | | | | | |
| Ruben Sierra, S OBP: 0.305, SLG: 0.443 (1.9) | F6 | | | K | | | | | 6-3 | | | F8 | 5 | 0 | 0 | 0 | 0 | 1 | 2 | | | | | |
| Pete O'Brien, L OBP: 0.366, SLG: 0.423 (1.3) | | | | 4-3 | | | | | 4-3 | | | BLK | 5 | 0 | 1 | 0 | 0 | 0 | 1 | | | | | |
| Geno Petralli, L OBP: 0.366, SLG: 0.402 (1.2) | | | | | 4-3 | | | | | | | | 4 | 0 | 1 | 0 | 0 | 1 | 0 | | | | | |
| Barbato Garbey, R OBP: 0.250, SLG: 0.235 (12, PH) | | | | | | | | | | | | SF9 | 0 | 0 | 0 | 1 | 0 | 0 | 0 | | | | | |
| Mike Stanley, R OBP: 0.318, SLG: 0.288 (12, 2) | | | | | | | | | | | | | 0 | 0 | 0 | 0 | 0 | 0 | 0 | | | | | |
| Larry Parrish, R OBP: 0.246, SLG: 0.317 (1.10) | | | | | | | | | | | | | 5 | 0 | 1 | 0 | 0 | 1 | 2 | | | | | |
| Steve Buechele, R OBP: 0.358, SLG: 0.433 (1.5) | | | | | | | | | | | | | 4 | 0 | 0 | 0 | 0 | 1 | 1 | | | | | |
| Bob Brower, R OBP: 0.310, SLG: 0.284 (1.7) | | | | | | | | | | | | | 2 | 0 | 0 | 0 | 0 | 2 | 1 | | | | | |
| Pete Incaviglia, R OBP: 0.339, SLG: 0.496 (8, PH) | | | | | | | | | | | | | 0 | 0 | 0 | 0 | 0 | 0 | 0 | | | | | |
| Jeff Kunkel, R OBP: 0.343, SLG: 0.657 (8, PR) | | | | | | | | | | | | | 1 | 0 | 0 | 0 | 0 | 0 | 0 | | | | | |
| Curtis Wilkerson, S OBP: 0.403, SLG: 0.440 (1.4) | | | | | | | | | | | | | 3 | 0 | 0 | 0 | 1 | 0 | 1 | | | | | |
| Inning Stats | R: 0 E: 0 K: 1 S: 7 | H: 0 LOB: 0 BB: 0 P: 12 | R: 0 E: 0 K: 0 S: 7 | H: 0 LOB: 0 BB: 0 P: 11 | R: 0 E: 0 K: 1 S: 11 | H: 0 LOB: 1 BB: 1 P: 18 | R: 0 E: 0 K: 1 S: 7 | H: 0 LOB: 0 BB: 0 P: 11 | R: 0 E: 0 K: 1 S: 7 | H: 1 LOB: 0 BB: 0 P: 16 | R: 0 E: 0 K: 0 S: 11 | H: 1 LOB: 1 BB: 0 P: 19 | R: 0 E: 0 K: 0 S: 10 | H: 0 LOB: 0 BB: 0 P: 15 | R: 0 E: 0 K: 2 S: 8 | H: 0 LOB: 0 BB: 0 P: 11 | R: 0 E: 0 K: 1 S: 7 | H: 0 LOB: 0 BB: 0 P: 12 | R: 1 E: 0 K: 1 S: 17 | H: 2 LOB: 1 BB: 0 P: 23 | 1B: 6 2B: 0 3B: 0 HR: 0 | SF: 1 SAC: 0 DP: 1 HBP: 1 | WP: 0 PB: 0 SB: 0 CS: 1 | PA: 43 |
| PITCHER | IP | WLS | BF | H | R | ER | SO | BB | IBB | HBP | BLK | WP | HR | S | P | ERA | WHIP | | | | | | | |
| Mike Moore, R ERA: 4.19 (1.1) | 9.0 | L | 31 | 4 | 0 | 0 | 5 | 0 | 0 | 0 | 0 | 0 | 0 | 0 | 126 | 0.00 | 0.556 | | | | | | | |
| Mike Schooler, R ERA: 3.72 (10, 1) | 2.1 | L | 9 | 2 | 1 | 1 | 2 | 0 | 0 | 0 | 0 | 0 | 0 | 23 | 3.86 | 0.857 | | | | | | | | |
| Rod Scurry, L ERA: 0.93 (12, 1) | 0.2 | | 0 | 0 | 0 | 0 | 1 | 0 | 0 | 0 | 1 | 0 | 0 | 9 | 0.00 | 0.000 | | | | | | | | |

Texas Rangers @ Seattle Mariners
The Kingdom, Seattle, WA
Wed Jun 29 1988, 10:05 PM EDT
Att. 8,487 - Dome


| | |
|-----|----|
| AB | 39 |
| R | 1 |
| H | 6 |
| RBI | 1 |
| BB | 1 |
| SO | 8 |
| LOB | 9 |



| Batter | 1 | 2 | 3 | 4 | 5 | 6 | 7 | 8 | 9 | 10 | 11 | 12 | AB | R | H | RBI | BB | SO | LOB | | | | |
|---|------------------------------|----------------------------------|------------------------------|----------------------------------|------------------------------|----------------------------------|------------------------------|----------------------------------|-------------------------------|----------------------------------|-------------------------------|----------------------------------|-------------------------------|----------------------------------|------------------------------|----------------------------------|-------------------------------|----------------------------------|----------------------------------|------------------------------------|----------------------------------|--------|--|
| Harold Reynolds, S OBP: 0.322, SLG: 0.389 (1.4) | 6-3 | | 4-3 | | | F8 | | | | | | | 5 | 0 | 1 | 0 | 0 | 1 | 2 | | | | |
| Greg Briley, L OBP: 0.091, SLG: 0.091 (1.7) | G3 | | | G3 | | | | | F5 | | | | 5 | 0 | 1 | 0 | 0 | 1 | 2 | | | | |
| Mickey Brantley, R OBP: 0.298, SLG: 0.482 (1.8) | 4-3 | | | | | | | | | | | | 5 | 0 | 2 | 0 | 0 | 1 | 0 | | | | |
| Ken Phelps, L OBP: 0.413, SLG: 0.494 (1.10) | | | | | | | | | | | | | 3 | 0 | 0 | 0 | 2 | 2 | 1 | | | | |
| Steve Balboni, R OBP: 0.196, SLG: 0.299 (1.3) | | | | | | | | | | | | | 4 | 0 | 0 | 0 | 1 | 0 | 3 | | | | |
| Glenn Wilson, R OBP: 0.300, SLG: 0.342 (1.9) | | | | | | | | | | | | | 5 | 0 | 2 | 0 | 0 | 1 | 4 | | | | |
| Jim Presley, R OBP: 0.264, SLG: 0.342 (1.5) | | | | | | | | | | | | | 4 | 0 | 0 | 0 | 0 | 1 | 2 | | | | |
| Dave Valle, R OBP: 0.286, SLG: 0.373 (1.2) | | | | | | | | | | | | | 3 | 0 | 1 | 0 | 0 | 0 | 0 | | | | |
| Henry Cotto, R OBP: 0.305, SLG: 0.354 (10, PR) | | | | | | | | | | | | | 0 | 0 | 0 | 0 | 0 | 0 | 0 | | | | |
| Scott Bradley, L OBP: 0.257, SLG: 0.299 (11, 2) | | | | | | | | | | | | | 1 | 0 | 0 | 0 | 0 | 0 | 1 | | | | |
| Rick Renteria, R OBP: 0.222, SLG: 0.307 (1.6) | | | | | | | | | | | | | 5 | 0 | 0 | 0 | 0 | 2 | 4 | | | | |
| Inning Stats | R: 0 E: 0 K: 0 S: 6 | H: 0 LOB: 0 BB: 0 P: 10 | R: 0 E: 0 K: 0 S: 3 | H: 0 LOB: 1 BB: 2 P: 13 | R: 0 E: 0 K: 1 S: 9 | H: 1 LOB: 0 BB: 0 P: 12 | R: 0 E: 0 K: 2 S: 9 | H: 0 LOB: 0 BB: 0 P: 13 | R: 0 E: 0 K: 1 S: 11 | H: 1 LOB: 0 BB: 0 P: 17 | R: 0 E: 0 K: 2 S: 15 | H: 2 LOB: 2 BB: 0 P: 20 | R: 0 E: 0 K: 0 S: 11 | H: 1 LOB: 2 BB: 1 P: 20 | R: 0 E: 0 K: 1 S: 9 | H: 0 LOB: 0 BB: 0 P: 15 | R: 0 E: 0 K: 1 S: 12 | H: 1 LOB: 1 BB: 0 P: 18 | 1B: 7 2B: 1 3B: 0 HR: 0 | SF: 0 SAC: 1 DP: 1 HBP: 1 | WP: 0 PB: 1 SB: 1 CS: 1 | PA: 46 | |
| PITCHER | IP | WLS | BF | H | R | ER | SO | BB | IBB | HBP | BLK | WP | HR | S | P | ERA | WHIP | | | | | | |
| Charlie Hough, R ERA: 2.97 (1.1) | 11.0 | W | 42 | 7 | 0 | 0 | 8 | 3 | 0 | 1 | 0 | 0 | 0 | 99 | 163 | 0.00 | 0.909 | | | | | | |
| Mitch Williams, L ERA: 4.54 (12, 1) | 1.0 | S | 3 | 0 | 0 | 0 | 1 | 0 | 0 | 0 | 0 | 0 | 0 | 9 | 13 | 0.00 | 0.000 | | | | | | |

Texas Rangers @ Seattle Mariners
The Kingdom, Seattle, WA
Wed Jun 29 1988, 10:05 PM EDT
Att. 8,487 - Dome

| | |
|-----|----|
| AB | 40 |
| R | 0 |
| H | 7 |
| RBI | 0 |
| BB | 3 |
| SO | 9 |
| LOB | 19 |



| Batter | 1 | 2 | 3 | 4 | 5 | 6 | 7 | 8 | 9 | AB | R | H | RBI | BB | SO | LOB | TOP | | | | | |
|--|-------------------------------|----------------------------------|-------------------------------|----------------------------------|------------------------------|----------------------------------|-------------------------------|----------------------------------|------------------------------|----------------------------------|-------------------------------|----------------------------------|------------------------------|----------------------------------|-------------------------------|----------------------------------|---|-------------------------------|----------------------------------|-----------------------------------|------------------------------------|----------------------------------|
| Harold Reynolds, S OBP: 0.322, SLG: 0.388 (1, 4) | G6-3 | | FC4-6 | BB | | SH5-4 | | SH1-4 | | 3 | 0 | 1 | 2 | 0 | 0 | 1 | Seattle Mariners @ Cleveland Indians Cleveland Municipal Stadium, Cleveland, OH Fri Jul 01 1988, 7:05 PM EDT Att: 45,785 - Unknown - 72 F | | | | | |
| Henry Cotto, R OBP: 0.312, SLG: 0.358 (1, 8) | S | | G5-3 | 1B | | CS | | SH5-3 | | 3 | 0 | 2 | 2 | 1 | 0 | 1 | | | | | | |
| Mickey Brantley, R OBP: 0.179, SLG: 0.477 Mike Kingery, L OBP: 0.326, SLG: 0.295 (6, PH) (6, 7) | 1B | | | K | | | | 4-3 | | 3 | 0 | 0 | 0 | 0 | 3 | 4 | | | | | | |
| Steve Balboni, R OBP: 0.203, SLG: 0.304 (1, 3) | K | | | | | | | | | 2 | 0 | 0 | 0 | 0 | 1 | 1 | | | | | | |
| Glenn Wilson, R OBP: 0.298, SLG: 0.339 (1, 9) | | | | | | | | | | 5 | 1 | 2 | 0 | 0 | 2 | 1 | | | | | | |
| Jim Presley, R OBP: 0.269, SLG: 0.344 (1, 5) | | | | | | | | | | 5 | 1 | 1 | 0 | 0 | 1 | 1 | | | | | | |
| Dave Hengel, R OBP: 0.179, SLG: 0.298 Ken Phelps, L OBP: 0.417, SLG: 0.512 (6, PH) | | | | | | | | | | 4 | 2 | 2 | 0 | 1 | 1 | 0 | | | | | | |
| Scott Bradley, L OBP: 0.275, SLG: 0.317 (1, 2) | | | | | | | | | | 4 | 2 | 2 | 0 | 1 | 1 | 0 | | | | | | |
| Mario Diaz, R OBP: 0.625, SLG: 0.625 (1, 6) | | | | | | | | | | 2 | 0 | 0 | 0 | 0 | 2 | 3 | | | | | | |
| Inning Stats | R: 0 E: 0 K: 2 S: 14 | H: 1 LOB: 1 BB: 0 P: 21 | R: 0 E: 0 K: 2 S: 12 | H: 0 LOB: 0 BB: 0 P: 17 | R: 0 E: 0 K: 0 S: 7 | H: 1 LOB: 1 BB: 0 P: 13 | R: 4 E: 0 K: 3 S: 22 | H: 5 LOB: 3 BB: 2 P: 40 | R: 0 E: 0 K: 1 S: 8 | H: 1 LOB: 0 BB: 0 P: 14 | R: 3 E: 0 K: 1 S: 12 | H: 3 LOB: 1 BB: 1 P: 18 | R: 0 E: 0 K: 0 S: 9 | H: 1 LOB: 1 BB: 0 P: 15 | R: 2 E: 0 K: 0 S: 11 | H: 2 LOB: 0 BB: 0 P: 17 | | R: 2 E: 0 K: 1 S: 10 | H: 2 LOB: 0 BB: 0 P: 14 | 1B: 15 2B: 1 3B: 0 HR: 1 | SF: 0 SAC: 3 DP: 2 HBP: 0 | WP: 1 PB: 0 SB: 3 CS: 1 |
| PITCHER | IP | WLS | BF | H | R | ER | SO | BB | IBB | HBP | BLK | WP | HR | S | P | ERA | WHIP | | | | | |
| Greg Swindell, L ERA: 3.44 (1, 1) | 3.2 | L | 20 | 7 | 4 | 4 | 6 | 2 | 0 | 0 | 0 | 0 | 0 | 52 | 85 | 9.82 | 2.455 | | | | | |
| Don Gordon, R ERA: 4.29 (4, 1) | 2.1 | | 10 | 4 | 3 | 3 | 3 | 1 | 0 | 0 | 1 | 0 | 0 | 23 | 38 | 11.57 | 2.143 | | | | | |
| Rick Rodriguez, R ERA: 9.58 (7, 1) | 3.0 | | 14 | 5 | 4 | 4 | 1 | 0 | 0 | 0 | 0 | 1 | 1 | 30 | 46 | 12.00 | 1.667 | | | | | |

| | |
|-----|----|
| AB | 38 |
| R | 11 |
| H | 16 |
| RBI | 9 |
| BB | 3 |
| SO | 10 |
| LOB | 14 |



| Batter | 1 | 2 | 3 | 4 | 5 | 6 | 7 | 8 | 9 | AB | R | H | RBI | BB | SO | LOB | BOTTOM | | | | |
|---|-------------------------------|----------------------------------|-------------------------------|----------------------------------|-------------------------------|----------------------------------|------------------------------|----------------------------------|-------------------------------|----------------------------------|------------------------------|----------------------------------|-------------------------------|----------------------------------|-------------------------------|----------------------------------|---|----------------------------------|------------------------------------|----------------------------------|--------|
| Julio Franco, R OBP: 0.345, SLG: 0.422 Domingo Ramos, R OBP: 0.238, SLG: 0.286 (6, 4) | HR | 1B | | G6-3 | | FC5-4 | | K | | 1 | 2 | 0 | 0 | 2 | 0 | 0 | Seattle Mariners @ Cleveland Indians Cleveland Municipal Stadium, Cleveland, OH Fri Jul 01 1988, 7:05 PM EDT Att: 45,785 - Unknown - 72 F | | | | |
| Willie Upshaw, L OBP: 0.321, SLG: 0.381 (1, 3) | K | 1B | | BB | | FC5-4 | | K | | 3 | 0 | 1 | 0 | 2 | 2 | 2 | | | | | |
| Joe Carter, R OBP: 0.321, SLG: 0.500 (1, 8) | HR | 1B | | BB | | FC5-4 | | | | 4 | 1 | 2 | 3 | 1 | 0 | 2 | | | | | |
| Ron Kittle, R OBP: 0.324, SLG: 0.528 (1, 10) | 1B | K | | F8 | | K | | | | 4 | 0 | 0 | 0 | 0 | 3 | 6 | | | | | |
| Brook Jacoby, R OBP: 0.319, SLG: 0.385 (1, 5) | P5 | | | G5-3 | | | | P6 | | 5 | 0 | 1 | 0 | 0 | 1 | 1 | | | | | |
| Cory Snyder, R OBP: 0.321, SLG: 0.504 (1, 9) | 1B | | | 1B | | P4 | | L5 | | 5 | 0 | 2 | 0 | 0 | 0 | 1 | | | | | |
| Carmen Castillo, R OBP: 0.333, SLG: 0.333 Mel Hall, L OBP: 0.327, SLG: 0.374 (7, PH) (8, 7) | F9 | | | K | | BB | | L6 | | 2 | 0 | 0 | 0 | 1 | 1 | 3 | | | | | |
| Andy Allanson, R OBP: 0.288, SLG: 0.328 Chris Bando, S OBP: 0.238, SLG: 0.333 (8, PH) (9, 2) | G5-3 | | | F9 | | F9 | | L9 | | 3 | 0 | 0 | 0 | 0 | 0 | 2 | | | | | |
| Jay Bell, R OBP: 0.287, SLG: 0.248 (1, 6) | F8 | | | F2 | | G4-3 | | | | 4 | 0 | 1 | 0 | 0 | 0 | 0 | | | | | |
| Inning Stats | R: 2 E: 0 K: 1 S: 12 | H: 2 LOB: 2 BB: 1 P: 22 | R: 1 E: 0 K: 1 S: 16 | H: 1 LOB: 2 BB: 2 P: 28 | R: 0 E: 0 K: 1 S: 10 | H: 1 LOB: 1 BB: 0 P: 12 | R: 0 E: 0 K: 0 S: 8 | H: 1 LOB: 2 BB: 1 P: 17 | R: 0 E: 0 K: 1 S: 14 | H: 1 LOB: 2 BB: 1 P: 24 | R: 0 E: 0 K: 0 S: 5 | H: 0 LOB: 0 BB: 0 P: 10 | R: 0 E: 0 K: 2 S: 10 | H: 1 LOB: 1 BB: 0 P: 14 | R: 0 E: 0 K: 1 S: 10 | H: 1 LOB: 1 BB: 0 P: 13 | | 1B: 5 2B: 2 3B: 0 HR: 1 | SF: 0 SAC: 0 DP: 0 HBP: 1 | WP: 0 PB: 0 SB: 2 CS: 0 | PA: 42 |
| PITCHER | IP | WLS | BF | H | R | ER | SO | BB | IBB | HBP | BLK | WP | HR | S | P | ERA | WHIP | | | | |
| Mark Langston, L ERA: 4.03 (1, 1) | 5.1 | W | 29 | 6 | 3 | 3 | 4 | 6 | 0 | 0 | 1 | 0 | 0 | 62 | 113 | 5.06 | 2.250 | | | | |
| Michael Jackson, R ERA: 2.15 (6, 1) | 3.2 | S | 13 | 2 | 0 | 0 | 4 | 0 | 0 | 0 | 0 | 0 | 0 | 32 | 45 | 0.00 | 0.545 | | | | |

| | |
|-----|----|
| AB | 35 |
| R | 3 |
| H | 8 |
| RBI | 3 |
| BB | 6 |
| SO | 8 |
| LOB | 18 |



| Batter | 1 | 2 | 3 | 4 | 5 | 6 | 7 | 8 | 9 | AB | R | H | RBI | BB | SO | LOB | TOP | | | | | |
|---|------------------------------|----------------------------------|-------------------------------|----------------------------------|------------------------------|----------------------------------|------------------------------|----------------------------------|-------------------------------|----------------------------------|------------------------------|----------------------------------|------------------------------|----------------------------------|-------------------------------|----------------------------------|-------------------------------|----------------------------------|----------------------------------|------------------------------------|----------------------------------|--------|
| Harold Reynolds, S OBP: 0.323, SLG: 0.387 (1, 4) | L4 | | F8 | | | | | HR | P8 | 4 | 1 | 1 | 0 | 1 | 0 | 1 | | | | | | |
| Henry Cotto, R OBP: 0.314, SLG: 0.363 (1, 8) | L8 | | | G5-3 | K | | | HR | F9 | 5 | 2 | 2 | 0 | 0 | 1 | 3 | | | | | | |
| Scott Bradley, L OBP: 0.288, SLG: 0.308 (1, 2) | L8 | | | G5-3 | | G5-3 | | P6 | | 4 | 0 | 0 | 0 | 0 | 0 | 3 | | | | | | |
| Ken Phelps, L OBP: 0.418, SLG: 0.517 (1, 10) | | | G4-3 | | | K | | K | | 4 | 1 | 2 | 1 | 0 | 2 | 2 | | | | | | |
| Steve Balboni, R OBP: 0.205, SLG: 0.328 (1, 3) | G4-3 | | | G6-4-3 | | P2 | | HR | | 4 | 1 | 1 | 3 | 0 | 0 | 2 | | | | | | |
| Glenn Wilson, R OBP: 0.294, SLG: 0.333 (1, 9) | L5 | | | | P2 | | G6-3 | G4-3 | | 4 | 0 | 0 | 0 | 0 | 0 | 0 | | | | | | |
| Jim Presley, R OBP: 0.266, SLG: 0.339 (1, 5) | F7 | | | | G6-3 | | G6-3 | | L9 | 4 | 0 | 0 | 0 | 0 | 0 | 0 | | | | | | |
| Greg Briley, L OBP: 0.267, SLG: 0.400 (1, 7) | | | F8 | | | | | | | 4 | 2 | 3 | 0 | 0 | 0 | 0 | | | | | | |
| Mario Diaz, R OBP: 0.583, SLG: 0.583 (1, 6) | | | P3 | | | | K | | | 4 | 0 | 2 | 2 | 0 | 1 | 1 | | | | | | |
| Inning Stats | R: 0 E: 0 K: 0 S: 8 | H: 0 LOB: 0 BB: 0 P: 11 | R: 1 E: 0 K: 0 S: 11 | H: 1 LOB: 0 BB: 0 P: 15 | R: 0 E: 0 K: 0 S: 9 | H: 0 LOB: 0 BB: 0 P: 11 | R: 1 E: 0 K: 0 S: 7 | H: 2 LOB: 0 BB: 0 P: 13 | R: 1 E: 0 K: 1 S: 12 | H: 2 LOB: 2 BB: 1 P: 20 | R: 0 E: 0 K: 1 S: 9 | H: 0 LOB: 0 BB: 0 P: 14 | R: 0 E: 0 K: 1 S: 8 | H: 1 LOB: 1 BB: 0 P: 12 | R: 3 E: 0 K: 1 S: 13 | H: 3 LOB: 0 BB: 0 P: 20 | R: 1 E: 0 K: 0 S: 10 | H: 2 LOB: 1 BB: 0 P: 14 | 1B: 6 2B: 4 3B: 0 HR: 1 | SF: 0 SAC: 0 DP: 1 HBP: 0 | WP: 0 PB: 0 SB: 0 CS: 0 | PA: 38 |
| PITCHER | IP | WLS | BF | H | R | ER | SO | BB | IBB | HBP | BLK | WP | HR | S | P | ERA | WHIP | | | | | |
| John Farrell, R ERA: 3.65 (1, 1) | 7.2 | W | 32 | 9 | 6 | 6 | 4 | 1 | 0 | 0 | 1 | 0 | 1 | 74 | 113 | 7.04 | 1.304 | | | | | |
| Doug Jones, R ERA: 1.93 (8, 1) | 1.1 | S | 6 | 2 | 1 | 1 | 0 | 0 | 0 | 0 | 0 | 0 | 0 | 13 | 17 | 6.75 | 1.500 | | | | | |

Seattle Mariners @ Cleveland Indians
Cleveland Municipal Stadium, Cleveland, OH
Sat Jul 02 1988, 7:05 PM EDT
Att: 18,096 - Unknown - 92 F

AB 37
R 7
H 11
RBI 6
BB 1
SO 4
LOB 12



| Batter | 1 | 2 | 3 | 4 | 5 | 6 | 7 | 8 | 9 | AB | R | H | RBI | BB | SO | LOB | BOTTOM | | | | | |
|--|------------------------------|----------------------------------|------------------------------|---------------------------------|-------------------------------|----------------------------------|------------------------------|----------------------------------|-------------------------------|----------------------------------|-------------------------------|----------------------------------|-------------------------------|----------------------------------|-------------------------------|----------------------------------|----------------------------------|------------------------------------|----------------------------------|--------|--|--|
| Ron Washington, R OBP: 0.317, SLG: 0.363 (1, 6) | G3 | | | G6-3 | | G3-1 | | G1-3 | | 5 | 2 | 2 | 1 | 0 | 0 | 2 | | | | | | |
| Willie Upshaw, L OBP: 0.322, SLG: 0.376 (1, 3) | G3 | | | P5 | | G4-3 | | PB | WP | 3 | 1 | 0 | 0 | 2 | 0 | 2 | | | | | | |
| Joe Carter, R OBP: 0.328, SLG: 0.505 (1, 8) | | | | | | F8 | | | | 3 | 1 | 2 | 2 | 2 | 0 | 0 | | | | | | |
| Ron Kittle, R OBP: 0.333, SLG: 0.540 (1, 10) | | | SF8 | | | | K | | | 3 | 1 | 2 | 2 | 1 | 1 | 0 | | | | | | |
| Mel Hall, L OBP: 0.325, SLG: 0.368 (1, 7) | G4-3 | | F9 | | | | K | | L9 | 4 | 1 | 0 | 0 | 1 | 1 | 6 | | | | | | |
| Cory Snyder, R OBP: 0.323, SLG: 0.504 (1, 9) | | | F8 | | | | | | | 4 | 0 | 2 | 1 | 0 | 0 | 1 | | | | | | |
| Brook Jacoby, R OBP: 0.318, SLG: 0.384 (1, 5) | G5-3 | | | L8 | | | | | | 4 | 1 | 1 | 2 | 0 | 0 | 1 | | | | | | |
| Domingo Ramos, R OBP: 0.280, SLG: 0.304 (1, 4) | F8 | | | G6-3 | | | | SF8 | | 2 | 2 | 1 | 1 | 0 | 0 | 0 | | | | | | |
| Andy Allanson, R OBP: 0.292, SLG: 0.336 (1, 2) | | | | | | | G6-3 | | | 3 | 1 | 2 | 0 | 0 | 0 | 0 | | | | | | |
| Inning Stats | R: 1 E: 0 K: 0 S: 4 | H: 2 LOB: 1 BB: 1 P: 11 | R: 0 E: 0 K: 0 S: 5 | H: 0 LOB: 0 BB: 0 P: 9 | R: 3 E: 0 K: 0 S: 11 | H: 3 LOB: 1 BB: 1 P: 18 | R: 1 E: 0 K: 0 S: 6 | H: 2 LOB: 1 BB: 0 P: 11 | R: 4 E: 0 K: 0 S: 14 | H: 4 LOB: 0 BB: 1 P: 25 | R: 0 E: 0 K: 2 S: 10 | H: 0 LOB: 0 BB: 0 P: 17 | R: 0 E: 0 K: 0 S: 18 | H: 1 LOB: 1 BB: 3 P: 37 | R: 1 E: 0 K: 0 S: 18 | H: 0 LOB: 3 BB: 3 P: 37 | 1B: 9 2B: 3 3B: 0 HR: 0 | SF: 2 SAC: 1 DP: 1 HBP: 1 | WP: 1 PB: 2 SB: 0 CS: 0 | PA: 41 | | |
| PITCHER | IP | WLS | BF | H | R | ER | SO | BB | IBB | HBP | BLK | WP | HR | S | P | ERA | WHIP | | | | | |
| Bill Swift, R ERA: 3.98 (1, 1) | 3.1 | L | 17 | 6 | 5 | 5 | 0 | 2 | 0 | 0 | 0 | 0 | 0 | 22 | 43 | 13.50 | 2.400 | | | | | |
| Ed Nunez, R ERA: 7.98 (4, 1) | 0.2 | | 7 | 4 | 4 | 4 | 0 | 0 | 1 | 0 | 0 | 0 | 0 | 11 | 21 | 54.00 | 6.000 | | | | | |
| Jerry Reed, R ERA: 3.99 (5, 1) | 3.0 | | 10 | 2 | 0 | 0 | 2 | 0 | 0 | 0 | 0 | 0 | 0 | 21 | 35 | 0.00 | 0.667 | | | | | |
| Rod Scurry, L ERA: 1.69 (8, 1) | 1.0 | | 7 | 0 | 1 | 1 | 0 | 3 | 0 | 1 | 1 | 1 | 0 | 18 | 37 | 9.00 | 3.000 | | | | | |

Seattle Mariners @ Cleveland Indians
Cleveland Municipal Stadium, Cleveland, OH
Sat Jul 02 1988, 7:05 PM EDT
Att: 18,096 - Unknown - 92 F

AB 31
R 10
H 12
RBI 9
BB 6
SO 2
LOB 12



| Batter | 1 | 2 | 3 | 4 | 5 | 6 | 7 | 8 | 9 | AB | R | H | RBI | BB | SO | LOB | TOP | | | | | | | | |
|--|------------------------------|---------------------------------|------------------------------|---------------------------------|-------------------------------|----------------------------------|-------------------------------|----------------------------------|------------------------------|----------------------------------|------------------------------|----------------------------------|------------------------------|---------------------------------|-------------------------------|----------------------------------|---|----------------------------------|----------------------------------|------------------------------------|----------------------------------|--------|--|--|--|
| Harold Reynolds, S OBP: 0.328, SLG: 0.397 (1, 4) | F8 | | F8 | | | G4-3 PB FC4-2 1B | | | | 5 | 0 | 3 | 1 | 0 | 0 | 1 | Seattle Mariners @ Cleveland Indians Cleveland Municipal Stadium, Cleveland, OH Sun Jul 03 1988, 3:33 AM EDT Att: 19,397 - Sunny - 76 F | | | | | | | | |
| Rey Quinones, R OBP: 0.296, SLG: 0.435 (1, 10) | K | | | | G4-3 | FC5 | | | | 4 | 0 | 1 | 1 | 1 | 1 | 3 | | | | | | | | | |
| Mickey Brantley, R OBP: 0.293, SLG: 0.472 (1, 7) | G6-3 | | P3 | | FC4-2 | | | | | 5 | 0 | 1 | 0 | 0 | 0 | 4 | | | | | | | | | |
| Steve Balboni, R OBP: 0.205, SLG: 0.331 (1, 3) | | K | | | G1-3 | G6-3 | | | | 5 | 0 | 1 | 0 | 0 | 1 | 2 | | | | | | | | | |
| Glenn Wilson, R OBP: 0.300, SLG: 0.339 (1, 9) | | | | | | | | | | 5 | 2 | 3 | 0 | 0 | 0 | 2 | | | | | | | | | |
| Jim Prestley, R OBP: 0.271, SLG: 0.339 (1, 5) | | | | | | | | | | 3 | 2 | 1 | 0 | 2 | 0 | 2 | | | | | | | | | |
| Henry Cotto, R OBP: 0.317, SLG: 0.363 (1, 8) | | | | | | | | | | 3 | 2 | 1 | 0 | 1 | 1 | 3 | | | | | | | | | |
| Dave Valle, R OBP: 0.286, SLG: 0.378 (1, 2) | | | | | | | | | | 3 | 0 | 1 | 2 | 0 | 1 | 2 | | | | | | | | | |
| Mario Diaz, R OBP: 0.563, SLG: 0.667 (1, 6) | | | | | | | | | | 3 | 1 | 2 | 3 | 0 | 0 | 2 | | | | | | | | | |
| Inning Stats | R: 0 E: 0 K: 1 S: 7 | H: 0 LOB: 0 BB: 0 P: 9 | R: 0 E: 0 K: 1 S: 5 | H: 1 LOB: 0 BB: 0 P: 9 | R: 2 E: 0 K: 1 S: 19 | H: 3 LOB: 1 BB: 0 P: 30 | R: 1 E: 0 K: 0 S: 10 | H: 2 LOB: 2 BB: 1 P: 19 | R: 0 E: 0 K: 0 S: 6 | H: 1 LOB: 1 BB: 0 P: 10 | R: 2 E: 0 K: 0 S: 9 | H: 4 LOB: 2 BB: 0 P: 15 | R: 0 E: 0 K: 0 S: 4 | H: 1 LOB: 0 BB: 0 P: 5 | R: 2 E: 0 K: 0 S: 15 | H: 1 LOB: 2 BB: 3 P: 30 | R: 0 E: 0 K: 1 S: 11 | H: 1 LOB: 1 BB: 0 P: 16 | 1B: 9 2B: 4 3B: 1 HR: 0 | SF: 1 SAC: 2 DP: 2 HBP: 0 | WP: 0 PB: 1 SB: 0 CS: 0 | PA: 43 | | | |
| PITCHER | IP | WLS | BF | H | R | ER | SO | BB | IBB | HBP | BLK | WP | HR | S | P | ERA | WHIP | | | | | | | | |
| Bud Black, L ERA: 5.4 (1, 1) | 5.0 | | 22 | 7 | 3 | 3 | 3 | 1 | 0 | 0 | 0 | 0 | 0 | 47 | 77 | 5.40 | 1.600 | | | | | | | | |
| Jon Perlman, R ERA: 4.34 (6, 1) | 0.2 | L | 5 | 3 | 2 | 2 | 0 | 0 | 0 | 0 | 0 | 0 | 0 | 5 | 9 | 27.00 | 4.500 | | | | | | | | |
| Don Gordon, R ERA: 5.4 (6, 1) | 2.0 | | 10 | 3 | 2 | 2 | 0 | 2 | 0 | 0 | 0 | 0 | 0 | 18 | 32 | 9.00 | 2.500 | | | | | | | | |
| Brad Havens, L ERA: 2.89 (8, 1) | 1.1 | | 6 | 1 | 0 | 0 | 1 | 1 | 0 | 0 | 0 | 0 | 0 | 16 | 25 | 0.00 | 1.500 | | | | | | | | |

AB 36
R 7
H 14
RBI 7
BB 4
SO 4
LOB 21



| Batter | 1 | 2 | 3 | 4 | 5 | 6 | 7 | 8 | 9 | AB | R | H | RBI | BB | SO | LOB | BOTTOM | | | | | | | | |
|---|-------------------------------|----------------------------------|-------------------------------|----------------------------------|-------------------------------|----------------------------------|-------------------------------|----------------------------------|------------------------------|----------------------------------|------------------------------|----------------------------------|-------------------------------|----------------------------------|-------------------------------|----------------------------------|---|----------------------------------|----------------------------------|------------------------------------|----------------------------------|--------|--|--|--|
| Julio Franco, R OBP: 0.344, SLG: 0.419 (1, 4) | L9 | | G3 3B 1B | | | | | | | 4 | 1 | 1 | 0 | 0 | 0 | 1 | Seattle Mariners @ Cleveland Indians Cleveland Municipal Stadium, Cleveland, OH Sun Jul 03 1988, 3:33 AM EDT Att: 19,397 - Sunny - 76 F | | | | | | | | |
| Willie Upshaw, L OBP: 0.325, SLG: 0.378 (1, 3) | L3 | | G3 | | | | | | | 4 | 1 | 2 | 0 | 0 | 0 | 1 | | | | | | | | | |
| Joe Carter, R OBP: 0.330, SLG: 0.515 (1, 8) | P4 | | HR | | | | | | | 4 | 2 | 2 | 1 | 0 | 0 | 1 | | | | | | | | | |
| Ron Kittle, R OBP: 0.331, SLG: 0.554 (1, 10) | | K | HR | | | | | | | 4 | 1 | 1 | 2 | 0 | 2 | 1 | | | | | | | | | |
| Mel Hall, L OBP: 0.324, SLG: 0.368 (1, 7) | | | G3 | | | | | | | 3 | 1 | 1 | 1 | 0 | 1 | 0 | | | | | | | | | |
| Cory Snyder, R OBP: 0.319, SLG: 0.496 (1, 9) | | | G5-3 | | | | | | | 4 | 0 | 0 | 0 | 0 | 2 | 1 | | | | | | | | | |
| Ron Washington, R OBP: 0.315, SLG: 0.359 (1, 5) | | | | | | | | | | 4 | 0 | 1 | 1 | 0 | 1 | 0 | | | | | | | | | |
| Andy Allanson, R OBP: 0.289, SLG: 0.332 (1, 2) | | | | | | | | | | 3 | 0 | 0 | 0 | 0 | 2 | 1 | | | | | | | | | |
| Dave Clark, L OBP: 0.320, SLG: 0.294 (9, PH) | | | K | | | | | | | 1 | 0 | 0 | 0 | 0 | 1 | 0 | | | | | | | | | |
| Jay Bell, R OBP: 0.287, SLG: 0.245 (1, 6) | | | K | | | | | | | 2 | 0 | 0 | 0 | 1 | 2 | 0 | | | | | | | | | |
| Brook Jacoby, R OBP: 0.317, SLG: 0.382 (9, PH) | | | | | | | | | | 1 | 0 | 0 | 0 | 0 | 0 | 0 | | | | | | | | | |
| Inning Stats | R: 0 E: 0 K: 0 S: 11 | H: 2 LOB: 1 BB: 0 P: 14 | R: 1 E: 0 K: 2 S: 16 | H: 2 LOB: 1 BB: 0 P: 21 | R: 3 E: 0 K: 1 S: 17 | H: 3 LOB: 0 BB: 0 P: 26 | R: 0 E: 0 K: 2 S: 10 | H: 0 LOB: 0 BB: 0 P: 15 | R: 0 E: 0 K: 1 S: 8 | H: 1 LOB: 1 BB: 0 P: 10 | R: 0 E: 0 K: 1 S: 7 | H: 0 LOB: 0 BB: 0 P: 11 | R: 0 E: 0 K: 0 S: 10 | H: 0 LOB: 1 BB: 1 P: 16 | R: 2 E: 0 K: 2 S: 10 | H: 2 LOB: 0 BB: 0 P: 12 | R: 0 E: 0 K: 2 S: 8 | H: 0 LOB: 0 BB: 0 P: 11 | 1B: 5 2B: 1 3B: 1 HR: 1 | SF: 1 SAC: 0 DP: 0 HBP: 0 | WP: 1 PB: 0 SB: 1 CS: 0 | PA: 36 | | | |
| PITCHER | IP | WLS | BF | H | R | ER | SO | BB | IBB | HBP | BLK | WP | HR | S | P | ERA | WHIP | | | | | | | | |
| Scott Bankhead, R ERA: 2.98 (1, 1) | 6.0 | W | 24 | 6 | 4 | 4 | 7 | 0 | 0 | 0 | 0 | 0 | 1 | 69 | 97 | 6.00 | 1.000 | | | | | | | | |
| Michael Jackson, R ERA: 2.43 (7, 1) | 1.1 | | 7 | 2 | 2 | 2 | 1 | 1 | 0 | 0 | 0 | 1 | 0 | 15 | 22 | 13.50 | 2.250 | | | | | | | | |
| Mike Schooler, R ERA: 3.18 (8, 1) | 1.2 | S | 5 | 0 | 0 | 0 | 3 | 0 | 0 | 0 | 0 | 0 | 0 | 13 | 17 | 0.00 | 0.000 | | | | | | | | |

AB 34
R 6
H 8
RBI 5
BB 1
SO 11
LOB 6



| Batter | 1 | 2 | 3 | 4 | 5 | 6 | 7 | 8 | 9 | AB | R | H | RBI | BB | SO | LOB | TOP | | | | | | | | |
|--|-------------------------------|----------------------------------|------------------------------|----------------------------------|------------------------------|----------------------------------|------------------------------|----------------------------------|------------------------------|----------------------------------|------------------------------|---------------------------------|------------------------------|----------------------------------|-------------------------------|----------------------------------|------------------------------|----------------------------------|----------------------------------|------------------------------------|----------------------------------|--------|--|--|--|
| Harold Reynolds, S (1, 4) OBP: 0.328, SLG: 0.395 | 1-1 P4 | | 2-1 B3 | | | 0-0 L9 | | 1-0 SH1-4 BB SF9 1B | 4-0 BB BB | 4 | 1 | 1 | 0 | 1 | 0 | 0 | | | | | | | | | |
| Rey Quinones, R (1, 10) OBP: 0.296, SLG: 0.434 | 0-1 G5-3 | | 0-1 G5-3 | | | 2-2 | | 4-1 SF9 SH1-4 BB | 2-3 K | 3 | 0 | 1 | 0 | 0 | 0 | 0 | | | | | | | | | |
| Ken Phelps, L (8, PH) OBP: 0.421, SLG: 0.517 | | | | | | | | 1-2 BB | | 0 | 0 | 0 | 0 | 1 | 0 | 0 | | | | | | | | | |
| Dave Hengel, R (9, PH) OBP: 0.175, SLG: 0.291 | | | | | | | | 1-2 BB | | 1 | 0 | 0 | 0 | 0 | 1 | 2 | | | | | | | | | |
| Mickey Brantley, R (1, 7) OBP: 0.296, SLG: 0.474 | 2-2 2B | | | 1-2 P4 | | 0-0 P3 | | 0-0 SH1-4 | 3-0 BB FC6-4 | 3 | 1 | 1 | 0 | 1 | 0 | 1 | | | | | | | | | |
| Steve Balboni, R (1, 3) OBP: 0.212, SLG: 0.336 | 2-2 2B | | | 2-2 L7 | | 0-0 L9 | | 4-0 BB | 0-1 FC6-4 | 4 | 0 | 1 | 1 | 1 | 0 | 4 | | | | | | | | | |
| Glenn Wilson, R (1, 9) OBP: 0.295, SLG: 0.335 | 1-3 K | | | 1-0 G4-3 | | | | 0-2 SF9 | | 3 | 0 | 0 | 1 | 0 | 1 | 1 | | | | | | | | | |
| Jim Presley, R (1, 5) OBP: 0.274, SLG: 0.337 | | 2-2 G6-3 | | | 0-0 F9 | | | 4-1 FC5 1B BB | 4-1 BB | 2 | 0 | 0 | 0 | 2 | 0 | 0 | | | | | | | | | |
| Henry Cotto, R (1, 8) OBP: 0.319, SLG: 0.377 | | 3-1 L7 | | 2-1 HR | | | | 1-0 1-2 1B | 0-2 P2 | 4 | 1 | 2 | 1 | 0 | 0 | 3 | | | | | | | | | |
| Dave Valle, R (1, 2) OBP: 0.282, SLG: 0.372 | | 0-2 F8 | | 0-3 K | | | | 2-3 K | | 3 | 0 | 0 | 0 | 0 | 2 | 2 | | | | | | | | | |
| Scott Bradley, L (9, PH) OBP: 0.266, SLG: 0.306 | | | | | | | | | 0-0 G6-3 | 1 | 0 | 0 | 0 | 0 | 0 | 0 | | | | | | | | | |
| Mario Diaz, R (1, 6) OBP: 0.500, SLG: 0.579 | | | 2-1 P3 | | 1-0 G6-3 | | | 1-0 FC5 | 1-1 BB BB | 4 | 0 | 1 | 0 | 0 | 0 | 2 | | | | | | | | | |
| Inning Stats | R: 1 E: 0 K: 1 S: 13 | H: 2 LOB: 1 BB: 0 P: 19 | R: 0 E: 0 K: 0 S: 8 | H: 0 LOB: 0 BB: 0 P: 13 | R: 0 E: 0 K: 0 S: 6 | H: 0 LOB: 0 BB: 0 P: 10 | R: 0 E: 0 K: 0 S: 7 | H: 0 LOB: 0 BB: 0 P: 11 | R: 1 E: 0 K: 1 S: 7 | H: 1 LOB: 0 BB: 0 P: 10 | R: 0 E: 0 K: 0 S: 7 | H: 1 LOB: 1 BB: 0 P: 9 | R: 0 E: 0 K: 1 S: 9 | H: 1 LOB: 2 BB: 1 P: 19 | R: 1 E: 0 K: 0 S: 13 | H: 1 LOB: 3 BB: 3 P: 25 | R: 0 E: 0 K: 1 S: 8 | H: 1 LOB: 3 BB: 2 P: 18 | 1B: 4 2B: 2 3B: 0 HR: 1 | SF: 1 SAC: 1 DP: 0 HBP: 0 | WP: 0 PB: 0 SB: 0 CS: 0 | PA: 40 | | | |
| PITCHER | IP | WLS | BF | H | R | ER | SO | BB | IBB | HBP | BLK | WP | HR | S | P | ERA | WHIP | | | | | | | | |
| Frank Tanana, L (1, 1) ERA: 4.55 | 7.0 | | 28 | 6 | 3 | 3 | 3 | 1 | 0 | 0 | 0 | 0 | 1 | 58 | 93 | 3.86 | 1.000 | | | | | | | | |
| Mike Henneman, R (8, 1) ERA: 2.17 | 1.0 | W | 6 | 0 | 0 | 0 | 0 | 2 | 1 | 0 | 0 | 0 | 0 | 12 | 23 | 0.00 | 2.000 | | | | | | | | |
| Willie Hernandez, L (9, 1) ERA: 2.19 | 0.2 | | 5 | 1 | 0 | 0 | 1 | 2 | 0 | 0 | 0 | 0 | 0 | 6 | 16 | 0.00 | 4.500 | | | | | | | | |
| Eric King, R (9, 1) ERA: 4.05 | 0.1 | S | 1 | 0 | 0 | 0 | 0 | 0 | 0 | 0 | 0 | 0 | 0 | 2 | 2 | 0.00 | 0.000 | | | | | | | | |

Seattle Mariners @ Detroit Tigers
Tiger Stadium, Detroit, MI
Mon Jul 04 1988, 3:33 AM EDT
Att: 19,710 - Sunny - 85 F

AB 32
R 3
H 7
RBI 3
BB 6
SO 4
LOB 15



| Batter | 1 | 2 | 3 | 4 | 5 | 6 | 7 | 8 | 9 | AB | R | H | RBI | BB | SO | LOB | BOTTOM | | | | | | | | |
|---|-------------------------------|----------------------------------|-------------------------------|----------------------------------|------------------------------|----------------------------------|------------------------------|----------------------------------|------------------------------|----------------------------------|-------------------------------|----------------------------------|-------------------------------|----------------------------------|-------------------------------|----------------------------------|----------------------------------|------------------------------------|----------------------------------|--------|--|--|--|--|--|
| Gary Pettis, S (1, 8) OBP: 0.319, SLG: 0.306 | 0-0 F8 | | 1-0 G4-3 | | | 1-0 2H 2B | | 0-0 L9 | | 4 | 0 | 1 | 1 | 0 | 0 | 0 | | | | | | | | | |
| Matt Nokes, L (1, 2) OBP: 0.278, SLG: 0.409 | 1-2 1B | | | 2-3 K | | 3-3 K | | 1-2 K | | 4 | 1 | 2 | 1 | 0 | 2 | 1 | | | | | | | | | |
| Pat Sheridan, L (1, 7) OBP: 0.367, SLG: 0.577 | 1-1 F8 | | | 0-3 K | | 2-3 K | | 3-1 K | | 4 | 1 | 1 | 1 | 0 | 2 | 2 | | | | | | | | | |
| Darrell Evans, L (1, 3) OBP: 0.339, SLG: 0.371 | 3-2 P5 | | | 1-0 F8 | | | 3-1 HR | 1-2 G5-4-3 1B | | 4 | 1 | 2 | 1 | 0 | 0 | 1 | | | | | | | | | |
| Luis Salazar, R (1, 6) OBP: 0.339, SLG: 0.440 | | 1-3 K | | | 2-2 F9 | | 3-3 K | 1-1 G5-4-3 | | 4 | 0 | 0 | 0 | 0 | 2 | 1 | | | | | | | | | |
| Dave Bergman, L (1, 10) OBP: 0.381, SLG: 0.462 | | 1-3 K | | | 0-3 K | | 3-2 G3 | | | 3 | 0 | 0 | 0 | 0 | 2 | 0 | | | | | | | | | |
| Chet Lemon, R (1, 9) OBP: 0.359, SLG: 0.449 | | 2-2 G6-3 | | | 1-3 K | | | 3-1 HR | | 3 | 1 | 1 | 1 | 0 | 1 | 0 | | | | | | | | | |
| Tom Brookens, R (1, 5) OBP: 0.343, SLG: 0.397 | | | 1-3 K | | | 0-0 2B 2B | | | | 2 | 1 | 1 | 0 | 1 | 1 | 0 | | | | | | | | | |
| Jim Walewander, S (1, 4) OBP: 0.310, SLG: 0.339 | | | 2-2 G4-3 | | | 2-1 F7 | | 1-3 K | | 3 | 0 | 0 | 0 | 0 | 1 | 2 | | | | | | | | | |
| Inning Stats | R: 0 E: 0 K: 0 S: 10 | H: 1 LOB: 1 BB: 0 P: 15 | R: 0 E: 0 K: 2 S: 10 | H: 0 LOB: 0 BB: 0 P: 14 | R: 0 E: 0 K: 1 S: 8 | H: 0 LOB: 0 BB: 0 P: 12 | R: 0 E: 0 K: 2 S: 8 | H: 0 LOB: 0 BB: 0 P: 11 | R: 0 E: 0 K: 2 S: 9 | H: 0 LOB: 0 BB: 0 P: 12 | R: 1 E: 0 K: 2 S: 10 | H: 2 LOB: 1 BB: 0 P: 18 | R: 2 E: 0 K: 2 S: 18 | H: 2 LOB: 1 BB: 1 P: 34 | R: 2 E: 0 K: 0 S: 12 | H: 3 LOB: 0 BB: 0 P: 18 | 1B: 2 2B: 2 3B: 0 HR: 4 | SF: 0 SAC: 0 DP: 1 HBP: 0 | WP: 0 PB: 0 SB: 0 CS: 0 | PA: 32 | | | | | |
| PITCHER | IP | WLS | BF | H | R | ER | SO | BB | IBB | HBP | BLK | WP | HR | S | P | ERA | WHIP | | | | | | | | |
| Mike Moore, R (1, 1) ERA: 4.17 | 7.0 | | 27 | 5 | 3 | 3 | 11 | 1 | 0 | 0 | 0 | 0 | 2 | 73 | 116 | 3.86 | 0.857 | | | | | | | | |
| Rod Seery, L (8, 1) ERA: 3.27 | 0.1 | L | 4 | 3 | 2 | 2 | 0 | 0 | 0 | 0 | 0 | 0 | 2 | 10 | 15 | 54.00 | 9.000 | | | | | | | | |
| Jerry Reed, R (8, 1) ERA: 3.93 | 0.2 | | 1 | 0 | 0 | 0 | 0 | 0 | 0 | 0 | 0 | 0 | 0 | 2 | 3 | 0.00 | 0.000 | | | | | | | | |

Seattle Mariners @ Detroit Tigers
Tiger Stadium, Detroit, MI
Mon Jul 04 1988, 3:33 AM EDT
Att: 19,710 - Sunny - 85 F

AB 31
R 5
H 8
RBI 5
BB 1
SO 11
LOB 7



| Batter | 1 | 2 | 3 | 4 | 5 | 6 | 7 | 8 | 9 | AB | R | H | RBI | BB | SO | LOB | TOP | | | |
|--|---|---------------------------------|-------------------------------|----------------------------------|-------------------------------|----------------------------------|-------------------------------|----------------------------------|------------------------------|----------------------------------|-------------------------------|----------------------------------|------------------------------|----------------------------------|------------------------------|----------------------------------|----------------------------------|------------------------------------|----------------------------------|--------|
| Harold Reynolds, S OBP: 0.327, SLG: 0.392 (1, 4) | L9 | | G3 | F8 | | | | G4-3 | | 5 | 0 | 1 | 0 | 0 | 0 | 3 | | | | |
| Rey Quinones, R OBP: 0.294, SLG: 0.430 (1, 6) | P3 | | | | G5-3 | P3 | | G6-3 | | 5 | 0 | 1 | 1 | 0 | 0 | 2 | | | | |
| Mickey Brantley, R OBP: 0.291, SLG: 0.466 (1, 8) (8, 7) | G4-3 | | K | | F8 | | F9 | L9 | | 5 | 0 | 0 | 0 | 0 | 1 | 1 | | | | |
| Ken Phelps, L OBP: 0.425, SLG: 0.511 (1, 10) | | K | | | E 2B | | P3 | | | 2 | 1 | 0 | 0 | 3 | 1 | 0 | | | | |
| Steve Balboni, R OBP: 0.219, SLG: 0.338 (1, 3) | | | | E5 | F7 | | | P6 | | 5 | 1 | 2 | 0 | 0 | 0 | 3 | | | | |
| Glenn Wilson, R OBP: 0.295, SLG: 0.333 (1, 9) | FC4-6 | | | | K | | E8 | K | | 4 | 1 | 1 | 0 | 0 | 2 | 4 | | | | |
| Scott Bradley, L OBP: 0.272, SLG: 0.315 Jim Presley, R OBP: 0.274, SLG: 0.337 (8, 5) | G4-3 | | | 2B | SF7 | | SF9 | SH1-3 | | 2 | 1 | 1 | 1 | 0 | 1 | | | | | |
| Dave Valle, R OBP: 0.288, SLG: 0.382 (1, 2) | | | | | | L1 | | SH1-3 | | 3 | 0 | 2 | 2 | 0 | 0 | 0 | | | | |
| Greg Briley, L OBP: 0.263, SLG: 0.389 Henry Cotto, R OBP: 0.319, SLG: 0.377 (8, 8) | FC4-6 | | FC4-6 | SF7 | | | | B2 | | 3 | 1 | 1 | 1 | 0 | 0 | 2 | | | | |
| Inning Stats | R: 0 E: 0 K: 0 S: 6 | H: 0 LOB: 0 BB: 0 P: 8 | R: 0 E: 0 K: 1 S: 10 | H: 1 LOB: 1 BB: 0 P: 17 | R: 1 E: 0 K: 1 S: 16 | H: 2 LOB: 1 BB: 0 P: 24 | R: 3 E: 1 K: 1 S: 10 | H: 1 LOB: 1 BB: 2 P: 23 | R: 0 E: 0 K: 0 S: 7 | H: 0 LOB: 1 BB: 1 P: 13 | R: 0 E: 0 K: 1 S: 11 | H: 1 LOB: 0 BB: 0 P: 18 | R: 0 E: 0 K: 0 S: 8 | H: 1 LOB: 1 BB: 1 P: 11 | R: 0 E: 0 K: 0 S: 5 | H: 0 LOB: 1 BB: 1 P: 10 | 1B: 7 2B: 2 3B: 0 HR: 0 | SF: 2 SAC: 1 DP: 0 HBP: 0 | WP: 0 PB: 0 SB: 0 CS: 0 | PA: 41 |
| PITCHER Walt Terrell, R ERA: 4.57 (1, 1) | IP: 9.0 WLS: L BF: 41 H: 9 R: 5 ER: 3 SO: 4 BB: 4 IBB: 0 HBP: 0 BLK: 0 WP: 0 HR: 0 S: 82 P: 136 ERA: 3.00 WHIP: 1.444 | | | | | | | | | | | | | | | | | | | |

Seattle Mariners @ Detroit Tigers
Tiger Stadium, Detroit, MI
Tue Jul 05 1988, 7:05 PM EDT
Att: 17,185 - Unknown - 91 F

| | |
|-----|----|
| AB | 34 |
| R | 5 |
| H | 9 |
| RBI | 5 |
| BB | 4 |
| SO | 4 |
| LOB | 16 |



| Batter | 1 | 2 | 3 | 4 | 5 | 6 | 7 | 8 | 9 | AB | R | H | RBI | BB | SO | LOB | BOTTOM | | | | | | |
|--|--|----------------------------------|-------------------------------|----------------------------------|-------------------------------|----------------------------------|------------------------------|----------------------------------|------------------------------|----------------------------------|-------------------------------|----------------------------------|-------------------------------|----------------------------------|-------------------------------|----------------------------------|-------------------------------|----------------------------------|----------------------------------|------------------------------------|----------------------------------|--------|--|
| Gary Pettis, S OBP: 0.318, SLG: 0.303 Pat Sheridan, L OBP: 0.371, SLG: 0.580 (7, FR) (8, 8) | G3-1 | FC5-4 | | | G6-3 | | | | G5-3 | 3 | 0 | 0 | 0 | 0 | 0 | 3 | | | | | | | |
| Tom Brookens, R OBP: 0.340, SLG: 0.393 (1, 5) | F8 | | G6-3 | | F7 | | P3 | | | 5 | 0 | 1 | 1 | 0 | 0 | 1 | | | | | | | |
| Luis Salazar, R OBP: 0.340, SLG: 0.452 (1, 6) | | | | | | B1-3 | K | | G5-3 | 5 | 1 | 2 | 1 | 0 | 1 | 3 | | | | | | | |
| Chet Lemon, R OBP: 0.357, SLG: 0.445 (1, 9) | G5-3 | | G6-3 | | | 2B | | G4-3 | | 4 | 1 | 1 | 0 | 0 | 0 | 1 | | | | | | | |
| Larry Herndon, R OBP: 0.327, SLG: 0.350 Dave Bergman, L OBP: 0.367, SLG: 0.467 (8, PH) (9, 7) | | BB | F8 | | | 2B | | | WP | 3 | 1 | 2 | 0 | 0 | 0 | 1 | | | | | | | |
| Ray Knight, R OBP: 0.302, SLG: 0.309 (1, 3) | | FC1-2 | | G6-3 | | 2B | | K | | 4 | 0 | 2 | 2 | 0 | 1 | 1 | | | | | | | |
| Darrell Evans, L OBP: 0.333, SLG: 0.364 (1, 10) | | K | | G3-1 | | | | F8 | | 4 | 0 | 0 | 0 | 0 | 1 | 4 | | | | | | | |
| Mike Heath, R OBP: 0.308, SLG: 0.305 Matt Nokes, L OBP: 0.280, SLG: 0.410 (6, PH) (7, 2) | | FC1-2 | | | K | | | | | 1 | 0 | 0 | 0 | 1 | 1 | 0 | | | | | | | |
| Jim Walewander, S OBP: 0.295, SLG: 0.322 Lou Whitaker, L OBP: 0.385, SLG: 0.402 (9, PH) | FC1-2 | | | G3-1 | | | | | | 3 | 0 | 0 | 0 | 0 | 1 | 3 | | | | | | | |
| Inning Stats | R: 1 E: 0 K: 0 S: 10 | H: 1 LOB: 3 BB: 1 P: 24 | R: 0 E: 0 K: 1 S: 14 | H: 2 LOB: 3 BB: 1 P: 24 | R: 0 E: 0 K: 1 S: 10 | H: 1 LOB: 0 BB: 0 P: 15 | R: 0 E: 0 K: 1 S: 8 | H: 0 LOB: 0 BB: 0 P: 11 | R: 0 E: 0 K: 0 S: 8 | H: 0 LOB: 0 BB: 0 P: 12 | R: 2 E: 0 K: 1 S: 12 | H: 3 LOB: 1 BB: 0 P: 18 | R: 0 E: 0 K: 2 S: 12 | H: 0 LOB: 1 BB: 0 P: 17 | R: 0 E: 0 K: 1 S: 14 | H: 1 LOB: 0 BB: 0 P: 22 | R: 1 E: 0 K: 1 S: 16 | H: 3 LOB: 1 BB: 0 P: 19 | 1B: 8 2B: 2 3B: 0 HR: 1 | SF: 0 SAC: 0 DP: 1 HBP: 1 | WP: 1 PB: 0 SB: 0 CS: 0 | PA: 39 | |
| PITCHER Steve Trout, L ERA: 6.8 (1, 1) | IP: 5.2 WLS: W BF: 25 H: 7 R: 3 ER: 3 SO: 2 BB: 1 IBB: 0 HBP: 0 BLK: 0 WP: 1 HR: 0 S: 58 P: 88 ERA: 4.76 WHIP: 1.412 | | | | | | | | | | | | | | | | | | | | | | |
| Michael Jackson, R ERA: 2.34 (6, 1) | 2.0 S: 8 | 1 P: 0 | 0 P: 4 | 0 P: 4 | 0 P: 1 | 0 P: 27 | 42 P: 42 | 0.00 P: 42 | 0.500 P: 42 | | | | | | | | | | | | | | |
| Mike Schooler, R ERA: 3.55 (8, 1) | 1.1 S: 6 | 3 P: 3 | 1 P: 1 | 1 P: 1 | 0 P: 0 | 0 P: 19 | 23 P: 23 | 6.75 P: 23 | 2.250 P: 23 | | | | | | | | | | | | | | |

Seattle Mariners @ Detroit Tigers
Tiger Stadium, Detroit, MI
Tue Jul 05 1988, 7:05 PM EDT
Att: 17,185 - Unknown - 91 F

| | |
|-----|----|
| AB | 37 |
| R | 4 |
| H | 11 |
| RBI | 4 |
| BB | 1 |
| SO | 7 |
| LOB | 19 |



| Batter | 1 | 2 | 3 | 4 | 5 | 6 | 7 | 8 | 9 | AB | R | H | RBI | BB | SO | LOB | TOP | | | | | | | | |
|---|------------------------------|----------------------------------|------------------------------|---------------------------------|-------------------------------|----------------------------------|------------------------------|----------------------------------|-------------------------------|----------------------------------|------------------------------|----------------------------------|------------------------------|---------------------------------|------------------------------|----------------------------------|-------------------------------|----------------------------------|----------------------------------|------------------------------------|----------------------------------|--------|--|--|--|
| Harold Reynolds, S (1, 4) OBP: 0.328, SLG: 0.398 | B5 | | E | | | | | K | | 3 | 1 | 1 | 0 | 1 | 1 | 0 | | | | | | | | | |
| Rey Quinones, R (1, 6) OBP: 0.294, SLG: 0.427 | K | | E5 | | CS | G6-3 | | | 1B | 4 | 1 | 1 | 0 | 0 | 1 | 0 | | | | | | | | | |
| Mickey Brantley, R (1, 7) OBP: 0.291, SLG: 0.464 | P4 | | F8 | | | | K | | 1B | 4 | 1 | 1 | 0 | 0 | 1 | 1 | | | | | | | | | |
| Ken Phelps, L (1, 10) OBP: 0.424, SLG: 0.525 Dave Hengel, R (9, PH) OBP: 0.172, SLG: 0.286 | | P5 | | HR | | F8 | | | P3 | 3 | 1 | 1 | 1 | 0 | 0 | 0 | | | | | | | | | |
| Scott Bradley, L (1, 2) OBP: 0.267, SLG: 0.309 Dave Valle, R (8, 2) OBP: 0.291, SLG: 0.401 | G1-3 | | F7 | | | | G4-3 | | HR | 3 | 0 | 0 | 0 | 0 | 0 | 0 | | | | | | | | | |
| Steve Balboni, R (1, 3) OBP: 0.220, SLG: 0.336 | P6 | | K | | | | L7 | | G6-4-3 | 4 | 0 | 1 | 0 | 0 | 1 | 0 | | | | | | | | | |
| Glenn Wilson, R (1, 9) OBP: 0.290, SLG: 0.328 | | | K | G6-3 | | | G1-3 | | G6-4-3 | 4 | 0 | 0 | 0 | 0 | 1 | 1 | | | | | | | | | |
| Jim Presley, R (1, 5) OBP: 0.275, SLG: 0.347 | | | HR | | | L9 | | K | | 3 | 1 | 1 | 1 | 0 | 1 | 0 | | | | | | | | | |
| Henry Cotto, R (1, 8) OBP: 0.316, SLG: 0.372 | G5-3 | | G4-3 | | | G4-3 | | G4-3 | | 3 | 0 | 0 | 0 | 0 | 0 | 0 | | | | | | | | | |
| Inning Stats | R: 0 E: 0 K: 1 S: 9 | H: 0 LOB: 0 BB: 0 P: 12 | R: 0 E: 0 K: 0 S: 4 | H: 0 LOB: 0 BB: 0 P: 7 | R: 2 E: 1 K: 1 S: 15 | H: 2 LOB: 1 BB: 0 P: 24 | R: 1 E: 0 K: 1 S: 8 | H: 1 LOB: 0 BB: 0 P: 13 | R: 0 E: 0 K: 0 S: 11 | H: 0 LOB: 0 BB: 1 P: 20 | R: 0 E: 0 K: 0 S: 6 | H: 0 LOB: 0 BB: 0 P: 11 | R: 0 E: 0 K: 0 S: 3 | H: 0 LOB: 0 BB: 0 P: 5 | R: 0 E: 0 K: 2 S: 8 | H: 0 LOB: 0 BB: 0 P: 12 | R: 3 E: 0 K: 0 S: 15 | H: 4 LOB: 0 BB: 0 P: 20 | 1B: 3 2B: 0 3B: 1 HR: 3 | SF: 0 SAC: 0 DP: 1 HBP: 0 | WP: 0 PB: 0 SB: 0 CS: 1 | PA: 35 | | | |
| PITCHER | IP | WLS | BF | H | R | ER | SO | BB | IBB | HBP | BLK | WP | HR | S | P | ERA | WHIP | | | | | | | | |
| Doyle Alexander, R (1, 1) ERA: 3.15 | 8.0 | | 30 | 5 | 5 | 4 | 6 | 1 | 0 | 0 | 0 | 0 | 2 | 72 | 114 | 4.50 | 0.750 | | | | | | | | |
| Willie Hernandez, L (9, 1) ERA: 2.17 | 0.1 | W | 1 | 0 | 0 | 0 | 0 | 0 | 0 | 0 | 0 | 0 | 0 | 1 | 1 | 0.00 | 0.000 | | | | | | | | |
| Mike Henneman, R (9, 1) ERA: 2.37 | 0.2 | | 3 | 2 | 1 | 1 | 0 | 0 | 0 | 0 | 0 | 0 | 1 | 6 | 9 | 13.50 | 3.000 | | | | | | | | |

Seattle Mariners @ Detroit Tigers
Tiger Stadium, Detroit, MI
Wed Jul 06 1988, 7:05 PM EDT
Att: 18,298 - Unknown - 95 F

AB 33
R 6
H 7
RBI 5
BB 1
SO 6
LOB 4



| Batter | 1 | 2 | 3 | 4 | 5 | 6 | 7 | 8 | 9 | AB | R | H | RBI | BB | SO | LOB | BOTTOM | | | | | | | | |
|--|------------------------------|----------------------------------|-------------------------------|----------------------------------|-------------------------------|----------------------------------|-------------------------------|----------------------------------|------------------------------|----------------------------------|------------------------------|----------------------------------|-------------------------------|----------------------------------|-------------------------------|----------------------------------|-------------------------------|----------------------------------|----------------------------------|------------------------------------|----------------------------------|--------|--|--|--|
| Tom Brookens, R (1, 5) OBP: 0.335, SLG: 0.386 Dave Bergman, L (9, PH) OBP: 0.363, SLG: 0.462 | G6-3 | | K | | F9 | | | K | K | 4 | 0 | 0 | 0 | 0 | 2 | 1 | | | | | | | | | |
| Darrell Evans, L (1, 10) OBP: 0.335, SLG: 0.383 | G3-1 | | K | | P5 | | | HR | 1B | 5 | 1 | 2 | 1 | 0 | 1 | 1 | | | | | | | | | |
| Luis Salazar, R (1, 8) OBP: 0.345, SLG: 0.453 | P4 | | FC6 | 1B | | P3 | | HR | 1B | 4 | 1 | 2 | 1 | 1 | 0 | 0 | | | | | | | | | |
| Chet Lemon, R (1, 9) OBP: 0.359, SLG: 0.456 | | K | | E | | K | | HR | | 3 | 1 | 1 | 2 | 1 | 2 | 0 | | | | | | | | | |
| Larry Herndon, R (1, 7) OBP: 0.319, SLG: 0.340 Pat Sheridan, L (8, PH) OBP: 0.374, SLG: 0.580 | G1-3 | | FC6 | | | G4-3 | | CS | BB | 3 | 0 | 0 | 0 | 0 | 0 | 2 | | | | | | | | | |
| Ray Knight, R (1, 3) OBP: 0.296, SLG: 0.303 | K | | P5 | | | G6-3 | | F8 | | 4 | 0 | 0 | 0 | 0 | 1 | 4 | | | | | | | | | |
| Mike Heath, R (1, 2) OBP: 0.281, SLG: 0.370 Lou Whitaker, L (9, PH) OBP: 0.387, SLG: 0.404 | | | HR | | P4 | | | HR | CS | 3 | 2 | 2 | 2 | 0 | 0 | 3 | | | | | | | | | |
| Ivan De Jesus, R (1, 6) OBP: 0.284, SLG: 0.413 | | | K | | E6 | | | F8 | SH3 | 3 | 0 | 0 | 0 | 0 | 1 | 0 | | | | | | | | | |
| Jim Walewander, S (1, 4) OBP: 0.281, SLG: 0.306 Matt Nokes, L (9, PH) OBP: 0.284, SLG: 0.413 | G4-3 | | G4-3 | | P4 | | | P6 | 2B | 3 | 0 | 0 | 0 | 0 | 0 | 1 | | | | | | | | | |
| Inning Stats | R: 0 E: 0 K: 0 S: 7 | H: 0 LOB: 0 BB: 0 P: 12 | R: 0 E: 0 K: 2 S: 11 | H: 0 LOB: 0 BB: 0 P: 15 | R: 1 E: 0 K: 2 S: 10 | H: 1 LOB: 0 BB: 0 P: 18 | R: 0 E: 1 K: 1 S: 12 | H: 1 LOB: 3 BB: 1 P: 22 | R: 0 E: 0 K: 1 S: 8 | H: 0 LOB: 0 BB: 0 P: 12 | R: 0 E: 0 K: 1 S: 8 | H: 0 LOB: 0 BB: 0 P: 11 | R: 1 E: 0 K: 0 S: 12 | H: 1 LOB: 0 BB: 0 P: 19 | R: 3 E: 0 K: 1 S: 10 | H: 2 LOB: 0 BB: 2 P: 21 | R: 2 E: 0 K: 1 S: 12 | H: 4 LOB: 2 BB: 0 P: 15 | 1B: 4 2B: 1 3B: 0 HR: 4 | SF: 0 SAC: 1 DP: 0 HBP: 0 | WP: 0 PB: 0 SB: 0 CS: 1 | PA: 40 | | | |
| PITCHER | IP | WLS | BF | H | R | ER | SO | BB | IBB | HBP | BLK | WP | HR | S | P | ERA | WHIP | | | | | | | | |
| Mark Langston, L (1, 1) ERA: 3.95 | 7.0 | | 27 | 3 | 2 | 2 | 6 | 1 | 0 | 0 | 0 | 0 | 2 | 68 | 109 | 2.57 | 0.571 | | | | | | | | |
| Michael Jackson, R (8, 1) ERA: 2.79 | 0.1 | | 4 | 2 | 3 | 3 | 1 | 1 | 0 | 0 | 0 | 0 | 2 | 8 | 14 | 81.00 | 9.000 | | | | | | | | |
| Rod Scurrey, L (8, 1) ERA: 3.27 | 0.0 | | 1 | 0 | 0 | 0 | 0 | 1 | 0 | 0 | 0 | 0 | 0 | 0 | 4 | ∞ | ∞ | | | | | | | | |
| Mike Scholer, R (8, 1) ERA: 4.5 | 1.1 | L | 7 | 4 | 2 | 2 | 1 | 0 | 0 | 0 | 0 | 0 | 0 | 14 | 18 | 13.50 | 3.000 | | | | | | | | |

Seattle Mariners @ Detroit Tigers
Tiger Stadium, Detroit, MI
Wed Jul 06 1988, 7:05 PM EDT
Att: 18,298 - Unknown - 95 F

AB 35
R 7
H 9
RBI 7
BB 3
SO 8
LOB 13



| Batter | 1 | 2 | 3 | 4 | 5 | 6 | 7 | 8 | 9 | AB | R | H | RBI | BB | SO | LOB | TOP | | | | | | | | | | |
|---|-------------------------------|----------------------------------|------------------------------|----------------------------------|------------------------------|----------------------------------|------------------------------|----------------------------------|------------------------------|----------------------------------|------------------------------|---------------------------------|-------------------------------|----------------------------------|-------------------------------|----------------------------------|--|----------------------------------|------------------------------------|----------------------------------|--------|--|--|--|--|--|--|
| Harold Reynolds, S (1, 4) OBP: 0.325, SLG: 0.393 | 2-1 6-3 | | 3-2 L9 | | 1-1 FC4-6 | | | 1-0 F3 | | 4 | 0 | 0 | 0 | 0 | 0 | 2 | Seattle Mariners @ Toronto Blue Jays Exhibition Stadium, Toronto, ON Fri Jul 08 1988, 7:05 PM EDT Att: 30,247 - Unknown - 90 F | | | | | | | | | | |
| Rey Quinones, R (1, 10) OBP: 0.298, SLG: 0.430 Scott Bradley, L (8, FH) OBP: 0.272, SLG: 0.309 | 1-1 HR | | 1-0 CS | | 0-0 CS | | 1-1 L8 | 4-2 BB | | 3 | 1 | 2 | 0 | 0 | 0 | 0 | | | | | | | | | | | |
| Mickey Brantley, R (1, 7) OBP: 0.287, SLG: 0.458 | 1-1 L9 | | 1-1 F7 | | 1-3 K | | | 1-1 G3 | | 4 | 0 | 0 | 0 | 0 | 1 | 4 | | | | | | | | | | | |
| Steve Balboni, R (1, 3) OBP: 0.228, SLG: 0.362 | 1-2 HR | | | 3-1 L7 | | 1-0 1B | | 0-0 F9 | | 4 | 1 | 2 | 2 | 0 | 0 | 2 | | | | | | | | | | | |
| Jim Prestley, R (1, 5) OBP: 0.274, SLG: 0.344 | 2-2 1-3 | | | 2-1 5-3 | | 3-0 L9 | | | 4-2 SH3-4 BB | 3 | 0 | 0 | 0 | 1 | 0 | 1 | | | | | | | | | | | |
| Dave Valle, R (1, 2) OBP: 0.292, SLG: 0.400 | | 2-0 5-3 | | 3-1 FC4 1B | | | 1-3 K | | 2-0 SH3-4 | 3 | 0 | 1 | 0 | 0 | 1 | 0 | | | | | | | | | | | |
| Glenn Wilson, R (1, 9) OBP: 0.290, SLG: 0.327 | | 2-0 1B | | 1-1 FC4 | | | 0-3 K | | 0-3 K | 4 | 0 | 1 | 0 | 0 | 2 | 2 | | | | | | | | | | | |
| Henry Cotto, R (1, 8) OBP: 0.312, SLG: 0.368 Greg Briley, L (9, FH) OBP: 0.250, SLG: 0.368 | 1-1 F9 | | | 1-2 L8 | | | 0-0 6-3 | | 2-3 K | 3 | 0 | 0 | 0 | 0 | 0 | 1 | | | | | | | | | | | |
| Mario Diaz, R (1, 6) OBP: 0.522, SLG: 0.591 | 1-2 5-3 | | | 0-2 FC4-6 1B | | | | 0-2 G3 BB 1B | | 3 | 0 | 2 | 0 | 0 | 0 | 1 | | | | | | | | | | | |
| Inning Stats | R: 2 E: 0 K: 0 S: 12 | H: 2 LOB: 0 BB: 0 P: 19 | R: 0 E: 0 K: 0 S: 7 | H: 1 LOB: 1 BB: 0 P: 13 | R: 0 E: 0 K: 0 S: 6 | H: 1 LOB: 1 BB: 0 P: 11 | R: 0 E: 0 K: 0 S: 8 | H: 1 LOB: 1 BB: 0 P: 17 | R: 0 E: 0 K: 1 S: 7 | H: 1 LOB: 1 BB: 0 P: 13 | R: 0 E: 0 K: 2 S: 7 | H: 0 LOB: 0 BB: 0 P: 8 | R: 0 E: 0 K: 1 S: 15 | H: 1 LOB: 2 BB: 1 P: 21 | R: 0 E: 0 K: 2 S: 10 | H: 0 LOB: 1 BB: 1 P: 18 | | 1B: 7 2B: 0 3B: 0 HR: 1 | SF: 0 SAC: 1 DP: 0 HBP: 0 | WP: 0 PB: 0 SB: 0 CS: 2 | PA: 36 | | | | | | |
| PITCHER | IP | WLS | BF | H | R | ER | SO | BB | IBB | HBP | BLK | WP | HR | S | P | ERA | WHIP | | | | | | | | | | |
| Mike Flanagan, L (1, 1) ERA: 4.62 | 7.0 | W | 26 | 7 | 2 | 2 | 3 | 0 | 0 | 0 | 0 | 0 | 1 | 55 | 91 | 2.57 | 1.000 | | | | | | | | | | |
| Duane Ward, R (8, 1) ERA: 2.98 | 2.0 | S | 9 | 1 | 0 | 0 | 2 | 2 | 0 | 0 | 0 | 0 | 0 | 25 | 39 | 0.00 | 1.500 | | | | | | | | | | |

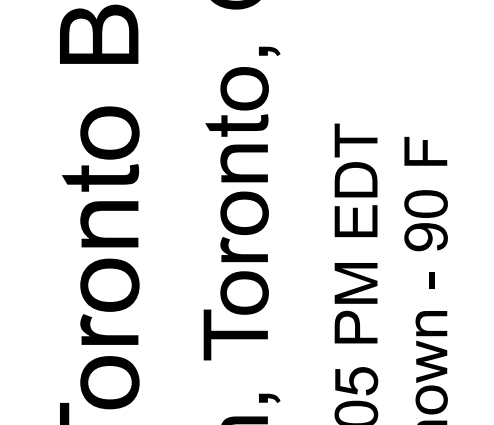
| Batter | 1 | 2 | 3 | 4 | 5 | 6 | 7 | 8 | 9 | AB | R | H | RBI | BB | SO | LOB | BOTTOM | | | | | | | | | | |
|---|------------------------------|----------------------------------|-------------------------------|----------------------------------|-------------------------------|----------------------------------|------------------------------|----------------------------------|------------------------------|----------------------------------|------------------------------|---------------------------------|------------------------------|----------------------------------|-------------------------------|----------------------------------|--|----------------------------------|------------------------------------|----------------------------------|--------|--|--|--|--|--|--|
| Tony Fernandez, S (1, 6) OBP: 0.322, SLG: 0.374 | 2-1 E1 | | 4-1 1B BB | | 2-1 G3 | | | 0-0 G3 | | 3 | 1 | 0 | 0 | 1 | 0 | 1 | Seattle Mariners @ Toronto Blue Jays Exhibition Stadium, Toronto, ON Fri Jul 08 1988, 7:05 PM EDT Att: 30,247 - Unknown - 90 F | | | | | | | | | | |
| Rance Mulliniks, L (1, 10) OBP: 0.403, SLG: 0.508 Nelson Liriano, S (8, FR) OBP: 0.276, SLG: 0.303 | 3-1 F7 | | 1-1 1B BB | | 4-2 FC5-4 BB | | | 4-0 WP BB | | 2 | 0 | 1 | 1 | 2 | 0 | 1 | | | | | | | | | | | |
| George Bell, R (1, 7) OBP: 0.313, SLG: 0.443 | 1-0 G1-4-3 | | 2-2 G4-3 1B | | 1-1 FC5-4 | | | 2-1 6-3 | | 4 | 0 | 1 | 1 | 0 | 0 | 4 | | | | | | | | | | | |
| Kelly Gruber, R (1, 5) OBP: 0.349, SLG: 0.497 | | 0-3 K | 1-0 G4-3 | | 2-1 4-3 | | | 0-3 K | | 4 | 0 | 0 | 0 | 0 | 2 | 4 | | | | | | | | | | | |
| Ernie Whitt, L (1, 2) OBP: 0.307, SLG: 0.309 | 1-2 4-3 | | | 2-2 F7 | | | 0-1 L7 | | | 3 | 0 | 0 | 0 | 0 | 0 | 0 | | | | | | | | | | | |
| Jesse Barfield, R (1, 9) OBP: 0.273, SLG: 0.357 | | 3-3 K | | 1-2 P6 | | | 1-3 K | | | 3 | 0 | 0 | 0 | 0 | 2 | 0 | | | | | | | | | | | |
| Rick Leach, L (1, 3) OBP: 0.346, SLG: 0.330 | | | 0-0 4-3 1B 2B | | 0-0 G3 | | | 1-0 4-3 | | 3 | 1 | 1 | 0 | 0 | 0 | 0 | | | | | | | | | | | |
| Sil Campusano, R (1, 8) OBP: 0.281, SLG: 0.320 | | | 1-1 4-3 | | 1-1 G3 SH1-3 HBP | | | 1-0 5-3 | | 2 | 0 | 0 | 0 | 0 | 0 | 1 | | | | | | | | | | | |
| Manuel Lee, S (1, 4) OBP: 0.318, SLG: 0.350 | | | 0-1 BB 1B | | 0-0 SH1-3 | | | 0-0 4-3 | | 2 | 1 | 1 | 1 | 0 | 0 | 0 | | | | | | | | | | | |
| Inning Stats | R: 0 E: 1 K: 0 S: 5 | H: 0 LOB: 0 BB: 0 P: 11 | R: 0 E: 0 K: 2 S: 10 | H: 0 LOB: 0 BB: 0 P: 14 | R: 3 E: 0 K: 0 S: 12 | H: 4 LOB: 1 BB: 1 P: 21 | R: 0 E: 0 K: 0 S: 7 | H: 0 LOB: 0 BB: 0 P: 10 | R: 0 E: 0 K: 1 S: 7 | H: 0 LOB: 0 BB: 0 P: 10 | R: 0 E: 0 K: 0 S: 3 | H: 0 LOB: 0 BB: 0 P: 5 | R: 0 E: 0 K: 1 S: 6 | H: 0 LOB: 2 BB: 1 P: 12 | R: 0 E: 0 K: 2 S: 10 | H: 0 LOB: 1 BB: 1 P: 18 | | 1B: 3 2B: 1 3B: 0 HR: 0 | SF: 0 SAC: 1 DP: 2 HBP: 1 | WP: 1 PB: 0 SB: 0 CS: 0 | PA: 31 | | | | | | |
| PITCHER | IP | WLS | BF | H | R | ER | SO | BB | IBB | HBP | BLK | WP | HR | S | P | ERA | WHIP | | | | | | | | | | |
| Bill Swift, R (1, 1) ERA: 3.94 | 8.0 | L | 31 | 4 | 3 | 3 | 4 | 3 | 0 | 1 | 0 | 1 | 0 | 59 | 100 | 3.38 | 0.875 | | | | | | | | | | |

| | |
|-----|----|
| AB | 32 |
| R | 2 |
| H | 8 |
| RBI | 2 |
| BB | 2 |
| SO | 5 |
| LOB | 14 |



| | |
|----|---|
| WP | 0 |
| PB | 0 |
| SB | 0 |
| CS | 2 |

| | |
|-----|----|
| AB | 26 |
| R | 3 |
| H | 4 |
| RBI | 3 |
| BB | 3 |
| SO | 4 |
| LOB | 11 |



| | |
|----|---|
| WP | 1 |
| PB | 0 |
| SB | 0 |
| CS | 0 |

| | |
|-----|----|
| AB | 26 |
| R | 3 |
| H | 4 |
| RBI | 3 |
| BB | 3 |
| SO | 4 |
| LOB | 11 |



| | |
|----|---|
| WP | 1 |
| PB | 0 |
| SB | 0 |
| CS | 0 |

| Batter | 1 | 2 | 3 | 4 | 5 | 6 | 7 | 8 | 9 | AB | R | H | RBI | BB | SO | LOB | TOP | | | | | | | | |
|--|-------------------------------|----------------------------------|-------------------------------|----------------------------------|-------------------------------|----------------------------------|-------------------------------|----------------------------------|------------------------------|---------------------------------|------------------------------|----------------------------------|------------------------------|----------------------------------|------------------------------|---------------------------------|---|---------------------------------|-----------------------------------|------------------------------------|----------------------------------|--------|--|--|--|
| Harold Reynolds, S (1, 4) OBP: 0.329, SLG: 0.394 | | | | | | | | | | 4 | 1 | 2 | 0 | 1 | 1 | 0 | Seattle Mariners @ Toronto Blue Jays Exhibition Stadium, Toronto, ON Sat Jul 09 1988, 3:33 AM EDT Att: 31,373 - Overcast - 93 F | | | | | | | | |
| Rey Quinones, R (1, 6) OBP: 0.303, SLG: 0.431 | | | | | | | | | | 4 | 1 | 2 | 0 | 1 | 0 | 2 | | | | | | | | | |
| Mickey Brantley, R (1, 8) OBP: 0.283, SLG: 0.452 | | | | | | | | | | 4 | 0 | 0 | 1 | 0 | 0 | 5 | | | | | | | | | |
| Ken Phelps, L (1, 10) OBP: 0.424, SLG: 0.525 | | | | | | | | | | 2 | 0 | 1 | 0 | 0 | 0 | 1 | | | | | | | | | |
| John Rabb, R (4, PH) OBP: 0.333, SLG: 0.333 | | | | | | | | | | 3 | 1 | 1 | 0 | 0 | 0 | 2 | | | | | | | | | |
| Scott Bradley, L (1, 9) OBP: 0.293, SLG: 0.327 | | | | | | | | | | 4 | 2 | 4 | 0 | 1 | 0 | 0 | | | | | | | | | |
| Mike Kingery, L (8, PR) OBP: 0.326, SLG: 0.295 | | | | | | | | | | 0 | 0 | 0 | 0 | 0 | 0 | 0 | | | | | | | | | |
| Steve Balboni, R (1, 3) OBP: 0.227, SLG: 0.378 | | | | | | | | | | 5 | 2 | 1 | 3 | 0 | 1 | 7 | | | | | | | | | |
| Jim Presley, R (1, 5) OBP: 0.276, SLG: 0.340 | | | | | | | | | | 3 | 1 | 0 | 0 | 1 | 0 | 4 | | | | | | | | | |
| Dave Valle, R (1, 2) OBP: 0.294, SLG: 0.405 | | | | | | | | | | 5 | 0 | 2 | 2 | 0 | 0 | 3 | | | | | | | | | |
| Greg Briley, L (1, 7) OBP: 0.292, SLG: 0.522 | | | | | | | | | | 4 | 1 | 2 | 2 | 0 | 1 | 3 | | | | | | | | | |
| Henry Cotto, R (8, 8) OBP: 0.311, SLG: 0.367 | | | | | | | | | | 1 | 0 | 0 | 0 | 0 | 0 | 0 | | | | | | | | | |
| Inning Stats | R: 1 E: 2 K: 0 S: 15 | H: 2 LOB: 2 BB: 1 P: 28 | R: 1 E: 0 K: 0 S: 10 | H: 2 LOB: 2 BB: 1 P: 19 | R: 0 E: 0 K: 1 S: 17 | H: 2 LOB: 2 BB: 0 P: 26 | R: 5 E: 1 K: 1 S: 18 | H: 5 LOB: 2 BB: 1 P: 35 | R: 0 E: 0 K: 0 S: 5 | H: 0 LOB: 0 BB: 0 P: 6 | R: 2 E: 0 K: 0 S: 6 | H: 3 LOB: 1 BB: 0 P: 12 | R: 0 E: 0 K: 1 S: 7 | H: 0 LOB: 0 BB: 1 P: 14 | R: 0 E: 0 K: 0 S: 3 | H: 1 LOB: 1 BB: 0 P: 4 | R: 0 E: 0 K: 0 S: 5 | H: 0 LOB: 0 BB: 0 P: 7 | 1B: 12 2B: 1 3B: 0 HR: 2 | SF: 1 SAC: 0 DP: 2 HBP: 1 | WP: 0 PB: 0 SB: 1 CS: 0 | PA: 45 | | | |
| PITCHER | IP | WLS | BF | H | R | ER | SO | BB | IBB | HBP | BLK | WP | HR | S | P | ERA | WHIP | | | | | | | | |
| Todd Stottlemyre, R (1, 1) ERA: 4.9 | 3.0 | L | 20 | 8 | 5 | 4 | 1 | 3 | 0 | 0 | 0 | 0 | 1 | 48 | 86 | 12.00 | 3.667 | | | | | | | | |
| John Cerutti, L (4, 1) ERA: 4.4 | 0.2 | | 3 | 1 | 0 | 0 | 0 | 0 | 0 | 0 | 0 | 0 | 0 | 3 | 5 | 0.00 | 1.500 | | | | | | | | |
| Mark Eichhorn, R (4, 1) ERA: 4.32 | 2.1 | | 13 | 5 | 4 | 4 | 1 | 0 | 0 | 1 | 0 | 0 | 1 | 20 | 35 | 15.43 | 2.143 | | | | | | | | |
| Jim Clancy, R (7, 1) ERA: 5.37 | 3.0 | | 9 | 1 | 0 | 0 | 1 | 1 | 0 | 0 | 0 | 0 | 0 | 15 | 25 | 0.00 | 0.667 | | | | | | | | |

AB 39
R 9
H 15
RBI 8
BB 4
SO 3
LOB 27



| Batter | 1 | 2 | 3 | 4 | 5 | 6 | 7 | 8 | 9 | AB | R | H | RBI | BB | SO | LOB | BOTTOM | | | | | | | | |
|---|-------------------------------|----------------------------------|------------------------------|----------------------------------|------------------------------|----------------------------------|------------------------------|----------------------------------|-------------------------------|----------------------------------|------------------------------|----------------------------------|------------------------------|----------------------------------|-------------------------------|----------------------------------|---|------------------------------------|----------------------------------|--------|--|--|--|--|--|
| Tony Fernandez, S (1, 6) OBP: 0.318, SLG: 0.370 | | | | | | | | | | 4 | 0 | 0 | 0 | 0 | 0 | 2 | Seattle Mariners @ Toronto Blue Jays Exhibition Stadium, Toronto, ON Sat Jul 09 1988, 3:33 AM EDT Att: 31,373 - Overcast - 93 F | | | | | | | | |
| Nelson Liriano, S (8, 4) OBP: 0.274, SLG: 0.301 | | | | | | | | | | 5 | 1 | 2 | 0 | 0 | 1 | 0 | | | | | | | | | |
| Rance Mulliniks, L (1, 10) OBP: 0.403, SLG: 0.511 | | | | | | | | | | 4 | 1 | 1 | 0 | 0 | 1 | 1 | | | | | | | | | |
| George Bell, R (1, 7) OBP: 0.313, SLG: 0.444 | | | | | | | | | | 3 | 0 | 2 | 2 | 1 | 0 | 1 | | | | | | | | | |
| Fred McGriff, L (8, 3) OBP: 0.386, SLG: 0.533 | | | | | | | | | | 1 | 0 | 1 | 0 | 0 | 0 | 0 | | | | | | | | | |
| Kelly Gruber, R (1, 5) OBP: 0.354, SLG: 0.505 | | | | | | | | | | 4 | 1 | 1 | 0 | 1 | 2 | 4 | | | | | | | | | |
| Cecil Fielder, R (9, 5) OBP: 0.301, SLG: 0.521 | | | | | | | | | | 4 | 1 | 1 | 0 | 1 | 2 | 4 | | | | | | | | | |
| Ernie Whitt, L (1, 2) OBP: 0.309, SLG: 0.313 | | | | | | | | | | 4 | 1 | 1 | 0 | 1 | 2 | 4 | | | | | | | | | |
| Jesse Barfield, R (1, 9) OBP: 0.288, SLG: 0.350 | | | | | | | | | | 4 | 0 | 0 | 0 | 0 | 2 | 3 | | | | | | | | | |
| Rick Leach, L (1, 3) OBP: 0.351, SLG: 0.345 | | | | | | | | | | 4 | 0 | 2 | 1 | 0 | 0 | 0 | | | | | | | | | |
| Sil Campusano, R (1, 8) OBP: 0.280, SLG: 0.311 | | | | | | | | | | 3 | 0 | 0 | 0 | 1 | 2 | 2 | | | | | | | | | |
| Manuel Lee, S (1, 4) OBP: 0.316, SLG: 0.347 | | | | | | | | | | 4 | 0 | 1 | 0 | 0 | 0 | 2 | | | | | | | | | |
| Inning Stats | R: 1 E: 0 K: 0 S: 11 | H: 2 LOB: 2 BB: 1 P: 17 | R: 0 E: 0 K: 1 S: 6 | H: 0 LOB: 0 BB: 0 P: 11 | R: 1 E: 0 K: 1 S: 7 | H: 2 LOB: 1 BB: 0 P: 13 | R: 0 E: 0 K: 1 S: 7 | H: 0 LOB: 1 BB: 1 P: 15 | R: 0 E: 0 K: 2 S: 26 | H: 3 LOB: 2 BB: 0 P: 38 | R: 0 E: 0 K: 3 S: 9 | H: 0 LOB: 1 BB: 1 P: 19 | R: 0 E: 0 K: 0 S: 8 | H: 1 LOB: 1 BB: 0 P: 11 | R: 0 E: 0 K: 1 S: 15 | H: 2 LOB: 2 BB: 0 P: 23 | 1B: 4 2B: 6 3B: 0 HR: 0 | SF: 0 SAC: 0 DP: 0 HBP: 0 | WP: 0 PB: 0 SB: 0 CS: 0 | PA: 41 | | | | | |
| PITCHER | IP | WLS | BF | H | R | ER | SO | BB | IBB | HBP | BLK | WP | HR | S | P | ERA | WHIP | | | | | | | | |
| Scott Bankhead, R (1, 1) ERA: 3.12 | 6.0 | W | 28 | 7 | 3 | 3 | 5 | 2 | 0 | 0 | 0 | 0 | 0 | 63 | 104 | 4.50 | 1.500 | | | | | | | | |
| Michael Jackson, R (7, 1) ERA: 2.7 | 2.0 | | 8 | 1 | 0 | 0 | 3 | 1 | 0 | 0 | 0 | 0 | 0 | 17 | 30 | 0.00 | 1.000 | | | | | | | | |
| Rod Scurry, L (9, 1) ERA: 3.0 | 1.0 | | 5 | 2 | 0 | 0 | 1 | 0 | 0 | 0 | 0 | 0 | 0 | 15 | 23 | 0.00 | 2.000 | | | | | | | | |

AB 38
R 3
H 10
RBI 3
BB 3
SO 9
LOB 16



| Batter | 1 | 2 | 3 | 4 | 5 | 6 | 7 | 8 | 9 | AB | R | H | RBI | BB | SO | LOB | TOP | | | |
|---|------------------------------|----------------------------------|-------------------------------|----------------------------------|------------------------------|---------------------------------|------------------------------|----------------------------------|------------------------------|---------------------------------|------------------------------|----------------------------------|-------------------------------|----------------------------------|------------------------------|----------------------------------|----------------------------------|------------------------------------|----------------------------------|--------|
| Harold Reynolds, S OBP: 0.325, SLG: 0.389 | F9 | | L5 | | F8 | | | L6 | | 4 | 0 | 0 | 0 | 0 | 0 | 2 | | | | |
| Rey Quinones, R OBP: 0.299, SLG: 0.424 | L9 | | F9 | | | F9 | | F8 | | 4 | 0 | 0 | 0 | 0 | 0 | 2 | | | | |
| Mickey Brantley, R OBP: 0.282, SLG: 0.449 | 1B | | | P5 | | P4 | | | 5-3 | 4 | 0 | 1 | 0 | 0 | 0 | 0 | | | | |
| Steve Balboni, R OBP: 0.234, SLG: 0.381 | K | | | 2B | 1B | 5-3 | | | 1B | 4 | 0 | 2 | 0 | 0 | 1 | 1 | | | | |
| John Rabb, R OBP: 0.333, SLG: 0.500 Scott Bradley, L (9, PH) OBP: 0.292, SLG: 0.325 | | L7 | | | | | 1-4-3 | | L7 | 3 | 0 | 1 | 0 | 0 | 0 | 0 | | | | |
| Dave Valle, R OBP: 0.289, SLG: 0.397 | | 5-3 | | | F9 | | P6 | | 6-3 | 4 | 0 | 0 | 0 | 0 | 0 | 3 | | | | |
| Jim Presley, R OBP: 0.274, SLG: 0.337 | | 6-3 | | | 4-3 | | | | | 3 | 0 | 0 | 0 | 0 | 1 | 2 | | | | |
| Glenn Wilson, R OBP: 0.290, SLG: 0.327 | | | | | F8 | | | | | 3 | 0 | 1 | 0 | 0 | 0 | 0 | | | | |
| Henry Cotto, R OBP: 0.311, SLG: 0.366 | | | | | | 6-3 | | FC9-6 | 1B | 3 | 0 | 1 | 0 | 0 | 0 | 1 | | | | |
| Inning Stats | R: 0 E: 0 K: 1 S: 7 | H: 1 LOB: 1 BB: 0 P: 12 | R: 0 E: 0 K: 0 S: 11 | H: 0 LOB: 0 BB: 0 P: 19 | R: 0 E: 0 K: 0 S: 6 | H: 1 LOB: 1 BB: 0 P: 8 | R: 0 E: 0 K: 0 S: 9 | H: 2 LOB: 2 BB: 0 P: 14 | R: 0 E: 0 K: 0 S: 6 | H: 0 LOB: 0 BB: 0 P: 8 | R: 0 E: 0 K: 1 S: 8 | H: 0 LOB: 0 BB: 0 P: 14 | R: 0 E: 0 K: 0 S: 12 | H: 1 LOB: 1 BB: 0 P: 17 | R: 0 E: 0 K: 0 S: 9 | H: 1 LOB: 1 BB: 0 P: 12 | 1B: 5 2B: 1 3B: 0 HR: 0 | SF: 0 SAC: 0 DP: 0 HBP: 0 | WP: 0 PB: 0 SB: 0 CS: 0 | PA: 33 |
| PITCHER | IP | WLS | BF | H | R | ER | SO | BB | IBB | HBP | BLK | WP | HR | S | P | ERA | WHIP | | | |
| Jimmy Key, L ERA: 1.83 | (1, 1) | 8.0 | W | 29 | 5 | 0 | 2 | 0 | 0 | 0 | 0 | 0 | 0 | 64 | 99 | 0.00 | 0.625 | | | |
| Tom Henke, R ERA: 2.35 | (9, 1) | 1.0 | | 4 | 1 | 0 | 0 | 0 | 0 | 0 | 0 | 0 | 0 | 9 | 12 | 0.00 | 1.000 | | | |

Seattle Mariners @ Toronto Blue Jays
Exhibition Stadium, Toronto, ON
Sun Jul 10 1988, 3:33 AM EDT
Att: 35,323 - Overcast - 95 F

AB 33
R 0
H 6
RBI 0
BB 0
SO 2
LOB 12



| Batter | 1 | 2 | 3 | 4 | 5 | 6 | 7 | 8 | 9 | AB | R | H | RBI | BB | SO | LOB | BOTTOM | | | |
|--|-------------------------------|----------------------------------|------------------------------|----------------------------------|------------------------------|---------------------------------|------------------------------|----------------------------------|-------------------------------|----------------------------------|-------------------------------|----------------------------------|------------------------------|---------------------------------|------------------------------|----------------------------------|----------------------------------|------------------------------------|----------------------------------|--------|
| Tony Fernandez, S OBP: 0.317, SLG: 0.369 | HR | F8 | | | L7 | | G4-6-3 | | | 4 | 1 | 1 | 0 | 0 | 0 | 1 | | | | |
| Rance Mulliniks, L OBP: 0.400, SLG: 0.522 | HR | 1-3 | | | 6-3 | | | F7 | | 4 | 1 | 1 | 2 | 0 | 0 | 0 | | | | |
| George Bell, R OBP: 0.312, SLG: 0.445 | 4-3 | L9 | | | 2B | | | 4-3 | | 4 | 0 | 1 | 0 | 0 | 0 | 0 | | | | |
| Kelly Gruber, R OBP: 0.350, SLG: 0.498 | F8 | | K | | L7 | | | 1-3 | | 4 | 0 | 0 | 0 | 0 | 1 | 1 | | | | |
| Ernie Whitt, L OBP: 0.309, SLG: 0.313 | BB | 1B | | P5 | | 4-3 | | | | 3 | 1 | 1 | 0 | 0 | 0 | 0 | | | | |
| Fred McGriff, L OBP: 0.389, SLG: 0.531 | 2B | BB | | 3-1 | | CS | BB | | | 1 | 1 | 0 | 0 | 2 | 0 | 0 | | | | |
| Rick Leach, L OBP: 0.351, SLG: 0.353 Jesse Barfield, R OBP: 0.268, SLG: 0.350 | 1B | | | K | | K | | | | 3 | 1 | 1 | 2 | 0 | 2 | 1 | | | | |
| Sil Campusano, R OBP: 0.281, SLG: 0.312 | 1B | | | K | | | P4 | | | 3 | 0 | 1 | 1 | 0 | 1 | 0 | | | | |
| Manuel Lee, S OBP: 0.317, SLG: 0.347 | F7 | | | L6 | | | | G4-6-3 | 1B | 3 | 0 | 1 | 0 | 0 | 0 | 1 | | | | |
| Inning Stats | R: 5 E: 0 K: 0 S: 21 | H: 5 LOB: 1 BB: 1 P: 37 | R: 0 E: 0 K: 0 S: 9 | H: 0 LOB: 0 BB: 0 P: 14 | R: 0 E: 0 K: 1 S: 5 | H: 0 LOB: 0 BB: 0 P: 8 | R: 0 E: 0 K: 2 S: 7 | H: 0 LOB: 0 BB: 0 P: 13 | R: 0 E: 0 K: 0 S: 10 | H: 1 LOB: 1 BB: 0 P: 16 | R: 0 E: 0 K: 1 S: 10 | H: 0 LOB: 1 BB: 1 P: 16 | R: 0 E: 0 K: 0 S: 4 | H: 1 LOB: 0 BB: 0 P: 6 | R: 0 E: 0 K: 0 S: 7 | H: 0 LOB: 0 BB: 0 P: 11 | 1B: 4 2B: 3 3B: 0 HR: 1 | SF: 0 SAC: 0 DP: 2 HBP: 0 | WP: 0 PB: 0 SB: 0 CS: 1 | PA: 31 |
| PITCHER | IP | WLS | BF | H | R | ER | SO | BB | IBB | HBP | BLK | WP | HR | S | P | ERA | WHIP | | | |
| Mike Moore, R ERA: 4.31 | (1, 1) | 7.0 | L | 28 | 7 | 5 | 5 | 4 | 0 | 0 | 0 | 0 | 0 | 66 | 110 | 6.43 | 1.286 | | | |
| Jerry Reed, R ERA: 3.96 | (8, 1) | 1.0 | | 3 | 0 | 0 | 0 | 0 | 0 | 0 | 0 | 0 | 0 | 7 | 11 | 0.00 | 0.000 | | | |

Seattle Mariners @ Toronto Blue Jays
Exhibition Stadium, Toronto, ON
Sun Jul 10 1988, 3:33 AM EDT
Att: 35,323 - Overcast - 95 F

AB 29
R 5
H 7
RBI 5
BB 2
SO 4
LOB 4



| Batter | 1 | 2 | 3 | 4 | 5 | 6 | 7 | 8 | 9 | AB | R | H | RBI | BB | SO | LOB | TOP | | | |
|---|---|----------------------------------|-------------------------------|----------------------------------|------------------------------|----------------------------------|------------------------------|---------------------------------|------------------------------|----------------------------------|------------------------------|----------------------------------|------------------------------|----------------------------------|------------------------------|---------------------------------|----------------------------------|------------------------------------|----------------------------------|--------|
| Julio Franco, R OBP: 0.361, SLG: 0.432 | 0-2 6-3 | | 3-1 HR | | | 2-3 K | | | 0-0 1B | 4 | 1 | 2 | 1 | 0 | 1 | 0 | | | | |
| Terry Francona, L OBP: 0.345, SLG: 0.500 Paul Zuvella, R (9, PH) | 0-2 G3 | | 0-3 K | | | 2-2 5-3 | | | 1-0 F9 | 3 | 0 | 0 | 0 | 0 | 1 | 0 | | | | |
| Joe Carter, R OBP: 0.331, SLG: 0.499 | 3-2 F9 | | | | 0-0 F8 | | | 1-0 F7 | 1-1 F8 | 4 | 0 | 0 | 0 | 0 | 0 | 1 | | | | |
| Ron Kittle, R OBP: 0.317, SLG: 0.517 | | 3-3 K | | | 2-3 K | | | 3-3 K | | 3 | 0 | 0 | 0 | 0 | 3 | 0 | | | | |
| Cory Snyder, R OBP: 0.320, SLG: 0.481 | | 1-3 K | | | 0-0 F8 | | | 0-0 F9 | | 3 | 0 | 0 | 0 | 0 | 1 | 0 | | | | |
| Brook Jacoby, R OBP: 0.312, SLG: 0.373 | | 2-2 1B | | | 0-1 5-3 | | | 1-2 F9 | | 3 | 0 | 1 | 0 | 0 | 0 | 0 | | | | |
| Ron Washington, R OBP: 0.288, SLG: 0.338 | | 2-3 K | | | 0-2 5-3 | | | 0-0 5-3 | | 3 | 0 | 0 | 0 | 0 | 1 | 1 | | | | |
| Domingo Ramos, R OBP: 0.289, SLG: 0.294 | | | 0-0 L3 | | 2-3 K | | | 1-1 F9 | | 3 | 0 | 0 | 0 | 0 | 1 | 0 | | | | |
| Andy Allanson, R OBP: 0.292, SLG: 0.325 | | | 1-0 1B | | 1-0 6-3 | | | 1-1 F7 | | 3 | 0 | 1 | 0 | 0 | 0 | 0 | | | | |
| Inning Stats | R: 0 E: 0 K: 0 S: 9 | H: 0 LOB: 0 BB: 0 P: 12 | R: 0 E: 0 K: 3 S: 13 | H: 1 LOB: 1 BB: 0 P: 21 | R: 1 E: 0 K: 1 S: 7 | H: 2 LOB: 0 BB: 0 P: 11 | R: 0 E: 0 K: 1 S: 6 | H: 0 LOB: 0 BB: 0 P: 8 | R: 0 E: 0 K: 1 S: 8 | H: 0 LOB: 0 BB: 0 P: 10 | R: 0 E: 0 K: 1 S: 6 | H: 0 LOB: 0 BB: 0 P: 10 | R: 0 E: 0 K: 0 S: 8 | H: 0 LOB: 0 BB: 0 P: 10 | R: 0 E: 0 K: 0 S: 6 | H: 1 LOB: 1 BB: 0 P: 9 | 1B: 3 2B: 0 3B: 0 HR: 1 | SF: 0 SAC: 0 DP: 0 HBP: 0 | WP: 0 PB: 0 SB: 0 CS: 1 | PA: 30 |
| PITCHER Mark Langston, L ERA: 3.77 | IP: 9.0 WLS: W BF: 30 H: 4 R: 1 ER: 1 SO: 8 BB: 0 IBB: 0 HBP: 0 BLK: 0 WP: 0 HR: 1 S: 71 P: 104 ERA: 1.00 WHIP: 0.444 | | | | | | | | | | | | | | | PITCHER | | | | |

Cleveland Indians @ Seattle Mariners
The Kingdome, Seattle, WA
Thu Jul 14, 1988, 10:05 PM EDT
Att. 9,277 - Dome - 72 F


AB 30
R 1
H 4
RBI 1
BB 0
SO 8
LOB 3



| Batter | 1 | 2 | 3 | 4 | 5 | 6 | 7 | 8 | 9 | AB | R | H | RBI | BB | SO | LOB | BOTTOM | | | |
|--|---|----------------------------------|------------------------------|----------------------------------|-------------------------------|----------------------------------|-------------------------------|----------------------------------|------------------------------|----------------------------------|------------------------------|---------------------------------|------------------------------|----------------------------------|-------------------------------|----------------------------------|----------------------------------|------------------------------------|----------------------------------|--------|
| Harold Reynolds, S OBP: 0.321, SLG: 0.384 | 3-1 F8 | | 0-3 K | | 1-0 F9 | | 1-0 F3 | | | 4 | 0 | 0 | 0 | 0 | 1 | 3 | | | | |
| Rey Quinones, R OBP: 0.298, SLG: 0.425 | 1-3 K | | 3-2 CS | 2-3 K | 2-0 F4 | | | 0-0 2B | | 4 | 0 | 1 | 0 | 0 | 2 | 1 | | | | |
| Mickey Brantley, R OBP: 0.285, SLG: 0.459 | 2-2 HR | | 1-2 2B | 1-2 2B | 0-0 F4 | | | 3-2 6-3 | | 4 | 2 | 2 | 1 | 0 | 0 | 1 | | | | |
| Steve Balboni, R OBP: 0.234, SLG: 0.377 | 3-3 K | | 0-3 K | | 0-0 1B | | | 2-2 F6 | | 4 | 0 | 1 | 0 | 0 | 2 | 2 | | | | |
| Dave Valle, R OBP: 0.293, SLG: 0.401 | | 0-1 4-3 | | 1-0 2B | 1-3 2B | | 1-0 F2 | 4-2 BB | | 3 | 1 | 1 | 0 | 1 | 0 | 1 | | | | |
| John Rabb, R OBP: 0.300, SLG: 0.500 | | 2-1 F6 | | 0-2 WP | 2-3 2B | | 1-2 F9 | 3-2 F6 | | 4 | 0 | 1 | 2 | 0 | 0 | 3 | | | | |
| Jim Prestley, R OBP: 0.274, SLG: 0.337 | | 1-3 K | | 2-3 K | | | | 0-1 1B | | 3 | 0 | 1 | 0 | 0 | 2 | 1 | | | | |
| Henry Cotto, R OBP: 0.312, SLG: 0.366 | | | 0-1 CS | | 0-0 5-3 | | 1-3 K | | | 3 | 0 | 1 | 0 | 0 | 1 | 1 | | | | |
| Mario Diaz, R OBP: 0.500, SLG: 0.560 | | | 0-1 F8 | | 2-2 1B | | 1-1 F9 | | | 3 | 0 | 1 | 0 | 0 | 0 | 2 | | | | |
| Inning Stats | R: 1 E: 0 K: 2 S: 11 | H: 1 LOB: 0 BB: 0 P: 20 | R: 0 E: 0 K: 1 S: 7 | H: 0 LOB: 0 BB: 0 P: 10 | R: 0 E: 0 K: 1 S: 11 | H: 1 LOB: 0 BB: 0 P: 13 | R: 2 E: 0 K: 3 S: 21 | H: 3 LOB: 1 BB: 0 P: 27 | R: 0 E: 0 K: 0 S: 6 | H: 1 LOB: 1 BB: 0 P: 11 | R: 0 E: 0 K: 0 S: 6 | H: 1 LOB: 1 BB: 0 P: 8 | R: 0 E: 0 K: 1 S: 8 | H: 1 LOB: 1 BB: 0 P: 11 | R: 0 E: 0 K: 0 S: 13 | H: 1 LOB: 2 BB: 1 P: 25 | 1B: 5 2B: 3 3B: 0 HR: 1 | SF: 0 SAC: 0 DP: 0 HBP: 0 | WP: 1 PB: 0 SB: 0 CS: 1 | PA: 34 |
| PITCHER Greg Swindell, L ERA: 3.62 | IP: 8.0 WLS: L BF: 33 H: 9 R: 3 ER: 3 SO: 8 BB: 1 IBB: 0 HBP: 0 BLK: 0 WP: 1 HR: 1 S: 83 P: 125 ERA: 3.38 WHIP: 1.250 | | | | | | | | | | | | | | | PITCHER | | | | |

Cleveland Indians @ Seattle Mariners
The Kingdome, Seattle, WA
Thu Jul 14, 1988, 10:05 PM EDT
Att. 9,277 - Dome - 72 F

AB 32
R 3
H 9
RBI 3
BB 1
SO 8
LOB 15



| Batter | 1 | 2 | 3 | 4 | 5 | 6 | 7 | 8 | 9 | AB | R | H | RBI | BB | SO | LOB | TOP | | | | | | | | |
|---|------------------------------|---------------------------------|------------------------------|----------------------------------|-------------------------------|----------------------------------|------------------------------|---------------------------------|-------------------------------|----------------------------------|-------------------------------|----------------------------------|------------------------------|----------------------------------|-------------------------------|----------------------------------|---|---------------------------------|----------------------------------|------------------------------------|----------------------------------|--------|--|--|--|
| Julio Franco, R OBP: 0.359, SLG: 0.429 (1, 4) | F9 | | | K | | 2B | 6-3 | | K | 5 | 1 | 1 | 0 | 0 | 2 | 0 | Cleveland Indians @ Seattle Mariners The Kingdome, Seattle, WA Fri Jul 15 1988, 10:05 PM EDT Att. 9,593 - Dome - 72 F | | | | | | | | |
| Terry Francona, L OBP: 0.324, SLG: 0.455 (1, 10) | K | | | 4-3 | | 2B | 4-3 | | K | 5 | 1 | 1 | 0 | 0 | 2 | 0 | | | | | | | | | |
| Joe Carter, R OBP: 0.330, SLG: 0.499 (1, 8) | F9 | | | 6-3 | | HR | K | | | 4 | 1 | 1 | 1 | 0 | 1 | 0 | | | | | | | | | |
| Cory Snyder, R OBP: 0.316, SLG: 0.475 (1, 9) | | K | | | K | K | | | K | 4 | 0 | 0 | 0 | 0 | 4 | 2 | | | | | | | | | |
| Mel Hall, L OBP: 0.333, SLG: 0.401 (1, 7) | K | | | | BB | HR | | | 1B | 3 | 1 | 2 | 0 | 1 | 1 | 0 | | | | | | | | | |
| Brook Jacoby, R OBP: 0.317, SLG: 0.387 (1, 5) | K | | | | BB | HR | | | 1B | 4 | 1 | 3 | 4 | 0 | 1 | 0 | | | | | | | | | |
| Willie Upshaw, L OBP: 0.319, SLG: 0.373 (1, 3) | | | | | BB | F9 | | | F9 | 3 | 0 | 1 | 0 | 1 | 0 | 2 | | | | | | | | | |
| Andy Allanson, R OBP: 0.292, SLG: 0.322 (8, PH) | | | | | | | | | | 2 | 0 | 0 | 0 | 1 | 1 | 4 | | | | | | | | | |
| Ron Kittle, R OBP: 0.315, SLG: 0.514 (8, PH) | | | | | | | | | | 1 | 0 | 0 | 0 | 0 | 1 | 2 | | | | | | | | | |
| Chris Bando, S OBP: 0.208, SLG: 0.286 (8, 2) | | | | | | | | | | 0 | 0 | 0 | 0 | 0 | 0 | 0 | | | | | | | | | |
| Paul Zuvella, R (1, 6) | | | | | | | | | 1-3 | 4 | 0 | 0 | 0 | 0 | 1 | 5 | | | | | | | | | |
| Inning Stats | R: 0 E: 0 K: 1 S: 6 | H: 0 LOB: 0 BB: 0 P: 6 | R: 0 E: 0 K: 3 S: 9 | H: 0 LOB: 0 BB: 0 P: 14 | R: 0 E: 0 K: 2 S: 11 | H: 1 LOB: 0 BB: 0 P: 14 | R: 0 E: 0 K: 1 S: 6 | H: 0 LOB: 0 BB: 0 P: 7 | R: 0 E: 0 K: 1 S: 14 | H: 2 LOB: 3 BB: 1 P: 27 | R: 5 E: 0 K: 1 S: 16 | H: 4 LOB: 1 BB: 2 P: 31 | R: 0 E: 0 K: 1 S: 9 | H: 0 LOB: 0 BB: 0 P: 12 | R: 0 E: 0 K: 2 S: 12 | H: 2 LOB: 2 BB: 0 P: 16 | R: 0 E: 0 K: 2 S: 7 | H: 0 LOB: 0 BB: 0 P: 9 | 1B: 7 2B: 1 3B: 0 HR: 1 | SF: 0 SAC: 0 DP: 0 HBP: 0 | WP: 0 PB: 0 SB: 0 CS: 1 | PA: 38 | | | |
| PITCHER | IP | WLS | BF | H | R | ER | SO | BB | IBB | HBP | BLK | WP | HR | S | P | ERA | WHIP | | | | | | | | |
| Mike Moore, R ERA: 4.35 (1, 1) | 5.0 | | 21 | 6 | 3 | 3 | 8 | 1 | 0 | 0 | 0 | 0 | 0 | 53 | 82 | 5.40 | 1.400 | | | | | | | | |
| Michael Jackson, R ERA: 2.99 (6, 1) | 2.1 | W | 12 | 3 | 2 | 2 | 3 | 1 | 1 | 0 | 0 | 0 | 1 | 25 | 39 | 7.71 | 1.714 | | | | | | | | |
| Mike Schooler, R ERA: 4.02 (8, 1) | 1.2 | S | 5 | 0 | 0 | 0 | 3 | 0 | 0 | 0 | 0 | 0 | 0 | 12 | 15 | 0.00 | 0.000 | | | | | | | | |

| Batter | 1 | 2 | 3 | 4 | 5 | 6 | 7 | 8 | 9 | AB | R | H | RBI | BB | SO | LOB | BOTTOM | | | | | | | | |
|---|-------------------------------|----------------------------------|-------------------------------|----------------------------------|-------------------------------|----------------------------------|-------------------------------|----------------------------------|------------------------------|----------------------------------|-------------------------------|----------------------------------|-------------------------------|----------------------------------|------------------------------|---------------------------------|---|------------------------------------|----------------------------------|--------|--|--|--|--|--|
| Harold Reynolds, S OBP: 0.322, SLG: 0.384 (1, 4) | K | | | | | 2B | | | | 3 | 0 | 1 | 0 | 0 | 2 | 0 | Cleveland Indians @ Seattle Mariners The Kingdome, Seattle, WA Fri Jul 15 1988, 10:05 PM EDT Att. 9,593 - Dome - 72 F | | | | | | | | |
| Ken Phelps, L OBP: 0.427, SLG: 0.533 (6, PH) | | | | | | 1B | | | | 1 | 0 | 1 | 2 | 0 | 0 | 0 | | | | | | | | | |
| Mario Diaz, R OBP: 0.519, SLG: 0.560 (7, 4) | | | | | | | | | | 0 | 0 | 0 | 1 | 1 | 0 | 0 | | | | | | | | | |
| Rey Quinones, R OBP: 0.300, SLG: 0.427 (1, 6) | | | | | | 6-3 | | | K | 4 | 0 | 1 | 0 | 1 | 1 | 6 | | | | | | | | | |
| Mickey Brantley, R OBP: 0.284, SLG: 0.458 (1, 8) | K | | | | | | | | | 5 | 1 | 1 | 0 | 0 | 1 | 5 | | | | | | | | | |
| Alvin Davis, L OBP: 0.393, SLG: 0.504 (1, 10) | F6 | | | | | | | | | 2 | 0 | 0 | 0 | 2 | 1 | 2 | | | | | | | | | |
| Henry Cotto, R OBP: 0.310, SLG: 0.364 (7, PR) | | | | | | | | | | 1 | 1 | 0 | 0 | 0 | 0 | 0 | | | | | | | | | |
| Scott Bradley, L OBP: 0.287, SLG: 0.319 (1, 9) | | | | | | | | | | 3 | 0 | 0 | 0 | 0 | 0 | 3 | | | | | | | | | |
| Glenn Wilson, R OBP: 0.289, SLG: 0.326 (8, 9) | | | | | | | | | | 1 | 0 | 0 | 0 | 0 | 0 | 0 | | | | | | | | | |
| Steve Balboni, R OBP: 0.245, SLG: 0.400 (1, 3) | | | | | | | | | | 4 | 2 | 2 | 1 | 1 | 0 | 0 | | | | | | | | | |
| Dave Valle, R OBP: 0.296, SLG: 0.493 (1, 2) | | | | | | | | | | 4 | 2 | 2 | 2 | 0 | 0 | 1 | | | | | | | | | |
| Jim Presley, R OBP: 0.280, SLG: 0.345 (1, 5) | | | | | | | | | | 4 | 1 | 3 | 1 | 0 | 1 | 1 | | | | | | | | | |
| Greg Briley, L OBP: 0.357, SLG: 0.520 (1, 7) | | | | | | | | | | 2 | 1 | 1 | 1 | 2 | 0 | 1 | | | | | | | | | |
| Inning Stats | R: 0 E: 0 K: 2 S: 13 | H: 0 LOB: 1 BB: 1 P: 19 | R: 1 E: 0 K: 0 S: 11 | H: 2 LOB: 1 BB: 0 P: 19 | R: 0 E: 0 K: 1 S: 13 | H: 1 LOB: 2 BB: 1 P: 22 | R: 1 E: 0 K: 0 S: 13 | H: 4 LOB: 2 BB: 0 P: 18 | R: 0 E: 0 K: 1 S: 7 | H: 0 LOB: 0 BB: 0 P: 12 | R: 2 E: 0 K: 1 S: 10 | H: 2 LOB: 1 BB: 1 P: 20 | R: 4 E: 0 K: 1 S: 17 | H: 3 LOB: 3 BB: 4 P: 38 | R: 0 E: 0 K: 0 S: 5 | H: 0 LOB: 0 BB: 0 P: 9 | 1B: 7 2B: 4 3B: 0 HR: 1 | SF: 0 SAC: 1 DP: 0 HBP: 0 | WP: 0 PB: 0 SB: 1 CS: 2 | PA: 42 | | | | | |
| PITCHER | IP | WLS | BF | H | R | ER | SO | BB | IBB | HBP | BLK | WP | HR | S | P | ERA | WHIP | | | | | | | | |
| John Farrell, R ERA: 3.97 (1, 1) | 5.2 | | 27 | 8 | 4 | 4 | 5 | 3 | 0 | 0 | 0 | 0 | 0 | 63 | 104 | 6.35 | 1.941 | | | | | | | | |
| Don Gordon, R ERA: 3.24 (6, 1) | 0.1 | | 3 | 2 | 1 | 1 | 0 | 0 | 0 | 0 | 0 | 0 | 0 | 5 | 8 | 27.00 | 6.000 | | | | | | | | |
| Brad Havens, L ERA: 3.77 (7, 1) | 0.1 | L | 4 | 1 | 1 | 1 | 0 | 1 | 1 | 0 | 0 | 0 | 0 | 7 | 15 | 27.00 | 6.000 | | | | | | | | |
| Rick Rodriguez, R ERA: 5.66 (7, 1) | 1.2 | | 8 | 1 | 2 | 2 | 1 | 1 | 1 | 0 | 0 | 0 | 0 | 14 | 30 | 10.80 | 1.200 | | | | | | | | |

| Batter | 1 | 2 | 3 | 4 | 5 | 6 | 7 | 8 | 9 | AB | R | H | RBI | BB | SO | LOB | TOP | | | | | |
|--|------------------------------|---------------------------------|-------------------------------|----------------------------------|-------------------------------|----------------------------------|------------------------------|---------------------------------|------------------------------|----------------------------------|------------------------------|---------------------------------|------------------------------|----------------------------------|-------------------------------|----------------------------------|------------------------------|---------------------------------|----------------------------------|------------------------------------|----------------------------------|--------|
| Ron Washington, R OBP: 0.289, SLG: 0.357 | F7 | | 1-3 | | L9 | | | E4 | L6 | 5 | 1 | 1 | 0 | 0 | 0 | 1 | | | | | | |
| Terry Francona, L OBP: 0.326, SLG: 0.429 | G4-3 | | WP 1B | | E2 | | | 4-3 | G3 | 5 | 0 | 2 | 0 | 0 | 0 | 1 | | | | | | |
| Julio Franco, R OBP: 0.356, SLG: 0.424 | G4-3 | | K | | | 6-3 | | 5-3 | | 4 | 1 | 1 | 1 | 0 | 1 | 1 | | | | | | |
| Joe Carter, R OBP: 0.330, SLG: 0.508 | | 1B G6-3 1B | | 5-3 | | K | | 5-3 | | 4 | 1 | 1 | 0 | 0 | 1 | 1 | | | | | | |
| Mel Hall, L OBP: 0.336, SLG: 0.398 | | G6-3 1B | | 4-3 | | F9 | | 1B 1B BB | | 3 | 1 | 1 | 0 | 1 | 0 | 0 | | | | | | |
| Brook Jacoby, R OBP: 0.312, SLG: 0.381 | G6-3 | | | 1-3 | | | 6-3 | 1B | | 4 | 0 | 1 | 1 | 0 | 0 | 1 | | | | | | |
| Willie Upshaw, L OBP: 0.326, SLG: 0.378 | | BB | | | 6-3 E 1B | | 6-3 | 1B | | 3 | 1 | 2 | 1 | 1 | 0 | 0 | | | | | | |
| Carmen Castillo, R OBP: 0.322, SLG: 0.357 | F7 | | | 6-3 | | | 6-3 | K | | 4 | 1 | 1 | 1 | 0 | 1 | 4 | | | | | | |
| Cory Snyder, R OBP: 0.315, SLG: 0.472 | | | | | 6-3 | | | K | | 0 | 0 | 0 | 0 | 0 | 0 | 0 | | | | | | |
| Chris Bando, S OBP: 0.188, SLG: 0.214 | | | F7 | | E BB | | F8 | | G3 | 3 | 1 | 0 | 0 | 1 | 0 | 0 | | | | | | |
| Inning Stats | R: 0 E: 0 K: 0 S: 5 | H: 0 LOB: 0 BB: 0 P: 7 | R: 1 E: 0 K: 0 S: 10 | H: 2 LOB: 1 BB: 1 P: 20 | R: 0 E: 0 K: 1 S: 11 | H: 1 LOB: 1 BB: 0 P: 18 | R: 0 E: 0 K: 0 S: 5 | H: 0 LOB: 0 BB: 0 P: 6 | R: 2 E: 2 K: 0 S: 9 | H: 2 LOB: 1 BB: 1 P: 19 | R: 0 E: 0 K: 1 S: 6 | H: 0 LOB: 0 BB: 0 P: 8 | R: 1 E: 0 K: 0 S: 7 | H: 1 LOB: 0 BB: 0 P: 10 | R: 3 E: 1 K: 1 S: 15 | H: 4 LOB: 2 BB: 1 P: 27 | R: 0 E: 0 K: 0 S: 5 | H: 0 LOB: 0 BB: 0 P: 5 | 1B: 8 2B: 1 3B: 0 HR: 1 | SF: 0 SAC: 0 DP: 1 HBP: 0 | WP: 1 PB: 0 SB: 1 CS: 0 | PA: 38 |
| PITCHER | IP | WLS | BF | H | R | ER | SO | BB | IBB | HBP | BLK | WP | HR | S | P | ERA | WHIP | | | | | |
| Bill Swift, R ERA: 4.07 | 7.1 | L | 30 | 8 | 6 | 5 | 2 | 2 | 0 | 0 | 0 | 1 | 1 | 57 | 94 | 6.14 | 1.364 | | | | | |
| Michael Jackson, R ERA: 2.57 | 0.1 | | 1 | 0 | 0 | 0 | 0 | 0 | 0 | 0 | 0 | 0 | 0 | 1 | 1 | 0.00 | 0.000 | | | | | |
| Gene Walter, L ERA: 4.24 | 0.0 | | 1 | 0 | 0 | 0 | 0 | 1 | 0 | 0 | 0 | 0 | 0 | 2 | 6 | ∞ | ∞ | | | | | |
| Jerry Reed, R ERA: 3.81 | 1.1 | | 6 | 2 | 1 | 1 | 1 | 0 | 0 | 0 | 0 | 0 | 0 | 13 | 19 | 6.75 | 1.500 | | | | | |

Cleveland Indians @ Seattle Mariners
The Kingdome, Seattle, WA
Sun Jul 17 1988, 6:33 AM EDT
Alt: 9,779 - Dome - 72 F

AB 35
R 7
H 10
RBI 4
BB 3
SO 3
LOB 9



| Batter | 1 | 2 | 3 | 4 | 5 | 6 | 7 | 8 | 9 | AB | R | H | RBI | BB | SO | LOB | BOTTOM | | | | | |
|--|-------------------------------|----------------------------------|------------------------------|----------------------------------|-------------------------------|----------------------------------|-------------------------------|----------------------------------|-------------------------------|----------------------------------|------------------------------|---------------------------------|------------------------------|----------------------------------|------------------------------|---------------------------------|-------------------------------|----------------------------------|-----------------------------------|------------------------------------|----------------------------------|--------|
| Harold Reynolds, S OBP: 0.322, SLG: 0.382 | B3 | K | | 1B | | B1 | | G6-3 | | 5 | 0 | 1 | 0 | 0 | 1 | 3 | | | | | | |
| Ray Quinones, R OBP: 0.295, SLG: 0.418 | 5-3 | | K | K | | 5-3 | | | 2B WP 1B | 5 | 1 | 1 | 0 | 0 | 2 | 1 | | | | | | |
| Mickey Brantley, R OBP: 0.291, SLG: 0.462 | 1B | | 5-3 | | CS 1B | | | | WP 2B | 5 | 0 | 4 | 0 | 0 | 0 | 0 | | | | | | |
| Alvin Davis, L OBP: 0.395, SLG: 0.498 | 1B | | 2B BB | | 1B 2B | | P7 | | F9 | 4 | 2 | 2 | 0 | 1 | 0 | 3 | | | | | | |
| Ken Phelps, L OBP: 0.435, SLG: 0.543 | P3 | | 2B | | 1B | | | | K | 4 | 1 | 3 | 0 | 0 | 0 | 2 | | | | | | |
| John Rabb, R OBP: 0.300, SLG: 0.500 | | | | | 2B | | | | | 0 | 0 | 0 | 0 | 0 | 0 | 0 | | | | | | |
| Steve Balboni, R OBP: 0.244, SLG: 0.390 | | | 2B | | 1B | | | | | 1 | 0 | 0 | 0 | 0 | 1 | 1 | | | | | | |
| Scott Bradley, L OBP: 0.301, SLG: 0.341 | | BB 1B | | 2B | | | | | 3-1 | 4 | 0 | 3 | 3 | 0 | 0 | 1 | | | | | | |
| Dave Valle, R OBP: 0.291, SLG: 0.397 | F7 | | K | | 5-3 | | | G6-3 | | 4 | 0 | 0 | 0 | 0 | 1 | 7 | | | | | | |
| Glenn Wilson, R OBP: 0.285, SLG: 0.320 | F8 | | | F3 | 6-3 | | | 6-3 | | 4 | 0 | 0 | 0 | 0 | 0 | 3 | | | | | | |
| Greg Briley, L OBP: 0.364, SLG: 0.464 | | BB | G3 | | | L8 | | | G6-3 BB | 2 | 0 | 0 | 0 | 2 | 0 | 0 | | | | | | |
| Inning Stats | R: 0 E: 0 K: 0 S: 12 | H: 2 LOB: 2 BB: 0 P: 16 | R: 0 E: 0 K: 1 S: 9 | H: 1 LOB: 1 BB: 1 P: 19 | R: 2 E: 0 K: 2 S: 20 | H: 2 LOB: 1 BB: 1 P: 34 | R: 0 E: 0 K: 1 S: 11 | H: 1 LOB: 1 BB: 0 P: 15 | R: 1 E: 0 K: 0 S: 11 | H: 4 LOB: 2 BB: 0 P: 18 | R: 0 E: 0 K: 0 S: 5 | H: 0 LOB: 0 BB: 0 P: 5 | R: 0 E: 0 K: 0 S: 8 | H: 2 LOB: 2 BB: 0 P: 13 | R: 0 E: 0 K: 0 S: 4 | H: 0 LOB: 0 BB: 1 P: 9 | R: 1 E: 0 K: 1 S: 10 | H: 2 LOB: 1 BB: 0 P: 17 | 1B: 10 2B: 4 3B: 0 HR: 0 | SF: 0 SAC: 0 DP: 2 HBP: 1 | WP: 1 PB: 0 SB: 0 CS: 1 | PA: 42 |
| PITCHER | IP | WLS | BF | H | R | ER | SO | BB | IBB | HBP | BLK | WP | HR | S | P | ERA | WHIP | | | | | |
| Tom Candiotti, R ERA: 3.58 | 4.1 | | 24 | 10 | 3 | 3 | 4 | 2 | 0 | 0 | 0 | 0 | 0 | 60 | 96 | 6.23 | 2.769 | | | | | |
| Don Gordon, R ERA: 3.1 | 3.2 | W | 15 | 4 | 1 | 1 | 0 | 1 | 0 | 1 | 0 | 0 | 0 | 23 | 39 | 2.46 | 1.364 | | | | | |
| Doug Jones, R ERA: 2.17 | 1.0 | S | 3 | 0 | 0 | 0 | 1 | 0 | 0 | 0 | 0 | 1 | 0 | 7 | 11 | 0.00 | 0.000 | | | | | |

Cleveland Indians @ Seattle Mariners
The Kingdome, Seattle, WA
Sun Jul 17 1988, 6:33 AM EDT
Alt: 9,779 - Dome - 72 F

AB 38
R 4
H 14
RBI 3
BB 3
SO 5
LOB 21



| Batter | 1 | 2 | 3 | 4 | 5 | 6 | 7 | 8 | 9 | AB | R | H | RBI | BB | SO | LOB | TOP | | | | | |
|--|---|---------------------------------|------------------------------|---------------------------------|-------------------------------|----------------------------------|------------------------------|----------------------------------|-------------------------------|----------------------------------|------------------------------|----------------------------------|------------------------------|---------------------------------|------------------------------|----------------------------------|--|----------------------------------|----------------------------------|------------------------------------|----------------------------------|--------|
| Gary Pettis, S OBP: 0.309, SLG: 0.299 (1, 8) | | | | | | | | | | 4 | 1 | 0 | 0 | 0 | 2 | 2 | <p>Detroit Tigers @ Seattle Mariners The Kingdome, Seattle, WA Wed Jul 20 1988, 6:33 AM EDT Att: 10,959 - Dome - 72 F</p> | | | | | |
| Lou Whitaker, L OBP: 0.392, SLG: 0.415 (1, 4) | | | | | | | | | | 4 | 2 | 1 | 2 | 1 | 0 | 1 | | | | | | |
| Pat Sheridan, L OBP: 0.363, SLG: 0.516 (1, 7) | | | | | | | | | | 3 | 1 | 1 | 2 | 2 | 0 | 0 | | | | | | |
| Alan Trammell, R OBP: 0.379, SLG: 0.493 (1, 6) | | | | | | | | | | 5 | 2 | 2 | 1 | 0 | 0 | 2 | | | | | | |
| Darrell Evans, L OBP: 0.326, SLG: 0.381 (1, 3) | | | | | | | | | | 4 | 1 | 1 | 2 | 1 | 0 | 1 | | | | | | |
| Chet Lemon, R OBP: 0.356, SLG: 0.451 (1, 9) | | | | | | | | | | 4 | 1 | 1 | 2 | 0 | 0 | 1 | | | | | | |
| Matt Nokes, L OBP: 0.293, SLG: 0.413 (1, 2) | | | | | | | | | | 5 | 0 | 1 | 0 | 0 | 0 | 2 | | | | | | |
| Luis Salazar, R OBP: 0.328, SLG: 0.446 (1, 5) | | | | | | | | | | 5 | 2 | 2 | 1 | 0 | 1 | 1 | | | | | | |
| Dave Bergman, L OBP: 0.394, SLG: 0.447 (1, 10) | | | | | | | | | | 1 | 2 | 0 | 0 | 1 | 0 | 1 | | | | | | |
| Larry Hemdon, R OBP: 0.338, SLG: 0.377 (5, PH) | | | | | | | | | | 2 | 0 | 1 | 2 | 0 | 1 | 0 | | | | | | |
| Inning Stats | R: 0 E: 0 K: 1 S: 6 | H: 0 LOB: 0 BB: 0 P: 9 | R: 1 E: 0 K: 0 S: 7 | H: 1 LOB: 3 BB: 0 P: 9 | R: 2 E: 0 K: 1 S: 10 | H: 1 LOB: 1 BB: 2 P: 21 | R: 0 E: 0 K: 0 S: 6 | H: 0 LOB: 0 BB: 0 P: 11 | R: 9 E: 2 K: 0 S: 24 | H: 7 LOB: 1 BB: 1 P: 39 | R: 0 E: 0 K: 0 S: 9 | H: 0 LOB: 0 BB: 1 P: 18 | R: 0 E: 0 K: 2 S: 8 | H: 0 LOB: 0 BB: 0 P: 9 | R: 0 E: 0 K: 0 S: 6 | H: 0 LOB: 1 BB: 1 P: 13 | R: 0 E: 0 K: 0 S: 9 | H: 1 LOB: 1 BB: 0 P: 13 | 1B: 5 2B: 5 3B: 0 HR: 0 | SF: 1 SAC: 1 DP: 0 HBP: 0 | WP: 0 PB: 1 SB: 0 CS: 0 | PA: 44 |
| PITCHER | IP WLS BF H R ER SO BB IBB HBP BLK WP HR S P ERA WHIP | | | | | | | | | | | | | | | | | | | | | |
| Mike Moore, R ERA: 4.64 (1, 1) | 4.0 L 22 5 9 7 2 2 1 0 0 0 0 0 38 65 15.75 1.750 | | | | | | | | | | | | | | | | | | | | | |
| Gene Walter, L ERA: 5.95 (5, 1) | 0.1 4 3 1 0 0 0 0 0 0 0 0 0 10 15 0.00 9.000 | | | | | | | | | | | | | | | | | | | | | |
| Jerry Reed, R ERA: 3.57 (9, 1) | 3.2 14 1 2 2 2 2 0 0 0 0 0 0 28 49 4.91 0.818 | | | | | | | | | | | | | | | | | | | | | |
| Rod Scurry, L ERA: 4.91 (9, 1) | 1.0 4 1 0 0 0 0 0 0 0 0 0 0 9 13 0.00 1.000 | | | | | | | | | | | | | | | | | | | | | |

| Batter | 1 | 2 | 3 | 4 | 5 | 6 | 7 | 8 | 9 | AB | R | H | RBI | BB | SO | LOB | BOTTOM | | | | | |
|--|---|----------------------------------|-------------------------------|----------------------------------|-------------------------------|----------------------------------|-------------------------------|----------------------------------|------------------------------|----------------------------------|-------------------------------|----------------------------------|-------------------------------|----------------------------------|------------------------------|----------------------------------|--|----------------------------------|----------------------------------|------------------------------------|----------------------------------|--------|
| Harold Reynolds, S OBP: 0.334, SLG: 0.386 (1, 4) | | | | | | | | | | 1 | 0 | 1 | 0 | 1 | 0 | 0 | <p>Detroit Tigers @ Seattle Mariners The Kingdome, Seattle, WA Wed Jul 20 1988, 6:33 AM EDT Att: 10,959 - Dome - 72 F</p> | | | | | |
| Mario Diaz, R OBP: 0.517, SLG: 0.593 (6, PH) | | | | | | | | | | 2 | 1 | 1 | 1 | 0 | 0 | 1 | | | | | | |
| Rey Quinones, R OBP: 0.296, SLG: 0.417 (1, 6) | | | | | | | | | | 5 | 1 | 2 | 2 | 0 | 0 | 4 | | | | | | |
| Mickey Brantley, R OBP: 0.287, SLG: 0.455 (1, 7) | | | | | | | | | | 3 | 0 | 1 | 0 | 0 | 0 | 2 | | | | | | |
| Greg Briley, L OBP: 0.316, SLG: 0.394 (6, PH) | | | | | | | | | | 2 | 0 | 0 | 0 | 0 | 0 | 0 | | | | | | |
| Alvin Davis, L OBP: 0.395, SLG: 0.492 (1, 3) | | | | | | | | | | 5 | 0 | 2 | 0 | 0 | 0 | 3 | | | | | | |
| Ken Phelps, L OBP: 0.434, SLG: 0.547 (1, 10) | | | | | | | | | | 3 | 0 | 2 | 0 | 0 | 0 | 0 | | | | | | |
| Steve Balboni, R OBP: 0.249, SLG: 0.407 (6, PH) | | | | | | | | | | 1 | 0 | 0 | 0 | 0 | 0 | 2 | | | | | | |
| John Rabb, R OBP: 0.273, SLG: 0.455 (9, PH) | | | | | | | | | | 1 | 0 | 0 | 0 | 0 | 0 | 0 | | | | | | |
| Dave Valle, R OBP: 0.290, SLG: 0.409 (1, 2) | | | | | | | | | | 3 | 1 | 1 | 0 | 0 | 0 | 3 | | | | | | |
| Scott Bradley, L OBP: 0.312, SLG: 0.349 (6, 2) | | | | | | | | | | 2 | 0 | 1 | 0 | 0 | 0 | 2 | | | | | | |
| Inning Stats | R: 0 E: 0 K: 0 S: 10 | H: 1 LOB: 1 BB: 0 P: 15 | R: 1 E: 0 K: 0 S: 12 | H: 3 LOB: 3 BB: 1 P: 24 | R: 0 E: 0 K: 1 S: 16 | H: 2 LOB: 2 BB: 0 P: 23 | R: 1 E: 0 K: 0 S: 11 | H: 3 LOB: 2 BB: 0 P: 15 | R: 0 E: 0 K: 0 S: 8 | H: 1 LOB: 1 BB: 0 P: 13 | R: 3 E: 1 K: 0 S: 17 | H: 4 LOB: 1 BB: 0 P: 27 | R: 0 E: 0 K: 2 S: 11 | H: 1 LOB: 1 BB: 0 P: 18 | R: 0 E: 0 K: 0 S: 9 | H: 0 LOB: 0 BB: 0 P: 13 | R: 0 E: 0 K: 2 S: 11 | H: 2 LOB: 2 BB: 0 P: 16 | 1B: 9 2B: 8 3B: 0 HR: 0 | SF: 0 SAC: 0 DP: 1 HBP: 1 | WP: 0 PB: 0 SB: 1 CS: 1 | PA: 45 |
| PITCHER | IP WLS BF H R ER SO BB IBB HBP BLK WP HR S P ERA WHIP | | | | | | | | | | | | | | | | | | | | | |
| Doyle Alexander, R ERA: 3.7 (1, 1) | 5.0 W 29 13 5 1 0 0 0 0 0 0 0 0 13 21 0.00 2.800 | | | | | | | | | | | | | | | | | | | | | |
| Paul Gibson, L ERA: 2.45 (6, 1) | 1.0 4 1 0 0 0 0 0 0 0 0 0 0 13 21 0.00 1.000 | | | | | | | | | | | | | | | | | | | | | |
| Mike Henneman, R ERA: 2.26 (7, 1) | 2.0 7 1 0 0 2 0 0 0 0 0 0 0 20 31 0.00 0.500 | | | | | | | | | | | | | | | | | | | | | |
| Willie Hernandez, L ERA: 1.91 (9, 1) | 1.0 5 2 0 0 2 0 0 0 0 0 0 0 11 16 0.00 2.000 | | | | | | | | | | | | | | | | | | | | | |

| | |
|-----|----|
| AB | 37 |
| R | 12 |
| H | 10 |
| RBI | 12 |
| BB | 5 |
| SO | 4 |
| LOB | 11 |




| Batter | 1 | 2 | 3 | 4 | 5 | 6 | 7 | 8 | 9 | AB | R | H | RBI | BB | SO | LOB | TOP | | | | |
|--|------------------------------|----------------------------------|------------------------------|----------------------------------|------------------------------|----------------------------------|------------------------------|----------------------------------|-------------------------------|----------------------------------|------------------------------|---------------------------------|-------------------------------|----------------------------------|-------------------------------|----------------------------------|----------------------------------|------------------------------------|----------------------------------|--------|--|
| Nelson Liriano, S OBP: 0.278, SLG: 0.310 | 2-0 HR 2B | | 1-0 F8 | | 2-3 K | | | 2-1 F7 | | 4 | 1 | 1 | 0 | 0 | 1 | 0 | | | | | |
| Lloyd Moseby, L OBP: 0.342, SLG: 0.368 | 0-0 G3 | | 1-0 F7 | | 0-1 F8 | | | 1-3 K | | 4 | 0 | 0 | 0 | 0 | 1 | 1 | | | | | |
| George Bell, R OBP: 0.308, SLG: 0.440 | 1-1 2H HR | | 0-1 F8 | | | 2-0 F8 | | 1-1 1-3 | | 4 | 1 | 1 | 2 | 0 | 0 | 0 | | | | | |
| Kelly Gruber, R OBP: 0.344, SLG: 0.487 | 1-2 6-3 | | | 2-2 F8 | | 3-2 F5 | | 1-3 K | | 4 | 0 | 0 | 0 | 0 | 1 | 0 | | | | | |
| Ernie Whitt, L OBP: 0.316, SLG: 0.319 | 0-0 F8 | | | 1-1 2B | | 3-1 1B | | 0-2 L5 | | 4 | 0 | 2 | 0 | 0 | 0 | 0 | | | | | |
| Fred McGriff, L OBP: 0.398, SLG: 0.579 | | 4-1 BB BB | | 3-3 K | | 2-3 K | | 1-3 K | | 3 | 0 | 0 | 0 | 1 | 3 | 2 | | | | | |
| Rance Mulliniks, L OBP: 0.397, SLG: 0.517 | | 4-2 SAFE G4-6-3 BB | | 4-2 BB | | | | 1-3 K | | 1 | 0 | 0 | 0 | 2 | 1 | 0 | | | | | |
| Jesse Barfield, R OBP: 0.266, SLG: 0.350 | | 1-3 K | | 1-3 K | | | 0-1 F5 | | | 3 | 0 | 0 | 0 | 0 | 2 | 4 | | | | | |
| Manuel Lee, S OBP: 0.326, SLG: 0.337 | 1-0 G4-6-3 | | | | 2-2 4-3 | | 1-0 L6 | | | 3 | 0 | 0 | 0 | 0 | 0 | 2 | | | | | |
| Inning Stats | R: 2 E: 0 K: 0 S: 9 | H: 2 LOB: 0 BB: 0 P: 13 | R: 0 E: 0 K: 1 S: 7 | H: 0 LOB: 1 BB: 2 P: 17 | R: 0 E: 0 K: 2 S: 4 | H: 1 LOB: 2 BB: 1 P: 25 | R: 0 E: 0 K: 1 S: 8 | H: 0 LOB: 0 BB: 0 P: 12 | R: 0 E: 0 K: 1 S: 12 | H: 1 LOB: 1 BB: 0 P: 22 | R: 0 E: 0 K: 1 S: 6 | H: 0 LOB: 0 BB: 0 P: 8 | R: 0 E: 0 K: 2 S: 12 | H: 0 LOB: 0 BB: 0 P: 14 | R: 0 E: 0 K: 2 S: 12 | H: 0 LOB: 0 BB: 0 P: 14 | 1B: 1 2B: 2 3B: 0 HR: 1 | SF: 0 SAC: 0 DP: 1 HBP: 0 | WP: 0 PB: 0 SB: 0 CS: 0 | PA: 33 | |
| PITCHER | IP | WLS | BF | H | R | ER | SO | BB | IBB | HBP | BLK | WP | HR | S | P | ERA | WHIP | | | | |
| Scott Bankhead, R ERA: 3.28 | 7.0 | W | 27 | 4 | 2 | 2 | 6 | 3 | 0 | 0 | 0 | 0 | 1 | 60 | 103 | 2.57 | 1.000 | | | | |
| Mike Schooler, R ERA: 3.2 | 2.0 | S | 6 | 0 | 0 | 0 | 3 | 0 | 0 | 0 | 0 | 0 | 0 | 19 | 25 | 0.00 | 0.000 | | | | |

Toronto Blue Jays @ Seattle Mariners
The Kingdome, Seattle, WA
Thu Jul 21 1988, 10:05 PM EDT
Att. 9,024 - Dome - 72 F

livebaseballscores.com

AB 30
R 2
H 4
RBI 2
BB 3
SO 9
LOB 9




| Batter | 1 | 2 | 3 | 4 | 5 | 6 | 7 | 8 | 9 | AB | R | H | RBI | BB | SO | LOB | BOTTOM | | | | |
|--|-------------------------------|----------------------------------|---|----------------------------------|------------------------------|----------------------------------|------------------------------|----------------------------------|-------------------------------|----------------------------------|-------------------------------|----------------------------------|------------------------------|----------------------------------|------------------------------|----------------------------------|----------------------------------|------------------------------------|----------------------------------|--------|--|
| Harold Reynolds, S OBP: 0.336, SLG: 0.388 | 2-1 CS 1B | | 1-0 BB 1B | 2-1 4-3 | | | 1-0 F7 | | | 4 | 0 | 2 | 0 | 0 | 0 | 0 | | | | | |
| Greg Britley, L OBP: 0.333, SLG: 0.389 | 3-3 SAFE K | | 4-0 SAFE SAFE SAFE 1B HR BB | | 3-2 1B | | 1-1 G3 | | | 3 | 1 | 1 | 0 | 1 | 1 | 1 | | | | | |
| John Rabb, R OBP: 0.273, SLG: 0.455 | 1-2 K | | 1-2 HR BB | | | | 0-0 1B | | | 0 | 0 | 0 | 0 | 0 | 0 | 0 | | | | | |
| Mickey Brantley, R OBP: 0.292, SLG: 0.455 | 4-2 BB BB | | 1-1 SAFE SAFE 1B HR 1B | | 0-0 F6 | | 4-1 S BB | | | 2 | 2 | 1 | 0 | 2 | 0 | 1 | | | | | |
| Alvin Davis, L OBP: 0.396, SLG: 0.492 | 1-1 1-2 1B | | 3-2 F8 | | 2-2 F9 | | 1-1 1-H 1B | | | 4 | 0 | 2 | 1 | 0 | 0 | 3 | | | | | |
| Steve Balboni, R OBP: 0.249, SLG: 0.421 | 2-3 K | | 0-0 1-H 2-H HR | | 0-2 F8 | | 3-2 1-3 | | | 4 | 1 | 1 | 3 | 0 | 1 | 4 | | | | | |
| Dave Valle, R OBP: 0.293, SLG: 0.421 | | 3-3 K | 0-0 F8 | | | 2-1 G1-6-3 HBP | | 3-1 HR | | 3 | 1 | 1 | 1 | 0 | 1 | 0 | | | | | |
| Henry Cotto, R OBP: 0.314, SLG: 0.380 | | 2-1 E S 1B | | 0-0 6-3 | | 0-2 G1-6-3 | | 2-1 6-3 | | 4 | 0 | 1 | 0 | 0 | 0 | 1 | | | | | |
| Jim Presley, R OBP: 0.281, SLG: 0.354 | | 3-3 SAFE SAFE K | | 2-0 HR | | 1-2 1B | | 2-1 E7 CS | | 4 | 1 | 2 | 1 | 0 | 1 | 1 | | | | | |
| Mario Diaz, R OBP: 0.455, SLG: 0.516 | 1-0 1-3 | | 1-0 1-3 | | 2-2 F7 | | 0-2 6-3 | | 2-1 4-3 | 4 | 0 | 0 | 0 | 0 | 0 | 3 | | | | | |
| Inning Stats | R: 0 E: 0 K: 2 S: 12 | H: 2 LOB: 2 BB: 1 P: 24 | R: 0 E: 0 K: 2 S: 9 | H: 1 LOB: 1 BB: 0 P: 18 | R: 3 E: 0 K: 0 S: 9 | H: 3 LOB: 0 BB: 1 P: 18 | R: 1 E: 0 K: 0 S: 8 | H: 1 LOB: 1 BB: 0 P: 16 | R: 0 E: 0 K: 0 S: 11 | H: 1 LOB: 1 BB: 0 P: 14 | R: 1 E: 0 K: 0 S: 10 | H: 1 LOB: 1 BB: 1 P: 20 | R: 1 E: 1 K: 0 S: 8 | H: 1 LOB: 0 BB: 0 P: 17 | R: 1 E: 1 K: 0 S: 8 | H: 1 LOB: 0 BB: 0 P: 17 | 1B: 8 2B: 0 3B: 0 HR: 3 | SF: 0 SAC: 0 DP: 1 HBP: 1 | WP: 0 PB: 0 SB: 2 CS: 2 | PA: 36 | |
| PITCHER | IP | WLS | BF | H | R | ER | SO | BB | IBB | HBP | BLK | WP | HR | S | P | ERA | WHIP | | | | |
| Dave Stieb, R ERA: 3.22 | 6.2 | L | 31 | 10 | 5 | 5 | 4 | 3 | 0 | 1 | 0 | 0 | 2 | 66 | 117 | 6.75 | 1.950 | | | | |
| Jim Clancy, R ERA: 5.35 | 1.1 | | 5 | 1 | 1 | 1 | 0 | 0 | 0 | 0 | 0 | 0 | 1 | 12 | 24 | 6.75 | 0.750 | | | | |

Toronto Blue Jays @ Seattle Mariners
The Kingdome, Seattle, WA
Thu Jul 21 1988, 10:05 PM EDT
Att. 9,024 - Dome - 72 F

livebaseballscores.com

AB 32
R 6
H 11
RBI 6
BB 3
SO 4
LOB 14




| Batter | 1 | 2 | 3 | 4 | 5 | 6 | 7 | 8 | 9 | 10 | AB | R | H | RBI | BB | SO | LOB | TOP | |
|--|---|---|---|---|---|---|---|---|---|---|---|---|---|---|---|---|---|---|---|
| Nelson Liriano, S OBP: 0.275, SLG: 0.311 | 2-1 3-1 2B | 1-0 L4 | 1-2 F7 | | 1-3 K | | | 2-2 P6 | | 1-3 K | 6 | 1 | 1 | 0 | 0 | 2 | 5 | | |
| Lloyd Moseby, L OBP: 0.341, SLG: 0.367 | 3-1 2-3 | 0-2 G6-4-3 1B | | 2-1 1B | | 0-0 F9 | | 1-3 K | | 1-3 K | 6 | 1 | 2 | 1 | 0 | 2 | 1 | | |
| Rance Mulliniks, L OBP: 0.397, SLG: 0.512 | 3-1 | 0-0 G6-4-3 1B | | 2-0 1B | | 4-0 2B 4-3 BB | | 0-1 4-3 | | | 4 | 1 | 1 | 2 | 1 | 0 | 1 | | |
| Kelly Gruber, R OBP: 0.350, SLG: 0.500 | 3-2 E 1B HBP | | 4-2 2B 4-3 BB | | 1-0 G4-6-3 1B | | 1-2 4-3 2B | | 1-2 HR | | 3 | 3 | 2 | 1 | 1 | 0 | 1 | | |
| Ernie Whitt, L OBP: 0.321, SLG: 0.324 | 4-0 E 1B BB | | 3-2 4-3 2B | | 1-1 HBP | | 1-1 4-3 | | 1-0 F8 | | 3 | 1 | 1 | 1 | 1 | 0 | 1 | | |
| Fred McGriff, L OBP: 0.401, SLG: 0.588 | 3-1 1B | | 1-1 4-3 HBP | | 1-3 K | | 2-3 3-4 4-3 | | 1-1 HR | | 4 | 1 | 2 | 3 | 0 | 1 | 2 | | |
| Rick Leach, L OBP: 0.351, SLG: 0.348 | 1-1 1B | | 0-0 4-3 HBP | | 0-0 F7 | | 0-1 4-3 | | 1-1 F7 | | 5 | 0 | 1 | 1 | 0 | 0 | 2 | | |
| Jesse Barfield, R OBP: 0.285, SLG: 0.344 | 2-3 K | | 4-0 IBB | | 0-0 F9 | | 1-1 6-3 | | 0-3 K | | 4 | 0 | 0 | 0 | 1 | 2 | 2 | | |
| Manuel Lee, S OBP: 0.328, SLG: 0.341 | | 4-2 E 1B BB | | 0-1 F9 | | 1-2 2B | | 1-0 F7 | | 1-3 K | 4 | 1 | 1 | 0 | 1 | 1 | 3 | | |
| Inning Stats | R: 3 E: 1 K: 14 S: 14 | H: 3 LOB: 2 BB: 1 P: 33 | R: 1 E: 1 K: 0 S: 7 | H: 1 LOB: 0 BB: 1 P: 12 | R: 1 E: 0 K: 0 S: 14 | H: 1 LOB: 3 BB: 2 P: 27 | R: 1 E: 0 K: 1 S: 9 | H: 1 LOB: 1 BB: 1 P: 11 | R: 0 E: 0 K: 0 S: 5 | H: 0 LOB: 0 BB: 0 P: 7 | R: 0 E: 0 K: 1 S: 11 | H: 2 LOB: 0 BB: 0 P: 15 | R: 0 E: 0 K: 3 S: 11 | H: 0 LOB: 0 BB: 0 P: 14 | 1B: 5 2B: 4 3B: 0 HR: 2 | SF: 0 SAC: 0 DP: 2 HBP: 3 | WP: 0 PB: 0 SB: 1 CS: 0 | PA: 47 | |
| PITCHER | IP WLS BF H R ER SO BB IBB HBP BLK WP HR S P ERA WHIP | IP WLS BF H R ER SO BB IBB HBP BLK WP HR S P ERA WHIP | IP WLS BF H R ER SO BB IBB HBP BLK WP HR S P ERA WHIP | IP WLS BF H R ER SO BB IBB HBP BLK WP HR S P ERA WHIP | IP WLS BF H R ER SO BB IBB HBP BLK WP HR S P ERA WHIP | IP WLS BF H R ER SO BB IBB HBP BLK WP HR S P ERA WHIP | IP WLS BF H R ER SO BB IBB HBP BLK WP HR S P ERA WHIP | IP WLS BF H R ER SO BB IBB HBP BLK WP HR S P ERA WHIP | IP WLS BF H R ER SO BB IBB HBP BLK WP HR S P ERA WHIP | IP WLS BF H R ER SO BB IBB HBP BLK WP HR S P ERA WHIP | IP WLS BF H R ER SO BB IBB HBP BLK WP HR S P ERA WHIP | IP WLS BF H R ER SO BB IBB HBP BLK WP HR S P ERA WHIP | IP WLS BF H R ER SO BB IBB HBP BLK WP HR S P ERA WHIP | IP WLS BF H R ER SO BB IBB HBP BLK WP HR S P ERA WHIP | IP WLS BF H R ER SO BB IBB HBP BLK WP HR S P ERA WHIP | IP WLS BF H R ER SO BB IBB HBP BLK WP HR S P ERA WHIP | IP WLS BF H R ER SO BB IBB HBP BLK WP HR S P ERA WHIP | IP WLS BF H R ER SO BB IBB HBP BLK WP HR S P ERA WHIP | IP WLS BF H R ER SO BB IBB HBP BLK WP HR S P ERA WHIP |
| Bill Swift, R ERA: 4.3 | 2.0 | 17 | 4 | 2 | 2 | 2 | 1 | 1 | 2 | 0 | 0 | 0 | 0 | 29 | 48 | 5.40 | 1.500 | | |
| Gene Walter, L ERA: 5.87 | 3.1 | 8 | 0 | 0 | 0 | 1 | 0 | 0 | 0 | 0 | 0 | 0 | 0 | 20 | 29 | 0.00 | 0.000 | | |
| Michael Jackson, R ERA: 2.73 | 2.2 | 8 | 2 | 2 | 2 | 4 | 0 | 0 | 0 | 0 | 0 | 0 | 0 | 22 | 29 | 9.00 | 1.000 | | |
| Mike Schooler, R ERA: 3.74 | 2.0 | 8 | 2 | 2 | 2 | 4 | 0 | 0 | 0 | 0 | 0 | 0 | 0 | 22 | 29 | 9.00 | 1.000 | | |

Toronto Blue Jays @ Seattle Mariners
The Kingdome, Seattle, WA
Fri Jul 22 1988, 10:05 PM EDT
Att. 10,506 - Dome - 72 F

livebaseballscorecards.com

AB 39
R 9
H 11
RBI 9
BB 5
SO 8
LOB 18




| Batter | 1 | 2 | 3 | 4 | 5 | 6 | 7 | 8 | 9 | 10 | AB | R | H | RBI | BB | SO | LOB | BOTTOM | | | | | | |
|--|---|---|---|---|---|---|---|---|---|---|---|---|---|---|---|---|---|---|---|---------------------------------|-----------------------------------|------------------------------------|----------------------------------|--------|
| Harold Reynolds, S OBP: 0.331, SLG: 0.381 | 0-1 6-3 | | 1-2 3-1 | 2-2 1-3 | | 1-0 F5 | 0-2 4-3 | | 0-1 5-3 | | 6 | 0 | 0 | 0 | 0 | 0 | 7 | | | | | | | |
| Mickey Brantley, R OBP: 0.292, SLG: 0.481 | 1-2 5-3 | | 1-2 6-3 | 1-2 F2 | 1-0 F2 | | 1-0 5-3 | 1-2 1B 3B | | 0-0 SH1-4 1B 2B | 6 | 2 | 2 | 0 | 0 | 0 | 0 | | | | | | | |
| Damell Coles, R OBP: 0.305, SLG: 0.377 | 3-3 K | | 3-2 1B HBP | 2-1 FC5-4 1B | 1-2 FC5-4 | | 3-2 2B 1B | 2-2 F9 | | 0-0 SH1-4 | 4 | 2 | 2 | 0 | 0 | 1 | 1 | | | | | | | |
| Alvin Davis, L OBP: 0.401, SLG: 0.498 | | 0-1 G4-6-3 1B | | 4-0 1B BB | 1-2 FC5-4 | | 0-1 1B 2B | 1-1 HBP | | 2-1 1B | 3 | 1 | 2 | 1 | 1 | 0 | 1 | | | | | | | |
| John Rabb, R OBP: 0.385, SLG: 0.538 | | | | 1-2 SF7 BB | 1-2 FC5-4 | | 1-1 2B | 1-1 HBP | | 2-1 1B | 2 | 1 | 2 | 2 | 0 | 0 | 0 | | | | | | | |
| Steve Balboni, R OBP: 0.233, SLG: 0.417 | | 3-1 P9 | | 4-2 1B BB | 2-1 F8 | | 1-2 2B 1B | 1-3 K | | 2-1 1B | 4 | 2 | 1 | 0 | 1 | 1 | 3 | | | | | | | |
| Scott Bradley, L OBP: 0.312, SLG: 0.349 | | 1-0 G4-6-3 | | 1-2 HR BB | 1-2 F8 | | 0-0 BB 1B | SAFE SAFE 1-3 K | | 3-1 HBP | 3 | 1 | 1 | 1 | 0 | 0 | 1 | | | | | | | |
| Dave Valle, R OBP: 0.299, SLG: 0.428 | | | | 1-2 HR 1B | 1-2 F8 | | 1-1 2B | SAFE SAFE 1-2 HBP | | 1-2 HBP | 1 | 0 | 1 | 1 | 0 | 0 | 0 | | | | | | | |
| Rey Quinones, R OBP: 0.294, SLG: 0.413 | | | | 1-2 HR 1B | 1-2 F8 | | 3-2 5-3 | SAFE SAFE 0-0 P8 | | 0-0 P8 | 3 | 0 | 0 | 1 | 1 | 0 | 2 | | | | | | | |
| Jim Presley, R OBP: 0.283, SLG: 0.364 | | | | 1-2 HR BB | 1-1 SF7 | | 0-0 5-3 | SAFE SAFE 2-2 IBB | | 2-3 K | 5 | 1 | 2 | 3 | 0 | 1 | 3 | | | | | | | |
| Henry Cotto, R OBP: 0.322, SLG: 0.383 | | | | 1-2 HR BB | 1-1 4-3 | | 1-0 1B | SAFE SAFE 1-2 HBP | | 2-1 F9 | 3 | 0 | 2 | 1 | 2 | 0 | 0 | | | | | | | |
| Inning Stats | R: 0 E: 0 K: 1 S: 8 | H: 0 LOB: 0 BB: 0 P: 12 | R: 0 E: 0 K: 0 S: 5 | H: 1 LOB: 1 BB: 0 P: 9 | R: 0 E: 0 K: 0 S: 9 | H: 1 LOB: 1 BB: 0 P: 12 | R: 5 E: 0 K: 0 S: 21 | H: 2 LOB: 1 BB: 3 P: 43 | R: 0 E: 0 K: 0 S: 8 | H: 1 LOB: 1 BB: 1 P: 14 | R: 0 E: 0 K: 0 S: 9 | H: 2 LOB: 2 BB: 0 P: 17 | R: 3 E: 0 K: 0 S: 18 | H: 4 LOB: 3 BB: 2 P: 33 | R: 1 E: 0 K: 1 S: 16 | H: 2 LOB: 2 BB: 0 P: 23 | R: 0 E: 0 K: 1 S: 7 | H: 0 LOB: 0 BB: 0 P: 11 | R: 1 E: 0 K: 0 S: 4 | H: 2 LOB: 1 BB: 0 P: 6 | 1B: 10 2B: 3 3B: 1 HR: 1 | SF: 1 SAC: 1 DP: 1 HBP: 2 | WP: 0 PB: 0 SB: 2 CS: 0 | PA: 49 |
| PITCHER | IP WLS BF H R ER SO BB IBB HBP BLK WP HR S P ERA WHIP | IP WLS BF H R ER SO BB IBB HBP BLK WP HR S P ERA WHIP | IP WLS BF H R ER SO BB IBB HBP BLK WP HR S P ERA WHIP | IP WLS BF H R ER SO BB IBB HBP BLK WP HR S P ERA WHIP | IP WLS BF H R ER SO BB IBB HBP BLK WP HR S P ERA WHIP | IP WLS BF H R ER SO BB IBB HBP BLK WP HR S P ERA WHIP | IP WLS BF H R ER SO BB IBB HBP BLK WP HR S P ERA WHIP | IP WLS BF H R ER SO BB IBB HBP BLK WP HR S P ERA WHIP | IP WLS BF H R ER SO BB IBB HBP BLK WP HR S P ERA WHIP | IP WLS BF H R ER SO BB IBB HBP BLK WP HR S P ERA WHIP | IP WLS BF H R ER SO BB IBB HBP BLK WP HR S P ERA WHIP | IP WLS BF H R ER SO BB IBB HBP BLK WP HR S P ERA WHIP | IP WLS BF H R ER SO BB IBB HBP BLK WP HR S P ERA WHIP | IP WLS BF H R ER SO BB IBB HBP BLK WP HR S P ERA WHIP | IP WLS BF H R ER SO BB IBB HBP BLK WP HR S P ERA WHIP | IP WLS BF H R ER SO BB IBB HBP BLK WP HR S P ERA WHIP | IP WLS BF H R ER SO BB IBB HBP BLK WP HR S P ERA WHIP | IP WLS BF H R ER SO BB IBB HBP BLK WP HR S P ERA WHIP | IP WLS BF H R ER SO BB IBB HBP BLK WP HR S P ERA WHIP | | | | | |
| Todd Stottlemyre, R ERA: 5.46 | 3.2 | 17 | 4 | 5 | 5 | 1 | 2 | 0 | 1 | 0 | 0 | 0 | 0 | 30 | 55 | 10.12 | 2.625 | | | | | | | |
| Duane Ward, R ERA: 2.98 | 4.1 | 2 | 1 | 0 | 0 | 0 | 0 | 1 | 0 | 0 | 0 | 0 | 0 | 1 | 5 | ∞ | ∞ | | | | | | | |
| John Cerutti, L ERA: 4.28 | 7.1 | 0.0 | 2 | 1 | 0 | 0 | 0 | 1 | 0 | 0 | 0 | 0 | 0 | 34 | 53 | 6.00 | 1.667 | | | | | | | |
| Tom Henke, R ERA: 2.47 | 7.1 | 3.0 | 15 | 4 | 2 | 2 | 2 | 1 | 0 | 1 | 0 | 0 | 0 | 34 | 53 | 6.00 | 1.667 | | | | | | | |

Toronto Blue Jays @ Seattle Mariners
The Kingdome, Seattle, WA
Fri Jul 22 1988, 10:05 PM EDT
Att. 10,506 - Dome - 72 F

livebaseballscorecards.com

AB 40
R 10
H 15
RBI 10
BB 5
SO 3
LOB 18




| Batter | 1 | 2 | 3 | 4 | 5 | 6 | 7 | 8 | 9 | AB | R | H | RBI | BB | SO | LOB | TOP | | | | | | | | | | |
|---|-------------------------------|----------------------------------|------------------------------|----------------------------------|------------------------------|----------------------------------|------------------------------|----------------------------------|-------------------------------|----------------------------------|-------------------------------|----------------------------------|------------------------------|----------------------------------|------------------------------|----------------------------------|-------------------------------|----------------------------------|----------------------------------|------------------------------------|-------------------------|--------|--|--|--|--|--|
| Tony Fernandez, S OBP: 0.321, SLG: 0.372 (1, 6) | 0-0 2B G3 1B | | 1-2 5-3 | | 0-0 E4 2B 1B | 3-2 S 2B 1B | | 2-0 1-3 | | 5 | 2 | 3 | 0 | 0 | 0 | 1 | | | | | | | | | | | |
| Lloyd Moseby, L OBP: 0.345, SLG: 0.380 (1, 8) | 2-1 G3 1B 2B | | 0-0 G3 | | 1-1 WP E 2B | 1-1 1-H 2B | | 1-3 K | | 5 | 2 | 3 | 1 | 0 | 1 | 0 | | | | | | | | | | | |
| George Bell, R OBP: 0.307, SLG: 0.445 Sil Campusano, R OBP: 0.286, SLG: 0.317 (9, 7) | 2-1 G3 | | 2-1 HR | | 2-2 F3 2-3 | 2-2 F8 | | 1-2 5-3 | | 5 | 1 | 1 | 2 | 0 | 0 | 3 | | | | | | | | | | | |
| Kelly Gruber, R OBP: 0.348, SLG: 0.496 (1, 5) | 2-1 G6-4-3 1B | | 1-2 F4 | | 2-3 K | | 0-2 6-3 | | 0-2 4-3 | 5 | 0 | 1 | 1 | 0 | 1 | 1 | | | | | | | | | | | |
| Cecil Fielder, R OBP: 0.322, SLG: 0.523 (1, 10) | 2-2 G6-4-3 | | | 2-1 2B 1B | 1-1 E6 BB 1B | | 2-1 F8 | | | 4 | 0 | 1 | 0 | 0 | 0 | 1 | | | | | | | | | | | |
| Manuel Lee, S OBP: 0.342, SLG: 0.362 (1, 4) | | 2-1 G6-3 2B | | 1-0 2B | 0-1 BB 1B | | 4-2 CS BB | | | 3 | 0 | 3 | 0 | 1 | 0 | 0 | | | | | | | | | | | |
| Fred McGriff, L OBP: 0.405, SLG: 0.586 (1, 3) | | 4-0 G6-3 BB | | 0-3 K | 4-0 BB | | 2-0 CS | 4-2 F7 S BB | | 1 | 0 | 0 | 0 | 3 | 1 | 2 | | | | | | | | | | | |
| Jesse Barfield, R OBP: 0.265, SLG: 0.340 (1, 9) | | 0-2 G6-3 | | 4-0 G6-3 IBB | 0-1 F8 | | 2-2 F7 | 2-2 F7 | | 3 | 0 | 0 | 0 | 1 | 0 | 6 | | | | | | | | | | | |
| Sal Butera, R OBP: 0.250, SLG: 0.333 (1, 2) | | 1-0 F8 | | 0-0 G6-3 | 1-3 K | | 0-0 WP 2B | | | 4 | 0 | 1 | 0 | 0 | 1 | 4 | | | | | | | | | | | |
| Inning Stats | R: 2 E: 0 K: 0 S: 11 | H: 3 LOB: 0 BB: 0 P: 19 | R: 0 E: 0 K: 0 S: 6 | H: 1 LOB: 1 BB: 1 P: 13 | R: 1 E: 0 K: 0 S: 9 | H: 1 LOB: 0 BB: 0 P: 13 | R: 0 E: 0 K: 1 S: 7 | H: 2 LOB: 2 BB: 1 P: 14 | R: 2 E: 0 K: 1 S: 17 | H: 3 LOB: 3 BB: 1 P: 27 | R: 0 E: 0 K: 1 S: 12 | H: 2 LOB: 1 BB: 0 P: 19 | R: 0 E: 0 K: 0 S: 8 | H: 0 LOB: 0 BB: 1 P: 16 | R: 0 E: 0 K: 0 S: 9 | H: 1 LOB: 1 BB: 1 P: 16 | R: 0 E: 0 K: 1 S: 10 | H: 0 LOB: 0 BB: 0 P: 12 | 1B: 6 2B: 6 3B: 0 HR: 1 | SF: 0 SAC: 0 DP: 3 HBP: 0 | WP: 2 PB: 0 CS: 1 | PA: 41 | | | | | |
| PITCHER | IP | WLS | BF | H | R | ER | SO | BB | IBB | HBP | BLK | WP | HR | S | P | ERA | WHIP | | | | | | | | | | |
| Steve Trout, L ERA: 7.44 (1, 1) | 4.0 | L | 20 | 9 | 5 | 4 | 1 | 1 | 1 | 0 | 0 | 0 | 1 | 36 | 63 | 9.00 | 2.500 | | | | | | | | | | |
| Jerry Reed, R ERA: 3.29 (5, 1) | 5.0 | | 20 | 4 | 0 | 0 | 3 | 3 | 0 | 0 | 0 | 2 | 0 | 53 | 86 | 0.00 | 1.400 | | | | | | | | | | |

Toronto Blue Jays @ Seattle Mariners
The Kingdome, Seattle, WA
Sat Jul 23 1988, 10:05 PM EDT
Att: 17,979 - Dome - 72 F

livebaseballscores.com

AB 35
R 5
H 13
RBI 4
BB 5
SO 4
LOB 18




| Batter | 1 | 2 | 3 | 4 | 5 | 6 | 7 | 8 | 9 | AB | R | H | RBI | BB | SO | LOB | BOTTOM | | | | | | | | | | |
|--|------------------------------|----------------------------------|------------------------------|----------------------------------|------------------------------|----------------------------------|------------------------------|----------------------------------|------------------------------|----------------------------------|------------------------------|---------------------------------|-------------------------------|----------------------------------|------------------------------|---------------------------------|----------------------------------|------------------------------------|-------------------------|--------|--|--|--|--|--|--|--|
| Harold Reynolds, S OBP: 0.327, SLG: 0.376 (1, 4) | 1-1 6-3 | | 1-0 F9 | | 0-0 F8 | | 2-1 5-3 | | | 4 | 0 | 0 | 0 | 0 | 0 | 1 | | | | | | | | | | | |
| Henry Cotto, R OBP: 0.318, SLG: 0.377 (1, 8) | 1-2 6-3 | | 3-2 F8 | | 1-1 L4 | | 2-1 F8 | | | 4 | 0 | 0 | 0 | 0 | 0 | 1 | | | | | | | | | | | |
| Darnell Coles, R OBP: 0.312, SLG: 0.394 (1, 9) | 4-0 BB | | 3-2 1B | | 2-2 HR | | 3-2 F6 | | | 3 | 1 | 2 | 1 | 1 | 0 | 0 | | | | | | | | | | | |
| Steve Balboni, R OBP: 0.258, SLG: 0.433 (1, 3) | 4-1 FC4-6 BB | | 1-2 5-3 | | 3-1 F4 | | 3-2 HR | | | 3 | 1 | 1 | 1 | 1 | 0 | 2 | | | | | | | | | | | |
| Alvin Davis, L OBP: 0.399, SLG: 0.493 (1, 10) | 0-1 FC4-6 | | | 4-1 2B BB | | 2-3 K | | 1-0 G3 | | 3 | 0 | 0 | 0 | 1 | 1 | 2 | | | | | | | | | | | |
| Jay Buhner, R OBP: 0.250, SLG: 0.306 (1, 7) | | 3-2 5-3 | | 0-0 F8 | | 2-0 FC6-4 HBP | | 0-3 K | | 3 | 0 | 0 | 0 | 0 | 1 | 1 | | | | | | | | | | | |
| Rey Quinones, R OBP: 0.294, SLG: 0.410 (1, 6) | | 0-3 K | | 1 SAFE 0-3 K | | 0-0 FC6-4 | | 2-1 G1-6-3 1B | | 4 | 0 | 1 | 0 | 0 | 2 | 2 | | | | | | | | | | | |
| Jim Presley, R OBP: 0.283, SLG: 0.366 (1, 5) | | 1-1 F9 | | 0-0 2B | | 2-2 F8 | | 0-0 G1-6-3 | | 4 | 0 | 1 | 0 | 0 | 0 | 2 | | | | | | | | | | | |
| Scott Bradley, L OBP: 0.311, SLG: 0.346 (1, 2) | | | 1-2 1B S 1B | | 3-1 F8 | | 0-0 1-3 | | 1-1 4-3 | 4 | 0 | 1 | 0 | 0 | 0 | 2 | | | | | | | | | | | |
| Inning Stats | R: 0 E: 0 K: 0 S: 8 | H: 0 LOB: 2 BB: 2 P: 18 | R: 0 E: 0 K: 1 S: 9 | H: 0 LOB: 0 BB: 0 P: 13 | R: 0 E: 0 K: 1 S: 8 | H: 1 LOB: 2 BB: 1 P: 15 | R: 1 E: 0 K: 0 S: 8 | H: 1 LOB: 0 BB: 0 P: 14 | R: 0 E: 0 K: 1 S: 7 | H: 0 LOB: 1 BB: 0 P: 13 | R: 0 E: 0 K: 0 S: 5 | H: 0 LOB: 0 BB: 0 P: 9 | R: 1 E: 0 K: 1 S: 11 | H: 1 LOB: 0 BB: 0 P: 18 | R: 0 E: 0 K: 0 S: 5 | H: 1 LOB: 0 BB: 0 P: 8 | 1B: 3 2B: 1 3B: 0 HR: 2 | SF: 0 SAC: 0 DP: 1 HBP: 1 | WP: 0 PB: 0 CS: 0 | PA: 36 | | | | | | | |
| PITCHER | IP | WLS | BF | H | R | ER | SO | BB | IBB | HBP | BLK | WP | HR | S | P | ERA | WHIP | | | | | | | | | | |
| Jeff Musselman, L ERA: 0.69 (1, 1) | 7.0 | W | 29 | 4 | 1 | 1 | 3 | 3 | 0 | 0 | 0 | 0 | 1 | 16 | 26 | 4.50 | 1.000 | | | | | | | | | | |
| Jim Clancy, R ERA: 5.37 (8, 1) | 2.0 | | 7 | 2 | 1 | 1 | 1 | 0 | 0 | 0 | 0 | 0 | 1 | 16 | 26 | 4.50 | 1.000 | | | | | | | | | | |

Toronto Blue Jays @ Seattle Mariners
The Kingdome, Seattle, WA
Sat Jul 23 1988, 10:05 PM EDT
Att: 17,979 - Dome - 72 F

livebaseballscores.com

AB 32
R 2
H 6
RBI 2
BB 3
SO 4
LOB 13



| Batter | 1 | 2 | 3 | 4 | 5 | 6 | 7 | 8 | 9 | AB | R | H | RBI | BB | SO | LOB | TOP | | | | | | | | | | |
|--|-------------------------------|----------------------------------|------------------------------|----------------------------------|------------------------------|----------------------------------|-------------------------------|----------------------------------|-------------------------------|----------------------------------|-------------------------------|----------------------------------|------------------------------|----------------------------------|-------------------------------|----------------------------------|-------------------------------|----------------------------------|----------------------------------|------------------------------------|----------------------------------|--------|--|--|--|--|--|
| Tony Fernandez, S (1, 6) OBP: 0.325, SLG: 0.372 | 4-2 BB | | 4-1 BB | | 2-1 6-3 | 0-1 5-3 | | | 0-0 1B | 3 | 0 | 1 | 0 | 2 | 0 | 2 | | | | | | | | | | | |
| Lloyd Moseby, L (1, 8) OBP: 0.340, SLG: 0.374 | 1-1 P3 | | 2-1 P4 | | 2-2 3-1 | | | | 2-3 K | 5 | 0 | 0 | 0 | 0 | 1 | 3 | | | | | | | | | | | |
| George Bell, R (1, 7) OBP: 0.308, SLG: 0.452 Sil Campusano, R (9, 7) OBP: 0.266, SLG: 0.317 | 1-3 K | | | 2-2 2B 1B | 2-1 HR | | | | 1-1 6-3 | 5 | 2 | 2 | 1 | 0 | 1 | 2 | | | | | | | | | | | |
| Kelly Gruber, R (1, 5) OBP: 0.344, SLG: 0.490 | 3-3 K | | | 1-2 F3 | 3-1 G3 | | | | 3-1 6-3 | 4 | 0 | 0 | 0 | 0 | 1 | 2 | | | | | | | | | | | |
| Cecil Fielder, R (1, 10) OBP: 0.344, SLG: 0.598 | | 4-2 BB | | 3-1 1B 2B | | 3-2 HR | | | 2-2 HR | 3 | 3 | 3 | 2 | 1 | 0 | 0 | | | | | | | | | | | |
| Manuel Lee, S (1, 4) OBP: 0.340, SLG: 0.360 | | 0-1 G6-4-3 | | 3-1 2B | | 3-1 G3 | | | 1-3 K | 4 | 1 | 1 | 1 | 0 | 1 | 1 | | | | | | | | | | | |
| Fred McGriff, L (1, 3) OBP: 0.403, SLG: 0.582 | | 3-3 K | | 2-3 3-H 1B | | 2-1 1B | | | 2-3 K | 4 | 0 | 1 | 0 | 0 | 3 | 2 | | | | | | | | | | | |
| Jesse Barfield, R (1, 9) OBP: 0.264, SLG: 0.343 | | | 1-3 K | 1-0 1-H 3-H 2B | | 1-3 K | | | 3-3 K | 4 | 0 | 1 | 2 | 0 | 3 | 1 | | | | | | | | | | | |
| Sal Butera, R (1, 2) OBP: 0.250, SLG: 0.313 | | | 0-3 K | 2-1 5-3 | | 3-2 1B | | | 3-2 F2 | 4 | 0 | 1 | 0 | 0 | 1 | 1 | | | | | | | | | | | |
| Inning Stats | R: 0 E: 0 K: 2 S: 12 | H: 0 LOB: 1 BB: 1 P: 21 | R: 0 E: 0 K: 1 S: 7 | H: 0 LOB: 0 BB: 1 P: 14 | R: 0 E: 0 K: 2 S: 9 | H: 0 LOB: 1 BB: 1 P: 16 | R: 3 E: 0 K: 1 S: 17 | H: 4 LOB: 1 BB: 0 P: 29 | R: 1 E: 0 K: 0 S: 10 | H: 1 LOB: 0 BB: 0 P: 19 | R: 1 E: 0 K: 1 S: 15 | H: 3 LOB: 2 BB: 0 P: 27 | R: 0 E: 0 K: 3 S: 6 | H: 0 LOB: 0 BB: 0 P: 12 | R: 1 E: 0 K: 3 S: 13 | H: 1 LOB: 0 BB: 0 P: 21 | R: 0 E: 0 K: 1 S: 11 | H: 1 LOB: 1 BB: 0 P: 17 | 1B: 5 2B: 2 3B: 0 HR: 3 | SF: 0 SAC: 0 DP: 1 HBP: 0 | WP: 0 PB: 0 SB: 1 CS: 0 | PA: 39 | | | | | |
| PITCHER | IP | WLS | BF | H | R | ER | SO | BB | IBB | HBP | BLK | WP | HR | S | P | ERA | WHIP | | | | | | | | | | |
| Mark Langston, L (1, 1) ERA: 4.1 | 6.0 | L | 28 | 8 | 5 | 5 | 7 | 3 | 0 | 0 | 0 | 0 | 2 | 70 | 126 | 7.50 | 1.833 | | | | | | | | | | |
| Rod Seery, L (7, 1) ERA: 4.55 | 3.0 | | 11 | 2 | 1 | 1 | 4 | 0 | 0 | 0 | 0 | 0 | 1 | 30 | 50 | 3.00 | 0.667 | | | | | | | | | | |

Toronto Blue Jays @ Seattle Mariners
The Kingdome, Seattle, WA
Sun Jul 24 1988, 6:33 AM EDT
Att: 10,487 - Dome - 72 F

| | |
|-----|----|
| AB | 36 |
| R | 6 |
| H | 10 |
| RBI | 6 |
| BB | 3 |
| SO | 11 |
| LOB | 14 |



| Batter | 1 | 2 | 3 | 4 | 5 | 6 | 7 | 8 | 9 | AB | R | H | RBI | BB | SO | LOB | BOTTOM | | | | | | | | | | |
|--|------------------------------|----------------------------------|------------------------------|---------------------------------|------------------------------|----------------------------------|------------------------------|----------------------------------|------------------------------|----------------------------------|-------------------------------|----------------------------------|------------------------------|----------------------------------|------------------------------|---------------------------------|----------------------------------|------------------------------------|----------------------------------|--------|--|--|--|--|--|--|--|
| Harold Reynolds, S (1, 4) OBP: 0.324, SLG: 0.372 | 1-0 F8 | | 1-0 L8 | | | 2-3 K | | | 1-0 F7 | 4 | 0 | 0 | 0 | 0 | 1 | 1 | | | | | | | | | | | |
| Mickey Brantley, R (1, 7) OBP: 0.295, SLG: 0.462 | 0-0 5-3 | | | 1-0 F7 | | 0-1 FC6-4 1B | | | 1-1 1B | 4 | 0 | 2 | 0 | 0 | 0 | 0 | | | | | | | | | | | |
| Darnell Coles, R (1, 9) OBP: 0.311, SLG: 0.389 | 4-2 BB | | | 1-0 5-3 | | 2-1 FC6-4 | | | 3-2 6-3 | 3 | 0 | 0 | 0 | 1 | 0 | 3 | | | | | | | | | | | |
| Steve Balboni, R (1, 3) OBP: 0.258, SLG: 0.429 | 1-1 F8 | | | 1-0 FC6-4 1B | | 1-3 K | | | 1-2 4-3 | 4 | 0 | 1 | 0 | 0 | 1 | 1 | | | | | | | | | | | |
| Jay Buhner, R (1, 8) OBP: 0.250, SLG: 0.293 | | 0-0 5-3 | | 2-1 FC6-4 | | 4-2 4-3 BB | | | 0-0 F8 | 3 | 0 | 0 | 0 | 1 | 0 | 1 | | | | | | | | | | | |
| Alvin Davis, L (1, 10) OBP: 0.394, SLG: 0.485 | | 2-2 4-3 | | | 1-1 G3 | | | | 1-0 4-3 | 4 | 0 | 0 | 0 | 0 | 0 | 1 | | | | | | | | | | | |
| Jim Prestley, R (1, 5) OBP: 0.280, SLG: 0.362 | | 0-1 L9 | | | 2-2 6-3 | | | | 2-2 5-3 | 3 | 0 | 0 | 0 | 0 | 0 | 1 | | | | | | | | | | | |
| Mario Diaz, R (1, 6) OBP: 0.444, SLG: 0.529 | | | 0-2 5-3 | | 0-0 F8 | | | | 0-0 1B 2B | 3 | 0 | 1 | 0 | 0 | 0 | 0 | | | | | | | | | | | |
| Scott Bradley, L (1, 2) OBP: 0.306, SLG: 0.341 | | | 3-2 5-3 | | | 0-0 4-3 | | | 0-0 P6 | 3 | 0 | 0 | 0 | 0 | 0 | 1 | | | | | | | | | | | |
| Inning Stats | R: 0 E: 0 K: 0 S: 6 | H: 0 LOB: 1 BB: 1 P: 12 | R: 0 E: 0 K: 0 S: 6 | H: 0 LOB: 0 BB: 0 P: 8 | R: 0 E: 0 K: 0 S: 5 | H: 1 LOB: 1 BB: 0 P: 10 | R: 0 E: 0 K: 1 S: 8 | H: 0 LOB: 0 BB: 0 P: 11 | R: 0 E: 0 K: 1 S: 8 | H: 1 LOB: 1 BB: 0 P: 12 | R: 0 E: 0 K: 1 S: 13 | H: 0 LOB: 1 BB: 1 P: 22 | R: 0 E: 0 K: 0 S: 8 | H: 2 LOB: 2 BB: 0 P: 13 | R: 0 E: 0 K: 0 S: 5 | H: 0 LOB: 0 BB: 0 P: 7 | 1B: 3 2B: 1 3B: 0 HR: 0 | SF: 0 SAC: 0 DP: 0 HBP: 0 | WP: 0 PB: 0 SB: 0 CS: 0 | PA: 33 | | | | | | | |
| PITCHER | IP | WLS | BF | H | R | ER | SO | BB | IBB | HBP | BLK | WP | HR | S | P | ERA | WHIP | | | | | | | | | | |
| Mike Flanagan, L (1, 1) ERA: 4.07 | 9.0 | W | 33 | 4 | 0 | 0 | 2 | 2 | 0 | 0 | 0 | 0 | 0 | 66 | 106 | 0.00 | 0.667 | | | | | | | | | | |

Toronto Blue Jays @ Seattle Mariners
The Kingdome, Seattle, WA
Sun Jul 24 1988, 6:33 AM EDT
Att: 10,487 - Dome - 72 F

| | |
|-----|----|
| AB | 31 |
| R | 0 |
| H | 4 |
| RBI | 0 |
| BB | 2 |
| SO | 2 |
| LOB | 9 |



| Batter | 1 | 2 | 3 | 4 | 5 | 6 | 7 | 8 | 9 | 10 | 11 | AB | R | H | RBI | BB | SO | LOB | TOP | | | |
|--|---|----------------------------------|-------------------------------|----------------------------------|-------------------------------|----------------------------------|------------------------------|----------------------------------|-------------------------------|----------------------------------|------------------------------|----------------------------------|---|----------------------------------|-------------------------------|----------------------------------|-------------------------------|----------------------------------|----------------------------------|------------------------------------|----------------------------------|--------|
| Harold Reynolds, S OBP: 0.327, SLG: 0.377 (1, 4) | F8 | | 1-3 1B | | 2-2 2B | | 3-1 | | 0-3 | | L3 | 6 | 0 | 2 | 0 | 0 | 1 | 2 | | | | |
| Mickey Brantley, R OBP: 0.295, SLG: 0.459 (1, 8) | 4-3 | | 1-3 | | F7 | | K | | | 4-3 | | 5 | 0 | 0 | 0 | 0 | 1 | 2 | | | | |
| Darnell Coles, R OBP: 0.314, SLG: 0.394 (1, 7) | F4 | | F8 | | F9 | | | | 1-0 CS 1B | | F8 | 5 | 0 | 1 | 0 | 0 | 0 | 2 | | | | |
| Alvin Davis, L OBP: 0.397, SLG: 0.482 Henry Cotto, R OBP: 0.318, SLG: 0.377 (10, PR) John Rabb, R OBP: 0.385, SLG: 0.538 (10, 3) | | 2-2 BB 1B | | 4-2 1B BB | | 0-0 HBP 1B | | 2-1 G3 | | 4-0 1B BB | | 3 | 0 | 2 | 0 | 2 | 0 | 1 | | | | |
| Steve Balboni, R OBP: 0.265, SLG: 0.421 (1, 10) | | 4-1 FC6-4 BB | | 1-0 F8 | | 1-3 K | | 4-0 BB | | 1-0 FC6 1B | | 3 | 0 | 1 | 0 | 2 | 1 | 2 | | | | |
| Jay Buhner, R OBP: 0.247, SLG: 0.277 (1, 9) | | 1-3 K | | 1-3 K | | 2-1 HBP | | 2-3 K | | 1-2 FC6 | | 4 | 0 | 0 | 0 | 0 | 3 | 6 | | | | |
| Scott Bradley, L OBP: 0.302, SLG: 0.332 (1, 2) | | 1-0 F7 | | 0-0 1B | | 0-0 F7 | | 3-2 1-3 | | 6-3 | | 5 | 0 | 1 | 0 | 0 | 0 | 4 | | | | |
| Jim Presley, R OBP: 0.273, SLG: 0.353 (1, 5) | | 2-2 FC6-4 | | 0-1 5-3 | | 2-3 K | | 0-3 K | | 1-3 K | | 5 | 0 | 0 | 0 | 0 | 3 | 6 | | | | |
| Rey Quinones, R OBP: 0.295, SLG: 0.410 (1, 6) | | | 2-2 4-3 | | 1-1 F7 | | 0-0 F5 | | 1-1 1B | | 1-1 1B | 5 | 0 | 2 | 0 | 0 | 0 | 0 | | | | |
| Inning Stats | R: 0 E: 0 K: 0 S: 9 | H: 0 LOB: 0 BB: 0 P: 11 | R: 0 E: 0 K: 1 S: 12 | H: 1 LOB: 2 BB: 1 P: 22 | R: 0 E: 0 K: 1 S: 10 | H: 1 LOB: 1 BB: 0 P: 15 | R: 0 E: 0 K: 1 S: 9 | H: 1 LOB: 2 BB: 1 P: 15 | R: 0 E: 0 K: 2 S: 10 | H: 0 LOB: 0 BB: 0 P: 14 | R: 0 E: 0 K: 1 S: 6 | H: 1 LOB: 1 BB: 1 P: 15 | R: 0 E: 0 K: 2 S: 11 | H: 1 LOB: 1 BB: 1 P: 15 | R: 0 E: 0 K: 0 S: 10 | H: 1 LOB: 2 BB: 1 P: 17 | R: 0 E: 0 K: 1 S: 11 | H: 1 LOB: 1 BB: 0 P: 18 | 1B: 8 2B: 1 3B: 0 HR: 0 | SF: 0 SAC: 0 DP: 0 HBP: 1 | WP: 0 PB: 0 SB: 0 CS: 1 | PA: 46 |
| PITCHER | IP WLS BF H R ER SO BB IBB HBP BLK WP HR S P ERA WHIP | PITCHER | | | | | | | | | | | IP WLS BF H R ER SO BB IBB HBP BLK WP HR S P ERA WHIP | | | | | | | | | |
| Jack McDowell, R ERA: 3.85 (1, 1) | 8.0 | 3 | 9 | 2 | 0 | 0 | 2 | 1 | 0 | 0 | 0 | 0 | 0 | 0 | 0 | 21 | 32 | 0.00 | 1.500 | | | |
| Bobby Thigpen, R ERA: 2.98 (9, 1) | 2.0 | 0 | 0 | 0 | 0 | 0 | 0 | 0 | 0 | 0 | 0 | 0 | 0 | 0 | 0 | 0 | 0 | 0.00 | 1.000 | | | |
| Ricky Horton, L ERA: 5.76 (11, 1) | 1.0 | W | 4 | 1 | 0 | 0 | 1 | 0 | 0 | 0 | 0 | 0 | 0 | 0 | 0 | 11 | 18 | 0.00 | 1.000 | | | |

Seattle Mariners @ Chicago White Sox
Comiskey Park, Chicago, IL
Tue Jul 26 1988, 8:05 PM EDT
Att: 11,551 - Unknown - 76 F

AB 41
R 0
H 9
RBI 0
BB 4
SO 9
LOB 25



| Batter | 1 | 2 | 3 | 4 | 5 | 6 | 7 | 8 | 9 | 10 | 11 | AB | R | H | RBI | BB | SO | LOB | BOTTOM | | | |
|---|---|----------------------------------|------------------------------|---------------------------------|------------------------------|---------------------------------|------------------------------|----------------------------------|------------------------------|---------------------------------|-------------------------------|----------------------------------|---|----------------------------------|------------------------------|----------------------------------|------------------------------|----------------------------------|----------------------------------|------------------------------------|----------------------------------|--------|
| Dave Gallagher, R OBP: 0.328, SLG: 0.403 (1, 8) | F7 | | 0-1 F9 | | 1-2 1-3 | | | 4-2 BB | | 3-1 F4 | | 4 | 0 | 0 | 0 | 1 | 0 | 0 | | | | |
| Steve Lyons, L OBP: 0.325, SLG: 0.377 (1, 5) | | 2-1 1B | | 1-0 L7 | | 1-3 K | | 1-1 F6 | | | 4-1 SH1-4 BB | 4 | 1 | 1 | 0 | 1 | 1 | 3 | | | | |
| Harold Baines, L OBP: 0.348, SLG: 0.419 (1, 10) | | 0-0 F8 | | 1-1 F6 | | 0-0 1-3 | | | | 3-2 WP BB 1B | | 5 | 0 | 2 | 0 | 0 | 0 | 1 | | | | |
| Greg Walker, L OBP: 0.302, SLG: 0.375 (1, 3) | | 2-3 K | | 3-2 F2 | | 2-1 4-3 | | | | 2-3 K | | 4 | 0 | 0 | 0 | 0 | 2 | 2 | | | | |
| Dan Pasqua, L OBP: 0.305, SLG: 0.409 (9, 7) | | 1-2 F6 | | 0-0 1B | | 0-0 F2 | | 1-1 F2 | | 4-0 WP BB | | 3 | 0 | 1 | 0 | 2 | 0 | 0 | | | | |
| Ivan Calderon, R OBP: 0.299, SLG: 0.424 Kenny Williams, R OBP: 0.236, SLG: 0.309 (8, PR) (9, 9) | | 0-0 F8 | | 0-0 B2 | | 0-0 SH1-4 2B | | 3-1 SH1-4 2B | | 3-3 K | | 3 | 0 | 1 | 0 | 0 | 0 | 1 | | | | |
| Ozzie Guillen, L OBP: 0.282, SLG: 0.288 (1, 6) | | 2-0 F8 | | 1-2 F8 | | 1-0 SH1-4 | | 0-0 4-3 | | | 4-1 1-2 2-3 BB | 3 | 0 | 0 | 1 | 1 | 0 | 3 | | | | |
| Fred Manrique, R OBP: 0.273, SLG: 0.381 Daryl Boston, L OBP: 0.277, SLG: 0.500 Mark Salas, L OBP: 0.301, SLG: 0.338 (8, PH) (9, 2) | | | 1-1 5-3 | | 0-0 6-3 | | | 4-0 SH1-4 IBB | | 2-2 F8 | | 2 | 0 | 0 | 0 | 0 | 0 | 1 | | | | |
| Ron Karkovics, R OBP: 0.230, SLG: 0.289 Donnie Hill, S OBP: 0.296, SLG: 0.224 (8, PH) (9, 4) | | | 1-3 K | | 0-0 F6 | | | 3-3 K | | 2-1 F6 | | 2 | 0 | 0 | 0 | 0 | 1 | 0 | | | | |
| Inning Stats | R: 0 E: 0 K: 1 S: 8 | H: 1 LOB: 1 BB: 0 P: 11 | R: 0 E: 0 K: 0 S: 6 | H: 0 LOB: 0 BB: 0 P: 9 | R: 0 E: 0 K: 1 S: 7 | H: 0 LOB: 0 BB: 0 P: 9 | R: 0 E: 0 K: 0 S: 6 | H: 0 LOB: 0 BB: 0 P: 11 | R: 0 E: 0 K: 1 S: 7 | H: 0 LOB: 0 BB: 0 P: 9 | R: 0 E: 0 K: 1 S: 14 | H: 1 LOB: 3 BB: 2 P: 29 | R: 0 E: 0 K: 2 S: 11 | H: 1 LOB: 2 BB: 1 P: 23 | R: 0 E: 0 K: 0 S: 7 | H: 0 LOB: 0 BB: 0 P: 14 | R: 1 E: 0 K: 0 S: 7 | H: 1 LOB: 3 BB: 3 P: 21 | 1B: 4 2B: 1 3B: 0 HR: 0 | SF: 0 SAC: 2 DP: 0 HBP: 0 | WP: 1 PB: 0 SB: 0 CS: 1 | PA: 43 |
| PITCHER | IP WLS BF H R ER SO BB IBB HBP BLK WP HR S P ERA WHIP | PITCHER | | | | | | | | | | | IP WLS BF H R ER SO BB IBB HBP BLK WP HR S P ERA WHIP | | | | | | | | | |
| Scott Bankhead, R ERA: 2.98 (1, 1) | 8.0 | 2 | 10 | 3 | 1 | 1 | 2 | 2 | 0 | 0 | 0 | 0 | 0 | 0 | 0 | 21 | 44 | 4.50 | 2.000 | | | |
| Mike Schooler, R ERA: 3.8 (9, 1) | 2.0 | L | 0 | 0 | 0 | 0 | 0 | 0 | 0 | 0 | 0 | 0 | 0 | 0 | 0 | 2 | 7 | 0.00 | 0.000 | | | |
| Rod Scurry, L ERA: 4.5 (11, 1) | 0.1 | 0 | 0 | 0 | 0 | 0 | 0 | 0 | 0 | 0 | 0 | 0 | 0 | 0 | 0 | 2 | 7 | 0.00 | 3.000 | | | |
| Michael Jackson, R ERA: 2.71 (11, 1) | 0.1 | 0 | 0 | 0 | 0 | 0 | 0 | 0 | 0 | 0 | 0 | 0 | 0 | 0 | 0 | 2 | 7 | 0.00 | 3.000 | | | |

Seattle Mariners @ Chicago White Sox
Comiskey Park, Chicago, IL
Tue Jul 26 1988, 8:05 PM EDT
Att: 11,551 - Unknown - 76 F

AB 35
R 1
H 5
RBI 1
BB 6
SO 6
LOB 19



| Batter | 1 | 2 | 3 | 4 | 5 | 6 | 7 | 8 | 9 | AB | R | H | RBI | BB | SO | LOB | TOP | | | | | | | | | | |
|---|-------------------------------|----------------------------------|-------------------------------|----------------------------------|-------------------------------|----------------------------------|------------------------------|----------------------------------|-------------------------------|----------------------------------|-------------------------------|----------------------------------|-------------------------------|----------------------------------|------------------------------|---------------------------------|----------------------------------|------------------------------------|----------------------------------|--------|--|--|--|--|--|--|--|
| Harold Reynolds, S OBP: 0.329, SLG: 0.377 | 4-1 CS BB | | 2-2 E S 1B | | 0-1 SAFE FC4-6 BLK | | 1-2 FC4-6 G5-4-3 | | | 3 | 0 | 1 | 0 | 1 | 0 | 2 | | | | | | | | | | | |
| Mickey Brantley, R OBP: 0.292, SLG: 0.454 | 1-2 F8 | | 2-2 F2 | | 1-2 SAFE F4 | | 1-1 G5-4-3 | | | 4 | 0 | 0 | 0 | 0 | 0 | 4 | | | | | | | | | | | |
| Darnell Coles, R OBP: 0.313, SLG: 0.391 | 2-2 1B 1B | | 2-3 K | | 3-3 SAFE K | | | 2-2 6-3 | | 4 | 0 | 1 | 0 | 0 | 2 | 2 | | | | | | | | | | | |
| Alvin Davis, L OBP: 0.398, SLG: 0.481 | 2-0 1B | | 2-3 K | | | 2-2 L8 | | 4-2 BB | | 3 | 0 | 1 | 0 | 1 | 1 | 1 | | | | | | | | | | | |
| Steve Balboni, R OBP: 0.269, SLG: 0.438 | 1-2 F8 | | | 1-0 HR | | 0-0 2B 1B | | 1-2 F8 | | 4 | 1 | 2 | 1 | 0 | 0 | 3 | | | | | | | | | | | |
| Scott Bradley, L OBP: 0.297, SLG: 0.325 | | 1-1 L3 | | 3-1 4-3 | | 0-0 F4 | | 1-3 K | | 4 | 0 | 0 | 0 | 0 | 1 | 2 | | | | | | | | | | | |
| Jay Buhner, R OBP: 0.247, SLG: 0.287 | | 2-3 K | | 1-2 F5 | | 1-0 2B | | 0-0 6-3 | | 4 | 0 | 1 | 0 | 0 | 1 | 0 | | | | | | | | | | | |
| Jim Presley, R OBP: 0.273, SLG: 0.354 | | 1-1 2B | | 2-1 6-3 | | 1-3 K | | 1-0 6-3 | | 4 | 0 | 1 | 0 | 0 | 1 | 2 | | | | | | | | | | | |
| Rey Quinones, R OBP: 0.298, SLG: 0.410 | | 2-1 F4 | | | 3-1 FC4-6 1B | | 4-1 FC4-6 BB | | 0-0 F4 | 3 | 0 | 1 | 0 | 1 | 0 | 1 | | | | | | | | | | | |
| Inning Stats | R: 0 E: 0 K: 0 S: 11 | H: 2 LOB: 2 BB: 1 P: 21 | R: 0 E: 0 K: 1 S: 10 | H: 1 LOB: 1 BB: 0 P: 16 | R: 0 E: 0 K: 2 S: 15 | H: 1 LOB: 1 BB: 0 P: 23 | R: 1 E: 0 K: 0 S: 8 | H: 1 LOB: 0 BB: 0 P: 15 | R: 0 E: 0 K: 1 S: 10 | H: 2 LOB: 2 BB: 0 P: 17 | R: 0 E: 0 K: 1 S: 12 | H: 0 LOB: 0 BB: 1 P: 14 | R: 0 E: 0 K: 1 S: 12 | H: 0 LOB: 1 BB: 1 P: 20 | R: 0 E: 0 K: 0 S: 3 | H: 0 LOB: 0 BB: 0 P: 4 | 1B: 5 2B: 2 3B: 0 HR: 1 | SF: 0 SAC: 0 DP: 1 HBP: 0 | WP: 0 PB: 0 SB: 1 CS: 1 | PA: 36 | | | | | | | |
| PITCHER | IP | WLS | BF | H | R | ER | SO | BB | IBB | HBP | BLK | WP | HR | S | P | ERA | WHIP | | | | | | | | | | |
| Melido Perez, R ERA: 3.97 | (1, 1) | 7.0 | W | 29 | 8 | 1 | 1 | 5 | 2 | 0 | 0 | 1 | 0 | 74 | 122 | 1.29 | 1.429 | | | | | | | | | | |
| Ricky Horton, L ERA: 5.65 | (8, 1) | 2.0 | | 7 | 0 | 0 | 0 | 1 | 1 | 0 | 0 | 0 | 0 | 15 | 24 | 0.00 | 0.500 | | | | | | | | | | |

Seattle Mariners @ Chicago White Sox
Comiskey Park, Chicago, IL
Wed Jul 27 1988, 4:33 AM EDT
Att: 15,033 - Sunny - 85 F

AB 33
R 1
H 8
RBI 1
BB 3
SO 6
LOB 17



| Batter | 1 | 2 | 3 | 4 | 5 | 6 | 7 | 8 | 9 | AB | R | H | RBI | BB | SO | LOB | BOTTOM | | | | | | | | | | |
|--|-------------------------------|----------------------------------|-------------------------------|----------------------------------|------------------------------|---------------------------------|------------------------------|----------------------------------|------------------------------|----------------------------------|-------------------------------|----------------------------------|------------------------------|----------------------------------|------------------------------|----------------------------------|----------------------------------|------------------------------------|----------------------------------|--------|--|--|--|--|--|--|--|
| Dave Gallagher, R OBP: 0.333, SLG: 0.410 | 4-1 2B BB | 0-1 SAFE SH1-3 | | 2-2 5-3 | | 0-0 BLK 2B | | 1-1 9-2 | | 3 | 2 | 1 | 0 | 1 | 0 | 3 | | | | | | | | | | | |
| Steve Lyons, L OBP: 0.282, SLG: 0.371 | 0-0 F8 | 2-2 FC1-6-5-6-1 BB | | 2-0 F8 | | 3-3 K | | 3-3 K | | 4 | 0 | 0 | 0 | 0 | 1 | 3 | | | | | | | | | | | |
| Harold Baines, L OBP: 0.349, SLG: 0.421 | 1-2 BB 1B 2B | 4-2 BB BB | | 3-1 F7 | | 0-3 K | | 0-3 K | | 3 | 1 | 1 | 1 | 1 | 1 | 0 | | | | | | | | | | | |
| Greg Walker, L OBP: 0.302, SLG: 0.372 | 4-2 BB 1B BB | 3-2 4-3 | | 1-3 K | | 0-0 F6 | | 0-0 F6 | | 3 | 1 | 0 | 0 | 1 | 1 | 2 | | | | | | | | | | | |
| Dan Pasqua, L OBP: 0.308, SLG: 0.419 | 4-1 1B BB | | 1-1 4-3 | | 3-1 HR | | 1-3 K | | 1-3 K | 3 | 1 | 1 | 1 | 1 | 1 | 0 | | | | | | | | | | | |
| Daryl Boston, L OBP: 0.282, SLG: 0.500 | 1-1 FC6-4 1B | | 1-1 4-3 | | 1-0 1B | | 1-3 K | | | 4 | 0 | 2 | 2 | 0 | 1 | 0 | | | | | | | | | | | |
| Mark Salas, L OBP: 0.300, SLG: 0.331 | 1-2 F8 | | 0-0 4-3 | | 1-0 F9 | | | 1-1 1B BLK HBP | | 3 | 0 | 0 | 0 | 0 | 0 | 3 | | | | | | | | | | | |
| Ozzie Guillen, L OBP: 0.282, SLG: 0.287 | 1-0 FC6-4 | | 1-1 4-3 | | 0-1 6-3 | | | 0-0 FC1-2-5 9-2 1B | | 4 | 0 | 1 | 0 | 0 | 0 | 2 | | | | | | | | | | | |
| Fred Manrique, R OBP: 0.282, SLG: 0.386 | | 1-2 FC1-6-5-6 SH1-3 1B | | 1-0 5-3 1B | | 4-2 2B BB | | 2-1 FC1-2-5 | | 3 | 1 | 2 | 0 | 1 | 0 | 2 | | | | | | | | | | | |
| Inning Stats | R: 3 E: 0 K: 0 S: 12 | H: 2 LOB: 2 BB: 3 P: 28 | R: 0 E: 0 K: 0 S: 14 | H: 1 LOB: 1 BB: 1 P: 24 | R: 0 E: 0 K: 0 S: 5 | H: 0 LOB: 0 BB: 0 P: 7 | R: 0 E: 0 K: 0 S: 7 | H: 1 LOB: 1 BB: 0 P: 13 | R: 1 E: 0 K: 1 S: 9 | H: 2 LOB: 1 BB: 0 P: 18 | R: 2 E: 0 K: 2 S: 12 | H: 1 LOB: 0 BB: 1 P: 19 | R: 0 E: 0 K: 2 S: 8 | H: 0 LOB: 0 BB: 0 P: 10 | R: 0 E: 0 K: 0 S: 6 | H: 1 LOB: 1 BB: 0 P: 10 | 1B: 5 2B: 3 3B: 0 HR: 1 | SF: 0 SAC: 1 DP: 1 HBP: 1 | WP: 0 PB: 0 SB: 0 CS: 0 | PA: 37 | | | | | | | |
| PITCHER | IP | WLS | BF | H | R | ER | SO | BB | IBB | HBP | BLK | WP | HR | S | P | ERA | WHIP | | | | | | | | | | |
| Bill Swift, R ERA: 4.55 | (1, 1) | 5.1 | L | 28 | 7 | 6 | 6 | 1 | 5 | 0 | 0 | 0 | 0 | 53 | 100 | 10.12 | 2.250 | | | | | | | | | | |
| Rod Seery, L ERA: 4.12 | (6, 1) | 1.2 | | 7 | 1 | 0 | 0 | 4 | 0 | 0 | 1 | 2 | 0 | 16 | 22 | 0.00 | 0.600 | | | | | | | | | | |
| Jerry Reed, R ERA: 3.23 | (8, 1) | 1.0 | | 2 | 0 | 0 | 0 | 0 | 0 | 0 | 0 | 0 | 0 | 4 | 7 | 0.00 | 0.000 | | | | | | | | | | |

Seattle Mariners @ Chicago White Sox
Comiskey Park, Chicago, IL
Wed Jul 27 1988, 4:33 AM EDT
Att: 15,033 - Sunny - 85 F

AB 30
R 6
H 8
RBI 4
BB 5
SO 5
LOB 15



| Batter | 1 | 2 | 3 | 4 | 5 | 6 | 7 | 8 | 9 | AB | R | H | RBI | BB | SO | LOB | TOP | | | | | | | | | | |
|--|------------------------------|----------------------------------|------------------------------|---------------------------------|-------------------------------|----------------------------------|-------------------------------|----------------------------------|------------------------------|----------------------------------|-------------------------------|----------------------------------|-------------------------------|----------------------------------|-------------------------------|----------------------------------|------------------------------|----------------------------------|----------------------------------|------------------------------------|----------------------------------|--------|--|--|--|--|--|
| Luis Polonia, L OBP: 0.350, SLG: 0.386 Carney Lansford, R OBP: 0.345, SLG: 0.393 | 2-3 K | | 2-2 F5 | | 0-0 L5 | | 2-1 SF7 | | 0-0 6-3 | 3 | 0 | 0 | 0 | 1 | 2 | | | | | | | | | | | | |
| Stan Javier, S OBP: 0.325, SLG: 0.348 | 1-3 K | | | 4-2 HR BB | | 0-1 L1 | 0-0 E7 1B | | 2-3 K | 4 | 1 | 1 | 1 | 1 | 2 | 0 | | | | | | | | | | | |
| Jose Canseco, R OBP: 0.387, SLG: 0.553 | 2-3 K | | | 1-1 HR | | 3-2 HR | 4-0 IBB | | 1-3 K | 4 | 2 | 2 | 3 | 1 | 2 | 0 | | | | | | | | | | | |
| Mark McGwire, R OBP: 0.330, SLG: 0.442 | | 1-1 P8 | | 3-3 K | | 1-3 K | 4-1 IBB | | | 3 | 0 | 0 | 0 | 1 | 2 | 0 | | | | | | | | | | | |
| Ron Hassey, L OBP: 0.280, SLG: 0.344 | 1-3 K | | 2-2 F8 | | | 1-1 G3 | 2-1 G1 | | | 4 | 0 | 0 | 0 | 0 | 1 | 3 | | | | | | | | | | | |
| Dave Henderson, R OBP: 0.351, SLG: 0.536 | 0-0 F9 | | 3-2 F3 | | | | 0-0 HR | 2-1 4-3 | | 4 | 1 | 1 | 1 | 0 | 0 | 0 | | | | | | | | | | | |
| Tony Phillips, S OBP: 0.306, SLG: 0.288 | | | 4-1 G6-4-3 BB | | 1-1 SH3 1B | 0-1 E4 1B SF7 | 2-2 6-3 | | | 3 | 1 | 1 | 0 | 1 | 0 | 0 | | | | | | | | | | | |
| Glenn Hubbard, R OBP: 0.310, SLG: 0.256 | | | 0-1 G6-4-3 | | 0-0 SH3 | 2-0 BB | 1-1 E 1B | | | 3 | 1 | 2 | 0 | 0 | 0 | 1 | | | | | | | | | | | |
| Mike Gallego, R OBP: 0.281, SLG: 0.262 Doug Jennings, L OBP: 0.400, SLG: 0.326 Walt Weiss, S OBP: 0.291, SLG: 0.301 | | | 2-2 1B | | 2-3 K | | 4-2 E 1B BB | 3-2 L6 | | 2 | 0 | 1 | 0 | 0 | 1 | 1 | | | | | | | | | | | |
| Inning Stats | R: 0 E: 0 K: 3 S: 9 | H: 0 LOB: 0 BB: 0 P: 14 | R: 0 E: 0 K: 1 S: 6 | H: 0 LOB: 0 BB: 0 P: 8 | R: 0 E: 0 K: 0 S: 11 | H: 1 LOB: 1 BB: 1 P: 19 | R: 2 E: 0 K: 1 S: 17 | H: 1 LOB: 0 BB: 1 P: 30 | R: 0 E: 0 K: 1 S: 9 | H: 1 LOB: 1 BB: 0 P: 12 | R: 1 E: 0 K: 1 S: 10 | H: 1 LOB: 1 BB: 0 P: 15 | R: 3 E: 2 K: 0 S: 12 | H: 3 LOB: 3 BB: 3 P: 30 | R: 0 E: 0 K: 0 S: 11 | H: 1 LOB: 1 BB: 0 P: 19 | R: 0 E: 0 K: 2 S: 8 | H: 0 LOB: 0 BB: 0 P: 11 | 1B: 5 2B: 0 3B: 0 HR: 3 | SF: 1 SAC: 1 DP: 1 HBP: 0 | WP: 0 PB: 0 SB: 2 CS: 0 | PA: 39 | | | | | |
| PITCHER | IP | WLS | BF | H | R | ER | SO | BB | IBB | HBP | BLK | WP | HR | S | P | ERA | WHIP | | | | | | | | | | |
| Scott Bankhead, R ERA: 3.27 | 6.0 | L | 26 | 6 | 6 | 5 | 7 | 2 | 0 | 0 | 0 | 0 | 3 | 66 | 104 | 7.50 | 1.333 | | | | | | | | | | |
| Jerry Reed, R ERA: 3.23 | 0.0 | | 1 | 0 | 0 | 0 | 0 | 1 | 0 | 0 | 0 | 0 | 0 | 2 | 6 | ∞ | ∞ | | | | | | | | | | |
| Gene Walter, L ERA: 4.82 | 2.0 | | 9 | 2 | 0 | 0 | 0 | 0 | 2 | 0 | 0 | 0 | 0 | 17 | 37 | 0.00 | 1.000 | | | | | | | | | | |
| Rod Scurry, L ERA: 3.92 | 1.0 | | 3 | 0 | 0 | 0 | 2 | 0 | 0 | 0 | 0 | 0 | 0 | 8 | 11 | 0.00 | 0.000 | | | | | | | | | | |

Oakland Athletics @ Seattle Mariners
The Kingdome, Seattle, WA
Sun Jul 31 1988, 6:33 AM EDT
Att: 12,930 - Dome

AB 32
R 6
H 8
RBI 6
BB 5
SO 9
LOB 8



| Batter | 1 | 2 | 3 | 4 | 5 | 6 | 7 | 8 | 9 | AB | R | H | RBI | BB | SO | LOB | BOTTOM | | | | | | | | | | |
|--|------------------------------|----------------------------------|------------------------------|----------------------------------|------------------------------|----------------------------------|------------------------------|----------------------------------|-------------------------------|----------------------------------|------------------------------|----------------------------------|------------------------------|---------------------------------|-------------------------------|----------------------------------|------------------------------|----------------------------------|----------------------------------|------------------------------------|----------------------------------|--------|--|--|--|--|--|
| Harold Reynolds, S OBP: 0.324, SLG: 0.369 | 2-2 1-4-3 | | 3-1 L8 | | 2-1 L8 | | | 4-2 FC5-4 BB | | 3 | 0 | 0 | 0 | 1 | 0 | 0 | | | | | | | | | | | |
| Bruce Fields, L OBP: 0.300, SLG: 0.444 | 0-0 F7 | | 1-1 F8 | | | 1-0 4-3 2B | | 4-1 FC5-4 BB | | 3 | 0 | 1 | 0 | 1 | 0 | 0 | | | | | | | | | | | |
| Darnell Coles, R OBP: 0.310, SLG: 0.395 | 2-3 K | | | 2-0 L9 | | 0-1 4-3 | | 0-2 FC5-4 | | 4 | 0 | 0 | 0 | 0 | 1 | 3 | | | | | | | | | | | |
| Alvin Davis, L OBP: 0.406, SLG: 0.488 | | 2-2 F7 | | 3-2 1B | | 2-3 G6-4-3 BB | | 0-0 F3 | | 3 | 0 | 1 | 0 | 1 | 0 | 2 | | | | | | | | | | | |
| Steve Balboni, R OBP: 0.262, SLG: 0.449 | | 2-0 HR | | 2-1 F9 | | 1-1 G6-4-3 | | 1-3 K | | 4 | 1 | 1 | 1 | 0 | 1 | 3 | | | | | | | | | | | |
| Scott Bradley, L OBP: 0.286, SLG: 0.312 John Rabb, R OBP: 0.357, SLG: 0.500 | | 3-1 4-3 | | 0-1 F7 | | | 1-1 4-3 | | 1-3 K | 3 | 0 | 0 | 0 | 0 | 0 | 1 | | | | | | | | | | | |
| Jay Buhner, R OBP: 0.257, SLG: 0.320 | | 4-1 BB | | | 3-2 HR | | 0-2 4-3 | | 3-1 F3 | 3 | 1 | 1 | 1 | 1 | 0 | 0 | | | | | | | | | | | |
| Jim Presley, R OBP: 0.269, SLG: 0.348 | | 1-0 F9 | | | 2-3 K | | 1-0 P5 | | | 3 | 0 | 0 | 0 | 0 | 1 | 1 | | | | | | | | | | | |
| Rey Quinones, R OBP: 0.298, SLG: 0.406 | | | 1-1 P5 | | 0-1 6-3 | | | 1-1 5-3 | | 3 | 0 | 0 | 0 | 0 | 0 | 0 | | | | | | | | | | | |
| Inning Stats | R: 0 E: 0 K: 1 S: 8 | H: 0 LOB: 0 BB: 0 P: 12 | R: 1 E: 0 K: 0 S: 8 | H: 1 LOB: 1 BB: 1 P: 20 | R: 0 E: 0 K: 0 S: 6 | H: 0 LOB: 0 BB: 0 P: 11 | R: 0 E: 0 K: 0 S: 8 | H: 1 LOB: 1 BB: 0 P: 15 | R: 1 E: 0 K: 1 S: 12 | H: 1 LOB: 0 BB: 0 P: 19 | R: 0 E: 0 K: 0 S: 6 | H: 1 LOB: 1 BB: 1 P: 12 | R: 0 E: 0 K: 0 S: 6 | H: 0 LOB: 0 BB: 0 P: 8 | R: 0 E: 0 K: 0 S: 12 | H: 0 LOB: 2 BB: 2 P: 21 | R: 0 E: 0 K: 2 S: 9 | H: 0 LOB: 0 BB: 0 P: 14 | 1B: 1 2B: 1 3B: 0 HR: 2 | SF: 0 SAC: 0 DP: 1 HBP: 0 | WP: 0 PB: 0 SB: 0 CS: 0 | PA: 34 | | | | | |
| PITCHER | IP | WLS | BF | H | R | ER | SO | BB | IBB | HBP | BLK | WP | HR | S | P | ERA | WHIP | | | | | | | | | | |
| Storm Davis, R ERA: 3.27 | 6.0 | W | 23 | 4 | 2 | 2 | 2 | 2 | 0 | 0 | 0 | 0 | 2 | 48 | 89 | 3.00 | 1.000 | | | | | | | | | | |
| Eric Plunk, R ERA: 2.45 | 1.2 | | 7 | 0 | 0 | 0 | 0 | 2 | 0 | 0 | 0 | 0 | 0 | 17 | 28 | 0.00 | 1.200 | | | | | | | | | | |
| Greg Cadaret, L ERA: 2.74 | 1.1 | S | 4 | 0 | 0 | 0 | 2 | 0 | 0 | 0 | 0 | 0 | 0 | 10 | 15 | 0.00 | 0.000 | | | | | | | | | | |

Oakland Athletics @ Seattle Mariners
The Kingdome, Seattle, WA
Sun Jul 31 1988, 6:33 AM EDT
Att: 12,930 - Dome

AB 30
R 2
H 4
RBI 2
BB 4
SO 4
LOB 10



| Batter | 1 | 2 | 3 | 4 | 5 | 6 | 7 | 8 | 9 | AB | R | H | RBI | BB | SO | LOB | TOP | | | | | | | | | | |
|---|------------------------------|---------------------------------|------------------------------|----------------------------------|------------------------------|----------------------------------|------------------------------|----------------------------------|------------------------------|----------------------------------|-------------------------------|----------------------------------|-------------------------------|----------------------------------|------------------------------|---------------------------------|----------------------------------|------------------------------------|----------------------------------|--------|--|--|--|--|--|--|--|
| Devon White, S OBP: 0.302, SLG: 0.401 (1, 8) | L9 | | 4-3 | | 1-0 HR | | 1-1 1B | G3 | | 5 | 1 | 2 | 2 | 0 | 0 | 3 | | | | | | | | | | | |
| Johnny Ray, S OBP: 0.327, SLG: 0.397 (1, 4) | G3-6-3 1B | | | F8 | 1-0 3-1 | | 1-1 5-3 | | 0-0 1B | 5 | 0 | 2 | 0 | 0 | 0 | 1 | | | | | | | | | | | |
| Wally Joyner, L OBP: 0.358, SLG: 0.434 (1, 3) | G3-6-3 1-2 | | | F9 | | 0-1 G5-4-3 1B | | | 0-0 F9 | 5 | 1 | 2 | 0 | 0 | 0 | 2 | | | | | | | | | | | |
| Brian Downing, R OBP: 0.385, SLG: 0.473 (1, 10) | | 1-1 5-3 | | 4-2 1B 2B BB | | 2-1 G5-4-3 1-2 | | 0-3 K 1B | 1-1 L5 | 4 | 1 | 0 | 0 | 1 | 1 | 3 | | | | | | | | | | | |
| Chili Davis, S OBP: 0.329, SLG: 0.467 (1, 9) | L5 | | | 0-1 1-2 2B 1B | | 2-2 5-3 | | 4-0 HR | 0-0 4-3 | 4 | 1 | 1 | 0 | 1 | 0 | 1 | | | | | | | | | | | |
| Thad Bosley, L OBP: 0.250, SLG: 0.275 (8, PH) | F5 | | | 2-1 1-2 2B | | | 0-0 6-3 | | 0-0 HR | 3 | 0 | 1 | 1 | 0 | 0 | 0 | | | | | | | | | | | |
| Tony Armas, R OBP: 0.291, SLG: 0.380 (8, 7) | | | | 1-1 2-2 2B | | | | | | 1 | 1 | 1 | 3 | 0 | 0 | 0 | | | | | | | | | | | |
| Jack Howell, L OBP: 0.326, SLG: 0.389 (1, 5) | | | F8 | | 4-0 1B FC5-2 BB | | 2-1 HR 1B | | 1-2 BB HBP | 2 | 1 | 1 | 0 | 1 | 0 | 0 | | | | | | | | | | | |
| Bob Boone, R OBP: 0.341, SLG: 0.389 (1, 2) | | | | 4-0 FC6-4 BB | | 1-0 HR FC5-2 1B | | 4-1 HR | 1-2 BB | 2 | 1 | 2 | 2 | 2 | 0 | 0 | | | | | | | | | | | |
| Gus Polidor, R OBP: 0.182, SLG: 0.159 (1, 6) | | | FC6-4 | | 2-2 FC5-2 HR | | 0-1 F9 | | 2-3 K | 4 | 1 | 0 | 0 | 0 | 1 | 5 | | | | | | | | | | | |
| Inning Stats | R: 0 E: 0 K: 0 S: 5 | H: 1 LOB: 0 BB: 0 P: 7 | R: 0 E: 0 K: 0 S: 5 | H: 0 LOB: 0 BB: 0 P: 10 | R: 0 E: 0 K: 0 S: 7 | H: 0 LOB: 1 BB: 1 P: 15 | R: 1 E: 0 K: 0 S: 8 | H: 2 LOB: 2 BB: 1 P: 15 | R: 2 E: 0 K: 0 S: 9 | H: 2 LOB: 0 BB: 0 P: 11 | R: 2 E: 0 K: 0 S: 10 | H: 3 LOB: 1 BB: 0 P: 14 | R: 3 E: 0 K: 2 S: 17 | H: 2 LOB: 2 BB: 2 P: 28 | R: 0 E: 0 K: 0 S: 5 | H: 1 LOB: 1 BB: 0 P: 6 | 1B: 8 2B: 1 3B: 0 HR: 3 | SF: 0 SAC: 0 DP: 2 HBP: 1 | WP: 0 PB: 0 SB: 1 CS: 0 | PA: 41 | | | | | | | |
| PITCHER | IP | WLS | BF | H | R | ER | SO | BB | IBB | HBP | BLK | WP | HR | S | P | ERA | WHIP | | | | | | | | | | |
| Bill Swift, R ERA: 4.66 (1, 1) | 6.2 | L | 28 | 9 | 5 | 5 | 0 | 3 | 0 | 0 | 0 | 0 | 2 | 49 | 88 | 6.75 | 1.800 | | | | | | | | | | |
| Rod Scumey, L ERA: 5.06 (7, 1) | 0.2 | | 6 | 2 | 3 | 3 | 1 | 0 | 1 | 1 | 0 | 0 | 1 | 13 | 18 | 40.50 | 3.000 | | | | | | | | | | |
| Jerry Reed, R ERA: 3.15 (8, 1) | 1.2 | | 7 | 1 | 0 | 0 | 1 | 1 | 0 | 0 | 0 | 0 | 0 | 11 | 18 | 0.00 | 1.200 | | | | | | | | | | |

California Angels @ Seattle Mariners
The Kingdome, Seattle, WA
Mon Aug 01 1988, 10:05 PM EDT
Att: 11,584 - Dome - 72 F

AB 35
R 8
H 12
RBI 8
BB 5
SO 2
LOB 15



| Batter | 1 | 2 | 3 | 4 | 5 | 6 | 7 | 8 | 9 | AB | R | H | RBI | BB | SO | LOB | BOTTOM | | | | | | | | | | |
|--|------------------------------|---------------------------------|------------------------------|----------------------------------|------------------------------|----------------------------------|------------------------------|----------------------------------|-------------------------------|----------------------------------|------------------------------|---------------------------------|------------------------------|---------------------------------|-------------------------------|----------------------------------|----------------------------------|------------------------------------|----------------------------------|--------|--|--|--|--|--|--|--|
| Harold Reynolds, S OBP: 0.331, SLG: 0.374 (1, 4) | CS 1B | | 1-0 CS 1B | | 4-0 1-2 2-3 3-4 BB | | | G6-4-3 1B | | 3 | 0 | 3 | 2 | 1 | 0 | 0 | | | | | | | | | | | |
| Henry Cotto, R OBP: 0.316, SLG: 0.372 (1, 8) | F9 | | F7 | | 3-1 P6 | | | G6-4-3 1B | | 4 | 0 | 1 | 0 | 0 | 0 | 5 | | | | | | | | | | | |
| Mickey Brantley, R OBP: 0.290, SLG: 0.445 (1, 7) | F3 | | | 0-0 F4 | 0-1 1-3 | | | G6-4-3 1-2 2-3 | | 4 | 0 | 0 | 0 | 0 | 0 | 6 | | | | | | | | | | | |
| Alvin Davis, L OBP: 0.402, SLG: 0.481 (1, 3) | L4 | | | 3-2 L1 | | 0-3 K | | F6 | | 4 | 0 | 0 | 0 | 0 | 1 | 1 | | | | | | | | | | | |
| Steve Balboni, R OBP: 0.258, SLG: 0.441 (1, 10) | 1-3 | | | 1-1 6-3 | | 1-1 F7 | | | 0-3 K | 4 | 0 | 0 | 0 | 0 | 1 | 0 | | | | | | | | | | | |
| Scott Bradley, L OBP: 0.290, SLG: 0.325 (1, 2) | 1-3 | | | | 0-0 1B BB 2B | | | P5 | | 4 | 2 | 2 | 0 | 0 | 0 | 0 | | | | | | | | | | | |
| Jay Buhner, R OBP: 0.265, SLG: 0.320 (1, 9) | | | 5-3 | | 4-2 BB 1B BB | | | G5-4-3 1B | | 3 | 0 | 1 | 0 | 1 | 0 | 1 | | | | | | | | | | | |
| Jim Presley, R OBP: 0.272, SLG: 0.361 (1, 5) | | | 1-0 1B 2B | | 1-1 F7 | | | F8 | | 4 | 2 | 2 | 2 | 0 | 0 | 3 | | | | | | | | | | | |
| Rey Quinones, R OBP: 0.297, SLG: 0.404 (1, 6) | | | F9 | | 1-1 F9 | | | G5-4-3 | | 4 | 0 | 1 | 0 | 0 | 0 | 2 | | | | | | | | | | | |
| Inning Stats | R: 0 E: 0 K: 0 S: 7 | H: 1 LOB: 0 BB: 0 P: 9 | R: 0 E: 0 K: 0 S: 7 | H: 0 LOB: 0 BB: 0 P: 10 | R: 1 E: 0 K: 0 S: 9 | H: 2 LOB: 1 BB: 0 P: 17 | R: 0 E: 0 K: 0 S: 6 | H: 0 LOB: 0 BB: 0 P: 10 | R: 1 E: 0 K: 0 S: 11 | H: 2 LOB: 3 BB: 2 P: 21 | R: 0 E: 0 K: 1 S: 6 | H: 1 LOB: 0 BB: 0 P: 7 | R: 0 E: 0 K: 0 S: 6 | H: 2 LOB: 1 BB: 0 P: 8 | R: 2 E: 0 K: 1 S: 11 | H: 2 LOB: 0 BB: 0 P: 16 | 1B: 6 2B: 3 3B: 0 HR: 1 | SF: 0 SAC: 0 DP: 2 HBP: 0 | WP: 0 PB: 0 SB: 0 CS: 2 | PA: 36 | | | | | | | |
| PITCHER | IP | WLS | BF | H | R | ER | SO | BB | IBB | HBP | BLK | WP | HR | S | P | ERA | WHIP | | | | | | | | | | |
| Terry Clark, R ERA: 3.67 (1, 1) | 9.0 | W | 36 | 10 | 4 | 4 | 2 | 2 | 0 | 0 | 0 | 0 | 1 | 69 | 105 | 4.00 | 1.333 | | | | | | | | | | |

California Angels @ Seattle Mariners
The Kingdome, Seattle, WA
Mon Aug 01 1988, 10:05 PM EDT
Att: 11,584 - Dome - 72 F

AB 34
R 4
H 10
RBI 4
BB 2
SO 2
LOB 18



| Batter | 1 | 2 | 3 | 4 | 5 | 6 | 7 | 8 | 9 | AB | R | H | RBI | BB | SO | LOB | TOP | | | | | |
|--|-------------------------------|----------------------------------|-------------------------------|----------------------------------|-------------------------------|----------------------------------|-------------------------------|----------------------------------|---|----------------------------------|-------------------------------|----------------------------------|-------------------------------|----------------------------------|-------------------------------|----------------------------------|-------------------------------|----------------------------------|----------------------------------|------------------------------------|----------------------------------|--------|
| Devon White, S OBP: 0.301, SLG: 0.396 (1, 8) | 2-3 | | 1-0 F3 | | 2-1 F4 | | 2-2 G3 | | 0-0 1B FC4-2 | 5 | 0 | 1 | 0 | 0 | 1 | 0 | | | | | | |
| Dick Schofield, R OBP: 0.296, SLG: 0.327 (1, 6) | 4-1 | | 1-1 1B | | 1-2 L7 | | 4-2 G6-4-3 BB | | 3-2 FC4-2 HBP 1-3 1B | 3 | 1 | 2 | 0 | 2 | 0 | 0 | | | | | | |
| Brian Downing, R OBP: 0.388, SLG: 0.474 (1, 10) | 2-3 | | 1-1 1B | | 2-1 F9 | | 0-1 G6-4-3 | | 1-0 FC4-2 HBP 1-2 | 4 | 0 | 1 | 0 | 0 | 1 | 2 | | | | | | |
| Chili Davis, S OBP: 0.335, SLG: 0.481 (1, 9) | 3-2 | | 3-3 K | | 0-0 1B SF7 | | 1-3 K | | 0-0 FC4-2 G6-4-3 1-2 2-3 3-H | 5 | 2 | 2 | 2 | 0 | 2 | 5 | | | | | | |
| Tony Armas, R OBP: 0.294, SLG: 0.383 (1, 7) | 1-3 | | 1-0 F8 | | 1-2 HR 1B | | 0-1 1B 1B 1B | | 0-2 G6-4-3 1-2 | 5 | 1 | 2 | 0 | 0 | 1 | 3 | | | | | | |
| George Hendrick, R OBP: 0.250, SLG: 0.295 Wally Joyner, L OBP: 0.356, SLG: 0.430 (6, PH) (6, 3) | | 2-2 | | 4-2 HR BB | | 2-2 SF7 | | 0-0 1B | | 1 | 1 | 1 | 0 | 1 | 0 | 0 | | | | | | |
| Darrell Miller, R OBP: 0.346, SLG: 0.405 Jim Eppard, L OBP: 0.371, SLG: 0.357 Bob Boone, R OBP: 0.350, SLG: 0.397 (8, PH) (8, 2) | | 1-3 | | 1-3 K | | 1-3 K | | 2-2 1B | | 3 | 0 | 0 | 0 | 0 | 3 | 3 | | | | | | |
| Jack Howell, L OBP: 0.332, SLG: 0.410 (1, 5) | | 2-3 | | 0-1 HR | | 0-0 HR | | 1-3 K | | 4 | 2 | 2 | 4 | 0 | 2 | 4 | | | | | | |
| Gus Polidor, R OBP: 0.189, SLG: 0.197 Johnny Ray, S OBP: 0.331, SLG: 0.397 (8, PH) (8, 4) | | 1-2 | | 1-1 4-3 F9 | | 2-2 P5 | | 1-1 L7 | | 3 | 0 | 0 | 0 | 0 | 0 | 0 | | | | | | |
| Inning Stats | R: 2 E: 0 K: 3 S: 14 | H: 1 LOB: 0 BB: 1 P: 26 | R: 0 E: 0 K: 2 S: 10 | H: 1 LOB: 1 BB: 0 P: 15 | R: 0 E: 0 K: 1 S: 10 | H: 2 LOB: 2 BB: 1 P: 17 | R: 2 E: 0 K: 1 S: 11 | H: 1 LOB: 0 BB: 1 P: 18 | R: 0 E: 0 K: 0 S: 8 | H: 0 LOB: 0 BB: 0 P: 13 | R: 3 E: 0 K: 1 S: 16 | H: 3 LOB: 0 BB: 0 P: 22 | R: 0 E: 0 K: 0 S: 11 | H: 0 LOB: 0 BB: 1 P: 17 | R: 0 E: 0 K: 2 S: 16 | H: 3 LOB: 3 BB: 0 P: 21 | R: 0 E: 0 K: 0 S: 10 | H: 2 LOB: 2 BB: 0 P: 13 | 1B: 9 2B: 2 3B: 0 HR: 3 | SF: 1 SAC: 0 DP: 3 HBP: 1 | WP: 0 PB: 0 SB: 2 CS: 1 | PA: 41 |
| PITCHER | IP | WLS | BF | H | R | ER | SO | BB | IBB | HBP | BLK | WP | HR | S | P | ERA | WHIP | | | | | |
| Mark Langston, L ERA: 4.24 (1, 1) | 5.0 | | 23 | 7 | 6 | 6 | 7 | 2 | 0 | 0 | 0 | 0 | 2 | 57 | 94 | 10.80 | 1.800 | | | | | |
| Michael Jackson, R ERA: 3.0 (6, 1) | 2.0 | | 7 | 1 | 1 | 1 | 1 | 1 | 0 | 0 | 0 | 0 | 1 | 23 | 34 | 4.50 | 1.000 | | | | | |
| Mike Schooler, R ERA: 3.46 (8, 1) | 2.0 | W | 11 | 5 | 0 | 0 | 2 | 0 | 0 | 1 | 0 | 0 | 0 | 26 | 34 | 0.00 | 2.500 | | | | | |

California Angels @ Seattle Mariners
The Kingdome, Seattle, WA
Wed Aug 03 1988, 6:33 AM EDT
Att: 9,574 - Dome - 72 F

AB 36
R 7
H 13
RBI 7
BB 3
SO 10
LOB 20



| Batter | 1 | 2 | 3 | 4 | 5 | 6 | 7 | 8 | 9 | AB | R | H | RBI | BB | SO | LOB | BOTTOM | | | | | |
|--|-------------------------------|----------------------------------|-------------------------------|----------------------------------|------------------------------|----------------------------------|------------------------------|----------------------------------|-------------------------------|----------------------------------|------------------------------|----------------------------------|------------------------------|----------------------------------|------------------------------|----------------------------------|------------------------------|---------------------------------|-----------------------------------|------------------------------------|----------------------------------|--------|
| Harold Reynolds, S OBP: 0.335, SLG: 0.379 (1, 4) | 2-0 PB WP 1B | 1-2 SH3-4 1H 1B | 3-2 F7 | | | 1-0 CS 1B | | 1-2 BB 1B | | 5 | 2 | 4 | 1 | 0 | 0 | 0 | | | | | | |
| Henry Cotto, R OBP: 0.315, SLG: 0.368 Bruce Fields, L OBP: 0.333, SLG: 0.444 (8, PH) (9, 7) | 3-2 6-3 | 4-2 SH3-4 1B BB | | 2-3 K | | 0-0 4-3 | | 4-0 G5-4-3 BB | | 3 | 1 | 0 | 0 | 1 | 1 | 2 | | | | | | |
| Mickey Brantley, R OBP: 0.294, SLG: 0.443 (9, 8) | 4-2 2B BB | 0-0 SH3-4 | | 0-0 S 1B | | 3-3 K | | 1-1 G5-4-3 | | 3 | 1 | 1 | 0 | 1 | 1 | 3 | | | | | | |
| Avin Davis, L OBP: 0.400, SLG: 0.474 (1, 3) | 2-1 2B 1B | 4-0 1B IBB | | 0-0 F7 | | 4-1 G3-6-3 1B BB | | 0-1 6-3 | | 3 | 1 | 1 | 1 | 2 | 0 | 1 | | | | | | |
| Steve Balboni, R OBP: 0.269, SLG: 0.464 (1, 10) | 2-2 E 2B | 0-1 1B | | 3-1 F8 | | 2-2 G3-6-3 1B | | 0-0 HR | | 5 | 2 | 4 | 5 | 0 | 0 | 1 | | | | | | |
| Scott Bradley, L OBP: 0.285, SLG: 0.319 (1, 2) | 0-0 1-3 | 0-0 F5 | | 1-2 F8 | | 0-1 G3-6-3 | | 1-2 1B | | 4 | 0 | 0 | 0 | 0 | 0 | 5 | | | | | | |
| Jay Buhner, R OBP: 0.281, SLG: 0.380 (1, 9) | 3-1 E8 1B | 0-2 1-3 | | 0-1 F9 | | 1-0 6-3 | | | | 4 | 0 | 2 | 1 | 0 | 0 | 3 | | | | | | |
| Jim Presley, R OBP: 0.271, SLG: 0.359 (1, 5) | 1-2 F6 | | 0-1 5-3 | | 0-1 F9 | | 0-0 FC1-6 1B | | | 4 | 0 | 1 | 0 | 0 | 0 | 2 | | | | | | |
| Rey Quinones, R OBP: 0.297, SLG: 0.402 (1, 6) | | 1-0 WP 2B 1B | | 2-1 F7 | | 2-3 K | | 0-1 FC1-6 1B | | 4 | 1 | 1 | 0 | 0 | 1 | 2 | | | | | | |
| Inning Stats | R: 4 E: 1 K: 0 S: 19 | H: 4 LOB: 1 BB: 1 P: 36 | R: 3 E: 0 K: 0 S: 16 | H: 3 LOB: 2 BB: 2 P: 26 | R: 0 E: 0 K: 0 S: 7 | H: 0 LOB: 0 BB: 0 P: 12 | R: 0 E: 0 K: 1 S: 9 | H: 1 LOB: 1 BB: 0 P: 14 | R: 0 E: 0 K: 1 S: 10 | H: 1 LOB: 0 BB: 0 P: 15 | R: 0 E: 0 K: 1 S: 6 | H: 1 LOB: 0 BB: 0 P: 10 | R: 0 E: 0 K: 0 S: 7 | H: 1 LOB: 1 BB: 1 P: 14 | R: 0 E: 0 K: 0 S: 9 | H: 2 LOB: 2 BB: 1 P: 14 | R: 1 E: 0 K: 0 S: 3 | H: 1 LOB: 0 BB: 0 P: 3 | 1B: 10 2B: 3 3B: 0 HR: 1 | SF: 0 SAC: 1 DP: 2 HBP: 0 | WP: 2 PB: 1 SB: 1 CS: 1 | PA: 41 |
| PITCHER | IP | WLS | BF | H | R | ER | SO | BB | IBB | HBP | BLK | WP | HR | S | P | ERA | WHIP | | | | | |
| Kirk McCaskill, R ERA: 4.28 (1, 1) | 1.0 | | 11 | 6 | 7 | 7 | 0 | 2 | 0 | 0 | 0 | 0 | 0 | 27 | 50 | 63.00 | 8.000 | | | | | |
| Stu Criburn, R ERA: 3.02 (6, 1) | 4.0 | | 16 | 3 | 0 | 0 | 2 | 0 | 1 | 0 | 0 | 0 | 0 | 34 | 53 | 0.00 | 0.750 | | | | | |
| Greg Minton, R ERA: 3.09 (8, 1) | 2.1 | | 9 | 3 | 0 | 0 | 1 | 1 | 0 | 0 | 0 | 0 | 0 | 16 | 27 | 0.00 | 1.714 | | | | | |
| Bryan Harvey, R ERA: 2.34 (8, 1) | 1.0 | L | 5 | 2 | 1 | 1 | 0 | 1 | 0 | 0 | 0 | 0 | 1 | 9 | 14 | 9.00 | 3.000 | | | | | |

California Angels @ Seattle Mariners
The Kingdome, Seattle, WA
Wed Aug 03 1988, 6:33 AM EDT
Att: 9,574 - Dome - 72 F

AB 35
R 8
H 14
RBI 8
BB 5
SO 3
LOB 19



| Batter | 1 | 2 | 3 | 4 | 5 | 6 | 7 | 8 | 9 | AB | R | H | RBI | BB | SO | LOB | TOP | | | | | |
|--|---|----------------------------------|--------------------------------------|----------------------------------|---------------------------------------|----------------------------------|--------------------------------------|---------------------------------|--------------------------------------|----------------------------------|--------------------------------------|----------------------------------|--------------------------------------|---------------------------------|--------------------------------------|----------------------------------|--------------------------------------|---------------------------------|----------------------------------|------------------------------------|----------------------------------|--------|
| Harold Reynolds, S (1, 4) OBP: 0.332, SLG: 0.376 | F7 | | 4-3 | | | 6-3 | | | F6 | 4 | 0 | 0 | 0 | 0 | 0 | 1 | | | | | | |
| Henry Cotto, R (1, 8) OBP: 0.311, SLG: 0.363 | K | | | | | | 6-3 | | K | 4 | 0 | 0 | 0 | 0 | 2 | 0 | | | | | | |
| Darnell Coles, R (1, 7) OBP: 0.306, SLG: 0.386 | | | | | | | | | | 3 | 0 | 0 | 0 | 0 | 0 | 0 | | | | | | |
| Bruce Fields, L (8, 7) | L9 | | | | | | 1-3 | | | 0 | 0 | 0 | 0 | 0 | 0 | 0 | | | | | | |
| Alvin Davis, L (1, 3) OBP: 0.397, SLG: 0.469 | | 4-3 | | | | | | | F8 | 3 | 0 | 0 | 0 | 0 | 0 | 0 | | | | | | |
| Steve Balboni, R (1, 10) OBP: 0.266, SLG: 0.457 | | F8 | | | | 6-3 | | | K | 3 | 0 | 0 | 0 | 0 | 1 | 0 | | | | | | |
| Scott Bradley, L (1, 2) OBP: 0.286, SLG: 0.316 | | 5-3 | | | | | | | | 2 | 0 | 0 | 0 | 1 | 1 | 0 | | | | | | |
| Jay Buhner, R (1, 9) OBP: 0.282, SLG: 0.378 | | | | | | 5-3 | | | | 3 | 0 | 1 | 0 | 0 | 1 | 1 | | | | | | |
| Jim Presley, R (1, 5) OBP: 0.269, SLG: 0.356 | | | | | | | | | | 3 | 0 | 0 | 0 | 0 | 1 | 2 | | | | | | |
| Rey Quinones, R (1, 6) OBP: 0.294, SLG: 0.398 | | | | | | | | | | 3 | 0 | 0 | 0 | 0 | 1 | 1 | | | | | | |
| Inning Stats | R: 0 H: 0 E: 0 K: 1 S: 7 | H: 0 LOB: 0 BB: 0 P: 12 | R: 0 H: 0 E: 0 K: 0 S: 9 | H: 0 LOB: 0 BB: 0 P: 14 | R: 0 H: 1 E: 1 K: 2 S: 12 | H: 1 LOB: 0 BB: 0 P: 15 | R: 0 H: 0 E: 0 K: 0 S: 5 | H: 0 LOB: 0 BB: 0 P: 9 | R: 0 H: 0 E: 0 K: 1 S: 8 | H: 0 LOB: 0 BB: 0 P: 11 | R: 0 H: 0 E: 0 K: 0 S: 9 | H: 0 LOB: 0 BB: 0 P: 13 | R: 0 H: 0 E: 0 K: 0 S: 4 | H: 0 LOB: 0 BB: 0 P: 8 | R: 0 H: 0 E: 0 K: 2 S: 9 | H: 0 LOB: 1 BB: 1 P: 16 | R: 0 H: 0 E: 0 K: 1 S: 7 | H: 0 LOB: 0 BB: 0 P: 9 | 1B: 1 2B: 0 3B: 0 HR: 0 | SF: 0 SAC: 0 DP: 0 HBP: 0 | WP: 0 PB: 0 SB: 0 CS: 0 | PA: 29 |
| PITCHER Dave Stewart, R (1, 1) ERA: 3.14 | IP: 9.0 WLS: W BF: 29 H: 1 R: 0 ER: 0 SO: 7 BB: 1 IBB: 0 HBP: 0 BLK: 0 WP: 0 HR: 0 S: 70 P: 107 ERA: 0.00 WHIP: 0.222 | | | | | | | | | | | | | | | PITCHER | | | | | | |

Seattle Mariners @ Oakland Athletics
Oakland-Alameda County Coliseum, Oakland, CA
Thu Aug 04 1988, 7:05 PM PDT
Att: 18,313 - Unknown - 65 F

| | |
|-----|----|
| AB | 28 |
| R | 0 |
| H | 1 |
| RBI | 0 |
| BB | 1 |
| SO | 7 |
| LOB | 5 |



| Batter | 1 | 2 | 3 | 4 | 5 | 6 | 7 | 8 | 9 | AB | R | H | RBI | BB | SO | LOB | BOTTOM | | | |
|--|---|----------------------------------|--------------------------------------|----------------------------------|--------------------------------------|----------------------------------|---------------------------------------|----------------------------------|--------------------------------------|----------------------------------|--------------------------------------|----------------------------------|---------------------------------------|----------------------------------|--------------------------------------|----------------------------------|----------------------------------|------------------------------------|----------------------------------|--------|
| Luis Polonia, L (1, 7) OBP: 0.333, SLG: 0.364 | 1-3 | | K | | | 1-3 | L8 | | | 4 | 0 | 0 | 0 | 0 | 1 | 2 | | | | |
| Dave Henderson, R (1, 8) OBP: 0.342, SLG: 0.525 | F4 | | K | | | | | | | 4 | 0 | 1 | 0 | 0 | 1 | 1 | | | | |
| Jose Canseco, R (1, 9) OBP: 0.381, SLG: 0.545 | 6-3 | | | | | FC5-4 1B | | | | 4 | 0 | 0 | 0 | 0 | 1 | 1 | | | | |
| Mark McGwire, R (1, 3) OBP: 0.329, SLG: 0.432 | | F8 | | | | F8 | | | | 4 | 0 | 0 | 0 | 0 | 0 | 1 | | | | |
| Ron Hassey, L (1, 10) OBP: 0.295, SLG: 0.357 | | 4-3 WP 1B | | | | F8 | | | | 3 | 0 | 2 | 0 | 0 | 0 | 0 | | | | |
| Camey Lansford, R (1, 5) OBP: 0.341, SLG: 0.384 | | 4-3 | | | | | | | | 3 | 1 | 1 | 0 | 0 | 0 | 2 | | | | |
| Terry Steinbach, R (1, 2) OBP: 0.314, SLG: 0.379 | | 5-3 | | | | | | | | 3 | 1 | 1 | 1 | 0 | 0 | 2 | | | | |
| Glenn Hubbard, R (1, 4) OBP: 0.313, SLG: 0.254 | | | 6-3 | | | | | | | 2 | 0 | 0 | 0 | 0 | 1 | 1 | | | | |
| Doug Jennings, L (7, PH) OBP: 0.422, SLG: 0.348 | | | | | | | | | | 1 | 0 | 1 | 1 | 0 | 0 | 0 | | | | |
| Mike Gallego, R (7, PR) OBP: 0.288, SLG: 0.263 | | | | | | | | | | 0 | 0 | 0 | 0 | 0 | 0 | 0 | | | | |
| Walt Weiss, S (1, 6) OBP: 0.299, SLG: 0.308 | | | | | | | | | | 2 | 0 | 1 | 0 | 0 | 0 | 1 | | | | |
| Inning Stats | R: 0 H: 0 E: 0 K: 0 S: 7 | H: 1 LOB: 1 BB: 0 P: 11 | R: 0 H: 1 E: 0 K: 2 S: 8 | H: 1 LOB: 1 BB: 0 P: 14 | R: 0 H: 1 E: 0 K: 2 S: 8 | H: 1 LOB: 1 BB: 0 P: 12 | R: 0 H: 0 E: 0 K: 0 S: 10 | H: 0 LOB: 0 BB: 0 P: 17 | R: 0 H: 1 E: 0 K: 1 S: 7 | H: 1 LOB: 1 BB: 0 P: 11 | R: 0 H: 1 E: 1 K: 0 S: 8 | H: 1 LOB: 1 BB: 0 P: 14 | R: 2 H: 3 E: 0 K: 0 S: 14 | H: 3 LOB: 1 BB: 0 P: 22 | R: 0 H: 0 E: 0 K: 1 S: 8 | H: 0 LOB: 0 BB: 0 P: 12 | 1B: 6 2B: 1 3B: 0 HR: 0 | SF: 0 SAC: 0 DP: 0 HBP: 1 | WP: 1 PB: 0 SB: 0 CS: 1 | PA: 31 |
| PITCHER Mike Moore, R (1, 1) ERA: 4.62 | IP: 8.0 WLS: L BF: 31 H: 7 R: 2 ER: 2 SO: 4 BB: 0 IBB: 0 HBP: 1 BLK: 0 WP: 1 HR: 0 S: 70 P: 113 ERA: 2.25 WHIP: 0.875 | | | | | | | | | | | | | | | PITCHER | | | | |

Seattle Mariners @ Oakland Athletics
Oakland-Alameda County Coliseum, Oakland, CA
Thu Aug 04 1988, 7:05 PM PDT
Att: 18,313 - Unknown - 65 F

| | |
|-----|----|
| AB | 30 |
| R | 2 |
| H | 7 |
| RBI | 2 |
| BB | 0 |
| SO | 4 |
| LOB | 11 |



| Batter | 1 | 2 | 3 | 4 | 5 | 6 | 7 | 8 | 9 | AB | R | H | RBI | BB | SO | LOB | TOP | | | | | | | | | | |
|---|-------------------------------|----------------------------------|------------------------------|----------------------------------|-------------------------------|----------------------------------|------------------------------|----------------------------------|------------------------------|----------------------------------|------------------------------|----------------------------------|-------------------------------|----------------------------------|------------------------------|----------------------------------|---|---------------------------------|----------------------------------|------------------------------------|----------------------------------|--------|--|--|--|--|--|
| Harold Reynolds, S (1,4) OBP: 0.333, SLG: 0.377 | 1-2 G4-6-3 1B | | 0-1 F7 | | 1-2 4-3 | | 1-2 1B | | | 4 | 0 | 2 | 0 | 0 | 0 | 0 | Seattle Mariners @ Oakland Athletics Oakland-Alameda County Coliseum, Oakland, CA Fri Aug 05 1988, 7:05 PM PDT Att: 19,318 - Unknown - 65 F | | | | | | | | | | |
| Bruce Fields, L (1,7) OBP: 0.360, SLG: 0.455 | 0-1 G4-6-3 1-2 1B | | 0-2 FC4-6 1B | | 1-1 1B | | 3-1 F8 1B | | | 4 | 0 | 2 | 0 | 0 | 0 | 2 | | | | | | | | | | | |
| Mickey Brantley, R (1,8) OBP: 0.294, SLG: 0.444 | 0-1 PB 2B | | 0-2 FC4-6 1-2 1B | | 1-1 F6 | | | 0-0 4-3 | | 4 | 0 | 1 | 0 | 0 | 0 | 2 | | | | | | | | | | | |
| Alvin Davis, L (1,3) OBP: 0.401, SLG: 0.469 | 4-2 1B | | 0-1 F5 | | 1-0 1-3 E 1B | | | 4-2 BB | | 2 | 1 | 1 | 0 | 2 | 0 | 1 | | | | | | | | | | | |
| Henry Cotto, R (8, PR) OBP: 0.311, SLG: 0.363 | | | | | | | | | | 0 | 0 | 0 | 0 | 0 | 0 | 0 | | | | | | | | | | | |
| Mario Diaz, R (8, 3) OBP: 0.442, SLG: 0.500 | 2-3 BB | | | | | | | | | 0 | 0 | 0 | 0 | 0 | 0 | 0 | | | | | | | | | | | |
| Steve Balboni, R (1, 10) OBP: 0.261, SLG: 0.449 | 3-2 1-3 | | | | 3-1 F8 | | | 1-1 F3 | | 4 | 0 | 0 | 0 | 0 | 0 | 4 | | | | | | | | | | | |
| Scott Bradley, L (1, 2) OBP: 0.294, SLG: 0.321 | | 0-2 WP 1B | | | 4-2 BB | | 3-1 E7 2-H 1B | 0-1 F6 | | 3 | 0 | 2 | 0 | 1 | 0 | 1 | | | | | | | | | | | |
| Jay Buhner, R (1, 9) OBP: 0.273, SLG: 0.365 | | 0-0 F9 | | | 1-2 F8 | | 3-3 K | | 0-0 F6 | 4 | 0 | 0 | 0 | 0 | 1 | 3 | | | | | | | | | | | |
| Jim Presley, R (1, 5) OBP: 0.267, SLG: 0.352 | | 2-2 F9 | | | 2-0 F9 | | | | 0-3 K | 4 | 0 | 0 | 0 | 0 | 2 | 2 | | | | | | | | | | | |
| Rey Quinones, R (1, 6) OBP: 0.291, SLG: 0.393 | | 1-1 F9 | | | 2-1 6-3 | | 1-3 K | | 1-0 F7 | 4 | 0 | 0 | 0 | 0 | 1 | 1 | | | | | | | | | | | |
| Inning Stats | R: 0 E: 0 K: 0 S: 18 | H: 2 LOB: 2 BB: 1 P: 26 | R: 0 E: 0 K: 0 S: 9 | H: 1 LOB: 1 BB: 0 P: 12 | R: 0 E: 0 K: 0 S: 11 | H: 1 LOB: 1 BB: 0 P: 11 | R: 0 E: 0 K: 0 S: 8 | H: 0 LOB: 1 BB: 1 P: 18 | R: 0 E: 0 K: 0 S: 9 | H: 1 LOB: 1 BB: 0 P: 14 | R: 1 E: 0 K: 1 S: 9 | H: 2 LOB: 1 BB: 0 P: 18 | R: 0 E: 0 K: 2 S: 13 | H: 1 LOB: 1 BB: 0 P: 18 | R: 0 E: 0 K: 0 S: 7 | H: 0 LOB: 1 BB: 1 P: 12 | R: 0 E: 0 K: 1 S: 5 | H: 0 LOB: 0 BB: 0 P: 6 | 1B: 7 2B: 2 3B: 0 HR: 0 | SF: 0 SAC: 0 DP: 2 HBP: 0 | WP: 1 PB: 1 SB: 0 CS: 0 | PA: 36 | | | | | |
| PITCHER | IP | WLS | BF | H | R | ER | SO | BB | IBB | HBP | BLK | WP | HR | S | P | ERA | WHIP | | | | | | | | | | |
| Storm Davis, R (1, 1) ERA: 3.11 | 7.0 | W | 29 | 8 | 1 | 0 | 3 | 2 | 0 | 0 | 0 | 1 | 0 | 77 | 117 | 0.00 | 1.429 | | | | | | | | | | |
| Gene Nelson, R (8, 1) ERA: 3.43 | 0.1 | | 1 | 0 | 0 | 0 | 0 | 0 | 0 | 0 | 0 | 0 | 0 | 1 | 1 | 0.00 | 0.000 | | | | | | | | | | |
| Greg Cadaret, L (8, 1) ERA: 2.68 | 0.0 | | 1 | 0 | 0 | 0 | 0 | 1 | 0 | 0 | 0 | 0 | 0 | 2 | 6 | ∞ | ∞ | | | | | | | | | | |
| Dennis Eckersley, R (8, 1) ERA: 1.94 | 1.2 | S | 5 | 0 | 0 | 0 | 1 | 0 | 0 | 0 | 0 | 0 | 0 | 9 | 11 | 0.00 | 0.000 | | | | | | | | | | |


| Batter | 1 | 2 | 3 | 4 | 5 | 6 | 7 | 8 | 9 | AB | R | H | RBI | BB | SO | LOB | BOTTOM | | | | | | | | | | |
|--|-------------------------------|----------------------------------|------------------------------|---------------------------------|------------------------------|---------------------------------|------------------------------|----------------------------------|-------------------------------|----------------------------------|-------------------------------|----------------------------------|------------------------------|----------------------------------|-------------------------------|----------------------------------|---|------------------------------------|----------------------------------|--------|--|--|--|--|--|--|--|
| Luis Polonia, L (1, 7) OBP: 0.333, SLG: 0.364 | 1-1 F7 | | 0-0 F7 | | | 2-2 S 2B | 3-2 BLK 1B | | | 3 | 1 | 1 | 0 | 0 | 0 | 1 | Seattle Mariners @ Oakland Athletics Oakland-Alameda County Coliseum, Oakland, CA Fri Aug 05 1988, 7:05 PM PDT Att: 19,318 - Unknown - 65 F | | | | | | | | | | |
| Dave Henderson, R (7, PH) OBP: 0.344, SLG: 0.526 | | | | | | 2-2 1B | 4-0 FC5 BLK BB | | | 3 | 0 | 1 | 1 | 0 | 1 | 1 | | | | | | | | | | | |
| Doug Jennings, L (1, 10) OBP: 0.416, SLG: 0.367 | 1-3 K | | 1-0 4-3 | | | 1-H 2B | 1-2 FC5 BLK BB | | | 0 | 0 | 0 | 0 | 1 | 0 | 0 | | | | | | | | | | | |
| Don Baylor, R (7, PH) OBP: 0.311, SLG: 0.321 | | | | | | | | | | 0 | 0 | 0 | 0 | 1 | 0 | 0 | | | | | | | | | | | |
| Jose Canseco, R (1, 9) OBP: 0.380, SLG: 0.541 | 1-1 E6 | | | | 0-1 F9 | 0-1 F8 | 4-0 IBB | | | 3 | 0 | 0 | 0 | 1 | 0 | 1 | | | | | | | | | | | |
| Mark McGwire, R (1, 3) OBP: 0.328, SLG: 0.429 | 3-3 K | | | | 3-2 F8 | 4-2 BB | 1-0 FC5 | | | 3 | 0 | 0 | 0 | 1 | 1 | 4 | | | | | | | | | | | |
| Ron Hassey, L (1, 2) OBP: 0.294, SLG: 0.356 | | 0-0 F8 | | | 2-1 4-3 | 1-0 F8 | | 1-0 S E 1B | | 4 | 1 | 1 | 0 | 0 | 0 | 2 | | | | | | | | | | | |
| Camey Lansford, R (1, 5) OBP: 0.338, SLG: 0.381 | 1-2 4-3 | | | | 2-3 K | 0-0 F8 | | 1-1 E5 SH1-3 | | 4 | 1 | 0 | 0 | 0 | 1 | 3 | | | | | | | | | | | |
| Stan Javier, S (1, 8) OBP: 0.323, SLG: 0.346 | | 1-1 4-3 | | | 1-0 4-3 | | 1-1 F9 | 3-2 4-3 | | 4 | 0 | 0 | 0 | 0 | 0 | 1 | | | | | | | | | | | |
| Glenn Hubbard, R (1, 4) OBP: 0.313, SLG: 0.256 | | | 1-2 F6 | | 2-1 1B | | 0-0 6-3 | 2-0 SH1-3 | | 3 | 0 | 1 | 1 | 0 | 0 | 0 | | | | | | | | | | | |
| Walt Weiss, S (1, 6) OBP: 0.302, SLG: 0.315 | | | 0-0 3B | | 3-2 4-3 | | 4-0 1B BLK BB | 3-H 3-1 | | 3 | 1 | 1 | 0 | 1 | 0 | 1 | | | | | | | | | | | |
| Inning Stats | R: 0 E: 1 K: 2 S: 12 | H: 0 LOB: 1 BB: 0 P: 18 | R: 0 E: 0 K: 0 S: 6 | H: 0 LOB: 0 BB: 0 P: 8 | R: 0 E: 0 K: 0 S: 6 | H: 1 LOB: 1 BB: 0 P: 8 | R: 0 E: 0 K: 0 S: 8 | H: 0 LOB: 0 BB: 0 P: 13 | R: 0 E: 0 K: 1 S: 11 | H: 1 LOB: 1 BB: 0 P: 19 | R: 1 E: 0 K: 0 S: 15 | H: 2 LOB: 2 BB: 1 P: 24 | R: 1 E: 0 K: 0 S: 9 | H: 1 LOB: 3 BB: 3 P: 26 | R: 2 E: 1 K: 0 S: 11 | H: 1 LOB: 0 BB: 0 P: 15 | 1B: 4 2B: 1 3B: 1 HR: 0 | SF: 0 SAC: 1 DP: 0 HBP: 0 | WP: 0 PB: 0 SB: 5 CS: 0 | PA: 36 | | | | | | | |
| PITCHER | IP | WLS | BF | H | R | ER | SO | BB | IBB | HBP | BLK | WP | HR | S | P | ERA | WHIP | | | | | | | | | | |
| Scott Bankhead, R (1, 1) ERA: 3.23 | 6.2 | L | 27 | 4 | 2 | 2 | 3 | 2 | 0 | 0 | 0 | 0 | 0 | 5 | 8 | ∞ | ∞ | | | | | | | | | | |
| Rod Seury, L (7, 1) ERA: 5.09 | 0.0 | | 1 | 1 | 0 | 0 | 0 | 0 | 0 | 0 | 1 | 0 | 0 | 5 | 8 | ∞ | ∞ | | | | | | | | | | |
| Jerry Reed, R (7, 1) ERA: 3.54 | 1.1 | | 8 | 1 | 2 | 0 | 0 | 1 | 1 | 0 | 1 | 0 | 0 | 12 | 25 | 0.00 | 1.500 | | | | | | | | | | |



| Batter | 1 | 2 | 3 | 4 | 5 | 6 | 7 | 8 | 9 | AB | R | H | RBI | BB | SO | LOB | TOP | | | | | |
|---|------------------------------|----------------------------------|-------------------------------|----------------------------------|-------------------------------|----------------------------------|------------------------------|----------------------------------|------------------------------|---------------------------------|-------------------------------|----------------------------------|------------------------------|----------------------------------|------------------------------|----------------------------------|------------------------------|----------------------------------|----------------------------------|------------------------------------|----------------------------------|--------|
| Harold Reynolds, S OBP: 0.337, SLG: 0.379 | 0-1 CS 1B | | 4-2 1B 1-2 BB | | 0-0 F8 | | 2-1 FC4-6 1B | | | 3 | 0 | 2 | 0 | 1 | 0 | 0 | | | | | | |
| Bruce Fields, L OBP: 0.345, SLG: 0.423 | 0-0 F6 | | 0-0 F7 | | | 1-0 HR 1B | 1-2 FC4-6 | | | 4 | 1 | 1 | 0 | 0 | 0 | 4 | | | | | | |
| Mickey Brantley, R OBP: 0.293, SLG: 0.442 | 2-0 L7 | | 1-1 1-3 3-H 1B | | 0-0 F8 | | | 2-0 5-3 | | 4 | 0 | 1 | 1 | 0 | 0 | 2 | | | | | | |
| Alvin Davis, L OBP: 0.402, SLG: 0.466 | 3-1 CS | 3-1 4-3 | 3-3 K | | 4-1 1-2 HR BB | | | 4-2 BB | | 2 | 1 | 0 | 0 | 2 | 1 | 2 | | | | | | |
| Steve Balboni, R OBP: 0.265, SLG: 0.463 | | 2-2 WP 1B | | 2-1 6-3 | | 1-1 1-H 2-H HR | | 2-1 F7 | | 4 | 1 | 2 | 3 | 0 | 0 | 1 | | | | | | |
| Scott Bradley, L OBP: 0.285, SLG: 0.315 | | 2-2 F9 | | 1-0 4-3 | | 0-2 4-3 | | 0-0 F9 | | 4 | 0 | 0 | 0 | 0 | 0 | 2 | | | | | | |
| Darnell Coles, R OBP: 0.301, SLG: 0.380 | | 2-3 K | 1-2 | 2-2 5-3 | | 0-1 5-3 | | | 2-3 K | 4 | 0 | 0 | 0 | 0 | 2 | 1 | | | | | | |
| Jim Presley, R OBP: 0.264, SLG: 0.348 | | | 2-1 F8 | | 1-0 F8 | | 0-0 F9 | | 2-2 F3 | 4 | 0 | 0 | 0 | 0 | 0 | 0 | | | | | | |
| Rey Quinones, R OBP: 0.291, SLG: 0.392 | | | 1-1 F7 BB 1B | | 2-3 K | | 0-0 F9 | | 0-1 F5 | 4 | 1 | 1 | 0 | 0 | 1 | 0 | | | | | | |
| Inning Stats | R: 0 E: 0 K: 0 S: 5 | H: 1 LOB: 0 BB: 0 P: 10 | R: 0 E: 0 K: 1 S: 12 | H: 1 LOB: 1 BB: 0 P: 21 | R: 1 E: 0 K: 1 S: 13 | H: 2 LOB: 2 BB: 1 P: 24 | R: 0 E: 0 K: 0 S: 6 | H: 0 LOB: 0 BB: 0 P: 11 | R: 0 E: 0 K: 1 S: 6 | H: 0 LOB: 0 BB: 0 P: 9 | R: 3 E: 0 K: 0 S: 10 | H: 2 LOB: 0 BB: 1 P: 16 | R: 0 E: 0 K: 0 S: 7 | H: 1 LOB: 1 BB: 0 P: 10 | R: 0 E: 0 K: 0 S: 6 | H: 0 LOB: 1 BB: 1 P: 14 | R: 0 E: 0 K: 1 S: 9 | H: 0 LOB: 0 BB: 0 P: 13 | 1B: 6 2B: 0 3B: 0 HR: 1 | SF: 0 SAC: 0 DP: 0 HBP: 0 | WP: 1 PB: 0 CS: 1 SB: 0 | PA: 37 |
| PITCHER | IP | WLS | BF | H | R | ER | SO | BB | IBB | HBP | BLK | WP | HR | S | P | ERA | WHIP | | | | | |
| Todd Burns, R ERA: 3.03 | (1, 1) | 7.0 | 29 | 7 | 4 | 4 | 3 | 2 | 0 | 0 | 0 | 1 | 1 | 59 | 101 | 5.14 | 1.286 | | | | | |
| Gene Nelson, R ERA: 3.35 | (8, 1) | 2.0 | W | 7 | 0 | 0 | 1 | 1 | 0 | 0 | 0 | 0 | 0 | 15 | 27 | 0.00 | 0.500 | | | | | |

Seattle Mariners @ Oakland Athletics
Oakland-Alameda County Coliseum, Oakland, CA
Sat Aug 06 1988, 3:33 AM PDT
Att: 30,574 - Sunny - 68 F

AB 33
R 4
H 7
RBI 4
BB 3
SO 4
LOB 12



| Batter | 1 | 2 | 3 | 4 | 5 | 6 | 7 | 8 | 9 | AB | R | H | RBI | BB | SO | LOB | BOTTOM | | | | | |
|---|------------------------------|----------------------------------|------------------------------|---------------------------------|-------------------------------|----------------------------------|-------------------------------|----------------------------------|-------------------------------|----------------------------------|-------------------------------|----------------------------------|-------------------------------|----------------------------------|------------------------------|----------------------------------|------------------------------|----------------------------------|-----------------------------------|------------------------------------|----------------------------------|--------|
| Doug Jennings, L OBP: 0.417, SLG: 0.358 | 4-3 | | 3-3 K | | 0-1 1B | 4-2 1B | | 2-3 K | | 4 | 1 | 1 | 0 | 1 | 2 | 0 | | | | | | |
| Mike Gallego, R OBP: 0.288, SLG: 0.263 | | | | | 1-2 1B | 1-2 BB | | | | 0 | 0 | 0 | 0 | 0 | 0 | 0 | | | | | | |
| Dave Henderson, R OBP: 0.345, SLG: 0.524 | 2-1 4-3 | | 0-1 L6 | | 0-1 1B | 1-3 K | | | 1-0 FC6-4 1B | 5 | 0 | 2 | 0 | 0 | 1 | 2 | | | | | | |
| Luis Polonia, L OBP: 0.333, SLG: 0.364 | | | | | 1-2 1B | | | | | 0 | 0 | 0 | 0 | 0 | 0 | 0 | | | | | | |
| Jose Canseco, R OBP: 0.378, SLG: 0.536 | 4-2 FC6-4 BB | | | 2-3 K | 0-0 L7 | 3-3 K | | | 0-1 FC6-4 SF9 | 4 | 1 | 0 | 0 | 1 | 2 | 5 | | | | | | |
| Carney Lansford, R OBP: 0.338, SLG: 0.380 | 0-0 FC6-4 | | | 1-1 5-3 | 0-0 1B | 0-1 F4 | | | 4-1 SAFE SAFE 1B | 4 | 1 | 1 | 1 | 1 | 0 | 3 | | | | | | |
| Mark McGwire, R OBP: 0.331, SLG: 0.432 | | | 0-0 1B | | 0-1 1B | 3-1 1B | | | 3-2 SF9 | 4 | 2 | 3 | 1 | 0 | 1 | 0 | | | | | | |
| Don Baylor, R OBP: 0.314, SLG: 0.322 | | | 0-1 P4 | | 0-1 1B | 4-1 1B | | | 1-2 3-H | 3 | 0 | 1 | 0 | 1 | 1 | 1 | | | | | | |
| Terry Steinbach, R OBP: 0.322, SLG: 0.386 | | 1-0 SAFE SAFE 1B | | 2-1 1B | 2-1 1B | 0-0 1B | | | 1-3 K | 4 | 0 | 3 | 3 | 0 | 1 | 0 | | | | | | |
| Glenn Hubbard, R OBP: 0.314, SLG: 0.257 | | | 0-0 G4-6-3 1B | | 1-2 2-H 1B | 1-3 2-H 3-H 1B | | | | 3 | 0 | 1 | 0 | 0 | 0 | 4 | | | | | | |
| Tony Phillips, S OBP: 0.299, SLG: 0.262 | | | | | 1-2 2-3 1B | | | | | 1 | 0 | 0 | 0 | 0 | 0 | 0 | | | | | | |
| Stan Javier, S OBP: 0.323, SLG: 0.346 | | | | | | | | | | 0 | 0 | 0 | 0 | 0 | 0 | 0 | | | | | | |
| Walt Weiss, S OBP: 0.301, SLG: 0.314 | | | 2-1 4-3 | | 1-1 L8 | | | | 1-0 1-3 BB | 4 | 0 | 1 | 0 | 0 | 0 | 3 | | | | | | |
| Inning Stats | R: 0 E: 0 K: 0 S: 7 | H: 0 LOB: 1 BB: 1 P: 14 | R: 0 E: 0 K: 0 S: 5 | H: 2 LOB: 1 BB: 0 P: 6 | R: 0 E: 0 K: 1 S: 12 | H: 0 LOB: 0 BB: 0 P: 17 | R: 1 E: 0 K: 1 S: 15 | H: 4 LOB: 3 BB: 0 P: 23 | R: 3 E: 0 K: 0 S: 13 | H: 5 LOB: 2 BB: 1 P: 22 | R: 0 E: 0 K: 2 S: 16 | H: 1 LOB: 2 BB: 1 P: 26 | R: 0 E: 0 K: 3 S: 10 | H: 0 LOB: 0 BB: 0 P: 15 | R: 0 E: 0 K: 1 S: 6 | H: 0 LOB: 0 BB: 0 P: 10 | R: 1 E: 1 K: 0 S: 8 | H: 1 LOB: 2 BB: 1 P: 16 | 1B: 13 2B: 0 3B: 0 HR: 0 | SF: 1 SAC: 0 DP: 1 HBP: 0 | WP: 0 PB: 0 CS: 0 SB: 2 | PA: 41 |
| PITCHER | IP | WLS | BF | H | R | ER | SO | BB | IBB | HBP | BLK | WP | HR | S | P | ERA | WHIP | | | | | |
| Bill Swift, R ERA: 4.76 | (1, 1) | 4.2 | 25 | 11 | 4 | 4 | 2 | 2 | 0 | 0 | 0 | 0 | 0 | 49 | 77 | 7.71 | 2.786 | | | | | |
| Jerry Reed, R ERA: 3.52 | (5, 1) | 0.1 | 3 | 1 | 0 | 0 | 0 | 1 | 0 | 0 | 0 | 0 | 0 | 10 | 18 | 0.00 | 6.000 | | | | | |
| Michael Jackson, R ERA: 2.85 | (6, 1) | 3.2 | L | 13 | 1 | 1 | 0 | 6 | 0 | 1 | 0 | 0 | 0 | 33 | 54 | 0.00 | 0.273 | | | | | |

Seattle Mariners @ Oakland Athletics
Oakland-Alameda County Coliseum, Oakland, CA
Sat Aug 06 1988, 3:33 AM PDT
Att: 30,574 - Sunny - 68 F


AB 36
R 5
H 13
RBI 5
BB 4
SO 8
LOB 18



| Batter | 1 | 2 | 3 | 4 | 5 | 6 | 7 | 8 | 9 | AB | R | H | RBI | BB | SO | LOB | TOP | | | | | | | | |
|--|------------------------------|----------------------------------|-------------------------------|----------------------------------|------------------------------|---------------------------------|-------------------------------|----------------------------------|------------------------------|----------------------------------|-------------------------------|----------------------------------|------------------------------|----------------------------------|-------------------------------|----------------------------------|-------------------------------|----------------------------------|-----------------------------------|------------------------------------|----------------------------------|--------|--|--|--|
| Henry Cotto, R OBP: 0.313, SLG: 0.359 (1, 8) | | | | | | | | | | 3 | 1 | 0 | 0 | 2 | 0 | 3 | | | | | | | | | |
| Harold Reynolds, S OBP: 0.304, SLG: 0.384 (1, 4) | | | | | | | | | | 5 | 2 | 2 | 0 | 0 | 0 | 0 | | | | | | | | | |
| Darnell Coles, R OBP: 0.304, SLG: 0.383 (1, 7) | | | | | | | | | | 3 | 0 | 2 | 1 | 0 | 0 | 0 | | | | | | | | | |
| Mickey Brantley, R OBP: 0.295, SLG: 0.442 (7, 7) | | | | | | | | | | 4 | 1 | 1 | 1 | 0 | 0 | 2 | | | | | | | | | |
| Avin Davis, L OBP: 0.399, SLG: 0.463 (1, 3) | | | | | | | | | | 5 | 1 | 2 | 0 | 0 | 1 | 1 | | | | | | | | | |
| Steve Balboni, R OBP: 0.268, SLG: 0.462 (1, 10) | | | | | | | | | | 4 | 1 | 1 | 1 | 0 | 1 | 0 | | | | | | | | | |
| Jay Buhner, R OBP: 0.271, SLG: 0.361 (1, 9) | | | | | | | | | | 4 | 1 | 1 | 1 | 0 | 1 | 0 | | | | | | | | | |
| Rey Quinones, R OBP: 0.298, SLG: 0.408 (1, 6) | | | | | | | | | | 4 | 4 | 4 | 2 | 0 | 0 | 0 | | | | | | | | | |
| Jim Presley, R OBP: 0.266, SLG: 0.358 (1, 5) | | | | | | | | | | 4 | 1 | 2 | 4 | 0 | 1 | 2 | | | | | | | | | |
| Bill McGuire, R OBP: 0.429, SLG: 0.200 (1, 2) | | | | | | | | | | 2 | 0 | 1 | 1 | 1 | 0 | 1 | | | | | | | | | |
| Inning Stats | R: 2 E: 0 K: 0 S: 9 | H: 1 LOB: 0 BB: 1 P: 22 | R: 1 E: 0 K: 1 S: 13 | H: 2 LOB: 1 BB: 0 P: 22 | R: 0 E: 0 K: 0 S: 5 | H: 0 LOB: 0 BB: 0 P: 6 | R: 3 E: 0 K: 0 S: 11 | H: 3 LOB: 0 BB: 1 P: 18 | R: 0 E: 0 K: 0 S: 6 | H: 1 LOB: 1 BB: 1 P: 10 | R: 1 E: 0 K: 0 S: 10 | H: 1 LOB: 1 BB: 1 P: 19 | R: 0 E: 0 K: 0 S: 7 | H: 1 LOB: 0 BB: 0 P: 12 | R: 2 E: 0 K: 1 S: 18 | H: 3 LOB: 1 BB: 0 P: 27 | R: 3 E: 0 K: 1 S: 14 | H: 3 LOB: 1 BB: 1 P: 20 | 1B: 10 2B: 3 3B: 1 HR: 1 | SF: 5 SAC: 1 DP: 0 HBP: 0 | WP: 1 PB: 0 CS: 3 SB: 2 | PA: 45 | | | |
| PITCHER | IP | WLS | BF | H | R | ER | SO | BB | IBB | HBP | BLK | WP | HR | S | P | ERA | WHIP | | | | | | | | |
| Jim Corsi, R ERA: 4.96 (1, 1) | 5.0 | | 23 | 7 | 6 | 6 | 1 | 2 | 0 | 0 | 0 | 1 | 0 | 44 | 78 | 10.80 | 1.800 | | | | | | | | |
| Eric Plunk, R ERA: 3.12 (6, 1) | 3.0 | L | 16 | 6 | 5 | 5 | 1 | 2 | 0 | 0 | 3 | 0 | 1 | 36 | 63 | 15.00 | 2.667 | | | | | | | | |
| Greg Cadaret, L ERA: 2.81 (9, 1) | 1.0 | | 5 | 2 | 1 | 1 | 1 | 0 | 0 | 0 | 0 | 0 | 0 | 13 | 15 | 9.00 | 2.000 | | | | | | | | |

Seattle Mariners @ Oakland Athletics
Oakland-Alameda County Coliseum, Oakland, CA
Sun Aug 07 1988, 3:33 AM PDT
Att: 24,351 - Sunny - 65 F

AB 34
R 12
H 15
RBI 10
BB 4
SO 3
LOB 9



| Batter | 1 | 2 | 3 | 4 | 5 | 6 | 7 | 8 | 9 | AB | R | H | RBI | BB | SO | LOB | BOTTOM | | | | | | | | |
|--|------------------------------|----------------------------------|-------------------------------|----------------------------------|------------------------------|---------------------------------|-------------------------------|----------------------------------|-------------------------------|----------------------------------|------------------------------|---------------------------------|-------------------------------|----------------------------------|------------------------------|----------------------------------|-------------------------------|----------------------------------|----------------------------------|------------------------------------|----------------------------------|--------|--|--|--|
| Stan Javier, S OBP: 0.324, SLG: 0.345 (1, 7) | | | | | | | | | | 4 | 1 | 1 | 0 | 1 | 0 | 0 | | | | | | | | | |
| Dave Henderson, R OBP: 0.343, SLG: 0.523 (1, 8) | | | | | | | | | | 5 | 2 | 1 | 0 | 0 | 1 | 2 | | | | | | | | | |
| Jose Canseco, R OBP: 0.380, SLG: 0.536 (1, 9) | | | | | | | | | | 4 | 1 | 2 | 0 | 1 | 0 | 1 | | | | | | | | | |
| Carney Lansford, R OBP: 0.342, SLG: 0.384 (1, 5) | | | | | | | | | | 3 | 1 | 2 | 2 | 1 | 0 | 1 | | | | | | | | | |
| Mark McGwire, R OBP: 0.333, SLG: 0.432 (1, 3) | | | | | | | | | | 4 | 0 | 2 | 2 | 0 | 2 | 1 | | | | | | | | | |
| Terry Steinbach, R OBP: 0.316, SLG: 0.379 (1, 2) | | | | | | | | | | 4 | 0 | 0 | 0 | 0 | 0 | 4 | | | | | | | | | |
| Don Baylor, R OBP: 0.309, SLG: 0.315 (1, 10) | | | | | | | | | | 4 | 0 | 0 | 0 | 0 | 1 | 0 | | | | | | | | | |
| Mike Gallego, R OBP: 0.292, SLG: 0.262 (1, 4) | | | | | | | | | | 1 | 1 | 0 | 0 | 2 | 0 | 0 | | | | | | | | | |
| Doug Jennings, L OBP: 0.411, SLG: 0.352 (8, PH) | | | | | | | | | | 1 | 0 | 0 | 0 | 0 | 0 | 0 | | | | | | | | | |
| Tony Phillips, S OBP: 0.259, SLG: 0.262 (9, 6) | | | | | | | | | | 0 | 0 | 0 | 0 | 0 | 0 | 0 | | | | | | | | | |
| Walt Weiss, S OBP: 0.300, SLG: 0.313 (1, 6) | | | | | | | | | | 1 | 0 | 0 | 0 | 0 | 0 | 1 | | | | | | | | | |
| Glenn Hubbard, R OBP: 0.314, SLG: 0.275 (4, 4) | | | | | | | | | | 3 | 1 | 1 | 2 | 0 | 0 | 0 | | | | | | | | | |
| Inning Stats | R: 0 E: 0 K: 1 S: 9 | H: 1 LOB: 0 BB: 0 P: 14 | R: 0 E: 0 K: 1 S: 10 | H: 0 LOB: 0 BB: 0 P: 14 | R: 0 E: 0 K: 0 S: 5 | H: 0 LOB: 0 BB: 1 P: 9 | R: 3 E: 0 K: 1 S: 14 | H: 4 LOB: 0 BB: 0 P: 25 | R: 3 E: 0 K: 1 S: 16 | H: 3 LOB: 1 BB: 1 P: 24 | R: 0 E: 0 K: 0 S: 4 | H: 0 LOB: 0 BB: 0 P: 6 | R: 1 E: 0 K: 0 S: 12 | H: 1 LOB: 3 BB: 3 P: 29 | R: 0 E: 0 K: 0 S: 7 | H: 0 LOB: 0 BB: 0 P: 10 | R: 0 E: 0 K: 0 S: 11 | H: 0 LOB: 0 BB: 0 P: 15 | 1B: 6 2B: 2 3B: 0 HR: 1 | SF: 0 SAC: 0 DP: 2 HBP: 0 | WP: 0 PB: 0 CS: 0 SB: 1 | PA: 39 | | | |
| PITCHER | IP | WLS | BF | H | R | ER | SO | BB | IBB | HBP | BLK | WP | HR | S | P | ERA | WHIP | | | | | | | | |
| Dennis Powell, L ERA: 8.44 (1, 1) | 4.0 | | 18 | 6 | 5 | 5 | 3 | 2 | 0 | 0 | 0 | 0 | 0 | 40 | 68 | 11.25 | 2.000 | | | | | | | | |
| Jerry Reed, R ERA: 3.64 (5, 1) | 2.2 | | 11 | 2 | 2 | 2 | 1 | 1 | 0 | 0 | 0 | 0 | 0 | 24 | 37 | 6.75 | 1.125 | | | | | | | | |
| Mike Schooler, R ERA: 3.18 (7, 1) | 2.1 | W | 10 | 1 | 0 | 0 | 0 | 2 | 0 | 0 | 0 | 0 | 0 | 24 | 41 | 0.00 | 1.286 | | | | | | | | |

Seattle Mariners @ Oakland Athletics
Oakland-Alameda County Coliseum, Oakland, CA
Sun Aug 07 1988, 3:33 AM PDT
Att: 24,351 - Sunny - 65 F

AB 34
R 7
H 9
RBI 6
BB 5
SO 4
LOB 10



| Batter | 1 | 2 | 3 | 4 | 5 | 6 | 7 | 8 | 9 | AB R H RBI BB SO LOB | TOP | | | | | | | | | | | |
|--|---|----------------------------------|------------------------------|----------------------------------|------------------------------|----------------------------------|------------------------------|----------------------------------|-------------------------------|----------------------------------|---|---|-------------------------------|----------------------------------|-------------------------------|----------------------------------|-------------------------------|----------------------------------|----------------------------------|------------------------------------|----------------------------------|--------|
| Henry Cotto, R OBP: 0.317, SLG: 0.370 (1, 8) | | | | | | | | | | 5 1 3 1 0 0 0 | Seattle Mariners @ California Angels Anaheim Stadium, Anaheim, CA Mon Aug 08 1988, 10:05 PM EDT Att: 23,506 - Unknown | | | | | | | | | | | |
| Harold Reynolds, S OBP: 0.336, SLG: 0.382 (1, 4) | | | | | | | | | | 5 0 1 0 0 0 4 | | | | | | | | | | | | |
| Mickey Brantley, R OBP: 0.299, SLG: 0.442 (1, 7) | | | | | | | | | | 4 1 2 1 1 1 1 | | | | | | | | | | | | |
| Alvin Davis, L OBP: 0.400, SLG: 0.462 (8, PR) | | | | | | | | | | 3 0 1 0 1 1 2 | | | | | | | | | | | | |
| Darnell Coles, R OBP: 0.304, SLG: 0.383 (8, 3) | | | | | | | | | | 0 1 0 0 0 0 0 | | | | | | | | | | | | |
| Steve Balboni, R OBP: 0.272, SLG: 0.460 (1, 10) | | | | | | | | | | 1 0 0 1 2 0 0 | | | | | | | | | | | | |
| Scott Bradley, L OBP: 0.284, SLG: 0.310 (1, 2) | | | | | | | | | | 4 0 0 0 0 1 5 | | | | | | | | | | | | |
| Jay Buhner, R OBP: 0.277, SLG: 0.361 (1, 9) | | | | | | | | | | 3 0 1 1 1 0 0 | | | | | | | | | | | | |
| Jim Presley, R OBP: 0.266, SLG: 0.359 (1, 5) | | | | | | | | | | 4 1 1 0 0 1 4 | | | | | | | | | | | | |
| Rey Quinones, R OBP: 0.297, SLG: 0.404 (1, 6) | | | | | | | | | | 3 0 0 0 1 1 1 | | | | | | | | | | | | |
| Inning Stats | R: 0 E: 0 K: 0 S: 12 | H: 1 LOB: 1 BB: 1 P: 22 | R: 0 E: 0 K: 0 S: 7 | H: 0 LOB: 1 BB: 1 P: 14 | R: 0 E: 0 K: 0 S: 7 | H: 0 LOB: 0 BB: 0 P: 11 | R: 1 E: 0 K: 0 S: 9 | H: 2 LOB: 0 BB: 0 P: 15 | R: 0 E: 1 K: 0 S: 10 | H: 0 LOB: 0 BB: 0 P: 14 | R: 1 E: 1 K: 2 S: 13 | H: 2 LOB: 2 BB: 1 P: 21 | R: 1 E: 0 K: 0 S: 15 | H: 2 LOB: 1 BB: 1 P: 27 | R: 1 E: 0 K: 1 S: 12 | H: 1 LOB: 2 BB: 2 P: 25 | R: 0 E: 0 K: 2 S: 14 | H: 1 LOB: 1 BB: 0 P: 23 | 1B: 6 2B: 3 3B: 0 HR: 0 | SF: 1 SAC: 0 DP: 2 HBP: 0 | WP: 0 PB: 0 SB: 0 CS: 2 | PA: 39 |
| PITCHER | IP WLS BF H R ER SO BB IBB HBP BLK WP HR S P ERA WHIP | | | | | | | | | | | IP WLS BF H R ER SO BB IBB HBP BLK WP HR S P ERA WHIP | | | | | | | | | | |
| Kirk McCaskill, R ERA: 4.31 (1, 1) | 7.2 L 34 8 4 4 2 6 0 0 0 0 0 82 145 4.70 1.826 | | | | | | | | | | | | | | | | | | | | | |
| Greg Minton, R ERA: 2.94 (8, 1) | 1.1 5 1 0 0 3 0 0 0 0 0 0 17 27 0.00 0.750 | | | | | | | | | | | | | | | | | | | | | |

| Batter | 1 | 2 | 3 | 4 | 5 | 6 | 7 | 8 | 9 | AB R H RBI BB SO LOB | BOTTOM | | | | | | | | | |
|--|---|----------------------------------|------------------------------|----------------------------------|------------------------------|----------------------------------|------------------------------|----------------------------------|------------------------------|---------------------------------|---|---|------------------------------|----------------------------------|-------------------------------|----------------------------------|----------------------------------|------------------------------------|----------------------------------|--------|
| Devon White, S OBP: 0.304, SLG: 0.396 (1, 8) | | | | | | | | | | 4 0 0 0 0 1 0 | Seattle Mariners @ California Angels Anaheim Stadium, Anaheim, CA Mon Aug 08 1988, 10:05 PM EDT Att: 23,506 - Unknown | | | | | | | | | |
| Johnny Ray, S OBP: 0.336, SLG: 0.411 (1, 4) | | | | | | | | | | 2 0 0 0 2 0 0 | | | | | | | | | | |
| Brian Downing, R OBP: 0.384, SLG: 0.466 (1, 10) | | | | | | | | | | 3 0 0 0 1 0 1 | | | | | | | | | | |
| Chili Davis, S OBP: 0.333, SLG: 0.473 (1, 9) | | | | | | | | | | 3 0 0 0 1 1 2 | | | | | | | | | | |
| George Hendrick, R OBP: 0.270, SLG: 0.315 (1, 3) | | | | | | | | | | 3 2 2 0 0 0 0 | | | | | | | | | | |
| Wally Joyner, L OBP: 0.352, SLG: 0.421 (9, PH) | | | | | | | | | | 1 0 1 0 0 0 0 | | | | | | | | | | |
| Tony Armas, R OBP: 0.301, SLG: 0.401 (1, 7) | | | | | | | | | | 3 1 2 3 0 0 0 | | | | | | | | | | |
| Jim Eppard, L OBP: 0.364, SLG: 0.350 (9, PH) | | | | | | | | | | 1 0 0 0 0 0 2 | | | | | | | | | | |
| Darrell Miller, R OBP: 0.341, SLG: 0.370 (1, 2) | | | | | | | | | | 3 0 0 0 0 1 1 | | | | | | | | | | |
| Dick Schofield, R OBP: 0.296, SLG: 0.323 (1, 6) | | | | | | | | | | 3 0 0 0 0 1 0 | | | | | | | | | | |
| Jack Howell, L OBP: 0.332, SLG: 0.406 (1, 5) | | | | | | | | | | 3 0 0 0 0 1 0 | | | | | | | | | | |
| Inning Stats | R: 0 E: 0 K: 0 S: 6 | H: 0 LOB: 1 BB: 1 P: 13 | R: 0 E: 0 K: 0 S: 9 | H: 0 LOB: 0 BB: 0 P: 12 | R: 0 E: 0 K: 0 S: 7 | H: 0 LOB: 0 BB: 0 P: 10 | R: 1 E: 0 K: 1 S: 7 | H: 2 LOB: 1 BB: 2 P: 18 | R: 0 E: 0 K: 0 S: 4 | H: 0 LOB: 0 BB: 0 P: 6 | R: 2 E: 0 K: 1 S: 13 | H: 2 LOB: 0 BB: 0 P: 19 | R: 0 E: 0 K: 3 S: 9 | H: 0 LOB: 0 BB: 0 P: 13 | R: 0 E: 0 K: 0 S: 13 | H: 1 LOB: 2 BB: 1 P: 23 | 1B: 3 2B: 3 3B: 0 HR: 1 | SF: 0 SAC: 0 DP: 2 HBP: 0 | WP: 0 PB: 0 SB: 0 CS: 1 | PA: 33 |
| PITCHER | IP WLS BF H R ER SO BB IBB HBP BLK WP HR S P ERA WHIP | | | | | | | | | | | IP WLS BF H R ER SO BB IBB HBP BLK WP HR S P ERA WHIP | | | | | | | | |
| Mark Langston, L ERA: 4.2 (1, 1) | 8.0 W 28 4 3 3 5 3 0 0 0 0 0 64 106 3.38 0.875 | | | | | | | | | | | | | | | | | | | |
| Mike Schooler, R ERA: 3.07 (9, 1) | 1.0 S 5 1 0 0 0 1 0 0 0 0 0 13 23 0.00 2.000 | | | | | | | | | | | | | | | | | | | |

| Batter | 1 | 2 | 3 | 4 | 5 | 6 | 7 | 8 | 9 | AB | R | H | RBI | BB | SO | LOB | TOP | | | |
|--|--|-------------------------------------|-----------------------------------|----------------------------------|------------------------------|---------------------------------|-------------------------------|----------------------------------|-------------------------------|----------------------------------|-------------------------------|----------------------------------|-------------------------------|----------------------------------|------------------------------|----------------------------------|----------------------------------|------------------------------------|----------------------------------|--------|
| Henry Cotto, R OBP: 0.313, SLG: 0.365 | 6-3 | | F8 | | 6-3 | | F7 | | | 4 | 0 | 0 | 0 | 0 | 0 | 2 | | | | |
| Harold Reynolds, S OBP: 0.333, SLG: 0.378 | K | | FC3-6 | | | 3-1 | | 4-3 | | 4 | 0 | 0 | 0 | 0 | 1 | 1 | | | | |
| Mickey Brantley, R OBP: 0.298, SLG: 0.441 | 6-3 | | | HR | | 1-3 | | K | | 4 | 1 | 1 | 0 | 0 | 1 | 0 | | | | |
| Avin Davis, L OBP: 0.401, SLG: 0.472 | | G3 | | HR | | F8 | | | | 4 | 1 | 2 | 2 | 0 | 0 | 0 | | | | |
| Steve Balboni, R OBP: 0.271, SLG: 0.456 | | CS | | F7 | | | F6 | K | | 4 | 0 | 1 | 0 | 0 | 1 | 1 | | | | |
| Scott Bradley, L OBP: 0.287, SLG: 0.317 | | 1B | | 4-3 | | | 3B | | K2-3 | 4 | 1 | 2 | 0 | 0 | 1 | 0 | | | | |
| Jay Buhner, R OBP: 0.277, SLG: 0.373 | | 1B | | K | | | 2B | | 5-3 | 4 | 1 | 1 | 1 | 0 | 1 | 1 | | | | |
| Jim Presley, R OBP: 0.265, SLG: 0.358 | | | K | | G1-6-3 | | K | | 5-3 | 4 | 0 | 1 | 0 | 0 | 2 | 1 | | | | |
| Rey Quinones, R OBP: 0.300, SLG: 0.406 | | | FC3-6 | | G1-6-3 | | | | | 3 | 0 | 2 | 1 | 0 | 0 | 1 | | | | |
| Inning Stats | R: 0 E: 0 K: 1 S: 5 | H: 0 LOB: 0 BB: 0 P: 7 | R: 0 E: 0 K: 0 S: 13 | H: 2 LOB: 1 BB: 0 P: 19 | R: 0 E: 0 K: 1 S: 7 | H: 1 LOB: 1 BB: 0 P: 9 | R: 2 E: 0 K: 1 S: 14 | H: 2 LOB: 0 BB: 0 P: 20 | R: 0 E: 0 K: 0 S: 11 | H: 0 LOB: 0 BB: 0 P: 14 | R: 2 E: 0 K: 1 S: 17 | H: 3 LOB: 1 BB: 0 P: 28 | R: 0 E: 0 K: 1 S: 10 | H: 1 LOB: 1 BB: 0 P: 13 | R: 0 E: 0 K: 1 S: 9 | H: 0 LOB: 0 BB: 0 P: 12 | 1B: 7 2B: 1 3B: 1 HR: 1 | SF: 0 SAC: 0 DP: 1 HBP: 0 | WP: 0 PB: 0 SB: 0 CS: 1 | PA: 35 |
| PITCHER Mike Witt, R ERA: 4.31 | IP: 9.0 WLS: L BF: 35 H: 10 R: 4 ER: 4 SO: 7 | BB: 0 IBB: 0 HBP: 0 BLK: 0 | WP: 0 HR: 1 S: 93 P: 132 | ERA: 4.00 WHIP: 1.111 | | | | | | | | | | | | | | | | |

Seattle Mariners @ California Angels
Anaheim Stadium, Anaheim, CA
Tue Aug 09 1988, 10:05 PM EDT
Att: 24,617 - Unknown - 75 F

| | |
|-----|----|
| AB | 35 |
| R | 4 |
| H | 10 |
| RBI | 4 |
| BB | 0 |
| SO | 7 |
| LOB | 7 |




| Batter | 1 | 2 | 3 | 4 | 5 | 6 | 7 | 8 | 9 | AB | R | H | RBI | BB | SO | LOB | BOTTOM | | | |
|---|---|-------------------------------------|-----------------------------------|----------------------------------|-------------------------------|----------------------------------|-------------------------------|----------------------------------|------------------------------|----------------------------------|-------------------------------|----------------------------------|------------------------------|----------------------------------|-------------------------------|----------------------------------|----------------------------------|------------------------------------|----------------------------------|--------|
| Devon White, S OBP: 0.301, SLG: 0.391 | F8 | | K | | K | | F4 | | | 4 | 0 | 0 | 0 | 0 | 2 | 3 | | | | |
| Johnny Ray, S OBP: 0.335, SLG: 0.409 | F7 | | F9 | | | FC6-4 | | K | | 4 | 0 | 1 | 0 | 0 | 1 | 2 | | | | |
| Wally Joyner, L OBP: 0.349, SLG: 0.417 | L1 | | | G3 | | K | | F7 | | 4 | 0 | 0 | 0 | 0 | 1 | 1 | | | | |
| Chili Davis, S OBP: 0.334, SLG: 0.472 | | F7 | | K | | FC6-4 | | BB | | 3 | 0 | 1 | 0 | 1 | 1 | 0 | | | | |
| Thad Bosley, L OBP: 0.304, SLG: 0.333 | | K | | 2B | | FC6-4 | | BB | | 3 | 0 | 1 | 0 | 1 | 1 | 2 | | | | |
| Jim Eppard, L OBP: 0.343, SLG: 0.328 | | 4-3 | | K | | FC6-4 | | F7 | | 4 | 0 | 0 | 0 | 0 | 1 | 5 | | | | |
| Jack Howell, L OBP: 0.333, SLG: 0.416 | | | 1B | | HR | | K | | K | 4 | 1 | 2 | 1 | 0 | 2 | 0 | | | | |
| Bob Boone, R OBP: 0.342, SLG: 0.386 | | | F7 | | K | | F8 | | F9 | 4 | 0 | 0 | 0 | 0 | 1 | 1 | | | | |
| Dick Schofield, R OBP: 0.298, SLG: 0.323 | | | 1B | | F4 | | | | F2 | 3 | 0 | 1 | 0 | 1 | 0 | 0 | | | | |
| Inning Stats | R: 0 E: 0 K: 0 S: 6 | H: 0 LOB: 0 BB: 0 P: 7 | R: 0 E: 0 K: 1 S: 8 | H: 0 LOB: 0 BB: 0 P: 11 | R: 0 E: 0 K: 1 S: 12 | H: 2 LOB: 2 BB: 0 P: 20 | R: 0 E: 0 K: 2 S: 17 | H: 1 LOB: 1 BB: 0 P: 24 | R: 1 E: 0 K: 2 S: 9 | H: 1 LOB: 0 BB: 0 P: 12 | R: 0 E: 0 K: 1 S: 10 | H: 1 LOB: 2 BB: 1 P: 20 | R: 0 E: 0 K: 1 S: 9 | H: 1 LOB: 2 BB: 1 P: 17 | R: 0 E: 0 K: 1 S: 10 | H: 0 LOB: 0 BB: 0 P: 16 | 1B: 4 2B: 1 3B: 0 HR: 1 | SF: 0 SAC: 0 DP: 0 HBP: 0 | WP: 0 PB: 0 SB: 0 CS: 0 | PA: 36 |
| PITCHER Mike Moore, R ERA: 4.45 Michael Jackson, R ERA: 2.81 | IP: 7.2 WLS: W BF: 32 H: 6 R: 1 ER: 1 SO: 9 | BB: 3 IBB: 0 HBP: 0 BLK: 0 | WP: 0 HR: 1 S: 78 P: 127 | ERA: 1.17 WHIP: 1.174 | | | | | | | | | | | | | | | | |

Seattle Mariners @ California Angels
Anaheim Stadium, Anaheim, CA
Tue Aug 09 1988, 10:05 PM EDT
Att: 24,617 - Unknown - 75 F


| | |
|-----|----|
| AB | 33 |
| R | 1 |
| H | 6 |
| RBI | 1 |
| BB | 3 |
| SO | 10 |
| LOB | 14 |



| Batter | 1 | 2 | 3 | 4 | 5 | 6 | 7 | 8 | 9 | AB | R | H | RBI | BB | SO | LOB | TOP | | | | | | |
|---|------------------------------|----------------------------------|--------------------------------|-------------------------------------|-----------------------------------|----------------------------------|------------------------------|----------------------------------|------------------------------|----------------------------------|-------------------------------|----------------------------------|------------------------------|---------------------------------|------------------------------|----------------------------------|---|------------------------------------|----------------------------------|--------|--|--|--|
| Henry Cotto, R OBP: 0.310, SLG: 0.360 | (1, 8) K | | (1, 3) K | | | (2) B5-3 | | (2) 5-3 | | 4 | 0 | 0 | 0 | 0 | 2 | 1 |  | | | | | | |
| Harold Reynolds, S OBP: 0.333, SLG: 0.376 | (1, 4) F8 | | | (1) 4-3 | | (4-0) BB | | (1, 2) 5-3 | | 3 | 0 | 0 | 0 | 1 | 0 | 0 | | | | | | | |
| Mickey Brantley, R OBP: 0.296, SLG: 0.436 | (1, 7) K | | | (2) P8 | | (0-0) F8 | | | (2, 0) 5-3 | 4 | 0 | 0 | 0 | 0 | 1 | 1 | | | | | | | |
| Avin Davis, L OBP: 0.399, SLG: 0.478 | | (1, 2) 4-3 | | (3) 6-3 | | | (2, 0) HR | | (0-0) F8 | 4 | 1 | 1 | 1 | 0 | 0 | 0 | | | | | | | |
| Steve Balboni, R OBP: 0.267, SLG: 0.449 | | (2) 3-1 | | | (1) F7 | | (1, 1) E5 | | (2, 2) P8 | 4 | 0 | 0 | 0 | 0 | 0 | 0 | | | | | | | |
| Scott Bradley, L OBP: 0.284, SLG: 0.313 | | (3) G6-3 | | | (2) F8 | | (0-0) F7 | | | 3 | 0 | 0 | 0 | 0 | 0 | 1 | | | | | | | |
| Jay Buhner, R OBP: 0.278, SLG: 0.367 | | | (1) 5-3 | | (2, 2) HBP | | (2, 2) F8 | | | 2 | 0 | 0 | 0 | 0 | 0 | 1 | | | | | | | |
| Jim Presley, R OBP: 0.264, SLG: 0.355 | | | (2) F8 | | (3) F8 | | (1, 2) 3-1 | | | 3 | 0 | 0 | 0 | 0 | 0 | 2 | | | | | | | |
| Rey Quinones, R OBP: 0.300, SLG: 0.404 | | | | | | (1) 5-3 | | (1) F7 | | 2 | 0 | 0 | 0 | 1 | 0 | 0 | | | | | | | |
| Inning Stats | R: 0 E: 0 K: 2 S: 8 | H: 0 LOB: 0 BB: 0 P: 12 | R: 0 E: 0 K: 0 S: 10 | H: 0 LOB: 0 BB: 0 P: 13 | R: 0 E: 0 K: 1 S: 12 | H: 0 LOB: 1 BB: 1 P: 19 | R: 0 E: 0 K: 0 S: 9 | H: 0 LOB: 0 BB: 0 P: 10 | R: 0 E: 0 K: 0 S: 9 | H: 0 LOB: 1 BB: 1 P: 15 | R: 1 E: 1 K: 0 S: 10 | H: 1 LOB: 1 BB: 0 P: 16 | R: 0 E: 0 K: 0 S: 7 | H: 0 LOB: 0 BB: 0 P: 9 | R: 0 E: 0 K: 0 S: 6 | H: 0 LOB: 0 BB: 0 P: 10 | 1B: 0 2B: 0 3B: 0 HR: 1 | SF: 0 SAC: 0 DP: 0 HBP: 1 | WP: 0 PB: 0 SB: 0 CS: 0 | PA: 32 | | | |
| PITCHER Willie Fraser, R ERA: 5.67 | (1, 1) | IP: 9.0 WLS: W BF: 32 | H: 1 R: 1 ER: 1 SO: 3 | BB: 2 IBB: 0 HBP: 1 BLK: 0 | WP: 0 HR: 1 S: 77 P: 117 | ERA: 1.00 WHIP: 0.333 | | | | | | | | | | | | | | | | | |

Seattle Mariners @ California Angels
Anaheim Stadium, Anaheim, CA
Wed Aug 10 1988, 10:05 PM EDT
Att: 24,653 - Unknown - 70 F

AB 29
R 1
H 1
RBI 1
BB 2
SO 3
LOB 6

| Batter | 1 | 2 | 3 | 4 | 5 | 6 | 7 | 8 | 9 | AB | R | H | RBI | BB | SO | LOB | BOTTOM | | | | | |
|--|------------------------------|---------------------------------|--------------------------------|-------------------------------------|-----------------------------------|----------------------------------|-------------------------------|----------------------------------|------------------------------|----------------------------------|-------------------------------|----------------------------------|-------------------------------|----------------------------------|------------------------------|---------------------------------|---|------------------------------------|----------------------------------|--------|--|--|
| Devon White, S OBP: 0.306, SLG: 0.399 | (1, 8) F7 | | | | | | | | | 3 | 0 | 2 | 1 | 1 | 0 | 0 |  | | | | | |
| Johnny Ray, S OBP: 0.334, SLG: 0.408 | (1, 4) F8 | | | | | | | | | 4 | 0 | 1 | 1 | 0 | 0 | 2 | | | | | | |
| Wally Joyner, L OBP: 0.348, SLG: 0.414 | (1, 3) G3 | | | | | | | | | 3 | 0 | 0 | 0 | 1 | 0 | 3 | | | | | | |
| Brian Downing, R OBP: 0.381, SLG: 0.460 | | (1, 10) K | | | | | | | | 4 | 0 | 0 | 0 | 0 | 2 | 2 | | | | | | |
| Chili Davis, S OBP: 0.335, SLG: 0.474 | | (1, 9) L3 | | | | | | | | 4 | 0 | 2 | 0 | 0 | 0 | 0 | | | | | | |
| Tony Armas, R OBP: 0.297, SLG: 0.396 | | | | | | | | | | 4 | 0 | 0 | 0 | 0 | 0 | 2 | | | | | | |
| Jack Howell, L OBP: 0.335, SLG: 0.414 | | | | | | | | | | 2 | 1 | 0 | 0 | 2 | 1 | 1 | | | | | | |
| Bob Boone, R OBP: 0.339, SLG: 0.382 | | | | | | | | | | 2 | 0 | 0 | 0 | 0 | 0 | 2 | | | | | | |
| Dick Schofield, R OBP: 0.296, SLG: 0.321 | | | | | | | | | | 3 | 1 | 0 | 0 | 0 | 0 | 1 | | | | | | |
| Inning Stats | R: 0 E: 0 K: 0 S: 5 | H: 0 LOB: 0 BB: 0 P: 8 | R: 0 E: 0 K: 1 S: 6 | H: 0 LOB: 0 BB: 0 P: 10 | R: 1 E: 0 K: 0 S: 8 | H: 1 LOB: 2 BB: 2 P: 18 | R: 0 E: 0 K: 1 S: 13 | H: 1 LOB: 1 BB: 0 P: 21 | R: 1 E: 1 K: 0 S: 8 | H: 1 LOB: 1 BB: 0 P: 14 | R: 0 E: 0 K: 0 S: 11 | H: 1 LOB: 2 BB: 1 P: 23 | R: 0 E: 0 K: 1 S: 10 | H: 1 LOB: 2 BB: 1 P: 20 | R: 0 E: 0 K: 0 S: 3 | H: 0 LOB: 0 BB: 0 P: 4 | 1B: 2 2B: 3 3B: 0 HR: 0 | SF: 0 SAC: 1 DP: 0 HBP: 0 | WP: 0 PB: 0 SB: 1 CS: 0 | PA: 34 | | |
| PITCHER Scott Bankhead, R ERA: 3.07 | (1, 1) | IP: 8.0 WLS: L BF: 34 | H: 5 R: 2 ER: 1 SO: 3 | BB: 3 IBB: 1 HBP: 0 BLK: 0 | WP: 0 HR: 0 S: 64 P: 118 | ERA: 1.12 WHIP: 1.000 | | | | | | | | | | | | | | | | |

Seattle Mariners @ California Angels
Anaheim Stadium, Anaheim, CA
Wed Aug 10 1988, 10:05 PM EDT
Att: 24,653 - Unknown - 70 F

AB 29
R 2
H 5
RBI 2
BB 4
SO 3
LOB 13

| Batter | 1 | 2 | 3 | 4 | 5 | 6 | 7 | 8 | 9 | AB | R | H | RBI | BB | SO | LOB | TOP | | | | |
|---|------------------------------|----------------------------------|------------------------------|----------------------------------|-------------------------------|----------------------------------|--------------------------------|---------------------------------|-------------------------------|----------------------------------|-------------------------------|----------------------------------|-------------------------------|----------------------------------|------------------------------|----------------------------------|---|------------------------------------|-------------------------|--------|--|
| Dave Gallagher, R (1, 8) OBP: 0.338, SLG: 0.410 | 1-2 5-3 | | 1-0 F7 | | 1-2 1-3 | | 2-1 2B BB 1B | 0-2 2H 1B | | 5 | 1 | 2 | 1 | 0 | 0 | 0 | Chicago White Sox @ Seattle Mariners The Kingdome, Seattle, WA Thu Aug 11 1988, 10:05 PM EDT Att. 9,056 - Dome - 72 F | | | | |
| Steve Lyons, L (1, 5) OBP: 0.319, SLG: 0.385 | 4-2 G4-3 BB | | 3-1 E 1B | | 2-2 F8 | | 4-1 2B 1-2 BB | 2-1 F8 | | 3 | 1 | 1 | 0 | 2 | 0 | 1 | | | | | |
| Harold Baines, L (1, 10) OBP: 0.353, SLG: 0.414 | 0-0 G4-3 1-2 | | 1-2 SAFE E3 | | 3-2 1B | | 0-0 1-H 2-H 3-H 2B | | 0-1 F5 | 5 | 0 | 2 | 3 | 0 | 0 | 2 | | | | | |
| Dan Pasqua, L (1, 9) OBP: 0.312, SLG: 0.434 | | 0-0 4-3 | 2-2 F6 | | 1-1 4-3 | | 1-3 1-3 | | 1-2 6-3 | 5 | 0 | 0 | 0 | 0 | 0 | 4 | | | | | |
| Daryl Boston, L (1, 7) OBP: 0.268, SLG: 0.478 | | 1-0 FC5 2B | 2-0 F8 | | | 3-1 4-3 | | | 2-1 4-3 | 4 | 0 | 1 | 0 | 1 | 0 | 2 | | | | | |
| Carlton Fisk, R (1, 2) OBP: 0.340, SLG: 0.545 | | 4-0 1B FC5 BB | | 1-0 1B | | 2-1 6-3 | | 1-1 F2 | | 3 | 0 | 1 | 0 | 1 | 0 | 2 | | | | | |
| Kelly Paris, R (1, 3) OBP: 0.238, SLG: 0.381 | | 1-0 FC5 1B 1-2 2-3 | | 0-0 F3 | | 1-1 F7 | | 1-0 PB 1B | | 4 | 1 | 1 | 0 | 0 | 0 | 3 | | | | | |
| Ozzie Guillen, L (1, 6) OBP: 0.296, SLG: 0.317 | | 0-0 1-2 2-3 1B | 0-2 SAFE G4-6-3 1B | | 1-3 1B | | 0-1 1B 2B 1B | 2-2 F6 | | 4 | 1 | 3 | 0 | 0 | 0 | 1 | | | | | |
| Fred Manrique, R (1, 4) OBP: 0.292, SLG: 0.382 | | 1-1 4-3 | 1-0 SAFE G4-6-3 | | 1-0 SAFE G4-6-3 | | 0-0 1-2 5-3 F7 | 1-0 F7 | | 3 | 0 | 0 | 0 | 0 | 0 | 6 | | | | | |
| Mark Salas, L (8, PH) OBP: 0.304, SLG: 0.325 | | | | | | | | | | 1 | 0 | 0 | 0 | 0 | 0 | 1 | | | | | |
| Donnie Hill, S (8, 4) OBP: 0.294, SLG: 0.218 | | | | | | | | | | 0 | 0 | 0 | 0 | 0 | 0 | 0 | | | | | |
| Inning Stats | R: 0 E: 0 K: 0 S: 6 | H: 0 LOB: 0 BB: 1 P: 11 | R: 0 E: 0 K: 0 S: 6 | H: 2 LOB: 3 BB: 1 P: 13 | R: 0 E: 1 K: 0 S: 14 | H: 1 LOB: 2 BB: 0 P: 23 | R: 0 E: 0 K: 0 S: 6 | H: 2 LOB: 1 BB: 0 P: 8 | R: 0 E: 0 K: 0 S: 13 | H: 0 LOB: 0 BB: 0 P: 12 | R: 3 E: 0 K: 0 S: 11 | H: 3 LOB: 2 BB: 2 P: 22 | R: 1 E: 0 K: 0 S: 10 | H: 2 LOB: 1 BB: 0 P: 16 | R: 0 E: 0 K: 0 S: 7 | H: 0 LOB: 0 BB: 0 P: 10 | 1B: 9 2B: 2 3B: 0 HR: 0 | SF: 0 SAC: 0 DP: 2 HBP: 0 | WP: 0 PB: 1 CS: 0 | PA: 41 | |
| PITCHER | IP | WLS | BF | H | R | ER | SO | BB | IBB | HBP | BLK | WP | HR | S | P | ERA | WHIP | | | | |
| Bill Swift, R (1, 1) ERA: 4.68 | 6.1 | | 28 | 8 | 2 | 2 | 0 | 2 | 0 | 0 | 0 | 0 | 0 | 56 | 94 | 2.84 | 1.579 | | | | |
| Gene Walter, L (7, 1) ERA: 4.55 | 0.0 | 1 | 0 | 0 | 0 | 0 | 0 | 1 | 0 | 0 | 0 | 0 | 0 | 1 | 5 | ∞ | ∞ | | | | |
| Michael Jackson, R (7, 1) ERA: 2.71 | 2.2 | L | 12 | 3 | 2 | 1 | 0 | 0 | 1 | 0 | 0 | 0 | 0 | 22 | 36 | 3.38 | 1.125 | | | | |

| | |
|-----|----|
| AB | 37 |
| R | 4 |
| H | 11 |
| RBI | 4 |
| BB | 4 |
| SO | 0 |
| LOB | 22 |




| Batter | 1 | 2 | 3 | 4 | 5 | 6 | 7 | 8 | 9 | AB | R | H | RBI | BB | SO | LOB | BOTTOM | | | | | |
|--|------------------------------|----------------------------------|------------------------------|---------------------------------|------------------------------|---------------------------------|------------------------------|----------------------------------|------------------------------|---------------------------------|------------------------------|----------------------------------|------------------------------|----------------------------------|------------------------------|----------------------------------|---|----------------------------------|----------------------------------|------------------------------------|-------------------------|--------|
| Mickey Brantley, R (1, 8) OBP: 0.295, SLG: 0.434 | 2-1 5-3 | | 0-0 F8 | | 0-1 6-3 | | | 0-1 1B | | 4 | 0 | 1 | 0 | 0 | 0 | 0 | Chicago White Sox @ Seattle Mariners The Kingdome, Seattle, WA Thu Aug 11 1988, 10:05 PM EDT Att. 9,056 - Dome - 72 F | | | | | |
| Harold Reynolds, S (1, 4) OBP: 0.332, SLG: 0.374 | 1-0 5-3 | | 1-0 F9 S 1B | | 1-1 F7 | | 1-2 F8 | | 4 | 0 | 1 | 0 | 0 | 0 | 1 | | | | | | | |
| Darnell Coles, R (1, 7) OBP: 0.304, SLG: 0.383 | 1-0 1B | | 1-1 SAFE F9 | | 1-3 F9 | | 3-1 4-3 | | 3 | 1 | 1 | 0 | 0 | 0 | 1 | | | | | | | |
| Henry Cotto, R (7, 8) OBP: 0.310, SLG: 0.360 | | | | | | | | | 0 | 0 | 0 | 0 | 0 | 0 | 0 | | | | | | | |
| Bruce Fields, L (8, PH) OBP: 0.333, SLG: 0.407 | | | | | | | | | 1 | 0 | 0 | 0 | 0 | 0 | 1 | | | | | | | |
| Steve Balboni, R (1, 10) OBP: 0.271, SLG: 0.458 | 1-1 1-H PB 3B | | 1-1 6-3 | | 1-2 G6-4-3 1B | | 1-1 6-3 | | 4 | 1 | 2 | 1 | 0 | 0 | 1 | | | | | | | |
| Jay Buhner, R (1, 9) OBP: 0.270, SLG: 0.356 | 1-3 3H | | | 1-2 F8 | | 2-0 G6-4-3 | | 0-3 K | | 4 | 0 | 0 | 0 | 0 | 2 | 1 | | | | | | |
| Alvin Davis, L (1, 3) OBP: 0.403, SLG: 0.483 | | 1-1 1B G4-6-3 2B | | 1-0 1B | | 2-2 L4 | | 3-1 1B | | 3 | 1 | 2 | 0 | 0 | 0 | 0 | | | | | | |
| Jerry Reed, R (9, FR) | | | | | | | | | | 0 | 0 | 0 | 0 | 0 | 0 | 0 | | | | | | |
| Jim Prestley, R (1, 5) OBP: 0.266, SLG: 0.357 | | 1-0 G4-6-3 1B | | 0-1 G6-3 1B | | 0-0 F9 | | 0-2 L6 | | 4 | 0 | 2 | 0 | 0 | 0 | 1 | | | | | | |
| Mario Diaz, R (1, 6) OBP: 0.413, SLG: 0.465 | | 0-2 G4-6-3 | | 2-2 G6-3 | | 2-1 1-3 | | | | 3 | 0 | 0 | 0 | 0 | 0 | 3 | | | | | | |
| Bill McGuire, R (1, 2) OBP: 0.333, SLG: 0.143 | | | | | | | | | | 2 | 0 | 0 | 0 | 0 | 0 | 0 | | | | | | |
| Scott Bradley, L (8, PH) OBP: 0.283, SLG: 0.312 | | | | | | | | | | 1 | 0 | 0 | 0 | 0 | 0 | 0 | | | | | | |
| Inning Stats | R: 2 E: 0 K: 1 S: 9 | H: 2 LOB: 0 BB: 0 P: 15 | R: 1 E: 0 K: 0 S: 7 | H: 2 LOB: 0 BB: 0 P: 9 | R: 0 E: 0 K: 0 S: 6 | H: 1 LOB: 1 BB: 0 P: 9 | R: 0 E: 0 K: 0 S: 9 | H: 1 LOB: 0 BB: 0 P: 13 | R: 0 E: 0 K: 0 S: 6 | H: 0 LOB: 0 BB: 0 P: 9 | R: 0 E: 0 K: 0 S: 8 | H: 1 LOB: 0 BB: 0 P: 12 | R: 0 E: 0 K: 0 S: 6 | H: 0 LOB: 0 BB: 0 P: 10 | R: 0 E: 0 K: 0 S: 8 | H: 1 LOB: 1 BB: 0 P: 12 | R: 0 E: 0 K: 1 S: 10 | H: 1 LOB: 1 BB: 0 P: 14 | 1B: 7 2B: 1 3B: 1 HR: 0 | SF: 0 SAC: 0 DP: 3 HBP: 1 | WP: 0 PB: 1 CS: 0 | PA: 34 |
| PITCHER | IP | WLS | BF | H | R | ER | SO | BB | IBB | HBP | BLK | WP | HR | S | P | ERA | WHIP | | | | | |
| Jerry Reuss, L (1, 1) ERA: 3.93 | 7.0 | W | 26 | 7 | 3 | 2 | 1 | 0 | 0 | 0 | 0 | 0 | 0 | 51 | 77 | 2.57 | 1.000 | | | | | |
| Bobby Thigpen, R (8, 1) ERA: 2.7 | 2.0 | S | 8 | 2 | 0 | 0 | 1 | 0 | 0 | 0 | 0 | 0 | 0 | 18 | 26 | 0.00 | 1.000 | | | | | |

| | |
|-----|----|
| AB | 33 |
| R | 3 |
| H | 9 |
| RBI | 1 |
| BB | 0 |
| SO | 2 |
| LOB | 9 |



| Batter | 1 | 2 | 3 | 4 | 5 | 6 | 7 | 8 | 9 | AB | R | H | RBI | BB | SO | LOB | TOP | | | | | | | | |
|--|------------------------------|----------------------------------|-------------------------------|----------------------------------|-------------------------------|----------------------------------|-------------------------------|----------------------------------|-------------------------------|----------------------------------|------------------------------|----------------------------------|-------------------------------|----------------------------------|------------------------------|----------------------------------|--|---------------------------------|-----------------------------------|------------------------------------|----------------------------------|--------|--|--|--|
| Dave Gallagher, R OBP: 0.340, SLG: 0.410 (1, 9) | F8 | | 1B | 1B | 3-1 1B | 6-3 | | F8 | | 5 | 2 | 2 | 1 | 0 | 0 | 1 | Chicago White Sox @ Seattle Mariners The Kingdome, Seattle, WA Fri Aug 12, 1988, 10:05 PM EDT Att. 9,065 - Dome - 72 F | | | | | | | | |
| Steve Lyons, L OBP: 0.317, SLG: 0.382 (1, 8) | K | | F2 | G3 | 2-2 G3 | K | | K | | 5 | 0 | 1 | 0 | 0 | 3 | 3 | | | | | | | | | |
| Harold Baines, L OBP: 0.353, SLG: 0.414 (1, 10) | F7 | | 1B | G3 | 1-2 1B | | | F5 | | 5 | 1 | 2 | 2 | 0 | 0 | 1 | | | | | | | | | |
| Carlton Fisk, R OBP: 0.342, SLG: 0.535 (1, 2) | | F9 | F9 | 6-3 | | | | F8 | | 4 | 0 | 1 | 0 | 1 | 0 | 3 | | | | | | | | | |
| Russ Morman, R OBP: 0.304, SLG: 0.318 (1, 3) | G4-3 | G4-3 | FC6-4 | | K | | | F9 | | 5 | 0 | 2 | 1 | 0 | 1 | 1 | | | | | | | | | |
| Kelly Paris, R OBP: 0.231, SLG: 0.346 (1, 5) | | FC6-4 | FC6-4 | | K | | | F9 | | 5 | 0 | 1 | 0 | 0 | 1 | 5 | | | | | | | | | |
| Donnie Hill, S OBP: 0.298, SLG: 0.244 (1, 4) | 1-3 | | | HR | 6-3 | | | | | 4 | 1 | 2 | 2 | 0 | 0 | 1 | | | | | | | | | |
| Ozzie Guillen, L OBP: 0.298, SLG: 0.319 (1, 6) | | | 2B | F7 | | E4 | | K | | 4 | 1 | 2 | 0 | 0 | 1 | 3 | | | | | | | | | |
| Daryl Boston, L OBP: 0.272, SLG: 0.488 (1, 7) | | | 1B | 2B | 1B | F5 | | K | | 4 | 2 | 2 | 1 | 0 | 1 | 4 | | | | | | | | | |
| Inning Stats | R: 0 E: 0 K: 1 S: 7 | H: 0 LOB: 0 BB: 0 P: 10 | R: 0 E: 0 K: 0 S: 11 | H: 2 LOB: 1 BB: 0 P: 16 | R: 3 E: 0 K: 0 S: 15 | H: 5 LOB: 2 BB: 0 P: 19 | R: 3 E: 0 K: 0 S: 13 | H: 4 LOB: 1 BB: 0 P: 21 | R: 0 E: 0 K: 2 S: 10 | H: 0 LOB: 0 BB: 0 P: 12 | R: 0 E: 1 K: 1 S: 9 | H: 1 LOB: 1 BB: 0 P: 14 | R: 1 E: 0 K: 2 S: 27 | H: 3 LOB: 3 BB: 1 P: 39 | R: 0 E: 0 K: 1 S: 8 | H: 0 LOB: 0 BB: 0 P: 14 | R: 0 E: 0 K: 0 S: 4 | H: 0 LOB: 0 BB: 0 P: 5 | 1B: 12 2B: 2 3B: 0 HR: 1 | SF: 0 SAC: 0 DP: 1 HBP: 0 | WP: 0 PB: 1 SB: 1 CS: 0 | PA: 42 | | | |
| PITCHER | IP | WLS | BF | H | R | ER | SO | BB | IBB | HBP | BLK | WP | HR | S | P | ERA | WHIP | | | | | | | | |
| Dennis Powell, L ERA: 8.88 (1, 1) | 2.2 | L | 14 | 7 | 3 | 3 | 1 | 0 | 0 | 0 | 0 | 0 | 0 | 31 | 42 | 10.12 | 2.625 | | | | | | | | |
| Jerry Reed, R ERA: 3.98 (3, 1) | 0.2 | | 6 | 4 | 3 | 3 | 0 | 0 | 0 | 0 | 0 | 0 | 1 | 11 | 19 | 40.50 | 6.000 | | | | | | | | |
| Rod Scurry, L ERA: 4.81 (4, 1) | 3.0 | | 14 | 4 | 1 | 1 | 3 | 1 | 0 | 0 | 0 | 0 | 0 | 38 | 55 | 3.00 | 1.667 | | | | | | | | |
| Bill Wilkinson, L ERA: 6.1 (7, 1) | 0.2 | | 2 | 0 | 0 | 0 | 2 | 0 | 0 | 0 | 0 | 0 | 0 | 12 | 15 | 0.00 | 0.000 | | | | | | | | |
| Gene Walter, L ERA: 4.28 (8, 1) | 2.0 | | 6 | 0 | 0 | 0 | 1 | 0 | 0 | 0 | 0 | 0 | 0 | 12 | 19 | 0.00 | 0.000 | | | | | | | | |

| Batter | 1 | 2 | 3 | 4 | 5 | 6 | 7 | 8 | 9 | AB | R | H | RBI | BB | SO | LOB | BOTTOM | | | | | | | | |
|---|------------------------------|---------------------------------|-------------------------------|----------------------------------|-------------------------------|----------------------------------|------------------------------|----------------------------------|------------------------------|---------------------------------|------------------------------|----------------------------------|-------------------------------|----------------------------------|-------------------------------|----------------------------------|--|----------------------------------|----------------------------------|------------------------------------|----------------------------------|--------|--|--|--|
| Henry Cotto, R OBP: 0.309, SLG: 0.359 (1, 8) | 5-3 | | 1B | | K | | | 6-3 | | 4 | 0 | 1 | 0 | 0 | 1 | 0 | Chicago White Sox @ Seattle Mariners The Kingdome, Seattle, WA Fri Aug 12, 1988, 10:05 PM EDT Att. 9,065 - Dome - 72 F | | | | | | | | |
| Harold Reynolds, S OBP: 0.333, SLG: 0.374 (1, 4) | F8 | | 1B | | | 6-3 | | | FC6-4 BB | 3 | 0 | 1 | 0 | 1 | 0 | 0 | | | | | | | | | |
| Mickey Brantley, R OBP: 0.292, SLG: 0.430 (1, 7) | K | | F6 | | | 6-3 | | FC6-4 BB | | 4 | 0 | 0 | 0 | 0 | 1 | 3 | | | | | | | | | |
| Steve Balboni, R OBP: 0.274, SLG: 0.468 (1, 3) | | HR | 6-3 | | | F7 | | | BB | 3 | 1 | 1 | 1 | 1 | 0 | 2 | | | | | | | | | |
| Darnell Coles, R OBP: 0.304, SLG: 0.392 (1, 10) | | HR | | | 5-3 | | | F3 | | 4 | 1 | 1 | 1 | 0 | 0 | 2 | | | | | | | | | |
| Jay Buhner, R OBP: 0.263, SLG: 0.346 (1, 9) | | K | | | 5-3 | | | F6 | | 4 | 0 | 0 | 0 | 0 | 1 | 2 | | | | | | | | | |
| Rey Quinones, R OBP: 0.298, SLG: 0.401 (1, 6) | F6 | | | | 6-3 | | | F8 | | 3 | 0 | 0 | 0 | 0 | 0 | 0 | | | | | | | | | |
| Mario Diaz, R OBP: 0.388, SLG: 0.435 (1, 5) | F8 | | | | F8 | | | F8 | | 3 | 0 | 0 | 0 | 0 | 0 | 0 | | | | | | | | | |
| Bill McGuire, R OBP: 0.250, SLG: 0.100 (1, 2) | | | F8 | | K | | | K | | 3 | 0 | 0 | 0 | 0 | 2 | 0 | | | | | | | | | |
| Inning Stats | R: 0 E: 0 K: 1 S: 6 | H: 0 LOB: 0 BB: 0 P: 8 | R: 2 E: 0 K: 1 S: 13 | H: 2 LOB: 0 BB: 0 P: 18 | R: 0 E: 0 K: 0 S: 12 | H: 2 LOB: 0 BB: 0 P: 16 | R: 0 E: 0 K: 0 S: 6 | H: 0 LOB: 0 BB: 0 P: 10 | R: 0 E: 0 K: 2 S: 7 | H: 0 LOB: 0 BB: 0 P: 9 | R: 0 E: 0 K: 0 S: 6 | H: 0 LOB: 0 BB: 0 P: 11 | R: 0 E: 0 K: 0 S: 10 | H: 0 LOB: 0 BB: 0 P: 13 | R: 0 E: 0 K: 1 S: 10 | H: 0 LOB: 0 BB: 0 P: 14 | R: 0 E: 0 K: 0 S: 8 | H: 0 LOB: 2 BB: 2 P: 19 | 1B: 2 2B: 0 3B: 0 HR: 2 | SF: 0 SAC: 0 DP: 0 HBP: 0 | WP: 0 PB: 0 SB: 2 CS: 0 | PA: 33 | | | |
| PITCHER | IP | WLS | BF | H | R | ER | SO | BB | IBB | HBP | BLK | WP | HR | S | P | ERA | WHIP | | | | | | | | |
| Dave LaPoint, L ERA: 3.4 (1, 1) | 7.0 | W | 25 | 4 | 2 | 2 | 4 | 2 | 0 | 0 | 0 | 0 | 0 | 18 | 33 | 0.00 | 1.000 | | | | | | | | |
| Steve Rosenberg, L ERA: 4.01 (8, 1) | 2.0 | | 8 | 0 | 0 | 0 | 1 | 2 | 0 | 0 | 0 | 0 | 0 | 18 | 33 | 0.00 | 1.000 | | | | | | | | |



| Batter | 1 | 2 | 3 | 4 | 5 | 6 | 7 | 8 | 9 | AB | R | H | RBI | BB | SO | LOB | TOP | | | |
|---|---|----------------------------------|-------------------------------|----------------------------------|------------------------------|----------------------------------|------------------------------|----------------------------------|------------------------------|---------------------------------|------------------------------|----------------------------------|------------------------------|----------------------------------|-------------------------------|----------------------------------|--|------------------------------------|----------------------------------|--------|
| Dave Gallagher, R (1, 9) OBP: 0.333, SLG: 0.403 | 2-2 5-3 | 2-0 SF7 | | 1-0 G4-6-3 | | | 3-2 1-3 | | | 3 | 0 | 0 | 1 | 0 | 0 | 1 | Chicago White Sox @ Seattle Mariners The Kingdome, Seattle, WA Sat Aug 13 1988, 10:05 PM EDT Att: 10,078 - Dome - 72 F | | | |
| Steve Lyons, L (1, 8) OBP: 0.314, SLG: 0.378 | 0-1 F6 | 0-1 4-3 | | 0-1 F8 | | | 0-1 4-3 | | | 4 | 0 | 0 | 0 | 0 | 0 | 1 | | | | |
| Harold Baines, L (1, 10) OBP: 0.350, SLG: 0.410 | 3-2 1-3 | | 0-0 4-3 | | 0-0 F7 | | | 1-3 K | | 4 | 0 | 0 | 0 | 0 | 1 | 0 | | | | |
| Carlton Fisk, R (1, 2) OBP: 0.353, SLG: 0.538 | | | 1-1 HR | 4-0 1B | 1-0 G6-3 | | | 1-2 F9 | | 3 | 2 | 2 | 0 | 1 | 0 | 0 | | | | |
| Russ Morman, R (1, 3) OBP: 0.297, SLG: 0.308 | | | 2-3 K | 1-0 HR | 2-2 G6-3 | | | 2-2 L3 | | 4 | 1 | 1 | 0 | 0 | 1 | 2 | | | | |
| Kelly Paris, R (1, 5) OBP: 0.297, SLG: 0.567 | | | 2-1 HR | 0-0 HR | | 1-1 5-3 | | | 2-2 5-3 | 4 | 2 | 2 | 5 | 0 | 0 | 0 | | | | |
| Donnie Hill, S (1, 4) OBP: 0.297, SLG: 0.244 | | | 1-0 1B | 3-3 K | | 1-0 1-3 | | | 0-0 6-3 | 4 | 1 | 1 | 0 | 0 | 1 | 0 | | | | |
| Ozzie Guillen, L (9, 6) OBP: 0.298, SLG: 0.319 | | | 1-1 E | | | | | | | 0 | 0 | 0 | 0 | 0 | 0 | 0 | | | | |
| Fred Manrique, R (1, 6) OBP: 0.295, SLG: 0.383 | | | 1-1 SF7 | 1-1 F9 | | 1-1 F4 | | | 2-2 1B | 4 | 1 | 2 | 0 | 0 | 0 | 0 | | | | |
| Dan Pasqua, L (1, 7) OBP: 0.311, SLG: 0.430 | 1-2 E3 | | | 4-2 G4-6-3 | | | 0-0 F5 | | 2-2 4-3 | 3 | 0 | 0 | 0 | 1 | 0 | 2 | | | | |
| Inning Stats | R: 0 E: 0 K: 0 S: 9 | H: 0 LOB: 0 BB: 0 P: 14 | R: 4 E: 1 K: 1 S: 16 | H: 4 LOB: 1 BB: 0 P: 26 | R: 3 E: 0 K: 1 S: 8 | H: 2 LOB: 0 BB: 1 P: 17 | R: 0 E: 0 K: 0 S: 6 | H: 0 LOB: 0 BB: 0 P: 11 | R: 0 E: 0 K: 0 S: 5 | H: 1 LOB: 0 BB: 0 P: 8 | R: 0 E: 0 K: 0 S: 7 | H: 0 LOB: 0 BB: 0 P: 10 | R: 0 E: 0 K: 0 S: 9 | H: 0 LOB: 0 BB: 0 P: 13 | R: 0 E: 0 K: 0 S: 12 | H: 1 LOB: 1 BB: 0 P: 18 | 1B: 6 2B: 0 3B: 0 HR: 2 | SF: 1 SAC: 0 DP: 2 HBP: 0 | WP: 0 PB: 0 SB: 0 CS: 0 | PA: 36 |
| PITCHER Mark Langston, L (1, 1) ERA: 4.24 | IP: 9.0 WLS: L BF: 36 H: 8 R: 7 ER: 5 SO: 3 BB: 2 IBB: 0 HBP: 0 BLK: 0 WP: 0 HR: 2 S: 77 P: 125 ERA: 5.00 WHIP: 1.111 | | | | | | | | | | | | | | | PITCHER | | | | |

| Batter | 1 | 2 | 3 | 4 | 5 | 6 | 7 | 8 | 9 | AB | R | H | RBI | BB | SO | LOB | BOTTOM | | | | | |
|---|--|----------------------------------|------------------------------|----------------------------------|-------------------------------|----------------------------------|-------------------------------|----------------------------------|-------------------------------|----------------------------------|------------------------------|---------------------------------|------------------------------|----------------------------------|------------------------------|---------------------------------|--|----------------------------------|----------------------------------|------------------------------------|----------------------------------|--------|
| Mickey Brantley, R (1, 8) OBP: 0.292, SLG: 0.428 | 0-3 K | | 2-3 K | | 0-0 2B | | 3-2 F8 | | | 4 | 1 | 1 | 0 | 0 | 2 | 1 | Chicago White Sox @ Seattle Mariners The Kingdome, Seattle, WA Sat Aug 13 1988, 10:05 PM EDT Att: 10,078 - Dome - 72 F | | | | | |
| Harold Reynolds, S (1, 4) OBP: 0.335, SLG: 0.376 | 4-2 1B | | 0-3 K | | 3-1 S | | 0-1 5-3 | | | 3 | 0 | 1 | 0 | 1 | 1 | 1 | | | | | | |
| Darnell Coles, R (1, 7) OBP: 0.303, SLG: 0.391 | 1-0 1-3 | | 3-2 6-3 | | 1-1 SF8 | | | 1-0 5-3 | | 3 | 0 | 1 | 1 | 0 | 0 | 1 | | | | | | |
| Alvin Davis, L (1, 3) OBP: 0.399, SLG: 0.477 | 0-0 F7 | | | 2-0 E3 | 2-2 F8 | | | 1-1 4-3 | | 4 | 1 | 0 | 0 | 0 | 0 | 2 | | | | | | |
| Steve Balboni, R (1, 10) OBP: 0.274, SLG: 0.469 | | | 1-3 K | 3-2 3-1 | 2-2 4-3 | | | 2-1 4-3 | | 4 | 1 | 1 | 0 | 0 | 1 | 1 | | | | | | |
| Scott Bradley, L (1, 2) OBP: 0.280, SLG: 0.308 | | | | | | | | | 0-0 5-3 | 3 | 0 | 0 | 1 | 0 | 1 | 1 | | | | | | |
| Henry Cotto, R (9, FH) OBP: 0.308, SLG: 0.358 | | | | | | | | | | 1 | 0 | 0 | 0 | 0 | 0 | 0 | | | | | | |
| Jay Buhner, R (1, 9) OBP: 0.263, SLG: 0.341 | | | 4-1 BB | | 2-3 SF8 | | 1-0 F7 | | 1-3 K | 2 | 0 | 0 | 1 | 1 | 1 | 0 | | | | | | |
| Jim Presley, R (1, 5) OBP: 0.266, SLG: 0.363 | | | 2-3 K | | 3-1 HR | | | | 3-3 K | 4 | 1 | 1 | 1 | 0 | 2 | 1 | | | | | | |
| Rey Quinones, R (1, 6) OBP: 0.296, SLG: 0.397 | | | | 0-2 E5 | 0-2 1-3 | | | | 0-0 F9 | 3 | 0 | 0 | 0 | 0 | 0 | 0 | | | | | | |
| Inning Stats | R: 0 E: 0 K: 1 S: 7 | H: 1 LOB: 1 BB: 1 P: 12 | R: 0 E: 0 K: 2 S: 9 | H: 0 LOB: 1 BB: 1 P: 17 | R: 0 E: 1 K: 2 S: 12 | H: 0 LOB: 0 BB: 0 P: 18 | R: 3 E: 1 K: 0 S: 16 | H: 2 LOB: 0 BB: 0 P: 23 | R: 1 E: 0 K: 0 S: 12 | H: 2 LOB: 1 BB: 0 P: 20 | R: 0 E: 0 K: 1 S: 5 | H: 0 LOB: 0 BB: 0 P: 7 | R: 0 E: 0 K: 0 S: 7 | H: 0 LOB: 0 BB: 0 P: 10 | R: 0 E: 0 K: 0 S: 5 | H: 0 LOB: 0 BB: 0 P: 9 | R: 0 E: 0 K: 2 S: 7 | H: 0 LOB: 0 BB: 0 P: 11 | 1B: 2 2B: 2 3B: 0 HR: 1 | SF: 2 SAC: 0 DP: 0 HBP: 0 | WP: 0 PB: 0 SB: 1 CS: 0 | PA: 35 |
| PITCHER Melido Perez, R (1, 1) ERA: 4.2 | IP: 5.0 WLS: W BF: 23 H: 5 R: 4 ER: 1 SO: 5 BB: 2 IBB: 0 HBP: 0 BLK: 0 WP: 0 HR: 1 S: 56 P: 90 ERA: 1.80 WHIP: 1.400 | | | | | | | | | | | | | | | PITCHER | | | | | | |
| Ricky Horton, L (6, 1) ERA: 5.24 | IP: 4.0 WLS: S BF: 12 H: 0 R: 0 ER: 0 SO: 3 BB: 0 IBB: 0 HBP: 0 BLK: 0 WP: 0 HR: 0 S: 24 P: 37 ERA: 0.00 WHIP: 0.000 | | | | | | | | | | | | | | | PITCHER | | | | | | |

| Batter | 1 | 2 | 3 | 4 | 5 | 6 | 7 | 8 | 9 | AB | R | H | RBI | BB | SO | LOB | TOP | | | | | |
|--|--|----------------------------------|------------------------------|----------------------------------|------------------------------|----------------------------------|-------------------------------|----------------------------------|------------------------------|----------------------------------|------------------------------|----------------------------------|-------------------------------|----------------------------------|------------------------------|---------------------------------|--|----------------------------------|-------------------------|------------------------------------|----------------------------------|--------|
| Dave Gallagher, R (1, 8) OBP: 0.327, SLG: 0.395 | 1-3 K | | 3-2 F8 | | | 2-2 6-3 | | | 0-3 K | 4 | 0 | 0 | 0 | 0 | 2 | 0 | Chicago White Sox @ Seattle Mariners The Kingdome, Seattle, WA Sun Aug 14 1988, 6:33 AM EDT Att: 11,994 - Dome - 72 F | | | | | |
| Steve Lyons, L (1, 5) OBP: 0.310, SLG: 0.373 | 3-2 F7 | | | 2-3 K | | 2-3 K | | | 2-3 K | 4 | 0 | 0 | 0 | 0 | 3 | 0 | | | | | | |
| Harold Baines, L (1, 10) OBP: 0.347, SLG: 0.406 | 1-2 G1-3 | | | 3-3 K | | | 2-3 K | | 2-3 K | 4 | 0 | 0 | 0 | 0 | 3 | 0 | | | | | | |
| Dan Pasqua, L (1, 9) OBP: 0.314, SLG: 0.436 | | 1-1 1B | | 0-0 2B | | | 1-3 K | | | 3 | 0 | 2 | 0 | 0 | 1 | 0 | | | | | | |
| Mark Salas, L (1, 2) OBP: 0.305, SLG: 0.331 | | 0-0 P8 | | 2-2 F8 | | | 1-2 2B | | | 3 | 0 | 1 | 0 | 0 | 0 | 2 | | | | | | |
| Daryl Boston, L (1, 7) OBP: 0.269, SLG: 0.481 | 1-3 K | | | | 2-1 4-3 | | 3-1 F5 | | | 3 | 0 | 0 | 0 | 0 | 1 | 2 | | | | | | |
| Kelly Paris, R (1, 3) OBP: 0.273, SLG: 0.545 | 3-1 F3 | | | | 2-2 G4-6-3 1B | | | 2-0 P7 | | 3 | 0 | 1 | 0 | 0 | 0 | 1 | | | | | | |
| Ozzie Guillen, L (1, 6) OBP: 0.296, SLG: 0.317 | | | 2-2 6-3 | | 2-1 G4-6-3 1-2 | | | 1-0 F8 | | 3 | 0 | 0 | 0 | 0 | 0 | 1 | | | | | | |
| Donnie Hill, S (1, 4) OBP: 0.293, SLG: 0.240 | | | 1-1 3-1 | | | 2-3 K | | 1-1 4-3 | | 3 | 0 | 0 | 0 | 0 | 1 | 0 | | | | | | |
| Inning Stats | R: 0 E: 0 K: 1 S: 13 | H: 0 LOB: 0 BB: 0 P: 18 | R: 0 E: 0 K: 1 S: 8 | H: 1 LOB: 1 BB: 0 P: 13 | R: 0 E: 0 K: 0 S: 9 | H: 0 LOB: 0 BB: 0 P: 15 | R: 0 E: 0 K: 2 S: 10 | H: 1 LOB: 1 BB: 0 P: 17 | R: 0 E: 0 K: 0 S: 8 | H: 1 LOB: 0 BB: 0 P: 14 | R: 0 E: 0 K: 2 S: 9 | H: 0 LOB: 0 BB: 0 P: 15 | R: 0 E: 0 K: 2 S: 12 | H: 1 LOB: 1 BB: 0 P: 19 | R: 0 E: 0 K: 0 S: 4 | H: 0 LOB: 0 BB: 0 P: 8 | R: 0 E: 0 K: 3 S: 9 | H: 0 LOB: 0 BB: 0 P: 13 | 1B: 2 2B: 2 HR: 0 | SF: 0 SAC: 0 DP: 1 HBP: 0 | WP: 0 PB: 0 SB: 0 CS: 0 | PA: 30 |
| PITCHER Mike Moore, R (1, 1) ERA: 4.2 | IP: 9.0 WLS: W BF: 30 H: 4 R: 0 ER: 0 SO: 11 BB: 0 IBB: 0 HBP: 0 BLK: 0 WP: 0 HR: 0 S: 82 P: 132 ERA: 0.00 WHIP: 0.444 | | | | | | | | | | | | | | | PITCHER | | | | | | |

| Batter | 1 | 2 | 3 | 4 | 5 | 6 | 7 | 8 | 9 | AB | R | H | RBI | BB | SO | LOB | BOTTOM | | | |
|---|--|----------------------------------|-------------------------------|----------------------------------|-------------------------------|----------------------------------|-------------------------------|----------------------------------|------------------------------|---------------------------------|-------------------------------|----------------------------------|-------------------------------|----------------------------------|------------------------------|----------------------------------|--|------------------------------------|----------------------------------|--------|
| Henry Cotto, R (1, 8) OBP: 0.306, SLG: 0.364 | 1-0 F7 | 1-0 HR | 2-2 P6 | | 0-0 L8 | | 1-2 L8 | | | 5 | 1 | 1 | 2 | 0 | 0 | 2 | Chicago White Sox @ Seattle Mariners The Kingdome, Seattle, WA Sun Aug 14 1988, 6:33 AM EDT Att: 11,994 - Dome - 72 F | | | |
| Harold Reynolds, S (1, 4) OBP: 0.338, SLG: 0.381 | 4-1 S BB | 1-0 1B 3B | | 4-2 FC6-4 BB | | 2-3 K | | 1-0 2B 1B | | 2 | 1 | 1 | 0 | 2 | 1 | 0 | | | | |
| Mario Diaz, R (8, 4) OBP: 0.400, SLG: 0.447 | | | | | | | | | | 1 | 1 | 1 | 0 | 0 | 0 | 0 | | | | |
| Mickey Brantley, R (1, 7) OBP: 0.294, SLG: 0.436 | 0-1 SAFE SAFE | 0-1 1B | | 1-2 FC6-4 1B | | 2-0 HR | | 0-0 6-3 1H 2B | | 4 | 1 | 2 | 2 | 0 | 0 | 2 | | | | |
| Bruce Fields, L (7, 7) OBP: 0.355, SLG: 0.464 | 1-2 1B | 3-1 1B | | 1-2 1B | | | | 1-1 L8 | | 1 | 0 | 1 | 1 | 0 | 0 | 0 | | | | |
| Alvin Davis, L (1, 3) OBP: 0.399, SLG: 0.485 | 2-2 6-3 | 0-2 F9 | | 0-2 1B | | 3-1 HR | | 1-1 L8 | | 5 | 1 | 2 | 1 | 0 | 0 | 3 | | | | |
| Steve Balboni, R (1, 10) OBP: 0.272, SLG: 0.464 | | 3-2 F8 | 2-0 BB SF9 1B | 0-1 P7 | | 3-3 K | | 0-0 6-3 | | 5 | 1 | 1 | 0 | 0 | 1 | 3 | | | | |
| Scott Bradley, L (1, 2) OBP: 0.276, SLG: 0.310 | 0-1 2B 2B | 0-1 2B | 0-2 F8 | 0-2 F2 | | 0-0 4-3 | | 1-1 G3-1 | | 5 | 1 | 1 | 0 | 0 | 0 | 4 | | | | |
| Jay Buhner, R (1, 9) OBP: 0.275, SLG: 0.355 | | 0-1 F3 2H 1B 2B | 4-2 BB E BB | | 0-3 K | | 1-2 FC5-4 1B | | | 3 | 2 | 2 | 1 | 1 | 1 | 0 | | | | |
| Jim Presley, R (1, 5) OBP: 0.265, SLG: 0.360 | 0-1 F3 | 4-2 E BB | | 0-0 P4 | | 1-2 F8 | | | | 3 | 0 | 0 | 0 | 1 | 0 | 2 | | | | |
| Rey Quinones, R (1, 6) OBP: 0.298, SLG: 0.408 | 3-2 HR 1B | 1-1 SF9 | | 2-0 HR | | 2-2 FC5-4 | | | | 3 | 2 | 2 | 3 | 0 | 0 | 1 | | | | |
| Inning Stats | R: 0 E: 0 K: 0 S: 7 | H: 0 LOB: 1 BB: 1 P: 14 | R: 5 E: 0 K: 0 S: 21 | H: 6 LOB: 1 BB: 0 P: 29 | R: 2 E: 1 K: 0 S: 13 | H: 1 LOB: 1 BB: 2 P: 26 | R: 0 E: 0 K: 0 S: 15 | H: 1 LOB: 2 BB: 1 P: 20 | R: 1 E: 0 K: 1 S: 6 | H: 1 LOB: 0 BB: 0 P: 8 | R: 2 E: 0 K: 2 S: 10 | H: 2 LOB: 0 BB: 0 P: 20 | R: 0 E: 0 K: 0 S: 12 | H: 1 LOB: 1 BB: 0 P: 17 | R: 1 E: 0 K: 0 S: 7 | H: 2 LOB: 1 BB: 0 P: 10 | 1B: 6 2B: 3 3B: 1 HR: 4 | SF: 1 SAC: 0 DP: 0 HBP: 0 | WP: 0 PB: 0 SB: 1 CS: 0 | PA: 42 |
| PITCHER Bill Long, R (1, 1) ERA: 4.45 Jeff Dittiger, R (2, 1) ERA: 4.22 Donn Pall, R (6, 1) ERA: 5.4 | IP: 1.2 WLS: L BF: 12 H: 5 R: 5 ER: 4 SO: 2 BB: 3 IBB: 0 HBP: 0 BLK: 0 WP: 0 HR: 3 S: 44 P: 71 ERA: 9.82 WHIP: 2.182 | | | | | | | | | | | | | | | PITCHER | | | | |

AB 30
R 0
H 4
RBI 0
BB 0
SO 11
LOB 6



AB 37
R 11
H 14
RBI 10
BB 4
SO 3
LOB 17




| Batter | 1 | 2 | 3 | 4 | 5 | 6 | 7 | 8 | 9 | AB | R | H | RBI | BB | SO | LOB | TOP | | | | | | | | | | | |
|---|------------------------------|----------------------------------|-------------------------------|----------------------------------|-------------------------------|----------------------------------|-------------------------------|----------------------------------|-------------------------------|----------------------------------|-------------------------------|----------------------------------|------------------------------|----------------------------------|------------------------------|---------------------------------|--|----------------------------------|----------------------------------|------------------------------------|-------------------------|--------|--|--|--|--|--|--|
| Henry Cotto, R OBP: 0.305, SLG: 0.362 Bruce Fields, L OBP: 0.333, SLG: 0.433 (6, 7) | B3 | | K | | F9 | 3-1 | | | K | 3 | 0 | 0 | 0 | 0 | 1 | 0 | Seattle Mariners @ Boston Red Sox Fenway Park, Boston, MA Wed Aug 17 1988, 7:05 PM EDT Att: 31,548 - Unknown - 82 F | | | | | | | | | | | |
| Harold Reynolds, S OBP: 0.336, SLG: 0.377 (1, 4) | F3 | | 1B | | K | | L5 | | K | 5 | 0 | 1 | 0 | 0 | 2 | 0 | | | | | | | | | | | | |
| Mickey Brantley, R OBP: 0.297, SLG: 0.436 (6, 8) | 1B | | F8 | | HR | 1B | 5-3 | | | 4 | 1 | 2 | 0 | 0 | 0 | 1 | | | | | | | | | | | | |
| Steve Balboni, R OBP: 0.271, SLG: 0.470 (1, 10) | F3 | | F8 | | HR | HR | | | | 4 | 1 | 2 | 2 | 0 | 0 | 2 | | | | | | | | | | | | |
| Alvin Davis, L OBP: 0.402, SLG: 0.484 (1, 3) | | L6-4 1B | | F7 | 4-3 | | | | K | 4 | 0 | 1 | 0 | 0 | 1 | 1 | | | | | | | | | | | | |
| Jay Buhner, R OBP: 0.296, SLG: 0.365 (1, 9) | | E 1B | | BB 1B | | 2B BB | | | K | 3 | 0 | 2 | 0 | 1 | 1 | 0 | | | | | | | | | | | | |
| Jim Presley, R OBP: 0.265, SLG: 0.355 (1, 5) | | L6-4 2-3 | | BB 1B | | F3 | | | K | 3 | 0 | 0 | 0 | 1 | 1 | 3 | | | | | | | | | | | | |
| Rey Quinones, R OBP: 0.296, SLG: 0.414 (1, 6) | | E5 1-2 | | F8 | | | 6-3 | | | 4 | 0 | 1 | 0 | 0 | 0 | 3 | | | | | | | | | | | | |
| Scott Bradley, L OBP: 0.287, SLG: 0.316 (1, 2) | | F8 | | 4-3 | | 6-3 | | | K | 4 | 0 | 0 | 0 | 0 | 1 | 6 | | | | | | | | | | | | |
| Inning Stats | R: 0 E: 0 K: 0 S: 9 | H: 1 LOB: 1 BB: 0 P: 12 | R: 0 E: 1 K: 0 S: 14 | H: 2 LOB: 2 BB: 0 P: 23 | R: 0 E: 0 K: 1 S: 11 | H: 1 LOB: 1 BB: 0 P: 14 | R: 0 E: 0 K: 0 S: 10 | H: 1 LOB: 2 BB: 1 P: 18 | R: 2 E: 0 K: 1 S: 15 | H: 2 LOB: 0 BB: 0 P: 19 | R: 0 E: 0 K: 0 S: 10 | H: 1 LOB: 2 BB: 1 P: 19 | R: 0 E: 0 K: 1 S: 8 | H: 1 LOB: 0 BB: 0 P: 12 | R: 0 E: 0 K: 2 S: 8 | H: 0 LOB: 0 BB: 0 P: 9 | R: 0 E: 0 K: 3 S: 9 | H: 0 LOB: 0 BB: 0 P: 11 | 1B: 6 2B: 3 3B: 0 HR: 1 | SF: 0 SAC: 0 DP: 1 HBP: 0 | WP: 0 PB: 0 CS: 0 | PA: 38 | | | | | | |
| PITCHER | IP | WLS | BF | H | R | ER | SO | BB | IBB | HBP | BLK | WP | HR | S | P | ERA | WHIP | | | | | | | | | | | |
| Bruce Hurst, L ERA: 4.21 Bob Stanley, R ERA: 3.01 Lee Smith, R ERA: 3.43 | (1, 1) | 5.1 | W | 26 | 8 | 2 | 2 | 2 | 2 | 2 | 0 | 0 | 0 | 0 | 0 | 0 | 3.38 | 1.875 | | | | | | | | | | |
| | (6, 1) | 2.2 | | 9 | 1 | 0 | 0 | 3 | 0 | 0 | 0 | 0 | 0 | 22 | 30 | 0.00 | 0.375 | | | | | | | | | | | |
| | (9, 1) | 1.0 | | 3 | 0 | 0 | 0 | 3 | 0 | 0 | 0 | 0 | 0 | 9 | 11 | 0.00 | 0.000 | | | | | | | | | | | |

| Batter | 1 | 2 | 3 | 4 | 5 | 6 | 7 | 8 | 9 | AB | R | H | RBI | BB | SO | LOB | BOTTOM | | | | | | | | | | | |
|--|-------------------------------|----------------------------------|-------------------------------|----------------------------------|-------------------------------|----------------------------------|-------------------------------|----------------------------------|-------------------------------|----------------------------------|-------------------------------|----------------------------------|------------------------------|----------------------------------|------------------------------|----------------------------------|--|------------------------------------|-------------------------|--------|--|--|--|--|--|--|--|--|
| Wade Boggs, L OBP: 0.357, SLG: 0.482 (1, 5) | BB 1B | FC1-4 1B | 4-3 | | G3 | | G1-6-3 | | | 5 | 2 | 1 | 0 | 0 | 0 | 5 | Seattle Mariners @ Boston Red Sox Fenway Park, Boston, MA Wed Aug 17 1988, 7:05 PM EDT Att: 31,548 - Unknown - 82 F | | | | | | | | | | | |
| Marty Barrett, R OBP: 0.323, SLG: 0.342 (1, 4) | BB 1B | BB 1B | | F8 | | | F8 | | | 4 | 1 | 2 | 1 | 1 | 0 | 0 | | | | | | | | | | | | |
| Dwight Evans, R OBP: 0.372, SLG: 0.484 (1, 9) | G6-4-3 BB | BB 1B | | G3 2B | | K | | K | | 4 | 0 | 2 | 1 | 1 | 2 | 3 | | | | | | | | | | | | |
| Mike Greenwell, L OBP: 0.433, SLG: 0.565 (1, 7) | G6-4-3 BB | FC6-4 BB | | G3 | | F5 | | | | 4 | 0 | 2 | 1 | 1 | 0 | 1 | | | | | | | | | | | | |
| Ellis Burks, R OBP: 0.375, SLG: 0.513 (1, 8) | G6-4-3 BB | FC6-4 BB | | FC6 BB | | HR | | 4-3 | | 4 | 1 | 1 | 1 | 1 | 0 | 6 | | | | | | | | | | | | |
| Todd Benzinger, S OBP: 0.308, SLG: 0.464 (1, 3) | 4-3 | | F7 | FC6 | | F7 | | | | 4 | 0 | 0 | 0 | 0 | 0 | 3 | | | | | | | | | | | | |
| Jim Rice, R OBP: 0.337, SLG: 0.491 (1, 10) | | F9 | K | | K | | K | | | 4 | 0 | 0 | 0 | 0 | 0 | 3 | | | | | | | | | | | | |
| Jody Reed, R OBP: 0.392, SLG: 0.386 (1, 6) | | FC1-4 BB | HR | 1B | G3 BB | | 4-3 | | | 3 | 2 | 2 | 0 | 1 | 0 | 0 | | | | | | | | | | | | |
| Rich Gedman, L OBP: 0.280, SLG: 0.368 (1, 2) | | FC1-4 1B | HR | | G3 BB | | G1-6-3 BB | | | 2 | 1 | 2 | 2 | 2 | 0 | 0 | | | | | | | | | | | | |
| Inning Stats | R: 2 E: 0 K: 0 S: 12 | H: 3 LOB: 1 BB: 1 P: 22 | R: 2 E: 0 K: 0 S: 18 | H: 3 LOB: 3 BB: 2 P: 38 | R: 2 E: 0 K: 1 S: 14 | H: 2 LOB: 0 BB: 0 P: 24 | R: 0 E: 0 K: 0 S: 14 | H: 1 LOB: 2 BB: 1 P: 24 | R: 0 E: 0 K: 2 S: 10 | H: 1 LOB: 3 BB: 2 P: 24 | R: 1 E: 0 K: 1 S: 10 | H: 1 LOB: 0 BB: 0 P: 17 | R: 0 E: 0 K: 0 S: 6 | H: 0 LOB: 0 BB: 1 P: 13 | R: 0 E: 0 K: 1 S: 9 | H: 1 LOB: 1 BB: 0 P: 11 | 1B: 9 2B: 1 3B: 0 HR: 2 | SF: 0 SAC: 0 DP: 2 HBP: 0 | WP: 0 PB: 0 CS: 0 | PA: 41 | | | | | | | | |
| PITCHER | IP | WLS | BF | H | R | ER | SO | BB | IBB | HBP | BLK | WP | HR | S | P | ERA | WHIP | | | | | | | | | | | |
| Bill Swift, R ERA: 4.87 Jery Reed, R ERA: 4.12 Rod Scurry, L ERA: 4.62 Michael Jackson, R ERA: 2.78 Bill Wilkinson, L ERA: 5.69 | (1, 1) | 1.2 | L | 13 | 6 | 4 | 4 | 0 | 0 | 0 | 0 | 0 | 0 | 28 | 58 | 21.60 | 5.400 | | | | | | | | | | | |
| | (2, 1) | 2.0 | | 10 | 3 | 2 | 2 | 1 | 1 | 0 | 0 | 0 | 0 | 1 | 28 | 48 | 9.00 | 2.000 | | | | | | | | | | |
| | (4, 1) | 1.0 | | 5 | 1 | 0 | 0 | 1 | 1 | 0 | 0 | 0 | 0 | 8 | 18 | 0.00 | 2.000 | | | | | | | | | | | |
| | (5, 1) | 1.1 | | 6 | 1 | 1 | 1 | 2 | 1 | 0 | 0 | 0 | 0 | 1 | 14 | 25 | 6.75 | 1.500 | | | | | | | | | | |
| | (7, 1) | 1.0 | | 3 | 0 | 0 | 0 | 0 | 1 | 0 | 0 | 0 | 0 | 6 | 13 | 0.00 | 1.000 | | | | | | | | | | | |
| PITCHER | IP | WLS | BF | H | R | ER | SO | BB | IBB | HBP | BLK | WP | HR | S | P | ERA | WHIP | | | | | | | | | | | |
| Mike Schooler, R ERA: 2.97 | (8, 1) | 1.0 | | 4 | 1 | 0 | 0 | 1 | 0 | 0 | 0 | 0 | 0 | 9 | 11 | 0.00 | 1.000 | | | | | | | | | | | |

| Batter | 1 | 2 | 3 | 4 | 5 | 6 | 7 | 8 | 9 | AB | R | H | RBI | BB | SO | LOB | TOP | | | | | | | | |
|---|------------------------------|----------------------------------|------------------------------|----------------------------------|------------------------------|----------------------------------|------------------------------|----------------------------------|-------------------------------|----------------------------------|-------------------------------|----------------------------------|------------------------------|----------------------------------|-------------------------------|----------------------------------|------------------------------|---------------------------------|----------------------------------|------------------------------------|----------------------------------|--------|--|--|--|
| Harold Reynolds, S (1,4) OBP: 0.338, SLG: 0.384 | | | | | | | | | | 5 | 1 | 2 | 1 | 0 | 0 | 3 | | | | | | | | | |
| Bruce Fields, L (1,7) OBP: 0.342, SLG: 0.457 | | | | | | | | | | 5 | 0 | 2 | 1 | 0 | 1 | 2 | | | | | | | | | |
| Henry Cotto, R (8,8) OBP: 0.305, SLG: 0.362 | | | | | | | | | | 0 | 0 | 0 | 0 | 0 | 0 | 0 | | | | | | | | | |
| Mickey Brantley, R (1,8) OBP: 0.298, SLG: 0.436 | | | | | | | | | | 5 | 0 | 2 | 0 | 0 | 1 | 4 | | | | | | | | | |
| Alvin Davis, L (1,3) OBP: 0.402, SLG: 0.481 | | | | | | | | | | 4 | 1 | 1 | 0 | 1 | 1 | 2 | | | | | | | | | |
| Steve Balboni, R (1,10) OBP: 0.273, SLG: 0.467 | | | | | | | | | | 4 | 0 | 1 | 0 | 1 | 0 | 3 | | | | | | | | | |
| Scott Bradley, L (1,2) OBP: 0.286, SLG: 0.314 | | | | | | | | | | 5 | 1 | 1 | 0 | 0 | 0 | 2 | | | | | | | | | |
| Jay Buhner, R (1,9) OBP: 0.306, SLG: 0.397 | | | | | | | | | | 3 | 2 | 2 | 1 | 1 | 0 | 0 | | | | | | | | | |
| Jim Presley, R (1,5) OBP: 0.271, SLG: 0.359 | | | | | | | | | | 1 | 1 | 1 | 3 | 1 | 0 | 0 | | | | | | | | | |
| Rey Quinones, R (1,6) OBP: 0.293, SLG: 0.410 | | | | | | | | | | 4 | 0 | 0 | 0 | 0 | 1 | 5 | | | | | | | | | |
| Inning Stats | R: 1 E: 0 K: 0 S: 8 | H: 2 LOB: 1 BB: 0 P: 14 | R: 0 E: 0 K: 0 S: 7 | H: 0 LOB: 1 BB: 0 P: 14 | R: 0 E: 0 K: 1 S: 7 | H: 1 LOB: 0 BB: 0 P: 11 | R: 0 E: 0 K: 0 S: 8 | H: 1 LOB: 0 BB: 0 P: 12 | R: 0 E: 0 K: 2 S: 16 | H: 2 LOB: 3 BB: 0 P: 23 | R: 4 E: 0 K: 0 S: 16 | H: 3 LOB: 1 BB: 2 P: 28 | R: 0 E: 0 K: 1 S: 8 | H: 0 LOB: 1 BB: 1 P: 17 | R: 1 E: 0 K: 0 S: 10 | H: 1 LOB: 1 BB: 1 P: 19 | R: 0 E: 0 K: 0 S: 6 | H: 2 LOB: 1 BB: 0 P: 8 | 1B: 6 2B: 4 3B: 1 HR: 1 | SF: 0 SAC: 0 DP: 2 HBP: 2 | WP: 1 PB: 1 SB: 0 CS: 1 | PA: 43 | | | |
| PITCHER | IP | WLS | BF | H | R | ER | SO | BB | IBB | HBP | BLK | WP | HR | S | P | ERA | WHIP | | | | | | | | |
| Mike Boddicker, R (1,1) ERA: 3.8 | 5.1 | L | 26 | 8 | 5 | 5 | 3 | 1 | 1 | 2 | 0 | 1 | 0 | 57 | 94 | 8.44 | 1.688 | | | | | | | | |
| Jeff Sellers, R (6,1) ERA: 5.2 | 3.2 | | 16 | 4 | 1 | 1 | 1 | 2 | 0 | 0 | 0 | 0 | 1 | 29 | 52 | 2.46 | 1.636 | | | | | | | | |

Seattle Mariners @ Boston Red Sox
Fenway Park, Boston, MA
Thu Aug 18 1988, 7:05 PM EDT
Att: 33,944 - Unknown - 72 F


AB 36
R 6
H 12
RBI 6
BB 4
SO 4
LOB 21



| Batter | 1 | 2 | 3 | 4 | 5 | 6 | 7 | 8 | 9 | AB | R | H | RBI | BB | SO | LOB | BOTTOM | | | | | | | | |
|---|-------------------------------|----------------------------------|------------------------------|---------------------------------|------------------------------|----------------------------------|-------------------------------|----------------------------------|------------------------------|----------------------------------|------------------------------|----------------------------------|------------------------------|----------------------------------|-------------------------------|----------------------------------|------------------------------|---------------------------------|----------------------------------|------------------------------------|----------------------------------|--------|--|--|--|
| Wade Boggs, L (1,5) OBP: 0.357, SLG: 0.480 | | | | | | | | | | 2 | 1 | 0 | 0 | 2 | 0 | 0 | | | | | | | | | |
| Marty Barrett, R (1,4) OBP: 0.323, SLG: 0.341 | | | | | | | | | | 4 | 0 | 1 | 0 | 0 | 0 | 1 | | | | | | | | | |
| Dwight Evans, R (1,9) OBP: 0.373, SLG: 0.483 | | | | | | | | | | 3 | 0 | 1 | 1 | 1 | 0 | 1 | | | | | | | | | |
| Mike Greenwell, L (1,7) OBP: 0.433, SLG: 0.567 | | | | | | | | | | 4 | 0 | 2 | 0 | 0 | 0 | 3 | | | | | | | | | |
| Jim Rice, R (1,10) OBP: 0.336, SLG: 0.398 | | | | | | | | | | 3 | 0 | 0 | 0 | 1 | 1 | 3 | | | | | | | | | |
| Jody Reed, R (1,6) OBP: 0.385, SLG: 0.379 | | | | | | | | | | 4 | 0 | 0 | 0 | 0 | 2 | 6 | | | | | | | | | |
| Larry Parrish, R (1,3) OBP: 0.284, SLG: 0.336 | | | | | | | | | | 3 | 0 | 1 | 0 | 1 | 0 | 0 | | | | | | | | | |
| Kevin Romine, R (1,8) OBP: 0.239, SLG: 0.258 | | | | | | | | | | 3 | 0 | 0 | 0 | 0 | 0 | 2 | | | | | | | | | |
| Todd Benzinger, S (9,PH) OBP: 0.307, SLG: 0.462 | | | | | | | | | | 1 | 0 | 0 | 0 | 0 | 0 | 0 | | | | | | | | | |
| Rick Cerone, R (1,2) OBP: 0.349, SLG: 0.392 | | | | | | | | | | 4 | 0 | 0 | 0 | 0 | 0 | 1 | | | | | | | | | |
| Inning Stats | R: 0 E: 0 K: 1 S: 11 | H: 1 LOB: 3 BB: 2 P: 24 | R: 0 E: 0 K: 0 S: 5 | H: 1 LOB: 0 BB: 0 P: 6 | R: 0 E: 0 K: 0 S: 6 | H: 0 LOB: 1 BB: 1 P: 14 | R: 0 E: 0 K: 0 S: 10 | H: 0 LOB: 1 BB: 1 P: 17 | R: 0 E: 0 K: 0 S: 7 | H: 0 LOB: 0 BB: 0 P: 14 | R: 0 E: 0 K: 2 S: 8 | H: 1 LOB: 1 BB: 0 P: 12 | R: 0 E: 0 K: 0 S: 5 | H: 0 LOB: 0 BB: 0 P: 11 | R: 1 E: 0 K: 0 S: 16 | H: 2 LOB: 2 BB: 1 P: 29 | R: 0 E: 0 K: 0 S: 3 | H: 0 LOB: 0 BB: 0 P: 6 | 1B: 4 2B: 1 3B: 0 HR: 0 | SF: 0 SAC: 0 DP: 1 HBP: 0 | WP: 0 PB: 0 SB: 1 CS: 0 | PA: 36 | | | |
| PITCHER | IP | WLS | BF | H | R | ER | SO | BB | IBB | HBP | BLK | WP | HR | S | P | ERA | WHIP | | | | | | | | |
| Mark Langston, L (1,1) ERA: 4.12 | 7.1 | W | 31 | 5 | 1 | 1 | 3 | 5 | 0 | 0 | 0 | 0 | 0 | 64 | 120 | 1.23 | 1.364 | | | | | | | | |
| Michael Jackson, R (8,1) ERA: 2.72 | 1.2 | | 5 | 0 | 0 | 0 | 0 | 0 | 0 | 0 | 0 | 0 | 0 | 7 | 13 | 0.00 | 0.000 | | | | | | | | |

Seattle Mariners @ Boston Red Sox
Fenway Park, Boston, MA
Thu Aug 18 1988, 7:05 PM EDT
Att: 33,944 - Unknown - 72 F

AB 31
R 1
H 5
RBI 1
BB 5
SO 3
LOB 17



| Batter | 1 | 2 | 3 | 4 | 5 | 6 | 7 | 8 | 9 | 10 | AB | R | H | RBI | BB | SO | LOB | TOP | | | | | | | | |
|--|-------------------------------|----------------------------------|------------------------------|----------------------------------|-------------------------------|----------------------------------|------------------------------|---------------------------------|-------------------------------|----------------------------------|-------------------------------|----------------------------------|------------------------------|---------------------------------|------------------------------|---------------------------------|------------------------------|---------------------------------|----------------------------------|------------------------------------|----------------------------------|--------|--|--|--|--|
| Henry Cotto, R OBP: 0.312, SLG: 0.371 | (1, 8) 1-1 1B | | (0, 0) 1-2 1B | | (2, 2) 1-2 1B | | (0, 0) 1-0 2B | | | (1, 0) 4-3 | 5 | 0 | 4 | 0 | 0 | 0 | 0 | | | | | | | | | |
| Harold Reynolds, S OBP: 0.339, SLG: 0.384 | (1, 4) 1-2 F7 | | (2, 3) 1-2 K | | (1, 2) 1-2 1B | | (1, 0) 1-0 F9 | | | (1, 1) 1-1 1B | 5 | 0 | 2 | 1 | 0 | 1 | 4 | | | | | | | | | |
| Mickey Brantley, R OBP: 0.295, SLG: 0.431 | (1, 7) 0-3 K | | (1, 1) 1-1 FC6-4 | | (1, 0) 1-0 G1 | | (0, 1) 0-1 4-3 | | | (0, 0) 0-0 F9 | 5 | 0 | 0 | 0 | 0 | 1 | 7 | | | | | | | | | |
| Steve Balboni, R OBP: 0.268, SLG: 0.459 | (1, 3) 0-2 F4 | | | | (2, 1) 2-1 L8 | | (1, 3) 1-3 K | | | (0, 0) 0-0 F8 | 5 | 0 | 0 | 0 | 0 | 1 | 2 | | | | | | | | | |
| Darnell Coles, R OBP: 0.302, SLG: 0.393 | | | | | (0, 1) 0-1 F9 | | (0, 1) 0-1 HR | | | (1, 2) 1-2 F8 | 4 | 1 | 1 | 0 | 0 | 1 | 0 | | | | | | | | | |
| Jay Buhner, R OBP: 0.305, SLG: 0.413 | | | | | (0, 3) 0-3 K | | (0, 0) 0-0 HR | | | (1, 0) 1-0 5-3 | 4 | 1 | 1 | 2 | 0 | 2 | 0 | | | | | | | | | |
| Jim Presley, R OBP: 0.269, SLG: 0.356 | | | | | (0, 0) 0-0 1-3 | | (2, 3) 2-3 K | | | (0, 0) 0-0 5-3 | 4 | 0 | 0 | 0 | 0 | 1 | 0 | | | | | | | | | |
| Rey Quinones, R OBP: 0.290, SLG: 0.405 | | | | | (1, 3) 1-3 K | | (1, 0) 1-0 E5 | | | (1, 1) 1-1 L9 | 4 | 1 | 0 | 0 | 0 | 1 | 0 | | | | | | | | | |
| Bill McGuire, R OBP: 0.250, SLG: 0.143 | | | | | (2, 1) 2-1 1B | | (1, 0) 1-0 F6 | | | (1, 0) 1-0 L7 | 4 | 0 | 1 | 0 | 0 | 0 | 1 | | | | | | | | | |
| Inning Stats | R: 0 E: 0 K: 1 S: 11 | H: 1 LOB: 1 BB: 0 P: 13 | R: 0 E: 0 K: 2 S: 8 | H: 0 LOB: 0 BB: 0 P: 12 | R: 0 E: 0 K: 2 S: 12 | H: 2 LOB: 2 BB: 0 P: 18 | R: 0 E: 0 K: 1 S: 7 | H: 0 LOB: 0 BB: 0 P: 9 | R: 1 E: 1 K: 0 S: 10 | H: 2 LOB: 2 BB: 0 P: 16 | R: 2 E: 0 K: 2 S: 10 | H: 2 LOB: 0 BB: 0 P: 13 | R: 0 E: 0 K: 0 S: 7 | H: 1 LOB: 1 BB: 0 P: 9 | R: 0 E: 0 K: 0 S: 4 | H: 0 LOB: 0 BB: 0 P: 6 | R: 0 E: 0 K: 0 S: 5 | H: 1 LOB: 1 BB: 0 P: 7 | 1B: 6 2B: 2 3B: 0 HR: 1 | SF: 0 SAC: 0 DP: 0 HBP: 0 | WP: 0 PB: 0 SB: 0 CS: 0 | PA: 40 | | | | |
| PITCHER | IP 8.0 | WLS 33 | H 8 | R 3 | ER 2 | SO 8 | BB 0 | IBB 0 | HBP 0 | BLK 0 | WP 0 | HR 1 | S 72 | P 101 | ERA 2.25 | WHIP 1.000 | | | | | | | | | | |
| John Candelaria, L ERA: 3.24 | (1, 1) | | | | | | | | | | | | | | | | | | | | | | | | | |
| Dave Righetti, L ERA: 3.65 | (9, 1) | 2.0 | W | 7 | 1 | 0 | 0 | 0 | 0 | 0 | 0 | 0 | 9 | 13 | 0.00 | 0.500 | | | | | | | | | | |

Seattle Mariners @ New York Yankees
Yankee Stadium, Bronx, NY
Fri Aug 19 1988, 3:33 AM EDT
Unknown - 75 F

| | |
|-----|----|
| AB | 40 |
| R | 3 |
| H | 9 |
| RBI | 3 |
| BB | 0 |
| SO | 8 |
| LOB | 14 |



| Batter | 1 | 2 | 3 | 4 | 5 | 6 | 7 | 8 | 9 | 10 | AB | R | H | RBI | BB | SO | LOB | BOTTOM | | | | | | | | | |
|--|-------------------------------|----------------------------------|-------------------------------|----------------------------------|------------------------------|----------------------------------|------------------------------|----------------------------------|------------------------------|----------------------------------|------------------------------|----------------------------------|------------------------------|---------------------------------|-------------------------------|----------------------------------|------------------------------|----------------------------------|------------------------------|----------------------------------|----------------------------------|------------------------------------|----------------------------------|--------|--|--|--|
| Rickey Henderson, R OBP: 0.418, SLG: 0.441 | (1, 7) 1-0 6-3 | | | | | | | | | | 5 | 1 | 1 | 0 | 0 | 0 | 1 | | | | | | | | | | |
| Claudell Washington, L OBP: 0.355, SLG: 0.449 | (1, 8) 1-2 L8 | | | | | | | | | | 3 | 1 | 1 | 0 | 2 | 1 | 0 | | | | | | | | | | |
| Don Mattingly, L OBP: 0.368, SLG: 0.478 | (1, 3) 4-2 BB | | | | | | | | | | 3 | 1 | 1 | 1 | 1 | 0 | 0 | | | | | | | | | | |
| Dave Winfield, R OBP: 0.410, SLG: 0.573 | (1, 9) 3-2 L8 | | | | | | | | | | 5 | 1 | 2 | 0 | 0 | 1 | 4 | | | | | | | | | | |
| Ken Phelps, L OBP: 0.416, SLG: 0.554 | (1, 10) 4-1 BB | | | | | | | | | | 4 | 1 | 2 | 3 | 1 | 0 | 1 | | | | | | | | | | |
| Mike Pagliarulo, L OBP: 0.287, SLG: 0.378 | (1, 5) 1-1 F9 | | | | | | | | | | 4 | 0 | 1 | 0 | 0 | 0 | 3 | | | | | | | | | | |
| Don Slaught, R OBP: 0.373, SLG: 0.502 | | | | | | | | | | | 4 | 0 | 0 | 0 | 0 | 2 | 2 | | | | | | | | | | |
| Luis Aguayo, R OBP: 0.332, SLG: 0.358 | | | | | | | | | | | 3 | 0 | 0 | 0 | 0 | 1 | 0 | | | | | | | | | | |
| Jack Clark, R OBP: 0.351, SLG: 0.451 | | | | | | | | | | | 1 | 0 | 0 | 0 | 0 | 0 | 3 | | | | | | | | | | |
| Randy Velarde, R OBP: 0.286, SLG: 0.425 | | | | | | | | | | | 0 | 0 | 0 | 0 | 0 | 0 | 0 | | | | | | | | | | |
| Rafael Santana, R OBP: 0.293, SLG: 0.315 | | | | | | | | | | | 4 | 0 | 1 | 0 | 0 | 0 | 0 | | | | | | | | | | |
| Inning Stats | R: 0 E: 0 K: 0 S: 14 | H: 1 LOB: 3 BB: 2 P: 28 | R: 0 E: 0 K: 1 S: 14 | H: 1 LOB: 1 BB: 0 P: 18 | R: 0 E: 0 K: 0 S: 9 | H: 1 LOB: 1 BB: 0 P: 15 | R: 0 E: 0 K: 1 S: 7 | H: 0 LOB: 0 BB: 0 P: 10 | R: 1 E: 0 K: 0 S: 8 | H: 1 LOB: 0 BB: 1 P: 15 | R: 0 E: 0 K: 0 S: 7 | H: 0 LOB: 0 BB: 0 P: 10 | R: 0 E: 0 K: 0 S: 6 | H: 0 LOB: 0 BB: 0 P: 9 | R: 2 E: 0 K: 2 S: 17 | H: 3 LOB: 3 BB: 1 P: 26 | R: 0 E: 0 K: 1 S: 8 | H: 0 LOB: 0 BB: 0 P: 14 | R: 2 E: 0 K: 0 S: 8 | H: 2 LOB: 0 BB: 0 P: 13 | 1B: 7 2B: 1 3B: 0 HR: 1 | SF: 1 SAC: 0 DP: 0 HBP: 0 | WP: 1 PB: 0 SB: 2 CS: 1 | PA: 42 | | | |
| PITCHER | IP 7.1 | WLS 29 | H 4 | R 2 | ER 2 | SO 2 | BB 4 | IBB 0 | HBP 0 | BLK 0 | WP 0 | HR 0 | S 66 | P 110 | ERA 2.46 | WHIP 1.091 | | | | | | | | | | | |
| Terry Taylor, R ERA: 2.45 | (1, 1) | | | | | | | | | | | | | | | | | | | | | | | | | | |
| Bill Wilkinson, L ERA: 0.30 | (8, 1) | 0.0 | 1 | 1 | 0 | 0 | 0 | 0 | 0 | 0 | 0 | 0 | 1 | 1 | ∞ | ∞ | | | | | | | | | | | |
| Michael Jackson, R ERA: 2.71 | (8, 1) | 0.1 | 2 | 1 | 0 | 0 | 1 | 0 | 0 | 0 | 0 | 0 | 8 | 11 | 0.00 | 3.000 | | | | | | | | | | | |
| Mike Schooler, R ERA: 3.38 | (8, 1) | 1.2 | L | 9 | 3 | 3 | 2 | 0 | 0 | 0 | 0 | 1 | 1 | 23 | 36 | 16.20 | 1.800 | | | | | | | | | | |

Seattle Mariners @ New York Yankees
Yankee Stadium, Bronx, NY
Fri Aug 19 1988, 3:33 AM EDT
Unknown - 75 F

| | |
|-----|----|
| AB | 36 |
| R | 5 |
| H | 9 |
| RBI | 4 |
| BB | 4 |
| SO | 5 |
| LOB | 14 |




| Batter | 1 | 2 | 3 | 4 | 5 | 6 | 7 | 8 | 9 | AB | R | H | RBI | BB | SO | LOB | TOP | | | | | | | | | | |
|--|-------------------------------|----------------------------------|-------------------------------|----------------------------------|-------------------------------|----------------------------------|------------------------------|----------------------------------|------------------------------|----------------------------------|------------------------------|----------------------------------|------------------------------|---------------------------------|-------------------------------|----------------------------------|---|----------------------------------|----------------------------------|------------------------------------|----------------------------------|--------|--|--|--|--|--|
| Henry Cotto, R OBP: 0.308, SLG: 0.366 (1, 8) | 1-1 4-3 | 1-1 F3 | | | 2-0 F7 | | 0-0 5-3 | | 1-0 FC3-6 3-1 | 5 | 1 | 0 | 0 | 0 | 0 | 3 | Seattle Mariners @ New York Yankees Yankee Stadium, Bronx, NY Fri Aug 19 1988, 7:05 PM EDT Att: 32,057 - Unknown - 75 F | | | | | | | | | | |
| Harold Reynolds, S OBP: 0.337, SLG: 0.382 (1, 4) | 2-2 G3-1 | | 2-1 G3 | | 0-0 2B 1B | | 2-3 K | | 2-2 3-1 | 5 | 1 | 1 | 0 | 0 | 1 | 0 | | | | | | | | | | | |
| Darnell Coles, R OBP: 0.308, SLG: 0.412 (1, 7) | 1-2 1B | | 1-1 HR | | 1-0 1B 2B | | 1-1 F7 | | 1-2 F8 | 4 | 2 | 3 | 2 | 0 | 0 | 0 | | | | | | | | | | | |
| Mickey Brantley, R OBP: 0.294, SLG: 0.430 (8, 7) | | | | | | | | | | 1 | 0 | 0 | 0 | 0 | 0 | 0 | | | | | | | | | | | |
| Alvin Davis, L OBP: 0.403, SLG: 0.480 (1, 3) | | 4-1 5-3 1B BB | 0-2 F8 | | 0-0 1B 2H 1B | | | 1-3 K | | 3 | 1 | 1 | 1 | 1 | 1 | 0 | | | | | | | | | | | |
| Steve Balboni, R OBP: 0.272, SLG: 0.459 (1, 10) | | 3-2 5-3 | 2-3 K | | 1-1 1B G4-6-3 1B | | | 1-0 1B | | 4 | 0 | 2 | 0 | 0 | 1 | 1 | | | | | | | | | | | |
| Scott Bradley, L OBP: 0.285, SLG: 0.317 (1, 2) | | 2-1 2B 1B | | 1-1 3-1 | 3-0 G4-6-3 1B | | | 0-0 1B | | 4 | 1 | 2 | 1 | 0 | 0 | 2 | | | | | | | | | | | |
| Jay Buhner, R OBP: 0.309, SLG: 0.418 (1, 9) | | 0-2 1H 2B | | 4-1 BB | | 2-1 F8 | | 3-3 K | | 3 | 0 | 1 | 1 | 1 | 1 | 2 | | | | | | | | | | | |
| Jim Presley, R OBP: 0.269, SLG: 0.353 (1, 5) | | 4-2 BB | | 0-0 F8 | | 3-3 K | | 3-1 F8 | | 3 | 0 | 0 | 0 | 1 | 1 | 3 | | | | | | | | | | | |
| Mario Diaz, R OBP: 0.389, SLG: 0.431 (1, 6) | | 2-2 F9 | | 1-0 SAFE L8 | | 1-0 G6-3 | | | 0-0 FC3-6 1B | 4 | 0 | 1 | 0 | 0 | 0 | 3 | | | | | | | | | | | |
| Inning Stats | R: 0 E: 0 K: 0 S: 10 | H: 1 LOB: 1 BB: 0 P: 14 | R: 2 E: 0 K: 0 S: 16 | H: 2 LOB: 2 BB: 2 P: 32 | R: 1 E: 0 K: 1 S: 10 | H: 1 LOB: 0 BB: 0 P: 15 | R: 0 E: 0 K: 0 S: 5 | H: 0 LOB: 1 BB: 1 P: 11 | R: 2 E: 0 K: 1 S: 7 | H: 4 LOB: 1 BB: 0 P: 14 | R: 0 E: 0 K: 1 S: 9 | H: 0 LOB: 0 BB: 0 P: 15 | R: 0 E: 0 K: 1 S: 6 | H: 0 LOB: 0 BB: 0 P: 9 | R: 0 E: 0 K: 2 S: 11 | H: 2 LOB: 2 BB: 0 P: 19 | R: 1 E: 0 K: 0 S: 8 | H: 1 LOB: 0 BB: 0 P: 12 | 1B: 8 2B: 2 3B: 0 HR: 1 | SF: 0 SAC: 0 DP: 1 HBP: 0 | WP: 0 PB: 0 SB: 1 CS: 0 | PA: 39 | | | | | |
| PITCHER | IP | WLS | BF | H | R | ER | SO | BB | IBB | HBP | BLK | WP | HR | S | P | ERA | WHIP | | | | | | | | | | |
| Richard Dotson, R ERA: 4.86 (1, 1) | 4.1 | L | 22 | 7 | 5 | 5 | 1 | 3 | 0 | 0 | 0 | 0 | 1 | 45 | 79 | 10.38 | 2.308 | | | | | | | | | | |
| Neil Allen, R ERA: 4.13 (5, 1) | 4.2 | | 17 | 4 | 1 | 1 | 4 | 0 | 0 | 0 | 0 | 0 | 0 | 37 | 62 | 1.93 | 0.857 | | | | | | | | | | |

| | |
|-----|----|
| AB | 36 |
| R | 6 |
| H | 11 |
| RBI | 5 |
| BB | 3 |
| SO | 5 |
| LOB | 14 |




| Batter | 1 | 2 | 3 | 4 | 5 | 6 | 7 | 8 | 9 | AB | R | H | RBI | BB | SO | LOB | BOTTOM | | | | | | | | | | |
|--|-------------------------------|----------------------------------|------------------------------|----------------------------------|-------------------------------|----------------------------------|------------------------------|----------------------------------|-------------------------------|----------------------------------|------------------------------|----------------------------------|------------------------------|----------------------------------|-------------------------------|----------------------------------|---|----------------------------------|----------------------------------|------------------------------------|----------------------------------|--------|--|--|--|--|--|
| Rickey Henderson, R OBP: 0.419, SLG: 0.440 (1, 7) | 4-2 G6-3 1B BB | | 2-0 F8 | | | 3-1 5-3 | | 1-1 1B 1B | | 3 | 1 | 1 | 0 | 1 | 0 | 0 | Seattle Mariners @ New York Yankees Yankee Stadium, Bronx, NY Fri Aug 19 1988, 7:05 PM EDT Att: 32,057 - Unknown - 75 F | | | | | | | | | | |
| Claudell Washington, L OBP: 0.397, SLG: 0.453 (1, 8) | 1-1 G6-3 | | 1-3 K | | | 0-0 2B | | 1-2 1B | | 4 | 0 | 2 | 0 | 0 | 1 | 1 | | | | | | | | | | | |
| Don Mattingly, L OBP: 0.365, SLG: 0.476 (1, 3) | 0-0 BB 1B | | 1-2 1-3 | | | 1-0 L9 | | 1-3 K | | 4 | 0 | 1 | 1 | 0 | 1 | 3 | | | | | | | | | | | |
| Jack Clark, R OBP: 0.378, SLG: 0.446 (1, 9) | 3-3 SAFE K | | | 0-1 6-3 | | 2-1 G4-3 | | | 1-3 K2-3 | 4 | 0 | 0 | 0 | 0 | 2 | 2 | | | | | | | | | | | |
| Ken Phelps, L OBP: 0.414, SLG: 0.547 (1, 10) | 4-2 1B BB | | 1-3 K | | | 2-3 K | | | 2-3 K | 3 | 0 | 0 | 0 | 1 | 3 | 0 | | | | | | | | | | | |
| Mike Pagliaro, L OBP: 0.287, SLG: 0.376 (1, 5) | 1-1 L8 | | 3-3 K | | | 2-3 K | | | 0-1 1B | 4 | 0 | 1 | 0 | 0 | 2 | 2 | | | | | | | | | | | |
| Luis Aguayo, R OBP: 0.325, SLG: 0.350 (1, 4) | | 2-3 K | | | 1-3 K | | | | 1-3 K | 4 | 0 | 0 | 0 | 0 | 4 | 1 | | | | | | | | | | | |
| Joel Skinner, R OBP: 0.243, SLG: 0.310 (1, 2) | | 2-3 K | | | 2-2 5-3 | | | 1-0 F9 | | 2 | 0 | 0 | 0 | 0 | 1 | 0 | | | | | | | | | | | |
| Don Slaught, R OBP: 0.372, SLG: 0.500 (8, PH) (9, 2) | | | | | | | | | | 1 | 0 | 0 | 0 | 0 | 0 | 0 | | | | | | | | | | | |
| Rafael Santana, R OBP: 0.292, SLG: 0.313 (1, 6) | | 1-0 L3 | | | 3-3 K | | | 0-3 K | | 2 | 0 | 0 | 0 | 0 | 1 | 0 | | | | | | | | | | | |
| Hal Morris, L OBP: 0.333, SLG: 0.333 (8, PH) | | | | | | | | | | 1 | 0 | 0 | 0 | 0 | 1 | 0 | | | | | | | | | | | |
| Randy Velarde, R OBP: 0.266, SLG: 0.425 (9, 6) | | | | | | | | | | 0 | 0 | 0 | 0 | 0 | 0 | 0 | | | | | | | | | | | |
| Inning Stats | R: 1 E: 0 K: 1 S: 14 | H: 1 LOB: 2 BB: 2 P: 27 | R: 0 E: 0 K: 2 S: 7 | H: 0 LOB: 0 BB: 0 P: 12 | R: 0 E: 0 K: 1 S: 10 | H: 0 LOB: 0 BB: 0 P: 14 | R: 0 E: 0 K: 2 S: 8 | H: 0 LOB: 0 BB: 0 P: 12 | R: 0 E: 0 K: 2 S: 12 | H: 0 LOB: 0 BB: 0 P: 18 | R: 0 E: 0 K: 0 S: 6 | H: 1 LOB: 1 BB: 0 P: 12 | R: 0 E: 0 K: 3 S: 9 | H: 0 LOB: 0 BB: 0 P: 14 | R: 0 E: 0 K: 2 S: 13 | H: 2 LOB: 2 BB: 0 P: 17 | R: 0 E: 0 K: 3 S: 12 | H: 1 LOB: 1 BB: 0 P: 16 | 1B: 4 2B: 1 3B: 0 HR: 0 | SF: 0 SAC: 0 DP: 0 HBP: 0 | WP: 0 PB: 0 SB: 1 CS: 0 | PA: 34 | | | | | |
| PITCHER | IP | WLS | BF | H | R | ER | SO | BB | IBB | HBP | BLK | WP | HR | S | P | ERA | WHIP | | | | | | | | | | |
| Mike Moore, R ERA: 4.04 (1, 1) | 9.0 | W | 34 | 5 | 1 | 1 | 16 | 2 | 0 | 0 | 0 | 0 | 0 | 91 | 142 | 1.00 | 0.778 | | | | | | | | | | |



| Batter | 1 | 2 | 3 | 4 | 5 | 6 | 7 | 8 | 9 | AB | R | H | RBI | BB | SO | LOB | TOP | | | |
|---|-------------------------------|----------------------------------|-------------------------------------|-----------------------------------|------------------------------|---|------------------------------|----------------------------------|------------------------------|----------------------------------|------------------------------|----------------------------------|------------------------------|---------------------------------|------------------------------|---------------------------------|----------------------------------|------------------------------------|----------------------------------|--------|
| Mickey Brantley, R OBP: 0.296, SLG: 0.428 (1, 8) | | | | | | | | | | | | | | | | | 5 1 2 0 0 0 1 | | | |
| Harold Reynolds, S OBP: 0.341, SLG: 0.387 (1, 4) | | | | | | | | | | | | | | | | | 4 1 1 1 0 1 1 | | | |
| Darnell Coles, R Henry Cotto, R OBP: 0.307, SLG: 0.404 OBP: 0.310, SLG: 0.368 (1, 7) (7, 8) | | | | | | | | | | | | | | | | | 2 0 0 0 1 2 0 0 0 0 0 0 0 0 | | | |
| Alvin Davis, L OBP: 0.409, SLG: 0.489 (1, 3) | | | | | | | | | | | | | | | | | 4 0 1 0 0 1 3 | | | |
| Steve Balboni, R Bruce Fields, L OBP: 0.271, SLG: 0.452 OBP: 0.342, SLG: 0.457 (1, 10) (8, PH) | | | | | | | | | | | | | | | | | 3 0 0 0 0 0 2 0 0 0 0 0 0 0 | | | |
| Scott Bradley, L OBP: 0.290, SLG: 0.321 (1, 2) | | | | | | | | | | | | | | | | | 4 1 2 1 0 0 1 | | | |
| Jay Buhner, R OBP: 0.326, SLG: 0.442 (1, 9) | | | | | | | | | | | | | | | | | 3 1 1 0 1 1 3 | | | |
| Jim Presley, R OBP: 0.272, SLG: 0.355 (1, 5) | | | | | | | | | | | | | | | | | 4 0 1 1 0 0 1 | | | |
| Rey Quinones, R OBP: 0.293, SLG: 0.407 (1, 6) | | | | | | | | | | | | | | | | | 4 0 1 0 0 0 3 | | | |
| Inning Stats | R: 2 E: 0 K: 2 S: 15 | H: 3 LOB: 2 BB: 0 P: 28 | R: 0 E: 0 K: 0 S: 4 | H: 1 LOB: 0 BB: 0 P: 6 | R: 0 E: 0 K: 2 S: 7 | H: 0 LOB: 0 BB: 0 P: 10 | R: 1 E: 0 K: 0 S: 6 | H: 2 LOB: 1 BB: 0 P: 10 | R: 0 E: 0 K: 0 S: 8 | H: 1 LOB: 1 BB: 1 P: 15 | R: 0 E: 0 K: 1 S: 9 | H: 0 LOB: 0 BB: 0 P: 13 | R: 0 E: 0 K: 0 S: 6 | H: 1 LOB: 1 BB: 0 P: 7 | R: 0 E: 0 K: 0 S: 7 | H: 0 LOB: 0 BB: 0 P: 8 | 1B: 5 2B: 4 3B: 0 HR: 0 | SF: 0 SAC: 1 DP: 3 HBP: 1 | WP: 0 PB: 0 SB: 0 CS: 0 | PA: 37 |
| PITCHER Rick Rhoden, R ERA: 4.52 (1, 1) | IP: 9.0 WLS: L BF: 37 | H: 9 R: 4 ER: 3 SO: 5 | BB: 2 IBB: 0 HBP: 1 BLK: 0 | WP: 0 HR: 0 S: 70 P: 111 | ERA: 3.00 WHIP: 1.222 | PITCHER IP: WLS: BF: H: R: ER: SO: BB: IBB: HBP: BLK: WP: HR: S: P: ERA: WHIP | | | | | | | | | | | | | | |

Seattle Mariners @ New York Yankees
Yankee Stadium, Bronx, NY
Sun Aug 21 1988, 3:33 AM EDT
Att: 42,293 - Sunny - 80 F


AB 33
R 4
H 9
RBI 3
BB 2
SO 5
LOB 15



| Batter | 1 | 2 | 3 | 4 | 5 | 6 | 7 | 8 | 9 | AB | R | H | RBI | BB | SO | LOB | BOTTOM | | | | | |
|--|------------------------------|---------------------------------|-------------------------------------|----------------------------------|------------------------------|---|------------------------------|----------------------------------|------------------------------|----------------------------------|-------------------------------|----------------------------------|-------------------------------|----------------------------------|------------------------------|----------------------------------|--------------------------------|----------------------------------|----------------------------------|------------------------------------|----------------------------------|--------|
| Claudell Washington, L OBP: 0.362, SLG: 0.457 (1, 8) | | | | | | | | | | | | | | | | | 4 1 2 0 1 1 0 | | | | | |
| Hal Morris, L Rickey Henderson, R OBP: 0.143, SLG: 0.143 OBP: 0.414, SLG: 0.434 (1, 7) (8, PH) (9, 7) | | | | | | | | | | | | | | | | | 3 0 0 0 0 1 1 1 0 0 0 1 0 3 | | | | | |
| Don Mattingly, L OBP: 0.365, SLG: 0.473 (1, 3) | | | | | | | | | | | | | | | | | 4 0 1 0 0 0 3 | | | | | |
| Ken Phelps, L Jack Clark, R OBP: 0.417, SLG: 0.556 OBP: 0.377, SLG: 0.444 (1, 10) (8, PH) | | | | | | | | | | | | | | | | | 1 1 0 0 2 1 1 1 0 0 1 0 0 1 | | | | | |
| Dave Winfield, R OBP: 0.407, SLG: 0.566 (1, 9) | | | | | | | | | | | | | | | | | 4 0 1 0 0 2 3 | | | | | |
| Mike Pagliaro, L OBP: 0.284, SLG: 0.370 (1, 5) | | | | | | | | | | | | | | | | | 4 0 1 0 0 0 3 | | | | | |
| Randy Velarde, R OBP: 0.279, SLG: 0.430 (1, 4) | | | | | | | | | | | | | | | | | 4 0 1 0 0 1 3 | | | | | |
| Rafael Santana, R OBP: 0.292, SLG: 0.310 (1, 6) | | | | | | | | | | | | | | | | | 4 0 1 0 0 1 2 | | | | | |
| Joel Skinner, R Gary Ward, R OBP: 0.237, SLG: 0.303 OBP: 0.291, SLG: 0.271 (1, 2) (8, PH) | | | | | | | | | | | | | | | | | 3 0 0 0 0 1 1 1 0 1 0 0 0 0 | | | | | |
| Inning Stats | R: 0 E: 0 K: 0 S: 6 | H: 1 LOB: 0 BB: 0 P: 9 | R: 1 E: 1 K: 2 S: 14 | H: 1 LOB: 1 BB: 1 P: 22 | R: 0 E: 0 K: 1 S: 5 | H: 0 LOB: 0 BB: 0 P: 8 | R: 0 E: 0 K: 0 S: 6 | H: 1 LOB: 2 BB: 1 P: 11 | R: 0 E: 0 K: 1 S: 7 | H: 0 LOB: 0 BB: 0 P: 10 | R: 0 E: 0 K: 3 S: 13 | H: 1 LOB: 1 BB: 0 P: 16 | R: 0 E: 0 K: 1 S: 11 | H: 1 LOB: 1 BB: 0 P: 15 | R: 1 E: 0 K: 0 S: 5 | H: 0 LOB: 1 BB: 2 P: 16 | R: 0 E: 0 K: 0 S: 17 | H: 3 LOB: 3 BB: 0 P: 22 | 1B: 8 2B: 0 3B: 0 HR: 0 | SF: 0 SAC: 0 DP: 1 HBP: 0 | WP: 1 PB: 0 SB: 0 CS: 0 | PA: 38 |
| PITCHER Scott Bankhead, R ERA: 2.75 Bill Wilkinson, L ERA: 6.17 Michael Jackson, R ERA: 2.69 Mike Schooler, R ERA: 3.18 (1, 1) (8, 1) (8, 1) (9, 1) | IP: 7.0 WLS: W BF: 28 | H: 5 R: 2 ER: 1 SO: 8 | BB: 3 IBB: 0 HBP: 0 BLK: 0 | WP: 1 HR: 0 S: 63 P: 96 | ERA: 1.29 WHIP: 1.143 | PITCHER IP: WLS: BF: H: R: ER: SO: BB: IBB: HBP: BLK: WP: HR: S: P: ERA: WHIP | | | | | | | | | | | | | | | | |

Seattle Mariners @ New York Yankees
Yankee Stadium, Bronx, NY
Sun Aug 21 1988, 3:33 AM EDT
Att: 42,293 - Sunny - 80 F

AB 34
R 2
H 8
RBI 1
BB 4
SO 8
LOB 21



| Batter | 1 | 2 | 3 | 4 | 5 | 6 | 7 | 8 | 9 | AB R H RBI BB SO LOB | TOP | | | | | | | | | | | |
|---|---|----------------------------------|-------------------------------|----------------------------------|------------------------------|----------------------------------|------------------------------|---------------------------------|-------------------------------|----------------------------------|--|---------------------------------|---|----------------------------------|------------------------------|---------------------------------|-------------------------------|----------------------------------|-----------------------------------|------------------------------------|----------------------------------|--------|
| Bruce Fields, L OBP: 0.326, SLG: 0.425 | 0-0 3-1 | 2-2 1-3 | | | 3-2 SH3 BLK 2B 1B | | 1-3 K | | 0-2 F7 | 5 1 1 0 0 1 2 | Seattle Mariners @ Baltimore Orioles Memorial Stadium, Baltimore, MD Mon Aug 22 1988, 7:05 PM EDT Att: 15,036 - Unknown - 72 F | | | | | | | | | | | |
| Harold Reynolds, S OBP: 0.340, SLG: 0.385 | 2-3 K | | 1-0 F4 | | 2-1 SH3 | | 4-1 S 1B BB | | 1-0 3-1 | 3 1 0 0 1 1 0 | | | | | | | | | | | | |
| Mickey Brantley, R OBP: 0.299, SLG: 0.432 | 2-1 6-3 | | 0-0 5-3 | | 2-0 1B FC6-4 2B | | 3-2 BB 1B | | 1-0 1B 1B | 5 2 3 2 0 0 0 | | | | | | | | | | | | |
| Alvin Davis, L OBP: 0.413, SLG: 0.492 | | 1-3 K | 3-0 BB 1B | | 0-0 FC6-4 1B | | 4-0 BB 1B | | 1-2 1B 1B | 4 0 3 0 1 1 0 | | | | | | | | | | | | |
| Darnell Coles, R OBP: 0.311, SLG: 0.405 | | 3-1 S 1B 1B | 4-2 BB | | 2-0 FC6-4 S | | 2-1 G6-3 | | 0-1 1B | 4 1 2 2 1 0 3 | | | | | | | | | | | | |
| Scott Bradley, L OBP: 0.293, SLG: 0.321 | | 1-1 BLK 1B | 1-2 4-3 | | 3-2 G3 | | | | 1-0 SH1-3 1B HBP | 3 2 1 1 0 0 3 | | | | | | | | | | | | |
| Jay Buhner, R OBP: 0.326, SLG: 0.437 | | 4-1 1B BB | | 1-0 4-3 | | 2-3 K | | 0-0 SH1-3 | | 2 0 0 0 1 1 0 | | | | | | | | | | | | |
| Jim Presley, R OBP: 0.272, SLG: 0.354 | | 1-3 K | | 2-0 F9 | | 1-1 6-3 | | 0-0 G5-4-3 1B | | 4 0 1 1 0 1 2 | | | | | | | | | | | | |
| Rey Quinones, R OBP: 0.293, SLG: 0.406 | | 1-1 1B | | 0-1 F8 | | 0-0 6-3 | | 0-1 G5-4-3 1B | | 4 0 1 1 0 0 1 | | | | | | | | | | | | |
| Inning Stats | R: 0 E: 0 K: 1 S: 6 | H: 0 LOB: 0 BB: 0 P: 10 | R: 2 E: 0 K: 2 S: 17 | H: 3 LOB: 2 BB: 1 P: 30 | R: 0 E: 0 K: 0 S: 9 | H: 1 LOB: 2 BB: 1 P: 18 | R: 0 E: 0 K: 0 S: 4 | H: 0 LOB: 0 BB: 0 P: 7 | R: 2 E: 0 K: 0 S: 12 | H: 3 LOB: 1 BB: 0 P: 24 | R: 0 E: 0 K: 1 S: 6 | H: 0 LOB: 0 BB: 0 P: 9 | R: 1 E: 0 K: 1 S: 10 | H: 1 LOB: 1 BB: 2 P: 23 | R: 1 E: 0 K: 0 S: 4 | H: 1 LOB: 0 BB: 0 P: 5 | R: 1 E: 0 K: 0 S: 10 | H: 3 LOB: 2 BB: 0 P: 13 | 1B: 11 2B: 1 3B: 0 HR: 0 | SF: 0 SAC: 2 DP: 2 HBP: 1 | WP: 0 PB: 0 SB: 3 CS: 0 | PA: 41 |
| PITCHER | IP WLS BF H R ER SO BB IBB HBP BLK WP HR S P ERA WHIP | | | | | | | | | | | PITCHER | IP WLS BF H R ER SO BB IBB HBP BLK WP HR S P ERA WHIP | | | | | | | | | |
| Oswaldo Peraza, R ERA: 5.24 | (1, 1) 6.1 L 30 8 5 5 5 3 0 0 0 0 0 62 113 7.11 1.737 | | | | | | | | | | | | | | | | | | | | | |
| Doug Sisk, R ERA: 3.57 | (7, 1) 2.2 11 4 2 2 0 1 0 1 0 0 0 16 26 6.75 1.875 | | | | | | | | | | | | | | | | | | | | | |

| | |
|-----|----|
| AB | 34 |
| R | 7 |
| H | 12 |
| RBI | 7 |
| BB | 4 |
| SO | 5 |
| LOB | 11 |



| Batter | 1 | 2 | 3 | 4 | 5 | 6 | 7 | 8 | 9 | AB R H RBI BB SO LOB | BOTTOM | | | | | | | | | | | |
|--|---|----------------------------------|-------------------------------|----------------------------------|------------------------------|---------------------------------|-------------------------------|----------------------------------|------------------------------|----------------------------------|--|---------------------------------|---|----------------------------------|------------------------------|---------------------------------|-------------------------------|----------------------------------|----------------------------------|------------------------------------|----------------------------------|--------|
| Joe Orsulak, L OBP: 0.330, SLG: 0.384 | 1-2 2-3 | 4-0 2B BB | | 1-2 FC4-6 S | | | 1-1 4-3 | | 2-1 F7 | 4 1 0 0 1 0 3 | Seattle Mariners @ Baltimore Orioles Memorial Stadium, Baltimore, MD Mon Aug 22 1988, 7:05 PM EDT Att: 15,036 - Unknown - 72 F | | | | | | | | | | | |
| Fred Lynn, L OBP: 0.315, SLG: 0.500 | 1-0 1-3 | 1-1 BB | | 3-1 G3 | | 4-1 1B BB | | 3-3 K | 4 0 1 3 1 1 3 | | | | | | | | | | | | | |
| Cal Ripken Jr., R OBP: 0.389, SLG: 0.473 | 4-0 1B BB | 1-2 G3 | | 3-2 L9 | | 0-0 1B | | 1-2 1B | 3 0 1 0 1 0 1 | | | | | | | | | | | | | |
| Eddie Murray, S OBP: 0.358, SLG: 0.472 | 2-2 1B | | 0-0 F7 | | 1-1 F9 | | 2-0 F3 | | 0-0 5-3 | 4 0 1 0 0 0 2 | | | | | | | | | | | | |
| Mickey Tettleton, S OBP: 0.332, SLG: 0.469 | 3-2 L4 | | 2-0 G6-4-3 1B | | 1-3 K | | | | 0-0 F8 | 4 0 1 0 0 1 2 | | | | | | | | | | | | |
| Jim Traher, L OBP: 0.277, SLG: 0.332 | | 1-0 F7 | 0-0 G6-4-3 | | 1-2 3-1 | | 2-2 F8 | | 1-3 K | 4 0 0 0 0 0 1 | | | | | | | | | | | | |
| Larry Sheets, L OBP: 0.297, SLG: 0.325 | | 3-2 1-3 | | 0-0 F8 | | 1-1 G3 | | 0-0 F4 | | 4 0 0 0 0 0 0 | | | | | | | | | | | | |
| Rene Gonzales, R OBP: 0.249, SLG: 0.263 | | 0-1 BB HBP 2B 1B | | 3-2 FC4-6 WP 1B | | 1-0 F6 | | | 1-3 K | 3 1 2 0 0 0 0 | | | | | | | | | | | | |
| Brady Anderson, L OBP: 0.276, SLG: 0.274 | | | | | | | | | | 1 0 0 0 0 1 0 | | | | | | | | | | | | |
| Billy Ripken, R OBP: 0.264, SLG: 0.263 | | 2-0 BB HBP | | 4-0 FC4-6 BB | | | | | 1-0 1B | 1 1 0 0 1 1 0 | | | | | | | | | | | | |
| Jim Dwyer, L OBP: 0.365, SLG: 0.235 | | 1-2 2B HBP | | 1-2 BB | | | | | | 1 0 1 0 0 0 0 | | | | | | | | | | | | |
| Inning Stats | R: 0 E: 0 K: 0 S: 11 | H: 1 LOB: 2 BB: 1 P: 22 | R: 3 E: 0 K: 0 S: 11 | H: 2 LOB: 1 BB: 1 P: 23 | R: 0 E: 0 K: 0 S: 3 | H: 1 LOB: 0 BB: 0 P: 5 | R: 0 E: 0 K: 0 S: 11 | H: 1 LOB: 2 BB: 1 P: 22 | R: 0 E: 0 K: 1 S: 8 | H: 0 LOB: 0 BB: 0 P: 13 | R: 0 E: 0 K: 0 S: 6 | H: 0 LOB: 0 BB: 0 P: 9 | R: 0 E: 0 K: 1 S: 9 | H: 1 LOB: 2 BB: 1 P: 17 | R: 0 E: 0 K: 0 S: 6 | H: 0 LOB: 0 BB: 0 P: 8 | R: 0 E: 0 K: 2 S: 10 | H: 1 LOB: 1 BB: 0 P: 17 | 1B: 6 2B: 1 3B: 0 HR: 0 | SF: 0 SAC: 0 DP: 1 HBP: 1 | WP: 1 PB: 0 SB: 1 CS: 0 | PA: 38 |
| PITCHER | IP WLS BF H R ER SO BB IBB HBP BLK WP HR S P ERA WHIP | | | | | | | | | | | PITCHER | IP WLS BF H R ER SO BB IBB HBP BLK WP HR S P ERA WHIP | | | | | | | | | |
| Bill Swift, R ERA: 4.94 | (1, 1) 3.1 W 18 1 0 0 2 1 0 0 0 0 0 35 57 0.00 0.429 | | | | | | | | | | | | | | | | | | | | | |
| Bill Wilkinson, L ERA: 4.41 | (4, 1) 4.2 W 16 1 0 0 2 1 0 0 0 0 0 35 57 0.00 0.429 | | | | | | | | | | | | | | | | | | | | | |
| Mike Schooler, R ERA: 3.09 | (9, 1) 1.0 4 1 0 0 2 0 0 0 0 0 0 10 17 0.00 1.000 | | | | | | | | | | | | | | | | | | | | | |

| | |
|-----|----|
| AB | 33 |
| R | 3 |
| H | 7 |
| RBI | 3 |
| BB | 4 |
| SO | 4 |
| LOB | 12 |



| Batter | 1 | 2 | 3 | 4 | 5 | 6 | 7 | 8 | 9 | AB | R | H | RBI | BB | SO | LOB | TOP | | |
|---|------------------------------|----------------------------------|------------------------------|----------------------------------|------------------------------|----------------------------------|------------------------------|----------------------------------|-------------------------------|----------------------------------|-------------------------------|----------------------------------|------------------------------|---------------------------------|------------------------------|---------------------------------|----------------------------------|------------------------------------|--|
| Henry Cotto, R (1, 8) OBP: 0.313, SLG: 0.382 | F7 | | HR | | F3 | | SH3 | | | 3 | 1 | 2 | 2 | 0 | 0 | 0 | | | |
| Harold Reynolds, S (1, 4) OBP: 0.336, SLG: 0.386 | 6-3 | | 2B | | F3 | | 5-3 | | | 4 | 0 | 1 | 0 | 0 | 0 | 1 | | | |
| Mickey Brantley, R (1, 7) OBP: 0.299, SLG: 0.430 | 1B | | 4-3 | | K | | | F9 | | 4 | 0 | 1 | 0 | 0 | 1 | 2 | | | |
| Darnell Coles, R (1, 10) OBP: 0.307, SLG: 0.399 | 5-3 | | F1 | | 5-3 | | | F7 | | 4 | 0 | 0 | 0 | 0 | 0 | 3 | | | |
| Alvin Davis, L (1, 3) | | FC5-4 1B | F9 | | | G6-4-3 BB | | 4-3 | | 3 | 0 | 1 | 0 | 1 | 0 | 1 | | | |
| Jay Buhner, R (1, 9) OBP: 0.330, SLG: 0.435 | | FC5-4 1B | | 1B G6-4-3 BB | | F4 | | | K | 3 | 1 | 1 | 0 | 1 | 1 | 1 | | | |
| Jim Presley, R (1, 5) OBP: 0.272, SLG: 0.353 | | FC5-4 2B | | G6-4-3 1B | | G6-4-3 | | | F7 | 4 | 0 | 1 | 0 | 0 | 0 | 3 | | | |
| Rey Quinones, R (1, 6) OBP: 0.295, SLG: 0.412 | | | G6-4-3 | | | | F3 SH3 2B | | F9 | 4 | 1 | 2 | 0 | 0 | 0 | 1 | | | |
| Scott Bradley, L (1, 2) OBP: 0.290, SLG: 0.318 | 6-3 | | | F7 | | | F3 | | | 3 | 0 | 0 | 0 | 0 | 0 | 3 | | | |
| Inning Stats | R: 0 E: 0 K: 0 S: 9 | H: 1 LOB: 1 BB: 0 P: 13 | R: 0 E: 0 K: 0 S: 9 | H: 3 LOB: 2 BB: 0 P: 15 | R: 1 E: 0 K: 0 S: 8 | H: 2 LOB: 1 BB: 0 P: 14 | R: 1 E: 0 K: 0 S: 6 | H: 1 LOB: 0 BB: 1 P: 12 | R: 0 E: 0 K: 1 S: 11 | H: 0 LOB: 0 BB: 0 P: 14 | R: 1 E: 0 K: 0 S: 10 | H: 1 LOB: 0 BB: 0 P: 15 | R: 0 E: 0 K: 0 S: 4 | H: 0 LOB: 0 BB: 0 P: 6 | R: 0 E: 0 K: 1 S: 5 | H: 0 LOB: 0 BB: 0 P: 8 | 1B: 4 2B: 4 3B: 0 HR: 1 | SF: 0 SAC: 1 DP: 3 HBP: 0 | WP: 0 PA: 35 PB: 0 SB: 0 CS: 0 |
| PITCHER | IP | WLS | BF | H | R | ER | SO | BB | IBB | HBP | BLK | WP | HR | S | P | ERA | WHIP | | |
| Jeff Ballard, L (1, 1) ERA: 4.32 | 7.0 | | 29 | 9 | 3 | 3 | 1 | 2 | 0 | 0 | 0 | 0 | 1 | 61 | 98 | 3.86 | 1.571 | | |
| Mark Williamson, R (8, 1) ERA: 5.34 | 2.0 | W | 6 | 0 | 0 | 0 | 1 | 0 | 0 | 0 | 0 | 0 | 0 | 9 | 14 | 0.00 | 0.000 | | |

Seattle Mariners @ Baltimore Orioles
Memorial Stadium, Baltimore, MD
Wed Aug 24 1988, 7:05 PM EDT
Cloudy - 84 F

AB 32
R 3
H 9
RBI 2
BB 2
SO 2
LOB 15



| Batter | 1 | 2 | 3 | 4 | 5 | 6 | 7 | 8 | 9 | AB | R | H | RBI | BB | SO | LOB | BOTTOM | | | | |
|--|-------------------------------|----------------------------------|------------------------------|----------------------------------|------------------------------|---------------------------------|------------------------------|----------------------------------|------------------------------|----------------------------------|------------------------------|----------------------------------|-------------------------------|----------------------------------|-------------------------------|----------------------------------|-------------------------------|----------------------------------|----------------------------------|------------------------------------|--|
| Pete Stanicek, S (1, 7) OBP: 0.300, SLG: 0.304 | F9 | | F4 | | | E7 2B | | F2 | | 4 | 0 | 1 | 0 | 0 | 0 | 1 | | | | | |
| Billy Ripken, R (1, 4) OBP: 0.264, SLG: 0.262 | F9 | | | 4-3 | | F7 | | S 1B | | 4 | 0 | 1 | 0 | 0 | 0 | 1 | | | | | |
| Cal Ripken Jr., R (1, 6) OBP: 0.390, SLG: 0.473 | 1B | | | F8 | | 2B 1B | | K | | 4 | 1 | 2 | 0 | 0 | 1 | 2 | | | | | |
| Eddie Murray, S (1, 10) OBP: 0.360, SLG: 0.474 | 1-3 | | | K | | 1B SF7 2B | | | | 3 | 1 | 1 | 0 | 1 | 1 | 1 | | | | | |
| Mickey Tettleton, S (1, 2) OBP: 0.330, SLG: 0.465 | | F8 | | | F9 | | | F9 | | 4 | 0 | 1 | 1 | 0 | 0 | 3 | | | | | |
| Fred Lynn, L (1, 9) OBP: 0.314, SLG: 0.498 | | K | | | K | | SF7 | | | 3 | 0 | 1 | 1 | 0 | 2 | 0 | | | | | |
| Brady Anderson, L (9, FR) OBP: 0.278, SLG: 0.274 | | | | | | | | 6-3 HR 1B | | 0 | 1 | 0 | 0 | 0 | 0 | 0 | | | | | |
| Ken Gerhart, R (1, 8) OBP: 0.248, SLG: 0.344 | | | | | | | | | 6-3 HR 1B | 3 | 0 | 0 | 0 | 0 | 2 | 1 | | | | | |
| Jim Dwyer, L (9, PH) OBP: 0.359, SLG: 0.231 | | | | | | | | F9 | | 1 | 0 | 0 | 0 | 0 | 0 | 1 | | | | | |
| Jim Traber, L (1, 3) OBP: 0.273, SLG: 0.327 | | | 5-3 | | | 4-3 | | 6-3 | | 4 | 0 | 0 | 0 | 0 | 0 | 2 | | | | | |
| Rene Gonzales, R (1, 5) OBP: 0.250, SLG: 0.264 | | | | | | | | | | 3 | 0 | 1 | 0 | 0 | 0 | 0 | | | | | |
| Larry Sheets, L (9, PH) OBP: 0.298, SLG: 0.334 | | | 4-3 | | | | | 1B HR | | 1 | 1 | 1 | 2 | 0 | 0 | 0 | | | | | |
| Inning Stats | R: 0 E: 0 K: 0 S: 13 | H: 1 LOB: 1 BB: 0 P: 21 | R: 0 E: 0 K: 1 S: 7 | H: 0 LOB: 0 BB: 0 P: 10 | R: 0 E: 0 K: 0 S: 7 | H: 0 LOB: 0 BB: 0 P: 8 | R: 0 E: 0 K: 1 S: 8 | H: 0 LOB: 0 BB: 0 P: 13 | R: 0 E: 1 K: 2 S: 9 | H: 0 LOB: 0 BB: 0 P: 11 | R: 0 E: 1 K: 0 S: 7 | H: 1 LOB: 1 BB: 0 P: 10 | R: 2 E: 0 K: 1 S: 16 | H: 3 LOB: 1 BB: 0 P: 24 | R: 0 E: 0 K: 1 S: 16 | H: 2 LOB: 3 BB: 1 P: 26 | R: 2 E: 0 K: 0 S: 16 | H: 2 LOB: 1 BB: 0 P: 22 | 1B: 6 2B: 2 3B: 0 HR: 1 | SF: 1 SAC: 0 DP: 0 HBP: 0 | WP: 0 PA: 36 PB: 0 SB: 2 CS: 0 |
| PITCHER | IP | WLS | BF | H | R | ER | SO | BB | IBB | HBP | BLK | WP | HR | S | P | ERA | WHIP | | | | |
| Mark Langston, L (1, 1) ERA: 4.06 | 7.1 | | 29 | 7 | 2 | 2 | 5 | 0 | 0 | 0 | 0 | 0 | 0 | 73 | 105 | 2.46 | 0.955 | | | | |
| Michael Jackson, R (8, 1) ERA: 2.77 | 0.2 | | 4 | 1 | 1 | 1 | 1 | 0 | 1 | 0 | 0 | 0 | 0 | 11 | 19 | 13.50 | 1.500 | | | | |
| Mike Schooler, R (9, 1) ERA: 3.28 | 0.2 | L | 3 | 1 | 1 | 1 | 0 | 0 | 0 | 0 | 0 | 0 | 1 | 15 | 21 | 13.50 | 1.500 | | | | |

Seattle Mariners @ Baltimore Orioles
Memorial Stadium, Baltimore, MD
Wed Aug 24 1988, 7:05 PM EDT
Cloudy - 84 F

AB 34
R 4
H 9
RBI 4
BB 1
SO 6
LOB 12




| Batter | 1 | 2 | 3 | 4 | 5 | 6 | 7 | 8 | 9 | AB | R | H | RBI | BB | SO | LOB | TOP | | | |
|---|-------------------------------|----------------------------------|-------------------------------|----------------------------------|-------------------------------|----------------------------------|------------------------------|----------------------------------|------------------------------|----------------------------------|-------------------------------|----------------------------------|------------------------------|---------------------------------|------------------------------|----------------------------------|----------------------------------|------------------------------------|----------------------------------|--------|
| Wade Boggs, L (1,5) OBP: 0.461, SLG: 0.487 | G3 | | 1B | | G6-4-3 | | SF8 | | G6-4-3 | 5 | 1 | 2 | 2 | 0 | 0 | 2 | | | | |
| Marty Barrett, R (1,4) OBP: 0.326, SLG: 0.344 | 6-3 | | 1B | | 5-3 | | SF8 | | | 3 | 0 | 1 | 2 | 0 | 0 | 0 | | | | |
| Dwight Evans, R (1,9) OBP: 0.376, SLG: 0.474 | P6 | | F7 | | | F2 | FC6 | | | 3 | 0 | 0 | 0 | 1 | 0 | 1 | | | | |
| Mike Greenwell, L (1,7) | | K | 1B | | | K | FC6 | | | 4 | 0 | 1 | 0 | 0 | 2 | 2 | | | | |
| Ellis Burks, R (1,8) OBP: 0.372, SLG: 0.506 | F7 | | F7 | | | 6-3 | | | 4-3 | 4 | 0 | 0 | 0 | 0 | 0 | 2 | | | | |
| Todd Benzinger, S (1,3) OBP: 0.301, SLG: 0.470 | | | | | K | | K | | | 3 | 1 | 1 | 1 | 1 | 2 | 0 | | | | |
| Jim Rice, R (1,10) OBP: 0.341, SLG: 0.404 | | | | | F8 | | 2B | | G1-6-3 | 4 | 1 | 2 | 0 | 0 | 0 | 1 | | | | |
| Jody Reed, R (1,6) OBP: 0.376, SLG: 0.370 | | | | | F9 | | 2B | | 5-3 | 4 | 1 | 1 | 0 | 0 | 1 | 1 | | | | |
| Rich Gedman, L (1,2) OBP: 0.281, SLG: 0.373 | | | | | K | | E4 | | | 3 | 1 | 1 | 0 | 1 | 1 | 0 | | | | |
| Inning Stats | R: 0 E: 0 K: 0 S: 10 | H: 0 LOB: 0 BB: 0 P: 13 | R: 1 E: 0 K: 2 S: 11 | H: 2 LOB: 1 BB: 0 P: 18 | R: 1 E: 0 K: 1 S: 14 | H: 3 LOB: 2 BB: 0 P: 23 | R: 0 E: 0 K: 1 S: 7 | H: 0 LOB: 0 BB: 0 P: 11 | R: 0 E: 0 K: 0 S: 6 | H: 0 LOB: 0 BB: 0 P: 11 | R: 3 E: 0 K: 1 S: 18 | H: 3 LOB: 2 BB: 2 P: 36 | R: 0 E: 0 K: 0 S: 2 | H: 0 LOB: 0 BB: 1 P: 7 | R: 0 E: 0 K: 0 S: 5 | H: 1 LOB: 0 BB: 0 P: 10 | 1B: 5 2B: 2 3B: 1 HR: 1 | SF: 1 SAC: 0 DP: 3 HBP: 0 | WP: 0 PB: 0 SB: 0 CS: 0 | PA: 37 |
| PITCHER | IP | WLS | BF | H | R | ER | SO | BB | IBB | HBP | BLK | WP | HR | S | P | ERA | WHIP | | | |
| Scott Bankhead, R (1,1) ERA: 2.96 | 6.1 | L | 28 | 8 | 5 | 5 | 6 | 1 | 0 | 0 | 0 | 0 | 1 | 65 | 108 | 7.11 | 1.421 | | | |
| Michael Jackson, R (7,1) ERA: 2.74 | 0.1 | | 2 | 0 | 0 | 0 | 0 | 1 | 0 | 0 | 0 | 0 | 0 | 5 | 11 | 0.00 | 3.000 | | | |
| Bill Wilkinson, L (7,1) ERA: 4.32 | 0.1 | | 1 | 0 | 0 | 0 | 0 | 0 | 0 | 0 | 0 | 0 | 0 | 3 | 4 | 0.00 | 0.000 | | | |
| Bill Swift, R (8,1) ERA: 4.88 | 2.0 | | 6 | 1 | 0 | 0 | 0 | 1 | 0 | 0 | 0 | 0 | 0 | 7 | 17 | 0.00 | 1.000 | | | |

Boston Red Sox @ Seattle Mariners
The Kingdom, Seattle, WA
Fri Aug 26 1988, 10:05 PM EDT
Att: 16,109 - Dome

livebaseballscorecards.com

AB 33
R 5
H 9
RBI 5
BB 3
SO 6
LOB 9




| Batter | 1 | 2 | 3 | 4 | 5 | 6 | 7 | 8 | 9 | AB | R | H | RBI | BB | SO | LOB | BOTTOM | | | | | |
|--|------------------------------|----------------------------------|------------------------------|----------------------------------|------------------------------|----------------------------------|------------------------------|---------------------------------|-------------------------------|----------------------------------|------------------------------|----------------------------------|------------------------------|---------------------------------|------------------------------|----------------------------------|------------------------------|----------------------------------|----------------------------------|------------------------------------|----------------------------------|--------|
| Henry Cotto, R (1,8) OBP: 0.307, SLG: 0.375 | 6-3 | | L5 | | | 1-3 | | | 4-3 | 3 | 0 | 0 | 0 | 0 | 0 | 0 | | | | | | |
| Bruce Fields, L (9, FH) OBP: 0.340, SLG: 0.432 | | | | | | | | | | 1 | 0 | 0 | 0 | 0 | 0 | 0 | | | | | | |
| Harold Reynolds, S (1,4) OBP: 0.338, SLG: 0.384 | F7 | | F7 | | | F5 | | | 1B | 3 | 1 | 0 | 0 | 1 | 0 | 0 | | | | | | |
| Darnell Coles, R (1,10) OBP: 0.304, SLG: 0.391 | 5-3 | | | | P6 | | 6-3 | | 2B | 4 | 1 | 1 | 0 | 0 | 0 | 0 | | | | | | |
| Alvin Davis, L (1,3) OBP: 0.410, SLG: 0.485 | | F7 | | | P6 | | G3 | | 1B | 4 | 0 | 1 | 2 | 0 | 0 | 0 | | | | | | |
| Mickey Brantley, R (1,7) OBP: 0.297, SLG: 0.429 | | P4 | | | P3 | | 4-3 | | 2B | 4 | 0 | 0 | 0 | 0 | 0 | 1 | | | | | | |
| Scott Bradley, L (1,2) OBP: 0.288, SLG: 0.314 | | | | | F8 | | | | G3 | 3 | 0 | 1 | 0 | 0 | 0 | 0 | | | | | | |
| Jay Buhner, R (1,9) OBP: 0.327, SLG: 0.429 | | | | | F9 | | K | | F8 | 3 | 0 | 0 | 0 | 0 | 1 | 1 | | | | | | |
| Jim Presley, R (1,5) OBP: 0.271, SLG: 0.350 | | | | | F8 | | P9 | | F9 | 3 | 0 | 0 | 0 | 0 | 0 | 0 | | | | | | |
| Rey Quinones, R (1,6) OBP: 0.295, SLG: 0.418 | | | | | | | F3 | | 5-3 | 3 | 1 | 1 | 1 | 0 | 0 | 0 | | | | | | |
| Inning Stats | R: 0 E: 0 K: 0 S: 8 | H: 0 LOB: 0 BB: 0 P: 14 | R: 0 E: 0 K: 0 S: 7 | H: 1 LOB: 1 BB: 0 P: 12 | R: 1 E: 0 K: 0 S: 9 | H: 1 LOB: 0 BB: 0 P: 12 | R: 0 E: 0 K: 0 S: 4 | H: 0 LOB: 0 BB: 0 P: 5 | R: 0 E: 0 K: 0 S: 10 | H: 0 LOB: 0 BB: 0 P: 12 | R: 0 E: 0 K: 0 S: 8 | H: 0 LOB: 0 BB: 0 P: 12 | R: 0 E: 0 K: 0 S: 5 | H: 0 LOB: 0 BB: 0 P: 7 | R: 0 E: 0 K: 0 S: 7 | H: 0 LOB: 0 BB: 0 P: 11 | R: 2 E: 0 K: 0 S: 9 | H: 2 LOB: 1 BB: 1 P: 16 | 1B: 2 2B: 1 3B: 0 HR: 1 | SF: 0 SAC: 0 DP: 0 HBP: 0 | WP: 0 PB: 0 SB: 0 CS: 0 | PA: 32 |
| PITCHER | IP | WLS | BF | H | R | ER | SO | BB | IBB | HBP | BLK | WP | HR | S | P | ERA | WHIP | | | | | |
| Oil Can Boyd, R (1,1) ERA: 5.34 | 6.0 | W | 20 | 2 | 1 | 1 | 1 | 1 | 0 | 0 | 0 | 0 | 1 | 46 | 67 | 1.50 | 0.333 | | | | | |
| Bob Stanley, R (7,1) ERA: 3.29 | 2.2 | | 10 | 1 | 2 | 2 | 0 | 1 | 0 | 0 | 0 | 0 | 0 | 17 | 29 | 6.75 | 0.750 | | | | | |
| Tom Bolton, L (9,1) ERA: 3.24 | 0.0 | | 1 | 1 | 0 | 0 | 0 | 0 | 0 | 0 | 0 | 0 | 0 | 1 | 2 | ∞ | ∞ | | | | | |
| Lee Smith, R (9,1) ERA: 3.14 | 0.1 | S | 1 | 0 | 0 | 0 | 0 | 0 | 0 | 0 | 0 | 0 | 0 | 3 | 3 | 0.00 | 0.000 | | | | | |

Boston Red Sox @ Seattle Mariners
The Kingdom, Seattle, WA
Fri Aug 26 1988, 10:05 PM EDT
Att: 16,109 - Dome

livebaseballscorecards.com

AB 31
R 3
H 4
RBI 3
BB 1
SO 1
LOB 2



| Batter | 1 | 2 | 3 | 4 | 5 | 6 | 7 | 8 | 9 | AB | R | H | RBI | BB | SO | LOB | TOP | | | | |
|---|---------------------------------------|---------------------------------------|---------------------------------------|---------------------------------------|---------------------------------------|---------------------------------------|---------------------------------------|---------------------------------------|---------------------------------------|---------------------------------------|---------------------------------------|---------------------------------------|---------------------------------------|---------------------------------------|---------------------------------------|---------------------------------------|----------------------------------|------------------------------------|----------------------------------|--------|--|
| Wade Boggs, L (1, 5) OBP: 0.364, SLG: 0.492 | G6-4-3 1B | | SH3-4 BB BB | FC5-4 1B | | 0-1 1-3 2-H 2B | | F7 | | 4 | 1 | 3 | 1 | 1 | 0 | 0 | | | | | |
| Marty Barrett, R (1, 4) OBP: 0.325, SLG: 0.341 | G6-4-3 1-2f | | BB SH3-4 2B BB | P4 | | 2-1 F9 | | 5-3 | | 4 | 1 | 0 | 0 | 1 | 0 | 4 | | | | | |
| Dwight Evans, R (1, 9) OBP: 0.375, SLG: 0.471 | 4-1 1B BB | | SH3-4 | FC5-4 1-2f | | 2-2 6-3 | | K | | 3 | 1 | 0 | 0 | 1 | 1 | 3 | | | | | |
| Mike Greenwell, L (1, 7) OBP: 0.435, SLG: 0.563 | 1-2 1B | | 4-1 BB 2B IBB | | 1-1 G5-4-3 1B | | 1-2-3 1B | | P5 | | 4 | 1 | 2 | 0 | 1 | 0 | | | | | |
| Ellis Burks, R (1, 8) OBP: 0.373, SLG: 0.505 | 1-1 1B | | 4-2 2B BB | | 1-0 G5-4-3 1-2f | | F7 | | | 3 | 1 | 1 | 2 | 1 | 0 | 1 | | | | | |
| Todd Benzinger, S (1, 3) OBP: 0.304, SLG: 0.472 | 1-0 P9 | | 1-2 2-3 3-H 2B | | 2-2 G6-3 | | 4-2 BB | | | 3 | 0 | 1 | 3 | 1 | 0 | 2 | | | | | |
| Jim Rice, R (1, 10) OBP: 0.338, SLG: 0.400 | | 0-3 K | 1-3 K | | | 2-3 K | | P3 | | 4 | 0 | 0 | 0 | 0 | 3 | 2 | | | | | |
| Jody Reed, R (1, 6) OBP: 0.375, SLG: 0.368 | | 2-2 L8 | 0-0 F8 | | | 0-0 2B 1B | | K | | 1 | 0 | 0 | 0 | 0 | 0 | 0 | | | | | |
| Spike Owen, S (3, PH) OBP: 0.335, SLG: 0.385 | | | | | | | | K | | 3 | 1 | 1 | 0 | 0 | 1 | 1 | | | | | |
| Rich Gedman, L (1, 2) OBP: 0.281, SLG: 0.370 | | 3-2 4-3 | | | 1-0 F7 | | 1-1 2B 1B | | P4 | | 4 | 0 | 1 | 0 | 0 | 0 | | | | | |
| Inning Stats | R: 1 E: 0 K: 0 S: 17 | H: 3 LOB: 2 BB: 1 P: 27 | R: 0 E: 0 K: 1 S: 10 | H: 0 LOB: 0 BB: 0 P: 15 | R: 4 E: 0 K: 1 S: 12 | H: 1 LOB: 1 BB: 4 P: 32 | R: 0 E: 0 K: 0 S: 14 | H: 1 LOB: 1 BB: 0 P: 21 | R: 0 E: 0 K: 1 S: 7 | H: 3 LOB: 2 BB: 0 P: 24 | R: 0 E: 0 K: 0 S: 10 | H: 0 LOB: 1 BB: 1 P: 16 | R: 0 E: 0 K: 1 S: 5 | H: 0 LOB: 0 BB: 0 P: 11 | R: 0 E: 0 K: 1 S: 11 | H: 0 LOB: 0 BB: 0 P: 16 | 1B: 7 2B: 2 3B: 0 HR: 0 | SF: 0 SAC: 1 DP: 2 HBP: 0 | WP: 0 PB: 0 SB: 0 CS: 0 | PA: 40 | |
| PITCHER | IP WLS BF H R ER SO | IP WLS BF H R ER SO | IP WLS BF H R ER SO | IP WLS BF H R ER SO | IP WLS BF H R ER SO | IP WLS BF H R ER SO | IP WLS BF H R ER SO | IP WLS BF H R ER SO | IP WLS BF H R ER SO | IP WLS BF H R ER SO | IP WLS BF H R ER SO | IP WLS BF H R ER SO | IP WLS BF H R ER SO | IP WLS BF H R ER SO | IP WLS BF H R ER SO | IP WLS BF H R ER SO | ERA WHIP | ERA WHIP | | | |
| Terry Taylor, R (1, 1) ERA: 6.52 | 2.1 15 4 5 5 1 | | | | | | | | | | | | | | | | | 19.29 3.429 | | | |
| Jerry Reed, R (3, 1) ERA: 3.92 | 3.1 14 5 1 1 2 | | | | | | | | | | | | | | | | | 2.70 1.500 | | | |
| Bill Swift, R (6, 1) ERA: 4.86 | 0.2 2 0 0 0 0 | | | | | | | | | | | | | | | | | 0.00 0.000 | | | |
| Michael Jackson, R (7, 1) ERA: 2.72 | 0.2 3 0 0 0 0 | | | | | | | | | | | | | | | | | 0.00 1.500 | | | |
| Bill Wilkinson, L (8, 1) ERA: 4.09 | 1.0 W 3 0 0 0 1 | | | | | | | | | | | | | | | | | 0.00 0.000 | | | |
| PITCHER | IP WLS BF H R ER SO | IP WLS BF H R ER SO | IP WLS BF H R ER SO | IP WLS BF H R ER SO | IP WLS BF H R ER SO | IP WLS BF H R ER SO | IP WLS BF H R ER SO | IP WLS BF H R ER SO | IP WLS BF H R ER SO | IP WLS BF H R ER SO | IP WLS BF H R ER SO | IP WLS BF H R ER SO | IP WLS BF H R ER SO | IP WLS BF H R ER SO | IP WLS BF H R ER SO | IP WLS BF H R ER SO | ERA WHIP | ERA WHIP | | | |
| Mike Schooler, R (9, 1) ERA: 3.19 | 1.0 S 3 0 0 0 1 | | | | | | | | | | | | | | | | | 0.00 0.000 | | | |
| Batter | 1 | 2 | 3 | 4 | 5 | 6 | 7 | 8 | 9 | AB | R | H | RBI | BB | SO | LOB | BOTTOM | | | | |
| Mickey Brantley, R (1, 8) OBP: 0.299, SLG: 0.429 | 1-3 | | E7 1-2 2-H 1B | | L7 | | FC4-6 1B | | | 4 | 0 | 2 | 0 | 0 | 0 | 0 | | | | | |
| Harold Reynolds, S (1, 4) OBP: 0.336, SLG: 0.380 | 4-3 | | F9 | | 4-3 | | FC4-6 CS | | | 4 | 0 | 0 | 1 | 0 | 0 | 3 | | | | | |
| Darnell Coles, R (1, 7) OBP: 0.303, SLG: 0.387 | L8 | | K | | F9 | | CS | | | 3 | 0 | 0 | 0 | 1 | 1 | 2 | | | | | |
| Henry Cotto, R (6, PR) OBP: 0.307, SLG: 0.375 | L8 | | K | | F9 | | CS | | | 0 | 1 | 0 | 0 | 0 | 0 | 0 | | | | | |
| Alvin Davis, L (1, 3) OBP: 0.411, SLG: 0.485 | | 3-2 L6 | | | | 2-3 K | | 1-1 HR BB | | 4 | 2 | 2 | 0 | 0 | 1 | 0 | | | | | |
| Steve Balboni, R (1, 10) OBP: 0.268, SLG: 0.446 | | 0-2 P4 | | | | 1-1 L5 | | 0-1 F9 | | 4 | 0 | 0 | 0 | 0 | 0 | 3 | | | | | |
| Scott Bradley, L (1, 2) OBP: 0.287, SLG: 0.324 | | 3-2 G3 | | | | 1-1 F8 | | 0-0 HR | | 4 | 1 | 1 | 3 | 0 | 0 | 1 | | | | | |
| Jay Buhner, R (1, 9) OBP: 0.330, SLG: 0.453 | | | 1-3 K | | E6 1B | | | 0-0 HR | | 4 | 2 | 2 | 1 | 0 | 1 | 0 | | | | | |
| Jim Presley, R (1, 5) OBP: 0.275, SLG: 0.356 | | | 2-1 1B BB E | | 1-2 1B | | | 2-0 FC4-6 2B | | 4 | 2 | 3 | 1 | 0 | 0 | 2 | | | | | |
| Rey Quinones, R (1, 6) OBP: 0.294, SLG: 0.414 | | | 4-0 E BB | | F7 | | | 0-2 4-3 1B | | 3 | 0 | 0 | 0 | 1 | 0 | 4 | | | | | |
| Inning Stats | R: 0 E: 0 K: 0 S: 7 | H: 0 LOB: 0 BB: 0 P: 12 | R: 0 E: 0 K: 0 S: 12 | H: 0 LOB: 0 BB: 0 P: 18 | R: 1 E: 1 K: 2 S: 12 | H: 2 LOB: 2 BB: 1 P: 21 | R: 2 E: 1 K: 0 S: 16 | H: 2 LOB: 1 BB: 0 P: 29 | R: 0 E: 0 K: 1 S: 3 | H: 0 LOB: 0 BB: 0 P: 5 | R: 0 E: 0 K: 1 S: 8 | H: 0 LOB: 0 BB: 0 P: 13 | R: 2 E: 0 K: 0 S: 9 | H: 3 LOB: 0 BB: 0 P: 12 | R: 3 E: 0 K: 0 S: 12 | H: 3 LOB: 2 BB: 1 P: 19 | 1B: 6 2B: 2 3B: 0 HR: 2 | SF: 0 SAC: 0 DP: 0 HBP: 0 | WP: 0 PB: 0 SB: 0 CS: 1 | PA: 37 | |
| PITCHER | IP WLS BF H R ER SO | IP WLS BF H R ER SO | IP WLS BF H R ER SO | IP WLS BF H R ER SO | IP WLS BF H R ER SO | IP WLS BF H R ER SO | IP WLS BF H R ER SO | IP WLS BF H R ER SO | IP WLS BF H R ER SO | IP WLS BF H R ER SO | IP WLS BF H R ER SO | IP WLS BF H R ER SO | IP WLS BF H R ER SO | IP WLS BF H R ER SO | IP WLS BF H R ER SO | IP WLS BF H R ER SO | ERA WHIP | ERA WHIP | | | |
| Wes Gardner, R (1, 1) ERA: 3.62 | 6.0 25 4 2 2 3 | | | | | | | | | | | | | | | | | 3.00 1.000 | | | |
| Bob Stanley, R (7, 1) ERA: 3.45 | 1.0 5 2 2 2 0 | | | | | | | | | | | | | | | | | 18.00 3.000 | | | |
| Tom Bolton, L (8, 1) ERA: 3.6 | 0.0 L 1 1 0 0 0 | | | | | | | | | | | | | | | | | ∞ ∞ | | | |
| Lee Smith, R (8, 1) ERA: 3.23 | 1.0 5 2 2 2 0 | | | | | | | | | | | | | | | | | 18.00 2.000 | | | |

Boston Red Sox @ Seattle Mariners
The Kingdom, Seattle, WA
Sat Aug 27 1988, 10:05 PM EDT
Att: 19,706 - Dome

AB 33
R 6
H 9
RBI 6
BB 6
SO 5
LOB 13




Boston Red Sox @ Seattle Mariners
The Kingdom, Seattle, WA
Sat Aug 27 1988, 10:05 PM EDT
Att: 19,706 - Dome

AB 34
R 8
H 10
RBI 6
BB 2
SO 3
LOB 15



| Batter | 1 | 2 | 3 | 4 | 5 | 6 | 7 | 8 | 9 | AB | R | H | RBI | BB | SO | LOB | TOP | | | | | | | | | | | |
|--|-------------------------------|----------------------------------|-------------------------------|----------------------------------|-------------------------------|----------------------------------|------------------------------|----------------------------------|------------------------------|----------------------------------|------------------------------|----------------------------------|------------------------------|---------------------------------|------------------------------|----------------------------------|---|----------------------------------|-------------------------|------------------------------------|-------------------------|--------|--|--|--|--|--|--|
| Rickey Henderson, R OBP: 0.400, SLG: 0.410 | F7 | | F8 | | | 6-3 | | 5-3 | | 4 | 0 | 0 | 0 | 0 | 0 | 1 | New York Yankees @ Seattle Mariners The Kingdome, Seattle, WA Tue Aug 30 1988, 10:05 PM EDT Att: 13,065 - Dome - 72 F | | | | | | | | | | | |
| Claudell Washington, L OBP: 0.364, SLG: 0.456 Gary Ward, R OBP: 0.290, SLG: 0.267 | F7 | | F8 | | | F8 | | BB | | 3 | 0 | 0 | 0 | 1 | 0 | 0 | | | | | | | | | | | | |
| Don Mattingly, L OBP: 0.354, SLG: 0.454 | F9 | | | F6 | | F9 | | G3 | | 4 | 0 | 0 | 0 | 0 | 2 | | | | | | | | | | | | | |
| Ken Phelps, L OBP: 0.415, SLG: 0.552 Jack Clark, R OBP: 0.376, SLG: 0.429 | 2B WP BB | | | K | | | | G3 | | 2 | 1 | 0 | 0 | 1 | 1 | 0 | | | | | | | | | | | | |
| Dave Winfield, R OBP: 0.405, SLG: 0.560 | F7 | | | F2 | | | | F9 | | 4 | 0 | 1 | 0 | 0 | 2 | | | | | | | | | | | | | |
| Mike Pagliarulo, L OBP: 0.286, SLG: 0.368 Luis Aguayo, R OBP: 0.316, SLG: 0.333 | WP 2B | | | | | K | | F8 | | 3 | 0 | 1 | 0 | 0 | 1 | 1 | | | | | | | | | | | | |
| Willie Randolph, R OBP: 0.334, SLG: 0.317 | 4-3 | | | F6 | | | | F8 | | 4 | 0 | 1 | 0 | 0 | 2 | | | | | | | | | | | | | |
| Rafael Santana, R OBP: 0.295, SLG: 0.309 | F7 | | | | | | | 5-3 | | 4 | 0 | 1 | 0 | 0 | 3 | | | | | | | | | | | | | |
| Joel Skinner, R OBP: 0.247, SLG: 0.311 Don Slaught, R OBP: 0.365, SLG: 0.488 | | | K | | | 5-3 | | | | 2 | 0 | 0 | 0 | 0 | 1 | 1 | | | | | | | | | | | | |
| | | | | | | | | 2B | | 1 | 0 | 1 | 0 | 0 | 0 | 0 | | | | | | | | | | | | |
| Inning Stats | R: 0 E: 0 K: 0 S: 11 | H: 0 LOB: 0 BB: 0 P: 18 | R: 1 E: 0 K: 0 S: 14 | H: 1 LOB: 1 BB: 1 P: 25 | R: 0 E: 0 K: 1 S: 13 | H: 0 LOB: 0 BB: 0 P: 17 | R: 0 E: 0 K: 1 S: 6 | H: 0 LOB: 0 BB: 0 P: 10 | R: 0 E: 0 K: 1 S: 8 | H: 1 LOB: 1 BB: 0 P: 13 | R: 0 E: 0 K: 0 S: 8 | H: 0 LOB: 0 BB: 0 P: 12 | R: 0 E: 0 K: 0 S: 6 | H: 1 LOB: 1 BB: 0 P: 9 | R: 0 E: 0 K: 0 S: 5 | H: 1 LOB: 2 BB: 1 P: 15 | R: 0 E: 0 K: 1 S: 12 | H: 1 LOB: 2 BB: 1 P: 23 | 1B: 2 2B: 3 HR: 0 | SF: 0 SAC: 0 DP: 0 HBP: 0 | WP: 1 PB: 0 CS: 0 | PA: 35 | | | | | | |
| PITCHER | IP | WLS | BF | H | R | ER | SO | BB | IBB | HBP | BLK | WP | HR | S | P | ERA | WHIP | | | | | | | | | | | |
| Mike Campbell, R ERA: 5.26 | (1, 1) | 7.2 | W | 29 | 4 | 1 | 1 | 3 | 2 | 0 | 0 | 0 | 0 | 70 | 117 | 1.17 | 0.783 | | | | | | | | | | | |
| Bill Wilkinson, L ERA: 4.22 | (8, 1) | 1.1 | | 6 | 1 | 0 | 0 | 1 | 1 | 0 | 0 | 0 | 0 | 0 | 13 | 25 | 0.00 | 1.500 | | | | | | | | | | |

| | |
|-----|----|
| AB | 32 |
| R | 1 |
| H | 5 |
| RBI | 0 |
| BB | 3 |
| SO | 4 |
| LOB | 13 |



| Batter | 1 | 2 | 3 | 4 | 5 | 6 | 7 | 8 | 9 | AB | R | H | RBI | BB | SO | LOB | BOTTOM | | | | | | | | | | |
|--|------------------------------|----------------------------------|-------------------------------|----------------------------------|------------------------------|----------------------------------|------------------------------|----------------------------------|------------------------------|----------------------------------|------------------------------------|----------------------------------|------------------------------|----------------------------------|-------------------------------|----------------------------------|---|------------------------------------|-------------------------|--------|--|--|--|--|--|--|--|
| Mickey Brantley, R OBP: 0.295, SLG: 0.424 | F8 | | SF8 2B | | | F9 | | SH3-4 | | 4 | 0 | 1 | 0 | 0 | 0 | 1 | New York Yankees @ Seattle Mariners The Kingdome, Seattle, WA Tue Aug 30 1988, 10:05 PM EDT Att: 13,065 - Dome - 72 F | | | | | | | | | | |
| Harold Reynolds, S OBP: 0.338, SLG: 0.385 | G3 | | F9 | | | F7 | | FC1-4 2B | | 4 | 0 | 1 | 1 | 0 | 2 | | | | | | | | | | | | |
| Darnell Coles, R OBP: 0.309, SLG: 0.420 Henry Cotto, R OBP: 0.307, SLG: 0.372 | HR | | | | | | | FC1-4 HBP | | 2 | 2 | 2 | 1 | 1 | 0 | 0 | | | | | | | | | | | |
| Alvin Davis, L OBP: 0.412, SLG: 0.482 | F8 | | SF8 | | | | | FC1-4 | | 3 | 1 | 1 | 1 | 0 | 2 | | | | | | | | | | | | |
| Steve Balboni, R OBP: 0.260, SLG: 0.430 | | | 4-3 | | | F4 | | F7 | | 4 | 0 | 0 | 0 | 0 | 1 | 6 | | | | | | | | | | | |
| Scott Bradley, L OBP: 0.291, SLG: 0.337 | L4 | | | | | 4-3 | | | | 4 | 2 | 2 | 3 | 0 | 0 | 0 | | | | | | | | | | | |
| Jay Buhner, R OBP: 0.330, SLG: 0.458 | | | | | | | | HR | | 3 | 0 | 0 | 0 | 1 | 3 | 1 | | | | | | | | | | | |
| Jim Presley, R OBP: 0.275, SLG: 0.356 | | | | | | | | | | 4 | 0 | 0 | 0 | 0 | 2 | 2 | | | | | | | | | | | |
| Rey Quinones, R OBP: 0.301, SLG: 0.430 | | | | | | | | | | 4 | 2 | 3 | 1 | 0 | 1 | 0 | | | | | | | | | | | |
| | | | 2B SF8 1B | | | | | SH3-4 2B 1B | | 1B: 4 2B: 3 HR: 2 | SF: 1 SAC: 1 DP: 0 HBP: 1 | WP: 0 PB: 0 CS: 0 | PA: 37 | | | | | | | | | | | | | | |
| Inning Stats | R: 1 E: 0 K: 0 S: 5 | H: 1 LOB: 0 BB: 0 P: 12 | R: 0 E: 0 K: 2 S: 10 | H: 0 LOB: 1 BB: 1 P: 21 | R: 1 E: 0 K: 0 S: 9 | H: 2 LOB: 2 BB: 1 P: 16 | R: 0 E: 0 K: 2 S: 8 | H: 0 LOB: 0 BB: 0 P: 12 | R: 0 E: 0 K: 1 S: 8 | H: 0 LOB: 0 BB: 0 P: 13 | R: 3 E: 0 K: 1 S: 10 | H: 3 LOB: 2 BB: 0 P: 16 | R: 1 E: 0 K: 0 S: 8 | H: 2 LOB: 1 BB: 0 P: 11 | R: 1 E: 0 K: 1 S: 17 | H: 2 LOB: 1 BB: 0 P: 20 | 1B: 4 2B: 3 3B: 1 HR: 2 | SF: 1 SAC: 1 DP: 0 HBP: 1 | WP: 0 PB: 0 CS: 0 | PA: 37 | | | | | | | |
| PITCHER | IP | WLS | BF | H | R | ER | SO | BB | IBB | HBP | BLK | WP | HR | S | P | ERA | WHIP | | | | | | | | | | |
| Richard Dotson, R ERA: 5.01 | (1, 1) | 6.1 | L | 30 | 8 | 6 | 6 | 6 | 2 | 0 | 1 | 0 | 0 | 54 | 96 | 8.53 | 1.579 | | | | | | | | | | |
| Ron Guidry, L ERA: 3.41 | (7, 1) | 1.2 | | 7 | 2 | 1 | 1 | 1 | 0 | 0 | 0 | 0 | 0 | 21 | 25 | 5.40 | 1.200 | | | | | | | | | | |

| | |
|-----|----|
| AB | 32 |
| R | 7 |
| H | 10 |
| RBI | 7 |
| BB | 2 |
| SO | 7 |
| LOB | 14 |



| Batter | 1 | 2 | 3 | 4 | 5 | 6 | 7 | 8 | 9 | AB | R | H | RBI | BB | SO | LOB | TOP | | | | | |
|---|--|---|--|----------------------------------|-------------------------------|----------------------------------|------------------------------|----------------------------------|-------------------------------|----------------------------------|------------------------------|----------------------------------|-------------------------------|----------------------------------|------------------------------|----------------------------------|---|----------------------------------|----------------------------------|------------------------------------|----------------------------------|--------|
| Rickey Henderson, R OBP: 0.396, SLG: 0.406 | 3-1 4-3 | | 1-2 6-3 | | 2-2 E6 2B | 1-1 FC6-4 | | | 1-2 F9 | 5 | 1 | 0 | 0 | 0 | 0 | 1 | | | | | | |
| Willie Randolph, R OBP: 0.336, SLG: 0.328 | 1-1 1B 2B | | 1-0 1B 2B | | 2-0 1B 2B | | 0-0 1-3 | | 3-3 K | 5 | 2 | 3 | 1 | 0 | 1 | 0 | | | | | | |
| Don Mattingly, L OBP: 0.356, SLG: 0.456 | 1-2 2B 1B | | 2-3 1B | | 0-0 F7 | | 2-1 FC3-6 1B | | 2-0 1-3 | 5 | 1 | 3 | 0 | 0 | 0 | 1 | | | | | | |
| Dave Winfield, R OBP: 0.408, SLG: 0.563 | 0-1 F8 2H 2B | | 2-3 K | | 3-2 1B | | 3-1 FC3-6 1B | | | 4 | 0 | 3 | 3 | 0 | 1 | 2 | | | | | | |
| Ken Phelps, L OBP: 0.413, SLG: 0.545 | 1-0 F8 | | 4-2 1B | | 1-2 F7 | | 1-2 FC3-6 | | | 3 | 0 | 0 | 0 | 1 | 0 | 4 | | | | | | |
| Jack Clark, R OBP: 0.373, SLG: 0.425 | 0-1 6-3 | | 2-0 5-3 | | 1-0 F9 | | 1-3 K | | | 4 | 0 | 0 | 0 | 0 | 1 | 7 | | | | | | |
| Gary Ward, R OBP: 0.290, SLG: 0.267 | | | | | | | | | | 0 | 0 | 0 | 0 | 0 | 0 | 0 | | | | | | |
| Mike Pagliarulo, L OBP: 0.284, SLG: 0.364 | | 0-0 F7 | | 1-2 4-3 | | 2-2 4-3 | | 3-1 3-1 | | 4 | 0 | 0 | 0 | 0 | 0 | 0 | | | | | | |
| Don Slaught, R OBP: 0.359, SLG: 0.480 | | 1-2 5-3 | | 1-1 6-3 | | 1-1 4-3 | | 1-3 K | | 4 | 0 | 0 | 0 | 0 | 1 | 0 | | | | | | |
| Rafael Santana, R OBP: 0.294, SLG: 0.308 | | 1-2 F7 | | 1-3 K | | 1-0 FC6-4 1B | | 0-0 P2 | | 4 | 0 | 1 | 0 | 0 | 1 | 0 | | | | | | |
| Inning Stats | R: 2 E: 0 K: 0 S: 10 | H: 3 LOB: 1 BB: 0 P: 15 | R: 0 E: 0 K: 0 S: 8 | H: 0 LOB: 0 BB: 0 P: 10 | R: 0 E: 0 K: 1 S: 11 | H: 2 LOB: 3 BB: 1 P: 21 | R: 0 E: 0 K: 1 S: 9 | H: 0 LOB: 0 BB: 0 P: 12 | R: 2 E: 1 K: 0 S: 12 | H: 2 LOB: 1 BB: 0 P: 21 | R: 0 E: 0 K: 0 S: 8 | H: 1 LOB: 1 BB: 0 P: 13 | R: 0 E: 0 K: 1 S: 12 | H: 2 LOB: 2 BB: 0 P: 19 | R: 0 E: 0 K: 1 S: 6 | H: 0 LOB: 0 BB: 0 P: 10 | R: 0 E: 0 K: 1 S: 7 | H: 0 LOB: 0 BB: 0 P: 13 | 1B: 7 2B: 3 3B: 0 HR: 0 | SF: 0 SAC: 0 DP: 0 HBP: 0 | WP: 0 PB: 0 SB: 1 CS: 0 | PA: 39 |
| PITCHER | IP WLS BF H R ER SO BB IBB HBP BLK WP HR S P ERA WHIP | IP WLS BF H R ER SO BB IBB HBP BLK WP HR S P ERA WHIP | | | | | | | | | | | | | | | IP WLS BF H R ER SO BB IBB HBP BLK WP HR S P ERA WHIP | | | | | |
| Scott Bankhead, R ERA: 3.07 | (1, 1) 4.1 L 22 7 4 3 2 1 0 0 0 0 0 0 46 73 6.23 1.846 | (5, 1) 2.2 11 3 0 0 1 0 0 0 0 0 0 0 24 38 0.00 1.125 | (8, 1) 2.0 6 0 0 0 2 0 0 0 0 0 0 0 13 23 0.00 0.000 | | | | | | | | | | | | | | | | | | | |

New York Yankees @ Seattle Mariners
The Kingdome, Seattle, WA
Wed Aug 31 1988, 10:05 PM EDT
Att: 13,567 - Dome

| | |
|-----|----|
| AB | 38 |
| R | 4 |
| H | 10 |
| RBI | 4 |
| BB | 1 |
| SO | 5 |
| LOB | 15 |



| Batter | 1 | 2 | 3 | 4 | 5 | 6 | 7 | 8 | 9 | AB | R | H | RBI | BB | SO | LOB | BOTTOM | | | | | |
|--|---|---|------------------------------|----------------------------------|------------------------------|----------------------------------|------------------------------|----------------------------------|-------------------------------|----------------------------------|-------------------------------|----------------------------------|------------------------------|----------------------------------|------------------------------|---------------------------------|---|----------------------------------|----------------------------------|------------------------------------|----------------------------------|--------|
| Mickey Brantley, R OBP: 0.295, SLG: 0.422 | 2-2 1B 1B | 0-3 K | | | 1-0 F7 | | 2-1 F7 | | | 4 | 1 | 1 | 0 | 0 | 1 | 0 | | | | | | |
| Harold Reynolds, S OBP: 0.337, SLG: 0.384 | 1-2 FC3-6 1B | | 1-0 F7 | | 2-2 G3 | | 3-2 G3 | | | 4 | 0 | 1 | 0 | 0 | 0 | 0 | | | | | | |
| Darnell Coles, R OBP: 0.308, SLG: 0.418 | 1-1 FC3-6 1B | | 3-2 F8 | | 1-0 E7 | | 0-1 F8 | | | 4 | 0 | 1 | 1 | 0 | 0 | 0 | | | | | | |
| Alvin Davis, L OBP: 0.409, SLG: 0.477 | 2-1 FC3-6 BB | | 1-1 4-3 | | 2-2 1-3 | | 0-1 F7 | | | 4 | 0 | 0 | 0 | 0 | 0 | 3 | | | | | | |
| Steve Balboni, R OBP: 0.257, SLG: 0.424 | 2-3 K | | | 1-1 4-3 | | 2-1 5-3 | | 2-2 F8 | | 4 | 0 | 0 | 0 | 0 | 1 | 2 | | | | | | |
| Scott Bradley, L OBP: 0.297, SLG: 0.343 | 4-1 BB | | | 0-0 F2 | | 1-2 1B | | 2-2 2B | | 3 | 0 | 2 | 0 | 1 | 0 | 0 | | | | | | |
| Jay Buhner, R OBP: 0.329, SLG: 0.451 | 0-3 K | | | 4-2 1B BB | | 3-3 K | | 0-0 F8 | | 3 | 0 | 0 | 0 | 1 | 2 | 5 | | | | | | |
| Jim Presley, R OBP: 0.275, SLG: 0.355 | | 1-3 K | | 0-0 1B | | 0-1 F4 | | 1-0 F7 | | 4 | 0 | 1 | 0 | 0 | 1 | 2 | | | | | | |
| Rey Quinones, R OBP: 0.298, SLG: 0.425 | | 1-1 F7 | | 0-1 F6 | | | 0-0 F2 | | 1-1 L5 | 4 | 0 | 0 | 0 | 0 | 0 | 3 | | | | | | |
| Inning Stats | R: 1 E: 0 K: 2 S: 19 | H: 3 LOB: 3 BB: 1 P: 32 | R: 0 E: 0 K: 2 S: 8 | H: 0 LOB: 0 BB: 0 P: 10 | R: 0 E: 0 K: 0 S: 6 | H: 0 LOB: 0 BB: 0 P: 11 | R: 0 E: 0 K: 0 S: 8 | H: 1 LOB: 2 BB: 1 P: 13 | R: 0 E: 0 K: 0 S: 10 | H: 0 LOB: 1 BB: 0 P: 16 | R: 0 E: 0 K: 1 S: 10 | H: 1 LOB: 1 BB: 0 P: 16 | R: 0 E: 0 K: 0 S: 6 | H: 0 LOB: 0 BB: 0 P: 11 | R: 0 E: 0 K: 0 S: 7 | H: 0 LOB: 0 BB: 0 P: 9 | R: 0 E: 0 K: 0 S: 7 | H: 1 LOB: 1 BB: 0 P: 11 | 1B: 5 2B: 1 3B: 0 HR: 0 | SF: 0 SAC: 0 DP: 0 HBP: 0 | WP: 0 PB: 0 SB: 1 CS: 0 | PA: 36 |
| PITCHER | IP WLS BF H R ER SO BB IBB HBP BLK WP HR S P ERA WHIP | IP WLS BF H R ER SO BB IBB HBP BLK WP HR S P ERA WHIP | | | | | | | | | | | | | | | IP WLS BF H R ER SO BB IBB HBP BLK WP HR S P ERA WHIP | | | | | |
| Rick Rhoden, R ERA: 4.45 | (1, 1) 9.0 W 36 6 1 1 5 2 0 0 0 0 0 0 81 129 1.00 0.889 | | | | | | | | | | | | | | | | | | | | | |

New York Yankees @ Seattle Mariners
The Kingdome, Seattle, WA
Wed Aug 31 1988, 10:05 PM EDT
Att: 13,567 - Dome

| | |
|-----|----|
| AB | 34 |
| R | 1 |
| H | 6 |
| RBI | 1 |
| BB | 2 |
| SO | 5 |
| LOB | 15 |



| Batter | 1 | 2 | 3 | 4 | 5 | 6 | 7 | 8 | 9 | AB | R | H | RBI | BB | SO | LOB | TOP | | | | | |
|---|---|----------------------------------|------------------------------|----------------------------------|------------------------------|----------------------------------|------------------------------|---------------------------------|------------------------------|----------------------------------|------------------------------|----------------------------------|------------------------------|----------------------------------|------------------------------|---------------------------------|-------------------------------|----------------------------------|----------------------------------|------------------------------------|----------------------------------|--------|
| Joe Orsulak L (1,9) OBP: 0.345, SLG: 0.431 | 0-0 4-3 | | 0-1 G1-6-3 | | | 0-0 SH3 | | 1-3 K | | 3 | 0 | 0 | 0 | 0 | 1 | 2 | | | | | | |
| Pete Stanjcek S (1,7) OBP: 0.314, SLG: 0.308 | 2-1 1-3 | | | 4-1 6-3 BB | | 0-0 6-3 | | 1-3 K | | 3 | 0 | 0 | 0 | 1 | 1 | 1 | | | | | | |
| Cal Ripken Jr. R (1,6) OBP: 0.380, SLG: 0.464 | 2-3 K | | | 0-1 4-1 | | 2-3 K | | 1-1 G3 1B | | 4 | 0 | 1 | 0 | 0 | 2 | 2 | | | | | | |
| Eddie Murray S (1,3) | | 0-0 F9 | | 0-1 6-3 | | | 1-2 4-3 | | 1-2 G3 | 4 | 0 | 0 | 0 | 0 | 0 | 2 | | | | | | |
| Mickey Tettleton S (1,2) OBP: 0.319, SLG: 0.438 | | 3-2 4-3 | | | 0-0 6-3 | | 2-3 K | | 2-3 K | 4 | 0 | 0 | 0 | 0 | 2 | 1 | | | | | | |
| Butch Davis R (1,10) OBP: 0.333, SLG: 0.333 | | 1-2 1B | | | 2-3 K | | 3-1 F9 | | | 3 | 0 | 1 | 0 | 0 | 1 | 0 | | | | | | |
| Ken Gerhart R (1,8) OBP: 0.248, SLG: 0.338 | | 2-1 P3 | | | 4-0 BB | | | 0-0 1-3 | | 2 | 0 | 0 | 0 | 1 | 0 | 1 | | | | | | |
| Rene Gonzales R (1,5) OBP: 0.258, SLG: 0.267 | | | 2-3 K | | 1-2 F8 | | | 1-0 1B | | 3 | 0 | 1 | 0 | 0 | 1 | 1 | | | | | | |
| Billy Ripken R (1,4) OBP: 0.261, SLG: 0.253 | | | 4-1 BB | | | 4-0 6-3 SH3 BB | | 0-0 F9 | | 1 | 0 | 0 | 0 | 2 | 0 | 1 | | | | | | |
| Inning Stats | R: 0 E: 0 K: 1 S: 6 | H: 0 LOB: 0 BB: 0 P: 10 | R: 0 E: 0 K: 0 S: 9 | H: 1 LOB: 1 BB: 0 P: 15 | R: 0 E: 0 K: 1 S: 7 | H: 0 LOB: 0 BB: 1 P: 13 | R: 0 E: 0 K: 0 S: 5 | H: 0 LOB: 0 BB: 1 P: 9 | R: 0 E: 0 K: 1 S: 7 | H: 0 LOB: 1 BB: 1 P: 14 | R: 0 E: 0 K: 1 S: 5 | H: 0 LOB: 0 BB: 0 P: 11 | R: 0 E: 0 K: 1 S: 8 | H: 0 LOB: 0 BB: 0 P: 14 | R: 0 E: 0 K: 1 S: 6 | H: 1 LOB: 1 BB: 0 P: 8 | R: 0 E: 0 K: 2 S: 13 | H: 1 LOB: 1 BB: 0 P: 18 | 1B: 3 2B: 0 3B: 0 HR: 0 | SF: 0 SAC: 1 DP: 1 HBP: 0 | WP: 0 PB: 0 SB: 0 CS: 0 | PA: 32 |
| PITCHER Mark Langston L (1,1) ERA: 3.9 | IP: 9.0 WLS: W BF: 32 H: 3 R: 0 ER: 0 SO: 8 BB: 4 IBB: 0 HBP: 0 BLK: 0 WP: 0 HR: 0 S: 66 P: 112 ERA: 0.00 WHIP: 0.778 | | | | | | | | | | | | | | | PITCHER | | | | | | |

Baltimore Orioles @ Seattle Mariners
The Kingdome, Seattle, WA
Sat Sep 03 1988, 10:05 PM EDT
Att: 8,644 - Dome

AB 27
R 0
H 3
RBI 0
BB 4
SO 8
LOB 11



| Batter | 1 | 2 | 3 | 4 | 5 | 6 | 7 | 8 | 9 | AB | R | H | RBI | BB | SO | LOB | BOTTOM | | | |
|---|--|---------------------------------|------------------------------|---------------------------------|------------------------------|---------------------------------|------------------------------|----------------------------------|------------------------------|----------------------------------|------------------------------|---------------------------------|------------------------------|---------------------------------|------------------------------|----------------------------------|----------------------------------|------------------------------------|----------------------------------|--------|
| Mickey Brantley R (1,8) OBP: 0.293, SLG: 0.421 | 1-2 F9 | | | 0-0 5-3 | | 0-0 L9 | | 0-2 L8 | | 4 | 0 | 1 | 1 | 0 | 0 | 1 | | | | |
| Harold Reynolds S (1,4) OBP: 0.338, SLG: 0.391 | 1-0 P9 | | | 1-1 B3-1 | | 0-1 L9 | | | | 3 | 0 | 0 | 0 | 0 | 0 | 1 | | | | |
| Bruce Fields L (1,7) Henry Cotto R (8,8) OBP: 0.314, SLG: 0.396 OBP: 0.306, SLG: 0.371 | 0-0 F7 | | | 2-2 4-3 | | 0-0 F9 | | | | 3 | 0 | 0 | 0 | 0 | 0 | 1 | | | | |
| Alvin Davis L (1,10) OBP: 0.407, SLG: 0.472 | | 1-0 P5 | | | 2-3 K | | 0-0 F8 | | | 3 | 0 | 0 | 0 | 0 | 1 | 0 | | | | |
| Steve Balboni R (1,3) OBP: 0.257, SLG: 0.425 | | 1-2 5-3 | | | 1-0 L7 | | 1-1 6-3 | | | 3 | 0 | 0 | 0 | 0 | 0 | 0 | | | | |
| Scott Bradley L (1,2) OBP: 0.299, SLG: 0.343 | | 0-1 F9 | | | 0-0 1B | | 0-2 F8 | | | 3 | 0 | 1 | 0 | 0 | 0 | 0 | | | | |
| Jay Buhner R (1,9) OBP: 0.328, SLG: 0.448 | | | 2-3 K | | 0-1 F8 | | | 1-0 L7 | | 3 | 0 | 0 | 0 | 0 | 1 | 1 | | | | |
| Jim Presley R (1,5) OBP: 0.275, SLG: 0.356 | | | 0-1 G4-6-3 1B | | | 0-0 5-3 2B | | 0-0 E6 | | 3 | 1 | 2 | 0 | 0 | 0 | 0 | | | | |
| Mario Diaz R (1,6) OBP: 0.349, SLG: 0.400 | | | 1-0 G4-6-3 | | | 1-0 5-3 | | 1-2 L9 | | 3 | 0 | 0 | 0 | 0 | 0 | 3 | | | | |
| Inning Stats | R: 0 E: 0 K: 0 S: 5 | H: 0 LOB: 0 BB: 0 P: 7 | R: 0 E: 0 K: 0 S: 6 | H: 0 LOB: 0 BB: 0 P: 8 | R: 0 E: 0 K: 1 S: 6 | H: 1 LOB: 0 BB: 0 P: 9 | R: 0 E: 0 K: 0 S: 7 | H: 0 LOB: 0 BB: 0 P: 10 | R: 0 E: 0 K: 1 S: 8 | H: 1 LOB: 1 BB: 0 P: 11 | R: 1 E: 0 K: 0 S: 6 | H: 2 LOB: 1 BB: 0 P: 7 | R: 0 E: 0 K: 0 S: 6 | H: 0 LOB: 0 BB: 0 P: 7 | R: 0 E: 1 K: 0 S: 9 | H: 0 LOB: 1 BB: 0 P: 11 | 1B: 2 2B: 2 3B: 0 HR: 0 | SF: 0 SAC: 0 DP: 1 HBP: 0 | WP: 0 PB: 0 SB: 0 CS: 0 | PA: 28 |
| PITCHER Jose Bautista R (1,1) ERA: 3.84 | IP: 8.0 WLS: L BF: 28 H: 4 R: 1 ER: 1 SO: 2 BB: 0 IBB: 0 HBP: 0 BLK: 0 WP: 0 HR: 0 S: 53 P: 70 ERA: 1.12 WHIP: 0.500 | | | | | | | | | | | | | | | PITCHER | | | | |

Baltimore Orioles @ Seattle Mariners
The Kingdome, Seattle, WA
Sat Sep 03 1988, 10:05 PM EDT
Att: 8,644 - Dome

AB 28
R 1
H 4
RBI 1
BB 0
SO 2
LOB 7



| Batter | 1 | 2 | 3 | 4 | 5 | 6 | 7 | 8 | 9 | AB | R | H | RBI | BB | SO | LOB | TOP | | | | | | | | | | |
|---|------------------------------|----------------------------------|-------------------------------|----------------------------------|-------------------------------|----------------------------------|------------------------------|---------------------------------|-------------------------------|----------------------------------|-------------------------------|----------------------------------|------------------------------|---------------------------------|-------------------------------|----------------------------------|----------------------------------|------------------------------------|----------------------------------|--------|--|--|--|--|--|--|--|
| Joe Orsulak, L (1.9) OBP: 0.344, SLG: 0.438 | 1-2 4-3 | | 3-2 L7 | | 2-2 G3 | | 1-1 HR | | | 4 | 1 | 1 | 2 | 0 | 0 | 0 | | | | | | | | | | | |
| Brady Anderson, L (1.8) OBP: 0.279, SLG: 0.270 | 0-0 P6 | | 3-2 L9 | | 1-1 WP 1B | | 3-3 K | | | 4 | 0 | 1 | 0 | 0 | 0 | 1 | | | | | | | | | | | |
| Cal Ripken Jr., R (1.6) OBP: 0.379, SLG: 0.462 | 2-3 K | | | 0-0 2B 4-3 1B | 2-2 4-3 | | | 0-0 G6-3 | | 4 | 1 | 1 | 0 | 0 | 0 | 1 | | | | | | | | | | | |
| Eddie Murray, S (1.10) OBP: 0.358, SLG: 0.471 | | 3-2 F8 | | 0-0 F9 | | 2-2 G3 | | 1-3 K | | 4 | 0 | 0 | 0 | 0 | 0 | 1 | | | | | | | | | | | |
| Larry Sheets, L (1.7) OBP: 0.297, SLG: 0.332 | | 3-3 K | | 0-0 4-3 1B 2B | | 1-2 G6-3 | | 0-1 F9 | | 4 | 1 | 1 | 0 | 0 | 0 | 1 | | | | | | | | | | | |
| Pete Stanicek, S (9.7) OBP: 0.314, SLG: 0.308 | | | | | | | | | | 0 | 0 | 0 | 0 | 0 | 0 | 0 | | | | | | | | | | | |
| Jim Traber, L (1.3) OBP: 0.260, SLG: 0.328 | | 2-2 4-3 | | 0-0 4-3 | | 0-3 K | | | 3-2 G6-4-3 1B | 4 | 0 | 1 | 1 | 0 | 1 | 1 | | | | | | | | | | | |
| Terry Kennedy, L (1.2) OBP: 0.286, SLG: 0.322 | | | 2-2 HR 2B | 0-0 LOB: 1 3H 0-2 1B | | 1-2 WP HR BLK 1B | | 3-2 F9 | | 4 | 2 | 3 | 1 | 0 | 0 | 1 | | | | | | | | | | | |
| Rene Gonzales, R (1.5) OBP: 0.253, SLG: 0.262 | | | 2-3 K 1B | 0-2 L8 | | 0-0 P6 | | 2-2 G6-4-3 | | 4 | 0 | 0 | 0 | 0 | 1 | 4 | | | | | | | | | | | |
| Billy Ripken, R (1.4) OBP: 0.262, SLG: 0.260 | | | 2-2 HR | | 0-2 5-3 | | 1-2 6-3 | | | 3 | 1 | 1 | 2 | 0 | 0 | 1 | | | | | | | | | | | |
| Inning Stats | R: 0 E: 0 K: 1 S: 8 | H: 0 LOB: 0 BB: 0 P: 11 | R: 0 E: 0 K: 1 S: 10 | H: 0 LOB: 0 BB: 0 P: 18 | R: 2 E: 0 K: 1 S: 19 | H: 2 LOB: 0 BB: 0 P: 31 | R: 2 E: 0 K: 0 S: 9 | H: 3 LOB: 1 BB: 0 P: 9 | R: 0 E: 0 K: 1 S: 15 | H: 0 LOB: 0 BB: 0 P: 12 | R: 2 E: 0 K: 1 S: 14 | H: 2 LOB: 0 BB: 0 P: 20 | R: 0 E: 0 K: 1 S: 6 | H: 0 LOB: 0 BB: 0 P: 7 | R: 0 E: 0 K: 0 S: 15 | H: 1 LOB: 0 BB: 0 P: 23 | 1B: 5 2B: 2 3B: 0 HR: 2 | SF: 0 SAC: 0 DP: 1 HBP: 0 | WP: 2 PB: 0 SB: 0 CS: 0 | PA: 35 | | | | | | | |
| PITCHER | IP | WLS | BF | H | R | ER | SO | BB | IBB | HBP | BLK | WP | HR | S | P | ERA | WHIP | | | | | | | | | | |
| Terry Taylor, R (1.1) ERA: 6.89 | 6.0 | L | 25 | 7 | 5 | 5 | 4 | 0 | 0 | 0 | 0 | 1 | 1 | 74 | 104 | 7.50 | 1.167 | | | | | | | | | | |
| Michael Jackson, R (7.1) ERA: 2.75 | 1.0 | | 4 | 1 | 1 | 1 | 1 | 0 | 0 | 0 | 1 | 1 | 1 | 10 | 15 | 9.00 | 1.000 | | | | | | | | | | |
| Rod Scurrey, L (8.1) ERA: 4.45 | 1.1 | | 5 | 1 | 0 | 0 | 1 | 0 | 0 | 0 | 0 | 0 | 0 | 18 | 25 | 0.00 | 0.750 | | | | | | | | | | |
| Jerry Reed, R (9.1) ERA: 3.89 | 0.2 | | 1 | 0 | 0 | 0 | 0 | 0 | 0 | 0 | 0 | 0 | 0 | 3 | 5 | 0.00 | 0.000 | | | | | | | | | | |

Baltimore Orioles @ Seattle Mariners
The Kingdome, Seattle, WA
Sun Sep.04.1988, 6:33 AM EDT
Att: 6,503 - Dome

AB 35
R 6
H 9
RBI 6
BB 0
SO 6
LOB 9



| Batter | 1 | 2 | 3 | 4 | 5 | 6 | 7 | 8 | 9 | AB | R | H | RBI | BB | SO | LOB | BOTTOM | | | | | | | | | | |
|--|------------------------------|----------------------------------|------------------------------|---------------------------------|------------------------------|---------------------------------|-------------------------------|----------------------------------|-------------------------------|----------------------------------|------------------------------|----------------------------------|------------------------------|----------------------------------|------------------------------|----------------------------------|------------------------------|---------------------------------|----------------------------------|------------------------------------|----------------------------------|--------|--|--|--|--|--|
| Henry Cotto, R (1.8) OBP: 0.304, SLG: 0.368 | 1-0 5-3 | | 0-0 5-3 | | 3-2 6-3 | | 2-3 K | | 0-0 P6 | 3 | 0 | 0 | 0 | 0 | 0 | 0 | | | | | | | | | | | |
| Bruce Fields, L (7.7) OBP: 0.302, SLG: 0.380 | | | | | | | | | | 2 | 0 | 0 | 0 | 0 | 1 | 0 | | | | | | | | | | | |
| Harold Reynolds, S (1.4) OBP: 0.336, SLG: 0.393 | 1-1 4-3 | | 1-0 P7 | | 1-0 1B 2B | | 4-2 BB | | | 3 | 1 | 1 | 0 | 1 | 0 | 0 | | | | | | | | | | | |
| Mickey Brantley, R (1.7) OBP: 0.295, SLG: 0.420 | 4-1 BB | | 0-2 G3 | | 0-1 2H 1B | | 1-1 F7 | | | 3 | 0 | 1 | 1 | 1 | 0 | 1 | | | | | | | | | | | |
| Steve Balboni, R (1.3) OBP: 0.260, SLG: 0.433 | 4-0 BB | | | 1-1 P6 | 3-1 F8 | | | 2-2 HR | | 3 | 1 | 1 | 1 | 1 | 0 | 1 | | | | | | | | | | | |
| Darnell Coles, R (1.10) OBP: 0.308, SLG: 0.416 | 1-2 F8 | | | | | 0-1 G3 | | 2-0 P5 | | 1 | 0 | 0 | 0 | 0 | 0 | 2 | | | | | | | | | | | |
| Alvin Davis, L (4.7) OBP: 0.407, SLG: 0.479 | | | | | | | | | | 3 | 1 | 1 | 1 | 0 | 0 | 0 | | | | | | | | | | | |
| Jay Buhner, R (1.9) OBP: 0.331, SLG: 0.463 | | 0-0 G5-3 1B | | 3-3 K | | 1-2 HR | | 1-1 4-3 | | 4 | 1 | 2 | 1 | 0 | 1 | 0 | | | | | | | | | | | |
| Dave Valle, R (1.2) OBP: 0.298, SLG: 0.429 | | 1-1 F8 | | 2-2 2B | | 2-1 F2 | | 0-0 P8 | | 4 | 0 | 1 | 0 | 0 | 0 | 1 | | | | | | | | | | | |
| Jim Presley, R (1.5) OBP: 0.273, SLG: 0.353 | | 0-1 G5-3 | | 0-0 6-3 | | 2-0 6-3 | | | 1-3 K | 4 | 0 | 0 | 0 | 0 | 1 | 2 | | | | | | | | | | | |
| Rey Quinones, R (1.6) OBP: 0.295, SLG: 0.422 | | 1-0 L1-3 | | | 0-0 6-3 | | 0-0 B1-3 | | 0-0 P4 | 4 | 0 | 0 | 0 | 0 | 0 | 1 | | | | | | | | | | | |
| Inning Stats | R: 0 E: 0 K: 0 S: 7 | H: 0 LOB: 2 BB: 2 P: 18 | R: 0 E: 0 K: 0 S: 6 | H: 1 LOB: 1 BB: 0 P: 8 | R: 0 E: 0 K: 0 S: 5 | H: 0 LOB: 0 BB: 0 P: 6 | R: 1 E: 0 K: 1 S: 15 | H: 2 LOB: 1 BB: 0 P: 24 | R: 1 E: 0 K: 0 S: 10 | H: 2 LOB: 1 BB: 0 P: 17 | R: 1 E: 0 K: 0 S: 8 | H: 1 LOB: 0 BB: 0 P: 13 | R: 0 E: 0 K: 1 S: 8 | H: 0 LOB: 1 BB: 1 P: 15 | R: 1 E: 0 K: 0 S: 7 | H: 1 LOB: 0 BB: 0 P: 12 | R: 0 E: 0 K: 1 S: 6 | H: 0 LOB: 0 BB: 0 P: 7 | 1B: 2 2B: 2 3B: 0 HR: 3 | SF: 0 SAC: 0 DP: 0 HBP: 0 | WP: 0 PB: 0 SB: 0 CS: 0 | PA: 37 | | | | | |
| PITCHER | IP | WLS | BF | H | R | ER | SO | BB | IBB | HBP | BLK | WP | HR | S | P | ERA | WHIP | | | | | | | | | | |
| Jeff Ballard, L (1.1) ERA: 4.19 | 2.0 | | 9 | 1 | 0 | 0 | 0 | 2 | 0 | 0 | 0 | 0 | 0 | 13 | 26 | 0.00 | 1.500 | | | | | | | | | | |
| Mark Williamson, R (3.1) ERA: 5.25 | 3.0 | W | 13 | 4 | 2 | 2 | 1 | 0 | 0 | 0 | 0 | 0 | 1 | 30 | 47 | 6.00 | 1.333 | | | | | | | | | | |
| Don Aase, R (6.1) ERA: 4.58 | 2.0 | | 8 | 1 | 1 | 1 | 1 | 1 | 0 | 0 | 0 | 0 | 1 | 16 | 28 | 4.50 | 1.000 | | | | | | | | | | |
| Gregg Olson, R (8.1) ERA: 4.5 | 1.0 | | 4 | 1 | 1 | 1 | 0 | 0 | 0 | 0 | 0 | 0 | 1 | 7 | 12 | 9.00 | 1.000 | | | | | | | | | | |
| Tom Niedenfuer, R (9.1) ERA: 2.79 | 1.0 | S | 3 | 0 | 0 | 0 | 1 | 0 | 0 | 0 | 0 | 0 | 0 | 6 | 7 | 0.00 | 0.000 | | | | | | | | | | |

Baltimore Orioles @ Seattle Mariners
The Kingdome, Seattle, WA
Sun Sep.04.1988, 6:33 AM EDT
Att: 6,503 - Dome

AB 34
R 4
H 7
RBI 4
BB 3
SO 3
LOB 8



| Batter | 1 | 2 | 3 | 4 | 5 | 6 | 7 | 8 | 9 | AB | R | H | RBI | BB | SO | LOB | TOP | | | | | | | |
|--|---|--|--|----------------------------------|------------------------------|----------------------------------|-------------------------------|----------------------------------|------------------------------|---------------------------------|------------------------------|----------------------------------|------------------------------|----------------------------------|-------------------------------|----------------------------------|------------------------------|----------------------------------|----------------------------------|------------------------------------|----------------------------------|--------|--|--|
| Mickey Brantley, R OBP: 0.295, SLG: 0.419 | 0-1 P5 | | 1-2 P4 | | | 1-2 FC1-6 1B | | | 0-2 6-3 | 4 | 0 | 1 | 0 | 0 | 0 | 0 | | | | | | | | |
| Harold Reynolds, S OBP: 0.336, SLG: 0.391 | 0-2 S 1B | | | 0-0 P3 | | 0-0 FC1-6 CS | | | 1-2 4-3 | 4 | 0 | 1 | 0 | 0 | 0 | 1 | | | | | | | | |
| Darnell Coles, R OBP: 0.310, SLG: 0.418 | 1-1 P3 | | | 3-2 2B | | 1-1 CS | 2-3 K | | 4-0 BB | 3 | 0 | 1 | 0 | 1 | 1 | 1 | | | | | | | | |
| Steve Balboni, R OBP: 0.257, SLG: 0.428 | 2-3 K | | | 1-2 P3 | | 0-0 P3 | | | 3-0 L7 | 4 | 0 | 0 | 0 | 0 | 1 | 3 | | | | | | | | |
| Alvin Davis, L OBP: 0.404, SLG: 0.475 | | 2-3 K | | 0-1 F8 | | | 2-2 F7 | | | 3 | 0 | 0 | 0 | 0 | 1 | 1 | | | | | | | | |
| Dave Valle, R OBP: 0.296, SLG: 0.428 | | 1-2 G5-4-3 1B | | | 1-1 6-3 | | | | 0-2 6-3 | 3 | 0 | 1 | 0 | 0 | 0 | 0 | | | | | | | | |
| Jay Buhner, R OBP: 0.326, SLG: 0.457 | | 2-2 G5-4-3 | | | 1-0 P8 | | | | 2-3 K | 3 | 0 | 0 | 0 | 0 | 1 | 1 | | | | | | | | |
| Edgar Martinez, R OBP: 0.300, SLG: 0.235 | | | 0-3 K | | 1-1 P3 | | | | 1-2 1B | 3 | 0 | 1 | 0 | 0 | 1 | 0 | | | | | | | | |
| Rey Quinones, R OBP: 0.293, SLG: 0.419 | | | 0-3 K | | | 1-3 K | | | 2-3 K | 3 | 0 | 0 | 0 | 0 | 3 | 1 | | | | | | | | |
| Inning Stats | R: 0 E: 0 K: 1 S: 11 | H: 1 LOB: 1 BB: 0 P: 14 | R: 0 E: 0 K: 1 S: 9 | H: 1 LOB: 0 BB: 0 P: 14 | R: 0 E: 0 K: 2 S: 9 | H: 0 LOB: 0 BB: 0 P: 10 | R: 0 E: 0 K: 0 S: 10 | H: 1 LOB: 1 BB: 0 P: 14 | R: 0 E: 0 K: 0 S: 5 | H: 0 LOB: 0 BB: 0 P: 8 | R: 0 E: 0 K: 1 S: 8 | H: 1 LOB: 0 BB: 0 P: 11 | R: 0 E: 0 K: 1 S: 7 | H: 0 LOB: 0 BB: 0 P: 11 | R: 0 E: 0 K: 2 S: 14 | H: 1 LOB: 1 BB: 0 P: 19 | R: 0 E: 0 K: 0 S: 7 | H: 0 LOB: 1 BB: 1 P: 15 | 1B: 4 2B: 1 3B: 0 HR: 0 | SF: 0 SAC: 0 DP: 1 HBP: 0 | WP: 0 PB: 0 SB: 1 CS: 1 | PA: 32 | | |
| PITCHER | IP WLS BF H R ER SO BB IBB HBP BLK WP HR S P ERA WHIP | 8.2 W 30 5 0 0 8 1 0 0 0 0 0 79 112 0.00 0.692 | 0.1 S 1 0 0 0 0 0 0 0 0 0 0 1 4 0.00 0.000 | | | | | | | | | | | | | | | | | | | | | |

Seattle Mariners @ Minnesota Twins
Hubert H. Humphrey Metrodome, Minneapolis, MN

AB 30
R 0
H 5
RBI 0
BB 1
SO 8
LOB 8



Mon Sep 05 1988, 4:33 AM EDT
Att: 31,133 - Dome

| Batter | 1 | 2 | 3 | 4 | 5 | 6 | 7 | 8 | 9 | AB | R | H | RBI | BB | SO | LOB | BOTTOM | | | | | | | |
|--|---|--|--|----------------------------------|-------------------------------|----------------------------------|-------------------------------|----------------------------------|------------------------------|---------------------------------|------------------------------|---------------------------------|------------------------------|----------------------------------|------------------------------|----------------------------------|------------------------------|----------------------------------|----------------------------------|------------------------------------|----------------------------------|--------|--|--|
| John Moses, S OBP: 0.353, SLG: 0.429 | 2-2 L5 | | 3-2 F8 | | | 1-0 F7 | | 2-0 1B | | 4 | 1 | 1 | 1 | 0 | 0 | 0 | | | | | | | | |
| Al Newman, S OBP: 0.316, SLG: 0.277 | 0-0 F9 | | 2-2 G3 | | | 0-0 P9 | | 2-0 G6-4-3 1B | | 4 | 0 | 1 | 1 | 0 | 0 | 0 | | | | | | | | |
| Kirby Puckett, R OBP: 0.368, SLG: 0.546 | 1-1 1B | | | 0-0 6-3 | | 0-1 P6 | | 0-0 G6-4-3 | | 4 | 0 | 1 | 0 | 0 | 0 | 1 | | | | | | | | |
| Kent Hrbek, L OBP: 0.390, SLG: 0.530 | 2-1 G3 | | | 1-1 1B | | 3-1 FC6-4 1B | | | | 3 | 0 | 2 | 0 | 0 | 0 | 1 | | | | | | | | |
| Gene Larkin, S OBP: 0.384, SLG: 0.399 | | 1-3 K | | 0-2 F9 | | 1-1 P6 | | | | 3 | 0 | 0 | 0 | 0 | 1 | 2 | | | | | | | | |
| Randy Bush, L OBP: 0.385, SLG: 0.454 | | 3-1 F8 | | 1-2 F7 | | 2-3 K | | | | 3 | 0 | 0 | 0 | 0 | 1 | 2 | | | | | | | | |
| Tim Laudner, R OBP: 0.331, SLG: 0.433 | | 4-2 BB | | | 3-1 SH3 FC9-2 2B | | 1-0 FC6-4 | | | 2 | 0 | 1 | 0 | 1 | 0 | 1 | | | | | | | | |
| Greg Gagne, R OBP: 0.291, SLG: 0.400 | | 3-2 6-3 | | | 0-0 SH3 | | | 1-0 E6 SH1-3 1B | | 2 | 1 | 0 | 0 | 0 | 0 | 1 | | | | | | | | |
| Steve Lombardozzi, R OBP: 0.311, SLG: 0.316 | | | 3-1 F8 | | 0-0 FC9-2 | | | 1-0 SH1-3 | | 2 | 0 | 0 | 0 | 0 | 0 | 1 | | | | | | | | |
| Inning Stats | R: 0 E: 0 K: 0 S: 8 | H: 1 LOB: 1 BB: 0 P: 13 | R: 0 E: 0 K: 1 S: 11 | H: 0 LOB: 1 BB: 1 P: 22 | R: 0 E: 0 K: 0 S: 10 | H: 0 LOB: 0 BB: 0 P: 18 | R: 0 E: 0 K: 0 S: 10 | H: 1 LOB: 1 BB: 0 P: 12 | R: 0 E: 0 K: 0 S: 4 | H: 1 LOB: 1 BB: 0 P: 7 | R: 0 E: 0 K: 0 S: 4 | H: 0 LOB: 0 BB: 0 P: 5 | R: 0 E: 0 K: 1 S: 8 | H: 1 LOB: 1 BB: 0 P: 15 | R: 2 E: 1 K: 0 S: 5 | H: 2 LOB: 0 BB: 0 P: 11 | R: 0 E: 0 K: 0 S: 5 | H: 2 LOB: 0 BB: 0 P: 11 | 1B: 5 2B: 2 3B: 0 HR: 0 | SF: 0 SAC: 2 DP: 2 HBP: 0 | WP: 0 PB: 0 SB: 0 CS: 0 | PA: 30 | | |
| PITCHER | IP WLS BF H R ER SO BB IBB HBP BLK WP HR S P ERA WHIP | 7.1 L 29 6 2 0 2 1 0 0 0 0 0 59 102 0.00 0.955 | 0.2 1 0 0 0 0 0 0 0 0 0 0 0 1 1 0.00 0.000 | | | | | | | | | | | | | | | | | | | | | |

Seattle Mariners @ Minnesota Twins
Hubert H. Humphrey Metrodome, Minneapolis, MN

AB 27
R 2
H 6
RBI 2
BB 1
SO 2
LOB 9



Mon Sep 05 1988, 4:33 AM EDT
Att: 31,133 - Dome

| Batter | 1 | 2 | 3 | 4 | 5 | 6 | 7 | 8 | 9 | AB | R | H | RBI | BB | SO | LOB | TOP | | | | | | | | | | |
|--|-------------------------------|----------------------------------|-------------------------------|----------------------------------|------------------------------|----------------------------------|-------------------------------|----------------------------------|-------------------------------|----------------------------------|-------------------------------|----------------------------------|-------------------------------|----------------------------------|-------------------------------|----------------------------------|-----------------------------------|------------------------------------|----------------------------------|--------|--|--|--|--|--|--|--|
| Harold Reynolds, S OBP: 0.339, SLG: 0.391 (1, 4) | 0-1 4-3 | 0-1 1B | | 0-2 1B | | 3-2 G3 | | 0-2 P6 | | 5 | 0 | 2 | 3 | 0 | 0 | 1 | | | | | | | | | | | |
| Mike Kingery, L OBP: 0.321, SLG: 0.291 (1, 9) | 2-3 K | 0-0 F7-4 | | 0-0 1B | | 3-3 K | | | 1-1 G3 | 5 | 0 | 1 | 0 | 0 | 2 | 2 | | | | | | | | | | | |
| Darnell Coles, R OBP: 0.309, SLG: 0.416 Henry Cotto, R OBP: 0.305, SLG: 0.373 (1, 7) (7, 8) | 1-1 1B | | 2-1 6-3 | | 0-1 P2 | | 3-2 F9 | | 2-1 1B 2B | 4 | 0 | 1 | 0 | 0 | 0 | 0 | | | | | | | | | | | |
| Alvin Davis, L OBP: 0.406, SLG: 0.474 (1, 3) | 2-2 G4-3 | | 4-1 BB | | 0-0 1B WP 1B | | 1-0 F9 | | 4-0 1B 2B | 3 | 2 | 1 | 0 | 2 | 0 | 1 | | | | | | | | | | | |
| Steve Balboni, R OBP: 0.259, SLG: 0.427 (1, 10) | | 1-3 K | 2-2 F8 | | 1-1 F9 | | 0-0 1B | | 1-1 2B 1B | 5 | 0 | 2 | 1 | 0 | 1 | 2 | | | | | | | | | | | |
| Scott Bradley, L OBP: 0.304, SLG: 0.351 (1, 2) | 0-2 1B | | 0-0 G4-3 | | 0-0 1B | | 0-1 F7 | | 0-0 1B 2B | 5 | 2 | 3 | 1 | 0 | 0 | 2 | | | | | | | | | | | |
| Mickey Brantley, R OBP: 0.296, SLG: 0.419 (1, 8) (7, 7) | 1-1 BB 1B | | 0-1 F8 | | 0-2 1B | | 1-2 F7 | | 1-1 6-3 | 5 | 1 | 2 | 2 | 0 | 0 | 2 | | | | | | | | | | | |
| Jim Presley, R OBP: 0.274, SLG: 0.356 (1, 5) | 0-0 1B | | 2-3 K | | 1-1 5-3 | | 0-1 4-3 2B | | 1-3 K | 5 | 1 | 2 | 1 | 0 | 2 | 3 | | | | | | | | | | | |
| Rey Quinones, R OBP: 0.295, SLG: 0.419 Mario Diaz, R OBP: 0.348, SLG: 0.413 (1, 6) (3, 6) | 4-1 F7-4 BB | | 0-0 1B | | 0-1 G4-3 | | 0-1 G4-3 | | 0-1 4-3 | 0 | 0 | 0 | 0 | 1 | 0 | 0 | | | | | | | | | | | |
| Inning Stats | R: 0 E: 0 K: 1 S: 10 | H: 1 LOB: 1 BB: 0 P: 15 | R: 3 E: 0 K: 1 S: 14 | H: 4 LOB: 1 BB: 1 P: 20 | R: 0 E: 0 K: 0 S: 7 | H: 0 LOB: 1 BB: 1 P: 15 | R: 1 E: 0 K: 1 S: 11 | H: 3 LOB: 2 BB: 0 P: 13 | R: 2 E: 0 K: 0 S: 11 | H: 3 LOB: 1 BB: 0 P: 13 | R: 0 E: 0 K: 0 S: 10 | H: 1 LOB: 1 BB: 0 P: 11 | R: 0 E: 0 K: 0 S: 10 | H: 1 LOB: 1 BB: 0 P: 11 | R: 2 E: 0 K: 1 S: 12 | H: 3 LOB: 2 BB: 1 P: 22 | 1B: 12 2B: 5 3B: 0 HR: 0 | SF: 0 SAC: 0 DP: 1 HBP: 0 | WP: 1 PB: 0 SB: 0 CS: 0 | PA: 44 | | | | | | | |
| PITCHER | IP | WLS | BF | H | R | ER | SO | BB | IBB | HBP | BLK | WP | HR | S | P | ERA | WHIP | | | | | | | | | | |
| Bert Blyleven, R ERA: 5.36 (1, 1) | 4.2 | L | 25 | 11 | 6 | 6 | 3 | 2 | 0 | 0 | 0 | 1 | 0 | 51 | 73 | 11.57 | 2.786 | | | | | | | | | | |
| Roy Smith, R ERA: 3.57 (5, 1) | 2.1 | | 8 | 1 | 0 | 0 | 1 | 0 | 0 | 0 | 0 | 0 | 0 | 19 | 30 | 0.00 | 0.429 | | | | | | | | | | |
| German Gonzalez, R ERA: 0.61 (8, 1) | 1.0 | | 4 | 1 | 0 | 0 | 0 | 0 | 0 | 0 | 0 | 0 | 0 | 10 | 11 | 0.00 | 1.000 | | | | | | | | | | |
| Jim Winn, R ERA: 6.0 (9, 1) | 1.0 | | 7 | 3 | 2 | 2 | 1 | 0 | 1 | 0 | 0 | 0 | 0 | 12 | 22 | 18.00 | 3.000 | | | | | | | | | | |

Seattle Mariners @ Minnesota Twins
Hubert H. Humphrey Metrodome, Minneapolis, MN
Tue Sep 06 1988, 8:05 PM EDT
Att: 17,185 - Dome

AB 41
R 8
H 16
RBI 8
BB 3
SO 5
LOB 14



| Batter | 1 | 2 | 3 | 4 | 5 | 6 | 7 | 8 | 9 | AB | R | H | RBI | BB | SO | LOB | BOTTOM | | | | | | | | | | |
|---|------------------------------|----------------------------------|-------------------------------|----------------------------------|------------------------------|----------------------------------|------------------------------|----------------------------------|-------------------------------|----------------------------------|------------------------------|----------------------------------|------------------------------|----------------------------------|-------------------------------|----------------------------------|------------------------------|----------------------------------|----------------------------------|------------------------------------|----------------------------------|--------|--|--|--|--|--|
| John Moses, S OBP: 0.360, SLG: 0.428 (1, 9) (9, 7) | 1-0 F8 | | 1-3 K | | 2-2 1B | | 4-1 FC5 | | 4-1 BB | 3 | 0 | 1 | 0 | 2 | 1 | 0 | | | | | | | | | | | |
| Dan Gladden, R OBP: 0.302, SLG: 0.415 (1, 7) (8, 5) (8, 5) (8, 5) (8, 5) | 3-2 P3 | | 0-0 HR | | 2-2 5-3 | | 1-0 FC5 | | 1-3 K | 5 | 1 | 1 | 1 | 0 | 1 | 4 | | | | | | | | | | | |
| Kent Hrbek, L OBP: 0.391, SLG: 0.529 (1, 3) | 4-1 BB | | 0-0 G3 | | 0-0 1B | | 2-2 4-3 | | | 3 | 0 | 1 | 0 | 1 | 0 | 0 | | | | | | | | | | | |
| Kirby Puckett, R OBP: 0.368, SLG: 0.544 (1, 8) | 1-1 4-3 | | 0-0 F9 | | 1-1 F9 | | 1-2 2B 1B | | | 4 | 1 | 1 | 0 | 0 | 0 | 2 | | | | | | | | | | | |
| Jim Dwyer, L OBP: 0.361, SLG: 0.254 (1, 10) | | 0-0 F8 | | 3-3 K | | 1-1 P6 | | 3-2 1B 2B | | 4 | 0 | 1 | 1 | 0 | 1 | 1 | | | | | | | | | | | |
| Tim Laudner, R OBP: 0.328, SLG: 0.428 (1, 2) | 2-2 P3 | | 2-0 E1 | | 1-1 G3-4-3 | | 0-3 K | | | 4 | 0 | 0 | 0 | 0 | 1 | 2 | | | | | | | | | | | |
| Greg Gagne, R OBP: 0.291, SLG: 0.401 Randy Bush, L OBP: 0.364, SLG: 0.452 (1, 6) (8, PH) (9, 9) | 3-2 1B 2B | | 2-2 P4 | | 0-1 G6-3 | | 1-3 K | | | 3 | 1 | 1 | 0 | 0 | 0 | 1 | | | | | | | | | | | |
| Al Newman, S OBP: 0.327, SLG: 0.280 (1, 5) (9, 6) | 0-1 2B | | 1-2 G6-3 | | 4-2 FC5 BB | | 4-0 G6-4-3 BB | | | 2 | 0 | 1 | 1 | 2 | 0 | 0 | | | | | | | | | | | |
| Steve Lombardozzi, R OBP: 0.307, SLG: 0.311 (1, 4) (9, 5) (9, 5) (9, 4) | | 1-3 K | | 3-1 P6 | | 2-2 P5 | | 1-2 G6-4-3 | | 4 | 0 | 0 | 0 | 0 | 1 | 2 | | | | | | | | | | | |
| Inning Stats | R: 0 E: 0 K: 0 S: 7 | H: 0 LOB: 1 BB: 1 P: 16 | R: 1 E: 0 K: 0 S: 11 | H: 2 LOB: 1 BB: 0 P: 16 | R: 1 E: 0 K: 2 S: 8 | H: 1 LOB: 0 BB: 0 P: 10 | R: 0 E: 1 K: 1 S: 9 | H: 0 LOB: 1 BB: 0 P: 16 | R: 0 E: 0 K: 0 S: 14 | H: 1 LOB: 1 BB: 0 P: 22 | R: 0 E: 0 K: 0 S: 7 | H: 1 LOB: 1 BB: 0 P: 10 | R: 0 E: 0 K: 0 S: 9 | H: 0 LOB: 2 BB: 2 P: 20 | R: 1 E: 0 K: 2 S: 18 | H: 2 LOB: 1 BB: 0 P: 25 | R: 0 E: 0 K: 1 S: 9 | H: 0 LOB: 1 BB: 2 P: 19 | 1B: 4 2B: 2 3B: 0 HR: 1 | SF: 0 SAC: 0 DP: 1 HBP: 0 | WP: 0 PB: 0 SB: 0 CS: 0 | PA: 38 | | | | | |
| PITCHER | IP | WLS | BF | H | R | ER | SO | BB | IBB | HBP | BLK | WP | HR | S | P | ERA | WHIP | | | | | | | | | | |
| Mike Campbell, R ERA: 5.09 (7, 1) | 6.2 | W | 28 | 5 | 2 | 2 | 3 | 3 | 0 | 0 | 0 | 0 | 0 | 13 | 20 | 13.50 | 3.000 | | | | | | | | | | |
| Bill Swift, R ERA: 4.51 (8, 1) | 0.2 | | 4 | 2 | 1 | 1 | 0 | 0 | 0 | 0 | 0 | 0 | 0 | 13 | 20 | 13.50 | 3.000 | | | | | | | | | | |
| Mike Schooler, R ERA: 3.4 (8, 1) | 1.2 | S | 6 | 0 | 0 | 0 | 3 | 2 | 0 | 0 | 0 | 0 | 0 | 15 | 26 | 0.00 | 1.200 | | | | | | | | | | |

Seattle Mariners @ Minnesota Twins
Hubert H. Humphrey Metrodome, Minneapolis, MN
Tue Sep 06 1988, 8:05 PM EDT
Att: 17,185 - Dome

AB 33
R 3
H 7
RBI 3
BB 5
SO 6
LOB 13



| Batter | 1 | 2 | 3 | 4 | 5 | 6 | 7 | 8 | 9 | AB | R | H | RBI | BB | SO | LOB | TOP | | | |
|---|------------------------------|---------------------------------|-------------------------------------|----------------------------------|------------------------------|----------------------------------|------------------------------|---------------------------------|------------------------------|---------------------------------|------------------------------|---------------------------------|------------------------------|---------------------------------|------------------------------|---------------------------------|---|-------------------------------------|------------------------------------|----------------------------------|
| Mickey Brantley, R OBP: 0.296, SLG: 0.416 (1, 8) | 4-3 | | FC5-4 1B | | F4 | | | FC1-6 BB | | 3 | 1 | 0 | 0 | 1 | 0 | 1 | Seattle Mariners @ Milwaukee Brewers Milwaukee County Stadium, Milwaukee, WI Sat Sep 10 1988, 8:05 PM EDT Att: 48,973 - Unknown | | | |
| Harold Reynolds, S OBP: 0.336, SLG: 0.388 (1, 4) | 1-3 | | 1B BB | | | F7 | | FC1-6 | | 3 | 0 | 0 | 0 | 1 | 0 | 1 | | | | |
| Darnell Coles, R Henry Cotto, R OBP: 0.313, SLG: 0.412 OBP: 0.303, SLG: 0.372 (1, 7) (8, 8) | F9 | | 1B | | | K | | F4 | | 4 | 0 | 1 | 1 | 0 | 1 | 1 | | | | |
| Steve Balboni, R Bruce Fields, L OBP: 0.258, SLG: 0.418 OBP: 0.302, SLG: 0.380 (1, 10) (9, PR) | | F5 | K | | | F9 | | FC5-4 BB | | 3 | 0 | 0 | 0 | 1 | 1 | 2 | | | | |
| Alvin Davis, L OBP: 0.406, SLG: 0.472 (1, 3) | F9 | | | | G3 | | | FC5-4 BB | | 4 | 0 | 1 | 0 | 0 | 0 | 1 | | | | |
| Dave Valle, R OBP: 0.290, SLG: 0.411 (1, 2) | | | | | 4-3 | | | G6-3 | | 3 | 0 | 0 | 0 | 1 | 0 | 2 | | | | |
| Jay Buhner, R OBP: 0.311, SLG: 0.432 (1, 9) | | | | | | | | | | 3 | 0 | 0 | 0 | 0 | 3 | 2 | | | | |
| Jim Presley, R OBP: 0.276, SLG: 0.361 (1, 5) | | | | | | | | | | 3 | 0 | 1 | 0 | 0 | 0 | 1 | | | | |
| Rey Quinones, R OBP: 0.291, SLG: 0.413 (1, 6) | | | | | | | | | | 3 | 0 | 0 | 0 | 0 | 1 | 1 | | | | |
| Inning Stats | R: 0 E: 0 K: 0 S: 3 | H: 0 LOB: 0 BB: 0 P: 3 | R: 0 E: 0 K: 1 S: 5 | H: 0 LOB: 1 BB: 1 P: 9 | R: 1 E: 0 K: 2 S: 9 | H: 2 LOB: 2 BB: 1 P: 13 | R: 0 E: 0 K: 1 S: 5 | H: 0 LOB: 0 BB: 0 P: 5 | R: 0 E: 0 K: 0 S: 3 | H: 0 LOB: 0 BB: 0 P: 3 | R: 0 E: 0 K: 1 S: 6 | H: 1 LOB: 1 BB: 0 P: 6 | R: 0 E: 0 K: 0 S: 3 | H: 0 LOB: 1 BB: 1 P: 7 | R: 0 E: 0 K: 0 S: 2 | H: 0 LOB: 1 BB: 1 P: 6 | | 1B: 3 2B: 0 3B: 0 HR: 0 | SF: 0 SAC: 0 DP: 1 HBP: 0 | WP: 0 PB: 0 SB: 1 CS: 0 |
| PITCHER Teddy Higuera, L ERA: 2.27 (1, 1) | IP: 9.0 WLS: L BF: 33 | H: 3 R: 1 ER: 1 SO: 6 | BB: 4 IBB: 0 HBP: 0 BLK: 0 | WP: 0 HR: 0 S: 41 P: 57 | ERA: 1.00 WHIP: 0.778 | PITCHER | | | | | | | | | | IP: 9.0 WLS: L BF: 33 | H: 3 R: 1 ER: 1 SO: 6 | BB: 4 IBB: 0 HBP: 0 BLK: 0 | WP: 0 HR: 0 S: 41 P: 57 | ERA: 1.00 WHIP: 0.778 |

| Batter | 1 | 2 | 3 | 4 | 5 | 6 | 7 | 8 | 9 | AB | R | H | RBI | BB | SO | LOB | BOTTOM | | | |
|---|------------------------------|---------------------------------|-------------------------------------|----------------------------------|------------------------------|---------------------------------|------------------------------|---------------------------------|------------------------------|---------------------------------|------------------------------|---------------------------------|------------------------------|---------------------------------|----------------------------------|------------------------------------|---|-------------------------------------|---------------------------------|--------------------------|
| Paul Moltzer, R OBP: 0.389, SLG: 0.462 (1, 10) | K | | 4-3 | | | 6-3 | | 4-3 | | 4 | 0 | 0 | 0 | 0 | 1 | 2 | Seattle Mariners @ Milwaukee Brewers Milwaukee County Stadium, Milwaukee, WI Sat Sep 10 1988, 8:05 PM EDT Att: 48,973 - Unknown | | | |
| Jeffrey Leonard, R OBP: 0.276, SLG: 0.352 (1, 7) | F6 | | | | F9 | | | F8 | | 3 | 0 | 0 | 0 | 1 | 0 | 1 | | | | |
| Robin Yount, R OBP: 0.366, SLG: 0.453 (1, 8) | G3 | | | | 4-3 | | | F9 | | 4 | 0 | 0 | 0 | 0 | 1 | 1 | | | | |
| Rob Deer, R OBP: 0.323, SLG: 0.449 (1, 9) | | K | | | K | | | 5-3 | | 4 | 0 | 0 | 0 | 0 | 2 | 0 | | | | |
| Greg Brock, L Mike Felder, S Juan Castillo, S Darryl Hamilton, L OBP: 0.337, SLG: 0.302 OBP: 0.162, SLG: 0.185 OBP: 0.253, SLG: 0.227 OBP: 0.279, SLG: 0.258 (1, 3) (7, PR) (8, S) (8, FH) | F7 | | | | | | | BLK BB | | 2 | 0 | 1 | 0 | 1 | 0 | 0 | | | | |
| B.J. Surhoff, L OBP: 0.291, SLG: 0.323 (1, 5) (8, 2) | F6 | | | | | | | 3-1 | | 4 | 0 | 0 | 0 | 0 | 2 | 2 | | | | |
| Charlie O'Brien, R Joey Meyer, R OBP: 0.265, SLG: 0.339 OBP: 0.330, SLG: 0.467 (1, 2) (7, PH) (8, 3) | | | | | 5-3 | | | E6 | | 2 | 0 | 0 | 0 | 0 | 0 | 0 | | | | |
| Gary Sheffield, R OBP: 0.167, SLG: 0.412 (1, 6) | | | | | | | | F9 | | 1 | 0 | 0 | 0 | 0 | 0 | 2 | | | | |
| Jim Gantner, L OBP: 0.313, SLG: 0.329 (1, 4) | | | | | | | | 1-3 | | 3 | 0 | 1 | 0 | 0 | 0 | 1 | | | | |
| Inning Stats | R: 0 E: 0 K: 1 S: 5 | H: 0 LOB: 0 BB: 0 P: 5 | R: 0 E: 0 K: 1 S: 4 | H: 1 LOB: 0 BB: 0 P: 4 | R: 0 E: 0 K: 1 S: 5 | H: 0 LOB: 0 BB: 0 P: 5 | R: 0 E: 0 K: 0 S: 3 | H: 0 LOB: 1 BB: 1 P: 7 | R: 0 E: 0 K: 0 S: 4 | H: 1 LOB: 1 BB: 0 P: 4 | R: 0 E: 0 K: 1 S: 5 | H: 0 LOB: 1 BB: 1 P: 9 | R: 0 E: 0 K: 0 S: 2 | H: 0 LOB: 1 BB: 1 P: 9 | 1B: 1 2B: 2 3B: 0 HR: 0 | SF: 0 SAC: 0 DP: 0 HBP: 0 | | WP: 0 PB: 0 SB: 1 CS: 0 | PA: 33 | |
| PITCHER Erik Hanson, R Mike Schooler, R ERA: 3.45 (1, 1) (8, 1) | IP: 7.1 WLS: W BF: 27 | H: 3 R: 0 ER: 0 SO: 5 | BB: 2 IBB: 0 HBP: 0 BLK: 0 | WP: 0 HR: 0 S: 35 P: 43 | ERA: 0.00 WHIP: 0.682 | PITCHER | | | | | | | | | | IP: 1.2 WLS: S BF: 6 | H: 0 R: 0 ER: 0 SO: 1 | BB: 1 IBB: 0 HBP: 0 BLK: 0 | WP: 0 HR: 0 S: 7 P: 11 | ERA: 0.00 WHIP: 0.600 |

| Batter | 1 | 2 | 3 | 4 | 5 | 6 | 7 | 8 | 9 | AB | R | H | RBI | BB | SO | LOB | TOP | | | |
|--|---|----------------------------------|--------------------------------------|----------------------------------|---------------------------------------|--------------------------|--------------------------------------|----------------------------------|--------------------------------------|----------------------------------|--------------------------------------|---------------------------------|--------------------------------------|----------------------------------|--------------------------------------|---|---|----------------------------------|------------------------------------|-------------------------|
| Tom Herr, S OBP: 0.339, SLG: 0.311 (1,4) | G4-6-3 | | BB | | | 1B 2B | | L8 | | 3 | 1 | 1 | 0 | 1 | 0 | 0 | Minnesota Twins @ Seattle Mariners The Kingdome, Seattle, WA Mon Sep 12 1988, 10:05 PM EDT Att: 8,621 - Dome | | | |
| John Moses, S OBP: 0.394, SLG: 0.430 (1,7) | G3 | | G3-1 | | | 2B 1B | | G1-3 | | 4 | 0 | 1 | 0 | 0 | 0 | 2 | | | | |
| Kirby Puckett, R OBP: 0.367, SLG: 0.539 (1,8) | K | | | | | 2B | | G1-4-3 | | 4 | 0 | 1 | 1 | 0 | 2 | 0 | | | | |
| Kent Hrbek, L OBP: 0.388, SLG: 0.526 (1,3) | | K | | | | K | | P6 | | 4 | 0 | 0 | 0 | 0 | 2 | 2 | | | | |
| Gene Larkin, S OBP: 0.380, SLG: 0.394 (1,10) | P5 | | | | | 5-3 | | G3 | | 4 | 0 | 0 | 0 | 0 | 0 | 2 | | | | |
| Randy Bush, L OBP: 0.380, SLG: 0.442 (1,9) | L4-3 | | | | | | | G3 | | 3 | 0 | 1 | 0 | 0 | 0 | 0 | | | | |
| Brian Harper, R OBP: 0.350, SLG: 0.444 (1,2) | | | | | | G1-6-3 1B | | G3 | | 3 | 0 | 1 | 0 | 0 | 0 | 1 | | | | |
| Al Newman, S OBP: 0.308, SLG: 0.256 (1,5) | | | | | | L9 | | G3-1 | | 3 | 0 | 0 | 0 | 0 | 0 | 1 | | | | |
| Doug Baker, S Eric Bullock, L (8,PH) Greg Gagne, R OBP: 0.291, SLG: 0.400 (8,6) | | | | | | K | | L3 | | 2 | 0 | 0 | 0 | 0 | 2 | 1 | | | | |
| Inning Stats | R: 0 H: 0 E: 0 K: 1 S: 7 | H: 0 LOB: 0 BB: 0 P: 10 | R: 0 H: 0 E: 0 K: 1 S: 7 | H: 0 LOB: 0 BB: 0 P: 12 | R: 0 H: 1 E: 1 K: 1 S: 10 | LOB: 2 BB: 1 P: 17 | R: 0 H: 0 E: 0 K: 1 S: 9 | H: 0 LOB: 0 BB: 0 P: 13 | R: 0 H: 1 E: 0 K: 0 S: 8 | H: 3 LOB: 2 BB: 0 P: 13 | R: 0 H: 0 E: 0 K: 0 S: 6 | H: 0 LOB: 0 BB: 0 P: 8 | R: 0 H: 0 E: 0 K: 0 S: 7 | H: 0 LOB: 0 BB: 0 P: 12 | R: 0 H: 0 E: 0 K: 0 S: 5 | H: 0 LOB: 0 BB: 0 P: 5 | | 1B: 4 2B: 1 3B: 0 HR: 0 | SF: 0 SAC: 0 DP: 1 HBP: 0 | WP: 0 PB: 0 CS: 0 |
| PITCHER Mike Moore, R ERA: 3.77 (1,1) | IP: 9.0 WLS: W BF: 32 H: 5 R: 1 ER: 1 SO: 6 BB: 1 IBB: 0 HBP: 0 BLK: 0 WP: 0 HR: 0 S: 75 P: 112 ERA: 1.00 WHIP: 0.667 | | | | | | | | | | | | | | | PITCHER IP: 9.0 WLS: W BF: 32 H: 5 R: 1 ER: 1 SO: 6 BB: 1 IBB: 0 HBP: 0 BLK: 0 WP: 0 HR: 0 S: 75 P: 112 ERA: 1.00 WHIP: 0.667 | | | | |

| Batter | 1 | 2 | 3 | 4 | 5 | 6 | 7 | 8 | 9 | AB | R | H | RBI | BB | SO | LOB | BOTTOM | | | |
|--|--|----------------------------------|--------------------------------------|----------------------------------|---------------------------------------|----------------------------------|--------------------------------------|----------------------------------|---------------------------------------|----------------------------------|--------------------------------------|---------------------------------|---------------------------------------|----------------------------------|--------------------------------------|--|---|----------------------------------|------------------------------------|-------------------------|
| Henry Cotto, R OBP: 0.305, SLG: 0.381 (1,8) | HR | | | | | P6 | | | | 4 | 1 | 2 | 1 | 0 | 1 | 1 | Minnesota Twins @ Seattle Mariners The Kingdome, Seattle, WA Mon Sep 12 1988, 10:05 PM EDT Att: 8,621 - Dome | | | |
| Harold Reynolds, S OBP: 0.336, SLG: 0.388 (1,4) | BB | | | | | 1B | | | | 3 | 1 | 2 | 0 | 1 | 0 | 2 | | | | |
| Mickey Brantley, R OBP: 0.296, SLG: 0.413 (1,7) | BB | | | | | F7 | | | | 4 | 0 | 1 | 0 | 0 | 1 | 2 | | | | |
| Steve Balboni, R OBP: 0.261, SLG: 0.423 (1,3) | K | | | | | SF8 1B | | F7 | | 4 | 1 | 1 | 1 | 0 | 2 | 3 | | | | |
| Alvin Davis, L OBP: 0.409, SLG: 0.471 (1,10) | BB | | | | | SF8 1B | | IBB | | 1 | 0 | 1 | 0 | 3 | 0 | 0 | | | | |
| Dave Valle, R OBP: 0.285, SLG: 0.404 (1,2) | P3 | | | | | SF8 | | K | | 3 | 0 | 0 | 1 | 0 | 1 | 6 | | | | |
| Jay Buhner, R OBP: 0.305, SLG: 0.422 (1,9) | K | | | | | P3 P4 | | G5-3 | | 4 | 0 | 0 | 0 | 0 | 1 | 4 | | | | |
| Jim Presley, R OBP: 0.280, SLG: 0.363 (1,5) | | | | | | 2B | | L7 | | 4 | 0 | 2 | 0 | 0 | 0 | 0 | | | | |
| Rey Quinones, R OBP: 0.289, SLG: 0.407 (1,6) | HBP | | | | | G1 | | G6-3 | | 3 | 0 | 0 | 0 | 0 | 1 | 2 | | | | |
| Inning Stats | R: 1 H: 3 E: 0 K: 2 S: 18 | H: 3 LOB: 3 BB: 1 P: 29 | R: 0 H: 1 E: 0 K: 0 S: 7 | H: 1 LOB: 1 BB: 0 P: 11 | R: 0 H: 0 E: 0 K: 1 S: 10 | H: 0 LOB: 1 BB: 1 P: 16 | R: 0 H: 1 E: 0 K: 1 S: 8 | H: 1 LOB: 0 BB: 0 P: 11 | R: 2 H: 3 E: 0 K: 0 S: 17 | H: 3 LOB: 1 BB: 0 P: 24 | R: 0 H: 1 E: 0 K: 0 S: 6 | H: 0 LOB: 0 BB: 0 P: 8 | R: 0 H: 0 E: 0 K: 2 S: 12 | H: 0 LOB: 2 BB: 2 P: 22 | R: 0 H: 0 E: 0 K: 1 S: 6 | H: 0 LOB: 0 BB: 0 P: 10 | | 1B: 6 2B: 2 3B: 0 HR: 1 | SF: 1 SAC: 0 DP: 1 HBP: 1 | WP: 0 PB: 0 CS: 1 |
| PITCHER Allan Anderson, L ERA: 2.69 Juan Berenguer, R ERA: 4.26 (6,1) | IP: 5.0 WLS: L BF: 25 H: 8 R: 3 ER: 3 SO: 4 BB: 2 IBB: 0 HBP: 1 BLK: 0 WP: 0 HR: 1 S: 60 P: 91 ERA: 5.40 WHIP: 2.000 | | | | | | | | | | | | | | | PITCHER IP: 5.0 WLS: L BF: 25 H: 8 R: 3 ER: 3 SO: 4 BB: 2 IBB: 0 HBP: 1 BLK: 0 WP: 0 HR: 1 S: 60 P: 91 ERA: 5.40 WHIP: 2.000 | | | | |

| Batter | 1 | 2 | 3 | 4 | 5 | 6 | 7 | 8 | 9 | AB | R | H | RBI | BB | SO | LOB | TOP | | | | | | | | | | |
|--|------------------------------|----------------------------------|------------------------------|----------------------------------|------------------------------|----------------------------------|------------------------------|---------------------------------|-------------------------------|----------------------------------|------------------------------|----------------------------------|-------------------------------|----------------------------------|------------------------------|----------------------------------|--|------------------------------------|----------------------------------|--------|--|--|--|--|--|--|--|
| Tom Herr, S OBP: 0.336, SLG: 0.309 (1,4) | L7 | | K | | | L4 | | BB | G4-3 | 5 | 0 | 1 | 1 | 0 | 1 | 3 | Minnesota Twins @ Seattle Mariners The Kingdome, Seattle, WA Tue Sep 13 1988, 10:05 PM EDT Att: 7,469 - Dome | | | | | | | | | | |
| Dan Gladden, R OBP: 0.318, SLG: 0.408 (1,7) | G4-3 | | G3-1 | | | BB | | BB | F7 | 4 | 0 | 1 | 0 | 1 | 1 | 6 | | | | | | | | | | | |
| Kent Hrbek, L OBP: 0.389, SLG: 0.525 (1,3) | G4-3 | | | | | P6 | | G6-3 | | 3 | 0 | 1 | 0 | 1 | 0 | 2 | | | | | | | | | | | |
| Kirby Puckett, R OBP: 0.365, SLG: 0.535 (1,8) | F9 | | G4-6-3 | | | P6 | | G6-3 | | 4 | 0 | 0 | 0 | 0 | 0 | 5 | | | | | | | | | | | |
| Randy Bush, L OBP: 0.361, SLG: 0.442 (1,9) | | G4-3 | | | | FC3-6 | | | 1B | 4 | 0 | 2 | 0 | 0 | 0 | 0 | | | | | | | | | | | |
| Mark Davidson, R OBP: 0.311, SLG: 0.347 (9, PR) | | | | | | 1B | | | 1B | 0 | 1 | 0 | 0 | 0 | 0 | 0 | | | | | | | | | | | |
| Gary Gaetti, R OBP: 0.357, SLG: 0.560 (1,5) | | P2 | | | | G3-6 | | | 1B | 4 | 0 | 3 | 0 | 0 | 0 | 0 | | | | | | | | | | | |
| Al Newman, S OBP: 0.308, SLG: 0.256 (9,5) | | | | | | 1B | | | SH1-4 | 0 | 1 | 0 | 0 | 0 | 0 | 0 | | | | | | | | | | | |
| Jim Dwyer, L OBP: 0.354, SLG: 0.246 (1,10) | | | | | | G3-6 | | | 1B | 4 | 0 | 1 | 1 | 0 | 1 | 3 | | | | | | | | | | | |
| Tim Laudner, R OBP: 0.321, SLG: 0.415 (1,2) | | | | | | F8 | | | SH1-4 | 3 | 0 | 0 | 0 | 0 | 1 | 2 | | | | | | | | | | | |
| Greg Gagne, R OBP: 0.292, SLG: 0.400 (8, PH) | | | | | | | | | | 2 | 0 | 1 | 0 | 0 | 0 | 0 | | | | | | | | | | | |
| John Moses, S OBP: 0.307, SLG: 0.433 (8, PH) | | | | | | | | | | 1 | 0 | 1 | 0 | 0 | 0 | 0 | | | | | | | | | | | |
| Doug Baker, S OBP: 0.301, SLG: 0.396 (8, PH) | | | | | | | | | | 0 | 0 | 0 | 0 | 0 | 0 | 0 | | | | | | | | | | | |
| Gene Larkin, S OBP: 0.301, SLG: 0.396 (8, PH) | | | | | | | | | | 0 | 0 | 0 | 0 | 0 | 0 | 0 | | | | | | | | | | | |
| Steve Lombardozzi, R OBP: 0.306, SLG: 0.303 (8, PH) | | | | | | | | | | 0 | 0 | 0 | 0 | 0 | 0 | 0 | | | | | | | | | | | |
| Inning Stats | R: 0 E: 0 K: 0 S: 8 | H: 1 LOB: 1 BB: 0 P: 13 | R: 0 E: 0 K: 1 S: 8 | H: 0 LOB: 0 BB: 0 P: 13 | R: 0 E: 0 K: 1 S: 8 | H: 1 LOB: 1 BB: 0 P: 10 | R: 0 E: 0 K: 0 S: 5 | H: 0 LOB: 0 BB: 0 P: 7 | R: 0 E: 0 K: 0 S: 10 | H: 0 LOB: 0 BB: 1 P: 17 | R: 0 E: 0 K: 1 S: 9 | H: 2 LOB: 2 BB: 0 P: 14 | R: 0 E: 0 K: 1 S: 11 | H: 2 LOB: 2 BB: 1 P: 19 | R: 2 E: 0 K: 0 S: 6 | H: 3 LOB: 3 BB: 1 P: 15 | 1B: 11 2B: 0 3B: 0 HR: 0 | SF: 0 SAC: 1 DP: 3 HBP: 0 | WP: 0 PB: 0 SB: 1 CS: 0 | PA: 38 | | | | | | | |
| PITCHER | IP | WLS | BF | H | R | ER | SO | BB | IBB | HBP | BLK | WP | HR | S | P | ERA | WHIP | | | | | | | | | | |
| Terry Taylor, R ERA: 4.91 (1,1) | 6.1 | | 24 | 6 | 0 | 0 | 2 | 1 | 0 | 0 | 0 | 0 | 0 | 52 | 80 | 0.00 | 1.105 | | | | | | | | | | |
| Michael Jackson, R ERA: 2.69 (7,1) | 0.2 | | 4 | 2 | 0 | 0 | 1 | 0 | 0 | 0 | 0 | 0 | 0 | 10 | 16 | 0.00 | 3.000 | | | | | | | | | | |
| Mike Schooler, R ERA: 3.46 (8,1) | 0.1 | | 1 | 0 | 0 | 0 | 1 | 0 | 0 | 0 | 0 | 0 | 0 | 3 | 4 | 0.00 | 0.000 | | | | | | | | | | |
| Gene Walter, L ERA: 4.15 (8,1) | 0.0 | | 1 | 0 | 0 | 0 | 0 | 1 | 0 | 0 | 0 | 0 | 0 | 1 | 5 | ∞ | ∞ | | | | | | | | | | |
| Bill Swift, R ERA: 4.76 (8,1) | 1.2 | L | 8 | 3 | 2 | 2 | 0 | 0 | 1 | 0 | 0 | 0 | 0 | 7 | 16 | 10.80 | 1.800 | | | | | | | | | | |

| Batter | 1 | 2 | 3 | 4 | 5 | 6 | 7 | 8 | 9 | AB | R | H | RBI | BB | SO | LOB | BOTTOM | | | | | | | | | | |
|--|------------------------------|----------------------------------|-------------------------------|----------------------------------|------------------------------|----------------------------------|------------------------------|----------------------------------|------------------------------|----------------------------------|------------------------------|---------------------------------|----------------------------------|------------------------------------|----------------------------------|--------|--|--|--|--|--|--|--|--|--|--|--|
| Henry Cotto, R OBP: 0.303, SLG: 0.378 (1,8) | F8 | | G5-4-3 | | | L7 | | | P5 | 3 | 0 | 0 | 0 | 0 | 0 | 1 | Minnesota Twins @ Seattle Mariners The Kingdome, Seattle, WA Tue Sep 13 1988, 10:05 PM EDT Att: 7,469 - Dome | | | | | | | | | | |
| Bruce Fields, L OBP: 0.286, SLG: 0.358 (9, PH) | | | | | | K | | | G6-3 | 4 | 0 | 2 | 0 | 0 | 1 | 0 | | | | | | | | | | | |
| Harold Reynolds, S OBP: 0.337, SLG: 0.389 (1,4) | G1-3 | | PB | | | K | | | 1B | 4 | 0 | 2 | 0 | 0 | 1 | 0 | | | | | | | | | | | |
| Darnell Coles, R OBP: 0.310, SLG: 0.410 (1,7) | | | | | | P8 | | | G6-3 | 3 | 1 | 1 | 0 | 0 | 0 | 1 | | | | | | | | | | | |
| Mickey Brantley, R OBP: 0.296, SLG: 0.413 (7,7) | | | | | | | | | | 0 | 0 | 0 | 0 | 0 | 0 | 0 | | | | | | | | | | | |
| Scott Bradley, L OBP: 0.308, SLG: 0.358 (9, PH) | 1B | | | | | | | | | 1 | 0 | 0 | 0 | 0 | 0 | 1 | | | | | | | | | | | |
| Alvin Davis, L OBP: 0.409, SLG: 0.470 (1,10) | | | | | | P5 | | | | 3 | 0 | 1 | 1 | 0 | 0 | 0 | | | | | | | | | | | |
| Steve Balboni, R OBP: 0.261, SLG: 0.422 (1,3) | | | | | | F9 | | | P5 | 3 | 0 | 1 | 0 | 0 | 0 | 0 | | | | | | | | | | | |
| Dave Valle, R OBP: 0.282, SLG: 0.399 (1,2) | | | | | | F7 | | | G3 | 3 | 0 | 0 | 0 | 0 | 0 | 1 | | | | | | | | | | | |
| Jay Buhner, R OBP: 0.301, SLG: 0.417 (1,9) | | | | | | | | | | 3 | 0 | 0 | 0 | 0 | 1 | 1 | | | | | | | | | | | |
| Jim Presley, R OBP: 0.278, SLG: 0.361 (1,5) | | | | | | | | | | 3 | 0 | 0 | 0 | 0 | 2 | 1 | | | | | | | | | | | |
| Rey Quinones, R OBP: 0.289, SLG: 0.407 (1,6) | | | | | | | | | | 3 | 0 | 1 | 0 | 0 | 0 | 0 | | | | | | | | | | | |
| Inning Stats | R: 1 E: 0 K: 0 S: 7 | H: 2 LOB: 1 BB: 0 P: 11 | R: 0 E: 0 K: 1 S: 10 | H: 1 LOB: 1 BB: 0 P: 13 | R: 0 E: 0 K: 0 S: 7 | H: 0 LOB: 0 BB: 0 P: 10 | R: 0 E: 0 K: 1 S: 6 | H: 0 LOB: 0 BB: 0 P: 10 | R: 0 E: 0 K: 2 S: 7 | H: 0 LOB: 0 BB: 0 P: 11 | R: 0 E: 0 K: 0 S: 4 | H: 1 LOB: 0 BB: 0 P: 7 | 1B: 5 2B: 1 3B: 0 HR: 0 | SF: 0 SAC: 0 DP: 2 HBP: 0 | WP: 0 PB: 1 SB: 1 CS: 0 | PA: 30 | | | | | | | | | | | |
| PITCHER | IP | WLS | BF | H | R | ER | SO | BB | IBB | HBP | BLK | WP | HR | S | P | ERA | WHIP | | | | | | | | | | |
| Les Straker, R ERA: 4.13 (1,1) | 7.0 | | 24 | 5 | 1 | 1 | 2 | 0 | 0 | 0 | 0 | 0 | 0 | 54 | 79 | 1.29 | 0.714 | | | | | | | | | | |
| Keith Altherton, R ERA: 3.34 (8,1) | 1.0 | W | 3 | 0 | 0 | 0 | 2 | 0 | 0 | 0 | 0 | 0 | 0 | 7 | 11 | 0.00 | 0.000 | | | | | | | | | | |
| Jeff Reardon, R ERA: 2.77 (9,1) | 1.0 | S | 3 | 1 | 0 | 0 | 0 | 0 | 0 | 0 | 0 | 0 | 0 | 4 | 7 | 0.00 | 1.000 | | | | | | | | | | |

| | |
|-----|----|
| AB | 34 |
| R | 2 |
| H | 11 |
| RBI | 2 |
| BB | 3 |
| SO | 4 |
| LOB | 21 |



| Batter | 1 | 2 | 3 | 4 | 5 | 6 | 7 | 8 | 9 | AB | R | H | RBI | BB | SO | LOB | TOP | | | | |
|--|------------------------------|---------------------------------|------------------------------|----------------------------------|-------------------------------|----------------------------------|------------------------------|----------------------------------|------------------------------|----------------------------------|-------------------------------|----------------------------------|------------------------------|----------------------------------|------------------------------|---------------------------------|--|------------------------------------|----------------------------------|--------|--|
| Dan Gladden, R OBP: 0.317, SLG: 0.405 | F8 | | F9 | | | F8 | | G1-6-3 | | 4 | 0 | 0 | 0 | 0 | 0 | 1 | Minnesota Twins @ Seattle Mariners The Kingdome, Seattle, WA Wed Sep 14 1988, 10:05 PM EDT Att: 7,130 - Dome | | | | |
| Tom Herr, S OBP: 0.338, SLG: 0.309 | | | | K | | | | 6-3 | | 3 | 0 | 1 | 0 | 1 | 1 | 0 | | | | | |
| Kirby Puckett, R OBP: 0.363, SLG: 0.532 | P4 | | | F7 | | P3 | | | G5-3 | 4 | 0 | 0 | 0 | 0 | 2 | | | | | | |
| Gary Gaetti, R OBP: 0.356, SLG: 0.556 | CS | G5-3 | | BB | | K | | | P3 | 3 | 0 | 0 | 1 | 1 | 1 | | | | | | |
| Gene Larkin, S OBP: 0.383, SLG: 0.396 | | | | BB | | | | | G4-3 | 3 | 0 | 2 | 0 | 1 | 0 | | | | | | |
| Brian Harper, R OBP: 0.343, SLG: 0.435 | | G1-6-3 | | BB | | | | | | 3 | 0 | 0 | 0 | 0 | 4 | | | | | | |
| Tim Laudner, R OBP: 0.318, SLG: 0.411 | | 6-3 | | | | F9 | | | | 3 | 0 | 0 | 0 | 0 | 2 | | | | | | |
| Greg Gagne, R OBP: 0.290, SLG: 0.397 | | | K | | | K | | | | 3 | 0 | 0 | 0 | 3 | 1 | | | | | | |
| Mark Davidson, R OBP: 0.312, SLG: 0.340 | | | K | | | G3 | | | | 2 | 0 | 0 | 0 | 1 | 1 | | | | | | |
| Inning Stats | R: 0 E: 0 K: 0 S: 3 | H: 1 LOB: 0 BB: 0 P: 5 | R: 0 E: 0 K: 0 S: 7 | H: 1 LOB: 1 BB: 0 P: 12 | R: 0 E: 0 K: 2 S: 11 | H: 0 LOB: 0 BB: 0 P: 16 | R: 0 E: 0 K: 1 S: 7 | H: 0 LOB: 2 BB: 2 P: 19 | R: 0 E: 0 K: 1 S: 8 | H: 0 LOB: 0 BB: 1 P: 16 | R: 0 E: 0 K: 1 S: 12 | H: 1 LOB: 1 BB: 0 P: 18 | R: 0 E: 0 K: 0 S: 5 | H: 0 LOB: 0 BB: 1 P: 12 | R: 0 E: 0 K: 0 S: 4 | H: 0 LOB: 0 BB: 0 P: 5 | 1B: 3 2B: 0 3B: 0 HR: 0 | SF: 0 SAC: 0 DP: 1 HBP: 0 | WP: 0 PB: 0 SB: 0 CS: 1 | PA: 33 | |
| PITCHER | IP | WLS | BF | H | R | ER | SO | BB | IBB | HBP | BLK | WP | HR | S | P | ERA | WHIP | | | | |
| Mark Langston, L ERA: 3.68 | (1, 1) | 8.0 | W | 29 | 3 | 0 | 6 | 4 | 0 | 0 | 0 | 0 | 0 | 60 | 111 | 0.00 | 0.875 | | | | |
| Mike Schooler, R ERA: 3.38 | (9, 1) | 1.0 | S | 3 | 0 | 0 | 0 | 0 | 0 | 0 | 0 | 0 | 0 | 4 | 5 | 0.00 | 0.000 | | | | |

| Batter | 1 | 2 | 3 | 4 | 5 | 6 | 7 | 8 | 9 | AB | R | H | RBI | BB | SO | LOB | BOTTOM | | | | |
|--|------------------------------|----------------------------------|-------------------------------|----------------------------------|------------------------------|----------------------------------|------------------------------|---------------------------------|------------------------------|----------------------------------|------------------------------|---------------------------------|------------------------------|----------------------------------|------------------------------|----------------------------------|--|------------------------------------|----------------------------------|--------|--|
| Mickey Brantley, R OBP: 0.295, SLG: 0.412 | S | | L6 | | | 4-3 | | F7 | | 4 | 0 | 1 | 0 | 0 | 0 | 0 | Minnesota Twins @ Seattle Mariners The Kingdome, Seattle, WA Wed Sep 14 1988, 10:05 PM EDT Att: 7,130 - Dome | | | | |
| Harold Reynolds, S OBP: 0.337, SLG: 0.387 | B5 | | K | | | | | | | 2 | 0 | 0 | 0 | 1 | 1 | 1 | | | | | |
| Darnell Coles, R OBP: 0.308, SLG: 0.406 | F9 | | | | G5-3 | | | | | 3 | 0 | 0 | 0 | 0 | 1 | | | | | | |
| Henry Cotto, R OBP: 0.303, SLG: 0.378 | | | | | | CS | P2 | | | 0 | 0 | 0 | 0 | 0 | 0 | | | | | | |
| Alvin Davis, L OBP: 0.408, SLG: 0.468 | G3 | | | L6-3 | | | | | | 2 | 0 | 0 | 0 | 1 | 1 | | | | | | |
| Steve Balboni, R OBP: 0.262, SLG: 0.430 | | | | 5-3 | | | | | | 3 | 1 | 1 | 1 | 0 | 1 | | | | | | |
| Scott Bradley, L OBP: 0.306, SLG: 0.354 | | | | | | F8 | | | | 3 | 0 | 0 | 0 | 1 | 1 | | | | | | |
| Dave Valle, R OBP: 0.282, SLG: 0.399 | | | | | | | | F8 | | 0 | 0 | 0 | 0 | 0 | 0 | | | | | | |
| Edgar Martinez, R OBP: 0.320, SLG: 0.286 | | | | | | | | | | 3 | 0 | 0 | 0 | 0 | 0 | | | | | | |
| Bruce Fields, L OBP: 0.288, SLG: 0.345 | | | | | | | | | | 2 | 1 | 0 | 0 | 1 | 0 | | | | | | |
| Jay Buhner, R OBP: 0.301, SLG: 0.417 | | | | | | | | | | 0 | 0 | 0 | 0 | 0 | 0 | | | | | | |
| Rey Quinones, R OBP: 0.290, SLG: 0.406 | | | | | | | | | | 3 | 0 | 1 | 1 | 0 | 0 | | | | | | |
| Inning Stats | R: 0 E: 0 K: 0 S: 9 | H: 1 LOB: 1 BB: 0 P: 16 | R: 1 E: 0 K: 1 S: 11 | H: 1 LOB: 0 BB: 0 P: 17 | R: 0 E: 0 K: 1 S: 8 | H: 0 LOB: 0 BB: 0 P: 14 | R: 0 E: 0 K: 0 S: 5 | H: 0 LOB: 0 BB: 0 P: 7 | R: 0 E: 0 K: 0 S: 6 | H: 0 LOB: 1 BB: 1 P: 17 | R: 0 E: 0 K: 0 S: 3 | H: 0 LOB: 1 BB: 1 P: 9 | R: 1 E: 1 K: 0 S: 5 | H: 1 LOB: 0 BB: 1 P: 14 | R: 1 E: 1 K: 0 S: 5 | H: 1 LOB: 0 BB: 1 P: 14 | 1B: 2 2B: 0 3B: 0 HR: 1 | SF: 0 SAC: 0 DP: 0 HBP: 0 | WP: 0 PB: 0 SB: 1 CS: 1 | PA: 29 | |
| PITCHER | IP | WLS | BF | H | R | ER | SO | BB | IBB | HBP | BLK | WP | HR | S | P | ERA | WHIP | | | | |
| Freddie Toliver, R ERA: 3.7 | (1, 1) | 7.1 | L | 26 | 2 | 2 | 1 | 2 | 3 | 0 | 0 | 0 | 0 | 1 | 48 | 1.23 | 0.682 | | | | |
| Juan Berenguer, R ERA: 4.23 | (8, 1) | 0.2 | | 2 | 1 | 0 | 0 | 0 | 0 | 0 | 0 | 0 | 0 | 3 | 6 | 0.00 | 1.500 | | | | |

AB 28
R 0
H 3
RBI 0
BB 4
SO 6
LOB 11




AB 25
R 2
H 3
RBI 2
BB 3
SO 2
LOB 5



| Batter | 1 | 2 | 3 | 4 | 5 | 6 | 7 | 8 | 9 | AB | R | H | RBI | BB | SO | LOB | TOP | | | | | |
|---|-------------------------------|----------------------------------|-------------------------------|----------------------------------|------------------------------|----------------------------------|-------------------------------|----------------------------------|------------------------------|----------------------------------|------------------------------|----------------------------------|------------------------------|----------------------------------|-------------------------------|----------------------------------|------------------------------|----------------------------------|----------------------------------|------------------------------------|----------------------------------|--------|
| Paul Moltor, R OBP: 0.388, SLG: 0.466 (1, 5) | | | | | | | | | | 5 | 2 | 2 | 0 | 0 | 1 | 2 | | | | | | |
| Jim Gantner, L OBP: 0.315, SLG: 0.329 (1, 4) | | | | | | | | | | 2 | 1 | 1 | 1 | 0 | 1 | 0 | | | | | | |
| Robin Yount, R OBP: 0.370, SLG: 0.469 (1, 8) | | | | | | | | | | 4 | 1 | 1 | 2 | 0 | 1 | 2 | | | | | | |
| Rob Deer, R OBP: 0.322, SLG: 0.448 (1, 9) | | | | | | | | | | 4 | 0 | 0 | 0 | 0 | 3 | 4 | | | | | | |
| Jeffrey Leonard, R OBP: 0.275, SLG: 0.351 (1, 7) | | | | | | | | | | 4 | 0 | 2 | 2 | 0 | 1 | 0 | | | | | | |
| Greg Brock, L OBP: 0.330, SLG: 0.299 (1, 3) | | | | | | | | | | 3 | 0 | 0 | 0 | 1 | 1 | 2 | | | | | | |
| Joey Meyer, R OBP: 0.319, SLG: 0.446 (1, 10) | | | | | | | | | | 4 | 0 | 0 | 0 | 0 | 3 | 3 | | | | | | |
| B.J. Surhoff, L OBP: 0.294, SLG: 0.324 (1, 2) | | | | | | | | | | 4 | 1 | 1 | 0 | 0 | 0 | 1 | | | | | | |
| Gary Sheffield, R OBP: 0.184, SLG: 0.297 (1, 6) | | | | | | | | | | 4 | 0 | 1 | 0 | 0 | 1 | 0 | | | | | | |
| Inning Stats | R: 3 E: 0 K: 1 S: 12 | H: 4 LOB: 1 BB: 0 P: 19 | R: 1 E: 0 K: 1 S: 12 | H: 2 LOB: 2 BB: 0 P: 18 | R: 0 E: 0 K: 1 S: 8 | H: 1 LOB: 1 BB: 0 P: 13 | R: 0 E: 0 K: 1 S: 10 | H: 0 LOB: 0 BB: 0 P: 14 | R: 0 E: 0 K: 1 S: 7 | H: 0 LOB: 0 BB: 0 P: 11 | R: 0 E: 0 K: 2 S: 7 | H: 0 LOB: 0 BB: 0 P: 10 | R: 1 E: 0 K: 1 S: 8 | H: 1 LOB: 0 BB: 0 P: 12 | R: 0 E: 0 K: 3 S: 12 | H: 0 LOB: 1 BB: 1 P: 20 | R: 0 E: 0 K: 1 S: 8 | H: 0 LOB: 0 BB: 0 P: 12 | 1B: 5 2B: 2 3B: 1 HR: 0 | SF: 0 SAC: 1 DP: 0 HBP: 1 | WP: 0 PB: 0 SB: 3 CS: 0 | PA: 37 |
| PITCHER | IP | WLS | BF | H | R | ER | SO | BB | IBB | HBP | BLK | WP | HR | S | P | ERA | WHIP | | | | | |
| Erik Hanson, R ERA: 1.99 | (1, 1) | 8.0 | L | 34 | 8 | 5 | 5 | 11 | 1 | 0 | 1 | 0 | 0 | 76 | 117 | 5.62 | 1.125 | | | | | |
| Rod Scurry, L ERA: 4.3 | (9, 1) | 1.0 | | 3 | 0 | 0 | 0 | 1 | 0 | 0 | 0 | 0 | 0 | 8 | 12 | 0.00 | 0.000 | | | | | |

Milwaukee Brewers @ Seattle Mariners
The Kingdome, Seattle, WA
Fri Sep 16 1988, 10:05 PM EDT
Att. 7,497 - Dome - 70 F

AB 34
R 5
H 8
RBI 5
BB 1
SO 12
LOB 14



| Batter | 1 | 2 | 3 | 4 | 5 | 6 | 7 | 8 | 9 | AB | R | H | RBI | BB | SO | LOB | BOTTOM | | | | | |
|---|-------------------------------|----------------------------------|------------------------------|----------------------------------|------------------------------|----------------------------------|------------------------------|----------------------------------|------------------------------|----------------------------------|------------------------------|----------------------------------|------------------------------|---------------------------------|------------------------------|----------------------------------|-------------------------------|----------------------------------|----------------------------------|------------------------------------|----------------------------------|--------|
| Mickey Brantley, R OBP: 0.297, SLG: 0.412 (1, 8) | | | | | | | | | | 3 | 0 | 1 | 0 | 1 | 0 | 1 | | | | | | |
| Harold Reynolds, S OBP: 0.337, SLG: 0.386 (1, 4) | | | | | | | | | | 4 | 0 | 1 | 0 | 0 | 1 | 1 | | | | | | |
| Darnell Coles, R OBP: 0.307, SLG: 0.413 (1, 7) | | | | | | | | | | 4 | 1 | 1 | 1 | 0 | 1 | 2 | | | | | | |
| Alvin Davis, L OBP: 0.405, SLG: 0.464 (1, 10) | | | | | | | | | | 4 | 0 | 0 | 0 | 0 | 1 | 2 | | | | | | |
| Steve Balboni, R OBP: 0.264, SLG: 0.429 | | | | | | | | | | 3 | 0 | 1 | 0 | 1 | 0 | 0 | | | | | | |
| Bruce Fields, L OBP: 0.288, SLG: 0.345 (9, PR) | | | | | | | | | | 0 | 0 | 0 | 0 | 0 | 0 | 0 | | | | | | |
| Scott Bradley, L OBP: 0.302, SLG: 0.350 (1, 2) | | | | | | | | | | 4 | 0 | 0 | 0 | 0 | 0 | 2 | | | | | | |
| Jim Prestley, R OBP: 0.277, SLG: 0.359 (1, 5) | | | | | | | | | | 3 | 0 | 0 | 0 | 0 | 1 | 0 | | | | | | |
| Jay Buhner, R OBP: 0.302, SLG: 0.416 (1, 9) | | | | | | | | | | 3 | 0 | 1 | 0 | 0 | 0 | 0 | | | | | | |
| Rey Quinones, R OBP: 0.288, SLG: 0.404 (1, 6) | | | | | | | | | | 3 | 0 | 0 | 0 | 0 | 0 | 1 | | | | | | |
| Inning Stats | R: 0 E: 1 K: 0 S: 12 | H: 2 LOB: 1 BB: 0 P: 13 | R: 0 E: 0 K: 0 S: 7 | H: 0 LOB: 0 BB: 0 P: 12 | R: 0 E: 0 K: 1 S: 7 | H: 0 LOB: 1 BB: 1 P: 13 | R: 0 E: 0 K: 1 S: 8 | H: 1 LOB: 1 BB: 0 P: 12 | R: 0 E: 0 K: 1 S: 8 | H: 0 LOB: 0 BB: 0 P: 11 | R: 0 E: 0 K: 1 S: 7 | H: 0 LOB: 0 BB: 0 P: 11 | R: 0 E: 0 K: 0 S: 6 | H: 0 LOB: 0 BB: 0 P: 8 | R: 0 E: 0 K: 0 S: 9 | H: 0 LOB: 0 BB: 0 P: 13 | R: 1 E: 0 K: 0 S: 11 | H: 1 LOB: 1 BB: 1 P: 19 | 1B: 4 2B: 1 3B: 0 HR: 1 | SF: 0 SAC: 0 DP: 1 HBP: 0 | WP: 0 PB: 0 SB: 1 CS: 0 | PA: 33 |
| PITCHER | IP | WLS | BF | H | R | ER | SO | BB | IBB | HBP | BLK | WP | HR | S | P | ERA | WHIP | | | | | |
| Don August, R ERA: 2.99 | (1, 1) | 9.0 | W | 33 | 5 | 1 | 1 | 4 | 2 | 0 | 0 | 0 | 1 | 75 | 112 | 1.00 | 0.778 | | | | | |

Milwaukee Brewers @ Seattle Mariners
The Kingdome, Seattle, WA
Fri Sep 16 1988, 10:05 PM EDT
Att. 7,497 - Dome - 70 F

AB 31
R 1
H 5
RBI 1
BB 2
SO 4
LOB 9



| Batter | 1 | 2 | 3 | 4 | 5 | 6 | 7 | 8 | 9 | AB | R | H | RBI | BB | SO | LOB | TOP | | | | | |
|--|---|----------------------------------|------------------------------|----------------------------------|------------------------------|----------------------------------|------------------------------|----------------------------------|------------------------------|----------------------------------|------------------------------|---------------------------------|------------------------------|---------------------------------|------------------------------|---------------------------------|---|----------------------------------|----------------------------------|------------------------------------|-------------------------|--------|
| Paul Moltzer, R OBP: 0.386, SLG: 0.464 Mike Felder, S OBP: 0.179, SLG: 0.182 | 2-3 K | | | 3-1 F9 | | | 1-0 F9 | | | 3 | 0 | 0 | 0 | 0 | 1 | 0 | Milwaukee Brewers @ Seattle Mariners The Kingdome, Seattle, WA Sat Sep 17 1988, 10:05 PM EDT Att. 9,644 - Dome - 70 F | | | | | |
| Jim Gantner, L OBP: 0.313, SLG: 0.327 Juan Castillo, S OBP: 0.253, SLG: 0.227 | 2-3 K | | | 3-2 6-3 | | | 1-0 F7 | | | 3 | 0 | 0 | 0 | 0 | 1 | 0 | | | | | | |
| Robin Yount, R OBP: 0.368, SLG: 0.467 Darryl Hamilton, L OBP: 0.278, SLG: 0.257 | 1-3 K | | | 2-1 6-3 | | | 1-2 F9 | | | 3 | 0 | 0 | 0 | 0 | 1 | 0 | | | | | | |
| Rob Deer, R OBP: 0.322, SLG: 0.447 Mike Young, S OBP: 0.326, SLG: 0.313 | | 2-1 F8 | | | 0-0 G6-4-3 1B | | | 0-1 F4 | | 3 | 0 | 1 | 0 | 0 | 0 | 0 | | | | | | |
| Jeffrey Leonard, R OBP: 0.275, SLG: 0.351 | | 1-2 G3-6-3 1B | | | 1-3 K | | | 1-3 K | | 3 | 0 | 1 | 0 | 0 | 2 | 1 | | | | | | |
| Greg Brock, L OBP: 0.327, SLG: 0.296 | | 1-1 G3-6-3 1-2f | | | 3-1 G6-4-3 1-2f | | | 2-0 F6 | | 3 | 0 | 0 | 0 | 0 | 0 | 2 | | | | | | |
| Joey Meyer, R OBP: 0.316, SLG: 0.441 | | | 1-1 F9 | | | 1-3 K | | | 2-3 K | 3 | 0 | 0 | 0 | 0 | 2 | 0 | | | | | | |
| Gary Sheffield, R OBP: 0.171, SLG: 0.275 | | | 3-3 K | | | 0-1 F2 | | | 1-1 F8 | 3 | 0 | 0 | 0 | 0 | 1 | 0 | | | | | | |
| Charlie O'Brien, R OBP: 0.252, SLG: 0.322 | | | 1-2 F9 | | | 1-1 F8 | | | 0-1 5-3 | 3 | 0 | 0 | 0 | 0 | 0 | 0 | | | | | | |
| Inning Stats | R: 0 E: 0 K: 3 S: 9 | H: 0 LOB: 0 BB: 0 P: 14 | R: 0 E: 0 K: 0 S: 7 | H: 1 LOB: 0 BB: 0 P: 11 | R: 0 E: 0 K: 1 S: 8 | H: 0 LOB: 0 BB: 0 P: 13 | R: 0 E: 0 K: 0 S: 7 | H: 0 LOB: 0 BB: 0 P: 15 | R: 0 E: 0 K: 1 S: 7 | H: 0 LOB: 0 BB: 0 P: 11 | R: 0 E: 0 K: 1 S: 7 | H: 0 LOB: 0 BB: 0 P: 9 | R: 0 E: 0 K: 0 S: 5 | H: 0 LOB: 0 BB: 0 P: 8 | R: 0 E: 0 K: 1 S: 6 | H: 0 LOB: 0 BB: 0 P: 9 | R: 0 E: 0 K: 1 S: 7 | H: 0 LOB: 0 BB: 0 P: 10 | 1B: 2 2B: 0 3B: 0 HR: 0 | SF: 0 SAC: 0 DP: 2 HBP: 0 | WP: 0 PB: 0 CS: 0 | PA: 27 |
| PITCHER Mike Moore, R ERA: 3.61 | IP: 9.0 WLS: W BF: 27 H: 2 R: 0 ER: 0 SO: 8 BB: 0 IBB: 0 HBP: 0 BLK: 0 WP: 0 HR: 0 S: 63 P: 100 ERA: 0.00 WHIP: 0.222 | | | | | | | | | | | | | | | PITCHER | IP: 9.0 WLS: W BF: 27 H: 2 R: 0 ER: 0 SO: 8 BB: 0 IBB: 0 HBP: 0 BLK: 0 WP: 0 HR: 0 S: 63 P: 100 ERA: 0.00 WHIP: 0.222 | | | | | |

| Batter | 1 | 2 | 3 | 4 | 5 | 6 | 7 | 8 | 9 | AB | R | H | RBI | BB | SO | LOB | BOTTOM | | | |
|--|---|----------------------------------|-------------------------------|----------------------------------|-------------------------------|----------------------------------|-------------------------------|----------------------------------|-------------------------------|----------------------------------|------------------------------|----------------------------------|-------------------------------|----------------------------------|------------------------------|----------------------------------|---|------------------------------------|-------------------------|--------|
| Mickey Brantley, R OBP: 0.298, SLG: 0.412 Henry Cotto, R OBP: 0.305, SLG: 0.380 | 0-0 2B | 3-1 F8 | 0-2 1B | | 1-2 F9 | | 2-2 2B | | | 4 | 1 | 2 | 0 | 0 | 0 | 1 | Milwaukee Brewers @ Seattle Mariners The Kingdome, Seattle, WA Sat Sep 17 1988, 10:05 PM EDT Att. 9,644 - Dome - 70 F | | | |
| Harold Reynolds, S OBP: 0.337, SLG: 0.387 | 2-0 F9 | 4-2 2B | 0-2 F7 | | 0-0 4-3 | | 2-0 1B | | | 4 | 1 | 1 | 0 | 1 | 0 | 3 | | | | |
| Darnell Coles, R OBP: 0.314, SLG: 0.424 Mike Kingery, L OBP: 0.317, SLG: 0.286 | 0-0 1B | 0-1 E | | 1-2 1B | 4-2 BB | | 3-3 K | | | 3 | 3 | 3 | 1 | 1 | 0 | 0 | | | | |
| Avin Davis, L OBP: 0.407, SLG: 0.464 | 3-2 HR | 4-0 WP | | 0-1 1B | 3-2 F9 | | | 2-0 4-3 | | 4 | 1 | 2 | 1 | 1 | 0 | 2 | | | | |
| Steve Balboni, R OBP: 0.267, SLG: 0.439 Dave Hengel, R OBP: 0.169, SLG: 0.281 | 0-0 HR | 0-0 SF9 | | 3-2 HR | | 2-2 1-3 | | 1-1 F7 | | 3 | 2 | 2 | 3 | 0 | 0 | 0 | | | | |
| Jim Prestey, R OBP: 0.276, SLG: 0.358 Edgar Martinez, R OBP: 0.346, SLG: 0.318 | 0-0 1B | 1-2 2H | | 0-3 K | | 1-0 F4 | | 0-1 2B | | 3 | 1 | 1 | 0 | 1 | 1 | 1 | | | | |
| Jay Buhner, R OBP: 0.426, SLG: 0.426 Bruce Fields, L OBP: 0.300, SLG: 0.375 | 2-1 E5 | 2-3 K | | 0-0 HR | | 1-3 K | | 1-0 2B | | 4 | 2 | 1 | 2 | 0 | 2 | 3 | | | | |
| Dave Valle, R OBP: 0.282, SLG: 0.398 Scott Bradley, L OBP: 0.300, SLG: 0.348 | 2-1 1B | | 1-0 4-3 | | 3-3 K | | 0-0 B1-3 | | 0-0 F8 | 3 | 0 | 1 | 2 | 0 | 1 | 0 | | | | |
| Mario Diaz, R OBP: 0.333, SLG: 0.391 | 0-0 6-3 | | 1-2 6-3 | | 0-1 4-3 | | 0-1 6-3 | | | 4 | 0 | 1 | 0 | 0 | 0 | 0 | | | | |
| Inning Stats | R: 6 E: 1 K: 0 S: 13 | H: 6 LOB: 0 BB: 0 P: 22 | R: 2 E: 1 K: 1 S: 12 | H: 1 LOB: 2 BB: 3 P: 29 | R: 0 E: 0 K: 0 S: 10 | H: 1 LOB: 1 BB: 0 P: 12 | R: 3 E: 0 K: 2 S: 17 | H: 4 LOB: 0 BB: 0 P: 24 | R: 0 E: 0 K: 0 S: 12 | H: 1 LOB: 2 BB: 1 P: 20 | R: 0 E: 0 K: 1 S: 7 | H: 0 LOB: 0 BB: 0 P: 11 | R: 0 E: 0 K: 1 S: 12 | H: 2 LOB: 2 BB: 0 P: 19 | R: 0 E: 0 K: 0 S: 7 | H: 2 LOB: 2 BB: 0 P: 11 | 1B: 11 2B: 4 3B: 0 HR: 2 | SF: 1 SAC: 0 DP: 0 HBP: 0 | WP: 1 PB: 0 CS: 0 | PA: 44 |
| PITCHER Mike Birkbeck, R ERA: 4.72 Odell Jones, R ERA: 4.19 Mark Knudson, R ERA: 0.79 | IP: 0.2 WLS: L BF: 8 H: 6 R: 6 ER: 4 SO: 0 BB: 0 IBB: 0 HBP: 0 BLK: 0 WP: 1 HR: 1 S: 21 P: 21 ERA: 54.00 WHIP: 9.000 | | | | | | | | | | | | | | | PITCHER | IP: 0.2 WLS: L BF: 8 H: 6 R: 6 ER: 4 SO: 0 BB: 0 IBB: 0 HBP: 0 BLK: 0 WP: 1 HR: 1 S: 21 P: 21 ERA: 13.50 WHIP: 2.400 | | | |
| PITCHER Mike Moore, R ERA: 3.61 | IP: 9.0 WLS: W BF: 27 H: 2 R: 0 ER: 0 SO: 8 BB: 0 IBB: 0 HBP: 0 BLK: 0 WP: 0 HR: 0 S: 63 P: 100 ERA: 0.00 WHIP: 0.222 | | | | | | | | | | | | | | | PITCHER | IP: 9.0 WLS: W BF: 27 H: 2 R: 0 ER: 0 SO: 8 BB: 0 IBB: 0 HBP: 0 BLK: 0 WP: 0 HR: 0 S: 63 P: 100 ERA: 0.00 WHIP: 0.222 | | | |

| Batter | 1 | 2 | 3 | 4 | 5 | 6 | 7 | 8 | 9 | AB | R | H | RBI | BB | SO | LOB | TOP | | | | | |
|---|-------------------------------|----------------------------------|------------------------------|----------------------------------|-------------------------------|----------------------------------|-------------------------------|----------------------------------|------------------------------|----------------------------------|------------------------------|----------------------------------|------------------------------|----------------------------------|------------------------------|----------------------------------|------------------------------|----------------------------------|----------------------------------|------------------------------------|-------------------------|--------|
| Paul Moltzer, R OBP: 0.388, SLG: 0.463 Juan Castillo, S OBP: 0.253, SLG: 0.227 | 6-3 | | 1B HR BB | FC1 1B 1B | | L8 | | 2B | | 3 | 3 | 1 | 0 | 2 | 0 | 0 | | | | | | |
| Jim Gantner, L OBP: 0.316, SLG: 0.333 | G4-3 | | HR S 1B | FC1 1B | | 2B | | 2B | | 5 | 1 | 3 | 3 | 0 | 0 | 2 | | | | | | |
| Robin Yount, R OBP: 0.367, SLG: 0.464 Mike Felder, S OBP: 0.179, SLG: 0.182 | K | | F9 1B | BB 1B | | G5-3 | | 5-3 | | 5 | 0 | 1 | 2 | 0 | 1 | 4 | | | | | | |
| Rob Deer, R OBP: 0.327, SLG: 0.451 | | 1B SF7 2B | HR IBB | BB | | | | K | | 3 | 2 | 2 | 0 | 2 | 1 | 0 | | | | | | |
| Jeffrey Leonard, R OBP: 0.278, SLG: 0.358 | | CS 1B | HR | K | | | | L6-4 1B | | 4 | 1 | 2 | 4 | 1 | 1 | 4 | | | | | | |
| Greg Brock, L OBP: 0.323, SLG: 0.292 | SF7 | | 6-3 | | | G3 | | G4-6-3 | | 4 | 0 | 0 | 1 | 0 | 1 | 1 | | | | | | |
| Joey Meyer, R OBP: 0.315, SLG: 0.439 | P4 | | | FC1 1B 1B | | F9 | | 5-3 | | 4 | 1 | 1 | 0 | 0 | 0 | 1 | | | | | | |
| B.J. Surhoff, L OBP: 0.291, SLG: 0.322 | CS | | L8 | F8 | | K | | 4-3 | | 4 | 0 | 0 | 0 | 0 | 1 | 1 | | | | | | |
| Gary Sheffield, R OBP: 0.200, SLG: 0.262 | | | BB 1B BB | P9 | | F9 | | BB 2B BB | | 2 | 2 | 0 | 0 | 2 | 0 | 1 | | | | | | |
| Inning Stats | R: 0 E: 0 K: 1 S: 10 | H: 0 LOB: 0 BB: 0 P: 14 | R: 1 E: 0 K: 0 S: 9 | H: 2 LOB: 0 BB: 0 P: 13 | R: 5 E: 0 K: 0 S: 11 | H: 2 LOB: 0 BB: 3 P: 26 | R: 2 E: 0 K: 1 S: 14 | H: 3 LOB: 3 BB: 1 P: 24 | R: 0 E: 0 K: 1 S: 6 | H: 0 LOB: 0 BB: 0 P: 12 | R: 0 E: 0 K: 0 S: 7 | H: 1 LOB: 1 BB: 0 P: 11 | R: 0 E: 0 K: 1 S: 8 | H: 0 LOB: 0 BB: 1 P: 15 | R: 2 E: 0 K: 0 S: 8 | H: 1 LOB: 2 BB: 2 P: 21 | R: 0 E: 0 K: 1 S: 6 | H: 1 LOB: 0 BB: 0 P: 11 | 1B: 6 2B: 4 3B: 0 HR: 1 | SF: 1 SAC: 0 DP: 2 HBP: 0 | WP: 0 PB: 1 CS: 1 | PA: 43 |
| PITCHER | IP | WLS | BF | H | R | ER | SO | BB | IBB | HBP | BLK | WP | HR | S | P | ERA | WHIP | | | | | |
| Mike Campbell, R ERA: 5.82 | 3.2 | L | 19 | 6 | 8 | 8 | 1 | 2 | 1 | 0 | 0 | 0 | 1 | 35 | 60 | 19.64 | 2.182 | | | | | |
| Jerry Reed, R ERA: 3.87 | 0.1 | | 4 | 1 | 0 | 0 | 1 | 1 | 0 | 0 | 0 | 0 | 0 | 9 | 17 | 0.00 | 6.000 | | | | | |
| Bill Wilkinson, L ERA: 3.75 | 2.0 | | 7 | 1 | 0 | 0 | 1 | 0 | 0 | 0 | 0 | 0 | 0 | 13 | 23 | 0.00 | 0.500 | | | | | |
| Bill Swift, R ERA: 4.73 | 1.0 | | 3 | 0 | 0 | 0 | 1 | 1 | 0 | 0 | 0 | 0 | 0 | 8 | 15 | 0.00 | 1.000 | | | | | |
| Gene Walter, L ERA: 4.42 | 2.0 | | 9 | 2 | 2 | 2 | 1 | 2 | 0 | 0 | 0 | 0 | 0 | 14 | 32 | 9.00 | 2.000 | | | | | |

Milwaukee Brewers @ Seattle Mariners
The Kingdome, Seattle, WA
Sun Sep 18 1988, 6:33 AM EDT
Att. 7,937 - Dome - 70 F

AB 34
R 10
H 10
RBI 10
BB 7
SO 5
LOB 14



| Batter | 1 | 2 | 3 | 4 | 5 | 6 | 7 | 8 | 9 | AB | R | H | RBI | BB | SO | LOB | BOTTOM | | | | | |
|--|-------------------------------|----------------------------------|-------------------------------|----------------------------------|------------------------------|----------------------------------|-------------------------------|----------------------------------|------------------------------|---------------------------------|-------------------------------|----------------------------------|------------------------------|----------------------------------|------------------------------|----------------------------------|------------------------------|----------------------------------|----------------------------------|------------------------------------|-------------------------|--------|
| Mickey Brantley, R OBP: 0.296, SLG: 0.409 | 5-3 | | F7 | | | K | | F5 | | 4 | 0 | 0 | 0 | 0 | 1 | 1 | | | | | | |
| Rey Quinones, R OBP: 0.288, SLG: 0.401 | K | | P9 | | | F7 | | BB BB | | 3 | 0 | 0 | 0 | 1 | 1 | 0 | | | | | | |
| Darnell Coles, R OBP: 0.321, SLG: 0.437 | 1B | | HR | | | 2B 1B | | G3-6-1 BB | | 3 | 2 | 3 | 1 | 1 | 0 | 0 | | | | | | |
| Steve Balboni, R OBP: 0.267, SLG: 0.437 | P6 | | 1B | | | K | | F3 | | 4 | 0 | 1 | 0 | 0 | 1 | 4 | | | | | | |
| Alvin Davis, L OBP: 0.406, SLG: 0.465 | 1-3 | | P9 | | | 2B | | G3-6-1 | | 4 | 0 | 1 | 1 | 0 | 0 | 3 | | | | | | |
| Jim Prestley, R OBP: 0.276, SLG: 0.360 | 2B | | L6 | | | F9 | | 6-3 | | 4 | 0 | 1 | 0 | 0 | 0 | 2 | | | | | | |
| Jay Buhner, R OBP: 0.300, SLG: 0.424 Dave Hengel, R OBP: 0.184, SLG: 0.271 Bruce Fields, L OBP: 0.295, SLG: 0.368 | K | | K | | | K | | K | | 1 | 0 | 0 | 0 | 0 | 1 | 1 | | | | | | |
| Scott Bradley, L OBP: 0.297, SLG: 0.344 | 1-3 | | G3 | | | G3 | | G3 | | 4 | 0 | 0 | 0 | 0 | 0 | 1 | | | | | | |
| Mario Diaz, R OBP: 0.333, SLG: 0.380 | | | K | | | 6-3 | | BB | | 2 | 0 | 0 | 0 | 1 | 1 | 0 | | | | | | |
| Inning Stats | R: 0 E: 0 K: 1 S: 11 | H: 1 LOB: 1 BB: 0 P: 17 | R: 0 E: 0 K: 1 S: 10 | H: 1 LOB: 0 BB: 0 P: 11 | R: 0 E: 0 K: 1 S: 8 | H: 0 LOB: 0 BB: 0 P: 12 | R: 1 E: 0 K: 1 S: 15 | H: 2 LOB: 1 BB: 0 P: 23 | R: 0 E: 0 K: 1 S: 6 | H: 0 LOB: 0 BB: 0 P: 6 | R: 1 E: 0 K: 1 S: 14 | H: 2 LOB: 1 BB: 0 P: 21 | R: 0 E: 0 K: 1 S: 7 | H: 0 LOB: 1 BB: 1 P: 12 | R: 0 E: 0 K: 0 S: 7 | H: 0 LOB: 2 BB: 2 P: 17 | R: 0 E: 0 K: 1 S: 8 | H: 0 LOB: 0 BB: 0 P: 13 | 1B: 3 2B: 2 3B: 0 HR: 1 | SF: 0 SAC: 0 DP: 1 HBP: 0 | WP: 0 PB: 0 CS: 0 | PA: 35 |
| PITCHER | IP | WLS | BF | H | R | ER | SO | BB | IBB | HBP | BLK | WP | HR | S | P | ERA | WHIP | | | | | |
| Juan Nieves, L ERA: 3.95 | 7.0 | | 28 | 6 | 2 | 2 | 7 | 1 | 0 | 0 | 0 | 0 | 1 | 71 | 102 | 2.57 | 1.000 | | | | | |
| Chuck Crim, R ERA: 2.94 | 1.0 | | 4 | 0 | 0 | 0 | 0 | 2 | 0 | 0 | 0 | 0 | 0 | 7 | 17 | 0.00 | 2.000 | | | | | |
| Chris Bosio, R ERA: 3.41 | 1.0 | | 3 | 0 | 0 | 0 | 1 | 0 | 0 | 0 | 0 | 0 | 0 | 8 | 13 | 0.00 | 0.000 | | | | | |

Milwaukee Brewers @ Seattle Mariners
The Kingdome, Seattle, WA
Sun Sep 18 1988, 6:33 AM EDT
Att. 7,937 - Dome - 70 F

AB 32
R 2
H 6
RBI 2
BB 3
SO 8
LOB 13





| Batter | 1 | 2 | 3 | 4 | 5 | 6 | 7 | 8 | 9 | AB | R | H | RBI | BB | SO | LOB | TOP | | | | | |
|---|--|----------------------------------|------------------------------|----------------------------------|-------------------------------|----------------------------------|-------------------------------|----------------------------------|------------------------------|---------------------------------|------------------------------|---------------------------------|-------------------------------|----------------------------------|-------------------------------|----------------------------------|--|----------------------------------|----------------------------------|------------------------------------|----------------------------------|--------|
| Willie Wilson, S (1, 8) OBP: 0.292, SLG: 0.345 | F8 | | 4-3 | | F8 | | | 1B BB | | 3 | 0 | 0 | 0 | 1 | 0 | 1 | Kansas City Royals @ Seattle Mariners The Kingdome, Seattle, WA Mon Sep 19 1988, 10:05 PM EDT Att: 6,557 - Dome - 70 F | | | | | |
| Kevin Seitzer, R (1, 5) OBP: 0.381, SLG: 0.410 | K | | BB | | | G4-6-3 1B | | FC5-4 1B | | 3 | 0 | 2 | 0 | 1 | 1 | 0 | | | | | | |
| George Brett, L (1, 3) OBP: 0.394, SLG: 0.526 | 1B | | BB | | | G4-6-3 1-2 | | F9 | | 4 | 0 | 1 | 0 | 0 | 1 | 5 | | | | | | |
| Danny Tartabull, R (1, 10) OBP: 0.366, SLG: 0.498 | F9 | | BB | | | 4-3 | | FC5-4 1-2 | | 4 | 0 | 0 | 0 | 0 | 1 | 3 | | | | | | |
| Frank White, R (1, 4) OBP: 0.275, SLG: 0.340 | | 6-3 | | | | | K | | F6 | 4 | 0 | 1 | 0 | 0 | 1 | 0 | | | | | | |
| Bo Jackson, R (1, 9) OBP: 0.286, SLG: 0.461 | K | | BB | | | | K | | K | 4 | 0 | 0 | 0 | 0 | 4 | 1 | | | | | | |
| Bill Pecota, R (1, 6) OBP: 0.276, SLG: 0.283 | K | | BB | | 5-3 | | BLK BB | | F9 | 3 | 0 | 0 | 0 | 1 | 1 | 1 | | | | | | |
| Ed Hearn, R (1, 2) OBP: 0.250, SLG: 0.375 | | | F8 | | F7 | | 5-3 | | | 3 | 0 | 0 | 0 | 0 | 0 | 1 | | | | | | |
| Gary Thurman, R (1, 7) OBP: 0.196, SLG: 0.146 | | | 4-3 S BB | | K | | | K | | 2 | 0 | 0 | 0 | 1 | 2 | 0 | | | | | | |
| Inning Stats | R: 0 E: 0 K: 1 S: 12 | H: 1 LOB: 1 BB: 0 P: 18 | R: 0 E: 0 K: 2 S: 8 | H: 0 LOB: 0 BB: 2 P: 13 | R: 0 E: 0 K: 1 S: 11 | H: 0 LOB: 2 BB: 2 P: 24 | R: 0 E: 0 K: 2 S: 11 | H: 1 LOB: 1 BB: 0 P: 18 | R: 0 E: 0 K: 1 S: 5 | H: 0 LOB: 0 BB: 0 P: 7 | R: 0 E: 0 K: 0 S: 4 | H: 1 LOB: 0 BB: 0 P: 6 | R: 0 E: 0 K: 2 S: 10 | H: 0 LOB: 1 BB: 1 P: 19 | R: 0 E: 0 K: 1 S: 12 | H: 1 LOB: 2 BB: 1 P: 21 | R: 0 E: 0 K: 1 S: 11 | H: 0 LOB: 0 BB: 0 P: 17 | 1B: 4 2B: 0 3B: 0 HR: 0 | SF: 0 SAC: 0 DP: 1 HBP: 0 | WP: 0 PB: 0 SB: 1 CS: 1 | PA: 34 |
| PITCHER Mark Langston, L (1, 1) ERA: 3.54 | IP: 9.0 WLS: W BF: 34 H: 4 R: 0 ER: 0 SO: 11 BB: 4 IBB: 0 HBP: 0 BLK: 1 WP: 0 HR: 0 S: 84 P: 143 ERA: 0.00 WHIP: 0.889 | | | | | | | | | | | | | | | | | | | | | |

| Batter | 1 | 2 | 3 | 4 | 5 | 6 | 7 | 8 | 9 | AB | R | H | RBI | BB | SO | LOB | BOTTOM | | | |
|--|--|----------------------------------|------------------------------|----------------------------------|------------------------------|----------------------------------|-------------------------------|----------------------------------|------------------------------|---------------------------------|-------------------------------|----------------------------------|------------------------------|----------------------------------|-------------------------------|----------------------------------|--|------------------------------------|----------------------------------|--------|
| Henry Cotto, R (1, 8) OBP: 0.304, SLG: 0.379 | 1B S 1B | 2-3 | | | K | | 6-3 | | | 4 | 1 | 1 | 0 | 0 | 1 | 1 | Kansas City Royals @ Seattle Mariners The Kingdome, Seattle, WA Mon Sep 19 1988, 10:05 PM EDT Att: 6,557 - Dome - 70 F | | | |
| Harold Reynolds, S (1, 4) OBP: 0.323, SLG: 0.384 | L4 | | F4 | | F3 | | 6-3 | | | 4 | 0 | 0 | 0 | 0 | 0 | 1 | | | | |
| Darnell Coles, R (1, 7) OBP: 0.323, SLG: 0.436 | 1B | | 5-3 | | | G6-4-3 BB | | F7 | | 3 | 0 | 1 | 0 | 1 | 0 | 0 | | | | |
| Mike Kingery, L (9, 7) OBP: 0.317, SLG: 0.286 | 1B | | | | | G6-4-3 1-2 | | F6 | | 0 | 0 | 0 | 0 | 0 | 0 | 0 | | | | |
| Steve Balboni, R (1, 10) OBP: 0.269, SLG: 0.446 | 1B | | | | | G6-4-3 1-2 | | F6 | | 4 | 0 | 2 | 2 | 0 | 0 | 1 | | | | |
| Alvin Davis, L (1, 3) OBP: 0.406, SLG: 0.467 | F2 | | F9 | | | 2B | | 1B PB 1B | | 4 | 1 | 2 | 0 | 0 | 0 | 2 | | | | |
| Mickey Brantley, R (1, 9) OBP: 0.298, SLG: 0.412 | F4 | | | | F8 | | 2B | 1B | | 4 | 0 | 2 | 1 | 0 | 0 | 2 | | | | |
| Jim Prestley, R (1, 5) OBP: 0.276, SLG: 0.361 | | | F7 | | F7 | | K | | | 3 | 0 | 1 | 0 | 0 | 1 | 1 | | | | |
| Dave Valle, R (1, 2) OBP: 0.283, SLG: 0.409 | | F5 | | | F9 | | | HR | | 3 | 1 | 1 | 1 | 0 | 0 | 1 | | | | |
| Rey Quinones, R (1, 6) OBP: 0.286, SLG: 0.398 | K | | | | F4 | | 5-3 | | | 3 | 0 | 0 | 0 | 0 | 1 | 1 | | | | |
| Inning Stats | R: 1 E: 0 K: 0 S: 11 | H: 3 LOB: 2 BB: 0 P: 19 | R: 0 E: 0 K: 1 S: 9 | H: 1 LOB: 1 BB: 0 P: 12 | R: 1 E: 0 K: 0 S: 9 | H: 1 LOB: 0 BB: 0 P: 11 | R: 0 E: 0 K: 0 S: 10 | H: 0 LOB: 0 BB: 0 P: 15 | R: 0 E: 0 K: 1 S: 5 | H: 0 LOB: 0 BB: 0 P: 8 | R: 1 E: 0 K: 0 S: 13 | H: 2 LOB: 1 BB: 1 P: 21 | R: 1 E: 0 K: 0 S: 6 | H: 1 LOB: 0 BB: 0 P: 12 | R: 0 E: 0 K: 0 S: 13 | H: 2 LOB: 2 BB: 0 P: 19 | 1B: 5 2B: 3 3B: 0 HR: 2 | SF: 0 SAC: 0 DP: 1 HBP: 0 | WP: 0 PB: 1 SB: 1 CS: 0 | PA: 33 |
| PITCHER Floyd Bannister, L (1, 1) ERA: 4.42 Jeff Montgomery, R (8, 1) ERA: 3.24 | IP: 7.0 WLS: L BF: 29 H: 8 R: 4 ER: 4 SO: 3 BB: 1 IBB: 0 HBP: 0 BLK: 0 WP: 0 HR: 2 S: 63 P: 98 ERA: 5.14 WHIP: 1.286 | | | | | | | | | | | | | | | | | | | |

| | |
|-----|----|
| AB | 30 |
| R | 0 |
| H | 4 |
| RBI | 0 |
| BB | 4 |
| SO | 11 |
| LOB | 12 |



| Batter | 1 | 2 | 3 | 4 | 5 | 6 | 7 | 8 | 9 | AB | R | H | RBI | BB | SO | LOB | TOP | | | | | | | | |
|---|-------------------------------|----------------------------------|-------------------------------|----------------------------------|------------------------------|----------------------------------|------------------------------|----------------------------------|-------------------------------|----------------------------------|-------------------------------|----------------------------------|-------------------------------|----------------------------------|-------------------------------|----------------------------------|--|----------------------------------|----------------------------------|------------------------------------|----------------------------------|--------|--|--|--|
| Jim Eisenreich, L OBP: 0.229, SLG: 0.284 (1, 8) | 2-3 K | 1-2 2B 1B | | | 0-0 4-3 | | 0-1 F7 | | 1-0 2B | 5 | 0 | 2 | 1 | 0 | 1 | 0 | Kansas City Royals @ Seattle Mariners The Kingdome, Seattle, WA Wed Sep 21 1988, 6:33 AM EDT Att: 7,382 - Unknown AB 33 R 5 H 7 RBI 5 BB 5 SO 11 LOB 13  | | | | | | | | |
| Kevin Seitzer, R OBP: 0.385, SLG: 0.411 (1, 5) | 4-2 WP 1B BB | 0-1 G3-6 1-3 2-H 2B | | | 4-2 BB | | 1-1 6-3 | | 0-1 4-3 | 3 | 1 | 1 | 1 | 2 | 0 | 1 | | | | | | | | | |
| George Brett, L OBP: 0.392, SLG: 0.520 (1, 3) | 4-1 1B WP 1-2 BB | 1-0 G3-6 2-3f | | | 3-2 L7 | | 1-2 4-3 | | | 3 | 0 | 0 | 0 | 1 | 0 | 3 | | | | | | | | | |
| Danny Tartabull, R OBP: 0.369, SLG: 0.506 (1, 9) | 1-3 K | | 2-3 K | | 2-3 K | | | | 3-3 K | 4 | 0 | 0 | 0 | 0 | 4 | 3 | | | | | | | | | |
| Bill Buckner, L OBP: 0.284, SLG: 0.335 (1, 10) | 0-2 1-3 2-H 1B | | 0-0 F5 | | | 3-2 F2 | | 0-2 4-3 | | 4 | 0 | 1 | 1 | 0 | 0 | 0 | | | | | | | | | |
| Frank White, R OBP: 0.270, SLG: 0.334 (1, 4) | 0-0 F4 | | 2-2 6-3 | | | 1-2 F8 | | 1-3 K | | 4 | 0 | 0 | 0 | 0 | 1 | 2 | | | | | | | | | |
| Bo Jackson, R OBP: 0.292, SLG: 0.483 (1, 7) | | | 0-0 HR | | 1-3 K | | 1-0 HR | | 4-2 S 2B BB | 3 | 3 | 2 | 2 | 1 | 1 | 0 | | | | | | | | | |
| Jamie Quirk, L OBP: 0.325, SLG: 0.407 (1, 2) | | 1-0 2B 1B | 2-3 K | | | 4-2 BB | | 1-3 K | 3 | 1 | 1 | 0 | 1 | 2 | 1 | | | | | | | | | | |
| Bill Pecota, R OBP: 0.269, SLG: 0.281 (9, PH) | | 1-3 K | 2-1 F3 | | | 1-0 F9 | | 3-3 K | 3 | 0 | 0 | 0 | 0 | 1 | 2 | | | | | | | | | | |
| Pat Tabler, R OBP: 0.352, SLG: 0.361 (9, 6) | | | | | | | | 1-2 K | 1 | 0 | 0 | 0 | 0 | 1 | 1 | | | | | | | | | | |
| Dave Owen, S (9, 6) | | | | | | | | | 1-2 K | 0 | 0 | 0 | 0 | 0 | 0 | 0 | | | | | | | | | |
| Inning Stats | R: 1 E: 0 K: 2 S: 15 | H: 1 LOB: 2 BB: 2 P: 26 | R: 2 E: 0 K: 1 S: 11 | H: 4 LOB: 1 BB: 0 P: 15 | R: 0 E: 0 K: 1 S: 8 | H: 0 LOB: 0 BB: 0 P: 12 | R: 0 E: 0 K: 2 S: 8 | H: 0 LOB: 1 BB: 1 P: 13 | R: 0 E: 0 K: 1 S: 10 | H: 0 LOB: 1 BB: 1 P: 19 | R: 0 E: 0 K: 0 S: 13 | H: 1 LOB: 1 BB: 2 P: 23 | R: 0 E: 0 K: 2 S: 10 | H: 0 LOB: 0 BB: 0 P: 14 | R: 0 E: 0 K: 2 S: 10 | H: 0 LOB: 0 BB: 0 P: 14 | R: 1 E: 0 K: 2 S: 14 | H: 1 LOB: 1 BB: 1 P: 22 | 1B: 3 2B: 3 3B: 0 HR: 2 | SF: 0 SAC: 0 DP: 1 HBP: 0 | WP: 1 PB: 0 SB: 1 CS: 0 | PA: 38 | | | |
| PITCHER | IP | WLS | BF | H | R | ER | SO | BB | IBB | HBP | BLK | WP | HR | S | P | ERA | WHIP | | | | | | | | |
| Erik Hanson, R ERA: 2.64 (1, 1) | 8.0 | | 33 | 6 | 4 | 4 | 9 | 4 | 0 | 0 | 0 | 1 | 2 | 83 | 132 | 4.50 | 1.250 | | | | | | | | |
| Michael Jackson, R ERA: 2.8 (9, 1) | 1.0 | L | 5 | 1 | 1 | 1 | 2 | 1 | 0 | 0 | 0 | 0 | 0 | 14 | 22 | 9.00 | 2.000 | | | | | | | | |

| Batter | 1 | 2 | 3 | 4 | 5 | 6 | 7 | 8 | 9 | AB | R | H | RBI | BB | SO | LOB | BOTTOM | | | | | | | | |
|--|-----------------------------------|----------------------------------|------------------------------|----------------------------------|-------------------------------|----------------------------------|------------------------------|----------------------------------|-------------------------------|----------------------------------|-------------------------------|----------------------------------|-------------------------------|----------------------------------|-------------------------------|----------------------------------|---|------------------------------------|----------------------------------|--------|--|--|--|--|--|
| Bruce Fields, L OBP: 0.318, SLG: 0.387 (1, 9) | 1-2 1B FC6-4 1B | | 0-1 3-1 | | 1-1 1B | | | | 1-0 F8 | 4 | 1 | 2 | 0 | 0 | 1 | 2 | Kansas City Royals @ Seattle Mariners The Kingdome, Seattle, WA Wed Sep 21 1988, 6:33 AM EDT Att: 7,382 - Unknown AB 36 R 3 H 9 RBI 4 BB 3 SO 5 LOB 19  | | | | | | | | |
| Henry Cotto, R OBP: 0.303, SLG: 0.379 (7, 8) | | | | | | | | | | 1 | 0 | 0 | 0 | 0 | 0 | 0 | | | | | | | | | |
| Harold Reynolds, S OBP: 0.334, SLG: 0.385 (1, 4) | 2-1 FC6-4 1B | | 2-2 L5 | | 1-2 F7 | | | | 1-3 K | 5 | 0 | 1 | 0 | 0 | 2 | 1 | | | | | | | | | |
| Darnell Coles, R OBP: 0.325, SLG: 0.442 (1, 7) | 1-1 FC6-4 1-2f 3-H BB | | 1-1 F8 | | 0-1 F9 | | | | 0-1 4-3 | 5 | 0 | 0 | 1 | 0 | 0 | 2 | | | | | | | | | |
| Alvin Davis, L OBP: 0.414, SLG: 0.472 (1, 10) | 4-2 BB | | 4-2 HR BB | | 4-0 CS BB | | | | 1-0 1B | 2 | 1 | 1 | 0 | 3 | 0 | 1 | | | | | | | | | |
| Steve Balboni, R OBP: 0.266, SLG: 0.446 (1, 3) | 1-2 F8 | | 1-0 HR | | 0-1 L9 | | | | 3-3 K | 4 | 0 | 1 | 2 | 0 | 1 | 4 | | | | | | | | | |
| Scott Bradley, L OBP: 0.296, SLG: 0.342 (1, 2) | 3-1 6-3 | | 1-2 HR | | 2-2 G3 | | | | 0-2 4-3 | 4 | 1 | 1 | 0 | 0 | 0 | 3 | | | | | | | | | |
| Dave Valle, R OBP: 0.292, SLG: 0.420 (9, 2) | | | | | | | | | | 0 | 0 | 0 | 0 | 0 | 0 | 0 | | | | | | | | | |
| Edgar Martinez, R OBP: 0.400, SLG: 0.462 (1, 5) | | 2-1 1-3 1B | 0-1 1-H 2B | | | 1-0 6-3 2B | | | 1-2 L8 | 4 | 0 | 3 | 1 | 0 | 0 | 0 | | | | | | | | | |
| Mike Kingery, L OBP: 0.310, SLG: 0.279 (1, 8) (7, 9) | | 0-0 F8 | 1-3 K | | | 0-0 F7 | | | 2-2 CI FC6-4 | 3 | 0 | 0 | 0 | 0 | 1 | 3 | | | | | | | | | |
| Rey Quinones, R OBP: 0.283, SLG: 0.393 (1, 6) | | 1-2 1-2 | | | 0-0 F2 | | | | 0-0 FC6-4 | 4 | 0 | 0 | 0 | 0 | 0 | 3 | | | | | | | | | |
| Inning Stats | R: 1 E: 0 K: 0 S: 14 | H: 2 LOB: 2 BB: 1 P: 26 | R: 0 E: 0 K: 0 S: 8 | H: 1 LOB: 1 BB: 0 P: 11 | R: 3 E: 0 K: 1 S: 20 | H: 3 LOB: 1 BB: 1 P: 30 | R: 0 E: 0 K: 0 S: 8 | H: 1 LOB: 1 BB: 0 P: 10 | R: 0 E: 0 K: 1 S: 11 | H: 1 LOB: 1 BB: 0 P: 17 | R: 0 E: 0 K: 2 S: 10 | H: 1 LOB: 1 BB: 0 P: 15 | R: 0 E: 1 K: 0 S: 10 | H: 0 LOB: 1 BB: 0 P: 13 | R: 0 E: 1 K: 1 S: 11 | H: 0 LOB: 1 BB: 0 P: 17 | 1B: 6 2B: 2 3B: 0 HR: 1 | SF: 0 SAC: 0 DP: 0 HBP: 0 | WP: 0 PB: 0 SB: 0 CS: 1 | PA: 40 | | | | | |
| PITCHER | IP | WLS | BF | H | R | ER | SO | BB | IBB | HBP | BLK | WP | HR | S | P | ERA | WHIP | | | | | | | | |
| Mark Gubicza, R ERA: 2.77 (1, 1) | 8.2 | W | 39 | 9 | 4 | 4 | 5 | 3 | 0 | 0 | 0 | 0 | 0 | 92 | 143 | 4.15 | 1.385 | | | | | | | | |
| Israel Sanchez, L ERA: 4.68 (9, 1) | 0.1 | S | 1 | 0 | 0 | 0 | 0 | 0 | 0 | 0 | 0 | 0 | 0 | 5 | 7 | 0.00 | 0.000 | | | | | | | | |

| Batter | 1 | 2 | 3 | 4 | 5 | 6 | 7 | 8 | 9 | 10 | AB | R | H | RBI | BB | SO | LOB | TOP | |
|---|-----------------------------------|---|--|----------------------------------|-------------------------------------|-----------------------------------|------------------------------|---------------------------------|-----------------------------------|---|--|---------------------------------|-------------------------------------|-----------------------------------|------------------------------|----------------------------------|----------------------------------|--|------------------------------------|
| Mickey Brantley, R OBP: 0.296, SLG: 0.498 (1.8) | F8 | | 1B SF8 PB | | K | | | G1-3 | | F7 | 5 | 1 | 1 | 0 | 0 | 1 | 1 | Seattle Mariners @ Texas Rangers Arlington Stadium, Arlington, TX Fri Sep 23 1988, 8:05 PM EDT Att: 11,143 - Unknown - 90 F livebaseballscorecards.com | |
| Harold Reynolds, S OBP: 0.337, SLG: 0.386 (1.4) | BLK 1B | | G6-3 1B | | | | | G3 | | L4-3 | 4 | 0 | 2 | 0 | 0 | 0 | 1 | | |
| Darnell Coles, R OBP: 0.322, SLG: 0.438 (1.7) | L7 | | SF8 | | | | | G6-3 | | | 3 | 0 | 0 | 1 | 0 | 0 | 2 | | |
| Alvin Davis, L OBP: 0.418, SLG: 0.472 Henry Cotto, R OBP: 0.303, SLG: 0.379 Mike Kingery, L OBP: 0.310, SLG: 0.279 (1.3) | BB | | G6-3 | | | | | | | BLK 1B | 2 | 0 | 1 | 0 | 2 | 0 | 1 | | |
| Steve Balboni, R OBP: 0.293, SLG: 0.441 (1.10) | L9 | | | | | | | | | K | 4 | 0 | 0 | 0 | 0 | 2 | 5 | | |
| Jim Presley, R OBP: 0.279, SLG: 0.361 (1.5) | | F6 | | | | | | | | | 4 | 0 | 1 | 1 | 0 | 0 | 2 | | |
| Dave Valle, R OBP: 0.288, SLG: 0.414 (1.2) | | F7 | | | | | | | | | 4 | 0 | 0 | 0 | 0 | 1 | 1 | | |
| Jay Buhner, R OBP: 0.303, SLG: 0.420 (1.9) | | | | | | | | | | | 2 | 0 | 0 | 0 | 2 | 0 | 0 | | |
| Rey Quinones, R OBP: 0.280, SLG: 0.389 (1.6) | | | | | | | | | | | 4 | 0 | 0 | 0 | 0 | 1 | 2 | | |
| Inning Stats | R: 0 E: 0 K: 0 S: 7 | H: 1 LOB: 2 BB: 1 P: 15 | R: 0 E: 0 K: 0 S: 7 | H: 0 LOB: 1 BB: 1 P: 12 | R: 1 E: 0 K: 0 S: 9 | H: 2 LOB: 0 BB: 0 P: 12 | R: 0 E: 0 K: 1 S: 6 | H: 0 LOB: 0 BB: 0 P: 9 | R: 0 E: 0 K: 1 S: 7 | H: 0 LOB: 2 BB: 1 P: 15 | R: 0 E: 0 K: 1 S: 7 | H: 0 LOB: 0 BB: 0 P: 8 | R: 0 E: 0 K: 2 S: 10 | H: 2 LOB: 1 BB: 0 P: 15 | R: 0 E: 0 K: 0 S: 6 | H: 0 LOB: 1 BB: 1 P: 11 | 1B: 5 2B: 0 3B: 0 HR: 0 | | SF: 1 SAC: 0 DP: 1 HBP: 1 |
| PITCHER Charlie Hough, R ERA: 3.36 (1.1) | IP: 10.0 W: 10 L: 3 S: 7 | WLS: 38 H: 5 R: 2 ER: 1 SO: 5 | BF: 38 H: 5 R: 2 ER: 1 SO: 5 | H: 5 R: 2 ER: 1 SO: 5 | BB: 4 IBB: 0 HBP: 1 BLK: 2 | WP: 0 HR: 0 S: 71 P: 120 | ERA: 0.90 WHIP: 0.900 | PITCHER | IP: 10.0 W: 10 L: 3 S: 7 | WLS: 38 H: 5 R: 2 ER: 1 SO: 5 | BF: 38 H: 5 R: 2 ER: 1 SO: 5 | H: 5 R: 2 ER: 1 SO: 5 | BB: 4 IBB: 0 HBP: 1 BLK: 2 | WP: 0 HR: 0 S: 71 P: 120 | ERA: 0.90 WHIP: 0.900 | | | | |

| Batter | 1 | 2 | 3 | 4 | 5 | 6 | 7 | 8 | 9 | 10 | AB | R | H | RBI | BB | SO | LOB | BOTTOM | | | |
|--|---------------------------------|---|--|---------------------------------|-------------------------------------|-----------------------------------|------------------------------|----------------------------------|---------------------------------|---|--|----------------------------------|-------------------------------------|-----------------------------------|------------------------------|---------------------------------|------------------------------|--|----------------------------------|----------------------------------|------------------------------------|
| Oddie McDowell, L OBP: 0.312, SLG: 0.354 (1.8) | L9 | | | | | | | | | | 4 | 0 | 2 | 1 | 1 | 1 | 0 | Seattle Mariners @ Texas Rangers Arlington Stadium, Arlington, TX Fri Sep 23 1988, 8:05 PM EDT Att: 11,143 - Unknown - 90 F livebaseballscorecards.com | | | |
| Jerry Browne, S OBP: 0.308, SLG: 0.296 (1.4) | | | L1-3 | | | | | F9 | | | 4 | 0 | 1 | 1 | 1 | 0 | 2 | | | | |
| Pete O'Brien, L OBP: 0.351, SLG: 0.413 (1.3) | | | K | | | | | F7 | | | 4 | 0 | 0 | 0 | 0 | 2 | 2 | | | | |
| Ruben Sierra, S OBP: 0.305, SLG: 0.434 (1.9) | | | G4-3 | | | | | | | | 3 | 1 | 1 | 1 | 1 | 0 | 1 | | | | |
| Geno Petralli, L OBP: 0.361, SLG: 0.403 (1.10) | | | | | | | | | | | 3 | 0 | 0 | 0 | 1 | 0 | 2 | | | | |
| Cecil Espy, S OBP: 0.278, SLG: 0.343 (1.7) | | | | | | | | | | | 4 | 0 | 0 | 0 | 0 | 2 | 1 | | | | |
| Chad Kreuter, S OBP: 0.323, SLG: 0.429 Bob Brower, R OBP: 0.321, SLG: 0.281 (1.2) | | | | | | | | | | | 3 | 0 | 1 | 0 | 1 | 2 | 0 | | | | |
| Steve Buechele, R OBP: 0.346, SLG: 0.410 (1.5) | | | | | | | | | | | 3 | 0 | 1 | 0 | 1 | 0 | 1 | | | | |
| Jeff Kunkel, R OBP: 0.257, SLG: 0.383 Jim Sundberg, R OBP: 0.327, SLG: 0.432 (1.6) | | | | | | | | | | | 3 | 1 | 1 | 0 | 0 | 0 | 1 | | | | |
| Inning Stats | R: 0 E: 0 K: 1 S: 13 | H: 1 LOB: 2 BB: 1 P: 21 | R: 0 E: 0 K: 1 S: 6 | H: 1 LOB: 0 BB: 0 P: 9 | R: 1 E: 0 K: 1 S: 13 | H: 2 LOB: 1 BB: 1 P: 18 | R: 0 E: 0 K: 1 S: 9 | H: 0 LOB: 0 BB: 0 P: 16 | R: 0 E: 0 K: 1 S: 8 | H: 1 LOB: 0 BB: 0 P: 11 | R: 1 E: 0 K: 1 S: 12 | H: 1 LOB: 1 BB: 1 P: 21 | R: 0 E: 0 K: 0 S: 10 | H: 1 LOB: 0 BB: 0 P: 15 | R: 0 E: 0 K: 0 S: 7 | H: 0 LOB: 0 BB: 0 P: 8 | R: 1 E: 0 K: 1 S: 8 | | H: 0 LOB: 3 BB: 4 P: 23 | 1B: 4 2B: 2 3B: 0 HR: 1 | SF: 0 SAC: 0 DP: 2 HBP: 0 |
| PITCHER Mike Moore, R ERA: 3.56 Mike Schooler, R ERA: 3.38 (1.1) | IP: 8.0 W: 8 L: 1 S: 8 | WLS: 30 H: 7 R: 2 ER: 2 SO: 7 | BF: 30 H: 7 R: 2 ER: 2 SO: 7 | H: 7 R: 2 ER: 2 SO: 7 | BB: 2 IBB: 0 HBP: 0 BLK: 0 | WP: 0 HR: 1 S: 79 P: 123 | ERA: 2.25 WHIP: 1.125 | PITCHER | IP: 8.0 W: 8 L: 1 S: 8 | WLS: 30 H: 7 R: 2 ER: 2 SO: 7 | BF: 30 H: 7 R: 2 ER: 2 SO: 7 | H: 7 R: 2 ER: 2 SO: 7 | BB: 2 IBB: 0 HBP: 0 BLK: 0 | WP: 0 HR: 1 S: 79 P: 123 | ERA: 2.25 WHIP: 1.125 | | | | | | |

| Batter | 1 | 2 | 3 | 4 | 5 | 6 | 7 | 8 | 9 | AB | R | H | RBI | BB | SO | LOB | TOP | | | | | | | | | | |
|--|---------------------------------------|----------------------------------|--------------------------------------|----------------------------------|--------------------------------------|----------------------------------|--------------------------------------|---------------------------------|--------------------------------------|----------------------------------|--------------------------------------|----------------------------------|--------------------------------------|----------------------------------|---------------------------------------|----------------------------------|---------------------------------------|----------------------------------|----------------------------------|------------------------------------|----------------------------------|--------|--|--|--|--|--|
| Mickey Brantley, R OBP: 0.297, SLG: 0.408 (1, 8) | L9 | | CS 1B | | | SH5-3 | | G6-3 | 1B BB | 3 | 0 | 1 | 1 | 1 | 0 | 0 | | | | | | | | | | | |
| Harold Reynolds, S OBP: 0.336, SLG: 0.386 (1, 4) | F8 S 1B | | L7-5 | | | L7 | | BB | 1B BB | 4 | 0 | 2 | 1 | 1 | 0 | 3 | | | | | | | | | | | |
| Darnell Coles, R OBP: 0.318, SLG: 0.432 (1, 7) | F8 | | CS | G1-4-3 | | K | | F9 | G5-3 | 5 | 0 | 0 | 0 | 0 | 1 | 6 | | | | | | | | | | | |
| Alvin Davis, L OBP: 0.415, SLG: 0.470 (1, 3) | G3-1 | | | L8 | | | | G4-3 | | 4 | 0 | 1 | 0 | 0 | 0 | 2 | | | | | | | | | | | |
| Steve Balboni, R OBP: 0.263, SLG: 0.439 (1, 10) | | K | | G4-3 | | | | | F7 | 4 | 0 | 1 | 0 | 0 | 1 | 0 | | | | | | | | | | | |
| Jim Presley, R OBP: 0.281, SLG: 0.362 Mike Kingery, L OBP: 0.310, SLG: 0.279 Edgar Martinez, R OBP: 0.400, SLG: 0.462 (9, 5) | | K | | | | K | | | WP 1B | 0 | 0 | 0 | 0 | 0 | 0 | 0 | | | | | | | | | | | |
| Dave Valle, R OBP: 0.287, SLG: 0.410 (1, 2) | G6-3 | | | | | G5-3 | | FC5-2 | BB 1B HBP | 3 | 1 | 0 | 0 | 0 | 0 | 3 | | | | | | | | | | | |
| Jay Buhner, R OBP: 0.304, SLG: 0.418 Bruce Fields, L OBP: 0.313, SLG: 0.381 Henry Cotto, R OBP: 0.302, SLG: 0.378 (7, 8) | | | 2B 1B BB | | | K | | F7 | L5 | 1 | 1 | 0 | 0 | 1 | 1 | 0 | | | | | | | | | | | |
| Rey Quinones, R OBP: 0.284, SLG: 0.395 (1, 6) | | | 1B L7-5 2B | | | | | L7 | 1B BB | 4 | 0 | 3 | 1 | 0 | 0 | 3 | | | | | | | | | | | |
| Inning Stats | R: 0 H: 1 E: 0 K: 0 S: 14 | H: 1 LOB: 1 BB: 0 P: 18 | R: 0 H: 0 E: 0 K: 2 S: 8 | H: 0 LOB: 0 BB: 0 P: 12 | R: 1 H: 2 E: 0 K: 0 S: 9 | H: 2 LOB: 0 BB: 1 P: 14 | R: 0 H: 0 E: 0 K: 0 S: 4 | H: 0 LOB: 0 BB: 0 P: 8 | R: 0 H: 0 E: 0 K: 2 S: 7 | H: 0 LOB: 0 BB: 0 P: 11 | R: 0 H: 1 E: 0 K: 1 S: 8 | H: 1 LOB: 1 BB: 0 P: 12 | R: 0 H: 3 E: 0 K: 0 S: 9 | H: 3 LOB: 3 BB: 0 P: 12 | R: 0 H: 0 E: 0 K: 0 S: 17 | H: 0 LOB: 1 BB: 1 P: 24 | R: 2 H: 3 E: 0 K: 0 S: 12 | H: 3 LOB: 3 BB: 1 P: 26 | 1B: 9 2B: 2 3B: 0 HR: 0 | SF: 0 SAC: 1 DP: 1 HBP: 1 | WP: 2 PB: 0 SB: 1 CS: 1 | PA: 40 | | | | | |
| PITCHER | IP | WLS | BF | H | R | ER | SO | BB | IBB | HBP | BLK | WP | HR | S | P | ERA | WHIP | | | | | | | | | | |
| Jeff Russell, R ERA: 3.77 (1, 1) | 8.0 | L | 31 | 7 | 1 | 1 | 5 | 2 | 0 | 0 | 0 | 1 | 0 | 76 | 111 | 1.12 | 1.125 | | | | | | | | | | |
| Dwayne Henry, R ERA: 6.97 (9, 1) | 0.2 | | 6 | 2 | 2 | 2 | 0 | 1 | 0 | 1 | 0 | 1 | 0 | 8 | 19 | 27.00 | 4.500 | | | | | | | | | | |
| Mitch Williams, L ERA: 4.7 (9, 1) | 0.1 | | 2 | 1 | 0 | 0 | 0 | 0 | 0 | 0 | 0 | 0 | 0 | 4 | 7 | 0.00 | 3.000 | | | | | | | | | | |

Seattle Mariners @ Texas Rangers
Arlington Stadium, Arlington, TX
Sat Sep 24 1988, 8:05 PM EDT
Att: 13,219 - Unknown - 78 F


| | |
|-----|----|
| AB | 34 |
| R | 3 |
| H | 10 |
| RBI | 3 |
| BB | 3 |
| SO | 5 |
| LOB | 22 |



| Batter | 1 | 2 | 3 | 4 | 5 | 6 | 7 | 8 | 9 | AB | R | H | RBI | BB | SO | LOB | BOTTOM | | | | | | | | | | |
|---|--------------------------------------|----------------------------------|--------------------------------------|----------------------------------|--------------------------------------|----------------------------------|--------------------------------------|----------------------------------|---------------------------------------|----------------------------------|--------------------------------------|----------------------------------|--------------------------------------|----------------------------------|--------------------------------------|----------------------------------|--------------------------------------|----------------------------------|----------------------------------|------------------------------------|----------------------------------|--------|--|--|--|--|--|
| Oddibe McDowell, L OBP: 0.311, SLG: 0.351 (1, 8) | F8 | | K | | | FC1-6 SH5-4 BB | | K | | 3 | 0 | 0 | 0 | 1 | 2 | 1 | | | | | | | | | | | |
| Jerry Browne, S OBP: 0.309, SLG: 0.293 (1, 4) | G4-3 | | G5-3 | | | SH5-4 | | BB | | 2 | 0 | 0 | 0 | 1 | 0 | 1 | | | | | | | | | | | |
| Barbaro Garbey, R OBP: 0.250, SLG: 0.235 (1, 3) | G6-3 | | | G6-3 | | FC1-6 BB | | L8 | | 3 | 0 | 0 | 0 | 1 | 0 | 1 | | | | | | | | | | | |
| Ruben Sierra, S OBP: 0.303, SLG: 0.431 (1, 9) | | F2 | | F9 | | FC1-6 | | G1-3 | | 4 | 0 | 0 | 0 | 0 | 0 | 2 | | | | | | | | | | | |
| Steve Buechele, R OBP: 0.344, SLG: 0.407 (1, 5) | | L7 | | K | | F9 | | F8 | | 4 | 0 | 0 | 0 | 0 | 1 | 2 | | | | | | | | | | | |
| Mike Stanley, R OBP: 0.326, SLG: 0.306 (1, 10) | | | | | L8 | | | F9 | | 3 | 0 | 0 | 0 | 1 | 1 | 0 | | | | | | | | | | | |
| Bob Brower, R OBP: 0.317, SLG: 0.277 (1, 7) | | | | | G4-3 | | | | | 3 | 0 | 0 | 0 | 0 | 2 | 1 | | | | | | | | | | | |
| Chad Kreuter, S OBP: 0.353, SLG: 0.414 Cecil Espy, S OBP: 0.278, SLG: 0.343 Jim Sundberg, R OBP: 0.327, SLG: 0.432 (8, 2) | | | G6-3 | | | 1B BB | | CS BB | | 1 | 0 | 0 | 0 | 2 | 0 | 0 | | | | | | | | | | | |
| Jeff Kunkel, R OBP: 0.265, SLG: 0.385 (1, 6) | | | | | E6 | | | G6-3 | | 2 | 0 | 1 | 0 | 1 | 0 | 0 | | | | | | | | | | | |
| Inning Stats | R: 0 H: 0 E: 0 K: 0 S: 5 | H: 0 LOB: 0 BB: 0 P: 10 | R: 0 H: 0 E: 0 K: 1 S: 7 | H: 0 LOB: 1 BB: 1 P: 15 | R: 0 H: 0 E: 0 K: 1 S: 7 | H: 0 LOB: 1 BB: 1 P: 15 | R: 0 H: 0 E: 0 K: 1 S: 9 | H: 0 LOB: 0 BB: 0 P: 13 | R: 0 H: 0 E: 0 K: 0 S: 10 | H: 1 LOB: 1 BB: 1 P: 18 | R: 0 H: 0 E: 0 K: 0 S: 8 | H: 0 LOB: 2 BB: 2 P: 17 | R: 0 H: 0 E: 0 K: 2 S: 8 | H: 0 LOB: 1 BB: 1 P: 14 | R: 0 H: 0 E: 0 K: 1 S: 7 | H: 0 LOB: 1 BB: 1 P: 13 | R: 0 H: 0 E: 0 K: 0 S: 9 | H: 0 LOB: 0 BB: 0 P: 14 | 1B: 1 2B: 0 3B: 0 HR: 0 | SF: 0 SAC: 1 DP: 0 HBP: 0 | WP: 0 PB: 0 SB: 0 CS: 1 | PA: 34 | | | | | |
| PITCHER | IP | WLS | BF | H | R | ER | SO | BB | IBB | HBP | BLK | WP | HR | S | P | ERA | WHIP | | | | | | | | | | |
| Mark Langston, L ERA: 3.42 (1, 1) | 9.0 | W | 33 | 1 | 0 | 0 | 6 | 7 | 0 | 0 | 0 | 0 | 0 | 70 | 129 | 0.00 | 0.889 | | | | | | | | | | |

Seattle Mariners @ Texas Rangers
Arlington Stadium, Arlington, TX
Sat Sep 24 1988, 8:05 PM EDT
Att: 13,219 - Unknown - 78 F

| | |
|-----|----|
| AB | 25 |
| R | 0 |
| H | 1 |
| RBI | 0 |
| BB | 7 |
| SO | 6 |
| LOB | 8 |



| Batter | 1 | 2 | 3 | 4 | 5 | 6 | 7 | 8 | 9 | AB | R | H | RBI | BB | SO | LOB | TOP | | | | | |
|---|-------------------------------|----------------------------------|------------------------------|----------------------------------|-------------------------------|----------------------------------|-------------------------------|----------------------------------|-------------------------------|----------------------------------|-------------------------------|----------------------------------|------------------------------|----------------------------------|-------------------------------|----------------------------------|---|------------------------------|---------------------------------|-----------------------------------|------------------------------------|----------------------------------|
| Mickey Brantley, R (1, 8) OBP: 0.296, SLG: 0.405 | F8 | | K | 1-2 1B | | K | FC5 | | F8 | 6 | 0 | 1 | 0 | 0 | 2 | 4 | Seattle Mariners @ Texas Rangers Arlington Stadium, Arlington, TX Sun Sep 25 1988, 4:33 AM EDT Att. 14,349 - Sunny - 80 F | | | | | |
| Harold Reynolds, S (1, 4) OBP: 0.336, SLG: 0.386 | K | | 1B | F6 | | L8 | | F7 | FC9-6 1B | 6 | 0 | 2 | 0 | 0 | 1 | 4 | | | | | | |
| Darnell Coles, R (1, 7) OBP: 0.323, SLG: 0.439 | 1B | | 1B | F7 | | 1B | 2B | G5-3 1B | FC9-6 1-2 | 6 | 2 | 4 | 2 | 0 | 0 | 3 | | | | | | |
| Avin Davis, L (1, 3) OBP: 0.412, SLG: 0.465 | G3-1 | | F9 | | G3 | 1B | IBB | G5-3 | L9 | 5 | 0 | 0 | 0 | 1 | 0 | 5 | | | | | | |
| Steve Balboni, R (1, 10) OBP: 0.264, SLG: 0.439 Bruce Fields, L (8, PR) OBP: 0.313, SLG: 0.381 | | F5 | | L9 | | K | | HBP BB BB 1B | | 5 | 0 | 2 | 2 | 0 | 1 | 0 | | | | | | |
| Jim Prestley, R (1, 5) OBP: 0.324, SLG: 0.363 | G6-3 | | BB HR 1B | | 1B | | | BB HBP BB | | 4 | 1 | 2 | 0 | 1 | 0 | 0 | | | | | | |
| Dave Valle, R (1, 2) OBP: 0.292, SLG: 0.409 | FC6-4 1B | | HR BB | | G5-3 | | | BB HBP | | 3 | 1 | 1 | 0 | 1 | 0 | 1 | | | | | | |
| Jay Buhner, R (1, 9) OBP: 0.313, SLG: 0.434 | FC6-4 1-2 | | HR | | | 1B 2B BB | | FC5 BB 1B | | 3 | 2 | 2 | 4 | 2 | 0 | 1 | | | | | | |
| Rey Quinones, R (1, 6) OBP: 0.287, SLG: 0.395 | | | G5-3 | | 1B | 1-2 2B 1B | | 1-2 2-3 3-H | L6 | 4 | 1 | 2 | 0 | 1 | 0 | 3 | | | | | | |
| Inning Stats | R: 0 E: 0 K: 1 S: 12 | H: 1 LOB: 1 BB: 0 P: 18 | R: 0 E: 0 K: 0 S: 7 | H: 1 LOB: 1 BB: 0 P: 13 | R: 0 E: 0 K: 1 S: 11 | H: 2 LOB: 2 BB: 1 P: 16 | R: 3 E: 0 K: 0 S: 16 | H: 4 LOB: 2 BB: 1 P: 24 | R: 0 E: 0 K: 1 S: 10 | H: 1 LOB: 1 BB: 0 P: 14 | R: 3 E: 0 K: 1 S: 11 | H: 3 LOB: 2 BB: 2 P: 24 | R: 0 E: 0 K: 0 S: 8 | H: 1 LOB: 2 BB: 1 P: 15 | R: 2 E: 0 K: 0 S: 16 | H: 2 LOB: 3 BB: 2 P: 33 | | R: 0 E: 0 K: 0 S: 5 | H: 1 LOB: 1 BB: 0 P: 8 | 1B: 14 2B: 1 3B: 0 HR: 1 | SF: 0 SAC: 0 DP: 0 HBP: 1 | WP: 0 PB: 0 SB: 1 CS: 0 |
| PITCHER | IP | WLS | BF | H | R | ER | SO | BB | IBB | HBP | BLK | WP | HR | S | P | ERA | WHIP | | | | | |
| Kevin Brown, R (1, 1) ERA: 3.38 | 5.0 | | 27 | 10 | 5 | 5 | 3 | 2 | 0 | 0 | 0 | 0 | 1 | 58 | 92 | 9.00 | 2.400 | | | | | |
| Craig McMurtry, R (6, 1) ERA: 2.53 | 2.1 | L | 12 | 4 | 2 | 2 | 1 | 1 | 1 | 0 | 0 | 0 | 0 | 20 | 39 | 7.71 | 2.143 | | | | | |
| Ed Vande Berg, L (8, 1) ERA: 3.5 | 0.1 | | 1 | 0 | 0 | 0 | 0 | 0 | 0 | 0 | 0 | 0 | 0 | 2 | 3 | 0.00 | 0.000 | | | | | |
| Dwayne Henry, R (8, 1) ERA: 7.84 | 0.0 | | 3 | 1 | 0 | 0 | 0 | 1 | 0 | 1 | 0 | 0 | 0 | 6 | 12 | ∞ | ∞ | | | | | |
| Cecilio Cuante, R (8, 1) ERA: 2.82 | 0.1 | | 2 | 0 | 1 | 1 | 0 | 1 | 0 | 0 | 0 | 0 | 0 | 5 | 11 | 27.00 | 3.000 | | | | | |
| PITCHER | IP | WLS | BF | H | R | ER | SO | BB | IBB | HBP | BLK | WP | HR | S | P | ERA | WHIP | | | | | |
| Mike Jeffcoat, L (9, 1) ERA: 11.7 | 1.0 | | 4 | 1 | 0 | 0 | 0 | 0 | 0 | 0 | 0 | 0 | 0 | 5 | 8 | 0.00 | 1.000 | | | | | |

| | |
|-----|----|
| AB | 42 |
| R | 8 |
| H | 16 |
| RBI | 8 |
| BB | 6 |
| SO | 4 |
| LOB | 21 |



| Batter | 1 | 2 | 3 | 4 | 5 | 6 | 7 | 8 | 9 | AB | R | H | RBI | BB | SO | LOB | BOTTOM | | | | | |
|--|-------------------------------|----------------------------------|------------------------------|---------------------------------|-------------------------------|----------------------------------|------------------------------|---------------------------------|-------------------------------|----------------------------------|-------------------------------|----------------------------------|------------------------------|----------------------------------|------------------------------|---------------------------------|---|----------------------------------|----------------------------------|------------------------------------|----------------------------------|--------|
| Oddibe McDowell, L (1, 8) OBP: 0.314, SLG: 0.358 | HR | | | L4 | | | | | K | 3 | 1 | 1 | 2 | 2 | 1 | 0 | Seattle Mariners @ Texas Rangers Arlington Stadium, Arlington, TX Sun Sep 25 1988, 4:33 AM EDT Att. 14,349 - Sunny - 80 F | | | | | |
| Jerry Browne, S (1, 4) OBP: 0.302, SLG: 0.286 | G4-3 | | | F8 | | G5-3 | | | G4-3 | 5 | 0 | 0 | 0 | 0 | 0 | 4 | | | | | | |
| Geno Petralli, L (1, 2) OBP: 0.363, SLG: 0.404 Mike Stanley, R (7, PH) OBP: 0.325, SLG: 0.305 Chad Kreuter, S (8, 2) OBP: 0.353, SLG: 0.414 | BB BB 1B | | | F8 | | | | | F9 | 2 | 1 | 1 | 0 | 1 | 0 | 0 | | | | | | |
| Ruben Sierra, S (1, 9) OBP: 0.303, SLG: 0.429 | BB BB 1B | | | F5 | | | | | K | 4 | 1 | 1 | 0 | 0 | 1 | 1 | | | | | | |
| Pete O'Brien, L (1, 3) OBP: 0.351, SLG: 0.410 | BB 1B BB | | | G4-3 | | | | | K | 3 | 1 | 0 | 0 | 1 | 2 | 0 | | | | | | |
| Kevin Reimer, L (1, 10) OBP: 0.143, SLG: 0.143 Barbaro Garbey, R (5, PH) OBP: 0.241, SLG: 0.226 | K | | | K | | | | | L6 | 2 | 0 | 0 | 0 | 0 | 2 | 3 | | | | | | |
| Cecil Espy, S (1, 7) OBP: 0.281, SLG: 0.346 | 1B BB BB | | | K | | | | | K2-3 | 3 | 1 | 1 | 1 | 1 | 2 | 0 | | | | | | |
| Curtis Wilkerson, S (1, 5) OBP: 0.337, SLG: 0.346 Steve Buechele, R (8, PH) OBP: 0.343, SLG: 0.406 | BB S 1B | | | F9 | | | | | G5-3 | 3 | 0 | 1 | 2 | 0 | 1 | 1 | | | | | | |
| Steve Buechele, R (8, PH) OBP: 0.343, SLG: 0.406 | 1-3 2-H 3-H | | | | | | | | | 1 | 0 | 0 | 0 | 0 | 0 | 0 | | | | | | |
| Jeff Kunkel, R (1, 6) OBP: 0.265, SLG: 0.377 | BB BB | | | K | | | | | L5 | 3 | 0 | 0 | 0 | 1 | 1 | 1 | | | | | | |
| Inning Stats | R: 5 E: 1 K: 1 S: 22 | H: 4 LOB: 3 BB: 4 P: 47 | R: 0 E: 0 K: 0 S: 5 | H: 0 LOB: 0 BB: 0 P: 6 | R: 0 E: 0 K: 2 S: 10 | H: 1 LOB: 1 BB: 0 P: 13 | R: 0 E: 0 K: 0 S: 5 | H: 0 LOB: 1 BB: 1 P: 9 | R: 0 E: 0 K: 3 S: 10 | H: 0 LOB: 0 BB: 0 P: 12 | R: 0 E: 0 K: 1 S: 11 | H: 0 LOB: 1 BB: 1 P: 20 | R: 0 E: 0 K: 2 S: 9 | H: 0 LOB: 0 BB: 0 P: 15 | R: 0 E: 0 K: 1 S: 6 | H: 0 LOB: 0 BB: 0 P: 9 | R: 0 E: 0 K: 1 S: 7 | H: 0 LOB: 0 BB: 0 P: 10 | 1B: 3 2B: 1 3B: 0 HR: 1 | SF: 0 SAC: 0 DP: 0 HBP: 0 | WP: 0 PB: 0 SB: 2 CS: 0 | PA: 38 |
| PITCHER | IP | WLS | BF | H | R | ER | SO | BB | IBB | HBP | BLK | WP | HR | S | P | ERA | WHIP | | | | | |
| Mike Campbell, R (1, 1) ERA: 6.2 | 0.2 | | 9 | 4 | 5 | 5 | 1 | 3 | 0 | 0 | 0 | 0 | 1 | 19 | 40 | 67.50 | 10.500 | | | | | |
| Bill Wilkinson, L (1, 1) ERA: 3.34 | 3.1 | | 13 | 1 | 0 | 0 | 2 | 2 | 0 | 0 | 0 | 0 | 0 | 23 | 35 | 0.00 | 0.900 | | | | | |
| Gene Walter, L (5, 1) ERA: 3.95 | 4.0 | W | 13 | 0 | 0 | 0 | 7 | 1 | 0 | 0 | 0 | 0 | 0 | 36 | 56 | 0.00 | 0.250 | | | | | |
| Mike Schooler, R (9, 1) ERA: 3.3 | 1.0 | S | 3 | 0 | 0 | 0 | 1 | 0 | 0 | 0 | 0 | 0 | 0 | 7 | 10 | 0.00 | 0.000 | | | | | |

| | |
|-----|----|
| AB | 32 |
| R | 5 |
| H | 5 |
| RBI | 5 |
| BB | 6 |
| SO | 11 |
| LOB | 10 |



| Batter | 1 | 2 | 3 | 4 | 5 | 6 | 7 | 8 | 9 | AB | R | H | RBI | BB | SO | LOB | TOP | | | | | |
|---|--|---------------------------------|-------------------------------|----------------------------------|------------------------------|----------------------------------|------------------------------|----------------------------------|------------------------------|---------------------------------|------------------------------|----------------------------------|------------------------------|----------------------------------|-------------------------------|----------------------------------|--|----------------------------------|----------------------------------|------------------------------------|----------------------------------|--------|
| Mickey Brantley, R (1, 8) OBP: 0.296, SLG: 0.404 | 1-1 L8 | | | 2-1 P5 | | 1-0 | | | 1-3 K | 4 | 0 | 1 | 0 | 0 | 1 | 0 | Seattle Mariners @ Kansas City Royals Royals Stadium, Kansas City, MO Mon Sep 26 1988, 8:05 PM EDT Att: 19,122 - Unknown - 71 F | | | | | |
| Harold Reynolds, S (1, 4) OBP: 0.336, SLG: 0.384 | 1-1 G3 | | | 2-2 G5-3 | | 0-0 G3 | | | 4-1 G6-3 BB | 3 | 0 | 0 | 0 | 1 | 0 | | | | | | | |
| Darnell Coles, R (1, 7) OBP: 0.322, SLG: 0.437 | 0-1 F8 | | | 3-3 K | | | | | 0-0 G6-3 1-2 | 4 | 0 | 1 | 0 | 0 | 1 | | | | | | | |
| Avin Davis, L (1, 10) OBP: 0.410, SLG: 0.462 | | 2-3 K | | | 0-0 G3-1 | | | | 2-0 F8 1-2 | 3 | 0 | 0 | 0 | 0 | 1 | | | | | | | |
| Steve Balboni, R (1, 3) OBP: 0.265, SLG: 0.438 | | 2-3 K | | | 0-1 | | | | 0-0 G5-3 | 0 | 0 | 0 | 0 | 0 | 0 | | | | | | | |
| Jim Prestey, R (1, 5) OBP: 0.282, SLG: 0.361 | | 2-3 K | | | 1-1 F9 | | | | 3-3 K | 3 | 0 | 0 | 0 | 0 | 2 | | | | | | | |
| Dave Valle, R (1, 2) OBP: 0.289, SLG: 0.404 | | | | 2-2 6-3 | | 0-1 4-3 | | | 1-3 K | 3 | 0 | 0 | 0 | 0 | 1 | | | | | | | |
| Jay Buhner, R (1, 9) OBP: 0.310, SLG: 0.429 | | | | 1-3 K | | | | | 2-3 K | 3 | 0 | 0 | 0 | 0 | 2 | | | | | | | |
| Rey Quinones, R (1, 6) OBP: 0.285, SLG: 0.393 | | | | 0-0 5-3 | | | | | 3-3 K2-3 | 3 | 0 | 0 | 0 | 0 | 1 | | | | | | | |
| Inning Stats | R: 0 E: 0 K: 0 S: 6 | H: 0 LOB: 0 BB: 0 P: 8 | R: 0 E: 0 K: 3 S: 10 | H: 0 LOB: 0 BB: 0 P: 16 | R: 0 E: 0 K: 1 S: 7 | H: 0 LOB: 0 BB: 0 P: 10 | R: 0 E: 0 K: 1 S: 9 | H: 0 LOB: 0 BB: 0 P: 16 | R: 0 E: 0 K: 0 S: 7 | H: 1 LOB: 1 BB: 0 P: 8 | R: 0 E: 0 K: 0 S: 9 | H: 1 LOB: 1 BB: 0 P: 13 | R: 0 E: 0 K: 1 S: 7 | H: 1 LOB: 0 BB: 0 P: 12 | R: 0 E: 0 K: 3 S: 10 | H: 0 LOB: 0 BB: 1 P: 16 | R: 0 E: 0 K: 1 S: 5 | H: 0 LOB: 0 BB: 1 P: 10 | 1B: 3 2B: 0 3B: 0 HR: 0 | SF: 0 SAC: 0 DP: 1 HBP: 0 | WP: 0 PB: 0 SB: 0 CS: 0 | PA: 30 |
| PITCHER Mark Gubicza, R (1, 1) ERA: 2.68 | IP: 9.0 WLS: W BF: 30 H: 3 R: 0 ER: 0 SO: 10 BB: 1 IBB: 0 HBP: 0 BLK: 0 WP: 0 HR: 0 S: 70 P: 109 ERA: 0.00 WHIP: 0.444 | | | | | | | | | | | | | | | PITCHER | | | | | | |

| Batter | 1 | 2 | 3 | 4 | 5 | 6 | 7 | 8 | 9 | AB | R | H | RBI | BB | SO | LOB | BOTTOM | | | |
|---|--|----------------------------------|------------------------------|----------------------------------|------------------------------|--|------------------------------|---------------------------------|------------------------------|----------------------------------|------------------------------|----------------------------------|-------------------------------|----------------------------------|------------------------------|----------------------------------|--|------------------------------------|----------------------------------|--------|
| Willie Wilson, S (1, 8) OBP: 0.292, SLG: 0.339 | 1-2 G4-3 L1-3 1B | | 2-1 F7 | | | 0-0 G4-3 | 0-0 BB S E 1B | 0-0 G4-3 | | 5 | 1 | 2 | 0 | 0 | 0 | 1 | Seattle Mariners @ Kansas City Royals Royals Stadium, Kansas City, MO Mon Sep 26 1988, 8:05 PM EDT Att: 19,122 - Unknown - 71 F | | | |
| Kevin Seitzer, R (1, 5) OBP: 0.385, SLG: 0.408 | 1 SAFE L1-3 | | 1-2 G4-3 | | | 0-0 2B G5-3 1B | 1 SAFE 4-0 E BB IBB | | | 3 | 1 | 1 | 0 | 1 | 0 | 1 | | | | |
| George Brett, L (1, 3) OBP: 0.392, SLG: 0.518 | 0-0 G4-3 | | 3-1 L7 | | | 1 SAFE 1 SAFE 1 SAFE 1-1 1B 2B | 4-2 E BB | | | 3 | 1 | 1 | 1 | 1 | 0 | 1 | | | | |
| Danny Tartabull, R (1, 9) OBP: 0.367, SLG: 0.507 | 3-2 F9 | | | | 2-2 G6-3 | | 0-0 G5-3 | 1-2 F8 2B | | 4 | 0 | 0 | 1 | 0 | 0 | 4 | | | | |
| Jim Eisenreich, L (8, 9) OBP: 0.226, SLG: 0.283 | | | | | | | 1-2 F8 2B | | | 0 | 0 | 0 | 0 | 0 | 0 | 0 | | | | |
| Bill Buckner, L (1, 10) OBP: 0.286, SLG: 0.332 | | 1-1 4-3 | | 1-1 G3 | | 0-0 1B 2H 1B | 0-0 IBB | | | 3 | 0 | 1 | 1 | 1 | 0 | 0 | | | | |
| Frank White, R (1, 4) OBP: 0.270, SLG: 0.332 | | 3-2 E6 G1-3 2B | | 0-0 G6-3 | | 1-3 1B | 0-0 F7 | | | 4 | 1 | 1 | 0 | 0 | 0 | 3 | | | | |
| Bo Jackson, R (1, 7) OBP: 0.288, SLG: 0.474 | 1 SAFE G1-3 | | | | 0-0 F9 | 1-0 G1-3 | | 1-0 CS 1B | | 4 | 0 | 1 | 0 | 0 | 0 | 3 | | | | |
| Jamie Quirk, L (1, 2) OBP: 0.333, SLG: 0.416 | | 1-1 2H 2B | | | 2-1 L6 | | 0-1 1B SH2-3 BB 1B | 4-2 1-2 BB | | 3 | 1 | 2 | 1 | 1 | 0 | 0 | | | | |
| Bill Pecota, R (1, 6) OBP: 0.273, SLG: 0.273 | | 1-0 G5-3 | | | 2-2 4-3 | | 1 SAFE SH2-3 1B | 1-3 K | | 3 | 0 | 0 | 0 | 0 | 1 | 2 | | | | |
| Inning Stats | R: 0 E: 0 K: 0 S: 10 | H: 1 LOB: 1 BB: 0 P: 16 | R: 1 E: 1 K: 0 S: 9 | H: 1 LOB: 1 BB: 0 P: 16 | R: 0 E: 0 K: 0 S: 7 | H: 0 LOB: 0 BB: 0 P: 13 | R: 0 E: 0 K: 0 S: 6 | H: 0 LOB: 0 BB: 0 P: 9 | R: 0 E: 0 K: 0 S: 6 | H: 0 LOB: 0 BB: 0 P: 10 | R: 2 E: 0 K: 0 S: 8 | H: 4 LOB: 2 BB: 0 P: 10 | R: 2 E: 1 K: 0 S: 12 | H: 2 LOB: 3 BB: 3 P: 25 | R: 0 E: 0 K: 1 S: 7 | H: 1 LOB: 1 BB: 1 P: 13 | 1B: 7 2B: 2 3B: 0 HR: 0 | SF: 0 SAC: 1 DP: 0 HBP: 0 | WP: 0 PB: 0 SB: 1 CS: 1 | PA: 37 |
| PITCHER Bill Swift, R (1, 1) ERA: 4.72 Rod Seery, L (7, 1) ERA: 4.3 Jerry Reed, R (7, 1) ERA: 3.76 | IP: 6.1 WLS: L BF: 29 H: 8 R: 5 ER: 3 SO: 3 BB: 0 IBB: 0 HBP: 0 BLK: 0 WP: 0 HR: 0 S: 50 P: 82 ERA: 4.26 WHIP: 1.263 | | | | | | | | | | | | | | | PITCHER | | | | |

| | |
|-----|----|
| AB | 26 |
| R | 0 |
| H | 2 |
| RBI | 0 |
| BB | 1 |
| SO | 9 |
| LOB | 6 |



| | |
|-----|----|
| AB | 32 |
| R | 5 |
| H | 9 |
| RBI | 4 |
| BB | 4 |
| SO | 1 |
| LOB | 15 |



| Batter | 1 | 2 | 3 | 4 | 5 | 6 | 7 | 8 | 9 | AB | R | H | RBI | BB | SO | LOB | TOP | | | | | |
|--|---|----------------------------------|------------------------------|----------------------------------|-------------------------------|----------------------------------|------------------------------|----------------------------------|-------------------------------|----------------------------------|-------------------------------|----------------------------------|------------------------------|----------------------------------|-------------------------------|----------------------------------|------------------------------|----------------------------------|-----------------------------------|------------------------------------|----------------------------------|--------|
| Mickey Brantley, R OBP: 0.296, SLG: 0.404 | G6-3 | | 1B 2B 1B | P3 | | BB 2B 1B | L6 | | | 5 | 2 | 2 | 0 | 0 | 0 | 1 | | | | | | |
| Harold Reynolds, S OBP: 0.339, SLG: 0.383 | K | | 1B 2B 1B | 4-3 | | BB 2B 1B | F7 | | | 4 | 2 | 1 | 0 | 1 | 1 | 1 | | | | | | |
| Darnell Coles, R Henry Cotto, R OBP: 0.302, SLG: 0.378 | BB | | 1B 2B 1B | | 2B 1B | BB SF9 2B | FC5 1B 1B | | | 4 | 3 | 4 | 3 | 1 | 0 | 0 | | | | | | |
| Alvin Davis, L OBP: 0.410, SLG: 0.462 | P5 | | 2B | | F7 | SF9 BB IBB | K | | | 4 | 0 | 1 | 3 | 1 | 1 | 3 | | | | | | |
| Steve Balboni, R OBP: 0.269, SLG: 0.441 | | F7 | 1-3 | | 1-1 F7 | | | | | 0 | 1 | 0 | 0 | 0 | 0 | 0 | | | | | | |
| Edgar Martinez, R OBP: 0.371, SLG: 0.433 | K | | F9 | | 2B | BB | FC5 | | | 4 | 0 | 1 | 2 | 0 | 1 | 3 | | | | | | |
| Dave Valle, R OBP: 0.291, SLG: 0.402 | BB | | K | | 4-3 | G6-4-3 | | | | 4 | 0 | 1 | 0 | 1 | 1 | 4 | | | | | | |
| Jay Buhner, R OBP: 0.308, SLG: 0.424 | K | | | | 4-3 1B | | F9 | | | 5 | 0 | 1 | 0 | 0 | 2 | 3 | | | | | | |
| Rey Quinones, R OBP: 0.285, SLG: 0.390 | | | 1B 1B 1B BB | 5-3 | | E5 1B 2B | P1 | | | 4 | 2 | 0 | 0 | 1 | 0 | 2 | | | | | | |
| Inning Stats | R: 0 E: 0 K: 1 S: 7 | H: 0 LOB: 1 BB: 1 P: 15 | R: 0 E: 0 K: 2 S: 7 | H: 0 LOB: 1 BB: 1 P: 14 | R: 4 E: 0 K: 1 S: 15 | H: 4 LOB: 1 BB: 1 P: 20 | R: 0 E: 0 K: 0 S: 7 | H: 1 LOB: 1 BB: 0 P: 11 | R: 2 E: 0 K: 1 S: 15 | H: 3 LOB: 1 BB: 0 P: 21 | R: 4 E: 1 K: 0 S: 12 | H: 2 LOB: 1 BB: 3 P: 29 | R: 0 E: 0 K: 1 S: 8 | H: 0 LOB: 0 BB: 0 P: 11 | R: 0 E: 0 K: 1 S: 10 | H: 2 LOB: 2 BB: 0 P: 18 | R: 0 E: 0 K: 0 S: 9 | H: 1 LOB: 0 BB: 0 P: 16 | 1B: 10 2B: 3 3B: 0 HR: 0 | SF: 1 SAC: 0 DP: 2 HBP: 0 | WP: 0 PB: 0 SB: 1 CS: 0 | PA: 45 |
| PITCHER | IP WLS BF H R ER SO BB IBB HBP BLK WP HR S P ERA WHIP | | | | | | | | | | | | | | | | | | | | | |
| Tom Gordon, R ERA: 5.17 | 4.1 L 24 8 6 6 4 3 0 0 0 0 0 0 45 73 12.46 2.538 | | | | | | | | | | | | | | | | | | | | | |
| Jose De Jesus, R ERA: 27.0 | 0.2 7 2 4 3 1 1 1 0 0 0 0 12 27 40.50 4.500 | | | | | | | | | | | | | | | | | | | | | |
| Luis Aquino, R ERA: 2.79 | 3.0 11 2 0 0 1 1 0 0 0 0 0 24 39 0.00 1.000 | | | | | | | | | | | | | | | | | | | | | |
| Mark Lee, L ERA: 3.6 | 1.0 3 1 0 0 0 0 0 0 0 0 0 9 16 0.00 1.000 | | | | | | | | | | | | | | | | | | | | | |

Seattle Mariners @ Kansas City Royals
Royals Stadium, Kansas City, MO
Tue Sep 27 1988, 8:05 PM EDT
Att: 17,463 - Unknown - 70 F

AB 34
R 10
H 11
RBI 8
BB 5
SO 6
LOB 17



| Batter | 1 | 2 | 3 | 4 | 5 | 6 | 7 | 8 | 9 | AB | R | H | RBI | BB | SO | LOB | BOTTOM | | | | | |
|--|---|----------------------------------|-------------------------------|----------------------------------|-------------------------------|----------------------------------|------------------------------|----------------------------------|------------------------------|----------------------------------|-------------------------------|----------------------------------|-------------------------------|----------------------------------|------------------------------|----------------------------------|------------------------------|---------------------------------|----------------------------------|------------------------------------|----------------------------------|--------|
| Willie Wilson, S OBP: 0.291, SLG: 0.338 | K | | | | L5 | | L6 | | | 4 | 0 | 1 | 0 | 0 | 1 | 1 | | | | | | |
| Gary Thurman, R OBP: 0.186, SLG: 0.127 | | 1B 1B | | | | | | | | 0 | 0 | 0 | 0 | 0 | 0 | 0 | | | | | | |
| Kevin Seitzer, R OBP: 0.387, SLG: 0.409 | BB 2B | | | | 4-3 | | 1B | | | 3 | 1 | 2 | 1 | 1 | 0 | 0 | | | | | | |
| George Brett, L OBP: 0.391, SLG: 0.516 | 2B G1-2-3 BB | | G3 | | | G3 | F9 | | | 3 | 0 | 0 | 0 | 1 | 0 | 2 | | | | | | |
| Danny Tartabull, R OBP: 0.370, SLG: 0.517 | | | | | | | | | | 4 | 1 | 3 | 2 | 0 | 1 | 0 | | | | | | |
| Bill Peotta, R OBP: 0.275, SLG: 0.273 | | | K | | | HR | | | | 0 | 0 | 0 | 0 | 0 | 0 | 0 | | | | | | |
| Bill Buckner, L OBP: 0.289, SLG: 0.333 | 2B | | | | | | | | | 2 | 0 | 1 | 0 | 1 | 0 | 0 | | | | | | |
| Ed Hearn, R OBP: 0.222, SLG: 0.333 | IBB | | 6-3 | | | 1B | | | | 1 | 0 | 0 | 0 | 0 | 0 | 1 | | | | | | |
| Frank White, R OBP: 0.270, SLG: 0.333 | G1-2-3 | | | | P3 | | | | | 4 | 0 | 1 | 0 | 0 | 1 | 4 | | | | | | |
| Dave Owen, S | | | | | | 2B | | | | 0 | 0 | 0 | 0 | 0 | 0 | 0 | | | | | | |
| Bo Jackson, R OBP: 0.287, SLG: 0.472 | | K | | | K | | | | | 2 | 0 | 0 | 0 | 0 | 2 | 0 | | | | | | |
| Jim Eisenreich, L OBP: 0.226, SLG: 0.280 | | | | | | | | | | 2 | 0 | 0 | 0 | 0 | 0 | 1 | | | | | | |
| Brad Wellman, R OBP: 0.324, SLG: 0.337 | | | | | 4-3 | | | | | 3 | 0 | 1 | 0 | 1 | 0 | 0 | | | | | | |
| Rey Palacios, R OBP: 0.091, SLG: 0.091 | FC5-4 1B | | | | | G5-3 | | | | 4 | 1 | 0 | 0 | 0 | 1 | 2 | | | | | | |
| Inning Stats | R: 1 E: 0 K: 1 S: 17 | H: 1 LOB: 2 BB: 3 P: 33 | R: 1 E: 0 K: 1 S: 15 | H: 2 LOB: 2 BB: 1 P: 23 | R: 0 E: 0 K: 1 S: 11 | H: 0 LOB: 0 BB: 0 P: 18 | R: 0 E: 0 K: 1 S: 7 | H: 0 LOB: 0 BB: 0 P: 10 | R: 0 E: 0 K: 0 S: 6 | H: 0 LOB: 0 BB: 0 P: 10 | R: 1 E: 0 K: 0 S: 10 | H: 3 LOB: 1 BB: 0 P: 14 | R: 0 E: 0 K: 0 S: 10 | H: 2 LOB: 2 BB: 0 P: 15 | R: 0 E: 0 K: 1 S: 7 | H: 1 LOB: 1 BB: 0 P: 10 | R: 0 E: 0 K: 1 S: 5 | H: 0 LOB: 0 BB: 0 P: 7 | 1B: 6 2B: 2 3B: 0 HR: 1 | SF: 0 SAC: 0 DP: 2 HBP: 0 | WP: 0 PB: 0 SB: 0 CS: 0 | PA: 36 |
| PITCHER | IP WLS BF H R ER SO BB IBB HBP BLK WP HR S P ERA WHIP | | | | | | | | | | | | | | | | | | | | | |
| Erik Hanson, R ERA: 2.95 | 6.0 W 25 6 3 3 4 3 1 0 0 0 0 66 108 4.50 1.500 | | | | | | | | | | | | | | | | | | | | | |
| Michael Jackson, R ERA: 2.72 | 3.0 S 11 3 0 0 2 0 0 0 0 0 0 22 32 0.00 1.000 | | | | | | | | | | | | | | | | | | | | | |

Seattle Mariners @ Kansas City Royals
Royals Stadium, Kansas City, MO
Tue Sep 27 1988, 8:05 PM EDT
Att: 17,463 - Unknown - 70 F

AB 32
R 3
H 9
RBI 3
BB 4
SO 6
LOB 11



| Batter | 1 | 2 | 3 | 4 | 5 | 6 | 7 | 8 | 9 | AB | R | H | RBI | BB | SO | LOB | TOP | | | | |
|---|---|----------------------------------|-------------------------------|----------------------------------|------------------------------|----------------------------------|------------------------------|----------------------------------|------------------------------|----------------------------------|------------------------------|----------------------------------|-------------------------------|----------------------------------|-------------------------------|----------------------------------|----------------------------------|------------------------------------|----------------------------------|--------|--|
| Cecil Espy, S (1, 8) OBP: 0.285, SLG: 0.344 Geno Petralli, L (9, PH) OBP: 0.357, SLG: 0.397 | 0-0 4-3 | | 0-0 FC1-5 1B | | 1-1 1-6-3 | | | 2-1 2B | 0-3 K | 4 | 0 | 2 | 0 | 0 | 0 | 1 | | | | | |
| Bob Brower, R (1, 7) OBP: 0.316, SLG: 0.274 Kevin Reimer, L (9, PH) OBP: 0.150, SLG: 0.316 | 4-2 S 4-3 BB | | 2-1 FC1-5 1-2 2-3F | | 3-2 L8 | | | 2-3 K | 2-3 K | 3 | 0 | 0 | 0 | 1 | 1 | 4 | | | | | |
| Barbaro Garbey, R (1, 10) OBP: 0.231, SLG: 0.217 | 1-2 4-3 | | 2-3 K | | 2-2 F8 | | | 1-3 K | | 4 | 0 | 0 | 0 | 0 | 2 | 4 | | | | | |
| Ruben Sierra, S (1, 9) OBP: 0.301, SLG: 0.424 | 2-3 K | | 1-0 F8 | | 0-0 G3 1B | | | 0-1 F8 | | 4 | 0 | 1 | 0 | 0 | 1 | 4 | | | | | |
| Pete O'Brien, L (1, 3) OBP: 0.348, SLG: 0.404 | | 1-1 PB 1-3 1B | | 3-2 6-3 | | 2-1 G3 | | 1-0 4-3 | | 4 | 0 | 1 | 0 | 0 | 0 | 1 | | | | | |
| Steve Buechele, R (1, 4) OBP: 0.343, SLG: 0.409 | 1-2 SAFE 1-3 SAFE 1-2 SAFE | 2-1 1-3 | | 2-0 F3 | | 2-1 F9 | | 0-2 2B 1B | | 4 | 1 | 1 | 0 | 0 | 0 | 2 | | | | | |
| Chad Kreuter, S (1, 2) OBP: 0.327, SLG: 0.386 | 2-3 K | | 3-3 K | | 3-2 F9 | | | 2-2 1B 1-3 2B | | 4 | 0 | 1 | 0 | 0 | 2 | 1 | | | | | |
| Mike Stanley, R (1, 5) OBP: 0.324, SLG: 0.298 | 2-3 K | | | | 0-0 6-3 | | | 4-1 1B BB | | 3 | 0 | 0 | 0 | 1 | 1 | 1 | | | | | |
| Curtis Wilkerson, S (1, 6) OBP: 0.339, SLG: 0.346 Jim Sundberg, R (9, PH) OBP: 0.331, SLG: 0.436 Jerry Browne, S (9, PH) OBP: 0.300, SLG: 0.289 | | | 1-0 FC1-5 1B | | 4-0 1-6-3 BB | | 3-1 F8 | 2-2 1-2 2-3 3-H 1B | | 2 | 0 | 1 | 0 | 1 | 0 | 0 | | | | | |
| Inning Stats | R: 0 E: 0 K: 1 S: 10 | H: 0 LOB: 1 BB: 1 P: 17 | R: 0 E: 0 K: 2 S: 13 | H: 1 LOB: 1 BB: 0 P: 20 | R: 0 E: 1 K: 1 S: 8 | H: 2 LOB: 2 BB: 0 P: 14 | R: 0 E: 0 K: 1 S: 7 | H: 0 LOB: 0 BB: 0 P: 15 | R: 0 E: 0 K: 0 S: 9 | H: 1 LOB: 1 BB: 0 P: 15 | R: 0 E: 0 K: 0 S: 7 | H: 0 LOB: 0 BB: 0 P: 13 | R: 0 E: 0 K: 2 S: 11 | H: 1 LOB: 1 BB: 0 P: 16 | R: 1 E: 0 K: 2 S: 19 | H: 3 LOB: 3 BB: 1 P: 30 | 1B: 6 2B: 2 3B: 0 HR: 0 | SF: 0 SAC: 0 DP: 0 HBP: 0 | WP: 0 PB: 1 SB: 1 CS: 0 | PA: 38 | |
| PITCHER | IP | WLS | BF | H | R | ER | SO | BB | IBB | HBP | BLK | WP | HR | S | P | ERA | WHIP | | | | |
| Mark Langston, L (1, 1) ERA: 3.34 | 8.1 | W | 36 | 8 | 1 | 1 | 7 | 3 | 0 | 0 | 0 | 0 | 0 | 85 | 147 | 1.08 | 1.320 | | | | |
| Mike Schooler, R (9, 1) ERA: 3.26 | 0.2 | S | 2 | 0 | 0 | 0 | 2 | 0 | 0 | 0 | 0 | 0 | 0 | 7 | 9 | 0.00 | 0.000 | | | | |

Texas Rangers @ Seattle Mariners
The Kingdome, Seattle, WA
Thu Sep 29 1988, 10:05 PM EDT
Att: 6,836 - Dome

AB 35
R 1
H 8
RBI 1
BB 3
SO 9
LOB 24



| Batter | 1 | 2 | 3 | 4 | 5 | 6 | 7 | 8 | 9 | AB | R | H | RBI | BB | SO | LOB | BOTTOM | | | | |
|--|------------------------------|----------------------------------|-------------------------------|----------------------------------|-------------------------------|----------------------------------|-------------------------------|----------------------------------|------------------------------|----------------------------------|------------------------------|----------------------------------|------------------------------|----------------------------------|----------------------------------|------------------------------------|----------------------------------|--------|--|--|--|
| Mickey Brantley, R (1, 8) OBP: 0.296, SLG: 0.403 | 0-0 F7 | 0-2 FC4-6 | | 1-2 S E 1B | | | 0-0 6-3 | | | 4 | 1 | 1 | 0 | 0 | 0 | 3 | | | | | |
| Harold Reynolds, S (1, 4) OBP: 0.343, SLG: 0.384 | 4-2 CS S BB | | 4-2 F2 1B BB | 3-1 E9 1-H 1B | | | 4-1 1B BB | | | 1 | 2 | 1 | 1 | 3 | 0 | 0 | | | | | |
| Darnell Coles, R (1, 7) OBP: 0.327, SLG: 0.441 | 3-2 4-3 | | 1-0 F2 | 2-2 F7 | | | 1-3 K | | | 4 | 0 | 0 | 0 | 0 | 1 | 3 | | | | | |
| Alvin Davis, L (1, 3) OBP: 0.411, SLG: 0.463 | | 2-1 F8 | 1-0 2B SF9 1B | | 1-1 6-3 | | 1-0 1B | | | 4 | 1 | 2 | 1 | 0 | 0 | 0 | | | | | |
| Steve Balboni, R (1, 10) OBP: 0.271, SLG: 0.447 | | 0-2 1B 2B | 3-2 SF9 2B | | 1-3 K | | 2-1 F8 | | | 4 | 1 | 2 | 0 | 0 | 1 | 2 | | | | | |
| Jim Prestey, R (1, 5) OBP: 0.280, SLG: 0.359 | | 2-1 6-3 | 1-0 SF9 | | 1-1 F9 | | | 2-1 6-3 | | 3 | 0 | 0 | 1 | 0 | 0 | 1 | | | | | |
| Dave Valle, R (1, 2) OBP: 0.291, SLG: 0.490 | | 1-2 WP 2-H 1B | | 0-0 6-3 | | 1-0 F8 | | 3-2 E5 | | 4 | 0 | 1 | 1 | 0 | 0 | 1 | | | | | |
| Jay Buhner, R (1, 9) OBP: 0.307, SLG: 0.419 | | 4-2 HBP BB | | 0-3 K | | 3-1 F2 | | 2-3 K | | 3 | 0 | 0 | 0 | 1 | 2 | 1 | | | | | |
| Rey Quinones, R (1, 6) OBP: 0.284, SLG: 0.387 | | 2-2 HBP FC4-6 | | 1-1 F2 | | 1-3 K | | 2-0 F2 | | 3 | 0 | 0 | 0 | 0 | 1 | 1 | | | | | |
| Inning Stats | R: 0 E: 0 K: 0 S: 7 | H: 0 LOB: 0 BB: 1 P: 14 | R: 1 E: 0 K: 0 S: 19 | H: 2 LOB: 3 BB: 1 P: 30 | R: 2 E: 0 K: 0 S: 11 | H: 2 LOB: 1 BB: 1 P: 21 | R: 2 E: 1 K: 1 S: 15 | H: 2 LOB: 0 BB: 0 P: 22 | R: 0 E: 0 K: 1 S: 6 | H: 0 LOB: 0 BB: 0 P: 11 | R: 0 E: 0 K: 1 S: 8 | H: 1 LOB: 2 BB: 1 P: 16 | R: 0 E: 1 K: 1 S: 9 | H: 0 LOB: 1 BB: 0 P: 18 | 1B: 5 2B: 2 3B: 0 HR: 0 | SF: 1 SAC: 0 DP: 0 HBP: 1 | WP: 1 PB: 0 SB: 2 CS: 1 | PA: 36 | | | |
| PITCHER | IP | WLS | BF | H | R | ER | SO | BB | IBB | HBP | BLK | WP | HR | S | P | ERA | WHIP | | | | |
| Jeff Russell, R (1, 1) ERA: 3.82 | 7.0 | L | 32 | 7 | 5 | 4 | 4 | 4 | 0 | 1 | 0 | 0 | 0 | 73 | 124 | 5.14 | 1.571 | | | | |
| Mitch Williams, L (8, 1) ERA: 4.63 | 1.0 | | 4 | 0 | 0 | 0 | 1 | 0 | 0 | 0 | 0 | 0 | 0 | 9 | 18 | 0.00 | 0.000 | | | | |

Texas Rangers @ Seattle Mariners
The Kingdome, Seattle, WA
Thu Sep 29 1988, 10:05 PM EDT
Att: 6,836 - Dome

AB 30
R 5
H 7
RBI 4
BB 4
SO 5
LOB 12



| Batter | 1 | 2 | 3 | 4 | 5 | 6 | 7 | 8 | 9 | AB | R | H | RBI | BB | SO | LOB | TOP | | | | | | | | | | |
|--|-------------------------------|----------------------------------|-------------------------------|----------------------------------|-------------------------------|----------------------------------|-------------------------------|----------------------------------|------------------------------|----------------------------------|-------------------------------|----------------------------------|-------------------------------|----------------------------------|-------------------------------|----------------------------------|----------------------------------|------------------------------------|----------------------------------|------------------------------------|----------------------------------|--------|--|--|--|--|--|
| Oddibe McDowell, L OBP: 0.312, SLG: 0.355 | 2-2 2B | 1-0 BB BLK 1B | 0-3 K | | 0-0 G1 | | 3-0 L6-3 | | 0-1 F8 | 6 | 2 | 2 | 1 | 0 | 1 | 4 | | | | | | | | | | | |
| Cecil Esay, S OBP: 0.289, SLG: 0.348 | 1-0 1B | 4-0 BLK S BB | 0-0 1B | | 2-2 4-3 | | | 1-3 K2-3 | 1-0 F7 | 5 | 2 | 2 | 3 | 1 | 1 | 1 | | | | | | | | | | | |
| Pete O'Brien, L OBP: 0.349, SLG: 0.403 | 3-2 2B | 4-1 WP BLK BB | 2-1 F9 | | 1-1 G3 | | | 0-1 E4 1B BLK BLK | | 3 | 1 | 1 | 1 | 1 | 0 | 1 | | | | | | | | | | | |
| Mike Stanley, R OBP: 0.323, SLG: 0.297 | 2-2 2B | 1-2 2-3 BB | | | | | | | | 1 | 1 | 0 | 0 | 0 | 0 | 0 | | | | | | | | | | | |
| Ruben Sierra, S OBP: 0.299, SLG: 0.420 | 0-0 P4 | 3-2 P6 | | | 1-1 F9 | | 1-0 4-3 | | 2-0 F3 | 5 | 0 | 0 | 0 | 0 | 0 | 4 | | | | | | | | | | | |
| Kevin Reimer, L OBP: 0.150, SLG: 0.316 | | 1-2 2-3 3-H | | | | | | | 1-2 BB | 0 | 0 | 0 | 0 | 0 | 0 | 0 | | | | | | | | | | | |
| Geno Petrali, L OBP: 0.359, SLG: 0.399 | 2-0 1B | 2-2 G3 | | | 4-2 BB FC6-5 BB | | 1-0 G3 | | 3-1 BLK 1B | 3 | 1 | 1 | 1 | 1 | 0 | 1 | | | | | | | | | | | |
| Barbaro Garbey, R OBP: 0.242, SLG: 0.230 | 1-H 2B | 2-3 3-H | | | | | | | 2-3 1B | 1 | 0 | 1 | 0 | 0 | 0 | 0 | | | | | | | | | | | |
| Chad Kreuter, S OBP: 0.333, SLG: 0.362 | 2-3 K | | | | 4-1 FC6-5 BB | | 1-0 4-3 | | 4-2 1-2 BB | 3 | 0 | 0 | 0 | 2 | 1 | 1 | | | | | | | | | | | |
| Steve Buechele, R OBP: 0.343, SLG: 0.406 | 2-1 F3 | | | | 4-0 1B 2B BB | | 4-1 FC6-5 BB | | 0-0 F9 | 3 | 1 | 0 | 0 | 2 | 1 | 3 | | | | | | | | | | | |
| Curtis Wilkerson, S OBP: 0.343, SLG: 0.356 | | 1-0 G6-3 1B 2B | 1-2 2B 1B 1B | | 1-1 FC6-5 | | 1-0 2B | | 0-0 6-3 | 5 | 2 | 3 | 1 | 0 | 0 | 2 | | | | | | | | | | | |
| Jerry Browne, S OBP: 0.302, SLG: 0.297 | | 0-0 G6-3 | 0-0 1B 2B | | 0-1 4-3 | | 3-3 K | | 2-0 1B | 5 | 1 | 2 | 1 | 0 | 1 | 4 | | | | | | | | | | | |
| Inning Stats | R: 3 E: 0 K: 1 S: 15 | H: 4 LOB: 1 BB: 0 P: 27 | R: 3 E: 0 K: 0 S: 10 | H: 2 LOB: 1 BB: 2 P: 25 | R: 3 E: 0 K: 1 S: 17 | H: 3 LOB: 1 BB: 1 P: 25 | R: 1 E: 0 K: 0 S: 10 | H: 0 LOB: 0 BB: 0 P: 10 | R: 0 E: 0 K: 0 S: 7 | H: 0 LOB: 0 BB: 0 P: 6 | R: 0 E: 0 K: 2 S: 10 | H: 1 LOB: 1 BB: 0 P: 17 | R: 1 E: 1 K: 1 S: 12 | H: 1 LOB: 2 BB: 1 P: 22 | R: 0 E: 0 K: 0 S: 5 | H: 1 LOB: 1 BB: 0 P: 8 | 1B: 6 2B: 6 3B: 0 HR: 0 | SF: 0 SAC: 0 DP: 0 HBP: 0 | WP: 1 PB: 0 SB: 1 CS: 0 | PA: 47 | | | | | | | |
| PITCHER | IP | WLS | BF | H | R | ER | SO | BB | IBB | HBP | BLK | WP | HR | S | P | ERA | WHIP | | | | | | | | | | |
| Mike Moore, R ERA: 3.78 | 1.1 | L | 12 | 6 | 6 | 6 | 1 | 2 | 0 | 0 | 0 | 0 | 0 | 19 | 41 | 40.50 | 6.000 | | | | | | | | | | |
| Gene Walter, L ERA: 4.5 | 2.0 | | 11 | 3 | 4 | 4 | 1 | 2 | 0 | 0 | 1 | 1 | 0 | 27 | 45 | 18.00 | 2.500 | | | | | | | | | | |
| Bill Swift, R ERA: 4.65 | 2.2 | | 10 | 0 | 0 | 0 | 0 | 2 | 0 | 0 | 0 | 0 | 0 | 16 | 31 | 0.00 | 0.750 | | | | | | | | | | |
| Rod Scurrey, L ERA: 4.02 | 2.0 | | 10 | 2 | 1 | 0 | 3 | 1 | 0 | 0 | 2 | 0 | 0 | 22 | 39 | 0.00 | 1.500 | | | | | | | | | | |
| Steve Trout, L ERA: 7.53 | 1.0 | | 4 | 1 | 0 | 0 | 0 | 0 | 0 | 0 | 0 | 0 | 0 | 5 | 8 | 0.00 | 1.000 | | | | | | | | | | |
| Batter | 1 | 2 | 3 | 4 | 5 | 6 | 7 | 8 | 9 | AB | R | H | RBI | BB | SO | LOB | BOTTOM | | | | | | | | | | |
| Mickey Brantley, R OBP: 0.296, SLG: 0.401 | 1-0 G5-3 | 4-0 G5-3 S BB | | 2-3 K | | | 1-1 6-3 | | 0-0 5-3 | 2 | 0 | 0 | 0 | 1 | 1 | 0 | | | | | | | | | | | |
| Henry Cotto, R OBP: 0.301, SLG: 0.376 | | | | | | | | | | 2 | 0 | 0 | 0 | 0 | 0 | 1 | | | | | | | | | | | |
| Harold Reynolds, S OBP: 0.412, SLG: 0.389 | 2-0 HR | 4-1 G5-3 BB | | 1-2 G1-3 | | | 0-0 F8 | | 1-2 5-3 | 3 | 1 | 1 | 1 | 1 | 0 | 0 | | | | | | | | | | | |
| Mario Diaz, R OBP: 0.329, SLG: 0.375 | | | | | | | | | | 1 | 0 | 0 | 0 | 0 | 0 | 0 | | | | | | | | | | | |
| Darnell Coles, R OBP: 0.325, SLG: 0.436 | 1-0 2B HBP | 3-2 G5-3 | | | 1-0 F8 | | 3-1 P8 | | 2-1 F2 | 4 | 1 | 0 | 0 | 0 | 0 | 2 | | | | | | | | | | | |
| Alvin Davis, L OBP: 0.412, SLG: 0.465 | 3-0 1B 2B | 3-1 P9 | | | 4-1 BB | | | | 4-0 1B BB | 2 | 1 | 1 | 1 | 1 | 0 | 2 | | | | | | | | | | | |
| Mike Kingery, L OBP: 0.313, SLG: 0.276 | 1-H 1B | | | | | | | | 0-3 K | 1 | 1 | 0 | 0 | 1 | 1 | 0 | | | | | | | | | | | |
| Steve Balboni, R OBP: 0.274, SLG: 0.451 | 0-0 1B WP | | 1-2 1B 2B | | 0-0 F8 | | | 2-2 1B 1B | | 3 | 0 | 2 | 1 | 0 | 0 | 1 | | | | | | | | | | | |
| Dave Hengel, R OBP: 0.177, SLG: 0.283 | 3-H 1B | | | | | | | 1-2 2B 1B | | 1 | 1 | 1 | 0 | 0 | 0 | 0 | | | | | | | | | | | |
| Jim Prestley, R OBP: 0.281, SLG: 0.359 | 0-0 P4 | | 2-0 G4-6-3 1B | | 3-2 F8 | | | 0-0 F8 | | 3 | 0 | 1 | 0 | 0 | 0 | 2 | | | | | | | | | | | |
| Edgar Martinez, R OBP: 0.361, SLG: 0.419 | | | | | | | | | | 1 | 0 | 0 | 0 | 0 | 0 | 2 | | | | | | | | | | | |
| Dave Valle, R OBP: 0.344, SLG: 0.399 | 3-1 1B | | 1-0 P9 | | 3-2 G4-3 | | | 1-1 1B 2B | | 3 | 0 | 1 | 0 | 0 | 0 | 2 | | | | | | | | | | | |
| Bill McGuire, R OBP: 0.316, SLG: 0.188 | 1-3 1B | | | | | | | 1-2 2-H 1B | | 1 | 1 | 1 | 1 | 0 | 0 | 0 | | | | | | | | | | | |
| Jay Buhner, R OBP: 0.303, SLG: 0.412 | 1-0 G5-3 | | 1-0 G4-6-3 | | 1-1 F9 | | | 3-3 K | | 4 | 0 | 0 | 0 | 0 | 1 | 6 | | | | | | | | | | | |
| Rey Quinones, R OBP: 0.284, SLG: 0.388 | | 0-1 F9 | | 0-3 K | | | 2-1 G4-3 | | 0-0 1B 2B | 4 | 0 | 1 | 2 | 0 | 1 | 0 | | | | | | | | | | | |
| Inning Stats | R: 3 E: 0 K: 0 S: 8 | H: 4 LOB: 2 BB: 0 P: 19 | R: 0 E: 0 K: 0 S: 10 | H: 0 LOB: 2 BB: 2 P: 24 | R: 0 E: 0 K: 0 S: 6 | H: 2 LOB: 1 BB: 0 P: 11 | R: 0 E: 0 K: 2 S: 10 | H: 0 LOB: 0 BB: 0 P: 13 | R: 0 E: 0 K: 0 S: 6 | H: 0 LOB: 0 BB: 1 P: 14 | R: 0 E: 0 K: 0 S: 7 | H: 0 LOB: 0 BB: 0 P: 13 | R: 0 E: 0 K: 0 S: 5 | H: 0 LOB: 0 BB: 0 P: 9 | R: 3 E: 0 K: 1 S: 14 | H: 3 LOB: 1 BB: 1 P: 24 | R: 0 E: 0 K: 1 S: 8 | H: 0 LOB: 0 BB: 0 P: 11 | 1B: 5 2B: 3 3B: 0 HR: 1 | SF: 0 SAC: 0 DP: 1 HBP: 1 | WP: 1 PB: 0 SB: 1 CS: 0 | PA: 40 | | | | | |
| PITCHER | IP | WLS | BF | H | R | ER | SO | BB | IBB | HBP | BLK | WP | HR | S | P | ERA | WHIP | | | | | | | | | | |
| Kevin Brown, R ERA: 4.24 | 2.0 | | 15 | 6 | 3 | 3 | 0 | 2 | 0 | 1 | 0 | 0 | 0 | 22 | 50 | 13.50 | 4.000 | | | | | | | | | | |
| Craig McMurtry, R ERA: 2.4 | 5.0 | W | 15 | 0 | 0 | 0 | 2 | 1 | 0 | 0 | 0 | 0 | 0 | 30 | 53 | 0.00 | 0.200 | | | | | | | | | | |
| Ed Vande Berg, L ERA: 4.14 | 1.0 | | 7 | 3 | 3 | 3 | 1 | 1 | 0 | 0 | 0 | 0 | 0 | 14 | 24 | 27.00 | 4.000 | | | | | | | | | | |
| Steve Wilson, L ERA: 5.87 | 1.0 | | 3 | 0 | 0 | 0 | 1 | 0 | 0 | 0 | 0 | 0 | 0 | 8 | 11 | 0.00 | 0.000 | | | | | | | | | | |

Texas Rangers @ Seattle Mariners
The Kingdome, Seattle, WA
Fri Sep 30 1988, 10:05 PM EDT
Att: 7,870 - Unknown

| | |
|-----|----|
| AB | 40 |
| R | 11 |
| H | 12 |
| RBI | 8 |
| BB | 7 |
| SO | 5 |
| LOB | 21 |



Texas Rangers @ Seattle Mariners
The Kingdome, Seattle, WA
Fri Sep 30 1988, 10:05 PM EDT
Att: 7,870 - Unknown

| | |
|-----|----|
| AB | 35 |
| R | 6 |
| H | 9 |
| RBI | 6 |
| BB | 4 |
| SO | 4 |
| LOB | 18 |




| Batter | 1 | 2 | 3 | 4 | 5 | 6 | 7 | 8 | 9 | 10 | 11 | AB | R | H | RBI | BB | SO | LOB | TOP | | | | | | | | |
|--|-------------------------------|----------------------------------|------------------------------|----------------------------------|------------------------------|----------------------------------|------------------------------|---------------------------------|------------------------------|---------------------------------|-------------------------------|----------------------------------|-------------------------------|----------------------------------|-------------------------------|----------------------------------|-------------------------------|----------------------------------|------------------------------|----------------------------------|----------------------------------|------------------------------------|----------------------------------|--------|--|--|--|
| Oddibe McDowell, L OBP: 0.313, SLG: 0.356 (1, 8) | | | | | | | | | | | | 4 | 0 | 1 | 1 | 1 | 1 | 2 | | | | | | | | | |
| Cecil Espy, S OBP: 0.287, SLG: 0.345 (1, 7) | | | | | | | | | | | | 6 | 0 | 1 | 1 | 0 | 2 | 3 | | | | | | | | | |
| Pete O'Brien, L OBP: 0.350, SLG: 0.402 (1, 3) | | | | | | | | | | | | 4 | 1 | 1 | 0 | 2 | 0 | 2 | | | | | | | | | |
| Ruben Sierra, S OBP: 0.301, SLG: 0.421 (1, 9) | | | | | | | | | | | | 4 | 0 | 2 | 0 | 1 | 1 | 3 | | | | | | | | | |
| Geno Petralli, L OBP: 0.358, SLG: 0.395 (9, PH) | | | | | | | | | | | | 3 | 0 | 0 | 0 | 1 | 0 | 3 | | | | | | | | | |
| Jim Sundberg, R OBP: 0.329, SLG: 0.433 (9, 2) | | | | | | | | | | | | 1 | 0 | 0 | 0 | 0 | 0 | 3 | | | | | | | | | |
| Kevin Reimer, L OBP: 0.120, SLG: 0.250 (1, 10) | | | | | | | | | | | | 5 | 0 | 0 | 0 | 0 | 1 | 3 | | | | | | | | | |
| Steve Buechele, R OBP: 0.343, SLG: 0.405 (9, PR) | | | | | | | | | | | | 4 | 0 | 1 | 0 | 0 | 0 | 1 | | | | | | | | | |
| Jerry Browne, S OBP: 0.305, SLG: 0.300 (9, 4) | | | | | | | | | | | | 1 | 1 | 1 | 0 | 0 | 0 | 0 | | | | | | | | | |
| Chad Kreuter, S OBP: 0.362, SLG: 0.412 (9, PR) | | | | | | | | | | | | 4 | 0 | 3 | 0 | 0 | 0 | 1 | | | | | | | | | |
| Bob Brower, R OBP: 0.316, SLG: 0.274 (9, 5) | | | | | | | | | | | | 0 | 1 | 0 | 0 | 0 | 0 | 0 | | | | | | | | | |
| Jeff Kunkel, R OBP: 0.250, SLG: 0.357 (9, 5) | | | | | | | | | | | | 1 | 0 | 0 | 0 | 0 | 0 | 1 | | | | | | | | | |
| Curtis Wilkerson, S OBP: 0.241, SLG: 0.353 (1, 6) | | | | | | | | | | | | 5 | 0 | 1 | 0 | 0 | 0 | 3 | | | | | | | | | |
| Inning Stats | R: 0 E: 0 K: 2 S: 13 | H: 1 LOB: 1 BB: 1 P: 24 | R: 0 E: 0 K: 0 S: 8 | H: 0 LOB: 1 BB: 1 P: 16 | R: 0 E: 1 K: 0 S: 6 | H: 1 LOB: 2 BB: 1 P: 14 | R: 0 E: 0 K: 0 S: 6 | H: 0 LOB: 0 BB: 0 P: 7 | R: 0 E: 0 K: 0 S: 6 | H: 1 LOB: 1 BB: 0 P: 9 | R: 0 E: 0 K: 0 S: 11 | H: 1 LOB: 1 BB: 0 P: 17 | R: 0 E: 0 K: 2 S: 11 | H: 1 LOB: 1 BB: 1 P: 21 | R: 2 E: 0 K: 0 S: 17 | H: 4 LOB: 3 BB: 1 P: 28 | R: 0 E: 0 K: 1 S: 11 | H: 1 LOB: 1 BB: 0 P: 15 | R: 0 E: 0 K: 1 S: 7 | H: 0 LOB: 0 BB: 0 P: 12 | 1B: 9 2B: 2 3B: 0 HR: 0 | SF: 1 SAC: 0 DP: 0 HBP: 0 | WP: 1 PB: 0 SB: 0 CS: 1 | PA: 48 | | | |
| PITCHER | IP 7.1 | WLS 1.0 | BF 31 | H 6 | R 1 | ER 1 | SO 3 | BB 4 | IBB 0 | HBP 0 | BLK 0 | WP 0 | HR 0 | S 64 | P 110 | ERA 1.23 | WHIP 1.364 | | | | | | | | | | |
| Mike Campbell, R ERA: 5.85 (1, 1) | | | | | | | | | | | | | | | | | | | | | | | | | | | |
| Mike Schooler, R ERA: 3.56 (8, 1) | | | | | | | | | | | | | | | | | | | | | | | | | | | |
| Bill Wilkinson, L ERA: 3.3 (9, 1) | | | | | | | | | | | | | | | | | | | | | | | | | | | |
| Bill Swift, R ERA: 4.59 (9, 1) | | | | | | | | | | | | | | | | | | | | | | | | | | | |

Texas Rangers @ Seattle Mariners
The Kingdom, Seattle, WA
Sat Oct 01 1988, 10:05 PM EDT
Att: 19,706 - Unknown

livebaseballscores.com

AB 42
R 3
H 11
RBI 2
BB 5
SO 5
LOB 25




| Batter | 1 | 2 | 3 | 4 | 5 | 6 | 7 | 8 | 9 | 10 | 11 | AB | R | H | RBI | BB | SO | LOB | BOTTOM | | | | | | | | |
|--|------------------------------|----------------------------------|-------------------------------|----------------------------------|-------------------------------|----------------------------------|-------------------------------|----------------------------------|-------------------------------|----------------------------------|------------------------------|---------------------------------|------------------------------|----------------------------------|------------------------------|----------------------------------|------------------------------|----------------------------------|------------------------------|---------------------------------|----------------------------------|------------------------------------|----------------------------------|--------|--|--|--|
| Henry Cotto, R OBP: 0.302, SLG: 0.373 (1, 8) | | | | | | | | | | | | 3 | 0 | 0 | 0 | 2 | 0 | 3 | | | | | | | | | |
| Harold Reynolds, S OBP: 0.341, SLG: 0.386 (1, 4) | | | | | | | | | | | | 5 | 0 | 0 | 0 | 0 | 0 | 4 | | | | | | | | | |
| Darnell Coles, R OBP: 0.325, SLG: 0.439 (1, 7) | | | | | | | | | | | | 4 | 1 | 1 | 0 | 0 | 1 | 1 | | | | | | | | | |
| Mike Kingery, L OBP: 0.313, SLG: 0.276 (9, 7) | | | | | | | | | | | | 0 | 0 | 0 | 0 | 0 | 0 | 0 | | | | | | | | | |
| Edgar Martinez, R OBP: 0.351, SLG: 0.406 (10, 5) | | | | | | | | | | | | 1 | 0 | 0 | 0 | 0 | 1 | 0 | | | | | | | | | |
| Alvin Davis, L OBP: 0.412, SLG: 0.463 (1, 3) | | | | | | | | | | | | 4 | 0 | 1 | 0 | 1 | 1 | 0 | | | | | | | | | |
| Steve Balboni, R OBP: 0.275, SLG: 0.449 (1, 10) | | | | | | | | | | | | 4 | 0 | 1 | 1 | 1 | 1 | 1 | | | | | | | | | |
| Scott Bradley, L OBP: 0.286, SLG: 0.350 (1, 2) | | | | | | | | | | | | 4 | 1 | 1 | 1 | 0 | 1 | 1 | | | | | | | | | |
| Jim Presley, R OBP: 0.282, SLG: 0.357 (1, 5) | | | | | | | | | | | | 2 | 1 | 0 | 0 | 2 | 2 | 2 | | | | | | | | | |
| Mickey Brantley, R OBP: 0.298, SLG: 0.401 (9, PR) | | | | | | | | | | | | 0 | 0 | 0 | 0 | 0 | 0 | 0 | | | | | | | | | |
| Bruce Fields, L OBP: 0.314, SLG: 0.394 (1, 9) | | | | | | | | | | | | 3 | 0 | 1 | 0 | 0 | 1 | 2 | | | | | | | | | |
| Jay Buzner, R OBP: 0.302, SLG: 0.411 (8, 9) | | | | | | | | | | | | 1 | 0 | 0 | 0 | 0 | 1 | 1 | | | | | | | | | |
| Rey Quinones, R OBP: 0.286, SLG: 0.396 (1, 6) | | | | | | | | | | | | 3 | 1 | 2 | 2 | 0 | 0 | 1 | | | | | | | | | |
| Inning Stats | R: 0 E: 0 K: 4 S: 4 | H: 0 LOB: 0 BB: 1 P: 13 | R: 0 E: 0 K: 2 S: 10 | H: 0 LOB: 0 BB: 0 P: 13 | R: 0 E: 0 K: 1 S: 10 | H: 1 LOB: 2 BB: 1 P: 18 | R: 0 E: 0 K: 1 S: 11 | H: 0 LOB: 1 BB: 1 P: 18 | R: 1 E: 0 K: 2 S: 13 | H: 2 LOB: 2 BB: 1 P: 19 | R: 1 E: 0 K: 0 S: 6 | H: 1 LOB: 0 BB: 0 P: 9 | R: 0 E: 0 K: 1 S: 7 | H: 0 LOB: 0 BB: 0 P: 11 | R: 0 E: 0 K: 1 S: 7 | H: 0 LOB: 2 BB: 1 P: 13 | R: 0 E: 0 K: 1 S: 8 | H: 1 LOB: 1 BB: 0 P: 15 | R: 1 E: 0 K: 0 S: 1 | H: 1 LOB: 0 BB: 0 P: 2 | 1B: 3 2B: 1 3B: 1 HR: 2 | SF: 0 SAC: 2 DP: 0 HBP: 0 | WP: 0 PB: 0 SB: 0 CS: 0 | PA: 42 | | | |
| PITCHER | IP 10.0 | WLS L | BF 41 | H 6 | R 3 | ER 3 | SO 9 | BB 5 | IBB 1 | HBP 0 | BLK 0 | WP 0 | HR 1 | S 87 | P 151 | ERA 2.70 | WHIP 1.100 | | | | | | | | | | |
| Bobby Witt, R ERA: 3.92 (1, 1) | | | | | | | | | | | | | | | | | | | | | | | | | | | |
| Dwayne Henry, R ERA: 8.71 (11, 1) | | | | | | | | | | | | | | | | | | | | | | | | | | | |

Texas Rangers @ Seattle Mariners
The Kingdom, Seattle, WA
Sat Oct 01 1988, 10:05 PM EDT
Att: 19,706 - Unknown

livebaseballscores.com

AB 34
R 4
H 7
RBI 4
BB 6
SO 9
LOB 16



| Batter | 1 | 2 | 3 | 4 | 5 | 6 | 7 | 8 | 9 | AB | R | H | RBI | BB | SO | LOB | TOP | | | | | | | | | | |
|---|-------------------------------|----------------------------------|------------------------------|----------------------------------|------------------------------|----------------------------------|-------------------------------|----------------------------------|-------------------------------|----------------------------------|-------------------------------|----------------------------------|------------------------------|----------------------------------|------------------------------|----------------------------------|-------------------------------|----------------------------------|--------------------------|------------------------------------|----------------------------------|--------|--|--|--|--|--|
| Oddibe McDowell, L OBP: 0.311, SLG: 0.355 (1, 8) | G2-3 | | G3-6 | | FC6-5 | | 3-1 | | 2B | 5 | 0 | 1 | 1 | 0 | 0 | 2 | | | | | | | | | | | |
| Cecil Esay, S OBP: 0.288, SLG: 0.349 (1, 7) | G3 | | L4-3 | | K | | | | 1B | 5 | 0 | 2 | 2 | 0 | 1 | 1 | | | | | | | | | | | |
| Pete O'Brien, L OBP: 0.352, SLG: 0.408 (1, 3) | HR | | | | | | | | P6 | 5 | 2 | 3 | 0 | 0 | 1 | 3 | | | | | | | | | | | |
| Ruben Sierra, S OBP: 0.301, SLG: 0.424 (1, 9) | HR | | | | | | | | | 4 | 1 | 1 | 2 | 0 | 2 | 2 | | | | | | | | | | | |
| Geno Petralli, L OBP: 0.356, SLG: 0.393 (1, 10) | 4-3 | | | | | | | | F9 | 2 | 0 | 0 | 0 | 0 | 1 | 1 | | | | | | | | | | | |
| Barbaro Garbey, R OBP: 0.239, SLG: 0.226 (6, PH) | | | | | | | | | | 1 | 0 | 0 | 0 | 0 | 0 | 1 | | | | | | | | | | | |
| Kevin Reimer, L OBP: 0.115, SLG: 0.240 (9, PH) | | | | | | | | | | 1 | 0 | 0 | 0 | 0 | 0 | 0 | | | | | | | | | | | |
| Steve Buechele, R OBP: 0.342, SLG: 0.404 (1, 5) | | | | | | | | | F7 | 4 | 0 | 1 | 1 | 0 | 0 | 1 | | | | | | | | | | | |
| Jerry Browne, S OBP: 0.308, SLG: 0.304 (1, 4) | | | | | | | | | 1B | 4 | 2 | 2 | 0 | 0 | 2 | 1 | | | | | | | | | | | |
| Jim Sundberg, R OBP: 0.327, SLG: 0.428 (1, 2) | | | | | | | | | 1B | 4 | 1 | 1 | 1 | 0 | 1 | 1 | | | | | | | | | | | |
| Curtis Wilkerson, S OBP: 0.345, SLG: 0.358 (1, 6) | | | | | | | | | 1B | 4 | 1 | 3 | 0 | 0 | 0 | 0 | | | | | | | | | | | |
| Inning Stats | R: 2 E: 0 K: 0 S: 12 | H: 2 LOB: 0 BB: 0 P: 17 | R: 0 E: 0 K: 1 S: 9 | H: 1 LOB: 0 BB: 0 P: 16 | R: 0 E: 0 K: 0 S: 8 | H: 1 LOB: 1 BB: 0 P: 14 | R: 0 E: 0 K: 2 S: 12 | H: 1 LOB: 1 BB: 0 P: 19 | R: 1 E: 0 K: 2 S: 13 | H: 2 LOB: 1 BB: 0 P: 18 | R: 1 E: 0 K: 1 S: 14 | H: 2 LOB: 1 BB: 0 P: 23 | R: 0 E: 0 K: 0 S: 9 | H: 1 LOB: 0 BB: 0 P: 14 | R: 0 E: 0 K: 2 S: 7 | H: 1 LOB: 0 BB: 0 P: 12 | R: 3 E: 1 K: 0 S: 15 | H: 5 LOB: 2 BB: 0 P: 24 | 1B: 10 2B: 3 HR: 1 | SF: 0 SAC: 0 DP: 1 HBP: 0 | WP: 2 PB: 0 SB: 0 CS: 1 | PA: 39 | | | | | |
| PITCHER | IP | WLS | BF | H | R | ER | SO | BB | IBB | HBP | BLK | WP | HR | S | P | ERA | WHIP | | | | | | | | | | |
| Erik Hanson, R ERA: 3.24 (1, 1) | 5.0 | L | 20 | 6 | 3 | 3 | 5 | 0 | 0 | 0 | 1 | 1 | 1 | 54 | 84 | 5.40 | 1.200 | | | | | | | | | | |
| Bill Wilkinson, L ERA: 3.48 (6, 1) | 1.0 | | 5 | 2 | 1 | 1 | 1 | 0 | 0 | 0 | 0 | 1 | 0 | 14 | 23 | 9.00 | 2.000 | | | | | | | | | | |
| Jerry Reed, R ERA: 3.96 (7, 1) | 2.2 | | 11 | 4 | 3 | 3 | 2 | 0 | 0 | 0 | 0 | 0 | 0 | 23 | 38 | 10.12 | 1.500 | | | | | | | | | | |
| Mike Schooler, R ERA: 3.54 (9, 1) | 0.1 | | 3 | 2 | 0 | 0 | 0 | 0 | 0 | 0 | 0 | 0 | 0 | 8 | 12 | 0.00 | 6.000 | | | | | | | | | | |

Texas Rangers @ Seattle Mariners
The Kingdome, Seattle, WA
Sun Oct 02 1988, 6:33 AM EDT
Att: 8,696 - Unknown

AB 39
R 7
H 14
RBI 7
BB 0
SO 8
LOB 13



| Batter | 1 | 2 | 3 | 4 | 5 | 6 | 7 | 8 | 9 | AB | R | H | RBI | BB | SO | LOB | BOTTOM | | | | | | | | | | |
|--|-------------------------------|----------------------------------|-------------------------------|----------------------------------|------------------------------|---------------------------------|------------------------------|----------------------------------|-------------------------------|----------------------------------|------------------------------|----------------------------------|------------------------------|----------------------------------|------------------------------|---------------------------------|----------------------------------|------------------------------------|----------------------------------|--------|--|--|--|--|--|--|--|
| Mickey Brantley, R OBP: 0.296, SLG: 0.399 (1, 8) | BB | | | | F2 | | G1-3 | | P4 | 4 | 1 | 0 | 0 | 1 | 0 | 0 | | | | | | | | | | | |
| Harold Reynolds, S OBP: 0.340, SLG: 0.383 (1, 4) | K | | | | L6 | | L1-3 | | K | 4 | 0 | 0 | 0 | 1 | 2 | 1 | | | | | | | | | | | |
| Darnell Coles, R OBP: 0.326, SLG: 0.438 (1, 7) | K | | | | 1B | | | | | 3 | 0 | 1 | 0 | 1 | 2 | 1 | | | | | | | | | | | |
| Steve Balboni, R OBP: 0.277, SLG: 0.448 (1, 10) | 1B | | | | P4 | | | | | 3 | 0 | 1 | 1 | 1 | 0 | 2 | | | | | | | | | | | |
| Henry Cotto, R OBP: 0.302, SLG: 0.373 (8, PR) | 1B | | | | E6 | | | | | 0 | 0 | 0 | 0 | 0 | 0 | 0 | | | | | | | | | | | |
| Alvin Davis, L OBP: 0.412, SLG: 0.462 (1, 3) | | | | | L9 | | | | | 3 | 0 | 1 | 0 | 0 | 0 | 3 | | | | | | | | | | | |
| Mike Kingery, L OBP: 0.313, SLG: 0.276 (9, 3) | | | | | | | | | | 0 | 0 | 0 | 0 | 0 | 0 | 0 | | | | | | | | | | | |
| Jim Prestley, R OBP: 0.280, SLG: 0.355 (1, 5) | F9 | | | | K | | | | F8 | 4 | 0 | 0 | 0 | 0 | 1 | 4 | | | | | | | | | | | |
| Dave Valle, R OBP: 0.490, SLG: 0.490 (1, 2) | | | | | | | | | | 2 | 0 | 1 | 0 | 0 | 0 | 0 | | | | | | | | | | | |
| Scott Bradley, L OBP: 0.295, SLG: 0.349 (8, PH) | | | | | 1B | | | | L7 | 1 | 0 | 0 | 0 | 0 | 0 | 2 | | | | | | | | | | | |
| Jay Buhner, R OBP: 0.302, SLG: 0.421 (1, 9) | | | | | | | | | | 3 | 1 | 1 | 1 | 0 | 2 | 2 | | | | | | | | | | | |
| Bruce Fields, L OBP: 0.310, SLG: 0.388 (8, PH) | | | | | K | | | | FC6-4 | 1 | 0 | 0 | 0 | 0 | 0 | 2 | | | | | | | | | | | |
| Rey Quinones, R OBP: 0.284, SLG: 0.393 (1, 6) | | | | | L9 | | | | 6-3 | 4 | 0 | 0 | 0 | 0 | 0 | 2 | | | | | | | | | | | |
| Inning Stats | R: 1 E: 0 K: 2 S: 16 | H: 2 LOB: 2 BB: 1 P: 30 | R: 1 E: 0 K: 0 S: 11 | H: 1 LOB: 0 BB: 0 P: 13 | R: 0 E: 0 K: 0 S: 7 | H: 1 LOB: 1 BB: 0 P: 9 | R: 0 E: 0 K: 2 S: 8 | H: 1 LOB: 1 BB: 0 P: 10 | R: 0 E: 0 K: 1 S: 11 | H: 0 LOB: 2 BB: 0 P: 15 | R: 0 E: 0 K: 1 S: 8 | H: 0 LOB: 0 BB: 0 P: 10 | R: 0 E: 0 K: 0 S: 9 | H: 0 LOB: 2 BB: 1 P: 17 | R: 0 E: 0 K: 1 S: 7 | H: 0 LOB: 0 BB: 0 P: 9 | 1B: 4 2B: 0 3B: 0 HR: 1 | SF: 0 SAC: 0 DP: 0 HBP: 2 | WP: 0 PB: 0 SB: 0 CS: 1 | PA: 38 | | | | | | | |
| PITCHER | IP | WLS | BF | H | R | ER | SO | BB | IBB | HBP | BLK | WP | HR | S | P | ERA | WHIP | | | | | | | | | | |
| Paul Kilgus, L ERA: 4.16 (1, 1) | 5.1 | W | 25 | 5 | 2 | 2 | 4 | 3 | 0 | 1 | 0 | 0 | 0 | 53 | 86 | 3.38 | 1.500 | | | | | | | | | | |
| Craig McMurtry, R ERA: 2.25 (6, 1) | 3.2 | S | 13 | 0 | 0 | 0 | 3 | 1 | 0 | 1 | 0 | 0 | 0 | 30 | 44 | 0.00 | 0.273 | | | | | | | | | | |

Texas Rangers @ Seattle Mariners
The Kingdome, Seattle, WA
Sun Oct 02 1988, 6:33 AM EDT
Att: 8,696 - Unknown

AB 32
R 2
H 5
RBI 2
BB 4
SO 7
LOB 19

