

Seattle Mariners - 1989

Batter	1	2	3	4	5	6	7	8	9	AB	R	H	RBI	BB	SO	LOB	TOP							
Harold Reynolds, S (1,4)	F8		F7			K	FC4			4	0	0	0	0	1	1								
Ken Griffey Jr., L (1,8) OBP: 0.500, SLG: 0.667	F9 2B			F7		E 1B BB		F8		3	1	1	0	1	0	0								
Alvin Davis, L (1,3)	F9 2-3			F9		E4 1B		K		4	0	0	0	0	1	2								
Darnell Coles, R (1,9) OBP: 0.250, SLG: 0.250	G4-3			K				K		4	0	1	1	0	2	1								
Jeffrey Leonard, R (1,10) OBP: 0.250, SLG: 0.250		P5			G4-6-3 1B BB	K			G5-3	4	1	1	0	0	1	2								
Greg Briley, L (1,7)	F9				G4-6-3 1B BB	K			F7	3	0	0	0	1	1	2								
Dave Valle, R (1,2) OBP: 0.250, SLG: 0.250	F8				G4-6-3 1-2 2-3			F9		4	0	1	0	0	0	2								
Edgar Martinez, R (1,5) OBP: 0.333, SLG: 0.333			F9			FC6-4 1B		L8		3	0	1	1	0	0	1								
Omar Vizquel, S (1,6)			F8		FC6-4 1-2			F9		3	0	0	0	0	0	2								
Inning Stats	R: 0 E: 0 K: 0 S: 13	H: 1 LOB: 1 BB: 0 P: 19	R: 0 E: 0 K: 0 S: 8	H: 0 LOB: 0 BB: 0 P: 12	R: 0 E: 0 K: 0 S: 10	H: 0 LOB: 0 BB: 0 P: 15	R: 0 E: 0 K: 1 S: 5	H: 0 LOB: 0 BB: 0 P: 8	R: 1 E: 0 K: 0 S: 14	H: 2 LOB: 1 BB: 1 P: 24	R: 1 E: 1 K: 3 S: 16	H: 1 LOB: 2 BB: 1 P: 26	R: 0 E: 0 K: 0 S: 8	H: 1 LOB: 1 BB: 0 P: 12	R: 0 E: 0 K: 2 S: 14	H: 0 LOB: 0 BB: 0 P: 16	R: 0 E: 0 K: 0 S: 8	H: 0 LOB: 0 BB: 0 P: 9	1B: 4 2B: 1 3B: 0 HR: 0	SF: 0 SAC: 0 DP: 1 HBP: 0	WP: 0 PB: 0 SB: 0 CS: 0	PA: 34		
PITCHER	IP	WLS	BF	H	R	ER	SO	BB	IBB	HBP	BLK	WP	HR	S	P	ERA	WHIP							
Dave Stewart, R (1,1) ERA: 1.69	5.1	W	22	4	2	1	2	2	0	0	0	0	0	59	94	1.69	1.125							
Gene Nelson, R (6,1) ERA:	1.2		6	1	0	0	2	0	0	0	0	0	0	15	22	0.00	0.600							
Rick Honeycutt, L (8,1) ERA:	0.2		2	0	0	0	1	0	0	0	0	0	0	11	12	0.00	0.000							
Dennis Eckersley, R (8,1) ERA:	1.1	S	4	0	0	0	1	0	0	0	0	0	0	11	13	0.00	0.000							

Seattle Mariners @ Oakland Athletics
Oakland-Alameda County Coliseum, Oakland, CA

AB 32
R 2
H 5
RBI 2
BB 2
SO 6
LOB 13



WP: 0 PA: 34
PB: 0
SB: 0
CS: 0

Seattle Mariners @ Oakland Athletics
Oakland-Alameda County Coliseum, Oakland, CA

AB 28
R 3
H 6
RBI 3
BB 1
SO 2
LOB 10



WP: 0 PA: 31
PB: 0
SB: 1
CS: 0

Batter	1	2	3	4	5	6	7	8	9	AB	R	H	RBI	BB	SO	LOB	BOTTOM							
Tony Phillips, S (1,7) OBP: 0.250, SLG: 0.500	F8 SF8 2B	G3			2-3		G6-3			4	1	1	0	0	0	1								
Dave Henderson, R (1,8) OBP: 0.500, SLG: 0.333	BB HBP		F8		G6-4-3 1B		G5-3			3	0	1	0	0	0	0								
Carney Lansford, R (1,5) OBP: 0.250, SLG: 0.250	F8 2-3		E6 HR 1B		G6-4-3 1-2		G5-3			4	1	1	0	0	0	3								
Mark McGwire, R (1,3) OBP: 0.500, SLG: 1.667	SF8 3-H		HR			FC6-4 1B		G6-3		3	1	2	3	0	0	0								
Terry Steinbach, R (1,2)	SAFE BB		F7			F8				2	0	0	0	1	0	1								
Dave Parker, L (1,10)	F9		G4-3			FC6-4 1-2				3	0	0	0	0	0	3								
Glenn Hubbard, R (1,4)		G6-3		F8		P3				3	0	0	0	0	0	1								
Stan Javier, S (1,9) OBP: 0.333, SLG: 0.333				K					K	3	0	1	0	0	2	0								
Walt Weiss, S (1,6)		G5-3		G5-3				G5-3		3	0	0	0	0	0	1								
Inning Stats	R: 1 E: 0 K: 0 S: 11	H: 1 LOB: 2 BB: 1 P: 22	R: 0 E: 0 K: 0 S: 9	H: 1 LOB: 1 BB: 0 P: 16	R: 2 E: 1 K: 0 S: 6	H: 2 LOB: 0 BB: 0 P: 13	R: 0 E: 0 K: 1 S: 6	H: 0 LOB: 0 BB: 0 P: 9	R: 0 E: 0 K: 0 S: 8	H: 1 LOB: 1 BB: 0 P: 11	R: 0 E: 0 K: 0 S: 5	H: 1 LOB: 1 BB: 0 P: 8	R: 0 E: 0 K: 1 S: 11	H: 0 LOB: 0 BB: 0 P: 15	R: 0 E: 0 K: 0 S: 7	H: 0 LOB: 0 BB: 0 P: 15	1B: 4 2B: 1 3B: 0 HR: 1	SF: 1 SAC: 0 DP: 1 HBP: 1	WP: 0 PB: 0 SB: 1 CS: 0	PA: 31				
PITCHER	IP	WLS	BF	H	R	ER	SO	BB	IBB	HBP	BLK	WP	HR	S	P	ERA	WHIP							
Mark Langston, L (1,1) ERA: 3.38	8.0	L	31	6	3	3	2	1	0	1	0	0	1	63	109	3.38	0.875							

WP: 0 PA: 31
PB: 0
SB: 1
CS: 0

Batter	1	2	3	4	5	6	7	8	9	AB	R	H	RBI	BB	SO	LOB	TOP		
Harold Reynolds, S OBP: 0.125, SLG: 0.375 (1, 4)	2-1 6-3 1		0-1 6-3 3			2-1 6-3 1		1-1 3B 3		4	0	1	0	0	0	0			
Ken Griffey Jr., L OBP: 0.250, SLG: 0.286 (1, 8)	0-0 F6 2			2-1 F6 1		0-1 6-3 2		2-3 K 3		4	0	0	0	0	1	1			
Alvin Davis, L OBP: 0.375, SLG: 0.286 (1, 3)	2-1 1B 3			2-1 1B 2		4-0 BB 3			0-1 F7 1	3	0	2	0	1	0	0			
Darnell Coles, R OBP: 0.125, SLG: 0.125 (1, 9)	1-1 F8 3			1-2 F7 2		2-0 6-3 3			2-1 F7 2	4	0	0	0	0	0	3			
Jeffrey Leonard, R OBP: 0.125, SLG: 0.125 (1, 10)		1-2 6-3 1		0-0 F9 3			2-2 6-3 1		3-3 K 3	4	0	0	0	0	1	1			
Greg Briley, L (1, 7)		1-3 K 2			1-1 6-3 1			1-1 4-3 2		3	0	0	0	0	1	0			
Dave Valle, R OBP: 0.286, SLG: 0.714 (1, 2)		1-1 F9 3			0-0 HR 2			2-0 F8 3		3	1	1	1	0	0	0			
Edgar Martinez, R OBP: 0.167, SLG: 0.167 (1, 5)			0-3 K 1		1-1 6-3 2			0-1 F9 1		3	0	0	0	0	1	0			
Omar Vizquel, S (1, 6)			0-0 L7 2		3-2 4-3 3			1-0 3-1 2		3	0	0	0	0	0	0			
Inning Stats	R: 0 H: 1 E: 0 K: 0 S: 7	H: 1 LOB: 1 BB: 0 P: 12	R: 0 H: 0 E: 0 K: 1 S: 9	H: 0 LOB: 0 BB: 0 P: 6	R: 0 H: 1 E: 0 K: 0 S: 9	H: 1 LOB: 1 BB: 0 P: 14	R: 1 H: 1 E: 0 K: 0 S: 9	H: 1 LOB: 0 BB: 1 P: 13	R: 0 H: 0 E: 0 K: 1 S: 9	H: 1 LOB: 1 BB: 0 P: 13	R: 0 H: 0 E: 0 K: 1 S: 8	H: 0 LOB: 0 BB: 0 P: 13	1B: 2 2B: 0 3B: 1 HR: 1	SF: 0 SAC: 0 DP: 0 HBP: 0	WP: 0 PB: 0 SB: 0 CS: 0	PA: 32			
PITCHER	IP WLS BF H R ER SO BB IBB HBP BLK WP HR S P ERA WHIP																		
Bob Welch, R ERA: 1.13 (1, 1)	8.0 W 29 4 1 1 3 1 0 0 0 0 1 60 95 1.12 0.625																		
Greg Cadaret, L ERA (9, 1)	0.2 2 0 0 0 0 0 0 0 0 0 0 4 6 0.00 0.000																		
Eric Plunk, R ERA (9, 1)	0.1 1 0 0 0 1 0 0 0 0 0 0 0 4 7 0.00 0.000																		

Seattle Mariners @ Oakland Athletics
Oakland-Alameda County Coliseum, Oakland, CA
Wed Apr 05 1989, 7:05 PM PDT
Att: 16,045 - Unknown - 79 F

livebaseballscorecards.com
AB 31
R 1
H 4
RBI 1
BB 1
SO 4
LOB 5



Batter	1	2	3	4	5	6	7	8	9	AB	R	H	RBI	BB	SO	LOB	BOTTOM		
Luis Polonia, L OBP: 0.600, SLG: 0.333 (1, 7)	4-0 S BB	4-2 1B BB		0-1 F7 3		2-1 S 2B 1B		1-0 L7 1		3	1	1	1	2	0	1			
Dave Henderson, R OBP: 0.500, SLG: 0.333 (1, 8)	2-3 K 1	0-1 BB			1-0 P3 1	3-H 2B 1B		2-2 HR 1B		3	1	1	0	1	1	1			
Stan Javier, S OBP: 0.500, SLG: 0.500 (8, 8)	1-2 K 1	1-3 1B 1			1-2 2B BB			1-1 HR 1B		1	1	1	0	0	0	0			
Dave Parker, L OBP: 0.250, SLG: 0.750 (1, 10)	3-2 F8 2	0-0 5-3 3			0-0 L8 2	1-1 2B		1-1 HR 1B		5	1	2	4	0	0	3			
Mark McGwire, R OBP: 0.500, SLG: 1.500 (1, 3)	4-0 BB		2-2 F4 1		0-1 HR	1-3 K 3		2-1 F4 2		3	1	1	1	1	1	1			
Glenn Hubbard, R (8, PH) (9, 4)										1	0	0	0	0	0	0			
Carney Lansford, R OBP: 0.250, SLG: 0.250 (1, 5)	0-0 F8 3		0-1 G4-6-3 1B		3-2 6-3 3		2-0 F8 1	1-0 P5 3		4	0	1	0	0	0	2			
Tony Phillips, S OBP: 0.200, SLG: 0.400 (8, 5) (9, 3)										1	0	0	0	0	0	0			
Ron Hassey, L (1, 2)		1-0 F8 1	0-0 G4-6-3 2			1-1 4-3 1	2-3 K 2			4	0	0	0	0	1	1			
Felix Jose, S OBP: 0.250, SLG: 0.250 (1, 9)		0-1 6-3 2		0-0 F7 1		1-1 2B 1B		0-2 F7 3		4	0	1	0	0	0	0			
Mike Gallego, R OBP: 0.750, SLG: 1.250 (1, 4) (9, 5)		1-2 HR 1B		1-2 F8 2		0-0 E 2B		1-1 HR 2B		4	3	3	0	0	0	0			
Walt Weiss, S OBP: 0.429, SLG: 1.286 (1, 6)		0-0 HR 1B		0-2 HR 1B		1-2 FC1-5-2 1B		2-2 HR 2B		4	3	3	4	0	0	1			
Inning Stats	R: 0 H: 0 E: 1 K: 1 S: 7	H: 0 LOB: 2 BB: 2 P: 20	R: 2 H: 3 E: 0 K: 0 S: 13	H: 3 LOB: 2 BB: 1 P: 19	R: 0 H: 1 E: 0 K: 0 S: 8	H: 1 LOB: 0 BB: 0 P: 10	R: 0 H: 1 E: 0 K: 0 S: 9	R: 1 H: 1 E: 0 K: 0 S: 7	R: 4 H: 4 E: 1 K: 1 S: 18	H: 4 LOB: 1 BB: 1 P: 29	R: 0 H: 0 E: 0 K: 1 S: 7	H: 0 LOB: 0 BB: 0 P: 11	R: 4 H: 4 E: 0 K: 0 S: 16	H: 4 LOB: 0 BB: 0 P: 26	1B: 7 2B: 3 3B: 0 HR: 4	SF: 0 SAC: 0 DP: 1 HBP: 0	WP: 0 PB: 0 SB: 2 CS: 0	PA: 41	
PITCHER	IP WLS BF H R ER SO BB IBB HBP BLK WP HR S P ERA WHIP																		
Scott Bankhead, R ERA: 4.76 (1, 1)	5.2 L 27 8 5 4 1 0 0 0 0 0 0 2 53 82 6.35 1.941																		
Dennis Powell, L ERA (6, 1)	0.0 1 1 0 0 0 0 0 0 0 0 0 0 2 4 ∞ ∞																		
Michael Jackson, R ERA: 6.75 (6, 1)	1.1 6 1 2 1 2 1 0 0 0 0 0 0 14 24 6.75 1.500																		
Tom Niedenfuer, R ERA: 36.0 (8, 1)	1.0 7 4 4 4 0 0 0 0 0 0 0 2 16 26 36.00 4.000																		

Seattle Mariners @ Oakland Athletics
Oakland-Alameda County Coliseum, Oakland, CA
Wed Apr 05 1989, 7:05 PM PDT
Att: 16,045 - Unknown - 79 F

livebaseballscorecards.com
AB 37
R 11
H 14
RBI 10
BB 4
SO 3
LOB 10



Batter	1	2	3	4	5	6	7	8	9	AB	R	H	RBI	BB	SO	LOB	TOP										
Harold Reynolds, S (1, 4) OBP: 0.353, SLG: 0.400	F8		FC6-4 1B		K			SH1-3 BB		3	0	1	1	1	1	0											
Ken Griffey Jr., L (1, 8) OBP: 0.125, SLG: 0.133	L8		P3			G4-3		SH1-3		3	0	0	0	0	0	2											
Alvin Davis, L (1, 3) OBP: 0.294, SLG: 0.200	L7		L9			G3		P8		4	0	0	0	0	0	3											
Darnell Coles, R (1, 9) OBP: 0.188, SLG: 0.250			FC6-4 1B			L1		F9		4	0	1	0	0	0	3											
Jeffrey Leonard, R (1, 7) OBP: 0.313, SLG: 0.467			K		G1-3			G6-3 G6-3 1B		4	0	2	0	0	1	1											
Mickey Brantley, R (1, 10) OBP: 0.125, SLG: 0.125	L9		L9		G1-3			G6-3 1B		4	0	0	0	0	0	3											
Dave Valle, R (1, 2) OBP: 0.182, SLG: 0.455	G1-3		G1-3		G5-3			G6-3		4	0	0	0	0	1	3											
Edgar Martinez, R (1, 5) OBP: 0.308, SLG: 0.100 Scott Bradley, L (9, PH) OBP: 0.200, SLG: 0.200			1B BB		G6-4-3 BB					0	1	0	0	3	0	0											
Omar Vizquel, S (1, 6) OBP: 0.231, SLG: 0.167			G6-4-3 1B		G6-4-3 1B			L1-5-3		3	0	1	0	0	0	3											
Inning Stats	R: 0 E: 0 K: 0 S: 7	H: 0 LOB: 0 BB: 0 P: 12	R: 0 E: 0 K: 1 S: 8	H: 1 LOB: 1 BB: 0 P: 15	R: 1 E: 0 K: 0 S: 8	H: 2 LOB: 2 BB: 1 P: 15	R: 0 E: 0 K: 0 S: 5	H: 0 LOB: 0 BB: 0 P: 9	R: 0 E: 0 K: 1 S: 9	H: 0 LOB: 0 BB: 1 P: 14	R: 0 E: 0 K: 0 S: 9	H: 0 LOB: 0 BB: 0 P: 14	R: 0 E: 0 K: 0 S: 9	H: 1 LOB: 2 BB: 1 P: 20	R: 0 E: 0 K: 0 S: 4	H: 0 LOB: 1 BB: 1 P: 9	R: 0 E: 0 K: 2 S: 10	H: 1 LOB: 1 BB: 0 P: 15	1B: 5 2B: 0 3B: 0 HR: 0	SF: 0 SAC: 1 DP: 1 HBP: 0	WP: 0 PB: 0 SB: 1 CS: 0	PA: 35					
PITCHER	IP	WLS	BF	H	R	ER	SO	BB	IBB	HBP	BLK	WP	HR	S	P	ERA	WHIP										
Kirk McCaskill, R (1, 1) ERA: 1.29	7.0	W	27	4	1	1	2	3	0	0	0	0	0	55	99	1.29	1.000										
Dan Petry, R (8, 1) ERA:	0.0		1	0	0	0	0	1	0	0	0	0	0	0	4	∞	∞										
Bryan Harvey, R (8, 1) ERA:	2.0	S	7	1	0	0	2	0	0	0	0	0	0	14	20	0.00	0.500										

Seattle Mariners @ California Angels
Anaheim Stadium, Anaheim, CA
Fri Apr 07 1989, 10:05 PM EDT
Att: 22,822 - Unknown

AB 30
R 1
H 5
RBI 1
BB 4
SO 4
LOB 19



Batter	1	2	3	4	5	6	7	8	9	AB	R	H	RBI	BB	SO	LOB	BOTTOM										
Brian Downing, R (1, 10) OBP: 0.278, SLG: 0.471	P3		F8 1B		G3					4	0	2	1	0	0	1											
Mark McLemore, S (1, 4) OBP: 0.500, SLG: 0.333	CS BB		F8 1B		FC1-5-6 2-3			F7		3	0	1	0	1	0	2											
Devon White, S (1, 8) OBP: 0.389, SLG: 0.533	2B BB		F8 1B		G4-3					2	1	0	0	2	0	3											
Wally Joyner, L (1, 3) OBP: 0.313, SLG: 0.333	2B		G6-4-3 BB		G3					3	0	2	1	1	0	0											
Chili Davis, S (1, 7) OBP: 0.333, SLG: 0.500 Dante Bichette, R (8, PR) (9, 7)	K		G6-4-3		F7					3	0	0	0	1	1	4											
Claudell Washington, L (1, 9) OBP: 0.365, SLG: 0.583	P7		G4-3		L8			G5-4-3 BB		4	0	0	0	0	0	2											
Lance Parrish, R (1, 2) OBP: 0.500, SLG: 0.455	1B HBP		K		SH1-4 BB					1	1	0	0	1	1	0											
Jack Howell, L (1, 5) OBP: 0.214, SLG: 0.214	G6-3 1B		F8		SH1-4					2	0	1	0	0	0	0											
Dick Schofield, R (1, 6) OBP: 0.286, SLG: 0.286	G6-3		G3 1B		L9					3	0	1	0	0	0	3											
Inning Stats	R: 1 E: 0 K: 1 S: 14	H: 1 LOB: 1 BB: 2 P: 26	R: 0 E: 0 K: 0 S: 11	H: 1 LOB: 1 BB: 0 P: 18	R: 0 E: 0 K: 0 S: 8	H: 2 LOB: 2 BB: 1 P: 19	R: 0 E: 0 K: 1 S: 6	H: 0 LOB: 0 BB: 0 P: 8	R: 0 E: 0 K: 0 S: 5	H: 0 LOB: 0 BB: 0 P: 11	R: 0 E: 0 K: 0 S: 8	H: 0 LOB: 0 BB: 0 P: 8	R: 1 E: 0 K: 0 S: 8	H: 1 LOB: 1 BB: 1 P: 13	R: 0 E: 0 K: 0 S: 8	H: 1 LOB: 2 BB: 2 P: 16	1B: 6 2B: 1 3B: 0 HR: 0	SF: 0 SAC: 1 DP: 3 HBP: 1	WP: 0 PB: 0 SB: 0 CS: 2	PA: 33							
PITCHER	IP	WLS	BF	H	R	ER	SO	BB	IBB	HBP	BLK	WP	HR	S	P	ERA	WHIP										
Erik Hanson, R (1, 1) ERA: 3.0	6.0	L	25	5	2	2	2	4	0	1	0	0	0	51	95	3.00	1.500										
Michael Jackson, R (7, 1) ERA: 2.7	2.0		8	2	0	0	0	2	0	0	0	0	0	15	24	0.00	2.000										

Seattle Mariners @ California Angels
Anaheim Stadium, Anaheim, CA
Fri Apr 07 1989, 10:05 PM EDT
Att: 22,822 - Unknown

AB 25
R 2
H 7
RBI 2
BB 6
SO 2
LOB 15



Batter	1	2	3	4	5	6	7	8	9	AB	R	H	RBI	BB	SO	LOB	TOP										
Harold Reynolds, S (1, 4) OBP: 0.408, SLG: 0.450	1-1 G4-3 1B		1-1 G3-4-3 1B		2-2 E4 1B	0-2 G5-4-3 1B		2-2 G3		5	2	3	0	0	0	1											
Henry Cotto, R (1, 8) OBP: 0.400, SLG: 0.250	0-1 G4-3 1B		2-2 G3-4-3		4-0 1B FC4-6 IBB	0-0 G5-4-3		2-0 G6-3		4	2	1	0	1	0	3											
Alvin Davis, L (1, 3) OBP: 0.364, SLG: 0.316	2-1 G4-3		4-1 G6-4-3 BB		0-2 FC4-6 1B		1-0 1B SF7 2B		0-1 F7	4	1	2	3	1	0	1											
Darnell Coles, R (1, 9) OBP: 0.143, SLG: 0.190	2-1 G4-3		0-1 G6-4-3		1-3 2-H 3-H 1-0 1B		1-2 G1-3		0-1 L5	5	1	0	2	0	0	5											
Jeffrey Leonard, R (1, 7) OBP: 0.350, SLG: 0.474	1-0 G4-3		1-1 G6-3		2-2 BB 1B		2-1 1B			4	0	2	1	0	0	0											
Mickey Brantley, R (1, 10) OBP: 0.187, SLG: 0.100		1-1 L6		1-0 F9		4-0 BB BB		2-2 SF7		2	0	0	1	1	0	0											
Jim Presley, R (1, 5)		1-1 L9		1-1 G6-3		4-2 BB		3-H 2-1 F8		3	0	0	0	1	0	1											
Dave Valle, R (1, 2) OBP: 0.133, SLG: 0.333		0-2 G3							1-3 K	4	0	0	0	0	1	3											
Omar Vizquel, S (1, 6) OBP: 0.235, SLG: 0.188			2-1 E6 1B		1-0 E 1B		0-1 G1-3		2-1 G4-3	4	1	1	0	0	0	0											
Inning Stats	R: 2 E: 0 K: 0 S: 9	H: 2 LOB: 0 BB: 0 P: 15	R: 0 E: 0 K: 0 S: 7	H: 0 LOB: 0 BB: 0 P: 9	R: 0 E: 1 K: 0 S: 11	H: 1 LOB: 2 BB: 1 P: 20	R: 0 E: 0 K: 0 S: 5	H: 0 LOB: 0 BB: 0 P: 8	R: 4 E: 1 K: 0 S: 20	H: 3 LOB: 3 BB: 3 P: 41	R: 0 E: 0 K: 0 S: 9	H: 1 LOB: 0 BB: 0 P: 9	R: 1 E: 0 K: 0 S: 13	H: 2 LOB: 1 BB: 0 P: 21	R: 0 E: 0 K: 1 S: 8	H: 0 LOB: 0 BB: 0 P: 13	R: 0 E: 0 K: 0 S: 5	H: 0 LOB: 0 BB: 0 P: 7	1B: 8 2B: 1 3B: 0 HR: 0	SF: 1 SAC: 0 DP: 2 HBP: 0	WP: 1 PB: 0 SB: 1 CS: 0	PA: 40					
PITCHER	IP	WLS	BF	H	R	ER	SO	BB	IBB	HBP	BLK	WP	HR	S	P	ERA	WHIP										
Jim Abbott, L (1, 1) ERA: 5.79	4.2	L	24	6	6	3	0	2	1	0	0	1	0	47	83	5.79	1.714										
Dan Peltz, R (5, 1) ERA: 2.08	4.1		16	3	1	1	1	1	0	0	0	0	0	40	60	2.08	0.923										

Seattle Mariners @ California Angels
Anaheim Stadium, Anaheim, CA
Sat Apr 08 1989, 10:05 PM EDT
Att: 46,847 - Unknown

AB 35
R 7
H 9
RBI 7
BB 4
SO 1
LOB 14



Batter	1	2	3	4	5	6	7	8	9	AB	R	H	RBI	BB	SO	LOB	BOTTOM										
Brian Downing, R (1, 10) OBP: 0.227, SLG: 0.381	1-3 K		0-0 FC5-4 CS			2-1 F9		3-1 P6		4	0	0	0	0	1	2											
Mark McLemore, S (1, 4) OBP: 0.625, SLG: 0.571	0-0 S 1B		2-2 CS		0-0 G1-6-3 1B		2-3 K		0-0 G4-6-3 1B	4	0	3	0	0	1	0											
Wally Joyner, L (1, 3) OBP: 0.250, SLG: 0.263	1-3 K		3-1 G1-6-3		1-2 FC4 1B		0-0 F7		1-0 G4-6-3	4	0	0	0	0	1	3											
Tony Armas, R (1, 9) OBP: 0.143, SLG: 0.143	1-2 G6-3		1-2 FC4 1B		1-2 FC4 1B		0-1 F9		0-2 G3-1	4	0	1	0	0	0	1											
Chili Davis, S (1, 7) OBP: 0.267, SLG: 0.385		1-3 K		1-2 FC4		0-0 E3				3	0	0	0	0	1	1											
Dante Bichette, R (1, 8)		0-3 K			2-3 K		2-1 L5			3	0	0	0	0	2	1											
Bill Schroeder, R (1, 2) OBP: 0.333, SLG: 0.333		3-2 G3-1			3-2 G6-3			2-2 FC5-4 1B		3	0	1	0	0	0	0											
Glenn Hoffman, R (1, 5) OBP: 0.429, SLG: 0.500			1-0 FC5-4 1B		1-0 G5-3			0-0 F8		3	0	1	0	0	0	1											
Dick Schofield, R (1, 6) OBP: 0.235, SLG: 0.235			1-0 F7			1-3 K		1-0 FC5-4		3	0	0	0	0	1	2											
Inning Stats	R: 0 E: 0 K: 2 S: 11	H: 1 LOB: 1 BB: 0 P: 14	R: 0 E: 0 K: 2 S: 9	H: 0 LOB: 0 BB: 0 P: 13	R: 0 E: 0 K: 0 S: 5	H: 1 LOB: 0 BB: 0 P: 9	R: 0 E: 0 K: 0 S: 9	H: 2 LOB: 1 BB: 0 P: 14	R: 0 E: 0 K: 1 S: 7	H: 0 LOB: 0 BB: 0 P: 13	R: 0 E: 0 K: 2 S: 10	H: 0 LOB: 0 BB: 0 P: 15	R: 0 E: 1 K: 0 S: 6	H: 0 LOB: 1 BB: 0 P: 8	R: 0 E: 0 K: 0 S: 7	H: 1 LOB: 1 BB: 0 P: 13	R: 0 E: 0 K: 0 S: 5	H: 1 LOB: 0 BB: 0 P: 6	1B: 6 2B: 0 3B: 0 HR: 0	SF: 0 SAC: 0 DP: 2 HBP: 0	WP: 0 PB: 0 SB: 1 CS: 1	PA: 32					
PITCHER	IP	WLS	BF	H	R	ER	SO	BB	IBB	HBP	BLK	WP	HR	S	P	ERA	WHIP										
Mark Langston, L (1, 1) ERA: 1.59	9.0	W	31	6	0	0	7	0	0	0	0	0	0	69	105	0.00	0.667										

Seattle Mariners @ California Angels
Anaheim Stadium, Anaheim, CA
Sat Apr 08 1989, 10:05 PM EDT
Att: 46,847 - Unknown

AB 31
R 0
H 6
RBI 0
BB 0
SO 7
LOB 11



Batter	1	2	3	4	5	6	7	8	9	AB	R	H	RBI	BB	SO	LOB	TOP					
Harold Reynolds, S OBP: 0.400, SLG: 0.435 Edgar Martinez, R OBP: 0.286, SLG: 0.091 (8, 5)	1-0 G4-6-3 1B		1-2 L4		2-1 F7			1-2 G1-3		3	0	1	0	0	0	0						
Greg Biley, L (1, 7)	1-3 K		4-1 FC6-4 BB			0-0 G4-3			3-3 K	3	0	0	0	1	2	1						
Ken Griffey Jr., L OBP: 0.150, SLG: 0.158 (1, 8)	0-0 G4-6-3 1-2		0-0 P8			1-2 G6-3			0-0 HR 1B	4	1	1	0	0	0	2						
Alvin Davis, L OBP: 0.360, SLG: 0.318 Mario Diaz, R OBP: 1.000, SLG: 4.000 (8, 4)		2-2 1B 2B 1B	2-2 FC6-4			1-1 F8			1-1 HR 1B	3	1	1	0	0	0	1						
Darnell Coles, R OBP: 0.167, SLG: 0.208 Mickey Brantley, R OBP: 0.154, SLG: 0.091 (9, PH)		1-2 2B 1B		0-0 G5-3			2-2 G5-3		2-1 G5-3	3	1	1	0	0	0	0						
Jeffrey Leonard, R OBP: 0.304, SLG: 0.409 Henry Cotto, R OBP: 0.500, SLG: 0.600 (9, PH)		1-3 K		1-1 P8			0-1 G6-3		1-1 2B	3	0	0	0	0	1	2						
Jim Presley, R OBP: 0.250, SLG: 0.286 (6, 3)		0-0 SF7 2B		2-2 F9			1-2 G4-3		1-3 K	4	1	1	2	0	1	1						
Scott Bradley, L OBP: 0.125, SLG: 0.143 (1, 2)		0-0 SF7			0-1 F7				1-3 K	2	0	0	1	0	1	0						
Omar Vizquel, S OBP: 0.200, SLG: 0.158 (1, 6)		1-0 F8			0-0 1-3				3-1 G6-3	3	0	0	0	0	0	0						
Inning Stats	R: 0 E: 0 K: 1 S: 5	H: 1 LOB: 0 BB: 0 P: 7	R: 3 E: 0 K: 1 S: 13	H: 3 LOB: 0 BB: 0 P: 18	R: 0 E: 0 K: 0 S: 8	H: 0 LOB: 1 BB: 1 P: 15	R: 0 E: 0 K: 0 S: 6	H: 0 LOB: 0 BB: 0 P: 9	R: 0 E: 0 K: 0 S: 5	H: 0 LOB: 0 BB: 0 P: 7	R: 0 E: 0 K: 0 S: 6	H: 0 LOB: 0 BB: 0 P: 8	R: 0 E: 0 K: 0 S: 8	H: 0 LOB: 0 BB: 0 P: 11	R: 0 E: 0 K: 1 S: 8	H: 0 LOB: 0 BB: 0 P: 13	R: 2 E: 0 K: 2 S: 13	H: 3 LOB: 1 BB: 0 P: 21	1B: 4 2B: 2 3B: 0 HR: 1	SF: 1 SAC: 0 DP: 1 HBP: 0	WP: 0 PB: 0 SB: 0 CS: 0	PA: 34
PITCHER Mike Witt, R ERA: 4.6 (1, 1)	IP: 9.0 WLS: W BF: 34 H: 7 R: 5 ER: 5 SO: 5 BB: 1 IBB: 0 HBP: 0 BLK: 0 WP: 0 HR: 1 S: 72 P: 109 ERA: 5.00 WHIP: 0.889															PITCHER	IP: 9.0 WLS: W BF: 34 H: 7 R: 5 ER: 5 SO: 5 BB: 1 IBB: 0 HBP: 0 BLK: 0 WP: 0 HR: 1 S: 72 P: 109 ERA: 5.00 WHIP: 0.889					

Seattle Mariners @ California Angels
Anaheim Stadium, Anaheim, CA
Sun Apr 09 1989, 6:33 AM EDT
Att: 23,226 - Sunny

AB 32
R 5
H 7
RBI 5
BB 1
SO 5
LOB 7



Batter	1	2	3	4	5	6	7	8	9	AB	R	H	RBI	BB	SO	LOB	BOTTOM			
Brian Downing, R OBP: 0.259, SLG: 0.360 (1, 10)	4-2 G6-4-3 HR 1B BB	2-2 G3-1	2-2 BB 1B 1B	3-1 G5-3			1-1 P6			4	2	1	0	1	0	1				
Mark McLemore, S OBP: 0.538, SLG: 0.500 (1, 4)	0-0 G6-4-3 1B	0-0 G6-3	0-1 BB 1B 1B	2-1 G6-3			1-1 G3-1			5	0	2	2	0	0	0				
Devon White, S OBP: 0.435, SLG: 0.579 (1, 8)	0-1 G6-4-3 1-2 2-3	0-1 E 2B	1-2 2-3 3-H 1B BB	2-1 FC5-4 1B			1-0 G4-3			4	2	2	1	1	0	2				
Tony Armas, R OBP: 0.222, SLG: 0.556 Wally Joyner, L OBP: 0.304, SLG: 0.286 (2, PR) (3, 3)	2-0 HR	0-1 E5	1-2 2-H 3-H 1B 1B	2-1 L9			4-1 G1-6-3 BB			2	1	1	2	0	0	0				
Chili Davis, S OBP: 0.316, SLG: 0.412 Claudell Washington, L OBP: 0.397, SLG: 0.538 (8, 9)	2-2 HR 1B	0-0 G4-3	1-0 E 1B	2-2 FC5-4			1-0 G1-6-3		1-2	4	2	2	1	0	0	2				
Dante Bichette, R OBP: 0.300, SLG: 0.600 (8, 7)	0-1 HR		1-2 1B E8	0-0 P6			0-0 1B			5	2	3	2	0	0	1				
Lance Parrish, R OBP: 0.556, SLG: 0.462 (1, 2)	4-2 BB		1-2 K K				1-0 F8			2	1	1	0	2	0	0				
Jack Howell, L OBP: 0.167, SLG: 0.167 (1, 5)	1-2 L5		2-3 K				2-3 K			4	0	0	0	0	3	5				
Dick Schofield, R OBP: 0.286, SLG: 0.333 (1, 6)		1-2 G3-1 G6-3 2B	2-0 1B BB 1B	2-2 G3			2-1 6-3			4	2	2	1	0	0	0				
Inning Stats	R: 4 E: 0 K: 0 S: 20	H: 4 LOB: 1 BB: 2 P: 33	R: 2 E: 1 K: 0 S: 16	H: 2 LOB: 1 BB: 0 P: 19	R: 7 E: 1 K: 2 S: 29	H: 7 LOB: 2 BB: 2 P: 55	R: 0 E: 0 K: 0 S: 7	H: 0 LOB: 0 BB: 0 P: 14	R: 0 E: 0 K: 1 S: 6	H: 1 LOB: 1 BB: 0 P: 11	R: 0 E: 0 K: 0 S: 5	H: 0 LOB: 0 BB: 0 P: 8	R: 0 E: 0 K: 0 S: 3	H: 1 LOB: 1 BB: 1 P: 8	R: 0 E: 0 K: 2 S: 13	H: 0 LOB: 0 BB: 0 P: 21	1B: 11 2B: 2 3B: 0 HR: 2	SF: 0 SAC: 0 DP: 2 HBP: 0	WP: 0 PB: 0 SB: 0 CS: 0	PA: 42
PITCHER Steve Trout, L ERA: 27.0 Michael Jackson, R ERA: 9.82 Dennis Powell, L ERA: 2.7 Tom Niedenfuer, R ERA: 18.0 Mike Schooler, R ERA: 2.00 (8, 1)	IP: 2.1 WLS: L BF: 17 H: 8 R: 8 ER: 7 SO: 1 BB: 2 IBB: 0 HBP: 0 BLK: 0 WP: 0 HR: 2 S: 43 P: 65 ERA: 27.00 WHIP: 4.286															PITCHER	IP: 2.1 WLS: L BF: 17 H: 8 R: 8 ER: 7 SO: 1 BB: 2 IBB: 0 HBP: 0 BLK: 0 WP: 0 HR: 2 S: 43 P: 65 ERA: 27.00 WHIP: 4.286			

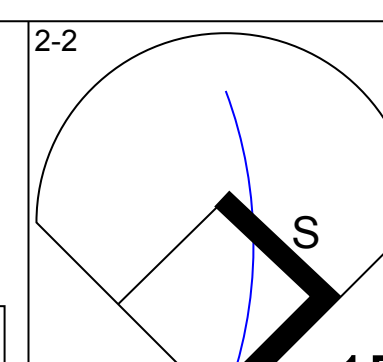
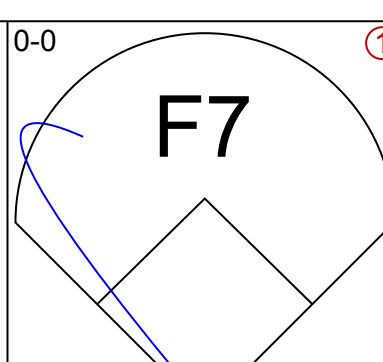
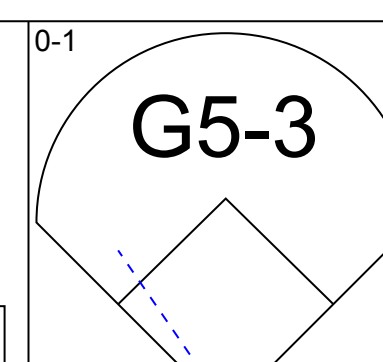
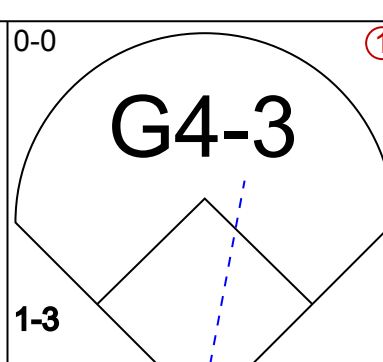
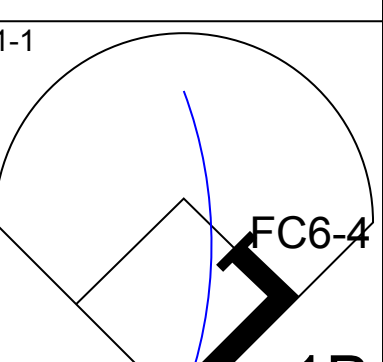
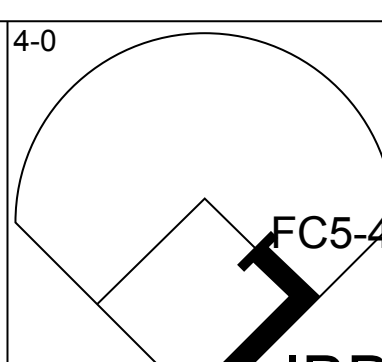
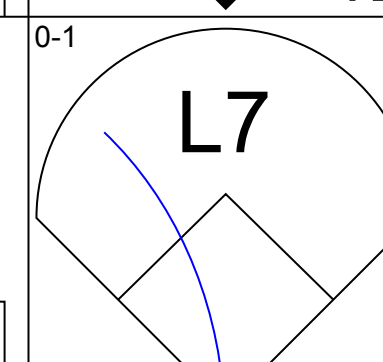
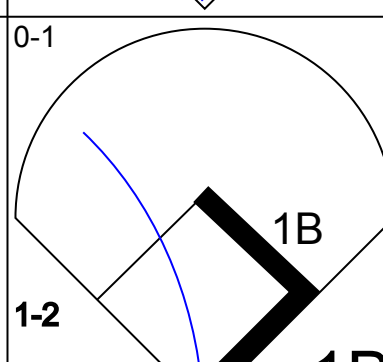
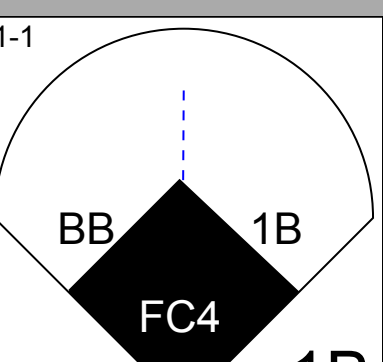
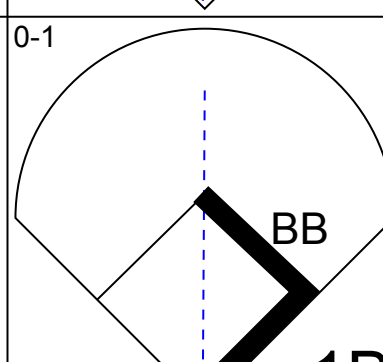
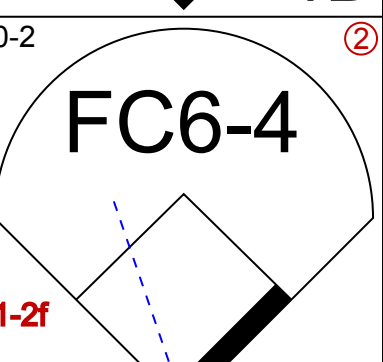
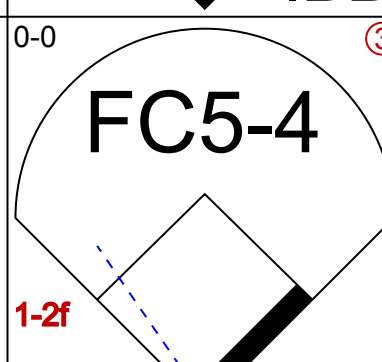
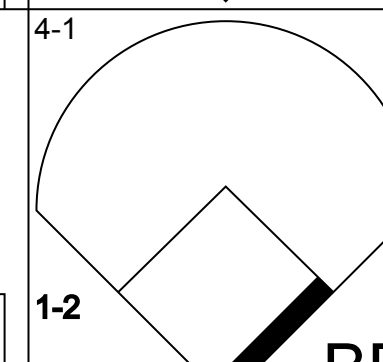
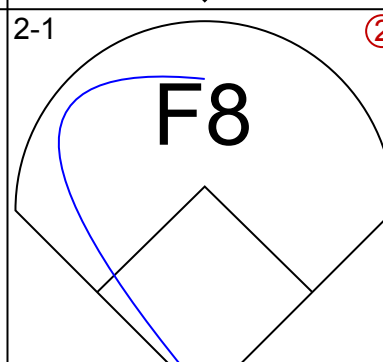
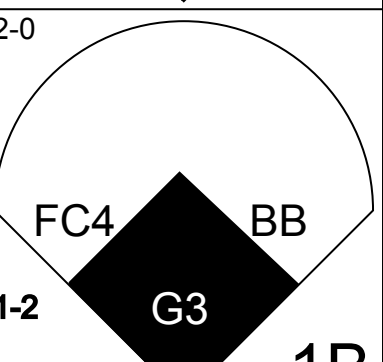
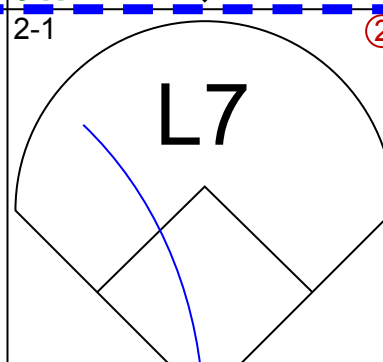
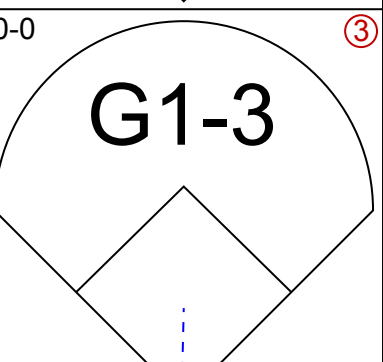
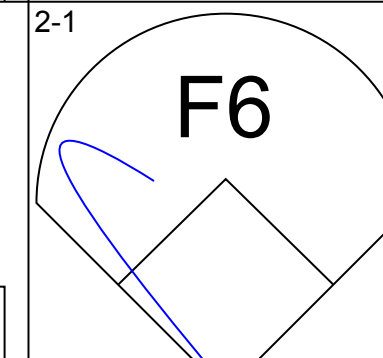
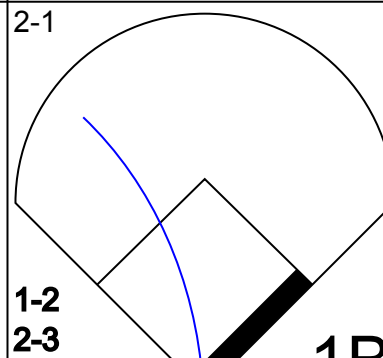
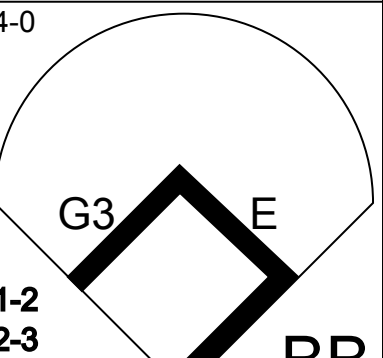
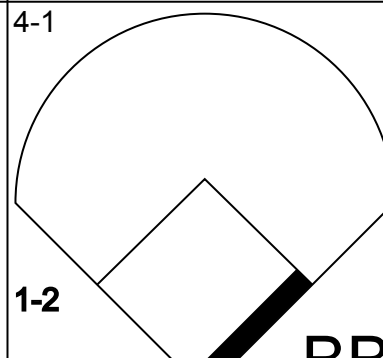
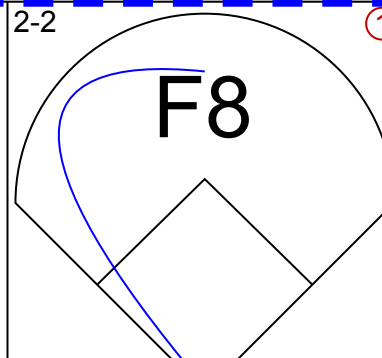
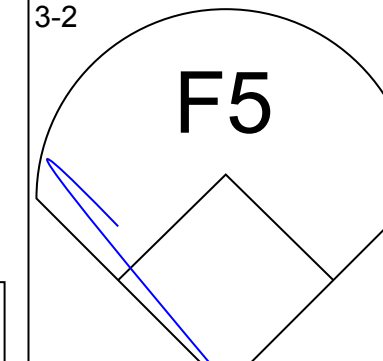
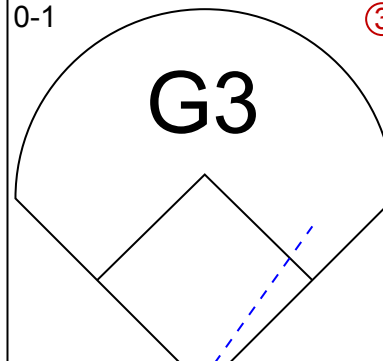
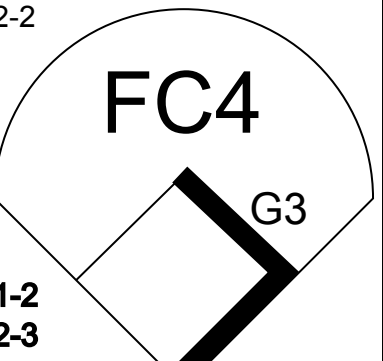
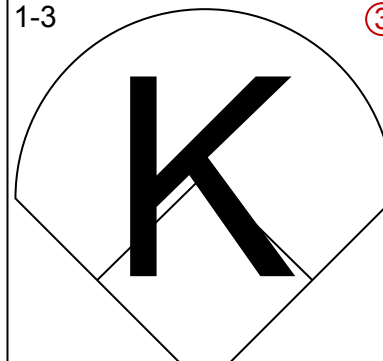
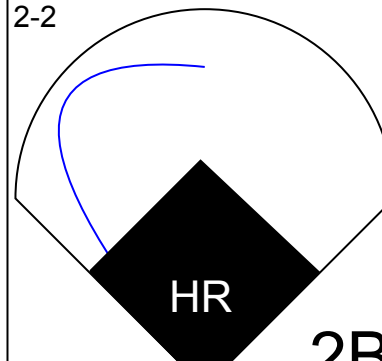
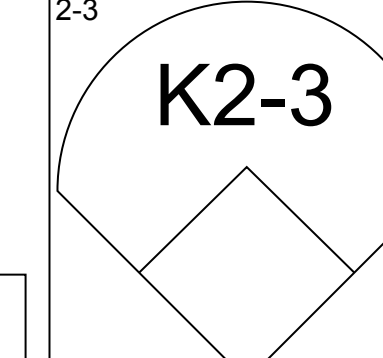
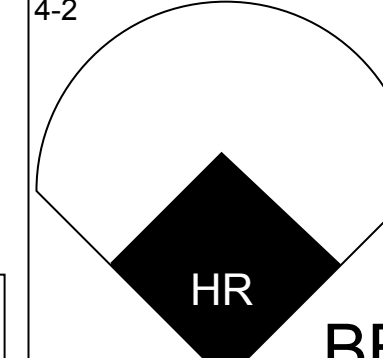


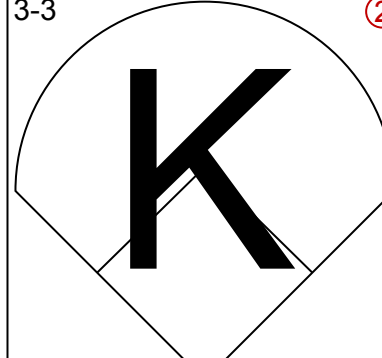

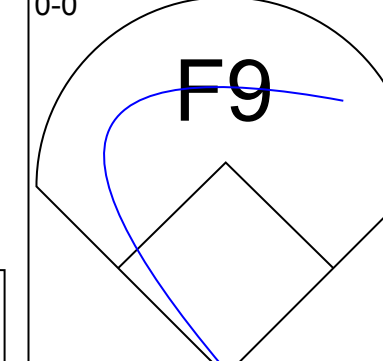


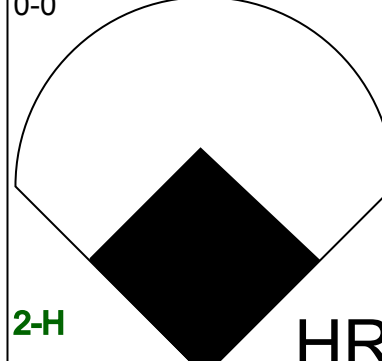

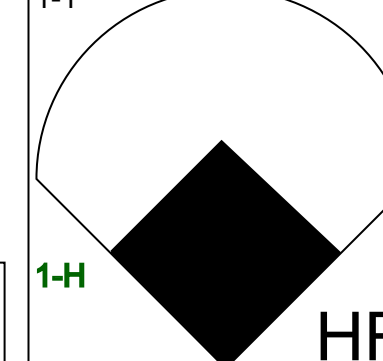


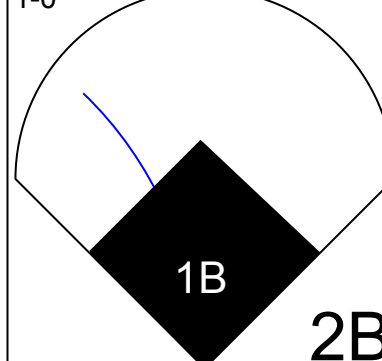
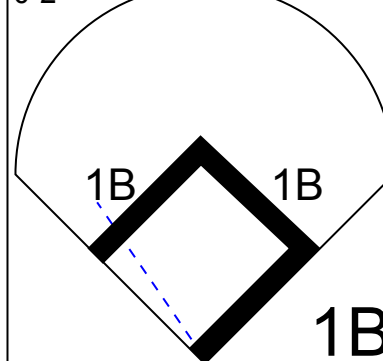
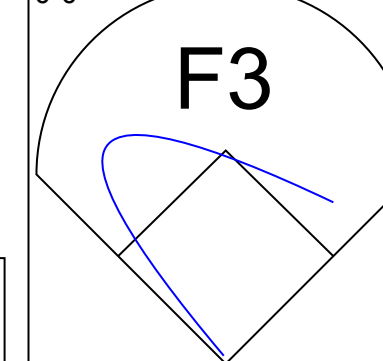
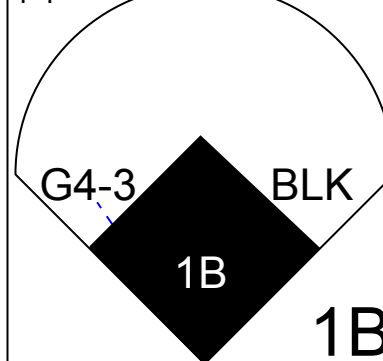
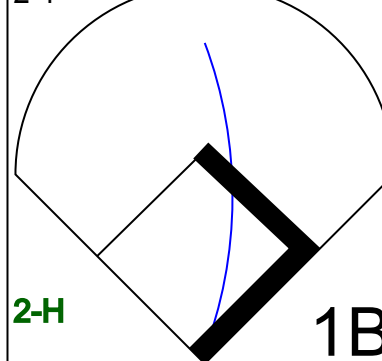
Seattle Mariners @ California Angels
Anaheim Stadium, Anaheim, CA
Sun Apr 09 1989, 6:33 AM EDT
Att: 23,226 - Sunny

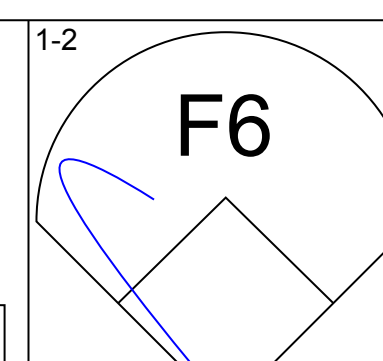
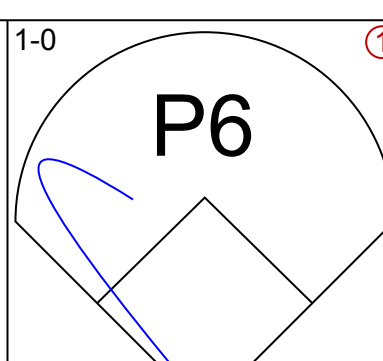
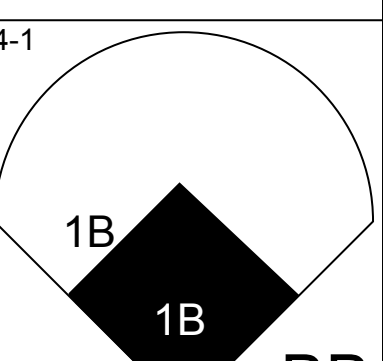
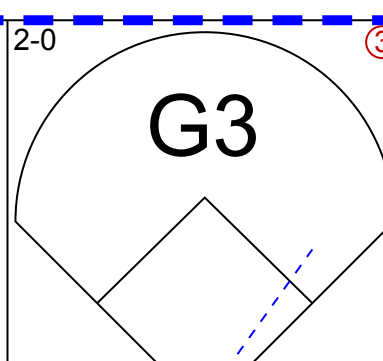
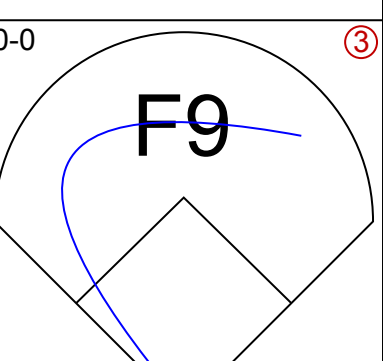
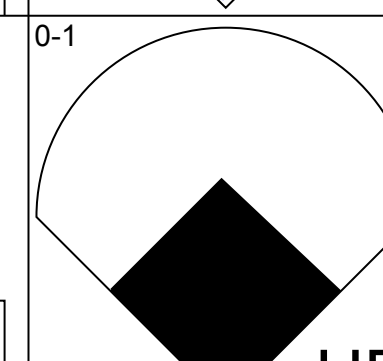
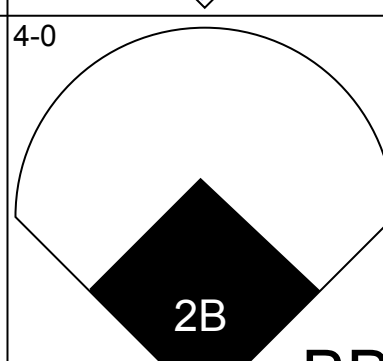
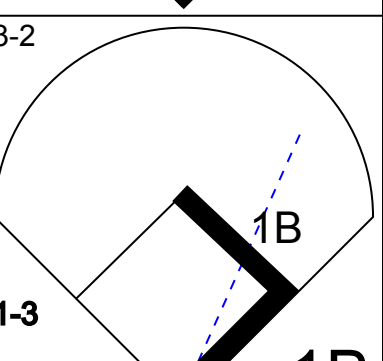

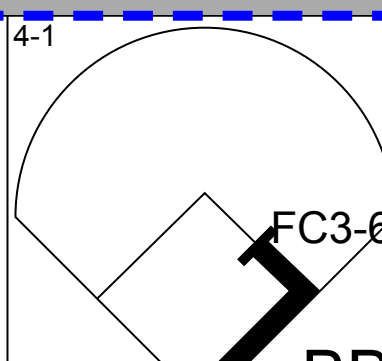
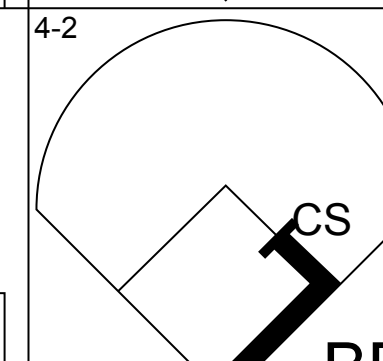
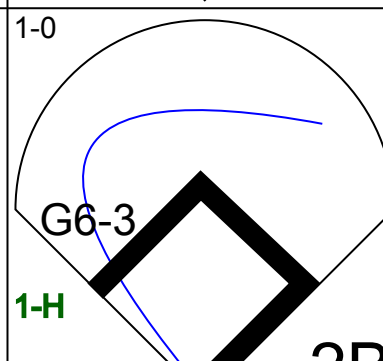
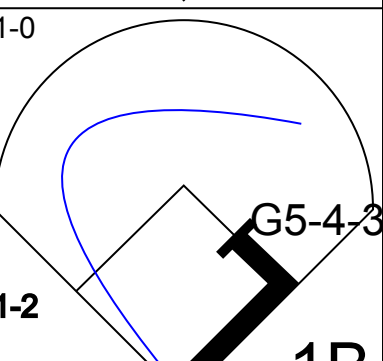

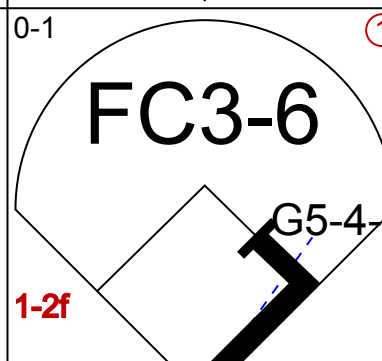
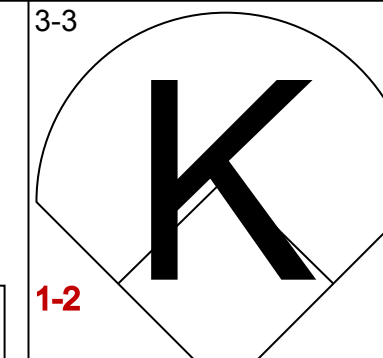
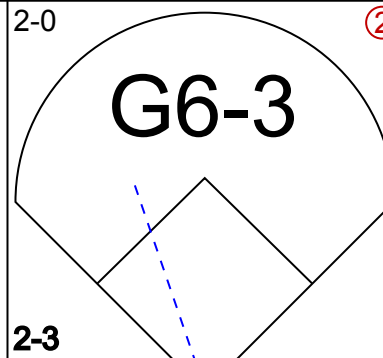
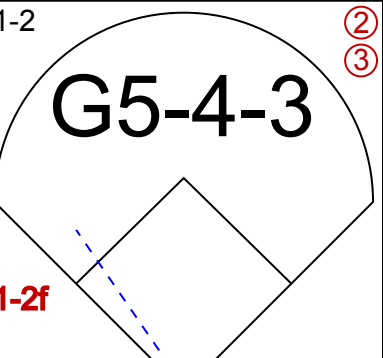

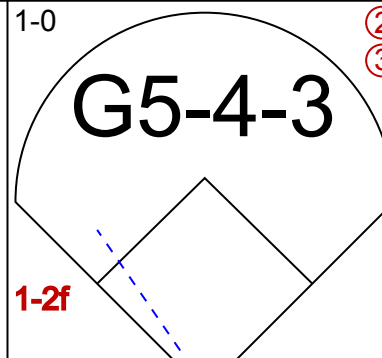
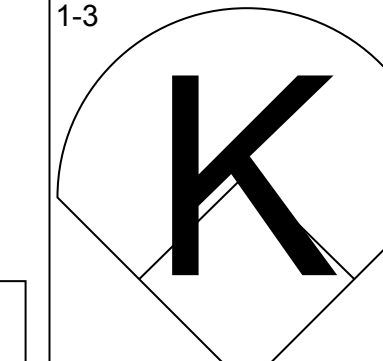
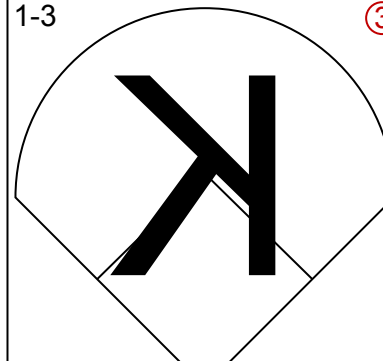

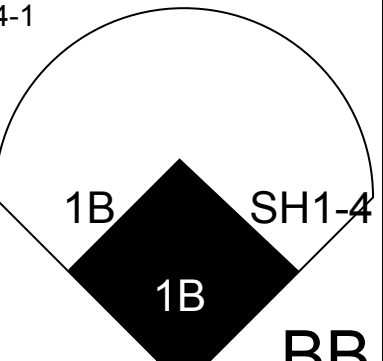
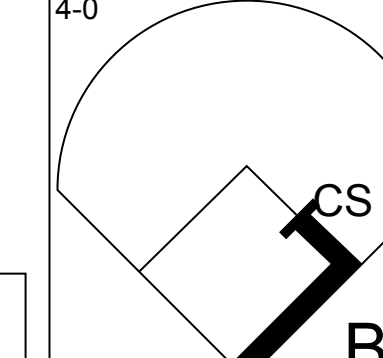
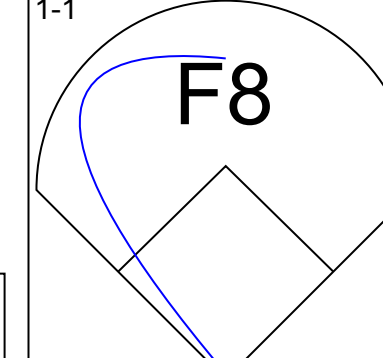
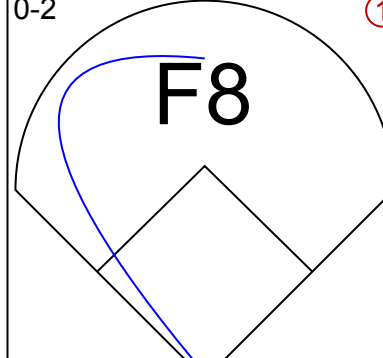
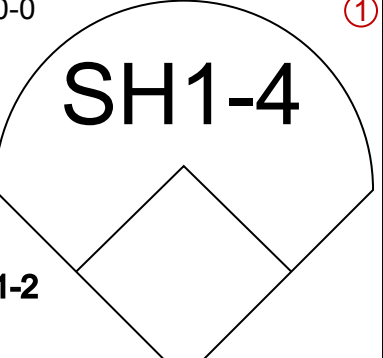
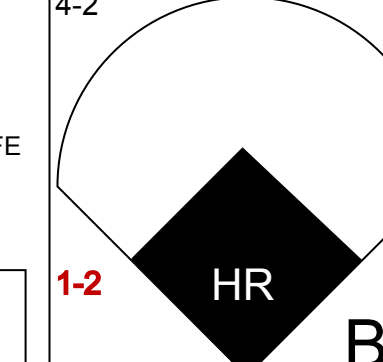
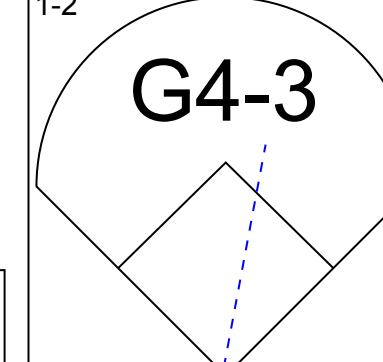
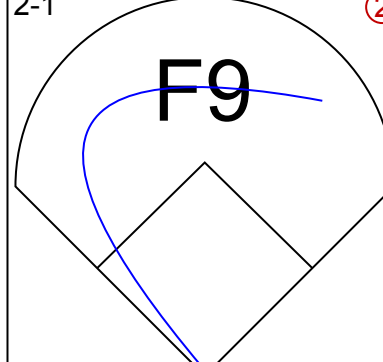
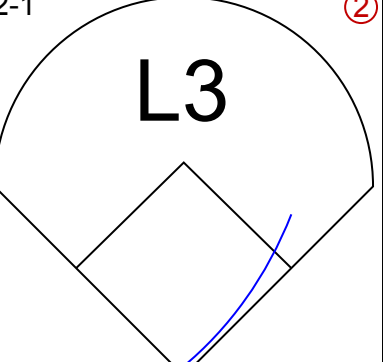
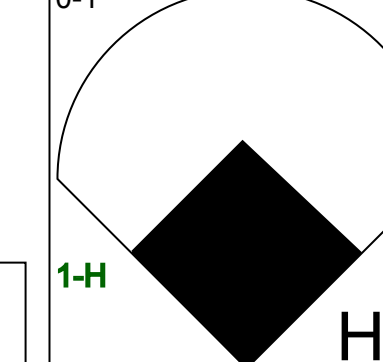
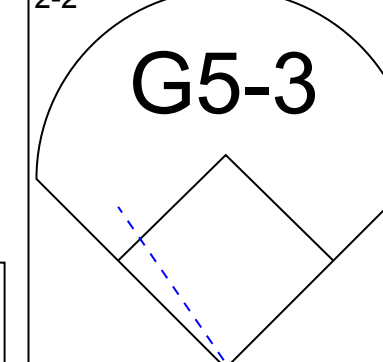
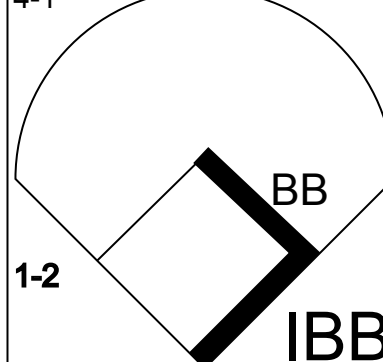
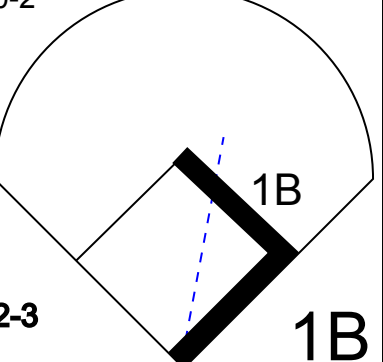


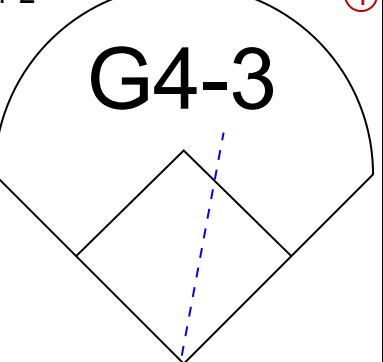
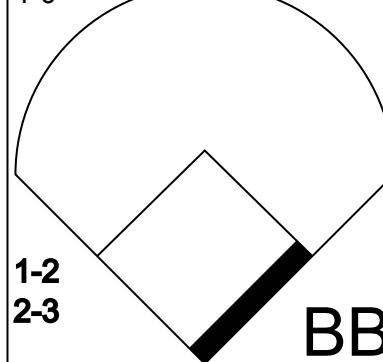

AB 37
R 13
H 15
RBI 10
BB 5
SO 3
LOB 13



Batter	1	2	3	4	5	6	7	8	9	AB	R	H	RBI	BB	SO	LOB	TOP					
Ozzie Guillen, L OBP: 0.333, SLG: 0.371	1-1 G6-3	0-0 3B 1B				0-1 1B		0-0 G4-3		5	1	4	2	0	0	0	Chicago White Sox @ Seattle Mariners The Kingdome, Seattle, WA Mon Apr 10 1989, 10:05 PM EDT Att: 33,866 - Dome - 72 F					
Dave Gallagher, R OBP: 0.353, SLG: 0.357 Ron Karkovice, R OBP: 0.500, SLG: 0.500	2-2 2B 1B	3-1 1-H 2-H 3B		2-2 F2		0-1 CS 1B 1-2	1-1 G6-3	3-2 G4-3		5	1	2	2	0	0	4						
Harold Baines, L OBP: 0.469, SLG: 0.481	4-2 2B 1-2	0-1 G3		2-3 K			0-0 BB 1B	0-2 G3		4	0	1	0	1	1	5						
Ivan Calderon, R OBP: 0.333, SLG: 0.517	2-2 1-H 2-H 2B		0-0 P4			4-1 G5-3 E BB		0-0 L8		4	0	1	1	1	1	1						
Greg Walker, L OBP: 0.375, SLG: 0.357	1-3 K		2-3 K		3-2 FC4 G5-3		4-0 1-2 BB	1-0 F8		4	0	0	0	1	2	3						
Carlton Fisk, R OBP: 0.289, SLG: 0.520 Daryl Boston, L (8, 8)	1-0 F9		1-1 F8		3-1 G5-3		2-3 K	2-3 K		4	0	0	0	0	1	6						
Ron Kittle, R OBP: 0.304, SLG: 0.333		1-2 L8		2-1 1B 1B 1B		0-0 F9		0-1 P4		4	0	1	0	0	0	1						
Steve Lyons, L OBP: 0.345, SLG: 0.240		0-1 G6-3		1-2 F8		3-2 L6		4-1 2B 2B BB		3	1	0	0	1	0	1						
Eddie Williams, R OBP: 0.586, SLG: 0.609		1-2 3B 1B		1-2 1B 1B		1-0 G6-3		3-2 1-3 2B 2B		4	2	3	0	0	0	0						
Inning Stats	R: 1 H: 2 E: 0 K: 1 S: 15	WLS: 2 BF: 25 LOB: 2 BB: 1 P: 26	R: 2 H: 3 E: 0 K: 0 S: 14	ER: 3 LOB: 1 BB: 0 P: 19	R: 0 H: 0 E: 0 K: 1 S: 6	LOB: 0 BB: 0 P: 9	R: 0 H: 3 E: 0 K: 1 S: 20	HR: 3 LOB: 3 BB: 0 P: 28	R: 0 H: 0 E: 1 K: 0 S: 7	LOB: 1 BB: 1 P: 17	R: 0 H: 1 E: 0 K: 1 S: 11	LOB: 0 BB: 0 P: 17	R: 0 H: 2 E: 0 K: 1 S: 9	LOB: 2 BB: 1 P: 16	R: 2 H: 2 E: 0 K: 2 S: 16	LOB: 1 BB: 1 P: 26		R: 0 H: 0 E: 0 K: 2 S: 7	LOB: 0 BB: 0 P: 13	1B: 8 2B: 3 3B: 1 HR: 0	SF: 0 SAC: 0 DP: 1 HBP: 0	WP: 0 PB: 0 SB: 0 CS: 1
PITCHER	IP	WLS	BF	H	R	ER	SO	BB	IBB	HBP	BLK	WP	HR	S	P	ERA	WHIP					
Scott Bankhead, R ERA: 5.06	(1, 1)	5.0	25	8	3	3	3	2	0	0	0	0	0	62	99	5.40	2.000					
Jerry Reed, R ERA: 1.5	(6, 1)	2.0	W	8	2	0	1	1	0	0	0	0	0	20	33	0.00	1.500					
Mike Schooler, R ERA: 4.15	(6, 1)	2.0	S	9	2	2	2	1	0	0	0	0	0	23	39	9.00	1.500					

Batter	1	2	3	4	5	6	7	8	9	AB	R	H	RBI	BB	SO	LOB	BOTTOM					
Harold Reynolds, S OBP: 0.379, SLG: 0.407	2-3 K	1-0 F7			2-1 F8		3-1 WP 1B 1B			4	1	1	1	0	1	1	Chicago White Sox @ Seattle Mariners The Kingdome, Seattle, WA Mon Apr 10 1989, 10:05 PM EDT Att: 33,866 - Dome - 72 F					
Ken Griffey Jr., L OBP: 0.208, SLG: 0.318	0-0 HR		1-3 K		1-2 G3		4-2 1B BB			3	1	1	1	1	0							
Alvin Davis, L OBP: 0.379, SLG: 0.385	1-0 1B SF7 2B		2-2 G4-3		2-0 E1 G6-4-3		1-2 1-3 2-H 1B			4	1	2	1	0	0	0						
Darnell Coles, R OBP: 0.179, SLG: 0.214	3-2 1B		1-1 G1-3		2-1 F9		2-1 L7			4	0	1	0	0	0	3						
Jeffrey Leonard, R OBP: 0.333, SLG: 0.560	1-0 SF7		0-0 HR		1-0 G6-4-3		0-0 FC5-4 1B			3	1	2	2	0	0	1						
Mickey Brantley, R OBP: 0.176, SLG: 0.200 Henry Cotto, R OBP: 0.500, SLG: 0.600	3-H K		1-3 G6-3		0-1 SH1-3 3B 2B		1-0 F8			4	1	1	0	0	1	2						
Jim Prestley, R OBP: 0.162, SLG: 0.200		2-3 K		0-2 G3		0-1 SH1-3		0-2 FC5-4 HBP		3	0	0	0	0	1	1						
Scott Bradley, L OBP: 0.200, SLG: 0.222 Dave Valle, R OBP: 0.235, SLG: 0.500		3-2 G3 1B		1-1 L6		1-0 3B		3-1 HBP		2	0	1	0	0	0	0						
Omar Vizquel, S OBP: 0.208, SLG: 0.136		0-0 G3		0-2 G4-3		3-H 1B		0-1 G3		3	1	0	0	1	0	3						
Inning Stats	R: 2 H: 3 E: 0 K: 2 S: 14	WLS: 3 BF: 25 LOB: 1 BB: 0 P: 22	R: 0 H: 1 E: 0 K: 1 S: 9	ER: 1 LOB: 0 BB: 0 P: 15	R: 0 H: 0 E: 0 K: 1 S: 8	LOB: 0 BB: 0 P: 12	R: 1 H: 1 E: 0 K: 0 S: 7	LOB: 0 BB: 0 P: 9	R: 0 H: 0 E: 0 K: 0 S: 8	LOB: 0 BB: 0 P: 11	R: 0 H: 0 E: 1 K: 0 S: 4	LOB: 0 BB: 0 P: 9	R: 3 H: 4 E: 0 K: 0 S: 15	LOB: 2 BB: 2 P: 30	R: 0 H: 1 E: 0 K: 0 S: 9	LOB: 2 BB: 0 P: 13		R: 0 H: 0 E: 0 K: 0 S: 9	LOB: 0 BB: 0 P: 13	1B: 5 2B: 2 3B: 1 HR: 2	SF: 1 SAC: 1 DP: 1 HBP: 1	WP: 1 PB: 0 SB: 1 CS: 0
PITCHER	IP	WLS	BF	H	R	ER	SO	BB	IBB	HBP	BLK	WP	HR	S	P	ERA	WHIP					
Eric King, R ERA: 6.75	(1, 1)	6.1	L	4	4	4	4	0	0	0	0	0	0	54	82	5.68	0.947					
Ken Patterson, L ERA: 4.5	(7, 1)	0.1		4	2	1	1	2	0	0	0	1	0	6	18	27.00	12.000					
Donn Pall, R ERA: 1.69	(7, 1)	1.1		7	2	1	1	0	0	1	0	0	0	14	21	6.75	1.500					

Batter	1	2	3	4	5	6	7	8	9	AB	R	H	RBI	BB	SO	LOB	TOP										
Ozzie Guillen, L OBP: 0.357, SLG: 0.375 (1, 6)	 1B		 F7	 G5-3		 G4-3		 1B	 1BB	5	0	2	0	1	0	2	Chicago White Sox @ Seattle Mariners The Kingdome, Seattle, WA Tue Apr 11 1989, 10:05 PM EDT Att. 8,088 - Dome - 72 F										
Dave Gallagher, R OBP: 0.375, SLG: 0.382 (1, 8)	 L7		 1B			 1B	 1B	 1-2	 1-2	6	1	3	1	0	0	4											
Harold Baines, L OBP: 0.459, SLG: 0.452 (1, 10)	 1-2 BB		 F8			 1-2 G3 1B	 L7	 G1-3		4	1	1	0	1	0	4											
Ivan Calderon, R OBP: 0.368, SLG: 0.500 (1, 9)	 F6		 1-2 2-3 1B			 1-2 G3 BB	 1-2 BB		 F8	3	0	1	0	2	0	2											
Greg Walker, L OBP: 0.333, SLG: 0.333 (1, 3) Billy Jo Robitoux, L OBP: 0.333, SLG: 0.667 (4, 3) Fred Manrique, R (9, PR) (9, 4)	 F5		 G3			 1-2 2-3 3-4	 K		 HR	2	0	0	0	0	0	5											
Ron Kittle, R OBP: 0.286, SLG: 0.280 (1, 7) Daryl Boston, L (9, 7)		 K2-3		 HR BB		 K		 G1-3	 K	4	1	0	0	1	3	4											
Steve Lyons, L OBP: 0.324, SLG: 0.333 (1, 4) (9, 3)	 F7		 F9			 G3		 F7	 2-H HR	5	1	1	3	0	0	3											
Eddie Williams, R OBP: 0.559, SLG: 0.714 (1, 5)	 F4			 1-H HR		 K		 G6-3	 2B	5	2	2	2	0	1	2											
Ron Karkovice, R OBP: 0.556, SLG: 0.556 (1, 2)			 1B 1B	 F3			 G4-3 1B 1B		 2-H K	5	1	3	1	0	1	0											
Inning Stats	R: 0 E: 0 K: 1 S: 14	H: 1 LOB: 2 BB: 1 P: 25	R: 0 E: 0 K: 1 S: 11	H: 0 LOB: 0 BB: 0 P: 15	R: 0 E: 0 K: 0 S: 12	H: 3 LOB: 3 BB: 0 P: 16	R: 2 E: 0 K: 0 S: 9	H: 1 LOB: 0 BB: 1 P: 14	R: 2 E: 1 K: 2 S: 17	H: 2 LOB: 2 BB: 1 P: 32	R: 1 E: 0 K: 1 S: 12	H: 2 LOB: 2 BB: 1 P: 20	R: 0 E: 0 K: 0 S: 6	H: 0 LOB: 0 BB: 0 P: 10	R: 0 E: 0 K: 1 S: 9	H: 1 LOB: 1 BB: 0 P: 12		R: 3 E: 0 K: 1 S: 18	H: 4 LOB: 2 BB: 1 P: 32	1B: 10 2B: 2 3B: 0 HR: 2	SF: 0 SAC: 0 DP: 0 HBP: 0	WP: 0 PB: 0 SB: 1 CS: 1	PA: 47				
PITCHER	IP	WLS	BF	H	R	ER	SO	BB	IBB	HBP	BLK	WP	HR	S	P	ERA	WHIP										
Mike Campbell, R ERA: 15.0 (1, 1)	4.0		23	7	4	3	1	3	0	0	0	0	1	54	87	6.75	2.500										
Jerry Reed, R ERA: 2.45 (5, 1)	1.1	6	2	1	1	2	0	0	0	0	1	0	0	14	21	6.75	1.500										
Dennis Powell, L ERA: 1.5 (6, 1)	2.2	10	1	0	0	2	1	0	0	0	0	0	0	22	36	0.00	0.750										
Tom Niedenfuer, R ERA: 21.0 (9, 1)	1.0	L	8	4	3	3	1	0	1	0	0	0	1	18	32	27.00	4.000										

Batter	1	2	3	4	5	6	7	8	9	AB	R	H	RBI	BB	SO	LOB	BOTTOM										
Harold Reynolds, S OBP: 0.353, SLG: 0.355 (1, 4)	 F6		 P6			 1B 1B BB		 G3		 F9	4	1	0	0	1	0	5										
Ken Griffey Jr., L OBP: 0.310, SLG: 0.480 (1, 8)	 HR		 2B BB			 1-3 1B		 G3-1		 FC3-6 BB	3	2	2	1	2	0	0										
Alvin Davis, L OBP: 0.412, SLG: 0.433 (1, 3)	 CS BB		 G6-3 1-H 2B			 1-2 G5-4-3 1B		 F6		 FC3-6 G5-4-3	4	0	2	2	1	0	1										
Darnell Coles, R OBP: 0.152, SLG: 0.182 (1, 10)	 K		 G6-3			 1-2 G5-4-3		 L9		 G5-4-3	5	0	0	0	0	1	5										
Jeffrey Leonard, R OBP: 0.355, SLG: 0.536 (1, 7)		 K	 K			 BB BLK 1B			 1B SH1-4 BB	3	1	1	0	1	2	1											
Mickey Brantley, R OBP: 0.200, SLG: 0.176 (1, 9)		 CS BB		 F8		 F8		 SH1-4			2	0	0	0	1	0	1										
Jim Presley, R OBP: 0.200, SLG: 0.154 (1, 5)		 HR BB		 G4-3		 F9		 L3			3	1	0	0	1	0	2										
Dave Valle, R OBP: 0.333, SLG: 0.684 (1, 2)		 1-H HR		 G5-3		 1-2 BB		 1-2 1B IBB		 2-3 1B	3	1	2	2	1	0	0										
Omar Vizquel, S OBP: 0.222, SLG: 0.125 (1, 6) Scott Bradley, L OBP: 0.273, SLG: 0.300 (8, PH) Mario Diaz, R OBP: 1.000, SLG: 4.000 (9, 6)	 F7				 G4-3			 1-2 2-3 BB		 1-2 3-H 1B	2	0	0	0	1	0	0										
Inning Stats	R: 1 E: 0 K: 1 S: 12	H: 1 LOB: 1 BB: 1 P: 20	R: 2 E: 0 K: 1 S: 13	H: 1 LOB: 2 BB: 2 P: 22	R: 1 E: 0 K: 1 S: 6	H: 1 LOB: 1 BB: 1 P: 15	R: 0 E: 0 K: 0 S: 9	H: 0 LOB: 0 BB: 0 P: 13	R: 1 E: 0 K: 0 S: 12	H: 2 LOB: 1 BB: 1 P: 22	R: 0 E: 0 K: 0 S: 11	H: 1 LOB: 3 BB: 2 P: 24	R: 0 E: 0 K: 0 S: 5	H: 0 LOB: 0 BB: 0 P: 11	R: 1 E: 0 K: 0 S: 11	H: 2 LOB: 2 BB: 1 P: 19	R: 0 E: 0 K: 0 S: 4	H: 0 LOB: 0 BB: 1 P: 9	1B: 5 2B: 2 3B: 0 HR: 2	SF: 0 SAC: 1 DP: 3 HBP: 0	WP: 0 PB: 0 SB: 0 CS: 2	PA: 40					
PITCHER	IP	WLS	BF	H	R	ER	SO	BB	IBB	HBP	BLK	WP	HR	S	P	ERA	WHIP										
Shawn Hillegas, R ERA: 4.5 (1, 1)	5.2		27	6	5	5	3	6	1	0	1	0	2	62	113	7.94	2.118										
Barry Jones, R ERA: 2.7 (6, 1)	2.1	W	10	2	1	1	0	1	0	0	0	0	0	17	33	3.86	1.286										
Bobby Thigpen, R ERA: 2.08 (9, 1)	1.0	S	3	0	0	0	0	1	0	0	0	0	0	4	9	0.00	1.000										



Batter	1	2	3	4	5	6	7	8	9	AB	R	H	RBI	BB	SO	LOB	TOP	
Ozzie Guillen, L OBP: 0.326, SLG: 0.341 (1, 6)										4	0	0	0	0	1	0	Chicago White Sox @ Seattle Mariners The Kingdome, Seattle, WA Wed Apr 12 1989, 10:05 PM EDT Att: 8,190 - Unknown	
Dave Gallagher, R OBP: 0.366, SLG: 0.395 (1, 8)										4	0	2	0	0	0	0		
Harold Baines, L OBP: 0.439, SLG: 0.429 (1, 10)										4	0	1	0	0	0	1		
Ivan Calderon, R OBP: 0.357, SLG: 0.457 (1, 9)										3	0	0	0	1	2	3		
Billy Jo Robidoux, L OBP: 0.286, SLG: 0.571 (1, 3)										4	1	1	0	0	0	1		
Ron Kittle, R OBP: 0.290, SLG: 0.259 (1, 7)										2	0	0	0	1	1	0		
Daryl Boston, L OBP: 0.667, SLG: 0.500 (7, PR) (7, 7)										1	0	1	1	0	0	0		
Steve Lyons, L OBP: 0.342, SLG: 0.382 (1, 4)										4	0	2	0	0	0	3		
Eddie Williams, R OBP: 0.500, SLG: 0.625 (1, 5)										4	0	0	0	0	0	5		
Ron Karkovics, R OBP: 0.455, SLG: 0.455 (1, 2)										2	0	0	0	0	1	1		
Matt Merullo, L (6, 2)										1	0	0	0	0	1	0		
Inning Stats	R: 0 E: 0 K: 2 S: 8	H: 1 LOB: 1 BB: 0 P: 12	R: 0 E: 0 K: 1 S: 14	H: 1 LOB: 1 BB: 0 P: 19	R: 0 E: 0 K: 1 S: 8	H: 0 LOB: 0 BB: 0 P: 11	R: 0 E: 0 K: 0 S: 6	H: 1 LOB: 1 BB: 0 P: 12	R: 0 E: 0 K: 0 S: 6	H: 0 LOB: 2 BB: 2 P: 23	R: 0 E: 0 K: 1 S: 14	H: 2 LOB: 2 BB: 0 P: 17	R: 1 E: 0 K: 0 S: 13	H: 2 LOB: 0 BB: 0 P: 17	1B: 5 2B: 2 3B: 0 HR: 0	SF: 0 SAC: 0 DP: 1 HBP: 0	WP: 0 PB: 0 SB: 0 CS: 0	PA: 35
PITCHER	IP WLS BF H R ER SO BB IBB HBP BLK WP HR S P ERA WHIP																	
Erik Hanson, R ERA: 1.29 (1, 1)	8.0 W 31 5 0 0 6 2 0 0 0 0 0 0 75 120 0.00 0.875																	
Michael Jackson, R ERA: 9.64 (9, 1)	1.0 4 2 1 1 0 0 0 0 0 0 0 0 0 13 17 9.00 2.000																	

Batter	1	2	3	4	5	6	7	8	9	AB	R	H	RBI	BB	SO	LOB	BOTTOM			
Harold Reynolds, S OBP: 0.385, SLG: 0.429 (1, 4)										4	1	2	0	1	0	0	Chicago White Sox @ Seattle Mariners The Kingdome, Seattle, WA Wed Apr 12 1989, 10:05 PM EDT Att: 8,190 - Unknown			
Ken Griffey Jr., L OBP: 0.313, SLG: 0.464 (1, 8)										3	1	1	0	0	0	1				
Henry Cotto, R OBP: 0.375, SLG: 0.429 (6, FH) (7, 8)										2	0	0	1	0	0	2				
Alvin Davis, L OBP: 0.436, SLG: 0.424 (1, 3)										3	3	1	1	2	0	2				
Jeffrey Leonard, R OBP: 0.400, SLG: 0.533 (1, 7)										2	1	1	1	1	0	1				
Mickey Brantley, R OBP: 0.250, SLG: 0.286 (1, 10)										4	2	2	2	0	1	3				
Greg Britley, L OBP: 0.333, SLG: 0.385 (1, 9)										4	0	3	4	0	0	1				
Dave Valle, R OBP: 0.320, SLG: 0.591 (1, 2)										3	0	0	0	1	0	2				
Edgar Martinez, R OBP: 0.278, SLG: 0.133 (1, 5)										4	0	1	0	0	1	2				
Rey Quinones, R (1, 6)										4	1	0	0	0	0	1				
Inning Stats	R: 0 E: 0 K: 0 S: 8	H: 0 LOB: 0 BB: 0 P: 15	R: 0 E: 0 K: 1 S: 6	H: 0 LOB: 0 BB: 1 P: 11	R: 0 E: 0 K: 1 S: 6	H: 0 LOB: 0 BB: 0 P: 11	R: 3 E: 0 K: 0 S: 16	H: 4 LOB: 2 BB: 1 P: 28	R: 4 E: 0 K: 0 S: 12	H: 4 LOB: 1 BB: 1 P: 27	R: 0 E: 0 K: 0 S: 5	H: 0 LOB: 1 BB: 1 P: 14	R: 1 E: 0 K: 0 S: 6	H: 1 LOB: 1 BB: 1 P: 13	R: 1 E: 1 K: 0 S: 11	H: 2 LOB: 1 BB: 0 P: 12	1B: 7 2B: 3 3B: 1 HR: 0	SF: 0 SAC: 0 DP: 3 HBP: 1	WP: 0 PB: 0 SB: 0 CS: 0	PA: 39
PITCHER	IP WLS BF H R ER SO BB IBB HBP BLK WP HR S P ERA WHIP																			
Bill Long, R ERA: 5.23 (1, 1)	4.2 L 22 6 6 6 2 3 0 0 0 0 0 0 8 21 6.75 2.250																			
Steve Rosenberg, L ERA: 7.11 (5, 1)	1.1 7 2 1 1 0 1 0 0 0 0 0 0 6 13 9.00 2.000																			
Ken Patterson, L ERA: 5.4 (7, 1)	1.0 5 1 1 1 0 1 0 1 0 0 0 0 6 13 9.00 2.000																			
Donn Pall, R ERA: 2.84 (8, 1)	1.0 5 2 1 1 0 0 0 0 0 0 0 0 11 12 9.00 2.000																			

Batter	1	2	3	4	5	6	7	8	9	AB	R	H	RBI	BB	SO	LOB	TOP											
Brian Downing, R OBP: 0.295, SLG: 0.452 (1, 10)										5	0	3	1	0	1	0												
Mark McLemore, S OBP: 0.324, SLG: 0.344 (1, 4)										5	0	1	2	0	1	3												
Devon White, S OBP: 0.372, SLG: 0.474 (1, 8)										4	0	0	0	0	1	3												
Lance Parrish, R OBP: 0.378, SLG: 0.355 (1, 2)										3	0	0	0	1	2	1												
Chili Davis, S OBP: 0.265, SLG: 0.290 (1, 7)										3	2	1	0	1	0	1												
Dante Bichette, R OBP: 0.381, SLG: 0.810 (1, 9)										4	2	3	0	0	0	1												
Bill Schroeder, R OBP: 0.182, SLG: 0.273 (1, 3)										4	0	0	0	0	2	5												
Glenn Hoffman, R OBP: 0.350, SLG: 0.333 Claude Washington, L OBP: 0.346, SLG: 0.417 (9, PH)										2	1	0	0	0	0	0												
Jack Howell, L OBP: 0.167, SLG: 0.118 (1, 5)										4	0	0	0	0	3	4												
Inning Stats	R: 0 E: 0 K: 2 S: 11	H: 1 LOB: 1 BB: 0 P: 18	R: 3 E: 0 K: 2 S: 20	H: 4 LOB: 2 BB: 0 P: 28	R: 0 E: 0 K: 0 S: 9	H: 0 LOB: 0 BB: 1 P: 18	R: 0 E: 0 K: 1 S: 6	H: 0 LOB: 0 BB: 0 P: 8	R: 0 E: 0 K: 0 S: 7	H: 1 LOB: 1 BB: 0 P: 14	R: 0 E: 0 K: 2 S: 8	H: 0 LOB: 0 BB: 0 P: 12	R: 0 E: 0 K: 2 S: 10	H: 0 LOB: 0 BB: 0 P: 15	R: 2 E: 0 K: 1 S: 19	H: 3 LOB: 2 BB: 1 P: 32	1B: 7 2B: 2 3B: 0 HR: 0	SF: 0 SAC: 0 DP: 0 HBP: 1	WP: 0 PB: 0 SB: 0 CS: 1	PA: 39								
PITCHER	IP	WLS	BF	H	R	ER	SO	BB	IBB	HBP	BLK	WP	HR	S	P	ERA	WHIP											
Mark Langston, L ERA: 2.84 Mike Schooler, R ERA: 3.6	(1, 1)	8.1	W	34	7	5	5	10	2	0	1	0	0	0	88	136	5.40	1.080										

California Angels @ Seattle Mariners
The Kingdome, Seattle, WA
Fri Apr 14 1989, 10:05 PM EDT
Att: 14,590 - Dome

AB 35
R 5
H 9
RBI 5
BB 2
SO 10
LOB 18



Batter	1	2	3	4	5	6	7	8	9	AB	R	H	RBI	BB	SO	LOB	BOTTOM										
Harold Reynolds, S OBP: 0.409, SLG: 0.475 (1, 4)										5	2	3	3	0	0	0											
Ken Griffey Jr., L OBP: 0.306, SLG: 0.438 (1, 8)										4	1	1	0	0	1	1											
Alvin Davis, L OBP: 0.465, SLG: 0.457 (1, 3)										2	1	2	1	1	0	0											
Jeffrey Leonard, R OBP: 0.410, SLG: 0.618 (1, 7)										4	1	2	4	0	0	2											
Mickey Brantley, R OBP: 0.250, SLG: 0.320 (1, 10)										4	1	1	0	0	0	2											
Greg Britley, L OBP: 0.389, SLG: 0.467 (1, 9)										2	0	1	0	1	0	0											
Dave Valle, R OBP: 0.310, SLG: 0.538 (1, 2)										4	0	1	1	0	1	2											
Edgar Martinez, R OBP: 0.318, SLG: 0.211 (1, 5)										4	2	2	0	0	1	0											
Rey Quinones, R OBP: 0.143, SLG: 0.143 (1, 6)										3	1	1	0	0	0	0											
Inning Stats	R: 0 E: 0 K: 1 S: 17	H: 2 LOB: 2 BB: 0 P: 26	R: 0 E: 0 K: 1 S: 6	H: 0 LOB: 0 BB: 0 P: 8	R: 4 E: 1 K: 0 S: 16	H: 3 LOB: 1 BB: 0 P: 33	R: 2 E: 0 K: 0 S: 11	H: 3 LOB: 1 BB: 0 P: 16	R: 0 E: 0 K: 1 S: 7	H: 0 LOB: 0 BB: 0 P: 12	R: 0 E: 0 K: 0 S: 7	H: 1 LOB: 0 BB: 0 P: 9	R: 3 E: 0 K: 0 S: 9	H: 5 LOB: 1 BB: 0 P: 11	1B: 10 2B: 4 3B: 0 HR: 1	SF: 1 SAC: 2 DP: 1 HBP: 0	WP: 0 PB: 0 SB: 1 CS: 1	PA: 37									
PITCHER	IP	WLS	BF	H	R	ER	SO	BB	IBB	HBP	BLK	WP	HR	S	P	ERA	WHIP										
Mike Witt, R ERA: 5.48 Willie Fraser, R ERA: 4.5	(1, 1)	7.1	L	34	11	8	7	3	2	0	0	0	0	5	6	13.50	4.500										

California Angels @ Seattle Mariners
The Kingdome, Seattle, WA
Fri Apr 14 1989, 10:05 PM EDT
Att: 14,590 - Dome

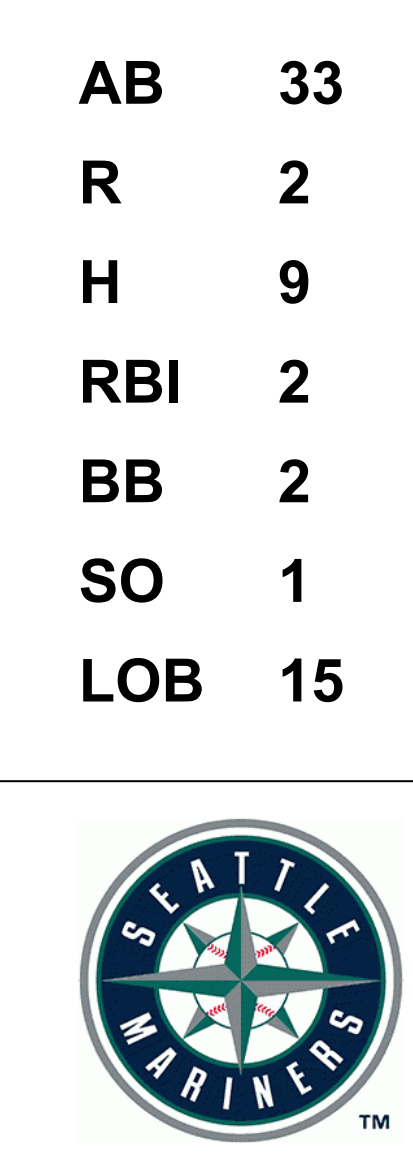
AB 32
R 9
H 14
RBI 9
BB 2
SO 3
LOB 7



Batter	1	2	3	4	5	6	7	8	9	AB	R	H	RBI	BB	SO	LOB	TOP						
Brian Downing, R OBP: 0.327, SLG: 0.444	F8		G5-3							3	1	1	0	2	0	0	California Angels @ Seattle Mariners The Kingdome, Seattle, WA Sat Apr 15 1989, 10:05 PM EDT Att: 29,819 - Unknown						
Mark McLemore, S OBP: 0.398, SLG: 0.324	BB		G6-3					G6-3		5	2	1	0	0	0	4							
Devon White, S OBP: 0.354, SLG: 0.512	FC4									5	1	1	1	0	1	4							
Wally Joyner, L OBP: 0.326, SLG: 0.324	BB		L9							3	1	2	0	2	0	0							
Lance Parrish, R OBP: 0.381, SLG: 0.343	BB									4	1	1	1	0	0	2							
Claudell Washington, L OBP: 0.323, SLG: 0.379	BB									5	0	1	0	0	2	4							
Chili Davis, S OBP: 0.282, SLG: 0.389										5	1	2	3	0	1	0							
Jack Howell, L OBP: 0.171, SLG: 0.205	F7									5	1	1	1	0	0	2							
Kent Anderson, R OBP: 0.500, SLG: 0.500	F8									4	1	2	0	0	0	0							
Inning Stats	R: 1 H: 3 E: 1 K: 0 S: 15	H: 3 LOB: 2 BB: 1 P: 26	R: 0 H: 0 E: 0 K: 1 S: 10	H: 0 LOB: 0 BB: 0 P: 16	R: 1 H: 1 E: 0 K: 0 S: 14	H: 1 LOB: 0 BB: 0 P: 22	R: 0 H: 0 E: 0 K: 0 S: 5	H: 0 LOB: 0 BB: 0 P: 9	R: 0 H: 1 E: 0 K: 0 S: 9	H: 1 LOB: 2 BB: 0 P: 15	R: 0 H: 2 E: 0 K: 0 S: 8	H: 2 LOB: 2 BB: 0 P: 13	R: 3 H: 2 E: 2 K: 1 S: 13	H: 2 LOB: 1 BB: 1 P: 25	R: 1 H: 1 E: 0 K: 0 S: 6	H: 1 LOB: 1 BB: 1 P: 16		R: 3 H: 2 E: 0 K: 2 S: 10	H: 2 LOB: 0 BB: 0 P: 13	1B: 8 2B: 1 3B: 0 HR: 3	SF: 0 SAC: 0 DP: 0 HBP: 1	WP: 0 PB: 2 SB: 0 CS: 0	PA: 44
PITCHER	IP	WLS	BF	H	R	ER	SO	BB	IBB	HBP	BLK	WP	HR	S	P	ERA	WHIP						
Scott Bankhead, R ERA: 3.78	6.0		26	7	2	1	1	2	0	0	0	0	1	61	101	1.50	1.500						
Jerry Reed, R ERA: 2.45	0.0	L	3	2	3	0	0	0	0	0	0	0	0	4	8	∞	∞						
Dennis Powell, L ERA: 2.25	2.0		9	1	1	1	1	2	0	0	0	0	1	15	33	4.50	1.500						
Julio Solano, R ERA: 27.0	1.0		6	2	3	3	2	0	0	1	0	0	1	10	13	27.00	2.000						

Batter	1	2	3	4	5	6	7	8	9	AB	R	H	RBI	BB	SO	LOB	BOTTOM						
Harold Reynolds, S OBP: 0.417, SLG: 0.477	F9									4	0	2	2	0	1	1	California Angels @ Seattle Mariners The Kingdome, Seattle, WA Sat Apr 15 1989, 10:05 PM EDT Att: 29,819 - Unknown						
Henry Cotto, R OBP: 0.250, SLG: 0.273	P4									4	0	0	0	0	0	2							
Darnell Coles, R OBP: 0.162, SLG: 0.189	F7									4	0	1	0	0	0	1							
Jeffrey Leonard, R OBP: 0.372, SLG: 0.553										4	0	0	0	0	0	1							
Mickey Brantley, R OBP: 0.250, SLG: 0.310	G1-3									4	0	1	0	0	0	0							
Dave Valle, R OBP: 0.333, SLG: 0.517	G6-3									3	0	1	0	1	0	2							
Jim Prestley, R OBP: 0.316, SLG: 0.294										4	1	3	0	0	0	1							
Edgar Martinez, R OBP: 0.346, SLG: 0.227										3	1	1	0	1	0	3							
Rey Quinones, R OBP: 0.100, SLG: 0.100										3	0	0	0	0	0	4							
Inning Stats	R: 0 H: 0 E: 0 K: 0 S: 8	H: 0 LOB: 0 BB: 0 P: 13	R: 0 H: 0 E: 0 K: 0 S: 7	H: 0 LOB: 0 BB: 0 P: 12	R: 2 H: 3 E: 0 K: 0 S: 12	H: 3 LOB: 1 BB: 0 P: 17	R: 0 H: 0 E: 0 K: 0 S: 6	H: 0 LOB: 1 BB: 1 P: 12	R: 0 H: 1 E: 0 K: 0 S: 12	H: 1 LOB: 1 BB: 1 P: 21	R: 0 H: 2 E: 0 K: 1 S: 9	H: 2 LOB: 1 BB: 0 P: 11	R: 0 H: 1 E: 0 K: 1 S: 8	H: 1 LOB: 1 BB: 0 P: 14	R: 0 H: 0 E: 0 K: 0 S: 7	H: 0 LOB: 0 BB: 0 P: 9		R: 0 H: 2 E: 0 K: 0 S: 13	H: 2 LOB: 2 BB: 0 P: 17	1B: 9 2B: 1 3B: 0 HR: 0	SF: 0 SAC: 1 DP: 2 HBP: 0	WP: 0 PB: 0 SB: 2 CS: 0	PA: 36
PITCHER	IP	WLS	BF	H	R	ER	SO	BB	IBB	HBP	BLK	WP	HR	S	P	ERA	WHIP						
Chuck Finley, L ERA: 2.86	9.0		36	9	2	2	1	2	0	0	0	0	0	82	126	2.00	1.222						


AB	39
R	9
H	12
RBI	6
BB	4
SO	4
LOB	16



Batter	1	2	3	4	5	6	7	8	9	AB	R	H	RBI	BB	SO	LOB	TOP									
Brian Downing, R OBP: 0.333, SLG: 0.440										5	2	2	1	0	0	2										
Mark McLemore, S OBP: 0.341, SLG: 0.381										5	1	3	2	0	0	2										
Devon White, S OBP: 0.358, SLG: 0.542										5	2	2	2	0	2	4										
Wally Joyner, L OBP: 0.333, SLG: 0.333										5	0	2	1	0	2	1										
Claudell Washington, L OBP: 0.314, SLG: 0.364										4	0	1	1	0	1	1										
Brian Brady, L OBP: 1.000, SLG: 2.000										1	0	1	1	0	0	0										
Chili Davis, S OBP: 0.273, SLG: 0.366										5	1	1	0	0	1	4										
Bill Schroeder, R OBP: 0.313, SLG: 0.533										4	3	2	1	1	0	1										
Jack Howell, L OBP: 0.156, SLG: 0.186										4	0	0	0	0	0	3										
Kent Anderson, R OBP: 0.375, SLG: 0.375										4	1	1	1	0	0	1										
Inning Stats	R: 1 E: 0 K: 1 S: 13	H: 4 LOB: 2 BB: 0 P: 19	R: 1 E: 0 K: 0 S: 7	H: 1 LOB: 0 BB: 0 P: 9	R: 0 E: 0 K: 1 S: 8	H: 0 LOB: 0 BB: 0 P: 14	R: 0 E: 0 K: 0 S: 7	H: 0 LOB: 0 BB: 0 P: 10	R: 3 E: 1 K: 0 S: 13	H: 3 LOB: 1 BB: 0 P: 20	R: 2 E: 0 K: 1 S: 15	H: 4 LOB: 2 BB: 0 P: 25	R: 0 E: 0 K: 1 S: 6	H: 0 LOB: 0 BB: 0 P: 8	R: 2 E: 1 K: 0 S: 11	H: 1 LOB: 1 BB: 1 P: 18	R: 1 E: 0 K: 2 S: 18	H: 2 LOB: 1 BB: 1 P: 23	1B: 11 2B: 2 3B: 1 HR: 1	SF: 0 SAC: 0 DP: 1 HBP: 0	WP: 2 PB: 0 SB: 1 CS: 0	PA: 43				
PITCHER	IP	WLS	BF	H	R	ER	SO	BB	IBB	HBP	BLK	WP	HR	S	P	ERA	WHIP									
Mike Campbell, R ERA: 10.13	(1, 1)	4.2	L	22	8	5	2	2	0	0	0	0	1	46	69	3.86	1.714									
Michael Jackson, R ERA: 10.5	(5, 1)	1.1		8	4	2	2	1	0	0	0	0	1	0	17	28	13.50	3.000								
Julio Solano, R ERA: 9.0	(7, 1)	2.0		8	1	2	0	1	1	0	0	0	1	0	17	26	0.00	1.000								
Mike Schooler, R ERA: 4.5	(9, 1)	1.0		5	2	1	1	2	0	0	0	0	0	0	18	23	9.00	2.000								

California Angels @ Seattle Mariners
The Kingdome, Seattle, WA
Sun Apr 16 1989, 6:33 AM EDT
Att: 10,621 - Unknown


AB 42
R 10
H 15
RBI 10
BB 1
SO 6
LOB 19



Batter	1	2	3	4	5	6	7	8	9	AB	R	H	RBI	BB	SO	LOB	BOTTOM								
Harold Reynolds, S OBP: 0.423, SLG: 0.479										4	0	2	0	0	0	0									
Ken Griffey Jr., L OBP: 0.275, SLG: 0.389										4	0	0	0	0	2	2									
Alvin Davis, L OBP: 0.468, SLG: 0.474										3	0	1	0	1	0	0									
Jeffrey Leonard, R OBP: 0.348, SLG: 0.512										3	0	0	0	0	0	3									
Mickey Brantley, R OBP: 0.257, SLG: 0.313										3	0	1	0	0	0	0									
Greg Britley, L OBP: 0.333, SLG: 0.389										3	0	0	0	0	2	1									
Jim Presley, R OBP: 0.273, SLG: 0.250										3	0	0	0	0	1	0									
Scott Bradley, L OBP: 0.214, SLG: 0.231										3	0	0	0	0	0	0									
Rey Quinones, R OBP: 0.077, SLG: 0.077										3	0	0	0	0	1	0									
Inning Stats	R: 0 E: 0 K: 1 S: 10	H: 1 LOB: 1 BB: 1 P: 14	R: 0 E: 0 K: 1 S: 6	H: 0 LOB: 0 BB: 0 P: 12	R: 0 E: 0 K: 0 S: 8	H: 1 LOB: 1 BB: 0 P: 12	R: 0 E: 0 K: 0 S: 5	H: 1 LOB: 0 BB: 0 P: 9	R: 0 E: 0 K: 1 S: 5	H: 0 LOB: 0 BB: 0 P: 5	R: 0 E: 0 K: 1 S: 6	H: 0 LOB: 0 BB: 0 P: 12	R: 0 E: 0 K: 1 S: 7	H: 1 LOB: 1 BB: 0 P: 10	R: 0 E: 0 K: 0 S: 4	H: 0 LOB: 0 BB: 0 P: 6	R: 0 E: 0 K: 1 S: 7	H: 0 LOB: 0 BB: 0 P: 10	1B: 3 2B: 2 3B: 0 HR: 0	SF: 0 SAC: 0 DP: 2 HBP: 0	WP: 0 PB: 0 SB: 1 CS: 0	PA: 30			
PITCHER	IP	WLS	BF	H	R	ER	SO	BB	IBB	HBP	BLK	WP	HR	S	P	ERA	WHIP								
Bert Blyleven, R ERA: 1.17	(1, 1)	9.0	W	30	4	0	0	6	1	0	0	0	0	58	90	0.00	0.556								

California Angels @ Seattle Mariners
The Kingdome, Seattle, WA
Sun Apr 16 1989, 6:33 AM EDT
Att: 10,621 - Unknown

AB 29
R 0
H 4
RBI 0
BB 1
SO 6
LOB 6



Batter	1	2	3	4	5	6	7	8	9	AB	R	H	RBI	BB	SO	LOB	TOP				
Luis Polonia, L OBP: 0.231, SLG: 0.257	1-0 SH2-3 SF8 2B		3-1 G4-3			2-2 G4-3		1-3 K		4	1	1	0	0	1	2					
Tony Phillips, S OBP: 0.350, SLG: 0.389	0-1 SH2-3 2-3			1-0 G4-3		0-0 HR		3-0 G3-4-1		3	1	1	1	0	0	2					
Dave Henderson, R OBP: 0.456, SLG: 0.578	1-1 SF8			4-2 G4-6-3 BB		1-3 K			2-3 K	2	0	0	1	1	2	0					
Dave Parker, L OBP: 0.304, SLG: 0.472	1-10 G4-3			1-2 G4-6-3			2-2 F7		2-1 G3-1	4	0	0	0	0	0	1					
Carney Lansford, R OBP: 0.327, SLG: 0.365		2-1 G6-3			0-0 P4		1-1 G5-3		0-0 L4	4	0	0	0	0	0	0					
Ron Hassey, L OBP: 0.152, SLG: 0.156		2-0 F7			3-2 G4-3		0-3 K			3	0	0	0	0	1	0					
Terry Steinbach, R OBP: 0.326, SLG: 0.293		2-3 K			1-0 1B			4-2 2B BB		2	0	1	0	1	1	0					
Stan Javier, S OBP: 0.353, SLG: 0.438			1-0 F7		0-0 G4-3			3-2 2B BB		3	0	1	0	0	0	1					
Walt Weiss, S OBP: 0.342, SLG: 0.556		1-0 P9				2-1 F9		2-3 K		3	0	0	0	0	1	2					
Inning Stats	R: 1 E: 0 K: 0 S: 6	H: 1 LOB: 0 BB: 0 P: 10	R: 0 E: 0 K: 1 S: 6	H: 0 LOB: 0 BB: 0 P: 12	R: 0 E: 0 K: 0 S: 4	H: 0 LOB: 0 BB: 0 P: 9	R: 0 E: 0 K: 0 S: 6	H: 0 LOB: 0 BB: 1 P: 12	R: 0 E: 0 K: 0 S: 7	H: 1 LOB: 1 BB: 0 P: 11	R: 0 E: 0 K: 1 S: 8	H: 0 LOB: 0 BB: 0 P: 11	R: 0 E: 0 K: 2 S: 13	H: 1 LOB: 2 BB: 1 P: 26	R: 0 E: 0 K: 1 S: 7	H: 0 LOB: 0 BB: 0 P: 11	1B: 1 2B: 2 3B: 0 HR: 1	SF: 1 SAC: 1 DP: 1 HBP: 0	WP: 0 PB: 0 SB: 0 CS: 0	PA: 32	
PITCHER	IP	WLS	BF	H	R	ER	SO	BB	IBB	HBP	BLK	WP	HR	S	P	ERA	WHIP				
Erik Hanson, R ERA: 1.64	8.0	W	29	4	2	2	5	2	0	0	0	0	1	59	105	2.25	0.750				
Jerry Reed, R ERA: 2.16	1.0		3	0	0	0	1	0	0	0	0	0	0	7	11	0.00	0.000				

Oakland Athletics @ Seattle Mariners
The Kingdome, Seattle, WA
Mon Apr 17 1989, 10:05 PM EDT
Att: 14,827 - Unknown

AB 28
R 2
H 4
RBI 2
BB 2
SO 6
LOB 8



Batter	1	2	3	4	5	6	7	8	9	AB	R	H	RBI	BB	SO	LOB	BOTTOM				
Harold Reynolds, S OBP: 0.386, SLG: 0.434	2-2 P3		3-2 FC6-4 HR	2-3 K		1-1 G1-3		0-2 L8		5	1	0	0	0	1	4					
Henry Cotto, R OBP: 0.375, SLG: 0.800	1-0 L8		0-0 HR		2-0 G4-6-3 1B		2-0 HR			4	2	3	3	0	0	0					
Alvin Davis, L OBP: 0.490, SLG: 0.488	2-1 BB 1B		1-2 2B 1B		1-2 G4-6-3		4-0 1B BB			3	2	2	0	1	0	1					
Jeffrey Leonard, R OBP: 0.360, SLG: 0.500	4-0 FC6-4 BB		1-1 P2		2-3 K		1-0 FC4-6 1B			3	0	1	0	1	1	1					
Mickey Brantley, R OBP: 0.256, SLG: 0.333	1-2 FC6-4		1-2 1B 2B			0-3 K	2-2 FC4-6 CS		1-2 2-H	4	1	1	0	0	1	3					
Darnell Coles, R OBP: 0.195, SLG: 0.220		1-1 F7	1-2 1B		0-0 1B	1-0 F8				4	1	2	2	0	0	1					
Dave Valle, R OBP: 0.324, SLG: 0.485		2-1 F9	2-1 G2-3		2-2 1B	3-0 CS	0-0 P2			4	0	1	1	0	0	1					
Edgar Martinez, R OBP: 0.300, SLG: 0.192		1-1 F9		1-1 P3		2-0 F8		3-2 F8		4	0	0	0	0	0	1					
Rey Quinones, R OBP: 0.176, SLG: 0.125			2-2 E6 FC6-4	1-0 F7		4-0 BB		2-1 1B		3	0	1	0	1	0	0					
Inning Stats	R: 0 E: 0 K: 0 S: 9	H: 1 LOB: 2 BB: 1 P: 19	R: 0 E: 0 K: 0 S: 6	H: 0 LOB: 0 BB: 0 P: 10	R: 4 E: 1 K: 0 S: 21	H: 4 LOB: 1 BB: 0 P: 31	R: 0 E: 0 K: 1 S: 6	H: 0 LOB: 0 BB: 0 P: 10	R: 0 E: 0 K: 1 S: 7	H: 1 LOB: 0 BB: 0 P: 12	R: 1 E: 0 K: 0 S: 10	H: 2 LOB: 2 BB: 1 P: 19	R: 2 E: 1 K: 0 S: 7	H: 2 LOB: 0 BB: 1 P: 20	R: 0 E: 0 K: 0 S: 10	H: 1 LOB: 1 BB: 0 P: 15	1B: 8 2B: 1 3B: 0 HR: 2	SF: 0 SAC: 0 DP: 1 HBP: 0	WP: 1 PB: 0 SB: 0 CS: 1	PA: 38	
PITCHER	IP	WLS	BF	H	R	ER	SO	BB	IBB	HBP	BLK	WP	HR	S	P	ERA	WHIP				
Curt Young, L ERA: 5.5	6.0	L	30	9	7	4	3	3	0	0	0	0	2	60	108	6.00	2.000				
Todd Burns, R ERA: 1.08	2.0		7	2	0	0	0	0	0	0	0	0	0	16	28	0.00	1.000				

Oakland Athletics @ Seattle Mariners
The Kingdome, Seattle, WA
Mon Apr 17 1989, 10:05 PM EDT
Att: 14,827 - Unknown

AB 34
R 7
H 11
RBI 6
BB 3
SO 3
LOB 12



Batter	1	2	3	4	5	6	7	8	9	AB	R	H	RBI	BB	SO	LOB	TOP										
Tony Phillips, S (1.5) OBP: 0.356, SLG: 0.415	G6-3			2B	1B		G4-3	G4-3		5	2	2	1	0	0	4	Oakland Athletics @ Seattle Mariners The Kingdome, Seattle, WA Tue Apr 18 1989, 10:05 PM EDT Att: 9,670 - Dome										
Billy Beane, R (1.9) OBP: 0.273, SLG: 0.364	L9			2B	1B		K		L8	5	0	2	2	0	1	1											
Dave Henderson, R (1.8) OBP: 0.435, SLG: 0.531	P9			K	BB			K	F9	4	0	0	0	1	2	1											
Terry Steinbach, R (1.2) OBP: 0.320, SLG: 0.289		L9		F9	G4-3			2B	G4-3	4	0	1	0	0	0	3											
Luis Polonia, L (8, PR) OBP: 0.231, SLG: 0.257								1B		0	1	0	0	0	0	0											
Ron Hassey, L (8.2) OBP: 0.147, SLG: 0.152								2B		1	0	0	0	0	0	0											
Carney Lansford, R (1.3) OBP: 0.356, SLG: 0.389	G4-3			BB			G4-6-3	2B		2	1	1	0	1	0	0											
Dave Parker, L (1.10) OBP: 0.300, SLG: 0.446	3-1			K			G4-6-3	FC4-2	IBB	3	0	0	0	1	1	3											
Stan Javier, S (1.7) OBP: 0.342, SLG: 0.444			1-3		G6-3		K	FC4-2	2B	4	0	1	2	0	1	0											
Mike Gallego, R (1.4) OBP: 0.520, SLG: 0.696			CS	BB	1B	2B	G4-3	SH1-3	BB	3	1	2	0	1	0	2											
Walt Weiss, S (1.6) OBP: 0.341, SLG: 0.526	G5-3				L9		SH1-3		BB	2	0	0	0	1	0	2											
Inning Stats	R: 0 E: 0 K: 0 S: 8	H: 0 LOB: 0 BB: 0 P: 12	R: 0 E: 0 K: 0 S: 3	H: 0 LOB: 0 BB: 0 P: 6	R: 0 E: 0 K: 0 S: 8	H: 0 LOB: 0 BB: 1 P: 14	R: 1 E: 0 K: 2 S: 13	H: 2 LOB: 2 BB: 1 P: 24	R: 2 E: 0 K: 0 S: 13	H: 3 LOB: 2 BB: 1 P: 26	R: 0 E: 0 K: 1 S: 9	H: 0 LOB: 0 BB: 0 P: 13	R: 0 E: 0 K: 1 S: 9	H: 1 LOB: 1 BB: 0 P: 15	R: 2 E: 0 K: 1 S: 16	H: 3 LOB: 3 BB: 2 P: 31	R: 0 E: 0 K: 0 S: 9	H: 0 LOB: 0 BB: 0 P: 14	1B: 4 2B: 5 3B: 0 HR: 0	SF: 0 SAC: 1 DP: 1 HBP: 1	WP: 0 PB: 0 SB: 0 CS: 1	PA: 40					
PITCHER	IP	WLS	BF	H	R	ER	SO	BB	IBB	HBP	BLK	WP	HR	S	P	ERA	WHIP										
Steve Trout, L (1.1) ERA: 14.09	4.2		20	5	3	3	2	2	0	0	0	0	0	44	75	5.79	1.500										
Michael Jackson, R (5.1) ERA: 7.59	2.1	9	1	0	0	2	1	0	1	0	0	0	0	19	35	0.00	0.857										
Jerry Reed, R (8.1) ERA: 3.86	1.0	L	8	3	2	2	1	1	1	0	0	0	0	16	31	18.00	4.000										
Julio Solano, R (9.1) ERA: 6.75	1.0		3	0	0	0	0	0	0	0	0	0	0	9	14	0.00	0.000										

Batter	1	2	3	4	5	6	7	8	9	AB	R	H	RBI	BB	SO	LOB	BOTTOM											
Harold Reynolds, S (1.4) OBP: 0.361, SLG: 0.404	K		G4-3		G4-3		G3-4-3			4	0	0	0	0	1	0	Oakland Athletics @ Seattle Mariners The Kingdome, Seattle, WA Tue Apr 18 1989, 10:05 PM EDT Att: 9,670 - Dome											
Henry Cotto, R (1.7) OBP: 0.400, SLG: 0.722	P5		BB	BB		E6		G4-6-3	1B	3	1	1	0	1	0	0												
Alvin Davis, L (1.3) OBP: 0.491, SLG: 0.500	2B		BB	BB		F8		G4-6-3		3	0	1	0	1	0	2												
Mickey Brantley, R (1.9) OBP: 0.286, SLG: 0.324								G6-3		1	1	0	0	2	1	2												
Greg Briley, L (8.9) OBP: 0.333, SLG: 0.389										0	0	0	0	0	0	0												
Jeffrey Leonard, R (8, PH) OBP: 0.353, SLG: 0.489	BB		K			HR	BB			1	0	0	0	0	0	0												
Darnell Coles, R (1.10) OBP: 0.222, SLG: 0.295	P2		L1-3	BB		HR	HR		L9	3	1	1	3	1	0	2												
Ken Griffey Jr., L (1.8) OBP: 0.250, SLG: 0.350	G4-3		P5		K		K		F6	4	0	0	0	0	1	1												
Dave Valle, R (1.2) OBP: 0.293, SLG: 0.432	G4-3		L1-3		K		K		G4-3	4	0	0	0	0	1	1												
Edgar Martinez, R (1.5) OBP: 0.273, SLG: 0.172	K				K		K			3	0	0	0	0	3	0												
Rey Quinones, R (1.6) OBP: 0.150, SLG: 0.105	F9				P7		G6-3			3	0	0	0	0	0	0												
Inning Stats	R: 0 E: 0 K: 1 S: 9	H: 1 LOB: 2 BB: 1 P: 21	R: 0 E: 0 K: 1 S: 8	H: 0 LOB: 0 BB: 0 P: 10	R: 0 E: 0 K: 1 S: 11	H: 0 LOB: 2 BB: 2 P: 20	R: 0 E: 0 K: 0 S: 10	H: 0 LOB: 0 BB: 1 P: 16	R: 0 E: 0 K: 1 S: 6	H: 0 LOB: 0 BB: 0 P: 7	R: 3 E: 1 K: 2 S: 12	H: 1 LOB: 0 BB: 1 P: 22	R: 0 E: 0 K: 1 S: 7	H: 0 LOB: 0 BB: 0 P: 9	R: 0 E: 0 K: 0 S: 9	H: 1 LOB: 0 BB: 0 P: 15	R: 0 E: 0 K: 0 S: 9	H: 0 LOB: 0 BB: 0 P: 12	1B: 1 2B: 2 3B: 0 HR: 1	SF: 0 SAC: 0 DP: 2 HBP: 0	WP: 0 PB: 0 SB: 0 CS: 0	PA: 34						
PITCHER	IP	WLS	BF	H	R	ER	SO	BB	IBB	HBP	BLK	WP	HR	S	P	ERA	WHIP											
Mike Moore, R (1.1) ERA: 3.26	6.0		25	2	3	2	6	5	0	0	0	0	0	1	56	96	3.00	1.167										
Eric Plunk, R (7.1) ERA:	1.0	W	4	1	0	0	1	0	0	0	0	0	0	10	15	0.00	1.000											
Rick Honeycutt, L (8.1) ERA: 4.0	0.2		1	0	0	0	0	0	0	0	0	0	0	3	4	0.00	0.000											
Dennis Eckersley, R (8.1) ERA:	1.1	S	4	0	0	0	0	0	0	0	0	0	0	12	17	0.00	0.000											



Batter	1	2	3	4	5	6	7	8	9	AB	R	H	RBI	BB	SO	LOB	TOP																				
Tony Phillips, S OBP: 0.360, SLG: 0.435	F8	K		K		G3		G6-3		5	1	2	0	0	1	1																					
Billy Beane, R OBP: 0.357, SLG: 0.500 Luis Polonia, L OBP: 0.220, SLG: 0.243	2B	K		K		G3		P5		3	1	2	2	0	1	1																					
Dave Henderson, R OBP: 0.403, SLG: 0.481	F8		K	K				G5-3	G6-3	5	0	0	0	0	2	2																					
Carney Lansford, R OBP: 0.375, SLG: 0.421	2B		2B	G6-3				G1-3	G4-3	3	2	1	0	2	0	1																					
Terry Steinbach, R OBP: 0.345, SLG: 0.347	1B		2B			K		BB	L4	4	1	2	3	1	1	1																					
Lance Blankenship, R OBP: 0.500, SLG: 0.500 Dave Parker, L OBP: 0.302, SLG: 0.431	1B		K	G4-3		G4-3		BB	G4-3	2	0	1	0	0	1	1																					
Stan Javier, S OBP: 0.326, SLG: 0.400	L8		K	F8				BB	P5	4	0	0	0	1	1	4																					
Mike Gallego, R OBP: 0.483, SLG: 0.630		K		K		K		1B		4	0	1	2	0	3	0																					
Walt Weiss, S OBP: 0.333, SLG: 0.488	E9			BB		G3-1		K		3	1	0	0	1	1	2																					
Inning Stats	R: 2 H: 3 E: 0 K: 0 S: 12	H: 3 LOB: 2 BB: 1 P: 22	R: 0 H: 0 E: 1 K: 3 S: 14	H: 0 LOB: 1 BB: 0 P: 24	R: 1 H: 2 E: 0 K: 3 S: 12	H: 2 LOB: 1 BB: 0 P: 19	R: 2 H: 2 E: 0 K: 1 S: 10	H: 0 LOB: 0 BB: 0 P: 14	R: 0 H: 1 E: 0 K: 1 S: 7	H: 1 LOB: 1 BB: 0 P: 11	R: 2 H: 1 E: 0 K: 1 S: 12	H: 1 LOB: 2 BB: 3 P: 26	R: 0 H: 0 E: 0 K: 0 S: 9	H: 0 LOB: 0 BB: 0 P: 13	R: 0 H: 0 E: 0 K: 0 S: 6	H: 0 LOB: 1 BB: 1 P: 13	1B: 4 2B: 4 3B: 1 HR: 0	SF: 0 SAC: 0 DP: 0 HBP: 0	WP: 0 PB: 1 SB: 2 CS: 0	PA: 43																	
PITCHER	IP	WLS	BF	H	R	ER	SO	BB	IBB	HBP	BLK	WP	HR	S	P	ERA	WHIP	PITCHER			IP	WLS	BF	H	R	ER	SO	BB	IBB	HBP	BLK	WP	HR	S	P	ERA	WHIP
Mark Langston, L ERA: 3.99	4.0	L	22	7	5	5	8	2	0	0	0	0	0	50	89	11.25	2.250																				
Julio Solano, R ERA: 5.4	2.2		10	1	1	1	2	1	0	0	0	0	0	21	34	3.38	0.750																				
Dennis Powell, L ERA: 2.61	2.1		11	1	1	1	1	3	0	0	0	0	0	23	43	3.86	1.714																				

Batter	1	2	3	4	5	6	7	8	9	AB	R	H	RBI	BB	SO	LOB	BOTTOM																				
Harold Reynolds, S OBP: 0.348, SLG: 0.377	F7		G3-1		F7			L7		4	0	0	0	1	0	1																					
Ken Griffey Jr., L OBP: 0.271, SLG: 0.386 Henry Cotto, R OBP: 0.381, SLG: 0.684	2B		G4-3		L8		FC4-6	F7		4	2	2	0	0	0	1																					
Alvin Davis, L OBP: 0.483, SLG: 0.500	1B		2B		F7		BB	G4-3		4	1	1	0	1	0	1																					
Jeffrey Leonard, R OBP: 0.357, SLG: 0.490	SF8		K				E5	K		4	1	2	1	0	2	1																					
Darnell Coles, R OBP: 0.265, SLG: 0.333							BB	G5-3		4	1	3	0	0	0	1																					
Greg Britley, L OBP: 0.360, SLG: 0.429	G4-3						BB	K		3	0	1	0	1	1	3																					
Jim Presley, R OBP: 0.231, SLG: 0.208			L9		G6-3		P3	L8		4	0	0	1	0	0	4																					
Scott Bradley, L OBP: 0.222, SLG: 0.200	P5				F8		SF9			2	0	0	1	1	0	1																					
Mario Diaz, R OBP: 0.200, SLG: 0.800	F8				P3		P3	L6		4	0	0	0	0	0	4																					
Inning Stats	R: 1 H: 3 E: 0 K: 0 S: 17	H: 3 LOB: 0 BB: 0 P: 27	R: 0 H: 0 E: 0 K: 0 S: 4	H: 0 LOB: 0 BB: 0 P: 5	R: 0 H: 1 E: 0 K: 1 S: 11	H: 1 LOB: 1 BB: 0 P: 18	R: 1 H: 2 E: 0 K: 0 S: 11	H: 0 LOB: 0 BB: 0 P: 9	R: 1 H: 2 E: 0 K: 0 S: 10	H: 2 LOB: 2 BB: 1 P: 23	R: 2 H: 1 E: 1 K: 1 S: 11	H: 1 LOB: 1 BB: 2 P: 22	R: 0 H: 0 E: 0 K: 0 S: 10	H: 0 LOB: 1 BB: 1 P: 17	R: 0 H: 0 E: 0 K: 1 S: 10	H: 0 LOB: 0 BB: 0 P: 13	1B: 6 2B: 3 3B: 0 HR: 0	SF: 2 SAC: 0 DP: 0 HBP: 0	WP: 0 PB: 1 SB: 0 CS: 0	PA: 40																	
PITCHER	IP	WLS	BF	H	R	ER	SO	BB	IBB	HBP	BLK	WP	HR	S	P	ERA	WHIP	PITCHER			IP	WLS	BF	H	R	ER	SO	BB	IBB	HBP	BLK	WP	HR	S	P	ERA	WHIP
Dave Stewart, R ERA: 2.77	6.0	W	28	8	4	4	1	2	0	0	0	0	0	2	6	0.00	1.667																				
Greg Cadaret, L ERA: 7.71	0.1		2	0	0	0	0	1	0	0	0	0	0	2	6	0.00	3.000																				
Eric Plunk, R ERA:	1.2		7	1	1	0	1	1	0	0	0	0	0	19	29	0.00	1.200																				
Rick Honeycutt, L ERA: 3.72	0.2		2	0	0	0	0	0	0	0	0	0	0	7	10	0.00	0.000																				
Dennis Eckersley, R ERA:	0.1	S	1	0	0	0	1	0	0	0	0	0	0	3	3	0.00	0.000																				

Oakland Athletics @ Seattle Mariners
The Kingdome, Seattle, WA
Wed Apr 19 1989, 6:33 AM EDT
Att: 11,328 - Dome

AB 37
R 7
H 9
RBI 7
BB 6
SO 11
LOB 15



Oakland Athletics @ Seattle Mariners
The Kingdome, Seattle, WA
Wed Apr 19 1989, 6:33 AM EDT
Att: 11,328 - Dome

AB 34
R 5
H 9
RBI 3
BB 4
SO 3
LOB 17



Batter	1	2	3	4	5	6	7	8	9	AB	R	H	RBI	BB	SO	LOB	TOP					
Harold Reynolds, S (1, 4) OBP: 0.352, SLG: 0.409	F9		1B				G4-3	G4-3		5	0	2	0	0	0	2						
Ken Griffey Jr., L (1, 8) OBP: 0.264, SLG: 0.367	F8		K				HR	F7		5	1	1	1	0	2	3						
Alvin Davis, L (1, 3) OBP: 0.462, SLG: 0.528	P5			P4	G2-3		HR		F7	5	1	1	2	0	0	1						
Jeffrey Leonard, R (1, 7) OBP: 0.377, SLG: 0.556				G5-3			K		G6-3	5	2	3	1	0	1	0						
Darnell Coles, R (1, 10) OBP: 0.259, SLG: 0.321				G5-3			F9		F9	5	0	1	0	0	1	2						
Greg Britley, L (1, 9) OBP: 0.378, SLG: 0.417				1B	IBB		F9	E3		3	0	1	0	1	0	2						
Dave Valle, R (1, 2) OBP: 0.311, SLG: 0.439				G1-4-3			1B			4	0	2	1	0	1	3						
Jim Presley, R (1, 5) OBP: 0.233, SLG: 0.214				K						4	0	1	0	0	1	4						
Rey Quinones, R (8, 6) OBP: 0.150, SLG: 0.105				G1-6-3			G6-3	E4		0	0	0	0	0	0	0						
Mario Diaz, R (1, 6) OBP: 0.250, SLG: 0.625				G1-6-3			G6-3	SH1-3		3	1	1	0	0	0	1						
Inning Stats	R: 0 E: 0 K: 0 S: 8	H: 0 LOB: 0 BB: 0 P: 14	R: 1 E: 0 K: 1 S: 11	H: 2 LOB: 0 BB: 0 P: 18	R: 0 E: 0 K: 1 S: 6	H: 2 LOB: 1 BB: 0 P: 8	R: 1 E: 0 K: 1 S: 10	H: 2 LOB: 2 BB: 1 P: 18	R: 0 E: 0 K: 0 S: 9	H: 1 LOB: 1 BB: 0 P: 16	R: 0 E: 0 K: 0 S: 8	H: 2 LOB: 2 BB: 0 P: 14	R: 3 E: 1 K: 2 S: 14	H: 4 LOB: 2 BB: 0 P: 20	R: 0 E: 1 K: 0 S: 8	H: 0 LOB: 1 BB: 0 P: 11	R: 0 E: 0 K: 0 S: 8	H: 0 LOB: 0 BB: 0 P: 8	1B: 10 2B: 0 3B: 1 HR: 2	SF: 0 SAC: 1 DP: 2 HBP: 0	WP: 0 PB: 0 SB: 0 CS: 0	PA: 41
PITCHER	IP	WLS	BF	H	R	ER	SO	BB	IBB	HBP	BLK	WP	HR	S	P	ERA	WHIP					
Melido Perez, R (1, 1) ERA: 4.41	5.2		25	9	2	2	4	0	1	0	0	0	1	51	86	3.18	1.588					
Barry Jones, R (6, 1) ERA: 5.23	1.0	L	7	4	3	3	1	0	0	0	0	0	1	11	16	27.00	4.000					
Donn Pall, R (7, 1) ERA: 1.59	1.1		6	0	0	0	1	0	0	0	0	0	0	12	17	0.00	0.000					
Bobby Thigpen, R (9, 1) ERA: 1.35	1.0		3	0	0	0	0	0	0	0	0	0	0	8	8	0.00	0.000					

Seattle Mariners @ Chicago White Sox
Comiskey Park, Chicago, IL
Thu Apr 20 1989, 8:05 PM EDT
Att: 6,467 - Unknown

AB 39
R 5
H 13
RBI 5
BB 1
SO 6
LOB 18



Batter	1	2	3	4	5	6	7	8	9	AB	R	H	RBI	BB	SO	LOB	BOTTOM					
Ozzie Guillen, L (1, 6) OBP: 0.306, SLG: 0.329	F8		P5							4	0	0	0	0	0	1						
Dave Gallagher, R (1, 8) OBP: 0.386, SLG: 0.419	G4-3			HR				F9		4	1	2	0	0	0	1						
Harold Baines, L (1, 9) OBP: 0.431, SLG: 0.464	G6-3			P6					G6-3	4	0	0	0	0	0	2						
Ron Kittle, R (1, 3) OBP: 0.250, SLG: 0.306				P9	HR				F7	4	1	1	2	0	0	1						
Ivan Calderon, R (1, 10) OBP: 0.303, SLG: 0.364				K					G1-3	4	0	0	0	0	3	0						
Steve Lyons, L (1, 4) OBP: 0.300, SLG: 0.296				F7						3	0	0	0	0	0	0						
Daryl Boston, L (1, 7) OBP: 0.316, SLG: 0.250				G4-3						3	0	0	0	0	0	0						
Eddie Williams, R (1, 5) OBP: 0.458, SLG: 0.528				G6-3					G6-3	3	0	2	0	0	0	0						
Ron Karkovice, R (1, 2) OBP: 0.333, SLG: 0.333				G6-3						2	0	0	0	0	1	2						
Matt Merullo, L (8, PH) OBP: 0.316, SLG: 0.444				G6-3					F9	1	0	0	0	0	0	0						
Inning Stats	R: 0 E: 0 K: 0 S: 5	H: 0 LOB: 0 BB: 0 P: 7	R: 0 E: 0 K: 1 S: 10	H: 0 LOB: 0 BB: 0 P: 16	R: 0 E: 0 K: 0 S: 9	H: 1 LOB: 1 BB: 0 P: 14	R: 2 E: 0 K: 1 S: 10	H: 2 LOB: 0 BB: 0 P: 16	R: 0 E: 0 K: 0 S: 8	H: 1 LOB: 1 BB: 0 P: 9	R: 0 E: 0 K: 0 S: 7	H: 1 LOB: 1 BB: 0 P: 11	R: 0 E: 0 K: 1 S: 9	H: 0 LOB: 0 BB: 0 P: 14	R: 0 E: 1 K: 0 S: 8	H: 0 LOB: 1 BB: 0 P: 11	R: 0 E: 0 K: 0 S: 4	H: 0 LOB: 0 BB: 0 P: 6	1B: 4 2B: 0 3B: 0 HR: 1	SF: 0 SAC: 0 DP: 0 HBP: 0	WP: 0 PB: 0 SB: 0 CS: 1	PA: 32
PITCHER	IP	WLS	BF	H	R	ER	SO	BB	IBB	HBP	BLK	WP	HR	S	P	ERA	WHIP					
Scott Bankhead, R (1, 1) ERA: 3.16	9.0	W	32	5	2	2	4	0	0	0	0	0	1	70	104	2.00	0.556					

Seattle Mariners @ Chicago White Sox
Comiskey Park, Chicago, IL
Thu Apr 20 1989, 8:05 PM EDT
Att: 6,467 - Unknown

AB 32
R 2
H 5
RBI 2
BB 0
SO 4
LOB 7



Batter	1	2	3	4	5	6	7	8	9	AB	R	H	RBI	BB	SO	LOB	TOP									
Harold Reynolds, S (1, 4) OBP: 0.355, SLG: 0.408	F7		L4	G3		1B	1B			5	1	2	2	0	0	3	Seattle Mariners @ Chicago White Sox Comiskey Park, Chicago, IL Fri Apr 21 1989, 8:05 PM EDT Att: 7,652 - Unknown									
Henry Cotto, R (1, 8) OBP: 0.385, SLG: 0.625	F9		HBP	2B	1B	1B	F8			5	1	2	1	0	0	1										
Alvin Davis, L (1, 10) OBP: 0.457, SLG: 0.509	F9		2B	HBP		G1-3	1B	F9		4	0	1	2	0	0	0										
Jeffrey Leonard, R (1, 7) OBP: 0.379, SLG: 0.596 Greg Briley, L (8, 7) OBP: 0.379, SLG: 0.417		P4	SF9			HR	K	G5-4-3	BB	3	1	1	2	1	1	2										
Darnell Coles, R (1, 9) OBP: 0.254, SLG: 0.328		K	2B			F8	F7	G5-4-3		5	0	1	1	0	1	3										
Dave Valle, R (1, 2) OBP: 0.320, SLG: 0.500		G6-3	G6-3			E8	1B	HR	F9	5	2	2	1	0	0	2										
Jim Presley, R (1, 3) OBP: 0.286, SLG: 0.303			1B	F8		FC6-5	1B	G6-3	K	5	2	3	0	0	1	0										
Edgar Martinez, R (1, 5) OBP: 0.289, SLG: 0.206		1B	1B	L6		1B	1B	F9	K	5	2	2	1	0	1	1										
Mario Diaz, R (1, 6) OBP: 0.333, SLG: 0.583		HBP	SF9	1B	E7	1B	1B	G6-3		4	2	2	1	0	0	3										
Inning Stats	R: 0 E: 0 K: 0 S: 7	H: 0 LOB: 0 BB: 0 P: 10	R: 0 E: 0 K: 1 S: 6	H: 0 LOB: 0 BB: 0 P: 9	R: 4 E: 0 K: 0 S: 16	H: 5 LOB: 2 BB: 0 P: 22	R: 0 E: 1 K: 0 S: 8	H: 1 LOB: 1 BB: 0 P: 13	R: 1 E: 0 K: 0 S: 10	H: 1 LOB: 0 BB: 0 P: 11	R: 4 E: 1 K: 1 S: 24	H: 6 LOB: 2 BB: 0 P: 33	R: 2 E: 0 K: 0 S: 11	H: 3 LOB: 1 BB: 0 P: 15	R: 0 E: 0 K: 0 S: 5	H: 0 LOB: 0 BB: 0 P: 10	R: 0 E: 0 K: 2 S: 10	H: 0 LOB: 0 BB: 0 P: 18	1B: 12 2B: 2 3B: 0 HR: 2	SF: 1 SAC: 0 DP: 1 HBP: 1	WP: 0 PB: 0 SB: 0 CS: 0	PA: 44				
PITCHER	IP	WLS	BF	H	R	ER	SO	BB	IBB	HBP	BLK	WP	HR	S	P	ERA	WHIP									
Jerry Reuss, L (1, 1) ERA: 5.63	5.0	L	25	9	7	7	1	0	0	0	0	0	0	1	52	73	12.60	1.800								
Bill Long, R (6, 1) ERA: 7.5	0.1		4	3	0	0	0	0	0	0	0	0	0	0	12	15	0.00	9.000								
Ken Patterson, L (6, 1) ERA: 5.91	2.2		12	4	4	4	1	1	0	0	0	0	0	1	23	35	13.50	1.875								
Steve Rosenberg, L (9, 1) ERA: 4.5	1.0		3	0	0	0	2	0	0	0	0	0	0	0	10	18	0.00	0.000								

Batter	1	2	3	4	5	6	7	8	9	AB	R	H	RBI	BB	SO	LOB	BOTTOM								
Ozzie Guillen, L (1, 6) OBP: 0.293, SLG: 0.315 Jeff Schaefer, R (8, 6)	P4	F7			G1-3			P4		3	0	0	0	0	0	2	Seattle Mariners @ Chicago White Sox Comiskey Park, Chicago, IL Fri Apr 21 1989, 8:05 PM EDT Att: 7,652 - Unknown								
Dave Gallagher, R (1, 8) OBP: 0.378, SLG: 0.409	B2		F8		F7			1B		4	0	1	0	0	0	0									
Harold Baines, L (1, 9) OBP: 0.420, SLG: 0.441 Billy Jo Robidoux, L (9, 7) OBP: 0.231, SLG: 0.217			G3-1			G4-3		F8		3	0	0	0	1	0	1									
Ron Kittle, R (1, 3) OBP: 0.250, SLG: 0.325	F9		2B			F8		K		4	0	1	0	0	1	1									
Greg Walker, L (1, 10) OBP: 0.333, SLG: 0.294 Matt Merullo, L (9, PR) OBP: 0.316, SLG: 0.444		F8	F7			G4-3		FC6-4	HBP	3	0	0	0	0	0	1									
Daryl Boston, L (1, 7) OBP: 0.304, SLG: 0.250		FC7-4	1B		K		P3	FC6-4		4	1	1	0	0	1	1									
Steve Lyons, L (1, 5) OBP: 0.297, SLG: 0.281		FC7-4	BB		P6		F7	F9		3	0	0	0	1	0	1									
Fred Manrique, R (1, 4)		FC7-4	E		P3		G5-3			3	0	0	0	0	0	2									
Ron Karkovice, R (1, 2) OBP: 0.278, SLG: 0.278		E6			G5-3			K		3	0	0	0	0	1	1									
Inning Stats	R: 0 E: 0 K: 0 S: 8	H: 0 LOB: 1 BB: 1 P: 16	R: 1 E: 1 K: 0 S: 13	H: 1 LOB: 2 BB: 1 P: 20	R: 0 E: 0 K: 1 S: 8	H: 1 LOB: 1 BB: 0 P: 14	R: 0 E: 0 K: 1 S: 7	H: 0 LOB: 0 BB: 0 P: 12	R: 0 E: 0 K: 0 S: 9	H: 0 LOB: 0 BB: 0 P: 13	R: 0 E: 0 K: 0 S: 6	H: 0 LOB: 0 BB: 0 P: 9	R: 0 E: 0 K: 0 S: 7	H: 0 LOB: 0 BB: 0 P: 10	R: 0 E: 0 K: 1 S: 10	H: 1 LOB: 1 BB: 0 P: 13	R: 0 E: 0 K: 1 S: 9	H: 0 LOB: 1 BB: 0 P: 14	1B: 2 2B: 1 3B: 0 HR: 0	SF: 0 SAC: 0 DP: 0 HBP: 1	WP: 0 PB: 0 SB: 1 CS: 0	PA: 34			
PITCHER	IP	WLS	BF	H	R	ER	SO	BB	IBB	HBP	BLK	WP	HR	S	P	ERA	WHIP								
Mike Campbell, R (1, 1) ERA: 6.11	7.0	W	26	2	1	0	1	2	0	0	0	0	0	58	94	0.00	0.571								
Michael Jackson, R (8, 1) ERA: 6.75	1.0		4	1	0	0	1	0	0	0	0	0	0	10	13	0.00	1.000								
Mike Schooler, R (9, 1) ERA: 3.86	1.0		4	0	0	0	1	0	0	0	1	0	0	9	14	0.00	0.000								

AB	41
R	11
H	16
RBI	11
BB	1
SO	4
LOB	15



AB	31
R	1
H	3
RBI	0
BB	2
SO	3
LOB	10



Batter	1	2	3	4	5	6	7	8	9	AB	R	H	RBI	BB	SO	LOB	TOP		
Harold Reynolds, S (1, 4) OBP: 0.350, SLG: 0.392										3	0	0	0	0	1	1			
Ken Griffey Jr., L (1, 8) OBP: 0.246, SLG: 0.340										4	0	0	0	0	0	2			
Alvin Davis, L (1, 3) OBP: 0.446, SLG: 0.483										3	0	0	0	1	1	1			
Jeffrey Leonard, R (1, 7) OBP: 0.362, SLG: 0.567										3	0	0	0	0	1	1			
Darnell Coles, R (1, 10) OBP: 0.274, SLG: 0.344										3	0	2	0	0	0	0			
Greg Britley, L (1, 9) OBP: 0.375, SLG: 0.385										2	0	0	0	0	1	1			
Dave Valle, R (1, 2) OBP: 0.302, SLG: 0.469										3	0	0	0	0	1	2			
Jim Presley, R (1, 5) OBP: 0.263, SLG: 0.278										3	0	0	0	0	1	0			
Mario Diaz, R (1, 6) OBP: 0.286, SLG: 0.500										2	0	0	0	0	0	0			
Scott Bradley, L (9, PH) OBP: 0.263, SLG: 0.250										1	0	1	0	0	0	0			
Mickey Brantley, R (9, PR) OBP: 0.286, SLG: 0.324										0	0	0	0	0	0	0			
Inning Stats	R: 0 H: 0 E: 0 K: 2 S: 9	H: 0 LOB: 0 BB: 0 P: 14	R: 0 H: 1 E: 1 K: 1 S: 7	LOB: 1 BB: 0 P: 14	R: 0 H: 0 E: 0 K: 1 S: 7	LOB: 0 BB: 0 P: 14	R: 0 H: 1 E: 0 K: 1 S: 6	LOB: 0 BB: 1 P: 13	R: 0 H: 0 E: 0 K: 1 S: 5	LOB: 0 BB: 0 P: 7	R: 0 H: 0 E: 0 K: 0 S: 5	LOB: 0 BB: 0 P: 8	R: 0 H: 0 E: 0 K: 1 S: 5	LOB: 0 BB: 0 P: 7	R: 0 H: 1 E: 0 K: 0 S: 9	LOB: 2 BB: 0 P: 13	1B: 3 2B: 0 3B: 0 HR: 0	SF: 0 SAC: 0 DP: 1 HBP: 2	WP: 2 PA: 31 PB: 0 SB: 1 CS: 1
PITCHER Eric King, R (1, 1) ERA: 3.38	IP: 9.0 WLS: W BF: 30 H: 3 R: 0 ER: 0 SO: 6 BB: 1 IBB: 0 HBP: 2 BLK: 0 WP: 2 HR: 0 S: 60 P: 104 ERA: 0.00 WHIP: 0.444																		

Seattle Mariners @ Chicago White Sox
Comiskey Park, Chicago, IL
Sat Apr 22 1989, 8:05 PM EDT
Att: 15,007 - Unknown

AB	27
R	0
H	3
RBI	0
BB	1
SO	6
LOB	8



Batter	1	2	3	4	5	6	7	8	9	AB	R	H	RBI	BB	SO	LOB	BOTTOM		
Ozzie Guillen, L (1, 6) OBP: 0.278, SLG: 0.299										4	0	0	0	0	2	3			
Dave Gallagher, R (1, 8) OBP: 0.355, SLG: 0.386										4	1	0	0	0	1	1			
Harold Baines, L (1, 9) OBP: 0.425, SLG: 0.435										3	0	1	0	1	0	0			
Ron Kittle, R (1, 3) OBP: 0.250, SLG: 0.318										4	0	1	1	0	1	2			
Billy Jo Rodriguez, L (9, 3) OBP: 0.231, SLG: 0.217										0	0	0	0	0	0	0			
Greg Walker, L (1, 10) OBP: 0.302, SLG: 0.263										4	0	0	0	0	2	4			
Ivan Calderon, R (1, 7) OBP: 0.290, SLG: 0.345										3	0	0	0	0	2				
Matt Merullo, L (1, 2) OBP: 0.318, SLG: 0.429										3	0	1	0	0	1	0			
Steve Lyons, L (1, 4) OBP: 0.299, SLG: 0.283										3	0	1	0	0	1	1			
Eddie Williams, R (1, 5) OBP: 0.459, SLG: 0.545										2	0	1	0	0	1	1			
Inning Stats	R: 0 H: 1 E: 1 K: 0 S: 8	H: 1 LOB: 2 BB: 0 P: 16	R: 0 H: 1 E: 0 K: 1 S: 9	LOB: 1 BB: 0 P: 11	R: 1 H: 1 E: 1 K: 2 S: 14	LOB: 2 BB: 1 P: 24	R: 0 H: 1 E: 0 K: 2 S: 9	LOB: 1 BB: 0 P: 11	R: 0 H: 0 E: 0 K: 2 S: 9	LOB: 0 BB: 0 P: 15	R: 0 H: 0 E: 0 K: 2 S: 9	LOB: 0 BB: 0 P: 11	R: 0 H: 1 E: 0 K: 0 S: 12	LOB: 1 BB: 0 P: 19	R: 0 H: 0 E: 0 K: 1 S: 7	LOB: 0 BB: 0 P: 10	1B: 4 2B: 1 3B: 0 HR: 0	SF: 0 SAC: 1 DP: 0 HBP: 0	WP: 1 PA: 33 PB: 0 SB: 0 CS: 3
PITCHER Erik Hanson, R (1, 1) ERA: 1.24	IP: 7.0 WLS: L BF: 29 H: 5 R: 1 ER: 0 SO: 8 BB: 1 IBB: 0 HBP: 0 BLK: 0 WP: 1 HR: 0 S: 69 P: 107 ERA: 0.00 WHIP: 0.857																		
Dennis Powell, L (8, 1) ERA: 2.35	IP: 1.0 WLS: L BF: 3 H: 0 R: 0 ER: 0 SO: 1 BB: 0 IBB: 0 HBP: 0 BLK: 0 WP: 0 HR: 0 S: 7 P: 10 ERA: 0.00 WHIP: 0.000																		

Seattle Mariners @ Chicago White Sox
Comiskey Park, Chicago, IL
Sat Apr 22 1989, 8:05 PM EDT
Att: 15,007 - Unknown

AB	30
R	1
H	5
RBI	1
BB	1
SO	9
LOB	14




Batter	1	2	3	4	5	6	7	8	9	AB	R	H	RBI	BB	SO	LOB	TOP						
Harold Reynolds, S OBP: 0.341, SLG: 0.405										5	1	1	0	0	1	1	Seattle Mariners @ Chicago White Sox Comiskey Park, Chicago, IL Sun Apr 23 1989, 4:33 AM EDT Att: 11,216 - Unknown						
Henry Cotto, R OBP: 0.419, SLG: 0.607										4	2	2	1	1	1	0							
Alvin Davis, L OBP: 0.456, SLG: 0.492										3	1	1	1	1	0	1							
Jim Presley, R OBP: 0.263, SLG: 0.278										0	0	0	0	0	0	0							
Jeffrey Leonard, R OBP: 0.351, SLG: 0.531										4	1	0	1	1	2	4							
Darnell Coles, R OBP: 0.269, SLG: 0.348										5	1	1	1	0	1	4							
Ken Griffey Jr., L OBP: 0.290, SLG: 0.368										4	2	3	1	1	0	1							
Edgar Martinez, R OBP: 0.302, SLG: 0.194										2	1	0	1	2	0	2							
Scott Bradley, L OBP: 0.304, SLG: 0.400										4	0	2	4	0	0	3							
Omar Vizquel, S OBP: 0.226, SLG: 0.111										3	1	0	0	1	0	2							
Inning Stats	R: 5 E: 0 K: 1 S: 20	H: 4 LOB: 1 BB: 2 P: 36	R: 0 E: 0 K: 0 S: 4	H: 0 LOB: 0 BB: 1 P: 9	R: 2 E: 0 K: 0 S: 9	H: 1 LOB: 0 BB: 1 P: 14	R: 0 E: 0 K: 1 S: 8	H: 0 LOB: 0 BB: 0 P: 12	R: 0 E: 0 K: 0 S: 13	H: 1 LOB: 3 BB: 1 P: 22	R: 2 E: 0 K: 1 S: 18	H: 2 LOB: 1 BB: 1 P: 27	R: 1 E: 1 K: 0 S: 5	H: 2 LOB: 0 BB: 0 P: 9	R: 0 E: 0 K: 1 S: 6	H: 0 LOB: 0 BB: 0 P: 8	R: 0 E: 0 K: 1 S: 9	H: 0 LOB: 1 BB: 1 P: 15	1B: 5 2B: 6 3B: 1 HR: 0	SF: 1 SAC: 0 DP: 2 HBP: 1	WP: 0 PB: 0 SB: 0 CS: 0	PA: 43	
PITCHER	IP	WLS	BF	H	R	ER	SO	BB	IBB	HBP	BLK	WP	HR	S	P	ERA	WHIP					ERA	WHIP
Shawn Hillegas, R ERA: 5.3	(1, 1)	0.2	L	8	4	5	1	2	0	0	0	0	0	18	34	67.50	9.000					0.00	1.000
Steve Rosenberg, L ERA: 4.5	(1, 1)	4.0		16	2	2	2	2	0	1	0	0	0	33	50	4.50	1.000						
Bill Long, R ERA: 8.27	(5, 1)	1.1		8	2	2	2	2	0	0	0	0	0	21	36	13.50	3.000						
Barry Jones, R ERA: 4.76	(7, 1)	1.0		4	2	1	0	0	0	0	0	0	0	5	9	0.00	2.000						
Donn Pail, R ERA: 1.46	(8, 1)	1.0		3	0	0	0	1	0	0	0	0	0	6	8	0.00	0.000						
PITCHER	IP	WLS	BF	H	R	ER	SO	BB	IBB	HBP	BLK	WP	HR	S	P	ERA	WHIP					ERA	WHIP
Bobby Thigpen, R ERA: 1.17	(9, 1)	1.0		4	0	0	1	1	0	0	0	0	0	9	15	0.00	1.000					0.00	1.000

Batter	1	2	3	4	5	6	7	8	9	AB	R	H	RBI	BB	SO	LOB	BOTTOM						
Dave Gallagher, R OBP: 0.361, SLG: 0.370										3	0	0	0	2	1	0	Seattle Mariners @ Chicago White Sox Comiskey Park, Chicago, IL Sun Apr 23 1989, 4:33 AM EDT Att: 11,216 - Unknown						
Ozzie Guillen, L OBP: 0.277, SLG: 0.296										4	0	1	0	0	1	1							
Jeff Schaefer, R (9, PH)										1	1	0	0	0	0	1							
Harold Baines, L OBP: 0.436, SLG: 0.431										3	1	1	0	2	0	1							
Ron Kittle, R OBP: 0.283, SLG: 0.388										5	1	3	1	0	0	2							
Ivan Calderon, R OBP: 0.284, SLG: 0.333										5	0	1	2	0	1	3							
Eddie Williams, R OBP: 0.455, SLG: 0.576										4	3	1	1	1	0	2							
Billy Jo Robidoux, L OBP: 0.233, SLG: 0.222										4	0	1	0	0	0	2							
Fred Manrique, R OBP: 0.250, SLG: 0.375										4	0	2	2	0	0	1							
Ron Karkovics, R OBP: 0.250, SLG: 0.250										2	0	0	0	0	0	2							
Matt Merullo, L OBP: 0.292, SLG: 0.391										2	0	0	0	0	0	1							
Inning Stats	R: 0 E: 0 K: 1 S: 8	H: 0 LOB: 0 BB: 0 P: 13	R: 1 E: 0 K: 0 S: 13	H: 2 LOB: 1 BB: 0 P: 18	R: 0 E: 0 K: 0 S: 7	H: 0 LOB: 1 BB: 1 P: 15	R: 1 E: 1 K: 0 S: 9	H: 2 LOB: 2 BB: 0 P: 16	R: 0 E: 0 K: 2 S: 9	H: 1 LOB: 2 BB: 1 P: 14	R: 1 E: 0 K: 0 S: 6	H: 1 LOB: 0 BB: 0 P: 8	R: 0 E: 0 K: 0 S: 7	H: 1 LOB: 1 BB: 1 P: 15	R: 1 E: 0 K: 0 S: 10	H: 1 LOB: 1 BB: 1 P: 17	R: 2 E: 0 K: 0 S: 16	H: 2 LOB: 1 BB: 1 P: 23	1B: 6 2B: 4 3B: 0 HR: 1	SF: 0 SAC: 0 DP: 1 HBP: 0	WP: 0 PB: 0 SB: 0 CS: 0	PA: 42	
PITCHER	IP	WLS	BF	H	R	ER	SO	BB	IBB	HBP	BLK	WP	HR	S	P	ERA	WHIP					ERA	WHIP
Steve Trout, L ERA: 9.24	(1, 1)	5.0	W	23	5	2	1	3	0	0	0	0	0	46	76	1.80	1.400						
Jerry Reed, R ERA: 4.39	(6, 1)	3.0		13	3	2	2	0	2	0	0	0	1	23	40	6.00	1.667						
Julio Solano, R ERA: 7.04	(9, 1)	1.0		6	2	2	2	0	1	0	0	0	0	16	23	18.00	3.000						

Batter	1	2	3	4	5	6	7	8	9	AB	R	H	RBI	BB	SO	LOB	TOP					
Harold Reynolds, S OBP: 0.348, SLG: 0.410 (1, 4)	E5 1B		FC6-4 1B	L9			G4-6-3 1B			4	0	2	0	0	0	3						
Henry Cotto, R OBP: 0.400, SLG: 0.563 (6, 8)	CS 1B		F7		F9		G4-6-3 1-2			4	0	1	0	0	0	3						
Alvin Davis, L OBP: 0.446, SLG: 0.478 (1, 3)	BB 1B		F9		F7			G4-3		4	0	1	0	0	0	1						
Jeffrey Leonard, R OBP: 0.346, SLG: 0.507 (1, 7)	BB 1-2		FC6-4 1-2		G5-3			G6-3		3	0	0	0	1	0	1						
Darnell Coles, R OBP: 0.268, SLG: 0.333 (1, 10)	G4-3			G6-3		G5-3		FC6-4 BB		3	0	0	0	1	0	2						
Ken Griffey Jr., L OBP: 0.323, SLG: 0.390 (6, 9)		FC5-4 1B		BB 1B		G5-4-3 BB		FC6-4 1-2		2	0	2	0	1	0	0						
Mickey Brantley, R OBP: 0.279, SLG: 0.316 (9, PH)		FC5-4 1-2		BB BB		G5-4-3 1-2				1	0	0	0	0	0	1						
Dave Valle, R OBP: 0.298, SLG: 0.442 (1, 2)		FC5-4 1-2		BB BB		G5-4-3 1-2			F8	3	0	0	0	1	0	2	AB 31 R 0 H 7 RBI 0 BB 5 SO 0 LOB 17					
Edgar Martinez, R OBP: 0.277, SLG: 0.175 (1, 5)		G5-3 1-2		F8			G4-3		G6-3	4	0	0	0	0	0	3						
Omar Vizquel, S OBP: 0.265, SLG: 0.138 Scott Bradley, L OBP: 0.292, SLG: 0.381 (9, PH)		G6-3			1-2 2-3 BB				G6-3	2	0	1	0	1	0	1						
Inning Stats	R: 0 E: 1 K: 0 S: 14	H: 2 LOB: 2 BB: 1 P: 26	R: 0 E: 0 K: 0 S: 8	H: 1 LOB: 1 BB: 0 P: 11	R: 0 E: 0 K: 0 S: 5	H: 1 LOB: 1 BB: 0 P: 5	R: 0 E: 0 K: 0 S: 9	H: 1 LOB: 3 BB: 2 P: 23	R: 0 E: 0 K: 0 S: 5	H: 0 LOB: 0 BB: 0 P: 10	R: 0 E: 0 K: 0 S: 5	H: 0 LOB: 0 BB: 1 P: 12	R: 0 E: 0 K: 0 S: 9	H: 2 LOB: 1 BB: 0 P: 13	R: 0 E: 0 K: 0 S: 10	H: 0 LOB: 1 BB: 1 P: 17	R: 0 E: 0 K: 0 S: 8	H: 0 LOB: 0 BB: 0 P: 11	1B: 7 2B: 0 3B: 0 HR: 0	SF: 0 SAC: 0 DP: 2 HBP: 0	WP: 0 PB: 0 SB: 1 CS: 1	PA: 36
PITCHER Doyle Alexander, R ERA: 2.01 (1, 1)	IP: 9.0 WLS: W BF: 36 H: 7 R: 0 ER: 0 SO: 0 BB: 5 IBB: 0 HBP: 0 BLK: 0 WP: 0 HR: 0 S: 73 P: 128 ERA: 0.00 WHIP: 1.333															PITCHER Doyle Alexander, R ERA: 2.01 (1, 1)	IP: 9.0 WLS: W BF: 36 H: 7 R: 0 ER: 0 SO: 0 BB: 5 IBB: 0 HBP: 0 BLK: 0 WP: 0 HR: 0 S: 73 P: 128 ERA: 0.00 WHIP: 1.333					

Seattle Mariners @ Detroit Tigers
Tiger Stadium, Detroit, MI
Mon Apr 24 1989, 7:05 PM EDT
Att: 13,174 - Unknown - 59 F

AB 31
R 0
H 7
RBI 0
BB 5
SO 0
LOB 17



Batter	1	2	3	4	5	6	7	8	9	AB	R	H	RBI	BB	SO	LOB	BOTTOM			
Kenny Williams, R OBP: 0.239, SLG: 0.338 (1, 8)	G4-3		G5-3		K		K			4	0	0	0	0	2	1				
Keith Moreland, R OBP: 0.350, SLG: 0.342 (1, 10)	G4-3		P3		G1-3			P3		4	0	0	0	0	0	0				
Gary Ward, R OBP: 0.375, SLG: 0.333 (1, 7)	F8		BB 1B			F8		G6-3		4	0	1	0	0	0	0				
Alan Trammell, R OBP: 0.386, SLG: 0.344 (1, 6)		BB FC5-2 1B	FC6-4 BB		G5-4-3 1B			K		3	0	2	0	1	1	0				
Chet Lemon, R OBP: 0.455, SLG: 0.333 (1, 9)		FC5-2 1B	FC6-4 1-2		G5-4-3 1-2					2	0	0	0	1	0	3				
Chris Brown, R OBP: 0.231, SLG: 0.240 (1, 5)		FC5-2 1B		G5-3			BB SF8 BB			2	1	1	0	1	0	0				
Mike Heath, R OBP: 0.417, SLG: 0.364 (1, 2)		FC5-2 1B		F7			E 1B			3	0	1	0	0	0	3	AB 27 R 1 H 5 RBI 1 BB 3 SO 5 LOB 14			
Torey Lovullo, S OBP: 0.246, SLG: 0.189 (1, 3)		K		L5			SF8			2	0	0	1	0	1	3				
Al Pedrique, R OBP: 0.200, SLG: 0.214 Lou Whitaker, L OBP: 0.394, SLG: 0.453 (9, 4)		L6			P3		K			3	0	0	0	0	1	4				
Inning Stats	R: 0 E: 0 K: 0 S: 5	H: 0 LOB: 0 BB: 0 P: 9	R: 0 E: 0 K: 1 S: 14	H: 2 LOB: 3 BB: 1 P: 24	R: 0 E: 0 K: 0 S: 11	H: 1 LOB: 2 BB: 1 P: 18	R: 0 E: 0 K: 0 S: 6	H: 0 LOB: 0 BB: 0 P: 10	R: 0 E: 0 K: 1 S: 9	H: 0 LOB: 0 BB: 0 P: 16	R: 0 E: 0 K: 0 S: 7	H: 1 LOB: 0 BB: 0 P: 14	R: 1 E: 1 K: 2 S: 17	H: 1 LOB: 1 BB: 1 P: 30	R: 0 E: 0 K: 1 S: 8	H: 0 LOB: 0 BB: 0 P: 10	1B: 5 2B: 0 3B: 0 HR: 0	SF: 1 SAC: 0 DP: 1 HBP: 0	WP: 0 PB: 0 SB: 0 CS: 0	PA: 31
PITCHER Mark Langston, L ERA: 3.47 Michael Jackson, R ERA: 6.1 (8, 1)	IP: 7.0 WLS: L BF: 28 H: 5 R: 1 ER: 1 SO: 1 BB: 3 IBB: 0 HBP: 0 BLK: 0 WP: 0 HR: 0 S: 69 P: 121 ERA: 1.29 WHIP: 1.143															PITCHER Mark Langston, L ERA: 3.47 Michael Jackson, R ERA: 6.1 (8, 1)	IP: 7.0 WLS: L BF: 28 H: 5 R: 1 ER: 1 SO: 1 BB: 3 IBB: 0 HBP: 0 BLK: 0 WP: 0 HR: 0 S: 69 P: 121 ERA: 1.29 WHIP: 1.143			

Seattle Mariners @ Detroit Tigers
Tiger Stadium, Detroit, MI
Mon Apr 24 1989, 7:05 PM EDT
Att: 13,174 - Unknown - 59 F

AB 27
R 1
H 5
RBI 1
BB 3
SO 5
LOB 14



Batter	1	2	3	4	5	6	7	8	9	AB	R	H	RBI	BB	SO	LOB	TOP								
Harold Reynolds, S OBP: 0.344, SLG: 0.402 (1, 4)	F7	P3						F8		4	0	1	0	0	0	1	Seattle Mariners @ Detroit Tigers Tiger Stadium, Detroit, MI Tue Apr 25 1989, 3:33 AM EDT Att: 12,043 - Unknown								
Henry Cotto, R OBP: 0.359, SLG: 0.500 (1, 8)	K		B5-3			FC6-4 1B		K		4	0	0	0	0	2	1									
Darnell Coles, R OBP: 0.280, SLG: 0.342 (1, 10)	BB 1B							F9		4	0	2	0	0	0	0									
Jeffrey Leonard, R OBP: 0.354, SLG: 0.543 (1, 7)	FC6-4 BB		G6-4-3					P3		3	1	1	1	1	0	1									
Mickey Brantley, R OBP: 0.277, SLG: 0.310 (1, 9)	FC6-4							HR		4	0	1	0	0	1	2									
Dave Valle, R OBP: 0.311, SLG: 0.455 (1, 2)		G3-1 1B						K		3	1	1	0	1	1	0									
Jim Presley, R OBP: 0.244, SLG: 0.256 Alvin Davis, L OBP: 0.440, SLG: 0.471 (9, PH)	G3-1		P3					F8		3	0	0	0	0	0	1									
Edgar Martinez, R OBP: 0.275, SLG: 0.182 (1, 5)								K		4	0	1	1	0	1	2									
Omar Vizquel, S OBP: 0.243, SLG: 0.125 (1, 6)		G6-3						F7		3	0	0	0	0	0	1									
Inning Stats	R: 0 E: 0 K: 1 S: 10	H: 1 LOB: 2 BB: 1 P: 18	R: 1 E: 0 K: 0 S: 13	H: 2 LOB: 1 BB: 0 P: 22	R: 0 E: 0 K: 0 S: 5	H: 1 LOB: 0 BB: 0 P: 7	R: 0 E: 0 K: 1 S: 6	H: 0 LOB: 0 BB: 0 P: 13	R: 0 E: 0 K: 0 S: 5	H: 1 LOB: 1 BB: 0 P: 10	R: 1 E: 0 K: 1 S: 9	H: 1 LOB: 0 BB: 0 P: 16	R: 0 E: 0 K: 1 S: 8	H: 0 LOB: 0 BB: 0 P: 11	R: 0 E: 0 K: 1 S: 7	H: 0 LOB: 0 BB: 0 P: 12	R: 0 E: 0 K: 1 S: 10	H: 1 LOB: 2 BB: 1 P: 19	1B: 5 2B: 1 3B: 0 HR: 1	SF: 0 SAC: 0 DP: 1 HBP: 0	WP: 0 PB: 0 SB: 1 CS: 0	PA: 35			
PITCHER	IP	WLS	BF	H	R	ER	SO	BB	IBB	HBP	BLK	WP	HR	S	P	ERA	WHIP								
Frank Tanana, L ERA: 4.35 (1, 1)	8.0	W	30	6	2	2	5	1	0	0	0	0	1	63	109	2.25	0.875								
Frank Williams, R ERA: 5.27 (9, 1)	0.1	S	3	1	0	0	0	1	0	0	0	0	0	4	9	0.00	6.000								
Willie Hernandez, L ERA: 5.68 (9, 1)	0.2	S	2	0	0	0	1	0	0	0	0	0	0	6	10	0.00	0.000								

Batter	1	2	3	4	5	6	7	8	9	AB	R	H	RBI	BB	SO	LOB	BOTTOM								
Pat Sheridan, L OBP: 0.389, SLG: 0.400 Keith Moreland, R OBP: 0.341, SLG: 0.333 (7, PH)	F7			F9 2B BB				G4-3		2	1	0	0	1	1	2	Seattle Mariners @ Detroit Tigers Tiger Stadium, Detroit, MI Tue Apr 25 1989, 3:33 AM EDT Att: 12,043 - Unknown								
Gary Ward, R OBP: 0.321, SLG: 0.280 Kenny Williams, R OBP: 0.239, SLG: 0.338 (8, 8)	K			F9				G6-3		4	0	0	0	0	1	2									
Lou Whitaker, L OBP: 0.400, SLG: 0.474 (1, 4)	F8			F9				G6-3		0	0	0	0	0	0	0									
Alan Trammell, R OBP: 0.378, SLG: 0.338 (1, 6)				F9				G6-3		4	0	2	1	0	0	0									
Fred Lynn, L OBP: 0.290, SLG: 0.226 (1, 7)				G6-3				G6-3		4	1	1	0	0	0	2									
Matt Nokes, L OBP: 0.373, SLG: 0.615 (1, 2)				G6-3				G6-3		4	2	2	0	0	1	1									
Chris Brown, R OBP: 0.200, SLG: 0.207 (1, 5)				G6-3				G6-3		4	0	0	0	0	4	3									
Chet Lemon, R OBP: 0.466, SLG: 0.326 (1, 9)				P4				G4-3		1	0	0	0	2	0	0									
Dave Bergman, L OBP: 0.361, SLG: 0.355 (1, 3)				K				SH1-4		2	0	0	0	0	1	2									
Inning Stats	R: 0 E: 0 K: 1 S: 8	H: 0 LOB: 0 BB: 0 P: 12	R: 0 E: 0 K: 2 S: 9	H: 0 LOB: 0 BB: 0 P: 16	R: 0 E: 0 K: 2 S: 8	H: 0 LOB: 0 BB: 0 P: 14	R: 1 E: 0 K: 0 S: 6	H: 1 LOB: 1 BB: 1 P: 14	R: 1 E: 0 K: 2 S: 17	H: 2 LOB: 2 BB: 1 P: 29	R: 3 E: 0 K: 1 S: 15	H: 3 LOB: 0 BB: 0 P: 25	R: 0 E: 0 K: 0 S: 6	H: 0 LOB: 1 BB: 1 P: 13	R: 0 E: 0 K: 1 S: 11	H: 1 LOB: 2 BB: 1 P: 21	1B: 4 2B: 1 3B: 1 HR: 1	SF: 0 SAC: 1 DP: 0 HBP: 0	WP: 0 PB: 0 SB: 0 CS: 1	PA: 34					
PITCHER	IP	WLS	BF	H	R	ER	SO	BB	IBB	HBP	BLK	WP	HR	S	P	ERA	WHIP								
Scott Bankhead, R ERA: 3.98 (1, 1)	6.0	L	25	6	5	5	8	2	0	0	0	0	1	63	110	7.50	1.333								
Dennis Powell, L ERA: 2.25 (7, 1)	0.2	S	3	0	0	0	0	1	0	0	0	0	0	5	12	0.00	1.500								
Mike Schooler, R ERA: 3.24 (7, 1)	1.1	S	6	1	0	0	1	1	0	0	0	0	0	12	22	0.00	1.500								

AB	33
R	2
H	7
RBI	2
BB	2
SO	6
LOB	11



Batter	1	2	3	4	5	6	7	8	9	AB	R	H	RBI	BB	SO	LOB	TOP			
Lloyd Moseby, L OBP: 0.341, SLG: 0.347										4	1	0	0	1	2	2	Toronto Blue Jays @ Seattle Mariners The Kingdom, Seattle, WA Wed Apr 26 1989, 10:05 PM EDT Att: 7,399 - Dome			
Rance Mulliniks, L OBP: 0.311, SLG: 0.259										4	1	1	0	1	0	2				
Ernie Whitt, L OBP: 0.348, SLG: 0.415										4	0	1	2	0	1	1				
George Bell, R OBP: 0.289, SLG: 0.369										3	1	1	0	1	0	1				
Fred McGriff, L OBP: 0.443, SLG: 0.649										4	1	1	2	0	1	3				
Pat Borders, R OBP: 0.306, SLG: 0.447										4	1	1	1	0	0	1				
Nelson Liriano, S OBP: 0.277, SLG: 0.288										3	1	0	0	1	0	0				
Rob Ducey, L OBP: 0.267, SLG: 0.286										2	0	1	1	0	1	0				
Jesse Barfield, R OBP: 0.266, SLG: 0.425										2	0	0	0	0	1	0				
Manuel Lee, S OBP: 0.307, SLG: 0.290										4	0	1	0	0	1	1				
Inning Stats	R: 1 E: 0 K: 0 S: 12	H: 0 LOB: 0 BB: 1 P: 22	R: 0 E: 0 K: 1 S: 6	H: 0 LOB: 0 BB: 0 P: 10	R: 0 E: 0 K: 1 S: 7	H: 1 LOB: 1 BB: 0 P: 14	R: 4 E: 0 K: 1 S: 23	H: 4 LOB: 1 BB: 1 P: 40	R: 1 E: 0 K: 0 S: 7	H: 2 LOB: 1 BB: 0 P: 11	R: 0 E: 0 K: 1 S: 8	H: 0 LOB: 2 BB: 2 P: 23	R: 0 E: 0 K: 0 S: 8	H: 0 LOB: 0 BB: 0 P: 13	R: 0 E: 0 K: 1 S: 11	H: 0 LOB: 0 BB: 0 P: 14	1B: 3 2B: 2 3B: 0 HR: 2	SF: 0 SAC: 0 DP: 0 HBP: 0	WP: 0 PB: 0 SB: 2 CS: 0	PA: 38
PITCHER	IP WLS BF H R ER SO BB IBB HBP BLK WP HR S P ERA WHIP																			
Mike Campbell, R ERA: 7.29	(1, 1) 3.1 17 5 5 5 2 2 0 0 0 0 0 2 39 72 13.50 2.100																			
Jerry Reed, R ERA: 4.5	(4, 1) 1.2 7 2 1 1 1 0 0 0 0 0 0 0 16 25 5.40 1.200																			
Steve Trout, L ERA: 7.98	(6, 1) 2.0 W 8 0 0 0 3 2 0 0 0 0 0 0 0 16 36 0.00 1.000																			
Michael Jackson, R ERA: 5.11	(8, 1) 2.0 S 6 0 0 0 1 0 0 0 0 0 0 0 0 19 27 0.00 0.000																			

livebaseballscorecards.com

AB 34
R 6
H 7
RBI 6
BB 4
SO 7
LOB 11



Batter	1	2	3	4	5	6	7	8	9	AB	R	H	RBI	BB	SO	LOB	BOTTOM			
Harold Reynolds, S OBP: 0.337, SLG: 0.391										5	1	1	0	0	1	0	Toronto Blue Jays @ Seattle Mariners The Kingdom, Seattle, WA Wed Apr 26 1989, 10:05 PM EDT Att: 7,399 - Dome			
Darnell Coles, R OBP: 0.266, SLG: 0.325										4	1	0	0	0	2					
Alvin Davis, L OBP: 0.443, SLG: 0.465										3	1	1	0	1	0					
Jeffrey Leonard, R OBP: 0.349, SLG: 0.541										4	1	1	2	0	1	1				
Mickey Brantley, R OBP: 0.275, SLG: 0.304										4	1	1	0	0	2					
Ken Griffey Jr., L OBP: 0.382, SLG: 0.492										4	2	4	3	0	0					
Scott Bradley, L OBP: 0.321, SLG: 0.417										3	0	2	1	0	1	0				
Edgar Martinez, R OBP: 0.273, SLG: 0.188										4	0	1	1	0	4					
Omar Vizquel, S OBP: 0.220, SLG: 0.111										4	0	0	0	2	5					
Inning Stats	R: 4 E: 1 K: 1 S: 21	H: 4 LOB: 2 BB: 1 P: 29	R: 0 E: 1 K: 0 S: 7	H: 1 LOB: 1 BB: 0 P: 14	R: 0 E: 0 K: 0 S: 7	H: 2 LOB: 0 BB: 0 P: 10	R: 0 E: 0 K: 0 S: 7	H: 0 LOB: 0 BB: 0 P: 13	R: 2 E: 0 K: 0 S: 13	H: 3 LOB: 1 BB: 0 P: 22	R: 0 E: 0 K: 1 S: 8	H: 0 LOB: 0 BB: 0 P: 13	R: 1 E: 0 K: 2 S: 10	H: 1 LOB: 0 BB: 0 P: 14	R: 0 E: 0 K: 1 S: 9	H: 0 LOB: 0 BB: 0 P: 13		1B: 8 2B: 3 3B: 0 HR: 1	SF: 1 SAC: 0 DP: 1 HBP: 0	WP: 0 PB: 0 SB: 1 CS: 0
PITCHER	IP WLS BF H R ER SO BB IBB HBP BLK WP HR S P ERA WHIP																			
Dave Stieb, R ERA: 4.5	(1, 1) 4.2 26 10 6 5 1 1 0 0 0 0 0 1 54 86 9.64 2.357																			
David Wells, L ERA: 3.12	(5, 1) 3.1 L 11 1 1 1 4 0 0 0 0 0 0 1 28 42 2.70 0.300																			

livebaseballscorecards.com

AB 35
R 7
H 11
RBI 7
BB 1
SO 5
LOB 14



Batter	1	2	3	4	5	6	7	8	9	AB R H RBI BB SO LOB	TOP											
Lloyd Moseby, L OBP: 0.344, SLG: 0.350	0-0 BLK 2B 1B	2-2 CS 1B		2-2 P6			2-3 K		0-0 G3	5 1 2 0 0 1 0	Toronto Blue Jays @ Seattle Mariners The Kingdome, Seattle, WA Thu Apr 27 1989, 10:05 PM EDT Att: 8,600 - Dome											
Rance Mulliniks, L OBP: 0.323, SLG: 0.263	4-1 2B HR BB	2-2 F7			1-0 G3-6 1B		3-1 G4-1			3 1 1 0 1 0 1												
Ernie Whitt, L OBP: 0.380, SLG: 0.489	1-2 HR 2B			0-1 3B 1B			0-0 G3-6 1-2	2-2 1B 2B		4 2 3 1 0 0 1												
George Bell, R OBP: 0.287, SLG: 0.364	0-3 K		0-0 F8		2-1 F8		1-1 1B			4 0 1 0 0 1 3												
Fred McGriff, L OBP: 0.446, SLG: 0.705	2-0 HR		1-1 3B			0-0 F7		0-0 G4-3		4 1 2 4 0 0 0												
Pat Borders, R OBP: 0.321, SLG: 0.451	0-1 1B		0-2 G6-3			1-0 1B G4-3 1B		2-0 F9		4 1 2 0 0 0 1												
Rob Ducey, L OBP: 0.283, SLG: 0.278	2-2 F7		2-0 F7			1-0 G4-3 1B		0-0 G6-3		4 0 1 0 0 0 2												
Manuel Lee, S OBP: 0.291, SLG: 0.274	1-3 K			1-2 G4-3		0-0 G4-3		0-2 G1-4-3		4 0 0 1 0 1 2												
Tom Lawless, R OBP: 0.429, SLG: 0.273			3-1 P4		0-1 L7		1-0 G4-3		1-1 L9	4 0 0 0 0 0 1												
Inning Stats	R: 4 E: 0 K: 2 S: 20	H: 4 LOB: 1 BB: 1 P: 30	R: 0 E: 0 K: 0 S: 10	H: 1 LOB: 0 BB: 0 P: 17	R: 1 E: 0 K: 0 S: 9	H: 2 LOB: 1 BB: 0 P: 12	R: 0 E: 0 K: 0 S: 9	H: 0 LOB: 0 BB: 0 P: 12	R: 0 E: 0 K: 1 S: 4	H: 1 LOB: 0 BB: 0 P: 7	R: 1 E: 0 K: 0 S: 5	H: 2 LOB: 1 BB: 0 P: 8	R: 0 E: 0 K: 1 S: 10	H: 2 LOB: 2 BB: 0 P: 18	R: 0 E: 0 K: 0 S: 3	H: 0 LOB: 0 BB: 0 P: 5	R: 0 E: 0 K: 0 S: 6	H: 0 LOB: 0 BB: 0 P: 7	1B: 8 2B: 2 3B: 1 HR: 1	SF: 0 SAC: 0 DP: 1 HBP: 0	WP: 0 PB: 0 SB: 0 CS: 1	PA: 37
PITCHER	IP WLS BF H R ER SO BB IBB HBP BLK WP HR S P ERA WHIP											IP WLS BF H R ER SO BB IBB HBP BLK WP HR S P ERA WHIP										
Mike Dunne, R ERA: 8.24	(1, 1) 5.1 L 25 10 6 6 2 1 0 0 0 0 0 1 55 83 10.12 2.062																					
Bill Swift, R ERA:	(6, 1) 2.2 9 2 0 0 1 0 0 0 0 0 0 15 26 0.00 0.750																					
Julio Solano, R ERA: 6.23	(9, 1) 1.0 3 0 0 0 0 0 0 0 0 0 0 6 7 0.00 0.000																					

AB 36
R 6
H 12
RBI 6
BB 1
SO 3
LOB 11



Batter	1	2	3	4	5	6	7	8	9	AB R H RBI BB SO LOB	BOTTOM											
Harold Reynolds, S OBP: 0.333, SLG: 0.385	1-0 FC6-4 1B		0-0 G6-4-3 1-2			1-0 G6-3		1-1 G5-3		4 0 1 0 0 0 1	Toronto Blue Jays @ Seattle Mariners The Kingdome, Seattle, WA Thu Apr 27 1989, 10:05 PM EDT Att: 8,600 - Dome											
Mickey Brantley, R OBP: 0.255, SLG: 0.280	0-2 FC6-4 G5-3 1-2		2-2 P7			1-1 P4		0-1 P5		4 0 0 0 0 0 1												
Darnell Coles, R OBP: 0.265, SLG: 0.321	0-0 G5-3 1-2			3-2 G6-3		3-2 G6-3 1B			2-1 F8	4 0 1 0 0 0 1												
Jeffrey Leonard, R OBP: 0.344, SLG: 0.538	1-3 K			3-1 G5-3		2-1 G4-3			1-0 2B 2B	4 1 1 0 0 1 2												
Dave Valle, R OBP: 0.308, SLG: 0.458				0-2 G6-3			2-0 P5		2-0 1B 2B 2H	4 0 1 1 0 0 0												
Ken Griffey Jr., L OBP: 0.384, SLG: 0.500		4-1 1B BB			0-3 K		0-1 1B		0-2 FC6-4 1B	3 0 2 0 1 1 0												
Jim Prestley, R OBP: 0.267, SLG: 0.262		2-2 G6-4-3 1B			4-0 FC5-4 BB		0-0 F9		2-3 K	3 0 1 0 1 1 3												
Edgar Martinez, R OBP: 0.259, SLG: 0.176		0-0 G6-4-3			0-1 F8		1-2 G5-3		1-1 FC6-4	3 0 0 0 0 0 4												
Scott Bradley, L OBP: 0.310, SLG: 0.400									1-2	1 0 0 0 0 0 2												
Omar Vizquel, S OBP: 0.227, SLG: 0.128			0-2 G6-4-3 1B			1-2 FC5-4			3-1 G6-3	3 0 1 0 0 0 1												
Inning Stats	R: 0 E: 0 K: 1 S: 11	H: 1 LOB: 1 BB: 0 P: 13	R: 0 E: 0 K: 0 S: 7	H: 1 LOB: 1 BB: 1 P: 14	R: 0 E: 0 K: 0 S: 7	H: 1 LOB: 0 BB: 0 P: 9	R: 0 E: 0 K: 0 S: 8	H: 0 LOB: 0 BB: 0 P: 14	R: 0 E: 0 K: 1 S: 9	H: 0 LOB: 1 BB: 1 P: 14	R: 0 E: 0 K: 0 S: 8	H: 1 LOB: 1 BB: 0 P: 15	R: 0 E: 0 K: 0 S: 8	H: 1 LOB: 1 BB: 0 P: 11	R: 0 E: 0 K: 0 S: 6	H: 0 LOB: 0 BB: 0 P: 10	R: 1 E: 0 K: 1 S: 14	H: 3 LOB: 2 BB: 0 P: 22	1B: 6 2B: 2 3B: 0 HR: 0	SF: 0 SAC: 0 DP: 2 HBP: 0	WP: 0 PB: 0 SB: 0 CS: 0	PA: 35
PITCHER	IP WLS BF H R ER SO BB IBB HBP BLK WP HR S P ERA WHIP											IP WLS BF H R ER SO BB IBB HBP BLK WP HR S P ERA WHIP										
Mike Flanagan, L ERA: 2.67	(1, 1) 8.1 W 33 8 1 1 2 2 0 0 0 0 0 0 73 114 1.08 1.200																					
Duane Ward, R ERA: 4.91	(9, 1) 0.2 2 0 0 0 1 0 0 0 0 0 0 5 8 0.00 0.000																					

AB 33
R 1
H 8
RBI 1
BB 2
SO 3
LOB 15




Batter	1	2	3	4	5	6	7	8	9	AB	R	H	RBI	BB	SO	LOB	TOP								
Brady Anderson, L OBP: 0.360, SLG: 0.425	F8		K	G4-3		BB IBB			1-1 2B	4	0	1	0	1	1	3	Baltimore Orioles @ Seattle Mariners The Kingdome, Seattle, WA Fri Apr 28 1989, 10:05 PM EDT Att: 10,929 - Dome								
Phil Bradley, R OBP: 0.333, SLG: 0.477	FC6-4 1B			1B 1B	4-1 BB	4-0 1-2 2-3 BB			0-3 K	3	1	2	0	2	1	1									
Steve Finley, L OBP: 0.250, SLG: 0.348	FC6-4 1-2 FC5-4			1B 1B	1-1 FC4-6	1-1 F7			3-3 K	5	1	1	0	0	1	6									
Cal Ripken Jr., R OBP: 0.327, SLG: 0.391	FC5-4 1-2			1B 1B	1-1 SAFE L9				1-1 5-3	5	1	1	1	0	0	3									
Larry Sheets, L OBP: 0.250, SLG: 0.273		4-3		1B 1B	1-0 4-3				0-0 F8	4	1	1	0	0	0	1									
Mickey Tettleton, S OBP: 0.275, SLG: 0.453		L9		1B 1B	3-3 K				1-3 K	4	0	0	0	0	2	3									
Jim Traber, L OBP: 0.302, SLG: 0.304		6-3		1B 1B	0-2 E 1B				3-3 K	4	1	2	1	0	1	0									
Craig Worthington, R OBP: 0.294, SLG: 0.293			K	1-2 2-3 3-H 1B	1-0 1B				1-0 P4	4	0	2	1	0	1	0									
Billy Ripken, R OBP: 0.276, SLG: 0.357			K	1-2 2-3 3-H 1B	1-3 FC6-4 BB				1-3 K	4	0	1	1	0	2	1									
Inning Stats	R: 0 E: 0 K: 0 S: 5	H: 1 LOB: 1 BB: 0 P: 9	R: 0 E: 0 K: 0 S: 5	H: 0 LOB: 0 BB: 0 P: 9	R: 0 E: 0 K: 3 S: 10	H: 0 LOB: 0 BB: 0 P: 14	R: 4 E: 0 K: 1 S: 23	H: 7 LOB: 2 BB: 0 P: 38	R: 0 E: 0 K: 0 S: 8	H: 0 LOB: 1 BB: 1 P: 13	R: 1 E: 1 K: 1 S: 12	H: 2 LOB: 2 BB: 2 P: 25	R: 0 E: 0 K: 0 S: 4	H: 0 LOB: 0 BB: 0 P: 5	R: 0 E: 0 K: 2 S: 8	H: 0 LOB: 0 BB: 0 P: 13	R: 0 E: 0 K: 10 S: 10	H: 1 LOB: 1 BB: 0 P: 15	1B: 10 2B: 1 3B: 0 HR: 0	SF: 0 SAC: 0 DP: 1 HBP: 0	WP: 0 PB: 0 SB: 0 CS: 0	PA: 40			
PITCHER	IP	WLS	BF	H	R	ER	SO	BB	IBB	HBP	BLK	WP	HR	S	P	ERA	WHIP								
Erik Hanson, R ERA: 2.23	3.1		18	8	4	4	4	0	0	0	0	0	0	41	67	10.80	2.400								
Steve Trout, L ERA: 7.56	2.0		8	2	1	1	1	1	0	0	0	0	0	17	25	4.50	1.500								
Jerry Reed, R ERA: 3.57	3.2	W	14	1	0	0	4	1	1	0	0	0	0	27	49	0.00	0.545								


Batter	1	2	3	4	5	6	7	8	9	AB	R	H	RBI	BB	SO	LOB	BOTTOM								
Harold Reynolds, S OBP: 0.327, SLG: 0.376	F8	G3		L7		E 1B		P4		5	0	1	2	0	0	0	Baltimore Orioles @ Seattle Mariners The Kingdome, Seattle, WA Fri Apr 28 1989, 10:05 PM EDT Att: 10,929 - Dome								
Darnell Coles, R OBP: 0.284, SLG: 0.329	BB 1B BB	1B		F9		P3		HR 1B		4	2	2	0	1	0	2									
Alvin Davis, L OBP: 0.441, SLG: 0.461	F7	4-3		G6-4-3 1B		E8 1B		L8		5	0	2	0	0	0	3									
Jeffrey Leonard, R OBP: 0.358, SLG: 0.578	BB 2B 1B		1B SF8 1B	G6-4-3 1B		L4		HR		5	3	3	2	0	0	3									
Mickey Brantley, R OBP: 0.250, SLG: 0.259	BB 2B BB		G6-3	P8		P8		P5		4	1	0	0	1	0	1									
Ken Griffey Jr., L OBP: 0.403, SLG: 0.522	2B BB		SF8 1B	3-1		3-1		4-3 1B 2B		3	2	2	1	1	0	0									
Dave Valle, R OBP: 0.319, SLG: 0.475	BLK 1H 2H 3H 2B		SF8	2B BB		4-1 2B BB		4-3		2	1	1	4	1	0	1									
Jim Presley, R OBP: 0.286, SLG: 0.304	G5-3		L8	1B 2B		1-3 1B 2B		1B		4	1	2	1	0	0	2									
Omar Vizquel, S OBP: 0.217, SLG: 0.122		P5		4-1		4-0 1B 1B IBB		K		2	0	0	0	0	0	0									
Scott Bradley, L ERA: 5.3										0	0	0	0	1	0	0									
Mario Diaz, R OBP: 0.267, SLG: 0.467										1	1	0	0	0	1	1									
Inning Stats	R: 4 E: 0 K: 0 S: 12	H: 2 LOB: 3 BB: 3 P: 31	R: 0 E: 0 K: 0 S: 7	H: 1 LOB: 0 BB: 0 P: 12	R: 1 E: 0 K: 0 S: 8	H: 2 LOB: 1 BB: 0 P: 11	R: 0 E: 0 K: 0 S: 7	H: 0 LOB: 0 BB: 0 P: 10	R: 0 E: 0 K: 0 S: 6	H: 1 LOB: 0 BB: 0 P: 7	R: 3 E: 1 K: 0 S: 19	H: 3 LOB: 2 BB: 2 P: 32	R: 1 E: 0 K: 1 S: 10	H: 2 LOB: 1 BB: 0 P: 15	R: 2 E: 0 K: 0 S: 13	H: 2 LOB: 0 BB: 0 P: 23	R: 2 E: 0 K: 9 S: 10	H: 2 LOB: 0 BB: 0 P: 15	1B: 9 2B: 3 3B: 0 HR: 1	SF: 1 SAC: 0 DP: 1 HBP: 0	WP: 0 PB: 0 SB: 1 CS: 0	PA: 41			
PITCHER	IP	WLS	BF	H	R	ER	SO	BB	IBB	HBP	BLK	WP	HR	S	P	ERA	WHIP								
Bob Milacki, R ERA: 4.2	0.2							3	0	0	0	0	0	10	27	54.00	7.500								
Brian Holton, R ERA: 5.3	4.2	L	18	4	2	2	0	1	0	0	1	0	0	34	52	3.86	1.071								
Gregg Olson, R ERA: 3.18	0.1		4	2	1	1	0	0	1	0	0	0	0	7	16	27.00	6.000								
Kevin Hickey, L ERA: 3.88	2.1		12	5	4	3	1	0	0	0	0	0	1	31	46	11.57	2.143								



livebaseballscores.com

livebaseballscores.com

Batter	1	2	3	4	5	6	7	8	9	AB	R	H	RBI	BB	SO	LOB	TOP			
Brady Anderson, L (1, 8) OBP: 0.365, SLG: 0.444 Steve Finley, L (7, 8) OBP: 0.250, SLG: 0.348	1-2 G6-3 3B		3-2 F9		4-1 CS BB		1-0 L6			3	1	1	0	1	0	1	<p>Baltimore Orioles @ Seattle Mariners The Kingdome, Seattle, WA Sat Apr 29 1989, 10:05 PM EDT Att: 14,688 - Dome</p> <p>livebaseballscores.com</p> <p>AB 31 R 3 H 6 RBI 3 BB 5 SO 10 LOB 16</p> 			
Phil Bradley, R (1, 7) OBP: 0.340, SLG: 0.467	4-1 G6-3 1B BB		4-0 2B BB		1-3 K		2-2 G6-3			2	2	0	0	2	1	2				
Mike Devereaux, R (1, 9) OBP: 0.364, SLG: 0.405	2-2 G6-3		1-2 F9		0-0 CS		2-1 P9			4	0	1	1	0	0	3				
Cal Ripken Jr., R (1, 6) OBP: 0.343, SLG: 0.418	2-2 CS 1B		0-0 2B		2-0 BB FC1-5 1B		3-2 G4-3			4	0	3	2	0	0	0				
Randy Milligan, R (1, 3) OBP: 0.318, SLG: 0.368	2-3 K 1-2		1-2 F7		1-1 FC1-5 BB		2-3 K			4	0	0	0	0	2	4				
Mickey Tettleton, S (1, 2) OBP: 0.290, SLG: 0.426					2-3 K		2-0 P9			4	0	0	0	0	2	2				
Craig Worthington, R (1, 5) Joe Orsulak, L (9, PH) OBP: 0.333, SLG: 0.479					2-3 K		4-2 BB		0-1 L7	2	0	0	0	1	2	0				
Chris Hoiles, R (1, 10) Lary Sheets, L (9, PH) OBP: 0.247, SLG: 0.269					0-0 P4		2-3 K		1-3 K	2	0	0	0	1	1	3				
Billy Ripken, R (1, 4) Jim Traber, L (9, PH) OBP: 0.296, SLG: 0.298					0-0 F9		2-1 G3		2-3 K	3	0	1	0	0	0	1				
					2-1 G6-3 1B				2-3 K	3	0	1	0	0	0	1				
Inning Stats	R: 2 E: 0 K: 1 S: 17	H: 2 LOB: 1 BB: 1 P: 28	R: 0 E: 0 K: 2 S: 10	H: 0 LOB: 1 BB: 1 P: 18	R: 1 E: 0 K: 0 S: 11	H: 1 LOB: 1 BB: 1 P: 20	R: 0 E: 0 K: 2 S: 7	H: 0 LOB: 0 BB: 0 P: 11	R: 0 E: 0 K: 1 S: 6	H: 2 LOB: 3 BB: 1 P: 13	R: 0 E: 0 K: 0 S: 9	H: 1 LOB: 1 BB: 0 P: 15	R: 0 E: 0 K: 1 S: 10	H: 0 LOB: 0 BB: 0 P: 18	R: 0 E: 0 K: 2 S: 8	H: 0 LOB: 0 BB: 0 P: 11	1B: 4 2B: 2 3B: 1 HR: 0	SF: 0 SAC: 0 DP: 1 HBP: 0	WP: 0 PB: 0 SB: 0 CS: 2	PA: 37
PITCHER	IP WLS BF H R ER SO BB IBB HBP BLK WP HR S P ERA WHIP	IP WLS BF H R ER SO BB IBB HBP BLK WP HR S P ERA WHIP																		
Mark Langston, L (1, 1) ERA: 3.45	8.0 W 33 6 3 3 8 5 0 0 0 0 0 84 150 3.38 1.375	1.0 S 3 0 0 0 2 0 0 0 0 0 0 8 11 0.00 0.000																		
Mike Schooler, R (9, 1) ERA: 2.89																				

Batter	1	2	3	4	5	6	7	8	9	AB	R	H	RBI	BB	SO	LOB	BOTTOM			
Mickey Brantley, R (1, 7) OBP: 0.262, SLG: 0.271	2-1 S 1B				2-2 G5-3			0-1 G5-3		5	1	2	0	0	0	5	<p>Baltimore Orioles @ Seattle Mariners The Kingdome, Seattle, WA Sat Apr 29 1989, 10:05 PM EDT Att: 14,688 - Dome</p> <p>livebaseballscores.com</p> <p>AB 33 R 4 H 11 RBI 3 BB 2 SO 3 LOB 15</p> 			
Darnell Coles, R (1, 9) OBP: 0.272, SLG: 0.315	2-2 P8		2-1 L9		0-0 P4		1-2 F7			4	0	0	0	0	0	2				
Alvin Davis, L (1, 3) OBP: 0.443, SLG: 0.463	2-2 F9		0-2 P9		2-1 1B SF7		0-1 FC6-4			4	1	2	1	0	0	1				
Jeffrey Leonard, R (1, 10) OBP: 0.364, SLG: 0.570	4-0 BB		1-2 L9		1-1 1B		1-2 FC6-4			3	1	1	0	1	0	1				
Ken Griffey Jr., L (1, 8) OBP: 0.395, SLG: 0.507	2-3 K				1-0 P9		1-0 E 1B			4	1	1	0	0	1	2				
Scott Bradley, L (1, 2) OBP: 0.353, SLG: 0.407			1-0 SH5-4 1B		4-1 1B BB		1-0 SF7		2-2 G4-1	2	0	1	1	1	0	0				
Jim Prestley, R (1, 5) OBP: 0.302, SLG: 0.320			0-1 SH5-4 1B		0-3 K		0-1 E7		1-0 P3	4	0	2	1	0	1	1				
Mario Diaz, R (1, 4) OBP: 0.278, SLG: 0.444			0-0 SH5-4		0-2 1B		1-0 G5-3		1-0 P4	3	0	1	0	0	0	1				
Omar Vizquel, S (1, 6) OBP: 0.220, SLG: 0.133			1-3 K		0-1 1B		1-2 F9		2-0 P2	4	0	1	0	0	1	2				
					1-2 2-3 1B															
Inning Stats	R: 0 E: 0 K: 1 S: 11	H: 1 LOB: 2 BB: 1 P: 23	R: 0 E: 0 K: 1 S: 9	H: 2 LOB: 0 BB: 0 P: 12	R: 0 E: 0 K: 0 S: 8	H: 0 LOB: 0 BB: 0 P: 11	R: 0 E: 0 K: 1 S: 13	H: 2 LOB: 3 BB: 1 P: 20	R: 3 E: 1 K: 0 S: 10	H: 4 LOB: 1 BB: 0 P: 16	R: 1 E: 0 K: 0 S: 16	H: 2 LOB: 1 BB: 0 P: 21	R: 0 E: 0 K: 0 S: 5	H: 0 LOB: 0 BB: 0 P: 8	R: 0 E: 0 K: 0 S: 4	H: 0 LOB: 0 BB: 0 P: 7	1B: 11 2B: 0 3B: 0 HR: 0	SF: 1 SAC: 1 DP: 0 HBP: 0	WP: 0 PB: 0 SB: 1 CS: 0	PA: 37
PITCHER	IP WLS BF H R ER SO BB IBB HBP BLK WP HR S P ERA WHIP	IP WLS BF H R ER SO BB IBB HBP BLK WP HR S P ERA WHIP																		
Dave Schmidt, R (1, 1) ERA: 6.23	5.2 L 30 11 4 3 3 6 0 0 0 0 0 12 19 0.00 0.000	2.1 7 0 0 0 0 0 0 0 0 0 0 0 12 19 0.00 0.000																		
Mark Thurmond, L (6, 1) ERA: 3.44																				

Batter	1	2	3	4	5	6	7	8	9	AB	R	H	RBI	BB	SO	LOB	TOP				
Brady Anderson, L (1, 8) OBP: 0.367, SLG: 0.436										4	1	1	0	1	2	1					
Phil Bradley, R (1, 7) OBP: 0.336, SLG: 0.457										4	0	1	0	0	1	2					
Joe Orsulak, L (1, 9) OBP: 0.333, SLG: 0.471										3	0	1	0	0	1	0					
Cal Ripken Jr., R (1, 6) OBP: 0.349, SLG: 0.432										4	1	2	1	0	0	1					
Larry Sheets, L (1, 10) OBP: 0.258, SLG: 0.305										4	1	2	0	0	1	3					
Mickey Tettleton, S (1, 2) OBP: 0.280, SLG: 0.465										3	1	1	3	0	1	4					
Jim Traber, L (1, 3) OBP: 0.293, SLG: 0.294											4	0	1	0	0	1	0				
Craig Worthington, R (1, 5) OBP: 0.304, SLG: 0.278											2	0	0	0	2	0	1				
Billy Ripken, R (1, 4) OBP: 0.250, SLG: 0.314											4	0	0	0	0	3	2				
Inning Stats	R: 0 E: 0 K: 3 S: 10	H: 0 LOB: 0 BB: 0 P: 14	R: 1 E: 0 K: 1 S: 14	H: 1 LOB: 0 BB: 0 P: 21	R: 0 E: 0 K: 1 S: 9	H: 0 LOB: 0 BB: 0 P: 13	R: 0 E: 0 K: 1 S: 8	H: 1 LOB: 0 BB: 0 P: 10	R: 1 E: 0 K: 1 S: 15	H: 3 LOB: 2 BB: 0 P: 22	R: 0 E: 0 K: 1 S: 7	H: 0 LOB: 2 BB: 2 P: 19	R: 2 E: 0 K: 0 S: 14	H: 2 LOB: 0 BB: 0 P: 25	R: 0 E: 0 K: 1 S: 7	H: 0 LOB: 0 BB: 1 P: 13	1B: 6 2B: 2 3B: 1 HR: 1	SF: 1 SAC: 1 DP: 2 HBP: 0	WP: 0 PB: 0 SB: 0 CS: 0	PA: 37	
PITCHER	IP	WLS	BF	H	R	ER	SO	BB	IBB	HBP	BLK	WP	HR	S	P	ERA	WHIP				
Scott Bankhead, R (1, 1) ERA: 3.82	6.0		24	7	2	2	8	0	0	0	0	0	0	66	94	3.00	1.167				
Michael Jackson, R (7, 1) ERA: 5.27	1.1		7	1	1	1	1	2	0	0	0	0	0	14	32	6.75	2.250				
Steve Trout, L (8, 1) ERA: 7.79	0.2	L	3	1	1	1	0	0	0	0	0	0	1	7	12	13.50	1.500				
Julio Solano, R (9, 1) ERA: 5.99	1.0		3	0	0	0	1	1	0	0	0	0	0	7	13	0.00	1.000				

Baltimore Orioles @ Seattle Mariners
The Kingdome, Seattle, WA
Sun Apr 30 1989, 6:33 AM EDT
Att: 9,452 - Dome

AB	32
R	4
H	9
RBI	4
BB	3
SO	10
LOB	14



Batter	1	2	3	4	5	6	7	8	9	AB	R	H	RBI	BB	SO	LOB	BOTTOM					
Henry Cotto, R (1, 7) OBP: 0.372, SLG: 0.500										4	0	2	0	0	0	0						
Darnell Coles, R (1, 9) OBP: 0.271, SLG: 0.312										4	2	1	0	0	0	2						
Alvin Davis, L (1, 3) OBP: 0.455, SLG: 0.524										4	1	3	3	0	0	0						
Jeffrey Leonard, R (1, 10) OBP: 0.350, SLG: 0.544										4	0	0	0	0	2	2						
Ken Griffey Jr., L (1, 8) OBP: 0.388, SLG: 0.494											4	0	1	0	0	0	1					
Dave Valle, R (1, 2) OBP: 0.315, SLG: 0.462											4	0	1	0	0	0	1					
Jim Prestley, R (1, 5) OBP: 0.281, SLG: 0.296											4	0	0	0	0	1	1					
Mario Diaz, R (1, 4) OBP: 0.286, SLG: 0.400											2	0	0	0	1	0	0					
Omar Vizquel, S (1, 6) OBP: 0.208, SLG: 0.125											3	0	0	0	0	2						
Inning Stats	R: 1 E: 1 K: 1 S: 9	H: 2 LOB: 1 BB: 0 P: 12	R: 0 E: 0 K: 1 S: 6	H: 1 LOB: 0 BB: 0 P: 7	R: 2 E: 0 K: 0 S: 11	H: 2 LOB: 0 BB: 0 P: 17	R: 0 E: 0 K: 0 S: 5	H: 1 LOB: 1 BB: 0 P: 8	R: 0 E: 0 K: 0 S: 6	H: 1 LOB: 1 BB: 0 P: 11	R: 0 E: 0 K: 0 S: 7	H: 0 LOB: 0 BB: 0 P: 9	R: 0 E: 1 K: 0 S: 6	H: 0 LOB: 1 BB: 1 P: 12	R: 0 E: 0 K: 1 S: 9	H: 1 LOB: 0 BB: 0 P: 13	R: 0 E: 0 K: 0 S: 7	H: 0 LOB: 0 BB: 0 P: 13	1B: 6 2B: 1 3B: 0 HR: 1	SF: 0 SAC: 0 DP: 2 HBP: 0	WP: 0 PB: 0 SB: 0 CS: 0	PA: 34
PITCHER	IP	WLS	BF	H	R	ER	SO	BB	IBB	HBP	BLK	WP	HR	S	P	ERA	WHIP					
Jeff Ballard, L (1, 1) ERA: 1.46	7.0		27	7	3	2	2	1	0	0	0	0	0	50	76	2.57	1.143					
Mark Williamson, R (8, 1) ERA: 5.79	2.0	S	7	1	0	0	1	0	0	0	0	0	0	16	26	0.00	0.500					

Baltimore Orioles @ Seattle Mariners
The Kingdome, Seattle, WA
Sun Apr 30 1989, 6:33 AM EDT
Att: 9,452 - Dome


AB	33
R	3
H	8
RBI	3
BB	1
SO	3
LOB	9



Batter	1	2	3	4	5	6	7	8	9	AB	R	H	RBI	BB	SO	LOB	TOP								
Pat Sheridan, L (1, 7) OBP: 0.357, SLG: 0.354	G4-3		2H 2B		1B BB		K			3	1	1	1	1	1	0									
Chet Lemon, R (1, 9) OBP: 0.457, SLG: 0.333	G5-3		BB		1B			P3		3	0	1	1	1	0	0									
Lou Whitaker, L (1, 4) OBP: 0.406, SLG: 0.506	G3-1		G4-3		1B			F8-5 BB 1B		4	0	2	1	0	0	2									
Alan Trammell, R (1, 6) OBP: 0.350, SLG: 0.330		G5-3		G4-3	P6			4-2 1B BB		3	0	0	0	1	0	2									
Fred Lynn, L (1, 10) OBP: 0.274, SLG: 0.205	G4-3		G3-6 1B			F7		3-1 BB		4	0	1	0	0	0	2									
Matt Nokes, L (1, 2) OBP: 0.338, SLG: 0.507	K		G3-6 1-2f		K			2-3 BB		4	0	0	0	0	2	1									
Dave Bergman, L (1, 3) OBP: 0.333, SLG: 0.326			G1-5-4 1B		FC4-6 1B		K			4	0	2	0	0	2	0									
Mike Brumley, S (1, 5) OBP: 0.500, SLG: 0.714			G1-5-4 2B 1B		FC4-6 G5-3 1B		G4-3			4	2	2	0	0	0	1									
Kenny Williams, R (1, 8) OBP: 0.224, SLG: 0.296			G1-5-4		G5-3		F7			3	0	0	0	0	0	3									
Torey Lovullo, S (9, PH) OBP: 0.272, SLG: 0.197			2-3f					P4		1	0	0	0	0	0	1									
Inning Stats	R: 0 E: 0 K: 0 S: 6	H: 0 LOB: 0 BB: 0 P: 10	R: 0 E: 0 K: 1 S: 8	H: 0 LOB: 0 BB: 0 P: 12	R: 1 E: 0 K: 0 S: 10	H: 3 LOB: 2 BB: 1 P: 19	R: 0 E: 0 K: 0 S: 7	H: 1 LOB: 0 BB: 0 P: 11	R: 2 E: 0 K: 0 S: 10	H: 3 LOB: 2 BB: 1 P: 16	R: 0 E: 0 K: 2 S: 10	H: 0 LOB: 0 BB: 0 P: 14	R: 0 E: 0 K: 1 S: 6	H: 0 LOB: 0 BB: 0 P: 9	R: 0 E: 0 K: 0 S: 7	H: 1 LOB: 1 BB: 0 P: 16	R: 0 E: 0 K: 1 S: 15	H: 1 LOB: 1 BB: 0 P: 22	1B: 7 2B: 2 3B: 1 HR: 0	SF: 0 SAC: 0 DP: 3 HBP: 0	WP: 0 PB: 0 SB: 0 CS: 0	PA: 36			
PITCHER	IP	WLS	BF	H	R	ER	SO	BB	IBB	HBP	BLK	WP	HR	S	P	ERA	WHIP								
Bill Swift, R (1, 1) ERA: 3.52	5.0		22	7	3	3	1	2	0	0	0	0	0	41	68	5.40	1.800								
Dennis Powell, L (6, 1) ERA: 1.93	2.0	W	6	0	0	0	3	0	0	0	0	0	0	16	23	0.00	0.000								
Mike Schooler, R (8, 1) ERA: 2.38	2.0	S	8	2	0	0	1	1	0	0	0	0	0	22	38	0.00	1.500								

Detroit Tigers @ Seattle Mariners
The Kingdome, Seattle, WA
Mon May 01 1989, 10:05 PM EDT
Att: 14,788 - Dome


AB 33
R 3
H 9
RBI 3
BB 3
SO 5
LOB 12



Batter	1	2	3	4	5	6	7	8	9	AB	R	H	RBI	BB	SO	LOB	BOTTOM								
Harold Reynolds, S (1, 4) OBP: 0.333, SLG: 0.381	P6		L8		WP 1B		FC6-4 1B			4	0	2	1	0	0	0									
Henry Cotto, R (1, 9) OBP: 0.383, SLG: 0.523	S 2B		K		WP 1B		FC6-4 SF8 1B			4	1	2	0	0	1	2									
Alvin Davis, L (1, 3) OBP: 0.457, SLG: 0.540	1B				1B 2B		SF8			3	1	2	1	0	1	3									
Jeffrey Leonard, R (1, 7) OBP: 0.346, SLG: 0.532	K				K		1B			4	0	1	1	0	3	5									
Darnell Coles, R (1, 10) OBP: 0.270, SLG: 0.309	G1-3				G5-3 1B		F8		G1-3	4	0	1	1	0	0	4									
Ken Griffey Jr., L (1, 8) OBP: 0.382, SLG: 0.481		G4-3		G5-3		F8		CS 1B		4	0	1	0	0	0	1									
Dave Valle, R (1, 2) OBP: 0.299, SLG: 0.435		G4-3		G5-3		G4-3		G6-3		4	0	0	0	0	0	2									
Jim Presley, R (1, 5) OBP: 0.283, SLG: 0.316										3	0	1	0	0	1	0									
Mario Diaz, R (7, PR) OBP: 0.273, SLG: 0.381 (8, 5)					K		SH 1B 2B		P3	1	1	0	0	0	0	0									
Omar Vizquel, S (1, 6) OBP: 0.218, SLG: 0.140			K		1B WP 1B		SH FC6-4 SF8 1B			2	2	1	0	0	1	0									
Inning Stats	R: 0 E: 0 K: 1 S: 10	H: 2 LOB: 2 BB: 0 P: 14	R: 0 E: 0 K: 0 S: 10	H: 0 LOB: 0 BB: 0 P: 15	R: 0 E: 0 K: 2 S: 8	H: 0 LOB: 0 BB: 0 P: 12	R: 1 E: 0 K: 1 S: 9	H: 2 LOB: 1 BB: 0 P: 12	R: 1 E: 0 K: 3 S: 15	H: 3 LOB: 2 BB: 0 P: 21	R: 0 E: 0 K: 0 S: 8	H: 0 LOB: 0 BB: 0 P: 12	R: 3 E: 1 K: 0 S: 16	H: 3 LOB: 2 BB: 0 P: 20	R: 0 E: 0 K: 0 S: 8	H: 1 LOB: 0 BB: 0 P: 14	1B: 8 2B: 3 3B: 0 HR: 0	SF: 1 SAC: 1 DP: 0 HBP: 0	WP: 1 PB: 0 SB: 2 CS: 1	PA: 35					
PITCHER	IP	WLS	BF	H	R	ER	SO	BB	IBB	HBP	BLK	WP	HR	S	P	ERA	WHIP								
Jack Morris, R (1, 1) ERA: 4.38	6.2	L	31	10	5	3	7	0	0	0	0	0	0	75	105	4.05	1.500								
Frank Williams, R (7, 1) ERA: 4.0	1.1		4	1	0	0	0	0	0	0	0	0	0	9	15	0.00	0.750								

Detroit Tigers @ Seattle Mariners
The Kingdome, Seattle, WA
Mon May 01 1989, 10:05 PM EDT
Att: 14,788 - Dome

AB 33
R 5
H 11
RBI 4
BB 0
SO 7
LOB 17



Batter	1	2	3	4	5	6	7	8	9	AB	R	H	RBI	BB	SO	LOB	TOP							
Pat Sheridan, L (1, 7) OBP: 0.317, SLG: 0.309 Gary Ward, R (7, PH) OBP: 0.289, SLG: 0.257 (7, 7)	G6-3		K			F9	K			3	0	0	0	0	1	0								
Chet Lemon, R (1, 9) OBP: 0.472, SLG: 0.328	1B			1B	BB	K		BB		2	0	1	0	2	1	0								
Lou Whitaker, L (1, 4) OBP: 0.394, SLG: 0.477	K			L9			E	K		3	1	0	0	1	2	3								
Fred Lynn, L (1, 10) OBP: 0.293, SLG: 0.247	G1-3			1B			E4	F7		4	1	2	1	0	0	2								
Matt Nokes, L (1, 2) OBP: 0.314, SLG: 0.468 Mike Heath, R (8, PH) OBP: 0.412, SLG: 0.375 (8, 2)		P5		G3			K	K		3	0	0	0	0	1	1								
Dave Bergman, L (1, 3) OBP: 0.328, SLG: 0.321	P5				F8		BB	BB	G4-3	4	0	1	0	0	0	0								
Kenny Williams, R (1, 8) OBP: 0.228, SLG: 0.328	K			G5-3			K		K	4	0	0	0	0	3	1								
Torey Lovullo, S (1, 5) OBP: 0.264, SLG: 0.183			G4-3		P6		BB		F9	3	0	0	0	1	0	0								
Mike Brumley, S (1, 6) OBP: 0.400, SLG: 0.417	L7					F8		BB		2	0	0	0	1	0	0								
Inning Stats	R: 0 E: 0 K: 1 S: 10	H: 1 LOB: 0 BB: 0 P: 14	R: 0 E: 0 K: 1 S: 8	H: 0 LOB: 0 BB: 0 P: 13	R: 0 E: 0 K: 1 S: 5	H: 0 LOB: 0 BB: 0 P: 6	R: 0 E: 0 K: 0 S: 4	H: 1 LOB: 1 BB: 1 P: 11	R: 0 E: 0 K: 0 S: 4	H: 0 LOB: 0 BB: 0 P: 7	R: 0 E: 0 K: 1 S: 8	H: 0 LOB: 0 BB: 0 P: 14	R: 2 E: 1 K: 3 S: 17	H: 2 LOB: 3 BB: 3 P: 35	R: 0 E: 0 K: 2 S: 10	H: 0 LOB: 1 BB: 1 P: 17	R: 0 E: 0 K: 1 S: 9	H: 0 LOB: 0 BB: 0 P: 13	1B: 3 2B: 1 3B: 0 HR: 0	SF: 0 SAC: 0 DP: 0 HBP: 0	WP: 0 PB: 0 SB: 0 CS: 0	PA: 35		
PITCHER	IP	WLS	BF	H	R	ER	SO	BB	IBB	HBP	BLK	WP	HR	S	P	ERA	WHIP							
Erik Hanson, R (1, 1) ERA: 2.31	6.2	W	27	4	2	2	6	4	0	0	0	0	0	53	95	2.70	1.200							
Dennis Powell, L (7, 1) ERA: 1.8	1.0		4	0	0	0	2	1	0	0	0	0	0	9	17	0.00	1.000							
Mike Schooler, R (8, 1) ERA: 2.13	1.1	S	4	0	0	0	2	0	0	0	0	0	0	13	18	0.00	0.000							

Detroit Tigers @ Seattle Mariners
The Kingdome, Seattle, WA
Wed May 03 1989, 6:33 AM EDT
Att: 9,130 - Dome

AB 30
R 2
H 4
RBI 1
BB 5
SO 10
LOB 11

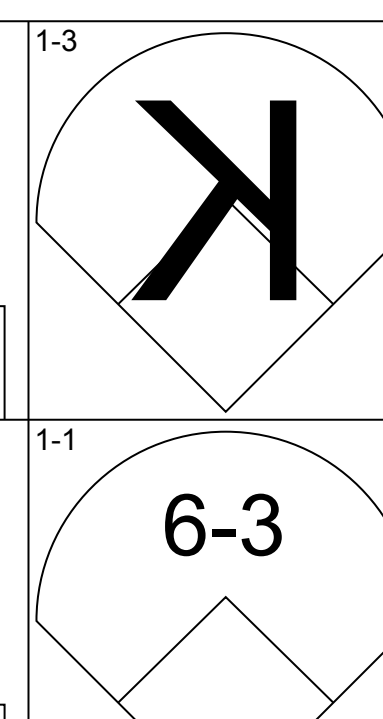
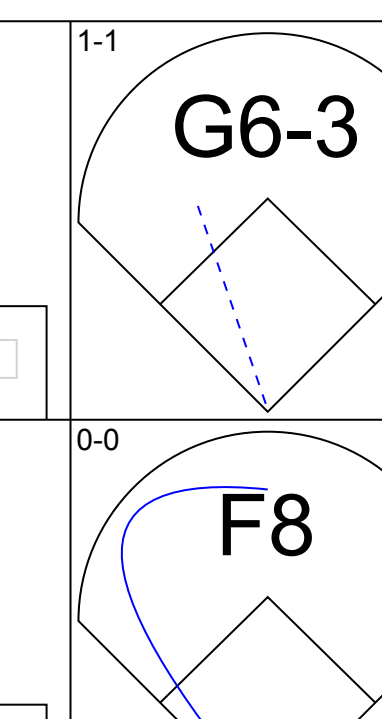
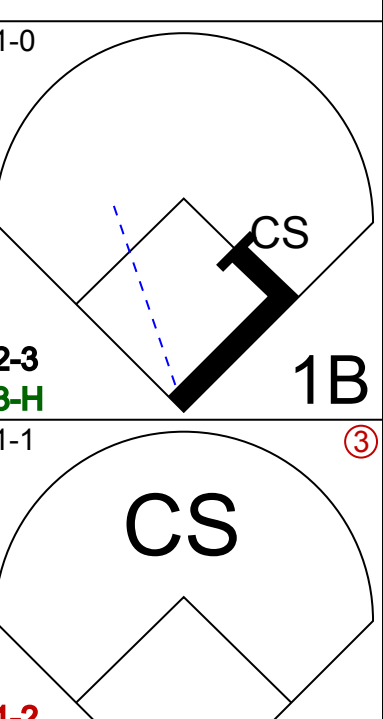
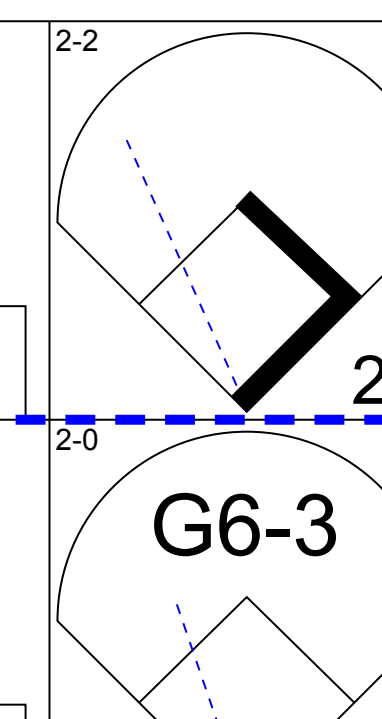
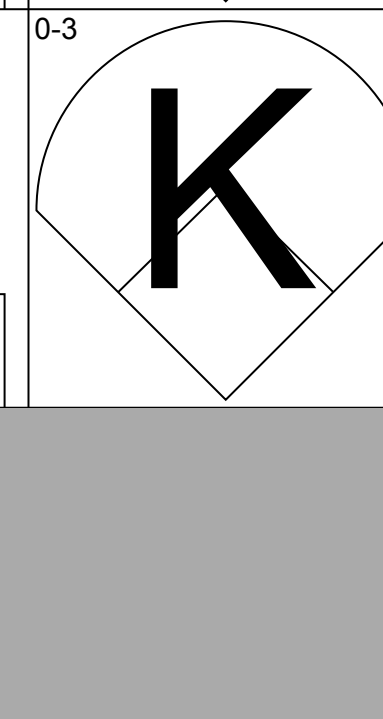


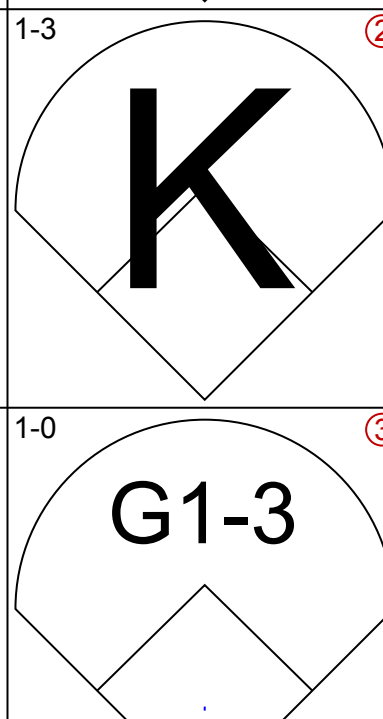


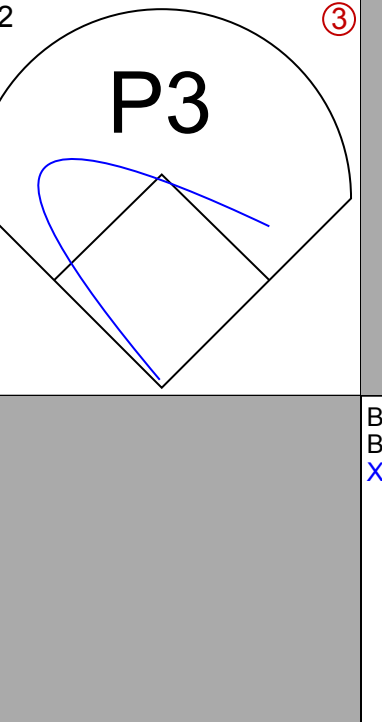

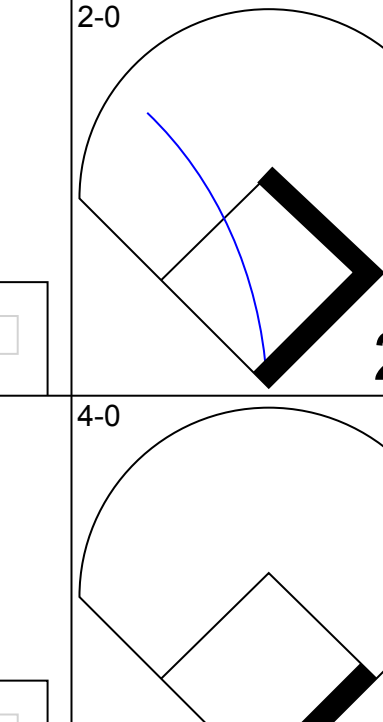
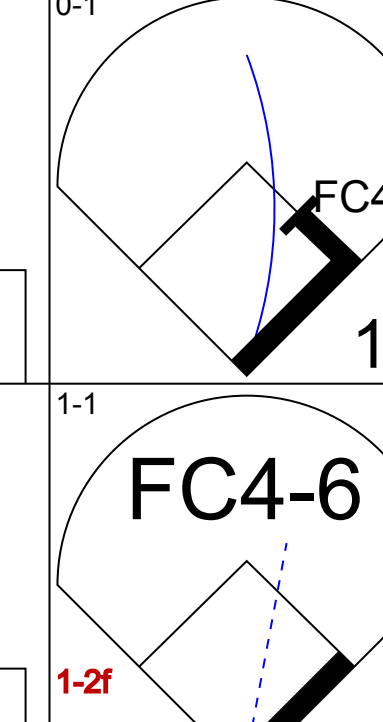




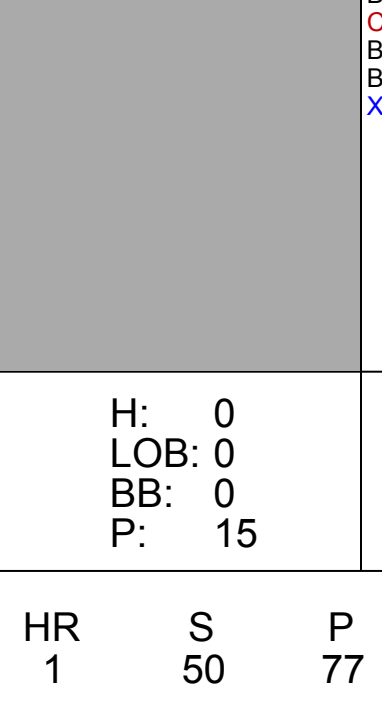
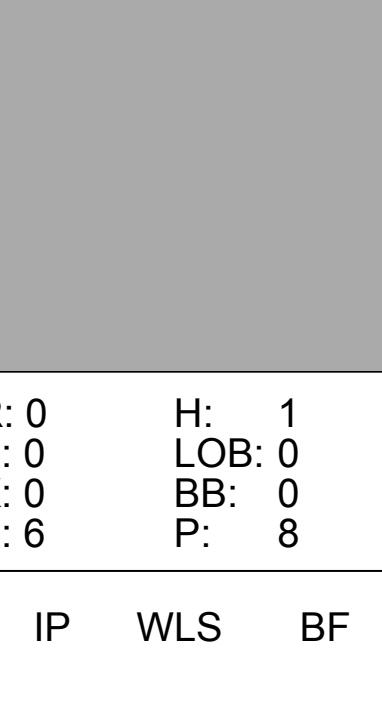
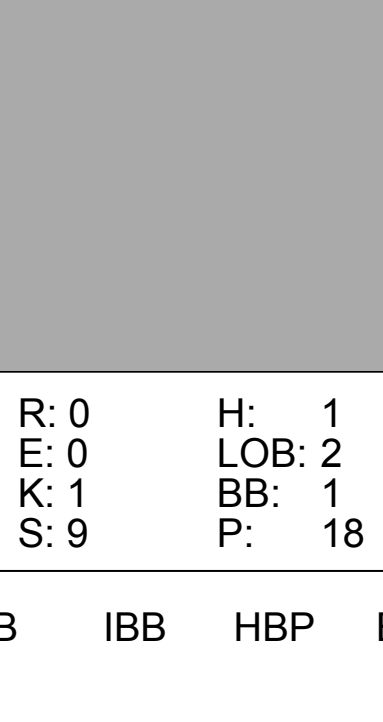
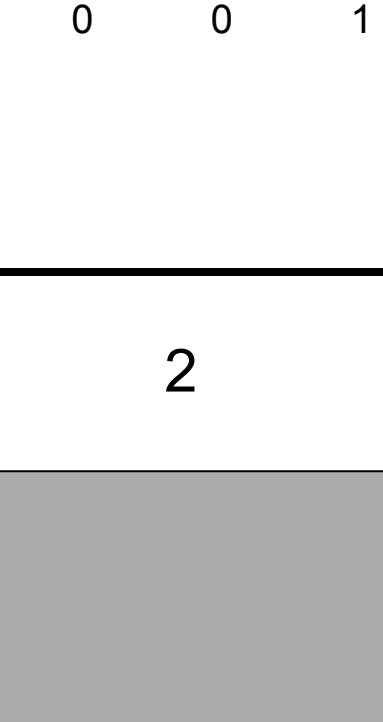
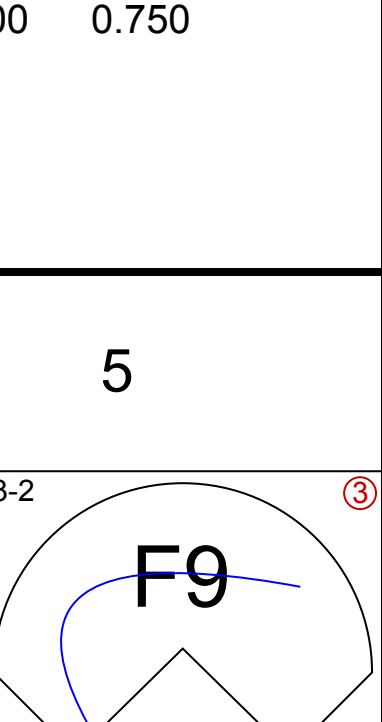

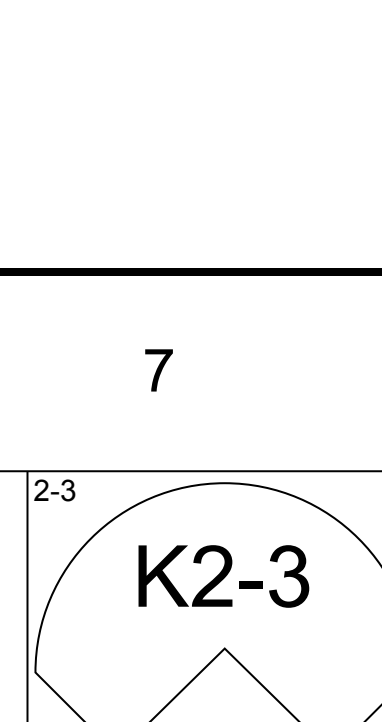

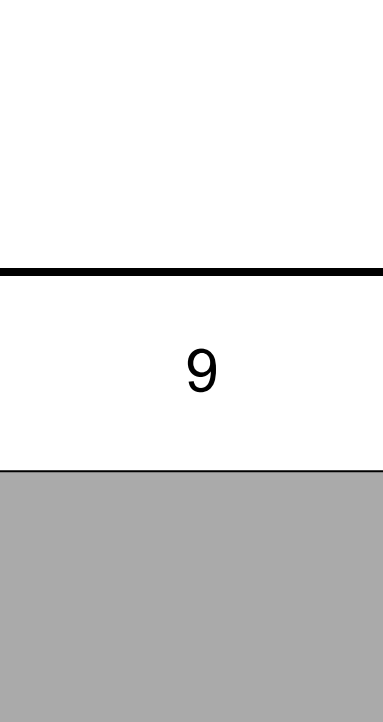

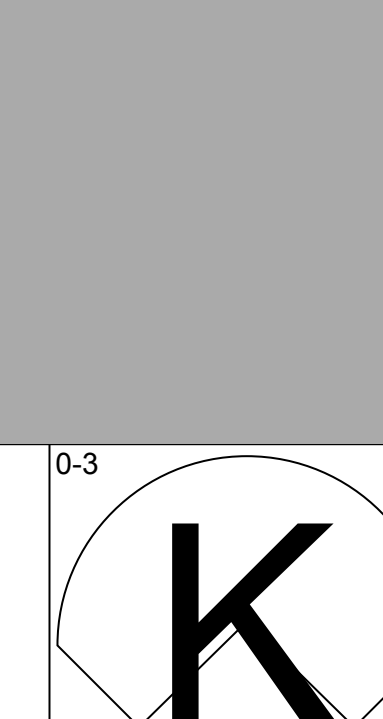





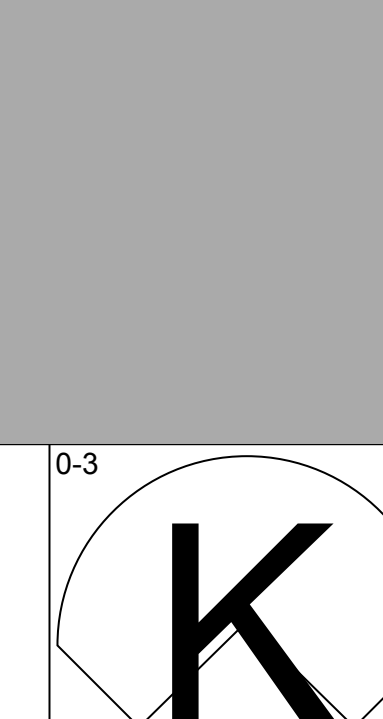
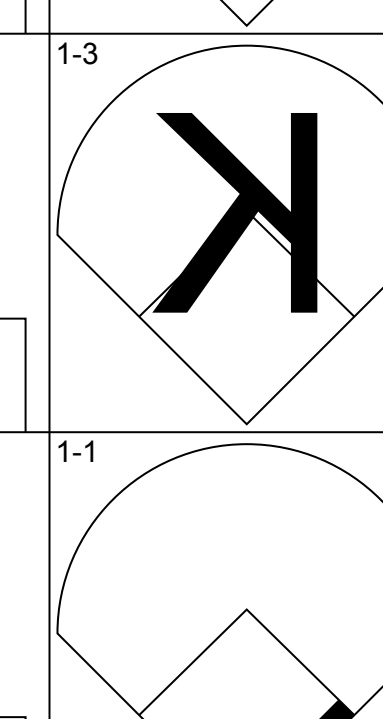

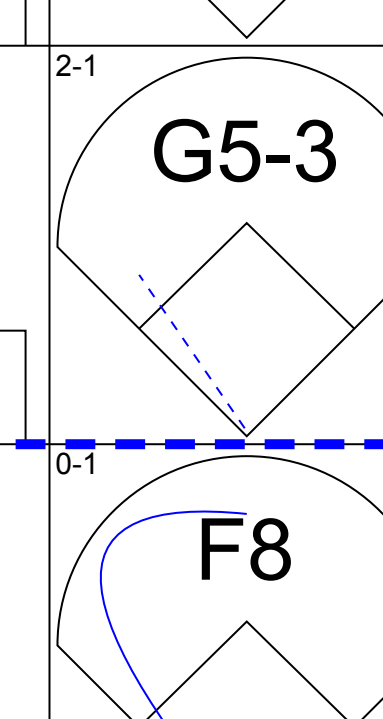





Batter	1	2	3	4	5	6	7	8	9	AB	R	H	RBI	BB	SO	LOB	BOTTOM							
Harold Reynolds, S (1, 4) OBP: 0.328, SLG: 0.372	L6		F7					L1-6-3		4	0	1	0	0	0	1								
Henry Cotto, R (1, 7) OBP: 0.394, SLG: 0.481	K			G6-3	K			1B		4	0	1	0	0	2	1								
Alvin Davis, L (1, 3) OBP: 0.451, SLG: 0.516	G4-3			2B	SF8		F8	P6		4	1	1	0	0	0	1								
Jeffrey Leonard, R (1, 10) OBP: 0.374, SLG: 0.580		G6-4-3		SF8	1B			F9		3	1	2	0	1	0	1								
Darnell Coles, R (1, 9) OBP: 0.271, SLG: 0.311		G6-4-3		SF8			G5-4-3			2	0	0	1	0	0	2								
Ken Griffey Jr., L (1, 8) OBP: 0.375, SLG: 0.460		G4-3			CS			G3		3	0	1	1	0	0	0								
Scott Bradley, L (1, 2) OBP: 0.378, SLG: 0.467			G3		G6-3			1B		3	0	2	0	0	0	1								
Jim Presley, R (1, 5) OBP: 0.313, SLG: 0.406			G3					F8		3	1	1	1	0	0	2								
Mario Diaz, R (1, 6) OBP: 0.250, SLG: 0.348 Dave Cochrane, S (7, PH)			F8					P5		2	0	0	0	0	0	1								
Omar Vizquel, S (8, 6) OBP: 0.203, SLG: 0.130					G4-3					0	0	0	0	0	0	0								
Inning Stats	R: 0 E: 0 K: 1 S: 11	H: 0 LOB: 0 BB: 0 P: 20	R: 0 E: 0 K: 0 S: 10	H: 0 LOB: 0 BB: 1 P: 16	R: 0 E: 0 K: 0 S: 9	H: 1 LOB: 1 BB: 0 P: 15	R: 2 E: 0 K: 0 S: 16	H: 3 LOB: 1 BB: 0 P: 24	R: 1 E: 0 K: 1 S: 8	H: 2 LOB: 1 BB: 0 P: 11	R: 0 E: 0 K: 0 S: 6	H: 1 LOB: 0 BB: 0 P: 8	R: 0 E: 0 K: 0 S: 6	H: 1 LOB: 1 BB: 0 P: 6	R: 0 E: 0 K: 0 S: 7	H: 1 LOB: 1 BB: 0 P: 12	1B: 6 2B: 3 3B: 0 HR: 1	SF: 1 SAC: 0 DP: 3 HBP: 0	WP: 0 PB: 0 SB: 0 CS: 2	PA: 31				
PITCHER	IP	WLS	BF	H	R	ER	SO	BB	IBB	HBP	BLK	WP	HR	S	P	ERA	WHIP							
Doyle Alexander, R (1, 1) ERA: 2.47	8.0	L	31	9	3	3	2	1	0	0	0	0	1	73	112	3.38	1.250							

Detroit Tigers @ Seattle Mariners
The Kingdome, Seattle, WA
Wed May 03 1989, 6:33 AM EDT
Att: 9,130 - Dome

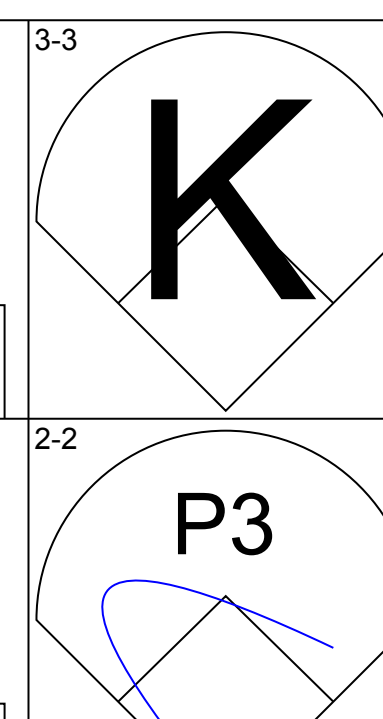
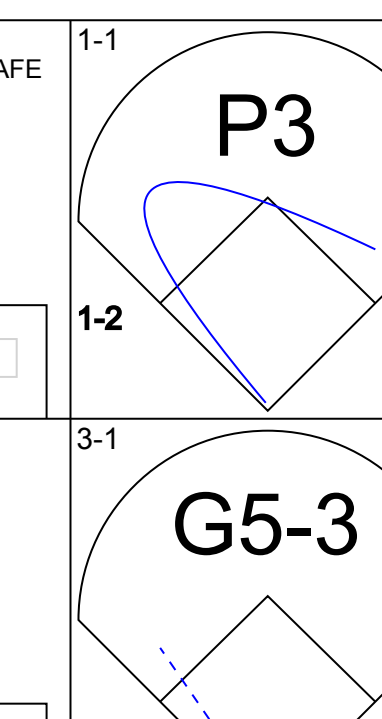
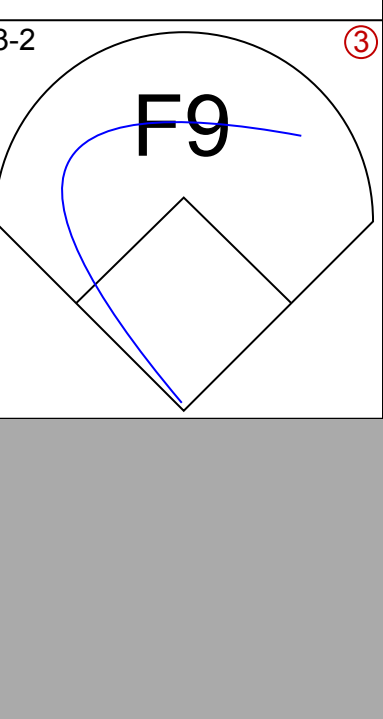
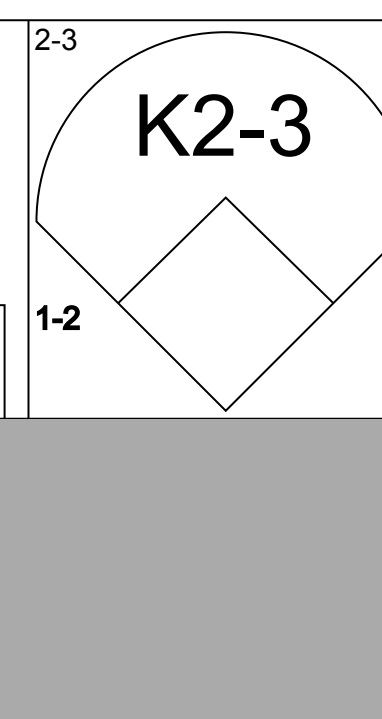
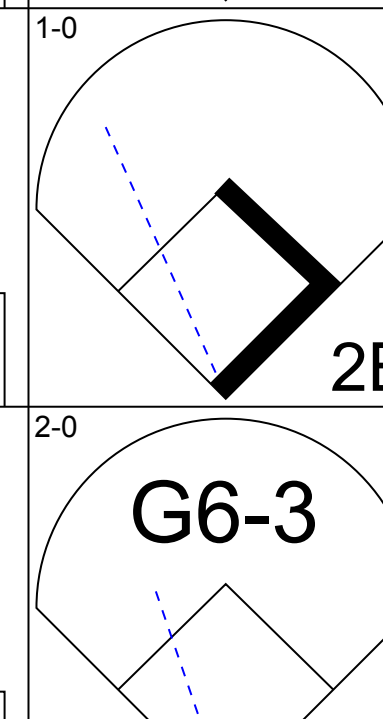
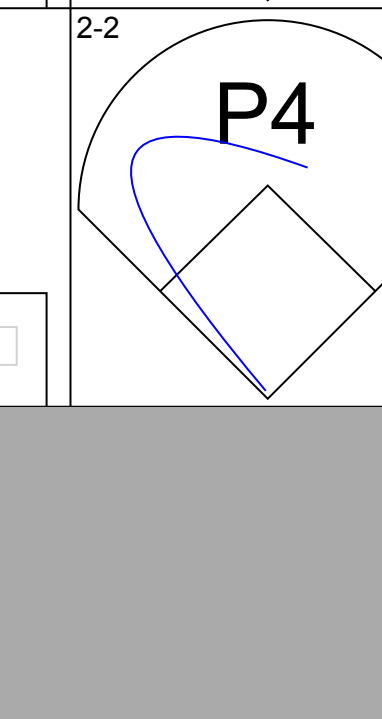
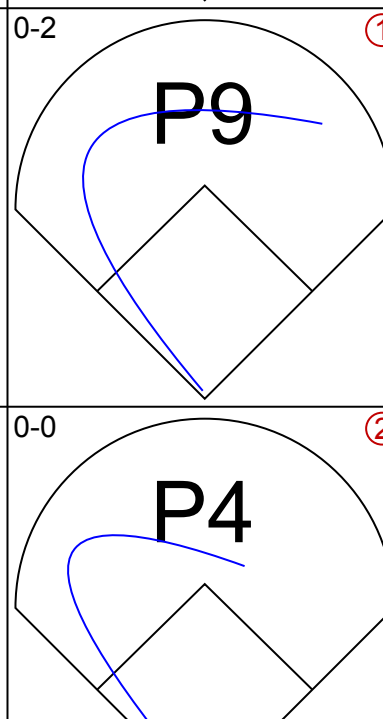
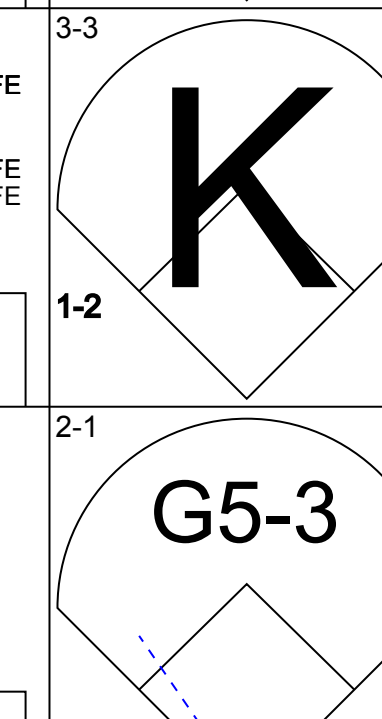
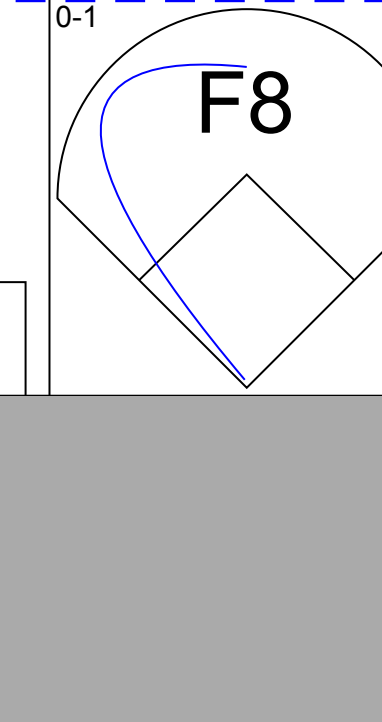


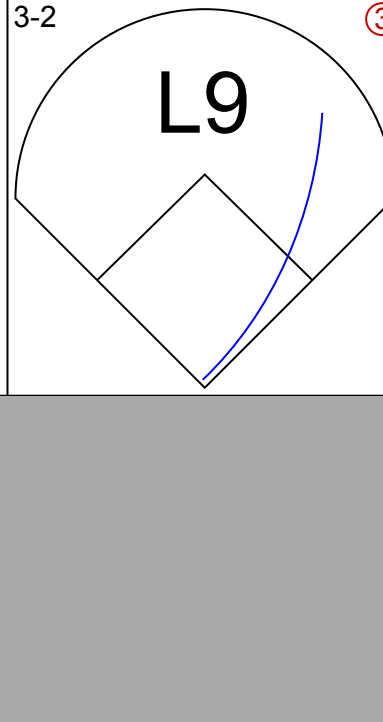
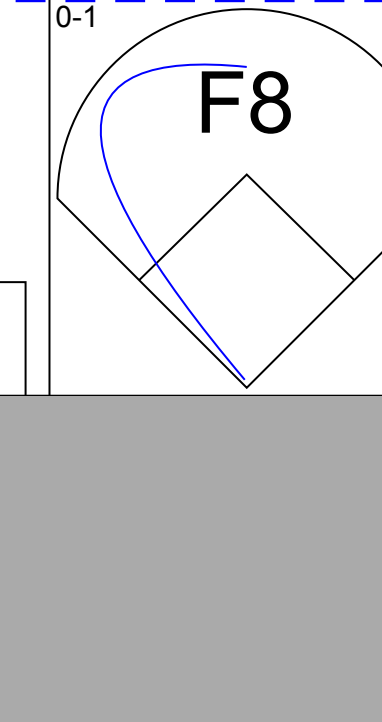




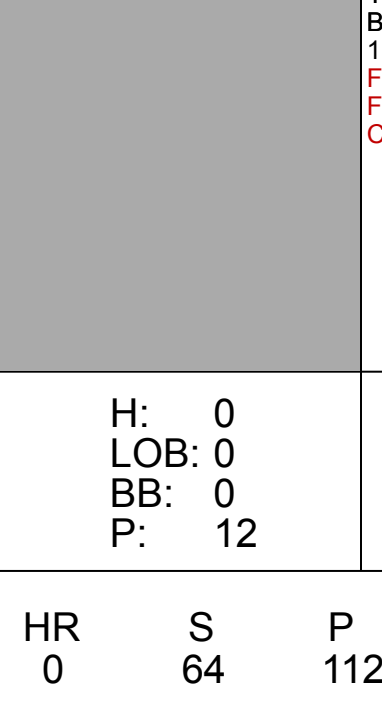
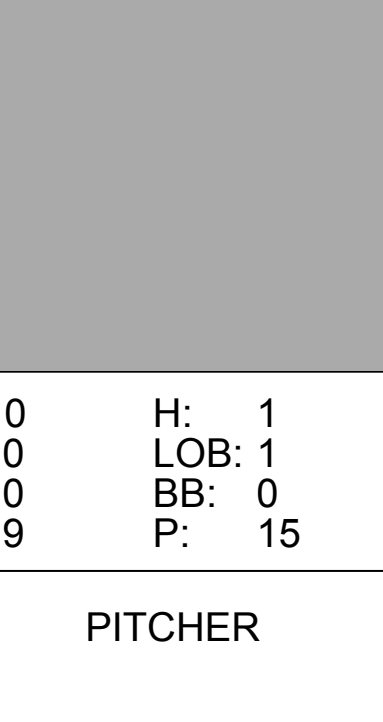
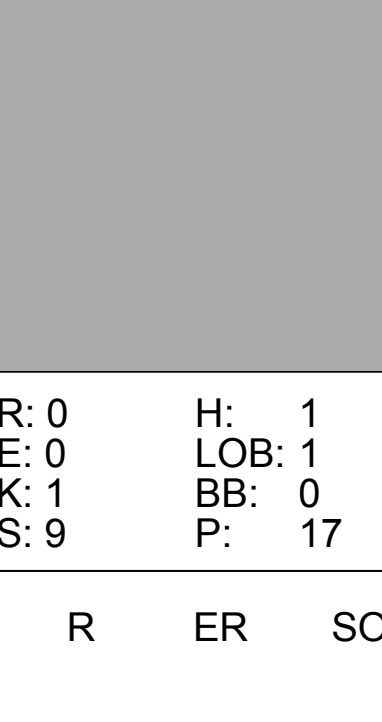




AB 29
R 3
H 9
RBI 3
BB 1
SO 2
LOB 11




Batter	1	2	3	4	5	6	7	8	9	AB R H RBI BB SO LOB	TOP											
Harold Reynolds, S (1,4) OBP: 0.333, SLG: 0.385										4 0 2 1 0 1 0	Seattle Mariners @ Baltimore Orioles Memorial Stadium, Baltimore, MD Sat May 06 1989, 3:33 AM EDT Unknown											
Henry Cotto, R (1,7) OBP: 0.339, SLG: 0.446										4 0 0 0 0 0 1												
Alvin Davis, L (1,3) OBP: 0.436, SLG: 0.495										4 0 0 0 0 2 0												
Jeffrey Leonard, R (1,10) OBP: 0.361, SLG: 0.558										4 0 0 0 0 0 0												
Darnell Coles, R (1,9) OBP: 0.279, SLG: 0.355										4 1 2 1 0 0 0												
Ken Griffey Jr., L (1,8) OBP: 0.390, SLG: 0.467					 		 			3 1 2 0 1 0 0												
Jim Presley, R (1,5) OBP: 0.324, SLG: 0.426		 			 		 			4 0 2 0 0 1 3												
Scott Bradley, L (1,2) OBP: 0.350, SLG: 0.424		 								3 0 0 0 0 0 3												
Omar Vizquel, S (1,6) OBP: 0.194, SLG: 0.123										3 0 0 0 0 0 2												
Inning Stats	R: 0 E: 0 K: 2 S: 9	H: 0 LOB: 0 BB: 0 P: 11	R: 1 E: 0 K: 0 S: 10	H: 2 LOB: 1 BB: 0 P: 17	R: 0 E: 0 K: 0 S: 5	H: 0 LOB: 0 BB: 0 P: 6	R: 0 E: 0 K: 0 S: 9	H: 0 LOB: 0 BB: 0 P: 15	R: 1 E: 0 K: 0 S: 7	H: 3 LOB: 1 BB: 0 P: 15		R: 0 E: 0 K: 1 S: 5	H: 0 LOB: 0 BB: 0 P: 7	R: 0 E: 0 K: 0 S: 6	H: 1 LOB: 0 BB: 0 P: 8	R: 0 E: 0 K: 0 S: 11	H: 1 LOB: 1 BB: 0 P: 16	R: 0 E: 0 K: 1 S: 9	H: 1 LOB: 2 BB: 1 P: 18	1B: 4 2B: 3 HR: 1	SF: 0 SAC: 0 DP: 1 HBP: 0	WP: 0 PB: 0 SB: 0 CS: 1
PITCHER	IP WLS BF H R ER SO BB IBB HBP BLK WP HR S P ERA WHIP																					
Dave Schmidt, R (1,1) ERA: 5.71	6.1 L 24 6 2 2 3 0 0 0 0 0 1 50 77 2.84 0.947																					
Mark Thurmond, L (7,1) ERA: 3.2	1.1 4 1 0 0 0 0 0 0 0 0 0 11 15 0.00 0.750																					
Gregg Olson, R (8,1) ERA: 2.66	1.1 6 1 0 0 1 0 1 0 0 0 0 10 21 0.00 0.750																					

AB	33
R	2
H	8
RBI	2
BB	1
SO	4
LOB	9



Batter	1	2	3	4	5	6	7	8	9	AB R H RBI BB SO LOB	BOTTOM											
Brady Anderson, L (1,8) OBP: 0.361, SLG: 0.419										4 0 0 0 0 2 3	Seattle Mariners @ Baltimore Orioles Memorial Stadium, Baltimore, MD Sat May 06 1989, 3:33 AM EDT Unknown											
Phil Bradley, R (1,7) OBP: 0.351, SLG: 0.481								 		4 0 2 0 0 0 1												
Mike Devereaux, R (1,9) OBP: 0.333, SLG: 0.386										3 0 1 0 0 0 2												
Steve Finley, L (8,9) OBP: 0.310, SLG: 0.370										1 0 0 0 0 1 1												
Cal Ripken Jr., R (1,6) OBP: 0.336, SLG: 0.396										4 0 0 0 0 0 3												
Randy Milligan, R (1,3) OBP: 0.314, SLG: 0.364										3 0 0 0 0 1 1												
Joe Orsulak, L (8,PH) OBP: 0.351, SLG: 0.462										1 0 0 0 0 0 1												
Billy Ripken, R (9,4) OBP: 0.286, SLG: 0.308										0 0 0 0 0 0 0												
Mickey Tettleton, S (1,2) OBP: 0.236, SLG: 0.410										4 0 1 0 0 3 0												
Larry Sheets, L (1,10) OBP: 0.267, SLG: 0.286										3 0 0 0 0 3 1												
Craig Worthington, R (1,5) OBP: 0.290, SLG: 0.264							 			4 1 1 0 0 0 2												
Rene Gonzales, R (1,4) OBP: 0.300, SLG: 0.250			 				 			2 0 1 1 1 1 1												
Jim Traber, L (9,3) OBP: 0.281, SLG: 0.304										1 0 0 0 0 0 1												
Inning Stats	R: 0 E: 0 K: 1 S: 8	H: 1 LOB: 1 BB: 0 P: 16	R: 0 E: 0 K: 2 S: 8	H: 0 LOB: 0 BB: 0 P: 10	R: 0 E: 0 K: 0 S: 9	H: 0 LOB: 1 BB: 1 P: 19	R: 0 E: 0 K: 1 S: 7	H: 0 LOB: 0 BB: 0 P: 12	R: 0 E: 0 K: 2 S: 11	H: 1 LOB: 1 BB: 0 P: 21	R: 0 E: 0 K: 0 S: 9	H: 1 LOB: 1 BB: 0 P: 15	R: 1 E: 1 K: 3 S: 12	H: 1 LOB: 1 BB: 0 P: 19	R: 0 E: 0 K: 1 S: 9	H: 1 LOB: 1 BB: 0 P: 17	R: 0 E: 0 K: 1 S: 12	H: 1 LOB: 1 BB: 0 P: 19	1B: 4 2B: 1 3B: 1 HR: 0	SF: 0 SAC: 0 DP: 0 HBP: 1	WP: 1 PB: 0 SB: 1 CS: 1	PA: 36
PITCHER	IP WLS BF H R ER SO BB IBB HBP BLK WP HR S P ERA WHIP																					
Mark Langston, L (1,1) ERA: 2.98	7.0 W 28 4 1 0 9 1 0 0 0 0 0 64 112 0.00 0.714																					
Michael Jackson, R (8,1) ERA: 4.5	0.2 3 1 0 0 1 0 0 0 0 0 0 7 15 0.00 1.500																					
Steve Trout, L (8,1) ERA: 7.23	0.2 S 3 1 0 0 1 0 0 0 0 0 0 8 12 0.00 1.500																					
Mike Schooler, R (9,1) ERA: 2.03	0.2 S 2 0 0 0 0 0 0 0 0 0 0 6 9 0.00 0.000																					

AB	34
R	1
H	6
RBI	1
BB	1
SO	11
LOB	17



Batter	1	2	3	4	5	6	7	8	9	AB	R	H	RBI	BB	SO	LOB	TOP										
Harold Reynolds, S (1,4) OBP: 0.336, SLG: 0.393	G4-3	BB		1B	F7		FC5			5	2	2	1	0	0	5	Seattle Mariners @ Baltimore Orioles Memorial Stadium, Baltimore, MD Sat May 06 1989, 7:05 PM EDT Att: 19,975 - Unknown - 55 F										
Henry Cotto, R (1,8) OBP: 0.344, SLG: 0.433	F8	BB		1B	P4		F8		1B	4	0	1	0	1	0	1											
Alvin Davis, L (1,10)	P7	BB		1B	1B		F9		P2	4	0	1	1	1	0	1											
Jeffrey Leonard, R (1,7) Ken Griffey Jr., L (8,8) OBP: 0.363, SLG: 0.546 OBP: 0.390, SLG: 0.467		BB		1B	F7		K		K	4	1	1	1	1	2	2											
Darnell Coles, R (1,9) OBP: 0.267, SLG: 0.339		K			K		F8		F8	5	0	0	0	0	2	6											
Jim Presley, R (1,3) OBP: 0.329, SLG: 0.425		HR		G5-3			F9		P3	5	1	2	0	0	0	0											
Dave Valle, R (1,2) OBP: 0.326, SLG: 0.447		SF9		BB			F9		P6	3	0	2	1	1	0	1											
Edgar Martinez, R (1,5) OBP: 0.286, SLG: 0.268		HR		F8			FC5		F9	5	1	3	2	0	0	2											
Mario Diaz, R (1,6) OBP: 0.276, SLG: 0.308		2B		K			F9		1-3	3	1	0	0	2	1	4											
Inning Stats	R: 0 E: 0 K: 0 S: 6	H: 0 LOB: 0 BB: 0 P: 10	R: 5 E: 0 K: 1 S: 17	H: 4 LOB: 3 BB: 4 P: 39	R: 0 E: 0 K: 1 S: 11	H: 0 LOB: 1 BB: 1 P: 16	R: 1 E: 0 K: 1 S: 11	H: 2 LOB: 1 BB: 0 P: 17	R: 0 E: 0 K: 0 S: 9	H: 0 LOB: 0 BB: 0 P: 9	R: 0 E: 0 K: 0 S: 9	H: 2 LOB: 2 BB: 1 P: 18	R: 0 E: 0 K: 1 S: 8	H: 1 LOB: 1 BB: 0 P: 11	R: 0 E: 0 K: 0 S: 7	H: 1 LOB: 1 BB: 0 P: 12		1B: 10 2B: 1 3B: 0 HR: 1	SF: 1 SAC: 0 DP: 0 HBP: 0	WP: 0 PB: 1 SB: 2 CS: 0	PA: 45						
PITCHER	IP	WLS	BF	H	R	ER	SO	BB	IBB	HBP	BLK	WP	HR	S	P	ERA	WHIP										
Jeff Ballard, L (1,1) ERA: 2.56	1.2	L	12	4	5	5	1	2	1	0	0	0	1	21	41	27.00	3.600										
Brian Holton, R (2,1) ERA: 5.14	2.1		11	2	1	1	2	2	0	0	0	0	0	24	41	3.86	1.714										
Jay Tibbs, R (5,1) ERA:	3.0		14	4	0	0	1	1	0	0	0	0	0	23	44	0.00	1.667										
Kevin Hickey, L (8,1) ERA: 3.12	1.1		6	2	0	0	1	0	0	0	0	0	0	12	19	0.00	1.500										
Mark Williamson, R (9,1) ERA: 5.17	0.2		2	0	0	0	0	0	0	0	0	0	0	3	4	0.00	0.000										


Batter	1	2	3	4	5	6	7	8	9	AB	R	H	RBI	BB	SO	LOB	BOTTOM										
Brady Anderson, L (1,8) OBP: 0.362, SLG: 0.445	K	K			K		HR		S	5	1	2	3	0	3	2	Seattle Mariners @ Baltimore Orioles Memorial Stadium, Baltimore, MD Sat May 06 1989, 7:05 PM EDT Att: 19,975 - Unknown - 55 F										
Steve Finley, L (1,9) OBP: 0.294, SLG: 0.375	2B	K			G4-3		K		F9	5	1	1	0	0	2	3											
Joe Orsulak, L (1,7) OBP: 0.333, SLG: 0.436					F8				P3	3	0	0	0	0	0	1											
Mike Devereaux, R (6,PH) OBP: 0.327, SLG: 0.378					F9					1	0	0	0	0	0	0											
Cal Ripken Jr., R (1,6) OBP: 0.341, SLG: 0.418		2B			2B		6-3		F8	4	0	2	1	0	0	0											
Larry Sheets, L (1,10) OBP: 0.269, SLG: 0.280		BB					P6			2	0	0	0	1	1	1											
Chris Hoiles, R (8,PH)					K				K	1	0	0	0	0	1	0											
Mickey Tettleton, S (1,2) OBP: 0.237, SLG: 0.402		F9			P9		F9			4	1	1	0	0	0	3											
Jim Traber, L (1,3) OBP: 0.269, SLG: 0.288					F7		G4-3			3	0	0	0	0	0	0											
Randy Milligan, R (9,PH) OBP: 0.327, SLG: 0.378		F9							G1-4-3	1	1	1	0	0	0	0											
Craig Worthington, R (1,5) OBP: 0.298, SLG: 0.275		1B			P2		K			4	0	2	1	0	1	0											
Billy Ripken, R (1,4) OBP: 0.311, SLG: 0.333		1B							S1-4-3	3	1	2	0	0	0	0											
Phil Bradley, R (9,PH) OBP: 0.358, SLG: 0.476					6-3		HR		G1-4-3	1	0	0	0	0	0	2											
Inning Stats	R: 1 E: 0 K: 1 S: 12	H: 2 LOB: 2 BB: 1 P: 23	R: 0 E: 0 K: 2 S: 13	H: 2 LOB: 2 BB: 0 P: 16	R: 0 E: 0 K: 1 S: 9	H: 1 LOB: 1 BB: 0 P: 16	R: 0 E: 0 K: 0 S: 7	H: 0 LOB: 0 BB: 0 P: 11	R: 0 E: 0 K: 0 S: 8	H: 0 LOB: 0 BB: 0 P: 10	R: 2 E: 0 K: 2 S: 10	H: 2 LOB: 0 BB: 0 P: 14	R: 0 E: 0 K: 1 S: 13	H: 0 LOB: 0 BB: 0 P: 22	R: 2 E: 0 K: 0 S: 19	H: 4 LOB: 1 BB: 0 P: 29	1B: 7 2B: 3 3B: 0 HR: 1	SF: 0 SAC: 0 DP: 1 HBP: 0	WP: 0 PB: 0 SB: 1 CS: 0	PA: 38							
PITCHER	IP	WLS	BF	H	R	ER	SO	BB	IBB	HBP	BLK	WP	HR	S	P	ERA	WHIP										
Scott Bankhead, R (1,1) ERA: 3.83	7.0	W	29	7	3	3	7	1	0	0	0	0	0	66	101	3.86	1.143										
Dennis Powell, L (8,1) ERA: 2.25	1.0		4	1	1	1	1	0	0	0	0	0	0	17	28	9.00	1.000										
Mike Schooler, R (9,1) ERA: 2.51	1.0	S	5	3	1	1	0	0	0	0	0	0	0	15	23	9.00	3.000										



Batter	1	2	3	4	5	6	7	8	9	AB	R	H	RBI	BB	SO	LOB	TOP					
Harold Reynolds, S OBP: 0.338, SLG: 0.394	G4-3		FC6-4 1B	B1-3			F8		1B	5	0	2	0	0	0	1						
Ken Griffey Jr., L OBP: 0.371, SLG: 0.442	K		FC6-4 1B		P8		G3		K	5	0	0	0	0	2	4						
Alvin Davis, L OBP: 0.441, SLG: 0.519	G4-3		FC6-4 1B		HR			K	WP 1B	5	1	3	3	0	1	0						
Jeffrey Leonard, R OBP: 0.357, SLG: 0.527		G6-3	FC6-4 1B		G6-3			F8	1B	4	0	0	0	1	0	2						
Darnell Coles, R OBP: 0.281, SLG: 0.345		FC6-4 1B		1B BB	F9			1B	K	4	1	2	0	1	1	3						
Jim Prestey, R OBP: 0.336, SLG: 0.429	K			L1-3 SH1-3 1B		G5-3		FC6-4 1B		4	1	2	0	0	1	1						
Mickey Brantley, R OBP: 0.261, SLG: 0.270	FC6-4			SH1-3 L1-3 1B		G6-3		FC6-4		4	0	1	1	0	0	3						
Dave Valle, R OBP: 0.311, SLG: 0.425			G6-3	L1-3		P5			G4-3	4	0	0	0	0	2							
Omar Vizquel, S OBP: 0.215, SLG: 0.150			FC6-4 1B	SH1-3		G3			1B	3	2	2	1	0	0	0						
Inning Stats	R: 0 E: 0 K: 1 S: 10	H: 0 LOB: 0 BB: 0 P: 15	R: 0 E: 0 K: 1 S: 9	H: 1 LOB: 1 BB: 0 P: 15	R: 1 E: 0 K: 0 S: 11	H: 3 LOB: 2 BB: 0 P: 20	R: 2 E: 0 K: 0 S: 10	H: 2 LOB: 1 BB: 1 P: 17	R: 1 E: 0 K: 0 S: 7	H: 1 LOB: 0 BB: 0 P: 11	R: 0 E: 0 K: 0 S: 8	H: 0 LOB: 0 BB: 0 P: 13	R: 0 E: 0 K: 1 S: 5	H: 0 LOB: 2 BB: 0 P: 6	R: 0 E: 0 K: 1 S: 8	H: 2 LOB: 2 BB: 0 P: 12	R: 1 E: 0 K: 2 S: 16	H: 3 LOB: 3 BB: 1 P: 26	1B: 11 2B: 0 3B: 0 HR: 1	SF: 0 SAC: 1 DP: 0 HBP: 0	WP: 1 PB: 0 CS: 0	PA: 41
PITCHER	IP	WLS	BF	H	R	ER	SO	BB	IBB	HBP	BLK	WP	HR	S	P	ERA	WHIP					
Jose Bautista, R ERA: 5.14	(1, 1)	5.0	L	23	7	4	4	2	1	0	0	0	1	47	78	7.20	1.600					
Brian Holton, R ERA: 4.51	(6, 1)	3.1		13	3	1	1	1	0	0	0	0	0	25	36	2.70	0.900					
Kevin Hickey, L ERA: 3.0	(9, 1)	0.1		3	2	0	0	1	0	0	0	0	0	7	11	0.00	6.000					
Gregg Olson, R ERA: 2.61	(9, 1)	0.1		2	0	0	0	1	1	0	0	0	1	5	10	0.00	3.000					

Seattle Mariners @ Baltimore Orioles
Memorial Stadium, Baltimore, MD
Sun May 07 1989, 3:33 AM EDT
Att: 25,982 - Cloudy - 55 F


AB	38
R	5
H	12
RBI	5
BB	2
SO	5
LOB	16



Batter	1	2	3	4	5	6	7	8	9	AB	R	H	RBI	BB	SO	LOB	BOTTOM					
Brady Anderson, L OBP: 0.359, SLG: 0.439	2B				G4-3				F9	4	1	1	0	0	0	1						
Randy Milligan, R OBP: 0.321, SLG: 0.370	1B									1	0	0	0	0	0	1						
Phil Bradley, R OBP: 0.371, SLG: 0.486	2B				1B HBP		K			2	2	1	0	1	1	0						
Cal Ripken Jr., R OBP: 0.339, SLG: 0.412	G1-3		FC6-4		1B		F9			4	0	1	0	0	0	4						
Joe Orsulak, L OBP: 0.333, SLG: 0.431	G1-3				G4-3				G6-3	3	0	1	1	0	0	2						
Mike Devereaux, R OBP: 0.321, SLG: 0.370										1	0	0	0	0	0	0						
Jim Traber, L OBP: 0.268, SLG: 0.302	2B				G1-3		G6-4-3		F8	4	0	1	2	0	0	2						
Steve Finley, L OBP: 0.289, SLG: 0.343	BB				G3-1		G4-3		B4-3	3	0	0	0	1	0	0						
Mickey Tettleton, S OBP: 0.237, SLG: 0.396	K				G6-3		F7		G6-3	4	0	1	0	0	1	2						
Craig Worthington, R OBP: 0.296, SLG: 0.266			K		G6-3				K	3	0	0	0	1	2	1						
Billy Ripken, R OBP: 0.327, SLG: 0.318			BB		G6-3		L8		BB	2	0	0	0	2	0	1						
Inning Stats	R: 2 E: 0 K: 1 S: 12	H: 3 LOB: 2 BB: 1 P: 26	R: 0 E: 0 K: 1 S: 11	H: 0 LOB: 2 BB: 2 P: 22	R: 0 E: 0 K: 0 S: 7	H: 0 LOB: 0 BB: 0 P: 9	R: 0 E: 0 K: 0 S: 8	H: 1 LOB: 0 BB: 0 P: 12	R: 1 E: 0 K: 0 S: 10	H: 2 LOB: 1 BB: 0 P: 17	R: 0 E: 0 K: 1 S: 11	H: 0 LOB: 0 BB: 0 P: 16	R: 0 E: 0 K: 0 S: 6	H: 0 LOB: 0 BB: 0 P: 8	R: 0 E: 0 K: 1 S: 8	H: 0 LOB: 1 BB: 1 P: 14	1B: 4 2B: 2 3B: 0 HR: 0	SF: 0 SAC: 0 DP: 2 HBP: 1	WP: 0 PB: 0 CS: 0	PA: 37		
PITCHER	IP	WLS	BF	H	R	ER	SO	BB	IBB	HBP	BLK	WP	HR	S	P	ERA	WHIP					
Bill Swift, R ERA: 4.05	(1, 1)	5.2	W	26	6	3	3	2	4	0	0	0	0	54	99	4.76	1.765					
Jerry Reed, R ERA: 3.32	(6, 1)	1.1		4	0	0	0	1	0	0	0	0	0	14	20	0.00	0.000					
Dennis Powell, L ERA: 2.0	(8, 1)	2.0	S	7	0	0	0	1	1	0	0	0	0	14	22	0.00	0.500					

Seattle Mariners @ Baltimore Orioles
Memorial Stadium, Baltimore, MD
Sun May 07 1989, 3:33 AM EDT
Att: 25,982 - Cloudy - 55 F

AB	31
R	3
H	6
RBI	3
BB	5
SO	4
LOB	14



Batter	1	2	3	4	5	6	7	8	9	AB	R	H	RBI	BB	SO	LOB	TOP										
Harold Reynolds, S (1, 4) OBP: 0.343, SLG: 0.397	2-2 G3		0-0 1B		1-2 F9		3-2 FC5-4 1B			4	0	2	1	0	0	2											
Darnell Coles, R (1, 9) OBP: 0.272, SLG: 0.333	2-1 G4-3		0-1 FC5-2-5		0-2 F8		1-2 FC5-4 1-2			4	0	0	0	0	0	5											
Alvin Davis, L (1, 3) OBP: 0.335, SLG: 0.505	4-1 BB		1-2 G4-3		2-0 F8			0-1 L9		3	0	0	0	1	0	4											
Mario Diaz, R (6, 6)										0	0	0	0	0	0	0											
Jeffrey Leonard, R (1, 10) OBP: 0.346, SLG: 0.509	1-3 K			0-0 G6-3		0-1 G6-3		3-2 G5-3		4	0	0	0	0	1	1											
Jim Prestley, R (1, 5) OBP: 0.321, SLG: 0.407		3-3 K		2-1 L9		0-0 G6-3		2-2 F8		4	0	0	0	0	1	0											
Edgar Martinez, R (8, 5) OBP: 0.286, SLG: 0.268										0	0	0	0	0	0	0											
Ken Griffey Jr., L (1, 8) OBP: 0.367, SLG: 0.444	2-2 G6-3		0-1 2B		1-1 G1-3				2-3 K	4	0	1	0	0	1	0											
Mickey Brantley, R (1, 7) OBP: 0.292, SLG: 0.254	1-0 L4			2-0 G3			1-1 G4-3		2-2 G6-3	4	0	0	0	0	0	1											
Scott Bradley, L (1, 2) OBP: 0.386, SLG: 0.444			1-2 FC3-6 1B		0-0 PB 1B		4-1 G1-3 1B		0-0 F7	3	1	2	0	1	0	0											
Omar Vizquel, S (1, 6) OBP: 0.212, SLG: 0.148			3-1 FC3-6 1B		1-2 PB 1B		0-0 G1-3			1	0	0	0	0	0	1											
Dave Cochrane, S (5, PH) OBP: 0.333, SLG: 0.333					1-2 PB 1B		1-2			2	0	1	0	0	0	1											
Inning Stats	R: 0 E: 0 K: 1 S: 11	H: 0 LOB: 1 BB: 1 P: 20	R: 0 E: 0 K: 1 S: 7	H: 0 LOB: 0 BB: 0 P: 13	R: 0 E: 0 K: 0 S: 10	H: 2 LOB: 2 BB: 0 P: 14	R: 0 E: 0 K: 0 S: 6	H: 1 LOB: 1 BB: 0 P: 10	R: 0 E: 0 K: 0 S: 12	H: 2 LOB: 2 BB: 0 P: 16	R: 0 E: 0 K: 0 S: 5	H: 0 LOB: 0 BB: 0 P: 6	R: 1 E: 0 K: 0 S: 12	H: 1 LOB: 1 BB: 1 P: 21	R: 0 E: 0 K: 0 S: 8	H: 0 LOB: 0 BB: 0 P: 13	R: 0 E: 0 K: 1 S: 7	H: 0 LOB: 0 BB: 0 P: 11	1B: 5 2B: 1 3B: 0 HR: 0	SF: 0 SAC: 0 DP: 0 HBP: 0	WP: 0 PB: 1 SB: 0 CS: 0	PA: 35					
PITCHER	IP	WLS	BF	H	R	ER	SO	BB	IBB	HBP	BLK	WP	HR	S	P	ERA	WHIP										
Dave Stieb, R (1, 1) ERA: 4.09	8.0	W	32	6	1	1	2	2	0	0	0	0	0	71	113	1.12	1.000										
Tom Henke, R (9, 1) ERA: 9.82	1.0		3	0	0	0	1	0	0	0	0	0	0	7	11	0.00	0.000										

Seattle Mariners @ Toronto Blue Jays
Exhibition Stadium, Toronto, ON
Mon May 08 1989, 7:05 PM EDT
Att: 23,293 - Unknown

AB 33
R 1
H 6
RBI 1
BB 2
SO 3
LOB 15



Batter	1	2	3	4	5	6	7	8	9	AB	R	H	RBI	BB	SO	LOB	BOTTOM										
Junior Felix, S (1, 9) OBP: 0.563, SLG: 0.857	4-0 BB 1B	2-1 G6-3		1-0 BB 1B	1-3 K		1-0 G3-1 3B			4	3	2	3	1	1	2											
Kelly Gruber, R (1, 5) OBP: 0.430, SLG: 0.494	4-2 BB 1B		4-2 1B	1-2 BB		1-1 1B	4-2 G3-1			2	2	2	0	3	0	0											
Alexis Infante, R (9, 5) OBP: 0.286, SLG: 0.286	1-2 BB		1-2 BB	1-2 BB		2-3 1B	4-2 BB			0	0	0	0	0	0	0											
Tony Fernandez, S (1, 6) OBP: 0.378, SLG: 0.415	0-0 BB		1-0 G4-3	4-2 1B	0-0 G3-1	0-0 1B	0-0 G3-1			4	0	3	3	1	0	1											
Fred McGriff, L (1, 3) OBP: 0.397, SLG: 0.550	4-1 G1-6-3		2-0 G4-3	1-3 1B	0-2 1B	1-1 1B	1-3 K			4	0	2	3	1	1	2											
Ernie Whitt, L (1, 2) OBP: 0.367, SLG: 0.406	2-2 P6		2-3 BB	0-0 G3-1-5	1-2 1B	1-2 1B	1-0 G1-2-3		0-0 F7	4	0	0	0	1	0	8											
Rance Mulliniks, L (1, 10) OBP: 0.292, SLG: 0.266	2-1 G1-6-3		1-0 G3-6-1	3-1 BB	4-2 FC3-6	0-0 G6-3	0-0 P5			2	0	0	0	1	0	5											
Bob Brenly, R (6, PH) OBP: 0.235, SLG: 0.133			1-2 BB		1-2 BB					2	0	0	0	0	0	2											
Lloyd Moseby, L (1, 8) OBP: 0.291, SLG: 0.270		2-0 P5		1-0 G5-3	0-0 FC3-6		4-2 E 3B	0-1 G4-3		4	2	0	0	1	0	1											
Nelson Liriano, S (1, 4) OBP: 0.305, SLG: 0.379	1-2 F8		1-1 1B	2-2 3B	2-2 FC4-6		3-2 E3			4	2	2	0	0	0	1											
Rob Ducey, L (1, 7) OBP: 0.358, SLG: 0.273	2-1 S 1B		4-2 1B	1-1 BB	1-1 FC4-6		0-3 K			3	1	1	1	1	1	3											
Inning Stats	R: 1 E: 0 K: 0 S: 9	H: 1 LOB: 2 BB: 3 P: 25	R: 0 E: 0 K: 0 S: 8	H: 1 LOB: 0 BB: 0 P: 15	R: 1 E: 0 K: 0 S: 8	H: 1 LOB: 1 BB: 2 P: 20	R: 4 E: 0 K: 0 S: 20	H: 4 LOB: 1 BB: 2 P: 31	R: 1 E: 0 K: 1 S: 11	H: 1 LOB: 1 BB: 1 P: 19	R: 0 E: 0 K: 0 S: 7	H: 3 LOB: 2 BB: 0 P: 10	R: 3 E: 1 K: 2 S: 22	H: 1 LOB: 1 BB: 2 P: 35	R: 0 E: 0 K: 0 S: 6	H: 0 LOB: 0 BB: 0 P: 6	1B: 10 2B: 1 3B: 2 HR: 0	SF: 0 SAC: 0 DP: 4 HBP: 0	WP: 0 PB: 0 SB: 1 CS: 0	PA: 43							
PITCHER	IP	WLS	BF	H	R	ER	SO	BB	IBB	HBP	BLK	WP	HR	S	P	ERA	WHIP										
Mike Dunne, R (1, 1) ERA: 7.8	3.1	L	20	6	6	6	0	6	0	0	0	0	0	38	80	16.20	3.600										
Steve Trout, L (4, 1) ERA: 7.09	3.0		17	6	4	2	2	3	0	0	0	0	0	38	61	6.00	3.000										
Jerry Reed, R (7, 1) ERA: 3.05	1.2		6	0	0	0	1	1	0	0	0	0	0	15	20	0.00	0.600										

Seattle Mariners @ Toronto Blue Jays
Exhibition Stadium, Toronto, ON
Mon May 08 1989, 7:05 PM EDT
Att: 23,293 - Unknown

AB 33
R 10
H 12
RBI 10
BB 10
SO 3
LOB 25



Batter	1	2	3	4	5	6	7	8	9	AB	R	H	RBI	BB	SO	LOB	TOP										
Harold Reynolds, S (1, 4) OBP: 0.340, SLG: 0.393	L7		SH2-3			L5			G4-3	4	1	1	0	0	0	2	Seattle Mariners @ Toronto Blue Jays Exhibition Stadium, Toronto, ON Tue May 09 1989, 7:05 PM EDT Att: 24,234 - Unknown										
Henry Cotto, R (1, 8) OBP: 0.348, SLG: 0.438	F8		WP 1B BB			2B 1B			G4-3	4	2	1	1	1	0	0											
Alvin Davis, L (1, 3) OBP: 0.430, SLG: 0.496	FC6-4 1B		K			K			K	4	0	1	0	0	3	3											
Jeffrey Leonard, R (1, 10) OBP: 0.350, SLG: 0.508	FC6-4 1-2		2H 3-H 1B			FC6-4 1B			K	4	0	2	2	0	1	1											
Darnell Coles, R (1, 9) OBP: 0.264, SLG: 0.323	F9		F9			FC6-4 1-2			P3	4	0	0	0	0	0	2											
Jim Presley, R (1, 5) OBP: 0.322, SLG: 0.405	G5-3					G6-4-3 1B			1B	3	0	1	0	0	1	0											
Edgar Martinez, R (6, 5) OBP: 0.297, SLG: 0.281									1B	1	0	1	0	0	0	0											
Dave Valle, R (1, 2) OBP: 0.319, SLG: 0.440	FC4 1B		G6-4-3 1-2			2B			P4	4	0	2	0	0	0	2											
Mickey Brantley, R (1, 7) OBP: 0.234, SLG: 0.239	FC4 1-2		G1-3			G4-3			K	4	0	0	0	0	1	3											
Omar Vizquel, S (1, 6) OBP: 0.229, SLG: 0.156			WP SH2-3 1B			P4			G5-3	3	1	1	0	1	0	0											
Inning Stats	R: 0 E: 0 K: 0 S: 6	H: 1 LOB: 1 BB: 0 P: 9	R: 0 E: 0 K: 0 S: 7	H: 1 LOB: 1 BB: 0 P: 10	R: 2 E: 0 K: 1 S: 10	H: 2 LOB: 1 BB: 1 P: 21	R: 0 E: 0 K: 0 S: 7	H: 1 LOB: 0 BB: 0 P: 11	R: 2 E: 0 K: 1 S: 11	H: 3 LOB: 1 BB: 0 P: 17	R: 0 E: 0 K: 1 S: 10	H: 1 LOB: 2 BB: 1 P: 18	R: 0 E: 0 K: 1 S: 13	H: 0 LOB: 0 BB: 0 P: 11	R: 0 E: 0 K: 1 S: 13	H: 1 LOB: 1 BB: 0 P: 16	R: 0 E: 0 K: 0 S: 6	H: 0 LOB: 0 BB: 0 P: 8	1B: 8 2B: 2 3B: 0 HR: 0	SF: 0 SAC: 1 DP: 1 HBP: 0	WP: 2 PB: 0 SB: 0 CS: 0	PA: 38					
PITCHER	IP	WLS	BF	H	R	ER	SO	BB	IBB	HBP	BLK	WP	HR	S	P	ERA	WHIP										
Mike Flanagan, L (1, 1) ERA: 2.64	5.0	L	23	8	4	4	2	1	0	0	0	2	0	41	68	7.20	1.800										
Duane Ward, R (6, 1) ERA: 3.91	4.0		15	2	0	0	4	1	0	0	0	0	0	37	53	0.00	0.750										

AB	35
R	4
H	10
RBI	3
BB	2
SO	6
LOB	13



Batter	1	2	3	4	5	6	7	8	9	AB	R	H	RBI	BB	SO	LOB	BOTTOM										
Junior Felix, S (1, 9) OBP: 0.500, SLG: 0.833	G1-3		L9			K				4	0	1	0	0	1	1	Seattle Mariners @ Toronto Blue Jays Exhibition Stadium, Toronto, ON Tue May 09 1989, 7:05 PM EDT Att: 24,234 - Unknown										
Kelly Gruber, R (1, 5) OBP: 0.413, SLG: 0.473	F7					G4-3			F4	4	1	0	0	0	0	1											
Tony Fernandez, S (1, 6) OBP: 0.347, SLG: 0.378	G4-3					L7			G4-3	4	0	0	0	0	0	2											
Fred McGriff, L (1, 3) OBP: 0.400, SLG: 0.570			F8			HR			K	3	2	1	2	1	1	1											
Ernie Whitt, L (1, 2) OBP: 0.366, SLG: 0.403			G4-3			G4-3				3	0	1	0	0	0	0											
Tom Lawless, R (7, PR) OBP: 0.292, SLG: 0.150						G4-3			F8	0	0	0	0	0	0	0											
Pat Borders, R (8, 2) OBP: 0.260, SLG: 0.338									1B	1	0	0	0	0	0	0											
Rance Mulliniks, L (1, 10) OBP: 0.280, SLG: 0.253			G6-3			G4-3			K	4	0	0	0	0	2	2											
Lloyd Moseby, L (1, 8) OBP: 0.283, SLG: 0.261			K						F9	4	0	0	0	0	2	2											
Nelson Liriano, S (1, 4) OBP: 0.306, SLG: 0.378						B1-3				3	0	1	0	0	0	1											
Rob Ducey, L (1, 7) OBP: 0.339, SLG: 0.255			K			F8				3	0	0	0	0	2	3											
Inning Stats	R: 0 E: 0 K: 0 S: 8	H: 0 LOB: 0 BB: 0 P: 13	R: 0 E: 0 K: 0 S: 6	H: 0 LOB: 0 BB: 0 P: 9	R: 0 E: 0 K: 2 S: 8	H: 1 LOB: 1 BB: 0 P: 13	R: 2 E: 1 K: 0 S: 13	H: 1 LOB: 0 BB: 0 P: 24	R: 0 E: 0 K: 1 S: 6	H: 0 LOB: 0 BB: 0 P: 12	R: 1 E: 1 K: 3 S: 15	H: 1 LOB: 2 BB: 1 P: 26	R: 0 E: 0 K: 1 S: 12	H: 1 LOB: 1 BB: 0 P: 19	R: 0 E: 0 K: 1 S: 10	H: 0 LOB: 0 BB: 0 P: 15	1B: 2 2B: 0 3B: 1 HR: 1	SF: 0 SAC: 0 DP: 0 HBP: 0	WP: 0 PB: 0 SB: 0 CS: 0	PA: 34							
PITCHER	IP	WLS	BF	H	R	ER	SO	BB	IBB	HBP	BLK	WP	HR	S	P	ERA	WHIP										
Erik Hanson, R (1, 1) ERA: 2.15	7.0	W	27	3	3	1	6	1	0	0	0	0	0	59	102	1.29	0.571										
Dennis Powell, L (8, 1) ERA: 1.89	1.0		4	1	0	0	1	0	0	0	0	0	0	12	19	0.00	1.000										
Mike Schooler, R (9, 1) ERA: 2.35	1.0	S	3	0	0	0	1	0	0	0	0	0	0	10	15	0.00	0.000										

AB	33
R	3
H	4
RBI	2
BB	1
SO	8
LOB	13



Batter	1	2	3	4	5	6	7	8	9	AB	R	H	RBI	BB	SO	LOB	TOP				
Harold Reynolds, S (1, 4) OBP: 0.352, SLG: 0.410										4	1	3	0	0	1	0					
Henry Cotto, R (1, 8) OBP: 0.342, SLG: 0.426										4	0	1	1	0	0	1					
Alvin Davis, L (1, 3) OBP: 0.424, SLG: 0.487										4	0	1	0	0	0	1					
Jeffrey Leonard, R (1, 10) OBP: 0.355, SLG: 0.516										4	0	2	0	0	0	1					
Darnell Coles, R (1, 9) OBP: 0.256, SLG: 0.313										4	0	0	0	0	1	3					
Dave Valle, R (1, 2) OBP: 0.327, SLG: 0.477										4	1	2	1	0	0	0					
Mickey Brantley, R (1, 7) OBP: 0.222, SLG: 0.227										4	0	0	0	0	0	1					
Edgar Martinez, R (1, 5) OBP: 0.279, SLG: 0.262										4	0	0	0	0	0	1					
Omar Vizquel, S (1, 6) OBP: 0.219, SLG: 0.149										3	0	0	0	0	0	1					
Inning Stats	R: 0 H: 3 E: 0 K: 0 S: 10	H: 3 LOB: 2 BB: 0 P: 19	R: 0 H: 1 E: 0 K: 0 S: 7	H: 1 LOB: 1 BB: 0 P: 10	R: 0 H: 1 E: 1 K: 0 S: 12	H: 1 LOB: 1 BB: 0 P: 16	R: 0 H: 0 E: 0 K: 0 S: 5	H: 0 LOB: 0 BB: 0 P: 11	R: 1 H: 2 E: 0 K: 1 S: 12	H: 1 LOB: 0 BB: 0 P: 16	R: 0 H: 0 E: 0 K: 1 S: 8	H: 0 LOB: 0 BB: 0 P: 11	R: 0 H: 1 E: 0 K: 0 S: 9	H: 1 LOB: 1 BB: 0 P: 10	R: 0 H: 0 E: 0 K: 0 S: 6	H: 0 LOB: 0 BB: 0 P: 8	1B: 6 2B: 3 3B: 0 HR: 1	SF: 0 SAC: 0 DP: 1 HBP: 0	WP: 0 PB: 1 SB: 0 CS: 0	PA: 35	
PITCHER Jimmy Key, L (1, 1) ERA: 2.95	IP: 9.0 WLS: W BF: 35 H: 9 R: 2 ER: 2 SO: 2 BB: 0 IBB: 0 HBP: 0 BLK: 0 WP: 0 HR: 1 S: 82 P: 119 ERA: 2.00 WHIP: 1.000																				

Seattle Mariners @ Toronto Blue Jays
Exhibition Stadium, Toronto, ON
Wed May 10 1989, 3:33 AM EDT
Att: 33,216 - Overcast

AB 35
R 2
H 9
RBI 2
BB 0
SO 2
LOB 9



Batter	1	2	3	4	5	6	7	8	9	AB	R	H	RBI	BB	SO	LOB	BOTTOM					
Junior Felix, S (1, 9) OBP: 0.458, SLG: 0.727										4	1	1	1	0	2	0						
Kelly Gruber, R (1, 5) OBP: 0.398, SLG: 0.453										4	0	0	0	0	1	2						
Tony Fernandez, S (1, 6) OBP: 0.340, SLG: 0.354										3	0	0	0	1	0	0						
George Bell, R (1, 10) OBP: 0.308, SLG: 0.360										4	0	1	1	0	2	0						
Fred McGriff, L (1, 3) OBP: 0.391, SLG: 0.556										3	0	0	0	0	0	0						
Pat Borders, R (1, 2) OBP: 0.250, SLG: 0.325										3	0	0	0	0	1	0						
Lloyd Moseby, L (1, 8) OBP: 0.279, SLG: 0.256										2	0	0	0	0	0	0						
Tom Lawless, R (9, PH) OBP: 0.320, SLG: 0.190										1	1	1	0	0	0	0						
Nelson Liriano, S (1, 4) OBP: 0.297, SLG: 0.366										3	0	0	0	0	0	1						
Rob Ducey, L (1, 7) OBP: 0.328, SLG: 0.245										2	0	0	0	0	0	0						
Bob Brenly, R (9, PH) OBP: 0.257, SLG: 0.194										1	0	1	1	0	0	0						
Alexis Infante, R (9, PR) OBP: 0.286, SLG: 0.286										0	1	0	0	0	0	0						
Inning Stats	R: 0 H: 0 E: 0 K: 2 S: 7	H: 0 LOB: 0 BB: 0 P: 10	R: 0 H: 0 E: 0 K: 0 S: 7	H: 0 LOB: 0 BB: 0 P: 11	R: 0 H: 0 E: 0 K: 0 S: 6	H: 0 LOB: 0 BB: 0 P: 10	R: 0 H: 0 E: 0 K: 1 S: 9	H: 0 LOB: 0 BB: 0 P: 13	R: 0 H: 0 E: 0 K: 2 S: 7	H: 0 LOB: 0 BB: 0 P: 11	R: 0 H: 0 E: 0 K: 0 S: 3	H: 0 LOB: 0 BB: 0 P: 7	R: 0 H: 0 E: 1 K: 0 S: 7	H: 0 LOB: 0 BB: 0 P: 8	R: 0 H: 0 E: 0 K: 1 S: 8	H: 0 LOB: 0 BB: 0 P: 13	R: 3 H: 4 E: 0 K: 0 S: 12	H: 4 LOB: 2 BB: 1 P: 23	1B: 3 2B: 1 3B: 0 HR: 0	SF: 0 SAC: 0 DP: 1 HBP: 0	WP: 0 PB: 0 SB: 0 CS: 0	PA: 31
PITCHER Mark Langston, L (1, 1) ERA: 3.02	IP: 8.1 WLS: L BF: 28 H: 3 R: 3 ER: 3 SO: 3 BB: 0 IBB: 0 HBP: 0 BLK: 0 WP: 0 HR: 0 S: 62 P: 96 ERA: 3.24 WHIP: 0.360																					
Mike Schooler, R (9, 1) ERA: 2.3	0.1 WLS: 3 BF: 1 H: 0 R: 0 ER: 0 SO: 0 BB: 0 IBB: 1 HBP: 0 BLK: 0 WP: 0 HR: 0 S: 4 P: 10 ERA: 0.00 WHIP: 3.000																					

Seattle Mariners @ Toronto Blue Jays
Exhibition Stadium, Toronto, ON
Wed May 10 1989, 3:33 AM EDT
Att: 33,216 - Overcast

AB 30
R 3
H 4
RBI 3
BB 1
SO 6
LOB 3



Batter	1	2	3	4	5	6	7	8	9	AB	R	H	RBI	BB	SO	LOB	TOP										
Wade Boggs, L (1, 5) OBP: 0.305, SLG: 0.453	0-0 F7		1-2 F7			2-1 F7		0-1 F7		4	0	0	0	0	0	0	Boston Red Sox @ Seattle Mariners The Kingdome, Seattle, WA Fri May 12 1989, 10:05 PM EDT Att: 25,239 - Unknown										
Marty Barrett, R (1, 4) OBP: 0.382, SLG: 0.355	1-3 K		2-2 F8			0-1 G5-3		0-0 1B		4	0	1	0	0	1	0											
Ellis Burks, R (1, 8) OBP: 0.407, SLG: 0.543	2-1 3B		3-1 F9			1-0 1B		1-3 K		4	0	2	0	0	1	1											
Mike Greenwell, L (1, 7) OBP: 0.407, SLG: 0.496	2-1 G3-1				1-1 F7			4-0 IBB		2	1	0	0	2	0	1											
Jim Rice, R (1, 10) OBP: 0.293, SLG: 0.406		1-0 3B			2-3 K			1-3 K		4	1	1	0	0	3	3											
Dwight Evans, R (1, 9) OBP: 0.414, SLG: 0.451		4-2 BB			1-3 K			0-2 2B		3	0	1	0	1	1	1											
Nick Esasky, R (1, 3) OBP: 0.325, SLG: 0.513		1-2 F9			1-2 G6-3			2-0 FC2-5		4	0	1	1	0	0	3											
Rich Gedman, L (1, 2) OBP: 0.222, SLG: 0.288		1-0 SF8			1-3 K			1-3 K		3	0	1	1	0	2	1											
Jody Reed, R (1, 6) OBP: 0.333, SLG: 0.333		1-3 G6-3			2-0 L7			3-2 P5		4	0	0	0	0	1	4											
Inning Stats	R: 0 E: 0 K: 1 S: 9	H: 1 LOB: 1 BB: 0 P: 14	R: 1 E: 1 K: 0 S: 10	H: 1 LOB: 1 BB: 1 P: 19	R: 0 E: 0 K: 0 S: 9	H: 0 LOB: 0 BB: 0 P: 15	R: 0 E: 0 K: 2 S: 8	H: 0 LOB: 0 BB: 0 P: 12	R: 0 E: 0 K: 1 S: 7	H: 0 LOB: 0 BB: 0 P: 11	R: 0 E: 0 K: 0 S: 7	H: 1 LOB: 0 BB: 0 P: 10	R: 1 E: 0 K: 2 S: 16	H: 2 LOB: 2 BB: 1 P: 26	R: 0 E: 0 K: 2 S: 11	H: 1 LOB: 2 BB: 1 P: 17	R: 0 E: 0 K: 1 S: 10	H: 1 LOB: 1 BB: 0 P: 16	1B: 4 2B: 1 3B: 2 HR: 0	SF: 1 SAC: 0 DP: 0 HBP: 0	WP: 0 PB: 0 SB: 2 CS: 1	PA: 37					
PITCHER	IP	WLS	BF	H	R	ER	SO	BB	IBB	HBP	BLK	WP	HR	S	P	ERA	WHIP										
Scott Bankhead, R (1, 1) ERA: 3.66	7.0	L	27	5	2	2	6	2	0	0	0	0	0	66	107	2.57	1.000										
Michael Jackson, R (8, 1) ERA: 4.08	2.0		9	2	0	0	3	0	1	0	0	0	0	21	33	0.00	1.000										

Batter	1	2	3	4	5	6	7	8	9	AB	R	H	RBI	BB	SO	LOB	BOTTOM										
Harold Reynolds, S (1, 4) OBP: 0.356, SLG: 0.408	1-2 CS			4-1 CS		3-1 F9			0-2 P4	3	0	1	0	1	0	0	Boston Red Sox @ Seattle Mariners The Kingdome, Seattle, WA Fri May 12 1989, 10:05 PM EDT Att: 25,239 - Unknown										
Henry Cotto, R (1, 7) OBP: 0.325, SLG: 0.403	2-2 F8			2-2 P5			1-1 P3		1-2 G5-3	4	0	0	0	0	2	2											
Alvin Davis, L (1, 3) OBP: 0.415, SLG: 0.475	1-1 G4-3			3-2 P5			0-3 K			3	0	0	0	0	1	0											
Jeffrey Leonard, R (1, 10) OBP: 0.347, SLG: 0.504		2-3 K			0-0 L6			2-3 K		3	0	0	0	0	2	0											
Darnell Coles, R (1, 9) OBP: 0.250, SLG: 0.305		1-2 G5-3			1-0 P3			1-1 G3-1		3	0	0	0	0	0	0											
Ken Griffey Jr., L (1, 8) OBP: 0.357, SLG: 0.431		0-1 G4-3			1-3 K			1-2 G5-3		3	0	0	0	0	1	0											
Jim Presley, R (1, 5) OBP: 0.322, SLG: 0.414			3-2 L9		0-0 G1-3			1-2 2B		3	0	1	0	0	0	1											
Scott Bradley, L (1, 2) OBP: 0.362, SLG: 0.410			0-0 G1-3			1-1 F7		2-0 G4-3		3	0	0	0	0	0	1											
Omar Vizquel, S (1, 6) OBP: 0.213, SLG: 0.145			3-3 K			2-2 F9			1-3 K	2	0	0	0	0	1	0											
Dave Cochrane, S (8, PH) OBP: 0.250, SLG: 0.250										1	0	0	0	0	1	0											
Inning Stats	R: 0 E: 0 K: 0 S: 10	H: 1 LOB: 0 BB: 0 P: 13	R: 0 E: 1 K: 1 S: 12	H: 0 LOB: 0 BB: 0 P: 15	R: 0 E: 0 K: 1 S: 10	H: 0 LOB: 0 BB: 0 P: 16	R: 0 E: 0 K: 0 S: 8	H: 0 LOB: 0 BB: 1 P: 17	R: 0 E: 0 K: 1 S: 7	H: 0 LOB: 1 BB: 0 P: 9	R: 0 E: 0 K: 0 S: 7	H: 0 LOB: 0 BB: 0 P: 13	R: 0 E: 0 K: 2 S: 9	H: 0 LOB: 0 BB: 0 P: 12	R: 0 E: 0 K: 0 S: 10	H: 1 LOB: 1 BB: 0 P: 15	R: 0 E: 0 K: 1 S: 11	H: 0 LOB: 0 BB: 0 P: 13	1B: 1 2B: 1 3B: 0 HR: 0	SF: 0 SAC: 0 DP: 0 HBP: 0	WP: 1 PB: 0 SB: 0 CS: 2	PA: 29					
PITCHER	IP	WLS	BF	H	R	ER	SO	BB	IBB	HBP	BLK	WP	HR	S	P	ERA	WHIP										
Roger Clemens, R (1, 1) ERA: 2.18	9.0	W	29	2	0	0	6	1	0	0	0	1	0	84	123	0.00	0.333										



Batter	1	2	3	4	5	6	7	8	9	AB	R	H	RBI	BB	SO	LOB	TOP								
Wade Boggs, L (1.5) OBP: 0.399, SLG: 0.451										5	1	1	0	0	1	2									
Marty Barrett, R (1.4) OBP: 0.358, SLG: 0.351										4	0	1	1	0	0	1									
Ellis Burks, R (1.8) OBP: 0.396, SLG: 0.526										4	1	0	1	0	0	2									
Mike Greenwell, L (1.7) OBP: 0.403, SLG: 0.489										4	1	1	0	0	1	1									
Jim Rice, R (1.10) OBP: 0.285, SLG: 0.394										4	0	0	0	0	2	2									
Dwight Evans, R (1.9) OBP: 0.424, SLG: 0.466										3	1	2	2	1	0	0									
Randy Kutcher, R (8.9)										0	0	0	0	0	0	0									
Nick Esasky, R (1.3) OBP: 0.315, SLG: 0.496										4	0	0	0	0	2	3									
Rich Gedman, L (1.2) OBP: 0.238, SLG: 0.303										3	1	2	1	0	0	0									
Rick Cerone, R (9, PH) OBP: 0.451, SLG: 0.450										1	0	0	0	0	0	0									
Jody Reed, R (1.6) OBP: 0.339, SLG: 0.333										3	1	1	0	1	0	1									
Inning Stats	R: 0 E: 0 K: 1 S: 5	H: 0 LOB: 0 BB: 0 P: 9	R: 0 E: 0 K: 1 S: 12	H: 0 LOB: 1 BB: 1 P: 19	R: 2 E: 1 K: 1 S: 11	H: 2 LOB: 1 BB: 0 P: 18	R: 1 E: 0 K: 0 S: 16	H: 2 LOB: 1 BB: 0 P: 26	R: 3 E: 0 K: 2 S: 16	H: 4 LOB: 1 BB: 0 P: 28	R: 0 E: 0 K: 0 S: 6	H: 0 LOB: 0 BB: 0 P: 9	R: 0 E: 0 K: 0 S: 8	H: 0 LOB: 0 BB: 0 P: 13	R: 0 E: 0 K: 1 S: 6	H: 0 LOB: 0 BB: 0 P: 11	R: 0 E: 0 K: 0 S: 5	H: 0 LOB: 0 BB: 1 P: 10	1B: 6 2B: 2 HR: 0	SF: 0 SAC: 0 DP: 1 HBP: 0	WP: 0 PB: 0 CS: 0	PA: 37			
PITCHER	IP	WLS	BF	H	R	ER	SO	BB	IBB	HBP	BLK	WP	HR	S	P	ERA	WHIP								
Bill Swift, R (1.1) ERA: 5.5	4.2		24	8	6	5	4	1	0	0	0	0	0	57	94	9.64	1.929								
Jerry Reed, R (5.1) ERA: 2.53	3.1	W	10	0	0	0	2	0	0	0	0	0	0	23	39	0.00	0.000								
Dennis Powell, L (9.1) ERA: 1.8	1.0		3	0	0	0	0	1	0	0	0	0	0	5	10	0.00	1.000								

Boston Red Sox @ Seattle Mariners
The Kingdome, Seattle, WA
Sat May 13 1989, 10:05 PM EDT
Att: 29,689 - Unknown

AB 35
R 6
H 8
RBI 5
BB 2
SO 6
LOB 12



Batter	1	2	3	4	5	6	7	8	9	AB	R	H	RBI	BB	SO	LOB	BOTTOM								
Harold Reynolds, S (1.4) OBP: 0.357, SLG: 0.400										3	2	0	0	2	0	3									
Mickey Brantley, R (1.7) OBP: 0.233, SLG: 0.228										4	2	1	3	1	1	4									
Alvin Davis, L (1.3) OBP: 0.415, SLG: 0.504										5	2	2	5	0	1	4									
Jeffrey Leonard, R (1.10) OBP: 0.342, SLG: 0.496										4	1	1	1	0	1	0									
Darnell Coles, R (1.9) OBP: 0.255, SLG: 0.309										5	0	2	1	0	0	1									
Ken Griffey Jr., L (1.8) OBP: 0.356, SLG: 0.430										5	0	2	0	0	1	0									
Jim Prestley, R (1.5) OBP: 0.316, SLG: 0.402										5	1	1	0	0	1	3									
Dave Valle, R (1.2) OBP: 0.350, SLG: 0.516										5	4	4	0	0	0	0									
Omar Vizquel, S (1.6) OBP: 0.244, SLG: 0.181										3	2	3	1	0	0	0									
Inning Stats	R: 0 E: 0 K: 1 S: 6	H: 0 LOB: 0 BB: 0 P: 12	R: 0 E: 0 K: 0 S: 4	H: 0 LOB: 0 BB: 0 P: 5	R: 6 E: 1 K: 0 S: 19	H: 6 LOB: 0 BB: 1 P: 30	R: 1 E: 0 K: 0 S: 9	H: 2 LOB: 2 BB: 1 P: 21	R: 0 E: 0 K: 1 S: 7	H: 1 LOB: 1 BB: 0 P: 11	R: 4 E: 1 K: 1 S: 20	H: 4 LOB: 2 BB: 1 P: 27	R: 3 E: 1 K: 0 S: 18	H: 3 LOB: 1 BB: 0 P: 29	R: 0 E: 0 K: 2 S: 9	H: 0 LOB: 0 BB: 0 P: 15	1B: 13 2B: 1 3B: 1 HR: 1	SF: 1 SAC: 1 DP: 0 HBP: 0	WP: 1 PB: 1 SB: 0 CS: 0	PA: 44					
PITCHER	IP	WLS	BF	H	R	ER	SO	BB	IBB	HBP	BLK	WP	HR	S	P	ERA	WHIP								
John Dopson, R (1.1) ERA: 3.15	2.1	L	13	5	6	5	1	1	0	0	0	0	0	24	44	6.75	2.625								
Dennis Lamp, R (3.1) ERA: 4.09	2.2		14	6	3	2	1	1	0	0	0	0	0	3	7	∞	∞								
Rob Murphy, L (6.1) ERA: 3.38	0.0		1	0	0	0	0	1	0	0	0	0	0	3	7	∞	∞								
Bob Stanley, R (6.1) ERA: 4.67	1.2		10	4	4	2	1	0	0	0	0	0	0	24	31	10.80	2.400								
Joe Price, L (7.1) ERA: 4.19	1.1		6	1	1	0	2	0	0	0	0	1	0	15	26	0.00	0.750								

Boston Red Sox @ Seattle Mariners
The Kingdome, Seattle, WA
Sat May 13 1989, 10:05 PM EDT
Att: 29,689 - Unknown

AB 39
R 14
H 16
RBI 11
BB 3
SO 5
LOB 15



Batter	1	2	3	4	5	6	7	8	9	AB	R	H	RBI	BB	SO	LOB	TOP		
Wade Boggs, L (1, 5) OBP: 0.395, SLG: 0.445										4	0	1	0	0	0	0			
Marty Barrett, R (1, 4) OBP: 0.362, SLG: 0.356										4	1	2	0	0	0	0			
Ellis Burks, R (1, 8) OBP: 0.405, SLG: 0.562										4	2	3	1	0	1	1			
Mike Greenwell, L (1, 7) OBP: 0.411, SLG: 0.493										3	0	2	2	1	0	0			
Sam Horn, L (1, 10) OBP: 0.211, SLG: 0.063										4	0	0	0	0	0	4			
Dwight Evans, R (1, 9) OBP: 0.412, SLG: 0.450										4	0	0	0	0	1	1			
Danny Heep, L (1, 3) Nick Esasky, R (7, PH) OBP: 0.313, SLG: 0.492										2	0	1	0	0	0	0			
Rich Gedman, L (1, 2) OBP: 0.230, SLG: 0.291										3	0	0	0	0	0	0			
Jody Reed, R (1, 6) OBP: 0.331, SLG: 0.324										3	0	0	0	0	0	0			
Inning Stats	R: 2 H: 4 E: 0 K: 0 S: 12	H: 4 LOB: 0 BB: 0 P: 17	R: 0 H: 0 E: 0 K: 1 S: 6	H: 0 LOB: 0 BB: 0 P: 9	R: 0 H: 2 E: 0 K: 0 S: 6	H: 1 LOB: 1 BB: 0 P: 10	R: 0 H: 1 E: 0 K: 0 S: 3	H: 1 LOB: 1 BB: 1 P: 21	R: 0 H: 0 E: 0 K: 1 S: 14	H: 1 LOB: 1 BB: 0 P: 19	R: 0 H: 0 E: 0 K: 0 S: 6	H: 0 LOB: 0 BB: 0 P: 9	1B: 7 2B: 1 3B: 0 HR: 1	SF: 0 SAC: 0 DP: 2 HBP: 0	WP: 0 PB: 0 SB: 0 CS: 1	PA: 33			
PITCHER	IP: 5.2 WLS: 2 BF: 22 ERA: 2.44	WLS: 6 BF: 6 ERA: 6.46	WLS: 5 BF: 1 ERA: 2.12	WLS: 3 BF: 3 ERA: 2.44	WLS: 14 BF: 22 ERA: 0.00	WLS: 14 BF: 20 ERA: 0.750	IP: 2.0 WLS: 1 BF: 6 ERA: 6.46	IP: 1.1 WLS: 0 BF: 5 ERA: 2.12	IP: 6.1 WLS: 2 BF: 20 ERA: 2.44	IP: 9.5 WLS: 9 BF: 26 ERA: 2.27	IP: 9.7 WLS: 7 BF: 26 ERA: 2.32	IP: 1.0 WLS: 0 BF: 5 ERA: 5.04	IP: 1.9 WLS: 3 BF: 6 ERA: 2.55	IP: 1.8 WLS: 1 BF: 5 ERA: 2.79	IP: 1.3 WLS: 0 BF: 5 ERA: 3.81	IP: 0.6 WLS: 0 BF: 4 ERA: 6.81	IP: 8.1 WLS: 3 BF: 27 ERA: 3.2	IP: 8.1 WLS: 4 BF: 27 ERA: 6.52	

Boston Red Sox @ Seattle Mariners
The Kingdom, Seattle, WA
Sun May 14, 1989, 6:33 AM EDT
Att: 13,618 - Dome

AB 32
R 3
H 9
RBI 3
BB 1
SO 2
LOB 6



Batter	1	2	3	4	5	6	7	8	9	AB	R	H	RBI	BB	SO	LOB	BOTTOM		
Harold Reynolds, S (1, 4) OBP: 0.348, SLG: 0.392										3	0	0	1	0	0	1			
Mickey Brantley, R (1, 7) Edgar Martinez, R (9, 5) OBP: 0.279, SLG: 0.262										4	0	0	0	0	0	0			
Alvin Davis, L (1, 3) Henry Cotto, R (6, PR) OBP: 0.325, SLG: 0.403										3	0	1	0	1	0	1			
Jeffrey Leonard, R (1, 10) OBP: 0.359, SLG: 0.504										2	1	2	0	2	0	0			
Darnell Coles, R (1, 9) OBP: 0.255, SLG: 0.307										4	0	1	0	0	2	4			
Ken Griffey Jr., L (1, 8) OBP: 0.347, SLG: 0.414										4	0	0	0	0	3	5			
Jim Presley, R (1, 5) OBP: 0.327, SLG: 0.415										2	1	1	1	0	2				
Dave Valle, R (1, 2) OBP: 0.358, SLG: 0.521										3	1	2	0	0	2				
Omar Vizquel, S (1, 6) OBP: 0.247, SLG: 0.213										3	1	1	2	0	1	1			
Inning Stats	R: 0 H: 0 E: 1 K: 0 S: 6	H: 2 LOB: 1 BB: 0 P: 9	R: 0 H: 1 E: 0 K: 1 S: 7	H: 1 LOB: 0 BB: 0 P: 13	R: 0 H: 1 E: 0 K: 1 S: 9	H: 1 LOB: 1 BB: 0 P: 14	R: 3 H: 2 E: 0 K: 1 S: 11	H: 2 LOB: 0 BB: 1 P: 22	R: 0 H: 0 E: 0 K: 2 S: 14	H: 1 LOB: 1 BB: 1 P: 21	R: 0 H: 0 E: 0 K: 0 S: 6	H: 0 LOB: 0 BB: 0 P: 9	1B: 6 2B: 1 3B: 1 HR: 0	SF: 1 SAC: 0 DP: 3 HBP: 0	WP: 0 PB: 0 SB: 0 CS: 1	PA: 33			
PITCHER	IP: 5.0 WLS: 1 BF: 22 ERA: 6.81	IP: 4.0 WLS: 1 BF: 10 ERA: 5.19	IP: 1.0 WLS: 0 BF: 5 ERA: 6.52	IP: 4.4 WLS: 4 BF: 16 ERA: 6.81	IP: 14.0 WLS: 14 BF: 56 ERA: 0.00	IP: 14.0 WLS: 14 BF: 56 ERA: 0.00	IP: 2.0 WLS: 1 BF: 6 ERA: 6.46	IP: 1.1 WLS: 0 BF: 5 ERA: 2.12	IP: 6.1 WLS: 2 BF: 20 ERA: 2.44	IP: 9.5 WLS: 9 BF: 26 ERA: 2.27	IP: 9.7 WLS: 7 BF: 26 ERA: 2.32	IP: 1.0 WLS: 0 BF: 5 ERA: 5.04	IP: 1.9 WLS: 3 BF: 6 ERA: 2.55	IP: 1.8 WLS: 1 BF: 5 ERA: 2.79	IP: 1.3 WLS: 0 BF: 5 ERA: 3.81	IP: 0.6 WLS: 0 BF: 4 ERA: 6.81	IP: 8.1 WLS: 3 BF: 27 ERA: 3.2	IP: 8.1 WLS: 4 BF: 27 ERA: 6.52	

Boston Red Sox @ Seattle Mariners
The Kingdom, Seattle, WA
Sun May 14, 1989, 6:33 AM EDT
Att: 13,618 - Dome

AB 28
R 4
H 8
RBI 4
BB 4
SO 6
LOB 16



Batter	1	2	3	4	5	6	7	8	9	AB	R	H	RBI	BB	SO	LOB	TOP				
Paul Moltzer, R OBP: 0.369, SLG: 0.442	(1, 5) F8	(2) F8				L8			G6-3	4	0	0	0	1	0	1					
Robin Yount, R OBP: 0.362, SLG: 0.445	(1, 8) 2B	F8		BB			G4-3		G5-3	5	1	2	1	0	0	1					
Gary Sheffield, R OBP: 0.301, SLG: 0.382	(1, 6) BLK			G6-3			F8		G5-3	5	1	2	1	0	0	1					
Rob Deer, R OBP: 0.333, SLG: 0.473	(1, 9) 1B	1B		HR			F9		K	5	1	3	0	0	1	1					
Glenn Braggs, R OBP: 0.282, SLG: 0.432	(1, 7) HBP			HR			P4		L7	4	1	2	3	0	0	2					
Dave Engle, R OBP: 0.317, SLG: 0.500	(1, 3) F7			K2-3			K		P4	4	0	0	0	0	2	4					
Jim Gantner, L OBP: 0.263, SLG: 0.226	(1, 10) HBP			G4-3			G1-3			3	0	1	0	0	0	2					
Gus Polidor, R OBP: 0.172, SLG: 0.241	(1, 4) G3-1			F8			G6-3		F9	4	0	0	0	0	0	4					
Charlie O'Brien, R OBP: 0.257, SLG: 0.226				G1-3			L8		G6-3	3	0	0	0	0	1	0					
Bill Spiers, L OBP: 0.333, SLG: 0.362				K					2B	1	1	1	0	0	0	0					
Inning Stats	R: 2 H: 4 E: 0 K: 0 S: 28	H: 4 LOB: 3 BB: 0 P: 38	R: 0 H: 0 E: 0 K: 0 S: 10	H: 0 LOB: 0 BB: 0 P: 14	R: 2 H: 2 E: 0 K: 1 S: 13	H: 2 LOB: 0 BB: 0 P: 19	R: 0 H: 0 E: 0 K: 1 S: 10	H: 0 LOB: 1 BB: 1 P: 17	R: 0 H: 2 E: 0 K: 1 S: 12	H: 2 LOB: 2 BB: 0 P: 17	R: 0 H: 0 E: 0 K: 0 S: 7	H: 0 LOB: 0 BB: 0 P: 13	R: 0 H: 1 E: 0 K: 0 S: 9	H: 1 LOB: 1 BB: 0 P: 13	R: 1 H: 2 E: 0 K: 1 S: 13	H: 2 LOB: 1 BB: 0 P: 17	1B: 6 2B: 3 3B: 1 HR: 1	SF: 0 SAC: 0 DP: 0 HBP: 1	WP: 0 PB: 0 SB: 0 CS: 0	PA: 40	
PITCHER	IP	WLS	BF	H	R	ER	SO	BB	IBB	HBP	BLK	WP	HR	S	P	ERA	WHIP				
Mark Langston, L ERA: 3.24	(1, 1) 7.0		31	8	4	4	3	1	0	1	1	0	1	85	125	5.14	1.286				
Michael Jackson, R ERA: 3.89	(8, 1) 1.0	W	4	1	0	0	0	0	0	0	0	0	0	9	13	0.00	1.000				
Mike Schooler, R ERA: 2.5	(9, 1) 1.0	S	5	2	1	1	1	0	0	0	0	0	0	13	17	9.00	2.000				

Milwaukee Brewers @ Seattle Mariners
The Kingdome, Seattle, WA
Tue May 16 1989, 10:05 PM EDT
Alt. 9,651 - Unknown - 72 F

AB 38
R 5
H 11
RBI 5
BB 1
SO 4
LOB 16



Batter	1	2	3	4	5	6	7	8	9	AB	R	H	RBI	BB	SO	LOB	BOTTOM				
Harold Reynolds, S OBP: 0.352, SLG: 0.391	(1, 4) BB			G4-3			F8			3	1	1	0	1	0	0					
Henry Cotto, R OBP: 0.309, SLG: 0.382	(1, 8) L7			F8			G6-3		G6-3	4	0	0	0	0	0	2					
Alvin Davis, L OBP: 0.413, SLG: 0.492	(1, 3) BB			G1-3			SF8		F9	2	0	0	1	1	0	0					
Jeffrey Leonard, R OBP: 0.350, SLG: 0.489	(1, 10) F8			F8			F9		G5-3	4	0	0	0	0	0	2					
Darnell Coles, R OBP: 0.262, SLG: 0.319	(1, 9) F7			K			G4-3		HR	4	2	2	0	0	1	2					
Mickey Brantley, R OBP: 0.226, SLG: 0.212				E			G4-3		HR	2	1	0	0	1	0	1					
Ken Griffey Jr., L OBP: 0.352, SLG: 0.446				BB			G4-3		HR	1	1	1	2	0	0	0					
Jim Prestley, R OBP: 0.343, SLG: 0.433				E3			G3		G6-3	3	1	2	2	1	0	0					
Dave Valle, R OBP: 0.355, SLG: 0.505				BB			G3		G4-3	3	0	0	0	1	0	2					
Omar Vizquel, S OBP: 0.238, SLG: 0.205				FC5-4			F7			3	0	0	0	0	0	3					
Inning Stats	R: 0 H: 1 E: 0 K: 0 S: 10	H: 0 LOB: 1 BB: 1 P: 17	R: 0 H: 0 E: 0 K: 0 S: 9	H: 0 LOB: 1 BB: 1 P: 16	R: 0 H: 0 E: 0 K: 0 S: 7	H: 0 LOB: 0 BB: 0 P: 12	R: 2 H: 1 E: 1 K: 1 S: 10	H: 1 LOB: 2 BB: 2 P: 23	R: 1 H: 0 E: 0 K: 0 S: 8	H: 0 LOB: 0 BB: 1 P: 16	R: 1 H: 2 E: 0 K: 0 S: 12	H: 2 LOB: 1 BB: 0 P: 18	R: 0 H: 0 E: 0 K: 0 S: 4	H: 0 LOB: 0 BB: 0 P: 6	R: 2 H: 2 E: 0 K: 0 S: 12	H: 2 LOB: 0 BB: 0 P: 20	1B: 3 2B: 2 3B: 0 HR: 1	SF: 1 SAC: 0 DP: 0 HBP: 0	WP: 0 PB: 0 SB: 1 CS: 0	PA: 35	
PITCHER	IP	WLS	BF	H	R	ER	SO	BB	IBB	HBP	BLK	WP	HR	S	P	ERA	WHIP				
Teddy Higuera, L ERA: 8.31	(1, 1) 5.0		22	2	3	2	1	5	0	0	0	0	0	44	84	3.60	1.400				
Bill Wegman, R ERA: 5.23	(6, 1) 3.0	L	13	4	3	3	0	0	0	0	0	0	1	28	44	9.00	1.333				

Milwaukee Brewers @ Seattle Mariners
The Kingdome, Seattle, WA
Tue May 16 1989, 10:05 PM EDT
Alt. 9,651 - Unknown - 72 F

AB 29
R 6
H 6
RBI 5
BB 5
SO 1
LOB 12



Batter	1	2	3	4	5	6	7	8	9	AB	R	H	RBI	BB	SO	LOB	TOP								
Paul Mollitor, R OBP: 0.363, SLG: 0.458 Gus Polidor, R OBP: 0.172, SLG: 0.241	1-1 HR	0-0 G6-4-3		3-3 K		0-0 F8		1-3 K		5	1	1	1	0	2	1									
Robin Yount, R OBP: 0.357, SLG: 0.437	0-0 F9		0-1 FC1-4 2B	0-0 F8		0-1 G5-3			2-1 G4-3	5	1	1	0	0	0	0									
Gary Sheffield, R OBP: 0.311, SLG: 0.390	1-1 P5		0-0 FC1-4 1B	1-0 P1			3-1 S 1B		2-0 PB 1B	5	0	3	0	0	0	0									
Rob Deer, R OBP: 0.335, SLG: 0.462	4-1 BB		1-2 FC1-4 2B		2-3 K		2-1 G5-3		4-0 G6-4-3 IBB	3	1	0	0	2	1	3									
Jim Gantner, L OBP: 0.260, SLG: 0.234	2-2 G5-3		0-1 1B		1-0 G3		2-0 F8		0-1 G6-4-3	5	1	1	2	0	0	4									
Glenn Briggs, R OBP: 0.255, SLG: 0.433		4-0 G3 HR	1-2 1B SF7		0-1 G5-3		4-0 IBB			2	2	1	1	2	0	0									
Bill Spiers, L OBP: 0.328, SLG: 0.353		0-1 G3	1-1 1B		3-2 G1-3		1-1 G4-3			4	0	1	0	0	0	3									
Terry Francona, L OBP: 0.190, SLG: 0.247		0-0 HR	0-0 SF7		1-1 HR		1-3 K			3	2	2	3	0	1	0									
Charlie O'Brien, R OBP: 0.282, SLG: 0.324		4-2 HR	3-2 F7		0-1 HR		0-1 G6-3			3	1	1	2	0	0	1									
Inning Stats	R: 1 E: 0 K: 0 S: 9	H: 1 LOB: 1 BB: 1 P: 17	R: 2 E: 0 K: 0 S: 6	H: 1 LOB: 0 BB: 1 P: 14	R: 4 E: 0 K: 1 S: 21	H: 5 LOB: 1 BB: 0 P: 27	R: 0 E: 0 K: 1 S: 5	H: 0 LOB: 0 BB: 0 P: 9	R: 0 E: 0 K: 1 S: 8	H: 0 LOB: 0 BB: 0 P: 11	R: 2 E: 0 K: 0 S: 10	H: 2 LOB: 0 BB: 0 P: 14	R: 0 E: 0 K: 0 S: 7	H: 1 LOB: 2 BB: 1 P: 19	R: 0 E: 0 K: 2 S: 8	H: 0 LOB: 0 BB: 0 P: 10	R: 0 E: 0 K: 0 S: 5	H: 1 LOB: 1 BB: 1 P: 13	1B: 6 2B: 2 3B: 0 HR: 3	SF: 1 SAC: 0 DP: 2 HBP: 1	WP: 0 PB: 1 SB: 1 CS: 0	PA: 41			
PITCHER	IP	WLS	BF	H	R	ER	SO	BB	IBB	HBP	BLK	WP	HR	S	P	ERA	WHIP								
Scott Bankhead, R ERA: 4.67	2.1	L	15	6	7	7	0	2	0	1	0	0	2	26	44	27.00	3.429								
Jerry Reed, R ERA: 2.53	3.2		14	3	2	2	2	0	0	0	0	0	1	33	48	4.91	0.818								
Steve Trout, L ERA: 5.74	3.0		12	2	0	0	2	0	2	0	0	0	0	20	42	0.00	0.667								

Milwaukee Brewers @ Seattle Mariners
The Kingdome, Seattle, WA
Wed May 17 1989, 10:05 PM EDT
Att: 9,271 - Dome

AB	35
R	9
H	11
RBI	9
BB	4
SO	4
LOB	12





Batter	1	2	3	4	5	6	7	8	9	AB	R	H	RBI	BB	SO	LOB	BOTTOM								
Harold Reynolds, S OBP: 0.351, SLG: 0.389	2-2 G4-3	2-0 1B		0-1 G1-3		0-0 F8		0-0 1B	1-1 G1-3	6	0	2	0	0	0	3									
Henry Cotto, R OBP: 0.302, SLG: 0.363	1-2 S 1B	0-3 K			1-0 G6-3	1-2 E5 1B		1-3 K		4	1	0	0	0	2	3									
Alvin Davis, L OBP: 0.425, SLG: 0.500	4-0 G3 1B	1-2 BB		3-2 G3	0-1 BB 1B	3-1 1B		1-1 1B	1-2 2H 1B	4	2	3	1	1	0	0									
Jeffrey Leonard, R OBP: 0.346, SLG: 0.479	2-2 G3 1B		1-3 K		1-3 K	1-3 K		1-1 L4		5	1	1	1	0	3	5									
Ken Griffey Jr., L OBP: 0.354, SLG: 0.448	0-1 G3		3-2 2B		4-2 1B	2-3 K		2-3 K		4	0	1	0	1	2	6									
Damell Coles, R OBP: 0.273, SLG: 0.329	1-0 1B		3-1 G5-3		2-1 BB 1B		2-2 G6-4-3 1B		0-0 F9	5	0	3	3	0	0	1									
Jim Prestley, R OBP: 0.346, SLG: 0.426	3-0 F8			2-3 K	4-2 BB		1-0 G6-4-3		2-0 1B	4	0	1	0	1	1	2									
Dave Valle, R OBP: 0.357, SLG: 0.500		0-0 G5-3		2-2 FC4-6 1B	1-3 K		0-0 G3-1		2-2 1B	5	0	2	0	0	1	3									
Omar Vizquel, S OBP: 0.235, SLG: 0.203 Dave Cochrane, S OBP: 0.375, SLG: 0.714		3-3 K		0-1 FC4-6		3-2 HR		4-1 1B BB	0-1 P8	1	0	0	0	0	1	0									
3 S: 13	H: 2 LOB: 1 BB: 1 P: 26	R: 0 E: 0 K: 2 S: 11	H: 1 LOB: 0 BB: 0 P: 16	R: 0 E: 0 K: 1 S: 14	H: 1 LOB: 1 BB: 0 P: 24	R: 0 E: 0 K: 1 S: 10	H: 1 LOB: 0 BB: 0 P: 14	R: 1 E: 1 K: 2 S: 17	H: 2 LOB: 2 BB: 0 P: 27	R: 0 E: 0 K: 0 S: 5	H: 1 LOB: 0 BB: 0 P: 8	R: 1 E: 0 K: 2 S: 12	H: 2 LOB: 2 BB: 1 P: 21	R: 0 E: 0 K: 0 S: 10	H: 2 LOB: 2 BB: 0 P: 15	1B: 12 2B: 1 3B: 0 HR: 1	SF: 0 SAC: 0 DP: 1 HBP: 1	WP: 0 PB: 0 SB: 2 CS: 0	PA: 46						
PITCHER	IP	WLS	BF	H	R	ER	SO	BB	IBB	HBP	BLK	WP	HR	S	P	ERA	WHIP								
Mike Birkbeck, R ERA: 4.08	4.2		25	7	4	4	5	3	0	1	0	0	1	61	105	7.71	2.143								
Chuck Cnrm, R ERA: 3.75	2.2	W	13	4	2	2	4	1	0	0	0	0	1	30	49	6.75	1.875								
Dan Plesac, L ERA: 3.6	1.2	S	8	3	0	0	1	0	0	0	0	0	0	17	26	0.00	1.800								

Milwaukee Brewers @ Seattle Mariners
The Kingdome, Seattle, WA
Wed May 17 1989, 10:05 PM EDT
Att: 9,271 - Dome

AB	41
R	6
H	14
RBI	6
BB	4
SO	10
LOB	26



Batter	1	2	3	4	5	6	7	8	9	AB R H RBI BB SO LOB	TOP											
Rickey Henderson, R OBP: 0.374, SLG: 0.397	4-1 CS BB		4-0 1B BB	1-1 F8		2-1 G5-3		1-2 P9		3 1 0 0 2 0 3	<p>New York Yankees @ Seattle Mariners The Kingdome, Seattle, WA Fri May 19 1989, 10:05 PM EDT Att: 39,340 - Dome</p> <p>AB 37 R 9 H 12 RBI 7 BB 7 SO 2 LOB 19</p> 											
Steve Sax, R OBP: 0.376, SLG: 0.365	4-0 G4-3 BB		1-1 F9	3-2 1B			2-2 G1-3	4-0 1B BB	3 1 1 0 2 0 2													
Don Mattingly, L OBP: 0.323, SLG: 0.315	1-0 G4-3		2-0 BB 1B	1-1 G1-3			1-0 L8	1-2 F7 1B	5 1 2 1 0 0 2													
Ken Phelps, L OBP: 0.393, SLG: 0.373	2-1 G3-1		0-0 1B BB E		1-0 F8		4-2 1B BB	1-0 1-2 2-H 1B	4 2 2 3 1 0 1													
Don Slaught, R OBP: 0.317, SLG: 0.394		1-0 G6-3	4-2 E BB		3-2 G5-3		0-0 1B BB	3-2 F7	4 0 1 0 1 0 2													
Mike Pagliarulo, L OBP: 0.244, SLG: 0.253		0-0 F8	1-1 E9		1-2		3-2 1B	0-0 G3	5 0 3 2 0 0 2													
Tom Brookens, R OBP: 0.234, SLG: 0.339			1-3 2-H 3-H 1B				1-3 2-H 1B		0 0 0 0 0 0 0													
Bob Brower, R OBP: 0.314, SLG: 0.413		0-0 HR	3-2 F9		0-0 F9		1-2 G6-3	0-1 G6-3	5 1 1 1 0 0 5													
Alvaro Espinoza, R OBP: 0.281, SLG: 0.248	2-1 G4-3		0-1 G1-3			1-0 F9		1-0 SH PB 1B	5 1 1 0 0 0 2													
Roberto Kelly, R OBP: 0.383, SLG: 0.442			4-1 F9 BB 1B BB	1-2 CS 1B		1-3 K		0-0 SH PB 1B	3 2 1 0 1 2 0													
Inning Stats	R: 0 E: 0 K: 0 S: 4	H: 0 LOB: 1 BB: 2 P: 15	R: 1 E: 0 K: 0 S: 5	H: 1 LOB: 0 BB: 0 P: 8	R: 4 E: 1 K: 0 S: 17	H: 3 LOB: 2 BB: 3 P: 36	R: 0 E: 0 K: 0 S: 11	H: 2 LOB: 1 BB: 0 P: 16	R: 0 E: 0 K: 0 S: 10	H: 1 LOB: 1 BB: 0 P: 15	R: 0 E: 0 K: 1 S: 7	H: 0 LOB: 0 BB: 0 P: 11	R: 1 E: 0 K: 0 S: 15	H: 2 LOB: 2 BB: 1 P: 26	R: 3 E: 1 K: 0 S: 14	H: 3 LOB: 2 BB: 1 P: 25	R: 0 E: 0 K: 1 S: 8	H: 0 LOB: 0 BB: 0 P: 13	1B: 10 2B: 1 3B: 0 HR: 1	SF: 0 SAC: 1 DP: 0 HBP: 0	WP: 0 PB: 2 CS: 2	PA: 45
PITCHER	IP WLS BF H R ER SO BB IBB HBP BLK WP HR S P ERA WHIP											IP WLS BF H R ER SO BB IBB HBP BLK WP HR S P ERA WHIP										
Erik Hanson, R ERA: 3.07	(1, 1) 4.0 L 21 6 5 5 0 5 0 0 0 0 0 1 37 75 11.25 2.750																					
Jerry Reed, R ERA: 2.73	(5, 1) 2.0 7 1 0 0 1 0 0 0 0 0 0 17 26 0.00 0.500																					
Dennis Powell, L ERA: 3.43	(7, 1) 0.2 5 2 1 0 0 1 0 0 0 0 0 0 11 21 13.50 4.500																					
Michael Jackson, R ERA: 3.97	(7, 1) 2.1 12 3 3 2 1 1 0 0 0 0 0 0 26 43 7.71 1.714																					

Batter	1	2	3	4	5	6	7	8	9	AB R H RBI BB SO LOB	BOTTOM											
Harold Reynolds, S OBP: 0.354, SLG: 0.410	1-0 G4-6-3 3B	0-0 G3			1-2 G3		1-1 SF8		1-0 G6-3	4 1 1 1 0 0 2	<p>New York Yankees @ Seattle Mariners The Kingdome, Seattle, WA Fri May 19 1989, 10:05 PM EDT Att: 39,340 - Dome</p> <p>AB 33 R 5 H 9 RBI 4 BB 1 SO 3 LOB 8</p> 											
Scott Bradley, L OBP: 0.392, SLG: 0.524	1-0 G4-6-3 HBP	0-0 1B 2B			1-0 G3-1		3-H 0-0 HR			3 1 2 3 0 0 0												
Alvin Davis, L OBP: 0.429, SLG: 0.514	2-1 G4-6-3	1-2 1B			1-0 G3		1-2 L7			4 0 1 0 0 0 1												
Darnell Coles, R OBP: 0.280, SLG: 0.340	1-2 BB 1B		1-2 F8			0-1 G4-3		0-1 G6-3		4 0 1 0 0 0 0												
Ken Griffey Jr., L OBP: 0.356, SLG: 0.434	4-2 BB		1-1 F8			1-0 P2		0-3 K		3 0 0 0 1 1 0												
Jim Prestley, R OBP: 0.346, SLG: 0.422	3-3 K		2-2 G1-3			1-0 1B		2-2 FC6-4 1B		4 0 2 0 0 1 2												
Dave Valle, R OBP: 0.350, SLG: 0.477		1-0 G3 1B 2B HBP			0-3 K		0-2 F9	1-2 FC6-4		3 1 0 0 0 1 2												
Mickey Brantley, R OBP: 0.216, SLG: 0.202		2-0 P5			0-1 F7		1-2 L7		0-2 G6-3	4 0 0 0 0 0 1												
Dave Cochrane, S OBP: 0.333, SLG: 0.643		2-2 G3 2B 1B			2-2 G3		0-0 SF8 3B		2-2 G6-3	4 2 2 0 0 0 0												
Inning Stats	R: 1 E: 0 K: 1 S: 12	H: 2 LOB: 2 BB: 1 P: 24	R: 2 E: 0 K: 0 S: 9	H: 3 LOB: 0 BB: 0 P: 15	R: 0 E: 0 K: 1 S: 9	H: 0 LOB: 0 BB: 0 P: 12	R: 0 E: 0 K: 1 S: 9	H: 0 LOB: 0 BB: 0 P: 11	R: 0 E: 0 K: 0 S: 5	H: 0 LOB: 0 BB: 0 P: 8	R: 0 E: 0 K: 0 S: 8	H: 1 LOB: 1 BB: 0 P: 10	R: 2 E: 0 K: 0 S: 10	H: 2 LOB: 0 BB: 0 P: 13	R: 0 E: 0 K: 1 S: 11	H: 1 LOB: 1 BB: 0 P: 14	R: 0 E: 0 K: 0 S: 8	H: 0 LOB: 0 BB: 0 P: 11	1B: 5 2B: 1 3B: 2 HR: 1	SF: 1 SAC: 0 DP: 1 HBP: 2	WP: 0 PB: 0 CS: 0	PA: 37
PITCHER	IP WLS BF H R ER SO BB IBB HBP BLK WP HR S P ERA WHIP											IP WLS BF H R ER SO BB IBB HBP BLK WP HR S P ERA WHIP										
Andy Hawkins, R ERA: 6.34	(1, 1) 6.2 W 29 8 5 5 2 1 0 0 0 0 0 0 22 29 6.75 1.350																					
Lee Guetterman, L ERA:	(7, 1) 2.1 S 8 1 0 0 1 0 0 0 0 0 0 0 22 29 0.00 0.429																					

Batter	1	2	3	4	5	6	7	8	9	AB	R	H	RBI	BB	SO	LOB	TOP					
Rickey Henderson, R OBP: 0.380, SLG: 0.400 (1, 7)	F9		1B					P4			4	2	2	0	1	0	2					
Steve Sax, R OBP: 0.377, SLG: 0.366 (1, 4)	K		1B						1B		5	0	2	0	0	1	2					
Don Mattingly, L OBP: 0.331, SLG: 0.327 (1, 3)			1B						1B		4	1	2	2	1	0	1					
Ken Phelps, L OBP: 0.380, SLG: 0.359 Steve Balboni, R OBP: 0.273, SLG: 0.446 Wayne Tolleson, S OBP: 0.256, SLG: 0.206 (1, 10)	F8		P5						1B		3	0	0	0	0	0	4					
Mike Pagliarulo, L OBP: 0.247, SLG: 0.267 Tom Brookens, R OBP: 0.227, SLG: 0.328 (7, 5)		F7	F8						1B		3	0	1	1	0	0	2					
Bob Brower, R OBP: 0.309, SLG: 0.400 (1, 9)		G4-1							1B		4	0	1	0	0	1	1					
Bob Geren, R OBP: 0.286, SLG: 0.714 (1, 2)									1B		4	1	2	1	0	2	2					
Alvaro Espinoza, R OBP: 0.280, SLG: 0.248 (1, 6)		F9							1B		4	0	1	0	0	0	2					
Roberto Kelly, R OBP: 0.380, SLG: 0.435 (1, 8)									1B		4	0	1	0	0	0	3					
Inning Stats	R: 0 E: 0 K: 1 S: 9	H: 0 LOB: 1 BB: 1 P: 16	R: 0 E: 0 K: 0 S: 6	H: 1 LOB: 1 BB: 0 P: 11	R: 1 E: 0 K: 0 S: 17	H: 4 LOB: 2 BB: 0 P: 27	R: 0 E: 1 K: 1 S: 13	H: 0 LOB: 1 BB: 0 P: 16	R: 2 E: 1 K: 1 S: 14	H: 3 LOB: 1 BB: 1 P: 21	R: 1 E: 0 K: 0 S: 12	H: 1 LOB: 1 BB: 1 P: 19	R: 0 E: 0 K: 1 S: 7	H: 0 LOB: 0 BB: 0 P: 11	R: 0 E: 0 K: 1 S: 10	H: 2 LOB: 2 BB: 0 P: 10	R: 0 E: 0 K: 0 S: 7	H: 2 LOB: 1 BB: 1 P: 11	1B: 10 2B: 3 3B: 0 HR: 1	SF: 0 SAC: 0 DP: 1 HBP: 0	WP: 1 PB: 0 SB: 1 CS: 0	PA: 41
PITCHER	IP	WLS	BF	H	R	ER	SO	BB	IBB	HBP	BLK	WP	HR	S	P	ERA	WHIP					
Mike Dunne, R ERA: 7.5 (1, 1)	6.0		29	9	4	4	3	2	0	0	0	1	1	71	110	6.00	1.833					
Steve Trout, L ERA: 5.53 (7, 1)	1.0	W	3	0	0	0	1	0	0	0	0	0	0	7	11	0.00	0.000					
Mike Schooler, R ERA: 2.18 (8, 1)	2.0	S	9	4	0	0	1	0	0	0	0	0	0	17	21	0.00	2.000					

New York Yankees @ Seattle Mariners
The Kingdome, Seattle, WA
Sat May 20 1989, 10:05 PM EDT
Att: 40,563 - Dome

livebaseballscorecards.com

AB 39
R 4
H 13
RBI 4
BB 2
SO 5
LOB 21




Batter	1	2	3	4	5	6	7	8	9	AB	R	H	RBI	BB	SO	LOB	BOTTOM					
Harold Reynolds, S OBP: 0.355, SLG: 0.412 (1, 4)	S							F9			4	1	1	0	1	0	2					
Henry Cotto, R OBP: 0.315, SLG: 0.365 (1, 7)									1B		4	0	2	2	1	0	2					
Alvin Davis, L OBP: 0.430, SLG: 0.510 Omar Vizquel, S OBP: 0.233, SLG: 0.200 (1, 3)	F8								1B		3	0	1	1	1	1	2					
Darnell Coles, R OBP: 0.279, SLG: 0.333 (1, 9)	P9								1B		3	1	0	0	1	0	5					
Jim Prestley, R OBP: 0.353, SLG: 0.425 (1, 10)	F7								1B		4	1	2	0	0	0	1					
Dave Valle, R OBP: 0.346, SLG: 0.465 (1, 2)									1B		3	1	0	0	1	0	4					
Ken Griffey Jr., L OBP: 0.353, SLG: 0.452 (1, 8)									1B		4	1	1	3	0	1	1					
Edgar Martinez, R OBP: 0.292, SLG: 0.292 (1, 5)									1B		4	0	2	0	0	0	2					
Dave Cochrane, S OBP: 0.316, SLG: 0.556 (8, 3)									1B		4	1	1	0	0	0	2					
Inning Stats	R: 1 E: 0 K: 0 S: 9	H: 2 LOB: 1 BB: 0 P: 15	R: 2 E: 1 K: 0 S: 14	H: 2 LOB: 3 BB: 3 P: 32	R: 0 E: 0 K: 1 S: 7	H: 0 LOB: 0 BB: 0 P: 10	R: 0 E: 0 K: 0 S: 7	H: 1 LOB: 0 BB: 0 P: 11	R: 0 E: 0 K: 1 S: 8	H: 1 LOB: 2 BB: 2 P: 22	R: 0 E: 1 K: 0 S: 8	H: 1 LOB: 0 BB: 0 P: 12	R: 3 E: 0 K: 0 S: 11	H: 3 LOB: 0 BB: 0 P: 18	R: 0 E: 0 K: 0 S: 8	H: 0 LOB: 0 BB: 0 P: 12	R: 0 E: 0 K: 0 S: 8	H: 0 LOB: 0 BB: 0 P: 12	1B: 7 2B: 4 3B: 0 HR: 1	SF: 0 SAC: 0 DP: 2 HBP: 0	WP: 0 PB: 0 SB: 1 CS: 2	PA: 38
PITCHER	IP	WLS	BF	H	R	ER	SO	BB	IBB	HBP	BLK	WP	HR	S	P	ERA	WHIP					
Dave LaPoint, L ERA: 5.5 (1, 1)	6.1	L	32	9	5	5	2	5	0	0	0	0	1	60	113	7.11	2.211					
Dale Mohorcic, R ERA: 3.96 (7, 1)	1.2		6	1	1	1	0	0	0	0	0	0	1	12	19	5.40	0.600					

New York Yankees @ Seattle Mariners
The Kingdome, Seattle, WA
Sat May 20 1989, 10:05 PM EDT
Att: 40,563 - Dome

AB 33
R 6
H 10
RBI 6
BB 5
SO 2
LOB 21




Batter	1	2	3	4	5	6	7	8	9	AB	R	H	RBI	BB	SO	LOB	TOP					
Rickey Henderson, R OBP: 0.385, SLG: 0.406 (1, 7)	F9		F8			FC1 SF8 1B	G4-3 BLK 2B 1B	S 1B		5	2	3	0	0	0	0						
Steve Sax, R OBP: 0.376, SLG: 0.364 (1, 4)	K2-3			G6-3		G3-1 FC1 1B	G6-3	BB		4	1	1	0	1	1	1						
Don Mattingly, L OBP: 0.322, SLG: 0.316 (1, 3)	G6-3			P1		FC1 G3-1 1B	G4-3	G3-1		5	1	0	0	0	0	5						
Steve Balboni, R OBP: 0.280, SLG: 0.477 (1, 10)		HR		K		SF8	2B BB		K	3	1	1	2	1	2	0						
Bob Brower, R OBP: 0.333, SLG: 0.436 (1, 9)	G6-3				FC5 1B	G3-1	BB	FC5 1B		5	0	3	1	0	0	2						
Tom Brookens, R OBP: 0.254, SLG: 0.328 (1, 5)		CS BB			1B	1B	BB	G5-3	F7	3	0	1	0	2	0	3						
Bob Geren, R OBP: 0.417, SLG: 0.917 (1, 2)	K			F8		FC5 BB 1B		HR	1B	5	1	3	3	0	1	3	AB 38 R 6 H 13 RBI 6 BB 5 SO 4 LOB 24					
Wayne Tolleson, S OBP: 0.273, SLG: 0.211 (1, 6)	CS		G6-4-3 1B	L9		1B	BB	G4-3	FC5	4	0	1	0	1	0	4						
Roberto Kelly, R OBP: 0.369, SLG: 0.422 (1, 8)			G6-4-3 1-2	FC5		FC5		F9		4	0	0	0	0	0	6						
Inning Stats	R: 0 E: 0 K: 1 S: 7	H: 0 LOB: 0 BB: 0 P: 12	R: 1 E: 0 K: 1 S: 10	H: 1 LOB: 0 BB: 1 P: 21	R: 0 E: 0 K: 0 S: 7	H: 1 LOB: 0 BB: 0 P: 12	R: 0 E: 0 K: 1 S: 9	H: 0 LOB: 0 BB: 0 P: 15	R: 0 E: 0 K: 0 S: 8	H: 2 LOB: 2 BB: 0 P: 14	R: 3 E: 0 K: 0 S: 20	H: 3 LOB: 3 BB: 2 P: 38	R: 1 E: 0 K: 0 S: 10	H: 2 LOB: 2 BB: 1 P: 18	R: 1 E: 0 K: 0 S: 14	H: 2 LOB: 2 BB: 1 P: 24	R: 0 E: 0 K: 1 S: 9	H: 2 LOB: 2 BB: 0 P: 13	1B: 10 2B: 1 3B: 0 HR: 2	SF: 1 SAC: 0 DP: 1 HBP: 0	WP: 0 PB: 0 SB: 1 CS: 1	PA: 45
PITCHER	IP	WLS	BF	H	R	ER	SO	BB	IBB	HBP	BLK	WP	HR	S	P	ERA	WHIP					
Mark Langston, L ERA: 3.56 (1, 1)	6.2	L	31	8	5	5	3	4	0	0	1	0	1	68	125	6.75	1.800					
Michael Jackson, R ERA: 4.18 (7, 1)	1.0		7	3	1	1	0	1	0	0	0	0	1	15	26	9.00	4.000					
Dennis Powell, L ERA: 3.22 (8, 1)	1.1		6	2	0	0	1	0	0	0	0	0	0	11	16	0.00	1.500					

New York Yankees @ Seattle Mariners
The Kingdome, Seattle, WA
Sun May 21 1989, 6:33 AM EDT
Att: 35,524 - Dome - 72 F

AB 38
R 6
H 13
RBI 6
BB 5
SO 4
LOB 24



Batter	1	2	3	4	5	6	7	8	9	AB	R	H	RBI	BB	SO	LOB	BOTTOM					
Harold Reynolds, S OBP: 0.353, SLG: 0.405 (1, 4)	G4-3 WP BB		K			G4-3		P5		3	0	0	0	1	1	0						
Scott Bradley, L OBP: 0.382, SLG: 0.500 (1, 10)	G4-3			G1-3		K		IHR 1B		4	1	1	0	0	1	1						
Ken Griffey Jr., L OBP: 0.357, SLG: 0.485 (1, 8)	P6			K		2B		IHR		4	1	2	2	0	1	1						
Darnell Coles, R OBP: 0.278, SLG: 0.331 (1, 3)	G5-3			1B		G6-3		L9		4	0	1	0	0	0	2						
Jim Prestey, R OBP: 0.341, SLG: 0.410 (1, 5)		K		K			L6	L8		4	0	0	0	0	2	1						
Dave Valle, R OBP: 0.351, SLG: 0.462 (1, 2)	G3				G6-3 BB	G6-3		FC6-4 1B		3	0	1	0	1	0	0						
Mickey Brantley, R OBP: 0.208, SLG: 0.194 (1, 9)	G6-3				G6-3	G5-3		FC6-4 1-2		4	0	0	0	0	0	2	AB 32 R 2 H 5 RBI 2 BB 2 SO 10 LOB 9					
Dave Cochrane, S OBP: 0.273, SLG: 0.476 (9, 6)			K			K		K		3	0	0	0	0	3	1						
Omar Vizquel, S OBP: 0.227, SLG: 0.195 Henry Colto, R OBP: 0.312, SLG: 0.360 (8, PH) (9, 7)			K		G1-3			K		2	0	0	0	0	1	1						
Inning Stats	R: 0 E: 0 K: 0 S: 9	H: 0 LOB: 1 BB: 1 P: 18	R: 0 E: 0 K: 1 S: 8	H: 0 LOB: 0 BB: 0 P: 10	R: 0 E: 0 K: 3 S: 9	H: 0 LOB: 0 BB: 0 P: 12	R: 0 E: 0 K: 2 S: 11	H: 1 LOB: 1 BB: 0 P: 17	R: 0 E: 0 K: 1 S: 9	H: 0 LOB: 1 BB: 1 P: 17	R: 0 E: 0 K: 1 S: 10	H: 1 LOB: 1 BB: 0 P: 18	R: 0 E: 0 K: 0 S: 6	H: 0 LOB: 0 BB: 0 P: 10	R: 0 E: 0 K: 2 S: 8	H: 0 LOB: 0 BB: 0 P: 12	R: 2 E: 0 K: 0 S: 12	H: 3 LOB: 1 BB: 0 P: 15	1B: 3 2B: 1 3B: 0 HR: 1	SF: 0 SAC: 0 DP: 0 HBP: 0	WP: 1 PB: 0 SB: 0 CS: 0	PA: 34
PITCHER	IP	WLS	BF	H	R	ER	SO	BB	IBB	HBP	BLK	WP	HR	S	P	ERA	WHIP					
Clay Parker, R ERA: 2.25 (1, 1)	9.0	W	34	5	2	2	10	2	0	0	0	1	0	82	129	2.00	0.778					

New York Yankees @ Seattle Mariners
The Kingdome, Seattle, WA
Sun May 21 1989, 6:33 AM EDT
Att: 35,524 - Dome - 72 F

Batter	1	2	3	4	5	6	7	8	9	AB	R	H	RBI	BB	SO	LOB	TOP								
Harold Reynolds, S (1, 4) OBP: 0.359, SLG: 0.400	4-2 1B G4-3 HR BB	4-1 FC4-6 BB		0-0 G1-3			4-2 BB		3-3 K	2	1	0	0	3	1	1									
Scott Bradley, L (1, 7) OBP: 0.382, SLG: 0.469	3-2 G4-3	0-0 FC4-6			2-1 G6-3		0-3 K		3-2 1B	3	0	0	0	0	0	3									
Henry Cotto, R (7, PH) OBP: 0.316, SLG: 0.364	1-2 1-2	1-2 FC6-4					2-2 P5		0-1 F9	5	1	1	0	0	0	5									
Darnell Coles, R (1, 3) OBP: 0.276, SLG: 0.327	1-2 HR 1B	2-0 FC6-4			0-2 F9		1-3 K		0-1 F9	4	1	1	3	0	2	2									
Jeffrey Leonard, R (1, 10) OBP: 0.343, SLG: 0.490	1-1 HR			1-0 F9			0-3 K			4	1	1	3	0	2	2									
Ken Griffey Jr., L (1, 8) OBP: 0.347, SLG: 0.470	3-2 G4-3			2-0 G4-3			1-3 K		3-3 K	4	0	0	0	0	2	0									
Jim Prestey, R (1, 5) OBP: 0.346, SLG: 0.438	0-1 P3			0-3 K			1-0 HR		2-2 1B	4	1	2	1	0	1	0									
Greg Briley, L (1, 9) OBP: 0.389, SLG: 0.400		0-0 FC6-4 1B		2-1 G4-3 1B			3-3 K		0-1 F8	4	0	2	0	0	1	1									
Dave Valle, R (1, 2) OBP: 0.341, SLG: 0.446		1-2 FC6-4 2B		1-0 L8			1-3 K		1-3 K	4	1	0	0	0	2	3									
Omar Vizquel, S (1, 6) OBP: 0.242, SLG: 0.247		2-2 FC4-6		3-1 G4-3			0-0 3B		1-2 G1-3	3	0	2	1	0	0	1									
Mickey Brantley, R (9, PH) OBP: 0.209, SLG: 0.192										1	0	0	0	0	0	0									
Mario Diaz, R (9, 6) OBP: 0.276, SLG: 0.308										0	0	0	0	0	0	0									
Inning Stats	R: 3 E: 0 K: 0 S: 18	H: 2 LOB: 0 BB: 1 P: 30	R: 1 E: 1 K: 0 S: 11	H: 2 LOB: 2 BB: 1 P: 19	R: 0 E: 0 K: 1 S: 5	H: 0 LOB: 0 BB: 0 P: 8	R: 0 E: 0 K: 0 S: 6	H: 1 LOB: 1 BB: 0 P: 12	R: 0 E: 0 K: 1 S: 8	H: 0 LOB: 0 BB: 0 P: 10	R: 1 E: 0 K: 3 S: 11	H: 1 LOB: 0 BB: 0 P: 17	R: 0 E: 0 K: 2 S: 15	H: 1 LOB: 2 BB: 1 P: 22	R: 0 E: 0 K: 2 S: 15	H: 1 LOB: 1 BB: 0 P: 21	R: 0 E: 0 K: 1 S: 11	H: 1 LOB: 1 BB: 0 P: 18	1B: 5 2B: 1 3B: 1 HR: 2	SF: 0 SAC: 0 DP: 0 HBP: 0	WP: 0 PB: 0 SB: 1 CS: 0	PA: 39			
PITCHER	IP WLS BF H R ER SO BB IBB HBP BLK WP HR S P ERA WHIP	IP WLS BF H R ER SO BB IBB HBP BLK WP HR S P ERA WHIP	IP WLS BF H R ER SO BB IBB HBP BLK WP HR S P ERA WHIP	IP WLS BF H R ER SO BB IBB HBP BLK WP HR S P ERA WHIP	IP WLS BF H R ER SO BB IBB HBP BLK WP HR S P ERA WHIP	IP WLS BF H R ER SO BB IBB HBP BLK WP HR S P ERA WHIP	IP WLS BF H R ER SO BB IBB HBP BLK WP HR S P ERA WHIP	IP WLS BF H R ER SO BB IBB HBP BLK WP HR S P ERA WHIP	IP WLS BF H R ER SO BB IBB HBP BLK WP HR S P ERA WHIP	IP WLS BF H R ER SO BB IBB HBP BLK WP HR S P ERA WHIP	IP WLS BF H R ER SO BB IBB HBP BLK WP HR S P ERA WHIP	IP WLS BF H R ER SO BB IBB HBP BLK WP HR S P ERA WHIP	IP WLS BF H R ER SO BB IBB HBP BLK WP HR S P ERA WHIP	IP WLS BF H R ER SO BB IBB HBP BLK WP HR S P ERA WHIP	IP WLS BF H R ER SO BB IBB HBP BLK WP HR S P ERA WHIP	IP WLS BF H R ER SO BB IBB HBP BLK WP HR S P ERA WHIP	IP WLS BF H R ER SO BB IBB HBP BLK WP HR S P ERA WHIP	IP WLS BF H R ER SO BB IBB HBP BLK WP HR S P ERA WHIP	IP WLS BF H R ER SO BB IBB HBP BLK WP HR S P ERA WHIP	IP WLS BF H R ER SO BB IBB HBP BLK WP HR S P ERA WHIP	IP WLS BF H R ER SO BB IBB HBP BLK WP HR S P ERA WHIP	IP WLS BF H R ER SO BB IBB HBP BLK WP HR S P ERA WHIP	IP WLS BF H R ER SO BB IBB HBP BLK WP HR S P ERA WHIP	IP WLS BF H R ER SO BB IBB HBP BLK WP HR S P ERA WHIP	IP WLS BF H R ER SO BB IBB HBP BLK WP HR S P ERA WHIP

Seattle Mariners @ Boston Red Sox
Fenway Park, Boston, MA
Tue May 23 1989, 7:05 PM EDT
Att: 28,069 - Unknown

AB	36
R	5
H	9
RBI	5
BB	3
SO	10
LOB	18



Batter	1	2	3	4	5	6	7	8	9	AB	R	H	RBI	BB	SO	LOB	BOTTOM								
Wade Boggs, L (1, 5) OBP: 0.374, SLG: 0.431	0-1 G4-3		3-2 1B		3-2 SF7		2-2 F7		3-1 F8	4	0	1	2	0	0	1									
Marty Barrett, R (1, 4) OBP: 0.335, SLG: 0.342	1-1 F8		0-0 G5-3		0-0 K		3-1 1B		0-0 F4	5	0	1	0	0	1	3									
Ellis Burks, R (1, 8) OBP: 0.377, SLG: 0.500	1-1 G6-3			2-1 F7		0-0 G6-4-3 1B	0-1 FC6-4 1B		0-1 1B 2B	5	1	2	0	0	0	2									
Mike Greenwell, L (1, 7) OBP: 0.415, SLG: 0.497		1-2 G4-3		2-1 G6-3		2-2 G6-4-3		1-1 2B 2B	4-0 1B IBB	4	1	1	0	1	0	1									
Dwight Evans, R (1, 9) OBP: 0.423, SLG: 0.500		1-0 L5		2-2 G3		2-3 K		2-2 F9 2B	0-0 1-2 1B	5	0	2	2	0	1	0									
Jim Rice, R (1, 10) OBP: 0.276, SLG: 0.361							1-3 K		1-1 F9	3	1	0	0	1	2	1									
Nick Esasky, R (1, 3) OBP: 0.313, SLG: 0.493			1-1 SH1-3 1B 1B		1-0 BB SF7 1B		1-0 HR BB		0-2 G5-3	4	3	3	2	0	0	1									
Rich Gedman, L (1, 2) OBP: 0.274, SLG: 0.323			0-0 SH1-3 1B 1B		4-1 BB BB		0-2 1B SH1-4 1B		4-2 BB	1	0	1	0	1	0	0									
Rick Cerone, R (7, PH) OBP: 0.441, SLG: 0.413			1-2 1B 1B		1-2 BB BB		1-2 1B 1B			1	0	1	0	1	0	0									
Jody Reed, R (1, 6) OBP: 0.345, SLG: 0.346			0-1 SH1-3		4-2 SAFE		2-1 SH1-4		0-1 G1-3	1	0	0	0	1	0	2									
Inning Stats	R: 0 E: 0 K: 0 S: 6	H: 0 LOB: 0 BB: 0 P: 8	R: 0 E: 0 K: 1 S: 7	H: 0 LOB: 0 BB: 0 P: 10	R: 1 E: 0 K: 0 S: 9	H: 3 LOB: 1 BB: 0 P: 13	R: 0 E: 0 K: 0 S: 7	H: 0 LOB: 0 BB: 0 P: 13	R: 1 E: 0 K: 2 S: 13	H: 1 LOB: 2 BB: 2 P: 27	R: 0 E: 0 K: 1 S: 8	H: 1 LOB: 0 BB: 0 P: 12	R: 2 E: 0 K: 0 S: 17	H: 3 LOB: 2 BB: 1 P: 29	R: 1 E: 0 K: 0 S: 15	H: 2 LOB: 2 BB: 1 P: 23	R: 1 E: 0 K: 0 S: 6	H: 2 LOB: 2 BB: 1 P: 13	1B: 8 2B: 3 3B: 0 HR: 1	SF: 1 SAC: 2 DP: 1 HBP: 0	WP: 0 PB: 0 SB: 0 CS: 0	PA: 41			
PITCHER	IP WLS BF H R ER SO BB IBB HBP BLK WP HR S P ERA WHIP	IP WLS BF H R ER SO BB IBB HBP BLK WP HR S P ERA WHIP	IP WLS BF H R ER SO BB IBB HBP BLK WP HR S P ERA WHIP	IP WLS BF H R ER SO BB IBB HBP BLK WP HR S P ERA WHIP	IP WLS BF H R ER SO BB IBB HBP BLK WP HR S P ERA WHIP	IP WLS BF H R ER SO BB IBB HBP BLK WP HR S P ERA WHIP	IP WLS BF H R ER SO BB IBB HBP BLK WP HR S P ERA WHIP	IP WLS BF H R ER SO BB IBB HBP BLK WP HR S P ERA WHIP	IP WLS BF H R ER SO BB IBB HBP BLK WP HR S P ERA WHIP	IP WLS BF H R ER SO BB IBB HBP BLK WP HR S P ERA WHIP	IP WLS BF H R ER SO BB IBB HBP BLK WP HR S P ERA WHIP	IP WLS BF H R ER SO BB IBB HBP BLK WP HR S P ERA WHIP	IP WLS BF H R ER SO BB IBB HBP BLK WP HR S P ERA WHIP	IP WLS BF H R ER SO BB IBB HBP BLK WP HR S P ERA WHIP	IP WLS BF H R ER SO BB IBB HBP BLK WP HR S P ERA WHIP	IP WLS BF H R ER SO BB IBB HBP BLK WP HR S P ERA WHIP	IP WLS BF H R ER SO BB IBB HBP BLK WP HR S P ERA WHIP	IP WLS BF H R ER SO BB IBB HBP BLK WP HR S P ERA WHIP	IP WLS BF H R ER SO BB IBB HBP BLK WP HR S P ERA WHIP	IP WLS BF H R ER SO BB IBB HBP BLK WP HR S P ERA WHIP	IP WLS BF H R ER SO BB IBB HBP BLK WP HR S P ERA WHIP	IP WLS BF H R ER SO BB IBB HBP BLK WP HR S P ERA WHIP	IP WLS BF H R ER SO BB IBB HBP BLK WP HR S P ERA WHIP	IP WLS BF H R ER SO BB IBB HBP BLK WP HR S P ERA WHIP	IP WLS BF H R ER SO BB IBB HBP BLK WP HR S P ERA WHIP

Seattle Mariners @ Boston Red Sox
Fenway Park, Boston, MA
Tue May 23 1989, 7:05 PM EDT
Att: 28,069 - Unknown

AB	33
R	6
H	12
RBI	6
BB	5
SO	4
LOB	11



Batter	1	2	3	4	5	6	7	8	9	AB	R	H	RBI	BB	SO	LOB	TOP								
Harold Reynolds, S (1, 4) OBP: 0.360, SLG: 0.406	F8		G3				FC3-6 1B			5	1	2	1	0	0	2									
Greg Britley, L (1, 7) OBP: 0.390, SLG: 0.429	K									5	2	2	1	0	2	3									
Darnell Coles, R (1, 3) OBP: 0.274, SLG: 0.320	F9									4	0	0	0	0	0	4									
Jeffrey Leonard, R (1, 10) OBP: 0.345, SLG: 0.487										5	0	2	2	0	2	3									
Ken Griffey Jr., L (1, 8) OBP: 0.338, SLG: 0.457										4	0	0	0	0	1	3									
Jim Presley, R (1, 5) OBP: 0.336, SLG: 0.424										4	0	0	0	0	1	2									
Scott Bradley, L (1, 2) OBP: 0.355, SLG: 0.453										4	1	1	0	0	0	1									
Henry Cotto, R (1, 9) OBP: 0.313, SLG: 0.359										4	1	1	0	0	1	0									
Omar Vizquel, S (1, 6) OBP: 0.255, SLG: 0.253										2	0	1	0	1	1	2									
Dave Cochrane, S (9, PH) OBP: 0.304, SLG: 0.476										0	0	0	0	0	0	0									
Mickey Brantley, R (9, PR) OBP: 0.206, SLG: 0.192										0	0	0	0	0	0	0									
Inning Stats	R: 0 H: 0 E: 0 K: 1 S: 7	H: 0 LOB: 0 BB: 0 P: 12	R: 0 H: 0 E: 0 K: 0 S: 6	H: 0 LOB: 0 BB: 0 P: 11	R: 0 H: 0 E: 0 K: 1 S: 9	H: 0 LOB: 1 BB: 1 P: 18	R: 1 H: 1 E: 1 K: 1 S: 9	H: 1 LOB: 1 BB: 0 P: 14	R: 2 H: 3 E: 0 K: 1 S: 14	H: 3 LOB: 1 BB: 0 P: 22	R: 0 H: 1 E: 0 K: 2 S: 11	H: 1 LOB: 1 BB: 0 P: 16	R: 2 H: 3 E: 0 K: 0 S: 8	H: 3 LOB: 2 BB: 0 P: 11	R: 0 H: 0 E: 0 K: 0 S: 9	H: 0 LOB: 0 BB: 0 P: 12	R: 0 H: 1 E: 0 K: 2 S: 14	H: 1 LOB: 2 BB: 0 P: 25	1B: 7 2B: 2 3B: 0 HR: 0	SF: 0 SAC: 0 DP: 0 HBP: 2	WP: 0 PB: 0 SB: 1 CS: 0	PA: 40			
PITCHER	IP	WLS	BF	H	R	ER	SO	BB	IBB	HBP	BLK	WP	HR	S	P	ERA	WHIP								
Mike Boddicker, R (1, 1) ERA: 5.81	6.2	W	30	7	5	4	6	1	0	1	0	0	0	61	101	5.40	1.200								
Bob Stanley, R (7, 1) ERA: 4.35	1.1		6	1	0	0	0	0	0	1	0	0	0	14	20	0.00	0.750								
Lee Smith, R (9, 1) ERA: 6.94	1.0	S	4	1	0	0	2	0	0	0	0	0	0	12	20	0.00	1.000								

Seattle Mariners @ Boston Red Sox
Fenway Park, Boston, MA
Wed May 24 1989, 7:05 PM EDT
Att: 23,784 - Unknown - 53 F

AB 37
R 5
H 9
RBI 4
BB 1
SO 8
LOB 20



Batter	1	2	3	4	5	6	7	8	9	AB	R	H	RBI	BB	SO	LOB	BOTTOM								
Jody Reed, R (1, 6) OBP: 0.349, SLG: 0.351	BB 1B G6-3		2B 1B G6-3							4	2	2	0	0	0	1									
Marty Barrett, R (1, 4) OBP: 0.339, SLG: 0.346	1B G6-3 WP		L8							4	2	2	0	0	0	2									
Wade Boggs, L (1, 5) OBP: 0.368, SLG: 0.455										3	2	3	1	1	0	0									
Ed Romero, R (7, PR) OBP: 0.298, SLG: 0.273										0	0	0	0	0	0	0									
Mike Greenwell, L (1, 7) OBP: 0.411, SLG: 0.488	1B G6-3		2B G6-3							3	0	0	1	1	0	4									
Dwight Evans, R (1, 9) OBP: 0.430, SLG: 0.514	1B WP HBP		3B							2	0	1	1	1	0	1									
Sam Horn, L (1, 10) OBP: 0.174, SLG: 0.050										2	0	0	0	0	0	2									
Jim Rice, R (5, PH) OBP: 0.279, SLG: 0.363										2	0	1	1	0	1	1									
Nick Esasky, R (1, 3) OBP: 0.305, SLG: 0.479										4	0	0	0	0	1	3									
Rich Gedman, L (1, 2) OBP: 0.264, SLG: 0.310										4	0	0	0	0	0	0									
Randy Kutcher, R (1, 8) OBP: 0.357, SLG: 0.273										4	0	1	0	0	1	0									
Inning Stats	R: 2 H: 2 E: 0 K: 0 S: 15	H: 2 LOB: 1 BB: 1 P: 25	R: 0 H: 0 E: 0 K: 2 S: 8	H: 0 LOB: 0 BB: 0 P: 13	R: 2 H: 3 E: 0 K: 0 S: 12	H: 3 LOB: 1 BB: 0 P: 18	R: 0 H: 0 E: 0 K: 0 S: 8	H: 0 LOB: 0 BB: 0 P: 15	R: 2 H: 3 E: 0 K: 0 S: 15	H: 3 LOB: 2 BB: 2 P: 30	R: 0 H: 1 E: 0 K: 0 S: 11	H: 1 LOB: 1 BB: 0 P: 19	R: 0 H: 1 E: 0 K: 1 S: 10	H: 1 LOB: 1 BB: 0 P: 14	R: 0 H: 0 E: 0 K: 0 S: 7	H: 0 LOB: 0 BB: 0 P: 13	1B: 6 2B: 3 3B: 1 HR: 0	SF: 0 SAC: 0 DP: 2 HBP: 1	WP: 1 PB: 0 SB: 0 CS: 0	PA: 36					
PITCHER	IP	WLS	BF	H	R	ER	SO	BB	IBB	HBP	BLK	WP	HR	S	P	ERA	WHIP								
Erik Hanson, R (1, 1) ERA: 3.75	4.1	L	23	7	6	6	2	3	0	1	0	0	0	54	96	12.46	2.308								
Dennis Powell, L (5, 1) ERA: 2.96	2.0		8	3	0	0	0	0	0	0	0	0	0	21	32	0.00	1.500								
Michael Jackson, R (7, 1) ERA: 3.91	1.2		5	0	0	0	1	0	0	0	0	0	0	11	19	0.00	0.000								

Seattle Mariners @ Boston Red Sox
Fenway Park, Boston, MA
Wed May 24 1989, 7:05 PM EDT
Att: 23,784 - Unknown - 53 F

AB 32
R 6
H 10
RBI 4
BB 3
SO 3
LOB 14



Batter	1	2	3	4	5	6	7	8	9	AB	R	H	RBI	BB	SO	LOB	TOP					
Harold Reynolds, S (1,4) OBP: 0.360, SLG: 0.404 Mario Diaz, R (7,4) OBP: 0.300, SLG: 0.308	F8		1B		G3-1			BB		3	0	1	0	0	0	1	Seattle Mariners @ Boston Red Sox Fenway Park, Boston, MA Thu May 25 1989, 7:05 PM EDT Att: 26,335 - Unknown					
Greg Britley, L (1,7) OBP: 0.356, SLG: 0.385	G1-3		K			G3		F8		4	0	0	0	0	1	3						
Darnell Coles, R (1,3) OBP: 0.288, SLG: 0.313	K				G6-3			L5		4	0	0	0	0	1	1						
Jeffrey Leonard, R (1,10) OBP: 0.339, SLG: 0.478 Mickey Brantley, R (9,PH) OBP: 0.204, SLG: 0.190	F8		K			G1-3		G5-3		3	0	0	0	0	1	0						
Ken Griffey Jr., L (1,8) OBP: 0.348, SLG: 0.465	G6-4-3 1B							P5		4	0	3	0	0	0	0						
Jim Prestley, R (1,5) OBP: 0.326, SLG: 0.414 Edgar Martinez, R (7,5) OBP: 0.301, SLG: 0.303	G6-4-3 1-2f		K					1B 1B		3	0	0	0	0	1	3						
Henry Cotto, R (1,9) OBP: 0.320, SLG: 0.365			K		G1-3 1B			1B 1B		4	0	2	0	0	2	1						
Dave Valle, R (1,2) OBP: 0.341, SLG: 0.439 Dave Cochrane, S (7,2) OBP: 0.333, SLG: 0.500			FC3-6 BB		G1-3			1B 1B		2	0	0	0	1	0	2						
Omar Vizquel, S (1,6) OBP: 0.247, SLG: 0.244	FC3-6 1B				L3			F9		3	0	0	0	0	0	2						
Inning Stats	R: 0 E: 0 K: 1 S: 9	H: 0 LOB: 0 BB: 0 P: 11	R: 0 E: 0 K: 0 S: 10	H: 1 LOB: 0 BB: 0 P: 13	R: 0 E: 0 K: 2 S: 14	H: 1 LOB: 2 BB: 1 P: 21	R: 0 E: 0 K: 2 S: 14	H: 1 LOB: 1 BB: 0 P: 19	R: 0 E: 0 K: 0 S: 7	H: 0 LOB: 1 BB: 0 P: 12	R: 0 E: 0 K: 0 S: 6	H: 0 LOB: 1 BB: 0 P: 8	R: 0 E: 0 K: 1 S: 12	H: 1 LOB: 0 BB: 0 P: 15	R: 0 E: 0 K: 0 S: 8	H: 0 LOB: 1 BB: 1 P: 12		R: 0 E: 0 K: 0 S: 10	H: 3 LOB: 2 BB: 0 P: 15	1B: 8 2B: 0 3B: 0 HR: 0	SF: 0 SAC: 0 DP: 1 HBP: 0	WP: 0 PB: 0 SB: 0 CS: 0
PITCHER Mike Smithson, R (1,1) ERA: 4.81	IP: 9.0 WLS: W BF: 35 H: 8 R: 0 ER: 0 SO: 6 BB: 2 IBB: 0 HBP: 0 BLK: 0 WP: 0 HR: 0 S: 90 P: 126 ERA: 0.00 WHIP: 1.111															PITCHER						

Batter	1	2	3	4	5	6	7	8	9	AB	R	H	RBI	BB	SO	LOB	BOTTOM			
Jody Reed, R (1,6) OBP: 0.350, SLG: 0.360	SH2-3 1B	FC6 BB 2B			G5-3	K				5	2	2	0	0	1	5	Seattle Mariners @ Boston Red Sox Fenway Park, Boston, MA Thu May 25 1989, 7:05 PM EDT Att: 26,335 - Unknown			
Marty Barrett, R (1,4) OBP: 0.337, SLG: 0.353	SH2-3	SF9	P3			PB 1B		G1-3		3	1	1	1	0	0	2				
Wade Boggs, L (1,5) OBP: 0.401, SLG: 0.462 Ed Romero, R (7,5) OBP: 0.292, SLG: 0.267	WP BB	2B BB				1B 2H 1B		P5		2	2	2	1	2	0	0				
Mike Greenwell, L (1,7) OBP: 0.421, SLG: 0.503	WP 1B	E 2B				1B BB 1B		1B		5	2	4	4	0	0	1				
Dwight Evans, R (1,9) OBP: 0.426, SLG: 0.503 Danny Heep, L (7,9) OBP: 0.333, SLG: 0.324	K	E5 FC4-6				1B 1B		1B		3	1	0	0	1	1	3				
Sam Horn, L (1,10) OBP: 0.143, SLG: 0.040	K	FC4-6				1B BB		BB		0	0	0	0	1	0	0				
Nick Esasky, R (1,3) OBP: 0.308, SLG: 0.473		K	F8			G4-3 BB		G3-1 E 1B		4	0	1	1	1	1	0				
Rich Gedman, L (1,2) OBP: 0.270, SLG: 0.308		FC6 SF9 BB				G4-3		E3 G3-1 1B		4	1	1	1	1	0	1				
Randy Kutcher, R (1,8) OBP: 0.368, SLG: 0.313	SF9 E 2B 1B					K		G3-1		5	1	2	0	0	1	3				
Inning Stats	R: 1 E: 0 K: 2 S: 12	H: 2 LOB: 2 BB: 1 P: 25	R: 5 E: 2 K: 1 S: 19	H: 2 LOB: 1 BB: 2 P: 36	R: 0 E: 0 K: 0 S: 10	H: 2 LOB: 2 BB: 0 P: 16	R: 0 E: 0 K: 0 S: 6	H: 1 LOB: 1 BB: 0 P: 10	R: 0 E: 0 K: 1 S: 11	H: 0 LOB: 1 BB: 1 P: 20	R: 4 E: 1 K: 2 S: 22	H: 5 LOB: 2 BB: 1 P: 40	R: 0 E: 0 K: 0 S: 13	H: 1 LOB: 1 BB: 1 P: 23	R: 0 E: 0 K: 0 S: 12	H: 0 LOB: 0 BB: 0 P: 17		1B: 10 2B: 3 3B: 0 HR: 0	SF: 1 SAC: 1 DP: 0 HBP: 0	WP: 1 PB: 1 SB: 0 CS: 0
PITCHER Mike Dunne, R (1,1) ERA: 6.8 Steve Trout, L (6,1) ERA: 6.29 Jerry Reed, R (6,1) ERA: 2.97 Mike Schooler, R (8,1) ERA: 2.08	IP: 5.0 WLS: L BF: 28 H: 7 R: 5 ER: 4 SO: 1 BB: 4 IBB: 0 HBP: 0 BLK: 0 WP: 0 HR: 0 S: 14 P: 107 ERA: 1.80 WHIP: 2.200															PITCHER				

AB	33
R	0
H	8
RBI	0
BB	2
SO	6
LOB	13



AB	37
R	10
H	13
RBI	8
BB	6
SO	6
LOB	24



Batter	1	2	3	4	5	6	7	8	9	AB	R	H	RBI	BB	SO	LOB	TOP					
Harold Reynolds, S OBP: 0.359, SLG: 0.399 (1, 4)	G4-3 S G6-3 1B	K		F9		F8	G4-3		IBB	5	1	1	0	1	1	3						
Scott Bradley, L OBP: 0.379, SLG: 0.526 Edgar Martinez, R OBP: 0.293, SLG: 0.294 (8, PH) (8, 5)	G4-3	HR		1B		2B 1B		E5 2B	P7	4	1	3	3	0	0	1						
Darnell Coles, R OBP: 0.266, SLG: 0.315 (1, 9)	G6-3	P4		P5		1B		K		5	0	1	1	0	1	2						
Jeffrey Leonard, R OBP: 0.341, SLG: 0.478 (1, 10)	1B BB	K		F9		G3		2B		4	1	1	0	1	1	3						
Ken Griffey Jr., L OBP: 0.356, SLG: 0.486 (1, 8)	1B			K		HR		K		4	1	2	1	1	2	2						
Jim Presley, R OBP: 0.324, SLG: 0.406 (8, 3)	1B			F8		G6-3		P6		5	0	1	1	0	0	5						
Dave Valle, R OBP: 0.350, SLG: 0.449 (1, 2)	P4			E		1B BB		G6-3		4	1	2	0	1	0	2						
Greg Briley, L OBP: 0.380, SLG: 0.395 (1, 7)		HR		E8		K		1B		4	1	2	1	1	2	2						
Omar Vizquel, S OBP: 0.255, SLG: 0.253 (1, 6)	HR	HR		G4-3		1B		P3		5	1	2	0	0	0	3						
Inning Stats	R: 2 E: 0 K: 0 S: 10	H: 3 LOB: 2 BB: 1 P: 20	R: 3 E: 0 K: 2 S: 12	H: 2 LOB: 0 BB: 1 P: 22	R: 1 E: 1 K: 1 S: 12	H: 2 LOB: 1 BB: 0 P: 19	R: 0 E: 0 K: 0 S: 9	H: 1 LOB: 1 BB: 0 P: 14	R: 1 E: 0 K: 1 S: 10	H: 2 LOB: 2 BB: 1 P: 19	R: 0 E: 0 K: 0 S: 8	H: 2 LOB: 3 BB: 1 P: 13	R: 0 E: 0 K: 2 S: 8	H: 1 LOB: 1 BB: 0 P: 15	R: 0 E: 1 K: 2 S: 11	H: 1 LOB: 2 BB: 0 P: 13	R: 0 E: 0 K: 1 S: 11	H: 1 LOB: 2 BB: 1 P: 22	1B: 10 2B: 3 3B: 0 HR: 2	SF: 0 SAC: 0 DP: 0 HBP: 0	WP: 0 PB: 1 SB: 1 CS: 0	PA: 47
PITCHER	IP	WLS	BF	H	R	ER	SO	BB	IBB	HBP	BLK	WP	HR	S	P	ERA	WHIP					
Don August, R ERA: 5.27 (1, 1)	1.1	L	11	5	5	5	1	2	0	0	0	0	1	16	33	33.75	5.250					
Bill Wiegman, R ERA: 6.49 (2, 1)	4.2		22	7	2	2	3	1	1	0	0	0	1	45	74	3.86	1.714					
Bill Krueger, L ERA: 3.57 (7, 1)	1.2		8	2	0	0	2	0	0	0	0	0	0	18	27	0.00	1.200					
Jay Aldrich, R ERA: (8, 1)	1.1		6	1	0	0	1	0	1	0	0	0	0	12	23	0.00	0.750					

Seattle Mariners @ Milwaukee Brewers
Milwaukee County Stadium, Milwaukee, WI

AB 42
R 7
H 15
RBI 7
BB 5
SO 7
LOB 25



WP: 0 PA: 47
PB: 1
SB: 1
CS: 0

Seattle Mariners @ Milwaukee Brewers
Milwaukee County Stadium, Milwaukee, WI

AB 34
R 2
H 9
RBI 2
BB 1
SO 5
LOB 17



WP: 0 PA: 36
PB: 0
SB: 0
CS: 0

Batter	1	2	3	4	5	6	7	8	9	AB	R	H	RBI	BB	SO	LOB	BOTTOM					
Paul Moltitor, R OBP: 0.355, SLG: 0.434 (1, 5)	K		F9		F9		F9			4	0	0	0	0	1	2						
Robin Yount, R OBP: 0.361, SLG: 0.457 (1, 8)	HR		F9		1B			HR		4	2	3	2	0	0	0						
Gary Sheffield, R OBP: 0.324, SLG: 0.368 (1, 6)	FC5-4 HBP		K		K			G4-3		3	0	0	0	0	2	3						
Rob Deer, R OBP: 0.330, SLG: 0.491 (1, 9)	FC5-4			G3-6-3 1B	K			P6		4	0	1	0	0	1	4						
Jim Gantner, L OBP: 0.287, SLG: 0.266 (1, 10)	F7		G3-6-3				F8	1B		4	0	1	0	0	0	2						
Glenn Braggs, R OBP: 0.320, SLG: 0.452 (1, 7)	G6-3		1B		F7		F7	P3		4	0	1	0	0	0	1						
B.J. Surhoff, L OBP: 0.273, SLG: 0.349 Mike Felder, S OBP: 0.222, SLG: 0.176 (9, PH)		BB	G4-3		G3		G3	G5-4-3 1B		2	0	0	0	1	0	1						
Terry Francona, L OBP: 0.234, SLG: 0.308 Gus Poldor, R OBP: 0.164, SLG: 0.230 (9, PH)			F7		1B 1B		F7	K		3	0	1	0	0	0	1						
Bill Spiers, L OBP: 0.350, SLG: 0.338 Dave Engle, R OBP: 0.289, SLG: 0.452 (9, PH)	G3		G3		1B		B1	G5-4-3		3	0	1	0	0	0	1						
Inning Stats	R: 1 E: 0 K: 1 S: 14	H: 1 LOB: 1 BB: 0 P: 24	R: 0 E: 0 K: 0 S: 8	H: 0 LOB: 1 BB: 1 P: 15	R: 0 E: 0 K: 1 S: 7	H: 0 LOB: 0 BB: 0 P: 13	R: 0 E: 0 K: 0 S: 8	H: 2 LOB: 1 BB: 0 P: 15	R: 0 E: 0 K: 2 S: 13	H: 3 LOB: 3 BB: 0 P: 21	R: 0 E: 0 K: 0 S: 6	H: 0 LOB: 0 BB: 0 P: 12	R: 0 E: 0 K: 0 S: 4	H: 0 LOB: 0 BB: 0 P: 5	R: 1 E: 0 K: 0 S: 11	H: 2 LOB: 1 BB: 0 P: 15	R: 0 E: 0 K: 1 S: 10	H: 1 LOB: 0 BB: 0 P: 14	1B: 7 2B: 0 3B: 0 HR: 2	SF: 0 SAC: 0 DP: 2 HBP: 1	WP: 0 PB: 0 SB: 0 CS: 0	PA: 36
PITCHER	IP	WLS	BF	H	R	ER	SO	BB	IBB	HBP	BLK	WP	HR	S	P	ERA	WHIP					
Luis DeLeon, R ERA: 2.25 (1, 1)	4.0		18	5	1	1	2	0	0	0	0	0	1	31	47	2.25	1.500					
Michael Jackson, R ERA: 3.69 (5, 1)	4.0	W	15	3	1	1	2	0	0	0	0	0	1	31	47	2.25	0.750					
Dennis Powell, L ERA: 2.84 (9, 1)	1.0		3	1	0	0	1	0	0	0	0	0	0	10	14	0.00	1.000					

WP: 0 PA: 36
PB: 0
SB: 0
CS: 0

Batter	1	2	3	4	5	6	7	8	9	AB	R	H	RBI	BB	SO	LOB	TOP										
Harold Reynolds, S OBP: 0.362, SLG: 0.398 (1, 4)	F9		L4						G6-3 SF9 1B	3	1	1	0	1	0	0	Seattle Mariners @ Milwaukee Brewers Milwaukee County Stadium, Milwaukee, WI Sat May 27 1989, 8:05 PM EDT Att: 26,094 - Unknown livebaseballscorecards.com										
Henry Cotto, R OBP: 0.318, SLG: 0.360 (1, 8) (8, 7)	F7								G6-3 1-3	4	0	1	0	0	0	1											
Darnell Coles, R OBP: 0.260, SLG: 0.310 (1, 9)	P3								SF9 2-1	3	0	0	1	0	0	1											
Jeffrey Leonard, R OBP: 0.339, SLG: 0.491 (1, 10)									K 3-H 2-3	4	1	1	1	0	1	0											
Jim Prestley, R OBP: 0.317, SLG: 0.397 (1, 3) (8, 5)										3	0	0	0	0	2	0											
Dave Valle, R OBP: 0.347, SLG: 0.445 Scott Bradley, L OBP: 0.368, SLG: 0.508 (5, PH) (5, 2)										1	0	0	0	0	1	0											
Edgar Martinez, R OBP: 0.299, SLG: 0.290 Ken Griffey Jr., L OBP: 0.354, SLG: 0.483 (8, PH) (8, 8)										2	0	0	0	0	0	0											
Dave Cochrane, S OBP: 0.296, SLG: 0.440 (1, 7) (8, 3)										1	0	0	0	1	0	0											
Mario Diaz, R OBP: 0.273, SLG: 0.276 (1, 6)										1	0	0	0	0	0	0											
Inning Stats	R: 0 E: 0 K: 0 S: 4	H: 0 LOB: 0 BB: 0 P: 6	R: 1 E: 0 K: 2 S: 12	H: 1 LOB: 0 BB: 21 P: 21	R: 0 E: 0 K: 1 S: 7	H: 0 LOB: 0 BB: 0 P: 9	R: 0 E: 0 K: 1 S: 10	H: 0 LOB: 0 BB: 0 P: 15	R: 0 E: 0 K: 0 S: 7	H: 0 LOB: 1 BB: 1 P: 14	R: 0 E: 0 K: 0 S: 8	H: 1 LOB: 1 BB: 1 P: 15	R: 0 E: 0 K: 1 S: 10	H: 0 LOB: 0 BB: 0 P: 16	R: 0 E: 0 K: 0 S: 3	H: 0 LOB: 0 BB: 0 P: 4		R: 1 E: 0 K: 1 S: 8	H: 1 LOB: 0 BB: 0 P: 15	1B: 2 2B: 0 3B: 0 HR: 1	SF: 1 SAC: 0 DP: 0 HBP: 0	WP: 0 PB: 0 SB: 1 CS: 1	PA: 31				
PITCHER	IP	WLS	BF	H	R	ER	SO	BB	IBB	HBP	BLK	WP	HR	S	P	ERA	WHIP										
Teddy Higuera, L ERA: 6.82 (1, 1)	4.2		16	1	1	1	4	1	0	0	0	0	1	38	62	1.93	0.429										
Mark Knudson, R ERA: 2.97 (5, 1)	1.1		5	1	0	0	0	1	0	0	0	0	0	10	18	0.00	1.500										
Chuck Crim, R ERA: 3.49 (7, 1)	1.0		3	0	0	0	1	0	0	0	0	0	0	10	16	0.00	0.000										
Dan Plesac, L ERA: 3.1 (8, 1)	2.0	W	7	1	1	1	1	0	0	0	0	0	0	11	19	4.50	0.500										

Batter	1	2	3	4	5	6	7	8	9	AB	R	H	RBI	BB	SO	LOB	BOTTOM										
Paul Moltor, R OBP: 0.356, SLG: 0.426 (1, 10)	1B SF7 BB		L6						FC6-4 BB 1B	3	2	0	0	2	1	2	Seattle Mariners @ Milwaukee Brewers Milwaukee County Stadium, Milwaukee, WI Sat May 27 1989, 8:05 PM EDT Att: 26,094 - Unknown livebaseballscorecards.com										
Robin Yount, R OBP: 0.367, SLG: 0.458 (1, 8)			F7						F9 1B BB	4	1	2	0	1	0	1											
Gary Sheffield, R OBP: 0.321, SLG: 0.365 (1, 6)	SF7		P4						L8 1B	4	0	1	2	0	0	1											
Rob Deer, R OBP: 0.328, SLG: 0.482 (1, 9)	K 3-H								P4 F8 1B	3	0	0	0	1	1	2											
Jim Gantner, L OBP: 0.298, SLG: 0.269 (1, 4)									G3-6-1 BB 1B	2	0	1	0	2	0	1											
Glenn Briggs, R OBP: 0.324, SLG: 0.453 (1, 7)									F8 1B BB	4	0	2	1	0	1	2											
B.J. Surhoff, L OBP: 0.266, SLG: 0.338 (1, 2)									F8 G1-3 1B	4	0	0	0	0	1	4											
Terry Francona, L OBP: 0.243, SLG: 0.315 Mike Felder, S OBP: 0.222, SLG: 0.176 (9, PR)									G4-3 L9-3 1B	4	0	2	0	0	0	0											
Bill Spiers, L OBP: 0.345, SLG: 0.333 (1, 5)									G4-3 L8 1B	4	0	1	0	0	0	2											
Inning Stats	R: 1 E: 0 K: 2 S: 15	H: 1 LOB: 2 BB: 2 P: 28	R: 0 E: 0 K: 1 S: 7	H: 1 LOB: 0 BB: 0 P: 10	R: 0 E: 0 K: 0 S: 5	H: 0 LOB: 0 BB: 0 P: 6	R: 0 E: 0 K: 0 S: 6	H: 0 LOB: 1 BB: 1 P: 12	R: 0 E: 0 K: 1 S: 12	H: 1 LOB: 1 BB: 0 P: 17	R: 1 E: 0 K: 0 S: 8	H: 3 LOB: 2 BB: 0 P: 12	R: 0 E: 0 K: 0 S: 10	H: 0 LOB: 1 BB: 1 P: 18	R: 0 E: 0 K: 0 S: 6	H: 1 LOB: 2 BB: 1 P: 14		R: 1 E: 0 K: 0 S: 9	H: 2 LOB: 2 BB: 1 P: 17	1B: 9 2B: 1 3B: 0 HR: 0	SF: 1 SAC: 0 DP: 2 HBP: 0	WP: 0 PB: 0 SB: 1 CS: 0	PA: 39				
PITCHER	IP	WLS	BF	H	R	ER	SO	BB	IBB	HBP	BLK	WP	HR	S	P	ERA	WHIP										
Scott Bankhead, R ERA: 4.53 (1, 1)	5.2		24	6	2	2	4	3	0	0	0	0	0	52	84	3.18	1.588										
Steve Trout, L ERA: 6.07 (6, 1)	1.0		4	0	0	0	0	1	0	0	0	0	0	7	14	0.00	1.000										
Brian Holman, R ERA: 4.81 (7, 1)	2.0	L	11	3	1	1	0	2	0	0	0	0	0	19	36	4.50	2.500										

Batter	1	2	3	4	5	6	7	8	9	AB	R	H	RBI	BB	SO	LOB	TOP										
Greg Briley, L OBP: 0.400, SLG: 0.417 (1, 7)										5	0	3	1	0	1	2	Seattle Mariners @ Milwaukee Brewers Milwaukee County Stadium, Milwaukee, WI Sun May 28 1989, 4:33 AM EDT Att: 30,959 - Overcast - 71 F										
Scott Bradley, L OBP: 0.361, SLG: 0.492 (1, 3) (4, 2)										4	0	1	1	0	1	2											
Henry Cotto, R OBP: 0.315, SLG: 0.356 (9, PH)										1	0	0	0	0	1	0											
Darnell Coles, R OBP: 0.259, SLG: 0.303 (1, 9)										4	0	0	0	0	1	1											
Jeffrey Leonard, R OBP: 0.335, SLG: 0.482 (1, 10)										5	0	1	0	0	2	4											
Ken Griffey Jr., L OBP: 0.358, SLG: 0.480 (1, 8)										3	0	1	0	1	1	3											
Jim Prestley, R OBP: 0.306, SLG: 0.386 (1, 5) (4, 3)										4	1	0	0	0	2	3											
Dave Valle, R OBP: 0.349, SLG: 0.446 Edgar Martinez, R OBP: 0.304, SLG: 0.286 (4, 5)										2	1	1	0	0	0	0											
Omar Vizquel, S OBP: 0.267, SLG: 0.265 (1, 6)										3	1	2	1	0	0	0											
Mario Diaz, R OBP: 0.243, SLG: 0.242 (1, 4)										4	1	0	1	0	0	3											
Inning Stats	R: 0 E: 0 K: 2 S: 12	H: 1 LOB: 1 BB: 0 P: 15	R: 4 E: 2 K: 1 S: 20	H: 4 LOB: 3 BB: 0 P: 35	R: 0 E: 0 K: 1 S: 7	H: 0 LOB: 0 BB: 0 P: 12	R: 0 E: 0 K: 0 S: 5	H: 1 LOB: 0 BB: 0 P: 8	R: 0 E: 0 K: 2 S: 11	H: 1 LOB: 1 BB: 0 P: 18	R: 0 E: 0 K: 1 S: 8	H: 0 LOB: 1 BB: 1 P: 14	R: 0 E: 1 K: 0 S: 10	H: 1 LOB: 3 BB: 1 P: 18	R: 0 E: 0 K: 0 S: 6	H: 1 LOB: 0 BB: 0 P: 9	R: 0 E: 0 K: 2 S: 7	H: 0 LOB: 0 BB: 0 P: 8	1B: 9 2B: 0 3B: 0 HR: 0	SF: 0 SAC: 1 DP: 2 HBP: 1	WP: 0 PB: 0 SB: 5 CS: 0	PA: 40					
PITCHER	IP	WLS	BF	H	R	ER	SO	BB	IBB	HBP	BLK	WP	HR	S	P	ERA	WHIP										
Chris Bosio, R ERA: 2.7 (1, 1)	7.0		34	8	4	0	7	1	1	1	0	0	0	73	120	0.00	1.286										
Chuck Cnm, R ERA: 3.39 (8, 1)	1.0	W	3	1	0	0	0	0	0	0	0	0	0	6	9	0.00	1.000										
Dan Plesac, L ERA: 2.95 (9, 1)	1.0	S	3	0	0	0	2	0	0	0	0	0	0	7	8	0.00	0.000										

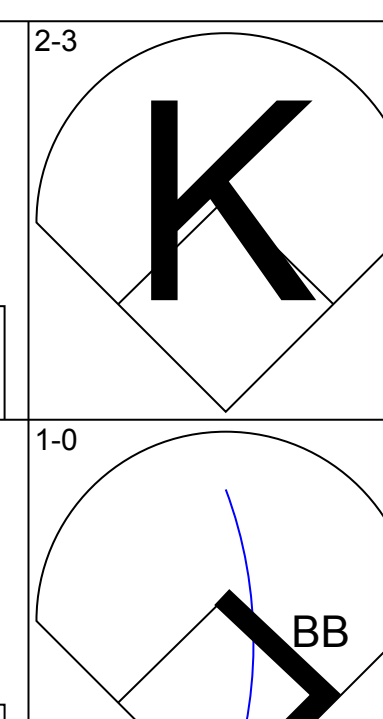
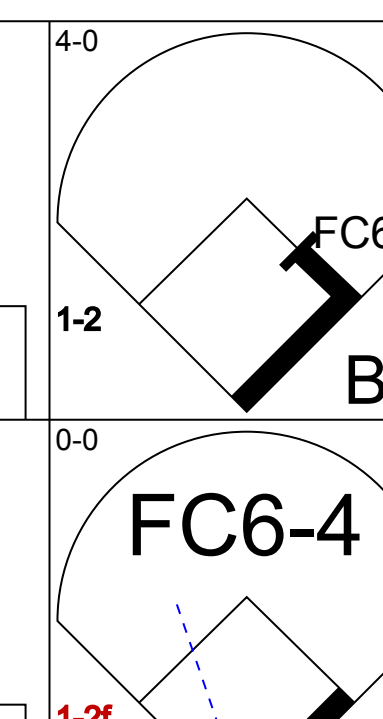
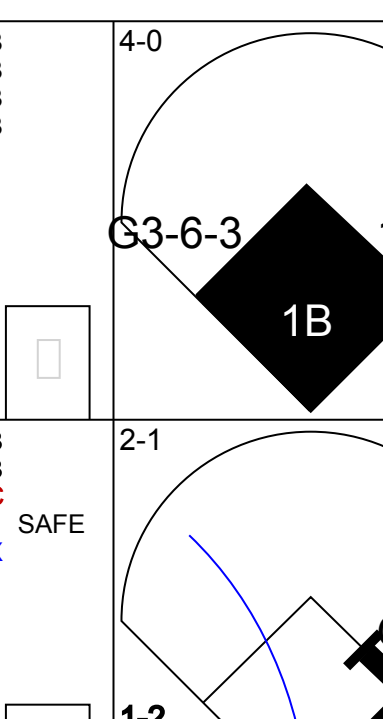
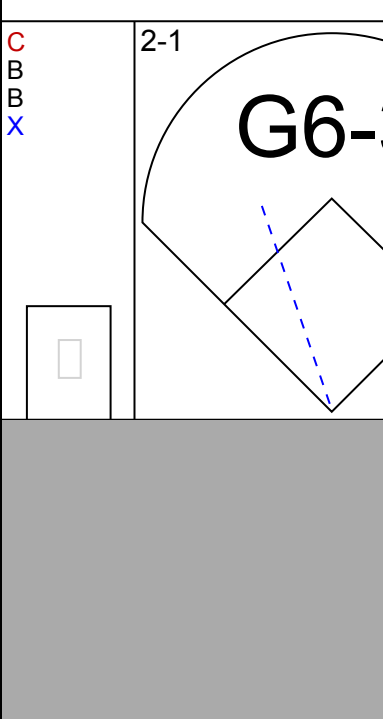
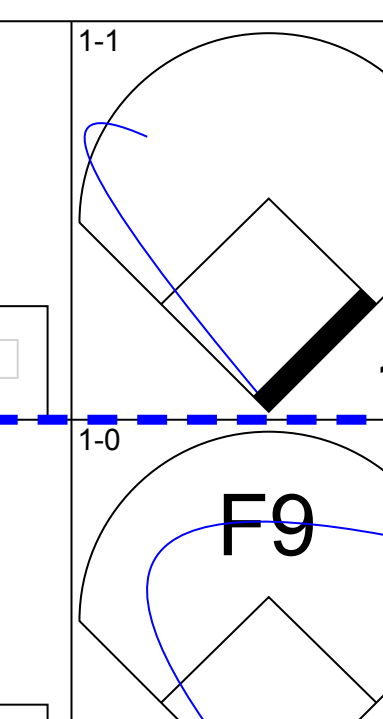
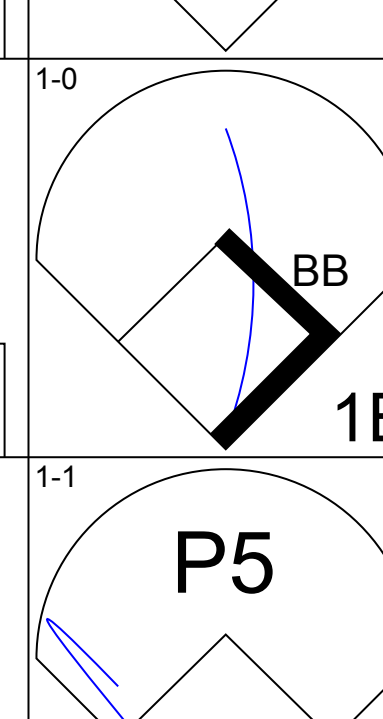
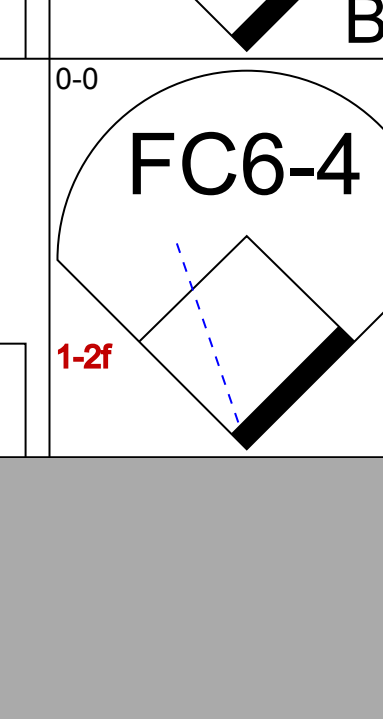
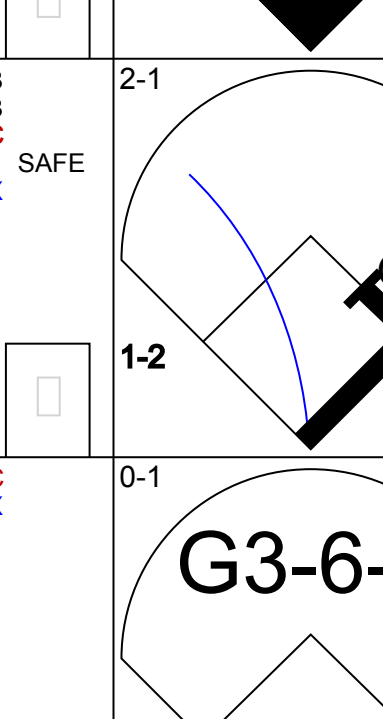

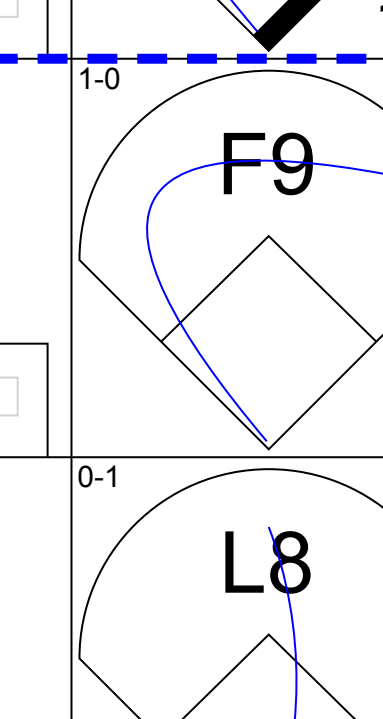
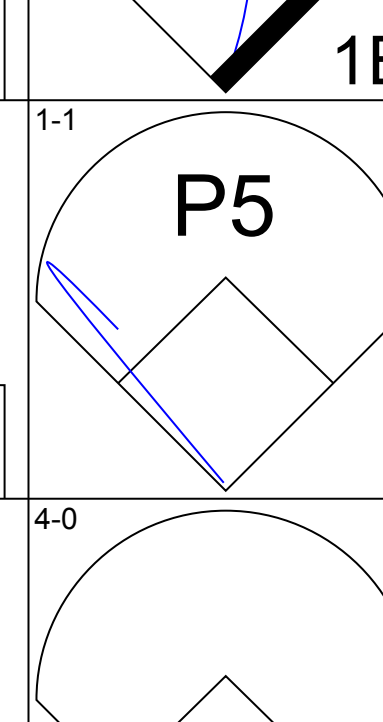
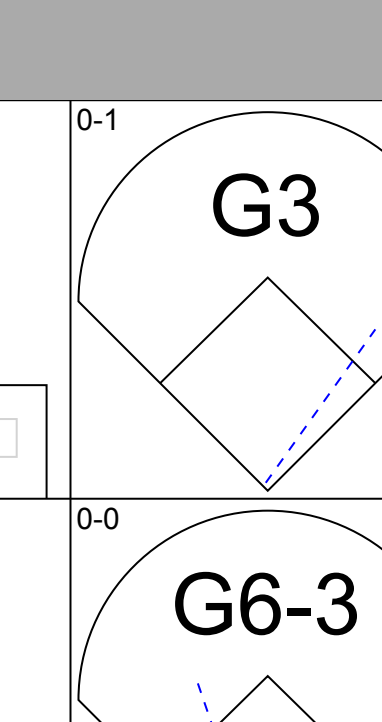
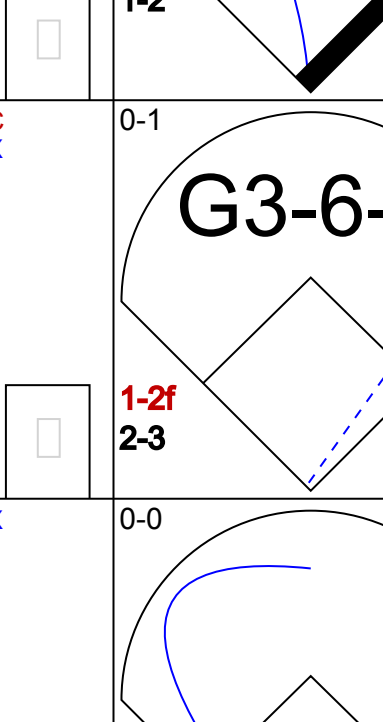

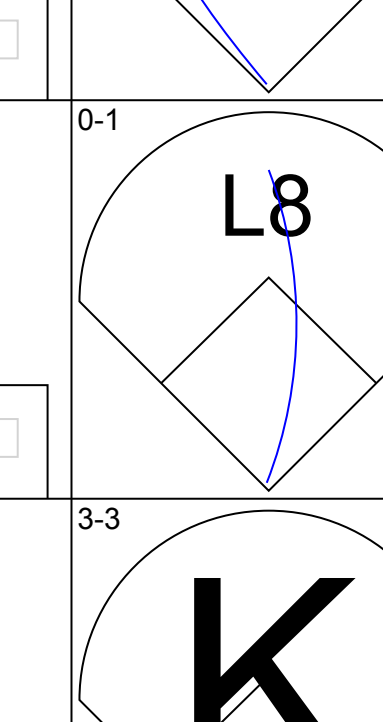
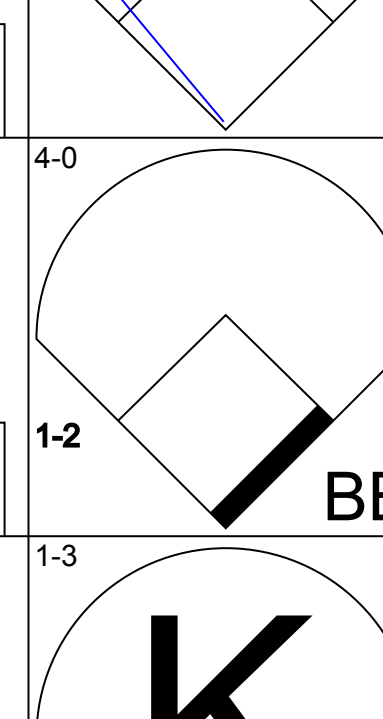
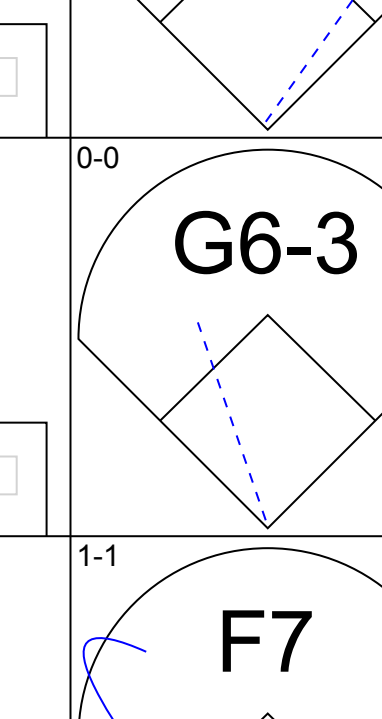
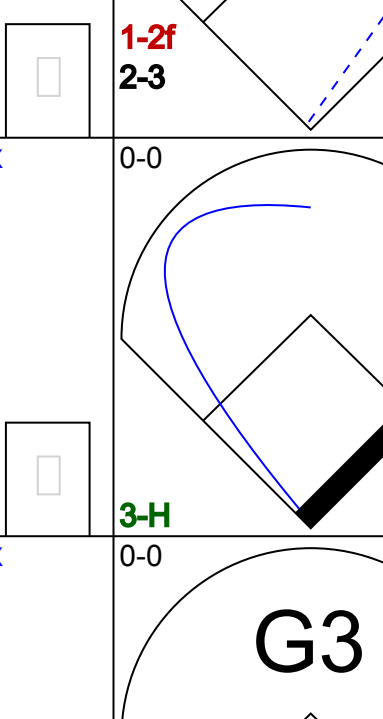
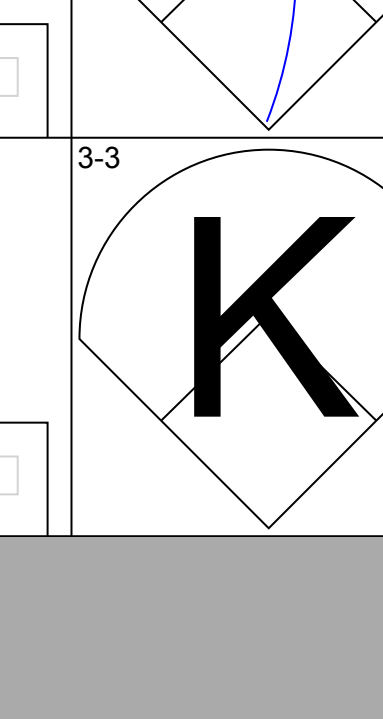
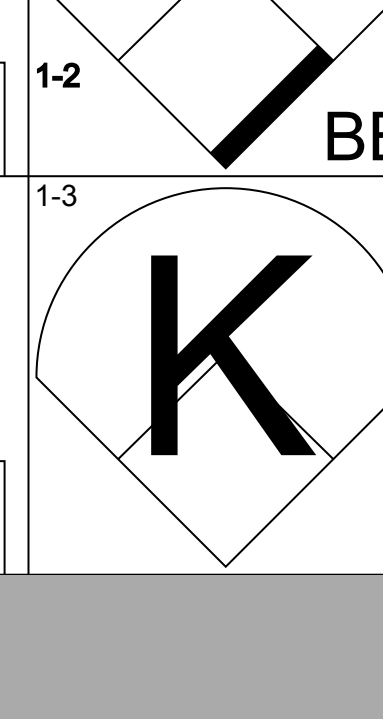
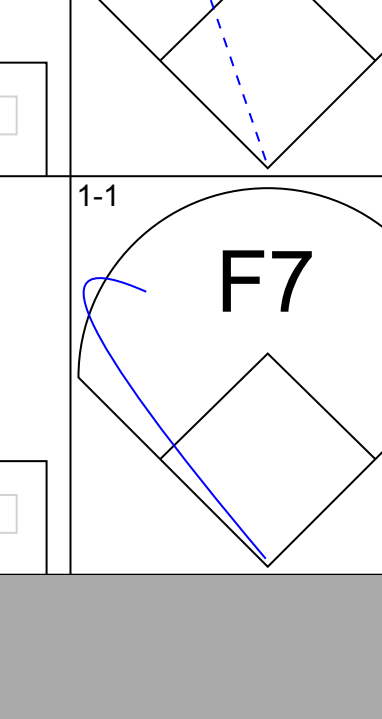
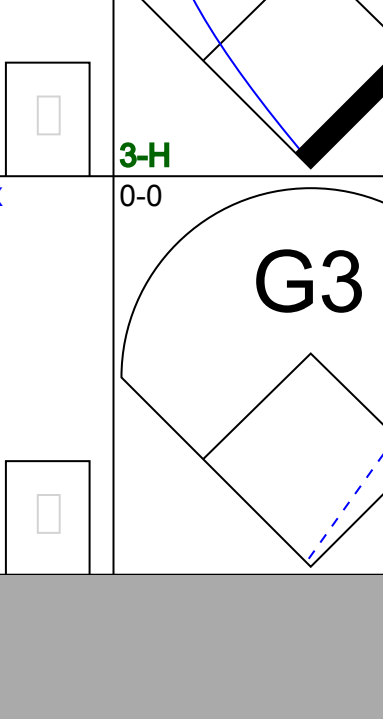

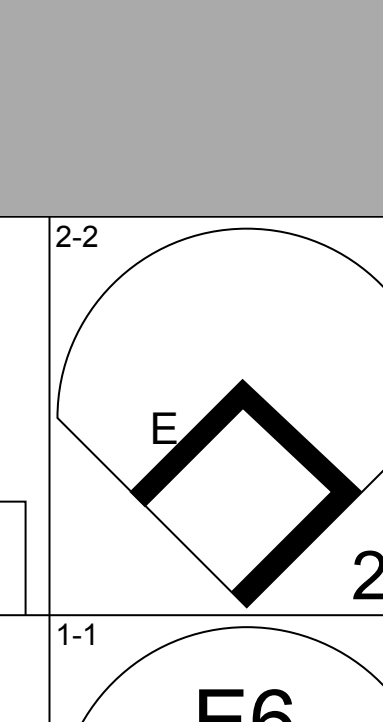
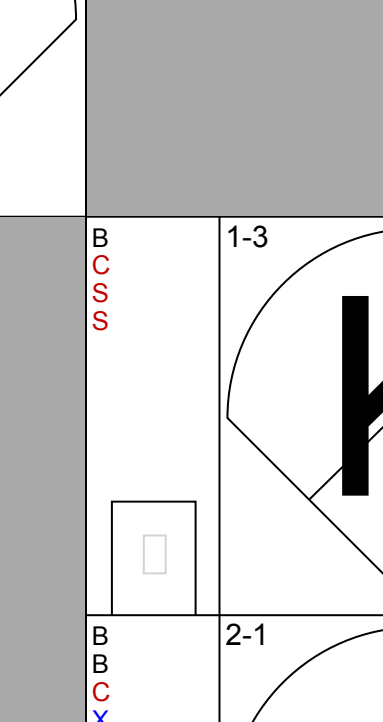
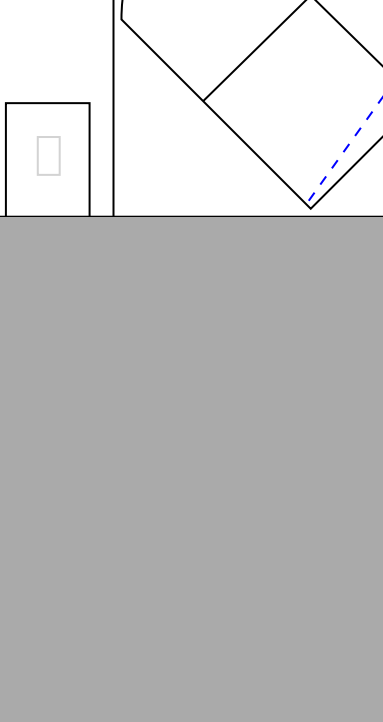
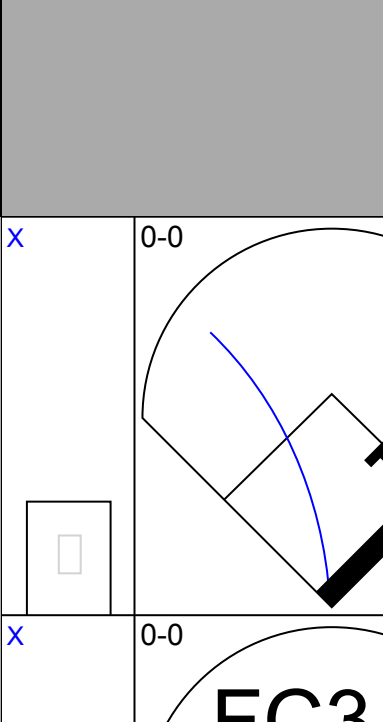
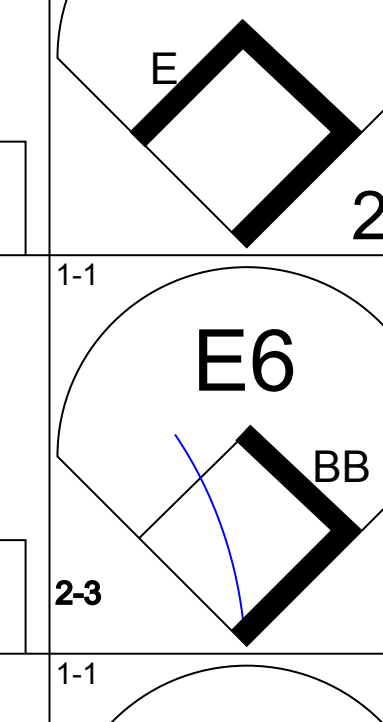
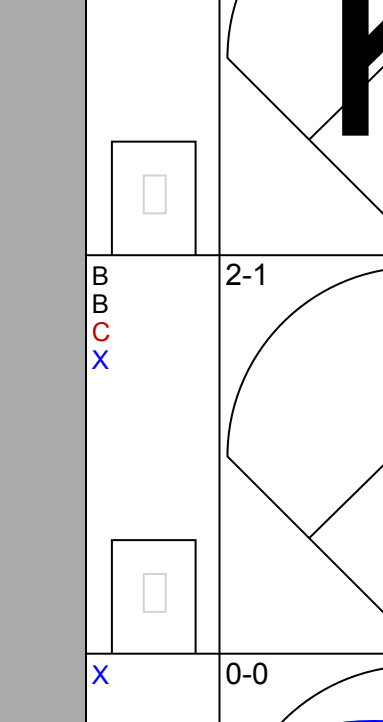

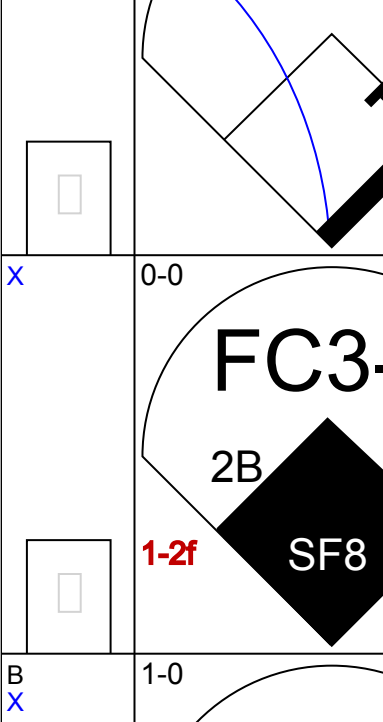
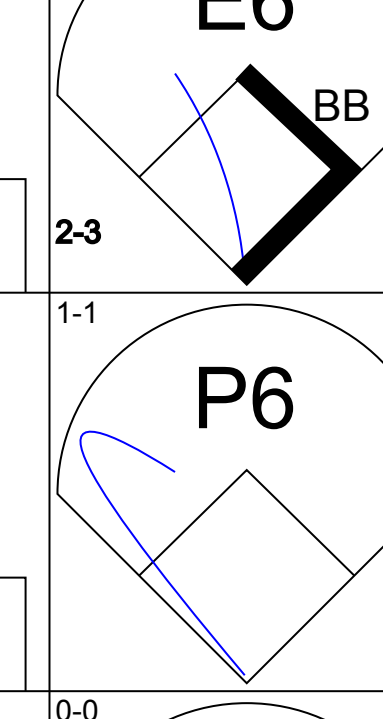
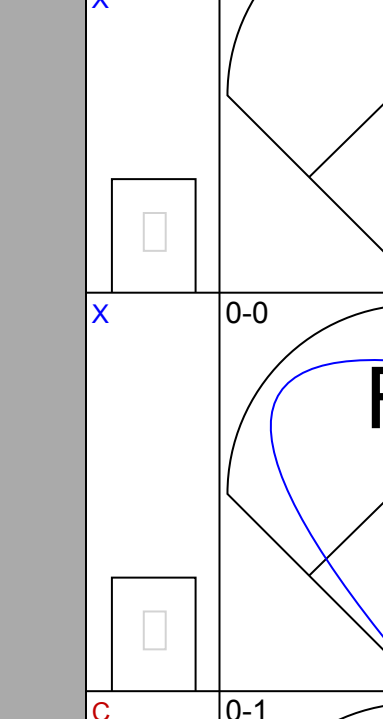

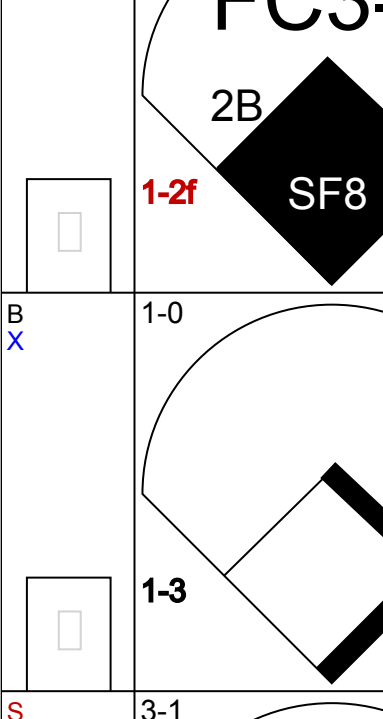
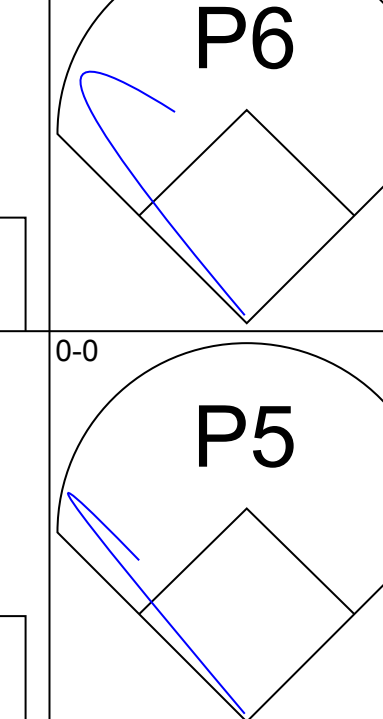
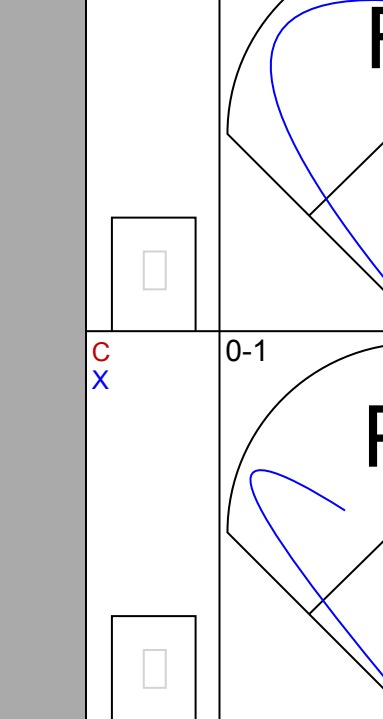

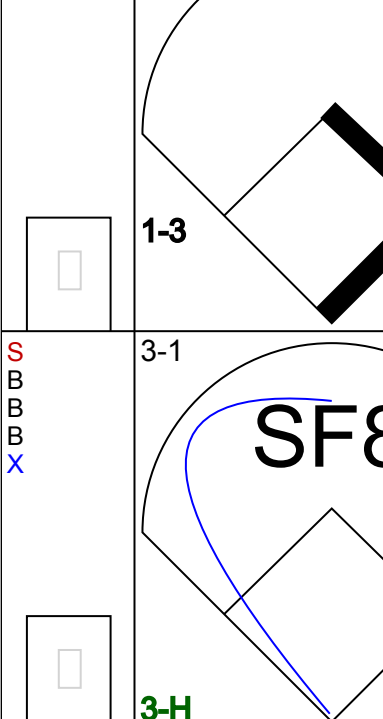
AB	36
R	4
H	9
RBI	4
BB	2
SO	9
LOB	21

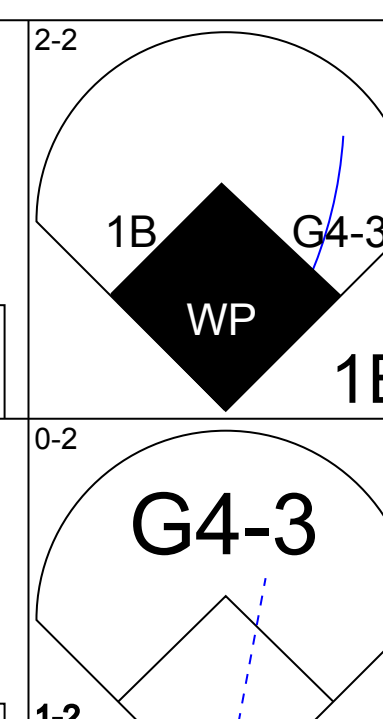
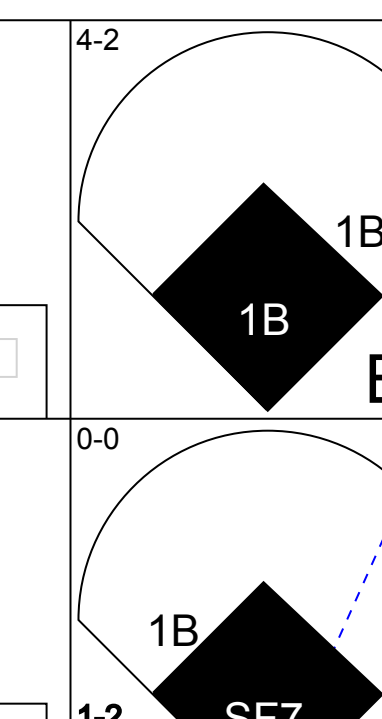
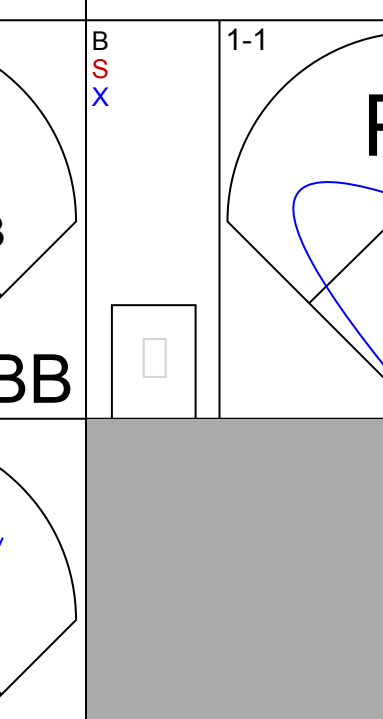
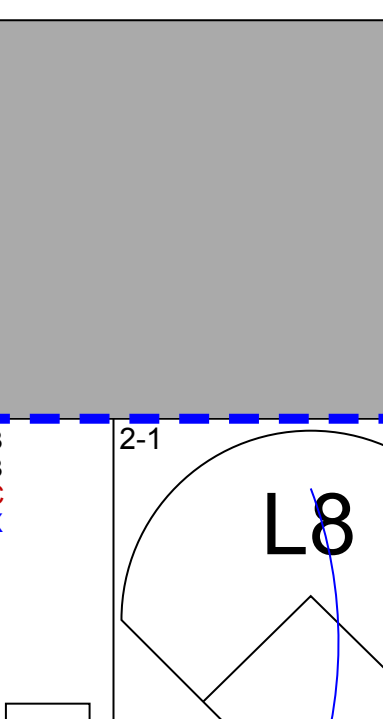
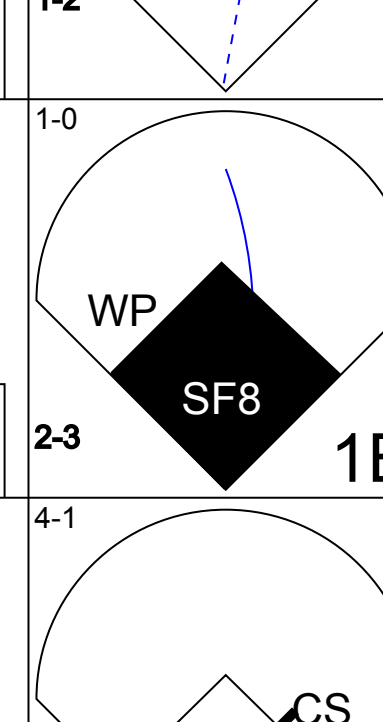
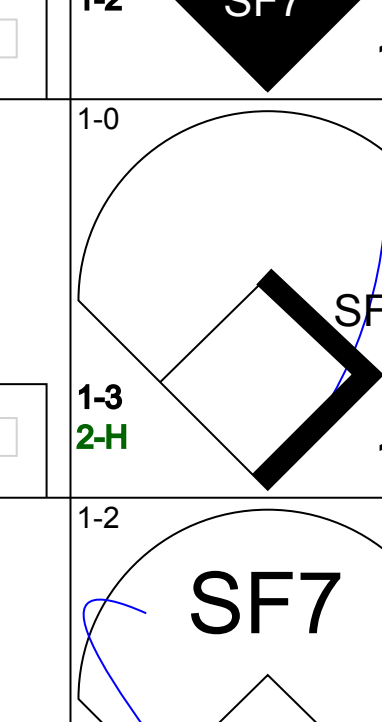
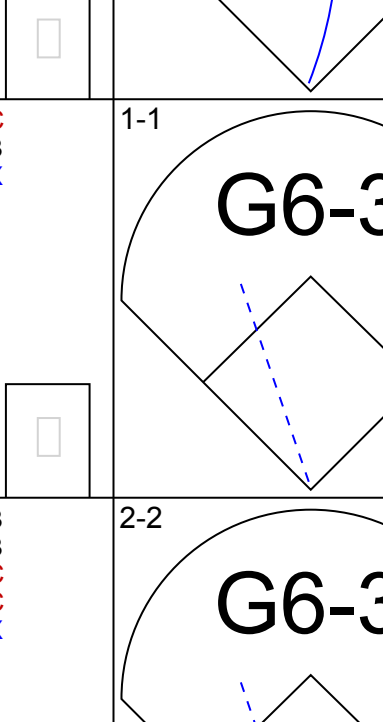

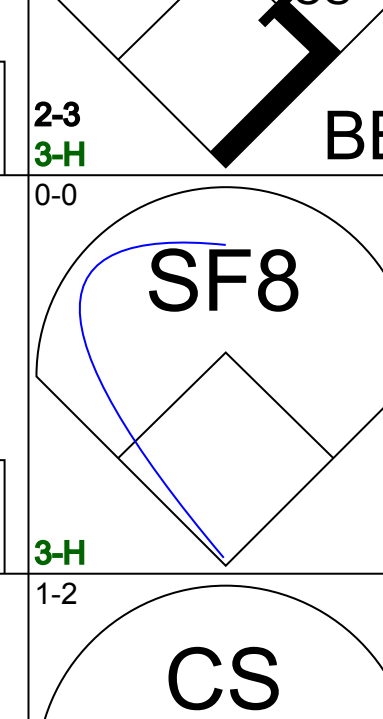
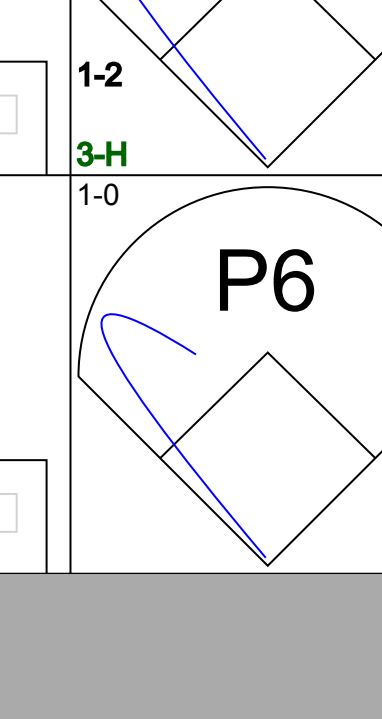

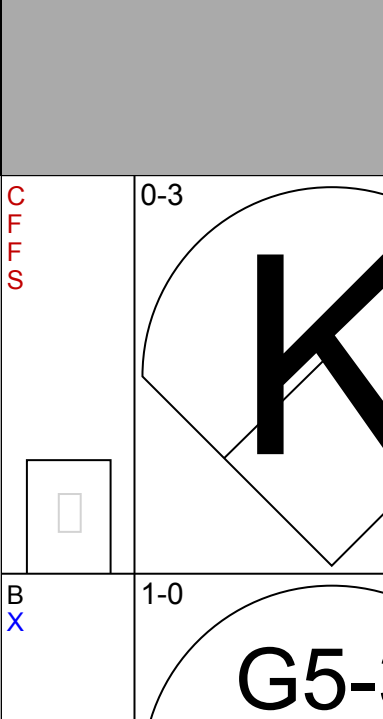
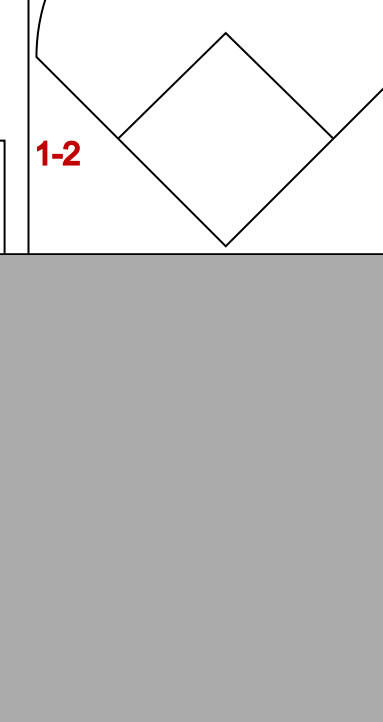


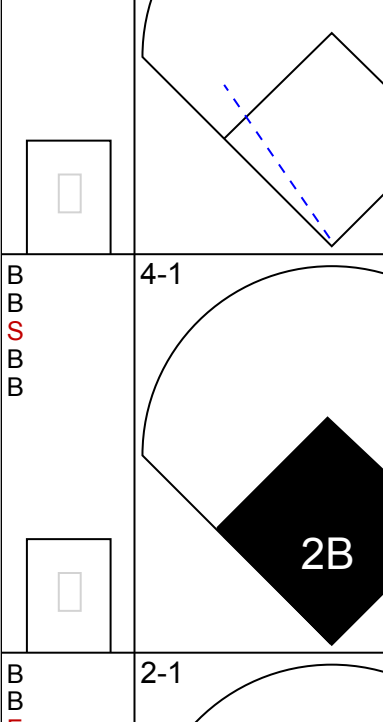

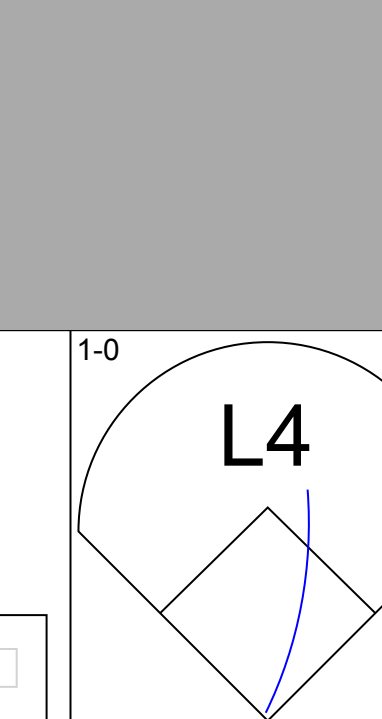

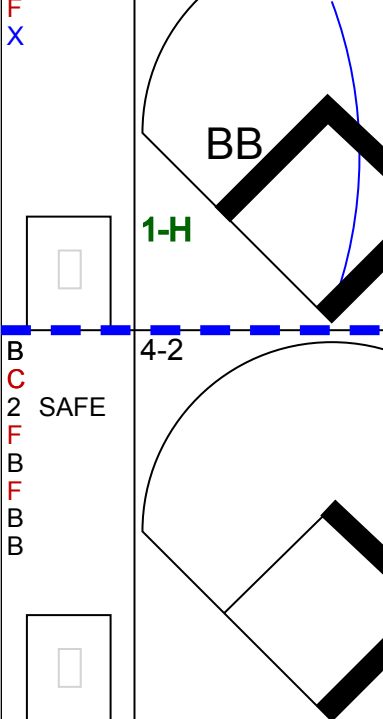
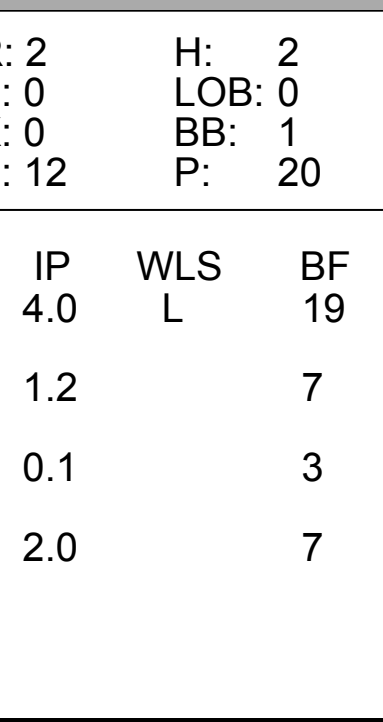
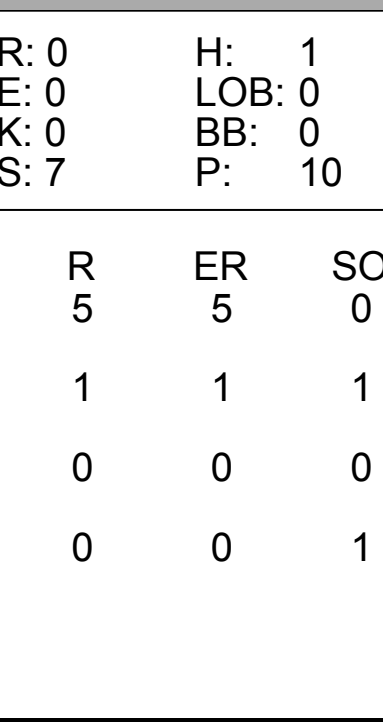
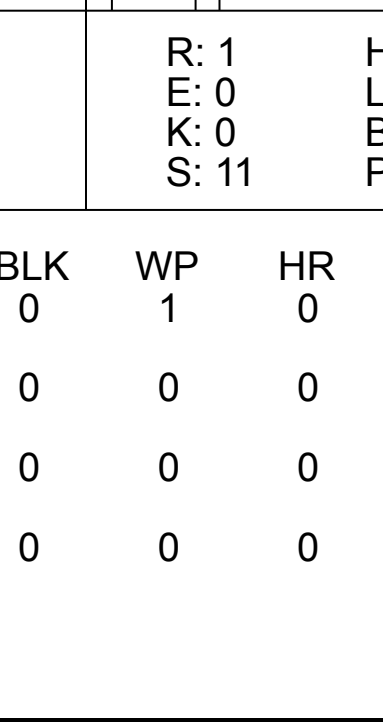
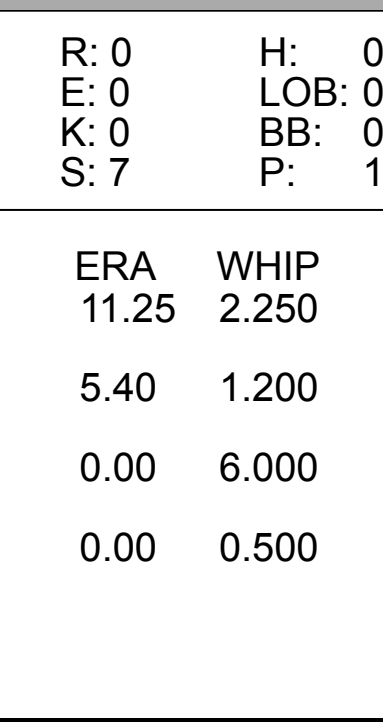
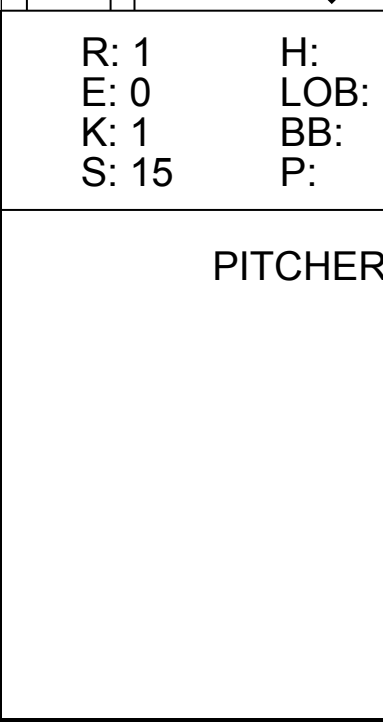


Batter	1	2	3	4	5	6	7	8	9	AB	R	H	RBI	BB	SO	LOB	BOTTOM										
Paul Moltor, R OBP: 0.357, SLG: 0.431 (1, 10)										5	1	2	1	0	0	2	Seattle Mariners @ Milwaukee Brewers Milwaukee County Stadium, Milwaukee, WI Sun May 28 1989, 4:33 AM EDT Att: 30,959 - Overcast - 71 F										
Robin Yount, R OBP: 0.373, SLG: 0.464 (1, 8)										4	0	2	1	1	0	2											
Gary Sheffield, R OBP: 0.318, SLG: 0.360 (1, 6)										5	1	1	0	0	0	5											
Rob Deer, R OBP: 0.322, SLG: 0.471 (1, 9)										4	0	0	0	0	1	5											
Jim Gantner, L OBP: 0.303, SLG: 0.282 (1, 4)										4	0	2	1	0	1	0											
Glenn Braggs, R OBP: 0.323, SLG: 0.448 (1, 7)										4	1	1	0	0	1	1											
B.J. Surhoff, L OBP: 0.272, SLG: 0.343 (1, 2)										4	1	2	0	0	0	1											
Terry Francona, L OBP: 0.269, SLG: 0.339 (1, 3)										4	2	4	1	0	0	0											
Bill Spiers, L OBP: 0.341, SLG: 0.329 (1, 5)										4	0	1	1	0	0	4											
Inning Stats	R: 0 E: 0 K: 0 S: 7	H: 0 LOB: 0 BB: 0 P: 12	R: 0 E: 0 K: 1 S: 9	H: 1 LOB: 1 BB: 0 P: 11	R: 1 E: 1 K: 0 S: 12	H: 2 LOB: 2 BB: 1 P: 21	R: 0 E: 0 K: 1 S: 10	H: 2 LOB: 0 BB: 0 P: 13	R: 0 E: 0 K: 0 S: 10	H: 1 LOB: 1 BB: 0 P: 13	R: 2 E: 0 K: 0 S: 10	H: 4 LOB: 2 BB: 0 P: 21	R: 1 E: 0 K: 0 S: 11	H: 2 LOB: 0 BB: 0 P: 15	R: 2 E: 1 K: 0 S: 13	H: 3 LOB: 1 BB: 0 P: 15		1B: 12 2B: 3 3B: 0 HR: 0	SF: 0 SAC: 0 DP: 1 HBP: 0	WP: 1 PB: 1 SB: 2 CS: 0	PA: 39						
PITCHER	IP	WLS	BF	H	R	ER	SO	BB	IBB	HBP	BLK	WP	HR	S	P	ERA	WHIP										
Bill Swift, R ERA: 4.54 (1, 1)	5.1		25	8	3	2	3	1	0	0	0	0	0	3	4	∞	∞										
Steve Trout, L ERA: 6.07 (6, 1)	0.0		2	2	0	0	0	0	0	0	0	0	0	3	4	∞	∞										
Jerry Reed, R ERA: 3.09 (6, 1)	1.2		6	2	1	1	0	0	0	0	0	1	0	14	23	5.40	1.200										
Dennis Powell, L ERA: 3.46 (8, 1)	0.2	L	4	2	2	2	0	0	0	0	0	0	0	7	8	27.00	3.000										
Mike Schooler, R ERA: 2.05 (8, 1)	0.1		2	1	0	0	0	0	0	0	0	0	0	6	7	0.00	3.000										

AB	38
R	6
H	15
RBI	5
BB	1
SO	3
LOB	20



Batter	1	2	3	4	5	6	7	8	9	AB	R	H	RBI	BB	SO	LOB	TOP			
Harold Reynolds, S (1, 10) OBP: 0.367, SLG: 0.397										3	1	1	0	2	1	1	Seattle Mariners @ New York Yankees Yankee Stadium, Bronx, NY Mon May 29 1989, 3:33 AM EDT Att: 31,897 - Sunny - 75 F			
Scott Bradley, L (1, 2) OBP: 0.368, SLG: 0.493 Henry Cotto, R (9, FH) OBP: 0.312, SLG: 0.353										4	0	2	0	0	0	3				
Greg Biley, L (1, 4) OBP: 0.383, SLG: 0.453										5	1	1	1	0	0	4				
Jeffrey Leonard, R (1, 7) OBP: 0.337, SLG: 0.477										4	0	1	1	1	2	1				
Ken Griffey Jr., L (1, 8) OBP: 0.355, SLG: 0.481										4	0	1	0	0	1	3				
Jim Prestley, R (1, 5) OBP: 0.313, SLG: 0.396										4	0	2	0	0	2	1				
Darnell Coles, R (1, 9) OBP: 0.259, SLG: 0.302										4	1	1	0	0	0	2				
Dave Cochrane, S (1, 3) OBP: 0.290, SLG: 0.448										4	0	1	0	0	0	3				
Omar Vizquel, S (1, 6) OBP: 0.257, SLG: 0.257										3	0	0	1	0	0	3				
Inning Stats	R: 0 E: 0 K: 2 S: 9	H: 1 LOB: 2 BB: 1 P: 18	R: 0 E: 1 K: 0 S: 9	H: 1 LOB: 3 BB: 1 P: 17	R: 0 E: 0 K: 0 S: 5	H: 0 LOB: 0 BB: 0 P: 6	R: 0 E: 0 K: 1 S: 8	H: 1 LOB: 1 BB: 0 P: 11	R: 1 E: 0 K: 0 S: 6	H: 2 LOB: 1 BB: 1 P: 12	R: 1 E: 0 K: 2 S: 15	H: 2 LOB: 1 BB: 0 P: 20	R: 0 E: 0 K: 0 S: 8	H: 0 LOB: 0 BB: 0 P: 8	R: 0 E: 0 K: 1 S: 8	H: 1 LOB: 1 BB: 0 P: 13	1B: 6 2B: 3 3B: 0 HR: 1	SF: 1 SAC: 0 DP: 1 HBP: 0	WP: 0 PB: 0 CS: 0	PA: 40
PITCHER	IP	WLS	BF	H	R	ER	SO	BB	IBB	HBP	BLK	WP	HR	S	P	ERA	WHIP			
Richard Dotson, R (1, 1) ERA: 5.51	6.2	W	32	9	3	3	4	3	0	0	0	0	1	56	92	4.05	1.800			
Lance McCullers, R (7, 1) ERA: 3.13	1.1		5	1	0	0	1	0	0	0	0	0	0	13	16	0.00	0.750			
Dave Righetti, L (9, 1) ERA: 3.1	1.0	S	3	0	0	0	1	0	0	0	0	0	0	6	10	0.00	0.000			

Batter	1	2	3	4	5	6	7	8	9	AB	R	H	RBI	BB	SO	LOB	BOTTOM			
Rickey Henderson, R (1, 7) OBP: 0.390, SLG: 0.394										2	2	1	0	2	0	1	Seattle Mariners @ New York Yankees Yankee Stadium, Bronx, NY Mon May 29 1989, 3:33 AM EDT Att: 31,897 - Sunny - 75 F			
Steve Sax, R (1, 4) OBP: 0.374, SLG: 0.374										4	1	1	0	0	0	4				
Don Mattingly, L (1, 3) OBP: 0.335, SLG: 0.369										4	1	2	1	0	0	0				
Jesse Barfield, R (1, 9) OBP: 0.288, SLG: 0.384										2	0	0	1	1	0	0				
Steve Balboni, R (1, 10) OBP: 0.269, SLG: 0.453										3	0	0	1	0	2	1				
Don Slaught, R (1, 2) OBP: 0.318, SLG: 0.395										3	1	1	0	1	0	0				
Mike Pagliarulo, L (1, 5) OBP: 0.288, SLG: 0.320										3	1	2	1	1	0	1				
Alvaro Espinoza, R (1, 6) OBP: 0.293, SLG: 0.267										2	0	1	1	0	0	1				
Bob Brower, R (1, 8) OBP: 0.301, SLG: 0.373										3	0	0	0	1	0	2				
Inning Stats	R: 2 E: 0 K: 0 S: 12	H: 2 LOB: 0 BB: 1 P: 20	R: 0 E: 0 K: 0 S: 7	H: 1 LOB: 0 BB: 0 P: 10	R: 2 E: 0 K: 0 S: 9	H: 2 LOB: 1 BB: 1 P: 17	R: 1 E: 0 K: 0 S: 11	H: 1 LOB: 1 BB: 1 P: 20	R: 0 E: 0 K: 0 S: 7	H: 0 LOB: 0 BB: 0 P: 12	R: 1 E: 0 K: 1 S: 15	H: 1 LOB: 3 BB: 3 P: 33	R: 0 E: 0 K: 1 S: 11	H: 0 LOB: 0 BB: 0 P: 16	R: 0 E: 0 K: 0 S: 7	H: 1 LOB: 1 BB: 0 P: 12	1B: 6 2B: 2 3B: 0 HR: 0	SF: 2 SAC: 2 DP: 1 HBP: 0	WP: 1 PB: 0 CS: 1	PA: 37
PITCHER	IP	WLS	BF	H	R	ER	SO	BB	IBB	HBP	BLK	WP	HR	S	P	ERA	WHIP			
Dennis Powell, L (1, 1) ERA: 4.5	4.0	L	19	6	5	5	0	3	0	0	0	0	0	39	67	11.25	2.250			
Michael Jackson, R (5, 1) ERA: 3.77	1.2		7	1	1	1	1	1	0	0	0	0	0	15	27	5.40	1.200			
Jerry Reed, R (6, 1) ERA: 3.06	0.1		3	0	0	0	0	2	0	0	0	0	0	7	18	0.00	6.000			
Mike Schooler, R (7, 1) ERA: 1.88	2.0		7	1	0	0	1	0	0	0	0	0	0	18	28	0.00	0.500			

Batter	1	2	3	4	5	6	7	8	9	AB	R	H	RBI	BB	SO	LOB	TOP					
Harold Reynolds, S (1, 4) OBP: 0.361, SLG: 0.389 Mario Diaz, R (8, 4) OBP: 0.243, SLG: 0.242										4	0	0	0	0	0	3	Seattle Mariners @ New York Yankees Yankee Stadium, Bronx, NY Tue May 30 1989, 7:05 PM EDT Att: 15,275 - Unknown					
Scott Bradley, L (1, 2) OBP: 0.350, SLG: 0.465										4	0	0	0	0	1							
Greg Briley, L (1, 7) OBP: 0.391, SLG: 0.474										4	1	2	0	0	0							
Jeffrey Leonard, R (1, 10) OBP: 0.335, SLG: 0.472										4	0	1	0	0	1	2						
Ken Griffey Jr., L (1, 8) OBP: 0.358, SLG: 0.519										4	2	3	0	1	1							
Jim Prestey, R (1, 5) OBP: 0.312, SLG: 0.392										4	0	1	0	0	2	0						
Darnell Coles, R (1, 9) OBP: 0.254, SLG: 0.296										4	0	0	0	0	0	1						
Dave Cochrane, S (1, 3) OBP: 0.314, SLG: 0.438										3	0	1	0	1	0	0						
Omar Vizquel, S (1, 6) OBP: 0.252, SLG: 0.252										2	0	0	0	0	1	2						
Inning Stats	R: 0 E: 0 K: 1 S: 6	H: 1 LOB: 1 BB: 0 P: 11	R: 1 E: 0 K: 1 S: 15	H: 3 LOB: 2 BB: 0 P: 23	R: 0 E: 0 K: 1 S: 7	H: 0 LOB: 0 BB: 0 P: 9	R: 0 E: 0 K: 0 S: 6	H: 0 LOB: 1 BB: 1 P: 9	R: 0 E: 0 K: 0 S: 7	H: 0 LOB: 0 BB: 1 P: 13	R: 2 E: 0 K: 1 S: 11	H: 2 LOB: 0 BB: 0 P: 13	R: 0 E: 0 K: 0 S: 7	H: 0 LOB: 0 BB: 0 P: 11	R: 0 E: 0 K: 1 S: 8	H: 1 LOB: 1 BB: 0 P: 12	R: 0 E: 0 K: 1 S: 11	H: 0 LOB: 0 BB: 0 P: 14	1B: 4 2B: 1 3B: 0 HR: 2	SF: 0 SAC: 1 DP: 0 HBP: 0	WP: 0 PB: 0 CS: 0	PA: 35
PITCHER	IP	WLS	BF	H	R	ER	SO	BB	IBB	HBP	BLK	WP	HR	S	P	ERA	WHIP					
Jimmy Jones, R (1, 1) ERA: 3.86 Chuck Cary, L (8, 1) ERA: 1.64	7.0	L	28	6	3	3	4	1	0	0	0	0	0	19	26	0.00	0.500					

Batter	1	2	3	4	5	6	7	8	9	AB	R	H	RBI	BB	SO	LOB	BOTTOM					
Rickey Henderson, R (1, 7) OBP: 0.396, SLG: 0.396										2	1	1	0	2	1	0	Seattle Mariners @ New York Yankees Yankee Stadium, Bronx, NY Tue May 30 1989, 7:05 PM EDT Att: 15,275 - Unknown					
Steve Sax, R (1, 4) OBP: 0.367, SLG: 0.366										4	0	0	0	0	1	6						
Don Mattingly, L (1, 3) OBP: 0.333, SLG: 0.366										4	0	1	1	0	0	0						
Jesse Barfield, R (1, 9) OBP: 0.293, SLG: 0.383										3	1	1	0	1	1	1						
Steve Balboni, R (1, 10) OBP: 0.262, SLG: 0.439 Ken Phelps, L (8, PH) OBP: 0.365, SLG: 0.337 Wayne Tolleson, S (8, PR) OBP: 0.245, SLG: 0.186										3	0	0	0	0	1	2						
Don Slaught, R (1, 2) OBP: 0.317, SLG: 0.397										4	0	1	1	0	0	1						
Mike Pagliarulo, L (1, 5) OBP: 0.287, SLG: 0.311										3	0	0	0	1	1	1						
Alvaro Espinoza, R (1, 6) OBP: 0.299, SLG: 0.274										4	0	2	0	0	0	0						
Bob Brower, R (1, 8) OBP: 0.293, SLG: 0.362 Mei Hall, L (7, PH) OBP: 0.308, SLG: 0.333										2	0	0	0	0	1	3						
Inning Stats	R: 0 E: 0 K: 1 S: 7	H: 0 LOB: 0 BB: 0 P: 12	R: 0 E: 0 K: 0 S: 10	H: 1 LOB: 0 BB: 0 P: 13	R: 0 E: 0 K: 1 S: 6	H: 1 LOB: 0 BB: 0 P: 9	R: 1 E: 0 K: 2 S: 16	H: 2 LOB: 1 BB: 0 P: 26	R: 0 E: 0 K: 1 S: 11	H: 1 LOB: 3 BB: 2 P: 21	R: 1 E: 0 K: 1 S: 10	H: 1 LOB: 1 BB: 1 P: 17	R: 0 E: 0 K: 0 S: 9	H: 1 LOB: 1 BB: 1 P: 15	R: 0 E: 0 K: 0 S: 6	H: 0 LOB: 1 BB: 1 P: 11	R: 0 E: 0 K: 0 S: 6	H: 0 LOB: 0 BB: 0 P: 10	1B: 6 2B: 1 3B: 0 HR: 0	SF: 0 SAC: 0 DP: 1 HBP: 0	WP: 2 PB: 0 CS: 1	PA: 36
PITCHER	IP	WLS	BF	H	R	ER	SO	BB	IBB	HBP	BLK	WP	HR	S	P	ERA	WHIP					
Randy Johnson, L (1, 1) ERA: 6.06 Tom Niedenfuer, R (7, 1) ERA: 12.6 Mike Schooler, R (8, 1) ERA: 1.8	6.0	W	25	6	2	2	6	3	0	0	0	1	0	15	26	0.00	1.500					

Batter	1	2	3	4	5	6	7	8	9	AB	R	H	RBI	BB	SO	LOB	TOP				
Harold Reynolds, S (1, 4) OBP: 0.366, SLG: 0.404										5	1	3	1	0	0	0	Seattle Mariners @ New York Yankees Yankee Stadium, Bronx, NY Wed May 31 1989, 7:05 PM EDT Att: 22,946 - Unknown				
Scott Bradley, L (1, 2) OBP: 0.333, SLG: 0.440										4	0	0	0	0	0	5					
Henry Cotto, R (9, PH) OBP: 0.309, SLG: 0.350										1	0	0	0	0	0	0					
Greg Briley, L (1, 7) OBP: 0.412, SLG: 0.466										1	1	0	0	3	0	0					
Jeffrey Leonard, R (1, 10) OBP: 0.333, SLG: 0.484										4	1	1	3	0	1	3					
Ken Griffey Jr., L (1, 8) OBP: 0.362, SLG: 0.519										4	0	2	1	0	0	0					
Jim Presley, R (1, 5) OBP: 0.310, SLG: 0.388										4	0	1	0	0	2	1					
Mickey Brantley, R (1, 9) OBP: 0.214, SLG: 0.212										4	1	2	0	0	0	0					
Dave Cochrane, S (1, 3) OBP: 0.282, SLG: 0.389										4	0	0	0	0	1	3					
Omar Vizquel, S (1, 6) OBP: 0.263, SLG: 0.264										3	1	2	0	0	0	0					
Darnell Coles, R (9, PH) OBP: 0.252, SLG: 0.294										1	0	0	0	0	1	0					
Inning Stats	R: 1 E: 0 K: 0 S: 10	H: 2 LOB: 2 BB: 1 P: 18	R: 1 E: 0 K: 2 S: 11	H: 3 LOB: 2 BB: 0 P: 14	R: 0 E: 0 K: 1 S: 11	H: 1 LOB: 1 BB: 0 P: 15	R: 0 E: 0 K: 0 S: 9	H: 0 LOB: 1 BB: 0 P: 13	R: 0 E: 0 K: 0 S: 13	H: 2 LOB: 1 BB: 0 P: 18	R: 3 E: 0 K: 0 S: 9	H: 3 LOB: 0 BB: 1 P: 19	R: 0 E: 0 K: 1 S: 9	H: 0 LOB: 0 BB: 0 P: 12	R: 0 E: 0 K: 1 S: 5	H: 0 LOB: 0 BB: 0 P: 8	1B: 7 2B: 3 3B: 0 HR: 1	SF: 0 SAC: 0 DP: 2 HBP: 0	WP: 0 PB: 0 SB: 0 CS: 0	PA: 38	
PITCHER	IP	WLS	BF	H	R	ER	SO	BB	IBB	HBP	BLK	WP	HR	S	P	ERA	WHIP				
Andy Hawkins, R (1, 1) ERA: 6.29	7.0	W	32	11	5	5	3	3	0	0	0	0	1	71	110	6.43	2.000				
Lee Guetterman, L (8, 1) ERA: 1.24	2.0	S	6	0	0	0	2	0	0	0	0	0	0	14	20	0.00	0.000				

Batter	1	2	3	4	5	6	7	8	9	AB	R	H	RBI	BB	SO	LOB	BOTTOM				
Rickey Henderson, R (1, 7) OBP: 0.405, SLG: 0.397										2	1	1	0	3	1	3	Seattle Mariners @ New York Yankees Yankee Stadium, Bronx, NY Wed May 31 1989, 7:05 PM EDT Att: 22,946 - Unknown				
Steve Sax, R (1, 4) OBP: 0.366, SLG: 0.367										5	3	2	1	0	0	5					
Don Mattingly, L (1, 3) OBP: 0.344, SLG: 0.394										5	2	4	3	0	0	0					
Mel Hall, L (1, 10) OBP: 0.295, SLG: 0.325										4	0	1	2	0	0	1					
Jesse Barfield, R (1, 9) OBP: 0.291, SLG: 0.373										4	1	0	0	1	3	2					
Mike Pagliaro, L (1, 5) OBP: 0.283, SLG: 0.315										5	0	1	1	0	1	2					
Don Slaught, R (1, 2) OBP: 0.327, SLG: 0.399										2	1	1	0	2	0	0					
Alvaro Espinoza, R (1, 6) OBP: 0.306, SLG: 0.283										3	0	2	1	0	0	0					
Deion Sanders, L (1, 8) OBP: 0.250, SLG: 0.250										4	1	1	1	0	0	5					
Inning Stats	R: 1 E: 0 K: 1 S: 14	H: 2 LOB: 2 BB: 1 P: 27	R: 0 E: 0 K: 0 S: 9	H: 0 LOB: 2 BB: 2 P: 17	R: 0 E: 0 K: 1 S: 5	H: 1 LOB: 0 BB: 0 P: 9	R: 1 E: 0 K: 0 S: 12	H: 2 LOB: 2 BB: 1 P: 23	R: 0 E: 0 K: 1 S: 6	H: 0 LOB: 0 BB: 0 P: 6	R: 0 E: 0 K: 1 S: 6	H: 0 LOB: 0 BB: 0 P: 10	R: 5 E: 0 K: 1 S: 18	H: 6 LOB: 3 BB: 2 P: 33	R: 2 E: 0 K: 0 S: 9	H: 2 LOB: 0 BB: 0 P: 15	1B: 11 2B: 1 3B: 0 HR: 1	SF: 1 SAC: 1 DP: 1 HBP: 0	WP: 2 PB: 0 SB: 0 CS: 0	PA: 42	
PITCHER	IP	WLS	BF	H	R	ER	SO	BB	IBB	HBP	BLK	WP	HR	S	P	ERA	WHIP				
Brian Holman, R (1, 1) ERA: 5.22	6.0	L	29	8	5	5	4	4	0	0	0	0	0	59	103	7.50	2.000				
Steve Trout, L (7, 1) ERA: 6.3	0.1	L	2	1	0	0	0	0	0	0	0	0	0	3	4	0.00	3.000				
Jerry Reed, R (7, 1) ERA: 3.65	1.2		11	4	4	4	1	1	1	0	0	1	1	17	33	21.60	3.000				

Batter	1	2	3	4	5	6	7	8	9	AB	R	H	RBI	BB	SO	LOB	TOP				
Cecil Espy, S OBP: 0.289, SLG: 0.288 (1, 8)	1-1 F8		3-3 K			2-1 F7		2-1 SH1-3	0-0 G6-3	4	0	0	0	0	1	2					
Scott Fletcher, R OBP: 0.342, SLG: 0.289 (1, 6)	2-2 G6-3			1-2 G4-3		3-2 L1-3		2-2 G3		4	0	1	2	0	0	0					
Rafael Palmeiro, L OBP: 0.410, SLG: 0.492 (1, 3)	3-2 P6			0-1 FC4-6 1B		3-2 G4-3		4-0 G3		3	0	1	0	1	0	0					
Ruben Sierra, S OBP: 0.344, SLG: 0.500 (1, 9)		3-2 G4-3		0-1 FC4-6 1-2			0-0 G4-3	2-2 G3		4	0	0	0	0	0	3					
Julio Franco, R OBP: 0.403, SLG: 0.503 (1, 4)		4-2 S BB		1-1 L9			2-3 K	1-3 K		3	0	0	0	1	2	4					
Rick Leach, L OBP: 0.382, SLG: 0.471 (1, 10)		2-2 P5			1-1 F9		3-2 1B		3-2 G1-3 BB	4	0	2	0	0	0	1					
Pete Incaviglia, R OBP: 0.263, SLG: 0.392 (1, 7)		2-0 G4-3			0-1 P4		1-2 F9		3-3 K	4	0	0	0	0	1	3					
Steve Buechele, R OBP: 0.337, SLG: 0.424 (1, 5)			2-3 K		1-2 1B			4-1 SH1-3 1B BB	4-1 G1-3 BB	2	1	1	0	2	1	0					
Chad Kreuter, S OBP: 0.130, SLG: 0.048 (1, 2)			2-2 F8		1-0 G1-3			1-2 SH1-3 2B 1B	1-1 G1-3	3	0	1	0	0	0	1					
Jeff Kunkel, R OBP: 0.317, SLG: 0.526 (8, PR)										0	1	0	0	0	0	0					
Jim Sundberg, R OBP: 0.349, SLG: 0.455 (8, 2)										1	0	0	0	0	0	2					
Inning Stats	R: 0 E: 0 K: 0 S: 12	H: 0 LOB: 0 BB: 0 P: 18	R: 0 E: 0 K: 0 S: 13	H: 0 LOB: 1 BB: 1 P: 23	R: 0 E: 0 K: 2 S: 12	H: 0 LOB: 0 BB: 0 P: 19	R: 0 E: 0 K: 0 S: 9	H: 1 LOB: 1 BB: 0 P: 11	R: 0 E: 0 K: 0 S: 9	H: 1 LOB: 1 BB: 0 P: 12	R: 0 E: 0 K: 1 S: 13	H: 1 LOB: 1 BB: 0 P: 19	R: 2 E: 0 K: 1 S: 19	H: 2 LOB: 3 BB: 2 P: 35	R: 0 E: 0 K: 1 S: 11	H: 1 LOB: 2 BB: 1 P: 22	1B: 5 2B: 1 3B: 0 HR: 0	SF: 0 SAC: 1 DP: 0 HBP: 0	WP: 0 PB: 0 SB: 1 CS: 0	PA: 37	
PITCHER	IP	WLS	BF	H	R	ER	SO	BB	IBB	HBP	BLK	WP	HR	S	P	ERA	WHIP				
Scott Bankhead, R ERA: 4.07 (1, 1)	6.2		24	3	0	0	3	1	0	0	0	0	0	73	114	0.00	0.600				
Tom Niedenfuer, R ERA: 14.29 (7, 1)	0.2		6	2	2	2	0	1	1	0	0	0	0	15	29	27.00	4.500				
Mike Schooler, R ERA: 1.69 (8, 1)	1.2	W	7	1	0	0	2	1	0	0	0	0	0	19	33	0.00	1.200				

Texas Rangers @ Seattle Mariners
The Kingdome, Seattle, WA
Thu Jun 01 1989, 10:05 PM EDT
Att: 3,558 - Dome

AB 32
R 2
H 6
RBI 2
BB 4
SO 5
LOB 16



Batter	1	2	3	4	5	6	7	8	9	AB	R	H	RBI	BB	SO	LOB	BOTTOM				
Harold Reynolds, S OBP: 0.360, SLG: 0.396 (1, 4)	0-1 L7		0-1 G4-3			1-3 K	1-2 FC3-6			4	0	0	0	0	1	2					
Scott Bradley, L OBP: 0.318, SLG: 0.418 (1, 2)	2-1 G1-3			2-1 F8		0-0 G4-3	1-0 L8			4	0	0	0	0	0	2					
Greg Briley, L OBP: 0.431, SLG: 0.475 (1, 7)	2-2 G4-3			4-2 BB		3-1 HBP 1B		1-0 FC4-6 1B		3	1	2	0	1	0	0					
Jeffrey Leonard, R OBP: 0.332, SLG: 0.476 (1, 10)		1-1 G6-3		1-0 P3		3-2 HBP 1B	1-0 HBP	0-0 L8		3	0	0	0	0	0	2					
Ken Griffey Jr., L OBP: 0.359, SLG: 0.512 (1, 8)		1-2 G6-3		2-1 G3		3-0 HBP	1-2 HBP	0-0 FC4-6		4	0	1	1	0	0	2					
Jim Prestley, R OBP: 0.315, SLG: 0.406 (1, 5)		4-2 BB			2-2 HR	1-3 K		2-0 G5-3		3	1	1	1	1	1	3					
Mickey Brantley, R OBP: 0.207, SLG: 0.204 (1, 9)		2-2 P5			1-2 G5-3			0-2 G6-3	0-0 G5-3	4	0	0	0	0	0	1					
Dave Cochrane, S OBP: 0.302, SLG: 0.475 (1, 3)			2-3 K		0-2 L3			2-2 FC3-6 1B	0-1 HR	4	1	2	1	0	1	0					
Omar Vizquel, S OBP: 0.265, SLG: 0.266 (1, 6)			0-3 K		1-0 G3-1			1-1 FC3-6 1B		3	0	1	0	0	1	0					
Inning Stats	R: 0 E: 0 K: 0 S: 7	H: 0 LOB: 0 BB: 0 P: 11	R: 0 E: 0 K: 2 S: 9	H: 0 LOB: 0 BB: 0 P: 11	R: 0 E: 0 K: 0 S: 7	H: 0 LOB: 1 BB: 1 P: 16	R: 1 E: 0 K: 2 S: 14	H: 2 LOB: 2 BB: 0 P: 25	R: 0 E: 0 K: 0 S: 13	H: 2 LOB: 2 BB: 0 P: 18	R: 0 E: 0 K: 0 S: 4	H: 1 LOB: 1 BB: 0 P: 7	R: 1 E: 0 K: 0 S: 3	H: 1 LOB: 0 BB: 0 P: 3	1B: 5 2B: 0 3B: 0 HR: 2	SF: 0 SAC: 0 DP: 0 HBP: 1	WP: 0 PB: 0 SB: 0 CS: 0	PA: 35			
PITCHER	IP	WLS	BF	H	R	ER	SO	BB	IBB	HBP	BLK	WP	HR	S	P	ERA	WHIP				
Kevin Brown, R ERA: 2.97 (1, 1)	8.1	L	35	7	3	3	4	2	0	1	0	0	2	79	125	3.24	1.080				

Texas Rangers @ Seattle Mariners
The Kingdome, Seattle, WA
Thu Jun 01 1989, 10:05 PM EDT
Att: 3,558 - Dome


AB 32
R 3
H 7
RBI 3
BB 2
SO 4
LOB 12



Batter	1	2	3	4	5	6	7	8	9	AB	R	H	RBI	BB	SO	LOB	TOP				
Cecil Espy, S OBP: 0.297, SLG: 0.312 (1, 8)										5	2	3	3	0	1	0					
Scott Fletcher, R OBP: 0.335, SLG: 0.282 (1, 6)										5	0	0	0	0	2	1					
Rafael Palmeiro, L OBP: 0.419, SLG: 0.500 (1, 3)										3	2	2	1	1	0	0					
Ruben Sierra, S OBP: 0.345, SLG: 0.510 (1, 9)										4	1	1	2	1	2	2					
Julio Franco, R OBP: 0.403, SLG: 0.516 (1, 4)										5	1	2	2	0	2	2					
Rick Leach, L OBP: 0.400, SLG: 0.486 (1, 10)										4	0	3	0	0	1	2					
Pete Incaviglia, R OBP: 0.389, SLG: 0.389 (1, 7)										4	1	1	0	0	1	2					
Steve Buechele, R OBP: 0.330, SLG: 0.414 (1, 5)										4	1	0	0	0	1	3					
Chad Kreuter, S OBP: 0.148, SLG: 0.200 (1, 2)										4	1	1	1	0	0	3					
Inning Stats	R: 1 E: 1 K: 0 S: 9	H: 2 LOB: 1 BB: 0 P: 13	R: 2 E: 0 K: 0 S: 5	H: 3 LOB: 1 BB: 0 P: 9	R: 3 E: 0 K: 0 S: 9	H: 3 LOB: 0 BB: 1 P: 14	R: 0 E: 0 K: 2 S: 5	H: 0 LOB: 0 BB: 0 P: 9	R: 0 E: 0 K: 2 S: 10	H: 1 LOB: 1 BB: 0 P: 16	R: 0 E: 0 K: 3 S: 13	H: 1 LOB: 2 BB: 1 P: 25	R: 2 E: 0 K: 1 S: 15	H: 2 LOB: 0 BB: 0 P: 23	R: 0 E: 0 K: 2 S: 9	H: 0 LOB: 0 BB: 0 P: 14	1B: 8 2B: 1 3B: 0 HR: 4	SF: 0 SAC: 0 DP: 1 HBP: 1	WP: 0 PB: 0 SB: 0 CS: 0	PA: 41	
PITCHER	IP	WLS	BF	H	R	ER	SO	BB	IBB	HBP	BLK	WP	HR	S	P	ERA	WHIP				
Bill Swift, R ERA: 5.35 (1, 1)	3.0	L	16	8	6	5	0	1	0	0	0	0	2	23	36	15.00	3.000				
Michael Jackson, R ERA: 3.53 (4, 1)	3.2		16	3	1	1	6	1	0	1	0	0	0	33	60	2.46	1.091				
Dennis Powell, L ERA: 4.73 (7, 1)	2.1		9	2	2	2	4	0	0	0	0	0	2	28	43	7.71	0.857				

Texas Rangers @ Seattle Mariners
The Kingdome, Seattle, WA
Fri Jun 02, 1989, 10:05 PM EDT
Att: 11,797 - Unknown


AB 38
R 9
H 13
RBI 9
BB 2
SO 10
LOB 15



Batter	1	2	3	4	5	6	7	8	9	AB	R	H	RBI	BB	SO	LOB	BOTTOM					
Henry Cotto, R OBP: 0.313, SLG: 0.361 (1, 7)										5	1	2	1	0	1	0						
Darnell Coles, R OBP: 0.261, SLG: 0.312 (1, 3)										5	1	3	0	0	0	2						
Jeffrey Leonard, R OBP: 0.335, SLG: 0.476 (1, 10)										2	0	1	3	1	0	0						
Jim Presley, R OBP: 0.313, SLG: 0.403 (1, 5)										4	0	1	0	0	3	3						
Ken Griffey Jr., L OBP: 0.351, SLG: 0.500 (1, 8)										4	0	0	0	0	1	5						
Jay Buhner, R OBP: 0.250, SLG: 0.500 (1, 9)										4	1	1	0	0	0	0						
Omar Vizquel, S OBP: 0.284, SLG: 0.274 (1, 6)										4	0	1	1	0	0	0						
Mario Diaz, R OBP: 0.231, SLG: 0.229 (1, 4)										2	0	0	0	0	0	1						
Greg Briesley, L OBP: 0.432, SLG: 0.476 (7, PH) (8, 4)										2	1	1	0	0	0	0						
Bill McGuire, R (1, 2)										2	0	0	0	0	0	1						
Scott Bradley, L OBP: 0.322, SLG: 0.413 (7, PH) (8, 2)										1	1	0	0	1	0	0						
Inning Stats	R: 0 E: 0 K: 0 S: 14	H: 2 LOB: 2 BB: 1 P: 23	R: 0 E: 0 K: 0 S: 5	H: 0 LOB: 0 BB: 0 P: 11	R: 1 E: 0 K: 1 S: 9	H: 2 LOB: 1 BB: 0 P: 10	R: 1 E: 0 K: 0 S: 14	H: 2 LOB: 1 BB: 0 P: 20	R: 1 E: 0 K: 1 S: 10	H: 1 LOB: 0 BB: 0 P: 15	R: 0 E: 0 K: 0 S: 6	H: 0 LOB: 0 BB: 0 P: 8	R: 2 E: 0 K: 2 S: 15	H: 3 LOB: 2 BB: 1 P: 22	R: 0 E: 0 K: 0 S: 6	H: 0 LOB: 0 BB: 0 P: 12	R: 0 E: 0 K: 1 S: 7	H: 0 LOB: 0 BB: 0 P: 10	1B: 6 2B: 4 3B: 1 HR: 0	SF: 1 SAC: 0 DP: 1 HBP: 0	WP: 0 PB: 0 SB: 1 CS: 0	PA: 38
PITCHER	IP	WLS	BF	H	R	ER	SO	BB	IBB	HBP	BLK	WP	HR	S	P	ERA	WHIP					
Mike Jeffcoat, L ERA: 5.06 (1, 1)	5.1	W	23	7	3	3	2	1	0	0	0	0	0	12	21	27.00	4.500					
Gary Mielke, R ERA: 3.39 (6, 1)	0.2		5	2	2	2	0	1	0	0	0	0	0	0	0	0	0					
Cecilio Guante, R ERA: 3.09 (7, 1)	3.0	S	10	1	0	0	3	0	0	0	0	0	0	21	30	0.00	0.333					

Texas Rangers @ Seattle Mariners
The Kingdome, Seattle, WA
Fri Jun 02, 1989, 10:05 PM EDT
Att: 11,797 - Unknown

AB 35
R 5
H 10
RBI 5
BB 2
SO 5
LOB 12



Batter	1	2	3	4	5	6	7	8	9	AB	R	H	RBI	BB	SO	LOB	TOP										
Cecil Espy, S OBP: 0.301, SLG: 0.309 (1, 8)																	2 2 0 0 2 0 0										
Jeff Kunkel, R OBP: 0.313, SLG: 0.508 Scott Fletcher, R OBP: 0.335, SLG: 0.282 (1, 6) (8, 6)																	4 0 1 1 0 0 1 0 0 0 0 0 0 0										
Rafael Palmeiro, L OBP: 0.412, SLG: 0.490 (1, 3)																	4 0 0 0 0 0 1										
Ruben Sierra, S OBP: 0.348, SLG: 0.529 (1, 9)																	4 2 2 1 0 1 2										
Julio Franco, R OBP: 0.395, SLG: 0.505 (1, 4)																	4 0 0 0 0 1 3										
Rick Leach, L OBP: 0.405, SLG: 0.474 (1, 10)																	2 1 0 0 2 0 0										
Pete Incaviglia, R OBP: 0.263, SLG: 0.391 (1, 7)																	4 1 1 1 0 2 1										
Buddy Bell, R OBP: 0.210, SLG: 0.175 Steve Buechele, R OBP: 0.326, SLG: 0.412 (1, 5) (7, 5)																	3 0 0 0 0 1 1 1 0 0 0 0 1 0										
Chad Kreuter, S OBP: 0.129, SLG: 0.172 (1, 2)																	4 0 0 0 0 1 1										
Inning Stats	R: 1 H: 0 E: 1 K: 1 S: 12	H: 0 LOB: 1 BB: 1 P: 20	R: 0 H: 0 E: 0 K: 0 S: 7	H: 0 LOB: 1 BB: 1 P: 14	R: 1 H: 1 E: 0 K: 1 S: 13	H: 1 LOB: 0 BB: 1 P: 23	R: 0 H: 0 E: 0 K: 1 S: 6	H: 0 LOB: 0 BB: 0 P: 10	R: 0 H: 0 E: 0 K: 2 S: 6	H: 1 LOB: 0 BB: 0 P: 8	R: 0 H: 0 E: 0 K: 2 S: 8	H: 0 LOB: 0 BB: 0 P: 10	R: 0 H: 0 E: 0 K: 0 S: 6	H: 0 LOB: 0 BB: 0 P: 10	R: 3 H: 2 E: 1 K: 1 S: 12	H: 2 LOB: 0 BB: 1 P: 23	1B: 1 2B: 2 3B: 0 HR: 1	SF: 0 SAC: 0 DP: 0 HBP: 0	WP: 0 PB: 0 SB: 1 CS: 0	PA: 36							
PITCHER	IP	WLS	BF	H	R	ER	SO	BB	IBB	HBP	BLK	WP	HR	S	P	ERA	WHIP										
Clint Zavaras, R ERA: 4.5 (1, 1)	8.0	L	31	3	4	4	6	3	0	0	0	0	1	66	107	4.50	0.750										
Tom Niedenfuer, R ERA: 12.15 (9, 1)	1.0		5	1	2	0	1	0	1	0	0	0	0	10	19	0.00	1.000										

Texas Rangers @ Seattle Mariners
The Kingdome, Seattle, WA
Sat Jun 03 1989, 10:05 PM EDT
Att: 24,601 - Dome

AB 32
R 6
H 4
RBI 3
BB 4
SO 7
LOB 10



Batter	1	2	3	4	5	6	7	8	9	AB	R	H	RBI	BB	SO	LOB	BOTTOM										
Harold Reynolds, S OBP: 0.358, SLG: 0.393 (1, 4)																	4 1 1 0 0 1 0										
Scott Bradley, L OBP: 0.305, SLG: 0.393 (1, 2)																	4 0 0 0 0 1 1										
Greg Biley, L OBP: 0.410, SLG: 0.455 (1, 7)																	3 0 0 1 0 1 0										
Jeffrey Leonard, R OBP: 0.330, SLG: 0.468 (1, 10)																	3 0 0 0 0 1 0										
Ken Griffey Jr., L OBP: 0.351, SLG: 0.494 (1, 8)																	2 0 0 0 1 1 0										
Jim Prestley, R OBP: 0.306, SLG: 0.395 (1, 5)																	3 0 0 0 0 3 1										
Jay Buhner, R OBP: 0.143, SLG: 0.286 (1, 9)																	3 0 0 0 0 3 1										
Dave Cochrane, S OBP: 0.304, SLG: 0.452 (1, 3)																	2 0 0 0 1 0 0										
Omar Vizquel, S OBP: 0.258, SLG: 0.267 (1, 6)																	3 0 0 0 0 0 2										
Inning Stats	R: 1 H: 1 E: 0 K: 2 S: 13	H: 1 LOB: 0 BB: 0 P: 17	R: 0 H: 0 E: 0 K: 2 S: 12	H: 0 LOB: 2 BB: 2 P: 25	R: 0 H: 0 E: 0 K: 1 S: 8	H: 0 LOB: 0 BB: 0 P: 11	R: 0 H: 0 E: 0 K: 1 S: 6	H: 0 LOB: 0 BB: 0 P: 8	R: 0 H: 0 E: 0 K: 1 S: 7	H: 0 LOB: 0 BB: 0 P: 12	R: 0 H: 0 E: 0 K: 2 S: 8	H: 0 LOB: 0 BB: 0 P: 11	R: 0 H: 0 E: 0 K: 1 S: 8	H: 0 LOB: 0 BB: 0 P: 14	R: 0 H: 0 E: 0 K: 0 S: 4	H: 0 LOB: 0 BB: 0 P: 5	1B: 1 2B: 0 3B: 0 HR: 0	SF: 1 SAC: 0 DP: 0 HBP: 0	WP: 0 PB: 0 SB: 3 CS: 0	PA: 30							
PITCHER	IP	WLS	BF	H	R	ER	SO	BB	IBB	HBP	BLK	WP	HR	S	P	ERA	WHIP										
Nolan Ryan, R ERA: 3.14 (1, 1)	9.0	W	30	1	1	0	11	2	0	0	0	0	0	71	111	0.00	0.333										

Texas Rangers @ Seattle Mariners
The Kingdome, Seattle, WA
Sat Jun 03 1989, 10:05 PM EDT
Att: 24,601 - Dome

AB 27
R 1
H 1
RBI 1
BB 2
SO 11
LOB 5



Batter	1	2	3	4	5	6	7	8	9	AB	R	H	RBI	BB	SO	LOB	TOP							
Jeff Kunkel, R (1, 8) <small>OBP: 0.299, SLG: 0.484</small> Cecil Espy, S (8, PH) <small>OBP: 0.304, SLG: 0.309</small>										3	0	0	0	0	3	0								
Scott Fletcher, R (1, 6) <small>OBP: 0.338, SLG: 0.279</small>										2	0	0	0	2	0	1								
Rafael Palmeiro, L (1, 3) <small>OBP: 0.409, SLG: 0.483</small>										3	0	0	0	1	0	2								
Ruben Sierra, S (1, 9) <small>OBP: 0.351, SLG: 0.528</small>										4	1	2	0	0	0	2								
Julio Franco, R (1, 4) <small>OBP: 0.388, SLG: 0.497</small>										3	0	0	1	0	2	1								
Jim Sundberg, R (1, 2) <small>OBP: 0.373, SLG: 0.483</small> Chad Kreuter, S (9, PH) <small>OBP: 0.129, SLG: 0.172</small>										3	0	2	0	1	1	0								
Pete Incaviglia, R (1, 7) <small>OBP: 0.262, SLG: 0.385</small>										3	0	0	0	0	0	2								
Buddy Bell, R (1, 10) <small>OBP: 0.200, SLG: 0.167</small> Rick Leach, L (9, PH) <small>OBP: 0.200, SLG: 0.468</small>										3	0	0	0	0	0	4								
Steve Buechele, R (1, 5) <small>OBP: 0.323, SLG: 0.405</small>										3	0	0	0	0	1	3								
Inning Stats	R: 0 E: 0 K: 1 S: 7	H: 0 LOB: 0 BB: 1 P: 14	R: 0 E: 0 K: 2 S: 16	H: 1 LOB: 3 BB: 1 P: 29	R: 0 E: 0 K: 1 S: 7	H: 0 LOB: 0 BB: 0 P: 12	R: 0 E: 0 K: 1 S: 9	H: 0 LOB: 0 BB: 0 P: 13	R: 0 E: 0 K: 0 S: 4	H: 0 LOB: 0 BB: 0 P: 9	R: 0 E: 0 K: 1 S: 8	H: 0 LOB: 0 BB: 1 P: 13	R: 1 E: 1 K: 0 S: 8	H: 2 LOB: 1 BB: 0 P: 8	R: 0 E: 0 K: 2 S: 5	H: 0 LOB: 2 BB: 0 P: 16	R: 0 E: 0 K: 2 S: 10	H: 1 LOB: 2 BB: 0 P: 15	1B: 3 2B: 2 3B: 0 HR: 0	SF: 1 SAC: 0 DP: 2 HBP: 1	WP: 0 PB: 0 SB: 0 CS: 0	PA: 35		
PITCHER	IP	WLS	BF	H	R	ER	SO	BB	IBB	HBP	BLK	WP	HR	S	P	ERA	WHIP							
Randy Johnson, L (1, 1) <small>ERA: 5.06</small>	7.0	W	26	3	1	0	6	3	0	1	0	0	0	59	98	0.00	0.857							
Jerry Reed, R (8, 1) <small>ERA: 3.59</small>	0.2		3	0	0	0	0	1	0	0	0	0	0	2	7	0.00	1.500							
Dennis Powell, L (8, 1) <small>ERA: 4.73</small>	0.0		1	0	0	0	0	1	0	0	0	0	0	1	5	∞	∞							
Mike Schooler, R (8, 1) <small>ERA: 1.61</small>	1.1	S	5	1	0	0	2	0	0	0	0	0	0	12	19	0.00	0.750							

Texas Rangers @ Seattle Mariners
The Kingdome, Seattle, WA
Sun Jun 04 1989, 6:33 AM EDT
Att: 11,784 - Dome

AB	28
R	1
H	4
RBI	1
BB	5
SO	8
LOB	17



Batter	1	2	3	4	5	6	7	8	9	AB	R	H	RBI	BB	SO	LOB	BOTTOM							
Harold Reynolds, S (1, 4) <small>OBP: 0.360, SLG: 0.390</small>										2	0	0	0	1	0	1								
Scott Bradley, L (1, 2) <small>OBP: 0.306, SLG: 0.386</small>										4	0	1	0	0	0	5								
Greg Briley, L (1, 7) <small>OBP: 0.415, SLG: 0.464</small> Henry Cotto, R (9, 7) <small>OBP: 0.313, SLG: 0.361</small>										3	0	1	0	0	0	1								
Jeffrey Leonard, R (1, 10) <small>OBP: 0.329, SLG: 0.461</small>										3	0	0	0	1	0	1								
Ken Griffey Jr., L (1, 8) <small>OBP: 0.349, SLG: 0.506</small>										4	1	1	1	0	0	3								
Jim Prestley, R (1, 5) <small>OBP: 0.306, SLG: 0.410</small>										4	1	1	1	0	2	3								
Jay Buhner, R (1, 9) <small>OBP: 0.182, SLG: 0.364</small>										4	0	1	0	0	1	0								
Dave Cochrane, S (1, 3) <small>OBP: 0.320, SLG: 0.432</small>										2	0	0	0	2	0	1								
Omar Vizquel, S (1, 6) <small>OBP: 0.266, SLG: 0.275</small>										4	0	2	0	0	1	2								
Inning Stats	R: 0 E: 1 K: 1 S: 11	H: 0 LOB: 3 BB: 1 P: 22	R: 0 E: 0 K: 0 S: 12	H: 1 LOB: 2 BB: 0 P: 18	R: 0 E: 0 K: 0 S: 7	H: 1 LOB: 1 BB: 0 P: 13	R: 1 E: 0 K: 0 S: 16	H: 2 LOB: 1 BB: 0 P: 23	R: 0 E: 0 K: 0 S: 7	H: 1 LOB: 1 BB: 0 P: 11	R: 0 E: 0 K: 0 S: 9	H: 1 LOB: 3 BB: 2 P: 21	R: 1 E: 0 K: 1 S: 12	H: 1 LOB: 0 BB: 0 P: 16	R: 0 E: 0 K: 2 S: 9	H: 0 LOB: 0 BB: 1 P: 16	R: 0 E: 0 K: 2 S: 10	H: 0 LOB: 0 BB: 1 P: 16	1B: 3 2B: 2 3B: 0 HR: 2	SF: 0 SAC: 0 DP: 0 HBP: 2	WP: 0 PB: 0 SB: 0 CS: 1	PA: 36		
PITCHER	IP	WLS	BF	H	R	ER	SO	BB	IBB	HBP	BLK	WP	HR	S	P	ERA	WHIP							
Charlie Hough, R (1, 1) <small>ERA: 5.46</small>	7.0	L	33	7	2	2	2	3	0	2	0	0	0	74	124	2.57	1.429							
Kenny Rogers, L (8, 1) <small>ERA: 1.73</small>	1.0		3	0	0	0	2	1	0	0	0	0	0	9	16	0.00	1.000							

Texas Rangers @ Seattle Mariners
The Kingdome, Seattle, WA
Sun Jun 04 1989, 6:33 AM EDT
Att: 11,784 - Dome

AB	30
R	2
H	7
RBI	2
BB	4
SO	4
LOB	17



Batter	1	2	3	4	5	6	7	8	9	10	11	12	13	AB R H RBI BB SO LOB	TOP							
Kurt Stillwell, S OBP: 0.347, SLG: 0.378 (1, 6)														5 1 3 0 1 2 3								
Kevin Seitzer, R OBP: 0.376, SLG: 0.362 (1, 5)														6 0 1 0 1 1 7								
Jim Eisenreich, L OBP: 0.344, SLG: 0.451 (1, 8)														6 0 0 0 1 0 9								
Bo Jackson, R OBP: 0.307, SLG: 0.522 (1, 7)														6 0 1 0 0 1 4								
Danny Tartabull, R OBP: 0.374, SLG: 0.428 (1, 9)														6 1 1 0 0 3 1								
Pat Tabler, R OBP: 0.313, SLG: 0.291 (8, 3)														3 1 0 0 1 1 0								
Bill Buckner, L OBP: 0.232, SLG: 0.303 (11, 19)														0 0 0 0 0 0 0								
Brad Weisman, R OBP: 0.201, SLG: 0.295 (13, 5)														2 0 2 0 0 0 0								
Matt Winters, L OBP: 0.286, SLG: 0.429 (1, 10)														6 0 1 1 0 2 2								
Frank White, R OBP: 0.234, SLG: 0.301 (1, 4)														5 1 2 0 0 1 1								
Bob Boone, R OBP: 0.340, SLG: 0.319 (1, 2)														5 0 3 2 0 0 1								
Gary Thurman, R OBP: 0.394, SLG: 0.250 (12, PR)														0 0 0 0 0 0 0								
Mike Macfarlane, R OBP: 0.263, SLG: 0.273 (12, 2)														1 0 1 1 0 0 0								
Inning Stats	R: 1 E: 0 K: 1 S: 11	H: 2 LOB: 1 BB: 1 P: 18	R: 2 E: 0 K: 0 S: 11	H: 3 LOB: 2 BB: 1 P: 18	R: 0 E: 0 K: 0 S: 7	H: 0 LOB: 0 BB: 0 P: 14	R: 0 E: 0 K: 0 S: 3	H: 0 LOB: 0 BB: 0 P: 5	R: 0 E: 0 K: 0 S: 6	H: 1 LOB: 1 BB: 0 P: 11	R: 0 E: 0 K: 2 S: 13	H: 1 LOB: 1 BB: 0 P: 19	R: 0 E: 0 K: 2 S: 10	H: 1 LOB: 1 BB: 0 P: 14	R: 0 E: 1 K: 0 S: 13	H: 1 LOB: 3 BB: 1 P: 22	R: 2 E: 0 K: 1 S: 19	H: 4 LOB: 3 BB: 1 P: 30	1B: 12 2B: 3 3B: 0 HR: 0	SF: 0 SAC: 2 DP: 2 HBP: 0	W/P: 0 P/B: 0 SB: 2 CS: 0	PA: 57
PITCHER	IP WLS BF H R ER SO BB IBB HBP BLK WP HR S P ERA WHIP	8.0 33 8 3 3 4 2 0 0 0 0 0 0 70 117 3.38 1.250	2.1 8 1 0 0 5 0 0 0 0 0 0 0 27 40 0.00 0.429	0.1 2 1 0 0 1 0 0 0 0 0 0 0 5 6 0.00 3.000	1.1 L 7 2 1 1 0 0 1 0 0 0 0 0 16 26 6.75 1.500	0.0 2 2 0 0 0 0 0 0 0 0 0 0 5 8 ∞ ∞	Brian Holman, R ERA: 4.91	Jerry Reed, R ERA: 3.38	Dennis Powell, L ERA: 4.68	Tom Niedenfuer, R ERA: 11.25	Steve Trout, L ERA: 6.6	PITCHER	IP WLS BF H R ER SO BB IBB HBP BLK WP HR S P ERA WHIP	1.0 5 1 1 1 1 1 0 0 0 0 0 0 12 20 9.00 2.000	Mike Schooler, R ERA: 1.55							

Kansas City Royals @ Seattle Mariners
The Kingdome, Seattle, WA
Mon Jun 05 1989, 10:05 PM EDT
Att. 17,429 - Unknown - 70 F

AB	51
R	5
H	15
RBI	4
BB	4
SO	11
LOB	28



Batter	1	2	3	4	5	6	7	8	9	10	11	12	13	AB R H RBI BB SO LOB	BOTTOM								
Harold Reynolds, S OBP: 0.360, SLG: 0.388 (1, 4)														6 1 2 1 0 1 1									
Henry Cotto, R OBP: 0.314, SLG: 0.360 (1, 7)														3 0 1 0 0 0 0									
Scott Bradley, L OBP: 0.317, SLG: 0.418 (6, PH)														3 0 2 1 0 0 0									
Darnell Coles, R OBP: 0.263, SLG: 0.314 (1, 3)														5 0 1 0 1 2 2									
Jeffrey Leonard, R OBP: 0.324, SLG: 0.452 (1, 10)														6 0 1 0 0 3 3									
Jim Presley, R OBP: 0.303, SLG: 0.404 (1, 5)														5 0 1 0 0 1 2									
Ken Griffey Jr., L OBP: 0.340, SLG: 0.492 (1, 8)														5 0 0 0 0 2 3									
Jay Buhner, R OBP: 0.250, SLG: 0.533 (1, 9)														4 2 1 1 1 2 0									
Omar Vizquel, S OBP: 0.262, SLG: 0.270 (1, 6)														2 0 0 0 0 0 0									
Mario Diaz, R OBP: 0.250, SLG: 0.250 (6, PH)														1 0 1 0 0 0 0									
Greg Briley, L OBP: 0.405, SLG: 0.451 (9, PH)														2 0 0 0 0 1 0									
Bill McGuire, R OBP: 0.340, SLG: 0.435 (6, PH)														2 0 0 0 0 0 0									
Dave Cochrane, S OBP: 0.340, SLG: 0.435 (9, 7)														2 0 1 0 1 0 2									
Inning Stats	R: 0 E: 0 K: 0 S: 8	H: 1 LOB: 1 BB: 0 P: 13	R: 0 E: 0 K: 1 S: 7	H: 0 LOB: 0 BB: 0 P: 9	R: 0 E: 0 K: 1 S: 10	H: 2 LOB: 2 BB: 0 P: 14	R: 0 E: 0 K: 1 S: 7	H: 0 LOB: 0 BB: 0 P: 10	R: 0 E: 0 K: 1 S: 5	H: 1 LOB: 0 BB: 0 P: 10	R: 2 E: 0 K: 1 S: 13	H: 3 LOB: 1 BB: 1 P: 21	R: 0 E: 0 K: 2 S: 8	H: 2 LOB: 1 BB: 0 P: 11	R: 0 E: 0 K: 2 S: 11	H: 1 LOB: 1 BB: 0 P: 17	R: 0 E: 0 K: 2 S: 7	H: 0 LOB: 0 BB: 0 P: 9	1B: 7 2B: 4 3B: 0 HR: 1	SF: 0 SAC: 0 DP: 2 HBP: 0	W/P: 1 P/B: 0 SB: 1 CS: 1	PA: 49	
PITCHER	IP WLS BF H R ER SO BB IBB HBP BLK WP HR S P ERA WHIP	7.0 26 5 2 2 4 1 0 0 0 0 0 0 53 89 2.57 0.857	1.0 5 2 0 0 0 1 0 0 0 1 0 0 9 18 0.00 3.000	2.0 8 3 1 1 2 1 0 0 0 0 0 1 24 37 4.50 2.000	3.0 W 10 1 0 0 6 0 0 0 0 0 0 0 26 37 0.00 0.333		Floyd Bannister, L ERA: 4.48	Jeff Montgomery, R ERA: 1.99	Steve Farr, R ERA: 2.38	Tom Gordon, R ERA: 2.33	PITCHER	IP WLS BF H R ER SO BB IBB HBP BLK WP HR S P ERA WHIP											

Kansas City Royals @ Seattle Mariners
The Kingdome, Seattle, WA
Mon Jun 05 1989, 10:05 PM EDT
Att. 17,429 - Unknown - 70 F

AB	46
R	3
H	11
RBI	3
BB	3
SO	12
LOB	13



Batter	1	2	3	4	5	6	7	8	9	AB	R	H	RBI	BB	SO	LOB	TOP										
Kurt Stillwell, S OBP: 0.344, SLG: 0.388	1-3 K		2-2 P2			1-1 SF7 3B		1-1 F9		4	1	1	0	0	1	0	Kansas City Royals @ Seattle Mariners The Kingdome, Seattle, WA Tue Jun 06 1989, 10:05 PM EDT Att: 10,171 - Unknown										
Kevin Seitzer, R OBP: 0.376, SLG: 0.357	2-1 P3		2-2 P5			4-1 BB		1-1 G6-3		3	0	0	0	1	0	0											
Jim Eisenreich, L OBP: 0.348, SLG: 0.476	1-0 G3-1			0-0 1B		0-0 SF7			1-1 HR	3	1	2	2	0	0	0											
Bo Jackson, R OBP: 0.301, SLG: 0.512		3-3 K2-3		1-3 K		1-3 K			2-3 K	4	0	0	0	0	4	2											
Danny Tartabull, R OBP: 0.372, SLG: 0.424		0-0 BB 1B		1-3 K		0-1 F9			2-3 K	4	0	1	0	0	2	2											
Pat Tabler, R OBP: 0.319, SLG: 0.285		4-1 BB 1B		1-1 G1-3			1-1 L9		0-3 K	3	0	0	0	1	1	1											
Bill Buckner, L OBP: 0.253, SLG: 0.291		2-2 F7			0-0 F7		1-1 F9			3	0	0	0	0	0	2											
Frank White, R OBP: 0.294, SLG: 0.301		2-2 F9			1-2 F8		1-2 G4-3			0	0	0	0	0	0	0											
Brad Wellman, R OBP: 0.279, SLG: 0.241										3	0	0	0	0	0	2											
Mike Macfarlane, R OBP: 0.250, SLG: 0.259			0-0 G3		1-0 G6-3			2-3 K		3	0	0	0	0	1	0											
Inning Stats	R: 0 E: 0 K: 1 S: 6	H: 0 LOB: 0 BB: 0 P: 10	R: 0 E: 0 K: 1 S: 14	H: 1 LOB: 2 BB: 1 P: 25	R: 0 E: 0 K: 0 S: 11	H: 0 LOB: 0 BB: 0 P: 15	R: 0 E: 0 K: 2 S: 9	H: 1 LOB: 1 BB: 0 P: 12	R: 0 E: 0 K: 0 S: 6	H: 0 LOB: 0 BB: 0 P: 8	R: 1 E: 0 K: 1 S: 9	H: 1 LOB: 1 BB: 1 P: 15	R: 0 E: 0 K: 0 S: 7	H: 0 LOB: 0 BB: 0 P: 10	R: 0 E: 0 K: 1 S: 8	H: 0 LOB: 0 BB: 0 P: 12	R: 1 E: 0 K: 3 S: 11	H: 1 LOB: 0 BB: 0 P: 16	1B: 2 2B: 0 3B: 1 HR: 1	SF: 1 SAC: 0 DP: 0 HBP: 0	WP: 0 PB: 0 SB: 1 CS: 0	PA: 33					
PITCHER	IP	WLS	BF	H	R	ER	SO	BB	IBB	HBP	BLK	WP	HR	S	P	ERA	WHIP										
Scott Bankhead, R ERA: 3.8	(1, 1)	7.0	W	26	3	1	1	5	2	0	0	0	0	62	95	1.29	0.714										
Michael Jackson, R ERA: 3.68	(8, 1)	2.0		7	1	1	1	4	0	0	0	0	1	19	28	4.50	0.500										

Batter	1	2	3	4	5	6	7	8	9	AB	R	H	RBI	BB	SO	LOB	BOTTOM										
Harold Reynolds, S OBP: 0.362, SLG: 0.387	4-0 HR 1B BB		1-2 G6-3		1-2 FC5-4 CS		2-1 G6-3 1B			3	1	1	1	1	0	1	Kansas City Royals @ Seattle Mariners The Kingdome, Seattle, WA Tue Jun 06 1989, 10:05 PM EDT Att: 10,171 - Unknown										
Henry Cotto, R OBP: 0.311, SLG: 0.357	0-1 HR 1B		1-2 G5-3		0-0 CS		1-1 G6-3			4	1	1	0	0	0	1											
Alvin Davis, L OBP: 0.432, SLG: 0.527	1-2 HR 1B		1-0 P5		1-0 G3		4-1 1B BB			3	1	1	3	1	0	0											
Jeffrey Leonard, R OBP: 0.328, SLG: 0.453	1-0 L8		1-0 1B		1-0 P3		1-2 1B			4	0	2	0	0	0	0											
Jim Prestey, R OBP: 0.308, SLG: 0.406	3-2 FC5-4 BB 1B		1-3 K		1-0 1B		1-1 F9			4	0	2	0	0	1	3											
Ken Griffey Jr., L OBP: 0.338, SLG: 0.484	4-2 FC5-4 BB		3-2 G3		1-2 P6		0-3 K			3	0	0	0	1	1	3											
Greg Briley, L OBP: 0.405, SLG: 0.451										0	0	0	0	0	0	0											
Jay Buhner, R OBP: 0.250, SLG: 0.632	1-1 FC5-4			1-1 L6		0-0 HR		0-1 G5-3		4	1	1	1	0	0	4											
Omar Vizquel, S OBP: 0.263, SLG: 0.272	0-1 L4			1-1 1B FC5-4 1B		1-3 K				3	1	1	0	0	1	2											
Bill McGuire, R OBP: 0.143, SLG: 0.143		1-0 F7		1-0 FC5-4 1B		1-0 P3				3	0	1	0	0	0	0											
Inning Stats	R: 3 E: 0 K: 0 S: 16	H: 3 LOB: 2 BB: 2 P: 30	R: 0 E: 0 K: 0 S: 7	H: 0 LOB: 0 BB: 0 P: 10	R: 0 E: 0 K: 1 S: 9	H: 1 LOB: 1 BB: 0 P: 15	R: 1 E: 0 K: 0 S: 8	H: 2 LOB: 0 BB: 0 P: 12	R: 0 E: 0 K: 0 S: 3	H: 0 LOB: 0 BB: 0 P: 6	R: 1 E: 0 K: 1 S: 8	H: 2 LOB: 0 BB: 0 P: 11	R: 0 E: 0 K: 0 S: 5	H: 1 LOB: 1 BB: 0 P: 9	R: 0 E: 0 K: 1 S: 9	H: 1 LOB: 2 BB: 1 P: 15	R: 0 E: 0 K: 1 S: 9	H: 1 LOB: 2 BB: 1 P: 15	1B: 8 2B: 0 3B: 0 HR: 2	SF: 0 SAC: 0 DP: 0 HBP: 0	WP: 0 PB: 0 SB: 0 CS: 1	PA: 35					
PITCHER	IP	WLS	BF	H	R	ER	SO	BB	IBB	HBP	BLK	WP	HR	S	P	ERA	WHIP										
Stan Clarke, L ERA: 15.43	(1, 1)	6.0	L	26	8	5	5	2	2	0	0	0	0	51	84	7.50	1.667										
Rick Luecken, R ERA:	(7, 1)	2.0		8	2	0	0	1	1	0	0	0	0	14	24	0.00	1.500										

AB	30
R	2
H	4
RBI	2
BB	2
SO	9
LOB	9



Batter	1	2	3	4	5	6	7	8	9	AB	R	H	RBI	BB	SO	LOB	TOP								
Harold Reynolds, S OBP: 0.362, SLG: 0.387 Henry Cotto, R OBP: 0.315, SLG: 0.359	G4-3		G3		G4-3		1B		K	3	0	0	0	0	0	2									
Greg Britley, L OBP: 0.372, SLG: 0.405	L4			G3-1	G4-3		K		P8	5	0	0	0	0	1	4									
Alvin Davis, L OBP: 0.422, SLG: 0.510	G3-1			P6		1B		G3-1		4	0	1	0	0	0	0									
Jeffrey Leonard, R OBP: 0.329, SLG: 0.474		P3		HR		F8		F8		4	1	1	1	0	0	1									
Ken Griffey Jr., L OBP: 0.340, SLG: 0.479		F8		F8				K		4	0	1	0	0	1	0									
Jim Presley, R OBP: 0.321, SLG: 0.414	G3				1B	K			1B	3	2	1	0	1	1	2									
Scott Bradley, L OBP: 0.315, SLG: 0.402 Darnell Coles, R OBP: 0.266, SLG: 0.317			FC5-4		2B		F7		1B	2	1	1	0	1	0	2									
Jay Buhner, R OBP: 0.321, SLG: 0.741		FC5-4			1B				1B	4	0	2	3	0	1	1									
Omar Vizquel, S OBP: 0.252, SLG: 0.260	F8		F8		F9		P6		SH1-3	3	0	0	0	0	0	2									
Inning Stats	R: 0 E: 0 K: 0 S: 7	H: 0 LOB: 0 BB: 0 P: 12	R: 0 E: 0 K: 0 S: 4	H: 0 LOB: 0 BB: 0 P: 8	R: 0 E: 0 K: 0 S: 9	H: 0 LOB: 1 BB: 1 P: 17	R: 1 E: 0 K: 0 S: 9	H: 1 LOB: 0 BB: 0 P: 14	R: 2 E: 0 K: 1 S: 9	H: 2 LOB: 1 BB: 1 P: 15	R: 0 E: 0 K: 1 S: 14	H: 2 LOB: 2 BB: 0 P: 22	R: 0 E: 0 K: 1 S: 14	H: 1 LOB: 1 BB: 0 P: 20	R: 0 E: 0 K: 1 S: 9	H: 0 LOB: 0 BB: 0 P: 13	R: 1 E: 0 K: 1 S: 18	H: 3 LOB: 2 BB: 0 P: 22	1B: 6 2B: 2 3B: 0 HR: 1	SF: 0 SAC: 1 DP: 0 HBP: 0	WP: 0 PB: 0 SB: 0 CS: 0	PA: 38			
PITCHER	IP	WLS	BF	H	R	ER	SO	BB	IBB	HBP	BLK	WP	HR	S	P	ERA	WHIP								
Tom Candiotti, R ERA: 3.55	5.1	W	23	5	3	3	0	2	0	0	0	0	1	46	78	5.06	1.312								
Tim Stoddard, R ERA: 1.39	1.1		5	1	0	0	2	0	0	0	0	0	0	17	25	0.00	0.750								
Jesse Orosco, L ERA: 1.47	1.1		5	1	1	1	2	0	0	0	0	0	0	14	21	6.75	0.750								
Doug Jones, R ERA: 1.88	1.0	S	5	2	0	0	1	0	0	0	0	0	0	16	19	0.00	2.000								

Seattle Mariners @ Cleveland Indians
Cleveland Municipal Stadium, Cleveland, OH

AB 35
R 4
H 9
RBI 4
BB 2
SO 5
LOB 16



WP: 0 PA: 38
PB: 0
SB: 0
CS: 0

Fri Jun 09 1989, 7:05 PM EDT
Att: 59,671 - Unknown - 69 F

Batter	1	2	3	4	5	6	7	8	9	AB	R	H	RBI	BB	SO	LOB	BOTTOM								
Jerry Browne, S OBP: 0.320, SLG: 0.361	G4-3	1B		P6			L3			4	1	1	2	0	0	0									
Felix Fermin, R OBP: 0.323, SLG: 0.280	1B	F8		L9			L9			3	1	0	0	1	0	1									
Pete O'Brien, L OBP: 0.378, SLG: 0.469	1B	2B		F8			G3			3	1	1	0	1	0	0									
Joe Carter, R OBP: 0.313, SLG: 0.440	1B	E7		3B			P3			4	0	3	1	0	0	0									
Cory Snyder, R OBP: 0.275, SLG: 0.379	SF7	F7		K			G5-3			3	0	0	1	0	1	2									
Brook Jacoby, R OBP: 0.374, SLG: 0.479	G5-3		5-3		G5-3				P4	4	0	0	0	0	3										
Mark Salas, L OBP: 0.275, SLG: 0.395		SH5-4		F8		F8-6	SH1-4			1	1	0	0	1	0	0									
Dave Hengel, R OBP: 0.275, SLG: 0.395		SH5-4		F8		SH1-4				1	1	0	0	1	0	0									
Andy Allanson, R OBP: 0.267, SLG: 0.253		SH5-4		G5-3		F8-6				2	0	0	0	0	0	1									
Inning Stats	R: 1 E: 0 K: 0 S: 13	H: 1 LOB: 2 BB: 2 P: 27	R: 4 E: 1 K: 0 S: 16	H: 3 LOB: 1 BB: 2 P: 31	R: 0 E: 0 K: 0 S: 5	H: 0 LOB: 0 BB: 0 P: 7	R: 0 E: 0 K: 0 S: 7	H: 0 LOB: 0 BB: 0 P: 14	R: 0 E: 0 K: 1 S: 9	H: 1 LOB: 1 BB: 0 P: 13	R: 0 E: 0 K: 0 S: 3	H: 0 LOB: 0 BB: 0 P: 7	R: 0 E: 0 K: 0 S: 8	H: 0 LOB: 0 BB: 0 P: 10	R: 0 E: 0 K: 0 S: 8	H: 0 LOB: 0 BB: 0 P: 10	R: 0 E: 0 K: 0 S: 8	H: 0 LOB: 0 BB: 0 P: 10	1B: 3 2B: 2 3B: 1 HR: 0	SF: 1 SAC: 2 DP: 1 HBP: 1	WP: 0 PB: 0 SB: 1 CS: 0	PA: 33			
PITCHER	IP	WLS	BF	H	R	ER	SO	BB	IBB	HBP	BLK	WP	HR	S	P	ERA	WHIP								
Clint Zavaras, R ERA: 7.2	2.0	L	14	4	5	4	0	4	0	0	0	0	0	29	58	18.00	4.000								
Jerry Reed, R ERA: 3.07	4.0		13	1	0	0	1	0	0	1	0	0	0	24	41	0.00	0.250								
Michael Jackson, R ERA: 3.49	2.0		6	0	0	0	0	0	0	0	0	0	0	16	20	0.00	0.000								

Seattle Mariners @ Cleveland Indians
Cleveland Municipal Stadium, Cleveland, OH

AB 25
R 5
H 5
RBI 4
BB 4
SO 1
LOB 7



WP: 0 PA: 33
PB: 0
SB: 1
CS: 0

Fri Jun 09 1989, 7:05 PM EDT
Att: 59,671 - Unknown - 69 F

Batter	1	2	3	4	5	6	7	8	9	AB	R	H	RBI	BB	SO	LOB	TOP				
Greg Briley, L (1,4) OBP: 0.354, SLG: 0.381										5	0	0	0	0	1	2					
Henry Cotto, R (1,7) OBP: 0.320, SLG: 0.388										4	1	2	1	0	0	0					
Alvin Davis, L (1,3) OBP: 0.418, SLG: 0.500										3	0	0	0	1	0	2					
Jeffrey Leonard, R (1,10) OBP: 0.328, SLG: 0.470										4	1	1	0	0	0	3					
Ken Griffey Jr., L (1,8) OBP: 0.338, SLG: 0.472										3	0	0	0	1	0	2					
Jim Prestley, R (1,5) OBP: 0.325, SLG: 0.432										4	1	2	2	0	0	0					
Jay Buhner, R (1,9) OBP: 0.313, SLG: 0.667										3	0	0	0	1	1	2					
Scott Bradley, L (1,2) OBP: 0.304, SLG: 0.386										4	0	0	0	0	0	1					
Omar Vizquel, S (1,6) OBP: 0.259, SLG: 0.261										3	0	1	0	1	0	0					
Inning Stats	R: 0 H: 0 E: 1 K: 1 S: 10	H: 0 LOB: 2 BB: 1 P: 19	R: 0 H: 0 E: 0 K: 0 S: 6	H: 0 LOB: 0 BB: 1 P: 13	R: 0 H: 2 E: 0 K: 0 S: 6	H: 2 LOB: 0 BB: 0 P: 9	R: 0 H: 0 E: 0 K: 0 S: 6	H: 0 LOB: 0 BB: 0 P: 9	R: 0 H: 2 E: 0 K: 0 S: 16	H: 2 LOB: 2 BB: 1 P: 29	R: 0 H: 0 E: 0 K: 0 S: 5	H: 0 LOB: 0 BB: 0 P: 9	R: 1 H: 1 E: 0 K: 1 S: 14	H: 1 LOB: 1 BB: 1 P: 25	R: 1 H: 1 E: 0 K: 1 S: 9	H: 1 LOB: 1 BB: 1 P: 25	1B: 4 2B: 0 3B: 0 HR: 2	SF: 0 SAC: 0 DP: 0 HBP: 0	WP: 0 PB: 0 SB: 0 CS: 1	PA: 37	
PITCHER	IP	WLS	BF	H	R	ER	SO	BB	IBB	HBP	BLK	WP	HR	S	P	ERA	WHIP				
John Farrell, R (1,1) ERA: 4.44	8.2	L	36	6	3	3	2	4	0	0	0	0	2	76	130	3.12	1.154				
Jesse Orosco, L (9,1) ERA: 1.45	0.1		1	0	0	0	0	0	0	0	0	0	0	3	4	0.00	0.000				

Seattle Mariners @ Cleveland Indians
Cleveland Municipal Stadium, Cleveland, OH
Sat Jun 10 1989, 3:33 AM EDT
Att: 11,480 - Unknown

AB 33
R 3
H 6
RBI 3
BB 4
SO 2
LOB 12



Batter	1	2	3	4	5	6	7	8	9	AB	R	H	RBI	BB	SO	LOB	BOTTOM				
Jerry Browne, S (1,4) OBP: 0.323, SLG: 0.364										4	1	2	0	0	0	0					
Felix Fermin, R (1,6) OBP: 0.323, SLG: 0.277										2	0	0	0	1	0	0					
Pete O'Brien, L (1,3) OBP: 0.376, SLG: 0.462										3	0	0	0	1	1	1					
Joe Carter, R (1,8) OBP: 0.313, SLG: 0.435										3	0	0	0	1	0	4					
Cory Snyder, R (1,9) OBP: 0.270, SLG: 0.374										3	0	0	1	0	0	1					
Luis Medina, R (1,10) OBP: 0.288, SLG: 0.390										2	0	0	0	1	2	0					
Dave Clark, L (9, PH) OBP: 0.302, SLG: 0.378										0	0	0	0	1	0	0					
Brook Jacoby, R (1,5) OBP: 0.372, SLG: 0.472										3	0	0	0	1	2	3					
Dave Hengel, R (1,7) OBP: 0.222, SLG: 0.125										3	0	1	0	0	0	0					
Oddibe McDowell, L (9, PH) OBP: 0.279, SLG: 0.262										1	0	0	0	0	1	2					
Andy Allanson, R (1,2) OBP: 0.262, SLG: 0.248										3	0	0	0	0	2	1					
Mark Salas, L (9, PH) OBP: 0.288, SLG: 0.385										1	0	0	0	0	0	2					
Inning Stats	R: 1 H: 1 E: 0 K: 1 S: 16	H: 1 LOB: 3 BB: 3 P: 31	R: 0 H: 0 E: 0 K: 1 S: 8	H: 0 LOB: 0 BB: 0 P: 12	R: 0 H: 0 E: 0 K: 1 S: 7	H: 0 LOB: 0 BB: 0 P: 15	R: 0 H: 0 E: 0 K: 1 S: 7	H: 0 LOB: 0 BB: 0 P: 10	R: 0 H: 0 E: 0 K: 2 S: 14	H: 1 LOB: 1 BB: 1 P: 18	R: 0 H: 1 E: 0 K: 1 S: 9	H: 1 LOB: 1 BB: 0 P: 13	R: 0 H: 0 E: 0 K: 1 S: 9	H: 0 LOB: 2 BB: 2 P: 21	R: 0 H: 0 E: 0 K: 1 S: 9	H: 0 LOB: 2 BB: 2 P: 21	1B: 3 2B: 0 3B: 0 HR: 0	SF: 1 SAC: 1 DP: 0 HBP: 0	WP: 0 PB: 0 SB: 0 CS: 0	PA: 36	
PITCHER	IP	WLS	BF	H	R	ER	SO	BB	IBB	HBP	BLK	WP	HR	S	P	ERA	WHIP				
Randy Johnson, L (1,1) ERA: 4.47	7.2		30	3	1	1	7	4	0	0	1	0	0	73	122	1.17	0.913				
Mike Schooler, R (8,1) ERA: 1.49	1.1	S	6	0	0	0	1	2	0	0	0	0	0	11	24	0.00	1.500				

Seattle Mariners @ Cleveland Indians
Cleveland Municipal Stadium, Cleveland, OH
Sat Jun 10 1989, 3:33 AM EDT
Att: 11,480 - Unknown

AB 28
R 1
H 3
RBI 1
BB 6
SO 8
LOB 14



Batter	1	2	3	4	5	6	7	8	9	AB	R	H	RBI	BB	SO	LOB	TOP											
Henry Cotto, R OBP: 0.323, SLG: 0.405 (1, 8)	G6-3		1B		G6-3	1B		P5		5	2	2	1	0	0	0	Seattle Mariners @ Cleveland Indians Cleveland Municipal Stadium, Cleveland, OH Sun Jun 11 1989, 3:33 AM EDT Att: 25,390 - Unknown											
Darnell Coles, R OBP: 0.270, SLG: 0.318 Ken Griffey Jr., L OBP: 0.336, SLG: 0.469 (1, 7)	G5-3		1B		G6-3	BB			P6	3	0	1	1	1	0	0												
Alvin Davis, L OBP: 0.423, SLG: 0.500 (1, 3)	G4-3		1B		BB				P6	4	0	2	1	1	0	0												
Jeffrey Leonard, R OBP: 0.321, SLG: 0.459 (1, 10)		L8	F8		F7	F7			G6-3	5	0	0	0	0	0	5												
Jim Prestley, R OBP: 0.318, SLG: 0.423 (1, 5)	L6		K			L9	P2			4	0	0	0	0	1	2												
Jay Buhner, R OBP: 0.333, SLG: 0.636 (1, 9)				E5	FC6-4	E6	CS			3	1	1	0	1	0	0												
Greg Briley, L OBP: 0.350, SLG: 0.368 (1, 4)	K			FC6-4	BB	L9	BB		G5-3	3	0	0	0	1	1	3												
Omar Vizquel, S OBP: 0.265, SLG: 0.268 (1, 6)			FC6-5	FC6-4	FC6-4	HR		G3-1		4	1	2	0	0	0	2												
Bill McGuire, R OBP: 0.182, SLG: 0.455 (1, 2)			FC6-5	G5-4-3	G5-4-3	HR		K		4	2	1	3	0	1	3												
Inning Stats	R: 0 E: 0 K: 0 S: 10	H: 0 LOB: 0 BB: 0 P: 17	R: 0 E: 0 K: 1 S: 11	H: 1 LOB: 1 BB: 0 P: 17	R: 2 E: 0 K: 1 S: 13	H: 4 LOB: 2 BB: 0 P: 21	R: 0 E: 1 K: 0 S: 8	H: 0 LOB: 1 BB: 1 P: 16	R: 0 E: 0 K: 0 S: 8	H: 0 LOB: 1 BB: 1 P: 14	R: 4 E: 1 K: 0 S: 22	H: 4 LOB: 2 BB: 1 P: 37	R: 0 E: 0 K: 1 S: 4	H: 0 LOB: 0 BB: 1 P: 12	R: 0 E: 0 K: 1 S: 8	H: 0 LOB: 0 BB: 0 P: 11		R: 0 E: 0 K: 0 S: 6	H: 0 LOB: 0 BB: 0 P: 11	1B: 7 2B: 0 3B: 1 HR: 1	SF: 0 SAC: 0 DP: 1 HBP: 0	WP: 0 PB: 0 SB: 1 CS: 1	PA: 40					
PITCHER	IP	WLS	BF	H	R	ER	SO	BB	IBB	HBP	BLK	WP	HR	S	P	ERA	WHIP											
Bud Black, L ERA: 3.83 Tim Stoddard, R ERA: 2.99 Keith Atherton, R ERA: 3.56 Scott Bailes, L ERA: 3.54	(1, 1)	5.2	L	27	7	5	2	2	2	0	0	1	0	1	64	105	3.18	1.588										
Jerry Browne, S OBP: 0.325, SLG: 0.362 (1, 4)	G6-3		1B		G3-1														G4-3	4	0	1	0	1	0	1		
Felix Fermin, R OBP: 0.317, SLG: 0.271 (1, 6)	K		G1-3		G4-3														G6-4-3	4	0	0	0	0	1	3		
Pete O'Brien, L OBP: 0.386, SLG: 0.491 (1, 3)	1B			HR		G6-3													1B	4	2	4	1	0	0	0		
Joe Carter, R OBP: 0.315, SLG: 0.436 (1, 8)	G1-3			CS		G6-3													G6-3	4	0	2	0	0	0	2		
Cory Snyder, R OBP: 0.265, SLG: 0.367 (1, 9)		K		1B		P6													K	4	0	0	0	0	3	4		
Mark Salas, L OBP: 0.289, SLG: 0.405 (1, 10)	F9			2B		1B													G6-3	3	0	1	0	1	0	2		
Brook Jacoby, R OBP: 0.370, SLG: 0.467 (1, 5)	G5-3			G1-3		FC6													1B	4	0	1	1	0	0	1		
Oddibe McDowell, L OBP: 0.287, SLG: 0.272 (1, 7)			FC5-4		G3-1	FC6													G6-3	3	1	2	0	1	0	2		
Joel Skinner, R OBP: 0.295, SLG: 0.395 Dave Clark, L OBP: 0.299, SLG: 0.375 (9, PH)	FC5-4		1B		K														G4-3	3	0	0	0	0	2	2		
Inning Stats	R: 0 E: 0 K: 1 S: 11	H: 1 LOB: 1 BB: 0 P: 15	R: 0 E: 0 K: 1 S: 9	H: 0 LOB: 0 BB: 0 P: 14	R: 0 E: 1 K: 0 S: 8	H: 1 LOB: 1 BB: 1 P: 18	R: 1 E: 0 K: 1 S: 15	H: 3 LOB: 1 BB: 0 P: 21	R: 0 E: 0 K: 1 S: 10	H: 1 LOB: 1 BB: 0 P: 14	R: 1 E: 0 K: 0 S: 12	H: 2 LOB: 2 BB: 1 P: 21	R: 0 E: 0 K: 1 S: 7	H: 0 LOB: 0 BB: 1 P: 13	R: 0 E: 0 K: 1 S: 10	H: 2 LOB: 1 BB: 0 P: 11	R: 1 E: 0 K: 0 S: 12	H: 1 LOB: 0 BB: 0 P: 18	1B: 7 2B: 3 3B: 0 HR: 1	SF: 0 SAC: 0 DP: 2 HBP: 0	WP: 0 PB: 1 SB: 1 CS: 1	PA: 37						
PITCHER	IP	WLS	BF	H	R	ER	SO	BB	IBB	HBP	BLK	WP	HR	S	P	ERA	WHIP											
Brian Holman, R ERA: 4.73 Gene Harris, R ERA: 4.0	(1, 1)	5.2	W	24	7	2	2	4	2	0	0	0	0	34	49	0.00	1.500											

AB	36
R	6
H	9
RBI	6
BB	4
SO	3
LOB	15



BOTTOM

AB	34
R	3
H	11
RBI	2
BB	3
SO	6
LOB	18



WP: 0	PA: 37
PB: 1	
SB: 1	
CS: 1	

Batter	1	2	3	4	5	6	7	8	9	10	11	AB	R	H	RBI	BB	SO	LOB	TOP															
Henry Cotto, R OBP: 0.309, SLG: 0.386 (1.8)	G5-3	G6-3		K		G9		K			K	6	0	0	0	0	3	4																
Darnell Coles, R OBP: 0.273, SLG: 0.333 Ken Griffey Jr., L OBP: 0.335, SLG: 0.467 (9. PR)	G6-3		G6-3		BB FC6-4		PB				K	5	1	3	0	0	0	0																
Alvin Davis, L OBP: 0.432, SLG: 0.500 (1.3)	FC6-4		FC6-4		BB SF8		P6				G5-4-3	2	1	1	0	3	0	1																
Jeffrey Leonard, R OBP: 0.323, SLG: 0.453 (1.10)	FC6-4		F7		BB						K	3	0	0	0	2	1	4																
Jim Presley, R OBP: 0.322, SLG: 0.426 Dave Cochrane, S OBP: 0.328, SLG: 0.400 (3. PH)		HBP 1B		BB		FC6-4		K			G5-4-3	1	1	1	0	0	0	0																
Jay Buhner, R OBP: 0.317, SLG: 0.583 (1.9)		1B		FC5		SF8		K			G4-3	3	0	0	1	0	1	4																
Greg Briley, L OBP: 0.370, SLG: 0.407 (1.4)		HBP				SH1-4		K			G6-4-3	4	0	3	1	1	1	1																
Omar Vizquel, S OBP: 0.258, SLG: 0.261 (1.6)		K		SH1-4		K		FC2-5			G6-4-3	4	0	0	0	0	2	4																
Bill McGuire, R Harold Reynolds, S OBP: 0.381, SLG: 0.385 Scott Bradley, L OBP: 0.304, SLG: 0.386 (11. PH)		K		K		F7		K			K	4	0	0	0	0	3	4																
Inning Stats	R: 0 E: 0 K: 0 S: 12	H: 0 LOB: 1 BB: 1 P: 21	R: 1 E: 0 K: 2 S: 16	H: 2 LOB: 2 BB: 0 P: 24	R: 0 E: 0 K: 0 S: 9	H: 1 LOB: 2 BB: 1 P: 17	R: 0 E: 0 K: 2 S: 10	H: 1 LOB: 1 BB: 0 P: 14	R: 2 E: 0 K: 1 S: 8	H: 1 LOB: 1 BB: 2 P: 18	R: 0 E: 0 K: 1 S: 7	H: 0 LOB: 0 BB: 0 P: 10	R: 0 E: 0 K: 2 S: 11	H: 1 LOB: 2 BB: 1 P: 23	R: 0 E: 0 K: 2 S: 10	H: 1 LOB: 1 BB: 0 P: 16	R: 0 E: 0 K: 1 S: 6	H: 0 LOB: 0 BB: 1 P: 13	R: 0 E: 0 K: 0 S: 4	H: 0 LOB: 0 BB: 1 P: 10	R: 0 E: 0 K: 3 S: 14	H: 0 LOB: 0 BB: 0 P: 18	1B: 4 2B: 4 3B: 0 HR: 0	SF: 1 SAC: 1 DP: 2 HBP: 1	WP: 0 PB: 1 SB: 0 CS: 0	PA: 47								
PITCHER	IP ERA	WLS BF	H R	ER SO	BB IBB	HBP BLK	WP HR	S P	ERA WHIP	PITCHER											IP ERA WHIP													
Frank Viola, L ERA: 4.26 (1.1)	0.1	3	1	0	0	1	0	0	5	12	0.00	3.000																						
Lee Tunnell, R ERA: (9.1)	2.2	W	7	0	0	3	1	0	0	0	0	19	29	0.00	0.375																			
Gary Wayne, L ERA: 3.78 (9.1)	2.2	W	7	0	0	3	1	0	0	0	0	19	29	0.00	0.375																			
Gary Wayne, L ERA: 3.78 (10.1)	2.2	W	7	0	0	3	1	0	0	0	0	19	29	0.00	0.375																			

Seattle Mariners @ Minnesota Twins
Hubert H. Humphrey Metrodome, Minneapolis, MN
Tue Jun 13 1989, 8:05 PM EDT
Att: 18,839 - Dome

AB	37
R	3
H	8
RBI	3
BB	7
SO	14
LOB	28



Batter	1	2	3	4	5	6	7	8	9	10	11	AB	R	H	RBI	BB	SO	LOB	BOTTOM															
Wally Backman, S OBP: 0.340, SLG: 0.321 (1.4)	L7		P2			G3		SH1-4			K	4	0	0	0	1	1	2																
Dan Gladden, R OBP: 0.301, SLG: 0.348 (1.7)	L9			P4		F8		SH1-4			K	4	0	0	0	0	1	0																
Kirby Puckett, R OBP: 0.382, SLG: 0.475 (1.8)						G6-3		F9			G4-3	5	0	2	0	0	0	1																
Jim Dwyer, L OBP: 0.427, SLG: 0.419 Brian Harper, R OBP: 0.313, SLG: 0.430 (8. PH)						F7		F9			G4-3	3	1	1	0	0	1	2																
Gary Gaetti, R OBP: 0.283, SLG: 0.405 (1.5)				G5-3				K			K	4	2	1	0	1	2	2																
Randy Bush, L OBP: 0.353, SLG: 0.554 (8.9)						HR		1B			1B	4	1	3	1	1	1	1																
Carmen Castillo, R OBP: 0.333, SLG: 0.489 Tim Laidner, R OBP: 0.279, SLG: 0.317 John Moses, S OBP: 0.341, SLG: 0.369 Gary Wayne, L OBP: 0.304, SLG: 0.386 (11. PH)				G5-4-3				K			K	3	0	0	0	0	2	3																
Greg Gagne, R OBP: 0.289, SLG: 0.373 Gene Larkin, S OBP: 0.335, SLG: 0.312 (8.3)								1B			L8	2	0	0	0	0	0	0																
Orlando Mercado, R OBP: 0.355, SLG: 0.271 Al Newman, S OBP: 0.355, SLG: 0.271 (8.6)				G6-3				P6			F8	3	0	1	1	0	0	4																
Inning Stats	R: 0 E: 0 K: 1 S: 11	H: 1 LOB: 1 BB: 0 P: 15	R: 0 E: 0 K: 1 S: 6	H: 0 LOB: 0 BB: 1 P: 11	R: 0 E: 0 K: 0 S: 5	H: 0 LOB: 0 BB: 0 P: 6	R: 0 E: 0 K: 0 S: 8	H: 1 LOB: 1 BB: 0 P: 10	R: 1 E: 0 K: 1 S: 11	H: 2 LOB: 2 BB: 1 P: 17	R: 0 E: 0 K: 0 S: 10	H: 0 LOB: 0 BB: 0 P: 7	R: 1 E: 0 K: 2 S: 14	H: 2 LOB: 2 BB: 1 P: 24	R: 0 E: 0 K: 0 S: 10	H: 0 LOB: 1 BB: 0 P: 15	R: 1 E: 0 K: 2 S: 20	H: 2 LOB: 2 BB: 0 P: 31	R: 0 E: 0 K: 1 S: 8	H: 0 LOB: 0 BB: 1 P: 10	R: 1 E: 0 K: 1 S: 9	H: 3 LOB: 3 BB: 1 P: 18	1B: 9 2B: 0 3B: 0 HR: 1	SF: 0 SAC: 1 DP: 1 HBP: 0	WP: 2 PB: 0 SB: 0 CS: 0	PA: 45								
PITCHER	IP ERA	WLS BF	H R	ER SO	BB IBB	HBP BLK	WP HR	S P	ERA WHIP	PITCHER											IP ERA WHIP													
Scott Bankhead, R ERA: 3.73 (7.1)	1.1	6	1	0	0	1	1	0	14	23	0.00	1.500																						
Dennis Powell, L ERA: (8.1)	0.1	1	0	0	0	0	0	0	3	3	0.00	0.000																						
Mike Schooler, R ERA: 1.67 (9.1)	2.0	9	2	1	1	3	0	0	28	41	4.50	1.000																						
Jerry Reed, R ERA: 3.25 (11.1)	0.1	L	5	3	1	1	1	0	9	18	27.00	9.000																						

Seattle Mariners @ Minnesota Twins
Hubert H. Humphrey Metrodome, Minneapolis, MN
Tue Jun 13 1989, 8:05 PM EDT
Att: 18,839 - Dome

AB	40
R	4
H	10
RBI	4
BB	4
SO	9
LOB	20



Batter	1	2	3	4	5	6	7	8	9	AB	R	H	RBI	BB	SO	LOB	TOP			
Greg Briley, L (1,4) OBP: 0.381, SLG: 0.427										5	1	3	0	0	1	1	Seattle Mariners @ Minnesota Twins Hubert H. Humphrey Metrodome, Minneapolis, MN Wed Jun 14 1989, 8:05 PM EDT Att: 21,816 - Dome			
Damell Coles, R (1,7) OBP: 0.280, SLG: 0.332										4	1	1	0	1	0	2				
Alvin Davis, L (1,3) OBP: 0.426, SLG: 0.488										4	0	0	0	1	0	5				
Jeffrey Leonard, R (1,10) OBP: 0.324, SLG: 0.452										5	2	2	1	0	1	2				
Ken Griffey Jr., L (1,8) OBP: 0.396, SLG: 0.470										5	3	2	1	0	1	2				
Jay Buhner, R (1,9) OBP: 0.356, SLG: 0.700										4	1	3	5	0	0	0				
Scott Bradley, L (1,2) OBP: 0.293, SLG: 0.371										4	0	0	1	0	1	2				
Dave Cochrane, S (1,5) OBP: 0.306, SLG: 0.370										4	0	0	0	0	2	1				
Omar Vizquel, S (1,6) OBP: 0.265, SLG: 0.262										3	0	1	0	1	0	0				
Inning Stats	R: 4 E: 1 K: 1 S: 18	H: 4 LOB: 1 BB: 0 P: 25	R: 0 E: 0 K: 0 S: 10	H: 1 LOB: 2 BB: 1 P: 21	R: 0 E: 0 K: 0 S: 6	H: 0 LOB: 0 BB: 0 P: 8	R: 2 E: 0 K: 0 S: 9	H: 3 LOB: 1 BB: 0 P: 14	R: 0 E: 0 K: 0 S: 10	H: 1 LOB: 0 BB: 2 P: 24	R: 2 E: 0 K: 2 S: 17	H: 2 LOB: 0 BB: 0 P: 23	R: 0 E: 0 K: 1 S: 9	H: 1 LOB: 0 BB: 0 P: 13	R: 0 E: 0 K: 2 S: 8	H: 0 LOB: 0 BB: 0 P: 13		1B: 8 2B: 3 3B: 0 HR: 1	SF: 0 SAC: 0 DP: 2 HBP: 0	WP: 0 PB: 0 SB: 1 CS: 0
PITCHER	IP WLS BF H R ER SO BB IBB HBP BLK WP HR S P ERA WHIP																			
Roy Smith, R (1,1) ERA: 3.84	5.0	25	8	6	4	1	0	0	0	0	0	0	0	0	52	80	7.20	1.600		
Lee Tunnell, R (6,1) ERA:	0.1	4	1	0	0	0	2	0	0	0	0	0	0	0	9	21	0.00	9.000		
Juan Berenguer, R (6,1) ERA: 3.53	2.2	W	9	3	2	3	0	0	0	0	0	1	27	39	6.75	1.125				
Jeff Reardon, R (9,1) ERA: 4.0	1.0	S	3	0	0	0	2	0	0	0	0	0	8	13	0.00	0.000				

Batter	1	2	3	4	5	6	7	8	9	AB	R	H	RBI	BB	SO	LOB	BOTTOM				
Wally Backman, S (1,4) OBP: 0.335, SLG: 0.317										5	1	1	0	0	0	1	Seattle Mariners @ Minnesota Twins Hubert H. Humphrey Metrodome, Minneapolis, MN Wed Jun 14 1989, 8:05 PM EDT Att: 21,816 - Dome				
Dan Gladden, R (9,7) OBP: 0.301, SLG: 0.348										0	0	0	0	0	0	0					
John Moses, S (1,7) OBP: 0.344, SLG: 0.374										4	1	1	2	1	0	1					
Kirby Puckett, R (1,8) OBP: 0.382, SLG: 0.484										4	1	1	1	1	0	1					
Jim Dwyer, L (1,10) OBP: 0.439, SLG: 0.433									4	3	3	1	0	0	2						
Gary Gaetti, R (1,5) OBP: 0.287, SLG: 0.421									3	2	2	2	0	0	2						
Randy Bush, L (1,9) OBP: 0.357, SLG: 0.556									3	1	1	2	1	0	0						
Al Newman, S (9,4) OBP: 0.355, SLG: 0.271									0	0	0	0	0	0	0						
Gene Larkin, S (1,3) OBP: 0.329, SLG: 0.305									4	0	0	0	0	0	3						
Brian Harper, R (1,2) OBP: 0.319, SLG: 0.433									4	1	2	2	0	0	0						
Greg Gagne, R (1,6) OBP: 0.289, SLG: 0.370									4	0	1	0	0	2	2						
Inning Stats	R: 0 E: 0 K: 0 S: 7	H: 0 LOB: 2 BB: 2 P: 17	R: 0 E: 0 K: 0 S: 6	H: 0 LOB: 0 BB: 0 P: 10	R: 0 E: 0 K: 0 S: 6	H: 0 LOB: 0 BB: 0 P: 10	R: 2 E: 0 K: 0 S: 9	H: 2 LOB: 0 BB: 0 P: 12	R: 5 E: 0 K: 1 S: 14	H: 6 LOB: 1 BB: 0 P: 22	R: 0 E: 0 K: 0 S: 8	H: 1 LOB: 1 BB: 0 P: 15	R: 3 E: 0 K: 1 S: 13	H: 3 LOB: 1 BB: 1 P: 25	R: 0 E: 0 K: 0 S: 5	H: 0 LOB: 0 BB: 0 P: 9	1B: 8 2B: 2 3B: 0 HR: 2	SF: 0 SAC: 1 DP: 0 HBP: 0	WP: 0 PB: 0 SB: 0 CS: 0	PA: 39	
PITCHER	IP WLS BF H R ER SO BB IBB HBP BLK WP HR S P ERA WHIP																				
Bill Swift, R (1,1) ERA: 6.75	4.2	23	7	7	7	1	2	0	0	0	0	0	0	0	40	67	13.50	1.929			
Dennis Powell, L (5,1) ERA: 4.46	1.1	6	2	0	0	0	0	0	0	0	0	0	10	19	0.00	1.500					
Tom Niedenfuer, R (7,1) ERA: 11.25	2.0	L	10	3	3	3	1	0	1	0	0	0	1	18	34	13.50	1.500				

AB	38
R	8
H	12
RBI	8
BB	3
SO	6
LOB	15



AB	35
R	10
H	12
RBI	10
BB	3
SO	2
LOB	12



Batter	1	2	3	4	5	6	7	8	9	AB	R	H	RBI	BB	SO	LOB	TOP								
Harold Reynolds, S OBP: 0.362, SLG: 0.390 (1, 4)	F7		F7			1B	1-1 HR	G4-3		5	2	2	0	0	0	2									
Greg Britley, L OBP: 0.381, SLG: 0.455 (1, 7)	F8			G4-3		G5-3	1B	HR		5	2	2	2	0	0	1									
Alvin Davis, L OBP: 0.431, SLG: 0.509 (1, 3)	F8			1B		1B	1B	G4-3		5	2	3	5	0	0	0									
Jeffrey Leonard, R OBP: 0.326, SLG: 0.448 (1, 10)		G6-3		F8		1B	G6-3			4	0	1	0	1	0	1									
Ken Griffey Jr., L OBP: 0.333, SLG: 0.464 (1, 8)		P6		F9		K	S	G6-4-3		5	0	1	0	0	1	4									
Jay Buhner, R OBP: 0.375, SLG: 0.714 Darnell Coles, R OBP: 0.278, SLG: 0.329 (7, PH) (7, 9)	L4					G1-3	2B	K		2	1	1	0	1	0	0									
Scott Bradley, L OBP: 0.288, SLG: 0.364 Jim Prestley, R OBP: 0.325, SLG: 0.426 Bill McGuire, R OBP: 0.125, SLG: 0.313 (1, 2) (6, PH) (6, 2)			G6-3			G1-3		G3		2	0	0	0	0	0	1	AB 37								
Edgar Martinez, R OBP: 0.289, SLG: 0.274 (1, 5)			F9			SF8		K		3	0	0	1	0	2	3	R 9								
Omar Vizquel, S OBP: 0.277, SLG: 0.270 (1, 6)						F8		1B	G4-3	3	2	2	0	1	0	0	H 12								
Inning Stats	R: 0 E: 0 K: 0 S: 10	H: 0 LOB: 0 BB: 0 P: 14	R: 0 E: 0 K: 0 S: 5	H: 0 LOB: 0 BB: 0 P: 6	R: 0 E: 0 K: 0 S: 12	H: 0 LOB: 1 BB: 1 P: 20	R: 0 E: 0 K: 0 S: 8	H: 1 LOB: 0 BB: 0 P: 16	R: 1 E: 0 K: 0 S: 9	H: 1 LOB: 0 BB: 0 P: 12	R: 2 E: 0 K: 2 S: 15	H: 3 LOB: 3 BB: 2 P: 30	R: 4 E: 0 K: 1 S: 16	H: 5 LOB: 1 BB: 0 P: 27	R: 2 E: 0 K: 1 S: 12	H: 2 LOB: 0 BB: 0 P: 17	R: 0 E: 0 K: 1 S: 4	H: 0 LOB: 0 BB: 1 P: 10	1B: 8 2B: 2 3B: 0 HR: 2	SF: 1 SAC: 0 DP: 1 HBP: 0	WP: 1 PB: 0 SB: 1 CS: 0	PA: 42			
PITCHER	IP	WLS	BF	H	R	ER	SO	BB	IBB	HBP	BLK	WP	HR	S	P	ERA	WHIP								
Francisco Oliveras, R ERA: 3.33 (1, 1)	5.1		22	5	3	3	0	1	0	0	0	0	0	3	8	5.06	1.125								
Gary Wayne, L ERA: 3.74 (6, 1)	0.1	L	8	5	4	4	1	1	0	0	0	1	1	14	27	54.00	9.000								
Steve Shields, R ERA: 9.93 (6, 1)	0.2																								
Lee Tunnell, R ERA: 2.16 (7, 1)	2.2		10	2	2	2	3	1	0	0	0	0	1	22	36	6.75	1.125								

Seattle Mariners @ Minnesota Twins
 Hubert H. Humphrey Metrodome, Minneapolis, MN
 Thu Jun 15 1989, 4:33 AM EDT
 Att: 25,416 - Dome

AB	37
R	9
H	12
RBI	8
BB	4
SO	5
LOB	14



Batter	1	2	3	4	5	6	7	8	9	AB	R	H	RBI	BB	SO	LOB	BOTTOM								
Al Newman, S OBP: 0.357, SLG: 0.266 (1, 4)	FC3	1B	F9			K		K		3	2	0	0	2	2	3									
Dan Gladden, R OBP: 0.303, SLG: 0.347 Brian Harper, R OBP: 0.319, SLG: 0.433 (1, 7) (9, 2)	1B	1B		G4-3		B1-3		P2		4	2	1	0	1	0	2									
Kirby Puckett, R OBP: 0.379, SLG: 0.478 (1, 8)	FC3	1B		K		G6-3		K		5	1	1	1	0	2	1									
Gary Gaetti, R OBP: 0.286, SLG: 0.418 (1, 5)	2B	SF7		P2		G5-3		G1-3		4	0	1	1	0	0	0									
Gene Larkin, S OBP: 0.330, SLG: 0.302 (1, 3)	SF8					G3		K		2	0	0	1	2	1	0									
Carmen Castillo, R OBP: 0.343, SLG: 0.515 John Moses, S OBP: 0.338, SLG: 0.368 (1, 9) (7, PH) (8, 9) (9, 7)	1B	K				F9		G4-3		3	0	2	1	0	1	2									
Tim Laidner, R OBP: 0.280, SLG: 0.311 Jim Dwyer, L OBP: 0.443, SLG: 0.433 (1, 10) (8, PH)	K					FC6-4		BB		2	0	0	0	1	2	2	AB 32								
Greg Gagne, R OBP: 0.284, SLG: 0.365 Wally Backman, S OBP: 0.333, SLG: 0.315 (1, 6) (8, PH) (9, 4)	P4					F9		F7		3	0	0	0	0	0	4	R 5								
Orlando Mercado, R OBP: 0.200, SLG: 0.111 Randy Bush, L OBP: 0.361, SLG: 0.556 (1, 2) (8, PH) (9, 9)	G1-3					FC6-4		BB		3	0	0	0	0	0	1	H 6								
Inning Stats	R: 3 E: 1 K: 1 S: 21	H: 2 LOB: 2 BB: 2 P: 37	R: 2 E: 0 K: 1 S: 17	H: 2 LOB: 2 BB: 2 P: 33	R: 0 E: 0 K: 1 S: 8	H: 1 LOB: 1 BB: 0 P: 10	R: 0 E: 0 K: 1 S: 6	H: 0 LOB: 0 BB: 0 P: 7	R: 0 E: 0 K: 0 S: 13	H: 1 LOB: 2 BB: 1 P: 24	R: 0 E: 0 K: 1 S: 9	H: 0 LOB: 0 BB: 0 P: 13	R: 0 E: 0 K: 1 S: 6	H: 0 LOB: 0 BB: 0 P: 8	R: 0 E: 0 K: 1 S: 16	H: 0 LOB: 2 BB: 2 P: 30	R: 0 E: 0 K: 1 S: 6	H: 0 LOB: 1 BB: 1 P: 13	1B: 4 2B: 2 3B: 0 HR: 0	SF: 2 SAC: 0 DP: 0 HBP: 0	WP: 0 PB: 0 SB: 1 CS: 0	PA: 42			
PITCHER	IP	WLS	BF	H	R	ER	SO	BB	IBB	HBP	BLK	WP	HR	S	P	ERA	WHIP								
Randy Johnson, L ERA: 5.02 (1, 1)	1.2		14	4	5	4	0	4	0	0	0	0	0	35	65	21.60	4.800								
Jerry Reed, R ERA: 3.02 (2, 1)	3.1		13	2	0	0	3	1	0	0	0	0	0	30	46	0.00	0.900								
Dennis Powell, L ERA: 4.33 (6, 1)	1.0	W	3	0	0	0	1	0	0	0	0	0	0	9	13	0.00	0.000								
Michael Jackson, R ERA: 3.14 (7, 1)	3.0	S	12	0	0	0	3	3	0	0	0	0	0	28	51	0.00	1.000								

Seattle Mariners @ Minnesota Twins
 Hubert H. Humphrey Metrodome, Minneapolis, MN
 Thu Jun 15 1989, 4:33 AM EDT
 Att: 25,416 - Dome

AB	32
R	5
H	6
RBI	4
BB	8
SO	8
LOB	18



Batter	1	2	3	4	5	6	7	8	9	AB	R	H	RBI	BB	SO	LOB	TOP				
Harold Reynolds, S (1,4) OBP: 0.356, SLG: 0.383	G6-3		K			K		L7		4	0	0	0	0	2	0					
Darnell Coles, R (1,7) OBP: 0.273, SLG: 0.323	G4-3		G6-3			K		E5		4	0	0	0	0	1	0					
Alvin Davis, L (1,3) OBP: 0.427, SLG: 0.500	P2			G3-1			1B	G4-6-3		3	1	0	0	1	0	1					
Jeffrey Leonard, R (1,10) OBP: 0.321, SLG: 0.441		G6-3		G6-3			P3		K	4	0	0	0	0	1	1					
Ken Griffey Jr., L (1,8) OBP: 0.336, SLG: 0.469		F9		G3-1			1B	L9		4	2	2	0	0	0	0					
Jay Buhner, R (1,9) OBP: 0.365, SLG: 0.674		F9			L7		E	K		4	0	1	0	0	1	1					
Edgar Martinez, R (1,5) OBP: 0.302, SLG: 0.289					F9		E			3	0	2	3	0	0	0					
Omar Vizquel, S (1,6) OBP: 0.272, SLG: 0.265		L7			F9		E4			3	0	0	0	0	0	3					
Bill McGuire, R (1,2) OBP: 0.111, SLG: 0.278				G6-3						2	0	0	0	0	0	0					
Jim Presley, R (7,PH) OBP: 0.323, SLG: 0.424						G4-3		G6-3		1	0	0	0	0	0	3					
Scott Bradley, L (7,2) OBP: 0.288, SLG: 0.364										0	0	0	0	0	0	0					
Inning Stats	R: 0 E: 0 K: 0 S: 5	H: 0 LOB: 0 BB: 0 P: 10	R: 1 E: 0 K: 0 S: 9	H: 2 LOB: 1 BB: 0 P: 10	R: 0 E: 0 K: 1 S: 7	H: 0 LOB: 0 BB: 0 P: 8	R: 0 E: 0 K: 0 S: 8	H: 0 LOB: 0 BB: 0 P: 11	R: 0 E: 0 K: 2 S: 11	H: 0 LOB: 0 BB: 0 P: 15	R: 2 E: 1 K: 0 S: 14	H: 3 LOB: 2 BB: 1 P: 23	R: 0 E: 1 K: 0 S: 4	H: 0 LOB: 0 BB: 0 P: 8	R: 0 E: 0 K: 2 S: 8	H: 0 LOB: 0 BB: 0 P: 12	1B: 4 2B: 1 3B: 0 HR: 0	SF: 0 SAC: 0 DP: 2 HBP: 0	WP: 0 PB: 0 SB: 0 CS: 0	PA: 33	
PITCHER	IP	WLS	BF	H	R	ER	SO	BB	IBB	HBP	BLK	WP	HR	S	P	ERA	WHIP				
Mike Flanagan, L (1,1) ERA: 3.84	6.1		26	5	3	3	3	1	0	0	0	0	0	55	80	4.26	0.947				
David Wells, L (7,1) ERA: 2.66	1.2		4	0	0	0	0	0	0	0	0	0	0	8	13	0.00	0.000				
Tom Henke, R (9,1) ERA: 4.5	1.0	W	3	0	0	0	2	0	0	0	0	0	0	8	12	0.00	0.000				

Seattle Mariners @ Toronto Blue Jays
SkyDome, Toronto, ON
Fri Jun 16 1989, 7:05 PM EDT
Att: 48,363 - Dome - 70 F

AB 32
R 3
H 5
RBI 3
BB 1
SO 5
LOB 9



Batter	1	2	3	4	5	6	7	8	9	AB	R	H	RBI	BB	SO	LOB	BOTTOM				
Junior Felix, S (1,8) OBP: 0.348, SLG: 0.464	L8		G5-3		B2-3			S		3	0	0	0	1	0	0					
Tony Fernandez, S (1,6) OBP: 0.281, SLG: 0.339	G1-3			G6-3		G4-3		K		4	1	1	0	0	1	1					
Kelly Gruber, R (1,9) OBP: 0.367, SLG: 0.447	G6-3			G6-3		K			HBP	4	1	1	0	0	1	1					
George Bell, R (1,7) OBP: 0.304, SLG: 0.429	6-3			BB		K			2B	3	1	1	1	0	1	0					
Fred McGriff, L (1,3) OBP: 0.386, SLG: 0.555				F7				L8	WP	3	0	1	1	1	0	1					
Ernie Whitt, L (1,2) OBP: 0.420, SLG: 0.507		G4-6-3						P6	2B	2	0	0	0	2	0	1					
Rance Mulliniks, L (1,10) OBP: 0.315, SLG: 0.289			F7		L7			G4-3	WP	4	0	0	0	0	0	4					
Manuel Lee, S (1,5) OBP: 0.309, SLG: 0.317					G4-3			K		3	1	1	0	0	1	0					
Nelson Liriano, S (1,4) OBP: 0.341, SLG: 0.411			G4-3					B1-3		3	0	0	0	0	0	0					
Inning Stats	R: 0 E: 0 K: 0 S: 4	H: 0 LOB: 0 BB: 0 P: 6	R: 0 E: 0 K: 0 S: 3	H: 0 LOB: 0 BB: 1 P: 10	R: 1 E: 0 K: 0 S: 11	H: 1 LOB: 0 BB: 0 P: 18	R: 1 E: 0 K: 0 S: 8	H: 2 LOB: 2 BB: 1 P: 18	R: 0 E: 0 K: 2 S: 8	H: 0 LOB: 0 BB: 0 P: 11	R: 0 E: 0 K: 0 S: 5	H: 0 LOB: 0 BB: 0 P: 10	R: 0 E: 0 K: 2 S: 10	H: 0 LOB: 1 BB: 1 P: 18	R: 2 E: 0 K: 0 S: 6	H: 2 LOB: 2 BB: 1 P: 19	1B: 4 2B: 1 3B: 0 HR: 0	SF: 0 SAC: 0 DP: 1 HBP: 1	WP: 2 PB: 0 SB: 0 CS: 0	PA: 34	
PITCHER	IP	WLS	BF	H	R	ER	SO	BB	IBB	HBP	BLK	WP	HR	S	P	ERA	WHIP				
Brian Holman, R (1,1) ERA: 4.4	8.0		30	4	3	2	4	3	0	0	0	1	0	59	107	2.25	0.875				
Mike Scholer, R (9,1) ERA: 1.95	0.0	L	4	1	1	1	0	0	1	1	0	1	0	3	13	∞	∞				

Seattle Mariners @ Toronto Blue Jays
SkyDome, Toronto, ON
Fri Jun 16 1989, 7:05 PM EDT
Att: 48,363 - Dome - 70 F

AB 29
R 4
H 5
RBI 2
BB 4
SO 4
LOB 8



Batter	1	2	3	4	5	6	7	8	9	AB	R	H	RBI	BB	SO	LOB	TOP										
Harold Reynolds, S OBP: 0.349, SLG: 0.376 (1, 4)	G6-3		F9	FC6-4		L8			K	5	1	0	0	0	1	4	Seattle Mariners @ Toronto Blue Jays SkyDome, Toronto, ON Sat Jun 17 1989, 3:33 AM EDT Att: 48,336 - Dome - 70 F livebaseballscorecards.com										
Danell Coles, R OBP: 0.276, SLG: 0.325 (1, 7) (9, 3)	1B		G4-3		F7				K	5	0	2	0	0	1	1											
Alvin Davis, L OBP: 0.431, SLG: 0.503 Henry Cotto, R OBP: 0.309, SLG: 0.386 (1, 3) (9, 7)	FC6-4				G3-1				K	5	0	3	1	0	1	1											
Jeffrey Leonard, R OBP: 0.319, SLG: 0.436 (1, 10)	F9				F8				F9	5	0	1	0	0	0	5											
Jay Buhner, R OBP: 0.357, SLG: 0.640 (1, 9)	FC6-4				F8				K	4	1	1	0	0	1	4											
Ken Griffey Jr., L OBP: 0.335, SLG: 0.465 (1, 8)		L6			K				F8	4	0	1	0	0	1	1											
Edgar Martinez, R OBP: 0.322, SLG: 0.304 (1, 5)		F9			FC6-4				FC6-2	3	0	2	0	1	0	0											
Omar Vizquel, S OBP: 0.273, SLG: 0.261 (1, 6)					FC6-4				SH2-3	2	0	0	1	1	0	2											
Bill McGuire, R OBP: 0.150, SLG: 0.300 Jim Presley, R OBP: 0.322, SLG: 0.422 Scott Bradley, L OBP: 0.286, SLG: 0.361 (1, 2) (6, PH) (6, 2)		G3			FC6-4				FC6-2	2	0	1	0	0	0	1											
Inning Stats	R: 0 E: 0 K: 0 S: 10	H: 2 LOB: 2 BB: 0 P: 17	R: 0 E: 0 K: 0 S: 11	H: 0 LOB: 1 BB: 1 P: 17	R: 0 E: 0 K: 0 S: 7	H: 1 LOB: 1 BB: 0 P: 9	R: 1 E: 0 K: 1 S: 10	H: 3 LOB: 2 BB: 0 P: 18	R: 0 E: 0 K: 0 S: 7	H: 1 LOB: 1 BB: 0 P: 10	R: 0 E: 0 K: 0 S: 11	H: 2 LOB: 2 BB: 0 P: 17	R: 0 E: 0 K: 2 S: 12	H: 1 LOB: 1 BB: 0 P: 17	R: 0 E: 0 K: 0 S: 8	H: 0 LOB: 0 BB: 1 P: 18		R: 1 E: 0 K: 2 S: 15	H: 1 LOB: 1 BB: 0 P: 19	1B: 11 2B: 1 3B: 0 HR: 0	SF: 0 SAC: 1 DP: 1 HBP: 0	WP: 1 PB: 0 SB: 1 CS: 0	PA: 40				
PITCHER	IP	WLS	BF	H	R	ER	SO	BB	IBB	HBP	BLK	WP	HR	S	P	ERA	WHIP										
John Cerutti, L ERA: 2.62 Duane Ward, R ERA: 3.27 (1, 1) (8, 1)	7.0		32	10	1	1	3	1	0	0	0	0	0	68	105	1.29	1.571										

Batter	1	2	3	4	5	6	7	8	9	AB	R	H	RBI	BB	SO	LOB	BOTTOM										
Junior Felix, S OBP: 0.343, SLG: 0.455 (1, 8)	FC1-4		P6		F7				K	5	0	1	0	0	2	5	Seattle Mariners @ Toronto Blue Jays SkyDome, Toronto, ON Sat Jun 17 1989, 3:33 AM EDT Att: 48,336 - Dome - 70 F livebaseballscorecards.com										
Tony Fernandez, S OBP: 0.294, SLG: 0.340 (1, 6)	FC1-4		G6-3			L4-6			G1-3	5	0	2	1	0	0	1											
Kelly Gruber, R OBP: 0.368, SLG: 0.446 (1, 9)	K				E5	G1-3			G1-3	5	1	2	1	0	1	2											
George Bell, R OBP: 0.303, SLG: 0.423 (1, 7)	F7				G4-3				K	3	0	0	0	0	1	3											
Fred McGriff, L OBP: 0.391, SLG: 0.554 (1, 3)			L4-3		G4-3				L4-6	2	0	1	0	2	0	2											
Ernie Whitt, L OBP: 0.411, SLG: 0.497 (1, 2)		L4-3			SF9				K	3	0	0	1	0	2	3											
Rance Mulliniks, L OBP: 0.318, SLG: 0.291 Pat Borders, R OBP: 0.273, SLG: 0.339 (1, 10) (7, PH)					CS	G4-3			K	2	0	1	0	0	0	0											
Manuel Lee, S OBP: 0.325, SLG: 0.327 Tom Lawless, R OBP: 0.266, SLG: 0.200 (1, 5) (9, PR)		FC4							FC4	3	0	2	0	1	0	1											
Nelson Liriano, S OBP: 0.339, SLG: 0.405 (1, 4)					F8				P2	3	1	0	0	1	0	3											
Inning Stats	R: 0 E: 0 K: 1 S: 12	H: 1 LOB: 1 BB: 0 P: 17	R: 0 E: 0 K: 0 S: 9	H: 1 LOB: 1 BB: 1 P: 17	R: 0 E: 0 K: 0 S: 5	H: 0 LOB: 0 BB: 0 P: 9	R: 1 E: 1 K: 0 S: 6	H: 1 LOB: 0 BB: 0 P: 12	R: 0 E: 0 K: 0 S: 7	H: 1 LOB: 1 BB: 0 P: 10	R: 0 E: 0 K: 0 S: 9	H: 1 LOB: 1 BB: 0 P: 10	R: 0 E: 0 K: 2 S: 12	H: 2 LOB: 2 BB: 0 P: 20	R: 0 E: 0 K: 2 S: 10	H: 1 LOB: 2 BB: 1 P: 17		R: 2 E: 0 K: 2 S: 11	H: 2 LOB: 2 BB: 2 P: 21	1B: 10 2B: 2 3B: 0 HR: 0	SF: 1 SAC: 0 DP: 2 HBP: 1	WP: 0 PB: 0 SB: 2 CS: 1	PA: 40				
PITCHER	IP	WLS	BF	H	R	ER	SO	BB	IBB	HBP	BLK	WP	HR	S	P	ERA	WHIP										
Gene Harris, R ERA: 3.34 Dennis Powell, L ERA: 4.1 Michael Jackson, R ERA: 3.48 Mike Scholer, R ERA: 1.93 (1, 1) (6, 1) (8, 1) (9, 1)	5.1		22	5	1	0	2	0	0	0	0	0	0	18	27	0.00	1.500										

AB	37
R	2
H	11
RBI	2
BB	2
SO	5
LOB	21



AB	33
R	3
H	10
RBI	3
BB	4
SO	7
LOB	20



Batter	1	2	3	4	5	6	7	8	9	AB	R	H	RBI	BB	SO	LOB	TOP										
Greg Briley, L OBP: 0.390, SLG: 0.491 (1, 7)										5	2	3	1	0	0	2											
Harold Reynolds, S OBP: 0.354, SLG: 0.375 (1, 4)										3	2	1	0	2	0	1											
Alvin Davis, L OBP: 0.435, SLG: 0.500 (1, 10)										3	0	1	0	2	0	3											
Jay Buhner, R OBP: 0.361, SLG: 0.648 (1, 9)										4	1	1	2	1	1	4											
Ken Griffey Jr., L OBP: 0.336, SLG: 0.461 (1, 8)										4	0	1	1	1	0	3											
Jim Prostey, R OBP: 0.319, SLG: 0.415 (1, 3)										3	1	0	1	1	1	4											
Edgar Martinez, R OBP: 0.326, SLG: 0.357 (1, 5)										5	2	2	1	0	0	4											
Scott Bradley, L OBP: 0.285, SLG: 0.366 (1, 2)										4	0	1	2	0	0	0											
Omar Vizquel, S OBP: 0.272, SLG: 0.261 (1, 6)										4	0	1	0	0	0	1											
Inning Stats	R: 3 E: 0 K: 1 S: 14	H: 3 LOB: 0 BB: 1 P: 24	R: 1 E: 0 K: 0 S: 11	H: 2 LOB: 1 BB: 0 P: 17	R: 0 E: 0 K: 0 S: 9	H: 0 LOB: 2 BB: 2 P: 20	R: 1 E: 0 K: 0 S: 8	H: 1 LOB: 0 BB: 0 P: 8	R: 0 E: 0 K: 0 S: 8	H: 0 LOB: 1 BB: 1 P: 15	R: 0 E: 0 K: 1 S: 6	H: 2 LOB: 1 BB: 0 P: 9	R: 2 E: 0 K: 0 S: 10	H: 2 LOB: 1 BB: 2 P: 16	R: 1 E: 0 K: 0 S: 13	H: 1 LOB: 2 BB: 2 P: 26	1B: 6 2B: 2 3B: 1 HR: 2	SF: 1 SAC: 0 DP: 0 HBP: 0	WP: 1 PB: 0 SB: 0 CS: 1	PA: 43							
PITCHER	IP	WLS	BF	H	R	ER	SO	BB	IBB	HBP	BLK	WP	HR	S	P	ERA	WHIP										
Frank Willis, R ERA: 2.99 (1, 1)	5.0	L	24	6	5	5	1	4	0	0	0	1	2	50	84	9.00	2.000										
Xavier Hernandez, R ERA: 3.68 (6, 1)	3.0		13	4	2	2	1	1	0	0	0	0	0	20	32	6.00	1.667										
DeWayne Buice, R ERA: 8.0 (9, 1)	1.0		6	1	1	1	0	1	1	0	0	0	0	13	26	9.00	2.000										

Seattle Mariners @ Toronto Blue Jays
SkyDome, Toronto, ON
Sun Jun 18 1989, 3:33 AM EDT
Att: 48,329 - Sunny - 72 F

AB	35
R	8
H	11
RBI	8
BB	7
SO	2
LOB	22



Batter	1	2	3	4	5	6	7	8	9	AB	R	H	RBI	BB	SO	LOB	BOTTOM										
Junior Felix, S OBP: 0.339, SLG: 0.444 (1, 8)										4	1	0	0	1	1	3											
Tony Fernandez, S OBP: 0.283, SLG: 0.338 (1, 6)										4	0	1	0	0	0	2											
Kelly Gruber, R OBP: 0.366, SLG: 0.443 (1, 9)										4	1	1	0	0	0	2											
Tom Lawless, R OBP: 0.286, SLG: 0.200 (9, 9)										0	0	0	0	0	0	0											
George Bell, R OBP: 0.306, SLG: 0.429 (1, 7)										4	0	2	1	0	0	0											
Kevin Batiste, R OBP: 0.250, SLG: 0.250 (9, 7)										0	0	0	0	0	0	0											
Fred McGriff, L OBP: 0.393, SLG: 0.549 (1, 3)										2	0	0	0	2	1	0											
Ernie Whitt, L OBP: 0.402, SLG: 0.484 (1, 2)										4	0	0	0	0	1	5											
Rance Mulliniks, L OBP: 0.316, SLG: 0.286 (1, 10)										3	0	0	0	1	1	0											
Manuel Lee, S OBP: 0.322, SLG: 0.324 (1, 5)										4	0	1	0	0	0	1											
Nelson Liriano, S OBP: 0.338, SLG: 0.399 (1, 4)										3	0	0	0	1	0	2											
Inning Stats	R: 0 E: 0 K: 1 S: 9	H: 2 LOB: 3 BB: 1 P: 19	R: 0 E: 0 K: 1 S: 8	H: 0 LOB: 0 BB: 0 P: 13	R: 1 E: 0 K: 0 S: 9	H: 1 LOB: 2 BB: 2 P: 21	R: 0 E: 0 K: 1 S: 8	H: 0 LOB: 1 BB: 1 P: 18	R: 0 E: 0 K: 0 S: 10	H: 0 LOB: 0 BB: 0 P: 12	R: 0 E: 0 K: 0 S: 10	H: 0 LOB: 0 BB: 0 P: 13	R: 0 E: 2 K: 1 S: 8	H: 1 LOB: 1 BB: 0 P: 17	R: 1 E: 0 K: 0 S: 9	H: 1 LOB: 0 BB: 1 P: 18	1B: 4 2B: 1 3B: 0 HR: 0	SF: 0 SAC: 0 DP: 0 HBP: 0	WP: 0 PB: 0 SB: 1 CS: 0	PA: 37							
PITCHER	IP	WLS	BF	H	R	ER	SO	BB	IBB	HBP	BLK	WP	HR	S	P	ERA	WHIP										
Scott Bankhead, R ERA: 3.53 (1, 1)	7.0	W	29	4	1	1	3	4	0	0	0	0	0	63	113	1.29	1.143										
Jerry Reed, R ERA: 2.9 (8, 1)	2.0		8	1	1	0	1	1	0	0	0	0	0	17	31	0.00	1.000										

Seattle Mariners @ Toronto Blue Jays
SkyDome, Toronto, ON
Sun Jun 18 1989, 3:33 AM EDT
Att: 48,329 - Sunny - 72 F


AB	32
R	2
H	5
RBI	1
BB	5
SO	4
LOB	15



Batter	1	2	3	4	5	6	7	8	9	AB	R	H	RBI	BB	SO	LOB	TOP				
Steve Finley, L (1, 8) OBP: 0.245, SLG: 0.333	1-1 G4-3 1B		3-2 G4-6-3 1B		0-0 G3-1				3-2 F7	6	1	3	0	0	0	2					
Phil Bradley, R (1, 7) OBP: 0.380, SLG: 0.414 Mike Devereaux, R (8, 8) OBP: 0.372, SLG: 0.444	1-0 G4-3		2-2 G4-6-3		2-2 G4-3				4-0 BB	4	1	0	0	1	0	3					
Cal Ripken Jr., R (1, 6) OBP: 0.339, SLG: 0.408	2-1 E5 BLK			0-1 P7	2-0 L7		2-1 HR	3-2 F8	0-2 P4	6	1	1	3	0	0	2					
Mickey Tettleton, S (1, 2) OBP: 0.367, SLG: 0.577	4-1 1-2 BB			2-1 BB 1B		2-1 BB SF 2B	3-1 HR	2-3 K		4	3	3	1	1	1	0					
Joe Orsulak, L (1, 9) OBP: 0.364, SLG: 0.423	2-3 K			0-0 P5		4-2 SF BB CS BB	4-1 2B 1B BB	1-1 1B 1B		3	1	1	0	2	1	3					
Jim Traber, L (1, 3) OBP: 0.305, SLG: 0.381 Randy Milligan, R (6, PH) OBP: 0.418, SLG: 0.457		3-3 K		4-1 1B 1-2 BB		4-0 CS SF BB	1-0 1B 2B	2-2 1B		1	0	0	0	1	1	0					
Larry Sheets, L (1, 10) OBP: 0.299, SLG: 0.348	1-1 G1-3			2-1 BB 1B		1-1 SF CS	3-1 F9	0-0 G4-3		4	0	1	2	0	0	4					
Craig Worthington, R (1, 5) OBP: 0.295, SLG: 0.300	1-1 L7			4-0 1-2 BB		1-2 2-3 K	1-2 2B		1-1 SH1-3 1B	4	1	2	1	1	1	3					
Billy Ripken, R (1, 4) OBP: 0.287, SLG: 0.340			0-0 G1-6-3	3-2 G6-3		2-3 K	3-2 F9 2B		1-2 SH1-3	4	0	1	2	0	1	6					
Inning Stats	R: 0 E: 1 K: 1 S: 10	H: 1 LOB: 2 BB: 1 P: 19	R: 0 E: 0 K: 1 S: 9	H: 0 LOB: 0 BB: 0 P: 14	R: 0 E: 0 K: 0 S: 8	H: 1 LOB: 0 BB: 0 P: 12	R: 1 E: 0 K: 0 S: 13	H: 2 LOB: 3 BB: 2 P: 28	R: 0 E: 0 K: 0 S: 5	H: 0 LOB: 0 BB: 0 P: 9	R: 1 E: 1 K: 2 S: 13	H: 1 LOB: 2 BB: 2 P: 28	R: 7 E: 0 K: 0 S: 25	H: 6 LOB: 1 BB: 2 P: 47	R: 0 E: 0 K: 1 S: 14	H: 2 LOB: 2 BB: 1 P: 22	R: 0 E: 0 K: 0 S: 9	H: 1 LOB: 2 BB: 1 P: 17	1B: 9 2B: 3 3B: 0 HR: 2	SF: 1 SAC: 1 DP: 2 HBP: 0	WP: 0 PA: 48 PB: 0 SB: 1 CS: 3
PITCHER	IP WLS BF H R ER SO BB IBB HBP BLK WP HR S P ERA WHIP																				
Bill Swift, R (1, 1) ERA: 6.27	5.0		21	4	1	1	2	3	0	0	0	0	0	0	4	10	1.80	1.400			
Dennis Powell, L (6, 1) ERA: 4.34	0.0		2	1	1	1	0	1	0	0	0	0	0	0	4	10	∞	∞			
Michael Jackson, R (6, 1) ERA: 4.4	1.0	L	9	3	5	5	2	3	0	0	0	0	2	16	39	45.00	6.000				
Tom Niedenfuer, R (7, 1) ERA: 10.93	2.0		11	5	2	2	1	0	0	0	0	0	0	32	48	9.00	2.500				
Mike Schooler, R (9, 1) ERA: 1.87	1.0		5	1	0	0	0	1	0	0	0	0	0	9	17	0.00	2.000				
Greg Briley, L (1, 7) OBP: 0.375, SLG: 0.468	1-1 G3-1	0-1 L1		0-0 G4-3		1-3 K		2-3 K		5	0	0	0	0	2	3					
Harold Reynolds, S (1, 4) OBP: 0.353, SLG: 0.373 Dave Cochrane, S (8, 4) OBP: 0.302, SLG: 0.364	1-3 K		3-1 F9 BB HR 1B	3-2 G3-1		1-1 F8	1-3 K		4	1	1	0	0	1	0						
Alvin Davis, L (1, 3) OBP: 0.434, SLG: 0.495	2-1 1B BB 1B		4-0 1-2 HR BB	2-2 G4-3		2-0 F7		3-1 G1-3	4	1	1	0	1	0	0						
Jay Buhner, R (1, 9) OBP: 0.348, SLG: 0.603	4-2 1B 1-2 BB		2-3 K	3-3 K		0-2 F8		2-3 K	4	0	0	0	1	3	2						
Ken Griffey Jr., L (1, 8) OBP: 0.337, SLG: 0.457	0-0 1-2 2-3 1B		1-2 F9	4-1 1B BB		4-1 F9		2-0 F8	4	0	1	0	1	0	2						
Jeffrey Leonard, R (1, 10) OBP: 0.325, SLG: 0.453	1-0 P3		2-0 1-H 3-H HR	0-0 1-2 1B		1-0 2B 1B		1-0 2B 1B	4	2	3	3	0	0	3						
Edgar Martinez, R (1, 5) OBP: 0.333, SLG: 0.375		2-1 F9	1-0 G1-6-3	2-1 G6-3		2-2 F9		1-0 1-H 2B	4	1	2	1	0	0	2						
Scott Bradley, L (1, 2) OBP: 0.283, SLG: 0.362		0-2 G1-6-3	1-0 G6-3		2-3 K		0-1 1B 2B		4	0	1	1	0	1	1						
Omar Vizquel, S (1, 6) OBP: 0.277, SLG: 0.267		0-0 1B		2-2 F8		0-1 L8		1-1 1B	4	0	2	0	0	0	0						
Inning Stats	R: 0 E: 0 K: 1 S: 11	H: 2 LOB: 3 BB: 1 P: 20	R: 0 E: 0 K: 0 S: 8	H: 1 LOB: 1 BB: 0 P: 10	R: 3 E: 0 K: 1 S: 14	H: 3 LOB: 1 BB: 1 P: 29	R: 0 E: 0 K: 0 S: 7	H: 0 LOB: 0 BB: 0 P: 12	R: 0 E: 0 K: 2 S: 9	H: 0 LOB: 0 BB: 0 P: 12	R: 0 E: 0 K: 0 S: 6	H: 0 LOB: 0 BB: 0 P: 9	R: 2 E: 0 K: 2 S: 13	H: 4 LOB: 2 BB: 0 P: 21	R: 0 E: 0 K: 1 S: 10	H: 0 LOB: 0 BB: 0 P: 15	1B: 9 2B: 1 3B: 0 HR: 1	SF: 0 SAC: 0 DP: 0 HBP: 0	WP: 0 PA: 41 PB: 0 SB: 0 CS: 0		
PITCHER	IP WLS BF H R ER SO BB IBB HBP BLK WP HR S P ERA WHIP																				
Bob Milacki, R (1, 1) ERA: 3.82	7.2		37	11	5	5	6	3	0	0	0	0	0	0	77	132	5.87	1.826			
Mark Thurmond, L (8, 1) ERA: 2.86	1.1	S	4	0	0	0	2	0	0	0	0	0	0	13	19	0.00	0.000				


Baltimore Orioles @ Seattle Mariners
The Kingdome, Seattle, WA
Mon Jun 19 1989, 10:05 PM EDT
Att: 17,623 - Dome

AB	38
R	9
H	14
RBI	9
BB	8
SO	5
LOB	23



Baltimore Orioles @ Seattle Mariners
The Kingdome, Seattle, WA
Mon Jun 19 1989, 10:05 PM EDT
Att: 17,623 - Dome

AB	38
R	5
H	11
RBI	5
BB	3
SO	8
LOB	15



Batter	1	2	3	4	5	6	7	8	9	AB	R	H	RBI	BB	SO	LOB	TOP		
Mike Devereaux, R (1, 8) OBP: 0.373, SLG: 0.442	G6-3		G6-4-3 PB 1B BB	SF9	E6		P3			3	1	1	3	1	0	1			
Phil Bradley, R (1, 7) OBP: 0.395, SLG: 0.416	K		G6-4-3 BB	G6-4-3	G6-3			L7-4-3 1B		4	0	2	1	1	1	2			
Brady Anderson, L (8, FR) OBP: 0.315, SLG: 0.351			G6-4-3 BB	G6-4-3	G6-3			L7-4-3 1B		0	0	0	0	0	0	0			
Cal Ripken Jr., R (1, 6) OBP: 0.337, SLG: 0.404			G6-4-3	G6-4-3	G4-3			L7-4-3 1B		5	0	1	0	0	0	7			
Mickey Tettleton, S (1, 10) OBP: 0.367, SLG: 0.571	F7		G6-4-3	G6-4-3	G4-3			L7-4-3 1B		4	1	1	1	1	1	2			
Randy Milligan, R (1, 3) OBP: 0.417, SLG: 0.446			F9	F9	F9			G6-3		3	1	0	0	2	0	1			
Bob Melvin, R (1, 2) OBP: 0.324, SLG: 0.330			F9	F9	F9			G6-3		4	1	2	0	0	0	0			
Steve Finley, L (1, 9) OBP: 0.255, SLG: 0.327			F9	F9	F9			G6-3		2	2	0	0	2	0	0			
Craig Worthington, R (1, 5) OBP: 0.294, SLG: 0.300			F9	F9	F9			G6-3		4	2	1	1	0	0	6			
Billy Ripken, R (1, 4) OBP: 0.291, SLG: 0.343			G6-4-3	G6-4-3	G6-4-3			G6-3		4	0	2	2	0	1	4			
Inning Stats	R: 0 H: 1 E: 0 K: 1 S: 9	H: 1 LOB: 1 BB: 0 P: 12	R: 1 H: 1 E: 0 K: 0 S: 8	H: 1 LOB: 1 BB: 2 P: 21	R: 3 H: 4 E: 0 K: 0 S: 15	H: 2 LOB: 2 BB: 3 P: 30	R: 0 H: 0 E: 0 K: 0 S: 4	H: 0 LOB: 1 BB: 0 P: 17	R: 0 H: 1 E: 0 K: 1 S: 5	H: 0 LOB: 0 BB: 0 P: 9	1B: 10 2B: 1 3B: 0 HR: 0	SF: 1 SAC: 2 DP: 4 HBP: 0	WP: 0 PB: 1 SB: 2 CS: 0	PA: 43					
PITCHER	IP WLS BF H R ER SO	IP WLS BF H R ER SO	IP WLS BF H R ER SO	IP WLS BF H R ER SO	IP WLS BF H R ER SO	IP WLS BF H R ER SO	IP WLS BF H R ER SO	IP WLS BF H R ER SO	IP WLS BF H R ER SO	IP WLS BF H R ER SO	IP WLS BF H R ER SO	IP WLS BF H R ER SO	IP WLS BF H R ER SO	IP WLS BF H R ER SO	IP WLS BF H R ER SO	IP WLS BF H R ER SO	ERA WHIP		
Randy Johnson, L (1, 1) ERA: 5.37	3.1	20	7	4	4	1	4	0	0	0	0	0	0	0	0	0	0	10.80	3.300
Jerry Reed, R (4, 1) ERA: 3.09	5.2	L	23	3	4	3	2	2	1	0	0	0	0	0	0	0	0	4.76	0.882

Baltimore Orioles @ Seattle Mariners
The Kingdome, Seattle, WA
Tue Jun 20 1989, 10:05 PM EDT
Att: 10,547 - Dome

livebaseballscores.com

AB 33
R 8
H 10
RBI 8
BB 7
SO 3
LOB 23



Batter	1	2	3	4	5	6	7	8	9	AB	R	H	RBI	BB	SO	LOB	BOTTOM		
Henry Cotto, R (1, 7) OBP: 0.303, SLG: 0.378	L6				G5-3				P2	3	0	0	0	0	1	0			
Greg Briley, L (7, PH) OBP: 0.377, SLG: 0.469					G5-3				P2	2	0	1	0	0	0	0			
Harold Reynolds, S (1, 4) OBP: 0.355, SLG: 0.383	1B	F7			2B G6-3				P8	4	2	2	0	0	0	1			
Alvin Davis, L (1, 3) OBP: 0.435, SLG: 0.497	E 2B BB	G5-3			G6-3 2B				K	3	1	1	0	1	1	1			
Jeffrey Leonard, R (1, 10) OBP: 0.327, SLG: 0.454	E 2B 1B				G6-3				G1-3 1B	4	1	2	2	0	1	1			
Jay Buhner, R (1, 9) OBP: 0.329, SLG: 0.565	E5 2B E				K				K	4	1	0	0	0	3	4			
Ken Griffey Jr., L (1, 8) OBP: 0.340, SLG: 0.460	E 2B				K				G1-3	3	1	1	2	1	0	1			
Edgar Martinez, R (1, 5) OBP: 0.330, SLG: 0.363	E HBP				F9				K	3	0	0	0	0	1	1			
Omar Vizquel, S (1, 6) OBP: 0.273, SLG: 0.262	E4				F8				P2	3	0	0	1	0	0	1			
Darnell Coles, R (9, PH) OBP: 0.275, SLG: 0.323					F9				P2	1	0	0	0	0	0	0			
Bill McGuire, R (1, 2) OBP: 0.136, SLG: 0.273	G4				K				F8	2	0	0	0	0	1	2			
Scott Bradley, L (7, PH) OBP: 0.279, SLG: 0.356					K				F8	2	0	0	0	0	0	0			
Inning Stats	R: 5 H: 3 E: 2 K: 0 S: 15	H: 0 LOB: 0 BB: 0 P: 13	R: 0 H: 0 E: 0 K: 2 S: 12	H: 0 LOB: 0 BB: 1 P: 20	R: 0 H: 0 E: 0 K: 1 S: 10	H: 2 LOB: 1 BB: 0 P: 21	R: 0 H: 0 E: 0 K: 0 S: 10	H: 1 LOB: 1 BB: 0 P: 15	R: 0 H: 1 E: 0 K: 2 S: 15	H: 0 LOB: 0 BB: 0 P: 13	1B: 4 2B: 2 3B: 1 HR: 0	SF: 0 SAC: 0 DP: 1 HBP: 1	WP: 0 PB: 0 SB: 0 CS: 0	PA: 38					
PITCHER	IP WLS BF H R ER SO	IP WLS BF H R ER SO	IP WLS BF H R ER SO	IP WLS BF H R ER SO	IP WLS BF H R ER SO	IP WLS BF H R ER SO	IP WLS BF H R ER SO	IP WLS BF H R ER SO	IP WLS BF H R ER SO	IP WLS BF H R ER SO	IP WLS BF H R ER SO	IP WLS BF H R ER SO	IP WLS BF H R ER SO	IP WLS BF H R ER SO	IP WLS BF H R ER SO	IP WLS BF H R ER SO	ERA WHIP		
Jeff Ballard, L (1, 1) ERA: 2.71	0.1																		
Mickey Weston, R (1, 1) ERA: 1.29	4.0	W	14	2	1	1	4	1	0	0	0	0	0	0	0	0	0	2.25	0.750
Mark Williamson, R (5, 1) ERA: 2.94	2.1		8	1	0	0	1	0	0	0	0	0	0	0	0	0	0	0.00	0.429
Kevin Hickey, L (7, 1) ERA: 2.45	0.1		1	0	0	0	1	0	0	0	0	0	0	0	0	0	0	0.00	0.000
Gregg Olson, R (8, 1) ERA: 1.99	2.0	S	7	1	0	0	2	0	0	0	0	0	0	0	0	0	0	0.00	0.500

Baltimore Orioles @ Seattle Mariners
The Kingdome, Seattle, WA
Tue Jun 20 1989, 10:05 PM EDT
Att: 10,547 - Dome

AB 34
R 6
H 7
RBI 5
BB 2
SO 8
LOB 12



Batter	1	2	3	4	5	6	7	8	9	AB	R	H	RBI	BB	SO	LOB	TOP		
Mike Devereaux, R OBP: 0.364, SLG: 0.427	6-3	FC6-4 2B BB		F8	SF8		F8		FC5	4	1	0	1	1	0	2			
Steve Finley, L OBP: 0.291, SLG: 0.317	BB 1B BB	FC3-2 FC6-4		1-3 BB	E6 FC5-4		P4			3	0	0	0	2	0	5			
Cal Ripken Jr., R OBP: 0.338, SLG: 0.404	BB 1B	FC6-4 2B BB		1-3	FC5-4					5	1	2	1	0	0	5			
Mickey Tettleton, S OBP: 0.368, SLG: 0.563	1-2 2-3 3-H	2B BB		G3	K				P3	3	0	0	0	2	1	4			
Joe Orsulak, L OBP: 0.365, SLG: 0.434	P6	1-3 2-H 3-H		2B	2B		F7		F9	5	1	2	2	0	0	4			
Jim Traher, L OBP: 0.301, SLG: 0.382	P6	P6		1B 2B	1B 2B		6-3		G3	5	1	1	1	0	0	6			
Larry Sheets, L OBP: 0.302, SLG: 0.350		2B 1B		L4	1B SH		P2		G3	5	2	2	0	0	0	0			
Craig Worthington, R OBP: 0.301, SLG: 0.316		1B FC3-2 2B		5-3	WP SF8 1B		3-1		FC5 2B	5	1	3	1	0	0	0			
Billy Ripken, R OBP: 0.296, SLG: 0.343		FC3-2 BB FC6-4 1B		6-3	SH FC5-4 E				1-3	3	1	1	1	1	0	1			
Inning Stats	R: 0 E: 0 K: 0 S: 4	H: 1 LOB: 3 BB: 2 P: 12	R: 4 E: 0 K: 0 S: 7	H: 4 LOB: 2 BB: 2 P: 15	R: 0 E: 0 K: 0 S: 3	H: 0 LOB: 0 BB: 1 P: 3	R: 0 E: 0 K: 0 S: 3	H: 0 LOB: 1 BB: 1 P: 7	R: 4 E: 2 K: 1 S: 11	H: 4 LOB: 2 BB: 0 P: 11	R: 0 E: 0 K: 0 S: 3	H: 0 LOB: 1 BB: 1 P: 7	R: 0 E: 0 K: 0 S: 4	H: 1 LOB: 1 BB: 0 P: 4	R: 0 E: 0 K: 0 S: 4	H: 1 LOB: 0 BB: 0 P: 4	1B: 6 2B: 5 3B: 0 HR: 0	SF: 1 SAC: 1 DP: 0 HBP: 0	WP: 2 PA: 46 PB: 0 SB: 0 CS: 0
PITCHER	IP WLS BF H R ER SO BB IBB HBP BLK WP HR S P ERA WHIP	IP WLS BF H R ER SO BB IBB HBP BLK WP HR S P ERA WHIP	IP WLS BF H R ER SO BB IBB HBP BLK WP HR S P ERA WHIP	IP WLS BF H R ER SO BB IBB HBP BLK WP HR S P ERA WHIP	IP WLS BF H R ER SO BB IBB HBP BLK WP HR S P ERA WHIP	IP WLS BF H R ER SO BB IBB HBP BLK WP HR S P ERA WHIP	IP WLS BF H R ER SO BB IBB HBP BLK WP HR S P ERA WHIP	IP WLS BF H R ER SO BB IBB HBP BLK WP HR S P ERA WHIP	IP WLS BF H R ER SO BB IBB HBP BLK WP HR S P ERA WHIP	IP WLS BF H R ER SO BB IBB HBP BLK WP HR S P ERA WHIP	IP WLS BF H R ER SO BB IBB HBP BLK WP HR S P ERA WHIP	IP WLS BF H R ER SO BB IBB HBP BLK WP HR S P ERA WHIP	IP WLS BF H R ER SO BB IBB HBP BLK WP HR S P ERA WHIP	IP WLS BF H R ER SO BB IBB HBP BLK WP HR S P ERA WHIP	IP WLS BF H R ER SO BB IBB HBP BLK WP HR S P ERA WHIP	IP WLS BF H R ER SO BB IBB HBP BLK WP HR S P ERA WHIP	IP WLS BF H R ER SO BB IBB HBP BLK WP HR S P ERA WHIP	IP WLS BF H R ER SO BB IBB HBP BLK WP HR S P ERA WHIP	
Brian Holman, R ERA: 5.1	4.0	L	26	9	8	7	0	5	0	0	0	0	0	2	0	13	17	0.00	3.500
Tom Niedenfuer, R ERA: 9.0	3.0		12	0	0	0	1	1	0	0	0	0	0	2	0	4	4	0.00	1.000
Dennis Powell, L ERA: 4.23	1.0		4	1	0	0	0	0	0	0	0	0	0	0	0	4	4	0.00	1.000
Mike Schooler, R ERA: 1.82	1.0		4	1	0	0	0	0	0	0	0	0	0	0	0	4	4	0.00	1.000

Baltimore Orioles @ Seattle Mariners
The Kingdome, Seattle, WA
Wed Jun 21 1989, 10:05 PM EDT
Att: 11,225 - Dome

AB 38
R 8
H 11
RBI 7
BB 6
SO 1
LOB 27



Batter	1	2	3	4	5	6	7	8	9	AB	R	H	RBI	BB	SO	LOB	BOTTOM				
Greg Brolley, L OBP: 0.366, SLG: 0.453	4-3		6-3		F8		K		F8 1B 2B	4	0	0	0	0	1	0					
Henry Cotto, R OBP: 0.308, SLG: 0.382										1	1	1	0	0	0	0					
Harold Reynolds, S OBP: 0.354, SLG: 0.382	4-3									3	0	1	0	0	1	0					
Dave Cochrane, S OBP: 0.323, SLG: 0.375			S 1B		K				2B BB 1B	1	2	1	0	1	0	0					
Alvin Davis, L OBP: 0.441, SLG: 0.500										3	0	2	0	1	0	1					
Edgar Martinez, R OBP: 0.327, SLG: 0.359			FC6-4 BB						F8 2B	1	0	0	0	0	0	2					
Jeffrey Leonard, R OBP: 0.325, SLG: 0.453	F9		FC6-4						F8 2B	5	1	1	1	0	1	5					
Ken Griffey Jr., L OBP: 0.341, SLG: 0.468		G3			F7		F8		F8 1B 2B	5	2	2	3	0	0	1					
Jay Buhner, R OBP: 0.360, SLG: 0.576		F8			WP 1B				1B BB 1B	4	0	3	2	1	0	0					
Jim Prestley, R OBP: 0.321, SLG: 0.415					6-3		P5		F7	5	0	2	0	0	0	4					
Scott Bradley, L OBP: 0.271, SLG: 0.344		4-3			4-3					4	0	0	0	0	0	4					
Omar Vizquel, S OBP: 0.268, SLG: 0.257			1-3							3	0	0	0	0	1	0					
Darnell Coles, R OBP: 0.273, SLG: 0.322					K				K	1	0	0	0	0	1	0					
Inning Stats	R: 0 E: 0 K: 0 S: 4	H: 1 LOB: 1 BB: 0 P: 4	R: 0 E: 0 K: 0 S: 4	H: 1 LOB: 1 BB: 0 P: 4	R: 0 E: 0 K: 0 S: 4	H: 1 LOB: 2 BB: 1 P: 8	R: 0 E: 0 K: 0 S: 4	H: 1 LOB: 1 BB: 0 P: 4	R: 0 E: 0 K: 2 S: 7	H: 0 LOB: 0 BB: 0 P: 7	R: 0 E: 0 K: 1 S: 6	H: 1 LOB: 2 BB: 1 P: 10	R: 0 E: 0 K: 1 S: 5	H: 0 LOB: 0 BB: 0 P: 5	R: 2 E: 0 K: 0 S: 6	H: 3 LOB: 2 BB: 1 P: 10	R: 4 E: 0 K: 1 S: 10	H: 5 LOB: 1 BB: 0 P: 10	1B: 10 2B: 3 3B: 0 HR: 0	SF: 0 SAC: 0 DP: 0 HBP: 0	WP: 1 PA: 43 PB: 0 SB: 1 CS: 0
PITCHER	IP WLS BF H R ER SO BB IBB HBP BLK WP HR S P ERA WHIP	IP WLS BF H R ER SO BB IBB HBP BLK WP HR S P ERA WHIP	IP WLS BF H R ER SO BB IBB HBP BLK WP HR S P ERA WHIP	IP WLS BF H R ER SO BB IBB HBP BLK WP HR S P ERA WHIP	IP WLS BF H R ER SO BB IBB HBP BLK WP HR S P ERA WHIP	IP WLS BF H R ER SO BB IBB HBP BLK WP HR S P ERA WHIP	IP WLS BF H R ER SO BB IBB HBP BLK WP HR S P ERA WHIP	IP WLS BF H R ER SO BB IBB HBP BLK WP HR S P ERA WHIP	IP WLS BF H R ER SO BB IBB HBP BLK WP HR S P ERA WHIP	IP WLS BF H R ER SO BB IBB HBP BLK WP HR S P ERA WHIP	IP WLS BF H R ER SO BB IBB HBP BLK WP HR S P ERA WHIP	IP WLS BF H R ER SO BB IBB HBP BLK WP HR S P ERA WHIP	IP WLS BF H R ER SO BB IBB HBP BLK WP HR S P ERA WHIP	IP WLS BF H R ER SO BB IBB HBP BLK WP HR S P ERA WHIP	IP WLS BF H R ER SO BB IBB HBP BLK WP HR S P ERA WHIP	IP WLS BF H R ER SO BB IBB HBP BLK WP HR S P ERA WHIP	IP WLS BF H R ER SO BB IBB HBP BLK WP HR S P ERA WHIP	IP WLS BF H R ER SO BB IBB HBP BLK WP HR S P ERA WHIP			
Jay Tibbs, R ERA: 1.7	8.0	W	35	8	2	2	4	3	0	0	0	0	0	0	0	9	9	2.25	1.375		
Mark Thurmond, L ERA: 3.7	0.2		7	5	4	4	1	0	0	0	0	0	0	0	0	9	9	54.00	7.500		
Gregg Olson, R ERA: 1.96	0.1	S	1	0	0	0	0	0	0	0	0	0	0	0	1	1	0.00	0.000			

Baltimore Orioles @ Seattle Mariners
The Kingdome, Seattle, WA
Wed Jun 21 1989, 10:05 PM EDT
Att: 11,225 - Dome

AB 40
R 6
H 13
RBI 6
BB 3
SO 5
LOB 17



Batter	1	2	3	4	5	6	7	8	9	AB	R	H	RBI	BB	SO	LOB	TOP								
Gary Pettis, S OBP: 0.382, SLG: 0.346 (1, 8)	B1		G4-3		F7		F8		E BB	4	1	0	0	1	0	2									
Scott Lusader, L OBP: 0.381, SLG: 0.421 (1, 9)	F7			1B G6-4-3	2B		G2-3		K	5	2	2	0	0	1	2									
Lou Whitaker, L OBP: 0.365, SLG: 0.492 (1, 4)	P6			G6-4-3 1B	2B			G4-3	E3 1B	4	2	1	1	1	0	0									
Alan Trammell, R OBP: 0.341, SLG: 0.318 (1, 6)		K		G6-4-3 1B	G6-3			G4-3	BB HBP FC3-2 BB	4	0	2	1	1	1	1									
Keith Moreland, R OBP: 0.365, SLG: 0.433 (1, 10)	K		G6-4-3				K		G3	4	0	0	0	0	2	3									
Dave Bergman, L OBP: 0.354, SLG: 0.322 Gary Ward, R OBP: 0.341, SLG: 0.398 (8, PH) (8, 3)	G4-3			1-2 2-3 3-H	2B		L9-3 BB		FC3-2 BB	2	0	1	1	1	0	0									
Tracy Jones, R OBP: 0.250, SLG: 0.258 (1, 7)			G5-3		BB		L9-3		FC3-2	3	0	0	0	1	0	4									
Mike Heath, R OBP: 0.347, SLG: 0.435 (1, 2)				4-2 2-3 3-H	P2 BB				K	3	0	1	0	1	1	5									
Rick Schu, R OBP: 0.277, SLG: 0.260 Fred Lynn, L OBP: 0.306, SLG: 0.317 Mike Brumley, S OBP: 0.347, SLG: 0.317 (1, 5) (9, PH) (9, 5)			K				G5-3		K	3	0	0	0	0	2	2									
									K	1	0	0	0	0	1	0									
									K	0	0	0	0	0	0	0									
Inning Stats	R: 0 E: 0 K: 0 S: 4	H: 0 LOB: 0 BB: 0 P: 5	R: 0 E: 0 K: 2 S: 11	H: 0 LOB: 0 BB: 0 P: 17	R: 0 E: 0 K: 1 S: 15	H: 0 LOB: 1 BB: 1 P: 22	R: 2 E: 0 K: 0 S: 11	H: 3 LOB: 2 BB: 2 P: 23	R: 1 E: 0 K: 0 S: 13	H: 2 LOB: 1 BB: 0 P: 24	R: 0 E: 0 K: 1 S: 6	H: 0 LOB: 0 BB: 1 P: 14	R: 0 E: 0 K: 1 S: 8	H: 1 LOB: 1 BB: 0 P: 13	R: 0 E: 0 K: 1 S: 13	H: 0 LOB: 3 BB: 2 P: 24	R: 2 E: 1 K: 2 S: 15	H: 1 LOB: 1 BB: 1 P: 27	1B: 3 2B: 5 3B: 0 HR: 0	SF: 0 SAC: 0 DP: 2 HBP: 1	WP: 0 PB: 0 SB: 1 CS: 0	PA: 41			
PITCHER	IP	WLS	BF	H	R	ER	SO	BB	IBB	HBP	BLK	WP	HR	S	P	ERA	WHIP								
Gene Harris, R ERA: 3.52 (1, 1)	6.0		25	5	3	3	4	4	0	0	0	0	0	60	105	4.50	1.500								
Michael Jackson, R ERA: 4.27 (7, 1)	1.1		7	1	0	0	1	1	0	1	0	0	0	14	25	0.00	1.500								
Dennis Powell, L ERA: 4.23 (8, 1)	0.0		1	0	0	0	1	0	0	0	0	0	0	2	6	∞	∞								
Mike Schooler, R ERA: 1.73 (8, 1)	1.2	L	8	1	2	0	3	1	0	0	0	0	0	20	33	0.00	1.200								

Detroit Tigers @ Seattle Mariners
 The Kingdome, Seattle, WA
 Fri Jun 23 1989, 10:05 PM EDT
 Att: 14,007 - Dome

AB	33
R	5
H	7
RBI	3
BB	7
SO	8
LOB	19




Batter	1	2	3	4	5	6	7	8	9	AB	R	H	RBI	BB	SO	LOB	BOTTOM								
Harold Reynolds, S OBP: 0.355, SLG: 0.384 (1, 4)	G5-3				FC3-6		F9			4	0	1	1	1	0	3									
Greg Britley, L OBP: 0.355, SLG: 0.438 Henry Cotto, R OBP: 0.306, SLG: 0.380 (1, 7) (9, 7)	G1-3		G6-3		G4-3		K		F7	4	0	0	0	0	1	4									
Alvin Davis, L OBP: 0.433, SLG: 0.490 Darnell Coles, R OBP: 0.272, SLG: 0.321 (1, 3) (9, 3)	F8			G4-3		G3-1		K	G5-3	4	0	0	0	0	1	0									
Jeffrey Leonard, R OBP: 0.328, SLG: 0.465 (1, 10)		P3		FC1-6 1B		G5-3			HR	4	1	2	1	0	0	0									
Ken Griffey Jr., L OBP: 0.344, SLG: 0.479 (1, 8)		P6		FC1-6 S		HR			1B BB	3	1	1	1	1	0	1									
Jay Buhner, R OBP: 0.367, SLG: 0.614 (1, 9)		HR		K		G5-3			G5-4-3 1B	4	1	2	1	0	1	1									
Jim Presley, R OBP: 0.319, SLG: 0.409 (1, 5)		F8			K				G5-4-3	3	0	0	0	1	1	2									
Scott Bradley, L OBP: 0.279, SLG: 0.352 (1, 2)			G6-3		1B FC3-6		SH3-4		SH2-4 1B	3	1	2	0	0	0	0									
Omar Vizquel, S OBP: 0.275, SLG: 0.260 (1, 6)			F7		FC3-6 1B				SH2-4	2	0	1	0	1	0	0									
Inning Stats	R: 0 E: 0 K: 0 S: 7	H: 1 LOB: 0 BB: 0 P: 9	R: 1 E: 0 K: 0 S: 7	H: 1 LOB: 0 BB: 0 P: 14	R: 0 E: 0 K: 1 S: 8	H: 1 LOB: 1 BB: 0 P: 13	R: 0 E: 0 K: 1 S: 10	H: 1 LOB: 1 BB: 0 P: 14	R: 1 E: 0 K: 1 S: 7	H: 2 LOB: 1 BB: 0 P: 9	R: 1 E: 0 K: 0 S: 9	H: 1 LOB: 0 BB: 0 P: 17	R: 0 E: 0 K: 1 S: 8	H: 0 LOB: 2 BB: 2 P: 18	R: 1 E: 0 K: 0 S: 13	H: 2 LOB: 1 BB: 1 P: 23	R: 0 E: 0 K: 0 S: 7	H: 1 LOB: 2 BB: 1 P: 12	1B: 5 2B: 1 3B: 0 HR: 3	SF: 0 SAC: 2 DP: 1 HBP: 0	WP: 0 PB: 0 SB: 1 CS: 0	PA: 39			
PITCHER	IP	WLS	BF	H	R	ER	SO	BB	IBB	HBP	BLK	WP	HR	S	P	ERA	WHIP								
Doyle Alexander, R ERA: 3.42 (1, 1)	7.0		29	6	3	3	3	2	0	0	0	0	1	20	35	3.86	1.143								
Mike Henneman, R ERA: 3.63 (8, 1)	2.0	W	10	3	1	1	1	2	0	0	0	0	0	20	35	4.50	2.500								

Detroit Tigers @ Seattle Mariners
 The Kingdome, Seattle, WA
 Fri Jun 23 1989, 10:05 PM EDT
 Att: 14,007 - Dome


AB	33
R	4
H	9
RBI	4
BB	4
SO	4
LOB	15




Batter	1	2	3	4	5	6	7	8	9	AB	R	H	RBI	BB	SO	LOB	TOP					
Gary Pettis, S OBP: 0.373, SLG: 0.336	1-3 K		2-2 P4		0-0 F7			3-2 F7		4	0	0	0	0	1	2						
Scott Lusader, L OBP: 0.360, SLG: 0.435	2-1 G4-3			0-0 F9-5 2B	1-0 G4-3			3-2 G6-3		4	0	1	0	0	0	2						
Lou Whitaker, L OBP: 0.363, SLG: 0.486	2-3 K			2-2 F9-5 2-3		2-2 G6-3		4-0 BB		3	0	0	0	1	1	1						
Alan Trammell, R OBP: 0.340, SLG: 0.317		1-3 K		1-1 1B		1-1 G6-3		0-0 L9		4	0	1	0	0	1	1						
Keith Moreland, R OBP: 0.363, SLG: 0.435		1-0 2B		1-2 G3-1		3-2 L8			2-1 G4-3	4	0	1	0	0	0	1						
Fred Lynn, L OBP: 0.305, SLG: 0.315		1-3 K			1-0 2B 1B		1-1 F8		0-3 K	4	1	1	0	0	2	1						
Dave Bergman, L OBP: 0.357, SLG: 0.322 Mike Brumley, S OBP: 0.347, SLG: 0.317		1-2 F8			0-0 F8		3-2 FC6-4 1B		4-1 1B BB	3	0	1	0	1	0	2	AB 33 R 1 H 7 RBI 1 BB 3 SO 6 LOB 14					
Tracy Jones, R OBP: 0.258, SLG: 0.274			0-1 F3		2-2 1-H 2B		2-0 FC6-4 1-2		1-1 FC6-4 1B	4	0	2	1	0	0	1						
Mike Heath, R OBP: 0.347, SLG: 0.427 Chet Lemon, R OBP: 0.344, SLG: 0.310			0-0 L6		4-0 BB		2-3 K		1-0 FC6-4 1-2	2	0	0	0	1	1	1						
Inning Stats	R: 0 E: 0 K: 2 S: 9	H: 0 LOB: 0 BB: 0 P: 14	R: 0 E: 0 K: 2 S: 12	H: 1 LOB: 1 BB: 0 P: 16	R: 0 E: 0 K: 0 S: 7	H: 0 LOB: 0 BB: 0 P: 9	R: 0 E: 0 K: 0 S: 9	H: 2 LOB: 1 BB: 0 P: 13	R: 1 E: 0 K: 0 S: 8	H: 2 LOB: 2 BB: 1 P: 16	R: 0 E: 0 K: 1 S: 10	H: 0 LOB: 0 BB: 0 P: 16	R: 0 E: 0 K: 1 S: 9	H: 1 LOB: 1 BB: 0 P: 17	R: 0 E: 0 K: 0 S: 11	H: 0 LOB: 1 BB: 1 P: 21	R: 0 E: 0 K: 1 S: 9	H: 1 LOB: 2 BB: 1 P: 17	1B: 4 2B: 4 3B: 0 HR: 0	SF: 0 SAC: 0 DP: 1 HBP: 0	WP: 0 PB: 0 SB: 0 CS: 0	PA: 36
PITCHER	IP WLS BF H R ER SO BB IBB HBP BLK WP HR S P ERA WHIP	IP WLS BF H R ER SO BB IBB HBP BLK WP HR S P ERA WHIP																				
Scott Bankhead, R ERA: 3.34	(1, 1)	7.2	W	30	6	1	1	5	2	0	0	0	0	0	0	0	74	121	1.17	1.043		
Mike Scholer, R ERA: 1.67	(8, 1)	1.1	S	6	1	0	0	1	1	0	0	0	0	0	0	0	10	18	0.00	1.500		

Detroit Tigers @ Seattle Mariners
The Kingdome, Seattle, WA
Sat Jun 24 1989, 10:05 PM EDT
Att: 15,824 - Dome

AB 33
R 1
H 7
RBI 1
BB 3
SO 6
LOB 14



Batter	1	2	3	4	5	6	7	8	9	AB	R	H	RBI	BB	SO	LOB	BOTTOM					
Harold Reynolds, S OBP: 0.350, SLG: 0.378	2-0 F8		0-1 G6-3		0-1 FC6 1-2			1-0 G4-3		4	0	0	0	0	0	3						
Henry Cotto, R OBP: 0.311, SLG: 0.379	1-0 1B	2-0 1B HBP			1-0 F8		3-2 G5-3			3	1	1	0	0	0	0						
Jeffrey Leonard, R OBP: 0.330, SLG: 0.466	1 SAFE 1-2 2B	0-1 1B	0-0 F3		2-2 1B		1-2 E5 FC5-4			4	1	2	0	0	0	1						
Jay Buhner, R OBP: 0.349, SLG: 0.581	0-1 F9		2-0 F7		2-3 SAFE SAFE SAFE K		2-0 F7			4	0	0	0	0	1	4						
Ken Griffey Jr., L OBP: 0.346, SLG: 0.477	1-0 2B 1B		4-0 G1-4-3 BB		0-0 G4-3		1 SAFE SAFE SAFE FC5-4 1-2			3	1	1	1	1	0	2						
Jim Presley, R OBP: 0.316, SLG: 0.411	2-0 1B		1-0 G1-4-3		0-0 G5-3		2-1 G1-3			4	0	1	1	0	0	1						
Edgar Martinez, R OBP: 0.333, SLG: 0.375	1-1 1B		3-2 F9		2-0 2B		1-2 G4-3			4	0	2	1	0	0	0	AB 31 R 3 H 7 RBI 3 BB 3 SO 2 LOB 14					
Omar Vizquel, S OBP: 0.269, SLG: 0.254	1-1 F7		1-1 G4-3		2-1 G6-3		2-3 K			4	0	0	0	0	1	3						
Bill McGuire, R OBP: 0.200, SLG: 0.261		0-1 P6		4-2 FC6 BB		4-1 BB				1	0	0	0	2	0	0						
Inning Stats	R: 3 E: 0 K: 0 S: 12	H: 5 LOB: 2 BB: 0 P: 20	R: 0 E: 0 K: 0 S: 5	H: 0 LOB: 1 BB: 0 P: 7	R: 0 E: 0 K: 0 S: 2	H: 0 LOB: 0 BB: 1 P: 9	R: 0 E: 0 K: 0 S: 9	H: 0 LOB: 1 BB: 1 P: 17	R: 0 E: 0 K: 1 S: 11	H: 1 LOB: 1 BB: 0 P: 16	R: 0 E: 0 K: 0 S: 6	H: 1 LOB: 2 BB: 1 P: 15	R: 0 E: 1 K: 0 S: 11	H: 0 LOB: 1 BB: 0 P: 17	R: 0 E: 0 K: 1 S: 8	H: 0 LOB: 0 BB: 0 P: 13	R: 0 E: 0 K: 1 S: 8	H: 0 LOB: 0 BB: 0 P: 13	1B: 5 2B: 2 3B: 0 HR: 0	SF: 0 SAC: 0 DP: 1 HBP: 1	WP: 0 PB: 0 SB: 0 CS: 0	PA: 35
PITCHER	IP WLS BF H R ER SO BB IBB HBP BLK WP HR S P ERA WHIP	IP WLS BF H R ER SO BB IBB HBP BLK WP HR S P ERA WHIP																				
Frank Tanana, L ERA: 3.64	(1, 1)	8.0	L	35	7	3	3	2	3	0	1	0	0	0	0	0	64	114	3.38	1.250		

Detroit Tigers @ Seattle Mariners
The Kingdome, Seattle, WA
Sat Jun 24 1989, 10:05 PM EDT
Att: 15,824 - Dome

AB 31
R 3
H 7
RBI 3
BB 3
SO 2
LOB 14

Batter	1	2	3	4	5	6	7	8	9	AB	R	H	RBI	BB	SO	LOB	TOP										
Harold Reynolds, S OBP: 0.345, SLG: 0.372 (1, 4)											5	0	1	0	0	0	5										
Greg Britley, L OBP: 0.354, SLG: 0.438 (1, 7)											4	2	2	3	0	0	3										
Alvin Davis, L OBP: 0.437, SLG: 0.490 (1, 3)											4	1	2	0	1	1	1										
Jeffrey Leonard, R OBP: 0.323, SLG: 0.467 (1, 10)											4	1	1	4	0	1	2										
Ken Griffey Jr., L OBP: 0.346, SLG: 0.471 Henry Cotto, R OBP: 0.311, SLG: 0.378 (1, 8) (3, 8)											2	0	0	0	0	0	3										
Jay Buhner, R OBP: 0.360, SLG: 0.570 Darnell Coles, R OBP: 0.274, SLG: 0.335 (1, 9) (4, 9)											2	0	0	0	0	0	0										
Scott Bradley, L OBP: 0.285, SLG: 0.361 (1, 2)											4	0	0	0	0	0	0										
Edgar Martinez, R OBP: 0.336, SLG: 0.375 (1, 5)											4	1	2	0	0	0	0										
Omar Vizquel, S OBP: 0.289, SLG: 0.270 (1, 6)											1	2	1	0	3	0	0										
Inning Stats	R: 0 E: 0 K: 0 S: 11	H: 1 LOB: 2 BB: 1 P: 21	R: 0 E: 0 K: 0 S: 6	H: 0 LOB: 0 BB: 0 P: 8	R: 2 E: 0 K: 0 S: 10	H: 2 LOB: 1 BB: 1 P: 18	R: 0 E: 0 K: 0 S: 5	H: 0 LOB: 0 BB: 0 P: 7	R: 5 E: 0 K: 0 S: 12	H: 5 LOB: 0 BB: 0 P: 16	R: 1 E: 0 K: 0 S: 6	H: 1 LOB: 0 BB: 1 P: 13	R: 0 E: 0 K: 0 S: 8	H: 1 LOB: 0 BB: 0 P: 12	R: 0 E: 0 K: 0 S: 10	H: 1 LOB: 2 BB: 1 P: 17	R: 0 E: 0 K: 3 S: 9	H: 0 LOB: 0 BB: 0 P: 13	1B: 9 2B: 0 3B: 0 HR: 2	SF: 2 SAC: 0 DP: 1 HBP: 0	WP: 1 PB: 0 SB: 1 CS: 0	PA: 41					
PITCHER	IP	WLS	BF	H	R	ER	SO	BB	IBB	HBP	BLK	WP	HR	S	P	ERA	WHIP										
Luis Aquino, R ERA: 3.08 (1, 1)	4.2	L	24	8	7	7	0	2	0	0	0	1	2	43	69	13.50	2.143										
Terry Leach, R ERA: 3.22 (5, 1)	2.1		9	2	1	1	0	1	0	0	0	0	0	15	26	3.86	1.286										
Tom Gordon, R ERA: 2.53 (8, 1)	2.0		8	1	0	0	3	1	0	0	0	0	0	19	30	0.00	1.000										

Seattle Mariners @ Kansas City Royals
Royals Stadium, Kansas City, MO
Tue Jun 27 1989, 8:05 PM EDT
Att: 25,164 - Sunny

AB 35
R 8
H 11
RBI 8
BB 4
SO 3
LOB 15



Batter	1	2	3	4	5	6	7	8	9	AB	R	H	RBI	BB	SO	LOB	BOTTOM										
Kurt Stillwell, S OBP: 0.328, SLG: 0.354 Bill Pecota, R OBP: 0.235, SLG: 0.333 (1, 6) (9, 6)											4	0	1	0	0	0	0										
Kevin Seitzer, R OBP: 0.391, SLG: 0.354 (1, 5)											4	0	2	0	0	0	1										
George Brett, L OBP: 0.295, SLG: 0.306 (1, 3)											4	0	0	0	0	0	2										
Jim Eisenreich, L OBP: 0.351, SLG: 0.425 (1, 8)											2	0	1	0	2	0	0										
Pat Tabler, R OBP: 0.324, SLG: 0.289 (1, 7)											4	0	1	0	0	0	2										
Bill Buckner, L OBP: 0.248, SLG: 0.282 (1, 10)											4	0	1	0	0	0	4										
Matt Winters, L OBP: 0.357, SLG: 0.378 (1, 9)											3	0	0	0	1	0	5										
Bob Boone, R OBP: 0.362, SLG: 0.374 Mike Macfarlane, R OBP: 0.240, SLG: 0.280 (1, 2) (9, 2)											3	0	1	0	0	0	1										
Brad Wellman, R OBP: 0.286, SLG: 0.269 (1, 4)											3	0	0	0	0	0	1										
Inning Stats	R: 0 E: 0 K: 0 S: 4	H: 1 LOB: 0 BB: 0 P: 6	R: 0 E: 0 K: 0 S: 8	H: 2 LOB: 1 BB: 0 P: 9	R: 0 E: 0 K: 0 S: 10	H: 0 LOB: 0 BB: 0 P: 18	R: 0 E: 0 K: 0 S: 9	H: 0 LOB: 0 BB: 0 P: 14	R: 0 E: 0 K: 0 S: 9	H: 0 LOB: 1 BB: 1 P: 14	R: 0 E: 0 K: 0 S: 10	H: 1 LOB: 1 BB: 0 P: 19	R: 0 E: 0 K: 0 S: 8	H: 0 LOB: 1 BB: 1 P: 13	R: 0 E: 0 K: 0 S: 4	H: 1 LOB: 0 BB: 0 P: 6	R: 0 E: 0 K: 0 S: 11	H: 2 LOB: 3 BB: 1 P: 19	1B: 7 2B: 0 3B: 0 HR: 0	SF: 0 SAC: 0 DP: 3 HBP: 0	WP: 0 PB: 0 SB: 0 CS: 0	PA: 34					
PITCHER	IP	WLS	BF	H	R	ER	SO	BB	IBB	HBP	BLK	WP	HR	S	P	ERA	WHIP										
Brian Holman, R ERA: 4.48 (1, 1)	9.0	W	34	7	0	0	0	3	0	0	0	0	0	73	118	0.00	1.111										

Seattle Mariners @ Kansas City Royals
Royals Stadium, Kansas City, MO
Tue Jun 27 1989, 8:05 PM EDT
Att: 25,164 - Sunny

AB 31
R 0
H 7
RBI 0
BB 3
SO 0
LOB 16



Batter	1	2	3	4	5	6	7	8	9	AB	R	H	RBI	BB	SO	LOB	TOP								
Harold Reynolds, S (1, 4) OBP: 0.346, SLG: 0.372	1-2 2B 1B	3-1 F9		1-2 1B		1-0 G4-3		0-1 G3-1		5	1	2	0	0	0	3									
Greg Britley, L (1, 7) OBP: 0.349, SLG: 0.436	2-1 2B 2B		0-0 L8	0-0 P4		2-3 K		3-1 F9		5	1	1	1	0	1	2									
Alvin Davis, L (1, 3) OBP: 0.436, SLG: 0.485 Jay Buhner, R (9, PR) OBP: 0.360, SLG: 0.570	4-1 2B BB		1-0 L6	1-0 G3		1-2 G4-3		2-1 2B 1B		4	0	1	0	1	0	1									
Jeffrey Leonard, R (1, 10) OBP: 0.321, SLG: 0.462	0-3 K		2-1 1B		0-3 K		1-3 K		1-3 K	5	0	1	0	0	4	3									
Darnell Coles, R (1, 9) OBP: 0.277, SLG: 0.344	1-2 2B		1-0 G4-3		2-2 G1-3		0-0 P2		3-2 PB 1B 2B	5	1	2	2	0	0	1									
Scott Bradley, L (1, 2) OBP: 0.305, SLG: 0.375	4-0 G4-6-3 IBB			2-2 1B HR	1-1 1B			4-0 G4-3 BB	3-2 2-H 1B	3	1	3	1	2	0	0									
Edgar Martinez, R (1, 5) OBP: 0.331, SLG: 0.367	0-1 G4-6-3		3-2 HR 1B	0-1 FC6-4				2-3 K	1-3 K	5	1	1	0	0	2	6									
Henry Cotto, R (1, 8) OBP: 0.310, SLG: 0.395		1-2 P4		0-0 HR		0-3 K		2-2 G4-3		4	1	1	3	0	1	1									
Omar Vizquel, S (1, 6) OBP: 0.293, SLG: 0.271		1-1 G3		3-2 G4-3		0-1 G4-3 1B		4-1 BB		3	0	1	0	1	0	0									
Inning Stats	R: 2 E: 0 K: 1 S: 17	H: 3 LOB: 2 BB: 2 P: 28	R: 0 E: 0 K: 0 S: 8	H: 0 LOB: 0 BB: 0 P: 13	R: 0 E: 0 K: 0 S: 5	H: 1 LOB: 1 BB: 0 P: 9	R: 3 E: 0 K: 0 S: 17	H: 4 LOB: 1 BB: 0 P: 27	R: 0 E: 0 K: 1 S: 11	H: 1 LOB: 1 BB: 0 P: 14	R: 0 E: 0 K: 2 S: 9	H: 1 LOB: 0 BB: 0 P: 12	R: 0 E: 0 K: 1 S: 7	H: 0 LOB: 0 BB: 0 P: 9	R: 0 E: 0 K: 1 S: 10	H: 0 LOB: 2 BB: 2 P: 22	R: 2 E: 0 K: 2 S: 24	H: 3 LOB: 1 BB: 0 P: 37	1B: 9 2B: 3 3B: 0 HR: 1	SF: 0 SAC: 0 DP: 1 HBP: 0	WP: 0 PB: 1 SB: 0 CS: 0	PA: 43			
PITCHER	IP	WLS	BF	H	R	ER	SO	BB	IBB	HBP	BLK	WP	HR	S	P	ERA	WHIP								
Mark Gubicza, R (1, 1) ERA: 2.61	6.0	W	29	10	5	5	4	1	1	0	0	0	1	67	103	7.50	1.833								
Jeff Montgomery, R (7, 1) ERA: 1.8	2.0		8	0	0	0	2	2	0	0	0	0	0	17	31	0.00	1.000								
Steve Farr, R (9, 1) ERA: 3.16	1.0		6	3	2	2	2	0	0	0	0	0	0	24	37	18.00	3.000								
Batter	1	2	3	4	5	6	7	8	9	AB	R	H	RBI	BB	SO	LOB	BOTTOM								
Kurt Stillwell, S (1, 6) OBP: 0.324, SLG: 0.353	3-2 P3		3-2 L8	2-0 1B 2B		1-2 G4-3	2-0 L9	2-0 F7		6	1	1	2	0	0	3									
Kevin Seitzer, R (1, 5) OBP: 0.388, SLG: 0.351	2-2 P8		0-2 G3-1	1-1 1B 1B		1-0 E5	2-2 G3			5	0	1	1	0	0	2									
George Brett, L (1, 3) OBP: 0.304, SLG: 0.318	2-0 2B		3-2 F8	0-1 1B		4-0 WP IBB	0-0 F7			4	0	2	0	1	0	2									
Bo Jackson, R (1, 10) OBP: 0.307, SLG: 0.529	3-3 K			1B BB F8		1-2 F8	0-2 HR			4	2	1	1	1	1	5									
Jim Eisenreich, L (1, 8) OBP: 0.352, SLG: 0.425		1-0 G6-3		0-0 BB 1B SF9 1B	0-0 F9		0-0 1B 1B	2-1 L9		5	2	2	0	0	0	0									
Pat Tabler, R (1, 7) OBP: 0.327, SLG: 0.294 Bill Pecota, R (7, PR) OBP: 0.278, SLG: 0.375		0-1 G5-3		1-0 G6-3 BB 2B 1B	2-1 L6		3-0 1B S	2-2 1B 1B		4	1	2	1	0	0	0									
Matt Winters, L (1, 9) OBP: 0.301, SLG: 0.421 Willie Wilson, S (7, PH) OBP: 0.272, SLG: 0.250		2-2 1B 2B		4-2 2B BB G6-3	4-2 BB		4-2 1B BB	0-0 1B 1B		1	2	1	0	2	0	0									
Bob Boone, R (1, 2) OBP: 0.363, SLG: 0.376		0-0 2-H 1B		1-1 SF9	2-3 K		0-1 1B BLK	1-3 K		4	1	2	4	0	2	3									
Frank White, R (1, 4) OBP: 0.301, SLG: 0.302 Brad Wellman, R (8, PR) OBP: 0.286, SLG: 0.269		1-1 P5		3-H G6-3	1-2 G6-3		0-1 F8	0-0 G3 BLK	1-2 1B	5	0	2	2	0	0	3									
Inning Stats	R: 0 E: 0 K: 1 S: 11	H: 1 LOB: 1 BB: 0 P: 21	R: 1 E: 0 K: 0 S: 9	H: 2 LOB: 1 BB: 0 P: 13	R: 0 E: 0 K: 0 S: 11	H: 0 LOB: 0 BB: 0 P: 17	R: 5 E: 0 K: 0 S: 19	H: 5 LOB: 2 BB: 2 P: 34	R: 0 E: 0 K: 1 S: 10	H: 0 LOB: 1 BB: 1 P: 18	R: 0 E: 1 K: 0 S: 9	H: 0 LOB: 2 BB: 1 P: 16	R: 4 E: 0 K: 0 S: 13	H: 4 LOB: 2 BB: 1 P: 24	R: 2 E: 0 K: 1 S: 17	H: 4 LOB: 2 BB: 0 P: 25	R: 2 E: 0 K: 1 S: 17	H: 4 LOB: 2 BB: 0 P: 25	1B: 12 2B: 3 3B: 0 HR: 1	SF: 1 SAC: 0 DP: 0 HBP: 0	WP: 1 PB: 0 SB: 1 CS: 0	PA: 46			
PITCHER	IP	WLS	BF	H	R	ER	SO	BB	IBB	HBP	BLK	WP	HR	S	P	ERA	WHIP								
Gene Harris, R (1, 1) ERA: 4.5	3.2	L	19	6	6	6	1	2	0	0	0	0	0	44	77	14.73	2.182								
Jerry Reed, R (4, 1) ERA: 2.97	2.1		12	2	0	0	1	1	1	0	0	1	0	25	42	0.00	1.286								
Dennis Powell, L (7, 1) ERA: 4.7	0.0		2	2	2	2	0	0	0	0	0	0	0	2	5	∞	∞								
Michael Jackson, R (7, 1) ERA: 4.35	1.0		6	2	2	2	0	1	0	0	1	0	0	11	19	18.00	3.000								
Tom Niedenfuer, R (8, 1) ERA: 9.5	1.0		7	4	2	2	1	0	0	0	0	0	1	17	25	18.00	4.000								

Seattle Mariners @ Kansas City Royals
 Royals Stadium, Kansas City, MO
 Wed Jun 28 1989, 8:05 PM EDT
 Att: 30,037 - Unknown

AB	39
R	7
H	13
RBI	7
BB	4
SO	8
LOB	17



Seattle Mariners @ Kansas City Royals
 Royals Stadium, Kansas City, MO
 Wed Jun 28 1989, 8:05 PM EDT
 Att: 30,037 - Unknown

AB	40
R	12
H	16
RBI	11
BB	5
SO	3
LOB	18



Batter	1	2	3	4	5	6	7	8	9	AB	R	H	RBI	BB	SO	LOB	TOP					
Harold Reynolds, S OBP: 0.345, SLG: 0.371 (1,4)	G1-3		1B			G3		F8		4	0	1	0	0	0	2	Seattle Mariners @ Texas Rangers Arlington Stadium, Arlington, TX Thu Jun 29 1989, 8:05 PM EDT Att: 26,244 - Unknown - 84 F					
Greg Britley, L OBP: 0.353, SLG: 0.434 (1,7)	G4-3		1B					G6-3		3	0	1	0	1	0	0						
Alvin Davis, L OBP: 0.429, SLG: 0.476 (1,3)	G5-3		G4-6-3					G3-1		4	0	0	0	0	1	4						
Jeffrey Leonard, R OBP: 0.320, SLG: 0.459 (1,10)		G5-3				1B		F7		4	1	1	0	0	0	0						
Ken Griffey Jr., L OBP: 0.348, SLG: 0.472 (1,8)		1B						F7		4	1	2	0	0	0	0						
Darnell Coles, R OBP: 0.294, SLG: 0.351 (1,9)		1B						F7		4	0	3	1	0	0	0						
Scott Bradley, L OBP: 0.307, SLG: 0.374 (1,2)		SF8						L6		3	0	1	1	0	0	1						
Edgar Martinez, R OBP: 0.336, SLG: 0.366 (1,5)		G4-3						K		3	0	1	0	1	1	2						
Omar Vizquel, S OBP: 0.294, SLG: 0.272 (1,6)			P5					F8		3	0	1	0	0	0	1						
Inning Stats	R: 0 E: 0 K: 0 S: 6	H: 0 LOB: 0 BB: 0 P: 11	R: 1 E: 0 K: 0 S: 18	H: 2 LOB: 1 BB: 0 P: 24	R: 0 E: 0 K: 0 S: 9	H: 2 LOB: 1 BB: 0 P: 14	R: 1 E: 0 K: 0 S: 6	H: 3 LOB: 0 BB: 0 P: 7	R: 0 E: 0 K: 1 S: 13	H: 1 LOB: 2 BB: 1 P: 24	R: 0 E: 0 K: 0 S: 10	H: 1 LOB: 0 BB: 0 P: 14	R: 0 E: 0 K: 0 S: 8	H: 1 LOB: 1 BB: 1 P: 19	R: 0 E: 0 K: 0 S: 6	H: 0 LOB: 0 BB: 0 P: 10	R: 0 E: 0 K: 1 S: 9	H: 1 LOB: 1 BB: 0 P: 13	1B: 11 2B: 0 3B: 0 HR: 0	SF: 1 SAC: 0 DP: 1 HBP: 0	WP: 0 PB: 0 SB: 0 CS: 1	PA: 37
PITCHER Charlie Hough, R ERA: 4.88 (1,1)	IP: 9.0 WLS: L BF: 35 H: 11 R: 2 ER: 2 SO: 2 BB: 2 IBB: 0 HBP: 0 BLK: 0 WP: 0 HR: 0 S: 85 P: 136 ERA: 2.00 WHIP: 1.444															PITCHER						

Batter	1	2	3	4	5	6	7	8	9	AB	R	H	RBI	BB	SO	LOB	BOTTOM					
Cecil Espy, S OBP: 0.303, SLG: 0.327 (1,8)	F7		K			G4-3			E7	4	0	1	0	0	1	0	Seattle Mariners @ Texas Rangers Arlington Stadium, Arlington, TX Thu Jun 29 1989, 8:05 PM EDT Att: 26,244 - Unknown - 84 F					
Sammy Sosa, R OBP: 0.289, SLG: 0.346 (1,7)									K	3	0	1	0	0	2	0						
Scott Fletcher, R OBP: 0.343, SLG: 0.311 (9, PH)									K	1	0	0	0	0	1	1						
Rafael Palmeiro, L OBP: 0.381, SLG: 0.434 (1,3)									P4	4	0	1	0	0	0	2						
Ruben Sierra, S OBP: 0.377, SLG: 0.595 (1,9)										3	0	0	0	0	0	1						
Julio Franco, R OBP: 0.406, SLG: 0.511 (1,4)										3	0	1	0	0	0	0						
Rick Leach, L OBP: 0.347, SLG: 0.369 (1,10)										3	0	0	0	0	1	1						
Steve Buechele, R OBP: 0.298, SLG: 0.344 (1,5)										3	0	0	0	0	0	1						
Chad Kreuter, S OBP: 0.186, SLG: 0.190 (1,2)										2	0	0	0	0	0	0						
Thad Bosley, L OBP: 0.333, SLG: 0.333 (8, PH)										1	0	0	0	0	0	1						
Jim Sundberg, R OBP: 0.340, SLG: 0.380 (9,2)										0	0	0	0	0	0	0						
Jeff Kunkel, R OBP: 0.312, SLG: 0.495 (1,6)										3	0	0	0	0	1	0						
Inning Stats	R: 0 E: 0 K: 1 S: 10	H: 1 LOB: 1 BB: 0 P: 15	R: 0 E: 0 K: 0 S: 6	H: 0 LOB: 0 BB: 0 P: 7	R: 0 E: 0 K: 1 S: 7	H: 0 LOB: 0 BB: 0 P: 10	R: 0 E: 0 K: 0 S: 10	H: 1 LOB: 0 BB: 0 P: 13	R: 0 E: 0 K: 1 S: 6	H: 0 LOB: 0 BB: 0 P: 10	R: 0 E: 0 K: 0 S: 9	H: 0 LOB: 0 BB: 0 P: 14	R: 0 E: 0 K: 1 S: 6	H: 0 LOB: 0 BB: 0 P: 10	R: 0 E: 0 K: 0 S: 9	H: 1 LOB: 1 BB: 0 P: 14	R: 0 E: 1 K: 2 S: 19	H: 1 LOB: 1 BB: 0 P: 26	1B: 4 2B: 0 3B: 0 HR: 0	SF: 0 SAC: 0 DP: 1 HBP: 0	WP: 0 PB: 0 SB: 0 CS: 0	PA: 30
PITCHER Scott Bankhead, R ERA: 3.08 (1,1)	IP: 8.0 WLS: W BF: 26 H: 3 R: 0 ER: 0 SO: 4 BB: 0 IBB: 0 HBP: 0 BLK: 0 WP: 0 HR: 0 S: 63 P: 93 ERA: 0.00 WHIP: 0.375															PITCHER						
Mike Schooler, R ERA: 1.63 (9,1)	IP: 1.0 WLS: S BF: 4 H: 1 R: 0 ER: 0 SO: 2 BB: 0 IBB: 0 HBP: 0 BLK: 0 WP: 0 HR: 0 S: 19 P: 26 ERA: 0.00 WHIP: 1.000															PITCHER						

AB	32
R	2
H	11
RBI	2
BB	2
SO	2
LOB	10



AB	30
R	0
H	4
RBI	0
BB	0
SO	6
LOB	7



Batter	1	2	3	4	5	6	7	8	9	AB	R	H	RBI	BB	SO	LOB	TOP				
Harold Reynolds, S OBP: 0.344, SLG: 0.369 (1, 4)	P6		G1-3			1B	F9			4	1	1	0	0	0	1					
Greg Britley, L OBP: 0.356, SLG: 0.453 (1, 7)	HR		K			1B	F9			3	2	1	1	1	1	1					
Alvin Davis, L OBP: 0.426, SLG: 0.472 (1, 3)	G4-3					1B			K	4	1	1	1	0	1	0					
Jeffrey Leonard, R OBP: 0.323, SLG: 0.457 (1, 10)	BB					K			S	3	0	1	0	1	2	2					
Ken Griffey Jr., L OBP: 0.347, SLG: 0.468 (1, 8)	K					1B			K	4	0	1	1	0	2	2					
Darnell Coles, R OBP: 0.284, SLG: 0.349 (1, 9)						1B			F8	4	0	1	0	0	2	1					
Scott Bradley, L OBP: 0.306, SLG: 0.371 (1, 2)	G4-3					G4-6-3			L3	4	0	1	0	0	0	2					
Edgar Martinez, R OBP: 0.333, SLG: 0.357 (1, 5)	K					BB			L3	3	0	0	0	1	1	1					
Omar Vizquel, S OBP: 0.293, SLG: 0.271 (1, 6)						K			K	4	0	1	0	0	2	1					
Inning Stats	R: 1 E: 0 K: 1 S: 12	H: 1 LOB: 1 BB: 1 P: 21	R: 0 E: 0 K: 2 S: 8	H: 0 LOB: 0 BB: 0 P: 12	R: 0 E: 0 K: 1 S: 7	H: 0 LOB: 0 BB: 0 P: 11	R: 0 E: 0 K: 1 S: 9	H: 0 LOB: 0 BB: 0 P: 15	R: 0 E: 0 K: 2 S: 8	H: 0 LOB: 1 BB: 1 P: 16	R: 3 E: 0 K: 1 S: 15	H: 4 LOB: 1 BB: 1 P: 26	R: 0 E: 0 K: 0 S: 10	H: 1 LOB: 1 BB: 0 P: 14	R: 0 E: 0 K: 1 S: 5	H: 1 LOB: 0 BB: 0 P: 7	1B: 7 2B: 1 3B: 0 HR: 1	SF: 0 SAC: 0 DP: 2 HBP: 0	WP: 1 PB: 0 SB: 1 CS: 0	PA: 36	
PITCHER	IP	WLS	BF	H	R	ER	SO	BB	IBB	HBP	BLK	WP	HR	S	P	ERA	WHIP				
Nolan Ryan, R ERA: 3.14 (1, 1)	5.1	L	24	5	4	4	8	3	0	0	0	1	1	58	100	6.75	1.500				
Drew Hall, L ERA: 4.37 (6, 1)	2.1		8	2	0	0	2	0	0	0	0	0	0	17	24	0.00	0.857				
Cecilio Guante, R ERA: 3.68 (8, 1)	1.1		4	1	0	0	1	0	0	0	0	0	0	8	12	0.00	0.750				

Seattle Mariners @ Texas Rangers
Arlington Stadium, Arlington, TX
Fri Jun 30 1989, 8:05 PM EDT
Att: 28,338 - Unknown

AB 33
R 4
H 8
RBI 3
BB 3
SO 11
LOB 11



Batter	1	2	3	4	5	6	7	8	9	AB	R	H	RBI	BB	SO	LOB	BOTTOM				
Cecil Espy, S OBP: 0.305, SLG: 0.326 (1, 8)	CS		FC6-4			G4-3			F8	4	0	1	1	1	0	3					
Scott Fletcher, R OBP: 0.344, SLG: 0.310 (1, 6)	E6					G1-3			CS	4	0	1	0	1	0	1					
Rafael Palmeiro, L OBP: 0.378, SLG: 0.430 (1, 3)	G6-3					G4-3			K	5	0	1	0	0	2	5					
Ruben Sierra, S OBP: 0.375, SLG: 0.590 (1, 9)	F7					G4-3			E9	4	1	1	0	0	0	1					
Julio Franco, R OBP: 0.407, SLG: 0.517 (1, 4)	2B					G4-3			2B	4	0	2	1	0	1	1					
Rick Leach, L OBP: 0.351, SLG: 0.368 (1, 10)	K					G3-1			3B	3	1	1	0	1	1	1					
Pete Incaviglia, R OBP: 0.254, SLG: 0.373 (1, 7)	G4-3					G4-3			P3	4	1	1	1	0	0	3					
Steve Buechele, R OBP: 0.297, SLG: 0.343 (1, 5)						G6-3			G5-3	4	0	1	0	0	0	1					
Jeff Kunkel, R OBP: 0.312, SLG: 0.495 (9, PR)						G1-3			1B	0	0	0	0	0	0	0					
Chad Kreuter, S OBP: 0.208, SLG: 0.203 (1, 2)						G6-3			1B	1	0	1	0	1	0	0					
Thad Bosley, L OBP: 0.250, SLG: 0.250 (7, PH)									K	1	0	0	0	0	1	1					
Jim Sundberg, R OBP: 0.336, SLG: 0.376 (8, 2)						FC6-4			K	1	0	0	0	0	1	1					
Inning Stats	R: 0 E: 1 K: 0 S: 7	H: 0 LOB: 0 BB: 1 P: 14	R: 0 E: 0 K: 1 S: 12	H: 1 LOB: 1 BB: 0 P: 17	R: 0 E: 0 K: 0 S: 10	H: 0 LOB: 2 BB: 2 P: 22	R: 0 E: 0 K: 0 S: 6	H: 0 LOB: 0 BB: 0 P: 8	R: 0 E: 0 K: 0 S: 6	H: 1 LOB: 1 BB: 0 P: 10	R: 2 E: 0 K: 1 S: 12	H: 3 LOB: 0 BB: 0 P: 19	R: 1 E: 1 K: 1 S: 14	H: 2 LOB: 2 BB: 1 P: 21	R: 0 E: 0 K: 2 S: 14	H: 2 LOB: 2 BB: 0 P: 21	1B: 7 2B: 2 3B: 1 HR: 0	SF: 0 SAC: 0 DP: 1 HBP: 0	WP: 0 PB: 0 SB: 0 CS: 2	PA: 40	
PITCHER	IP	WLS	BF	H	R	ER	SO	BB	IBB	HBP	BLK	WP	HR	S	P	ERA	WHIP				
Bill Swift, R ERA: 5.74 (1, 1)	6.0	W	25	5	2	2	2	3	0	0	0	0	0	54	92	3.00	1.333				
Michael Jackson, R ERA: 4.19 (7, 1)	2.0		9	3	1	0	2	1	0	0	0	0	0	21	31	0.00	2.000				
Mike Schooler, R ERA: 1.59 (9, 1)	1.0	S	5	2	0	0	2	0	0	0	0	0	0	14	21	0.00	2.000				

Seattle Mariners @ Texas Rangers
Arlington Stadium, Arlington, TX
Fri Jun 30 1989, 8:05 PM EDT
Att: 28,338 - Unknown

AB 35
R 3
H 10
RBI 3
BB 4
SO 6
LOB 18



Batter	1	2	3	4	5	6	7	8	9	AB	R	H	RBI	BB	SO	LOB	TOP										
Harold Reynolds, S (1, 4) OBP: 0.343, SLG: 0.367	L6		G1-6-3			G3											4 0 1 0 0 0 1										
Greg Britley, L (1, 7) OBP: 0.348, SLG: 0.441	K				F7	F7		F8									4 0 0 0 0 1 2										
Alvin Davis, L (1, 3) Henry Cotto, R (9, PR) OBP: 0.310, SLG: 0.395	K				E3	G3											3 0 0 0 1 1 0 0 0 0 0 0 0 0										
Jeffrey Leonard, R (1, 10) OBP: 0.319, SLG: 0.451					F9	F9											4 0 0 0 0 1 2										
Ken Griffey Jr., L (1, 8) OBP: 0.345, SLG: 0.462						G3											3 0 0 0 1 2 2										
Darnell Coles, R (1, 9) OBP: 0.284, SLG: 0.349																	3 0 1 0 0 1 1										
Scott Bradley, L (1, 2) OBP: 0.300, SLG: 0.363																	3 0 0 0 0 0 2										
Edgar Martinez, R (1, 5) OBP: 0.326, SLG: 0.347																	3 0 0 0 0 1 1										
Omar Vizquel, S (1, 6) Dave Cochrane, S (8, PH) OBP: 0.333, SLG: 0.375																	1 0 0 0 1 1 1 0 0 0 0 1 0 0										
Inning Stats	R: 0 E: 0 K: 2 S: 11	H: 0 LOB: 0 BB: 0 P: 19	R: 0 E: 0 K: 0 S: 9	H: 0 LOB: 1 BB: 1 P: 19	R: 0 E: 0 K: 0 S: 6	H: 0 LOB: 0 BB: 1 P: 13	R: 0 E: 1 K: 1 S: 9	H: 0 LOB: 1 BB: 0 P: 13	R: 0 E: 0 K: 0 S: 8	H: 1 LOB: 1 BB: 0 P: 14	R: 0 E: 0 K: 3 S: 9	H: 0 LOB: 0 BB: 0 P: 16	R: 0 E: 0 K: 1 S: 15	H: 1 LOB: 2 BB: 1 P: 24	R: 0 E: 0 K: 1 S: 9	H: 0 LOB: 1 BB: 1 P: 16	1B: 2 2B: 0 3B: 0 HR: 0	SF: 0 SAC: 0 DP: 2 HBP: 0	WP: 0 PB: 0 SB: 0 CS: 0	PA: 32							
PITCHER	IP	WLS	BF	H	R	ER	SO	BB	IBB	HBP	BLK	WP	HR	S	P	ERA	WHIP										
Bobby Witt, R (1, 1) ERA: 5.72	7.2	W	28	2	0	0	7	3	0	0	0	0	0	77	130	0.00	0.652										
Jeff Russell, R (8, 1) ERA: 1.87	1.1	S	4	0	0	0	1	1	0	0	0	0	0	10	17	0.00	0.750										

Seattle Mariners @ Texas Rangers
Arlington Stadium, Arlington, TX
Sat Jul 01 1989, 8:05 PM EDT
Att: 31,114 - Unknown

AB 28
R 0
H 2
RBI 0
BB 4
SO 8
LOB 12



Batter	1	2	3	4	5	6	7	8	9	AB	R	H	RBI	BB	SO	LOB	BOTTOM										
Sammy Sosa, R (1, 10) OBP: 0.304, SLG: 0.375																	4 0 3 1 0 1 1										
Scott Fletcher, R (1, 6) OBP: 0.340, SLG: 0.305																	4 0 0 0 0 0 4										
Rafael Palmeiro, L (1, 3) OBP: 0.374, SLG: 0.425																	4 0 0 0 0 1 4										
Ruben Sierra, S (1, 9) OBP: 0.378, SLG: 0.590																	2 0 1 0 1 0 0										
Julio Franco, R (1, 4) OBP: 0.403, SLG: 0.512																	3 0 0 0 0 1 2										
Pete Incaviglia, R (1, 7) OBP: 0.285, SLG: 0.372																	3 0 1 0 0 0 0										
Steve Buechele, R (1, 5) OBP: 0.294, SLG: 0.339																	3 0 0 0 0 1 1										
Jim Sundberg, R (1, 2) OBP: 0.345, SLG: 0.389																	2 1 1 0 1 1 0										
Jeff Kunkel, R (1, 8) OBP: 0.313, SLG: 0.491																	3 0 1 0 0 1 1										
Inning Stats	R: 0 E: 0 K: 0 S: 6	H: 1 LOB: 0 BB: 0 P: 11	R: 0 E: 0 K: 0 S: 7	H: 0 LOB: 0 BB: 0 P: 12	R: 1 E: 0 K: 0 S: 14	H: 3 LOB: 2 BB: 0 P: 20	R: 0 E: 0 K: 0 S: 3	H: 1 LOB: 0 BB: 0 P: 3	R: 0 E: 0 K: 1 S: 9	H: 0 LOB: 1 BB: 1 P: 17	R: 0 E: 0 K: 1 S: 6	H: 0 LOB: 1 BB: 1 P: 13	R: 0 E: 0 K: 2 S: 10	H: 1 LOB: 0 BB: 0 P: 15	R: 0 E: 0 K: 2 S: 10	H: 1 LOB: 1 BB: 0 P: 16	1B: 6 2B: 1 3B: 0 HR: 0	SF: 0 SAC: 0 DP: 2 HBP: 0	WP: 0 PB: 0 SB: 0 CS: 0	PA: 30							
PITCHER	IP	WLS	BF	H	R	ER	SO	BB	IBB	HBP	BLK	WP	HR	S	P	ERA	WHIP										
Randy Johnson, L (1, 1) ERA: 4.83	8.0	L	30	7	1	1	6	2	0	0	0	0	0	65	107	1.12	1.125										
PITCHER	IP	WLS	BF	H	R	ER	SO	BB	IBB	HBP	BLK	WP	HR	S	P	ERA	WHIP										

Seattle Mariners @ Texas Rangers
Arlington Stadium, Arlington, TX
Sat Jul 01 1989, 8:05 PM EDT
Att: 31,114 - Unknown

AB 28
R 1
H 7
RBI 1
BB 2
SO 6
LOB 13



Batter	1	2	3	4	5	6	7	8	9	AB	R	H	RBI	BB	SO	LOB	TOP					
Randy Bush, L OBP: 0.349, SLG: 0.492 (1, 7)										5	0	0	0	0	2	3						
Wally Backman, S OBP: 0.313, SLG: 0.306 (1, 4)										4	0	1	0	0	0	0						
Kirby Puckett, R OBP: 0.381, SLG: 0.477 (1, 8)										4	0	1	1	0	0	1						
Kent Hrbek, L OBP: 0.390, SLG: 0.512 (1, 3)										4	0	0	0	0	1	3						
Gary Gaetti, R OBP: 0.301, SLG: 0.456 (1, 5)										4	1	2	0	0	0	0						
Jim Dwyer, L OBP: 0.410, SLG: 0.393 (1, 10)										3	0	0	0	1	0	2						
Gene Larkin, S OBP: 0.351, SLG: 0.332 (1, 9)										4	0	2	0	0	0	1						
Brian Harper, R OBP: 0.319, SLG: 0.408 (8, PH)										2	0	0	0	0	0	2						
Al Newman, S OBP: 0.354, SLG: 0.310 (8, 6)										2	0	1	1	0	0	0						
Greg Gagne, R OBP: 0.291, SLG: 0.381 (1, 6)										2	0	0	0	0	1	2						
John Moses, S OBP: 0.366, SLG: 0.393 (8, PH)										1	1	1	0	0	0	0						
Greg Olson, R OBP: 0.500, SLG: 0.500 (8, 2)										0	0	0	0	0	0	0						
Tim Laudner, R OBP: 0.281, SLG: 0.327 (9, PH)										1	0	0	0	0	1	2						
Inning Stats	R: 0 H: 0 E: 1 K: 1 S: 13	H: 0 LOB: 1 BB: 0 P: 18	R: 0 H: 1 E: 0 K: 1 S: 12	H: 1 LOB: 2 BB: 1 P: 23	R: 0 H: 0 E: 0 K: 0 S: 3	H: 0 LOB: 0 BB: 0 P: 5	R: 0 H: 0 E: 0 K: 1 S: 6	H: 0 LOB: 0 BB: 0 P: 7	R: 0 H: 0 E: 0 K: 0 S: 8	H: 0 LOB: 0 BB: 0 P: 14	R: 0 H: 0 E: 0 K: 0 S: 7	H: 0 LOB: 0 BB: 0 P: 10	R: 0 H: 1 E: 0 K: 0 S: 16	H: 1 LOB: 1 BB: 0 P: 20	R: 1 H: 3 E: 0 K: 1 S: 19	H: 3 LOB: 2 BB: 0 P: 30	R: 1 H: 3 E: 0 K: 1 S: 20	H: 3 LOB: 2 BB: 0 P: 25	1B: 8 2B: 0 3B: 0 HR: 0	SF: 0 SAC: 0 DP: 0 HBP: 0	WP: 0 PB: 0 CS: 0	PA: 37
PITCHER	IP WLS BF H R ER SO BB IBB HBP BLK WP HR S P ERA WHIP																					
Scott Bankhead, R ERA: 2.95 (1, 1)	7.1 W 27 3 1 1 3 1 0 0 0 0 0 0 74 110 1.23 0.545																					
Dennis Powell, L ERA: 4.65 (8, 1)	0.1 2 1 0 0 1 0 0 0 0 0 0 0 6 9 0.00 3.000																					
Michael Jackson, R ERA: 4.15 (8, 1)	0.1 2 1 0 0 0 0 0 0 0 0 0 0 4 8 0.00 3.000																					
Mike Schooler, R ERA: 1.77 (9, 1)	1.0 S 6 3 1 1 1 0 0 0 0 0 0 0 20 25 9.00 3.000																					

Minnesota Twins @ Seattle Mariners
The Kingdome, Seattle, WA
Tue Jul 04 1989, 10:05 PM EDT
Att: 22,180 - Dome

AB 36
R 2
H 8
RBI 2
BB 1
SO 5
LOB 16



Batter	1	2	3	4	5	6	7	8	9	AB	R	H	RBI	BB	SO	LOB	BOTTOM			
Harold Reynolds, S OBP: 0.348, SLG: 0.370 (1, 4)										3	0	2	0	1	0	0				
Henry Cotto, R OBP: 0.308, SLG: 0.391 (1, 8)										4	1	1	0	0	0	3				
Alvin Davis, L OBP: 0.421, SLG: 0.462 (1, 10)										4	1	1	0	0	0	2				
Jeffrey Leonard, R OBP: 0.321, SLG: 0.455 (1, 7)										4	1	2	1	0	0	1				
Darnell Coles, R OBP: 0.285, SLG: 0.346 (1, 9)										2	0	0	1	0	0	1				
Ken Griffey Jr., L OBP: 0.344, SLG: 0.461 (8, PH)										1	0	0	0	0	1	1				
Jim Presley, R OBP: 0.311, SLG: 0.400 (1, 3)										4	0	1	1	0	2	2				
Edgar Martinez, R OBP: 0.319, SLG: 0.339 (1, 5)										3	0	0	0	0	0	2				
Omar Vizquel, S OBP: 0.290, SLG: 0.266 (1, 6)										3	0	0	0	0	0	1				
Bill McGuire, R OBP: 0.179, SLG: 0.231 (1, 2)										3	0	0	0	1	0					
Inning Stats	R: 0 H: 1 E: 0 K: 0 S: 9	H: 0 LOB: 0 BB: 0 P: 16	R: 0 H: 0 E: 0 K: 1 S: 10	H: 0 LOB: 0 BB: 0 P: 15	R: 0 H: 0 E: 0 K: 0 S: 11	H: 0 LOB: 0 BB: 0 P: 15	R: 3 H: 4 E: 0 K: 0 S: 13	H: 4 LOB: 1 BB: 0 P: 21	R: 0 H: 0 E: 0 K: 1 S: 8	H: 0 LOB: 1 BB: 1 P: 14	R: 0 H: 0 E: 0 K: 1 S: 10	H: 0 LOB: 0 BB: 0 P: 16	R: 0 H: 1 E: 0 K: 1 S: 9	H: 1 LOB: 1 BB: 0 P: 16	R: 0 H: 1 E: 0 K: 1 S: 8	H: 1 LOB: 1 BB: 0 P: 14	1B: 6 2B: 1 3B: 0 HR: 0	SF: 0 SAC: 0 DP: 0 HBP: 1	WP: 0 PB: 0 CS: 0	PA: 33
PITCHER	IP WLS BF H R ER SO BB IBB HBP BLK WP HR S P ERA WHIP																			
Alan Anderson, L ERA: 3.72 (1, 1)	7.0 L 29 6 3 3 3 1 0 0 0 0 0 0 2 5 0.00 0.000																			
Gary Wayne, L ERA: 3.02 (8, 1)	0.1 1 0 0 0 0 0 0 0 0 0 0 0 2 5 0.00 0.000																			
Randy St. Claire, R ERA: 7.04 (8, 1)	0.2 3 1 0 0 1 0 0 0 0 0 0 0 6 9 0.00 1.500																			

Minnesota Twins @ Seattle Mariners
The Kingdome, Seattle, WA
Tue Jul 04 1989, 10:05 PM EDT
Att: 22,180 - Dome

AB 31
R 3
H 7
RBI 3
BB 1
SO 4
LOB 13



Batter	1	2	3	4	5	6	7	8	9	AB	R	H	RBI	BB	SO	LOB	TOP					
Al Newman, S OBP: 0.348, SLG: 0.303 (1, 6)	G6-3		CS	F9		G4-3	P8			4	0	0	0	0	0	1	Minnesota Twins @ Seattle Mariners The Kingdome, Seattle, WA Wed Jul 05 1989, 10:05 PM EDT Att: 10,383 - Unknown					
Wally Backman, S OBP: 0.321, SLG: 0.308 (1, 4)	G6-4-3 BB			BB 1B		FC4-6 BB	P8			2	1	1	0	2	0	0						
Kirby Puckett, R OBP: 0.380, SLG: 0.473 (1, 8)	G6-4-3			BB 1B		FC4-6 1-2	P3			3	0	0	0	1	0	2						
Kent Hrbek, L OBP: 0.393, SLG: 0.512 (1, 3)				K		F7				4	0	2	0	0	1	3						
Gary Gaetti, R OBP: 0.303, SLG: 0.456 (1, 5)				1-2 2-H 1B			E S BLK 1B			4	1	2	1	0	1	2						
Randy Bush, L OBP: 0.343, SLG: 0.481 (1, 9)	G4-3			G6-3						4	0	0	0	0	1	4						
Gene Larkin, S OBP: 0.349, SLG: 0.328 (1, 10)				BB			E1 BLK 1B 2-3			3	1	0	0	1	0	1						
Brian Harper, R OBP: 0.323, SLG: 0.411 (1, 2)				G4-6-4-3 1-2						4	0	2	1	0	0	1						
John Moses, S OBP: 0.363, SLG: 0.388 (1, 7)				L7			L6			4	0	1	0	0	0	2						
Inning Stats	R: 0 E: 0 K: 0 S: 2	H: 0 LOB: 0 BB: 1 P: 6	R: 0 E: 0 K: 1 S: 7	H: 1 LOB: 0 BB: 0 P: 9	R: 0 E: 0 K: 0 S: 7	H: 1 LOB: 0 BB: 0 P: 10	R: 1 E: 0 K: 1 S: 14	H: 2 LOB: 2 BB: 1 P: 24	R: 0 E: 0 K: 0 S: 6	H: 0 LOB: 0 BB: 1 P: 11	R: 0 E: 0 K: 0 S: 9	H: 0 LOB: 1 BB: 1 P: 15	R: 2 E: 1 K: 1 S: 11	H: 2 LOB: 1 BB: 0 P: 17	R: 0 E: 0 K: 0 S: 11	H: 1 LOB: 1 BB: 0 P: 21	R: 0 E: 0 K: 0 S: 8	H: 1 LOB: 1 BB: 0 P: 13	1B: 8 2B: 0 3B: 0 HR: 0	SF: 0 SAC: 0 DP: 3 HBP: 0	WP: 0 PB: 0 SB: 0 CS: 1	PA: 37
PITCHER	IP	WLS	BF	H	R	ER	SO	BB	IBB	HBP	BLK	WP	HR	S	P	ERA	WHIP					
Gene Harris, R ERA: 4.13 (1, 1)	6.0	W	22	4	1	1	2	4	0	0	0	0	0	45	75	1.50	1.333					
Michael Jackson, R ERA: 4.19 (7, 1)	1.2		9	3	2	1	1	0	0	0	1	0	0	20	34	5.40	1.800					
Mike Schooler, R ERA: 1.71 (8, 1)	1.1	S	5	1	0	0	0	0	0	0	0	0	0	10	17	0.00	0.750					

Batter	1	2	3	4	5	6	7	8	9	AB	R	H	RBI	BB	SO	LOB	BOTTOM				
Harold Reynolds, S OBP: 0.352, SLG: 0.375 (1, 4)	E6 1B	G1-3		F9						4	0	2	0	1	0	1	Minnesota Twins @ Seattle Mariners The Kingdome, Seattle, WA Wed Jul 05 1989, 10:05 PM EDT Att: 10,383 - Unknown				
Greg Britley, L OBP: 0.341, SLG: 0.432 (1, 7)	P8									3	0	0	0	0	0	1					
Henry Cotto, R OBP: 0.317, SLG: 0.399 (6, FH) (7, 7)										2	1	2	2	0	0	0					
Alvin Davis, L OBP: 0.417, SLG: 0.460 (1, 3)	F8									5	0	1	1	0	0	3					
Jeffrey Leonard, R OBP: 0.319, SLG: 0.451 (1, 10)	L8									5	0	1	0	0	1	2					
Ken Griffey Jr., L OBP: 0.350, SLG: 0.486 (1, 8)										3	2	2	2	1	0	0					
Damell Coles, R OBP: 0.292, SLG: 0.354 (1, 9)										3	1	2	0	1	0	0					
Scott Bradley, L OBP: 0.305, SLG: 0.362 (1, 2)										3	1	1	0	1	0	4					
Edgar Martinez, R OBP: 0.317, SLG: 0.333 (1, 5)										2	1	0	1	1	0	1					
Omar Vizquel, S OBP: 0.294, SLG: 0.281 (1, 6)										4	1	2	1	0	0	0					
Inning Stats	R: 0 E: 1 K: 0 S: 8	H: 1 LOB: 1 BB: 0 P: 13	R: 2 E: 0 K: 0 S: 12	H: 3 LOB: 1 BB: 0 P: 24	R: 0 E: 0 K: 0 S: 9	H: 1 LOB: 3 BB: 2 P: 24	R: 0 E: 0 K: 0 S: 5	H: 0 LOB: 0 BB: 0 P: 9	R: 0 E: 0 K: 0 S: 10	H: 0 LOB: 0 BB: 0 P: 16	R: 3 E: 0 K: 0 S: 16	H: 2 LOB: 2 BB: 3 P: 38	R: 1 E: 0 K: 0 S: 10	H: 3 LOB: 1 BB: 0 P: 16	R: 1 E: 0 K: 1 S: 11	H: 3 LOB: 1 BB: 0 P: 18	1B: 6 2B: 5 3B: 0 HR: 2	SF: 1 SAC: 0 DP: 0 HBP: 0	WP: 0 PB: 0 SB: 0 CS: 1	PA: 40	
PITCHER	IP	WLS	BF	H	R	ER	SO	BB	IBB	HBP	BLK	WP	HR	S	P	ERA	WHIP				
Mike Dyer, R ERA: 11.74 (1, 1)	5.2	L	26	5	4	4	0	4	0	0	0	0	0	5	11	∞	∞				
Gary Wayne, L ERA: 3.21 (6, 1)	0.0		2	1	0	0	0	1	0	0	0	0	0	5	11	∞	∞				
Juan Berenguer, R ERA: 3.71 (6, 1)	1.1		7	4	2	2	0	0	0	0	0	0	1	13	22	13.50	3.000				
Jeff Reardon, R ERA: 4.34 (8, 1)	1.0		5	3	1	1	1	0	0	0	0	0	0	11	18	9.00	3.000				

Batter	1	2	3	4	5	6	7	8	9	AB	R	H	RBI	BB	SO	LOB	TOP											
Al Newman, S OBP: 0.340, SLG: 0.296 (1, 7)	G4-3	G3		F8		G6-3			F7	5	0	0	0	0	0	1												
Wally Backman, S OBP: 0.327, SLG: 0.315 (1, 4)	K		1B	HR	1B	1B	FC6-4	1B	G1-3	5	1	3	0	0	1	0												
Randy Bush, L OBP: 0.344, SLG: 0.479 (1, 9)	1B		HR	1B	G3-6-3	1-2	FC6-4	1-2	K	5	1	2	0	0	1	2												
Gary Gaetti, R OBP: 0.303, SLG: 0.454 (1, 5)	L8		P9				P5			4	0	1	0	0	0	4												
Kent Hrbek, L OBP: 0.396, SLG: 0.534 (1, 3)		G5-3	1B	HR			G4-3			4	2	2	3	0	1	2												
Jim Dwyer, L OBP: 0.414, SLG: 0.399 (1, 10)		G5-3	1B	G6-3						3	1	2	0	0	0	0												
Brian Harper, R OBP: 0.327, SLG: 0.414 (8, FH)		G5-3	1B	G6-3						1	0	1	0	0	0	0												
John Moses, S OBP: 0.363, SLG: 0.387 (8, 7)		K	1B				G4-3		SH3-4	3	0	1	0	0	1	4												
Greg Gagne, R OBP: 0.291, SLG: 0.380 (1, 6)		G5-3								3	0	1	0	0	0	2												
Gene Larkin, S OBP: 0.349, SLG: 0.326 (8, FH)										1	0	0	0	0	0	1												
Kirby Puckett, R OBP: 0.380, SLG: 0.473 (8, 8)										0	0	0	0	0	0	0												
Tim Laudner, R OBP: 0.281, SLG: 0.331 (1, 2)				F8			L7		K	4	0	1	2	0	1	3												
Inning Stats	R: 0 E: 0 K: 1 S: 14	H: 1 LOB: 1 BB: 0 P: 21	R: 2 E: 0 K: 1 S: 15	H: 3 LOB: 1 BB: 0 P: 22	R: 3 E: 0 K: 0 S: 14	H: 5 LOB: 2 BB: 0 P: 19	R: 0 E: 0 K: 0 S: 4	H: 1 LOB: 0 BB: 0 P: 5	R: 0 E: 0 K: 1 S: 10	H: 2 LOB: 1 BB: 0 P: 16	R: 0 E: 0 K: 0 S: 5	H: 0 LOB: 0 BB: 0 P: 10	R: 0 E: 0 K: 0 S: 6	H: 1 LOB: 1 BB: 0 P: 6	R: 0 E: 0 K: 1 S: 8	H: 1 LOB: 1 BB: 0 P: 10	R: 0 E: 0 K: 1 S: 10	H: 0 LOB: 0 BB: 0 P: 14	1B: 12 2B: 1 3B: 0 HR: 1	SF: 0 SAC: 1 DP: 1 HBP: 0	WP: 0 PB: 0 CS: 2	PA: 39						
PITCHER	IP	WLS	BF	H	R	ER	SO	BB	IBB	HBP	BLK	WP	HR	S	P	ERA	WHIP											
Bill Swift, R ERA: 6.18 (1, 1)	2.2		17	9	5	5	2	0	0	0	0	0	0	1	41	59	16.88	3.375										
Jerry Reed, R ERA: 2.77 (3, 1)	4.0		14	4	0	0	1	0	0	0	0	0	0	25	38	0.00	1.000											
Dennis Powell, L ERA: 4.58 (7, 1)	0.2		3	1	0	0	0	0	0	0	0	0	0	4	5	0.00	1.500											
Michael Jackson, R ERA: 4.14 (8, 1)	0.2	W	2	0	0	0	1	0	0	0	0	0	0	6	7	0.00	0.000											
Mike Scholer, R ERA: 1.67 (9, 1)	1.0	S	3	0	0	0	1	0	0	0	0	0	0	10	14	0.00	0.000											

Minnesota Twins @ Seattle Mariners
The Kingdome, Seattle, WA
Thu Jul 06 1989, 10:05 PM EDT
Att: 12,565 - Dome

AB	38
R	5
H	14
RBI	5
BB	0
SO	5
LOB	19



Batter	1	2	3	4	5	6	7	8	9	AB	R	H	RBI	BB	SO	LOB	BOTTOM										
Harold Reynolds, S OBP: 0.352, SLG: 0.376 (1, 4)	G6-3		P9				F8			5	1	2	0	0	0	1											
Henry Cotto, R OBP: 0.313, SLG: 0.399 (1, 7)	G5-3		K				K		F9	5	1	1	1	0	2	3											
Alvin Davis, L OBP: 0.418, SLG: 0.463 (1, 3)	FC6-4		BB				F7			3	0	1	1	1	0	2											
Jeffrey Leonard, R OBP: 0.321, SLG: 0.452 (1, 10)	FC6-4		G5-3							4	1	2	1	0	0	2											
Ken Griffey Jr., L OBP: 0.345, SLG: 0.479 (1, 8)		G3		L4			G5-3		E6	4	1	0	0	0	0	1											
Darnell Coles, R OBP: 0.295, SLG: 0.360 (1, 9)		1B		G5-3			G6-3		SH1-4	4	2	2	2	0	0	0											
Edgar Martinez, R OBP: 0.324, SLG: 0.341 (1, 5)		1B					G5-3		SH1-4	3	0	2	1	0	0	0											
Dave Valle, R OBP: 0.353, SLG: 0.455 (1, 2)							G5-3			4	0	2	1	0	0	1											
Omar Vizquel, S OBP: 0.298, SLG: 0.281 (1, 6)		G4-3							K	3	1	1	0	1	1	2											
Inning Stats	R: 0 E: 0 K: 0 S: 7	H: 0 LOB: 1 BB: 1 P: 16	R: 1 E: 0 K: 0 S: 15	H: 3 LOB: 0 BB: 0 P: 20	R: 0 E: 0 K: 1 S: 10	H: 1 LOB: 1 BB: 0 P: 15	R: 0 E: 0 K: 0 S: 10	H: 1 LOB: 1 BB: 0 P: 15	R: 3 E: 0 K: 0 S: 11	H: 4 LOB: 0 BB: 0 P: 14	R: 0 E: 0 K: 0 S: 7	H: 0 LOB: 0 BB: 0 P: 9	R: 0 E: 0 K: 1 S: 11	H: 0 LOB: 1 BB: 1 P: 21	R: 3 E: 1 K: 1 S: 20	H: 4 LOB: 2 BB: 0 P: 28	R: 0 E: 0 K: 1 S: 11	H: 0 LOB: 0 BB: 0 P: 14	1B: 9 2B: 4 3B: 0 HR: 0	SF: 0 SAC: 1 DP: 0 HBP: 0	WP: 1 PB: 0 CS: 0	PA: 38					
PITCHER	IP	WLS	BF	H	R	ER	SO	BB	IBB	HBP	BLK	WP	HR	S	P	ERA	WHIP										
Shane Rawley, L ERA: 4.42 (1, 1)	5.0		23	9	4	4	1	1	0	0	0	0	0	16	26	0.00	0.600										
Randy St. Claire, R ERA: 5.79 (6, 1)	1.2		6	0	0	0	1	1	0	0	0	0	0	5	10	54.00	3.000										
Gary Wayne, L ERA: 5.38 (7, 1)	0.1	L	3	1	2	2	0	0	0	0	0	1	0	5	10	54.00	3.000										
Jeff Reardon, R ERA: 4.46 (8, 1)	1.0		6	3	1	0	1	0	0	0	0	0	0	17	22	0.00	3.000										

Minnesota Twins @ Seattle Mariners
The Kingdome, Seattle, WA
Thu Jul 06 1989, 10:05 PM EDT
Att: 12,565 - Dome

AB	35
R	7
H	13
RBI	7
BB	2
SO	3
LOB	12



Batter	1	2	3	4	5	6	7	8	9	10	11	12	AB	R	H	RBI	BB	SO	LOB									
Jerry Browne, S OBP: 0.396, SLG: 0.391 (1.4)	2-2 1B	3-0 PO	0-1 G1-3		4-2 BB			3-2 P3		0-1 G6-3		1-1 2B	5	1	2	0	1	0	0									
Dion James, L OBP: 0.347, SLG: 0.323 (1.10)	0-0 B1		2-1 G4-3		2-0 P5			2-2 P6		2-2 1B		1 SAFE 1 SAFE 1 SAFE 1 SAFE 1 SAFE 1 SAFE 1 SAFE 1 SAFE 1 SAFE 1 SAFE	6	0	2	1	0	0	3									
Joe Carter, R OBP: 0.289, SLG: 0.433 (9.8)	1-1 1B		0-3 K		0-0 P2			1-2 P3		2-1 F8		0-0 B1-3	6	0	1	0	0	1	4									
Cory Snyder, R OBP: 0.270, SLG: 0.383 (1.9)	1-3 K			4-2 G4-3 SF8		0-0 G5-3			0-0 L8 SH3-4 1B		1-0 CS 1B	1-3 K	5	2	2	0	1	2	3									
Pete O'Brien, L OBP: 0.385, SLG: 0.441 (1.3)	1-0 F8		1-0 G4-3		2-1 G4-3		0-0 G4-3		0-0 SH3-4		3-2 1B BB	4-0 1BB	4	0	1	0	1	0	3									
Brad Komminsk, R OBP: 0.315, SLG: 0.450 (9. FH)		2-2 P2		3-2 SF8		3-2 G6-3			1-2 L8		4-1 1B BB	1-3 K	2	0	0	1	0	0	0									
Pete Dalena, L (9. FH)													1	0	0	0	0	0	1									
Danny Sheaffer, R OBP: 0.167, SLG: 0.063 (9.5)													1	0	0	0	1	1	2									
Luis Aguayo, R OBP: 0.243, SLG: 0.217 (9. FH)		1-3 K											3	0	0	0	0	1	0									
Dave Clark, L OBP: 0.324, SLG: 0.399 (9.7)													2	0	2	1	0	0	0									
Andy Allanson, R OBP: 0.260, SLG: 0.272 (1.2)		0-1 1B 3B											5	1	2	0	0	1	4									
Felix Fermin, R OBP: 0.310, SLG: 0.263 (1.6)		0-1 PO 1B											4	0	1	1	0	1	3									
Inning Stats	R: 0 E: 0 K: 1 S: 10	H: 2 LOB: 2 BB: 1 P: 15	R: 1 E: 0 K: 1 S: 10	H: 2 LOB: 0 BB: 0 P: 16	R: 0 E: 0 K: 1 S: 7	H: 0 LOB: 0 BB: 1 P: 9	R: 1 E: 0 K: 0 S: 10	H: 0 LOB: 0 BB: 1 P: 20	R: 0 E: 0 K: 0 S: 9	H: 1 LOB: 2 BB: 1 P: 17	R: 0 E: 0 K: 0 S: 6	H: 0 LOB: 0 BB: 0 P: 9	R: 0 E: 0 K: 0 S: 5	H: 0 LOB: 0 BB: 0 P: 9	R: 0 E: 0 K: 0 S: 8	H: 2 LOB: 1 BB: 0 P: 11	R: 0 E: 0 K: 0 S: 10	H: 1 LOB: 1 BB: 0 P: 15	R: 0 E: 0 K: 2 S: 14	H: 3 LOB: 3 BB: 1 P: 24	R: 1 E: 0 K: 2 S: 11	H: 2 LOB: 2 BB: 1 P: 20	1B: 11 2B: 1 3B: 1 HR: 0	SF: 1 SAC: 2 DP: 0 HBP: 0	WP: 0 PB: 0 SB: 1 CS: 1	PA: 52		
PITCHER	IP WLS BF	H R ER SO	BB IBB HBP BLK	WP HR S	P ERA WHIP	PITCHER												IP WLS BF	H R ER SO	BB IBB HBP BLK	WP HR S P	ERA WHIP						
Randy Johnson, L ERA: 4.85 (1.1)	8.1	3	3	0	0	0	0	0	0	0	0	0	0	0	0	68	3.24	0.960										
Mike Schooler, R ERA: 1.65 (9.1)	0.2	3	1	0	0	0	0	0	0	0	0	0	0	0	6	9	0.00	1.500										
Keith Comstock, L ERA: (10.1)	1.1	8	4	0	0	0	1	0	0	0	0	0	0	0	18	33	0.00	3.750										
Michael Jackson, R ERA: 4.18 (11.1)	1.2	L 8	2	1	1	4	0	1	0	0	0	0	0	0	17	26	5.40	1.200										

Cleveland Indians @ Seattle Mariners
The Kingdom, Seattle, WA
Fri Jul 07 1989, 10:05 PM EDT
Att: 12,096 - Dome

AB 44
R 4
H 13
RBI 4
BB 4
SO 7
LOB 23

Batter	1	2	3	4	5	6	7	8	9	10	11	12	AB	R	H	RBI	BB	SO	LOB								
Harold Reynolds, S OBP: 0.358, SLG: 0.379 (1.4)	4-2 1B BB		0-0 SF8		0-0 S 1B	4-1 1B			2-1 FC3-6 1B	0-1 P4			3	1	2	2	2	0	3								
Greg Briley, L OBP: 0.341, SLG: 0.430 (1.7)	0-0 P7		2-0 F7		3-2 BB S 1B	2-0 P3			1-0 FC3-6				3	0	1	1	0	0	1								
Henry Cotto, R OBP: 0.308, SLG: 0.391 (6. PH) (7.7)									1-2 FC4-2 1B				3	0	0	0	0	0	3								
Alvin Davis, L OBP: 0.423, SLG: 0.484 (1.3)	0-2 1B		4-1 BB		4-0 BB 1BB				2-1 P9				4	0	2	0	2	0	1								
Jeffrey Leonard, R OBP: 0.318, SLG: 0.448 (1.10)	2-3 K		0-0 P6		1-1 P5				1-3 K				6	0	1	0	0	2	7								
Ken Griffey Jr., L OBP: 0.345, SLG: 0.474 (1.8)	2-3 K			0-0 P7	4-0 FC6-4 BB				0-0 P5				5	0	1	0	1	1	4								
Danell Coles, R OBP: 0.285, SLG: 0.357 (1.9)		1-2 P4		2-2 F9	2-2 FC6-4				1-1 L8				5	0	1	0	1	0	4								
Edgar Martinez, R OBP: 0.320, SLG: 0.331 (1.5)		2-1 P6		2-2 F8					0-1 F7				4	0	0	0	0	0	0								
Scott Bradley, L OBP: 0.306, SLG: 0.368 (1.2)		0-1 F7			1-2 1B				0-1 G4-3				6	1	2	0	0	1	4								
Omar Vizquel, S OBP: 0.296, SLG: 0.289 (12. PH) (1.6)			0-0 SF8		0-0 L7				0-0 L8				5	1	1	0	0	0	5								
Bruce Fields, L (12. PH)													1	0	0	0	1	1									
Inning Stats	R: 0 E: 0 K: 2 S: 13	H: 1 LOB: 2 BB: 1 P: 21	R: 0 E: 0 K: 0 S: 7	H: 0 LOB: 0 BB: 0 P: 10	R: 1 E: 0 K: 0 S: 13	H: 1 LOB: 1 BB: 1 P: 11	R: 0 E: 0 K: 0 S: 13	H: 0 LOB: 0 BB: 0 P: 17	R: 2 E: 0 K: 0 S: 14	H: 3 LOB: 3 BB: 2 P: 26	R: 0 E: 0 K: 0 S: 6	H: 1 LOB: 2 BB: 1 P: 15	R: 0 E: 0 K: 0 S: 7	H: 1 LOB: 1 BB: 0 P: 7	R: 0 E: 0 K: 0 S: 10	H: 1 LOB: 1 BB: 0 P: 15	R: 0 E: 0 K: 0 S: 9	H: 2 LOB: 3 BB: 0 P: 13	R: 0 E: 0 K: 0 S: 9	H: 1 LOB: 1 BB: 0 P: 11	R: 0 E: 0 K: 2 S: 9	H: 0 LOB: 1 BB: 1 P: 16	1B: 9 2B: 1 3B: 1 HR: 0	SF: 1 SAC: 1 DP: 0 HBP: 1	WP: 0 PB: 0 SB: 3 CS: 0	PA: 54	
PITCHER	IP WLS BF	H R ER SO	BB IBB HBP BLK	WP HR S	P ERA WHIP	PITCHER												IP WLS BF	H R ER SO	BB IBB HBP BLK	WP HR S P	ERA WHIP					
John Farrell, R ERA: 4.49 (1.1)	5.2	28	6	3	3	2	4	1	0	0	0	0	0	0	0	57	97	4.76	1.765								
Steve Davis, L ERA: 8.44 (6.1)	1.1	5	1	0	0	0	0	0	0	0	0	0	0	0	8	15	0.00	0.750									
Jesse Orosco, L ERA: 1.95 (8.1)	1.2	6	1	0	0	0	0	0	0	0	0	0	0	0	11	17	0.00	0.600									
Doug Jones, R ERA: 1.55 (9.1)	3.1	W 15	3	0	0	3	1	0	1	0	0	0	0	0	32	45	0.00	1.200									

Cleveland Indians @ Seattle Mariners
The Kingdom, Seattle, WA
Fri Jul 07 1989, 10:05 PM EDT
Att: 12,096 - Dome

AB 45
R 3
H 11
RBI 3
BB 6
SO 5
LOB 33

Batter	1	2	3	4	5	6	7	8	9	10	11	AB	R	H	RBI	BB	SO	LOB									
Jerry Browne, S OBP: 0.360, SLG: 0.388 (1, 4)	4-0 HR BB		1 SAFE 1-1 F8 BB		4-1 1B BB	G4-3			1-1 SH3		3-2 G1-3	2	1	0	0	3	0	2									
Dion James, L OBP: 0.366, SLG: 0.351 (1, 7)	2-1 HR		0-0 F8		1-1 FC5-4 1B				4-0 2B IBB		1-2 FC1-4 2B	5	1	3	2	1	0	2									
Joe Carter, R OBP: 0.287, SLG: 0.431 (1, 8)	1-0 F9		1-3 K		0-1 P5				1-2 F8		2-1 FC1-4 WP	6	0	1	1	0	1	5									
Pete O'Brien, L OBP: 0.390, SLG: 0.440 (1, 3)	2-2 P5		4-0 IBB		1-0 P4				4-0 G6-4-3 IBB		4-0 FC6-4 IBB	3	0	1	0	3	0	2									
Cory Snyder, R OBP: 0.265, SLG: 0.375 (1, 9)	2-3 K		0-1 F8		1-1 FC5-4				2-1 G6-4-3		0-0 FC6-4	6	0	0	0	0	2	11									
Dave Clark, L OBP: 0.326, SLG: 0.399 (1, 10)	1-0 P6				3-2 G4-3				1-0 CS 1B		1-0 G4-3	5	0	2	0	0	0	0									
Luis Aguayo, R OBP: 0.290, SLG: 0.203 (1, 5)	0-3 K				1-0 P4				1-1 F7		2-0 F9	4	0	0	0	0	1	1									
Andy Allanson, R OBP: 0.269, SLG: 0.277 (1, 2)	0-1 G5-3				0-1 FC6-4 1B				3-1 G6-3		2-0 1B	4	0	2	0	1	0	1									
Felix Fermin, R OBP: 0.311, SLG: 0.265 (1, 6)			0-0 F8 BB 1B		1-1 FC6-4				2-2 SH3 2B 1B		1-0 G1-3	5	1	2	0	0	0	4									
Inning Stats	R: 2 E: 0 K: 1 S: 11	H: 1 LOB: 0 BB: 1 P: 22	R: 0 E: 0 K: 1 S: 6	H: 0 LOB: 0 BB: 0 P: 7	R: 0 E: 0 K: 1 S: 8	H: 1 LOB: 3 BB: 2 P: 17	R: 0 E: 0 K: 0 S: 8	H: 1 LOB: 2 BB: 1 P: 14	R: 0 E: 0 K: 1 S: 8	H: 1 LOB: 1 BB: 0 P: 15	R: 0 E: 0 K: 0 S: 6	H: 1 LOB: 0 BB: 2 P: 10	R: 1 E: 0 K: 0 S: 11	H: 2 LOB: 2 BB: 2 P: 27	R: 0 E: 0 K: 0 S: 4	H: 1 LOB: 1 BB: 0 P: 10	R: 0 E: 0 K: 0 S: 9	H: 1 LOB: 2 BB: 1 P: 19	1B: 8 2B: 2 3B: 0 HR: 1	SF: 0 SAC: 2 DP: 1 HBP: 0	WP: 1 PB: 0 SB: 0 CS: 1	PA: 50					
PITCHER	Brian Holman, R ERA: 4.35										Bill Swift, R ERA: 5.94																
	IP	WLS	BF	H	R	ER	SO	BB	IBB	HBP	BLK	WP	HR	S	P	ERA	WHIP										
	8.1		40	9	3	3	4	0	1	0	0	1	0	15	33	0.00	0.750										

Cleveland Indians @ Seattle Mariners
The Kingdom, Seattle, WA

Sat Jul 08 1989, 10:05 PM EDT
Att: 15,229 - Dome

AB	40
R	3
H	11
RBI	3
BB	8
SO	4
LOB	28

Batter	1	2	3	4	5	6	7	8	9	10	11	AB	R	H	RBI	BB	SO	LOB									
Harold Reynolds, S OBP: 0.355, SLG: 0.376 (1, 4)	1-0 CS 1B				0-0 FC5					1-3 K		5	0	1	0	0	1	3									
Henry Cotto, R OBP: 0.305, SLG: 0.386 (1, 8)	0-2 G3				0-2 G1-3				2-1 F8		0-0 2B FC4-6 1B	5	1	1	0	0	0	1									
Alvin Davis, L OBP: 0.425, SLG: 0.460 Greg Briley, L OBP: 0.339, SLG: 0.427 (1, 10)	1-0 F7				4-2 FC6-4 BB				4-2 HR BB		0-3 K	2	0	0	0	2	0	0									
Jeffrey Leonard, R OBP: 0.317, SLG: 0.445 (1, 7)			0-0 G5-3		2-0 FC6-4				1-3 K		0-0 2B	5	0	1	0	0	1	2									
Damell Coles, R OBP: 0.304, SLG: 0.374 (1, 9)			2-0 F9 1B		2-2 1B FC5-2 1B				2-1 F8		4-0 FC4-6 IBB	4	1	3	2	1	0	0									
Dave Valle, R OBP: 0.342, SLG: 0.439 (1, 2)			2-0 F9		0-1 E5 FC5-2 1B				0-0 G6-3		0-2 FC4-6	5	0	0	1	0	0	5									
Jim Presley, R OBP: 0.315, SLG: 0.416 (1, 3)			0-1 F9		1-2 FC5 FC5-2 1B				3-2 F8		3-H	4	1	2	1	0	0	1									
Edgar Martinez, R OBP: 0.311, SLG: 0.321 (1, 5)			2-3 K		2-1 L6				3-3 HR K		0-0 F8	4	0	0	0	0	2	3									
Omar Vizquel, S OBP: 0.293, SLG: 0.286 Dave Cochrane, S OBP: 0.324, SLG: 0.362 (8, PH) (9, 6)			2-2 G3-1		2-2 FC5-2				1-0 F8		2-3 K	2	0	0	0	0	0	3									
			1-2 2-3 3-H		1-2 2-3 3-H							2	0	0	0	0	1	0									
Inning Stats	R: 0 E: 0 K: 0 S: 5	H: 1 LOB: 0 BB: 0 P: 7	R: 0 E: 0 K: 0 S: 3	H: 1 LOB: 1 BB: 0 P: 7	R: 0 E: 0 K: 1 S: 8	H: 0 LOB: 0 BB: 0 P: 12	R: 0 E: 0 K: 0 S: 7	H: 0 LOB: 1 BB: 1 P: 14	R: 0 E: 0 K: 0 S: 8	H: 0 LOB: 0 BB: 0 P: 12	R: 1 E: 0 K: 1 S: 11	H: 1 LOB: 0 BB: 0 P: 16	R: 0 E: 0 K: 0 S: 4	H: 0 LOB: 1 BB: 1 P: 8	R: 2 E: 0 K: 1 S: 12	H: 1 LOB: 1 BB: 2 P: 22	R: 0 E: 0 K: 2 S: 7	H: 0 LOB: 0 BB: 0 P: 10	R: 1 E: 0 K: 1 S: 8	H: 2 LOB: 3 BB: 1 P: 12	1B: 5 2B: 1 3B: 0 HR: 2	SF: 0 SAC: 0 DP: 0 HBP: 0	WP: 0 PB: 0 SB: 0 CS: 1	PA: 42			
PITCHER	Bud Black, L ERA: 3.43										Jesse Orosco, L ERA: 2.31																
	IP	WLS	BF	H	R	ER	SO	BB	IBB	HBP	BLK	WP	HR	S	P	ERA	WHIP										
	8.0		30	5	2	2	2	2	0	0	0	0	1	63	104	2.25	0.875										

Cleveland Indians @ Seattle Mariners
The Kingdom, Seattle, WA

Sat Jul 08 1989, 10:05 PM EDT
Att: 15,229 - Dome

AB	39
R	4
H	8
RBI	4
BB	3
SO	6
LOB	19

Batter	1	2	3	4	5	6	7	8	9	AB	R	H	RBI	BB	SO	LOB	TOP					
Jerry Browne, S OBP: 0.362, SLG: 0.390	1-1 FC3-2 1B		3-2 1B		2-2 G6-3			1-1 P5		4	0	2	0	0	0	2						
Dion James, L OBP: 0.359, SLG: 0.354	3-2 FC3-2 1B		0-0 CS 1B			2-1 G3-1		1-0 G3-1		4	0	2	0	0	0	0						
Pete O'Brien, L OBP: 0.386, SLG: 0.434	2-1 FC3-2		3-0 G3-1			1-2 L9		0-0 L8		4	0	0	0	0	0	4						
Joe Carter, R OBP: 0.284, SLG: 0.427	3-H 2-0 F9			0-0 F9		0-0 F9		0-0 F7		4	0	0	0	0	0	2						
Dave Clark, L OBP: 0.321, SLG: 0.392	3-2 G4-3			2-0 F8			2-3 K			3	0	0	0	0	1	2						
Pete Dalena, L (1, 10)		3-2 F7		1-3 K			1-3 K			3	0	0	0	0	2	0						
Luis Aguayo, R OBP: 0.234, SLG: 0.209		0-1 F8			1-2 1B		1-3 K			3	0	1	0	0	1	0						
Joel Skinner, R OBP: 0.308, SLG: 0.333		2-3 K			0-0 S6-3 1B			0-1 G4-3		3	0	1	0	0	1	0						
Felix Fermin, R OBP: 0.308, SLG: 0.262			1-1 G4-3		2-3 K		2-2 G1-3			3	0	0	0	0	1	2						
Inning Stats	R: 0 E: 0 K: 0 S: 11	H: 2 LOB: 2 BB: 0 P: 22	R: 0 E: 0 K: 1 S: 11	H: 0 LOB: 0 BB: 0 P: 16	R: 0 E: 0 K: 0 S: 8	H: 2 LOB: 1 BB: 0 P: 15	R: 0 E: 0 K: 1 S: 5	H: 0 LOB: 0 BB: 0 P: 8	R: 0 E: 0 K: 0 S: 11	H: 2 LOB: 1 BB: 0 P: 16	R: 0 E: 0 K: 0 S: 6	H: 0 LOB: 0 BB: 0 P: 9	R: 0 E: 0 K: 3 S: 9	H: 0 LOB: 0 BB: 0 P: 13	R: 0 E: 0 K: 0 S: 8	H: 0 LOB: 0 BB: 0 P: 11	R: 0 E: 0 K: 0 S: 3	H: 0 LOB: 0 BB: 0 P: 4	1B: 6 2B: 0 3B: 0 HR: 0	SF: 0 SAC: 0 DP: 1 HBP: 0	WP: 0 PB: 0 SB: 0 CS: 1	PA: 31
PITCHER Scott Bankhead, R ERA: 2.73	IP: 9.0 W: 1 L: 0 BF: 31 H: 6 R: 0 ER: 0 SO: 6 BB: 0 IBB: 0 HBP: 0 BLK: 0 WP: 0 HR: 0 S: 72 P: 114 ERA: 0.00 WHIP: 0.667															PITCHER						

Cleveland Indians @ Seattle Mariners
The Kingdome, Seattle, WA
Sun Jul 09 1989, 6:33 AM EDT
Att: 14,022 - Dome

AB 31
R 0
H 6
RBI 0
BB 0
SO 6
LOB 12



Batter	1	2	3	4	5	6	7	8	9	AB	R	H	RBI	BB	SO	LOB	BOTTOM					
Harold Reynolds, S OBP: 0.353, SLG: 0.371	2-1 G6-3		2-0 G6-3					1-1 G6-3		4	0	0	0	1	0	2						
Henry Cotto, R OBP: 0.298, SLG: 0.376	1-1 P3			0-1 G6-3		0-0 FC1-6 1B G5-3	0-0 F9			4	1	0	0	0	0	1						
Alvin Davis, L OBP: 0.433, SLG: 0.464	4-0 BB			4-2 2B BB		0-0 G5-3 2B 1B	1-1 3B 1B			2	2	2	0	2	0	0						
Jeffrey Leonard, R OBP: 0.319, SLG: 0.449	1-2 G5-3			0-0 2B		1-2 G5-3 3-H	2-0 3B 1B			4	1	2	1	0	0	2						
Darnell Coles, R OBP: 0.307, SLG: 0.387		1-2 L6		1-2 G2-3		1-2 1B 2B	2-0 SF9 3B			4	2	2	3	0	0	2						
Ken Griffey Jr., L OBP: 0.343, SLG: 0.472		0-0 G4-3		2-3 K		1-2 1B 2B WP 1B	0-1 SF9			3	1	1	2	0	1	2						
Jim Presley, R OBP: 0.314, SLG: 0.410		0-0 G1-3			1-2 F8	4-2 1B BB	3-H K			3	1	0	0	1	1	0						
Dave Valle, R OBP: 0.340, SLG: 0.434			1-0 G5-3		3-2 G6-3	1-2 1B 1B	2-0 F7			4	0	1	0	0	0	0						
Omar Vizquel, S OBP: 0.293, SLG: 0.286			1-2 G1-3		0-0 G4-3	1-0 FC6-4 1B	1-0 G4-3			4	0	1	1	0	0	0						
Inning Stats	R: 0 E: 0 K: 0 S: 7	H: 0 LOB: 1 BB: 1 P: 15	R: 0 E: 0 K: 0 S: 5	H: 0 LOB: 0 BB: 0 P: 6	R: 0 E: 0 K: 0 S: 5	H: 0 LOB: 0 BB: 0 P: 9	R: 0 E: 0 K: 1 S: 11	H: 1 LOB: 2 BB: 1 P: 18	R: 0 E: 0 K: 0 S: 7	H: 0 LOB: 0 BB: 0 P: 11	R: 5 E: 0 K: 0 S: 19	H: 5 LOB: 2 BB: 2 P: 32	R: 3 E: 0 K: 1 S: 10	H: 3 LOB: 0 BB: 0 P: 17	R: 0 E: 0 K: 0 S: 4	H: 0 LOB: 0 BB: 0 P: 8	R: 0 E: 0 K: 0 S: 4	H: 0 LOB: 0 BB: 0 P: 8	1B: 6 2B: 2 3B: 1 HR: 0	SF: 1 SAC: 0 DP: 0 HBP: 0	WP: 2 PB: 0 SB: 0 CS: 0	PA: 37
PITCHER Scott Bailes, L ERA: 3.34 Rich Yaitt, R ERA: 5.27 Steve Davis, L ERA: 10.5 Tim Stoddard, R ERA: 2.95	IP: 5.2 W: 0 L: 3 BF: 24 H: 4 R: 4 ER: 4 SO: 1 BB: 4 IBB: 4 HBP: 1 BLK: 0 WP: 1 HR: 0 S: 47 P: 77 ERA: 6.35 WHIP: 1.235															PITCHER						

Cleveland Indians @ Seattle Mariners
The Kingdome, Seattle, WA
Sun Jul 09 1989, 6:33 AM EDT
Att: 14,022 - Dome

AB 32
R 8
H 9
RBI 7
BB 4
SO 2
LOB 9



Batter	1	2	3	4	5	6	7	8	9	10	11	12	AB	R	H	RBI	BB	SO	LOB	TOP							
Harold Reynolds, S OBP: 0.356, SLG: 0.373	F8		G4-3			F7		E8		CS		1B		6	1	3	1	0	0	0							
Henry Cotto, R OBP: 0.293, SLG: 0.370	K			G6-3			G1-3	G3				1B		3	0	0	0	0	1	0							
Greg Enley, L OBP: 0.345, SLG: 0.428										FC6-4		1B		2	0	1	0	1	0	1							
Alvin Davis, L OBP: 0.430, SLG: 0.458	P5			F8			F9			1B	HBP			3	0	0	0	1	0	0							
Bruce Fields, L OBP: 0.314, SLG: 0.324										1B		1B		0	1	0	0	0	0	0							
Edgar Martinez, R OBP: 0.314, SLG: 0.324												1B		2	0	1	1	0	0	1							
Jeffrey Leonard, R OBP: 0.320, SLG: 0.447				F9			L6							4	0	1	0	0	0	0							
Darnell Coles, R OBP: 0.305, SLG: 0.394				FC5-4										5	1	1	1	0	2	3							
Ken Griffey Jr., L OBP: 0.349, SLG: 0.473														4	0	2	0	1	0	1							
Jim Presley, R OBP: 0.311, SLG: 0.403							L4-3							4	0	0	0	1	1	3							
Dave Valle, R OBP: 0.335, SLG: 0.422														4	1	0	0	1	0	3							
Omar Vizquel, S OBP: 0.280, SLG: 0.283				L9										2	0	0	0	0	0	0							
Scott Bradley, L OBP: 0.310, SLG: 0.372														1	1	1	0	0	0	0							
Dave Cochrane, S OBP: 0.314, SLG: 0.350														2	0	0	0	0	1	0							
Inning Stats	R: 0 E: 0 K: 1 S: 10	H: 0 LOB: 0 BB: 0 P: 15	R: 0 E: 0 K: 0 S: 7	H: 1 LOB: 1 BB: 0 P: 8	R: 0 E: 0 K: 0 S: 10	H: 0 LOB: 0 BB: 0 P: 16	R: 0 E: 0 K: 0 S: 5	H: 0 LOB: 0 BB: 0 P: 8	R: 0 E: 0 K: 1 S: 7	H: 1 LOB: 1 BB: 0 P: 6	R: 0 E: 0 K: 0 S: 5	H: 0 LOB: 0 BB: 0 P: 9	R: 3 E: 1 K: 1 S: 19	H: 3 LOB: 1 BB: 1 P: 30	R: 1 E: 0 K: 1 S: 11	H: 1 LOB: 2 BB: 2 P: 23	R: 0 E: 0 K: 1 S: 9	H: 1 LOB: 1 BB: 1 P: 17	R: 0 E: 0 K: 0 S: 8	H: 0 LOB: 1 BB: 1 P: 18	R: 1 E: 0 K: 0 S: 14	H: 3 LOB: 2 BB: 0 P: 22	1B: 9 2B: 1 3B: 0 HR: 1	SF: 0 SAC: 0 DP: 2 HBP: 1	WP: 0 PA: 48 PB: 0 SB: 0 CS: 1		
PITCHER	IP WLS BF H R ER SO BB IBB HBP BLK WP HR S P ERA WHIP																										
Paul Gibson, L ERA: 4.58	1.1																										
Mike Henneman, R ERA: 4.47	(8, 1)	1.0																									
Brad Havens, L ERA: 5.6	(9, 1)	0.0																									
Ed Nunez, R ERA: 1.98	(9, 1)	2.2																									
Mike Schwabe, R ERA: 5.27	(12, 1)	1.0																									

Seattle Mariners @ Detroit Tigers
Tiger Stadium, Detroit, MI
Thu Jul 13 1989, 7:05 PM EDT
Att. 14,879 - Overcast - 72 F

AB	42
R	5
H	10
RBI	3
BB	5
SO	5
LOB	12



Batter	1	2	3	4	5	6	7	8	9	10	11	12	AB	R	H	RBI	BB	SO	LOB	BOTTOM							
Gary Pettis, S OBP: 0.378, SLG: 0.346	G1-3		F9		F9									5	1	1	0	0	0	1							
Tracy Jones, R OBP: 0.287, SLG: 0.322	F9		P2											6	1	1	0	0	1	2							
Lou Whitaker, L OBP: 0.365, SLG: 0.487	G3			L3										6	1	2	1	0	0	1							
Alan Trammell, R OBP: 0.341, SLG: 0.323														5	1	2	0	1	1	2							
Keith Moreland, R OBP: 0.382, SLG: 0.440														6	0	1	1	0	2	3							
Chet Lemon, R OBP: 0.345, SLG: 0.331														3	0	1	0	3	0	3							
Gary Ward, R OBP: 0.299, SLG: 0.368														2	0	1	1	0	1	1							
Fred Lynn, L OBP: 0.310, SLG: 0.330														1	0	1	0	1	0	0							
Mike Brumley, S OBP: 0.300, SLG: 0.264														1	0	0	0	0	0	1							
Mike Heath, R OBP: 0.339, SLG: 0.439														4	0	0	0	1	2	5							
Rick Schu, R OBP: 0.293, SLG: 0.302														2	0	0	0	1	0	1							
Dave Bergman, L OBP: 0.327, SLG: 0.298														1	0	0	0	0	3								
Doug Strange, S ERA: 1.77														1	0	0	0	0	1								
Inning Stats	R: 0 E: 0 K: 0 S: 10	H: 0 LOB: 0 BB: 0 P: 18	R: 1 E: 1 K: 2 S: 10	H: 1 LOB: 1 BB: 1 P: 18	R: 0 E: 0 K: 0 S: 13	H: 0 LOB: 0 BB: 0 P: 13	R: 0 E: 0 K: 0 S: 14	H: 1 LOB: 1 BB: 0 P: 22	R: 0 E: 1 K: 1 S: 9	H: 1 LOB: 1 BB: 0 P: 16	R: 2 E: 0 K: 1 S: 12	H: 3 LOB: 2 BB: 1 P: 20	R: 0 E: 0 K: 0 S: 5	H: 0 LOB: 0 BB: 1 P: 12	R: 0 E: 0 K: 0 S: 11	H: 1 LOB: 3 BB: 2 P: 22	R: 1 E: 0 K: 1 S: 12	H: 3 LOB: 2 BB: 0 P: 22	R: 0 E: 0 K: 1 S: 14	H: 0 LOB: 1 BB: 1 P: 21	R: 0 E: 0 K: 0 S: 7	H: 0 LOB: 0 BB: 1 P: 11	R: 0 E: 0 K: 0 S: 4	H: 0 LOB: 1 BB: 1 P: 9	1B: 8 2B: 2 3B: 0 HR: 0	SF: 1 SAC: 1 DP: 0 HBP: 0	WP: 0 PA: 52 PB: 0 SB: 3 CS: 1
PITCHER	IP WLS BF H R ER SO BB IBB HBP BLK WP HR S P ERA WHIP																										
Randy Johnson, L ERA: 2.7	(11, 1)	6.0																									
Jerry Reed, R ERA: 2.7	(8, 1)	1.2																									
Dennis Powell, L ERA: 4.15	(8, 1)	0.1																									
Michael Jackson, R ERA: 1.77	(9, 1)	2.0																									

Seattle Mariners @ Detroit Tigers
Tiger Stadium, Detroit, MI
Thu Jul 13 1989, 7:05 PM EDT
Att. 14,879 - Overcast - 72 F

AB	43
R	4
H	10
RBI	3
BB	7
SO	7
LOB	24



Batter	1	2	3	4	5	6	7	8	9	AB	R	H	RBI	BB	SO	LOB	TOP								
Harold Reynolds, S (1,4) OBP: 0.358, SLG: 0.374	L4		G4-3	E			G6-3		FC6-4	5	2	2	2	1	0	1									
Greg Britley, L (1,7) OBP: 0.344, SLG: 0.424	F8		K	E	G4-3		G6-3		FC6-4	6	0	2	2	2	0	1	3								
Alvin Davis, L (1,3) Edgar Martinez, R (9, PH) OBP: 0.312, SLG: 0.321	G1-3		1B	E4					FC6-4	4	1	1	1	1	1	1									
Jeffrey Leonard, R (1,10) Henry Cotto, R (9, PH) OBP: 0.297, SLG: 0.374			1B	1B					1B	1	1	0	0	0	0	2									
Ken Griffey Jr., L (1,8) OBP: 0.347, SLG: 0.470			1B	1B					1B	2	0	1	0	3	0	0									
Darnell Coles, R (1,9) Bruce Fields, L (9, PH) OBP: 0.333, SLG: 0.667			1B	1B					1B	1	0	1	1	0	0	0									
Jim Presley, R (1,5) OBP: 0.313, SLG: 0.417			HR	1B					1B	3	2	2	1	0	0	0									
Scott Bradley, L (1,2) OBP: 0.318, SLG: 0.381			G1-3	1B					1B	4	2	2	1	1	0	2									
Omar Vizquel, S (1,6) Dave Cochrane, S (9, PH) OBP: 0.324, SLG: 0.361			1B	BB					1B	3	1	0	0	1	0	3									
Inning Stats	R: 0 E: 0 K: 0 S: 6	H: 0 LOB: 0 BB: 0 P: 10	R: 2 E: 0 K: 0 S: 9	H: 2 LOB: 0 BB: 1 P: 17	R: 1 E: 0 K: 1 S: 15	H: 2 LOB: 2 BB: 1 P: 29	R: 3 E: 1 K: 1 S: 16	H: 3 LOB: 3 BB: 2 P: 27	R: 1 E: 0 K: 0 S: 10	H: 2 LOB: 2 BB: 1 P: 19	R: 1 E: 0 K: 0 S: 11	H: 1 LOB: 2 BB: 2 P: 22	R: 0 E: 0 K: 1 S: 5	H: 0 LOB: 0 BB: 0 P: 10	R: 0 E: 0 K: 1 S: 7	H: 0 LOB: 0 BB: 0 P: 12	R: 5 E: 0 K: 0 S: 23	H: 7 LOB: 2 BB: 0 P: 36	1B: 13 2B: 2 3B: 1 HR: 1	SF: 2 SAC: 0 DP: 0 HBP: 0	WP: 0 PB: 0 SB: 0 CS: 1	PA: 51			
PITCHER	IP	WLS	BF	H	R	ER	SO	BB	IBB	HBP	BLK	WP	HR	S	P	ERA	WHIP								
Doyle Alexander, R (1,1) ERA: 4.02	3.2	L	20	7	6	5	1	3	0	0	0	0	1	42	75	12.27	2.727								
Brad Havens, L (4,1) ERA: 5.65	1.1		9	2	1	1	1	1	1	0	0	0	0	14	27	6.75	2.250								
Frank Williams, R (6,1) ERA: 2.65	2.0		9	1	1	1	0	2	0	0	0	0	0	16	32	4.50	1.500								
Mike Schwabe, R (8,1) ERA: 6.04	2.0		13	7	5	5	1	0	0	0	0	0	0	30	48	22.50	3.500								

Seattle Mariners @ Detroit Tigers
Tiger Stadium, Detroit, MI
Fri Jul 14, 1989, 7:05 PM EDT
Att: 18,059 - Unknown - 71 F

AB 42
R 13
H 17
RBI 12
BB 7
SO 3
LOB 23



Batter	1	2	3	4	5	6	7	8	9	AB	R	H	RBI	BB	SO	LOB	BOTTOM								
Gary Pettis, S (1,8) OBP: 0.372, SLG: 0.339	K			G4-3			F8		G6-3	4	0	0	0	0	1	1									
Tracy Jones, R (1,7) OBP: 0.281, SLG: 0.315	K			G4-3			F8		G5-3	4	0	0	0	0	1	0									
Lou Whitaker, L (1,4) Mike Brumley, S (8,4) OBP: 0.297, SLG: 0.280	F8			F9			F8		L7	3	0	0	0	0	0	0									
Alan Trammell, R (1,6) Rick Schu, R (8,5) OBP: 0.283, SLG: 0.302				K			G5-3			2	0	0	0	1	1	0									
Keith Moreland, R (1,3) OBP: 0.382, SLG: 0.439				P3			G1-6-3		2B	3	0	1	0	0	0	1									
Fred Lynn, L (1,10) OBP: 0.306, SLG: 0.325				G4-3			F9		P5	3	0	0	0	0	1										
Chet Lemon, R (1,9) OBP: 0.349, SLG: 0.339				P3			G3		2B	3	0	2	0	0	0	0									
Doug Strange, S (1,5) (8,6)				E9			G3		K	3	0	0	0	0	1	3									
Matt Sinatro, R (1,2) OBP: 0.200, SLG: 0.143				G6-4-3			P3		G3-1	3	0	0	0	0	0	4									
Inning Stats	R: 0 E: 0 K: 2 S: 7	H: 0 LOB: 0 BB: 0 P: 11	R: 0 E: 0 K: 1 S: 8	H: 0 LOB: 0 BB: 0 P: 11	R: 0 E: 1 K: 0 S: 7	H: 0 LOB: 0 BB: 0 P: 9	R: 0 E: 0 K: 0 S: 6	H: 0 LOB: 0 BB: 0 P: 9	R: 0 E: 0 K: 0 S: 10	H: 1 LOB: 1 BB: 0 P: 16	R: 0 E: 0 K: 0 S: 9	H: 0 LOB: 0 BB: 0 P: 14	R: 0 E: 0 K: 1 S: 11	H: 2 LOB: 2 BB: 0 P: 22	R: 0 E: 0 K: 0 S: 4	H: 0 LOB: 0 BB: 0 P: 7	1B: 2 2B: 1 3B: 0 HR: 0	SF: 0 SAC: 0 DP: 2 HBP: 0	WP: 0 PB: 0 SB: 0 CS: 0	PA: 30					
PITCHER	IP	WLS	BF	H	R	ER	SO	BB	IBB	HBP	BLK	WP	HR	S	P	ERA	WHIP								
Brian Holman, R (1,1) ERA: 3.93	9.0	W	30	3	0	0	4	1	0	0	0	0	0	68	112	0.00	0.444								

Seattle Mariners @ Detroit Tigers
Tiger Stadium, Detroit, MI
Fri Jul 14, 1989, 7:05 PM EDT
Att: 18,059 - Unknown - 71 F

AB 29
R 0
H 3
RBI 0
BB 1
SO 4
LOB 10



Batter	1	2	3	4	5	6	7	8	9	AB R H RBI BB SO LOB	TOP											
Harold Reynolds, S OBP: 0.358, SLG: 0.373 (1, 4)	F7		BB 1B	G4-3		K		3B 1B	FC3-6	6 1 2 0 0 1 3	Seattle Mariners @ Detroit Tigers Tiger Stadium, Detroit, MI Sat Jul 15 1989, 7:05 PM EDT Att: 22,894 - Unknown - 73 F											
Greg Britley, L OBP: 0.349, SLG: 0.451 (1, 7)	G4-3		L8		1B 2B			2B 3B	K	6 2 3 2 0 1 3												
Alvin Davis, L OBP: 0.436, SLG: 0.467 (1, 3)	HR		BB		1B BB			P4		2 2 1 1 3 0 1												
Jeffrey Leonard, R OBP: 0.328, SLG: 0.449 (1, 10)	G5-3		G1-3		G4-3 1B	K				5 1 2 1 0 1 5												
Ken Griffey Jr., L OBP: 0.348, SLG: 0.468 (1, 8)		G1-3		G4-3 1B	1B G4-3	K		L4		5 1 2 2 0 1 3												
Darnell Coles, R OBP: 0.306, SLG: 0.399 (1, 9)				G4-3 BB	G4-3		K	K		4 0 0 0 1 2 4												
Jim Presley, R OBP: 0.315, SLG: 0.415 (1, 5)	G4-3				G3 WP 1B		K	G6-3		4 0 1 1 1 1 1												
Dave Valle, R OBP: 0.349, SLG: 0.450 (1, 2)			BB 1B		G3 BB		G5-3		HR	4 1 3 2 1 0 0												
Omar Vizquel, S OBP: 0.292, SLG: 0.282 (1, 6)			F7	G3	G4-3			1B 3B 1B	FC3-6 1B	5 1 2 0 0 0 6												
Inning Stats	R: 1 E: 0 K: 0 S: 7	H: 1 LOB: 0 BB: 0 P: 12	R: 0 E: 0 K: 0 S: 6	H: 0 LOB: 0 BB: 1 P: 14	R: 0 E: 0 K: 0 S: 12	H: 2 LOB: 3 BB: 1 P: 24	R: 1 E: 0 K: 0 S: 14	H: 2 LOB: 2 BB: 1 P: 21	R: 3 E: 0 K: 3 S: 17	H: 4 LOB: 2 BB: 2 P: 30		R: 0 E: 0 K: 2 S: 11	H: 1 LOB: 2 BB: 1 P: 22	R: 0 E: 0 K: 2 S: 11	H: 0 LOB: 0 BB: 0 P: 15	R: 3 E: 0 K: 1 S: 15	H: 4 LOB: 1 BB: 0 P: 24	R: 1 E: 0 K: 1 S: 9	H: 2 LOB: 1 BB: 0 P: 14	1B: 10 2B: 3 3B: 1 HR: 2	SF: 0 SAC: 0 DP: 2 HBP: 0	WP: 1 PB: 0 SB: 2 CS: 0
PITCHER	IP WLS BF H R ER SO BB IBB HBP BLK WP HR S P ERA WHIP											PITCHER	IP WLS BF H R ER SO BB IBB HBP BLK WP HR S P ERA WHIP									
Kevin Ritz, R ERA: 11.25 (1, 1)	4.0 L 23 8 5 5 0 4 0 0 0 0 1 1 49 89 11.25 3.000																					
Mike Henneman, R ERA: 4.74 (5, 1)	3.0 15 5 3 3 5 0 2 0 0 0 0 0 36 60 9.00 1.667																					
Brad Havens, L ERA: 5.58 (8, 1)	2.0 9 3 1 1 2 0 0 0 0 0 0 1 17 27 4.50 1.500																					

AB	41
R	9
H	16
RBI	9
BB	6
SO	7
LOB	26



Batter	1	2	3	4	5	6	7	8	9	AB R H RBI BB SO LOB	BOTTOM											
Dave Bergman, L OBP: 0.327, SLG: 0.315 (1, 3)	F9		HR		F7			BB		3 1 1 1 0 0 0	Seattle Mariners @ Detroit Tigers Tiger Stadium, Detroit, MI Sat Jul 15 1989, 7:05 PM EDT Att: 22,894 - Unknown - 73 F											
Rick Schu, R OBP: 0.288, SLG: 0.302 (8, PH)										0 0 0 0 1 0 0												
Keith Moreland, R OBP: 0.394, SLG: 0.440 (1, 10)			F9					FC1-4-6		4 0 2 0 0 0 1												
Lou Whitaker, L OBP: 0.358, SLG: 0.476 (1, 4)	F7			P6		F8		F9		4 0 0 0 0 0 3												
Alan Trammell, R OBP: 0.339, SLG: 0.328 (1, 6)	P6			SF8 3B		F8			G4-3	4 1 1 0 0 0 2												
Fred Lynn, L OBP: 0.306, SLG: 0.322 (1, 7)		F7		SF8 1B BB		K			K	2 1 0 0 1 1 1												
Tracy Jones, R OBP: 0.280, SLG: 0.313 (9, PH)										1 0 0 0 0 1 0												
Chet Lemon, R OBP: 0.344, SLG: 0.335 (1, 9)		F8		SF8			F8		G6-3	3 0 0 1 0 0 0												
Doug Strange, S OBP: 0.143, SLG: 0.143 (1, 5)			F7		CS 1B		F9			3 0 1 1 0 0 0												
Gary Pettis, S OBP: 0.367, SLG: 0.333 (1, 8)			G4-3	CS	K		K			3 0 0 0 0 2 0												
Matt Sinatro, R OBP: 0.167, SLG: 0.118 (1, 2)			G4-3		G1-3			F7		3 0 0 0 0 0 0												
Inning Stats	R: 0 E: 0 K: 0 S: 6	H: 1 LOB: 1 BB: 0 P: 13	R: 0 E: 0 K: 0 S: 8	H: 0 LOB: 0 BB: 0 P: 15	R: 1 E: 0 K: 0 S: 11	H: 1 LOB: 0 BB: 0 P: 15	R: 2 E: 0 K: 0 S: 13	H: 2 LOB: 0 BB: 1 P: 25	R: 0 E: 0 K: 1 S: 9	H: 0 LOB: 0 BB: 0 P: 14	R: 0 E: 0 K: 1 S: 8	H: 1 LOB: 1 BB: 0 P: 13	R: 0 E: 0 K: 1 S: 6	H: 0 LOB: 0 BB: 0 P: 8	R: 0 E: 0 K: 0 S: 12	H: 0 LOB: 1 BB: 1 P: 20	R: 0 E: 0 K: 1 S: 16	H: 0 LOB: 0 BB: 0 P: 21	1B: 3 2B: 0 3B: 1 HR: 1	SF: 1 SAC: 0 DP: 0 HBP: 0	WP: 0 PB: 0 SB: 0 CS: 1	PA: 34
PITCHER	IP WLS BF H R ER SO BB IBB HBP BLK WP HR S P ERA WHIP											PITCHER	IP WLS BF H R ER SO BB IBB HBP BLK WP HR S P ERA WHIP									
Scott Bankhead, R ERA: 2.79 (1, 1)	7.0 W 26 5 3 3 3 1 0 0 0 0 0 0 61 103 3.86 0.857																					
Keith Comstock, L ERA: (8, 1)	2.0 7 0 0 0 1 1 0 0 0 0 0 0 28 41 0.00 0.500																					



Batter	1	2	3	4	5	6	7	8	9	AB	R	H	RBI	BB	SO	LOB	TOP										
Harold Reynolds, S OBP: 0.356, SLG: 0.369 (1.4)	0-1 G6-3	1-0 F8		1-0 F8			0-1 F7		4-0 2B FC1-2 BB	4	0	0	0	1	0	2											
Greg Britley, L OBP: 0.351, SLG: 0.456 (1.7)	2-3 K	0-0 F9			2-0 G3		1-2 BB 1B SF8		1-1 2B	5	1	2	0	0	1	1											
Alvin Davis, L OBP: 0.438, SLG: 0.466 (1.3)	4-1 2B BB		4-0 2B G3 BB		2-1 F8		0-0 BB 1B		1-2 2-3 1B	3	2	1	0	2	0	2											
Jeffrey Leonard, R OBP: 0.334, SLG: 0.459 (1.10)	0-0 BB 1-H 2B		2-2 G3 1-3 G6-3 2B		1-1 1B		4-1 BB 1B		0-1 FC1-2	4	1	3	2	1	0	2											
Ken Griffey Jr., L OBP: 0.346, SLG: 0.463 (1.8)	4-0 BB IBB		1-0 G3		2-1 G3		1-0 SF8		1-0 F8	3	0	0	2	1	0	4											
Darnell Coles, R OBP: 0.305, SLG: 0.394 (1.9)	4-1 1-2 2-3 BB		2-3 3-H 2-2 G6-3		1-0 F8		0-0 F7			3	0	0	1	1	0	2											
Jim Presley, R OBP: 0.310, SLG: 0.408 (1.5)	0-0 F9		0-0 G5-3		2-3 K		0-0 L9			4	0	0	0	0	1	3											
Dave Valle, R OBP: 0.347, SLG: 0.442 (1.2)		1-2 HBP		2-2 G6-3		2-1 P4		1-2 G5-3		3	0	0	0	0	0	0											
Dave Cochrane, S OBP: 0.320, SLG: 0.354 (1.6)		1-2 F9		3-1 L3			3-2 1B BB 1B		2-1 P5	4	1	1	0	0	0	1											
Inning Stats	R: 1 E: 0 K: 1 S: 10	H: 1 LOB: 3 BB: 3 P: 24	R: 0 E: 0 K: 0 S: 7	H: 0 LOB: 1 BB: 0 P: 10	R: 2 E: 0 K: 0 S: 10	H: 1 LOB: 0 BB: 1 P: 19	R: 0 E: 0 K: 0 S: 6	H: 0 LOB: 0 BB: 0 P: 12	R: 0 E: 0 K: 1 S: 7	H: 1 LOB: 1 BB: 0 P: 14	R: 0 E: 0 K: 1 S: 6	H: 0 LOB: 0 BB: 0 P: 11	R: 2 E: 0 K: 0 S: 13	H: 3 LOB: 2 BB: 1 P: 22	R: 0 E: 0 K: 0 S: 7	H: 0 LOB: 2 BB: 1 P: 10	R: 0 E: 0 K: 0 S: 8	H: 1 LOB: 2 BB: 1 P: 15	1B: 4 2B: 3 3B: 0 HR: 0	SF: 1 SAC: 0 DP: 0 HBP: 1	WP: 0 PB: 0 SB: 0 CS: 0	PA: 41					
PITCHER	IP	WLS	BF	H	R	ER	SO	BB	IBB	HBP	BLK	WP	HR	S	P	ERA	WHIP										
Charles Hudson, R ERA: 6.08 (1.1)	6.1	W	30	6	5	5	2	3	1	1	0	0	0	56	104	7.11	1.421										
Ed Nunez, R ERA: 1.65 (7.1)	2.2	S	11	1	0	0	0	2	0	0	0	0	0	18	33	0.00	1.125										

Seattle Mariners @ Detroit Tigers
Tiger Stadium, Detroit, MI
Sun Jul 16 1989, 3:33 AM EDT
Att: 21,768 - Unknown

AB 33
R 5
H 7
RBI 5
BB 6
SO 2
LOB 17



Batter	1	2	3	4	5	6	7	8	9	AB	R	H	RBI	BB	SO	LOB	BOTTOM										
Dave Bergman, L OBP: 0.329, SLG: 0.317 (1.3)	1-2 L6	0-2 1B			0-1 F9			1-1 SAFE 1-1 G6-3 1B		5	0	2	0	0	0	3											
Keith Moreland, R OBP: 0.380, SLG: 0.435 (1.10)	1-0 G5-3	3-2 F9-6			1-1 HR 1B		1-1 G6-3		2-1 G6-3	5	1	1	0	0	0	4											
Lou Whitaker, L OBP: 0.360, SLG: 0.486 (1.4)	1-0 1B 1B		1-1 G4-3		0-0 1-H HR		2-0 F7			4	2	2	2	0	0	0											
Alan Trammell, R OBP: 0.342, SLG: 0.343 (1.6)	0-1 1B HR 1B		2-2 E6 F8		1-0 HR		1-2 L8			4	2	2	1	0	0	0											
Fred Lynn, L OBP: 0.310, SLG: 0.325 (1.7)	1-1 HR 1B		1-2 F8		2-0 BB 1B BB 1B		2-2 P4			4	2	2	1	0	0	1											
Tracy Jones, R OBP: 0.279, SLG: 0.328 (1.9)	1-1 HR 1B		2-0 P3		1-1 F9		2-0 G5-3			4	1	1	3	0	0	2											
Doug Strange, S OBP: 0.182, SLG: 0.182 (1.5)	1-1 G4-3		2-2 F7		1-0 BB BB 1B		0-0 G5-3			4	0	1	0	0	0	0											
Gary Pettis, S OBP: 0.367, SLG: 0.333 (1.8)		0-0 L3		2-2 P4	4-2 BB BB			0-0 1B 1B		0	0	0	0	0	0	0											
Gary Ward, R OBP: 0.304, SLG: 0.367 (2.8)				1-2 2-3 3-H BB	1-2 2-3 3-H BB			1-3 1B K		3	0	1	0	1	0	0											
Matt Sinatro, R OBP: 0.227, SLG: 0.150 (1.2)		1-0 F9-6 1B		0-0 G1-3	4-1 1-2 2-3 3-H BB					3	0	1	1	1	1	1											
Inning Stats	R: 4 E: 0 K: 0 S: 17	H: 4 LOB: 0 BB: 0 P: 24	R: 0 E: 0 K: 0 S: 8	H: 2 LOB: 1 BB: 0 P: 12	R: 0 E: 1 K: 0 S: 9	H: 0 LOB: 1 BB: 0 P: 15	R: 0 E: 0 K: 0 S: 9	H: 0 LOB: 0 BB: 0 P: 13	R: 4 E: 0 K: 0 S: 16	H: 5 LOB: 3 BB: 2 P: 34	R: 0 E: 0 K: 0 S: 6	H: 0 LOB: 0 BB: 0 P: 10	R: 0 E: 0 K: 0 S: 8	H: 0 LOB: 0 BB: 0 P: 12	R: 0 E: 0 K: 1 S: 8	H: 2 LOB: 1 BB: 0 P: 12	1B: 10 2B: 1 3B: 0 HR: 3	SF: 0 SAC: 0 DP: 2 HBP: 0	WP: 0 PB: 0 SB: 0 CS: 0	PA: 38							
PITCHER	IP	WLS	BF	H	R	ER	SO	BB	IBB	HBP	BLK	WP	HR	S	P	ERA	WHIP										
Gene Harris, R ERA: 4.68 (1.1)	2.0	L	11	6	4	4	0	0	0	0	0	0	1	25	36	18.00	3.000										
Jerry Reed, R ERA: 3.14 (3.1)	2.2		15	5	4	4	0	1	0	0	0	0	2	31	53	13.50	2.250										
Dennis Powell, L ERA: 4.32 (5.1)	2.1		9	1	0	0	0	1	0	0	0	0	0	18	32	0.00	0.857										
Michael Jackson, R ERA: 4.08 (8.1)	1.0		3	1	0	0	1	0	0	0	0	0	0	7	11	0.00	1.000										

Seattle Mariners @ Detroit Tigers
Tiger Stadium, Detroit, MI
Sun Jul 16 1989, 3:33 AM EDT
Att: 21,768 - Unknown

AB 36
R 8
H 13
RBI 8
BB 2
SO 1
LOB 11



Batter	1	2	3	4	5	6	7	8	9	AB	R	H	RBI	BB	SO	LOB	TOP				
Harold Reynolds, S OBP: 0.356, SLG: 0.367	G6-3		2B FC6-4	P5		P7			HR 1B	4	2	1	0	1	0	2					
Greg Britley, L OBP: 0.357, SLG: 0.483	G4-3		FC6-4 1B	F7					HR	5	2	3	2	2	0	1					
Alvin Davis, L OBP: 0.444, SLG: 0.464				FC6-4 BB					G6-4-3 BB	1	0	0	0	4	0	1					
Jeffrey Leonard, R OBP: 0.330, SLG: 0.452	F9		FC6-4 1B						G6-4-3	5	0	0	1	0	0	6					
Ken Griffey Jr., L OBP: 0.348, SLG: 0.464			FC5-4 1B							4	0	2	1	0	0	2					
Darnell Coles, R OBP: 0.301, SLG: 0.389		K		P3						4	0	0	0	0	1	4					
Jim Presley, R OBP: 0.309, SLG: 0.409		FC5-4 1B		F8						4	0	1	0	0	0	3					
Dave Valle, R OBP: 0.345, SLG: 0.437				G6-3						4	0	1	0	0	0	2					
Omar Vizquel, S OBP: 0.291, SLG: 0.278	G5-3								P8	3	0	0	0	1	0	3					
Inning Stats	R: 0 E: 0 K: 0 S: 7	H: 0 LOB: 1 BB: 1 P: 12	R: 0 E: 0 K: 1 S: 11	H: 2 LOB: 2 BB: 0 P: 16	R: 2 E: 0 K: 0 S: 16	H: 2 LOB: 2 BB: 2 P: 24	R: 0 E: 0 K: 0 S: 11	H: 0 LOB: 1 BB: 1 P: 17	R: 0 E: 0 K: 0 S: 7	H: 0 LOB: 1 BB: 1 P: 12	R: 0 E: 0 K: 0 S: 6	H: 1 LOB: 1 BB: 0 P: 10	R: 0 E: 1 K: 0 S: 8	H: 0 LOB: 0 BB: 0 P: 9	R: 2 E: 0 K: 0 S: 9	H: 2 LOB: 0 BB: 1 P: 16	1B: 5 2B: 2 3B: 0 HR: 1	SF: 0 SAC: 0 DP: 2 HBP: 0	WP: 0 PB: 0 SB: 0 CS: 0	PA: 40	
PITCHER	IP	WLS	BF	H	R	ER	SO	BB	IBB	HBP	BLK	WP	HR	S	P	ERA	WHIP				
Pete Harnisch, R ERA: 5.4	8.1	W	39	8	4	4	1	6	0	0	0	0	1	82	127	4.32	1.680				
Mark Williamson, R ERA: 3.01	0.2		1	0	0	0	0	0	0	0	0	0	0	4	6	0.00	0.000				

Seattle Mariners @ Baltimore Orioles
Memorial Stadium, Baltimore, MD
Mon Jul 17 1989, 7:05 PM EDT
Att: 36,129 - Unknown - 77 F

AB 34
R 4
H 8
RBI 4
BB 6
SO 1
LOB 24



Batter	1	2	3	4	5	6	7	8	9	AB	R	H	RBI	BB	SO	LOB	BOTTOM				
Phil Bradley, R OBP: 0.401, SLG: 0.473	WP SH1-3 1B			G3-1		G5-3				4	1	1	1	0	0	3					
Steve Finley, L OBP: 0.286, SLG: 0.309										0	0	0	0	0	0	0					
Joe Orsulak, L OBP: 0.346, SLG: 0.435	SH1-3			SF8						2	1	1	2	0	0	1					
Cal Ripken Jr., R OBP: 0.337, SLG: 0.415				P8		G6-3				4	1	2	2	0	0	0					
Mickey Tettleton, S OBP: 0.378, SLG: 0.540				F9						3	1	2	0	1	0	0					
Randy Milligan, R OBP: 0.438, SLG: 0.491						G4-3				4	0	1	0	0	1	4					
Jim Traber, L OBP: 0.295, SLG: 0.365										3	0	1	1	1	1	1					
Mike Devereaux, R OBP: 0.340, SLG: 0.490	F8									3	1	0	0	1	2	3					
Craig Worthington, R OBP: 0.335, SLG: 0.363										4	2	3	1	0	0	0					
Billy Ripken, R OBP: 0.286, SLG: 0.329										2	1	1	0	0	0	0					
Inning Stats	R: 3 E: 1 K: 0 S: 13	H: 3 LOB: 1 BB: 1 P: 25	R: 0 E: 0 K: 0 S: 4	H: 1 LOB: 1 BB: 0 P: 5	R: 0 E: 0 K: 1 S: 9	H: 1 LOB: 2 BB: 1 P: 16	R: 2 E: 0 K: 0 S: 11	H: 2 LOB: 0 BB: 0 P: 15	R: 0 E: 0 K: 1 S: 6	H: 1 LOB: 0 BB: 0 P: 10	R: 3 E: 0 K: 0 S: 15	H: 3 LOB: 1 BB: 1 P: 23	R: 0 E: 0 K: 1 S: 7	H: 1 LOB: 0 BB: 0 P: 12	R: 0 E: 0 K: 1 S: 9	H: 0 LOB: 0 BB: 0 P: 11	1B: 9 2B: 2 3B: 0 HR: 1	SF: 1 SAC: 3 DP: 2 HBP: 0	WP: 1 PB: 0 SB: 0 CS: 0	PA: 36	
PITCHER	IP	WLS	BF	H	R	ER	SO	BB	IBB	HBP	BLK	WP	HR	S	P	ERA	WHIP				
Mike Dunne, R ERA: 7.04	5.0	L	25	8	6	5	2	3	0	0	0	0	1	44	76	9.00	2.200				
Bill Swift, R ERA: 5.86	2.0		8	4	2	2	1	0	0	0	0	0	0	21	30	9.00	2.000				
Keith Comstock, L ERA:	1.0		3	0	0	0	1	0	0	0	0	0	0	9	11	0.00	0.000				

Seattle Mariners @ Baltimore Orioles
Memorial Stadium, Baltimore, MD
Mon Jul 17 1989, 7:05 PM EDT
Att: 36,129 - Unknown - 77 F

AB 29
R 8
H 12
RBI 7
BB 3
SO 4
LOB 12



Batter	1	2	3	4	5	6	7	8	9	AB	R	H	RBI	BB	SO	LOB	TOP								
Harold Reynolds, S (1,4) OBP: 0.357, SLG: 0.368	G6-3		F8				CS		FC3-6	5	0	2	0	0	0	1									
Henry Cotto, R (1,7) OBP: 0.292, SLG: 0.367	G6-3		L5				CS		K	3	0	0	0	0	1	1									
Greg Briley, L (7,7) OBP: 0.359, SLG: 0.483	G6-3						CS		K	2	0	1	0	0	1	1									
Alvin Davis, L (1,3) OBP: 0.442, SLG: 0.461	P7								K	4	0	1	0	0	1	1									
Jeffrey Leonard, R (1,10) OBP: 0.326, SLG: 0.447		E5 SH3							K	4	1	0	0	0	1	2									
Darnell Coles, R (1,9) OBP: 0.305, SLG: 0.395		SH3							K	3	0	2	0	0	0	0									
Ken Griffey Jr., L (1,8) OBP: 0.350, SLG: 0.464		SF9							K	2	1	1	1	1	1	2									
Dave Valle, R (1,2) OBP: 0.343, SLG: 0.429									IBB	3	0	0	0	1	0	6									
Jim Presley, R (1,5) OBP: 0.308, SLG: 0.419									K	4	1	1	2	0	3	1									
Omar Vizquel, S (1,6) OBP: 0.287, SLG: 0.274										3	0	0	0	0	0	0									
Scott Bradley, L (9,PH) OBP: 0.322, SLG: 0.385										1	0	1	0	0	0	0									
Gene Harris, R (9,PR)										0	0	0	0	0	0	0									
Inning Stats	R: 0 E: 0 K: 0 S: 8	H: 0 LOB: 0 BB: 0 P: 9	R: 1 E: 1 K: 1 S: 12	H: 0 LOB: 1 BB: 1 P: 21	R: 0 E: 0 K: 0 S: 7	H: 0 LOB: 0 BB: 0 P: 9	R: 0 E: 0 K: 0 S: 4	H: 0 LOB: 0 BB: 0 P: 9	R: 2 E: 0 K: 1 S: 12	H: 3 LOB: 1 BB: 0 P: 17	R: 0 E: 0 K: 1 S: 15	H: 2 LOB: 2 BB: 0 P: 23	R: 0 E: 0 K: 1 S: 9	H: 1 LOB: 0 BB: 0 P: 17	R: 0 E: 0 K: 2 S: 13	H: 2 LOB: 3 BB: 1 P: 22	R: 0 E: 0 K: 2 S: 11	H: 1 LOB: 1 BB: 0 P: 17	1B: 7 2B: 1 3B: 0 HR: 1	SF: 1 SAC: 1 DP: 0 HBP: 0	WP: 0 PB: 0 SB: 3 CS: 1	PA: 39			
PITCHER	IP	WLS	BF	H	R	ER	SO	BB	IBB	HBP	BLK	WP	HR	S	P	ERA	WHIP								
Jeff Ballard, L (1,1) ERA: 3.52	5.1	W	23	5	3	2	2	1	0	0	0	0	1	52	79	3.38	1.125								
Mark Thurmond, L (6,1) ERA: 3.74	0.1	1	0	0	0	1	0	0	0	0	0	0	0	3	4	0.00	0.000								
Mike Smith, R (6,1) ERA: 9.0	1.0	4	1	0	0	1	0	0	0	0	0	0	0	11	19	0.00	1.000								
Kevin Hickey, L (7,1) ERA: 2.25	0.2	2	1	0	0	1	0	0	0	0	0	0	0	5	10	0.00	1.500								
Kevin Hickey, L (8,1) ERA: 2.25	0.2	2	1	0	0	1	0	0	0	0	0	0	0	5	10	0.00	1.500								

Seattle Mariners @ Baltimore Orioles
Memorial Stadium, Baltimore, MD
Tue Jul 18, 1989, 7:05 PM EDT
Att: 29,705 - Unknown - 81 F

AB 34
R 3
H 9
RBI 3
BB 2
SO 8
LOB 15



Batter	1	2	3	4	5	6	7	8	9	AB	R	H	RBI	BB	SO	LOB	BOTTOM								
Phil Bradley, R (1,7) OBP: 0.396, SLG: 0.467	G4-3									4	0	0	0	0	0	3									
Steve Finley, L (8,7) OBP: 0.286, SLG: 0.309	G4-3									0	0	0	0	0	0	0									
Billy Ripken, R (1,4) OBP: 0.289, SLG: 0.329	G5-3									3	0	1	0	1	1	0									
Cal Ripken Jr., R (1,6) OBP: 0.337, SLG: 0.412	L8									3	0	0	0	1	0	2									
Mickey Tettleton, S (1,10) OBP: 0.382, SLG: 0.551										3	1	2	1	1	0	0									
Randy Milligan, R (1,3) OBP: 0.441, SLG: 0.509										2	1	1	1	1	0	0									
Bob Melvin, R (1,2) OBP: 0.306, SLG: 0.312										3	0	1	0	0	0	3									
Larry Sheets, L (7,PH) OBP: 0.296, SLG: 0.371										1	0	0	0	0	0	3									
Kevin Hickey, L (8,1)										0	0	0	0	0	0	0									
Gregg Olson, R (8,1)										0	0	0	0	0	0	0									
Mike Devereaux, R (1,8) OBP: 0.343, SLG: 0.395										2	1	0	0	2	1	0									
Craig Worthington, R (1,5) OBP: 0.338, SLG: 0.376										4	1	2	2	0	1	2									
Joe Orsulak, L (1,9) OBP: 0.341, SLG: 0.428										4	0	0	0	0	0	3									
Inning Stats	R: 0 E: 0 K: 0 S: 7	H: 0 LOB: 0 BB: 0 P: 11	R: 2 E: 0 K: 0 S: 12	H: 3 LOB: 2 BB: 1 P: 24	R: 0 E: 0 K: 0 S: 16	H: 1 LOB: 2 BB: 2 P: 29	R: 2 E: 0 K: 0 S: 13	H: 1 LOB: 1 BB: 2 P: 28	R: 0 E: 0 K: 0 S: 6	H: 0 LOB: 0 BB: 0 P: 10	R: 0 E: 0 K: 1 S: 14	H: 1 LOB: 1 BB: 0 P: 20	R: 0 E: 0 K: 1 S: 8	H: 1 LOB: 2 BB: 1 P: 17	R: 0 E: 0 K: 1 S: 8	H: 0 LOB: 0 BB: 0 P: 14	1B: 4 2B: 0 3B: 0 HR: 3	SF: 0 SAC: 0 DP: 2 HBP: 1	WP: 0 PB: 0 SB: 0 CS: 0	PA: 36					
PITCHER	IP	WLS	BF	H	R	ER	SO	BB	IBB	HBP	BLK	WP	HR	S	P	ERA	WHIP								
Randy Johnson, L (1,1) ERA: 4.63	6.0	L	28	6	4	4	1	5	0	0	0	0	0	12	122	6.00	1.833								
Michael Jackson, R (7,1) ERA: 3.94	2.0	8	1	0	0	2	1	0	0	1	0	0	0	16	31	0.00	1.000								

Seattle Mariners @ Baltimore Orioles
Memorial Stadium, Baltimore, MD
Tue Jul 18, 1989, 7:05 PM EDT
Att: 29,705 - Unknown - 81 F

AB 29
R 4
H 7
RBI 4
BB 6
SO 3
LOB 16



Batter	1	2	3	4	5	6	7	8	9	AB	R	H	RBI	BB	SO	LOB	TOP				
Harold Reynolds, S OBP: 0.357, SLG: 0.368 (1.4)	F7	G3		CS 1B			E G3 1B	F8		5	1	2	0	0	0	2					
Greg Britley, L OBP: 0.360, SLG: 0.514 (1.7)	HR	P5		CS	F7		G3		HR	5	2	2	2	0	0	2					
Alvin Davis, L OBP: 0.447, SLG: 0.463 (1.10)	G6-4-3 BB		1B G6-4-3 1B		1B		G6-3 1B	IBB	P7	3	1	2	0	2	0	0					
Darnell Coles, R OBP: 0.309, SLG: 0.399 (1.9)	G6-4-3		G6-4-3 1B		1B		G6-3 1B		L8	5	0	3	1	0	0	1					
Ken Griffey Jr., L OBP: 0.353, SLG: 0.465 (1.8)		1B HR	G6-4-3 1B		F8		G6-3		BB	4	1	2	0	1	0	4					
Jim Presley, R OBP: 0.306, SLG: 0.414 (1.3)	HR		G6-4-3		K		G6-3		L5	5	1	1	0	0	1	7					
Scott Bradley, L OBP: 0.320, SLG: 0.400 (1.2)		HR	G1-3				G6-3			4	1	1	3	0	0	1					
Edgar Martinez, R OBP: 0.310, SLG: 0.314 (1.5)	G3-1 BB				K		F7		G6-3	3	0	0	0	1	1	0					
Omar Vizquel, S OBP: 0.287, SLG: 0.271 (1.6)	G3-1				G4-3		G5-3			3	0	0	0	1	0	1					
Inning Stats	R: 1 E: 0 K: 0 S: 6	H: 1 LOB: 0 BB: 1 P: 13	R: 3 E: 0 K: 0 S: 15	H: 3 LOB: 1 BB: 1 P: 26	R: 1 E: 0 K: 0 S: 13	H: 3 LOB: 1 BB: 0 P: 17	R: 0 E: 0 K: 1 S: 6	H: 1 LOB: 0 BB: 0 P: 12	R: 0 E: 0 K: 1 S: 8	H: 2 LOB: 2 BB: 0 P: 14	R: 1 E: 1 K: 0 S: 9	H: 2 LOB: 2 BB: 1 P: 20	R: 0 E: 0 K: 0 S: 7	H: 0 LOB: 1 BB: 1 P: 15	R: 1 E: 0 K: 0 S: 10	H: 1 LOB: 1 BB: 1 P: 18	1B: 10 2B: 0 3B: 0 HR: 3	SF: 0 SAC: 0 DP: 2 HBP: 0	WP: 0 PB: 0 SB: 1 CS: 1	PA: 43	
PITCHER	IP	WLS	BF	H	R	ER	SO	BB	IBB	HBP	BLK	WP	HR	S	P	ERA	WHIP				
Brian Holton, R ERA: 4.01 (1.1)	2.0	L	13	6	5	5	0	2	0	0	0	0	2	28	46	22.50	4.000				
Mark Thurmond, L ERA: 3.49 (3.1)	4.0		14	4	0	0	2	0	0	0	0	0	0	24	43	0.00	1.000				
Mike Smith, R ERA: 7.8 (7.1)	2.0		10	2	1	0	0	1	1	0	0	0	0	16	35	0.00	1.500				
Kevin Hickey, L ERA: 2.45 (9.1)	1.0		5	1	1	1	0	1	0	0	0	0	1	10	18	9.00	2.000				
Batter	1	2	3	4	5	6	7	8	9	AB	R	H	RBI	BB	SO	LOB	BOTTOM				
Phil Bradley, R OBP: 0.392, SLG: 0.461 (1.7)	K		G1-3		K			G6-3		4	0	0	0	0	2	2					
Steve Finley, L OBP: 0.297, SLG: 0.317 (1.8)	G3			G4-3 1B			F8 1B	FC6-4 BB		3	0	2	0	1	0	0					
Cal Ripken Jr., R OBP: 0.336, SLG: 0.410 (1.6)	G6-3			L5			1B	P3		4	0	1	0	0	0	2					
Mickey Tettleton, S OBP: 0.380, SLG: 0.547 (1.2)		L3-6 1B		G4-3			K	FC6-4		4	0	1	0	0	1	4					
Joe Orsulak, L OBP: 0.339, SLG: 0.425 (1.9)		1B		F9			F8		P5	4	0	1	0	0	0	3					
Jim Traber, L OBP: 0.289, SLG: 0.357 (1.3)		1B		K			G3-1		G3	4	0	0	0	0	1	4					
Larry Sheets, L OBP: 0.296, SLG: 0.369 (1.10)		L3-6					1B		K	4	0	1	0	0	1	2					
Craig Worthington, R OBP: 0.334, SLG: 0.372 (1.5)			G6-3		K			G4-3		3	0	0	0	0	1	1					
Billy Ripken, R OBP: 0.290, SLG: 0.329 (1.4)			K				1B		G4-3	3	0	1	0	0	1	0					
Inning Stats	R: 0 E: 0 K: 1 S: 7	H: 0 LOB: 0 BB: 0 P: 11	R: 0 E: 0 K: 1 S: 9	H: 2 LOB: 1 BB: 0 P: 17	R: 0 E: 0 K: 1 S: 9	H: 0 LOB: 0 BB: 0 P: 14	R: 0 E: 0 K: 0 S: 7	H: 1 LOB: 1 BB: 0 P: 16	R: 0 E: 0 K: 2 S: 13	H: 2 LOB: 2 BB: 0 P: 22	R: 0 E: 0 K: 1 S: 6	H: 0 LOB: 0 BB: 0 P: 11	R: 0 E: 0 K: 0 S: 8	H: 0 LOB: 1 BB: 1 P: 15	R: 0 E: 0 K: 1 S: 9	H: 0 LOB: 0 BB: 0 P: 13	1B: 7 2B: 1 3B: 0 HR: 0	SF: 0 SAC: 0 DP: 1 HBP: 0	WP: 0 PB: 0 SB: 0 CS: 0	PA: 34	
PITCHER	IP	WLS	BF	H	R	ER	SO	BB	IBB	HBP	BLK	WP	HR	S	P	ERA	WHIP				
Brian Holman, R ERA: 3.65 (1.1)	7.0	W	27	7	0	0	6	1	0	0	0	0	0	6	12	0.00	1.000				
Jerry Reed, R ERA: 3.11 (8.1)	0.2		3	0	0	0	0	1	0	0	0	0	0	6	12	0.00	1.500				
Keith Comstock, L ERA: (8.1)	1.1		4	0	0	0	1	0	0	0	0	0	0	11	16	0.00	0.000				

Seattle Mariners @ Baltimore Orioles
Memorial Stadium, Baltimore, MD
Wed Jul 19 1989, 3:33 AM EDT
Att: 35,691 - Overcast

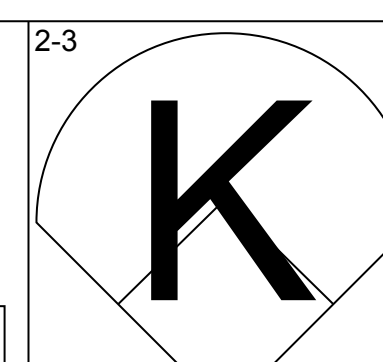
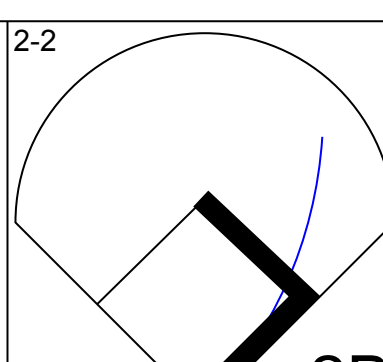
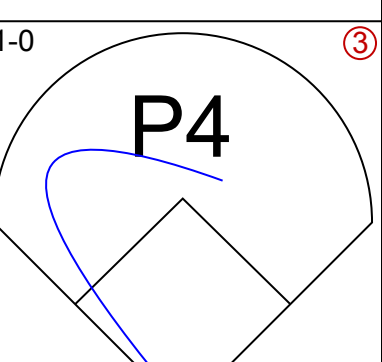
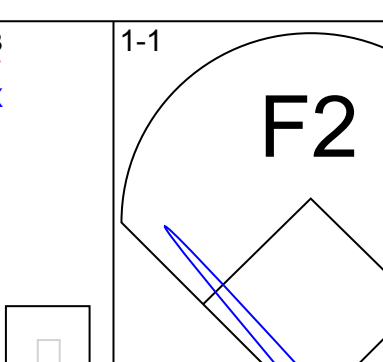
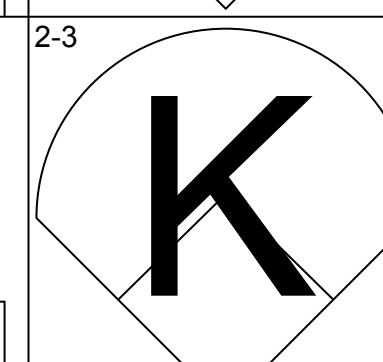
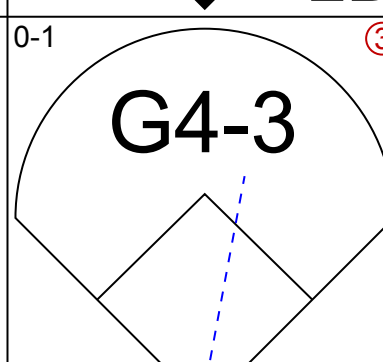
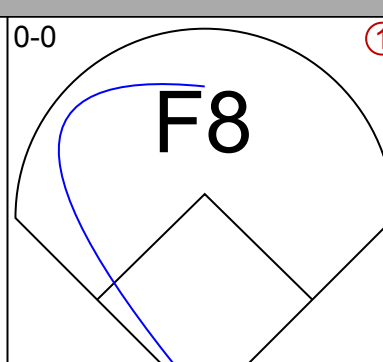
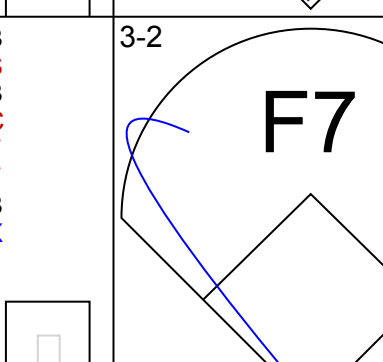
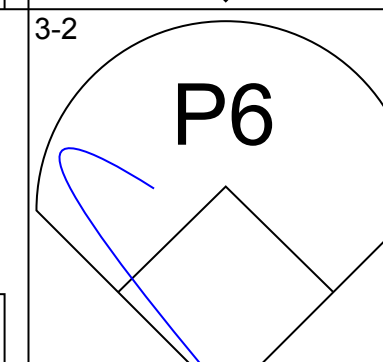
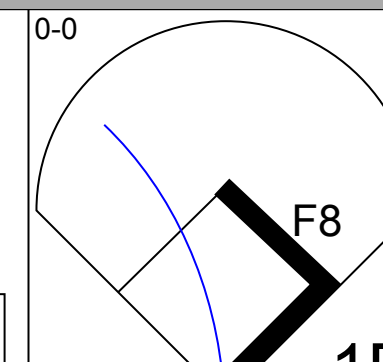

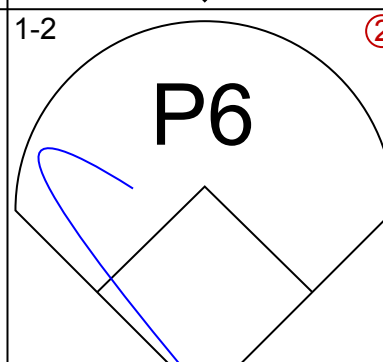
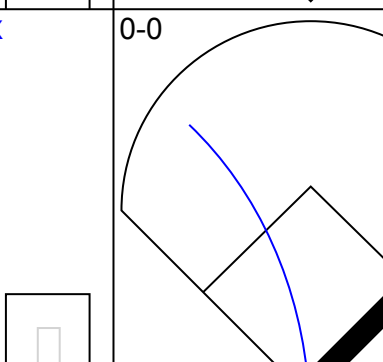
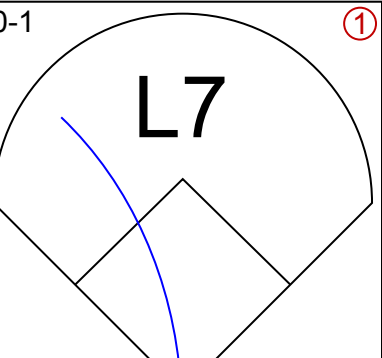
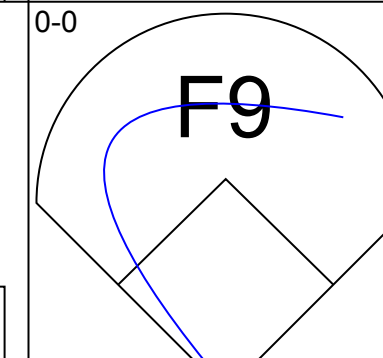
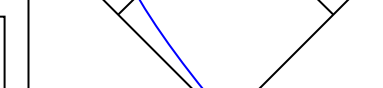
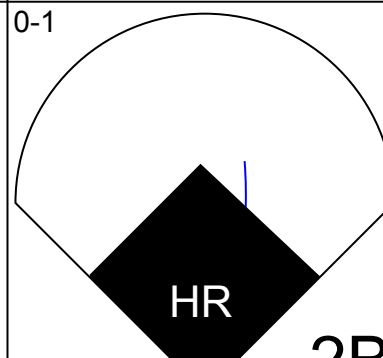
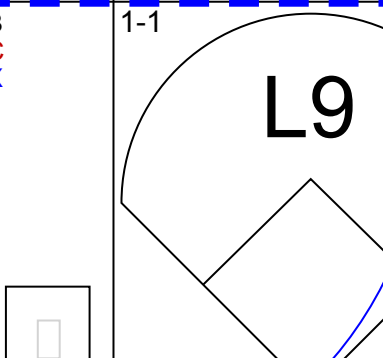
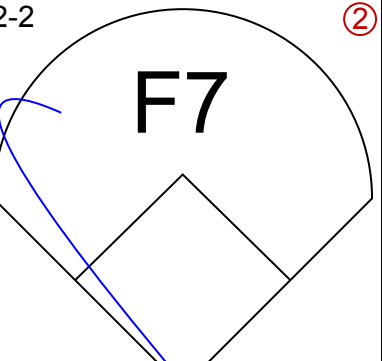
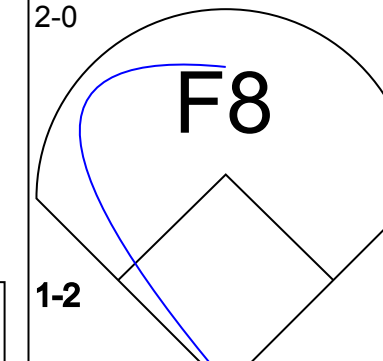
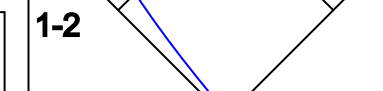
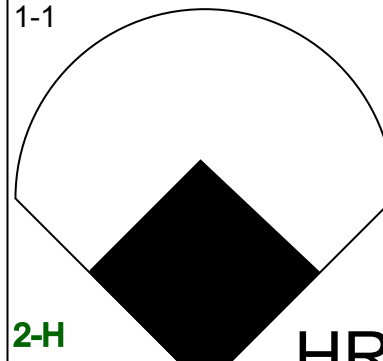


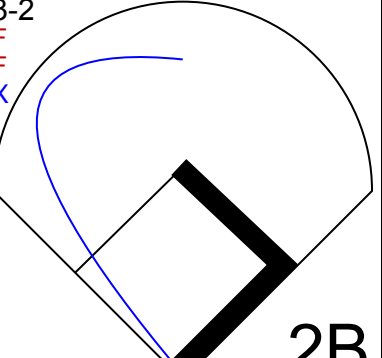
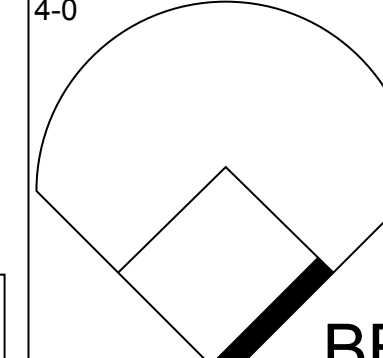
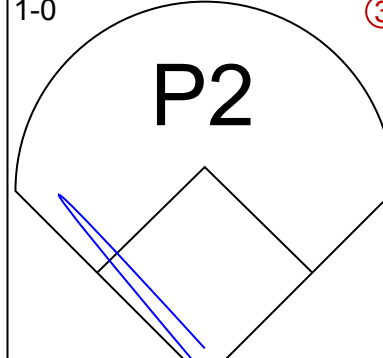

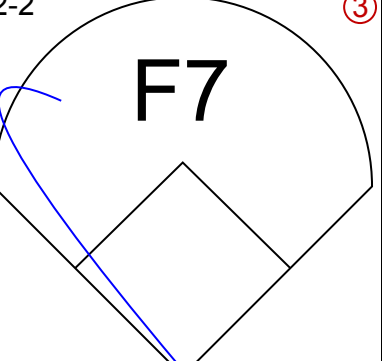
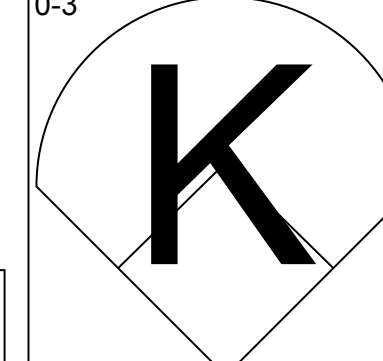
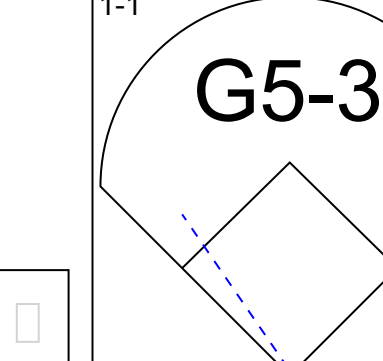

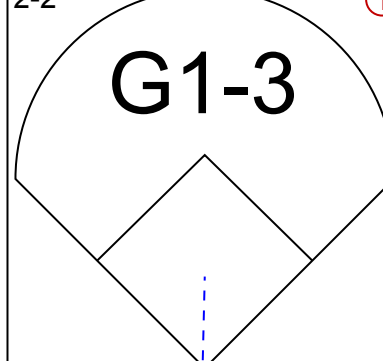
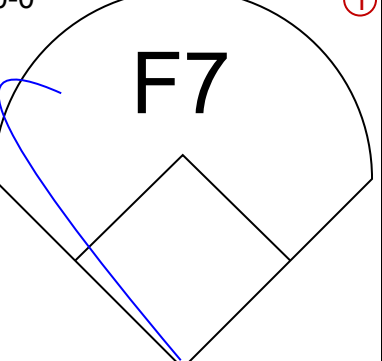
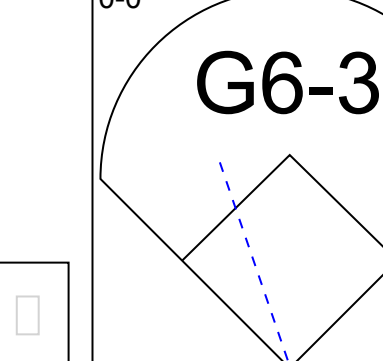

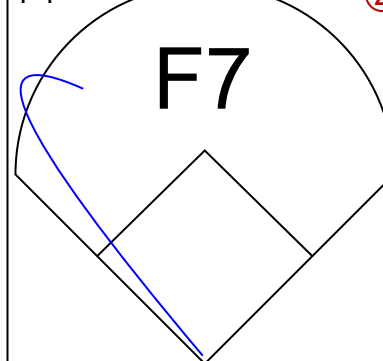
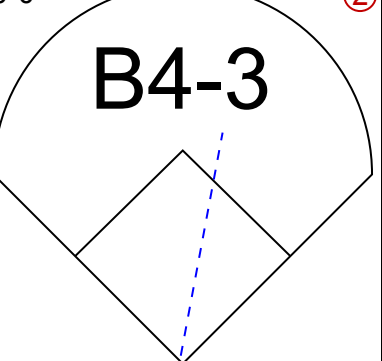
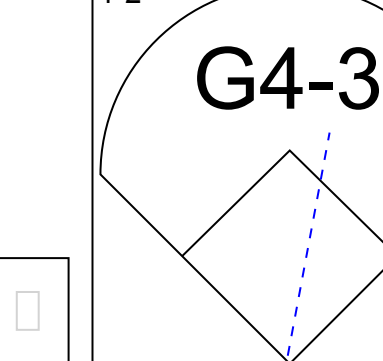
AB	37
R	7
H	13
RBI	6
BB	5
SO	2
LOB	18



Seattle Mariners @ Baltimore Orioles
Memorial Stadium, Baltimore, MD
Wed Jul 19 1989, 3:33 AM EDT
Att: 35,691 - Overcast

AB	33
R	0
H	7
RBI	0
BB	1
SO	7
LOB	18

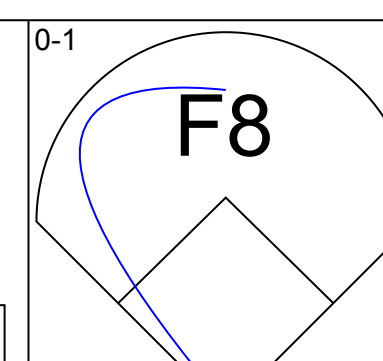
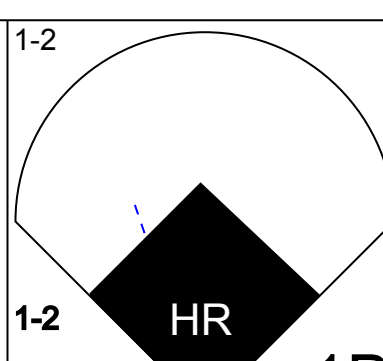
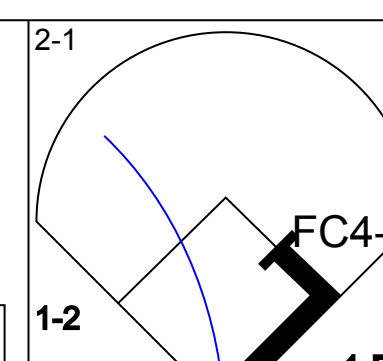
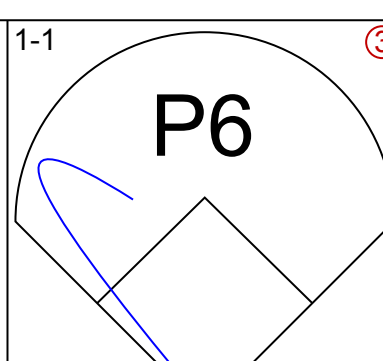
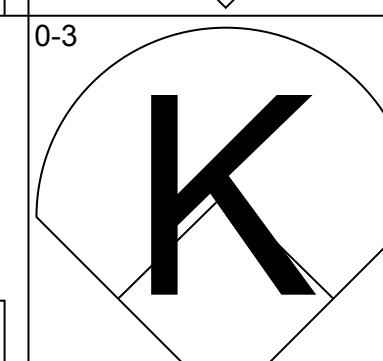
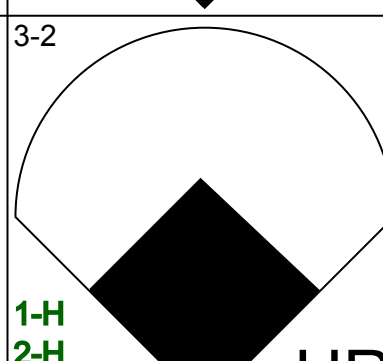
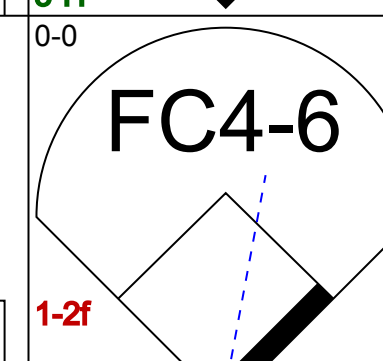
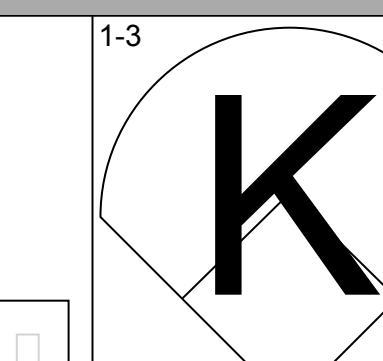
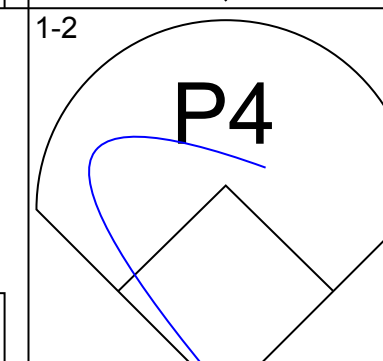
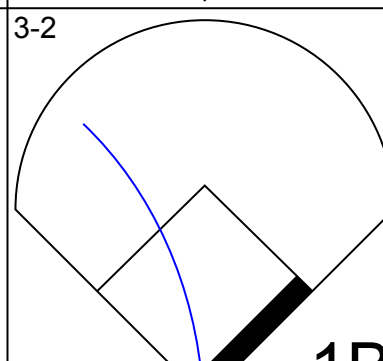
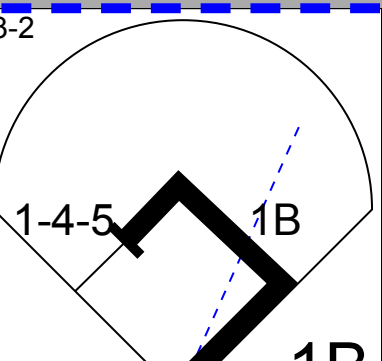
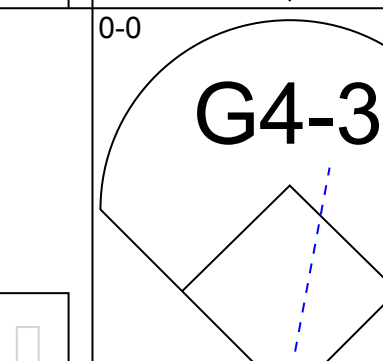
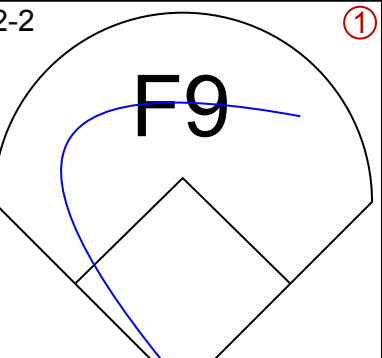
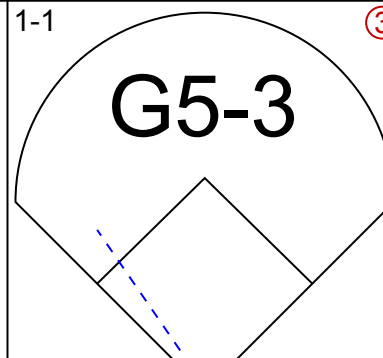
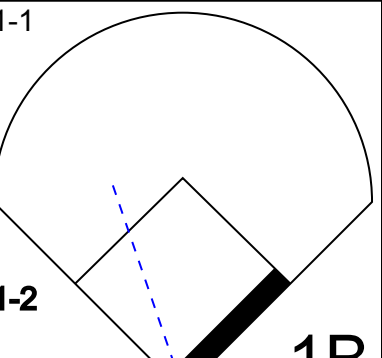
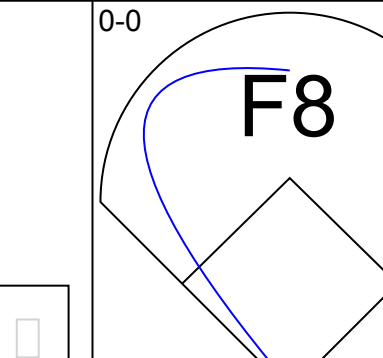
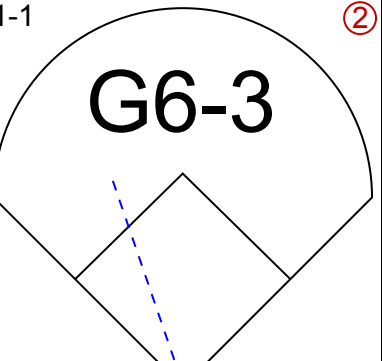
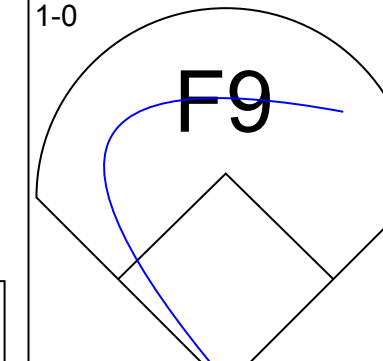
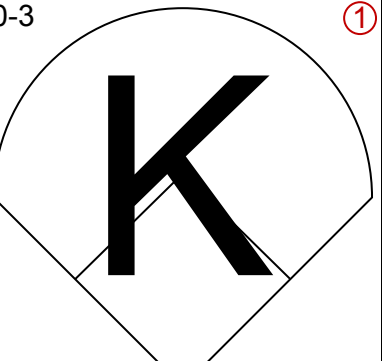
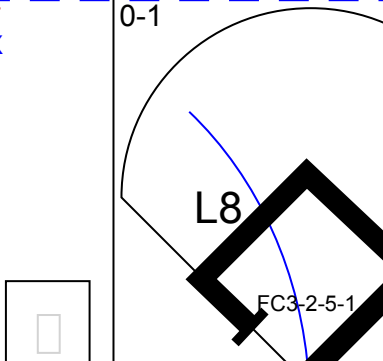
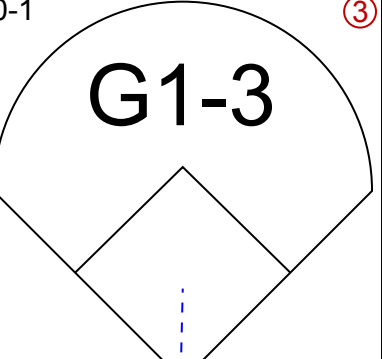
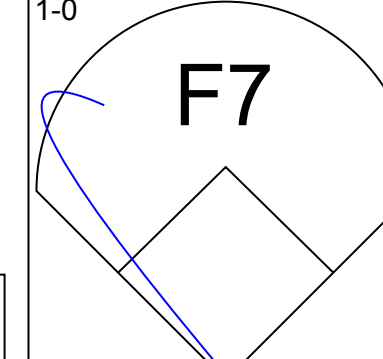
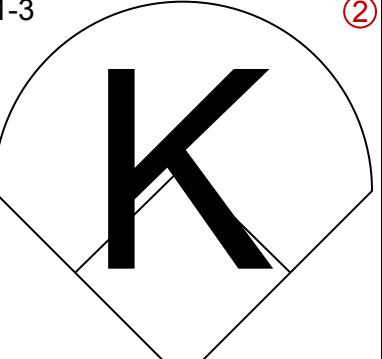
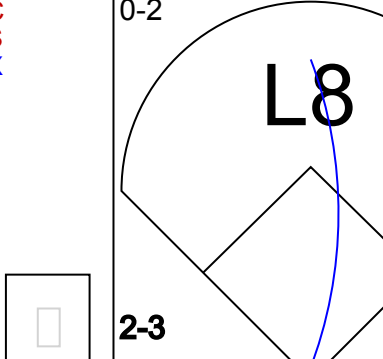
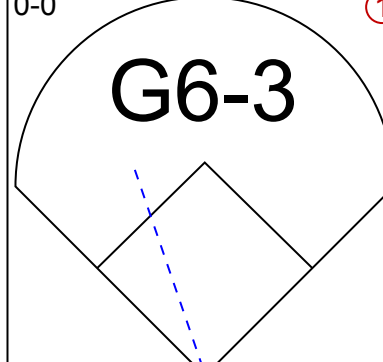
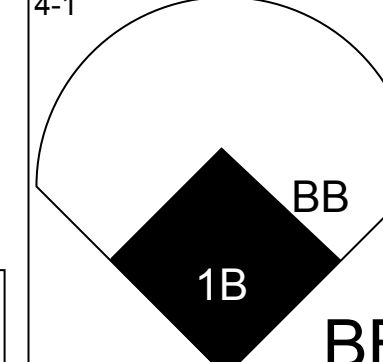
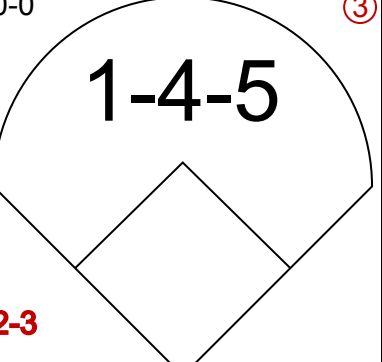
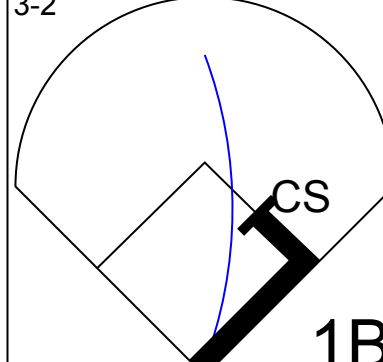
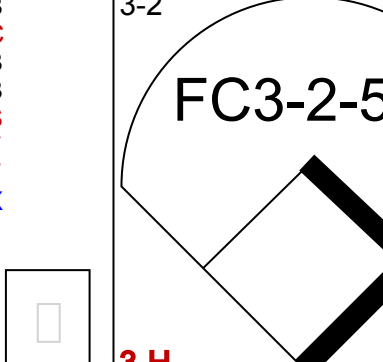
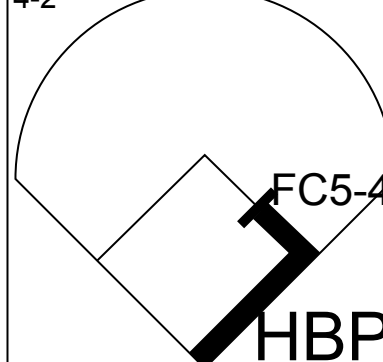
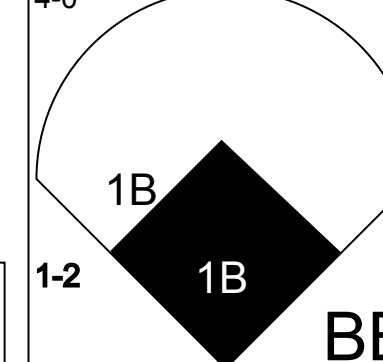


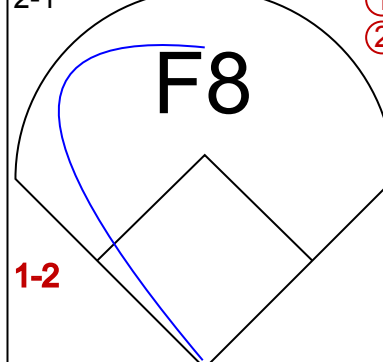
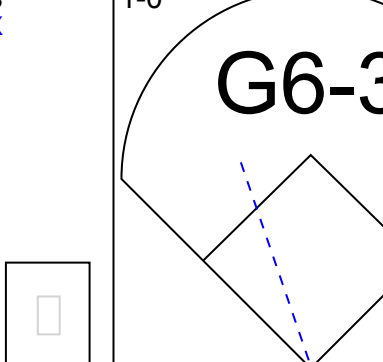
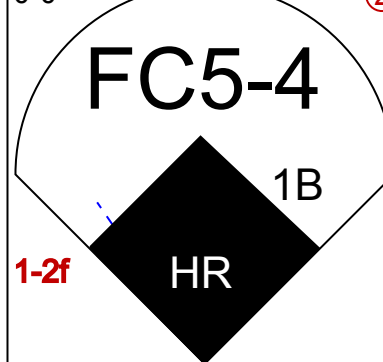
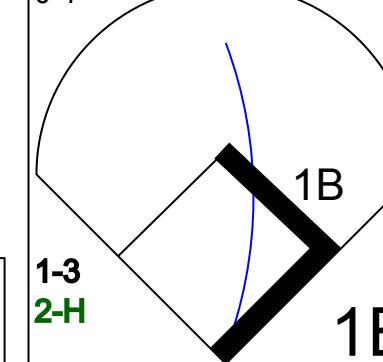
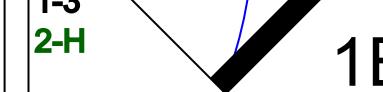

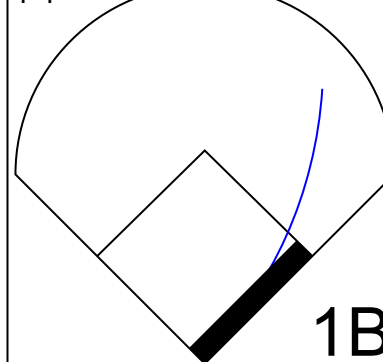


Batter	1	2	3	4	5	6	7	8	9	AB	R	H	RBI	BB	SO	LOB	TOP					
Junior Felix, S OBP: 0.336, SLG: 0.436 (1, 9)										4	0	1	0	0	1	0						
Tony Fernandez, S OBP: 0.294, SLG: 0.367 (1, 6)										4	0	0	0	0	1	1						
Kelly Gruber, R OBP: 0.354, SLG: 0.462 (1, 5)										4	0	2	0	0	0	0						
George Bell, R OBP: 0.324, SLG: 0.427 (1, 7)										4	1	1	0	0	0	2						
Fred McGriff, L OBP: 0.373, SLG: 0.544 (1, 3)										4	1	1	2	0	0	1						
Ernie Whitt, L OBP: 0.402, SLG: 0.457 (9, PH)										2	0	1	0	1	0	0						
Pat Borders, R OBP: 0.315, SLG: 0.383 (9, PH)										1	0	1	0	0	0	0						
Lloyd Moseby, L OBP: 0.301, SLG: 0.324 (1, 8)										4	0	0	0	0	1	4						
Rance Mulliniks, L OBP: 0.310, SLG: 0.299 (9, PH)										3	0	0	0	0	0	0						
Manuel Lee, S OBP: 0.305, SLG: 0.314 (9, PH)										1	0	0	0	0	0	1						
Nelson Liriano, S OBP: 0.321, SLG: 0.364 (1, 4)										3	0	0	0	0	0	0						
Inning Stats	R: 0 E: 0 K: 2 S: 10	H: 0 LOB: 0 BB: 0 P: 17	R: 0 E: 0 K: 0 S: 20	H: 1 LOB: 1 BB: 0 P: 27	R: 0 E: 0 K: 0 S: 10	H: 1 LOB: 1 BB: 0 P: 15	R: 0 E: 0 K: 1 S: 6	H: 1 LOB: 2 BB: 1 P: 12	R: 0 E: 0 K: 0 S: 3	H: 0 LOB: 0 BB: 0 P: 4	R: 2 E: 0 K: 0 S: 10	H: 2 LOB: 0 BB: 0 P: 13	R: 0 E: 0 K: 0 S: 6	H: 0 LOB: 0 BB: 0 P: 8	R: 0 E: 0 K: 0 S: 10	H: 1 LOB: 1 BB: 0 P: 15	R: 0 E: 0 K: 0 S: 8	H: 1 LOB: 1 BB: 0 P: 9	1B: 3 2B: 3 3B: 0 HR: 1	SF: 0 SAC: 0 DP: 0 HBP: 0	WP: 0 PB: 0 SB: 0 CS: 0	PA: 35
PITCHER	IP	WLS	BF	H	R	ER	SO	BB	IBB	HBP	BLK	WP	HR	S	P	ERA	WHIP					
Scott Bankhead, R ERA: 2.77 (1, 1)	7.2	W	30	6	2	2	3	1	0	0	0	0	1	73	108	2.35	0.913					
Michael Jackson, R ERA: 3.92 (8, 1)	0.1		1	0	0	0	0	0	0	0	0	0	0	2	3	0.00	0.000					
Dennis Powell, L ERA: 4.22 (9, 1)	1.0	S	4	1	0	0	0	0	0	0	0	0	0	8	9	0.00	1.000					

Toronto Blue Jays @ Seattle Mariners
The Kingdome, Seattle, WA
Thu Jul 20 1989, 10:05 PM EDT
Att: 15,723 - Dome

AB 34
R 2
H 7
RBI 2
BB 1
SO 3
LOB 9



Batter	1	2	3	4	5	6	7	8	9	AB	R	H	RBI	BB	SO	LOB	BOTTOM				
Harold Reynolds, S OBP: 0.359, SLG: 0.370 (1, 4)										4	1	2	1	0	0	1					
Greg Britley, L OBP: 0.357, SLG: 0.524 (1, 7)										4	1	1	3	0	2	2					
Alvin Davis, L OBP: 0.448, SLG: 0.464 (1, 10)										4	0	2	0	0	0	0					
Darnell Coles, R OBP: 0.309, SLG: 0.397 (1, 9)										4	0	1	0	0	0	1					
Ken Griffey Jr., L OBP: 0.352, SLG: 0.465 (1, 8)										4	0	1	0	0	1	2					
Jim Presley, R OBP: 0.301, SLG: 0.408 (1, 3)										4	0	0	0	0	1	3					
Scott Bradley, L OBP: 0.324, SLG: 0.399 (1, 2)										3	1	1	0	1	0	1					
Edgar Martinez, R OBP: 0.315, SLG: 0.310 (1, 5)										2	1	0	0	1	0	2					
Omar Vizquel, S OBP: 0.291, SLG: 0.276 (1, 6)										3	1	2	1	0	0	1					
Inning Stats	R: 0 E: 0 K: 1 S: 9	H: 0 LOB: 0 BB: 0 P: 10	R: 0 E: 0 K: 0 S: 7	H: 0 LOB: 0 BB: 0 P: 10	R: 3 E: 0 K: 0 S: 18	H: 3 LOB: 1 BB: 0 P: 30	R: 2 E: 0 K: 0 S: 8	H: 2 LOB: 2 BB: 2 P: 20	R: 0 E: 0 K: 0 S: 10	H: 2 LOB: 1 BB: 0 P: 16	R: 0 E: 0 K: 1 S: 5	H: 0 LOB: 0 BB: 0 P: 6	R: 0 E: 0 K: 0 S: 11	H: 1 LOB: 1 BB: 0 P: 15	1B: 8 2B: 1 3B: 0 HR: 1	SF: 0 SAC: 0 DP: 0 HBP: 1	WP: 0 PB: 0 SB: 0 CS: 1	PA: 35			
PITCHER	IP	WLS	BF	H	R	ER	SO	BB	IBB	HBP	BLK	WP	HR	S	P	ERA	WHIP				
Dave Stieb, R ERA: 4.13 (1, 1)	4.0	L	20	5	5	5	1	0	0	0	0	0	0	26	38	0.00	1.333				
Frank Wilks, R ERA: 4.86 (5, 1)	3.0		12	4	0	0	3	0	0	0	0	0	0	11	15	0.00	1.000				
Duane Ward, R ERA: 3.13 (8, 1)	1.0		4	1	0	0	0	0	0	0	0	0	0	11	15	0.00	1.000				

Toronto Blue Jays @ Seattle Mariners
The Kingdome, Seattle, WA
Thu Jul 20 1989, 10:05 PM EDT
Att: 15,723 - Dome

AB 32
R 5
H 10
RBI 5
BB 2
SO 4
LOB 13



Batter	1	2	3	4	5	6	7	8	9	AB	R	H	RBI	BB	SO	LOB	TOP								
Junior Felix, S OBP: 0.346, SLG: 0.452 (1, 9)										4	2	4	0	1	0	0	Toronto Blue Jays @ Seattle Mariners The Kingdome, Seattle, WA Fri Jul 21 1989, 10:05 PM EDT Att: 17,591 - Dome								
Tony Fernandez, S OBP: 0.296, SLG: 0.368 (1, 6)										5	1	2	1	0	1	5									
Kelly Gruber, R OBP: 0.352, SLG: 0.458 (1, 5)										5	1	1	0	0	0	2									
George Bell, R OBP: 0.322, SLG: 0.424 (1, 7)										5	1	1	1	0	1	1									
Fred McGriff, L OBP: 0.376, SLG: 0.562 (1, 3)										5	2	3	5	0	0	1									
Ernie Whitt, L OBP: 0.399, SLG: 0.453 (1, 10)										4	1	1	0	0	0	1									
Lloyd Moseby, L OBP: 0.297, SLG: 0.319 (1, 8)										4	0	0	0	0	2	1									
Greg Myers, L OBP: 0.077, SLG: 0.077 (1, 2)										4	0	1	0	0	1	0									
Nelson Liriano, S OBP: 0.323, SLG: 0.367 (1, 4)										3	0	1	0	1	0	1									
Inning Stats	R: 1 E: 0 K: 1 S: 15	H: 1 LOB: 0 BB: 0 P: 19	R: 1 E: 0 K: 0 S: 7	H: 1 LOB: 0 BB: 0 P: 13	R: 6 E: 1 K: 1 S: 24	H: 7 LOB: 3 BB: 1 P: 33	R: 0 E: 0 K: 0 S: 6	H: 0 LOB: 0 BB: 0 P: 7	R: 0 E: 0 K: 2 S: 9	H: 0 LOB: 0 BB: 0 P: 13	R: 0 E: 0 K: 0 S: 4	H: 1 LOB: 1 BB: 1 P: 8	R: 0 E: 0 K: 0 S: 5	H: 1 LOB: 0 BB: 0 P: 7	R: 0 E: 0 K: 1 S: 6	H: 2 LOB: 2 BB: 0 P: 10	R: 0 E: 0 K: 0 S: 8	H: 1 LOB: 1 BB: 0 P: 14	1B: 10 2B: 2 HR: 2	SF: 0 SAC: 0 HBP: 0	WP: 0 PB: 0 SB: 0 CS: 0	PA: 41			
PITCHER	IP	WLS	BF	H	R	ER	SO	BB	IBB	HBP	BLK	WP	HR	S	P	ERA	WHIP								
Gene Harris, R ERA: 5.68 (1, 1)	2.1	L	15	8	8	7	1	0	0	0	0	0	2	32	46	27.00	3.429								
Keith Comstock, L ERA: (3, 1)	2.2		11	1	0	0	3	1	0	0	0	0	0	29	39	0.00	0.750								
Bill Swift, R ERA: 5.63 (6, 1)	3.0		11	4	0	0	1	1	0	0	0	0	0	15	25	0.00	1.667								
Mike Schooler, R ERA: 1.74 (9, 1)	1.0		4	1	0	0	0	0	0	0	1	0	0	8	14	0.00	1.000								

AB	39
R	8
H	14
RBI	7
BB	2
SO	5
LOB	12



Batter	1	2	3	4	5	6	7	8	9	AB	R	H	RBI	BB	SO	LOB	BOTTOM								
Harold Reynolds, S OBP: 0.359, SLG: 0.369 (1, 4)										3	1	1	0	0	0	0	Toronto Blue Jays @ Seattle Mariners The Kingdome, Seattle, WA Fri Jul 21 1989, 10:05 PM EDT Att: 17,591 - Dome								
Dave Cochrane, S OBP: 0.316, SLG: 0.348 (8, FH) (9, 4)										4	0	0	0	0	0	2									
Henry Cotto, R OBP: 0.286, SLG: 0.359 (1, 7)										3	0	1	1	0	0	0									
Alvin Davis, L OBP: 0.447, SLG: 0.462 (1, 3)										1	0	0	0	0	0	0									
Edgar Martinez, R OBP: 0.313, SLG: 0.308 (9, 5)										3	0	0	0	0	1	1									
Jeffrey Leonard, R OBP: 0.325, SLG: 0.443 (1, 10)										3	0	0	0	0	1	1									
Darnell Coles, R OBP: 0.306, SLG: 0.393 (1, 9)										3	0	0	0	0	0	1									
Ken Griffey Jr., L OBP: 0.348, SLG: 0.461 (1, 8)										3	0	0	0	0	0	0									
Dave Valle, R OBP: 0.337, SLG: 0.421 (1, 2)										3	0	0	0	0	0	1									
Jim Presley, R OBP: 0.298, SLG: 0.403 (1, 5) (9, 3)										3	0	0	0	0	1	0									
Omar Vizquel, S OBP: 0.292, SLG: 0.277 (1, 6)										3	0	1	0	0	0	0									
Inning Stats	R: 0 E: 0 K: 0 S: 6	H: 0 LOB: 0 BB: 0 P: 11	R: 0 E: 1 K: 0 S: 10	H: 0 LOB: 1 BB: 0 P: 18	R: 0 E: 0 K: 1 S: 6	H: 0 LOB: 0 BB: 0 P: 10	R: 0 E: 0 K: 0 S: 9	H: 0 LOB: 1 BB: 0 P: 12	R: 0 E: 0 K: 0 S: 7	H: 0 LOB: 0 BB: 0 P: 11	R: 1 E: 0 K: 0 S: 8	H: 3 LOB: 1 BB: 0 P: 11	R: 0 E: 0 K: 0 S: 6	H: 0 LOB: 0 BB: 0 P: 10	R: 0 E: 0 K: 0 S: 9	H: 0 LOB: 0 BB: 0 P: 14	R: 0 E: 0 K: 1 S: 11	H: 0 LOB: 0 BB: 0 P: 15	1B: 3 2B: 0 3B: 0 HR: 0	SF: 0 SAC: 0 HBP: 1	WP: 0 PB: 0 SB: 1 CS: 0	PA: 31			
PITCHER	IP	WLS	BF	H	R	ER	SO	BB	IBB	HBP	BLK	WP	HR	S	P	ERA	WHIP								
Mike Flanagan, L ERA: 3.33 (1, 1)	8.0	W	28	3	1	1	1	0	0	0	0	0	0	11	15	0.00	0.000								
Tom Henke, R ERA: 2.6 (9, 1)	1.0		3	0	0	0	1	0	0	0	0	0	0	11	15	0.00	0.000								

AB	30
R	1
H	3
RBI	1
BB	0
SO	2
LOB	5



Batter	1	2	3	4	5	6	7	8	9	AB R H RBI BB SO LOB	TOP									
Junior Felix, S OBP: 0.341, SLG: 0.444 (1, 9)	E4 1B		B1-3		F7			F7	G4-3	5 1 0 0 0 0 2	Toronto Blue Jays @ Seattle Mariners The Kingdom, Seattle, WA Sat Jul 22 1989, 10:05 PM EDT Att: 22,044 - Dome									
Tony Fernandez, S OBP: 0.289, SLG: 0.370 (1, 6)	G6-3 1B				G4-6-3			F8		4 1 2 1 0 0 1										
Kelly Gruber, R OBP: 0.349, SLG: 0.453 (1, 5)	G6-3		G4-3			G1-3			K2-3	4 0 0 0 0 1 2										
George Bell, R OBP: 0.324, SLG: 0.425 (1, 7)	G6-3			L1-3 1B		K			BB HR 1B	4 2 2 1 0 1 0										
Fred McGriff, L OBP: 0.374, SLG: 0.557 (1, 3)	F7			L9		L8			BB HR HBP	3 1 0 0 0 0 1										
Ernie Whitt, L OBP: 0.395, SLG: 0.447 (9, PH)		F9		L1-3		G6-3			HR BB	3 0 0 0 0 0 1										
Manuel Lee, S OBP: 0.308, SLG: 0.314 (9, PH)										0 1 0 0 1 0 0										
Lloyd Moseby, L OBP: 0.299, SLG: 0.332 (1, 8)	G4-3				F9				HR	4 1 2 5 0 0 0										
Greg Myers, L OBP: 0.067, SLG: 0.067 (1, 2)	L8			G3-1		G4-3			G4-3	4 0 0 0 0 0 1										
Nelson Liriano, S OBP: 0.325, SLG: 0.367 (1, 4)			G5-3					G5-3		3 0 1 0 1 0 0										
Inning Stats	R: 2 E: 1 K: 0 S: 10	H: 1 LOB: 0 BB: 0 P: 15	R: 0 E: 0 K: 0 S: 5	H: 0 LOB: 0 BB: 0 P: 8	R: 0 E: 0 K: 0 S: 8	H: 1 LOB: 1 BB: 0 P: 11	R: 1 E: 0 K: 0 S: 8	H: 2 LOB: 1 BB: 0 P: 13	R: 0 E: 0 K: 1 S: 6	H: 0 LOB: 0 BB: 0 P: 6	R: 0 E: 0 K: 0 S: 5	H: 0 LOB: 0 BB: 0 P: 6	R: 0 E: 0 K: 0 S: 7	H: 0 LOB: 0 BB: 0 P: 11	R: 4 E: 0 K: 1 S: 17	H: 2 LOB: 1 BB: 2 P: 32	1B: 6 2B: 0 3B: 0 HR: 1	SF: 0 SAC: 0 DP: 1 HBP: 1	WP: 0 PB: 0 SB: 1 CS: 0	PA: 37
PITCHER	IP WLS BF H R ER SO BB IBB HBP BLK WP HR S P ERA WHIP											IP WLS BF H R ER SO BB IBB HBP BLK WP HR S P ERA WHIP								
Mike Dunne, R ERA: 6.29 (1, 1)	8.1 L 31 6 4 2 2 0 0 0 0 0 0 65 92 2.16 0.720																			
Dennis Powell, L ERA: 4.85 (9, 1)	0.0 3 1 3 3 0 1 0 1 0 0 1 4 12 ∞ ∞																			
Jerry Reed, R ERA: 3.07 (9, 1)	0.2 3 0 0 0 0 0 0 0 0 0 0 5 10 0.00 1.500																			

Batter	1	2	3	4	5	6	7	8	9	AB R H RBI BB SO LOB	BOTTOM											
Harold Reynolds, S OBP: 0.359, SLG: 0.370 (1, 4)	G1-3		F8-3 1B		G1-3				G4-3	5 0 2 0 0 0 1	Toronto Blue Jays @ Seattle Mariners The Kingdom, Seattle, WA Sat Jul 22 1989, 10:05 PM EDT Att: 22,044 - Dome											
Henry Cotto, R OBP: 0.281, SLG: 0.353 (7, PH)	G3-1		F8-3 1-2		G4-3		K		1B	3 0 0 1 0 0 1												
Greg Briley, L OBP: 0.359, SLG: 0.524 (8, 7)									1B	2 0 1 0 0 1 1												
Alvin Davis, L OBP: 0.446, SLG: 0.461 (1, 3)	G3					P6			G3-1	5 0 2 0 0 0 2												
Jeffrey Leonard, R OBP: 0.322, SLG: 0.438 (1, 10)		P6	F8		F8		K			4 0 0 0 0 1 3												
Darnell Coles, R OBP: 0.305, SLG: 0.391 (1, 9)		HBP HBP 1B			F9				F9	4 0 1 0 0 0 0												
Ken Griffey Jr., L OBP: 0.354, SLG: 0.461 (1, 8)						K				2 0 1 0 1 1 0												
Jim Prestley, R OBP: 0.301, SLG: 0.405 (1, 5)					G6-3 1B		BB 1B		K	4 0 2 0 0 1 3												
Dave Valle, R OBP: 0.340, SLG: 0.416 (1, 2)					G6-3				G6-3	2 0 0 0 1 0 3												
Omar Vizquel, S OBP: 0.292, SLG: 0.282 (9, PH)			F8							3 1 1 0 0 0 5												
Scott Bradley, L OBP: 0.323, SLG: 0.396 (9, PH)					BLK G4-3 2B				K	1 0 0 0 0 1 0												
Inning Stats	R: 0 E: 0 K: 0 S: 9	H: 0 LOB: 0 BB: 0 P: 16	R: 0 E: 0 K: 0 S: 6	H: 1 LOB: 3 BB: 0 P: 14	R: 0 E: 0 K: 0 S: 9	H: 2 LOB: 1 BB: 0 P: 13	R: 0 E: 0 K: 0 S: 8	H: 1 LOB: 1 BB: 1 P: 15	R: 1 E: 0 K: 0 S: 13	H: 2 LOB: 1 BB: 0 P: 18	R: 0 E: 0 K: 1 S: 9	H: 1 LOB: 1 BB: 1 P: 17	R: 0 E: 0 K: 2 S: 10	H: 1 LOB: 1 BB: 0 P: 14	R: 0 E: 0 K: 1 S: 8	H: 1 LOB: 1 BB: 0 P: 9	R: 0 E: 0 K: 1 S: 9	H: 1 LOB: 1 BB: 0 P: 13	1B: 9 2B: 2 3B: 0 HR: 0	SF: 0 SAC: 0 DP: 2 HBP: 2	WP: 0 PB: 0 SB: 1 CS: 0	PA: 39
PITCHER	IP WLS BF H R ER SO BB IBB HBP BLK WP HR S P ERA WHIP											IP WLS BF H R ER SO BB IBB HBP BLK WP HR S P ERA WHIP										
John Cerutti, L ERA: 2.64 (7, 1)	6.0 S 11 2 0 0 4 0 0 0 0 0 0 24 31 0.00 0.667																					

livebaseballscores.com

livebaseballscores.com



Batter	1	2	3	4	5	6	7	8	9	AB	R	H	RBI	BB	SO	LOB	TOP			
Junior Felix, S OBP: 0.340, SLG: 0.439	0-3 K		4-0 1B BB		0-3 K			0-0 B1-3		3	0	0	0	1	2	0	Toronto Blue Jays @ Seattle Mariners The Kingdome, Seattle, WA Sun Jul 23 1989, 6:33 AM EDT Att: 17,973 - Dome			
Tony Fernandez, S OBP: 0.294, SLG: 0.374	0-0 F9		0-0 FC6-4 1B			0-0 F S 1B		0-0 1B		4	0	3	1	0	0	0				
Kelly Gruber, R OBP: 0.345, SLG: 0.448	0-0 F7		0-0 FC6-4 1-2			0-0 F9		0-3 K		4	0	0	0	0	1	4				
George Bell, R OBP: 0.323, SLG: 0.421		0-0 5-3		4-0 SF8 BB		0-3 K		0-3 K		3	1	0	0	1	2	1				
Fred McGriff, L OBP: 0.373, SLG: 0.554		4-0 G6-4-3 BB		0-0 SF8 1-H		0-3 K		0-3 K		2	0	0	1	1	2	1				
Pat Borders, R OBP: 0.307, SLG: 0.373		0-0 G6-4-3 1-2		0-0 P3			0-3 K2-3		0-0 5-3	4	0	0	0	0	1	1				
Lloyd Moseby, L OBP: 0.300, SLG: 0.336			0-0 SH3-4 1B	0-3 K			0-3 K			3	1	1	0	0	2	0				
Manuel Lee, S OBP: 0.305, SLG: 0.311			0-0 SH3-4 2-3		0-0 L4		0-0 5-3			2	0	0	0	0	0	0				
Tom Lawless, R OBP: 0.308, SLG: 0.239			0-3 K		0-3 K			0-0 1B		3	0	1	0	0	2	1				
Inning Stats	R: 0 E: 0 K: 1 S: 5	H: 0 LOB: 0 BB: 0 P: 5	R: 0 E: 0 K: 0 S: 2	H: 0 LOB: 0 BB: 1 P: 6	R: 1 E: 0 K: 1 S: 7	H: 2 LOB: 2 BB: 1 P: 11	R: 1 E: 1 K: 1 S: 5	H: 0 LOB: 0 BB: 1 P: 9	R: 0 E: 0 K: 2 S: 8	H: 1 LOB: 1 BB: 0 P: 8	R: 0 E: 0 K: 2 S: 7	H: 0 LOB: 0 BB: 0 P: 7	R: 0 E: 0 K: 1 S: 6	H: 2 LOB: 1 BB: 0 P: 6	R: 0 E: 0 K: 2 S: 7	H: 0 LOB: 0 BB: 0 P: 7	1B: 4 2B: 1 3B: 0 HR: 0	SF: 1 SAC: 1 DP: 1 HBP: 0	WP: 0 PB: 0 SB: 1 CS: 0	PA: 33
PITCHER Randy Johnson, L ERA: 4.27	IP: 9.0 WLS: W BF: 33 H: 5 R: 2 ER: 1 SO: 12 BB: 3 IBB: 0 HBP: 0 BLK: 0 WP: 0 HR: 0 S: 54 P: 66 ERA: 1.00 WHIP: 0.889											PITCHER	IP: WLS: BF: H: R: ER: SO: BB: IBB: HBP: BLK: WP: HR: S: P: ERA: WHIP:							


AB	28
R	2
H	5
RBI	2
BB	3
SO	12
LOB	8




Batter	1	2	3	4	5	6	7	8	9	AB	R	H	RBI	BB	SO	LOB	BOTTOM			
Harold Reynolds, S OBP: 0.360, SLG: 0.371	0-0 6-3		0-0 1B 3B	0-3 K			0-0 F8 BB 1B			4	1	2	1	0	1	0	Toronto Blue Jays @ Seattle Mariners The Kingdome, Seattle, WA Sun Jul 23 1989, 6:33 AM EDT Att: 17,973 - Dome			
Greg Britley, L OBP: 0.362, SLG: 0.521	0-0 4-3		0-0 1-2 3B 1B		0-3 K		4-0 1-2 BB			3	1	1	0	1	1	0				
Alvin Davis, L OBP: 0.447, SLG: 0.473	0-0 4-3		0-0 1-H 2-H 1B 3B		0-0 2B		0-0 2-3 F8			4	1	2	2	0	0	2				
Jeffrey Leonard, R OBP: 0.319, SLG: 0.433		0-3 K	0-0 5-3		0-3 K		0-0 F7			4	0	0	0	0	2	4				
Darnell Coles, R OBP: 0.304, SLG: 0.389		0-0 5-3	0-0 FC6-4 1B		0-0 5-3		0-0 4-3			4	0	1	1	0	0	3				
Ken Griffey Jr., L OBP: 0.353, SLG: 0.458		0-0 E 1B 1B	0-3 K		0-0 F8		0-0 F8			4	0	1	0	0	1	1				
Jim Presley, R OBP: 0.300, SLG: 0.402		0-0 E5 1-3 1B	0-0 FC6-4 1-2		0-0 5-3		0-0 F7			4	0	1	0	0	0	1				
Dave Valle, R OBP: 0.333, SLG: 0.406		0-0 P5		0-0 5-3		0-0 6-3		0-0 6-3		4	0	0	0	0	0	2				
Omar Vizquel, S OBP: 0.297, SLG: 0.299			0-0 E8 1B 1B		0-0 6-3		0-0 HR			3	2	2	1	0	0	0				
Inning Stats	R: 0 E: 0 K: 0 S: 3	H: 0 LOB: 0 BB: 0 P: 3	R: 0 E: 1 K: 1 S: 7	H: 2 LOB: 2 BB: 0 P: 7	R: 4 E: 1 K: 1 S: 10	H: 5 LOB: 1 BB: 0 P: 10	R: 0 E: 0 K: 1 S: 5	H: 0 LOB: 0 BB: 0 P: 5	R: 0 E: 0 K: 2 S: 8	H: 1 LOB: 1 BB: 0 P: 8	R: 0 E: 0 K: 0 S: 3	H: 0 LOB: 0 BB: 0 P: 3	R: 1 E: 0 K: 0 S: 5	H: 2 LOB: 2 BB: 1 P: 9	R: 0 E: 0 K: 0 S: 3	H: 0 LOB: 0 BB: 0 P: 3	1B: 7 2B: 1 3B: 1 HR: 1	SF: 0 SAC: 0 DP: 0 HBP: 0	WP: 0 PB: 0 SB: 0 CS: 0	PA: 35
PITCHER Jimmy Key, L ERA: 3.82 Frank Wilks, R ERA: 4.62	IP: 6.0 WLS: L BF: 29 H: 10 R: 5 ER: 5 SO: 5 BB: 1 IBB: 0 HBP: 0 BLK: 0 WP: 0 HR: 1 S: 38 P: 42 ERA: 7.50 WHIP: 1.833											PITCHER	IP: WLS: BF: H: R: ER: SO: BB: IBB: HBP: BLK: WP: HR: S: P: ERA: WHIP:							

AB	34
R	5
H	10
RBI	5
BB	1
SO	5
LOB	13



Batter	1	2	3	4	5	6	7	8	9	AB	R	H	RBI	BB	SO	LOB	TOP										
Harold Reynolds, S OBP: 0.362, SLG: 0.373 (1, 4)	G6-3	CS	1B SF7				G4-3			4	1	2	1	0	0	1	Seattle Mariners @ Chicago White Sox Comiskey Park, Chicago, IL Mon Jul 24 1989, 8:05 PM EDT Att: 11,430 - Unknown - 81 F										
Greg Britley, L OBP: 0.369, SLG: 0.523 (1, 7)	1B		CS			BB	F8			3	0	2	0	1	0	1											
Alvin Davis, L OBP: 0.444, SLG: 0.469 (1, 3)	F7		SF7			G3		BB		2	0	0	1	1	0	2											
Jeffrey Leonard, R OBP: 0.315, SLG: 0.428 (1, 10)	K		P6			G6-3		BB		4	0	0	0	0	2	3											
Darnell Coles, R OBP: 0.301, SLG: 0.384 (1, 9)	G6-3	CS	CS			F7		K		4	0	0	0	0	1	1											
Henry Cotto, R OBP: 0.286, SLG: 0.356 (1, 8)	2B					G6-3		1B		4	1	2	0	0	0	1											
Jim Prestley, R OBP: 0.300, SLG: 0.404 (1, 5)	1B					P4		K		4	1	1	1	0	1	1											
Dave Valle, R OBP: 0.332, SLG: 0.402 (1, 2)	G5-3					E5		F8		4	1	1	0	0	0	1											
Omar Vizquel, S OBP: 0.301, SLG: 0.303 (1, 6)	CS					SH5-3		F9		3	0	2	1	0	0	0											
Inning Stats	R: 0 E: 0 K: 1 S: 11	H: 1 LOB: 1 BB: 0 P: 17	R: 2 E: 0 K: 0 S: 10	H: 3 LOB: 0 BB: 0 P: 17	R: 1 E: 0 K: 0 S: 5	H: 2 LOB: 0 BB: 0 P: 10	R: 0 E: 0 K: 0 S: 5	H: 0 LOB: 0 BB: 0 P: 8	R: 1 E: 1 K: 1 S: 10	H: 2 LOB: 1 BB: 1 P: 14	R: 0 E: 0 K: 0 S: 11	H: 1 LOB: 1 BB: 0 P: 14	R: 0 E: 1 K: 0 S: 9	H: 1 LOB: 1 BB: 0 P: 12	R: 0 E: 0 K: 2 S: 8	H: 0 LOB: 1 BB: 1 P: 15		R: 0 E: 0 K: 0 S: 5	H: 0 LOB: 0 BB: 0 P: 6	1B: 9 2B: 1 3B: 0 HR: 0	SF: 1 SAC: 1 DP: 0 HBP: 0	WP: 0 PB: 0 SB: 0 CS: 3	PA: 38				
PITCHER	IP	WLS	BF	H	R	ER	SO	BB	IBB	HBP	BLK	WP	HR	S	P	ERA	WHIP										
Jerry Reuss, L ERA: 5.24 (1, 1)	6.0		25	9	4	3	2	1	0	0	0	0	0	52	80	4.50	1.667										
Shawn Hillegas, R ERA: 4.99 (7, 1)	3.0	W	11	1	0	0	2	1	0	0	0	0	0	22	33	0.00	0.667										

Batter	1	2	3	4	5	6	7	8	9	AB	R	H	RBI	BB	SO	LOB	BOTTOM										
Dave Gallagher, R OBP: 0.351, SLG: 0.340 (1, 8)	G6-3	K		FC4-6		F9			SH	4	1	1	0	1	1	3	Seattle Mariners @ Chicago White Sox Comiskey Park, Chicago, IL Mon Jul 24 1989, 8:05 PM EDT Att: 11,430 - Unknown - 81 F										
Steve Lyons, L OBP: 0.327, SLG: 0.337 (1, 4) (7, 5)	BB	SF8-6-5		FC4-6			G3		SH	3	1	2	1	0	0	1											
Harold Baines, L OBP: 0.423, SLG: 0.490 (1, 10)	BB		FC3-6	HBP		F7		G3		1	1	0	0	4	0	1											
Ivan Calderon, R OBP: 0.325, SLG: 0.450 (1, 3)	1B		FC3-6	HBP		K		P3		3	0	0	0	1	1	5											
Dan Pasqua, L OBP: 0.329, SLG: 0.430 (1, 9)	BB					P4		G3		5	0	1	2	0	2	7											
Carlton Fisk, R OBP: 0.354, SLG: 0.500 (1, 2)	1B		FC3-6			P6		F9		5	0	1	1	0	0	6											
Daryll Boston, L OBP: 0.292, SLG: 0.328 (1, 7)	P6		G1-3			F7		K		4	0	0	0	0	1	4											
Carlos Martinez, R OBP: 0.319, SLG: 0.414 (1, 5) Fred Manrique, R OBP: 0.326, SLG: 0.401 (6, PR) (7, 4)	2B							K		3	2	3	1	0	0	0											
Ozzie Guillen, L OBP: 0.276, SLG: 0.318 (1, 6)	2B					L7		F9		4	0	1	0	0	0	1											
Inning Stats	R: 2 E: 0 K: 0 S: 17	H: 2 LOB: 2 BB: 2 P: 32	R: 1 E: 0 K: 1 S: 9	H: 2 LOB: 0 BB: 0 P: 13	R: 0 E: 0 K: 1 S: 9	H: 0 LOB: 2 BB: 1 P: 20	R: 1 E: 0 K: 0 S: 8	H: 2 LOB: 1 BB: 0 P: 11	R: 0 E: 0 K: 1 S: 5	H: 0 LOB: 0 BB: 0 P: 6	R: 0 E: 0 K: 0 S: 7	H: 1 LOB: 1 BB: 0 P: 10	R: 0 E: 0 K: 0 S: 13	H: 1 LOB: 2 BB: 1 P: 23	R: 0 E: 0 K: 2 S: 8	H: 0 LOB: 0 BB: 0 P: 12		R: 1 E: 1 K: 1 S: 11	H: 1 LOB: 3 BB: 2 P: 21	1B: 5 2B: 4 3B: 0 HR: 1	SF: 1 SAC: 1 DP: 1 HBP: 1	WP: 0 PB: 0 SB: 0 CS: 0	PA: 42				
PITCHER	IP	WLS	BF	H	R	ER	SO	BB	IBB	HBP	BLK	WP	HR	S	P	ERA	WHIP										
Brian Holman, R ERA: 3.78 (1, 1)	6.0		30	8	4	4	3	4	0	1	0	0	0	57	100	6.00	2.000										
Michael Jackson, R ERA: 3.79 (7, 1)	2.0	L	7	0	1	0	2	1	0	0	0	0	0	20	32	0.00	0.500										
Keith Comstock, L ERA: (9, 1)	0.0		2	0	0	0	0	0	1	0	0	0	0	2	7	∞	∞										
Mike Schooler, R ERA: 1.71 (9, 1)	0.2		3	1	0	0	1	0	0	0	0	0	0	8	9	0.00	1.500										

Batter	1	2	3	4	5	6	7	8	9	AB	R	H	RBI	BB	SO	LOB	TOP								
Harold Reynolds, S (1.4) OBP: 0.359, SLG: 0.366	G6-3		G4-3			L7		L7		4	0	0	0	1	0	0	Seattle Mariners @ Chicago White Sox Comiskey Park, Chicago, IL Wed Jul 26 1989, 4:33 AM EDT Att: 14,430 - Cloudy - 82 F								
Greg Britley, L (1.7) OBP: 0.366, SLG: 0.522	HBP		K			FC4-6 1B		HR	BB	4	1	2	0	0	1	1									
Alvin Davis, L (1.3) OBP: 0.447, SLG: 0.482	K					FC4-6 1-2		HR		3	1	1	2	1	1	2									
Darnell Coles, R (1.9) OBP: 0.296, SLG: 0.377		G5-3				P5		F9		4	0	0	0	0	0	2									
Jeffrey Leonard, R (1.10) OBP: 0.317, SLG: 0.427		F7				K		G4-3		4	1	1	0	0	1	1									
Henry Cotto, R (1.8) OBP: 0.281, SLG: 0.351		E5				K		K		3	0	0	0	0	2	1									
Scott Bradley, L (8, PH) OBP: 0.330, SLG: 0.405		1B				K		K		1	0	1	1	0	0	0									
Dave Cochrane, S (8, 6) OBP: 0.316, SLG: 0.348								1B		0	0	0	0	0	0	0									
Jim Presley, R (1.5) OBP: 0.298, SLG: 0.403						G1-3		E6 1B		4	0	1	0	0	0	1									
Dave Valle, R (1.2) OBP: 0.330, SLG: 0.399		G6-3				G6-3				4	0	1	0	0	0	2									
Omar Vizquel, S (1.6) OBP: 0.300, SLG: 0.303						L5		P6		3	0	0	0	0	0	2									
Mike Kingery, L (8, 8) OBP: 0.200, SLG: 0.400								L8		1	0	0	0	0	0	0									
Inning Stats	R: 0 E: 0 K: 1 S: 6	H: 0 LOB: 1 BB: 0 P: 15	R: 0 E: 1 K: 0 S: 11	H: 1 LOB: 2 BB: 0 P: 19	R: 0 E: 0 K: 1 S: 8	H: 0 LOB: 0 BB: 0 P: 14	R: 0 E: 0 K: 2 S: 13	H: 0 LOB: 1 BB: 1 P: 20	R: 0 E: 0 K: 0 S: 6	H: 0 LOB: 0 BB: 0 P: 11	R: 0 E: 0 K: 0 S: 4	H: 1 LOB: 1 BB: 0 P: 8	R: 0 E: 1 K: 1 S: 13	H: 1 LOB: 2 BB: 0 P: 21	R: 3 E: 0 K: 0 S: 17	H: 4 LOB: 1 BB: 0 P: 22	R: 0 E: 0 K: 0 S: 7	H: 0 LOB: 1 BB: 1 P: 16	1B: 4 2B: 2 3B: 1 HR: 1	SF: 0 SAC: 0 DP: 1 HBP: 1	WP: 0 PB: 0 SB: 0 CS: 1	PA: 38			
PITCHER	IP	WLS	BF	H	R	ER	SO	BB	IBB	HBP	BLK	WP	HR	S	P	ERA	WHIP								
Greg Hibbard, L (1.1) ERA: 3.19	6.2	W	26	3	0	0	5	1	0	1	0	0	0	59	103	0.00	0.600								
Shawn Hillegas, R (7.1) ERA: 5.14	0.2		4	2	2	2	0	0	0	0	0	0	1	11	18	27.00	3.000								
Bobby Thigpen, R (8.1) ERA: 3.86	1.2	S	8	2	1	1	0	1	0	0	0	0	0	15	25	5.40	1.800								

AB	35
R	3
H	7
RBI	3
BB	2
SO	5
LOB	12



Batter	1	2	3	4	5	6	7	8	9	AB	R	H	RBI	BB	SO	LOB	BOTTOM								
Dave Gallagher, R (1.8) OBP: 0.353, SLG: 0.341	G1-3		G3-1			FC6-4 G6-4-3		K		4	0	0	0	0	1	2	Seattle Mariners @ Chicago White Sox Comiskey Park, Chicago, IL Wed Jul 26 1989, 4:33 AM EDT Att: 14,430 - Cloudy - 82 F								
Steve Lyons, L (1.4) OBP: 0.324, SLG: 0.338	HBP		K			G6-4-3		K		3	0	0	0	0	2	2									
Harold Baines, L (1.10) OBP: 0.424, SLG: 0.505	G6-4-3							F9 2B		4	1	3	1	0	0	1									
Ivan Calderon, R (1.3) OBP: 0.326, SLG: 0.449								F9		4	1	1	0	0	0	2									
Dan Pasqua, L (1.9) OBP: 0.330, SLG: 0.443								G4-3		4	1	2	0	0	0	1									
Daryl Boston, L (1.7) OBP: 0.301, SLG: 0.339								G1-3		2	0	0	0	0	0	1									
Russ Morman, R (5.3) OBP: 0.421, SLG: 0.438								G5-3		2	0	0	0	0	1	2									
Fred Manrique, R (1.5) OBP: 0.326, SLG: 0.404								G6-3		4	1	1	1	0	0	2									
Ron Karkovice, R (1.2) OBP: 0.248, SLG: 0.324								F7		3	1	1	0	0	0	2									
Ozzie Guillen, L (1.6) OBP: 0.278, SLG: 0.322								G4-3		3	0	2	2	0	0	1									
Inning Stats	R: 0 E: 0 K: 0 S: 9	H: 0 LOB: 0 BB: 0 P: 11	R: 2 E: 1 K: 0 S: 13	H: 2 LOB: 1 BB: 0 P: 21	R: 0 E: 0 K: 1 S: 10	H: 1 LOB: 1 BB: 0 P: 12	R: 0 E: 0 K: 0 S: 7	H: 0 LOB: 0 BB: 0 P: 9	R: 1 E: 0 K: 0 S: 12	H: 2 LOB: 0 BB: 0 P: 15	R: 0 E: 0 K: 0 S: 9	H: 1 LOB: 1 BB: 0 P: 13	R: 1 E: 0 K: 2 S: 11	H: 2 LOB: 1 BB: 0 P: 19	R: 1 E: 0 K: 1 S: 10	H: 2 LOB: 1 BB: 0 P: 14	1B: 6 2B: 2 3B: 1 HR: 1	SF: 0 SAC: 0 DP: 2 HBP: 1	WP: 0 PB: 0 SB: 1 CS: 0	PA: 34					
PITCHER	IP	WLS	BF	H	R	ER	SO	BB	IBB	HBP	BLK	WP	HR	S	P	ERA	WHIP								
Bill Swift, R (1.1) ERA: 5.44	6.0	L	24	6	3	2	1	0	0	0	0	0	0	60	81	3.00	1.000								
Gene Harris, R (7.1) ERA: 5.74	1.0		5	2	1	1	2	0	0	0	0	0	0	11	19	9.00	2.000								
Mike Schooler, R (8.1) ERA: 1.86	1.0		5	2	1	1	1	0	0	0	0	0	1	10	14	9.00	2.000								

AB	33
R	5
H	10
RBI	4
BB	0
SO	4
LOB	16



Batter	1	2	3	4	5	6	7	8	9	10	11	AB	R	H	RBI	BB	SO	LOB	TOP					
Harold Reynolds, S OBP: 0.357, SLG: 0.364 (1, 4)	L3		G3-1		F9			WP 1B		P5		5	1	1	0	0	0	0						
Greg Briley, L OBP: 0.368, SLG: 0.527 (1, 7)	G1-6-3 BB			K	K			P9		1B		4	1	1	0	1	2	1						
Alvin Davis, L OBP: 0.449, SLG: 0.481 (1, 3)	G1-6-3			1B	F9			HR 1B		1B		3	2	1	1	2	0	1						
Jeffrey Leonard, R OBP: 0.318, SLG: 0.426 (1, 10)	K			1B	1B			K		P3		5	1	2	0	0	2	4						
Damell Coles, R OBP: 0.300, SLG: 0.389 (1, 9)		G5-3		E 1B G4-3 1B				HR		1B		5	2	3	4	0	0	1						
Mike Kingsley, L OBP: 0.222, SLG: 0.333 Scott Bradley, L OBP: 0.328, SLG: 0.402 Henry Cotto, R OBP: 0.281, SLG: 0.351 (1, 8)	G6-3			G4-3 E 1B				K		G4-3		4	0	1	1	0	1	1						
Jim Presley, R OBP: 0.293, SLG: 0.396 (1, 5)	F8			E6 G4-3				K		K		5	0	0	0	0	2	2						
Dave Valle, R OBP: 0.322, SLG: 0.388 (1, 2)		G5-3		G4-3				K		P7		5	0	0	1	0	2	2						
Omar Vizquel, S OBP: 0.295, SLG: 0.297 (1, 6)		G6-3		F7				L6		F8		5	0	0	0	0	2							
Inning Stats	R: 0 E: 0 K: 1 S: 12	H: 0 LOB: 1 BB: 1 P: 18	R: 0 E: 0 K: 0 S: 7	H: 0 LOB: 0 BB: 0 P: 9	R: 0 E: 0 K: 0 S: 8	H: 0 LOB: 0 BB: 0 P: 11	R: 3 E: 1 K: 1 S: 26	H: 3 LOB: 2 BB: 1 P: 38	R: 0 E: 0 K: 1 S: 9	H: 0 LOB: 0 BB: 0 P: 13	R: 0 E: 0 K: 2 S: 10	H: 0 LOB: 0 BB: 0 P: 14	R: 3 E: 0 K: 2 S: 15	H: 3 LOB: 0 BB: 0 P: 21	R: 0 E: 0 K: 1 S: 9	H: 0 LOB: 0 BB: 0 P: 11	R: 1 E: 0 K: 0 S: 9	H: 2 LOB: 2 BB: 1 P: 19	R: 0 E: 0 K: 1 S: 8	H: 0 LOB: 0 BB: 0 P: 12	1B: 7 2B: 0 3B: 1 HR: 1	SF: 0 SAC: 0 DP: 1 HBP: 0	WP: 1 PB: 0 SB: 0 CS: 0	PA: 45
PITCHER	IP WLS BF H R ER SO BB IBB HBP BLK WP HR S P ERA WHIP	IP WLS BF H R ER SO BB IBB HBP BLK WP HR S P ERA WHIP																						
Bob Welch, R ERA: 2.94 Rick Honeycutt, L ERA: 2.55 Dennis Eckersley, R ERA: 1.37 Todd Burns, R ERA: 2.25 (1, 1)	7.0 0.1 3 2 1 0 0 2 0 0 0 0 0 6 10 27.00 6.000	8.1 1.2 6 1 1 0 3 0 0 0 0 0 0 1 18 22 0.00 0.600																						

Seattle Mariners @ Oakland Athletics
Oakland-Alameda County Coliseum, Oakland, CA
Fri Jul 28 1999, 7:05 PM PDT
Att: 36,446 - Unknown

AB 42
R 7
H 9
RBI 7
BB 3
SO 9
LOB 16



Batter	1	2	3	4	5	6	7	8	9	10	11	AB	R	H	RBI	BB	SO	LOB	BOTTOM								
Rickey Henderson, R OBP: 0.413, SLG: 0.408 (1, 7)	G4-3 1B		L3		FC5-2 1B BB		G5-3		F9		1B IBB	4	1	1	2	2	0	1									
Carney Lansford, R OBP: 0.402, SLG: 0.399 (1, 5)	G4-3		G1-3		FC5-2 1B		2B BB		L9		1B	5	1	1	1	1	0	4									
Dave Parker, L OBP: 0.321, SLG: 0.445 Lance Blankenship, R OBP: 0.290, SLG: 0.298 (1, 10)	P2			G1-3	G4-6-3 1B		2B BB			WP S 1B		5	0	3	3	0	0	1									
Mark McGwire, R OBP: 0.332, SLG: 0.468 (1, 3)	BB			K	G4-6-3 1-2r		K			1B		4	0	1	1	1	2	3									
Dave Henderson, R OBP: 0.323, SLG: 0.365 (1, 8)	P4			G4-3			F8		P9		K	5	0	0	0	0	1	3									
Ron Hassey, L OBP: 0.309, SLG: 0.366 Jose Canseco, R OBP: 0.313, SLG: 0.595 Terry Steinbach, R OBP: 0.350, SLG: 0.406 (1, 2)	F9				1B 2B		G4-3			P8		3	1	1	0	1	0	0									
Tony Phillips, S OBP: 0.382, SLG: 0.351 (1, 4)	F7			1B BB BB			P6		BB	G4-3		3	1	0	2	0	1										
Stan Javier, S OBP: 0.326, SLG: 0.340 (1, 9)	G6-3				BB HBP FC5-2 1B		SH G5-3 2B		K		1B S 1B	5	2	3	1	0	1	1									
Mike Gallego, R OBP: 0.322, SLG: 0.336 (1, 6)	K				FC5-2 1B HBP		SH CS G5-3 2B		G4-3		1B IBB 1B	3	1	1	0	0	1	0									
Inning Stats	R: 0 E: 0 K: 0 S: 10	H: 1 LOB: 2 BB: 1 P: 20	R: 0 E: 0 K: 0 S: 6	H: 0 LOB: 0 BB: 0 P: 9	R: 0 E: 0 K: 1 S: 7	H: 0 LOB: 0 BB: 0 P: 10	R: 4 E: 0 K: 0 S: 13	H: 3 LOB: 1 BB: 2 P: 23	R: 0 E: 0 K: 0 S: 6	H: 0 LOB: 0 BB: 0 P: 11	R: 2 E: 0 K: 1 S: 12	H: 2 LOB: 1 BB: 1 P: 23	R: 0 E: 0 K: 1 S: 10	H: 0 LOB: 1 BB: 2 P: 19	R: 0 E: 0 K: 0 S: 5	H: 0 LOB: 0 BB: 0 P: 10	R: 1 E: 0 K: 1 S: 15	H: 2 LOB: 1 BB: 0 P: 18	R: 1 E: 0 K: 0 S: 7	H: 3 LOB: 3 BB: 1 P: 17	1B: 8 2B: 3 3B: 0 HR: 0	SF: 0 SAC: 1 DP: 1 HBP: 1	WP: 1 PB: 0 SB: 3 CS: 2	PA: 47			
PITCHER	IP WLS BF H R ER SO BB IBB HBP BLK WP HR S P ERA WHIP	IP WLS BF H R ER SO BB IBB HBP BLK WP HR S P ERA WHIP																									
Mike Dunne, R ERA: 6.48 Jerry Reed, R ERA: 3.13 Keith Comstock, L ERA: 0.93 Michael Jackson, R ERA: 3.8 Mike Schooler, R ERA: 1.98 (5, 1)	4.0 2.1 0.1 1.0 2.1	19 10 1 0 9	3 2 0 0 2	4 2 0 0 1	4 2 0 0 0	0 0 0 0 0	0 0 0 0 0	0 0 0 0 0	0 0 0 0 0	0 0 0 0 0	0 0 0 0 0	0 0 0 0 0	0 0 0 0 0	0 0 0 0 0	0 0 0 0 0	0 0 0 0 0	0 0 0 0 0	0 0 0 0 0	0 0 0 0 0	0 0 0 0 0	0 0 0 0 0	0 0 0 0 0	0 0 0 0 0	0 0 0 0 0	0 0 0 0 0	0 0 0 0 0	0 0 0 0 0
PITCHER	IP WLS BF H R ER SO BB IBB HBP BLK WP HR S P ERA WHIP	IP WLS BF H R ER SO BB IBB HBP BLK WP HR S P ERA WHIP																									
Gene Harris, R ERA: 5.91 (1, 1)	0.0 0.0 0.0 0.0 0.0	0.0 0.0 0.0 0.0 0.0																									

Seattle Mariners @ Oakland Athletics
Oakland-Alameda County Coliseum, Oakland, CA
Fri Jul 28 1999, 7:05 PM PDT
Att: 36,446 - Unknown

AB 38
R 8
H 11
RBI 8
BB 7
SO 5
LOB 15



Batter	1	2	3	4	5	6	7	8	9	AB	R	H	RBI	BB	SO	LOB	TOP										
Harold Reynolds, S (1, 4) OBP: 0.361, SLG: 0.363										3	3	1	1	3	1	2											
Greg Britley, L (1, 7) OBP: 0.374, SLG: 0.524										3	2	1	1	3	0	2											
Alvin Davis, L (1, 3) OBP: 0.453, SLG: 0.486										5	0	3	5	1	0	3											
Jeffrey Leonard, R (1, 10) OBP: 0.315, SLG: 0.422										6	1	1	0	0	0	8											
Darnell Coles, R (1, 9) OBP: 0.298, SLG: 0.385											6	1	1	2	0	1	0										
Mike Kingsley, L (1, 8) OBP: 0.333, SLG: 0.357											5	2	2	0	1	1	0										
Jim Presley, R (1, 5) OBP: 0.297, SLG: 0.394											4	2	1	2	2	2	1										
Scott Bradley, L (1, 2) OBP: 0.330, SLG: 0.404										4	1	1	1	1	1	3											
Omar Vizquel, S (1, 6) OBP: 0.300, SLG: 0.297										3	2	1	0	2	1	3											
Inning Stats	R: 8 E: 0 K: 1 S: 25	H: 6 LOB: 2 BB: 4 P: 50	R: 0 E: 0 K: 3 S: 11	H: 0 LOB: 0 BB: 0 P: 16	R: 2 E: 0 K: 1 S: 16	H: 3 LOB: 1 BB: 0 P: 23	R: 4 E: 0 K: 0 S: 10	H: 2 LOB: 2 BB: 2 P: 33	R: 0 E: 0 K: 0 S: 9	H: 0 LOB: 2 BB: 2 P: 21	R: 0 E: 0 K: 1 S: 7	H: 1 LOB: 1 BB: 0 P: 9	R: 0 E: 0 K: 0 S: 12	H: 0 LOB: 2 BB: 2 P: 24	R: 0 E: 0 K: 1 S: 7	H: 0 LOB: 0 BB: 0 P: 13	1B: 10 2B: 2 3B: 0 HR: 0	SF: 0 SAC: 0 DP: 0 HBP: 0	WP: 2 PB: 0 SB: 0 CS: 0	PA: 52							
PITCHER	IP	WLS	BF	H	R	ER	SO	BB	IBB	HBP	BLK	WP	HR	S	P	ERA	WHIP										
Storm Davis, R (1, 1) ERA: 5.93	0.1	L	8	5	7	7	0	2	0	0	0	1	0	14	28	189.00	21.000										
Gene Nelson, R (1, 1) ERA: 4.22	3.1		20	5	7	7	5	5	0	0	0	1	0	44	83	18.90	3.000										
Matt Young, L (4, 1) ERA: 5.04	2.1		12	1	0	0	5	4	0	0	0	0	0	18	43	0.00	2.143										
Jim Corsi, R (7, 1) ERA: 2.39	3.0		12	1	0	0	2	2	0	0	0	0	0	26	46	0.00	1.000										

Seattle Mariners @ Oakland Athletics
Oakland-Alameda County Coliseum, Oakland, CA

AB 39
R 14
H 12
RBI 12
BB 13
SO 7
LOB 22



Sat Jul 29 1989, 3:33 AM PDT
Att: 40,734 - Sunny - 65 F

Batter	1	2	3	4	5	6	7	8	9	AB	R	H	RBI	BB	SO	LOB	BOTTOM										
Rickey Henderson, R (1, 7) OBP: 0.418, SLG: 0.406										0	4	0	0	4	0	0											
Mike Gallego, R (9, 6) OBP: 0.322, SLG: 0.336										4	0	2	3	0	0	1											
Dave Parker, L (9, PH) OBP: 0.320, SLG: 0.444										1	0	0	0	0	0	0											
Carney Lansford, R (1, 5) OBP: 0.403, SLG: 0.406										5	0	1	0	0	3	4											
Ron Hassey, L (9, 2) OBP: 0.308, SLG: 0.364										3	1	0	0	2	0	2											
Dave Henderson, R (1, 10) OBP: 0.322, SLG: 0.363										4	0	1	0	0	1	4											
Mark McGwire, R (1, 3) OBP: 0.333, SLG: 0.463										3	1	0	0	2	0	2											
Terry Steinbach, R (1, 2) OBP: 0.349, SLG: 0.404										4	0	1	0	0	1	4											
Tony Phillips, S (1, 6) OBP: 0.380, SLG: 0.349										4	0	1	0	0	0	3											
Lance Blankenship, R (1, 9) OBP: 0.269, SLG: 0.266										4	0	0	0	0	1	1											
Glenn Hubbard, R (1, 4) OBP: 0.296, SLG: 0.313										4	0	0	0	0	0	1											
Stan Javier, S (1, 8) OBP: 0.325, SLG: 0.336										3	1	0	0	1	1	1											
Inning Stats	R: 1 E: 1 K: 2 S: 12	H: 0 LOB: 1 BB: 1 P: 22	R: 0 E: 0 K: 0 S: 9	H: 1 LOB: 1 BB: 0 P: 16	R: 1 E: 0 K: 1 S: 14	H: 1 LOB: 2 BB: 2 P: 25	R: 0 E: 0 K: 1 S: 6	H: 0 LOB: 0 BB: 0 P: 8	R: 2 E: 0 K: 0 S: 9	H: 1 LOB: 1 BB: 1 P: 16	R: 2 E: 0 K: 1 S: 16	H: 1 LOB: 1 BB: 2 P: 28	R: 0 E: 0 K: 0 S: 9	H: 0 LOB: 0 BB: 1 P: 16	R: 0 E: 0 K: 1 S: 5	H: 0 LOB: 0 BB: 0 P: 9	R: 0 E: 0 K: 0 S: 6	H: 1 LOB: 1 BB: 0 P: 11	1B: 3 2B: 2 3B: 0 HR: 0	SF: 0 SAC: 0 DP: 1 HBP: 0	WP: 1 PB: 0 SB: 8 CS: 0	PA: 40					
PITCHER	IP	WLS	BF	H	R	ER	SO	BB	IBB	HBP	BLK	WP	HR	S	P	ERA	WHIP										
Randy Johnson, L (1, 1) ERA: 4.29	6.0	W	31	4	6	3	5	7	0	0	0	0	0	67	120	4.50	1.833										
Bill Swift, R (7, 1) ERA: 5.25	3.0	S	9	1	0	0	1	0	0	0	0	0	0	19	31	0.00	0.333										

Seattle Mariners @ Oakland Athletics
Oakland-Alameda County Coliseum, Oakland, CA

AB 33
R 6
H 5
RBI 3
BB 7
SO 6
LOB 17



Sat Jul 29 1989, 3:33 AM PDT
Att: 40,734 - Sunny - 65 F

Batter	1	2	3	4	5	6	7	8	9	AB	R	H	RBI	BB	SO	LOB	TOP										
Harold Reynolds, S (1, 4) OBP: 0.360, SLG: 0.362	F8			2B 1B		B1-3		K		4	1	1	0	0	1	1	Seattle Mariners @ Oakland Athletics Oakland-Alameda County Coliseum, Oakland, CA Sun Jul 30 1989, 3:33 AM PDT Att: 43,898 - Sunny - 65 F										
Greg Britley, L (1, 7) OBP: 0.380, SLG: 0.547	L7			1-H 2B		HR		1B		4	1	3	2	0	0	0											
Alvin Davis, L (1, 3) OBP: 0.451, SLG: 0.493	K			F8		HR		P5		4	1	1	1	0	1	3											
Jeffrey Leonard, R (1, 10) OBP: 0.312, SLG: 0.418		F4		G6-3		K		K		4	0	0	0	0	2	3											
Darnell Coles, R (1, 9) OBP: 0.296, SLG: 0.383 Henry Cotto, R (5, 9) OBP: 0.279, SLG: 0.347	L9			F6				F4		2	0	0	0	0	0	1											
Mike Kingsley, L (1, 8) OBP: 0.316, SLG: 0.294	F7							G6-3		2	0	0	0	0	0	0											
Jim Presley, R (1, 5) OBP: 0.294, SLG: 0.390 Edgar Martinez, R (9, PH) OBP: 0.311, SLG: 0.306				K		L9		K		3	0	0	0	0	2	1											
Scott Bradley, L (1, 2) OBP: 0.325, SLG: 0.398				F8		G3-1		F9		3	0	0	0	0	0	1											
Omar Vizquel, S (1, 6) OBP: 0.298, SLG: 0.295 Dave Cochrane, S (8, PH) OBP: 0.325, SLG: 0.358				G4-3		K		1B 1B		2	0	0	0	0	1	0											
Inning Stats	R: 0 H: 0 E: 0 K: 1 S: 10	H: 0 LOB: 0 BB: 0 P: 14	R: 0 H: 0 E: 0 K: 0 S: 7	H: 0 LOB: 0 BB: 0 P: 9	R: 0 H: 0 E: 0 K: 1 S: 10	H: 0 LOB: 0 BB: 0 P: 14	R: 1 H: 2 E: 0 K: 0 S: 8	H: 2 LOB: 1 BB: 0 P: 14	R: 0 H: 0 E: 0 K: 0 S: 5	H: 0 LOB: 0 BB: 0 P: 7	R: 2 H: 2 E: 0 K: 2 S: 14	H: 2 LOB: 1 BB: 0 P: 19	R: 0 H: 0 E: 0 K: 1 S: 10	H: 0 LOB: 1 BB: 1 P: 17	R: 0 H: 2 E: 0 K: 2 S: 14	H: 2 LOB: 2 BB: 0 P: 19		R: 0 H: 0 E: 0 K: 1 S: 6	H: 0 LOB: 0 BB: 0 P: 9	1B: 3 2B: 1 3B: 0 HR: 2	SF: 0 SAC: 0 DP: 0 HBP: 0	WP: 0 PB: 0 SB: 0 CS: 0	PA: 34				
PITCHER	IP	WLS	BF	H	R	ER	SO	BB	IBB	HBP	BLK	WP	HR	S	P	ERA	WHIP										
Dave Stewart, R (1, 1) ERA: 3.52	7.1	W	28	5	3	3	6	1	0	0	0	0	2	69	101	3.68	0.818										
Rick Honeycutt, L (8, 1) ERA: 2.33	0.1		2	1	0	0	0	0	0	0	0	0	0	6	8	0.00	3.000										
Dennis Eckersley, R (8, 1) ERA: 1.3	1.1	S	4	0	0	0	2	0	0	0	0	0	0	9	13	0.00	0.000										

AB 33
R 3
H 6
RBI 3
BB 1
SO 8
LOB 10



Batter	1	2	3	4	5	6	7	8	9	AB	R	H	RBI	BB	SO	LOB	BOTTOM										
Rickey Henderson, R (1, 7) OBP: 0.424, SLG: 0.413	G6-4-3 BB		1-H 1B 3B	BB		1B BB		1B BB		1	1	1	1	3	0	0	Seattle Mariners @ Oakland Athletics Oakland-Alameda County Coliseum, Oakland, CA Sun Jul 30 1989, 3:33 AM PDT Att: 43,898 - Sunny - 65 F										
Carney Lansford, R (1, 5) OBP: 0.401, SLG: 0.404	G6-4-3 1-2		G1-3	F9		1B		1B		4	0	1	1	0	0	3											
Dave Parker, L (1, 10) OBP: 0.320, SLG: 0.441	K		WP 1B	1B		K2-3		G4-3		4	0	1	1	0	2	2											
Mark McGwire, R (1, 3) OBP: 0.335, SLG: 0.463		1B SF9 1B	1B	WP 1B		K		L8		4	1	2	0	0	1	0											
Felix Jose, S (1, 9) OBP: 0.205, SLG: 0.167		1B	P6	1B		K		K		4	0	1	0	0	2	2											
Ron Hassey, L (1, 2) OBP: 0.312, SLG: 0.381		1B	K	1B		HR		F7		3	1	1	1	1	1	2											
Tony Phillips, S (1, 4) OBP: 0.356, SLG: 0.345	SF9		L9	1B		F8		L6		3	0	0	1	0	0	3											
Stan Javier, S (1, 8) OBP: 0.320, SLG: 0.331	K		F6			G6-3		F8		4	0	0	0	0	1	1											
Mike Gallego, R (1, 6) OBP: 0.321, SLG: 0.332			3B BB	G6-3		E5 1B		F8		3	2	0	0	1	0	0											
Inning Stats	R: 0 H: 0 E: 0 K: 1 S: 9	H: 2 LOB: 1 BB: 1 P: 14	R: 1 H: 2 E: 0 K: 2 S: 15	H: 2 LOB: 0 BB: 0 P: 24	R: 2 H: 3 E: 0 K: 0 S: 16	H: 3 LOB: 3 BB: 2 P: 36	R: 0 H: 0 E: 0 K: 0 S: 10	H: 0 LOB: 1 BB: 1 P: 20	R: 0 H: 0 E: 0 K: 3 S: 12	H: 0 LOB: 0 BB: 0 P: 19	R: 2 H: 2 E: 1 K: 0 S: 12	H: 2 LOB: 2 BB: 1 P: 21	R: 0 H: 0 E: 0 K: 1 S: 11	H: 0 LOB: 0 BB: 0 P: 15	R: 0 H: 0 E: 0 K: 0 S: 8	H: 0 LOB: 0 BB: 0 P: 13		1B: 5 2B: 0 3B: 1 HR: 1	SF: 1 SAC: 0 DP: 1 HBP: 0	WP: 1 PB: 0 SB: 1 CS: 0	PA: 36						
PITCHER	IP	WLS	BF	H	R	ER	SO	BB	IBB	HBP	BLK	WP	HR	S	P	ERA	WHIP										
Brian Holman, R (1, 1) ERA: 3.92	5.2	L	27	6	5	4	6	3	1	0	0	0	1	69	124	6.35	1.588										
Michael Jackson, R (6, 1) ERA: 3.66	2.1		9	1	0	0	1	1	0	0	0	0	0	24	38	0.00	0.857										

AB 30
R 5
H 7
RBI 5
BB 5
SO 7
LOB 13



Batter	1	2	3	4	5	6	7	8	9	AB	R	H	RBI	BB	SO	LOB	TOP			
Claudell Washington, L OBP: 0.331, SLG: 0.452 (1, 9)	L8		F8		L3		F8			4	0	0	0	0	0	1	California Angels @ Seattle Mariners The Kingdome, Seattle, WA Mon Jul 31 1989, 10:05 PM EDT Att: 19,494 - Dome - 70 F			
Johnny Ray, S OBP: 0.316, SLG: 0.349 (1, 4)	G3-6-3 BB		F8		L8			K		3	0	0	0	1	1	0				
Devon White, S OBP: 0.303, SLG: 0.411 (1, 8)	G3-6-3 1-2			HR	1B		K	K		4	1	1	0	0	2	1				
Wally Joyner, L OBP: 0.348, SLG: 0.415 (1, 3)		F8		HR				L7		4	1	2	2	0	0	0				
Brian Downing, R OBP: 0.373, SLG: 0.416 (1, 10)		K		F7		F8		G4-3		4	0	0	0	0	1	1				
Chili Davis, S OBP: 0.315, SLG: 0.417 (1, 7)		HR		HR		P6		G3		4	2	2	1	0	0	1				
Lance Parrish, R OBP: 0.329, SLG: 0.435 (1, 2)		HR		P4			L7	K		4	1	1	2	0	1	0				
Jack Howell, L OBP: 0.327, SLG: 0.444 (1, 5)		K		K						3	0	1	0	0	2	0				
Dick Schofield, R OBP: 0.300, SLG: 0.335 (1, 6)			P4		K		L8			3	0	0	0	0	1	1				
Inning Stats	R: 0 E: 0 K: 0 S: 7	H: 0 LOB: 0 BB: 1 P: 14	R: 2 E: 0 K: 2 S: 23	H: 2 LOB: 0 BB: 0 P: 33	R: 0 E: 0 K: 1 S: 8	H: 0 LOB: 0 BB: 0 P: 15	R: 3 E: 0 K: 1 S: 17	H: 3 LOB: 0 BB: 0 P: 27	R: 0 E: 0 K: 1 S: 9	H: 1 LOB: 1 BB: 0 P: 13	R: 0 E: 0 K: 0 S: 7	H: 1 LOB: 1 BB: 0 P: 14	R: 0 E: 0 K: 1 S: 11	H: 0 LOB: 0 BB: 0 P: 15	R: 0 E: 0 K: 1 S: 6	H: 0 LOB: 0 BB: 0 P: 7	1B: 3 2B: 1 3B: 0 HR: 3	SF: 0 SAC: 0 DP: 1 HBP: 0	WP: 0 PB: 0 SB: 0 CS: 0	PA: 34
PITCHER	IP	WLS	BF	H	R	ER	SO	BB	IBB	HBP	BLK	WP	HR	S	P	ERA	WHIP			
Scott Bankhead, R ERA: 3.24 (1, 1)	5.0		20	5	5	5	4	1	0	0	0	0	3	64	102	9.00	1.200			
Tom Niedenfuer, R ERA: 8.55 (6, 1)	2.0		8	2	0	0	1	0	0	0	0	0	0	15	27	0.00	1.000			
Keith Comstock, L ERA: 0.84 (8, 1)	1.0	W	3	0	0	0	2	0	0	0	0	0	0	11	17	0.00	0.000			
Mike Schooler, R ERA: 1.92 (9, 1)	1.0	S	3	0	0	0	1	0	0	0	0	0	0	6	7	0.00	0.000			

Batter	1	2	3	4	5	6	7	8	9	AB	R	H	RBI	BB	SO	LOB	BOTTOM			
Harold Reynolds, S OBP: 0.358, SLG: 0.360 (1, 4)	L4		L9		K		F8	L3 1B		5	0	1	0	0	1	2	California Angels @ Seattle Mariners The Kingdome, Seattle, WA Mon Jul 31 1989, 10:05 PM EDT Att: 19,494 - Dome - 70 F			
Greg Britley, L OBP: 0.377, SLG: 0.537 (1, 7)	FC5-4 1B BB		K		F7		G1-3	L3 1-2		4	0	0	0	1	1	4				
Alvin Davis, L OBP: 0.454, SLG: 0.497 (1, 3)	FC5-4 1-2 1B			K		1B 1B		1B E 1B		4	1	3	0	0	1	0				
Darnell Coles, R OBP: 0.296, SLG: 0.380 (1, 9)	FC5-4 1-2 2-3			K		F9		E 1B BB		3	1	0	0	1	1	3				
Scott Bradley, L OBP: 0.333, SLG: 0.402 (1, 10)	K			FC6-4 BB		1B 1-2 1B		E 2B 1B		3	1	2	0	1	1	2				
Mike Kingery, L OBP: 0.304, SLG: 0.286 (1, 8)		F7		FC6-4 1-2		F7		E8 2B 1B		4	1	1	2	0	0	3				
Dave Valle, R OBP: 0.321, SLG: 0.385 (1, 2)		G5-3			G6-3		1-2 2-3 1B	G5-3		4	0	1	0	0	0	2				
Edgar Martinez, R OBP: 0.311, SLG: 0.301 (8, PH)										2	0	0	0	1	1	3				
Dave Cochran, S OBP: 0.333, SLG: 0.382 (8, PR)										1	0	1	2	0	0	0				
Henry Cotto, R OBP: 0.279, SLG: 0.347 (8, PR)										0	1	0	0	0	0	0				
Mario Diaz, R OBP: 0.250, SLG: 0.250 (9, 6)										0	0	0	0	0	0	0				
Omar Vizquel, S OBP: 0.299, SLG: 0.295 (8, PH)										3	0	1	0	0	1	0				
Jim Presley, R OBP: 0.297, SLG: 0.402 (9, 5)			G1-3		PB 1-3 1B		K	HR		1	1	1	2	0	0	0				
Inning Stats	R: 0 E: 0 K: 1 S: 11	H: 1 LOB: 2 BB: 1 P: 24	R: 0 E: 0 K: 0 S: 6	H: 0 LOB: 0 BB: 0 P: 11	R: 0 E: 0 K: 1 S: 7	H: 0 LOB: 0 BB: 0 P: 10	R: 0 E: 0 K: 2 S: 8	H: 0 LOB: 1 BB: 1 P: 15	R: 0 E: 0 K: 1 S: 11	H: 1 LOB: 2 BB: 1 P: 19	R: 0 E: 0 K: 1 S: 10	H: 3 LOB: 3 BB: 0 P: 20	R: 0 E: 0 K: 1 S: 12	H: 0 LOB: 0 BB: 0 P: 17	R: 6 E: 1 K: 0 S: 16	H: 6 LOB: 1 BB: 1 P: 32	1B: 9 2B: 2 3B: 0 HR: 1	SF: 0 SAC: 0 DP: 1 HBP: 0	WP: 0 PB: 1 SB: 0 CS: 0	PA: 38
PITCHER	IP	WLS	BF	H	R	ER	SO	BB	IBB	HBP	BLK	WP	HR	S	P	ERA	WHIP			
Mike Witt, R ERA: 4.28 (1, 1)	7.0		30	6	1	1	7	3	0	0	0	0	0	9	18	81.00	12.000			
Greg Minton, R ERA: 2.7 (8, 1)	0.1		5	3	3	3	0	1	0	0	0	0	0	4	9	∞	∞			
Bryan Harvey, R ERA: 3.65 (8, 1)	0.0	L	2	2	2	2	0	0	0	0	0	0	1	4	9	∞	∞			
Bob McClure, L ERA: 2.05 (8, 1)	0.2		1	0	0	0	0	0	0	0	0	0	0	2	3	0.00	0.000			



Batter	1	2	3	4	5	6	7	8	9	AB	R	H	RBI	BB	SO	LOB	TOP					
Claudell Washington, L OBP: 0.329, SLG: 0.445 (1, 9)										4	0	0	0	0	0	3	1					
Brian Downing, R OBP: 0.370, SLG: 0.413 (1, 10)										3	0	0	0	0	1	1						
Tony Armas, R OBP: 0.290, SLG: 0.476 (8, FH)										1	0	0	0	0	0	0						
Devon White, S OBP: 0.301, SLG: 0.407 (1, 8)										4	0	0	0	0	2	0						
Wally Joyner, L OBP: 0.349, SLG: 0.416 (1, 3)										4	1	2	0	0	0	0						
Johnny Ray, S OBP: 0.320, SLG: 0.351 (1, 4)										3	0	2	0	0	0	1						
Glenn Hoffman, R OBP: 0.295, SLG: 0.324 (8, 4)										1	0	0	0	0	0	0						
Chili Davis, S OBP: 0.317, SLG: 0.421 (1, 7)										4	0	2	1	0	0	1						
Lance Parrish, R OBP: 0.327, SLG: 0.432 (1, 2)										2	0	0	0	0	0	3						
Bill Schroeder, R OBP: 0.262, SLG: 0.410 (5, 2)										2	0	0	0	0	1	1						
Jack Howell, L OBP: 0.330, SLG: 0.456 (1, 5)										3	0	2	0	0	0	0						
Dick Schofield, R OBP: 0.297, SLG: 0.331 (1, 6)										3	0	0	0	0	1	2						
Kent Anderson, R OBP: 0.269, SLG: 0.229 (8, 6)										0	0	0	0	0	0	0						
Inning Stats	R: 0 E: 0 K: 2 S: 8	H: 0 LOB: 0 BB: 0 P: 11	R: 1 E: 0 K: 0 S: 9	H: 2 LOB: 0 BB: 0 P: 13	R: 0 E: 0 K: 1 S: 11	H: 1 LOB: 1 BB: 0 P: 18	R: 0 E: 0 K: 0 S: 8	H: 2 LOB: 2 BB: 0 P: 15	R: 0 E: 0 K: 1 S: 8	H: 0 LOB: 0 BB: 0 P: 10	R: 0 E: 0 K: 2 S: 12	H: 1 LOB: 1 BB: 0 P: 13	R: 0 E: 0 K: 1 S: 9	H: 1 LOB: 1 BB: 0 P: 13	R: 0 E: 0 K: 0 S: 5	H: 0 LOB: 0 BB: 0 P: 7	R: 0 E: 0 K: 0 S: 9	H: 1 LOB: 1 BB: 0 P: 11	1B: 5 2B: 2 3B: 1 HR: 0	SF: 0 SAC: 0 DP: 1 HBP: 0	WP: 0 PB: 0 SB: 0 CS: 0	PA: 34
PITCHER Mike Dunne, R ERA: 5.75 (1, 1)	IP: 9.0 WLS: W BF: 34 H: 8 R: 1 ER: 1 SO: 8 BB: 0 IBB: 0 HBP: 0 BLK: 0 WP: 0 HR: 0 S: 75 P: 111 ERA: 1.00 WHIP: 0.889																					

California Angels @ Seattle Mariners
The Kingdome, Seattle, WA
Tue Aug 01 1989, 10:05 PM EDT
Att: 16,533 - Dome

AB 34
R 1
H 8
RBI 1
BB 0
SO 8
LOB 10



Batter	1	2	3	4	5	6	7	8	9	AB	R	H	RBI	BB	SO	LOB	BOTTOM					
Harold Reynolds, S OBP: 0.357, SLG: 0.361 (1, 4)										5	2	1	0	0	0	2						
Mario Diaz, R OBP: 0.250, SLG: 0.250 (9, 4)										0	0	0	0	0	0	0						
Greg Britley, L OBP: 0.381, SLG: 0.545 (1, 7)										4	2	2	2	1	1	0						
Alvin Davis, L OBP: 0.459, SLG: 0.513 (1, 10)										4	1	3	4	1	0	0						
Darnell Coles, R OBP: 0.293, SLG: 0.375 (1, 9)										4	0	0	0	0	1	4						
Henry Cotto, R OBP: 0.278, SLG: 0.360 (1, 8)										4	1	1	1	0	0	3						
Jim Prestley, R OBP: 0.296, SLG: 0.400 (1, 3)										4	1	1	0	0	1	0						
Dave Valle, R OBP: 0.329, SLG: 0.386 (1, 2)										2	1	1	0	2	1	0						
Edgar Martinez, R OBP: 0.316, SLG: 0.302 (1, 5)										3	0	1	1	1	1	2						
Omar Vizquel, S OBP: 0.295, SLG: 0.291 (1, 6)										4	0	0	0	0	1	4						
Inning Stats	R: 0 E: 0 K: 0 S: 14	H: 1 LOB: 2 BB: 1 P: 22	R: 4 E: 1 K: 1 S: 18	H: 5 LOB: 1 BB: 0 P: 27	R: 0 E: 0 K: 0 S: 7	H: 0 LOB: 1 BB: 1 P: 13	R: 2 E: 0 K: 0 S: 14	H: 2 LOB: 1 BB: 1 P: 24	R: 0 E: 0 K: 2 S: 10	H: 0 LOB: 1 BB: 1 P: 17	R: 1 E: 0 K: 0 S: 12	H: 1 LOB: 0 BB: 0 P: 23	R: 1 E: 0 K: 2 S: 10	H: 1 LOB: 1 BB: 1 P: 20	R: 0 E: 0 K: 1 S: 8	H: 0 LOB: 0 BB: 0 P: 13	R: 0 E: 0 K: 0 S: 9	H: 0 LOB: 1 BB: 0 P: 11	1B: 5 2B: 2 3B: 1 HR: 2	SF: 0 SAC: 0 DP: 0 HBP: 0	WP: 0 PB: 0 SB: 2 CS: 0	PA: 39
PITCHER Jim Abbott, L ERA: 3.77 (1, 1)	IP: 3.1 WLS: L BF: 21 H: 8 R: 6 ER: 6 SO: 6 BB: 3 IBB: 0 HBP: 0 BLK: 0 WP: 0 HR: 0 S: 46 P: 75 ERA: 16.20 WHIP: 3.300																					
Dan Peltz, R ERA: 4.54 (4, 1)	2.2 10 1 1 1 2 1 0 0 0 0 1 29 51 3.38 0.750																					
Rich Monteleone, R ERA: 2.55 (7, 1)	2.0 8 1 1 1 3 1 0 0 0 0 1 18 33 4.50 1.000																					

California Angels @ Seattle Mariners
The Kingdome, Seattle, WA
Tue Aug 01 1989, 10:05 PM EDT
Att: 16,533 - Dome

AB 34
R 8
H 10
RBI 8
BB 5
SO 6
LOB 15



Batter	1	2	3	4	5	6	7	8	9	AB	R	H	RBI	BB	SO	LOB	TOP								
Claudell Washington, L (1.9) OBP: 0.325, SLG: 0.442	0-0 F8		1-1 G5-3			0-2 FC1-6 1B	1-1 F7			4	0	1	0	0	0	1									
Johnny Ray, S (1.4) OBP: 0.317, SLG: 0.347	2-2 G5-3		1-0 F7			0-1 P4	2-2 G4-6-3			4	0	0	0	0	0	2									
Devon White, S (1.8) OBP: 0.298, SLG: 0.403	1-0 G5-3			0-1 G4-3		1-3 K		0-0 F7		4	0	0	0	0	1	1									
Wally Joyner, L (1.3) OBP: 0.346, SLG: 0.411		2-2 E3 2B		2-2 L7		0-2 FC1-6		2-0 F8		4	1	0	0	0	0	1									
Tony Armas, R (1.10) OBP: 0.306, SLG: 0.533		2-2 1B 1-H G6-4-3 2B		0-1 HR			3-2 HR 2B	2-0 G4-3		4	3	3	2	0	0	0									
Chili Davis, S (1.7) OBP: 0.319, SLG: 0.422		0-0 G6-4-3 1B		0-0 G4-6-3			1-0 HR 1B		3-2 F7	4	1	2	0	0	0	0									
Bill Schroeder, R (1.2) OBP: 0.262, SLG: 0.433		1-0 G6-4-3 1-2 3-H			2-0 F8		1-2 HR	1-2 F9		4	1	1	3	0	0	1									
Jack Howell, L (1.5) OBP: 0.329, SLG: 0.463		0-0 F8			0-1 G4-3		1-0 HR	2-2 P6		4	1	1	1	0	0	0									
Dick Schofield, R (1.6) OBP: 0.297, SLG: 0.331			1-0 L4		1-0 F9		1-1 G4-6-3 1B			3	0	1	0	0	0	0									
Inning Stats	R: 0 E: 0 K: 0 S: 5	H: 0 LOB: 0 BB: 0 P: 8	R: 2 E: 1 K: 0 S: 13	H: 2 LOB: 0 BB: 0 P: 18	R: 0 E: 0 K: 0 S: 4	H: 0 LOB: 0 BB: 0 P: 7	R: 1 E: 0 K: 0 S: 8	H: 1 LOB: 0 BB: 0 P: 10	R: 0 E: 0 K: 0 S: 4	H: 0 LOB: 0 BB: 0 P: 7	R: 0 E: 0 K: 1 S: 11	H: 1 LOB: 1 BB: 0 P: 12	R: 4 E: 0 K: 0 S: 16	H: 5 LOB: 0 BB: 0 P: 26	R: 0 E: 0 K: 0 S: 3	H: 0 LOB: 0 BB: 0 P: 7	R: 0 E: 0 K: 0 S: 10	H: 0 LOB: 0 BB: 0 P: 16	1B: 4 2B: 2 3B: 0 HR: 3	SF: 0 SAC: 0 DP: 2 HBP: 0	WP: 0 PB: 0 SB: 0 CS: 0	PA: 35			
PITCHER	IP	WLS	BF	H	R	ER	SO	BB	IBB	HBP	BLK	WP	HR	S	P	ERA	WHIP								
Jerry Reed, R (1.1) ERA: 3.04	5.0	L	18	3	3	1	0	0	0	0	0	0	1	34	50	1.80	0.600								
Keith Comstock, L (6.1) ERA: 3.55	2.0		11	6	4	4	1	0	0	0	0	0	2	27	38	18.00	3.000								
Tom Niedenfuer, R (8.1) ERA: 7.77	2.0		6	0	0	0	0	0	0	0	0	0	0	13	23	0.00	0.000								

California Angels @ Seattle Mariners
The Kingdome, Seattle, WA
Wed Aug 02 1989, 10:05 PM EDT
Att: 11,460 - Dome

AB 35
R 7
H 9
RBI 6
BB 0
SO 1
LOB 6



Batter	1	2	3	4	5	6	7	8	9	AB	R	H	RBI	BB	SO	LOB	BOTTOM								
Harold Reynolds, S (1.4) OBP: 0.359, SLG: 0.363	0-1 G6-4-3 1B		2-3 K			1-1 G4-6-3 1B		0-0 F7		3	0	2	0	0	1	0									
Mario Diaz, R (8.4) OBP: 0.244, SLG: 0.243										1	0	0	0	0	0	0									
Greg Britley, L (1.7) OBP: 0.375, SLG: 0.536	1-1 G6-4-3 1-2			2-1 G5-3		1-0 G4-6-3		2-2 L8		4	0	0	0	0	0	2									
Alvin Davis, L (1.3) OBP: 0.459, SLG: 0.511	1-1 G3-1			1-1 FC4-6 1B		4-0 HBP BB		2-1 F8		3	0	1	0	1	0	0									
Darnell Coles, R (1.9) OBP: 0.295, SLG: 0.373		4-2 G1-3 BB		3-2 FC4-6 1-2		1-1 HBP		0-1 P9		2	0	0	0	1	0	1									
Mike Kingery, L (1.8) OBP: 0.296, SLG: 0.250		0-3 K		0-0 L5		1-0 P6		4-0 1B BB		3	0	0	0	1	1	4									
Scott Bradley, L (1.10) OBP: 0.332, SLG: 0.399		2-0 G1-3 1-2			0-0 G3		0-2 P6		0-1 1B	4	0	1	0	0	0	1									
Jim Presley, R (1.5) OBP: 0.296, SLG: 0.398			2-3 K		0-0 L8		2-2 1B		0-3 K	4	0	1	0	0	2	3									
Dave Valle, R (1.2) OBP: 0.329, SLG: 0.385			1-0 P3		2-1 1B		1-0 F7		1-3 K	3	0	1	0	0	0	1									
Dave Cochrane, S (9.2) OBP: 0.329, SLG: 0.377										1	0	0	0	0	1	2									
Omar Vizquel, S (1.6) OBP: 0.292, SLG: 0.288			1-0 F8		0-3 K		1-1 F7			3	0	0	0	0	1	2									
Inning Stats	R: 0 E: 0 K: 0 S: 6	H: 1 LOB: 0 BB: 0 P: 8	R: 0 E: 0 K: 2 S: 11	H: 0 LOB: 1 BB: 1 P: 19	R: 0 E: 0 K: 1 S: 5	H: 0 LOB: 0 BB: 0 P: 9	R: 0 E: 0 K: 0 S: 8	H: 1 LOB: 1 BB: 0 P: 14	R: 0 E: 0 K: 1 S: 9	H: 1 LOB: 1 BB: 0 P: 11	R: 0 E: 0 K: 0 S: 5	H: 1 LOB: 2 BB: 1 P: 13	R: 0 E: 0 K: 0 S: 9	H: 1 LOB: 1 BB: 0 P: 13	R: 0 E: 0 K: 0 S: 6	H: 0 LOB: 0 BB: 0 P: 10	R: 0 E: 0 K: 2 S: 10	H: 1 LOB: 2 BB: 1 P: 15	1B: 6 2B: 0 3B: 0 HR: 0	SF: 0 SAC: 0 DP: 2 HBP: 1	WP: 0 PB: 0 SB: 0 CS: 0	PA: 35			
PITCHER	IP	WLS	BF	H	R	ER	SO	BB	IBB	HBP	BLK	WP	HR	S	P	ERA	WHIP								
Bert Blyleven, R (1.1) ERA: 2.31	9.0	W	35	6	0	0	6	3	0	1	0	0	0	69	112	0.00	1.000								

California Angels @ Seattle Mariners
The Kingdome, Seattle, WA
Wed Aug 02 1989, 10:05 PM EDT
Att: 11,460 - Dome

AB 31
R 0
H 6
RBI 0
BB 3
SO 6
LOB 16



Batter	1	2	3	4	5	6	7	8	9	AB	R	H	RBI	BB	SO	LOB	TOP					
Dick Schofield, R OBP: 0.302, SLG: 0.333	P4		F9			HR	1B		HR	4	2	2	0	1	0	0						
Johnny Ray, S OBP: 0.321, SLG: 0.357	FC5-4 BB		BLK 1B			HR	F7		F8	4	2	2	2	1	0	2						
Devon White, S OBP: 0.299, SLG: 0.410	FC5-4		CS 1B			G5-3	F7		HR	5	1	2	3	0	0	2						
Wally Joyner, L OBP: 0.342, SLG: 0.406	P6		CS 1-2		L8	G3	G5-3		K	5	0	0	0	0	1	2						
Tony Armas, R OBP: 0.304, SLG: 0.541		P3			G6-3	1B		E6 G4-6-3		4	1	1	0	0	0	0						
Chili Davis, S OBP: 0.321, SLG: 0.423		S 1B			K	2B	1B	E4 G4-6-3		4	0	2	1	0	1	1						
Lance Parrish, R OBP: 0.327, SLG: 0.433		F8				K	2B	G4-6-3		4	0	1	0	0	1	3						
Jack Howell, L OBP: 0.328, SLG: 0.459		K			G4-3		FC6-4 IBB	G4-3		3	0	0	0	1	1	2						
Bill Schroeder, R OBP: 0.252, SLG: 0.417			P5		K	FC6-4		K		4	0	0	0	0	2	3						
Inning Stats	R: 0 E: 0 K: 0 S: 12	H: 0 LOB: 1 BB: 1 P: 20	R: 0 E: 0 K: 1 S: 10	H: 1 LOB: 1 BB: 0 P: 15	R: 1 E: 0 K: 0 S: 8	H: 2 LOB: 0 BB: 0 P: 10	R: 0 E: 0 K: 1 S: 6	H: 0 LOB: 0 BB: 0 P: 7	R: 0 E: 0 K: 2 S: 8	H: 0 LOB: 0 BB: 0 P: 12	R: 3 E: 0 K: 0 S: 16	H: 4 LOB: 3 BB: 2 P: 36	R: 0 E: 0 K: 0 S: 10	H: 1 LOB: 1 BB: 0 P: 12	R: 0 E: 2 K: 0 S: 11	H: 0 LOB: 0 BB: 0 P: 15	R: 2 E: 0 K: 2 S: 11	H: 2 LOB: 0 BB: 0 P: 13	1B: 6 2B: 1 3B: 1 HR: 2	SF: 0 SAC: 0 DP: 1 HBP: 0	WP: 0 PB: 0 SB: 1 CS: 1	PA: 41
PITCHER	IP	WLS	BF	H	R	ER	SO	BB	IBB	HBP	BLK	WP	HR	S	P	ERA	WHIP					
Randy Johnson, L ERA: 4.4	(1, 1)	5.2	L	24	6	4	4	4	2	0	0	1	0	52	85	6.35	1.412					
Bill Swift, R ERA: 5.11	(6, 1)	2.1		11	2	0	0	0	0	1	0	0	0	29	42	0.00	0.857					
Michael Jackson, R ERA: 3.88	(9, 1)	1.0		5	2	2	2	2	0	0	0	0	0	11	13	18.00	2.000					

California Angels @ Seattle Mariners
The Kingdome, Seattle, WA
Thu Aug 03 1989, 10:05 PM EDT
Att: 12,584 - Dome - 70 F

AB 37
R 6
H 10
RBI 6
BB 3
SO 6
LOB 15



Batter	1	2	3	4	5	6	7	8	9	AB	R	H	RBI	BB	SO	LOB	BOTTOM					
Harold Reynolds, S OBP: 0.356, SLG: 0.359	L8		F9		F7			G1-3		4	0	0	0	0	0	1						
Greg Britley, L OBP: 0.369, SLG: 0.526	G3		F8		G4-3			K		4	0	0	0	0	1	1						
Alvin Davis, L OBP: 0.460, SLG: 0.515				1B 1B		G3		F7		4	0	2	0	0	0	0						
Jeffrey Leonard, R OBP: 0.314, SLG: 0.418	G5-3			1B 1B			1B		F9	4	0	2	0	0	0	1						
Darnell Coles, R OBP: 0.294, SLG: 0.372			FC5-4 1B		F9		L9		F9	4	0	1	0	0	0	3						
Mike Kingsley, L OBP: 0.290, SLG: 0.250	FC5-4		G6-4-3		1-2 2-3		F7		G6-3	4	0	1	0	0	0	2						
Jim Prestley, R OBP: 0.293, SLG: 0.394	G6-4-3				K			F8		3	0	0	0	0	1	4						
Dave Valle, R OBP: 0.329, SLG: 0.390			G3-1 2B		P4		P2			3	0	1	0	0	0	3						
Omar Vizquel, S OBP: 0.290, SLG: 0.286			G3-1				G4-3			2	0	0	0	0	1	1						
Dave Cochrane, S OBP: 0.325, SLG: 0.371					K					1	0	0	0	0	0	0						
Inning Stats	R: 0 E: 0 K: 0 S: 5	H: 1 LOB: 0 BB: 0 P: 8	R: 0 E: 0 K: 0 S: 6	H: 1 LOB: 0 BB: 0 P: 8	R: 0 E: 0 K: 1 S: 14	H: 1 LOB: 1 BB: 0 P: 23	R: 0 E: 0 K: 1 S: 15	H: 3 LOB: 3 BB: 0 P: 18	R: 0 E: 0 K: 1 S: 8	H: 0 LOB: 0 BB: 0 P: 15	R: 0 E: 0 K: 0 S: 9	H: 1 LOB: 1 BB: 0 P: 12	R: 0 E: 0 K: 0 S: 5	H: 0 LOB: 0 BB: 0 P: 9	R: 0 E: 0 K: 1 S: 6	H: 0 LOB: 0 BB: 0 P: 8	R: 0 E: 0 K: 0 S: 6	H: 0 LOB: 0 BB: 0 P: 8	1B: 5 2B: 2 3B: 0 HR: 0	SF: 0 SAC: 0 DP: 1 HBP: 0	WP: 0 PB: 0 SB: 0 CS: 0	PA: 33
PITCHER	IP	WLS	BF	H	R	ER	SO	BB	IBB	HBP	BLK	WP	HR	S	P	ERA	WHIP					
Kirk McCaskill, R ERA: 2.89	(1, 1)	9.0	W	33	7	0	0	3	0	0	0	0	0	74	109	0.00	0.778					

California Angels @ Seattle Mariners
The Kingdome, Seattle, WA
Thu Aug 03 1989, 10:05 PM EDT
Att: 12,584 - Dome - 70 F

AB 33
R 0
H 7
RBI 0
BB 0
SO 3
LOB 16



Batter	1	2	3	4	5	6	7	8	9	AB	R	H	RBI	BB	SO	LOB	TOP							
Rickey Henderson, R OBP: 0.428, SLG: 0.411 Stan Javier, S OBP: 0.319, SLG: 0.328	3-2 G6-3 1B		4-1 E 2B BB	2-2 G4-3 HBP		2-1 FC4 1-2F			3-2 G6-4-3 1-2F	1 1 1 0 1 0 0 2 0 0 0 0 0 2														
Tony Phillips, S OBP: 0.352, SLG: 0.349	2-0 G6-3 1-2F		0-0 FC4 2B	2-0 G4-3			1-1 F7		0-1 P5	5 1 0 1 0 0 5														
Jose Canseco, R OBP: 0.308, SLG: 0.542	0-0 G6-3		2-0 2B	1-2 2-3 2B			1-3 K			4 1 1 2 0 2 2														
Dave Parker, L OBP: 0.318, SLG: 0.437		1-3 K	0-2 2B		1-0 F7					4 0 1 2 0 1 0														
Mark McGwire, R OBP: 0.325, SLG: 0.445		2-3 K	4-1 2B	G4-6-3 BB		3-1 L6				2 0 0 0 2 1 0														
Dave Henderson, R OBP: 0.325, SLG: 0.372	1-1 1B		0-1 G4-6-3		1-2 L8					4 0 1 0 0 1 3														
Ron Hassey, L OBP: 0.300, SLG: 0.364	2-2 G4-3			1-1 G4-3		0-0 G4-3				4 0 0 0 0 0 2														
Walt Weiss, S OBP: 0.293, SLG: 0.339			1-3 K	2-0 HBP G4-3 2B		1-1 F9				4 1 1 0 0 1 1														
Mike Gallego, R OBP: 0.330, SLG: 0.341			0-0 FC4 2B	1-1 G4-3 HBP		3-1 FC4 1B			2-1 G6-4-3 1B	3 1 3 0 0 0 0														
Inning Stats	R: 0 E: 0 K: 0 S: 5	H: 1 LOB: 0 BB: 0 P: 10	R: 0 E: 0 K: 2 S: 11	H: 1 LOB: 1 BB: 0 P: 17	R: 4 E: 1 K: 1 S: 13	H: 3 LOB: 1 BB: 2 P: 24	R: 1 E: 0 K: 1 S: 12	H: 1 LOB: 2 BB: 0 P: 21	R: 0 E: 0 K: 0 S: 6	H: 0 LOB: 0 BB: 0 P: 11	R: 0 E: 0 K: 1 S: 7	H: 1 LOB: 1 BB: 0 P: 13	R: 0 E: 0 K: 1 S: 6	H: 0 LOB: 0 BB: 0 P: 9	R: 0 E: 0 K: 1 S: 11	H: 0 LOB: 1 BB: 0 P: 16	R: 0 E: 0 K: 0 S: 8	H: 1 LOB: 0 BB: 0 P: 13	1B: 4 2B: 4 3B: 0 HR: 0	SF: 0 SAC: 0 DP: 3 HBP: 2	WP: 0 PB: 0 SB: 0 CS: 0	PA: 38		
PITCHER	IP WLS BF H R ER SO BB IBB HBP BLK WP HR S P ERA WHIP	8.0 L 36 8 5 4 6 3 0 2 0 0 0 0 73 125 4.50 1.375	1.0 2 0 0 0 0 0 0 0 0 0 0 0 6 9 0.00 0.000																					

Oakland Athletics @ Seattle Mariners
The Kingdome, Seattle, WA
Fri Aug 04 1989, 6:33 AM EDT
Att: 23,621 - Dome

AB 33
R 5
H 8
RBI 5
BB 3
SO 6
LOB 15



Batter	1	2	3	4	5	6	7	8	9	AB	R	H	RBI	BB	SO	LOB	BOTTOM						
Harold Reynolds, S OBP: 0.355, SLG: 0.357	2-1 F8			4-0 G1-6-3 1B BB		2-1 F8		2-2 F8		3 1 0 0 1 0 0													
Greg Britley, L OBP: 0.371, SLG: 0.526	1-1 G3			1-0 G1-6-3 1B		3-1 G4-3		1-0 1B		4 0 2 0 0 0 0													
Alvin Davis, L OBP: 0.455, SLG: 0.508	2-3 K			2-1 G1-6-3 1-2F 2-3		2-2 F8		2-3 K		4 0 0 0 0 2 3													
Jeffrey Leonard, R OBP: 0.318, SLG: 0.430		1-3 K		0-0 FC5-4 1B			1-2 1B		0-1 HR	4 1 3 2 0 1 0													
Darnell Coles, R OBP: 0.294, SLG: 0.370		0-1 CS 1B		2-2 FC5-4 1-2F			0-0 F7		0-2 G5-3	4 0 1 0 0 0 2													
Scott Bradley, L OBP: 0.325, SLG: 0.391		0-3 K			0-1 F7				0-0 G4-3	4 0 0 0 0 1 2													
Dave Cochrane, S OBP: 0.321, SLG: 0.378		2-2 CS 1-2F		1-3 K		0-0 2B			1-3 K	4 0 1 0 0 2 1													
Mike Kingery, L OBP: 0.294, SLG: 0.355					1-3 K				3-2 IHR	3 1 1 1 0 1 1													
Omar Vizquel, S OBP: 0.287, SLG: 0.283					1-2 L6				0-0 F9	3 0 0 0 0 0 1													
Inning Stats	R: 0 E: 0 K: 1 S: 7	H: 0 LOB: 0 BB: 0 P: 12	R: 0 E: 0 K: 2 S: 11	H: 1 LOB: 0 BB: 0 P: 14	R: 0 E: 0 K: 1 S: 5	H: 0 LOB: 0 BB: 0 P: 6	R: 1 E: 0 K: 0 S: 7	H: 2 LOB: 1 BB: 1 P: 16	R: 0 E: 0 K: 1 S: 10	H: 1 LOB: 0 BB: 0 P: 12	R: 0 E: 0 K: 0 S: 8	H: 0 LOB: 0 BB: 0 P: 15	R: 0 E: 0 K: 0 S: 7	H: 1 LOB: 1 BB: 0 P: 8	R: 1 E: 0 K: 1 S: 12	H: 2 LOB: 1 BB: 0 P: 20	R: 1 E: 0 K: 1 S: 9	H: 1 LOB: 0 BB: 0 P: 10	1B: 5 2B: 1 3B: 0 HR: 2	SF: 0 SAC: 0 DP: 1 HBP: 0	WP: 0 PB: 0 SB: 0 CS: 1	PA: 35	
PITCHER	IP WLS BF H R ER SO BB IBB HBP BLK WP HR S P ERA WHIP	8.0 W 31 8 3 3 6 1 0 0 0 0 0 7 8 0.00 0.000	1.0 S 3 0 0 0 1 0 0 0 0 0 0 7 8 0.00 0.000																				

Oakland Athletics @ Seattle Mariners
The Kingdome, Seattle, WA
Fri Aug 04 1989, 6:33 AM EDT
Att: 23,621 - Dome

AB 33
R 3
H 8
RBI 3
BB 1
SO 7
LOB 10



Batter	1	2	3	4	5	6	7	8	9	AB	R	H	RBI	BB	SO	LOB	TOP			
Stan Javier, S OBP: 0.319, SLG: 0.329 (1, 7)										5	1	2	0	0	1	2				
Carney Lansford, R OBP: 0.405, SLG: 0.408 Tony Phillips, S OBP: 0.351, SLG: 0.348 (8, PH)										3	2	2	1	1	0	1				
Jose Canseco, R OBP: 0.300, SLG: 0.508 (1, 9)										4	1	0	0	1	0	3				
Dave Parker, L OBP: 0.319, SLG: 0.446 (1, 10)										4	1	2	2	0	1	2				
Mark McGwire, R OBP: 0.332, SLG: 0.442 (1, 3)										2	0	0	0	3	0	2				
Dave Henderson, R OBP: 0.324, SLG: 0.373 Ron Hassey, L OBP: 0.298, SLG: 0.362 (9, PH)										4	0	1	2	0	2	4				
Terry Steinbach, R OBP: 0.348, SLG: 0.398 (1, 2)										3	0	0	0	0	1	3				
Walt Weiss, S OBP: 0.292, SLG: 0.336 (1, 6)										4	0	1	0	0	1	2				
Mike Gallego, R OBP: 0.330, SLG: 0.341 Felix Jose, S OBP: 0.213, SLG: 0.205 (7, PH)										3	0	1	0	0	1	1				
Inning Stats	R: 2 H: 2 E: 0 K: 1 S: 15	WLS: 2 BF: 25 LOB: 1 BB: 1 P: 27	H: 7 R: 4 ER: 4 SO: 3 BB: 3 IBB: 0 HBP: 0 BLK: 0 WP: 0 HR: 0 S: 53 P: 94	H: 1 LOB: 1 BB: 0 P: 11	R: 2 H: 2 E: 0 K: 0 S: 13	H: 2 LOB: 1 BB: 1 P: 21	R: 0 H: 1 E: 0 K: 1 S: 10	H: 1 LOB: 2 BB: 1 P: 17	R: 0 H: 1 E: 0 K: 2 S: 11	H: 1 LOB: 2 BB: 1 P: 19	R: 1 H: 1 E: 0 K: 2 S: 13	H: 1 LOB: 2 BB: 1 P: 23	R: 0 H: 0 E: 0 K: 0 S: 6	H: 0 LOB: 0 BB: 0 P: 10	R: 0 H: 0 E: 0 K: 2 S: 7	H: 0 LOB: 0 BB: 0 P: 10	1B: 6 2B: 2 3B: 0 HR: 1	SF: 1 SAC: 0 DP: 0 HBP: 1	WP: 0 PA: 42 PB: 0 SB: 3 CS: 0	
PITCHER	IP: 5.0 WLS: W BF: 25 ERA: 3.38	IP: 4.0 WLS: S BF: 17 ERA: 3.79	IP: 6.1 WLS: S BF: 25 ERA: 3.38	IP: 1.0 WLS: S BF: 4 ERA: 3.79	IP: 3.0 WLS: S BF: 11 ERA: 3.79	IP: 2.0 WLS: S BF: 11 ERA: 3.79	IP: 1.0 WLS: S BF: 4 ERA: 3.79	IP: 2.0 WLS: S BF: 11 ERA: 3.79	IP: 1.0 WLS: S BF: 4 ERA: 3.79	IP: 1.0 WLS: S BF: 4 ERA: 3.79	IP: 6.0 WLS: S BF: 25 ERA: 3.79	IP: 4.0 WLS: S BF: 17 ERA: 3.79	IP: 6.1 WLS: S BF: 25 ERA: 3.79	IP: 1.0 WLS: S BF: 4 ERA: 3.79	IP: 2.0 WLS: S BF: 11 ERA: 3.79	IP: 1.0 WLS: S BF: 4 ERA: 3.79	IP: 1.0 WLS: S BF: 4 ERA: 3.79	IP: 6.0 WLS: S BF: 25 ERA: 3.79	IP: 4.0 WLS: S BF: 17 ERA: 3.79	IP: 6.1 WLS: S BF: 25 ERA: 3.79

Oakland Athletics @ Seattle Mariners
The Kingdome, Seattle, WA
Sat Aug 05 1989, 10:05 PM EDT
Att: 36,961 - Dome

AB 35
R 5
H 9
RBI 5
BB 5
SO 9
LOB 22

Batter	1	2	3	4	5	6	7	8	9	AB	R	H	RBI	BB	SO	LOB	BOTTOM			
Harold Reynolds, S OBP: 0.357, SLG: 0.361 (1, 4)										4	2	2	1	0	1	0				
Greg Britley, L OBP: 0.372, SLG: 0.521 (1, 9)										4	1	1	0	1	0	4				
Alvin Davis, L OBP: 0.454, SLG: 0.505 (1, 10)										4	1	1	0	1	1	4				
Jeffrey Leonard, R OBP: 0.317, SLG: 0.427 (1, 7)										5	1	1	2	0	0	5				
Darnell Coles, R OBP: 0.295, SLG: 0.387 (1, 3)										5	2	2	6	0	0	0				
Scott Bradley, L OBP: 0.333, SLG: 0.400 (1, 2)										3	0	2	0	1	0	0				
Dave Cochrane, S OBP: 0.318, SLG: 0.410 (1, 5)										4	1	1	1	0	1	3				
Mike Kingery, L OBP: 0.316, SLG: 0.457 (1, 8)										4	2	2	1	0	0	1				
Omar Vizquel, S OBP: 0.287, SLG: 0.281 (1, 6)										2	1	0	0	1	0	0				
Inning Stats	R: 0 H: 0 E: 0 K: 1 S: 13	WLS: L BF: 25 LOB: 1 BB: 1 P: 23	H: 6 R: 6 ER: 6 SO: 2 BB: 6 IBB: 0 HBP: 0 BLK: 0 WP: 1 HR: 3 S: 51 P: 93	H: 1 LOB: 1 BB: 0 P: 15	R: 4 H: 2 E: 0 K: 0 S: 11	H: 2 LOB: 1 BB: 3 P: 28	R: 1 H: 2 E: 0 K: 0 S: 12	H: 2 LOB: 1 BB: 0 P: 16	R: 0 H: 0 E: 0 K: 1 S: 5	H: 0 LOB: 0 BB: 0 P: 10	R: 6 H: 6 E: 1 K: 1 S: 24	H: 6 LOB: 1 BB: 0 P: 33	R: 0 H: 0 E: 0 K: 0 S: 6	H: 0 LOB: 1 BB: 0 P: 8	R: 0 H: 1 E: 0 K: 0 S: 7	H: 1 LOB: 0 BB: 0 P: 11	1B: 6 2B: 2 3B: 0 HR: 4	SF: 0 SAC: 1 DP: 1 HBP: 1	WP: 1 PA: 41 PB: 0 SB: 1 CS: 0	
PITCHER	IP: 5.0 WLS: L BF: 25 ERA: 2.51	IP: 0.2 WLS: S BF: 5 ERA: 4.54	IP: 6.1 WLS: S BF: 25 ERA: 4.31	IP: 0.1 WLS: S BF: 3 ERA: 4.31	IP: 2.0 WLS: S BF: 11 ERA: 2.17	IP: 1.0 WLS: S BF: 4 ERA: 2.17	IP: 2.0 WLS: S BF: 11 ERA: 2.17	IP: 1.0 WLS: S BF: 4 ERA: 2.17	IP: 1.0 WLS: S BF: 4 ERA: 2.17	IP: 1.0 WLS: S BF: 4 ERA: 2.17	IP: 6.0 WLS: S BF: 25 ERA: 2.17	IP: 4.0 WLS: S BF: 17 ERA: 2.17	IP: 6.1 WLS: S BF: 25 ERA: 2.17	IP: 1.0 WLS: S BF: 4 ERA: 2.17	IP: 2.0 WLS: S BF: 11 ERA: 2.17	IP: 1.0 WLS: S BF: 4 ERA: 2.17	IP: 1.0 WLS: S BF: 4 ERA: 2.17	IP: 6.0 WLS: S BF: 25 ERA: 2.17	IP: 4.0 WLS: S BF: 17 ERA: 2.17	IP: 6.1 WLS: S BF: 25 ERA: 2.17

Oakland Athletics @ Seattle Mariners
The Kingdome, Seattle, WA
Sat Aug 05 1989, 10:05 PM EDT
Att: 36,961 - Dome

AB 35
R 11
H 12
RBI 11
BB 4
SO 3
LOB 17

Batter	1	2	3	4	5	6	7	8	9	AB	R	H	RBI	BB	SO	LOB	TOP				
Stan Javier, S OBP: 0.317, SLG: 0.327 (1, 7)	F7		G4-3		F7		F7		L6	5	1	1	0	0	0	0	Oakland Athletics @ Seattle Mariners The Kingdome, Seattle, WA Sun Aug 06 1989, 10:05 PM EDT Att: 19,303 - Dome				
Carney Lansford, R OBP: 0.405, SLG: 0.408 (1, 5)	G4-3		G4-3		G4-3		SF7 1B		G4-3	5	0	2	0	0	0	0					
Jose Canseco, R OBP: 0.293, SLG: 0.485 (1, 9)	BB		G6-3		K		SF7		G5-3	3	0	0	1	1	1	1					
Dave Parker, L OBP: 0.318, SLG: 0.444 (1, 10)	G6-3				G4-3		F8			4	0	1	0	0	0	2					
Mark McGwire, R OBP: 0.337, SLG: 0.441 (1, 3)			G6-3		1B 2B BB		1B BB		1B BB	1	1	0	0	3	0	0					
Dave Henderson, R OBP: 0.321, SLG: 0.369 (1, 8)			E5 G6-3 1B		F9		K		F9	4	0	0	0	0	1	4					
Ron Hassey, L OBP: 0.307, SLG: 0.370 (1, 2)			G6-3 1B		2B 1B		F7		1B	4	0	3	0	0	0	2					
Tony Phillips, S OBP: 0.352, SLG: 0.354 (1, 4)			G6-3				F9		F9	4	0	2	1	0	0	4					
Walt Weiss, S OBP: 0.284, SLG: 0.326 (1, 6)			F8		G4-3		F8		K	4	0	0	0	0	1	6					
Inning Stats	R: 0 E: 0 K: 0 S: 6	H: 0 LOB: 1 BB: 1 P: 13	R: 0 E: 1 K: 0 S: 10	H: 1 LOB: 2 BB: 0 P: 17	R: 0 E: 0 K: 0 S: 8	H: 0 LOB: 0 BB: 1 P: 11	R: 1 E: 0 K: 0 S: 13	H: 2 LOB: 2 BB: 1 P: 21	R: 0 E: 0 K: 1 S: 9	H: 2 LOB: 1 BB: 0 P: 16	R: 1 E: 0 K: 0 S: 11	H: 2 LOB: 1 BB: 0 P: 17	R: 0 E: 0 K: 1 S: 8	H: 1 LOB: 2 BB: 1 P: 16	R: 0 E: 0 K: 0 S: 7	H: 0 LOB: 0 BB: 0 P: 9	1B: 8 2B: 1 3B: 0 HR: 0	SF: 1 SAC: 0 DP: 0 HBP: 0	WP: 0 PB: 0 SB: 0 CS: 1	PA: 39	
PITCHER	IP	WLS	BF	H	R	ER	SO	BB	IBB	HBP	BLK	WP	HR	S	P	ERA	WHIP				
Mike Dunne, R ERA: 5.45 (1, 1)	7.0	L	31	8	2	2	2	3	0	0	0	0	0	63	104	2.57	1.571				
Jerry Reed, R ERA: 3.03 (8, 1)	0.1		2	0	0	0	0	1	0	0	0	0	0	3	9	0.00	3.000				
Keith Comstock, L ERA: 3.38 (8, 1)	0.2		3	1	0	0	1	0	0	0	0	0	0	5	7	0.00	1.500				
Mike Schooler, R ERA: 1.88 (9, 1)	1.0		3	0	0	0	0	0	0	0	0	0	0	7	9	0.00	0.000				

AB	34
R	2
H	9
RBI	2
BB	4
SO	3
LOB	19



Batter	1	2	3	4	5	6	7	8	9	AB	R	H	RBI	BB	SO	LOB	BOTTOM					
Harold Reynolds, S OBP: 0.354, SLG: 0.357 (1, 4)	G4-3		F8		G4-3				K	4	0	0	0	0	1	0	Oakland Athletics @ Seattle Mariners The Kingdome, Seattle, WA Sun Aug 06 1989, 10:05 PM EDT Att: 19,303 - Dome					
Greg Britley, L OBP: 0.370, SLG: 0.515 (1, 7)	BB		G4-3				G6-3		P6	3	0	0	0	1	0	0						
Alvin Davis, L OBP: 0.455, SLG: 0.503 (1, 3)	F7		FC6-4 BB		FC5-6 1B				F9	3	0	1	0	1	0	1						
Jeffrey Leonard, R OBP: 0.314, SLG: 0.422 (1, 10)	L6		FC6-4		FC5-6		FC5-6		P6	4	0	0	0	0	0	3						
Darnell Coles, R OBP: 0.297, SLG: 0.389 (1, 9)			1B 1B		F9		F9		1B 1B	4	0	2	0	0	0	1						
Scott Bradley, L OBP: 0.336, SLG: 0.402 (1, 2)			1B 1B		L7		L8		1B 1B	4	0	2	0	0	0	0						
Dave Cochrane, S OBP: 0.304, SLG: 0.390 (1, 5)			P5		G4-3		P3		K	4	0	0	0	0	1	4						
Mike Kingery, L OBP: 0.310, SLG: 0.436 (1, 8)			1B		K		K		K	4	0	1	0	0	3	2						
Omar Vizquel, S OBP: 0.285, SLG: 0.279 (1, 6)			G6-3		K					2	0	0	0	0	1	2						
Henry Colto, R OBP: 0.282, SLG: 0.379 (8, PH)										1	1	1	1	0	0	0						
Mario Diaz, R OBP: 0.244, SLG: 0.243 (9, 6)									HR	0	0	0	0	0	0	0						
Inning Stats	R: 0 E: 0 K: 0 S: 7	H: 3 LOB: 2 BB: 0 P: 14	R: 0 E: 0 K: 0 S: 11	H: 3 LOB: 2 BB: 0 P: 19	R: 0 E: 0 K: 0 S: 6	H: 0 LOB: 1 BB: 1 P: 12	R: 0 E: 0 K: 0 S: 5	H: 0 LOB: 0 BB: 0 P: 7	R: 0 E: 0 K: 2 S: 10	H: 0 LOB: 0 BB: 0 P: 17	R: 0 E: 0 K: 0 S: 7	H: 1 LOB: 1 BB: 0 P: 11	R: 0 E: 0 K: 1 S: 12	H: 0 LOB: 0 BB: 0 P: 21	R: 1 E: 0 K: 1 S: 8	H: 1 LOB: 0 BB: 0 P: 13	R: 0 E: 0 K: 2 S: 18	H: 2 LOB: 2 BB: 0 P: 25	1B: 6 2B: 0 3B: 0 HR: 1	SF: 0 SAC: 0 DP: 0 HBP: 0	WP: 0 PB: 0 SB: 0 CS: 0	PA: 35
PITCHER	IP	WLS	BF	H	R	ER	SO	BB	IBB	HBP	BLK	WP	HR	S	P	ERA	WHIP					
Storm Davis, R ERA: 5.22 (1, 1)	7.0	W	26	4	0	0	3	2	0	0	0	0	0	58	101	0.00	0.857					
Rick Honeycutt, L ERA: 2.35 (8, 1)	1.0		4	1	1	1	1	0	0	0	0	0	1	8	13	9.00	1.000					
Dennis Eckersley, R ERA: 1.15 (9, 1)	1.0	S	5	2	0	0	2	0	0	0	0	0	0	18	25	0.00	2.000					

AB	33
R	1
H	7
RBI	1
BB	2
SO	6
LOB	13



Batter	1	2	3	4	5	6	7	8	9	AB	R	H	RBI	BB	SO	LOB	TOP								
Rickey Henderson, R OBP: 0.428, SLG: 0.412	1-3 K		2-2 L8		3-1 2B		2-1 L8			4	0	1	0	0	1	0									
Carney Lansford, R OBP: 0.403, SLG: 0.409	2-3 K		1-1 2B		1-2 G5-3			3-3 K		4	0	1	0	0	2	1									
Jose Canseco, R OBP: 0.321, SLG: 0.507 Felix Jose, S OBP: 0.208, SLG: 0.200	4-2 BB		4-1 BB		2-2 1B SF8			1-0 L7		1	0	1	0	2	0	0									
Dave Parker, L OBP: 0.317, SLG: 0.442	0-0 F8		2-1 G6-4-3		0-0 1B			3-1 G4-3		4	0	1	0	0	0	3									
Mark McGwire, R OBP: 0.336, SLG: 0.437		4-1 F8 BB		0-0 F8		1-0 P3		0-1 L1-3		3	0	0	0	1	0	2									
Dave Henderson, R OBP: 0.319, SLG: 0.366		1-3 K		0-1 P3		0-1 SF8		0-0 F8		3	0	0	1	0	1	1									
Ron Hassey, L OBP: 0.306, SLG: 0.365		4-1 BB		0-3 K		3-H L8		1-2 G3-1		3	0	0	0	1	1	2									
Tony Phillips, S OBP: 0.349, SLG: 0.350		0-0 F8		2-1 G2-3		1-1 G6-3				3	0	0	0	0	0	2									
Mike Gallego, R OBP: 0.327, SLG: 0.337		2-2 G5-3		1-0 L9		1-1 G5-3				3	0	0	0	0	0	2									
Inning Stats	R: 0 E: 0 K: 2 S: 10	H: 0 LOB: 1 BB: 1 P: 17	R: 0 E: 0 K: 1 S: 10	H: 0 LOB: 2 BB: 2 P: 21	R: 0 E: 0 K: 0 S: 8	H: 1 LOB: 1 BB: 1 P: 17	R: 0 E: 0 K: 1 S: 6	H: 0 LOB: 0 BB: 0 P: 6	R: 0 E: 0 K: 0 S: 8	H: 1 LOB: 1 BB: 0 P: 15	R: 1 E: 0 K: 0 S: 10	H: 2 LOB: 2 BB: 0 P: 16	R: 0 E: 0 K: 0 S: 6	H: 0 LOB: 0 BB: 0 P: 10	R: 0 E: 0 K: 1 S: 7	H: 0 LOB: 0 BB: 0 P: 14	R: 0 E: 0 K: 0 S: 6	H: 0 LOB: 0 BB: 0 P: 7	1B: 1 2B: 3 3B: 0 HR: 0	SF: 1 SAC: 0 DP: 1 HBP: 0	WP: 0 PB: 0 SB: 0 CS: 0	PA: 34			
PITCHER	IP	WLS	BF	H	R	ER	SO	BB	IBB	HBP	BLK	WP	HR	S	P	ERA	WHIP								
Clint Zavaras, R ERA: 4.8	5.0	W	20	2	0	0	4	4	0	0	0	0	0	42	76	0.00	1.200								
Bill Swift, R ERA: 4.99	3.0		11	2	1	1	1	0	0	0	0	0	0	23	40	3.00	0.667								
Mike Schooler, R ERA: 1.84	1.0		3	0	0	0	0	0	0	0	0	0	0	6	7	0.00	0.000								

Oakland Athletics @ Seattle Mariners
The Kingdome, Seattle, WA
Mon Aug 07 1989, 10:05 PM EDT
Att: 31,334 - Dome

AB 29
R 1
H 4
RBI 1
BB 4
SO 5
LOB 13



Batter	1	2	3	4	5	6	7	8	9	AB	R	H	RBI	BB	SO	LOB	BOTTOM								
Harold Reynolds, S OBP: 0.357, SLG: 0.365	1-0 WP G6-3		1-1 G4-3		0-0 1B SF9		1-0 E9	2-2 G4-3		5	2	3	0	0	0	2									
Greg Britley, L OBP: 0.371, SLG: 0.512	2-2 G6-3		0-1 1B		3-1 SF9		2-0 L8	2-3 L9		5	0	2	1	0	0	2									
Alvin Davis, L OBP: 0.455, SLG: 0.502	0-1 2B		2-2 L9		2-3 K		4-0 FC4			3	1	1	0	1	1	3									
Jeffrey Leonard, R OBP: 0.313, SLG: 0.424	1-2 E		0-3 K		0-1 SF9		0-1 L8			3	0	1	1	0	1	3									
Darnell Coles, R OBP: 0.297, SLG: 0.385	3-3 K		0-0 P3		2-3 S		1-1 FC4			3	0	0	0	1	1	5									
Mike Kingery, L OBP: 0.304, SLG: 0.419	2-2 F7		0-0 G5-3		2-3 K			2-2 HR		4	1	1	0	0	1	3									
Jim Prestley, R OBP: 0.292, SLG: 0.402		0-2 F8		0-0 L5		0-0 F7		0-1 HR		4	1	1	2	0	0	0									
Dave Valle, R OBP: 0.329, SLG: 0.390 Scott Bradley, L OBP: 0.344, SLG: 0.411		4-0 BB		1-1 2B		0-1 L8		1-0 PB		0	0	0	0	0	0	0									
Mario Diaz, R OBP: 0.227, SLG: 0.225 Omar Vizquel, S OBP: 0.285, SLG: 0.279		2-0 F9		3-2 F9		0-0 F8		0-1 SH3-4		3	0	0	0	0	0	2									
Inning Stats	R: 2 E: 1 K: 1 S: 17	H: 3 LOB: 1 BB: 0 P: 26	R: 0 E: 0 K: 0 S: 7	H: 0 LOB: 1 BB: 1 P: 13	R: 0 E: 0 K: 1 S: 10	H: 1 LOB: 1 BB: 0 P: 12	R: 0 E: 0 K: 0 S: 8	H: 1 LOB: 0 BB: 0 P: 12	R: 1 E: 0 K: 2 S: 11	H: 2 LOB: 2 BB: 1 P: 22	R: 0 E: 0 K: 0 S: 4	H: 0 LOB: 0 BB: 0 P: 4	R: 0 E: 1 K: 0 S: 6	H: 1 LOB: 2 BB: 1 P: 14	R: 2 E: 0 K: 0 S: 13	H: 3 LOB: 1 BB: 0 P: 18	1B: 6 2B: 4 3B: 0 HR: 1	SF: 1 SAC: 1 DP: 0 HBP: 0	WP: 1 PB: 1 SB: 2 CS: 0	PA: 38					
PITCHER	IP	WLS	BF	H	R	ER	SO	BB	IBB	HBP	BLK	WP	HR	S	P	ERA	WHIP								
Bob Welch, R ERA: 3.16	7.0	L	35	11	5	4	4	2	1	0	0	1	1	70	113	5.14	1.857								
Jim Corst, R ERA: 2.1	1.0		3	0	0	0	0	0	0	0	0	0	0	6	8	0.00	0.000								

Oakland Athletics @ Seattle Mariners
The Kingdome, Seattle, WA
Mon Aug 07 1989, 10:05 PM EDT
Att: 31,334 - Dome

AB 33
R 5
H 11
RBI 4
BB 3
SO 4
LOB 20



Batter	1	2	3	4	5	6	7	8	9	10	AB	R	H	RBI	BB	SO	LOB	TOP								
Harold Reynolds, S OBP: 0.357, SLG: 0.364 (1.4)	F8		FC3-2 1B			G3	F8		BB		4	0	1	0	1	0	0	Seattle Mariners @ California Angels Anaheim Stadium, Anaheim, CA Tue Aug 08 1989, 10:05 PM EDT Att: 27,252 - Unknown livebaseballscorecards.com								
Greg Biley, L OBP: 0.367, SLG: 0.506 (1.7)	K		FC3-2			HR 1B		P3	K		5	1	1	0	0	2	6									
Alvin Davis, L OBP: 0.449, SLG: 0.494 (1.3)	F7		G1-2-3			E3 HR		F8		F7	5	1	0	0	0	0	4									
Jeffrey Leonard, R OBP: 0.317, SLG: 0.441 (1.10)		K		P6		HR		1B		HR	5	2	3	4	0	1	0									
Darnell Coles, R OBP: 0.296, SLG: 0.391 (1.9)		G4-3		P8		G5-3		K		HR	5	1	1	1	0	1	1									
Mike Kingery, L OBP: 0.314, SLG: 0.404 (1.8)		F7		G4-3		BB				HR	4	0	1	0	1	1	0									
Jim Presley, R OBP: 0.292, SLG: 0.400 (1.5)				G3-1 1B		G5-3				G5-3	4	1	1	0	0	0	1									
Scott Bradley, L OBP: 0.346, SLG: 0.410 (1.2)				L8						F7	3	0	1	0	1	0	0									
Mario Diaz, R OBP: 0.234, SLG: 0.233 Dave Cochrane, S OBP: 0.301, SLG: 0.386 Omar Vizquel, S OBP: 0.285, SLG: 0.279 (9.6)				G6-3						FC3-6 IBB	3	0	1	1	0	1	0									
				G1-2-3 1B						FC3-6 BB	1	0	0	0	0	0	2									
										1-2 2-3	0	0	0	0	0	0	0									
Inning Stats	R: 0 E: 0 K: 1 S: 5	H: 0 LOB: 0 BB: 0 P: 7	R: 0 E: 0 K: 1 S: 9	H: 0 LOB: 0 BB: 0 P: 14	R: 1 E: 0 K: 0 S: 12	H: 4 LOB: 2 BB: 0 P: 19	R: 0 E: 0 K: 0 S: 5	H: 0 LOB: 0 BB: 0 P: 10	R: 0 E: 0 K: 0 S: 7	H: 0 LOB: 0 BB: 0 P: 10	R: 3 E: 1 K: 0 S: 15	H: 2 LOB: 1 BB: 1 P: 24	R: 0 E: 0 K: 1 S: 5	H: 0 LOB: 0 BB: 0 P: 8	R: 0 E: 0 K: 1 S: 11	H: 1 LOB: 1 BB: 0 P: 20	R: 0 E: 0 K: 1 S: 11	H: 1 LOB: 3 BB: 2 P: 22	R: 2 E: 0 K: 1 S: 10	H: 2 LOB: 0 BB: 0 P: 17	1B: 7 2B: 0 3B: 0 HR: 3	SF: 0 SAC: 1 DP: 1 HBP: 0	WP: 0 PB: 0 SB: 0 CS: 0	PA: 43		
PITCHER	IP 9.0	WLS 38	H 8	R 4	ER 3	SO 5	BB 2	IBB 1	HBP 0	BLK 0	WP 0	HR 1	S 80	P 134	ERA 3.00	WHIP 1.111										
Bert Blyleven, R ERA: 2.35 Greg Minton, R ERA: 2.91 (10.1)	1.0	L	5	2	2	1	0	0	0	0	0	2	10	17	18.00	2.000										

Batter	1	2	3	4	5	6	7	8	9	10	AB	R	H	RBI	BB	SO	LOB	BOTTOM								
Dick Schofield, R OBP: 0.300, SLG: 0.336 (1.6)	F8			K							5	0	0	0	0	2	3	Seattle Mariners @ California Angels Anaheim Stadium, Anaheim, CA Tue Aug 08 1989, 10:05 PM EDT Att: 27,252 - Unknown livebaseballscorecards.com								
Johnny Ray, S OBP: 0.324, SLG: 0.357 (1.4)	G5-3		G4-1			L6		WP PB 1B		IBB	4	0	1	0	1	0	0									
Devon White, S OBP: 0.305, SLG: 0.409 (1.8)	BB		HR HBP 1B			G5-3		WP IBB		FC5	3	1	1	0	2	0	2									
Wally Joyner, L OBP: 0.342, SLG: 0.413 (1.3)	F8		HR HBP 1B			G1-3		L3		BB 1B	4	1	1	0	0	0	3									
Tony Armas, R OBP: 0.266, SLG: 0.496 (1.9)		1B 1B	K			F8 2B		K		K	5	1	2	0	0	3	3									
Chili Davis, S OBP: 0.326, SLG: 0.449 (1.7)		1B 1B	HR			F8		G5-3		BB	4	1	2	3	1	0	1									
Bill Schroeder, R OBP: 0.240, SLG: 0.390 (1.2)		K	F9			L6		G5-3		L9	5	0	0	0	0	1	5									
Jack Howell, L OBP: 0.319, SLG: 0.437 (1.5)		K				G4-3				K	4	0	0	0	1	3	5									
Kent Anderson, R OBP: 0.268, SLG: 0.230 (1.10)		1B				G3-1		G4-3		SH1-4	3	0	1	1	0	0	0									
										1-2																
Inning Stats	R: 0 E: 0 K: 0 S: 6	H: 0 LOB: 1 BB: 1 P: 12	R: 1 E: 0 K: 3 S: 14	H: 3 LOB: 2 BB: 0 P: 26	R: 3 E: 0 K: 1 S: 10	H: 2 LOB: 0 BB: 0 P: 17	R: 0 E: 0 K: 2 S: 9	H: 0 LOB: 0 BB: 0 P: 11	R: 0 E: 0 K: 0 S: 6	H: 0 LOB: 0 BB: 0 P: 11	R: 0 E: 0 K: 0 S: 8	H: 1 LOB: 1 BB: 1 P: 10	R: 0 E: 0 K: 0 S: 10	H: 1 LOB: 2 BB: 1 P: 18	R: 0 E: 0 K: 1 S: 9	H: 0 LOB: 0 BB: 0 P: 13	R: 0 E: 0 K: 0 S: 8	H: 0 LOB: 2 BB: 2 P: 22	R: 0 E: 0 K: 2 S: 12	H: 1 LOB: 1 BB: 1 P: 18	1B: 6 2B: 1 3B: 0 HR: 1	SF: 0 SAC: 1 DP: 0 HBP: 1	WP: 1 PB: 1 SB: 1 CS: 0	PA: 44		
PITCHER	IP 8.0	WLS 35	H 7	R 4	ER 4	SO 7	BB 2	IBB 1	HBP 1	BLK 0	WP 1	HR 1	S 72	P 122	ERA 4.50	WHIP 1.125										
Randy Johnson, L ERA: 4.41 Jerry Reed, R ERA: 2.99 Mike Scholter, R ERA: 1.81 (9.1)	1.0	W	4	0	0	0	0	1	0	0	0	0	8	18	0.00	0.000										
	1.0	S	5	1	0	0	2	1	0	0	0	0	12	18	0.00	2.000										

Batter	1	2	3	4	5	6	7	8	9	AB	R	H	RBI	BB	SO	LOB	TOP				
Harold Reynolds, S OBP: 0.356, SLG: 0.363 (1, 4)	G4-3		BB 1B		G4-3			P3		4	0	1	0	0	0	0	Seattle Mariners @ California Angels Anaheim Stadium, Anaheim, CA Wed Aug 09 1989, 10:05 PM EDT Att: 26,416 - Unknown				
Greg Britley, L OBP: 0.366, SLG: 0.502 (1, 7)	K		BB 1B				K	G3		4	0	1	0	0	2	0					
Alvin Davis, L OBP: 0.447, SLG: 0.489 (1, 3)	K		FC4-6				G1-3	K		3	0	0	0	1	2	0					
Jeffrey Leonard, R OBP: 0.314, SLG: 0.437 (1, 10)		G6-3	FC4-6				F9		K	4	0	0	0	0	1	3					
Darnell Coles, R OBP: 0.295, SLG: 0.389 (1, 9)	F9						F9		K	4	0	1	0	0	1	0					
Mike Kingsley, L OBP: 0.327, SLG: 0.431 (1, 8)	FC6-4						PB G3		K2-3	4	1	2	0	0	1	1					
Jim Presley, R OBP: 0.289, SLG: 0.396 (1, 5)	FC6-4						G3			3	0	0	1	0	1	2					
Scott Bradley, L OBP: 0.346, SLG: 0.409 (1, 2)			G4-3		CS		L8			3	0	1	0	0	0	0					
Omar Vizquel, S OBP: 0.283, SLG: 0.277 (1, 6)			G3-1				P6			2	0	0	0	0	0	0					
Dave Cochrane, S OBP: 0.298, SLG: 0.381 (7, PH)							K			1	0	0	0	0	1	1					
Inning Stats	R: 0 E: 0 K: 2 S: 9	H: 0 LOB: 0 BB: 0 P: 14	R: 0 E: 0 K: 0 S: 9	H: 1 LOB: 1 BB: 0 P: 15	R: 0 E: 0 K: 0 S: 11	H: 2 LOB: 3 BB: 1 P: 21	R: 0 E: 0 K: 1 S: 8	H: 1 LOB: 0 BB: 0 P: 14	R: 0 E: 0 K: 0 S: 5	H: 0 LOB: 0 BB: 0 P: 7	R: 0 E: 0 K: 1 S: 9	H: 0 LOB: 1 BB: 0 P: 14	R: 1 E: 0 K: 1 S: 11	H: 2 LOB: 1 BB: 0 P: 16	R: 0 E: 0 K: 3 S: 5	H: 0 LOB: 0 BB: 0 P: 13	1B: 5 2B: 1 3B: 0 HR: 0	SF: 0 SAC: 0 DP: 0 HBP: 0	WP: 0 PB: 1 SB: 0 CS: 1	PA: 34	
PITCHER	IP	WLS	BF	H	R	ER	SO	BB	IBB	HBP	BLK	WP	HR	S	P	ERA	WHIP				
Kirk McCaskill, R ERA: 2.81 (1, 1)	7.0	W	27	6	1	1	5	1	0	0	0	0	0	62	101	1.29	1.000				
Bob McClure, L ERA: 1.95 (8, 1)	1.0	S	3	0	0	0	1	0	0	0	0	0	0	5	7	0.00	0.000				
Bryan Harvey, R ERA: 3.46 (9, 1)	1.0	S	3	0	0	0	3	0	0	0	0	0	0	10	13	0.00	0.000				

Seattle Mariners @ California Angels
 Anaheim Stadium, Anaheim, CA
 Wed Aug 09 1989, 10:05 PM EDT
 Att: 26,416 - Unknown

AB 32
 R 1
 H 6
 RBI 1
 BB 1
 SO 9
 LOB 7



Batter	1	2	3	4	5	6	7	8	9	AB	R	H	RBI	BB	SO	LOB	BOTTOM				
Dick Schofield, R OBP: 0.298, SLG: 0.333 (1, 6)	G4-3		G5-3			G5-3		P6		5	1	1	0	0	0	0	Seattle Mariners @ California Angels Anaheim Stadium, Anaheim, CA Wed Aug 09 1989, 10:05 PM EDT Att: 26,416 - Unknown				
Johnny Ray, S OBP: 0.325, SLG: 0.356 (1, 4)	K					F7		G4-3		4	1	1	0	1	1	0					
Devon White, S OBP: 0.306, SLG: 0.413 (1, 8)	F9		F7			WP 2B		K		5	1	2	2	0	1	1					
Wally Joyner, L OBP: 0.343, SLG: 0.411 (1, 3)		F7	G4-3			2B				2	1	0	0	1	0	1					
Tony Armas, R OBP: 0.299, SLG: 0.519 (1, 9)		1B 2B				1B 2B		F8		4	0	3	2	0	0	2					
Chili Davis, S OBP: 0.328, SLG: 0.448 (1, 7)		BB 1B				K		G4-3		3	0	1	0	1	1	1					
Bill Schroeder, R OBP: 0.240, SLG: 0.385 (1, 2)		K				1B		K		4	0	1	0	0	3	4					
Jack Howell, L OBP: 0.321, SLG: 0.442 (1, 5)		BB				P6		G3		3	0	1	0	1	0	2					
Glenn Hoffman, R OBP: 0.280, SLG: 0.308 (1, 10)		P3				F9		G6-3		4	0	0	0	0	0	6					
Inning Stats	R: 0 E: 0 K: 1 S: 8	H: 0 LOB: 0 BB: 0 P: 11	R: 0 E: 0 K: 1 S: 9	H: 2 LOB: 3 BB: 1 P: 19	R: 0 E: 0 K: 0 S: 7	H: 0 LOB: 1 BB: 1 P: 17	R: 0 E: 0 K: 1 S: 14	H: 2 LOB: 2 BB: 0 P: 23	R: 2 E: 0 K: 0 S: 11	H: 3 LOB: 0 BB: 0 P: 14	R: 0 E: 0 K: 1 S: 11	H: 1 LOB: 1 BB: 0 P: 15	R: 0 E: 0 K: 1 S: 5	H: 0 LOB: 0 BB: 0 P: 10	1B: 6 2B: 2 3B: 2 HR: 0	SF: 0 SAC: 0 DP: 0 HBP: 1	WP: 1 PB: 0 SB: 0 CS: 0	PA: 39			
PITCHER	IP	WLS	BF	H	R	ER	SO	BB	IBB	HBP	BLK	WP	HR	S	P	ERA	WHIP				
Brian Holman, R ERA: 3.99 (1, 1)	8.0	L	39	10	4	4	6	2	2	1	0	1	0	76	132	4.50	1.500				

Seattle Mariners @ California Angels
 Anaheim Stadium, Anaheim, CA
 Wed Aug 09 1989, 10:05 PM EDT
 Att: 26,416 - Unknown

AB 34
 R 4
 H 10
 RBI 4
 BB 4
 SO 6
 LOB 17



Batter	1	2	3	4	5	6	7	8	9	10	AB	R	H	RBI	BB	SO	LOB	TOP						
Harold Reynolds, S OBP: 0.353, SLG: 0.358 (1, 4)	G5-3		F8			G6-3		L9		F7	5	0	0	0	0	0	2	Seattle Mariners @ California Angels Anaheim Stadium, Anaheim, CA Thu Aug 10 1989, 10:05 PM EDT Att: 26,924 - Unknown						
Greg Biley, L OBP: 0.360, SLG: 0.492 (1, 9)	K		K			K		K		G4-3	5	0	0	0	0	4	2							
Alvin Davis, L OBP: 0.446, SLG: 0.487 (1, 10)	G4-3					G3				FC6-4 1B	4	0	1	0	0	1	0							
Jeffrey Leonard, R OBP: 0.311, SLG: 0.433 (1, 7)		L6-3				G6-3		P4		K	4	0	0	0	0	1	1							
Darnell Coles, R OBP: 0.287, SLG: 0.389 (1, 3)		HR 1B				K		FC6-4 BB		FC6-4 1-2	3	1	1	0	1	1	1							
Henny Cotto, R OBP: 0.281, SLG: 0.391 (1, 8)		HR 1H				K		F7		G5-3	4	1	1	2	0	1	2							
Jim Presley, R OBP: 0.289, SLG: 0.404 (1, 5)		K				K		FC6-4 1-2			4	1	1	1	0	2	1							
Dave Valle, R OBP: 0.336, SLG: 0.388 (1, 2)		F8						L9 SH3-4 BB		SH1-3 BB	1	0	0	0	3	0	0							
Mario Diaz, R OBP: 0.224, SLG: 0.222 Omar Vizquel, S OBP: 0.283, SLG: 0.277 (10, 6)			K			K		SH3-4		SH1-3	2	0	0	0	0	2	1							
Inning Stats	R: 0 E: 0 K: 1 S: 8	H: 0 LOB: 0 BB: 12	R: 2 E: 0 K: 1 S: 12	H: 2 LOB: 0 BB: 0 P: 19	R: 0 E: 0 K: 2 S: 8	H: 0 LOB: 0 BB: 0 P: 10	R: 0 E: 0 K: 2 S: 8	H: 0 LOB: 0 BB: 0 P: 12	R: 0 E: 0 K: 3 S: 11	H: 0 LOB: 1 BB: 1 P: 18	R: 0 E: 0 K: 1 S: 6	H: 0 LOB: 0 BB: 0 P: 8	R: 0 E: 0 K: 0 S: 7	H: 0 LOB: 1 BB: 1 P: 11	R: 0 E: 0 K: 1 S: 5	H: 0 LOB: 1 BB: 1 P: 10	R: 0 E: 0 K: 1 S: 12		H: 1 LOB: 1 BB: 0 P: 17	R: 1 E: 0 K: 0 S: 8	H: 1 LOB: 1 BB: 1 P: 17	1B: 2 2B: 0 3B: 0 HR: 2	SF: 0 SAC: 2 DP: 0 HBP: 0	WP: 0 PB: 0 SB: 1 CS: 0
PITCHER	IP 9.0	WLS L	BF 35	H 4	R 3	ER 3	SO 12	BB 4	IBB 0	HBP 0	BLK 0	WP 0	HR 2	S 79	P 124	ERA 3.00	WHIP 0.889							
Chuck Finley, L ERA: 2.51 Willie Fraser, R ERA: 2.79 Bob McClure, L ERA: 1.93	(1, 1)	(10, 1)	(10, 1)																					

AB	32
R	3
H	4
RBI	3
BB	4
SO	12
LOB	10



Batter	1	2	3	4	5	6	7	8	9	10	AB	R	H	RBI	BB	SO	LOB	BOTTOM						
Claudell Washington, L OBP: 0.324, SLG: 0.445 (1, 10)	F7		1B 1-3 2H			P6				F7	5	0	2	1	0	0	2	Seattle Mariners @ California Angels Anaheim Stadium, Anaheim, CA Thu Aug 10 1989, 10:05 PM EDT Att: 26,924 - Unknown						
Johnny Ray, S OBP: 0.330, SLG: 0.360 (1, 4)	1B		1B 1-3 3H			1B SAFE				F8	4	0	3	1	1	0	2							
Devon White, S OBP: 0.303, SLG: 0.408 (1, 8)	K		G4-3			F7				F9	5	0	0	0	0	1	7							
Wally Joyner, L OBP: 0.341, SLG: 0.409 (1, 3)	K		G4-1			1B SAFE				P6	5	0	1	0	0	1	3							
Tony Armas, R OBP: 0.289, SLG: 0.500 (1, 9)		F7				G6-3		P4		K	5	0	0	0	0	1	2							
Chili Davis, S OBP: 0.325, SLG: 0.444 (1, 7)		K				L9		K		G5-3	4	0	0	0	0	2	2							
Bill Schroeder, R OBP: 0.233, SLG: 0.373 (1, 2)		K				G5-3		B2		K	4	0	0	0	0	2	0							
Jack Howell, L OBP: 0.325, SLG: 0.444 (1, 5)			HR 1B			K		1B G1-3 BB		BB 1B	3	1	2	0	1	1	0							
Dick Schofield, R OBP: 0.300, SLG: 0.333 Kent Anderson, R OBP: 0.270, SLG: 0.226 (3, PR)	(1, 6)	(4, 6)				HR 1B		G1-3		BB	0	0	0	0	0	0	0							
Inning Stats	R: 0 E: 0 K: 2 S: 10	H: 1 LOB: 1 BB: 0 P: 17	R: 0 E: 0 K: 2 S: 8	H: 0 LOB: 0 BB: 0 P: 10	R: 2 E: 0 K: 0 S: 11	H: 3 LOB: 2 BB: 0 P: 17	R: 0 E: 0 K: 0 S: 6	H: 0 LOB: 0 BB: 0 P: 13	R: 0 E: 0 K: 1 S: 7	H: 0 LOB: 0 BB: 0 P: 12	R: 0 E: 0 K: 1 S: 13	H: 2 LOB: 2 BB: 0 P: 21	R: 0 E: 0 K: 0 S: 9	H: 1 LOB: 3 BB: 2 P: 18	R: 0 E: 0 K: 1 S: 6	H: 0 LOB: 0 BB: 0 P: 8	R: 0 E: 0 K: 1 S: 10		H: 1 LOB: 2 BB: 1 P: 18	R: 0 E: 0 K: 0 S: 7	H: 0 LOB: 0 BB: 0 P: 10	1B: 8 2B: 0 3B: 0 HR: 0	SF: 0 SAC: 0 DP: 0 HBP: 1	WP: 0 PB: 0 SB: 0 CS: 0
PITCHER	IP 7.0	WLS 30	BF 30	H 7	R 2	ER 2	SO 6	BB 2	IBB 0	HBP 1	BLK 0	WP 0	HR 0	S 64	P 108	ERA 2.57	WHIP 1.286							
Scott Bankhead, R ERA: 3.34 Keith Comstock, L ERA: 3.07 Michael Jackson, R ERA: 3.75 Mike Schooler, R ERA: 1.78	(1, 1)	(8, 1)	(9, 1)	(10, 1)																				


AB	37
R	2
H	8
RBI	2
BB	3
SO	8
LOB	19



Batter	1	2	3	4	5	6	7	8	9	10	AB	R	H	RBI	BB	SO	LOB	TOP						
Lance Johnson, L (1.8) OBP: 0.333, SLG: 0.308 (9.7)	G4-6-3 BB 1B		B1-3		SH3-4 2B		1B BB		5-3		4	1	2	1	2	0	0							
Scott Fletcher, R (1.4) OBP: 0.328, SLG: 0.290	G4-6-3 BB 1-2		F9		SH3-4 2-H		1-3 1B		FC6-4 BB		3	0	1	1	2	0	2							
Ivan Calderon, R (1.9) OBP: 0.335, SLG: 0.446 (9.3)	G4-6-3 1-2 2-3				K		F4		FC6-4 BB		4	0	1	0	1	1	4							
Carlton Fisk, R (1.2) OBP: 0.345, SLG: 0.475	L3				K				FC6-4 BB		5	0	1	0	0	2	4							
Greg Walker, L (1.10) OBP: 0.298, SLG: 0.343					K				SH2-4 1B		3	0	1	0	1	2	0							
Carlos Martinez, R (1.5) OBP: 0.318, SLG: 0.403 (8.7)					F8						3	0	1	0	0	1	1							
Russ Morneau, R (8.7) OBP: 0.303, SLG: 0.333 (8.3)					K						0	0	0	0	0	0	0							
Dave Gallagher, R (9.7) OBP: 0.341, SLG: 0.326 (9.4)					K						1	0	0	0	0	0	3							
Daryl Boston, L (1.7) OBP: 0.298, SLG: 0.321 (9.9)					F9		F4		FC6-4 1B		4	0	1	0	1	0	1							
Steve Lyons, L (1.3) OBP: 0.313, SLG: 0.331 (8.5)					4-3 BB						4	1	1	0	1	1	4							
Ozzie Guillen, L (1.6) OBP: 0.277, SLG: 0.324					P3						5	1	1	1	0	0	4							
Inning Stats	R: 0 E: 0 K: 0 S: 3	H: 1 LOB: 1 BB: 1 P: 7	R: 0 E: 0 K: 1 S: 5	H: 0 LOB: 1 BB: 1 P: 9	R: 0 E: 0 K: 1 S: 3	H: 0 LOB: 0 BB: 0 P: 3	R: 0 E: 0 K: 2 S: 8	H: 2 LOB: 1 BB: 0 P: 8	R: 3 E: 0 K: 1 S: 7	H: 2 LOB: 0 BB: 1 P: 11	R: 0 E: 0 K: 2 S: 8	H: 1 LOB: 1 BB: 0 P: 8	R: 0 E: 0 K: 1 S: 6	H: 1 LOB: 2 BB: 1 P: 10	R: 0 E: 0 K: 0 S: 3	H: 2 LOB: 3 BB: 1 P: 9	R: 0 E: 0 K: 0 S: 3	H: 0 LOB: 3 BB: 3 P: 15	R: 0 E: 0 K: 0 S: 4	H: 1 LOB: 2 BB: 1 P: 8	1B: 8 2B: 2 3B: 0 HR: 0	SF: 0 SAC: 2 DP: 1 HBP: 0	WP: 0 PB: 0 SB: 2 CS: 0	PA: 47
PITCHER	IP WLS BF H R ER SO BB IBB HBP BLK WP HR S P ERA WHIP																							
Clint Zavaras, R (1.1) ERA: 4.71	6.0	25	6	3	3	6	3	0	0	0	0	0	0	34	46	4.50	1.500							
Keith Comstock, L (7.1) ERA: 2.81	0.2	4	1	0	0	1	1	0	0	0	0	0	0	5	9	0.00	3.000							
Michael Jackson, R (7.1) ERA: 3.77	1.2	10	2	0	0	0	2	1	0	0	0	0	0	7	19	0.00	2.400							
Jerry Reed, R (9.1) ERA: 3.14	1.2	W	8	1	0	0	2	0	0	0	0	0	0	6	14	0.00	1.800							

Chicago White Sox @ Seattle Mariners
The Kingdome, Seattle, WA
Sat Aug 12 1989, 10:05 PM EDT
Att: 14,420 - Unknown

AB 36
R 3
H 10
RBI 3
BB 9
SO 7
LOB 23



Batter	1	2	3	4	5	6	7	8	9	10	AB	R	H	RBI	BB	SO	LOB	BOTTOM							
Harold Reynolds, S (1.4) OBP: 0.354, SLG: 0.362	1-3		1B SF8 2B							L5	5	1	3	0	0	0	0								
Greg Briley, L (1.7) OBP: 0.361, SLG: 0.509	B1		SF8 S 1B 2-3		CS		4-3		F9		5	0	1	0	0	0	1								
Alvin Davis, L (1.3) OBP: 0.447, SLG: 0.504	1B BB		SF8 1-3 3-H				HR 1B		5-3		3	2	2	2	1	0	0								
Jeffrey Leonard, R (1.10) OBP: 0.309, SLG: 0.436			K				HR		F8		4	1	2	2	0	1	1								
Darnell Coles, R (1.9) OBP: 0.300, SLG: 0.389	4-3				G1		K		HBP		3	0	0	0	0	1	2								
Henry Cotto, R (1.8) OBP: 0.286, SLG: 0.392					F9				F8		4	0	1	0	0	0	1								
Jim Presley, R (1.5) OBP: 0.288, SLG: 0.401	F4				P3						3	0	0	0	0	1	1								
Dave Valle, R (1.2) OBP: 0.330, SLG: 0.380	L8				K				F9		4	0	0	0	0	1	1								
Mario Diaz, R (1.6) OBP: 0.216, SLG: 0.213					F9						2	0	0	0	0	0	0								
Omar Vizquel, S (7.7) OBP: 0.285, SLG: 0.276 (8.6)					L8						1	0	0	0	0	0	0								
Scott Bradley, L (9.7) OBP: 0.359, SLG: 0.399					F9						1	0	0	0	0	0	1								
Dave Cochrane, S (10.6) OBP: 0.288, SLG: 0.381											0	0	0	0	0	0	0								
Inning Stats	R: 0 E: 0 K: 0 S: 4	H: 1 LOB: 2 BB: 1 P: 8	R: 0 E: 0 K: 0 S: 3	H: 0 LOB: 0 BB: 0 P: 3	R: 1 E: 0 K: 1 S: 7	H: 2 LOB: 1 BB: 0 P: 7	R: 0 E: 0 K: 0 S: 3	H: 0 LOB: 0 BB: 0 P: 3	R: 0 E: 0 K: 1 S: 5	H: 1 LOB: 0 BB: 1 P: 5	R: 2 E: 0 K: 2 S: 10	H: 3 LOB: 1 BB: 0 P: 10	R: 0 E: 0 K: 0 S: 3	H: 1 LOB: 1 BB: 0 P: 4	R: 0 E: 0 K: 0 S: 2	H: 0 LOB: 0 BB: 0 P: 3	R: 1 E: 0 K: 0 S: 3	H: 1 LOB: 0 BB: 0 P: 3	1B: 6 2B: 1 3B: 0 HR: 2	SF: 1 SAC: 0 DP: 1 HBP: 2	WP: 0 PB: 0 SB: 2 CS: 1	PA: 40			
PITCHER	IP WLS BF H R ER SO BB IBB HBP BLK WP HR S P ERA WHIP																								
Greg Hibbard, L (1.1) ERA: 3.39	5.2	24	7	3	3	3	1	0	0	0	0	0	0	1	29	33	4.76	1.412							
Tom McCarthy, R (6.1) ERA: 4.02	1.0	4	1	0	0	1	0	0	0	0	0	0	0	6	6	0.00	1.000								
Ken Patterson, L (7.1) ERA: 4.25	0.2	2	0	0	0	0	0	0	0	0	0	0	0	2	2	0.00	0.000								
Donn Pall, R (8.1) ERA: 2.78	2.1	L	9	1	1	1	0	0	0	2	0	0	1	7	9	3.86	0.429								

Chicago White Sox @ Seattle Mariners
The Kingdome, Seattle, WA
Sat Aug 12 1989, 10:05 PM EDT
Att: 14,420 - Unknown

AB 35
R 4
H 9
RBI 4
BB 1
SO 4
LOB 8



Batter	1	2	3	4	5	6	7	8	9	AB	R	H	RBI	BB	SO	LOB	TOP										
Dave Gallagher, R OBP: 0.341, SLG: 0.324 (1, 8)										4	0	1	0	0	4		Chicago White Sox @ Seattle Mariners The Kingdome, Seattle, WA Sun Aug 13 1989, 6:33 AM EDT Att: 20,838 - Dome - 72 F										
Scott Fletcher, R OBP: 0.331, SLG: 0.291 (1, 4)										3	2	1	0	2	0	1											
Ivan Calderon, R OBP: 0.333, SLG: 0.442 (1, 9)										4	1	0	0	1	2	2											
Carlton Fisk, R OBP: 0.346, SLG: 0.490 (1, 10)										5	1	2	4	0	0	0											
Carlos Martinez, R OBP: 0.316, SLG: 0.398 (1, 5)										5	0	1	0	0	0	1											
Russ Morman, R OBP: 0.333, SLG: 0.313 Steve Lyons, L OBP: 0.311, SLG: 0.329 (6, 3)										2	0	0	0	0	0	1											
Ron Karkovics, R OBP: 0.299, SLG: 0.397 (1, 2)										2	1	1	0	1	0	0											
Lance Johnson, L OBP: 0.421, SLG: 0.412 (1, 7)										4	1	3	0	0	0	2											
Ozzie Guillen, L OBP: 0.278, SLG: 0.324 (1, 6)										3	0	1	1	1	1	3											
Inning Stats	R: 0 E: 0 K: 1 S: 8	H: 0 LOB: 0 BB: 1 P: 16	R: 0 E: 0 K: 0 S: 9	H: 0 LOB: 0 BB: 0 P: 15	R: 0 E: 0 K: 1 S: 7	H: 1 LOB: 1 BB: 0 P: 9	R: 3 E: 0 K: 0 S: 10	H: 2 LOB: 4 BB: 4 P: 31	R: 0 E: 0 K: 0 S: 5	H: 0 LOB: 0 BB: 0 P: 7	R: 0 E: 0 K: 0 S: 7	H: 1 LOB: 2 BB: 0 P: 12	R: 1 E: 0 K: 0 S: 12	H: 2 LOB: 1 BB: 0 P: 16	R: 2 E: 0 K: 0 S: 12	H: 3 LOB: 1 BB: 0 P: 16		R: 0 E: 0 K: 1 S: 7	H: 0 LOB: 0 BB: 0 P: 8	1B: 7 2B: 1 3B: 0 HR: 1	SF: 1 SAC: 0 DP: 0 HBP: 1	WP: 1 PB: 0 CS: 2 SB: 1	PA: 42				
PITCHER	IP	WLS	BF	H	R	ER	SO	BB	IBB	HBP	BLK	WP	HR	S	P	ERA	WHIP										
Randy Johnson, L ERA: 4.5 (1, 1)	3.2		18	3	3	3	2	5	0	0	0	0	1	32	68	7.36	2.182										
Tom Niedenfuer, R ERA: 7.93 (4, 1)	2.1		9	1	0	0	0	0	0	1	0	0	0	14	22	0.00	0.429										
Jerry Reed, R ERA: 3.21 (7, 1)	1.0		5	2	1	1	0	0	0	0	0	0	0	12	16	9.00	2.000										
Keith Comstock, L ERA: 3.71 (8, 1)	1.0	L	6	3	2	2	0	0	0	0	0	1	0	12	16	18.00	3.000										
Mike Scholter, R ERA: 2.12 (9, 1)	1.0		3	0	0	0	1	0	0	0	0	0	0	7	8	0.00	0.000										

Batter	1	2	3	4	5	6	7	8	9	AB	R	H	RBI	BB	SO	LOB	BOTTOM										
Harold Reynolds, S OBP: 0.352, SLG: 0.360 (1, 4)										5	0	1	0	0	1	5	Chicago White Sox @ Seattle Mariners The Kingdome, Seattle, WA Sun Aug 13 1989, 6:33 AM EDT Att: 20,838 - Dome - 72 F										
Greg Britley, L OBP: 0.362, SLG: 0.509 (1, 7)										4	1	1	0	1	1	1											
Alvin Davis, L OBP: 0.449, SLG: 0.517 (1, 3)										5	1	3	3	0	0	2											
Jeffrey Leonard, R OBP: 0.306, SLG: 0.432 (1, 10)										4	0	0	1	0	1	3											
Darnell Coles, R OBP: 0.302, SLG: 0.389 (1, 9)										5	0	2	0	0	1	3											
Mike Kingery, L OBP: 0.323, SLG: 0.404 (1, 8)										4	0	1	0	1	0	1											
Jim Prestley, R OBP: 0.284, SLG: 0.396 (1, 5)										4	0	0	0	0	3	3											
Dave Valle, R OBP: 0.338, SLG: 0.384 (1, 2)										3	1	2	0	1	0	0											
Omar Vizquel, S OBP: 0.288, SLG: 0.283 (1, 6)										4	1	2	0	0	0	3											
Inning Stats	R: 0 E: 0 K: 1 S: 14	H: 2 LOB: 2 BB: 0 P: 20	R: 0 E: 0 K: 1 S: 14	H: 2 LOB: 2 BB: 0 P: 20	R: 1 E: 0 K: 0 S: 13	H: 2 LOB: 2 BB: 1 P: 22	R: 3 E: 0 K: 0 S: 13	H: 2 LOB: 1 BB: 2 P: 25	R: 0 E: 0 K: 2 S: 8	H: 1 LOB: 1 BB: 0 P: 15	R: 0 E: 0 K: 1 S: 5	H: 0 LOB: 0 BB: 0 P: 6	R: 0 E: 0 K: 0 S: 9	H: 1 LOB: 1 BB: 0 P: 13	R: 0 E: 0 K: 0 S: 8	H: 1 LOB: 1 BB: 0 P: 13		1B: 8 2B: 3 3B: 0 HR: 1	SF: 1 SAC: 0 DP: 0 HBP: 0	WP: 0 PB: 0 CS: 0	PA: 42						
PITCHER	IP	WLS	BF	H	R	ER	SO	BB	IBB	HBP	BLK	WP	HR	S	P	ERA	WHIP										
Melido Perez, R ERA: 5.25 (1, 1)	3.0		18	7	3	3	3	2	0	0	0	0	0	41	65	1.80	1.000										
Bill Long, R ERA: 5.0 (4, 1)	5.0	W	20	4	1	1	4	1	0	0	0	0	0	41	65	1.80	1.000										
Bobby Thigpen, R ERA: 3.94 (9, 1)	1.0	S	4	1	0	0	0	0	0	0	0	0	0	8	13	0.00	1.000										

Batter	1	2	3	4	5	6	7	8	9	AB	R	H	RBI	BB	SO	LOB	TOP			
Cecil Espy, S OBP: 0.305, SLG: 0.318 (1, 8)	0-2 G3 1B 1B		1-0 L5		0-1 G4-3		0-0 B1-3		1-1 L7	5	0	1	0	0	0	0				
Rafael Palmeiro, L OBP: 0.354, SLG: 0.391 (1, 3)	1-0 G3 1B		2-0 1B		1-2 FC6 1B		1-1 BB 1B		1-2 F9	5	0	4	0	0	0	0				
Harold Baines, L OBP: 0.411, SLG: 0.490 (1, 10)	1-1 G3 1-2 2-3		1-0 1B		0-0 FC6 1-2		4-1 BB		3-2 2B 1B	4	0	2	0	1	0	3				
Ruben Sierra, S OBP: 0.353, SLG: 0.551 (1, 9)	1-1 L3		0-3 K		1-0 1B 1B		0-0 L8		2-2 1B 2B	5	0	2	0	0	1	6				
Julio Franco, R OBP: 0.376, SLG: 0.466 (1, 4)	1-3 K		1-0 L8		1-0 P3		4-0 1B BB		0-2 G5-3	4	0	0	0	1	1	5				
Pete Incaviglia, R OBP: 0.283, SLG: 0.450 (1, 7)		0-0 G1-6-3 1B		1-3 K		1-3 K		2-3 K		4	0	1	0	0	3	2				
Steve Buechele, R OBP: 0.300, SLG: 0.384 (1, 5)		1-1 G1-6-3 1-2		0-1 FC6-4 1B		2-1 1B		2-3 K		4	0	2	0	0	1	2				
Jim Sundberg, R OBP: 0.301, SLG: 0.296 (6, PH)		2-3 K		1-1 FC6-4		0-0 F7		1-0 FC5-4 1B		2	0	0	0	0	1	1				
Rick Leach, L OBP: 0.360, SLG: 0.368 (6, PH)										1	0	0	0	0	0	2				
Chad Kreuter, S OBP: 0.260, SLG: 0.216 (6, PH)										0	0	0	0	0	0	0				
Jack Daugherty, S OBP: 0.391, SLG: 0.488 (6, PH)										1	0	1	0	0	0	0				
Mike Stanley, R OBP: 0.271, SLG: 0.203 (6, 2)										0	0	0	0	0	0	0				
Fred Manrique, R OBP: 0.361, SLG: 0.439 (1, 6)			2-0 G6-3		1-1 L8		2-2 G6-3		1-2 FC5-4	4	0	0	0	0	0	2				
Inning Stats	R: 0 E: 0 K: 1 S: 11	H: 2 LOB: 2 BB: 0 P: 15	R: 0 E: 0 K: 1 S: 6	H: 1 LOB: 0 BB: 0 P: 9	R: 0 E: 0 K: 1 S: 7	H: 2 LOB: 2 BB: 0 P: 13	R: 0 E: 0 K: 1 S: 8	H: 1 LOB: 1 BB: 0 P: 11	R: 0 E: 0 K: 0 S: 8	H: 2 LOB: 2 BB: 0 P: 13	R: 0 E: 0 K: 0 S: 8	H: 1 LOB: 2 BB: 1 P: 15	R: 0 E: 0 K: 2 S: 13	H: 1 LOB: 2 BB: 1 P: 23	R: 0 E: 0 K: 0 S: 14	H: 2 LOB: 2 BB: 0 P: 21	1B: 12 2B: 1 3B: 0 HR: 0	SF: 0 SAC: 0 DP: 1 HBP: 0	WP: 0 PB: 0 SB: 0 CS: 0	PA: 41
PITCHER	IP	WLS	BF	H	R	ER	SO	BB	IBB	HBP	BLK	WP	HR	S	P	ERA	WHIP			
Brian Holman, R ERA: 3.78 (1, 1)	7.0	W	32	10	0	0	5	2	0	0	0	0	0	56	90	0.00	1.714			
Mike Schooler, R ERA: 2.05 (8, 1)	2.0	S	9	3	0	0	2	0	0	0	0	0	0	27	40	0.00	1.500			

Texas Rangers @ Seattle Mariners
The Kingdome, Seattle, WA
Tue Aug 15 1989, 10:05 PM EDT
Att: 11,330 - Dome

AB 39
R 0
H 13
RBI 0
BB 2
SO 7
LOB 23



Batter	1	2	3	4	5	6	7	8	9	AB	R	H	RBI	BB	SO	LOB	BOTTOM			
Harold Reynolds, S OBP: 0.351, SLG: 0.359 (1, 4)	1-3 K		2-2 P4			1-1 WP BLK SF9 1B		0-1 L8		4	1	1	0	0	1	1				
Greg Britley, L OBP: 0.360, SLG: 0.504 (1, 7)	4-1 F8 PB BB		2-0 P5			3-3 K		2-1 L7		3	0	0	0	1	1	1				
Alvin Davis, L OBP: 0.449, SLG: 0.514 (1, 3)	1-0 BB 1-2 BB		3-3 K			4-1 WP IBB		1-0 G3		2	0	0	0	2	1	0				
Jeffrey Leonard, R OBP: 0.303, SLG: 0.429 (1, 10)	1-2 F8			2-2 L7		1-2 SF9		0-1 F8		3	0	0	1	0	0	2				
Darnell Coles, R OBP: 0.302, SLG: 0.387 (1, 9)	4-1 FC6-4 BB			3-1 F7		0-0 P5				2	0	0	0	1	0	1				
Mike Kingery, L OBP: 0.323, SLG: 0.390 (1, 8)	1-0 FC6-4			1-2 G4-3				4-1 S E BB		2	1	0	0	1	0	3				
Jim Presley, R OBP: 0.282, SLG: 0.393 (1, 5)		2-2 G6-3			0-1 G6-3		2-2 G6-3		1-2 G6-3	3	0	0	0	0	0	1				
Dave Valle, R OBP: 0.333, SLG: 0.379 (1, 2)		1-2 G5-3			3-2 P2		2-0 E5		2-2 G6-3	3	0	0	0	0	0	0				
Omar Vizquel, S OBP: 0.286, SLG: 0.281 (7, PH)			0-2 G1-3		0-2 G3					2	0	0	0	0	0	0				
Scott Bradley, L OBP: 0.338, SLG: 0.397 (6, 6)										1	0	0	0	0	0	1				
Mario Diaz, R OBP: 0.216, SLG: 0.213 (6, 6)										0	0	0	0	0	0	0				
Inning Stats	R: 0 E: 0 K: 1 S: 9	H: 0 LOB: 3 BB: 3 P: 24	R: 0 E: 0 K: 0 S: 9	H: 0 LOB: 0 BB: 0 P: 12	R: 0 E: 0 K: 1 S: 7	H: 0 LOB: 0 BB: 0 P: 14	R: 0 E: 0 K: 0 S: 8	H: 0 LOB: 0 BB: 0 P: 14	R: 0 E: 0 K: 0 S: 9	H: 0 LOB: 0 BB: 0 P: 12	R: 1 E: 0 K: 0 S: 10	H: 1 LOB: 1 BB: 1 P: 19	R: 1 E: 1 K: 0 S: 11	H: 0 LOB: 1 BB: 1 P: 21	R: 0 E: 0 K: 0 S: 5	H: 0 LOB: 0 BB: 0 P: 8	1B: 1 2B: 0 3B: 0 HR: 0	SF: 1 SAC: 0 DP: 0 HBP: 0	WP: 1 PB: 1 SB: 1 CS: 0	PA: 31
PITCHER	IP	WLS	BF	H	R	ER	SO	BB	IBB	HBP	BLK	WP	HR	S	P	ERA	WHIP			
Charlie Hough, R ERA: 4.66 (1, 1)	8.0	L	31	1	2	1	3	4	1	0	0	1	0	68	124	1.12	0.625			

Texas Rangers @ Seattle Mariners
The Kingdome, Seattle, WA
Tue Aug 15 1989, 10:05 PM EDT
Att: 11,330 - Dome

AB 25
R 2
H 1
RBI 1
BB 5
SO 3
LOB 10



Batter	1	2	3	4	5	6	7	8	9	AB	R	H	RBI	BB	SO	LOB	TOP								
Cecil Espy, S OBP: 0.306, SLG: 0.319 (1, 8)										5	0	2	0	0	1	2									
Rafael Palmeiro, L OBP: 0.357, SLG: 0.398 (1, 3)										4	1	2	1	1	0	2									
Harold Baines, L OBP: 0.409, SLG: 0.487 (1, 10)										2	0	0	1	1	1	2									
Ruben Sierra, S OBP: 0.350, SLG: 0.546 (1, 9)										4	0	0	0	0	1	5									
Julio Franco, R OBP: 0.373, SLG: 0.461 (1, 4)										4	0	0	0	0	0	0									
Rick Leach, L OBP: 0.353, SLG: 0.360 (9, 5)										4	0	0	0	0	0	1									
Steve Buechele, R OBP: 0.300, SLG: 0.384 (9, 5)										0	0	0	0	0	0	0									
Fred Manrique, R OBP: 0.359, SLG: 0.435 (9, 6)										4	0	1	0	0	1	1									
Jeff Kunkel, R OBP: 0.321, SLG: 0.456 (9, PR)										4	0	0	0	0	1	1									
Pete Incaviglia, R OBP: 0.293, SLG: 0.450 (9, 7)										0	0	0	0	0	0	0									
Chad Kreuter, S OBP: 0.269, SLG: 0.248 (1, 2)										2	2	1	1	1	0	0									
Inning Stats	R: 0 E: 0 K: 1 S: 8	H: 0 LOB: 0 BB: 0 P: 13	R: 0 E: 1 K: 0 S: 12	H: 0 LOB: 1 BB: 0 P: 17	R: 1 E: 0 K: 1 S: 11	H: 2 LOB: 2 BB: 1 P: 18	R: 0 E: 0 K: 0 S: 6	H: 0 LOB: 0 BB: 0 P: 9	R: 1 E: 0 K: 1 S: 16	H: 2 LOB: 2 BB: 1 P: 26	R: 0 E: 0 K: 1 S: 10	H: 1 LOB: 1 BB: 0 P: 14	R: 1 E: 0 K: 0 S: 9	H: 1 LOB: 1 BB: 1 P: 17	R: 0 E: 0 K: 1 S: 5	H: 0 LOB: 0 BB: 0 P: 6	R: 0 E: 1 K: 0 S: 7	H: 0 LOB: 2 BB: 0 P: 10	1B: 4 2B: 0 3B: 0 HR: 2	SF: 1 SAC: 1 DP: 0 HBP: 0	WP: 0 PB: 0 SB: 3 CS: 0	PA: 38			
PITCHER	IP	WLS	BF	H	R	ER	SO	BB	IBB	HBP	BLK	WP	HR	S	P	ERA	WHIP								
Scott Bankhead, R ERA: 3.37 (1, 1)	6.2	L	30	6	3	3	4	3	0	0	0	0	2	70	112	4.05	1.350								
Michael Jackson, R ERA: 3.7 (7, 1)	1.1		4	0	0	0	1	0	0	0	0	0	0	7	8	0.00	0.000								
Bill Swift, R ERA: 4.95 (9, 1)	0.2		3	0	0	0	0	0	0	0	0	0	0	5	6	0.00	0.000								
Keith Comstock, L ERA: 3.63 (9, 1)	0.1		1	0	0	0	0	0	0	0	0	0	0	2	4	0.00	0.000								

Texas Rangers @ Seattle Mariners
The Kingdome, Seattle, WA
Wed Aug 16 1989, 6:33 AM EDT
Att: 16,873 - Dome


AB 33
R 3
H 6
RBI 3
BB 3
SO 5
LOB 14



Batter	1	2	3	4	5	6	7	8	9	AB	R	H	RBI	BB	SO	LOB	BOTTOM								
Harold Reynolds, S OBP: 0.352, SLG: 0.359 (1, 4)										3	0	1	0	1	0	0									
Greg Britley, L OBP: 0.359, SLG: 0.498 (1, 7)										3	0	0	0	0	3	1									
Alvin Davis, L OBP: 0.452, SLG: 0.518 (6, PR)										3	1	2	0	1	1	2									
Henry Cotto, R OBP: 0.286, SLG: 0.392 (9, 9)										0	0	0	0	0	0	0									
Jeffrey Leonard, R OBP: 0.303, SLG: 0.426 (1, 10)										3	0	0	0	1	1	5									
Darnell Coles, R OBP: 0.301, SLG: 0.384 (9, 3)										3	0	0	0	1	1	7									
Mike Kingery, L OBP: 0.304, SLG: 0.371 (1, 8)										3	0	0	1	0	0	0									
Jim Presley, R OBP: 0.279, SLG: 0.388 (1, 5)										4	0	0	0	0	3	1									
Scott Bradley, L OBP: 0.336, SLG: 0.399 (1, 2)										4	0	1	0	0	0	0									
Omar Vizquel, S OBP: 0.284, SLG: 0.279 (7, PH)										2	0	0	0	0	0	0									
Dave Cochrane, S OBP: 0.292, SLG: 0.372 (8, 6)										2	0	0	0	0	1	2									
Inning Stats	R: 0 E: 0 K: 2 S: 11	H: 1 LOB: 2 BB: 0 P: 20	R: 0 E: 0 K: 0 S: 7	H: 0 LOB: 0 BB: 0 P: 11	R: 0 E: 0 K: 1 S: 6	H: 0 LOB: 0 BB: 0 P: 10	R: 1 E: 0 K: 2 S: 11	H: 1 LOB: 1 BB: 1 P: 21	R: 0 E: 0 K: 0 S: 6	H: 0 LOB: 0 BB: 0 P: 8	R: 0 E: 0 K: 1 S: 10	H: 1 LOB: 1 BB: 1 P: 16	R: 0 E: 1 K: 1 S: 8	H: 0 LOB: 0 BB: 0 P: 14	R: 0 E: 0 K: 1 S: 7	H: 0 LOB: 3 BB: 2 P: 17	R: 0 E: 0 K: 2 S: 12	H: 1 LOB: 1 BB: 0 P: 17	1B: 2 2B: 2 3B: 0 HR: 0	SF: 1 SAC: 0 DP: 1 HBP: 1	WP: 1 PB: 0 SB: 1 CS: 0	PA: 36			
PITCHER	IP	WLS	BF	H	R	ER	SO	BB	IBB	HBP	BLK	WP	HR	S	P	ERA	WHIP								
Nolan Ryan, R ERA: 3.18 (1, 1)	7.1	W	30	3	1	1	8	4	0	1	0	0	0	64	114	1.23	0.955								
Jeff Russell, R ERA: 1.93 (8, 1)	1.2	S	6	1	0	0	2	0	0	0	0	0	0	14	20	0.00	0.600								

Texas Rangers @ Seattle Mariners
The Kingdome, Seattle, WA
Wed Aug 16 1989, 6:33 AM EDT
Att: 16,873 - Dome

AB 30
R 1
H 4
RBI 1
BB 4
SO 10
LOB 18



Batter	1	2	3	4	5	6	7	8	9	AB	R	H	RBI	BB	SO	LOB	TOP								
Kurt Stillwell, S OBP: 0.343, SLG: 0.409 Brad Wellman, R OBP: 0.267, SLG: 0.275	0-0 HR	0-0 F8		0-0 1-2 1B	0-0 4-3				0-0 F8	5	1	2	1	0	0	3	Kansas City Royals @ Seattle Mariners The Kingdome, Seattle, WA Thu Aug 17 1989, 10:05 PM EDT Att: 13,720 - Dome								
Kevin Seitzer, R OBP: 0.390, SLG: 0.327	0-0 5-3		0-0 6-3	0-3 K			0-0 G3		0-3 K	5	0	0	0	0	2	3									
George Brett, L OBP: 0.332, SLG: 0.408	4-0 HR BB		0-0 HR		4-0 CS BB		0-0 G3			2	2	1	1	2	0	0									
Bo Jackson, R OBP: 0.304, SLG: 0.505	0-0 HR		0-3 K		0-0 F8		0-3 K			4	1	1	2	0	2	1									
Jim Eisenreich, L OBP: 0.348, SLG: 0.428	0-0 4-3		0-0 2B		0-0 F8			0-0 F8		4	0	1	0	0	0	1									
Danny Tartabull, R OBP: 0.377, SLG: 0.470 Gary Thurman, R OBP: 0.317, SLG: 0.271	0-0 1B		0-3 K		0-0 CS	0-3 K		0-3 K		4	0	1	0	0	3	1									
Pat Tabler, R OBP: 0.326, SLG: 0.310	0-0 3-1			0-3 K		0-0 6-3		0-3 K		4	0	0	0	0	2	1									
Frank White, R OBP: 0.303, SLG: 0.306		0-0 4-3		0-0 5-3		0-0 WP 2B		0-0 F9		4	0	1	0	0	0	0									
Bob Boone, R OBP: 0.360, SLG: 0.330		0-0 P3		4-0 1B BB		4-0 2-3 BB		4-0 BB		1	0	0	0	3	0	0									
Inning Stats	R: 3 E: 0 K: 0 S: 6	H: 3 LOB: 1 BB: 1 P: 10	R: 0 E: 0 K: 0 S: 3	H: 0 LOB: 0 BB: 0 P: 3	R: 1 E: 0 K: 2 S: 9	H: 2 LOB: 1 BB: 0 P: 9	R: 0 E: 0 K: 2 S: 8	H: 1 LOB: 2 BB: 1 P: 12	R: 0 E: 0 K: 0 S: 2	H: 0 LOB: 0 BB: 1 P: 6	R: 0 E: 0 K: 1 S: 6	H: 1 LOB: 2 BB: 1 P: 10	R: 0 E: 0 K: 1 S: 5	H: 0 LOB: 0 BB: 0 P: 5	R: 0 E: 0 K: 2 S: 7	H: 0 LOB: 0 BB: 0 P: 7		R: 0 E: 0 K: 1 S: 5	H: 0 LOB: 1 BB: 1 P: 9	1B: 2 2B: 2 3B: 0 HR: 3	SF: 0 SAC: 0 DP: 0 HBP: 0	WP: 1 PB: 0 SB: 0 CS: 1	PA: 39		
PITCHER	IP	WLS	BF	H	R	ER	SO	BB	IBB	HBP	BLK	WP	HR	S	P	ERA	WHIP								
Mike Dunne, R ERA: 5.34	4.0	L	21	6	4	4	4	3	0	0	0	0	3	26	38	9.00	2.250								
Jerry Reed, R ERA: 3.06	4.0		13	1	0	0	4	1	0	0	0	1	0	20	24	0.00	0.500								
Tom Niedenfuer, R ERA: 6.75	1.0		4	0	0	0	1	1	0	0	0	0	0	5	9	0.00	1.000								

AB 33
R 4
H 7
RBI 4
BB 5
SO 9
LOB 10



Batter	1	2	3	4	5	6	7	8	9	AB	R	H	RBI	BB	SO	LOB	BOTTOM								
Harold Reynolds, S OBP: 0.351, SLG: 0.356	0-3 K		0-0 F7		0-0 4-3		4-0 1-2 2-3 BB		0-0 FC1-6	4	0	0	0	1	1	2	Kansas City Royals @ Seattle Mariners The Kingdome, Seattle, WA Thu Aug 17 1989, 10:05 PM EDT Att: 13,720 - Dome								
Greg Britley, L OBP: 0.356, SLG: 0.493	0-0 3-1		0-0 FC4-6 1B		0-0 B1-3		0-0 G3		0-3 K	5	0	1	0	0	1	5									
Alvin Davis, L OBP: 0.449, SLG: 0.513	4-0 WP BB		0-0 FC4-6		0-0 6-3		0-0 4-3		0-0 G3	4	0	0	0	1	0	3									
Jeffrey Leonard, R OBP: 0.300, SLG: 0.422	0-0 L4			0-0 6-3		0-3 K		0-3 K		4	0	0	0	0	2	1									
Darnell Coles, R OBP: 0.299, SLG: 0.380		0-3 K		0-0 E5 FC3-6		0-0 F7		0-0 P4		4	0	0	0	0	1	0									
Mike Kingery, L OBP: 0.315, SLG: 0.394		0-0 2B		0-0 FC3-6 WP		0-0 4-3		0-0 BB BB		4	1	2	0	0	0	1									
Dave Cochrane, S OBP: 0.310, SLG: 0.368		0-3 K		4-0 FC6-4 BB		4-0 BB 1B BB		4-0 BB BB		1	1	0	0	3	1	1									
Dave Valle, R OBP: 0.336, SLG: 0.378		0-0 6-3		0-0 FC6-4		0-0 BB 1B		4-0 E E BB		3	0	1	0	1	0	3									
Omar Vizquel, S OBP: 0.283, SLG: 0.277 Scott Bradley, L OBP: 0.335, SLG: 0.397 Mario Diaz, R OBP: 0.216, SLG: 0.213 Jim Presley, R OBP: 0.278, SLG: 0.387			0-0 1-3		0-0 1-3		0-3 K		0-0 E5 FC1-6	2	0	0	0	0	0	0									
Inning Stats	R: 0 E: 0 K: 1 S: 5	H: 0 LOB: 1 BB: 1 P: 9	R: 0 E: 0 K: 2 S: 8	H: 1 LOB: 1 BB: 0 P: 8	R: 0 E: 0 K: 0 S: 4	H: 0 LOB: 2 BB: 1 P: 8	R: 0 E: 0 K: 0 S: 3	H: 0 LOB: 0 BB: 0 P: 3	R: 0 E: 0 K: 1 S: 5	H: 0 LOB: 0 BB: 0 P: 5	R: 0 E: 0 K: 1 S: 6	H: 1 LOB: 3 BB: 2 P: 14	R: 0 E: 0 K: 1 S: 5	H: 0 LOB: 0 BB: 0 P: 5	R: 2 E: 2 K: 1 S: 7	H: 1 LOB: 2 BB: 2 P: 15		1B: 3 2B: 1 3B: 0 HR: 0	SF: 0 SAC: 0 DP: 0 HBP: 0	WP: 4 PB: 0 SB: 0 CS: 0	PA: 39				
PITCHER	IP	WLS	BF	H	R	ER	SO	BB	IBB	HBP	BLK	WP	HR	S	P	ERA	WHIP								
Mark Gubicza, R ERA: 3.04	8.0	W	32	3	0	0	6	4	0	0	0	0	0	40	56	0.00	0.875								
Steve Farr, R ERA: 4.56	0.0		3	1	2	1	0	2	0	0	0	0	0	1	9										
Jeff Montgomery, R ERA: 1.31	1.0	S	4	0	0	0	1	0	0	0	0	0	0	6	6	0.00	0.000								


AB 33
R 2
H 4
RBI 1
BB 6
SO 7
LOB 19




Batter	1	2	3	4	5	6	7	8	9	AB	R	H	RBI	BB	SO	LOB	TOP								
Kurt Stillwell, S OBP: 0.342, SLG: 0.407 (1, 6)	G4-3		FC6-4 1B		P2			P5		4	0	1	0	0	0	1	Kansas City Royals @ Seattle Mariners The Kingdome, Seattle, WA Fri Aug 18 1989, 10:05 PM EDT Att: 16,089 - Dome								
Kevin Seitzer, R OBP: 0.389, SLG: 0.329 (1, 5)	G6-3		F9		F8			2B		4	0	1	0	0	0	2									
George Brett, L OBP: 0.332, SLG: 0.404 (1, 3)	F8		F8		F8			IBB		3	0	0	0	1	0	2									
Bo Jackson, R OBP: 0.303, SLG: 0.503 (1, 7)		HR 1B	FC6-4		K			K		4	1	1	0	0	2	5									
Jim Eisenreich, L OBP: 0.346, SLG: 0.435 (1, 8) (9, 9)	HR 1-H				P6			G1-3		4	1	1	2	0	0	3									
Danny Tartabull, R OBP: 0.373, SLG: 0.464 (1, 9) Gary Thurman, R OBP: 0.317, SLG: 0.271 (9, 8)	K				K					4	0	0	0	0	2	0									
Bill Buckner, L OBP: 0.247, SLG: 0.258 (1, 10)	G3				F8			K		4	0	0	0	0	2	0									
Frank White, R OBP: 0.305, SLG: 0.315 (1, 4)	K				HR			F9		3	1	1	1	1	1	0									
Bob Boone, R OBP: 0.362, SLG: 0.332 (1, 2)			1B		L4			2B 1B		4	0	2	0	0	0	1									
Inning Stats	R: 0 E: 0 K: 0 S: 5	H: 0 LOB: 0 BB: 0 P: 10	R: 2 E: 0 K: 2 S: 18	H: 2 LOB: 0 BB: 0 P: 25	R: 0 E: 0 K: 0 S: 11	H: 2 LOB: 2 BB: 0 P: 16	R: 0 E: 0 K: 1 S: 6	H: 0 LOB: 0 BB: 0 P: 10	R: 1 E: 0 K: 0 S: 8	H: 1 LOB: 0 BB: 0 P: 15	R: 0 E: 0 K: 1 S: 8	H: 0 LOB: 0 BB: 0 P: 13	R: 0 E: 0 K: 1 S: 12	H: 0 LOB: 0 BB: 0 P: 15	R: 0 E: 0 K: 1 S: 14	H: 2 LOB: 3 BB: 1 P: 26	R: 0 E: 0 K: 1 S: 8	H: 0 LOB: 1 BB: 1 P: 15	1B: 4 2B: 1 3B: 0 HR: 2	SF: 0 SAC: 0 DP: 0 HBP: 0	WP: 0 PB: 0 SB: 1 CS: 0	PA: 36			
PITCHER	IP	WLS	BF	H	R	ER	SO	BB	IBB	HBP	BLK	WP	HR	S	P	ERA	WHIP								
Clint Zavaras, R ERA: 4.5 (1, 1)	7.0	L	27	6	3	3	5	0	0	0	0	0	2	70	107	3.86	0.857								
Keith Comstock, L ERA: 3.57 (8, 1)	0.1		3	1	0	0	0	0	1	0	0	0	0	8	18	0.00	3.000								
Michael Jackson, R ERA: 3.62 (8, 1)	1.2		6	0	0	0	2	1	0	0	0	0	0	12	20	0.00	0.600								

Batter	1	2	3	4	5	6	7	8	9	AB	R	H	RBI	BB	SO	LOB	BOTTOM								
Harold Reynolds, S OBP: 0.350, SLG: 0.353 (1, 4)	E G3 BB		G5-3			G4-3		K		3	0	0	0	1	1	0	Kansas City Royals @ Seattle Mariners The Kingdome, Seattle, WA Fri Aug 18 1989, 10:05 PM EDT Att: 16,089 - Dome								
Greg Britley, L OBP: 0.355, SLG: 0.488 (1, 7)	F7				G4-3	BB BB BB		P5		3	0	0	0	1	0	1									
Alvin Davis, L OBP: 0.447, SLG: 0.518 (1, 3)	G3				F7			F8		4	1	1	1	0	0	2									
Jeffrey Leonard, R OBP: 0.300, SLG: 0.419 (1, 10)	K				K			HR		3	0	0	0	1	3	1									
Darnell Coles, R OBP: 0.303, SLG: 0.382 (1, 9)		K			FC6-4 1B	1-2 2-3 BB		FC4-6 1B		3	0	2	0	1	1	0									
Mike Kingery, L OBP: 0.299, SLG: 0.371 (1, 8)	G4-3				FC6-4 WP BB	F9		K		4	0	0	0	0	1	5									
Dave Cochrane, S OBP: 0.311, SLG: 0.360 (1, 5) (8, 6)	P5				WP BB			FC4-6		2	0	0	0	1	1	0									
Scott Bradley, L OBP: 0.333, SLG: 0.395 (9, PH)								1-2		1	0	0	0	0	0	1									
Dave Valle, R OBP: 0.331, SLG: 0.371 (1, 2)					K			L7		4	0	0	0	0	2	3									
Mario Diaz, R OBP: 0.208, SLG: 0.204 (1, 6) Jim Presley, R OBP: 0.277, SLG: 0.386 (7, PH) (8, 5)					K			K		2	0	0	0	0	1	2									
Inning Stats	R: 0 E: 1 K: 1 S: 10	H: 0 LOB: 1 BB: 1 P: 20	R: 0 E: 0 K: 1 S: 8	H: 0 LOB: 0 BB: 0 P: 15	R: 0 E: 0 K: 2 S: 8	H: 0 LOB: 0 BB: 0 P: 11	R: 0 E: 0 K: 1 S: 10	H: 0 LOB: 0 BB: 0 P: 13	R: 0 E: 0 K: 1 S: 10	H: 1 LOB: 2 BB: 1 P: 16	R: 0 E: 0 K: 0 S: 9	H: 0 LOB: 3 BB: 3 P: 22	R: 0 E: 0 K: 2 S: 10	H: 0 LOB: 0 BB: 0 P: 12	R: 1 E: 0 K: 2 S: 8	H: 1 LOB: 0 BB: 0 P: 9	R: 0 E: 0 K: 1 S: 15	H: 1 LOB: 1 BB: 0 P: 16	1B: 2 2B: 0 3B: 0 HR: 1	SF: 0 SAC: 0 DP: 0 HBP: 0	WP: 1 PB: 0 SB: 0 CS: 0	PA: 35			
PITCHER	IP	WLS	BF	H	R	ER	SO	BB	IBB	HBP	BLK	WP	HR	S	P	ERA	WHIP								
Tom Gordon, R ERA: 2.72 (1, 1)	8.0	W	31	2	1	1	10	5	0	0	0	0	0	73	118	1.12	0.875								
Jeff Montgomery, R ERA: 1.3 (9, 1)	1.0	S	4	1	0	0	1	0	0	0	0	0	0	15	16	0.00	1.000								

AB 34
R 3
H 7
RBI 3
BB 2
SO 7
LOB 14



AB 30
R 1
H 3
RBI 1
BB 5
SO 11
LOB 15



Batter	1	2	3	4	5	6	7	8	9	AB	R	H	RBI	BB	SO	LOB	TOP					
Kurt Stillwell, S OBP: 0.347, SLG: 0.410	4-2 BB E BB	1-2 P6		0-0 WP HR 1B		1-2 L4	3-2 G1-6-3 1B		0-1 G6-4-3 1B	5	2	3	1	1	0	0	Kansas City Royals @ Seattle Mariners The Kingdome, Seattle, WA Sat Aug 19 1989, 10:05 PM EDT Att: 24,592 - Unknown					
Kevin Seitzer, R OBP: 0.390, SLG: 0.329	4-2 F SAFE BB BB	1-3 K		4-2 HR BB		2-0 1B	0-1 G1-6-3 1B		0-1 SF8 1B	3	3	1	1	2	1	2						
Jim Eisenreich, L OBP: 0.352, SLG: 0.450	0-1 E7 S 2B 1B		1-2 G5-3	1-1 HR		4-1 1B IBB		1-0 HR 2B	5	3	3	5	1	0	1							
Bo Jackson, R OBP: 0.307, SLG: 0.511	1-0 G3		0-3 K	4-0 HR BB		1-1 1B		0-0 HR	4	1	2	4	1	1	1							
Danny Tartabull, R OBP: 0.374, SLG: 0.460	4-0 3-H 2B BB		4-2 BB	1-2 F8		1-0 G5-3		2-1 P5	3	0	0	0	2	0	3							
Pat Tabler, R OBP: 0.324, SLG: 0.308	2-2 F8		0-0 G4-3		0-3 K		0-0 G1-3 E 1B	3-3 K	5	1	1	0	0	2	3							
Frank White, R OBP: 0.309, SLG: 0.322	0-0			1-2 F9		0-0 G1-3		1-1 E G1-3 1B	5	1	3	1	0	0	0							
Bill Pecota, R OBP: 0.271, SLG: 0.435	1-3 3-H 2B			1-2 F9		0-1 G6-3		1-0 G3	0	0	0	0	0	0	0							
Bob Boone, R OBP: 0.357, SLG: 0.327	2-2 P6			1-2 F9		0-1 G6-3		1-0 G3	5	0	0	0	0	0	5							
Mike Macfarlane, R OBP: 0.291, SLG: 0.242							1-2 2-3 3-H		0	0	0	0	0	0	0							
Gary Thurman, R OBP: 0.322, SLG: 0.270		3-3 K		1-2 WP HR 1B		0-3 K	1-1 E5 1B	4-2 1B SF8 BB	4	2	1	0	1	2	1							
Inning Stats	R: 3 E: 1 K: 0 S: 17	H: 2 LOB: 2 BB: 3 P: 34	R: 0 E: 0 K: 2 S: 10	H: 0 LOB: 0 BB: 1 P: 15	R: 0 E: 0 K: 1 S: 11	H: 0 LOB: 1 BB: 1 P: 16	R: 4 E: 0 K: 0 S: 19	H: 3 LOB: 1 BB: 2 P: 32	R: 0 E: 0 K: 1 S: 6	H: 0 LOB: 0 BB: 0 P: 6	R: 1 E: 1 K: 1 S: 11	H: 2 LOB: 2 BB: 1 P: 20	R: 2 E: 1 K: 0 S: 13	H: 3 LOB: 1 BB: 0 P: 16	R: 2 E: 0 K: 1 S: 10	H: 3 LOB: 1 BB: 0 P: 18	R: 1 E: 0 K: 0 S: 7	H: 1 LOB: 0 BB: 1 P: 11	1B: 10 2B: 2 3B: 0 HR: 2	SF: 1 SAC: 0 DP: 2 HBP: 0	WP: 1 PB: 0 SB: 1 CS: 0	PA: 48
PITCHER	IP WLS BF ER SO	BB IBB HBP BLK	WP HR S P	ERA WHIP	PITCHER										IP WLS BF ER SO	BB IBB HBP BLK	WP HR S P	ERA WHIP				
Randy Johnson, L ERA: 4.89	(1, 1) 3.2 L 22 5 7 7 3	6 0 0 0	1 1 53 92	17.18 3.000																		
Bill Swift, R ERA: 5.06	(4, 1) 3.1 16 5 3 3 2	0 1 0 0	0 0 34 47	8.10 1.500																		
Tom Niedenfuer, R ERA: 7.24	(8, 1) 2.0 10 4 3 3 1	1 0 0 0	0 0 17 29	13.50 2.500																		

AB	39
R	13
H	14
RBI	12
BB	8
SO	6
LOB	16



Batter	1	2	3	4	5	6	7	8	9	AB	R	H	RBI	BB	SO	LOB	BOTTOM					
Harold Reynolds, S OBP: 0.351, SLG: 0.356	1-0 E4 CS	0-0		3-2 G5-3		1-0 G3-6-3 1B		1-2 FC1-6 1-2	5	0	2	1	0	0	1	Kansas City Royals @ Seattle Mariners The Kingdome, Seattle, WA Sat Aug 19 1989, 10:05 PM EDT Att: 24,592 - Unknown						
Mario Diaz, R OBP: 0.208, SLG: 0.204	1-3 2-H 2B			0-0 L8		2-0 G3-6-3		1-3 K	5	0	0	0	0	1	5							
Greg Britley, L OBP: 0.350, SLG: 0.479	1-2 F9	2-1 L4		0-1 L7		1-1 P2		3-2 P5	4	0	1	0	1	0	0							
Alvin Davis, L OBP: 0.447, SLG: 0.515	0-2 1B	4-0 IBB																				
Jeffrey Leonard, R OBP: 0.299, SLG: 0.417	0-1 FC6-4 1B	0-0 G1-3			2-3 K		1-2 F7	1-3 K	5	0	1	0	0	2	3							
Darnell Coles, R OBP: 0.304, SLG: 0.383	1-0 FC6-4 1-2		0-0 HR 1B		3-1 1B E 1B		1-0 F8	0-0 F8	5	2	2	0	0	0	2							
Jay Buhner, R OBP: 0.376, SLG: 0.610		1-1 BB SF8 1B	0-0 HR		0-0 E1 1B		4-1 BB		3	2	2	2	1	0	1							
Jim Presley, R OBP: 0.280, SLG: 0.387		2-2 BB 2B 1B	2-3 K		2-1 1B		0-0 F8		4	1	2	0	0	1	1							
Scott Bradley, L OBP: 0.336, SLG: 0.395		4-0 2B BB	2-1 P2		1-0 1B		0-1 F8		3	0	1	1	1	0	0							
Omar Vizquel, S OBP: 0.280, SLG: 0.275		0-0 SF8	3-2 F8		1-1 F7			4-2 FC1-6 BB	2	0	0	1	0	0	2							
Dave Cochrane, S OBP: 0.317, SLG: 0.360		3-H							0	0	0	0	1	0	0							
Inning Stats	R: 0 E: 1 K: 0 S: 10	H: 2 LOB: 2 BB: 0 P: 13	R: 2 E: 0 K: 0 S: 10	H: 3 LOB: 3 BB: 2 P: 23	R: 2 E: 0 K: 1 S: 10	H: 2 LOB: 0 BB: 0 P: 17	R: 0 E: 0 K: 0 S: 6	H: 0 LOB: 0 BB: 0 P: 9	R: 1 E: 1 K: 1 S: 12	H: 3 LOB: 2 BB: 0 P: 21	R: 0 E: 0 K: 0 S: 4	H: 1 LOB: 0 BB: 0 P: 8	R: 0 E: 0 K: 0 S: 7	H: 0 LOB: 1 BB: 1 P: 13	R: 0 E: 0 K: 1 S: 10	H: 0 LOB: 1 BB: 1 P: 16	R: 0 E: 0 K: 1 S: 12	H: 0 LOB: 0 BB: 0 P: 16	1B: 9 2B: 1 3B: 0 HR: 1	SF: 1 SAC: 0 DP: 1 HBP: 0	WP: 0 PB: 0 SB: 0 CS: 1	PA: 41
PITCHER	IP WLS BF ER SO	BB IBB HBP BLK	WP HR S P	ERA WHIP	PITCHER										IP WLS BF ER SO	BB IBB HBP BLK	WP HR S P	ERA WHIP				
Luis Aquino, R ERA: 3.59	(1, 1) 3.0 W 18 4 1 4 1	1 0 0 0	0 0 29 51	0.00 1.250																		
Terry Leach, R ERA: 3.5	(4, 1) 4.0 W 16 4 1 0 1	1 0 0 0	0 0 22 32	0.00 0.500																		
Rick Luecken, R ERA: 1.29	(8, 1) 2.0 7 0 0 0 2	1 0 0 0	0 0 22 32	0.00 0.500																		

AB	36
R	5
H	11
RBI	5
BB	4
SO	4
LOB	15



Batter	1	2	3	4	5	6	7	8	9	AB	R	H	RBI	BB	SO	LOB	TOP										
Kurt Stillwell, S OBP: 0.346, SLG: 0.406 (1, 6)	1-3 K		2-1 P7		4-1 1B 2B BB		3-2 F8			3	1	0	0	1	1	0	Kansas City Royals @ Seattle Mariners The Kingdome, Seattle, WA Sun Aug 20 1989, 6:33 AM EDT Att: 38,729 - Dome										
Kevin Seitzer, R OBP: 0.391, SLG: 0.330 (1, 5)	0-0 G3		2-0 E8 PO 1B		1-1 2B 1-2 3B 1B		2-3 K			4	1	2	0	0	1	0											
George Brett, L OBP: 0.331, SLG: 0.406 (1, 3)	1-2 F7		3-3 K		1-0 1-3 2-H 3B 2B			1-2 G4-3		4	1	1	1	0	1	1											
Bo Jackson, R OBP: 0.311, SLG: 0.526 (1, 7)		3-2 HR	1-1 PO	3-2 G5-4-3 1B	2-2 1B			1-0 1-3		4	1	3	3	0	0	0											
Jim Eisenreich, L OBP: 0.353, SLG: 0.453 Gary Thurman, R OBP: 0.322, SLG: 0.270 (9, 8)	1-3 K		2-0 G5-4-3 1B	2-0 1B	0-1 L8			0-0 2B		4	0	2	0	0	1	1											
Danny Tartabull, R OBP: 0.370, SLG: 0.454 (1, 9)	1-3 K		0-0 G5-4-3	1-2 1B			1-3 K	0-1 F7		4	0	0	0	0	2	3											
Bill Buckner, L OBP: 0.247, SLG: 0.271 (1, 10)	0-0 1B 3B		3-1 F8				0-0 G3		0-0 L4	4	1	1	0	0	0	1											
Mike Macfarlane, R OBP: 0.260, SLG: 0.339 (1, 2)	2-0 FC5-4 1B				0-1 F6		1-1 5-3		1-3 K	4	0	1	1	0	1	0											
Bill Pecota, R OBP: 0.260, SLG: 0.415 Frank White, R OBP: 0.308, SLG: 0.322 (9, PH) (9, 4)	2-1 FC5-4		1-2 P4				3-2 6-3		0-0 P9	3	0	0	0	0	0	1											
Inning Stats	R: 0 E: 0 K: 1 S: 9	H: 0 LOB: 0 BB: 0 P: 11	R: 2 E: 0 K: 2 S: 15	H: 3 LOB: 1 BB: 0 P: 24	R: 0 E: 1 K: 1 S: 7	H: 1 LOB: 0 BB: 0 P: 15	R: 0 E: 0 K: 0 S: 7	H: 2 LOB: 1 BB: 0 P: 15	R: 3 E: 0 K: 0 S: 15	H: 3 LOB: 1 BB: 1 P: 24	R: 0 E: 0 K: 1 S: 6	H: 0 LOB: 0 BB: 0 P: 8	R: 0 E: 0 K: 0 S: 12	H: 0 LOB: 0 BB: 0 P: 20	R: 0 E: 0 K: 0 S: 7	H: 1 LOB: 1 BB: 0 P: 9		R: 0 E: 0 K: 1 S: 5	H: 0 LOB: 0 BB: 0 P: 6	1B: 5 2B: 2 3B: 2 HR: 1	SF: 0 SAC: 0 DP: 1 HBP: 0	WP: 0 PB: 0 SB: 0 CS: 0	PA: 37				
PITCHER Brian Holman, R ERA: 3.86 (1, 1)	IP 9.0	WLS L	BF 36	H 10	R 5	ER 5	SO 7	BB 1	IBB 0	HBP 0	BLK 0	WP 0	HR 1	S 83	P 132	ERA 5.00	WHIP 1.222										



AB	35
R	5
H	10
RBI	5
BB	1
SO	7
LOB	7



Batter	1	2	3	4	5	6	7	8	9	AB	R	H	RBI	BB	SO	LOB	BOTTOM										
Harold Reynolds, S OBP: 0.354, SLG: 0.358 (1, 4)	1-1 1B 2B 1B	3-2 1B			2-0 4-3			4-2 PB 1B BB		3	2	2	0	1	0	0	Kansas City Royals @ Seattle Mariners The Kingdome, Seattle, WA Sun Aug 20 1989, 6:33 AM EDT Att: 38,729 - Dome										
Henry Cotto, R OBP: 0.291, SLG: 0.396 Greg Briley, L OBP: 0.352, SLG: 0.481 (8, PH) (9, 7)	1-0 2B 1B	0-0 1B			2-3 K			2-1 G5-4-3 1B		3	1	2	0	0	1	0											
Alvin Davis, L OBP: 0.445, SLG: 0.515 (1, 10)	1-1 WP 1-H 2-H 4-3 2B		1-2 G1-3				3-1 G3	1-1 G5-4-3		4	1	1	2	0	0	1											
Darnell Coles, R OBP: 0.308, SLG: 0.387 (1, 3)	4-1 4-3 WP BB		1-1 F8				1-0 FC6-4 1B	1-0 1B 2B		3	0	2	0	1	0	0											
Jay Buhner, R OBP: 0.371, SLG: 0.593 (1, 9)	2-3 K		0-0 G1-3				0-1 FC6-4 PB	0-0 2B 1B		4	0	1	0	0	1	3											
Ken Griffey Jr., L OBP: 0.348, SLG: 0.452 (1, 8)	1-2 4-3			0-1 L8			2-2 G3-1	0-0 F7		4	0	0	1	0	0	4											
Jim Prestley, R OBP: 0.277, SLG: 0.383 (1, 5)	1-2 F7			2-3 K			1-0 F8		2-3 K	4	0	0	0	0	2	1											
Dave Valle, R OBP: 0.325, SLG: 0.364 (1, 2)		1-0 F8		3-1 6-3			3-2 P2		1-2 P4	4	0	0	0	0	0	0											
Mario Diaz, R OBP: 0.200, SLG: 0.196 Omar Vizquel, S OBP: 0.279, SLG: 0.274 (7, PH) (8, 6)		3-2 6-3			1-2 6-3		1-2 G3-1		2-3 K	2	0	0	0	0	0	0											
Jeffrey Leonard, R OBP: 0.298, SLG: 0.416 (9, PH)										1	0	0	0	0	1	0											
Inning Stats	R: 3 E: 0 K: 1 S: 14	H: 3 LOB: 1 BB: 1 P: 27	R: 0 E: 0 K: 0 S: 9	H: 2 LOB: 2 BB: 0 P: 16	R: 0 E: 0 K: 0 S: 6	H: 0 LOB: 0 BB: 0 P: 8	R: 0 E: 0 K: 1 S: 7	H: 0 LOB: 0 BB: 0 P: 12	R: 0 E: 0 K: 1 S: 7	H: 0 LOB: 0 BB: 0 P: 12	R: 0 E: 0 K: 0 S: 8	H: 1 LOB: 1 BB: 0 P: 14	R: 0 E: 0 K: 0 S: 8	H: 0 LOB: 0 BB: 0 P: 13	R: 1 E: 0 K: 0 S: 9	H: 3 LOB: 2 BB: 1 P: 17	R: 0 E: 0 K: 2 S: 9	H: 0 LOB: 0 BB: 0 P: 14	1B: 7 2B: 2 3B: 0 HR: 0	SF: 0 SAC: 0 DP: 1 HBP: 0	WP: 1 PB: 2 SB: 0 CS: 0	PA: 36					
PITCHER Charlie Leibrandt, L ERA: 5.11 Steve Crawford, R ERA: 2.22 Steve Farr, R ERA: 4.66 Jeff Montgomery, R ERA: 1.27 (8, 1)	IP 2.0 5.0 0.2 1.1	WLS W	BF 16	H 1	R 0	ER 0	SO 2	BB 0	IBB 0	HBP 0	BLK 0	WP 0	HR 0	S 23	P 43	ERA 0.00	WHIP 0.200										

AB	34
R	4
H	9
RBI	4
BB	2
SO	5
LOB	9



Batter	1	2	3	4	5	6	7	8	9	10	AB	R	H	RBI	BB	SO	LOB				
Harold Reynolds, S (1, 4) OBP: 0.352, SLG: 0.356	P5		G3-1		G4-3		1B		F8		5	0	1	0	0	0	1				
Greg Briley, L (1, 7) OBP: 0.352, SLG: 0.478	1B FC6-4 HBP		G3		E4		1B		K		4	1	1	1	0	1	0				
Alvin Davis, L (1, 10) OBP: 0.444, SLG: 0.513			F8		G4-3		G1-3		1B		5	0	2	0	0	0	3				
Jeffrey Leonard, R (10, PR) OBP: 0.298, SLG: 0.416	1B FC6-4										0	0	0	0	0	0	0				
Darnell Coles, R (1, 3) OBP: 0.304, SLG: 0.382	1B FC6-4				P3		F8		K		5	0	0	1	0	1	2				
Ken Griffey Jr., L (1, 8) OBP: 0.349, SLG: 0.451					G5-3 1B		G4-3		K		5	0	2	0	0	2	1				
Jay Buhner, R (1, 9) OBP: 0.356, SLG: 0.567	1B				G5-3		P3		K		4	0	0	0	0	2	3				
Jim Presley, R (1, 5) OBP: 0.276, SLG: 0.379							P6		K		3	0	0	0	1	1	0				
Dave Valle, R (1, 2) OBP: 0.320, SLG: 0.357					BB		G6-3		G5-3		4	0	0	0	0	2	2				
Omar Vizquel, S (1, 6) OBP: 0.282, SLG: 0.277					G4-3		1B 1B		1B		4	1	2	0	0	0	0				
Inning Stats	R: 1 E: 0 K: 1 S: 21	H: 2 LOB: 2 BB: 0 P: 29	R: 0 E: 0 K: 1 S: 6	H: 0 LOB: 0 BB: 0 P: 10	R: 0 E: 0 K: 0 S: 6	H: 1 LOB: 2 BB: 1 P: 24	R: 0 E: 1 K: 0 S: 6	H: 0 LOB: 1 BB: 0 P: 13	R: 0 E: 0 K: 0 S: 3	H: 0 LOB: 0 BB: 0 P: 5	R: 1 E: 0 K: 0 S: 12	H: 3 LOB: 2 BB: 0 P: 23	R: 0 E: 0 K: 3 S: 12	H: 0 LOB: 0 BB: 0 P: 21	R: 0 E: 0 K: 1 S: 19	H: 1 LOB: 1 BB: 0 P: 25	R: 0 E: 0 K: 2 S: 13	H: 1 LOB: 1 BB: 0 P: 19	1B: 8 2B: 0 3B: 0 HR: 0	SF: 0 SAC: 0 DP: 0 HBP: 1	WP: 0 PA: 41 PB: 0 SB: 0 CS: 0
PITCHER	IP WLS BF H R ER SO BB IBB HBP BLK WP HR S P ERA WHIP																				
John Farrell, R (1, 1) ERA: 3.85	6.2	29	6	2	2	3	BB: 1	IBB: 0	HBP: 1	BLK: 0	WP: 0	HR: 0	S: 64	P: 112	2.70	1.050					
Jesse Orosco, L (7, 1) ERA: 2.25	1.1	4	0	0	0	3	BB: 0	IBB: 0	HBP: 0	BLK: 0	WP: 0	HR: 0	S: 14	P: 25	0.00	0.000					
Doug Jones, R (9, 1) ERA: 2.47	2.0	8	2	0	0	3	BB: 0	IBB: 0	HBP: 0	BLK: 0	WP: 0	HR: 0	S: 32	P: 44	0.00	1.000					
Jerry Browne, S (1, 4) OBP: 0.383, SLG: 0.413	SH 1B		G6-4-3		SH1-3 2B		HBP SH1-4 BB		CS		4	0	4	1	1	0	0				
Felix Fermin, R (1, 6) OBP: 0.309, SLG: 0.267	SH		G6-4-3		SH1-3		SH1-4		SH1		1	0	0	0	0	0	2				
Dion James, L (1, 7) OBP: 0.375, SLG: 0.371	F8				G6-3		HBP IBB		FC5-4 IBB		3	0	0	0	2	0	3				
Joe Carter, R (1, 3) OBP: 0.293, SLG: 0.469	F8				P6		L5		K		4	0	0	0	0	1	5				
Dave Clark, L (1, 10) OBP: 0.314, SLG: 0.386	G4-3				G3		K		K		3	0	0	0	0	1	2				
Cory Snyder, R (7, PH) OBP: 0.249, SLG: 0.358	G4-3						K		K		2	0	0	0	0	1	5				
Brook Jacoby, R (1, 5) OBP: 0.358, SLG: 0.423					2B 2B		1B BB		F8		3	1	1	0	2	1	3				
Albert Belle, R (1, 9) OBP: 0.287, SLG: 0.432					1B 2B		K 1B		CS BB		4	1	2	1	1	2	1				
Brad Komminsk, R (1, 8) OBP: 0.333, SLG: 0.491					K		K		K		5	1	2	1	0	3	4				
Andy Allanson, R (1, 2) OBP: 0.277, SLG: 0.282					K		K		F7		2	0	0	0	1	2	3				
Mike Young, S (8, PH) OBP: 0.278, SLG: 0.263					K		K				1	0	0	0	0	0	1				
Joel Skinner, R (9, 2) OBP: 0.282, SLG: 0.300					K						0	0	0	0	0	0	0				
Inning Stats	R: 0 E: 0 K: 0 S: 11	H: 1 LOB: 2 BB: 0 P: 17	R: 2 E: 0 K: 0 S: 13	H: 4 LOB: 1 BB: 1 P: 21	R: 0 E: 0 K: 0 S: 6	H: 0 LOB: 1 BB: 1 P: 22	R: 0 E: 0 K: 3 S: 13	H: 1 LOB: 2 BB: 1 P: 24	R: 0 E: 0 K: 1 S: 11	H: 0 LOB: 3 BB: 0 P: 23	R: 0 E: 0 K: 1 S: 9	H: 0 LOB: 0 BB: 1 P: 17	R: 0 E: 0 K: 1 S: 8	H: 1 LOB: 2 BB: 0 P: 13	R: 1 E: 0 K: 2 S: 8	H: 1 LOB: 0 BB: 0 P: 10	1B: 5 2B: 3 3B: 0 HR: 1	SF: 0 SAC: 4 DP: 1 HBP: 1	WP: 0 PA: 45 PB: 0 SB: 0 CS: 1		
PITCHER	IP WLS BF H R ER SO BB IBB HBP BLK WP HR S P ERA WHIP																				
Scott Bankhead, R (1, 1) ERA: 3.35	6.0	28	7	2	2	6	BB: 4	IBB: 0	HBP: 0	BLK: 0	WP: 0	HR: 0	S: 67	P: 110	3.00	1.833					
Michael Jackson, R (7, 1) ERA: 3.61	0.1	3	0	0	0	0	BB: 0	IBB: 1	HBP: 1	BLK: 0	WP: 0	HR: 0	S: 4	P: 10	0.00	0.000					
Keith Comstock, L (7, 1) ERA: 3.5	0.1	1	0	0	0	1	BB: 0	IBB: 0	HBP: 0	BLK: 0	WP: 0	HR: 0	S: 3	P: 5	0.00	0.000					
Jerry Reed, R (7, 1) ERA: 3.0	1.2	7	1	0	0	1	BB: 1	IBB: 1	HBP: 0	BLK: 0	WP: 0	HR: 0	S: 13	P: 25	0.00	1.200					
Mike Scholer, R (9, 1) ERA: 2.15	1.1	5	1	1	1	3	BB: 0	IBB: 0	HBP: 0	BLK: 0	WP: 0	HR: 1	S: 13	P: 16	6.75	0.750					
Seattle Mariners @ Cleveland Indians												Cleveland Municipal Stadium, Cleveland, OH						Tue Aug 22 1989, 7:05 PM EDT		Att. 12,565 - Cloudy - 76 F	
Seattle Mariners @ Cleveland Indians												Cleveland Municipal Stadium, Cleveland, OH						Tue Aug 22 1989, 7:05 PM EDT		Att. 12,565 - Cloudy - 76 F	
livebaseballscorecards.com												AB 39 R 2 H 8 RBI 2 BB 1 SO 9 LOB 12						WP: 0 PA: 41 PB: 0 SB: 0 CS: 0		 	

Batter	1	2	3	4	5	6	7	8	9	AB	R	H	RBI	BB	SO	LOB	TOP			
Harold Reynolds, S (1, 4) OBP: 0.350, SLG: 0.353	G1-3	G1-3			B1			G4-3		4	0	0	0	0	0	1				
Greg Britley, L (1, 7) OBP: 0.351, SLG: 0.475	1B SF8		P8			G3-1		K		4	1	1	0	0	1	0				
Alvin Davis, L (1, 3) OBP: 0.443, SLG: 0.511	1B E		G3			L3		G1-3		4	1	1	0	0	0	0				
Jeffrey Leonard, R (1, 10) OBP: 0.300, SLG: 0.423	SF8		G5-3			BB			HR	2	1	1	2	1	0	0				
Ken Griffey Jr., L (1, 8) OBP: 0.345, SLG: 0.446	E3				P5			G4-3	K	4	0	0	0	0	1	1				
Jay Buhner, R (1, 9) OBP: 0.352, SLG: 0.553	K				P9			CS 1B	F8	4	0	1	0	0	1	1				
Scott Bradley, L (1, 2) Dave Valle, R (9, PH) OBP: 0.323, SLG: 0.360		K			F7			CS 1B	FC6-4 1B	3	0	1	0	0	1	0				
Jim Presley, R (1, 5) OBP: 0.273, SLG: 0.375		K				K		K	FC6-4	4	0	0	0	0	3	3				
Omar Vizquel, S (1, 6) Darnell Coles, R (7, PH) Mario Diaz, R (7, 6) OBP: 0.200, SLG: 0.196					G3-1			F8		2	0	1	0	0	0	0				
Inning Stats	R: 2 E: 1 K: 1 S: 13	H: 2 LOB: 1 BB: 0 P: 20	R: 0 E: 0 K: 12 S: 12	H: 1 LOB: 1 BB: 0 P: 21	R: 0 E: 0 K: 0 S: 6	H: 0 LOB: 0 BB: 0 P: 9	R: 0 E: 0 K: 0 S: 5	H: 0 LOB: 0 BB: 0 P: 7	R: 0 E: 0 K: 1 S: 7	H: 0 LOB: 1 BB: 1 P: 13	R: 0 E: 0 K: 1 S: 6	H: 2 LOB: 1 BB: 0 P: 8	R: 0 E: 0 K: 1 S: 7	H: 0 LOB: 0 BB: 0 P: 9	R: 1 E: 0 K: 1 S: 8	H: 2 LOB: 1 BB: 0 P: 11	1B: 6 2B: 0 3B: 0 HR: 1	SF: 1 SAC: 0 DP: 0 HBP: 0	WP: 0 PB: 0 SB: 0 CS: 2	PA: 35
PITCHER	IP	WLS	BF	H	R	ER	SO	BB	IBB	HBP	BLK	WP	HR	S	P	ERA	WHIP			
Tom Candiotti, R (1, 1) ERA: 2.97	7.0	W	27	5	2	1	5	1	0	0	1	0	0	57	95	1.29	0.857			
Jesse Orosco, L (8, 1) ERA: 2.34	1.2		7	2	1	1	2	0	0	0	0	0	1	13	17	5.40	1.200			
Doug Jones, R (9, 1) ERA: 2.45	0.1	S	1	0	0	0	0	0	0	0	0	0	0	2	3	0.00	0.000			

Seattle Mariners @ Cleveland Indians
Cleveland Municipal Stadium, Cleveland, OH
Wed Aug 23 1989, 7:05 PM EDT
Att: 9,618 - Unknown

AB 33
R 3
H 7
RBI 2
BB 1
SO 7
LOB 7



Batter	1	2	3	4	5	6	7	8	9	AB	R	H	RBI	BB	SO	LOB	BOTTOM			
Jerry Browne, S (1, 4) OBP: 0.386, SLG: 0.415	G6-4-3 1B		G6-3 1B		G6-3			1B FC6-4 IBB		3	1	2	0	1	0	0				
Felix Fermin, R (1, 6) OBP: 0.308, SLG: 0.266	G6-4-3 1-2		G6-3 1-2		K			FC6-4 1B		4	0	1	1	0	1	2				
Dion James, L (1, 7) OBP: 0.371, SLG: 0.366	G4-3		G4-3			G3-1		FC6-4		4	0	0	1	0	0	2				
Joe Carter, R (1, 3) OBP: 0.293, SLG: 0.470		P3			G6			1B 2B	K	4	1	1	0	0	1	1				
Dave Clark, L (1, 10) OBP: 0.313, SLG: 0.383		F8			K 1B				G5-3	4	0	1	1	0	1	0				
Brook Jacoby, R (1, 5) OBP: 0.380, SLG: 0.424		WP 2B 1B			G6-4-3 1B			F7	G5-3	4	1	2	0	0	0	1				
Albert Belle, R (1, 9) OBP: 0.286, SLG: 0.434		1-H 2B			G6-4-3 1-2			F7	K	4	0	1	1	0	1	3				
Brad Komminsk, R (1, 8) OBP: 0.341, SLG: 0.491		K						S 1B 1B	SH1-4 1B BB	2	2	1	0	1	1	1				
Andy Allanson, R (1, 2) OBP: 0.278, SLG: 0.284			F8					1-H 1B	SH1-4	2	0	1	1	0	0	0				
Inning Stats	R: 0 E: 0 K: 0 S: 6	H: 1 LOB: 0 BB: 0 P: 9	R: 1 E: 0 K: 1 S: 11	H: 2 LOB: 1 BB: 0 P: 17	R: 0 E: 0 K: 0 S: 13	H: 1 LOB: 1 BB: 0 P: 17	R: 0 E: 0 K: 1 S: 7	H: 1 LOB: 0 BB: 0 P: 10	R: 1 E: 0 K: 1 S: 12	H: 2 LOB: 0 BB: 0 P: 16	R: 1 E: 0 K: 0 S: 15	H: 2 LOB: 1 BB: 0 P: 19	R: 2 E: 0 K: 1 S: 10	H: 1 LOB: 1 BB: 2 P: 19	R: 0 E: 0 K: 1 S: 6	H: 0 LOB: 0 BB: 0 P: 12	1B: 8 2B: 2 3B: 0 HR: 0	SF: 0 SAC: 1 DP: 2 HBP: 0	WP: 3 PB: 0 SB: 1 CS: 0	PA: 34
PITCHER	IP	WLS	BF	H	R	ER	SO	BB	IBB	HBP	BLK	WP	HR	S	P	ERA	WHIP			
Mike Dunne, R (1, 1) ERA: 5.38	6.0	L	26	9	4	4	3	1	0	0	0	2	0	65	93	6.00	1.667			
Bill Swift, R (7, 1) ERA: 5.05	2.0		8	1	1	1	2	0	1	0	0	0	0	15	26	4.50	0.500			

Seattle Mariners @ Cleveland Indians
Cleveland Municipal Stadium, Cleveland, OH
Wed Aug 23 1989, 7:05 PM EDT
Att: 9,618 - Unknown

AB 31
R 5
H 10
RBI 5
BB 2
SO 5
LOB 10



Batter	1	2	3	4	5	6	7	8	9	AB	R	H	RBI	BB	SO	LOB	TOP								
Darnell Coles, R OBP: 0.307, SLG: 0.384 (1, 7)	2-2 G6-4-3 1B		0-1 1B		2-2 F8		1-2 1B		0-1 G6-3	5	0	3	0	0	0	2									
Ken Griffey Jr., L OBP: 0.341, SLG: 0.439 (1, 8)	1-3 K		2-1 F8		0-1 L6		2-3 K		0-2 P4	5	0	0	0	0	2	6									
Alvin Davis, L OBP: 0.443, SLG: 0.509 (1, 3)	1-0 G6-4-3 1-2			2-1 2B E 1B		4-2 2B BB		2-2 F7		3	1	1	0	1	0	3									
Jeffrey Leonard, R OBP: 0.297, SLG: 0.419 (1, 10)		3-1 F9		1-2 L8		0-1 F9		2-2 F8		4	0	0	0	0	0	2									
Jay Buhner, R OBP: 0.367, SLG: 0.612 (1, 9)		1-2 HR		0-0 E 1-3 2B		0-0 2B		2-3 K		4	1	3	1	0	1	0									
Dave Valle, R OBP: 0.316, SLG: 0.354 (1, 2)	1-0 G5-3		2-1 E5		0-0 G5-3		1-3 K		1-3 K	4	0	0	0	0	1	3									
Jim Presley, R OBP: 0.272, SLG: 0.373 (6, PH)	1-1 G5-3		2-3 3-H 1-3 K		3-2 G4-3			2-2 FC3-6 1B	2	0	0	0	0	1	2										
Greg Briley, L OBP: 0.352, SLG: 0.475 (6, 7)										2	0	1	0	0	0	2									
Mario Diaz, R OBP: 0.193, SLG: 0.189 (7, PH)			1-0 F8		0-0 F8		2-1 G4-3		1-0 FC3-6 1B	2	0	0	0	0	0	2									
Harold Reynolds, S OBP: 0.346, SLG: 0.352 (7, 4)									1-2 G6-3 1B	2	0	0	0	0	0	1									
Omar Vizquel, S OBP: 0.284, SLG: 0.277 (9, PH)			1-1 G4-3		1-1 G5-3		4-1 1B BB		0-1 G6-3 1B	2	0	0	0	1	0	0									
Scott Bradley, L OBP: 0.339, SLG: 0.396 (9, PH)									1-2 G6-3 1B	1	0	1	0	0	0	0									
Inning Stats	R: 0 E: 0 K: 1 S: 7	H: 1 LOB: 0 BB: 0 P: 11	R: 1 E: 0 K: 0 S: 8	H: 1 LOB: 0 BB: 0 P: 14	R: 0 E: 0 K: 0 S: 7	H: 1 LOB: 1 BB: 0 P: 11	R: 1 E: 1 K: 1 S: 12	H: 2 LOB: 2 BB: 0 P: 18	R: 0 E: 0 K: 0 S: 8	H: 0 LOB: 0 BB: 1 P: 11	R: 0 E: 0 K: 0 S: 10	H: 1 LOB: 2 BB: 1 P: 17	R: 0 E: 0 K: 1 S: 13	H: 1 LOB: 2 BB: 1 P: 24	R: 0 E: 0 K: 2 S: 9	H: 0 LOB: 0 BB: 0 P: 14	R: 0 E: 0 K: 0 S: 12	H: 2 LOB: 2 BB: 0 P: 15	1B: 6 2B: 2 3B: 0 HR: 1	SF: 0 SAC: 0 DP: 1 HBP: 0	WP: 0 PB: 0 SB: 0 CS: 0	PA: 38			
PITCHER	IP	WLS	BF	H	R	ER	SO	BB	IBB	HBP	BLK	WP	HR	S	P	ERA	WHIP								
Steve Davis, L ERA: 6.41 (1, 1)	5.0	W	21	5	2	1	2	1	0	0	0	0	1	45	72	1.80	1.200								
Steve Olin, R ERA: 1.53 (6, 1)	3.1		15	4	0	0	3	1	0	0	0	0	0	35	57	0.00	1.500								
Doug Jones, R ERA: 2.43 (9, 1)	0.2	S	2	0	0	0	0	0	0	0	0	0	0	6	6	0.00	0.000								

Seattle Mariners @ Cleveland Indians
Cleveland Municipal Stadium, Cleveland, OH
Thu Aug 24 1989, 3:33 AM EDT
Att: 12,726 - Unknown

AB 36
R 2
H 9
RBI 1
BB 2
SO 5
LOB 23



Batter	1	2	3	4	5	6	7	8	9	AB	R	H	RBI	BB	SO	LOB	BOTTOM								
Jerry Browne, S OBP: 0.386, SLG: 0.418 (1, 4)	4-0 F9 HBP BB BB	2-2 L9			1-1 1B 3B	1-0 P6		1-3 K		4	2	1	2	1	1	3									
Felix Fermin, R OBP: 0.308, SLG: 0.264 (1, 6)	3-1 BB HBP F9-2 HBP		3-1 F9		2-2 G1-3	0-0 G6-3				3	0	0	0	0	0	1									
Dion James, L OBP: 0.367, SLG: 0.362 (1, 7)	1-1 F9		1-1 B1-3		2-1 G6-3		3-2 F8			4	0	0	0	0	0	3									
Joe Carter, R OBP: 0.294, SLG: 0.469 (1, 3)	1-2 BB HBP		1-1 L9		1-0 E 1B		0-3 K			3	0	1	1	0	1	0									
Dave Clark, L OBP: 0.316, SLG: 0.382 (1, 10)	4-2 BB			1-2 G1-3	1-1 E 1B		2-0 G4-3			3	0	1	1	1	0	0									
Brook Jacoby, R OBP: 0.359, SLG: 0.425 (1, 5)	2-2 F9-2 3-H			0-3 K	2-0 E5		0-0 L9 2B			4	0	1	0	0	1	5									
Albert Belle, R OBP: 0.277, SLG: 0.421 (1, 9)		1-0 F7		0-0 G1-3	1-3 K		0-1 L9			4	0	0	0	0	1	4									
Brad Komminsk, R OBP: 0.353, SLG: 0.533 (1, 8)		2-2			0-0 1B 3B 2B	3-1 SF8 3B		1-1 G6-3		4	2	3	0	0	0	1									
Andy Allanson, R OBP: 0.281, SLG: 0.285 (1, 2)		1-3 K			1-2 3B 1B	0-0 SF8		4-1 S BB		2	1	1	1	1	1	1									
Inning Stats	R: 1 E: 0 K: 0 S: 11	H: 0 LOB: 2 BB: 2 P: 26	R: 0 E: 0 K: 1 S: 11	H: 1 LOB: 0 BB: 0 P: 17	R: 0 E: 0 K: 0 S: 6	H: 0 LOB: 0 BB: 0 P: 11	R: 0 E: 0 K: 1 S: 7	H: 0 LOB: 0 BB: 0 P: 8	R: 3 E: 1 K: 1 S: 21	H: 5 LOB: 3 BB: 0 P: 32	R: 1 E: 0 K: 0 S: 5	H: 1 LOB: 0 BB: 0 P: 9	R: 0 E: 0 K: 1 S: 9	H: 0 LOB: 0 BB: 0 P: 14	R: 0 E: 0 K: 1 S: 10	H: 1 LOB: 2 BB: 1 P: 16	1B: 3 2B: 4 3B: 2 HR: 0	SF: 1 SAC: 0 DP: 1 HBP: 2	WP: 0 PB: 0 SB: 1 CS: 0	PA: 37					
PITCHER	IP	WLS	BF	H	R	ER	SO	BB	IBB	HBP	BLK	WP	HR	S	P	ERA	WHIP								
Clint Zavaras, R ERA: 4.96 (1, 1)	4.2	L	23	6	4	4	2	2	0	0	0	0	0	10	17	6.75	0.750								
Jerry Reed, R ERA: 3.06 (5, 1)	1.1		6	1	1	1	1	0	0	0	0	0	0	9	14	0.00	0.000								
Keith Comstock, L ERA: 3.32 (7, 1)	1.0		3	0	0	0	1	0	0	0	0	0	0	9	14	0.00	0.000								
Tom Niedenfuer, R ERA: 6.99 (8, 1)	1.0		5	1	0	0	1	1	0	0	0	0	0	10	16	0.00	2.000								

Seattle Mariners @ Cleveland Indians
Cleveland Municipal Stadium, Cleveland, OH
Thu Aug 24 1989, 3:33 AM EDT
Att: 12,726 - Unknown

AB 31
R 5
H 8
RBI 5
BB 3
SO 5
LOB 18



Batter	1	2	3	4	5	6	7	8	9	AB	R	H	RBI	BB	SO	LOB	TOP					
Darnell Coles, R OBP: 0.304, SLG: 0.381 (1, 5)	F7			F8		F9		K									4 0 0 0 0 1 1					
Greg Britley, L OBP: 0.354, SLG: 0.479 Mario Diaz, R OBP: 0.193, SLG: 0.189 (1, 7) (8, 6)	F7			F8			1B 2B	F8									4 1 2 0 0 0 1 0 0 0 0 0 0 0					
Alvin Davis, L OBP: 0.442, SLG: 0.505 (1, 3)	K																3 0 0 0 1 1 1					
Jeffrey Leonard, R OBP: 0.297, SLG: 0.418 (1, 10)				F8													4 0 1 0 0 2 1					
Ken Griffey Jr., L OBP: 0.342, SLG: 0.443 (1, 8)	G3																4 0 2 1 0 0 0					
Jay Buhner, R OBP: 0.354, SLG: 0.588 (1, 9)	L6																4 0 0 0 0 1 3					
Scott Bradley, L OBP: 0.335, SLG: 0.391 (1, 2)																	3 0 0 0 0 2 2					
Harold Reynolds, S OBP: 0.348, SLG: 0.350 (1, 4)				P8													2 0 0 0 1 0 0					
Omar Vizquel, S OBP: 0.282, SLG: 0.275 Henry Cotto, R OBP: 0.290, SLG: 0.394 (8, PH) (8, 7)				K													2 0 0 0 0 2 0 1 0 0 0 0 0 1					
Inning Stats	R: 0 E: 0 K: 1 S: 8	H: 0 LOB: 0 BB: 0 P: 12	R: 0 E: 0 K: 0 S: 5	H: 0 LOB: 0 BB: 0 P: 10	R: 0 E: 0 K: 2 S: 7	H: 0 LOB: 0 BB: 0 P: 11	R: 0 E: 0 K: 1 S: 10	H: 1 LOB: 1 BB: 1 P: 20	R: 0 E: 0 K: 1 S: 6	H: 0 LOB: 0 BB: 0 P: 11	R: 0 E: 0 K: 1 S: 6	H: 0 LOB: 0 BB: 0 P: 10	R: 1 E: 0 K: 1 S: 11	H: 3 LOB: 2 BB: 0 P: 21	R: 0 E: 0 K: 1 S: 9	H: 0 LOB: 1 BB: 1 P: 19	R: 0 E: 0 K: 1 S: 10	H: 1 LOB: 1 BB: 0 P: 17	1B: 3 2B: 2 3B: 0 HR: 0	SF: 0 SAC: 0 DP: 0 HBP: 0	WP: 0 PB: 0 SB: 0 CS: 0	PA: 33
PITCHER	IP	WLS	BF	H	R	ER	SO	BB	IBB	HBP	BLK	WP	HR	S	P	ERA	WHIP					
Mike Dyer, R ERA: 4.32 Gary Wayne, L ERA: 3.43 Jeff Reardon, R ERA: 4.15	(1, 1)	7.0	W	25	4	1	7	1	0	0	0	0	0	53	95	1.29	0.714					
(8, 1)	0.1		2	0	0	0	0	1	0	0	0	0	0	4	11	0.00	3.000					
(8, 1)	1.2	S	6	1	0	0	2	0	0	0	0	0	0	15	25	0.00	0.600					

Seattle Mariners @ Minnesota Twins
Hubert H. Humphrey Metrodome, Minneapolis, MN
Fri Aug 25 1989, 8:05 PM EDT
Att: 22,195 - Dome

AB 31
R 1
H 5
RBI 1
BB 2
SO 9
LOB 10



Batter	1	2	3	4	5	6	7	8	9	AB	R	H	RBI	BB	SO	LOB	BOTTOM					
Al Newman, S OBP: 0.340, SLG: 0.307 (1, 5)	S E	F9		P5		K											4 1 1 0 0 1 4					
Greg Gagne, R OBP: 0.300, SLG: 0.414 (1, 6)	K			S 1B FC5		G5-3		K									4 0 1 0 0 2 1					
Kirby Puckett, R OBP: 0.375, SLG: 0.463 (1, 8)	E3			S 1B		G4-3											4 1 2 0 0 0 0					
Brian Harper, R OBP: 0.344, SLG: 0.438 (1, 2)	F8			L6				L4-3									4 0 1 0 0 0 4					
Gene Larkin, S OBP: 0.353, SLG: 0.341 (1, 3)	P9			FC5		F7		L7									4 0 0 0 0 0 4					
Dan Gladden, R OBP: 0.331, SLG: 0.399 (1, 7)				F9				G5-3									4 0 1 1 0 1 0					
Carmen Castillo, R OBP: 0.308, SLG: 0.440 John Moses, S OBP: 0.329, SLG: 0.363 (8, PH) (9, 9)				G6-3		G1-3											2 0 0 0 1 0 2 0 0 0 0 1 0 0					
Tim Laudner, R OBP: 0.307, SLG: 0.371 Jim Dwyer, L OBP: 0.388, SLG: 0.405 Gary Gaetti, R OBP: 0.286, SLG: 0.412 (1, 10) (8, PH) (8, PH)						K											3 0 2 0 0 1 0 0 0 0 0 0 0 0 1 0 0 0 0 0 1					
Wally Backman, S OBP: 0.302, SLG: 0.292 (1, 4)						G6-3		L4									2 0 0 0 1 0 2					
Inning Stats	R: 1 E: 1 K: 1 S: 14	H: 1 LOB: 1 BB: 0 P: 17	R: 0 E: 0 K: 0 S: 8	H: 1 LOB: 2 BB: 1 P: 16	R: 1 E: 0 K: 0 S: 12	H: 3 LOB: 2 BB: 0 P: 16	R: 0 E: 0 K: 1 S: 9	H: 0 LOB: 0 BB: 0 P: 16	R: 0 E: 0 K: 2 S: 10	H: 1 LOB: 2 BB: 1 P: 19	R: 0 E: 0 K: 1 S: 6	H: 1 LOB: 0 BB: 0 P: 9	R: 0 E: 0 K: 0 S: 6	H: 0 LOB: 1 BB: 1 P: 13	R: 0 E: 0 K: 0 S: 6	H: 0 LOB: 1 BB: 1 P: 13	1B: 6 2B: 3 3B: 0 HR: 0	SF: 0 SAC: 0 DP: 1 HBP: 0	WP: 0 PB: 0 SB: 4 CS: 0	PA: 35		
PITCHER	IP	WLS	BF	H	R	ER	SO	BB	IBB	HBP	BLK	WP	HR	S	P	ERA	WHIP					
Randy Johnson, L ERA: 4.71 Bill Swift, R ERA: 4.98 Keith Comstock, L ERA: 3.26	(1, 1)	6.1	L	30	8	2	1	2	0	0	0	0	0	62	97	1.42	1.579					
(7, 1)	1.1		4	0	0	0	0	1	0	0	0	0	0	6	14	0.00	0.750					
(8, 1)	0.1		1	0	0	0	0	0	0	0	0	0	0	2	2	0.00	0.000					

Seattle Mariners @ Minnesota Twins
Hubert H. Humphrey Metrodome, Minneapolis, MN
Fri Aug 25 1989, 8:05 PM EDT
Att: 22,195 - Dome

AB 32
R 2
H 8
RBI 1
BB 3
SO 5
LOB 18



Batter	1	2	3	4	5	6	7	8	9	AB	R	H	RBI	BB	SO	LOB	TOP				
Darnell Coles, R OBP: 0.302, SLG: 0.377 (1, 5)	P3		G4-3			G6-3		G6-3		4	0	0	0	0	0	1	Seattle Mariners @ Minnesota Twins Hubert H. Humphrey Metrodome, Minneapolis, MN Sat Aug 26 1989, 8:05 PM EDT Att: 25,557 - Dome				
Henry Cotto, R OBP: 0.299, SLG: 0.400 Greg Briley, L OBP: 0.353, SLG: 0.477 (8, PH) (8, 7)	BB			1B		1B		K		2	0	2	0	1	0	0					
Alvin Davis, L OBP: 0.438, SLG: 0.500 (1, 3)	F7			F8		P6			F7	4	0	0	0	0	0	3					
Jeffrey Leonard, R OBP: 0.297, SLG: 0.416 (1, 10)	F8			P8		F8			1B	4	0	1	0	0	0	3					
Jay Buhner, R OBP: 0.342, SLG: 0.566 (1, 9)		P8		K				K		4	0	0	0	0	3	2					
Ken Griffey Jr., L OBP: 0.341, SLG: 0.440 (1, 8)		K				L9			G4-3	4	0	1	0	0	1	1					
Dave Valle, R OBP: 0.314, SLG: 0.349 (1, 2)		G4-3				P4		G5-3		3	0	0	0	0	0	1					
Harold Reynolds, S OBP: 0.350, SLG: 0.351 (1, 4)						L6			SH1-4 BB	2	0	1	0	1	0	1					
Mario Diaz, R OBP: 0.186, SLG: 0.182 (1, 6)			G6-3			F9		SH1-4		2	0	0	0	0	0	2					
Inning Stats	R: 0 E: 0 K: 0 S: 13	H: 0 LOB: 1 BB: 1 P: 22	R: 0 E: 0 K: 1 S: 10	H: 0 LOB: 0 BB: 0 P: 15	R: 0 E: 0 K: 0 S: 6	H: 1 LOB: 0 BB: 0 P: 11	R: 0 E: 0 K: 1 S: 7	H: 1 LOB: 1 BB: 0 P: 11	R: 0 E: 0 K: 0 S: 8	H: 1 LOB: 1 BB: 0 P: 12	R: 0 E: 0 K: 1 S: 9	H: 0 LOB: 0 BB: 0 P: 11	R: 0 E: 0 K: 1 S: 13	H: 0 LOB: 1 BB: 1 P: 22	R: 0 E: 0 K: 1 S: 9	H: 1 LOB: 1 BB: 0 P: 14	1B: 5 2B: 0 3B: 0 HR: 0	SF: 0 SAC: 1 DP: 1 HBP: 0	WP: 0 PB: 0 CS: 0	PA: 33	
PITCHER	IP	WLS	BF	H	R	ER	SO	BB	IBB	HBP	BLK	WP	HR	S	P	ERA	WHIP				
David West, L ERA: 7.97 Jeff Reardon, R ERA: 4.06	(1, 1)	7.2	W	28	4	0	0	3	2	0	0	0	0	68	115	0.00	0.783				
(8, 1)	1.1	S	5	1	0	0	2	0	0	0	0	0	0	14	21	0.00	0.750				

AB	30
R	0
H	5
RBI	0
BB	2
SO	5
LOB	15



Batter	1	2	3	4	5	6	7	8	9	AB	R	H	RBI	BB	SO	LOB	BOTTOM				
Al Newman, S OBP: 0.344, SLG: 0.314 (1, 5)	L9 HBP BB		1B 2B			F7		BB 1B		3	1	2	0	1	0	0	Seattle Mariners @ Minnesota Twins Hubert H. Humphrey Metrodome, Minneapolis, MN Sat Aug 26 1989, 8:05 PM EDT Att: 25,557 - Dome				
Wally Backman, S OBP: 0.308, SLG: 0.290 (1, 4)	HBP		1B BB			G6-3		BB BB		1	0	0	0	2	0	0					
Kirby Puckett, R OBP: 0.374, SLG: 0.462 (1, 8)	L9		1B			K		G3-1		4	0	1	1	0	1	5					
Kent Hrbek, L OBP: 0.362, SLG: 0.547 (1, 10)	G1-4-6-3		L7			G4-3		G3		4	0	0	0	0	0	4					
Brian Harper, R OBP: 0.339, SLG: 0.432 (1, 2)		F7	G3			G5-3		F7		4	0	0	0	0	0	2					
Randy Bush, L OBP: 0.338, SLG: 0.434 John Moses, S OBP: 0.329, SLG: 0.363 (9, 9)		1B			F7			G4-3		4	0	1	0	0	0	0					
Dan Gladden, R OBP: 0.328, SLG: 0.395 (1, 7)		L9			L4			G5-3		3	0	0	0	0	0	1					
Gene Larkin, S OBP: 0.355, SLG: 0.340 (1, 3)		F8			BB			BB 1B HBP		1	0	0	0	1	0	1					
Greg Gagne, R OBP: 0.298, SLG: 0.410 (1, 6)			K		G3			F8		3	0	0	0	0	1	2					
Inning Stats	R: 0 E: 0 K: 0 S: 6	H: 0 LOB: 1 BB: 1 P: 13	R: 0 E: 0 K: 0 S: 11	H: 1 LOB: 0 BB: 0 P: 16	R: 1 E: 0 K: 1 S: 14	H: 2 LOB: 2 BB: 1 P: 21	R: 0 E: 0 K: 0 S: 7	H: 0 LOB: 1 BB: 1 P: 16	R: 0 E: 0 K: 0 S: 5	H: 0 LOB: 0 BB: 0 P: 9	R: 0 E: 0 K: 0 S: 14	H: 1 LOB: 3 BB: 1 P: 25	R: 0 E: 0 K: 0 S: 4	H: 0 LOB: 0 BB: 0 P: 6	1B: 3 2B: 1 3B: 0 HR: 0	SF: 0 SAC: 0 DP: 1 HBP: 2	WP: 0 PB: 0 CS: 0	PA: 33			
PITCHER	IP	WLS	BF	H	R	ER	SO	BB	IBB	HBP	BLK	WP	HR	S	P	ERA	WHIP				
Brian Holman, R ERA: 3.71	(1, 1)	8.0	L	33	4	1	1	2	4	0	2	0	0	67	118	1.12	1.000				

AB	27
R	1
H	4
RBI	1
BB	4
SO	2
LOB	15



Batter	1	2	3	4	5	6	7	8	9	AB	R	H	RBI	BB	SO	LOB	TOP										
Harold Reynolds, S (1,4) OBP: 0.352, SLG: 0.352	F7		G6-3				E5		G4-3	4	0	2	0	1	0	0	Seattle Mariners @ Minnesota Twins Hubert H. Humphrey Metrodome, Minneapolis, MN Sun Aug 27 1989, 4:33 AM EDT Att: 32,329 - Dome livebaseballscorecards.com										
Henry Cotto, R (1,7) OBP: 0.300, SLG: 0.399	G6-3						E5		G4-3	3	0	1	0	0	0	1											
Greg Briley, L (7,PH) OBP: 0.351, SLG: 0.474	G6-3						K		G4-3	2	0	0	1	0	1	4											
Alvin Davis, L (1,3) OBP: 0.435, SLG: 0.495	FC6-4						K		K	4	0	0	0	1	2	6											
Jeffrey Leonard, R (1,10) OBP: 0.296, SLG: 0.414	FC6-4								K	3	0	0	0	1	0	1											
Darnell Coles, R (1,5) OBP: 0.299, SLG: 0.374		G6-3							G5-3	4	0	0	0	0	0	1											
Ken Griffey Jr., L (1,8) OBP: 0.340, SLG: 0.447									K	4	1	1	1	0	3	0											
Jay Buhner, R (1,9) OBP: 0.355, SLG: 0.565									K	2	2	1	0	2	1	0											
Dave Valle, R (1,2) OBP: 0.321, SLG: 0.373									K	4	2	3	2	0	0	0											
Mario Diaz, R (1,6) OBP: 0.180, SLG: 0.175									K	2	0	0	0	0	1	0											
Jim Presley, R (7,PH) OBP: 0.271, SLG: 0.372									K	1	0	0	0	0	1	2											
Omar Vizquel, S (7,6) OBP: 0.282, SLG: 0.275									K	0	0	0	0	0	0	0											
Scott Bradley, L (9,PH) OBP: 0.333, SLG: 0.391									K	0	0	0	0	1	0	0											
Inning Stats	R: 0 E: 0 K: 0 S: 10	H: 0 LOB: 1 BB: 1 P: 18	R: 0 E: 0 K: 2 S: 9	H: 0 LOB: 0 BB: 0 P: 14	R: 0 E: 0 K: 0 S: 10	H: 0 LOB: 0 BB: 0 P: 14	R: 0 E: 0 K: 0 S: 6	H: 1 LOB: 1 BB: 1 P: 13	R: 3 E: 1 K: 1 S: 17	H: 3 LOB: 1 BB: 1 P: 25	R: 0 E: 0 K: 3 S: 10	H: 0 LOB: 0 BB: 0 P: 14	R: 0 E: 0 K: 3 S: 14	H: 3 LOB: 3 BB: 0 P: 21	R: 0 E: 0 K: 1 S: 9	H: 0 LOB: 0 BB: 0 P: 14	R: 2 E: 0 K: 1 S: 13	H: 1 LOB: 1 BB: 2 P: 26	1B: 5 2B: 1 3B: 0 HR: 2	SF: 1 SAC: 0 DP: 0 HBP: 0	WP: 1 PB: 0 SB: 1 CS: 1	PA: 39					
PITCHER	IP	WLS	BF	H	R	ER	SO	BB	IBB	HBP	BLK	WP	HR	S	P	ERA	WHIP										
Mark Guthrie, L (1,1) ERA: 3.21	6.1	W	28	7	3	3	5	3	0	0	0	0	2	70	111	4.26	1.579										
Juan Berenguer, R (7,1) ERA: 3.75	2.2	S	11	1	2	2	4	2	0	0	0	1	0	28	48	6.75	1.125										

Batter	1	2	3	4	5	6	7	8	9	AB	R	H	RBI	BB	SO	LOB	BOTTOM										
Al Newman, S (1,5) OBP: 0.345, SLG: 0.315	WP		G4-3						L9	5	1	2	1	0	0	4	Seattle Mariners @ Minnesota Twins Hubert H. Humphrey Metrodome, Minneapolis, MN Sun Aug 27 1989, 4:33 AM EDT Att: 32,329 - Dome livebaseballscorecards.com										
Chip Hale, L (1,4) OBP: 0.200, SLG: 0.200	L7		G4-3						F8	5	1	1	0	0	0	3											
Kirby Puckett, R (1,8) OBP: 0.376, SLG: 0.465	P4								G6-3	5	1	3	1	0	0	2											
Gene Larkin, S (9,3) OBP: 0.355, SLG: 0.340										0	0	0	0	0	0	0											
Randy Bush, L (1,3) OBP: 0.340, SLG: 0.433	P5									3	1	1	0	1	0	2											
Dan Gladden, R (1,7) OBP: 0.327, SLG: 0.392										3	1	0	0	1	2	4											
Jim Dwyer, L (1,10) OBP: 0.390, SLG: 0.404										3	1	1	1	1	1	0											
Tim Laudner, R (1,2) OBP: 0.302, SLG: 0.364										4	1	0	0	0	1	2											
John Moses, S (1,9) OBP: 0.332, SLG: 0.370										4	1	2	1	0	0	0											
Greg Gagne, R (1,6) OBP: 0.300, SLG: 0.411										4	0	2	1	0	0	1											
Inning Stats	R: 0 E: 0 K: 0 S: 13	H: 1 LOB: 1 BB: 0 P: 18	R: 0 E: 0 K: 1 S: 5	H: 0 LOB: 0 BB: 0 P: 6	R: 0 E: 1 K: 0 S: 4	H: 0 LOB: 1 BB: 0 P: 5	R: 1 E: 0 K: 1 S: 13	H: 3 LOB: 1 BB: 1 P: 23	R: 7 E: 1 K: 1 S: 28	H: 6 LOB: 2 BB: 2 P: 46	R: 0 E: 0 K: 1 S: 10	H: 1 LOB: 1 BB: 0 P: 13	R: 0 E: 0 K: 0 S: 4	H: 0 LOB: 0 BB: 0 P: 5	R: 0 E: 0 K: 0 S: 7	H: 1 LOB: 1 BB: 0 P: 9	1B: 10 2B: 2 3B: 0 HR: 0	SF: 0 SAC: 0 DP: 0 HBP: 0	WP: 1 PB: 0 SB: 2 CS: 1	PA: 39							
PITCHER	IP	WLS	BF	H	R	ER	SO	BB	IBB	HBP	BLK	WP	HR	S	P	ERA	WHIP										
Scott Bankhead, R (1,1) ERA: 3.47	4.2	L	24	8	7	4	3	0	0	0	0	0	0	18	26	0.00	2.250										
Bill Swift, R (5,1) ERA: 4.92	1.1		8	3	1	0	1	0	0	0	0	0	0	4	5	0.00	0.000										
Tom Niedenfuer, R (7,1) ERA: 6.75	1.0		3	0	0	0	0	0	0	0	0	0	0	7	9	0.00	1.000										
Mike Schooler, R (8,1) ERA: 2.12	1.0		4	1	0	0	0	0	0	0	0	0	0	7	9	0.00	1.000										



Batter	1	2	3	4	5	6	7	8	9	10	AB	R	H	RBI	BB	SO	LOB	TOP							
Harold Reynolds, S OBP: 0.353, SLG: 0.353	G3		G4-3		WP 1B		G6-3		2B 1B		5	1	2	0	0	0	1								
Greg Briley, L OBP: 0.351, SLG: 0.474	G3-1			F7	L9		BB		1-H 2B		4	0	1	1	1	0	1								
Alvin Davis, L OBP: 0.437, SLG: 0.492	F9			1B HBP	IBB		K		IBB		2	1	0	0	2	1	1								
Jeffrey Leonard, R OBP: 0.295, SLG: 0.411		G4-3		2B 1B	F4			F9	P3		5	1	1	0	0	0	4								
Ken Griffey Jr., L OBP: 0.341, SLG: 0.449	P8			F9 2B		F8 CI 1B		G3		F7	5	1	2	1	0	0	0								
Damell Coles, R OBP: 0.299, SLG: 0.372	P4			F9		CI G1-6-3 1B				K	4	0	1	0	0	1	1								
Jay Buhner, R OBP: 0.357, SLG: 0.575			1B 2B			F8		K		G6-3	5	0	2	1	0	1	3								
Dave Valle, R OBP: 0.320, SLG: 0.371		L3 1B		P1		G1-6-3			G6-3		4	0	1	0	0	0	3								
Omar Vizquel, S OBP: 0.279, SLG: 0.272			L3								3	0	0	0	0	1	2								
Scott Bradley, L OBP: 0.352, SLG: 0.390											1	0	0	0	0	1	0								
Mario Diaz, R OBP: 0.180, SLG: 0.175											0	0	0	0	0	0	0								
Inning Stats	R: 0 E: 0 K: 0 S: 8	H: 0 LOB: 0 BB: 0 P: 15	R: 0 E: 0 K: 0 S: 3	H: 0 LOB: 0 BB: 0 P: 5	R: 0 E: 0 K: 0 S: 10	H: 2 LOB: 1 BB: 0 P: 15	R: 3 E: 0 K: 2 S: 12	H: 3 LOB: 1 BB: 0 P: 24	R: 0 E: 0 K: 1 S: 7	H: 1 LOB: 2 BB: 1 P: 14	R: 0 E: 1 K: 0 S: 7	H: 1 LOB: 1 BB: 0 P: 8	R: 0 E: 0 K: 1 S: 11	H: 0 LOB: 1 BB: 1 P: 18	R: 0 E: 0 K: 1 S: 10	H: 1 LOB: 1 BB: 0 P: 13	R: 1 E: 0 K: 1 S: 15	H: 2 LOB: 2 BB: 2 P: 26	R: 0 E: 0 K: 1 S: 7	H: 0 LOB: 0 BB: 0 P: 9	1B: 6 2B: 5 3B: 0 HR: 0	SF: 0 SAC: 0 DP: 2 HBP: 1	WP: 1 PB: 1 SB: 0 CS: 0	PA: 43	
PITCHER	IP	WLS	BF	H	R	ER	SO	BB	IBB	HBP	BLK	WP	HR	S	P	ERA	WHIP								
Roy Smith, R ERA: 3.88	7.1		31	7	3	3	2	1	1	0	0	1	0	61	103	3.88	1.091								
Gary Wayne, L ERA: 3.41	0.1		1	0	0	0	0	0	0	0	0	0	0	2	3	0.00	0.000								
Jeff Reardon, R ERA: 4.06	2.1	W	11	3	1	1	3	0	1	0	0	0	0	27	41	3.86	1.286								

Seattle Mariners @ Minnesota Twins
Hubert H. Humphrey Metrodome, Minneapolis, MN
Mon Aug 28 1989, 8:05 PM EDT
Att: 18,287 - Dome

AB 38
R 4
H 10
RBI 3
BB 3
SO 5
LOB 16



Batter	1	2	3	4	5	6	7	8	9	10	AB	R	H	RBI	BB	SO	LOB	BOTTOM							
Al Newman, S OBP: 0.346, SLG: 0.314	1B G6-4-3 BB		FC6-4 1B		G4-3		G4-3			G3	4	1	1	0	1	0	1								
Wally Backman, S OBP: 0.314, SLG: 0.297	G6-4-3 1B		FC6-4 1-2f 2-H			FC4-6 2B 1B		F8		FC5-4 1B	5	1	3	0	0	0	1								
Dan Gladden, R OBP: 0.328, SLG: 0.390	G6-4-3 1-2f 3-H		P6			FC4-6 1B		FC5-4 BB		FC5-4 2B	4	1	1	0	1	0	3								
Kent Hrbek, L OBP: 0.358, SLG: 0.541	G3-1				K	FC4-6 2B 1B		FC5-4 1B		FC5-4 2B	3	1	0	0	0	1	2								
Kirby Puckett, R OBP: 0.377, SLG: 0.467						1-2f 2-3 SF8-6-5		1-2f 2-3		1-H 2B	2	0	1	1	0	0	1								
Brian Harper, R OBP: 0.341, SLG: 0.437		G5-3		L4							4	0	2	1	0	0	0								
Randy Bush, L OBP: 0.340, SLG: 0.430		L7									2	0	0	0	1	1	0								
Tim Laudner, R OBP: 0.302, SLG: 0.364											0	0	0	0	0	0	0								
Chip Hale, L OBP: 0.167, SLG: 0.167											1	0	0	0	0	0	2								
Carmen Castillo, R OBP: 0.308, SLG: 0.440											0	0	0	0	0	0	0								
Gene Larkin, S OBP: 0.352, SLG: 0.337		L7			F7	SF8-6-5				F7	3	0	0	1	0	0	0								
John Moses, S OBP: 0.331, SLG: 0.368			F8							G1-3	4	0	1	0	0	0	0								
Greg Gagne, R OBP: 0.300, SLG: 0.409			F9 1B E 1B		F9					G6-3	4	1	1	0	0	1	1								
Inning Stats	R: 1 E: 0 K: 0 S: 12	H: 1 LOB: 0 BB: 1 P: 24	R: 0 E: 0 K: 0 S: 6	H: 0 LOB: 0 BB: 0 P: 9	R: 1 E: 1 K: 0 S: 5	H: 2 LOB: 1 BB: 0 P: 12	R: 0 E: 0 K: 2 S: 9	H: 0 LOB: 0 BB: 0 P: 12	R: 0 E: 0 K: 0 S: 6	H: 1 LOB: 1 BB: 1 P: 10	R: 2 E: 0 K: 0 S: 10	H: 3 LOB: 1 BB: 0 P: 21	R: 0 E: 0 K: 0 S: 3	H: 0 LOB: 0 BB: 0 P: 6	R: 0 E: 0 K: 0 S: 13	H: 1 LOB: 2 BB: 1 P: 21	R: 0 E: 0 K: 1 S: 7	H: 0 LOB: 0 BB: 0 P: 11	R: 1 E: 0 K: 0 S: 6	H: 2 LOB: 1 BB: 0 P: 8	1B: 8 2B: 3 3B: 0 HR: 0	SF: 1 SAC: 0 DP: 2 HBP: 1	WP: 0 PB: 0 SB: 1 CS: 0	PA: 40	
PITCHER	IP	WLS	BF	H	R	ER	SO	BB	IBB	HBP	BLK	WP	HR	S	P	ERA	WHIP								
Mike Dunne, R ERA: 5.25	7.1		30	7	4	3	2	2	1	0	0	0	0	56	105	3.68	1.227								
Keith Comstock, L ERA: 3.2	0.1		2	1	0	0	0	0	0	0	0	0	0	5	6	0.00	3.000								
Michael Jackson, R ERA: 3.55	1.1		4	0	0	0	1	0	0	0	0	0	0	10	15	0.00	0.000								
Mike Schooler, R ERA: 2.24	0.2	L	4	2	1	1	0	0	0	0	0	0	0	6	8	13.50	3.000								

Seattle Mariners @ Minnesota Twins
Hubert H. Humphrey Metrodome, Minneapolis, MN
Mon Aug 28 1989, 8:05 PM EDT
Att: 18,287 - Dome

AB 36
R 5
H 10
RBI 3
BB 3
SO 3
LOB 11



Batter	1	2	3	4	5	6	7	8	9	AB	R	H	RBI	BB	SO	LOB	TOP								
Harold Reynolds, S (1, 4) OBP: 0.354, SLG: 0.354	1-1 CS 1B		2-1 L9			1-2 G6-3	1-0 1-2 2-H 1B			4	0	2	1	0	0	1									
Greg Britley, L (1, 7) OBP: 0.350, SLG: 0.472	3-3 K			1-2 2B 1B		0-0 P3	0-2 CS	0-0 P4		4	1	1	0	0	1	1									
Alvin Davis, L (1, 3) OBP: 0.436, SLG: 0.492	0-2 G4-3			1-1 1-H 1B 2B		2-2 F8		0-1 G5-3		4	1	1	1	0	0	0									
Jeffrey Leonard, R (1, 10) OBP: 0.299, SLG: 0.414		1-2 G6-3		3-2 2-H 1B G5-4-3			0-0 FC2-5 1B	2-1 1B		4	0	3	1	0	0	0									
Ken Griffey Jr., L (1, 8) OBP: 0.340, SLG: 0.447		2-1 G4-3		0-3 K			1-2 FC2-5 1B	1-3 K		4	1	1	0	0	2	2									
Darnell Coles, R (1, 5) OBP: 0.296, SLG: 0.369		0-1 G5-3		1-2 G5-4-3			0-0 FC2-5 1B			4	1	0	0	0	0	3									
Jay Buhner, R (1, 9) OBP: 0.354, SLG: 0.564				0-0 FC6-4 1B		0-1 G1-3				4	0	1	0	0	1	2									
Dave Valle, R (1, 2) OBP: 0.319, SLG: 0.369				1-2 FC6-4 1-2 FC6-4		1-0 G5-3		1-3 K		4	1	1	2	0	1	1									
Omar Vizquel, S (1, 6) OBP: 0.280, SLG: 0.273				0-0 FC6-4 1-2		2-1 F9		1-1 CS 1B		3	0	1	0	0	0	1									
Inning Stats	R: 0 E: 0 K: 1 S: 9	H: 1 LOB: 0 BB: 0 P: 13	R: 0 E: 0 K: 0 S: 9	H: 0 LOB: 0 BB: 0 P: 12	R: 0 E: 0 K: 0 S: 7	H: 1 LOB: 1 BB: 0 P: 10	R: 2 E: 0 K: 1 S: 23	H: 3 LOB: 0 BB: 0 P: 29	R: 0 E: 0 K: 0 S: 5	H: 0 LOB: 0 BB: 0 P: 8	R: 0 E: 0 K: 0 S: 9	H: 0 LOB: 0 BB: 0 P: 12	R: 3 E: 1 K: 1 S: 14	H: 5 LOB: 1 BB: 0 P: 17	R: 0 E: 0 K: 1 S: 8	H: 1 LOB: 1 BB: 0 P: 11	R: 0 E: 0 K: 1 S: 5	H: 0 LOB: 0 BB: 0 P: 7	1B: 10 2B: 2 3B: 0 HR: 0	SF: 0 SAC: 0 DP: 2 HBP: 0	WP: 0 PB: 0 SB: 0 CS: 2	PA: 36			
PITCHER	IP	WLS	BF	H	R	ER	SO	BB	IBB	HBP	BLK	WP	HR	S	P	ERA	WHIP								
Jaime Navarro, R (1, 1) ERA: 3.36	6.2	L	27	9	5	5	3	0	0	0	0	0	0	73	97	6.75	1.350								
Tony Fossas, L (7, 1) ERA: 3.35	1.1		5	2	0	0	1	0	0	0	0	0	0	11	15	0.00	1.500								
Chuck Crim, R (9, 1) ERA: 3.12	1.0		3	0	0	0	1	0	0	0	0	0	0	5	7	0.00	0.000								

Seattle Mariners @ Milwaukee Brewers
Milwaukee County Stadium, Milwaukee, WI
Tue Aug 29 1989, 8:05 PM EDT
Att: 15,720 - Unknown

AB 35
R 5
H 11
RBI 5
BB 0
SO 5
LOB 11



Batter	1	2	3	4	5	6	7	8	9	AB	R	H	RBI	BB	SO	LOB	BOTTOM								
Paul Molitor, R (1, 5) OBP: 0.363, SLG: 0.395	0-0 F9			1-0 F9		2-2 G5-3			0-1 BB HR 1B	4	0	1	0	0	0	0									
Mike Felder, S (9, FR) OBP: 0.293, SLG: 0.314										0	1	0	0	0	0	0									
Ed Romero, R (1, 4) OBP: 0.257, SLG: 0.287	1-3 K			2-2 G6-3 1B			0-1 G6-3		2-3 K	4	0	1	0	0	2	1									
Glenn Braggs, R (1, 7) OBP: 0.300, SLG: 0.369	0-2 P4			3-1 G6-3			3-2 G5-3		4-2 HR BB	3	1	0	0	1	0	1									
Robin Yount, R (1, 8) OBP: 0.385, SLG: 0.512		3-2 G6-3		2-1 F9			1-0 F8		3-2 HR	4	1	1	3	0	0	1									
Greg Brock, L (1, 3) OBP: 0.362, SLG: 0.421		1-0 G5-3			3-3 K				2-1 S 1B	4	0	1	0	0	1	1									
Rob Deer, R (1, 9) OBP: 0.312, SLG: 0.450		2-0 F7			3-1 G5-3				0-2 P6	3	0	0	0	0	0	1									
Greg Vaughn, R (1, 10) OBP: 0.316, SLG: 0.463						0-3 K			2-3 K	3	0	0	0	0	2	1									
B.J. Surhoff, L (1, 2) OBP: 0.277, SLG: 0.325				1-2 G4-6-3 HBP			2-2 F8		1-1 G6-3	2	0	0	0	0	0	1									
Bill Spiers, L (1, 6) OBP: 0.276, SLG: 0.261				1-1 G4-6-3			1-0 L4		1-1 G1-3	3	0	0	0	0	0	1									
Inning Stats	R: 0 E: 0 K: 1 S: 7	H: 0 LOB: 0 BB: 0 P: 8	R: 0 E: 0 K: 0 S: 7	H: 0 LOB: 0 BB: 0 P: 13	R: 0 E: 0 K: 0 S: 5	H: 0 LOB: 0 BB: 0 P: 7	R: 0 E: 0 K: 0 S: 9	H: 1 LOB: 1 BB: 0 P: 17	R: 0 E: 0 K: 2 S: 8	H: 0 LOB: 0 BB: 0 P: 14	R: 0 E: 0 K: 0 S: 9	H: 0 LOB: 0 BB: 0 P: 14	R: 0 E: 0 K: 1 S: 10	H: 0 LOB: 0 BB: 0 P: 10	R: 0 E: 0 K: 1 S: 10	H: 1 LOB: 1 BB: 0 P: 15	R: 3 E: 0 K: 1 S: 17	H: 2 LOB: 1 BB: 1 P: 30	1B: 3 2B: 0 3B: 0 HR: 1	SF: 0 SAC: 0 DP: 1 HBP: 1	WP: 0 PB: 0 SB: 1 CS: 0	PA: 32			
PITCHER	IP	WLS	BF	H	R	ER	SO	BB	IBB	HBP	BLK	WP	HR	S	P	ERA	WHIP								
Erik Hanson, R (1, 1) ERA: 3.67	8.2	W	31	4	3	3	5	1	0	1	0	0	0	75	122	3.12	0.577								
Mike Schooler, R (9, 1) ERA: 2.23	0.1	S	1	0	0	0	0	0	0	0	0	0	0	3	6	0.00	0.000								

Seattle Mariners @ Milwaukee Brewers
Milwaukee County Stadium, Milwaukee, WI
Tue Aug 29 1989, 8:05 PM EDT
Att: 15,720 - Unknown

AB 30
R 3
H 4
RBI 3
BB 1
SO 5
LOB 8



Batter	1	2	3	4	5	6	7	8	9	AB	R	H	RBI	BB	SO	LOB	TOP										
Harold Reynolds, S (1, 4) OBP: 0.356, SLG: 0.358										5	1	3	0	0	0	1											
Greg Britley, L (1, 7) OBP: 0.346, SLG: 0.466										4	0	0	0	0	3	4											
Alvin Davis, L (1, 3) OBP: 0.438, SLG: 0.495										2	2	1	1	2	0	1											
Jeffrey Leonard, R (1, 10) OBP: 0.298, SLG: 0.419										4	1	1	2	0	1	4											
Ken Griffey Jr., L (1, 8) OBP: 0.342, SLG: 0.456										4	1	2	3	0	0	0											
Darnell Coles, R (1, 5) OBP: 0.296, SLG: 0.367										3	1	0	0	1	1	0											
Jay Buhner, R (1, 9) OBP: 0.351, SLG: 0.554										4	0	1	0	0	1	0											
Dave Valle, R (1, 2) OBP: 0.318, SLG: 0.367										4	0	1	1	0	0	0											
Omar Vizquel, S (1, 6) OBP: 0.282, SLG: 0.276										4	1	2	0	0	0	0											
Inning Stats	R: 0 E: 0 K: 1 S: 11	H: 1 LOB: 1 BB: 0 P: 16	R: 1 E: 0 K: 1 S: 11	H: 1 LOB: 0 BB: 0 P: 22	R: 3 E: 0 K: 2 S: 14	H: 4 LOB: 0 BB: 0 P: 16	R: 1 E: 0 K: 0 S: 18	H: 3 LOB: 1 BB: 1 P: 27	R: 0 E: 0 K: 0 S: 5	H: 0 LOB: 0 BB: 0 P: 10	R: 0 E: 0 K: 0 S: 4	H: 0 LOB: 0 BB: 0 P: 6	R: 0 E: 0 K: 0 S: 6	H: 1 LOB: 1 BB: 0 P: 10	R: 2 E: 0 K: 1 S: 11	H: 1 LOB: 0 BB: 0 P: 17	R: 0 E: 0 K: 0 S: 8	H: 0 LOB: 0 BB: 0 P: 9	1B: 7 2B: 2 3B: 0 HR: 2	SF: 0 SAC: 0 DP: 1 HBP: 0	WP: 1 PB: 0 SB: 0 CS: 1	PA: 38					
PITCHER	IP	WLS	BF	H	R	ER	SO	BB	IBB	HBP	BLK	WP	HR	S	P	ERA	WHIP										
Jeff Peterek, R (1, 1) ERA: 4.79	3.0	L	15	6	5	5	4	1	0	0	0	0	1	40	62	15.00	2.333										
Chuck Cnrm, R (4, 1) ERA: 2.99	4.0		14	4	0	0	1	1	0	0	0	1	0	29	45	0.00	1.250										
Tony Fossas, L (8, 1) ERA: 3.59	2.0		8	1	2	2	1	1	0	0	0	0	1	19	26	9.00	1.000										

Seattle Mariners @ Milwaukee Brewers
Milwaukee County Stadium, Milwaukee, WI
Wed Aug 30 1989, 8:05 PM EDT
Att: 13,938 - Unknown

AB 34
R 7
H 11
RBI 7
BB 3
SO 6
LOB 10



Batter	1	2	3	4	5	6	7	8	9	AB	R	H	RBI	BB	SO	LOB	BOTTOM										
Mike Felder, S (1, 8) OBP: 0.293, SLG: 0.313										4	0	1	0	0	0	3											
Ed Romero, R (1, 4) OBP: 0.251, SLG: 0.280										4	0	0	0	0	1	1											
Paul Molitor, R (1, 5) OBP: 0.362, SLG: 0.400										4	1	1	1	0	1	0											
Robin Yount, R (1, 10) OBP: 0.384, SLG: 0.509										3	0	0	0	1	1	0											
Rob Deer, R (1, 9) OBP: 0.309, SLG: 0.446										4	0	0	0	0	2	1											
Glenn Braggs, R (1, 7) OBP: 0.303, SLG: 0.373										3	2	2	0	1	1	0											
Joey Meyer, R (1, 3) OBP: 0.269, SLG: 0.356										3	0	0	0	0	0	3											
B.J. Surhoff, L (8, 5) OBP: 0.277, SLG: 0.324										1	0	0	0	0	0	0											
Charlie O'Brien, R (1, 2) OBP: 0.324, SLG: 0.357										2	0	0	0	1	0	1											
Bill Spiers, L (1, 6) OBP: 0.278, SLG: 0.264										1	0	1	1	0	0	0											
Gus Polidor, R (4, 6) OBP: 0.222, SLG: 0.232										1	0	0	0	0	0	0											
Greg Brock, L (7, PH) OBP: 0.364, SLG: 0.423										1	0	1	1	0	0	0											
Inning Stats	R: 1 E: 0 K: 0 S: 17	H: 2 LOB: 1 BB: 1 P: 31	R: 1 E: 0 K: 0 S: 13	H: 2 LOB: 1 BB: 0 P: 20	R: 0 E: 0 K: 1 S: 11	H: 0 LOB: 0 BB: 0 P: 16	R: 0 E: 0 K: 1 S: 6	H: 0 LOB: 0 BB: 1 P: 11	R: 0 E: 0 K: 0 S: 5	H: 0 LOB: 0 BB: 0 P: 8	R: 0 E: 0 K: 0 S: 5	H: 0 LOB: 0 BB: 0 P: 9	R: 1 E: 0 K: 0 S: 16	H: 2 LOB: 2 BB: 1 P: 28	R: 0 E: 0 K: 2 S: 11	H: 0 LOB: 0 BB: 0 P: 13	R: 0 E: 0 K: 2 S: 7	H: 0 LOB: 0 BB: 0 P: 8	1B: 4 2B: 1 3B: 0 HR: 1	SF: 0 SAC: 0 DP: 1 HBP: 0	WP: 0 PB: 0 SB: 1 CS: 0	PA: 34					
PITCHER	IP	WLS	BF	H	R	ER	SO	BB	IBB	HBP	BLK	WP	HR	S	P	ERA	WHIP										
Randy Johnson, L (1, 1) ERA: 4.68	6.2	W	26	5	3	3	2	3	0	0	0	0	0	69	116	4.05	1.200										
Michael Jackson, R (7, 1) ERA: 3.44	2.1	S	8	1	0	0	4	0	0	0	0	0	0	22	28	0.00	0.429										

Seattle Mariners @ Milwaukee Brewers
Milwaukee County Stadium, Milwaukee, WI
Wed Aug 30 1989, 8:05 PM EDT
Att: 13,938 - Unknown

AB 31
R 3
H 6
RBI 3
BB 3
SO 6
LOB 9



Batter	1	2	3	4	5	6	7	8	9	AB	R	H	RBI	BB	SO	LOB	TOP				
Harold Reynolds, S (1, 4) OBP: 0.355, SLG: 0.356	F9			BB		F7		FC6-4		3	0	0	1	1	0	1					
Henry Cotto, R (1, 7) OBP: 0.294, SLG: 0.392	G6-3						P2	CS	G5-3	4	0	0	0	0	0	1					
Alvin Davis, L (1, 3) OBP: 0.435, SLG: 0.490	F8						G4-3		K	4	0	0	0	0	1	1					
Jeffrey Leonard, R (1, 10)		P5				F8				4	0	2	0	0	0	1					
Ken Griffey Jr., L (1, 8) OBP: 0.344, SLG: 0.457						F9				4	0	2	0	0	0	1					
Darnell Coles, R (1, 5) OBP: 0.294, SLG: 0.364										3	0	0	0	0	1	3					
Jay Buhner, R (1, 9) OBP: 0.343, SLG: 0.540										3	0	0	0	0	0	0					
Dave Valle, R (1, 2) OBP: 0.314, SLG: 0.363										3	1	0	0	0	1	1					
Omar Vizquel, S (1, 6) OBP: 0.281, SLG: 0.274										2	0	0	0	0	0	0					
Scott Bradley, L (8, PH) OBP: 0.333, SLG: 0.392										1	0	1	0	0	0	0					
Mario Diaz, R (8, 6) OBP: 0.180, SLG: 0.175										0	0	0	0	0	0	0					
Inning Stats	R: 0 E: 0 K: 0 S: 5	H: 0 LOB: 0 BB: 0 P: 9	R: 0 E: 0 K: 0 S: 5	H: 1 LOB: 0 BB: 0 P: 10	R: 0 E: 0 K: 0 S: 8	H: 0 LOB: 0 BB: 0 P: 15	R: 0 E: 0 K: 1 S: 9	H: 0 LOB: 0 BB: 0 P: 13	R: 0 E: 0 K: 1 S: 8	H: 0 LOB: 0 BB: 0 P: 12	R: 0 E: 0 K: 0 S: 10	H: 2 LOB: 2 BB: 0 P: 15	R: 1 E: 1 K: 0 S: 9	H: 1 LOB: 0 BB: 0 P: 16	R: 0 E: 0 K: 1 S: 10	H: 1 LOB: 1 BB: 0 P: 12	1B: 4 2B: 1 3B: 0 HR: 0	SF: 0 SAC: 0 DP: 1 HBP: 0	WP: 0 PB: 0 SB: 1 CS: 1	PA: 33	
PITCHER	IP	WLS	BF	H	R	ER	SO	BB	IBB	HBP	BLK	WP	HR	S	P	ERA	WHIP				
Mark Knudson, R (1, 1) ERA: 3.9	7.1	W	27	4	1	0	2	1	0	0	0	0	0	58	100	0.00	0.682				
Bill Krueger, L (8, 1) ERA: 3.01	0.2		1	0	0	0	0	0	0	0	0	0	0	4	7	0.00	0.000				
Dan Plesac, L (9, 1) ERA: 2.28	1.0		4	1	0	0	1	0	0	0	0	0	0	10	12	0.00	1.000				

Seattle Mariners @ Milwaukee Brewers
Milwaukee County Stadium, Milwaukee, WI
Thu Aug 31 1989, 4:33 AM EDT
Att: 15,540 - Unknown


AB 31
R 1
H 5
RBI 1
BB 1
SO 3
LOB 9



Batter	1	2	3	4	5	6	7	8	9	AB	R	H	RBI	BB	SO	LOB	BOTTOM				
Bill Spiers, L (1, 6) OBP: 0.286, SLG: 0.269	BB									3	1	2	3	1	0	0					
B.J. Surhoff, L (1, 2) OBP: 0.279, SLG: 0.326	BB									4	1	2	0	0	0	2					
Paul Molitor, R (1, 5) OBP: 0.360, SLG: 0.398	SH1-3									3	0	0	0	0	0	1					
Mike Felder, S (8, 8) OBP: 0.293, SLG: 0.313	SH1-3									0	0	0	0	0	0	0					
Robin Yount, R (1, 8) OBP: 0.385, SLG: 0.513	BB									4	1	2	2	0	0	1					
Ed Romero, R (8, 5) OBP: 0.251, SLG: 0.280	BB									0	0	0	0	0	0	0					
Greg Brock, L (1, 3) OBP: 0.360, SLG: 0.417	BB									4	0	0	1	0	0	3					
Glenn Braggs, R (1, 7) OBP: 0.307, SLG: 0.370	F7									4	0	0	0	0	1	1					
Rob Deer, R (1, 9) OBP: 0.307, SLG: 0.442										4	0	0	0	0	1	0					
Greg Vaughn, R (1, 10) OBP: 0.333, SLG: 0.455										3	2	1	0	1	0	0					
Gus Polidor, R (1, 4) OBP: 0.224, SLG: 0.234										3	1	1	0	0	0	1					
Inning Stats	R: 2 E: 0 K: 0 S: 9	H: 2 LOB: 1 BB: 1 P: 19	R: 0 E: 0 K: 1 S: 11	H: 0 LOB: 0 BB: 0 P: 16	R: 0 E: 1 K: 1 S: 16	H: 1 LOB: 1 BB: 1 P: 19	R: 2 E: 0 K: 1 S: 14	H: 2 LOB: 0 BB: 0 P: 19	R: 1 E: 1 K: 0 S: 7	H: 2 LOB: 1 BB: 0 P: 12	R: 0 E: 0 K: 0 S: 4	H: 0 LOB: 0 BB: 0 P: 4	R: 0 E: 0 K: 0 S: 6	H: 0 LOB: 0 BB: 0 P: 11	1B: 7 2B: 0 3B: 1 HR: 0	SF: 0 SAC: 1 DP: 0 HBP: 0	WP: 0 PB: 0 SB: 1 CS: 0	PA: 35			
PITCHER	IP	WLS	BF	H	R	ER	SO	BB	IBB	HBP	BLK	WP	HR	S	P	ERA	WHIP				
Brian Holman, R (1, 1) ERA: 3.82	5.0	L	24	5	4	2	2	2	0	0	0	0	0	61	100	7.20	1.600				
Jerry Reed, R (6, 1) ERA: 3.99	2.0		8	2	1	1	0	0	0	0	0	0	0	11	16	4.50	1.000				
Tom Niedenfuer, R (8, 1) ERA: 6.53	1.0		3	0	0	0	0	0	0	0	0	0	0	6	11	0.00	0.000				

Seattle Mariners @ Milwaukee Brewers
Milwaukee County Stadium, Milwaukee, WI
Thu Aug 31 1989, 4:33 AM EDT
Att: 15,540 - Unknown

AB 32
R 6
H 8
RBI 6
BB 2
SO 2
LOB 9



Batter	1	2	3	4	5	6	7	8	9	AB	R	H	RBI	BB	SO	LOB	TOP										
Harold Reynolds, S (1, 4) OBP: 0.359, SLG: 0.360	2-1 FC3-6 1B		0-1 B4-3			3-2 1B	2-1 WP 1B		1-0 G6-3 1B	5	0	4	0	0	0	0											
Greg Britley, L (1, 7) OBP: 0.343, SLG: 0.461	0-0 FC3-6 HR		1-2 G3			1-1 L8	3-3 K		0-1 G6-3	3	1	0	0	0	0	2											
Henry Cotto, R (7, PH) OBP: 0.292, SLG: 0.388									1-2	2	0	0	0	0	1	2											
Alvin Davis, L (1, 3) OBP: 0.438, SLG: 0.502	1-0 HR								4-2 BB	4	2	3	2	1	0	0											
Darnell Coles, R (9, 3) OBP: 0.294, SLG: 0.364										0	0	0	0	0	0	0											
Jeffrey Leonard, R (1, 10) OBP: 0.301, SLG: 0.428	0-0 L3								0-2 G5-3	5	2	2	1	0	0	2											
Ken Griffey Jr., L (1, 8) OBP: 0.340, SLG: 0.452	1-3 K									4	0	0	0	0	1	3											
Jay Buhner, R (1, 9) OBP: 0.348, SLG: 0.543										3	1	1	2	0	0	2											
Jim Presley, R (1, 5) OBP: 0.271, SLG: 0.370										4	0	1	0	0	0	3											
Dave Valle, R (1, 2) OBP: 0.313, SLG: 0.375										3	1	1	2	0	0	1											
Omar Vizquel, S (1, 6) OBP: 0.278, SLG: 0.271										4	0	0	0	0	0	1											
Inning Stats	R: 2 E: 0 K: 1 S: 8	H: 2 LOB: 0 BB: 0 P: 12	R: 0 E: 0 K: 0 S: 4	H: 0 LOB: 0 BB: 0 P: 7	R: 0 E: 0 K: 0 S: 6	H: 1 LOB: 2 BB: 0 P: 13	R: 0 E: 1 K: 0 S: 8	H: 1 LOB: 1 BB: 0 P: 14	R: 1 E: 0 K: 1 S: 7	H: 1 LOB: 0 BB: 0 P: 12	R: 1 E: 0 K: 1 S: 11	H: 2 LOB: 1 BB: 0 P: 19	R: 3 E: 0 K: 0 S: 15	H: 4 LOB: 1 BB: 0 P: 23	R: 0 E: 0 K: 0 S: 9	H: 1 LOB: 1 BB: 1 P: 14	1B: 7 2B: 2 3B: 0 HR: 3	SF: 1 SAC: 0 DP: 2 HBP: 1	WP: 1 PB: 0 CS: 0	PA: 40							
PITCHER	IP	WLS	BF	H	R	ER	SO	BB	IBB	HBP	BLK	WP	HR	S	P	ERA	WHIP										
Mike Smithson, R (1, 1) ERA: 4.72	6.2	L	28	7	4	4	1	0	0	0	0	0	3	49	78	5.40	1.050										
Rob Murphy, L (7, 1) ERA: 2.53	0.2		5	3	3	3	1	0	0	0	0	1	0	15	23	40.50	4.500										
Bob Stanley, R (8, 1) ERA: 4.54	1.2		7	2	0	0	0	1	0	0	0	0	0	12	20	0.00	1.800										

Seattle Mariners @ Boston Red Sox
Fenway Park, Boston, MA
Fri Sep 01 1989, 7:05 PM EDT
Att: 31,581 - Unknown

AB 37
R 7
H 12
RBI 7
BB 1
SO 2
LOB 16



Batter	1	2	3	4	5	6	7	8	9	AB	R	H	RBI	BB	SO	LOB	BOTTOM										
Wade Boggs, L (1, 5) OBP: 0.334, SLG: 0.469	0-1 F7		2-2 2B			3-2 G4-3	2-2 2B		1-2 G6-3	5	0	2	0	0	0	0											
Jody Reed, R (1, 4) OBP: 0.375, SLG: 0.388	0-1 1B		2-2 G4-3			0-0 1B	4-1 BB			3	1	2	0	1	0	1											
Ellis Burks, R (1, 8) OBP: 0.356, SLG: 0.454	3-2 G6-4-3 1B					1-3 K	0-0 G1-3		1-0 P6	4	0	1	1	0	1	4											
Mike Greenwell, L (1, 7) OBP: 0.368, SLG: 0.453	1-1 G6-4-3					4-0 1B BB	1-1 F9		0-0 G4-3	3	1	0	0	1	0	1											
Nick Esasky, R (1, 3) OBP: 0.336, SLG: 0.494						1-3 K	1-1 P5		2-3 K	4	0	0	0	0	2	1											
Danny Heep, L (1, 9) OBP: 0.376, SLG: 0.439						2-2 1B	2-0 F9		2-0 2B	3	0	2	0	1	0	0											
Dwight Evans, R (1, 10) OBP: 0.385, SLG: 0.443						0-1 1B	1-2 1B		1-1 L7	4	0	1	1	0	0	2											
Luis Rivera, R (1, 6) OBP: 0.319, SLG: 0.379						0-1 P2	3-1 L7		1-2 P6	4	0	0	0	0	1	2											
Rick Cerone, R (1, 2) OBP: 0.333, SLG: 0.347						2-2 L9	0-2 P4		1-0 F7	4	0	1	0	0	0	0											
Inning Stats	R: 1 E: 0 K: 0 S: 10	H: 2 LOB: 0 BB: 0 P: 14	R: 0 E: 0 K: 0 S: 4	H: 0 LOB: 0 BB: 1 P: 9	R: 0 E: 0 K: 0 S: 13	H: 1 LOB: 1 BB: 0 P: 19	R: 1 E: 0 K: 2 S: 15	H: 2 LOB: 2 BB: 1 P: 26	R: 0 E: 0 K: 0 S: 10	H: 1 LOB: 1 BB: 0 P: 13	R: 0 E: 0 K: 0 S: 5	H: 0 LOB: 0 BB: 0 P: 9	R: 0 E: 0 K: 1 S: 13	H: 2 LOB: 3 BB: 1 P: 24	R: 0 E: 0 K: 1 S: 8	H: 1 LOB: 0 BB: 0 P: 13	R: 0 E: 0 K: 0 S: 7	H: 0 LOB: 0 BB: 0 P: 10	1B: 5 2B: 3 3B: 1 HR: 0	SF: 0 SAC: 0 DP: 2 HBP: 0	WP: 0 PB: 0 CS: 0	PA: 37					
PITCHER	IP	WLS	BF	H	R	ER	SO	BB	IBB	HBP	BLK	WP	HR	S	P	ERA	WHIP										
Scott Bankhead, R (1, 1) ERA: 3.44	6.2	W	28	8	2	2	3	2	0	0	0	0	0	68	107	2.70	1.500										
Michael Jackson, R (7, 1) ERA: 3.35	2.1	S	9	1	0	0	1	1	0	0	0	0	0	17	30	0.00	0.857										

Seattle Mariners @ Boston Red Sox
Fenway Park, Boston, MA
Fri Sep 01 1989, 7:05 PM EDT
Att: 31,581 - Unknown

AB 34
R 2
H 9
RBI 2
BB 3
SO 4
LOB 11



Batter	1	2	3	4	5	6	7	8	9	AB	R	H	RBI	BB	SO	LOB	TOP					
Harold Reynolds, S (1, 4) OBP: 0.358, SLG: 0.359	2-1 G6-3	1-0 1B		1-2 G4-3			2-2 F9	1-3 K		5	0	1	1	0	1	3						
Greg Britley, L (1, 7) OBP: 0.343, SLG: 0.460	0-1 BB	1-2 G4-1			2-2 G3		1-0 F8		1-2 E9	3	0	1	0	0	0	2						
Henry Cotto, R (7, PH) OBP: 0.294, SLG: 0.389	1B								2B	2	1	1	0	0	0	0						
Alvin Davis, L (1, 3) OBP: 0.440, SLG: 0.512	4-2 BB			2-1 L7		2-2 L7	3-1 HR		3-2 2B	4	1	2	2	1	0	0						
Darnell Coles, R (9, PR) OBP: 0.294, SLG: 0.364	1-2 BB								3-H 2B	0	0	0	0	0	0	0						
Jeffrey Leonard, R (1, 10) OBP: 0.300, SLG: 0.430	K			2-1 1B		3-3 K	0-1 G4-3		0-2 P3	5	1	1	0	0	2	3						
Ken Griffey Jr., L (1, 8) OBP: 0.343, SLG: 0.449	2-2 F9			1-0 1B				4-0 SH5-4	3-3 K	2	1	0	0	2	1	3						
Jay Buhner, R (1, 9) OBP: 0.356, SLG: 0.550		1-2 FC3-6		1-0 HBP		1-3 K		4-0 SH5-4	1-3 K	4	1	2	1	1	2	2						
Jim Presley, R (1, 5) OBP: 0.274, SLG: 0.371		4-1 BB		0-1 G1-4-3		1-1 G5-3		0-1 SH5-4		2	0	1	0	1	0	2						
Dave Valle, R (1, 2) OBP: 0.309, SLG: 0.369		1-2 F9		1-1 L9		1-1 G5-3		2-3 K		4	0	0	1	0	1	5						
Omar Vizquel, S (1, 6) OBP: 0.275, SLG: 0.268		2-2 FC3-6		0-1 G4-3		1-2 G1-3		4-2 BB		3	0	0	0	0	0	3						
Scott Bradley, L (8, PH) OBP: 0.337, SLG: 0.392		1-2 1B								0	0	0	0	1	0	0						
Mario Diaz, R (8, 6) OBP: 0.180, SLG: 0.175	1-2 2-3									0	0	0	0	0	0	0						
Inning Stats	R: 0 E: 0 K: 1 S: 14	H: 1 LOB: 2 BB: 1 P: 23	R: 1 E: 0 K: 0 S: 15	H: 2 LOB: 2 BB: 1 P: 25	R: 1 E: 0 K: 0 S: 7	H: 2 LOB: 1 BB: 0 P: 13	R: 0 E: 0 K: 0 S: 8	H: 0 LOB: 0 BB: 0 P: 10	R: 0 E: 0 K: 1 S: 9	H: 0 LOB: 0 BB: 0 P: 16	R: 1 E: 0 K: 1 S: 13	H: 1 LOB: 1 BB: 1 P: 21	R: 1 E: 0 K: 0 S: 10	H: 1 LOB: 0 BB: 0 P: 16	R: 0 E: 0 K: 2 S: 11	H: 0 LOB: 3 BB: 3 P: 26	R: 1 E: 1 K: 2 S: 17	H: 2 LOB: 1 BB: 0 P: 25	1B: 5 2B: 2 3B: 1 HR: 1	SF: 0 SAC: 1 DP: 1 HBP: 1	WP: 0 PB: 0 SB: 1 CS: 0	PA: 42
PITCHER	IP	WLS	BF	H	R	ER	SO	BB	IBB	HBP	BLK	WP	HR	S	P	ERA	WHIP					
Mike Boddicker, R (1, 1) ERA: 3.95	2.1		14	4	2	2	1	2	0	1	0	0	0	33	57	7.71	2.571					
Dennis Lamp, R (3, 1) ERA: 2.53	3.2	W	13	2	1	1	2	1	0	0	0	0	0	33	51	2.46	0.818					
Rob Murphy, L (7, 1) ERA: 2.9	1.0		5	1	1	1	0	1	0	0	0	0	1	10	20	9.00	2.000					
Lee Smith, R (8, 1) ERA: 3.81	2.0	S	10	2	1	0	4	2	0	0	0	0	0	28	47	0.00	2.000					

Seattle Mariners @ Boston Red Sox
Fenway Park, Boston, MA
Sat Sep 02 1989, 3:33 AM EDT
Att: 33,615 - Unknown

AB 34
R 5
H 9
RBI 5
BB 6
SO 7
LOB 23



Batter	1	2	3	4	5	6	7	8	9	AB	R	H	RBI	BB	SO	LOB	BOTTOM				
Wade Boggs, L (1, 5) OBP: 0.332, SLG: 0.468	0-1 2B	0-2 F8-4-3		1-2 G6-3		0-0 G6-4-3				4	1	1	0	0	0	3					
Jody Reed, R (1, 4) OBP: 0.376, SLG: 0.392	2-1 1B	4-0 BB		2-1 G6-3		0-1 CS		1-3 1B		3	1	2	0	1	0	0					
Ellis Burks, R (1, 8) OBP: 0.355, SLG: 0.452	2-0 E	2-3 K		2-1 G4-3		3-2 E6		1-2 1B		4	1	1	1	0	1	2					
Mike Greenwell, L (1, 7) OBP: 0.369, SLG: 0.452	1-1 E7	4-1 FC6-4		1-1 G4-3		0-0 F7		1-3 K		3	1	1	0	1	0	1					
Nick Esasky, R (1, 3) OBP: 0.335, SLG: 0.491	0-0 F8	4-2 FC1-4		3-1 G4-3		1-3 K				3	0	0	0	1	1	2					
Danny Heep, L (1, 9) OBP: 0.376, SLG: 0.435	4-2 FC6-4	2-1 FC1-4		3-1 G3				1-3 K		2	1	0	0	1	0	2					
Kevin Romine, R (8, 9) OBP: 0.303, SLG: 0.322	BB			1-2 HR						1	0	0	0	0	1	0					
Dwight Evans, R (1, 10) OBP: 0.386, SLG: 0.449	3-2 FC6-4	0-1 HR		1-2 G3-1		4-0 1B		0-0 G6-3		3	1	1	3	1	0	2					
Luis Rivera, R (1, 6) OBP: 0.314, SLG: 0.374	1-0 L7	4-0 F8-4-3		1-2 F8		0-0 G3-1		2-3 K		4	0	0	0	0	1	3					
Rick Cerone, R (1, 2) OBP: 0.337, SLG: 0.348				1-1 G5-3		0-1 G6-4-3				2	0	1	0	1	0	0					
Inning Stats	R: 3 E: 1 K: 0 S: 15	H: 4 LOB: 2 BB: 1 P: 28	R: 0 E: 0 K: 1 S: 8	H: 0 LOB: 1 BB: 2 P: 18	R: 3 E: 0 K: 0 S: 12	H: 1 LOB: 0 BB: 2 P: 24	R: 0 E: 0 K: 0 S: 7	H: 0 LOB: 0 BB: 0 P: 12	R: 0 E: 0 K: 0 S: 6	H: 0 LOB: 0 BB: 0 P: 13	R: 0 E: 0 K: 1 S: 9	H: 1 LOB: 1 BB: 1 P: 13	R: 0 E: 1 K: 2 S: 8	H: 0 LOB: 0 BB: 0 P: 11	R: 0 E: 0 K: 2 S: 8	H: 0 LOB: 0 BB: 0 P: 11	1B: 5 2B: 2 3B: 0 HR: 1	SF: 0 SAC: 0 DP: 2 HBP: 0	WP: 0 PB: 0 SB: 1 CS: 1	PA: 35	
PITCHER	IP	WLS	BF	H	R	ER	SO	BB	IBB	HBP	BLK	WP	HR	S	P	ERA	WHIP				
Mike Dunne, R (1, 1) ERA: 5.6	2.0	L	13	4	4	4	1	4	0	0	0	0	1	33	60	4.15	1.154				
Bill Swift, R (3, 1) ERA: 4.5	4.1		17	3	2	2	0	2	0	0	0	0	0	4	5	0.00	0.000				
Keith Comstock, L (7, 1) ERA: 3.1	0.2		2	0	0	0	1	0	0	0	0	0	0	4	5	0.00	0.000				
Tom Niedenfuer, R (8, 1) ERA: 6.32	1.0		3	0	0	0	2	0	0	0	0	0	0	8	11	0.00	0.000				

Seattle Mariners @ Boston Red Sox
Fenway Park, Boston, MA
Sat Sep 02 1989, 3:33 AM EDT
Att: 33,615 - Unknown

AB 29
R 6
H 7
RBI 4
BB 6
SO 4
LOB 15




Batter	1	2	3	4	5	6	7	8	9	AB	R	H	RBI	BB	SO	LOB	TOP										
Greg Briley, L OBP: 0.341, SLG: 0.455 (1, 4) BB BB BB (8, 7)	4-0 CS BB		1-0 G3-1		1-3 K		2-2 G4-3		0-0 P6	4	0	0	0	1	1	1											
Henry Cotto, R OBP: 0.300, SLG: 0.409 (1, 7) SAFE SAFE SAFE (8, 9)	2-1 F8		0-0 G3 2B		1-1 1-H HR		4-2 1B BB		3-2 P5	4	1	2	2	1	0	1											
Alvin Davis, L OBP: 0.440, SLG: 0.511 (1, 3) SAFE SAFE SAFE (8, 9)	4-0 1B BB		0-1 G3 2-3		1-1 1B		0-1 P5			3	0	1	0	1	0	2											
Jeffrey Leonard, R OBP: 0.301, SLG: 0.430 (1, 10) SAFE SAFE SAFE (8, 9)	0-0 1B BB		1-2 P4		3-3 K		0-0 1B			4	0	2	0	0	1	2											
Ken Griffey Jr., L OBP: 0.342, SLG: 0.445 (1, 8) SAFE SAFE SAFE (8, 9)	1-2 F9			1-2 L8		4-1 WP E BB		0-3 K		3	1	0	0	1	1	4											
Jay Buhner, R OBP: 0.353, SLG: 0.541 (8, 4) SAFE SAFE SAFE (8, 9)		3-2 G6-3		0-1 CS 1B		2-1 P4		1-3 K		4	0	1	0	0	1	1											
Mario Diaz, R OBP: 0.180, SLG: 0.175 (8, 4) SAFE SAFE SAFE (8, 9)				3-3 K		1-0 P4		0-0 F7		4	0	0	0	0	1	2											
Darnell Coles, R OBP: 0.292, SLG: 0.361 (1, 5) SAFE SAFE SAFE (8, 9)		0-1 L6		1-2 K		1-2 P4		2-3 K		4	0	1	1	0	1	0											
Dave Valle, R OBP: 0.308, SLG: 0.371 (1, 2) SAFE SAFE SAFE (8, 9)		2-2 E5		1-1 G3-1		0-1 E7 2-H 2B		0-1 K		4	0	1	1	0	1	0											
Omar Vizquel, S OBP: 0.272, SLG: 0.265 (1, 6) SAFE SAFE SAFE (8, 9)		1-1 G1		2-1 E6 HR		1-2 G5-3		0-0 B5-3		4	1	0	0	0	0	2											
Inning Stats	R: 0 E: 0 K: 0 S: 6	H: 1 LOB: 2 BB: 2 P: 17	R: 0 E: 1 K: 0 S: 10	H: 0 LOB: 1 BB: 0 P: 16	R: 0 E: 0 K: 1 S: 7	H: 1 LOB: 0 BB: 0 P: 9	R: 0 E: 0 K: 1 S: 8	H: 1 LOB: 0 BB: 0 P: 12	R: 2 E: 1 K: 2 S: 15	H: 2 LOB: 1 BB: 0 P: 24	R: 1 E: 1 K: 0 S: 11	H: 1 LOB: 1 BB: 1 P: 19	R: 0 E: 0 K: 2 S: 10	H: 0 LOB: 0 BB: 0 P: 13	R: 0 E: 0 K: 0 S: 5	H: 0 LOB: 0 BB: 0 P: 8	1B: 4 2B: 2 3B: 0 HR: 1	SF: 0 SAC: 0 DP: 0 HBP: 0	WP: 1 PB: 0 SB: 0 CS: 2	PA: 38							
PITCHER	IP	WLS	BF	H	R	ER	SO	BB	IBB	HBP	BLK	WP	HR	S	P	ERA	WHIP										
Oil Can Boyd, R ERA: 5.03 (1, 1)	5.2	L	26	6	3	1	3	3	0	0	0	1	1	52	91	1.59	1.588										
Joe Price, L ERA: 4.3 (6, 1)	3.1		12	1	0	0	3	1	0	0	0	0	0	35	48	0.00	0.600										

Seattle Mariners @ Boston Red Sox
Fenway Park, Boston, MA
Sun Sep 03 1989, 3:33 AM EDT
Att: 35,035 - Unknown

livebaseballscores.com

AB 34
R 3
H 7
RBI 3
BB 4
SO 6
LOB 15




Batter	1	2	3	4	5	6	7	8	9	AB	R	H	RBI	BB	SO	LOB	BOTTOM										
Wade Boggs, L OBP: 0.431, SLG: 0.468 (1, 5) SAFE SAFE SAFE (8, 9)	2-2 E8 G6-3 2B		0-1 G3		2-1 F7			0-1 G6-3		4	1	1	0	0	0	1											
Luis Rivera, R OBP: 0.314, SLG: 0.374 (9, 6) SAFE SAFE SAFE (8, 9)										0	0	0	0	0	0	0											
Marty Barrett, R OBP: 0.328, SLG: 0.337 (1, 4) SAFE SAFE SAFE (8, 9)	1-2 G6-3		0-2 L4		1-0 G5-4-3 1-2			1-2 L1		4	0	0	1	0	0	1											
Ellis Burks, R OBP: 0.359, SLG: 0.463 (1, 8) SAFE SAFE SAFE (8, 9)	2-1 3-H HR		0-0 S 1B		2-0 CS 1B			3-2 G6-3		4	1	3	1	0	0	0											
Mike Greenwell, L OBP: 0.370, SLG: 0.452 (1, 7) SAFE SAFE SAFE (8, 9)	2-1 1B 1B		2-2 F8		0-0 F7			1-0 1B		4	0	2	0	0	0	2											
Dwight Evans, R OBP: 0.387, SLG: 0.449 (1, 10) SAFE SAFE SAFE (8, 9)	2-0 1B		2-2 G5-3		4-2 BB			1-3 K		3	0	1	0	1	1	2											
Danny Heep, L OBP: 0.371, SLG: 0.429 (1, 3) SAFE SAFE SAFE (8, 9)	1-3 K		1-2 G4-3		0-0 L3			1-2 F7		4	0	0	0	0	1	4											
Jody Reed, R OBP: 0.375, SLG: 0.388 (1, 6) SAFE SAFE SAFE (8, 9)	0-0 P2		2-2 G5-3		2-2 G6-3			0-2 P5		4	0	0	0	0	0	3											
Rich Gedman, L OBP: 0.278, SLG: 0.283 (1, 2) SAFE SAFE SAFE (8, 9)		2-3 K		1-1 L8		1-3 K				3	0	0	0	0	2	0											
Kevin Romine, R OBP: 0.305, SLG: 0.324 (1, 9) SAFE SAFE SAFE (8, 9)		1-3 K		2-1 G5-4-3 1B		2-3 K				2	0	1	0	0	1	0											
Sam Horn, L OBP: 0.216, SLG: 0.156 (7, PH)										1	0	0	0	0	1	0											
Carlos Quintana, R OBP: 0.235, SLG: 0.167 (8, 9) SAFE SAFE SAFE (8, 9)										0	0	0	0	0	0	0											
Inning Stats	R: 2 E: 1 K: 1 S: 16	H: 4 LOB: 2 BB: 0 P: 26	R: 0 E: 0 K: 2 S: 8	H: 0 LOB: 0 BB: 0 P: 11	R: 0 E: 0 K: 0 S: 12	H: 1 LOB: 0 BB: 0 P: 16	R: 0 E: 0 K: 0 S: 8	H: 0 LOB: 0 BB: 0 P: 12	R: 0 E: 0 K: 2 S: 10	H: 1 LOB: 1 BB: 0 P: 14	R: 0 E: 0 K: 0 S: 5	H: 1 LOB: 1 BB: 1 P: 11	R: 0 E: 0 K: 2 S: 8	H: 0 LOB: 0 BB: 0 P: 12	R: 0 E: 0 K: 0 S: 10	H: 0 LOB: 0 BB: 0 P: 14	R: 0 E: 0 K: 1 S: 11	H: 1 LOB: 1 BB: 0 P: 14	1B: 6 2B: 1 3B: 0 HR: 1	SF: 0 SAC: 0 DP: 1 HBP: 0	WP: 0 PB: 0 SB: 0 CS: 1	PA: 34					
PITCHER	IP	WLS	BF	H	R	ER	SO	BB	IBB	HBP	BLK	WP	HR	S	P	ERA	WHIP										
Erik Hanson, R ERA: 3.57 (1, 1)	7.0	W	27	7	2	2	5	1	0	0	0	0	0	62	98	2.57	1.143										
Keith Comstock, L ERA: 3.05 (8, 1)	0.1		1	0	0	0	0	0	0	0	0	0	0	2	2	0.00	0.000										
Mike Schooler, R ERA: 2.17 (8, 1)	1.2	S	6	1	0	0	1	0	0	0	0	0	0	19	26	0.00	0.600										

Seattle Mariners @ Boston Red Sox
Fenway Park, Boston, MA
Sun Sep 03 1989, 3:33 AM EDT
Att: 35,035 - Unknown

livebaseballscores.com

AB 33
R 2
H 8
RBI 2
BB 1
SO 6
LOB 13



Batter	1	2	3	4	5	6	7	8	9	AB	R	H	RBI	BB	SO	LOB	TOP								
Steve Sax, R (1, 4) Wayne Tolleson, S (7, 4) OBP: 0.378, SLG: 0.404 OBP: 0.260, SLG: 0.255	G6-3		S WP BB	G4-3	G1-3		HR		P7	4	2	1	3	1	0	2									
Alvaro Espinoza, R (1, 6) OBP: 0.311, SLG: 0.332	K		S BB	G6-3	L4		G6-3		2B	5	1	1	0	1	1	2									
Don Mattingly, L (1, 3) Hal Morris, L (6, 3) OBP: 0.349, SLG: 0.473 OBP: 0.294, SLG: 0.250	2B		S BB	K			G4-3		F8	4	1	2	0	0	1	2									
Steve Balboni, R (1, 10) OBP: 0.295, SLG: 0.469	2B		S BB	E8 1B	G6-3		K		K	6	1	3	3	0	2	3									
Jesse Barfield, R (1, 9) OBP: 0.344, SLG: 0.416	F8		S BB	P9			G5-3		K	5	0	0	0	0	2	3									
Bob Geren, R (1, 2) Brian Dorsett, R (8, 2)		G5-3		FC6-4 1B			G6-3		1B BB	4	1	2	1	1	0	1									
Roberto Kelly, R (1, 8) OBP: 0.384, SLG: 0.432		HR		FC6-4 1-2			E5 1B 2B		2B HR BB 1B	4	3	2	1	1	0	2									
Mike Blowers, R (1, 5) OBP: 0.333, SLG: 0.333	G4-3			HR 1B			2B 1B		K K	5	1	2	0	0	2	3									
Deion Sanders, L (1, 7) OBP: 0.292, SLG: 0.422	F9			HR			HR 2B		K	5	2	3	4	0	1	2									
Inning Stats	R: 1 E: 0 K: 1 S: 10	H: 2 LOB: 1 BB: 0 P: 14	R: 1 E: 0 K: 0 S: 8	H: 1 LOB: 0 BB: 0 P: 11	R: 3 E: 1 K: 1 S: 15	H: 2 LOB: 1 BB: 2 P: 28	R: 2 E: 0 K: 0 S: 11	H: 3 LOB: 1 BB: 0 P: 18	R: 2 E: 0 K: 1 S: 22	H: 3 LOB: 2 BB: 0 P: 31	R: 0 E: 0 K: 0 S: 7	H: 1 LOB: 1 BB: 0 P: 10	R: 3 E: 0 K: 2 S: 19	H: 3 LOB: 1 BB: 1 P: 30	R: 0 E: 0 K: 3 S: 16	H: 1 LOB: 2 BB: 1 P: 25	R: 0 E: 0 K: 1 S: 12	H: 1 LOB: 1 BB: 0 P: 15	1B: 7 2B: 7 3B: 0 HR: 3	SF: 0 SAC: 0 DP: 0 HBP: 0	WP: 1 PB: 0 SB: 2 CS: 0	PA: 49			
PITCHER	IP	WLS	BF	H	R	ER	SO	BB	IBB	HBP	BLK	WP	HR	S	P	ERA	WHIP								
Randy Johnson, L (1, 1) ERA: 4.88	2.0	L	10	3	3	3	1	1	0	0	0	0	1	23	34	13.50	2.000								
Jerry Reed, R (3, 1) ERA: 3.22	2.0		12	5	4	3	1	1	0	0	0	1	1	21	37	13.50	3.000								
Bill Swift, R (5, 1) ERA: 4.79	2.0		11	4	2	1	1	0	0	0	0	0	0	29	41	4.50	2.000								
Tom Niedenfuer, R (7, 1) ERA: 6.96	1.0		7	3	3	3	2	1	0	0	0	0	1	19	30	27.00	4.000								
Keith Comstock, L (8, 1) ERA: 2.91	1.0		5	1	0	0	3	1	0	0	0	0	0	16	25	0.00	2.000								
PITCHER	IP	WLS	BF	H	R	ER	SO	BB	IBB	HBP	BLK	WP	HR	S	P	ERA	WHIP								
Michael Jackson, R (9, 1) ERA: 3.31	1.0		4	1	0	0	1	0	0	0	0	0	0	12	15	0.00	1.000								
Batter	1	2	3	4	5	6	7	8	9	AB	R	H	RBI	BB	SO	LOB	BOTTOM								
Harold Reynolds, S (1, 4) Mario Diaz, R (7, PH) OBP: 0.358, SLG: 0.359 OBP: 0.177, SLG: 0.172	F9	L8			E6 G3 1B		F8			3	0	1	0	0	0	3									
Greg Britley, L (1, 7) Mike Kingery, L (9, 7) OBP: 0.343, SLG: 0.453 OBP: 0.299, SLG: 0.371	BLK 1B			G6-4-3 BB	F7				G4-3	3	0	1	0	1	0	1									
Alvin Davis, L (1, 3) Jim Presley, R (7, 3) OBP: 0.438, SLG: 0.507 OBP: 0.276, SLG: 0.376	K			P4	G3				2B	3	0	0	0	0	1	3									
Jeffrey Leonard, R (1, 10) Scott Bradley, L (8, PH) OBP: 0.300, SLG: 0.428 OBP: 0.336, SLG: 0.391	K			G6-4-3 1-2	G5-3				F7	3	0	0	0	0	1	3									
Ken Griffey Jr., L (1, 8) OBP: 0.344, SLG: 0.443		CS BB		HR BB			F9		G4-3	2	1	0	0	2	0	1									
Damell Coles, R (1, 5) Dave Cochrane, S (8, 5) OBP: 0.290, SLG: 0.359 OBP: 0.314, SLG: 0.356		G5-3		F8			F9		F8	3	0	0	0	0	0	2									
Jay Buhner, R (1, 9) OBP: 0.357, SLG: 0.558		1B BB BB		HR			F7		F9	3	1	1	2	1	0	0									
Dave Valle, R (1, 2) Bill McGuire, R (8, 2) OBP: 0.308, SLG: 0.368 OBP: 0.207, SLG: 0.259		1B BB		K			K		1B	2	0	0	0	1	2	0									
Omar Vizquel, S (1, 6) Edgar Martinez, R (8, PH) OBP: 0.273, SLG: 0.266 OBP: 0.314, SLG: 0.300		1B		F8			G6-3		F8	3	0	1	0	0	0	0									
Inning Stats	R: 0 E: 0 K: 2 S: 10	H: 1 LOB: 1 BB: 0 P: 19	R: 0 E: 0 K: 0 S: 12	H: 1 LOB: 3 BB: 3 P: 29	R: 0 E: 0 K: 0 S: 5	H: 0 LOB: 0 BB: 1 P: 11	R: 2 E: 0 K: 1 S: 11	H: 1 LOB: 0 BB: 1 P: 18	R: 0 E: 0 K: 0 S: 12	H: 1 LOB: 1 BB: 0 P: 21	R: 0 E: 0 K: 0 S: 9	H: 0 LOB: 0 BB: 0 P: 13	R: 0 E: 0 K: 1 S: 8	H: 0 LOB: 0 BB: 0 P: 14	R: 0 E: 0 K: 0 S: 7	H: 1 LOB: 1 BB: 0 P: 12	R: 0 E: 0 K: 0 S: 9	H: 1 LOB: 1 BB: 0 P: 14	1B: 4 2B: 1 3B: 0 HR: 1	SF: 0 SAC: 0 DP: 1 HBP: 0	WP: 0 PB: 0 SB: 0 CS: 1	PA: 36			
PITCHER	IP	WLS	BF	H	R	ER	SO	BB	IBB	HBP	BLK	WP	HR	S	P	ERA	WHIP								
Eric Plunk, R (1, 1) ERA: 3.14	7.0		28	4	2	2	4	5	0	0	0	0	0	1	67	125	2.57	1.286							
Dale Mohorcic, R (8, 1) ERA: 4.59	1.0		4	1	0	0	0	0	0	0	0	0	0	7	12	0.00	1.000								
Rich Gossage, R (9, 1) ERA: 3.13	1.0		4	1	0	0	0	0	0	0	0	0	0	9	14	0.00	1.000								

New York Yankees @ Seattle Mariners
The Kingdome, Seattle, WA
Tue Sep 05 1989, 10:05 PM EDT
Att: 14,905 - Unknown

AB	45
R	12
H	17
RBI	12
BB	4
SO	9
LOB	21



New York Yankees @ Seattle Mariners
The Kingdome, Seattle, WA
Tue Sep 05 1989, 10:05 PM EDT
Att: 14,905 - Unknown

AB	31
R	2
H	6
RBI	2
BB	5
SO	4
LOB	15



Batter	1	2	3	4	5	6	7	8	9	AB	R	H	RBI	BB	SO	LOB	TOP					
Steve Sax, R OBP: 0.376, SLG: 0.401 (1, 4)	F8			G5-3		P5		G5-3		4	0	0	0	0	0	1						
Alvaro Espinoza, R OBP: 0.310, SLG: 0.331 (1, 6)	K			G6-3			HR	F7		4	1	1	0	0	1	0						
Don Mattingly, L OBP: 0.349, SLG: 0.477 (1, 10)	F8			G6-3			L7		HR	4	1	1	1	0	0	1						
Mel Hall, L OBP: 0.312, SLG: 0.436 (1, 9) (8, 7)		F7			G6-3				F7	4	1	1	2	0	0	0						
Hal Morris, L OBP: 0.333, SLG: 0.294 Steve Balboni, R OBP: 0.296, SLG: 0.467 (5, PH) (5, 3)				G6-4-3 1B		F9		G5-3		1	0	1	0	0	0	0						
Bob Geren, R OBP: 0.355, SLG: 0.503 (1, 2)		G6-4-3 1-2f			L7			G6-3		3	1	1	0	0	0	0						
Roberto Kelly, R OBP: 0.382, SLG: 0.429 (1, 8)				G4-3		P4		G4-3		3	0	0	0	0	0	0						
Deion Sanders, L OBP: 0.280, SLG: 0.404 Luis Polonia, L OBP: 0.335, SLG: 0.384 Jesse Barfield, R OBP: 0.344, SLG: 0.416 (6, 7) (8, 9)				G4-3		K		F7		2	0	0	0	0	1	0						
Mike Blowers, R OBP: 0.333, SLG: 0.333 (1, 5)				G1-3				G6-3		1	0	0	0	0	0	0						
Inning Stats	R: 0 E: 0 K: 1 S: 9	H: 0 LOB: 0 BB: 0 P: 13	R: 0 E: 0 K: 0 S: 7	H: 1 LOB: 0 BB: 0 P: 11	R: 0 E: 0 K: 0 S: 7	H: 0 LOB: 0 BB: 0 P: 10	R: 0 E: 0 K: 0 S: 3	H: 0 LOB: 0 BB: 0 P: 5	R: 0 E: 0 K: 0 S: 6	H: 0 LOB: 0 BB: 0 P: 8	R: 0 E: 0 K: 1 S: 12	H: 1 LOB: 1 BB: 0 P: 21	R: 4 E: 0 K: 0 S: 14	H: 4 LOB: 0 BB: 0 P: 20	R: 0 E: 0 K: 0 S: 3	H: 0 LOB: 0 BB: 0 P: 5	R: 1 E: 0 K: 0 S: 10	H: 1 LOB: 0 BB: 0 P: 13	1B: 4 2B: 0 3B: 0 HR: 3	SF: 0 SAC: 0 DP: 1 HBP: 0	WP: 0 PB: 0 CS: 0	PA: 33
PITCHER	IP	WLS	BF	H	R	ER	SO	BB	IBB	HBP	BLK	WP	HR	S	P	ERA	WHIP					
Brian Holman, R ERA: 3.86 (1, 1)	8.0	L	29	6	4	4	2	0	0	0	0	0	2	61	93	4.50	0.750					
Dennis Powell, L ERA: 5.02 (9, 1)	0.1		2	1	1	1	0	0	0	0	0	0	1	4	5	27.00	3.000					
Michael Jackson, R ERA: 3.28 (9, 1)	0.2		2	0	0	0	0	0	0	0	0	0	0	6	8	0.00	0.000					

New York Yankees @ Seattle Mariners
The Kingdome, Seattle, WA
Wed Sep 06 1989, 10:05 PM EDT
Att: 13,364 - Unknown

AB 33
R 5
H 7
RBI 5
BB 0
SO 2
LOB 3



Batter	1	2	3	4	5	6	7	8	9	AB	R	H	RBI	BB	SO	LOB	BOTTOM					
Harold Reynolds, S OBP: 0.360, SLG: 0.366 (1, 4)	G6-4-3 1B						G4-3			4	1	3	1	0	0	0						
Greg Britley, L OBP: 0.343, SLG: 0.455 Henry Cotto, R OBP: 0.299, SLG: 0.407 (8, PH) (9, 8)	G6-4-3 1-2f						K		K	3	1	1	1	0	1	2						
Alvin Davis, L OBP: 0.438, SLG: 0.507 Mike Kingery, L OBP: 0.299, SLG: 0.371 (6, PR) (9, 7)	G4-3						F7			4	0	2	1	0	0	1						
Jeffrey Leonard, R OBP: 0.301, SLG: 0.429 (1, 10)		L5-3 BB					P8			3	0	1	0	1	1	2						
Ken Griffey Jr., L OBP: 0.341, SLG: 0.439 Darnell Coles, R OBP: 0.289, SLG: 0.358 (8, PH) (9, 3)		F7					G3			3	0	0	0	0	0	2						
Jay Buhner, R OBP: 0.354, SLG: 0.549 (1, 9)		L5-3 1-2								4	0	1	0	0	2	2						
Jim Presley, R OBP: 0.273, SLG: 0.372 (1, 5)							F7			4	0	0	0	0	1	2						
Dave Valle, R OBP: 0.311, SLG: 0.367 (1, 2)							L9			3	1	1	0	1	0	1						
Omar Vizquel, S OBP: 0.270, SLG: 0.263 Edgar Martinez, R OBP: 0.312, SLG: 0.298 (9, PH)							G6-3 1B			3	1	1	0	0	1	1						
Jim Presley, R OBP: 0.273, SLG: 0.372 (1, 5)							F7			4	0	0	0	0	1	2						
Dave Valle, R OBP: 0.311, SLG: 0.367 (1, 2)							L9			3	1	1	0	1	0	1						
Omar Vizquel, S OBP: 0.270, SLG: 0.263 Edgar Martinez, R OBP: 0.312, SLG: 0.298 (9, PH)							G6-3 1-2			3	0	0	0	0	1	1						
Inning Stats	R: 0 E: 0 K: 0 S: 6	H: 1 LOB: 0 BB: 0 P: 9	R: 0 E: 0 K: 0 S: 5	H: 0 LOB: 0 BB: 1 P: 13	R: 3 E: 0 K: 0 S: 11	H: 4 LOB: 1 BB: 0 P: 16	R: 0 E: 0 K: 0 S: 7	H: 1 LOB: 1 BB: 0 P: 8	R: 0 E: 0 K: 2 S: 13	H: 1 LOB: 1 BB: 0 P: 20	R: 0 E: 0 K: 2 S: 8	H: 1 LOB: 1 BB: 0 P: 16	R: 0 E: 0 K: 0 S: 4	H: 0 LOB: 0 BB: 0 P: 7	R: 0 E: 0 K: 2 S: 13	H: 1 LOB: 1 BB: 0 P: 19	R: 0 E: 0 K: 2 S: 9	H: 0 LOB: 1 BB: 1 P: 19	1B: 6 2B: 3 3B: 1 HR: 0	SF: 0 SAC: 0 DP: 2 HBP: 0	WP: 0 PB: 0 CS: 0	PA: 36
PITCHER	IP	WLS	BF	H	R	ER	SO	BB	IBB	HBP	BLK	WP	HR	S	P	ERA	WHIP					
Walt Terrell, R ERA: 4.73 (1, 1)	7.0	W	28	8	3	3	4	1	0	0	0	0	0	6	9	0.00	3.000					
Lee Guetterman, L ERA: 2.58 (8, 1)	0.1		2	1	0	0	1	0	0	0	0	0	0	4	4	0.00	0.000					
Lance McCullers, R ERA: 4.4 (8, 1)	0.1	S	5	0	0	0	2	1	0	0	0	0	0	12	25	0.00	0.750					

New York Yankees @ Seattle Mariners
The Kingdome, Seattle, WA
Wed Sep 06 1989, 10:05 PM EDT
Att: 13,364 - Unknown

AB 34
R 3
H 9
RBI 3
BB 2
SO 8
LOB 15



Batter	1	2	3	4	5	6	7	8	9	AB	R	H	RBI	BB	SO	LOB	TOP								
Steve Sax, R OBP: 0.378, SLG: 0.402 (1, 4)	4-2 CS BB			0-1 G6-3 SH5-3 1B		2-1 L8		1-2 1B 1B		3	1	2	1	1	0	0	New York Yankees @ Seattle Mariners The Kingdome, Seattle, WA Thu Sep 07 1989, 10:05 PM EDT Att: 11,166 - Unknown - 70 F livebaseballscorecards.com								
Alvaro Espinoza, R OBP: 0.310, SLG: 0.331 (1, 6)	1-0 F9			0-1 SH5-3			2-3 K	0-0 1B SF8 1B		3	1	1	0	0	1										
Don Mattingly, L OBP: 0.348, SLG: 0.475 (1, 3)	3-2 P5			1-1 G6-3			1-0 G6-3	3-1 BB 1B		4	0	1	2	0	0	1									
Mel Hall, L OBP: 0.312, SLG: 0.432 (1, 9)				2-2 L7			2-3 K	1-3 2-H 3-H 4-2 BB 1B		3	0	0	0	1	1	1									
Steve Balboni, R OBP: 0.295, SLG: 0.463 (1, 10)										2	1	0	1	1	2	0									
Jesse Barfield, R OBP: 0.345, SLG: 0.416 (1, 8)				2-1 G5-4-3 1B						3	1	1	0	1	1	2									
Bob Geren, R OBP: 0.354, SLG: 0.497 (8, PR)										2	0	0	0	1	1										
Wayne Tolleson, S OBP: 0.258, SLG: 0.254 (8, 5)				0-0 G5-4-3						1	1	0	0	0	0	0									
Luis Polonia, L OBP: 0.332, SLG: 0.380 (1, 7)				2-2 G4-3			1-1 F8	1-2 G1-3	0-0 G4-3	4	0	0	0	0	0	2									
Mike Blowers, R OBP: 0.273, SLG: 0.273 (8, PH)				0-0 L4			1-3 K	0-0 1B 1B	2-2 L3	2	0	0	0	0	1	0									
Don Slaught, R OBP: 0.323, SLG: 0.386 (8, 2)								2-3 3-H		2	1	1	1	0	0	0									
Inning Stats	R: 0 E: 0 K: 0 S: 7	H: 0 LOB: 0 BB: 1 P: 15	R: 0 E: 0 K: 1 S: 6	H: 0 LOB: 0 BB: 0 P: 11	R: 0 E: 0 K: 1 S: 7	H: 0 LOB: 0 BB: 0 P: 11	R: 0 E: 0 K: 0 S: 9	H: 1 LOB: 1 BB: 0 P: 12	R: 0 E: 0 K: 1 S: 7	H: 0 LOB: 0 BB: 0 P: 11	R: 0 E: 0 K: 2 S: 10	H: 0 LOB: 0 BB: 0 P: 15	R: 6 E: 0 K: 1 S: 27	H: 4 LOB: 2 BB: 4 P: 51	R: 0 E: 0 K: 0 S: 10	H: 0 LOB: 0 BB: 0 P: 15	1B: 6 2B: 0 3B: 0 HR: 0	SF: 1 SAC: 1 DP: 1 HBP: 0	WP: 1 PB: 0 CS: 1	PA: 36					
PITCHER	IP	WLS	BF	H	R	ER	SO	BB	IBB	HBP	BLK	WP	HR	S	P	ERA	WHIP								
Scott Bankhead, R ERA: 3.36 (1, 1)	7.0		23	2	1	1	6	2	0	0	0	0	0	56	94	54.00	15.000								
Mike Schooler, R ERA: 2.94 (8, 1)	0.1	L	6	3	2	2	0	2	0	0	0	1	0	13	23										
Keith Comstock, L ERA: 2.91 (8, 1)	0.0		2	1	2	2	0	1	0	0	0	0	0	5	12	∞	∞								
Michael Jackson, R ERA: 3.26 (8, 1)	0.2		2	0	1	1	1	0	0	0	0	0	0	6	9	13.50	0.000								
Tom Niedenfuer, R ERA: 6.75 (9, 1)	1.0		3	0	0	0	0	0	0	0	0	0	0	10	15	0.00	0.000								

Batter	1	2	3	4	5	6	7	8	9	AB	R	H	RBI	BB	SO	LOB	BOTTOM								
Harold Reynolds, S OBP: 0.361, SLG: 0.366 (1, 4)				1-1 G6-3						5	0	2	0	0	1	1	New York Yankees @ Seattle Mariners The Kingdome, Seattle, WA Thu Sep 07 1989, 10:05 PM EDT Att: 11,166 - Unknown - 70 F livebaseballscorecards.com								
Henry Cotto, R OBP: 0.305, SLG: 0.426 (1, 7)	0-1 HR			4-0 2B BB						4	2	3	1	1	1	1									
Alvin Davis, L OBP: 0.436, SLG: 0.506 (1, 3)	0-2 F7			0-0 1-H 2B						5	0	1	1	0	1	4									
Jeffrey Leonard, R OBP: 0.301, SLG: 0.428 (1, 10)				0-0 F8						4	0	1	0	0	1	2									
Jay Buhner, R OBP: 0.358, SLG: 0.548 (1, 9)				2-2 P6						4	1	2	0	0	1	1									
Ken Griffey Jr., L OBP: 0.343, SLG: 0.443 (1, 8)				0-1 F9 BB 1B						4	0	2	0	0	1	3									
Jim Prestley, R OBP: 0.276, SLG: 0.377 (1, 5)				3-3 K						3	0	2	0	1	1	1									
Dave Valle, R OBP: 0.307, SLG: 0.362 (1, 2)				1-2 BB						4	0	0	1	0	0	6									
Mario Diaz, R OBP: 0.200, SLG: 0.169 (8, 6)				0-1 F9 BB 1B						1	1	0	0	2	0	2									
Omar Vizquel, S OBP: 0.270, SLG: 0.263 (8, PH)				1-1 G2-3						0	0	0	0	0	0	0									
Scott Bradley, L OBP: 0.335, SLG: 0.389 (8, PH)										1	0	0	0	0	0	1									
Dave Cochrane, S OBP: 0.314, SLG: 0.356 (8, 6)				4-1 G1-6-3 BB						0	0	0	0	0	0	0									
Inning Stats	R: 1 E: 0 K: 2 S: 12	H: 1 LOB: 0 BB: 0 P: 16	R: 0 E: 0 K: 1 S: 10	H: 1 LOB: 2 BB: 1 P: 17	R: 1 E: 0 K: 0 S: 8	H: 1 LOB: 1 BB: 1 P: 15	R: 0 E: 0 K: 1 S: 9	H: 1 LOB: 0 BB: 0 P: 13	R: 0 E: 0 K: 1 S: 7	H: 1 LOB: 1 BB: 1 P: 14	R: 0 E: 0 K: 1 S: 13	H: 3 LOB: 2 BB: 0 P: 21	R: 1 E: 0 K: 0 S: 9	H: 2 LOB: 1 BB: 1 P: 19	R: 1 E: 0 K: 0 S: 14	H: 2 LOB: 0 BB: 0 P: 25	R: 0 E: 0 K: 1 S: 8	H: 1 LOB: 0 BB: 0 P: 13	1B: 9 2B: 4 3B: 0 HR: 1	SF: 0 SAC: 0 DP: 3 HBP: 0	WP: 0 PB: 0 CS: 1	PA: 39			
PITCHER	IP	WLS	BF	H	R	ER	SO	BB	IBB	HBP	BLK	WP	HR	S	P	ERA	WHIP								
Greg Cadaret, L ERA: 3.71 (7, 1)	6.2	W	1	0	0	0	0	0	0	0	0	0	0	2	5	0.00	0.000								
Rich Gossage, R ERA: 3.11 (8, 1)	1.1		7	3	1	1	1	0	0	0	0	0	0	20	35	6.75	2.250								
Lance McCullers, R ERA: 4.44 (9, 1)	0.2	S	1	0	0	0	0	0	0	0	0	0	0	2	3	0.00	0.000								

Batter	1	2	3	4	5	6	7	8	9	AB	R	H	RBI	BB	SO	LOB	TOP				
Mike Felder, S OBP: 0.288, SLG: 0.314 (1, 4)	F7		1-2 SAFE		G4-3		K	G6-4-3		5	0	1	0	0	1	3	Milwaukee Brewers @ Seattle Mariners The Kingdome, Seattle, WA Fri Sep 08 1989, 10:05 PM EDT Att: 11,214 - Unknown				
Bill Spiers, L OBP: 0.301, SLG: 0.299 (1, 6)	2B		1-2		BB		2B		F9	4	2	2	1	1	0	2					
Paul Molitor, R OBP: 0.365, SLG: 0.409 (1, 5)	FC8-6		CS		G3		G6-3		K	4	2	3	1	1	1	0					
Robin Yount, R OBP: 0.381, SLG: 0.511 (1, 8)	FC8-6				G3		G6-3		F8	4	0	0	1	1	0	4					
Greg Brock, L OBP: 0.357, SLG: 0.411 (1, 10)		G1-3			G3		G3			4	0	1	2	0	0	1					
Glenn Braggs, R OBP: 0.302, SLG: 0.379 (1, 9)	P2				F8		3B		G5-3	4	1	1	0	0	0	2					
B.J. Surhoff, L OBP: 0.276, SLG: 0.332 (1, 2)	G4-3				G6-3		G5-3		F9	4	1	1	1	0	0	1					
Greg Vaughn, R OBP: 0.324, SLG: 0.387 Gus Poldor, R OBP: 0.226, SLG: 0.231 (1, 7)					P6		G5-3			2	0	0	1	1	0	0					
George Canale, L OBP: 0.429, SLG: 1.000 (1, 3)					FC4-6		G1		G6-4-3	0	0	0	0	1	0	0					
Inning Stats	R: 1 E: 0 K: 0 S: 9	H: 2 LOB: 0 BB: 0 P: 14	R: 0 E: 0 K: 0 S: 7	H: 0 LOB: 0 BB: 0 P: 11	R: 0 E: 0 K: 0 S: 11	H: 1 LOB: 1 BB: 1 P: 19	R: 1 E: 0 K: 0 S: 10	H: 1 LOB: 1 BB: 1 P: 17	R: 1 E: 0 K: 0 S: 7	H: 2 LOB: 2 BB: 1 P: 15	R: 2 E: 0 K: 1 S: 13	H: 2 LOB: 1 BB: 1 P: 22	R: 0 E: 0 K: 0 S: 9	H: 1 LOB: 1 BB: 0 P: 17	R: 0 E: 0 K: 1 S: 10	H: 0 LOB: 0 BB: 0 P: 13		1B: 6 2B: 5 3B: 1 HR: 0	SF: 0 SAC: 0 DP: 2 HBP: 0	WP: 0 PB: 0 SB: 2 CS: 1	PA: 41
PITCHER	IP	WLS	BF	H	R	ER	SO	BB	IBB	HBP	BLK	WP	HR	S	P	ERA	WHIP				
Clint Zavaras, R ERA: 5.06 (1, 1)	4.2	L	21	6	3	3	0	3	0	0	0	0	0	43	75	5.79	1.929				
Bill Swift, R ERA: 5.04 (5, 1)	2.0		10	3	4	4	1	1	0	0	0	0	0	19	32	18.00	2.000				
Keith Comstock, L ERA: 2.7 (7, 1)	1.2		7	2	0	0	0	1	0	0	0	0	0	19	31	0.00	1.800				
Jerry Reed, R ERA: 3.19 (9, 1)	0.2		2	0	0	0	1	0	0	0	0	0	0	6	8	0.00	0.000				

Batter	1	2	3	4	5	6	7	8	9	AB	R	H	RBI	BB	SO	LOB	BOTTOM					
Harold Reynolds, S OBP: 0.361, SLG: 0.370 (1, 4)	G6-3								K	5	0	2	0	0	1	3	Milwaukee Brewers @ Seattle Mariners The Kingdome, Seattle, WA Fri Sep 08 1989, 10:05 PM EDT Att: 11,214 - Unknown					
Greg Britley, L OBP: 0.341, SLG: 0.460 (1, 7)	P6								K	5	1	1	1	0	3	4						
Alvin Davis, L OBP: 0.434, SLG: 0.502 (1, 3)	1B								F8	5	0	1	0	0	0	1						
Jeffrey Leonard, R OBP: 0.302, SLG: 0.434 (1, 10)									G5-3	4	1	2	1	0	1	0						
Ken Griffey Jr., L OBP: 0.340, SLG: 0.438 (1, 8)	K								G1-3	4	0	0	0	0	1	2						
Jay Buhner, R OBP: 0.355, SLG: 0.540 (1, 9)									K	4	0	1	0	0	2	0						
Jim Presley, R OBP: 0.278, SLG: 0.378 (1, 5)									F8	4	1	1	0	0	1	1						
Dave Valle, R OBP: 0.309, SLG: 0.364 (1, 2)									K	4	0	2	1	0	1	0						
Omar Vizquel, S OBP: 0.272, SLG: 0.265 Dave Cochrane, S OBP: 0.318, SLG: 0.359 (6, PH)									1B	2	0	1	0	0	0	0						
Inning Stats	R: 0 E: 0 K: 1 S: 12	H: 2 LOB: 2 BB: 0 P: 15	R: 0 E: 0 K: 2 S: 13	H: 2 LOB: 2 BB: 0 P: 19	R: 2 E: 0 K: 0 S: 14	H: 3 LOB: 1 BB: 0 P: 23	R: 0 E: 0 K: 1 S: 8	H: 1 LOB: 1 BB: 0 P: 13	R: 0 E: 0 K: 1 S: 6	H: 0 LOB: 0 BB: 0 P: 12	R: 1 E: 0 K: 1 S: 15	H: 3 LOB: 2 BB: 0 P: 21	R: 0 E: 0 K: 0 S: 8	H: 0 LOB: 0 BB: 0 P: 11	R: 0 E: 0 K: 2 S: 7	H: 0 LOB: 0 BB: 0 P: 9		R: 0 E: 0 K: 2 S: 13	H: 1 LOB: 1 BB: 0 P: 18	1B: 8 2B: 1 3B: 1 HR: 2	SF: 0 SAC: 0 DP: 0 HBP: 0	WP: 0 PB: 1 SB: 0 CS: 0
PITCHER	IP	WLS	BF	H	R	ER	SO	BB	IBB	HBP	BLK	WP	HR	S	P	ERA	WHIP					
Jaime Navarro, R ERA: 3.36 (1, 1)	5.1	W	26	10	3	3	5	0	0	0	0	0	0	17	23	0.00	0.600					
Tony Fossas, L ERA: 3.69 (6, 1)	1.2		6	1	0	0	1	0	0	0	0	0	0	20	27	0.00	0.500					
Chuck Crim, R ERA: 2.88 (8, 1)	2.0		7	1	0	0	4	0	0	0	0	0	0	20	27	0.00	0.500					

Batter	1	2	3	4	5	6	7	8	9	AB	R	H	RBI	BB	SO	LOB	TOP				
Mike Felder, S OBP: 0.288, SLG: 0.317 (1, 4)	L8		SH3	K			F7	2B		4	0	1	2	0	1	1	Milwaukee Brewers @ Seattle Mariners The Kingdome, Seattle, WA Sat Sep 09 1989, 10:05 PM EDT Att: 11,179 - Unknown				
Bill Spillers, L OBP: 0.300, SLG: 0.297 (1, 6)	G3-1		K		G4-3		1B	F8		5	1	1	0	0	1	2					
Paul Molitor, R OBP: 0.370, SLG: 0.414 (1, 5)	1B		E7		1B		1B		G3-6-1	5	0	5	1	0	0	0					
Robin Yount, R OBP: 0.381, SLG: 0.510 (1, 8)	L9		F9		F9		1B		G3-6-1	5	0	2	1	0	0	3					
Greg Brock, L OBP: 0.352, SLG: 0.404 (1, 10)		G4-3		G6-3	F8		F7		G3-6-1	5	0	0	0	0	0	5					
Glenn Braggs, R OBP: 0.301, SLG: 0.378 (1, 9)		K		G5-3		K		G4-6-3	G4-3	5	0	1	0	0	2	1					
B.J. Surhoff, L OBP: 0.278, SLG: 0.336 (1, 2)	1B		2B	1B		F8		G4-6-3		4	2	2	0	0	0	1					
Greg Vaughn, R OBP: 0.338, SLG: 0.415 Gus Poldor, R OBP: 0.230, SLG: 0.235 (1, 7) (7, 4)	1B		1B	2B		K		2B		3	1	2	2	0	1	0					
George Canale, L OBP: 0.364, SLG: 0.727 (1, 3)			E6	1B			G1	E4		4	2	1	1	0	0	1					
Inning Stats	R: 0 E: 0 K: 0 S: 8	H: 1 LOB: 1 BB: 0 P: 12	R: 1 E: 0 K: 1 S: 8	H: 2 LOB: 1 BB: 0 P: 12	R: 1 E: 2 K: 1 S: 7	H: 1 LOB: 1 BB: 0 P: 8	R: 2 E: 0 K: 1 S: 15	H: 3 LOB: 1 BB: 0 P: 22	R: 0 E: 0 K: 2 S: 7	H: 0 LOB: 0 BB: 0 P: 11	R: 1 E: 0 K: 0 S: 14	H: 3 LOB: 2 BB: 0 P: 19	R: 2 E: 1 K: 0 S: 11	H: 3 LOB: 1 BB: 0 P: 16	R: 0 E: 0 K: 0 S: 8	H: 2 LOB: 1 BB: 0 P: 10		1B: 13 2B: 3 3B: 0 HR: 0	SF: 0 SAC: 1 DP: 2 HBP: 0	WP: 0 PB: 0 SB: 0 CS: 0	PA: 42
PITCHER	IP	WLS	BF	H	R	ER	SO	BB	IBB	HBP	BLK	WP	HR	S	P	ERA	WHIP				
Erik Hanson, R ERA: 3.72 (1, 1)	6.2	L	30	10	5	4	5	0	0	0	0	0	0	59	84	5.40	1.500				
Michael Jackson, R ERA: 3.22 (7, 1)	1.0		7	4	2	0	0	0	0	0	0	0	0	15	21	0.00	4.000				
Dennis Powell, L ERA: 4.98 (8, 1)	0.1		1	0	0	0	0	0	0	0	0	0	0	1	1	0.00	0.000				
Jerry Reed, R ERA: 3.16 (9, 1)	1.0		4	2	0	0	0	0	0	0	0	0	0	8	10	0.00	2.000				

Batter	1	2	3	4	5	6	7	8	9	AB	R	H	RBI	BB	SO	LOB	BOTTOM				
Harold Reynolds, S OBP: 0.361, SLG: 0.370 (1, 4)	G5-3		1B		G5-3		1B		L4	5	0	2	0	0	0	1	Milwaukee Brewers @ Seattle Mariners The Kingdome, Seattle, WA Sat Sep 09 1989, 10:05 PM EDT Att: 11,179 - Unknown				
Henry Cotto, R OBP: 0.308, SLG: 0.423 (1, 7)	F8		1B		P3		F8			4	1	1	0	0	0	2					
Alvin Davis, L OBP: 0.434, SLG: 0.508 (1, 3)	HBP		1B		K					3	1	1	2	0	2	0					
Jeffrey Leonard, R OBP: 0.302, SLG: 0.433 (1, 10)	P6		F8		F9		1B			4	0	1	0	0	0	1					
Jay Buhner, R OBP: 0.353, SLG: 0.529 (1, 9)		G5-3		BB	F8		F7			3	0	0	0	1	0	1					
Ken Griffey Jr., L OBP: 0.336, SLG: 0.433 (1, 8)	G5-3		G6-3		F8		G6-3			4	0	0	0	0	0	2					
Jim Presley, R OBP: 0.280, SLG: 0.393 (1, 5)	HR		G5-3		G5-3		G5-3			4	1	2	1	0	0	1					
Dave Valle, R OBP: 0.308, SLG: 0.360 (1, 2)	G5-3		HR		IBB		G6-3		G6-3	3	0	0	0	1	0	0					
Mario Diaz, R OBP: 0.197, SLG: 0.167 Darnell Coles, R OBP: 0.289, SLG: 0.357 Omar Vizquel, S OBP: 0.274, SLG: 0.267 Edgar Martinez, R OBP: 0.316, SLG: 0.303 (1, 6) (4, PH) (5, 6) (8, PH)			P4		K		1B		1B	1	0	0	0	0	0	0					
Inning Stats	R: 0 E: 0 K: 0 S: 6	H: 0 LOB: 1 BB: 0 P: 10	R: 1 E: 0 K: 0 S: 11	H: 1 LOB: 0 BB: 0 P: 15	R: 2 E: 0 K: 1 S: 13	H: 3 LOB: 0 BB: 0 P: 17	R: 0 E: 0 K: 1 S: 7	H: 0 LOB: 2 BB: 2 P: 18	R: 0 E: 0 K: 0 S: 3	H: 0 LOB: 0 BB: 0 P: 7	R: 0 E: 0 K: 0 S: 8	H: 2 LOB: 2 BB: 0 P: 11	R: 0 E: 0 K: 1 S: 14	H: 1 LOB: 1 BB: 0 P: 22	R: 0 E: 0 K: 0 S: 8	H: 2 LOB: 1 BB: 0 P: 14		1B: 6 2B: 0 3B: 1 HR: 2	SF: 0 SAC: 0 DP: 0 HBP: 1	WP: 0 PB: 0 SB: 0 CS: 2	PA: 37
PITCHER	IP	WLS	BF	H	R	ER	SO	BB	IBB	HBP	BLK	WP	HR	S	P	ERA	WHIP				
Jerry Reuss, L ERA: 4.95 (1, 1)	5.0		21	4	3	3	2	1	1	0	0	0	0	2	44	7.00	1.000				
Chuck Crim, R ERA: 2.92 (6, 1)	2.0		8	2	0	0	0	0	0	0	0	0	0	11	18	0.00	1.000				
Tony Fossas, L ERA: 3.56 (8, 1)	2.0		8	3	0	0	1	0	0	0	0	0	0	22	36	0.00	1.500				

Batter	1	2	3	4	5	6	7	8	9	AB	R	H	RBI	BB	SO	LOB	TOP								
Mike Felder, S OBP: 0.291, SLG: 0.317 (1, 4) (7, 8)	0-0 4-3		0-0 SH1-3		0-0 BLK SH1-3 SF8 1B		0-0 F7		4-0 1B BB	3	2	1	0	1	0	0									
Gus Polidor, R OBP: 0.231, SLG: 0.236 (1, 6) (7, 4)	0-0 F8		0-3 K		0-0 SH1-3		0-0 4-3		0-0 3-1 1B	4	0	1	1	0	1	1									
Paul Molitor, R OBP: 0.384, SLG: 0.413 B.J. Surhoff, L OBP: 0.278, SLG: 0.336 (9, PR) (9, 5)	0-0 E6 2B		0-0 F9		0-0 SF8		0-0 E5 1B		0-0 3-1 1B	4	1	1	2	0	0	1									
Robin Yount, R OBP: 0.369, SLG: 0.515 Bill Spillers, L OBP: 0.299, SLG: 0.296 (7, PR) (7, 6)	0-0 1-H 2B				0-0 5-3		0-0 1-2 1B		0-0 3-1	4	0	3	1	0	0	0									
Rob Deer, R OBP: 0.303, SLG: 0.427 (1, 9)	0-0 F6				0-3 K		0-0 P5		0-0 F6	5	0	0	0	0	1	6									
Glenn Braggs, R OBP: 0.299, SLG: 0.374 (1, 7)		0-0 5-3			0-3 K		0-0 6-3		0-0 5-3	4	0	0	0	0	1	0									
Greg Vaughn, R OBP: 0.347, SLG: 0.403 (1, 10)		0-3 K			4-0 1B S BB		4-0 1B WP BB		0-0 F6	2	2	0	0	2	1	0									
Joey Meyer, R OBP: 0.273, SLG: 0.358 Greg Brock, L OBP: 0.351, SLG: 0.403 (6, PR) (6, 3)	0-0 5-3				0-0 1B S SH1-3 1B		0-0 WP 1B		0-0 F9	3	1	2	0	0	0	0									
Charlie O'Brien, R OBP: 0.335, SLG: 0.358 (1, 2)			4-0 SH1-3 BB		1-0 SH1-3 BLK HBP		0-3 K		0-0 1-3	2	1	0	0	1	1	1									
Inning Stats	R: 1 E: 1 K: 0 S: 5	H: 1 LOB: 1 BB: 0 P: 5	R: 0 E: 0 K: 1 S: 5	H: 0 LOB: 0 BB: 0 P: 5	R: 0 E: 0 K: 1 S: 5	H: 0 LOB: 1 BB: 1 P: 9	R: 0 E: 0 K: 2 S: 7	H: 1 LOB: 0 BB: 0 P: 7	R: 4 E: 0 K: 0 S: 5	H: 2 LOB: 0 BB: 1 P: 10	R: 1 E: 0 K: 1 S: 6	H: 1 LOB: 2 BB: 1 P: 10	R: 0 E: 1 K: 0 S: 5	H: 0 LOB: 2 BB: 0 P: 5	R: 0 E: 0 K: 0 S: 3	H: 0 LOB: 0 BB: 0 P: 3	R: 1 E: 0 K: 0 S: 5	H: 2 LOB: 3 BB: 1 P: 9	1B: 6 2B: 2 3B: 0 HR: 0	SF: 1 SAC: 2 DP: 0 HBP: 1	WP: 1 PB: 0 CS: 0	PA: 41			
PITCHER	IP	WLS	BF	H	R	ER	SO	BB	IBB	HBP	BLK	WP	HR	S	P	ERA	WHIP								
Randy Johnson, L ERA: 4.96 (1, 1)	5.0	L	22	4	5	4	4	2	0	1	1	0	0	27	36	7.20	1.200								
Bill Swift, R ERA: 4.98 (6, 1)	3.0		13	2	1	1	1	1	0	0	0	1	0	14	18	3.00	1.000								
Tom Niedenfuer, R ERA: 6.82 (9, 1)	1.0		6	2	1	1	0	1	0	0	0	0	0	5	9	9.00	3.000								

Milwaukee Brewers @ Seattle Mariners
The Kingdome, Seattle, WA
Sun Sep 10 1989, 6:33 AM EDT
Att: 8,888 - Unknown

AB 33
R 7
H 8
RBI 4
BB 4
SO 5
LOB 11





Batter	1	2	3	4	5	6	7	8	9	AB	R	H	RBI	BB	SO	LOB	BOTTOM								
Harold Reynolds, S OBP: 0.361, SLG: 0.368 (1, 4)	4-0 G3 BB		0-0 FC5 G6-4-3			0-0 4-3		0-0 4-3		3	0	0	0	1	0	1									
Greg Britley, L OBP: 0.340, SLG: 0.456 (1, 7)	0-0 G3		0-0 G6-4-3			0-0 1-3		4-0 BB		3	0	0	0	1	0	2									
Alvin Davis, L OBP: 0.431, SLG: 0.503 (1, 3)	0-0 L3		0-0 3-1			0-0 1-3		0-0 F8		4	0	0	0	0	0	2									
Jeffrey Leonard, R OBP: 0.302, SLG: 0.430 (1, 10)	4-0 BB				0-0 P3		0-0 F9		0-0 F8	3	0	0	0	1	0	1									
Ken Griffey Jr., L OBP: 0.336, SLG: 0.432 (1, 8)	0-0 P5				0-0 F8		0-0 1B		0-0 F8	4	0	1	0	0	0	3									
Jay Buhner, R OBP: 0.347, SLG: 0.519 (1, 9)		0-0 F8			0-3 K		0-0 F8			3	0	0	0	0	1	1									
Scott Bradley, L OBP: 0.331, SLG: 0.384 (1, 2)		0-0 F8			0-0 F8		0-0 4-1			3	0	0	0	0	0	1									
Jim Presley, R OBP: 0.278, SLG: 0.389 (1, 5)		0-0 6-3			0-0 6-3			0-0 F3		3	0	0	0	0	0	0									
Omar Vizquel, S OBP: 0.275, SLG: 0.268 Mike Kingery, L OBP: 0.295, SLG: 0.366 Mario Diaz, R OBP: 0.197, SLG: 0.167 (8, PH) (9, 6)			0-0 E FC5 G6-4-3 1B		0-0 L6		0-0 L5			2	1	1	0	0	0	0									
Inning Stats	R: 0 E: 0 K: 0 S: 3	H: 0 LOB: 2 BB: 2 P: 11	R: 0 E: 0 K: 0 S: 3	H: 0 LOB: 0 BB: 0 P: 3	R: 1 E: 1 K: 0 S: 4	H: 1 LOB: 0 BB: 0 P: 4	R: 0 E: 0 K: 1 S: 5	H: 0 LOB: 0 BB: 0 P: 5	R: 0 E: 0 K: 0 S: 3	H: 0 LOB: 0 BB: 0 P: 3	R: 0 E: 0 K: 0 S: 4	H: 1 LOB: 1 BB: 0 P: 4	R: 0 E: 0 K: 0 S: 3	H: 0 LOB: 0 BB: 0 P: 3	R: 0 E: 0 K: 0 S: 3	H: 0 LOB: 1 BB: 1 P: 7	1B: 2 2B: 0 3B: 0 HR: 0	SF: 0 SAC: 0 DP: 1 HBP: 0	WP: 0 PB: 0 CS: 0	PA: 32					
PITCHER	IP	WLS	BF	H	R	ER	SO	BB	IBB	HBP	BLK	WP	HR	S	P	ERA	WHIP								
Mark Knudson, R ERA: 3.8 (1, 1)	9.0	W	32	2	1	0	1	3	0	0	0	0	0	31	43	0.00	0.556								

Milwaukee Brewers @ Seattle Mariners
The Kingdome, Seattle, WA
Sun Sep 10 1989, 6:33 AM EDT
Att: 8,888 - Unknown

AB 29
R 1
H 2
RBI 0
BB 3
SO 1
LOB 11




Batter	1	2	3	4	5	6	7	8	9	AB	R	H	RBI	BB	SO	LOB	TOP										
Wade Boggs, L (1, 5) OBP: 0.331, SLG: 0.462	G3-1		WP 1B		L6-3		IBB			3	0	1	0	1	0	1	Boston Red Sox @ Seattle Mariners The Kingdom, Seattle, WA Mon Sep 11 1989, 10:05 PM EDT Att: 14,567 - Dome - 70 F livebaseballscores.com AB 31 R 1 H 7 RBI 1 BB 4 SO 6 LOB 17 										
Marty Barrett, R (1, 4) OBP: 0.320, SLG: 0.327	1B BB		G5-3				L9			3	1	1	0	1	0	4											
Dwight Evans, R (1, 10) OBP: 0.391, SLG: 0.458	BB 1B		G4-6-3 BB				F7		G4-3	3	0	1	0	1	0	1											
Mike Greenwell, L (1, 7) OBP: 0.364, SLG: 0.441	G5-3 BB		G4-6-3				L7		K	4	0	1	1	0	1	3											
Danny Heep, L (1, 3) OBP: 0.357, SLG: 0.408	1-2 2-3 BB						F8		G1-3	3	0	0	0	1	0	1											
Carlos Quintana, R (1, 9) OBP: 0.250, SLG: 0.229	G5-3						P5			4	0	1	0	0	0	3											
Luis Rivera, R (1, 6) OBP: 0.306, SLG: 0.363		L9					P4			4	0	1	0	0	0	0											
Rich Gedman, L (1, 2) OBP: 0.274, SLG: 0.279							F9			3	0	0	0	0	2	2											
Sam Horn, L (9, PH) OBP: 0.222, SLG: 0.167									K	1	0	0	0	0	1	0											
Kevin Romine, R (1, 8) OBP: 0.312, SLG: 0.324										2	0	1	0	0	1	0											
Jeff Stone, L (7, PH) OBP: 0.244, SLG: 0.297							L6-3 1B			1	0	0	0	0	1	2											
Inning Stats	R: 1 E: 0 K: 0 S: 11	H: 2 LOB: 2 BB: 2 P: 23	R: 0 E: 0 K: 2 S: 7	H: 0 LOB: 0 BB: 0 P: 10	R: 0 E: 0 K: 0 S: 13	H: 1 LOB: 1 BB: 1 P: 25	R: 0 E: 0 K: 0 S: 4	H: 0 LOB: 0 BB: 0 P: 6	R: 0 E: 0 K: 0 S: 8	H: 1 LOB: 1 BB: 0 P: 13	R: 0 E: 0 K: 0 S: 11	H: 1 LOB: 1 BB: 0 P: 19	R: 0 E: 0 K: 2 S: 10	H: 2 LOB: 3 BB: 1 P: 15	R: 0 E: 0 K: 1 S: 7	H: 0 LOB: 0 BB: 0 P: 11	R: 0 E: 0 K: 1 S: 13	H: 0 LOB: 0 BB: 0 P: 18	1B: 6 2B: 2 3B: 0 HR: 0	SF: 0 SAC: 0 DP: 3 HBP: 0	WP: 1 PB: 0 SB: 0 CS: 0	PA: 35					
PITCHER	IP	WLS	BF	H	R	ER	SO	BB	IBB	HBP	BLK	WP	HR	S	P	ERA	WHIP										
Brian Holman, R (1, 1) ERA: 3.77	6.0	W	23	5	1	1	2	3	0	0	0	1	0	54	96	1.50	1.333										
Michael Jackson, R (7, 1) ERA: 3.15	2.0		9	2	0	0	3	0	1	0	0	0	0	17	26	0.00	1.000										
Mike Schooler, R (9, 1) ERA: 2.79	1.0	S	3	0	0	0	1	0	0	0	0	0	0	13	18	0.00	0.000										

Batter	1	2	3	4	5	6	7	8	9	AB	R	H	RBI	BB	SO	LOB	BOTTOM										
Greg Brolley, L (1, 4) OBP: 0.339, SLG: 0.454	F8		P3		G3 1B		E4			4	0	1	0	0	0	1	Boston Red Sox @ Seattle Mariners The Kingdom, Seattle, WA Mon Sep 11 1989, 10:05 PM EDT Att: 14,567 - Dome - 70 F livebaseballscores.com AB 31 R 2 H 6 RBI 2 BB 2 SO 6 LOB 13 										
Henry Cotto, R (1, 7) OBP: 0.303, SLG: 0.416	G5-3		G5-3		K		F8			4	0	0	0	0	1	3											
Ken Griffey Jr., L (1, 8) OBP: 0.335, SLG: 0.430	1B				G3		F7			4	0	1	0	0	1	2											
Jeffrey Leonard, R (1, 10) OBP: 0.301, SLG: 0.428	F8				P5		F9			3	1	0	0	1	0	2											
Jay Buhner, R (1, 9) OBP: 0.345, SLG: 0.509					BB 1B BB		F9		G1-3	3	1	0	0	1	1	0											
Darnell Coles, R (1, 5) OBP: 0.288, SLG: 0.356	G6-3				1B BB		K		F8	4	0	1	1	0	1	0											
Jim Prestley, R (1, 3) OBP: 0.276, SLG: 0.392					P5					3	0	1	0	0	1	2											
Dave Valle, R (1, 2) OBP: 0.309, SLG: 0.360					G4-3		F7			3	0	1	1	0	0	1											
Omar Vizquel, S (1, 6) OBP: 0.275, SLG: 0.269					1B				G6-3	3	0	1	0	0	1	2											
Inning Stats	R: 0 E: 0 K: 0 S: 11	H: 1 LOB: 1 BB: 0 P: 14	R: 0 E: 0 K: 2 S: 7	H: 0 LOB: 0 BB: 0 P: 10	R: 0 E: 0 K: 0 S: 7	H: 1 LOB: 1 BB: 0 P: 10	R: 2 E: 0 K: 2 S: 13	H: 2 LOB: 2 BB: 2 P: 25	R: 0 E: 0 K: 1 S: 13	H: 1 LOB: 1 BB: 0 P: 16	R: 0 E: 0 K: 1 S: 11	H: 1 LOB: 1 BB: 0 P: 16	R: 0 E: 0 K: 0 S: 6	H: 0 LOB: 0 BB: 0 P: 9	R: 0 E: 0 K: 0 S: 5	H: 0 LOB: 0 BB: 0 P: 6		R: 0 E: 0 K: 0 S: 5	H: 0 LOB: 0 BB: 0 P: 6	1B: 5 2B: 1 3B: 0 HR: 0	SF: 0 SAC: 0 DP: 0 HBP: 0	WP: 0 PB: 0 SB: 0 CS: 0	PA: 33				
PITCHER	IP	WLS	BF	H	R	ER	SO	BB	IBB	HBP	BLK	WP	HR	S	P	ERA	WHIP										
John Dopson, R (1, 1) ERA: 3.97	8.0	L	33	6	2	2	6	2	0	0	0	0	0	73	106	2.25	1.000										

Batter	1	2	3	4	5	6	7	8	9	AB	R	H	RBI	BB	SO	LOB	TOP								
Wade Boggs, L (1,5) OBP: 0.328, SLG: 0.459	4-2 2B BB	2-2 F8			1-0 G3-1		2-1 G3		2-2 FC6-4	4	1	0	0	1	0	3									
Marty Barrett, R (1,4) OBP: 0.317, SLG: 0.322	1-1 F8		0-0 F8		2-2 G4-3			2-2 G4-3		4	0	0	0	0	0	1									
Dwight Evans, R (1,10) OBP: 0.390, SLG: 0.455	1-3 K		1-1 F9		0-0 P2			4-2 G1-3 1B BB		3	1	0	0	1	1										
Mike Greenwell, L (1,7) OBP: 0.363, SLG: 0.441	2-2 1-H 2B		0-0 F8		1-0 F7			0-0 G1-3		4	0	1	1	0	0	1									
Danny Heep, L (1,3) OBP: 0.360, SLG: 0.415 Randy Kutcher, R (8,PH) OBP: 0.290, SLG: 0.387 Sam Horn, L (8,PH) OBP: 0.236, SLG: 0.184	1-3 K			1-1 CS 1B	2-2 2B			0-1 2H 1B		3	1	2	0	0	1	1									
Carlos Quintana, R (1,9) OBP: 0.288, SLG: 0.269		2-2 2B 1B		3-3 SAFE 1-2 K	2-2 2B			1-3 K		4	0	2	1	0	2	2									
Jody Reed, R (1,6) OBP: 0.371, SLG: 0.392		1-2 F8		4-2 BB				0-1 FC6-4 1B		3	0	1	0	1	0	2									
Kevin Romine, R (1,8) OBP: 0.315, SLG: 0.332		1-0 2B		3-2 G4-3			3-1 G4-6-3 1B			4	0	2	0	0	0	2									
Rick Cerone, R (1,2) OBP: 0.326, SLG: 0.336 Jeff Stone, L (9,PH) OBP: 0.238, SLG: 0.289		0-0 P4			1-3 K		1-1 G4-6-3		1-1 F7	3	0	0	0	0	1	3									
Inning Stats	R: 1 E: 0 K: 2 S: 14	H: 1 LOB: 1 BB: 1 P: 23	R: 0 E: 0 K: 0 S: 16	H: 2 LOB: 2 BB: 0 P: 22	R: 0 E: 0 K: 0 S: 4	H: 0 LOB: 0 BB: 0 P: 5	R: 0 E: 0 K: 1 S: 16	H: 1 LOB: 1 BB: 1 P: 27	R: 0 E: 0 K: 1 S: 8	H: 0 LOB: 0 BB: 0 P: 12	R: 1 E: 0 K: 0 S: 11	H: 2 LOB: 1 BB: 0 P: 19	R: 0 E: 0 K: 0 S: 6	H: 1 LOB: 0 BB: 0 P: 12	R: 1 E: 0 K: 1 S: 11	H: 1 LOB: 1 BB: 1 P: 18	R: 0 E: 0 K: 0 S: 10	H: 1 LOB: 1 BB: 0 P: 16	1B: 5 2B: 5 3B: 0 HR: 0	SF: 0 SAC: 0 DP: 2 HBP: 0	WP: 0 PB: 0 SB: 0 CS: 1	PA: 37			
PITCHER	IP	WLS	BF	H	R	ER	SO	BB	IBB	HBP	BLK	WP	HR	S	P	ERA	WHIP								
Scott Bankhead, R (1,1) ERA: 3.36	5.2	W	24	6	2	2	4	2	0	0	0	0	0	67	103	3.18	1.412								
Bill Swift, R (6,1) ERA: 4.59	1.2		6	1	1	1	0	1	0	0	0	0	0	13	28	5.40	1.200								
Dennis Powell, L (8,1) ERA: 4.95	0.1		1	0	0	0	0	0	0	0	0	0	0	1	1	0.00	0.000								
Mike Schooler, R (8,1) ERA: 2.74	1.1	S	6	2	0	0	1	0	0	0	0	0	0	15	22	0.00	1.500								

Boston Red Sox @ Seattle Mariners
The Kingdom, Seattle, WA
Tue Sep 12, 1989, 10:05 PM EDT
Att. 9,690 - Dome - 72 F


AB 34
R 3
H 9
RBI 3
BB 3
SO 5
LOB 17



Batter	1	2	3	4	5	6	7	8	9	AB	R	H	RBI	BB	SO	LOB	BOTTOM								
Greg Briley, L (1,4) OBP: 0.343, SLG: 0.463	1-2 F8	1-2 HR		0-2 E9 1B		4-2 BB		0-0 G3		4	1	2	2	1	0	0									
Henry Cotto, R (1,7) OBP: 0.306, SLG: 0.419 Harold Reynolds, S (8,4) OBP: 0.361, SLG: 0.368	2-0 1B 2B	2-0 F9 S HBP		2-3 K		1-3 K				3	1	1	0	0	2	2									
Alvin Davis, L (1,3) OBP: 0.433, SLG: 0.503	1-1 2B 2B	4-1 1B		4-0 FC6-4 IBB		2-2 G6-3				2	1	1	1	2	0	1									
Jeffrey Leonard, R (1,10) OBP: 0.301, SLG: 0.425	1-1 P4	0-0 F9		3-1 FC6-4			4-1 S BB			3	0	0	0	1	0	5									
Ken Griffey Jr., L (1,8) OBP: 0.334, SLG: 0.430	1-1 2B 2B	3-1 F8			3-2 G3-1		3-3 K		1-2 K	4	1	1	0	0	1	3									
Jay Buhner, R (1,9) OBP: 0.343, SLG: 0.509	2-0 2B		2-2 F9		1-3 K		2-0 P4			4	0	1	2	0	1	1									
Darnell Coles, R (1,5) OBP: 0.288, SLG: 0.357	1-0 F8		0-3 K		0-0 2B		1-3 K			4	0	1	0	0	2	2									
Dave Valle, R (1,2) OBP: 0.305, SLG: 0.355		1-1 F7		0-1 P3		2-3 K		1-0 P6		4	0	0	0	0	1	1									
Omar Vizquel, S (1,6) OBP: 0.275, SLG: 0.266		4-2 HR BB		1-1 G6-3		1-2 G4-3		1-3 K		3	1	0	0	1	1	0									
Inning Stats	R: 3 E: 0 K: 0 S: 13	H: 4 LOB: 1 BB: 0 P: 22	R: 2 E: 0 K: 0 S: 12	H: 1 LOB: 2 BB: 2 P: 26	R: 0 E: 0 K: 1 S: 8	H: 0 LOB: 0 BB: 0 P: 10	R: 0 E: 1 K: 1 S: 12	H: 1 LOB: 2 BB: 1 P: 22	R: 0 E: 0 K: 2 S: 14	H: 0 LOB: 1 BB: 1 P: 22	R: 0 E: 0 K: 2 S: 8	H: 0 LOB: 1 BB: 1 P: 18	R: 0 E: 0 K: 1 S: 5	H: 0 LOB: 0 BB: 0 P: 7	1B: 2 2B: 4 3B: 0 HR: 1	SF: 0 SAC: 0 DP: 0 HBP: 1	WP: 0 PB: 0 SB: 2 CS: 0	PA: 37							
PITCHER	IP	WLS	BF	H	R	ER	SO	BB	IBB	HBP	BLK	WP	HR	S	P	ERA	WHIP								
Eric Hetzel, R (1,1) ERA: 6.47	1.1	L	11	5	5	5	0	1	0	0	0	0	0	20	37	33.75	4.500								
Dennis Lamp, R (2,1) ERA: 2.5	3.2		15	2	0	0	4	1	1	0	0	0	0	39	63	0.00	0.818								
Greg Harris, R (6,1) ERA: 3.23	3.0		11	0	0	0	4	2	0	0	0	0	0	27	47	0.00	0.667								

Boston Red Sox @ Seattle Mariners
The Kingdom, Seattle, WA
Tue Sep 12, 1989, 10:05 PM EDT
Att. 9,690 - Dome - 72 F

AB 31
R 5
H 7
RBI 5
BB 5
SO 8
LOB 15



Batter	1	2	3	4	5	6	7	8	9	AB	R	H	RBI	BB	SO	LOB	TOP					
Harold Reynolds, S (1.4) OBP: 0.360, SLG: 0.369	G1-3		G4-3		F7		L4			4	0	0	0	0	0	1						
Greg Britley, L (1.7) OBP: 0.337, SLG: 0.454	P8		G1-3			2B 1B		F7		4	1	1	0	0	0	0						
Alvin Davis, L (1.3) OBP: 0.435, SLG: 0.508	2B BB			G4-3		F7			BB	2	0	0	0	2	0	1						
Jeffrey Leonard, R (1.10) OBP: 0.300, SLG: 0.426	1-H 2B			F9		1-H 1B 2B		F9		4	1	2	1	0	0	1						
Ken Griffey Jr., L (1.8) OBP: 0.334, SLG: 0.429			K		K			F7		3	0	0	0	1	2	1						
Jay Buhner, R (1.9) OBP: 0.348, SLG: 0.532																						
Darnell Coles, R (1.5) OBP: 0.293, SLG: 0.370																						
Dave Valle, R (1.2) OBP: 0.303, SLG: 0.350																						
Omar Vizquel, S (1.6) OBP: 0.275, SLG: 0.267																						
Inning Stats	R: 0 E: 0 K: 0 S: 10	H: 1 LOB: 2 BB: 1 P: 19	R: 0 E: 0 K: 2 S: 13	H: 1 LOB: 1 BB: 0 P: 17	R: 0 E: 0 K: 0 S: 7	H: 0 LOB: 0 BB: 0 P: 11	R: 0 E: 0 K: 1 S: 7	H: 0 LOB: 0 BB: 0 P: 10	R: 1 E: 0 K: 0 S: 10	H: 1 LOB: 1 BB: 1 P: 17	R: 2 E: 0 K: 0 S: 11	H: 3 LOB: 1 BB: 0 P: 21	R: 0 E: 0 K: 2 S: 10	H: 0 LOB: 0 BB: 0 P: 12	R: 0 E: 0 K: 0 S: 10	H: 0 LOB: 1 BB: 1 P: 16	R: 0 E: 0 K: 0 S: 8	H: 1 LOB: 0 BB: 0 P: 12	1B: 4 2B: 2 3B: 0 HR: 1	SF: 0 SAC: 0 DP: 2 HBP: 0	WP: 0 PB: 0 CS: 0	PA: 35
PITCHER Andy Hawkins, R (1.1) ERA: 4.61	IP: 9.0 WLS: L BF: 35 H: 7 R: 3 ER: 3 SO: 6 BB: 4 IBB: 0 HBP: 0 BLK: 0 WP: 0 HR: 1 S: 86 P: 135 ERA: 3.00 WHIP: 1.222																					

Seattle Mariners @ New York Yankees
Yankee Stadium, Bronx, NY
Fri Sep 15 1989, 7:05 PM EDT
Att: 32,044 - Unknown

AB 31
R 3
H 7
RBI 3
BB 4
SO 6
LOB 9



Batter	1	2	3	4	5	6	7	8	9	AB	R	H	RBI	BB	SO	LOB	BOTTOM					
Steve Sax, R (1.4) OBP: 0.369, SLG: 0.391	G5-3			G5-3		L9		G4-3		4	0	0	0	0	0	0						
Luis Polonia, L (1.10) OBP: 0.336, SLG: 0.384	L7			WP 1B BB		K			G4-3	3	0	0	0	1	1	0						
Don Mattingly, L (1.3) OBP: 0.350, SLG: 0.473	G3			F8		L8			F7	4	0	0	0	0	0	1						
Mel Hall, L (1.7) OBP: 0.304, SLG: 0.427				G3		G4-3			K	4	0	1	0	0	1	0						
Jesse Barfield, R (1.9) OBP: 0.346, SLG: 0.417				G5-3		P5				2	0	0	0	1	0	0						
Randy Velarde, R (1.6) OBP: 0.405, SLG: 0.500				G5-3		G6-3				3	0	0	0	0	0	3						
Don Slaught, R (1.2) OBP: 0.318, SLG: 0.376						F8			G1-3	2	0	0	0	0	0	0						
Roberto Kelly, R (1.8) OBP: 0.377, SLG: 0.435				G4-6-3 HBP		K				3	1	1	1	0	2	1						
Mike Blowers, R (1.5) OBP: 0.214, SLG: 0.214				G4-6-3		K			K	3	0	0	0	0	2	1						
Inning Stats	R: 0 E: 0 K: 0 S: 6	H: 0 LOB: 0 BB: 0 P: 7	R: 0 E: 0 K: 0 S: 6	H: 0 LOB: 0 BB: 0 P: 9	R: 0 E: 0 K: 1 S: 8	H: 0 LOB: 0 BB: 0 P: 15	R: 0 E: 0 K: 0 S: 7	H: 1 LOB: 3 BB: 2 P: 17	R: 0 E: 0 K: 2 S: 8	H: 0 LOB: 0 BB: 0 P: 11	R: 0 E: 0 K: 1 S: 7	H: 0 LOB: 0 BB: 0 P: 10	R: 0 E: 0 K: 0 S: 5	H: 0 LOB: 0 BB: 0 P: 9	R: 1 E: 0 K: 1 S: 10	H: 1 LOB: 0 BB: 0 P: 15	R: 0 E: 0 K: 1 S: 8	H: 0 LOB: 0 BB: 0 P: 14	1B: 1 2B: 0 3B: 0 HR: 1	SF: 0 SAC: 0 DP: 1 HBP: 1	WP: 1 PB: 0 CS: 0	PA: 31
PITCHER Erik Hanson, R (1.1) ERA: 3.45	IP: 9.0 WLS: W BF: 31 H: 2 R: 1 ER: 1 SO: 6 BB: 2 IBB: 0 HBP: 1 BLK: 0 WP: 1 HR: 1 S: 65 P: 107 ERA: 1.00 WHIP: 0.444																					

Seattle Mariners @ New York Yankees
Yankee Stadium, Bronx, NY
Fri Sep 15 1989, 7:05 PM EDT
Att: 32,044 - Unknown

AB 28
R 1
H 2
RBI 1
BB 2
SO 6
LOB 6



Batter	1	2	3	4	5	6	7	8	9	AB	R	H	RBI	BB	SO	LOB	TOP
Harold Reynolds, S (1, 4) OBP: 0.358, SLG: 0.367	F9		F8	G1-3		SH5-4				3	0	0	0	0	0	1	Seattle Mariners @ New York Yankees Yankee Stadium, Bronx, NY Sat Sep 16 1989, 7:05 PM EDT Att: 22,922 - Unknown - 70 F
Greg Britley, L (1, 7) OBP: 0.337, SLG: 0.453 Henry Cotto, R (6, PH) OBP: 0.309, SLG: 0.419	BB		K	F9		G3-6-3 IBB				3	0	1	0	0	1	1	
Alvin Davis, L (1, 3) OBP: 0.438, SLG: 0.507	G6-4-3 BB		1B BB		1B BB	G3-6-3				1	1	0	0	3	0	3	
Jeffrey Leonard, R (1, 10) OBP: 0.300, SLG: 0.425	G6-4-3		1B BB		K					3	0	1	0	0	1	3	
Ken Griffey Jr., L (1, 8) OBP: 0.334, SLG: 0.428 Jim Prestley, R (6, 5) OBP: 0.276, SLG: 0.392		G6-3	BB 1B		P5					3	0	1	1	0	0	1	
Jay Buhner, R (1, 9) OBP: 0.359, SLG: 0.535		WP BB	1-3 2-H 1B		3-2					1	0	1	0	2	0	0	
Darnell Coles, R (1, 5) OBP: 0.292, SLG: 0.368		L7	F7		K					3	0	0	0	0	1	6	
Dave Valle, R (1, 2) OBP: 0.310, SLG: 0.361		BB		3B		SH5-4 1B				2	0	2	0	1	0	0	
Omar Vizquel, S (1, 6) OBP: 0.276, SLG: 0.267		G4-3		K		SH5-4 1B				3	0	1	0	0	1	3	
Inning Stats	R: 0 H: 1 E: 0 LOB: 1 K: 0 BB: 1 S: 6	H: 0 R: 0 ER: 0 SO: 2 BB: 2 P: 24	R: 1 H: 2 E: 0 LOB: 3 K: 1 BB: 2 S: 14	R: 0 H: 1 E: 0 LOB: 1 K: 2 BB: 0 S: 15	R: 0 H: 1 E: 0 LOB: 2 K: 2 BB: 1 S: 14	R: 0 H: 2 E: 0 LOB: 2 K: 0 BB: 1 S: 12				1B: 6 2B: 0 3B: 1 HR: 0	SF: 0 SAC: 1 DP: 2 HBP: 0	WP: 1 PA: 30 CS: 0					
PITCHER	IP	WLS	BF	H	R	ER	SO	BB	IBB	HBP	BLK	WP	HR	S	P	ERA	WHIP
Eric Plunk, R (1, 1) ERA: 3.22	5.0	W	25	5	1	1	4	6	0	0	0	1	0	61	112	1.80	2.200
Lee Guetterman, L (6, 1) ERA: 2.5	1.0	S	5	2	0	0	0	0	1	0	0	0	0	12	22	0.00	2.000

Batter	1	2	3	4	5	6	7	8	9	AB	R	H	RBI	BB	SO	LOB	BOTTOM
Steve Sax, R (1, 4) OBP: 0.369, SLG: 0.392	G3			G4-3						3	0	1	0	0	0	0	Seattle Mariners @ New York Yankees Yankee Stadium, Bronx, NY Sat Sep 16 1989, 7:05 PM EDT Att: 22,922 - Unknown - 70 F
Roberto Kelly, R (1, 8) OBP: 0.377, SLG: 0.434	K			2B 1B		L4				3	1	1	0	0	1	1	
Don Mattingly, L (1, 3) OBP: 0.351, SLG: 0.476	L7			F9 1B 2B		FC5-4 1B				3	1	2	1	0	0	0	
Steve Balboni, R (1, 10) OBP: 0.289, SLG: 0.458		P2		F9		FC5-4 1B				3	1	0	0	0	0	2	
Jesse Barfield, R (1, 9) OBP: 0.348, SLG: 0.418		G5-3		1B BB		E 1B 1B				2	1	1	0	1	0	0	
Randy Velarde, R (1, 6) OBP: 0.403, SLG: 0.493		G3-1		1B		K				3	0	1	1	0	1	2	
Mel Hall, L (1, 7) OBP: 0.302, SLG: 0.423				G4-3		E5 1B				3	0	0	0	0	0	4	
Mike Blowers, R (1, 5) OBP: 0.294, SLG: 0.294				L8		B1-3 1B				3	0	2	2	0	0	0	
Brian Dorsett, R (1, 2) OBP: 0.302, SLG: 0.423				K		G4-3				3	0	0	0	0	1	3	
Inning Stats	R: 0 H: 0 E: 0 LOB: 0 K: 1 BB: 0 S: 13	H: 0 R: 0 ER: 0 SO: 2 BB: 0 P: 10	R: 0 H: 0 E: 0 LOB: 0 K: 1 BB: 0 S: 9	R: 2 H: 3 E: 0 LOB: 2 K: 0 BB: 1 S: 20	R: 0 H: 2 E: 0 LOB: 1 K: 0 BB: 0 S: 8	R: 2 H: 3 E: 1 LOB: 2 K: 1 BB: 0 S: 20				1B: 6 2B: 3 3B: 0 HR: 0	SF: 0 SAC: 0 DP: 1 HBP: 0	WP: 0 PA: 27 CS: 0					
PITCHER	IP	WLS	BF	H	R	ER	SO	BB	IBB	HBP	BLK	WP	HR	S	P	ERA	WHIP
Randy Johnson, L (1, 1) ERA: 4.89	5.2	L	26	8	4	2	3	8	0	0	0	0	0	74	106	3.18	1.588
Bill Swift, R (6, 1) ERA: 4.97	0.1		1	0	0	0	0	0	0	0	0	0	0	2	2	0.00	0.000

Batter	1	2	3	4	5	6	7	8	9	AB	R	H	RBI	BB	SO	LOB	TOP				
Harold Reynolds, S (1, 4) OBP: 0.357, SLG: 0.368	F9		1B	G4-3			G3-1		G3-1	5	1	1	0	0	0	2					
Greg Britley, L (1, 7) OBP: 0.341, SLG: 0.457	1B		1B			L9	1B			4	0	3	1	0	0	0					
Alvin Davis, L (1, 3) OBP: 0.440, SLG: 0.507	1B		1B				F8			2	0	1	0	2	0	1					
Jeffrey Leonard, R (1, 10) OBP: 0.298, SLG: 0.422	G6-4-3		FC6-4				G4-3			4	0	0	0	0	1	6					
Darnell Coles, R (1, 5) OBP: 0.392, SLG: 0.368						G1-3			G4-3	3	1	1	0	1	0	1					
Jay Buhner, R (1, 9) OBP: 0.357, SLG: 0.534	K					G5-3			2B	4	0	1	0	0	1	2					
Henry Cotto, R (1, 8) OBP: 0.308, SLG: 0.420	L5-3					G6-3			F8	4	1	1	0	0	0	2					
Scott Bradley, L (1, 2) OBP: 0.333, SLG: 0.383			P6						G4-3	4	0	2	2	0	0	0					
Omar Vizquel, S (1, 6) OBP: 0.276, SLG: 0.265			F7				G4-6-3		F8	3	0	0	0	1	0	1					
Inning Stats	R: 0 H: 2 E: 0 K: 0 S: 7	WLS: 2 BF: 31 LOB: 1 BB: 0 P: 12	H: 0 R: 3 ER: 3 SO: 2 LOB: 0 BB: 1 P: 18	R: 1 H: 2 E: 0 K: 0 S: 13	H: 2 R: 0 ER: 0 SO: 0 LOB: 2 BB: 1 P: 20	R: 1 H: 2 E: 0 K: 0 S: 9	H: 2 R: 0 ER: 0 SO: 0 LOB: 1 BB: 1 P: 16	R: 0 H: 0 E: 0 K: 1 S: 9	H: 1 R: 0 ER: 0 SO: 12 LOB: 0 BB: 0 P: 17	R: 1 H: 2 E: 0 K: 0 S: 7	H: 2 R: 0 ER: 0 SO: 17 LOB: 0 BB: 0 P: 10	R: 0 H: 1 E: 0 K: 0 S: 8	H: 1 R: 0 ER: 0 SO: 9 LOB: 0 BB: 0 P: 15	R: 0 H: 1 E: 0 K: 0 S: 7	H: 0 R: 0 ER: 0 SO: 8 LOB: 0 BB: 0 P: 8	1B: 7 2B: 4 3B: 0 HR: 0	SF: 0 SAC: 0 DP: 3 HBP: 0	WP: 0 PB: 0 SB: 0 CS: 0	PA: 37		
PITCHER	IP	WLS	BF	H	R	ER	SO	BB	IBB	HBP	BLK	WP	HR	S	P	ERA	WHIP				
Walt Terrell, R (1, 1) ERA: 4.87	7.0	L	31	9	3	3	2	4	0	0	0	0	0	64	108	3.86	1.857				
Rich Gossage, R (8, 1) ERA: 3.0	2.0	S	6	1	0	0	0	0	0	0	0	0	0	12	17	0.00	0.500				

Seattle Mariners @ New York Yankees
Yankee Stadium, Bronx, NY
Sun Sep 17 1989, 3:33 AM EDT
Att: 35,251 - Overcast - 75 F

AB 33
R 3
H 10
RBI 3
BB 4
SO 2
LOB 15



Batter	1	2	3	4	5	6	7	8	9	AB	R	H	RBI	BB	SO	LOB	BOTTOM				
Steve Sax, R (1, 4) OBP: 0.367, SLG: 0.389	G6-3		K			G1-6-3			G4-3	4	0	0	0	0	1	1					
Luis Polonia, L (1, 10) OBP: 0.338, SLG: 0.387	G1-3					G4-3			1B	4	0	2	0	0	0	0					
Don Mattingly, L (1, 3) OBP: 0.350, SLG: 0.474	F8								K	3	0	0	0	1	1	2					
Mel Hall, L (1, 7) OBP: 0.298, SLG: 0.418			F7			L4			L7	4	0	0	0	0	0	4					
Jesse Barfield, R (1, 9) OBP: 0.346, SLG: 0.414			G5-3			P4			K	4	0	0	0	0	1	2					
Randy Velarde, R (1, 6) OBP: 0.395, SLG: 0.480			CS			FC4-6			G6-3	4	0	1	0	0	0	2					
Roberto Kelly, R (1, 8) OBP: 0.376, SLG: 0.432			CS			G6-3			F7	4	0	1	0	0	0	0					
Bob Geren, R (1, 2) OBP: 0.345, SLG: 0.476						G6-3				3	0	1	0	0	1	0					
Mike Blowers, R (1, 5) OBP: 0.300, SLG: 0.300										3	0	1	0	0	1	2					
Inning Stats	R: 0 H: 0 E: 0 K: 0 S: 7	WLS: 0 BF: 31 LOB: 0 BB: 0 P: 14	H: 1 R: 0 ER: 0 SO: 4 LOB: 0 BB: 0 P: 18	R: 0 H: 1 E: 0 K: 1 S: 7	H: 1 R: 0 ER: 0 SO: 11 LOB: 1 BB: 0 P: 11	R: 0 H: 1 E: 1 K: 0 S: 14	H: 0 R: 0 ER: 0 SO: 76 LOB: 2 BB: 0 P: 18	R: 0 H: 0 E: 0 K: 2 S: 10	H: 0 R: 0 ER: 0 SO: 122 LOB: 0 BB: 0 P: 16	R: 0 H: 0 E: 0 K: 0 S: 4	H: 2 R: 0 ER: 0 SO: 19 LOB: 2 BB: 1 P: 9	R: 0 H: 1 E: 0 K: 1 S: 13	H: 1 R: 0 ER: 0 SO: 17 LOB: 1 BB: 0 P: 17	R: 0 H: 0 E: 0 K: 1 S: 6	H: 0 R: 0 ER: 0 SO: 10 LOB: 0 BB: 0 P: 10	1B: 5 2B: 1 3B: 0 HR: 0	SF: 0 SAC: 0 DP: 0 HBP: 0	WP: 0 PB: 0 SB: 0 CS: 1	PA: 35		
PITCHER	IP	WLS	BF	H	R	ER	SO	BB	IBB	HBP	BLK	WP	HR	S	P	ERA	WHIP				
Brian Holman, R (1, 1) ERA: 3.6	8.0	W	31	6	0	0	4	1	0	0	0	0	0	76	122	0.00	0.875				
Mike Scholer, R (9, 1) ERA: 2.66	1.0	S	3	0	0	0	1	0	0	0	0	0	0	6	10	0.00	0.000				

Seattle Mariners @ New York Yankees
Yankee Stadium, Bronx, NY
Sun Sep 17 1989, 3:33 AM EDT
Att: 35,251 - Overcast - 75 F


AB 33
R 0
H 6
RBI 0
BB 1
SO 5
LOB 13



Batter	1	2	3	4	5	6	7	8	9	AB	R	H	RBI	BB	SO	LOB	TOP										
Harold Reynolds, S (1, 4) OBP: 0.357, SLG: 0.367	0-0 WP 1B		0-0 1-3		0-0 F8		4-0 BB	0-0 1-3		4	0	1	0	1	0	0											
Greg Britley, L (1, 7) OBP: 0.341, SLG: 0.453	0-3 K			4-0 FC6-4 BB	0-0 P3		0-0 F7		3	0	0	0	1	1	3												
Alvin Davis, L (1, 3) OBP: 0.439, SLG: 0.503	0-0 4-3			0-0 FC6-4 BB 1-2 2B	4-0 BB		0-0 F8		3	1	0	0	1	0	4												
Jeffrey Leonard, R (1, 10) OBP: 0.297, SLG: 0.419	0-0 6-3			4-0 BB 1-2 2B	0-0 L8		0-0 P3		3	1	0	0	1	0	2												
Ken Griffey Jr., L (1, 8) OBP: 0.336, SLG: 0.431		0-0 P2		0-0 HBP 1-H 2-H 2B		0-0 6-3		0-0 FC4-6 1B		4	0	2	2	0	0												
Jay Buhner, R (1, 9) OBP: 0.350, SLG: 0.522		0-0 F8		0-0 6-3		0-0 F9		0-0 FC4-6 1-2		4	0	0	0	0	2												
Darnell Coles, R (1, 5) OBP: 0.293, SLG: 0.366		0-0 F9		4-0 HBP BB		0-3 K		0-0 F9		3	0	0	0	1	1												
Dave Valle, R (1, 2) OBP: 0.312, SLG: 0.359			0-0 5-3	1-0 1-2 2-3 HBP		1-0 BB HBP		0-0 F8		2	0	0	0	0	0												
Omar Vizquel, S (1, 6) OBP: 0.273, SLG: 0.263			0-0 L8		0-0 6-3		0-0 P2		0-0 F8	3	0	0	0	0	4												
Scott Bradley, L (9, PH) OBP: 0.333, SLG: 0.383										0	0	0	0	0	0												
Edgar Martinez, R (9, PH) OBP: 0.314, SLG: 0.301										1	0	0	0	0	0												
Inning Stats	R: 0 E: 0 K: 1 S: 6	H: 1 LOB: 1 BB: 0 P: 6	R: 0 E: 0 K: 0 S: 3	H: 0 LOB: 0 BB: 0 P: 3	R: 0 E: 0 K: 0 S: 3	H: 0 LOB: 0 BB: 0 P: 3	R: 2 E: 0 K: 0 S: 4	H: 1 LOB: 3 BB: 3 P: 17	R: 0 E: 0 K: 0 S: 3	H: 0 LOB: 1 BB: 1 P: 7	R: 0 E: 0 K: 1 S: 5	H: 0 LOB: 0 BB: 0 P: 5	R: 0 E: 0 K: 0 S: 3	H: 0 LOB: 2 BB: 1 P: 8	R: 0 E: 0 K: 0 S: 4	H: 1 LOB: 1 BB: 0 P: 4	R: 0 E: 0 K: 0 S: 3	H: 0 LOB: 0 BB: 0 P: 3	1B: 2 2B: 1 3B: 0 HR: 0	SF: 0 SAC: 0 DP: 0 HBP: 2	WP: 1 PB: 0 SB: 0 CS: 0	PA: 37					
PITCHER	IP	WLS	BF	H	R	ER	SO	BB	IBB	HBP	BLK	WP	HR	S	P	ERA	WHIP										
Nolan Ryan, R (1, 1) ERA: 3.36	7.1		32	3	2	2	2	5	0	2	0	1	0	29	51	2.46	1.091										
Cecilio Guante, R (8, 1) ERA: 3.65	1.0	W	3	0	0	0	0	0	0	0	0	0	0	3	3	0.00	0.000										
Kenny Rogers, L (9, 1) ERA: 3.18	0.2		2	0	0	0	0	0	0	0	0	0	0	2	2	0.00	0.000										

Seattle Mariners @ Texas Rangers
Arlington Stadium, Arlington, TX
Mon Sep 18 1999, 8:05 PM EDT
Att. 4,654 - Unknown

AB 30
R 2
H 3
RBI 2
BB 5
SO 2
LOB 16



Batter	1	2	3	4	5	6	7	8	9	AB	R	H	RBI	BB	SO	LOB	BOTTOM										
Cecil Espy, S (1, 7) OBP: 0.307, SLG: 0.320	0-0 E9 1B		0-0 4-3 BB 1B	0-0 E6		4-0 BB		4-0 2B BB		3	1	2	0	2	0	1											
Fred Manrique, R (1, 4) OBP: 0.333, SLG: 0.401	0-0 5-3		4-0 4-3 BB	0-0 F9		0-0 FC5 2-3f		0-0 SH5-3 2B		4	1	1	2	1	0	5											
Rafael Palmeiro, L (1, 3) OBP: 0.353, SLG: 0.375	4-0 BB		0-0 4-3 1-2 2-3	0-3 K		0-0 4-3		0-0 SH5-3		3	0	0	1	1	1	4											
Ruben Sierra, S (1, 9) OBP: 0.347, SLG: 0.539	0-0 F8		4-0 IBB		0-0 P5		0-0 5-3		0-0 F8	4	0	0	0	1	0	2											
Pete Incaviglia, R (1, 10) OBP: 0.287, SLG: 0.444	0-3 K		0-0 F4		0-0 P3		0-0 BB 1B		0-0 F8	4	0	1	0	0	1	5											
Scott Coolbaugh, R (1, 5) OBP: 0.207, SLG: 0.259		0-0 F9		0-0 P3		0-0 F4		4-0 BB		3	0	0	0	0	0												
Thad Bosley, L (7, PH) OBP: 0.250, SLG: 0.276										0	0	0	0	1	0	0											
Steve Buechele, R (8, 5) OBP: 0.296, SLG: 0.403										0	0	0	0	0	0												
Jeff Kunkel, R (1, 6) OBP: 0.313, SLG: 0.432	0-3 K		0-0 K		0-0 HR 1B		4-0 FC5 BB		0-3 K	3	1	1	0	1	2	2											
Juan Gonzalez, R (1, 8) OBP: 0.295, SLG: 0.316		0-0 5-3		0-0 HR		0-0 P4		0-0 P2		4	1	1	2	0	0	1											
Chad Kreuter, S (1, 2) OBP: 0.269, SLG: 0.228			0-3 K		4-0 HR		0-3 K		4-0 BB 2B	2	0	0	0	1	2	1											
Jack Daugherty, S (8, PH) OBP: 0.358, SLG: 0.423										0	1	0	0	1	0	0											
Mike Stanley, R (9, 2) OBP: 0.323, SLG: 0.267										0	0	0	0	0	0	0											
Inning Stats	R: 0 E: 1 K: 1 S: 6	H: 1 LOB: 2 BB: 1 P: 10	R: 0 E: 0 K: 1 S: 5	H: 0 LOB: 0 BB: 0 P: 5	R: 0 E: 0 K: 1 S: 6	H: 1 LOB: 2 BB: 2 P: 14	R: 2 E: 0 K: 1 S: 8	H: 2 LOB: 2 BB: 1 P: 12	R: 0 E: 0 K: 0 S: 3	H: 0 LOB: 0 BB: 0 P: 3	R: 0 E: 0 K: 1 S: 5	H: 0 LOB: 2 BB: 2 P: 13	R: 0 E: 0 K: 1 S: 6	H: 1 LOB: 2 BB: 1 P: 10	R: 3 E: 0 K: 0 S: 4	H: 1 LOB: 0 BB: 2 P: 12	1B: 4 2B: 1 3B: 0 HR: 1	SF: 0 SAC: 1 DP: 0 HBP: 0	WP: 0 PB: 0 SB: 1 CS: 0	PA: 40							
PITCHER	IP	WLS	BF	H	R	ER	SO	BB	IBB	HBP	BLK	WP	HR	S	P	ERA	WHIP										
Scott Bankhead, R (1, 1) ERA: 3.35	6.0		29	4	2	2	5	5	1	0	0	0	0	33	57	3.00	1.500										
Michael Jackson, R (7, 1) ERA: 3.34	1.1	L	9	2	3	3	1	3	0	0	0	0	0	8	20	20.25	3.750										
Keith Comstock, L (8, 1) ERA: 2.63	0.2		2	0	0	0	0	0	0	0	0	0	0	2	2	0.00	0.000										

Seattle Mariners @ Texas Rangers
Arlington Stadium, Arlington, TX
Mon Sep 18 1999, 8:05 PM EDT
Att. 4,654 - Unknown

AB 30
R 5
H 6
RBI 5
BB 9
SO 6
LOB 21



Batter	1	2	3	4	5	6	7	8	9	AB	R	H	RBI	BB	SO	LOB	TOP																
Harold Reynolds, S (1,4) OBP: 0.359, SLG: 0.367	2-0 BB 1B	2-1 L7		2-2 F8			4-2 1B BB		4-1 1B BB	3	1	1	0	2	0	1	Seattle Mariners @ Texas Rangers Arlington Stadium, Arlington, TX Tue Sep 19 1989, 8:05 PM EDT Att: 10,478 - Unknown - 82 F livebaseballscorecards.com																
Greg Britley, L (1,7) OBP: 0.340, SLG: 0.450	4-2 1B BB	2-2 F8			0-1 F8		0-0 1B		0-0 1B	2	1	0	0	1	0	0																	
Henry Cotto, R (7,PH) OBP: 0.313, SLG: 0.425	1-2 FC4-6 BB						1-2 1B		1-2 1B	2	0	2	0	0	0	0																	
Alvin Davis, L (1,3) OBP: 0.438, SLG: 0.500	4-0 FC4-6 1B		0-1 L4		4-1 BLK BB		0-0 F7		3-2 G4-3	3	1	0	0	2	0	4																	
Jeffrey Leonard, R (1,10) OBP: 0.299, SLG: 0.420	0-0 FC4-6 1B		0-0 FC5-4 1B		1-2 L7 BB		2-0 P5			4	0	2	1	0	0	3																	
Ken Griffey Jr., L (1,8) OBP: 0.333, SLG: 0.427	1-2 FC4-6 1B		2-2 F8		2-3 K				0-0 G4-3	4	0	0	1	0	1	4																	
Jay Buhner, R (1,9) OBP: 0.343, SLG: 0.511	2-1 F8		0-0 FC5-4		1-2 K		1-3 K		0-0 F7	4	0	0	0	0	1	3																	
Darnell Coles, R (1,5) OBP: 0.293, SLG: 0.365	0-1 1B			1-2 L5			2-3 K		1-2 G6-3	4	0	1	1	0	1	0																	
Dave Valle, R (1,2) OBP: 0.308, SLG: 0.354	2-3 K			0-0 F7			2-1 F7		1-0 G6-3	4	0	0	0	0	1	2																	
Omar Vizquel, S (1,6) OBP: 0.275, SLG: 0.262		2-2 G1			4-2 BB				0-0 F9	1	0	0	0	1	0	0																	
Scott Bradley, L (7,PH) OBP: 0.332, SLG: 0.381									1-0 L6	1	0	0	0	0	0	0																	
Mario Diaz, R (7,6) OBP: 0.197, SLG: 0.167										0	0	0	0	0	0	0																	
Mike Kingery, L (9,PH) OBP: 0.291, SLG: 0.361										1	0	0	0	0	0	0																	
Inning Stats	R: 3 E: 0 K: 1 S: 12	H: 3 LOB: 2 BB: 2 P: 30	R: 0 E: 0 K: 0 S: 9	H: 0 LOB: 0 BB: 0 P: 15	R: 0 E: 0 K: 0 S: 8	H: 1 LOB: 1 BB: 0 P: 10	R: 0 E: 0 K: 0 S: 11	H: 0 LOB: 1 BB: 1 P: 18	R: 0 E: 0 K: 2 S: 9	H: 0 LOB: 0 BB: 0 P: 14	R: 0 E: 0 K: 0 S: 6	H: 1 LOB: 2 BB: 1 P: 12	R: 0 E: 0 K: 0 S: 5	H: 0 LOB: 0 BB: 0 P: 6	R: 0 E: 0 K: 0 S: 10	H: 1 LOB: 2 BB: 1 P: 19	1B: 6 2B: 0 3B: 0 HR: 0	SF: 0 SAC: 0 DP: 0 HBP: 0	WP: 0 PB: 0 SB: 1 CS: 0	PA: 39													
PITCHER	IP WLS BF H R ER SO BB IBB HBP BLK WP HR S P ERA WHIP																																
Charlie Hough, R (1,1) ERA: 4.4	0.2	6	2	3	3	0	2	0	0	0	0	0	0	7	20	40.50	6.000																
Brad Arnsberg, R (1,1) ERA: 3.51	5.2	W	22	2	0	0	4	3	0	0	1	0	0	54	90	0.00	0.882																
Kenny Rogers, L (7,1) ERA: 3.1	1.2		6	1	0	0	0	0	0	0	0	0	0	8	11	0.00	0.600																
Jeff Russell, R (9,1) ERA: 2.0	1.0	S	5	1	0	0	0	1	0	0	0	0	0	10	19	0.00	2.000																

Batter	1	2	3	4	5	6	7	8	9	AB	R	H	RBI	BB	SO	LOB	BOTTOM																	
Fred Manrique, R (1,4) OBP: 0.332, SLG: 0.399	1-1 G4-6-3 WP 1B		3-2 F9		3-1 F7		1-0 G5-3			4	0	1	0	0	0	0	Seattle Mariners @ Texas Rangers Arlington Stadium, Arlington, TX Tue Sep 19 1989, 8:05 PM EDT Att: 10,478 - Unknown - 82 F livebaseballscorecards.com																	
Jeff Kunkel, R (1,6) OBP: 0.319, SLG: 0.444	4-2 G4-6-3 BB		4-2 3B BB		0-0 HR		0-1 F9			2	2	1	1	2	0	0																		
Rafael Palmeiro, L (1,3) OBP: 0.352, SLG: 0.373	1-2 G4-6-3		2-3 K		4-1 1B BB		0-0 G4-3			3	0	0	0	1	1	3																		
Ruben Sierra, S (1,9) OBP: 0.350, SLG: 0.549	1-3 K		2-2 1H 3B		3-1 1B		3-2 HR			4	1	3	2	0	1	1																		
Julio Franco, R (1,10) OBP: 0.384, SLG: 0.461		1-0 SH3-4 G5-3 2B	0-2 G5-3		1-3 K		1-0 G4-3			4	1	1	0	0	1	3																		
Pete Incaviglia, R (1,7) OBP: 0.291, SLG: 0.453		4-0 G5-3 SH3-4 BB		1-3 K		0-0 HR		0-1 FC5-4 1B		3	1	2	1	1	1	0																		
Juan Gonzalez, R (1,8) OBP: 0.277, SLG: 0.293		3-1 SH3-4		0-1 F7		3-3 HR		2-2 FC5-4 1B		3	0	0	0	0	1	1																		
Mike Stanley, R (1,2) OBP: 0.320, SLG: 0.267		0-0 G5-3		2-2 F8		0-1 G6-3		1-2 FC5-4 1B		4	0	1	1	0	0	1																		
Steve Buechele, R (1,5) OBP: 0.295, SLG: 0.400		1-2 G5-3		2-2 F8		3-2 P6		1-2 F9		4	0	0	0	0	0	3																		
Inning Stats	R: 0 E: 0 K: 1 S: 10	H: 1 LOB: 1 BB: 1 P: 17	R: 1 E: 0 K: 0 S: 7	H: 1 LOB: 1 BB: 1 P: 16	R: 1 E: 0 K: 1 S: 15	H: 1 LOB: 1 BB: 1 P: 26	R: 0 E: 0 K: 1 S: 9	H: 0 LOB: 0 BB: 0 P: 12	R: 1 E: 0 K: 1 S: 12	H: 2 LOB: 2 BB: 1 P: 26	R: 1 E: 0 K: 1 S: 8	H: 1 LOB: 0 BB: 0 P: 13	R: 0 E: 0 K: 0 S: 4	H: 0 LOB: 0 BB: 0 P: 5	R: 1 E: 0 K: 0 S: 16	H: 3 LOB: 2 BB: 0 P: 24		1B: 4 2B: 1 3B: 1 HR: 3	SF: 0 SAC: 1 DP: 1 HBP: 0	WP: 1 PB: 0 SB: 0 CS: 0	PA: 36													
PITCHER	IP WLS BF H R ER SO BB IBB HBP BLK WP HR S P ERA WHIP																																	
Clint Zavaras, R (1,1) ERA: 5.4	4.2	L	10	3	2	2	2	0	0	0	0	0	2	20	33	7.71		1.286																
Jerry Reed, R (5,1) ERA: 3.33	2.1		5	2	0	0	0	0	0	0	0	0	0	13	18	0.00		2.000																
Bill Swift, R (8,1) ERA: 4.93	1.0		5	2	0	0	0	0	0	0	0	0	0	13	18	0.00	2.000																	

AB 33
R 3
H 6
RBI 3
BB 6
SO 4
LOB 17




AB 31
R 5
H 9
RBI 5
BB 4
SO 5
LOB 12



Batter	1	2	3	4	5	6	7	8	9	AB	R	H	RBI	BB	SO	LOB	TOP								
Harold Reynolds, S (1, 4) OBP: 0.362, SLG: 0.369	F9			2B	1B	G4-3			G5-3 BB	4	2	2	0	1	0	1	Seattle Mariners @ Texas Rangers Arlington Stadium, Arlington, TX Thu Sep 21 1989, 8:05 PM EDT Att: 10,268 - Unknown								
Henry Cotto, R (1, 7) OBP: 0.310, SLG: 0.421	P4			F8 SF7	2B	G4-6-3	1B		G5-3	5	1	2	1	0	1	1									
Alvin Davis, L (1, 3) OBP: 0.434, SLG: 0.494	F7			F8	G4-6-3		F7		F8	5	0	0	0	0	0	3									
Jeffrey Leonard, R (1, 10) OBP: 0.297, SLG: 0.423 Jim Wilson, R (7, PH)		G6-3		SF7				G6-3		2	0	0	1	0	1	0									
Darnell Coles, R (1, 9) OBP: 0.296, SLG: 0.367		G6-3		1B	BB				FC4-6 1B	4	1	3	0	0	0	0									
Ken Griffey Jr., L (1, 8) OBP: 0.332, SLG: 0.431		F7		1B	BB		F7-4		L8	3	1	0	0	1	0	2									
Edgar Martinez, R (1, 5) OBP: 0.313, SLG: 0.300				F9	1B			BB	FC4-6 FC6-4	4	2	2	0	0	0	1									
Scott Bradley, L (1, 2) OBP: 0.333, SLG: 0.379			G3	E8	1B		1B	BB	FC6-4	3	1	1	2	1	0	1									
Mario Diaz, R (1, 6) OBP: 0.205, SLG: 0.179			F7	G6-3			WP	1B	G1-3	4	0	1	1	0	0	1									
Inning Stats	R: 0 E: 0 K: 0 S: 5	H: 0 LOB: 0 BB: 0 P: 10	R: 0 E: 0 K: 0 S: 5	H: 0 LOB: 0 BB: 0 P: 9	R: 0 E: 0 K: 0 S: 5	H: 0 LOB: 0 BB: 0 P: 7	R: 5 E: 1 K: 0 S: 19	H: 5 LOB: 1 BB: 1 P: 32	R: 1 E: 0 K: 1 S: 10	H: 2 LOB: 0 BB: 0 P: 19	R: 2 E: 0 K: 0 S: 16	H: 3 LOB: 1 BB: 1 P: 26	R: 0 E: 0 K: 1 S: 8	H: 0 LOB: 0 BB: 0 P: 9	R: 0 E: 0 K: 0 S: 9	H: 1 LOB: 1 BB: 0 P: 14	R: 0 E: 0 K: 0 S: 13	H: 0 LOB: 1 BB: 1 P: 22	1B: 10 2B: 2 3B: 0 HR: 0	SF: 1 SAC: 0 DP: 2 HBP: 0	WP: 1 PB: 0 SB: 1 CS: 0	PA: 39			
PITCHER	IP	WLS	BF	H	R	ER	SO	BB	IBB	HBP	BLK	WP	HR	S	P	ERA	WHIP								
Jamie Moyer, L (1, 1) ERA: 4.56	3.2	L	17	5	5	4	0	1	0	0	0	0	0	31	55	9.82	1.636								
Craig McMurtrey, R (4, 1) ERA: 8.55	2.0		8	4	2	2	1	0	0	0	0	0	0	25	37	9.00	2.000								
Drew Hall, L (6, 1) ERA: 4.15	1.1		6	1	1	1	1	1	0	0	0	1	0	12	20	6.75	1.500								
Darrel Akerfelds, R (8, 1) ERA: 2.84	2.0		8	1	0	0	0	1	0	0	0	0	0	22	36	0.00	1.000								

Batter	1	2	3	4	5	6	7	8	9	AB	R	H	RBI	BB	SO	LOB	BOTTOM								
Fred Manrique, R (1, 4) OBP: 0.334, SLG: 0.400	K	K				F9				4	0	1	0	0	2	0	Seattle Mariners @ Texas Rangers Arlington Stadium, Arlington, TX Thu Sep 21 1989, 8:05 PM EDT Att: 10,268 - Unknown								
Jeff Kunkel, R (1, 6) OBP: 0.320, SLG: 0.447			G5-4-3	2B			BB		K	3	1	2	0	1	1	1									
Pete Incaviglia, R (1, 7) OBP: 0.290, SLG: 0.450					G5-4-3					3	1	1	1	1	1	1									
Ruben Sierra, S (1, 9) OBP: 0.349, SLG: 0.546			G5-4-3							4	0	1	1	0	0	2									
Steve Buechele, R (1, 5) OBP: 0.295, SLG: 0.398	FC6-4				F9					4	0	1	0	0	0	2									
Mike Stanley, R (1, 3) OBP: 0.306, SLG: 0.255										4	0	0	0	0	2	3									
Juan Gonzalez, R (1, 8) OBP: 0.260, SLG: 0.273 Rick Leach, L (9, PH) OBP: 0.360, SLG: 0.356		P6								3	0	0	0	0	1	1									
Dean Palmer, R (1, 10) OBP: 0.063, SLG: 0.125 Rafael Palmeiro, L (9, PH) OBP: 0.354, SLG: 0.373										1	0	0	0	0	0	0									
Chad Kreuter, S (1, 2) OBP: 0.270, SLG: 0.250 Thad Bosley, L (9, PH) OBP: 0.242, SLG: 0.267										3	1	1	1	0	0	0									
Inning Stats	R: 2 E: 0 K: 2 S: 18	H: 3 LOB: 1 BB: 0 P: 23	R: 1 E: 0 K: 2 S: 14	H: 1 LOB: 0 BB: 0 P: 19	R: 0 E: 0 K: 3 S: 9	H: 1 LOB: 0 BB: 1 P: 16	R: 0 E: 0 K: 3 S: 9	H: 0 LOB: 0 BB: 0 P: 13	R: 0 E: 0 K: 0 S: 10	H: 0 LOB: 1 BB: 1 P: 19	R: 0 E: 1 K: 0 S: 7	H: 0 LOB: 1 BB: 0 P: 12	R: 0 E: 0 K: 2 S: 12	H: 1 LOB: 1 BB: 0 P: 19	R: 0 E: 0 K: 1 S: 11	H: 1 LOB: 0 BB: 0 P: 18	R: 0 E: 0 K: 2 S: 9	H: 0 LOB: 0 BB: 0 P: 12	1B: 3 2B: 3 3B: 0 HR: 1	SF: 0 SAC: 0 DP: 1 HBP: 0	WP: 0 PB: 0 SB: 0 CS: 0	PA: 36			
PITCHER	IP	WLS	BF	H	R	ER	SO	BB	IBB	HBP	BLK	WP	HR	S	P	ERA	WHIP								
Randy Johnson, L (1, 1) ERA: 4.81	8.0	W	33	7	3	3	10	2	0	0	0	0	1	88	139	3.38	1.125								
Mike Schooler, R (9, 1) ERA: 2.63	1.0		3	0	0	0	2	0	0	0	0	0	0	9	12	0.00	0.000								



Batter	1	2	3	4	5	6	7	8	9	AB	R	H	RBI	BB	SO	LOB	TOP				
Harold Reynolds, S (1, 4) OBP: 0.361, SLG: 0.367 Mario Diaz, R (8, PH) OBP: 0.200, SLG: 0.174										3	0	0	0	0	1	0					
Greg Britley, L (1, 7) OBP: 0.344, SLG: 0.454										4	0	2	0	0	1	0					
Alvin Davis, L (1, 3) Jim Presley, R (7, 3) OBP: 0.276, SLG: 0.389										3	0	1	0	0	0	1					
Jeffrey Leonard, R (1, 10) Jim Wilson, R (9, PH)										3	0	1	0	0	1	2					
Ken Griffey Jr., L (1, 8) OBP: 0.333, SLG: 0.432										3	1	1	0	1	1	1					
Darnell Coles, R (1, 5) Edgar Martinez, R (7, PH) OBP: 0.315, SLG: 0.302										1	0	0	0	0	0	0					
Henry Cotto, R (1, 9) Mike Kingery, L (7, PH) OBP: 0.293, SLG: 0.351										2	0	0	0	0	0	3					
Scott Bradley, L (1, 2) Bill McGuire, R (7, 2) OBP: 0.233, SLG: 0.286										3	0	0	0	0	0	0					
Omar Vizquel, S (1, 6) Dave Cochrane, S (7, 6) OBP: 0.312, SLG: 0.351										2	0	0	0	0	1	0					
Inning Stats	R: 0 H: 1 E: 0 K: 2 S: 17	H: 1 R: 0 ER: 0 LOB: 1 BB: 0 P: 22	R: 0 H: 0 E: 0 K: 1 S: 9	H: 0 R: 0 ER: 0 LOB: 0 BB: 0 P: 13	R: 0 H: 0 E: 0 K: 1 S: 8	H: 0 R: 0 ER: 0 LOB: 0 BB: 0 P: 10	R: 0 H: 1 E: 0 K: 0 S: 11	H: 1 R: 0 ER: 0 LOB: 0 BB: 0 P: 19	R: 0 H: 0 E: 0 K: 0 S: 3	H: 0 R: 0 ER: 0 LOB: 0 BB: 0 P: 7	R: 0 H: 1 E: 0 K: 1 S: 9	H: 1 R: 0 ER: 0 LOB: 1 BB: 0 P: 13	R: 0 H: 0 E: 0 K: 2 S: 9	H: 0 R: 0 ER: 0 LOB: 0 BB: 0 P: 11	R: 0 H: 1 E: 0 K: 0 S: 7	H: 1 R: 2 ER: 1 LOB: 2 BB: 1 P: 31	1B: 5 2B: 2 3B: 0 HR: 0	SF: 0 SAC: 0 DP: 0 HBP: 1	WP: 0 PB: 0 SB: 0 CS: 0	PA: 37	
PITCHER	IP	WLS	BF	H	R	ER	SO	BB	IBB	HBP	BLK	WP	HR	S	P	ERA	WHIP				
Bret Saberhagen, R (1, 1) ERA: 2.27	7.0	W	26	3	0	0	7	1	0	1	0	0	0	66	95	0.00	0.571				
Charlie Leibrandt, L (8, 1) ERA: 5.18	1.0		4	1	0	0	0	0	0	0	0	0	0	7	11	0.00	1.000				
Steve Farr, R (9, 1) ERA: 4.73	0.2		6	3	2	2	2	1	0	0	0	0	0	17	28	27.00	6.000				
Terry Leach, R (9, 1) ERA: 4.04	0.1		1	0	0	0	0	0	0	0	0	0	0	1	3	0.00	0.000				

Seattle Mariners @ Kansas City Royals
Royals Stadium, Kansas City, MO
Fri Sep 22 1989, 8:05 PM EDT
Overcast - 64 F

AB 34
R 2
H 7
RBI 2
BB 2
SO 9
LOB 12



Batter	1	2	3	4	5	6	7	8	9	AB	R	H	RBI	BB	SO	LOB	BOTTOM				
Kevin Seitzer, R (1, 5) OBP: 0.387, SLG: 0.332 Rey Palacios, R (8, 5) OBP: 0.191, SLG: 0.233										4	1	2	0	1	0	1					
Willie Wilson, S (1, 8) Gary Thurman, R (7, 8) OBP: 0.309, SLG: 0.259										4	2	3	0	0	0	1					
George Brett, L (1, 3) Luis de los Santos, R (8, PH) OBP: 0.294, SLG: 0.289										4	1	1	1	0	1	6					
Bo Jackson, R (1, 7) Jeff Schultz, L (7, 7) OBP: 0.400, SLG: 0.400										2	2	2	2	2	0	0					
Jim Eisenreich, L (1, 9) Matt Winters, L (9, 9) OBP: 0.339, SLG: 0.370										5	1	2	3	0	1	5					
Danny Tartabull, R (1, 10) OBP: 0.388, SLG: 0.440										4	1	2	0	1	2	4					
Kurt Stillwell, S (1, 6) Bill Pecota, R (8, 6) OBP: 0.267, SLG: 0.397										4	0	0	1	0	0	3					
Frank White, R (1, 4) Brad Weisman, R (7, 4) OBP: 0.271, SLG: 0.296										4	0	0	0	0	0	4					
Bob Boone, R (1, 2) OBP: 0.355, SLG: 0.328										3	1	1	1	0	0	0					
Inning Stats	R: 0 H: 2 E: 0 K: 2 S: 16	H: 1 R: 1 ER: 1 LOB: 2 BB: 1 P: 26	R: 1 H: 1 E: 1 K: 1 S: 12	H: 1 R: 0 ER: 0 LOB: 1 BB: 1 P: 21	R: 1 H: 1 E: 0 K: 0 S: 10	H: 1 R: 0 ER: 0 LOB: 1 BB: 1 P: 19	R: 2 H: 3 E: 0 K: 0 S: 12	H: 3 R: 0 ER: 0 LOB: 0 BB: 0 P: 23	R: 1 H: 1 E: 1 K: 0 S: 12	H: 1 R: 0 ER: 0 LOB: 1 BB: 0 P: 19	R: 3 H: 4 E: 1 K: 1 S: 14	H: 4 R: 0 ER: 0 LOB: 1 BB: 0 P: 20	R: 0 H: 0 E: 0 K: 0 S: 6	H: 0 R: 0 ER: 0 LOB: 0 BB: 0 P: 10	R: 1 H: 2 E: 0 K: 1 S: 12	H: 2 R: 1 ER: 1 LOB: 2 BB: 1 P: 19	1B: 11 2B: 1 3B: 1 HR: 1	SF: 1 SAC: 0 DP: 0 HBP: 0	WP: 0 PB: 0 SB: 1 CS: 0	PA: 44	
PITCHER	IP	WLS	BF	H	R	ER	SO	BB	IBB	HBP	BLK	WP	HR	S	P	ERA	WHIP				
Brian Holman, R (1, 1) ERA: 3.75	5.0	L	30	10	7	5	3	3	0	0	0	0	0	65	113	9.00	2.600				
Tom Niedenfuer, R (6, 1) ERA: 6.69	2.0		8	2	1	1	1	0	0	0	0	0	0	17	25	4.50	1.000				
Dennis Powell, L (8, 1) ERA: 5.0	1.0		6	2	1	1	1	1	0	0	0	0	1	12	19	9.00	3.000				

Seattle Mariners @ Kansas City Royals
Royals Stadium, Kansas City, MO
Fri Sep 22 1989, 8:05 PM EDT
Overcast - 64 F

AB 39
R 9
H 14
RBI 8
BB 4
SO 5
LOB 26



Batter	1	2	3	4	5	6	7	8	9	AB	R	H	RBI	BB	SO	LOB	TOP										
Harold Reynolds, S (1, 4) OBP: 0.361, SLG: 0.365	4-1 G3-1 BB G4-3 BB	4-0 BB		2-1 F9			1-0 G3		0-2 G4-3	3	1	0	0	2	0	2											
Greg Britley, L (1, 7) OBP: 0.343, SLG: 0.450	4-1 G4-3 G3-1 1-2 BB	2-3 K			0-3 K		2-2 F8			3	0	0	0	1	2	3											
Alvin Davis, L (1, 3) OBP: 0.430, SLG: 0.488	1-2 G3-1 1-2 2-3	2-2 G4-3			2-0 F8		0-1 L3			4	0	0	0	0	0	5											
Jeffrey Leonard, R (1, 10) OBP: 0.295, SLG: 0.419	0-1 G4-3 2-3 3-H			1-1 F7			1-3 K		0-0 G1-3	4	0	0	1	0	1	1											
Ken Griffey Jr., L (1, 8) OBP: 0.331, SLG: 0.428	0-1 G3			1-2 P4		1-2 P4		2-0 G3		4	0	0	0	0	0	1											
Darnell Coles, R (1, 5) OBP: 0.298, SLG: 0.368		4-2 1B E BB		0-0 F8		1-1 2B		0-0 G6-3		3	1	1	0	1	0	0											
Henry Cotto, R (1, 9) OBP: 0.311, SLG: 0.417		1-2 F9		0-0 F8 1B		4-0 BB		1-0 F7		3	0	1	0	1	0	1											
Scott Bradley, L (1, 2) OBP: 0.329, SLG: 0.373		2-1 E 1B		1-2 F8 1-2		0-0 F7		3-2 G3-4-1		4	0	1	0	0	0	3											
Mario Diaz, R (1, 6) OBP: 0.215, SLG: 0.181		3-2 E7 1-3 2-H 1B		1-0 L4		0-0 G1-3		4-2 BB		3	0	1	1	1	0	3											
Inning Stats	R: 1 E: 0 K: 0 S: 9	H: 0 LOB: 1 BB: 2 P: 18	R: 1 E: 1 K: 1 S: 18	H: 2 LOB: 3 BB: 2 P: 35	R: 0 E: 0 K: 0 S: 6	H: 0 LOB: 0 BB: 0 P: 8	R: 0 E: 0 K: 0 S: 7	H: 1 LOB: 1 BB: 0 P: 11	R: 0 E: 0 K: 0 S: 8	H: 0 LOB: 0 BB: 0 P: 11	R: 0 E: 0 K: 0 S: 6	H: 0 LOB: 0 BB: 0 P: 9	R: 0 E: 0 K: 0 S: 3	H: 0 LOB: 0 BB: 0 P: 5	R: 0 E: 0 K: 0 S: 12	H: 0 LOB: 1 BB: 1 P: 20	1B: 3 2B: 1 3B: 0 HR: 0	SF: 0 SAC: 0 DP: 0 HBP: 0	WP: 0 PB: 0 CS: 0	PA: 37							
PITCHER	IP	WLS	BF	H	R	ER	SO	BB	IBB	HBP	BLK	WP	HR	S	P	ERA	WHIP										
Tom Gordon, R (1, 1) ERA: 3.67	1.1	L	10	2	2	2	0	4	0	0	0	0	0	20	42	13.50	4.500										
Luis Aquino, R (2, 1) ERA: 3.49	6.2		23	2	0	0	3	1	0	0	0	0	0	44	68	0.00	0.450										
Jeff Montgomery, R (9, 1) ERA: 1.4	1.0	S	4	0	0	0	0	1	0	0	0	0	0	12	20	0.00	1.000										

Seattle Mariners @ Kansas City Royals
Royals Stadium, Kansas City, MO
Fri Sep 22 1989, 8:05 PM EDT
Att: 29,286 - Unknown - 61 F

AB 31
R 2
H 4
RBI 2
BB 6
SO 3
LOB 19



Batter	1	2	3	4	5	6	7	8	9	AB	R	H	RBI	BB	SO	LOB	BOTTOM										
Kevin Seitzer, R (1, 5) OBP: 0.388, SLG: 0.333	2-2 G4-6-3 1B			1-0 G6-3		3-2 E 1B			1-3 K DI	4	0	2	0	0	1	0											
Willie Wilson, S (1, 8) OBP: 0.299, SLG: 0.357	0-1 L7			2-2 G4-3		1-1 E3			0-3 K	4	0	0	0	0	1	3											
George Brett, L (1, 10) OBP: 0.355, SLG: 0.426	1-0 G4-6-3 1-2			0-0 F7		2-3 K2-3			0-2 F8 1-2	4	0	0	0	0	1	4											
Bo Jackson, R (1, 7) OBP: 0.310, SLG: 0.494		1-0 G3-1			1-3 K		0-3 K		0-3 K	4	0	0	0	0	3	1											
Jim Eisenreich, L (1, 9) OBP: 0.348, SLG: 0.454		0-0 F8			2-2 E5 FC6-4		1-3 K			3	0	0	0	0	1	0											
Kurt Stillwell, S (1, 6) OBP: 0.331, SLG: 0.392		1-0 G1-3			1-1 FC6-4 WP		1-3 K			3	0	0	0	0	1	1											
Pat Tabler, R (1, 3) OBP: 0.330, SLG: 0.315				1-1 G6-3		3-2 G4-3		0-0 G5-3		3	0	0	0	0	0	1											
Frank White, R (1, 4) OBP: 0.306, SLG: 0.327				0-2 G3		0-3 K		0-2 F9		3	0	0	0	0	1	0											
Mike Macfarlane, R (1, 2) OBP: 0.277, SLG: 0.317				0-1 G6-3		0-0 G4-3		1-0 F7		3	0	0	0	0	0	0											
Inning Stats	R: 0 E: 0 K: 0 S: 6	H: 1 LOB: 0 BB: 0 P: 9	R: 0 E: 0 K: 0 S: 3	H: 0 LOB: 0 BB: 0 P: 5	R: 0 E: 0 K: 0 S: 7	H: 0 LOB: 0 BB: 0 P: 8	R: 0 E: 0 K: 0 S: 7	H: 0 LOB: 0 BB: 0 P: 10	R: 0 E: 1 K: 1 S: 15	H: 0 LOB: 1 BB: 0 P: 22	R: 0 E: 1 K: 2 S: 16	H: 1 LOB: 2 BB: 0 P: 22	R: 0 E: 0 K: 3 S: 9	H: 0 LOB: 0 BB: 0 P: 11	R: 0 E: 0 K: 0 S: 5	H: 0 LOB: 0 BB: 0 P: 6	R: 0 E: 0 K: 3 S: 12	H: 0 LOB: 1 BB: 0 P: 13	1B: 2 2B: 0 3B: 0 HR: 0	SF: 0 SAC: 0 DP: 1 HBP: 0	WP: 2 PB: 0 CS: 0	PA: 31					
PITCHER	IP	WLS	BF	H	R	ER	SO	BB	IBB	HBP	BLK	WP	HR	S	P	ERA	WHIP										
Bill Swift, R (1, 1) ERA: 4.69	6.0	W	21	2	0	0	3	0	0	0	0	0	0	14	17	0.00	0.333										
Michael Jackson, R (7, 1) ERA: 3.23	2.0		6	0	0	0	3	0	0	0	0	0	0	14	17	0.00	0.000										
Mike Schooler, R (9, 1) ERA: 2.59	1.0	S	4	0	0	0	3	0	0	0	0	1	0	12	13	0.00	0.000										

Seattle Mariners @ Kansas City Royals
Royals Stadium, Kansas City, MO
Fri Sep 22 1989, 8:05 PM EDT
Att: 29,286 - Unknown - 61 F

AB 31
R 0
H 2
RBI 0
BB 0
SO 9
LOB 10



Batter	1	2	3	4	5	6	7	8	9	AB	R	H	RBI	BB	SO	LOB	TOP								
Harold Reynolds, S OBP: 0.363, SLG: 0.367 (1, 4) C	0-1 HBP 2B 1B		3-1 2B	2-2 FC5-4 1-2	0-3 K			4-2 2B BB		4	3	2	0	1	1	4	Seattle Mariners @ Kansas City Royals Royals Stadium, Kansas City, MO Sat Sep 23 1989, 8:05 PM EDT Att: 35,102 - Unknown - 51 F livebaseballscorecards.com								
Henry Cotto, R OBP: 0.312, SLG: 0.428 (1, 7) F SAFE (9, 8) X	1-1 F9		0-2 2H 3B		2-1 G4-3	0-2 G5-3		0-0 2B		5	0	2	2	0	0	1									
Alvin Davis, L OBP: 0.430, SLG: 0.488 (1, 3) H	1-0 2B HBP		2-3 K		0-2 1B 2B	1-1 F7		1-3 K		4	2	1	0	0	2	2									
Jeffrey Leonard, R OBP: 0.298, SLG: 0.423 Jim Wilson, R (8, PH) X	1-0 2B		0-3 K		0-0 1B 2B	3-2 FC6-4 1B		1-2 L8		4	1	3	2	0	1	1									
Darnell Coles, R OBP: 0.299, SLG: 0.368 (1, 9) B C X	2-1 F9		1-3 K		0-2 2B 1B	0-2 FC6-4		1-1 G6-3 BB 1B		5	1	2	1	0	1	3									
Ken Griffey Jr., L OBP: 0.331, SLG: 0.429 Greg Biley, L OBP: 0.343, SLG: 0.450 (1, 8) S C X (9, 7) F	0-3 K				0-0 G4-3	1-1 1B 2B		4-2 G6-3 BB		4	1	1	1	1	1	1									
Edgar Martinez, R OBP: 0.317, SLG: 0.307 (1, 5) C X		0-1 G6-3			1-1 FC4-6 2B	4-0 1B IBB		0-0 G6-3		4	0	1	0	1	0	2									
Dave Valle, R OBP: 0.307, SLG: 0.349 (1, 2) B C X		2-2 G1-3			4-1 FC4-6 BB	1-2 P4		1-2 G5-3		4	0	0	0	1	0	4									
Mario Diaz, R OBP: 0.210, SLG: 0.176 Omar Vizquel, S OBP: 0.274, SLG: 0.262 (1, 6) B X (4, 6) C	1-0 F9		0-1 FC4-6		0-2 FC5-4 1B			1-2 P3		2	0	0	0	0	0	2									
Inning Stats	R: 2 E: 0 K: 1 S: 10	H: 2 LOB: 1 BB: 0 P: 15	R: 0 E: 0 K: 0 S: 6	H: 0 LOB: 0 BB: 0 P: 9	R: 1 E: 0 K: 3 S: 15	H: 2 LOB: 1 BB: 0 P: 21	R: 0 E: 0 K: 0 S: 9	H: 1 LOB: 2 BB: 1 P: 16	R: 4 E: 0 K: 1 S: 22	H: 5 LOB: 2 BB: 1 P: 30	R: 0 E: 0 K: 0 S: 11	H: 1 LOB: 1 BB: 0 P: 15	R: 0 E: 0 K: 0 S: 9	H: 0 LOB: 0 BB: 0 P: 13	R: 1 E: 0 K: 1 S: 12	H: 1 LOB: 1 BB: 1 P: 19		R: 0 E: 0 K: 0 S: 9	H: 1 LOB: 1 BB: 1 P: 14	1B: 6 2B: 6 3B: 1 HR: 0	SF: 0 SAC: 0 DP: 1 HBP: 1	WP: 0 PB: 0 SB: 0 CS: 0	PA: 44		
PITCHER	IP	WLS	BF	H	R	ER	SO	BB	IBB	HBP	BLK	WP	HR	S	P	ERA	WHIP								
Larry McWilliams, L ERA: 4.21 (1, 1)	4.1	L	22	7	5	5	4	1	0	1	0	0	0	46	69	10.38	1.846								
Terry Leach, R ERA: 4.22 (5, 1)	0.1		5	3	2	2	0	0	1	0	0	0	0	13	19	54.000	9.000								
Rick Luecken, R ERA: 3.27 (5, 1)	2.1		8	1	0	0	1	0	0	0	0	0	0	23	31	0.000	0.429								
Jerry Don Gleaton, L ERA: 5.65 (8, 1)	1.0		5	1	1	1	1	1	0	0	0	0	0	12	19	9.000	2.000								
Jose De Jesus, R ERA: 4.5 (9, 1)	1.0		4	1	0	0	0	1	0	0	0	0	0	9	14	0.000	2.000								

Batter	1	2	3	4	5	6	7	8	9	AB	R	H	RBI	BB	SO	LOB	BOTTOM								
Kevin Seitzer, R OBP: 0.387, SLG: 0.332 Rey Palacios, R OBP: 0.191, SLG: 0.233 (1, 5) C B B B B (9, 5) B	4-2 E S BB		3-2 E6			0-0 F9		2-3 K		3	0	0	0	1	1	0	Seattle Mariners @ Kansas City Royals Royals Stadium, Kansas City, MO Sat Sep 23 1989, 8:05 PM EDT Att: 35,102 - Unknown - 51 F livebaseballscorecards.com								
Willie Wilson, S OBP: 0.299, SLG: 0.360 Gary Thurman, R OBP: 0.316, SLG: 0.259 (1, 8) B SAFE (9, 8) B SAFE (8, 8) S SAFE (8, 8) S	1-3 K		2-3 K			1-1 G4-3 2B		4-2 BB BB		3	0	1	0	0	2	2									
George Brett, L OBP: 0.353, SLG: 0.422 (1, 3) F B X	2-3 K				1-1 G4-3	2-1 G4-3		0-2 F7		4	0	0	0	0	1	3									
Danny Tartabull, R OBP: 0.367, SLG: 0.437 (1, 10) S C X	0-3 K				1-1 L7	1-3 K		4-2 FC4-6 BB		3	0	0	0	1	2	2									
Jim Eisenreich, L OBP: 0.346, SLG: 0.450 (1, 9) F X		1-1 G3			0-0 G4-3			1-2 F7		4	0	0	0	0	0	2									
Kurt Stillwell, S OBP: 0.329, SLG: 0.388 (1, 6) C B X	1-3 K				1-3 K	1-1 L5		0-1 FC4-6		4	0	0	0	0	2	2									
Pat Tabler, R OBP: 0.328, SLG: 0.312 (1, 7) F C B B B B B (1, 7) F	3-3 K				2-1 L7			0-0 G1-3		3	0	0	0	0	1	0									
Bob Boone, R OBP: 0.356, SLG: 0.329 Mike Macfarlane, R OBP: 0.276, SLG: 0.315 (1, 2) X (7, 2) B			0-0 P3			3-2 S 1B		1-0 F7		2	0	1	0	0	0	0									
Brad Wellman, R OBP: 0.267, SLG: 0.293 Bill Buckner, L OBP: 0.234, SLG: 0.256 Bill Pecota, R OBP: 0.267, SLG: 0.397 (1, 4) B B B B B (8, PH) X (9, 4) X			3-2 G4-3			2-0 P4		1-1 G6-3		2	0	0	0	0	0	1									
Inning Stats	R: 0 E: 1 K: 3 S: 12	H: 0 LOB: 1 BB: 1 P: 19	R: 0 E: 0 K: 2 S: 8	H: 0 LOB: 0 BB: 0 P: 13	R: 0 E: 1 K: 1 S: 11	H: 0 LOB: 1 BB: 0 P: 19	R: 0 E: 0 K: 0 S: 5	H: 0 LOB: 0 BB: 0 P: 7	R: 0 E: 0 K: 1 S: 10	H: 1 LOB: 1 BB: 0 P: 18	R: 0 E: 0 K: 1 S: 8	H: 1 LOB: 1 BB: 0 P: 12	R: 0 E: 0 K: 0 S: 4	H: 0 LOB: 0 BB: 0 P: 5	R: 0 E: 0 K: 1 S: 6	H: 0 LOB: 0 BB: 0 P: 10		R: 0 E: 0 K: 0 S: 13	H: 0 LOB: 2 BB: 2 P: 22	1B: 1 2B: 1 3B: 0 HR: 0	SF: 0 SAC: 0 DP: 0 HBP: 0	WP: 0 PB: 0 SB: 0 CS: 0	PA: 33		
PITCHER	IP	WLS	BF	H	R	ER	SO	BB	IBB	HBP	BLK	WP	HR	S	P	ERA	WHIP								
Scott Bankhead, R ERA: 3.2 (1, 1)	9.0	W	33	2	0	0	9	3	0	0	0	0	0	77	125	0.000	0.556								

Batter	1	2	3	4	5	6	7	8	9	AB	R	H	RBI	BB	SO	LOB	TOP								
Harold Reynolds, S (1, 4) OBP: 0.363, SLG: 0.373	F8		L4			1B 3B		2B		4	1	2	0	0	0	1	Seattle Mariners @ Kansas City Royals Royals Stadium, Kansas City, MO Sun Sep 24 1989, 4:33 AM EDT Att: 24,518 - Sunny - 59 F								
Henry Cotto, R (1, 9) OBP: 0.311, SLG: 0.429	P4			2B		K		K		4	0	1	0	0	2	2									
Alvin Davis, L (1, 3) OBP: 0.427, SLG: 0.484	F7			L3		G5-3		K		4	0	0	0	0	1	3									
Jeffrey Leonard, R (1, 10) OBP: 0.300, SLG: 0.423		K		K				FC4-6 BB		3	0	1	1	1	2	1									
Ken Griffey Jr., L (1, 8) OBP: 0.328, SLG: 0.425	F8			G3-1		K		FC4-6 1B		4	0	0	0	0	1	3									
Darnell Coles, R (1, 5) OBP: 0.297, SLG: 0.365	P3					G6-3		F9		4	0	0	0	0	0	1									
Greg Briley, L (1, 7) OBP: 0.344, SLG: 0.453			E6 CS 1B			G4-3 2B		K		4	0	2	0	0	1	0									
Scott Bradley, L (1, 2) OBP: 0.328, SLG: 0.371				G4-3 CS 1B		G4-3		L9		4	0	1	0	0	0	3									
Omar Vizquel, S (1, 6) OBP: 0.273, SLG: 0.261			K			L9				2	0	0	0	0	1	3									
Mike Kingery, L (8, PH) OBP: 0.269, SLG: 0.347										1	0	0	0	0	0	0									
Dave Cochrane, S (8, 6) OBP: 0.312, SLG: 0.351								G4-3		0	0	0	0	0	0	0									
Inning Stats	R: 0 E: 0 K: 0 S: 6	H: 0 LOB: 0 BB: 0 P: 10	R: 0 E: 0 K: 1 S: 7	H: 0 LOB: 0 BB: 0 P: 9	R: 0 E: 1 K: 1 S: 11	H: 1 LOB: 1 BB: 0 P: 14	R: 0 E: 0 K: 1 S: 9	H: 1 LOB: 1 BB: 0 P: 14	R: 0 E: 0 K: 0 S: 16	H: 1 LOB: 1 BB: 0 P: 23	R: 1 E: 0 K: 2 S: 13	H: 2 LOB: 1 BB: 0 P: 18	R: 0 E: 0 K: 1 S: 9	H: 0 LOB: 0 BB: 0 P: 13	R: 0 E: 0 K: 2 S: 10	H: 1 LOB: 1 BB: 0 P: 18	R: 0 E: 0 K: 0 S: 12	H: 1 LOB: 2 BB: 1 P: 17	1B: 3 2B: 3 3B: 1 HR: 0	SF: 0 SAC: 0 DP: 0 HBP: 0	WP: 0 PB: 0 SB: 0 CS: 2	PA: 35			
PITCHER	IP	WLS	BF	H	R	ER	SO	BB	IBB	HBP	BLK	WP	HR	S	P	ERA	WHIP								
Steve Farr, R (1, 1) ERA: 4.4	6.0	W	23	5	1	1	5	0	0	0	0	0	0	62	86	1.50	0.833								
Steve Crawford, R (7, 1) ERA: 2.77	2.0		7	1	0	0	3	0	0	0	0	0	0	19	31	0.00	0.500								
Jeff Montgomery, R (9, 1) ERA: 1.38	1.0	S	5	1	0	0	0	1	0	0	0	0	0	12	17	0.00	2.000								

Batter	1	2	3	4	5	6	7	8	9	AB	R	H	RBI	BB	SO	LOB	BOTTOM								
Kevin Seitzer, R (1, 5) OBP: 0.397, SLG: 0.332	G5-3			F9		G1-4-3 1B				3	0	1	0	0	0	0	Seattle Mariners @ Kansas City Royals Royals Stadium, Kansas City, MO Sun Sep 24 1989, 4:33 AM EDT Att: 24,518 - Sunny - 59 F								
Bill Pecota, R (6, PR) OBP: 0.276, SLG: 0.405		SH5-3						1B		1	0	1	0	0	0	0									
Kurt Stillwell, S (1, 6) OBP: 0.327, SLG: 0.385	E8 BB 3B	G1-3		S E BB		G1-4-3		G3		4	2	0	0	1	0	5									
George Brett, L (1, 3) OBP: 0.354, SLG: 0.420	4-1 SAFE BB 1-2 3B BB			E3		F7				2	1	0	0	2	0	3									
Bo Jackson, R (1, 7) OBP: 0.309, SLG: 0.496	3-2 SAFE 1-H 2-H 1B 3B	L9		K				K		4	1	1	2	0	2	4									
Jim Eisenreich, L (1, 8) OBP: 0.345, SLG: 0.448	1-2 SAFE 3-H 1B			G4-3		F7		G6-3		4	0	1	1	0	0	0									
Danny Tartabull, R (1, 10) OBP: 0.388, SLG: 0.438	0-1 SAFE F8			K		G6-4-3 BB		2B		3	0	1	0	1	1	1									
Pat Tabler, R (1, 9) OBP: 0.327, SLG: 0.312	1-0 SAFE G4-3					G6-4-3		L6		4	0	1	0	0	0	3									
Gary Thurman, R (8, 8) OBP: 0.316, SLG: 0.259	1-2 SAFE 1B									0	0	0	0	0	0	0									
Frank White, R (1, 4) OBP: 0.307, SLG: 0.330										2	0	1	0	0	0	1									
Bill Buckner, L (6, PH) OBP: 0.238, SLG: 0.261		SH5-3		P5		G1-4-3 1B		L4		1	0	1	0	0	0	0									
Brad Wellman, R (6, PR) OBP: 0.266, SLG: 0.291										1	0	0	0	0	0	0									
Bob Boone, R (1, 2) OBP: 0.355, SLG: 0.327		SH5-3 BB		F7		K		F9		3	0	0	0	1	1	1									
Inning Stats	R: 3 E: 1 K: 0 S: 19	H: 2 LOB: 1 BB: 1 P: 30	R: 0 E: 0 K: 0 S: 7	H: 1 LOB: 3 BB: 2 P: 17	R: 0 E: 0 K: 1 S: 9	H: 1 LOB: 1 BB: 0 P: 12	R: 1 E: 1 K: 1 S: 18	H: 0 LOB: 1 BB: 1 P: 31	R: 0 E: 0 K: 0 S: 7	H: 0 LOB: 0 BB: 1 P: 11	R: 0 E: 0 K: 1 S: 11	H: 2 LOB: 3 BB: 0 P: 16	R: 0 E: 0 K: 1 S: 8	H: 1 LOB: 1 BB: 0 P: 11	R: 0 E: 0 K: 0 S: 7	H: 1 LOB: 1 BB: 0 P: 8	1B: 5 2B: 2 3B: 1 HR: 0	SF: 0 SAC: 1 DP: 1 HBP: 0	WP: 0 PB: 0 SB: 0 CS: 0	PA: 38					
PITCHER	IP	WLS	BF	H	R	ER	SO	BB	IBB	HBP	BLK	WP	HR	S	P	ERA	WHIP								
Clint Zavaras, R (1, 1) ERA: 5.19	5.1	L	28	6	4	2	3	4	0	0	0	0	0	68	112	3.38	1.875								
Keith Comstock, L (6, 1) ERA: 2.94	0.2		2	0	0	0	0	0	0	0	0	0	0	3	5	0.00	0.000								
Jerry Reed, R (7, 1) ERA: 3.16	2.0		8	2	0	0	1	0	0	0	0	0	0	15	19	0.00	1.000								

AB	34
R	1
H	7
RBI	1
BB	1
SO	8
LOB	17



Batter	1	2	3	4	5	6	7	8	9	AB	R	H	RBI	BB	SO	LOB	TOP					
Jerry Browne, S (1,4) OBP: 0.374, SLG: 0.398	G5-3		K				K										3 1 0 0 1 2 0					
Felix Fermin, R (1,6) OBP: 0.302, SLG: 0.257	G1-3 1B		G5-3				G3										4 0 1 0 0 0 2					
Dion James, L (1,8) OBP: 0.367, SLG: 0.371	G1-3						FC5 1B										4 0 2 2 0 0 1					
Joe Carter, R (1,7) OBP: 0.294, SLG: 0.470	K						FC5 1B										4 0 0 0 0 2 3					
Pete O'Brien, L (1,3) OBP: 0.360, SLG: 0.378		F8					F8										4 0 0 0 0 0 0					
Albert Belle, R (1,10) OBP: 0.280, SLG: 0.422		L9 1B					G4-3										4 0 1 0 0 1 0					
Brook Jacoby, R (1,5) OBP: 0.344, SLG: 0.415							G6-3										4 0 2 0 0 1 0					
Beau Alired, L (1,9) OBP: 0.318, SLG: 0.400																	3 0 0 0 0 1 2					
Cory Snyder, R (8,9) OBP: 0.255, SLG: 0.362		L9					K										0 0 0 0 0 0 0					
Joel Skinner, R (1,2) OBP: 0.270, SLG: 0.286																	2 1 0 0 0 1 2					
Inning Stats	R: 0 H: 1 E: 0 K: 1 S: 12	H: 1 LOB: 1 BB: 0 P: 16	R: 0 H: 2 E: 0 K: 1 S: 9	H: 2 LOB: 2 BB: 0 P: 14	R: 0 H: 1 E: 0 K: 2 S: 10	H: 1 LOB: 1 BB: 0 P: 15	R: 0 H: 0 E: 0 K: 1 S: 6	H: 0 LOB: 0 BB: 0 P: 8	R: 2 H: 1 E: 0 K: 1 S: 15	H: 1 LOB: 1 BB: 1 P: 25	R: 0 H: 1 E: 0 K: 0 S: 7	H: 1 LOB: 0 BB: 0 P: 15	R: 0 H: 0 E: 0 K: 1 S: 6	H: 0 LOB: 0 BB: 0 P: 12	R: 0 H: 0 E: 0 K: 0 S: 6	H: 0 LOB: 0 BB: 0 P: 9	R: 0 H: 0 E: 0 K: 1 S: 7	H: 0 LOB: 0 BB: 0 P: 11	1B: 6 2B: 0 3B: 0 HR: 0	SF: 0 SAC: 0 DP: 0 HBP: 1	WP: 0 PB: 0 SB: 0 CS: 1	PA: 35
PITCHER	IP	WLS	BF	H	R	ER	SO	BB	IBB	HBP	BLK	WP	HR	S	P	ERA	WHIP					
Erik Hanson, R (1,1) ERA: 3.32	8.0	W	31	6	2	2	7	1	0	1	0	0	0	71	114	2.25	0.875					
Mike Schooler, R (9,1) ERA: 2.55	1.0	S	3	0	0	0	1	0	0	0	0	0	0	7	11	0.00	0.000					

Cleveland Indians @ Seattle Mariners
The Kingdome, Seattle, WA
Tue Sep 26 1989, 10:05 PM EDT
Att. 6,768 - Dome - 70 F

AB 32
R 2
H 6
RBI 2
BB 1
SO 8
LOB 10

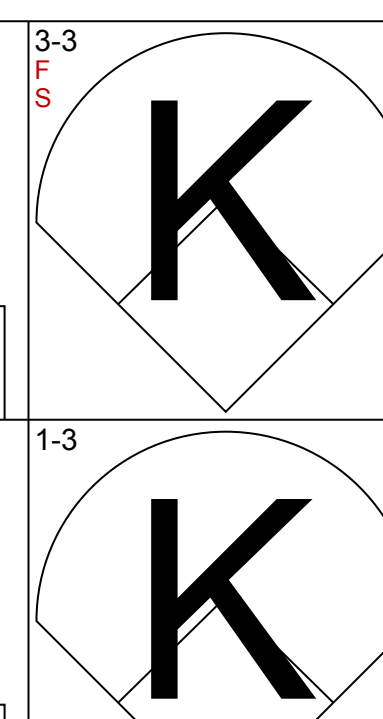
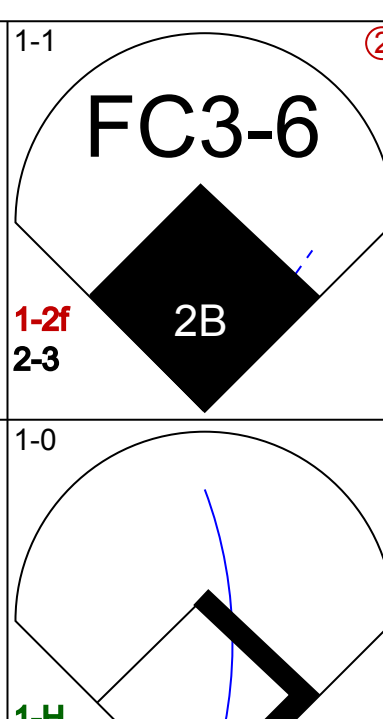
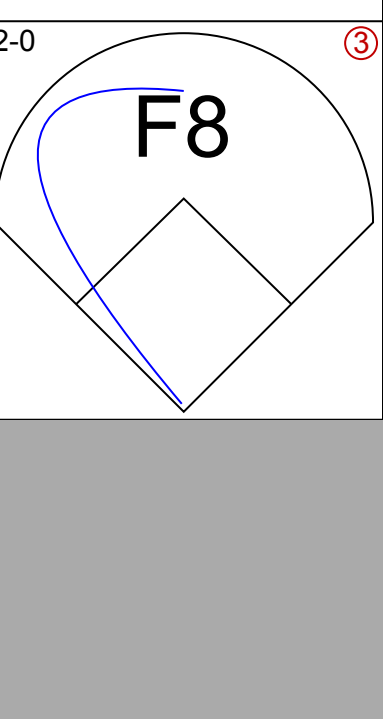
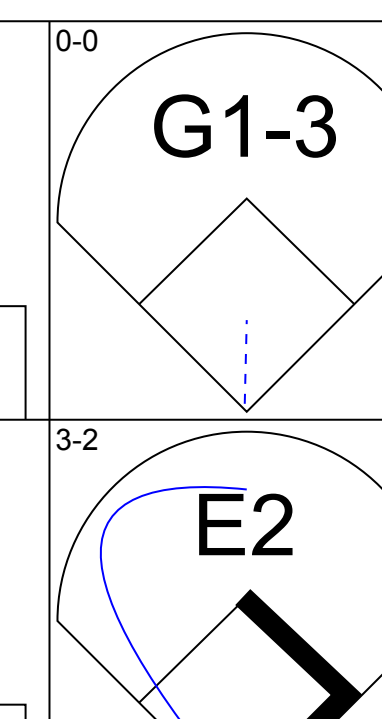
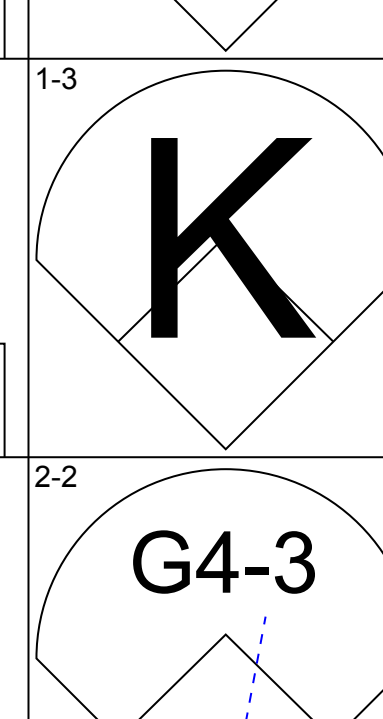
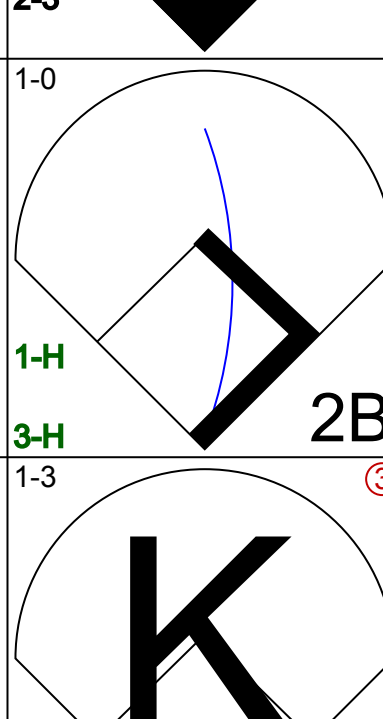
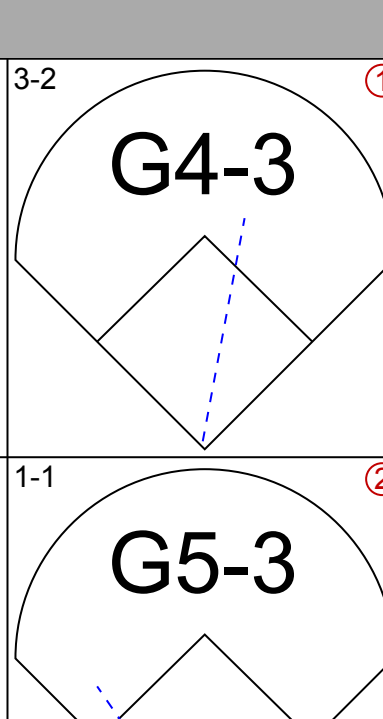
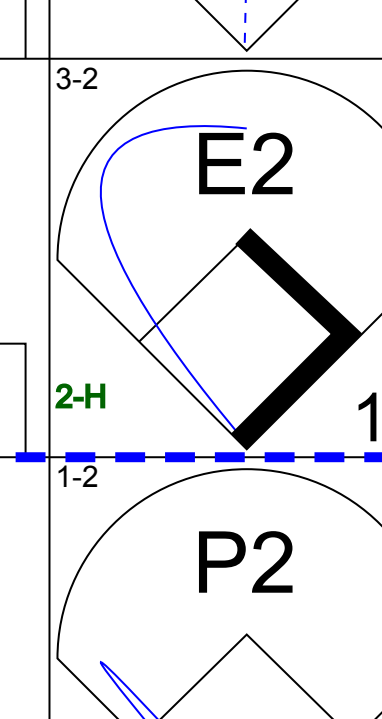
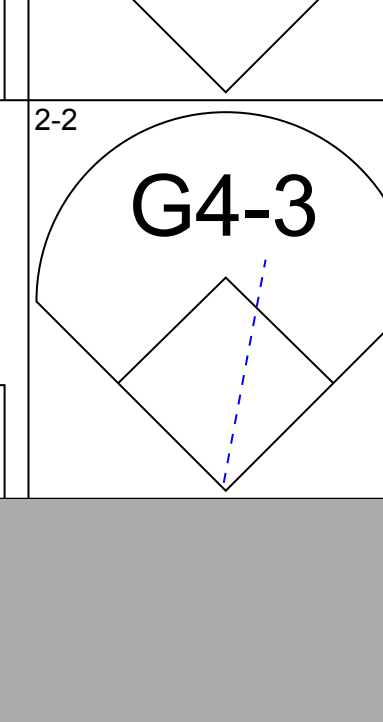
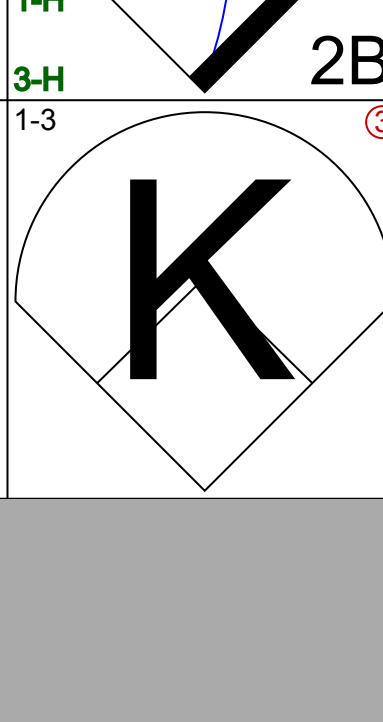
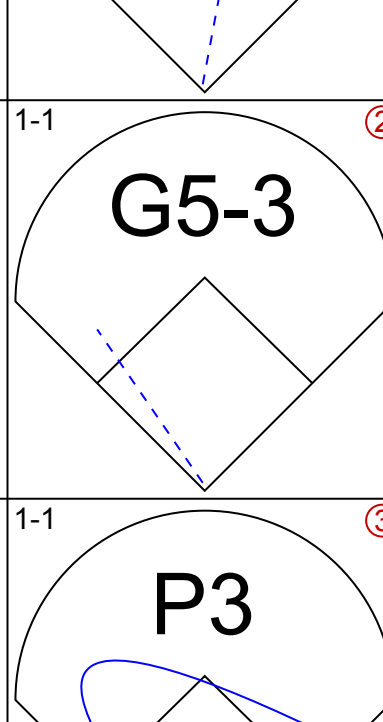
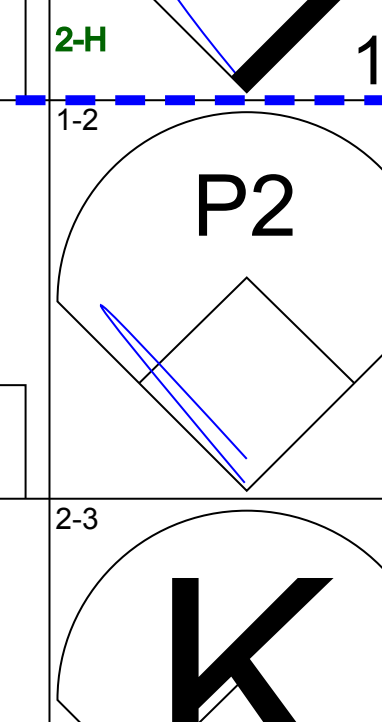
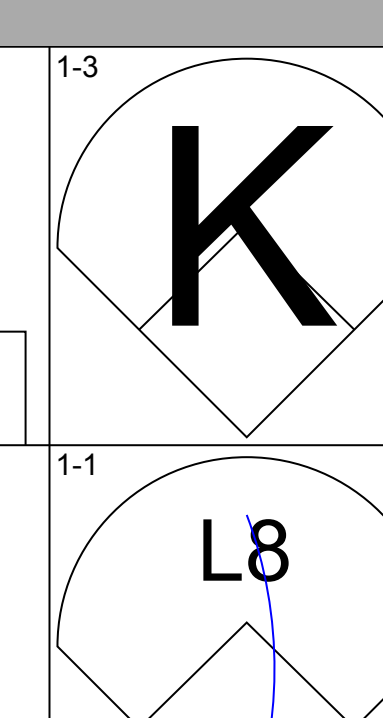
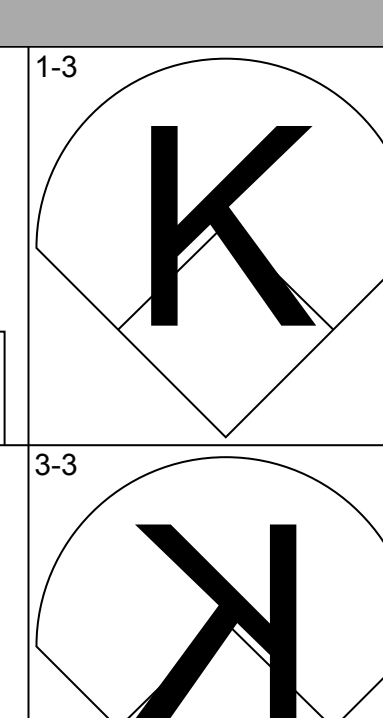
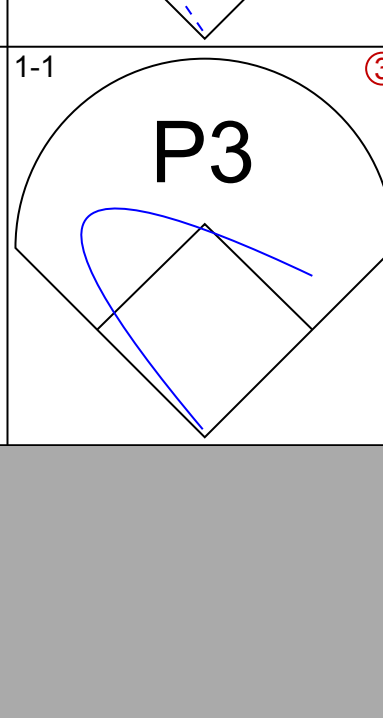
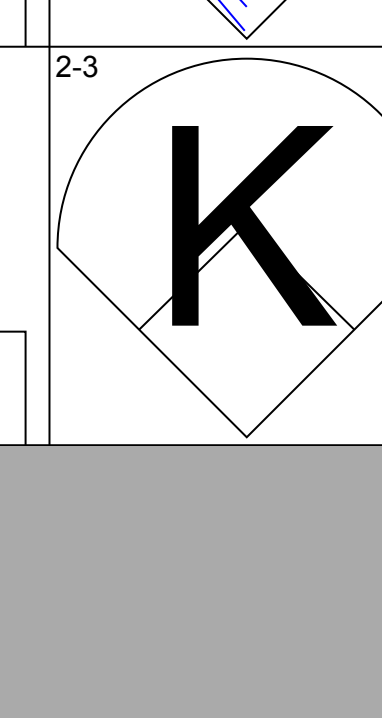
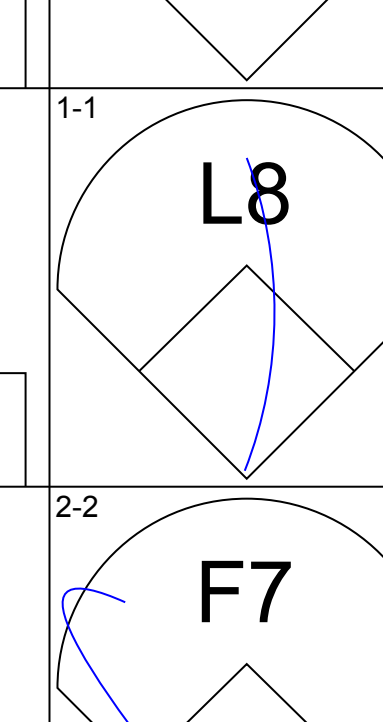
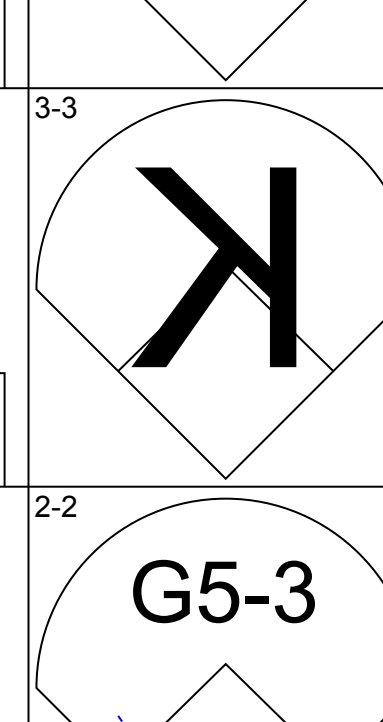
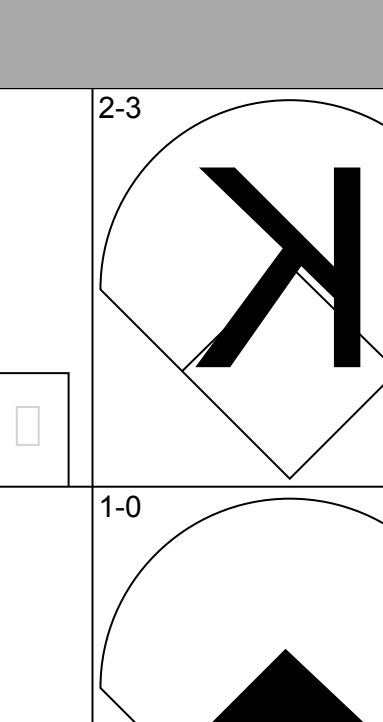
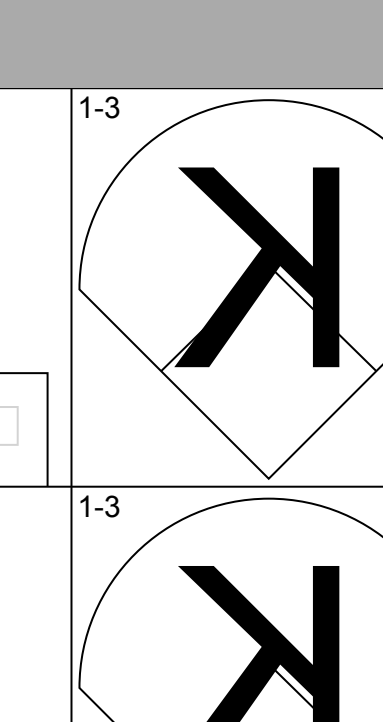
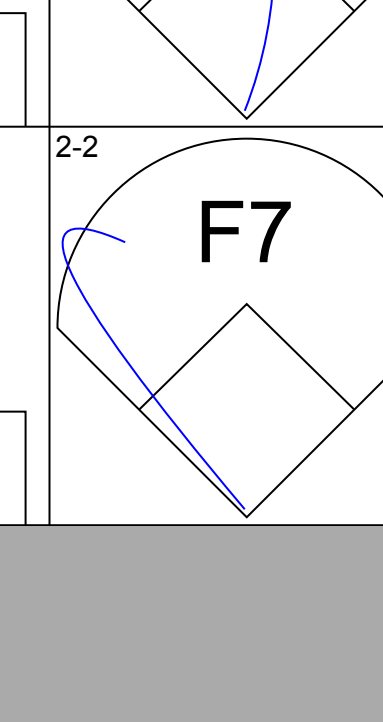
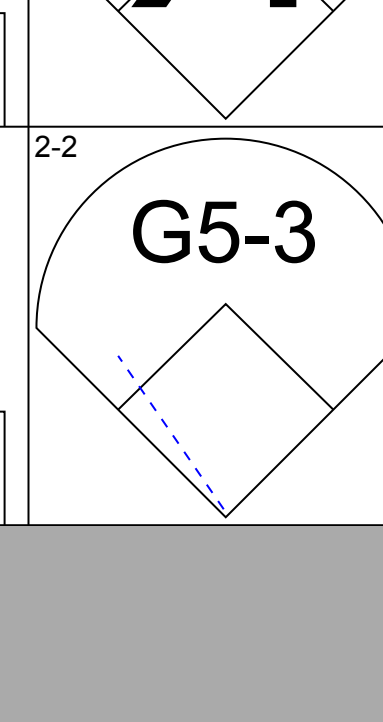
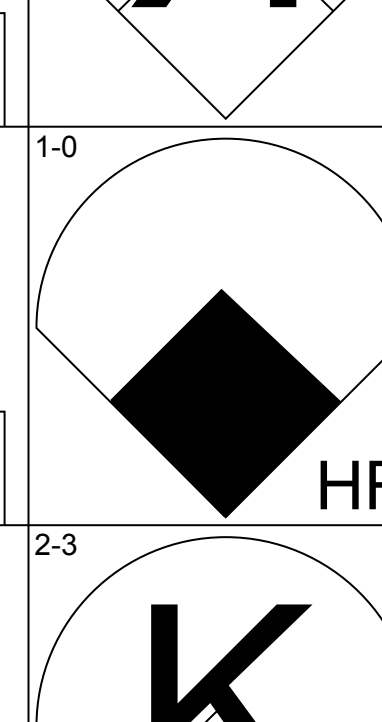
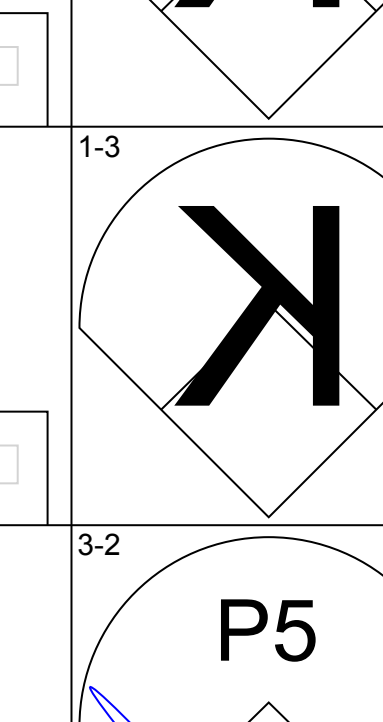
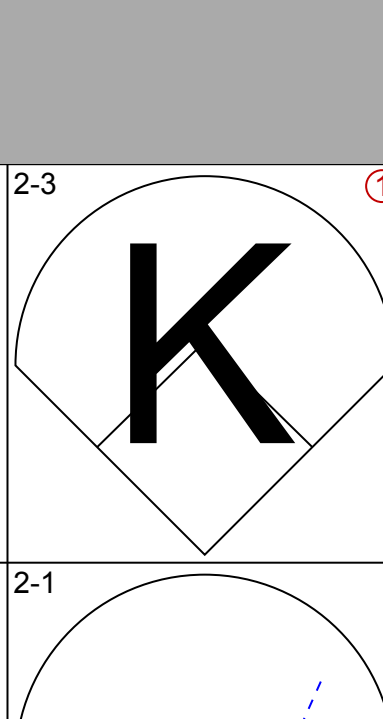
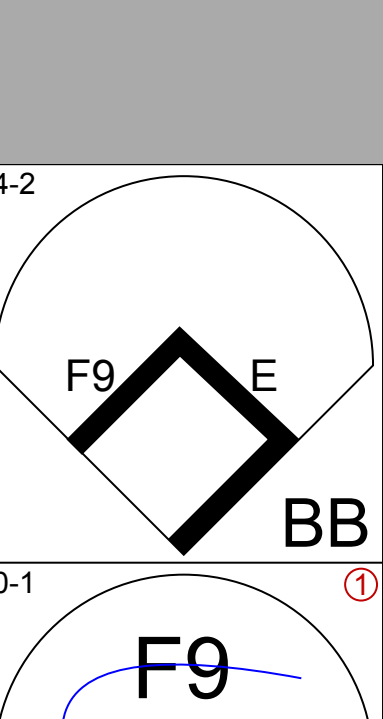
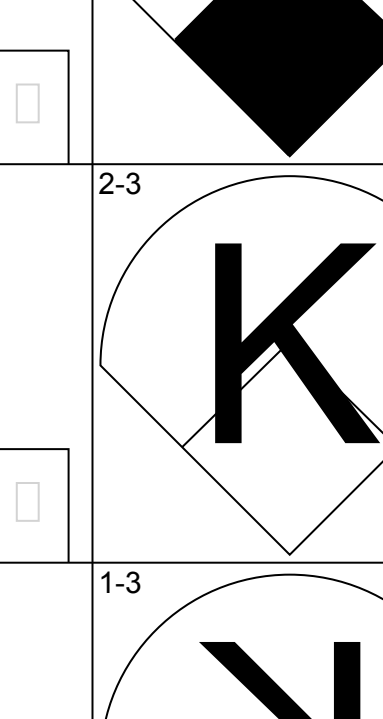
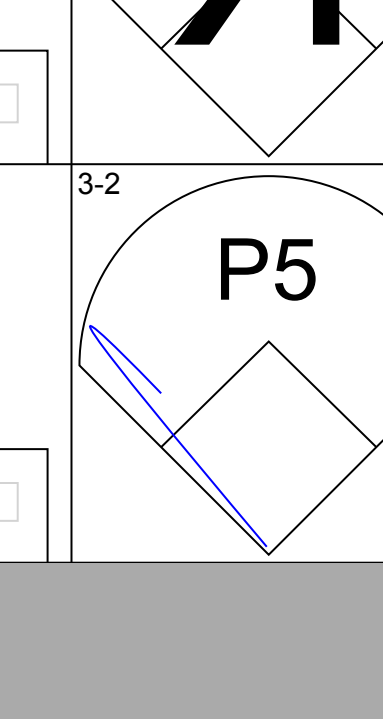
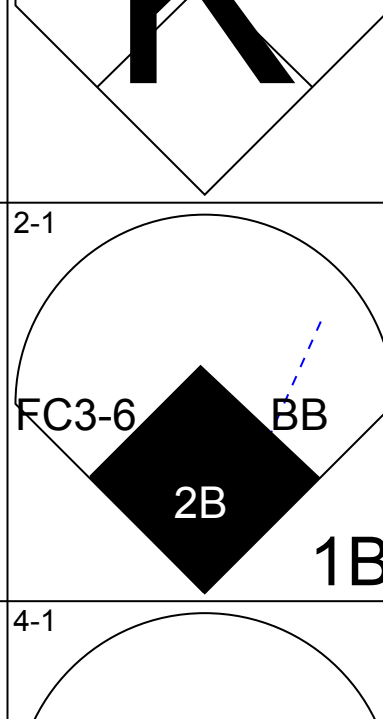
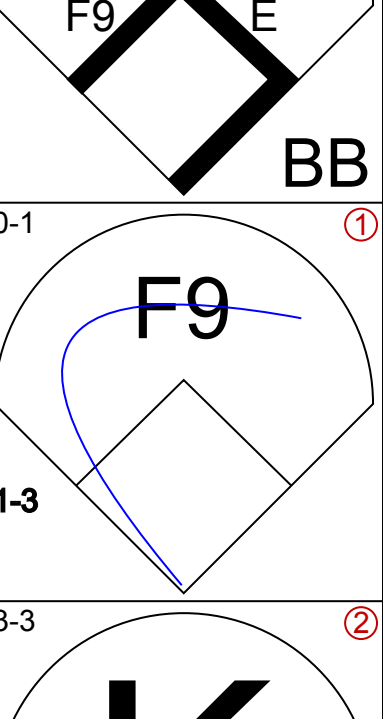
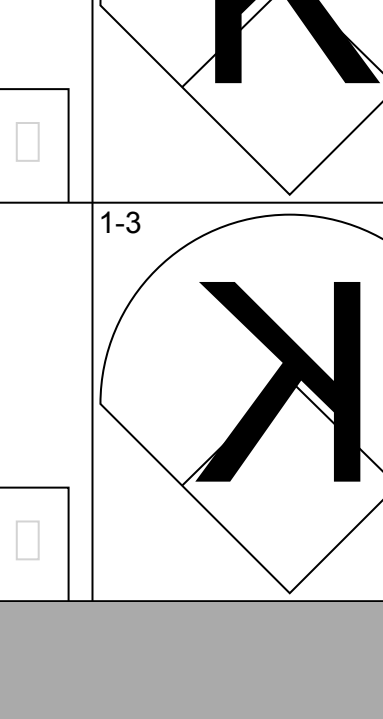
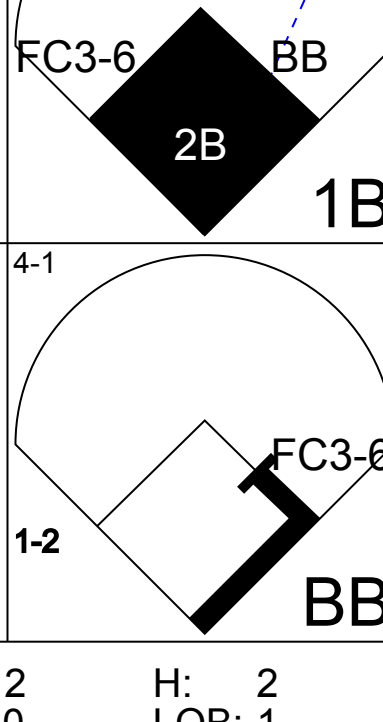
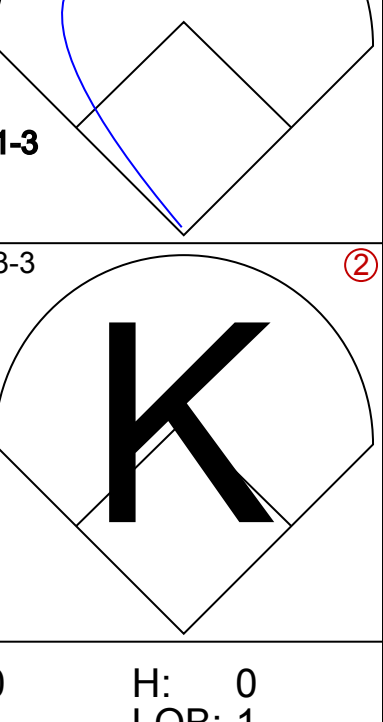
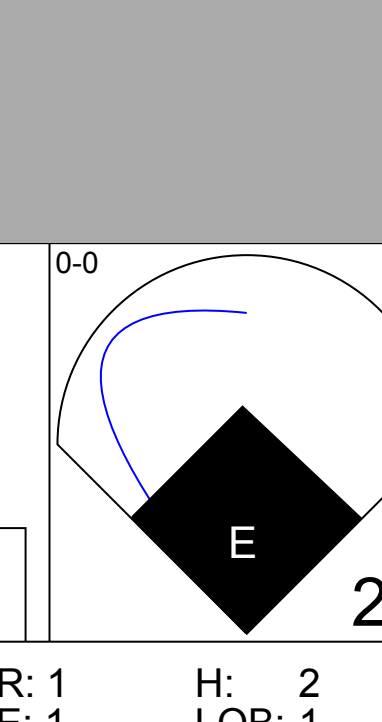


Batter	1	2	3	4	5	6	7	8	9	AB	R	H	RBI	BB	SO	LOB	BOTTOM				
Harold Reynolds, S (1,4) OBP: 0.361, SLG: 0.371	G6-3																4 0 0 0 0 0 1				
Henry Cotto, R (1,7) OBP: 0.311, SLG: 0.427	F8																4 0 1 1 0 1 0				
Alvin Davis, L (1,3) OBP: 0.426, SLG: 0.489	P5																4 1 1 1 0 0 2				
Jeffrey Leonard, R (1,10) OBP: 0.300, SLG: 0.422		G6-3															3 0 1 0 0 0 0				
Darnell Coles, R (1,5) OBP: 0.297, SLG: 0.365		G4-3															3 0 1 0 0 0 1				
Jay Buhner, R (1,9) OBP: 0.341, SLG: 0.505																	3 0 0 0 0 1 1				
Ken Griffey Jr., L (1,8) OBP: 0.329, SLG: 0.424																	3 1 1 0 0 1 0				
Dave Valle, R (1,2) OBP: 0.305, SLG: 0.347																	2 0 0 0 0 0 0				
Omar Vizquel, S (1,6) OBP: 0.272, SLG: 0.259																	2 0 0 0 0 0 0				
Jim Presley, R (8,PH) OBP: 0.278, SLG: 0.389																	0 0 0 0 0 0 0				
Scott Bradley, L (8,PH) OBP: 0.330, SLG: 0.377																	1 0 1 1 0 0 0				
Mike Kingery, L (8,FR) OBP: 0.289, SLG: 0.347																	0 1 0 0 0 0 0				
Dave Cochrane, S (9,6) OBP: 0.312, SLG: 0.351																	0 0 0 0 0 0 0				
Inning Stats	R: 0 H: 0 E: 0 K: 0 S: 11	H: 0 LOB: 0 BB: 0 P: 14	R: 0 H: 0 E: 0 K: 1 S: 9	H: 0 LOB: 0 BB: 0 P: 12	R: 0 H: 0 E: 0 K: 1 S: 12	H: 0 LOB: 0 BB: 0 P: 16	R: 1 H: 2 E: 0 K: 1 S: 16	H: 2 LOB: 1 BB: 0 P: 24	R: 0 H: 0 E: 0 K: 0 S: 9	H: 0 LOB: 0 BB: 0 P: 15	R: 0 H: 0 E: 0 K: 0 S: 4	H: 0 LOB: 0 BB: 0 P: 4	R: 0 H: 1 E: 0 K: 0 S: 13	H: 1 LOB: 1 BB: 0 P: 18	R: 2 H: 3 E: 0 K: 0 S: 11	H: 3 LOB: 2 BB: 0 P: 14	1B: 4 2B: 1 3B: 0 HR: 1	SF: 0 SAC: 1 DP: 0 HBP: 0	WP: 0 PB: 0 SB: 0 CS: 0	PA: 30	
PITCHER	IP	WLS	BF	H	R	ER	SO	BB	IBB	HBP	BLK	WP	HR	S	P	ERA	WHIP				
Greg Swindell, L (1,1) ERA: 3.48	6.0		20	2	1	1	3	0	0	0	0	0	0	61	85	1.50	0.333				
Jesse Orosco, L (7,1) ERA: 1.99	1.1	L	4	2	1	1	0	0	0	0	0	0	0	6	7	6.75	1.500				
Doug Jones, R (8,1) ERA: 2.4	0.2		4	2	1	1	0	0	0	0	0	0	0	6	7	13.50	3.000				

Cleveland Indians @ Seattle Mariners
The Kingdome, Seattle, WA
Tue Sep 26 1989, 10:05 PM EDT
Att. 6,768 - Dome - 70 F

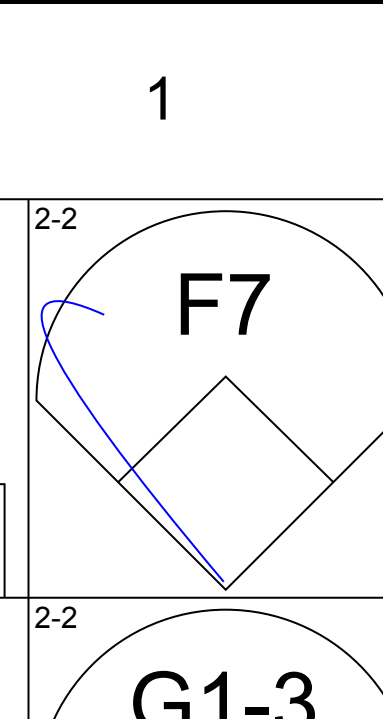
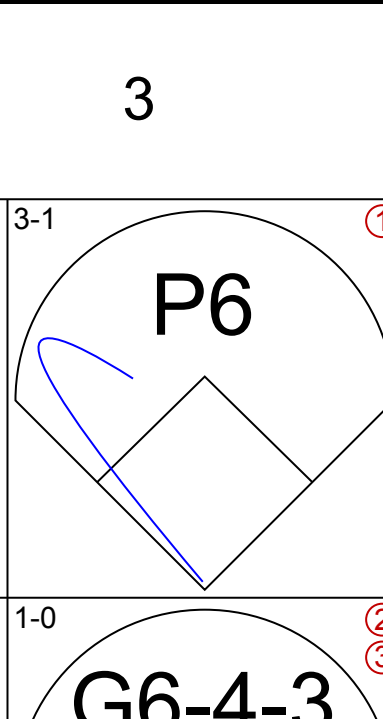
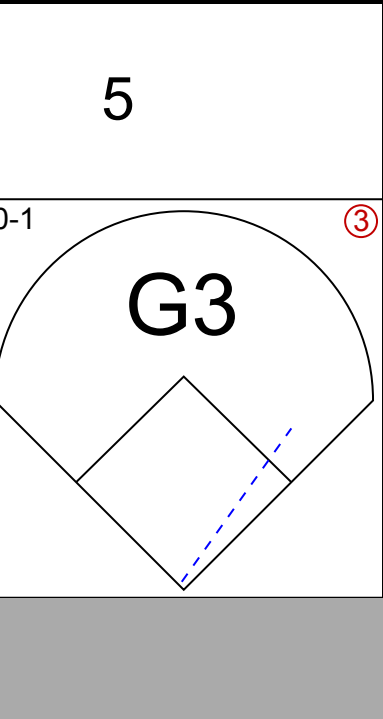
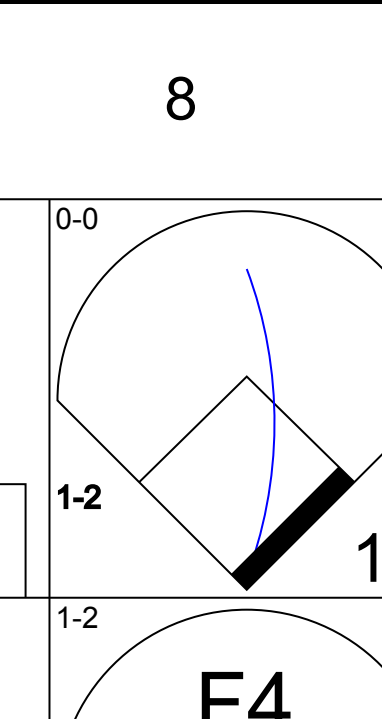
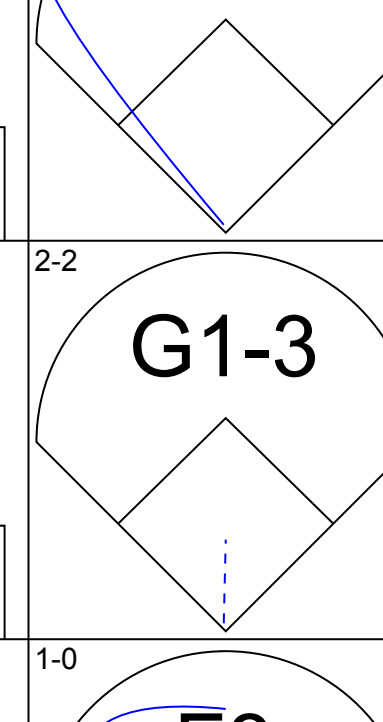
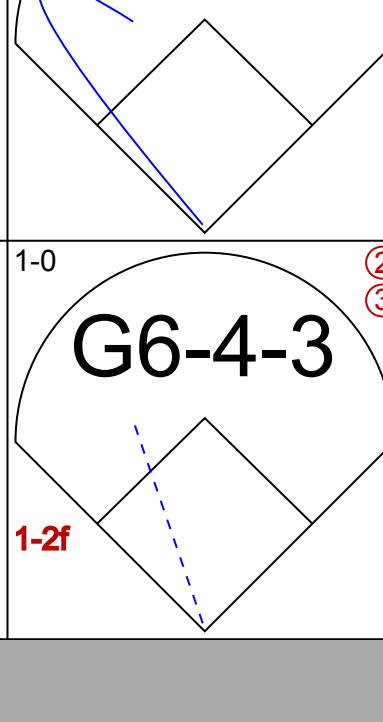
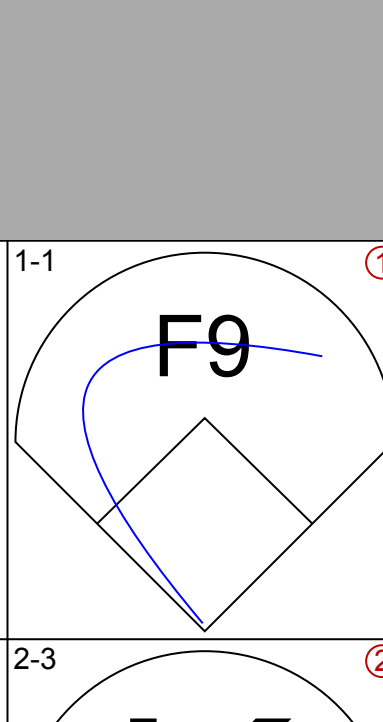
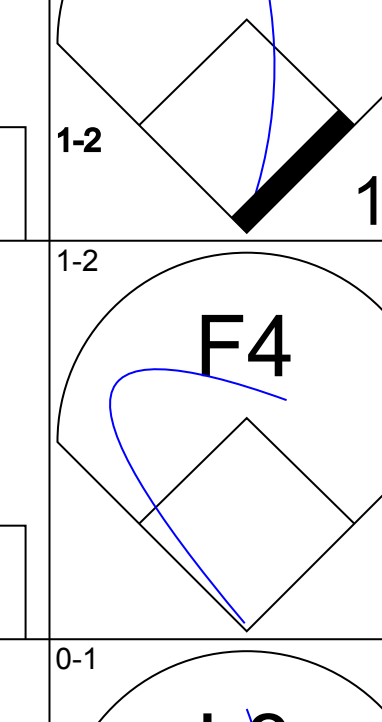
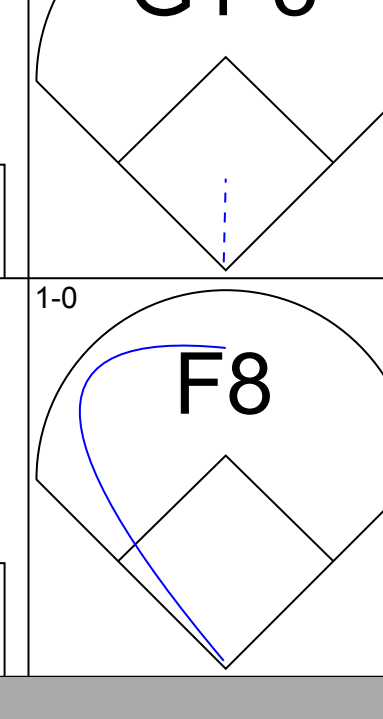
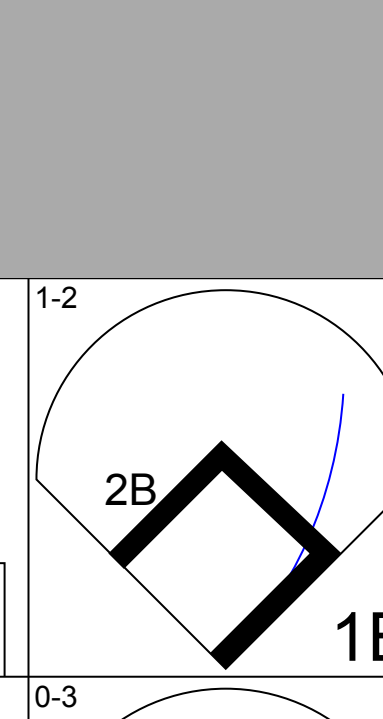
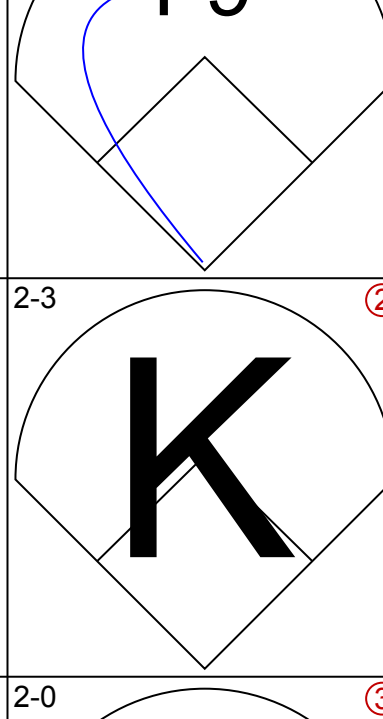
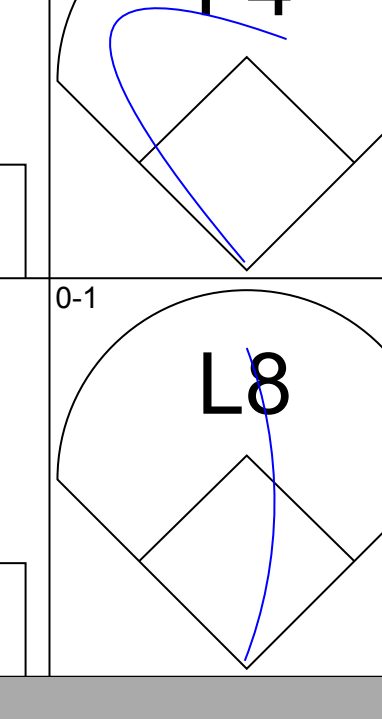

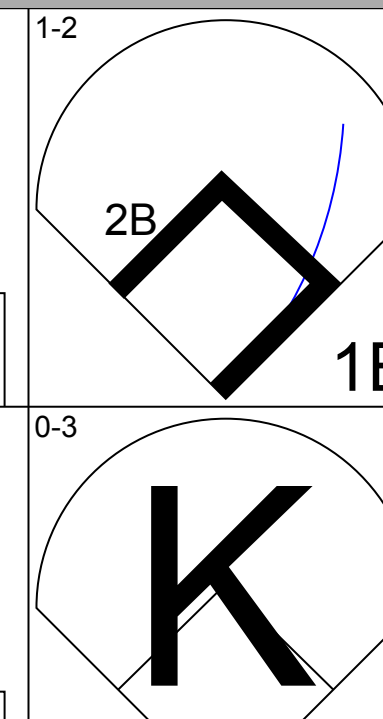
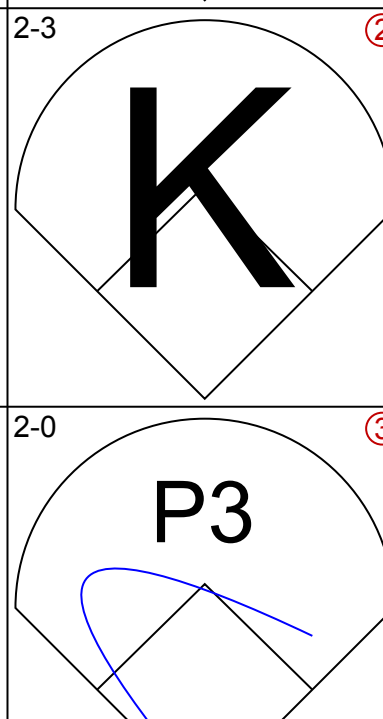
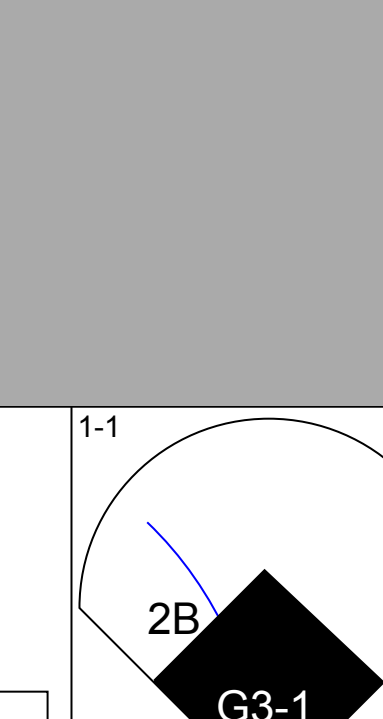
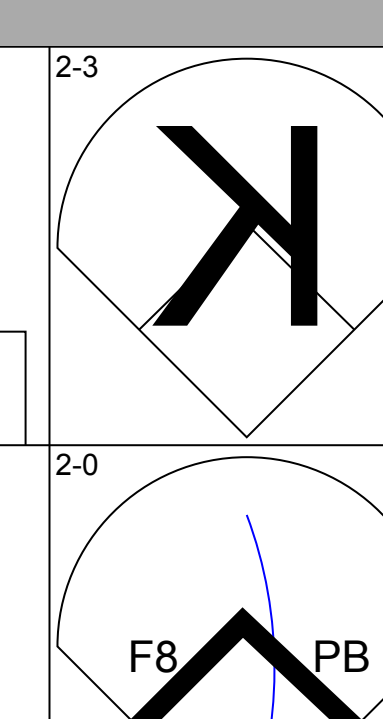
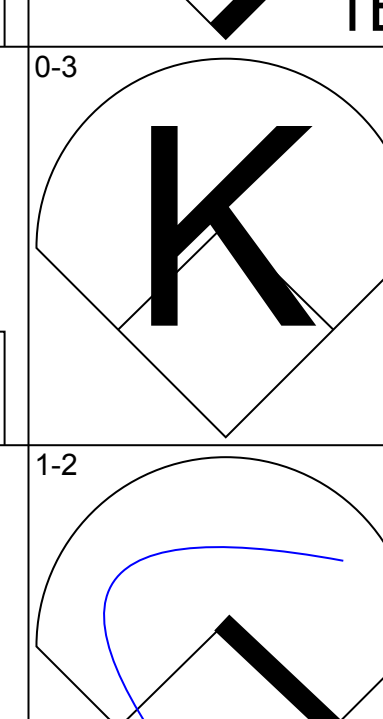
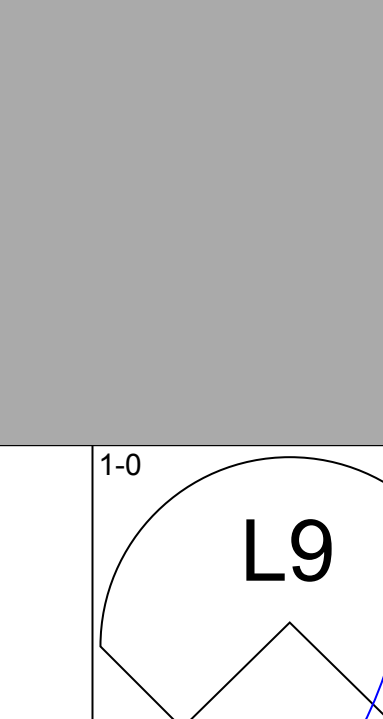
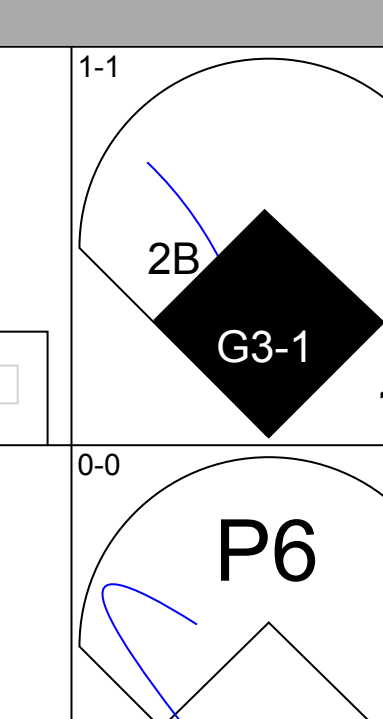
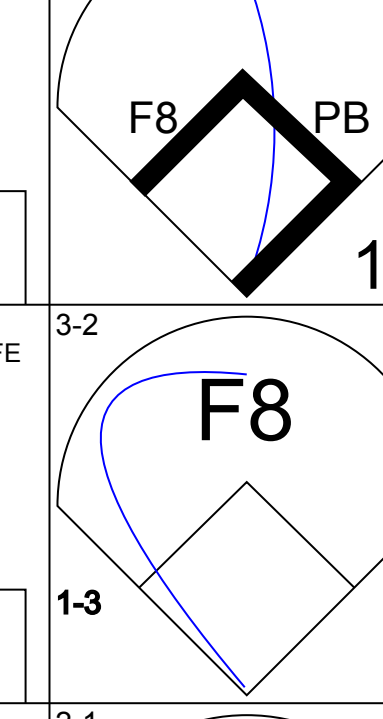
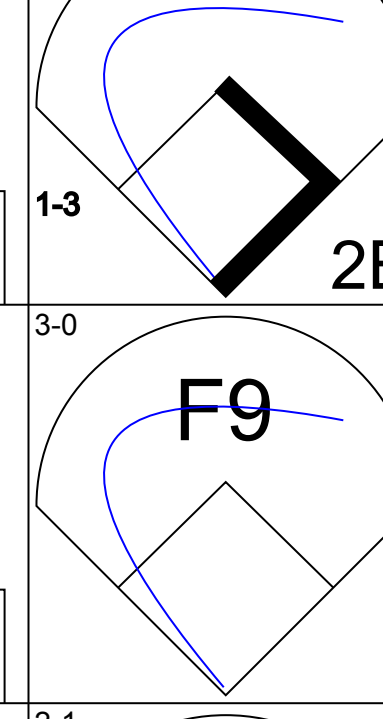
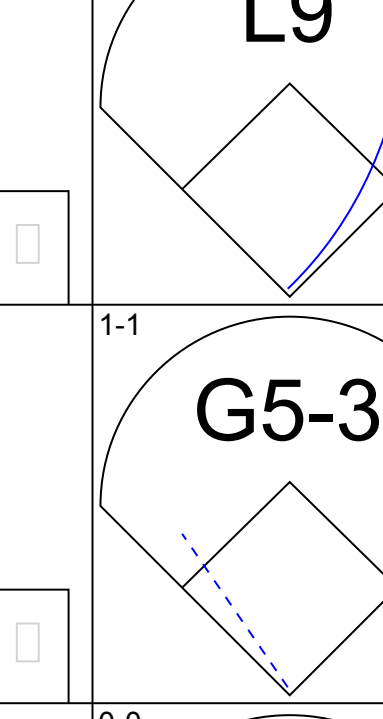
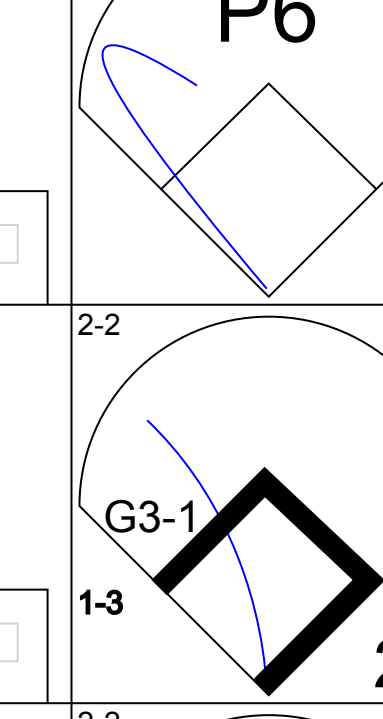
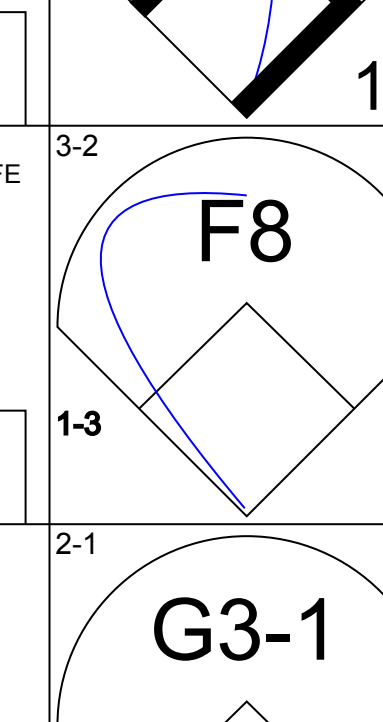
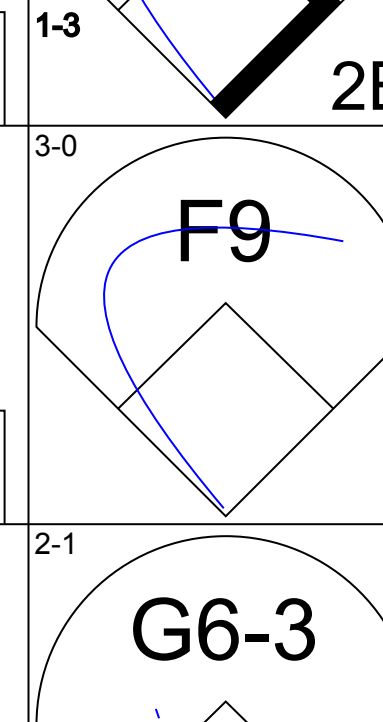
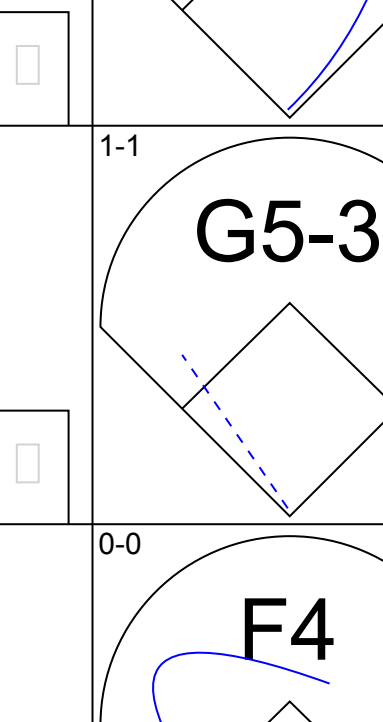
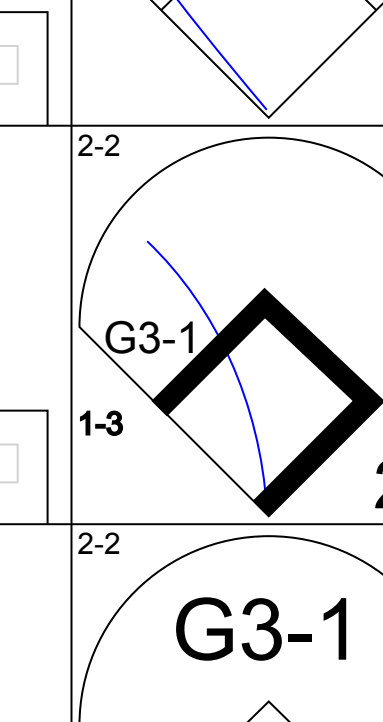



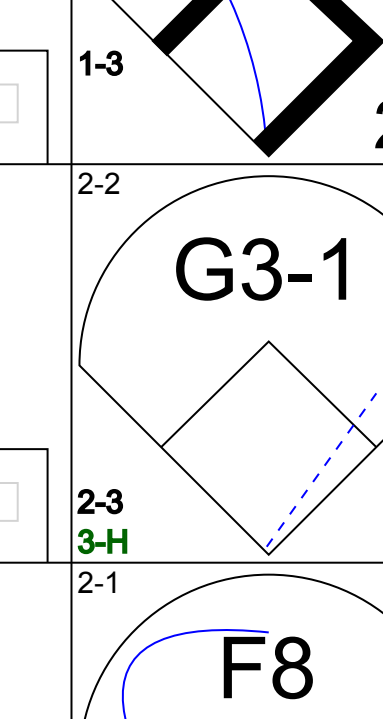
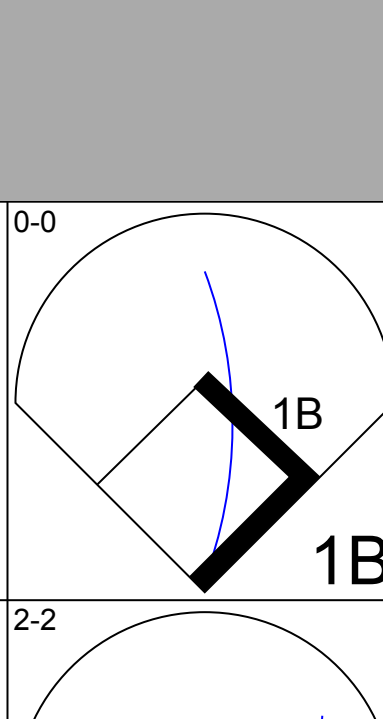
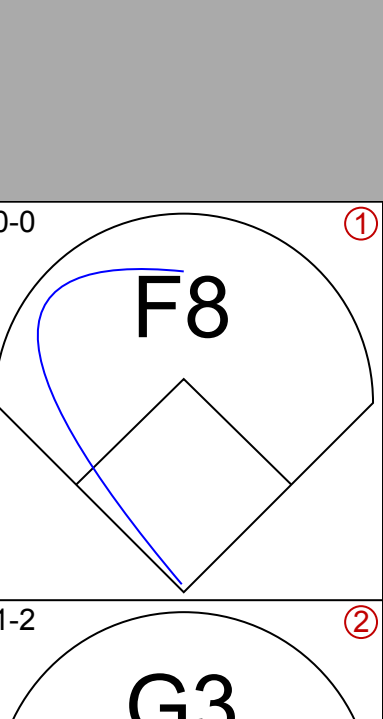
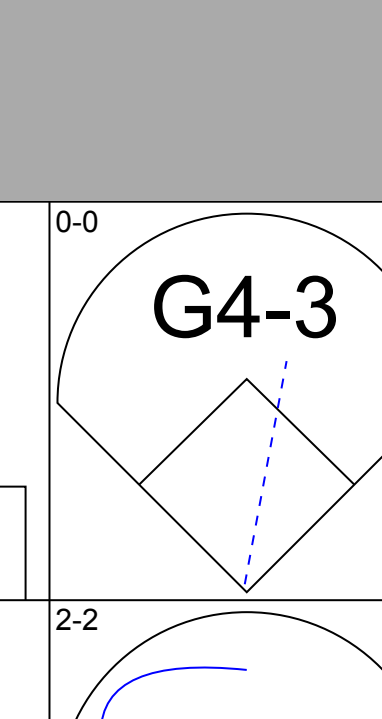
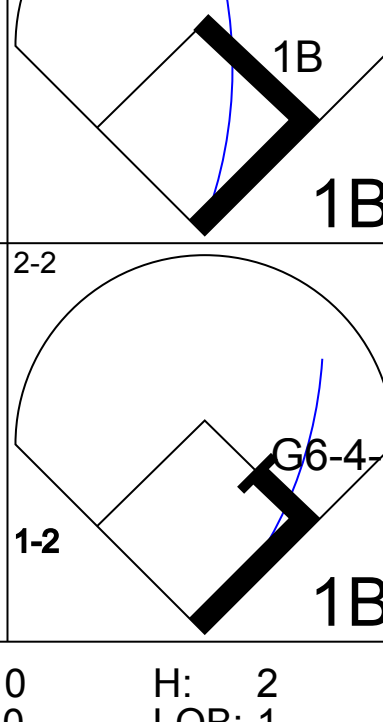
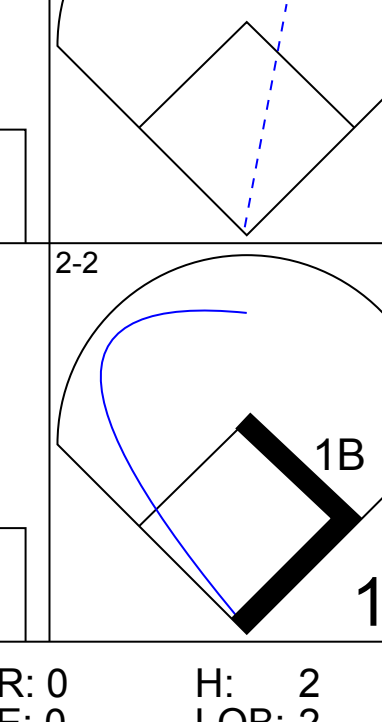
AB 29
R 3
H 6
RBI 3
BB 0
SO 3
LOB 5



Batter	1	2	3	4	5	6	7	8	9	AB	R	H	RBI	BB	SO	LOB	TOP								
Jerry Browne, S (1, 4) OBP: 0.372, SLG: 0.396										4	1	0	0	0	1	4	Cleveland Indians @ Seattle Mariners The Kingdome, Seattle, WA Wed Sep 27 1989, 10:05 PM EDT Att: 6,652 - Dome								
Paul Zivella, R (1, 10) OBP: 0.304, SLG: 0.426										4	0	2	3	0	1	0									
Joe Carter, R (1, 3) OBP: 0.293, SLG: 0.467										4	0	0	0	0	1	2									
Albert Belle, R (1, 7) OBP: 0.275, SLG: 0.414										4	0	0	0	0	3	1									
Pete O'Brien, L (8, 3) OBP: 0.350, SLG: 0.378										0	0	0	0	0	0	0									
Brook Jacoby, R (1, 5) OBP: 0.342, SLG: 0.412										4	0	0	0	0	3	0									
Cory Snyder, R (1, 9) OBP: 0.254, SLG: 0.367										4	1	1	1	0	1	0									
Brad Komminsk, R (1, 8) OBP: 0.323, SLG: 0.430										3	0	0	0	1	2	0									
Andy Allanson, R (1, 2) OBP: 0.286, SLG: 0.291										3	1	1	0	0	1	1									
Felix Fermin, R (1, 6) OBP: 0.304, SLG: 0.260										2	1	1	0	1	1	1									
Inning Stats	R: 0 E: 0 K: 2 S: 15	H: 0 LOB: 0 BB: 0 P: 21	R: 0 E: 0 K: 1 S: 8	H: 0 LOB: 0 BB: 0 P: 12	R: 2 E: 0 K: 2 S: 14	H: 2 LOB: 1 BB: 1 P: 25	R: 0 E: 0 K: 2 S: 11	H: 0 LOB: 0 BB: 0 P: 17	R: 0 E: 1 K: 1 S: 9	H: 0 LOB: 1 BB: 1 P: 18	R: 0 E: 0 K: 0 S: 9	H: 0 LOB: 0 BB: 0 P: 14	R: 1 E: 0 K: 3 S: 11	H: 1 LOB: 0 BB: 0 P: 17	R: 1 E: 1 K: 1 S: 12	H: 2 LOB: 1 BB: 0 P: 18	R: 0 E: 0 K: 2 S: 10	H: 0 LOB: 0 BB: 0 P: 15	1B: 2 2B: 2 3B: 0 HR: 1	SF: 0 SAC: 0 DP: 0 HBP: 0	WP: 0 PB: 0 SB: 0 CS: 0	PA: 34			
PITCHER	IP	WLS	BF	H	R	ER	SO	BB	IBB	HBP	BLK	WP	HR	S	P	ERA	WHIP								
Randy Johnson, L (1, 1) ERA: 4.82	7.1	L	29	5	4	4	11	2	0	0	0	0	1	82	132	4.91	0.955								
Michael Jackson, R (8, 1) ERA: 3.18	1.2		5	0	0	0	3	0	0	0	0	0	0	17	25	0.00	0.000								

AB	32
R	4
H	5
RBI	4
BB	2
SO	14
LOB	9



Batter	1	2	3	4	5	6	7	8	9	AB	R	H	RBI	BB	SO	LOB	BOTTOM								
Harold Reynolds, S (1, 4) OBP: 0.361, SLG: 0.370										4	0	1	0	0	0	2	Cleveland Indians @ Seattle Mariners The Kingdome, Seattle, WA Wed Sep 27 1989, 10:05 PM EDT Att: 6,652 - Dome								
Henry Cotto, R (1, 9) OBP: 0.305, SLG: 0.420										4	0	0	0	0	4										
Alvin Davis, L (1, 3) OBP: 0.424, SLG: 0.487										4	0	1	0	0	1	2									
Jeffrey Leonard, R (1, 10) OBP: 0.299, SLG: 0.421										4	1	1	0	0	2	1									
Ken Griffey Jr., L (1, 8) OBP: 0.330, SLG: 0.427										4	0	2	0	0	0	1									
Darnell Coles, R (1, 5) OBP: 0.297, SLG: 0.366										4	0	1	0	0	0	3									
Greg Briley, L (1, 7) OBP: 0.341, SLG: 0.448										4	0	0	1	0	0	4									
Scott Bradley, L (1, 2) OBP: 0.329, SLG: 0.375										4	0	1	0	0	0	1									
Omar Vizquel, S (1, 6) OBP: 0.273, SLG: 0.261										2	0	1	0	0	0	0									
Dave Cochrane, S (8, PH) OBP: 0.318, SLG: 0.358										1	0	1	0	0	0	0									
Inning Stats	R: 0 E: 0 K: 0 S: 10	H: 0 LOB: 0 BB: 0 P: 15	R: 0 E: 0 K: 1 S: 10	H: 1 LOB: 1 BB: 0 P: 19	R: 0 E: 0 K: 0 S: 7	H: 2 LOB: 1 BB: 0 P: 13	R: 0 E: 0 K: 1 S: 12	H: 2 LOB: 2 BB: 0 P: 19	R: 0 E: 0 K: 0 S: 6	H: 0 LOB: 0 BB: 0 P: 7	R: 0 E: 0 K: 1 S: 6	H: 0 LOB: 0 BB: 0 P: 11	R: 0 E: 0 K: 0 S: 4	H: 0 LOB: 0 BB: 0 P: 6	R: 0 E: 0 K: 0 S: 10	H: 2 LOB: 2 BB: 0 P: 13	R: 1 E: 0 K: 0 S: 13	H: 2 LOB: 1 BB: 0 P: 20	1B: 7 2B: 2 3B: 0 HR: 0	SF: 0 SAC: 0 DP: 1 HBP: 0	WP: 0 PB: 1 SB: 0 CS: 0	PA: 35			
PITCHER	IP	WLS	BF	H	R	ER	SO	BB	IBB	HBP	BLK	WP	HR	S	P	ERA	WHIP								
John Farrell, R (1, 1) ERA: 3.63	9.0	W	35	9	1	1	3	0	0	0	0	0	0	78	123	1.00	1.000								



Batter	1	2	3	4	5	6	7	8	9	AB	R	H	RBI	BB	SO	LOB	TOP			
Jerry Browne, S (1,4) OBP: 0.369, SLG: 0.393	0-3 K		0-1 F8			2-2 G4-3		1-0 G4-3		4	0	0	0	0	1	0				
Felix Fermin, R (1,6) OBP: 0.304, SLG: 0.262	1-0 L8		0-0 F9			2-1 2B		1-2 G6-3		4	0	1	0	0	0	0				
Dion James, L (1,8) OBP: 0.364, SLG: 0.368	0-0 G6-3			1-1 G3-1		0-0 F8		1-3 K		4	0	0	0	0	1	1				
Joe Carter, R (1,7) OBP: 0.294, SLG: 0.471		1-1 HR		1-0 G1-3		4-0 BB		1-2 G6-3		3	1	1	1	1	0	0				
Pete O'Brien, L (1,3) OBP: 0.357, SLG: 0.375		3-2 F7		2-2 L8		1-3 K		0-1 G3		4	0	0	0	0	1	2				
Albert Belle, R (1,10) OBP: 0.279, SLG: 0.413		1-2 G4-3			2-2 FC4-6 1B		2-2 G4-3		4-2 FC5-4 BB	3	0	1	0	1	0	0				
Brook Jacoby, R (1,5) OBP: 0.341, SLG: 0.411		1-2 G5-3			1-0 FC4-6 1B		1-3 K		0-1 FC5-4	4	0	1	0	0	1	1				
Cory Snyder, R (1,9) OBP: 0.255, SLG: 0.367			1-1 G6-3		1-0 FC4-6		0-0 FC5-4			3	0	1	0	0	0	2				
Joel Skinner, R (1,2) OBP: 0.271, SLG: 0.303			1-1 HR		2-0 G4-6-3		0-0 FC5-4			3	1	1	1	0	0	3				
Inning Stats	R: 0 E: 0 K: 1 S: 6	H: 0 LOB: 0 BB: 0 P: 7	R: 1 E: 0 K: 0 S: 11	H: 1 LOB: 0 BB: 0 P: 17	R: 1 E: 0 K: 0 S: 7	H: 1 LOB: 0 BB: 0 P: 9	R: 0 E: 0 K: 0 S: 8	H: 0 LOB: 0 BB: 0 P: 12	R: 0 E: 0 K: 1 S: 11	H: 2 LOB: 1 BB: 1 P: 12	R: 0 E: 0 K: 0 S: 8	H: 1 LOB: 1 BB: 0 P: 11	R: 0 E: 0 K: 1 S: 7	H: 0 LOB: 0 BB: 0 P: 10	R: 0 E: 0 K: 0 S: 10	H: 0 LOB: 1 BB: 1 P: 15	1B: 3 2B: 1 3B: 0 HR: 2	SF: 0 SAC: 0 DP: 1 HBP: 0	WP: 0 PB: 0 SB: 0 CS: 0	PA: 34
PITCHER Brian Holman, R (1,1) ERA: 3.67	IP: 9.0 WLS: W BF: 34 H: 6 R: 2 ER: 2 SO: 4 BB: 2 IBB: 0 HBP: 0 BLK: 0 WP: 0 HR: 2 S: 74 P: 113 ERA: 2.00 WHIP: 0.889																			

Cleveland Indians @ Seattle Mariners
The Kingdome, Seattle, WA
Thu Sep 28 1989, 10:05 PM EDT
Att. 6,831 - Dome - 70 F


AB 32
R 2
H 6
RBI 2
BB 2
SO 4
LOB 9



Batter	1	2	3	4	5	6	7	8	9	AB	R	H	RBI	BB	SO	LOB	BOTTOM			
Harold Reynolds, S (1,4) OBP: 0.360, SLG: 0.368	2-1 G6-3		4-1 1B		0-2 L8			1-1 B1-3		3	0	0	0	1	0	1				
Henry Cotto, R (1,7) OBP: 0.305, SLG: 0.420	2-2 P4		1-2 FC6-4 1B		0-1 G5-3			4-2 2B BB		3	1	1	1	1	0	1				
Darnell Coles, R (1,5) OBP: 0.296, SLG: 0.364	2-1 G5-3		1-0 FC6-4			1-1 L8		4-2 2B BB		3	1	0	0	1	0	2				
Jim Presley, R (1,3) OBP: 0.276, SLG: 0.386		3-3 K		0-0 F8		1-1 G5-3		0-2 2B 2B		3	0	0	0	0	1	0				
Alvin Davis, L (8, PH) OBP: 0.425, SLG: 0.490								1-1 2B		1	0	1	2	0	0	0				
Mike Kingery, L (8, FR) OBP: 0.289, SLG: 0.347								1-1 2B		0	1	0	0	0	0	0				
Edgar Martinez, R (9,5) OBP: 0.317, SLG: 0.307								1-1 2B		0	0	0	0	0	0	0				
Jay Buhner, R (1,9) OBP: 0.340, SLG: 0.505		3-2 F4		3-3 K		3-2 2B		0-3 K		4	0	1	0	0	2	1				
Ken Griffey Jr., L (1,8) OBP: 0.328, SLG: 0.424		1-0 G4-3		1-3 K		2-2 G1-3		4-0 2B IBB		3	1	0	0	1	1	1				
Dave Valle, R (1,2) OBP: 0.307, SLG: 0.352			0-1 G6-3		1-0 G5-3 1B		2-2 G1-3		3-2 2B	4	1	2	2	0	0	0				
Jim Wilson, R (1,10) OBP: 0.276, SLG: 0.264			1-1 L7		3-2 G5-3		1-1 F8		2-3 K	4	0	0	0	0	1	2				
Omar Vizquel, S (1,6) OBP: 0.276, SLG: 0.264			3-1 1B		0-1 1B		0-0 L5			3	1	2	1	0	0	0				
Inning Stats	R: 0 E: 0 K: 0 S: 9	H: 0 LOB: 0 BB: 0 P: 15	R: 0 E: 0 K: 1 S: 11	H: 0 LOB: 0 BB: 0 P: 18	R: 1 E: 0 K: 0 S: 12	H: 2 LOB: 1 BB: 1 P: 22	R: 0 E: 0 K: 2 S: 8	H: 0 LOB: 0 BB: 0 P: 12	R: 1 E: 0 K: 0 S: 11	H: 2 LOB: 1 BB: 0 P: 15	R: 0 E: 0 K: 0 S: 12	H: 1 LOB: 1 BB: 0 P: 19	R: 0 E: 0 K: 0 S: 6	H: 0 LOB: 0 BB: 0 P: 9	R: 4 E: 0 K: 2 S: 18	H: 2 LOB: 1 BB: 3 P: 36	1B: 4 2B: 3 3B: 0 HR: 0	SF: 0 SAC: 0 DP: 0 HBP: 0	WP: 0 PB: 0 SB: 1 CS: 0	PA: 35
PITCHER Bud Black, L (1,1) ERA: 3.36 Steve Olin, R (8,1) ERA: 3.66 Jesse Orosco, L (8,1) ERA: 2.1 Rudy Seanez, R (8,1) ERA: 4.5	IP: 7.0 WLS: L BF: 3 H: 0 R: 2 ER: 2 SO: 3 BB: 2 IBB: 0 HBP: 0 BLK: 0 WP: 0 HR: 0 S: 69 P: 110 ERA: 2.57 WHIP: 0.857																			

Cleveland Indians @ Seattle Mariners
The Kingdome, Seattle, WA
Thu Sep 28 1989, 10:05 PM EDT
Att. 6,831 - Dome - 70 F

AB 31
R 6
H 7
RBI 6
BB 4
SO 5
LOB 8



Batter	1	2	3	4	5	6	7	8	9	10	11	AB	R	H	RBI	BB	SO	LOB
Wally Backman, S OBP: 0.306, SLG: 0.284 Gary Gaetti, R OBP: 0.290, SLG: 0.410	F7		K		K		K		BB		1B	3	0	0	0	0	2	1
Dan Gladden, R OBP: 0.333, SLG: 0.412	G5-4-3		S		SF9		1B		1B		1B	5	0	5	1	0	0	0
Kirby Puckett, R OBP: 0.381, SLG: 0.465	G5-4-3		1B		1B		F8		F8		P8	6	0	2	0	0	0	7
Kent Hrbek, L OBP: 0.361, SLG: 0.524 John Moses, S OBP: 0.333, SLG: 0.368	HR		1B		G1-6-3		K		HR		G6-4-3	5	2	4	1	0	1	1
Brian Harper, R OBP: 0.348, SLG: 0.443	HR		1B		F9		G3		F8		G6-4-3	6	2	3	3	0	0	2
Randy Bush, L OBP: 0.351, SLG: 0.441	G3		G3		G1-6-3		G3		F7		F9	5	0	1	0	0	0	2
Camren Castillo, R OBP: 0.305, SLG: 0.454 Doug Baker, S OBP: 0.379, SLG: 0.395	G3		G3		G1-6-3		G3		F7		F9	1	0	0	0	0	0	3
Gene Larkin, S OBP: 0.355, SLG: 0.370	F8		F8		F8		G4-3		G4-3		CS	5	2	3	1	0	0	0
Al Newman, S OBP: 0.342, SLG: 0.304	P5		P5		P5		F7-3		F8		1B	5	2	2	0	0	0	1
Greg Gagne, R OBP: 0.290, SLG: 0.427 Paul Sorrento, L OBP: 0.360, SLG: 0.250	P3		P3		P3		SF9		K		SF7	4	1	2	2	0	1	0

Inning Stats	R: 0	H: 1	E: 0	K: 0	S: 8	LOB: 0	P: 10	R: 2	H: 2	E: 0	K: 0	S: 11	LOB: 0	P: 17	R: 0	H: 2	E: 0	K: 1	S: 7	LOB: 2	P: 12	R: 0	H: 1	E: 0	K: 0	S: 4	LOB: 0	P: 8	R: 3	H: 4	E: 0	K: 2	S: 22	LOB: 1	P: 32	R: 1	H: 2	E: 0	K: 0	S: 8	LOB: 0	P: 13	R: 0	H: 2	E: 0	K: 1	S: 11	LOB: 1	P: 17	R: 1	H: 1	E: 0	K: 0	S: 9	LOB: 0	P: 13	R: 0	H: 1	E: 0	K: 1	S: 18	LOB: 2	P: 27	R: 0	H: 2	E: 0	K: 0	S: 6	LOB: 1	P: 12	R: 3	H: 6	E: 0	K: 0	S: 17	LOB: 3	P: 20	1B: 20	SF: 2	2B: 2	SAC: 0	3B: 1	DP: 4	HR: 2	HBP: 0	WP: 1	PA: 52
--------------	------	------	------	------	------	--------	-------	------	------	------	------	-------	--------	-------	------	------	------	------	------	--------	-------	------	------	------	------	------	--------	------	------	------	------	------	-------	--------	-------	------	------	------	------	------	--------	-------	------	------	------	------	-------	--------	-------	------	------	------	------	------	--------	-------	------	------	------	------	-------	--------	-------	------	------	------	------	------	--------	-------	------	------	------	------	-------	--------	-------	--------	-------	-------	--------	-------	-------	-------	--------	-------	--------

PITCHER	IP	WLS	BF	H	R	ER	SO	BB	IBB	HBP	BLK	WP	HR	S	P	ERA	WHIP		
Scott Bankhead, R ERA: 3.34	(1, 1)	5.0	22	10	5	5	3	0	0	0	0	0	0	1	0	8	13	9.00	2.000
Jerry Reed, R ERA: 3.22	(6, 1)	1.0	4	2	1	1	0	0	0	0	0	0	1	0	8	13	9.00	2.000	
Michael Jackson, R ERA: 3.22	(7, 1)	3.0	13	4	1	1	2	1	0	0	0	0	1	38	57	3.00	1.667		
Mike Schooler, R ERA: 3.17	(10, 1)	1.2	L	11	8	3	3	0	0	0	0	0	0	22	31	16.20	4.800		
Keith Comstock, L ERA: 2.81	(11, 1)	0.1	1	0	0	0	0	0	0	0	0	0	0	1	1	0.00	0.000		


TOP

Minnesota Twins @ Seattle Mariners
The Kingdom, Seattle, WA

Fri Sep 29 1999, 10:05 PM EDT
Att: 9,916 - Dome

livebaseballscores.com

AB 48
R 10
H 24
RBI 10
BB 1
SO 5
LOB 18



Batter	1	2	3	4	5	6	7	8	9	10	11	AB	R	H	RBI	BB	SO	LOB
Harold Reynolds, S OBP: 0.360, SLG: 0.369	K	E6		FC5	F8			P7		G4-3		6	1	2	2	0	1	1
Henry Cotto, R OBP: 0.303, SLG: 0.411 Dave Cochrane, S OBP: 0.318, SLG: 0.358	E6	G6-3		FC5		G6-3		G6-3		K		6	2	0	0	0	1	3
Alvin Davis, L OBP: 0.426, SLG: 0.494 Mike Kingery, L OBP: 0.289, SLG: 0.347	2B		G6-3	L4		L4		F9		F9	FC5-4	6	0	3	2	0	0	0
Jeffrey Leonard, R OBP: 0.301, SLG: 0.420 Scott Bradley, L OBP: 0.277, SLG: 0.372 Jim Wilson, R OBP: 0.372, SLG: 0.372	G6-3		G6-3	E		G6-3		G6-3		G4-3	K	1	1	0	1	1	0	1
Damell Coles, R OBP: 0.295, SLG: 0.362	G5-3		G5-3	1B		P6		P7		P3	P6	6	1	1	0	0	0	4
Jay Buhner, R OBP: 0.339, SLG: 0.497	FC4-6	E5		K		K		G6-3		G6-3	FC5-4	5	0	1	0	1	1	4
Ken Griffey Jr., L OBP: 0.332, SLG: 0.425	FC4-6	G5-3		G4-3		G4-3		1B		E4	1B	4	1	2	1	1	0	2
Dave Valle, R OBP: 0.306, SLG: 0.349	E5	G6-3		G4-3		G4-3		1B		F8		5	1	1	0	0	0	5
Omar Vizquel, S OBP: 0.273, SLG: 0.261 Greg Briley, L OBP: 0.340, SLG: 0.447	P3		P3	E5		G1-3		P5		G4-3		4	0	0	0	0	0	5

Inning Stats	R: 1	H: 1	E: 1	K: 1	S: 11	LOB: 1	P: 17	R: 2	H: 1	E: 2	K: 0	S: 13	LOB: 1	P: 21	R: 2	H: 1	E: 1	K: 0	S: 9	LOB: 1	P: 18	R: 0	H: 1	E: 0	K: 0	S: 11	LOB: 1	P: 15	R: 0	H: 0	E: 0	K: 0	S: 5	LOB: 0	P: 8	R: 0	H: 1	E: 0	K: 0	S: 7	LOB: 2	P: 17	R: 0	H: 0	E: 0	K: 0	S: 5	LOB: 0	P: 8	R: 0	H: 2	E: 1	K: 0	S: 13	LOB: 2	P: 15	R: 0	H: 0	E: 0	K: 1	S: 8	LOB: 0	P: 9	R: 0	H: 1	E: 0	K: 1	S: 14	LOB: 1	P: 21	1B: 7	SF: 0	2B: 3	SAC: 0	3B: 0	DP: 0	HR: 0	HBP: 1	WP: 0	PA: 51
--------------	------	------	------	------	-------	--------	-------	------	------	------	------	-------	--------	-------	------	------	------	------	------	--------	-------	------	------	------	------	-------	--------	-------	------	------	------	------	------	--------	------	------	------	------	------	------	--------	-------	------	------	------	------	------	--------	------	------	------	------	------	-------	--------	-------	------	------	------	------	------	--------	------	------	------	------	------	-------	--------	-------	-------	-------	-------	--------	-------	-------	-------	--------	-------	--------

PITCHER	IP	WLS	BF	H	R	ER	SO	BB	IBB	HBP	BLK	WP	HR	S	P	ERA	WHIP
Allan Anderson, L ERA: 3.8	(1, 1)	3.1	21	5	2	2	1	1	0	0	0	0	0	44	74	2.70	2.100
Tim Drummond, R ERA: 3.86	(4, 1)	3.2	15	5	0	0	1	1	0	0	1	0	0	35	58	0.00	0.818
Juan Barenghuer, R ERA: 3.48	(8, 1)	3.0	W	11	2	0	0	1	0	0	0	0	0	26	32	0.00	0.667
Gary Wayne, L ERA: 3.3	(11, 1)	0.0	1	1	0	0	0	0	0	0	0	0	0	5	7	∞	∞
Jeff Reardon, R ERA: 4.02	(11, 1)	1.0	S	3	0	0	0	1	0	0	0	0	0	9	14	0.00	0.000

BOTTOM

Minnesota Twins @ Seattle Mariners
The Kingdom, Seattle, WA

Fri Sep 29 1999, 10:05 PM EDT
Att: 9,916 - Dome

livebaseballscores.com

AB 47
R 7
H 10
RBI 6
BB 3
SO 4
LOB 26




Batter	1	2	3	4	5	6	7	8	9	10	AB	R	H	RBI	BB	SO	LOB	TOP				
Dan Gladden, R OBP: 0.332, SLG: 0.410 (1, 7)	1-2 G3 1B		1-3 K		3-1 F8			0-1 F7		2-0 FC5-4	5	0	1	0	0	1	4					
Al Newman, S OBP: 0.341, SLG: 0.303 (10, 6)	2-0 G3		1-1 G1-3		2-2 G4-3			0-1 1B		1-0 G1-3	5	0	1	0	0	0	6					
Kirby Puckett, R OBP: 0.378, SLG: 0.462 (1, 8)	2-3 K			0-0 G4-3		2-2 G4-3		0-0 G1-3			4	0	0	0	0	1	2					
Kent Hrbek, L OBP: 0.360, SLG: 0.520 (1, 3)	4-0 BB			1-1 F8		1-1 G6-3			1-1 L6		3	0	0	0	1	0	0					
Gary Gaetti, R OBP: 0.288, SLG: 0.407 (1, 5)	2-2 P2			1-0 G5-3		1-0 G6-3			0-0 G4-3		4	0	0	0	0	0	2					
Randy Bush, L OBP: 0.350, SLG: 0.439 John Moses, S OBP: 0.333, SLG: 0.368 (9, 9)		3-2 G3-1		2-0 G3 1B E			1-1 G4-3		3-0 G4-1		4	1	1	0	0	0	0					
Brian Harper, R OBP: 0.349, SLG: 0.446 Chip Hale, L OBP: 0.200, SLG: 0.226 (10, 4)		1-0 G5-3		0-0 E G3 1B			0-1 F8			0-0 FC5-4	4	0	2	0	0	0	0					
Gene Larkin, S OBP: 0.352, SLG: 0.367 (1, 10)		1-1 G3-1		2-1 G3			0-1 G4-3			3-3 K	4	0	0	0	0	1	3					
Greg Gagne, R OBP: 0.298, SLG: 0.424 Paul Sorrento, L OBP: 0.266, SLG: 0.250 Lenny Webster, R OBP: 0.391, SLG: 0.400 (10, 2)			0-1 G6-3		1-1 E5			0-0 G5-3		4-0 FC5-4 1BB	3	0	0	1	0	0	1					
Inning Stats	R: 0 E: 0 K: 1 S: 10	H: 1 LOB: 2 BB: 1 P: 21	R: 0 E: 0 K: 0 S: 6	H: 0 LOB: 0 BB: 0 P: 11	R: 0 E: 0 K: 1 S: 7	H: 0 LOB: 0 BB: 0 P: 9	R: 0 E: 0 K: 0 S: 4	H: 0 LOB: 0 BB: 0 P: 6	R: 1 E: 1 K: 0 S: 11	H: 2 LOB: 2 BB: 0 P: 21	R: 0 E: 0 K: 0 S: 6	H: 0 LOB: 0 BB: 0 P: 10	R: 0 E: 0 K: 0 S: 6	H: 0 LOB: 0 BB: 0 P: 7	R: 0 E: 0 K: 0 S: 4	H: 0 LOB: 0 BB: 0 P: 8	R: 0 E: 0 K: 1 S: 6	H: 1 LOB: 3 BB: 1 P: 16	1B: 4 2B: 1 3B: 0 HR: 0	SF: 0 SAC: 0 DP: 0 HBP: 0	WP: 0 PA: 38 PB: 0 SB: 0 CS: 0	
PITCHER	IP 9.0	WLS 33	H 4	R 1	ER 1	SO 2	BB 1	IBB 0	HBP 0	BLK 0	WP 0	HR 0	S 60	P 99	ERA 1.00	WHIP 0.556						
Bill Swift, R ERA: 4.43 Jerry Reed, R ERA: 3.19 (10, 1)	1.0 W	5 5	1 1	0 0	0 0	1 1	0 0	1 0	0 0	0 0	0 0	0 0	6 16	0.00 1.000								

Minnesota Twins @ Seattle Mariners
The Kingdome, Seattle, WA
Sat Sep 30 1989, 10:05 PM EDT
Att: 33,435 - Dome

livebaseballscorecards.com

AB 36
R 1
H 5
RBI 1
BB 2
SO 3
LOB 18

WP: 0 PA: 38
PB: 0
SB: 0
CS: 0




Batter	1	2	3	4	5	6	7	8	9	10	AB	R	H	RBI	BB	SO	LOB	BOTTOM					
Harold Reynolds, S OBP: 0.359, SLG: 0.369 (1, 4)	1-0 F7		2-0 F9			1-1 F8			2-1 G3 SF8 1B		4	1	1	0	0	0	1						
Greg Briley, L OBP: 0.337, SLG: 0.443 (1, 7)	2-3 K			0-0 G4-3			1-2 P6		2-1 G3		4	0	0	0	0	1	2						
Alvin Davis, L OBP: 0.423, SLG: 0.491 (1, 10)	1-2 G4-3			2-2 L4			3-2 F8		1-2 SF8		3	0	0	1	0	0	0						
Darnell Coles, R OBP: 0.295, SLG: 0.361 (6, 3)		2-2 G6-3		1-3 K			0-0 S 1B		0-0 G3		4	0	1	0	0	1	0						
Ken Griffey Jr., L OBP: 0.329, SLG: 0.421 (1, 8)		2-2 F9			2-0 L4		1-3 K		1-0 G6-3		4	0	0	0	0	1	1						
Jay Buhner, R OBP: 0.342, SLG: 0.495 (1, 9)		1-0 1B			1-1 G5-3		3-3 K		4-2 1B 1B BB		3	1	1	0	1	1	1						
Scott Bradley, L OBP: 0.322, SLG: 0.367 (1, 2)		0-1 G4-3			1-1 G3-1			0-0 G3		1-0 F9	4	0	0	0	0	0	2						
Jim Presley, R OBP: 0.275, SLG: 0.385 Dave Cochrane, S OBP: 0.319, SLG: 0.357 (9, 6)			1-3 K			2-3 K		0-0 F8		1-2 1B	1	0	0	0	0	1	0						
Omar Vizquel, S OBP: 0.274, SLG: 0.262 Mike Kingery, L OBP: 0.266, SLG: 0.342 Edgar Martinez, R OBP: 0.321, SLG: 0.311 (8, PH)			0-0 G3			0-2 1B		0-1 G4-3		0-2 1B	2	0	1	0	0	0	0						
Inning Stats	R: 0 E: 0 K: 1 S: 7	H: 0 LOB: 0 BB: 0 P: 11	R: 0 E: 0 K: 0 S: 9	H: 1 LOB: 1 BB: 0 P: 14	R: 0 E: 0 K: 1 S: 5	H: 0 LOB: 0 BB: 0 P: 8	R: 0 E: 0 K: 1 S: 8	H: 0 LOB: 0 BB: 0 P: 11	R: 0 E: 0 K: 0 S: 5	H: 1 LOB: 1 BB: 0 P: 9	R: 0 E: 0 K: 1 S: 11	H: 1 LOB: 1 BB: 0 P: 15	R: 0 E: 0 K: 2 S: 11	H: 1 LOB: 1 BB: 0 P: 18	R: 0 E: 0 K: 0 S: 4	H: 0 LOB: 0 BB: 0 P: 4	R: 1 E: 0 K: 0 S: 8	H: 1 LOB: 0 BB: 0 P: 13	R: 1 E: 0 K: 0 S: 12	H: 2 LOB: 2 BB: 1 P: 19	1B: 6 2B: 0 3B: 0 HR: 0	SF: 1 SAC: 0 DP: 0 HBP: 0	WP: 0 PA: 36 PB: 0 SB: 2 CS: 0
PITCHER	IP 8.1	WLS 29	H 4	R 1	ER 1	SO 6	BB 0	IBB 0	HBP 0	BLK 0	WP 0	HR 0	S 64	P 98	ERA 1.08	WHIP 0.480							
Kevin Tapani, R ERA: 3.83 Jeff Reardon, R ERA: 4.07 (9, 1)	1.1 L	7 7	2 2	1 1	0 0	1 0	0 0	0 0	0 0	0 0	0 0	0 0	16 24	6.75 2.250									

Minnesota Twins @ Seattle Mariners
The Kingdome, Seattle, WA
Sat Sep 30 1989, 10:05 PM EDT
Att: 33,435 - Dome

livebaseballscorecards.com

AB 34
R 2
H 6
RBI 2
BB 1
SO 6
LOB 7



Batter	1	2	3	4	5	6	7	8	9	AB	R	H	RBI	BB	SO	LOB	TOP						
Dan Gladden, R OBP: 0.331, SLG: 0.410	2-1 P3	2-2 F7					0-1 G5-3										5	0	1	0	0	1	4
Chip Hale, L OBP: 0.214, SLG: 0.254	1-2 2B		3-2 L4				1-0 2B										5	1	2	0	0	0	1
Kirby Puckett, R OBP: 0.379, SLG: 0.465	0-0 1B		2-2 G6-3				2-1 2B										5	0	2	1	0	1	1
Kent Hrbek, L OBP: 0.360, SLG: 0.517	0-0 2-3		1-3 K2-3				4-0 G5-4-3 IBB										4	0	1	0	1	1	2
Gary Gaetti, R OBP: 0.286, SLG: 0.404	1-3 K						0-0 G1-3										4	0	0	0	0	1	5
Randy Bush, L OBP: 0.347, SLG: 0.435	0-0 F7						2-1 F8										4	0	0	0	0	0	2
Brian Harper, R OBP: 0.353, SLG: 0.449							2-2 1B										4	0	3	0	0	0	0
Gene Larkin, S OBP: 0.353, SLG: 0.368							3-2 1B										4	0	2	0	0	0	1
Doug Baker, S OBP: 0.378, SLG: 0.385							1-1 FC6-4										2	0	0	0	1	0	2
Paul Sorrento, L OBP: 0.370, SLG: 0.238							1-2 1B										1	0	0	0	0	0	2
Greg Gagne, R OBP: 0.298, SLG: 0.424							1-2 BB										0	0	0	0	0	0	0
Inning Stats	R: 1 E: 0 K: 1 S: 11	H: 3 LOB: 2 BB: 0 P: 15	R: 0 E: 0 K: 0 S: 9	H: 1 LOB: 1 BB: 1 P: 17	R: 0 E: 0 K: 1 S: 13	H: 0 LOB: 0 BB: 0 P: 19	R: 0 E: 0 K: 0 S: 11	H: 2 LOB: 2 BB: 0 P: 19	R: 0 E: 0 K: 0 S: 7	H: 0 LOB: 0 BB: 0 P: 9	R: 0 E: 1 K: 0 S: 9	H: 1 LOB: 2 BB: 0 P: 17	R: 0 E: 1 K: 1 S: 18	H: 2 LOB: 3 BB: 0 P: 28	R: 0 E: 0 K: 1 S: 7	H: 0 LOB: 0 BB: 0 P: 12	1B: 7 2B: 4 3B: 0 HR: 0	SF: 0 SAC: 0 DP: 2 HBP: 0	WP: 0 PB: 0 SB: 0 CS: 0	PA: 40			
PITCHER	IP WLS BF H R ER SO BB IBB HBP BLK WP HR S P ERA WHIP	IP WLS BF H R ER SO BB IBB HBP BLK WP HR S P ERA WHIP																					
Erik Hanson, R ERA: 3.18	(1, 1) 7.2 W 34 10 1 1 2 1 1 0 0 0 0 78 129 1.17 1.435																						
Mike Schooler, R ERA: 2.61	(8, 1) 1.1 S 6 1 0 0 2 0 0 0 0 0 0 16 25 0.00 0.750																						

Minnesota Twins @ Seattle Mariners
The Kingdome, Seattle, WA
Sun Oct 01 1989, 6:33 AM EDT
Att: 11,188 - Dome

AB 38
R 1
H 11
RBI 1
BB 2
SO 4
LOB 20



Batter	1	2	3	4	5	6	7	8	9	AB	R	H	RBI	BB	SO	LOB	BOTTOM						
Henry Cotto, R OBP: 0.300, SLG: 0.407	1-3 K		0-3 K				0-0 F7										3	0	0	0	0	2	0
Greg Briley, L OBP: 0.336, SLG: 0.442							2-2 F8										4	0	1	1	0	0	0
Ken Griffey Jr., L OBP: 0.328, SLG: 0.420	2-0 F8		1-2 E6				2-2 F8										4	0	1	1	0	0	0
Alvin Davis, L OBP: 0.424, SLG: 0.496	1-2 F8		3-2 HR				3-2 G3										3	1	1	1	1	0	0
Darnell Coles, R OBP: 0.294, SLG: 0.359			2-1 G4-3				1-2 G5-3										3	0	0	0	1	0	2
Jay Buhner, R OBP: 0.341, SLG: 0.490			1-1 1B				1-1 F8										4	1	1	0	0	0	1
Dave Valle, R OBP: 0.311, SLG: 0.354			2-1 2B				0-2 L1-3										4	0	3	0	0	0	0
Edgar Martinez, R OBP: 0.314, SLG: 0.304			1-0 L8				1-1 P6										4	0	0	0	0	0	4
Dave Cochrane, S OBP: 0.333, SLG: 0.382			1-2 2B				3-2 PB										4	1	3	1	0	0	1
Harold Reynolds, S OBP: 0.359, SLG: 0.389			1-3 2H				1-2 1B										0	0	0	0	0	0	0
Omar Vizquel, S OBP: 0.273, SLG: 0.261			1-2 G4-3				1-2 P6										2	0	0	0	0	0	3
Inning Stats	R: 0 E: 0 K: 1 S: 8	H: 0 LOB: 0 BB: 0 P: 12	R: 1 E: 0 K: 0 S: 13	H: 3 LOB: 2 BB: 0 P: 21	R: 1 E: 1 K: 1 S: 17	H: 1 LOB: 1 BB: 1 P: 26	R: 0 E: 0 K: 0 S: 12	H: 1 LOB: 1 BB: 0 P: 17	R: 0 E: 0 K: 0 S: 7	H: 0 LOB: 0 BB: 0 P: 12	R: 0 E: 0 K: 0 S: 8	H: 1 LOB: 2 BB: 1 P: 15	R: 1 E: 0 K: 0 S: 14	H: 2 LOB: 2 BB: 1 P: 26	R: 0 E: 0 K: 0 S: 8	H: 1 LOB: 1 BB: 0 P: 12	1B: 7 2B: 1 3B: 0 HR: 1	SF: 0 SAC: 1 DP: 0 HBP: 0	WP: 0 PB: 1 SB: 0 CS: 1	PA: 35			
PITCHER	IP WLS BF H R ER SO BB IBB HBP BLK WP HR S P ERA WHIP	IP WLS BF H R ER SO BB IBB HBP BLK WP HR S P ERA WHIP																					
Mark Guthrie, L ERA: 4.55	(1, 1) 6.0 L 25 6 2 2 2 1 0 0 0 0 65 103 3.00 1.167																						
Roy Smith, R ERA: 3.92	(7, 1) 1.0 6 2 1 1 0 1 0 0 0 0 0 14 26 9.00 3.000																						
Mike Cook, R ERA: 5.06	(8, 1) 1.0 4 1 0 0 0 0 0 0 0 0 0 8 12 0.00 1.000																						

Minnesota Twins @ Seattle Mariners
The Kingdome, Seattle, WA
Sun Oct 01 1989, 6:33 AM EDT
Att: 11,188 - Dome

AB 32
R 3
H 9
RBI 3
BB 2
SO 2
LOB 12

