

Seattle Mariners - 1991

Batter	1	2	3	4	5	6	7	8	9	AB R H RBI BB SO LOB	TOP											
Luis Polonia, L (1, 7) OBP: 0.500, SLG: 0.333	1-0 G4-3		3-2 F7			4-2 SH3-4 BB		0-0 1B 1-2 1B		3 0 1 0 1 0 0												
Luis Sojo, R (1, 4)	1-0 G6-3			1-2 G5-3		0-1 SH3-4		1-1 P9		3 0 0 0 0 0 2												
Wally Joyner, L (1, 3) OBP: 0.250, SLG: 0.250	1-0 F7			0-3 K		1-3 K2-3		2-2 1B 1-3 2-H		4 0 1 1 0 2 1												
Dave Winfield, R (1, 9)		2-2 G6-3		2-1 G4-3		1-2 F9		1-0 P6		4 0 0 0 0 0 3												
Dave Parker, L (1, 10) OBP: 0.500, SLG: 1.750		0-2 HR			1-2 1B 3B		2-3 K		3-3 K	4 2 2 1 0 2 0												
Lance Parrish, R (1, 2) OBP: 0.750, SLG: 0.750		1-2 G6-4-3 1B			1-2 1B		3-2 G5-4-3 1B		0-1 E5 2B FC6-2	4 0 3 1 0 0 0												
Gary Gaetti, R (1, 5) OBP: 0.250, SLG: 0.500		1-1 G6-4-3 1-2f			2-3 K		1-2 G5-4-3 1-2f		1-2 FC6-2 1-3 2B	4 0 1 0 0 1 3												
Junior Felix, S (1, 8)			0-3 K2-3			0-0 F7		2-1 G3-1	0-1 FC6-2	4 0 0 0 0 1 3												
Dick Schofield, R (1, 6)			2-3 K			2-3 K		4-1 1B BB	0-0 G4-3	3 1 0 0 1 2 3												
Inning Stats	R: 0 E: 0 K: 0 S: 3	H: 0 LOB: 0 BB: 0 P: 6	R: 1 E: 0 K: 0 S: 11	H: 2 LOB: 0 BB: 0 P: 15	R: 0 E: 0 K: 2 S: 9	H: 0 LOB: 0 BB: 0 P: 14	R: 0 E: 0 K: 1 S: 8	H: 0 LOB: 0 BB: 0 P: 11	R: 1 E: 0 K: 2 S: 14	H: 2 LOB: 1 BB: 0 P: 20	R: 0 E: 0 K: 1 S: 10	H: 0 LOB: 1 BB: 1 P: 16	R: 0 E: 0 K: 1 S: 11	H: 1 LOB: 0 BB: 0 P: 17	R: 1 E: 0 K: 0 S: 10	H: 2 LOB: 2 BB: 1 P: 20	R: 0 E: 1 K: 1 S: 11	H: 1 LOB: 2 BB: 0 P: 15	1B: 5 2B: 1 3B: 1 HR: 1	SF: 0 SAC: 1 DP: 2 HBP: 0	WP: 0 PB: 0 SB: 0 CS: 0	PA: 36
PITCHER	IP WLS BF H R ER SO BB IBB HBP BLK WP HR S P ERA WHIP												PITCHER	IP WLS BF H R ER SO BB IBB HBP BLK WP HR S P ERA WHIP								
Erik Hanson, R (1, 1) ERA: 3.24	8.1 L 34 8 3 3 8 2 0 0 0 0 1 84 131 3.24 1.200																					
Michael Jackson, R (9, 1) ERA:	0.2 2 0 0 0 0 0 0 0 0 0 0 3 3 0.00 0.000																					

California Angels @ Seattle Mariners
The Kingdome, Seattle, WA
Tue Apr 09 1991, 10:05 PM EDT
Att. 53,671 - Dome - 70 F

livebaseballscorecards.com

AB 33
R 3
H 8
RBI 3
BB 2
SO 8
LOB 15



Batter	1	2	3	4	5	6	7	8	9	AB	R	H	RBI	BB	SO	LOB	BOTTOM			
Harold Reynolds, S (1, 4) OBP: 0.250, SLG: 0.250	0-1 G6-3			1-0 F9		1-0 P6		2 SAFE 1-1 BB 1B		4	1	1	1	0	0	1				
Edgar Martinez, R (1, 5)	1-1 G6-3			2-1 P4		4-1 BB		4-2 1B BB		2	0	0	0	2	0	0				
Ken Griffey Jr., L (1, 8)	2-0 F8			2-0 G4-3		3-3 K		0-3 K		4	0	0	0	0	2	4				
Alvin Davis, L (1, 10) Henry Cotto, R (8, PR)		0-1 G5-3			3-2 G3-1		2-1 G3	1-1 1B		4	0	1	1	0	0	0				
Jay Buhner, R (1, 9)		1-3 K			1-3 K		2-3 K	1-1 F8		4	0	0	0	0	3	2				
Pete O'Brien, L (1, 3) OBP: 0.500, SLG: 0.750		1-2 G3			1-1 2B		2-0 1B		2-0 F7	4	0	2	0	0	0	0				
Tracy Jones, R (1, 7) Greg Briley, L (9, PH)			0-2 G6-3		2-0 P7		1-0 G5-3		1-1 F7	3	0	0	0	0	0	2				
Dave Valle, R (1, 2) Scott Bradley, L (9, PH)			1-1 F9			2-2 G6-3		2-2 G5-3	0-0 G4-3	3	0	0	0	0	0	0				
Omar Vizquel, S (1, 6) OBP: 0.667, SLG: 1.000			0-0 G6-3			0-0 BB 1B		0-2 BB 2B		3	1	2	0	0	0	0				
Inning Stats	R: 0 E: 0 K: 0 S: 5	H: 0 LOB: 0 BB: 0 P: 8	R: 0 E: 0 K: 1 S: 9	H: 0 LOB: 0 BB: 0 P: 11	R: 0 E: 0 K: 0 S: 6	H: 0 LOB: 0 BB: 0 P: 7	R: 0 E: 0 K: 0 S: 4	H: 1 LOB: 1 BB: 0 P: 16	R: 0 E: 0 K: 1 S: 10	H: 1 LOB: 2 BB: 1 P: 20	R: 0 E: 0 K: 1 S: 7	H: 1 LOB: 1 BB: 0 P: 14	R: 2 E: 0 K: 1 S: 19	H: 3 LOB: 2 BB: 1 P: 28	R: 0 E: 0 K: 0 S: 4	H: 0 LOB: 0 BB: 0 P: 7	1B: 4 2B: 2 3B: 0 HR: 0	SF: 0 SAC: 0 DP: 0 HBP: 0	WP: 0 PB: 0 SB: 0 CS: 0	PA: 35
PITCHER	IP WLS BF H R ER SO	IP WLS BF H R ER SO	IP WLS BF H R ER SO	IP WLS BF H R ER SO	IP WLS BF H R ER SO	IP WLS BF H R ER SO	ERA WHIP	PITCHER	IP WLS BF H R ER SO	IP WLS BF H R ER SO	IP WLS BF H R ER SO	IP WLS BF H R ER SO	IP WLS BF H R ER SO	IP WLS BF H R ER SO	IP WLS BF H R ER SO	IP WLS BF H R ER SO	ERA WHIP	ERA WHIP		
Chuck Finley, L (1, 1) ERA: 2.45	7.1	W	29	5	2	2	4	2.46	0.955											
Bryan Harvey, R (8, 1) ERA:	1.2	S	6	1	0	0	1	0.00	0.600											

California Angels @ Seattle Mariners
The Kingdome, Seattle, WA
Tue Apr 09 1991, 10:05 PM EDT
Att: 53,671 - Dome - 70 F

livebaseballscores.com

AB 33
R 2
H 6
RBI 2
BB 2
SO 5
LOB 9



Batter	1	2	3	4	5	6	7	8	9	AB R H RBI BB SO LOB	TOP											
Luis Polonia, L OBP: 0.556, SLG: 0.333 (1, 7)	4-1 S 2B BB	0-3 SAFE SAFE K			1-1 SAFE BB 1B	1-0 G5-4-3		4-0 IBB		3 2 1 0 2 1 3												
Luis Sojo, R OBP: 0.125, SLG: 0.250 (1, 4)	1-1 SH1-3 1-H 2B		3-2 P3		1-1 L7		0-3 K	1-1 P7		5 1 1 1 0 1 5												
Wally Joyner, L OBP: 0.375, SLG: 0.167 (1, 3)	0-0 SH1-3 2-3		1-1 F7		4-2 1B BB		0-0 G6-3		4-0 SH1-3 BB	2 0 0 0 2 0 0												
Dave Winfield, R OBP: 0.375, SLG: 0.500 (1, 9)	1-1 F9 3-H 2B		0-3 K		0-1 1B		1-1 1B	1-0 SH1-3		4 0 3 3 0 1 0												
Dave Parker, L OBP: 0.333, SLG: 0.875 (1, 10)	0-2 F9 2-3			0-3 K	1-1 G1-3		1-0 P6	4-0 IBB		4 0 0 0 1 1 4												
Lance Parrish, R OBP: 0.667, SLG: 0.714 (1, 2)	2-3 K			4-2 G5-4-3 BB		4-0 1B BB		3-2 G4-3 2B	3-3 K	3 1 1 0 2 2 3												
Gary Gaetti, R OBP: 0.111, SLG: 0.222 (1, 5)		2-2 F8		1-2 G5-4-3		0-2 SAFE F7		2-3 K	2-2 P7	5 0 0 0 0 1 5												
Junior Felix, S OBP: 0.125, SLG: 0.125 (1, 8)		2-3 K			1-3 K	3-2 SAFE 1B 1B		2-1 G4-3		4 0 1 0 0 2 1												
Dick Schofield, R OBP: 0.625, SLG: 0.250 (1, 6)			4-2 BB		4-0 BB 1B BB	1-1 1B		4-0 WP BB		1 1 1 1 3 0 0												
Inning Stats	R: 2 E: 0 K: 1 S: 15	H: 2 LOB: 1 BB: 1 P: 23	R: 0 E: 0 K: 2 S: 14	H: 0 LOB: 1 BB: 1 P: 22	R: 0 E: 0 K: 1 S: 11	H: 0 LOB: 0 BB: 1 P: 15	R: 0 E: 0 K: 1 S: 9	H: 0 LOB: 0 BB: 1 P: 14	R: 2 E: 0 K: 1 S: 14	H: 2 LOB: 2 BB: 2 P: 26	R: 1 E: 0 K: 0 S: 10	H: 2 LOB: 1 BB: 1 P: 19	R: 0 E: 0 K: 1 S: 7	H: 1 LOB: 1 BB: 0 P: 9	R: 0 E: 0 K: 1 S: 10	H: 1 LOB: 3 BB: 2 P: 26	R: 0 E: 0 K: 1 S: 7	H: 0 LOB: 2 BB: 2 P: 21	1B: 5 2B: 3 3B: 0 HR: 0	SF: 0 SAC: 2 DP: 2 HBP: 0	WP: 1 PB: 0 SB: 1 CS: 0	PA: 43
PITCHER	IP WLS BF H R ER SO BB IBB HBP BLK WP HR S P ERA WHIP																					
Randy Johnson, L ERA: 8.44 (1, 1)	5.1 L 27 6 5 5 6 6 0 0 0 0 0 0 72 117 8.44 2.250																					
Russ Swan, L ERA: (6, 1)	1.2 5 1 0 0 1 0 0 0 0 0 0 0 8 11 0.00 0.600																					
Gene Harris, R ERA: (8, 1)	2.0 11 1 0 0 2 2 2 0 0 1 0 17 47 0.00 1.500																					

California Angels @ Seattle Mariners
The Kingdome, Seattle, WA
Wed Apr 10 1991, 10:05 PM EDT
Att: 16,977 - Dome - 70 F

livebaseballscorecards.com

AB 31
R 5
H 8
RBI 5
BB 10
SO 9
LOB 21



Batter	1	2	3	4	5	6	7	8	9	AB R H RBI BB SO LOB
Harold Reynolds, S (1, 4) OBP: 0.222, SLG: 0.222	1-2 F9		2-1 G4-3		1-0 HR 1B		0-0 P3		2-3 K	5 1 1 0 0 1 1
Greg Briley, L (1, 7) OBP: 0.333, SLG: 0.833	2-0 P5		2-0 1B 1B		3-2 1-H HR		2-3 K		2-1 F7	5 1 2 2 0 1 1
Ken Griffey Jr., L (1, 8) OBP: 0.250, SLG: 0.250	2-2 1B		0-0 1B		1-1 G3		3-2 G6-3			4 0 2 0 0 0 0
Alvin Davis, L (1, 10) OBP: 0.250, SLG: 0.250	2-3 K		2-1 G4-3		3-1 F7			0-0 1B G3 1B		4 0 1 0 0 1 3
Pete O'Brien, L (1, 3) OBP: 0.250, SLG: 0.375		2-1 G3-1		2-1 G4-3		0-0 P6		0-1 G3		4 0 0 0 0 0 1
Edgar Martinez, R (1, 5) OBP: 0.750, SLG: 0.800		2-1 2B		2-0 PB 2B 1B		4-0 G3 BB		2-0 G6-4-3 1B		3 1 3 0 1 0 0
Jay Buhner, R (1, 9) OBP: 0.125, SLG: 0.250		1-3 K		3-1 1-H 2B		2-2 F9		0-0 G6-4-3		4 0 1 1 0 1 4
Dave Valle, R (1, 2) OBP: 0.000, SLG: 0.000		0-0 F7		3-3 SAFE K		0-0 G3			2-1 G5-3	4 0 0 0 0 1 3
Omar Vizquel, S (1, 6) OBP: 0.429, SLG: 0.857			1-0 L9		2-1 SAFE G4-3		1-1 F7		0-2 3B	4 0 1 0 0 0 2


Inning Stats	R: 0 E: 0 K: 1 S: 10	H: 1 LOB: 1 BB: 0 P: 17	R: 0 E: 0 K: 1 S: 8	H: 1 LOB: 1 BB: 0 P: 13	R: 0 E: 0 K: 0 S: 7	H: 2 LOB: 2 BB: 0 P: 14	R: 1 E: 0 K: 1 S: 10	H: 2 LOB: 1 BB: 0 P: 22	R: 2 E: 0 K: 0 S: 9	H: 2 LOB: 0 BB: 0 P: 17	R: 0 E: 0 K: 0 S: 7	H: 0 LOB: 1 BB: 1 P: 14	R: 0 E: 0 K: 1 S: 7	H: 0 LOB: 0 BB: 0 P: 12	R: 0 E: 0 K: 0 S: 5	H: 2 LOB: 1 BB: 0 P: 7	R: 0 E: 0 K: 1 S: 11	H: 1 LOB: 1 BB: 0 P: 17	1B: 7 2B: 2 3B: 1 HR: 1	SF: 0 SAC: 0 DP: 1 HBP: 0
--------------	-------------------------------	----------------------------------	------------------------------	----------------------------------	------------------------------	----------------------------------	-------------------------------	----------------------------------	------------------------------	----------------------------------	------------------------------	----------------------------------	------------------------------	----------------------------------	------------------------------	---------------------------------	-------------------------------	----------------------------------	----------------------------------	------------------------------------

BOTTOM

California Angels @ Seattle Mariners
The Kingdome, Seattle, WA

Wed Apr 10 1991, 10:05 PM EDT
Att. 16,977 - Dome - 70 F

AB	37
R	3
H	11
RBI	3
BB	1
SO	5
LOB	15



PITCHER	IP	WLS	BF	H	R	ER	SO	BB	IBB	HBP	BLK	WP	HR	S	P	ERA	WHIP
Kirk McCaskill, R (1, 1) ERA: 3.0	6.0		27	8	3	2	3	1	0	0	0	0	1	51	97	3.00	1.500
Scott Bailes, L (7, 1) ERA:	1.1		6	2	0	0	1	0	0	0	0	0	0	11	18	0.00	1.500
Mark Eichhorn, R (8, 1) ERA:	1.0		3	1	0	0	0	0	0	0	0	0	0	7	9	0.00	1.000
Bryan Harvey, R (9, 1) ERA:	0.2	S	2	0	0	0	1	0	0	0	0	0	0	5	9	0.00	0.000

Batter	1	2	3	4	5	6	7	8	9	AB R H RBI BB SO LOB	TOP									
Luis Polonia, L OBP: 0.429, SLG: 0.273 (1, 7)	3-2 G1-3	1-1 G1-3		0-2 1B			2-3 K		0-0 G6-3	5 0 1 0 0 1 2										
Donnie Hill, S OBP: 0.800, SLG: 1.000 (1, 4)	0-1 1B		0-0 1B SF7	1-0 1B			1-0 E6 1B		4-2 BB	4 2 3 2 1 0 0										
Wally Joyner, L OBP: 0.462, SLG: 0.364 (1, 3)	1-2 1B		3-2 G3 SF7 1B	2-2 G3			1-2 2B 1B		0-0 P6	5 1 3 0 0 0 2										
Dave Winfield, R OBP: 0.308, SLG: 0.500 (1, 9)	1-0 P3		1-2 SF7		0-3 K		3-2 1B 2B		3-2 G1-3	4 0 1 3 0 1 3										
Dave Parker, L OBP: 0.385, SLG: 0.750 (1, 10)	1-2 G6-3		0-0 G3		2-2 CS 1B		1-1 G6-4-3 1B			4 0 2 0 0 0 3										
Gary Gaetti, R OBP: 0.077, SLG: 0.154 (1, 5)		3-1 L6	3-1 P3		0-0 F9		3-2 G6-4-3			4 0 0 0 0 0 4										
Junior Felix, S OBP: 0.167, SLG: 0.250 (1, 8)		2-0 2B		1-3 K	1-2 CS	0-1 G4-3		1-3 K2-3		4 0 1 0 0 2 0										
John Orton, R (1, 2)		0-3 K		0-0 E5 1B 1B		2-3 K		3-2 L4		4 1 0 0 0 2 1										
Dick Schofield, R OBP: 0.583, SLG: 0.286 (1, 6)		4-2 BB		1-2 1B 1B		1-3 K		3-2 G5-3		3 1 1 0 1 1 0										
Inning Stats	R: 0 E: 0 K: 0 S: 14	H: 2 LOB: 2 BB: 0 P: 20	R: 0 E: 0 K: 1 S: 10	H: 1 LOB: 2 BB: 1 P: 20	R: 1 E: 0 K: 0 S: 13	H: 2 LOB: 1 BB: 0 P: 20	R: 2 E: 1 K: 1 S: 15	H: 3 LOB: 1 BB: 0 P: 20	R: 0 E: 0 K: 2 S: 9	H: 0 LOB: 0 BB: 0 P: 12	R: 2 E: 1 K: 1 S: 17	H: 3 LOB: 1 BB: 0 P: 28	R: 0 E: 0 K: 1 S: 11	H: 0 LOB: 0 BB: 0 P: 18	R: 0 E: 0 K: 0 S: 9	H: 0 LOB: 1 BB: 1 P: 16	1B: 9 2B: 3 3B: 0 HR: 0	SF: 1 SAC: 0 DP: 1 HBP: 0	WP: 0 PB: 0 SB: 1 CS: 1	PA: 41
PITCHER	IP WLS BF H R ER SO BB IBB HBP BLK WP HR S P ERA WHIP																			
Brian Holman, R ERA: 3.0 (1, 1)	6.0 L 27 9 3 2 5 1 0 0 0 0 0 0 72 106 3.00 1.667																			
Bill Krueger, L ERA: 9.0 (7, 1)	1.0 6 3 2 1 1 0 0 0 0 0 0 0 17 28 9.00 3.000																			
Rob Murphy, L ERA: (8, 1)	2.0 7 0 0 0 0 1 1 0 0 0 0 0 20 34 0.00 0.500																			

California Angels @ Seattle Mariners
The Kingdome, Seattle, WA
Thu Apr 11 1991, 6:33 AM EDT
Att: 11,373 - Dome - 70 F

livebaseballscorecards.com

AB	37
R	5
H	12
RBI	5
BB	2
SO	7
LOB	15



Batter	1	2	3	4	5	6	7	8	9	AB	R	H	RBI	BB	SO	LOB
Harold Reynolds, S OBP: 0.231, SLG: 0.167 (1, 4)	4-1 G5-4-3 BB		2-1 L7			3-1 G5-4-3 1-2f		1-0 G3 1-2f		3	0	0	0	1	0	2
Edgar Martinez, R OBP: 0.583, SLG: 0.556 (1, 5)	2-1 G5-4-3 1-2f			3-2 G3-1			3-1 BB 1B		2-1 L5	4	0	1	0	0	0	1
Ken Griffey Jr., L OBP: 0.333, SLG: 0.333 (1, 8)	2-0 1B			0-0 G3-1			2-0 BB 1B		0-3 K	4	0	2	0	0	1	0
Alvin Davis, L OBP: 0.250, SLG: 0.182 (1, 10)	2-3 K			1-0 P2			4-0 BB 1-2 2-3 BB		2-1 P6	3	0	0	0	1	1	1
Jay Buhner, R OBP: 0.091, SLG: 0.182 (1, 9)		3-1 F8		2-3 K			1-2 P3			3	0	0	0	0	1	3
Pete O'Brien, L OBP: 0.182, SLG: 0.273 (1, 3)		1-1 F9		2-1 F8			3-1 P6			3	0	0	0	0	0	3
Henry Cotto, R Greg Briley, L OBP: 0.286, SLG: 0.714 (7, PH) (8, 7)		0-2 P3		0-3 K			2-3 K			2	0	0	0	0	1	0
Dave Valle, R OBP: 0.100, SLG: 0.100 (1, 2)			1-0 G6-3			1-2 G5-4-3 1B		2-2 G5-3		3	0	1	0	0	0	0
Omar Vizquel, S OBP: 0.400, SLG: 0.700 (1, 6)			1-1 L4			1-2 F8		1-0 G3 1B		3	0	1	0	0	0	1

Inning Stats	R: 0	H: 1	E: 0	K: 1	S: 7	R: 0	H: 0	E: 0	K: 0	S: 7	R: 0	H: 0	E: 0	K: 0	S: 5	R: 0	H: 0	E: 0	K: 2	S: 8	R: 0	H: 1	E: 0	K: 1	S: 8	R: 0	H: 2	E: 0	K: 1	S: 12	R: 0	H: 1	E: 0	K: 0	S: 5	R: 0	H: 0	E: 0	K: 1	S: 8	1B: 5	2B: 0	3B: 0	HR: 0	SF: 0	SAC: 0	DP: 3	HBP: 0	WP: 0	PB: 0	SB: 0	CS: 0	PA: 31														
PITCHER	IP	WLS	BF	H	R	ER	SO	BB	IBB	HBP	BLK	WP	HR	S	P	ERA	WHIP																			IP	WLS	BF	H	R	ER	SO	BB	IBB	HBP	BLK	WP	HR	S	P	ERA	WHIP															
Mark Langston, L ERA:	(1, 1)	6.0	W	22	4	0	0	3	2	0	0	0	0	45	85	0.00	1.000																																																		
Jeff Robinson, R ERA:	(7, 1)	3.0	S	9	1	0	0	2	0	0	0	0	0	22	36	0.00	0.333																																																		


BOTTOM

California Angels @ Seattle Mariners
The Kingdome, Seattle, WA

Thu Apr 11 1991, 6:33 AM EDT
Att. 11,373 - Dome - 70 F

livebaseballscorecards.com

AB	29
R	0
H	5
RBI	0
BB	2
SO	5
LOB	14



Batter	1	2	3	4	5	6	7	8	9	AB	R	H	RBI	BB	SO	LOB	TOP										
Harold Reynolds, S (1, 4) OBP: 0.333, SLG: 0.267	1-1 G4-3 G3-1 2B		2-0 G4-3		4-2 FC1-4 1B BB	4-1 1-2 2-3 BB		2-1 G3-1		3	1	1	0	2	0	0											
Greg Briley, L (1, 7) OBP: 0.300, SLG: 0.556	0-0 G4-3		4-1 BB 1B BB		3-2 F7	2-2 P4		0-2 G3-1		2	0	0	0	1	0	2											
Tracy Jones, R (6, PH) Scott Bradley, L (9, PH)	2-3		1-2 BB 1B		1-2 FC1-4 1B			2-2 F8		1	0	0	0	0	0	3											
Ken Griffey Jr., L (1, 8) OBP: 0.353, SLG: 0.353	3-2 G3-1		1-2 BB 1B		1-2 FC1-4 1B		1-2 L9		2-2 F8		5	0	2	1	0	0											
Alvin Davis, L (1, 10) OBP: 0.294, SLG: 0.143	1-3 K		4-2 B 1-2 2-3 BB		0-0 FC1-4		2-3 K		4-0 BB BB		3	0	0	0	2	2											
Pete O'Brien, L (1, 3) OBP: 0.250, SLG: 0.313		3-2 G5-3 1B 1B	1-0 P6		0-0 L4		2-2 E 1B		1-1 F8		5	0	2	0	0	6											
Edgar Martinez, R (1, 5) OBP: 0.563, SLG: 0.455		0-0 L9		4-2 1B BB		4-2 BB BB BB		0-1 E6		2	0	0	0	2	0	2											
Jay Buhner, R (1, 9) OBP: 0.133, SLG: 0.200		1-0 1-2 1B		0-2 F9		0-0 P3		1-0 G5-3		4	0	1	0	0	0	4											
Dave Valle, R (1, 2) OBP: 0.214, SLG: 0.154		2-0 G5-3		0-0 G4-6-3 1B		4-0 BB BB		1-0 F7		3	0	1	0	1	0	2											
Omar Vizquel, S (1, 6) OBP: 0.286, SLG: 0.500			1-1 G4-3		0-1 G4-6-3		2-1 F7		1-1 G6-3		4	0	0	0	0	4											
Inning Stats	R: 1 E: 0 K: 1 S: 9	H: 1 LOB: 0 BB: 0 P: 14	R: 0 E: 0 K: 0 S: 6	H: 2 LOB: 1 BB: 0 P: 12	R: 0 E: 0 K: 0 S: 12	H: 1 LOB: 3 BB: 2 P: 24	R: 0 E: 0 K: 0 S: 8	H: 1 LOB: 1 BB: 1 P: 12	R: 0 E: 0 K: 0 S: 11	H: 1 LOB: 2 BB: 1 P: 21	R: 0 E: 1 K: 1 S: 12	H: 1 LOB: 2 BB: 0 P: 18	R: 0 E: 0 K: 0 S: 5	H: 0 LOB: 0 BB: 0 P: 9	R: 0 E: 0 K: 0 S: 8	H: 0 LOB: 1 BB: 1 P: 15	1B: 6 2B: 1 3B: 0 HR: 0	SF: 0 SAC: 0 DP: 2 HBP: 0	WP: 0 PB: 0 SB: 0 CS: 0	PA: 41							
PITCHER	IP	WLS	BF	H	R	ER	SO	BB	IBB	HBP	BLK	WP	HR	S	P	ERA	WHIP										
Mike Moore, R (1, 1) ERA: 1.69	5.1	W	26	6	1	1	1	6	0	0	0	0	0	49	94	1.69	2.250										
Dana Allison, L (6, 1) ERA:	0.1		2	0	0	0	0	1	0	0	0	0	0	3	9	0.00	3.000										
Steve Chitren, R (6, 1) ERA:	0.1		1	0	0	0	0	0	0	0	0	0	0	3	5	0.00	0.000										
Joe Klink, L (7, 1) ERA: 3.86	1.0		5	1	0	0	1	0	0	0	0	0	0	12	18	0.00	1.000										
Todd Burns, R (8, 1) ERA:	2.0		7	0	0	0	0	1	0	0	0	0	0	13	24	0.00	0.500										

Seattle Mariners @ Oakland Athletics
Oakland-Alameda County Coliseum, Oakland, CA

Fri Apr 12 1991, 7:05 PM PDT
Att. 36,112 - Sunny - 52 F

livebaseballscorecards.com

AB	33
R	1
H	7
RBI	1
BB	8
SO	2
LOB	25



Batter	1	2	3	4	5	6	7	8	9	AB R H RBI BB SO LOB	TOP		
Harold Reynolds, S (1, 4) OBP: 0.273, SLG: 0.211	1-1 F7		1-1 F7		1-0 F9		3-1 FC5-4			4 0 0 0 0 0 2	Seattle Mariners @ Oakland Athletics Oakland-Alameda County Coliseum, Oakland, CA Sat Apr 13 1991, 3:33 AM PDT Att. 38,126 - Sunny - 65 F		
Greg Briley, L (1, 7) Henry Cotto, R (8, PH) OBP: 0.308, SLG: 0.500 OBP: 0.333, SLG: 0.333	1-1 CS 1B		2-1 F7			2-1 L7		0-0 CS 1B		3 0 1 0 0 0 1 1 0 1 0 0 0 0			
Edgar Martinez, R (1, 5) OBP: 0.500, SLG: 0.600	3-2 F8		3-1 HR			2-2 G4-3		3-3 K		4 1 1 2 0 1 2			
Ken Griffey Jr., L (1, 8) OBP: 0.333, SLG: 0.381		2-3 K	3-3 K			1-2 2B		0-0 P5		4 0 1 0 0 2 0			
Alvin Davis, L (1, 10) OBP: 0.333, SLG: 0.176		1-2 BB 1B		3-0 P5		4-1 BB		1-2 F8		3 0 1 0 1 0 0			
Pete O'Brien, L (1, 3) OBP: 0.250, SLG: 0.263		4-1 BB		3-2 P2		1-3 K		2-2 L4		3 0 0 0 1 1 2			
Jay Buhner, R (1, 9) OBP: 0.158, SLG: 0.167		1-3 K		3-3 K		4-2 SH1-4 BB		1-3 K		3 0 0 0 1 3 2			
Scott Bradley, L (1, 2)	1-1 F8		1-1 F7		0-1 F7		0-0 SH1-4			2 0 0 0 0 0 2			
Omar Vizquel, S (1, 6) OBP: 0.294, SLG: 0.438			4-2 HR BB		2-2 F8		2-1 FC1-6-5			2 1 0 0 1 0 1			
Inning Stats	R: 0 H: 1 E: 0 LOB: 0 K: 0 BB: 0 S: 7 P: 12	R: 0 H: 1 E: 0 LOB: 2 K: 2 BB: 1 S: 12 P: 21	R: 2 H: 1 E: 0 LOB: 0 K: 1 BB: 1 S: 12 P: 25	R: 0 H: 0 E: 0 LOB: 0 K: 1 BB: 0 S: 8 P: 17	R: 0 H: 0 E: 0 LOB: 0 K: 0 BB: 0 S: 6 P: 9	R: 0 H: 1 E: 0 LOB: 2 K: 1 BB: 1 S: 14 P: 24	R: 0 H: 0 E: 0 LOB: 1 K: 0 BB: 1 S: 8 P: 17	R: 0 H: 1 E: 0 LOB: 0 K: 1 BB: 0 S: 7 P: 8	R: 0 H: 0 E: 0 LOB: 0 K: 1 BB: 0 S: 10 P: 14	1B: 3 SF: 0 2B: 1 SAC: 1 3B: 0 DP: 0 HR: 1 HBP: 0	WP: 0 PA: 34 PB: 0 SB: 0 CS: 2		
PITCHER	IP WLS BF H R ER SO BB IBB HBP BLK WP HR S P ERA WHIP											PITCHER	IP WLS BF H R ER SO BB IBB HBP BLK WP HR S P ERA WHIP
Kirk Dressendorfer, R (1, 1) ERA: 3.18	5.2 W 22 4 2 2 4 2 0 0 0 0 1 55 99 3.18 1.059												
Curt Young, L (6, 1) ERA:	1.1 6 0 0 0 1 2 0 0 0 0 0 0 12 26 0.00 1.500												
Dennis Eckersley, R (8, 1) ERA:	2.0 S 6 1 0 0 2 0 0 0 0 0 0 0 17 22 0.00 0.500												

livebaseballscorecards.com

AB	29
R	2
H	5
RBI	2
BB	4
SO	7
LOB	12



Batter	1	2	3	4	5	6	7	8	9	AB	R	H	RBI	BB	SO	LOB
Walt Weiss, S OBP: 0.263, SLG: 0.333 (1, 6)	1-1 BB HBP SF7 1B	2-2 FC3-6 L3 1-2f			1-0 F7		3-2 F7			4	1	1	0	0	0	1
Dave Henderson, R OBP: 0.500, SLG: 0.857 (1, 8)	1-1 WP BB 1B HBP	1-0 L3 1-2			1-2 2B 1B		2-2 P4			3	1	1	0	0	0	1
Jose Canseco, R OBP: 0.471, SLG: 0.615 (1, 9)	4-2 WP 1B BB		1-3 K		1-0 2B			0-0 HR		3	2	2	1	1	1	0
Harold Baines, L OBP: 0.238, SLG: 0.316 (1, 10)	0-1 SF7		0-1 G3		4-0 IBB			1-0 G1-3 S 1B		1	0	0	1	1	0	0
Terry Steinbach, R OBP: 0.467, SLG: 0.533 (8, PH)										1	0	1	0	0	0	0
Mark McGwire, R OBP: 0.333, SLG: 0.333 (1, 3)	1-0 F7		0-0 P6		3-3 K			3-3 K		4	0	0	0	0	2	6
Willie Wilson, S OBP: 0.250, SLG: 0.273 (1, 7)	3-2 BB 1B		1-0 L7			0-0 B2-3		1-0 G1-3		4	0	1	2	0	0	1
Jamie Quirk, L OBP: 0.375, SLG: 0.286 (1, 2)	4-0 BB		1-3 K		3-3 K			0-0 G4-3		3	0	0	0	1	2	1
Vance Law, R OBP: 0.143, SLG: 0.286 (1, 5)	2-3 K		3-3 K		1-1 G5-3					3	0	0	0	0	2	2
Mike Gallego, R OBP: 0.529, SLG: 0.538 (1, 4)		2-2 FC3-6 1B			2-3 K			0-3 K		3	0	1	0	0	2	0

Inning Stats	R: 3	H: 2	E: 0	K: 1	S: 14	R: 0	H: 1	E: 0	K: 0	S: 8	R: 0	H: 0	E: 0	K: 1	S: 6	R: 0	H: 0	E: 0	K: 2	S: 9	R: 0	H: 2	E: 0	K: 2	S: 13	R: 0	H: 0	E: 0	K: 1	S: 7	R: 0	H: 0	E: 0	K: 1	S: 10	R: 1	H: 2	E: 0	K: 1	S: 7	1B: 5	2B: 2	3B: 0	HR: 1	SF: 1	SAC: 0	DP: 1	HBP: 1
--------------	------	------	------	------	-------	------	------	------	------	------	------	------	------	------	------	------	------	------	------	------	------	------	------	------	-------	------	------	------	------	------	------	------	------	------	-------	------	------	------	------	------	-------	-------	-------	-------	-------	--------	-------	--------

PITCHER	IP	WLS	BF	H	R	ER	SO	BB	IBB	HBP	BLK	WP	HR	S	P	ERA	WHIP
Rich DeLucia, R ERA: 5.14 (1, 1)	7.0	L	30	6	4	4	8	2	1	1	0	1	1	68	116	5.14	1.143
Rob Murphy, L ERA: (8, 1)	0.0		1	1	0	0	0	0	0	0	0	0	0	1	2	∞	∞
Michael Jackson, R ERA: (8, 1)	1.0		3	0	0	0	1	0	0	0	0	0	0	5	9	0.00	0.000

BOTTOM

Seattle Mariners @ Oakland Athletics
Oakland-Alameda County Coliseum, Oakland, CA

AB	29
R	4
H	7
RBI	4
BB	3
SO	9
LOB	12



WP	PA	ERA	WHIP
1	34		

Sat Apr 13 1991, 3:33 AM PDT
Att: 38,126 - Sunny - 65 F

livebaseballscores.com

Batter	1	2	3	4	5	6	7	8	9	AB R H RBI BB SO LOB	TOP																									
Harold Reynolds, S (1, 4) OBP: 0.259, SLG: 0.250	2-3 K	3-1 G1-3 2B		2-1 F7		1-0 F9		1-0 E6 G4-6-3		5 0 1 2 0 1 1																										
Greg Briley, L (1, 7) OBP: 0.333, SLG: 0.467	4-2 BB 1B BB	1-2 SF8		1-0 G1		2-0 1B		2-1 G4-6-3 1-2f		3 1 1 1 1 0 1																										
Edgar Martinez, R (1, 5) OBP: 0.560, SLG: 0.563	4-0 1B 1B BB	4-1 G1-3 BB			2-1 E6 F8	4-2 BB			4-2 L3-6 SH3-4 BB	1 1 0 0 4 0 0																										
Ken Griffey Jr., L (1, 8) OBP: 0.320, SLG: 0.360	0-1 1B 1-2 2-H	2-2 G1-3			0-2 F8	0-1 G4-3			1-1 SH3-4	4 0 1 1 0 0 6																										
Alvin Davis, L (1, 10) OBP: 0.308, SLG: 0.182	1-0 1B 1-3 2-H	2-1 F7			1-3 K		1-0 F8		1-0 L3-6	5 0 1 1 0 1 4																										
Pete O'Brien, L (1, 3) OBP: 0.208, SLG: 0.217	3-1 G4-6-3 1-2f		3-3 K		1-0 F8		3-1 F9			4 0 0 0 0 1 3																										
Jay Buhner, R (1, 9) OBP: 0.261, SLG: 0.381		3-2 1B 2B 1B	3-3 K			1-0 HR	4-2 BB			3 2 2 1 1 1 0	AB 32 R 6 H 8 RBI 6 BB 7 SO 6 LOB 17																									
Dave Valle, R (1, 2) OBP: 0.278, SLG: 0.235		1-0 BB 2B 1B	3-3 K			2-1 FC1-6 1B	1-3 K			4 1 2 0 0 2 1																										
Omar Vizquel, S (1, 6) OBP: 0.316, SLG: 0.412		4-2 2B SF8 BB		1-1 G4-3		0-0 SAFE FC1-6 1B		2-2 G4-3		1 1 0 0 1 0 0																										
Jeff Schaefer, R (5, 6)										2 0 0 0 0 0 1																										
Inning Stats	R: 2 E: 0 K: 1 S: 14	H: 2 LOB: 1 BB: 2 P: 28	R: 3 E: 0 K: 0 S: 18	H: 3 LOB: 2 BB: 2 P: 38	R: 0 E: 0 K: 3 S: 15	H: 0 LOB: 0 BB: 0 P: 24	R: 0 E: 0 K: 0 S: 5	H: 0 LOB: 0 BB: 0 P: 9	R: 0 E: 1 K: 1 S: 10	H: 0 LOB: 1 BB: 0 P: 14	R: 1 E: 0 K: 0 S: 10	H: 3 LOB: 3 BB: 1 P: 20	R: 0 E: 0 K: 1 S: 8	H: 0 LOB: 1 BB: 1 P: 17	R: 0 E: 1 K: 0 S: 7	H: 0 LOB: 0 BB: 0 P: 12	R: 0 E: 0 K: 0 S: 5	H: 0 LOB: 0 BB: 1 P: 11	1B: 6 2B: 2 3B: 0 HR: 1	SF: 1 SAC: 1 DP: 3 HBP: 0	WP: 0 PB: 0 SB: 2 CS: 0	PA: 41														
PITCHER	IP WLS BF H R ER SO BB IBB HBP BLK WP HR S P ERA WHIP																																			
Dave Stewart, R (1, 1) ERA: 4.97	5.2		30	8	6	6	5	5	0	0	0	0	1	70	131	9.53	2.294																			
Joe Klink, L (6, 1) ERA: 2.7	1.0		3	0	0	0	0	0	0	0	0	0	0	5	9	0.00	0.000																			
Steve Chitren, R (7, 1) ERA:	1.1		6	0	0	0	1	2	0	0	0	0	0	14	28	0.00	1.500																			
Dana Allison, L (9, 1) ERA:	1.0	W	2	0	0	0	0	0	0	0	0	0	0	3	5	0.00	0.000																			

Seattle Mariners @ Oakland Athletics
Oakland-Alameda County Coliseum, Oakland, CA
Sun Apr 14 1991, 7:05 PM PDT
Att. 28,949 - Cloudy - 57 F

livebaseballscorecards.com



Batter	1	2	3	4	5	6	7	8	9	AB	R	H	RBI	BB	SO	LOB
Walt Weiss, S OBP: 0.304, SLG: 0.333 Lance Blankenship, R OBP: 0.500, SLG: 0.400	3-1 G3		4-2 FC5-4 BB	2-3 K		2-1 2B 1B		1-2 F8		3	1	1	0	1	1	0
Dave Henderson, R OBP: 0.565, SLG: 0.944	2-0 2B		1-2 FC5-4 BB 2B	4-2 BB		1-0 E4 2B			3-2 1B 1B	4	3	3	1	1	0	2
Jose Canseco, R OBP: 0.409, SLG: 0.471	0-3 K		4-1 2B E BB	1-0 F9		0-3 K			2-2 F8	4	1	0	0	1	2	3
Harold Baines, L OBP: 0.269, SLG: 0.348	1-3 K		1-0 E FC6 2B		0-0 L7		1-1 G1-3		4-2 1B IBB	4	1	1	2	1	1	1
Terry Steinbach, R OBP: 0.400, SLG: 0.450		2-0 1B	1-1 E6 FC6 BB	2-2 F9		2-3 K			1-3 K	5	0	1	1	0	2	3
Mark McGwire, R OBP: 0.385, SLG: 0.333		2-2 F8	4-2 FC6 BB	4-2 BB		0-0 G6-3			0-0 1B	3	0	1	1	2	0	1
Willie Wilson, S OBP: 0.250, SLG: 0.214		1-3 K	1-2 FC6	0-3 K				4-2 SH3-4 BB		3	0	0	1	1	2	4
Ernest Riles, L OBP: 0.250, SLG: 0.143		2-3 K	1 SAFE 2-1 G3			0-0 F7		0-0 SH3-4		3	0	0	0	0	1	3
Mike Gallego, R OBP: 0.524, SLG: 0.500			0-0 FC5-4 BB 2B 1B	3-3 K		4-1 CS BB		3-2 G6-3		3	1	1	0	1	1	1

Inning Stats	R: 0	H: 1	E: 0	K: 2	S: 9	R: 0	H: 1	E: 0	K: 2	S: 11	R: 4	H: 2	E: 1	K: 0	S: 17	R: 0	H: 0	E: 0	K: 2	S: 12	R: 2	H: 2	E: 1	K: 1	S: 8	R: 0	H: 0	E: 0	K: 1	S: 7	R: 0	H: 0	E: 0	K: 0	S: 10	R: 0	H: 0	E: 0	K: 0	S: 10	R: 1	H: 2	E: 0	K: 1	S: 13	1B: 5	2B: 3	3B: 0	HR: 0	SF: 0	SAC: 1	DP: 0	HBP: 0	WP: 1	PB: 0	SB: 0	CS: 1	PA: 42
--------------	------	------	------	------	------	------	------	------	------	-------	------	------	------	------	-------	------	------	------	------	-------	------	------	------	------	------	------	------	------	------	------	------	------	------	------	-------	------	------	------	------	-------	------	------	------	------	-------	-------	-------	-------	-------	-------	--------	-------	--------	-------	-------	-------	-------	--------

PITCHER	IP	WLS	BF	H	R	ER	SO	BB	IBB	HBP	BLK	WP	HR	S	P	ERA	WHIP
Erik Hanson, R ERA: 4.4	(1, 1)	6.0		6	6	4	8	6	0	0	0	0	0	67	121	6.00	2.000
Russ Swan, L ERA:	(7, 1)	1.1		5	0	0	1	1	0	0	0	0	0	10	17	0.00	0.750
Michael Jackson, R ERA: 3.0	(8, 1)	1.1	L	7	2	1	1	0	1	0	0	1	0	20	34	6.75	1.500

BOTTOM

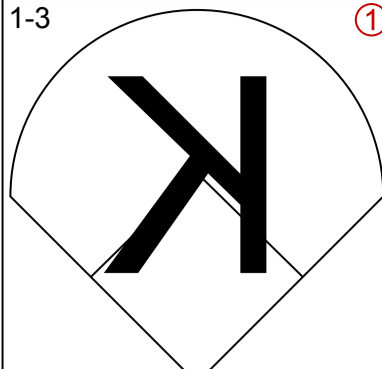
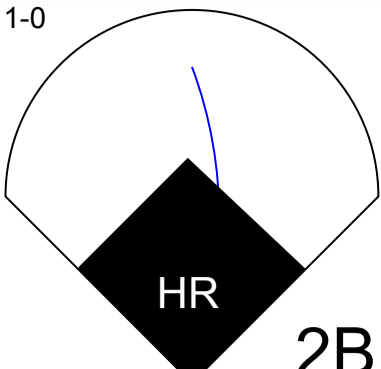
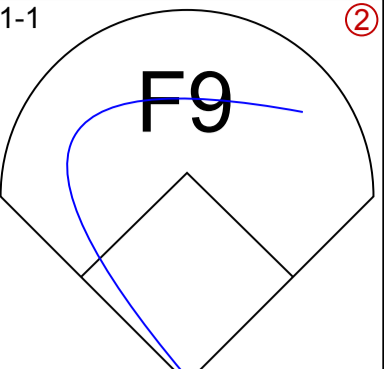
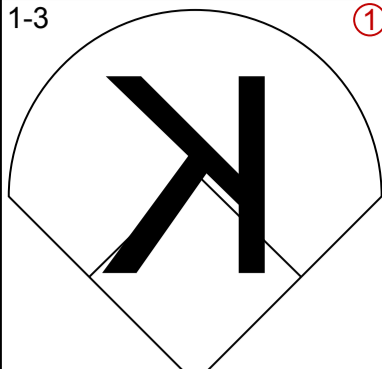
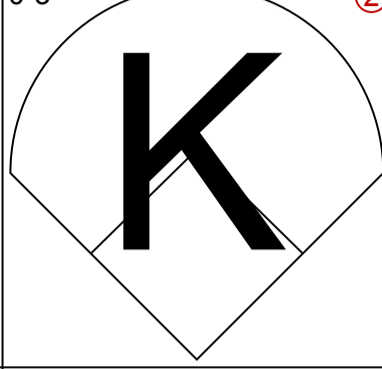
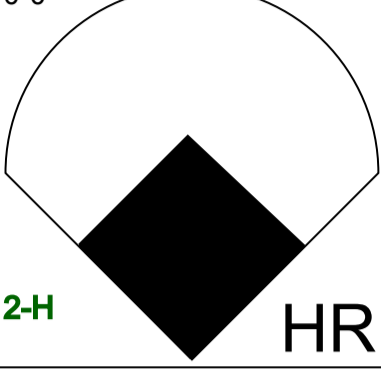
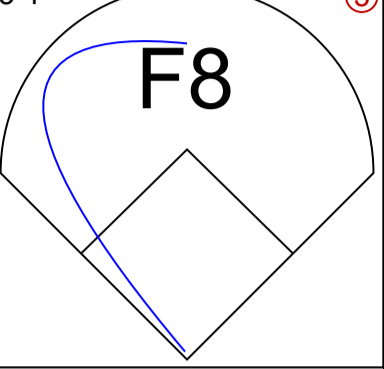
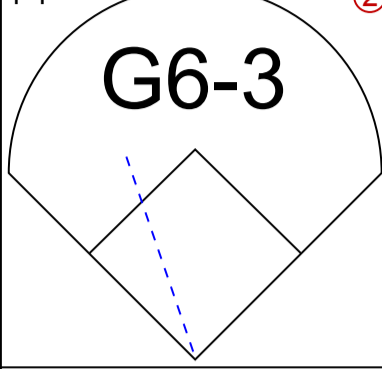
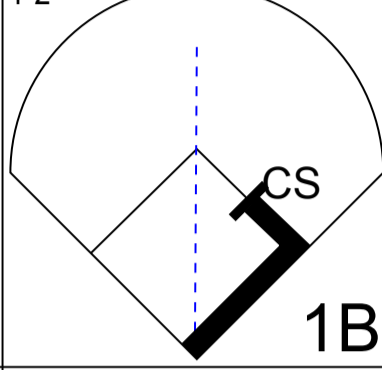
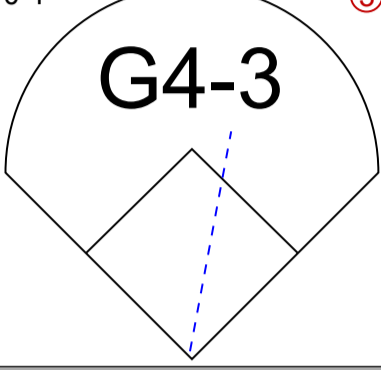
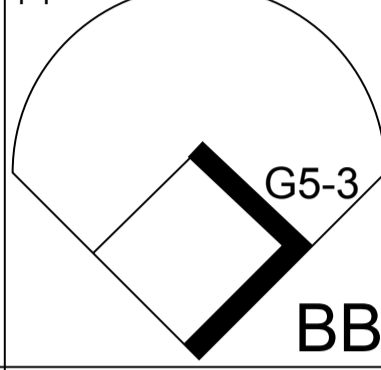
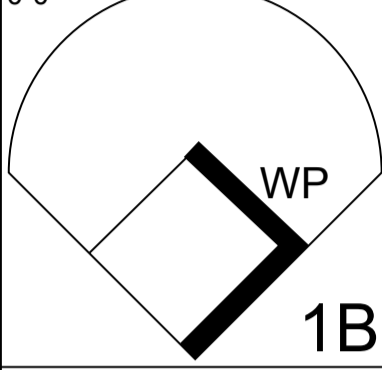
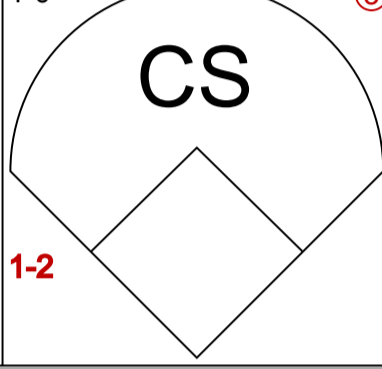
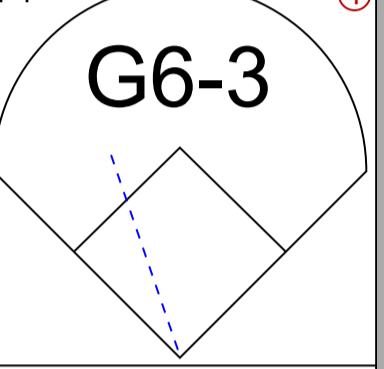
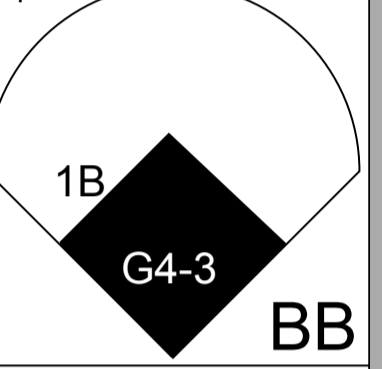
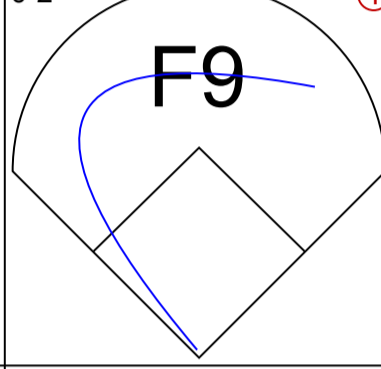
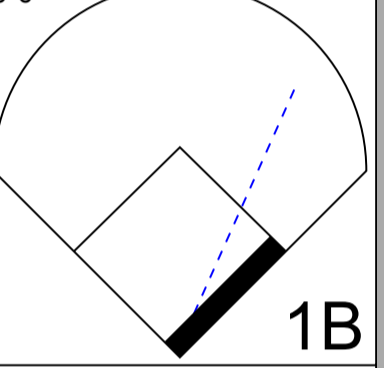
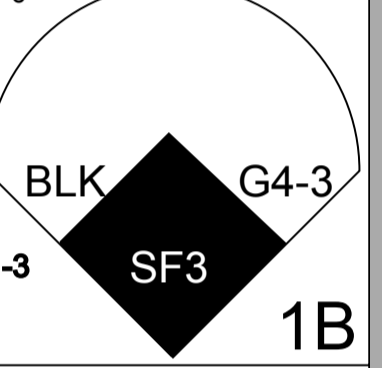
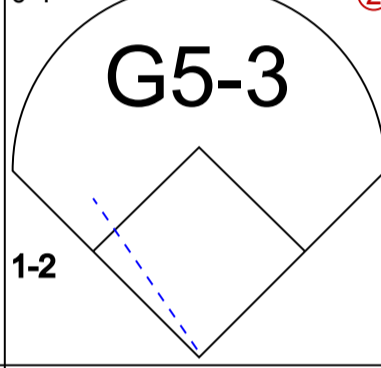
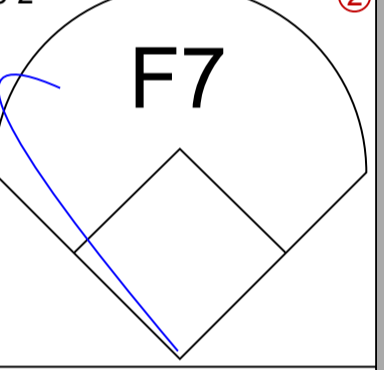
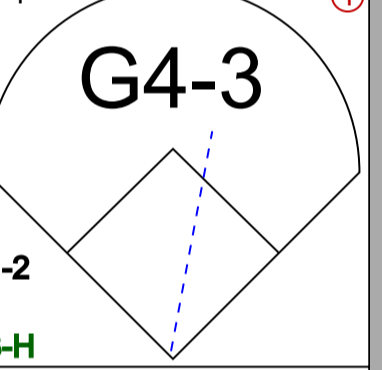
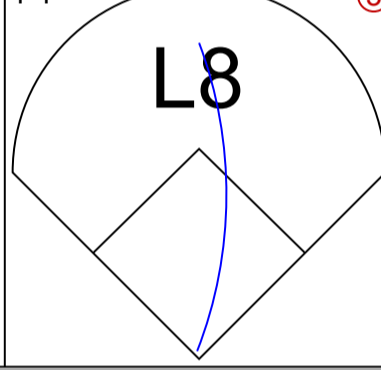
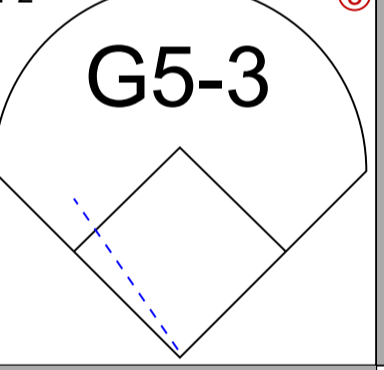
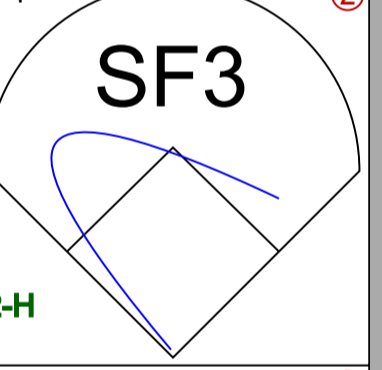

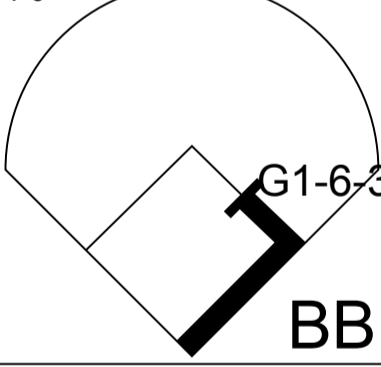
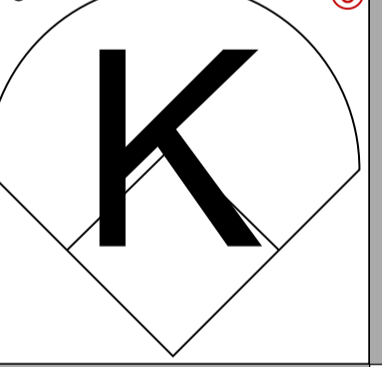
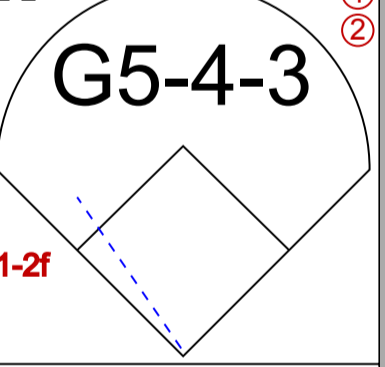
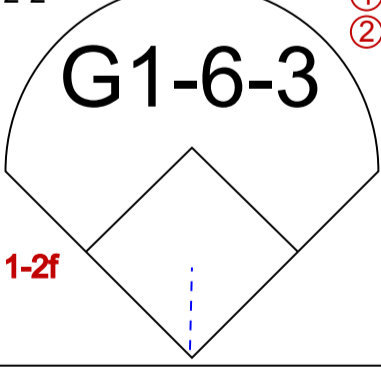

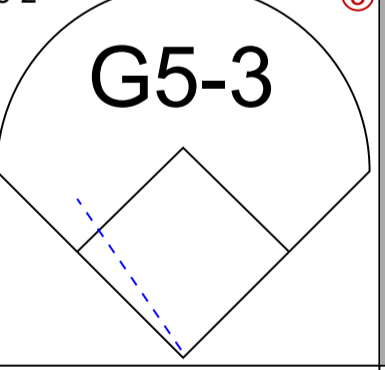
Seattle Mariners @ Oakland Athletics
Oakland-Alameda County Coliseum, Oakland, CA

livebaseballscores.com

AB	33
R	7
H	8
RBI	6
BB	8
SO	10
LOB	19



Sun Apr 14 1991, 7:05 PM PDT
Att: 28,949 - Cloudy - 57 F

Batter	1	2	3	4	5	6	7	8	9	AB R H RBI BB SO LOB	TOP									
Chuck Knoblauch, R (1, 4) OBP: 0.483, SLG: 0.458	1-3 		1-0  2B		1-1 			1-3 		4 1 1 0 0 2 0	Minnesota Twins @ Seattle Mariners The Kingdom, Seattle, WA Mon Apr 15 1991, 10:05 PM EDT Att: 15,120 - Dome - 70 F									
Shane Mack, R (1, 8) OBP: 0.167, SLG: 0.412	0-3 		0-0  2-H		3-1 			1-1 		4 1 1 2 0 1 0										
Kirby Puckett, R (1, 9) OBP: 0.429, SLG: 0.593	1-2  1B		0-1 		4-1  BB			0-0  1B		3 0 2 0 1 0 0										
Chili Davis, S (1, 10) OBP: 0.357, SLG: 0.375	1-0  1-2		1-1 		4-1  1B G4-3 BB			0-2 		3 1 0 0 1 0 2										
Brian Harper, R (1, 2) OBP: 0.421, SLG: 0.625			0-0  1B		1-0  G4-3 SF3 1B			0-1  1-2		4 1 3 0 0 0 1										
Kent Hrbek, L (1, 3) OBP: 0.148, SLG: 0.231			3-2 		1-1  1-2			1-1 		3 0 0 1 0 0 3										
Al Newman, S (9, PH) OBP: 0.200, SLG: 0.200			SAFE		SAFE			SAFE		1 0 0 0 0 1 1										
Dan Gladden, R (1, 7) OBP: 0.080, SLG: 0.043			1-2 		2-1  2-H			0-1  G5-4-3 BB		2 0 0 1 1 0 2										
Scott Leius, R (1, 5) OBP: 0.385, SLG: 0.400			4-0  BB		1-3 			2-2  1-2f		3 0 0 0 1 1 2										
Greg Gagne, R (1, 6) OBP: 0.421, SLG: 0.765			2-2  1-2f		2-3 			3-2 		3 0 0 0 0 1 1										
Inning Stats	R: 0 E: 0 K: 2 S: 9	H: 1 LOB: 0 BB: 0 P: 12	R: 0 E: 0 K: 0 S: 9	H: 1 LOB: 1 BB: 0 P: 14	R: 2 E: 0 K: 0 S: 8	H: 2 LOB: 0 BB: 1 P: 15	R: 2 E: 0 K: 1 S: 9	H: 1 LOB: 0 BB: 1 P: 18	R: 0 E: 0 K: 1 S: 7	H: 0 LOB: 0 BB: 0 P: 13	R: 0 E: 0 K: 0 S: 6	H: 0 LOB: 0 BB: 1 P: 15	R: 0 E: 0 K: 1 S: 8	H: 1 LOB: 1 BB: 0 P: 12	R: 0 E: 0 K: 1 S: 10	H: 1 LOB: 1 BB: 0 P: 14	1B: 5 2B: 1 3B: 0 HR: 1	SF: 1 SAC: 0 DP: 2 HBP: 0	WP: 1 PB: 0 SB: 0 CS: 1	PA: 36
PITCHER Randy Johnson, L (1, 1) ERA: 5.65	IP: 9.0 WLS: W BF: 35 H: 7 R: 4 ER: 4 SO: 6 BB: 4 IBB: 0 HBP: 0 BLK: 1 WP: 1 HR: 1 S: 74 P: 126 ERA: 4.00 WHIP: 1.222																			
PITCHER	IP	WLS	BF	H	R	ER	SO	BB	IBB	HBP	BLK	WP	HR	S	P	ERA	WHIP			

livebaseballscorecards.com

AB	30
R	4
H	7
RBI	4
BB	4
SO	6
LOB	12



Batter	1	2	3	4	5	6	7	8	9
Harold Reynolds, S OBP: 0.344, SLG: 0.333 (1, 4)	1-1 1B HR 1B	1-0 F9		4-2 G6-4-3 BB		3-1 2B		4-0 1B BB	
Tracy Jones, R OBP: 0.250, SLG: 0.625 Greg Briley, L OBP: 0.368, SLG: 0.500 (1, 7) (7, 7)	0-1 1-2 HR 1B		1-0 HR	1-0 F9		2-2 F9		0-0 1B	
Edgar Martinez, R OBP: 0.567, SLG: 0.700 (1, 5)	2-1 1-H 2-H HR		0-1 F7 BB 1B	2-2 G6-4-3 1-2f		4-0 IBB		1-2 G1-3	
Ken Griffey Jr., L OBP: 0.310, SLG: 0.321 (1, 8)	2-0 P6		4-0 1B 1-2 BB		1-3 K	0-1 F8			
Alvin Davis, L OBP: 0.267, SLG: 0.154 (1, 10)	3-3 K		0-0 F7 2-3		3-1 F8		1-1 G4-3		
Jay Buhner, R OBP: 0.259, SLG: 0.400 (1, 9)	3-1 2B		1-1 P6		1-0 G6-3		1-2 G6-3		
Pete O'Brien, L OBP: 0.214, SLG: 0.222 (1, 3)	2-0 G4-3		1-0 1B 1-3 3-H 1B			0-1 G4-3	1-3 K		
Dave Valle, R OBP: 0.318, SLG: 0.286 (1, 2)		0-1 G4-3	1-2 FC5-4 1B			1-2 E 1B 2B 1B		0-0 G5-3	
Jeff Schaefer, R OBP: 0.167, SLG: 0.167 (1, 6)		1-1 G6-3	0-1 FC5-4			0-0 E5 2B 1B		0-1 G5-3	

Inning Stats	R: 3	H: 4	E: 0	K: 1	S: 13	LOB: 1	BB: 0	P: 26	R: 0	H: 0	E: 0	K: 0	S: 5	LOB: 0	BB: 0	P: 7	R: 3	H: 4	E: 0	K: 0	S: 14	LOB: 2	BB: 1	P: 22	R: 0	H: 0	E: 0	K: 0	S: 12	LOB: 0	BB: 1	P: 19	R: 0	H: 0	E: 0	K: 1	S: 6	LOB: 0	BB: 0	P: 11	R: 2	H: 3	E: 1	K: 0	S: 14	LOB: 2	BB: 1	P: 24	R: 0	H: 0	E: 0	K: 1	S: 8	LOB: 0	BB: 0	P: 11	R: 0	H: 1	E: 0	K: 0	S: 9	LOB: 2	BB: 1	P: 14
--------------	------	------	------	------	-------	--------	-------	-------	------	------	------	------	------	--------	-------	------	------	------	------	------	-------	--------	-------	-------	------	------	------	------	-------	--------	-------	-------	------	------	------	------	------	--------	-------	-------	------	------	------	------	-------	--------	-------	-------	------	------	------	------	------	--------	-------	-------	------	------	------	------	------	--------	-------	-------

PITCHER	IP	WLS	BF	H	R	ER	SO	BB	IBB	HBP	BLK	WP	HR	S	P	ERA	WHIP
Allan Anderson, L ERA: 6.3 (1, 1)	2.2	L	17	8	6	6	1	1	0	0	0	0	2	30	53	20.25	3.375
Larry Casian, L ERA: 3.86 (3, 1)	4.1		17	3	2	1	2	1	1	0	0	0	0	42	67	2.08	0.923
Terry Leach, R ERA: 9.0 (8, 1)	1.0		5	1	0	0	0	1	0	0	0	0	0	9	14	0.00	2.000

BOTTOM


Minnesota Twins @ Seattle Mariners
The Kingdome, Seattle, WA

Mon Apr 15 1991, 10:05 PM EDT
Att: 15,120 - Dome - 70 F

AB	R	H	RBI	BB	SO	LOB
3	1	2	2	2	0	0
4	2	2	1	0	0	2
1	0	1	0	0	0	0
4	2	2	3	1	0	3
3	1	0	0	1	1	2
4	0	0	0	0	1	2
4	0	1	0	0	0	2
4	0	1	1	0	1	1
4	1	2	1	0	0	0
4	1	1	0	0	0	2

AB	35
R	8
H	12
RBI	8
BB	4
SO	3
LOB	14

WP: 0 PA: 39
PB: 0
SB: 0
CS: 0



PITCHER	IP	WLS	BF	H	R	ER	SO	BB	IBB	HBP	BLK	WP	HR	S	P	ERA	WHIP
---------	----	-----	----	---	---	----	----	----	-----	-----	-----	----	----	---	---	-----	------

Batter	1	2	3	4	5	6	7	8	9	AB R H RBI BB SO LOB	TOP	
Chuck Knoblauch, R (1, 4) OBP: 0.424, SLG: 0.393										4 0 0 0 0 1 2		
Randy Bush, L (1, 7) OBP: 0.308, SLG: 0.182										4 0 1 0 0 1 1		
Kirby Puckett, R (1, 9) OBP: 0.406, SLG: 0.548										4 0 1 0 0 1 1		
Kent Hrbek, L (1, 3) OBP: 0.129, SLG: 0.200										4 0 0 0 0 0 2		
Chili Davis, S (1, 10) OBP: 0.344, SLG: 0.357										4 0 1 0 0 0 1		
Mike Pagliarulo, L (1, 5) OBP: 0.222, SLG: 0.278										3 0 1 0 0 0 0		
Shane Mack, R (1, 8) OBP: 0.190, SLG: 0.400										3 0 1 0 0 0 0		
Junior Ortiz, R (1, 2) 										2 0 0 0 1 0 2		
Al Newman, S (1, 6) OBP: 0.250, SLG: 0.143										2 0 0 0 1 0 3		
Inning Stats	R: 0 H: 1 E: 0 LOB: 1 K: 2 BB: 0 S: 10 P: 16	R: 0 H: 3 E: 0 LOB: 2 K: 0 BB: 0 S: 13 P: 19	R: 0 H: 0 E: 0 LOB: 0 K: 1 BB: 0 S: 5 P: 6	R: 0 H: 0 E: 0 LOB: 0 K: 0 BB: 0 S: 5 P: 9	R: 0 H: 0 E: 0 LOB: 1 K: 0 BB: 1 S: 7 P: 15	R: 0 H: 1 E: 0 LOB: 1 K: 0 BB: 0 S: 10 P: 18	R: 0 H: 0 E: 0 LOB: 0 K: 0 BB: 0 S: 6 P: 10	R: 0 H: 0 E: 0 LOB: 0 K: 0 BB: 1 S: 4 P: 8	R: 0 H: 0 E: 0 LOB: 0 K: 0 BB: 0 S: 6 P: 7	1B: 5 SF: 0 2B: 0 SAC: 0 3B: 0 DP: 1 HR: 0 HBP: 0	WP: 0 PA: 32 PB: 0 SB: 0 CS: 0	
PITCHER Brian Holman, R (1, 1) ERA: 1.2	IP 9.0 WLS W BF 32 H 5 R 0 ER 0 SO 3 BB 2 IBB 0 HBP 0 BLK 0 WP 0 HR 0 S 66 P 108 ERA 0.00 WHIP 0.778											PITCHER IP WLS BF H R ER SO BB IBB HBP BLK WP HR S P ERA WHIP

Minnesota Twins @ Seattle Mariners
 The Kingdom, Seattle, WA
 Tue Apr 16 1991, 10:05 PM EDT
 Att. 8,837 - Dome - 70 F

livebaseballscorecards.com

AB	30
R	0
H	5
RBI	0
BB	2
SO	3
LOB	12



Batter	1	2	3	4	5	6	7	8	9	10	11	AB R H RBI BB SO LOB	TOP
Chuck Knoblauch, R (1, 4) <small>OBP: 0.395, SLG: 0.375</small>	0-0 	1-0 			2-1 		1-1 		1-2 			4 1 1 1 0 0 0	
Randy Bush, L (1, 7) <small>OBP: 0.294, SLG: 0.267</small> Dan Gladden, R (7, PR) <small>OBP: 0.077, SLG: 0.042</small> (7, 7)	1-1 	1-0 			0-0 		1-0 		2-2 			4 0 1 0 0 0 2 1 0 0 0 0 0 0	
Kirby Puckett, R (1, 9) <small>OBP: 0.405, SLG: 0.514</small>	2-2 		1-0 		2-0 		4-0 			0-0 		4 0 1 0 1 0 1	
Kent Hrbek, L (1, 3) <small>OBP: 0.167, SLG: 0.206</small>	4-1 		0-2 		2-0 		0-0 		1-1 			4 0 1 1 1 0 2	
Chili Davis, S (1, 10) <small>OBP: 0.378, SLG: 0.375</small>	0-0 		0-0 		2-3 		1-0 		4-1 			4 0 2 0 1 1 1	
Brian Harper, R (1, 2) <small>OBP: 0.417, SLG: 0.667</small>		1-2 	0-1 		2-0 		2-1 		0-1 			5 1 2 0 0 0 2	
Mike Pagliarulo, L (1, 5) <small>OBP: 0.238, SLG: 0.286</small> Carmen Castillo, R (8, PH) Scott Leius, R (8, 5) <small>OBP: 0.357, SLG: 0.364</small>		1-0 		1-0 		1-0 	1-1 		1-1 			3 0 1 1 0 0 0 1 0 0 0 0 0 1 1 0 0 0 0 0 0	
Shane Mack, R (1, 8) <small>OBP: 0.192, SLG: 0.400</small>		3-1 		0-0 		2-3 	3-1 		1-2 			5 1 1 0 0 1 1	
Greg Gagne, R (1, 6) <small>OBP: 0.364, SLG: 0.650</small> Al Newman, S (9, PH) <small>OBP: 0.200, SLG: 0.111</small> (9, 6)		1-1 		1-3 		3-1 		1-2 		2-1 		3 0 0 0 0 1 1 2 0 0 0 0 0 0	
Inning Stats	R: 0 H: 2 E: 0 LOB: 2 K: 0 BB: 1 S: 8 P: 15	R: 2 H: 3 E: 1 LOB: 1 K: 0 BB: 0 S: 10 P: 18	R: 0 H: 1 E: 0 LOB: 1 K: 0 BB: 0 S: 7 P: 8	R: 0 H: 0 E: 0 LOB: 0 K: 1 BB: 0 S: 5 P: 7	R: 1 H: 2 E: 0 LOB: 1 K: 1 BB: 0 S: 8 P: 16	R: 0 H: 0 E: 0 LOB: 0 K: 1 BB: 0 S: 5 P: 10	R: 0 H: 1 E: 0 LOB: 2 K: 0 BB: 1 S: 6 P: 15	R: 0 H: 1 E: 0 LOB: 1 K: 0 BB: 0 S: 7 P: 14	R: 0 H: 0 E: 0 LOB: 0 K: 0 BB: 1 S: 12 P: 16	R: 0 H: 0 E: 0 LOB: 1 K: 0 BB: 1 S: 6 P: 11	R: 0 H: 0 E: 0 LOB: 0 K: 0 BB: 0 S: 7 P: 11	1B: 6 SF: 1 2B: 4 SAC: 0 3B: 0 DP: 0 HR: 0 HBP: 0	WP: 0 PA: 45 PB: 0 SB: 0 CS: 0
PITCHER	IP WLS BF H R ER SO BB IBB HBP BLK WP HR S P ERA WHIP												
Scott Bankhead, R (1, 1) <small>ERA: 6.1</small> Russ Swan, L (7, 1) <small>ERA:</small> Michael Jackson, R (8, 1) <small>ERA: 1.35</small>	6.2 30 9 3 2 3 1 1 0 0 0 0 0 48 88 2.70 1.500												

Minnesota Twins @ Seattle Mariners
 The Kingdome, Seattle, WA
 Wed Apr 17 1991, 10:05 PM EDT
 Att: 9,628 - Dome - 70 F

AB	41
R	3
H	10
RBI	3
BB	3
SO	3
LOB	11



Batter	1	2	3	4	5	6	7	8	9	10	11	AB R H RBI BB SO LOB	BOTTOM	
Harold Reynolds, S (1, 4) OBP: 0.317, SLG: 0.286	2-2 L7		2-0 F9		0-1 G4-3			2-1 G3		2-1 F7		5 0 0 1 0 0 1	Minnesota Twins @ Seattle Mariners The Kingdome, Seattle, WA Wed Apr 17 1991, 10:05 PM EDT Att: 9,628 - Dome - 70 F	
Ken Griffey, L (1, 7) OBP: 0.286, SLG: 0.429	1-1 F7			0-1 G4-3	0-1 1B			0-1 2B		4-2 BB		4 0 2 1 0 0 0		
Ken Griffey Jr., L (1, 8) OBP: 0.368, SLG: 0.324 Greg Briley, L (8, PR) OBP: 0.381, SLG: 0.471 (9, 7)	2-2 F9			2-2 L5	0-1 G4-3			4-0 1B IBB		1-3 K	1-2 K	4 0 0 0 1 1 2 0 0 0 0 1 0 0		
Edgar Martinez, R (1, 5) OBP: 0.538, SLG: 0.621		3-1 1B		3-2 1B		2-3 K		0-1 1B		3-2 F9		5 0 3 0 0 1 1		
Alvin Davis, L (1, 10) OBP: 0.308, SLG: 0.206 Henry Cotto, R (11, PR) OBP: 0.333, SLG: 0.333		3-2 L9		1-3 K		2-3 K		2-3 K			1-1 1B	5 0 1 0 0 3 5 0 1 0 0 0 0 0		
Jay Buhner, R (1, 9) OBP: 0.257, SLG: 0.438		1-3 K			3-2 HR	3-3 K		3-2 F8			4-2 1B BB	4 1 1 1 1 2 4		
Pete O'Brien, L (1, 3) OBP: 0.189, SLG: 0.278		0-0 L8			1-0 F7		1-0 G4-1		0-1 P3		0-3 K	5 0 0 0 0 1 3		
Dave Valle, R (1, 2) OBP: 0.300, SLG: 0.250 Scott Bradley, L (11, PH) OBP: 0.200, SLG: 0.200			2-3 K		0-0 2B G4-3 1B		3-3 K		3-2 L8		2-2 1B	4 1 1 0 0 2 0 1 0 1 1 0 0 0		
Jeff Schaefer, R (1, 6) OBP: 0.286, SLG: 0.357			0-0 G6-3		0-0 G4-3 1B 2B		2-2 L9		1-2 L9			4 1 1 0 0 0 0		
Inning Stats	R: 0 H: 0 E: 0 LOB: 0 K: 0 BB: 0 S: 10 P: 15	R: 0 H: 1 E: 0 LOB: 1 K: 1 BB: 0 S: 10 P: 17	R: 0 H: 0 E: 0 LOB: 0 K: 1 BB: 0 S: 5 P: 9	R: 0 H: 1 E: 0 LOB: 1 K: 1 BB: 0 S: 13 P: 19	R: 3 H: 4 E: 0 LOB: 1 K: 0 BB: 0 S: 14 P: 18	R: 0 H: 0 E: 0 LOB: 0 K: 3 BB: 0 S: 9 P: 16	R: 0 H: 0 E: 0 LOB: 0 K: 1 BB: 0 S: 16 P: 22	R: 0 H: 2 E: 0 LOB: 3 K: 1 BB: 1 S: 15 P: 26	R: 0 H: 0 E: 0 LOB: 0 K: 0 BB: 0 S: 9 P: 13	R: 0 H: 0 E: 0 LOB: 1 K: 1 BB: 1 S: 13 P: 23	R: 1 H: 2 E: 0 LOB: 2 K: 1 BB: 1 S: 12 P: 19	1B: 7 SF: 0 2B: 2 SAC: 0 3B: 0 DP: 0 HR: 1 HBP: 0		WP: 0 PA: 44 PB: 0 SB: 2 CS: 0
PITCHER	IP WLS BF H R ER SO BB IBB HBP BLK WP HR S P ERA WHIP													
Kevin Tapani, R (1, 1) ERA: 1.69	7.0 27 6 3 3 7 0 0 0 0 0 1 77 116 3.86 0.857													
Steve Bedrosian, R (8, 1) ERA: 2.84	2.0 9 2 0 0 1 0 1 0 0 0 0 24 39 0.00 1.000													
Rick Aguilera, R (10, 1) ERA: 2.25	1.1 L 8 2 1 1 2 2 0 0 0 0 0 25 42 6.75 3.000													

AB	41
R	4
H	10
RBI	4
BB	3
SO	10
LOB	16



Batter	1	2	3	4	5	6	7	8	9	AB R H RBI BB SO LOB	TOP										
Willie Wilson, S (1, 7) OBP: 0.273, SLG: 0.241	4-0 CS BB		1-0 1-3 HR 2B		0-1 G1-3		0-1 P5		2-1 F9	4 1 1 0 1 0 0											
Dave Henderson, R (1, 8) OBP: 0.532, SLG: 0.976	1-2 F9		3-1 2B HR		0-0 F9		2-1 G6-3		3-2 2B	5 1 2 3 0 0 1											
Jose Canseco, R (1, 9) OBP: 0.400, SLG: 0.529	2-3 K		3-0 P4			2-2 F8		4-0 1B BB	4-2 BB	3 1 0 0 2 1 0											
Harold Baines, L (1, 10) OBP: 0.333, SLG: 0.390		1-2 G1-3		2-1 BB SF9 1B		0-0 1B 1B		1-1 1B 1B 1B	1-0 G4-3	5 1 3 1 0 0 2											
Terry Steinbach, R (1, 2) OBP: 0.333, SLG: 0.343		2-3 K		0-1 P4		1-1 G5-4-3 1B		1-0 1B 1B		4 0 2 0 0 1 1											
Mark McGwire, R (1, 3) OBP: 0.333, SLG: 0.300		2-2 F9		1 SAFE SF9 BB 1-2 BB		1-1 G5-4-3 1-2f		2-2 F9		3 0 0 0 1 0 4											
Ernest Riles, L (1, 6) OBP: 0.333, SLG: 0.321			4-1 2B HR BB		4-2 CS BB		4-1 HR BB	0-0 1B		1 2 1 0 3 0 0											
Vance Law, R (1, 5) OBP: 0.211, SLG: 0.316			1 SAFE 1 SAFE P2		2-1 SF9		1-0 HR	1-0 F7		0 0 0 0 0 0 0											
Lance Blankenship, R (3, PH) OBP: 0.381, SLG: 0.438			1 SAFE 1 SAFE 1 SAFE P2		2-3 3-H SF9		1-H HR			3 1 1 3 0 0 3											
Mike Gallego, R (1, 4) OBP: 0.425, SLG: 0.344			0-0 F9		0-1 CS	3-3 K	3-2 P2		3-2 F9	4 0 0 0 0 1 1											
Inning Stats	R: 0 E: 0 K: 1 S: 6	H: 0 LOB: 0 BB: 1 P: 13	R: 0 E: 0 K: 1 S: 9	H: 0 LOB: 0 BB: 0 P: 14	R: 3 E: 0 K: 0 S: 9	H: 2 LOB: 0 BB: 1 P: 20	R: 1 E: 0 K: 0 S: 10	H: 1 LOB: 1 BB: 2 P: 22	R: 0 E: 0 K: 1 S: 8	H: 0 LOB: 0 BB: 0 P: 11	R: 0 E: 0 K: 0 S: 8	H: 2 LOB: 1 BB: 0 P: 12	R: 2 E: 0 K: 0 S: 9	H: 1 LOB: 0 BB: 1 P: 19	R: 1 E: 0 K: 0 S: 10	H: 3 LOB: 2 BB: 1 P: 19	R: 0 E: 0 K: 0 S: 12	H: 1 LOB: 2 BB: 1 P: 25	1B: 6 2B: 2 3B: 0 HR: 2	SF: 1 SAC: 0 DP: 1 HBP: 0	WP: 0 PA: 41
PITCHER	IP WLS BF H R ER SO BB IBB HBP BLK WP HR S P ERA WHIP																				
Rich DeLucia, R (1, 1) ERA: 6.92	6.0 W 26 6 6 6 3 5 0 0 0 0 2 52 99 9.00 1.833																				
Gene Harris, R (7, 1) ERA: 2.25	1.1 7 2 1 1 0 1 0 0 0 0 0 15 28 6.75 2.250																				
Rob Murphy, L (8, 1) ERA:	1.2 S 7 2 0 0 0 1 0 0 0 0 0 14 28 0.00 1.800																				

Oakland Athletics @ Seattle Mariners

The Kingdome, Seattle, WA

Fri Apr 19 1991, 10:05 PM EDT
Att. 24,009 - Dome - 70 F

livebaseballscorecards.com

AB	32
R	7
H	10
RBI	7
BB	7
SO	3
LOB	12



Batter	1	2	3	4	5	6	7	8	9	AB	R	H	RBI	BB	SO	LOB
Harold Reynolds, S OBP: 0.333, SLG: 0.333 (1, 4)	2-0 1B 2B	0-0 SH5-3		0-0 F9		2-2 G4-3	1-0 WP S 2B 1B			4	2	2	0	0	0	0
Ken Griffey, L OBP: 0.364, SLG: 0.400 (1, 7)	2-2 1B FC3-6 1B	0-0 G3		2-2 P4		4-1 BB	2-2 BB SF9 2B			3	1	1	0	1	0	2
Ken Griffey Jr., L OBP: 0.372, SLG: 0.316 (1, 8)	1-2 FC3-6 1B	1-2 F8		3-1 F7		1-3 K	4-0 SF9 BB IBB			4	0	1	1	1	1	3
Henry Cotto, R OBP: 0.500, SLG: 0.750 (6, PR) (7, 7)	1-1 FC3-6 HBP		1-1 G4-3 2B 2B		4-2 HR BB	2-0 BB 1B 1B	4-1 1-2 2-3 BB			2	3	2	0	2	0	0
Edgar Martinez, R OBP: 0.591, SLG: 0.677 (1, 5)	3-1 FC3-6 1-2f 2-3 3-H		1-2 G4-3		0-0 HR	4-2 BB 1B BB	2-1 SF9			3	2	1	4	1	0	3
Alvin Davis, L OBP: 0.318, SLG: 0.297 (1, 10)	1-3 K		4-1 2B BB		3-1 G6-3	4-1 1B BB	3-3 K			2	1	0	0	1	1	2
Greg Briley, L OBP: 0.375, SLG: 0.421 (1, 9)	3-2 F8		0-0 1-H 3-H 2B		2-1 L8	2-2 1-3 2-H 3-H 1B				5	0	2	4	0	0	2
Jay Buhner, R OBP: 0.270, SLG: 0.424 (6, PH) (7, 9)		1-2 SH5-3 1B 1B	3-1 G6-3		1-2 FC6-4 1B	3-2 P4	4-2 G6-4-3 BB			4	0	2	0	1	0	3
Pete O'Brien, L OBP: 0.214, SLG: 0.317 (1, 3)		0-1 SH5-3 1B	1-1 L5		0-1 FC6-4		2-1 F9			5	0	1	0	0	0	3
Dave Valle, R OBP: 0.343, SLG: 0.281 (1, 2)																
Jeff Schaefer, R OBP: 0.263, SLG: 0.316 (1, 6)																

Inning Stats	R: 2	H: 3	E: 0	K: 1	S: 17	LOB: 2	BB: 0	P: 30	R: 0	H: 2	E: 0	K: 0	S: 10	LOB: 2	BB: 0	P: 12	R: 2	H: 2	E: 0	K: 0	S: 11	LOB: 1	BB: 1	P: 21	R: 0	H: 0	E: 0	K: 0	S: 6	LOB: 0	BB: 0	P: 11	R: 2	H: 2	E: 0	K: 0	S: 14	LOB: 1	BB: 1	P: 24	R: 3	H: 2	E: 1	K: 1	S: 19	LOB: 2	BB: 3	P: 40	R: 2	H: 2	E: 0	K: 1	S: 12	LOB: 2	BB: 2	P: 30	R: 0	H: 0	E: 0	K: 0	S: 6	LOB: 0	BB: 1	P: 12
--------------	------	------	------	------	-------	--------	-------	-------	------	------	------	------	-------	--------	-------	-------	------	------	------	------	-------	--------	-------	-------	------	------	------	------	------	--------	-------	-------	------	------	------	------	-------	--------	-------	-------	------	------	------	------	-------	--------	-------	-------	------	------	------	------	-------	--------	-------	-------	------	------	------	------	------	--------	-------	-------

PITCHER	IP	WLS	BF	H	R	ER	SO	BB	IBB	HBP	BLK	WP	HR	S	P	ERA	WHIP
Dave Stewart, R ERA: 7.0 (1, 1)	5.1	L	29	9	7	7	1	3	0	1	0	0	1	62	108	11.81	2.250
Curt Young, L ERA: 3.38 (6, 1)	0.2		6	2	2	2	1	2	0	0	0	0	0	15	30	27.00	6.000
Reggie Harris, R ERA: 12.0 (7, 1)	2.0		10	2	2	2	1	2	1	0	0	1	0	18	42	9.00	2.000

BOTTOM

Oakland Athletics @ Seattle Mariners
The Kingdome, Seattle, WA

Fri Apr 19 1991, 10:05 PM EDT
Att. 24,009 - Dome - 70 F

livebaseballscorecards.com

AB	34
R	11
H	13
RBI	11
BB	8
SO	3
LOB	20



WP: 1	PA: 45
PB: 0	SB: 1
CS: 0	

Batter	1	2	3	4	5	6	7	8	9	AB R H RBI BB SO LOB	TOP									
Willie Wilson, S (1, 7) OBP: 0.270, SLG: 0.242	1-0 G4-3		1-2 G5-3			1-3 K			0-0 S 1B	4 0 1 0 0 1 0										
Dave Henderson, R (1, 8) OBP: 0.510, SLG: 0.978	0-0 HR			2-2 F8		0-1 F9			1-0 F9	4 1 1 1 0 0 1										
Jose Canseco, R (1, 9) OBP: 0.367, SLG: 0.474	0-3 K			0-3 K			0-3 K		0-2 G6-3	4 0 0 0 0 3 1										
Harold Baines, L (1, 10) OBP: 0.347, SLG: 0.386	1-2 G1-6-3			0-0 1B		1-2 G3			4-0 IBB	3 0 1 0 1 0 0										
Terry Steinbach, R (1, 2) OBP: 0.300, SLG: 0.308		0-0 F7		1-1 P1		1-3 K			0-0 F8	4 0 0 0 0 1 3										
Mark McGwire, R (1, 3) OBP: 0.314, SLG: 0.279		1-0 F7			3-3 K			3-3 K		3 0 0 0 0 2 0										
Ernest Riles, L (1, 6) OBP: 0.333, SLG: 0.387		3-3 K			0-0 P6			1-0 1B 3B		3 1 1 0 0 1 0										
Lance Blankenship, R (1, 5) OBP: 0.348, SLG: 0.389			0-1 P4		2-3 K			1-0 CS 1B		2 0 0 0 0 1 0										
Jamie Quirk, L (8, PH) OBP: 0.294, SLG: 0.200										1 0 1 1 0 0 0										
Scott Hemond, R (8, PR) OBP: 0.333, SLG: 0.333										0 0 0 0 0 0 0										
Mike Gallego, R (1, 4) OBP: 0.395, SLG: 0.314			3-2 G5-3			0-0 L7		2-3 K		3 0 0 0 0 1 1										
Inning Stats	R: 1 E: 0 K: 1 S: 8	H: 1 LOB: 0 BB: 0 P: 10	R: 0 E: 0 K: 1 S: 6	H: 0 LOB: 0 BB: 0 P: 10	R: 0 E: 0 K: 0 S: 9	H: 0 LOB: 0 BB: 0 P: 13	R: 0 E: 0 K: 1 S: 9	H: 1 LOB: 1 BB: 0 P: 12	R: 0 E: 0 K: 2 S: 7	H: 0 LOB: 0 BB: 0 P: 12	R: 0 E: 0 K: 2 S: 10	H: 0 LOB: 0 BB: 0 P: 12	R: 1 E: 0 K: 2 S: 9	H: 2 LOB: 1 BB: 0 P: 15	R: 0 E: 0 K: 0 S: 6	H: 1 LOB: 2 BB: 1 P: 11	1B: 3 2B: 1 3B: 1 HR: 1	SF: 0 SAC: 0 DP: 1 HBP: 0	WP: 0 PB: 0 SB: 1 CS: 1	PA: 32
PITCHER Erik Hanson, R (1, 1) ERA: 3.47	IP: 9.0 WLS: W BF: 32 H: 5 R: 2 ER: 2 SO: 10 BB: 0 IBB: 1 HBP: 0 BLK: 0 WP: 0 HR: 1 S: 70 P: 102 ERA: 2.00 WHIP: 0.556											PITCHER	IP: 9.0 WLS: W BF: 32 H: 5 R: 2 ER: 2 SO: 10 BB: 0 IBB: 1 HBP: 0 BLK: 0 WP: 0 HR: 1 S: 70 P: 102 ERA: 2.00 WHIP: 0.556							

Oakland Athletics @ Seattle Mariners
The Kingdome, Seattle, WA
Sat Apr 20 1991, 10:05 PM EDT
Att. 51,412 - Dome - 70 F

livebaseballscorecards.com

AB	31
R	2
H	5
RBI	2
BB	1
SO	10
LOB	6



Batter	1	2	3	4	5	6	7	8	9	AB	R	H	RBI	BB	SO	LOB
Harold Reynolds, S (1, 4) OBP: 0.347, SLG: 0.349	1-2 G3-1		1-2 L8			2-1 G4-3 1B		0-2 1B		4	0	2	0	0	0	0
Ken Griffey, L (1, 7) OBP: 0.333, SLG: 0.357	2-2 F8		0-1 F9			1-2 G4-3		3-2 1B		4	0	1	0	0	0	1
Ken Griffey Jr., L (1, 8) OBP: 0.340, SLG: 0.286 Henry Cotto, R (8, PR) OBP: 0.500, SLG: 0.750	3-2 G4-3				1-2 P6	1-1 G6-3		2-3 K		4	0	0	0	0	1	3
Edgar Martinez, R (1, 5) OBP: 0.604, SLG: 0.676					3-2 G1-3		0-1 1B		2-1 HR 1B	3	1	2	0	1	0	0
Alvin Davis, L (1, 10) OBP: 0.313, SLG: 0.366					3-2 L9		0-1 F8		2-2 HR	4	1	1	2	0	0	2
Greg Briley, L (1, 9) OBP: 0.357, SLG: 0.391					1-0 FC3-6		2-2 F7		1-2 1B	4	1	1	0	0	0	2
Pete O'Brien, L (1, 3) OBP: 0.261, SLG: 0.326					4-0 BB		2-0 L9		4-1 1B IBB	2	0	1	0	2	0	1
Dave Valle, R (1, 2) OBP: 0.324, SLG: 0.265 Omar Vizquel, S (8, PH) OBP: 0.286, SLG: 0.368					0-2 G3		0-0 G5-4-3		1-2 F7	2	0	0	0	0	0	3
Jeff Schaefer, R (1, 6) OBP: 0.238, SLG: 0.286 Scott Bradley, L (8, PH) OBP: 0.286, SLG: 0.286					3-1 F7		1-0 F7		0-0 F9	2	0	0	0	0	0	0
									1-2 1B	2	0	1	1	0	0	0

Inning Stats	R: 0	H: 0	E: 0	K: 0	S: 9	R: 0	H: 0	E: 0	K: 0	S: 10	R: 0	H: 0	E: 0	K: 0	S: 8	R: 0	H: 0	E: 0	K: 0	S: 10	R: 0	H: 1	E: 0	K: 0	S: 3	R: 0	H: 1	E: 0	K: 0	S: 11	R: 0	H: 1	E: 0	K: 0	S: 8	R: 0	H: 2	E: 0	K: 1	S: 16	R: 3	H: 4	E: 0	K: 1	S: 15	1B: 8	2B: 0	3B: 0	HR: 1	SF: 0	SAC: 0	DP: 1	HBP: 0	WP: 0	PA: 36
	0	0	0	0	15	0	0	0	0	21	0	0	0	0	12	0	0	0	0	10	0	0	0	0	6	0	0	0	0	15	0	1	0	12	0	2 <td>0</td> <td>22</td> <td>0</td> <td>4</td> <td>0</td> <td>27</td> <td>8</td> <td>0</td> <td>0</td> <td>1</td> <td>0</td> <td>0</td> <td>0</td> <td>36</td>	0	22	0	4	0	27	8	0	0	1	0	0	0	36					

PITCHER	IP	WLS	BF	H	R	ER	SO	BB	IBB	HBP	BLK	WP	HR	S	P	ERA	WHIP
Bob Welch, R (1, 1) ERA: 1.82	7.2		29	5	0	0	0	2	0	0	0	0	0	72	115	0.00	0.913
Joe Klink, L (8, 1) ERA: 1.59	0.1		1	0	0	0	1	0	0	0	0	0	0	3	5	0.00	0.000
Dennis Eckersley, R (9, 1) ERA: 4.5	0.0	L	3	3	3	3	0	0	0	0	0	0	1	9	14	∞	∞
Steve Chilren, R (9, 1) ERA:	0.1		3	1	0	0	1	0	1	0	0	0	0	6	13	0.00	3.000

BOTTOM

Oakland Athletics @ Seattle Mariners
The Kingdome, Seattle, WA

Sat Apr 20 1991, 10:05 PM EDT
Att: 51,412 - Dome - 70 F

livebaseballscorecards.com

AB	33
R	3
H	9
RBI	3
BB	3
SO	2
LOB	14



Batter	1	2	3	4	5	6	7	8	9
Harold Reynolds, S (1, 4) OBP: 0.333, SLG: 0.333	0-3 K		1-0 F7		2-1 L3			SF7 1B	
Greg Briley, L (1, 9) OBP: 0.375, SLG: 0.385	2-1 G1-3		4-1 CS BB			0-2 G6-3		1-2 SAFE 1B 2B 1B	
Ken Griffey Jr., L (1, 8) OBP: 0.333, SLG: 0.356	2-3 K		0-2 CS	3-2 P5		3-1 HR		0-0 SF7	
Edgar Martinez, R (1, 5) OBP: 0.615, SLG: 0.703		3-2 F9 1B 2B		4-1 G3 1B BB		1-3 K		0-1 2B 1B	
Alvin Davis, L (1, 10) OBP: 0.308, SLG: 0.356		0-0 F9		2-0 FC6-5 G3 1B		1-1 G4-3		1-2 P5	
Pete O'Brien, L (1, 3) OBP: 0.260, SLG: 0.340		1-3 K		1-1 G3			0-1 F7	0-1 BB 1B 2B	
Tracy Jones, R (1, 7) OBP: 0.364, SLG: 0.600		2-1 1B		1-1 FC6-5			4-2 G3 BB	4-0 BB 1B IBB	
Jay Buhner, R (8, 9) OBP: 0.289, SLG: 0.424									
Scott Bradley, L (1, 2) OBP: 0.200, SLG: 0.200		0-1 F8				0-1 F8		4-0 1B BB	
Dave Valle, R (8, PH) OBP: 0.342, SLG: 0.265								1-2 2-3 BB	
Omar Vizquel, S (1, 6) OBP: 0.320, SLG: 0.364			4-1 CS BB			0-0 F7		3-2 1-3 2-H 3-H 1B	

Inning Stats	R: 0 E: 0 K: 2 S: 9	H: 0 LOB: 0 BB: 0 P: 13	R: 1 E: 0 K: 1 S: 12	H: 2 LOB: 1 BB: 0 P: 18	R: 0 E: 0 K: 0 S: 6	H: 0 LOB: 0 BB: 2 P: 14	R: 0 E: 0 K: 0 S: 10	H: 1 LOB: 2 BB: 1 P: 21	R: 0 E: 0 K: 0 S: 5	H: 0 LOB: 0 BB: 0 P: 7	R: 1 E: 0 K: 1 S: 10	H: 1 LOB: 0 BB: 0 P: 15	R: 0 E: 0 K: 0 S: 6	H: 0 LOB: 1 BB: 1 P: 11	R: 5 E: 0 K: 0 S: 21	H: 5 LOB: 2 BB: 2 P: 38
--------------	------------------------------	----------------------------------	-------------------------------	----------------------------------	------------------------------	----------------------------------	-------------------------------	----------------------------------	------------------------------	---------------------------------	-------------------------------	----------------------------------	------------------------------	----------------------------------	-------------------------------	----------------------------------

PITCHER															PITCHER																		
IP	WLS	BF	H	R	ER	SO	BB	IBB	HBP	BLK	WP	HR	S	P	ERA	WHIP	IP	WLS	BF	H	R	ER	SO	BB	IBB	HBP	BLK	WP	HR	S	P	ERA	WHIP
Joe Slusarski, R (1, 1) ERA: 2.08	7.0		27	4	2	4	4	4	0	0	0	1	58	99	2.57	1.143																	
Dana Allison, L (8, 1) ERA: 15.75	0.2	L	7	4	5	0	0	1	0	0	0	0	15	23	67.50	6.000																	
Steve Chitren, R (8, 1) ERA:	0.1		3	1	0	0	1	0	0	0	0	0	6	15	0.00	6.000																	

BOTTOM

Oakland Athletics @ Seattle Mariners
The Kingdome, Seattle, WA

Sun Apr 21 1991, 6:33 AM EDT
Att: 30,191 - Dome - 70 F

AB	R	H	RBI	BB	SO	LOB
5	1	1	0	0	1	3
3	1	1	0	1	0	0
3	1	1	2	0	1	0
3	2	2	0	1	1	0
4	0	1	0	0	0	3
4	1	1	2	0	1	3
2	0	1	1	1	0	2
0	1	0	0	1	0	0
3	0	0	0	0	0	2
0	0	0	0	1	0	0
3	0	1	2	1	0	1

AB	30
R	7
H	9
RBI	7
BB	6
SO	4
LOB	14

WP: 0 PA: 38
PB: 0
SB: 0
CS: 2



livebaseballscorecards.com

Seattle Mariners @ California Angels
 Anaheim Stadium, Anaheim, CA

Mon Apr 22 1991, 10:05 PM EDT
 Att. 19,857 - Cloudy - 68 F

AB	34
R	4
H	8
RBI	4
BB	4
SO	6
LOB	12



Batter	1	2	3	4	5	6	7	8	9	AB R H RBI BB SO LOB
Harold Reynolds, S (1, 4) OBP: 0.322, SLG: 0.321	2-1 G6-3		1-1 F8		1-2 G3-1			3-2 S G4-3 1B	2-1 G3	5 1 1 0 0 0 0
Henry Cotto, R (1, 8) OBP: 0.444, SLG: 0.556	0-1 1B		2-3 K		0-0 1B			2-1 G4-3	0-0 P3	5 0 2 0 0 1 1
Tracy Jones, R (1, 7) OBP: 0.333, SLG: 0.500 Ken Griffey Jr., L (8, 8) OBP: 0.333, SLG: 0.356	1-0 F8		2-2 G5-3		1-3 K			2-1 2B 1B		4 1 1 1 0 1 2 0 0 0 0 0 0 0
Edgar Martinez, R (1, 5) OBP: 0.589, SLG: 0.683	3-3 K			1-2 G5-3				2-1 BB 1-H FC4-6 2B		4 1 1 1 0 2 1
Alvin Davis, L (1, 10) OBP: 0.321, SLG: 0.340		4-1 G5-4-3 BB		0-3 K				4-1 FC4-6 BB		2 0 0 0 2 1 0
Jay Buhner, R (1, 9) OBP: 0.310, SLG: 0.400		1-1 G5-4-3 1-2f		4-2 1B BB				4-1 FC4-6 BB		2 0 0 0 2 0 1
Pete O'Brien, L (1, 3) OBP: 0.278, SLG: 0.353		2-0 BLK 1B		1-2 SAFE 1-3 1B			1-1 G6-3	0-1 FC4-6 1-2f 2-3 3-H		4 1 2 1 0 0 2
Dave Valle, R (1, 2) OBP: 0.333, SLG: 0.263		2-1 1-H 1B		3-1 F9			0-0 G1-3	0-3 K		4 0 1 1 0 1 4
Omar Vizquel, S (1, 6) OBP: 0.276, SLG: 0.308		3-2 G4-3		0-1 F9			0-0 G5-3		1-1 F8	4 0 0 0 0 0 1

Inning Stats	R: 0	H: 1	E: 0	K: 1	S: 8	P: 14	R: 1	H: 2	E: 0	K: 0	S: 9	P: 21	R: 0	H: 0	E: 0	K: 1	S: 9	P: 14	R: 0	H: 1	E: 0	K: 1	S: 14	P: 23	R: 0	H: 1	E: 0	K: 1	S: 11	P: 13	R: 0	H: 0	E: 0	K: 0	S: 10	P: 12	R: 0	H: 0	E: 0	K: 0	S: 4	P: 5	R: 3	H: 3	E: 0	K: 1	S: 16	P: 33	R: 0	H: 0	E: 0	K: 0	S: 5	P: 8	1B: 7	2B: 1	3B: 0	HR: 0	SF: 0	SAC: 0	DP: 1	HBP: 0	WP: 0	PB: 0	SB: 1	CS: 0	PA: 38
--------------	------	------	------	------	------	-------	------	------	------	------	------	-------	------	------	------	------	------	-------	------	------	------	------	-------	-------	------	------	------	------	-------	-------	------	------	------	------	-------	-------	------	------	------	------	------	------	------	------	------	------	-------	-------	------	------	------	------	------	------	-------	-------	-------	-------	-------	--------	-------	--------	-------	-------	-------	-------	--------

PITCHER	IP	WLS	BF	H	R	ER	SO	BB	IBB	HBP	BLK	WP	HR	S	P	ERA	WHIP
Jim Abbott, L (1, 1) ERA: 5.12	7.1	L	30	7	3	3	5	2	0	0	1	0	0	72	116	3.68	1.227
Mark Eichhorn, R (8, 1) ERA: 0.93	0.0		1	1	0	0	0	0	0	0	0	0	0	2	4	∞	∞
Bob McClure, L (8, 1) ERA:	0.1		3	0	1	1	0	2	0	0	0	0	0	4	12	27.00	6.000
Jeff Robinson, R (8, 1) ERA: 2.0	1.1		4	0	0	0	1	0	0	0	0	0	0	8	11	0.00	0.000

PITCHER	IP	WLS	BF	H	R	ER	SO	BB	IBB	HBP	BLK	WP	HR	S	P	ERA	WHIP
---------	----	-----	----	---	---	----	----	----	-----	-----	-----	----	----	---	---	-----	------

BOTTOM

Seattle Mariners @ California Angels
Anaheim Stadium, Anaheim, CA

Mon Apr 22 1991, 10:05 PM EDT
Att: 19,857 - Cloudy - 68 F

livebaseballscorecards.com

AB	27
R	3
H	6
RBI	3
BB	4
SO	5
LOB	11



WP: 0	PA: 34
PB: 0	SB: 0
CS: 0	

AB R H RBI BB SO LOB

2 1 0 0 1 0 0

4 0 1 0 0 0 1

2 2 2 2 1 0 0

4 0 0 0 0 1 3

4 0 0 0 0 3 2

3 0 0 0 1 1 0

3 0 2 1 1 0 0

2 0 0 0 0 0 3

3 0 1 0 0 0 2

1B: 5	SF: 1
2B: 1	SAC: 0
3B: 0	DP: 4
HR: 1	HBP: 2

Batter	1	2	3	4	5	6	7	8	9
Luis Polonia, L OBP: 0.421, SLG: 0.347 (1, 7)	2-2 1B SF8 HBP		0-0 G4-3		4-0 G1-6-3 BB			1-1 F7	
Luis Sojo, R OBP: 0.227, SLG: 0.279 (1, 4)	0-1 FC6-4-5 SF8 1B		0-0 F7		1-0 G1-6-3 1-2f			2-1 G6-3	
Wally Joyner, L OBP: 0.519, SLG: 0.561 (1, 3)	2-2 SF8 1-2			4-0 BB 1B BB			1-0 G5-4-3 1B	0-0 HR	
Dave Winfield, R OBP: 0.281, SLG: 0.677 (1, 9)	2-2 FC6-4-5 2-3		2-2 F7		1-0 G5-4-3 1-2f			1-3 K	
Dave Parker, L OBP: 0.232, SLG: 0.302 (1, 10)	2-3 K		2-3 K		1-3 K			0-1 G4-3	
Lance Parrish, R OBP: 0.434, SLG: 0.476 (1, 2)		2-2 G5-3		4-2 1B BB			1-0 F9	0-3 K	
Gary Gaetti, R OBP: 0.298, SLG: 0.415 (1, 5)		0-2 G6-3 1B		1-1 FC6-4 1B			4-0 L6 HBP BB	2-1 G6-3	
Junior Felix, S OBP: 0.291, SLG: 0.292 (1, 8)		1-0 G6-3 1-2f		1-0 FC6-4 1-2f			1-0 HBP		
Dick Schofield, R OBP: 0.439, SLG: 0.281 (1, 6)			0-1 1B		1-0 G6-3		1-2 L6 2-3		

Inning Stats	R: 1	H: 1	E: 0	LOB: 1	K: 1	S: 14	R: 0	H: 1	E: 0	LOB: 0	K: 0	S: 7	R: 0	H: 1	E: 0	LOB: 0	K: 0	S: 4	R: 1	H: 1	E: 0	LOB: 2	K: 1	S: 12	R: 0	H: 0	E: 0	LOB: 0	K: 0	S: 2	R: 0	H: 1	E: 0	LOB: 0	K: 1	S: 5	R: 0	H: 0	E: 0	LOB: 1	K: 0	S: 5	R: 1	H: 1	E: 0	LOB: 0	K: 1	S: 9	R: 0	H: 0	E: 0	LOB: 0	K: 1	S: 7	1B: 5	SF: 1	2B: 1	SAC: 0	3B: 0	DP: 4	HR: 1	HBP: 2	WP: 0	PA: 34
--------------	------	------	------	--------	------	-------	------	------	------	--------	------	------	------	------	------	--------	------	------	------	------	------	--------	------	-------	------	------	------	--------	------	------	------	------	------	--------	------	------	------	------	------	--------	------	------	------	------	------	--------	------	------	------	------	------	--------	------	------	-------	-------	-------	--------	-------	-------	-------	--------	-------	--------

PITCHER	IP	WLS	BF	H	R	ER	SO	BB	IBB	HBP	BLK	WP	HR	S	P	ERA	WHIP
Brian Holman, R ERA: 1.99 (1, 1)	7.2	W	30	6	3	3	3	4	0	2	0	0	1	54	98	3.52	1.304
Michael Jackson, R ERA: 1.0 (8, 1)	1.1	S	4	0	0	0	2	0	0	0	0	0	0	11	14	0.00	0.000

Seattle Mariners @ California Angels
Anaheim Stadium, Anaheim, CA

livebaseballscorecards.com

AB	33
R	2
H	8
RBI	2
BB	5
SO	4
LOB	12



Tue Apr 23 1991, 10:05 PM EDT
Att. 20,446 - Cloudy - 65 F

Batter	1	2	3	4	5	6	7	8	9	AB R H RBI BB SO LOB	TOP											
Harold Reynolds, S (1, 4) OBP: 0.313, SLG: 0.310	1-0 P5	3-1 G3			0-1 B2-3		0-0 CS 1B		3-3 K	5 0 1 0 0 1 0												
Ken Griffey, L (1, 7) OBP: 0.368, SLG: 0.353	0-2 G1-3	1-1 1B			2-0 F8		4-2 SAFE SAFE 1-2 BB		4-2 G3-6 BB	3 0 1 0 1 0 0												
Ken Griffey Jr., L (1, 8) OBP: 0.357, SLG: 0.388 Jay Buhner, R (7, PR) OBP: 0.326, SLG: 0.400 (7, 9)	4-0 S 1B BB	0-2 P2			0-1 1B		1-2 1-3 2B		0-1 G3-6 1-2f	4 1 2 0 1 0 2 0 0 0 0 1 0 0												
Edgar Martinez, R (1, 5) OBP: 0.583, SLG: 0.659	2-2 1B 1B 1-H				1-1 F8		4-2 BB			3 1 1 1 1 0 1												
Alvin Davis, L (1, 10) OBP: 0.317, SLG: 0.333	2-2 BB 1B 1-3 1B				0-3 K		2-0 F9		1-3 K	4 0 1 0 0 2 3												
Pete O'Brien, L (1, 3) OBP: 0.293, SLG: 0.364	1-1 BB 1B 1-2 3-H				1-2 G3		1-1 1B		1-1 L6	4 0 2 1 0 0 0												
Greg Briley, L (1, 9) OBP: 0.371, SLG: 0.357 Henry Cotto, R (8, PH) OBP: 0.400, SLG: 0.500 (8, 7)	4-1 1-2 2-3 BB				3-2 G1		0-0 F8		1-0 F8	2 0 0 0 1 0 1 1 0 0 0 0 0 0												
Scott Bradley, L (1, 2) OBP: 0.154, SLG: 0.154 Dave Valle, R (8, PH) OBP: 0.349, SLG: 0.263 (8, 2)	1-2 F8				0-3 K		0-0 G4-3		2-2 FC6-4 HBP	3 0 0 0 0 1 4 0 0 0 0 0 0 0												
Omar Vizquel, S (1, 6) OBP: 0.242, SLG: 0.267		1-2 G1-3			1-0 G3		1-2 F9		2-2 FC6-4 1-2f	4 0 0 0 0 0 1												
Inning Stats	R: 2 E: 0 K: 0 S: 20	H: 3 LOB: 3 BB: 2 P: 35	R: 0 E: 0 K: 0 S: 10	H: 1 LOB: 1 BB: 0 P: 15	R: 0 E: 0 K: 1 S: 10	H: 0 LOB: 0 BB: 0 P: 14	R: 0 E: 0 K: 1 S: 9	H: 0 LOB: 0 BB: 0 P: 13	R: 0 E: 0 K: 0 S: 7	H: 1 LOB: 1 BB: 0 P: 10	R: 0 E: 0 K: 0 S: 5	H: 1 LOB: 1 BB: 0 P: 8	R: 0 E: 0 K: 1 S: 18	H: 2 LOB: 3 BB: 2 P: 29	R: 0 E: 0 K: 0 S: 8	H: 0 LOB: 1 BB: 0 P: 14	R: 0 E: 0 K: 1 S: 8	H: 0 LOB: 0 BB: 1 P: 15	1B: 7 2B: 1 3B: 0 HR: 0	SF: 0 SAC: 0 DP: 1 HBP: 1	WP: 0 PB: 0 SB: 1 CS: 1	PA: 39
PITCHER	IP WLS BF H R ER SO BB IBB HBP BLK WP HR S P ERA WHIP											PITCHER	IP WLS BF H R ER SO BB IBB HBP BLK WP HR S P ERA WHIP									
Scott Lewis, R (1, 1) ERA: 4.5	6.2 L 31 8 2 2 2 4 0 0 0 0 0 76 120 2.70 1.800											Scott Bailes, L (7, 1) ERA: 4.05	2.1 8 0 0 0 2 1 0 1 0 0 0 19 33 0.00 0.429									

Batter	1	2	3	4	5	6	7	8	9	AB R H RBI BB SO LOB	BOTTOM
Luis Polonia, L (1, 7) OBP: 0.410, SLG: 0.340	1-2 G4-3		0-2 FC6-4			1-3 K		1-1 1B		4 0 1 0 0 1 1	Seattle Mariners @ California Angels Anaheim Stadium, Anaheim, CA Tue Apr 23 1991, 10:05 PM EDT Att. 20,446 - Cloudy - 65 F
Dick Schofield, R (1, 6) OBP: 0.422, SLG: 0.278	1-1 F9		3-1 G1-3			1-3 K		0-0 1B		4 0 1 0 0 1 1	
Wally Joyner, L (1, 3) OBP: 0.482, SLG: 0.511	3-2 F7		1-2 G6-3			3-2 F9		1-1 G5-3		4 0 0 0 0 0 3	
Dave Winfield, R (1, 9) OBP: 0.306, SLG: 0.686		0-1 F9			0-0 G6-4-3 1B		3-1 G3 2B		1-2 G5-3	4 0 2 0 0 0 0	
Dave Parker, L (1, 10) OBP: 0.217, SLG: 0.281		2-0 F8			0-1 F9		1-1 G3		1-2 G3	4 0 0 0 0 0 2	
Lance Parrish, R (1, 2) OBP: 0.421, SLG: 0.457		2-1 2B 1B			2-1 G6-4-3 1-2f		3-0 G1-3		1-0 G6-3	4 0 1 0 0 0 2	
Gary Gaetti, R (1, 5) OBP: 0.300, SLG: 0.429		2-1 2B			2-2 G5-3		0-1 G5-3			3 0 1 0 0 0 1	
Junior Felix, S (1, 8) OBP: 0.276, SLG: 0.275		2-0 G3			2-3 K			1-0 G6-3		3 0 0 0 0 1 2	
Luis Sojo, R (1, 4) OBP: 0.234, SLG: 0.283			0-2 FC6-4 1B			1-1 P6		1-2 G5-3		3 0 1 0 0 0 0	

Inning Stats	R: 0 E: 0 K: 0 S: 8	H: 0 LOB: 0 BB: 0 P: 13	R: 0 E: 0 K: 0 S: 8	H: 2 LOB: 2 BB: 0 P: 16	R: 0 E: 0 K: 0 S: 12	H: 1 LOB: 1 BB: 0 P: 16	R: 0 E: 0 K: 0 S: 5	H: 1 LOB: 0 BB: 0 P: 7	R: 0 E: 0 K: 1 S: 9	H: 0 LOB: 0 BB: 0 P: 14	R: 0 E: 0 K: 2 S: 13	H: 0 LOB: 0 BB: 0 P: 18	R: 0 E: 0 K: 0 S: 7	H: 1 LOB: 1 BB: 0 P: 14	R: 0 E: 0 K: 0 S: 10	H: 2 LOB: 2 BB: 0 P: 14	R: 0 E: 0 K: 0 S: 7	H: 0 LOB: 0 BB: 0 P: 10	1B: 5 2B: 2 3B: 0 HR: 0	SF: 0 SAC: 0 DP: 1 HBP: 0	WP: 0 PB: 0 SB: 2 CS: 0	PA: 33
--------------	------------------------------	----------------------------------	------------------------------	----------------------------------	-------------------------------	----------------------------------	------------------------------	---------------------------------	------------------------------	----------------------------------	-------------------------------	----------------------------------	------------------------------	----------------------------------	-------------------------------	----------------------------------	------------------------------	----------------------------------	----------------------------------	------------------------------------	----------------------------------	--------

PITCHER	IP	WLS	BF	H	R	ER	SO	BB	IBB	HBP	BLK	WP	HR	S	P	ERA	WHIP
Scott Bankhead, R (1, 1) ERA: 3.63	7.0	W	25	5	0	0	3	0	0	0	0	0	0	62	98	0.00	0.714
Russ Swan, L (8, 1) ERA:	2.0	S	8	2	0	0	0	0	0	0	0	0	0	17	24	0.00	1.000

livebaseballscorecards.com

AB	33
R	0
H	7
RBI	0
BB	0
SO	3
LOB	12



Seattle Mariners @ California Angels

Anaheim Stadium, Anaheim, CA

Wed Apr 24 1991, 6:33 AM EDT
Att. 24,638 - Cloudy - 75 F

livebaseballscorecards.com



WP: 0 PA: 38
PB: 2
SB: 2
CS: 0

Batter	1	2	3	4	5	6	7	8	9	AB R H RBI BB SO LOB
Harold Reynolds, S (1, 4) OBP: 0.304, SLG: 0.306	2-1 F9		2-0 G6-3		1-2 1B		3-1 SF9		1-2 FC4-6	4 0 1 3 0 0 1
Henry Cotto, R (1, 7) OBP: 0.385, SLG: 0.462 Greg Briley, L (7, PH) OBP: 0.351, SLG: 0.333	2-2 1B		1-3 K		2-3 K		0-3 K		2-3 K	3 0 1 0 0 2 1 2 0 0 0 0 2 2
Ken Griffey Jr., L (1, 8) OBP: 0.350, SLG: 0.365	4-1 BB			1-2 G3-1		1-3 K		0-0 G6-3		3 0 0 0 1 1 0
Edgar Martinez, R (1, 5) OBP: 0.563, SLG: 0.625	0-0 P3			3-1 F7		2-3 K		2-1 1B		4 0 1 0 0 1 2
Tracy Jones, R (1, 10) OBP: 0.278, SLG: 0.412 Alvin Davis, L (8, PH) OBP: 0.311, SLG: 0.327	2-1 FC6-4			3-1 G4-3		1-3 K		2-1 P2		3 0 0 0 0 1 2 1 0 0 0 0 0 1
Jay Buhner, R (1, 9) OBP: 0.319, SLG: 0.462		1-1 F9			0-1 P4		0-0 HR		1-0 P3	4 1 1 1 0 0 1
Pete O'Brien, L (1, 3) OBP: 0.323, SLG: 0.448		0-3 K			1-0 PB 1B 2B		4-2 1B PB SF9 BB		1-1 HR	3 3 2 1 1 1 0
Dave Valle, R (1, 2) OBP: 0.340, SLG: 0.244		3-2 P3			4-2 PB 1B BB		1-1 L4		2-2 G6-3	3 1 0 0 1 0 1
Jeff Schaefer, R (1, 6) OBP: 0.217, SLG: 0.261 Ken Griffey Jr., L (7, PH) OBP: 0.350, SLG: 0.365 Omar Vizquel, S (7, PR) OBP: 0.265, SLG: 0.290			0-0 F9		1-0 P4		1-1 1B		2-2 FC4-6 1B	2 0 0 0 0 0 2 3 0 0 0 1 1 0 1 0 1 0 0 0 0

Inning Stats	R: 0	H: 1	E: 0	K: 0	S: 9	P: 19	R: 0	H: 0	E: 0	K: 1	S: 8	P: 12	R: 0	H: 0	E: 0	K: 0	S: 5	P: 8	R: 0	H: 0	E: 0	K: 0	S: 7	P: 14	R: 2	H: 2	E: 0	K: 1	S: 12	P: 21	R: 0	H: 0	E: 0	K: 3	S: 10	P: 14	R: 2	H: 2	E: 0	K: 1	S: 12	P: 21	R: 0	H: 1	E: 0	K: 0	S: 6	P: 11	R: 1	H: 2	E: 0	K: 1	S: 15	P: 23	1B: 5	SF: 1	2B: 1	SAC: 0	3B: 0	DP: 0	HR: 2	HBP: 0	WP: 0	PA: 38
--------------	------	------	------	------	------	-------	------	------	------	------	------	-------	------	------	------	------	------	------	------	------	------	------	------	-------	------	------	------	------	-------	-------	------	------	------	------	-------	-------	------	------	------	------	-------	-------	------	------	------	------	------	-------	------	------	------	------	-------	-------	-------	-------	-------	--------	-------	-------	-------	--------	-------	--------

PITCHER	IP	WLS	BF	H	R	ER	SO	BB	IBB	HBP	BLK	WP	HR	S	P	ERA	WHIP
Chuck Finley, L (1, 1) ERA: 2.45	6.0	W	25	4	4	2	6	3	0	0	0	0	1	54	95	3.00	1.167
Jeff Robinson, R (7, 1) ERA: 1.86	0.2		3	1	0	0	0	0	0	0	0	0	0	6	11	0.00	1.500
Bob McClure, L (7, 1) ERA:	0.1		1	0	0	0	1	0	0	0	0	0	0	3	3	0.00	0.000
Bryan Harvey, R (8, 1) ERA: 1.08	2.0	S	9	3	1	1	1	0	0	0	0	0	1	21	34	4.50	1.500

PITCHER	IP	WLS	BF	H	R	ER	SO	BB	IBB	HBP	BLK	WP	HR	S	P	ERA	WHIP
---------	----	-----	----	---	---	----	----	----	-----	-----	-----	----	----	---	---	-----	------

Batter	1	2	3	4	5	6	7	8	9
Luis Polonia, L OBP: 0.439, SLG: 0.421 (1, 7)	3-3 K		1-1 SF7 3B	2-1 CS	4-2 SH5-3 1B	3-2 1-H 2B		2-2 3B 1B	
Donnie Hill, S OBP: 0.514, SLG: 0.586 (1, 6) (7, 4)	0-0 L3		4-1 BB 1B		0-0 SH5-3	2-1 P3		2-2 3B 1B	
Wally Joyner, L OBP: 0.475, SLG: 0.490 (1, 3)	1-3 K		4-1 1B BB		0-0 FC5-4 1B		3-2 F7	0-1 G4-3	
Dave Winfield, R OBP: 0.268, SLG: 0.615 (1, 9)		2-2 F8	1-2 SF7		0-1 FC5-4		1-2 P3	3-3 K	
Dave Parker, L OBP: 0.234, SLG: 0.295 (1, 10)		3-2 1B 1B	1-1 1B		0-1 F7		1-3 K2-3		
Lance Parrish, R OBP: 0.410, SLG: 0.500 (1, 2)		1-0 F8	0-0 F8			2-1 HR		1-3 K	
Gary Gaetti, R OBP: 0.344, SLG: 0.517 (1, 5)		1-0 1B		1-1 CS 1B		0-0 2B 1B		0-0 HR	
Junior Felix, S OBP: 0.274, SLG: 0.259 (1, 8)		1-2 G1-3		2-2 P2		2-3 K		4-0 1B 1B BB	
Jack Howell, L OBP: 0.267, SLG: 0.231 (1, 4) Dick Schofield, R OBP: 0.426, SLG: 0.289 (6, PH) (7, 6)			1-2 F7	3-2 F7		1-3 K		2-1 1B 3B 1B	

Inning Stats	R: 0 E: 0 K: 2 S: 8	H: 0 LOB: 0 BB: 0 P: 12	R: 0 E: 0 K: 0 S: 15	H: 2 LOB: 2 BB: 0 P: 23	R: 2 E: 0 K: 0 S: 15	H: 2 LOB: 2 BB: 2 P: 27	R: 0 E: 0 K: 0 S: 13	H: 1 LOB: 0 BB: 0 P: 21	R: 1 E: 0 K: 0 S: 8	H: 1 LOB: 1 BB: 1 P: 12	R: 2 E: 0 K: 2 S: 14	H: 3 LOB: 1 BB: 0 P: 24	R: 0 E: 0 K: 1 S: 11	H: 0 LOB: 0 BB: 0 P: 16	R: 4 E: 0 K: 2 S: 19	H: 4 LOB: 1 BB: 1 P: 33
--------------	------------------------------	----------------------------------	-------------------------------	----------------------------------	-------------------------------	----------------------------------	-------------------------------	----------------------------------	------------------------------	----------------------------------	-------------------------------	----------------------------------	-------------------------------	----------------------------------	-------------------------------	----------------------------------

PITCHER	IP	WLS	BF	H	R	ER	SO	BB	IBB	HBP	BLK	WP	HR	S	P	ERA	WHIP
Rich DeLucia, R ERA: 7.0 (1, 1)	5.0	L	24	7	4	4	2	3	0	0	0	0	0	61	99	7.20	2.000
Bill Krueger, L ERA: 6.0 (6, 1)	2.0		8	2	1	1	3	0	0	0	0	0	0	23	36	4.50	1.000
Gene Harris, R ERA: 8.31 (8, 1)	0.1		4	2	3	3	1	1	0	0	0	0	1	8	15	81.00	9.000
Rob Murphy, L ERA: 2.08 (8, 1)	0.2		4	2	1	1	1	0	0	0	0	0	0	11	18	13.50	3.000

BOTTOM


Seattle Mariners @ California Angels
Anaheim Stadium, Anaheim, CA

Wed Apr 24 1991, 6:33 AM EDT
Att. 24,638 - Cloudy - 75 F

AB	R	H	RBI	BB	SO	LOB
4	3	3	2	1	1	0
3	1	1	2	1	0	1
4	0	1	1	1	1	1
4	0	0	1	0	1	2
4	0	2	1	0	1	1
4	1	1	1	0	1	3
4	2	4	1	0	0	0
3	1	0	0	1	1	4
2	0	0	0	0	0	1
2	1	1	0	0	1	1

livebaseballscorecards.com

AB	34
R	9
H	13
RBI	9
BB	4
SO	7
LOB	14



WP: 0	PA: 41
PB: 0	
SB: 0	
CS: 1	

Batter	1	2	3	4	5	6	7	8	9	10	AB R H RBI BB SO LOB	TOP								
Harold Reynolds, S OBP: 0.297, SLG: 0.299 (1, 4)	G5-3	G6-3			G4-3		G6-4-3 1B		F9		5 0 1 0 0 0 3	Seattle Mariners @ Minnesota Twins Hubert H. Humphrey Metrodome, Minneapolis, MN Thu Apr 25 1991, 8:05 PM EDT Att. 10,230 - Dome - 70 F								
Henry Cotto, R OBP: 0.353, SLG: 0.412 (1, 7) Ken Griffey Jr., L OBP: 0.354, SLG: 0.357 (9, PH) Jeff Schaefer, R OBP: 0.217, SLG: 0.261 (9, 6)	G5-3		F8 S 1B		K		G6-4-3 1B		F8		4 0 1 0 0 1 2 4 1 1 0 1 1 1 0 0 0 0 0 0 0									
Ken Griffey Jr., L OBP: 0.354, SLG: 0.357 (1, 8)	2B BB		F8 1B		FC5-4 1B		K		F8		4 1 1 0 1 1 1									
Edgar Martinez, R OBP: 0.580, SLG: 0.647 (1, 5)	2B		FC5-4 1B		FC5-4 1B		2B 1B		G3 BB WP HBP		3 2 2 1 1 0 1									
Alvin Davis, L OBP: 0.303, SLG: 0.304 (1, 10)	G3		F8 2-3		F7		P6		WP G3 BB		4 0 0 0 1 0 4									
Jay Buhner, R OBP: 0.333, SLG: 0.488 (10, PH) Scott Bradley, L OBP: 0.143, SLG: 0.143 Tracy Jones, R OBP: 0.278, SLG: 0.412 (10, 7)		G6-3 BB 1B	K		K		2B		G3		4 0 2 1 0 2 2 1 0 0 0 0 0 2 0 0 0 0 0 0 0									
Pete O'Brien, L OBP: 0.313, SLG: 0.419 (1, 3)		F7		G4-3		L8		G4-3		WP IBB	4 0 0 0 1 0 2									
Dave Valle, R OBP: 0.327, SLG: 0.222 (1, 2)		G6-3 BB		L4		G5-3		G5-3		P6	4 0 0 0 1 0 2									
Omar Vizquel, S OBP: 0.270, SLG: 0.273 (9, PH) Greg Briley, L OBP: 0.368, SLG: 0.387 (9, 7) (10, 9)		G6-3		G4-3		1B BB		2B			2 0 0 0 1 0 2 1 0 1 0 0 0 0									
Inning Stats	R: 1 E: 0 K: 0 S: 9	H: 1 LOB: 1 BB: 1 P: 17	R: 0 E: 0 K: 1 S: 8	H: 1 LOB: 2 BB: 1 P: 16	R: 0 E: 0 K: 1 S: 11	H: 1 LOB: 2 BB: 1 P: 21	R: 0 E: 0 K: 1 S: 8	H: 0 LOB: 0 BB: 0 P: 14	R: 0 E: 0 K: 1 S: 10	H: 0 LOB: 0 BB: 0 P: 16	R: 0 E: 0 K: 1 S: 11		H: 2 LOB: 1 BB: 0 P: 20	R: 0 E: 0 K: 0 S: 10	H: 1 LOB: 1 BB: 1 P: 16	R: 1 E: 0 K: 0 S: 13	H: 0 LOB: 2 BB: 2 P: 30	1B: 5 2B: 3 3B: 0 HR: 0	SF: 0 SAC: 0 DP: 1 HBP: 1	WP: 1 PB: 0 SB: 1 CS: 0
PITCHER	IP WLS BF H R ER SO BB IBB HBP BLK WP HR S P ERA WHIP																			
Allan Anderson, L ERA: 3.6 (1, 1)	7.0																			
Larry Casian, L ERA: 3.65 (8, 1)	1.0																			
Steve Bedrosian, R ERA: 3.0 (9, 1)	2.0																			

AB	36
R	3
H	8
RBI	2
BB	6
SO	4
LOB	21




Batter	1	2	3	4	5	6	7	8	9	10	AB	R	H	RBI	BB	SO	LOB
Dan Gladden, R OBP: 0.169, SLG: 0.185 (1, 7)	F7		G3-1			G4-6-3	BB		L6		4	0	0	0	1	0	2
Chuck Knoblauch, R OBP: 0.400, SLG: 0.393 (1, 4)	G6-4-3 1B			G3		1B BB	G5-3			FC1-6 1B	4	0	2	0	1	0	3
Kirby Puckett, R OBP: 0.343, SLG: 0.484 (1, 8) (10, 9)	G6-4-3			CS 1B		1B		F9		FC1-6 2B WP	5	1	2	0	0	0	2
Kent Hrbek, L OBP: 0.233, SLG: 0.218 Al Newman, S OBP: 0.267, SLG: 0.231 (8, PR) (9, 6)			K			L8		HBP 1B		E 2B	4	0	1	0	0	1	3
Chili Davis, S OBP: 0.422, SLG: 0.481 (1, 10)				CS				1B HBP		WP IBB	2	1	1	0	2	0	0
Brian Harper, R OBP: 0.381, SLG: 0.513 (1, 2)				BB				F9 1B		WP	5	0	2	0	0	0	4
Mike Pagliarulo, L OBP: 0.237, SLG: 0.263 (1, 5)								F9 1B			4	0	1	1	0	0	4
Gene Larkin, S OBP: 0.438, SLG: 0.500 Shane Mack, R OBP: 0.161, SLG: 0.333 (9, PR) (10, 8)										B1-6-3 1B	4	0	2	1	0	0	1
Greg Gagne, R OBP: 0.348, SLG: 0.558 Randy Bush, L OBP: 0.269, SLG: 0.182 (1, 6) (9, 3)											0	0	0	0	0	0	0
											3	0	1	0	0	0	2
											1	0	0	0	0	0	1

Inning Stats	R: 0	H: 1	E: 0	K: 0	S: 6	R: 0	H: 0	E: 0	K: 1	S: 7	R: 0	H: 0	E: 0	K: 0	S: 6	R: 0	H: 1	E: 0	K: 0	S: 6	R: 0	H: 2	E: 0	K: 0	S: 8	R: 1	H: 3	E: 0	K: 0	S: 15	R: 0	H: 2	E: 0	K: 0	S: 8	R: 0	H: 1	E: 0	K: 0	S: 5	R: 2	H: 2	E: 1	K: 0	S: 6				
LOB: 0	LOB: 1	LOB: 0	LOB: 0	LOB: 0	LOB: 1	LOB: 0	LOB: 0	LOB: 0	LOB: 0	LOB: 1	LOB: 0	LOB: 0	LOB: 0	LOB: 0	LOB: 0	LOB: 2	LOB: 3	LOB: 2	LOB: 1	LOB: 1	LOB: 1	LOB: 1	LOB: 2	LOB: 3	LOB: 2	LOB: 0	LOB: 1	LOB: 1	LOB: 2	LOB: 3	LOB: 2	LOB: 1	LOB: 1	LOB: 1	LOB: 1	LOB: 1	LOB: 1	LOB: 1	LOB: 1	LOB: 1	LOB: 1	LOB: 1	LOB: 1	LOB: 1	LOB: 1	LOB: 1	LOB: 1		
BB: 0	BB: 1	BB: 0	BB: 0	BB: 0	BB: 1	BB: 0	BB: 0	BB: 0	BB: 0	BB: 0	BB: 0	BB: 0	BB: 0	BB: 0	BB: 0	BB: 1	BB: 1	BB: 0	BB: 0	BB: 0	BB: 0	BB: 0	BB: 1	BB: 3	BB: 1	BB: 0	BB: 0	BB: 0	BB: 1	BB: 1	BB: 0	BB: 0	BB: 0	BB: 0	BB: 0	BB: 0	BB: 0	BB: 0	BB: 0	BB: 0	BB: 0	BB: 0	BB: 0	BB: 0	BB: 0	BB: 0	BB: 0	BB: 0	BB: 0
SO: 6	SO: 15	SO: 7	SO: 6	SO: 6	SO: 9	SO: 6	SO: 13	SO: 8	SO: 15	SO: 15	SO: 8	SO: 12	SO: 7	SO: 11	SO: 6	SO: 12	SO: 11	SO: 6	SO: 6	SO: 6	SO: 6	SO: 6	SO: 6	SO: 6	SO: 6	SO: 6	SO: 6	SO: 6	SO: 6	SO: 6	SO: 6	SO: 6	SO: 6	SO: 6	SO: 6	SO: 6	SO: 6	SO: 6	SO: 6	SO: 6	SO: 6	SO: 6	SO: 6	SO: 6	SO: 6	SO: 6	SO: 6		
ERA: 2.97	ERA: 2.38	ERA: 2.97	ERA: 2.38	ERA: 2.97	ERA: 2.38	ERA: 2.97	ERA: 2.38	ERA: 2.97	ERA: 2.38	ERA: 2.97	ERA: 2.38	ERA: 2.97	ERA: 2.38	ERA: 2.97	ERA: 2.38	ERA: 2.97	ERA: 2.38	ERA: 2.97	ERA: 2.38	ERA: 2.97	ERA: 2.38	ERA: 2.97	ERA: 2.38	ERA: 2.97	ERA: 2.38	ERA: 2.97	ERA: 2.38	ERA: 2.97	ERA: 2.38	ERA: 2.97	ERA: 2.38	ERA: 2.97	ERA: 2.38	ERA: 2.97	ERA: 2.38	ERA: 2.97	ERA: 2.38	ERA: 2.97	ERA: 2.38	ERA: 2.97	ERA: 2.38	ERA: 2.97	ERA: 2.38	ERA: 2.97	ERA: 2.38				
WHIP: 1.571	WHIP: 2.143	WHIP: 1.571	WHIP: 2.143	WHIP: 1.571	WHIP: 2.143	WHIP: 1.571	WHIP: 2.143	WHIP: 1.571	WHIP: 2.143	WHIP: 1.571	WHIP: 2.143	WHIP: 1.571	WHIP: 2.143	WHIP: 1.571	WHIP: 2.143	WHIP: 1.571	WHIP: 2.143	WHIP: 1.571	WHIP: 2.143	WHIP: 1.571	WHIP: 2.143	WHIP: 1.571	WHIP: 2.143	WHIP: 1.571	WHIP: 2.143	WHIP: 1.571	WHIP: 2.143	WHIP: 1.571	WHIP: 2.143	WHIP: 1.571	WHIP: 2.143	WHIP: 1.571	WHIP: 2.143	WHIP: 1.571	WHIP: 2.143	WHIP: 1.571	WHIP: 2.143	WHIP: 1.571	WHIP: 2.143	WHIP: 1.571	WHIP: 2.143	WHIP: 1.571	WHIP: 2.143	WHIP: 1.571	WHIP: 2.143				

Seattle Mariners @ Minnesota Twins
 Hubert H. Humphrey Metrodome, Minneapolis, MN
 Thu Apr 25 1991, 8:05 PM EDT
 Att: 10,230 - Dome - 70 F

AB	37
R	4
H	13
RBI	2
BB	4
SO	1
LOB	22



WP: 3	PA: 43
PB: 0	
SB: 0	
CS: 1	

PITCHER	IP	WLS	BF	H	R	ER	SO	BB	IBB	HBP	BLK	WP	HR	S	P	ERA	WHIP
Erik Hanson, R ERA: 2.97 (1, 1)	7.0		29	8	1	1	1	3	0	0	0	0	0	56	100	1.29	1.571
Michael Jackson, R ERA: 2.38 (8, 1)	2.1	L	13	5	3	2	0	0	1	1	0	1	0	19	30	7.71	2.143

Batter	1	2	3	4	5	6	7	8	9	AB R H RBI BB SO LOB	TOP
Harold Reynolds, S (1, 4) OBP: 0.295, SLG: 0.310 Jeff Schaefer, R (7, 4) OBP: 0.217, SLG: 0.261	2-1 	2-2 			0-1 		3-2 			4 0 1 0 0 0 1 0 0 0 0 0 0 0	Seattle Mariners @ Minnesota Twins Hubert H. Humphrey Metrodome, Minneapolis, MN Fri Apr 26 1991, 8:05 PM EDT Att. 15,965 - Dome - 70 F livebaseballscorecards.com
Ken Griffey, L (1, 7) OBP: 0.400, SLG: 0.333 Matt Sinatro, R (7, 2)	4-1 		1-2 		4-2 		1-1 			2 0 0 0 2 0 1 0 0 0 0 0 0 0	
Ken Griffey Jr., L (1, 8) OBP: 0.348, SLG: 0.367	3-2 		0-1 		3-2 			1-1 		4 0 1 0 0 0 2	
Edgar Martinez, R (1, 5) OBP: 0.583, SLG: 0.642 Tracy Jones, R (7, 7) OBP: 0.263, SLG: 0.389	0-0 		2-2 		0-3 			1-0 		2 0 1 0 0 1 0 1 0 0 0 0 0 1	
Alvin Davis, L (1, 10) OBP: 0.329, SLG: 0.310	4-2 		1-2 		4-0 			1-0 		2 0 1 0 2 0 1	
Pete O'Brien, L (1, 3) OBP: 0.296, SLG: 0.394	1-1 			0-1 		2-1 		2-0 		4 0 0 0 0 0 6	
Greg Briley, L (1, 9) OBP: 0.333, SLG: 0.343		0-2 		2-0 		0-0 		0-1 		4 0 0 0 0 0 1	
Scott Bradley, L (1, 2) OBP: 0.111, SLG: 0.111		1-1 		0-0 			1-0 	1-0 		4 0 0 0 0 0 0	
Omar Vizquel, S (1, 6) OBP: 0.268, SLG: 0.270		1-0 			1-1 		2-2 	0-0 		4 0 1 0 0 0 0	
Inning Stats	R: 0 H: 1 E: 0 LOB: 3 K: 0 BB: 2 S: 13 P: 27	R: 0 H: 1 E: 0 LOB: 1 K: 0 BB: 0 S: 9 P: 13	R: 0 H: 0 E: 0 LOB: 1 K: 0 BB: 0 S: 10 P: 14	R: 0 H: 0 E: 0 LOB: 0 K: 0 BB: 0 S: 4 P: 6	R: 0 H: 0 E: 0 LOB: 1 K: 0 BB: 1 S: 11 P: 19	R: 0 H: 0 E: 1 LOB: 1 K: 1 BB: 1 S: 7 P: 13	R: 0 H: 1 E: 0 LOB: 1 K: 0 BB: 0 S: 10 P: 17	R: 0 H: 2 E: 0 LOB: 1 K: 0 BB: 0 S: 5 P: 10	R: 0 H: 0 E: 0 LOB: 0 K: 0 BB: 0 S: 4 P: 5	1B: 3 SF: 0 2B: 3 SAC: 0 3B: 0 DP: 1 HR: 0 HBP: 1	WP: 0 PA: 36 PB: 0 SB: 0 CS: 0
PITCHER Scott Erickson, R (1, 1) ERA: 2.03	IP WLS BF H R ER SO BB IBB HBP BLK WP HR S P ERA WHIP 9.0 W 36 5 0 0 1 4 0 1 0 0 0 73 124 0.00 1.000										

Batter	1	2	3	4	5	6	7	8	9	AB	R	H	RBI	BB	SO	LOB
Dan Gladden, R OBP: 0.219, SLG: 0.241 (1, 7)	3-3 K	3-2 E 2B		4-2 FC6-4 BB		2-2 1B	3-2 1B			4	0	3	2	1	1	0
Chuck Knoblauch, R OBP: 0.406, SLG: 0.400 Al Newman, S OBP: 0.313, SLG: 0.286 (1, 4) (7, PH) (8, 4)	0-2 BB 1B G1-2-3	2-2 E6		0-0 FC6-4 1B		3-2 1B FC6-4	1-0 1B			4	2	2	0	0	0	2
Kirby Puckett, R OBP: 0.366, SLG: 0.500 Randy Bush, L OBP: 0.259, SLG: 0.174 (1, 9) (7, 9)	1-1 G1-2-3 BB 1B	3-3 K		1-1 1B		0-1 FC6-4 BB 1B	0-0 F7			4	1	3	0	0	1	2
Chili Davis, S OBP: 0.456, SLG: 0.556 Carmen Castillo, R OBP: 0.143, SLG: 0.429 (1, 10) (8, PH)	4-1 G1-2-3 BB		0-2 HR	1-2 1B		4-2 1B FC6-4 BB	3-0 3B			2	1	2	2	2	0	0
Gene Larkin, S OBP: 0.381, SLG: 0.429 (1, 3)	1-0 G1-2-3		0-1 G4-3-5 1B	3-1 G5-3		0-1 FC6-4 1B	0-1 G3			5	0	1	1	0	0	8
Junior Ortiz, R OBP: 0.458, SLG: 0.278 (1, 2)		4-0 G6-4-3 BB	0-1 G4-3-5		1-2 G4-6-3 1B	2-0 FC6-4 1B	4-2 BB			3	0	2	1	2	0	1
Shane Mack, R OBP: 0.167, SLG: 0.294 (1, 8)		2-1 G6-4-3	4-0 E BB		1-2 G4-6-3	2-1 FC6-4	0-3 K			4	0	0	0	1	1	6
Scott Leius, R OBP: 0.393, SLG: 0.250 (1, 5)		4-2 BB 2B BB	1-3 K		4-2 S BB		0-0 F9	2-3 K		3	1	0	0	2	2	3
Greg Gagne, R OBP: 0.340, SLG: 0.522 (1, 6)		4-1 BB 2B		2-1 G4-3		2-1 F9				3	1	0	0	1	0	1

Inning Stats	R: 0	H: 2	E: 0	K: 1	S: 10	R: 2	H: 1	E: 1	K: 1	S: 15	R: 1	H: 2	E: 1	K: 1	S: 11	R: 1	H: 2	E: 0	K: 0	S: 14	R: 0	H: 1	E: 0	K: 0	S: 13	R: 2	H: 4	E: 0	K: 0	S: 17	R: 0	H: 2	E: 0	K: 0	S: 11	R: 0	H: 1	E: 0	K: 2	S: 11	R: 0	H: 1	E: 0	K: 1	S: 19	R: 2	H: 1	E: 1	K: 1	S: 37	R: 1	H: 2	E: 1	K: 1	S: 16	R: 0	H: 1	E: 0	K: 0	S: 21	R: 0	H: 2	E: 0	K: 1	S: 17	R: 0	H: 2	E: 0	K: 2	S: 20
1B: 12	SF: 0	2B: 2	SAC: 0	3B: 1	DP: 4	HR: 1	HBP: 0	WP: 0	PA: 44																																																													

PITCHER	IP	WLS	BF	H	R	ER	SO	BB	IBB	HBP	BLK	WP	HR	S	P	ERA	WHIP
Randy Johnson, L ERA: 4.94 (1, 1)	5.0	L	27	8	4	4	3	7	0	0	0	0	1	63	118	7.20	3.000
Bill Krueger, L ERA: 7.2 (6, 1)	2.0		12	6	2	2	0	1	0	0	0	0	0	28	47	9.00	3.500
Bill Swift, R ERA: (8, 1)	1.0		5	1	0	0	2	1	0	0	0	0	0	11	20	0.00	2.000

BOTTOM

Seattle Mariners @ Minnesota Twins
 Hubert H. Humphrey Metrodome, Minneapolis, MN
 Fri Apr 26 1991, 8:05 PM EDT
 Att: 15,965 - Dome - 70 F

livebaseballscorecards.com

AB	35
R	6
H	15
RBI	6
BB	9
SO	5
LOB	25



Seattle Mariners @ Minnesota Twins
 Hubert H. Humphrey Metrodome, Minneapolis, MN

Sat Apr 27 1991, 4:33 AM EDT
 Att. 16,247 - Dome - 70 F

livebaseballscorecards.com

AB	31
R	2
H	6
RBI	2
BB	3
SO	4
LOB	9



Batter	1	2	3	4	5	6	7	8	9	AB R H RBI BB SO LOB	TOP
Harold Reynolds, S (1, 4) OBP: 0.293, SLG: 0.307	2-1 G6-4-3 1B		2-3 SAFE 1B K			1-2 G3		1-0 F8		4 0 1 0 0 1 1	
Ken Griffey, L (1, 7) OBP: 0.379, SLG: 0.320	0-1 G6-4-3 1-2f		0-1 1B			2-3 K		0-0 G5-3		4 0 1 0 0 1 1	
Ken Griffey Jr., L (1, 8) OBP: 0.356, SLG: 0.422	2-1 HR		1-1 F8			0-0 1B 1B		1-0 F9		4 2 2 1 0 0 1	
Edgar Martinez, R (1, 5) OBP: 0.592, SLG: 0.636	4-2 BB			0-1 F9		0-1 1B 1B		4-0 BB		2 0 1 0 2 0 0	
Alvin Davis, L (1, 10) OBP: 0.324, SLG: 0.306	3-1 F7			3-1 L9		1-2 1B 1-2 2-H		1-1 F7		4 0 1 1 0 0 2	
Pete O'Brien, L (1, 3) OBP: 0.260, SLG: 0.371		1-2 G3-4-1		0-0 F7		2-1 G5-3		0-0 P5		4 0 0 0 0 0 3	
Jay Buhner, R (1, 9) OBP: 0.321, SLG: 0.467		1-3 K			1-2 G6-3		2-1 G6-3		1-0 F8	2 0 0 0 0 1 0	
Greg Briley, L (7, PH) OBP: 0.326, SLG: 0.333										1 0 0 0 0 0 0	
Tracy Jones, R (9, PH) OBP: 0.250, SLG: 0.368										1 0 0 0 0 0 1	
Dave Valle, R (1, 2) OBP: 0.309, SLG: 0.208		3-2 G4-3			0-1 G4-3		1-3 K			3 0 0 0 0 1 0	
Jeff Schaefer, R (1, 6) OBP: 0.231, SLG: 0.240			4-1 CS BB		0-0 G4-3		0-0 G6-3			2 0 0 0 1 0 0	
Inning Stats	R: 1 E: 0 K: 0 S: 10 H: 2 LOB: 1 BB: 1 P: 21	R: 0 E: 0 K: 1 S: 11 H: 0 LOB: 0 BB: 0 P: 16	R: 0 E: 0 K: 1 S: 9 H: 1 LOB: 1 BB: 1 P: 16	R: 0 E: 0 K: 0 S: 5 H: 0 LOB: 0 BB: 0 P: 8	R: 0 E: 0 K: 0 S: 6 H: 0 LOB: 0 BB: 0 P: 7	R: 1 E: 0 K: 1 S: 15 H: 3 LOB: 2 BB: 0 P: 21	R: 0 E: 0 K: 1 S: 6 H: 0 LOB: 0 BB: 0 P: 9	R: 0 E: 0 K: 0 S: 3 H: 0 LOB: 0 BB: 0 P: 5	R: 0 E: 0 K: 0 S: 4 H: 0 LOB: 1 BB: 1 P: 10	1B: 5 2B: 0 3B: 0 HR: 1 SF: 0 SAC: 0 DP: 1 HBP: 0	WP: 0 PB: 0 SB: 0 CS: 1 PA: 34
PITCHER	IP WLS BF H R ER SO BB IBB HBP BLK WP HR S P ERA WHIP										
Kevin Tapani, R (1, 1) ERA: 2.1	8.0 W 30 6 2 2 4 2 0 0 0 0 0 1 65 103 2.25 1.000										
Larry Casian, L (9, 1) ERA: 3.38	1.0 4 0 0 0 0 1 0 0 0 0 0 0 4 10 0.00 1.000										

Batter	1	2	3	4	5	6	7	8	9	AB	R	H	RBI	BB	SO	LOB	
Dan Gladden, R (1, 7) OBP: 0.261, SLG: 0.262 C B B B X	3-1 G3 HR 1B	4-1 1B BB		1 SAFE 0-0 L7		B B S C O B 4-2 FC6-4 BB		C B X 1-1 1B E 1B		3	2	2	1	2	0	1	
Chuck Knoblauch, R (1, 4) OBP: 0.405, SLG: 0.400 X	0-0 G3 1-2	0-2 1-2 2-3 1B		S B X 1-1 F8		1 SAFE 1-1 FC6-4 1-2f		B B C F X SAFE 1-3 G6-3 1B		5	0	2	1	0	0	3	
Kirby Puckett, R (1, 8) OBP: 0.355, SLG: 0.479 2 SAFE F X (9, 9)	1-1 G5-3	1-3 K		C B X 1-1 L8		S X 0-1 G4-3 SH5-3 1B		B B 1 SAFE X 2-0 G6-3		5	0	1	0	0	1	5	
Kent Hrbek, L (1, 3) OBP: 0.250, SLG: 0.276 B B X	2-0 HR		C F B B B 4-2 L4-6 BB BB		B X 1-2 G4-3		X 0-0 SH5-3		X 0-0 G4-3		3	1	1	2	1	0	1
Chili Davis, S (1, 10) OBP: 0.472, SLG: 0.545 B B C B B	4-1 BB		B B B B B 4-2 BB		B B C B B 4-1 HR BB		B B B F X 3-1 G4-3		2-3 G4-3		1	1	0	0	3	0	1
Brian Harper, R (1, 2) OBP: 0.370, SLG: 0.558 B 1 SAFE B B C F X	3-2 G6-3		F S F B B B B B 3-2 F7		B X 1-0 HR		B B X 2-0 F9				4	1	1	2	0	0	4
Mike Pagliarulo, L (1, 5) OBP: 0.220, SLG: 0.244 Greg Gagne, R (8, PH) OBP: 0.353, SLG: 0.532 (9, 6)		C X 0-1 G4-3		C F S C S 0-1 L4-6		C F S C S 0-3 K		C F X 0-2 SH1-4 E 1B 1B		3	0	0	0	0	1	2	
Gene Larkin, S (1, 9) OBP: 0.400, SLG: 0.480 Shane Mack, R (9, 8) OBP: 0.167, SLG: 0.294		B F B X 2-1 1B 2B		B B C X 2-1 1B		F X 0-1 F8		X 0-0 E4 1B SH1-4 1B		4	1	2	0	0	0	1	
Al Newman, S (1, 6) OBP: 0.263, SLG: 0.235 (9, 5)		B X 1-0 F8		C B B C X 3-2 P5		B B C X 2-1 G4-3		C X 0-1 SH1-4		3	0	0	0	0	0	2	

Inning Stats	R	H	E	K	S	WLS	BF	H	R	ER	SO	BB	IBB	HBP	BLK	WP	HR	S	P	ERA	WHIP	
	2	2	0	10	12		30	7	4	4	2	6	0	0	0	0	2	62	114	6.00	2.167	
Brian Holman, R (1, 1) ERA: 2.83																						
Russ Swan, L (7, 1) ERA: 0.93	1.1	6	1				6	2	2	0	0	0	0	0	0	0	0	11	16	13.50	0.750	
Bill Swift, R (8, 1) ERA: 6.75	0.1	3	2				3	1	0	0	0	0	0	0	0	0	0	6	11	0.00	6.000	
Rob Murphy, L (8, 1) ERA: 1.93	0.1	1	0				1	0	0	0	0	0	0	0	0	0	0	1	1	0.00	0.000	


BOTTOM

Seattle Mariners @ Minnesota Twins
Hubert H. Humphrey Metrodome, Minneapolis, MN

Sat Apr 27 1991, 4:33 AM EDT
Att. 16,247 - Dome - 70 F

AB	32
R	7
H	10
RBI	6
BB	6
SO	2
LOB	20

livebaseballscorecards.com



1B	7	SF	0	WP	0	PA	40
2B	2	SAC	2	PB	0		
3B	0	DP	1	SB	0		
HR	2	HBP	0	CS	0		

PITCHER	IP	WLS	BF	H	R	ER	SO	BB	IBB	HBP	BLK	WP	HR	S	P	ERA	WHIP
Brian Holman, R (1, 1) ERA: 2.83	6.0	L	30	7	4	4	2	6	0	0	0	0	0	11	16	6.00	2.167
Russ Swan, L (7, 1) ERA: 0.93	1.1		6	1	2	0	0	0	0	0	0	0	0	11	16	13.50	0.750
Bill Swift, R (8, 1) ERA: 6.75	0.1		3	2	1	0	0	0	0	0	0	0	0	6	11	0.00	6.000
Rob Murphy, L (8, 1) ERA: 1.93	0.1		1	0	0	0	0	0	0	0	0	0	0	1	1	0.00	0.000

Batter	1	2	3	4	5	6	7	8	9	AB R H RBI BB SO LOB	TOP											
Harold Reynolds, S (1, 4) OBP: 0.276, SLG: 0.288	1-2 G5-3		0-1 F8	1-0 F7			1-1 F9		2-1 G4-3	5 0 0 0 0 0 3												
Greg Briley, L (1, 7) OBP: 0.348, SLG: 0.342	1-0 1B		2-1 F7			4-1 CS BB	4-2 1B BB		1-3 K	2 1 1 0 1 0 0 1 0 0 0 1 1 0												
Tracy Jones, R (7, PH) OBP: 0.273, SLG: 0.350																						
Ken Griffey Jr., L (1, 8) OBP: 0.372, SLG: 0.449	3-2 1B		0-0 P3			1-1 F8	2-0 1B		0-0 2B	5 0 3 1 0 0 1												
Edgar Martinez, R (1, 5) OBP: 0.568, SLG: 0.600	0-2 F7			0-0 WP 1B 1B		1-0 G5-3	2-2 L8		2-2 F9	5 1 1 0 0 0 4												
Pete O'Brien, L (1, 3) OBP: 0.291, SLG: 0.392	3-1 G4-3			2-0 1B WP 1B		0-1 2B	1-0 G4-3			4 0 2 0 0 0 3												
Jay Buhner, R (1, 9) OBP: 0.304, SLG: 0.438		1-3 K		2-3 K		2-3 K		3-2 1B		3 0 0 0 0 3 3 5 0 3 1 0 0 1												
Ken Griffey Jr., L (8, PH) OBP: 0.372, SLG: 0.449																						
Henry Cotto, R (1, 10) OBP: 0.350, SLG: 0.400		2-0 WP S 1B		2-2 G1-3		2-1 G5-3		3-2 F7		3 0 1 0 0 0 3 1 0 0 0 0 0 1												
Alvin Davis, L (8, PH) OBP: 0.320, SLG: 0.302				1-2 2-3																		
Omar Vizquel, S (1, 6) OBP: 0.289, SLG: 0.275		1-0 P1		1-0 HBP 1B		4-1 BB		1-0 P4		3 0 1 1 1 0 2												
Dave Valle, R (1, 2) OBP: 0.310, SLG: 0.200		3-1 G6-3		2-3 3-H 1B		0-0 G4-3		0-0 G6-3		2 0 0 0 0 0 3 1 0 0 0 0 0 1												
Scott Bradley, L (8, PH) OBP: 0.105, SLG: 0.105				2-1 HBP																		
Inning Stats	R: 1 E: 0 K: 0 S: 19	H: 2 LOB: 1 BB: 0 P: 26	R: 0 E: 0 K: 1 S: 7	H: 1 LOB: 1 BB: 0 P: 14	R: 0 E: 0 K: 0 S: 5	H: 0 LOB: 0 BB: 0 P: 7	R: 1 E: 0 K: 1 S: 12	H: 3 LOB: 3 BB: 0 P: 22	R: 0 E: 0 K: 0 S: 4	H: 0 LOB: 0 BB: 1 P: 10	R: 0 E: 0 K: 1 S: 9	H: 1 LOB: 2 BB: 1 P: 17	R: 0 E: 0 K: 0 S: 11	H: 1 LOB: 2 BB: 1 P: 21	R: 0 E: 0 K: 0 S: 9	H: 1 LOB: 1 BB: 0 P: 16	R: 0 E: 0 K: 1 S: 10	H: 1 LOB: 1 BB: 0 P: 15	1B: 8 2B: 2 3B: 0 HR: 0	SF: 0 SAC: 0 DP: 0 HBP: 1	WP: 2 PB: 0 SB: 3 CS: 1	PA: 40
PITCHER	IP WLS BF H R ER SO BB IBB HBP BLK WP HR S P ERA WHIP																					
Jack Morris, R (1, 1) ERA: 5.34	6.0 W 27 7 2 2 3 2 0 1 0 2 0 56 96 3.00 1.500																					
Mark Guthrie, L (7, 1) ERA: 16.88	0.1 3 1 0 0 0 1 0 0 0 0 0 7 14 0.00 6.000																					
Steve Bedrosian, R (7, 1) ERA: 2.53	1.2 6 1 0 0 0 0 0 0 0 0 0 13 23 0.00 0.600																					
Terry Leach, R (9, 1) ERA: 4.76	0.2 2 0 0 0 1 0 0 0 0 0 0 5 8 0.00 0.000																					
Rick Aguilera, R (9, 1) ERA: 1.17	0.1 2 1 0 0 0 0 0 0 0 0 0 5 7 0.00 3.000																					

Seattle Mariners @ Minnesota Twins
 Hubert H. Humphrey Metrodome, Minneapolis, MN

Sun Apr 28 1991, 4:33 AM EDT
 Att: 18,039 - Dome - 70 F

livebaseballscorecards.com

AB	35
R	2
H	9
RBI	2
BB	3
SO	4
LOB	24



Batter	1	2	3	4	5	6	7	8	9	AB	R	H	RBI	BB	SO	LOB
Dan Gladden, R OBP: 0.257, SLG: 0.246 (1, 7)	2-1 F8		2-2 P5		2-2 L7		1-1 1B FC6-4 HBP	1-2 G6-3		4	1	0	0	0	0	1
Chuck Knoblauch, R OBP: 0.405, SLG: 0.429 (1, 4)	0-1 G6-3		3-1 1B 3B		1-3 K		0-0 1-3 2-H FC6-4 1B	0-1 G3-1		5	1	2	1	0	1	1
Kirby Puckett, R OBP: 0.375, SLG: 0.526 (1, 8) (8, 9)	3-2 HR		1-0 1B		4-0 2B BB		0-0 1-2f 3-H FC6-4 FC1-4			3	2	2	3	1	0	1
Kent Hrbek, L OBP: 0.265, SLG: 0.306 (1, 3)	2-2 1B		2-2 F7		0-0 1B 2B		2-0 1-2f FC1-4 2B			4	2	2	1	0	0	2
Chili Davis, S OBP: 0.474, SLG: 0.559 (1, 10)	1-2 P6			0-1 F7		0-0 2-H 1B L1-3	1-1 2-H 2B			4	0	2	2	0	0	1
Brian Harper, R OBP: 0.380, SLG: 0.533 (1, 2)		2-1 G5-3		4-0 G1-3 BB		2-2 L1-3	4-0 BB			2	0	0	0	2	0	1
Mike Pagliarulo, L OBP: 0.205, SLG: 0.227 (1, 5)		2-1 F7		0-0 G1-3		0-3 K	0-0 F7			3	0	0	0	0	1	1
Al Newman, S OBP: 0.250, SLG: 0.222 (7, 5)				1-2 G1-3						1	0	0	0	0	0	2
Gene Larkin, S OBP: 0.393, SLG: 0.464 Shane Mack, R OBP: 0.189, SLG: 0.343 (7, PR) (8, 8)		1-2 G3		1-0 G4-3			0-1 2B 1B	1-0 2B		3	0	1	0	0	0	1
										1	1	1	0	0	0	0
Greg Gagne, R OBP: 0.352, SLG: 0.540 Scott Leius, R OBP: 0.379, SLG: 0.238 (8, PH) (9, 6)			1-1 F8		0-0 F9		1-0 1B 2B	3-3 K		3	1	1	1	0	0	0
										1	0	0	0	0	1	1

Inning Stats	R: 1	H: 2	E: 0	K: 0	S: 13	R: 0	H: 0	E: 0	K: 0	S: 7	R: 0	H: 0	E: 0	K: 0	S: 4	R: 0	H: 0	E: 0	K: 1	S: 7	R: 2	H: 2	E: 0	K: 1	S: 8	R: 4	H: 4	E: 1	K: 0	S: 10	R: 0	H: 1	E: 0	K: 1	S: 9
	LOB: 1	BB: 0	BB: 21			LOB: 0	BB: 0	BB: 0			LOB: 1	BB: 1	LOB: 0	BB: 0		LOB: 0	BB: 0	LOB: 0	BB: 0		LOB: 0	BB: 1	LOB: 2	BB: 1	LOB: 2	BB: 1	LOB: 1	BB: 0	LOB: 1	BB: 0	LOB: 1	BB: 0	LOB: 1	BB: 0	

PITCHER	IP	WLS	BF	H	R	ER	SO	BB	IBB	HBP	BLK	WP	HR	S	P	ERA	WHIP
Scott Bankhead, R ERA: 5.01 (1, 1)	6.0	L	27	8	7	7	2	2	0	0	0	0	1	55	91	10.50	1.667
Michael Jackson, R ERA: 3.86 (7, 1)	0.1		3	1	0	0	0	0	0	1	0	0	0	3	4	0.00	3.000
Rob Murphy, L ERA: 1.42 (7, 1)	1.2		8	2	1	1	1	1	0	0	0	0	0	13	25	5.40	1.800


BOTTOM

Seattle Mariners @ Minnesota Twins
 Hubert H. Humphrey Metrodome, Minneapolis, MN


Sun Apr 28 1991, 4:33 AM EDT
 Att: 18,039 - Dome - 70 F

AB	34
R	8
H	11
RBI	8
BB	3
SO	3
LOB	12

livebaseballscores.com



1B: 5	SF: 0	WP: 0	PA: 38
2B: 5	SAC: 0	PB: 0	
3B: 1	DP: 1	SB: 0	
HR: 1	HBP: 1	CS: 0	

Batter	1	2	3	4	5	6	7	8	9	AB R H RBI BB SO LOB	TOP		
Harold Reynolds, S (1, 4) OBP: 0.272, SLG: 0.282	1-1 P4	2-2 1B		0-1 F7		1-2 P4		0-1 F8		5 0 1 2 0 0 2			
Ken Griffey, L (1, 7) Henry Cotto, R (6, 7) OBP: 0.382, SLG: 0.333 OBP: 0.381, SLG: 0.571	2-2 G4-3	0-0 G4-3			1-1 1B PB 1B	1-3 K		3-2 HR		4 1 1 0 0 1 1 1 1 1 2 0 0 0			
Ken Griffey Jr., L (1, 8) OBP: 0.361, SLG: 0.432	1-2 P4		1-0 G4-3		0-0 G3-1 PB 1B SF7		0-0 G3-1	1-2 G3-1		5 1 1 0 0 0 0			
Edgar Martinez, R (1, 5) Jeff Schaefer, R (9, PH) OBP: 0.565, SLG: 0.594 OBP: 0.222, SLG: 0.231		2-2 F9 1B 1B	2-3 K		3-1 G3-1 1B SF7		2-2 WP 1B		0-2 G4-3	4 1 2 0 0 1 1 1 0 0 0 0 0 0			
Pete O'Brien, L (1, 3) OBP: 0.310, SLG: 0.403		2-0 1B 1B	2-1 1B		1-2 SF7		2-1 F7		1-1 2B G3 HBP	3 2 2 1 0 0 1			
Alvin Davis, L (1, 10) Tracy Jones, R (9, PH) OBP: 0.329, SLG: 0.303 OBP: 0.304, SLG: 0.429		1-1 F9	3-1 G6-3		0-1 FC6-4 1B		4-2 BB		3-2 G3 2B	3 0 1 0 1 0 3 1 0 1 0 0 0 0			
Greg Briley, L (1, 9) OBP: 0.333, SLG: 0.326		2-1 1B 1B		1-1 F8	0-0 FC6-4		2-3 K		0-0 G3	5 1 1 2 0 1 4	AB 41 R 10 H 15 RBI 9 BB 1 SO 3 LOB 16		
Omar Vizquel, S (1, 6) OBP: 0.300, SLG: 0.289		0-1 1B 1B		2-2 F9		0-1 P5		1-2 HR 1B	3-1 G6-3	5 2 2 1 0 0 1			
Dave Valle, R (1, 2) Matt Sinatro, R (9, 2)		0-0 P5		0-1 1B		2-1 HR		1-0 F8		4 1 2 1 0 0 3 0 0 0 0 0 0 0			
Inning Stats	R: 0 H: 0 E: 0 LOB: 0 K: 0 BB: 0 S: 8 P: 12	R: 4 H: 5 E: 0 LOB: 1 K: 0 BB: 0 S: 17 P: 26	R: 0 H: 1 E: 0 LOB: 1 K: 1 BB: 0 S: 8 P: 16	R: 0 H: 1 E: 0 LOB: 1 K: 0 BB: 0 S: 9 P: 12	R: 2 H: 3 E: 0 LOB: 1 K: 0 BB: 0 S: 11 P: 16	R: 1 H: 1 E: 0 LOB: 0 K: 1 BB: 0 S: 10 P: 14	R: 0 H: 1 E: 0 LOB: 2 K: 1 BB: 1 S: 12 P: 22	R: 2 H: 2 E: 0 LOB: 0 K: 0 BB: 0 S: 14 P: 20	R: 1 H: 1 E: 0 LOB: 1 K: 0 BB: 0 S: 10 P: 17	1B: 12 SF: 1 2B: 1 SAC: 0 3B: 0 DP: 0 HR: 2 HBP: 1	WP: 1 PA: 44 PB: 1 SB: 0 CS: 0		
PITCHER	IP WLS BF H R ER SO BB IBB HBP BLK WP HR S P ERA WHIP											PITCHER	IP WLS BF H R ER SO BB IBB HBP BLK WP HR S P ERA WHIP
Dave Johnson, R (1, 1) ERA: 9.82	4.0 L 21 9 6 6 1 0 0 0 0 0 0 0 45 70 13.50 2.250												
Paul Kilgus, L (5, 1) ERA: 3.79	5.0 23 6 4 4 2 1 0 1 0 1 0 1 2 54 85 7.20 1.400												

Seattle Mariners @ Baltimore Orioles
 Memorial Stadium, Baltimore, MD
 Mon Apr 29 1991, 7:05 PM EDT
 Att. 18,892 - Cloudy - 63 F

livebaseballscorecards.com

Batter	1	2	3	4	5	6	7	8	9	AB	R	H	RBI	BB	SO	LOB
Mike Devereaux, R OBP: 0.310, SLG: 0.451 (1, 8)	2-3 K		2-2 F8		0-1 F7		1-2 F7			4	0	0	0	0	1	1
Joe Orsulak, L OBP: 0.304, SLG: 0.349 (1, 7)	0-0 G6-4-3 1B		4-2 BB		2-2 G4-3			0-1 F7		3	0	1	0	1	0	1
Cal Ripken Jr., R OBP: 0.431, SLG: 0.672 Juan Bell, R OBP: 0.182, SLG: 0.182 (1, 6) (9, 6)	0-1 G6-4-3 1-2f		0-0 G1-3			0-0 G6-4-3 1B		2-2 2B		4	0	2	0	0	0	2
Dwight Evans, R OBP: 0.382, SLG: 0.326 (1, 9)		0-3 K		1-0 G6-4-3 BB 1B		0-1 G6-4-3 1-2f		1-0 G5-3		4	0	1	0	0	1	2
Sam Horn, L OBP: 0.311, SLG: 0.475 Tim Hulett, R OBP: 0.143, SLG: 0.571 (1, 10) (8, PH)		3-1 HR		4-2 G6-4-3 1-2 BB		4-1 1B BB		3-2 F9		1	1	1	1	2	0	0
Randy Milligan, R OBP: 0.323, SLG: 0.250 (1, 3)		1-0 FC5-4 1B		1-1 G6-4-3 1-2f 2-3		1-2 FC6-4 1B			2-3 K	4	0	2	0	0	1	2
Craig Worthington, R OBP: 0.269, SLG: 0.277 (1, 5)		2-1 P4		2-3 K		2-2 FC6-4 1-2f			3-2 E4 1B	4	0	0	0	0	1	4
Chris Hoiles, R OBP: 0.156, SLG: 0.129 (1, 2)		1-2 FC5-4 1-2f			1-1 E5 FC6-4		2-2 F8		2-2 G4-3 1B	4	0	1	0	0	0	1
Billy Ripken, R OBP: 0.244, SLG: 0.190 (1, 4)			1-0 F9		0-1 FC6-4 1-2f		0-1 F9		2-2 G4-3 1-2f	4	0	0	0	0	0	3

Inning Stats	R: 0	H: 1	E: 0	LOB: 0	K: 1	BB: 0	S: 7	R: 1	H: 2	E: 0	LOB: 1	K: 1	BB: 0	S: 11	R: 0	H: 0	E: 0	LOB: 1	K: 0	BB: 1	S: 8	R: 0	H: 1	E: 0	LOB: 1	K: 1	BB: 1	S: 8	R: 0	H: 2	E: 0	LOB: 2	K: 0	BB: 1	S: 10	R: 0	H: 0	E: 0	LOB: 0	K: 0	BB: 0	S: 8	R: 0	H: 1	E: 0	LOB: 1	K: 0	BB: 0	S: 9	R: 0	H: 1	E: 1	LOB: 1	K: 1	BB: 0	S: 13	R: 0	H: 1	E: 0	LOB: 1	K: 1	BB: 0	S: 9	R: 0	H: 1	E: 1	LOB: 1	K: 1	BB: 0	S: 13	1B: 6	SF: 0	2B: 1	SAC: 0	3B: 0	DP: 4	HR: 1	HBP: 0	WP: 0	PA: 36
--------------	------	------	------	--------	------	-------	------	------	------	------	--------	------	-------	-------	------	------	------	--------	------	-------	------	------	------	------	--------	------	-------	------	------	------	------	--------	------	-------	-------	------	------	------	--------	------	-------	------	------	------	------	--------	------	-------	------	------	------	------	--------	------	-------	-------	------	------	------	--------	------	-------	------	------	------	------	--------	------	-------	-------	-------	-------	-------	--------	-------	-------	-------	--------	-------	--------

PITCHER	IP	WLS	BF	H	R	ER	SO	BB	IBB	HBP	BLK	WP	HR	S	P	ERA	WHIP
Rich DeLucia, R ERA: 5.26 (1, 1)	7.2	W	31	7	1	1	3	3	0	0	0	0	1	67	107	1.17	1.304
Bill Krueger, L ERA: 5.68 (8, 1)	1.1		5	1	0	0	1	0	0	0	0	0	0	16	28	0.00	0.750


BOTTOM

Seattle Mariners @ Baltimore Orioles
Memorial Stadium, Baltimore, MD

Mon Apr 29 1991, 7:05 PM EDT
 Att. 18,892 - Cloudy - 63 F

livebaseballscorecards.com

AB	33
R	1
H	8
RBI	1
BB	3
SO	4
LOB	17



Batter	1	2	3	4	5	6	7	8	9	AB R H RBI BB SO LOB	TOP
Henry Cotto, R OBP: 0.346, SLG: 0.500 (1, 7) (4, 8)	1-1 L5		0-0 L7		2-0 FC5-2 1B		1-3 K		2-0 1B	5 1 1 0 0 1 4	
Omar Vizquel, S OBP: 0.273, SLG: 0.260 (1, 6)	0-2 F9		2-2 G6-3		1-1 E5 1B		3-2 G6-3		2-1 G1-6-3	5 0 0 0 0 0 4	
Ken Griffey Jr., L OBP: 0.365, SLG: 0.427 Tracy Jones, R OBP: 0.360, SLG: 0.478 Greg Briley, L OBP: 0.333, SLG: 0.326 (1, 8) (4, 7) (8, PR) (8, 7)	0-0 G3			4-2 G4-6-3 BB	0-1 1B			2-2 CS 1B		1 0 0 0 1 0 0 2 0 2 2 0 0 0 0 0 0 0 0 0 0	
Edgar Martinez, R OBP: 0.551, SLG: 0.574 (1, 5)		1-2 F7		2-0 G4-6-3 1-2f	0-0 L4			1-1 CS 1B		4 0 1 0 0 0 3	
Pete O'Brien, L OBP: 0.307, SLG: 0.395 (1, 3)		3-1 G3-1		0-1 G4-3		0-0 G1-6-3 1B		2-2 L4		4 0 1 0 0 0 2	
Alvin Davis, L OBP: 0.325, SLG: 0.290 (1, 10)		2-3 K			4-2 FC5-6 BB	1-0 G1-6-3		0-1 G1-3		3 0 0 0 1 1 3	
Jay Buhner, R OBP: 0.333, SLG: 0.558 (1, 9)			0-0 HR 3B		1-1 BB FC5-6 FC5-2 1B	0-1 F8			2-1 HR	4 2 3 1 0 0 0	
Jeff Schaefer, R OBP: 0.226, SLG: 0.233 (1, 4)			1-0 G1-3		0-0 FC5-6 FC5-2 E		2-1 1B		1-1 G5-3	4 1 1 0 0 0 3	
Dave Valle, R OBP: 0.333, SLG: 0.333 (1, 2)			1-0 HR		4-1 E FC5-2 1B BB		2-3 K1-2		2-1 G5-3	3 2 1 2 1 1 1	
Inning Stats	R: 0 E: 0 K: 0 S: 6 H: 0 LOB: 0 BB: 0 P: 7	R: 0 E: 0 K: 1 S: 8 H: 0 LOB: 0 BB: 0 P: 14	R: 2 E: 0 K: 0 S: 7 H: 2 LOB: 0 BB: 0 P: 11	R: 0 E: 0 K: 0 S: 7 H: 0 LOB: 0 BB: 1 P: 13	R: 3 E: 1 K: 0 S: 13 H: 2 LOB: 2 BB: 2 P: 25	R: 0 E: 0 K: 0 S: 4 H: 1 LOB: 0 BB: 0 P: 5	R: 0 E: 0 K: 2 S: 12 H: 1 LOB: 1 BB: 0 P: 20	R: 0 E: 0 K: 0 S: 11 H: 2 LOB: 2 BB: 0 P: 16	R: 1 E: 0 K: 0 S: 10 H: 2 LOB: 1 BB: 0 P: 18	1B: 7 2B: 0 3B: 1 HR: 2 SF: 0 SAC: 0 DP: 2 HBP: 0	WP: 0 PB: 0 SB: 0 CS: 2 PA: 38
PITCHER	IP WLS BF H R ER SO BB IBB HBP BLK WP HR S P ERA WHIP	IP WLS BF H R ER SO BB IBB HBP BLK WP HR S P ERA WHIP	IP WLS BF H R ER SO BB IBB HBP BLK WP HR S P ERA WHIP	IP WLS BF H R ER SO BB IBB HBP BLK WP HR S P ERA WHIP	IP WLS BF H R ER SO BB IBB HBP BLK WP HR S P ERA WHIP	IP WLS BF H R ER SO BB IBB HBP BLK WP HR S P ERA WHIP	IP WLS BF H R ER SO BB IBB HBP BLK WP HR S P ERA WHIP	IP WLS BF H R ER SO BB IBB HBP BLK WP HR S P ERA WHIP	IP WLS BF H R ER SO BB IBB HBP BLK WP HR S P ERA WHIP	IP WLS BF H R ER SO BB IBB HBP BLK WP HR S P ERA WHIP	IP WLS BF H R ER SO BB IBB HBP BLK WP HR S P ERA WHIP
Jeff Ballard, L ERA: 4.4 (1, 1)	4.2 L										
Mike Flanagan, L ERA: 1.59 (5, 1)	3.1										
Mark Williamson, R ERA: 2.38 (9, 1)	1.0										

Seattle Mariners @ Baltimore Orioles
Memorial Stadium, Baltimore, MD
Tue Apr 30 1991, 7:05 PM EDT
Att. 18,743 - Cloudy - 75 F

livebaseballscorecards.com

AB	35
R	6
H	10
RBI	5
BB	3
SO	3
LOB	20



Batter	1	2	3	4	5	6	7	8	9
Brady Anderson, L (1, 8) <small>OBP: 0.385, SLG: 0.263</small> Craig Worthington, R (9, PH) <small>OBP: 0.264, SLG: 0.271</small>	1-3 	2-1 SF8 		3-2 G1-3 		3-2 G5-4-3 			1-3 K
Joe Orsulak, L (1, 7) <small>OBP: 0.306, SLG: 0.333</small> Mike Devereaux, R (6, PH) <small>OBP: 0.300, SLG: 0.434</small>	2-0 L9 	4-1 FC6-4 BB 		2-3 K 		0-0 G5-4-3 			1-1 G5-3
Cal Ripken Jr., R (1, 6) <small>OBP: 0.408, SLG: 0.632</small>	0-0 E6 BB 1B 	2-1 FC6-4 			1-1 F9 			0-0 G4-3 	
Dwight Evans, R (1, 9) <small>OBP: 0.390, SLG: 0.400</small>	0-0 BB 1-2 1B 		1-0 P5 		2-0 HR 			1-1 G6-3 	
Sam Horn, L (1, 10) <small>OBP: 0.327, SLG: 0.452</small>	4-2 BB 1-2 2-3 BB 		4-2 BB BB 		0-0 F9 			0-0 G3 	
Randy Milligan, R (1, 3) <small>OBP: 0.303, SLG: 0.232</small>	0-0 F9 		0-1 L8 		3-2 G5-3 			2-2 G1-3 	
Leo Gomez, R (1, 5) <small>OBP: 0.366, SLG: 0.333</small>		1-1 2B SF8 1B 		4-2 BB 1-2 BB 		2-2 HBP 1B 1B 		0-3 K 	
Chris Hoiles, R (1, 2) <small>OBP: 0.194, SLG: 0.176</small>		0-2 BB 1-3 2B 	1-2 F8 		2-2 1B HBP 			2-2 F8 	
Juan Bell, R (1, 4) <small>OBP: 0.143, SLG: 0.143</small> Bob Melvin, R (9, PH) <small>OBP: 0.143, SLG: 0.190</small>		0-0 P4 		1-1 L6 		1-3 K 			1-0 G4-3

AB	R	H	RBI	BB	SO	LOB
3	0	1	2	0	1	0
1	0	0	0	0	1	0
2	0	0	0	1	1	0
2	0	0	0	0	0	2
4	0	0	0	0	0	2
4	1	2	1	0	0	0
2	0	0	0	2	0	0
4	0	0	0	0	0	4
3	2	2	0	1	1	0
3	0	1	0	0	0	2
3	0	0	0	0	1	4
1	0	0	0	0	0	0

WP	HR	S	P	ERA	WHIP
0	0	1	38	5.06	1.875
0	0	0	0	0.00	0.000

AB	32
R	3
H	6
RBI	3
BB	4
SO	5
LOB	14



PITCHER	IP	WLS	BF	H	R	ER	SO	BB	IBB	HBP	BLK	WP	HR	S	P	ERA	WHIP
Erik Hanson, R (1, 1) <small>ERA: 3.28</small>	5.1	W	28	6	3	3	3	4	0	1	0	0	1	63	109	5.06	1.875
Russ Swan, L (6, 1) <small>ERA: 0.68</small>	3.2	S	10	0	0	0	2	0	0	0	0	0	0	21	29	0.00	0.000

BOTTOM

Seattle Mariners @ Baltimore Orioles
Memorial Stadium, Baltimore, MD
 Tue Apr 30 1991, 7:05 PM EDT
 Att: 18,743 - Cloudy - 75 F

livebaseballscorecards.com

Batter	1	2	3	4	5	6	7	8	9	AB R H RBI BB SO LOB	TOP											
Harold Reynolds, S (1, 4) OBP: 0.268, SLG: 0.270	4-2 2B G5-3 BB	0-3 K		0-0 F8		2-1 L8			2-2 G3-1	4 1 0 0 1 1 6												
Ken Griffey, L (1, 7) OBP: 0.359, SLG: 0.343	1-1 1-3 2B	1-2 FC6-4		0-1 F9			1-0 P5		1-3 K	5 0 1 0 0 1 5												
Ken Griffey Jr., L (1, 8) OBP: 0.371, SLG: 0.443	3-2 G5-3		1-0 L4		0-1 G4-6-3 1B		0-2 WP FC9-3-5 2B			4 0 2 1 0 0 1												
Edgar Martinez, R (1, 5) OBP: 0.527, SLG: 0.542	1-0 P6		1-2 G6-3		1-2 G4-6-3 1-2f		1-1 FC9-3-5 2-H			4 0 0 0 0 0 3												
Pete O'Brien, L (1, 3) OBP: 0.315, SLG: 0.386	1-0 G4-3		4-0 BB		4-2 BB			0-1 G4-1		2 0 0 0 2 0 1												
Alvin Davis, L (1, 10) OBP: 0.322, SLG: 0.288		2-1 2B 1B	1-2 G3		3-3 K			3-3 K		4 0 1 0 0 2 2												
Greg Briley, L (1, 9) OBP: 0.370, SLG: 0.391		1-0 2B		2-2 FC1-5 BB 1B		1-0 G6-4-3 BB 1B		4-1 BB		3 0 3 0 0 0 0 0 0 0 0 1 0 0												
Jay Buhner, R (8, PH) OBP: 0.344, SLG: 0.558		1-3 2B		4-2 FC1-5 BB		4-0 G6-4-3 BB		0-2 G4-3		2 0 0 0 2 0 3												
Omar Vizquel, S (1, 6) OBP: 0.288, SLG: 0.250		2-0 L4		1-2 BB		1-2 BB																
Dave Valle, R (1, 2) OBP: 0.333, SLG: 0.322		4-1 FC6-4 BB		0-1 FC1-5		0-0 G6-4-3			1-0 G3	2 0 0 0 1 0 4 1 0 0 0 0 0 0												
Scott Bradley, L (9, PH) OBP: 0.100, SLG: 0.100				1-2 2-3f		1-2f 2-3																
Inning Stats	R: 1 E: 0 K: 0 S: 10	H: 1 LOB: 1 BB: 1 P: 20	R: 0 E: 0 K: 1 S: 14	H: 2 LOB: 3 BB: 1 P: 24	R: 0 E: 0 K: 0 S: 8	H: 0 LOB: 1 BB: 1 P: 15	R: 0 E: 0 K: 0 S: 11	H: 1 LOB: 2 BB: 1 P: 17	R: 0 E: 0 K: 1 S: 12	H: 1 LOB: 1 BB: 1 P: 20	R: 0 E: 0 K: 0 S: 4	H: 1 LOB: 1 BB: 1 P: 11	R: 0 E: 0 K: 0 S: 6	H: 1 LOB: 0 BB: 0 P: 8	R: 0 E: 0 K: 1 S: 9	H: 0 LOB: 1 BB: 1 P: 16	R: 0 E: 0 K: 1 S: 7	H: 0 LOB: 0 BB: 0 P: 11	1B: 4 2B: 4 3B: 0 HR: 0	SF: 0 SAC: 0 DP: 3 HBP: 0	WP: 1 PB: 0 SB: 0 CS: 0	PA: 38
PITCHER	IP WLS BF H R ER SO BB IBB HBP BLK WP HR S P ERA WHIP																					
Jose Mesa, R (1, 1) ERA: 2.87	7.0 W 31 7 1 1 2 6 0 0 0 0 1 0 65 115 1.29 1.857																					
Mike Flanagan, L (8, 1) ERA: 1.53	0.2 2 0 0 0 1 0 0 0 0 0 0 0 5 8 0.00 0.000																					
Mark Williamson, R (8, 1) ERA: 2.31	0.1 2 0 0 0 0 1 0 0 0 0 0 0 4 8 0.00 3.000																					
Gregg Olson, R (9, 1) ERA: 1.23	1.0 S 3 0 0 0 1 0 0 0 0 0 0 0 7 11 0.00 0.000																					

Seattle Mariners @ Baltimore Orioles
Memorial Stadium, Baltimore, MD
 Wed May 01 1991, 7:05 PM EDT
 Att. 19,918 - Cloudy - 81 F

livebaseballscorecards.com

AB 31
R 1
H 7
RBI 1
BB 7
SO 4
LOB 25



Batter	1	2	3	4	5	6	7	8	9	AB R H RBI BB SO LOB
Mike Devereaux, R (1, 8) OBP: 0.297, SLG: 0.411	0-3 K (1)			2-3 K (1)		4-0 BB BB 1B BB	2-3 K (2)			3 1 0 0 1 3 2
Randy Milligan, R (1, 3) OBP: 0.300, SLG: 0.220	2-3 K (2)			4-1 FC6-4 BB		0-3 K (2) X	0-0 G4-3 (3)			3 0 0 0 1 2 4
Cal Ripken Jr., R (1, 6) OBP: 0.400, SLG: 0.606	0-0 G1-3 (3)			3-1 P6 (2)		4-1 1B BB 1-2 2-3 BB		1-0 G5-3 (1)		3 0 0 0 1 0 1
Dwight Evans, R (1, 9) OBP: 0.381, SLG: 0.377			3-2 P4 (1)			4-2 1B BB 1-2 2-3 3-H BB		0-1 G5-3 (2)		3 0 0 1 1 0 1
Joe Orsulak, L (9, 9) OBP: 0.306, SLG: 0.333				0-1 FC6-4 (3) 1-2f						0 0 0 0 0 0 0
Bob Melvin, R (1, 2) OBP: 0.240, SLG: 0.250			1-3 K (2)			4-2 G4-6-3 BB 1-2 2-3 3-H 1B		3-2 E 1B		3 0 2 1 1 1 0
Leo Gomez, R (1, 10) OBP: 0.333, SLG: 0.300			1-0 F8 (3)			0-0 G4-6-3 (2) 1-2f	1-3 K (3)	1-0 E1 1-2		4 0 0 0 0 1 5
Craig Worthington, R (1, 5) OBP: 0.286, SLG: 0.280				4-2 CS BB		0-3 K (3)		1-1 F7 (3)		2 0 1 0 1 1 0
Juan Bell, R (7, PR) OBP: 0.143, SLG: 0.143										0 0 0 0 0 0 0
Tim Hulett, R (8, 5) OBP: 0.125, SLG: 0.500										1 0 0 0 0 0 2
Brady Anderson, L (1, 7) OBP: 0.393, SLG: 0.250			0-3 K (1) (2)			4-1 BB BB SH1-4 BB		0-2 SH FC1-5 1-2		1 1 0 0 1 1 1
Billy Ripken, R (1, 4) OBP: 0.234, SLG: 0.182			0-1 P3 (3)			0-1 SH1-4 (1) 1-2	1-1 FC1-5 (1) 1-2 2-3f			2 0 0 0 0 0 2

Inning Stats	R: 0	H: 0	E: 0	LOB: 0	K: 2	BB: 0	S: 7	P: 9
R: 0	H: 0	E: 0	LOB: 0	K: 1	BB: 0	S: 10	P: 15	
R: 0	H: 0	E: 0	LOB: 0	K: 1	BB: 1	S: 7	P: 11	
R: 0	H: 0	E: 0	LOB: 1	K: 1	BB: 1	S: 11	P: 20	
R: 0	H: 0	E: 0	LOB: 0	K: 1	BB: 1	S: 8	P: 12	
R: 2	H: 1	E: 0	LOB: 3	K: 2	BB: 4	S: 17	P: 34	
R: 0	H: 1	E: 1	LOB: 2	K: 1	BB: 0	S: 13	P: 17	
R: 0	H: 1	E: 1	LOB: 2	K: 0	BB: 0	S: 9	P: 15	
1B: 3	SF: 0	2B: 0	SAC: 2	3B: 0	DP: 1	HR: 0	HBP: 0	

PITCHER	IP	WLS	BF	H	R	ER	SO	BB	IBB	HBP	BLK	WP	HR	S	P	ERA	WHIP
Randy Johnson, L (1, 1) ERA: 4.59	6.0	L	26	2	2	2	8	7	0	0	0	0	0	67	109	3.00	1.500
Bill Swift, R (7, 1) ERA: 2.7	2.0		8	1	0	0	1	0	0	0	0	0	0	15	24	0.00	0.500

BOTTOM

Seattle Mariners @ Baltimore Orioles
Memorial Stadium, Baltimore, MD

Wed May 01 1991, 7:05 PM EDT
 Att. 19,918 - Cloudy - 81 F

livebaseballscorecards.com

AB	25
R	2
H	3
RBI	2
BB	7
SO	9
LOB	18



WP: 0	PA: 34
PB: 0	
SB: 0	
CS: 1	

Batter	1	2	3	4	5	6	7	8	9	AB R H RBI BB SO LOB	TOP											
Roberto Kelly, R (1, 8) OBP: 0.366, SLG: 0.406	1-3 K		1-2 WP 1B 2B		1-0 G5-3		2-2 G5-3			4 1 1 0 0 1 1												
Steve Sax, R (1, 4) OBP: 0.333, SLG: 0.333	1-1 G1-3		0-0 G5-3		1-0 P4			2-1 G6-4-3 1B		4 0 1 0 0 0 1												
Don Mattingly, L (1, 3) OBP: 0.356, SLG: 0.316	1-0 F7		3-0 BB 2B 1B		2-0 G4-3			0-1 G6-4-3 1-2f		4 1 1 1 0 0 1												
Kevin Maas, L (1, 10) OBP: 0.458, SLG: 0.362		2-2 L6	4-1 2B BB		2-2 G4-3			1-1 F7		3 1 0 0 1 0 0												
Matt Nokes, L (1, 2) OBP: 0.345, SLG: 0.600		2-1 HR 1B	0-0 2B		1-0 P2			1-3 K2-3		4 1 2 2 0 1 0												
Jesse Barfield, R (1, 9) Mel Hall, L (9, 9) OBP: 0.162, SLG: 0.343		2-3 K	3-3 K		0-3 K			0-3 K		4 0 0 0 0 4 2 0 0 0 0 0 0 0												
Hensley Meulens, R (1, 7) OBP: 0.255, SLG: 0.308		2-0 HR		0-1 G6-3			0-3 K		1-3 K	4 1 1 2 0 2 0												
Jim Leyritz, R (1, 5) OBP: 0.333, SLG: 0.067		3-1 G5-3		0-0 G5-3			4-1 G1-3 BB			2 0 0 0 1 0 0												
Alvaro Espinoza, R (1, 6) OBP: 0.373, SLG: 0.473			1-1 G6-3	1-2 G5-3			1 SAFE 0-0 G1-3			3 0 0 0 0 0 1												
Inning Stats	R: 0 E: 0 K: 1 S: 7	H: 0 LOB: 0 BB: 0 P: 10	R: 2 E: 0 K: 1 S: 12	H: 2 LOB: 0 BB: 0 P: 23	R: 3 E: 0 K: 1 S: 12	H: 3 LOB: 1 BB: 1 P: 24	R: 0 E: 0 K: 0 S: 7	H: 0 LOB: 0 BB: 0 P: 8	R: 0 E: 0 K: 0 S: 3	H: 0 LOB: 0 BB: 0 P: 7	R: 0 E: 0 K: 1 S: 9	H: 0 LOB: 0 BB: 0 P: 12	R: 0 E: 0 K: 1 S: 8	H: 0 LOB: 1 BB: 1 P: 14	R: 0 E: 0 K: 0 S: 6	H: 1 LOB: 0 BB: 0 P: 9	R: 0 E: 0 K: 3 S: 10	H: 0 LOB: 0 BB: 0 P: 12	1B: 3 2B: 2 3B: 0 HR: 1	SF: 0 SAC: 0 DP: 1 HBP: 0	WP: 1 PB: 0 SB: 0 CS: 0	PA: 34
PITCHER	IP WLS BF H R ER SO BB IBB HBP BLK WP HR S P ERA WHIP																					
Brian Holman, R (1, 1) ERA: 3.53	7.0 L 29 6 5 5 5 2 0 0 0 0 1 1 60 102 6.43 1.143																					
Bill Krueger, L (8, 1) ERA: 4.7	1.1 3 0 0 0 1 0 0 0 0 0 0 0 7 9 0.00 0.000																					
Michael Jackson, R (9, 1) ERA: 3.65	0.2 2 0 0 0 2 0 0 0 0 0 0 0 7 8 0.00 0.000																					

New York Yankees @ Seattle Mariners
The Kingdome, Seattle, WA
Fri May 03 1991, 10:05 PM EDT
Att. 22,884 - Dome - 70 F

livebaseballscorecards.com

AB	32
R	5
H	6
RBI	5
BB	2
SO	8
LOB	6



Batter	1	2	3	4	5	6	7	8	9	AB R H RBI BB SO LOB
Harold Reynolds, S (1, 4) OBP: 0.267, SLG: 0.290	1-0 F7			0-0 F7		0-1 G6-3			1-0 3B	4 0 1 0 0 0 0
Ken Griffey, L (1, 7) OBP: 0.357, SLG: 0.342 Jay Buhner, R (8, 9) OBP: 0.339, SLG: 0.547	0-3 K			3-2 G5-3			2-2 1B		1-3 K	3 0 1 0 0 1 0 1 0 0 0 0 1 1
Ken Griffey Jr., L (1, 8) OBP: 0.370, SLG: 0.439	1-2 P5			0-0 1B			1-1 G4-3			3 0 1 0 0 0 0
Edgar Martinez, R (1, 5) OBP: 0.510, SLG: 0.520 Jeff Schaefer, R (8, 5) OBP: 0.226, SLG: 0.233			3-3 K	3-3 K			2-3 K			3 0 0 0 0 3 1 0 0 0 0 0 0 0
Pete O'Brien, L (1, 3) OBP: 0.305, SLG: 0.372			0-0 P4			2-1 F8			0-1 P5	3 0 0 0 0 0 0
Alvin Davis, L (1, 10) OBP: 0.311, SLG: 0.276			3-3 K			3-2 G3-1			1-0 P9	3 0 0 0 0 1 0
Greg Briley, L (1, 9) OBP: 0.351, SLG: 0.367						3-1 F9			1-1 G4-3	3 0 0 0 0 0 0
Omar Vizquel, S (1, 6) OBP: 0.274, SLG: 0.236									3-2 F9	3 0 0 0 0 1 0
Dave Valle, R (1, 2) OBP: 0.319, SLG: 0.306									1-1 F9	3 0 0 0 0 2 0

Inning Stats	R: 0	H: 0	E: 0	LOB: 0	K: 1	BB: 0	S: 7	R: 0	H: 0	E: 0	LOB: 0	K: 2	BB: 0	S: 9	R: 0	H: 0	E: 0	LOB: 0	K: 1	BB: 0	S: 10	R: 0	H: 1	E: 0	LOB: 1	K: 1	BB: 0	S: 8	R: 0	H: 0	E: 0	LOB: 0	K: 0	BB: 0	S: 11	R: 0	H: 0	E: 0	LOB: 0	K: 2	BB: 0	S: 9	R: 0	H: 1	E: 0	LOB: 0	K: 1	BB: 0	S: 10	R: 0	H: 0	E: 0	LOB: 0	K: 0	BB: 0	S: 5	R: 0	H: 1	E: 0	LOB: 1	K: 1	BB: 0	S: 10	R: 0	H: 1	E: 0	LOB: 1	K: 1	BB: 0	S: 16	R: 0	H: 0	E: 0	LOB: 0	K: 0	BB: 0	S: 7	R: 0	H: 1	E: 0	LOB: 1	K: 1	BB: 0	S: 16	1B: 2	SF: 0	2B: 0	SAC: 0	3B: 1	DP: 0	HR: 0	HBP: 0	WP: 0	PA: 29
PITCHER Scott Sanderson, R (1, 1) ERA: 4.45	IP	WLS	BF	H	R	ER	SO	BB	IBB	HBP	BLK	WP	HR	S	P	ERA	WHIP	IP	WLS	BF	H	R	ER	SO	BB	IBB	HBP	BLK	WP	HR	S	P	ERA	WHIP	IP	WLS	BF	H	R	ER	SO	BB	IBB	HBP	BLK	WP	HR	S	P	ERA	WHIP																																											


BOTTOM

New York Yankees @ Seattle Mariners
The Kingdome, Seattle, WA

Fri May 03 1991, 10:05 PM EDT
Att. 22,884 - Dome - 70 F

livebaseballscorecards.com

AB	29
R	0
H	3
RBI	0
BB	0
SO	9
LOB	2



Batter	1	2	3	4	5	6	7	8	9	AB R H RBI BB SO LOB	TOP											
Roberto Kelly, R OBP: 0.356, SLG: 0.392 (1, 8)	1-1 G1-3	0-0 G4-3		1-1 1B		0-1 G6-3		0-3 K		5 0 1 0 0 1 2												
Steve Sax, R OBP: 0.326, SLG: 0.326 (1, 4)	3-1 F9		1-1 G1-3	1-0 P2			3-2 G6-4-3 1B		2-1 P8	5 0 1 0 0 0 1												
Don Mattingly, L OBP: 0.348, SLG: 0.309 (1, 3)	0-0 BB 1B		0-1 F7		1-0 G3-1		0-2 G6-4-3 1-2f		2-2 F8	5 0 1 0 0 0 1												
Kevin Maas, L OBP: 0.489, SLG: 0.443 (1, 10)	4-2 1-2 BB		1-2 1B 1B		4-2 2B BB		1-1 WP 2B 1B		2-2 HR	3 2 3 1 2 0 0												
Mel Hall, L OBP: 0.200, SLG: 0.395 (1, 9) Jesse Barfield, R OBP: 0.389, SLG: 0.500 (7, PH) (7, 9)	2-1 P3		0-1 1B 1-2 1B		0-0 1-3 2B		2-2 1-H 2B		1-2 G6-3	3 0 2 0 0 0 2 2 0 1 1 0 0 0												
Matt Nokes, L OBP: 0.371, SLG: 0.596 (1, 2)		1-2 G3-1	2-1 1-2 2-3 1B		2-1 G4-6-3 HBP		4-2 BB			2 0 1 0 1 0 0												
Hensley Meulens, R OBP: 0.237, SLG: 0.286 (1, 7)		3-3 K	3-3 K		1-1 G4-6-3 1-2f		2-3 K			4 0 0 0 0 3 8												
Jim Leyritz, R OBP: 0.320, SLG: 0.056 (1, 5)		4-2 1B BB		2-2 F9		1-1 G4-3		0-1 F8		3 0 0 0 1 0 0												
Alvaro Espinoza, R OBP: 0.365, SLG: 0.458 (1, 6)		0-0 1-2 1B		0-2 G3		1-1 G5-3		0-3 K		4 0 1 0 0 1 0												
Inning Stats	R: 0 E: 0 K: 0 S: 10	H: 1 LOB: 2 BB: 1 P: 20	R: 0 E: 0 K: 1 S: 15	H: 1 LOB: 2 BB: 1 P: 23	R: 0 E: 0 K: 1 S: 16	H: 3 LOB: 3 BB: 0 P: 23	R: 0 E: 0 K: 0 S: 11	H: 1 LOB: 1 BB: 0 P: 15	R: 0 E: 0 K: 0 S: 7	H: 1 LOB: 2 BB: 1 P: 15	R: 0 E: 0 K: 0 S: 6	H: 0 LOB: 0 BB: 0 P: 8	R: 1 E: 0 K: 1 S: 19	H: 3 LOB: 2 BB: 1 P: 31	R: 0 E: 0 K: 2 S: 9	H: 0 LOB: 0 BB: 0 P: 9	R: 1 E: 0 K: 0 S: 11	H: 1 LOB: 0 BB: 0 P: 18	1B: 8 2B: 2 3B: 0 HR: 1	SF: 0 SAC: 0 DP: 2 HBP: 1	WP: 1 PB: 0 SB: 0 CS: 0	PA: 41
PITCHER	IP WLS BF H R ER SO BB IBB HBP BLK WP HR S P ERA WHIP																					
Scott Bankhead, R ERA: 4.13 (1, 1)	5.0 W 25 7 0 0 2 3 0 1 0 0 0 0 59 96 0.00 2.000																					
Bill Swift, R ERA: 2.08 (6, 1)	1.0 4 1 1 1 0 0 0 0 0 0 0 0 10 15 9.00 1.000																					
Russ Swan, L ERA: 1.29 (7, 1)	0.2 4 2 0 0 0 1 0 0 0 1 0 11 18 0.00 4.500																					
Michael Jackson, R ERA: 3.68 (7, 1)	2.1 S 8 1 1 1 3 0 0 0 0 0 1 24 33 3.86 0.429																					

New York Yankees @ Seattle Mariners
The Kingdome, Seattle, WA
Sat May 04 1991, 10:05 PM EDT
Att: 53,755 - Dome - 70 F

livebaseballscorecards.com

AB	36
R	2
H	11
RBI	2
BB	4
SO	5
LOB	14



Batter	1	2	3	4	5	6	7	8	9
Henry Cotto, R OBP: 0.300, SLG: 0.433 (1, 7)	2-3 K		2-0 G1-4-3		2-1 F8		0-0 FC5-4		
Harold Reynolds, S OBP: 0.267, SLG: 0.289 (1, 4)	2-1 G5-3		2-1 B5-3		2-0 F7		3-1 1B		
Ken Griffey Jr., L OBP: 0.375, SLG: 0.435 (1, 8)	2-3 K			4-1 S BB		0-0 1B 1B	0-0 G4-3		
Tracy Jones, R OBP: 0.345, SLG: 0.423 (1, 10)		4-2 HR BB		1-0 F8		2-2 F8		2-0 G5-3	
Jay Buhner, R OBP: 0.333, SLG: 0.526 (1, 9)		1-3 K		3-3 K		2-2 1B 1B		3-1 G6-3	
Pete O'Brien, L OBP: 0.313, SLG: 0.411 (1, 3)		3-1 HR		3-2 F7		1-1 G6-4-3 1B		2-2 G1-3	
Dave Valle, R OBP: 0.320, SLG: 0.297 (1, 2)		2-1 P7			4-0 FC5 1B BB	1-2 G6-4-3			
Jeff Schaefer, R OBP: 0.235, SLG: 0.242 (1, 5)		0-3 K			2-1 FC5 1B		1-3 K		
Omar Vizquel, S OBP: 0.277, SLG: 0.241 (1, 6)			0-3 K G1-4-3		1-0 FC5		0-0 FC5-4 1B		

Inning Stats	R: 0 E: 0 K: 2 S: 8	H: 0 LOB: 0 BB: 0 P: 14	R: 2 E: 0 K: 2 S: 12	H: 1 LOB: 0 BB: 1 P: 22	R: 0 E: 0 K: 1 S: 6	H: 0 LOB: 0 BB: 0 P: 10	R: 0 E: 0 K: 1 S: 8	H: 0 LOB: 1 BB: 1 P: 19	R: 0 E: 0 K: 0 S: 6	H: 1 LOB: 2 BB: 1 P: 17	R: 1 E: 0 K: 0 S: 12	H: 3 LOB: 1 BB: 0 P: 18	R: 0 E: 0 K: 1 S: 8	H: 2 LOB: 2 BB: 0 P: 12	R: 0 E: 0 K: 0 S: 6	H: 0 LOB: 0 BB: 0 P: 13
--------------	------------------------------	----------------------------------	-------------------------------	----------------------------------	------------------------------	----------------------------------	------------------------------	----------------------------------	------------------------------	----------------------------------	-------------------------------	----------------------------------	------------------------------	----------------------------------	------------------------------	----------------------------------

PITCHER	IP	WLS	BF	H	R	ER	SO	BB	IBB	HBP	BLK	WP	HR	S	P	ERA	WHIP
Chuck Cary, L ERA: 6.26 (1, 1)	5.1	L	24	5	3	3	6	3	0	0	0	1	1	49	96	5.06	1.500
John Habyan, R ERA: 1.59 (6, 1)	1.1		4	1	0	0	1	0	0	0	0	0	0	8	10	0.00	0.750
Lee Guetterman, L ERA: 1.0 (7, 1)	1.1		5	1	0	0	0	0	0	0	0	0	0	9	19	0.00	0.750


BOTTOM

New York Yankees @ Seattle Mariners
The Kingdome, Seattle, WA
Sat May 04 1991, 10:05 PM EDT
Att: 53,755 - Dome - 70 F

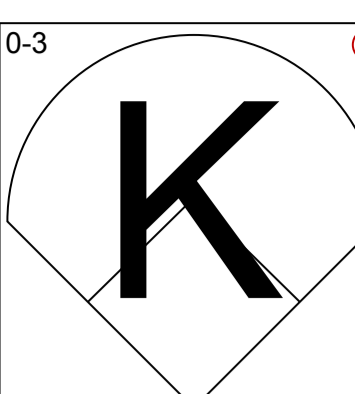
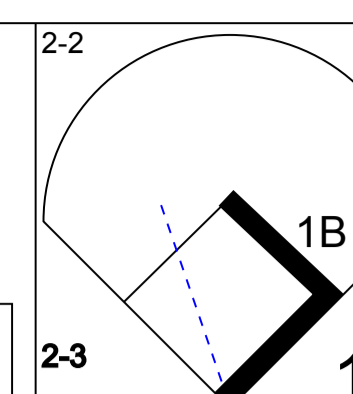
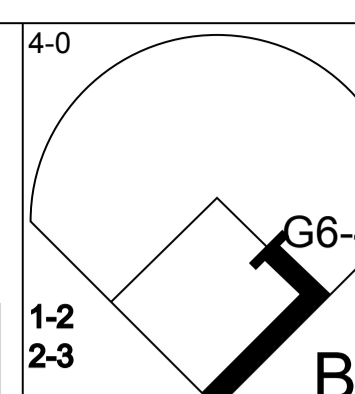
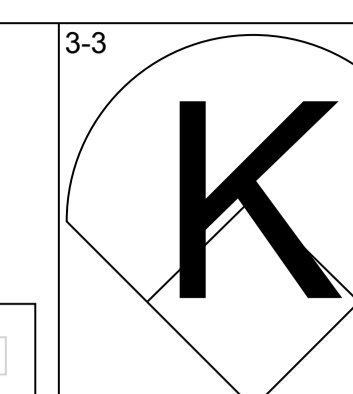
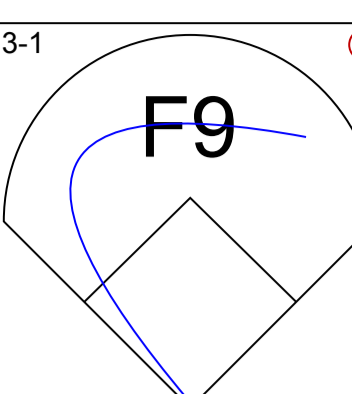
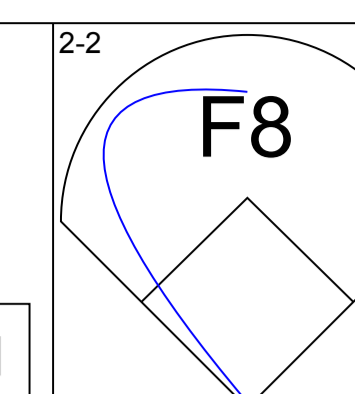
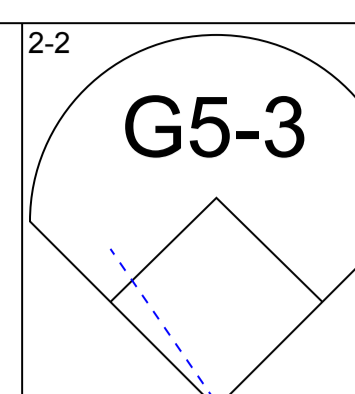
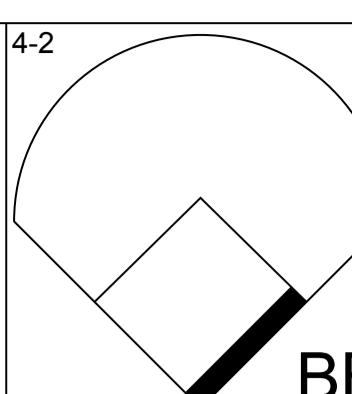
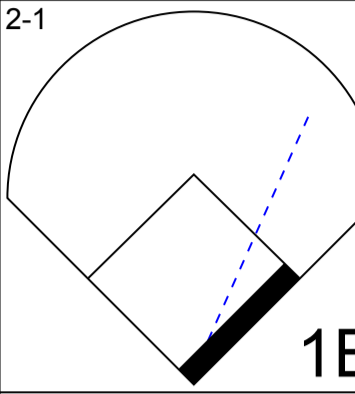
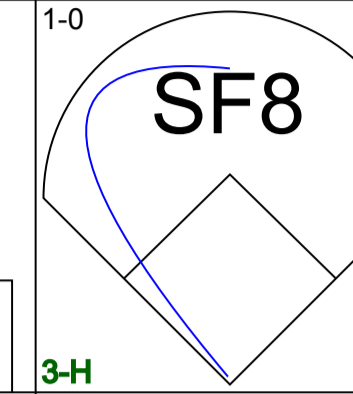
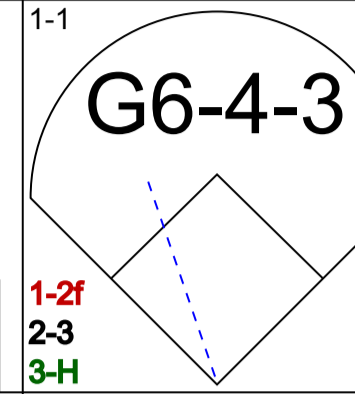
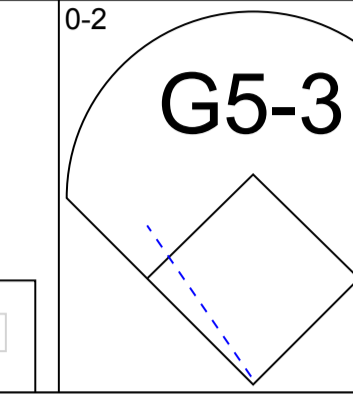
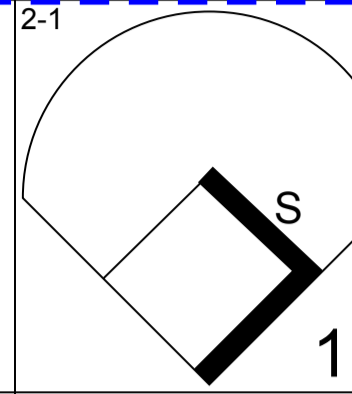
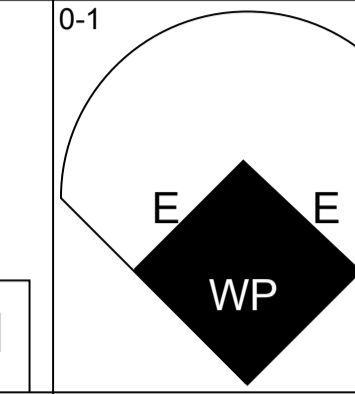
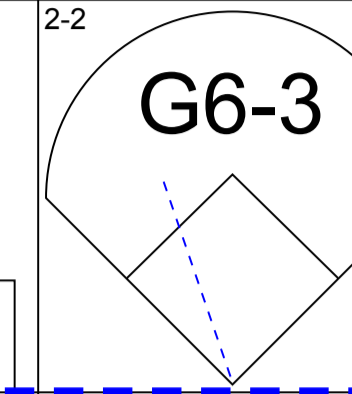
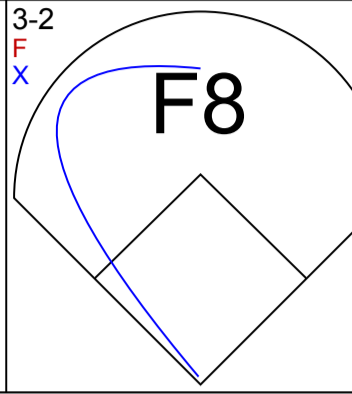
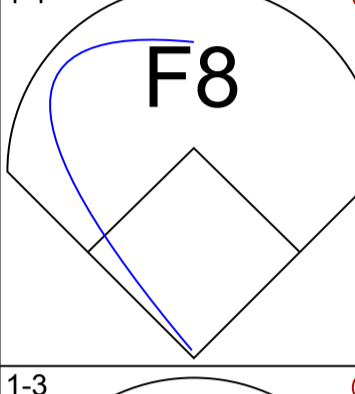
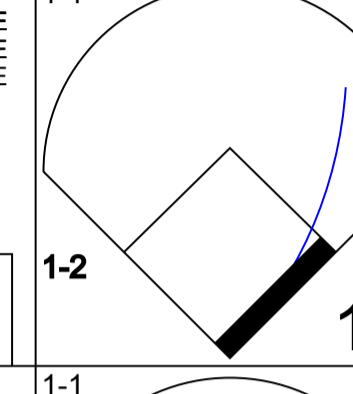
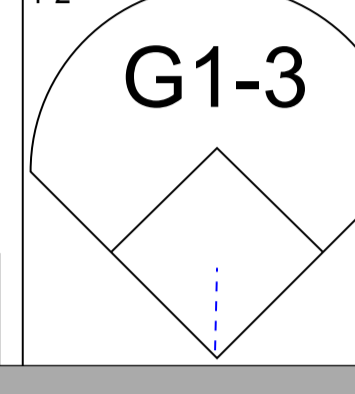
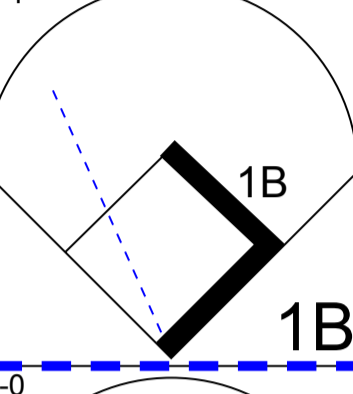
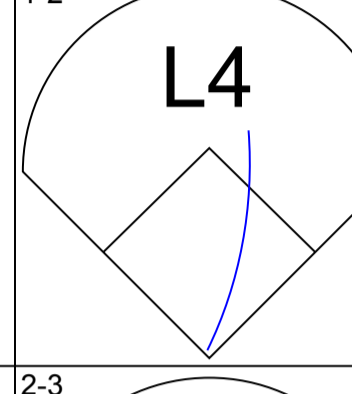
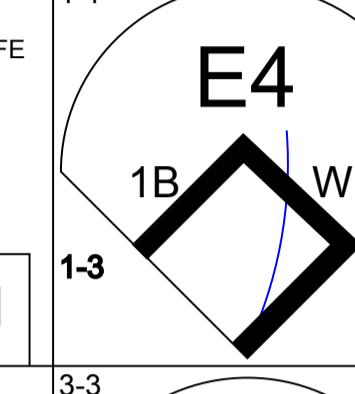
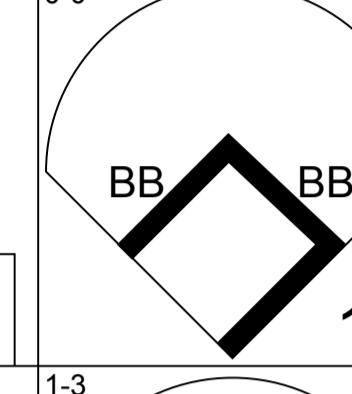
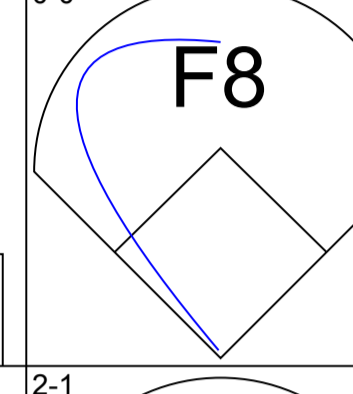

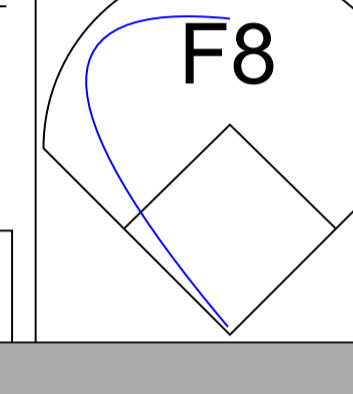
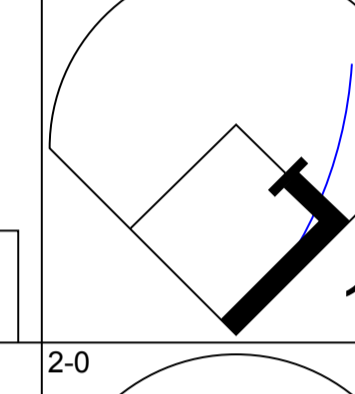
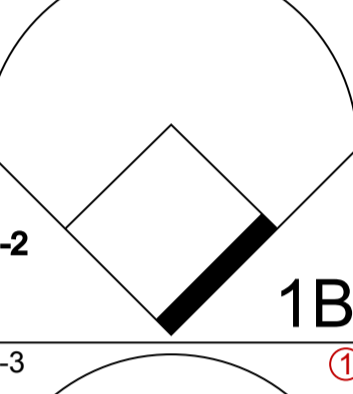
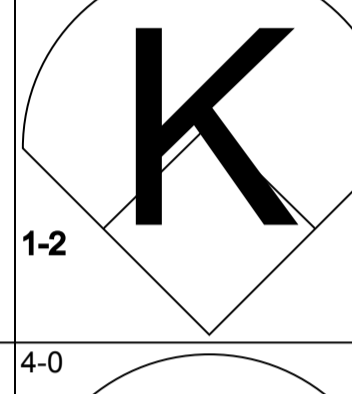
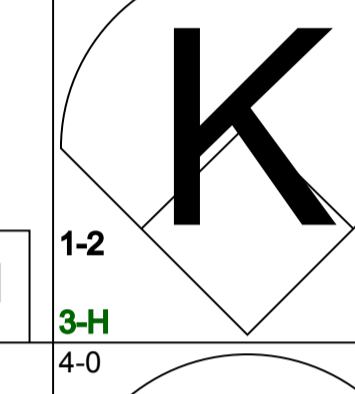
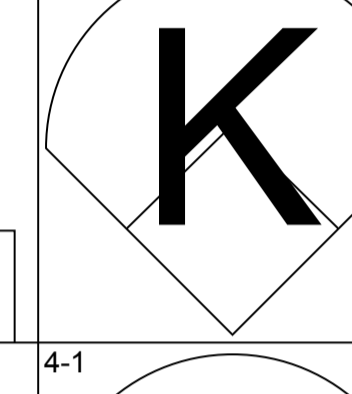
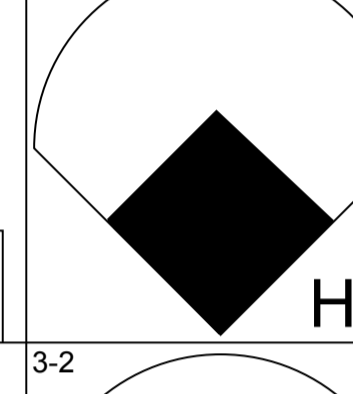
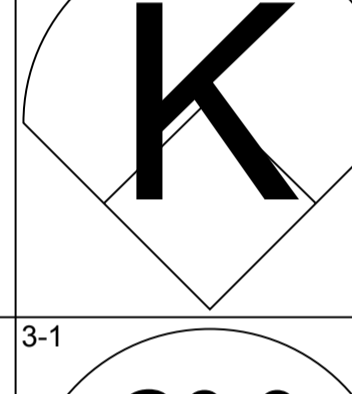
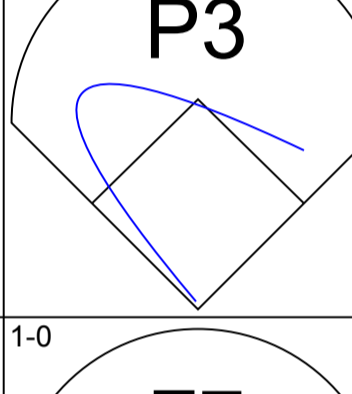
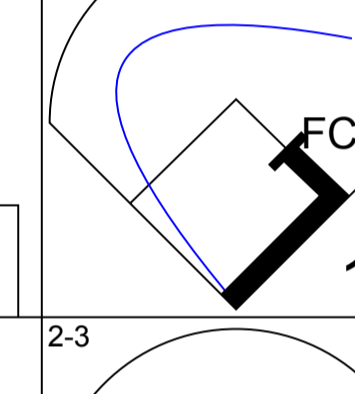
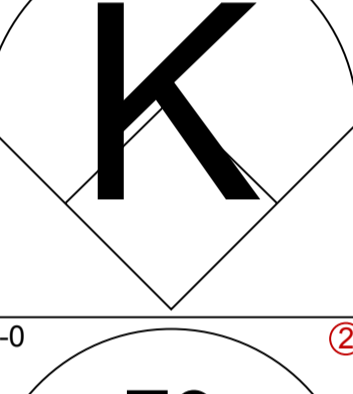
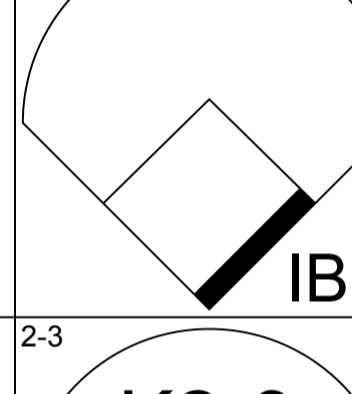
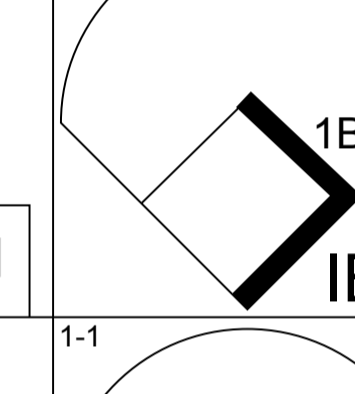
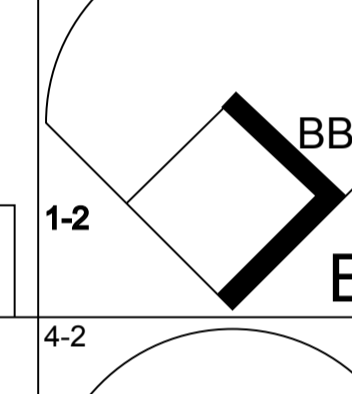
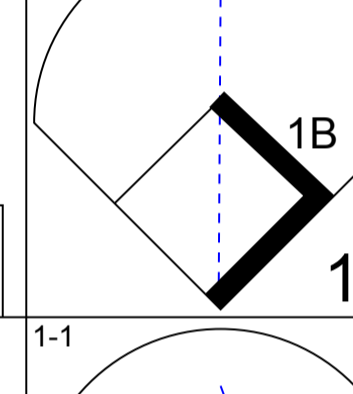
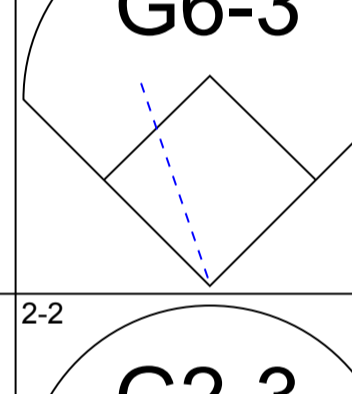
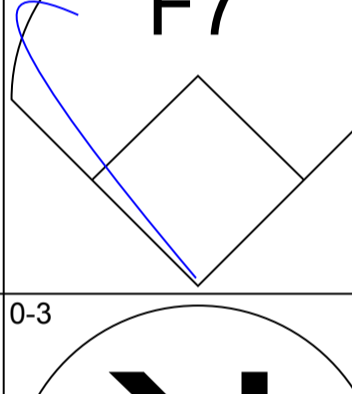
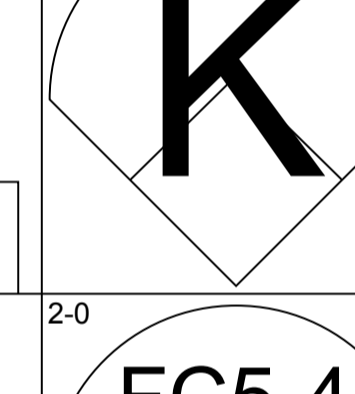
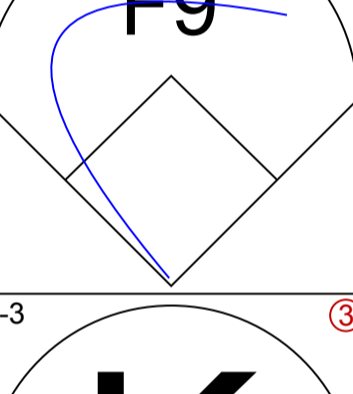
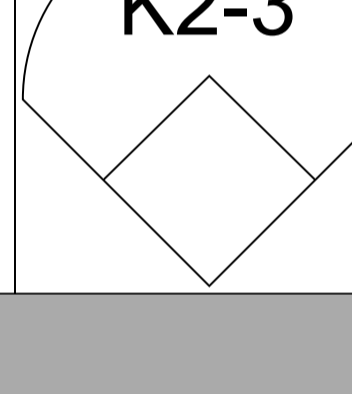
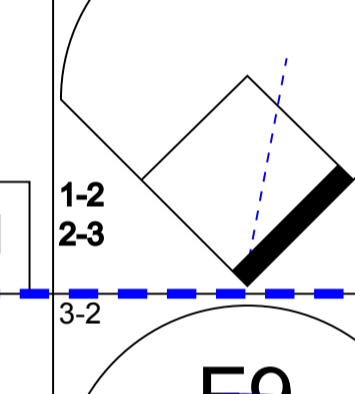
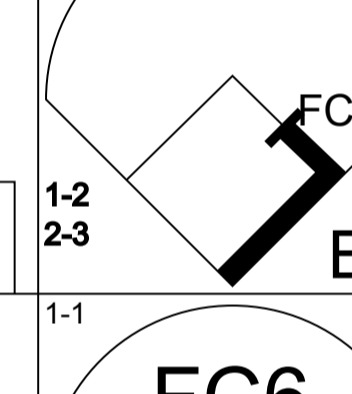
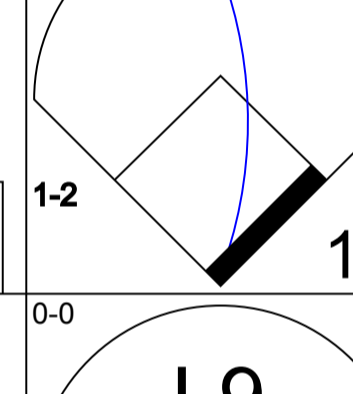
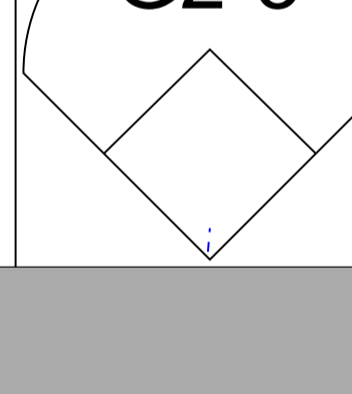

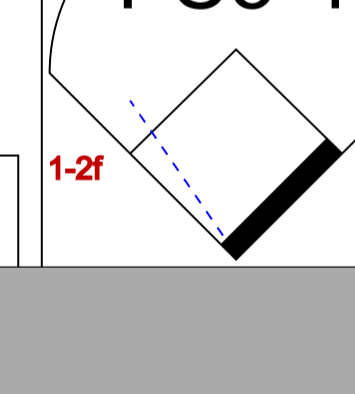


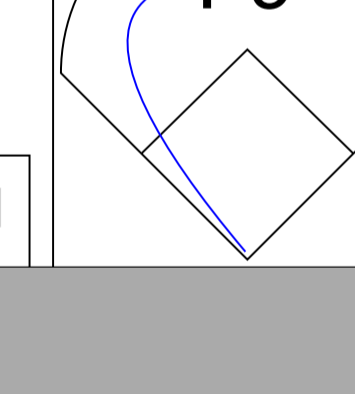
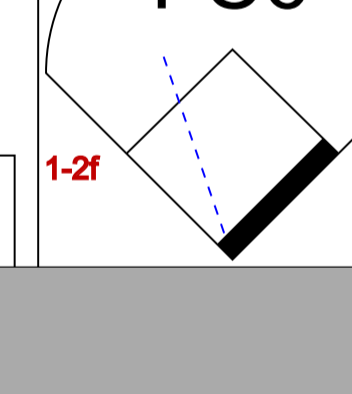
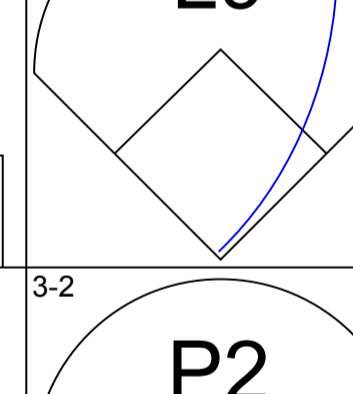
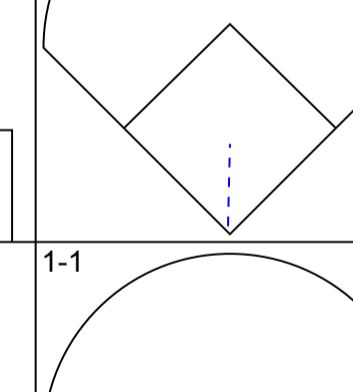
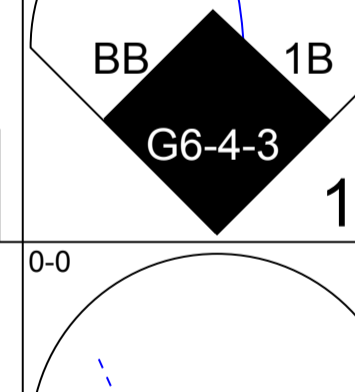
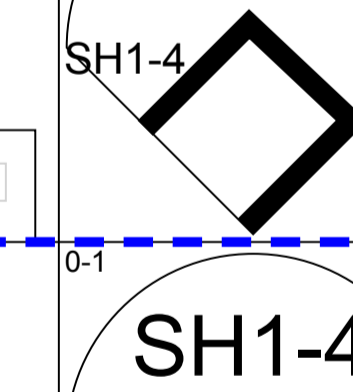
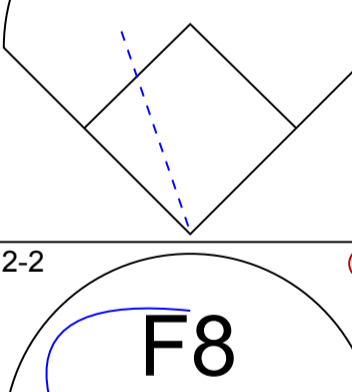
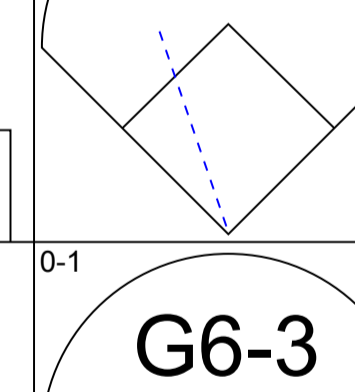
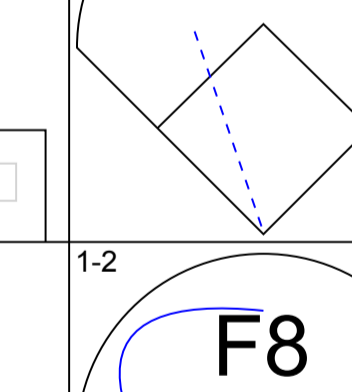
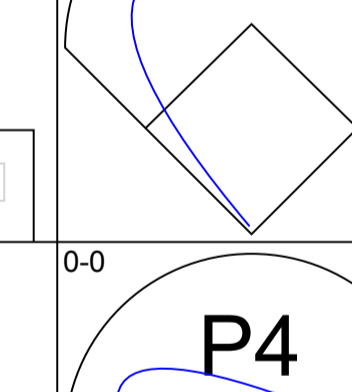
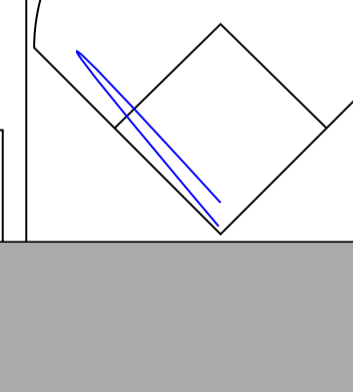
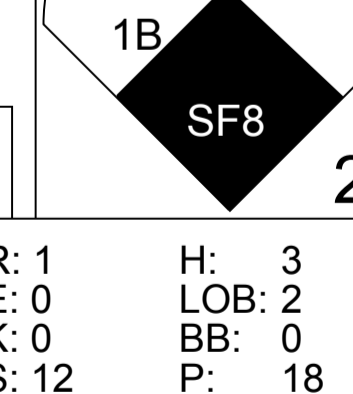
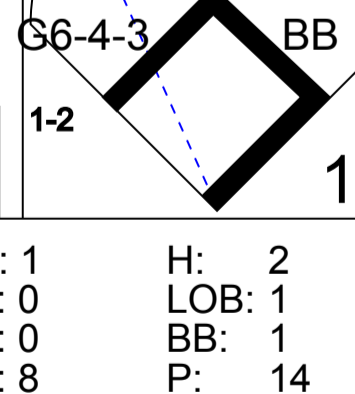
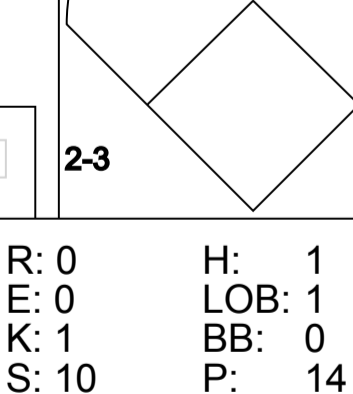
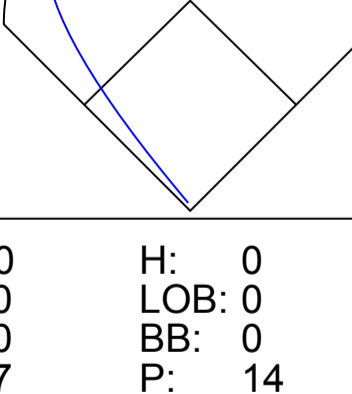
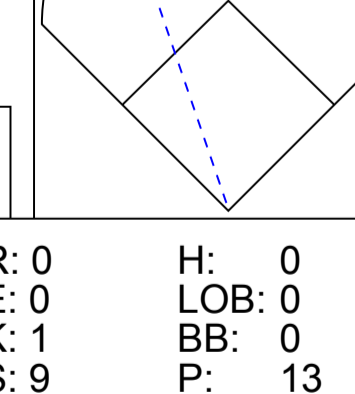
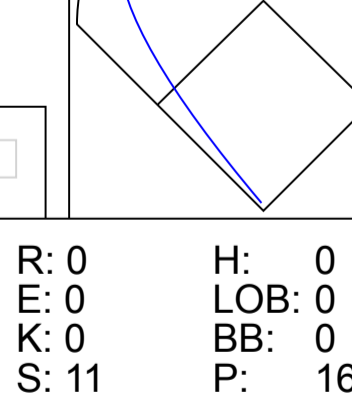
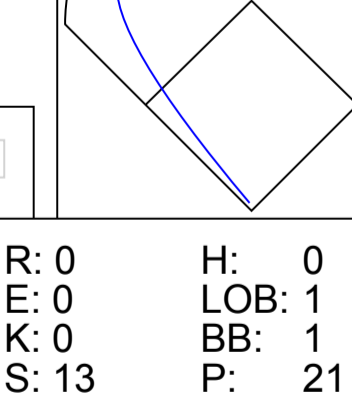
AB	R	H	RBI	BB	SO	LOB
4	0	0	0	0	1	4
4	0	1	0	0	0	2
3	1	1	0	1	1	2
3	1	0	0	1	0	2
4	0	1	0	0	2	2
4	1	2	3	0	0	1
2	0	0	0	1	0	2
3	0	1	0	0	2	0
3	0	1	0	0	1	2

AB	30
R	3
H	7
RBI	3
BB	3
SO	7
LOB	17

WP: 1 PA: 33
PB: 0
SB: 2
CS: 0



1B	2B	3B	HR	SF	SAC	DP	HBP	WP	HR	S	P	ERA	WHIP
6	0	0	1	0	0	2	0	1	1	0	0	5.06	1.500

Batter	1	2	3	4	5	6	7	8	9	10	11	12	13	14	15	16	AB	R	H	RBI	BB	SO	LOB	TOP								
Roberto Kelly, R OBP: 0.358, SLG: 0.375 (1, 8)																	6	0	1	0	2	2	1									
Steve Sax, R OBP: 0.330, SLG: 0.333 (1, 4)																	7	1	3	1	0	0	4									
Don Mattingly, L OBP: 0.350, SLG: 0.315 (1, 3)																		8	0	3	0	0	4									
Kevin Maas, L OBP: 0.479, SLG: 0.478 (1, 10)																		8	1	3	1	0	4	6								
Jesse Barfield, R OBP: 0.413, SLG: 0.493 (1, 9)																		5	0	2	0	3	2	2								
Matt Nokes, L OBP: 0.353, SLG: 0.556 (1, 2)																		6	0	1	0	0	2	5								
Scott Lusader, L OBP: 0.250, SLG: 0.143 (12, PR)																	0	0	0	0	0	0	0									
Bob Geren, R OBP: 0.375, SLG: 0.400 (12, 2)																	1	0	1	0	1	0	0									
Hensley Meulens, R OBP: 0.219, SLG: 0.262 (1, 7)																		5	0	0	0	0	3	3								
Mel Hall, L OBP: 0.186, SLG: 0.366 (12, 7)																	3	0	0	0	0	0	8									
Jim Leyritz, R OBP: 0.303, SLG: 0.154 (1, 5)																			8	1	2	0	0	2								
Alvaro Espinoza, R OBP: 0.362, SLG: 0.462 (1, 6)																		6	1	2	0	0	0									
Inning Stats	R: 0 E: 0 K: 2 S: 11	H: 1 LOB: 1 BB: 0 P: 15	R: 0 E: 0 K: 1 S: 8	H: 0 LOB: 0 BB: 0 P: 14	R: 1 E: 0 K: 0 S: 12	H: 3 LOB: 2 BB: 0 P: 18	R: 0 E: 0 K: 1 S: 6	H: 0 LOB: 0 BB: 0 P: 8	R: 1 E: 0 K: 0 S: 8	H: 2 LOB: 1 BB: 1 P: 14	R: 0 E: 0 K: 1 S: 7	H: 0 LOB: 0 BB: 0 P: 13	R: 0 E: 0 K: 2 S: 10	H: 2 LOB: 2 BB: 0 P: 16	R: 0 E: 0 K: 2 S: 11	H: 1 LOB: 2 BB: 1 P: 22	R: 0 E: 0 K: 1 S: 9	H: 0 LOB: 0 BB: 0 P: 13	R: 1 E: 1 K: 1 S: 15	H: 2 LOB: 3 BB: 1 P: 29	R: 0 E: 0 K: 0 S: 11	H: 0 LOB: 0 BB: 0 P: 16	R: 0 E: 0 K: 1 S: 14	H: 1 LOB: 3 BB: 2 P: 26	R: 0 E: 0 K: 0 S: 13	H: 0 LOB: 1 BB: 1 P: 21	R: 1 E: 0 K: 0 S: 13	H: 3 LOB: 2 BB: 0 P: 22	1B: 15 2B: 2 3B: 0 HR: 1	SF: 1 SAC: 1 DP: 1 HBP: 0	WP: 1 PB: 0 SB: 1 CS: 0	PA: 71
PITCHER	IP	WLS	BF	H	R	ER	SO	BB	IBB	HBP	BLK	WP	HR	S	P	ERA	WHIP															
Rich DeLucia, R ERA: 4.83 (1, 1)	6.0		26	9	2	2	5	1	0	0	0	0	0	10	14	3.00	1.667															
Bill Swift, R ERA: 1.69 (7, 1)	1.0		4	1	0	0	1	0	0	0	0	0	0	10	14	0.00	1.000															
Rob Murphy, L ERA: 1.08 (8, 1)	2.0		7	1	0	0	2	0	0	0	0	0	0	15	27	0.00	0.500															
Russ Swan, L ERA: 1.08 (10, 1)	2.2		14	3	1	0	4	0	2	0	0	1	0	32	58	0.00	1.125															
Michael Jackson, R ERA: 3.31 (12, 1)	1.2		5	0	0	0	0	0	0	0	0	0	0	18	28	0.00	0.000															
PITCHER	IP	WLS	BF	H	R	ER	SO	BB	IBB	HBP	BLK	WP	HR	S	P	ERA	WHIP															
Bill Krueger, L ERA: 4.35 (14, 1)	2.2		15	4	1	1	1	3	0	0	0	0	1	36	63	3.38	2.625															

New York Yankees @ Seattle Mariners
The Kingdom, Seattle, WA
Sun May 05 1991, 10:05 PM EDT
Att. 24,391 - Dome - 70 F

livebaseballscores.com

AB	63
R	4
H	18
RBI	2
BB	6
SO	13
LOB	35



Batter	1	2	3	4	5	6	7	8	9	10	11	12	13	14	15	16	AB	R	H	RBI	BB	SO	LOB
Greg Biley, L OBP: 0.338, SLG: 0.404 (1, 7)	G4-3		L3			G6-4-3		F8		G4-3		G4-3					8	1	2	2	0	0	2
Harold Reynolds, S OBP: 0.286, SLG: 0.308 (1, 4)								G1-3		P3							7	1	4	1	0	0	2
Ken Griffey Jr., L OBP: 0.388, SLG: 0.462 (1, 8)																	6	0	3	1	1	2	2
Pete O'Brien, L OBP: 0.292, SLG: 0.381 (1, 3)																	7	0	0	0	0	0	6
Alvin Davis, L OBP: 0.304, SLG: 0.269 (1, 10)																	2	0	0	0	0	0	1
Tracy Jones, R OBP: 0.345, SLG: 0.423 (7, PH)																	0	0	0	0	0	0	0
Ken Griffey Jr., L OBP: 0.388, SLG: 0.462 (7, PH)																	6	0	3	1	1	2	2
Henry Cotto, R OBP: 0.265, SLG: 0.382 (9, PH)																	4	0	0	0	0	0	1
Jay Buhner, R OBP: 0.342, SLG: 0.516 (1, 9)																	5	0	1	1	2	2	0
Scott Bradley, L OBP: 0.130, SLG: 0.091 (1, 5)																	2	0	0	0	1	0	1
Jeff Schaefer, R OBP: 0.211, SLG: 0.216 (9, 5)																	4	0	0	0	0	1	4
Dave Valle, R OBP: 0.308, SLG: 0.284 (1, 2)																	3	0	0	0	0	1	2
Edgar Martinez, R OBP: 0.515, SLG: 0.520 (9, PH)																	0	0	0	0	1	0	0
Matt Sinatro, R OBP: 0.667, SLG: 0.500 (10, 2)																	2	1	1	0	1	0	0
Omar Vizquel, S OBP: 0.296, SLG: 0.281 (1, 6)																	6	1	3	0	0	0	4

Inning Stats	R: 0	H: 1	R: 0	H: 0	R: 0	H: 0	R: 0	H: 0	R: 0	H: 0	R: 0	H: 0	R: 0	H: 0	R: 0	H: 0	R: 0	H: 0	R: 0	H: 2	R: 0	H: 1	R: 0	H: 0	R: 0	H: 0	R: 0	H: 2	R: 0	H: 1	R: 2	H: 2	1B: 10	2B: 4	3B: 0	HR: 1	SF: 0	SAC: 1	DP: 3	HBP: 0	WP: 0	PA: 64
	E: 0	LOB: 1	E: 0	LOB: 0	E: 0	LOB: 0	E: 0	LOB: 0	E: 0	LOB: 0	E: 0	LOB: 0	E: 0	LOB: 0	E: 0	LOB: 0	E: 0	LOB: 0	E: 0	LOB: 2	E: 0	LOB: 1	E: 0	LOB: 0	E: 0	LOB: 0	E: 0	LOB: 2	E: 0	LOB: 2	E: 0	LOB: 0	2B: 4	3B: 0	HR: 1	SF: 0	SAC: 1	DP: 3	HBP: 0	WP: 0	PA: 64	
	K: 0	BB: 0	K: 0	BB: 0	K: 0	BB: 0	K: 0	BB: 0	K: 0	BB: 0	K: 0	BB: 0	K: 0	BB: 0	K: 0	BB: 0	K: 0	BB: 0	K: 0	BB: 0	K: 1	BB: 1	K: 0	BB: 0	K: 0	BB: 0	K: 1	BB: 1	K: 0	BB: 1	K: 0	BB: 0	2B: 4	3B: 0	HR: 1	SF: 0	SAC: 1	DP: 3	HBP: 0	WP: 0	PA: 64	
	S: 9	P: 14	S: 5	P: 10	S: 9	P: 14	S: 6	P: 8	S: 2	P: 8	S: 11	P: 15	S: 9	P: 14	S: 7	P: 18	S: 6	P: 7	S: 7	P: 10	S: 8	P: 13	S: 11	P: 24	S: 13	P: 21	S: 6	P: 8	S: 10	P: 13	S: 11	P: 24	2B: 4	3B: 0	HR: 1	SF: 0	SAC: 1	DP: 3	HBP: 0	WP: 0	PA: 64	

PITCHER	IP	WLS	BF	H	R	ER	SO	BB	IBB	HBP	BLK	WP	HR	S	P	ERA	WHIP
Dave Eiland, R ERA: 3.58 (1, 1)	5.2		21	5	1	1	0	2	0	0	0	0	0	40	71	1.59	1.235
Greg Cadaret, L ERA: 4.85 (6, 1)	0.1		1	0	0	0	0	0	0	0	0	0	0	2	4	0.00	0.000
Steve Farr, R ERA: 3.55 (7, 1)	2.0		8	2	1	1	2	0	0	0	0	0	0	21	32	4.50	1.000
Lee Guetterman, L ERA: 0.82 (9, 1)	2.0		10	1	0	0	0	1	1	0	0	0	0	13	25	0.00	1.000
John Habyan, R ERA: 1.88 (11, 1)	3.0		11	2	1	1	3	0	0	0	0	0	0	25	36	3.00	0.667

PITCHER	IP	WLS	BF	H	R	ER	SO	BB	IBB	HBP	BLK	WP	HR	S	P	ERA	WHIP
Rich Monteleone, R ERA: 5.0 (14, 1)	2.1		13	5	2	2	1	1	1	0	0	0	0	30	53	7.71	2.571

BOTTOM

New York Yankees @ Seattle Mariners

The Kingdom, Seattle, WA

Sun May 05 1991, 10:05 PM EDT
Att. 24,391 - Dome - 70 F

AB	56
R	4
H	14
RBI	5
BB	6
SO	6
LOB	25



Batter	1	2	3	4	5	6	7	8	9	AB R H RBI BB SO LOB	TOP											
Roberto Kelly, R OBP: 0.354, SLG: 0.381 (1, 8)	1-1 E5 1B		2-2 P4		1-3 K			0-0 SF9 2B		4 1 1 0 0 1 1												
Steve Sax, R OBP: 0.337, SLG: 0.340 (1, 4)	1-1 1-2 1B		0-3 K		1-3 K			0-0 WP 1B		4 1 2 0 0 2 1												
Don Mattingly, L OBP: 0.337, SLG: 0.304 (1, 3)	0-0 P4		0-2 G4-3			3-2 L3		1-1 SF9		3 0 0 1 0 0 2												
Kevin Maas, L OBP: 0.460, SLG: 0.452 (1, 10)	2-2 F8			3-3 K		1-3 K		3-H 1-3 K		4 0 0 0 0 3 3												
Mel Hall, L OBP: 0.196, SLG: 0.386 (1, 7) Hensley Meulens, R OBP: 0.231, SLG: 0.274 (8, PH) (8, 7)	1-3 K			1-1 2B		2-3 K		1-1 2-H 1B		3 0 1 0 0 2 2 1 0 1 1 0 0 0												
Matt Nokes, L OBP: 0.333, SLG: 0.522 (1, 2)		0-0 G3		0-0 P4 2B			1-2 G6-3	1-0 F9		4 0 0 0 0 0 2												
Jesse Barfield, R OBP: 0.417, SLG: 0.500 (1, 9)				2-1 P7			4-2 BB		1-3 K	3 0 1 0 1 1 1	AB 34 R 2 H 7 RBI 2 BB 1 SO 12 LOB 17											
Jim Leyritz, R OBP: 0.297, SLG: 0.167 (1, 5)		3-2 G6-3			2-1 WP 1B		3-2 P4		1-2 G6-3	4 0 1 0 0 0 2												
Randy Velarde, R OBP: 0.105, SLG: 0.105 (1, 6)		3-3 K2-3			3-3 K		3-2 L9		2-3 K	4 0 0 0 0 3 3												
Inning Stats	R: 0 E: 1 K: 1 S: 14	H: 1 LOB: 2 BB: 0 P: 19	R: 0 E: 0 K: 1 S: 10	H: 1 LOB: 1 BB: 0 P: 19	R: 0 E: 0 K: 1 S: 9	H: 0 LOB: 0 BB: 0 P: 11	R: 0 E: 0 K: 1 S: 8	H: 1 LOB: 1 BB: 0 P: 14	R: 0 E: 0 K: 3 S: 12	H: 1 LOB: 1 BB: 0 P: 19	R: 0 E: 0 K: 2 S: 11	H: 0 LOB: 0 BB: 0 P: 17	R: 0 E: 0 K: 0 S: 11	H: 0 LOB: 1 BB: 1 P: 22	R: 2 E: 0 K: 1 S: 10	H: 3 LOB: 1 BB: 0 P: 14	R: 0 E: 0 K: 2 S: 9	H: 0 LOB: 0 BB: 0 P: 13	1B: 4 2B: 3 3B: 0 HR: 0	SF: 1 SAC: 0 DP: 0 HBP: 0	WP: 2 PB: 0 SB: 0 CS: 0	PA: 36
PITCHER	IP WLS BF H R ER SO BB IBB HBP BLK WP HR S P ERA WHIP												PITCHER	IP WLS BF H R ER SO BB IBB HBP BLK WP HR S P ERA WHIP								
Erik Hanson, R ERA: 3.14 (1, 1)	7.1 W 30 6 2 2 9 1 0 0 0 1 0 79 126 2.46 0.955																					
Rob Murphy, L ERA: 1.0 (8, 1)	0.2 3 1 0 0 1 0 0 0 0 1 0 6 9 0.00 1.500																					
Bill Swift, R ERA: 1.42 (9, 1)	1.0 S 3 0 0 0 2 0 0 0 0 0 0 9 13 0.00 0.000																					

New York Yankees @ Seattle Mariners
The Kingdome, Seattle, WA
Mon May 06 1991, 10:05 PM EDT
Att. 24,210 - Dome - 70 F

livebaseballscorecards.com



Batter	1	2	3	4	5	6	7	8	9
Greg Briley, L <small>(1, 9) OBP: 0.319, SLG: 0.377</small> <small>(8, 7)</small>	1-0 G4-3	0-1 G3			2-1 G3		1-0 F7		
Harold Reynolds, S <small>(1, 4) OBP: 0.293, SLG: 0.308</small>	4-2 1B WP BB		2-1 P8		3-3 K		0-0 1B 1B		
Ken Griffey Jr., L <small>(1, 8) OBP: 0.402, SLG: 0.484</small> Jay Buhner, R <small>(7, PH) OBP: 0.338, SLG: 0.508</small> <small>(8, 9)</small>	0-0 WP BB 1B		2-1 G4-3 2B		0-0 P4		2-2 1B		
Ken Griffey, L <small>(1, 7) OBP: 0.391, SLG: 0.439</small>	4-1 1-2 BB		0-1 G4-3		2-1 HR		3-3 K		
Pete O'Brien, L <small>(1, 10) OBP: 0.291, SLG: 0.370</small> <small>(9, 3)</small>	1-2 G3-6-1		1-0 F8		4-0 BB		2-3 K		
Alvin Davis, L <small>(1, 3) OBP: 0.292, SLG: 0.256</small> Bill Swift, R <small>(9, 1)</small>		2-2 F9		2-2 F8		2-3 K		2-3 K	
Scott Bradley, L <small>(1, 5) OBP: 0.154, SLG: 0.120</small> Jeff Schaefer, R <small>(7, 5) OBP: 0.205, SLG: 0.211</small>		3-1 F7		1-2 G3-6-1 1B		1-1 G3		1-3 K	
Omar Vizquel, S <small>(1, 6) OBP: 0.311, SLG: 0.328</small>		0-0 1B 3B		1-0 G3-6-1			0-1 F7 G4-3 1B 1B		
Matt Sinatro, R <small>(1, 2) OBP: 0.500, SLG: 0.400</small> Dave Valle, R <small>(9, 2) OBP: 0.308, SLG: 0.284</small>		3-2 1B		3-2 G6-3			0-0 G4-3		


Inning Stats	R: 1	H: 1	E: 0	K: 0	S: 8	R: 1	H: 2	E: 0	K: 0	S: 12	R: 0	H: 1	E: 0	K: 0	S: 7	R: 0	H: 1	E: 0	K: 1	S: 8	R: 1	H: 1	E: 0	K: 1	S: 9	R: 1	H: 3	E: 0	K: 1	S: 11	R: 0	H: 0	E: 0	K: 3	S: 13
	LOB: 1	BB: 2	P: 18	LOB: 1	BB: 0	P: 20	LOB: 0	BB: 0	P: 12	LOB: 0	BB: 0	LOB: 1	BB: 1	P: 18	LOB: 2	BB: 0	LOB: 0	BB: 0	P: 18	LOB: 2	BB: 0	LOB: 0	BB: 0	P: 18	LOB: 0	BB: 0	LOB: 0	BB: 0	P: 18	LOB: 0	BB: 0	LOB: 0	BB: 0	P: 18	

PITCHER	IP	WLS	BF	H	R	ER	SO	BB	IBB	HBP	BLK	WP	HR	S	P	ERA	WHIP
Tim Leary, R <small>ERA: 5.06</small>	(1, 1)	6.2	L	29	8	4	4	2	3	0	0	1	1	56	101	5.40	1.650
Greg Cadaret, L <small>ERA: 4.5</small>	(7, 1)	1.0		4	1	0	3	0	0	0	0	0	0	15	24	0.00	1.000
Eric Plunk, R <small>ERA: 9.39</small>	(8, 1)	0.1		1	0	0	1	0	0	0	0	0	0	4	5	0.00	0.000

BOTTOM

New York Yankees @ Seattle Mariners
 The Kingdome, Seattle, WA
 Mon May 06 1991, 10:05 PM EDT
 Att: 24,210 - Dome - 70 F

AB	31
R	4
H	9
RBI	3
BB	3
SO	6
LOB	12



1B	2B	3B	HR	SF	SAC	DP	HBP	WP	HR	S	P	ERA	WHIP
6	1	1	1	0	0	2	0	1	0	0	0	5.40	1.650

Batter	1	2	3	4	5	6	7	8	9	AB	R	H	RBI	BB	SO	LOB	TOP												
Mike Huff, R (1, 8) OBP: 0.489, SLG: 0.394	2-3 K		1-3 K		0-1 SAFE 1 SAFE 1 SAFE X	0-1 SH SF8 S 2B	2-2 SF9		1-2 F8	3	1	0	1	0	2	1													
Jerry Browne, S (1, 4) OBP: 0.241, SLG: 0.247	1-3 K			0-2 G4-3	1-3 K	0-0 PO	0-0 G6-3		0-1 G4-3	5	0	0	0	0	2	2													
Mark Lewis, R (1, 6) OBP: 0.429, SLG: 0.486	0-0 P4			2-1 1B 1B	2-2 SF8		2-0 L8		2-3 K	4	1	1	1	0	1	0													
Albert Belle, R (1, 10) OBP: 0.400, SLG: 0.649		1-1 G3		1-1 1B 1B	0-1 2B		3-3 K			4	1	2	1	0	1	0													
Chris James, R (1, 3) OBP: 0.347, SLG: 0.416 Jeff Manto, R (8, 3) OBP: 0.360, SLG: 0.316		3-3 K		2-1 1B 1B	3-2 G4-3			1-0 F9		4	0	1	1	0	1	1													
				1-3 2-H						0	0	0	0	0	0	0													
Carlos Baerga, S (1, 5) OBP: 0.365, SLG: 0.474		1-3 K		0-3 K				3-2 1B 1B		4	1	2	0	0	2	2													
Turner Ward, S (1, 9) OBP: 0.316, SLG: 0.327			1-2 G6-3	1-1 1B	3-1 SH5-3 SF9 2B			1-0 F9		4	1	2	2	0	0	1													
Joel Skinner, R (1, 2) OBP: 0.333, SLG: 0.647			0-3 K	3-1 P3	0-0 SH5-3			1-2 1B		3	0	1	0	0	1	2													
Mitch Webster, S (1, 7) OBP: 0.115, SLG: 0.042			4-2 S BB		0-0 E6 SF8			3-2 F8		2	1	0	0	2	0	2													
Inning Stats	R: 0 E: 0 K: 2 S: 9	H: 0 LOB: 0 BB: 0 P: 12	R: 0 E: 0 K: 2 S: 8	H: 0 LOB: 0 BB: 0 P: 13	R: 0 E: 0 K: 2 S: 11	H: 0 LOB: 1 BB: 1 P: 17	R: 2 E: 0 K: 1 S: 16	H: 4 LOB: 2 BB: 0 P: 25	R: 2 E: 2 K: 1 S: 17	H: 1 LOB: 1 BB: 0 P: 23	R: 2 E: 0 K: 0 S: 9	H: 2 LOB: 0 BB: 1 P: 19	R: 0 E: 0 K: 1 S: 5	H: 0 LOB: 0 BB: 0 P: 10	R: 0 E: 0 K: 0 S: 13	H: 2 LOB: 2 BB: 0 P: 22	R: 0 E: 0 K: 1 S: 11	H: 0 LOB: 0 BB: 0 P: 14	1B: 6 2B: 3 3B: 0 HR: 0	SF: 2 SAC: 2 DP: 0 HBP: 0	WP: 0 PB: 0 SB: 3 CS: 0	PA: 40							
PITCHER	IP	WLS	BF	H	R	ER	SO	BB	IBB	HBP	BLK	WP	HR	S	P	ERA	WHIP	PITCHER											
Randy Johnson, L (1, 1) ERA: 4.89	5.1		27	7	6	4	8	2	0	0	0	0	0	67	104	6.75	1.688												
Bill Krueger, L (6, 1) ERA: 3.46	2.2		9	2	0	0	1	0	0	0	0	0	0	21	37	0.00	0.750												
Michael Jackson, R (9, 1) ERA: 3.12	1.0	W	3	0	0	0	1	0	0	0	0	0	0	11	14	0.00	0.000												

Cleveland Indians @ Seattle Mariners
The Kingdome, Seattle, WA
Tue May 07 1991, 10:05 PM EDT
Att. 9,511 - Dome - 70 F

livebaseballscorecards.com

AB	33
R	6
H	9
RBI	6
BB	2
SO	10
LOB	11

C

Batter	1	2	3	4	5	6	7	8	9	AB R H RBI BB SO LOB
Greg Briley, L (1, 9) OBP: 0.329, SLG: 0.385 Henry Cotto, R (9, PH) OBP: 0.286, SLG: 0.400	3-3 K		0-1 S 1B		1-1 SAFE FC4-6 S 1B SF9 1-2f		2-2 1B 1B		2-1 1B 1B 2B 1B	4 1 2 0 0 1 1 1 1 1 0 0 0 0
Harold Reynolds, S (1, 4) OBP: 0.314, SLG: 0.330	2-2 S PB 1B		3-1 SAFE L8		0-0 S 1B 1-2		2-1 1B 1-2		0-1 1B 1-2 2B 1B	5 1 4 0 0 0 1
Ken Griffey Jr., L (1, 8) OBP: 0.402, SLG: 0.480 Jay Buhner, R (9, PH) OBP: 0.333, SLG: 0.500	2-3 SAFE K		4-0 SAFE 1-2 BB		1-0 SAFE SF9 1-2 2-H		2-2 L6		1-0 2B 1-2 2-3 1B	3 1 1 1 1 1 3 1 0 0 0 0 1 3
Ken Griffey, L (1, 7) OBP: 0.380, SLG: 0.409	4-1 1-2 BB BB		2-3 K		2-2 L7			1-1 G1-6-3	2-3 K	3 0 0 0 1 1 3
Edgar Martinez, R (1, 5) OBP: 0.510, SLG: 0.519 Jeff Schaefer, R (9, PR) OBP: 0.205, SLG: 0.211	4-2 1-2 2-3 FC6 BB		2-3 K		1-2 F7			3-2 E5 1B 1B	2-2 HR 2B 1-H 2-H 3-H	4 1 1 3 1 1 2 0 1 0 0 0 0 0
Pete O'Brien, L (1, 3) OBP: 0.296, SLG: 0.400	2-2 FC6 1-2f			0-1 G3-1		3-2 P6		1-0 1B 1-2 1B	0-1 HR 2-H	5 1 2 2 0 0 3
Alvin Davis, L (1, 10) OBP: 0.283, SLG: 0.247 Tracy Jones, R (8, PH) OBP: 0.333, SLG: 0.407		2-2 P4		1-2 G4-3		3-3 K		2-1 F7		3 0 0 0 0 1 0 1 0 0 0 0 0 2
Omar Vizquel, S (1, 6) OBP: 0.308, SLG: 0.324		2-1 G1-3		2-3 K			0-2 L8	0-1 1-2 2-H 1B		4 0 1 1 0 1 0
Dave Valle, R (1, 2) OBP: 0.305, SLG: 0.271		2-3 K			4-2 FC4-6 BB		1-3 K	0-1 F8		3 0 0 0 1 2 2

Inning Stats	R: 0	H: 1	E: 0	LOB: 3	K: 2	P: 34	R: 0	H: 0	E: 0	LOB: 0	K: 1	P: 9	R: 0	H: 1	E: 0	LOB: 2	K: 1	P: 21	R: 0	H: 0	E: 0	LOB: 0	K: 1	P: 11	R: 1	H: 1	E: 0	LOB: 1	K: 0	P: 18	R: 0	H: 0	E: 0	LOB: 0	K: 1	P: 17	R: 0	H: 2	E: 0	LOB: 2	K: 1	P: 21	R: 1	H: 2	E: 1	LOB: 2	K: 0	P: 22	R: 5	H: 5	E: 0	LOB: 1	K: 1	P: 24	1B: 10	SF: 1	2B: 1	SAC: 0	3B: 0	DP: 0	HR: 1	HBP: 0
--------------	------	------	------	--------	------	-------	------	------	------	--------	------	------	------	------	------	--------	------	-------	------	------	------	--------	------	-------	------	------	------	--------	------	-------	------	------	------	--------	------	-------	------	------	------	--------	------	-------	------	------	------	--------	------	-------	------	------	------	--------	------	-------	--------	-------	-------	--------	-------	-------	-------	--------

PITCHER	IP	WLS	BF	H	R	ER	SO	BB	IBB	HBP	BLK	WP	HR	S	P	ERA	WHIP
Tom Candiotti, R (1, 1) ERA: 1.23	6.0		25	3	1	1	7	4	0	0	0	0	0	64	116	1.50	1.167
Steve Olin, R (7, 1) ERA: 3.52	1.1		8	3	1	0	1	0	0	0	0	0	0	23	35	0.00	2.250
Jesse Orosco, L (8, 1) ERA: 6.75	0.2		6	4	3	3	0	0	0	0	0	0	0	11	16	40.50	6.000
Doug Jones, R (9, 1) ERA: 6.75	0.1	L	3	2	2	2	1	0	0	0	0	0	1	12	16	54.00	6.000

BOTTOM


Cleveland Indians @ Seattle Mariners
The Kingdome, Seattle, WA
Tue May 07 1991, 10:05 PM EDT
Att. 9,511 - Dome - 70 F

livebaseballscorecards.com

AB	37
R	7
H	12
RBI	7
BB	4
SO	9
LOB	20



WP	HR	S	P	ERA	WHIP
0	1	1	4	0	0

Batter	1	2	3	4	5	6	7	8	9	AB R H RBI BB SO LOB	TOP														
Mike Huff, R OBP: 0.481, SLG: 0.378 (1, 8) C H	1-1 FC5-4 HBP		0-3 K		1-2 1B SF8 1B		1-1 G5-3		0-2 G6-3	4 1 1 0 0 1 0	<p>Cleveland Indians @ Seattle Mariners</p> <p>The Kingdome, Seattle, WA</p> <p>Wed May 08 1991, 10:05 PM EDT</p> <p>Att: 10,930 - Dome - 70 F</p> <p>livebaseballscorecards.com</p> <table border="0"> <tr><td>AB</td><td>32</td></tr> <tr><td>R</td><td>2</td></tr> <tr><td>H</td><td>8</td></tr> <tr><td>RBI</td><td>2</td></tr> <tr><td>BB</td><td>3</td></tr> <tr><td>SO</td><td>8</td></tr> <tr><td>LOB</td><td>17</td></tr> </table> 	AB	32	R	2	H	8	RBI	2	BB	3	SO	8	LOB	17
AB	32																								
R	2																								
H	8																								
RBI	2																								
BB	3																								
SO	8																								
LOB	17																								
Mark Lewis, R OBP: 0.435, SLG: 0.488 (1, 6) F B C X	1-2 FC5-4 BB 1-2f		2-1 WP 1B		0-1 G5-4-3 1B 1-3		2-0 G6-3			4 0 2 0 0 0 1															
Beau Alred, L OBP: 0.440, SLG: 0.561 (1, 7) B C C B B 1 B SAFE	4-2 G6-4-3 BB 1-2		1-0 F9		3-1 SF8 3-H G5-4-3 1-2f			1-2 HR		2 1 1 2 1 0 1															
Albert Belle, R OBP: 0.382, SLG: 0.617 (1, 10) B F S X	1-2 G6-4-3 1-2f		1-3 K 1-2		0-1 G5-4-3 1-2f			0-1 G5-3		4 0 0 0 0 1 4															
Chris James, R OBP: 0.353, SLG: 0.407 (1, 3) B B B B		4-0 1B BB		3-2 L8		4-2 G4-6-3 BB		2-3 K		2 0 0 0 2 1 0															
Carlos Baerga, S OBP: 0.360, SLG: 0.463 (1, 5) C C C B F S SAFE		1-3 K		1-2 2B 1B		2-2 G4-6-3 1-2f		2-1 E1		4 0 1 0 0 1 2															
Turner Ward, S OBP: 0.328, SLG: 0.373 (1, 9) F B 1 SAFE SAFE		2-3 K		2-0 2B 1-3		2-2 2B		2-1 G4-3		4 0 2 0 0 1 2															
Sandy Alomar Jr., R OBP: 0.256, SLG: 0.257 (1, 2) B B B B B X		3-1 1B 1-2		1-1 F8		2-3 K2-3			3-2 G6-3	4 0 1 0 0 1 3															
Jerry Browne, S OBP: 0.230, SLG: 0.234 (1, 4) C X		0-1 G4-3		1-3 K		2-3 K		1-1 G4-3		4 0 0 0 0 2 4															
Inning Stats	R: 0 E: 0 K: 0 S: 9	H: 0 LOB: 1 BB: 1 P: 16	R: 0 E: 0 K: 2 S: 12	H: 1 LOB: 2 BB: 1 P: 22	R: 0 E: 0 K: 2 S: 10	H: 1 LOB: 1 BB: 0 P: 14	R: 0 E: 0 K: 1 S: 12	H: 2 LOB: 2 BB: 0 P: 20	R: 1 E: 0 K: 0 S: 9	H: 2 LOB: 0 BB: 0 P: 13	R: 0 E: 0 K: 1 S: 11	H: 1 LOB: 1 BB: 1 P: 21	R: 0 E: 0 K: 1 S: 6	H: 0 LOB: 0 BB: 0 P: 11	R: 1 E: 1 K: 1 S: 12	H: 1 LOB: 1 BB: 0 P: 19	R: 0 E: 0 K: 0 S: 8	H: 0 LOB: 0 BB: 0 P: 12	1B: 5 2B: 2 3B: 0 HR: 1	SF: 1 SAC: 0 DP: 3 HBP: 1	WP: 1 PB: 0 SB: 0 CS: 0	PA: 37			
PITCHER Brian Holman, R ERA: 3.24 Bill Swift, R ERA: 1.93	IP WLS BF H R ER SO BB IBB HBP BLK WP HR S P ERA WHIP	(1, 1) 6.0 W 26 7 1 1 6 3 0 1 0 1 0 63 106 1.50 1.667	(7, 1) 3.0 S 11 1 1 1 2 0 0 0 0 0 0 1 26 42 3.00 0.333	PITCHER IP WLS BF H R ER SO BB IBB HBP BLK WP HR S P ERA WHIP																					

Batter	1	2	3	4	5	6	7	8	9	AB	R	H	RBI	BB	SO	LOB
Greg Briley, L OBP: 0.308, SLG: 0.357 (1, 9) (8, 7)	1-2 G6-3	3-1 F7		3-1 G3		2-2 G5-3		2-3 K		5	0	0	0	0	1	2
Harold Reynolds, S OBP: 0.325, SLG: 0.350 (1, 4)	3-2 2B	0-1 E1		1-0 F9			2-2 1B SF8	1-1 BB		5	2	3	1	0	0	0
Ken Griffey Jr., L OBP: 0.410, SLG: 0.490 (1, 8)	2-0 BB FC3-6	1 SAFE 1-2 P4			1-1 G3-1		1 SAFE 1-0 HR	4-0 BB		4	2	2	1	1	0	1
Ken Griffey, L OBP: 0.407, SLG: 0.444 Jay Buhner, R OBP: 0.342, SLG: 0.500 (1, 7) (8, 9)	1-0 FC3-6 HBP		1-0 2B		4-0 BB		3-2 SF8	4-2 FC5-4 BB		1	0	1	1	1	0	0
Edgar Martinez, R OBP: 0.514, SLG: 0.554 (1, 5)	4-0 FC3-6 BB		3-2 1B		0-2 F8		3-H 2-1 HR	1-2 FC5-4		4	1	2	2	1	0	4
Pete O'Brien, L OBP: 0.286, SLG: 0.385 (1, 3)	1-2 FC3-6 BB		0-3 K		1-2 F8		1-3 K			4	0	0	1	0	2	5
Alvin Davis, L OBP: 0.282, SLG: 0.239 (1, 10)	4-1 BB		0-0 F9		2-1 F9		3-3 K			3	0	0	0	1	1	2
Omar Vizquel, S OBP: 0.305, SLG: 0.320 (1, 6)	1-0 L3		2-1 G4-3		1-0 G5-3			1-1 G3-1		4	0	1	0	0	0	5
Dave Valle, R OBP: 0.302, SLG: 0.260 (1, 2)		1-1 L7		3-1 F8		2-2 G5-3		4-0 2B		3	1	0	0	1	0	1

Inning Stats	R: 2	H: 2	E: 0	K: 12	LOB: 3	BB: 2	P: 29	R: 0	H: 0	E: 1	K: 0	LOB: 1	BB: 0	P: 14	R: 0	H: 2	E: 0	K: 10	LOB: 2	BB: 0	P: 16	R: 0	H: 0	E: 0	K: 9	LOB: 1	BB: 1	P: 15	R: 0	H: 1	E: 0	K: 10	LOB: 1	BB: 0	P: 17	R: 3	H: 3	E: 0	K: 2	LOB: 0	BB: 0	P: 30	R: 1	H: 1	E: 0	K: 13	LOB: 3	BB: 3	P: 30
1B: 5	SF: 1	2B: 3	SAC: 0	3B: 0	DP: 0	HR: 1	HBP: 1	WP: 0	PA: 41																																								

PITCHER	IP	WLS	BF	H	R	ER	SO	BB	IBB	HBP	BLK	WP	HR	S	P	ERA	WHIP
Charles Nagy, R ERA: 2.45 (1, 1)	6.1	L	32	8	5	5	1	3	0	1	0	0	1	67	122	7.11	1.737
Bruce Eglhoff, R ERA: 4.5 (7, 1)	1.1		8	1	1	1	3	2	1	0	0	0	0	17	37	6.75	2.250
Shawn Hillegas, R ERA: 1.8 (8, 1)	0.1		1	0	0	0	0	0	0	0	0	0	0	3	4	0.00	0.000

BOTTOM

Cleveland Indians @ Seattle Mariners
The Kingdome, Seattle, WA
Wed May 08 1991, 10:05 PM EDT
Att. 10,930 - Dome - 70 F

livebaseballscorecards.com


AB	33
R	6
H	9
RBI	6
BB	6
SO	4
LOB	20



Batter	1	2	3	4	5	6	7	8	9	AB R H RBI BB SO LOB	TOP						
Mike Devereaux, R (1, 8) OBP: 0.347, SLG: 0.506	0-2 G6-3	1-1 P4			1-3 K		0-1 F7		1-0 G5-3	5 0 0 0 0 1 2	<p>Baltimore Orioles @ Seattle Mariners</p> <p>The Kingdome, Seattle, WA</p> <p>Fri May 10 1991, 10:05 PM EDT</p> <p>Att: 24,553 - Dome - 70 F</p>						
Joe Orsulak, L (1, 7) OBP: 0.286, SLG: 0.292	1-2 BB BB 1B		1-0 F7		1-0 F8		0-0 P4			3 0 1 0 0 0 0							
Jeff McKnight, S (7, PH) OBP: 0.333, SLG: 0.333										1 0 0 0 0 0 1							
Cal Ripken Jr., R (1, 6) OBP: 0.391, SLG: 0.608	1-2 SAFE BB BB 1B		2-1 G5-3			0-0 F7		0-1 L9		3 0 0 0 1 0 0							
Sam Horn, L (1, 10) OBP: 0.333, SLG: 0.474	1-2 F8		4-2 BB			2-3 K		1-1 2B 1B		2 0 0 0 1 1 2							
Tim Hulett, R (8, PH) OBP: 0.375, SLG: 0.727										1 0 1 0 0 0 0							
Dwight Evans, R (1, 9) OBP: 0.393, SLG: 0.353	4-1 2-3 BB		2-3 K			2-1 1B		1-3 K		3 0 1 0 1 2 2							
Randy Milligan, R (1, 3) OBP: 0.275, SLG: 0.215	2-3 K				1-1 P6		3-3 K		0-0 2B	4 0 1 0 0 2 4							
Craig Worthington, R (1, 5) OBP: 0.321, SLG: 0.384					2-1 P6		1-0 HR		1-2 G1-3	4 1 1 1 0 1 2							
Chris Hoiles, R (1, 2) OBP: 0.220, SLG: 0.200					1-3 K		2-2 F8		3-3 K	4 0 0 0 0 2 0							
Billy Ripken, R (1, 4) OBP: 0.237, SLG: 0.200							0-0 F9		1-1 F7	2 0 1 0 1 0 0							
Juan Bell, R (9, PH) OBP: 0.100, SLG: 0.100							4-2 BB			1 0 0 0 0 0 0							
Inning Stats	R: 0 H: 1 E: 0 LOB: 3 K: 1 BB: 2 S: 16 P: 28	R: 0 H: 1 E: 0 LOB: 1 K: 1 BB: 0 S: 10 P: 14	R: 0 H: 0 E: 0 LOB: 1 K: 1 BB: 1 S: 9 P: 18	R: 0 H: 0 E: 0 LOB: 0 K: 1 BB: 0 S: 7 P: 11	R: 0 H: 0 E: 0 LOB: 0 K: 1 BB: 0 S: 5 P: 7	R: 0 H: 1 E: 0 LOB: 1 K: 2 BB: 0 S: 10 P: 17	R: 1 H: 1 E: 0 LOB: 1 K: 0 BB: 1 S: 15 P: 22	R: 0 H: 2 E: 0 LOB: 2 K: 1 BB: 0 S: 11 P: 14	R: 0 H: 0 E: 0 LOB: 0 K: 1 BB: 0 S: 7 P: 12	1B: 4 SF: 0 2B: 1 SAC: 0 3B: 0 DP: 0 HR: 1 HBP: 0	WP: 0 PA: 37 PB: 0 SB: 0 CS: 0						
PITCHER	IP WLS BF H R ER SO BB IBB HBP BLK WP HR S P ERA WHIP																
Scott Bankhead, R (1, 1) ERA: 3.86	2.0		10	2	0	0	2	2	0	0	0	0	0	26	42	0.00	2.000
Rich DeLucia, R (3, 1) ERA: 4.46	4.2	W	18	2	1	1	5	2	0	0	0	0	1	45	74	1.93	0.857
Russ Swan, L (7, 1) ERA: 1.04	0.2		3	1	0	0	0	0	0	0	0	0	0	5	6	0.00	1.500
Michael Jackson, R (8, 1) ERA: 2.84	1.2	S	6	1	0	0	2	0	0	0	0	0	0	14	21	0.00	0.600

livebaseballscorecards.com

AB	33
R	1
H	6
RBI	1
BB	4
SO	9
LOB	13



Batter	1	2	3	4	5	6	7	8	9	AB	R	H	RBI	BB	SO	LOB
Henry Cotto, R OBP: 0.333, SLG: 0.421 (1, 7)	4-2 1B E BB		0-0 1B SF9 1B		0-1 L9 S 1B		3-2 F8			3	2	2	0	1	0	1
Harold Reynolds, S OBP: 0.338, SLG: 0.358 (1, 4)	2-2 FC6-4 1B		0-0 1B		4-0 G6-4-3 BB		3-1 F8			3	0	2	1	1	0	1
Ken Griffey Jr., L OBP: 0.397, SLG: 0.476 (1, 8)	1-0 P6		0-1 SF9		3-1 L9			1-1 G4-3		3	0	0	1	0	0	4
Edgar Martinez, R OBP: 0.505, SLG: 0.540 (1, 5)	3-1 FC6-4		3-1 P3		0-1 G6-4-3			2-2 FC5-4 1B		4	0	1	0	0	0	4
Tracy Jones, R OBP: 0.294, SLG: 0.355 (1, 10)	1-0 G6-3		2-2 F8			1-3 K		0-1 FC5-4 1B		4	0	0	0	0	1	3
Pete O'Brien, L OBP: 0.285, SLG: 0.381 (1, 3)		2-2 P4		0-0 1B 1B		2-1 G3		0-0 F7		4	0	1	0	0	0	1
Jay Buhner, R OBP: 0.329, SLG: 0.478 (1, 9)		1-1 F8		2-3 K		1-3 K				3	0	0	0	0	2	1
Omar Vizquel, S OBP: 0.306, SLG: 0.321 (1, 6)		0-1 G6-3		0-1 G6-4-3 1B			1-3 K			3	0	1	0	0	1	0
Dave Valle, R OBP: 0.315, SLG: 0.257 (1, 2)			4-0 1B BB		1-1 G6-4-3			4-0 BB		1	1	0	0	2	0	2

Inning Stats	R: 1	H: 1	E: 1	K: 0	S: 11	LOB: 1	BB: 1	P: 22	R: 0	H: 0	E: 0	K: 0	S: 7	LOB: 0	BB: 0	P: 10	R: 2	H: 2	E: 0	K: 0	S: 9	LOB: 1	BB: 1	P: 18	R: 0	H: 2	E: 0	K: 1	S: 8	LOB: 0	BB: 0	P: 11	R: 0	H: 1	E: 0	K: 0	S: 6	LOB: 1	BB: 1	P: 13	R: 0	H: 0	E: 0	K: 2	S: 8	LOB: 0	BB: 0	P: 12	R: 0	H: 0	E: 0	K: 1	S: 9	LOB: 1	BB: 1	P: 20	R: 0	H: 1	E: 0	K: 0	S: 8	LOB: 1	BB: 0	P: 11
--------------	------	------	------	------	-------	--------	-------	-------	------	------	------	------	------	--------	-------	-------	------	------	------	------	------	--------	-------	-------	------	------	------	------	------	--------	-------	-------	------	------	------	------	------	--------	-------	-------	------	------	------	------	------	--------	-------	-------	------	------	------	------	------	--------	-------	-------	------	------	------	------	------	--------	-------	-------

PITCHER	IP	WLS	BF	H	R	ER	SO	BB	IBB	HBP	BLK	WP	HR	S	P	ERA	WHIP
Jeff Ballard, L ERA: 4.43 (1, 1)	3.0	L	14	3	3	2	0	2	0	0	0	0	0	27	50	6.00	1.667
Jeff Robinson, R ERA: 5.16 (4, 1)	4.2		18	4	0	0	4	2	0	0	0	0	0	38	66	0.00	1.286
Paul Kilgus, L ERA: 3.0 (8, 1)	0.1		1	0	0	0	0	0	0	0	0	0	0	1	1	0.00	0.000


BOTTOM

Baltimore Orioles @ Seattle Mariners
The Kingdome, Seattle, WA

Fri May 10 1991, 10:05 PM EDT
Att. 24,553 - Dome - 70 F

livebaseballscorecards.com

AB	28
R	3
H	7
RBI	2
BB	4
SO	4
LOB	17



WP: 0	PA: 33
PB: 0	
SB: 1	
CS: 0	

Batter	1	2	3	4	5	6	7	8	9	AB R H RBI BB SO LOB	TOP																									
Mike Devereaux, R (1, 8) OBP: 0.359, SLG: 0.556	1-0 G6-3		2-0 2B 1B		1-0 HR	1-3 K		1-1 2B		5 2 3 2 0 1 0																										
Brady Anderson, L (1, 7) OBP: 0.346, SLG: 0.293	1-3 K		1-0 1B 2B		4-1 1B 2B BB	3-2 G4-3		0-1 F8		4 1 1 2 1 1 1																										
Cal Ripken Jr., R (1, 6) OBP: 0.417, SLG: 0.620	1-0 1B		1-1 G4-6-3 1B		0-0 2B 1B	4-2 BB		4-0 IBB		3 1 3 0 2 0 0																										
Sam Horn, L (1, 10) OBP: 0.324, SLG: 0.458 Tim Hulett, R (5, PH) OBP: 0.370, SLG: 0.720	3-2 G3		1-1 G4-6-3		1-2 1B 2B	2-0 G5-3		0-0 P4		2 0 0 0 0 0 3 3 1 1 2 0 0 3																										
Dwight Evans, R (1, 9) OBP: 0.404, SLG: 0.403 Joe Orsulak, L (9, PR) OBP: 0.286, SLG: 0.292		2-3 K		3-1 HR	4-2 1B BB		0-0 G6-3		1-1 G4-3 1B 1B	4 2 2 1 1 1 0 0 1 0 0 0 0 0																										
Randy Milligan, R (1, 3) OBP: 0.292, SLG: 0.229		4-2 G6-4-3 BB		0-0 CS 1B	0-1 E G1-6-3 1B		3-3 K		2-2 G4-3	4 1 2 0 1 1 1																										
Craig Worthington, R (1, 5) OBP: 0.326, SLG: 0.385		3-1 G6-4-3		2-3 K	1-0 E2 G1-6-3 1B		2-0 F7		2-2 FC6-4 1B	5 0 2 3 0 1 2																										
Chris Hoiles, R (1, 2) OBP: 0.255, SLG: 0.208		4-0 FC1-6 BB		3-2 1B	2-0 G1-6-3		4-0 G1-5-3 2B BB		2-2 L8	3 1 1 0 2 0 2																										
Billy Ripken, R (1, 4) OBP: 0.219, SLG: 0.183		1-0 FC1-6 2B		1-3 K	0-0 G5-3		1-1 G1-5-3		1-0 FC6-4	5 1 0 0 0 1 4																										
Inning Stats	R: 0 E: 0 K: 1 S: 8	H: 1 LOB: 1 BB: 0 P: 14	R: 0 E: 0 K: 1 S: 8	H: 0 LOB: 0 BB: 1 P: 17	R: 2 E: 0 K: 0 S: 7	H: 3 LOB: 1 BB: 1 P: 17	R: 1 E: 0 K: 2 S: 14	H: 3 LOB: 1 BB: 0 P: 23	R: 6 E: 1 K: 1 S: 10	H: 5 LOB: 0 BB: 2 P: 27	R: 0 E: 0 K: 1 S: 5	H: 0 LOB: 1 BB: 1 P: 20	R: 0 E: 0 K: 1 S: 5	H: 0 LOB: 0 BB: 0 P: 10	R: 1 E: 0 K: 0 S: 7	H: 1 LOB: 2 BB: 2 P: 17	R: 1 E: 0 K: 0 S: 13	H: 2 LOB: 1 BB: 0 P: 21	1B: 10 2B: 3 3B: 0 HR: 2	SF: 0 SAC: 0 DP: 3 HBP: 0	WP: 0 PB: 1 SB: 0 CS: 1	PA: 45														
PITCHER	IP WLS BF H R ER SO BB IBB HBP BLK WP HR S P ERA WHIP																				PITCHER	IP WLS BF H R ER SO BB IBB HBP BLK WP HR S P ERA WHIP														
Erik Hanson, R (1, 1) ERA: 3.45	4.0		18	7	3	3	4	2	0	0	0	0	1	37	71	6.75	2.250																			
Bill Krueger, L (5, 1) ERA: 6.92	0.0	L	5	3	5	5	0	2	0	0	0	0	1	9	19	∞	∞																			
Bill Swift, R (5, 1) ERA: 1.59	2.0		8	2	1	0	1	1	0	0	0	0	0	15	28	0.00	1.500																			
Rob Murphy, L (7, 1) ERA: 1.64	2.0		9	1	1	1	1	1	1	0	0	0	0	12	27	4.50	1.000																			
Russ Swan, L (9, 1) ERA: 0.98	1.0		5	2	1	0	0	0	0	0	0	0	0	13	21	0.00	2.000																			

Baltimore Orioles @ Seattle Mariners
The Kingdome, Seattle, WA
Sat May 11 1991, 10:05 PM EDT
Att. 26,338 - Dome - 70 F

livebaseballscorecards.com

AB	38
R	11
H	15
RBI	10
BB	7
SO	6
LOB	16



Batter	1	2	3	4	5	6	7	8	9	AB	R	H	RBI	BB	SO	LOB
Greg Briley, L (1, 9) <small>OBP: 0.305, SLG: 0.351</small> Jay Buhner, R (9, PH) <small>OBP: 0.325, SLG: 0.471</small>	1-1 G6-3		1-2 2B 1B	2-2 P6			0-1 P5		2-0 P8	4	0	1	0	0	0	2
Harold Reynolds, S (1, 4) <small>OBP: 0.348, SLG: 0.379</small>	4-1 G6-3 1B BB		2-2 1-H IHR 2B		2-2 G6-3		0-2 1B 2B		2-1 FC6-4 1-2f	4	3	2	0	1	0	1
Ken Griffey Jr., L (1, 8) <small>OBP: 0.393, SLG: 0.472</small> Henry Cotto, R (3, 8) <small>OBP: 0.381, SLG: 0.525</small>	3-1 G6-3		2-0 IHR		4-2 BB		2-0 S 1B			1	0	0	0	0	0	1
Ken Griffey, L (1, 7) <small>OBP: 0.397, SLG: 0.429</small>	1-0 2-H 1B		1-1 G4-3		1-2 F7		1-0 P4			4	0	1	1	0	0	2
Edgar Martinez, R (1, 5) <small>OBP: 0.487, SLG: 0.516</small>	3-3 K			2-0 F7	2-2 F9			0-2 G6-3		4	0	0	0	0	1	2
Pete O'Brien, L (1, 3) <small>OBP: 0.283, SLG: 0.371</small>		2-1 G3-1		4-0 1B 2B BB		0-0 G3		3-2 G3		3	1	0	0	1	0	0
Alvin Davis, L (1, 10) <small>OBP: 0.283, SLG: 0.242</small> Tracy Jones, R (8, PH) <small>OBP: 0.286, SLG: 0.344</small>		1-1 F9		0-0 2B 1B		2-2 F9		3-3 K		3	0	1	0	0	0	0
Omar Vizquel, S (1, 6) <small>OBP: 0.303, SLG: 0.329</small>		1-0 P6		0-1 1B 2B		1-1 G1-3			2-1 P9	4	0	1	1	0	0	0
Dave Valle, R (1, 2) <small>OBP: 0.312, SLG: 0.256</small>			2-1 G6-3	0-0 P2		1-2 G5-3			0-0 FC6-4 1B	4	0	1	0	0	0	2

Inning Stats	R: 1	H: 1	E: 0	K: 1	S: 9	R: 0	H: 0	E: 0	K: 0	S: 5	R: 2	H: 3	E: 0	K: 0	S: 12	R: 1	H: 2	E: 0	K: 0	S: 8	R: 0	H: 0	E: 0	K: 0	S: 11	R: 0	H: 0	E: 0	K: 0	S: 6	R: 1	H: 2	E: 0	K: 0	S: 11	R: 0	H: 0	E: 0	K: 1	S: 9	R: 0	H: 1	E: 0	K: 0	S: 6	R: 0	H: 0	E: 0	K: 0	S: 6
	LOB: 1	BB: 1	LOB: 0	BB: 0	P: 21	LOB: 0	BB: 0	LOB: 0	BB: 0	P: 9	LOB: 0	BB: 0	LOB: 0	BB: 0	P: 19	LOB: 2	BB: 1	LOB: 1	BB: 1	P: 16	LOB: 0	BB: 0	LOB: 0	BB: 0	P: 9	LOB: 1	BB: 0	LOB: 1	BB: 0	P: 15	LOB: 0	BB: 0	LOB: 0	BB: 0	P: 15	LOB: 1	BB: 0	LOB: 1	BB: 0	P: 12	1B: 5	SF: 0	2B: 3	SAC: 0	3B: 0	DP: 0	HR: 1	HBP: 0	WP: 0	PA: 38

PITCHER	IP	WLS	BF	H	R	ER	SO	BB	IBB	HBP	BLK	WP	HR	S	P	ERA	WHIP
Jose Mesa, R (1, 1) <small>ERA: 2.83</small>	7.1	W	32	8	5	5	1	3	0	0	0	0	0	65	112	6.14	1.500
Mike Flanagan, L (8, 1) <small>ERA: 3.04</small>	1.2		6	1	0	0	1	0	0	0	0	0	0	12	24	0.00	0.600


BOTTOM

Baltimore Orioles @ Seattle Mariners
The Kingdome, Seattle, WA

Sat May 11 1991, 10:05 PM EDT
Att: 26,338 - Dome - 70 F

livebaseballscorecards.com

AB	35
R	5
H	9
RBI	5
BB	3
SO	2
LOB	11



Batter	1	2	3	4	5	6	7	8	9	AB R H RBI BB SO LOB	TOP																	
Mike Devereaux, R (1, 8) OBP: 0.370, SLG: 0.553	3-2 BB BLK 1B		4-1 HBP 2B BB	3-2 1B		2-3 K			1-3 K	4 1 2 0 1 2 0																		
Tim Hulett, R (1, 10) OBP: 0.355, SLG: 0.643	0-3 K		1-0 2B HBP	1-0 P6		3-1 G6-3			3-1 F7	3 1 0 0 0 1 2 1 0 0 0 0 0 0																		
Sam Horn, L (9, PH) OBP: 0.319, SLG: 0.450																												
Cal Ripken Jr., R (1, 6) OBP: 0.429, SLG: 0.660	4-0 BB 1-2 BB		1-2 G6-4-3 1-H 2-H 2B		1-0 HR		1-0 P6			3 1 2 3 1 0 0																		
Dwight Evans, R (1, 9) OBP: 0.419, SLG: 0.397	4-0 FC5-4 1-2 2-3 BB		4-1 G6-4-3 BB		4-2 1B G5-4-3 BB		1-1 P3			1 1 0 0 3 0 0																		
Randy Milligan, R (1, 3) OBP: 0.290, SLG: 0.230	3-3 K		2-2 G6-4-3 1-2f 2-3		1-0 G5-4-3 1B		2-0 G5-3			4 0 1 0 0 1 5																		
Bob Melvin, R (1, 2) OBP: 0.250, SLG: 0.235	1-0 FC5-4 1-2f		4-2 BB		1-1 1B G5-4-3		1-0 P4			3 0 1 0 1 0 3																		
Craig Worthington, R (1, 5) OBP: 0.312, SLG: 0.366			1-3 K		0-0 G5-4-3		1-0 K			4 0 0 0 0 2 4																		
Jeff McKnight, S (1, 7) OBP: 0.231, SLG: 0.231					1-1 F7				1-3 K	4 0 0 0 0 1 1																		
Brady Anderson, L (8, 7) OBP: 0.346, SLG: 0.293					0-0 G3-1				1-3 K	0 0 0 0 0 0 0																		
Billy Ripken, R (1, 4) OBP: 0.209, SLG: 0.175					2-0 P9				1-3 K	3 0 0 0 0 0 0																		
Joe Orsulak, L (9, PH) OBP: 0.282, SLG: 0.288					1-0 G6-3					1 0 0 0 0 1 0																		
Inning Stats	R: 0 H: 1 E: 0 LOB: 3 K: 2 BB: 2 S: 12 P: 27	R: 0 H: 0 E: 0 LOB: 0 K: 0 BB: 0 P: 12	R: 2 H: 1 E: 0 LOB: 2 K: 1 BB: 3 S: 14 P: 31	R: 0 H: 1 E: 0 LOB: 1 K: 0 BB: 0 P: 12	R: 2 H: 3 E: 0 LOB: 1 K: 0 BB: 1 S: 9 P: 17	R: 0 H: 0 E: 0 LOB: 0 K: 1 BB: 0 P: 13	R: 0 H: 0 E: 0 LOB: 0 K: 0 BB: 0 S: 4 P: 8	R: 0 H: 0 E: 0 LOB: 0 K: 2 BB: 0 P: 11	R: 0 H: 0 E: 0 LOB: 0 K: 2 BB: 0 P: 14	1B: 4 SF: 0 2B: 1 SAC: 0 3B: 0 DP: 2 HR: 1 HBP: 1	WP: 0 PA: 38 PB: 0 SB: 0 CS: 0																	
PITCHER	IP WLS BF H R ER SO BB IBB HBP BLK WP HR S P ERA WHIP											PITCHER	IP WLS BF H R ER SO BB IBB HBP BLK WP HR S P ERA WHIP															
Randy Johnson, L (1, 1) ERA: 5.27	4.0	5	0	0	0	1	0	0	0	0	0	1	47	95	9.00	3.000												
Bill Swift, R ERA: 1.35	2.0	5	0	0	0	0	0	0	0	0	0	0	10	17	0.00	0.000												
Michael Jackson, R ERA: 2.45	3.0	W	9	0	0	0	4	0	0	0	0	0	21	33	0.00	0.000												
Michael Jackson, R ERA: 2.45	3.0	W	9	0	0	0	4	0	0	0	0	0	21	33	0.00	0.000												

Baltimore Orioles @ Seattle Mariners
The Kingdom, Seattle, WA
Sun May 12 1991, 6:33 AM EDT
Att. 16,484 - Dome - 70 F

AB 31
R 4
H 6
RBI 3
BB 6
SO 8
LOB 15



Batter	1	2	3	4	5	6	7	8	9
Greg Briley, L OBP: 0.302, SLG: 0.346 (1, 9)	2-1 F7		1-0 SAFE 1-2 1B			1-0 P6		2-1 F8	
Harold Reynolds, S OBP: 0.345, SLG: 0.375 (1, 4)	3-2 G3-1		3-2 F9			0-0 P5		3-2 BB 1B	
Ken Griffey Jr., L OBP: 0.389, SLG: 0.459 (1, 8)	3-3 K		2-3 K			0-3 K		4-2 SAFE SAFE SAFE SAFE 1-2 1B BB	
Ken Griffey, L OBP: 0.387, SLG: 0.434 (1, 7)		3-2 F8 G4-3 2B		2-1 G3-1		3-2 F8		0-0 F7	
Michael Jackson, R (9, 1)									
Edgar Martinez, R OBP: 0.479, SLG: 0.505 (1, 5)		2-2 F8 2-3		2-1 L9		1-0 F8		3-2 1B 1B	
Pete O'Brien, L OBP: 0.290, SLG: 0.370 (1, 10) (9, 3)		0-0 G4-3 3-H		3-2 G4-3		4-2 HR BB		1-2 1-3 3-H 1B	
Alvin Davis, L OBP: 0.284, SLG: 0.277 (1, 3)		2-1 P8		1-3 K		0-0 HR		3-2 G1-3	
Henry Cotto, R OBP: 0.372, SLG: 0.512 (8, PH) (9, 7)									
Omar Vizquel, S OBP: 0.315, SLG: 0.325 (1, 6)		4-2 1B BB		1-2 F8		4-2 BB			
Scott Bradley, L OBP: 0.138, SLG: 0.107 (1, 2)			1-1 F7		2-2 P5		0-1 G6-3		
Dave Valle, R OBP: 0.312, SLG: 0.256 (9, 2)									

AB	R	H	RBI	BB	SO	LOB
4	0	1	0	0	0	0
4	1	1	0	0	0	2
3	1	0	0	1	3	2
4	1	1	0	0	0	2
0	0	0	0	0	0	0
4	0	1	1	0	0	1
3	1	1	2	1	0	0
3	1	1	2	0	1	0
1	0	0	0	2	0	0
3	0	0	0	0	0	2
0	0	0	0	0	0	0


BOTTOM

Baltimore Orioles @ Seattle Mariners
The Kingdome, Seattle, WA

Sun May 12 1991, 6:33 AM EDT
Att. 16,484 - Dome - 70 F

livebaseballscorecards.com

AB	30
R	5
H	6
RBI	5
BB	4
SO	4
LOB	11



Inning Stats		R: 0	H: 0	E: 0	K: 1	S: 8	R: 1	H: 1	E: 0	K: 0	S: 11	R: 0	H: 1	E: 0	K: 1	S: 13	R: 0	H: 0	E: 0	K: 0	S: 7	R: 0	H: 0	E: 0	K: 1	S: 9	R: 0	H: 0	E: 0	K: 1	S: 5	R: 2	H: 1	E: 0	K: 0	S: 12	R: 2	H: 3	E: 0	K: 0	S: 24	R: 0	H: 0	E: 0	K: 1	S: 8				
IP	6.2	WLS		BF	26	H	3	R	3	ER	3	SO	4	BB	3	IBB	0	HBP	0	BLK	0	WP	0	HR	1	S	63	P	112	ERA	4.05	WHIP	0.900																	
PITCHER	Ben McDonald, R ERA: 7.36 (1, 1)																																																	
	Mark Williamson, R ERA: 4.3 (7, 1)																																																	
	Gregg Olson, R ERA: 2.7 (8, 1)		L																																															
	Paul Kilgus, L ERA: 2.96 (8, 1)																																																	

WP	PA
0	34

Batter	1	2	3	4	5	6	7	8	9	AB R H RBI BB SO LOB	TOP											
Greg Briley, L (1, 9) <small>OBP: 0.286, SLG: 0.325</small> <small>(8, 7)</small>	1-2 G4-3	1-3 K			1-3 K		0-0 G5-3		1-1 G4-6-3	5 0 0 0 0 2 3												
Harold Reynolds, S (1, 4) <small>OBP: 0.357, SLG: 0.382</small>	1-0 ES 1B		2-3 K		4-2 BB		3-1 1B			3 1 2 0 1 1 0												
Ken Griffey Jr., L (1, 8) <small>OBP: 0.377, SLG: 0.442</small>	1-1 F9		2-2 P6		1-2 G3-1		0-0 G4-3			4 0 0 0 0 0 3												
Ken Griffey, L (1, 7) <small>OBP: 0.379, SLG: 0.421</small> Jay Buhner, R (8, 9) <small>OBP: 0.325, SLG: 0.471</small>	0-1 1B 1-H 1B		3-2 P2			2-3 K		0-0 F7		4 0 1 1 0 1 0 0 0 0 0 0 0 0												
Edgar Martinez, R (1, 5) <small>OBP: 0.472, SLG: 0.495</small>	2-0 1B 1-2 1B			3-3 K		0-0 G5-3		1-3 K		4 0 1 0 0 2 0												
Pete O'Brien, L (1, 3) <small>OBP: 0.296, SLG: 0.369</small>	1-3 K		2-2 G6-3 1B		4-2 2B BB		1-2 G5-3			3 1 1 0 1 1 2												
Alvin Davis, L (1, 10) <small>OBP: 0.283, SLG: 0.286</small>		2-0 G4-3		3-2 G6-3		1-2 1-H 2B		2-1 F7		4 0 1 1 0 0 1												
Omar Vizquel, S (1, 6) <small>OBP: 0.313, SLG: 0.322</small>		1-1 G4-3 1B		1-1 L6		2-2 G4-3		2-0 E4 1B		4 0 1 0 0 0 2												
Dave Valle, R (1, 2) <small>OBP: 0.309, SLG: 0.256</small>		1-0 G4-3			0-2 G4-3		1-1 G5-3		1-1 SAFE G4-6-3 1B	4 0 1 0 0 0 1												
Inning Stats	R: 1 E: 0 K: 1 S: 12	H: 3 LOB: 2 BB: 0 P: 18	R: 0 E: 0 K: 1 S: 7	H: 1 LOB: 1 BB: 0 P: 12	R: 0 E: 0 K: 1 S: 9	H: 0 LOB: 0 BB: 0 P: 16	R: 0 E: 0 K: 1 S: 12	H: 1 LOB: 1 BB: 0 P: 21	R: 0 E: 0 K: 1 S: 13	H: 0 LOB: 1 BB: 1 P: 19	R: 1 E: 0 K: 1 S: 13	H: 1 LOB: 1 BB: 1 P: 22	R: 0 E: 0 K: 0 S: 6	H: 1 LOB: 1 BB: 0 P: 10	R: 0 E: 0 K: 1 S: 7	H: 0 LOB: 0 BB: 0 P: 9	R: 0 E: 1 K: 0 S: 7	H: 1 LOB: 1 BB: 0 P: 13	1B: 7 2B: 1 3B: 0 HR: 0	SF: 0 SAC: 0 DP: 1 HBP: 0	WP: 0 PB: 0 SB: 1 CS: 0	PA: 37
PITCHER	IP WLS BF H R ER SO BB IBB HBP BLK WP HR S P ERA WHIP																					
Rod Nichols, R (1, 1) <small>ERA: 2.89</small>	8.1 L 36 8 2 2 7 2 0 0 0 0 0 0 84 137 2.16 1.200																					
Shawn Hillegas, R (9, 1) <small>ERA: 1.69</small>	0.2 1 0 0 0 0 0 0 0 0 0 0 0 2 3 0.00 0.000																					

Seattle Mariners @ Cleveland Indians
Cleveland Municipal Stadium, Cleveland, OH
Tue May 14 1991, 7:05 PM EDT
Att: 5,962 - Sunny - 71 F

livebaseballscorecards.com

AB	35
R	2
H	8
RBI	2
BB	2
SO	7
LOB	12



Batter	1	2	3	4	5	6	7	8	9	AB	R	H	RBI	BB	SO	LOB
Mike Huff, R OBP: 0.432, SLG: 0.351 (1, 8)	0-0 G5-4-3 1B	1-2 G4-3			1-2 G6-3		3-2 FC6-4 HBP			3	0	1	0	0	0	2
Mark Lewis, R OBP: 0.441, SLG: 0.475 (1, 4)	0-0 G5-4-3 1-2f		3-1 G6-3		2-2 G4-3		1 SAFE 0-0 FC6-4 1-2f			4	0	0	0	0	0	2
Beau Alford, L OBP: 0.450, SLG: 0.532 (1, 7)	2-1 FC5-4 1B		4-2 G6-4-3 BB			2-3 K		1-3 K		3	0	1	0	1	2	0
Albert Belle, R OBP: 0.364, SLG: 0.570 (1, 10)	2-2 FC5-4 1-2f		2-2 SAFE G6-4-3 1-2f			1-3 K		0-0 F9		4	0	0	0	0	1	2
Chris James, R OBP: 0.341, SLG: 0.396 (1, 3)		0-1 2B G6-3 1B		0-0 F9		1-0 BB 1B		2-3 K		4	1	2	0	0	1	0
Carlos Baerga, S OBP: 0.376, SLG: 0.485 (1, 5)		2-1 SAFE SAFE G6-3 1-3 2B		3-2 G4-3		4-0 1-2 BB		1-1 SH3-4 1B		3	0	2	0	1	0	0
Turner Ward, S OBP: 0.316, SLG: 0.361 (1, 9)		1-1 G6-3 2-3 3-H 2B		0-0 G6-3 2B		1-1 F8		0-1 SH3-4		3	0	1	1	0	0	3
Sandy Alomar Jr., R OBP: 0.245, SLG: 0.236 (1, 2)		1-0 F7		1-0 G5-3		2-2 G5-3		0-1 G4-3		4	0	0	0	0	0	3
Felix Fermin, R OBP: 0.267, SLG: 0.195 (1, 6)		4-2 S BB		0-1 G4-3		0-0 G5-3		2-1 G6-3		2	0	0	0	1	0	0
Jerry Browne, S OBP: 0.215, SLG: 0.217 (9, PH)										1	0	0	0	0	0	1

Inning Stats	R: 0	H: 2	E: 0	K: 0	S: 7	R: 1	H: 2	E: 0	K: 0	S: 12	R: 0	H: 0	E: 0	K: 0	S: 8	R: 0	H: 1	E: 0	K: 0	S: 6	R: 0	H: 0	E: 0	K: 0	S: 8	R: 0	H: 1	E: 0	K: 2	S: 10	R: 0	H: 0	E: 0	K: 0	S: 8	R: 0	H: 0	E: 0	K: 2	S: 9	R: 0	H: 1	E: 0	K: 0	S: 8	R: 0	H: 0	E: 0	K: 0	S: 8	R: 0	H: 1	E: 0	K: 0	S: 8	1B: 5	SF: 0	2B: 2	SAC: 1	3B: 0	DP: 2	HR: 0	HBP: 1	WP: 0	PA: 36
--------------	------	------	------	------	------	------	------	------	------	-------	------	------	------	------	------	------	------	------	------	------	------	------	------	------	------	------	------	------	------	-------	------	------	------	------	------	------	------	------	------	------	------	------	------	------	------	------	------	------	------	------	------	------	------	------	------	-------	-------	-------	--------	-------	-------	-------	--------	-------	--------

PITCHER	IP	WLS	BF	H	R	ER	SO	BB	IBB	HBP	BLK	WP	HR	S	P	ERA	WHIP
Brian Holman, R ERA: 2.9 (1, 1)	8.0	W	33	7	1	1	4	3	0	1	0	0	0	70	117	1.12	1.250
Bill Swift, R ERA: 1.26 (9, 1)	1.0	S	3	0	0	0	0	0	0	0	0	0	0	6	8	0.00	0.000

BOTTOM

Seattle Mariners @ Cleveland Indians
Cleveland Municipal Stadium, Cleveland, OH

Tue May 14 1991, 7:05 PM EDT
Att. 5,962 - Sunny - 71 F

livebaseballscorecards.com

AB	31
R	1
H	7
RBI	1
BB	3
SO	4
LOB	13



Batter	1	2	3	4	5	6	7	8	9	AB R H RBI BB SO LOB	TOP											
Greg Briley, L (1, 9) OBP: 0.281, SLG: 0.318	0-2 G4-3		1-1 G4-3 S 1B		0-1 F7		1-0 G6-3	3-2 F7		5 0 1 0 0 0 2												
Harold Reynolds, S (1, 4) OBP: 0.358, SLG: 0.382	3-3 K		2-2 G4-3		1-1 1B		2-0 1B	0-3 K		5 1 2 1 0 2 2												
Ken Griffey Jr., L (1, 8) Henry Cotto, R (7, PH) OBP: 0.378, SLG: 0.512	1-0 G4-3		0-0 G4-3		0-2 F7		4-0 FC 1B IBB		0-0 F8	4 0 0 0 1 0 2 2 0 1 1 0 0 0												
Ken Griffey, L (1, 7) OBP: 0.377, SLG: 0.407		1-2 G1-3		4-0 BB 1B SF7	1-1 G4-3		1-0 FC 1B	1-2 F9		2 1 0 0 1 0 1												
Edgar Martinez, R (1, 5) OBP: 0.477, SLG: 0.524		4-1 2B 1B BB		0-0 SF7 1B BB		1-0 HR	0-1 FC	0-2 F8		4 3 2 1 1 0 2												
Pete O'Brien, L (1, 10) OBP: 0.302, SLG: 0.376		1-2 1B 2B		4-0 1B SF7 BB		3-1 P2	0-3 K			3 0 1 0 1 1 3												
Alvin Davis, L (1, 3) OBP: 0.282, SLG: 0.287		1-0 1B		3-1 SF7		1-3 K	3-2 P2			3 0 1 2 0 1 3												
Omar Vizquel, S (1, 6) OBP: 0.320, SLG: 0.322		0-1 G3		1-0 FC5-4 1B		2-1 L9		4-2 BB		3 0 1 1 1 0 1												
Dave Valle, R (1, 2) OBP: 0.307, SLG: 0.256			2-1 G6-3	0-0 FC5-4			0-1 G6-3 1B	1-3 K		4 1 1 0 0 1 2												
Inning Stats	R: 0 E: 0 K: 1 S: 10	H: 0 LOB: 0 BB: 0 P: 14	R: 1 E: 0 K: 0 S: 13	H: 2 LOB: 1 BB: 1 P: 20	R: 0 E: 0 K: 0 S: 9	H: 1 LOB: 1 BB: 0 P: 14	R: 2 E: 0 K: 0 S: 5	H: 2 LOB: 1 BB: 2 P: 17	R: 0 E: 0 K: 1 S: 10	H: 1 LOB: 1 BB: 0 P: 12	R: 1 E: 0 K: 1 S: 9	H: 1 LOB: 0 BB: 0 P: 16	R: 2 E: 0 K: 1 S: 16	H: 3 LOB: 3 BB: 1 P: 27	R: 0 E: 0 K: 2 S: 12	H: 0 LOB: 1 BB: 1 P: 20	R: 0 E: 0 K: 0 S: 9	H: 0 LOB: 0 BB: 0 P: 10	1B: 8 2B: 1 3B: 0 HR: 1	SF: 1 SAC: 0 DP: 0 HBP: 0	WP: 0 PB: 0 SB: 1 CS: 0	PA: 41
PITCHER	IP WLS BF H R ER SO BB IBB HBP BLK WP HR S P ERA WHIP																					
Eric King, R (1, 1) ERA: 5.98	6.1 L 29 9 6 6 2 3 0 0 0 0 0 1 60 100 8.53 1.895																					
Efrain Valdez, L (7, 1) ERA:	0.0 1 0 0 0 0 0 0 1 0 0 0 0 0 4 ∞ ∞																					
Willie Blair, R (7, 1) ERA:	0.0 2 1 0 0 0 0 0 0 0 0 0 0 0 3 4 ∞ ∞																					
Jesse Orosco, L (7, 1) ERA: 4.35	1.2 6 0 0 0 3 1 0 0 0 0 0 0 21 32 0.00 0.600																					
Doug Jones, R (9, 1) ERA: 10.32	1.0 3 0 0 0 0 0 0 0 0 0 0 0 0 9 10 0.00 0.000																					

Seattle Mariners @ Cleveland Indians
Cleveland Municipal Stadium, Cleveland, OH

Wed May 15 1991, 7:05 PM EDT
Att. 6,327 - Sunny - 66 F

livebaseballscorecards.com

AB	35
R	6
H	10
RBI	6
BB	5
SO	5
LOB	18



Batter	1	2	3	4	5	6	7	8	9	AB R H RBI BB SO LOB
Mike Huff, R OBP: 0.430, SLG: 0.361 (1, 8) C B X	1-2 2B		1 SAFE 1 B 1 SAFE H 2-1 1B SH3-4 1-2 HBP	3-3 K			1-3 K		1-1 P4	4 0 1 0 0 2 2
Turner Ward, S OBP: 0.304, SLG: 0.347 (1, 9) X	0-0 P3		1 SAFE C B B X 2-1 SH3-4		3-3 K		3-3 K			3 0 0 0 0 2 1
Mark Lewis, R OBP: 0.444, SLG: 0.477 (1, 4) B X	1-0 G1-3		B B X 2-0 G6-4-3 1B		2-3 K			2-2 HR 1B		4 1 2 1 0 1 1
Albert Belle, R OBP: 0.360, SLG: 0.587 (1, 10) F B X	1-1 L7		B S X 1-1 G6-4-3		1-3 K			0-0 HR		4 1 1 2 0 1 3
Beau Allred, L OBP: 0.436, SLG: 0.500 (1, 7) B B T B B B X		3-2 F9		4-2 BB 1B SF9 BB		0-1 F9		1-2 F9		3 1 0 0 1 0 0
Carlos Baerga, S OBP: 0.381, SLG: 0.485 (1, 5) B X		1-0 F8		1 SAFE 1 SAFE 1-2 SF9 BB 1B		3-2 FC6-4 1B		1-1 G6-3		4 0 2 0 0 0 0
Chris James, R OBP: 0.339, SLG: 0.400 (1, 3) C B X		1-1 2B		1-2 P4		0-0 F9		1-1 F8		4 0 1 0 0 0 3
Joel Skinner, R OBP: 0.333, SLG: 0.545 (1, 2) Luis Lopez, R (9, PH)		3-3 K		4-2 BB		1-1 FC6-4			0-3 K	2 0 0 0 1 1 2 1 0 0 0 0 1 0
Felix Fermin, R OBP: 0.265, SLG: 0.205 (1, 6) B C X			1-1 SH3-4 1B HBP 1B	1-1 SF9			3-2 F8		0-1 G4-3	3 1 1 1 0 0 0

Inning Stats	R: 0 E: 0 K: 0 S: 7	H: 1 LOB: 1 BB: 0 P: 10	R: 0 E: 0 K: 1 S: 11	H: 1 LOB: 1 BB: 0 P: 19	R: 1 E: 0 K: 0 S: 8	H: 2 LOB: 1 BB: 0 P: 16	R: 1 E: 0 K: 1 S: 17	H: 1 LOB: 2 BB: 2 P: 31	R: 0 E: 0 K: 3 S: 10	H: 0 LOB: 0 BB: 0 P: 16	R: 0 E: 0 K: 0 S: 8	H: 1 LOB: 1 BB: 0 P: 12	R: 0 E: 0 K: 2 S: 11	H: 0 LOB: 0 BB: 0 P: 18	R: 2 E: 0 K: 0 S: 14	H: 2 LOB: 0 BB: 0 P: 19	R: 0 E: 0 K: 1 S: 7	H: 0 LOB: 0 BB: 0 P: 8	1B: 5 2B: 2 3B: 0 HR: 1	SF: 1 SAC: 1 DP: 1 HBP: 1
--------------	------------------------------	----------------------------------	-------------------------------	----------------------------------	------------------------------	----------------------------------	-------------------------------	----------------------------------	-------------------------------	----------------------------------	------------------------------	----------------------------------	-------------------------------	----------------------------------	-------------------------------	----------------------------------	------------------------------	---------------------------------	----------------------------------	------------------------------------

BOTTOM

Seattle Mariners @ Cleveland Indians
Cleveland Municipal Stadium, Cleveland, OH

Wed May 15 1991, 7:05 PM EDT
Att. 6,327 - Sunny - 66 F

AB	32
R	4
H	8
RBI	4
BB	2
SO	8
LOB	12



PITCHER	IP	WLS	BF	H	R	ER	SO	BB	IBB	HBP	BLK	WP	HR	S	P	ERA	WHIP
Rich DeLucia, R ERA: 4.15 (1, 1)	7.0	W	29	6	2	2	7	2	0	0	0	0	0	72	122	2.57	1.143
Rob Murphy, L ERA: 3.0 (8, 1)	1.0		5	2	2	2	0	0	0	0	0	0	1	14	19	18.00	2.000
Bill Swift, R ERA: 1.17 (9, 1)	1.0	S	3	0	0	0	1	0	0	0	0	0	0	7	8	0.00	0.000

Batter	1	2	3	4	5	6	7	8	9	AB R H RBI BB SO LOB	TOP																						
Henry Cotto, R OBP: 0.367, SLG: 0.553 (1, 8) (9, 7)	1-0 HR		0-3 K			0-0 G6-3			1-0 L7	4 1 1 1 0 1 0																							
Harold Reynolds, S OBP: 0.362, SLG: 0.386 (1, 4)	0-0 G6-3		1-0 F7			2-1 CS 1B			2-2 2B 1B	4 1 2 0 0 0 0																							
Edgar Martinez, R OBP: 0.477, SLG: 0.523 (1, 5)	2-1 G4-6-3 1B			1-2 G4-6-3 1B		3-1 L7 1-2			2-1 L5	4 0 2 0 0 0 2																							
Tracy Jones, R OBP: 0.282, SLG: 0.361 Greg Briley, L OBP: 0.281, SLG: 0.318 (1, 7) (9, 9)	1-2 G4-6-3 1-2f		2-3 K			0-0 F8			1-2 2B 1-H	4 1 1 1 0 1 2 0 0 0 0 0 0 0																							
Pete O'Brien, L OBP: 0.301, SLG: 0.380 (1, 3)		3-2 P4		3-1 G4-6-3 1-2f		1-2 G6-3			2-1 2B 2-H	4 0 1 1 0 0 1																							
Jay Buhner, R OBP: 0.325, SLG: 0.465 Ken Griffey Jr., L OBP: 0.375, SLG: 0.427 (1, 9) (9, PH) (9, 8)		1-0 G4-3 1B			0-2 F7		1-3 K		4-0 IBB	3 0 1 0 0 1 0 0 0 0 0 1 0 0																							
Alvin Davis, L OBP: 0.273, SLG: 0.276 (1, 10)		1-1 G4-3 1-2			0-0 F8				2-1 F8	4 0 0 0 0 0 3																							
Jeff Schaefer, R OBP: 0.214, SLG: 0.200 (1, 6)		0-3 K			4-0 BB					2 0 0 0 1 2 1																							
Matt Sinatro, R OBP: 0.333, SLG: 0.250 Dave Valle, R OBP: 0.307, SLG: 0.256 (1, 2) (9, 2)			0-1 G1-3		1-3 K					3 0 0 0 0 1 1 0 0 0 0 0 0 0																							
Inning Stats	R: 1 E: 0 K: 0 S: 7	H: 2 LOB: 0 BB: 0 P: 11	R: 0 E: 0 K: 1 S: 9	H: 1 LOB: 1 BB: 0 P: 14	R: 0 E: 0 K: 1 S: 6	H: 0 LOB: 0 BB: 0 P: 7	R: 0 E: 0 K: 1 S: 11	H: 1 LOB: 0 BB: 0 P: 17	R: 0 E: 0 K: 1 S: 7	H: 0 LOB: 1 BB: 1 P: 12	R: 0 E: 0 K: 0 S: 5	H: 1 LOB: 0 BB: 0 P: 10	R: 0 E: 0 K: 1 S: 9	H: 0 LOB: 0 BB: 0 P: 11	R: 0 E: 0 K: 1 S: 8	H: 0 LOB: 0 BB: 0 P: 10	R: 2 E: 0 K: 0 S: 16	H: 3 LOB: 2 BB: 1 P: 29	1B: 5 2B: 2 3B: 0 HR: 1	SF: 0 SAC: 0 DP: 2 HBP: 0	WP: 0 PB: 0 SB: 0 CS: 1	PA: 34											
PITCHER Greg Swindell, L ERA: 2.61 Shawn Hillegas, R ERA: 1.64 (1, 1) (9, 1)	IP 8.2	WLS L	BF 32	H 8	R 3	ER 3	SO 6	BB 1	IBB 0	HBP 0	BLK 0	WP 0	HR 1	S 76	P 113	ERA 3.12	WHIP 1.038																
											PITCHER	IP	WLS	BF	H	R	ER	SO	BB	IBB	HBP	BLK	WP	HR	S	P	ERA	WHIP					

Seattle Mariners @ Cleveland Indians
Cleveland Municipal Stadium, Cleveland, OH

Thu May 16 1991, 7:05 PM EDT
Att. 5,665 - Sunny - 78 F

livebaseballscorecards.com

AB 32
R 3
H 8
RBI 3
BB 2
SO 6
LOB 10




Batter	1	2	3	4	5	6	7	8	9	AB R H RBI BB SO LOB	BOTTOM										
Mike Huff, R OBP: 0.446, SLG: 0.400 (1, 8) B C B X	2-1 G3 SF7 2B		2-0 F7		0-2 1B			1-0 1B		4 1 3 0 0 0 0	Seattle Mariners @ Cleveland Indians Cleveland Municipal Stadium, Cleveland, OH Thu May 16 1991, 7:05 PM EDT Att. 5,665 - Sunny - 78 F										
Felix Fermin, R OBP: 0.245, SLG: 0.188 (1, 6) X	0-0 G3 2-3		1-1 G3			2-2 F9		2-0 G5-3		4 0 0 0 0 0 2											
Mark Lewis, R OBP: 0.434, SLG: 0.471 (1, 4) B X	1-0 SF7 3-H		1-0 P3			2-2 G6-3 1B			1-3 K	3 0 1 1 0 1 0											
Albert Belle, R OBP: 0.356, SLG: 0.574 (1, 7) B X	1-0 F8			1-1 G4-3 1B		2-2 G6-3			1-2 G6-3	4 0 1 0 0 0 1											
Carlos Baerga, S OBP: 0.376, SLG: 0.472 (1, 5) C H		1-1 1B HBP		2-0 F8			1-0 L4		1-2 F7	3 0 0 0 0 0 1											
Brook Jacoby, R OBP: 0.250, SLG: 0.324 (1, 3) B X		1-0 F9		1-1 G4-3			2-1 L9-3 1B			3 0 1 0 0 0 2											
Chris James, R OBP: 0.338, SLG: 0.398 (1, 10) S C F C B X		0-3 K			0-1 1B SH5-3 1B		1-0 L9-3			3 0 1 0 0 1 2											
Joel Skinner, R OBP: 0.346, SLG: 0.542 (1, 2) X		0-0 1B			0-1 SH5-3			2-3 K		2 0 1 0 0 1 0											
Turner Ward, S OBP: 0.293, SLG: 0.333 (1, 9) B F B X		2-1 G5-3			2-1 P3			1-2 F9		3 0 0 0 0 0 3											
Inning Stats	R: 1 E: 0 K: 0 S: 5	H: 1 LOB: 0 BB: 0 P: 9	R: 0 E: 0 K: 1 S: 8	H: 1 LOB: 2 BB: 0 P: 12	R: 0 E: 0 K: 0 S: 4	H: 1 LOB: 0 BB: 0 P: 8	R: 0 E: 0 K: 0 S: 5	H: 1 LOB: 0 BB: 0 P: 9	R: 0 E: 0 K: 0 S: 12	H: 1 LOB: 0 BB: 0 P: 18		R: 0 E: 0 K: 0 S: 4	H: 1 LOB: 0 BB: 0 P: 8	R: 0 E: 0 K: 1 S: 8	H: 1 LOB: 1 BB: 0 P: 14	R: 0 E: 0 K: 1 S: 13	H: 0 LOB: 0 BB: 0 P: 16	1B: 7 2B: 2 3B: 0 HR: 0	SF: 1 SAC: 1 DP: 3 HBP: 1	WP: 0 PB: 0 SB: 0 CS: 0	PA: 32
PITCHER	IP WLS BF H R ER SO BB IBB HBP BLK WP HR S P ERA WHIP																				
Bill Krueger, L ERA: 5.12 (1, 1)	6.1	WLS 24	H 7	R 1	ER 1	SO 1	BB 0	IBB 0	HBP 1	BLK 0	WP 0	HR 0	S 46	P 73	ERA 1.42	WHIP 1.105					
Michael Jackson, R ERA: 2.19 (7, 1)	2.2	W 8	H 1	R 0	ER 0	SO 2	BB 0	IBB 0	HBP 0	BLK 0	WP 0	HR 0	S 22	P 32	ERA 0.00	WHIP 0.375					

livebaseballscorecards.com

AB	29
R	1
H	8
RBI	1
BB	0
SO	3
LOB	11



Batter	1	2	3	4	5	6	7	8	9	AB R H RBI BB SO LOB	TOP														
Greg Briley, L (1, 9) OBP: 0.280, SLG: 0.315	2-1 G4-3		2-2 G3			2-0 G4-3			1-2 S S 1B	4 0 1 0 0 0 0	<p>Seattle Mariners @ New York Yankees Yankee Stadium, Bronx, NY</p> <p>Fri May 17 1991, 7:05 PM EDT Att. 16,810 - Cloudy - 80 F</p> <p>livebaseballscorecards.com</p> <table border="1"> <tr><td>AB</td><td>28</td></tr> <tr><td>R</td><td>1</td></tr> <tr><td>H</td><td>3</td></tr> <tr><td>RBI</td><td>1</td></tr> <tr><td>BB</td><td>3</td></tr> <tr><td>SO</td><td>1</td></tr> <tr><td>LOB</td><td>7</td></tr> </table> 	AB	28	R	1	H	3	RBI	1	BB	3	SO	1	LOB	7
AB	28																								
R	1																								
H	3																								
RBI	1																								
BB	3																								
SO	1																								
LOB	7																								
Harold Reynolds, S (1, 4) OBP: 0.353, SLG: 0.375	2-2 F8		3-1 F9			0-0 F7			0-1 SAFE F7 1-2	4 0 0 0 0 0 1															
Ken Griffey Jr., L (1, 8) OBP: 0.371, SLG: 0.417	1-2 G3				2-2 G4-3		2-1 F7		4-0 S IBB	3 0 0 0 1 0 0															
Ken Griffey, L (1, 7) Henry Cotto, R (7, 7) OBP: 0.375, SLG: 0.393 OBP: 0.360, SLG: 0.542		4-0 1B 1B BB		3-2 G3-1		2-2 G4-3		3-2 P3	1-2 2-3	2 1 0 0 1 0 0 1 0 0 0 0 0 2															
Edgar Martinez, R (1, 5) OBP: 0.474, SLG: 0.518		1 SAFE FC5-4 1B 1-2		3-2 F8		2-2 G4-3				3 0 1 0 0 0 0															
Pete O'Brien, L (1, 10) OBP: 0.308, SLG: 0.382 (9, 3)		1-0 FC5-4 1B 1-2 2-H		0-1 P6			4-2 G4-6-3 BB			2 0 1 1 1 0 0															
Alvin Davis, L (1, 3) Bill Swift, R (9, 1) OBP: 0.286, SLG: 0.269		1-2 FC5-4 1-2 2-3		0-0 F8			0-0 G4-6-3 1-2f			3 0 0 0 0 0 3 0 0 0 0 0 0 0															
Omar Vizquel, S (1, 6) OBP: 0.311, SLG: 0.312		2-2 F7		2-2 G6-3			0-0 F8			3 0 0 0 0 0 1															
Scott Bradley, L (1, 2) Dave Valle, R (8, 2) OBP: 0.129, SLG: 0.100 OBP: 0.304, SLG: 0.253			0-3 K			1-2 F8		0-0 F8		2 0 0 0 0 1 0 1 0 0 0 0 0 0															
Inning Stats	R: 0 H: 0 E: 0 LOB: 0 K: 0 BB: 0 S: 8 P: 13	R: 1 H: 2 E: 0 LOB: 1 K: 0 BB: 1 S: 12 P: 20	R: 0 H: 0 E: 0 LOB: 0 K: 1 BB: 0 S: 8 P: 13	R: 0 H: 0 E: 0 LOB: 0 K: 0 BB: 0 S: 9 P: 17	R: 0 H: 0 E: 0 LOB: 0 K: 0 BB: 0 S: 6 P: 8	R: 0 H: 0 E: 0 LOB: 0 K: 0 BB: 0 S: 6 P: 9	R: 0 H: 0 E: 0 LOB: 0 K: 0 BB: 0 S: 10 P: 16	R: 0 H: 0 E: 0 LOB: 0 K: 0 BB: 1 S: 7 P: 11	R: 0 H: 1 E: 0 LOB: 2 K: 0 BB: 1 S: 11 P: 19	1B: 3 SF: 0 2B: 1 SAC: 0 3B: 0 DP: 2 HR: 0 HBP: 0	WP: 0 PA: 31 PB: 0 SB: 3 CS: 0														
PITCHER	IP WLS BF H R ER SO BB IBB HBP BLK WP HR S P ERA WHIP																								
Tim Leary, R (1, 1) ERA: 4.83	8.2 L 29 3 1 1 1 2 0 0 0 0 0 0 73 115 1.04 0.577																								
Greg Cadaret, L (9, 1) ERA: 3.15	0.0 1 0 0 0 0 0 1 0 0 0 0 0 4 ∞ ∞																								
Alan Mills, R (9, 1) ERA:	0.1 1 0 0 0 0 0 0 0 0 0 0 0 4 7 0.00 0.000																								

Batter	1	2	3	4	5	6	7	8	9	AB R H RBI BB SO LOB
Roberto Kelly, R OBP: 0.352, SLG: 0.435 (1, 8)	1-0 2B		1-1 G5-3		1-3 K			1-0 G6-3		4 0 1 0 0 1 2
Steve Sax, R OBP: 0.293, SLG: 0.279 (1, 4)	2-3 K		3-2 F7			0-0 G3		0-1 G4-6-3 1B		4 0 1 0 0 1 2
Kevin Maas, L OBP: 0.451, SLG: 0.500 (1, 3)	4-1 BB		1-1 F9			1-3 K		0-0 G4-6-3 1-2f		3 0 0 0 1 1 2
Jesse Barfield, R OBP: 0.352, SLG: 0.453 (1, 9)	1-3 K			1-2 G5-3		4-1 1B BB		2-3 K		3 0 0 0 1 2 2
Hensley Meulens, R OBP: 0.286, SLG: 0.367 (1, 7)	0-2 F9			2-3 K		3-2 1B		3-1 P8		3 0 1 0 0 1 2
Don Mattingly, L OBP: 0.355, SLG: 0.355 (9, PH)						1-3 1B				1 0 0 0 0 0 0
Mel Hall, L OBP: 0.268, SLG: 0.485 (1, 10)		0-0 G4-3		0-0 F7		3-2 G4-3		2-1 F9		4 0 0 0 0 0 2
Randy Velarde, R OBP: 0.271, SLG: 0.233 (1, 5)		1-3 K			2-3 K		2-3 K			3 0 0 0 0 3 0
Bob Geren, R OBP: 0.235, SLG: 0.194 (1, 2)		2-1 P4			2-1 G5-3		3-3 K			3 0 0 0 0 1 0
Alvaro Espinoza, R OBP: 0.323, SLG: 0.407 (1, 6)			0-0 2B		4-1 BB		1-3 K			2 0 1 0 1 1 0

Inning Stats	R: 0 E: 0 K: 2 S: 13	H: 1 LOB: 2 BB: 1 P: 21	R: 0 E: 0 K: 1 S: 6	H: 0 LOB: 0 BB: 0 P: 9	R: 0 E: 0 K: 0 S: 9	H: 1 LOB: 1 BB: 0 P: 14	R: 0 E: 0 K: 1 S: 8	H: 0 LOB: 0 BB: 0 P: 11	R: 0 E: 0 K: 2 S: 10	H: 0 LOB: 1 BB: 1 P: 18	R: 0 E: 0 K: 1 S: 11	H: 1 LOB: 2 BB: 1 P: 22	R: 0 E: 0 K: 3 S: 9	H: 0 LOB: 0 BB: 0 P: 15	R: 0 E: 0 K: 0 S: 4	H: 1 LOB: 0 BB: 0 P: 5	R: 0 E: 0 K: 1 S: 7	H: 0 LOB: 0 BB: 0 P: 14	1B: 2 2B: 2 3B: 0 HR: 0	SF: 0 SAC: 0 DP: 1 HBP: 0	WP: 0 PB: 0 SB: 0 CS: 0	PA: 33
--------------	-------------------------------	----------------------------------	------------------------------	---------------------------------	------------------------------	----------------------------------	------------------------------	----------------------------------	-------------------------------	----------------------------------	-------------------------------	----------------------------------	------------------------------	----------------------------------	------------------------------	---------------------------------	------------------------------	----------------------------------	----------------------------------	------------------------------------	----------------------------------	--------

PITCHER	IP	WLS	BF	H	R	ER	SO	BB	IBB	HBP	BLK	WP	HR	S	P	ERA	WHIP
Randy Johnson, L ERA: 4.53 (1, 1)	7.0	W	27	3	0	0	10	3	0	0	0	0	0	66	110	0.00	0.857
Bill Swift, R ERA: 1.04 (8, 1)	2.0	S	6	1	0	0	1	0	0	0	0	0	0	11	19	0.00	0.500
Bill Swift, R ERA: 1.04 (9, 1)	2.0	S	6	1	0	0	1	0	0	0	0	0	0	11	19	0.00	0.500

BOTTOM

Seattle Mariners @ New York Yankees
Yankee Stadium, Bronx, NY

Fri May 17 1991, 7:05 PM EDT
Att. 16,810 - Cloudy - 80 F

livebaseballscorecards.com

AB	30
R	0
H	4
RBI	0
BB	3
SO	11
LOB	12



Batter	1	2	3	4	5	6	7	8	9	AB R H RBI BB SO LOB	TOP											
Henry Cotto, R (1, 7) OBP: 0.364, SLG: 0.528	0-2 SH5-3 2B 1B		1-1 L5	0-0 F8			0-1 G4-3 2B 1B		1-1 P6	5 2 2 0 0 0 2												
Harold Reynolds, S (1, 4) OBP: 0.356, SLG: 0.385	1-1 SH5-3 1-2		2-0 1B 2B			2-1 F7	3-2 G4-3 1-3		2-2 WP 1B	4 1 2 0 0 0 1												
Ken Griffey Jr., L (1, 8) OBP: 0.379, SLG: 0.432	3-2 F7		3-2 1B			1-1 FC6-4 1B	1-2 2B		1-3 K	5 0 3 2 0 1 2												
Edgar Martinez, R (1, 5) OBP: 0.468, SLG: 0.518	0-2 2B		2-2 G6-3			1-1 FC6-4 1-2f	2-1 G4-3			4 0 1 1 0 0 3												
Pete O'Brien, L (1, 3) OBP: 0.313, SLG: 0.407	2-3 K			1-1 HR		1-2 F7		2-2 FC8-6 1B		4 1 2 1 0 1 2												
Alvin Davis, L (1, 10) OBP: 0.266, SLG: 0.268		1-3 K		1-2 1B		2-2 L3		3-2 FC8-6 1-2f		4 0 1 0 0 1 1												
Greg Briley, L (1, 9) OBP: 0.269, SLG: 0.302		0-1 B5-3		1-3 K		1-1 G4-3		1-3 K		4 0 0 0 0 2 2												
Omar Vizquel, S (1, 6) OBP: 0.299, SLG: 0.299		1-0 P5		1-2 F7		1-2 G3		2-2 G1-3		4 0 0 0 0 0 2												
Dave Valle, R (1, 2) OBP: 0.292, SLG: 0.242			2-2 G5-3	0-0 E6 1-2			1-3 K		1-1 F7	4 0 0 0 0 1 1												
Inning Stats	R: 1 E: 0 K: 1 S: 18	H: 2 LOB: 1 BB: 0 P: 24	R: 0 E: 0 K: 1 S: 6	H: 0 LOB: 0 BB: 0 P: 8	R: 1 E: 0 K: 0 S: 16	H: 2 LOB: 1 BB: 0 P: 25	R: 1 E: 1 K: 1 S: 13	H: 2 LOB: 2 BB: 0 P: 17	R: 0 E: 0 K: 0 S: 9	H: 0 LOB: 0 BB: 0 P: 13	R: 1 E: 0 K: 1 S: 14	H: 2 LOB: 1 BB: 0 P: 21	R: 0 E: 0 K: 1 S: 13	H: 1 LOB: 1 BB: 0 P: 21	R: 0 E: 0 K: 1 S: 12	H: 1 LOB: 1 BB: 0 P: 17	1B: 7 2B: 3 3B: 0 HR: 1	SF: 0 SAC: 1 DP: 0 HBP: 0	WP: 1 PB: 0 SB: 2 CS: 0	PA: 39		
PITCHER Scott Sanderson, R (1, 1) ERA: 4.59 Alan Mills, R (7, 1) ERA:	IP 6.2 2.1	WLS L 9	BF 30 9	H 9 2	R 4 0	ER 4 0	SO 4 2	BB 0 0	IBB 0 0	HBP 0 0	BLK 0 0	WP 0 1	HR 1 0	S 83 27	P 118 42	ERA 5.40 0.00	WHIP 1.350 0.857					

Seattle Mariners @ New York Yankees
 Yankee Stadium, Bronx, NY
 Sat May 18 1991, 3:33 AM EDT
 Att. 23,017 - Cloudy - 59 F

livebaseballscorecards.com

AB	38
R	4
H	11
RBI	4
BB	0
SO	6
LOB	16



BOTTOM

Seattle Mariners @ New York Yankees
Yankee Stadium, Bronx, NY
Sat May 18 1991, 3:33 AM EDT
Att. 23,017 - Cloudy - 59 F

livebaseballscorecards.com

AB	32
R	1
H	6
RBI	1
BB	4
SO	3
LOB	10



WP:	0	PA:	37
PB:	0		
SB:	0		
CS:	0		

AB R H RBI BB SO LOB

4	0	0	0	0	0	2
4	0	1	0	0	0	1
2	0	1	0	2	1	0
3	0	0	0	1	0	3
3	0	1	0	0	0	2
1	1	1	1	0	0	0
4	0	0	0	0	0	1
4	0	0	0	0	1	0
2	0	0	0	0	1	0
1	0	1	0	1	0	0
4	0	1	0	0	0	1

1B:	4	SF:	0
2B:	1	SAC:	0
3B:	0	DP:	1
HR:	1	HBP:	1

Batter	1	2	3	4	5	6	7	8	9
Roberto Kelly, R OBP: 0.347, SLG: 0.422 (1, 8)	F7		HBP			F8		P4	FC6-4
Steve Sax, R OBP: 0.291, SLG: 0.286 (1, 4)	L8		G6-3			G6-3		2B	
Don Mattingly, L OBP: 0.366, SLG: 0.357 (1, 10)	1B					BB		BB	
Kevin Maas, L OBP: 0.445, SLG: 0.486 (1, 3)	G4-3					BB		G4-6-3	
Mel Hall, L OBP: 0.270, SLG: 0.479 (1, 9)						G4-3			
Jesse Barfield, R OBP: 0.357, SLG: 0.486 (9, PH)						1B			HR
Matt Nokes, L OBP: 0.333, SLG: 0.582 (1, 2)						F8			
Hensley Meulens, R OBP: 0.273, SLG: 0.349 (1, 7)						F8			
Torey Lovullo, S Randy Velarde, R OBP: 0.300, SLG: 0.250 (7, PH) (8, 5)						F7			
Alvaro Espinoza, R OBP: 0.320, SLG: 0.400 (1, 6)						K			
						K			
						G3			
						1B			
						1B			
						F7			
						P3			
						P3			
						1B			
						FC6-4			
						1B			

Inning Stats	R: 0	H: 1	E: 0	K: 0	S: 11	LOB: 1	BB: 0	P: 21	R: 0	H: 0	E: 0	K: 1	S: 7	LOB: 0	BB: 0	P: 10	R: 0	H: 0	E: 0	K: 0	S: 7	LOB: 1	BB: 0	P: 12	R: 0	H: 1	E: 0	K: 1	S: 12	LOB: 1	BB: 0	P: 17	R: 0	H: 0	E: 0	K: 1	S: 6	LOB: 0	BB: 0	P: 9	R: 0	H: 0	E: 0	K: 0	S: 6	LOB: 2	BB: 2	P: 17	R: 0	H: 1	E: 0	K: 0	S: 9	LOB: 1	BB: 0	P: 14	R: 0	H: 1	E: 0	K: 0	S: 11	LOB: 1	BB: 1	P: 19	R: 1	H: 2	E: 0	K: 0	S: 9	LOB: 2	BB: 1	P: 15	1B: 4	SF: 0	2B: 1	SAC: 0	3B: 0	DP: 1	HR: 1	HBP: 1	WP: 0	PA: 37
--------------	------	------	------	------	-------	--------	-------	-------	------	------	------	------	------	--------	-------	-------	------	------	------	------	------	--------	-------	-------	------	------	------	------	-------	--------	-------	-------	------	------	------	------	------	--------	-------	------	------	------	------	------	------	--------	-------	-------	------	------	------	------	------	--------	-------	-------	------	------	------	------	-------	--------	-------	-------	------	------	------	------	------	--------	-------	-------	-------	-------	-------	--------	-------	-------	-------	--------	-------	--------

PITCHER	IP	WLS	BF	H	R	ER	SO	BB	IBB	HBP	BLK	WP	HR	S	P	ERA	WHIP
Pat Rice, R ERA: (1, 1)	5.2		20	2	0	0	3	0	0	1	0	0	0	47	75	0.00	0.353
Russ Swan, L ERA: 1.29 (6, 1)	2.2		13	3	1	1	0	3	0	0	0	0	1	27	51	3.38	2.250
Michael Jackson, R ERA: 2.13 (9, 1)	0.2		4	1	0	0	0	1	0	0	0	0	0	4	8	0.00	3.000

Seattle Mariners @ New York Yankees
 Yankee Stadium, Bronx, NY
 Sun May 19 1991, 3:33 AM EDT
 Att. 29,581 - Sunny - 62 F

livebaseballscorecards.com

AB	29
R	2
H	5
RBI	2
BB	4
SO	6
LOB	10



WP:	0	PA:	35
PB:	0		
SB:	2		
CS:	0		

AB R H RBI BB SO LOB

4	0	1	0	0	0	1
3	0	1	0	1	0	0
4	0	1	0	0	2	4
1	1	1	0	0	0	0
1	0	0	0	0	0	2
2	0	0	0	0	1	1
2	0	0	0	2	1	0
3	0	0	0	0	0	1
3	1	1	2	0	1	0
3	0	0	0	0	0	1
1	0	0	0	0	0	0
1	0	0	0	0	0	0
1	0	0	0	1	0	0
1	0	0	0	0	1	0

1B:	4	SF:	1
2B:	0	SAC:	1
3B:	0	DP:	1
HR:	1	HBP:	0

Batter	1	2	3	4	5	6	7	8	9
Henry Cotto, R OBP: 0.356, SLG: 0.509 (1, 9)	F7		P3			FC5-4		E 1B 1B	
Harold Reynolds, S OBP: 0.360, SLG: 0.384 (1, 4)	F8			G4-3		BB		E5 FC6-4 1B	
Ken Griffey Jr., L OBP: 0.376, SLG: 0.426 Tracy Jones, R OBP: 0.300, SLG: 0.378 (7, PH)	S 1B			K		P5		K	
Scott Bradley, L OBP: 0.125, SLG: 0.097 (8, PH)	K			G4-3			E1 SH1-4 1B	FC6-4	
Ken Griffey, L OBP: 0.365, SLG: 0.381 (1, 7)	K								
Edgar Martinez, R OBP: 0.469, SLG: 0.509 (1, 5)		L9				G4-6-3 BB	SF8 SH1-4 BB		K
Pete O'Brien, L OBP: 0.307, SLG: 0.399 (1, 3)		G4-3				G4-6-3	SH1-4		P6
Alvin Davis, L OBP: 0.285, SLG: 0.296 (1, 10)				K		F8	SF8		HR
Omar Vizquel, S OBP: 0.291, SLG: 0.290 Jay Buhner, R OBP: 0.321, SLG: 0.458 (9, PH)						L5	F7		F8
Dave Valle, R OBP: 0.296, SLG: 0.239 Greg Briley, L OBP: 0.267, SLG: 0.299 (8, PH)						G5-3	FC5-4 BB		K

Inning Stats	R: 0	H: 1	E: 0	LOB: 1	K: 1	BB: 0	S: 10	P: 16	R: 0	H: 0	E: 0	LOB: 0	K: 1	BB: 0	S: 8	P: 12	R: 0	H: 0	E: 0	LOB: 0	K: 0	BB: 0	S: 13	P: 18	R: 0	H: 0	E: 0	LOB: 0	K: 1	BB: 0	S: 6	P: 9	R: 0	H: 0	E: 0	LOB: 0	K: 0	BB: 1	S: 9	P: 17	R: 0	H: 0	E: 0	LOB: 2	K: 0	BB: 2	S: 11	P: 20	R: 1	H: 1	E: 1	LOB: 1	K: 0	BB: 1	S: 10	P: 21	R: 0	H: 2	E: 1	LOB: 2	K: 2	BB: 0	S: 15	P: 22	R: 1	H: 1	E: 0	LOB: 0	K: 1	BB: 0	S: 13	P: 18	1B: 4	SF: 1	2B: 0	SAC: 1	3B: 0	DP: 1	HR: 1	HBP: 0	WP: 0	PA: 35
--------------	------	------	------	--------	------	-------	-------	-------	------	------	------	--------	------	-------	------	-------	------	------	------	--------	------	-------	-------	-------	------	------	------	--------	------	-------	------	------	------	------	------	--------	------	-------	------	-------	------	------	------	--------	------	-------	-------	-------	------	------	------	--------	------	-------	-------	-------	------	------	------	--------	------	-------	-------	-------	------	------	------	--------	------	-------	-------	-------	-------	-------	-------	--------	-------	-------	-------	--------	-------	--------

PITCHER	IP	WLS	BF	H	R	ER	SO	BB	IBB	HBP	BLK	WP	HR	S	P	ERA	WHIP
Pascual Perez, R ERA: 1.59	(1, 1)	5.2	20	1	0	0	3	3	0	0	0	0	0	55	90	0.00	0.706
Steve Howe, L ERA: 1.59	(6, 1)	1.1	6	1	1	1	0	1	0	0	0	0	0	12	23	6.75	1.500
Steve Farr, R ERA: 2.37	(8, 1)	1.1	6	2	0	0	3	0	0	0	0	0	0	18	25	0.00	1.500
Lee Guetterman, L ERA: 1.62	(9, 1)	0.2	3	1	1	1	0	0	0	0	0	0	1	10	15	13.50	1.500

PITCHER	IP	WLS	BF	H	R	ER	SO	BB	IBB	HBP	BLK	WP	HR	S	P	ERA	WHIP
---------	----	-----	----	---	---	----	----	----	-----	-----	-----	----	----	---	---	-----	------

Batter	1	2	3	4	5	6	7	8	9	AB	R	H	RBI	BB	SO	LOB
Steve Sax, R OBP: 0.290, SLG: 0.280 (1, 4)	G1-3		CS BB		FC4		P4			3	0	0	0	1	0	3
Don Mattingly, L OBP: 0.362, SLG: 0.354 (1, 3)	P4		L9			F9	1B			4	0	1	1	0	0	1
Matt Nokes, L OBP: 0.320, SLG: 0.558 (1, 2) Bob Geren, R OBP: 0.235, SLG: 0.194 (8, 2)	K		P5			G4-3	P6			4	0	0	0	0	1	2
Kevin Maas, L OBP: 0.453, SLG: 0.487 (1, 10)			L3 BB		L4-3 BB	HR 1B		L4		2	1	1	0	2	0	0
Mel Hall, L OBP: 0.269, SLG: 0.507 (1, 7)		L3		L4-3		HR		F7		4	1	1	2	0	0	2
Jesse Barfield, R OBP: 0.354, SLG: 0.473 (1, 9)		2B BB		G1		G6-3		K		3	0	0	0	1	1	0
Pat Sheridan, L OBP: 0.500, SLG: 0.750 (1, 8)		2B				G6-3		FC1-6 1B		3	0	2	0	0	0	0
Torey Lovullo, S OBP: 0.222, SLG: 0.067 (1, 5) Randy Velarde, R OBP: 0.300, SLG: 0.250 (7, PR) (8, 5)		BB				FC4 1B		FC1-6 1B		2	0	1	0	1	0	1
Alvaro Espinoza, R OBP: 0.311, SLG: 0.388 (1, 6)	G4-3				K		E6			0	1	0	0	0	1	5

Inning Stats	R: 0	H: 0	LOB: 0	K: 1	S: 11	R: 0	H: 1	LOB: 3	K: 0	S: 11	R: 0	H: 0	LOB: 0	K: 0	S: 7	R: 0	H: 0	LOB: 0	K: 0	S: 5	R: 0	H: 1	LOB: 1	K: 1	S: 7	R: 2	H: 2	LOB: 0	K: 0	S: 7	R: 1	H: 2	LOB: 2	K: 0	S: 13	R: 0	H: 0	LOB: 0	K: 1	S: 7
PITCHER	IP	WLS	BF	H	R	ER	SO	BB	IBB	HBP	BLK	WP	HR	S	P	ERA	WHIP																							
Brian Holman, R ERA: 2.88 (1, 1)	6.2	L	28	5	3	2	2	5	0	0	0	0	1	56	107	2.70	1.500																							
Rob Murphy, L ERA: 2.7 (7, 1)	1.1		5	1	0	0	1	0	0	0	0	0	0	12	18	0.00	0.750																							


BOTTOM

Seattle Mariners @ New York Yankees
 Yankee Stadium, Bronx, NY

Sun May 19 1991, 3:33 AM EDT
 Att. 29,581 - Sunny - 62 F

AB	28
R	3
H	6
RBI	3
BB	5
SO	3
LOB	14

livebaseballscores.com



WP: 0	PA: 33
PB: 0	
SB: 0	
CS: 1	

Batter	1	2	3	4	5	6	7	8	9	AB R H RBI BB SO LOB	TOP
Henry Cotto, R (1, 9) OBP: 0.356, SLG: 0.509 Greg Briley, L (1, PH) OBP: 0.264, SLG: 0.294 (1, 9) (9, 7)	2-2 P5 	2-1 L5 		0-3 K 			1-1 G4-3 		3-1 1B WP 	0 0 0 0 0 0 5 1 1 0 0 1 2	
Harold Reynolds, S (1, 4) OBP: 0.361, SLG: 0.381 (1, 4)	0-1 G4-3 		2-0 G4-3 	4-1 			2-1 P5 		0-2 WP 	4 1 1 0 1 0 0	
Ken Griffey Jr., L (1, 8) OBP: 0.377, SLG: 0.421 Jay Buhner, R (9, PR) OBP: 0.321, SLG: 0.458 (9, 9)	1-1 G1-3 		4-0 FC6-4 	2-2 CS 	0-0 F8 		0-0 F8 		2-2 	4 1 1 1 1 0 0 0 0 0 0 0 0 0	
Ken Griffey, L (1, 7) OBP: 0.405, SLG: 0.424 (1, 7)		2-1 E 	4-2 	2-2 				3-1 G4-3 	4-2 	3 2 3 0 2 0 0	
Edgar Martinez, R (1, 5) OBP: 0.459, SLG: 0.496 (1, 5)		2-0 E9 	0-0 FC6-4 	1-3 			2-1 G4-3 	1-0 F8 		5 2 1 0 0 1 6	
Pete O'Brien, L (1, 3) OBP: 0.306, SLG: 0.397 (1, 3)		0-0 P5 	3-1 	0-0 G4-3 			2-0 SF9 			3 1 1 2 0 0 3	
Alvin Davis, L (1, 10) OBP: 0.272, SLG: 0.319 (1, 10)		2-2 	2-1 	2-2 G3 			3-2 G3-1 			4 0 2 4 0 0 0	
Omar Vizquel, S (1, 6) OBP: 0.281, SLG: 0.279 (1, 6)	0-0 P5 	0-0 G4-3 		0-0 P5 					1-3 K 	4 0 0 0 0 1 2	
Dave Valle, R (1, 2) OBP: 0.295, SLG: 0.232 (1, 2)		4-1 		1-3 K 		2-2 G5-3 		2-1 G6-3 		3 0 0 0 1 1 0	
Inning Stats	R: 0 H: 0 E: 0 LOB: 0 K: 0 BB: 0 S: 7 P: 10	R: 2 H: 3 E: 1 LOB: 2 K: 0 BB: 1 S: 12 P: 24	R: 3 H: 2 E: 0 LOB: 1 K: 0 BB: 2 S: 12 P: 30	R: 0 H: 0 E: 0 LOB: 0 K: 2 BB: 1 S: 12 P: 18	R: 0 H: 1 E: 0 LOB: 1 K: 1 BB: 0 S: 8 P: 11	R: 0 H: 0 E: 0 LOB: 0 K: 0 BB: 0 S: 7 P: 11	R: 0 H: 0 E: 0 LOB: 0 K: 0 BB: 0 S: 5 P: 8	R: 1 H: 1 E: 0 LOB: 0 K: 0 BB: 0 S: 10 P: 20	R: 2 H: 3 E: 0 LOB: 2 K: 1 BB: 1 S: 16 P: 29	1B: 8 SF: 1 2B: 1 SAC: 0 3B: 1 DP: 0 HR: 0 HBP: 0	WP: 3 PA: 42 PB: 0 SB: 0 CS: 1
PITCHER Bret Saberhagen, R (1, 1) ERA: 3.23 Jeff Montgomery, R (8, 1) ERA: 3.98	IP WLS BF H R ER SO BB IBB HBP BLK WP HR S P ERA WHIP 7.0 0 31 7 6 6 3 4 0 0 0 1 0 65 117 7.71 1.571 2.0 L 10 3 2 2 1 1 0 0 0 1 0 24 44 9.00 2.000	PITCHER IP WLS BF H R ER SO BB IBB HBP BLK WP HR S P ERA WHIP									

Seattle Mariners @ Kansas City Royals
 Royals Stadium, Kansas City, MO
 Mon May 20 1991, 8:05 PM EDT
 Att. 27,088 - Overcast - 72 F

livebaseballscorecards.com

AB	35
R	8
H	10
RBI	7
BB	5
SO	4
LOB	13



Batter	1	2	3	4	5	6	7	8	9	AB R H RBI BB SO LOB
Brian McRae, S OBP: 0.261, SLG: 0.389 (1, 8)	1-1 P5		1-0 1B	0-1 G6-3		1-1 F9			0-0 G3	5 1 1 0 0 0 0
Nelson Liriano, S OBP: 0.409, SLG: 0.409 (1, 4)	2-1 HR 1B		0-0 1B 1B		1-1 1B G4-3 1B		0-0 G6-3		1-2 G4-3	5 3 3 1 0 0 0
Jim Eisenreich, L OBP: 0.313, SLG: 0.389 (1, 7)	0-0 L8		4-2 1B BB		1-0 G4-3 BB 1B		3-1 G1-3 1B		3-2 G5-3	4 0 2 0 1 0 1
Danny Tartabull, R OBP: 0.333, SLG: 0.482 Gary Thurman, R OBP: 0.326, SLG: 0.400 (1, 9) (8, 9)	2-0 HR		1-3 K		4-2 G4-3 BB		0-0 G1-3			3 1 1 2 1 1 3 0 0 0 0 0 0 0
Terry Puhl, L OBP: 0.350, SLG: 0.235 (1, 10)	3-1 L8		2-1 G5-4-3 1B		2-2 G4-3		2-0 G3			4 0 1 2 0 0 3
Carmelo Martinez, R OBP: 0.328, SLG: 0.283 (1, 3)		1-3 K	1-1 G5-4-3		4-0 G6-4-3 IBB			2-3 K		3 0 0 0 1 2 2
Mike Macfarlane, R OBP: 0.322, SLG: 0.425 (1, 2)		0-0 G5-3		1-1 P4	1-2 G6-4-3			2-2 G6-3		4 0 0 0 0 0 3
Kurt Stillwell, S OBP: 0.306, SLG: 0.328 (1, 6)		0-1 1B		2-1 G1-3		2-1 P4		0-2 WP 1B		4 0 2 0 0 0 0
Bill Pecota, R OBP: 0.338, SLG: 0.424 (1, 5)		2-0 P2		2-0 IHR		2-0 F7		1 SAFE G6-3		4 1 1 1 0 0 2

Inning Stats	R: 2 E: 0 K: 0 S: 8	H: 2 LOB: 0 BB: 0 P: 16	R: 0 E: 0 K: 1 S: 7	H: 1 LOB: 1 BB: 0 P: 10	R: 2 E: 0 K: 1 S: 12	H: 3 LOB: 1 BB: 1 P: 21	R: 1 E: 0 K: 0 S: 7	H: 1 LOB: 0 BB: 0 P: 12	R: 1 E: 0 K: 0 S: 13	H: 2 LOB: 2 BB: 2 P: 25	R: 0 E: 0 K: 0 S: 5	H: 0 LOB: 0 BB: 0 P: 10	R: 0 E: 0 K: 0 S: 5	H: 1 LOB: 1 BB: 0 P: 10	R: 0 E: 0 K: 0 S: 7	H: 0 LOB: 0 BB: 0 P: 11	1B: 8 2B: 0 3B: 1 HR: 2	SF: 0 SAC: 0 DP: 2 HBP: 0
--------------	------------------------------	----------------------------------	------------------------------	----------------------------------	-------------------------------	----------------------------------	------------------------------	----------------------------------	-------------------------------	----------------------------------	------------------------------	----------------------------------	------------------------------	----------------------------------	------------------------------	----------------------------------	----------------------------------	------------------------------------


BOTTOM

Seattle Mariners @ Kansas City Royals
Royals Stadium, Kansas City, MO

Mon May 20 1991, 8:05 PM EDT
Att. 27,088 - Overcast - 72 F

livebaseballscorecards.com

AB	36
R	6
H	11
RBI	6
BB	3
SO	3
LOB	14



PITCHER	IP	WLS	BF	H	R	ER	SO	BB	IBB	HBP	BLK	WP	HR	S	P	ERA	WHIP
Rich DeLucia, R ERA: 4.73 (1, 1)	2.1		14	6	4	4	2	1	0	0	0	0	1	25	44	15.43	3.000
Bill Swift, R ERA: 1.8 (3, 1)	2.2		11	3	2	2	0	1	1	0	0	0	0	22	40	6.75	1.500
Russ Swan, L ERA: 1.13 (6, 1)	3.0	W	11	2	0	0	1	0	0	0	0	1	0	22	39	0.00	0.667
Michael Jackson, R ERA: 2.05 (9, 1)	1.0	S	3	0	0	0	0	0	0	0	0	0	0	7	11	0.00	0.000

Batter	1	2	3	4	5	6	7	8	9	AB R H RBI BB SO LOB	TOP											
Henry Cotto, R (1, 9) OBP: 0.333, SLG: 0.475	2-2 G5-3		0-3 K		1-3 K			2-3 K		4 0 0 0 0 3 0	Seattle Mariners @ Kansas City Royals Royals Stadium, Kansas City, MO Tue May 21 1991, 8:05 PM EDT Att. 19,954 - Cloudy - 76 F livebaseballscorecards.com											
Harold Reynolds, S (1, 4) OBP: 0.353, SLG: 0.371	3-1 F7			0-1 F7		2-1 G4-3			1-1 P1	4 0 0 0 0 0 0												
Ken Griffey Jr., L (1, 8) OBP: 0.373, SLG: 0.416	1-1 G3-1			2-2 F7		0-1 G5-3			0-1 1B	4 0 1 0 0 0 0												
Edgar Martinez, R (1, 5) OBP: 0.461, SLG: 0.496		0-0 G4-1 1B		1-1 FC6 1B		3-3 K			1-1 L9	4 1 2 0 0 1 1												
Pete O'Brien, L (1, 3) OBP: 0.298, SLG: 0.386		1-2 G4-1		2-2 FC6			0-0 F7		3-2 F9	4 0 0 0 0 0 3												
Alvin Davis, L (1, 10) OBP: 0.288, SLG: 0.339		2-1 L6-3 1B			2-0 SH 2B		4-1 G5-4-3 BB			2 1 2 1 1 0 0												
Tracy Jones, R (1, 7) OBP: 0.286, SLG: 0.359		3-2 L6-3			0-0 SH G6-3		0-1 G5-4-3			2 1 0 0 0 0 2												
Greg Briley, L (8, 7) OBP: 0.284, SLG: 0.294										0 0 0 0 0 0 0												
Jeff Schaefer, R (1, 6) OBP: 0.200, SLG: 0.186			2-3 K		0-1 G6-3			3-2 P6		3 0 0 1 0 1 0												
Dave Valle, R (1, 2) OBP: 0.287, SLG: 0.224			2-1 F9		1-1 G3			1-0 G5-3		3 0 0 0 0 0 0												
Inning Stats	R: 0 E: 0 K: 0 S: 7	H: 0 LOB: 0 BB: 0 P: 13	R: 1 E: 0 K: 0 S: 11	H: 2 LOB: 0 BB: 0 P: 17	R: 0 E: 0 K: 2 S: 12	H: 0 LOB: 0 BB: 0 P: 16	R: 0 E: 0 K: 0 S: 10	H: 1 LOB: 1 BB: 0 P: 15	R: 2 E: 1 K: 1 S: 9	H: 1 LOB: 0 BB: 0 P: 13	R: 0 E: 0 K: 1 S: 7	H: 0 LOB: 0 BB: 0 P: 12	R: 0 E: 0 K: 0 S: 4	H: 0 LOB: 0 BB: 1 P: 8	R: 0 E: 0 K: 1 S: 7	H: 0 LOB: 0 BB: 0 P: 13	R: 0 E: 0 K: 0 S: 10	H: 1 LOB: 1 BB: 0 P: 15	1B: 4 2B: 2 3B: 0 HR: 0	SF: 0 SAC: 1 DP: 2 HBP: 0	WP: 0 PB: 0 SB: 0 CS: 0	PA: 32
PITCHER Kevin Appier, R (1, 1) ERA: 3.88	IP: 9.0 WLS: W BF: 32 H: 5 R: 3 ER: 2 SO: 5 BB: 1 IBB: 0 HBP: 0 BLK: 0 WP: 0 HR: 0 S: 77 P: 122 ERA: 2.00 WHIP: 0.667											PITCHER IP: WLS: BF: H: R: ER: SO: BB: IBB: HBP: BLK: WP: HR: S: P: ERA: WHIP										

Seattle Mariners @ Kansas City Royals
 Royals Stadium, Kansas City, MO
 Tue May 21 1991, 8:05 PM EDT
 Att. 19,954 - Cloudy - 76 F

AB	30
R	3
H	5
RBI	2
BB	1
SO	5
LOB	6



Batter	1	2	3	4	5	6	7	8	9	AB R H RBI BB SO LOB
Brian McRae, S (1, 8) OBP: 0.260, SLG: 0.385	0-3 K		1-1 G1-3			0-0 P5		3-2 1B		4 1 1 1 0 1 1
Gary Thurman, R (1, 9) OBP: 0.326, SLG: 0.419 Warren Cromartie, L (8, PH) OBP: 0.327, SLG: 0.388	0-1 G5-3		1-1 CS 2B			0-2 G4-3		3-2 2-H FC3-8 1B		3 0 1 1 0 0 0 1 0 1 1 0 0 0
Jim Eisenreich, L (1, 7) OBP: 0.319, SLG: 0.388	4-2 BB		3-2 F7			3-1 1B		0-0 FC3-6 1-2f		3 0 1 0 1 0 2
Danny Tartabull, R (1, 10) OBP: 0.325, SLG: 0.468	2-1 F9				1-0 G5-3		0-0 F8		0-1 F7	4 0 0 0 0 0 3
Mike Macfarlane, R (1, 2) OBP: 0.322, SLG: 0.450		1-1 HR			0-1 G5-3		1-3 K			3 1 1 1 0 1 0
Carmelo Martinez, R (1, 3) OBP: 0.313, SLG: 0.268		1-0 F9			2-2 G4-3		3-3 K			3 0 0 0 0 1 0
Kurt Stillwell, S (1, 6) OBP: 0.301, SLG: 0.320		0-1 G3-1				0-0 G5-3		0-0 L7		3 0 0 0 0 0 0
Bill Pecota, R (1, 5) OBP: 0.338, SLG: 0.420		1-0 F9				1-0 L4-3 1B		1-0 G5-3		3 0 1 0 0 0 0
Terry Shumpert, R (1, 4) OBP: 0.233, SLG: 0.244			0-0 S 2B			3-2 L4-3 1-2		0-0 1B		3 2 2 0 0 0 1

Inning Stats	R: 0	H: 0	E: 0	K: 1	S: 9	R: 1	H: 1	E: 0	K: 0	S: 6	R: 1	H: 2	E: 0	K: 0	S: 9	R: 0	H: 0	E: 0	K: 0	S: 6	R: 0	H: 1	E: 0	K: 0	S: 8	R: 0	H: 1	E: 0	K: 2	S: 11	R: 2	H: 3	E: 0	K: 0	S: 11	1B: 4	2B: 4	3B: 0	HR: 1	SF: 0	SAC: 0	DP: 1	HBP: 0	WP: 0	PB: 0	SB: 1	CS: 1	PA: 31	
	0	0	0	1	9	1	1	0	0	6	0	2	0	0	9	0	0	0	0	6	0	0	0	1	1	0	0	0	1	0	0	0	0	0	0	4	4	0	1	0	0	0	0	0	0	0	0	0	31

PITCHER	IP	WLS	BF	H	R	ER	SO	BB	IBB	HBP	BLK	WP	HR	S	P	ERA	WHIP
Bill Krueger, L (1, 1) ERA: 5.06	7.1	L	28	7	4	4	3	1	0	0	0	0	1	61	93	4.91	1.091
Michael Jackson, R (8, 1) ERA: 2.0	0.2		3	1	0	0	0	0	0	0	0	0	0	6	9	0.00	1.500

BOTTOM

Seattle Mariners @ Kansas City Royals
Royals Stadium, Kansas City, MO

Tue May 21 1991, 8:05 PM EDT
Att. 19,954 - Cloudy - 76 F

livebaseballscorecards.com

AB	30
R	4
H	8
RBI	4
BB	1
SO	3
LOB	7



Batter	1	2	3	4	5	6	7	8	9	AB R H RBI BB SO LOB	TOP
Greg Briley, L (1, 9) <small>OBP: 0.272, SLG: 0.295</small>	0-0 		1-2 P6			4-1 			1-2 G3-1	3 0 1 0 1 0 0	
Harold Reynolds, S (1, 4) <small>OBP: 0.350, SLG: 0.368</small>	2-0 		0-1 B3-1			1-2 F7			0-1 G4-3	4 0 1 0 0 0 1	
Ken Griffey Jr., L (1, 8) <small>OBP: 0.377, SLG: 0.436</small>	4-2 		3-2 F7			1-1 G4-6-3 <small>1-2f</small>			1-0 	3 1 1 1 1 0 1	
Ken Griffey, L (1, 7) <small>OBP: 0.386, SLG: 0.400</small>	2-1 G1-2-3 <small>1-2 2-3 3-Hf</small>			1-3 K			0-0 F9		1-2 F7	4 0 0 0 0 1 3	
Edgar Martinez, R (1, 5) <small>OBP: 0.458, SLG: 0.492</small>	1-0 P2			1-0 F9			2-2 			3 0 1 0 0 0 2	
Pete O'Brien, L (1, 10) <small>OBP: 0.293, SLG: 0.378</small>		1-2 G6-3		0-0 F8			3-3 K <small>1-2</small>			3 0 0 0 0 1 1	
Alvin Davis, L (1, 3) <small>OBP: 0.282, SLG: 0.331</small>			1-1 F7		0-1 F8			3-1 F7		3 0 0 0 0 0 0	
Scott Bradley, L (1, 2) <small>OBP: 0.143, SLG: 0.091</small>			4-1 		3-3 K			1-0 G4-3		2 0 0 0 1 1 0	
Omar Vizquel, S (1, 6) <small>OBP: 0.274, SLG: 0.271</small>		1-2 L3		0-2 G1-4-3			0-1 F8			3 0 0 0 0 0 1	
Inning Stats	R: 0 H: 2 E: 0 LOB: 2 K: 0 BB: 1 S: 7 P: 16	R: 0 H: 0 E: 0 LOB: 1 K: 0 BB: 1 S: 9 P: 16	R: 0 H: 0 E: 0 LOB: 0 K: 0 BB: 0 S: 9 P: 13	R: 0 H: 0 E: 0 LOB: 0 K: 1 BB: 0 S: 5 P: 7	R: 0 H: 0 E: 0 LOB: 0 K: 1 BB: 0 S: 10 P: 13	R: 0 H: 0 E: 0 LOB: 0 K: 0 BB: 1 S: 6 P: 12	R: 0 H: 1 E: 0 LOB: 1 K: 1 BB: 0 S: 11 P: 16	R: 0 H: 0 E: 0 LOB: 0 K: 0 BB: 0 S: 5 P: 9	R: 1 H: 1 E: 0 LOB: 0 K: 0 BB: 0 S: 12 P: 15	1B: 3 SF: 0 2B: 1 SAC: 0 3B: 0 DP: 3 HR: 1 HBP: 0	WP: 0 PA: 31 PB: 0 SB: 0 CS: 1
PITCHER Tom Gordon, R (1, 1) <small>ERA: 1.38</small>	IP: 9.0 WLS: W BF: 31 H: 4 R: 1 ER: 1 SO: 3 BB: 3 IBB: 0 HBP: 0 BLK: 0 WP: 0 HR: 1 S: 74 P: 117 ERA: 1.00 WHIP: 0.778										

Seattle Mariners @ Kansas City Royals
 Royals Stadium, Kansas City, MO
 Wed May 22 1991, 8:05 PM EDT
 Att. 23,618 - Cloudy - 76 F

livebaseballscorecards.com

AB	28
R	1
H	4
RBI	1
BB	3
SO	3
LOB	9



Batter	1	2	3	4	5	6	7	8	9	AB	R	H	RBI	BB	SO	LOB
Kirk Gibson, L OBP: 0.319, SLG: 0.410 (1, 9)	4-2 BB BB		2-3 K		4-2 WP BB		4-2 S 1B BB			1	1	0	0	3	1	0
Kurt Stillwell, S OBP: 0.300, SLG: 0.318 (1, 6)	3-1 F8		2-3 K		2-2 G6-3		1-1 1B 1B			4	0	1	1	0	1	3
Brian McRae, S OBP: 0.276, SLG: 0.387 (1, 8)	4-0 P5 BB			4-0 G6-4-3 BB		1-1 E9 G4-3	1-2 G6-4-3 1B			2	0	1	1	2	0	0
Danny Tartabull, R OBP: 0.316, SLG: 0.455 (1, 10)	0-1 P5			0-1 G6-4-3		1-1 G4-3	0-1 G6-4-3			4	0	0	0	0	0	6
Mike Macfarlane, R OBP: 0.320, SLG: 0.438 (1, 2)		4-0 G5-4-3 BB		2-3 K		3-3 K		0-0 P4		3	0	0	0	1	2	1
Bill Pecota, R OBP: 0.333, SLG: 0.403 (1, 5)		0-1 G5-4-3			0-1 G5-3	4-0 S BB		1-1 F9		3	0	0	0	1	0	1
Jim Eisenreich, L OBP: 0.331, SLG: 0.394 (1, 7)		3-2 HBP			1-0 1B WP 1B	1-3 K		1-1 1B		3	1	2	0	0	1	2
Carmelo Martinez, R OBP: 0.324, SLG: 0.271 (1, 3)		0-1 F7			0-0 WP BB 1B		4-2 SH3-4 1B BB	3-2 P6		3	1	1	0	1	0	2
Terry Shumpert, R OBP: 0.227, SLG: 0.238 (1, 4)			2-3 K		2-3 K		3-1 SH3-4			2	0	0	0	0	2	2

Inning Stats	R: 0	H: 0	E: 0	K: 0	S: 7	R: 0	H: 0	E: 0	K: 0	S: 7	R: 0	H: 0	E: 0	K: 3	S: 9	R: 1	H: 2	E: 0	K: 1	S: 13	R: 0	H: 0	E: 1	K: 2	S: 10	R: 2	H: 2	E: 0	K: 0	S: 15	R: 0	H: 1	E: 0	K: 0	S: 8	1B: 5	SF: 0	2B: 1	SAC: 1	3B: 0	DP: 4	HR: 0	HBP: 1	WP: 1	PA: 35
	0	0	0	0	7	0	0	0	3	9	1	2	0	1	13	0	2	0	2	10	0	0	1	0	2	2	0	2	0	0	8	0	1	0	13	5	0	1	0	4	0	1	35		

PITCHER	IP	WLS	BF	H	R	ER	SO	BB	IBB	HBP	BLK	WP	HR	S	P	ERA	WHIP
Randy Johnson, L ERA: 4.5 (1, 1)	6.1	L	30	4	3	3	7	8	0	1	0	1	0	67	129	4.26	1.895
Bill Swift, R ERA: 1.74 (7, 1)	0.2		1	0	0	0	0	0	0	0	0	0	0	2	2	0.00	0.000
Dave Burba, R ERA: (8, 1)	1.0		4	1	0	0	0	0	0	0	0	0	0	8	13	0.00	1.000

BOTTOM

Seattle Mariners @ Kansas City Royals
Royals Stadium, Kansas City, MO
 Wed May 22 1991, 8:05 PM EDT
 Att. 23,618 - Cloudy - 76 F

livebaseballscorecards.com

AB	25
R	3
H	5
RBI	2
BB	8
SO	7
LOB	17



Batter	1	2	3	4	5	6	7	8	9	AB R H RBI BB SO LOB	TOP											
Brian Downing, R (1, 10) OBP: 0.465, SLG: 0.505	0-1 G5-3	2-2 G4-3		4-2 G6-4-3 BB		0-1 CS 1B		2-1 HR		4 1 2 1 1 0 1												
Rafael Palmeiro, L (1, 3) OBP: 0.363, SLG: 0.494 Mike Stanley, R (7, 2) OBP: 0.411, SLG: 0.477	2-0 1B 1B		1-0 FC6-4 HBP	1-2 G6-4-3 1-2f		2-3 K 1-2 3-H		0-2 F8		3 1 1 0 0 1 3 1 0 0 0 0 0 0												
Ruben Sierra, S (1, 9) OBP: 0.382, SLG: 0.556	1-0 1B 1-2 1B		1-2 FC6-4 1B FC 1-2f	1-0 G6-3			4-2 G3 BB		1-1 1B	4 1 2 0 1 0 1												
Julio Franco, R (1, 4) OBP: 0.350, SLG: 0.409	2-0 F9		1 SAFE 3-2 FC 1B 1-3	2-2 G5-3		3-3 K		1-1 P3		5 1 1 0 0 1 4												
Kevin Reimer, L (1, 7) OBP: 0.348, SLG: 0.418	1-2 FC6-4 1B 1-3 2-H		3-1 FC 1B HR 1-2 3-H	3-1 P6		1-2 G3		2-0 P2		5 1 1 2 0 0 3												
Juan Gonzalez, R (1, 8) OBP: 0.407, SLG: 0.615	1-1 FC6-4 1-2f		1-0 L8	3-2 1B		4-0 IBB		2-3 K		4 0 1 0 1 1 5												
Geno Petrali, L (1, 2) OBP: 0.348, SLG: 0.341 Jack Daugherty, S (7, PH) OBP: 0.250, SLG: 0.190		2-0 SH1-4 1B	1-0 HR 1B 1-2 2-H	1-0 F7		0-0 F9				3 1 2 1 0 0 1 1 0 0 0 0 0 2												
Steve Buechele, R (1, 5) OBP: 0.354, SLG: 0.504		0-0 SH1-4	2-2 HR 1-H 2-H		4-1 1B CS BB		3-2 G6-3			2 1 1 3 1 0 0												
Jeff Huson, L (1, 6) OBP: 0.337, SLG: 0.317		1-2 P5	1-0 G6-3		1-1 P2		0-0 B3			4 0 0 0 0 0 2												
Inning Stats	R: 1 E: 0 K: 0 S: 11	H: 3 LOB: 2 BB: 0 P: 18	R: 0 E: 0 K: 0 S: 10	H: 1 LOB: 1 BB: 0 P: 15	R: 5 E: 0 K: 0 S: 15	H: 3 LOB: 0 BB: 0 P: 28	R: 0 E: 0 K: 0 S: 8	H: 0 LOB: 0 BB: 1 P: 14	R: 0 E: 0 K: 0 S: 10	H: 1 LOB: 1 BB: 0 P: 19	R: 0 E: 0 K: 1 S: 11	H: 1 LOB: 1 BB: 1 P: 18	R: 0 E: 0 K: 1 S: 9	H: 0 LOB: 2 BB: 2 P: 21	R: 1 E: 0 K: 0 S: 9	H: 1 LOB: 0 BB: 0 P: 14	R: 0 E: 0 K: 1 S: 10	H: 1 LOB: 1 BB: 0 P: 15	1B: 9 2B: 0 3B: 0 HR: 2	SF: 0 SAC: 1 DP: 1 HBP: 1	WP: 0 PB: 0 SB: 0 CS: 2	PA: 42
PITCHER	IP WLS BF H R ER SO BB IBB HBP BLK WP HR S P ERA WHIP																					
Brian Holman, R (1, 1) ERA: 3.64	3.0 L 18 7 6 6 0 0 0 0 1 0 0 1 36 61 18.00 2.333																					
Pat Rice, R (4, 1) ERA:	3.1 13 2 0 0 2 3 0 0 0 0 0 0 34 63 0.00 1.500																					
Russ Swan, L (7, 1) ERA: 1.4	1.2 8 2 1 1 0 0 0 1 0 0 0 1 15 26 5.40 1.200																					
Dave Burba, R (9, 1) ERA:	1.0 3 0 0 0 0 1 0 0 0 0 0 0 8 12 0.00 0.000																					

Texas Rangers @ Seattle Mariners
The Kingdom, Seattle, WA
Fri May 24 1991, 10:05 PM EDT
Att. 30,222 - Dome - 70 F

livebaseballscorecards.com

AB 36
R 7
H 11
RBI 7
BB 4
SO 3
LOB 22



Batter	1	2	3	4	5	6	7	8	9	AB	R	H	RBI	BB	SO	LOB
Henry Cotto, R (1, 7) OBP: 0.324, SLG: 0.455	0-0 P4		0-1 G6-3		1-1 1B		0-1 G4-3		1-2 G6-3	5	0	1	1	0	0	0
Harold Reynolds, S (1, 4) OBP: 0.354, SLG: 0.371	1-2 F7			1-2 FC6-4 1B	2-0 1B		2-2 L9			4	0	2	1	0	0	0
Ken Griffey Jr., L (1, 8) OBP: 0.380, SLG: 0.438	2-2 1B			2-3 K	1-3 K			0-2 1B		4	0	2	0	0	2	3
Edgar Martinez, R (1, 5) OBP: 0.459, SLG: 0.492	3-1 G6-3			2-0 FC6-4 PO		1-1 FC4-6 1B		1-2 1B		4	0	2	0	0	0	2
Tracy Jones, R (1, 10) OBP: 0.283, SLG: 0.349		0-2 F7		2-1 PO	2-2 BB SF7 1B	1-0 FC4-6 2B		1-2 P8		4	1	1	0	0	0	3
Alvin Davis, L (1, 3) OBP: 0.288, SLG: 0.339		3-2 G1			4-1 BB 1B BB	1-2 2B		1-1 P5		3	1	1	0	1	0	2
Jay Buhner, R (1, 9) OBP: 0.318, SLG: 0.440		1-1 G5-3			4-0 BB 1B BB	0-0 F7		0-2 P7		3	1	0	0	1	0	4
Omar Vizquel, S (1, 6) OBP: 0.264, SLG: 0.264			1-2 F8		2-2 SF7	3-3 K			2-2 F9	3	0	0	1	0	1	2
Dave Valle, R (1, 2) OBP: 0.277, SLG: 0.216			1-0 F8		0-1 P4		0-0 B1-3		1-2 P5	4	0	0	0	0	0	2

Inning Stats	R: 0	H: 1	E: 0	LOB: 1	K: 0	S: 9	P: 15	R: 0	H: 0	E: 0	LOB: 0	K: 0	S: 10	R: 0	H: 0	E: 0	LOB: 0	K: 0	S: 6	R: 3	H: 3	E: 0	LOB: 2	K: 1	S: 16	R: 0	H: 2	E: 0	LOB: 2	K: 1	S: 11	R: 0	H: 0	E: 0	LOB: 0	K: 0	S: 6	R: 0	H: 2	E: 0	LOB: 2	K: 0	S: 15	R: 0	H: 0	E: 0	LOB: 0	K: 0	S: 10	R: 0	H: 0	E: 0	LOB: 0	K: 0	S: 14	1B: 8	SF: 1	2B: 1	SAC: 0	3B: 0	DP: 0	HR: 0	HBP: 0	WP: 0	PA: 38
--------------	------	------	------	--------	------	------	-------	------	------	------	--------	------	-------	------	------	------	--------	------	------	------	------	------	--------	------	-------	------	------	------	--------	------	-------	------	------	------	--------	------	------	------	------	------	--------	------	-------	------	------	------	--------	------	-------	------	------	------	--------	------	-------	-------	-------	-------	--------	-------	-------	-------	--------	-------	--------

PITCHER	IP	WLS	BF	H	R	ER	SO	BB	IBB	HBP	BLK	WP	HR	S	P	ERA	WHIP
Kenny Rogers, L (1, 1) ERA: 6.63	7.0	W	31	9	3	3	3	2	0	0	0	0	0	72	116	3.86	1.571
John Barfield, L (8, 1) ERA: 3.42	2.0	S	6	0	0	0	0	0	0	0	0	0	0	19	25	0.00	0.000

BOTTOM

Texas Rangers @ Seattle Mariners
The Kingdome, Seattle, WA

Fri May 24 1991, 10:05 PM EDT
Att: 30,222 - Dome - 70 F

livebaseballscores.com

AB	34
R	3
H	9
RBI	3
BB	2
SO	3
LOB	18



Batter	1	2	3	4	5	6	7	8	9	10	11	AB R H RBI BB SO LOB	TOP										
Brian Downing, R (1, 10) OBP: 0.475, SLG: 0.569	3-2 HR	4-0 FC4 IBB			2-2 G6-3		2-1 FC3-6 1B		2-1 HR		2-1 L5	5 2 3 2 1 0 0											
Jack Daugherty, S (1, 3) OBP: 0.234, SLG: 0.176	1-2 G4-3	2-1 FC4			3-1 L8		0-1 FC3-6 1B		0-0 F7		3-2 G4-3	5 0 0 1 0 0 4											
Mario Diaz, R (9, 6) OBP: 0.271, SLG: 0.304		1-2f					1-2f					1 0 0 0 0 0 0											
Ruben Sierra, S (1, 9) OBP: 0.392, SLG: 0.567	2-2 1B				1-1 F8		3-2 1B		2-0 2B		1-0 2B 1B	6 1 4 0 0 0 0											
Julio Franco, R (1, 4) OBP: 0.349, SLG: 0.409	2-3 K				3-2 L9		1-0 F9		4-0 IBB		0-1 1B 2B	5 1 1 0 1 2 3											
Kevin Reimer, L (1, 7) OBP: 0.337, SLG: 0.402	2-1 F7				2-1 F7		2-1 P8		2-3 K		0-0 HR 1B	3 0 0 0 0 0 1											
Gary Pettis, S (8, PH) OBP: 0.356, SLG: 0.299											2-H 3-H	3 1 1 2 0 1 2											
Juan Gonzalez, R (1, 8) OBP: 0.421, SLG: 0.653		0-1 SH1-4 BB 1B			2-1 F8		4-2 BB		0-0 WP 2B		1-2 F8	5 1 3 2 1 0 0											
Geno Petrali, L (1, 2) OBP: 0.347, SLG: 0.333		4-2 SH1-4 BB			2-1 G3		0-0 L7		1-3 K		2-2 1B	2 0 0 0 1 0 1											
Mike Stanley, R (8, PH) OBP: 0.407, SLG: 0.468		1-2										3 0 1 0 0 2 1											
Steve Buechele, R (1, 5) OBP: 0.351, SLG: 0.521		0-0 SH1-4			2-0 HR		1-3 K		1-2 F8		0-1 F8	4 1 1 1 0 1 2											
Jeff Huson, L (1, 6) OBP: 0.337, SLG: 0.318		1-2 2-3							2-3														
Rafael Palmeiro, L (9, PH) OBP: 0.365, SLG: 0.494		3-3 K			1-2 G4-3		1-0 1B FC3-6 1B		0-2 1B		3-1 G4-3	3 1 1 0 0 1 2											
												2 0 1 0 0 0 1											
Inning Stats	R: 1 E: 0 K: 1 S: 16	H: 2 LOB: 1 BB: 0 P: 26	R: 0 E: 0 K: 1 S: 14	H: 1 LOB: 3 BB: 2 P: 27	R: 0 E: 0 K: 0 S: 9	H: 0 LOB: 0 BB: 0 P: 15	R: 1 E: 0 K: 0 S: 8	H: 1 LOB: 0 BB: 0 P: 15	R: 0 E: 0 K: 0 S: 8	H: 0 LOB: 0 BB: 0 P: 14	R: 0 E: 0 K: 1 S: 11	H: 1 LOB: 1 BB: 0 P: 16	R: 1 E: 0 K: 1 S: 10	H: 3 LOB: 2 BB: 0 P: 20	R: 0 E: 0 K: 0 S: 10	H: 1 LOB: 1 BB: 0 P: 16	R: 4 E: 0 K: 1 S: 15	H: 4 LOB: 0 BB: 0 P: 22	1B: 9 2B: 3 3B: 0 HR: 4	SF: 0 SAC: 1 DP: 0 HBP: 0	WP: 1 PB: 0 SB: 0 CS: 0	PA: 52	
PITCHER	IP WLS BF H R ER SO BB IBB HBP BLK WP HR S P ERA WHIP	IP WLS BF H R ER SO BB IBB HBP BLK WP HR S P ERA WHIP																					
Rich DeLucia, R (1, 1) ERA: 4.56	5.2	24	4	2	2	2	2	2	1	0	0	0	0	0	2	61	110	3.18	1.059				
Bill Swift, R (6, 1) ERA: 2.05	1.1	7	3	1	1	2	0	0	0	0	0	0	0	0	20	28	6.75	2.250					
Rob Murphy, L (8, 1) ERA: 2.63	0.1	2	1	0	0	0	0	0	0	0	0	0	0	4	7	0.00	3.000						
Michael Jackson, R (8, 1) ERA: 2.15	2.1	11	4	1	1	2	0	1	0	0	1	1	25	40	3.86	1.714							
Russ Swan, L (10, 1) ERA: 2.36	1.0	L	6	3	3	3	0	0	0	0	0	0	11	20	27.00	3.000							
Dave Burba, R (11, 1) ERA: 2.7	0.1	2	1	1	1	1	0	0	0	0	0	0	0	7	7	27.00	3.000						

Texas Rangers @ Seattle Mariners
The Kingdome, Seattle, WA

Sat May 25 1991, 10:05 PM EDT
Att. 30,242 - Dome - 70 F

livebaseballscorecards.com

AB 47
R 8
H 16
RBI 8
BB 4
SO 7
LOB 17



Batter	1	2	3	4	5	6	7	8	9	10	11	AB R H RBI BB SO LOB
Harold Reynolds, S (1, 4) OBP: 0.358, SLG: 0.372	4-1 G4-3 BB		0-0 G6-3		1-1 G3 1B	2-0 L3		0-3 K			0-1 HR 1B	5 2 2 0 1 1 2
Ken Griffey, L (1, 7) OBP: 0.391, SLG: 0.411	1-1 G4-3		1-1 G4-3		0-0 G3 1B		4-2 SH3 BB		2-0 G6-3		0-1 HR	3 1 1 0 1 0 1 2 1 1 2 0 0 0
Jay Buhner, R (9, 9) OBP: 0.322, SLG: 0.481	1-2				1-3 G3 1B		1-0 SH3		1-0 P6		0-0 BB 1B	3 1 1 2 0 0 2 2 0 1 0 0 0 0
Ken Griffey Jr., L (1, 8) OBP: 0.379, SLG: 0.456	2-2 F8			0-2 HR	1-1 G3		1-2 P6		1-2 P6		1-0 F8 1B	5 1 3 1 0 0 2 0 0 0 0 0 0 0 1 0 0 0 0 0 1
Henry Cotto, R (6, 8) OBP: 0.329, SLG: 0.456	2 SAFE				2-3 3-H 1B		1-1 P6		1-2 BB 1B		1-0 F8	5 1 3 1 0 0 2 0 0 0 0 0 0 0 1 0 0 0 0 0 1
Alvin Davis, L (1, 10) OBP: 0.298, SLG: 0.348	3-1 G6-3			0-1 G4-3 1B	0-2 E 1B		4-1 BB		4-1 BB		4-2 BB	2 0 0 0 4 0 1
Jeff Schaefer, R (9, PR) OBP: 0.200, SLG: 0.186				1-2 BB	1-2 BB		1-2 G3		1-2 BB		1-2 BB	5 0 2 0 1 0 6
Scott Bradley, L (11, PH) OBP: 0.139, SLG: 0.086					1-3 2-H 1B		1-2 G3		1-0 P3		0-0 F2	5 0 2 0 1 0 6
Edgar Martinez, R (1, 5) OBP: 0.467, SLG: 0.485		2-1 G6-3		3-1 G4-3 1B	4-2 E BB		4-1 BB		4-1 BB		4-2 BB	2 0 0 0 4 0 1
Pete O'Brien, L (1, 3) OBP: 0.300, SLG: 0.379		4-1 G4-3 BB		1-1 FC6-4 1B	0-0 E2 1B		1-2 G3		1-0 P3		0-0 F2	5 0 2 0 1 0 6
Greg Briley, L (1, 9) OBP: 0.271, SLG: 0.294		2-0 G4-3		2-0 F7	1-0 F8		1-0 F8		0-2 SH5-4 WP FC4-2 1B		0-1 P4	4 0 1 0 0 0 5 2 0 0 0 0 0 2
Tracy Jones, R (10, PH) OBP: 0.271, SLG: 0.333		1-2		1-2							1-1 F8	4 0 1 0 0 0 5 2 0 0 0 0 0 2
Omar Vizquel, S (1, 6) OBP: 0.256, SLG: 0.254		2-1 L7		0-0 FC6-4					2-1 SH5-4		2-2 G1	4 0 0 0 0 0 3
Dave Valle, R (1, 2) OBP: 0.274, SLG: 0.208			0-3 K		2-0 F9		4-1 L3 BB		0-1 FC4-2		2-0 G5-3	4 0 0 0 1 1 1

BOTTOM

Texas Rangers @ Seattle Mariners
The Kingdome, Seattle, WA
Sat May 25 1991, 10:05 PM EDT
Att. 30,242 - Dome - 70 F

livebaseballscores.com

AB	42
R	6
H	12
RBI	5
BB	8
SO	2
LOB	26



Inning Stats	R: 0	H: 0	E: 0	K: 0	S: 9	P: 19	R: 0	H: 0	E: 0	K: 0	S: 6	P: 16	R: 0	H: 0	E: 0	K: 1	S: 6	R: 1	H: 3	E: 0	K: 0	S: 12	P: 18	R: 3	H: 4	E: 1	K: 0	S: 13	P: 22	R: 0	H: 0	E: 0	K: 0	S: 7	P: 15	R: 0	H: 0	E: 0	K: 0	S: 9	P: 20	R: 0	H: 1	E: 0	K: 1	S: 11	P: 13	R: 0	H: 1	E: 0	K: 0	S: 7	P: 16	R: 0	H: 0	E: 0	K: 0	S: 6	P: 10	R: 2	H: 3	E: 0	K: 0	S: 11	P: 17	1B: 9	SF: 0	2B: 2	SAC: 2	3B: 0	DP: 1	HR: 2	HBP: 0	WP: 1	PA: 52
--------------	------	------	------	------	------	-------	------	------	------	------	------	-------	------	------	------	------	------	------	------	------	------	-------	-------	------	------	------	------	-------	-------	------	------	------	------	------	-------	------	------	------	------	------	-------	------	------	------	------	-------	-------	------	------	------	------	------	-------	------	------	------	------	------	-------	------	------	------	------	-------	-------	-------	-------	-------	--------	-------	-------	-------	--------	-------	--------

PITCHER	IP	WLS	BF	H	R	ER	SO	BB	IBB	HBP	BLK	WP	HR	S	P	ERA	WHIP
Scott Chiamparino, R (1, 1) ERA: 4.03	0.1		2	0	0	0	0	1	0	0	0	0	0	3	8	0.00	3.000
Mike Jeffcoat, L (1, 1) ERA: 3.05	4.0		18	5	3	3	1	1	0	0	0	0	1	34	59	6.75	1.500
Jim Poole, L (5, 1) ERA: 4.5	0.2		5	2	1	0	0	1	0	0	0	0	0	9	15	0.00	4.500
Gerald Alexander, R (6, 1) ERA: 1.5	2.0		8	0	0	0	0	3	0	0	0	0	0	16	35	0.00	1.500
Rich Gossage, R (8, 1) ERA: 2.74	1.2		8	2	0	0	1	1	0	0	0	1	0	17	27	0.00	1.800

PITCHER	IP	WLS	BF	H	R	ER	SO	BB	IBB	HBP	BLK	WP	HR	S	P	ERA	WHIP
John Barfield, L (9, 1) ERA: 3.24	1.1		4	0	0	0	0	0	0	0	0	0	0	7	12	0.00	0.000
Jeff Russell, R (11, 1) ERA: 1.88	1.0		7	3	2	2	0	1	0	0	0	0	1	11	17	18.00	4.000

Batter	1	2	3	4	5	6	7	8	9	AB R H RBI BB SO LOB	TOP																
Brian Downing, R (1, 10) OBP: 0.488, SLG: 0.600	0-0 G5-3		2-1 HR	4-0 IBB		4-2 G5-3 G6-3 BB	2-1 DI 1B			3 1 2 2 2 0 0																	
Rafael Palmeiro, L (1, 3) OBP: 0.360, SLG: 0.484	3-2 FC6-4 1B		1-1 G3-1	1-2 L3-6		0-0 G6-3	2-3 K			5 0 1 0 0 1 8																	
Ruben Sierra, S (1, 9) OBP: 0.392, SLG: 0.559	1-0 FC6-4 1B		2-2 F9		2-0 P4	4-0 IBB		1-0 F7		4 0 1 0 1 0 0																	
Julio Franco, R (1, 4) OBP: 0.356, SLG: 0.421	0-0 FC6-4 WP		1-1 PO 1B		2-2 2B	2-2 G5-3		0-1 G6-4-3 1B		5 1 3 0 0 0 5																	
Juan Gonzalez, R (1, 7) OBP: 0.412, SLG: 0.629	4-2 1B BB		0-0 PO	1-3 K	1-0 G1-3		1-0 G5-3	1-0 G6-4-3		4 0 0 0 1 1 2																	
Mike Stanley, R (1, 2) OBP: 0.422, SLG: 0.480	2-2 F8			4-2 1B BB	2-0 2B		4-1 1B BB		0-0 F9	3 2 1 1 2 0 3																	
Steve Buechele, R (1, 5) OBP: 0.353, SLG: 0.512		2-1 F8		2-1 1B 1B	4-0 FC5 IBB		1-3 K	2-2 G5-3		4 1 1 0 1 1 1																	
Mario Diaz, R (1, 6) OBP: 0.275, SLG: 0.306				0-0 P4	0-0 FC5		0-0 1B	2-2 L5		3 0 1 1 0 0 2																	
Kevin Reimer, L (7, PH) OBP: 0.344, SLG: 0.410				1-3 2-H 1B	1-2 FC5		1-2 1B			1 0 1 0 0 0 0																	
Jeff Huson, L (7, PR) OBP: 0.333, SLG: 0.314				1-0 L3-6 1B			1-0 1B			1 1 0 0 0 0 0																	
Gary Pettis, S (1, 8) OBP: 0.372, SLG: 0.321		1-2 F9				2-2 G6-3 BB 1B	1-0 1B			4 0 3 2 0 0 0																	
Inning Stats	R: 0 E: 0 K: 0 S: 12	H: 2 LOB: 3 BB: 1 P: 22	R: 0 E: 0 K: 0 S: 7	H: 0 LOB: 0 BB: 0 P: 10	R: 1 E: 0 K: 1 S: 9	H: 2 LOB: 0 BB: 0 P: 15	R: 2 E: 0 K: 1 S: 12	H: 3 LOB: 2 BB: 2 P: 25	R: 1 E: 0 K: 0 S: 9	H: 2 LOB: 2 BB: 1 P: 21	R: 0 E: 0 K: 0 S: 11	H: 1 LOB: 2 BB: 2 P: 23	R: 2 E: 0 K: 2 S: 13	H: 3 LOB: 2 BB: 1 P: 24	R: 0 E: 0 K: 0 S: 4	H: 1 LOB: 0 BB: 0 P: 6	R: 0 E: 0 K: 0 S: 7	H: 0 LOB: 0 BB: 0 P: 11	1B: 11 2B: 3 3B: 0 HR: 1	SF: 0 SAC: 0 DP: 3 HBP: 0	WP: 1 PB: 0 SB: 0 CS: 0	PA: 45					
PITCHER	IP WLS BF H R ER SO BB IBB HBP BLK WP HR S P ERA WHIP																										
Bill Krueger, L (1, 1) ERA: 5.46	4.2		25	9	4	4	1	2	2	0	0	1	1	46	89	7.71	2.357										
Pat Rice, R (5, 1) ERA:	1.1		6	1	0	0	0	1	1	0	0	0	0	14	27	0.00	1.500										
Bill Swift, R (7, 1) ERA: 2.78	0.2	L	6	3	2	2	1	1	0	0	0	0	0	9	18	27.00	6.000										
Rob Murphy, L (7, 1) ERA: 2.25	2.1		7	1	0	0	1	0	0	0	0	0	0	15	23	0.00	0.429										

Texas Rangers @ Seattle Mariners
The Kingdome, Seattle, WA
Sun May 26 1991, 10:05 PM EDT
Att. 30,347 - Dome - 70 F

livebaseballscorecards.com

AB 37
R 6
H 14
RBI 6
BB 7
SO 3
LOB 21



Batter	1	2	3	4	5	6	7	8	9	AB R H RBI BB SO LOB
Harold Reynolds, S (1, 4) OBP: 0.365, SLG: 0.375	2-1 F8		2-1 1B		3-2 F8		1-1 G5-3 1B		4-0 DI BB	4 0 2 1 1 0 2
Henry Cotto, R (1, 8) OBP: 0.311, SLG: 0.431 Ken Griffey Jr., L (9, PH) OBP: 0.382, SLG: 0.456 Jeff Schaefer, R (9, PR) OBP: 0.200, SLG: 0.186	1-3 K		0-0 F9		3-2 F9		1-0 G5-3		4-1 BB	4 0 0 0 0 1 4 0 0 0 0 1 0 0 0 0 0 0 0 0 0
Ken Griffey, L (1, 7) OBP: 0.391, SLG: 0.423	3-1 1B		1-2 G4-3		2-1 2B		3-2 F9		1-3 K	5 0 2 2 0 1 4
Alvin Davis, L (1, 10) OBP: 0.290, SLG: 0.338	2-1 F8			2-2 L6		1-0 F8		2-3 K		4 0 0 0 0 1 3
Edgar Martinez, R (1, 5) OBP: 0.456, SLG: 0.471		3-3 K		2-0 F9		0-0 F9		2-1 F7		4 0 0 0 0 1 0
Pete O'Brien, L (1, 3) OBP: 0.305, SLG: 0.401		0-1 G4-3		1-0 1B		0-1 HR		1-2 F8		4 1 2 1 0 0 0
Jay Buhner, R (1, 9) OBP: 0.319, SLG: 0.463		2-2 G6-3		2-2 L4		4-1 BB		2-3 K		3 0 0 0 1 1 1
Scott Bradley, L (1, 2) OBP: 0.175, SLG: 0.108			0-2 BB 1B		4-0 F9 BB 2B BB		0-0 P6		0-0 G4-3	3 2 1 0 1 0 1
Omar Vizquel, S (1, 6) OBP: 0.266, SLG: 0.252 Greg Briley, L (9, PH) OBP: 0.269, SLG: 0.291			4-0 1B BB		4-1 BB 2B BB		2-2 G3		2-2 G4-3	1 1 0 0 2 0 1 1 0 0 0 0 0 0

BOTTOM

Texas Rangers @ Seattle Mariners
The Kingdome, Seattle, WA
Sun May 26 1991, 10:05 PM EDT
Att: 30,347 - Dome - 70 F

livebaseballscorecards.com

AB	33
R	4
H	7
RBI	4
BB	6
SO	5
LOB	16



Inning Stats		R: 0	H: 1	R: 0	H: 0	R: 1	H: 2	R: 0	H: 1	R: 2	H: 1	R: 1	H: 1	R: 0	H: 1	R: 0	H: 0	R: 0	H: 0	1B: 5	SF: 0	WP: 0	PA: 39		
		E: 0	LOB: 1	E: 0	LOB: 0	E: 0	LOB: 1	E: 0	LOB: 1	E: 0	LOB: 1	E: 0	LOB: 1	E: 0	LOB: 1	E: 0	LOB: 2	E: 0	LOB: 2	2B: 1	SAC: 0	PB: 0			
		K: 1	BB: 0	K: 1	BB: 0	K: 0	BB: 1	K: 0	BB: 0	K: 1	BB: 2	K: 0	BB: 1	K: 1	BB: 0	K: 1	BB: 0	K: 1	BB: 2	3B: 0	DP: 0	SB: 0			
		S: 9	P: 17	S: 8	P: 13	S: 10	P: 17	S: 9	P: 16	S: 12	P: 29	S: 9	P: 15	S: 12	P: 19	S: 8	P: 13	S: 10	P: 21	HR: 1	HBP: 0	CS: 0			
Bobby Witt, R (1, 1) ERA: 4.25	IP: 6.0	WLS: 0	BF: 27	H: 6	R: 4	ER: 4	SO: 2	BB: 4	IBB: 0	HBP: 0	BLK: 0	WP: 0	HR: 1	S: 57	P: 107	ERA: 6.00	WHIP: 1.667								
Joe Bitker, R (7, 1) ERA:	IP: 2.0	WLS: 0	BF: 7	H: 1	R: 0	ER: 0	SO: 2	BB: 0	IBB: 0	HBP: 0	BLK: 0	WP: 0	HR: 0	S: 20	P: 32	ERA: 0.00	WHIP: 0.500								
Jeff Russell, R (9, 1) ERA: 1.8	IP: 1.0	WLS: 0	BF: 5	H: 0	R: 0	ER: 0	SO: 1	BB: 2	IBB: 0	HBP: 0	BLK: 0	WP: 0	HR: 0	S: 10	P: 21	ERA: 0.00	WHIP: 2.000								

Batter	1	2	3	4	5	6	7	8	9	AB R H RBI BB SO LOB	TOP													
Brian McRae, S (1, 8) OBP: 0.281, SLG: 0.397	2-3 K		0-1 G5-3	4-1 BB		0-1 B1-3		4-1 2B WP BB		3 1 0 1 2 1 1														
Kirk Gibson, L (1, 7) OBP: 0.325, SLG: 0.421	1-3 K		1-0 P5	1-3 K		1-0 G4-3		3-2 1-3 WP 2B		5 0 1 1 0 2 4														
George Brett, L (1, 10) OBP: 0.294, SLG: 0.274	2-3 K		4-0 BB		0-0 F8	2-2 1B		3-3 2-3 3-H K		4 0 1 1 1 2 1														
Danny Tartabull, R (1, 9) Gary Thurman, R (8, PR) OBP: 0.326, SLG: 0.419		4-1 2B BB	3-3 K		1-0 1B 2B	3-1 G4-3		1-0 HBP		3 1 1 0 1 1 2 0 0 0 0 0 0 0														
Mike Macfarlane, R (1, 2) OBP: 0.317, SLG: 0.432		3-2 1-3 2B		4-2 FC6-4 BB	1-0 F6		0-0 F9	3-3 1-2 K		4 0 1 0 1 1 3														
Carmelo Martinez, R (1, 3) OBP: 0.337, SLG: 0.260		2-3 K		0-2 FC6-4 1B WP BB	2-2 1B		0-2 G4-3	1-0 E6		5 1 1 1 0 1 3														
Kurt Stillwell, S (1, 6) OBP: 0.310, SLG: 0.338		1-3 K		0-3 K	0-2 G3		1-0 G6-3	0-1 F8		5 0 0 0 0 2 5														
Bill Pecota, R (1, 5) OBP: 0.316, SLG: 0.356		4-2 BB HBP BB		2-2 BB HBP 1B		4-1 2B BB		2-2 G5-3	1-3 K	3 1 1 0 2 1 1														
Terry Shumpert, R (1, 4) OBP: 0.238, SLG: 0.281		2-2 P8		1-2 BB HBP		1-2 G4-3 1B 2B		0-0 2B 3B	2-2 G4-3	4 2 2 1 0 0 4														
Inning Stats	R: 0 E: 0 K: 3 S: 9	H: 0 LOB: 0 BB: 0 P: 14	R: 0 E: 0 K: 2 S: 16	H: 1 LOB: 3 BB: 2 P: 32	R: 0 E: 0 K: 1 S: 6	H: 0 LOB: 1 BB: 1 P: 14	R: 1 E: 0 K: 2 S: 18	H: 1 LOB: 3 BB: 2 P: 30	R: 1 E: 0 K: 0 S: 9	H: 2 LOB: 1 BB: 0 P: 13	R: 2 E: 0 K: 0 S: 12	H: 2 LOB: 1 BB: 1 P: 23	R: 0 E: 0 K: 0 S: 5	H: 0 LOB: 0 BB: 0 P: 6	R: 2 E: 0 K: 2 S: 14	H: 2 LOB: 3 BB: 1 P: 30	R: 0 E: 1 K: 1 S: 9	H: 0 LOB: 1 BB: 0 P: 13	1B: 3 2B: 4 3B: 1 HR: 0	SF: 0 SAC: 0 DP: 0 HBP: 2	WP: 2 PB: 0 SB: 1 CS: 0	PA: 45		
PITCHER	IP	WLS	BF	H	R	ER	SO	BB	IBB	HBP	BLK	WP	HR	S	P	ERA	WHIP							
Randy Johnson, L (1, 1) ERA: 4.67	5.2	L	30	6	4	4	8	6	0	1	0	1	0	68	121	6.35	2.118							
Dave Burba, R (6, 1) ERA: 5.4	1.2		7	1	2	2	0	1	0	0	0	0	0	12	22	10.80	1.200							
Russ Swan, L (8, 1) ERA: 2.33	0.1		2	1	0	0	1	0	0	0	0	1	0	6	12	0.00	3.000							
Michael Jackson, R (8, 1) ERA: 2.05	1.1		6	0	0	0	2	0	0	1	0	0	0	12	20	0.00	0.000							

Kansas City Royals @ Seattle Mariners
The Kingdome, Seattle, WA
Mon May 27 1991, 10:05 PM EDT
Att: 34,240 - Dome - 70 F

livebaseballscorecards.com

AB	36
R	6
H	8
RBI	5
BB	7
SO	11
LOB	24



Batter	1	2	3	4	5	6	7	8	9	AB R H RBI BB SO LOB
Harold Reynolds, S OBP: 0.372, SLG: 0.385 (1, 4)	1-2 WP PB 2B		X 0-0 HR 1B		C 4-2 BB BB BB BB			B 2-1 BB BB BB BB		3 2 2 0 1 0 0
Ken Griffey, L OBP: 0.385, SLG: 0.407 (1, 7)	4-2 F7 PB BB		1 SAFE 2-1 B 1 SAFE C 1 SAFE F 1 SAFE X		B 1-0 SAFE X			B 3-1 BB BB BB BB		3 0 0 0 1 0 2
Ken Griffey Jr., L OBP: 0.379, SLG: 0.470 (1, 8)	3-2 G5-3		F 1-2 SAFE B 1 SAFE C 1 SAFE X		C 1-1 SAFE B 1 SAFE X			S 1-2 BB BB BB BB		4 1 1 2 0 0 2
Alvin Davis, L OBP: 0.283, SLG: 0.329 (1, 10)	0-0 F7		B 1-0 X		B 3-2 BB BB BB BB S X			B 2-1 BB BB BB BB		4 0 0 0 0 0 1
Edgar Martinez, R OBP: 0.451, SLG: 0.465 (1, 5)	0-3 K		B 2-1 BB BB BB C X		B 2-3 BB BB BB C S X			F 1-1 BB BB BB BB		4 0 1 0 0 2 1
Pete O'Brien, L OBP: 0.298, SLG: 0.391 (1, 3)		2-2 P3		B 1-0 X		F 1-2 BB BB BB BB X		F 2-1 BB BB BB BB		4 0 0 0 0 0 1
Greg Briley, L OBP: 0.260, SLG: 0.281 (1, 9)		0-3 K		C 2-2 BB BB BB BB X		B 1-1 BB BB BB BB X		B 1-0 BB BB BB BB		4 0 0 0 0 1 1
Rich Amaral, R (1, 6)		1-1 HBP		X 0-0 S		C 0-1 BB BB BB BB X				2 0 0 0 0 0 0
Scott Bradley, L OBP: 0.163, SLG: 0.100 (1, 2)		1 SAFE 0-0 X		B 1-2 SAFE BB BB BB BB X						3 0 0 0 0 0 1

Inning Stats	R: 1	H: 1	E: 0	K: 1	S: 12	LOB: 1	BB: 1	P: 20	R: 0	H: 0	E: 0	K: 1	S: 10	LOB: 1	BB: 0	P: 13	R: 2	H: 2	E: 0	K: 0	S: 9	LOB: 0	BB: 0	P: 15	R: 0	H: 0	E: 0	K: 0	S: 6	LOB: 0	BB: 0	P: 9	R: 0	H: 0	E: 0	K: 1	S: 8	LOB: 1	BB: 1	P: 15	R: 0	H: 0	E: 0	K: 1	S: 9	LOB: 0	BB: 0	P: 15	R: 0	H: 0	E: 0	K: 0	S: 5	LOB: 0	BB: 0	P: 6	R: 0	H: 0	E: 0	K: 0	S: 7	LOB: 0	BB: 0	P: 13	R: 0	H: 1	E: 0	K: 0	S: 7	LOB: 1	BB: 0	P: 13	1B: 2	2B: 1	3B: 0	HR: 1	SF: 0	SAC: 0	DP: 0	HBP: 1	WP: 1	PB: 1	SB: 0	CS: 0	PA: 34
PITCHER Kevin Appier, R ERA: 3.74 (1, 1)	IP	WLS	BF	H	R	ER	SO	BB	IBB	HBP	BLK	WP	HR	S	P	ERA	WHIP	IP	WLS	BF	H	R	ER	SO	BB	IBB	HBP	BLK	WP	HR	S	P	ERA	WHIP																																																			


BOTTOM

Kansas City Royals @ Seattle Mariners
The Kingdom, Seattle, WA

Mon May 27 1991, 10:05 PM EDT
Att: 34,240 - Dome - 70 F

livebaseballscorecards.com

AB	31
R	3
H	4
RBI	2
BB	2
SO	3
LOB	9



Batter	1	2	3	4	5	6	7	8	9	AB R H RBI BB SO LOB	TOP	
Brian McRae, S OBP: 0.272, SLG: 0.383 (1, 8)	0-0 G3	1-3 K		1-1 FC3-6 BB			2-2 F8		1-0 FC5-4 G6-3	5 0 0 0 0 1 4		
Kirk Gibson, L OBP: 0.333, SLG: 0.431 (1, 7)	2-2 E 1B		3-0 2B 2B	4-1 BB			1-0 F7		1-1 G6-3	4 2 2 0 1 0 1		
George Brett, L OBP: 0.292, SLG: 0.288 (1, 10)	3-2 F7		0-0 1B 2B	3-2 G4-3			2-3 K			4 1 1 1 0 1 4		
Jim Eisenreich, L OBP: 0.333, SLG: 0.390 (1, 9)	1-1 P4		1-2 1B		0-0 G3			4-2 1B BB		3 1 1 1 1 0 0		
Mike Macfarlane, R OBP: 0.322, SLG: 0.457 (1, 2)		0-0 HR	2-2 G5-3		1-3 K			1-0 1B 1B		4 1 2 1 0 1 0		
Carmelo Martinez, R OBP: 0.333, SLG: 0.260 (1, 3)		2-1 1B WP CS 1B	2-3 K		0-2 P2			3-2 F9		4 0 1 0 0 1 2		
Kurt Stillwell, S OBP: 0.315, SLG: 0.342 (1, 6)		2-2 1B CS 1B		3-1 G4-3		2-1 G3-1		1-2 1B		4 1 2 1 0 0 0		
Bill Pecota, R OBP: 0.313, SLG: 0.344 (1, 5)		2-0 P2		4-1 FC3-6 1B BB		1-1 G5-3		1-1 P4		3 0 0 0 1 0 3		
Terry Shumpert, R OBP: 0.248, SLG: 0.290 (1, 4)		1-2 S 1B		0-0 FC3-6 1B		2-2 G5-3		2-0 E5 FC5-4		4 0 2 1 0 0 0		
Inning Stats	R: 1 E: 0 K: 0 S: 10 H: 1 LOB: 0 BB: 0 P: 15	R: 2 E: 0 K: 1 S: 13 H: 4 LOB: 1 BB: 0 P: 21	R: 2 E: 0 K: 1 S: 11 H: 3 LOB: 0 BB: 0 P: 19	R: 0 E: 0 K: 0 S: 11 H: 1 LOB: 3 BB: 2 P: 26	R: 0 E: 0 K: 1 S: 7 H: 0 LOB: 0 BB: 0 P: 8	R: 0 E: 0 K: 0 S: 7 H: 0 LOB: 0 BB: 0 P: 12	R: 0 E: 0 K: 1 S: 8 H: 0 LOB: 0 BB: 0 P: 13	R: 1 E: 0 K: 0 S: 13 H: 2 LOB: 1 BB: 1 P: 23	R: 0 E: 1 K: 0 S: 4 H: 0 LOB: 0 BB: 0 P: 8	1B: 8 2B: 2 3B: 0 HR: 1 SF: 0 SAC: 0 DP: 1 HBP: 0	WP: 1 PB: 0 SB: 2 CS: 2 PA: 38	
PITCHER	IP WLS BF H R ER SO BB IBB HBP BLK WP HR S P ERA WHIP											
Erik Hanson, R ERA: 3.93 (1, 1)	3.1 L 18 9 5 4 2 1 0 0 0 1 1 38 66 10.80 3.000											
Pat Rice, R ERA: (4, 1)	2.2 9 0 0 0 1 1 0 0 0 0 0 21 35 0.00 0.375											
Rob Murphy, L ERA: 2.55 (7, 1)	1.2 7 2 1 1 1 1 0 0 0 0 0 19 33 5.40 1.800											
Bill Swift, R ERA: 2.63 (8, 1)	1.1 4 0 0 0 0 0 0 0 0 0 0 6 11 0.00 0.000											

Kansas City Royals @ Seattle Mariners
 The Kingdome, Seattle, WA
 Tue May 28 1991, 10:05 PM EDT
 Att. 12,110 - Dome - 70 F

livebaseballscorecards.com

AB	35
R	6
H	11
RBI	5
BB	3
SO	4
LOB	14



Batter	1	2	3	4	5	6	7	8	9	AB R H RBI BB SO LOB
Harold Reynolds, S (1, 4) OBP: 0.373, SLG: 0.383	2-1 G4-3		4-2 BB		1-1 F7	2-2 G5-4-3 1B			1-3 K	4 0 1 0 1 1 0
Edgar Martinez, R (1, 5) OBP: 0.455, SLG: 0.462	4-2 1B BB		4-0 1-2 BB		2-1 G6-3	0-0 G5-4-3 1-2f			0-2 BB 1B	3 2 1 0 2 0 3
Ken Griffey Jr., L (1, 8) OBP: 0.385, SLG: 0.490	1-0 1-3 1B		2-3 K		0-1 HR			3-2 P4	4-0 1-2 1B BB	4 1 2 1 1 1 2
Alvin Davis, L (1, 10) OBP: 0.276, SLG: 0.319 Tracy Jones, R (9, PH) OBP: 0.286, SLG: 0.348	2-3 K		1-2 F8		2-3 K			3-3 K	0-1 1-2 2-H 1B	4 0 0 0 0 3 4 1 0 1 1 0 0 0
Pete O'Brien, L (1, 3) OBP: 0.285, SLG: 0.392	1-2 E6 1-2 3-H		1-1 G4-3			3-2 BB 1B 2B		3-1 L7	1-3 K	5 1 1 0 0 1 5
Alonzo Powell, R (1, 9)	1-2 G1-3			2-2 F9		0-3 K		0-0 B1-3		4 0 0 0 0 1 3
Greg Briley, L (1, 7) OBP: 0.268, SLG: 0.282		0-0 F7		1-2 1B		4-1 BB 1B BB		1-1 G6-3		3 1 1 0 1 0 0
Rich Amaral, R (1, 6)		1-2 G5-3		2-3 K		4-2 1B 1B BB		2-3 K		3 0 0 0 1 2 1
Dave Valle, R (1, 2) OBP: 0.270, SLG: 0.204 Ken Griffey Jr., L (6, PH) OBP: 0.385, SLG: 0.490 Henry Cotto, R (6, PR) OBP: 0.311, SLG: 0.431 Scott Bradley, L (7, 2) OBP: 0.159, SLG: 0.098		0-1 G3-1		0-1 G4-3		3-1 1-2 2-H 3-H 1B		1-0 F9		2 0 0 0 0 0 1 4 1 2 1 1 1 2 0 0 0 0 0 0 0 1 0 0 0 0 0 0

Inning Stats	R: 1	H: 1	E: 1	K: 1	S: 15	LOB: 2	BB: 1	P: 26	R: 0	H: 0	E: 0	K: 0	S: 6	LOB: 0	BB: 0	P: 7	R: 0	H: 0	E: 0	K: 1	S: 12	LOB: 2	BB: 2	P: 24	R: 0	H: 1	E: 0	K: 1	S: 11	LOB: 1	BB: 0	P: 16	R: 1	H: 1	E: 0	K: 1	S: 10	LOB: 0	BB: 0	P: 15	R: 2	H: 3	E: 0	K: 1	S: 16	LOB: 3	BB: 2	P: 32	R: 0	H: 0	E: 0	K: 1	S: 9	LOB: 0	BB: 0	P: 18	R: 0	H: 0	E: 0	K: 1	S: 7	LOB: 0	BB: 0	P: 10	R: 1	H: 2	E: 0	K: 2	S: 12	LOB: 2	BB: 1	P: 19	1B: 6	SF: 0	2B: 1	SAC: 0	3B: 0	DP: 1	HR: 1	HBP: 0	WP: 0	PA: 41
--------------	------	------	------	------	-------	--------	-------	-------	------	------	------	------	------	--------	-------	------	------	------	------	------	-------	--------	-------	-------	------	------	------	------	-------	--------	-------	-------	------	------	------	------	-------	--------	-------	-------	------	------	------	------	-------	--------	-------	-------	------	------	------	------	------	--------	-------	-------	------	------	------	------	------	--------	-------	-------	------	------	------	------	-------	--------	-------	-------	-------	-------	-------	--------	-------	-------	-------	--------	-------	--------

PITCHER	IP	WLS	BF	H	R	ER	SO	BB	IBB	HBP	BLK	WP	HR	S	P	ERA	WHIP
Tom Gordon, R (1, 1) ERA: 1.72	5.1	W	26	4	4	3	5	5	0	0	0	0	1	64	109	5.06	1.688
Steve Crawford, R (6, 1) ERA: 5.27	1.2		6	2	0	0	1	0	0	0	0	0	0	15	29	0.00	1.200
Jeff Montgomery, R (8, 1) ERA: 3.7	1.2		6	1	1	1	2	0	0	0	0	0	0	14	19	5.40	0.600
Mark Davis, L (9, 1) ERA: 4.66	0.1	S	3	1	0	0	1	1	0	0	0	0	0	5	10	0.00	6.000


BOTTOM

Kansas City Royals @ Seattle Mariners
The Kingdome, Seattle, WA

Tue May 28 1991, 10:05 PM EDT
Att. 12,110 - Dome - 70 F

livebaseballscorecards.com

AB	34
R	5
H	7
RBI	2
BB	6
SO	9
LOB	19



Batter	1	2	3	4	5	6	7	8	9	AB R H RBI BB SO LOB	TOP											
Brian McRae, S (1, 8) OBP: 0.271, SLG: 0.375	4-1 PB G3 BB		2-3 K		3-1 G5-3			0-0 P6		3 0 0 0 1 1 0												
Kirk Gibson, L (1, 7) OBP: 0.331, SLG: 0.426 Gary Thurman, R (8, 7) OBP: 0.326, SLG: 0.419	3-1 F8		1-1 G1-3 BB 1B		3-1 F7			0-0 G4-3		4 0 1 0 0 0 1 0 0 0 0 0 0 0												
George Brett, L (1, 10) OBP: 0.316, SLG: 0.294	0-0 G3		4-2 G1-3 BB		4-2 G4-6-3 BB			1-0 1B		2 0 1 0 2 0 1												
Jim Eisenreich, L (1, 9) OBP: 0.331, SLG: 0.381	4-0 BB		1-1 G1-3		0-1 G4-6-3			2-1 G5-3		3 0 0 0 1 0 4												
Carmelo Martinez, R (1, 3) OBP: 0.323, SLG: 0.250 Warren Cromartie, L (9, PH) OBP: 0.321, SLG: 0.380	3-3 K		3-2 P5		2-2 G1-3			2-2 G3		3 0 0 0 0 1 4 1 0 0 0 0 0 0												
Brent Mayne, L (1, 2) OBP: 0.367, SLG: 0.357		2-2 1B		2-0 G1-3			3-1 1B	0-3 K		4 0 2 0 0 1 0												
Kurt Stillwell, S (1, 6) OBP: 0.307, SLG: 0.333		2-3 K		0-0 G1-3			1-1 L8	0-0 G1-3		4 0 0 0 0 1 2												
Bill Pecota, R (1, 5) OBP: 0.304, SLG: 0.333		1-0 F8		2-1 G4-3			0-3 K			3 0 0 0 0 1 2												
David Howard, S (1, 4) OBP: 0.167, SLG: 0.063 Terry Puhl, L (7, PH) OBP: 0.333, SLG: 0.222 Terry Shumpert, R (7, 4) OBP: 0.248, SLG: 0.290		2-1 G3		2-3 K			2-1 G4-3			2 0 0 0 0 1 1 1 0 0 0 0 0 1 0 0 0 0 0 0 0												
Inning Stats	R: 0 E: 0 K: 1 S: 7	H: 0 LOB: 2 BB: 2 P: 21	R: 0 E: 0 K: 1 S: 10	H: 1 LOB: 1 BB: 0 P: 17	R: 0 E: 0 K: 1 S: 12	H: 1 LOB: 2 BB: 1 P: 23	R: 0 E: 0 K: 0 S: 4	H: 0 LOB: 0 BB: 0 P: 8	R: 0 E: 0 K: 1 S: 7	H: 0 LOB: 0 BB: 0 P: 15	R: 0 E: 0 K: 0 S: 8	H: 0 LOB: 0 BB: 1 P: 14	R: 0 E: 0 K: 1 S: 10	H: 1 LOB: 1 BB: 0 P: 16	R: 0 E: 0 K: 0 S: 5	H: 1 LOB: 1 BB: 0 P: 8	R: 0 E: 0 K: 1 S: 7	H: 0 LOB: 0 BB: 0 P: 9	1B: 4 2B: 0 3B: 0 HR: 0	SF: 0 SAC: 0 DP: 1 HBP: 0	WP: 0 PB: 1 SB: 0 CS: 0	PA: 34
PITCHER Brian Holman, R (1, 1) ERA: 3.16	IP: 9.0 WLS: W BF: 34 H: 4 R: 0 ER: 0 SO: 6 BB: 4 IBB: 0 HBP: 0 BLK: 0 WP: 0 HR: 0 S: 70 P: 131 ERA: 0.00 WHIP: 0.889											PITCHER	IP: 9.0 WLS: W BF: 34 H: 4 R: 0 ER: 0 SO: 6 BB: 4 IBB: 0 HBP: 0 BLK: 0 WP: 0 HR: 0 S: 70 P: 131 ERA: 0.00 WHIP: 0.889									

Kansas City Royals @ Seattle Mariners
 The Kingdom, Seattle, WA
 Wed May 29 1991, 6:33 AM EDT
 Att. 15,722 - Dome - 70 F

livebaseballscorecards.com

AB 30
R 0
H 4
RBI 0
BB 4
SO 6
LOB 16



Batter	1	2	3	4	5	6	7	8	9	AB	R	H	RBI	BB	SO	LOB
Harold Reynolds, S OBP: 0.376, SLG: 0.382 (1, 4)	1-0 CS 1B		1-0 F8		2-3 K		4-2 1B 2B BB			3	1	1	0	1	1	0
Edgar Martinez, R OBP: 0.456, SLG: 0.463 (1, 5)	2-1 SAFE SAFE G5-3 1-2		2-2 1B			3-3 K	3-2 2B SF8 1B			4	1	2	1	0	1	1
Ken Griffey Jr., L OBP: 0.383, SLG: 0.491 (1, 8)	1-1 G3		2-2 F8			1-0 G1-3	0-1 1-3 3-H 2B			4	0	1	1	0	0	1
Alvin Davis, L OBP: 0.287, SLG: 0.322 (1, 3)		2-1 CS 1B		4-2 FC6 FC5-4 1B BB		1-2 P8	4-0 IBB			2	1	1	0	2	0	0
Pete O'Brien, L OBP: 0.305, SLG: 0.432 (1, 10)		3-2 1B 3B		1-2 FC6 1B			HR SF8			3	2	3	2	0	0	0
Alonzo Powell, R OBP: 0.125, SLG: 0.125 (1, 9)		0-2 F8		1-1 FC6 FC5-4 1-2f 2-3			1B 1B K			4	1	1	0	0	1	5
Greg Briley, L OBP: 0.275, SLG: 0.289 (1, 7)		1-2 E 1B		0-2 FC5-4 CS 1-2f 3-H			2-0 3B 1B	0-1 G3		4	1	2	2	0	0	1
Omar Vizquel, S OBP: 0.265, SLG: 0.269 (1, 6)		2-2 SAFE SAFE G3		0-1 SAFE CS 1-2		3-2 G3-1	3-2 1B 3B	2-1 P6		4	1	1	2	0	0	1
Dave Valle, R OBP: 0.262, SLG: 0.196 (1, 2)			2-1 G4-3		0-1 G3		1-0 G5-3	1-0 L7		4	0	0	0	0	0	1

BOTTOM

Kansas City Royals @ Seattle Mariners
The Kingdom, Seattle, WA

Wed May 29 1991, 6:33 AM EDT
Att. 15,722 - Dome - 70 F

livebaseballscorecards.com

AB	32
R	8
H	12
RBI	8
BB	3
SO	3
LOB	10



Inning Stats		R: 0	H: 1	R: 1	H: 3	R: 0	H: 1	R: 1	H: 1	R: 0	H: 0	R: 0	H: 0	R: 6	H: 6	R: 0	H: 0	R: 0	H: 0	R: 0	H: 0	R: 0	H: 0										
E: 0		LOB: 0		E: 1		LOB: 1		E: 0		LOB: 0		E: 0		LOB: 2		E: 0		LOB: 0		E: 0		LOB: 0		E: 0		LOB: 0							
K: 0		BB: 0		K: 0		BB: 0		K: 0		BB: 1		K: 1		BB: 0		K: 1		BB: 0		K: 1		BB: 0		K: 0		BB: 0							
S: 5		P: 9		S: 14		P: 22		S: 11		P: 17		S: 9		P: 14		S: 7		P: 12		S: 22		P: 46		S: 5		P: 8							
IP		WLS		BF		H		R		ER		SO		BB		IBB		HBP		BLK		WP		HR		S		P		ERA		WHIP	
Mike Boddicker, R ERA: 3.52 (1, 1)		6.0		22		6		2		2		2		1		0		0		0		0		0		55		90		3.00		1.167	
Storm Davis, R ERA: 5.03 (7, 1)		2.0		14		6		6		1		1		0		0		0		0		0		1		27		54		27.00		3.500	
1B: 8		SF: 1		WP: 0		PA: 37		2B: 1		SAC: 0		PB: 0		SB: 0		3B: 2		DP: 0		CS: 3		HR: 1		HBP: 0									

Seattle Mariners @ Texas Rangers
 Arlington Stadium, Arlington, TX

Thu May 30 1991, 8:05 PM EDT
 Att. 29,819 - Cloudy - 89 F

livebaseballscorecards.com



WP: 2 PA: 46
 PB: 0
 SB: 0
 CS: 0

Batter	1	2	3	4	5	6	7	8	9	AB R H RBI BB SO LOB	TOP										
Harold Reynolds, S (1, 4) OBP: 0.370, SLG: 0.380	1-0 G5-3	3-1 WP BB 2B	0-2 G6-3		2-1 G5-3		0-2 G6-3		1-3 K	6 1 1 0 0 1 2											
Henry Cotto, R (1, 7) OBP: 0.329, SLG: 0.434	4-1 1B BB	1-0 G5-3	1-1 G5-3		1-0 1B		1-0 1B			4 1 2 0 1 0 2											
Ken Griffey Jr., L (1, 8) OBP: 0.378, SLG: 0.479	0-0 E4 BB 1B WP	4-0 BB WP 1B BB	1-0 G3		0-0 G1-3		1-2 F8			4 2 0 0 1 0 4											
Tracy Jones, R (1, 10) OBP: 0.296, SLG: 0.353	0-1 WP BB HR 1B	2-0 F7		2-2 F8		1-0 G5-3		2-0 FC4 1B		5 1 2 1 0 0 2											
Edgar Martinez, R (1, 5) OBP: 0.462, SLG: 0.464	4-2 WP HR BB	4-0 BB 1B IBB		1-2 G5-3		2-2 3B 1B		0-2 FC4		2 2 1 0 2 0 0											
Omar Vizquel, S (6, PR) OBP: 0.263, SLG: 0.267	1-2 2-3 HR BB	1-2 2-3 1B IBB		3-1 G6-3		1-0 P6		2-3 K		1 1 0 0 0 0 1											
Pete O'Brien, L (1, 3) OBP: 0.302, SLG: 0.422	1-3 K	4-1 1B BB		3-1 G6-3		1-0 P6		2-3 K		4 0 0 1 1 2 4											
Jay Buhner, R (1, 9) OBP: 0.333, SLG: 0.529	1-0 HR	0-0 1B		2-2 F8		0-1 3B		1-3 K		5 1 3 6 0 1 1	AB 38 R 11 H 11 RBI 10 BB 7 SO 4 LOB 22										
Jeff Schaefer, R (1, 6) OBP: 0.220, SLG: 0.191	4-0 BB	1-2 P3		0-1 HR 1B		1-0 G4-3		0-1 E6		4 1 1 0 1 0 4											
Dave Valle, R (1, 2) OBP: 0.276, SLG: 0.228	1-1 L9			4-0 G6-3 BLK BB		0-0 HR		0-1 G6-3-5		2 1 1 2 1 0 1											
Scott Bradley, L (7, 2) OBP: 0.156, SLG: 0.095						1-1 HBP		2-3f G6-3-5		1 0 0 0 0 0 1											
Inning Stats	R: 5 E: 1 K: 1 S: 13	H: 2 LOB: 1 BB: 3 P: 29	R: 3 E: 0 K: 0 S: 9	H: 2 LOB: 2 BB: 3 P: 28	R: 0 E: 0 K: 0 S: 6	H: 0 LOB: 1 BB: 1 P: 12	R: 0 E: 0 K: 0 S: 8	H: 0 LOB: 0 BB: 0 P: 14	R: 2 E: 0 K: 0 S: 12	H: 3 LOB: 1 BB: 0 P: 17	R: 1 E: 0 K: 0 S: 8	H: 2 LOB: 2 BB: 0 P: 13	R: 0 E: 0 K: 0 S: 8	H: 1 LOB: 1 BB: 0 P: 11	R: 0 E: 0 K: 2 S: 10	H: 1 LOB: 1 BB: 0 P: 15	R: 0 E: 1 K: 1 S: 7	H: 0 LOB: 0 BB: 0 P: 8	1B: 7 2B: 2 3B: 1 HR: 2	SF: 0 SAC: 0 DP: 2 HBP: 1	WP: 2 PA: 46 PB: 0 SB: 0 CS: 0
PITCHER	IP WLS BF H R ER SO BB IBB HBP BLK WP HR S P ERA WHIP																				
Kenny Rogers, L (1, 1) ERA: 7.02	2.0 L 18 4 8 4 1 6 1 0 0 2 1 22 61 18.00 5.000																				
John Barfield, L (3, 1) ERA: 3.6	4.0 17 5 3 3 0 0 0 0 0 1 0 1 34 52 6.75 1.250																				
Mike Jeffcoat, L (7, 1) ERA: 2.78	1.0 4 1 0 0 0 0 0 0 0 1 0 0 8 11 0.00 1.000																				
Joe Bitker, R (8, 1) ERA: 5.4	1.0 4 1 0 0 2 0 0 0 0 0 0 0 10 15 0.00 1.000																				
Rich Gossage, R (9, 1) ERA: 2.59	1.0 3 0 0 0 1 0 0 0 0 0 0 0 7 8 0.00 0.000																				

Batter	1	2	3	4	5	6	7	8	9	AB R H RBI BB SO LOB
Brian Downing, R OBP: 0.464, SLG: 0.576 (1, 10)	2-2 P4	2-1 F9			1-1 L7		1-2 F9		3-1 G5-3	5 0 0 0 0 0 2
Rafael Palmeiro, L OBP: 0.361, SLG: 0.472 Jack Daugherty, S OBP: 0.247, SLG: 0.187 (1, 3) (6, 3)	2-1 1B		0-2 F8		3-2 F9		4-0 BB		1-3 K	3 1 1 0 0 0 1 1 0 0 0 1 1 1
Ruben Sierra, S OBP: 0.401, SLG: 0.560 (1, 9)	2-2 1B		0-0 G3		0-1 E8		1-2 F7			4 1 2 0 0 0 1
Julio Franco, R OBP: 0.358, SLG: 0.439 (1, 4)	2-0 F8		4-2 BB		1-1 1B			2-2 2B		3 1 2 0 1 0 2
Kevin Reimer, L OBP: 0.327, SLG: 0.394 (1, 7)	3-2 E7		2-1 P5		2-3 K			1-1 F8-5		4 0 2 2 0 1 3
Geno Petralli, L OBP: 0.356, SLG: 0.330 Mike Stanley, R OBP: 0.408, SLG: 0.474 (1, 2) (5, 2)	4-2 FC5-4			0-2 G3		1-0 G6-3		2-1 F8-5		1 0 0 0 1 0 0 2 0 0 0 0 0 1
Steve Buechele, R OBP: 0.347, SLG: 0.489 (1, 5)	0-0 FC5-4			1-3 K		1-1 F9		1-0 G5-3		4 0 0 0 0 1 2
Jeff Huson, L OBP: 0.315, SLG: 0.287 Mario Diaz, R OBP: 0.286, SLG: 0.333 (1, 6) (7, 6)			0-3 K		2-2 G3-1		1-0 G3		0-2 WP	3 0 0 0 0 1 0 1 0 1 0 0 0 0
Gary Pettis, S OBP: 0.365, SLG: 0.303 (1, 8)			2-1 F7		1-0 E			0-1 L7		4 1 1 0 0 1 1

Inning Stats	R: 2	H: 3	E: 1	K: 0	S: 16	R: 0	H: 0	E: 0	K: 1	S: 7	R: 0	H: 0	E: 0	K: 0	S: 10	R: 1	H: 3	E: 1	K: 1	S: 13	R: 0	H: 0	E: 0	K: 0	S: 4	R: 0	H: 0	E: 0	K: 1	S: 12	R: 1	H: 2	E: 0	K: 0	S: 8	R: 0	H: 1	E: 0	K: 1	S: 10	1B: 7	2B: 3	3B: 0	HR: 0	SF: 0	SAC: 0	DP: 1	HBP: 0	WP: 1	PB: 0	SB: 0	CS: 0	PA: 38
--------------	------	------	------	------	-------	------	------	------	------	------	------	------	------	------	-------	------	------	------	------	-------	------	------	------	------	------	------	------	------	------	-------	------	------	------	------	------	------	------	------	------	-------	-------	-------	-------	-------	-------	--------	-------	--------	-------	-------	-------	-------	--------

PITCHER	IP	WLS	BF	H	R	ER	SO	BB	IBB	HBP	BLK	WP	HR	S	P	ERA	WHIP
Rich DeLucia, R ERA: 4.4 (1, 1)	8.0		34	8	4	3	4	3	0	0	0	0	0	79	130	3.38	1.375
Rob Murphy, L ERA: 2.41 (9, 1)	1.0		4	1	0	0	1	0	0	0	0	1	0	10	14	0.00	1.000

BOTTOM

Seattle Mariners @ Texas Rangers
Arlington Stadium, Arlington, TX
Thu May 30 1991, 8:05 PM EDT
Att. 29,819 - Cloudy - 89 F

livebaseballscorecards.com

AB	35
R	4
H	9
RBI	2
BB	3
SO	5
LOB	14



Batter	1	2	3	4	5	6	7	8	9	AB R H RBI BB SO LOB	TOP											
Harold Reynolds, S (1, 4) OBP: 0.361, SLG: 0.374	0-3 K		1-0 SF9		0-0 G4-3			1-1 F7	2-1 SF8	3 0 0 2 0 1 2												
Ken Griffey, L (1, 7) OBP: 0.380, SLG: 0.400	3-3 K		0-3 K			0-0 F9		1-0 F9	1-1 HR	3 0 0 0 0 2 2												
Tracy Jones, R (6, 7) OBP: 0.304, SLG: 0.415										2 1 1 1 0 0 1												
Ken Griffey Jr., L (1, 8) OBP: 0.374, SLG: 0.473	2-3 K		0-1 P3			0-1 F8		1-1 1B	1-3 K	2 0 0 0 0 1 2												
Alonzo Powell, R (4, 9) OBP: 0.182, SLG: 0.273								1-H 2B		3 1 1 1 0 1 0												
Alvin Davis, L (1, 3) OBP: 0.292, SLG: 0.327		2-2 G4-3		3-2 G1-3		2-1 BLK 1B		3-2 1B		4 0 2 1 0 0 0												
Edgar Martinez, R (1, 5) OBP: 0.458, SLG: 0.458		3-3 K		1-1 G6-3		3-2 G4-3		1-0 1B		4 0 1 0 0 1 1												
Pete O'Brien, L (1, 10) OBP: 0.301, SLG: 0.418		0-2 G3		2-2 P6			0-0 1B	0-0 F8		4 0 1 0 0 0 2												
Jay Buhner, R (1, 9) OBP: 0.350, SLG: 0.539			2-1 1B SF9 1B		3-1 1B		0-0 L5		0-0 2B G4-3 1B	4 2 3 0 0 0 0												
Scott Bradley, L (1, 2) OBP: 0.184, SLG: 0.152			1 SAFE 0-0 SF9 1B		1-0 F9		2-1 F7		0-0 G4-3 SF8 2B	4 1 2 0 0 0 1												
Omar Vizquel, S (1, 6) OBP: 0.270, SLG: 0.274			0-0 SF9 1B		0-1 F7			3-1 2B 1B	2-1 G4-3	4 1 2 1 0 0 2												
Inning Stats	R: 0 E: 0 K: 3 S: 9	H: 0 LOB: 0 BB: 0 P: 14	R: 0 E: 0 K: 1 S: 11	H: 0 LOB: 0 BB: 0 P: 16	R: 1 E: 0 K: 1 S: 10	H: 3 LOB: 2 BB: 0 P: 13	R: 0 E: 0 K: 0 S: 8	H: 0 LOB: 0 BB: 0 P: 14	R: 0 E: 0 K: 0 S: 6	H: 1 LOB: 1 BB: 0 P: 10	R: 0 E: 0 K: 0 S: 8	H: 1 LOB: 1 BB: 0 P: 13	R: 0 E: 0 K: 0 S: 4	H: 1 LOB: 0 BB: 0 P: 6	R: 2 E: 0 K: 0 S: 12	H: 4 LOB: 2 BB: 0 P: 22	R: 3 E: 0 K: 1 S: 11	H: 3 LOB: 0 BB: 0 P: 17	1B: 10 2B: 2 3B: 0 HR: 1	SF: 2 SAC: 0 DP: 0 HBP: 0	WP: 0 PB: 0 SB: 0 CS: 0	PA: 39
PITCHER	IP WLS BF H R ER SO BB IBB HBP BLK WP HR S P ERA WHIP																					
Gerald Alexander, R (1, 1) ERA: 1.39	7.0 W 26 6 1 1 5 0 0 0 0 0 0 0 56 86 1.29 0.857																					
Mike Jeffcoat, L (8, 1) ERA: 3.47	0.2 6 4 2 2 0 0 0 0 0 0 0 0 11 21 27.00 6.000																					
Jeff Russell, R (8, 1) ERA: 2.73	1.1 S 7 3 3 3 1 0 0 0 0 0 0 1 12 18 20.25 2.250																					

Seattle Mariners @ Texas Rangers
Arlington Stadium, Arlington, TX
Fri May 31 1991, 8:05 PM EDT
Att. 36,386 - Cloudy - 90 F

livebaseballscorecards.com

AB	37
R	6
H	13
RBI	6
BB	0
SO	6
LOB	13



Batter	1	2	3	4	5	6	7	8	9	AB	R	H	RBI	BB	SO	LOB
Brian Downing, R OBP: 0.455, SLG: 0.557 (1, 10)										4	0	0	0	1	1	0
Rafael Palmeiro, L OBP: 0.362, SLG: 0.475 (1, 3)										5	1	2	0	0	0	2
Ruben Sierra, S OBP: 0.396, SLG: 0.550 (1, 9)										5	2	1	1	0	0	1
Julio Franco, R OBP: 0.361, SLG: 0.441 (1, 4)										4	1	2	2	0	1	0
Kevin Reimer, L OBP: 0.343, SLG: 0.429 (1, 7)										4	0	3	1	0	0	0
Juan Gonzalez, R OBP: 0.410, SLG: 0.602 (1, 8)										2	0	0	0	2	0	3
Steve Buechele, R OBP: 0.351, SLG: 0.493 (1, 5)										3	1	1	0	1	1	2
Mike Stanley, R OBP: 0.387, SLG: 0.443 (1, 2)										4	0	0	0	0	1	5
Mario Diaz, R OBP: 0.305, SLG: 0.393 (1, 6)										2	2	1	2	1	0	0

Inning Stats	R: 0	H: 0	E: 0	K: 1	S: 13	R: 0	H: 1	E: 0	K: 0	S: 10	R: 4	H: 5	E: 0	K: 0	S: 22	R: 2	H: 2	E: 1	K: 0	S: 12	R: 1	H: 1	E: 0	K: 1	S: 7	R: 0	H: 0	E: 0	K: 2	S: 10	R: 0	H: 1	E: 0	K: 0	S: 7	R: 0	H: 1	E: 0	K: 0	S: 9	
	0	0	0	1	18	0	1	0	0	18	0	3	0	0	39	0	2	0	0	0	25	0	1	0	0	12	0	0	0	1	14	0	1	0	0	9	0	1	0	0	12


PITCHER	IP	WLS	BF	H	R	ER	SO	BB	IBB	HBP	BLK	WP	HR	S	P	ERA	WHIP
Scott Bankhead, R ERA: 4.64 (1, 1)	2.2	L	14	6	4	4	1	0	0	0	0	0	1	40	62	13.50	2.250
Bill Krueger, L ERA: 5.05 (3, 1)	4.1		21	3	3	1	3	5	0	0	0	0	0	43	76	2.08	1.846
Russ Swan, L ERA: 2.25 (8, 1)	1.0		4	1	0	0	0	0	0	0	0	0	0	7	9	0.00	1.000

BOTTOM

Seattle Mariners @ Texas Rangers
Arlington Stadium, Arlington, TX

Fri May 31 1991, 8:05 PM EDT
Att. 36,386 - Cloudy - 90 F

AB	33
R	7
H	10
RBI	6
BB	5
SO	4
LOB	13



WP	HR	S	P	ERA	WHIP
0	0	1	39	0	0

Seattle Mariners @ Texas Rangers
 Arlington Stadium, Arlington, TX

Sat Jun 01 1991, 8:05 PM EDT
 Att. 36,278 - Cloudy - 89 F

AB	41
R	12
H	13
RBI	11
BB	5
SO	3
LOB	18



Batter	1	2	3	4	5	6	7	8	9	AB	R	H	RBI	BB	SO	LOB	TOP								
Harold Reynolds, S (1, 4) OBP: 0.360, SLG: 0.367	1-3 K		2-0 F8		0-1 G4-3	1-1 FC6-4 HBP		2-1 G3	4-2 G4-3 BB	4	0	0	0	1	1	2									
Greg Briley, L (1, 7) OBP: 0.263, SLG: 0.276	0-1 G3			0-1 F7	0-0 G4-3	2-3 K		3-1 L3	0-0 G4-3	6	0	0	0	0	1	5									
Edgar Martinez, R (1, 5) OBP: 0.459, SLG: 0.466	2-2 G5-3			1-1 2B		1-2 BB		1-1 1B	2-2 G5-3	6	2	3	0	0	0	4									
Alvin Davis, L (1, 10) Tracy Jones, R (8, PH) OBP: 0.291, SLG: 0.325 OBP: 0.298, SLG: 0.407		0-1 G5-3		0-3 K		2-2 BB 1B 1B		2-2 G6-3	3-2 P4	4	1	1	0	0	1	1									
Pete O'Brien, L (1, 3) OBP: 0.303, SLG: 0.423		2-1 F9		0-0 1B		2-2 BB 1B		1-1 G4-3	2-2 G3	5	2	2	1	0	0	0									
Jay Buhner, R (1, 9) OBP: 0.370, SLG: 0.538		1-2 G6-3		1-1 FC5 1B		4-2 1B BB		4-2 2B BB	4-1 FC BB	2	3	1	2	3	0	0									
Alonzo Powell, R (1, 8) OBP: 0.250, SLG: 0.375			1-0 G3		0-2 FC5			1-2 1B	2-2 FC	5	3	2	3	0	0	1									
Omar Vizquel, S (1, 6) OBP: 0.282, SLG: 0.289			1-1 G6-3			4-2 G4-3 BB		1-1 F7	2-1 1B	4	1	2	2	1	0	2									
Dave Valle, R (1, 2) Scott Bradley, L (3, PR) OBP: 0.281, SLG: 0.228 OBP: 0.208, SLG: 0.180			2-0 HBP		0-1 G3	2-0 HBP 1B		2-0 L9	1-1 G4-3 1B	0	0	0	0	0	0	0									
Inning Stats	R: 0 E: 0 K: 1 S: 8	H: 0 LOB: 0 BB: 0 P: 11	R: 0 E: 0 K: 0 S: 7	H: 0 LOB: 0 BB: 0 P: 10	R: 0 E: 0 K: 0 S: 4	H: 0 LOB: 1 BB: 0 P: 10	R: 2 E: 0 K: 1 S: 15	H: 3 LOB: 1 BB: 0 P: 17	R: 0 E: 0 K: 0 S: 7	H: 0 LOB: 1 BB: 1 P: 11	R: 5 E: 0 K: 1 S: 22	H: 5 LOB: 2 BB: 1 P: 37	R: 2 E: 0 K: 0 S: 13	H: 2 LOB: 1 BB: 1 P: 23	R: 0 E: 0 K: 0 S: 9	H: 1 LOB: 1 BB: 0 P: 18	R: 3 E: 1 K: 0 S: 21	H: 2 LOB: 2 BB: 2 P: 38	1B: 9 2B: 4 3B: 0 HR: 0	SF: 0 SAC: 0 DP: 0 HBP: 2	WP: 0 PB: 0 SB: 0 CS: 0	PA: 48			
PITCHER	IP	WLS	BF	H	R	ER	SO	BB	IBB	HBP	BLK	WP	HR	S	P	ERA	WHIP								
Kevin Brown, R (1, 1) ERA: 6.28	5.1	L	28	8	7	7	2	2	0	2	0	0	0	58	88	11.81	1.875								
John Barfield, L (6, 1) ERA: 3.73	1.1		5	0	1	1	1	1	0	0	0	0	0	12	22	6.75	0.750								
Rich Gossage, R (7, 1) ERA: 2.84	1.0		6	3	1	1	0	0	0	0	0	0	0	12	21	9.00	3.000								
Kenny Rogers, L (8, 1) ERA: 7.34	0.2		5	1	3	2	0	1	0	0	0	0	0	12	25	27.00	3.000								
Eric Nolte, L (9, 1) ERA: 10.22	0.2		4	1	0	0	0	1	0	0	0	0	0	12	19	0.00	3.000								

livebaseballscorecards.com

BOTTOM

Seattle Mariners @ Texas Rangers
Arlington Stadium, Arlington, TX
Sat Jun 01 1991, 8:05 PM EDT
Att. 36,278 - Cloudy - 89 F

livebaseballscorecards.com

AB	33
R	8
H	11
RBI	8
BB	11
SO	6
LOB	24



WP:	0	PA:	47
PB:	0		
SB:	2		
CS:	0		

AB R H RBI BB SO LOB

3	3	0	0	2	2	5
5	1	2	1	0	1	3
4	1	3	1	1	0	1
4	1	2	1	1	2	2
4	1	1	2	1	0	3
2	0	2	1	1	0	0
2	1	1	1	0	0	2
3	0	0	1	1	0	4
1	0	0	0	2	0	1
1	0	0	0	0	0	3
1	0	0	0	0	0	0
0	0	0	0	0	0	0
1	0	0	0	2	0	0
2	0	0	0	0	1	0


1B:	8	SF:	0
2B:	2	SAC:	2
3B:	1	DP:	0
HR:	1	HBP:	1

WP:	0	PA:	47
PB:	0		
SB:	2		
CS:	0		

Batter	1	2	3	4	5	6	7	8	9
Brian Downing, R OBP: 0.457, SLG: 0.544 (1, 10)	4-0 1B SH3-4 2B HBP	2-1 G5-4-3 1-2f 2-3f		1-3 K		4-2 1B BB	4-0 2B BB		1-3 K
Jack Daugherty, S OBP: 0.256, SLG: 0.213 (1, 3) (7, 7)	1-0 SH3-4 1-2		0-0 F9	1-3 K		2-0 1B 1B 1-3 1B	0-1 1-H 2B		2-2 G4-3
Ruben Sierra, S OBP: 0.406, SLG: 0.554 (1, 9)	3-2 2B 1B		0-1 1B		4-0 FC5 BB BB	3-1 1B 1B 1-2 1B 3-H	0-1 P4		
Julio Franco, R OBP: 0.367, SLG: 0.448 (1, 4)	2-1 BB 2B 1-H 3-H		2-3 K		4-1 1B FC5 1-2 BB	0-1 S 1B 1-2 1B 2-3	1-3 K		
Juan Gonzalez, R OBP: 0.410, SLG: 0.590 (1, 7) (7, 8)	4-1 BB BB		1-0 F7		1-0 1B FC5 1-2 G4-3 2-3f	0-1 S 1B 1-2 1B 2-H 3-H		0-0 F9	
Mike Stanley, R OBP: 0.410, SLG: 0.460 Rafael Palmeiro, L OBP: 0.364, SLG: 0.492 (1, 2) (6, PH) (7, 3)	4-1 FC5-4 1-2 BB 2-3		2-1 BB SH1-3 1B		0-0 G4-3 1B	3-2 P3		1-1 HR	
Steve Buechele, R OBP: 0.348, SLG: 0.482 (1, 5) (9, 6)	2-2 FC5-4 1-2f		0-0 SH1-3 1-2		1-0 G4-3 1-2 3-H	4-0 IBB		1-2 F8	
Mario Diaz, R OBP: 0.323, SLG: 0.386 Jeff Huson, L OBP: 0.313, SLG: 0.284 (1, 6) (6, PH) (7, 6)		4-1 G5-4-3 BB		4-0 BB BB		1-1 F8		3-2 G6-3	
Kevin Reimer, L OBP: 0.339, SLG: 0.424 Denny Walling, L OBP: 0.188, SLG: 0.107 (8, PH) (9, 5)									1-0 G4-3
Gary Pettis, S OBP: 0.374, SLG: 0.300 Geno Petralli, L OBP: 0.349, SLG: 0.323 (1, 8) (7, 2)		4-0 G5-4-3 BB		4-2 BB		2-1 F7		2-3 K	1-2 F7

Inning Stats	R: 1	H: 2	E: 0	K: 0	S: 12	R: 0	H: 0	E: 0	K: 0	S: 3	R: 0	H: 1	E: 0	K: 1	S: 7	R: 0	H: 1	E: 0	K: 1	S: 13	R: 2	H: 1	E: 0	K: 0	S: 6	R: 3	H: 4	E: 0	K: 0	S: 21	R: 1	H: 1	E: 0	K: 2	S: 12	R: 1	H: 1	E: 0	K: 0	S: 7	R: 0	H: 0	E: 0	K: 1	S: 10	1B: 8	2B: 2	3B: 1	HR: 1	SF: 0	SAC: 2	DP: 0	HBP: 1	WP: 0	PA: 47
--------------	------	------	------	------	-------	------	------	------	------	------	------	------	------	------	------	------	------	------	------	-------	------	------	------	------	------	------	------	------	------	-------	------	------	------	------	-------	------	------	------	------	------	------	------	------	------	-------	-------	-------	-------	-------	-------	--------	-------	--------	-------	--------

PITCHER	IP	WLS	BF	H	R	ER	SO	BB	IBB	HBP	BLK	WP	HR	S	P	ERA	WHIP
Randy Johnson, L ERA: 4.8 (1, 1)	4.0		22	4	3	3	3	8	0	1	0	0	0	36	89	6.75	3.000
Bill Swift, R ERA: 3.55 (5, 1)	1.1		10	5	3	3	0	1	0	0	0	0	0	19	33	20.25	4.500
Russ Swan, L ERA: 2.48 (6, 1)	1.0	W	6	1	1	1	1	1	1	0	0	0	0	12	28	9.00	2.000
Michael Jackson, R ERA: 2.16 (7, 1)	2.2	S	9	1	1	1	2	0	0	0	0	0	1	24	32	3.38	0.375

Batter	1	2	3	4	5	6	7	8	9	AB R H RBI BB SO LOB	TOP		
Harold Reynolds, S (1, 4) OBP: 0.364, SLG: 0.369	2-1 G6-3	2-0 F9		4-1 HR BB		4-1 G3 S HR BB	0-1 G4-3		2-1 2-H 2B	4 2 1 1 2 0 2			
Henry Cotto, R (1, 8) OBP: 0.361, SLG: 0.487 Ken Griffey Jr., L (8, PH) OBP: 0.375, SLG: 0.470 (8, 8)	4-1 E 1B FC4-6 BB		2-2 BB 1B	1-1 1-H HR		4-2 G3 HR BB		3-3 K	4-0 IBB	2 4 2 2 2 0 0 1 0 0 0 1 1 0			
Edgar Martinez, R (1, 5) OBP: 0.455, SLG: 0.461	0-0 E1 FC4-6 1B		1-0 F9	1-2 BB 1B		1-2 G3		0-2 G5-3	1-3 K	6 0 2 0 0 1 5			
Tracy Jones, R (1, 10) OBP: 0.339, SLG: 0.474	4-0 FC4-6 IBB		0-3 K	4-1 1-2 BB		1-1 2-H 3-H HR		2-2 BB 1B		3 1 2 3 2 1 1			
Pete O'Brien, L (1, 3) OBP: 0.306, SLG: 0.416	2-2 FC4-6		4-2 1B BB	1-1 F8		3-3 K		4-2 1-2 BB		3 0 0 1 2 1 4			
Jay Buhner, R (1, 9) OBP: 0.363, SLG: 0.521	2-1 F9		2-2 1B 2-H			3-3 K		2-2 F8		5 0 1 1 0 1 4			
Alonzo Powell, R (1, 7) OBP: 0.200, SLG: 0.300 Greg Biley, L (9, PH) OBP: 0.268, SLG: 0.276 (9, 7)		1-0 F8	2-2 G3			2-3 K		1-0 F8	4-0 WP SH3-4 2B BB	4 0 0 0 0 1 2 0 1 0 0 1 0 0	AB 36 R 8 H 10 RBI 8 BB 11 SO 7 LOB 20		
Dave Valle, R (1, 2) OBP: 0.281, SLG: 0.222		3-2 P6		0-2 G6-3		4-1 BB		2-1 F8	0-1 SH3-4	3 0 0 0 1 0 0			
Jeff Schaefer, R (1, 6) OBP: 0.241, SLG: 0.235 Omar Vizquel, S (9, PH) OBP: 0.280, SLG: 0.287 (9, 6)		3-1 2B		0-0 F9		0-3 K		0-1 1B	1-2 F9	4 0 2 0 0 1 1 1 0 0 0 0 0 1			
Inning Stats	R: 1 H: 1 E: 1 LOB: 2 K: 0 BB: 2 S: 9 P: 23	R: 0 H: 1 E: 0 LOB: 1 K: 0 BB: 0 S: 7 P: 16	R: 1 H: 2 E: 0 LOB: 2 K: 1 BB: 1 S: 18 P: 28	R: 2 H: 2 E: 0 LOB: 2 K: 0 BB: 2 S: 13 P: 24	R: 0 H: 0 E: 0 LOB: 1 K: 3 BB: 1 S: 12 P: 21	R: 3 H: 1 E: 0 LOB: 0 K: 1 BB: 2 S: 16 P: 28	R: 0 H: 1 E: 0 LOB: 1 K: 0 BB: 0 S: 7 P: 10	R: 0 H: 1 E: 0 LOB: 2 K: 1 BB: 1 S: 15 P: 26	R: 1 H: 1 E: 0 LOB: 2 K: 1 BB: 2 S: 12 P: 24	1B: 6 SF: 0 2B: 2 SAC: 1 3B: 0 DP: 0 HR: 2 HBP: 0	WP: 1 PA: 48 PB: 0 SB: 1 CS: 0		
PITCHER	IP WLS BF H R ER SO BB IBB HBP BLK WP HR S P ERA WHIP											PITCHER	IP WLS BF H R ER SO BB IBB HBP BLK WP HR S P ERA WHIP
John Cerutti, L (1, 1) ERA: 4.66	4.0 L 23 6 4 4 1 4 1 0 0 0 1 47 91 9.00 2.500											Mike Henneman, R (8, 1) ERA: 1.75	1.1 7 1 1 1 1 1 1 0 0 0 0 13 19 0.00 0.600
Mark Leiter, R (5, 1) ERA: 3.86	1.1 8 1 3 3 3 3 0 0 0 0 1 22 40 20.25 3.000												
Mike Dalton, L (6, 1) ERA:	1.2 6 1 0 0 1 0 0 0 0 0 0 13 19 0.00 0.600												
Dan Petry, R (8, 1) ERA: 5.4	0.2 3 1 0 0 1 0 0 0 0 0 0 10 15 0.00 1.500												
Jerry Don Gleaton, L (8, 1) ERA: 4.1	0.0 1 0 0 0 0 1 0 0 0 0 0 2 6 ∞ ∞												

Seattle Mariners @ Detroit Tigers

Tiger Stadium, Detroit, MI

Tue Jun 04 1991, 7:05 PM EDT
Att. 11,993 - Sunny - 67 F

livebaseballscorecards.com

BOTTOM

Seattle Mariners @ Detroit Tigers

Tiger Stadium, Detroit, MI

Tue Jun 04 1991, 7:05 PM EDT

Att. 11,993 - Sunny - 67 F

livebaseballscorecards.com

AB	35
R	6
H	9
RBI	5
BB	5
SO	4
LOB	15



WP: 1	PA: 40
PB: 0	
SB: 0	
CS: 0	

AB R H RBI BB SO LOB

4	0	1	1	1	0	0
5	0	1	1	0	1	3
4	1	1	0	1	1	3
5	0	1	0	0	0	2
3	1	1	0	1	0	2
4	1	2	1	0	0	0
3	1	0	0	1	1	2
4	1	2	2	0	1	2
2	0	0	0	0	0	0
1	1	0	0	1	0	1

Batter	1	2	3	4	5	6	7	8	9
Tony Phillips, S OBP: 0.398, SLG: 0.415 (1, 10)	2-2 L1 ①		1-0 G3-1 ②		2-0 F7 ②	1-0 FC3-6 1B 1-2 2-3 3-H			4-1 BB ①
Lou Whitaker, L OBP: 0.367, SLG: 0.406 (1, 4)	2-1 F7 ②		0-1 F8 ③		3-1 1B	1-1 FC3-6 BLK 1-2f 2-3 3-H			2-3 K ①
Alan Trammell, R OBP: 0.325, SLG: 0.345 (1, 6)	1-0 1B 1B			4-1 G5-3 1B BB	2-1 G4-3	1-1 G5-3 ③ 1-2 3-H			1-3 K ②
Cecil Fielder, R OBP: 0.353, SLG: 0.455 (1, 3)	1-1 1-2 1B			0-1 G5-3 ① 1-2		0-0 P4 ① 1-2	1-2 G6-3 ①		1-2 P2 ③
Mickey Tettleton, S OBP: 0.379, SLG: 0.448 (1, 2)	0-0 P7 ③			4-2 1B BB		1-0 WP 1B 1B	3-2 G4-3 ②		
Pete Incaviglia, R OBP: 0.280, SLG: 0.378 (1, 7)			1-1 G5-3 ① BB SAFE	1-1 1-2 2-H 1B		1-2 WP 1B 1B	0-0 G6-3 ③		
Rob Deer, R OBP: 0.333, SLG: 0.439 (1, 9)			3-3 K ② BB	3-2 P1 ②		4-2 BB 1B BB 1-2 2-3		2-1 P6 ①	
Travis Fryman, R OBP: 0.288, SLG: 0.385 (1, 5)			0-0 F9 ③ BB	2-3 K ③ BB		2-2 1B BB FC3-6 1B 1-2 2-H 3-H		2-1 G1-6-3 1B ② ③	
Milt Cuyler, S OBP: 0.333, SLG: 0.322 John Shelby, S OBP: 0.302, SLG: 0.474 (6, PH) (7, 8)			3-2 G4-3 ① BB		1-0 P6 ① BB	4-2 FC3-6 1B BLK BB 1-2 2-3		2-2 G1-6-3 ② ③ 1-2f	

Inning Stats	R: 0	H: 2	E: 0	LOB: 2	K: 0	S: 9	R: 0	H: 0	E: 0	LOB: 0	K: 1	S: 6	R: 0	H: 0	E: 0	LOB: 0	K: 0	S: 6	R: 1	H: 1	E: 0	LOB: 2	K: 1	S: 13	R: 0	H: 1	E: 0	LOB: 1	K: 0	S: 6	R: 5	H: 4	E: 0	LOB: 1	K: 0	S: 17	R: 0	H: 0	E: 0	LOB: 0	K: 0	S: 8	R: 0	H: 1	E: 0	LOB: 0	K: 0	S: 7	R: 0	H: 0	E: 0	LOB: 1	K: 2	S: 11	1B: 9	SF: 0	2B: 0	SAC: 0	3B: 0	DP: 1	HR: 0	HBP: 0	WP: 1	PA: 40
--------------	------	------	------	--------	------	------	------	------	------	--------	------	------	------	------	------	--------	------	------	------	------	------	--------	------	-------	------	------	------	--------	------	------	------	------	------	--------	------	-------	------	------	------	--------	------	------	------	------	------	--------	------	------	------	------	------	--------	------	-------	-------	-------	-------	--------	-------	-------	-------	--------	-------	--------

PITCHER	IP	WLS	BF	H	R	ER	SO	BB	IBB	HBP	BLK	WP	HR	S	P	ERA	WHIP
Brian Holman, R ERA: 3.67 (1, 1)	5.1		27	7	6	6	2	4	0	0	0	1	0	52	100	10.12	2.062
Russ Swan, L ERA: 2.45 (6, 1)	0.1		2	1	0	0	0	0	0	0	0	0	0	3	5	0.00	3.000
Bill Swift, R ERA: 3.25 (6, 1)	2.1		7	1	0	0	0	0	0	0	1	0	0	17	28	0.00	0.429
Rob Murphy, L ERA: 2.37 (9, 1)	0.1		2	0	0	0	1	1	0	0	0	0	0	5	11	0.00	3.000
Michael Jackson, R ERA: 2.12 (9, 1)	0.2	S	2	0	0	0	1	0	0	0	0	0	0	6	8	0.00	0.000

Batter	1	2	3	4	5	6	7	8	9	AB R H RBI BB SO LOB	TOP																									
Harold Reynolds, S (1, 4) OBP: 0.366, SLG: 0.366	1-1 F7	0-0 F7			4-1 G6-4-3 BB		4-1 1B BB			2 0 0 0 2 0 3																										
Edgar Martinez, R (1, 5) OBP: 0.456, SLG: 0.459	0-3 K		0-1 F9		4-0 G6-4-3 BB		1-2 1B			3 0 1 0 1 1 0																										
Jeff Schaefer, R (7, PR) OBP: 0.241, SLG: 0.235					1-2 BB		1-2 1B			0 0 0 0 0 0 0																										
Ken Griffey Jr., L (1, 8) OBP: 0.372, SLG: 0.462	1-2 G4-3		4-2 BB		0-1 G6-4-3		2-0 F8			3 0 0 0 1 0 4																										
Tracy Jones, R (1, 7) OBP: 0.333, SLG: 0.459		0-0 E1 BB G4-6-3 1B	1-1 P6		1-1 F7			2-2 P6		4 1 1 0 0 0 2																										
Alvin Davis, L (1, 10) OBP: 0.291, SLG: 0.318		4-0 G4-6-3 BB BB	0-0 F8			1-3 K		0-0 L4		3 0 0 0 1 1 1																										
Pete O'Brien, L (1, 3) OBP: 0.306, SLG: 0.412		4-0 G4-6-3 BB 1-2 2-3 BB		3-1 P4		2-3 K		0-3 K		2 0 0 0 1 1 0																										
Alonzo Powell, R (7, 3) OBP: 0.190, SLG: 0.286										1 0 0 0 0 1 0																										
Greg Briley, L (1, 9) OBP: 0.286, SLG: 0.273		3-1 G4-6-3		1-1 1B		2-3 K			0-2 L7	1 0 0 0 0 0 2																										
Henry Cotto, R (4, PH) OBP: 0.360, SLG: 0.481		1-2 2-3 3-H								3 0 1 0 0 1 0																										
Omar Vizquel, S (1, 6) OBP: 0.286, SLG: 0.288		4-0 BB BB		0-0 F8		1-1 G4-6-3 1B			1-0 P6	3 0 1 0 1 0 1																										
Dave Valle, R (1, 2) OBP: 0.280, SLG: 0.217		4-0 1-2 BB		1-0 G4-3		0-2 G4-6-3			0-3 K	3 0 0 0 1 1 2																										
Inning Stats	R: 0 E: 0 K: 1 S: 9	H: 0 LOB: 0 BB: 0 P: 11	R: 1 E: 1 K: 0 S: 4	H: 1 LOB: 3 BB: 4 P: 23	R: 0 E: 0 K: 0 S: 10	H: 0 LOB: 1 BB: 1 P: 15	R: 0 E: 0 K: 0 S: 6	H: 1 LOB: 1 BB: 0 P: 11	R: 0 E: 0 K: 0 S: 5	H: 0 LOB: 1 BB: 2 P: 14	R: 0 E: 0 K: 0 S: 13	H: 2 LOB: 2 BB: 1 P: 21	R: 0 E: 0 K: 1 S: 7	H: 0 LOB: 0 BB: 0 P: 9	R: 0 E: 0 K: 1 S: 8	H: 0 LOB: 0 BB: 0 P: 9	1B: 4 2B: 0 3B: 0 HR: 0	SF: 0 SAC: 0 DP: 3 HBP: 0	WP: 0 PB: 0 SB: 0 CS: 0	PA: 36																
PITCHER	IP WLS BF H R ER SO BB IBB HBP BLK WP HR S P ERA WHIP																																			
Kevin Ritz, R (1, 1) ERA: 23.14	1.2		9	1	1	1	1	4	0	0	0	0	0	12	33	5.40	3.000																			
Jerry Don Gleaton, L (2, 1) ERA: 3.52	4.1	W	16	1	0	0	3	3	0	0	0	0	0	31	55	0.00	0.923																			
Paul Gibson, L (7, 1) ERA: 2.08	3.0	S	11	2	0	0	2	1	0	0	0	0	0	28	39	0.00	1.000																			

Seattle Mariners @ Detroit Tigers

Tiger Stadium, Detroit, MI

Wed Jun 05 1991, 7:05 PM EDT
Att. 12,609 - Sunny - 72 F

livebaseballscorecards.com

AB	28
R	1
H	4
RBI	0
BB	8
SO	6
LOB	15



Batter	1	2	3	4	5	6	7	8	9	AB	R	H	RBI	BB	SO	LOB
Tony Phillips, S OBP: 0.401, SLG: 0.415 (1, 10)	2-1 G4-3	2-0 P5	3-1 BB 1B				4-2 FC1-6 BB	0-0 F9		5	0	2	1	1	0	3
Lou Whitaker, L OBP: 0.374, SLG: 0.412 (1, 4)	0-0 WP SF8		4-1 BB HR			0-0 P8	0-2 FC1-6 G4-3			3	2	1	0	2	0	2
Alan Trammell, R OBP: 0.332, SLG: 0.344 (1, 6)	4-2 SF8 BB		4-1 HR BB			2-1 1B	1-0 G4-3			3	1	1	0	2	0	4
Cecil Fielder, R OBP: 0.359, SLG: 0.472 (1, 3)	4-2 BB 1B		1-2 HR			1-3 K	2-1 G4-3			4	2	2	3	1	1	3
Mickey Tettleton, S OBP: 0.385, SLG: 0.453 (1, 2)	2-1 SF8		4-0 E 1B BB			0-0 G3	2-2 BB 1B			3	1	2	1	1	0	0
Pete Incaviglia, R OBP: 0.277, SLG: 0.371 (1, 7)	4-1 BB		1-3 K			2-3 K	1-3 K			3	0	0	1	1	3	2
Rob Deer, R OBP: 0.335, SLG: 0.438 (1, 9)	3-3 K		1-1 E5 1B 1B			2-2 BB 1B	1-2 BB 1B			5	1	2	0	0	2	5
Travis Fryman, R OBP: 0.291, SLG: 0.382 (1, 5)			2-3 K			4-2 FC6-4 BB	0-3 K			4	0	1	1	1	2	3
Milt Cuyler, S OBP: 0.329, SLG: 0.312 (1, 8)			0-1 F7			2-3 K	2-1 FC6-4			4	0	0	0	1	1	4


Inning Stats	R: 1	H: 1	E: 0	LOB: 3	K: 1	P: 35	R: 0	H: 0	E: 0	LOB: 0	K: 1	P: 10	R: 5	H: 3	E: 1	LOB: 3	K: 1	P: 20	R: 1	H: 2	E: 0	LOB: 1	K: 1	P: 36	R: 0	H: 2	E: 0	LOB: 2	K: 2	P: 19	R: 0	H: 1	E: 0	LOB: 2	K: 1	P: 21	R: 0	H: 0	E: 0	LOB: 1	K: 0	P: 16	R: 0	H: 2	E: 0	LOB: 3	K: 2	P: 22
	S: 16	BB: 3					S: 6	BB: 0					S: 20	BB: 4					S: 21	BB: 0						S: 12	BB: 0																					

PITCHER	IP	WLS	BF	H	R	ER	SO	BB	IBB	HBP	BLK	WP	HR	S	P	ERA	WHIP
Rich DeLucia, R ERA: 4.99 (1, 1)	2.0	L	14	2	5	5	2	6	0	0	0	1	1	28	64	22.50	4.000
Pat Rice, R ERA: 0.53 (3, 1)	4.0		22	7	2	1	5	2	0	0	0	0	0	58	101	2.25	2.250
Russ Swan, L ERA: 2.37 (7, 1)	1.0		4	0	0	0	0	1	0	0	0	0	0	9	16	0.00	1.000
Rob Murphy, L ERA: 2.25 (8, 1)	1.0		6	2	0	0	2	1	0	0	0	0	0	14	22	0.00	3.000

BOTTOM

Seattle Mariners @ Detroit Tigers
Tiger Stadium, Detroit, MI
Wed Jun 05 1991, 7:05 PM EDT
Att. 12,609 - Sunny - 72 F

AB	34
R	7
H	11
RBI	7
BB	10
SO	9
LOB	26



PITCHER	IP	WLS	BF	H	R	ER	SO	BB	IBB	HBP	BLK	WP	HR	S	P	ERA	WHIP
Rich DeLucia, R ERA: 4.99 (1, 1)	2.0	L	14	2	5	5	2	6	0	0	0	1	1	28	64	22.50	4.000
Pat Rice, R ERA: 0.53 (3, 1)	4.0		22	7	2	1	5	2	0	0	0	0	0	58	101	2.25	2.250
Russ Swan, L ERA: 2.37 (7, 1)	1.0		4	0	0	0	0	1	0	0	0	0	0	9	16	0.00	1.000
Rob Murphy, L ERA: 2.25 (8, 1)	1.0		6	2	0	0	2	1	0	0	0	0	0	14	22	0.00	3.000

Batter	1	2	3	4	5	6	7	8	9	AB R H RBI BB SO LOB	TOP											
Harold Reynolds, S (1, 4) OBP: 0.367, SLG: 0.371	3-2 G3		1-0 G6-3 S 1B		1-0 F9		1-2 G4-3		3-2 1-H 2B	5 1 2 1 0 0 1												
Henry Cotto, R (1, 9) OBP: 0.363, SLG: 0.488	1-0 1B		2-2 G6-3 1-3			0-0 G6-3		0-1 G6-3	2-1 2-H 2B	5 0 2 1 0 0 1												
Ken Griffey Jr., L (1, 8) OBP: 0.373, SLG: 0.453	2-3 K 1-2		0-0 F9			1-2 L4		4-1 BB	4-0 IBB	3 0 0 0 2 1 2												
Alvin Davis, L (1, 3) OBP: 0.299, SLG: 0.323	4-2 BB			1-0 FC4-6 1B		2-0 1B		0-1 F8	1-2 G4-3	4 0 2 0 1 0 3												
Pete O'Brien, L (1, 10) OBP: 0.300, SLG: 0.403	0-0 G3			1-0 F8		3-2 G4-3		3-1 P2		4 0 0 0 0 0 5												
Tracy Jones, R (1, 7) OBP: 0.343, SLG: 0.462		2-1 G4-3		0-0 F8			1-1 1B SF9 1B		0-0 1B DI 1B	4 2 2 0 0 0 1												
Scott Bradley, L (1, 2) OBP: 0.214, SLG: 0.189		0-1 F9		2-0 FC4-6 1-2f			0-0 1B		1-2 F7	3 0 1 0 0 0 1												
Jay Buhner, R (9, PH) OBP: 0.360, SLG: 0.515							1-3 1B			1 0 0 0 0 0 1												
Omar Vizquel, S (1, 6) OBP: 0.280, SLG: 0.284		1-0 F8				1-1 B2-3		0-0 SF9	3-1 1-H 2B 1B	2 0 0 1 0 0 0												
Edgar Martinez, R (9, PH) OBP: 0.459, SLG: 0.462										1 1 1 1 0 0 0												
Jeff Schaefer, R (1, 5) OBP: 0.232, SLG: 0.226			3-3 K			1-1 P3		2-0 3-H F8	1-0 L8	2 0 0 0 0 1 0												
Greg Briley, L (7, PH) OBP: 0.264, SLG: 0.271										1 0 0 0 0 0 1												
Alonzo Powell, R (9, PH) OBP: 0.182, SLG: 0.273										1 0 0 0 0 0 1												
Inning Stats	R: 0 E: 0 K: 1 S: 11	H: 1 LOB: 2 BB: 1 P: 20	R: 0 E: 0 K: 0 S: 5	H: 0 LOB: 0 BB: 0 P: 8	R: 0 E: 0 K: 1 S: 8	H: 1 LOB: 1 BB: 0 P: 14	R: 0 E: 0 K: 0 S: 4	H: 1 LOB: 1 BB: 0 P: 8	R: 0 E: 0 K: 0 S: 5	H: 0 LOB: 0 BB: 0 P: 8	R: 0 E: 0 K: 0 S: 9	H: 1 LOB: 1 BB: 0 P: 15	R: 1 E: 0 K: 0 S: 8	H: 2 LOB: 1 BB: 0 P: 12	R: 0 E: 0 K: 0 S: 7	H: 0 LOB: 1 BB: 1 P: 14	R: 3 E: 0 K: 0 S: 17	H: 4 LOB: 2 BB: 1 P: 32	1B: 8 2B: 2 3B: 0 HR: 0	SF: 1 SAC: 0 DP: 0 HBP: 0	WP: 0 PB: 0 SB: 2 CS: 0	PA: 40
PITCHER	IP WLS BF H R ER SO BB IBB HBP BLK WP HR S P ERA WHIP																					
Bill Gullickson, R (1, 1) ERA: 4.34	8.0 W 33 7 2 2 2 2 2 0 0 0 0 0 0 58 100 2.25 1.125																					
Paul Gibson, L (9, 1) ERA: 2.27	0.1 2 1 0 0 0 0 0 0 0 0 0 0 0 6 10 0.00 3.000																					
Mike Henneman, R (9, 1) ERA: 1.96	0.2 S 5 2 2 2 0 0 0 1 0 0 0 0 0 10 21 27.00 3.000																					

Seattle Mariners @ Detroit Tigers
Tiger Stadium, Detroit, MI
Thu Jun 06 1991, 3:33 AM EDT
Att. 15,600 - Cloudy - 77 F

livebaseballscorecards.com

AB	36
R	4
H	10
RBI	4
BB	3
SO	2
LOB	17



Batter	1	2	3	4	5	6	7	8	9	AB	R	H	RBI	BB	SO	LOB
Tony Phillips, S OBP: 0.398, SLG: 0.411 (1, 9)	2-1 F9		3-1 F8			3-1 1B		0-2 G4-3		4	0	1	0	0	0	0
Lou Whitaker, L OBP: 0.377, SLG: 0.432 (1, 4)	4-2 HR BB		0-0 HR			3-1 SAFE F8		0-1 G6-3		3	2	1	1	1	0	1
Alan Trammell, R OBP: 0.330, SLG: 0.342 (1, 6)	2-3 K		1-1 G5-4-3 1B			0-0 G6-3		2-0 G6-3		4	0	1	0	0	1	1
Cecil Fielder, R OBP: 0.366, SLG: 0.492 (1, 3)	2-2 HR		2-1 G5-4-3 1-2f			3-2 1B 1B		3-2 G4-6-3 1B		4	2	3	2	0	0	1
Mickey Tettleton, S OBP: 0.388, SLG: 0.450 (1, 2)	4-0 BB			2-2 G3		2-0 1B S 1B		1-0 G4-6-3 1-2f		3	1	1	0	1	0	1
Pete Incaviglia, R OBP: 0.272, SLG: 0.364 (1, 7)	1-3 K			1-1 F9		3-3 K		3-3 K		3	0	0	0	0	2	3
Dave Bergman, L OBP: 0.327, SLG: 0.356 (1, 10)		1-3 K		2-2 F7		3-2 FC6-4 1B		3-2 FC6-4		3	0	1	2	0	1	0
John Shelby, S OBP: 0.286, SLG: 0.450 (1, 8)		1-2 P2		1-1 G3-1		0-0 FC6-4		0-0 FC6-4		3	0	0	0	0	0	1
Travis Fryman, R OBP: 0.286, SLG: 0.375 (1, 5)		0-0 L7		0-1 G4-3			1-2 F8			3	0	0	0	0	0	0

Inning Stats	R: 2	H: 1	E: 0	LOB: 1	K: 2	S: 15	P: 30	R: 0	H: 0	E: 0	LOB: 0	K: 1	S: 7	R: 0	H: 2	E: 0	LOB: 0	K: 0	S: 7	R: 1	H: 2	E: 0	LOB: 0	K: 0	S: 7	R: 0	H: 0	E: 0	LOB: 0	K: 0	S: 8	R: 0	H: 1	E: 0	LOB: 1	K: 1	S: 8	R: 2	H: 3	E: 0	LOB: 1	K: 1	S: 14	R: 0	H: 0	E: 0	LOB: 0	K: 0	S: 8	R: 0	H: 1	E: 0	LOB: 0	K: 0	S: 6	P: 12
--------------	------	------	------	--------	------	-------	-------	------	------	------	--------	------	------	------	------	------	--------	------	------	------	------	------	--------	------	------	------	------	------	--------	------	------	------	------	------	--------	------	------	------	------	------	--------	------	-------	------	------	------	--------	------	------	------	------	------	--------	------	------	-------

PITCHER	IP	WLS	BF	H	R	ER	SO	BB	IBB	HBP	BLK	WP	HR	S	P	ERA	WHIP
Scott Bankhead, R ERA: 5.12 (1, 1)	5.2	L	25	7	5	5	4	2	0	0	0	0	2	58	104	7.94	1.588
Russ Swan, L ERA: 2.27 (6, 1)	1.1		4	0	0	0	0	0	0	0	0	0	0	9	10	0.00	0.000
Bill Swift, R ERA: 3.14 (8, 1)	1.0		3	1	0	0	0	0	0	0	0	0	0	6	12	0.00	1.000

BOTTOM

Seattle Mariners @ Detroit Tigers
Tiger Stadium, Detroit, MI
Thu Jun 06 1991, 3:33 AM EDT
Att. 15,600 - Cloudy - 77 F

livebaseballscorecards.com

AB	30
R	5
H	8
RBI	5
BB	2
SO	4
LOB	8



WP: 0	PA: 32
PB: 0	
SB: 1	
CS: 0	

Batter	1	2	3	4	5	6	7	8	9	AB R H RBI BB SO LOB	TOP		
Paul Molitor, R (1, 10) OBP: 0.402, SLG: 0.488	1-0 F9 SF8 2B		1-1 1B 1B		0-0 G1-3		2-3 K			4 1 2 0 0 1 4			
Willie Randolph, R (1, 4) OBP: 0.415, SLG: 0.333 Jim Gantner, L (8, PH) OBP: 0.304, SLG: 0.327 (8, 4)	3-2 F9 2-3		0-1 FC6-4 1B 1-3		1-3 K		0-0 L8			3 0 1 0 0 1 1 1 0 0 0 0 0 0			
Gary Sheffield, R (1, 5) OBP: 0.317, SLG: 0.419	0-0 SF8 3-H		1-1 FC6-4 1-2f		1-0 L7		0-0 G5-3			3 0 0 1 0 0 2			
Robin Yount, R (1, 8) OBP: 0.332, SLG: 0.456	2-2 F8			2-0 G5-3		1-3 K		0-2 P2		4 0 0 0 0 1 0			
Greg Vaughn, R (1, 7) OBP: 0.335, SLG: 0.497		3-2 F8		2-3 K		4-2 FC5-4 BB		2-1 F7		3 0 0 0 1 1 0			
Franklin Stubbs, L (1, 3) OBP: 0.276, SLG: 0.301		0-3 K		0-1 G3		1-0 P2		1-3 K		4 0 0 0 0 2 1			
Dante Bichette, R (1, 9) OBP: 0.256, SLG: 0.429		1-1 F9		1-3 K2-3		0-1 FC5-4 1-2f		0-3 K		4 0 0 0 0 2 1			
Rick Dempsey, R (1, 2) OBP: 0.254, SLG: 0.340 B.J. Surhoff, L (7, PH) OBP: 0.266, SLG: 0.252 (7, 2)			2-1 P7		2-2 G6-3		4-1 E BB			2 0 0 0 0 0 0 0 0 0 0 1 0 0			
Dale Sveum, S (1, 6) OBP: 0.331, SLG: 0.396			2-3 K		4-0 BB		1-1 E5			2 0 0 0 1 1 2			
Inning Stats	R: 1 H: 1 E: 0 LOB: 0 K: 0 BB: 0 S: 10 P: 16	R: 0 H: 0 E: 0 LOB: 0 K: 1 BB: 0 S: 8 P: 12	R: 0 H: 2 E: 0 LOB: 2 K: 1 BB: 0 S: 12 P: 18	R: 0 H: 0 E: 0 LOB: 0 K: 1 BB: 0 S: 6 P: 10	R: 0 H: 0 E: 0 LOB: 1 K: 1 BB: 1 S: 8 P: 15	R: 0 H: 0 E: 0 LOB: 0 K: 2 BB: 0 S: 7 P: 10	R: 0 H: 0 E: 1 LOB: 3 K: 1 BB: 2 S: 12 P: 24	R: 0 H: 0 E: 0 LOB: 0 K: 0 BB: 0 S: 5 P: 5	R: 0 H: 0 E: 0 LOB: 0 K: 2 BB: 0 S: 8 P: 11	1B: 2 SF: 1 2B: 1 SAC: 0 3B: 0 DP: 0 HR: 0 HBP: 0	WP: 0 PA: 34 PB: 0 SB: 1 CS: 0		
PITCHER	IP WLS BF H R ER SO BB IBB HBP BLK WP HR S P ERA WHIP											PITCHER	IP WLS BF H R ER SO BB IBB HBP BLK WP HR S P ERA WHIP
Bill Krueger, L (1, 1) ERA: 4.5	6.1 W 24 3 1 1 6 2 0 0 0 0 0 0 55 90 1.42 0.789												
Bill Swift, R (7, 1) ERA: 3.1	0.1 3 0 0 0 0 1 0 0 0 0 0 0 5 10 0.00 3.000												
Michael Jackson, R (7, 1) ERA: 1.98	2.1 S 7 0 0 0 3 0 0 0 0 0 0 0 16 21 0.00 0.000												

Milwaukee Brewers @ Seattle Mariners
The Kingdome, Seattle, WA
Fri Jun 07 1991, 10:05 PM EDT
Att. 16,968 - Dome - 70 F

livebaseballscorecards.com

AB	30
R	1
H	3
RBI	1
BB	3
SO	9
LOB	11



Batter	1	2	3	4	5	6	7	8	9
Henry Cotto, R OBP: 0.368, SLG: 0.483 (1, 7)	0-1 1B S G4-3 1B		1-2 G6-3			4-2 E FC5-4 BB		1-1 CS SH E6	
Harold Reynolds, S OBP: 0.367, SLG: 0.371 (1, 4)	2-0 G4-3 1-3 1B		0-0 F7			0-0 G4-3 1-3		0-0 SH CS	
Ken Griffey Jr., L OBP: 0.371, SLG: 0.449 (1, 8)	1-3 K				3-3 K	0-0 FC5-4 1B		3-2 P6	
Tracy Jones, R OBP: 0.338, SLG: 0.441 (1, 10)	0-0 G4-3 1-2				4-1 G4-3 BB	1-0 FC5-4 1B		1-1 P4	
Edgar Martinez, R OBP: 0.457, SLG: 0.460 (1, 5)	1-1 F8				1-0 G4-3 1-2	1-0 1B			
Jay Buhner, R OBP: 0.350, SLG: 0.500 (1, 9)		3-2 G6-3			1-3 K	2-0 P8			
Alonzo Powell, R OBP: 0.167, SLG: 0.250 (1, 3)		1-3 K			3-2 F8		2-1 F9		
Pete O'Brien, L OBP: 0.299, SLG: 0.401 (7, 3)									
Dave Valle, R OBP: 0.274, SLG: 0.211 (1, 2)		3-2 F8			1-3 K		2-2 G4-3		
Jeff Schaefer, R OBP: 0.220, SLG: 0.214 (1, 6)			0-1 G5-3			0-0 F9		0-1 G4-3	

Inning Stats	R: 1 E: 0 K: 1 S: 10	H: 2 LOB: 1 BB: 0 P: 14	R: 0 E: 0 K: 1 S: 11	H: 0 LOB: 0 BB: 0 P: 18	R: 0 E: 0 K: 0 S: 8	H: 0 LOB: 0 BB: 0 P: 9	R: 0 E: 0 K: 2 S: 9	H: 0 LOB: 1 BB: 1 P: 18	R: 0 E: 0 K: 1 S: 7	H: 0 LOB: 0 BB: 0 P: 11	R: 1 E: 1 K: 0 S: 9	H: 2 LOB: 2 BB: 1 P: 17	R: 0 E: 0 K: 0 S: 7	H: 0 LOB: 0 BB: 0 P: 11	R: 0 E: 1 K: 0 S: 9	H: 0 LOB: 1 BB: 0 P: 14
--------------	-------------------------------	----------------------------------	-------------------------------	----------------------------------	------------------------------	---------------------------------	------------------------------	----------------------------------	------------------------------	----------------------------------	------------------------------	----------------------------------	------------------------------	----------------------------------	------------------------------	----------------------------------

PITCHER	IP	WLS	BF	H	R	ER	SO	BB	IBB	HBP	BLK	WP	HR	S	P	ERA	WHIP
Teddy Higuera, L ERA: 7.3 (1, 1)	5.2	L	23	4	2	2	5	2	0	0	0	0	0	53	84	3.18	1.059
Darren Holmes, R ERA: 2.52 (6, 1)	1.1		6	0	0	0	0	0	0	0	0	0	0	11	18	0.00	0.000
Dan Plesac, L ERA: 2.7 (8, 1)	1.0		2	0	0	0	0	0	0	0	0	0	0	6	10	0.00	0.000

BOTTOM


Milwaukee Brewers @ Seattle Mariners
The Kingdom, Seattle, WA

Fri Jun 07 1991, 10:05 PM EDT
Att. 16,968 - Dome - 70 F

AB	R	H	RBI	BB	SO	LOB
3	2	1	0	1	0	0
3	0	1	0	0	0	1
4	0	1	0	0	2	4
3	0	0	2	1	0	3
3	0	1	0	0	0	2
3	0	0	0	0	1	3
2	0	0	0	0	1	0
1	0	0	0	0	0	0
3	0	0	0	0	1	0
3	0	0	0	0	0	0

livebaseballscores.com

AB	28
R	2
H	4
RBI	2
BB	2
SO	5
LOB	13



WP	PA
0	31

Batter	1	2	3	4	5	6	7	8	9	AB R H RBI BB SO LOB	TOP											
Paul Molitor, R (1, 10) OBP: 0.399, SLG: 0.484	3-2 X 1B 2B 1B	0-0 F8			2-0 G6-3			1-0 F9		4 1 1 0 0 0 0												
B.J. Surhoff, L (1, 2) OBP: 0.266, SLG: 0.252	0-2 SAFE 1-2 2B 1B		1-0 F9			1-0 L9		1-1 G4-3		4 1 1 0 0 0 0												
Gary Sheffield, R (1, 5) OBP: 0.307, SLG: 0.404	1-3 K		0-1 F8			1-0 F7		3-1 G5-3		4 0 0 0 0 1 2												
Robin Yount, R (1, 8) OBP: 0.330, SLG: 0.457	2-2 1-H 2-H 2B		2-1 F9			0-0 F8		0-3 K		4 0 1 2 0 1 0												
Greg Vaughn, R (1, 7) OBP: 0.330, SLG: 0.488	1-3 K			1-1 P2			0-0 G5-3			3 0 0 0 0 1 1												
Franklin Stubbs, L (1, 3) OBP: 0.277, SLG: 0.297	4-2 SAFE BB			1-0 G4-3			2-2 G4-3			2 0 0 0 1 0 0												
Dante Bichette, R (1, 9) OBP: 0.253, SLG: 0.422	1-3 K			3-2 P3			0-3 K			3 0 0 0 0 2 2												
Jim Gantner, L (1, 4) OBP: 0.310, SLG: 0.333		X 0-0 G4-6-3 1B			3-2 G1-6-3			1-0 G4-6-3 1B		3 0 2 0 0 0 0												
Dale Sveum, S (1, 6) OBP: 0.322, SLG: 0.385		C B X 1-1 G4-6-3 1-2f			2-1 L9			2-2 G4-6-3 1-2f		3 0 0 0 0 0 2												
Inning Stats	R: 2 E: 0 K: 3 S: 32	H: 3 LOB: 2 BB: 1 P: 44	R: 0 E: 0 K: 0 S: 4	H: 1 LOB: 0 BB: 0 P: 5	R: 0 E: 0 K: 0 S: 5	H: 0 LOB: 0 BB: 0 P: 8	R: 0 E: 0 K: 0 S: 6	H: 0 LOB: 0 BB: 0 P: 11	R: 0 E: 0 K: 0 S: 8	H: 0 LOB: 0 BB: 0 P: 15	R: 0 E: 0 K: 1 S: 3	H: 0 LOB: 0 BB: 0 P: 5	R: 0 E: 0 K: 1 S: 8	H: 0 LOB: 0 BB: 0 P: 10	R: 0 E: 0 K: 0 S: 5	H: 1 LOB: 0 BB: 0 P: 9	R: 0 E: 0 K: 1 S: 7	H: 0 LOB: 0 BB: 0 P: 11	1B: 4 2B: 1 3B: 0 HR: 0	SF: 0 SAC: 0 DP: 2 HBP: 0	WP: 0 PB: 0 SB: 0 CS: 0	PA: 31
PITCHER	IP WLS BF H R ER SO BB IBB HBP BLK WP HR S P ERA WHIP																					
Rich DeLucia, R (1, 1) ERA: 4.81	6.0 W 22 4 2 2 3 1 0 0 0 0 0 0 58 88 3.00 0.833																					
Dave Burba, R (7, 1) ERA: 3.38	3.0 S 9 1 0 0 2 0 0 0 0 0 0 0 20 30 0.00 0.333																					

Milwaukee Brewers @ Seattle Mariners
The Kingdome, Seattle, WA
Sat Jun 08 1991, 10:05 PM EDT
Att: 25,835 - Dome - 70 F

AB	30
R	2
H	5
RBI	2
BB	1
SO	5
LOB	7



livebaseballscorecards.com

Batter	1	2	3	4	5	6	7	8	9	AB	R	H	RBI	BB	SO	LOB
Harold Reynolds, S (1, 4) OBP: 0.365, SLG: 0.369	1-1 G4-3		1-0 F7		1-1 G5-3		2-0 1B S SF9 1B			4	1	1	0	0	0	1
Edgar Martinez, R (1, 5) OBP: 0.463, SLG: 0.463	1-1 CS BB HBP			2-1 P6		3-1 F8 1B HR 1B	1-2 1B	1-3 3-H 1B		3	1	2	1	0	0	0
Ken Griffey Jr., L (1, 8) OBP: 0.368, SLG: 0.444	4-1 CS BB			0-0 F8		0-0 P6	1-0 SF9	1-0 3-H		2	0	0	1	1	0	1
Tracy Jones, R (1, 7) OBP: 0.346, SLG: 0.458	3-3 K			1-0 1B 2B		2-2 HR 1B	1-2 G4-3			4	2	2	0	0	1	3
Jay Buhner, R (8, 9) OBP: 0.350, SLG: 0.500	1-2 2-3									0	0	0	0	0	0	0
Pete O'Brien, L (1, 3) OBP: 0.298, SLG: 0.398		3-2 G4-3		3-1 2-H 1B		0-0 F8		0-0 G6-3		4	0	1	1	0	0	2
Alvin Davis, L (1, 10) OBP: 0.303, SLG: 0.352		1-2 F7		2-2 G1-3		2-0 HR		3-2 G4-3 2B		4	1	2	3	0	0	1
Greg Briley, L (1, 9) OBP: 0.264, SLG: 0.271		2-1 G4-3			1-0 G4-3 S 1B	0-3 K		3-2 G4-3		4	0	1	0	0	1	1
Scott Bradley, L (1, 2) OBP: 0.207, SLG: 0.182			1-3 K		0-1 G4-3		1-2 1B SH3-4 1B HBP		1-0 P3	2	0	0	0	0	1	1
Dave Valle, R (7, 2) OBP: 0.277, SLG: 0.210					1-3 G4-3					1	1	0	0	0	0	1
Omar Vizquel, S (1, 6) OBP: 0.276, SLG: 0.279			1-2 G4-3		1-0 G6-3		1-0 SH3-4			2	0	0	0	0	0	1

Inning Stats	R: 0	H: 0	E: 0	K: 1	S: 7	R: 0	H: 0	E: 0	K: 0	S: 8	R: 0	H: 0	E: 0	K: 1	S: 7	R: 1	H: 2	E: 0	K: 0	S: 9	R: 0	H: 1	E: 0	K: 0	S: 6	R: 3	H: 3	E: 0	K: 1	S: 11	R: 2	H: 2	E: 0	K: 0	S: 11	R: 0	H: 1	E: 0	K: 0	S: 9	1B: 6	2B: 3	3B: 0	HR: 1	SF: 1	SAC: 1	DP: 1	HBP: 2	WP: 0	PB: 0	SB: 2	CS: 2	PA: 35
--------------	------	------	------	------	------	------	------	------	------	------	------	------	------	------	------	------	------	------	------	------	------	------	------	------	------	------	------	------	------	-------	------	------	------	------	-------	------	------	------	------	------	-------	-------	-------	-------	-------	--------	-------	--------	-------	-------	-------	-------	--------

PITCHER	IP	WLS	BF	H	R	ER	SO	BB	IBB	HBP	BLK	WP	HR	S	P	ERA	WHIP
Bill Wegman, R (1, 1) ERA: 4.08	5.2	L	23	5	3	3	2	1	0	1	0	0	0	44	78	4.76	1.059
Kevin Brown, L (6, 1) ERA: 5.2	0.2		5	2	3	3	1	0	0	1	0	0	1	8	14	40.50	3.000
Julio Machado, R (7, 1) ERA: 3.64	0.2		3	1	0	0	0	0	0	0	0	0	0	7	10	0.00	1.500
Mark Knudson, R (8, 1) ERA: 8.47	1.0		4	1	0	0	0	0	0	0	0	0	0	9	16	0.00	1.000

BOTTOM

Milwaukee Brewers @ Seattle Mariners
The Kingdom, Seattle, WA

Sat Jun 08 1991, 10:05 PM EDT
Att. 25,835 - Dome - 70 F

livebaseballscorecards.com

AB	30
R	6
H	9
RBI	6
BB	1
SO	3
LOB	12



Batter	1	2	3	4	5	6	7	8	9	AB R H RBI BB SO LOB	TOP
Paul Molitor, R (1, 10) OBP: 0.401, SLG: 0.486	0-3 K		4-2 BB		0-1 2B			0-1 P9		3 0 1 0 1 1 0	
B.J. Surhoff, L (1, 2) OBP: 0.259, SLG: 0.245	1-2 G5-3		1-1 F7		1-1 G3			0-1 G4-3		4 0 0 0 0 0 2	
Gary Sheffield, R (1, 5) OBP: 0.298, SLG: 0.389	1-3 K		3-3 K			0-0 L7			1-2 E4 G3-1 1B	4 0 0 0 0 2 1	
Robin Yount, R (1, 8) OBP: 0.325, SLG: 0.448		1-3 K		0-1 G6-3		1-1 F8			3-2 F8	4 0 0 0 0 1 1	
Greg Brock, L (1, 3) OBP: 0.441, SLG: 0.447		1-2 1B 2B		4-1 BB		2-3 K			1-2 G3-1 1B	3 1 2 0 1 1 0	
Greg Vaughn, R (1, 7) OBP: 0.328, SLG: 0.482		0-0 FC5-4 1B 2-H		0-3 K			2-3 K		0-1 G3-1 1B 2-3	4 0 1 1 0 2 3	
Dante Bichette, R (1, 9) OBP: 0.252, SLG: 0.419		2-0 FC5-4 1-2f		1-1 F8			1-1 CS 1B		1-2 F9	4 0 1 0 0 0 4	
Jim Gantner, L (1, 4) OBP: 0.305, SLG: 0.328		0-0 G4-1			0-2 G4-3		2-1 F7 1-2			3 0 0 0 0 0 2	
Bill Spiers, L (1, 6) OBP: 0.279, SLG: 0.347			0-0 G3		0-0 B1-3			0-1 G4-3		3 0 0 0 0 0 0	
Inning Stats	R: 0 E: 0 K: 2 S: 11 H: 0 LOB: 0 BB: 0 P: 13	R: 1 E: 0 K: 1 S: 10 H: 2 LOB: 1 BB: 0 P: 14	R: 0 E: 0 K: 1 S: 9 H: 0 LOB: 1 BB: 1 P: 17	R: 0 E: 0 K: 1 S: 8 H: 0 LOB: 1 BB: 1 P: 13	R: 0 E: 0 K: 1 S: 8 H: 1 LOB: 1 BB: 0 P: 9	R: 0 E: 0 K: 1 S: 7 H: 0 LOB: 0 BB: 0 P: 10	R: 0 E: 0 K: 1 S: 7 H: 1 LOB: 0 BB: 0 P: 12	R: 0 E: 0 K: 0 S: 6 H: 0 LOB: 0 BB: 0 P: 6	R: 0 E: 1 K: 0 S: 17 H: 1 LOB: 2 BB: 0 P: 23	1B: 3 2B: 2 3B: 0 HR: 0 SF: 0 SAC: 0 DP: 0 HBP: 0	WP: 0 PB: 0 SB: 0 CS: 1 PA: 34
PITCHER Brian Holman, R (1, 1) ERA: 3.38	IP 9.0 WLS W BF 34 H 5 R 1 ER 1 SO 7 BB 2 IBB 0 HBP 0 BLK 0 WP 0 HR 0 S 83 P 117 ERA 1.00 WHIP 0.778										

Milwaukee Brewers @ Seattle Mariners
The Kingdome, Seattle, WA
Sun Jun 09 1991, 6:33 AM EDT
Att: 41,397 - Dome - 70 F


livebaseballscorecards.com

AB	32
R	1
H	5
RBI	1
BB	2
SO	7
LOB	13



Batter	1	2	3	4	5	6	7	8	9
Harold Reynolds, S (1, 4) OBP: 0.367, SLG: 0.382	4-2 G1-6-3 BB		2-0 F8			3-1 F7	3-2 1-H 3-H HR		
Edgar Martinez, R (1, 5) OBP: 0.454, SLG: 0.453	0-1 G1-6-3 1-2f			0-3 K		3-2 G6-3	1-2 F8		
Ken Griffey Jr., L (1, 8) OBP: 0.376, SLG: 0.456	1-1 2B			2-2 P6		0-0 1B	0-0 HR 1B		
Tracy Jones, R (1, 7) OBP: 0.333, SLG: 0.440 Jay Buhner, R (8, 9) OBP: 0.356, SLG: 0.535	1-2 G6-3			3-2 F7		0-0 G1-3	3-1 1-H HR		
Pete O'Brien, L (1, 3) OBP: 0.293, SLG: 0.390			2-3 K		1-0 G4-3		2-1 G4-3	1-2 G4-3	
Alvin Davis, L (1, 10) OBP: 0.313, SLG: 0.363			2-3 K		4-1 1B G5-3 BB		0-0 2B 2B	1-2 1B 1B	
Greg Briley, L (1, 9) OBP: 0.270, SLG: 0.277			2-2 CS 1B		3-2 G5-3		1-2 L5	1-1 1B	
Omar Vizquel, S (1, 6) OBP: 0.282, SLG: 0.293			1-0 CS 1-2		1-0 FC6-4 1B		3-1 1B HR 2B	1-0 F9	
Dave Valle, R (1, 2) OBP: 0.276, SLG: 0.211			2-2 F8		1-0 FC6-4 1-2f		2-1 HR 1B	1-1 P7	

AB	R	H	RBI	BB	SO	LOB
3	1	1	3	1	0	0
4	0	0	0	0	1	1
4	1	3	0	0	0	0
3	0	0	0	0	0	2
1	1	1	2	0	0	0
4	0	0	0	0	1	0
3	1	2	0	1	1	0
4	0	2	0	0	0	2
4	1	2	1	0	0	2
4	1	1	0	0	0	4

BOTTOM	
Milwaukee Brewers @ Seattle Mariners	WP: 0 PA: 37
The Kingdome, Seattle, WA	PB: 0
Sun Jun 09 1991, 6:33 AM EDT	SB: 0
Att. 41,397 - Dome - 70 F	CS: 1
	AB 34
	R 6
	H 12
	RBI 6
	BB 2
	SO 3
	LOB 11
	

Inning Stats		R	H	E	K	S	Pitcher	
1	R: 0 H: 1 E: 0 K: 0 S: 9	H: 1 LOB: 1 BB: 1 P: 15						
2	R: 0 H: 1 E: 0 K: 2 S: 10	H: 1 LOB: 0 BB: 0 P: 17						
3	R: 0 H: 0 E: 0 K: 0 S: 6	H: 0 LOB: 0 BB: 0 P: 10						
4	R: 0 H: 0 E: 0 K: 1 S: 11	H: 0 LOB: 0 BB: 0 P: 16						
5	R: 0 H: 1 E: 0 K: 0 S: 10	H: 1 LOB: 2 BB: 1 P: 20						
6	R: 0 H: 1 E: 0 K: 0 S: 7	H: 1 LOB: 1 BB: 0 P: 13						
7	R: 4 H: 4 E: 0 K: 0 S: 17	H: 4 LOB: 0 BB: 0 P: 29						
8	R: 2 H: 4 E: 0 K: 0 S: 14	H: 4 LOB: 2 BB: 0 P: 22						
9	R: 0 H: 0 E: 0 K: 0 S: 0	H: 0 LOB: 0 BB: 0 P: 0						

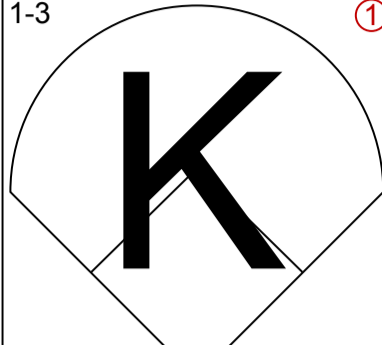
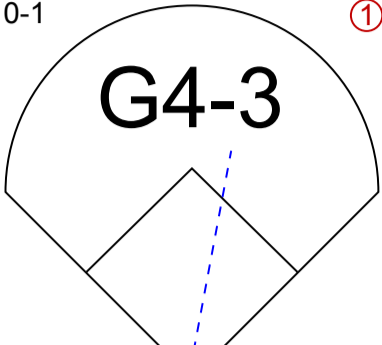
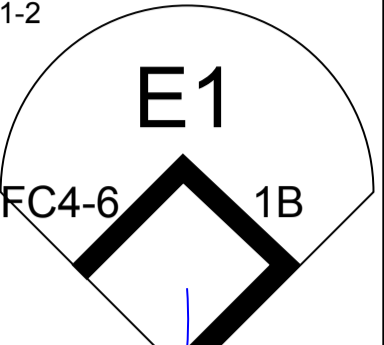
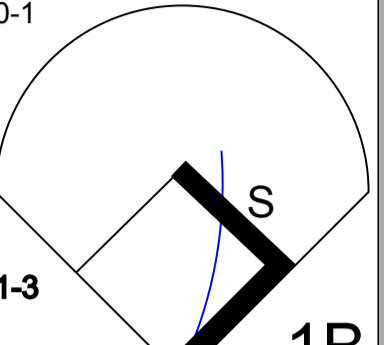
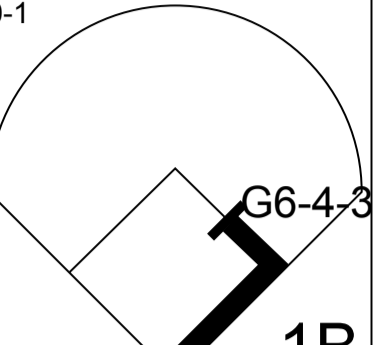
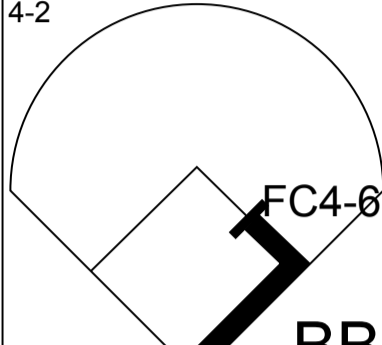
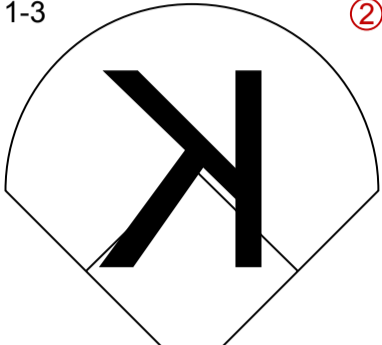
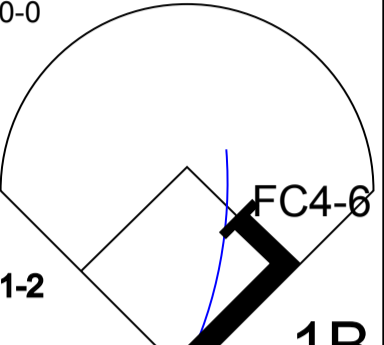
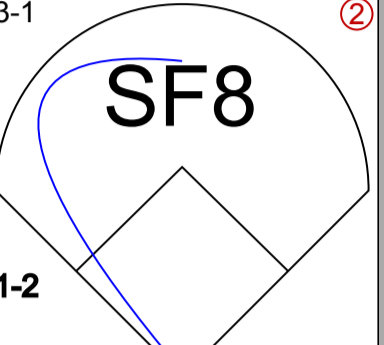

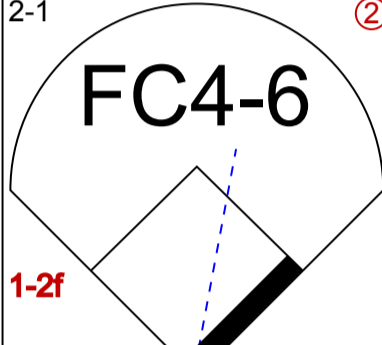
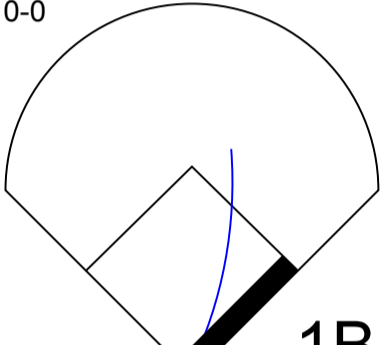
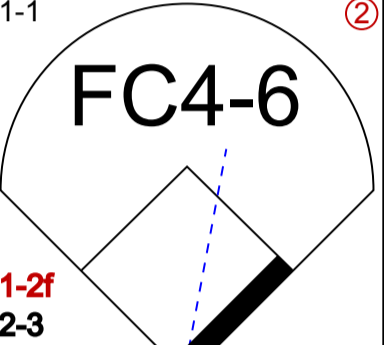
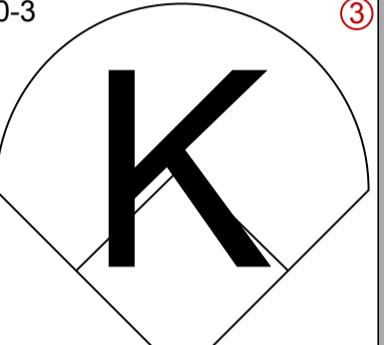

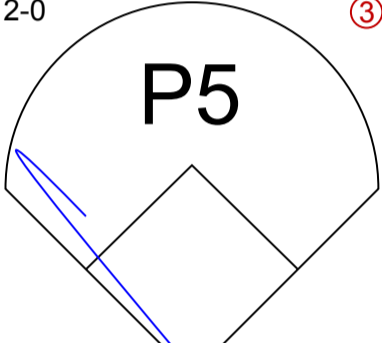
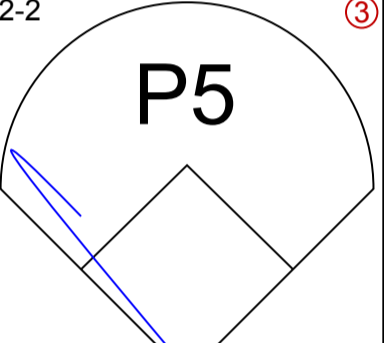
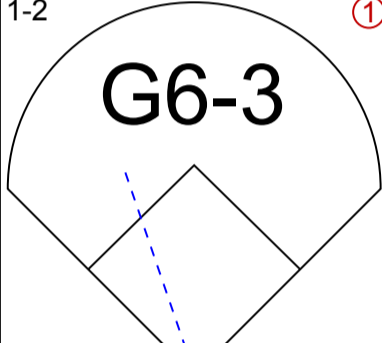
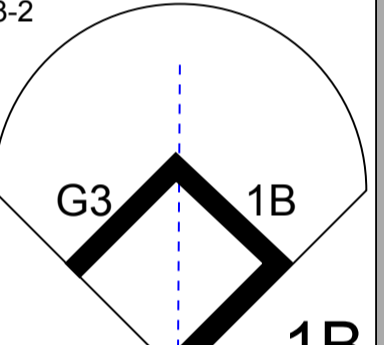
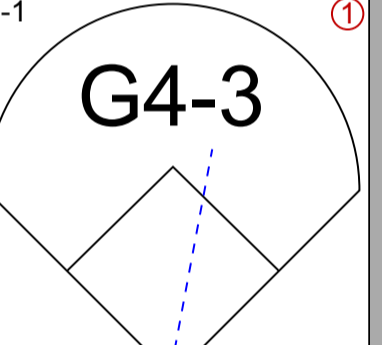
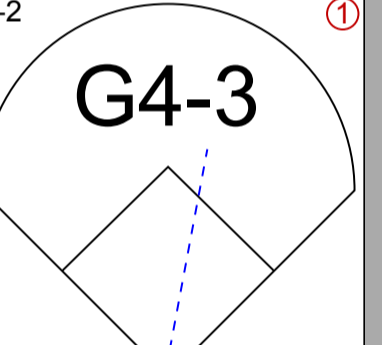
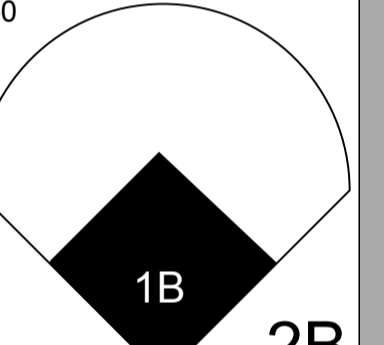
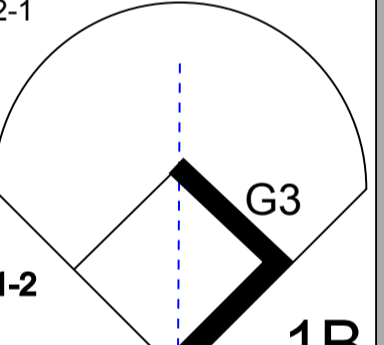
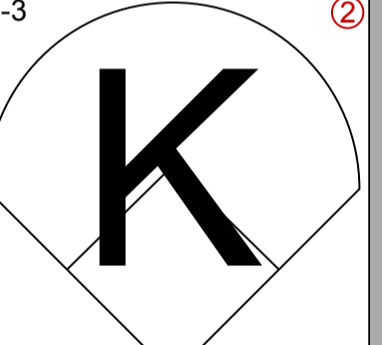
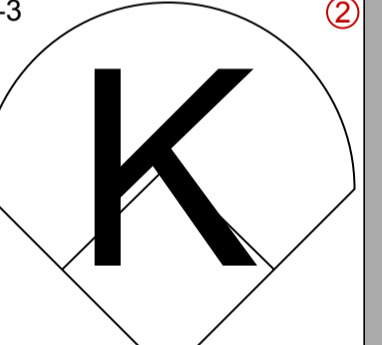
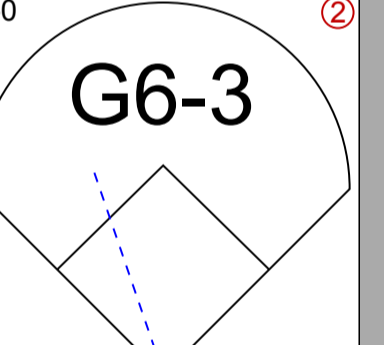
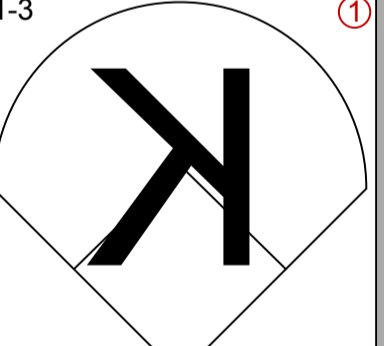
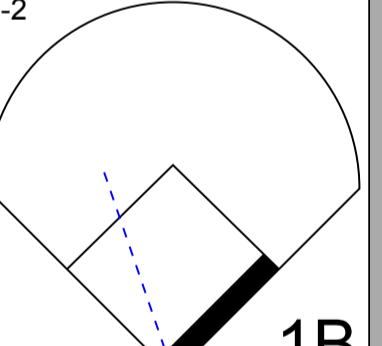
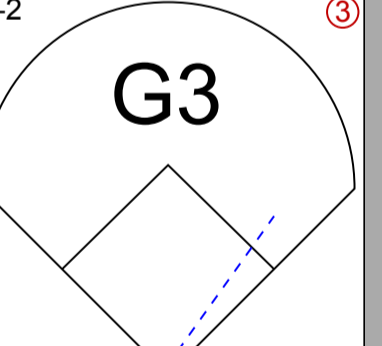
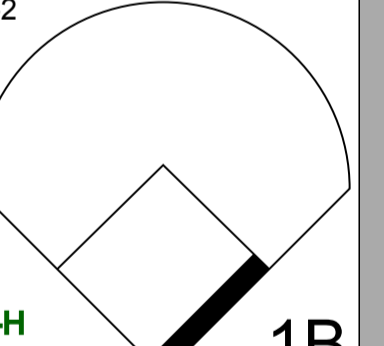
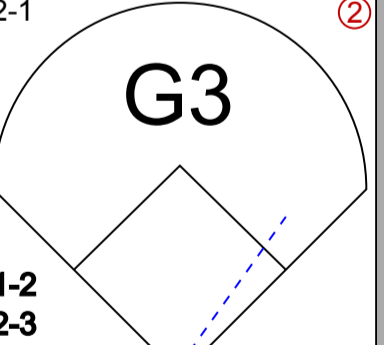
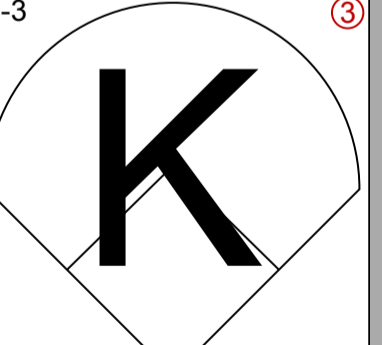
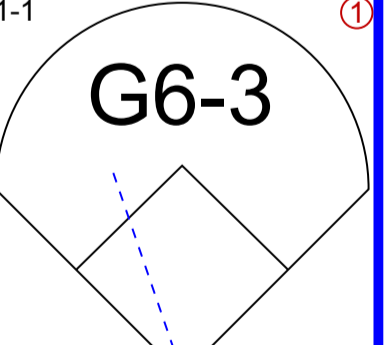

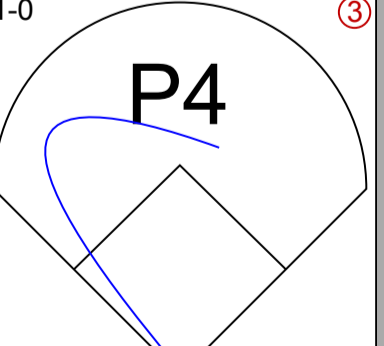
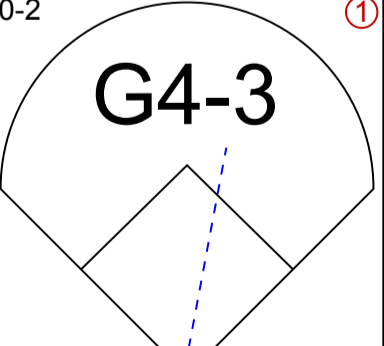
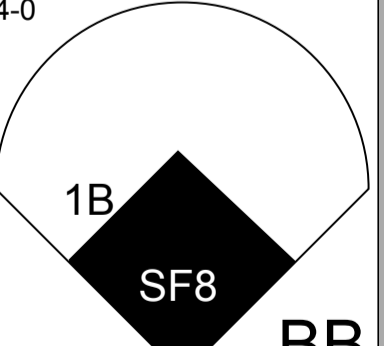
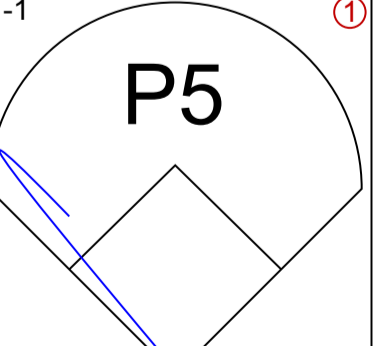
PITCHER		IP	WLS	BF	H	R	ER	SO	BB	IBB	HBP	BLK	WP	HR	S	P	ERA	WHIP
Jaime Navarro, R (1, 1) ERA: 3.7		7.0	L	29	8	4	4	3	2	0	0	0	0	1	70	120	5.14	1.429
Mark Lee, L (8, 1) ERA: 3.76		0.2		6	4	2	2	0	0	0	0	0	0	1	12	19	27.00	6.000
Chuck Crim, R (8, 1) ERA: 5.91		0.1		1	0	0	0	0	0	0	0	0	0	2	3	0.00	0.000	

Batter	1	2	3	4	5	6	7	8	9	AB R H RBI BB SO LOB	TOP											
Ellis Burks, R OBP: 0.322, SLG: 0.372 (1, 8)	0-0 HR		1-3 K		2-0 G6-4-3		0-0 FC4-6 HR		2-1 G4-6-3 CS 1B	5 2 2 1 0 1 3	Boston Red Sox @ Seattle Mariners The Kingdome, Seattle, WA Mon Jun 10 1991, 10:05 PM EDT Att. 32,082 - Dome - 70 F											
Carlos Quintana, R OBP: 0.356, SLG: 0.411 (1, 3)	0-3 K		4-2 BB		3-1 HR		1-1 HR	4-0 G4-6-3 BB	3 2 2 4 2 1 0													
Wade Boggs, L OBP: 0.413, SLG: 0.431 (1, 5)	2-3 K		1-2 F7		4-0 BB		2-2 G4-3	0-1 G4-6-3 1-2f 2-3	4 0 0 0 1 1 3													
Tom Brunansky, R OBP: 0.282, SLG: 0.412 (1, 9)	3-3 K		2-3 K		2-2 F8 BB		4-1 BB	1-1 G1-3	4 0 0 0 1 2 3													
Kevin Romine, R OBP: 0.250, SLG: 0.333 (1, 7)		0-0 G6-3		1-0 G1-4-3 1B		2-0 G5-3	1-0 F8		4 0 1 0 0 0 1													
Jack Clark, R OBP: 0.349, SLG: 0.314 (1, 10)		3-3 K		2-2 G1-4-3 1-2f		3-2 HR		4-2 WP BB	3 1 1 1 1 1 1													
Phil Plantier, L OBP: 0.273, SLG: 0.200 (8, PR)									0 0 0 0 0 0 0													
Tony Peña, R OBP: 0.313, SLG: 0.360 (1, 2)		4-2 S BB		1-3 K		1-0 P7		2-3 K	3 0 0 0 1 2 1													
Luis Rivera, R OBP: 0.355, SLG: 0.443 (1, 6)		4-2 SAFE BB 1-2 BB			4-0 G6-4-3 HR BB BB		2-1 G1-3	0-3 K	2 1 0 0 2 1 2													
Mike Brumley, S OBP: 0.125, SLG: 0.087 (1, 4)		0-0 G4-3			4-2 SAFE G6-4-3 1-2 BB		1-0 FC4-6 1B	3-2 G4-3	3 0 1 0 1 0 4													
Inning Stats	R: 1 E: 0 K: 3 S: 10	H: 1 LOB: 0 BB: 0 P: 15	R: 0 E: 0 K: 1 S: 9	H: 0 LOB: 2 BB: 2 P: 20	R: 0 E: 0 K: 2 S: 14	H: 1 LOB: 1 BB: 1 P: 22	R: 0 E: 0 K: 1 S: 9	H: 1 LOB: 0 BB: 0 P: 13	R: 2 E: 0 K: 0 S: 8	H: 1 LOB: 1 BB: 3 P: 27	R: 1 E: 0 K: 0 S: 8	H: 1 LOB: 0 BB: 0 P: 16	R: 2 E: 0 K: 0 S: 9	H: 2 LOB: 1 BB: 1 P: 18	R: 0 E: 0 K: 2 S: 13	H: 0 LOB: 2 BB: 1 P: 22	R: 0 E: 0 K: 0 S: 6	H: 1 LOB: 1 BB: 1 P: 13	1B: 3 2B: 0 3B: 0 HR: 4	SF: 0 SAC: 0 DP: 3 HBP: 0	WP: 1 PB: 0 SB: 1 CS: 1	PA: 40
PITCHER	IP WLS BF H R ER SO BB IBB HBP BLK WP HR S P ERA WHIP												PITCHER	IP WLS BF H R ER SO BB IBB HBP BLK WP HR S P ERA WHIP								
Randy Johnson, L ERA: 4.86 (1, 1)	4.2 L 21 3 3 3 7 6 0 0 0 0 0 2 47 92 5.79 1.929																					
Pat Rice, R ERA: 1.93 (5, 1)	1.2 8 3 3 3 0 0 0 0 0 0 0 2 15 27 16.20 1.800																					
Rob Murphy, L ERA: 2.08 (7, 1)	1.2 7 0 0 0 2 2 0 0 0 1 0 18 34 0.00 1.200																					
Dave Burba, R ERA: 3.0 (9, 1)	1.0 4 1 0 0 0 1 0 0 0 0 0 6 13 0.00 2.000																					

livebaseballscorecards.com

AB	31
R	6
H	7
RBI	6
BB	9
SO	9
LOB	18



Batter	1	2	3	4	5	6	7	8	9	AB R H RBI BB SO LOB
Harold Reynolds, S (1, 4) OBP: 0.368, SLG: 0.382	1-3 		0-1 		1-2 		0-1 		0-1 	5 0 2 0 0 1 0
Edgar Martinez, R (1, 5) OBP: 0.453, SLG: 0.451	4-2 		1-3 		0-0 		3-1 		0-0 	3 0 1 1 1 1 1
Ken Griffey Jr., L (1, 8) OBP: 0.373, SLG: 0.452	2-1 		0-0 		1-1 		0-3 			4 0 1 0 0 1 4
Pete O'Brien, L (1, 3) OBP: 0.289, SLG: 0.384 Alonzo Powell, R (8, PH) OBP: 0.160, SLG: 0.240	3-3 		2-0 		2-2 			1-2 		3 0 0 0 0 1 4 1 0 0 0 0 0 0
Alvin Davis, L (1, 10) OBP: 0.313, SLG: 0.363 Tracy Jones, R (8, PH) OBP: 0.341, SLG: 0.461		3-2 		2-1 		2-2 		1-0 		3 0 1 0 0 0 0 1 1 1 0 0 0 0
Jay Buhner, R (1, 9) OBP: 0.352, SLG: 0.524		2-1 		1-3 		3-3 		0-0 		4 0 1 0 0 2 1
Greg Briley, L (1, 7) OBP: 0.272, SLG: 0.279 Henry Cotto, R (8, PH) OBP: 0.375, SLG: 0.489		1-3 		1-2 		0-2 		2-2 		3 0 1 0 0 1 2 1 0 1 1 0 0 0
Scott Bradley, L (1, 2) OBP: 0.197, SLG: 0.172 Dave Valle, R (8, PH) OBP: 0.275, SLG: 0.209		2-1 		1-3 			1-1 	1-3 		3 0 0 0 0 1 3 1 0 0 0 0 1 1
Omar Vizquel, S (1, 6) OBP: 0.281, SLG: 0.287		1-0 			0-2 		4-0 		1-1 	3 1 0 0 1 0 2

Inning Stats	R: 0	H: 0	E: 0	K: 2	S: 13	R: 0	H: 2	E: 0	K: 1	S: 11	R: 0	H: 1	E: 0	K: 1	S: 7	R: 0	H: 1	E: 0	K: 2	S: 11	R: 0	H: 1	E: 1	K: 0	S: 18	R: 0	H: 0	E: 0	K: 1	S: 11	R: 1	H: 1	E: 0	K: 1	S: 9	R: 1	H: 2	E: 0	K: 1	S: 11	R: 0	H: 1	E: 0	K: 0	S: 5	1B: 8	2B: 1	3B: 0	HR: 0	SF: 1	SAC: 0	DP: 1	HBP: 0	WP: 0	PB: 0	SB: 1	CS: 0	PA: 38
--------------	------	------	------	------	-------	------	------	------	------	-------	------	------	------	------	------	------	------	------	------	-------	------	------	------	------	-------	------	------	------	------	-------	------	------	------	------	------	------	------	------	------	-------	------	------	------	------	------	-------	-------	-------	-------	-------	--------	-------	--------	-------	-------	-------	-------	--------

PITCHER	IP	WLS	BF	H	R	ER	SO	BB	IBB	HBP	BLK	WP	HR	S	P	ERA	WHIP
Mike Gardiner, R (1, 1) ERA: 4.42	6.2	W	29	6	1	1	7	2	0	0	0	0	0	77	121	1.35	1.200
Tony Fossas, L (7, 1) ERA: 3.38	1.0		5	2	1	1	1	0	0	0	0	0	0	11	15	9.00	2.000
Jeff Gray, R (8, 1) ERA: 2.55	1.1		4	1	0	0	1	0	0	0	0	0	0	8	10	0.00	0.750

BOTTOM

Boston Red Sox @ Seattle Mariners
The Kingdom, Seattle, WA
Mon Jun 10 1991, 10:05 PM EDT
Att: 32,082 - Dome - 70 F

livebaseballscorecards.com

AB	35
R	2
H	9
RBI	2
BB	2
SO	9
LOB	18



Batter	1	2	3	4	5	6	7	8	9	AB R H RBI BB SO LOB	TOP											
Steve Lyons, L (1, 4) OBP: 0.347, SLG: 0.500	1-3 K	0-3 K		3-2 1B	0-3 K			1-0 F7		5 0 1 0 0 3 2												
Carlos Quintana, R (1, 3) OBP: 0.357, SLG: 0.407	3-2 2B	0-1 F9		0-1 F9		1-2 E6		4-2 BB		4 1 1 0 1 0 2												
Wade Boggs, L (1, 5) OBP: 0.409, SLG: 0.430	1-1 HR		0-1 G3	0-2 F8		1-2 FC4-6		3-2 F8		5 1 1 1 0 0 3												
Mike Greenwell, L (1, 7) OBP: 0.352, SLG: 0.429	2-3 K		2-1 BB 1B G3-1 1B		0-1 HR	1-3 K		0-1 G4-3		5 2 2 0 0 2 2												
Jack Clark, R (1, 10) OBP: 0.350, SLG: 0.335	2-2 HR		0-0 G3-1 BB 1-2 1B		2-2 P2	1-1 G1-3		1-2 F7		5 1 2 2 0 0 2												
Ellis Burks, R (1, 8) OBP: 0.333, SLG: 0.408	4-0 S BB		4-2 G3-1 1-2 2-3 BB		0-1 HR		2-1 G1-3	0-1 HR		3 2 2 3 2 0 0												
Phil Plantier, L (1, 9) OBP: 0.231, SLG: 0.167	3-2 P9		0-0 G3-1		3-1 G6-3		0-0 G5-3	1-0 G5-3		2 0 0 1 0 0 3												
Kevin Romine, R (5, PH) OBP: 0.229, SLG: 0.303	1-2		1-2 2-3 3-H							3 0 0 0 0 0 0												
Tony Peña, R (1, 2) OBP: 0.311, SLG: 0.357			0-0 L8	0-1 F8		0-1 2B		1-0 G3		4 1 1 0 0 0 2												
Luis Rivera, R (1, 6) OBP: 0.359, SLG: 0.455		0-2 1B		1-0 F7	1-2 2B			0-0 B1-3		4 0 2 1 0 0 0												
Inning Stats	R: 3 E: 0 K: 2 S: 19	H: 3 LOB: 1 BB: 1 P: 35	R: 0 E: 0 K: 1 S: 9	H: 1 LOB: 1 BB: 0 P: 9	R: 1 E: 0 K: 0 S: 10	H: 2 LOB: 2 BB: 1 P: 16	R: 0 E: 0 K: 0 S: 10	H: 1 LOB: 1 BB: 0 P: 14	R: 3 E: 0 K: 1 S: 17	H: 4 LOB: 1 BB: 0 P: 23	R: 0 E: 1 K: 1 S: 12	H: 0 LOB: 1 BB: 0 P: 16	R: 0 E: 0 K: 0 S: 4	H: 0 LOB: 0 BB: 0 P: 7	R: 0 E: 0 K: 0 S: 9	H: 0 LOB: 1 BB: 1 P: 17	R: 1 E: 0 K: 0 S: 8	H: 1 LOB: 0 BB: 0 P: 10	1B: 7 2B: 2 3B: 0 HR: 3	SF: 0 SAC: 0 DP: 0 HBP: 0	WP: 0 PB: 0 SB: 2 CS: 0	PA: 43
PITCHER	IP WLS BF H R ER SO BB IBB HBP BLK WP HR S P ERA WHIP																					
Scott Bankhead, R (1, 1) ERA: 5.48	4.0 L 21 7 4 4 3 2 0 0 0 0 0 1 48 74 9.00 2.250																					
Russ Swan, L (5, 1) ERA: 2.97	1.2 10 4 3 3 2 0 0 0 0 0 0 1 27 36 16.20 2.400																					
Bill Swift, R (6, 1) ERA: 2.9	2.0 7 0 0 0 0 1 0 0 0 0 0 0 10 19 0.00 0.500																					
Rob Murphy, L (8, 1) ERA: 2.01	0.2 2 0 0 0 0 0 0 0 0 0 0 0 7 10 0.00 0.000																					
Michael Jackson, R (9, 1) ERA: 2.19	0.2 3 1 1 1 0 0 0 0 0 0 0 0 1 6 8 13.50 1.500																					

Boston Red Sox @ Seattle Mariners
The Kingdom, Seattle, WA
Tue Jun 11 1991, 10:05 PM EDT
Att. 20,833 - Dome - 70 F

livebaseballscorecards.com

AB	40
R	8
H	12
RBI	8
BB	3
SO	5
LOB	16



Batter	1	2	3	4	5	6	7	8	9	AB	R	H	RBI	BB	SO	LOB
Harold Reynolds, S OBP: 0.368, SLG: 0.391 (1, 4)	F8			F9	1B		S		G4-3	5	1	2	2	0	0	1
Edgar Martinez, R OBP: 0.454, SLG: 0.452 (1, 5)	G1-6-3			1B	SF6		P3			4	1	2	1	0	0	1
Ken Griffey Jr., L OBP: 0.371, SLG: 0.447 (1, 8)	F7			SF6	BB		P6			4	0	1	0	0	0	2
Pete O'Brien, L OBP: 0.293, SLG: 0.383 (1, 3)				1B	SF6		F8		F7	3	0	1	0	1	0	1
Alvin Davis, L OBP: 0.307, SLG: 0.356 (1, 10)				BB	SF6		F9		G1-3	3	0	0	1	0	1	1
Alonzo Powell, R OBP: 0.143, SLG: 0.214 Greg Briley, L OBP: 0.270, SLG: 0.277 (1, 7) (8, PH) (9, 7)				G1-3			G5-3		G3	3	0	0	0	0	0	2
Jay Buhner, R OBP: 0.349, SLG: 0.541 (1, 9)				G1-3			K		F9	4	1	1	1	0	1	0
Omar Vizquel, S OBP: 0.287, SLG: 0.299 (1, 6)				K			2B		G6-3	4	2	2	0	0	1	0
Dave Valle, R OBP: 0.271, SLG: 0.206 Scott Bradley, L OBP: 0.206, SLG: 0.183 (1, 2) (6, 2)				F7			F9		G1-3	2	0	0	0	0	0	1
									1B	2	0	1	0	0	0	1

Inning Stats	R: 0	H: 0	E: 0	K: 0	S: 8	H: 0	LOB: 0	BB: 0	P: 13	R: 0	H: 1	E: 0	K: 1	S: 8	H: 0	LOB: 0	BB: 0	P: 14	R: 0	H: 0	E: 0	K: 1	S: 9	R: 1	H: 2	E: 0	K: 0	S: 13	H: 4	LOB: 1	BB: 0	P: 21	R: 0	H: 0	E: 0	K: 1	S: 9	R: 1	H: 2	E: 0	K: 0	S: 14	H: 0	LOB: 0	BB: 0	P: 13	R: 0	H: 0	E: 0	K: 0	S: 6	H: 0	LOB: 0	BB: 0	P: 8	R: 0	H: 1	E: 0	K: 0	S: 8	H: 1	LOB: 1	BB: 0	P: 15	1B: 6	SF: 1	3B: 0	HR: 1	SAC: 0	DP: 1	HBP: 0
--------------	------	------	------	------	------	------	--------	-------	-------	------	------	------	------	------	------	--------	-------	-------	------	------	------	------	------	------	------	------	------	-------	------	--------	-------	-------	------	------	------	------	------	------	------	------	------	-------	------	--------	-------	-------	------	------	------	------	------	------	--------	-------	------	------	------	------	------	------	------	--------	-------	-------	-------	-------	-------	-------	--------	-------	--------

PITCHER	IP	WLS	BF	H	R	ER	SO	BB	IBB	HBP	BLK	WP	HR	S	P	ERA	WHIP
Danny Darwin, R ERA: 5.27 (1, 1)	5.0		22	7	4	4	2	1	0	0	0	0	1	53	84	7.20	1.600
Dennis Lamp, R ERA: 5.56 (6, 1)	1.1		6	2	1	1	1	0	0	0	0	0	0	18	30	6.75	1.500
Jeff Gray, R ERA: 2.43 (7, 1)	1.2		5	0	0	0	0	0	0	0	0	0	0	11	17	0.00	0.000
Jeff Reardon, R ERA: 3.27 (9, 1)	1.0	S	4	1	0	0	0	0	0	0	0	0	0	8	15	0.00	1.000

BOTTOM

Boston Red Sox @ Seattle Mariners
The Kingdom, Seattle, WA


Tue Jun 11 1991, 10:05 PM EDT
Att. 20,833 - Dome - 70 F

livebaseballscorecards.com

AB	35
R	5
H	10
RBI	5
BB	1
SO	3
LOB	10



WP: 0	PA: 37
PB: 0	
SB: 1	
CS: 1	

Batter	1	2	3	4	5	6	7	8	9	AB R H RBI BB SO LOB	TOP	
Ellis Burks, R (1, 8) OBP: 0.327, SLG: 0.400	3-1 F7		2-1 G4-3			2-2 G4-3			0-0 E6	4 1 0 0 0 0 1		
Carlos Quintana, R (1, 3) OBP: 0.359, SLG: 0.406	3-2 G5-3		4-2 BB			2-1 G5-3			0-0 2B 1-2 1B	3 1 1 0 1 0 0		
Wade Boggs, L (1, 5) OBP: 0.406, SLG: 0.431	0-0 F7		2-2 F7			1-3 K			0-0 1B 1-3 2-H 2B	4 0 1 1 0 1 1		
Tom Brunansky, R (1, 9) OBP: 0.278, SLG: 0.406 Phil Plantier, L (9, PH) OBP: 0.286, SLG: 0.231		3-2 F8		1-0 F8		1-0 F9			1-1 1B 2-3 3-H 2-3	3 0 0 0 0 0 0 1 0 1 1 0 0 0		
Mike Greenwell, L (1, 7) OBP: 0.351, SLG: 0.426		2-2 S BB SF9 1B		2-2 L8		2-2 G6-3			2-3 K	4 1 1 0 0 1 2		
Jack Clark, R (1, 10) OBP: 0.348, SLG: 0.329		1 SAFE 4-2 1 SAFE F B 1 SAFE SAFE SAFE 1 SAFE C		3-2 G5-3		2-2 L8			0-3 K	3 0 0 0 1 1 2		
John Marzano, R (1, 2) OBP: 0.250, SLG: 0.333 Tony Peña, R (9, PH) OBP: 0.310, SLG: 0.355		3-2 SF9 2-H		0-0 G6-3		0-0 G5-3			1-3 K	2 0 0 1 0 0 0 1 0 0 0 0 1 2	AB 31 R 3 H 5 RBI 3 BB 2 SO 5 LOB 9	
Luis Rivera, R (1, 6) OBP: 0.351, SLG: 0.442		3-2 P4		2-2 G4-3		0-0 P4			0-0 P4	3 0 0 0 0 0 1		
Mike Brumley, S (1, 4) OBP: 0.154, SLG: 0.120 Kevin Romine, R (8, PH) OBP: 0.222, SLG: 0.294 Steve Lyons, L (8, 4) OBP: 0.347, SLG: 0.500			1-0 G4-3 1B		1-3 K				0-1 P3	2 0 1 0 0 1 0 1 0 0 0 0 0 0 0 0 0 0 0 0 0		
Inning Stats	R: 0 E: 0 K: 0 S: 6 H: 0 LOB: 0 BB: 0 P: 12	R: 1 E: 0 K: 0 S: 16 H: 1 LOB: 1 BB: 1 P: 31	R: 0 E: 0 K: 0 S: 10 H: 1 LOB: 1 BB: 1 P: 19	R: 0 E: 0 K: 0 S: 12 H: 0 LOB: 0 BB: 0 P: 18	R: 0 E: 0 K: 1 S: 7 H: 0 LOB: 0 BB: 0 P: 10	R: 0 E: 0 K: 1 S: 10 H: 0 LOB: 0 BB: 0 P: 15	R: 0 E: 0 K: 0 S: 8 H: 0 LOB: 0 BB: 0 P: 13	R: 0 E: 0 K: 0 S: 4 H: 0 LOB: 0 BB: 0 P: 4	R: 2 E: 1 K: 3 S: 14 H: 3 LOB: 2 BB: 0 P: 18	1B: 4 2B: 1 3B: 0 HR: 0 SF: 1 SAC: 0 DP: 1 HBP: 0	WP: 0 PB: 0 SB: 1 CS: 0 PA: 34	
PITCHER	IP WLS BF H R ER SO BB IBB HBP BLK WP HR S P ERA WHIP											
Bill Krueger, L (1, 1) ERA: 4.14	8.0 W 30 4 3 2 2 2 0 0 0 0 0 0 76 125 2.25 0.750											
Bill Swift, R (9, 1) ERA: 2.9	0.0 1 1 0 0 0 0 0 0 0 0 0 0 2 3 ∞ ∞											
Rob Murphy, L (9, 1) ERA: 1.99	0.1 1 0 0 0 1 0 0 0 0 0 0 0 3 5 0.00 0.000											
Michael Jackson, R (9, 1) ERA: 2.15	0.2 S 2 0 0 0 2 0 0 0 0 0 0 0 6 7 0.00 0.000											

Boston Red Sox @ Seattle Mariners
The Kingdom, Seattle, WA
Wed Jun 12 1991, 6:33 AM EDT
Att. 19,641 - Dome - 70 F

livebaseballscorecards.com

Batter	1	2	3	4	5	6	7	8	9	AB R H RBI BB SO LOB	TOP																	
Tony Phillips, S OBP: 0.391, SLG: 0.435 (1, 7)	0-1 F7	1-3 K			2-3 K		2-2 G4-3		2-2 F8	5 0 0 0 0 2 1																		
Lou Whitaker, L OBP: 0.388, SLG: 0.460 (1, 4)	4-1 WP HR BB	3-2 F9			4-1 FC5-4 BB		1-3 K			2 1 0 0 2 1 1																		
Alan Trammell, R OBP: 0.333, SLG: 0.368 (1, 6)	4-2 HR BB			0-2 P4	0-0 F7		0-0 FC6-4 1B			3 1 1 0 1 0 1																		
Cecil Fielder, R OBP: 0.357, SLG: 0.471 (1, 3)	1-0 HR			1-3 K	1-1 FC5-4		0-0 FC6-4			4 1 1 3 0 1 2																		
Mickey Tettleton, S OBP: 0.385, SLG: 0.429 (1, 2)	3-3 K			4-2 BB		4-2 SH1-3 BB		2-0 F7		2 0 0 0 2 1 0																		
Travis Fryman, R OBP: 0.275, SLG: 0.354 (1, 5)	2-3 K			3-1 F7		1-1 SH1-3		1-2 F9		3 0 0 0 0 1 1																		
Mark Salas, L OBP: 0.080, SLG: 0.042 (1, 10)				2-1 F8		0-0 G4-3		1-3 K		4 0 0 0 0 1 1																		
Rob Deer, R OBP: 0.333, SLG: 0.438 (1, 9)				3-3 K HR		0-1 F8			3-3 K	4 1 1 1 0 2 1																		
Milt Cuyler, S OBP: 0.335, SLG: 0.368 (1, 8)				2-1 L9 HBP		0-0 HR			0-0 P1	3 1 1 1 0 0 0																		
Inning Stats	R: 3 E: 0 K: 2 S: 13	H: 1 LOB: 0 BB: 2 P: 27	R: 1 E: 0 K: 1 S: 11	H: 1 LOB: 1 BB: 0 P: 16	R: 0 E: 0 K: 1 S: 11	H: 0 LOB: 1 BB: 1 P: 19	R: 0 E: 0 K: 1 S: 7	H: 0 LOB: 0 BB: 0 P: 14	R: 0 E: 0 K: 0 S: 9	H: 0 LOB: 1 BB: 1 P: 14	R: 1 E: 0 K: 1 S: 9	H: 2 LOB: 1 BB: 0 P: 12	R: 0 E: 0 K: 1 S: 7	H: 0 LOB: 0 BB: 0 P: 11	R: 0 E: 0 K: 1 S: 8	H: 0 LOB: 0 BB: 0 P: 13	1B: 1 2B: 0 3B: 0 HR: 3	SF: 0 SAC: 1 DP: 0 HBP: 1	WP: 1 PB: 0 SB: 2 CS: 0	PA: 37								
PITCHER	IP WLS BF H R ER SO BB IBB HBP BLK WP HR S P ERA WHIP																											
Rich DeLucia, R ERA: 5.03 (1, 1)	6.0		27	3	5	5	6	5	0	1	0	1	3	59	105	7.50	1.333											
Russ Swan, L ERA: 2.91 (7, 1)	0.2		3	1	0	0	1	0	0	0	0	0	0	7	10	0.00	1.500											
Bill Swift, R ERA: 2.78 (7, 1)	1.1	W	4	0	0	0	1	0	0	0	0	0	0	8	12	0.00	0.000											
Michael Jackson, R ERA: 2.09 (9, 1)	1.0	S	3	0	0	0	1	0	0	0	0	0	0	8	13	0.00	0.000											

Detroit Tigers @ Seattle Mariners

The Kingdome, Seattle, WA

Thu Jun 13 1991, 10:05 PM EDT
Att: 15,557 - Dome - 70 F

livebaseballscorecards.com

AB	30
R	5
H	4
RBI	5
BB	5
SO	9
LOB	8




Batter	1	2	3	4	5	6	7	8	9	AB	R	H	RBI	BB	SO	LOB
Henry Cotto, R OBP: 0.370, SLG: 0.479 (1, 7)	0-1 1B G3-6-1 1B		3-2 G5-3		0-1 G5-3		1-2 F9			4	1	1	0	0	0	1
Harold Reynolds, S OBP: 0.376, SLG: 0.398 (1, 4)	3-2 G3-6-1 1B 1-3 1B		3-1 F9			1-0 2B	2-1 P3			4	2	2	0	0	0	0
Ken Griffey Jr., L OBP: 0.384, SLG: 0.480 (1, 8)	4-1 G3-6-1 1-2 BB		3-2 G4-3			3-2 SH2-3 2-H 2B		1-2 1B 2B		3	1	2	1	1	0	0
Pete O'Brien, L OBP: 0.295, SLG: 0.380 (1, 3)	0-0 G3-6-1 1-2 1-2 2-3 3-H			0-0 F8		4-0 SH2-3 BB		0-0 HR 1B		3	1	1	1	1	0	2
Jay Buhner, R OBP: 0.353, SLG: 0.526 (1, 9)	2-0 1B			1-0 G6-3		0-1 SH2-3		0-0 P3		3	0	1	1	0	0	1
Alvin Davis, L OBP: 0.304, SLG: 0.365 (1, 10)	2-0 F7			2-1 F7		4-0 IBB		2-1 HR		3	1	1	2	1	0	1
Scott Bradley, L OBP: 0.191, SLG: 0.169 (1, 2)		3-1 F7			1-1 F8	2-2 P7		2-2 F8		3	0	0	0	0	0	3
Dave Valle, R OBP: 0.268, SLG: 0.203 (8, PH) (9, 2)										1	0	0	0	0	0	0
Omar Vizquel, S OBP: 0.281, SLG: 0.299 (1, 6)		1-3 K			1-0 2B	0-0 G3		0-0 B5-3		4	0	1	0	0	1	3
Jeff Schaefer, R OBP: 0.219, SLG: 0.246 (1, 5)		0-0 G4-3			1-0 F8		0-0 P4			3	0	0	0	0	0	1

Inning Stats	R: 2	H: 3	E: 0	LOB: 1	K: 0	P: 20	R: 0	H: 0	E: 0	LOB: 0	K: 1	P: 10	R: 0	H: 0	E: 0	LOB: 0	K: 0	P: 17	R: 0	H: 0	E: 0	LOB: 0	K: 0	P: 7	R: 0	H: 1	E: 0	LOB: 1	K: 0	P: 9	R: 1	H: 2	E: 0	LOB: 3	K: 0	P: 25	R: 0	H: 0	E: 0	LOB: 0	K: 0	P: 9	R: 3	H: 3	E: 0	LOB: 0	K: 0	P: 16
--------------	------	------	------	--------	------	-------	------	------	------	--------	------	-------	------	------	------	--------	------	-------	------	------	------	--------	------	------	------	------	------	--------	------	------	------	------	------	--------	------	-------	------	------	------	--------	------	------	------	------	------	--------	------	-------

PITCHER	IP	WLS	BF	H	R	ER	SO	BB	IBB	HBP	BLK	WP	HR	S	P	ERA	WHIP
Walt Terrell, R ERA: 4.19 (1, 1)	6.0		26	6	3	3	1	2	1	0	0	0	0	44	88	4.50	1.333
Paul Gibson, L ERA: 2.72 (7, 1)	2.0	L	9	3	3	3	0	0	0	0	0	0	1	17	25	13.50	1.500

DETROIT TIGERS @ SEATTLE MARINERS
The Kingdom, Seattle, WA
Thu Jun 13 1991, 10:05 PM EDT
Att: 15,557 - Dome - 70 F

AB	31
R	6
H	9
RBI	5
BB	3
SO	1
LOB	12



WP	PA	3B	SF	SAC	DP	HBP
0	35	0	0	1	1	0

Batter	1	2	3	4	5	6	7	8	9	AB R H RBI BB SO LOB	TOP											
Tony Phillips, S (1, 6) OBP: 0.391, SLG: 0.434	1-3 K		1-1 1B	0-0 FC6-4 1B		0-0 F8			0-1 F9	5 0 2 1 0 1 1												
Lou Whitaker, L (1, 4) OBP: 0.385, SLG: 0.451	2-0 G3		1-3 1B	1-1 P5			4-1 BB			3 0 0 0 1 1 3												
Skeeter Barnes, R (1, 7) OBP: 0.250, SLG: 1.000	1-0 HR		3-2 P4	0-0 FC6-4			0-0 G6-4-3			4 1 1 1 0 0 4												
Cecil Fielder, R (1, 10) OBP: 0.355, SLG: 0.467	3-0 F9		0-1 1B		1-1 G5-3		2-1 G6-3			4 0 1 1 0 0 0												
Mickey Tettleton, S (1, 2)		3-2 G3	2-1 G3		1-0 P5			0-0 G4-3		4 0 0 0 0 0 2												
Dave Bergman, L (1, 3) OBP: 0.328, SLG: 0.315		4-2 BB		0-0 BB 3B 1B	3-1 G6-3			0-3 K2-3-4-5-3		3 1 1 0 1 1 0												
Rob Deer, R (1, 9) OBP: 0.332, SLG: 0.434		3-3 1B		2-2 P5		2-3 K		2-2 1B		4 0 1 0 0 2 2												
Travis Fryman, R (1, 5) OBP: 0.279, SLG: 0.354		1-2 FC6-4		4-1 BB 3B		1-2 FC3-6 1B		0-2 2-4	0-0 F9	3 1 1 0 1 0 1												
Milt Cuyler, S (1, 8) OBP: 0.340, SLG: 0.386			0-0 1B	1-1 1B 3B		3-1 FC3-6			0-1 G4-3	4 2 2 2 0 0 1												
Inning Stats	R: 1 E: 0 K: 1 S: 6	H: 1 LOB: 0 BB: 0 P: 13	R: 0 E: 0 K: 1 S: 14	H: 0 LOB: 1 BB: 1 P: 25	R: 1 E: 0 K: 1 S: 15	H: 3 LOB: 2 BB: 0 P: 22	R: 3 E: 0 K: 0 S: 11	H: 3 LOB: 1 BB: 1 P: 19	R: 0 E: 0 K: 0 S: 5	H: 0 LOB: 0 BB: 0 P: 10	R: 0 E: 0 K: 1 S: 9	H: 1 LOB: 1 BB: 0 P: 15	R: 0 E: 0 K: 0 S: 4	H: 0 LOB: 0 BB: 1 P: 10	R: 0 E: 0 K: 1 S: 9	H: 1 LOB: 1 BB: 0 P: 11	R: 0 E: 0 K: 0 S: 5	H: 0 LOB: 0 BB: 0 P: 5	1B: 7 2B: 0 3B: 1 HR: 1	SF: 0 SAC: 0 DP: 1 HBP: 0	WP: 0 PB: 0 SB: 0 CS: 0	PA: 37
PITCHER	IP WLS BF H R ER SO BB IBB HBP BLK WP HR S P ERA WHIP																					
Brian Holman, R (1, 1) ERA: 3.7	5.0 L 24 7 5 5 3 2 0 0 0 0 0 1 51 89 9.00 1.800																					
Calvin Jones, R (6, 1) ERA:	3.0 11 2 0 0 2 1 0 0 0 0 0 0 22 36 0.00 1.000																					
Dave Burba, R (9, 1) ERA: 2.7	1.0 3 0 0 0 0 0 0 0 0 0 0 0 5 5 0.00 0.000																					

Detroit Tigers @ Seattle Mariners
 The Kingdome, Seattle, WA
 Fri Jun 14 1991, 10:05 PM EDT
 Att. 20,616 - Dome - 70 F

AB	34
R	5
H	9
RBI	5
BB	3
SO	5
LOB	14



Batter	1	2	3	4	5	6	7	8	9	AB	R	H	RBI	BB	SO	LOB
Henry Cotto, R OBP: 0.365, SLG: 0.464 (1, 8)	2-0 G6-3		4-1 BB			0-3 K		0-1 G1-3		3	0	0	0	1	1	0
Harold Reynolds, S OBP: 0.378, SLG: 0.395 (1, 4)	2-1 F7		2-1 F8			4-2 BB BB		4-0 WP E BB		2	1	0	0	2	0	1
Alvin Davis, L OBP: 0.308, SLG: 0.364 (1, 10)	0-2 P5					4-0 BB		2-1 E9 1-H 1B		3	0	1	1	1	0	0
Pete O'Brien, L OBP: 0.290, SLG: 0.373 (1, 3)						1-2 BB		0-0 G4-3		4	0	0	0	0	0	3
Alonzo Powell, R OBP: 0.156, SLG: 0.194 (1, 9)						1-2 G4-3				3	0	0	0	1	1	0
Greg Briley, L OBP: 0.266, SLG: 0.272 (1, 7)																
Jay Buhner, R OBP: 0.351, SLG: 0.522 (9, PH)																
Dave Cochrane, S (1, 5)																
Omar Vizquel, S OBP: 0.276, SLG: 0.293 (1, 6)																
Dave Valle, R OBP: 0.263, SLG: 0.199 (1, 2)																

BOTTOM

Detroit Tigers @ Seattle Mariners
The Kingdom, Seattle, WA
Fri Jun 14 1991, 10:05 PM EDT
Att. 20,616 - Dome - 70 F

livebaseballscorecards.com

AB	29
R	1
H	2
RBI	1
BB	5
SO	6
LOB	8



Inning Stats	R: 0	H: 0	E: 0	K: 0	S: 6	H: 0	LOB: 0	BB: 0	P: 10	R: 0	H: 1	E: 0	K: 0	S: 8	H: 0	LOB: 1	BB: 0	P: 14	R: 0	H: 0	E: 0	K: 0	S: 9	H: 0	LOB: 1	BB: 1	P: 17	R: 0	H: 0	E: 0	K: 0	S: 5	H: 0	LOB: 0	BB: 0	P: 10	R: 0	H: 0	E: 0	K: 1	S: 7	H: 0	LOB: 0	BB: 0	P: 8	R: 0	H: 0	E: 0	K: 1	S: 11	H: 0	LOB: 2	BB: 2	P: 20	R: 0	H: 0	E: 0	K: 1	S: 6	H: 0	LOB: 1	BB: 1	P: 13	R: 1	H: 1	E: 1	K: 1	S: 9	H: 1	LOB: 1	BB: 1	P: 15	R: 0	H: 0	E: 0	K: 2	S: 8	H: 0	LOB: 0	BB: 0	P: 13	1B: 2	2B: 0	3B: 0	HR: 0	SF: 0	SAC: 0	DP: 0	HBP: 0	WP: 1	PB: 0	SB: 0	CS: 0	PA: 34
--------------	------	------	------	------	------	------	--------	-------	-------	------	------	------	------	------	------	--------	-------	-------	------	------	------	------	------	------	--------	-------	-------	------	------	------	------	------	------	--------	-------	-------	------	------	------	------	------	------	--------	-------	------	------	------	------	------	-------	------	--------	-------	-------	------	------	------	------	------	------	--------	-------	-------	------	------	------	------	------	------	--------	-------	-------	------	------	------	------	------	------	--------	-------	-------	-------	-------	-------	-------	-------	--------	-------	--------	-------	-------	-------	-------	--------

PITCHER	IP	WLS	BF	H	R	ER	SO	BB	IBB	HBP	BLK	WP	HR	S	P	ERA	WHIP
Dan Gakeler, R ERA: 5.06 (1, 1)	7.2	W	30	2	1	1	4	5	0	0	0	1	0	60	106	1.17	0.913
Paul Gibson, L ERA: 2.68 (8, 1)	0.2		2	0	0	0	1	0	0	0	0	0	0	4	5	0.00	0.000
Mike Henneman, R ERA: 2.7 (9, 1)	0.2		2	0	0	0	1	0	0	0	0	0	0	5	9	0.00	0.000

Batter	1	2	3	4	5	6	7	8	9	AB R H RBI BB SO LOB	TOP											
Tony Phillips, S OBP: 0.389, SLG: 0.428 (1, 4) X	0-0 F9 ①		3-1 F9 ②		4-2 BB BB		1-3 K ②			3 0 0 0 1 1 0												
Skeeter Barnes, R OBP: 0.250, SLG: 0.571 (1, 7) B B B B X	3-1 F9 ②		1-2 G6-3 ③		4-1 BB 1-2 BB		0-1 G6-3 ③			3 0 0 0 1 0 0												
Alan Trammell, R OBP: 0.328, SLG: 0.361 (1, 6) B C B X	2-1 L8 ③			3-2 F8 ①	0-3 K ③			0-2 G5-3 ①		4 0 0 0 0 1 2												
Cecil Fielder, R OBP: 0.357, SLG: 0.465 (1, 3)		1-3 K ①		4-2 WP BB		2-2 1B BB 1B		0-0 G4-3 ②		3 0 1 0 1 1 0												
Mike Dalton, L (8, 1)										0 0 0 0 0 0 0												
Mickey Tettleton, S OBP: 0.380, SLG: 0.414 (1, 10) (8, 3)		4-2 HR BB		2-3 K ②	1-2	4-2 G5-3 1B BB 1-2 BB		1-0 G6-3 ③		2 1 0 0 2 1 1												
Travis Fryman, R OBP: 0.268, SLG: 0.374 (1, 5) C X		0-1 1-H HR		4-2 BB		1-1			2-3 K ①	3 1 2 2 1 1 0												
Rob Deer, R OBP: 0.331, SLG: 0.431 (1, 9) C C B B B B X		2-3 K ②		1-3 K ③		1-3 K ①			0-0 G1 1B	4 0 1 0 0 3 5												
Andy Allanson, R OBP: 0.221, SLG: 0.328 (1, 2)		0-1 P6 ③			1-0 1B ①	2-1 G5-3 ② ③			1-2 G1 ②	3 0 1 0 0 0 3												
Dave Bergman, L OBP: 0.323, SLG: 0.309 (9, PH) C X						2-3f			1-2	1 0 0 0 0 0 1												
Milt Cuyler, S OBP: 0.331, SLG: 0.375 (1, 8) C C B B B B X			2-3 K ①		1-1 B1-3 ②		0-0 G4-3 ①		1-0 G4-3 ③	4 0 0 0 0 1 1												
Inning Stats	R: 0 H: 0 E: 0 K: 0 S: 5	H: 0 LOB: 0 BB: 0 P: 10	R: 2 H: 1 E: 0 K: 2 S: 13	H: 1 LOB: 0 BB: 1 P: 20	R: 0 H: 0 E: 0 K: 1 S: 8	H: 0 LOB: 0 BB: 0 P: 14	R: 0 H: 0 E: 0 K: 2 S: 14	H: 0 LOB: 2 BB: 2 P: 28	R: 0 H: 1 E: 0 K: 1 S: 9	H: 1 LOB: 2 BB: 2 P: 19	R: 0 H: 2 E: 0 K: 1 S: 15	H: 2 LOB: 2 BB: 1 P: 25	R: 0 H: 0 E: 0 K: 1 S: 7	H: 0 LOB: 0 BB: 0 P: 8	R: 0 H: 0 E: 0 K: 0 S: 5	H: 0 LOB: 0 BB: 0 P: 6	R: 0 H: 1 E: 0 K: 1 S: 9	H: 1 LOB: 1 BB: 0 P: 13	1B: 4 SF: 0 2B: 0 SAC: 0 3B: 0 DP: 1 HR: 1 HBP: 0	WP: 1 PA: 36 PB: 0 SB: 0 CS: 0		
PITCHER Randy Johnson, L ERA: 4.72 (1, 1)	IP: 6.0 WLS: W BF: 26 H: 4 R: 2 ER: 2 SO: 7 BB: 6 IBB: 0 HBP: 0 BLK: 0 WP: 1 HR: 1 S: 64 P: 116 ERA: 3.00 WHIP: 1.667																					
Bill Swift, R ERA: 2.55 (7, 1)	IP: 3.0 WLS: S BF: 10 H: 1 R: 0 ER: 0 SO: 2 BB: 0 IBB: 0 HBP: 0 BLK: 0 WP: 0 HR: 0 S: 21 P: 27 ERA: 0.00 WHIP: 0.333																					

Detroit Tigers @ Seattle Mariners
 The Kingdome, Seattle, WA
 Sat Jun 15 1991, 10:05 PM EDT
 Att. 27,417 - Dome - 70 F

livebaseballscores.com

AB	30
R	2
H	5
RBI	2
BB	6
SO	9
LOB	13




Batter	1	2	3	4	5	6	7	8	9
Harold Reynolds, S (1, 4) OBP: 0.383, SLG: 0.393 Jeff Schaefer, R (6, PH) OBP: 0.227, SLG: 0.254 (7, 4)	4-2 G4-3 BB HBP BB	4-0 G5-4-3 BB	0-0 FC6-4 1-2f			4-1 2B BB BB E5 WP		0-0 1B 1B	
Henry Cotto, R (1, 7) OBP: 0.382, SLG: 0.475 Greg Briley, L (8, PR) OBP: 0.266, SLG: 0.272 (9, 7)	4-2 HBP G4-3 BB BB	0-1 G5-4-3 1-2f		1-1 2B HBP		2-1 FC4-2 BB 2B G6-3		1-1 1B 1B	
Ken Griffey Jr., L (1, 8) OBP: 0.379, SLG: 0.470	0-3 K	2-3 K		0-0 L8		1-3 K	3-2 G3	3-1 1B	
Pete O'Brien, L (1, 3) OBP: 0.294, SLG: 0.385 Dave Valle, R (7, 3) OBP: 0.265, SLG: 0.203	3-2 G4-3 1-2 2-3		1-0 2B 2B	1-0 2B		1-0 FC4-2 BB BB	0-1 FC5-4 BB 1B	1-3 K	
Alvin Davis, L (1, 10) OBP: 0.315, SLG: 0.360	4-0 BB HBP 1B IBB		2-3 K	1-3 K		4-0 BB BB BB	4-1 FC5-4 BB		
Jay Buhner, R (1, 9) OBP: 0.362, SLG: 0.517 Alonzo Powell, R (6, PR) OBP: 0.152, SLG: 0.188 (7, 9)	1-0 BB 1B HBP		4-0 2B IBB		1-3 K	4-1 BB BB BB	0-2 FC5-4 1-2f 2-3		
Scott Bradley, L (1, 2) OBP: 0.219, SLG: 0.164 (9, 5)	4-2 1B BB		1-3 K		4-1 BB BB BB	4-1 PB BB WP BB	3-1 G4-3		
Dave Cochrane, S (1, 5) OBP: 0.333, SLG: 0.375 (9, 2)	0-0 1B 1B		3-2 1B 2B		2-0 F8	4-2 WP PB E BB		0-0 G5-3	
Omar Vizquel, S (1, 6) OBP: 0.279, SLG: 0.292	2-2 G1-3		0-0 FC6-4 1B		2-3 K	4-2 WP E BB		2-2 G5-3	

Inning Stats	R: 4	H: 1	E: 0	K: 1	S: 17	LOB: 2	BB: 4	P: 39	R: 0	H: 0	E: 0	K: 1	S: 5	LOB: 0	BB: 1	P: 11	R: 3	H: 3	E: 0	K: 2	S: 17	LOB: 1	BB: 1	P: 28	R: 1	H: 1	E: 0	K: 1	S: 6	LOB: 0	BB: 0	P: 9	R: 0	H: 0	E: 0	K: 2	S: 8	LOB: 1	BB: 1	P: 17	R: 6	H: 1	E: 1	K: 1	S: 21	LOB: 3	BB: 6	P: 51	R: 0	H: 1	E: 0	K: 0	S: 11	LOB: 2	BB: 1	P: 21	R: 1	H: 3	E: 0	K: 1	S: 12	LOB: 2	BB: 0	P: 19
--------------	------	------	------	------	-------	--------	-------	-------	------	------	------	------	------	--------	-------	-------	------	------	------	------	-------	--------	-------	-------	------	------	------	------	------	--------	-------	------	------	------	------	------	------	--------	-------	-------	------	------	------	------	-------	--------	-------	-------	------	------	------	------	-------	--------	-------	-------	------	------	------	------	-------	--------	-------	-------

AB	R	H	RBI	BB	SO	LOB	
1	1	0	0	3	0	1	
2	1	1	0	0	0	1	
4	3	2	0	1	0	3	
0	0	0	0	0	0	0	
6	0	1	1	0	3	5	
4	2	2	1	0	0	4	
2	0	1	0	0	1	2	
2	2	0	0	3	2	1	
1	2	0	2	2	1	0	
1	1	0	0	0	0	2	
2	1	0	2	3	1	4	
4	2	2	5	1	0	1	
4	0	1	1	1	1	3	
1B: 6	SF: 0	2B: 4	SAC: 0	3B: 0	DP: 1	HR: 0	HBP: 2

DETROIT TIGERS @ SEATTLE MARINERS
 The Kingdom, Seattle, WA
 Sat Jun 15 1991, 10:05 PM EDT
 Att. 27,417 - Dome - 70 F

AB	33
R	15
H	10
RBI	12
BB	14
SO	9
LOB	27



WP: 2	PA: 49
PB: 1	
SB: 0	
CS: 0	

PITCHER	IP	WLS	BF	H	R	ER	SO	BB	IBB	HBP	BLK	WP	HR	S	P	ERA	WHIP
Kevin Ritz, R (1, 1) ERA: 15.75	0.2	L	7	0	4	4	1	3	1	1	0	0	0	13	33	54.00	4.500
John Cerutti, L (1, 1) ERA: 5.18	3.1		16	5	4	4	4	1	1	1	0	0	0	32	54	10.80	1.800
Steve Searcy, L (5, 1) ERA: 8.15	1.2		12	1	6	4	3	6	0	0	0	0	0	19	52	21.60	4.200
Mike Dalton, L (6, 1) ERA: 3.38	2.1		14	4	1	1	1	2	0	0	0	2	0	33	56	3.86	2.571
Mike Dalton, L (8, 1) ERA: 3.38	2.1		14	4	1	1	1	2	0	0	0	2	0	33	56	3.86	2.571

Batter	1	2	3	4	5	6	7	8	9	AB R H RBI BB SO LOB	TOP	
Milt Cuyler, S OBP: 0.327, SLG: 0.369 (1, 8) B X	1-0 G3	1-1 F8		0-1 1B WP 1B		1-3 K			0-2 F7	5 1 1 0 0 1 2		
Lou Whitaker, L OBP: 0.383, SLG: 0.446 (1, 4) L B X	2-1 G6-3		0-0 F8	2-1 1B WP 1B				1-0 G5-3		4 0 1 0 0 0 0		
Alan Trammell, R OBP: 0.327, SLG: 0.359 (1, 6) C B B X	2-3 K		2-1 HR 1B	2-2 G5-3				1-0 L6		4 1 1 0 0 1 1		
Cecil Fielder, R OBP: 0.363, SLG: 0.485 (1, 10) B B B B		4-2 1B SF BB	2-2 HR 1-H		0-2 L5			1-1 2B		3 2 2 2 1 0 0		
Mickey Tettleton, S OBP: 0.378, SLG: 0.410 (1, 2) C B B B X	3-2 BB SF SF6 1B	0-0 G1-3			2-3 K			1-0 2-5	0-0 P3	4 1 1 0 0 1 0		
Skeeter Barnes, R OBP: 0.250, SLG: 0.800 (1, 7) C B B X	1-1 SF SF6 BB FC5-4	2-0 HR			1-1 P6			0-2 G1-3		3 2 1 2 0 0 0		
Dave Bergman, L OBP: 0.319, SLG: 0.293 (1, 3) B B B B	4-0 FC5-4 BB	3-2 F8				2-3 K		1-0 G6-3		3 0 0 0 1 1 0		
Rob Deer, R OBP: 0.325, SLG: 0.424 (1, 9) C B B X	1-1 SF6			0-1 F7		3-3 K			2-1 F7	3 0 0 1 0 1 0		
Travis Fryman, R OBP: 0.283, SLG: 0.366 (1, 5) C X	0-1 FC5-4			1-2 F7		1-0 E5			1-0 G6-3	4 0 0 1 0 0 1		
Inning Stats	R: 0 H: 0 E: 0 LOB: 0 K: 1 BB: 0 S: 7 P: 12	R: 3 H: 1 E: 1 LOB: 1 K: 0 BB: 2 S: 13 P: 27	R: 3 H: 3 E: 0 LOB: 0 K: 0 BB: 0 S: 11 P: 20	R: 1 H: 2 E: 0 LOB: 1 K: 0 BB: 0 S: 15 P: 20	R: 0 H: 0 E: 0 LOB: 0 K: 1 BB: 0 S: 9 P: 12	R: 0 H: 0 E: 1 LOB: 1 K: 3 BB: 0 S: 10 P: 17	R: 0 H: 1 E: 0 LOB: 1 K: 0 BB: 0 S: 4 P: 8	R: 0 H: 0 E: 0 LOB: 0 K: 0 BB: 0 S: 5 P: 6	R: 0 H: 0 E: 0 LOB: 0 K: 0 BB: 0 S: 6 P: 9	1B: 4 SF: 2 2B: 1 SAC: 0 3B: 0 DP: 0 HR: 2 HBP: 0	WP: 1 PA: 37 PB: 0 SB: 0 CS: 0	
PITCHER	IP WLS BF H R ER SO BB IBB HBP BLK WP HR S P ERA WHIP											
Pat Rice, R ERA: 3.0 (1, 1)	2.1 L 13 3 5 3 1 2 0 0 0 0 0 1 26 49 11.57 2.143											
Dave Burba, R ERA: 3.55 (3, 1)	2.2 11 3 2 2 1 0 0 0 0 0 1 1 29 42 6.75 1.125											
Russ Swan, L ERA: 2.75 (6, 1)	2.0 8 1 0 0 0 3 0 0 0 0 0 0 14 25 0.00 0.500											
Rob Murphy, L ERA: 1.9 (8, 1)	1.0 3 0 0 0 0 0 0 0 0 0 0 0 5 6 0.00 0.000											
Michael Jackson, R ERA: 2.04 (9, 1)	1.0 3 0 0 0 0 0 0 0 0 0 0 0 6 9 0.00 0.000											

Detroit Tigers @ Seattle Mariners
 The Kingdome, Seattle, WA
 Sun Jun 16 1991, 6:33 AM EDT
 Att. 53,287 - Dome - 70 F

livebaseballscorecards.com

AB 33
R 7
H 7
RBI 6
BB 2
SO 5
LOB 4



Batter	1	2	3	4	5	6	7	8	9	AB R H RBI BB SO LOB
Harold Reynolds, S (1, 4) OBP: 0.384, SLG: 0.391	3-2 F8	0-0 P7		1-0 1B			2-0 F7		4-2 BB 1B	4 0 1 0 1 0 3
Henry Cotto, R (1, 7) OBP: 0.383, SLG: 0.472	1-1 1B		1-0 P4	0-1 G4-3			1-1 G5-3		0-1 BB 1B	5 0 2 1 0 0 2
Ken Griffey Jr., L (1, 8) OBP: 0.379, SLG: 0.471	2-3 K		1-2 WP 2B					0-0 P8	4-2 BB	4 1 1 0 1 1 1
Pete O'Brien, L (1, 10) OBP: 0.292, SLG: 0.385	0-1 G4-3		2-2 2B					0-0 P5	3-2 G3	5 0 1 1 0 1 4
Alvin Davis, L (1, 3) OBP: 0.318, SLG: 0.379		1-2 1B 1B	2-0 G6-3			2-1 F7		3-1 HR		4 1 2 1 0 0 1
Jay Buhner, R (1, 9) OBP: 0.352, SLG: 0.500		1-1 F9	0-0 G4-3				1-3 K			4 0 0 0 0 2 2
Dave Cochrane, S (1, 5) OBP: 0.462, SLG: 0.500		0-0 1B		0-0 F8			1-1 G4-6-3		2-2 FC5-4	4 0 3 0 0 0 0
Scott Bradley, L (1, 2) Alonzo Powell, R (9, PH) OBP: 0.237, SLG: 0.200 OBP: 0.147, SLG: 0.182		0-0 1B		1-1 1B			0-0 G4-6-3		1-2 FC5-4	3 0 2 0 0 0 1
Omar Vizquel, S (1, 6) Dave Valle, R (9, PH) OBP: 0.275, SLG: 0.287 OBP: 0.264, SLG: 0.201		1-2 2-3 1B		2-1 G6-3					1-2 BB 1B	1 1 0 0 0 0 1
		3-2 P5					0-0 F9		0-1 L9	3 0 0 0 0 0 4


Inning Stats	R: 0	H: 1	E: 0	K: 1	S: 11	H: 1	LOB: 1	BB: 0	P: 17	R: 0	H: 3	E: 0	K: 0	S: 13	H: 2	LOB: 1	BB: 0	P: 17	R: 0	H: 2	E: 0	K: 0	S: 8	H: 2	LOB: 2	BB: 0	P: 12	R: 0	H: 0	E: 0	K: 1	S: 8	H: 1	LOB: 0	BB: 0	P: 8	R: 0	H: 0	E: 0	K: 0	S: 4	H: 0	LOB: 0	BB: 0	P: 7	R: 1	H: 1	E: 0	K: 1	S: 7	H: 1	LOB: 0	BB: 2	P: 11	R: 1	H: 2	E: 0	K: 0	S: 18	H: 2	LOB: 3	BB: 2	P: 32	1B: 8	SF: 0	2B: 3	SAC: 0	3B: 0	DP: 1	HR: 1	HBP: 0	WP: 1	PA: 40
--------------	------	------	------	------	-------	------	--------	-------	-------	------	------	------	------	-------	------	--------	-------	-------	------	------	------	------	------	------	--------	-------	-------	------	------	------	------	------	------	--------	-------	------	------	------	------	------	------	------	--------	-------	------	------	------	------	------	------	------	--------	-------	-------	------	------	------	------	-------	------	--------	-------	-------	-------	-------	-------	--------	-------	-------	-------	--------	-------	--------

PITCHER	IP	WLS	BF	H	R	ER	SO	BB	IBB	HBP	BLK	WP	HR	S	P	ERA	WHIP
Bill Gullickson, R (1, 1) ERA: 3.89	8.0	W	33	10	2	2	4	0	0	0	0	1	1	68	103	2.25	1.250
Paul Gibson, L (9, 1) ERA: 2.81	1.0		7	2	1	1	0	2	0	0	0	0	0	18	32	9.00	4.000

DETROIT TIGERS @ SEATTLE MARINERS
The Kingdom, Seattle, WA
Sun Jun 16 1991, 6:33 AM EDT
Att: 53,287 - Dome - 70 F

livebaseballscorecards.com

AB	38
R	3
H	12
RBI	3
BB	2
SO	4
LOB	20



Batter	1	2	3	4	5	6	7	8	9	AB R H RBI BB SO LOB	TOP
Harold Reynolds, S (1, 4) OBP: 0.377, SLG: 0.383	1-0 L8		2-1 G3		1-1 P6			2-2 F7	3-2 G3-1	5 0 0 0 0 0 3	
Henry Cotto, R (1, 7) OBP: 0.375, SLG: 0.468	0-1 B3-1		2-2 G4-3		0-3 K			1-1 2B	1-1 L7	5 0 1 0 0 1 4	
Ken Griffey Jr., L (1, 8) OBP: 0.381, SLG: 0.469	2-1 2B 1B			2-2 G3-1		0-1 F9		4-2 BB		3 0 1 0 1 0 0	
Pete O'Brien, L (1, 3) OBP: 0.295, SLG: 0.391	1-1 1-3 2B			3-2 BB 1B		2-0 F9		1-3 K		4 0 2 0 0 1 2	
Edgar Martinez, R (1, 5) OBP: 0.442, SLG: 0.438	0-0 G5-3			1-1 L7		1-1 G6-3			1-3 K	4 0 0 0 0 1 3	
Alvin Davis, L (1, 10) Alonzo Powell, R (9, PR) OBP: 0.321, SLG: 0.378 OBP: 0.147, SLG: 0.182		1-2 F9		4-2 BB		2-3 K		2-2 1B E 1B		3 0 1 0 1 1 0 0 1 0 0 0 0 0	
Jay Buhner, R (1, 9) Greg Briley, L (9, PH) OBP: 0.345, SLG: 0.488 OBP: 0.270, SLG: 0.277		3-3 K		1-3 K		0-0 G1-3		1-0 1B 1B		3 0 0 0 0 2 2 1 1 1 0 0 0 0	
Omar Vizquel, S (1, 6) Scott Bradley, L (9, PH) OBP: 0.276, SLG: 0.287 OBP: 0.247, SLG: 0.200		1-0 F7			2-1 1B		1-1 G6-3		4-0 1B IBB	3 0 1 0 0 0 0 0 0 0 0 1 0 0	
Dave Valle, R (1, 2) Dave Cochrane, S (8, PH) OBP: 0.261, SLG: 0.199 OBP: 0.467, SLG: 0.500			2-0 F8		0-2 P4			2-2 F8	2-2 1B G3-1	2 0 0 0 0 0 1 2 0 1 1 0 0 0 0 0 0 0 0 0 0	
Jeff Schaefer, R (9, 6) OBP: 0.227, SLG: 0.254											

Inning Stats	R: 0	H: 2	R: 0	H: 0	R: 0	H: 0	R: 0	H: 1	R: 0	H: 1	R: 0	H: 0	R: 0	H: 0	R: 0	H: 1	R: 2	H: 3	1B: 6	SF: 0	WP: 0	PA: 38
E: 0	LOB: 2	E: 0	LOB: 0	E: 0	LOB: 0	E: 0	LOB: 2	E: 0	LOB: 1	E: 0	LOB: 0	E: 0	LOB: 0	E: 0	LOB: 0	E: 1	LOB: 3	2B: 2	SAC: 0	PB: 0		
K: 0	BB: 0	K: 1	BB: 0	K: 0	BB: 0	K: 1	BB: 1	K: 1	BB: 0	K: 1	BB: 0	K: 0	BB: 0	K: 1	BB: 0	K: 1	BB: 1	3B: 0	DP: 0	SB: 0		
S: 8	P: 12	S: 7	P: 12	S: 6	P: 12	S: 19	P: 30	S: 10	P: 13	S: 5	P: 8	S: 7	P: 10	S: 13	P: 23	S: 16	P: 30	HR: 0	HBP: 0	CS: 0		

PITCHER	IP	WLS	BF	H	R	ER	SO	BB	IBB	HBP	BLK	WP	HR	S	P	ERA	WHIP														
Danny Darwin, R (1, 1) ERA: 4.47	7.2		29	5	0	0	4	1	0	0	0	0	0	70	110	0.00	0.783														
Tony Fossas, L (8, 1) ERA: 3.28	0.1		2	0	0	0	1	1	0	0	0	0	0	5	10	0.00	3.000														
Jeff Reardon, R (9, 1) ERA: 3.38	1.0	L	7	3	2	1	1	0	1	0	0	0	0	16	30	9.00	3.000														

Seattle Mariners @ Boston Red Sox
Fenway Park, Boston, MA
Tue Jun 18 1991, 7:05 PM EDT
Att. 33,948 - Cloudy - 61 F

AB	35
R	2
H	8
RBI	1
BB	3
SO	6
LOB	15



Batter	1	2	3	4	5	6	7	8	9	AB	R	H	RBI	BB	SO	LOB
Jody Reed, R OBP: 0.299, SLG: 0.312 (1, 4)	1-0 G4-3		2-0 L8		2-1 FC1-4 2-H 2B		1-1 G4-3			4	0	1	1	0	0	2
Carlos Quintana, R OBP: 0.381, SLG: 0.413 (1, 3)	0-0 G3-6-3 1B		1-0 G6-3		4-2 FC1-4 BB			2-1 L6		3	0	1	0	1	0	2
Wade Boggs, L OBP: 0.408, SLG: 0.434 (1, 5)	1-1 G3-6-3 1-2f			0-1 G5-4-3 1B	2-1 FC1-4 FC6-4 1-2f 2-3			1-0 F7		4	0	1	0	0	0	3
Jack Clark, R OBP: 0.356, SLG: 0.365 (1, 10)		0-0 G1-3		1-0 G5-4-3 1-2f	2-0 FC6-4 1-2f			3-3 K		4	0	0	0	0	1	3
Mike Greenwell, L OBP: 0.367, SLG: 0.434 (1, 7)		1-0 K 1B		3-1 WP 1B		3-2 F8-3 1B			0-0 K 1B	4	0	4	0	0	0	0
Ellis Burks, R OBP: 0.321, SLG: 0.404 (1, 8)		2-3 K 1-2		4-1 IBB 1-2		2-2 F8-3 1-2			2-3 K	3	0	0	0	1	2	3
Kevin Romine, R OBP: 0.225, SLG: 0.289 (1, 9)			1-1 2B 1B		1-0 P3		2-3 K		2-3 K	3	0	1	0	0	1	2
Phil Plantier, L OBP: 0.250, SLG: 0.200 (9, PH)									1 SAFE K	1	0	0	0	0	1	1
Tony Peña, R OBP: 0.302, SLG: 0.342 (1, 2)			1-3 K		1-1 SH1-3 2B 1B				2-2 G3	3	1	1	0	0	2	1
Steve Lyons, L OBP: 0.333, SLG: 0.479 (9, PH)									1 SAFE K	1	0	0	0	0	0	1
Luis Rivera, R OBP: 0.361, SLG: 0.453 (1, 6)			2-0 SH1-3 1-3 2B				1-3 K			2	0	1	0	0	1	0

Inning Stats	R: 0	H: 1	E: 0	LOB: 0	K: 0	BB: 0	S: 4	P: 6	R: 0	H: 1	E: 0	LOB: 0	K: 1	BB: 0	S: 5	P: 8	R: 0	H: 2	E: 0	LOB: 2	K: 1	BB: 0	S: 8	P: 15	R: 0	H: 2	E: 0	LOB: 2	K: 0	BB: 1	S: 7	P: 16	R: 1	H: 2	E: 0	LOB: 2	K: 0	BB: 1	S: 10	P: 21	R: 0	H: 1	E: 0	LOB: 0	K: 1	BB: 0	S: 9	P: 16	R: 0	H: 0	E: 0	LOB: 0	K: 2	BB: 0	S: 9	P: 12	R: 0	H: 0	E: 0	LOB: 0	K: 1	BB: 0	S: 6	P: 12	R: 0	H: 1	E: 0	LOB: 1	K: 2	BB: 0	S: 12	P: 18	1B: 8	SF: 0	2B: 3	SAC: 1	3B: 0	DP: 3	HR: 0	HBP: 0	WP: 1	PA: 35
PITCHER	IP	WLS	BF	H	R	ER	SO	BB	IBB	HBP	BLK	WP	HR	S	P	ERA	WHIP																																																																	
Bill Krueger, L ERA: 3.72 (1, 1)	8.0	W	31	9	1	1	6	1	1	0	0	1	0	58	106	1.12	1.250																																																																	
Michael Jackson, R ERA: 1.99 (9, 1)	1.0	S	4	1	0	0	2	0	0	0	0	0	0	12	18	0.00	1.000																																																																	

BOTTOM

Seattle Mariners @ Boston Red Sox
 Fenway Park, Boston, MA
 Tue Jun 18 1991, 7:05 PM EDT
 Att. 33,948 - Cloudy - 61 F

livebaseballscorecards.com

AB	32
R	1
H	10
RBI	1
BB	2
SO	8
LOB	18



Batter	1	2	3	4	5	6	7	8	9	AB R H RBI BB SO LOB	TOP											
Harold Reynolds, S (1, 4) OBP: 0.374, SLG: 0.379	1-2 F8 1B 1B		0-1 G6-3		1-2 E4 1B 2B	1-2 G1-6-3		0-1 G1-3		5 1 1 0 0 0 5												
Greg Briley, L (1, 9) OBP: 0.274, SLG: 0.294	1-3 K		0-3 K		0-0 2B 1B		0-0 G4-3			5 1 2 2 0 2 1												
Ken Griffey Jr., L (1, 8) OBP: 0.390, SLG: 0.479	0-0 BB 1-2 1B		3-2 1B		0-0 FC5-4 1-H 3-H 2B		4-1 BB G1 BB			4 0 3 2 1 0 2												
Pete O'Brien, L (1, 3) OBP: 0.290, SLG: 0.383	3-1 F8 2-3		0-0 L8		1-0 F8		1-1 G1 1-2			5 0 0 0 0 0 5												
Alvin Davis, L (1, 10) OBP: 0.332, SLG: 0.379	4-1 BB 1-2 BB			1-2 G4-3	4-0 FC5-4 IBB		4-0 BB IBB			2 0 1 0 3 0 0												
Alonzo Powell, R (9, PR) OBP: 0.147, SLG: 0.182										0 0 0 0 0 0 0												
Edgar Martinez, R (1, 5) OBP: 0.437, SLG: 0.429	2-1 L8			2-3 K	0-1 FC5-4 1-2f 2-3		4-0 BB 1-2 2-3 BB			4 0 0 0 1 1 6												
Dave Cochrane, S (1, 7) OBP: 0.421, SLG: 0.444		2-2 P7		0-0 F8		0-1 FC2-5 1B 1B		1-2 G3-1		4 0 1 0 0 0 3												
Dave Valle, R (8, 2) OBP: 0.261, SLG: 0.199										0 0 0 0 0 0 0												
Scott Bradley, L (1, 2) OBP: 0.272, SLG: 0.219		4-1 BB BB			1-0 F8					3 0 2 0 1 0 0												
Jay Buhner, R (8, PR) OBP: 0.345, SLG: 0.488						1-2 FC2-5 1B		0-1 G1-3 SH3-4 3B 1B		0 1 0 0 0 0 0												
Omar Vizquel, S (1, 6) OBP: 0.271, SLG: 0.282		0-1 G4-6-3			0-1 E6 1B	1-2 FC2-5 G1-6-3		1-0 SH3-4		3 1 0 0 0 0 3												
Inning Stats	R: 0 E: 0 K: 1 S: 12	H: 2 LOB: 3 BB: 1 P: 23	R: 0 E: 0 K: 0 S: 6	H: 0 LOB: 0 BB: 1 P: 12	R: 0 E: 0 K: 1 S: 9	H: 1 LOB: 1 BB: 0 P: 12	R: 0 E: 0 K: 1 S: 7	H: 0 LOB: 0 BB: 0 P: 10	R: 3 E: 2 K: 0 S: 13	H: 2 LOB: 2 BB: 1 P: 20	R: 0 E: 0 K: 0 S: 9	H: 2 LOB: 1 BB: 0 P: 11	R: 0 E: 0 K: 0 S: 7	H: 0 LOB: 3 BB: 3 P: 21	R: 1 E: 0 K: 0 S: 9	H: 2 LOB: 2 BB: 0 P: 12	R: 0 E: 0 K: 0 S: 9	H: 1 LOB: 1 BB: 0 P: 15	1B: 8 2B: 1 3B: 1 HR: 0	SF: 0 SAC: 1 DP: 2 HBP: 0	WP: 0 PB: 0 SB: 0 CS: 1	PA: 43
PITCHER	IP WLS BF H R ER SO BB IBB HBP BLK WP HR S P ERA WHIP											PITCHER	IP WLS BF H R ER SO BB IBB HBP BLK WP HR S P ERA WHIP									
Roger Clemens, R (1, 1) ERA: 2.13	7.2 L 38 9 4 1 3 4 2 0 0 0 0 69 116 1.17 1.696																					
Joe Hesketh, L (8, 1) ERA: 4.11	0.2 3 1 0 0 0 0 0 0 0 0 0 0 7 13 0.00 1.500																					
Jeff Gray, R (9, 1) ERA: 2.27	0.2 1 0 0 0 0 0 0 0 0 0 0 0 5 7 0.00 0.000																					

Seattle Mariners @ Boston Red Sox
Fenway Park, Boston, MA
Wed Jun 19 1991, 7:05 PM EDT
Att. 33,251 - Cloudy - 67 F

AB	35
R	4
H	10
RBI	4
BB	6
SO	3
LOB	25



Batter	1	2	3	4	5	6	7	8	9	AB	R	H	RBI	BB	SO	LOB
Jody Reed, R OBP: 0.305, SLG: 0.323 (1, 4)	1-1 CS 1B	1-0 1-H 2B			1-0 P5		3-3 K		0-0 1B G5-3 1B	5	0	3	0	0	1	0
Steve Lyons, L OBP: 0.315, SLG: 0.451 Tom Brunansky, R OBP: 0.277, SLG: 0.385 (7, PH) (8, 9)	3-2 SAFE F7 1-2		0-1 P3		2-2 F8		0-0 G6-3		2-1 G5-3 1-2 2-3	3	0	0	0	0	0	1
Wade Boggs, L OBP: 0.415, SLG: 0.446 (1, 5)	1-1 HR 1B		1-2 G6-3 BB 1B		1-2 2B		3-1 G1-3		1-1 1B 2-3 3-H	5	1	4	1	0	0	0
Jack Clark, R OBP: 0.361, SLG: 0.380 (1, 10)	1-1 1-H HR		4-1 G6-3 BB 1-2		4-1 BB			2-3 K	1-3 K	3	1	1	2	2	2	2
Mike Greenwell, L OBP: 0.367, SLG: 0.431 (1, 7)	4-1 BB		0-1 G6-3 1-2 2-3		0-0 G4-3			1-0 BB 1B	0-0 F9	4	0	1	0	1	0	6
Carlos Quintana, R OBP: 0.379, SLG: 0.407 (1, 3)	3-1 P4		2-1 F9				0-1 G6-3		4-0 FC3-6 BB 1-2	3	0	0	0	1	0	3
Ellis Burks, R OBP: 0.315, SLG: 0.396 (1, 8)		3-2 G6-3		1-2 L9			2-1 G6-3		3-3 K	4	0	0	0	0	1	2
Tony Peña, R OBP: 0.301, SLG: 0.345 (1, 2)		0-0 F8		1-0 F7			2-2 2B		0-0 FC3-6 1-2f	4	0	1	0	0	0	2
Luis Rivera, R OBP: 0.360, SLG: 0.446 Phil Plantier, L OBP: 0.294, SLG: 0.250 Mike Brumley, S OBP: 0.233, SLG: 0.241 (9, PH) (9, PR)		4-2 2B BB		1-1 G6-3			1-0 F9		2-0 G5-3 1B 1B 1B	2	0	0	0	1	0	1

Inning Stats	R: 2	H: 3	E: 0	K: 0	S: 16	H: 3	LOB: 1	BB: 1	P: 29	R: 0	H: 1	E: 0	K: 0	S: 10	H: 1	LOB: 2	BB: 1	P: 18	R: 0	H: 1	E: 0	K: 0	S: 10	H: 0	LOB: 0	BB: 0	P: 17	R: 0	H: 1	E: 0	K: 0	S: 7	R: 0	H: 1	E: 0	K: 0	S: 9	R: 0	H: 1	E: 0	K: 0	S: 9	R: 0	H: 0	E: 0	K: 1	S: 6	R: 0	H: 1	E: 0	K: 2	S: 10	R: 0	H: 3	E: 0	K: 1	S: 10	1B: 7	2B: 3	3B: 0	HR: 1	SF: 0	SAC: 0	DP: 0	HBP: 0	WP: 0	PA: 41
--------------	------	------	------	------	-------	------	--------	-------	-------	------	------	------	------	-------	------	--------	-------	-------	------	------	------	------	-------	------	--------	-------	-------	------	------	------	------	------	------	------	------	------	------	------	------	------	------	------	------	------	------	------	------	------	------	------	------	-------	------	------	------	------	-------	-------	-------	-------	-------	-------	--------	-------	--------	-------	--------

PITCHER	IP	WLS	BF	H	R	ER	SO	BB	IBB	HBP	BLK	WP	HR	S	P	ERA	WHIP
Rich DeLucia, R ERA: 4.96 (1, 1)	4.2		22	6	2	2	0	0	4	0	0	0	1	51	90	3.86	2.143
Russ Swan, L ERA: 2.58 (5, 1)	2.1	W	8	1	0	0	1	0	0	0	0	0	0	16	27	0.00	0.429
Bill Swift, R ERA: 2.7 (8, 1)	1.1		8	3	1	1	2	1	0	0	0	0	0	14	28	6.75	3.000
Rob Murphy, L ERA: 1.9 (9, 1)	0.0		1	1	0	0	0	0	0	0	0	0	0	2	3	∞	∞
Michael Jackson, R ERA: 1.96 (9, 1)	0.2	S	2	0	0	0	1	0	0	0	0	0	0	4	5	0.00	0.000

BOTTOM

Seattle Mariners @ Boston Red Sox
Fenway Park, Boston, MA
 Wed Jun 19 1991, 7:05 PM EDT
 Att: 33,251 - Cloudy - 67 F

livebaseballscorecards.com

AB	36
R	3
H	11
RBI	3
BB	5
SO	4
LOB	19



Batter	1	2	3	4	5	6	7	8	9	AB R H RBI BB SO LOB	TOP	
Harold Reynolds, S (1, 4) OBP: 0.375, SLG: 0.376	4-1 PB BB		4-1 G3 PB BB		3-2 G6-3			1-1 E6 FC3-8		2 0 0 0 2 0 0		
Greg Briley, L (1, 9) OBP: 0.268, SLG: 0.287	2-2 F9		2-1 G3			1-0 G6-3		1-3 K		4 0 0 0 0 1 3		
Ken Griffey Jr., L (1, 8) OBP: 0.383, SLG: 0.470	2-1 F7		1-3 K			1-2 G4-3		1-1 FC3-6 1-2f		4 0 0 0 0 1 3		
Pete O'Brien, L (1, 3) OBP: 0.285, SLG: 0.377	0-0 G4-3		3-1 F8			3-1 F7			0-0 L7	4 0 0 0 0 0 2		
Alvin Davis, L (1, 10) OBP: 0.330, SLG: 0.377		2-1 FC5-4 1B		2-0 F8			0-1 E1 FC4-6		2-2 F8	4 0 1 0 0 0 0		
Edgar Martinez, R (1, 5) OBP: 0.434, SLG: 0.426		2-2 FC5-4 1B 1-2f		1-2 G5-3		3-1 FC4-6 1B 1-2f		3-2 FC4-6 1B	3-2 FC4-6 1B	4 0 1 0 0 0 2		
Dave Cochrane, S (1, 7) OBP: 0.391, SLG: 0.409		2-3 K		1-1 G3-1		3-2 L5-3 1B		1-2 G3-1	1-2 G3-1	4 0 1 0 0 1 2		
Omar Vizquel, S (1, 6) OBP: 0.272, SLG: 0.283		1-0 1B			0-2 G4-3		1-2 L5-3			3 0 1 0 0 0 2		
Dave Valle, R (1, 2) OBP: 0.257, SLG: 0.196		0-2 G1-3				1-0 G4-3		2-3 K		2 0 0 0 0 0 2		
Scott Bradley, L (8, PH) OBP: 0.268, SLG: 0.216 (8, 2)										1 0 0 0 0 1 0		
Inning Stats	R: 0 H: 0 E: 0 LOB: 1 K: 0 BB: 1 S: 7 P: 15	R: 0 H: 2 E: 0 LOB: 2 K: 1 BB: 0 S: 13 P: 20	R: 0 H: 0 E: 0 LOB: 1 K: 1 BB: 1 S: 8 P: 18	R: 0 H: 0 E: 0 LOB: 0 K: 0 BB: 0 S: 6 P: 10	R: 0 H: 0 E: 0 LOB: 0 K: 0 BB: 0 S: 7 P: 11	R: 0 H: 0 E: 0 LOB: 0 K: 0 BB: 0 S: 7 P: 12	R: 0 H: 1 E: 1 LOB: 1 K: 0 BB: 0 S: 10 P: 17	R: 0 H: 0 E: 1 LOB: 1 K: 2 BB: 0 S: 11 P: 16	R: 0 H: 1 E: 0 LOB: 1 K: 0 BB: 0 S: 12 P: 18	1B: 4 SF: 0 2B: 1 SAC: 0 3B: 0 DP: 1 HR: 0 HBP: 0	WP: 0 PA: 34 PB: 2 SB: 0 CS: 0	
PITCHER Jaime Navarro, R (1, 1) ERA: 3.44	IP WLS BF H R ER SO BB IBB HBP BLK WP HR S P ERA WHIP	9.0 W 34 4 0 0 4 2 0 0 0 0 0 81 137 0.00 0.667										

Seattle Mariners @ Milwaukee Brewers
Milwaukee County Stadium, Milwaukee, WI

Thu Jun 20 1991, 8:05 PM EDT
Att. 19,174 - Sunny - 82 F

AB	32
R	0
H	4
RBI	0
BB	2
SO	4
LOB	16



BOTTOM

Seattle Mariners @ Milwaukee Brewers
Milwaukee County Stadium, Milwaukee, WI

Thu Jun 20 1991, 8:05 PM EDT
Att. 19,174 - Sunny - 82 F

livebaseballscorecards.com

AB	31
R	4
H	9
RBI	3
BB	8
SO	3
LOB	24



WP:	0	PA:	40
PB:	0		
SB:	3		
CS:	0		

AB R H RBI BB SO LOB

3	0	0	0	2	0	3
5	0	0	0	0	0	7
5	1	1	0	0	1	3
4	0	0	0	0	1	1
2	2	1	0	2	0	0
3	1	2	1	1	0	2
3	0	2	1	0	0	1
0	0	0	0	1	0	0
2	0	1	0	2	1	2
4	0	2	1	0	0	5
1B:	8	SF:	0			
2B:	2	SAC:	0			
3B:	0	DP:	2			
HR:	0	HBP:	1			

Batter	1	2	3	4	5	6	7	8	9
Paul Molitor, R OBP: 0.401, SLG: 0.510 (1, 10)	2-2 F9	1-1 P2		4-1 L3 BB		2-1 F9		4-1 BB	
Jim Gantner, L OBP: 0.312, SLG: 0.340 (1, 4)	0-2 G6-3	1-0 F8		0-0 L3		3-1 P5		2-1 P6	
B.J. Surhoff, L OBP: 0.270, SLG: 0.240 (1, 2)	2-1 G3-1		2-0 BB HBP G3-6-1 1B	3-3		1-0 G3-1		1-1 P6	
Robin Yount, R OBP: 0.346, SLG: 0.448 (1, 8)		2-3 K	3-2 G3-6-1 BB HBP		1-2 F8		0-0 G6-3	1-1 L5	
Greg Vaughn, R OBP: 0.352, SLG: 0.523 (1, 7)		2-2 1B	4-2 G3-6-1 BB		3-2 L8		4-2 2B BB		
Franklin Stubbs, L OBP: 0.290, SLG: 0.328 (1, 3)		0-1 E 1B	1-0 G3-6-1		4-1 BB 1B BB		1-2 S 2B		
Darryl Hamilton, L OBP: 0.310, SLG: 0.282 Dante Bichette, R OBP: 0.265, SLG: 0.414 (7, PH) (8, 9)		1-1 1B E	1-0 F7		1-1 BB 1B		4-0 S IBB		
Dale Sveum, S OBP: 0.313, SLG: 0.359 (1, 5)		4-1 1B BB		3-1 BB 1B		4-2 BB		2-3 K	
Bill Spiers, L OBP: 0.292, SLG: 0.333 (1, 6)		0-2 1B		0-0 BB		2-2 G3		0-0 F7	

Inning Stats	R: 0	H: 0	E: 0	K: 8	LOB: 0	BB: 0	P: 12	R: 2	H: 4	E: 1	K: 1	S: 19	LOB: 3	BB: 1	P: 30	R: 1	H: 1	E: 0	K: 0	S: 9	LOB: 1	BB: 1	P: 20	R: 0	H: 2	E: 0	K: 1	S: 9	LOB: 2	BB: 1	P: 19	R: 0	H: 1	E: 0	K: 0	S: 15	LOB: 3	BB: 2	P: 30	R: 0	H: 0	E: 0	K: 0	S: 5	LOB: 0	BB: 0	P: 11	R: 1	H: 1	E: 0	K: 1	S: 10	LOB: 2	BB: 2	P: 21	R: 0	H: 0	E: 0	K: 0	S: 7	LOB: 1	BB: 1	P: 15
--------------	------	------	------	------	--------	-------	-------	------	------	------	------	-------	--------	-------	-------	------	------	------	------	------	--------	-------	-------	------	------	------	------	------	--------	-------	-------	------	------	------	------	-------	--------	-------	-------	------	------	------	------	------	--------	-------	-------	------	------	------	------	-------	--------	-------	-------	------	------	------	------	------	--------	-------	-------

PITCHER	IP	WLS	BF	H	R	ER	SO	BB	IBB	HBP	BLK	WP	HR	S	P	ERA	WHIP
Brian Holman, R ERA: 3.79 (1, 1)	5.0	L	27	8	3	3	2	5	0	1	0	0	0	60	111	5.40	2.600
Dave Burba, R ERA: 3.86 (6, 1)	1.1		5	0	1	1	0	1	0	0	0	0	0	8	18	6.75	0.750
Rob Murphy, L ERA: 1.85 (7, 1)	0.2		4	1	0	0	1	0	1	0	0	0	0	7	14	0.00	1.500
Calvin Jones, R ERA: (8, 1)	1.0		4	0	0	0	0	1	0	0	0	0	0	7	15	0.00	1.000

PITCHER	IP	WLS	BF	H	R	ER	SO	BB	IBB	HBP	BLK	WP	HR	S	P	ERA	WHIP
Brian Holman, R ERA: 3.79 (1, 1)	5.0	L	27	8	3	3	2	5	0	1	0	0	0	60	111	5.40	2.600
Dave Burba, R ERA: 3.86 (6, 1)	1.1		5	0	1	1	0	1	0	0	0	0	0	8	18	6.75	0.750
Rob Murphy, L ERA: 1.85 (7, 1)	0.2		4	1	0	0	1	0	1	0	0	0	0	7	14	0.00	1.500
Calvin Jones, R ERA: (8, 1)	1.0		4	0	0	0	0	1	0	0	0	0	0	7	15	0.00	1.000

Batter	1	2	3	4	5	6	7	8	9	AB R H RBI BB SO LOB	TOP
Harold Reynolds, S (1, 4) OBP: 0.376, SLG: 0.378	1-0 1B 2B		0-0 G3		2-1 F9		4-1 BB	2-1 FC6-4		4 1 1 0 1 0 4	
Greg Briley, L (1, 9) OBP: 0.266, SLG: 0.284	0-1 G3-1 S 1B		1-3 K			1-3 K	1-1 F8		0-0 G4-3	5 1 1 1 0 2 2	
Ken Griffey Jr., L (1, 8) OBP: 0.380, SLG: 0.468	1-1 G3-1 1B		1-2 L3			0-1 1B 2B	0-3 K		1-0 G5-3	5 1 1 0 0 1 3	
Pete O'Brien, L (1, 3) OBP: 0.291, SLG: 0.381	2-2 1B			1-1 G4-3		1-1 2B 1B	3-1 P5		1-1 1B	5 1 3 2 0 0 2	
Alvin Davis, L (1, 10) OBP: 0.328, SLG: 0.377	2-3 K			2-0 G3		3-1 G4-1 1B 2B		1-0 G6-3	3-2 F7	5 1 1 1 0 1 2	
Edgar Martinez, R (1, 5) OBP: 0.427, SLG: 0.417	1-2 G4-3			1-1 G5-3		3-2 G4-1		2-2 E5 G1-4-3 BB		4 0 0 0 0 0 2	
Dave Cochrane, S (1, 7) OBP: 0.407, SLG: 0.400		0-0 G3-1			1-2 G3-1	1-0 1B		4-2 G1-4-3 BB		3 0 1 1 1 0 0	
Scott Bradley, L (1, 2) OBP: 0.256, SLG: 0.205		1-3 K			1-1 G4-3	0-2 F7		2-0 G1-4-3		4 0 0 0 0 1 3	
Omar Vizquel, S (1, 6) OBP: 0.282, SLG: 0.286		1-1 G5-3			1-1 1B		4-2 F8 BB	4-2 FC6-4 BB		2 0 1 0 2 0 0	
Inning Stats	R: 2 H: 3 E: 0 LOB: 1 K: 1 BB: 0 S: 15 P: 22	R: 0 H: 0 E: 0 LOB: 0 K: 1 BB: 0 S: 6 P: 8	R: 0 H: 0 E: 0 LOB: 0 K: 1 BB: 0 S: 7 P: 9	R: 0 H: 0 E: 0 LOB: 0 K: 0 BB: 0 S: 5 P: 9	R: 0 H: 1 E: 0 LOB: 1 K: 0 BB: 0 S: 9 P: 14	R: 3 H: 4 E: 0 LOB: 1 K: 1 BB: 0 S: 16 P: 25	R: 0 H: 0 E: 0 LOB: 2 K: 1 BB: 2 S: 11 P: 23	R: 0 H: 0 E: 1 LOB: 3 K: 0 BB: 2 S: 13 P: 28	R: 0 H: 1 E: 0 LOB: 1 K: 0 BB: 0 S: 7 P: 12	1B: 6 SF: 0 2B: 3 SAC: 0 3B: 0 DP: 0 HR: 0 HBP: 0	WP: 0 PA: 41 PB: 0 SB: 1 CS: 0
PITCHER	IP WLS BF H R ER SO BB IBB HBP BLK WP HR S P ERA WHIP										
Chris Bosio, R (1, 1) ERA: 3.33	6.0 L 26 8 5 5 4 0 0 0 0 0 0 0 58 87 7.50 1.333										
Julio Machado, R (7, 1) ERA: 3.12	1.0 5 0 0 0 1 2 0 0 0 0 0 0 11 23 0.00 2.000										
Kevin Brown, L (8, 1) ERA: 5.51	1.0 6 0 0 0 0 2 0 0 0 0 0 0 13 28 0.00 2.000										
Chuck Crim, R (9, 1) ERA: 5.54	1.0 4 1 0 0 0 0 0 0 0 0 0 0 7 12 0.00 1.000										

Seattle Mariners @ Milwaukee Brewers
 Milwaukee County Stadium, Milwaukee, WI

AB	37
R	5
H	9
RBI	5
BB	4
SO	5
LOB	18



Fri Jun 21 1991, 8:05 PM EDT
 Att. 18,409 - Cloudy - 65 F

livebaseballscorecards.com

Batter	1	2	3	4	5	6	7	8	9	AB	R	H	RBI	BB	SO	LOB
Paul Molitor, R OBP: 0.395, SLG: 0.502 (1, 10)	2-3 K			1-1 G5-3		1-3 K		1-3 K		4	0	0	0	0	3	2
Willie Randolph, R OBP: 0.425, SLG: 0.349 (1, 4)	1-3 K			2-2 G6-3		3-2 1B		1-3 K		4	0	1	0	0	2	1
Greg Vaughn, R OBP: 0.346, SLG: 0.512 (1, 7)	3-3 K			0-1 P3		2-2 L5			2-0 F8	4	0	0	0	0	1	2
Robin Yount, R OBP: 0.345, SLG: 0.442 (1, 8)			3-2 F8		2-3 K		4-2 BB		0-1 G5-3	3	0	0	0	1	1	0
Franklin Stubbs, L OBP: 0.289, SLG: 0.342 (1, 3)			1-0 P4		2-1 P6		0-0 P5		2-2 HR	4	1	1	1	0	0	1
Dante Bichette, R OBP: 0.269, SLG: 0.417 (1, 9)			4-0 CS BB		2-1 2B		2-3 K		2-0 F8	3	0	1	0	1	1	1
B.J. Surhoff, L OBP: 0.266, SLG: 0.236 (1, 2)	1-0 CS		1-3 K		1-1 L6		2-1 G3			3	0	0	0	0	1	2
Dale Sveum, S OBP: 0.314, SLG: 0.353 (1, 5)			4-2 G4-3-6 BB		0-3 K		1-1 G4-3			2	0	0	0	1	1	0
Bill Spiers, L OBP: 0.299, SLG: 0.336 (1, 6)			2-1 G4-3-6		4-1 1B BB		1-2 1B			2	0	1	0	1	0	1

Inning Stats	R: 0	H: 0	E: 0	K: 3	S: 10	R: 0	H: 0	E: 0	K: 0	S: 5	R: 0	H: 0	E: 0	K: 1	S: 8	R: 0	H: 1	E: 0	K: 1	S: 9	R: 0	H: 1	E: 0	K: 2	S: 14	R: 0	H: 0	E: 0	K: 1	S: 10	R: 0	H: 1	E: 0	K: 2	S: 11	R: 1	H: 1	E: 0	K: 0	S: 7	1B: 2	2B: 1	3B: 0	HR: 1	SF: 0	SAC: 0	DP: 1	HBP: 0	WP: 0	PB: 0	SB: 0	CS: 1	PA: 34
--------------	------	------	------	------	-------	------	------	------	------	------	------	------	------	------	------	------	------	------	------	------	------	------	------	------	-------	------	------	------	------	-------	------	------	------	------	-------	------	------	------	------	------	-------	-------	-------	-------	-------	--------	-------	--------	-------	-------	-------	-------	--------

PITCHER	IP	WLS	BF	H	R	ER	SO	BB	IBB	HBP	BLK	WP	HR	S	P	ERA	WHIP
Randy Johnson, L ERA: 4.27 (1, 1)	8.0	W	29	3	0	0	10	4	0	0	0	0	0	74	128	0.00	0.875
Dave Burba, R ERA: 4.2 (9, 1)	1.0		4	1	1	1	0	0	0	0	0	0	1	7	13	9.00	1.000

BOTTOM

Seattle Mariners @ Milwaukee Brewers
Milwaukee County Stadium, Milwaukee, WI

Fri Jun 21 1991, 8:05 PM EDT
Att. 18,409 - Cloudy - 65 F

livebaseballscores.com

AB	29
R	1
H	4
RBI	1
BB	4
SO	10
LOB	10



Batter	1	2	3	4	5	6	7	8	9	AB R H RBI BB SO LOB	TOP											
Harold Reynolds, S (1, 4) OBP: 0.370, SLG: 0.371	3-3 K	0-1 F7		0-1 G4-3		1-0 G6-3			2-0 G3	5 0 0 0 0 1 4	Seattle Mariners @ Milwaukee Brewers Milwaukee County Stadium, Milwaukee, WI Sat Jun 22 1991, 8:05 PM EDT Att. 25,260 - Cloudy - 60 F											
Greg Briley, L (1, 9) Alonzo Powell, R (6, PH) OBP: 0.261, SLG: 0.279 OBP: 0.139, SLG: 0.171	0-0 B2-3		3-2 F8		0-0 F7	0-3 K			1-3 K	3 0 0 0 0 0 0 2 0 0 0 0 2 2												
Ken Griffey Jr., L (1, 8) OBP: 0.378, SLG: 0.462	4-0 E 1B BB		1-2 F7		2-0 G6-3				2-3 K	3 1 0 0 1 1 0												
Pete O'Brien, L (1, 3) OBP: 0.294, SLG: 0.381	1-2 E3 1B 1-3		3-2 G3-1		4-2 HR BB				2-1 L6 1B	3 1 1 0 1 0 1												
Alvin Davis, L (1, 10) OBP: 0.331, SLG: 0.394	1-2 1-3 3-H 1B			1-0 L8	2-1 HR				3-2 L6 1-2	4 1 2 3 0 0 1												
Edgar Martinez, R (1, 5) OBP: 0.424, SLG: 0.414	3-1 F7			2-1 HR 1B	2-2 F7				1-0 F7	4 1 1 0 0 0 2												
Dave Cochrane, S (1, 7) OBP: 0.419, SLG: 0.517			1-2 F8	2-1 HR		1-1 SH1-4 1B			2-1 F9	4 1 2 2 0 0 0												
Scott Bradley, L (1, 2) OBP: 0.270, SLG: 0.213			4-1 BB	0-0 FC1-4 1B		0-0 SH SH1-4			2-2 G1-3	2 0 1 0 1 0 0												
Omar Vizquel, S (1, 6) OBP: 0.278, SLG: 0.281			2-3 K	2-1 FC1-4		0-0 SH1-4			1-1 G6-3	3 0 0 0 0 1 2												
Inning Stats	R: 1 E: 1 K: 1 S: 13	H: 1 LOB: 2 BB: 1 P: 25	R: 0 E: 0 K: 1 S: 9	H: 0 LOB: 1 BB: 1 P: 16	R: 0 E: 0 K: 0 S: 11	H: 0 LOB: 0 BB: 0 P: 18	R: 2 E: 1 K: 0 S: 10	H: 3 LOB: 1 BB: 0 P: 17	R: 2 E: 0 K: 0 S: 10	H: 1 LOB: 0 BB: 1 P: 20	R: 0 E: 1 K: 1 S: 8	H: 1 LOB: 2 BB: 0 P: 10	R: 0 E: 0 K: 1 S: 10	H: 1 LOB: 0 BB: 0 P: 17	R: 0 E: 0 K: 0 S: 7	H: 0 LOB: 0 BB: 0 P: 12	R: 0 E: 0 K: 1 S: 6	H: 0 LOB: 0 BB: 0 P: 10	1B: 5 2B: 1 3B: 0 HR: 2	SF: 0 SAC: 2 DP: 1 HBP: 0	WP: 0 PB: 0 SB: 0 CS: 0	PA: 38
PITCHER	IP WLS BF H R ER SO BB IBB HBP BLK WP HR S P ERA WHIP																					
Don August, R (1, 1) ERA: 4.43	5.0 L 24 5 5 4 2 3 0 0 0 0 0 2 53 96 7.20 1.600																					
Mark Lee, L (6, 1) ERA: 3.52	3.0 11 2 0 0 2 0 0 0 0 0 0 0 25 39 0.00 0.667																					
Darren Holmes, R (9, 1) ERA: 2.74	1.0 3 0 0 0 1 0 0 0 0 0 0 0 6 10 0.00 0.000																					

livebaseballscorecards.com

AB	33
R	5
H	7
RBI	5
BB	3
SO	5
LOB	12



BOTTOM

Seattle Mariners @ Milwaukee Brewers
Milwaukee County Stadium, Milwaukee, WI

Sat Jun 22 1991, 8:05 PM EDT
Att. 25,260 - Cloudy - 60 F

livebaseballscorecards.com

AB	29
R	0
H	4
RBI	0
BB	1
SO	6
LOB	9



WP:	0	PA:	30
PB:	0	SB:	0
CS:	2		

AB R H RBI BB SO LOB

3	0	1	0	1	0	0
4	0	0	0	0	0	3
4	0	0	0	0	0	1
3	0	0	0	0	2	1
3	0	0	0	0	1	0
3	0	0	0	0	1	0
3	0	2	0	0	0	0
3	0	1	0	0	1	2
2	0	0	0	0	1	1
1	0	0	0	0	0	1
0	0	0	0	0	0	0

Batter	1	2	3	4	5	6	7	8	9
Paul Molitor, R OBP: 0.397, SLG: 0.500 (1, 10)	1-0 G3-1 1B		4-1 CS BB			3-2 F8			0-0 F9
Jim Gantner, L OBP: 0.307, SLG: 0.333 (1, 4) (9, 5) SAFE	3-2 G3-1		3-2 F7			0-2 G4-3			1-2 G3-1
B.J. Surhoff, L OBP: 0.261, SLG: 0.231 (1, 2)	1-0 G3-1			1-0 G4-3			2-2 G3-1		1-0 G4-3
Robin Yount, R OBP: 0.341, SLG: 0.437 (1, 8)	2-0 L8			2-3 K			3-3 K		
Greg Vaughn, R OBP: 0.342, SLG: 0.505 (1, 7)			1-2 F7		1-0 F8		3-3 K		
Franklin Stubbs, L OBP: 0.285, SLG: 0.337 (1, 3)			0-2 G3		1-3 K			0-0 P5	
Darryl Hamilton, L OBP: 0.322, SLG: 0.296 (1, 9)			1-2 G3		1-0 G6-4-3 1B			1-1 FC5-4 1B	
Dale Sveum, S OBP: 0.314, SLG: 0.353 (1, 5) (9, 6)			2-0 CS BB 1B		0-0 G6-4-3			0-3 K	
Bill Spiers, L OBP: 0.295, SLG: 0.331 (1, 6) Dante Bichette, R OBP: 0.268, SLG: 0.416 (8, PH) Willie Randolph, R OBP: 0.425, SLG: 0.349 (9, 4)			2-3 K			3-2 L8		2-2 FC5-4	

Inning Stats	R: 0	H: 1	E: 0	K: 0	S: 6	R: 0	H: 0	E: 0	K: 0	S: 10	R: 0	H: 1	E: 0	K: 1	S: 11	R: 0	H: 0	E: 0	K: 1	S: 5	R: 0	H: 1	E: 0	K: 1	S: 5	R: 0	H: 0	E: 0	K: 2	S: 12	R: 0	H: 1	E: 0	K: 1	S: 9	R: 0	H: 0	E: 0	K: 0	S: 6	1B: 4	2B: 0	3B: 0	HR: 0	SF: 0	SAC: 0	DP: 1	HBP: 0	WP: 0	PA: 30
--------------	------	------	------	------	------	------	------	------	------	-------	------	------	------	------	-------	------	------	------	------	------	------	------	------	------	------	------	------	------	------	-------	------	------	------	------	------	------	------	------	------	------	-------	-------	-------	-------	-------	--------	-------	--------	-------	--------

PITCHER	IP	WLS	BF	H	R	ER	SO	BB	IBB	HBP	BLK	WP	HR	S	P	ERA	WHIP
Erik Hanson, R ERA: 3.45 (1, 1)	7.0	W	23	3	0	0	5	1	0	0	0	0	0	59	99	0.00	0.571
Rob Murphy, L ERA: 1.71 (8, 1)	2.0		7	1	0	0	1	0	0	0	0	0	0	15	20	0.00	0.500

Batter	1	2	3	4	5	6	7	8	9	AB	R	H	RBI	BB	SO	LOB	TOP										
Henry Cotto, R OBP: 0.363, SLG: 0.452 (1, 8) (7, 9)	2-2 F8		1-3 K			1-0 F9		3-2 G6-4-3 1-2f		4	0	0	0	0	1	1											
Jeff Schaefer, R OBP: 0.221, SLG: 0.246 Harold Reynolds, S OBP: 0.367, SLG: 0.368 (1, 4) (7, PH) (7, 4)	1-1 G3			0-0 F7			2-1 G4-3	3-1 P5		2	0	0	0	0	0	0											
Edgar Martinez, R OBP: 0.425, SLG: 0.416 (1, 5)	1-0 1B			1-2 G3			1-2 1B E 1B		2-3 K	4	1	2	0	0	1	0											
Alvin Davis, L OBP: 0.325, SLG: 0.387 (1, 10)	2-1 F9			3-3 K			2-3 K		1-1 F8	4	0	0	0	0	2	2											
Dave Cochrane, S OBP: 0.371, SLG: 0.455 (1, 3) (7, 7)		0-0 P6			0-1 F7		0-0 E5 1B		3-2 P6	4	1	0	0	0	0	1											
Jay Buhner, R OBP: 0.340, SLG: 0.480 Ken Griffey Jr., L OBP: 0.380, SLG: 0.465 (1, 9) (7, PH) (7, 8)		3-3 K			1-2 G5-3		3-2 1B 1B			2	0	0	0	0	1	0											
Alonzo Powell, R OBP: 0.132, SLG: 0.162 Pete O'Brien, L OBP: 0.297, SLG: 0.383 (1, 7) (7, PH) (7, 3)		1-0 G4-3			2-2 F9		0-1 1B			2	0	0	0	0	0	0											
Dave Valle, R OBP: 0.260, SLG: 0.194 Scott Bradley, L OBP: 0.267, SLG: 0.210 (1, 2) (7, PH) (7, 2)			0-1 G6-3			4-1 G6-4-3 BB		3-1 P6		1	0	0	0	1	0	0											
Omar Vizquel, S OBP: 0.279, SLG: 0.278 (1, 6)			0-1 P3			0-1 G6-4-3 1-2f		4-0 G6-4-3 BB		1	0	0	0	1	0	1											
Inning Stats	R: 0 E: 0 K: 0 S: 9	H: 1 LOB: 1 BB: 0 P: 15	R: 0 E: 0 K: 1 S: 5	H: 0 LOB: 0 BB: 0 P: 9	R: 0 E: 0 K: 1 S: 7	H: 0 LOB: 0 BB: 0 P: 8	R: 0 E: 0 K: 1 S: 8	H: 0 LOB: 0 BB: 0 P: 12	R: 0 E: 0 K: 0 S: 8	H: 0 LOB: 0 BB: 1 P: 11	R: 2 E: 1 K: 1 S: 17	H: 3 LOB: 2 BB: 0 P: 28	R: 0 E: 0 K: 0 S: 5	H: 0 LOB: 0 BB: 1 P: 15	R: 0 E: 0 K: 1 S: 8	H: 0 LOB: 0 BB: 0 P: 14	1B: 4 2B: 0 3B: 0 HR: 0	SF: 0 SAC: 0 DP: 2 HBP: 0	WP: 0 PB: 0 SB: 0 CS: 0	PA: 32							
PITCHER	IP	WLS	BF	H	R	ER	SO	BB	IBB	HBP	BLK	WP	HR	S	P	ERA	WHIP										
Teddy Higuera, L ERA: 4.6 (1, 1)	6.0	W	19	1	0	0	3	1	0	0	0	0	0	41	64	0.00	0.333										
Chuck Crim, R ERA: 5.45 (7, 1)	0.2		6	3	2	0	1	0	0	0	0	0	0	15	23	0.00	4.500										
Julio Machado, R ERA: 3.0 (7, 1)	1.1		4	0	0	0	0	1	0	0	0	0	0	7	20	0.00	0.750										
Dan Plesac, L ERA: 1.99 (9, 1)	1.0	S	3	0	0	0	1	0	0	0	0	0	0	8	14	0.00	0.000										

Seattle Mariners @ Milwaukee Brewers
Milwaukee County Stadium, Milwaukee, WI

Sun Jun 23 1991, 4:33 AM EDT
Att. 25,159 - Sunny - 71 F

livebaseballscorecards.com

AB 30
R 2
H 4
RBI 2
BB 2
SO 5
LOB 7



Batter	1	2	3	4	5	6	7	8	9	AB	R	H	RBI	BB	SO	LOB
Paul Molitor, R OBP: 0.401, SLG: 0.500 (1, 3)	0-1 G4-3		4-2 CS BB		4-0 1B IBB		0-1 SAFE 1-2 G1-6-3 1B			2	0	1	0	2	0	0
Willie Randolph, R OBP: 0.427, SLG: 0.354 (1, 4)	1-1 BB 1B		1-1 F9		2-1 FC5-4 1B		1-1 G1-6-3			4	0	2	2	0	0	3
Greg Vaughn, R OBP: 0.345, SLG: 0.517 (1, 10)	4-1 BB		0-0 CS		3-3 K		3-2 FC5-4 HR			3	1	1	2	1	1	2
Robin Yount, R OBP: 0.337, SLG: 0.430 (1, 8)	0-0 F9		1-1 F9		2-2 F9		1-3 K			4	0	0	0	0	1	2
Dale Sveum, S OBP: 0.313, SLG: 0.345 (1, 5)	3-2 F9		0-0 G6-3		4-2 1B BB					3	1	0	0	1	0	2
Dante Bichette, R OBP: 0.272, SLG: 0.417 (1, 9)		1-2 F8			0-0 FC1-6 1B		1-0 1B		0-1 G5-3	4	0	2	0	0	0	0
Darryl Hamilton, L OBP: 0.330, SLG: 0.298 (1, 7)		4-2 G5-4-3 BB			0-0 FC1-6 2B 1B		0-1 G4-6-3 1B		1-1 G4-3	3	1	1	1	1	0	1
Rick Dempsey, R OBP: 0.254, SLG: 0.338 (1, 2)		0-0 G5-4-3			2-2 1B 2B		0-0 G4-6-3			3	1	1	0	0	0	3
Bill Spiers, L OBP: 0.296, SLG: 0.331 (1, 6)			1-2 G4-3		3-3 K		1-0 G1-6-3 1B HR			3	1	1	0	0	1	2

Inning Stats	R: 0	H: 1	E: 0	K: 10	S: 18	R: 0	H: 0	E: 0	K: 6	S: 11	R: 0	H: 0	E: 0	K: 8	S: 14	R: 2	H: 3	E: 0	K: 14	S: 27	R: 1	H: 2	E: 0	K: 11	S: 18	R: 2	H: 3	E: 0	K: 20	S: 26	R: 0	H: 0	E: 0	K: 6	S: 8	1B: 7	2B: 1	3B: 0	HR: 1	SF: 0	SAC: 0	DP: 3	HBP: 0	WP: 0	PB: 0	SB: 0	CS: 1	PA: 35
--------------	------	------	------	-------	-------	------	------	------	------	-------	------	------	------	------	-------	------	------	------	-------	-------	------	------	------	-------	-------	------	------	------	-------	-------	------	------	------	------	------	-------	-------	-------	-------	-------	--------	-------	--------	-------	-------	-------	-------	--------

PITCHER	IP	WLS	BF	H	R	ER	SO	BB	IBB	HBP	BLK	WP	HR	S	P	ERA	WHIP
Bill Krueger, L ERA: 3.84 (1, 1)	5.1	L	25	6	3	3	2	4	1	0	0	0	0	54	97	5.06	1.875
Bill Swift, R ERA: 3.05 (6, 1)	1.2		6	3	2	2	1	0	0	0	0	0	1	21	27	10.80	1.800
Russ Swan, L ERA: 2.52 (8, 1)	1.0		3	0	0	0	0	0	0	0	0	0	0	6	8	0.00	0.000

BOTTOM

Seattle Mariners @ Milwaukee Brewers
Milwaukee County Stadium, Milwaukee, WI

livebaseballscores.com

AB	29
R	5
H	9
RBI	5
BB	5
SO	3
LOB	15



Sun Jun 23 1991, 4:33 AM EDT
Att. 25,159 - Sunny - 71 F

Batter	1	2	3	4	5	6	7	8	9	AB R H RBI BB SO LOB	TOP											
Henry Cotto, R (1, 7) OBP: 0.352, SLG: 0.437	3-2 F7		1-3 K		0-1 G5-4-3			0-2 F9		4 0 0 0 0 1 4												
Harold Reynolds, S (1, 4) OBP: 0.366, SLG: 0.367	3-1 P6		1-1 G6-3			1-0 L5		2-1 G5-3 1B		4 0 1 0 0 0 1												
Ken Griffey Jr., L (1, 8) OBP: 0.375, SLG: 0.457	2-2 G4-3			2-2 G4-3		1-0 G4-3		0-0 G5-3 1-2		4 0 0 0 0 0 1												
Pete O'Brien, L (1, 3) OBP: 0.296, SLG: 0.381		1-1 1B 1B		1-0 G4-3		1-2 G4-3		0-3 K		4 0 1 0 0 1 1												
Edgar Martinez, R (1, 5) OBP: 0.422, SLG: 0.413		1-0 1-2 1B G6-4-3		2-2 G5-3			1-0 F8	1-2 E6 2B G6-3		4 1 1 0 0 0 0												
Alvin Davis, L (1, 10) OBP: 0.325, SLG: 0.386		2-1 P6			2-1 G4-3		0-1 FC5-4 1B	1-2 2B		3 0 1 0 0 0 2												
Alonzo Powell, R (9, PH) OBP: 0.154, SLG: 0.211								1-3 2B		1 0 1 0 0 0 0												
Jay Buhner, R (1, 9) OBP: 0.338, SLG: 0.469		0-0 G6-4-3 1-2f			4-0 1B 1B BB		2-2 FC5-4 1-2f	0-2 G6-3		3 0 0 1 1 0 4												
Dave Valle, R (1, 2) OBP: 0.260, SLG: 0.196			2-2 F7		1-0 1-2 1B 1B		1-0 F7	0-0 G6-3 3-H		4 0 1 0 0 0 2												
Jeff Schaefer, R (1, 6) OBP: 0.250, SLG: 0.333			1-1 2B		1-0 1-2 2-3 1B G5-4-3			1-1 HR	0-1 G4-3	4 1 3 1 0 0 1												
Inning Stats	R: 0 E: 0 K: 0 S: 9	H: 0 LOB: 0 BB: 0 P: 17	R: 0 E: 0 K: 0 S: 6	H: 2 LOB: 1 BB: 0 P: 10	R: 0 E: 0 K: 1 S: 10	H: 1 LOB: 1 BB: 0 P: 15	R: 0 E: 0 K: 0 S: 8	H: 0 LOB: 0 BB: 0 P: 13	R: 0 E: 0 K: 0 S: 6	H: 2 LOB: 2 BB: 1 P: 14	R: 0 E: 0 K: 0 S: 5	H: 0 LOB: 0 BB: 0 P: 8	R: 0 E: 0 K: 0 S: 7	H: 1 LOB: 1 BB: 0 P: 11	R: 1 E: 0 K: 1 S: 11	H: 2 LOB: 1 BB: 0 P: 14	R: 1 E: 1 K: 0 S: 15	H: 1 LOB: 1 BB: 0 P: 17	1B: 6 2B: 2 3B: 0 HR: 1	SF: 0 SAC: 0 DP: 2 HBP: 0	WP: 0 PB: 0 SB: 0 CS: 0	PA: 36
PITCHER	IP WLS BF H R ER SO BB IBB HBP BLK WP HR S P ERA WHIP																					
Greg Hibbard, L (1, 1) ERA: 3.96	7.1 W 29 8 1 1 1 1 1 0 0 0 0 1 58 98 1.23 1.227																					
Scott Radinsky, L (8, 1) ERA: 2.12	1.2 S 7 1 1 0 1 0 0 0 0 0 0 0 19 21 0.00 0.600																					

Seattle Mariners @ Chicago White Sox
Comiskey Park, Chicago, IL
Mon Jun 24 1991, 8:05 PM EDT
Att. 42,552 - Sunny - 75 F

livebaseballscorecards.com

AB	35
R	2
H	9
RBI	2
BB	1
SO	2
LOB	16



Batter	1	2	3	4	5	6	7	8	9
Tim Raines, S OBP: 0.387, SLG: 0.389 (1, 7)	2-3 K		2-1 G4-3			1-2 FC6-4 1B		4-0 1-2 HR BB	
Robin Ventura, L OBP: 0.339, SLG: 0.331 (1, 5) (9, 3)	1-1 F7			0-1 2B 1B		0-1 F9		0-1 1-2 2-3 HR 1B	
Frank Thomas, R OBP: 0.453, SLG: 0.536 (1, 10)	3-3 K2-3			0-1 F9 1-H FC3-2 2B		2-3 K		3-2 1-H 2-H 3-H HR	
Carlton Fisk, R OBP: 0.341, SLG: 0.398 (1, 2)			1-1 F8	0-0 F9 2-3		2-0 FC6-4 1-2f		0-1 P5	
Dan Pasqua, L OBP: 0.320, SLG: 0.354 (1, 3) Craig Grebeck, R OBP: 0.302, SLG: 0.448 (8, PH) (9, 5)		2-0 F8		4-0 PO FC3-2 BB			0-1 HR	3-3 K	
Lance Johnson, L OBP: 0.272, SLG: 0.267 (1, 8)		4-1 BB		0-0 FC3-2 1-2 3-H			0-0 F8	0-0 G4-3	
Sammy Sosa, R OBP: 0.253, SLG: 0.356 (1, 9)		1-2 F8		0-0 PO 2-3	0-0 F7		1-3 K		
Scott Fletcher, R OBP: 0.273, SLG: 0.273 (1, 4)			1-1 G5-3		0-1 P4		2-2 G4-3		
Ozzie Guillen, L OBP: 0.287, SLG: 0.329 (1, 6)			0-0 F9		1-2 F8			4-1 1B HR BB BB	

Inning Stats	R: 0	H: 0	E: 0	K: 2	S: 8	LOB: 0	BB: 0	P: 14	R: 0	H: 0	E: 0	K: 0	S: 7	LOB: 1	BB: 1	P: 15	R: 0	H: 0	E: 0	K: 0	S: 5	LOB: 0	BB: 0	P: 8	R: 1	H: 2	E: 0	K: 0	S: 6	LOB: 1	BB: 1	P: 10	R: 0	H: 0	E: 0	K: 0	S: 6	LOB: 0	BB: 0	P: 7	R: 0	H: 1	E: 0	K: 1	S: 9	LOB: 1	BB: 0	P: 14	R: 1	H: 1	E: 0	K: 1	S: 9	LOB: 0	BB: 0	P: 12	R: 4	H: 2	E: 0	K: 1	S: 14	LOB: 0	BB: 2	P: 28
--------------	------	------	------	------	------	--------	-------	-------	------	------	------	------	------	--------	-------	-------	------	------	------	------	------	--------	-------	------	------	------	------	------	------	--------	-------	-------	------	------	------	------	------	--------	-------	------	------	------	------	------	------	--------	-------	-------	------	------	------	------	------	--------	-------	-------	------	------	------	------	-------	--------	-------	-------

AB	R	H	RBI	BB	SO	LOB
3	1	1	0	1	1	0
4	2	2	0	0	0	1
4	1	2	5	0	2	1
4	0	0	0	0	0	2
2	1	1	1	1	0	0
1	0	0	0	0	1	0
3	0	0	0	1	0	2
3	0	0	0	0	1	1
3	0	0	0	0	0	0
2	1	0	0	1	0	0

BOTTOM


Seattle Mariners @ Chicago White Sox
Comiskey Park, Chicago, IL

Mon Jun 24 1991, 8:05 PM EDT
Att. 42,552 - Sunny - 75 F

AB	29
R	6
H	6
RBI	6
BB	4
SO	5
LOB	7



PITCHER	IP	WLS	BF	H	R	ER	SO	BB	IBB	HBP	BLK	WP	HR	S	P	ERA	WHIP
Rich DeLucia, R ERA: 4.76 (1, 1)	7.0	L	26	4	2	2	4	2	0	0	0	0	1	50	80	2.57	0.857
Michael Jackson, R ERA: 2.81 (8, 1)	0.1		5	2	4	4	0	2	0	0	0	0	1	9	20	108.00	12.000
Rob Murphy, L ERA: 1.67 (8, 1)	0.2		2	0	0	0	1	0	0	0	0	0	0	5	8	0.00	0.000

Batter	1	2	3	4	5	6	7	8	9	AB R H RBI BB SO LOB	TOP									
Harold Reynolds, S (1, 4) OBP: 0.361, SLG: 0.361	1-2 G4-3		3-2 F7			1-2 P5		1-1 F8		4 0 0 0 0 0 3										
Greg Briley, L (1, 9) OBP: 0.256, SLG: 0.272	2-2 P5		1-0 G1-6-3			1-3 K		1-3 K		4 0 0 0 0 2 3										
Ken Griffey Jr., L (1, 8) OBP: 0.369, SLG: 0.449	3-2 G3-1			1-3 K		1-1 F8			0-0 F8	4 0 0 0 0 1 0										
Pete O'Brien, L (1, 3) OBP: 0.295, SLG: 0.379		1-0 P5		0-1 G4-3			2-0 F8		2-2 WP 1B	4 0 1 0 0 0 0										
Alvin Davis, L (1, 10) OBP: 0.320, SLG: 0.379		0-0 P5		3-2 F9			2-3 K		0-1 P5	4 0 0 0 0 1 1										
Edgar Martinez, R (1, 5) OBP: 0.424, SLG: 0.409		4-2 BB			4-2 G6-3 G5-3 BB		3-1 G6-3		1-3 K	2 0 0 0 2 1 1										
Dave Cochrane, S (1, 7) OBP: 0.342, SLG: 0.417		0-3 K			0-0 G5-3			0-3 K		3 0 0 0 0 2 2	AB 30 R 0 H 3 RBI 0 BB 3 SO 7 LOB 12									
Scott Bradley, L (1, 2) OBP: 0.269, SLG: 0.214			0-1 G1-3		0-0 G6-3			0-1 F8 1B		3 0 1 0 0 0 1										
Omar Vizquel, S (1, 6) OBP: 0.284, SLG: 0.280			4-2 S BB		0-1 G5-3			1-0 1B		2 0 1 0 1 0 1										
Inning Stats	R: 0 E: 0 K: 0 S: 12	H: 0 LOB: 0 BB: 0 P: 18	R: 0 E: 0 K: 1 S: 12	H: 0 LOB: 1 BB: 1 P: 17	R: 0 E: 0 K: 0 S: 10	H: 0 LOB: 1 BB: 1 P: 18	R: 0 E: 0 K: 1 S: 10	H: 0 LOB: 0 BB: 0 P: 14	R: 0 E: 0 K: 1 S: 9	H: 0 LOB: 0 BB: 0 P: 12	R: 0 E: 0 K: 1 S: 7	H: 0 LOB: 0 BB: 0 P: 14	R: 0 E: 0 K: 2 S: 11	H: 2 LOB: 2 BB: 0 P: 14	R: 0 E: 0 K: 1 S: 11	H: 1 LOB: 1 BB: 0 P: 14	1B: 3 2B: 0 3B: 0 HR: 0	SF: 0 SAC: 0 DP: 0 HBP: 0	WP: 1 PB: 0 SB: 1 CS: 0	PA: 33
PITCHER Jack McDowell, R (1, 1) ERA: 3.22	IP 9.0 WLS W BF 33 H 3 R 0 ER 0 SO 7 BB 3 IBB 0 HBP 0 BLK 0 WP 1 HR 0 S 88 P 131 ERA 0.00 WHIP 0.667											PITCHER IP WLS BF H R ER SO BB IBB HBP BLK WP HR S P ERA WHIP								

Seattle Mariners @ Chicago White Sox
 Comiskey Park, Chicago, IL
 Tue Jun 25 1991, 8:05 PM EDT
 Att. 36,971 - Cloudy - 78 F

livebaseballscorecards.com

BOTTOM

Seattle Mariners @ Chicago White Sox
Comiskey Park, Chicago, IL
Tue Jun 25 1991, 8:05 PM EDT
Att. 36,971 - Cloudy - 78 F

livebaseballscorecards.com

AB 33
R 4
H 9
RBI 4
BB 2
SO 3
LOB 12



WP: 1 PA: 35
PB: 0
SB: 1
CS: 0

AB R H RBI BB SO LOB

4 0 1 1 0 1 0

4 1 2 1 0 0 2

3 1 1 1 1 1 1

4 0 0 0 0 0 3

4 1 1 1 0 0 0

4 0 2 0 0 0 0

4 0 0 0 0 1 2

3 1 2 0 1 0 0

3 0 0 0 0 0 4

1B: 2 SF: 0
2B: 4 SAC: 0
3B: 0 DP: 1
HR: 3 HBP: 0

Batter	1	2	3	4	5	6	7	8	9
Tim Raines, S OBP: 0.385, SLG: 0.387 (1, 7)	0-0 F8		0-3 K		1-1 F7		0-0 G6-4-3 1B		
Robin Ventura, L OBP: 0.342, SLG: 0.349 (1, 5)	0-1 2B		1-0 HR		2-1 G3		0-0 G6-4-3 1-2f 2-3		
Frank Thomas, R OBP: 0.454, SLG: 0.546 (1, 10)	2-3 K		1-1 HR		1-1 G4-3		4-2 FC5-4 BB		
Carlton Fisk, R OBP: 0.335, SLG: 0.390 (1, 2)	1-1 G1-3		1-0 G3		1-1 F8		2-2 FC5-4 1-2f		
Dan Pasqua, L OBP: 0.318, SLG: 0.371 (1, 3)		1-0 P5	2-2 G4-3		3-2 L6		0-0 HR		
Lance Johnson, L OBP: 0.276, SLG: 0.275 (1, 8)		2-1 FC5-4 1B		0-0 F8		0-0 2B		0-0 F8	
Sammy Sosa, R OBP: 0.249, SLG: 0.350 (1, 9)		1-0 FC5-4 1-2f		1-1 G6-3		3-2 L6		1-3 K	
Craig Grebeck, R OBP: 0.328, SLG: 0.492 (1, 4)		4-2 SAFE SAFE SAFE SAFE 1B		2-1 2B		0-0 WP 1B 2B		0-0 F8	
Ozzie Guillen, L OBP: 0.283, SLG: 0.325 (1, 6)		0-0 L4		0-0 P4		2-1 E3 G6-4-3 1B 2-3			

Inning Stats	R: 0	H: 1	E: 0	LOB: 1	K: 1	BB: 0	S: 8	R: 0	H: 1	E: 0	LOB: 1	K: 0	BB: 0	S: 6	R: 0	H: 0	E: 0	LOB: 0	K: 0	BB: 0	S: 6	R: 0	H: 1	E: 0	LOB: 1	K: 0	BB: 0	S: 9	R: 1	H: 2	E: 1	LOB: 2	K: 0	BB: 1	S: 12	R: 1	H: 1	E: 0	LOB: 0	K: 1	BB: 0	S: 6
--------------	------	------	------	--------	------	-------	------	------	------	------	--------	------	-------	------	------	------	------	--------	------	-------	------	------	------	------	--------	------	-------	------	------	------	------	--------	------	-------	-------	------	------	------	--------	------	-------	------

PITCHER	IP	WLS	BF	H	R	ER	SO	BB	IBB	HBP	BLK	WP	HR	S	P	ERA	WHIP
Dave Burba, R ERA: 3.86 (1, 1)	6.0	L	25	6	2	2	2	1	0	0	0	0	2	50	80	3.00	1.167
Russ Swan, L ERA: 2.7 (7, 1)	0.2		4	2	1	1	0	0	0	0	0	1	0	5	7	13.50	3.000
Bill Swift, R ERA: 3.03 (7, 1)	0.1		2	0	0	0	0	1	0	0	0	0	0	7	13	0.00	3.000
Rob Murphy, L ERA: 1.93 (8, 1)	1.0		4	1	1	1	1	0	0	0	0	0	1	6	7	9.00	1.000

PITCHER	IP	WLS	BF	H	R	ER	SO	BB	IBB	HBP	BLK	WP	HR	S	P	ERA	WHIP
---------	----	-----	----	---	---	----	----	----	-----	-----	-----	----	----	---	---	-----	------

Batter	1	2	3	4	5	6	7	8	9	AB R H RBI BB SO LOB	TOP											
Edgar Martinez, R (1, 5) OBP: 0.427, SLG: 0.431	3-1 SH5-3 SF7 2B		3-2 HR		0-0 G6-3		3-1 F8		2-1 1B	5 2 3 1 0 0 1	Seattle Mariners @ Chicago White Sox Comiskey Park, Chicago, IL Wed Jun 26 1991, 8:05 PM EDT Att. 35,103 - Sunny - 90 F											
Harold Reynolds, S (1, 4) OBP: 0.356, SLG: 0.356	0-1 SH5-3		2-3 K		0-1 P4		3-2 L9		0-1 F9	4 0 0 0 0 1 2												
Ken Griffey Jr., L (1, 8) OBP: 0.364, SLG: 0.443	2-1 SF7		2-2 F8		3-2 L4		3-1 F7			3 0 0 1 0 0 1												
Pete O'Brien, L (1, 3) OBP: 0.291, SLG: 0.373	3-H 1-3 K		0-1 F8			3-3 K		2-1 P3		4 0 0 0 0 2 0												
Alvin Davis, L (1, 10) OBP: 0.323, SLG: 0.378		0-1 L3		2-1 P5		2-1 2B 1B		4-2 BB BB		3 1 1 0 1 0 0												
Greg Briley, L (8, PR) OBP: 0.256, SLG: 0.272										0 0 0 0 0 0 0												
Dave Cochrane, S (1, 7) OBP: 0.381, SLG: 0.462		3-1 BB 1B		0-0 P6		0-0 1B 2B		4-1 SAFE BB		3 1 2 0 1 0 0												
Alonzo Powell, R (8, PR) OBP: 0.154, SLG: 0.211						1-3 1B		1-2 BB		0 0 0 0 0 0 0												
Jay Buhner, R (1, 9) OBP: 0.335, SLG: 0.462		3-1 SAFE F8		2-2 G5-3		0-0 G1-3-5 1B		0-0 G6-3		4 0 1 1 0 0 2												
Scott Bradley, L (1, 2) OBP: 0.284, SLG: 0.235		4-1 SAFE BB			3-2 1B 2B		1-2 1B															
Henry Cotto, R (6, PH) OBP: 0.357, SLG: 0.442		1-2 BB																				
Dave Valle, R (6, 2) OBP: 0.259, SLG: 0.195																						
Omar Vizquel, S (1, 6) OBP: 0.284, SLG: 0.280		0-0 G3			1-0 1B		0-0 G1-3-5		1-0 F9	4 0 1 1 0 0 4												
Inning Stats	R: 1 E: 0 K: 1 S: 11	H: 1 LOB: 0 BB: 0 P: 17	R: 0 E: 0 K: 0 S: 8	H: 1 LOB: 2 BB: 1 P: 18	R: 1 E: 0 K: 1 S: 12	H: 1 LOB: 0 BB: 0 P: 19	R: 0 E: 0 K: 0 S: 6	H: 0 LOB: 0 BB: 0 P: 10	R: 1 E: 0 K: 0 S: 10	H: 2 LOB: 1 BB: 0 P: 17	R: 2 E: 0 K: 1 S: 13	H: 4 LOB: 1 BB: 0 P: 19	R: 0 E: 0 K: 0 S: 9	H: 0 LOB: 0 BB: 0 P: 18	R: 0 E: 0 K: 0 S: 6	H: 0 LOB: 1 BB: 2 P: 16	R: 0 E: 0 K: 0 S: 7	H: 1 LOB: 1 BB: 0 P: 10	1B: 6 2B: 3 3B: 0 HR: 1	SF: 1 SAC: 1 DP: 1 HBP: 0	WP: 0 PB: 0 SB: 0 CS: 0	PA: 38
PITCHER	IP WLS BF H R ER SO BB IBB HBP BLK WP HR S P ERA WHIP																					
Ramon Garcia, R (1, 1) ERA: 4.95	5.1 L 24 7 5 5 3 1 0 0 0 0 0 1 53 92 8.44 1.500																					
Donn Pall, R (6, 1) ERA: 1.04	0.0 1 1 0 0 0 0 0 0 0 0 0 0 1 1 ∞ ∞																					
Ken Patterson, L (6, 1) ERA: 2.93	2.0 7 1 0 0 0 1 0 0 0 0 0 0 19 35 0.00 1.000																					
Melido Perez, R (8, 1) ERA: 3.86	1.2 6 1 0 0 0 1 0 0 0 0 0 0 9 16 0.00 1.200																					

livebaseballscorecards.com

AB	33
R	5
H	10
RBI	5
BB	3
SO	3
LOB	10



Batter	1	2	3	4	5	6	7	8	9	AB R H RBI BB SO LOB
Tim Raines, S OBP: 0.382, SLG: 0.383 (1, 7)	1-3 K	2-1 L9		0-1 F9			1-3 K		0-0 BB	5 0 1 1 0 2 3
Robin Ventura, L OBP: 0.343, SLG: 0.345 (1, 5)	0-0 L6		4-0 HR		1-2 F7		4-2 BB		0-0 F8	3 1 0 0 2 0 2
Frank Thomas, R OBP: 0.453, SLG: 0.539 (1, 10)	4-2 BB		2-3 K		3-3 K		2-3 K		4-0 BB	3 0 0 0 2 3 3
Carlton Fisk, R OBP: 0.336, SLG: 0.402 (1, 2)	4-0 BB		3-2 HR		2-3 K			1-1 G6-3	0-3 K	4 1 1 2 1 2 3
Craig Grebeck, R OBP: 0.314, SLG: 0.469 (1, 6)	0-3 K		2-0 F7			3-2 P3		0-1 G4-3		3 0 0 0 0 1 2
Ozzie Guillen, L OBP: 0.282, SLG: 0.324 (8, PH) (9, 6)										1 0 0 0 0 0 0
Sammy Sosa, R OBP: 0.246, SLG: 0.345 (1, 9)		2-3 K2-3		1-0 F9		1-3 K		0-1 F8		3 0 0 0 0 2 0
Matt Merullo, L OBP: 0.279, SLG: 0.372 (8, PH) (9, 3)										1 0 0 0 0 0 0
Cory Snyder, R OBP: 0.219, SLG: 0.259 (1, 3) (9, 9)		1-0 HR		1-3 K		1-2 F9			1-3 K	3 1 1 1 0 1 0
Warren Newson, L OBP: 0.448, SLG: 0.304 (9, PH)										1 0 0 0 0 1 0
Lance Johnson, L OBP: 0.275, SLG: 0.274 (1, 8)		2-1 E		1-2 G1-3			2-1 G4-3		3-2 E1	4 1 1 0 0 0 0
Scott Fletcher, R OBP: 0.280, SLG: 0.271 (1, 4)		2-1 F7		4-1 BB			4-0 BB		4-2 BB	1 0 0 0 1 0 1
Dan Pasqua, L OBP: 0.322, SLG: 0.371 (9, PH)									1-2 BB	0 0 0 0 1 0 0

Inning Stats	R: 0	H: 0	E: 0	K: 2	S: 10	LOB: 2	BB: 2	P: 19	R: 1	H: 2	E: 0	K: 1	S: 10	LOB: 1	BB: 0	P: 19	R: 2	H: 1	E: 0	K: 1	S: 9	LOB: 0	BB: 1	P: 21	R: 0	H: 0	E: 0	K: 1	S: 9	LOB: 1	BB: 1	P: 15	R: 0	H: 0	E: 0	K: 2	S: 11	LOB: 0	BB: 0	P: 16	R: 0	H: 0	E: 0	K: 2	S: 11	LOB: 2	BB: 1	P: 24	R: 0	H: 0	E: 0	K: 0	S: 6	LOB: 0	BB: 0	P: 7	R: 1	H: 1	E: 1	K: 2	S: 16	LOB: 3	BB: 2	P: 28	1B: 2	2B: 0	3B: 0	HR: 2	SF: 0	SAC: 0	DP: 0	HBP: 1	WP: 0	PB: 0	SB: 1	CS: 0	PA: 40
--------------	------	------	------	------	-------	--------	-------	-------	------	------	------	------	-------	--------	-------	-------	------	------	------	------	------	--------	-------	-------	------	------	------	------	------	--------	-------	-------	------	------	------	------	-------	--------	-------	-------	------	------	------	------	-------	--------	-------	-------	------	------	------	------	------	--------	-------	------	------	------	------	------	-------	--------	-------	-------	-------	-------	-------	-------	-------	--------	-------	--------	-------	-------	-------	-------	--------

PITCHER	IP	WLS	BF	H	R	ER	SO	BB	IBB	HBP	BLK	WP	HR	S	P	ERA	WHIP
Randy Johnson, L ERA: 4.25 (1, 1)	6.2	W	29	3	3	3	9	5	0	1	0	0	2	66	124	4.05	1.200
Bill Swift, R ERA: 2.93 (7, 1)	1.1		4	0	0	0	1	0	0	0	0	0	0	9	12	0.00	0.000
Russ Swan, L ERA: 2.66 (9, 1)	0.2	S	5	1	1	0	1	1	0	0	0	0	0	13	21	0.00	3.000
Michael Jackson, R ERA: 2.79 (9, 1)	0.1		2	0	0	0	1	1	0	0	0	0	0	3	7	0.00	3.000

BOTTOM

Seattle Mariners @ Chicago White Sox
Comiskey Park, Chicago, IL

Wed Jun 26 1991, 8:05 PM EDT
Att: 35,103 - Sunny - 90 F

AB	32
R	4
H	4
RBI	4
BB	7
SO	12
LOB	14



PITCHER	IP	WLS	BF	H	R	ER	SO	BB	IBB	HBP	BLK	WP	HR	S	P	ERA	WHIP
---------	----	-----	----	---	---	----	----	----	-----	-----	-----	----	----	---	---	-----	------

Batter	1	2	3	4	5	6	7	8	9	AB R H RBI BB SO LOB	TOP											
Edgar Martinez, R (1, 5) OBP: 0.424, SLG: 0.425	3-2 G5-3		1-0 F8			1-0 B1-3	4-1 BB			3 0 0 0 1 0 0												
Harold Reynolds, S (1, 4) OBP: 0.355, SLG: 0.355	2-2 G3-1			1-0 CS 1B		0-0 F8	0-3 SAFE K			4 0 1 0 0 1 1												
Ken Griffey Jr., L (1, 8) OBP: 0.362, SLG: 0.438	1-1 G6-3			0-1 L4		4-2 1B 1B BB		2-3 K		3 1 0 0 1 1 1												
Pete O'Brien, L (1, 3) Henry Cotto, R (8, PH) OBP: 0.295, SLG: 0.374 OBP: 0.362, SLG: 0.446		4-2 2B BB		2-0 L7		0-0 1B 1B		2-2 E6 1B		2 1 1 0 1 0 1 1 0 1 0 0 0 0												
Alvin Davis, L (1, 10) Alonzo Powell, R (8, PH) OBP: 0.323, SLG: 0.378 OBP: 0.150, SLG: 0.205		1-1 F7			2-2 G4-3	1-2 1B 1B		2-3 K		3 0 1 1 0 0 1 1 0 0 0 0 1 1												
Dave Cochrane, S (1, 7) OBP: 0.391, SLG: 0.465		2-3 K			1-0 E 1B	3-1 1B		0-0 G4-3		4 0 2 1 0 1 2												
Jay Buhner, R (1, 9) Greg Briley, L (9, PH) OBP: 0.335, SLG: 0.467 OBP: 0.254, SLG: 0.271		1-0 1-H 2B			2-3 K	2-3 K			1-3 K	3 0 1 0 0 2 3 1 0 0 0 0 1 0												
Omar Vizquel, S (1, 6) OBP: 0.283, SLG: 0.279			1-1 G6-3			0-1 E6		0-0 G3		4 0 1 0 0 0 1												
Dave Valle, R (1, 2) Scott Bradley, L (9, PH) OBP: 0.254, SLG: 0.191 OBP: 0.281, SLG: 0.233			1-3 K			0-2 G6-3		0-0 B1-3		3 0 0 0 0 1 2 1 0 0 0 0 0 1												
Inning Stats	R: 0 E: 0 K: 0 S: 11	H: 0 LOB: 0 BB: 0 P: 17	R: 0 E: 0 K: 1 S: 12	H: 1 LOB: 2 BB: 1 P: 20	R: 0 E: 0 K: 1 S: 6	H: 0 LOB: 0 BB: 0 P: 9	R: 0 E: 0 K: 0 S: 4	H: 1 LOB: 0 BB: 0 P: 7	R: 0 E: 1 K: 1 S: 13	H: 1 LOB: 2 BB: 0 P: 18	R: 2 E: 0 K: 1 S: 15	H: 3 LOB: 2 BB: 1 P: 26	R: 0 E: 0 K: 1 S: 6	H: 0 LOB: 1 BB: 1 P: 10	R: 0 E: 1 K: 2 S: 10	H: 1 LOB: 1 BB: 0 P: 16	R: 0 E: 0 K: 1 S: 12	H: 1 LOB: 0 BB: 0 P: 17	1B: 7 2B: 1 3B: 0 HR: 0	SF: 0 SAC: 0 DP: 1 HBP: 0	WP: 0 PB: 0 SB: 0 CS: 1	PA: 36
PITCHER	IP WLS BF H R ER SO BB IBB HBP BLK WP HR S P ERA WHIP																					
Alex Fernandez, R (1, 1) ERA: 5.63	5.2 W 24 6 2 2 3 2 0 0 0 0 0 0 57 91 3.18 1.412																					
Melido Perez, R (6, 1) ERA: 3.79	1.1 5 0 0 0 2 1 0 0 0 0 0 0 10 16 0.00 0.750																					
Scott Radinsky, L (8, 1) ERA: 2.05	1.0 4 1 0 0 2 0 0 0 0 0 0 0 10 16 0.00 1.000																					
Bobby Thigpen, R (9, 1) ERA: 4.32	1.0 S 3 1 0 0 1 0 0 0 0 0 0 0 12 17 0.00 1.000																					

Seattle Mariners @ Chicago White Sox
Comiskey Park, Chicago, IL
Thu Jun 27 1991, 4:33 AM EDT
Att. 37,065 - Sunny - 89 F

livebaseballscorecards.com

AB	33
R	2
H	8
RBI	2
BB	3
SO	8
LOB	14



Batter	1	2	3	4	5	6	7	8	9
Tim Raines, S <small>OBP: 0.380, SLG: 0.381</small> (1, 7)	1-0 		3-2 	0-0 			2-0 		
Robin Ventura, L <small>OBP: 0.345, SLG: 0.345</small> (1, 5)	2-1 		2-1 		1-0 		4-1 		
Frank Thomas, R <small>OBP: 0.457, SLG: 0.539</small> (1, 10)	4-2 		4-1 		1-2 		0-0 		
Matt Merullo, L <small>OBP: 0.292, SLG: 0.395</small> Carlton Fisk, R <small>OBP: 0.335, SLG: 0.400</small> (7, PH) (8, 2)	3-2 		0-0 		0-0 		1-2 		
Dan Pasqua, L <small>OBP: 0.326, SLG: 0.406</small> (1, 3)	0-3 		2-2 		3-1 		1-1 		
Lance Johnson, L <small>OBP: 0.275, SLG: 0.274</small> (1, 8)		0-3 	0-0 		3-2 		2-1 		
Warren Newson, L <small>OBP: 0.419, SLG: 0.280</small> Sammy Sosa, R <small>OBP: 0.244, SLG: 0.342</small> (5, 9)		2-3 		0-2 		2-3 		1-3 	
Craig Grebeck, R <small>OBP: 0.324, SLG: 0.471</small> (1, 4)	3-2 			0-0 		0-0 		2-2 	
Ozzie Guillen, L <small>OBP: 0.278, SLG: 0.318</small> (1, 6)			0-0 	1-0 		1-0 		0-0 	

AB	R	H	RBI	BB	SO	LOB
4	1	1	0	0	0	1
3	1	1	0	1	0	0
2	1	1	1	2	0	0
3	1	2	1	0	0	0
1	0	0	0	0	0	2
4	1	2	3	0	1	2
4	0	1	0	0	1	1
2	0	0	0	0	1	0
2	0	0	0	0	2	1
4	0	2	0	0	0	0
4	0	0	0	0	0	2

BOTTOM

Seattle Mariners @ Chicago White Sox
 Comiskey Park, Chicago, IL

Thu Jun 27 1991, 4:33 AM EDT
 Att. 37,065 - Sunny - 89 F

AB	33
R	5
H	10
RBI	5
BB	3
SO	5
LOB	9

Inning Stats		R	H	E	K	S	P	IP	WLS	BF	H	R	ER	SO	BB	IBB	HBP	BLK	WP	HR	S	P	ERA	WHIP
Erik Hanson, R <small>ERA: 3.66</small> (1, 1)		0	1	0	1	23	6	6.2	L	30	8	4	4	4	3	0	0	0	0	0	66	110	5.40	1.650
Rob Murphy, L <small>ERA: 2.15</small> (7, 1)		0	0	0	2	13	1	1.1		6	2	1	1	1	0	0	0	0	0	1	16	23	6.75	1.500

WP	PA	3B	SF	SAC	DP	HBP
0	36	0	0	0	1	0

Batter	1	2	3	4	5	6	7	8	9	AB R H RBI BB SO LOB	TOP											
Edgar Martinez, R OBP: 0.417, SLG: 0.416 (1, 5)	2-1 F7	1-2 L4		1-3 K			3-2 G4-3		0-2 G1-3	5 0 0 0 0 1 3												
Harold Reynolds, S OBP: 0.357, SLG: 0.354 (1, 4)	4-2 S 1B BB	0-0 G3-1		2-2 G4-3			2-2 G4-3 1B			3 1 1 0 1 0 2												
Ken Griffey Jr., L OBP: 0.364, SLG: 0.436 (1, 8)	1-1 2B 1B	4-2 BB			3-2 L3		1-1 G4-3			3 1 1 1 1 0 1												
Pete O'Brien, L OBP: 0.295, SLG: 0.376 (1, 3)	0-0 1B 2B	2-2 G4-3			1-2 G3		2-3 K			4 0 1 1 0 1 4												
Alvin Davis, L OBP: 0.318, SLG: 0.371 (1, 10)	0-1 G5-3			3-3 K		3-2 F9		2-0 G4-3		4 0 0 0 0 1 1												
Dave Cochrane, S OBP: 0.400, SLG: 0.468 Dave Valle, R OBP: 0.254, SLG: 0.191 (1, 7) (8, 2)	2-0 1B		2-0 1B			1-3 K		3-2 F9		4 0 2 0 0 1 0 0 0 0 0 0 0 0												
Jay Buhner, R OBP: 0.333, SLG: 0.482 (1, 9)	3-1 G2-3		3-2 F8			3-2 HR		1-2 F9		4 1 1 1 0 0 3												
Scott Bradley, L OBP: 0.283, SLG: 0.236 Greg Briley, L OBP: 0.253, SLG: 0.269 (1, 2) (8, 7)		1-0 G3-1 1B 1B	1 SAFE 0-1 G4-3			2-1 G3		0-3 K		3 0 1 0 0 0 1 1 0 0 0 0 1 0												
Omar Vizquel, S OBP: 0.287, SLG: 0.284 (1, 6)		1-0 G3-1 1B		1-0 CS 1B		2-2 P5		0-3 K		4 0 2 0 0 1 0												
Inning Stats	R: 2 E: 0 K: 0 S: 12	H: 3 LOB: 2 BB: 1 P: 24	R: 0 E: 0 K: 0 S: 12	H: 2 LOB: 3 BB: 1 P: 21	R: 0 E: 0 K: 1 S: 12	H: 1 LOB: 1 BB: 0 P: 20	R: 0 E: 0 K: 1 S: 10	H: 1 LOB: 0 BB: 0 P: 14	R: 0 E: 0 K: 1 S: 10	H: 0 LOB: 0 BB: 0 P: 17	R: 1 E: 0 K: 1 S: 11	H: 1 LOB: 0 BB: 0 P: 19	R: 0 E: 0 K: 1 S: 14	H: 1 LOB: 1 BB: 0 P: 21	R: 0 E: 0 K: 0 S: 8	H: 0 LOB: 0 BB: 0 P: 14	R: 0 E: 0 K: 2 S: 9	H: 0 LOB: 0 BB: 0 P: 9	1B: 7 2B: 2 3B: 0 HR: 1	SF: 0 SAC: 0 DP: 1 HBP: 0	WP: 0 PB: 0 SB: 1 CS: 1	PA: 37
PITCHER	IP WLS BF H R ER SO BB IBB HBP BLK WP HR S P ERA WHIP																				PITCHER	IP WLS BF H R ER SO BB IBB HBP BLK WP HR S P ERA WHIP
Tom Candiotti, R ERA: 2.36 (1, 1)	6.0 L 27 8 3 3 3 2 0 0 0 0 1 67 115 4.50 1.667																					
Mike Timlin, R ERA: 3.34 (7, 1)	0.2 3 1 0 0 0 0 0 0 0 0 0 0 11 16 0.00 1.500																					
Bob MacDonald, L ERA: 0.87 (7, 1)	1.0 3 0 0 0 0 1 0 0 0 0 0 0 8 15 0.00 0.000																					
Duane Ward, R ERA: 2.61 (8, 1)	1.1 4 0 0 0 0 2 0 0 0 0 0 0 12 13 0.00 0.000																					

Seattle Mariners @ Toronto Blue Jays
SkyDome, Toronto, ON
Fri Jun 28 1991, 7:05 PM EDT
Att. 50,297 - Sunny - 89 F

livebaseballscorecards.com

AB	35
R	3
H	9
RBI	3
BB	2
SO	6
LOB	15



Batter	1	2	3	4	5	6	7	8	9	AB	R	H	RBI	BB	SO	LOB
Devon White, S (1, 8) OBP: 0.356, SLG: 0.416	1-1 G6-3			3-2 F8		1-0 L5		0-2 F8		4	0	1	0	0	0	0
Roberto Alomar, S (1, 4) OBP: 0.343, SLG: 0.439	3-2 G5-3			0-0 P3		1-0 L5		2-2 1B		4	0	1	0	0	0	1
Joe Carter, R (1, 9) OBP: 0.368, SLG: 0.578	0-3 K			0-3 K				2-1 F9		4	0	0	0	0	2	1
Kelly Cruber, R (1, 5) OBP: 0.324, SLG: 0.427		0-0 F9			2-2 F8		1-0 HR		0-2 G6-3	4	1	2	1	0	0	0
Pat Tabler, R (1, 10) OBP: 0.331, SLG: 0.265 Rance Mulliniks, L (9, PH) OBP: 0.441, SLG: 0.414		2-2 F8			2-1 F8		0-0 FC6-4		0-3 K	3	0	1	0	0	0	1
Ed Sprague, R (1, 3) OBP: 0.364, SLG: 0.398 John Olerud, L (7, PH) OBP: 0.316, SLG: 0.397		0-0 G6-3			1-2 F8		1-1 FC6-4		0-2 1B	2	0	0	0	0	0	1
Derek Bell, R (1, 7)				1-1 G6-3		4-0 BB		0-1 FC6-4		3	0	0	0	1	1	3
Pat Borders, R (1, 2) OBP: 0.239, SLG: 0.272 Greg Myers, L (7, PH) OBP: 0.343, SLG: 0.428				0-0 G5-3		0-1 G4-3		1-1 G4-3		2	0	0	0	0	0	2
Manuel Lee, S (1, 6) OBP: 0.316, SLG: 0.326				2-2 G3				0-1 G5-3		1	0	0	0	0	0	0

Inning Stats	R: 0	H: 0	E: 0	K: 1	S: 8	LOB: 0	BB: 0	P: 12	R: 0	H: 0	E: 0	K: 0	S: 5	LOB: 0	BB: 0	P: 7	R: 0	H: 0	E: 0	K: 0	S: 7	LOB: 0	BB: 0	P: 10	R: 0	H: 1	E: 0	K: 0	S: 8	LOB: 2	BB: 1	P: 17	R: 0	H: 1	E: 0	K: 0	S: 3	LOB: 0	BB: 0	P: 6	R: 1	H: 3	E: 0	K: 0	S: 9	LOB: 2	BB: 0	P: 12	R: 0	H: 1	E: 0	K: 2	S: 13	LOB: 1	BB: 0	P: 16	R: 0	H: 1	E: 0	K: 2	S: 13	LOB: 1	BB: 0	P: 14	1B: 5	SF: 0	2B: 1	SAC: 0	3B: 1	DP: 1	HR: 1	HBP: 0	WP: 0	PA: 34
PITCHER	IP	WLS	BF	H	R	ER	SO	BB	IBB	HBP	BLK	WP	HR	S	P	ERA	WHIP																																																									
Bill Krueger, L (1, 1) ERA: 3.62	6.1		23	4	1	1	2	1	0	0	0	0	0	41	66	1.42	0.789																																																									
Bill Swift, R (7, 1) ERA: 2.9	0.1		2	1	0	0	0	0	0	0	0	0	0	4	5	0.00	3.000																																																									
Russ Swan, L (7, 1) ERA: 2.59	1.0		4	1	0	0	0	0	0	0	0	0	0	12	15	0.00	1.000																																																									
Michael Jackson, R (8, 1) ERA: 2.7	1.1	S	5	1	0	0	2	0	0	0	0	0	0	15	18	0.00	0.750																																																									

BOTTOM

Seattle Mariners @ Toronto Blue Jays
 SkyDome, Toronto, ON
 Fri Jun 28 1991, 7:05 PM EDT
 Att: 50,297 - Sunny - 89 F

livebaseballscorecards.com

AB	33
R	1
H	7
RBI	1
BB	1
SO	4
LOB	11



Batter	1	2	3	4	5	6	7	8	9	AB R H RBI BB SO LOB	TOP															
Edgar Martinez, R (1, 5) OBP: 0.414, SLG: 0.418	0-1 2B		1-1 F8		0-2 FC6 FC4-2		1-0 G1-3			4 0 1 0 0 0 2																
Harold Reynolds, S (1, 10) OBP: 0.353, SLG: 0.349	0-2 F7		3-2 G6-3		2-0 FC4-2			2-0 F9		4 0 0 0 0 0 3																
Henry Cotto, R (1, 8) OBP: 0.356, SLG: 0.439 Ken Griffey Jr., L (5, PH) OBP: 0.361, SLG: 0.433	3-0 F8			2-3 K	2-2 G3			1-3 K		2 0 0 0 0 1 1 2 0 0 0 0 1 2																
Jay Buhner, R (1, 9) OBP: 0.337, SLG: 0.479	1-0 G5-3			3-2 FC1-6 1B		4-0 FC1-6 BB		1-3 K		3 0 1 0 1 1 1																
Dave Cochrane, S (1, 3) OBP: 0.370, SLG: 0.431		1-0 G5-3		0-1 FC1-6 1B		0-1 FC1-6 CS 1B		2-3 K		4 0 0 0 0 1 2																
Alonzo Powell, R (1, 7) OBP: 0.190, SLG: 0.244 Pete O'Brien, L (6, PH) OBP: 0.299, SLG: 0.378		2-0 1B		1-0 1-2 1B		1-1 SAFE 1-2 1B		4-2 FC4 BB		2 0 2 0 0 0 0 1 0 1 0 1 0 0																
Dave Valle, R (1, 2) OBP: 0.250, SLG: 0.187 Greg Briley, L (9, PH) OBP: 0.251, SLG: 0.267		0-1 F8		2-1 F7		3-3 K		1-3 K		3 0 0 0 0 1 5 1 0 0 0 0 1 1																
Omar Vizquel, S (1, 6) OBP: 0.286, SLG: 0.283		1-1 F9			1-2 FC6 FC4-2 1B		2-3 K		0-1 FC4	4 0 1 0 0 1 2																
Jeff Schaefer, R (1, 4) OBP: 0.253, SLG: 0.333			2-2 F7		1-2 FC6 1B		2-1 G5-3			3 0 1 0 0 0 0																
Inning Stats	R: 0 E: 0 K: 0 S: 7	H: 1 LOB: 1 BB: 0 P: 11	R: 0 E: 0 K: 0 S: 6	H: 1 LOB: 1 BB: 0 P: 10	R: 0 E: 0 K: 0 S: 14	H: 0 LOB: 0 BB: 0 P: 20	R: 0 E: 0 K: 1 S: 12	H: 2 LOB: 2 BB: 0 P: 20	R: 0 E: 0 K: 0 S: 15	H: 2 LOB: 2 BB: 0 P: 21	R: 0 E: 0 K: 1 S: 8	H: 1 LOB: 2 BB: 1 P: 16	R: 0 E: 0 K: 1 S: 8	H: 0 LOB: 0 BB: 0 P: 13	R: 0 E: 0 K: 2 S: 8	H: 0 LOB: 0 BB: 0 P: 12	R: 0 E: 0 K: 2 S: 10	H: 0 LOB: 1 BB: 1 P: 17	1B: 6 2B: 2 3B: 0 HR: 0	SF: 0 SAC: 0 DP: 1 HBP: 0	WP: 0 PB: 0 SB: 0 CS: 1	PA: 35				
PITCHER	IP WLS BF H R ER SO BB IBB HBP BLK WP HR S P ERA WHIP																									
Jimmy Key, L (1, 1) ERA: 2.3	4.0		17	5	0	0	1	0	0	0	0	0	43	66	0.00	1.250										
Mike Timlin, R (5, 1) ERA: 3.22	2.0	W	8	2	0	0	1	1	0	0	0	0	19	32	0.00	1.500										
Duane Ward, R (7, 1) ERA: 2.45	3.0	S	10	0	0	0	5	1	0	0	0	0	26	42	0.00	0.333										

Seattle Mariners @ Toronto Blue Jays
SkyDome, Toronto, ON
Sat Jun 29 1991, 3:33 AM EDT
Att. 50,268 - Dome - 70 F

livebaseballscorecards.com

AB	33
R	0
H	7
RBI	0
BB	2
SO	7
LOB	19



Batter	1	2	3	4	5	6	7	8	9
Devon White, S OBP: 0.358, SLG: 0.419 (1, 8) C B X	1-1 G6-3 ①		1-1 P6 ①		4-2 S 2B BB C B F B B B B	1-2 2B B C S X			
Roberto Alomar, S OBP: 0.342, SLG: 0.440 (1, 4) B B C S B F X	3-2 F7 ②		1-0 P6 ②		1 SAFE 3-2 S 1-H 2B B B C C 1 B F X	0-2 L4 ②			
Joe Carter, R OBP: 0.366, SLG: 0.572 (1, 9) B C F B B S	3-3 K ③		1-1 G1-3 ③		4-0 S IBB B B 2 B SAFE 1	0-3 K ③			
Kelly Cruber, R OBP: 0.322, SLG: 0.417 (1, 5) B B C T B C T B X		2-2 F8 ①		4-1 G3 G3 BB B B B B B	0-0 F8 ②		0-0 G6-3 ①		
Rance Mulliniks, L OBP: 0.435, SLG: 0.400 (1, 10) B B C B B B X		4-1 1B SF8 BB B B B B B		3-1 G3 ① B B F B B C	3-3 K ③ 1-2 2-3		1-0 F7 ②		
Greg Myers, L OBP: 0.341, SLG: 0.424 (1, 2) C C B B T C T B X		2-2 1B 1B 1-3 B B B B B		1-2 G3 ② F B F 2 SAFE X		1-1 F8 ① F B X	0-0 F7 ③		
John Olerud, L OBP: 0.319, SLG: 0.395 (1, 3) B B B B B B X		2-2 SF8 ② 3-H B B B B B		4-0 BB B B B B B		1-0 3B HBP H	3-3 K ① B C C C B B F F C		
Rob Ducey, L OBP: 0.500, SLG: 1.000 (1, 7) C C B B C C B X		1-2 1B 1-2 B B B B B		2-3 K ③ B B B B B		0-0 1B 3B X	2-3 K ② B C C B B S		
Manuel Lee, S OBP: 0.315, SLG: 0.325 (1, 6) B B B B B B X		2-2 F7 ③ B B B B B			3-2 G6-3 ① S B B C T F X	0-2 2B 1B 3-H B B B B B	0-3 K ③ F C S		

Inning Stats	R: 0	H: 0	E: 0	K: 1	S: 9	H: 0	LOB: 0	BB: 0	P: 16	R: 1	H: 2	E: 0	K: 0	S: 19	R: 0	H: 0	E: 0	K: 0	S: 5	R: 0	H: 0	E: 0	K: 1	S: 9	R: 1	H: 1	E: 0	K: 1	S: 15	R: 2	H: 3	E: 0	K: 1	S: 16	R: 0	H: 0	E: 0	K: 0	S: 3	R: 0	H: 0	E: 0	K: 3	S: 11	R: 0	H: 0	E: 0	K: 0	S: 16
	0	0	0	1	9	0	0	0	16	1	2	0	0	19	0	0	0	0	5	0	0	0	1	9	1	1	2	3	0	3	0	0	16	0	0	0	11	0	0	0	3	16	0	0	0	16			


PITCHER	IP	WLS	BF	H	R	ER	SO	BB	IBB	HBP	BLK	WP	HR	S	P	ERA	WHIP
Rich DeLucia, R ERA: 4.74 (1, 1)	4.1	L	20	3	2	2	2	4	0	0	0	0	0	53	100	4.15	1.615
Dave Burba, R ERA: 3.8 (5, 1)	0.1		2	0	0	0	0	0	1	0	0	0	0	1	5	0.00	0.000
Rob Murphy, L ERA: 2.67 (5, 1)	1.0		7	3	2	2	1	0	0	1	0	0	0	16	22	18.00	3.000
Calvin Jones, R ERA: (6, 1)	2.1		7	0	0	0	4	0	0	0	0	0	0	17	23	0.00	0.000

BOTTOM

AB R H RBI BB SO LOB

3	1	1	0	1	0	0
4	0	1	1	0	0	2
3	0	0	0	1	2	2
3	0	0	0	1	0	2
3	1	0	0	1	1	3
4	0	1	0	0	0	1
1	1	0	1	1	1	0
4	1	2	1	0	2	2
4	0	1	1	0	1	2

AB 29
R 4
H 6
RBI 4
BB 5
SO 7
LOB 14



WP: 0 PA: 36
PB: 0
SB: 3
CS: 0

Seattle Mariners @ Toronto Blue Jays
SkyDome, Toronto, ON
Sat Jun 29 1991, 3:33 AM EDT
Att: 50,268 - Dome - 70 F

livebaseballscorecards.com

Batter	1	2	3	4	5	6	7	8	9	AB R H RBI BB SO LOB	TOP	
Edgar Martinez, R (1, 5) OBP: 0.412, SLG: 0.415	0-1 FC3-6 1B		0-0 G6-4-3 1-2f			2-3 K			3-2 F9	4 0 1 0 0 1 1		
Harold Reynolds, S (1, 4) OBP: 0.354, SLG: 0.355	1-1 FC3-6 E 1-2f		2-0 2B			1-1 G3-1			2-2 G4-3 2B 1B	4 1 2 0 0 0 1		
Ken Griffey Jr., L (1, 8) OBP: 0.356, SLG: 0.426	0-2 L4		3-3 K			1-1 G3			3-2 G4-3 1-2	4 0 0 0 0 1 3		
Pete O'Brien, L (1, 3) OBP: 0.299, SLG: 0.380	0-1 F8 1-3			0-0 F7			1-0 G4-3		1-1 2B 2B	4 0 1 1 0 0 1		
Alvin Davis, L (1, 10) OBP: 0.313, SLG: 0.365		1-2 G3		1-2 F8			0-1 F7		1-2 F9	4 0 0 0 0 0 1		
Dave Cochrane, S (1, 7) OBP: 0.351, SLG: 0.407		2-0 G3		0-1 G3			0-1 G1-4-3			3 0 0 0 0 0 0		
Jay Buhner, R (1, 9) OBP: 0.337, SLG: 0.472		1-1 HBP			3-2 G6-3			0-0 G5-3		2 0 0 0 0 0 0		
Scott Bradley, L (1, 2) OBP: 0.275, SLG: 0.228		3-2 F7			0-0 G6-3			1-2 G6-3		3 0 0 0 0 0 1		
Omar Vizquel, S (1, 6) OBP: 0.287, SLG: 0.280			4-0 G6-4-3 BB		0-1 G6-3			0-1 G6-3		2 0 0 0 1 0 0		
Inning Stats	R: 0 E: 1 K: 0 S: 9 H: 1 LOB: 1 BB: 0 P: 10	R: 0 E: 0 K: 0 S: 9 H: 0 LOB: 1 BB: 0 P: 16	R: 0 E: 0 K: 1 S: 5 H: 1 LOB: 1 BB: 1 P: 14	R: 0 E: 0 K: 0 S: 6 H: 0 LOB: 0 BB: 0 P: 7	R: 0 E: 0 K: 1 S: 7 H: 0 LOB: 0 BB: 0 P: 10	R: 0 E: 0 K: 1 S: 8 H: 0 LOB: 0 BB: 0 P: 12	R: 0 E: 0 K: 0 S: 5 H: 0 LOB: 0 BB: 0 P: 6	R: 0 E: 0 K: 0 S: 7 H: 0 LOB: 0 BB: 0 P: 8	R: 1 E: 0 K: 0 S: 19 H: 2 LOB: 1 BB: 0 P: 29	1B: 2 2B: 2 3B: 0 HR: 0 SF: 0 SAC: 0 DP: 1 HBP: 1	WP: 0 PB: 0 SB: 0 CS: 0 PA: 32	
PITCHER Todd Stottlemyre, R (1, 1) ERA: 3.13	IP WLS BF H R ER SO BB IBB HBP BLK WP HR S P ERA WHIP	9.0 W 32 4 1 1 2 1 0 1 0 0 0 0 75 112 1.00 0.556										

Seattle Mariners @ Toronto Blue Jays
SkyDome, Toronto, ON
Sun Jun 30 1991, 3:33 AM EDT
Att. 50,298 - Sunny - 70 F

livebaseballscorecards.com

AB	30
R	1
H	4
RBI	1
BB	1
SO	2
LOB	8




Batter	1	2	3	4	5	6	7	8	9
Devon White, S OBP: 0.359, SLG: 0.424 (1, 8) C X	0-1 SH1-3 BB 2B	0-1 B1-3			1-0 F8		3-1 BB 1B		
Roberto Alomar, S OBP: 0.345, SLG: 0.441 (1, 4) B L X	1-1 SH1-3 2-3 1B	2-0			2-3 K		4-0 1B BB		
Joe Carter, R OBP: 0.368, SLG: 0.569 (1, 9) C B H	2-1 BB 2B HBP HBP	2-3 K			1-1 P4		2-0 FC3-6 1B		
Kelly Cruber, R OBP: 0.320, SLG: 0.408 (1, 5) C C H	1-2 BB 2B HBP				0-1 G6-3		0-0 FC3-6		
Rance Mulliniks, L OBP: 0.432, SLG: 0.391 (1, 10) Pat Tabler, R OBP: 0.336, SLG: 0.272 (8, PH) B C F B B	4-2 BB 2B BB				1-1 F7		3-2 G1-3	0-2 G4-3 1B	
Greg Myers, L OBP: 0.339, SLG: 0.425 (1, 2) F X	0-1 BB 2B				2-1 P4		1-3 K	2-0 G4-3	
John Olerud, L OBP: 0.322, SLG: 0.394 (1, 3) B F B B X	3-1 G4-3				2-0 G4-3		4-2 WP G3 1B BB	3-2 BB 1B	
Rob Ducey, L OBP: 0.375, SLG: 0.625 (1, 7) C S B F S	1-3 K				1-1 G4-6-3 1B		0-0 G3	2-0 F8	
Manuel Lee, S OBP: 0.310, SLG: 0.319 (1, 6) B F X					1-0 G4-6-3		2-3 K	0-1 G5-3	

AB	R	H	RBI	BB	SO	LOB
4	2	2	1	0	0	0
2	0	1	0	1	1	0
3	1	1	1	0	1	1
3	1	0	0	0	0	2
2	0	0	1	1	0	0
1	1	1	0	0	0	0
4	0	1	2	0	1	1
3	1	1	1	1	0	2
4	0	1	0	0	1	4
4	0	0	0	0	1	3

Seattle Mariners @ Toronto Blue Jays
 SkyDome, Toronto, ON
 Sun Jun 30 1991, 3:33 AM EDT
 Att: 50,298 - Sunny - 70 F

AB	30
R	6
H	8
RBI	6
BB	3
SO	5
LOB	13



Inning Stats	R	H	E	K	S	R	H	E	K	S	R	H	E	K	S	R	H	E	K	S	R	H	E	K	S	R	H	E	K	S									
R: 3	H: 2	E: 0	K: 1	S: 17	R: 0	H: 1	E: 0	K: 1	S: 8	R: 0	H: 0	E: 0	K: 0	S: 6	R: 0	H: 1	E: 0	K: 0	S: 4	R: 0	H: 0	E: 0	K: 1	S: 6	R: 0	H: 0	E: 0	K: 1	S: 10	R: 2	H: 2	E: 0	K: 1	S: 11	R: 1	H: 2	E: 0	K: 0	S: 11

PITCHER	IP	WLS	BF	H	R	ER	SO	BB	IBB	HBP	BLK	WP	HR	S	P	ERA	WHIP
Brian Holman, R ERA: 3.99 (1, 1)	6.2	L	29	5	5	5	5	3	0	2	0	1	0	60	105	6.75	1.200
Bill Swift, R ERA: 2.88 (7, 1)	0.1		2	1	0	0	0	0	0	0	0	0	0	2	4	0.00	3.000
Russ Swan, L ERA: 2.74 (8, 1)	1.0		5	2	1	1	0	0	0	0	0	0	0	11	18	9.00	2.000

WP	HR	S	P	ERA	WHIP
1	0	1	36		

Batter	1	2	3	4	5	6	7	8	9	AB R H RBI BB SO LOB	TOP	
Edgar Martinez, R (1, 5) OBP: 0.410, SLG: 0.416 Omar Vizquel, S (7, PR) OBP: 0.286, SLG: 0.279 (7, 6)	1-1 2B		2-1 L4		1-0 F7		3-2 E5 FC5-4		2-0 L6	4 0 1 0 0 0 2 1 0 0 0 0 0 1		
Harold Reynolds, S (1, 4) OBP: 0.353, SLG: 0.351	3-3 K		4-1 BB		3-2 FC5-2 FC5-4		2-2 P6			3 0 0 0 1 1 4		
Henry Cotto, R (1, 8) OBP: 0.346, SLG: 0.425	0-0 G5-3		1-0 F8		1-0 FC5-4 1-2f		1-2 FC5-4 1-2f			4 0 0 0 0 0 5		
Jay Buhner, R (1, 9) OBP: 0.329, SLG: 0.459	1-0 G6-3			0-0 F7		1-3 K		2-2 G5-3		4 0 0 0 0 1 1		
Alonzo Powell, R (1, 7) OBP: 0.217, SLG: 0.333		1-1 HR		1-1 G5-3		0-1 CS 1B		1-0 G5-3		4 1 2 1 0 0 0		
Dave Cochrane, S (1, 10) OBP: 0.344, SLG: 0.397		0-2 G6-3		1-2 1B		3-2 F8 1-2		3-3 K		4 0 1 0 0 1 1		
Pete O'Brien, L (1, 3) OBP: 0.295, SLG: 0.375			1-0 F8		1-0 F9		1-1 F9		1-1 G5-3	4 0 0 0 0 0 1		
Jeff Schaefer, R (1, 6) OBP: 0.266, SLG: 0.355 (7, 5)			1-0 F9		0-0 E7 FC5-2 2B		1-2 HR 1B		0-2 E5 S	4 1 2 0 0 0 0		
Dave Valle, R (1, 2) OBP: 0.255, SLG: 0.209			0-0 L5		4-0 FC5-2 BB		0-0 HR 1-H		3-3 K 2-3	3 1 1 2 1 1 1		
Inning Stats	R: 0 H: 1 E: 0 LOB: 1 K: 1 BB: 0 S: 8 P: 13	R: 1 H: 1 E: 0 LOB: 0 K: 0 BB: 0 S: 7 P: 10	R: 0 H: 0 E: 0 LOB: 1 K: 0 BB: 1 S: 6 P: 12	R: 0 H: 1 E: 0 LOB: 1 K: 0 BB: 0 S: 7 P: 10	R: 0 H: 1 E: 1 LOB: 2 K: 0 BB: 1 S: 6 P: 15	R: 0 H: 1 E: 0 LOB: 0 K: 1 BB: 0 S: 9 P: 13	R: 2 H: 2 E: 1 LOB: 1 K: 0 BB: 0 S: 17 P: 25	R: 0 H: 0 E: 0 LOB: 0 K: 1 BB: 0 S: 11 P: 17	R: 0 H: 0 E: 1 LOB: 1 K: 1 BB: 0 S: 11 P: 17	1B: 3 SF: 0 2B: 2 SAC: 0 3B: 0 DP: 0 HR: 2 HBP: 0	WP: 0 PA: 37 PB: 0 SB: 1 CS: 1	
PITCHER David Wells, L (1, 1) ERA: 2.96 Jim Acker, R (9, 1) ERA: 5.47	IP WLS BF H R ER SO BB IBB HBP BLK WP HR S P ERA WHIP 8.0 33 7 3 3 3 2 0 0 0 0 2 71 115 3.38 1.125											PITCHER IP WLS BF H R ER SO BB IBB HBP BLK WP HR S P ERA WHIP 1.0 W 4 0 0 0 1 0 0 0 0 0 0 11 17 0.00 0.000

Seattle Mariners @ Toronto Blue Jays
 SkyDome, Toronto, ON
 Mon Jul 01 1991, 3:33 AM EDT
 Att. 50,270 - Sunny - 71 F

livebaseballscorecards.com

AB	35
R	3
H	7
RBI	3
BB	2
SO	4
LOB	16



Batter	1	2	3	4	5	6	7	8	9	AB R H RBI BB SO LOB
Devon White, S (1, 8) OBP: 0.358, SLG: 0.432	1-3 K			1-0 HR		2-2 G5-3			1-2 E1 2B	4 2 1 1 0 1 1
Roberto Alomar, S (1, 4) OBP: 0.343, SLG: 0.441	3-2 P4			0-3 K		0-0 F8			0-2 S E 2B	4 1 1 2 0 1 0
Joe Carter, R (1, 9) OBP: 0.369, SLG: 0.567	0-2 G6-3			1-1 E 1B			0-2 F8		4-0 E IBB IBB	3 0 1 0 1 0 0
Pat Tabler, R (1, 3) OBP: 0.328, SLG: 0.264			0-1 G6-3	1-3 K			1-0 F9		4-0 E IBB	3 0 0 0 0 1 1
John Olerud, L (9, PH) OBP: 0.325, SLG: 0.394				1-3 K					1-2 IBB	0 0 0 0 1 0 0
Ed Sprague, R (1, 5) OBP: 0.355, SLG: 0.387			1-3 K	2-3 K			1-3 K		0-1 E2	3 0 0 0 0 3 1
Rance Mulliniks, L (9, PH) OBP: 0.429, SLG: 0.387				1-2 K					1-2 2-3 3-H	1 0 0 0 0 0 2
Derek Bell, R (1, 7)			1-3 K			3-2 F8			2-2 F9	3 0 0 0 0 1 0
Pat Borders, R (1, 2) OBP: 0.233, SLG: 0.265						0-1 G5-3			2-3 K	3 0 0 0 0 1 0
Manuel Lee, S (1, 6) OBP: 0.306, SLG: 0.315			1-3 K			2-3 K			3-2 F9	3 0 0 0 0 2 0
Mookie Wilson, S (1, 10) OBP: 0.276, SLG: 0.396			2-3 K				1-1 G5-3		1-1 E 2B 2B	3 1 1 0 0 1 0

BOTTOM

Seattle Mariners @ Toronto Blue Jays
 SkyDome, Toronto, ON
 Mon Jul 01 1991, 3:33 AM EDT
 Att: 50,270 - Sunny - 71 F

livebaseballscorecards.com

AB	30
R	4
H	4
RBI	3
BB	2
SO	11
LOB	5



Inning Stats	R: 0	H: 0	E: 0	K: 1	S: 11	LOB: 0	BB: 0	P: 15	R: 0	H: 0	E: 0	K: 2	S: 9	LOB: 0	BB: 0	P: 11	R: 0	H: 0	E: 0	K: 2	S: 10	LOB: 0	BB: 0	P: 15	R: 1	H: 2	E: 1	K: 3	S: 12	LOB: 1	BB: 0	P: 17	R: 0	H: 0	E: 0	K: 1	S: 8	LOB: 0	BB: 0	P: 13	R: 0	H: 0	E: 0	K: 0	S: 6	LOB: 0	BB: 0	P: 9	R: 0	H: 0	E: 0	K: 1	S: 9	LOB: 0	BB: 0	P: 11	R: 0	H: 0	E: 0	K: 1	S: 9	LOB: 0	BB: 0	P: 16	R: 3	H: 2	E: 2	K: 0	S: 11	LOB: 3	BB: 2	P: 21	1B: 1	SF: 0	2B: 2	SAC: 0	3B: 0	DP: 0	HR: 1	HBP: 0	WP: 0	PA: 32
--------------	------	------	------	------	-------	--------	-------	-------	------	------	------	------	------	--------	-------	-------	------	------	------	------	-------	--------	-------	-------	------	------	------	------	-------	--------	-------	-------	------	------	------	------	------	--------	-------	-------	------	------	------	------	------	--------	-------	------	------	------	------	------	------	--------	-------	-------	------	------	------	------	------	--------	-------	-------	------	------	------	------	-------	--------	-------	-------	-------	-------	-------	--------	-------	-------	-------	--------	-------	--------

PITCHER	IP	WLS	BF	H	R	ER	SO	BB	IBB	HBP	BLK	WP	HR	S	P	ERA	WHIP
Randy Johnson, L (1, 1) ERA: 4.09	8.0		28	3	3	2	11	0	0	0	0	0	1	80	115	2.25	0.375
Michael Jackson, R (9, 1) ERA: 2.7	0.0	L	3	1	0	0	0	0	2	0	0	0	0	3	11	∞	∞
Rob Murphy, L (9, 1) ERA: 2.67	0.0		1	0	1	0	0	0	0	0	0	0	0	2	2	∞	∞

Batter	1	2	3	4	5	6	7	8	9	AB R H RBI BB SO LOB	TOP
Tim Raines, S (1, 7) OBP: 0.372, SLG: 0.381 	1-2 	2-2 G3 			0-0 P6 		3-2 G3 		4-2 G5-4-3 BB 	4 1 1 1 1 0 1	
Robin Ventura, L (1, 5) OBP: 0.355, SLG: 0.350 	3-1 1B FC4-6 		2-1 F7 		2-1 G6-4-3 1B 		3-2 E7 HR 	0-1 G5-4-3 	5 2 2 0 0 0 2		
Frank Thomas, R (1, 10) OBP: 0.441, SLG: 0.509 	2-2 FC4-6 BB 1-3 1B 		2-1 1B 		2-0 G6-4-3 		3-3 K 		4 0 2 0 0 1 2		
Matt Merullo, L (1, 2) OBP: 0.290, SLG: 0.374 Carlton Fisk, R (8, PH) OBP: 0.335, SLG: 0.424 (8, 2) 	4-2 FC4-6 BB 1-2 		1-1 P6 		1-3 K 		1-0 HR 		2 0 0 0 1 1 1 1 1 1 2 0 0 0		
Dan Pasqua, L (1, 3) OBP: 0.337, SLG: 0.442 	2-3 K 		3-0 1B 		0-2 G3-1 		3-2 F9 		4 0 1 0 0 1 3		
Lance Johnson, L (1, 8) OBP: 0.279, SLG: 0.286 	1-2 FC4-6 		1-2 G4-3 		0-3 K 		0-1 G1-3 		4 0 0 1 0 1 4		
Craig Grebeck, R (1, 4) OBP: 0.304, SLG: 0.435 	2-1 G6-3 		2-3 K 		4-2 G6-3 BB 		0-1 2B 3B 		3 1 1 0 1 1 2		
Sammy Sosa, R (1, 9) OBP: 0.241, SLG: 0.352 		1-1 F9 		1-2 G4-3 		1-3 K 		0-0 G3 	4 0 0 0 0 1 2		
Ozzie Guillen, L (1, 6) OBP: 0.284, SLG: 0.326 	0-0 G4-3 		0-2 1B 		1-1 G6-3 		0-2 2B 		4 0 2 1 0 0 1		
Inning Stats	R: 2 H: 3 E: 0 LOB: 2 K: 1 BB: 1 S: 18 P: 33	R: 0 H: 0 E: 0 LOB: 0 K: 0 BB: 0 S: 6 P: 9	R: 0 H: 2 E: 0 LOB: 2 K: 0 BB: 0 S: 11 P: 20	R: 0 H: 1 E: 0 LOB: 1 K: 1 BB: 0 S: 9 P: 12	R: 0 H: 1 E: 0 LOB: 0 K: 0 BB: 0 S: 4 P: 8	R: 0 H: 0 E: 0 LOB: 0 K: 2 BB: 0 S: 10 P: 11	R: 0 H: 0 E: 0 LOB: 1 K: 1 BB: 1 S: 14 P: 23	R: 2 H: 1 E: 1 LOB: 0 K: 1 BB: 0 S: 14 P: 24	R: 1 H: 2 E: 0 LOB: 1 K: 0 BB: 1 S: 11 P: 15	1B: 6 SF: 0 2B: 1 SAC: 0 3B: 1 DP: 2 HR: 2 HBP: 0	WP: 0 PA: 38 PB: 0 SB: 0 CS: 0
PITCHER Erik Hanson, R (1, 1) ERA: 3.53 Russ Swan, L (8, 1) ERA: 2.91 Dave Burba, R (9, 1) ERA: 4.15 Calvin Jones, R (9, 1) ERA:	IP WLS BF H R ER SO BB IBB HBP BLK WP HR S P ERA WHIP 7.1 0 30 7 3 3 6 2 0 0 0 0 1 80 130 3.68 1.227 0.2 0 3 1 1 0 0 0 0 0 0 0 0 6 10 0.00 1.500 0.1 L 4 2 1 1 0 1 0 0 0 0 0 0 9 13 27.00 9.000 0.2 1 0 0 0 0 0 0 0 0 0 0 0 2 2 0.00 0.000	PITCHER IP WLS BF H R ER SO BB IBB HBP BLK WP HR S P ERA WHIP									

Chicago White Sox @ Seattle Mariners
 The Kingdome, Seattle, WA
 Tue Jul 02 1991, 10:05 PM EDT
 Att. 16,444 - Dome - 70 F

livebaseballscorecards.com

AB	35
R	5
H	10
RBI	5
BB	3
SO	6
LOB	18



Batter	1	2	3	4	5	6	7	8	9	10	11	12	AB R H RBI BB SO LOB	TOP										
Tim Raines, S OBP: 0.368, SLG: 0.377 (1, 7)	2-3 K		1-1 L6-4 1B		1-1 F9		0-0 G6-3			1-2 G1-3		3-2 F7	6 0 1 0 0 1 1											
Robin Ventura, L OBP: 0.361, SLG: 0.364 (1, 5)	3-2 FC1-5-6 2B		2-0 1-2 1B		2-0 G4-3			2-1 G6-3		3-1 FC6-4 1B		2-0 1B 2B	6 1 4 0 0 0 0											
Frank Thomas, R OBP: 0.440, SLG: 0.502 (1, 10)	2-1 FC1-5-6 BB 2-3		1-2 L6-4 2-3		4-2 G4-6-3 BB		1-0 G5-3		3-1 F8		4-0 1B IBB	4 0 0 0 2 0 4												
Carlton Fisk, R OBP: 0.335, SLG: 0.419 (1, 3) (9, 2)	4-0 1-2 BB		1-3 K		2-2 G4-6-3 1-2f		1-3 K		1-3 K		2-0 FC6-4 1-2f	0-0 1B	5 0 1 1 1 2 3											
Craig Grebeck, R OBP: 0.305, SLG: 0.432 Lance Johnson, L OBP: 0.283, SLG: 0.297 (1, 4) (9, PH) (9, 8)	0-0 P6		2-1 WP BLK 1B		2-1 F9			0-0 2B 3B			0-0 S 1B	1-0 G3-1	3 0 1 0 0 0 2 3 1 2 0 0 0 2											
Cory Snyder, R OBP: 0.231, SLG: 0.304 Matt Merullo, L OBP: 0.294, SLG: 0.370 (1, 9) (9, PH) (9, 3)		2-2 G4-3 2B	0-3 K		0-0 2B G6-3 1B			2-2 P4			4-2 G6-4-3 BB		3 1 2 0 0 1 1 1 0 0 0 1 0 1											
Sammy Sosa, R OBP: 0.242, SLG: 0.356 Dan Pasqua, L OBP: 0.333, SLG: 0.437 (1, 8) (9, PH) (9, 9)		1-2 G4-3 2-3	3-3 K		0-0 2B			1-3 K		1-3 K			3 0 1 0 0 1 2 2 0 0 0 0 2 3											
Don Wakamatsu, R OBP: 0.233, SLG: 0.207 Warren Newson, L OBP: 0.405, SLG: 0.300 Scott Fletcher, R OBP: 0.278, SLG: 0.269 (1, 2) (9, PH) (9, 4)		1-2 G6-3	1-2 G6-3		1-2 G6-3			1-1 2B		1-1 2B		0-0 G6-4-3	3 0 0 0 0 1 4 1 0 1 1 0 0 0 1 0 0 0 0 0 2											
Ozzie Guillen, L OBP: 0.279, SLG: 0.320 (1, 6)		0-0 P5			1-0 F9			0-1 G6-3		1-0 G6-3		2-1 F7	5 0 0 1 0 0 3											
Inning Stats	R: 0 E: 0 K: 1 S: 10	H: 1 LOB: 2 BB: 1 P: 21	R: 0 E: 0 K: 0 S: 11	H: 1 LOB: 1 BB: 0 P: 15	R: 0 E: 0 K: 2 S: 11	H: 1 LOB: 1 BB: 0 P: 17	R: 0 E: 0 K: 0 S: 4	H: 0 LOB: 0 BB: 1 P: 16	R: 1 E: 0 K: 1 S: 8	H: 2 LOB: 1 BB: 0 P: 9	R: 0 E: 0 K: 1 S: 7	H: 0 LOB: 0 BB: 0 P: 11	R: 1 E: 0 K: 1 S: 11	H: 2 LOB: 1 BB: 0 P: 16	R: 0 E: 0 K: 0 S: 8	H: 1 LOB: 1 BB: 0 P: 17	R: 0 E: 0 K: 1 S: 8	H: 1 LOB: 1 BB: 1 P: 13	R: 1 E: 0 K: 0 S: 9	H: 2 LOB: 2 BB: 1 P: 21	1B: 7 2B: 6 3B: 1 HR: 0	SF: 0 SAC: 0 DP: 3 HBP: 0	WP: 1 PB: 0 SB: 1 CS: 0	PA: 50
PITCHER	IP WLS BF H R ER SO BB IBB HBP BLK WP HR S P ERA WHIP																							
Bill Krueger, L ERA: 3.39 (1, 1)	7.1	29	7	1	1	5	2	0	0	0	1	0	0	65	106	1.23	1.227							
Michael Jackson, R ERA: 2.82 (8, 1)	1.1	6	2	1	1	2	0	0	0	0	0	0	0	15	21	6.75	1.500							
Russ Swan, L ERA: 2.86 (9, 1)	0.2	3	1	0	0	0	0	0	0	0	0	0	0	6	11	0.00	1.500							
Calvin Jones, R ERA: 0.96 (10, 1)	2.1	L 11	3	1	1	1	1	1	0	0	0	0	0	19	40	3.86	1.714							
Dave Burba, R ERA: 4.09 (12, 1)	0.1	1	0	0	0	0	0	0	0	0	0	0	0	1	2	0.00	0.000							

Chicago White Sox @ Seattle Mariners
The Kingdome, Seattle, WA
Wed Jul 03 1991, 10:05 PM EDT
Att. 13,856 - Dome - 70 F

AB	46
R	3
H	13
RBI	3
BB	4
SO	8
LOB	28




Batter	1	2	3	4	5	6	7	8	9	10	11	12	AB	R	H	RBI	BB	SO	LOB
Ken Griffey Jr., L OBP: 0.359, SLG: 0.434	1-1 G6-3		2-0 P2			2-1 HR		0-0 SH4-3		0-1 G5-3			4	1	1	1	0	0	0
Harold Reynolds, S OBP: 0.349, SLG: 0.346	1-1 P6			3-1 P4		1-0 G6-3		0-1 G1-3		3-3 K			5	0	0	0	0	1	1
Edgar Martinez, R OBP: 0.408, SLG: 0.411 Jeff Schaefer, R OBP: 0.259, SLG: 0.346	2-1 P4			3-3 K		0-1 P4		4-0 IBB			0-1 G6-3		3	0	0	0	1	1	0
Jay Buhner, R OBP: 0.324, SLG: 0.471		2-3 K		1-0 F6			2-1 F9	1-0 F9			1-1 G1-3		5	0	0	0	0	1	2
Pete O'Brien, L OBP: 0.297, SLG: 0.382 Greg Briley, L OBP: 0.249, SLG: 0.264		0-1 G6-3			1-2 SF9 3B		1-1 G4-3		1-2 G5-4-3 SH2-4 1B		0-0 F7		4	1	2	0	0	0	0
Alvin Davis, L OBP: 0.316, SLG: 0.359 Henry Cotto, R OBP: 0.350, SLG: 0.425		4-2 BB			1-2 L5		4-0 BB		SAFE 0-0 SH2-4			3-1 G4-3 FC3-5 HBP	1	0	0	0	2	0	1
Alonzo Powell, R OBP: 0.216, SLG: 0.294		1-1 L6			1-0 SF9		4-0 BB		SAFE 1-1 G5-4-3 HBP			1-0 G4-3	2	0	0	1	1	0	2
Scott Bradley, L OBP: 0.267, SLG: 0.221 Dave Valle, R OBP: 0.251, SLG: 0.205 Dave Cochrane, S OBP: 0.354, SLG: 0.417			0-0 G4-3		2-2 G1-3		1-1 F9		SAFE 0-1 G5-4-3			0-0 FC3-5 FC6-4	3	0	0	0	0	0	2
Omar Vizquel, S OBP: 0.292, SLG: 0.290			0-1 G4-3			0-0 L4		0-0 SH4-3 2B			1-3 K		5	0	1	0	0	1	1

Inning Stats	R: 0	H: 0	E: 0	K: 0	S: 6	LOB: 0	BB: 0	P: 10	R: 0	H: 0	E: 0	K: 1	S: 10	LOB: 1	BB: 1	P: 17	R: 0	H: 0	E: 0	K: 0	S: 4	LOB: 0	BB: 0	P: 6	R: 0	H: 0	E: 0	K: 1	S: 6	LOB: 0	BB: 0	P: 13	R: 1	H: 1	E: 0	K: 0	S: 11	LOB: 0	BB: 0	P: 16	R: 1	H: 1	E: 0	K: 0	S: 6	LOB: 0	BB: 0	P: 9	R: 0	H: 1	E: 0	K: 0	S: 5	LOB: 2	BB: 2	P: 18	R: 0	H: 1	E: 0	K: 0	S: 7	LOB: 2	BB: 0	P: 9	R: 0	H: 0	E: 0	K: 2	S: 8	LOB: 0	BB: 0	P: 12	R: 0	H: 0	E: 0	K: 0	S: 5	LOB: 0	BB: 0	P: 6	R: 0	H: 0	E: 0	K: 0	S: 5	LOB: 1	BB: 0	P: 9	1B: 1	SF: 1	2B: 1	SAC: 2	3B: 1	DP: 1	HBP: 2	WP: 0	PA: 45
--------------	------	------	------	------	------	--------	-------	-------	------	------	------	------	-------	--------	-------	-------	------	------	------	------	------	--------	-------	------	------	------	------	------	------	--------	-------	-------	------	------	------	------	-------	--------	-------	-------	------	------	------	------	------	--------	-------	------	------	------	------	------	------	--------	-------	-------	------	------	------	------	------	--------	-------	------	------	------	------	------	------	--------	-------	-------	------	------	------	------	------	--------	-------	------	------	------	------	------	------	--------	-------	------	-------	-------	-------	--------	-------	-------	--------	-------	--------

PITCHER	IP	WLS	BF	H	R	ER	SO	BB	IBB	HBP	BLK	WP	HR	S	P	ERA	WHIP
Charlie Hough, R ERA: 3.7	7.0		27	3	2	2	2	3	0	0	0	0	1	50	90	2.57	0.857
Scott Radinsky, L ERA: 2.18	1.0		5	1	0	0	0	0	1	0	0	0	0	7	13	0.00	1.000
Donn Pall, R ERA: 1.2	3.0	W	9	0	0	0	2	0	0	1	0	0	0	17	23	0.00	0.000
Bobby Thigpen, R ERA: 3.79	1.0	S	4	0	0	0	0	0	0	1	0	0	0	5	9	0.00	0.000

Chicago White Sox @ Seattle Mariners
The Kingdom, Seattle, WA
Wed Jul 03 1991, 10:05 PM EDT
Att: 13,856 - Dome - 70 F

AB	36
R	2
H	4
RBI	2
BB	4
SO	4
LOB	12



Batter	1	2	3	4	5	6	7	8	9	AB R H RBI BB SO LOB	TOP											
Tim Raines, S (1, 7) OBP: 0.365, SLG: 0.374	0-0 F7		1-2 L4		2-2 F7		3-2 F8		0-0 S 1B	5 0 1 0 0 0 0												
Robin Ventura, L (1, 5) OBP: 0.361, SLG: 0.362	3-3 K		4-2 2B 1B BB		2-0 F8		3-1 FC6-4 1B		SAFE 3-1 G1-3 1-2	4 1 1 0 1 1 1												
Frank Thomas, R (1, 10) OBP: 0.440, SLG: 0.505	0-1 BB 1B		2-0 1B 2B		1-2 F9		0-1 FC6-4 1-2f			4 1 2 0 0 0 1												
Dan Pasqua, L (1, 9) OBP: 0.337, SLG: 0.435 (6, 3)	4-2 1-2 BB		1-1 P6		2-1 F9		1-0 FC6-4 1B			3 0 1 0 1 0 2												
Carlton Fisk, R (1, 2) OBP: 0.333, SLG: 0.416	1-1 P3		0-1 1B 2-H 3-H		3-1 F8		0-1 P8			4 0 1 2 0 0 3												
Lance Johnson, L (1, 8) OBP: 0.283, SLG: 0.296			2-2 F8		0-0 E9 1B		1-3 K			4 0 1 0 0 1 2												
Matt Merullo, L (1, 3) OBP: 0.305, SLG: 0.366			4-2 G5-3 BB		1-0 F8		1-0 FC6-4 1-2f			1 0 0 0 2 0 0												
Sammy Sosa, R (6, PR) OBP: 0.242, SLG: 0.356 (6, 9)					4-0 IBB					0 0 0 0 0 0 0												
Warren Newson, L (8, PH) OBP: 0.395, SLG: 0.290 (8, 9)					3-3 K					1 0 0 0 0 0 1												
Craig Grebeck, R (1, 4) OBP: 0.296, SLG: 0.418			1-2 G5-3		1-0 P2					3 0 0 0 0 1 3												
Cory Snyder, R (9, PH) OBP: 0.230, SLG: 0.302			SAFE 1-2		SAFE 1-2					1 0 0 0 0 0 0												
Ozzie Guillen, L (1, 6) OBP: 0.275, SLG: 0.315			2-2 F7		2-2 P6		0-0 G4-3		0-0 B5-3	4 0 0 0 0 0 1												
Inning Stats	R: 0 E: 0 K: 1 S: 11	H: 1 LOB: 2 BB: 1 P: 19	R: 0 E: 0 K: 0 S: 14	H: 0 LOB: 1 BB: 1 P: 23	R: 2 E: 0 K: 0 S: 13	H: 2 LOB: 1 BB: 1 P: 21	R: 0 E: 0 K: 0 S: 6	H: 0 LOB: 0 BB: 0 P: 10	R: 0 E: 0 K: 0 S: 8	H: 0 LOB: 0 BB: 0 P: 13	R: 0 E: 1 K: 1 S: 9	H: 1 LOB: 2 BB: 1 P: 21	R: 0 E: 0 K: 0 S: 12	H: 1 LOB: 1 BB: 0 P: 18	R: 0 E: 0 K: 1 S: 7	H: 1 LOB: 1 BB: 0 P: 10	R: 0 E: 0 K: 0 S: 6	H: 1 LOB: 1 BB: 0 P: 9	1B: 6 2B: 1 3B: 0 HR: 0	SF: 0 SAC: 0 DP: 0 HBP: 0	WP: 0 PB: 0 SB: 1 CS: 0	PA: 38
PITCHER	IP WLS BF H R ER SO BB IBB HBP BLK WP HR S P ERA WHIP																					
Rich DeLucia, R (1, 1) ERA: 4.63	6.0 W 26 4 2 2 2 3 1 0 0 0 0 0 61 107 3.00 1.167																					
Russ Swan, L (7, 1) ERA: 2.82	0.2 3 1 0 0 0 0 0 0 0 0 0 0 10 16 0.00 1.500																					
Bill Swift, R (7, 1) ERA: 2.76	1.2 6 1 0 0 1 0 0 0 0 0 0 0 11 14 0.00 0.600																					
Rob Murphy, L (9, 1) ERA: 2.61	0.2 S 3 1 0 0 0 0 0 0 0 0 0 0 4 7 0.00 1.500																					

Chicago White Sox @ Seattle Mariners
The Kingdome, Seattle, WA
Thu Jul 04 1991, 6:33 AM EDT
Att. 15,104 - Dome - 70 F

livebaseballscorecards.com

AB	34
R	2
H	7
RBI	2
BB	4
SO	3
LOB	14



Batter	1	2	3	4	5	6	7	8	9
Edgar Martinez, R OBP: 0.405, SLG: 0.409 (1, 5) S F B B R X	3-2 G3 1B 1B		2-2 F9		1-3 K			0-1 G6-3	
Harold Reynolds, S OBP: 0.345, SLG: 0.342 (1, 4) X	0-0 G3 1-2		2-0 G5-3		2-1 G1-3			1-1 F7	
Ken Griffey Jr., L OBP: 0.354, SLG: 0.427 (1, 10) C B S S S	1-3 K			1-1 P9		1-1 G4-3		2-1 G3	
Jay Buhner, R OBP: 0.335, SLG: 0.519 (1, 9) B X	1-0 1B 2-H			2-2 HR		0-1 HR			
Alonzo Powell, R OBP: 0.207, SLG: 0.278 (1, 7) X	0-0 G4-3			1-0 G6-3		0-0 G5-3			
Pete O'Brien, L OBP: 0.294, SLG: 0.378 (1, 3) C B X		1-1 G4-3		0-0 L1		0-0 B5-3			
Henry Cotto, R OBP: 0.350, SLG: 0.423 (1, 8) B C X		1-1 L6			2-1 FC5 1B 1B		3-2 G4-3		
Jeff Schaefer, R OBP: 0.262, SLG: 0.346 (1, 6) C B S L		0-3 K			0-0 FC5 1B 1-2		1-3 K		
Dave Valle, R OBP: 0.247, SLG: 0.201 (1, 2) C B F X			1-2 G5-3		0-0 FC5 1-2 2-3f		0-0 F8		


AB	R	H	RBI	BB	SO	LOB
4	1	1	0	0	1	2
4	0	0	0	0	0	3
4	0	0	0	0	1	1
3	2	3	3	0	0	0
3	0	0	0	0	0	1
3	0	0	0	0	0	0
3	0	1	0	0	0	0
3	0	1	0	0	2	0
3	0	0	0	0	0	2

BOTTOM

Chicago White Sox @ Seattle Mariners
The Kingdome, Seattle, WA

Thu Jul 04 1991, 6:33 AM EDT
Att. 15,104 - Dome - 70 F

AB	30
R	3
H	6
RBI	3
BB	0
SO	4
LOB	9



Inning Stats		R: 1	H: 2	R: 0	H: 0	R: 0	H: 0	R: 1	H: 1	R: 0	H: 2	R: 1	H: 1	R: 0	H: 0	R: 0	H: 0
		E: 0	LOB: 1	E: 0	LOB: 0	E: 0	LOB: 0	E: 0	LOB: 0	E: 0	LOB: 2	E: 0	LOB: 0	E: 0	LOB: 0	E: 0	LOB: 0
		K: 1	BB: 0	K: 1	BB: 0	K: 0	BB: 0	K: 0	BB: 0	K: 1	BB: 0	K: 0	BB: 0	K: 1	BB: 0	K: 0	BB: 0
		S: 9	P: 14	S: 7	P: 9	S: 7	P: 12	S: 8	P: 12	S: 10	P: 15	S: 6	P: 7	S: 7	P: 11	S: 6	P: 9

PITCHER		IP	WLS	BF	H	R	ER	SO	BB	IBB	HBP	BLK	WP	HR	S	P	ERA	WHIP
Greg Hibbard, L ERA: 3.92 (1, 1)		8.0	L	30	6	3	3	4	0	0	0	0	0	2	60	89	3.38	0.750

WP	PA	ERA	WHIP
0	30		

Batter	1	2	3	4	5	6	7	8	9	AB R H RBI BB SO LOB	TOP																						
Devon White, S (1, 8) OBP: 0.357, SLG: 0.437	0-0 G3-1		3-2 E1		3-1 F7			1-2 F8		4 0 0 0 0 0 2																							
Roberto Alomar, S (1, 4) OBP: 0.352, SLG: 0.449	1-0 1B		0-3 K			2-1 G4-6-3 1B		1-1 2-H 2B		4 0 3 1 0 1 1																							
Joe Carter, R (1, 9) OBP: 0.366, SLG: 0.573	3-1 F8			0-0 F7		1-3 SAFE K		3-2 F9		4 0 0 0 0 1 3																							
Rance Mulliniks, L (1, 5) OBP: 0.411, SLG: 0.369	0-0 F8			0-3 K		2-0 SAFE SAFE G4-6-3 1-2f			1-1 L7	4 0 0 0 0 1 2																							
Greg Myers, L (1, 2) OBP: 0.340, SLG: 0.429		0-0 L8		2-0 F9			0-0 F8		0-0 P5	4 0 0 0 0 0 0																							
John Olerud, L (1, 3) OBP: 0.323, SLG: 0.389		1-2 P6			2-2 L6		1-1 G3		3-2 G6-3	4 0 0 0 0 0 0																							
Rob Ducey, L (1, 7) OBP: 0.333, SLG: 0.667		1-0 G3-1			2-0 1B 3B		1-0 F7			3 1 1 0 0 0 0																							
Manuel Lee, S (1, 6) OBP: 0.309, SLG: 0.319			0-0 F7		2-3 K			0-0 SH3-4 2B 1B		3 1 1 0 0 1 1																							
Mookie Wilson, S (1, 10) OBP: 0.272, SLG: 0.387			1-0 G3-1		1-1 3-H 1B			2-1 SH3-4		2 0 1 1 0 0 0																							
Inning Stats	R: 0 E: 0 K: 0 S: 5	H: 1 LOB: 1 BB: 0 P: 9	R: 0 E: 0 K: 0 S: 6	H: 0 LOB: 0 BB: 0 P: 8	R: 0 E: 1 K: 1 S: 8	H: 0 LOB: 1 BB: 0 P: 12	R: 0 E: 0 K: 1 S: 5	H: 0 LOB: 0 BB: 0 P: 7	R: 1 E: 0 K: 1 S: 11	H: 2 LOB: 1 BB: 0 P: 21	R: 0 E: 0 K: 1 S: 7	H: 1 LOB: 0 BB: 0 P: 12	R: 0 E: 0 K: 0 S: 4	H: 0 LOB: 0 BB: 0 P: 6	R: 1 E: 0 K: 0 S: 11	H: 2 LOB: 1 BB: 0 P: 18	R: 0 E: 0 K: 0 S: 6	H: 0 LOB: 0 BB: 0 P: 10	1B: 4 2B: 1 3B: 1 HR: 0	SF: 0 SAC: 1 DP: 1 HBP: 0	WP: 0 PB: 0 SB: 0 CS: 0	PA: 33											
PITCHER Brian Holman, R (1, 1) ERA: 3.82	IP 9.0	WLS L	BF 33	H 6	R 2	ER 2	SO 4	BB 0	IBB 0	HBP 0	BLK 0	WP 0	HR 0	S 63	P 103	ERA 2.00	WHIP 0.667																
											PITCHER	IP	WLS	BF	H	R	ER	SO	BB	IBB	HBP	BLK	WP	HR	S	P	ERA	WHIP					

Toronto Blue Jays @ Seattle Mariners
The Kingdome, Seattle, WA
Fri Jul 05 1991, 10:05 PM EDT
Att. 21,647 - Dome - 70 F

livebaseballscores.com

AB	32
R	2
H	6
RBI	2
BB	0
SO	4
LOB	9



Batter	1	2	3	4	5	6	7	8	9	AB	R	H	RBI	BB	SO	LOB
Greg Briley, L (1, 7) OBP: 0.247, SLG: 0.258	2-1 F7		3-1 G3-1				1-1 G1-3		0-0 G3	4	0	0	0	1	0	1
Harold Reynolds, S (1, 4) OBP: 0.346, SLG: 0.346	2-3		1-1 2B			0-1 1B	1-2 P4		1-0 F8	5	0	2	0	0	1	1
Ken Griffey Jr., L (1, 8) OBP: 0.356, SLG: 0.432	0-0 1B		3-2 F7			0-1 F7	2-2 2B			4	0	2	1	0	0	3
Jay Buhner, R (1, 9) OBP: 0.339, SLG: 0.515	0-0 1B		3-2 F9			3-3	4-0 IBB			3	0	1	0	1	1	3
Alvin Davis, L (1, 10) OBP: 0.315, SLG: 0.354	4-2 BB			3-1 F7			1-0 G4-3			3	0	0	0	1	0	2
Pete O'Brien, L (1, 3) OBP: 0.290, SLG: 0.372	1-2 G3-1			0-1 P2			0-0 G3		0-1 F8	4	0	0	0	0	0	3
Dave Cochrane, S (1, 5) OBP: 0.362, SLG: 0.413		0-0 G4-3		2-2 1B			4-0 BB		0-0 F8	3	0	1	0	1	0	0
Omar Vizquel, S (1, 6) OBP: 0.288, SLG: 0.286		2-1 G1-3		1-0 G5-3			0-1 P5		1-2 F8	3	0	0	0	0	0	2
Edgar Martinez, R (8, PH) OBP: 0.404, SLG: 0.407										1	0	0	0	0	0	0
Jeff Schaefer, R (9, 6) OBP: 0.262, SLG: 0.346										0	0	0	0	0	0	0
Dave Valle, R (1, 2) OBP: 0.249, SLG: 0.216		0-1 F8					1-1 G5-3			3	1	1	0	0	0	0
Scott Bradley, L (9, PH) OBP: 0.264, SLG: 0.219								2B 3B		1	0	0	0	0	0	0

BOTTOM

Toronto Blue Jays @ Seattle Mariners
The Kingdome, Seattle, WA
Fri Jul 05 1991, 10:05 PM EDT
Att. 21,647 - Dome - 70 F

livebaseballscores.com


AB	34
R	1
H	7
RBI	1
BB	4
SO	2
LOB	15



Inning	1	2	3	4	5	6	7	8	9	1B	2B	3B	SF	SAC	DP	HBP
R	0	0	0	0	0	0	1	0	0	3	1	0	0	0	0	0
H	2	0	1	1	0	0	2	0	0	1	1	0	0	0	0	0
E	1	0	0	0	0	0	0	0	0	0	0	0	0	0	0	0
K	1	0	0	0	0	0	1	0	0	0	0	0	0	0	0	0
S	13	5	10	8	12	6	12	9	4	1	0	0	0	0	0	0

PITCHER	IP	WLS	BF	H	R	ER	SO	BB	IBB	HBP	BLK	WP	HR	S	P	ERA	WHIP
Todd Stottliemyre, R (1, 1) ERA: 3.03	6.2		29	6	1	1	2	3	0	0	0	0	0	62	106	1.35	1.350
Bob MacDonald, L (7, 1) ERA: 0.83	1.0	W	5	1	0	0	0	0	1	0	0	0	0	7	14	0.00	1.000
Duane Ward, R (8, 1) ERA: 2.28	0.1		1	0	0	0	0	0	0	0	0	0	0	6	7	0.00	0.000
Tom Henke, R (9, 1) ERA: 1.31	1.0	S	3	0	0	0	0	0	0	0	0	0	0	4	6	0.00	0.000

WP	0	PA	38
PB	0		
SB	1		
CS	0		

Batter	1	2	3	4	5	6	7	8	9	10	AB R H RBI BB SO LOB	TOP															
Devon White, S OBP: 0.360, SLG: 0.444 (1, 8) B F B X	2-1 P3 ①		4-0 SH1-4 E BB ①	1-2 F8 ②			1-2 G3-1 1B ②		3-2 3B 1-H		4 1 2 1 1 0 2																
Roberto Alomar, S OBP: 0.354, SLG: 0.448 (1, 4) C X	0-1 S 1B		1-1 SH1-4 ①		1-3 K ①		1-1 G3-1 SAFE ②		4-0 IBB		3 0 1 0 1 1 2																
Joe Carter, R OBP: 0.363, SLG: 0.566 (1, 9) S B 1 SAFE F S	3-3 K ②		4-0 F9 E BB		2-0 F7 ②		0-1 G1-3 ③		0-1 G4-3 ③		4 0 0 0 1 1 5																
Pat Tabler, R OBP: 0.326, SLG: 0.261 (1, 10) 1 SAFE SAFE Mookie Wilson, S OBP: 0.268, SLG: 0.382 (8, PH) B B B B	4-1 FC6-4 BB ③		2-2 E4 ②		1-0 G5-3 ③			0-1 G4-3 ①		1-2 G5-3 ①	2 0 0 1 1 0 1 2 0 0 0 0 0 0																
Ed Sprague, R OBP: 0.343, SLG: 0.372 (1, 3) F T S X John Olerud, L OBP: 0.324, SLG: 0.404 (8, PH) (8, 3)	1-2 FC6-4 ③		0-0 F9 ②		1-0 P4 ①			0-0 G1-3 ②		1-0 HR	3 0 0 0 0 0 4 2 1 1 1 0 0 0																
Pat Borders, R OBP: 0.223, SLG: 0.260 (1, 2) Greg Myers, L OBP: 0.337, SLG: 0.424 (8, PH) (8, 2)		1-1 G6-3 ①	1-0 P6 ③		2-3 K2-3 ②			0-0 G1-3 ③		3-2 G4-3 ②	3 0 0 0 0 1 2 2 0 0 0 0 0 0																
Derek Bell, R OBP: 0.235, SLG: 0.071 (1, 7) Rob Ducey, L OBP: 0.357, SLG: 0.643 (9, PH) (9, 7)		2-1 G4-3 ②		2-3 K ①		4-2 CS BB			2-3 K ①	3-1 1B 1B	2 0 0 0 1 1 0 2 0 1 0 0 1 0	AB 39 R 4 H 11 RBI 3 BB 5 SO 7 LOB 18															
Manuel Lee, S OBP: 0.310, SLG: 0.320 (1, 6)		0-3 K ③		0-0 F8 1B 1B		0-1 CS ③	0-3 K ①		0-1 G4-3 SAFE ②	1-2 FC5-4 1B	5 0 2 0 0 2 0																
Rene Gonzales, R OBP: 0.314, SLG: 0.311 (1, 5) Rance Mulliniks, L OBP: 0.412, SLG: 0.371 (9, PH) (9, 5)			2-2 SH1-4 E BB 1B		0-0 1B ①		2-1 G3-1 1B ①		2-1 3B 1B	1-2 FC5-4 1B ③	3 1 3 0 0 0 0 2 1 1 0 0 0 2																
Inning Stats	R: 0 E: 0 K: 1 S: 12	H: 1 LOB: 2 BB: 1 P: 22	R: 0 E: 0 K: 1 S: 7	H: 0 LOB: 0 BB: 0 P: 10	R: 2 E: 1 K: 0 S: 10	H: 1 LOB: 2 BB: 2 P: 24	R: 0 E: 0 K: 1 S: 8	H: 2 LOB: 1 BB: 0 P: 11	R: 0 E: 0 K: 1 S: 5	H: 0 LOB: 0 BB: 0 P: 9	R: 0 E: 0 K: 1 S: 8	H: 0 LOB: 0 BB: 1 P: 15	R: 0 E: 0 K: 1 S: 13	H: 2 LOB: 2 BB: 0 P: 17	R: 0 E: 0 K: 0 S: 4	H: 0 LOB: 0 BB: 0 P: 4	R: 1 E: 0 K: 1 S: 18	H: 2 LOB: 2 BB: 1 P: 29	R: 1 E: 0 K: 0 S: 20	H: 3 LOB: 2 BB: 0 P: 29	1B: 9 2B: 0 3B: 1 HR: 1	SF: 0 SAC: 1 DP: 0 HBP: 0	WP: 0 PB: 0 SB: 1 CS: 1	PA: 46			
PITCHER	IP WLS BF H R ER SO BB IBB HBP BLK WP HR S P ERA WHIP																										
Randy Johnson, L ERA: 3.93 (1, 1)	6.1	28	6	2	1	6	4	0	0	0	0	0	0	103	1.42	1.579											
Bill Swift, R ERA: 2.66 (7, 1)	1.2	5	0	0	0	0	0	0	0	0	0	0	0	8	9	0.00	0.000										
Michael Jackson, R ERA: 2.96 (9, 1)	1.0	6	2	1	1	1	0	1	0	0	0	0	0	18	29	9.00	2.000										
Russ Swan, L ERA: 2.96 (10, 1)	1.0	L 6	3	1	1	0	0	0	0	0	0	0	1	20	29	9.00	3.000										


Toronto Blue Jays @ Seattle Mariners
The Kingdom, Seattle, WA
Sat Jul 06 1991, 10:05 PM EDT
Att. 48,570 - Dome - 70 F

livebaseballscorecards.com

Batter	1	2	3	4	5	6	7	8	9	10	AB	R	H	RBI	BB	SO	LOB	BOTTOM
Edgar Martinez, R OBP: 0.401, SLG: 0.405 (1, 5)	F8	G5-3		E 1B		SF9			G1-6-3		4	0	1	1	0	0	1	Toronto Blue Jays @ Seattle Mariners The Kingdom, Seattle, WA Sat Jul 06 1991, 10:05 PM EDT Att: 48,570 - Dome - 70 F livebaseballscorecards.com
Harold Reynolds, S OBP: 0.343, SLG: 0.344 (1, 4)	1B SF7 1B		E6	E5		F8			F8		5	1	1	0	0	0	2	
Ken Griffey Jr., L OBP: 0.356, SLG: 0.431 Greg Briley, L OBP: 0.250, SLG: 0.261 (1, 8) (7, 7)	BB 1B		F8	K			G3		1B		3	0	1	0	0	1	3	
Jay Buhner, R OBP: 0.335, SLG: 0.503 (1, 9)	1B BB		L8			F8	K		K		4	0	0	0	1	2	2	
Henry Cotto, R OBP: 0.345, SLG: 0.414 (1, 7) (7, 8)	SF7		1B SAFE	G4-3		G4-3	K		K		3	0	0	1	1	2	0	
Pete O'Brien, L OBP: 0.286, SLG: 0.366 (1, 3)	3-H P5		F8	F8		P4		F7	G3-1		5	0	0	0	0	0	4	
Alonzo Powell, R OBP: 0.230, SLG: 0.273 Alvin Davis, L OBP: 0.317, SLG: 0.355 (1, 10) (8, PH)		G5-3 BLK BB		P4		FC SH1-3 SF9 BB		1B	K		1	1	0	0	2	0	0	
Jeff Schaefer, R OBP: 0.256, SLG: 0.337 Omar Vizquel, S OBP: 0.287, SLG: 0.285 (1, 6) (8, PH) (9, 6)		K		P4		SH1-3		P5			2	0	0	0	0	1	1	
Dave Valle, R OBP: 0.249, SLG: 0.216 (1, 2)		G5-3		1B E 1B		FC		K			4	1	1	0	0	1	3	

Inning Stats	R: 1	H: 2	E: 0	LOB: 2	K: 0	BB: 1	S: 14	P: 24	R: 0	H: 0	E: 0	LOB: 1	K: 1	BB: 1	S: 9	P: 18	R: 0	H: 0	E: 1	LOB: 2	K: 0	BB: 1	S: 8	P: 16	R: 1	H: 2	E: 1	LOB: 2	K: 1	BB: 0	S: 17	P: 25	R: 0	H: 0	E: 0	LOB: 0	K: 0	BB: 0	S: 9	P: 15	R: 1	H: 0	E: 0	LOB: 1	K: 0	BB: 1	S: 11	P: 19	R: 0	H: 0	E: 0	LOB: 0	K: 2	BB: 0	S: 10	P: 15	R: 0	H: 1	E: 0	LOB: 1	K: 1	BB: 0	S: 12	P: 17	R: 0	H: 1	E: 0	LOB: 1	K: 1	BB: 0	S: 11	P: 17	R: 0	H: 0	E: 0	LOB: 0	K: 2	BB: 0	S: 8	P: 12	R: 0	H: 0	E: 0	LOB: 0	K: 2	BB: 0	S: 8	P: 12	1B: 6	SF: 2	2B: 0	SAC: 1	3B: 0	DP: 0	HR: 0	HBP: 0	WP: 0	PA: 43
PITCHER	IP	WLS	BF	H	R	ER	SO	BB	IBB	HBP	BLK	WP	HR	S	P	ERA	WHIP																																																																																	
David Wells, L ERA: 2.98 (1, 1)	5.1		27	4	3	2	2	4	0	0	1	0	0	65	112	3.38	1.500																																																																																	
Jim Acker, R ERA: 5.2 (6, 1)	2.2		9	1	0	0	3	0	0	0	0	0	0	25	37	0.00	0.375																																																																																	
Mike Timlin, R ERA: 3.06 (9, 1)	1.0	W	4	1	0	0	1	0	0	0	0	0	0	11	17	0.00	1.000																																																																																	
Tom Henke, R ERA: 1.25 (10, 1)	1.0	S	3	0	0	0	2	0	0	0	0	0	0	8	12	0.00	0.000																																																																																	



Batter	1	2	3	4	5	6	7	8	9	AB R H RBI BB SO LOB	TOP	
Devon White, S (1, 8) OBP: 0.359, SLG: 0.443	1-1 G3 WP SF7 1B	2-2 SF8		1-0 L7			1-3 K			3 1 1 1 0 1 0		
Roberto Alomar, S (1, 4) OBP: 0.353, SLG: 0.445	3-2 G3 1-3	1-1 1B 1B			2-1 G1-3		0-1 G6-3			4 0 1 0 0 0 1		
Joe Carter, R (1, 9) OBP: 0.362, SLG: 0.564	2-2 SF7 3-H	1-0 FC6-4 1B			1-0 G6-3		0-0 F8			3 0 1 1 0 0 0		
Rance Mulliniks, L (1, 5) OBP: 0.407, SLG: 0.367	2-0 G6-3	1-0 FC6-4 1-2f			3-1 1B			1-0 G4-3		4 0 1 0 0 0 2		
Greg Myers, L (1, 2) OBP: 0.335, SLG: 0.426		0-0 HR 2B		0-0 G4-3		1-2 P6		1-0 L7		4 1 1 0 0 0 1		
John Olerud, L (1, 3) OBP: 0.323, SLG: 0.414		0-1 HR		0-3 K		2-3 K		3-3 K		4 1 1 2 0 3 0		
Rob Ducey, L (1, 7) OBP: 0.389, SLG: 0.647		3-1 WP 3B 2B		2-3 K		4-0 FC6-4 BB			2-3 K	3 1 1 0 1 2 0	AB 33 R 5 H 8 RBI 5 BB 1 SO 9 LOB 7	
Manuel Lee, S (1, 6) OBP: 0.306, SLG: 0.315		1-3 K2-3		3-2 G5-3		2-3 SAFE K		1-1 G5-3		4 0 0 0 0 2 2		
Mookie Wilson, S (1, 10) OBP: 0.268, SLG: 0.391		2-2 SF8 2-H 3B		1-0 G6-3		1-0 SAFE FC6-4 1-2f		0-3 K		4 1 1 1 0 1 1		
Inning Stats	R: 1 E: 0 K: 0 S: 10 H: 1 LOB: 0 BB: 0 P: 18	R: 4 E: 0 K: 1 S: 20 H: 6 LOB: 2 BB: 0 P: 31	R: 0 E: 0 K: 2 S: 8 H: 0 LOB: 0 BB: 0 P: 10	R: 0 E: 0 K: 0 S: 5 H: 0 LOB: 0 BB: 0 P: 10	R: 0 E: 0 K: 0 S: 8 H: 1 LOB: 1 BB: 0 P: 15	R: 0 E: 0 K: 2 S: 7 H: 0 LOB: 1 BB: 1 P: 16	R: 0 E: 0 K: 1 S: 6 H: 0 LOB: 0 BB: 0 P: 7	R: 0 E: 0 K: 1 S: 6 H: 0 LOB: 0 BB: 0 P: 11	R: 0 E: 0 K: 2 S: 8 H: 0 LOB: 0 BB: 0 P: 11	1B: 4 2B: 2 3B: 1 HR: 1 SF: 2 SAC: 0 DP: 0 HBP: 0	WP: 2 PB: 0 SB: 0 CS: 0 PA: 36	
PITCHER	IP WLS BF H R ER SO BB IBB HBP BLK WP HR S P ERA WHIP											
Erik Hanson, R (1, 1) ERA: 4.05	2.0 L 13 7 5 5 1 0 0 0 0 2 1 30 49 22.50 3.500											
Bill Krueger, L (3, 1) ERA: 3.14	6.0 20 1 0 0 6 1 0 0 0 0 0 40 69 0.00 0.333											
Rob Murphy, L (9, 1) ERA: 2.53	1.0 3 0 0 0 2 0 0 0 0 0 0 8 11 0.00 0.000											

Toronto Blue Jays @ Seattle Mariners
The Kingdome, Seattle, WA
Sun Jul 07 1991, 6:33 AM EDT
Att. 27,812 - Dome - 70 F

livebaseballscorecards.com

Batter	1	2	3	4	5	6	7	8	9	AB	R	H	RBI	BB	SO	LOB
Edgar Martinez, R OBP: 0.399, SLG: 0.400 (1, 5) B C B X	2-1 G4-3 ①		4-2 BB ②			0-1 FC6-4 G4-3 1B ①		0-1 F9 ②		3	1	0	0	1	0	2
Harold Reynolds, S OBP: 0.340, SLG: 0.340 (1, 4) C X	0-1 G3 ②		2-1 L7 ③			1-2 G4-3 ②		0-1 F8 ③		4	0	0	0	0	0	3
Ken Griffey Jr., L OBP: 0.361, SLG: 0.446 (1, 8) C X	0-1 1B ③					3-1 E S 2-H 1B ③				4	1	3	2	0	1	0
Jay Buhner, R OBP: 0.328, SLG: 0.491 (1, 9) 1 SAFE C C 1 SAFE B S	1-3 K ③					2-3 SAFE K ③				4	0	0	0	0	4	2
Pete O'Brien, L OBP: 0.285, SLG: 0.365 (1, 3) C T X		0-2 G4-3 ①				1-2 G3 ③				4	0	1	0	0	1	0
Alvin Davis, L OBP: 0.312, SLG: 0.350 (1, 10) C T C X		0-3 K ②				2-1 P5 ①				4	0	0	0	0	2	1
Dave Cochrane, S OBP: 0.347, SLG: 0.394 (1, 7) B X		1-0 G3 ③				2-3 K ②				3	0	0	0	0	1	0
Scott Bradley, L OBP: 0.257, SLG: 0.212 (1, 2) C B S X			2-2 L7 ①			1-0 F8 ③				3	0	0	0	0	0	0
Omar Vizquel, S OBP: 0.292, SLG: 0.284 (1, 6) B B C F F X			2-2 G4-3 ②			4-0 FC6-4 BB ①				1	0	0	0	2	0	0

Inning Stats	R: 0	H: 1	E: 0	K: 1	S: 9	LOB: 1	BB: 0	P: 12	R: 0	H: 0	E: 0	K: 1	S: 7	LOB: 0	BB: 0	P: 8	R: 0	H: 0	E: 0	K: 2	S: 9	LOB: 0	BB: 0	P: 14	R: 0	H: 0	E: 0	K: 1	S: 6	LOB: 0	BB: 0	P: 11	R: 1	H: 1	E: 0	K: 1	S: 10	LOB: 1	BB: 1	P: 20	R: 0	H: 1	E: 0	K: 0	S: 8	LOB: 0	BB: 0	P: 13	R: 0	H: 0	E: 0	K: 0	S: 9	LOB: 1	BB: 1	P: 14	R: 1	H: 1	E: 0	K: 3	S: 12	LOB: 0	BB: 0	P: 15	1B: 3	2B: 0	3B: 0	HR: 1	SF: 0	SAC: 0	DP: 1	HBP: 0	WP: 0	PA: 33
Juan Guzman, R ERA: 2.62 (1, 1)	8.0	WLS	BF	H	R	ER	SO	BB	IBB	HBP	BLK	WP	HR	S	P	ERA	WHIP																																																									
Duane Ward, R ERA: 2.4 (9, 1)	1.0	W	29	3	1	1	6	3	0	0	0	0	0	0	12	114	1.12	0.750																																																								

BOTTOM

Toronto Blue Jays @ Seattle Mariners
The Kingdome, Seattle, WA
Sun Jul 07 1991, 6:33 AM EDT
Att. 27,812 - Dome - 70 F

livebaseballscores.com

AB	30
R	2
H	4
RBI	2
BB	3
SO	9
LOB	8



Batter	1	2	3	4	5	6	7	8	9	AB R H RBI BB SO LOB	TOP	
Glenallen Hill, R (1, 8) OBP: 0.313, SLG: 0.435 Alex Cole, L (9, PH) OBP: 0.388, SLG: 0.335	4-1 2B BB	2-2 P2			2-3 K		0-1 P6		4-1 BB	3 0 0 0 1 1 3 0 0 0 0 1 0 0	Cleveland Indians @ Seattle Mariners The Kingdome, Seattle, WA Thu Jul 11 1991, 10:05 PM EDT Att. 12,342 - Dome - 70 F	
Chris James, R (1, 10) OBP: 0.299, SLG: 0.347	3-2 L7		1-0 F9		2-2 G6-3		2-2 FC6-4		2-2 G6-3	5 0 0 0 0 0 3		
Carlos Baerga, S (1, 5) OBP: 0.356, SLG: 0.424	1-1 2B		3-2 G4-3			0-0 G3		0-3 K		4 0 1 0 0 1 0		
Reggie Jefferson, S (1, 3) OBP: 0.214, SLG: 0.325	1-2 L3		2-1 G6-3			0-0 G1-3 1B		1-2 1B 1B		4 0 2 0 0 0 2		
Mark Whiten, S (1, 9) OBP: 0.290, SLG: 0.373	2-3 K				1-3 K		0-0 G1-3		1-2 F8	4 0 0 0 0 2 4		
Albert Belle, R (1, 7) OBP: 0.322, SLG: 0.514					0-0 WP 2B		4-2 BB		1-0 1B 1B	3 0 3 0 1 0 0		
Sandy Alomar Jr., R (1, 2) OBP: 0.279, SLG: 0.297					0-0 P4		1-1 G1-3		0-2 G1-3	4 0 0 0 0 0 6		
Felix Fermin, R (1, 6) OBP: 0.290, SLG: 0.286 Jerry Browne, S (9, PH) OBP: 0.261, SLG: 0.241					2-2 G1-3		3-2 FC6-4 1B		1-1 G5-3	3 0 2 0 0 0 1 1 0 0 0 0 0 0		
Mark Lewis, R (1, 4) OBP: 0.294, SLG: 0.316 Mike Aldrete, L (9, PH) OBP: 0.400, SLG: 0.418					0-1 G4-3		2-2 F8		2-1 G1-3	3 0 0 0 0 0 3 1 0 0 0 0 0 0		
Inning Stats	R: 0 H: 1 E: 0 LOB: 2 K: 1 BB: 1 S: 12 P: 23	R: 0 H: 2 E: 0 LOB: 2 K: 0 BB: 0 S: 12 P: 15	R: 0 H: 0 E: 0 LOB: 0 K: 0 BB: 0 S: 8 P: 14	R: 0 H: 1 E: 0 LOB: 1 K: 1 BB: 0 S: 10 P: 13	R: 0 H: 0 E: 0 LOB: 0 K: 1 BB: 0 S: 8 P: 12	R: 0 H: 1 E: 0 LOB: 2 K: 0 BB: 1 S: 7 P: 12	R: 0 H: 1 E: 0 LOB: 1 K: 0 BB: 0 S: 12 P: 19	R: 0 H: 2 E: 0 LOB: 2 K: 1 BB: 0 S: 15 P: 18	R: 0 H: 0 E: 0 LOB: 1 K: 0 BB: 1 S: 8 P: 17	1B: 6 SF: 0 2B: 2 SAC: 0 3B: 0 DP: 0 HR: 0 HBP: 0		WP: 1 PA: 38 PB: 0 SB: 0 CS: 0
PITCHER Brian Holman, R (1, 1) ERA: 3.59 Bill Swift, R (8, 1) ERA: 2.54	IP WLS BF H R ER SO BB IBB HBP BLK WP HR S P ERA WHIP	7.0 W 29 6 0 0 3 2 0 0 0 1 0 69 108 0.00 1.143	2.0 S 9 2 0 0 1 1 0 0 0 0 0 0 23 35 0.00 1.500	PITCHER								IP WLS BF H R ER SO BB IBB HBP BLK WP HR S P ERA WHIP

livebaseballscorecards.com

AB	35
R	0
H	8
RBI	0
BB	3
SO	4
LOB	22



Batter	1	2	3	4	5	6	7	8	9
Edgar Martinez, R OBP: 0.399, SLG: 0.400 (1, 5)	1-1 L6		1-1 G5-3		1-2 F9		1-1 1B 1-2 E	1-2 1B 1-H 2-H	
Harold Reynolds, S OBP: 0.341, SLG: 0.347 (1, 4)	1-0 L4		2-1 G4-3 3B		1-3 K		0-1 E 1-2 2-3 1B	1-1 G5-3	
Ken Griffey Jr., L OBP: 0.363, SLG: 0.443 (1, 8)	4-2 BB		2-0 G4-3 3-H			4-1 G6-3 BB	1-0 FC3-2 1-3 2-H 3-H		
Pete O'Brien, L OBP: 0.285, SLG: 0.363 (1, 3)	1-2 G4-3		2-2 1B			1-1 G6-3 1-2f	2-0 F7		
Alvin Davis, L OBP: 0.315, SLG: 0.360 (1, 10)		1-3 K	1-2 P2			2-1 2B		2-1 1B 2B	
Henry Cotto, R OBP: 0.345, SLG: 0.414 (8, PR)									
Jay Buhner, R OBP: 0.337, SLG: 0.500 (1, 9)		4-1 BB BB BB		1-3 K		0-0 2B 2-H		0-1 1B 2-H	
Dave Cochrane, S OBP: 0.347, SLG: 0.382 (1, 7)		4-2 BB SAFE		3-2 G4-3		1-3 K		1-0 F7	
Greg Briley, L OBP: 0.249, SLG: 0.260 (8, 7)		1-2 BB BB		2-2 G3-1				4-2 1B PB 1B BB	
Omar Vizquel, S OBP: 0.295, SLG: 0.281 (1, 6)		4-2 G6-4-3 1-2 2-3 BB					0-0 L7		
Dave Valle, R OBP: 0.254, SLG: 0.223 (1, 2)		0-2 G6-4-3 1-2f			0-0 G6-3		0-1 1B FC3-2 1B	0-1 1B PB 1B	

Inning Stats	R: 0	H: 0	E: 0	K: 0	S: 8	LOB: 1	BB: 1	P: 15
	R: 0	H: 0	E: 0	K: 1	S: 13 <td>LOB: 2</td> <td>BB: 3</td> <td>P: 26</td>	LOB: 2	BB: 3	P: 26
	R: 1	H: 2	E: 0	K: 0	S: 11 <td>LOB: 1</td> <td>BB: 0</td> <td>P: 19</td>	LOB: 1	BB: 0	P: 19
	R: 0	H: 0	E: 0	K: 1	S: 9 <td>LOB: 0</td> <td>BB: 0</td> <td>P: 15</td>	LOB: 0	BB: 0	P: 15
	R: 0	H: 0	E: 0	K: 1	S: 11 <td>LOB: 0</td> <td>BB: 0</td> <td>P: 13</td>	LOB: 0	BB: 0	P: 13
	R: 1	H: 2	E: 0	K: 1	S: 9 <td>LOB: 1</td> <td>BB: 1</td> <td>P: 17</td>	LOB: 1	BB: 1	P: 17
	R: 1	H: 3	E: 1	K: 0	S: 9 <td>LOB: 2</td> <td>BB: 0</td> <td>P: 13</td>	LOB: 2	BB: 0	P: 13
	R: 3	H: 4	E: 0	K: 0	S: 15 <td>LOB: 2</td> <td>BB: 1</td> <td>P: 24</td>	LOB: 2	BB: 1	P: 24

PITCHER	IP	WLS	BF	H	R	ER	SO	BB	IBB	HBP	BLK	WP	HR	S	P	ERA	WHIP
Charles Nagy, R ERA: 3.53 (1, 1)	6.1	L	28	6	3	2	4	5	0	0	0	0	0	66	111	2.84	1.737
Jesse Orosco, L ERA: 3.38 (7, 1)	0.2		4	2	1	1	0	0	0	0	0	0	0	6	11	13.50	3.000
Jeff Shaw, R ERA: 4.58 (8, 1)	1.0		6	3	2	1	0	1	0	0	0	0	0	13	20	9.00	4.000

BOTTOM

Cleveland Indians @ Seattle Mariners
The Kingdom, Seattle, WA

Thu Jul 11 1991, 10:05 PM EDT
Att: 12,342 - Dome - 70 F

AB	R	H	RBI	BB	SO	LOB
5	1	2	2	0	0	0
5	1	2	0	0	1	2
2	0	0	1	2	0	2
4	0	1	0	0	0	4
4	1	2	0	0	1	1
0	1	0	0	0	0	0
3	0	2	2	1	1	0
2	0	0	0	1	1	1
1	0	0	0	0	0	1
2	1	0	0	2	0	0
4	1	2	0	0	0	3

AB	32
R	6
H	11
RBI	5
BB	6
SO	4
LOB	14

livebaseballscorecards.com



WP	PA
0	38

Batter	1	2	3	4	5	6	7	8	9	AB R H RBI BB SO LOB	TOP											
Glenallen Hill, R OBP: 0.318, SLG: 0.427 (1, 8)	1-3 K		4-2 BB			4-2 1B BB	0-0 F9			2 0 0 0 2 1 2												
Chris James, R OBP: 0.295, SLG: 0.342 (1, 7)	0-3 K		1-3 K			1-3 K		0-0 G4-3		4 0 0 0 0 3 4												
Carlos Baerga, S OBP: 0.358, SLG: 0.425 (1, 4)	3-2 L8		2-2 F8			0-2 1B		3-1 FC6-4 1B		4 0 2 0 0 0 3												
Reggie Jefferson, S OBP: 0.196, SLG: 0.295 (1, 3)		1-3 K		0-0 P4		2-3 K		3-2 F8		4 0 0 0 0 2 3												
Carlos Martinez, R OBP: 0.250, SLG: 0.250 (1, 10)		1-1 G6-4-3 1B		1-1 F7		0-0 L6		1-1 FC6-4		4 0 1 0 0 0 3												
Mark Whiten, S OBP: 0.285, SLG: 0.365 (1, 9)		0-0 G6-4-3 1-2f		1-3 K			1-3 K		2-1 G4-3	4 0 0 0 0 2 1												
Brook Jacoby, R OBP: 0.288, SLG: 0.338 (1, 5)			4-2 2B BB		3-3 K		2-1 1B 1B		0-0 G5-3	3 0 1 0 1 1 0												
Sandy Alomar Jr., R OBP: 0.272, SLG: 0.289 (1, 2)			3-1 F7		1-0 G6-3		0-0 P9		0-1 L8	4 0 0 0 0 0 2												
Felix Fermin, R OBP: 0.292, SLG: 0.292 Mark Lewis, R OBP: 0.296, SLG: 0.319 (7, PH) (7, 6)			0-2 2B		2-2 G5-3		2-2 1B			2 0 1 0 0 0 0 1 0 1 0 0 0 0												
Inning Stats	R: 0 E: 0 K: 2 S: 10	H: 0 LOB: 0 BB: 0 P: 14	R: 0 E: 0 K: 1 S: 6	H: 1 LOB: 0 BB: 0 P: 8	R: 0 E: 0 K: 1 S: 15	H: 1 LOB: 3 BB: 2 P: 29	R: 0 E: 0 K: 1 S: 6	H: 0 LOB: 0 BB: 0 P: 8	R: 0 E: 0 K: 1 S: 13	H: 0 LOB: 0 BB: 0 P: 19	R: 0 E: 0 K: 2 S: 14	H: 1 LOB: 2 BB: 1 P: 21	R: 0 E: 0 K: 1 S: 10	H: 2 LOB: 2 BB: 0 P: 15	R: 0 E: 0 K: 0 S: 8	H: 1 LOB: 1 BB: 0 P: 15	R: 0 E: 0 K: 0 S: 5	H: 0 LOB: 0 BB: 0 P: 7	1B: 5 2B: 1 3B: 0 HR: 0	SF: 0 SAC: 0 DP: 1 HBP: 0	WP: 0 PB: 0 SB: 0 CS: 0	PA: 35
PITCHER	IP WLS BF H R ER SO BB IBB HBP BLK WP HR S P ERA WHIP																					
Randy Johnson, L ERA: 3.69 Mike Schooler, R ERA: Michael Jackson, R ERA: 2.91 Rob Murphy, L ERA: 2.51	(1, 1) (8, 1) (9, 1) (9, 1)	7.0 1.0 0.2 0.1	W 4 2 1	28 4 2 1	H 1 0 0	R 0 0 0	ER 0 0 0	SO 9 0 0	BB 3 0 0	IBB 0 0 0	HBP 0 0 0	BLK 0 0 0	WP 0 0 0	HR 0 0 0	S 74 8 3	P 114 15 5	ERA 0.00 0.00 0.00	WHIP 1.143 1.000 0.000				

Cleveland Indians @ Seattle Mariners
The Kingdome, Seattle, WA
Fri Jul 12 1991, 10:05 PM EDT
Att: 15,211 - Dome - 70 F

livebaseballscorecards.com

AB	32
R	0
H	6
RBI	0
BB	3
SO	9
LOB	18



Batter	1	2	3	4	5	6	7	8	9
Edgar Martinez, R OBP: 0.399, SLG: 0.411 (1, 5)	1-3 K		1-0 F8 2B G4-3 1B	0-1 F9			0-1 HR	3-1 F8	
Harold Reynolds, S OBP: 0.340, SLG: 0.348 (1, 4)	1-0 G4-3		1-0 G4-3			1-3 K	1-1 G5-3 HR 2B		
Ken Griffey Jr., L OBP: 0.366, SLG: 0.449 Henry Cotto, R OBP: 0.342, SLG: 0.410 (7, PH) (8, 8)	1-0 1B		2-1 F8			3-2 1B 2B	1-0 G5-3		
Pete O'Brien, L OBP: 0.290, SLG: 0.379 (1, 3)	2-2 L7		2-1 1B 2B			4-1 1B BB	2-2 HR		
Alvin Davis, L OBP: 0.321, SLG: 0.364 Alonzo Powell, R OBP: 0.230, SLG: 0.273 (7, PR)		0-2 G3	2-1 FC6-4 1B			0-0 G5-4-3 1B	4-2 BB		
Jay Buhner, R OBP: 0.335, SLG: 0.494 (1, 9)		2-0 2B SF7 1B	3-0 FC6-4			0-0 G5-4-3	0-0 F8		
Dave Cochrane, S OBP: 0.346, SLG: 0.394 Greg Briley, L OBP: 0.247, SLG: 0.258 (7, 7)		1-2 2B				2-3 K	2-2 G5-3		
Omar Vizquel, S OBP: 0.294, SLG: 0.282 (1, 6)		1-0 SF7				1-1 G4-3	0-3 K		
Dave Valle, R OBP: 0.249, SLG: 0.218 (1, 2)		1-3 K				0-0 G1-3	0-0 G6-3		

Inning Stats	R: 0	H: 1	E: 0	K: 1	S: 11	L: 1	LOB: 1	BB: 0	P: 16	R: 1	H: 2	E: 0	K: 1	S: 13	L: 2	LOB: 1	BB: 0	P: 18	R: 2	H: 3	E: 0	K: 0	S: 9	L: 3	LOB: 1	BB: 0	P: 20	R: 0	H: 1	E: 0	K: 1	S: 8	L: 2	LOB: 0	BB: 1	P: 17	R: 1	H: 2	E: 0	K: 1	S: 9	L: 0	LOB: 0	BB: 0	P: 9	R: 3	H: 3	E: 0	K: 0	S: 16	L: 3	LOB: 1	BB: 1	P: 26	R: 0	H: 0	E: 0	K: 1	S: 6	L: 0	LOB: 0	BB: 0	P: 9	R: 0	H: 0	E: 0	K: 1	S: 6	L: 0	LOB: 0	BB: 0	P: 9
--------------	------	------	------	------	-------	------	--------	-------	-------	------	------	------	------	-------	------	--------	-------	-------	------	------	------	------	------	------	--------	-------	-------	------	------	------	------	------	------	--------	-------	-------	------	------	------	------	------	------	--------	-------	------	------	------	------	------	-------	------	--------	-------	-------	------	------	------	------	------	------	--------	-------	------	------	------	------	------	------	------	--------	-------	------

PITCHER	IP	WLS	BF	H	R	ER	SO	BB	IBB	HBP	BLK	WP	HR	S	P	ERA	WHIP
Rod Nichols, R ERA: 3.91 (1, 1)	5.0	L	24	9	4	4	4	1	0	0	0	0	0	50	84	7.20	2.000
Doug Jones, R ERA: 7.12 (6, 1)	2.0		10	3	3	3	1	1	0	0	0	0	2	22	35	13.50	2.000
Shawn Hillegas, R ERA: 2.06 (8, 1)	1.0		3	0	0	0	1	0	0	0	0	0	0	6	9	0.00	0.000

BOTTOM

Cleveland Indians @ Seattle Mariners
The Kingdome, Seattle, WA
Fri Jul 12 1991, 10:05 PM EDT
Att. 15,211 - Dome - 70 F

AB	34
R	7
H	12
RBI	7
BB	2
SO	6
LOB	12



1B	2B	3B	HR	SF	SAC	DP	HBP	WP	HR	S	P	ERA	WHIP
6	4	0	2	1	0	1	0	0	0	0	0	0	0

Batter	1	2	3	4	5	6	7	8	9	AB R H RBI BB SO LOB	TOP													
Alex Cole, L OBP: 0.385, SLG: 0.339 (1, 8)	2-1 1B 2B		2-1 G4-3			0-0 G4-3	2-2 F9		0-0 SH1-3	4 0 1 1 0 0 2														
Jerry Browne, S OBP: 0.259, SLG: 0.240 (1, 4)	0-0 P6		1-0 F7			0-2 P5		0-3 K	1-2 3-H PB 1B	5 0 1 1 0 1 1														
Carlos Baerga, S OBP: 0.355, SLG: 0.421 (1, 5)	0-3 K				3-2 F8	1-1 G6-3		0-2 F8	0-0 PB 1B	5 0 1 0 0 1 1														
Carlos Martinez, R OBP: 0.444, SLG: 0.500 (1, 10)	1-2 2-3 1B				0-0 G5-3		2-1 G4-3 1B 2B	0-3 K	4-0 1-2 2-3 IBB	4 1 2 0 1 1 0														
Reggie Jefferson, S OBP: 0.200, SLG: 0.292 Glenallen Hill, R OBP: 0.316, SLG: 0.424 (1, 3) (9, PR) (9, 7)	0-3 K				1-3 K		0-0 G4-3		1-2 2-3 1B 1B F8	4 0 1 0 0 2 3 1 1 0 0 0 0 3														
Mike Aldrete, L OBP: 0.406, SLG: 0.424 (1, 7) (9, 3)						0-0 F8-6 1B 1B		0-2 FC 1B SF9	0-2 SH5-4 1B 1-3 FC 1B	4 2 2 0 0 1 1														
Mark Whiten, S OBP: 0.289, SLG: 0.368 (1, 9)						0-3 SAFE K		3-0 1B 1-3 3-H 1B	0-2 FC SH5-4 1-2 SH1-3 1B	4 1 2 2 0 1 1														
Sandy Alomar Jr., R OBP: 0.273, SLG: 0.291 (1, 2)						1-0 1B		1-0 SF9	0-0 SH5-4	2 0 1 1 0 0 0														
Felix Fermin, R OBP: 0.291, SLG: 0.292 (1, 6)						2-1 F8-6		0-0 SAFE 1-2 1B	0-0 FC SH1-3 1B	4 1 1 1 0 0 4														
Inning Stats	R: 0 E: 0 K: 2 S: 12	H: 2 LOB: 2 BB: 0 P: 15	R: 0 E: 0 K: 1 S: 5	H: 0 LOB: 0 BB: 0 P: 9	R: 0 E: 0 K: 0 S: 4	H: 0 LOB: 0 BB: 0 P: 7	R: 0 E: 0 K: 1 S: 9	H: 0 LOB: 0 BB: 0 P: 13	R: 0 E: 0 K: 1 S: 7	H: 2 LOB: 1 BB: 0 P: 10	R: 0 E: 0 K: 0 S: 7	H: 0 LOB: 0 BB: 0 P: 8	R: 2 E: 0 K: 0 S: 14	H: 3 LOB: 2 BB: 0 P: 22	R: 0 E: 0 K: 2 S: 9	H: 0 LOB: 0 BB: 0 P: 9	R: 4 E: 0 K: 0 S: 20	H: 5 LOB: 3 BB: 1 P: 28	1B: 10 2B: 3 3B: 0 HR: 0	SF: 1 SAC: 2 DP: 1 HBP: 0	WP: 0 PB: 1 SB: 0 CS: 0	PA: 41		
PITCHER	IP WLS BF H R ER SO BB IBB HBP BLK WP HR S P ERA WHIP																							
Erik Hanson, R ERA: 3.92 (1, 1)	7.0		28	7	2	2	5	0	0	0	0	0	0	58	84	2.57	1.000							
Mike Schooler, R ERA: (8, 1)	1.0		3	0	0	0	2	0	0	0	0	0	0	9	9	0.00	0.000							
Michael Jackson, R ERA: 3.66 (9, 1)	0.1	L	5	3	4	4	0	0	0	0	0	0	0	10	10	108.00	9.000							
Rob Murphy, L ERA: 2.45 (9, 1)	0.2		5	2	0	0	0	0	1	0	0	0	0	10	18	0.00	3.000							

Cleveland Indians @ Seattle Mariners
The Kingdome, Seattle, WA
Sat Jul 13 1991, 10:05 PM EDT
Att. 20,726 - Dome - 70 F

livebaseballscorecards.com

AB	37
R	6
H	12
RBI	6
BB	1
SO	7
LOB	16



Batter	1	2	3	4	5	6	7	8	9	AB R H RBI BB SO LOB
Henry Cotto, R (1, 8) OBP: 0.333, SLG: 0.399	2-3 K		0-0 G5-3		0-0 G1-6-3			1-0 G6-3		4 0 0 0 0 1 0
Harold Reynolds, S (1, 4) OBP: 0.336, SLG: 0.344	2-2 G6-3		1-1 G5-3			1-0 L8		0-1 G5-3		4 0 0 0 0 0 0
Edgar Martinez, R (1, 5) OBP: 0.394, SLG: 0.405	0-2 F8		3-2 G6-3			1-3 K		3-2 G4-3		4 0 0 0 0 1 0
Tracy Jones, R (1, 10) OBP: 0.345, SLG: 0.469		0-0 HR 1B		0-0 P9		2-3 K		0-0 F8		4 1 1 0 0 1 0
Jay Buhner, R (1, 9) OBP: 0.335, SLG: 0.508		1-0 HR		1-1 G6-3			1-3 K			3 1 1 2 0 1 0
Pete O'Brien, L (1, 3) OBP: 0.291, SLG: 0.382		1-0 G4-3 2B		2-3 K			3-1 G4-3			3 0 1 0 0 1 0
Alonzo Powell, R (1, 7) OBP: 0.234, SLG: 0.293		0-1 G4-3			1-1 SH1-4 SH3-4 2B		0-3 K			3 1 1 0 0 1 1
Greg Briley, L (8, 7) OBP: 0.247, SLG: 0.258										0 0 0 0 0 0 0
Dave Valle, R (1, 2) OBP: 0.246, SLG: 0.215		0-3 K			0-0 SH1-4			2-1 L9		2 0 0 0 0 1 1
Jeff Schaefer, R (1, 6) OBP: 0.250, SLG: 0.329		1-0 L6			0-0 SH3-4			1-3 K		2 0 0 1 0 1 1

Inning Stats	R: 0	H: 0	E: 0	K: 1	S: 10	LOB: 0	BB: 0	P: 14
	R: 2	H: 3	E: 0	K: 1	S: 10	LOB: 1	BB: 0	P: 13
	R: 0	H: 0	E: 0	K: 0	S: 6	LOB: 0	BB: 0	P: 10
	R: 0	H: 0	E: 0	K: 1	S: 6	LOB: 0	BB: 0	P: 9
	R: 1	H: 1	E: 0	K: 0	S: 5	LOB: 0	BB: 0	P: 6
	R: 0	H: 0	E: 0	K: 2	S: 7	LOB: 0	BB: 0	P: 11
	R: 0	H: 0	E: 0	K: 2	S: 9	LOB: 0	BB: 0	P: 13
	R: 0	H: 0	E: 0	K: 1	S: 7	LOB: 0	BB: 0	P: 11
	R: 0	H: 0	E: 0	K: 0	S: 6	LOB: 0	BB: 0	P: 9

PITCHER	IP	WLS	BF	H	R	ER	SO	BB	IBB	HBP	BLK	WP	HR	S	P	ERA	WHIP
Greg Swindell, L (1, 1) ERA: 2.9	9.0	W	31	4	3	3	8	0	0	0	0	0	1	66	96	3.00	0.444

BOTTOM

Cleveland Indians @ Seattle Mariners
The Kingdome, Seattle, WA
Sat Jul 13 1991, 10:05 PM EDT
Att: 20,726 - Dome - 70 F

livebaseballscorecards.com

AB	29
R	3
H	4
RBI	3
BB	0
SO	8
LOB	3



WP	PA	ERA	WHIP
0	31		

Batter	1	2	3	4	5	6	7	8	9	AB R H RBI BB SO LOB	TOP	
Alex Cole, L (1, 8) OBP: 0.383, SLG: 0.343	3-2 1B 1B 2B		0-0 F7		1-0 L6			1-0 F7		4 1 1 0 0 0 0		
Jerry Browne, S (1, 4) OBP: 0.265, SLG: 0.246	0-1 WP G4-3 1B		0-1 G5-3			2-1 G4-1		3-2 BB 1B		4 1 2 0 0 0 0		
Carlos Baerga, S (1, 5) OBP: 0.363, SLG: 0.427	1-2 G4-3 WP 1B		0-0			2-1 1B		4-1 1-2 BB		3 0 3 1 1 0 0		
Carlos Martinez, R (1, 10) OBP: 0.308, SLG: 0.333	1-3 K		0-1 P6			0-0 F8		2-3 K		4 0 0 0 0 2 6		
Reggie Jefferson, S (1, 3) OBP: 0.189, SLG: 0.275 Brook Jacoby, R (8, PH) OBP: 0.286, SLG: 0.336	3-2 G4-3			3-3 K		1-0 G4-3		1-0 L7		3 0 0 1 0 1 2 1 0 0 0 0 0 2		
Mike Aldrete, L (1, 7) OBP: 0.389, SLG: 0.403 Chris James, R (9, PH) OBP: 0.294, SLG: 0.341	1-3 K			1-0 F7			1-1 F7		1-0 G4-3	3 0 0 0 0 1 1 1 0 0 0 0 0 0		
Mark Whiten, S (1, 9) OBP: 0.283, SLG: 0.390		0-3 K		2-2 G4-3			3-2 HR		1-2 F8 2B	4 1 2 1 0 1 0	AB 35 R 3 H 8 RBI 3 BB 1 SO 7 LOB 13	
Joel Skinner, R (1, 2) OBP: 0.268, SLG: 0.346		2-3 K			1-3 K		0-0 P4		1-1 F8	4 0 0 0 0 2 1		
Mark Lewis, R (1, 6) OBP: 0.292, SLG: 0.314		0-1 L8			0-1 G6-3		3-1 F9		0-1 F7	4 0 0 0 0 0 1		
Inning Stats	R: 2 H: 3 E: 0 LOB: 1 K: 2 BB: 0 S: 19 P: 28	R: 0 H: 0 E: 0 LOB: 0 K: 2 BB: 0 S: 8 P: 10	R: 0 H: 1 E: 0 LOB: 1 K: 0 BB: 0 S: 6 P: 6	R: 0 H: 0 E: 0 LOB: 0 K: 1 BB: 0 S: 9 P: 15	R: 0 H: 0 E: 0 LOB: 0 K: 1 BB: 0 S: 6 P: 8	R: 0 H: 1 E: 0 LOB: 1 K: 0 BB: 0 S: 6 P: 11	R: 1 H: 1 E: 0 LOB: 0 K: 0 BB: 0 S: 8 P: 15	R: 0 H: 1 E: 0 LOB: 2 K: 1 BB: 1 S: 9 P: 20	R: 0 H: 1 E: 0 LOB: 1 K: 0 BB: 0 S: 8 P: 11	1B: 5 SF: 0 2B: 2 SAC: 0 3B: 0 DP: 0 HR: 1 HBP: 0	WP: 1 PA: 36 PB: 0 SB: 0 CS: 0	
PITCHER Rich DeLucia, R (1, 1) ERA: 4.56 Russ Swan, L (8, 1) ERA: 2.85	IP WLS BF H R ER SO BB IBB HBP BLK WP HR S P ERA WHIP	7.1 W 30 7 3 3 6 1 0 0 0 1 1 67 106 3.68 1.091	1.2 6 1 0 0 1 0 0 0 0 0 0 0 12 18 0.00 0.600	PITCHER IP WLS BF H R ER SO BB IBB HBP BLK WP HR S P ERA WHIP								

Cleveland Indians @ Seattle Mariners
The Kingdome, Seattle, WA
Sun Jul 14 1991, 6:33 AM EDT
Att. 15,441 - Dome - 70 F

livebaseballscorecards.com



Batter	1	2	3	4	5	6	7	8	9
Edgar Martinez, R OBP: 0.402, SLG: 0.432	1-1 WP 1B		1-0 HR		3-2 SF9 3B	1-1 SF8 1B	0-2 WP 1B	4-2 BB	
Harold Reynolds, S OBP: 0.339, SLG: 0.343	2-1 F8		2-1 G3		1-1 S E HBP	4-0 1B 1B IBB	1-1 1B	1-0 F7	
Ken Griffey Jr., L OBP: 0.363, SLG: 0.445 Greg Briley, L OBP: 0.247, SLG: 0.258	2-3 K		3-1 G3		1-2 P5	0-0 1B 1B	1-2 P4		
Pete O'Brien, L OBP: 0.295, SLG: 0.390 Dave Valle, R OBP: 0.246, SLG: 0.215	1-2 FC4-6 1B		1-2 2B		1-1 SF9	3-1 FC5-4 1B		0-2 G3	
Alvin Davis, L OBP: 0.322, SLG: 0.364	2-2 FC4-6		0-1 F8		2-2 E3 1B	0-0 F8		0-1 1B 1B	
Jay Buhner, R OBP: 0.327, SLG: 0.495		1-3 K		2-3 K	2-3 K	0-0 FC5-4		2-3 K	
Dave Cochrane, S OBP: 0.346, SLG: 0.392 Jeff Schaefer, R OBP: 0.256, SLG: 0.333		2-1 P5		1-0 F8		0-0 2B 1B	2-2 G5-3	1-1 1B HR 1B	
Scott Bradley, L OBP: 0.281, SLG: 0.250		3-2 1B		1-0 FC6 1B		1-0 1B SF8 2B	3-3 K	0-1 HR 1B	
Omar Vizquel, S OBP: 0.292, SLG: 0.279 Henry Cotto, R OBP: 0.346, SLG: 0.433		3-2 G4-3		0-1 FC6		1-1 E S 1B	1-1 1B WP 1B	1-0 HR	

Inning Stats	R: 1	H: 2	E: 0	K: 13	S: 13	LOB: 1	BB: 0	P: 21	R: 0	H: 1	E: 0	K: 12	S: 12	LOB: 1	BB: 0	P: 21	R: 1	H: 2	E: 0	K: 10	S: 10	LOB: 1	BB: 0	P: 17	R: 0	H: 1	E: 0	K: 7	S: 7	LOB: 1	BB: 0	P: 11	R: 2	H: 2	E: 1	K: 15	S: 15	LOB: 1	BB: 0	P: 25	R: 4	H: 5	E: 0	K: 11	S: 11	LOB: 2	BB: 1	P: 21	R: 2	H: 3	E: 0	K: 17	S: 17	LOB: 1	BB: 0	P: 25	R: 4	H: 4	E: 0	K: 16	S: 16	LOB: 1	BB: 1	P: 25
1B: 15	SF: 2	2B: 2	SAC: 0	3B: 1	DP: 0	HR: 2	HBP: 1	WP: 2	PA: 47																																																							

BOTTOM

Cleveland Indians @ Seattle Mariners

The Kingdom, Seattle, WA

Sun Jul 14 1991, 6:33 AM EDT

Att: 15,441 - Dome - 70 F

livebaseballscorecards.com

AB	42
R	14
H	20
RBI	12
BB	2
SO	6
LOB	16



PITCHER	IP	WLS	BF	H	R	ER	SO	BB	IBB	HBP	BLK	WP	HR	S	P	ERA	WHIP
Mike York, R ERA: 6.86	(1, 1)	5.0	L	26	10	6	5	4	0	0	0	1	1	59	98	9.00	2.000
Dave Otto, L ERA: 5.4	(6, 1)	1.0		7	3	2	2	0	0	1	0	0	0	9	18	18.00	3.000
Jeff Shaw, R ERA: 5.3	(7, 1)	1.0		6	3	2	2	1	0	0	0	1	0	17	25	18.00	3.000
Shawn Hillegas, R ERA: 2.9	(8, 1)	1.0		8	4	4	4	1	1	0	0	0	1	16	25	36.00	5.000

Batter	1	2	3	4	5	6	7	8	9
Henry Cotto, R OBP: 0.350, SLG: 0.448 (1, 7)	F8		G1-6-3 1B		G5-3		E 3B		
Harold Reynolds, S OBP: 0.340, SLG: 0.348 (1, 4)	G4-3		G1-6-3 1-2f			S E SH2-3 1B	E9 2B		
Ken Griffey Jr., L OBP: 0.360, SLG: 0.440 (1, 8)	F7		G6-3			SH2-3 1-2	K		
Tracy Jones, R OBP: 0.352, SLG: 0.471 (1, 10)					K	G4-3 2-H		G6-4-3 1B	
Edgar Martinez, R OBP: 0.406, SLG: 0.443 (1, 5)		E3 1-H						L8	
Jay Buhner, R OBP: 0.321, SLG: 0.484 (1, 9)		G4-3			F8	F8		G6-4-3 1-2f	
Pete O'Brien, L OBP: 0.299, SLG: 0.396 (1, 3)		G6-3			L3		G4-3 SH1-3 3B 1B		
Dave Valle, R OBP: 0.244, SLG: 0.213 (1, 2)		G6-3			K		SH1-3		
Jeff Schaefer, R OBP: 0.250, SLG: 0.326 (1, 6)							G4-3		
Omar Vizquel, S OBP: 0.291, SLG: 0.278 (7, PH) (8, 6)					P3				

Inning Stats	R: 0	H: 0	E: 0	K: 0	S: 6	R: 2	H: 3	E: 1	K: 1	S: 12	R: 0	H: 1	E: 0	K: 0	S: 6	R: 0	H: 1	E: 0	K: 1	S: 13	R: 0	H: 0	E: 0	K: 1	S: 10	R: 1	H: 2	E: 0	K: 0	S: 15	R: 2	H: 3	E: 1	K: 1	S: 10	R: 0	H: 1	E: 0	K: 0	S: 5
	0	0	0	0	10	2	3	1	1	19	0	1	0	1	9	0	1	0	1	21	0	0	0	0	15	2	2	0	0	23	2	3	1	1	15	0	1	0	0	8


PITCHER	IP	WLS	BF	H	R	ER	SO	BB	IBB	HBP	BLK	WP	HR	S	P	ERA	WHIP
Greg Cadaret, L ERA: 3.13 (1, 1)	6.0	L	25	8	4	3	3	0	0	0	0	0	0	64	99	4.50	1.333
John Habyan, R ERA: 2.53 (7, 1)	0.2		4	2	1	1	0	0	0	0	0	0	0	5	9	13.50	3.000
Steve Howe, L ERA: 1.24 (7, 1)	1.1		4	1	0	0	1	0	0	0	0	0	0	8	12	0.00	0.750

BOTTOM

New York Yankees @ Seattle Mariners
The Kingdome, Seattle, WA

Mon Jul 15 1991, 10:05 PM EDT
Att: 36,027 - Dome - 70 F

AB	31
R	5
H	11
RBI	2
BB	0
SO	4
LOB	10



1B	2B	3B	HR	SF	SAC	DP	HBP	WP	PA
6	4	1	0	0	2	2	0	0	33

Batter	1	2	3	4	5	6	7	8	9	AB R H RBI BB SO LOB	TOP											
Steve Sax, R (1, 4) OBP: 0.342, SLG: 0.389	1-2 P3		2-0 G4-6-3 1B			2-1 L5			4-2 G6-3 BB	3 0 1 0 1 0 0												
Pat Sheridan, L (1, 9) OBP: 0.205, SLG: 0.316	1-2 G4-3		0-0 G4-6-3 1-2f			2-2 G3-1			0-1 G6-3 1-2f	4 0 0 0 0 0 2												
Don Mattingly, L (1, 3) OBP: 0.359, SLG: 0.417	1-0 2B				1-0 F8			1-2 WP 1B	3-2 1B	4 0 3 0 0 0 0												
Mel Hall, L (1, 7) OBP: 0.342, SLG: 0.533	2-3 K				4-0 G4-6-3 BB			0-0 F9	0-2 1B	3 0 1 0 1 1 2												
Matt Nokes, L (1, 2) OBP: 0.315, SLG: 0.504					2-2 G4-6-3 1-2f			3-3 K	1-2 P6	4 0 1 0 0 1 4												
Kevin Maas, L (1, 10) OBP: 0.368, SLG: 0.430					0-0 F8			2-1 G5-3		3 0 0 0 0 0 1												
Bernie Williams, S (1, 8) OBP: 0.385, SLG: 0.619					0-0 L8			2-1 G6-3		2 0 0 0 1 0 0												
Alvaro Espinoza, R (1, 6) OBP: 0.290, SLG: 0.353					0-1 G6-3			1-0 F9		3 0 0 0 0 0 1												
Pat Kelly, R (1, 5) OBP: 0.270, SLG: 0.336					0-1 F8			1-3 K		3 0 0 0 0 1 0												
Inning Stats	R: 0 E: 0 K: 1 S: 12	H: 1 LOB: 1 BB: 0 P: 17	R: 0 E: 0 K: 0 S: 5	H: 1 LOB: 1 BB: 1 P: 10	R: 0 E: 0 K: 0 S: 4	H: 1 LOB: 0 BB: 0 P: 6	R: 0 E: 0 K: 0 S: 5	H: 0 LOB: 0 BB: 1 P: 12	R: 0 E: 0 K: 0 S: 4	H: 0 LOB: 0 BB: 0 P: 4	R: 0 E: 0 K: 1 S: 8	H: 0 LOB: 0 BB: 0 P: 12	R: 0 E: 0 K: 1 S: 9	H: 1 LOB: 1 BB: 0 P: 15	R: 0 E: 0 K: 1 S: 6	H: 0 LOB: 0 BB: 0 P: 10	R: 0 E: 0 K: 0 S: 19	H: 2 LOB: 2 BB: 1 P: 27	1B: 5 2B: 1 3B: 0 HR: 0	SF: 0 SAC: 0 DP: 3 HBP: 0	WP: 1 PB: 0 SB: 0 CS: 0	PA: 32
PITCHER Brian Holman, R (1, 1) ERA: 3.33	IP: 9.0 WLS: W BF: 32 H: 6 R: 0 ER: 0 SO: 3 BB: 3 IBB: 0 HBP: 0 BLK: 0 WP: 1 HR: 0 S: 72 P: 113 ERA: 0.00 WHIP: 1.000											PITCHER	IP: 9.0 WLS: W BF: 32 H: 6 R: 0 ER: 0 SO: 3 BB: 3 IBB: 0 HBP: 0 BLK: 0 WP: 1 HR: 0 S: 72 P: 113 ERA: 0.00 WHIP: 1.000									

New York Yankees @ Seattle Mariners
The Kingdom, Seattle, WA
Tue Jul 16 1991, 6:33 AM EDT
Att. 25,641 - Dome - 70 F

livebaseballscorecards.com

AB	29
R	0
H	6
RBI	0
BB	3
SO	3
LOB	10



Batter	1	2	3	4	5	6	7	8	9	AB	R	H	RBI	BB	SO	LOB
--------	---	---	---	---	---	---	---	---	---	----	---	---	-----	----	----	-----

Henry Cotto, R <small>(1, 9) OBP: 0.348, SLG: 0.443</small> <small>(7, 7)</small>	1-2 1B		1-0 F8	0-3 K			0-0 G4-3			4	1	1	0	0	1	2
Harold Reynolds, S <small>(1, 4) OBP: 0.337, SLG: 0.344</small>	1-3 K		0-0 G4-3	1-0 F8			0-2 G4-3			4	0	0	0	0	1	3
Ken Griffey Jr., L <small>(1, 8) OBP: 0.361, SLG: 0.443</small>	4-1 1B BB		0-1 2B			0-0 F7			2-2 G5-3	3	2	1	0	1	0	0
Pete O'Brien, L <small>(1, 3) OBP: 0.298, SLG: 0.403</small>	2-2 G4-3		3-2 HR			0-3 K			3-2 G4-3	4	1	1	2	0	1	2
Alvin Davis, L <small>(1, 10) OBP: 0.321, SLG: 0.363</small>	1-2 1B		0-3 K			0-0 P2			1-2 G4-3	4	0	1	2	0	1	0
Edgar Martinez, R <small>(1, 5) OBP: 0.404, SLG: 0.439</small>	2-2 P6		4-2 1B BB			1-3 K			0-0 G3	3	1	0	0	1	1	1
Dave Cochrane, S <small>(1, 7) OBP: 0.333, SLG: 0.377</small> Jay Buhner, R <small>(7, 9) OBP: 0.321, SLG: 0.484</small>		2-2 G3	0-0 F7			1-3 K			3 0 0 0 0 0 1 1 0 0 0 0 0 0 0 0							
Scott Bradley, L <small>(1, 2) OBP: 0.291, SLG: 0.262</small>		1-3 K	0-0 1B			1-0 1B			3 0 2 0 0 1 0							
Omar Vizquel, S <small>(1, 6) OBP: 0.291, SLG: 0.279</small>		1-2 G3-1	0-2 1B			2-2 L8			3 0 1 1 0 0 1							

Inning Stats	R: 2	H: 2	E: 0	K: 1	S: 18	LOB: 1	BB: 1	P: 29	R: 0	H: 0	E: 0	K: 1	S: 9	LOB: 0	BB: 0	P: 13	R: 2	H: 2	E: 0	K: 1	S: 11	LOB: 0	BB: 0	P: 15	R: 1	H: 2	E: 0	K: 1	S: 13	LOB: 2	BB: 1	P: 18	R: 0	H: 0	E: 0	K: 1	S: 5	LOB: 0	BB: 0	P: 5	R: 0	H: 1	E: 0	K: 2	S: 11	LOB: 1	BB: 0	P: 16	R: 0	H: 0	E: 0	K: 0	S: 8	LOB: 0	BB: 0	P: 10	R: 0	H: 0	E: 0	K: 0	S: 7	LOB: 0	BB: 0	P: 11
--------------	------	------	------	------	-------	--------	-------	-------	------	------	------	------	------	--------	-------	-------	------	------	------	------	-------	--------	-------	-------	------	------	------	------	-------	--------	-------	-------	------	------	------	------	------	--------	-------	------	------	------	------	------	-------	--------	-------	-------	------	------	------	------	------	--------	-------	-------	------	------	------	------	------	--------	-------	-------

PITCHER	IP	WLS	BF	H	R	ER	SO	BB	IBB	HBP	BLK	WP	HR	S	P	ERA	WHIP
Scott Sanderson, R <small>(1, 1) ERA: 3.81</small>	6.0	L	27	7	5	5	7	2	0	0	0	0	1	67	96	7.50	1.500
Lee Guetterman, L <small>(7, 1) ERA: 1.59</small>	2.0		6	0	0	0	0	0	0	0	0	0	0	15	21	0.00	0.000

BOTTOM

New York Yankees @ Seattle Mariners
 The Kingdome, Seattle, WA
 Tue Jul 16 1991, 6:33 AM EDT
 Att. 25,641 - Dome - 70 F

AB	31
R	5
H	7
RBI	5
BB	2
SO	7
LOB	10



WP	PA	3B	HR	S	P	ERA	WHIP
0	33	0	1	0	0	0	0

livebaseballscorecards.com

Batter	1	2	3	4	5	6	7	8	9	AB R H RBI BB SO LOB	TOP
Henry Cotto, R OBP: 0.339, SLG: 0.431 (1, 9) X	0-0 E5 G4-3 G3		1-1 G5-3			1-3 K		0-0 G1-3 1-2		4 1 0 0 0 1 1	
Harold Reynolds, S OBP: 0.336, SLG: 0.341 (1, 4) B SAFE L Z B X	3-2 G4-3 2-3			2-1 G3		2-1 G3		4-0 BB		3 0 0 0 1 0 1	
Ken Griffey Jr., L OBP: 0.363, SLG: 0.443 (1, 8) X	0-0 G3 3-H			1-2 S 1B		0-1 1B		2-3 K		4 0 2 1 0 1 2	
Pete O'Brien, L OBP: 0.295, SLG: 0.398 (1, 3) C B X	1-2 G4-3			2-0 F9		1-1 G4-3		1-1 G3-1		4 0 0 0 0 0 2	
Alvin Davis, L OBP: 0.317, SLG: 0.357 (1, 10) F B X		2-2 G3		2-2 F7 1-2			0-1 F8		0-1 G4-3	4 0 0 0 0 0 1	
Edgar Martinez, R OBP: 0.399, SLG: 0.433 (1, 5) C B X		2-3 K			1-0 L9		0-3 K		1-1 G5-3	4 0 0 0 0 2 0	
Tracy Jones, R OBP: 0.340, SLG: 0.455 (1, 7) B X		1-0 G1-3			3-2 G6-3		1-0 G1-3			3 0 0 0 0 0 0	
Scott Bradley, L OBP: 0.300, SLG: 0.273 (1, 2) C X			0-1 F7		3-1 1B			0-0 G1-3 1B		3 0 2 0 0 0 0	
Omar Vizquel, S OBP: 0.288, SLG: 0.275 (1, 6) C B X			1-1 G6-3		3-1 F9			0-0 F9		3 0 0 0 0 0 2	
Inning Stats	R: 1 H: 0 E: 1 LOB: 0 K: 0 BB: 0 S: 8 P: 12	R: 0 H: 0 E: 0 LOB: 0 K: 1 BB: 0 S: 7 P: 12	R: 0 H: 0 E: 0 LOB: 0 K: 0 BB: 0 S: 6 P: 8	R: 0 H: 1 E: 0 LOB: 1 K: 0 BB: 0 S: 9 P: 16	R: 0 H: 1 E: 0 LOB: 1 K: 0 BB: 0 S: 12 P: 22	R: 0 H: 1 E: 0 LOB: 1 K: 1 BB: 0 S: 9 P: 13	R: 0 H: 0 E: 0 LOB: 0 K: 1 BB: 0 S: 6 P: 7	R: 0 H: 1 E: 0 LOB: 2 K: 1 BB: 1 S: 6 P: 12	R: 0 H: 0 E: 0 LOB: 0 K: 0 BB: 0 S: 6 P: 8	1B: 4 SF: 0 2B: 0 SAC: 0 3B: 0 DP: 0 HR: 0 HBP: 0	WP: 0 PA: 33 PB: 0 SB: 1 CS: 0
PITCHER Bill Wegman, R (1, 1) ERA: 3.06	IP WLS BF H R ER SO BB IBB HBP BLK WP HR S P ERA WHIP										
	9.0 W 33 4 1 0 4 1 0 0 0 0 0 0 69 110 0.00 0.556										

Seattle Mariners @ Milwaukee Brewers
Milwaukee County Stadium, Milwaukee, WI

Wed Jul 17 1991, 8:05 PM EDT
Att. 16,059 - Sunny - 86 F

AB	32
R	1
H	4
RBI	1
BB	1
SO	4
LOB	9



Batter	1	2	3	4	5	6	7	8	9	AB	R	H	RBI	BB	SO	LOB
Paul Molitor, R OBP: 0.397, SLG: 0.511 (1, 3)	L7		G4-3 SF7 1B	BB BB	F9		BB BB	BB BB		3	1	1	0	2	0	3
Willie Randolph, R OBP: 0.424, SLG: 0.354 (1, 4)	BB BB		G4-3	BB BB	F9		BB BB	BB BB		2	0	0	2	3	0	1
Candy Maldonado, R OBP: 0.306, SLG: 0.385 (1, 7)	BB BB		SF7 BB	SF8	FC5-4 BB 1B		F7			2	0	1	1	2	0	2
Greg Vaughn, R OBP: 0.319, SLG: 0.489 (1, 10)	K		SF7 BB	F7	FC5-4 BB		G6-3			3	0	0	1	1	1	4
Gary Sheffield, R OBP: 0.302, SLG: 0.356 (1, 5)	F7		FC6-4 BB		BB 1B BB		G6-3			3	0	0	0	2	0	4
Dante Bichette, R OBP: 0.280, SLG: 0.412 (1, 9)		K	FC6-4		F9		BB 1B	S 3B 1B		4	1	1	0	1	1	3
Darryl Hamilton, L OBP: 0.346, SLG: 0.336 (1, 8)		K		F9	BB 1B		G4-3	1B 3B		5	1	2	1	0	1	3
Rick Dempsey, R OBP: 0.297, SLG: 0.390 (1, 2)		K		WP BB BB	BB BB		CS 1B	1B		3	1	2	1	2	1	0
Dale Sveum, S OBP: 0.304, SLG: 0.325 (1, 6)			1B G4-3 BB	BB WP	P6		K	G3		3	2	0	0	2	1	5

Inning Stats	R: 0	H: 0	E: 0	K: 1	S: 10	R: 0	H: 0	E: 0	K: 3	S: 9	R: 2	H: 1	E: 0	K: 0	S: 14	R: 2	H: 0	E: 0	K: 0	S: 12	R: 0	H: 1	E: 0	K: 0	S: 15	R: 0	H: 1	E: 0	K: 1	S: 11	R: 0	H: 1	E: 0	K: 1	S: 11	R: 2	H: 3	E: 0	K: 0	S: 12
	LOB: 2	BB: 21				LOB: 0	BB: 0				LOB: 2	BB: 3				LOB: 2	BB: 4				LOB: 3	BB: 2				LOB: 3	BB: 2				LOB: 2	BB: 2				LOB: 1	BB: 0			

PITCHER	IP	WLS	BF	H	R	ER	SO	BB	IBB	HBP	BLK	WP	HR	S	P	ERA	WHIP
Randy Johnson, L ERA: 3.87 (1, 1)	4.0	L	23	1	4	4	4	10	0	0	0	1	0	48	103	9.00	2.750
Michael Jackson, R ERA: 3.54 (5, 1)	1.2		10	2	0	0	0	3	0	0	0	0	0	21	39	0.00	3.000
Russ Swan, L ERA: 2.79 (6, 1)	1.0		5	1	0	0	1	2	0	0	0	0	0	8	23	0.00	3.000
Mike Schooler, R ERA: 5.4 (7, 1)	1.1		7	3	2	2	0	0	0	0	0	0	0	17	24	13.50	2.250

BOTTOM

Seattle Mariners @ Milwaukee Brewers
Milwaukee County Stadium, Milwaukee, WI

Wed Jul 17 1991, 8:05 PM EDT
Att. 16,059 - Sunny - 86 F

livebaseballscorecards.com

AB	28
R	6
H	7
RBI	6
BB	15
SO	5
LOB	25



WP: 1	PA: 45
PB: 0	
SB: 2	
CS: 1	

Batter	1	2	3	4	5	6	7	8	9	AB R H RBI BB SO LOB	TOP										
Edgar Martinez, R (1, 5) OBP: 0.398, SLG: 0.432	0-3 K		4-2 1B BB		1-0 G6-3	3-2 L5		3-2 1B 2B 2B	1-2 G1-3	5 1 1 1 1 1 2											
Harold Reynolds, S (1, 4) OBP: 0.339, SLG: 0.341 Jeff Schaefer, R (8, 4) OBP: 0.247, SLG: 0.322	3-3 K		1-1 F8		4-1 1B BB		4-2 CS BB	0-2 2B 1B 1B	0-3 K	3 2 1 1 2 1 2 1 0 0 0 0 1 0											
Ken Griffey Jr., L (1, 8) OBP: 0.371, SLG: 0.455	1-1 1B		0-0 FC4-6 1B		1 SAFE 2 SAFE 1 SAFE 1 SAFE G4-3 1B		3-2 F7	0-0 1B 2B	2-0 1B	6 1 5 3 0 0 1											
Pete O'Brien, L (1, 3) OBP: 0.290, SLG: 0.391	2-2 G6-3		0-1 FC4-6		0-1 G4-3		0-1 F7	1-3 K 2B	2-1 F7	6 0 0 0 0 1 8											
Alvin Davis, L (1, 10) OBP: 0.316, SLG: 0.356 Greg Briley, L (8, PR) OBP: 0.247, SLG: 0.258 Tracy Jones, R (8, PH) OBP: 0.347, SLG: 0.461		2-2 G4-3		0-2 G2-3	0-0 G4-3			1B 1B		4 0 1 0 0 0 1 0 1 0 0 0 0 0 1 1 1 2 0 0 0											
Dave Cochrane, S (1, 7) OBP: 0.322, SLG: 0.363 Henry Cotto, R (8, PH) OBP: 0.343, SLG: 0.448 (8, 7)		1-1 G3-1		1-3 K		2-1 F7		SH1-3 1B		3 0 0 0 0 1 0 1 1 1 1 0 0 0											
Jay Buhner, R (1, 9) OBP: 0.327, SLG: 0.500		3-3 K		0-0 1B 1B		2-1 F9		1B BB HR 3B		4 2 2 2 1 1 0											
Omar Vizquel, S (1, 6) OBP: 0.302, SLG: 0.291			1-1 1B G4-3 1B		0-0 1B 1B		1-0 1B 1B	E2 2B 1B		5 2 5 1 0 0 0											
Dave Valle, R (1, 2) OBP: 0.243, SLG: 0.213			2-0 G4-3		1-0 P5		1-2 1B	E5 1B 1B		5 1 1 1 0 0 5											
Inning Stats	R: 0 E: 0 K: 2 S: 11	H: 1 LOB: 1 BB: 0 P: 17	R: 0 E: 0 K: 1 S: 9	H: 0 LOB: 0 BB: 0 P: 15	R: 1 E: 0 K: 0 S: 10	H: 2 LOB: 2 BB: 1 P: 18	R: 0 E: 0 K: 1 S: 10	H: 2 LOB: 2 BB: 0 P: 12	R: 1 E: 0 K: 0 S: 11	H: 1 LOB: 1 BB: 1 P: 17	R: 0 E: 0 K: 0 S: 8	H: 0 LOB: 0 BB: 1 P: 15	R: 10 E: 2 K: 1 S: 28	H: 9 LOB: 1 BB: 1 P: 44	R: 0 E: 0 K: 1 S: 9	H: 1 LOB: 1 BB: 0 P: 14	1B: 14 2B: 2 3B: 1 HR: 1	SF: 0 SAC: 1 DP: 0 HBP: 0	WP: 1 PB: 0 SB: 1 CS: 1	PA: 49	
PITCHER	IP WLS BF H R ER SO BB IBB HBP BLK WP HR S P ERA WHIP																			PITCHER	IP WLS BF H R ER SO BB IBB HBP BLK WP HR S P ERA WHIP
Jaime Navarro, R (1, 1) ERA: 3.89	7.1 L 36 10 6 6 4 4 0 0 0 1 0 80 130 7.36 1.909																				
Darren Holmes, R (8, 1) ERA: 4.41	0.0 2 2 0 0 0 0 0 0 0 0 0 0 6 9 ∞ ∞																				
Mark Lee, L (8, 1) ERA: 4.65	0.1 6 5 6 5 1 0 0 0 0 0 0 1 10 15 135.00 15.000																				
Dan Plesac, L (8, 1) ERA: 3.41	0.1 1 0 0 0 0 0 0 0 0 0 0 0 2 4 0.00 0.000																				
Jim Austin, R (9, 1) ERA: 8.59	1.0 4 1 0 0 1 0 0 0 0 0 0 0 9 14 0.00 1.000																				

Seattle Mariners @ Milwaukee Brewers
Milwaukee County Stadium, Milwaukee, WI

AB	44
R	12
H	18
RBI	12
BB	4
SO	6
LOB	19



Thu Jul 18 1991, 4:33 AM EDT
Att. 26,621 - Cloudy - 90 F

livebaseballscorecards.com

Batter	1	2	3	4	5	6	7	8	9	AB R H RBI BB SO LOB
Paul Molitor, R OBP: 0.398, SLG: 0.510 (1, 10)	4-2 FC3-2 1B BB		1-0 G5-3			1-1 F7		3-1 1B		3 0 1 0 1 0 0
Darryl Hamilton, L OBP: 0.349, SLG: 0.340 (1, 8)	1-2 FC3-2 1-3 1B		2-1 F8			0-1 G4-6-3 1B		3-1 F8		4 0 2 0 0 0 1
B.J. Surhoff, L OBP: 0.284, SLG: 0.277 (1, 2)	0-0 FC3-2 1-2 G6-4-3				1-0 G4-3		0-0 G4-6-3		2-0 G4-3	4 0 0 0 0 0 3
Candy Maldonado, R OBP: 0.288, SLG: 0.357 (1, 7)	2-1 G6-4-3 1-2f				0-0 G6-3		0-0 P5		1-3 K	4 0 0 0 0 1 2
Gary Sheffield, R OBP: 0.301, SLG: 0.353 (1, 5)		1-2 P1			2-2 G5-3		0-2 WP 1B		1-1 F9	4 0 1 0 0 0 0
Franklin Stubbs, L OBP: 0.272, SLG: 0.338 (1, 3)		0-0 B1-3				3-3 K		2-1 P3		3 0 0 0 0 1 1
Dante Bichette, R OBP: 0.284, SLG: 0.419 (1, 9)		1-0 2B				2-0 G4-3 1B		1-1 P3		3 0 2 0 0 0 1
Jim Gantner, L OBP: 0.311, SLG: 0.340 (1, 4)		1-2 G6-3				0-1 G4-3		0-0 F9		3 0 0 0 0 0 2
Bill Spiers, L OBP: 0.296, SLG: 0.333 (1, 6)			1-1 L6			2-3 K		0-3 K		3 0 0 0 0 2 1

Inning Stats	R: 0	H: 1	E: 0	K: 0	S: 8	R: 0	H: 1	E: 0	K: 0	S: 8	R: 0	H: 0	E: 0	K: 0	S: 5	R: 0	H: 0	E: 0	K: 0	S: 5	R: 0	H: 1	E: 0	K: 2	S: 10	R: 0	H: 1	E: 0	K: 0	S: 5	R: 0	H: 1	E: 0	K: 0	S: 8	R: 0	H: 1	E: 0	K: 1	S: 8	R: 0	H: 0	E: 0	K: 1	S: 6	1B: 5	SF: 0	2B: 1	SAC: 0	3B: 0	DP: 2	HR: 0	HBP: 0	WP: 1	PA: 32
Erik Hanson, R ERA: 3.53 (1, 1)	IP	WLS	BF	H	R	ER	SO	BB	IBB	HBP	BLK	WP	HR	S	P	ERA	WHIP	IP	WLS	BF	H	R	ER	SO	BB	IBB	HBP	BLK	WP	HR	S	P	ERA	WHIP	IP	WLS	BF	H	R	ER	SO	BB	IBB	HBP	BLK	WP	HR	S	P	ERA	WHIP				

BOTTOM

Seattle Mariners @ Milwaukee Brewers
Milwaukee County Stadium, Milwaukee, WI

Thu Jul 18 1991, 4:33 AM EDT
Att: 26,621 - Cloudy - 90 F

livebaseballscorecards.com

AB	31
R	0
H	6
RBI	0
BB	1
SO	4
LOB	11



Batter	1	2	3	4	5	6	7	8	9	AB R H RBI BB SO LOB	TOP											
Edgar Martinez, R (1, 5) OBP: 0.397, SLG: 0.440	0-0 F9		1-3 K			2-0 HR		0-0 G6-3		4 1 1 1 0 1 1												
Harold Reynolds, S (1, 4) OBP: 0.338, SLG: 0.338	4-2 CS BB			1-1 L3		2-1 F8		1-1 F8		3 0 0 0 1 0 0												
Ken Griffey Jr., L (1, 8) OBP: 0.373, SLG: 0.455	2-3 K			2-2 F9 WP 1B		2-1 G3			0-2 DI 1B	4 0 2 0 0 1 1												
Alvin Davis, L (1, 10) Tracy Jones, R (9, PH) Pete O'Brien, L (9, PH)		1-1 G3		3-1 F9		2-0 L9			1-3 K	3 0 0 0 0 0 1 0 0 0 0 0 0 0 1 0 0 0 0 1 1												
Jay Buhner, R (1, 9) OBP: 0.326, SLG: 0.495		2-0 1B		2-0 P6			1-0 P6		0-0 G5-3	4 0 1 0 0 0 2												
Dave Cochrane, S (1, 3) OBP: 0.308, SLG: 0.345		2-3 K		1-1 L8			1-1 G3-1		0-0 F7	4 0 0 0 0 1 2												
Greg Briley, L (1, 7) OBP: 0.254, SLG: 0.270		3-2 G5-3		0-0 1B			0-0 2B			3 0 2 0 0 0 1												
Scott Bradley, L (1, 2) OBP: 0.293, SLG: 0.265			2-2 F8		0-0 F7		0-0 F7			3 0 0 0 0 0 2												
Omar Vizquel, S (1, 6) OBP: 0.302, SLG: 0.291			3-2 G4-3		0-0 B5-3			0-1 G6-3 1B		3 0 1 0 0 0 1												
Inning Stats	R: 0 E: 0 K: 1 S: 6	H: 0 LOB: 0 BB: 1 P: 12	R: 0 E: 0 K: 1 S: 9	H: 1 LOB: 1 BB: 0 P: 17	R: 0 E: 0 K: 1 S: 12	H: 0 LOB: 0 BB: 0 P: 18	R: 0 E: 0 K: 0 S: 8	H: 1 LOB: 1 BB: 0 P: 16	R: 0 E: 0 K: 0 S: 5	H: 1 LOB: 1 BB: 0 P: 6	R: 1 E: 0 K: 0 S: 6	H: 1 LOB: 0 BB: 0 P: 14	R: 0 E: 0 K: 0 S: 5	H: 1 LOB: 1 BB: 0 P: 7	R: 0 E: 0 K: 0 S: 5	H: 1 LOB: 0 BB: 0 P: 6	R: 0 E: 0 K: 1 S: 8	H: 1 LOB: 1 BB: 0 P: 9	1B: 5 2B: 1 3B: 0 HR: 1	SF: 0 SAC: 0 DP: 1 HBP: 0	WP: 1 PB: 0 SB: 0 CS: 1	PA: 33
PITCHER	IP WLS BF H R ER SO BB IBB HBP BLK WP HR S P ERA WHIP																					
Roy Smith, R (1, 1) ERA: 4.19	7.0 W 27 6 1 1 3 1 0 0 0 1 1 53 92 1.29 1.000																					
Mike Flanagan, L (8, 1) ERA: 2.31	1.0 3 1 0 0 0 0 0 0 0 0 0 6 7 0.00 1.000																					
Gregg Olson, R (9, 1) ERA: 3.35	1.0 S 3 0 0 0 1 0 0 0 0 0 0 5 6 0.00 0.000																					

Seattle Mariners @ Baltimore Orioles
Memorial Stadium, Baltimore, MD

Fri Jul 19 1991, 7:05 PM EDT
Att. 39,384 - Cloudy - 93 F

livebaseballscorecards.com

AB	32
R	1
H	7
RBI	1
BB	1
SO	4
LOB	12



Batter	1	2	3	4	5	6	7	8	9	AB	R	H	RBI	BB	SO	LOB	BOTTOM	
Mike Devereaux, R OBP: 0.326, SLG: 0.440 (1, 8)	3-2 G5-3 ①		1-2 L1 ②		1-1 G6-3 ②			0-1 E5 HBP G6-3		4	0	0	0	0	0	1	Seattle Mariners @ Baltimore Orioles Memorial Stadium, Baltimore, MD Fri Jul 19 1991, 7:05 PM EDT Att. 39,384 - Cloudy - 93 F	
Joe Orsulak, L OBP: 0.285, SLG: 0.314 (1, 7)	0-0 G6-3 1B		0-1 HR 1B		3-2 P5			1-0 L6 ①		4	2	2	0	0	0	2		
Cal Ripken Jr., R OBP: 0.390, SLG: 0.578 (1, 6)	2-2 G6-3 ②		0-0 HR		0-0 F8 ①			3-2 G6-3 ②		4	1	1	2	0	0	2		
Sam Horn, L OBP: 0.339, SLG: 0.505 (1, 10)	0-1 1B		0-0 F9 ③		2-1 F9 ②			4-0 HBP IBB		3	0	1	1	1	0	0		
Randy Milligan, R OBP: 0.383, SLG: 0.431 (1, 3)	1-2 F7 ③			2-1 FC4-6 1B		3-1 F9 ③		3-1 HBP		3	0	1	0	0	0	1		
Chito Martinez, L OBP: 0.350, SLG: 0.615 Brady Anderson, L OBP: 0.330, SLG: 0.288 (1, 9) (9, 9)		2-3 K ①		2-2 FC4-6 CS 1-2f			3-2 HR	3-2 G4-3 ③		4	1	1	1	0	1	4		
Leo Gomez, R OBP: 0.330, SLG: 0.375 (1, 5)		2-1 P5 ②		2-0 G5-3 ② ③ 1-2			2-1 P4 ①			3	0	0	0	0	0	1		
Chris Hoiles, R OBP: 0.310, SLG: 0.380 (1, 2)		0-0 G6-3 ③			1-1 SH3 1B		2-1 L6 ②			3	0	1	0	0	0	0		
Juan Bell, R OBP: 0.159, SLG: 0.163 (1, 4)			1-0 G5-3 ①		0-0 SH3 ①		1-0 G3 ③			2	0	0	0	0	0	0		
Inning Stats	R: 1 E: 0 K: 14 S: 14	H: 2 LOB: 1 BB: 0 P: 20	R: 0 E: 0 K: 1 S: 6	H: 0 LOB: 0 BB: 0 P: 10	R: 2 E: 0 K: 0 S: 8	H: 2 LOB: 0 BB: 0 P: 10	R: 0 E: 0 K: 0 S: 6	H: 1 LOB: 1 BB: 0 P: 16	R: 0 E: 0 K: 0 S: 5	H: 0 LOB: 0 BB: 0 P: 10	R: 1 E: 0 K: 0 S: 8	H: 1 LOB: 0 BB: 0 P: 16	R: 0 E: 1 K: 0 S: 14	H: 0 LOB: 3 BB: 1 P: 28	1B: 5 2B: 0 3B: 0 HR: 2	SF: 0 SAC: 1 DP: 0 HBP: 1	WP: 0 PB: 0 SB: 0 CS: 1	PA: 33
PITCHER Rich DeLucia, R ERA: 4.6 Bill Swift, R ERA: 2.44	IP: 7.0 WLS: L BF: 27 H: 7 R: 4 ER: 4 SO: 1	IP: 1.0 WLS: L BF: 6 H: 0 R: 0 ER: 0 SO: 0	IP: 0.0 WLS: L BF: 0 H: 0 R: 0 ER: 0 SO: 0	IP: 0.0 WLS: L BF: 0 H: 0 R: 0 ER: 0 SO: 0	IP: 0.0 WLS: L BF: 1 H: 1 R: 0 ER: 0 SO: 0	IP: 0.0 WLS: L BF: 0 H: 0 R: 0 ER: 0 SO: 0	IP: 0.0 WLS: L BF: 0 H: 0 R: 0 ER: 0 SO: 0	IP: 0.0 WLS: L BF: 0 H: 0 R: 0 ER: 0 SO: 0	IP: 0.0 WLS: L BF: 0 H: 0 R: 0 ER: 0 SO: 0	IP: 0.0 WLS: L BF: 0 H: 0 R: 0 ER: 0 SO: 0	IP: 0.0 WLS: L BF: 0 H: 0 R: 0 ER: 0 SO: 0	IP: 0.0 WLS: L BF: 0 H: 0 R: 0 ER: 0 SO: 0	IP: 0.0 WLS: L BF: 0 H: 0 R: 0 ER: 0 SO: 0	IP: 0.0 WLS: L BF: 0 H: 0 R: 0 ER: 0 SO: 0	IP: 0.0 WLS: L BF: 0 H: 0 R: 0 ER: 0 SO: 0	IP: 0.0 WLS: L BF: 0 H: 0 R: 0 ER: 0 SO: 0	ERA: 5.14 WHIP: 1.000	ERA: 0.00 WHIP: 0.000

livebaseballscorecards.com

AB 30
R 4
H 7
RBI 4
BB 1
SO 1
LOB 11



Batter	1	2	3	4	5	6	7	8	9	AB R H RBI BB SO LOB	TOP
Henry Cotto, R (1, 7) OBP: 0.345, SLG: 0.465	1-1 G5-3	1-0 G1-3			0-1 HR		3-2 G1-3		1-0 1B	5 1 2 1 0 0 3	
Harold Reynolds, S (1, 4) OBP: 0.339, SLG: 0.347	1-2 G6-3		0-0 FC5-4 1B		1-0 HR		1-1 G6-3		1-2 G1-3	5 1 2 1 0 0 2	
Ken Griffey Jr., L (1, 8) OBP: 0.377, SLG: 0.454	4-0 FC6-4 BB		4-1 FC5-4 1-2 BB		0-2 F8		4-0 CS IBB			1 0 0 0 3 0 0	
Tracy Jones, R (1, 10) OBP: 0.337, SLG: 0.446 Alvin Davis, L (7, PH) OBP: 0.315, SLG: 0.352	1-1 FC6-4 1-2f		0-0 FC5-4 1-2 2-3		0-0 P2		0-2 CS 1-2 3-H	4-1 G6-4-3 BB		3 0 0 0 0 0 3 0 0 0 0 1 0 0	
Jay Buhner, R (1, 9) OBP: 0.325, SLG: 0.505		0-2 G5-3	2-1 FC5-4 1-2f			1-1 HR		2-2 G6-4-3 1-2f		4 1 1 1 0 0 2	
Edgar Martinez, R (1, 5) OBP: 0.398, SLG: 0.439		3-2 1B 1B		1-2 P2		2-2 G5-3		4-0 BB		3 1 1 0 1 0 0	
Alonzo Powell, R (1, 3) OBP: 0.239, SLG: 0.295 Pete O'Brien, L (7, 3) OBP: 0.288, SLG: 0.389		0-2 1B 1-2 1B		1-1 G4-3		2-2 G5-3		2-0 L9		3 0 1 0 0 0 0 1 0 0 0 0 0 1	
Dave Valle, R (1, 2) OBP: 0.243, SLG: 0.213 Dave Cochrane, S (1, 2) OBP: 0.305, SLG: 0.341		0-0 1-2 2-H 1B		3-2 G5-3		3-2 G5-3			2-1 G5-3	0 0 0 0 0 0 0 4 0 1 1 0 0 0	
Jeff Schaefer, R (1, 6) OBP: 0.247, SLG: 0.319		2-2 L9			1-2 F9		1-2 G1-3 CS 1B		0-0 G6-3	4 1 1 0 0 0 2	
Inning Stats	R: 0 E: 0 K: 0 S: 7 H: 0 LOB: 1 BB: 1 P: 14	R: 1 E: 0 K: 0 S: 15 H: 3 LOB: 2 BB: 0 P: 21	R: 0 E: 0 K: 0 S: 5 H: 1 LOB: 1 BB: 1 P: 11	R: 0 E: 0 K: 0 S: 8 H: 0 LOB: 0 BB: 0 P: 13	R: 2 E: 0 K: 0 S: 12 H: 2 LOB: 0 BB: 0 P: 14	R: 1 E: 0 K: 0 S: 12 H: 1 LOB: 0 BB: 0 P: 20	R: 1 E: 0 K: 0 S: 11 H: 1 LOB: 0 BB: 1 P: 20	R: 0 E: 0 K: 0 S: 5 H: 0 LOB: 1 BB: 2 P: 17	R: 0 E: 0 K: 0 S: 7 H: 1 LOB: 1 BB: 0 P: 11	1B: 6 2B: 1 3B: 0 HR: 3 SF: 0 SAC: 0 DP: 2 HBP: 0	WP: 0 PB: 0 SB: 1 CS: 2 PA: 39
PITCHER	IP WLS BF H R ER SO BB IBB HBP BLK WP HR S P ERA WHIP	IP WLS BF H R ER SO BB IBB HBP BLK WP HR S P ERA WHIP	IP WLS BF H R ER SO BB IBB HBP BLK WP HR S P ERA WHIP	IP WLS BF H R ER SO BB IBB HBP BLK WP HR S P ERA WHIP	IP WLS BF H R ER SO BB IBB HBP BLK WP HR S P ERA WHIP	IP WLS BF H R ER SO BB IBB HBP BLK WP HR S P ERA WHIP	IP WLS BF H R ER SO BB IBB HBP BLK WP HR S P ERA WHIP	IP WLS BF H R ER SO BB IBB HBP BLK WP HR S P ERA WHIP	IP WLS BF H R ER SO BB IBB HBP BLK WP HR S P ERA WHIP	ERA WHIP	ERA WHIP
Jeff Ballard, L (1, 1) ERA: 4.76	6.0 L 26 7 4 4 0 2 0 0 0 0 3 59 93 6.00 1.500										
Todd Frohwrth, R (7, 1) ERA: 1.5	0.2 4 1 1 0 0 0 0 0 0 0 0 0 8 17 13.50 1.500										
Paul Kilgus, L (7, 1) ERA: 5.12	2.1 8 1 0 0 0 0 2 0 0 0 0 0 15 31 0.00 1.286										

Seattle Mariners @ Baltimore Orioles
Memorial Stadium, Baltimore, MD

Sat Jul 20 1991, 7:05 PM EDT
Att. 35,535 - Cloudy - 95 F

livebaseballscorecards.com

AB	33
R	5
H	9
RBI	4
BB	5
SO	0
LOB	13



BOTTOM

Seattle Mariners @ Baltimore Orioles
Memorial Stadium, Baltimore, MD

livebaseballscorecards.com

AB 33
R 1
H 9
RBI 1
BB 3
SO 5
LOB 21



WP: 0 PA: 36
PB: 0
SB: 0
CS: 0

ERA WHIP

ERA 1.80 WHIP 1.600
0.00 1.500
0.00 1.000
0.00 0.000

Sat Jul 20 1991, 7:05 PM EDT
Att: 35,535 - Cloudy - 95 F

AB R H RBI BB SO LOB

3 0 1 0 1 1 2

4 0 0 0 0 1 4

4 1 1 1 0 1 1

3 0 1 0 1 1 1

3 0 1 0 1 1 2

4 0 2 0 0 0 2

4 0 0 0 0 0 4

4 0 2 0 0 0 2

3 0 1 0 0 0 3

1 0 0 0 0 0 0

1B: 8 SF: 0
2B: 1 SAC: 0
3B: 0 DP: 3
HR: 1 HBP: 0

Batter	1	2	3	4	5	6	7	8	9
Mike Devereaux, R (1, 8) OBP: 0.328, SLG: 0.439	1-0 B1-3 1B		1-3 K		3-1 G6-3 1-2f 2-3		4-2 1-2 BB		
Chito Martinez, L (1, 9) OBP: 0.318, SLG: 0.558	0-0 F7		3-1 F8		0-3 K2-3		2-2 G3		
Cal Ripken Jr., R (1, 6) OBP: 0.388, SLG: 0.582	1-0 B1-3 1-2		0-3 K2-3			0-0 HR		2-1 G5-3	
Randy Milligan, R (1, 3) OBP: 0.384, SLG: 0.430	0-2 G6-3			4-1 F9-4-6 1B BB		1-1 G4-6-3 1B		0-3 K	
Dwight Evans, R (1, 10) OBP: 0.389, SLG: 0.367		3-2 F9 1B 1B		0-1 P6		1-3 K		4-2 BB	
David Segui, S (1, 7) OBP: 0.333, SLG: 0.403		0-0 FC5-4 1B		1-0 SAFE 1B 1-2 1B		0-0 G4-6-3 1-2f		0-1 F7	
Leo Gomez, R (1, 5) OBP: 0.324, SLG: 0.367		0-0 L8		2-2 F9-4-6 2-3			0-0 F7		2-2 F9
Chris Hoiles, R (1, 2) OBP: 0.313, SLG: 0.383		1-0 SAFE F9 2-3			0-0 G6-3 1B 1B		2-2 FC3-6 1B		1-0 L7
Juan Bell, R (1, 4) OBP: 0.165, SLG: 0.169 Bob Melvin, R (9, PH) OBP: 0.327, SLG: 0.355		1-2 SAFE FC5-4 1-2f			0-0 G6-3 1B		0-1 FC3-6 BB 1-2f		0-0 F9

Inning Stats	R: 0	H: 1	E: 0	LOB: 1	K: 0	BB: 0	S: 7	R: 0	H: 2	E: 0	LOB: 2	K: 0	BB: 0	S: 9	R: 0	H: 0	E: 0	LOB: 0	K: 2	BB: 0	S: 8	R: 0	H: 1	E: 0	LOB: 1	K: 0	BB: 1	S: 7	R: 0	H: 2	E: 0	LOB: 1	K: 1	BB: 0	S: 7	R: 1	H: 2	E: 0	LOB: 0	K: 1	BB: 0	S: 7	R: 0	H: 1	E: 0	LOB: 2	K: 0	BB: 1	S: 15	R: 0	H: 0	E: 0	LOB: 1	K: 1	BB: 1	S: 11	R: 0	H: 0	E: 0	LOB: 0	K: 0	BB: 0	S: 8	R: 0	H: 0	E: 0	LOB: 0	K: 0	BB: 0	S: 8	R: 0	H: 0	E: 0	LOB: 0	K: 0	BB: 0	S: 8
--------------	------	------	------	--------	------	-------	------	------	------	------	--------	------	-------	------	------	------	------	--------	------	-------	------	------	------	------	--------	------	-------	------	------	------	------	--------	------	-------	------	------	------	------	--------	------	-------	------	------	------	------	--------	------	-------	-------	------	------	------	--------	------	-------	-------	------	------	------	--------	------	-------	------	------	------	------	--------	------	-------	------	------	------	------	--------	------	-------	------

PITCHER	IP	WLS	BF	H	R	ER	SO	BB	IBB	HBP	BLK	WP	HR	S	P	ERA	WHIP
Bill Krueger, L (1, 1) ERA: 2.94	5.0		21	7	1	1	3	1	0	0	0	0	1	39	60	1.80	1.600
Michael Jackson, R (6, 1) ERA: 3.4	2.0		8	2	0	0	1	1	0	0	0	0	0	21	31	0.00	1.500
Mike Schooler, R (8, 1) ERA: 4.15	1.0		4	0	0	0	1	1	0	0	0	0	0	11	17	0.00	1.000
Rob Murphy, L (9, 1) ERA: 2.31	1.0		3	0	0	0	0	0	0	0	0	0	0	8	11	0.00	0.000

PITCHER	IP	WLS	BF	H	R	ER	SO	BB	IBB	HBP	BLK	WP	HR	S	P	ERA	WHIP
---------	----	-----	----	---	---	----	----	----	-----	-----	-----	----	----	---	---	-----	------

Batter	1	2	3	4	5	6	7	8	9	AB R H RBI BB SO LOB	TOP											
Greg Briley, L (1, 7) OBP: 0.248, SLG: 0.263	1-0 F7		1-2 P5		2-0 F7	1-3 K			2-0 G6-3	5 0 0 0 0 1 3												
Harold Reynolds, S (1, 4) OBP: 0.338, SLG: 0.344	1-1 P3		2-2 F8		4-1 HR BB			1-3 K		3 1 0 0 1 1 2												
Ken Griffey Jr., L (1, 8) OBP: 0.381, SLG: 0.471	2-2 1B 2B		0-1 G4-3		2-0 HR			0-0 G1-6-3 1B		4 2 3 3 0 0 2												
Pete O'Brien, L (1, 3) OBP: 0.290, SLG: 0.390	2-0 2-H 1B			3-2 F7	2-2 HR 1B			0-1 G1-6-3 1-2f		4 1 2 1 0 0 1												
Alvin Davis, L (1, 10) OBP: 0.314, SLG: 0.361		0-1 F9		3-2 F7	1-0 HR			2-2 P5		4 1 1 2 0 0 0												
Jay Buhner, R (1, 9) OBP: 0.323, SLG: 0.498		0-0 G1-3		4-2 2B BB	1-3 K			3-2 G5-3		3 0 0 0 1 1 0												
Dave Cochrane, S (1, 5) OBP: 0.303, SLG: 0.348		2-0 P6		0-0 2B	1-0 G4-3			0-0 G5-3		4 0 1 0 0 0 0												
Jeff Schaefer, R (8, 5) OBP: 0.247, SLG: 0.319				1-3 2B						0 0 0 0 0 0 0												
Scott Bradley, L (1, 2) OBP: 0.291, SLG: 0.259			4-0 1B BB		0-1 G3-1			1-1 G6-3		3 0 0 0 1 1 2												
Omar Vizquel, S (1, 6) OBP: 0.305, SLG: 0.295			0-1 1B		2-2 HR 1B			2-2 G6-3		4 1 2 0 0 0 0												
Inning Stats	R: 1 E: 0 K: 0 S: 7	H: 2 LOB: 1 BB: 0 P: 13	R: 0 E: 0 K: 0 S: 4	H: 0 LOB: 0 BB: 0 P: 6	R: 0 E: 0 K: 0 S: 13	H: 1 LOB: 2 BB: 1 P: 20	R: 0 E: 0 K: 0 S: 13	H: 1 LOB: 2 BB: 1 P: 23	R: 5 E: 1 K: 1 S: 14	H: 4 LOB: 0 BB: 1 P: 29	R: 0 E: 0 K: 2 S: 9	H: 0 LOB: 0 BB: 0 P: 13	R: 0 E: 0 K: 1 S: 6	H: 1 LOB: 0 BB: 0 P: 7	R: 0 E: 0 K: 0 S: 8	H: 0 LOB: 0 BB: 0 P: 13	R: 0 E: 0 K: 0 S: 4	H: 0 LOB: 0 BB: 0 P: 7	1B: 5 2B: 2 3B: 0 HR: 2	SF: 0 SAC: 0 DP: 1 HBP: 0	WP: 0 PB: 0 SB: 0 CS: 0	PA: 37
PITCHER	IP WLS BF H R ER SO BB IBB HBP BLK WP HR S P ERA WHIP																					
Jeff Robinson, R (1, 1) ERA: 4.86	4.1 L 22 7 5 5 0 3 0 0 0 0 0 1 46 83 10.38 2.308																					
Mike Flanagan, L (5, 1) ERA: 2.28	4.2 15 2 1 1 4 0 0 0 0 0 0 1 32 48 1.93 0.429																					

Seattle Mariners @ Baltimore Orioles
Memorial Stadium, Baltimore, MD

Sun Jul 21 1991, 3:33 AM EDT
Att. 32,901 - Cloudy - 101 F

livebaseballscorecards.com

AB	34
R	6
H	9
RBI	6
BB	3
SO	4
LOB	10



Batter	1	2	3	4	5	6	7	8	9	AB R H RBI BB SO LOB
--------	---	---	---	---	---	---	---	---	---	----------------------

Brady Anderson, L (1, 8) <small>OBP: 0.340, SLG: 0.297</small> Mike Devereaux, R (7, PH) <small>OBP: 0.326, SLG: 0.437</small> (8, 8)	1-0 		0-0 	4-1 			3-2 		0-3 	2 1 2 0 1 0 0 2 0 0 0 0 1 1
Joe Orsulak, L (1, 7) <small>OBP: 0.287, SLG: 0.316</small>	0-0 		2-0 	1-0 			2-2 		0-1 	5 0 2 0 0 0 3
Cal Ripken Jr., R (1, 6) <small>OBP: 0.386, SLG: 0.576</small>	1-0 		1-1 		4-1 		2-0 		1-1 	4 1 0 0 1 0 4
Sam Horn, L (1, 10) <small>OBP: 0.343, SLG: 0.522</small> Dwight Evans, R (8, PH) <small>OBP: 0.392, SLG: 0.367</small>	0-1 		1-2 		0-0 		4-1 			3 1 2 3 0 0 1 0 0 0 0 1 0 0
Chito Martinez, L (1, 9) <small>OBP: 0.313, SLG: 0.532</small>	2-3 		1-2 		2-0 		1-2 			4 0 1 0 0 1 3
David Segui, S (1, 3) <small>OBP: 0.324, SLG: 0.391</small>	2-1 		1-2 		2-2 		2-1 			4 0 0 0 0 0 4
Leo Gomez, R (1, 5) <small>OBP: 0.322, SLG: 0.370</small>		2-0 		2-2 			0-3 			4 1 1 0 0 2 1
Bob Melvin, R (1, 2) <small>OBP: 0.331, SLG: 0.359</small> Shane Turner, L (9, PR)		1-2 		0-1 			1-0 		0-1 	4 0 2 1 0 0 0 0 0 0 0 0 0 0
Juan Bell, R (1, 4) <small>OBP: 0.159, SLG: 0.163</small> Randy Milligan, R (9, PH) <small>OBP: 0.383, SLG: 0.428</small>		3-1 		3-2 			0-1 		0-3 	3 0 0 0 0 0 1 1 0 0 0 0 1 1

Inning Stats	R: 1 H: 3 E: 1 K: 10 S: 10	H: 3 LOB: 2 BB: 0 P: 16	R: 0 H: 0 E: 0 K: 7 S: 7	H: 0 LOB: 0 BB: 0 P: 13	R: 2 H: 2 E: 1 K: 10 S: 10	H: 2 LOB: 0 BB: 0 P: 15	R: 1 H: 2 E: 0 K: 0 S: 14	H: 2 LOB: 2 BB: 1 P: 27	R: 0 H: 1 E: 0 K: 7 S: 7	H: 1 LOB: 1 BB: 1 P: 15	R: 0 H: 0 E: 0 K: 6 S: 6	H: 0 LOB: 0 BB: 0 P: 7	R: 0 H: 0 E: 0 K: 9 S: 9	H: 0 LOB: 0 BB: 0 P: 16	R: 0 H: 0 E: 0 K: 9 S: 9	H: 0 LOB: 1 BB: 1 P: 16	R: 0 H: 2 E: 0 K: 12 S: 12	H: 2 LOB: 2 BB: 0 P: 13	1B: 8 2B: 1 3B: 0 HR: 1	SF: 0 SAC: 0 DP: 2 HBP: 0
--------------	----------------------------	-------------------------	--------------------------	-------------------------	----------------------------	-------------------------	---------------------------	-------------------------	--------------------------	-------------------------	--------------------------	------------------------	--------------------------	-------------------------	--------------------------	-------------------------	----------------------------	-------------------------	-------------------------	---------------------------

PITCHER	IP	WLS	BF	H	R	ER	SO	BB	IBB	HBP	BLK	WP	HR	S	P	ERA	WHIP
Brian Holman, R (1, 1) <small>ERA: 3.3</small>	4.0		21	7	4	1	1	2	0	0	0	0	1	42	76	2.25	2.250
Russ Swan, L (5, 1) <small>ERA: 2.61</small>	3.1	W	11	1	0	0	1	0	0	0	0	1	0	25	42	0.00	0.600
Mike Schooler, R (8, 1) <small>ERA: 3.6</small>	0.2		2	0	0	0	1	0	0	0	0	0	0	5	7	0.00	0.000
Bill Swift, R (9, 1) <small>ERA: 2.39</small>	1.0	S	5	2	0	0	2	0	0	0	0	0	0	12	13	0.00	2.000

BOTTOM

Seattle Mariners @ Baltimore Orioles
 Memorial Stadium, Baltimore, MD
 Sun Jul 21 1991, 3:33 AM EDT
 Att. 32,901 - Cloudy - 101 F

AB	36
R	4
H	10
RBI	4
BB	3
SO	5
LOB	19



WP: 2	PA: 39
PB: 0	
SB: 0	
CS: 0	

livebaseballscorecards.com

Batter	1	2	3	4	5	6	7	8	9	AB R H RBI BB SO LOB	TOP		
Edgar Martinez, R (1, 5) OBP: 0.403, SLG: 0.439	1-3 		2-0 		4-1 		2-1 		4-0 	2 1 1 0 2 1 0			
Harold Reynolds, S (1, 4) OBP: 0.339, SLG: 0.345	0-1 		1-2 		2-1 		1-0 		1-0 	5 1 2 2 0 0 3			
Ken Griffey Jr., L (1, 8) OBP: 0.379, SLG: 0.476	1-3 		3-2 		1-1 			1-2 	1-1 	5 1 1 4 0 1 3			
Pete O'Brien, L (1, 3) OBP: 0.295, SLG: 0.393		1-3 		2-1 		3-1 		2-2 	2-1 	5 0 3 0 0 1 0			
Alvin Davis, L (1, 10) OBP: 0.313, SLG: 0.358		0-2 		1-0 		2-2 		0-2 	2-0 	5 0 1 0 0 0 3			
Jay Buhner, R (1, 9) OBP: 0.318, SLG: 0.488		2-0 		1-1 		3-3 		2-3 		4 0 0 0 0 2 2			
Greg Briley, L (1, 7) OBP: 0.249, SLG: 0.264		2-2 			0-1 		3-2 		1-1 	3 1 1 0 0 0 1			
Henry Cotto, R (9, PH) OBP: 0.349, SLG: 0.469					1-1 				0-0 	1 1 1 0 0 0 0			
Scott Bradley, L (1, 2) OBP: 0.300, SLG: 0.263			0-0 		1-1 		4-0 		0-0 	2 1 1 0 1 0 0			
Omar Vizquel, S (1, 6) OBP: 0.301, SLG: 0.291			1-2 		0-0 		3-2 		1-2 	3 0 0 0 0 0 2			
Inning Stats	R: 0 E: 0 K: 2 S: 9 H: 0 LOB: 0 BB: 0 P: 11	R: 0 E: 0 K: 1 S: 11 H: 1 LOB: 1 BB: 0 P: 16	R: 0 E: 1 K: 0 S: 14 H: 1 LOB: 2 BB: 0 P: 21	R: 0 E: 0 K: 0 S: 5 H: 1 LOB: 0 BB: 0 P: 9	R: 2 E: 0 K: 0 S: 11 H: 3 LOB: 1 BB: 1 P: 18	R: 0 E: 0 K: 1 S: 8 H: 0 LOB: 0 BB: 0 P: 16	R: 0 E: 0 K: 0 S: 10 H: 0 LOB: 2 BB: 1 P: 22	R: 0 E: 0 K: 1 S: 13 H: 1 LOB: 1 BB: 0 P: 18	R: 4 E: 0 K: 0 S: 14 H: 4 LOB: 1 BB: 1 P: 26	1B: 10 2B: 0 3B: 0 HR: 1 SF: 0 SAC: 2 DP: 1 HBP: 1	WP: 0 PB: 0 SB: 0 CS: 0 PA: 41		
PITCHER	IP WLS BF H R ER SO BB IBB HBP BLK WP HR S P ERA WHIP											PITCHER	IP WLS BF H R ER SO BB IBB HBP BLK WP HR S P ERA WHIP
Scott Kamieniecki, R (1, 1) ERA: 2.68	6.2 L 28 6 2 2 4 2 0 1 0 0 0 67 111 2.70 1.200												
Greg Cadaret, L (7, 1) ERA: 3.08	1.0 4 1 0 0 0 0 0 0 0 0 0 10 14 0.00 1.000												
Eric Plunk, R (8, 1) ERA: 5.56	0.1 1 0 0 0 1 0 0 0 0 0 0 4 6 0.00 0.000												
Lee Guetterman, L (9, 1) ERA: 2.43	1.0 8 4 4 4 0 0 0 1 0 0 0 1 14 26 36.00 4.000												

Seattle Mariners @ New York Yankees
 Yankee Stadium, Bronx, NY
 Tue Jul 23 1991, 7:05 PM EDT
 Att. 17,293 - Cloudy - 79 F

livebaseballscorecards.com

AB	35
R	6
H	11
RBI	6
BB	3
SO	5
LOB	14



Batter	1	2	3	4	5	6	7	8	9	AB R H RBI BB SO LOB
Bernie Williams, S (1, 8) OBP: 0.440, SLG: 0.579	3-2 G4-3 BB	4-1 FC5-4 BB			2-1 G4-3		2-3 SAFE K		1-3 K	4 0 0 0 1 2 3
Steve Sax, R (1, 4) OBP: 0.339, SLG: 0.384	4-2 2B BB	1-2 FC5-4			2-2 G5-3		1-2 P6			3 1 0 0 1 0 4
Don Mattingly, L (1, 3) OBP: 0.351, SLG: 0.405	1-0 G4-3 1-H 2B				1-1 G3		2-3 K		1-1 G6-3	4 0 1 1 0 1 0
Mel Hall, L (1, 9) OBP: 0.342, SLG: 0.518	2-0 G4-3				0-2 L7		1-0 BB 1B		0-0 P3	4 0 1 0 0 0 1
Matt Nokes, L (1, 2) OBP: 0.311, SLG: 0.508	2-3 K				0-0 F8		1-3 K		1-3 K	3 0 0 0 0 2 2
Jesse Barfield, R (8, PH) OBP: 0.313, SLG: 0.449										1 0 0 0 0 1 0
Bob Geren, R (9, 2) OBP: 0.226, SLG: 0.241										0 0 0 0 0 0 0
Hensley Meulens, R (1, 7) OBP: 0.260, SLG: 0.302					2-3 K		4-2 BB		0-0 FC6-4 1B	2 0 1 0 1 1 0
Kevin Maas, L (1, 10) OBP: 0.348, SLG: 0.403					2-3 K		1-3 K		0-0 F7	4 0 0 0 0 3 4
Alvaro Espinoza, R (1, 6) OBP: 0.288, SLG: 0.360					2-0 F8		0-0 F8		1-1 FC6-4 1B	4 0 0 0 0 0 2
Pat Kelly, R (1, 5) OBP: 0.283, SLG: 0.341							1-1 WP S 1B		1-1 1B	3 0 2 0 0 0 0
Pat Sheridan, L (9, PH) OBP: 0.245, SLG: 0.383									1-2 1B	1 0 1 0 0 0 0

Inning Stats	R: 1 E: 0 K: 1 S: 14	H: 1 LOB: 1 BB: 1 P: 26	R: 0 E: 0 K: 1 S: 12	H: 1 LOB: 3 BB: 1 P: 26	R: 0 E: 0 K: 0 S: 6	H: 0 LOB: 0 BB: 0 P: 7	R: 0 E: 0 K: 2 S: 7	H: 0 LOB: 0 BB: 0 P: 13	R: 0 E: 0 K: 0 S: 7	H: 0 LOB: 0 BB: 0 P: 14	R: 0 E: 0 K: 3 S: 12	H: 1 LOB: 2 BB: 1 P: 21	R: 0 E: 0 K: 1 S: 9	H: 1 LOB: 1 BB: 0 P: 13	R: 0 E: 0 K: 1 S: 6	H: 0 LOB: 0 BB: 0 P: 8	R: 0 E: 0 K: 1 S: 9	H: 2 LOB: 2 BB: 0 P: 12	1B: 5 2B: 1 3B: 0 HR: 0	SF: 0 SAC: 0 DP: 0 HBP: 1
--------------	-------------------------------	----------------------------------	-------------------------------	----------------------------------	------------------------------	---------------------------------	------------------------------	----------------------------------	------------------------------	----------------------------------	-------------------------------	----------------------------------	------------------------------	----------------------------------	------------------------------	---------------------------------	------------------------------	----------------------------------	----------------------------------	------------------------------------

PITCHER	IP	WLS	BF	H	R	ER	SO	BB	IBB	HBP	BLK	WP	HR	S	P	ERA	WHIP
Randy Johnson, L (1, 1) ERA: 3.69	8.0	W	32	4	1	1	9	3	0	1	0	1	0	73	128	1.12	0.875
Bill Swift, R (9, 1) ERA: 2.34	1.0		5	2	0	0	1	0	0	0	0	0	0	9	12	0.00	2.000

BOTTOM

Seattle Mariners @ New York Yankees
 Yankee Stadium, Bronx, NY
 Tue Jul 23 1991, 7:05 PM EDT
 Att: 17,293 - Cloudy - 79 F

livebaseballscorecards.com

AB	33
R	1
H	6
RBI	1
BB	3
SO	10
LOB	16



WP: 1	PA: 37
PB: 0	ERA
SB: 1	WHIP
CS: 0	

Batter	1	2	3	4	5	6	7	8	9	AB R H RBI BB SO LOB	TOP		
Henry Cotto, R OBP: 0.352, SLG: 0.470 (1, 7) (3, 8)	2-2 G6-3 ①		1-1 1B SH5-3 1B		0-0 1B		0-2 G1-6-3 ② ③ 1-2f			4 0 2 0 0 0 1			
Harold Reynolds, S OBP: 0.336, SLG: 0.342 Omar Vizquel, S OBP: 0.301, SLG: 0.291 (1, 4) (8, 4)	1-1 G5-3 ②		0-0 SH5-3 ① 1-2		2-1 F8 ②			0-3 K ①		3 0 0 0 0 1 1 0 0 0 0 0 0 0			
Ken Griffey Jr., L OBP: 0.382, SLG: 0.479 Alonzo Powell, R OBP: 0.261, SLG: 0.349 (1, 8) (3, 7) (8, 3)	0-0 1B		0-0 G6-4-3 1B 2-3		0-0 1B 1-3			3-2 3B		2 0 2 0 0 0 0 2 0 2 0 0 0 0			
Tracy Jones, R OBP: 0.324, SLG: 0.427 (1, 10)	3-1 F9 ③		2-1 G6-4-3 ② ③ 1-2f		0-2 G6-3 ③			2-3 K ②		4 0 0 0 0 1 6			
Jay Buhner, R OBP: 0.317, SLG: 0.484 (1, 9)		3-2 2B G4-3 1B		0-0 F9 ①		1-0 P6 ①		1-0 F7 ③		4 1 1 0 0 0 1			
Edgar Martinez, R OBP: 0.410, SLG: 0.459 (1, 5)		2-2 G4-3 1-3 2B		2-2 HR		0-0 G3-6-3 1B			1-2 G6-4-3 1B	4 1 4 1 0 0 0			
Pete O'Brien, L OBP: 0.292, SLG: 0.390 Greg Briley, L OBP: 0.248, SLG: 0.263 (1, 3) (8, 7)		0-1 G4-3 ① 2-3 3-H		2-2 G4-3 ②		1-1 G3-6-3 ② ③ 1-2f			0-1 G6-4-3 ① ② 1-2f	3 0 0 1 0 0 2 1 0 0 0 0 0 1	AB 35 R 2 H 13 RBI 2 BB 0 SO 3 LOB 15		
Dave Cochrane, S OBP: 0.301, SLG: 0.344 (1, 2)		2-2 P4 ②		2-0 G5-3 ③			0-0 F7 ①		0-0 WP 1B	4 0 1 0 0 0 1			
Jeff Schaefer, R OBP: 0.248, SLG: 0.316 (1, 6)		1-1 G6-3 ③			1-0 F7 ①		2-1 G1-6-3 1B		2-3 K ③ 1-2	4 0 1 0 0 1 2			
Inning Stats	R: 0 E: 0 K: 0 S: 10 H: 1 LOB: 1 BB: 0 P: 16	R: 1 E: 0 K: 0 S: 14 H: 2 LOB: 1 BB: 0 P: 22	R: 0 E: 0 K: 0 S: 6 H: 2 LOB: 1 BB: 0 P: 9	R: 1 E: 0 K: 0 S: 8 H: 1 LOB: 0 BB: 0 P: 14	R: 0 E: 0 K: 0 S: 9 H: 2 LOB: 2 BB: 0 P: 12	R: 0 E: 0 K: 0 S: 4 H: 1 LOB: 0 BB: 0 P: 6	R: 0 E: 0 K: 0 S: 6 H: 1 LOB: 0 BB: 0 P: 8	R: 0 E: 0 K: 2 S: 13 H: 1 LOB: 1 BB: 0 P: 19	R: 0 E: 0 K: 1 S: 10 H: 2 LOB: 1 BB: 0 P: 13	1B: 10 2B: 1 3B: 1 HR: 1 SF: 0 SAC: 1 DP: 4 HBP: 0	WP: 1 PB: 0 SB: 0 CS: 0 PA: 36		
PITCHER	IP WLS BF H R ER SO BB IBB HBP BLK WP HR S P ERA WHIP											PITCHER	IP WLS BF H R ER SO BB IBB HBP BLK WP HR S P ERA WHIP
Jeff Johnson, L ERA: 2.7 (1, 1)	7.0 W 28 10 2 2 0 0 0 0 0 0 0 1 57 87 2.57 1.429												
Eric Plunk, R ERA: 5.44 (8, 1)	1.0 4 1 0 0 2 0 0 0 0 0 0 0 13 19 0.00 1.000												
Tim Leary, R ERA: 6.45 (9, 1)	1.0 4 2 0 0 1 0 0 0 0 0 1 0 10 13 0.00 2.000												

Seattle Mariners @ New York Yankees
 Yankee Stadium, Bronx, NY
 Wed Jul 24 1991, 7:05 PM EDT
 Att. 21,585 - Sunny - 78 F

livebaseballscorecards.com



BOTTOM

Seattle Mariners @ New York Yankees
Yankee Stadium, Bronx, NY
Wed Jul 24 1991, 7:05 PM EDT
Att. 21,585 - Sunny - 78 F

livebaseballscorecards.com

AB 38
R 10
H 15
RBI 7
BB 3
SO 4
LOB 15



WP: 0 PA: 41
PB: 0
SB: 0
CS: 0

AB R H RBI BB SO LOB

5 0 2 1 0 2 1
3 1 0 0 1 0 2
1 0 0 0 0 0 1

5 2 3 0 0 0 1

4 2 4 4 1 0 0

5 0 0 0 0 1 7

1 0 0 0 0 0 0
2 0 1 0 0 0 0
1 1 1 2 0 0 0

3 1 0 0 1 0 2

3 1 2 0 0 0 2
1 0 0 0 0 0 0

4 2 2 0 0 1 -1

1B: 8 SF: 0
2B: 5 SAC: 0
3B: 0 DP: 1
HR: 2 HBP: 0

Batter	1	2	3	4	5	6	7	8	9
Bernie Williams, S <small>(1, 8) OBP: 0.436, SLG: 0.558</small>	3-2 		3-3 K	0-0 G5-3		2-0 		3-3 K	
Steve Sax, R <small>(1, 4) OBP: 0.339, SLG: 0.380</small> Randy Velarde, R <small>(8, 5) OBP: 0.304, SLG: 0.276</small>	1-0 F8		4-1 	1-1 F7		1-1 G4-6-3		0-1 F7	
Don Mattingly, L <small>(1, 3) OBP: 0.355, SLG: 0.414</small>	3-0 F8		1-0 		2-0 	0-1 G4-3		1-2 	
Mel Hall, L <small>(1, 7) OBP: 0.354, SLG: 0.546</small>	1-0 		0-0 		1-2 		1-1 	4-0 	
Matt Nokes, L <small>(1, 2) OBP: 0.305, SLG: 0.498</small>	3-2 G4-3		2-2 F9		2-3 K		1-0 F7	0-0 F8	
Jesse Barfield, R <small>(1, 9) OBP: 0.312, SLG: 0.447</small> Pat Sheridan, L <small>(3, 9) OBP: 0.255, SLG: 0.388</small> Hensley Meulens, R <small>(7, PH) OBP: 0.264, SLG: 0.324</small>		0-2 G5-3		2-1 G4-3	0-0 		1-1 		
Kevin Maas, L <small>(1, 10) OBP: 0.347, SLG: 0.399</small>		3-1 P6		4-0 	2-0 F9		1-1 F8		
Alvaro Espinoza, R <small>(1, 6) OBP: 0.292, SLG: 0.363</small> Carlos Rodriguez, S <small>(7, PH) OBP: 0.242, SLG: 0.219</small>		1-0 		1-0 	0-0 G3		3-2 P3		
Pat Kelly, R <small>(1, 5) OBP: 0.288, SLG: 0.351</small>		2-2 2-4	1-3 K	1-2 FC1		1-1 		2-0 	
Inning Stats	R: 0 H: 2 E: 0 LOB: 2 K: 0 BB: 0 S: 12 P: 23	R: 0 H: 1 E: 0 LOB: 1 K: 0 BB: 0 S: 8 P: 14	R: 3 H: 2 E: 0 LOB: 0 K: 2 BB: 1 S: 12 P: 23	R: 3 H: 1 E: 1 LOB: 0 K: 0 BB: 1 S: 9 P: 18	R: 1 H: 3 E: 0 LOB: 2 K: 1 BB: 0 S: 13 P: 20	R: 1 H: 2 E: 0 LOB: 0 K: 0 BB: 0 S: 7 P: 11	R: 2 H: 2 E: 0 LOB: 0 K: 0 BB: 0 S: 11 P: 18	R: 0 H: 2 E: 0 LOB: 3 K: 1 BB: 1 S: 11 P: 21	

PITCHER	IP	WLS	BF	H	R	ER	SO	BB	IBB	HBP	BLK	WP	HR	S	P	ERA	WHIP
Erik Hanson, R <small>(1, 1) ERA: 3.75</small>	4.1	L	25	9	7	4	3	2	0	0	0	0	1	52	94	8.31	2.538
Russ Swan, L <small>(5, 1) ERA: 2.7</small>	1.2		6	2	1	1	0	0	0	0	0	0	0	9	15	5.40	1.200
Rob Murphy, L <small>(7, 1) ERA: 2.75</small>	1.0		5	2	2	2	0	0	0	0	0	0	1	11	18	18.00	2.000
Michael Jackson, R <small>(8, 1) ERA: 3.33</small>	1.0		6	2	0	0	1	0	1	0	0	0	0	11	21	0.00	2.000

Batter	1	2	3	4	5	6	7	8	9	AB R H RBI BB SO LOB	TOP	
Henry Cotto, R (1, 8) OBP: 0.354, SLG: 0.473	1-0 G6-3		1-1 1B		0-1 1B 2B		2-3 K		0-1 F9	5 1 2 0 0 1 0		
Harold Reynolds, S (1, 4) OBP: 0.340, SLG: 0.346	1-2 1B		1-0 P6		0-0 1B		0-1 F9		1-1 1B	5 1 3 2 0 0 1		
Edgar Martinez, R (1, 5) OBP: 0.410, SLG: 0.457	0-1 P5		0-1 F9		2-1 1B		4-2 BB		2-3 K	4 0 1 1 1 1 3		
Pete O'Brien, L (1, 3) OBP: 0.294, SLG: 0.394	1-0 CS	2-1 G4-3		2-2 G4-3 SF8 2B	1-1 1B		2-2 G4-3			4 1 2 0 0 0 1		
Alvin Davis, L (1, 10) OBP: 0.312, SLG: 0.357		1-2 HR 1B		1-1 G4-3	2-2 F7			1-0 L6		4 1 1 0 0 0 3		
Jay Buhner, R (1, 9) OBP: 0.320, SLG: 0.498		3-2 HR		0-1 SF8	1-3 K			2-1 HBP		2 1 1 3 0 1 2		
Greg Briley, L (1, 7) OBP: 0.243, SLG: 0.258		2-2 G4-3		0-2 G6-3		1-1 G4-3		1-1 P5		4 0 0 0 0 0 1		
Scott Bradley, L (1, 2) OBP: 0.293, SLG: 0.256		2-3 K			1-1 F8	0-0 G5-3		0-3 K		3 0 0 0 0 0 1 0		
Tracy Jones, R (8, PH) OBP: 0.320, SLG: 0.423										1 0 0 0 0 0 1 1		
Dave Valle, R (8, 2) OBP: 0.243, SLG: 0.213										0 0 0 0 0 0 0 0		
Omar Vizquel, S (1, 6) OBP: 0.301, SLG: 0.287			0-1 G6-3		4-2 2B 1B BB	0-0 G4-3			0-1 G5-3	3 1 0 0 1 0 0		
Inning Stats	R: 0 H: 1 E: 0 LOB: 0 K: 0 BB: 0 S: 6 P: 9	R: 2 H: 2 E: 0 LOB: 0 K: 1 BB: 0 S: 15 P: 25	R: 0 H: 1 E: 0 LOB: 1 K: 0 BB: 0 S: 7 P: 9	R: 1 H: 1 E: 0 LOB: 0 K: 0 BB: 0 S: 10 P: 13	R: 3 H: 4 E: 1 LOB: 2 K: 1 BB: 1 S: 18 P: 29	R: 0 H: 0 E: 0 LOB: 0 K: 0 BB: 0 S: 4 P: 5	R: 0 H: 0 E: 0 LOB: 1 K: 1 BB: 1 S: 11 P: 19	R: 0 H: 0 E: 0 LOB: 1 K: 1 BB: 0 S: 7 P: 11	R: 0 H: 1 E: 0 LOB: 1 K: 1 BB: 0 S: 9 P: 12	1B: 7 SF: 1 2B: 2 SAC: 0 3B: 0 DP: 0 HR: 1 HBP: 1	WP: 0 PA: 40 PB: 0 SB: 0 CS: 1	
PITCHER	IP WLS BF H R ER SO BB IBB HBP BLK WP HR S P ERA WHIP											
Wade Taylor, R (1, 1) ERA: 6.19	4.1 L 21 8 6 6 1 1 0 0 0 0 0 1 47 72 12.46 2.077											
Eric Plunk, R (5, 1) ERA: 5.18	2.1 9 1 0 0 2 1 0 0 0 0 0 0 21 32 0.00 0.857											
Steve Howe, L (7, 1) ERA: 1.12	1.1 5 0 0 0 1 0 0 1 0 0 0 0 10 16 0.00 0.000											
Steve Farr, R (9, 1) ERA: 1.44	1.0 4 1 0 0 1 0 0 0 0 0 0 0 9 12 0.00 1.000											

Seattle Mariners @ New York Yankees
 Yankee Stadium, Bronx, NY
 Thu Jul 25 1991, 3:33 AM EDT
 Att. 24,559 - Cloudy - 73 F

livebaseballscorecards.com

AB	35
R	6
H	10
RBI	6
BB	2
SO	5
LOB	12



BOTTOM

Seattle Mariners @ New York Yankees
Yankee Stadium, Bronx, NY

Thu Jul 25 1991, 3:33 AM EDT
Att. 24,559 - Cloudy - 73 F

livebaseballscorecards.com

AB	32
R	3
H	5
RBI	3
BB	4
SO	3
LOB	13



WP	2	PA	36
PB	0	SB	0
CS	0		

AB R H RBI BB SO LOB

4 0 0 0 0 0 1

4 0 1 0 0 0 0

4 1 1 0 0 0 1

4 1 0 0 0 0 2

3 0 0 0 1 3 2

3 0 1 2 1 0 0

3 1 1 0 1 0 4

4 0 1 0 0 0 1
0 0 0 0 0 0 0

1B: 3 SF: 0
2B: 3 SAC: 0
3B: 0 DP: 1
HR: 0 HBP: 0

Batter	1	2	3	4	5	6	7	8	9
Bernie Williams, S (1, 8) OBP: 0.407, SLG: 0.511 B B X	2-0 P6 ①		X 0-0 F8 ③		X 0-0 L5-3 ② ③		X 0-0 F9 ③		
Steve Sax, R (1, 4) OBP: 0.338, SLG: 0.382 C B X	1-1 G6-3 ②			1-1 G5-3 ①		X 0-0 G3 2B		X 0-0 F7 ①	
Don Mattingly, L (1, 3) OBP: 0.354, SLG: 0.412 B F F X	1-2 G4-3 ③			1-2 WP 1B E 1B		C B X 1-1 F7 ①		B B F C F X 2-2 G6-3 ②	
Mel Hall, L (1, 9) OBP: 0.349, SLG: 0.538 C B X		1-1 G3-1 ①		2-0 E6 1B WP 1B		S B B C B X 2-2 G3 ②		F X 0-1 G4-3 ③	
Hensley Meulens, R (1, 7) OBP: 0.263, SLG: 0.318 C B B B S		1-3 K ②		3-3 K ②		B B B B B 4-0 BB BB			1-3 K ①
Kevin Maas, L (1, 10) OBP: 0.349, SLG: 0.398 X		0-0 F7 ③		1-0 WP 1B 2-H 3-H		B B B C B 4-1 BB 1-2 BB			2-2 P6 ②
Alvaro Espinoza, R (1, 6) OBP: 0.295, SLG: 0.367 X			0-0 E8 G6-3 2B		2-1 F9 ③	X 0-0 F8 ③			4-2 1B BB
Bob Geren, R (1, 2) OBP: 0.227, SLG: 0.241 Carlos Rodriguez, S (9, PR) OBP: 0.242, SLG: 0.219 C C C X		0-2 G1-3 ①			X 0-0 G6-3 ①		B B S B B F X 3-2 G6-3 ①		1-1 G6-3 ①
Pat Kelly, R (1, 5) OBP: 0.287, SLG: 0.345 B X			1-0 G6-3 ②		F B B B B 4-1 L5-3 BB		S B B B C B X 3-2 P4 ②		1-2 P4 ③

Inning Stats	R: 0	H: 0	E: 0	LOB: 0	K: 0	S: 6	P: 10	R: 0	H: 0	E: 0	LOB: 0	K: 1	S: 6	P: 8	R: 1	H: 1	E: 1	LOB: 0	K: 0	S: 6	R: 2	H: 2	E: 1	LOB: 1	K: 1	S: 13	P: 23	R: 0	H: 0	E: 0	LOB: 0	K: 0	S: 3	R: 0	H: 1	E: 0	LOB: 3	K: 0	S: 8	R: 0	H: 0	E: 0	LOB: 0	K: 0	S: 10	P: 16	R: 0	H: 0	E: 0	LOB: 0	K: 1	S: 13	P: 22	R: 0	H: 1	E: 0	LOB: 2	K: 1	S: 13	P: 22	1B: 3	SF: 0	2B: 3	SAC: 0	3B: 0	DP: 1	HR: 0	HBP: 0	WP: 2	PA: 36
--------------	------	------	------	--------	------	------	-------	------	------	------	--------	------	------	------	------	------	------	--------	------	------	------	------	------	--------	------	-------	-------	------	------	------	--------	------	------	------	------	------	--------	------	------	------	------	------	--------	------	-------	-------	------	------	------	--------	------	-------	-------	------	------	------	--------	------	-------	-------	-------	-------	-------	--------	-------	-------	-------	--------	-------	--------

PITCHER	IP	WLS	BF	H	R	ER	SO	BB	IBB	HBP	BLK	WP	HR	S	P	ERA	WHIP
Bill Krueger, L (1, 1) ERA: 2.76	6.0	W	25	4	3	0	2	3	0	0	0	2	0	42	74	0.00	1.167
Michael Jackson, R (7, 1) ERA: 3.25	1.1		4	0	0	0	0	0	0	0	0	0	0	11	17	0.00	0.000
Rob Murphy, L (8, 1) ERA: 2.63	1.2	S	7	1	0	0	1	1	0	0	0	0	0	18	29	0.00	1.200

Batter	1	2	3	4	5	6	7	8	9	AB R H RBI BB SO LOB	TOP									
Henry Cotto, R OBP: 0.355, SLG: 0.474 (1, 8)	1-1 G6-3		0-0 2B	0-1 G6-4-3			2-0 G5-3		4-2 CS BB	4 1 1 0 1 0 1										
Harold Reynolds, S OBP: 0.338, SLG: 0.346 (1, 4)	0-0 L7		1-1 1B 2B		2-2 G4-3		0-1 L8		1-2 F8	5 1 1 1 0 0 1										
Edgar Martinez, R OBP: 0.414, SLG: 0.463 (1, 5)	1-1 1B		1-0 1B 1B		1-2 G4-3			2-0 1B 2B		4 2 3 1 0 0 0										
Jay Buhner, R OBP: 0.323, SLG: 0.498 (1, 9)	3-2 G4-3		0-1 1B 1B		1-2 1B			3-3 K		4 1 2 0 0 1 2										
Tracy Jones, R OBP: 0.336, SLG: 0.430 (1, 10)		0-0 HR 1B	2-0 1B		3-2 F7			4-2 FC4-6 BB		3 1 2 1 1 0 1										
Alonzo Powell, R OBP: 0.268, SLG: 0.400 (1, 7)		1-1 HR	1-0 G4-6-3		1-1 G6-3			3-2 FC4-6 1B		2 1 1 2 0 0 2										
Greg Briley, L OBP: 0.245, SLG: 0.260 (6, PH)			1-2 2-3					1-2 2-H		2 0 1 1 0 0 0										
Pete O'Brien, L OBP: 0.294, SLG: 0.392 (1, 3)		1-0 1B	3-1 G4-3		1-0 F8			2-0 FC4-6 FC6-4		4 0 1 0 0 0 2										
Dave Cochrane, S OBP: 0.302, SLG: 0.343 (1, 2)		3-1 F9		2-2 G6-4-3 1B		1-0 F8		2-2 FC6-4		3 0 1 0 0 0 1										
Scott Bradley, L OBP: 0.291, SLG: 0.254 (6, 2)								1-2f		1 0 0 0 0 0 2										
Jeff Schaefer, R OBP: 0.238, SLG: 0.304 (1, 6)		0-2 G1-6-3		2-3 K			0-0 G5-3		0-0 G5-3	4 0 0 0 0 1 2										
Inning Stats	R: 0 E: 0 K: 0 S: 9	H: 1 LOB: 1 BB: 0 P: 14	R: 2 E: 0 K: 0 S: 9	H: 3 LOB: 0 BB: 0 P: 14	R: 4 E: 1 K: 0 S: 10	H: 5 LOB: 0 BB: 0 P: 18	R: 0 E: 0 K: 1 S: 11	H: 1 LOB: 0 BB: 0 P: 14	R: 0 E: 0 K: 0 S: 4	H: 0 LOB: 0 BB: 0 P: 7	R: 0 E: 0 K: 0 S: 4	H: 0 LOB: 0 BB: 0 P: 6	R: 1 E: 0 K: 1 S: 14	H: 2 LOB: 2 BB: 1 P: 30	R: 0 E: 0 K: 0 S: 8	H: 0 LOB: 0 BB: 1 P: 13	1B: 9 2B: 3 3B: 0 HR: 1	SF: 0 SAC: 0 DP: 3 HBP: 0	WP: 1 PB: 0 SB: 1 CS: 1	PA: 38
PITCHER	IP WLS BF H R ER SO BB IBB HBP BLK WP HR S P ERA WHIP																			
Denis Boucher, L ERA: 6.05 (1, 1)	2.0 L 13 8 6 6 0 0 0 0 0 0 0 1 24 36 27.00 4.000																			
Jeff Shaw, R ERA: 4.11 (3, 1)	5.1 19 4 1 1 2 1 0 0 0 0 1 0 44 74 1.69 0.938																			
Jesse Orosco, L ERA: 3.0 (8, 1)	0.2 3 1 0 0 0 0 0 0 0 0 0 0 7 14 0.00 1.500																			
Shawn Hillegas, R ERA: 4.3 (9, 1)	1.0 3 0 0 0 0 0 1 0 0 0 0 0 8 13 0.00 1.000																			

Seattle Mariners @ Cleveland Indians
Cleveland Municipal Stadium, Cleveland, OH

Fri Jul 26 1991, 7:05 PM EDT
Att. 12,839 - Sunny - 70 F

livebaseballscorecards.com

AB	36
R	7
H	13
RBI	6
BB	2
SO	2
LOB	14



Batter	1	2	3	4	5	6	7	8	9	AB R H RBI BB SO LOB
Alex Cole, L OBP: 0.381, SLG: 0.324 (1, 8)	4-1 FC5-4 BB		4-1 1B SF7 BB		3-2 F9 1B 1B		2-2 FC3-6 G6-3 1-2f		3-2 F7	3 2 1 0 2 0 2
Felix Fermin, R OBP: 0.302, SLG: 0.313 (1, 6)	0-2 FC5-4 G1 WP 1-2f		0-1 1B PB 1B 1-3 2-H		0-1 1B 1B 1-2		3-2 G6-3 1-2			4 1 2 1 0 0 2
Carlos Baerga, S OBP: 0.359, SLG: 0.423 (1, 4)	1-2 G1 1-3		0-0 SF7 3-H		2-0 F9 2-3		0-0 G4-3			3 0 0 1 0 0 4
Carlos Martinez, R OBP: 0.328, SLG: 0.375 (1, 3)	2-3 K 3-H		1-0 G5-4-3 1B 1-3		1-1 1B 1-2 1B			0-0 E4 G4-6-3		4 0 2 1 0 1 0
Albert Belle, R OBP: 0.322, SLG: 0.539 (1, 10)		2-2 F8	0-0 G5-4-3 1-2f		2-2 F7			1-3 K		4 0 0 0 0 1 5
Mark Whiten, S OBP: 0.297, SLG: 0.382 (1, 9)		0-0 E6		3-1 G4-3		1-2 G3-1		0-0 G4-6-3 1-2f		4 0 0 0 0 0 1
Chris James, R OBP: 0.280, SLG: 0.322 (1, 7)		3-2 E9 CS		1-1 G5-3		1-2 G6-4-3 1B			2-3 K2-3	3 0 1 0 0 0 1 1 0 0 0 0 1 0
Jerry Browne, S OBP: 0.263, SLG: 0.262 (9, PH)		2-3 K		2-2 F8		3-2 G6-4-3 1-2f			4-1 BLK BB	3 0 0 0 0 1 3 0 0 0 0 1 0 0
Jeff Manto, R OBP: 0.283, SLG: 0.244 (1, 5)		1-3 K								
Mike Aldrete, L OBP: 0.421, SLG: 0.392 (9, PH)										
Joel Skinner, R OBP: 0.262, SLG: 0.329 (1, 2)		3-2 CS 1-2	4-2 PB 1B BB		0-3 K			0-2 FC3-6 1B	2-3 K	3 1 1 0 1 2 1

Inning Stats	R: 1	H: 0	E: 0	K: 12	S: 19	R: 0	H: 0	E: 2	K: 13	S: 13	R: 2	H: 2	E: 0	K: 0	S: 9	R: 0	H: 0	E: 0	K: 9	S: 15	R: 1	H: 3	E: 0	K: 1	S: 14	R: 0	H: 1	E: 0	K: 9	S: 14	R: 0	H: 0	E: 1	K: 5	S: 6	R: 0	H: 0	E: 0	K: 2	S: 10	R: 0	H: 0	E: 0	K: 10	S: 21	R: 0	H: 0	E: 0	K: 10	S: 19	1B: 7	2B: 0	3B: 0	HR: 0	SF: 1	SAC: 0	DP: 3	HBP: 0	WP: 2	PB: 2	SB: 0	CS: 1	PA: 38
--------------	------	------	------	-------	-------	------	------	------	-------	-------	------	------	------	------	------	------	------	------	------	-------	------	------	------	------	-------	------	------	------	------	-------	------	------	------	------	------	------	------	------	------	-------	------	------	------	-------	-------	------	------	------	-------	-------	-------	-------	-------	-------	-------	--------	-------	--------	-------	-------	-------	-------	--------

PITCHER	IP	WLS	BF	H	R	ER	SO	BB	IBB	HBP	BLK	WP	HR	S	P	ERA	WHIP
Rich DeLucia, R ERA: 4.71 (1, 1)	5.0	W	23	5	4	4	3	3	0	0	0	2	0	57	96	7.20	1.600
Bill Swift, R ERA: 2.21 (6, 1)	3.0		10	2	0	0	1	0	0	0	0	0	0	24	35	0.00	0.667
Mike Schooler, R ERA: 3.0 (9, 1)	1.0	S	4	0	0	0	2	1	0	0	1	0	0	10	21	0.00	1.000

BOTTOM

Seattle Mariners @ Cleveland Indians
Cleveland Municipal Stadium, Cleveland, OH

Fri Jul 26 1991, 7:05 PM EDT
Att: 12,839 - Sunny - 70 F

livebaseballscorecards.com

AB	32
R	4
H	7
RBI	3
BB	4
SO	6
LOB	19



Batter	1	2	3	4	5	6	7	8	9	AB R H RBI BB SO LOB	TOP
Greg Briley, L (1, 7) <small>OBP: 0.245, SLG: 0.256</small>	1-1 		0-1 		4-1 		2-2 			3 0 0 0 1 0 1	Seattle Mariners @ Cleveland Indians Cleveland Municipal Stadium, Cleveland, OH Sat Jul 27 1991, 3:33 AM EDT Att. 32,979 - Sunny - 63 F
Harold Reynolds, S (1, 4) <small>OBP: 0.335, SLG: 0.343</small>	1-0 		2-3 		0-0 			3-1 		4 0 0 0 0 1 3	
Edgar Martinez, R (1, 5) <small>OBP: 0.412, SLG: 0.461</small>	0-1 		1-1 		3-2 			0-0 		4 0 1 0 0 0 3	
Jay Buhner, R (1, 9) Ken Griffey Jr., L (5, 8) <small>OBP: 0.320, SLG: 0.493</small> <small>OBP: 0.383, SLG: 0.486</small>	0-1 			2-3 		0-2 		1-3 		2 0 0 0 0 1 1 2 1 1 0 0 1 0	
Pete O'Brien, L (1, 3) <small>OBP: 0.291, SLG: 0.388</small>		1-2 		1-2 		1-0 		2-2 		4 0 0 0 0 0 1	
Alvin Davis, L (1, 10) <small>OBP: 0.311, SLG: 0.356</small>		1-3 		0-1 		2-0 		1-1 		3 0 1 1 0 1 0	
Scott Bradley, L (1, 2) <small>OBP: 0.290, SLG: 0.248</small>		4-0 		0-1 		0-0 		0-1 		3 0 0 0 1 0 1	
Alonzo Powell, R (1, 8) <small>OBP: 0.267, SLG: 0.391</small>		0-0 			2-1 		1-2 		0-0 	4 0 1 0 0 0 2	
Omar Vizquel, S (1, 6) <small>OBP: 0.305, SLG: 0.296</small>			0-2 		2-1 		0-1 			3 0 2 0 0 0 1	
Inning Stats	R: 0 H: 1 E: 0 LOB: 1 K: 0 BB: 0 S: 7 P: 9	R: 0 H: 0 E: 0 LOB: 1 K: 1 BB: 1 S: 8 P: 14	R: 0 H: 1 E: 0 LOB: 1 K: 1 BB: 0 S: 10 P: 13	R: 0 H: 1 E: 0 LOB: 1 K: 1 BB: 0 S: 10 P: 13	R: 0 H: 1 E: 0 LOB: 2 K: 0 BB: 1 S: 9 P: 20	R: 1 H: 1 E: 0 LOB: 0 K: 0 BB: 0 S: 6 P: 9	R: 0 H: 1 E: 0 LOB: 0 K: 0 BB: 0 S: 8 P: 11	R: 0 H: 0 E: 0 LOB: 0 K: 1 BB: 0 S: 6 P: 10	R: 0 H: 0 E: 1 LOB: 1 K: 0 BB: 0 S: 8 P: 11	1B: 4 SF: 1 2B: 1 SAC: 0 3B: 1 DP: 1 HR: 0 HBP: 0	
PITCHER Charles Nagy, R (1, 1) <small>ERA: 3.21</small>	IP WLS BF H R ER SO BB IBB HBP BLK WP HR S P ERA WHIP 9.0 W 35 6 1 1 4 2 0 0 1 0 0 72 110 1.00 0.889										

livebaseballscorecards.com

AB	32
R	1
H	6
RBI	1
BB	2
SO	4
LOB	13



Batter	1	2	3	4	5	6	7	8	9
Alex Cole, L OBP: 0.386, SLG: 0.328 (1, 8)	2-1 F9-3 1B		0-1 P5	2-1 G4-3		4-2 G4-6-3 BB		1-1 BB 1B	
Felix Fermin, R OBP: 0.307, SLG: 0.316 (1, 6)	1 SAFE 2-2 F9-3 1-2		0-1 1B 2-3 1B		0-0 1B 1B	2-2 G4-6-3 1-2f		4-1 1-2 BB	
Carlos Baerga, S OBP: 0.357, SLG: 0.418 (1, 4)	4-0 1B BB		1-0 P6		1-2 P5	3-2 L6		1-3 K2-3	
Carlos Martinez, R OBP: 0.371, SLG: 0.467 (1, 3)	2-2 1-2 1B		0-0 1-2 1B		0-0 BB 1B 1B		0-2 HR		
Mike Aldrete, L OBP: 0.421, SLG: 0.392 (8, 3)			3-H 1-1 G1-3		1-2 1-2 BB 1B		3-2 G6-3		
Albert Belle, R OBP: 0.321, SLG: 0.534 (1, 7)	3-3 K								
Mark Whiten, S OBP: 0.296, SLG: 0.377 (1, 9)		2-2 F8		0-0 F8		4-2 S 1B BB		1-3 K	
Chris James, R OBP: 0.279, SLG: 0.321 (1, 10)		2-3 K		3-2 F9		1-0 1-2 2-H 3-H S 1B		1-1 P3	
Joel Skinner, R OBP: 0.261, SLG: 0.327 (1, 2)		0-0 F9		1-0 2B 1B		1-3 K2-3 1-2 2-3		2-3 K	
Jeff Manto, R OBP: 0.298, SLG: 0.306 (1, 5)			1-0 1B 2B		2-0 1-H 2B		3-1 G5-3	1-1 G5-3	

Inning Stats	R: 0	H: 2	E: 0	K: 11	S: 11	R: 0	H: 0	E: 0	K: 1	S: 7	R: 1	H: 3	E: 0	K: 0	S: 9	R: 1	H: 2	E: 0	K: 0	S: 10	R: 3	H: 4	E: 0	K: 1	S: 17	R: 0	H: 0	E: 0	K: 10	S: 10	R: 1	H: 1	E: 0	K: 1	S: 11	R: 0	H: 1	E: 0	K: 2	S: 13
	LOB: 2	BB: 1				LOB: 0	BB: 0				LOB: 2	BB: 0				LOB: 1	BB: 1				LOB: 2	BB: 2				LOB: 0	BB: 1				LOB: 0	BB: 0				LOB: 2	BB: 1			

PITCHER	IP	WLS	BF	H	R	ER	SO	BB	IBB	HBP	BLK	WP	HR	S	P	ERA	WHIP
Brian Holman, R ERA: 3.53 (1, 1)	4.1	L	25	11	5	5	2	2	0	0	0	0	0	49	84	10.38	3.000
Russ Swan, L ERA: 2.73 (5, 1)	2.2		9	1	1	1	2	1	0	0	0	0	1	26	44	3.38	0.750
Michael Jackson, R ERA: 3.19 (8, 1)	1.0		5	1	0	0	2	1	0	0	0	0	0	13	22	0.00	2.000

BOTTOM

4 0 2 0 1 0 2

4 1 2 0 1 0 2

4 0 0 0 1 1 5

4 2 4 2 0 0 0
0 0 0 0 0 0 0

4 1 1 1 0 1 4

3 0 0 0 1 1 0

4 0 1 2 0 1 0

4 1 1 0 0 2 2

4 1 2 1 0 0 2

AB 35
R 6
H 13
RBI 6
BB 4
SO 6
LOB 17



WP: 0 **PA: 39**
PB: 0
SB: 2
CS: 0

Seattle Mariners @ Cleveland Indians
Cleveland Municipal Stadium, Cleveland, OH

Sat Jul 27 1991, 3:33 AM EDT
Att. 32,979 - Sunny - 63 F

livebaseballscorecards.com

Batter	1	2	3	4	5	6	7	8	9	AB	R	H	RBI	BB	SO	LOB	TOP										
Edgar Martinez, R OBP: 0.412, SLG: 0.458 (1, 5)	3-1 2B 1B	4-0 IBB		2-2 G5-4-3 1-2f		1-0 F9	2-1 F7			4	1	1	0	1	0	5											
Harold Reynolds, S OBP: 0.333, SLG: 0.341 (1, 4)	3-2 F7	2-1 F9			2-2 SF7 1B	3-1 P5		1-0 E4 FC4-6		5	1	1	0	0	0	5											
Ken Griffey Jr., L OBP: 0.386, SLG: 0.489 (1, 8)	2-2 1B 2B		X	0-0 1B SF9 1B		0-0 E3 SF7 1B	4-0 1B IBB		0-1 FC4-6 CS S 1-2f	4	3	2	0	1	0	2											
Pete O'Brien, L OBP: 0.295, SLG: 0.392 (1, 3)	0-0 G4-6-3 1B 2-H 3-H		B	2-0 G6-4-3 1B 1-3		2-0 SF7	0-2 1B		1 SAFE F9	4	0	3	3	0	0	1											
Alvin Davis, L OBP: 0.313, SLG: 0.356 (1, 10)	3-1 G4-6-3 1-2f		B	2-0 SF9		1-2 BB 1B 3-H		2-1 L9	4-1 IBB 1-2	3	0	1	2	1	0	1											
Tracy Jones, R OBP: 0.339, SLG: 0.438 (1, 7)		3-2 SH1-3 1B	B	1-0 G6-4-3 1-2f		1-2 F9		2-1 1B 2B	2-0 CS 2-3	5	1	2	0	0	0	2											
Henry Cotto, R OBP: 0.355, SLG: 0.474 (9, 7)			X							0	0	0	0	0	0	0											
Greg Briley, L OBP: 0.256, SLG: 0.263 (1, 9)		1-2 SH1-3 1B	C			1-2 FC1-5 1B		2-1 1B 1B		2	0	2	0	1	0	0											
Jay Buhner, R OBP: 0.323, SLG: 0.495 (7, PH)			X							1	0	1	0	0	0	0											
Dave Valle, R OBP: 0.242, SLG: 0.212 (7, 2)			X							1	0	0	0	0	1	0											
Scott Bradley, L OBP: 0.293, SLG: 0.246 (1, 2)		0-1 SH1-3	C			4-1 FC1-5 BB		1-2 1B		1	0	0	0	1	0	2											
Alonzo Powell, R OBP: 0.273, SLG: 0.394 (7, 9)			X							2	0	1	1	0	0	0											
Omar Vizquel, S OBP: 0.304, SLG: 0.295 (1, 6)		2-3 K	C			0-0 FC1-5 G5-4-3 1-2 2-3f		0-0 1B 1B	2-2 L5	4	0	1	0	0	1	6											
Inning Stats	R: 2 E: 0 K: 0 S: 14	H: 3 LOB: 0 BB: 0 P: 25	R: 0 E: 0 K: 1 S: 16	H: 2 LOB: 3 BB: 1 P: 28	R: 1 E: 0 K: 0 S: 4	H: 2 LOB: 0 BB: 0 P: 9	R: 0 E: 0 K: 0 S: 8	H: 1 LOB: 1 BB: 1 P: 15	R: 2 E: 1 K: 0 S: 15	H: 2 LOB: 2 BB: 1 P: 26	R: 0 E: 0 K: 0 S: 7	H: 2 LOB: 2 BB: 1 P: 15	R: 1 E: 0 K: 0 S: 15	H: 3 LOB: 2 BB: 0 P: 26	R: 0 E: 1 K: 0 S: 6	H: 0 LOB: 1 BB: 1 P: 16	R: 0 E: 0 K: 1 S: 14	H: 0 LOB: 0 BB: 0 P: 18	1B: 13 2B: 2 3B: 0 HR: 0	SF: 2 SAC: 1 DP: 3 HBP: 0	WP: 0 PB: 0 SB: 3 CS: 1	PA: 45					
PITCHER	IP	WLS	BF	H	R	ER	SO	BB	IBB	HBP	BLK	WP	HR	S	P	ERA	WHIP										
Rod Nichols, R ERA: 3.9 (1, 1)	3.0		16	8	3	3	1	0	1	0	0	0	0	37	66	9.00	2.667										
Mike York, R ERA: 5.4 (4, 1)	3.1	L	17	5	3	1	0	2	1	0	0	0	0	31	60	2.70	2.100										
Jesse Orosco, L ERA: 2.97 (7, 1)	0.1		3	2	0	0	0	0	0	0	0	0	0	9	14	0.00	6.000										
Shawn Hillegas, R ERA: 4.08 (7, 1)	2.1		8	0	0	0	1	0	1	0	0	0	0	22	38	0.00	0.000										

Seattle Mariners @ Cleveland Indians
Cleveland Municipal Stadium, Cleveland, OH

Sun Jul 28 1991, 3:33 AM EDT
Att. 17,484 - Sunny - 69 F

livebaseballscorecards.com

AB	36
R	6
H	15
RBI	6
BB	5
SO	2
LOB	24



Batter	1	2	3	4	5	6	7	8	9	AB	R	H	RBI	BB	SO	LOB	BOTTOM
--------	---	---	---	---	---	---	---	---	---	----	---	---	-----	----	----	-----	--------

<p>Alex Cole, L (1, 8) OBP: 0.388, SLG: 0.328</p> <p>Luis Lopez, R (9, PH) OBP: 0.281, SLG: 0.290</p> <p>Mike Aldrete, L (9, PR) OBP: 0.421, SLG: 0.392</p>	<p>4-2</p>	<p>2-2</p>		<p>1-3</p>		<p>1-1</p>			<p>1-2</p>	3	0	1	2	1	1	1	<p>Seattle Mariners @ Cleveland Indians Cleveland Municipal Stadium, Cleveland, OH</p> <p>Sun Jul 28 1991, 3:33 AM EDT Att. 17,484 - Sunny - 69 F</p>
--	------------	------------	--	------------	--	------------	--	--	------------	---	---	---	---	---	---	---	--

<p>Felix Fermin, R (1, 6) OBP: 0.309, SLG: 0.315</p>	<p>2-1</p>	<p>0-0</p>		<p>2-2</p>		<p>2-3</p>			<p>4-1</p>	4	0	1	0	1	1	2	
---	------------	------------	--	------------	--	------------	--	--	------------	---	---	---	---	---	---	---	--

<p>Carlos Martinez, R (1, 3) OBP: 0.373, SLG: 0.484</p>	<p>2-0</p>	<p>1-2</p>		<p>2-2</p>				<p>3-1</p>	<p>1-3</p>	4	1	2	1	0	1	2	
--	------------	------------	--	------------	--	--	--	------------	------------	---	---	---	---	---	---	---	--

<p>Albert Belle, R (1, 7) OBP: 0.322, SLG: 0.542</p>	<p>1-0</p>	<p>3-3</p>		<p>0-0</p>				<p>3-2</p>	<p>4-1</p>	4	1	1	2	1	1	4	
---	------------	------------	--	------------	--	--	--	------------	------------	---	---	---	---	---	---	---	--

<p>Mark Whiten, S (1, 9) OBP: 0.290, SLG: 0.369</p>	<p>0-3</p>		<p>2-1</p>	<p>1-3</p>				<p>1-0</p>	<p>2-1</p>	5	0	0	0	0	2	5	
--	------------	--	------------	------------	--	--	--	------------	------------	---	---	---	---	---	---	---	--

<p>Chris James, R (1, 10) OBP: 0.279, SLG: 0.320</p>		<p>0-1</p>	<p>1-0</p>		<p>0-3</p>			<p>3-2</p>		4	1	1	0	0	1	0	
---	--	------------	------------	--	------------	--	--	------------	--	---	---	---	---	---	---	---	--

<p>Sandy Alomar Jr., R (1, 2) OBP: 0.264, SLG: 0.266</p> <p>Joel Skinner, R (7, 2) OBP: 0.260, SLG: 0.324</p>		<p>4-2</p>	<p>4-0</p>		<p>1-2</p>			<p>2-1</p>		1	1	0	0	2	0	0	
---	--	------------	------------	--	------------	--	--	------------	--	---	---	---	---	---	---	---	--

<p>Jeff Manto, R (1, 5) OBP: 0.300, SLG: 0.294</p> <p>Carlos Baerga, S (8, PH) OBP: 0.356, SLG: 0.417</p> <p>(9, 5)</p>		<p>0-0</p>	<p>4-1</p>		<p>0-3</p>			<p>1-3</p>		2	0	0	0	1	1	2	
---	--	------------	------------	--	------------	--	--	------------	--	---	---	---	---	---	---	---	--

<p>Jerry Browne, S (1, 4) OBP: 0.268, SLG: 0.259</p>		<p>2-1</p>	<p>0-1</p>			<p>4-1</p>			<p>1-1</p>	2	1	0	0	1	0	2	
---	--	------------	------------	--	--	------------	--	--	------------	---	---	---	---	---	---	---	--

Inning Stats	R: 0	H: 1	E: 0	K: 10	S: 19	R: 3	H: 3	E: 0	K: 18	S: 30	R: 0	H: 0	E: 0	K: 6	S: 17	R: 2	H: 2	E: 0	K: 15	S: 21	R: 0	H: 0	E: 0	K: 10	S: 11	R: 0	H: 0	E: 0	K: 6	S: 13	R: 0	H: 0	E: 0	K: 8	S: 14	R: 0	H: 1	E: 0	K: 18	S: 31	1B: 5	2B: 1	3B: 0	HR: 1	SF: 1	SAC: 0	DP: 0	HBP: 1	WP: 2	PB: 0	SB: 0	CS: 1	PA: 41
--------------	------	------	------	-------	-------	------	------	------	-------	-------	------	------	------	------	-------	------	------	------	-------	-------	------	------	------	-------	-------	------	------	------	------	-------	------	------	------	------	-------	------	------	------	-------	-------	-------	-------	-------	-------	-------	--------	-------	--------	-------	-------	-------	-------	--------

PITCHER	IP	WLS	BF	H	R	ER	SO	BB	IBB	HBP	BLK	WP	HR	S	P	ERA	WHIP
Randy Johnson, L (1, 1) ERA: 3.87	6.0		29	6	5	5	7	5	0	1	0	2	1	66	112	7.50	1.833
Michael Jackson, R (7, 1) ERA: 3.07	2.0		6	0	0	0	1	0	0	0	0	0	0	14	27	0.00	0.000
Rob Murphy, L (9, 1) ERA: 2.61	0.1		3	1	0	0	0	1	0	0	0	0	0	11	17	0.00	6.000
Bill Swift, R (9, 1) ERA: 2.18	0.2	S	3	0	0	0	1	1	0	0	0	0	0	7	14	0.00	1.500

AB	32
R	5
H	7
RBI	5
BB	7
SO	9
LOB	18



PITCHER	IP	WLS	BF	H	R	ER	SO	BB	IBB	HBP	BLK	WP	HR	S	P	ERA	WHIP
---------	----	-----	----	---	---	----	----	----	-----	-----	-----	----	----	---	---	-----	------

Batter	1	2	3	4	5	6	7	8	9	AB R H RBI BB SO LOB	TOP	
Mike Devereaux, R (1, 8) OBP: 0.328, SLG: 0.439	1-1 G4-6-3 1B		2-0 L8		3-1 F8		2-0 L7			4 0 1 0 0 0 2		
Joe Orsulak, L (1, 7) OBP: 0.286, SLG: 0.314	2-3 K		1-1 P9		2-0 FC5-4 1B			1-3 K		4 0 1 1 0 2 1		
Cal Ripken Jr., R (1, 6) OBP: 0.386, SLG: 0.565	1-0 G4-6-3 1-2f			0-0 P4	1-2 FC5-4			0-2 1B		4 0 1 0 0 0 2		
Dwight Evans, R (1, 10) OBP: 0.394, SLG: 0.388		3-1 G6-3		3-3 K		0-0 F9		1-3 K		4 0 0 0 0 2 1		
Chito Martinez, L (1, 9) OBP: 0.329, SLG: 0.535		2-3 K		1-2 2B		2-3 K		3-3 K		4 0 1 0 0 3 1		
David Segui, S (1, 3) OBP: 0.318, SLG: 0.373		1-3 K		1-1 G3		2-2 L6			1-2 G4-3	4 0 0 0 0 1 1		
Leo Gomez, R (1, 5) OBP: 0.312, SLG: 0.377			0-1 G5-3		2-2 2B 1B		1-3 K		2-1 P5	4 1 1 0 0 1 0		
Chris Hoiles, R (1, 2) OBP: 0.314, SLG: 0.393			1-2 HR 1B		1-0 F8 1H 1B 2B		2-1 E7 SH1-3		0-3 K	4 2 2 1 0 1 0		
Juan Bell, R (1, 4) OBP: 0.174, SLG: 0.198			1-1 HR		3-3 K		1 SAFE 1 SAFE 2-0 SH1-3			2 1 1 2 0 1 1		
Inning Stats	R: 0 E: 0 K: 1 S: 6 H: 1 LOB: 0 BB: 0 P: 10	R: 0 E: 0 K: 2 S: 9 H: 0 LOB: 0 BB: 0 P: 15	R: 2 E: 0 K: 0 S: 10 H: 2 LOB: 0 BB: 0 P: 15	R: 0 E: 0 K: 1 S: 9 H: 1 LOB: 1 BB: 0 P: 14	R: 2 E: 0 K: 1 S: 14 H: 3 LOB: 1 BB: 0 P: 26	R: 0 E: 0 K: 1 S: 9 H: 0 LOB: 0 BB: 0 P: 13	R: 0 E: 1 K: 3 S: 7 H: 0 LOB: 1 BB: 0 P: 14	R: 0 E: 0 K: 3 S: 14 H: 1 LOB: 1 BB: 0 P: 19	R: 0 E: 0 K: 1 S: 8 H: 0 LOB: 0 BB: 0 P: 11	1B: 5 2B: 2 3B: 0 HR: 1 SF: 0 SAC: 1 DP: 1 HBP: 0	WP: 0 PB: 0 SB: 0 CS: 0 PA: 35	
PITCHER	IP WLS BF H R ER SO BB IBB HBP BLK WP HR S P ERA WHIP											
Erik Hanson, R (1, 1) ERA: 3.81	8.0 W 32 8 4 4 10 0 0 0 0 0 1 78 126 4.50 1.000											
Mike Schooler, R (9, 1) ERA: 2.57	1.0 3 0 0 0 1 0 0 0 0 0 0 8 11 0.00 0.000											

Baltimore Orioles @ Seattle Mariners
The Kingdome, Seattle, WA
Mon Jul 29 1991, 10:05 PM EDT
Att: 31,910 - Dome - 70 F

livebaseballscorecards.com

AB	34
R	4
H	8
RBI	4
BB	0
SO	11
LOB	9



Batter	1	2	3	4	5	6	7	8	9	AB	R	H	RBI	BB	SO	LOB
Edgar Martinez, R OBP: 0.411, SLG: 0.455 Dave Cochrane, S OBP: 0.308, SLG: 0.360 Jeff Schaefer, R OBP: 0.236, SLG: 0.301 (1, 5) (7, 5) (7, PR) (8, 5)	2-2 BB 2B HBP	1-0 G6-3			2-1 F8		0-0 2B 2B	1-2 G6-4-3		2	1	0	0	0	0	0
Harold Reynolds, S OBP: 0.339, SLG: 0.348 (1, 4)	4-0 2B BB		1-2 L4-6 2B			4-2 1B G6-3 BB	0-2 2B 2B	1-2 G3		3	3	2	2	2	0	1
Ken Griffey Jr., L OBP: 0.390, SLG: 0.498 (1, 8)	0-1 BLK SF7 2B		1-0 L4-6			0-0 1B G6-3	2-1 2B 1B 2B			4	2	3	3	0	0	1
Pete O'Brien, L OBP: 0.294, SLG: 0.393 (1, 3)	1-1 P6		2-1 G6-3			1-1 SAFE G6-3	1-1 1B 2B			4	1	1	0	0	0	2
Alvin Davis, L OBP: 0.312, SLG: 0.356 (1, 10)	0-0 SF7				0-1 P5		2-2 G3-1	1-2 1B		3	0	1	3	0	0	0
Alonzo Powell, R OBP: 0.272, SLG: 0.387 (1, 9)	1-2 1B				1-2 F8			F8		4	0	1	0	0	1	2
Greg Briley, L OBP: 0.256, SLG: 0.268 (1, 7)	1-2 F8				0-3 K			K		4	1	1	0	0	1	3
Scott Bradley, L OBP: 0.289, SLG: 0.242 Tracy Jones, R OBP: 0.345, SLG: 0.438 Dave Valle, R OBP: 0.245, SLG: 0.216 (1, 2) (7, PH) (7, PR) (8, 2)		0-0 B2-3			3-2 G4-3		4-0 WP 2B IBB	1-0 G6-4-3 E 1B		2	0	0	0	0	0	0
Omar Vizquel, S OBP: 0.303, SLG: 0.292 (1, 6)		2-1 G3			1-0 P5		4-1 2B 2B BB	0-0 FC G6-4-3		0	0	0	0	1	0	1

Inning Stats	R: 3	H: 2	E: 0	K: 0	S: 15	LOB: 1	BB: 1	P: 24	R: 0	H: 0	E: 0	K: 0	S: 4	LOB: 0	BB: 0	P: 7	R: 0	H: 1	E: 0	K: 0	S: 6	LOB: 0	BB: 0	P: 10	R: 0	H: 0	E: 0	K: 1	S: 10	LOB: 0	BB: 0	P: 11	R: 0	H: 0	E: 0	K: 0	S: 8	LOB: 0	BB: 0	P: 14	R: 1	H: 1	E: 0	K: 0	S: 9	LOB: 0	BB: 1	P: 16	R: 7	H: 6	E: 0	K: 1	S: 21	LOB: 2	BB: 2	P: 35	R: 0	H: 1	E: 1	K: 0	S: 9	LOB: 1	BB: 0	P: 12	1B: 4	2B: 8	3B: 0	HR: 0	SF: 1	SAC: 0	DP: 3	HBP: 1	WP: 1	PB: 0	SB: 0	CS: 0	PA: 38
--------------	------	------	------	------	-------	--------	-------	-------	------	------	------	------	------	--------	-------	------	------	------	------	------	------	--------	-------	-------	------	------	------	------	-------	--------	-------	-------	------	------	------	------	------	--------	-------	-------	------	------	------	------	------	--------	-------	-------	------	------	------	------	-------	--------	-------	-------	------	------	------	------	------	--------	-------	-------	-------	-------	-------	-------	-------	--------	-------	--------	-------	-------	-------	-------	--------

PITCHER	IP	WLS	BF	H	R	ER	SO	BB	IBB	HBP	BLK	WP	HR	S	P	ERA	WHIP
Bob Milacki, R ERA: 4.22 (1, 1)	6.1	L	25	5	5	5	1	2	0	1	1	0	0	55	86	7.11	1.105
Jeff Ballard, L ERA: 5.34 (7, 1)	0.0		4	2	3	3	0	1	1	0	0	1	0	5	13	∞	∞
Paul Kilgus, L ERA: 5.08 (7, 1)	1.2		9	4	3	3	1	0	0	0	0	0	0	22	30	16.20	2.400


BOTTOM

Baltimore Orioles @ Seattle Mariners
The Kingdome, Seattle, WA

Mon Jul 29 1991, 10:05 PM EDT
Att: 31,910 - Dome - 70 F

livebaseballscorecards.com

AB	32
R	11
H	11
RBI	10
BB	4
SO	2
LOB	12



Batter	1	2	3	4	5	6	7	8	9	AB R H RBI BB SO LOB	TOP											
Mike Devereaux, R (1, 8) OBP: 0.329, SLG: 0.438	1-2 BB SF8 1B	1-3 K		3-1 1B			3-2 G3		2-3 K	5 1 2 0 0 2 2												
Tim Hulett, R (1, 10) OBP: 0.257, SLG: 0.335	1-2 F9	0-1 P6		0-0 F8			1-1 2B		1-3 K	5 0 1 0 0 1 4												
Cal Ripken Jr., R (1, 6) OBP: 0.387, SLG: 0.572	0-0 BB 1B		1-0 HR	3-1 L6			1-2 F8			4 1 2 1 0 0 2												
Dwight Evans, R (1, 9) OBP: 0.396, SLG: 0.387	4-2 BB 2-3		0-0 BB 1B		1-3 K		0-0 F9			3 0 1 0 1 1 1												
Randy Milligan, R (1, 3) OBP: 0.372, SLG: 0.416	2-1 SF8		2-2 F9		0-0 E4 G1-6-3			1-1 PB G1-4-3 1B		3 0 1 1 0 0 1												
David Segui, S (1, 7) OBP: 0.310, SLG: 0.363	3-2 F7		1-2 P3		1-0 G1-6-3 1-2f			1-2 G1-4-3		4 0 0 0 0 0 5												
Leo Gomez, R (1, 5) OBP: 0.311, SLG: 0.371		0-0 G6-3		4-2 BB		0-0 F9		2-3 K		3 0 0 0 1 1 1												
Chris Hoiles, R (1, 2) OBP: 0.314, SLG: 0.392		2-2	1-3 K		1-0 F9			0-1 G6-3		3 0 1 0 0 1 2												
Joe Orsulak, L (8, PH) OBP: 0.285, SLG: 0.313		2B 1B								1 0 0 0 0 0 1												
Bob Melvin, R (8, 2) OBP: 0.325, SLG: 0.353										0 0 0 0 0 0 0												
Juan Bell, R (1, 4) OBP: 0.177, SLG: 0.209		0-0 2B		1-0 F8		2-0 L5			0-1 G1-3	4 0 1 0 0 0 0												
Inning Stats	R: 1 E: 0 K: 0 S: 15	H: 2 LOB: 2 BB: 1 P: 26	R: 0 E: 0 K: 1 S: 10	H: 2 LOB: 2 BB: 0 P: 13	R: 1 E: 0 K: 1 S: 13	H: 2 LOB: 2 BB: 1 P: 22	R: 0 E: 0 K: 0 S: 6	H: 1 LOB: 1 BB: 0 P: 13	R: 0 E: 1 K: 1 S: 5	H: 0 LOB: 0 BB: 0 P: 7	R: 0 E: 0 K: 0 S: 3	H: 0 LOB: 0 BB: 0 P: 6	R: 0 E: 0 K: 0 S: 11	H: 1 LOB: 1 BB: 0 P: 16	R: 0 E: 0 K: 1 S: 11	H: 1 LOB: 1 BB: 0 P: 15	R: 0 E: 0 K: 2 S: 8	H: 0 LOB: 0 BB: 0 P: 11	1B: 6 2B: 2 3B: 0 HR: 1	SF: 1 SAC: 0 DP: 1 HBP: 0	WP: 0 PB: 1 SB: 0 CS: 0	PA: 38
PITCHER	IP WLS BF H R ER SO BB IBB HBP BLK WP HR S P ERA WHIP																					
Bill Krueger, L (1, 1) ERA: 2.77	6.1 W 29 8 2 2 3 2 0 0 0 0 0 1 58 97 2.84 1.579																					
Bill Swift, R (7, 1) ERA: 2.11	1.2 6 1 0 0 1 0 0 0 0 0 0 0 16 21 0.00 0.600																					
Rob Murphy, L (9, 1) ERA: 2.54	1.0 3 0 0 0 2 0 0 0 0 0 0 0 8 11 0.00 0.000																					

Baltimore Orioles @ Seattle Mariners
The Kingdome, Seattle, WA
Tue Jul 30 1991, 10:05 PM EDT
Att. 18,725 - Dome - 70 F

livebaseballscorecards.com

AB	35
R	2
H	9
RBI	2
BB	2
SO	6
LOB	19



Batter	1	2	3	4	5	6	7	8	9	AB	R	H	RBI	BB	SO	LOB
Greg Briley, L OBP: 0.260, SLG: 0.272 (1, 7)	0-1 G3-1 BB FC1-2 1B	2-0 BB 1-2 HR 1B		1-3 K			1-2 G3-1			4	1	2	0	0	1	0
Harold Reynolds, S OBP: 0.340, SLG: 0.347 (1, 4)	4-1 FC1-2 G3-1 1-2 BB	4-2 BB 1-2 HR BB		1-3 K			1-3 K			2	1	0	0	2	2	0
Ken Griffey Jr., L OBP: 0.388, SLG: 0.505 (1, 8)	2-2 G3-1 1-2 2-3	3-2 HR 1-H 2-H 3-H		0-3 K			1-2 G6-3			4	1	1	4	0	1	2
Pete O'Brien, L OBP: 0.294, SLG: 0.397 (1, 3)	1-1 FC1-2 2-3 3-H	2-1 1B 3B		2-2 F8			2-2 G1-3			4	1	1	0	0	0	2
Alvin Davis, L OBP: 0.314, SLG: 0.358 (1, 10)	1-1 F7	0-0 1B 3-H		3-3 K			2-1 2B 1B			4	1	2	1	0	1	2
Jay Buhner, R OBP: 0.322, SLG: 0.496 (1, 9)		P3 K		0-2 F7			1-0 1B 2B			4	1	1	0	0	1	1
Dave Cochrane, S OBP: 0.300, SLG: 0.350 (1, 5)		0-0 G6-3		2-0 F7			1-2 1B			3	0	0	0	0	1	0
Jeff Schaefer, R OBP: 0.243, SLG: 0.308 (8, 5)							2-3 K			1	0	1	2	0	0	0
Scott Bradley, L OBP: 0.288, SLG: 0.250 (1, 2)		1-1 1B 2B		2-2 G3-1			0-1 F7			4	1	1	0	0	1	1
Dave Valle, R OBP: 0.245, SLG: 0.216 (9, 2)							3-3 K			0	0	0	0	0	0	0
Omar Vizquel, S OBP: 0.302, SLG: 0.291 (1, 6)		0-1 BB 1B HR 1B 2-H		1-3 K			0-0 G4-3			4	1	1	1	0	1	1

Inning Stats	R: 0	H: 1	E: 0	K: 10	S: 10	LOB: 2	BB: 1	P: 18	R: 6	H: 6	E: 0	K: 1	S: 18	LOB: 1	BB: 1	P: 32	R: 0	H: 0	E: 0	K: 1	S: 8	LOB: 0	BB: 0	P: 13	R: 0	H: 0	E: 0	K: 3	S: 10	LOB: 0	BB: 0	P: 15	R: 0	H: 0	E: 0	K: 1	S: 6	LOB: 0	BB: 0	P: 8	R: 0	H: 0	E: 0	K: 1	S: 10	LOB: 0	BB: 0	P: 13	R: 2	H: 3	E: 0	K: 1	S: 17	LOB: 1	BB: 0	P: 26
--------------	------	------	------	-------	-------	--------	-------	-------	------	------	------	------	-------	--------	-------	-------	------	------	------	------	------	--------	-------	-------	------	------	------	------	-------	--------	-------	-------	------	------	------	------	------	--------	-------	------	------	------	------	------	-------	--------	-------	-------	------	------	------	------	-------	--------	-------	-------


PITCHER	IP	WLS	BF	H	R	ER	SO	BB	IBB	HBP	BLK	WP	HR	S	P	ERA	WHIP
Roy Smith, R ERA: 5.05 (1, 1)	1.2	L	13	6	6	6	0	2	0	0	0	0	1	24	45	32.40	4.800
Jim Poole, L ERA: 2.89 (2, 1)	3.1		11	1	0	0	6	0	0	0	0	0	0	32	45	0.00	0.300
Stacy Jones, R ERA: (6, 1)	2.0		6	0	0	0	2	0	0	0	0	0	0	16	21	0.00	0.000
Gregg Olson, R ERA: 3.47 (8, 1)	1.0		6	3	2	2	1	0	0	0	0	0	0	17	26	18.00	3.000

BOTTOM

Baltimore Orioles @ Seattle Mariners
The Kingdome, Seattle, WA

Tue Jul 30 1991, 10:05 PM EDT
Att: 18,725 - Dome - 70 F

AB	34
R	8
H	10
RBI	8
BB	2
SO	9
LOB	9



WP	PA	3B	SF	SAC	DP	HBP
0	36	1	0	0	0	0

Batter	1	2	3	4	5	6	7	8	9	10	11	AB R H RBI BB SO LOB	TOP														
Mike Devereaux, R (1, 8) OBP: 0.330, SLG: 0.441	F9		F8		2B			1B		K		5 0 2 0 0 1 1	Baltimore Orioles @ Seattle Mariners The Kingdom, Seattle, WA Wed Jul 31 1991, 10:05 PM EDT Att. 22,503 - Dome - 70 F														
Brady Anderson, L (1, 7) OBP: 0.327, SLG: 0.283	K		FC1-6		G4-3			P3		F9		5 0 0 0 0 1 4															
Cal Ripken Jr., R (1, 6) OBP: 0.382, SLG: 0.565	P6		G5-3					F8		F8		5 0 0 0 0 0 2															
Sam Horn, L (1, 10) OBP: 0.346, SLG: 0.500 Tim Hulett, R (9, PR) OBP: 0.256, SLG: 0.333		2B SF7 BB		P5		G4-6-3 BB			3B 1B		G4-3	2 1 1 0 2 0 0 1 1 0 0 0 0 0															
Randy Milligan, R (1, 3) OBP: 0.375, SLG: 0.427		SF7 2B		F8		G4-6-3			3B 1B		BB 1B BB	4 1 2 1 1 0 1															
Joe Orsulak, L (1, 9) OBP: 0.283, SLG: 0.310 Dwight Evans, R (9, PH) OBP: 0.402, SLG: 0.391		F7		F8				F8		BB		3 0 0 0 0 0 2 1 1 1 0 1 0 0															
Leo Gomez, R (1, 5) OBP: 0.309, SLG: 0.366		SF7				K		G6-3		FC6-2-5		3 0 0 1 1 1 2															
Bob Melvin, R (1, 2) OBP: 0.319, SLG: 0.346 David Segui, S (9, PH) OBP: 0.308, SLG: 0.361 Chris Hoiles, R (9, 2) OBP: 0.317, SLG: 0.395		F9		F8				K		K		3 0 0 0 0 1 1 1 0 0 0 0 1 2 1 0 1 2 0 0 0															
Juan Bell, R (1, 4) OBP: 0.186, SLG: 0.217						2B 1B				F8		5 0 2 0 0 1 4															
Inning Stats	R: 0 E: 0 K: 1 S: 8	H: 0 LOB: 0 BB: 0 P: 12	R: 1 E: 0 K: 0 S: 9	H: 1 LOB: 1 BB: 1 P: 20	R: 0 E: 0 K: 0 S: 10	H: 1 LOB: 1 BB: 0 P: 13	R: 0 E: 0 K: 0 S: 4	H: 0 LOB: 0 BB: 0 P: 4	R: 0 E: 0 K: 1 S: 7	H: 2 LOB: 2 BB: 0 P: 10	R: 0 E: 0 K: 1 S: 8	H: 0 LOB: 0 BB: 1 P: 12		R: 0 E: 0 K: 1 S: 11	H: 1 LOB: 1 BB: 0 P: 17	R: 1 E: 0 K: 1 S: 11	H: 2 LOB: 2 BB: 1 P: 21	R: 0 E: 0 K: 1 S: 8	H: 0 LOB: 0 BB: 0 P: 11	R: 2 E: 0 K: 0 S: 12	H: 2 LOB: 1 BB: 2 P: 22	1B: 6 2B: 2 3B: 1 HR: 0	SF: 1 SAC: 0 DP: 2 HBP: 0	WP: 0 PB: 0 SB: 1 CS: 0	PA: 45		
PITCHER	IP	WLS	BF	H	R	ER	SO	BB	IBB	HBP	BLK	WP	HR	S	P	ERA	WHIP										
Rich DeLucia, R (1, 1) ERA: 4.5	7.1		28	5	1	1	4	2	0	0	0	0	0	57	89	1.23	0.955										
Michael Jackson, R (8, 1) ERA: 3.2	0.2		4	2	1	1	0	0	0	0	0	0	0	12	21	13.50	3.000										
Rob Murphy, L (9, 1) ERA: 2.54	0.0		1	0	0	0	0	1	0	0	0	0	0	1	5	∞	∞										
Mike Schooler, R (9, 1) ERA: 2.0	2.0		6	0	0	0	2	0	0	0	0	0	0	13	17	0.00	0.000										
Bill Swift, R (11, 1) ERA: 2.4	1.0	L	6	2	2	2	0	2	0	0	0	0	0	12	22	18.00	4.000										

livebaseballscorecards.com

AB	39
R	4
H	9
RBI	4
BB	5
SO	6
LOB	19



Batter	1	2	3	4	5	6	7	8	9	10	11	AB R H RBI BB SO LOB
Edgar Martinez, R OBP: 0.413, SLG: 0.454	0-1 F9		0-2 G4-3		1-0 1B HBP		0-1 1B		4-0 IBB			3 0 1 0 1 0 0
Harold Reynolds, S OBP: 0.338, SLG: 0.343	4-1 2B BB		0-2 F9		3-1 P3		1-1 P6		2-1 F8			4 0 0 0 1 0 5
Ken Griffey Jr., L OBP: 0.388, SLG: 0.503	2-0 F9			2-1 1B 1B	1-1 1B		0-0 G4-3			2-2 P6		5 0 2 1 0 0 2
Pete O'Brien, L OBP: 0.293, SLG: 0.397	2-0 1-3 2B			2-1 F7	1-0 F7			0-2 F7		1-1 G3-1		5 0 1 0 0 0 3
Alvin Davis, L OBP: 0.312, SLG: 0.355	1-1 G4-3			1-1 1-2 1B		2-1 P6		1-2 G4-3		1-2 G6-3		5 0 1 0 0 0 2
Jay Buhner, R OBP: 0.323, SLG: 0.506		2-3 K		0-1 L7		2-2 HR		3-3 K			2-1 1B	5 1 2 1 0 2 2
Greg Briley, L Henry Cotto, R OBP: 0.257, SLG: 0.269 OBP: 0.351, SLG: 0.469		0-1 G6-3		0-2 F8		3-2 G4-3			3-3 K		1-3 K	3 0 0 0 0 0 2 2 0 0 0 0 2 1
Scott Bradley, L Dave Valle, R OBP: 0.282, SLG: 0.244 OBP: 0.248, SLG: 0.224		2-0 F7			0-0 G4-3		1-3 K		0-0 2B		0-0 F7	3 0 0 0 0 1 0 2 0 1 0 0 0 1
Omar Vizquel, S Tracy Jones, R OBP: 0.302, SLG: 0.291 OBP: 0.342, SLG: 0.434			1-0 F8		0-2 1B HBP		3-2 G3		1-2 G6-3		1-0 F7	4 1 1 0 0 0 1 1 0 0 0 0 0 1

Inning Stats	R: 0	H: 1	E: 0	LOB: 2	K: 0	BB: 1	S: 7	P: 16	R: 0	H: 0	E: 0	LOB: 0	K: 0	BB: 0	S: 6	P: 10	R: 0	H: 0	E: 0	LOB: 0	K: 0	BB: 0	S: 7	P: 8	R: 0	H: 2	E: 0	LOB: 2	K: 0	BB: 0	S: 11	P: 16	R: 1	H: 2	E: 0	LOB: 2	K: 0	BB: 0	S: 10	P: 16	R: 1	H: 1	E: 0	LOB: 0	K: 1	BB: 0	S: 11	P: 19	R: 0	H: 1	E: 0	LOB: 1	K: 0	BB: 0	S: 8	P: 12	R: 0	H: 0	E: 0	LOB: 0	K: 1	BB: 0	S: 9	P: 13	R: 0	H: 1	E: 0	LOB: 2	K: 1	BB: 1	S: 10	P: 20	R: 0	H: 0	E: 0	LOB: 0	K: 0	BB: 0	S: 9	P: 13	R: 0	H: 0	E: 0	LOB: 0	K: 1	BB: 0	S: 8	P: 12	R: 0	H: 1	E: 0	LOB: 1	K: 1	BB: 0	S: 8	P: 12	R: 0	H: 1	E: 0	LOB: 1	K: 1	BB: 0	S: 8	P: 12
1B: 6	SF: 0	2B: 2	SAC: 0	3B: 0	DP: 0	HR: 1	HBP: 1	WP: 0	PA: 45																																																																																															
PITCHER	IP	WLS	BF	H	R	ER	SO	BB	IBB	HBP	BLK	WP	HR	S	P	ERA	WHIP																																																																																							
Dave Johnson, R ERA: 8.07	(1, 1)	6.1	28	7	2	2	2	1	0	1	0	0	0	1	57	93	2.84	1.263																																																																																						
Mike Flanagan, L ERA: 2.07	(7, 1)	3.2	13	1	0	0	2	0	1	0	0	0	0	0	31	50	0.00	0.273																																																																																						
Gregg Olson, R ERA: 3.4	(11, 1)	1.0	4	1	0	0	1	0	0	0	0	0	0	0	8	12	0.00	1.000																																																																																						

BOTTOM

Baltimore Orioles @ Seattle Mariners
The Kingdome, Seattle, WA
Wed Jul 31 1991, 10:05 PM EDT
Att. 22,503 - Dome - 70 F

livebaseballscores.com

AB	42
R	2
H	9
RBI	2
BB	2
SO	5
LOB	20



Batter	1	2	3	4	5	6	7	8	9	AB R H RBI BB SO LOB	TOP		
Henry Cotto, R (1, 7) <small>OBP: 0.347, SLG: 0.463</small> Dave Cochrane, S (5, PH) <small>OBP: 0.295, SLG: 0.343</small> Greg Briley, L (8, 7) <small>OBP: 0.257, SLG: 0.269</small>	1-1 G4-3		0-3 K		0-0 G5-4-3			0-0 P6		2 0 0 0 0 1 0 2 0 0 0 0 0 1 0 0 0 0 0 0 0			
Harold Reynolds, S (1, 4) <small>OBP: 0.336, SLG: 0.340</small>	2-1 G1-3		3-2 L5			1-1 P3		0-2 E5 BLK 1B		4 1 0 0 0 0 0			
Ken Griffey Jr., L (1, 8) <small>OBP: 0.387, SLG: 0.503</small>	0-0 HR 2B		3-2 F7			1-1 F8		2-0 F8		4 1 1 0 0 0 1			
Jay Buhner, R (1, 9) <small>OBP: 0.333, SLG: 0.530</small>	2-2 HR 2-H			0-1 G6-3 SF9 2B		0-1 1B		4-1 1B 1-2 IBB		3 2 3 2 1 0 0			
Edgar Martinez, R (1, 5) <small>OBP: 0.414, SLG: 0.455</small>	3-2 FC4 1B			0-0 G6-3 2-3		3-1 P4		3-2 1-3 2-H 1B		4 0 2 1 0 0 2			
Tracy Jones, R (1, 10) <small>OBP: 0.331, SLG: 0.422</small>	0-1 FC4 1-2f			0-0 SF9 3-H		1-1 P4		3-1 G6-3		3 0 0 1 0 0 3			
Pete O'Brien, L (1, 3) <small>OBP: 0.291, SLG: 0.395</small> Alvin Davis, L (5, 3) <small>OBP: 0.311, SLG: 0.353</small>		2-3 K		2-2 G4-3			2-2 F8		3-1 F8	2 0 0 0 0 1 0 2 0 0 0 0 0 0			
Dave Valle, R (1, 2) <small>OBP: 0.252, SLG: 0.230</small>		0-2 G3-6 1B			1-1 G5-3		2-1 1B		2-2 P3	4 0 2 0 0 0 0			
Jeff Schaefer, R (1, 6) <small>OBP: 0.243, SLG: 0.306</small>		1-2 G3-6 1-2f			1-2 G5-4-3 1B		0-1 P4		0-2 P3	4 0 1 0 0 0 2			
Inning Stats	R: 2 H: 3 E: 0 LOB: 1 K: 0 BB: 0 S: 16 P: 24	R: 0 H: 1 E: 0 LOB: 0 K: 1 BB: 0 S: 10 P: 13	R: 0 H: 0 E: 0 LOB: 0 K: 1 BB: 0 S: 9 P: 15	R: 1 H: 1 E: 0 LOB: 0 K: 0 BB: 0 S: 7 P: 9	R: 0 H: 1 E: 0 LOB: 0 K: 0 BB: 0 S: 7 P: 9	R: 0 H: 1 E: 0 LOB: 1 K: 0 BB: 0 S: 8 P: 13	R: 0 H: 1 E: 0 LOB: 1 K: 0 BB: 0 S: 9 P: 14	R: 1 H: 1 E: 1 LOB: 2 K: 0 BB: 1 S: 11 P: 23	R: 0 H: 0 E: 0 LOB: 0 K: 0 BB: 0 S: 8 P: 13	1B: 6 SF: 1 2B: 2 SAC: 0 3B: 0 DP: 2 HR: 1 HBP: 0	WP: 0 PA: 36 PB: 0 SB: 0 CS: 0		
PITCHER	IP WLS BF H R ER SO BB IBB HBP BLK WP HR S P ERA WHIP											PITCHER	IP WLS BF H R ER SO BB IBB HBP BLK WP HR S P ERA WHIP
Jim Abbott, L (1, 1) <small>ERA: 3.26</small> Mark Eichhorn, R (9, 1) <small>ERA: 1.13</small>	8.0 L 33 9 4 3 2 0 1 0 1 77 120 3.38 1.125												

Seattle Mariners @ California Angels
Anaheim Stadium, Anaheim, CA

Fri Aug 02 1991, 10:05 PM EDT
 Att. 27,434 - Sunny - 82 F

livebaseballscorecards.com



BOTTOM

Seattle Mariners @ California Angels
Anaheim Stadium, Anaheim, CA

Fri Aug 02 1991, 10:05 PM EDT
 Att. 27,434 - Sunny - 82 F

livebaseballscorecards.com

AB	35
R	3
H	9
RBI	2
BB	3
SO	7
LOB	22



WP: 0	PA: 39
PB: 0	
SB: 0	
CS: 0	

AB R H RBI BB SO LOB

4	0	1	0	1	1	3
5	0	1	0	0	1	4
5	1	2	1	0	2	4
4	0	0	0	0	0	5
3	1	1	1	1	0	2
4	0	0	0	0	1	2
3	1	1	0	1	1	0
2	0	1	0	0	0	0
1	0	0	0	0	0	0
4	0	2	0	0	1	2

Batter	1	2	3	4	5	6	7	8	9
Luis Polonia, L OBP: 0.344, SLG: 0.370 (1, 7)	4-2 1B BB		2-1 1-2 1B	3-2 L7		1-0 G6-3			1-3 K
Wally Joyner, L OBP: 0.364, SLG: 0.461 (1, 3)	1-3 K		0-1 F8		0-0 BLK G4-3 1B		1-2 G3-1		2-0 F7
Dave Winfield, R OBP: 0.324, SLG: 0.514 (1, 9)	1-0 1-2 1B		1-3 K		2-1 G4-3		3-1 HR		2-3 K
Dave Parker, L OBP: 0.281, SLG: 0.358 (1, 10)	1-2 P4		0-0 G4-3		1-1 P4		3-1 G3		
Gary Gaetti, R OBP: 0.296, SLG: 0.399 (1, 5)	3-2 G6-3			1-2 HR	4-1 FC5-4 BB		3-1 G5-3		
Lance Parrish, R OBP: 0.297, SLG: 0.386 (1, 2)		2-1 L4		1-2 F7	2-0 FC5-4		0-3 K		
Dave Gallagher, R OBP: 0.365, SLG: 0.376 (1, 8)		0-0 G6-3		1-2 E 2B		4-1 SH1-4 BB		1-3 K	
Luis Sojo, R OBP: 0.283, SLG: 0.311 (1, 4)		1-0 G6-3		0-0 E5 G5-3 1B		0-0 SH1-4		2-1 F9	
Donnie Hill, S OBP: 0.351, SLG: 0.335 (5, 4)				2-H		1-2			
Dick Schofield, R OBP: 0.344, SLG: 0.296 (1, 6)			2-1 1B	2-1 G5-3		2-3 K			1-1 1B

Inning Stats	R: 0	H: 1	E: 0	K: 1	S: 14	LOB: 2	BB: 1	P: 24	R: 0	H: 0	E: 0	K: 0	S: 4	LOB: 0	BB: 0	P: 7	R: 0	H: 2	E: 1	K: 0	S: 15	LOB: 2	BB: 0	P: 19	R: 2	H: 3	E: 1	K: 0	S: 15	LOB: 1	BB: 1	P: 23	R: 0	H: 1	E: 0	K: 0	S: 7	LOB: 2	BB: 1	P: 16	R: 0	H: 0	E: 0	K: 1	S: 9	LOB: 1	BB: 1	P: 16	R: 1	H: 1	E: 0	K: 0	S: 9	LOB: 0	BB: 0	P: 19	R: 0	H: 0	E: 0	K: 2	S: 8	LOB: 0	BB: 0	P: 11	R: 0	H: 1	E: 0	K: 2	S: 9	LOB: 1	BB: 1	P: 15	1B: 6	SF: 0	2B: 1	SAC: 1	3B: 0	DP: 0	HR: 2	HBP: 0	WP: 0	PA: 39
--------------	------	------	------	------	-------	--------	-------	-------	------	------	------	------	------	--------	-------	------	------	------	------	------	-------	--------	-------	-------	------	------	------	------	-------	--------	-------	-------	------	------	------	------	------	--------	-------	-------	------	------	------	------	------	--------	-------	-------	------	------	------	------	------	--------	-------	-------	------	------	------	------	------	--------	-------	-------	------	------	------	------	------	--------	-------	-------	-------	-------	-------	--------	-------	-------	-------	--------	-------	--------

PITCHER	IP	WLS	BF	H	R	ER	SO	BB	IBB	HBP	BLK	WP	HR	S	P	ERA	WHIP
Brian Holman, R ERA: 3.45 (1, 1)	5.2		27	7	2	1	3	3	0	0	1	0	1	62	103	1.59	1.765
Russ Swan, L ERA: 2.84 (6, 1)	1.0		4	1	1	1	0	0	0	0	0	0	1	8	16	9.00	1.000
Michael Jackson, R ERA: 3.12 (7, 1)	1.1	W	5	1	0	0	2	0	0	0	0	0	0	12	19	0.00	0.750
Rob Murphy, L ERA: 2.5 (9, 1)	0.2		2	0	0	0	1	0	0	0	0	0	0	4	7	0.00	0.000
Mike Schooler, R ERA: 1.93 (9, 1)	0.1	S	1	0	0	0	1	0	0	0	0	0	0	3	5	0.00	0.000

Batter	1	2	3	4	5	6	7	8	9	AB R H RBI BB SO LOB	TOP											
Edgar Martinez, R (1, 5) OBP: 0.413, SLG: 0.451	1-2 G6-3	3-2 G6-3			4-2 FC3-6 BB	3-2 G6-3			0-0 SH2-3	3 0 0 0 1 0 2												
Harold Reynolds, S (1, 4) OBP: 0.336, SLG: 0.339	4-1 G4-6-3 BB		2-1 F8		0-0 FC3-6		1-3 K	3-2 HR 1B	4 1 1 1 1 1 2													
Ken Griffey Jr., L (1, 8) OBP: 0.385, SLG: 0.507	1 SAFE 0-0 G4-6-3		0-1 G4-3		0-0 G1-3		2-1 F8	0-1 HR	5 1 1 2 0 0 3													
Pete O'Brien, L (1, 3) OBP: 0.295, SLG: 0.398		1-0 HR 1B	2-2 F8		4-2 HR BB		0-1 G5-3	0-1 HR 2B	4 2 2 0 1 0 0													
Jay Buhner, R (1, 9) OBP: 0.331, SLG: 0.536		2-1 F8		2-2 F9	1-2 HR		1-1 G1-3	2-3 K	5 1 1 2 0 1 2													
Alvin Davis, L (1, 10) OBP: 0.313, SLG: 0.365		1-0 HR		1-1 G4-6-3 1B	2-2 G6-3		3-1 G5-3		4 1 2 2 0 0 0													
Greg Briley, L (1, 7) OBP: 0.281, SLG: 0.277		0-2 F8 S 1B 1B		0-0 G4-6-3	1-1 E 2B		3-2 G4-3		4 2 2 0 0 0 1													
Scott Bradley, L (1, 2) OBP: 0.283, SLG: 0.246	1 SAFE 3-2 F8				1-1 FC3-6 PB 1B	2-0 E4 G6-3		1-1 WP SH2-3 1B 1B	3 0 1 0 0 0 1 1 1 1 0 0 0 0													
Dave Valle, R (8, 2) OBP: 0.256, SLG: 0.234		1-3 3-H 1B			3-2 F8	1-2 G6-3		0-3 K	4 0 1 1 0 1 3													
Omar Vizquel, S (1, 6) OBP: 0.301, SLG: 0.290					1-2																	
Inning Stats	R: 0 E: 0 K: 0 S: 5	H: 0 LOB: 0 BB: 1 P: 10	R: 3 E: 0 K: 0 S: 16	H: 4 LOB: 1 BB: 0 P: 27	R: 0 E: 0 K: 0 S: 8	H: 0 LOB: 0 BB: 0 P: 12	R: 0 E: 0 K: 0 S: 7	H: 1 LOB: 0 BB: 0 P: 10	R: 0 E: 0 K: 0 S: 10	H: 1 LOB: 2 BB: 1 P: 18	R: 3 E: 1 K: 0 S: 21	H: 2 LOB: 1 BB: 1 P: 35	R: 0 E: 0 K: 1 S: 7	H: 0 LOB: 0 BB: 0 P: 10	R: 0 E: 0 K: 0 S: 8	H: 0 LOB: 0 BB: 0 P: 15	R: 3 E: 0 K: 2 S: 17	H: 4 LOB: 1 BB: 0 P: 23	1B: 7 2B: 2 3B: 0 HR: 3	SF: 0 SAC: 1 DP: 2 HBP: 0	WP: 1 PB: 1 SB: 1 CS: 0	PA: 41
PITCHER	IP WLS BF H R ER SO BB IBB HBP BLK WP HR S P ERA WHIP												PITCHER	IP WLS BF H R ER SO BB IBB HBP BLK WP HR S P ERA WHIP								
Kirk McCaskill, R (1, 1) ERA: 3.97	5.1 L 25 8 6 5 0 3 0 0 0 0 0 2 57 96 8.44 2.062																					
Scott Bailes, L (6, 1) ERA: 4.25	1.2 6 0 0 0 1 0 0 0 0 0 0 0 17 26 0.00 0.000																					
Jeff Robinson, R (8, 1) ERA: 5.81	2.0 10 4 3 3 2 0 0 0 0 1 1 25 38 13.50 2.000																					

Seattle Mariners @ California Angels
Anaheim Stadium, Anaheim, CA

Sat Aug 03 1991, 10:05 PM EDT
Att. 28,942 - Sunny - 68 F

livebaseballscorecards.com

AB	37
R	9
H	12
RBI	8
BB	3
SO	3
LOB	14



Batter	1	2	3	4	5	6	7	8	9	AB	R	H	RBI	BB	SO	LOB
Luis Sojo, R OBP: 0.290, SLG: 0.316 (1, 4)	F9		BB 1B			BB BB	BB BB			3	0	2	0	1	0	0
Bobby Rose, R OBP: 0.321, SLG: 0.481 (1, 7)	K		G5-4-3 BB			K	K			3	0	0	0	1	3	3
Dave Winfield, R OBP: 0.321, SLG: 0.508 (1, 10)	K		G5-4-3			K				4	0	0	0	0	2	4
Mike Marshall, R OBP: 0.273, SLG: 0.379 (1, 3)		P3		G6-3		K				4	0	0	0	0	1	1
Gary Gaetti, R OBP: 0.297, SLG: 0.401 (1, 5)		G1-3		P5						4	1	1	0	0	0	0
Lance Parrish, R OBP: 0.294, SLG: 0.381 (1, 2)																
Luis Polonia, L OBP: 0.344, SLG: 0.369 (9, PH)		P4		K												
Dave Gallagher, R OBP: 0.364, SLG: 0.375 (1, 9)																
Max Venable, L OBP: 0.299, SLG: 0.350 (9, PH)																
Shawn Abner, R OBP: 0.220, SLG: 0.254 (1, 8)																
Donnie Hill, S OBP: 0.349, SLG: 0.333 (9, PH)																
Dick Schofield, R OBP: 0.344, SLG: 0.296 (1, 6)																

Inning Stats	R: 0	H: 0	E: 0	K: 2	S: 15	LOB: 0	BB: 0	P: 19	R: 0	H: 0	E: 0	K: 0	S: 6	LOB: 0	BB: 0	P: 8	R: 1	H: 2	E: 1	K: 0	S: 15	LOB: 2	BB: 1	P: 26	R: 0	H: 0	E: 0	K: 1	S: 8	LOB: 0	BB: 0	P: 11	R: 0	H: 0	E: 0	K: 3	S: 12	LOB: 0	BB: 0	P: 17	R: 0	H: 0	E: 0	K: 3	S: 12	LOB: 1	BB: 1	P: 22	R: 2	H: 4	E: 1	K: 2	S: 16	LOB: 2	BB: 0	P: 23	R: 0	H: 0	E: 0	K: 0	S: 4	LOB: 0	BB: 0	P: 6	R: 0	H: 0	E: 0	K: 0	S: 7	LOB: 0	BB: 0	P: 11	1B: 4	2B: 2	3B: 0	HR: 0	SF: 0	SAC: 0	DP: 1	HBP: 0	WP: 0	PB: 0	SB: 1	CS: 0	PA: 35
PITCHER	IP	WLS	BF	H	R	ER	SO	BB	IBB	HBP	BLK	WP	HR	S	P	ERA	WHIP																																																																				
Randy Johnson, L ERA: 3.87 (1, 1)	7.0	W	29	6	3	3	11	2	0	0	0	0	0	84	126	3.86	1.143																																																																				
Bill Swift, R ERA: 2.31 (8, 1)	2.0	S	6	0	0	0	0	0	0	0	0	0	0	11	17	0.00	0.000																																																																				

BOTTOM

Seattle Mariners @ California Angels
Anaheim Stadium, Anaheim, CA
 Sat Aug 03 1991, 10:05 PM EDT
 Att: 28,942 - Sunny - 68 F

livebaseballscorecards.com

AB	33
R	3
H	6
RBI	2
BB	2
SO	11
LOB	10



Batter	1	2	3	4	5	6	7	8	9	10	11	12	AB R H RBI BB SO LOB	TOP	
Edgar Martinez, R OBP: 0.413, SLG: 0.447	(1, 5) 2-2 G6-3		4-0 BB 1B		0-0 F9		1-1 SH1-4		2-2 G6-3			1-2 FC3-6 HBP	3 1 0 0 1 0 2	Seattle Mariners @ California Angels Anaheim Stadium, Anaheim, CA Sun Aug 04 1991, 6:33 AM EDT Att. 27,393 - Sunny - 80 F	
Harold Reynolds, S OBP: 0.336, SLG: 0.338	(1, 4) 1-0 G6-3		4-2 BB 1B		1-2 WP 1B		3-1 SF9		2-3 K			1-2 FC3-6 HR	4 1 1 1 1 1 2		
Ken Griffey Jr., L OBP: 0.384, SLG: 0.503	(1, 8) 2-3 K		1-0 1B		1-3 K		4-0 CS BB		0-3 K			1-3 K	5 0 1 1 1 4 4		
Jay Buhner, R OBP: 0.331, SLG: 0.543	(1, 9) 0-0 1B		1-3 K		2-2 P4		0-1 CS		1-1 G6-3			3-2 K	6 1 2 3 0 2 4		
Tracy Jones, R OBP: 0.339, SLG: 0.423	(1, 10) 0-0 P6			4-2 E FC BB		2-2 G3-6-1 1B		2-1 G4-3				3-2 F7	2 0 1 0 1 0 1		
Alvin Davis, L OBP: 0.310, SLG: 0.361	(8, PH) 1-2 P6			1-1 P6		0-0 G3-6-1 1-2f		2-1 F8				0-3 K	3 0 0 0 0 0 0		
Pete O'Brien, L OBP: 0.292, SLG: 0.393	(1, 3) 0-3 K			1-2 FC G5-4-3		2-0 2B						1-1 K	5 0 0 0 0 1 3		
Alonzo Powell, R OBP: 0.274, SLG: 0.397	(9, PH) 0-3 K			1-2 FC		1-2 2B						1-1 1B	3 0 1 0 0 1 2		
Greg Briley, L OBP: 0.263, SLG: 0.279	(9, 7) 0-3 K			1-3 G5-4-3		1-2 G1-3						0-0 P5	2 0 1 0 0 0 0		
Dave Valle, R OBP: 0.254, SLG: 0.229	(1, 2) 2-3 K			1-2 G5-4-3 1-2f		1-2 G1-3						1 SAFE 1 SAFE	4 0 0 0 1 1 4		
Jeff Schaefer, R OBP: 0.254, SLG: 0.324	(1, 6) 1-0 F7			1-0 WP 1B		0-0 SH1-4 SF9 2B						4-1 FC3-6 HR	3 1 2 0 0 0 0		
Omar Vizquel, S OBP: 0.302, SLG: 0.289	(9, PH) 1-0 F7			1-0 WP 1B		0-0 SH1-4 SF9 2B						0-3 K	1 1 0 0 1 1 1		
													1B: 6 SF: 1	WP: 1 PA: 51	
													2B: 2 SAC: 1	PB: 0	
													3B: 0 DP: 2	SB: 1	
													HR: 1 HBP: 1	CS: 1	
Inning Stats	R: 0 H: 0 E: 0 LOB: 0 K: 1 BB: 0 S: 11 P: 16	R: 0 H: 1 E: 0 LOB: 1 K: 1 BB: 0 S: 8 P: 9	R: 0 H: 1 E: 0 LOB: 2 K: 2 BB: 2 S: 13 P: 26	R: 0 H: 0 E: 1 LOB: 1 K: 0 BB: 1 S: 11 P: 18	R: 0 H: 2 E: 0 LOB: 2 K: 1 BB: 0 S: 13 P: 18	R: 0 H: 0 E: 0 LOB: 0 K: 0 BB: 0 S: 9 P: 14	R: 1 H: 1 E: 0 LOB: 0 K: 0 BB: 1 S: 6 P: 14	R: 0 H: 0 E: 0 LOB: 0 K: 0 BB: 0 S: 6 P: 11	R: 0 H: 0 E: 0 LOB: 1 K: 1 BB: 1 S: 11 P: 18	R: 0 H: 0 E: 0 LOB: 0 K: 3 BB: 0 S: 10 P: 13	R: 0 H: 1 E: 0 LOB: 1 K: 1 BB: 0 S: 10 P: 14	R: 0 H: 1 E: 0 LOB: 0 K: 1 BB: 1 S: 18 P: 28	R: 3 H: 1 E: 0 LOB: 0 K: 1 BB: 1 S: 18 P: 28	1B: 6 SF: 1 2B: 2 SAC: 1 3B: 0 DP: 2 HR: 1 HBP: 1	WP: 1 PA: 51 PB: 0 SB: 1 CS: 1
PITCHER	IP WLS BF H R ER SO BB IBB HBP BLK WP HR S P ERA WHIP														
Mark Langston, L ERA: 3.45	(1, 1) 6.2 30 7 2 2 5 4 0 0 0 1 0 70 114 2.70 1.650														
Mark Eichhorn, R ERA: 1.11	(7, 1) 0.2 1 0 0 0 0 0 0 0 0 0 0 3 4 0.00 0.000														
Scott Bailes, L ERA: 4.17	(8, 1) 0.2 2 0 0 0 0 0 0 0 0 0 0 4 8 0.00 0.000														
Bryan Harvey, R ERA: 1.65	(9, 1) 3.0 11 1 0 0 5 1 0 0 0 0 0 31 45 0.00 0.667														
Mike Fetters, R ERA: 7.08	(12, 1) 1.0 L 6 1 3 3 1 1 0 1 0 0 1 18 28 27.00 2.000														

livebaseballscorecards.com

AB	41
R	5
H	9
RBI	5
BB	6
SO	11
LOB	23



Batter	1	2	3	4	5	6	7	8	9	10	11	12	AB R H RBI BB SO LOB	
Luis Polonia, L OBP: 0.341, SLG: 0.364 (1, 7)	1-0 G6-3	0-3 K			0-0 L5				2-2 L4		2-2 G5-2-3 3-Hr		4-0 IBB	5 0 0 0 1 1 7
Luis Sojo, R OBP: 0.296, SLG: 0.319 (1, 4)	2-2 HR 2B		3-2 G4-3			4-0 BB		4-2 WP BB		0-0 F9	2-1 F8			4 1 1 0 2 0 3
Wally Joyner, L OBP: 0.363, SLG: 0.465 (1, 3)	2-2 2-H HR		2-2 F8			1-1 F7		1-1 F8		4-2 WP BB		3-2 F7		5 1 1 2 1 0 2
Gary Gaetti, R OBP: 0.293, SLG: 0.394 (1, 5)	3-1 L6		3-3 K			1-3 K		2-2 F9		1-3 K		0-0 G5-3		6 0 0 0 0 3 3
Dave Parker, L OBP: 0.279, SLG: 0.355 Mike Marshall, R OBP: 0.261, SLG: 0.362 (1, 10) (8, PH)	3-2 F9			0-0 G3		2-0 G3		1-0 G5-3		2-2 G4-3		0-0 G6-3		3 0 0 0 0 0 1 3 0 0 0 0 0 2
Dave Gallagher, R OBP: 0.376, SLG: 0.380 (1, 8)		1-0 WP 1B		1-0 F7			4-2 BB BB		2-2 SH1-4 G5-2-3 1B		4-0 PB SH1-4 BB			3 0 2 0 2 0 0
Max Venable, L OBP: 0.297, SLG: 0.346 (1, 9)		1-3 K		1-0 G3			1-3 K		0-1 SH1-4 1B		1-0 SH1-4			4 0 1 0 0 2 2
Ron Tingley, R OBP: 0.275, SLG: 0.289 Donnie Hill, S OBP: 0.349, SLG: 0.333 Lance Parrish, R OBP: 0.293, SLG: 0.380 (1, 2) (9, PH) (10, 2)		4-1 BB			2-1 P8		4-2 BB		3-1 SH1-4		1-3 K			1 0 0 0 2 0 0 0 0 0 0 0 0 0 1 0 0 0 0 1 1
Dick Schofield, R OBP: 0.345, SLG: 0.293 (1, 6)		2-2 L3			1-0 G1-3		1-2 F9		4-0 IBB		4-1 DI BB			3 0 0 0 2 0 4


Inning Stats	R: 2	H: 2	E: 0	LOB: 0	K: 0	P: 23	R: 0	H: 1	E: 0	LOB: 2	K: 2	P: 20	R: 0	H: 0	E: 0	LOB: 0	K: 1	P: 18	R: 0	H: 0	E: 0	LOB: 0	K: 0	P: 7	R: 0	H: 0	E: 0	LOB: 1	K: 1	P: 15	R: 0	H: 0	E: 0	LOB: 2	K: 1	P: 27	R: 0	H: 0	E: 0	LOB: 1	K: 0	P: 18	R: 0	H: 2	E: 0	LOB: 2	K: 0	P: 22	R: 0	H: 0	E: 0	LOB: 1	K: 1	P: 18	R: 0	H: 0	E: 0	LOB: 3	K: 1	P: 23	R: 0	H: 0	E: 0	LOB: 0	K: 0	P: 8	1B: 3	SF: 0	2B: 1	SAC: 2	3B: 0	DP: 1	HR: 1	HBP: 0	WP: 3	PA: 50
--------------	------	------	------	--------	------	-------	------	------	------	--------	------	-------	------	------	------	--------	------	-------	------	------	------	--------	------	------	------	------	------	--------	------	-------	------	------	------	--------	------	-------	------	------	------	--------	------	-------	------	------	------	--------	------	-------	------	------	------	--------	------	-------	------	------	------	--------	------	-------	------	------	------	--------	------	------	-------	-------	-------	--------	-------	-------	-------	--------	-------	--------

PITCHER	IP	WLS	BF	H	R	ER	SO	BB	IBB	HBP	BLK	WP	HR	S	P	ERA	WHIP
Erik Hanson, R ERA: 3.73 (1, 1)	7.0		29	3	2	2	5	5	0	0	0	1	1	66	122	2.57	1.143
Rob Murphy, L ERA: 2.45 (8, 1)	0.2		2	0	0	0	0	0	0	0	0	1	0	6	9	0.00	0.000
Bill Swift, R ERA: 2.3 (8, 1)	0.1		1	0	0	0	0	0	0	0	0	0	0	1	2	0.00	0.000
Calvin Jones, R ERA: 0.75 (9, 1)	2.2		13	2	0	0	2	3	1	0	0	1	0	27	55	0.00	1.875
Michael Jackson, R ERA: 3.1 (11, 1)	0.1	W	2	0	0	0	0	0	1	0	0	0	0	2	8	0.00	0.000

Seattle Mariners @ California Angels
Anaheim Stadium, Anaheim, CA
 Sun Aug 04 1991, 6:33 AM EDT
 Att: 27,393 - Sunny - 80 F

livebaseballscorecards.com

AB	38
R	2
H	5
RBI	2
BB	10
SO	7
LOB	25



Batter	1	2	3	4	5	6	7	8	9	AB R H RBI BB SO LOB	TOP											
Edgar Martinez, R (1, 5) OBP: 0.411, SLG: 0.444	1-3 K		3-2 F7			0-0 SH5-3 1B			1-3 K	4 0 1 0 0 2 0	Seattle Mariners @ Oakland Athletics Oakland-Alameda County Coliseum, Oakland, CA Mon Aug 05 1991, 7:05 PM PDT Att. 27,561 - Cloudy - 61 F											
Harold Reynolds, S (1, 4) OBP: 0.334, SLG: 0.336	2-1 F8		2-3 K			1-1 SH5-3			1-2 G6-3	3 0 0 0 0 1 0												
Ken Griffey Jr., L (1, 8) OBP: 0.383, SLG: 0.499	4-2 BB				1-1 G4-3	0-0 L3			1-0 G4-3	3 0 0 0 1 0 1												
Pete O'Brien, L (1, 3) OBP: 0.289, SLG: 0.390	1-0 F7				2-3 K			2-0 F7	3 0 0 0 0 1 1													
Jay Buhner, R (1, 9) OBP: 0.331, SLG: 0.540					1-2 G5-3			2-3 K	3 0 1 0 0 1 0													
Alvin Davis, L (1, 10) OBP: 0.307, SLG: 0.358								0-0 F9	3 0 0 0 0 1 1													
Greg Briley, L (1, 7) OBP: 0.285, SLG: 0.278								0-3 K	1 0 0 0 1 0 0													
Alonzo Powell, R (8, PH) OBP: 0.271, SLG: 0.392									1 0 0 0 0 1 0													
Dave Valle, R (1, 2) OBP: 0.251, SLG: 0.225								0-0 G6-3	3 0 0 0 0 1 2													
Omar Vizquel, S (1, 6) OBP: 0.300, SLG: 0.287								1-1 G4-3	2 0 0 0 0 0 0													
Tracy Jones, R (8, PH) OBP: 0.339, SLG: 0.423									0 0 0 0 0 0 0													
Scott Bradley, L (8, PH) OBP: 0.281, SLG: 0.245									1 0 0 0 0 0 0													
Jeff Schaefer, R (8, 6) OBP: 0.254, SLG: 0.324									0 0 0 0 0 0 0													
Inning Stats	R: 0 E: 0 K: 1 S: 8	H: 0 LOB: 1 BB: 1 P: 16	R: 0 E: 0 K: 0 S: 12	H: 1 LOB: 1 BB: 1 P: 19	R: 0 E: 0 K: 1 S: 9	H: 0 LOB: 0 BB: 0 P: 15	R: 0 E: 0 K: 1 S: 8	H: 0 LOB: 0 BB: 0 P: 12	R: 0 E: 0 K: 2 S: 8	H: 0 LOB: 0 BB: 0 P: 11	R: 0 E: 0 K: 0 S: 6	H: 1 LOB: 1 BB: 0 P: 9	R: 0 E: 0 K: 1 S: 5	H: 0 LOB: 0 BB: 0 P: 9	R: 0 E: 0 K: 1 S: 6	H: 0 LOB: 0 BB: 0 P: 7	R: 0 E: 0 K: 1 S: 7	H: 0 LOB: 0 BB: 0 P: 10	1B: 2 2B: 0 3B: 0 HR: 0	SF: 0 SAC: 1 DP: 1 HBP: 0	WP: 0 PB: 0 SB: 0 CS: 0	PA: 30
PITCHER	IP WLS BF H R ER SO BB IBB HBP BLK WP HR S P ERA WHIP																					
Ron Darling, R (1, 1) ERA: 4.13	7.0 W 24 2 0 0 6 2 0 0 0 0 0 0 56 91 0.00 0.571																					
Rick Honeycutt, L (8, 1) ERA: 3.6	0.2 2 0 0 0 1 0 0 0 0 0 0 0 4 4 0.00 0.000																					
Dennis Eckersley, R (8, 1) ERA: 2.7	1.1 S 4 0 0 0 1 0 0 0 0 0 0 0 9 13 0.00 0.000																					
Dennis Eckersley, R (9, 1) ERA: 2.7	1.1 S 4 0 0 0 1 0 0 0 0 0 0 0 9 13 0.00 0.000																					

livebaseballscorecards.com

AB	27
R	0
H	2
RBI	0
BB	2
SO	8
LOB	5



Batter	1	2	3	4	5	6	7	8	9
Rickey Henderson, R OBP: 0.408, SLG: 0.382 Dennis Eckersley, R (9, 1)	2-1 G1-6-3		0-2 S 1B		0-0 F9		2-2 L4	2-2 HBP	
Dave Henderson, R OBP: 0.361, SLG: 0.515 (1, 8)	3-2 G5-3		3-2 1B 1-H		1-3 K		1-0 PB 1B	2-3 K	
Jose Canseco, R OBP: 0.364, SLG: 0.558 (1, 9)	1-3 K		1-0 1B		3-2 1B S 1B		1-2 G6-3	3-2 P9	
Terry Steinbach, R OBP: 0.335, SLG: 0.438 (1, 2)			1-0 F9		4-0 1B BB		0-1 F9		
Harold Baines, L OBP: 0.403, SLG: 0.513 Willie Wilson, S OBP: 0.296, SLG: 0.311 (8, PR) (9, 7)		2-1 G6-3		1-3 K	1-1 1B		0-0 1B 2B		
Brook Jacoby, R OBP: 0.302, SLG: 0.353 (1, 5)				1-1 BB 1B	1-3 K		2-2 1B BB HBP		
Mark McGwire, R OBP: 0.345, SLG: 0.392 (1, 3)		0-0 G3		0-0 F8		1-0 G6-3	1-2 P9		
Mike Gallego, R OBP: 0.351, SLG: 0.353 (1, 4)			0-0 L3	4-2 1B BB		1-0 G6-3	4-1 HBP 1B BB		
Mike Bordick, R OBP: 0.265, SLG: 0.266 (1, 6)			1-1 G4-3	0-0 1B		1-2 G5-3	3-2 HBP 1B		

AB	R	H	RBI	BB	SO	LOB
4	1	1	1	0	0	0
0	0	0	0	0	0	0
5	0	2	1	0	2	3
5	0	2	0	0	1	4
3	0	0	0	1	0	3
4	0	2	0	0	1	0
0	1	0	0	0	0	0
4	1	3	1	0	1	3
4	0	0	0	0	0	4
2	0	0	0	2	0	0
4	0	2	0	0	0	0
1B: 11	SF: 0	2B: 1	SAC: 0	3B: 0	DP: 0	HR: 0
	HBP: 1					

BOTTOM

Seattle Mariners @ Oakland Athletics
Oakland-Alameda County Coliseum, Oakland, CA

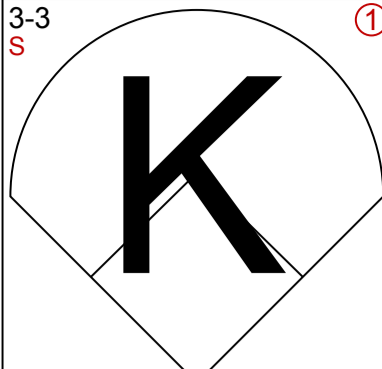
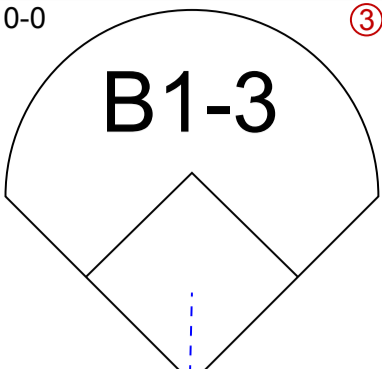
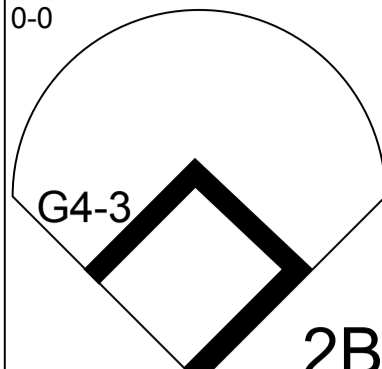
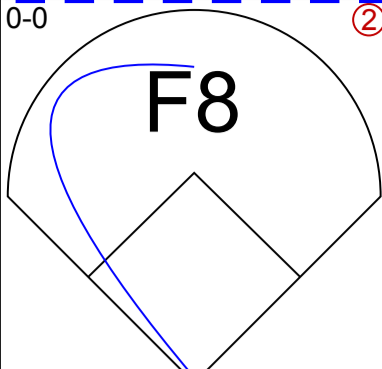
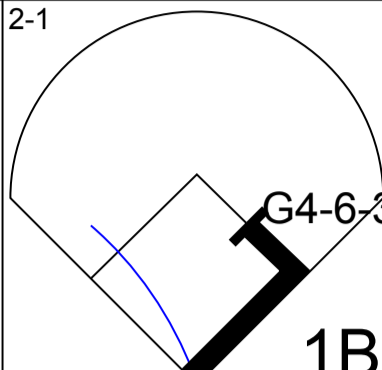
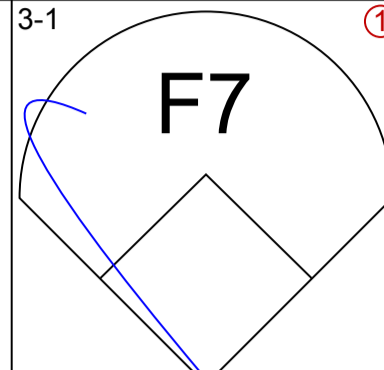
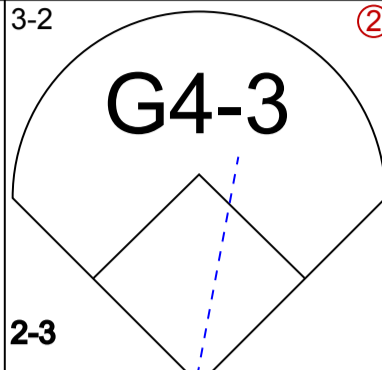
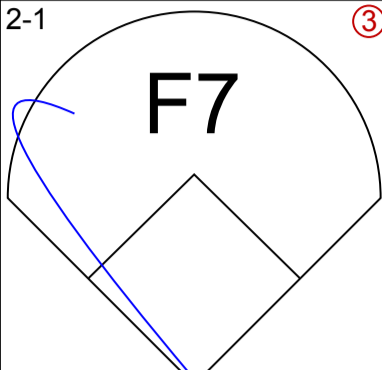
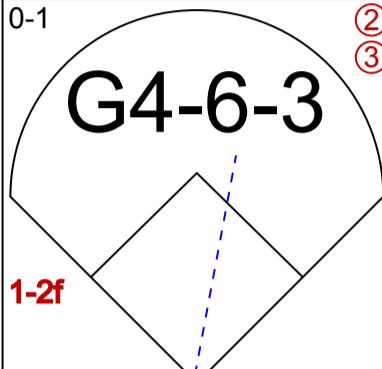
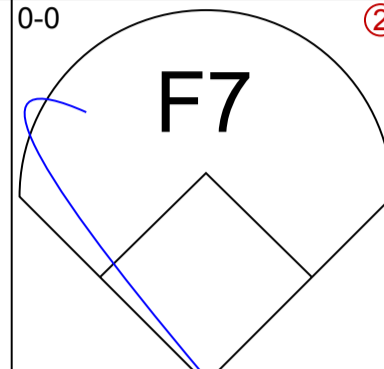
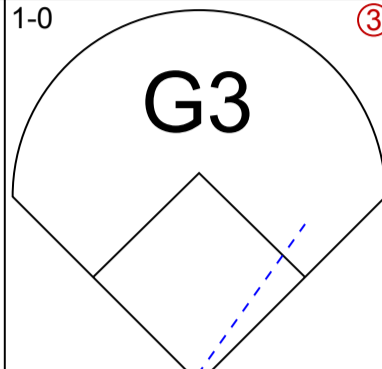
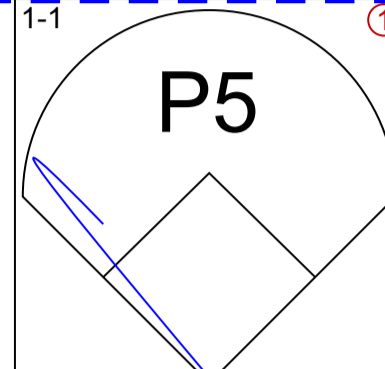
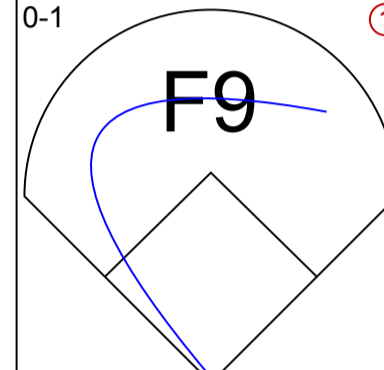
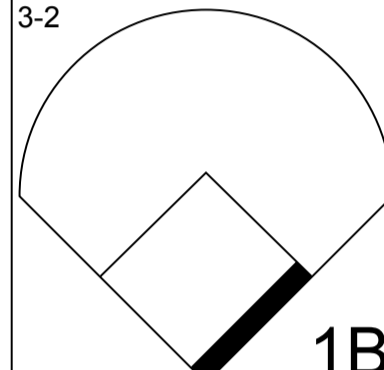
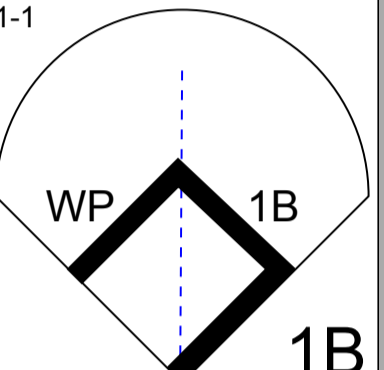
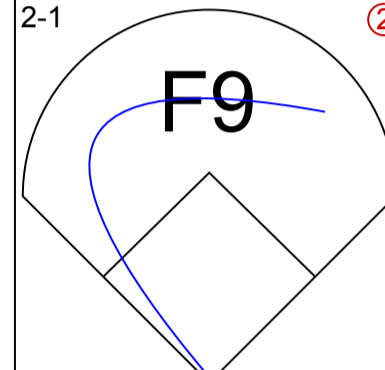
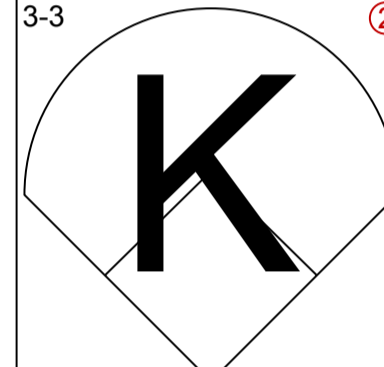
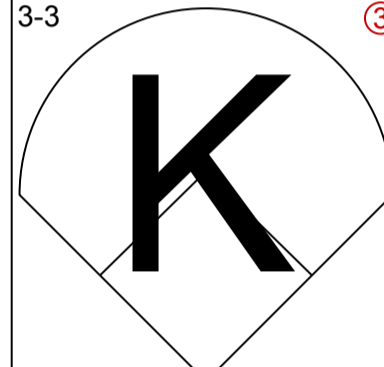
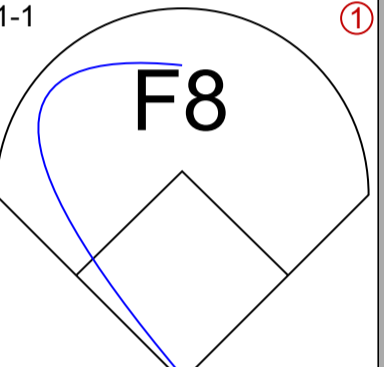
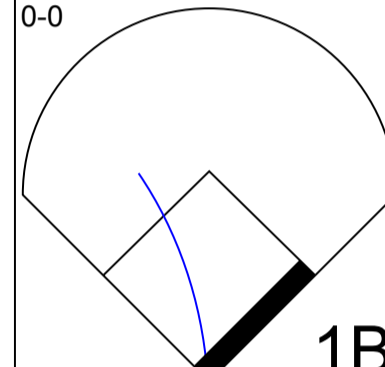
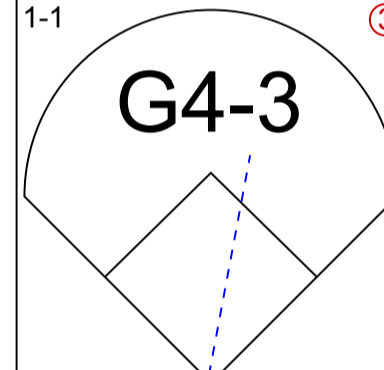
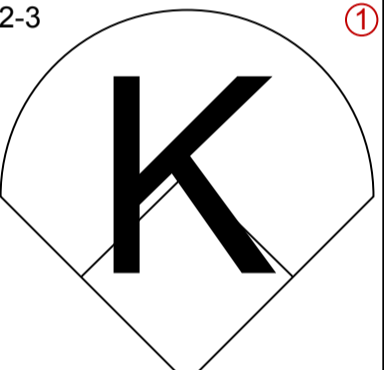
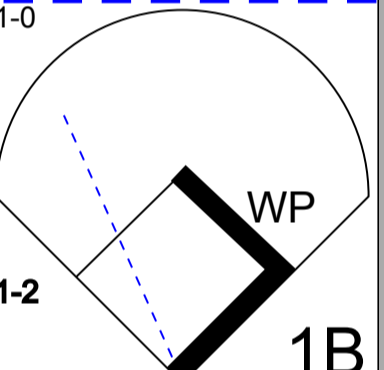
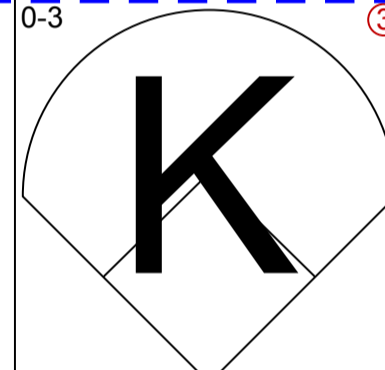
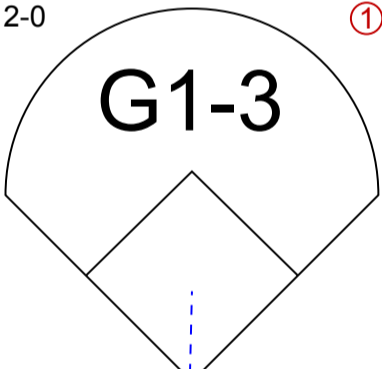
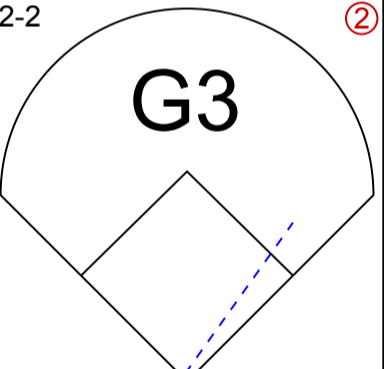
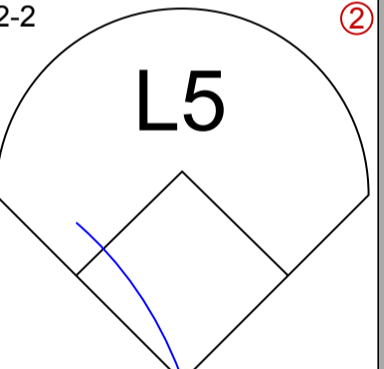
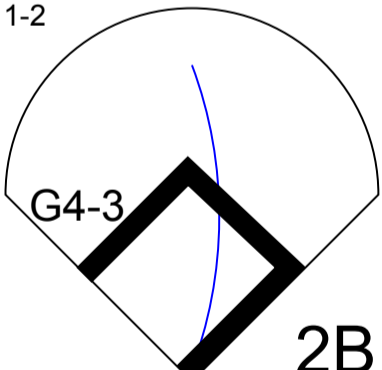
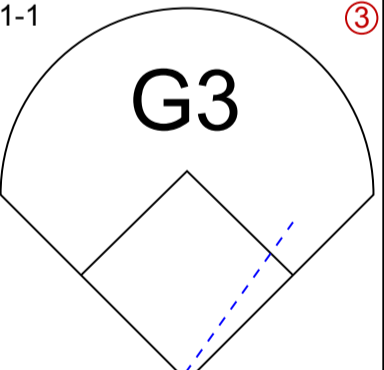
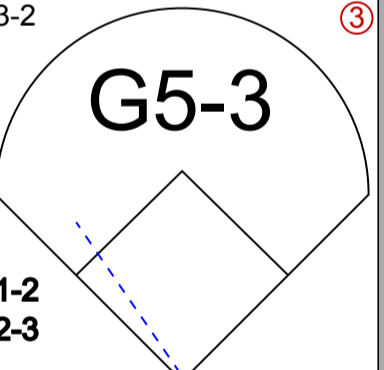
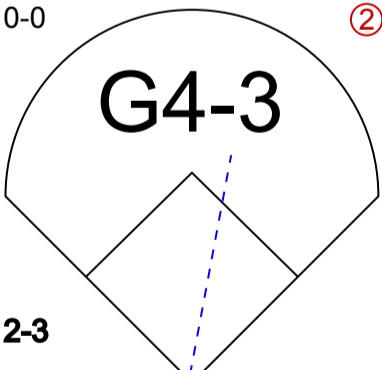
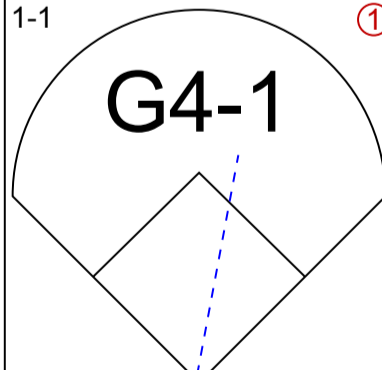
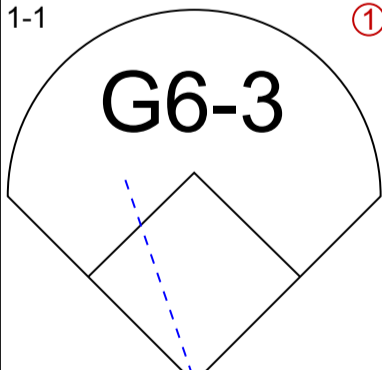
Mon Aug 05 1991, 7:05 PM PDT
Att. 27,561 - Cloudy - 61 F

livebaseballscorecards.com

AB	35
R	3
H	12
RBI	3
BB	3
SO	5
LOB	17



Inning Stats	R	H	E	K	S	IP	WLS	BF	H	R	ER	SO	BB	IBB	HBP	BLK	WP	HR	S	P	ERA	WHIP	
R: 0 E: 0 K: 1 S: 11	H: 0 LOB: 0 BB: 0 P: 17	R: 0 E: 0 K: 0 S: 5	H: 1 LOB: 1 BB: 0 P: 7	R: 1 E: 0 K: 0 S: 13	H: 3 LOB: 2 BB: 0 P: 19	R: 0 E: 0 K: 1 S: 12	H: 2 LOB: 2 BB: 1 P: 18	R: 0 E: 0 K: 2 S: 14	H: 2 LOB: 3 BB: 1 P: 24	R: 0 E: 0 K: 0 S: 5	H: 0 LOB: 0 BB: 0 P: 8	R: 0 E: 0 K: 0 S: 9	H: 1 LOB: 1 BB: 0 P: 13	R: 2 E: 0 K: 1 S: 25	H: 3 LOB: 3 BB: 1 P: 42	1B: 11 2B: 1 3B: 0 HR: 0	SF: 0 SAC: 0 DP: 0 HBP: 1	WP: 0 PB: 1 SB: 3 CS: 0	PA: 39	ERA	WHIP		
PITCHER	IP	WLS	BF	H	R	ER	SO	BB	IBB	HBP	BLK	WP	HR	S	P	ERA	WHIP						
Bill Krueger, L ERA: 2.69	(1, 1)	6.1	L	29	9	1	1	4	2	0	0	0	0	0	0	1.42	1.737						
Bill Swift, R ERA: 2.28	(7, 1)	0.2		2	0	0	0	0	0	0	0	0	0	0	5	6	0.00	0.000					
Keith Comstock, L ERA: 54.0	(8, 1)	0.1		4	2	2	0	1	0	0	0	0	0	0	8	15	54.00	9.000					
Michael Jackson, R ERA: 3.07	(8, 1)	0.2		4	1	0	0	1	0	0	1	0	0	0	17	27	0.00	1.500					

Batter	1	2	3	4	5	6	7	8	9	AB R H RBI BB SO LOB	TOP											
Edgar Martinez, R (1, 5) OBP: 0.409, SLG: 0.445	3-3 S 		0-0 			0-0 		0-0 		4 0 1 0 0 1 1												
Harold Reynolds, S (1, 4) OBP: 0.333, SLG: 0.335	2-1 		3-1 			3-2 		2-1 		4 0 1 0 0 0 1												
Ken Griffey Jr., L (1, 8) OBP: 0.379, SLG: 0.493	0-1 		0-0 			1-0 			1-1 	4 0 0 0 0 0 2												
Pete O'Brien, L (1, 3) OBP: 0.291, SLG: 0.391		0-1 		3-2 			1-1 		2-1 	4 0 2 0 0 0 0												
Jay Buhner, R (1, 9) OBP: 0.330, SLG: 0.536		3-3 		3-3 			1-1 		0-0 	4 0 1 0 0 2 2												
Alvin Davis, L (1, 10) OBP: 0.306, SLG: 0.355		1-1 		2-3 			1-0 		0-3 	2 0 0 0 0 1 0 2 0 1 0 0 1 1												
Tracy Jones, R (7, PH) OBP: 0.341, SLG: 0.425																						
Greg Briley, L (1, 7) OBP: 0.283, SLG: 0.276			2-0 			2-2 		2-2 		2 0 0 0 0 0 0 1 0 0 0 0 0 2												
Alonzo Powell, R (7, PH) OBP: 0.267, SLG: 0.388																						
Scott Bradley, L (1, 2) OBP: 0.284, SLG: 0.255			1-2 			1-1 		3-2 		2 0 1 0 0 0 0 1 0 0 0 0 0 2												
Dave Cochrane, S (7, PH) OBP: 0.292, SLG: 0.340																						
Omar Vizquel, S (1, 6) OBP: 0.297, SLG: 0.284			0-0 			1-1 		1-1 		3 0 0 0 0 0 1												
Inning Stats	R: 0 E: 0 K: 1 S: 11	H: 1 LOB: 0 BB: 0 P: 16	R: 0 E: 0 K: 1 S: 7	H: 0 LOB: 0 BB: 0 P: 11	R: 0 E: 0 K: 0 S: 6	H: 1 LOB: 1 BB: 0 P: 9	R: 0 E: 0 K: 1 S: 10	H: 1 LOB: 1 BB: 0 P: 19	R: 0 E: 0 K: 1 S: 8	H: 0 LOB: 0 BB: 0 P: 13	R: 0 E: 0 K: 0 S: 7	H: 1 LOB: 1 BB: 0 P: 12	R: 0 E: 0 K: 0 S: 13	H: 2 LOB: 2 BB: 0 P: 21	R: 0 E: 0 K: 0 S: 5	H: 0 LOB: 0 BB: 0 P: 8	R: 0 E: 0 K: 1 S: 8	H: 1 LOB: 1 BB: 0 P: 11	1B: 5 2B: 2 3B: 0 HR: 0	SF: 0 SAC: 0 DP: 1 HBP: 0	WP: 1 PB: 0 SB: 0 CS: 0	PA: 33
PITCHER	IP WLS BF H R ER SO BB IBB HBP BLK WP HR S P ERA WHIP																					
Mike Moore, R (1, 1) ERA: 3.51	6.1 W 23 5 0 0 4 0 0 0 0 0 0 0 53 86 0.00 0.789																					
Joe Klink, L (7, 1) ERA: 3.15	1.0 4 1 0 0 0 0 0 0 0 0 1 0 11 18 0.00 1.000																					
Eric Show, R (8, 1) ERA: 6.93	0.2 2 0 0 0 0 0 0 0 0 0 0 0 3 5 0.00 0.000																					
Rick Honeycutt, L (9, 1) ERA: 3.48	0.2 3 1 0 0 0 0 0 0 0 0 0 0 5 8 0.00 1.500																					
Dennis Eckersley, R (9, 1) ERA: 2.68	0.1 S 1 0 0 0 1 0 0 0 0 0 0 0 3 3 0.00 0.000																					

Seattle Mariners @ Oakland Athletics
Oakland-Alameda County Coliseum, Oakland, CA

Tue Aug 06 1991, 7:05 PM PDT
Att. 32,235 - Cloudy - 64 F

AB	33
R	0
H	7
RBI	0
BB	0
SO	5
LOB	12



Batter	1	2	3	4	5	6	7	8	9	AB	R	H	RBI	BB	SO	LOB	BOTTOM			
Willie Wilson, S OBP: 0.296, SLG: 0.310 (1, 7) F B X	1-1 G4-3 ①		2-2 F8 ②		3-2 2-H 1B ③			1-0 G1-3 ①		4	0	1	1	0	0	0	Seattle Mariners @ Oakland Athletics Oakland-Alameda County Coliseum, Oakland, CA Tue Aug 06 1991, 7:05 PM PDT Att: 32,235 - Cloudy - 64 F livebaseballscorecards.com			
Dave Henderson, R OBP: 0.362, SLG: 0.523 (1, 8) C C B B X	2-2 F7 ②		1-2 1B ③			0-0 HR X		2-1 G5-3 ②		4	1	2	1	0	0	0				
Jose Canseco, R OBP: 0.366, SLG: 0.565 (1, 9) C F X	0-2 HR X		2-0 P3 ③			2-3 K ①		0-1 CS 1B X		4	1	2	1	0	1	1				
Harold Baines, L OBP: 0.403, SLG: 0.512 (1, 10) B X	1-0 1B X			0-0 G4-3 ①		3-3 K ②		2-1 CS 1-2 X		3	0	1	0	0	1	0				
Brook Jacoby, R OBP: 0.299, SLG: 0.349 (1, 5) B C X	1-1 P6 ③			2-2 P9 ②		3-2 L8 ③				3	0	0	0	0	0	1				
Jamie Quirk, L OBP: 0.302, SLG: 0.272 (1, 2) F X		0-1 G4-3 ①		2-1 F7 ③			3-2 P8 ①			3	0	0	0	0	0	0				
Mark McGwire, R OBP: 0.342, SLG: 0.389 (1, 3) F X		0-1 F7 ②			0-0 E5 1B S X		2-2 F3 ②			3	1	0	0	0	0	0				
Mike Gallego, R OBP: 0.351, SLG: 0.356 (1, 4) B C T C X		2-2 F8 ③			1 SAFE P3 F X		0-0 2B X			3	0	1	0	0	0	1				
Mike Bordick, R OBP: 0.257, SLG: 0.258 (1, 6) X			0-0 F9 ①		2-3 K 1-2 ②		0-1 G5-3 ③			3	0	0	0	0	1	2				
Inning Stats	R: 1 E: 0 K: 0 S: 11	H: 2 LOB: 1 BB: 0 P: 16	R: 0 E: 0 K: 0 S: 7	H: 0 LOB: 0 BB: 0 P: 9	R: 0 E: 0 K: 0 S: 9	H: 1 LOB: 1 BB: 0 P: 14	R: 0 E: 0 K: 0 S: 7	H: 0 LOB: 0 BB: 0 P: 11	R: 1 E: 1 K: 1 S: 9	H: 1 LOB: 1 BB: 0 P: 14	R: 0 E: 0 K: 2 S: 12	H: 1 LOB: 0 BB: 0 P: 20	R: 0 E: 0 K: 0 S: 10	H: 1 LOB: 1 BB: 0 P: 15	R: 0 E: 0 K: 0 S: 6	H: 1 LOB: 0 BB: 0 P: 11	1B: 4 2B: 1 3B: 0 HR: 2	SF: 0 SAC: 0 DP: 0 HBP: 0	WP: 0 PB: 0 SB: 1 CS: 1	PA: 31
PITCHER	IP WLS L	WLS L	IP WLS L	IP WLS L	IP WLS L	IP WLS L	IP WLS L	IP WLS L	IP WLS L	IP WLS L	IP WLS L	IP WLS L	IP WLS L	IP WLS L	IP WLS L	IP WLS L	ERA WHIP	ERA WHIP		
Rich DeLucia, R ERA: 4.4 (1, 1)	7.0 L		7.0 L		7.0 L		7.0 L		7.0 L		7.0 L		7.0 L		7.0 L		2.57	0.857		
Bill Swift, R ERA: 2.25 (8, 1)	0.2	3	0.2	3	0.2	3	0.2	3	0.2	3	0.2	3	0.2	3	0.2	3	0.00	1.500		
Dave Fleming, L ERA: (8, 1)	0.1	0	0.1	0	0.1	0	0.1	0	0.1	0	0.1	0	0.1	0	0.1	0	0.00	0.000		

Seattle Mariners @ Oakland Athletics
Oakland-Alameda County Coliseum, Oakland, CA

Tue Aug 06 1991, 7:05 PM PDT
Att: 32,235 - Cloudy - 64 F

AB 30
R 3
H 7
RBI 3
BB 0
SO 3
LOB 5



Batter	1	2	3	4	5	6	7	8	9	AB R H RBI BB SO LOB	TOP											
Harold Reynolds, S (1, 4) OBP: 0.335, SLG: 0.335	4-2 G4-3 S BB		0-0 L8		2-2 1B		0-1 G3			3 0 1 0 1 0 1												
Edgar Martinez, R (1, 5) OBP: 0.405, SLG: 0.440	2-1 G4-3		1-1 G4-3		0-0 L9-2-5-1-5 3-H			0-1 G5-3		4 0 0 0 0 0 3												
Ken Griffey Jr., L (1, 8) OBP: 0.380, SLG: 0.492	0-0 G5-3			4-0 1B SF9 BB		0-0 G5-3 G4-1 1B		2-1 F8		3 1 1 0 1 0 1												
Pete O'Brien, L (1, 3) OBP: 0.293, SLG: 0.392	2-2 L7			1-1 FC4-6 1B		1-0 G4-1		0-2 PB 1B		4 0 2 0 0 0 2												
Jay Buhner, R (1, 9) OBP: 0.325, SLG: 0.529		2-3 K		0-0 SF9		2-0 G5-3		1-2 F9		3 0 0 1 0 1 2												
Alvin Davis, L (1, 10) OBP: 0.303, SLG: 0.352		1-2 G6-3		2-2 FC4-6 1-2f		1-0 P6		1-1 F7		3 0 0 0 0 0 2												
Tracy Jones, R (9, PH) OBP: 0.339, SLG: 0.421										1 0 0 0 0 0 0												
Greg Briley, L (1, 7) OBP: 0.283, SLG: 0.276		1-1		0-1 G4-3			1-1 F7		1-2 G5-3	3 0 1 0 0 0 1												
Alonzo Powell, R (9, PH) OBP: 0.264, SLG: 0.383										1 0 0 0 0 0 0												
Scott Bradley, L (1, 2) OBP: 0.285, SLG: 0.252		1-2 F7			4-2 1B SH1-4 L9-2-5-1-5 BB		0-0 F9		0-1 G5-3	2 0 0 0 1 0 1												
Dave Cochrane, S (9, PH) OBP: 0.289, SLG: 0.336										1 0 0 0 0 0 0												
Omar Vizquel, S (1, 6) OBP: 0.299, SLG: 0.285			3-2 G6-3		0-1 SH1-4		1-2 1B			2 0 1 0 0 0 0												
Inning Stats	R: 0 E: 0 K: 0 S: 11	H: 0 LOB: 1 BB: 1 P: 19	R: 0 E: 0 K: 1 S: 11	H: 1 LOB: 1 BB: 0 P: 16	R: 0 E: 0 K: 0 S: 7	H: 0 LOB: 0 BB: 0 P: 11	R: 1 E: 0 K: 0 S: 8	H: 1 LOB: 1 BB: 1 P: 15	R: 0 E: 0 K: 0 S: 10	H: 1 LOB: 1 BB: 1 P: 16	R: 0 E: 0 K: 0 S: 4	H: 1 LOB: 1 BB: 0 P: 8	R: 0 E: 0 K: 0 S: 8	H: 1 LOB: 1 BB: 0 P: 10	R: 0 E: 0 K: 0 S: 10	H: 1 LOB: 1 BB: 0 P: 13	R: 0 E: 0 K: 0 S: 7	H: 0 LOB: 0 BB: 0 P: 9	1B: 6 2B: 1 3B: 0 HR: 0	SF: 1 SAC: 1 DP: 1 HBP: 0	WP: 0 PB: 1 SB: 1 CS: 0	PA: 35
PITCHER	IP WLS BF H R ER SO BB IBB HBP BLK WP HR S P ERA WHIP																					
Bob Welch, R (1, 1) ERA: 3.73	7.0 W 28 5 1 1 1 3 0 0 0 0 0 0 59 95 1.29 1.143																					
Rick Honeycutt, L (8, 1) ERA: 3.38	0.2 3 1 0 0 0 0 0 0 0 0 0 0 7 9 0.00 1.500																					
Gene Nelson, R (8, 1) ERA: 8.8	0.1 1 0 0 0 0 0 0 0 0 0 0 0 3 4 0.00 0.000																					
Joe Klink, L (9, 1) ERA: 3.07	1.0 3 0 0 0 0 0 0 0 0 0 0 0 7 9 0.00 0.000																					

Seattle Mariners @ Oakland Athletics
Oakland-Alameda County Coliseum, Oakland, CA

Wed Aug 07 1991, 3:33 AM PDT
Att. 40,251 - Cloudy - 70 F

AB	30
R	1
H	6
RBI	1
BB	3
SO	1
LOB	13



Batter	1	2	3	4	5	6	7	8	9	AB R H RBI BB SO LOB
Willie Wilson, S OBP: 0.295, SLG: 0.309 (1, 7)	2-1 G4-3 2B 1B	3-2 G5-3			1-2 G5-3		0-1 G4-6-3 1-2f			4 1 1 0 0 0 3
Scott Brosius, R OBP: 0.500, SLG: 1.500 (1, 9)	2-2 G4-3 1-3 2B		0-1 HR		1-3 K		2-3 K			4 1 2 1 0 2 0
Dave Henderson, R OBP: 0.361, SLG: 0.523 (1, 8)	0-0 G4-3		2-1 P6			2-1 F9		0-2 G6-3 SF7 2B		4 1 1 1 0 0 1
Harold Baines, L OBP: 0.401, SLG: 0.518 (1, 10)	2-2 G3		2-2 P6			0-1 HR		1-0 G6-3		4 1 1 1 0 0 2
Terry Steinbach, R OBP: 0.331, SLG: 0.433 (1, 2)	1-1 G5-3		2-0 G6-3			0-0 G4-3		0-1 SF7		3 0 0 1 0 0 1
Brook Jacoby, R OBP: 0.298, SLG: 0.348 (1, 5)		0-0 SH5-3 1B 1B			1-1 G5-3		1-1 G5-3		3-H E6 FC6-4	4 0 1 0 0 0 0
Mark McGwire, R OBP: 0.344, SLG: 0.399 (1, 3)		0-0 SH5-3 1B			2-3 K		2-1 HR		0-0 FC6-4	4 1 2 1 0 1 1
Mike Gallego, R OBP: 0.351, SLG: 0.360 (1, 4)		1-0 SH5-3			1-3 K		1-1 WP 1B 2B			2 1 1 0 0 1 0
Mike Bordick, R OBP: 0.260, SLG: 0.260 (1, 6)		0-1 F9			2-2 F7		3-1 G4-6-3 1B			3 0 1 1 0 0 2

Inning Stats	R: 1	H: 2	E: 0	K: 0	S: 11	H: 2	LOB: 1	BB: 0	P: 18	R: 0	H: 2	E: 0	K: 0	S: 10	H: 1	LOB: 0	BB: 0	P: 14	R: 0	H: 0	E: 0	K: 2	S: 9	H: 0	LOB: 0	BB: 0	P: 13	R: 0	H: 0	E: 0	K: 1	S: 9	H: 1	LOB: 0	BB: 0	P: 13	R: 1	H: 1	E: 0	K: 0	S: 7	H: 1	LOB: 0	BB: 0	P: 10	R: 2	H: 3	E: 0	K: 1	S: 11	H: 1	LOB: 1	BB: 0	P: 18	R: 1	H: 1	E: 1	K: 0	S: 15	H: 1	LOB: 1	BB: 0	P: 18
--------------	------	------	------	------	-------	------	--------	-------	-------	------	------	------	------	-------	------	--------	-------	-------	------	------	------	------	------	------	--------	-------	-------	------	------	------	------	------	------	--------	-------	-------	------	------	------	------	------	------	--------	-------	-------	------	------	------	------	-------	------	--------	-------	-------	------	------	------	------	-------	------	--------	-------	-------

PITCHER	IP	WLS	BF	H	R	ER	SO	BB	IBB	HBP	BLK	WP	HR	S	P	ERA	WHIP
Brian Holman, R ERA: 3.62 (1, 1)	6.0	L	27	9	5	5	3	0	0	0	0	1	3	60	94	7.50	1.500
Michael Jackson, R ERA: 3.02 (7, 1)	1.0		2	0	0	0	1	0	0	0	0	0	0	5	7	0.00	0.000
Mike Schooler, R ERA: 2.38 (8, 1)	1.0		5	1	1	1	0	0	0	0	0	0	0	15	18	9.00	1.000

BOTTOM

Seattle Mariners @ Oakland Athletics
Oakland-Alameda County Coliseum, Oakland, CA

Wed Aug 07 1991, 3:33 AM PDT
Att: 40,251 - Cloudy - 70 F

livebaseballscorecards.com

AB	32
R	6
H	10
RBI	6
BB	0
SO	4
LOB	10



WP: 1	PA: 34
PB: 0	
SB: 0	
CS: 0	

Batter	1	2	3	4	5	6	7	8	9	AB R H RBI BB SO LOB	TOP									
Dan Gladden, R OBP: 0.340, SLG: 0.395 (1, 7)	4-1 FC5-4 BB		1-1 P8		2-2 F8		1-0 F8		2-0 1-H 3B	4 0 1 1 1 0 2										
Chuck Knoblauch, R OBP: 0.336, SLG: 0.336 (1, 4)	2-2 FC5-4 CS 1-2f			0-0 G6-4-3 1B		4-0 WP 1B HBP	1-3 K		0-0 G4-3	4 1 1 0 0 1 3										
Kirby Puckett, R OBP: 0.361, SLG: 0.482 (1, 8)	3-2 F8 1-2			1-2 G6-4-3 1-2f		3-0 1B SF8 1B		0-0 F7		4 1 1 1 0 0 2										
Chili Davis, S OBP: 0.375, SLG: 0.541 (1, 10)		0-3 K		1-2 F9		1-3 K		3-3 K		4 0 0 0 0 3 1										
Brian Harper, R OBP: 0.338, SLG: 0.449 (1, 2)		1-3 K			1-1 E6 1B G5-3	1-0 WP 1B		1-0 1B		4 1 2 0 0 1 0										
Shane Mack, R OBP: 0.364, SLG: 0.540 (1, 9)		2-0 3B			1-2 G5-3 1B G6-3 1B	2-1 SF8		0-0 F7		3 1 2 1 0 0 1										
Kent Hrbek, L OBP: 0.355, SLG: 0.417 (1, 3)		3-3 K			1-0 G6-3 G5-3 1B	3-0 P6		1-0 F8		4 0 1 0 0 1 2										
Scott Leius, R OBP: 0.398, SLG: 0.422 (1, 5)			1-1 P6		3-2 G5-3		4-2 G6-3 BB		0-0 3B 1B	3 1 1 1 1 0 2										
Al Newman, S OBP: 0.277, SLG: 0.243 (1, 6)			2-2 G4-3		0-2 G6-3		0-0 G6-3		0-2 P9	4 0 0 1 0 0 3										
Inning Stats	R: 0 E: 0 K: 0 S: 7	H: 0 LOB: 0 BB: 1 P: 16	R: 0 E: 0 K: 3 S: 12	H: 1 LOB: 1 BB: 0 P: 18	R: 0 E: 0 K: 0 S: 7	H: 0 LOB: 0 BB: 0 P: 11	R: 0 E: 0 K: 0 S: 9	H: 1 LOB: 0 BB: 0 P: 11	R: 2 E: 1 K: 1 S: 8	H: 2 LOB: 1 BB: 0 P: 22	R: 0 E: 0 K: 1 S: 10	H: 0 LOB: 1 BB: 1 P: 16	R: 0 E: 0 K: 1 S: 6	H: 1 LOB: 1 BB: 0 P: 10	R: 1 E: 0 K: 0 S: 7	H: 2 LOB: 1 BB: 0 P: 10	1B: 7 2B: 0 3B: 2 HR: 0	SF: 1 SAC: 0 DP: 1 HBP: 1	WP: 3 PB: 0 SB: 0 CS: 1	PA: 38
PITCHER	IP WLS BF H R ER SO BB IBB HBP BLK WP HR S P ERA WHIP																			
Randy Johnson, L ERA: 3.83 (1, 1)	6.0 L 25 6 4 2 4 1 0 1 0 2 0 60 103 3.00 1.167																			
Calvin Jones, R ERA: 0.64 (7, 1)	2.0 8 1 0 0 2 1 0 0 0 0 0 16 26 0.00 1.000																			
Rob Murphy, L ERA: 2.65 (9, 1)	0.2 4 2 1 1 0 0 0 0 0 0 0 6 9 13.50 3.000																			
Bill Swift, R ERA: 2.24 (9, 1)	0.1 1 0 0 0 0 0 0 0 0 0 0 1 1 0.00 0.000																			

Minnesota Twins @ Seattle Mariners
The Kingdome, Seattle, WA
Fri Aug 09 1991, 10:05 PM EDT
Att: 31,112 - Dome - 70 F

livebaseballscores.com

AB	34
R	5
H	9
RBI	5
BB	2
SO	6
LOB	16



BOTTOM

Minnesota Twins @ Seattle Mariners
The Kingdome, Seattle, WA
Fri Aug 09 1991, 10:05 PM EDT
Att. 31,112 - Dome - 70 F

livebaseballscorecards.com

AB 34
R 2
H 7
RBI 2
BB 2
SO 4
LOB 11



WP: 0 PA: 36
PB: 0
SB: 0
CS: 0

AB R H RBI BB SO LOB

4	0	1	0	0	0	1
4	0	0	0	0	0	1
4	1	3	1	0	1	1
4	0	0	0	0	0	2
4	1	1	0	0	0	1
3	0	0	0	1	1	0
3	0	0	0	1	0	2
3	0	0	0	0	0	1
1	0	1	1	0	0	0
0	0	0	0	0	0	0
3	0	1	0	0	1	0
1	0	0	0	0	1	2

Batter	1	2	3	4	5	6	7	8	9
Edgar Martinez, R OBP: 0.404, SLG: 0.441 (1, 5)	G4-3 1-2		G6-3 1-1		F9 0-1			G6-3 1-2 2B	
Harold Reynolds, S OBP: 0.332, SLG: 0.332 (1, 4)	G4-3 0-2		F6 3-1			G1-3 0-1		G6-3 0-0 2-3	
Ken Griffey Jr., L OBP: 0.383, SLG: 0.506 (1, 8)				HR 1-1		G5-3 3-1 2B		K 1-3	
Jay Buhner, R OBP: 0.321, SLG: 0.521 (1, 9)	P3 1-2			F8 0-0		G5-3 0-1 2-3		F9 2-2	
Tracy Jones, R OBP: 0.336, SLG: 0.415 (1, 10)		G6-3 0-0		G1-3 2-2		G5-3 1-1		FC1-6 3-2 1B 1B	
Alonzo Powell, R OBP: 0.264, SLG: 0.369 (1, 7)			K 3-3		F8 0-0		F8 0-0	FC1-6 4-2 1-2 BB	
Pete O'Brien, L OBP: 0.293, SLG: 0.389 (1, 3)					F9 1-2		L8 1-2	FC1-6 0-2 1B 1-2f 2-3	
Dave Valle, R OBP: 0.248, SLG: 0.222 Alvin Davis, L OBP: 0.305, SLG: 0.354 Omar Vizquel, S OBP: 0.299, SLG: 0.285 (1, 2)					G1-3 0-0		G5-3 0-2	D1 2-2 1B 1-3 3-H	
Jeff Schaefer, R OBP: 0.256, SLG: 0.325 Scott Bradley, L OBP: 0.283, SLG: 0.250 (1, 6)			K 0-3					F8 2-2 1B 1-2	

Inning Stats	R: 0	H: 1	E: 0	K: 0	S: 10	LOB: 1	BB: 0	P: 12	R: 0	H: 0	E: 0	K: 1	S: 8	LOB: 0	BB: 1	P: 16	R: 0	H: 0	E: 0	K: 1	S: 7	LOB: 0	BB: 0	P: 11	R: 1	H: 1	E: 0	K: 0	S: 8	LOB: 0	BB: 0	P: 11	R: 0	H: 1	E: 0	K: 0	S: 12	LOB: 1	BB: 0	P: 14	R: 0	H: 1	E: 0	K: 0	S: 8	LOB: 1	BB: 0	P: 12	R: 0	H: 0	E: 0	K: 0	S: 8	LOB: 0	BB: 0	P: 9	R: 0	H: 1	E: 0	K: 1	S: 12	LOB: 1	BB: 0	P: 16	R: 1	H: 2	E: 0	K: 1	S: 19	LOB: 3	BB: 1	P: 31	1B: 4	SF: 0	2B: 2	SAC: 0	3B: 0	DP: 0	HR: 1	HBP: 0	WP: 0	PA: 36
--------------	------	------	------	------	-------	--------	-------	-------	------	------	------	------	------	--------	-------	-------	------	------	------	------	------	--------	-------	-------	------	------	------	------	------	--------	-------	-------	------	------	------	------	-------	--------	-------	-------	------	------	------	------	------	--------	-------	-------	------	------	------	------	------	--------	-------	------	------	------	------	------	-------	--------	-------	-------	------	------	------	------	-------	--------	-------	-------	-------	-------	-------	--------	-------	-------	-------	--------	-------	--------

PITCHER	IP	WLS	BF	H	R	ER	SO	BB	IBB	HBP	BLK	WP	HR	S	P	ERA	WHIP
David West, L ERA: 3.53 (1, 1)	8.0	W	30	5	1	1	3	1	0	0	0	0	1	73	101	1.12	0.750
Mark Guthrie, L ERA: 5.21 (9, 1)	0.1		3	1	1	1	0	1	0	0	0	0	0	8	17	27.00	6.000
Rick Aguilera, R ERA: 2.59 (9, 1)	0.2	S	3	1	0	0	1	0	0	0	0	0	0	11	14	0.00	1.500

Batter	1	2	3	4	5	6	7	8	9	AB R H RBI BB SO LOB	TOP
Chuck Knoblauch, R (1, 4) <small>OBP: 0.336, SLG: 0.335</small>	3-2 		0-0 			1-1 	1-2 			4 0 1 0 0 0 0	
Randy Bush, L (1, 9) <small>OBP: 0.356, SLG: 0.435</small>	1-0 		1-1 			2-1 	1-1 			4 0 2 0 0 0 3	
Kirby Puckett, R (1, 8) <small>OBP: 0.362, SLG: 0.483</small> Gene Larkin, S (8, 3) <small>OBP: 0.366, SLG: 0.372</small>	1-0 			1-0 		2-2 		2-1 		4 0 2 0 0 0 1 0 0 0 0 0 0 0	
Kent Hrbek, L (1, 3) <small>OBP: 0.354, SLG: 0.413</small> Brian Harper, R (8, 7) <small>OBP: 0.338, SLG: 0.449</small>	4-2 			0-0 		3-1 		1-0 		3 0 0 0 1 0 3 0 0 0 0 0 0 0	
Chili Davis, S (1, 10) <small>OBP: 0.372, SLG: 0.536</small>	3-1 			2-3 		1-3 		3-1 		4 0 0 0 0 2 4	
Shane Mack, R (1, 7) <small>OBP: 0.360, SLG: 0.534</small> Scott Leius, R (8, 8) <small>OBP: 0.395, SLG: 0.419</small>		1-0 			2-1 		2-1 		1-3 	3 0 0 0 0 0 0 1 0 0 0 0 1 0	
Mike Pagliarulo, L (1, 5) <small>OBP: 0.336, SLG: 0.410</small>			3-2 		3-2 		1-3 		1-0 	4 0 3 0 0 1 0	AB 35 R 0 H 9 RBI 0 BB 1 SO 5 LOB 16
Junior Ortiz, R (1, 2) <small>OBP: 0.297, SLG: 0.255</small>		0-1 			0-0 		0-0 		0-0 	4 0 0 0 0 0 3	
Al Newman, S (1, 6) <small>OBP: 0.277, SLG: 0.243</small>			0-3 		0-0 		0-0 		0-0 	4 0 1 0 0 1 2	
Inning Stats	R: 0 H: 1 E: 0 LOB: 2 K: 0 BB: 1 S: 10 P: 22	R: 0 H: 1 E: 0 LOB: 0 K: 0 BB: 0 S: 6 P: 10	R: 0 H: 0 E: 0 LOB: 0 K: 1 BB: 0 S: 6 P: 7	R: 0 H: 1 E: 0 LOB: 0 K: 1 BB: 0 S: 5 P: 8	R: 0 H: 1 E: 0 LOB: 1 K: 0 BB: 0 S: 8 P: 13	R: 0 H: 2 E: 0 LOB: 2 K: 1 BB: 0 S: 12 P: 21	R: 0 H: 2 E: 1 LOB: 3 K: 1 BB: 0 S: 12 P: 17	R: 0 H: 0 E: 0 LOB: 0 K: 0 BB: 0 S: 5 P: 11	R: 0 H: 1 E: 0 LOB: 1 K: 1 BB: 0 S: 6 P: 8	1B: 8 SF: 0 2B: 2 SAC: 0 3B: 0 DP: 2 HR: 0 HBP: 0	WP: 1 PA: 36 PB: 0 SB: 0 CS: 0
PITCHER Erik Hanson, R (1, 1) <small>ERA: 3.47</small> Mike Schooler, R (9, 1) <small>ERA: 2.19</small>	IP WLS BF H R ER SO BB IBB HBP BLK WP HR S P ERA WHIP 8.0 W 32 8 0 0 4 1 0 0 0 1 0 64 109 0.00 1.125										

Minnesota Twins @ Seattle Mariners
 The Kingdom, Seattle, WA
 Sat Aug 10 1991, 10:05 PM EDT
 Att: 29,548 - Dome - 70 F

livebaseballscorecards.com



Batter	1	2	3	4	5	6	7	8	9	AB	R	H	RBI	BB	SO	LOB
Edgar Martinez, R OBP: 0.406, SLG: 0.440 (1, 5)										3	1	1	0	2	0	3
Harold Reynolds, S OBP: 0.335, SLG: 0.332 (1, 4)										3	1	1	2	2	0	1
Ken Griffey Jr., L OBP: 0.386, SLG: 0.507 (1, 8)										5	1	3	0	0	0	5
Alonzo Powell, R OBP: 0.264, SLG: 0.369 (9, 8)										0	0	0	0	0	0	0
Pete O'Brien, L OBP: 0.294, SLG: 0.388 (1, 3)										4	1	1	1	1	0	3
Alvin Davis, L OBP: 0.301, SLG: 0.349 (1, 10)										5	0	0	1	0	0	3
Jay Buhner, R OBP: 0.322, SLG: 0.515 (1, 9)										3	1	0	0	2	1	1
Dave Cochrane, S OBP: 0.297, SLG: 0.378 (1, 7)										4	2	2	3	0	0	1
Greg Briley, L OBP: 0.263, SLG: 0.276 (8, 7)										0	0	0	0	0	0	0
Scott Bradley, L OBP: 0.294, SLG: 0.259 (1, 2)										3	1	2	0	1	0	0
Omar Vizquel, S OBP: 0.301, SLG: 0.286 (1, 6)										3	0	1	1	1	1	1

Inning Stats	R: 5	H: 5	E: 2	LOB: 2	K: 0	S: 15	R: 0	H: 1	E: 0	LOB: 1	K: 0	S: 14	R: 0	H: 0	E: 0	LOB: 0	K: 0	S: 6	R: 0	H: 2	E: 0	LOB: 2	K: 1	S: 15	R: 0	H: 0	E: 0	LOB: 0	K: 1	S: 6	R: 0	H: 1	E: 0	LOB: 2	K: 0	S: 9	R: 3	H: 2	E: 0	LOB: 3	K: 0	S: 13	R: 0	H: 0	E: 0	LOB: 0	K: 0	S: 5	R: 0	H: 0	E: 0	LOB: 0	K: 0	S: 10	R: 0	H: 0	E: 0	LOB: 0	K: 0	S: 10
1B: 9	SF: 0	2B: 1	SAC: 0	3B: 0	DP: 2	HR: 1	HBP: 0	WP: 1	PA: 42																																																			

PITCHER	IP	WLS	BF	H	R	ER	SO	BB	IBB	HBP	BLK	WP	HR	S	P	ERA	WHIP
Scott Erickson, R ERA: 2.65 (1, 1)	0.2	L	9	5	5	5	0	2	0	0	0	0	0	13	29	67.50	10.500
Carl Willis, R ERA: 1.88 (1, 1)	5.0		20	4	0	0	2	2	0	0	0	0	0	51	81	0.00	1.200
Paul Abbott, R ERA: 4.78 (6, 1)	1.1		10	2	3	3	0	5	0	0	0	1	1	14	38	20.25	5.250
Terry Leach, R ERA: 2.85 (8, 1)	1.0		3	0	0	0	0	0	0	0	0	0	0	5	10	0.00	0.000

BOTTOM

Minnesota Twins @ Seattle Mariners
The Kingdome, Seattle, WA
Sat Aug 10 1991, 10:05 PM EDT
Att. 29,548 - Dome - 70 F

livebaseballscores.com

AB	33
R	8
H	11
RBI	8
BB	9
SO	2
LOB	18



Batter	1	2	3	4	5	6	7	8	9	AB R H RBI BB SO LOB	TOP											
Dan Gladden, R OBP: 0.335, SLG: 0.388 (1, 7)	0-0 F8	0-0 FC6-4 1-2f 3-H		2-0 P3			2-1 F8		1-0 G4-3 1-3	5 0 0 1 0 0 3												
Chuck Knoblauch, R OBP: 0.333, SLG: 0.332 (1, 4)	2-2 G6-3	0-0 F9			2-1 F8		0-0 P6			4 0 0 0 0 0 1												
Shane Mack, R OBP: 0.362, SLG: 0.543 (1, 9)	3-1 HR		1-1 G4-3		4-0 G4-6-3 BB		1-3 K			3 1 1 1 1 1 0												
Kirby Puckett, R OBP: 0.363, SLG: 0.483 (1, 8)	1-0 1B 1B		0-0 K2-4-2 1B		1-1 G4-6-3 1-2f		0-0 P4			4 0 2 0 0 0 1												
Brian Harper, R OBP: 0.336, SLG: 0.446 (1, 2)	2-0 1-2 1B		2-3 K2-4-2 1-2f		0-2 G6-3		1-0 P4			4 0 1 0 0 1 1												
Gene Larkin, S OBP: 0.369, SLG: 0.377 (1, 10)	1-1 G6-3		0-0 1B 2B		4-1 HR BB		1-2 G3			3 2 1 0 1 0 2												
Kent Hrbek, L OBP: 0.358, SLG: 0.426 (1, 3)		1-1 SH1-4 FC6-4 WP 1B	1-2 1B		0-0 HR		2-0 G1-3			4 2 3 3 0 0 0												
Scott Leius, R OBP: 0.388, SLG: 0.410 (1, 5)		1-1 SH1-4	0-1 P3		1-1 G6-3		3-1 G4-3			3 0 0 0 0 0 1												
Greg Gagne, R OBP: 0.303, SLG: 0.380 (1, 6)		1-1 FC6-4 HBP	0-3 K		1-3 K		3-2 E S 1B			3 0 1 0 0 2 1												
Inning Stats	R: 1 E: 0 K: 0 S: 10	H: 3 LOB: 2 BB: 0 P: 19	R: 1 E: 0 K: 0 S: 7	H: 1 LOB: 1 BB: 0 P: 10	R: 0 E: 0 K: 1 S: 6	H: 1 LOB: 1 BB: 0 P: 9	R: 1 E: 0 K: 1 S: 10	H: 2 LOB: 1 BB: 0 P: 13	R: 0 E: 0 K: 0 S: 4	H: 0 LOB: 0 BB: 1 P: 11	R: 2 E: 0 K: 1 S: 10	H: 1 LOB: 0 BB: 1 P: 16	R: 0 E: 0 K: 1 S: 6	H: 0 LOB: 0 BB: 0 P: 9	R: 0 E: 0 K: 0 S: 5	H: 0 LOB: 0 BB: 0 P: 7	R: 0 E: 0 K: 0 S: 7	H: 1 LOB: 1 BB: 0 P: 16	1B: 6 2B: 2 3B: 0 HR: 2	SF: 0 SAC: 1 DP: 2 HBP: 1	WP: 1 PB: 0 SB: 1 CS: 0	PA: 37
PITCHER	IP WLS BF H R ER SO BB IBB HBP BLK WP HR S P ERA WHIP																					
Bill Krueger, L ERA: 2.93 (1, 1)	6.0 L 27 8 5 5 3 2 0 1 0 1 2 47 78 7.50 1.667																					
Calvin Jones, R ERA: 0.6 (7, 1)	1.0 3 0 0 0 1 0 0 0 0 0 0 6 9 0.00 0.000																					
Michael Jackson, R ERA: 2.97 (8, 1)	1.0 3 0 0 0 0 0 0 0 0 0 0 5 7 0.00 0.000																					
Dave Fleming, L ERA: (9, 1)	1.0 4 1 0 0 0 0 0 0 0 0 0 7 16 0.00 1.000																					

Minnesota Twins @ Seattle Mariners
The Kingdome, Seattle, WA
Sun Aug 11 1991, 6:33 AM EDT
Att: 31,007 - Dome - 70 F

livebaseballscorecards.com

AB	33
R	5
H	9
RBI	5
BB	2
SO	4
LOB	10



Batter	1	2	3	4	5	6	7	8	9	AB R H RBI BB SO LOB
Edgar Martinez, R OBP: 0.407, SLG: 0.442 (1, 5) C X	0-1 L8-6 2B			4-0 G1-3 SF7 1B BB		2-2 G6-3		0-1 F9		3 1 1 0 1 0 1
Harold Reynolds, S OBP: 0.334, SLG: 0.331 (1, 4) L X	0-1 P3			1-2 G1-3 1B		0-0 B4-3		3-2 F8		4 0 1 0 0 0 1
Ken Griffey Jr., L OBP: 0.382, SLG: 0.501 (1, 8) B F X	1-1 L8-6 2-3			1-1 G1-3		0-0 G3		1-1 F8		4 0 0 0 0 0 3
Pete O'Brien, L OBP: 0.292, SLG: 0.385 (1, 10) C B X		1-1 G3-1		2-2 SF7		2-1 G3		1-0 P5		3 0 0 1 0 0 0
Alvin Davis, L OBP: 0.299, SLG: 0.345 (1, 3) B C X		1-1 F8		3-H 1-0 G4-3		0-1 G1-3				3 0 0 0 0 0 1
Jay Buhner, R OBP: 0.322, SLG: 0.525 (1, 9) C B X		1-3 K			0-1 HR	0-0 G6-3				3 1 1 1 0 1 0
Dave Cochrane, S OBP: 0.289, SLG: 0.368 (1, 7) C X		0-1 P5		2-3 K				0-3 K		3 0 0 0 0 2 0
Scott Bradley, L OBP: 0.289, SLG: 0.253 (1, 2) B X		1-0 G4-3		0-1 F7				0-1 P6		3 0 0 0 0 0 0
Omar Vizquel, S OBP: 0.302, SLG: 0.286 (1, 6) F B X		2-2 G3-1		0-1 G4-3				0-0 1B		3 0 1 0 0 0 0

Inning Stats	R: 0	H: 1	E: 0	LOB: 0	K: 0	S: 6	P: 7	R: 0	H: 0	E: 0	LOB: 0	K: 1	S: 8	P: 11	R: 0	H: 0	E: 0	LOB: 0	K: 0	S: 7	R: 1	H: 1	E: 0	LOB: 1	K: 0	S: 10	R: 1	H: 1	E: 0	LOB: 0	K: 1	S: 9	R: 0	H: 0	E: 0	LOB: 0	K: 0	S: 5	R: 0	H: 0	E: 0	LOB: 0	K: 0	S: 5	R: 0	H: 1	E: 0	LOB: 1	K: 1	S: 8	R: 0	H: 0	E: 0	LOB: 0	K: 0	S: 6	R: 0	H: 0	E: 0	LOB: 0	K: 0	S: 6	1B: 2	SF: 1	2B: 2	SAC: 0	3B: 0	DP: 1	HR: 1	HBP: 0	WP: 0	PA: 31
Kevin Tapani, R ERA: 2.98 (1, 1)	IP	WLS	BF	H	R	ER	SO	BB	IBB	HBP	BLK	WP	HR	S	P	ERA	WHIP																																																							
PITCHER																				IP	WLS	BF	H	R	ER	SO	BB	IBB	HBP	BLK	WP	HR	S	P	ERA	WHIP																																				

BOTTOM

Minnesota Twins @ Seattle Mariners
The Kingdome, Seattle, WA

Sun Aug 11 1991, 6:33 AM EDT
Att: 31,007 - Dome - 70 F

livebaseballscorecards.com

AB	29
R	2
H	4
RBI	2
BB	1
SO	3
LOB	6

Batter	1	2	3	4	5	6	7	8	9	AB R H RBI BB SO LOB	TOP											
Rickey Henderson, R OBP: 0.406, SLG: 0.379 (1, 7)	0-0 G5-3			1-3 K		1-2 CS 1B		4-2 1B BB		3 0 1 0 1 1 0												
Dave Henderson, R OBP: 0.361, SLG: 0.523 (1, 8)	3-2 L7			1-1 P4		3-1 CS 1-2	2-2 G4-3 2B	0-0 FC5-4 1B		4 0 2 0 0 0 0												
Jose Canseco, R OBP: 0.360, SLG: 0.555 (1, 9)	2-0 F8			2-1 P6			0-1 G4-3 2-3	1-1 FC5-4 1-2f		4 0 0 0 0 0 3												
Harold Baines, L OBP: 0.394, SLG: 0.507 (1, 10)		2-1 G6-3			0-1 F7		3-2 G4-3	0-0 F8		4 0 0 0 0 0 1												
Terry Steinbach, R OBP: 0.334, SLG: 0.448 (1, 2)		0-0 F9			2-2 HR		1-0 G5-3	0-1 1B		4 1 2 1 0 0 1												
Brook Jacoby, R OBP: 0.290, SLG: 0.334 (1, 5)		2-1 G4-3			0-0 P6			1-2 G1-3	1-3 K	4 0 0 0 0 1 1												
Mark McGwire, R OBP: 0.345, SLG: 0.394 (1, 3)			0-1 F9		0-0 P3			3-2 HR 1B	0-0 L7	4 1 1 0 0 0 1												
Mike Gallego, R OBP: 0.350, SLG: 0.373 (1, 4) (8, 6)			2-1 F7			1-2 G6-3		0-0 HR 1-H		3 1 1 2 0 0 0												
Mike Bordick, R OBP: 0.261, SLG: 0.264 (1, 6) Ernest Riles, L OBP: 0.293, SLG: 0.313 (8, PH) Scott Brosius, R OBP: 0.222, SLG: 0.667 (8, PH) (8, 4)			2-2 G6-3			1-1 P9		1-0 L8		2 0 0 0 0 0 0 0 0 0 0 0 0 0 1 0 0 0 0 0 0												
Inning Stats	R: 0 E: 0 K: 0 S: 8	H: 0 LOB: 0 BB: 0 P: 13	R: 0 E: 0 K: 0 S: 5	H: 0 LOB: 0 BB: 0 P: 9	R: 0 E: 0 K: 0 S: 7	H: 0 LOB: 0 BB: 0 P: 11	R: 0 E: 0 K: 1 S: 7	H: 0 LOB: 0 BB: 0 P: 11	R: 1 E: 0 K: 0 S: 8	H: 1 LOB: 0 BB: 0 P: 10	R: 0 E: 0 K: 0 S: 10	H: 1 LOB: 0 BB: 0 P: 16	R: 0 E: 0 K: 0 S: 9	H: 1 LOB: 1 BB: 0 P: 15	R: 2 E: 0 K: 0 S: 15	H: 3 LOB: 2 BB: 1 P: 25	R: 0 E: 0 K: 1 S: 7	H: 1 LOB: 1 BB: 0 P: 8	1B: 4 2B: 1 3B: 0 HR: 2	SF: 0 SAC: 0 DP: 0 HBP: 0	WP: 0 PB: 0 SB: 0 CS: 1	PA: 35
PITCHER	IP WLS BF H R ER SO BB IBB HBP BLK WP HR S P ERA WHIP																					
Rich DeLucia, R ERA: 4.36 (1, 1)	7.1 W 26 5 3 3 1 0 0 0 0 0 0 2 63 98 3.68 0.682																					
Rob Murphy, L ERA: 2.61 (8, 1)	0.1 1 0 0 0 0 0 0 0 0 0 0 0 1 2 0.00 0.000																					
Bill Swift, R ERA: 2.23 (8, 1)	0.1 3 1 0 0 0 0 1 0 0 0 0 0 5 10 0.00 6.000																					
Dave Fleming, L ERA: (9, 1)	0.1 1 0 0 0 0 0 0 0 0 0 0 0 1 1 0.00 0.000																					
Mike Schooler, R ERA: 2.08 (9, 1)	0.2 3 1 0 0 1 0 0 0 0 0 0 0 6 7 0.00 1.500																					

Oakland Athletics @ Seattle Mariners
The Kingdome, Seattle, WA
Mon Aug 12 1991, 10:05 PM EDT
Att: 41,967 - Dome - 70 F

livebaseballscores.com

AB	33
R	3
H	7
RBI	3
BB	1
SO	2
LOB	7



Batter	1	2	3	4	5	6	7	8	9
Edgar Martinez, R OBP: 0.406, SLG: 0.438 (1, 5) C F X	0-2 L9 ①		2-1 F7 ③			1-1 G6-3 ②		4-2 FC3-6 E SF7 BB	
Harold Reynolds, S OBP: 0.335, SLG: 0.333 (1, 4) C S F B X	1-2 G6-4-3 1B			3-2 G3 ①		2-1 E9 2-H 1B		1-0 E3 FC3-8 1-2	
Ken Griffey Jr., L OBP: 0.381, SLG: 0.497 (1, 8) X	0-0 G6-4-3 1-2f			2-2 P5 ②		4-0 IBB		2-2 FC3-6 BB 1B 1-2f 2-3	
Pete O'Brien, L OBP: 0.291, SLG: 0.382 (1, 3) B X		1-0 F7 ①		1-1 G1-3 ③		2-1 G4-3 ③		4-2 1B 1-2 BB	
Alvin Davis, L OBP: 0.299, SLG: 0.345 Alonzo Powell, R OBP: 0.261, SLG: 0.369 (7, PR)		2-2 G4-3 ②			0-1 P3 ①		2-2 HR 1B	0-1 SF7 ②	
Jay Buhner, R OBP: 0.328, SLG: 0.550 (1, 9) C X		0-1 HR			0-0 P4 ②		1-1 1-H HR	3-H 0-2 1-3 2-H 1B	
Greg Briley, L OBP: 0.260, SLG: 0.273 (1, 7) X		0-0 L6 ③			1-2 F7 ③		1-2 G6-3 ①		
Omar Vizquel, S OBP: 0.302, SLG: 0.284 (1, 6) B F B X			2-1 G4-3 ①			4-2 SH1-4 E BB	1-1 G1-3 ②		
Dave Valle, R OBP: 0.246, SLG: 0.220 (1, 2) B C X			1-1 G5-3 ②			1 SAFE 1 SAFE X SH1-4 1-2	1-1 F8 ③		

AB	R	H	RBI	BB	SO	LOB
3	1	0	0	1	0	1
4	0	2	1	0	0	1
3	1	0	0	1	0	3
3	0	0	0	1	0	2
3	0	1	0	0	0	0
0	1	0	1	0	0	0
4	2	3	4	0	0	0
3	0	0	0	0	0	1
2	1	0	0	1	0	1
2	0	0	0	0	0	1

BOTTOM

Oakland Athletics @ Seattle Mariners
The Kingdome, Seattle, WA
Mon Aug 12 1991, 10:05 PM EDT
Att: 41,967 - Dome - 70 F

livebaseballscorecards.com

AB	27
R	6
H	6
RBI	6
BB	4
SO	0
LOB	10



1B: 4	SF: 1
2B: 0	SAC: 1
3B: 0	DP: 1
HR: 2	HBP: 0

WP: 0	PA: 33
PB: 0	
SB: 0	
CS: 0	

Inning Stats	R: 0	H: 1	E: 0	LOB: 0	K: 0	S: 8	P: 9	R: 1	H: 1	E: 0	LOB: 0	K: 0	S: 8	P: 11	R: 0	H: 0	E: 0	LOB: 0	K: 0	S: 6	R: 0	H: 0	E: 0	LOB: 0	K: 0	S: 6	P: 7	R: 1	H: 1	E: 1	LOB: 2	K: 0	S: 10	R: 2	H: 2	E: 0	LOB: 1	K: 0	S: 12	R: 2	H: 1	E: 1	LOB: 2	K: 0	S: 13	P: 24
PITCHER	IP	WLS	BF	H	R	ER	SO	BB	IBB	HBP	BLK	WP	HR	S	P	ERA	WHIP																													
Bob Welch, R ERA: 3.79 (1, 1)	7.0	L	28	5	5	4	0	2	1	0	0	0	0	60	99	5.14	1.000																													
Rick Honeycutt, L ERA: 3.04 (8, 1)	0.2		4	0	0	0	0	1	0	0	0	0	0	8	15	0.00	1.500																													
Gene Nelson, R ERA: 8.7 (8, 1)	0.1		1	1	1	0	0	0	0	0	0	0	0	3	3	0.00	3.000																													

Batter	1	2	3	4	5	6	7	8	9	AB R H RBI BB SO LOB	TOP											
Rickey Henderson, R OBP: 0.406, SLG: 0.387 (1, 7)	2-1 HR	3-3 K		3-3 K		1-2 G4-3			4-1 BB	4 1 1 1 1 2 4												
Dave Henderson, R OBP: 0.359, SLG: 0.519 (1, 8)	1-0 BB 1B	1-3 K			1-3 K		3-1 P3		2-1 F7	5 0 1 0 0 2 4												
Jose Canseco, R OBP: 0.356, SLG: 0.548 (1, 9)	0-0 F9				2-3 K		3-2 F9		2-3 K	5 0 0 0 0 2 3												
Harold Baines, L OBP: 0.395, SLG: 0.506 (1, 10)	1-3 K				4-0 BB		0-0 G4-3			3 0 1 0 0 1 1 1												
Terry Steinbach, R OBP: 0.333, SLG: 0.444 (1, 2)	4-1 BB 1-2 BB				1-0 F8			1-0 L8		3 0 0 0 0 1 0 2												
Brook Jacoby, R OBP: 0.289, SLG: 0.333 (1, 5)	0-1 F8				0-2 F7			0-0 G3		4 1 1 0 0 0 3												
Mark McGwire, R OBP: 0.346, SLG: 0.398 (1, 3)					1-1 FC5-4 1B		1-0 2B	2-2 F9		4 0 2 0 0 0 0												
Mike Gallego, R OBP: 0.351, SLG: 0.375 (1, 4)					2-2 FC5-4 G6-3 1-2f		1-0 G6-3	2-2 PB 1B		4 0 2 1 0 0 2												
Mike Bordick, R OBP: 0.265, SLG: 0.261 Ernest Riles, L OBP: 0.291, SLG: 0.310 (6, PH) (6, 6)					1-0 G6-3 1-2		1-3 K	0-3 K		1 0 0 0 0 0 1 2 0 0 0 0 2 2												
Inning Stats	R: 1 E: 0 K: 1 S: 10	H: 2 LOB: 2 BB: 1 P: 18	R: 0 E: 0 K: 2 S: 18	H: 1 LOB: 2 BB: 0 P: 30	R: 0 E: 0 K: 0 S: 10	H: 1 LOB: 1 BB: 0 P: 11	R: 0 E: 0 K: 1 S: 9	H: 1 LOB: 1 BB: 0 P: 16	R: 0 E: 0 K: 2 S: 8	H: 0 LOB: 1 BB: 1 P: 16	R: 1 E: 0 K: 1 S: 14	H: 2 LOB: 1 BB: 0 P: 20	R: 0 E: 0 K: 0 S: 7	H: 0 LOB: 0 BB: 0 P: 13	R: 0 E: 0 K: 0 S: 5	H: 0 LOB: 0 BB: 0 P: 8	R: 0 E: 0 K: 2 S: 12	H: 1 LOB: 2 BB: 1 P: 22	1B: 6 2B: 1 3B: 0 HR: 1	SF: 0 SAC: 0 DP: 0 HBP: 1	WP: 0 PB: 1 SB: 0 CS: 0	PA: 39
PITCHER	IP WLS BF H R ER SO BB IBB HBP BLK WP HR S P ERA WHIP																					
Brian Holman, R ERA: 3.6 (1, 1)	5.2 W 27 7 2 2 7 2 0 1 0 0 1 66 107 3.18 1.588																					
Michael Jackson, R ERA: 2.86 (6, 1)	2.1 7 0 0 0 0 0 0 0 0 0 0 15 25 0.00 0.000																					
Mike Schooler, R ERA: 1.93 (9, 1)	1.0 S 5 1 0 0 2 1 0 0 0 0 0 12 22 0.00 2.000																					

Oakland Athletics @ Seattle Mariners

The Kingdome, Seattle, WA

Tue Aug 13 1991, 10:05 PM EDT

Att: 22,976 - Dome - 70 F

livebaseballscorecards.com

AB	35
R	2
H	8
RBI	2
BB	3
SO	9
LOB	22



Batter	1	2	3	4	5	6	7	8	9
Edgar Martinez, R OBP: 0.408, SLG: 0.441 (1, 5)	2-1 1B SF7 1B	1-1 F7			0-0 F8 HR 2B	4-0 FC4-2 1B BB		2-0 F9	
Harold Reynolds, S OBP: 0.334, SLG: 0.331 (1, 4)	1-0 F9		1-0 L7		2-1 F8	0-1 FC4-2 1B		2-0 P3	
Ken Griffey Jr., L OBP: 0.382, SLG: 0.505 (1, 8)	2-2 S 1B		2-0 P5		3-2 HR	3-2 FC4-2			
Pete O'Brien, L OBP: 0.291, SLG: 0.382 (1, 3)	0-1 SF7		1-0 BB 1B		2-0 F8	0-3 K			
Alvin Davis, L OBP: 0.301, SLG: 0.343 (1, 10)	3-H 1-2 F7		4-1 FC6-4 BB		4-1 HR BB		1-0 F9		
Jay Buhner, R OBP: 0.333, SLG: 0.568 (1, 9)		3-1 FC4-5-6-4 2B	0-0 FC6-4		1-0 HR		1-2 FC1-4 1B		
Greg Briley, L OBP: 0.256, SLG: 0.268 (1, 7)		2-2 FC4-5-6-4		1-3 K	2-1 G4-3		2-2 FC1-4		
Omar Vizquel, S OBP: 0.301, SLG: 0.281 (1, 6)		4-1 BB		2-2 G4-3		1-0 L8	0-1 L9		
Dave Valle, R OBP: 0.246, SLG: 0.217 (1, 2)		1-2 P5		1-1 L6		4-2 1B FC4-2 BB		2-3 K2-3	

Inning Stats	R: 1	H: 2	E: 0	K: 0	S: 15	LOB: 1	BB: 0	P: 21
	R: 0	H: 1	E: 0	K: 0	S: 11	LOB: 2	BB: 1	P: 22
	R: 0	H: 1	E: 0	K: 0	S: 5	LOB: 2	BB: 1	P: 13
	R: 0	H: 0	E: 0	K: 1	S: 10	LOB: 0	BB: 0	P: 14
	R: 4	H: 3	E: 0	K: 0	S: 11	LOB: 0	BB: 1	P: 25
	R: 0	H: 1	E: 0	K: 1	S: 13	LOB: 3	BB: 2	P: 25
	R: 0	H: 1	E: 0	K: 0	S: 11	LOB: 1	BB: 0	P: 15
	R: 0	H: 0	E: 0	K: 1	S: 5	LOB: 0	BB: 0	P: 11

PITCHER										PITCHER																								
IP	WLS	BF	H	R	ER	SO	BB	IBB	HBP	BLK	WP	HR	S	P	ERA	WHIP	IP	WLS	BF	H	R	ER	SO	BB	IBB	HBP	BLK	WP	HR	S	P	ERA	WHIP	
Dave Stewart, R	(1, 1)	5.1	L	28	7	5	1	5	0	0	0	2	56	108	8.44	2.250																		
Curt Young, L	(6, 1)	2.2		10	2	0	2	0	0	0	0	0	25	38	0.00	0.750																		

AB R H RBI BB SO LOB

4	2	2	0	1	0	2
5	0	1	0	0	0	2
4	1	2	2	0	0	3
3	0	1	1	0	1	3
2	1	0	0	2	0	1
4	1	3	2	0	0	2
4	0	0	0	0	1	2
3	0	0	0	1	0	1
3	0	0	0	1	1	2

AB	32
R	5
H	9
RBI	5
BB	5
SO	3
LOB	18



Oakland Athletics @ Seattle Mariners
The Kingdome, Seattle, WA
Tue Aug 13 1991, 10:05 PM EDT
Att: 22,976 - Dome - 70 F

WP: 0 PA: 38
PB: 0
SB: 1
CS: 0

livebaseballscorecards.com

Batter	1	2	3	4	5	6	7	8	9	AB R H RBI BB SO LOB	TOP
Rickey Henderson, R OBP: 0.405, SLG: 0.383 (1, 10)	3-2 F8			2-3 K			2-2 P5		4-0 BB	3 0 0 0 1 1 0	
Willie Wilson, S OBP: 0.293, SLG: 0.318 (1, 7)	1-2 G3			1-2 F8			1-3 K		1-3 K	4 0 0 0 0 2 3	
Jose Canseco, R OBP: 0.353, SLG: 0.543 (1, 9)	2-0 F8			1-3 K2-3			0-0 G6-3		1-3 K	4 0 0 0 0 2 3	
Dave Henderson, R OBP: 0.357, SLG: 0.515 (1, 8)			3-2 G4-3			2-2 G6-3		0-2 L8		3 0 0 0 0 0 0	
Terry Steinbach, R OBP: 0.330, SLG: 0.440 (1, 2)			0-1 G6-3			1-3 K		3-2 G6-3		3 0 0 0 0 1 0	
Mark McGwire, R OBP: 0.344, SLG: 0.395 (1, 3)			1-3 K			3-3 K		0-0 G5-3		3 0 0 0 0 2 0	
Scott Brosius, R OBP: 0.333, SLG: 0.600 (1, 5)				1-3 K			4-0 E S F9 BB		4-2 BB 1B BB	1 0 0 0 2 1 0	AB 27
Mike Gallego, R OBP: 0.351, SLG: 0.375 (1, 4)				3-3 K			1-2 F9		0-0 BB 1B	3 0 1 0 0 1 1	R 0
Mike Bordick, R OBP: 0.261, SLG: 0.257 Brook Jacoby, R OBP: 0.288, SLG: 0.332 (1, 6) (9, PH)				3-3 K			3-1 SAFE F9 1-H		0-3 K	2 0 0 0 0 1 1 1 0 0 0 0 1 2	H 1
Inning Stats	R: 0 E: 0 K: 0 S: 7 H: 0 LOB: 0 BB: 0 P: 13	R: 0 E: 0 K: 1 S: 9 H: 0 LOB: 0 BB: 0 P: 13	R: 0 E: 0 K: 3 S: 10 H: 0 LOB: 0 BB: 0 P: 17	R: 0 E: 0 K: 2 S: 9 H: 0 LOB: 0 BB: 0 P: 13	R: 0 E: 0 K: 2 S: 12 H: 0 LOB: 0 BB: 0 P: 18	R: 0 E: 0 K: 0 S: 5 H: 0 LOB: 1 BB: 1 P: 13	R: 0 E: 0 K: 1 S: 10 H: 0 LOB: 0 BB: 0 P: 13	R: 0 E: 0 K: 0 S: 12 H: 0 LOB: 0 BB: 0 P: 15	R: 0 E: 0 K: 3 S: 13 H: 1 LOB: 3 BB: 2 P: 23	1B: 1 2B: 0 3B: 0 HR: 0 SF: 0 SAC: 0 DP: 0 HBP: 0	WP: 0 PB: 0 SB: 1 CS: 0 PA: 30
PITCHER Randy Johnson, L ERA: 3.6 (1, 1)	IP 9.0 WLS W BF 30 H 1 R 0 ER 0 SO 12 BB 3 IBB 0 HBP 0 BLK 0 WP 0 HR 0 S 87 P 138 ERA 0.00 WHIP 0.444	PITCHER IP WLS BF H R ER SO BB IBB HBP BLK WP HR S P ERA WHIP									

Oakland Athletics @ Seattle Mariners
The Kingdome, Seattle, WA
Wed Aug 14 1991, 10:05 PM EDT
Att. 25,419 - Dome - 70 F

livebaseballscorecards.com



Batter	1	2	3	4	5	6	7	8	9	AB	R	H	RBI	BB	SO	LOB
Edgar Martinez, R OBP: 0.404, SLG: 0.437 (1, 5)	1-1 G5-3		0-1 F7		1-2 FC6-4		1-2 G6-4-3			4	0	0	0	0	0	4
Harold Reynolds, S OBP: 0.337, SLG: 0.338 (1, 4)	2-2 F7			2-2 HR		0-1 1B		4-2 SH3-4		3	3	2	0	1	0	0
Ken Griffey Jr., L OBP: 0.386, SLG: 0.515 (1, 8)	0-2 G6-3			2-1 HR		2-0 1B		1-0 FC5-4		3	1	2	2	0	0	0
Pete O'Brien, L OBP: 0.289, SLG: 0.379 (1, 3)		3-2 F7		1-3 K		2-0 G4-6-3		0-0 SH3-4		3	0	0	0	0	1	1
Alvin Davis, L OBP: 0.301, SLG: 0.341 (1, 10)		0-3 K		1-3 K		4-0 BB		2-2 FC5-4		2	0	0	0	1	2	0
Tracy Jones, R OBP: 0.341, SLG: 0.415 (8, PH)								1-2 HBP		0	0	0	0	0	0	0
Jay Buhner, R OBP: 0.329, SLG: 0.560 (1, 9)		3-3 K		0-3 K		1-1 F8		0-1 FC5-4		4	0	0	1	0	2	3
Greg Briley, L OBP: 0.260, SLG: 0.269 (1, 7)			3-1 1B		1-2 G3		2-2 G3-1		4-2 BB	3	0	1	0	1	0	0
Omar Vizquel, S OBP: 0.301, SLG: 0.281 (1, 6)			1-1 F8		0-3 K		2-1 CI		1-0 F8	4	0	1	0	0	1	3
Dave Valle, R OBP: 0.252, SLG: 0.221 (1, 2)			1-2 1B		4-1 FC6-4		0-1 CI			1	0	1	0	1	0	0

BOTTOM

Oakland Athletics @ Seattle Mariners
The Kingdome, Seattle, WA
Wed Aug 14 1991, 10:05 PM EDT
Att: 25,419 - Dome - 70 F

livebaseballscorecards.com

AB	27
R	4
H	7
RBI	3
BB	4
SO	6
LOB	11



Inning Stats	R: 0	H: 0	E: 0	K: 8	S: 8	LOB: 0	BB: 0	P: 11	R: 0	H: 0	E: 0	K: 2	S: 9	LOB: 0	BB: 0	P: 15	R: 0	H: 2	E: 0	K: 3	S: 10	LOB: 1	BB: 0	P: 15	R: 2	H: 2	E: 0	K: 3	S: 15	LOB: 0	BB: 0	P: 21	R: 0	H: 0	E: 0	K: 11	S: 11	LOB: 1	BB: 1	P: 17	R: 1	H: 2	E: 0	K: 0	S: 6	LOB: 1	BB: 1	P: 15	R: 0	H: 1	E: 1	K: 0	S: 10	LOB: 1	BB: 0	P: 15	R: 1	H: 0	E: 0	K: 10	S: 10	LOB: 3	BB: 2	P: 22	1B: 5	2B: 0	3B: 1	HR: 1	SF: 0	SAC: 1	DP: 2	HBP: 2	WP: 0	PB: 0	SB: 0	CS: 0	PA: 35	ERA	WHIP
PITCHER	IP	WLS	BF	H	R	ER	SO	BB	IBB	HBP	BLK	WP	HR	S	P	103	ERA	4.26	WHIP	1.421																																																											
Joe Slusarski, R ERA: 4.63	(1, 1)	6.1	L	26	7	3	3	6	2	0	0	0	0	0	0	64	4.26	1.421																																																													
Eric Show, R ERA: 6.81	(7, 1)	0.2		2	0	0	0	0	0	0	0	0	0	0	5	6	0.00	0.000																																																													
Joe Klink, L ERA: 3.43	(8, 1)	0.1		3	0	1	0	1	0	1	0	0	0	0	3	8	27.00	3.000																																																													
Gene Nelson, R ERA: 8.51	(8, 1)	0.2		4	0	0	0	0	1	0	1	0	0	0	7	14	0.00	1.500																																																													

Batter	1	2	3	4	5	6	7	8	9	AB R H RBI BB SO LOB	TOP														
Rickey Henderson, R OBP: 0.405, SLG: 0.392 (1, 7)	3-1 HR	4-2 FC5-4 BB		1-2 SF9		1-2 L6		3-2 G4-3		3 1 1 2 1 0 1															
Scott Brosius, R OBP: 0.412, SLG: 0.800 (1, 9) (8, 4)	3-1 1B	0-1 FC5-4		2-1 HR		3-1 1B		2-2 G4-3	5 1 3 1 0 0 3																
Dave Henderson, R OBP: 0.357, SLG: 0.516 (1, 8)	0-1 1B		2-2 G6-3	1-1 F9		2-3 K		1-1 2B	5 0 2 0 0 1 1																
Harold Baines, L OBP: 0.390, SLG: 0.499 (1, 10)	1-2 G4-6-3		2-3 K		2-1 F7		0-0 F8	1-3 K	5 0 0 0 0 2 3																
Terry Steinbach, R OBP: 0.329, SLG: 0.439 (1, 2)	0-3 K		1-0 G6-3		1-0 1B		0-0 G5-3	1-3 K	5 1 1 0 0 2 2																
Brook Jacoby, R OBP: 0.288, SLG: 0.331 (1, 5)		2-3 K		0-0 1B	1-2 G6-3		2-2 P3		4 1 1 0 0 1 1																
Mark McGwire, R OBP: 0.345, SLG: 0.396 (1, 3)		1-1 1B		1-3 K	1-1 1B		0-0 G4-3		4 0 2 1 0 1 1																
Mike Gallego, R OBP: 0.353, SLG: 0.377 (1, 4) (8, 6)		0-0 L9		4-1 1B	1-0 2B		2-3 K		3 1 1 0 1 1 1																
Mike Bordick, R OBP: 0.270, SLG: 0.267 Jose Canseco, R OBP: 0.354, SLG: 0.546 (8, PH) (8, 9)		1-1 1B		0-0 1B	0-1 G5-3		0-1 2B		3 1 2 1 0 0 2 1 0 1 0 0 0 0																
Inning Stats	R: 1 E: 0 K: 1 S: 12	H: 3 LOB: 1 BB: 0 P: 19	R: 0 E: 0 K: 1 S: 12	H: 2 LOB: 3 BB: 1 P: 20	R: 0 E: 0 K: 1 S: 7	H: 0 LOB: 0 BB: 0 P: 12	R: 4 E: 1 K: 1 S: 13	H: 3 LOB: 0 BB: 1 P: 22	R: 1 E: 0 K: 0 S: 11	H: 3 LOB: 2 BB: 0 P: 17	R: 0 E: 0 K: 1 S: 9	H: 1 LOB: 1 BB: 0 P: 15	R: 0 E: 0 K: 0 S: 5	H: 0 LOB: 0 BB: 0 P: 7	R: 0 E: 0 K: 1 S: 11	H: 1 LOB: 1 BB: 0 P: 16	R: 0 E: 0 K: 2 S: 12	H: 1 LOB: 1 BB: 0 P: 17	1B: 8 2B: 5 3B: 0 HR: 2	SF: 1 SAC: 0 DP: 2 HBP: 0	WP: 1 PB: 0 SB: 2 CS: 1	PA: 41			
PITCHER	IP	WLS	BF	H	R	ER	SO	BB	IBB	HBP	BLK	WP	HR	S	P	ERA	WHIP								
Erik Hanson, R ERA: 3.78 Calvin Jones, R ERA: 0.52 Bill Swift, R ERA: 2.18 Bill Swift, R ERA: 2.18 Rob Murphy, L ERA: 2.59	(1, 1) (5, 1) (8, 1) (9, 1) (9, 1)	4.2 2.1 1.1 1.1 0.1	25 8 6 6 1	10 2 2 2 0	6 0 0 0 0	6 0 0 0 0	4 1 1 1 1	2 0 0 0 0	0 0 0 0 0	0 0 0 0 0	0 0 0 0 0	0 0 0 0 0	1 0 0 0 0	2 0 0 0 3	86 26 24 24 4	11.57 0.00 0.00 0.00 0.00	2.571 0.857 1.500 1.500 0.000								
PITCHER	IP	WLS	BF	H	R	ER	SO	BB	IBB	HBP	BLK	WP	HR	S	P	ERA	WHIP								
Mike Schooler, R ERA: 1.88	(9, 1)	0.1	1	0	0	0	1	0	0	0	0	0	0	4	5	0.00	0.000								

Oakland Athletics @ Seattle Mariners
The Kingdome, Seattle, WA
Thu Aug 15 1991, 6:33 AM EDT
Att: 32,006 - Dome - 70 F

livebaseballscorecards.com

AB	38
R	6
H	14
RBI	5
BB	2
SO	8
LOB	15



Batter	1	2	3	4	5	6	7	8	9
Edgar Martinez, R OBP: 0.404, SLG: 0.435	1-1 F8 G3 1B		4-2 FC4-6 BB		0-1 E6 L4	2-0 G6-3		1-1 F9	
Harold Reynolds, S OBP: 0.334, SLG: 0.334	0-0 G3		1-0 FC4-6		3-1 L4	1-0 F8		0-0 L7	
Ken Griffey Jr., L OBP: 0.388, SLG: 0.529	0-1 F8		0-0 P5		3-2 HR		0-1 2B SF8 2B	1-0 2B	
Pete O'Brien, L OBP: 0.290, SLG: 0.382	2-2 1B			2-3 K	3-2 F8		1-1 1B 2B	2-2 L7	
Alvin Davis, L OBP: 0.303, SLG: 0.341	2-0 F9			3-2 BB BB SF8 1B		3-1 G4-3	4-0 1B IBB		
Bill Swift, R				4-1 BB 1B BB		2-1 BB 2B HBP	3-1 SF8		
Rob Murphy, L				1-2 1B BB		4-0 2B 1B BB	1-0 1B		
Mike Schooler, R				1-2 2-3 BB		1-2 1B BB	1-3 2-H 1B		
Jay Buhner, R OBP: 0.331, SLG: 0.558		2-3 K		4-1 BB 1B BB		2-1 BB 2B HBP	3-1 SF8		
Greg Briley, L		1-0 G3-1		4-0 1B BB		4-0 2B 1B BB	1-0 1B		
Tracy Jones, R OBP: 0.351, SLG: 0.420				1-2 2-3 BB		1-2 1B BB	1-3 2-H 1B		
Alonzo Powell, R OBP: 0.261, SLG: 0.369				0-0 SF8		1-2 1B 2B	2-1 P4		
Scott Bradley, L		2-0 G6-3		3-H 1B 2B		1-3 2-H G6-3 2B			
Dave Cochrane, S OBP: 0.293, SLG: 0.379				1-1 1B		1-2 1B G6-3 1B	1-1 F9		
Dave Valle, R OBP: 0.252, SLG: 0.221				1-2 2-H 1B		2-3 3-H 1B			
Omar Vizquel, S OBP: 0.303, SLG: 0.284			3-2 G4-3		1-1 1B				

Inning Stats	R: 1	H: 2	E: 0	K: 0	S: 9	R: 0	H: 0	E: 0	K: 1	S: 6	R: 0	H: 0	E: 0	K: 1	S: 8	R: 1	H: 2	E: 0	K: 1	S: 10	R: 1	H: 1	E: 1	K: 0	S: 13	R: 3	H: 2	E: 0	K: 0	S: 13	R: 2	H: 3	E: 0	K: 0	S: 11	R: 0	H: 1	E: 0	K: 0	S: 7
	LOB: 1	BB: 0	P: 14	LOB: 0	BB: 0	P: 11	LOB: 1	BB: 1	P: 16	LOB: 2	BB: 2	P: 24	LOB: 0	BB: 0	P: 22	LOB: 1	BB: 1	LOB: 2	BB: 1	P: 27	LOB: 2	BB: 2	P: 23	LOB: 1	BB: 0	P: 11	LOB: 1	BB: 0	P: 11	LOB: 1	BB: 0	P: 11	LOB: 1	BB: 0	P: 11	LOB: 1	BB: 0	P: 11		

PITCHER	IP	WLS	BF	H	R	ER	SO	BB	IBB	HBP	BLK	WP	HR	S	P	ERA	WHIP
Ron Darling, R ERA: 3.97	5.0		22	5	3	3	2	3	0	0	0	0	1	46	87	5.40	1.600
Joe Klink, L ERA: 4.04	0.1		5	2	3	3	0	1	0	1	0	0	0	11	22	81.00	9.000
Steve Chitren, R ERA: 3.72	1.0	L	7	3	2	2	0	0	1	0	0	0	0	9	21	18.00	3.000
Curt Young, L ERA: 4.44	1.2		6	1	0	0	0	0	0	0	0	0	0	11	18	0.00	0.600


BOTTOM

Oakland Athletics @ Seattle Mariners
The Kingdome, Seattle, WA

Thu Aug 15 1991, 6:33 AM EDT
Att: 32,006 - Dome - 70 F

AB	R	H	RBI	BB	SO	LOB
4	1	1	1	1	0	1
5	0	0	0	0	0	4
5	2	3	1	0	0	2
5	1	2	1	0	1	1
3	1	1	0	1	0	1
0	0	0	0	0	0	0
0	0	0	0	0	0	0
0	0	0	0	0	0	0
1	1	0	1	1	1	0
1	0	0	0	1	0	0
1	1	1	1	1	0	0
0	0	0	0	0	0	0
1	0	0	1	0	0	0
2	1	1	1	0	0	2
0	0	0	0	0	0	0
4	0	2	1	0	0	2

AB	32	R	8	H	11	RBI	8	BB	5	SO	2	LOB	13
WP:	0	PA:	40	PB:	0	SB:	0	CS:	0	WP:	0	PA:	40



WP	HR	S	P	ERA	WHIP
0	0	0	0	0	0

Batter	1	2	3	4	5	6	7	8	9	AB R H RBI BB SO LOB	TOP											
Luis Polonia, L OBP: 0.347, SLG: 0.384 (1, 7)	L7		S 2B		G6-4-3	F7			FC1-6 2B	5 1 1 0 0 0 6	California Angels @ Seattle Mariners The Kingdome, Seattle, WA Fri Aug 16 1991, 10:05 PM EDT Att: 27,461 - Dome - 70 F											
Wally Joyner, L OBP: 0.372, SLG: 0.493 (1, 3)	FC5-4 1B		P9 2-3		F7			F8	F7	5 0 1 0 0 0 3												
Gary Gaetti, R OBP: 0.295, SLG: 0.398 (1, 5)	FC5-4 WP 1-2f				FC3-6 1B	G6-3		G2-3	2B	5 0 2 1 0 0 1												
Dave Parker, L OBP: 0.282, SLG: 0.365 (1, 10)	L3				FC3-6 FC5-4 BB 1-2f	1B 2B		FC6-4 BB	P6	4 1 1 0 1 0 3												
Dave Winfield, R OBP: 0.313, SLG: 0.487 (1, 9)					FC5-4 BB 1-2	PB 1B E 1B		FC6-4		3 1 1 0 1 1 1												
Shawn Abner, R OBP: 0.243, SLG: 0.299 (1, 8)					FC5-4 1-2f 2-3	E PB 1B		K		4 0 1 1 0 1 2												
Lance Parrish, R OBP: 0.287, SLG: 0.392 (1, 2)					K	E BB		K		3 0 0 0 1 2 2												
Luis Sojo, R OBP: 0.295, SLG: 0.340 (1, 4)					F7	G6-4-3 BB 1B		F9		4 0 1 0 0 0 3												
Dick Schofield, R OBP: 0.332, SLG: 0.271 (1, 6)					G4-3	G6-4-3 BB		E5	E5 FC1-6	3 0 0 0 1 0 2												
Inning Stats	R: 0 E: 0 K: 0 S: 8	H: 1 LOB: 1 BB: 0 P: 13	R: 0 E: 0 K: 1 S: 6	H: 0 LOB: 0 BB: 0 P: 10	R: 0 E: 0 K: 0 S: 11	H: 1 LOB: 1 BB: 0 P: 14	R: 0 E: 0 K: 1 S: 9	H: 1 LOB: 2 BB: 1 P: 18	R: 0 E: 0 K: 0 S: 8	H: 1 LOB: 1 BB: 1 P: 15		R: 2 E: 1 K: 0 S: 16	H: 3 LOB: 3 BB: 1 P: 28	R: 0 E: 0 K: 0 S: 8	H: 0 LOB: 1 BB: 1 P: 15	R: 0 E: 0 K: 2 S: 9	H: 0 LOB: 0 BB: 0 P: 11	R: 1 E: 1 K: 0 S: 13	H: 1 LOB: 1 BB: 0 P: 20	1B: 5 2B: 3 3B: 0 HR: 0	SF: 0 SAC: 0 DP: 1 HBP: 0	WP: 1 PB: 1 SB: 1 CS: 0
PITCHER	IP WLS BF H R ER SO BB IBB HBP BLK WP HR S P ERA WHIP											PITCHER	IP WLS BF H R ER SO BB IBB HBP BLK WP HR S P ERA WHIP									
Bill Krueger, L ERA: 2.88 (1, 1)	5.1 W 24 7 2 1 2 2 0 0 0 1 0 50 84 1.69 1.688																					
Michael Jackson, R ERA: 2.74 (6, 1)	2.2 11 0 0 0 2 2 0 0 0 0 0 25 40 0.00 0.750																					
Rob Murphy, L ERA: 2.53 (9, 1)	1.0 S 5 1 1 0 0 0 0 0 0 0 0 13 20 0.00 1.000																					

livebaseballscorecards.com

AB 36
R 3
H 8
RBI 2
BB 4
SO 4
LOB 23



Batter	1	2	3	4	5	6	7	8	9	AB R H RBI BB SO LOB
Edgar Martinez, R (1, 5) OBP: 0.405, SLG: 0.432	4-1 1B 2B BB		4-2 FC5-4 BB	1-1 G1-3		1-0 G4-3				2 1 0 0 2 0 0
Harold Reynolds, S (1, 4) OBP: 0.335, SLG: 0.338	2-1 SAFE 1B		1-2 FC5-4 1-2f 2B	1-1 1B 2B		2-3 K				4 2 2 0 0 1 1
Ken Griffey Jr., L (1, 8) OBP: 0.391, SLG: 0.535	1-0 G4-3 2B		2-1 SAFE SAFE 1B 2B	4-0 1B IBB		1-3 K				3 1 2 2 1 1 0
Pete O'Brien, L (1, 3) OBP: 0.292, SLG: 0.383	2-0 G4-3 2-3		0-2 1B 1B	1-1 FC6 1B		0-0 F8				4 1 2 2 0 0 1
Alvin Davis, L (1, 10) OBP: 0.303, SLG: 0.338	3-3 K		4-2 WP 1B BB	0-1 FC6 1-2f		0-3 K				3 0 0 0 1 2 3
Jay Buhner, R (1, 9) OBP: 0.336, SLG: 0.557		1-1 FC4-6 HBP	3-0 WP 1B		3-2 F7			4-2 SH5-4 BB		2 0 1 1 1 0 0
Greg Briley, L (1, 7) OBP: 0.259, SLG: 0.264		2-0 FC4-6 1-2f S	2-0 G4-3 1-2 2-3		3-2 G3		0-0 SH5-4 1-2			3 0 0 0 0 0 3
Scott Bradley, L (1, 2) OBP: 0.281, SLG: 0.247		3-2 F7 1-2	2-1 G6-3		2-1 L7		2-1 F8			3 0 0 0 0 0 3
Dave Valle, R (8, 2) OBP: 0.251, SLG: 0.220										1 0 0 0 0 0 1
Omar Vizquel, S (1, 6) OBP: 0.299, SLG: 0.280	1-0 G6-3			2-3 K		2-1 F8		0-0 F7		4 0 0 0 0 1 2

Inning Stats	R: 1	H: 2	E: 0	K: 1	S: 8	LOB: 1	BB: 1	P: 20	R: 0	H: 0	E: 0	K: 0	S: 6	LOB: 1	BB: 0	P: 13	R: 3	H: 3	E: 0	K: 0	S: 17	LOB: 2	BB: 2	P: 35	R: 1	H: 2	E: 0	K: 1	S: 11	LOB: 2	BB: 1	P: 20	R: 0	H: 0	E: 0	K: 0	S: 8	LOB: 0	BB: 0	P: 16	R: 0	H: 0	E: 0	K: 1	S: 8	LOB: 0	BB: 0	P: 13	R: 0	H: 0	E: 0	K: 2	S: 7	LOB: 0	BB: 0	P: 8	R: 0	H: 0	E: 0	K: 0	S: 6	LOB: 1	BB: 1	P: 12
AB	29																																																															
R	5																																																															
H	7																																																															
RBI	5																																																															
BB	5																																																															
SO	5																																																															
LOB	14																																																															


BOTTOM

California Angels @ Seattle Mariners
The Kingdome, Seattle, WA

Fri Aug 16 1991, 10:05 PM EDT
Att: 27,461 - Dome - 70 F

livebaseballscorecards.com

WP: 1 PA: 36
PB: 0 SB: 1 CS: 0



California Angels @ Seattle Mariners
The Kingdome, Seattle, WA

Sat Aug 17 1991, 10:05 PM EDT
Att: 33,107 - Dome - 70 F

livebaseballscorecards.com

AB	34
R	4
H	8
RBI	4
BB	1
SO	6
LOB	9



WP:	0	PA:	35
PB:	1		
SB:	0		
CS:	0		

Batter	1	2	3	4	5	6	7	8	9	AB	R	H	RBI	BB	SO	LOB
Luis Polonia, L OBP: 0.348, SLG: 0.387 (1, 7)	3-2 PB G3 2B		1-2 FC4-6 1-2f		1-1 G5-3		0-1 1B			4	1	2	0	0	0	1
Luis Sojo, R OBP: 0.295, SLG: 0.349 (1, 4)	2-2 P3 2-3		1-0 L8		3-2 HR		1-1 F9			4	1	1	1	0	0	3
Wally Joyner, L OBP: 0.373, SLG: 0.499 (1, 3)	2-1 G3 3-H			1-0 HR	4-2 BB			0-2 G3-1		3	1	1	2	1	0	0
Gary Gaetti, R OBP: 0.295, SLG: 0.404 (1, 5)	3-2 F8			2-2 HR	1-3 K			3-3 K		4	1	1	1	0	2	1
Dave Parker, L OBP: 0.262, SLG: 0.364 (1, 10)		3-2 G1-3		1-1 G1-4-3 1B 1B		0-0 F8		1-2 G3		4	0	1	0	0	0	0
Dave Winfield, R OBP: 0.313, SLG: 0.484 (1, 9)		3-3 K		2-0 G1-4-3 1B		1-2 G6-3		2-0 G1-3		4	0	1	0	0	1	0
Shawn Abner, R OBP: 0.237, SLG: 0.291 (1, 8)		2-3 K		1-0 G1-4-3 1-2f 2-3		0-0 G6-3		0-0 F7		4	0	0	0	0	1	2
Dick Schofield, R OBP: 0.331, SLG: 0.271 (1, 6)			0-0 FC1-6 1B		0-1 F7			2-0 G6-3		4	0	1	0	0	0	1
Ron Tingley, R OBP: 0.265, SLG: 0.270 Lance Parrish, R OBP: 0.286, SLG: 0.390 (1, 2) (3, 2)			1-0 FC1-6 FC4-6 1-2f		3-3 K			0-3 K		1	0	0	0	0	0	1
										2	0	0	0	0	2	0

Batter	1	2	3	4	5	6	7	8	9
Luis Polonia, L OBP: 0.348, SLG: 0.387 (1, 7)	3-2 PB G3 2B		1-2 FC4-6 1-2f		1-1 G5-3		0-1 1B		
Luis Sojo, R OBP: 0.295, SLG: 0.349 (1, 4)	2-2 P3 2-3		1-0 L8		3-2 HR		1-1 F9		
Wally Joyner, L OBP: 0.373, SLG: 0.499 (1, 3)	2-1 G3 3-H			1-0 HR	4-2 BB			0-2 G3-1	
Gary Gaetti, R OBP: 0.295, SLG: 0.404 (1, 5)	3-2 F8			2-2 HR	1-3 K			3-3 K	
Dave Parker, L OBP: 0.262, SLG: 0.364 (1, 10)		3-2 G1-3		1-1 G1-4-3 1B 1B		0-0 F8		1-2 G3	
Dave Winfield, R OBP: 0.313, SLG: 0.484 (1, 9)		3-3 K		2-0 G1-4-3 1B		1-2 G6-3		2-0 G1-3	
Shawn Abner, R OBP: 0.237, SLG: 0.291 (1, 8)		2-3 K		1-0 G1-4-3 1-2f 2-3		0-0 G6-3		0-0 F7	
Dick Schofield, R OBP: 0.331, SLG: 0.271 (1, 6)			0-0 FC1-6 1B		0-1 F7			2-0 G6-3	
Ron Tingley, R OBP: 0.265, SLG: 0.270 Lance Parrish, R OBP: 0.286, SLG: 0.390 (1, 2) (3, 2)			1-0 FC1-6 FC4-6 1-2f		3-3 K			0-3 K	

Inning Stats	R: 1	H: 1	E: 0	LOB: 0	K: 0	BB: 0	S: 14	P: 24	R: 0	H: 0	E: 0	LOB: 0	K: 2	BB: 0	S: 10	P: 18	R: 0	H: 1	E: 0	LOB: 1	K: 0	BB: 0	S: 7	P: 10	R: 2	H: 4	E: 0	LOB: 1	K: 0	BB: 0	S: 10	P: 17	R: 1	H: 1	E: 0	LOB: 1	K: 2	BB: 1	S: 16	P: 28	R: 0	H: 0	E: 0	LOB: 0	K: 0	BB: 0	S: 5	P: 6	R: 0	H: 1	E: 0	LOB: 1	K: 1	BB: 0	S: 9	P: 10	R: 0	H: 0	E: 0	LOB: 0	K: 1	BB: 0	S: 9	P: 13	R: 0	H: 0	E: 0	LOB: 0	K: 0	BB: 0	S: 3	P: 7	R: 0	H: 0	E: 0	LOB: 0	K: 0	BB: 0	S: 3	P: 7	1B: 4	SF: 0	2B: 1	SAC: 0	3B: 0	DP: 1	HR: 3	HBP: 0	WP: 0	PA: 35
--------------	------	------	------	--------	------	-------	-------	-------	------	------	------	--------	------	-------	-------	-------	------	------	------	--------	------	-------	------	-------	------	------	------	--------	------	-------	-------	-------	------	------	------	--------	------	-------	-------	-------	------	------	------	--------	------	-------	------	------	------	------	------	--------	------	-------	------	-------	------	------	------	--------	------	-------	------	-------	------	------	------	--------	------	-------	------	------	------	------	------	--------	------	-------	------	------	-------	-------	-------	--------	-------	-------	-------	--------	-------	--------

PITCHER	IP	WLS	BF	H	R	ER	SO	BB	IBB	HBP	BLK	WP	HR	S	P	ERA	WHIP
Rich DeLucia, R ERA: 4.4 (1, 1)	4.2	L	21	7	4	3	3	1	0	0	0	0	3	54	93	5.79	1.714
Calvin Jones, R ERA: 0.46 (5, 1)	2.1		8	1	0	0	2	0	0	0	0	0	0	17	20	0.00	0.429
Dave Fleming, L ERA: (8, 1)	2.0		6	0	0	0	1	0	0	0	0	0	0	12	20	0.00	0.000

PITCHER	IP	WLS	BF	H	R	ER	SO	BB	IBB	HBP	BLK	WP	HR	S	P	ERA	WHIP
---------	----	-----	----	---	---	----	----	----	-----	-----	-----	----	----	---	---	-----	------

Batter	1	2	3	4	5	6	7	8	9	AB	R	H	RBI	BB	SO	LOB
Edgar Martinez, R OBP: 0.403, SLG: 0.429 (1, 5)	3-1 G1-3		1-1 G6-3		2-2 G5-3 1B			0-1 G4-3	1-0 G6-3	5	0	1	0	0	0	2
Harold Reynolds, S OBP: 0.338, SLG: 0.342 (1, 4)	0-0 BLK 1B 2B		4-1 S BB		2-2 G5-3 1-2 2-3f			1-0 1B 1B		3	1	2	0	1	0	2
Ken Griffey Jr., L OBP: 0.395, SLG: 0.536 (1, 8)	2-0 2-H 1B		4-2 G6-4-3 BB				2-1 L5-3 1B	2-1 F8		3	0	2	1	1	0	1
Jay Buhner, R OBP: 0.335, SLG: 0.553 (1, 9)	1-3 K		2-2 G6-4-3 1-2f				1-1 P3	3-1 1B		4	0	1	0	0	1	4
Tracy Jones, R OBP: 0.343, SLG: 0.410 Alvin Davis, L OBP: 0.302, SLG: 0.337 (1, 10) (8, PH)	0-1 F9			2-3 K			1-2 L5-3 1-2	0-3 K		3	0	0	0	0	1	2
Alonzo Powell, R OBP: 0.263, SLG: 0.360 Greg Briley, L OBP: 0.262, SLG: 0.267 (1, 7) (9, PH)		0-1 G6-3		2-3 K			4-1 BB		3-2 WP 1B 1B	2	0	0	0	1	1	0
Pete O'Brien, L OBP: 0.294, SLG: 0.383 (1, 3)		4-1 BB		1-1 G4-3			0-1 F7		0-0 WP 1B	3	0	1	0	1	0	1
Dave Valle, R OBP: 0.248, SLG: 0.217 Scott Bradley, L OBP: 0.279, SLG: 0.245 (1, 2) (9, PH)		2-0 P6			3-3 K		1-0 L8		0-3 K	3	0	0	0	0	1	2
Jeff Schaefer, R OBP: 0.258, SLG: 0.325 Dave Cochrane, S OBP: 0.290, SLG: 0.376 (1, 6) (9, PH)		3-2 L4			2-2 G5-3 1B 1B		3-2 F8		1-3 K	3	0	1	0	0	0	2

Inning Stats	R: 1	H: 2	E: 0	K: 1	S: 9	R: 0	H: 0	E: 0	K: 0	S: 11	R: 0	H: 0	E: 0	K: 0	S: 9	R: 0	H: 2	E: 0	K: 1	S: 13	R: 0	H: 1	E: 0	K: 0	S: 7	R: 0	H: 0	E: 0	K: 0	S: 7	R: 0	H: 2	E: 0	K: 1	S: 10	R: 0	H: 2	E: 0	K: 2	S: 15	R: 0	H: 2	E: 0	K: 2	S: 15	1B: 8	2B: 2	3B: 0	HR: 0	SF: 0	SAC: 0	DP: 3	HBP: 0	WP: 1	PB: 0	SB: 1	CS: 0	PA: 37
--------------	------	------	------	------	------	------	------	------	------	-------	------	------	------	------	------	------	------	------	------	-------	------	------	------	------	------	------	------	------	------	------	------	------	------	------	-------	------	------	------	------	-------	------	------	------	------	-------	-------	-------	-------	-------	-------	--------	-------	--------	-------	-------	-------	-------	--------

PITCHER	IP	WLS	BF	H	R	ER	SO	BB	IBB	HBP	BLK	WP	HR	S	P	ERA	WHIP
Chuck Finley, L ERA: 3.96 (1, 1)	7.0	W	27	5	1	1	4	4	0	0	1	0	0	65	117	1.29	1.286
Mark Eichhorn, R ERA: 1.01 (8, 1)	0.2		4	2	0	0	0	0	0	0	0	0	0	7	13	0.00	3.000
Bryan Harvey, R ERA: 1.51 (8, 1)	1.1	S	6	2	0	0	3	0	0	0	0	1	0	18	23	0.00	1.500

BOTTOM


California Angels @ Seattle Mariners
The Kingdome, Seattle, WA

Sat Aug 17 1991, 10:05 PM EDT
Att: 33,107 - Dome - 70 F

livebaseballscorecards.com

AB	33
R	1
H	9
RBI	1
BB	4
SO	7
LOB	22



Batter	1	2	3	4	5	6	7	8	9	AB R H RBI BB SO LOB	TOP
Luis Polonia, L OBP: 0.349, SLG: 0.387 (1, 7)	3-2 G3		2-1 G4-3 SH5-4 2B 1B		4-1 CS BB		0-0 SH1-3		0-0 G1	3 1 1 0 1 0 0	
Luis Sojo, R OBP: 0.295, SLG: 0.349 (1, 4)	1-0 P6		1-0 SH5-4		1-1 F7		1-1 1B			3 0 1 0 0 0 1	
Wally Joyner, L OBP: 0.370, SLG: 0.494 (1, 3)	1-1 G4-3		3-2 G4-3		3-3 K		1-3 K			4 0 0 1 0 2 4	
Gary Gaetti, R OBP: 0.296, SLG: 0.414 (1, 5)		1-1 G5-3	1-2 2B		0-0 HR		1-0 G4-3			4 2 2 2 0 0 2	
Dave Parker, L OBP: 0.286, SLG: 0.368 (1, 10)		2-2 G4-3	1-0 2B		0-0 FC5-4 1B		4-0 G6-4-3 BB			3 0 2 1 1 0 0	
Shawn Abner, R OBP: 0.237, SLG: 0.297 (1, 8)		0-0 2B	1-3 K		3-2 FC5-4		2-1 G6-4-3			4 0 1 0 0 1 3	
Lance Parrish, R OBP: 0.288, SLG: 0.389 (1, 2)		4-2 BB		0-0 G4-6-3 1B		2-3 K	0-2 G1-3			3 0 1 0 1 1 1	AB 31 R 4 H 9 RBI 4 BB 4 SO 5 LOB 15
Max Venable, L OBP: 0.289, SLG: 0.350 (1, 9)		0-1 G3-1		2-2 G4-6-3		0-1 F7		1-3 K		4 0 0 0 0 1 4	
Dick Schofield, R OBP: 0.333, SLG: 0.272 (1, 6)			4-1 SH5-4 1B G4-3 BB		0-1 F9		0-0 1B SH1-3 1B		1-1 G3	3 1 1 0 1 0 0	
Inning Stats	R: 0 E: 0 K: 0 S: 6 H: 0 LOB: 0 BB: 0 P: 11	R: 0 E: 0 K: 0 S: 10 H: 1 LOB: 2 BB: 1 P: 17	R: 3 E: 0 K: 1 S: 15 H: 3 LOB: 1 BB: 1 P: 28	R: 0 E: 0 K: 0 S: 6 H: 1 LOB: 0 BB: 0 P: 8	R: 0 E: 0 K: 1 S: 7 H: 0 LOB: 1 BB: 1 P: 14	R: 1 E: 0 K: 1 S: 10 H: 2 LOB: 1 BB: 0 P: 15	R: 0 E: 0 K: 1 S: 11 H: 2 LOB: 2 BB: 0 P: 14	R: 0 E: 0 K: 0 S: 5 H: 0 LOB: 0 BB: 1 P: 11	R: 0 E: 0 K: 1 S: 6 H: 0 LOB: 0 BB: 0 P: 8	1B: 5 2B: 4 3B: 0 HR: 1 SF: 0 SAC: 2 DP: 3 HBP: 0	WP: 0 PB: 0 SB: 0 CS: 1 PA: 37
PITCHER	IP WLS BF H R ER SO BB IBB HBP BLK WP HR S P ERA WHIP										
Brian Holman, R ERA: 3.69 (1, 1)	6.0 L 27 8 4 4 3 3 0 0 0 0 0 1 55 94 6.00 1.833										
Russ Swan, L ERA: 2.81 (7, 1)	0.2 3 1 0 0 1 0 0 0 0 0 0 0 9 11 0.00 1.500										
Bill Swift, R ERA: 2.1 (7, 1)	2.1 7 0 0 0 1 1 0 0 0 0 0 0 12 21 0.00 0.429										

California Angels @ Seattle Mariners
The Kingdome, Seattle, WA
Sun Aug 18 1991, 6:33 AM EDT
Att: 22,474 - Dome - 70 F

livebaseballscorecards.com

Batter	1	2	3	4	5	6	7	8	9	AB R H RBI BB SO LOB
Edgar Martinez, R (1, 5) OBP: 0.405, SLG: 0.432	0-1 FC6-4 1B		1-2 SH5-4 1B		2-2 G6-4-3 1-2f		0-3 K		1-0 1B	5 0 3 0 0 1 1
Harold Reynolds, S (1, 4) OBP: 0.336, SLG: 0.339	1-3 K		0-0 SH5-4 1-2 2-3			1-1 G5-3		0-3 K	2-3 K	4 0 0 0 0 3 2
Ken Griffey Jr., L (1, 8) OBP: 0.396, SLG: 0.539	2-1 P6		0-0 SF7 3-H			1-1 2B 1B		0-0 2B 2B		3 1 2 1 0 0 1
Jay Buhner, R (1, 9) OBP: 0.337, SLG: 0.559	0-0 FC6-4 1-2f		1-2 P4			1-0 2B 1-3 2B		1-0 2B 2B		4 1 2 1 0 0 2
Tracy Jones, R (1, 10) OBP: 0.336, SLG: 0.400 Alvin Davis, L (8, PH) OBP: 0.301, SLG: 0.336			1-3 K		2-1 G6-3		1-3 K	2-3 K		3 0 0 0 0 2 2 1 0 0 0 0 1 1
Alonzo Powell, R (1, 7) OBP: 0.265, SLG: 0.352 Greg Briley, L (8, PH) OBP: 0.264, SLG: 0.275 (9, 7)			1-3 K		1-1 G1-3		4-1 BB	1-2 2B		2 0 0 0 1 1 0 1 0 1 1 0 0 0
Pete O'Brien, L (1, 3) OBP: 0.293, SLG: 0.384			2-1 2B		2-2 G6-3		2-2 G4-3	0-0 G4-3		4 0 1 0 0 0 4
Dave Valle, R (1, 2) OBP: 0.253, SLG: 0.219 Scott Bradley, L (9, PH) OBP: 0.277, SLG: 0.244			0-3 K		4-0 FC3-6 BB		2-1 G6-4-3 1B		0-1 G4-3	2 0 1 0 1 1 1 1 0 0 0 0 0 0
Jeff Schaefer, R (1, 6) OBP: 0.260, SLG: 0.325 Omar Vizquel, S (9, PH) OBP: 0.299, SLG: 0.279			0-0 SH5-4 1B SF7 1B		2-2 FC3-6 G6-4-3 1-2f		0-0 G6-4-3		2-2 L6	3 1 1 0 0 0 2 1 0 0 0 0 0 0

Inning Stats	R: 0 E: 0 K: 1 S: 8	H: 1 LOB: 1 BB: 0 P: 11	R: 0 E: 0 K: 3 S: 12	H: 1 LOB: 1 BB: 0 P: 16	R: 1 E: 0 K: 0 S: 9	H: 2 LOB: 1 BB: 0 P: 11	R: 0 E: 0 K: 0 S: 8	H: 0 LOB: 0 BB: 0 P: 13	R: 0 E: 0 K: 0 S: 10	H: 0 LOB: 0 BB: 1 P: 18	R: 0 E: 0 K: 1 S: 16	H: 2 LOB: 3 BB: 1 P: 26	R: 0 E: 0 K: 1 S: 6	H: 1 LOB: 0 BB: 0 P: 8	R: 2 E: 0 K: 2 S: 13	H: 3 LOB: 1 BB: 0 P: 17	R: 0 E: 0 K: 1 S: 11	H: 1 LOB: 1 BB: 0 P: 16	1B: 6 2B: 5 3B: 0 HR: 0	SF: 1 SAC: 1 DP: 2 HBP: 0
--------------	------------------------------	----------------------------------	-------------------------------	----------------------------------	------------------------------	----------------------------------	------------------------------	----------------------------------	-------------------------------	----------------------------------	-------------------------------	----------------------------------	------------------------------	---------------------------------	-------------------------------	----------------------------------	-------------------------------	----------------------------------	----------------------------------	------------------------------------

PITCHER	IP	WLS	BF	H	R	ER	SO	BB	IBB	HBP	BLK	WP	HR	S	P	ERA	WHIP
Jim Abbott, L (1, 1) ERA: 3.14	7.1	W	30	8	2	2	7	2	0	0	0	0	0	73	107	2.46	1.364
Mark Eichhorn, R (8, 1) ERA: 1.14	0.1		3	2	1	1	1	0	0	0	0	0	0	8	12	27.00	6.000
Bryan Harvey, R (8, 1) ERA: 1.47	1.1	S	5	1	0	0	1	0	0	0	0	0	0	12	17	0.00	0.750

BOTTOM

California Angels @ Seattle Mariners
The Kingdome, Seattle, WA
Sun Aug 18 1991, 6:33 AM EDT
Att: 22,474 - Dome - 70 F

livebaseballscorecards.com

AB	34
R	3
H	11
RBI	3
BB	2
SO	9
LOB	16



WP	PA	ERA	WHIP
0	38		

Batter	1	2	3	4	5	6	7	8	9	AB R H RBI BB SO LOB	TOP											
Shawn Abner, R (1, 8) OBP: 0.238, SLG: 0.295	1-0 F9	0-2 F9			0-0 1B		0-0 F8			4 0 1 0 0 0 4												
Bobby Rose, R (1, 7) OBP: 0.317, SLG: 0.464	0-0 1B		1-0 G5-3		2-3 K		1-1 G1-3			4 0 1 0 0 1 2												
Gary Gaetti, R (1, 5) OBP: 0.294, SLG: 0.410	1-3 K		2-1 G5-3		1-0 F8		0-1 G5-3			4 0 0 0 0 1 3												
Dave Winfield, R (1, 10) OBP: 0.310, SLG: 0.480	2-1 F9		1-1 G4-3			3-2 F7		2-3 K		4 0 0 0 0 1 1												
Lance Parrish, R (1, 2) OBP: 0.288, SLG: 0.387		2-0 1B		1-3 K		1-3 K		2-1 L8		4 0 1 0 0 2 0												
Wally Joyner, L (1, 3) OBP: 0.369, SLG: 0.499		0-3 K		1-3 K		0-2 HR		1-2 G5-3		4 1 1 1 0 2 1												
Dave Gallagher, R (1, 9) OBP: 0.365, SLG: 0.366		1-0 BB		1-2 HBP		2-1 2B		2-2 F7		3 0 2 0 0 0 0												
Luis Sojo, R (1, 4) OBP: 0.292, SLG: 0.345		1-3 1B																				
Luis Polonia, L (9, PH) OBP: 0.348, SLG: 0.386		2-0 P9		0-2 G1-3		2-3 K		0-3 K		3 0 0 0 0 1 4 1 0 0 0 0 1 0												
Dick Schofield, R (1, 6) OBP: 0.335, SLG: 0.272		4-2 BB				0-1 F8		2-2 G1-3		3 0 1 0 1 0 0												
Inning Stats	R: 0 E: 0 K: 1 S: 7	H: 1 LOB: 1 BB: 0 P: 11	R: 0 E: 0 K: 1 S: 13	H: 2 LOB: 3 BB: 1 P: 22	R: 0 E: 0 K: 0 S: 5	H: 0 LOB: 0 BB: 0 P: 9	R: 0 E: 0 K: 2 S: 12	H: 0 LOB: 1 BB: 0 P: 15	R: 0 E: 0 K: 1 S: 7	H: 1 LOB: 1 BB: 0 P: 10	R: 1 E: 0 K: 2 S: 18	H: 2 LOB: 1 BB: 0 P: 26	R: 0 E: 0 K: 0 S: 8	H: 1 LOB: 1 BB: 0 P: 11	R: 0 E: 0 K: 1 S: 10	H: 0 LOB: 0 BB: 0 P: 15	R: 0 E: 0 K: 1 S: 7	H: 0 LOB: 0 BB: 0 P: 9	1B: 5 2B: 1 3B: 0 HR: 1	SF: 0 SAC: 0 DP: 0 HBP: 1	WP: 0 PB: 0 SB: 0 CS: 0	PA: 36
PITCHER	IP WLS BF H R ER SO BB IBB HBP BLK WP HR S P ERA WHIP																					
Randy Johnson, L (1, 1) ERA: 3.48	8.0 W 33 7 1 1 8 1 0 1 0 0 1 80 119 1.12 1.000																					
Michael Jackson, R (9, 1) ERA: 2.71	0.2 2 0 0 0 1 0 0 0 0 0 0 6 8 0.00 0.000																					
Mike Schooler, R (9, 1) ERA: 1.84	0.1 1 0 0 0 0 0 0 0 0 0 0 1 1 0.00 0.000																					

California Angels @ Seattle Mariners
The Kingdome, Seattle, WA
Mon Aug 19 1991, 10:05 PM EDT
Att: 33,471 - Dome - 70 F

livebaseballscorecards.com

AB	34
R	1
H	7
RBI	1
BB	1
SO	9
LOB	15



Batter	1	2	3	4	5	6	7	8	9
Edgar Martinez, R OBP: 0.403, SLG: 0.429 (1, 5)	3-2 F8 BB 1B	2-2 BB 1B		0-2 G4-3		3-1 F9		1-1 L9	
Harold Reynolds, S OBP: 0.337, SLG: 0.341 Jeff Schaefer, R OBP: 0.260, SLG: 0.325 (1, 4) (8, 4)	1-2 G4-3	4-2 BB 1B		3-1 F8			2-0 1B G3 2B		
Ken Griffey Jr., L OBP: 0.399, SLG: 0.540 (1, 8)	1-1 HR 1B	1-0 F8			4-0 2B BB		2-2 G3 1B		
Pete O'Brien, L OBP: 0.295, SLG: 0.394 (1, 10)	3-2 HR		1-1 1B SF8 2B		2-0 P3		1-1 G3		
Jay Buhner, R OBP: 0.333, SLG: 0.551 (1, 9)	3-3 K		3-3 K		0-0 F7		1-3 K		
Greg Briley, L OBP: 0.272, SLG: 0.283 (1, 7)		4-2 2B BB	1-1 CS 1B		2-0 1-H 2B		2-0 F7		
Alvin Davis, L OBP: 0.298, SLG: 0.333 (1, 3)		1-0 F7	2-1 SF8		1-2 F9		1-2 G3		
Omar Vizquel, S OBP: 0.304, SLG: 0.296 (1, 6)		0-0 1-H 2B	1-0 CS 1-2	2-1 HR		0-0 P5		4-1 BB	
Dave Valle, R OBP: 0.253, SLG: 0.216 (1, 2)		4-1 BB 1B BB		1-2 G3		2-1 P5		1-3 K	

Inning Stats	R: 2	H: 2	E: 0	K: 1	S: 17	LOB: 0	BB: 0	P: 28
	R: 1	H: 2	E: 0	K: 0	S: 14	LOB: 3	BB: 3	P: 30
	R: 1	H: 2	E: 0	K: 1	S: 10	LOB: 0	BB: 0	P: 17
	R: 1	H: 1	E: 0	K: 0	S: 10	LOB: 0	BB: 0	P: 16
	R: 1	H: 1	E: 0	K: 0	S: 6	LOB: 1	BB: 1	P: 15
	R: 0	H: 0	E: 0	K: 0	S: 5	LOB: 0	BB: 0	P: 10
	R: 1	H: 2	E: 0	K: 1	S: 13	LOB: 1	BB: 0	P: 21
	R: 0	H: 0	E: 0	K: 1	S: 10	LOB: 1	BB: 1	P: 17

PITCHER	IP	WLS	BF	H	R	ER	SO	BB	IBB	HBP	BLK	WP	HR	S	P	ERA	WHIP
Kirk McCaskill, R ERA: 4.37 (1, 1)	4.0	L	20	7	5	5	2	3	0	0	0	0	2	51	91	11.25	2.500
Scott Bailes, L ERA: 3.95 (5, 1)	1.0		5	1	1	1	0	1	0	0	0	0	6	15		9.00	2.000
Jeff Robinson, R ERA: 5.76 (6, 1)	2.0		8	2	1	1	1	0	0	0	0	0	0	18	31	4.50	1.000
Chris Beasley, R ERA: 2.25 (8, 1)	1.0		4	0	0	0	1	1	0	0	0	0	0	10	17	0.00	1.000

AB R H RBI BB SO LOB

5	0	1	0	0	0	1
3	1	1	0	1	0	0
0	0	0	0	0	0	0
3	2	2	0	1	0	3
4	2	2	3	0	0	2
4	0	0	0	0	3	3
3	1	2	1	1	0	1
3	0	0	1	0	0	2
3	1	2	2	1	0	0
3	0	0	0	1	1	1

AB	31
R	7
H	10
RBI	7
BB	5
SO	4
LOB	13



WP	PA	ERA	WHIP
0	38		
0			
1			
1			

California Angels @ Seattle Mariners
The Kingdome, Seattle, WA
Mon Aug 19 1991, 10:05 PM EDT
Att: 33,471 - Dome - 70 F

livebaseballscores.com

Batter	1	2	3	4	5	6	7	8	9	AB R H RBI BB SO LOB	TOP											
Edgar Martinez, R (1, 5) OBP: 0.401, SLG: 0.425	3-3 K2-3		0-0 G5-3		4-2 FC3-6 1B BB		3-1 G6-3			3 0 0 0 1 1 1												
Harold Reynolds, S (1, 4) OBP: 0.338, SLG: 0.343	1-0 P6		2-1 G4-3		0-0 FC3-6 1B		1-2 K 1B			4 0 2 0 0 0 1												
Jeff Schaefer, R (8, 4) OBP: 0.260, SLG: 0.325					1-2 1B					0 0 0 0 0 0 0												
Ken Griffey Jr., L (1, 8) OBP: 0.398, SLG: 0.541	3-2 G5-3			3-2 G3 2B	1-2 FC3-6 G4-6-3		1-3 K			3 1 1 0 0 0 2												
Dave Cochrane, S (5, PR) OBP: 0.288, SLG: 0.373				1-2f 2-3			1-2			1 0 0 0 0 1 1												
Pete O'Brien, L (1, 3) OBP: 0.293, SLG: 0.390		1-0 G3-1		1-1 G3	2-1 G4-6-3		1-3 K			4 0 0 0 0 1 3												
Jay Buhner, R (1, 9) OBP: 0.329, SLG: 0.544		1-3 K		1-1 E5 2B SF7		2-1 G5-3		1-0 G5-3		4 1 0 1 0 1 0												
Greg Briley, L (1, 7) OBP: 0.280, SLG: 0.300		2-0		3-H 2-2		2-1		1-3 K		3 2 3 0 0 0 0												
Tracy Jones, R (8, PH) OBP: 0.333, SLG: 0.397				1-3 1B 2B						1 0 0 0 0 1 0												
Alvin Davis, L (1, 10) OBP: 0.300, SLG: 0.345		1-3 K		3-2 SF7		2-0 HR				3 1 2 3 0 1 1												
Omar Vizquel, S (1, 6) OBP: 0.307, SLG: 0.297			4-2 SH1-3 BB	1-1		2-2 P3		2-2 G5-4-3 1B		2 0 1 1 1 0 0												
Alonzo Powell, R (9, PH) OBP: 0.263, SLG: 0.348				2-H 1B				3-3 K		1 0 0 0 0 1 1												
Dave Valle, R (1, 2) OBP: 0.250, SLG: 0.213			0-0 SH1-3	2-3 K		0-0 G1-3		0-2 G5-4-3		3 0 0 0 0 1 2												
				1-2																		
Inning Stats	R: 0 E: 0 K: 1 S: 9	H: 0 LOB: 0 BB: 0 P: 16	R: 0 E: 0 K: 2 S: 8	H: 1 LOB: 1 BB: 0 P: 13	R: 0 E: 0 K: 0 S: 6	H: 0 LOB: 1 BB: 1 P: 12	R: 3 E: 1 K: 1 S: 21	H: 3 LOB: 1 BB: 0 P: 34	R: 0 E: 0 K: 0 S: 11	H: 1 LOB: 2 BB: 1 P: 18	R: 2 E: 0 K: 0 S: 11	H: 2 LOB: 0 BB: 0 P: 19	R: 0 E: 0 K: 1 S: 9	H: 1 LOB: 0 BB: 0 P: 14	R: 0 E: 0 K: 2 S: 8	H: 0 LOB: 0 BB: 0 P: 11	R: 0 E: 0 K: 1 S: 10	H: 1 LOB: 0 BB: 0 P: 15	1B: 5 2B: 3 3B: 0 HR: 1	SF: 1 SAC: 1 DP: 2 HBP: 0	WP: 0 PB: 0 SB: 0 CS: 0	PA: 36
PITCHER	IP WLS BF H R ER SO BB IBB HBP BLK WP HR S P ERA WHIP																					
Scott Erickson, R (1, 1) ERA: 2.96	5.1 W 25 7 5 3 4 2 0 0 0 0 0 1 60 104 5.06 1.688																					
Mark Guthrie, L (6, 1) ERA: 4.94	3.2 S 11 2 0 0 4 0 0 0 0 0 0 0 33 48 0.00 0.545																					

Seattle Mariners @ Minnesota Twins
 Hubert H. Humphrey Metrodome, Minneapolis, MN
 Tue Aug 20 1991, 8:05 PM EDT
 Att. 32,090 - Dome - 70 F

AB	32
R	5
H	9
RBI	5
BB	2
SO	8
LOB	12



BOTTOM

Seattle Mariners @ Minnesota Twins
Hubert H. Humphrey Metrodome, Minneapolis, MN

Tue Aug 20 1991, 8:05 PM EDT
Att: 32,090 - Dome - 70 F

livebaseballscorecards.com

AB	34
R	10
H	12
RBI	8
BB	6
SO	6
LOB	15



WP:	3	PA:	41
PB:	0		
SB:	1		
CS:	0		

AB	R	H	RBI	BB	SO	LOB
5	0	0	0	0	0	5
4	1	2	1	1	2	0
4	1	1	0	1	1	2
4	1	2	3	0	0	1
0	0	0	0	1	0	0
5	0	1	1	0	2	2
4	3	2	0	0	0	1
2	1	1	1	2	1	0
3	2	2	1	1	0	1
3	1	1	1	0	0	3
1B:	9	SF:	0			
2B:	1	SAC:	0			
3B:	2	DP:	2			
HR:	0	HBP:	1			

Batter	1	2	3	4	5	6	7	8	9
Dan Gladden, R (1, 7) OBP: 0.330, SLG: 0.379	1-1 G6-3		0-0 G6-4-3	2-0 F8		0-0 P6	3-0 G6-3		
Chuck Knoblauch, R (1, 4) OBP: 0.344, SLG: 0.343	1-3 K2-3		4-1 BB 2B BB	0-0 WP 1B		1-3 K		2-0 G6-4-3 1B	
Kirby Puckett, R (1, 8) OBP: 0.360, SLG: 0.477	0-0 1B		4-1 BB 2B BB	1-1 G6-3		0-3 K		3-1 G6-4-3	
Kent Hrbek, L (1, 3) OBP: 0.386, SLG: 0.446 Gene Larkin, S (8, PH) OBP: 0.363, SLG: 0.368	0-0 F8		1-0 2B		1-1 G3-1		0-1 WP 1B	4-2 BB	
Chili Davis, S (1, 10) OBP: 0.379, SLG: 0.526		2-3 K	0-2 P4		0-2 F7		2-1 FC6-4 1B	0-3 K	
Shane Mack, R (1, 9) OBP: 0.362, SLG: 0.543		3-2 L3		0-0 1B 3B	0-0 1B 3B		1-1 FC6-4 WP		
Mike Pagliarulo, L (1, 5) OBP: 0.342, SLG: 0.417		3-3 K		1-0 FC4-6 1B	4-1 1B BB		4-2 WP BB G3 BB		
Junior Ortiz, R (1, 2) OBP: 0.300, SLG: 0.255			3-1 G6-4-3 1B 2B 1B	1-2 FC4-6 1B	1-0 FC3-6 1B		4-2 G3 WP BB		
Al Newman, S (1, 6) OBP: 0.269, SLG: 0.232			2-0 G6-4-3 1B	3-2 1B WP HBP	1-2 FC3-6		3-2 G3		

Inning Stats	R: 0	H: 1	E: 0	K: 1	S: 8	LOB: 1	BB: 0	P: 10	R: 0	H: 0	E: 0	K: 2	S: 11	LOB: 0	BB: 0	P: 19	R: 3	H: 3	E: 0	K: 0	S: 10	LOB: 1	BB: 2	P: 24	R: 3	H: 3	E: 0	K: 0	S: 11	R: 1	H: 2	E: 0	K: 2	S: 7	LOB: 2	BB: 1	P: 18	R: 0	H: 0	E: 0	K: 2	S: 7	LOB: 0	BB: 0	P: 8	R: 3	H: 2	E: 0	K: 0	S: 15	LOB: 1	BB: 2	P: 32	R: 0	H: 1	E: 0	K: 1	S: 10	LOB: 1	BB: 1	P: 19
--------------	------	------	------	------	------	--------	-------	-------	------	------	------	------	-------	--------	-------	-------	------	------	------	------	-------	--------	-------	-------	------	------	------	------	-------	------	------	------	------	------	--------	-------	-------	------	------	------	------	------	--------	-------	------	------	------	------	------	-------	--------	-------	-------	------	------	------	------	-------	--------	-------	-------

PITCHER	IP	WLS	BF	H	R	ER	SO	BB	IBB	HBP	BLK	WP	HR	S	P	ERA	WHIP
Erik Hanson, R (1, 1) ERA: 4.09	4.0	L	21	7	6	6	3	2	0	1	0	1	0	40	72	13.50	2.250
Calvin Jones, R (5, 1) ERA: 0.83	2.0		9	2	1	1	2	1	0	0	0	0	0	18	26	4.50	1.500
Russ Swan, L (7, 1) ERA: 3.26	0.1		4	2	3	3	0	1	0	0	0	1	0	8	15	81.00	9.000
Bill Swift, R (7, 1) ERA: 2.08	0.2		3	0	0	0	0	1	0	0	0	1	0	7	17	0.00	1.500
Rob Murphy, L (8, 1) ERA: 2.47	1.0		4	1	0	0	1	1	0	0	0	0	0	10	19	0.00	2.000

WP	HR	S	P	ERA	WHIP
3	0	1	1		

Batter	1	2	3	4	5	6	7	8	9	AB R H RBI BB SO LOB	TOP	
Edgar Martinez, R (1, 5) <small>OBP: 0.405, SLG: 0.429</small> Dave Cochrane, S (7, 2) <small>OBP: 0.286, SLG: 0.370</small>	2-1 F8 SF7 2B		4-0 G3-1 BB		4-1 BB			0-1 G2-3		1 1 1 0 2 0 0 1 0 0 0 0 0 0	Seattle Mariners @ Minnesota Twins Hubert H. Humphrey Metrodome, Minneapolis, MN Wed Aug 21 1991, 8:05 PM EDT Att. 30,631 - Dome - 70 F livebaseballscorecards.com	
Harold Reynolds, S (1, 4) <small>OBP: 0.336, SLG: 0.340</small> Jeff Schaefer, R (7, 5) <small>OBP: 0.258, SLG: 0.322</small>	1-0 F8		1-1 G3-1		1-3 K			1-1 G4-3		3 0 0 0 0 1 3 1 0 0 0 0 0 0		
Ken Griffey Jr., L (1, 8) <small>OBP: 0.399, SLG: 0.545</small>	1-1 SF7		1-2 G4-3		1-0 G4-3 2B			3-2 FC5-4 1B		3 0 2 1 0 0 1		
Pete O'Brien, L (1, 3) <small>OBP: 0.291, SLG: 0.388</small> Tracy Jones, R (7, 7) <small>OBP: 0.331, SLG: 0.394</small>	1-2 G3-1			2-2 F7		2-2 G4-3		2-2 FC5-4		3 0 0 0 0 0 1 1 0 0 0 0 0 1		
Alvin Davis, L (1, 10) <small>OBP: 0.297, SLG: 0.341</small>		3-2 F7		1-2 F7		1-2 P6		3-2 F9		4 0 0 0 0 0 1		
Jay Buhner, R (1, 9) <small>OBP: 0.329, SLG: 0.542</small> Alonzo Powell, R (8, 9) <small>OBP: 0.260, SLG: 0.344</small>		0-0 G6-3		2-2 FC4-6 1B		0-0 G5-3		0-1 G6-3		3 0 1 0 0 0 1 1 0 0 0 0 0 0		
Greg Briley, L (1, 7) <small>OBP: 0.283, SLG: 0.304</small> (7, 4)		4-2 FC4-6 BB		0-1 FC4-6		2-1 F7		1-0 1B 2B		3 0 1 0 1 0 1		
Scott Bradley, L (1, 2) <small>OBP: 0.277, SLG: 0.244</small> (7, 3)		0-0 FC4-6		0-1 G4-3		0-1 F8		1-0 1B		4 0 1 0 0 0 1		
Omar Vizquel, S (1, 6) <small>OBP: 0.304, SLG: 0.294</small>			1-1 F9		0-0 L9		0-1 G4-3		3 0 0 0 0 0 0			
Inning Stats	R: 1 H: 1 E: 0 LOB: 0 K: 0 BB: 0 S: 8 P: 13	R: 0 H: 0 E: 0 LOB: 1 K: 0 BB: 1 S: 10 P: 17	R: 0 H: 0 E: 0 LOB: 1 K: 0 BB: 1 S: 9 P: 16	R: 0 H: 1 E: 0 LOB: 1 K: 0 BB: 0 S: 12 P: 17	R: 0 H: 0 E: 0 LOB: 1 K: 1 BB: 1 S: 7 P: 12	R: 0 H: 1 E: 0 LOB: 1 K: 0 BB: 0 S: 8 P: 12	R: 0 H: 0 E: 0 LOB: 0 K: 0 BB: 0 S: 6 P: 8	R: 0 H: 1 E: 0 LOB: 1 K: 0 BB: 0 S: 10 P: 16	R: 0 H: 2 E: 0 LOB: 2 K: 0 BB: 0 S: 7 P: 12	1B: 3 SF: 1 2B: 3 SAC: 0 3B: 0 DP: 0 HR: 0 HBP: 0		WP: 0 PA: 35 PB: 0 SB: 0 CS: 0
PITCHER Kevin Tapani, R (1, 1) <small>ERA: 2.97</small> Denny Neagle, L (9, 1) <small>ERA: 5.0</small>	IP WLS BF H R ER SO BB IBB HBP BLK WP HR S P ERA WHIP 8.0 W 31 4 1 1 1 3 0 0 0 0 0 0 70 111 1.12 0.875 1.0 4 2 0 0 0 0 0 0 0 0 0 0 7 12 0.00 2.000											PITCHER IP WLS BF H R ER SO BB IBB HBP BLK WP HR S P ERA WHIP

AB	31
R	1
H	6
RBI	1
BB	3
SO	1
LOB	10



Batter	1	2	3	4	5	6	7	8	9	AB	R	H	RBI	BB	SO	LOB	BOTTOM					
Dan Gladden, R OBP: 0.328, SLG: 0.376 (1, 7)	G6-3 K		G1-3			G6-4-3 1B		L9		5	0	1	0	0	1	3						
Chuck Knoblauch, R OBP: 0.344, SLG: 0.343 Greg Gagne, R OBP: 0.307, SLG: 0.395 (6, PH) (7, 6)	G1-4-3	K		G4-6-3 1B		G6-4-3 1-2f				3	0	1	0	0	1	0						
Kirby Puckett, R OBP: 0.362, SLG: 0.478 Gene Larkin, S OBP: 0.361, SLG: 0.366 (7, PH) (8, 9)	HBP WP 3B 1B	1B 2B 1B		G4-6-3 1-2f			G3			3	2	2	0	0	0	1						
Chili Davis, S OBP: 0.380, SLG: 0.525 (1, 10)	SAFE SAFE SAFE SAFE SAFE SAFE SAFE SAFE SAFE SAFE	HBP 3B BB	L6	G6-3			G5-3 E 1B			3	2	1	0	1	0	1						
Brian Harper, R OBP: 0.336, SLG: 0.438 Junior Ortiz, R OBP: 0.300, SLG: 0.255 (1, 2) (8, 2)	1-0 3B HBP	1-2 2B 1B			BB 1B		G5-3 1-2			3	2	2	0	0	0	1						
Shane Mack, R OBP: 0.369, SLG: 0.557 (1, 9) (8, 8)	1-0 1B 3B	3-2 1-1 2B			G4-6-3 BB		E3 1B			3	1	3	5	1	0	0						
Kent Hrbek, L OBP: 0.368, SLG: 0.447 Randy Bush, L OBP: 0.370, SLG: 0.458 (1, 3) (8, 3)	0-0 PB 2B 1B		FC3-6 BB			P5		P6		2	1	1	1	1	0	2		AB 31				
Scott Leius, R OBP: 0.389, SLG: 0.408 (1, 5)	SAFE SAFE SAFE SAFE SAFE SAFE SAFE SAFE SAFE SAFE	4-0 2B BB	FC3-6			G4-6-3 1-2f		G5-3		3	1	0	0	1	0	3		R 9				
Al Newman, S OBP: 0.273, SLG: 0.239 (1, 6) (7, 4)	3-1 1-1 2B		K				G4-3											H 12				
Inning Stats	R: 6 E: 0 K: 1 S: 17	H: 4 LOB: 1 BB: 2 P: 37	R: 2 E: 0 K: 1 S: 16	H: 3 LOB: 1 BB: 0 P: 24	R: 0 E: 0 K: 1 S: 8	H: 0 LOB: 1 BB: 1 P: 14	R: 0 E: 0 K: 0 S: 5	H: 1 LOB: 0 BB: 0 P: 7	R: 0 E: 0 K: 0 S: 8	H: 1 LOB: 1 BB: 1 P: 17	R: 0 E: 0 K: 0 S: 7	H: 1 LOB: 0 BB: 0 P: 11	R: 1 E: 1 K: 0 S: 6	H: 2 LOB: 1 BB: 0 P: 8	R: 0 E: 0 K: 0 S: 7	H: 0 LOB: 1 BB: 1 P: 14		1B: 9 2B: 2 3B: 1 HR: 0	SF: 0 SAC: 0 DP: 3 HBP: 1	WP: 1 PB: 1 SB: 0 CS: 0	PA: 37 ERA WHIP	
PITCHER Bill Krueger, L ERA: 3.4 Bill Swift, R ERA: 2.01 Russ Swan, L ERA: 3.15 Michael Jackson, R ERA: 2.67 Mike Schooler, R ERA: 1.72	IP WLS BF H R ER SO BB IBB HBP BLK WP HR S P ERA WHIP	2.0 L 15 7 8 8 2 2 0 1 0 1 0 33 61 36.00 4.500																				

Seattle Mariners @ Minnesota Twins
Hubert H. Humphrey Metrodome, Minneapolis, MN

Wed Aug 21 1991, 8:05 PM EDT
Att: 30,631 - Dome - 70 F

livebaseballscores.com



Batter	1	2	3	4	5	6	7	8	9	10	AB	R	H	RBI	BB	SO	LOB
Edgar Martinez, R (1.5) OBP: 0.404, SLG: 0.430	0-1 G4-3 1B 1B	3-2 F8 2-3		3-2 L8 SAFE			1-2 L3 1-X	0-0 E 1-H 2B		1-0 F8 1	6	2	2	1	0	0	3
Harold Reynolds, S (1.4) OBP: 0.336, SLG: 0.342	2-0 F7 SAFE		0-0 F7 1	3-2 G3 1-2			2-2 BB 2B	0-1 E3 2-H 1B		2-2 L3 2	6	0	2	0	0	0	2
Ken Griffey Jr., L (1.8) OBP: 0.398, SLG: 0.539	2-2 G4-3 1-2		0-3 K 2				4-0 BB IBB	4-0 IBB		1-0 F8 3	4	0	0	0	2	2	1
Pete O'Brien, L (1.3) OBP: 0.294, SLG: 0.389	1-1 1B 2-H		2-1 2B 1B				4-1 BB 2-3	2-1 G3 3			4	1	2	1	1	1	2
Jay Buhner, R (1.9) OBP: 0.330, SLG: 0.543	3-3 K 3		0-1 PB 1-H 2B				2-3 K 2			3-2 P6 1	5	0	2	1	0	2	4
Alvin Davis, L (1.10) OBP: 0.296, SLG: 0.337			1-3 K 1	4-2 BB 2-3			1-2 F9 3			3-2 F8 2	4	0	0	0	1	2	4
Greg Brolley, L (1.7) OBP: 0.289, SLG: 0.310			2-2 WP S 1B	0-0 G1 3			2-2 G3-6-3 1B			1-0 S 1B	5	0	3	0	0	1	2
Dave Cochrane, S (1.2) Dave Valle, R (8.2) OBP: 0.285, SLG: 0.366 OBP: 0.253, SLG: 0.213			3-3 K 2				1-0 G3-6-3 2			2-2 2B 1B	4	1	1	0	0	1	2
Omar Vizquel, S (1.6) OBP: 0.306, SLG: 0.292			4-0 BB				2-3 K 3			1-2 P6 2-X 1B	0	0	0	0	1	0	0
			4-2 S BB							0-0 F7 3	3	0	0	0	2	1	3

Inning Stats	R: 1	H: 2	E: 0	LOB: 1	K: 1	S: 12	P: 20	R: 0	H: 1	E: 0	LOB: 2	K: 2	S: 17	P: 30	R: 1	H: 2	E: 0	LOB: 2	K: 1	S: 13	P: 19	R: 0	H: 1	E: 0	LOB: 1	K: 2	S: 11	P: 16	R: 0	H: 1	E: 0	LOB: 0	K: 1	S: 7	P: 12	R: 0	H: 1	E: 0	LOB: 3	K: 2	S: 15	P: 29	R: 2	H: 3	E: 1	LOB: 2	K: 1	S: 17	P: 27	R: 0	H: 1	E: 0	LOB: 2	K: 0	S: 13	P: 24	R: 0	H: 0	E: 0	LOB: 0	K: 0	S: 5	P: 9	1B: 9	2B: 3	3B: 0	HR: 0	SF: 0	SAC: 0	DP: 1	HBP: 0
--------------	------	------	------	--------	------	-------	-------	------	------	------	--------	------	-------	-------	------	------	------	--------	------	-------	-------	------	------	------	--------	------	-------	-------	------	------	------	--------	------	------	-------	------	------	------	--------	------	-------	-------	------	------	------	--------	------	-------	-------	------	------	------	--------	------	-------	-------	------	------	------	--------	------	------	------	-------	-------	-------	-------	-------	--------	-------	--------

PITCHER	IP	WLS	BF	H	R	ER	SO	BB	IBB	HBP	BLK	WP	HR	S	P	ERA	WHIP
Jack Morris, R (1.1) ERA: 3.94	6.1		31	8	2	2	7	4	1	0	0	1	0	79	137	2.84	1.895
Steve Bedrosian, R (7.1) ERA: 3.76	1.2		9	3	2	1	3	0	1	0	0	0	0	24	37	5.40	1.800
Rick Aguilera, R (9.1) ERA: 2.38	2.0	W	8	1	0	0	0	1	0	0	0	0	0	18	33	0.00	1.000


TOP

Seattle Mariners @ Minnesota Twins
 Hubert H. Humphrey Metrodome, Minneapolis, MN

Thu Aug 22 1991, 4:33 AM EDT
 Att. 35,874 - Dome - 70 F

livebaseballscorecards.com

AB	41
R	4
H	12
RBI	3
BB	7
SO	10
LOB	23



WP	1	PA	48
PB	1		
SB	3		
CS	0		

Seattle Mariners @ Minnesota Twins
 Hubert H. Humphrey Metrodome, Minneapolis, MN

Thu Aug 22 1991, 4:33 AM EDT
 Att: 35,874 - Dome - 70 F

livebaseballscores.com

AB	40
R	5
H	14
RBI	5
BB	3
SO	6
LOB	21



WP	0	PA	44
PB	0		
SB	0		
CS	1		

Batter	1	2	3	4	5	6	7	8	9	10	AB	R	H	RBI	BB	SO	LOB
Chuck Knoblauch, R (1, 4) OBP: 0.344, SLG: 0.343	G6-3		K		G5-3		1B		HR		5	1	2	1	0	1	1
Randy Bush, L (1, 10) OBP: 0.378, SLG: 0.484	P5		P6			1B	1B		HR		4	1	2	3	1	0	0
Kirby Puckett, R (1, 8) OBP: 0.363, SLG: 0.477	CS			P3		K		1B	K		5	0	2	0	0	2	1
Kent Hrbek, L (1, 3) OBP: 0.368, SLG: 0.449	CS	G4-3		2B		1B		P5	G6-3		5	0	2	0	0	0	1
Brian Harper, R (1, 2) OBP: 0.338, SLG: 0.438				L5		F8		1B			4	0	2	0	0	0	3
Greg Gagne, R (8, PR) OBP: 0.307, SLG: 0.395											0	0	0	0	0	0	0
Junior Ortiz, R (9, 2) OBP: 0.306, SLG: 0.262											1	0	1	0	0	0	0
Shane Mack, R (1, 7) OBP: 0.367, SLG: 0.550											4	0	0	0	1	1	6
Gene Larkin, S (1, 9) OBP: 0.361, SLG: 0.366											3	0	1	0	0	0	2
Chili Davis, S (8, PH) OBP: 0.379, SLG: 0.524											1	0	0	0	0	1	2
Scott Leius, R (10, 5) OBP: 0.392, SLG: 0.431											1	1	1	1	0	0	0
Mike Pagliarulo, L (1, 5) OBP: 0.341, SLG: 0.420											3	1	1	0	0	0	3
Dan Gladden, R (9, PH) OBP: 0.327, SLG: 0.375											1	0	0	0	0	1	0
Al Newman, S (1, 6) OBP: 0.273, SLG: 0.235											3	1	0	0	1	0	2

Inning Stats	R: 0	H: 1	E: 0	K: 0	S: 6	WLS	BF	H	R	ER	SO	BB	IBB	HBP	BLK	WP	HR	S	P	ERA	WHIP
1	0	1	0	0	6		26	6	1	1	3	2	0	0	0	0	0	62	107	1.42	1.263
2	0	1	0	0	14		27	4	0	0	0	0	0	0	0	0	0	13	17	0.00	3.000
3	0	0	0	1	7		12	0	0	0	0	1	0	0	0	0	0	3	5	0.00	0.000
4	0	1	0	1	10		14	0	1	0	0	1	0	0	0	0	2	20	32	21.60	3.000
5	0	1	0	0	11		19	0	1	0	0	0	0	0	0	0	0	13	17	0.00	3.000
6	0	1	0	1	11		18	0	1	0	0	1	0	0	0	0	0	13	17	0.00	3.000
7	1	3	0	0	8		13	0	3	0	0	0	0	0	0	0	0	13	17	0.00	3.000
8	0	2	0	1	11		16	0	2	0	0	0	0	0	0	0	0	16	16	0.00	3.000
9	3	2	0	2	14		24	0	2	0	0	2	0	0	0	0	0	24	24	0.00	3.000
10	1	2	0	0	6		8	0	2	0	0	0	0	0	0	0	0	8	8	0.00	3.000

PITCHER	IP	WLS	BF	H	R	ER	SO	BB	IBB	HBP	BLK	WP	HR	S	P	ERA	WHIP
Rich DeLucia, R (1, 1) ERA: 4.28	6.1		26	6	1	1	3	2	0	0	0	0	0	62	107	1.42	1.263
Michael Jackson, R (7, 1) ERA: 2.62	1.1		7	4	0	0	0	0	0	0	0	0	0	13	17	0.00	3.000
Rob Murphy, L (8, 1) ERA: 2.45	0.1		1	0	0	0	1	0	0	0	0	0	0	3	5	0.00	0.000
Mike Schooler, R (9, 1) ERA: 3.63	1.2	L	9	4	4	4	2	1	0	0	0	0	0	20	32	21.60	3.000

PITCHER	IP	WLS	BF	H	R	ER	SO	BB	IBB	HBP	BLK	WP	HR	S	P	ERA	WHIP
Rich DeLucia, R (1, 1) ERA: 4.28	6.1		26	6	1	1	3	2	0	0	0	0	0	62	107	1.42	1.263
Michael Jackson, R (7, 1) ERA: 2.62	1.1		7	4	0	0	0	0	0	0	0	0	0	13	17	0.00	3.000
Rob Murphy, L (8, 1) ERA: 2.45	0.1		1	0	0	0	1	0	0	0	0	0	0	3	5	0.00	0.000
Mike Schooler, R (9, 1) ERA: 3.63	1.2	L	9	4	4	4	2	1	0	0	0	0	0	20	32	21.60	3.000

Batter	1	2	3	4	5	6	7	8	9	10	AB	R	H	RBI	BB	SO	LOB
Chuck Knoblauch, R (1, 4) OBP: 0.344, SLG: 0.343	G6-3		K		G5-3		1B		HR		5	1	2	1	0	1	1
Randy Bush, L (1, 10) OBP: 0.378, SLG: 0.484	P5		P6			1B	1B		HR		4	1	2	3	1	0	0
Kirby Puckett, R (1, 8) OBP: 0.363, SLG: 0.477	CS			P3		K		1B	K		5	0	2	0	0	2	1
Kent Hrbek, L (1, 3) OBP: 0.368, SLG: 0.449	CS	G4-3		2B		1B		P5	G6-3		5	0	2	0	0	0	1
Brian Harper, R (1, 2) OBP: 0.338, SLG: 0.438				L5		F8		1B			4	0	2	0	0	0	3
Greg Gagne, R (8, PR) OBP: 0.307, SLG: 0.395											0	0	0	0	0	0	0
Junior Ortiz, R (9, 2) OBP: 0.306, SLG: 0.262											1	0	1	0	0	0	0
Shane Mack, R (1, 7) OBP: 0.367, SLG: 0.550											4	0	0	0	1	1	6
Gene Larkin, S (1, 9) OBP: 0.361, SLG: 0.366											3	0	1	0	0	0	2
Chili Davis, S (8, PH) OBP: 0.379, SLG: 0.524											1	0	0	0	0	1	2
Scott Leius, R (10, 5) OBP: 0.392, SLG: 0.431											1	1	1	1	0	0	0
Mike Pagliarulo, L (1, 5) OBP: 0.341, SLG: 0.420											3	1	1	0	0	0	3
Dan Gladden, R (9, PH) OBP: 0.327, SLG: 0.375											1	0	0	0	0	1	0
Al Newman, S (1, 6) OBP: 0.273, SLG: 0.235											3	1	0	0	1	0	2

Batter	1	2	3	4	5	6	7	8	9	AB R H RBI BB SO LOB	TOP											
Edgar Martinez, R OBP: 0.403, SLG: 0.428 (1, 5) C B F X	1-2 G4-3 ①		1-0 G1-3 ①		1-2 G6-3 ②	2-2 1B		1-1 G6-4-3 ① ②	4-1 1B BB	5 0 1 0 1 0 1												
Harold Reynolds, S OBP: 0.340, SLG: 0.344 (1, 4) C B B B	4-2 S BB		1-3 H		4-2 S 2B BB	2-2 F9 ③		3-1 1B 1B	0-2 1B 1B	4 2 2 1 2 1 1												
Ken Griffey Jr., L OBP: 0.402, SLG: 0.544 (1, 8) C B S S	1-3 K 1-2		0-1 S 1B		1 SAFE 3-2 1-H HR 2B		2-1 1B 1B	2-0 1B 1B	3-3 SAFE K ③	6 1 4 1 0 2 3												
Pete O'Brien, L OBP: 0.301, SLG: 0.400 (1, 10) B B B I	4-0 IBB		4-0 1B IBB		2-0 HR		1-2 BB 1B	0-1 1B		3 1 3 3 2 0 0												
Jay Buhner, R OBP: 0.331, SLG: 0.539 (1, 9) C F C	0-3 H ③		0-3 K ③		2-2 1B 1B		4-2 1B FC5-4 BB	1-0 F8 ③		4 0 1 0 1 2 6												
Tino Martinez, L OBP: 0.400, SLG: 0.400 (1, 3) B C B B X		2-2 G6-3 ①		2-1 F7 ①	3-2 1B		3-2 P6 ①		3-1 FC4-6 BB FC4-6 1B	5 1 2 0 0 0 3												
Greg Briley, L OBP: 0.286, SLG: 0.307 (1, 7) Tracy Jones, R OBP: 0.333, SLG: 0.391 (7, PH) (7, 7)		0-3 H ②		0-1 G1-3 ②	1-0 L7 ③		3-2 F8 ②		4-2 FC4-6 BB	3 0 0 0 0 1 2 1 0 0 0 1 0 3												
Dave Cochrane, S OBP: 0.281, SLG: 0.367 (1, 2) B X		1-0 2B		2-3 K ③		3-2 F8 ①	0-0 FC5-4 ③		1-2 FC4-6 FC4-6	5 0 1 0 0 1 5												
Omar Vizquel, S OBP: 0.304, SLG: 0.290 (1, 6) C X		0-1 G5-3 ③		1-3 H ①	2-1 G6-3 ②			0-1 G6-4-3 1B	0-1 FC4-6 BB 1B	5 1 1 1 0 1 2												
Inning Stats	R: 0 E: 0 K: 2 S: 11	H: 0 LOB: 2 BB: 2 P: 21	R: 0 E: 0 K: 1 S: 10	H: 1 LOB: 1 BB: 0 P: 13	R: 0 E: 0 K: 2 S: 10	H: 1 LOB: 2 BB: 1 P: 16	R: 0 E: 0 K: 1 S: 9	H: 0 LOB: 0 BB: 0 P: 13	R: 3 E: 0 K: 1 S: 24	H: 4 LOB: 2 BB: 1 P: 41	R: 0 E: 0 K: 0 S: 17	H: 1 LOB: 1 BB: 0 P: 26	R: 0 E: 0 K: 0 S: 15	H: 2 LOB: 3 BB: 1 P: 28	R: 1 E: 0 K: 0 S: 10	H: 4 LOB: 2 BB: 0 P: 17	R: 2 E: 0 K: 1 S: 20	H: 2 LOB: 2 BB: 2 P: 35	1B: 12 2B: 2 3B: 0 HR: 1	SF: 0 SAC: 0 DP: 1 HBP: 0	WP: 0 PB: 0 SB: 3 CS: 0	PA: 48
PITCHER	IP WLS BF H R ER SO BB IBB HBP BLK WP HR S P ERA WHIP																				PITCHER	IP WLS BF H R ER SO BB IBB HBP BLK WP HR S P ERA WHIP
Bill Gullickson, R ERA: 4.13 (1, 1)	6.0 W 29 7 3 3 7 2 2 0 0 0 1 81 130 4.50 1.500																					
Paul Gibson, L ERA: 4.82 (7, 1)	1.2 10 5 1 1 0 1 1 0 0 0 0 0 22 41 5.40 3.600																					
Jerry Don Gleaton, L ERA: 3.82 (8, 1)	1.0 8 3 2 2 0 2 0 0 0 0 0 0 19 32 18.00 5.000																					
Jeff Kaiser, L ERA: 3.0 (9, 1)	0.1 S 1 0 0 0 1 0 0 0 0 0 0 4 7 0.00 0.000																					

Seattle Mariners @ Detroit Tigers
Tiger Stadium, Detroit, MI
Fri Aug 23 1991, 7:05 PM EDT
Att. 30,214 - Sunny - 77 F

livebaseballscorecards.com

AB 41
R 6
H 15
RBI 6
BB 7
SO 8
LOB 26



BOTTOM

Seattle Mariners @ Detroit Tigers
Tiger Stadium, Detroit, MI
Fri Aug 23 1991, 7:05 PM EDT
Att: 30,214 - Sunny - 77 F

livebaseballscorecards.com

AB	34
R	8
H	9
RBI	7
BB	12
SO	5
LOB	27



WP:	1	PA:	46
PB:	1		
SB:	0		
CS:	0		

AB R H RBI BB SO LOB

6	1	1	1	0	1	2
1	1	0	0	4	0	0
5	1	0	0	0	0	7
5	0	2	2	0	1	3
2	1	1	1	3	0	1
4	1	1	1	1	1	6
3	1	1	1	2	0	3
3	2	1	0	2	1	1
5	0	2	1	0	1	4
1B:	6	SF:	0			
2B:	1	SAC:	0			
3B:	1	DP:	0			
HR:	1	HBP:	0			

Batter	1	2	3	4	5	6	7	8	9
Milt Cuyler, S OBP: 0.323, SLG: 0.322 (1, 8)	1-1 B1-3		0-0 G4-3	0-2 G4-3	0-1 FC5-2 WP 1B	2-2 G4-3		3-3 K	
Lou Whitaker, L OBP: 0.395, SLG: 0.497 (1, 4)	3-2 F8		4-0 BB E BB	4-2 BB	4-2 FC5-2 1B BB		4-1 PB BB		
Alan Trammell, R OBP: 0.325, SLG: 0.380 (1, 6)	1-0 P6		2-1 E4 BB	0-0 L8	0-0 FC5-2 1B		2-0 F7		
Cecil Fielder, R OBP: 0.345, SLG: 0.532 (1, 10)		1-0 BB BB 1B	1-1 F8		0-0 L8		2-3 K		
Mickey Tettleton, S OBP: 0.400, SLG: 0.512 (1, 2)		0-0 F8	4-0 BB		0-1 HR		4-1 BB		
Lloyd Moseby, L OBP: 0.317, SLG: 0.414 (1, 7)		3-2 F8	3-3 K		0-1 BB		1-1 G4-3		
Rob Deer, R OBP: 0.311, SLG: 0.393 (1, 9)		4-2 BB 1-2 BB		1-2 G5-3	1-1 SAFE 1B 3B		4-2 BB		
Dave Bergman, L OBP: 0.358, SLG: 0.386 (1, 3)		4-2 BB		3-2 G4-3 1B	4-1 1B 1B WP BB	1-1 G5-3	2-3 SAFE K		
Travis Fryman, R OBP: 0.297, SLG: 0.434 (1, 5)		3-2 G5-3		0-1 G4-3 2B	1-0 WP 1B	0-1 L4	1-3 K		

Inning Stats	R: 0	H: 0	E: 0	LOB: 0	K: 0	S: 6	P: 11
	R: 0	H: 1	E: 0	LOB: 3	K: 0	S: 15	P: 30
	R: 0	H: 0	E: 1	LOB: 3	K: 1	S: 8	P: 22
	R: 1	H: 2	E: 0	LOB: 2	K: 0	S: 18	P: 26
	R: 7	H: 6	E: 0	LOB: 3	K: 0	S: 25	P: 52
	R: 0	H: 0	E: 0	LOB: 0	K: 1	S: 7	P: 10
	R: 0	H: 0	E: 0	LOB: 2	K: 1	S: 8	P: 21
	R: 0	H: 0	E: 0	LOB: 1	K: 3	S: 13	P: 23

PITCHER	IP	WLS	BF	H	R	ER	SO	BB	IBB	HBP	BLK	WP	HR	S	P	ERA	WHIP
Brian Holman, R ERA: 3.87 (1, 1)	4.1	L	26	5	5	5	1	7	0	0	0	0	1	55	107	10.38	2.769
Calvin Jones, R ERA: 2.05 (5, 1)	0.1		6	3	2	2	0	2	0	0	0	1	0	11	23	54.00	15.000
Russ Swan, L ERA: 3.03 (5, 1)	2.1		10	1	1	1	1	2	0	0	0	0	0	21	42	3.86	1.286
Michael Jackson, R ERA: 2.58 (8, 1)	1.0		4	0	0	0	3	1	0	0	0	0	0	13	23	0.00	1.000

Batter	1	2	3	4	5	6	7	8	9	AB R H RBI BB SO LOB	TOP											
Harold Reynolds, S (1, 4) OBP: 0.338, SLG: 0.341	1-0 L7		3-3 K		2-3 K		1-1 L9			4 0 0 0 0 2 3												
Tino Martinez, L (1, 3) OBP: 0.222, SLG: 0.222	1-2 G6-3		1-2 L7		3-3 K		3-H 0-0 F7			4 0 0 0 0 1 3												
Ken Griffey Jr., L (1, 8) OBP: 0.400, SLG: 0.541	1-2 1B			1-3 K	0-1 G4-3			2-1 F9		4 0 1 0 0 1 2												
Jay Buhner, R (1, 9) OBP: 0.331, SLG: 0.538	2-3 K			3-1 G5-3		3-3 K		1-1 L4-6 2B		4 0 1 0 0 2 1												
Pete O'Brien, L (1, 10) OBP: 0.301, SLG: 0.398		0-1 G3-1		1-1 BB 1B		1-1 F9		2-0 L4-6 2-3		4 0 1 0 0 0 1												
Tracy Jones, R (1, 7) OBP: 0.333, SLG: 0.385		1-1 G6-3		4-2 BB		2-2 F7		3-3 K		2 0 0 0 1 0 0												
Greg Briley, L (9, PH) OBP: 0.285, SLG: 0.305				1-2 BB						1 0 0 0 0 1 0												
Dave Valle, R (1, 2) OBP: 0.254, SLG: 0.228		2-2 L9		1-2 P6			2-2 HR			3 1 1 1 0 0 2												
Scott Bradley, L (9, PH) OBP: 0.275, SLG: 0.242										1 0 0 0 0 1 0	AB 34 R 2 H 8 RBI 1 BB 1 SO 8 LOB 13											
Jeff Schaefer, R (1, 5) OBP: 0.288, SLG: 0.339			1-1 G5-3		1-2 1B 1B		0-0 G3 BLK 2B			3 1 2 0 0 0 0												
Alvin Davis, L (9, PH) OBP: 0.285, SLG: 0.336										1 0 0 0 0 0 0												
Omar Vizquel, S (1, 6) OBP: 0.307, SLG: 0.294			2-2 S 1B		1-2 1B		0-0 G3 2-3			3 0 2 0 0 0 1												
Inning Stats	R: 0 E: 0 K: 1 S: 11	H: 1 LOB: 1 BB: 0 P: 16	R: 0 E: 0 K: 0 S: 7	H: 0 LOB: 0 BB: 0 P: 10	R: 0 E: 0 K: 1 S: 14	H: 1 LOB: 1 BB: 0 P: 21	R: 0 E: 0 K: 1 S: 14	H: 1 LOB: 2 BB: 1 P: 24	R: 0 E: 0 K: 2 S: 14	H: 2 LOB: 2 BB: 0 P: 21	R: 0 E: 0 K: 1 S: 8	H: 0 LOB: 0 BB: 0 P: 14	R: 2 E: 0 K: 0 S: 8	H: 2 LOB: 0 BB: 0 P: 11	R: 0 E: 0 K: 0 S: 5	H: 1 LOB: 0 BB: 0 P: 10	R: 0 E: 0 K: 2 S: 8	H: 0 LOB: 0 BB: 0 P: 12	1B: 5 2B: 3 3B: 0 HR: 1	SF: 0 SAC: 0 DP: 1 HBP: 0	WP: 0 PB: 0 SB: 1 CS: 0	PA: 35
PITCHER	IP WLS BF H R ER SO BB IBB HBP BLK WP HR S P ERA WHIP																					
Frank Tanana, L (1, 1) ERA: 3.72	8.0 W 32 8 2 2 6 1 0 0 0 0 0 1 81 127 2.25 1.125																					
Dan Gakeler, R (9, 1) ERA: 6.67	1.0 3 0 0 0 2 0 0 0 0 0 0 0 8 12 0.00 0.000																					

Seattle Mariners @ Detroit Tigers
Tiger Stadium, Detroit, MI
Sat Aug 24 1991, 3:33 AM EDT
Att. 42,135 - Sunny - 76 F

livebaseballscorecards.com



Batter	1	2	3	4	5	6	7	8	9	AB	R	H	RBI	BB	SO	LOB
Milt Cuyler, S OBP: 0.323, SLG: 0.319 (1, 8)	0-0 P3	4-2 BB		4-2 FC4-6 1-2 G6-3 BB	0-1 G4-3		2-3 K			3	1	0	0	2	1	3
Skeeter Barnes, R OBP: 0.315, SLG: 0.510 (1, 4) (7, 5)	1-0 HR	3-3 K		4-2 FC4-6 1-2 2-3 BB		0-0 L9	1-0 1B			4	1	2	2	1	1	1
Alan Trammell, R OBP: 0.327, SLG: 0.382 Lou Whitaker, L OBP: 0.394, SLG: 0.496 (1, 6) (7, 4)	3-2 E3 1B		0-1 HR 1B	0-1 FC4-6 1-2f 2-3 3-H G6-3		1-2 E 1B	2-2 L9			4	2	2	1	0	0	2
Cecil Fielder, R OBP: 0.346, SLG: 0.536 (1, 3)	4-1 1B 1-2 BB		1-1 HR	2-2 G6-3		1-0 E8 1-2		0-1 L8		4	1	1	3	1	0	2
Mickey Tettleton, S OBP: 0.400, SLG: 0.509 (1, 10)	2-1 1B		3-1 G5-3	4-1 IBB		0-0 F7		3-2 L8		4	0	1	1	1	0	2
Travis Fryman, R OBP: 0.294, SLG: 0.429 (1, 5) (7, 6)	0-3 K		2-3 K	0-0 L3		1-0 G4-3		1-3 K		5	0	0	0	0	3	6
Rob Deer, R OBP: 0.311, SLG: 0.391 (1, 9)	0-3 K		1-1 PB 1B		1-2 F8		2-3 K			4	0	1	0	0	2	2
Pete Incaviglia, R OBP: 0.271, SLG: 0.336 John Moses, S OBP: 0.130, SLG: 0.095 (1, 7) (7, PR) (8, 7)		4-1 CS BB	3-3 K		1-1 G4-3		4-1 S 1B BB			2	0	0	0	2	1	1
Andy Allanson, R OBP: 0.275, SLG: 0.336 (1, 2)		2-2 L5		0-0 PB FC4-6 BB 1B		4-2 BB		4-2 1B BB		2	1	1	0	2	0	1


Inning Stats	R: 2	H: 2	E: 1	K: 2	S: 14	LOB: 2	BB: 1	P: 24	R: 0	H: 0	E: 0	K: 1	S: 10	LOB: 1	BB: 2	P: 23	R: 2	H: 3	E: 0	K: 2	S: 15	LOB: 1	BB: 0	P: 25	R: 2	H: 1	E: 0	K: 0	S: 14	LOB: 2	BB: 3	P: 28	R: 0	H: 0	E: 0	K: 0	S: 9	LOB: 1	BB: 1	P: 15	R: 0	H: 1	E: 1	K: 0	S: 7	LOB: 2	BB: 0	P: 10	R: 1	H: 1	E: 0	K: 2	S: 14	LOB: 3	BB: 2	P: 29	R: 0	H: 0	E: 0	K: 1	S: 8	LOB: 0	BB: 0	P: 12
--------------	------	------	------	------	-------	--------	-------	-------	------	------	------	------	-------	--------	-------	-------	------	------	------	------	-------	--------	-------	-------	------	------	------	------	-------	--------	-------	-------	------	------	------	------	------	--------	-------	-------	------	------	------	------	------	--------	-------	-------	------	------	------	------	-------	--------	-------	-------	------	------	------	------	------	--------	-------	-------

PITCHER	IP	WLS	BF	H	R	ER	SO	BB	IBB	HBP	BLK	WP	HR	S	P	ERA	WHIP
Randy Johnson, L ERA: 3.69	(1, 1)	3.0	L	20	6	6	5	5	5	0	0	0	0	44	85	15.00	3.667
Bill Swift, R ERA: 1.93	(4, 1)	3.0		13	1	0	0	1	1	0	0	0	0	25	40	0.00	0.667
Calvin Jones, R ERA: 2.35	(7, 1)	1.0		6	1	1	2	2	0	0	0	0	0	14	29	9.00	3.000
Rob Murphy, L ERA: 2.4	(8, 1)	1.0		3	0	0	1	0	0	0	0	0	0	8	12	0.00	0.000

BOTTOM

Seattle Mariners @ Detroit Tigers
Tiger Stadium, Detroit, MI
Sat Aug 24 1991, 3:33 AM EDT
Att: 42,135 - Sunny - 76 F

AB	33
R	7
H	8
RBI	7
BB	9
SO	8
LOB	23



PITCHER	IP	WLS	BF	H	R	ER	SO	BB	IBB	HBP	BLK	WP	HR	S	P	ERA	WHIP
WP: 0	PA: 42	SB: 2	CS: 1	HR: 2	HBP: 0	SF: 0	SAC: 0	DP: 0	3B: 0	2B: 0	1B: 6	ER: 2	LOB: 23				

Batter	1	2	3	4	5	6	7	8	9	AB R H RBI BB SO LOB	TOP
Greg Briley, L <small>(1, 9) X OBP: 0.290, SLG: 0.315 (9, 7)</small>	0-0 		0-1 		1-0 		3-2 		2-1 	5 1 3 0 0 0 1	
Harold Reynolds, S <small>(1, 4) X OBP: 0.339, SLG: 0.343</small>	0-0 		0-1 		0-2 		1-0 		1-0 	3 0 2 0 0 0 0	
Ken Griffey Jr., L <small>(1, 8) B B B OBP: 0.401, SLG: 0.538</small>	4-0 		1-1 		4-0 		1-0 			2 1 0 0 2 0 4	
Pete O'Brien, L <small>(1, 7) B 1 SAFE OBP: 0.302, SLG: 0.398 (9, 3) X</small>	2-0 		4-0 		1-2 			1-3 		3 0 1 1 1 1 3	
Tino Martinez, L <small>(1, 3) X OBP: 0.154, SLG: 0.167 Jay Buhner, R <small>(9, 9) X OBP: 0.331, SLG: 0.538</small> </small>	0-0 		1-0 			3-1 		2-3 		3 0 0 1 0 1 2 0 0 0 0 0 0 0	
Alvin Davis, L <small>(1, 10) X OBP: 0.295, SLG: 0.333 Tracy Jones, R <small>(8, PR) X OBP: 0.333, SLG: 0.385</small> </small>	0-0 			2-2 		1-0 		4-0 		3 0 0 0 1 0 1 0 0 0 0 0 0 0	
Dave Cochrane, S <small>(1, 5) X OBP: 0.273, SLG: 0.356 Jeff Schaefer, R <small>(9, 5) X OBP: 0.268, SLG: 0.339</small> </small>		0-3 		1-0 		1-0 		1-0 		4 0 0 0 0 1 1 0 0 0 0 0 0 0	AB 31 R 3 H 9 RBI 3 BB 4 SO 5 LOB 12
Omar Vizquel, S <small>(1, 6) X OBP: 0.304, SLG: 0.290</small>		1-3 		2-3 			2-0 		0-1 	4 0 0 0 0 2 0	
Dave Valle, R <small>(1, 2) X OBP: 0.261, SLG: 0.250</small>		0-0 			0-0 		1-2 		2-1 	4 1 3 1 0 0 0	
Inning Stats	R: 2 H: 2 E: 0 LOB: 1 K: 0 BB: 1 S: 5 P: 11	R: 0 H: 0 E: 0 LOB: 0 K: 2 BB: 0 S: 7 P: 8	R: 0 H: 2 E: 0 LOB: 2 K: 0 BB: 1 S: 7 P: 13	R: 0 H: 0 E: 0 LOB: 0 K: 1 BB: 0 S: 8 P: 13	R: 0 H: 2 E: 0 LOB: 2 K: 0 BB: 1 S: 8 P: 14	R: 0 H: 0 E: 0 LOB: 0 K: 0 BB: 0 S: 4 P: 9	R: 0 H: 2 E: 0 LOB: 2 K: 0 BB: 0 S: 9 P: 17	R: 0 H: 0 E: 0 LOB: 1 K: 2 BB: 1 S: 8 P: 16	R: 1 H: 1 E: 0 LOB: 0 K: 0 BB: 0 S: 7 P: 12	1B: 7 SF: 1 2B: 1 SAC: 2 3B: 0 DP: 2 HR: 1 HBP: 0	WP: 0 PA: 38 PB: 0 SB: 0 CS: 0
PITCHER Walt Terrell, R <small>(1, 1) X ERA: 4.11</small>	IP 9.0 WLS W BF 38 H 9 R 3 ER 3 SO 5 BB 2 IBB 2 HBP 0 BLK 0 WP 0 HR 1 S 63 P 113 ERA 3.00 WHIP 1.222					PITCHER IP WLS BF H R ER SO BB IBB HBP BLK WP HR S P ERA WHIP					

Seattle Mariners @ Detroit Tigers
 Tiger Stadium, Detroit, MI
 Sun Aug 25 1991, 3:33 AM EDT
 Att. 29,480 - Cloudy - 83 F

livebaseballscorecards.com

Batter	1	2	3	4	5	6	7	8	9	AB R H RBI BB SO LOB
Milt Cuyler, S OBP: 0.322, SLG: 0.316 (1, 8)	4-2 HR BB	1-0 G3-1			3-2 G3-1		1-2 F9		1-1 FC3-6 1B DI	4 1 0 0 1 0 6
Lou Whitaker, L OBP: 0.397, SLG: 0.504 (1, 4)	2-2 HR 1-H		3-3 K		4-2 BB		0-0 F8		2-2 1B 1-3 3-H	4 1 2 3 1 1 2
Lloyd Moseby, L OBP: 0.310, SLG: 0.405 (1, 7)	2-2 P6		1-0 L8		1-2 F8			2-3 K		4 0 0 0 0 1 1
Cecil Fielder, R OBP: 0.345, SLG: 0.536 (1, 10)	1-0 P4		3-2 2B			1-1 G6-3		0-0 L6		4 0 1 0 0 0 0
Mickey Tettleton, S OBP: 0.396, SLG: 0.504 (1, 2)	2-1 G4-3		1-3 K			2-3 K		2-2 L7		4 0 0 0 0 2 1
Dave Bergman, L OBP: 0.358, SLG: 0.385 (1, 3)		0-0 CS 1B		0-0 F9		1-3 K		1-1 F8	3 0 1 0 0 1 0	
Alan Trammell, R OBP: 0.326, SLG: 0.380 (9, PH)									1 0 0 0 0 0 0	
Travis Fryman, R OBP: 0.296, SLG: 0.429 (1, 6)		2-2 1B 1-2 1B		1-2 P3		3-3 K		1-1 1B 1B	4 1 2 0 0 1 0	
Scott Livingstone, L OBP: 0.405, SLG: 0.448 (1, 5)		1-3 K		1-3 K		1-0 1B 1B		0-0 FC3-6 1B 1-3 1B	4 1 2 0 0 2 1	
Skeeter Barnes, R OBP: 0.324, SLG: 0.515 (1, 9)		1-1 1B			2-0 P3		0-1 1B	1-0 FC3-6 1B 1-2 3-H	3 0 2 0 0 0 0	
Tony Phillips, S OBP: 0.388, SLG: 0.470 (9, PH)		1-2 1B					1-3 1B		1 0 1 1 0 0 0	

Inning Stats	R: 2 E: 0 K: 0 S: 12	H: 1 LOB: 0 BB: 1 P: 23	R: 0 E: 0 K: 1 S: 10	H: 3 LOB: 2 BB: 0 P: 15	R: 0 E: 0 K: 2 S: 12	H: 1 LOB: 1 BB: 0 P: 20	R: 0 E: 0 K: 1 S: 7	H: 0 LOB: 0 BB: 0 P: 9	R: 0 E: 0 K: 0 S: 10	H: 0 LOB: 1 BB: 1 P: 19	R: 0 E: 0 K: 2 S: 9	H: 0 LOB: 0 BB: 0 P: 13	R: 0 E: 0 K: 1 S: 14	H: 2 LOB: 2 BB: 0 P: 19	R: 0 E: 0 K: 1 S: 8	H: 0 LOB: 0 BB: 0 P: 12	R: 2 E: 0 K: 0 S: 11	H: 4 LOB: 2 BB: 0 P: 17	1B: 9 2B: 1 3B: 0 HR: 1	SF: 0 SAC: 0 DP: 0 HBP: 0
--------------	-------------------------------	----------------------------------	-------------------------------	----------------------------------	-------------------------------	----------------------------------	------------------------------	---------------------------------	-------------------------------	----------------------------------	------------------------------	----------------------------------	-------------------------------	----------------------------------	------------------------------	----------------------------------	-------------------------------	----------------------------------	----------------------------------	------------------------------------

PITCHER	IP	WLS	BF	H	R	ER	SO	BB	IBB	HBP	BLK	WP	HR	S	P	ERA	WHIP
Erik Hanson, R ERA: 3.98 (1, 1)	8.0		32	7	2	2	8	2	0	0	0	0	1	82	130	2.25	1.125
Russ Swan, L ERA: 3.02 (9, 1)	0.1		1	0	0	0	0	0	0	0	0	0	2	3	0.00	0.000	
Mike Schooler, R ERA: 4.58 (9, 1)	0.1	L	4	3	1	1	0	0	0	0	0	0	6	9	27.00	9.000	
Rob Murphy, L ERA: 2.4 (9, 1)	0.0		1	1	1	1	0	0	0	0	0	0	3	5	∞	∞	

BOTTOM

Seattle Mariners @ Detroit Tigers

Tiger Stadium, Detroit, MI

Sun Aug 25 1991, 3:33 AM EDT

Att: 29,480 - Cloudy - 83 F

livebaseballscorecards.com

AB	36
R	4
H	11
RBI	4
BB	2
SO	8
LOB	11



WP: 0	PA: 38
PB: 0	
SB: 0	
CS: 1	

Batter	1	2	3	4	5	6	7	8	9	10	11	12	13	14	AB R H RBI BB SO LOB	TOP												
Paul Molitor, R OBP: 0.399, SLG: 0.514 (1, 3)	0-0 1B S 1B	0-0 G5-3		0-3 K			4-2 FC6-4 BB		3-1 FC5-2			4-2 F9 SH3-4 BB	3-2 G6-3		5 1 1 0 2 1 4													
Willie Randolph, R OBP: 0.435, SLG: 0.382 (1, 4)	2-2 1B 1B	3-2			3-2 CS 1B		2-1 FC6-4 F8-2		3-1 G1-3			1-0 SH3-4		2-1 G4-3	6 1 3 1 0 0 4													
Robin Yount, R OBP: 0.343, SLG: 0.407 (1, 8)	0-0 1B BB SF7 1B	4-1			3-3 SAFE K		1-0 F8-2			1-1 G6-3		4-0		0-0 G6-3	5 1 1 1 2 1 3													
Greg Vaughn, R OBP: 0.315, SLG: 0.449 (1, 7)	4-2 1B BB	2-0 G1-3			3-3 K			1-3 K		3-2 P3		2-1 F9		0-3 K	6 0 0 0 1 3 4													
Dale Sveum, S OBP: 0.304, SLG: 0.348 Franklin Stubbs, L OBP: 0.286, SLG: 0.370 (10, PH)	3-2 FC6-4 1B		1-1 F9			0-0 P3		0-2 G4-3		0-0 G6-3		0-0 G1-3			4 0 1 1 0 0 0 2 0 0 0 0 0 2													
Dante Bichette, R OBP: 0.288, SLG: 0.378 Darryl Hamilton, L OBP: 0.340, SLG: 0.377 (11, PH)	0-3 K		0-3 K			3-2 G6-3		0-3 K				3-2 G3 SH3-4 1B		1-1 G3	4 0 0 0 0 3 3 2 0 1 0 0 0 0													
Jim Gantner, L OBP: 0.313, SLG: 0.347 (1, 5)	0-0 SF7		1-0 F7			0-0 F9			0-0 G3		1-1 SH3-4		1-0 G3-1		4 0 0 1 0 0 0													
Rick Dempsey, R OBP: 0.336, SLG: 0.409 B.J. Surhoff, L OBP: 0.306, SLG: 0.352 (7, PR)	1-0 FC6-4		0-0 F7			2-1 BB 1B FC6-4 1B		1-0 1B FC5-2 1B		1-0 1B FC5-2 1B		1-0 G3		0-1 BB 1B	3 0 1 0 0 0 2 3 1 2 0 0 0 1													
Bill Spiers, L OBP: 0.326, SLG: 0.373 (1, 6)		0-0 P6		2-2 F8		2-0 FC6-4 BB F8-2 1B		1-0 SAFE FC5-2 1B			0-0 G6-3		4-2 SAFE BB SAFE BB SAFE BB		5 0 2 0 1 0 1													
Inning Stats	R: 3 E: 0 K: 1 S: 16	H: 4 LOB: 2 BB: 1 P: 26	R: 0 E: 0 K: 0 S: 9	H: 1 LOB: 2 BB: 1 P: 18	R: 0 E: 0 K: 1 S: 6	H: 0 LOB: 0 BB: 0 P: 8	R: 0 E: 0 K: 1 S: 8	H: 0 LOB: 0 BB: 0 P: 10	R: 0 E: 0 K: 0 S: 7	H: 0 LOB: 0 BB: 0 P: 10	R: 1 E: 0 K: 0 S: 8	H: 2 LOB: 2 BB: 1 P: 19	R: 0 E: 0 K: 0 S: 7	H: 0 LOB: 0 BB: 0 P: 15	R: 0 E: 0 K: 0 S: 8	H: 0 LOB: 0 BB: 0 P: 12	R: 0 E: 0 K: 0 S: 7	H: 1 LOB: 1 BB: 0 P: 12	R: 0 E: 0 K: 0 S: 7	H: 0 LOB: 2 BB: 2 P: 18	R: 0 E: 0 K: 1 S: 10	H: 1 LOB: 2 BB: 1 P: 19	R: 0 E: 0 K: 1 S: 6	H: 0 LOB: 0 BB: 0 P: 8	1B: 11 2B: 3 3B: 0 HR: 0	SF: 1 SAC: 2 DP: 2 HBP: 0	WP: 0 PB: 0 SB: 1 CS: 1	PA: 58
PITCHER	IP WLS BF H R ER SO BB IBB HBP BLK WP HR S P ERA WHIP	IP WLS BF H R ER SO BB IBB HBP BLK WP HR S P ERA WHIP															IP WLS BF H R ER SO BB IBB HBP BLK WP HR S P ERA WHIP											
Bill Krueger, L ERA: 3.52 (1, 1)	6.0 27 8 4 4 5 2 0 0 0 0 0 0 59 98 6.00 1.667	2.0 6 0 0 0 2 1 0 0 0 0 0 0 16 24 0.00 0.500	7.1 3 2 0 0 0 0 0 0 0 0 0 0 3 5 0.00 6.000	9.1 3 2 0 0 0 0 0 0 0 0 0 0 3 5 0.00 6.000	9.1 5 0 0 0 0 0 0 0 0 0 0 0 12 22 0.00 0.000	11.1 2.2 13 2 0 0 0 2 1 0 0 0 0 21 43 0.00 1.500	13.1 1.1 W 4 0 0 0 1 0 0 0 0 0 9 14 0.00 0.000																					

Milwaukee Brewers @ Seattle Mariners
The Kingdom, Seattle, WA
Mon Aug 26 1991, 10:05 PM EDT
Att: 22,079 - Dome - 70 F

livebaseballscorecards.com

AB	49
R	4
H	12
RBI	4
BB	6
SO	8
LOB	24



Batter	1	2	3	4	5	6	7	8	9	10	11	12	13	14	AB	R	H	RBI	BB	SO	LOB	
Greg Briley, L (1, 7) OBP: 0.290, SLG: 0.315	G4-3		3-2 1-3 1B		3-1 1B		G4-3			G4-3		G1-3		SF7	6	0	2	1	0	0	2	
Harold Reynolds, S (1, 4) OBP: 0.338, SLG: 0.341	F8 PO 1B		G4-6-3 1-2f		K 1-2			L9		F8			G3-1			6	0	1	0	0	1	3
Ken Griffey Jr., L (1, 8) OBP: 0.398, SLG: 0.532	F8 1-3			P5	B2-3			G6-3							5	0	0	0	1	1	1	
Pete O'Brien, L (1, 10) OBP: 0.303, SLG: 0.394	PO 3-H			BB 3B			F7	F8			K			F8 BB	4	1	0	0	2	0	1	
Tino Martinez, L (1, 3) OBP: 0.211, SLG: 0.353		P6		BB 3B				HR						F8	5	2	1	1	1	0	2	
Jay Buhner, R (1, 9) OBP: 0.331, SLG: 0.541		K		1B 3B			K							P3	6	1	2	2	0	2	1	
Dave Cochrane, S (1, 5) OBP: 0.275, SLG: 0.351															2	0	0	0	1	1	1	
Jeff Schaefer, R (7, 5) OBP: 0.288, SLG: 0.339															0	0	0	0	0	0	0	
Alvin Davis, L (9, PH) OBP: 0.294, SLG: 0.332															1	0	0	0	0	0	1	
Edgar Martinez, R (10, 5) OBP: 0.406, SLG: 0.428															0	1	0	0	2	0	0	
Omar Vizquel, S (1, 6) OBP: 0.307, SLG: 0.295															5	0	2	1	1	0	2	
Dave Valle, R (1, 2) OBP: 0.257, SLG: 0.246																						
Scott Bradley, L (12, PH) OBP: 0.283, SLG: 0.247															1	0	1	0	1	0	0	

Inning Stats	R: 0	H: 1	E: 0	LOB: 0	K: 0	S: 7	P: 13	R: 0	H: 0	E: 0	LOB: 1	K: 1	S: 7	P: 17	R: 0	H: 1	E: 0	LOB: 1	K: 0	S: 13	P: 23	R: 3	H: 2	E: 0	LOB: 1	K: 0	S: 14	P: 28	R: 0	H: 1	E: 0	LOB: 0	K: 1	S: 7	P: 12	R: 1	H: 1	E: 0	LOB: 0	K: 2	S: 11	P: 17	R: 0	H: 0	E: 0	LOB: 0	K: 0	S: 9	P: 14	R: 0	H: 0	E: 0	LOB: 0	K: 0	S: 8	P: 14	R: 0	H: 1	E: 0	LOB: 1	K: 0	S: 10	P: 12	R: 0	H: 0	E: 0	LOB: 0	K: 0	S: 10	P: 17	R: 0	H: 0	E: 0	LOB: 0	K: 1	S: 12	P: 21	R: 0	H: 1	E: 0	LOB: 2	K: 0	S: 10	P: 19	R: 0	H: 0	E: 0	LOB: 1	K: 0	S: 10	P: 19	R: 1	H: 1	E: 0	LOB: 2	K: 0	S: 7	P: 19	1B: 6	SF: 1	2B: 2	SAC: 0	3B: 1	DP: 3	HR: 1	HBP: 0	WP: 0	PA: 56
PITCHER	IP	WLS	BF	H	R	ER	SO	BB	IBB	HBP	BLK	WP	HR	S	P	ERA	WHIP															PITCHER														IP	WLS	BF	H	R	ER	SO	BB	IBB	HBP	BLK	WP	HR	S	P	ERA	WHIP																																														
Mike Ignasiak, R (1, 1) ERA: 7.94	3.1		16	3	3	3	1	0	0	0	0	0	1	32	51	8.10	2.400																													3.1		16	3	3	3	1	0	0	0	0	1	32	51	2.25	0.750																																															
Julio Machado, R (4, 1) ERA: 3.53	4.0		13	3	1	1	3	0	0	0	0	0	0	10	14	0.00	0.000																													4.0		13	3	1	1	3	0	0	0	0	0	10	14	0.00	0.000																																															
Mark Lee, L (8, 1) ERA: 3.66	1.0		3	0	0	0	0	0	0	0	0	0	0	0	0	0.00	0.000																													1.0		3	0	0	0	0	0	0	0	0	0	0	0	0.00	0.000																																															
Chuck Crim, R (9, 1) ERA: 5.35	3.2		14	2	0	0	1	1	0	0	0	0	0	36	58	0.00	0.818																													3.2		14	2	0	0	1	1	0	0	0	0	36	58	0.00	0.818																																															
Doug Henry, R (13, 1) ERA: 1.54	1.2	L	9	1	1	1	0	2	1	0	0	0	0	17	38	5.40	1.800																													1.2	L	9	1	1	1	0	2	1	0	0	17	38	5.40	1.800																																																

BOTTOM

Milwaukee Brewers @ Seattle Mariners
The Kingdom, Seattle, WA
Mon Aug 26 1991, 10:05 PM EDT
Att: 22,079 - Dome - 70 F

livebaseballscorecards.com

AB	45
R	5
H	9
RBI	5
BB	9
SO	5
LOB	17



Milwaukee Brewers @ Seattle Mariners
 The Kingdome, Seattle, WA
 Tue Aug 27 1991, 10:05 PM EDT
 Att. 12,067 - Dome - 70 F

livebaseballscorecards.com

AB	34
R	4
H	9
RBI	4
BB	4
SO	5
LOB	20



AB	R	H	RBI	BB	SO	LOB
5	1	2	1	0	0	0
4	0	1	0	1	0	2
4	1	0	1	1	1	3
4	0	2	1	0	0	1
4	0	1	1	0	1	2
2	1	1	0	1	0	0
3	0	0	0	0	1	3
0	0	0	0	1	0	0
0	0	0	0	0	0	0
3	0	0	0	0	1	3
1	0	0	0	0	1	3
4	1	2	0	0	0	3
1B: 8	SF: 1	2B: 1	SAC: 1	3B: 0	DP: 0	HR: 0
WP: 0	PA: 40	PB: 0		SB: 1		CS: 0

Batter	1	2	3	4	5	6	7	8	9											
Paul Molitor, R (1, 10) OBP: 0.399, SLG: 0.512	2-0 L7		2-1 FC4-6 BB SF7 1B		0-2 F7		3-1 SAFE 1-3 3-H 1B		0-2 G6-3											
Willie Randolph, R (1, 4) OBP: 0.434, SLG: 0.380	0-0 F9		4-2 FC4-6 BB 1-2 2-3		1-2 F8		2-2 F9 1-2		1-0 DI 1B											
Darryl Hamilton, L (1, 9) OBP: 0.338, SLG: 0.372	3-2 G5-3		0-0 FC4-6 1-2f 2-3 3-H			3-2 G5-3		4-1 1B BB 1B	2-3 K 1-2											
Robin Yount, R (1, 8) OBP: 0.343, SLG: 0.410		1-1	0-1 SF7 3-H		2-1 F9		1-2 SH3-4 1B 1-3 1B		1-2 F7											
Greg Vaughn, R (1, 7) OBP: 0.314, SLG: 0.447		0-1 P3 1 SAFE	3-3 K 1 SAFE		0-2 G5-3		0-1 SH3-4 1-2 3-H 1B													
B.J. Surhoff, L (1, 2) OBP: 0.309, SLG: 0.353		4-1		0-0 L8			1-2 1B 1B		0-0 SH3-4 1-2 2-3											
Franklin Stubbs, L (1, 3) OBP: 0.283, SLG: 0.367		2-2 P5		2-3 K			2-1 F9		4-0 IBB											
Rick Dempsey, R (8, PH) OBP: 0.341, SLG: 0.409																				
George Canale, L (8, PR) (8, 3)																				
Jim Gantner, L (1, 5) OBP: 0.311, SLG: 0.344		1-2 F8		2-1 G4-3			1 SAFE 0-3 K		3-3 K											
Dale Sveum, S (7, 5) OBP: 0.303, SLG: 0.346																				
Bill Spiers, L (1, 6) OBP: 0.328, SLG: 0.374			2-0 BB 1B FC4-6 1B		0-2 F7		3-2 1B 1-3 1B		1-1 P2											
Inning Stats	R: 0 H: 0 E: 0 K: 0 S: 7	H: 0 LOB: 0 BB: 0 P: 12	R: 0 H: 1 E: 0 K: 0 S: 13	H: 1 LOB: 2 BB: 1 P: 21	R: 2 H: 2 E: 0 K: 1 S: 11	H: 2 LOB: 1 BB: 1 P: 22	R: 0 H: 0 E: 0 K: 1 S: 6	H: 0 LOB: 0 BB: 0 P: 10	R: 0 H: 0 E: 0 K: 0 S: 9	H: 0 LOB: 0 BB: 0 P: 10	R: 0 H: 0 E: 0 K: 0 S: 11	H: 0 LOB: 0 BB: 0 P: 16	R: 1 H: 3 E: 0 K: 1 S: 18	H: 3 LOB: 2 BB: 0 P: 29	R: 1 H: 2 E: 0 K: 1 S: 12	H: 2 LOB: 3 BB: 2 P: 25	R: 0 H: 1 E: 0 K: 1 S: 11	H: 1 LOB: 1 BB: 0 P: 15	1B: 8 SF: 1 2B: 1 SAC: 1 3B: 0 DP: 0 HR: 0 HBP: 0	WP: 0 PA: 40 PB: 0 SB: 1 CS: 0
PITCHER	IP WLS BF H R ER SO BB IBB HBP BLK WP HR S P ERA WHIP																			
Rich DeLucia, R (1, 1) ERA: 4.27	6.2 W 27 5 3 3 3 2 0 0 0 0 0 0 70 110 4.05 1.050																			
Calvin Jones, R (7, 1) ERA: 2.7	0.1 5 3 1 1 0 1 0 0 0 0 0 0 11 21 27.00 12.000																			
Rob Murphy, L (8, 1) ERA: 2.33	1.0 4 0 0 0 1 0 1 0 0 0 0 0 6 14 0.00 0.000																			
Michael Jackson, R (9, 1) ERA: 2.48	1.0 S 4 1 0 0 1 0 0 0 0 0 0 0 11 15 0.00 1.000																			

Batter	1	2	3	4	5	6	7	8	9	AB	R	H	RBI	BB	SO	LOB
Edgar Martinez, R OBP: 0.410, SLG: 0.445 (1, 5)	2-1 CS 1B	2-2 HR		0-1 G4-3		4-2 1B BB		1-1 HR		4	2	3	3	1	0	0
Harold Reynolds, S OBP: 0.338, SLG: 0.340 (1, 4)	4-1 1B BB	2-1 F7			0-0 G3	0-1 1B		1-1 G1-3		4	0	1	1	1	0	0
Ken Griffey Jr., L OBP: 0.402, SLG: 0.537 (1, 8)	2-0 1B		3-2 FC3-6 1B		1-2 F8 2B		1-0 FC4-6 1B	1-1 G3		5	0	4	0	0	0	0
Pete O'Brien, L OBP: 0.300, SLG: 0.391 (1, 10)	3-1 P5		0-0 FC3-6 FC6-4		1-0 F8		1-1 FC4-6 1B			4	1	0	0	0	0	5
Tino Martinez, L OBP: 0.217, SLG: 0.333 (1, 3)	2-2 G5-3		1-1 FC6-4 BB		2-1 F7		2-1 1B	1-2 1B		4	0	1	0	0	0	4
Jay Buhner, R OBP: 0.335, SLG: 0.539 (1, 9)		4-1 2B BB	4-1 FC4-6 BB			4-1 G1-3 1B BB	2-1 F9			1	2	0	0	3	0	2
Greg Briley, L OBP: 0.296, SLG: 0.325 (1, 7)		3-1 HR 2B	1-1 FC4-6			1-2 G1-3 1B	0-0 1B	1-2 2-H 1B		4	1	3	2	0	0	2
Omar Vizquel, S OBP: 0.304, SLG: 0.291 (1, 6)		0-3 K		0-3 K		1-2 G1-3	2-1 F8			4	0	0	0	0	2	5
Dave Valle, R OBP: 0.254, SLG: 0.242 (1, 2)		2-2 G5-3		0-0 G4-3		0-1 G6-3		1-2 P3		4	0	0	0	0	0	3

Inning Stats	R: 0	H: 2	E: 0	K: 0	S: 9	LOB: 2	BB: 1	P: 22	R: 3	H: 2	E: 0	K: 1	S: 14	LOB: 0	BB: 1	P: 27	R: 0	H: 1	E: 0	K: 0	S: 9	LOB: 2	BB: 1	P: 18	R: 0	H: 0	E: 0	K: 1	S: 6	LOB: 0	BB: 0	P: 6	R: 0	H: 1	E: 0	K: 0	S: 8	LOB: 1	BB: 0	P: 12	R: 1	H: 2	E: 0	K: 0	S: 15	LOB: 2	BB: 2	P: 25	R: 1	H: 3	E: 0	K: 0	S: 10	LOB: 2	BB: 0	P: 18	R: 1	H: 1	E: 0	K: 0	S: 11	LOB: 0	BB: 0	P: 15
--------------	------	------	------	------	------	--------	-------	-------	------	------	------	------	-------	--------	-------	-------	------	------	------	------	------	--------	-------	-------	------	------	------	------	------	--------	-------	------	------	------	------	------	------	--------	-------	-------	------	------	------	------	-------	--------	-------	-------	------	------	------	------	-------	--------	-------	-------	------	------	------	------	-------	--------	-------	-------

PITCHER	IP	WLS	BF	H	R	ER	SO	BB	IBB	HBP	BLK	WP	HR	S	P	ERA	WHIP
Don August, R ERA: 5.05 (1, 1)	6.0	L	29	8	4	4	2	5	0	0	0	0	1	61	110	6.00	2.167
Mark Lee, L ERA: 3.81 (7, 1)	0.1		3	2	1	1	0	0	0	0	0	0	0	5	9	27.00	6.000
Ed Nunez, R ERA: 5.82 (7, 1)	1.2		7	2	1	1	0	0	0	0	0	0	1	16	24	5.40	1.200

BOTTOM

Milwaukee Brewers @ Seattle Mariners
The Kingdom, Seattle, WA

Tue Aug 27 1991, 10:05 PM EDT
Att. 12,067 - Dome - 70 F

livebaseballscorecards.com

AB	34
R	6
H	12
RBI	6
BB	5
SO	2
LOB	21



1B: 8	SF: 0	WP: 0	PA: 39
2B: 2	SAC: 0	PB: 0	
3B: 0	DP: 0	SB: 1	
HR: 2	HBP: 0	CS: 1	

Batter	1	2	3	4	5	6	7	8	9	AB R H RBI BB SO LOB	TOP											
Paul Molitor, R (1, 10) OBP: 0.399, SLG: 0.510	2-2 G6-3		4-0 BB		3-3 K			2-2 G5-3	0-1 SAFE 1B	4 0 1 1 1 1 2												
Willie Randolph, R (1, 4) OBP: 0.434, SLG: 0.384	1-0 2B		1-3 K		2-1 G5-3			1-0 G6-3	0-2 1B	5 0 2 1 0 1 3												
Darryl Hamilton, L (1, 9) OBP: 0.334, SLG: 0.368 Dante Bichette, R (9, PH) OBP: 0.269, SLG: 0.382	2-0 G4-3		3-1 G3		2-1 G4-3				1B 2B K	3 0 0 0 0 0 2 2 1 1 0 0 1 2												
Robin Yount, R (1, 8) OBP: 0.342, SLG: 0.409	2-3 K			2-3 K		0-2 G5-3			0-1 2B 1B	4 1 1 0 0 2 1												
B.J. Surhoff, L (1, 2) OBP: 0.306, SLG: 0.349		2-0 G4-3		1-0 P6		0-0 G6-3			0-0 L4	4 0 0 0 0 0 2												
Greg Vaughn, R (1, 7) OBP: 0.316, SLG: 0.455		0-0 G4-3 3B		3-1 G6-3			3-1 F7		1-0 1B 2B	4 2 2 1 0 0 0												
Jim Gantner, L (1, 5) OBP: 0.310, SLG: 0.343		1-0 G4-3			2-1 F8		1-0 F9		1-2 FC4-6 1B	4 1 1 2 0 0 0												
Franklin Stubbs, L (1, 3) OBP: 0.284, SLG: 0.367 Rick Dempsey, R (9, PH) OBP: 0.346, SLG: 0.414 George Canale, L (9, PR)		3-H 1-3 K			0-0 E 1B		3-1 L9		0-1 FC4-6 1B	3 0 1 0 0 1 0 1 0 1 1 0 0 0 0 0 0 0 0 0 0												
Bill Spiers, L (1, 6) OBP: 0.327, SLG: 0.373					0-1 G1-3		0-0 E 1B		1-1 FC4-6 1B	4 1 1 0 0 0 2												
Inning Stats	R: 0 E: 0 K: 1 S: 9	H: 1 LOB: 1 BB: 0 P: 16	R: 1 E: 0 K: 1 S: 6	H: 1 LOB: 0 BB: 0 P: 10	R: 0 E: 0 K: 1 S: 9	H: 0 LOB: 1 BB: 1 P: 17	R: 0 E: 0 K: 1 S: 6	H: 0 LOB: 0 BB: 0 P: 12	R: 0 E: 1 K: 1 S: 9	H: 2 LOB: 2 BB: 0 P: 16	R: 0 E: 0 K: 0 S: 6	H: 0 LOB: 0 BB: 0 P: 8	R: 0 E: 0 K: 0 S: 5	H: 0 LOB: 0 BB: 0 P: 12	R: 0 E: 0 K: 0 S: 6	H: 0 LOB: 0 BB: 0 P: 11	R: 5 E: 0 K: 1 S: 21	H: 7 LOB: 2 BB: 0 P: 25	1B: 7 2B: 3 3B: 1 HR: 0	SF: 0 SAC: 0 DP: 0 HBP: 0	WP: 0 PB: 0 SB: 0 CS: 0	PA: 39
PITCHER	IP WLS BF H R ER SO BB IBB HBP BLK WP HR S P ERA WHIP																					
Brian Holman, R (1, 1) ERA: 3.76	7.0 W 26 4 1 1 5 1 0 0 0 0 0 0 50 91 1.29 0.714																					
Mike Schooler, R (8, 1) ERA: 4.05	1.0 3 0 0 0 0 0 0 0 0 0 0 0 6 11 0.00 0.000																					
Russ Swan, L (9, 1) ERA: 3.55	0.2 7 5 5 5 0 0 0 0 0 0 0 0 13 17 67.50 7.500																					
Bill Swift, R (9, 1) ERA: 1.88	0.1 S 3 2 0 0 1 0 0 0 0 0 0 0 8 8 0.00 6.000																					

Milwaukee Brewers @ Seattle Mariners
The Kingdome, Seattle, WA
Wed Aug 28 1991, 10:05 PM EDT
Att: 11,470 - Dome - 70 F

livebaseballscorecards.com

AB	38
R	6
H	11
RBI	6
BB	1
SO	6
LOB	14



Batter	1	2	3	4	5	6	7	8	9
Edgar Martinez, R OBP: 0.407, SLG: 0.441 Jeff Schaefer, R OBP: 0.266, SLG: 0.336	0-2 G5-3	1-0 F8	1-3 K			2-3 K		1-0 F9	
Harold Reynolds, S OBP: 0.340, SLG: 0.340	2-1 F8	4-1 BB 1B 1B BB			1-0 P5	3-0 BB HBP		0-0 1B	
Ken Griffey Jr., L OBP: 0.404, SLG: 0.544	2-1 HR	1-1 BB 1B 1B			3-3 K	4-2 BB		0-1 G1-3	
Alvin Davis, L OBP: 0.296, SLG: 0.331	4-1 BB 3B BB	4-0 BB 1B 1B BB			3-1 F8	2-2 P5			
Tino Martinez, L OBP: 0.296, SLG: 0.375	4-2 3B BB	1-1 BB 1B			2-2 G6-4-3 1B		1-0 G3		
Jay Buhner, R OBP: 0.337, SLG: 0.543	2-1 WP 3B	4-2 BB			1-0 G6-4-3		0-0 L7		
Greg Briley, L OBP: 0.296, SLG: 0.324	1-1 L7	2-1 F8			0-0 G1-3		0-1 1B		
Omar Vizquel, S OBP: 0.301, SLG: 0.288		2-1 F8	2-1 G5-3			1-0 L4	2-2 F9		
Dave Valle, R OBP: 0.257, SLG: 0.254		1-0 F8 1B 2B	2-2 G4-3			2-1 BB 2B		3-3 K	

AB	R	H	RBI	BB	SO	LOB
4	0	0	0	0	2	2
1	0	0	0	0	0	0
3	1	1	0	1	0	0
4	2	2	2	1	1	1
2	1	0	0	2	0	3
3	1	2	2	1	0	0
3	1	1	2	1	0	1
4	0	1	0	0	0	3
4	0	0	0	0	0	1
4	1	2	0	0	1	0

BOTTOM

Milwaukee Brewers @ Seattle Mariners
The Kingdom, Seattle, WA
Wed Aug 28 1991, 10:05 PM EDT
Att. 11,470 - Dome - 70 F

livebaseballscorecards.com

AB	32
R	7
H	9
RBI	6
BB	6
SO	4
LOB	11



Inning Stats	R	H	E	K	S	L	LOB	BB	P	33					
R: 4 E: 0 K: 0 S: 14	H: 2 LOB: 0 BB: 2 P: 29	R: 3 E: 0 K: 0 S: 13	L: 3 LOB: 3 BB: 3 P: 33	R: 0 E: 0 K: 1 S: 8	H: 0 LOB: 0 BB: 0 P: 13	R: 0 E: 0 K: 1 S: 7	H: 0 LOB: 0 BB: 0 P: 14	R: 0 E: 0 K: 0 S: 5	H: 1 LOB: 0 BB: 0 P: 8	R: 0 E: 0 K: 1 S: 11	H: 1 LOB: 3 BB: 1 P: 25	R: 0 E: 0 K: 0 S: 7	H: 1 LOB: 1 BB: 0 P: 10	R: 0 E: 0 K: 1 S: 7	H: 1 LOB: 1 BB: 0 P: 11

PITCHER	IP	WLS	BF	H	R	ER	SO	BB	IBB	HBP	BLK	WP	HR	S	P	ERA	WHIP
Jaime Navarro, R ERA: 4.33	1.2	L	14	5	7	7	0	4	0	0	0	1	1	23	52	37.80	5.400
Darren Holmes, R ERA: 5.46	3.1		11	1	0	0	2	1	0	0	0	0	0	24	45	0.00	0.600
Julio Machado, R ERA: 3.48	1.0		6	1	0	0	1	1	0	1	0	0	0	11	25	0.00	2.000
Chuck Crim, R ERA: 5.21	2.0		8	2	0	0	1	0	0	0	0	0	0	14	21	0.00	1.000

WP	PA	39
1B: 5	SF: 0	
2B: 2	SAC: 0	
3B: 1	DP: 1	
HR: 1	HBP: 1	
WP: 1	PA: 39	
PB: 0		
SB: 0		
CS: 0		

Batter	1	2	3	4	5	6	7	8	9	AB R H RBI BB SO LOB	TOP	
Wade Boggs, L (1, 5) OBP: 0.421, SLG: 0.467	2-1 F7		3-1 G4-3		4-0 1B IBB		1-1 G3-1		1-1 P5	4 0 0 0 1 0 1		
Jody Reed, R (1, 4) OBP: 0.320, SLG: 0.353	1-1 F8			1-1 1B WP	1-1 1B			2-0 F8		4 1 2 0 0 0 0		
Carlos Quintana, R (1, 3) OBP: 0.375, SLG: 0.430	1-0 G6-3			2-3 K	2-3 K			1-1 1B		4 0 1 0 0 2 4		
Mike Greenwell, L (1, 7) OBP: 0.352, SLG: 0.419				1-3 K	1-3 K		0-0 G3	2-1 F7		4 0 0 0 0 2 5		
Mo Vaughn, L (1, 10) OBP: 0.344, SLG: 0.388				0-0 HR	4-0 1B BB		2-1 P6	2-0 G4-3		3 1 1 1 1 0 1		
Ellis Burks, R (1, 8) OBP: 0.316, SLG: 0.431				3-1 G6-3	3-1 1B		3-2 F8		3-2 G6-3	4 0 1 1 0 0 0 0 0 0 0 0 0 0		
Tom Brunansky, R (9, 9) OBP: 0.298, SLG: 0.378				1-2 2-H 1B	1-2 G6-3		0-0 F8					
Steve Lyons, L (1, 9) OBP: 0.297, SLG: 0.384				1-3 K2-3	1-2 G6-3		0-0 F8		1-0 1B 2B	4 1 1 0 0 1 2		
Tony Peña, R (1, 2) OBP: 0.282, SLG: 0.335				3-2 G4-3		1-0 1B 1B	1-1 G5-3		3-2 P5	4 0 1 0 0 0 1		
Luis Rivera, R (1, 6) OBP: 0.330, SLG: 0.406				1-3 K	1-0 1B 1B		2-1 B1-3		0-2 1B	4 0 2 1 0 1 0		
Inning Stats	R: 0 E: 0 K: 0 S: 5 H: 0 LOB: 0 BB: 0 P: 9	R: 1 E: 0 K: 2 S: 9 H: 1 LOB: 0 BB: 0 P: 14	R: 0 E: 0 K: 1 S: 8 H: 0 LOB: 0 BB: 0 P: 15	R: 1 E: 0 K: 2 S: 14 H: 2 LOB: 2 BB: 1 P: 26	R: 0 E: 0 K: 1 S: 8 H: 3 LOB: 3 BB: 1 P: 17	R: 0 E: 0 K: 0 S: 6 H: 0 LOB: 0 BB: 0 P: 11	R: 0 E: 0 K: 0 S: 6 H: 0 LOB: 0 BB: 0 P: 10	R: 0 E: 0 K: 0 S: 6 H: 1 LOB: 1 BB: 0 P: 13	R: 1 E: 0 K: 0 S: 13 H: 2 LOB: 1 BB: 0 P: 21	1B: 7 2B: 1 3B: 0 HR: 1 SF: 0 SAC: 0 DP: 0 HBP: 0	WP: 1 PB: 0 SB: 0 CS: 0 PA: 37	
PITCHER	IP WLS BF H R ER SO BB IBB HBP BLK WP HR S P ERA WHIP											
Erik Hanson, R (1, 1) ERA: 3.94	8.1 L 34 8 3 3 6 1 1 0 0 1 1 66 123 3.24 1.080											
Michael Jackson, R (9, 1) ERA: 2.47	0.1 2 1 0 0 0 0 0 0 0 0 0 7 10 0.00 3.000											
Rob Murphy, L (9, 1) ERA: 2.31	0.1 1 0 0 0 0 0 0 0 0 0 0 2 3 0.00 0.000											

Boston Red Sox @ Seattle Mariners
The Kingdom, Seattle, WA
Fri Aug 30 1991, 10:05 PM EDT
Att: 29,889 - Dome - 70 F

livebaseballscorecards.com

AB 35
R 3
H 9
RBI 3
BB 2
SO 6
LOB 14



Batter	1	2	3	4	5	6	7	8	9	AB R H RBI BB SO LOB
Edgar Martinez, R (1, 5) OBP: 0.405, SLG: 0.442	0-2 F9		2-0 K 2B		2-3 K		0-0 G4-3			4 0 1 0 0 1 2
Harold Reynolds, S (1, 4) OBP: 0.340, SLG: 0.339	0-1 G5-3		3-3 K			1-1 SH2-3 1B		0-0 G5-3		4 0 1 0 0 1 1
Ken Griffey Jr., L (1, 8) OBP: 0.402, SLG: 0.540	1-1 F8			1-2 G3-1		0-0 SH2-3		1-2 P3		3 0 0 0 0 0 0
Jay Buhner, R (1, 9) OBP: 0.333, SLG: 0.537		0-0 G6-3		1-3 K		1-2 F9		3-3 K		4 0 0 0 0 2 1
Tracy Jones, R (1, 7) OBP: 0.327, SLG: 0.376		0-0 G6-3		1-0 G5-3		2-2 F8			0-1 G4-3	3 0 0 0 0 0 1
Greg Briley, L (9, PH) OBP: 0.295, SLG: 0.323										1 0 0 0 0 0 0
Pete O'Brien, L (1, 3) OBP: 0.304, SLG: 0.396		1-1 2B			2-2 2B G4-3 1B		2-2 F7		0-1 G3 1B	4 1 3 0 0 0 0
Omar Vizquel, S (9, PR) OBP: 0.301, SLG: 0.288										0 0 0 0 0 0 0
Tino Martinez, L (1, 10) OBP: 0.290, SLG: 0.393		2-3 K			0-0 G4-3 SF8 2B		2-1 F9		2-2 G3	4 1 1 0 0 1 2
Jeff Schaefer, R (1, 6) OBP: 0.267, SLG: 0.336			2-2 F9		1-0 G4-3		2-2 1B 1B		1-1 F9	3 0 1 1 0 0 1
Alvin Davis, L (9, PH) OBP: 0.296, SLG: 0.330										1 0 0 0 0 0 1
Dave Valle, R (1, 2) OBP: 0.258, SLG: 0.256			2-2 G6-3		0-0 SF8		1-2 1B			2 0 1 1 0 0 0

Inning Stats	R: 0	H: 0	E: 0	K: 0	S: 7	LOB: 0	BB: 0	P: 8	R: 0	H: 1	E: 0	K: 1	S: 7	LOB: 1	BB: 0	P: 10	R: 0	H: 1	E: 0	K: 1	S: 10	LOB: 1	BB: 0	P: 19	R: 0	H: 0	E: 0	K: 1	S: 8	LOB: 0	BB: 0	P: 11	R: 2	H: 2	E: 0	K: 1	S: 9	LOB: 0	BB: 0	P: 14	R: 0	H: 1	E: 0	K: 0	S: 12	LOB: 1	BB: 0	P: 16	R: 0	H: 2	E: 0	K: 0	S: 10	LOB: 2	BB: 0	P: 17	R: 0	H: 0	E: 0	K: 1	S: 7	LOB: 0	BB: 0	P: 11	R: 0	H: 1	E: 0	K: 0	S: 10	LOB: 1	BB: 0	P: 13	1B: 5	SF: 1	2B: 3	SAC: 1	3B: 0	DP: 0	HR: 0	HBP: 0	WP: 0	PA: 35
PITCHER	IP	WLS	BF	H	R	ER	SO	BB	IBB	HBP	BLK	WP	HR	S	P	ERA	WHIP																																																																	
Joe Hesketh, L (1, 1) ERA: 3.58	8.0	W	31	7	2	2	5	0	0	0	0	0	0	70	106	2.25	0.875																																																																	
Jeff Reardon, R (9, 1) ERA: 3.22	1.0	S	4	1	0	0	0	0	0	0	0	0	0	10	13	0.00	1.000																																																																	

BOTTOM

Boston Red Sox @ Seattle Mariners
The Kingdom, Seattle, WA

Fri Aug 30 1991, 10:05 PM EDT
Att: 29,889 - Dome - 70 F

livebaseballscores.com

AB	33
R	2
H	8
RBI	2
BB	0
SO	5
LOB	9



Batter	1	2	3	4	5	6	7	8	9	AB R H RBI BB SO LOB	TOP									
Wade Boggs, L (1, 5) OBP: 0.425, SLG: 0.469	3-1 FC6-4 1B		2 SAFE 4-1 BB		1-1 FC5-4 1B		2-2 WP SH3-4 SF8 1-2 1B	0-2 G4-3		4 1 3 0 1 0 1										
Jody Reed, R (1, 4) OBP: 0.318, SLG: 0.350	0-1 L5		1-3 K		2-0 FC5-4 1-2f		0-0 SH3-4 1-2 2-3		0-0 G1-3	4 0 0 0 0 1 4										
Carlos Quintana, R (1, 3) OBP: 0.373, SLG: 0.425	3-2 FC6-4 1-2f		1-1 G6-3			0-3 K	4-2 SF8 BB 2-3 3-H		2-2 G6-3	4 0 0 0 1 1 3										
Mike Greenwell, L (1, 7) OBP: 0.353, SLG: 0.422	0-1 F7			1-0 G5-4-3 1B		1-0 3B 2B	0-0 SF8 1-2 3-H		1-1 F7	4 1 2 1 0 0 1										
Ellis Burks, R (1, 8) OBP: 0.315, SLG: 0.428		0-2 G4-3		0-0 G5-4-3 1-2f		2-1 G6-3	4-0 FC5-4 IBB			3 0 0 0 1 0 2										
Tom Brunansky, R (1, 9) OBP: 0.297, SLG: 0.382		2-2 G6-3		1-3 K		0-1 E 3B 2-H	1-1 FC5-4 1-2f			4 1 1 1 0 1 2										
Mo Vaughn, L (1, 10) OBP: 0.347, SLG: 0.399		1-3 K		1-0 G4-3		2-0 E8 2B 3-H		2-1 1B		4 0 2 1 0 1 1										
Tony Peña, R (1, 2) OBP: 0.281, SLG: 0.334			3-1 S 1B		0-1 P6	1-0 F9		1-3 K		4 0 1 0 0 1 2										
Luis Rivera, R (1, 6) OBP: 0.329, SLG: 0.404			1-3 K		0-0 G1-3		0-0 SH3-4 WP 1B	2-3 K		4 1 1 0 0 2 2										
Inning Stats	R: 0 E: 0 K: 0 S: 9	H: 1 LOB: 1 BB: 0 P: 15	R: 0 E: 0 K: 1 S: 10	H: 0 LOB: 0 BB: 0 P: 13	R: 0 E: 0 K: 2 S: 13	H: 1 LOB: 2 BB: 1 P: 23	R: 0 E: 0 K: 1 S: 6	H: 1 LOB: 1 BB: 0 P: 9	R: 2 E: 1 K: 1 S: 10	H: 3 LOB: 1 BB: 0 P: 16	R: 2 E: 0 K: 0 S: 11	H: 2 LOB: 2 BB: 2 P: 22	R: 0 E: 0 K: 2 S: 13	H: 1 LOB: 1 BB: 0 P: 18	R: 0 E: 0 K: 0 S: 8	H: 0 LOB: 0 BB: 0 P: 11	1B: 7 2B: 2 3B: 1 HR: 0	SF: 1 SAC: 1 DP: 1 HBP: 0	WP: 2 PB: 0 SB: 1 CS: 0	PA: 40
PITCHER	IP WLS BF H R ER SO BB IBB HBP BLK WP HR S P ERA WHIP																			
Bill Krueger, L (1, 1) ERA: 3.63	6.0 L 28 9 4 4 5 1 0 0 0 1 0 58 91 6.00 1.667																			
Calvin Jones, R (7, 1) ERA: 2.66	0.1 2 0 0 0 0 1 0 0 0 1 0 4 8 0.00 3.000																			
Russ Swan, L (7, 1) ERA: 3.46	1.2 7 1 0 0 2 0 1 0 0 0 0 16 26 0.00 0.600																			
Michael Jackson, R (9, 1) ERA: 2.44	0.2 2 0 0 0 0 0 0 0 0 0 0 6 8 0.00 0.000																			
Mike Schooler, R (9, 1) ERA: 3.98	0.1 1 0 0 0 0 0 0 0 0 0 0 2 3 0.00 0.000																			

Boston Red Sox @ Seattle Mariners
The Kingdom, Seattle, WA
Sat Aug 31 1991, 10:05 PM EDT
Att: 32,840 - Dome - 70 F

livebaseballscorecards.com

AB 35
R 4
H 10
RBI 3
BB 3
SO 7
LOB 18



Batter	1	2	3	4	5	6	7	8	9	AB R H RBI BB SO LOB
Edgar Martinez, R (1, 5) OBP: 0.406, SLG: 0.449	0-0 P7		0-1 HR		3-2 1B			1-3		4 1 2 1 0 1 0
Harold Reynolds, S (1, 4) OBP: 0.337, SLG: 0.337	2-3 K		2-0 F8		0-0 F8			2-2 G5-3		4 0 0 0 0 1 1
Ken Griffey Jr., L (1, 8) OBP: 0.403, SLG: 0.541	4-2 S BB		2-0 P6				0-2 G4-3 2B	0-0 G4-3		3 0 1 0 1 0 0
Pete O'Brien, L (1, 7) OBP: 0.302, SLG: 0.393	2-3 K		1-0 G3-1				0-1 G4-3			4 0 0 0 0 2 2
Tino Martinez, L (1, 3) OBP: 0.257, SLG: 0.344		2-3 K		2-3 K			1-0 L6			4 0 0 0 0 2 1
Alvin Davis, L (1, 10) OBP: 0.293, SLG: 0.326		2-1 L3		2-0 G4-3			2-1 G4-3			4 0 0 0 0 1 1
Greg Briley, L (1, 9) OBP: 0.298, SLG: 0.324		4-1 BB BB		0-1 CS 1B			1-3 K			2 0 1 0 1 1 0
Scott Bradley, L (1, 2) OBP: 0.284, SLG: 0.244		4-2 FC3-6 BB		3-2 CS	0-0 F7		1-1 F8			2 0 0 0 1 0 0
Omar Vizquel, S (1, 6) OBP: 0.298, SLG: 0.285		1-1 FC3-6			3-2 G4-3		3-2 F7			3 0 0 0 0 0 2

Inning Stats	R: 0	H: 0	E: 0	K: 2	S: 10	LOB: 1	BB: 1	P: 18	R: 0	H: 0	E: 0	K: 1	S: 11	LOB: 2	BB: 2	P: 24	R: 1	H: 1	E: 0	K: 0	S: 5	LOB: 0	BB: 0	P: 10	R: 0	H: 1	E: 0	K: 1	S: 9	LOB: 1	BB: 0	P: 15	R: 0	H: 1	E: 0	K: 0	S: 8	LOB: 1	BB: 0	P: 14	R: 0	H: 1	E: 0	K: 0	S: 9	LOB: 1	BB: 0	P: 12	R: 0	H: 0	E: 0	K: 1	S: 8	LOB: 0	BB: 0	P: 13	R: 0	H: 0	E: 0	K: 2	S: 10	LOB: 0	BB: 0	P: 13	R: 0	H: 0	E: 0	K: 2	S: 10	LOB: 0	BB: 0	P: 14
--------------	------	------	------	------	-------	--------	-------	-------	------	------	------	------	-------	--------	-------	-------	------	------	------	------	------	--------	-------	-------	------	------	------	------	------	--------	-------	-------	------	------	------	------	------	--------	-------	-------	------	------	------	------	------	--------	-------	-------	------	------	------	------	------	--------	-------	-------	------	------	------	------	-------	--------	-------	-------	------	------	------	------	-------	--------	-------	-------

PITCHER	IP	WLS	BF	H	R	ER	SO	BB	IBB	HBP	BLK	WP	HR	S	P	ERA	WHIP
Roger Clemens, R (1, 1) ERA: 2.52	9.0	W	33	4	1	1	8	3	0	0	0	0	1	80	133	1.00	0.778

BOTTOM

Boston Red Sox @ Seattle Mariners
The Kingdom, Seattle, WA

Sat Aug 31 1991, 10:05 PM EDT
Att. 32,840 - Dome - 70 F

livebaseballscorecards.com

AB	30
R	1
H	4
RBI	1
BB	3
SO	8
LOB	7



WP	PA	ERA	WHIP
0	34		

Batter	1	2	3	4	5	6	7	8	9	AB R H RBI BB SO LOB	TOP											
Wade Boggs, L (1, 5) OBP: 0.428, SLG: 0.472	1-2 1B BB 2B 1B	3-2 2B PB 1B 1B	3-1 G1-3 1B		3-1 L7		2-1 FC6-4 1B		1-1 G6-4-3 1-2f	6 2 4 0 0 0 2												
Jody Reed, R (1, 4) OBP: 0.323, SLG: 0.355	4-0 1B 2B BB	3-2 PB 1B 2B	1-1 G1-3 1B		1-1 1B HBP		0-0 FC6-4 1-2f			2 2 2 0 1 0 0												
Mike Brumley, S (6, 4) OBP: 0.272, SLG: 0.276										1 0 0 0 0 0 1												
Carlos Quintana, R (1, 3) OBP: 0.378, SLG: 0.429	0-1 2B SF8 1B	4-2 1B 1B HR BB	3-2 G1-3		2-2 1-2 2-H 1B		0-0 2B 1B			4 3 3 1 1 0 2												
Mike Greenwell, L (1, 7) OBP: 0.351, SLG: 0.419	1-3 K	0-0 HR 1B 1B	0-1 P4		0-0 F8		1-3 K			5 1 1 1 0 2 8												
Ellis Burks, R (1, 8) OBP: 0.316, SLG: 0.430	0-0 1B 2B 1-3 2-H 3-H	1-2 HR 1B 1B		0-1 P2		1-0 G5-3		0-3 K		5 2 2 2 0 1 1												
Tom Brunansky, R (1, 9) OBP: 0.298, SLG: 0.393	3-1 SF8	2-0 HR		1-3 K		0-0 F9		0-1 1-H PB 2B		4 2 2 6 0 1 0												
Mo Vaughn, L (1, 10) OBP: 0.343, SLG: 0.392	3-1 1B 2-H	1-2 L8		0-0 F9		2-1 P6		2-3 K 2-H		5 0 1 1 0 1 0												
John Marzano, R (1, 2) OBP: 0.239, SLG: 0.303	2-3 K	0-0 F8			0-2 G1-3		0-0 G6-3		0-1 G6-4-3 1B	5 0 1 0 0 1 1												
Luis Rivera, R (1, 6) OBP: 0.330, SLG: 0.404		2-2 CS 1B	2-2 G4-3		3-2 HBP 1B 1B		0-0 P3		3-3 K	5 1 2 0 0 1 1												
Inning Stats	R: 4 E: 0 K: 2 S: 17	H: 4 LOB: 1 BB: 1 P: 31	R: 6 E: 0 K: 0 S: 23	H: 6 LOB: 0 BB: 1 P: 39	R: 0 E: 0 K: 0 S: 15	H: 2 LOB: 2 BB: 0 P: 24	R: 0 E: 0 K: 1 S: 6	H: 0 LOB: 0 BB: 0 P: 7	R: 1 E: 0 K: 0 S: 13	H: 2 LOB: 2 BB: 0 P: 22	R: 0 E: 0 K: 0 S: 4	H: 0 LOB: 0 BB: 0 P: 7	R: 0 E: 0 K: 0 S: 5	H: 1 LOB: 1 BB: 0 P: 7	R: 2 E: 0 K: 3 S: 12	H: 2 LOB: 0 BB: 0 P: 15	R: 0 E: 0 K: 1 S: 10	H: 1 LOB: 0 BB: 0 P: 14	1B: 14 2B: 3 3B: 0 HR: 1	SF: 1 SAC: 0 DP: 1 HBP: 1	WP: 0 PB: 3 SB: 0 CS: 1	PA: 46
PITCHER	IP WLS BF H R ER SO BB IBB HBP BLK WP HR S P ERA WHIP																					
Randy Johnson, L (1, 1) ERA: 4.1	1.1 L 13 8 8 8 2 2 0 0 0 0 0 0 32 58 54.00 7.500																					
Scott Bankhead, R (2, 1) ERA: 5.56	2.2 12 4 2 2 1 0 0 0 0 0 0 1 29 43 6.75 1.500																					
Calvin Jones, R (5, 1) ERA: 2.7	3.0 13 3 1 1 0 0 0 0 1 0 0 0 22 36 3.00 1.000																					
Bill Swift, R (8, 1) ERA: 1.97	1.0 5 2 2 1 3 0 0 0 0 0 0 0 12 15 9.00 2.000																					
Mike Schooler, R (9, 1) ERA: 3.8	1.0 3 1 0 0 1 0 0 0 0 0 0 0 10 14 0.00 1.000																					

Boston Red Sox @ Seattle Mariners
The Kingdom, Seattle, WA
Sun Sep 01 1991, 10:05 PM EDT
Att. 19,141 - Dome - 70 F

livebaseballscorecards.com

AB	42
R	13
H	18
RBI	11
BB	2
SO	7
LOB	16



Batter	1	2	3	4	5	6	7	8	9	AB	R	H	RBI	BB	SO	LOB
Edgar Martinez, R OBP: 0.409, SLG: 0.454 (1, 5)	2-1 1B FC6 1B		X 0-0 1B 2B				1-2 G3-1 BB 1B			4	2	3	0	0	0	1
Harold Reynolds, S OBP: 0.338, SLG: 0.337 Omar Vizquel, S OBP: 0.298, SLG: 0.285 (1, 4) (8, 6)	3-2 FC6 1-3 1B		F 3-1 G5-3			B 4-1 G3-1 BB 1-2				3	0	1	0	1	0	1
Ken Griffey Jr., L OBP: 0.400, SLG: 0.537 Greg Briley, L OBP: 0.301, SLG: 0.324 (1, 8) (8, 9)	X 0-0 FC6 CS BB 1-2f 3-H		B 1-1 F9			C 0-1 G3-1				3	0	0	1	0	0	4
Jay Buhner, R OBP: 0.335, SLG: 0.535 (1, 9) (8, 8)	SAFE SAFE 1-2 BB BB		X 0-0 1B			F 0-3 K				3	0	1	1	1	1	3
Pete O'Brien, L OBP: 0.301, SLG: 0.390 (1, 10)	C 4-2 SAFE 1-2 2-3 BB		F 1-3 K			B 1-1 G3-1				3	0	0	0	1	1	1
Tracy Jones, R OBP: 0.325, SLG: 0.372 (1, 7)	B 1-0 FC6-4 1-2f		B 2-0 G5-3			B 3-2 BB 1B				4	0	1	0	0	0	2
Tino Martinez, L OBP: 0.256, SLG: 0.314 (1, 3)		B 2-1 G1-3				B 4-2 G5-4-3 BB 1-2				3	0	0	0	1	0	0
Jeff Schaefer, R OBP: 0.267, SLG: 0.333 (1, 6) (8, 4)		B 2-2 L9				X 0-0 G5-4-3				4	0	1	0	0	0	2
Dave Valle, R OBP: 0.257, SLG: 0.255 Dave Cochrane, S OBP: 0.276, SLG: 0.350 (1, 2) (5, 2)		B 1-1 P5				B 1-1 F8				1	0	0	0	0	0	0

Inning Stats	R: 1	H: 2	E: 0	K: 0	S: 14	LOB: 2	BB: 2	P: 28	R: 0	H: 0	E: 0	K: 0	S: 7	LOB: 0	BB: 0	P: 12	R: 1	H: 2	E: 0	K: 1	S: 9	LOB: 1	BB: 0	P: 14	R: 0	H: 0	E: 0	K: 0	S: 5	LOB: 0	BB: 0	P: 9	R: 0	H: 1	E: 0	K: 1	S: 13	LOB: 2	BB: 1	P: 19	R: 0	H: 1	E: 0	K: 0	S: 10	LOB: 1	BB: 1	P: 18	R: 0	H: 1	E: 0	K: 0	S: 6	LOB: 0	BB: 0	P: 12	R: 0	H: 0	E: 0	K: 0	S: 10	LOB: 0	BB: 1	P: 19	R: 0	H: 1	E: 0	K: 0	S: 12	LOB: 1	BB: 0	P: 16	1B: 7	SF: 0	2B: 1	SAC: 0	3B: 0	DP: 3	HR: 0	HBP: 0	WP: 0	PA: 36
--------------	------	------	------	------	-------	--------	-------	-------	------	------	------	------	------	--------	-------	-------	------	------	------	------	------	--------	-------	-------	------	------	------	------	------	--------	-------	------	------	------	------	------	-------	--------	-------	-------	------	------	------	------	-------	--------	-------	-------	------	------	------	------	------	--------	-------	-------	------	------	------	------	-------	--------	-------	-------	------	------	------	------	-------	--------	-------	-------	-------	-------	-------	--------	-------	-------	-------	--------	-------	--------

PITCHER	IP	WLS	BF	H	R	ER	SO	BB	IBB	HBP	BLK	WP	HR	S	P	ERA	WHIP
Kevin Morton, L ERA: 4.18 (1, 1)	7.0	W	29	7	2	2	2	4	0	0	0	0	0	64	112	2.57	1.571
Dennis Lamp, R ERA: 4.28 (8, 1)	1.0		3	0	0	0	0	1	0	0	0	0	0	10	19	0.00	1.000
Greg Harris, R ERA: 3.79 (9, 1)	1.0		4	1	0	0	0	0	0	0	0	0	0	12	16	0.00	1.000

BOTTOM

Boston Red Sox @ Seattle Mariners
The Kingdom, Seattle, WA

Sun Sep 01 1991, 10:05 PM EDT
Att: 19,141 - Dome - 70 F

livebaseballscorecards.com

AB	31
R	2
H	8
RBI	2
BB	5
SO	2
LOB	15



Batter	1	2	3	4	5	6	7	8	9	AB R H RBI BB SO LOB	TOP											
Tony Phillips, S (1, 7) OBP: 0.385, SLG: 0.464 Skeeter Barnes, R (9, 7) OBP: 0.317, SLG: 0.487	3-2 F7		2-1 F8		2-1 1B	2-0 FC5-2-5 FC4-6		1-0 HR	3-1 G3-1	6 1 2 2 0 0 3 0 0 0 0 0 0 0												
Lou Whitaker, L (1, 4) OBP: 0.400, SLG: 0.517	2-1 HR		3-H 2-1 G5-3		4-1 HR BB	1-2 FC4-6		3-1 G4-3	1-1 G4-3	5 2 1 1 1 0 2												
Lloyd Moseby, L (1, 10) OBP: 0.318, SLG: 0.399 Pete Incaviglia, R (6, PH) OBP: 0.294, SLG: 0.363	1-3 K		1-0 G4-3		4-0 HR BB	0-2 G4-3		2-2 2B 1B		2 1 0 0 1 1 0 2 1 1 0 0 0 1												
Cecil Fielder, R (1, 3) OBP: 0.342, SLG: 0.525 Dave Bergman, L (8, 3) OBP: 0.358, SLG: 0.390	2-0 F7			1-0 P5	1-2 HR		0-1 F8	3-2 1B 2B		5 2 2 3 0 0 0 0 0 0 0 0 0 0												
Mickey Tettleton, S (1, 2) OBP: 0.390, SLG: 0.495				1-2 HBP 2B 1B	1-3 K2-3		3-2 L9	1-0 P3		5 1 1 0 0 2 2												
Travis Fryman, R (1, 6) OBP: 0.303, SLG: 0.444				1-2 2B HBP	0-2 F7		2-2 2B	2-2 1B		4 0 2 2 0 0 0												
Rob Deer, R (1, 9) OBP: 0.315, SLG: 0.392				1-1 1-3 2-H 2B		1-0 1B 2B	4-0 IBB	2-0 P4		4 1 3 1 1 0 1												
Scott Livingstone, L (1, 5) OBP: 0.370, SLG: 0.398				1-2 G4-3		0-1 1B 2-3 1B	0-0 G4-3		1-0 G3-1 2B	5 0 2 0 0 0 5												
Milt Cuyler, S (1, 8) OBP: 0.326, SLG: 0.328				0-0 WP 3B	1-1 P3		0-0 E 1B	0-0 HR 1B	1-3 K	5 3 3 1 0 1 3												
Inning Stats	R: 1 E: 0 K: 1 S: 13	H: 1 LOB: 0 BB: 0 P: 21	R: 0 E: 0 K: 1 S: 11	H: 1 LOB: 1 BB: 0 P: 16	R: 1 E: 0 K: 0 S: 6	H: 1 LOB: 0 BB: 0 P: 11	R: 1 E: 0 K: 0 S: 15	H: 2 LOB: 2 BB: 0 P: 21	R: 3 E: 0 K: 1 S: 12	H: 2 LOB: 0 BB: 2 P: 24	R: 2 E: 1 K: 0 S: 11	H: 3 LOB: 1 BB: 0 P: 15	R: 0 E: 0 K: 0 S: 9	H: 1 LOB: 2 BB: 1 P: 18	R: 4 E: 0 K: 0 S: 15	H: 5 LOB: 1 BB: 0 P: 29	R: 0 E: 0 K: 1 S: 10	H: 1 LOB: 1 BB: 0 P: 16	1B: 8 2B: 5 3B: 1 HR: 3	SF: 0 SAC: 0 DP: 0 HBP: 1	WP: 1 PB: 0 SB: 0 CS: 0	PA: 47
PITCHER	IP WLS BF H R ER SO BB IBB HBP BLK WP HR S P ERA WHIP																					
Rich DeLucia, R (1, 1) ERA: 4.53	5.0 L 27 10 8 7 3 2 0 1 0 0 1 2 61 98 12.60 2.400																					
Russ Swan, L (6, 1) ERA: 3.73	2.1 12 4 3 3 0 0 0 1 0 0 0 1 23 41 11.57 1.714																					
Rob Murphy, L (8, 1) ERA: 2.47	0.2 4 2 1 1 0 0 0 0 0 0 0 0 8 16 13.50 3.000																					
Mike Schooler, R (9, 1) ERA: 3.63	1.0 4 1 0 0 0 1 0 0 0 0 0 0 10 16 0.00 1.000																					

Detroit Tigers @ Seattle Mariners
 The Kingdome, Seattle, WA
 Mon Sep 02 1991, 10:05 PM EDT
 Att. 20,208 - Dome - 70 F

livebaseballscorecards.com

AB	43
R	12
H	17
RBI	10
BB	3
SO	4
LOB	17



Batter	1	2	3	4	5	6	7	8	9	AB R H RBI BB SO LOB
Edgar Martinez, R (1, 5) OBP: 0.409, SLG: 0.452	1-0 G4-3		2-3 K		2-1 F9		4-2 BB		2-2 1B	4 0 1 0 1 1 1
Harold Reynolds, S (1, 4) OBP: 0.337, SLG: 0.339	3-1 G4-3			1-0 G3 3B		3-2 F8	2-2 G5-3		0-0 F9	5 1 1 0 0 0 5
Ken Griffey Jr., L (1, 8) OBP: 0.398, SLG: 0.540	2-2 P6			0-1 P2		2-0 F8		1-0 HR	3-2 G4-3	5 1 1 1 0 0 3
Pete O'Brien, L (1, 7) OBP: 0.299, SLG: 0.387		2-2 F8		1-0 G3		2-1 G4-3		2-1 F7		4 0 0 1 0 0 0
Tino Martinez, L (1, 3) OBP: 0.256, SLG: 0.385		0-1 HR		3-H 0-1 L7			1-1 F8	1-3 K		4 1 1 1 0 1 0
Alvin Davis, L (1, 10) OBP: 0.297, SLG: 0.333		2-2 P6			2-2 G6-3 1B G3 1B		0-1 1B 2B	2-1 1B		4 2 3 0 0 0 0
Greg Briley, L (1, 9) OBP: 0.298, SLG: 0.321		2-1 G4-3			0-2 G3		1-0 F7	2-1 F7		3 0 0 0 0 0 2
Jay Buhner, R (8, PH) OBP: 0.334, SLG: 0.533					1-2 G3					1 0 0 0 0 0 1
Dave Cochrane, S (1, 2) OBP: 0.275, SLG: 0.348			1-3 K		2-0 G6-3		1-0 BB 1B		2-2 F8	4 0 1 0 0 1 1
Omar Vizquel, S (1, 6) OBP: 0.301, SLG: 0.289			2-2 G4-3		2-3 G3		2-3 1B			3 0 2 2 0 0 0
Tracy Jones, R (9, PH) OBP: 0.329, SLG: 0.372					1-2 1B		0-0 BB	4-2 1B BB		0 0 0 0 1 0 0


Inning Stats	R: 0	H: 0	E: 0	K: 0	S: 7	R: 1	H: 1	E: 0	K: 0	S: 10	R: 0	H: 0	E: 0	K: 2	S: 12	R: 1	H: 1	E: 0	K: 0	S: 6	R: 1	H: 2	E: 0	K: 0	S: 12	R: 0	H: 0	E: 0	K: 1	S: 7	R: 1	H: 3	E: 0	K: 0	S: 14	R: 1	H: 2	E: 0	K: 1	S: 10	R: 0	H: 1	E: 0	K: 0	S: 12	1B: 6	SF: 0	2B: 1	SAC: 0	3B: 1	DP: 0	HR: 2	HBP: 0	WP: 0	PA: 39
	0	0	0	0	7	1	1	0	0	10	0	0	0	2	12	1	1	0	0	6	1	2	0	0	12	0	0	0	1	7	1	3	0	0	14	1	2	0	1	10	0	1	0	12	6	0	1	0	2	0	0	0	39		

PITCHER	IP	WLS	BF	H	R	ER	SO	BB	IBB	HBP	BLK	WP	HR	S	P	ERA	WHIP
Bill Gullickson, R (1, 1) ERA: 4.04	6.2	W	28	7	4	4	2	1	0	0	0	0	1	65	105	5.40	1.200
Paul Gibson, L (7, 1) ERA: 4.98	2.1	S	11	3	1	1	1	1	0	0	0	0	1	25	46	3.86	1.714

DETROIT TIGERS @ SEATTLE MARINERS
The Kingdom, Seattle, WA
Mon Sep 02 1991, 10:05 PM EDT
Att: 20,208 - Dome - 70 F

livebaseballscores.com

AB	37
R	5
H	10
RBI	5
BB	2
SO	3
LOB	13



Batter	1	2	3	4	5	6	7	8	9	AB R H RBI BB SO LOB	TOP	
Tony Phillips, S (1, 7) OBP: 0.382, SLG: 0.460	0-0 L7		3-1 G4-3			2-1 G4-3		1-0 P7		4 0 0 0 0 0 1		
Lou Whitaker, L (1, 4) OBP: 0.396, SLG: 0.512	0-1 L8		1-0 F9			2-1 F7		0-0 F8		4 0 0 0 0 0 1		
Dave Bergman, L (1, 3) OBP: 0.355, SLG: 0.387	1-2 1B				1-2 G5-3		3-2 P6		2-0 G3-1	4 0 1 0 0 0 0		
Cecil Fielder, R (1, 10) Skeeter Barnes, R (9, PR)	2-2 F8				3-2 1B		4-2 BB		4-2 BB	2 0 1 0 2 0 1 0 0 0 0 0 0 0		
Mickey Tettleton, S (1, 2) OBP: 0.387, SLG: 0.490			1-0 G3		2-3 K		1-3 K		2-1 L9	4 0 0 0 0 2 2		
Travis Fryman, R (1, 6) OBP: 0.303, SLG: 0.443			1-2 1B		3-2 G3		2-3 K		0-1 G1-3	4 0 1 0 0 1 2		
Rob Deer, R (1, 9) OBP: 0.313, SLG: 0.389			2-0 F7		0-3 K		0-1 F8			3 0 0 0 0 1 2		
Scott Livingstone, L (1, 5) OBP: 0.368, SLG: 0.395			1-0 G3		1-0 1B			1-2 G4-3		3 0 1 0 0 0 1		
Milt Cuyler, S (1, 8) OBP: 0.326, SLG: 0.328			3-2 G3-1		3-3 K			3-2 1B		3 0 1 0 0 1 1		
Inning Stats	R: 0 H: 1 E: 0 LOB: 1 K: 0 BB: 0 S: 9 P: 12	R: 0 H: 1 E: 0 LOB: 1 K: 0 BB: 0 S: 6 P: 11	R: 0 H: 0 E: 0 LOB: 0 K: 0 BB: 0 S: 6 P: 13	R: 0 H: 1 E: 0 LOB: 0 K: 1 BB: 0 S: 9 P: 15	R: 0 H: 1 E: 0 LOB: 1 K: 2 BB: 0 S: 13 P: 20	R: 0 H: 0 E: 0 LOB: 0 K: 0 BB: 0 S: 8 P: 15	R: 0 H: 0 E: 0 LOB: 1 K: 2 BB: 1 S: 11 P: 18	R: 0 H: 1 E: 0 LOB: 1 K: 0 BB: 0 S: 8 P: 13	R: 0 H: 0 E: 0 LOB: 1 K: 0 BB: 1 S: 8 P: 16	1B: 5 SF: 0 2B: 0 SAC: 0 3B: 0 DP: 0 HR: 0 HBP: 0	WP: 0 PA: 33 PB: 0 SB: 0 CS: 0	
PITCHER	IP WLS BF H R ER SO BB IBB HBP BLK WP HR S P ERA WHIP											
Brian Holman, R (1, 1) ERA: 3.59	8.0 W 29 5 0 0 5 1 0 0 0 0 0 0 70 117 0.00 0.750											
Bill Swift, R (9, 1) ERA: 1.95	1.0 S 4 0 0 0 0 1 0 0 0 0 0 0 8 16 0.00 1.000											

Detroit Tigers @ Seattle Mariners
 The Kingdome, Seattle, WA
 Tue Sep 03 1991, 10:05 PM EDT
 Att: 11,441 - Dome - 70 F

livebaseballscorecards.com

AB	31
R	0
H	5
RBI	0
BB	2
SO	5
LOB	11




Batter	1	2	3	4	5	6	7	8	9	AB	R	H	RBI	BB	SO	LOB
Edgar Martinez, R OBP: 0.407, SLG: 0.449 (1, 5)	2-1 F8		0-0 F9		2-1 F8		4-1 IBB			3	0	0	0	1	0	3
Harold Reynolds, S OBP: 0.338, SLG: 0.340 (1, 4)	3-2 1B		2-1 1B		0-0 L7		1-0 G4-3			4	0	2	1	0	0	4
Ken Griffey Jr., L OBP: 0.395, SLG: 0.536 (1, 8)	2-1 F7		1-0 G6-3			1-1 G6-3		0-0 F8		4	0	0	0	0	0	2
Jay Buhner, R OBP: 0.336, SLG: 0.530 (1, 9)	0-0 P3			4-2 G6-4-3 BB		4-2 BB		2-1 G6-3		2	0	0	0	2	0	1
Pete O'Brien, L OBP: 0.297, SLG: 0.384 (1, 3)		3-2 F8		1-1 F8		1-0 F8		1-1 G4-3		4	0	0	0	0	0	2
Tracy Jones, R OBP: 0.323, SLG: 0.364 Greg Briley, L OBP: 0.298, SLG: 0.321 (1, 7) (8, 7)		1-3 K		1-0 G6-4-3		1-2 G3				3	0	0	0	0	1	2
Tino Martinez, L OBP: 0.283, SLG: 0.390 (1, 10)		2-2 F7			4-2 F8 1B BB		2-1 SH2-4 1B			2	0	1	0	1	0	0
Jeff Schaefer, R OBP: 0.270, SLG: 0.336 (1, 6)			3-2 G4-3		0-0 1B		1-0 SH2-4			2	0	1	0	0	0	0
Dave Valle, R OBP: 0.258, SLG: 0.253 (1, 2)			4-2 PB 1B BB		0-1 P3		1-2 L5			2	1	0	0	1	0	3

Inning Stats	R: 0	H: 1	E: 0	LOB: 1	K: 0	BB: 0	S: 8	P: 15	R: 0	H: 0	E: 0	LOB: 0	K: 1	BB: 0	S: 9	P: 15	R: 1	H: 1	E: 0	LOB: 1	K: 0	BB: 1	S: 11	P: 21	R: 0	H: 0	E: 0	LOB: 0	K: 0	BB: 1	S: 5	P: 11	R: 0	H: 1	E: 0	LOB: 2	K: 0	BB: 1	S: 8	P: 14	R: 0	H: 0	E: 0	LOB: 1	K: 0	BB: 1	S: 8	P: 15	R: 0	H: 1	E: 0	LOB: 2	K: 0	BB: 1	S: 8	P: 17	R: 0	H: 0	E: 0	LOB: 0	K: 0	BB: 0	S: 5	P: 8
--------------	------	------	------	--------	------	-------	------	-------	------	------	------	--------	------	-------	------	-------	------	------	------	--------	------	-------	-------	-------	------	------	------	--------	------	-------	------	-------	------	------	------	--------	------	-------	------	-------	------	------	------	--------	------	-------	------	-------	------	------	------	--------	------	-------	------	-------	------	------	------	--------	------	-------	------	------

PITCHER	IP	WLS	BF	H	R	ER	SO	BB	IBB	HBP	BLK	WP	HR	S	P	ERA	WHIP
Scott Aldred, L ERA: 7.06 (1, 1)	8.0	L	32	4	1	0	1	4	1	0	0	0	0	62	116	0.00	1.000

DETROIT TIGERS @ SEATTLE MARINERS
The Kingdom, Seattle, WA
Tue Sep 03 1991, 10:05 PM EDT
Att. 11,441 - Dome - 70 F

AB	26
R	1
H	4
RBI	1
BB	5
SO	1
LOB	17



WP: 0	PA: 32
PB: 1	SB: 0
CS: 0	

livebaseballscorecards.com

Batter	1	2	3	4	5	6	7	8	9	10	AB	R	H	RBI	BB	SO	LOB	TOP						
Edgar Martinez, R (1, 5) OBP: 0.407, SLG: 0.451	0-0 G4-3		2-0 2B		2-0 1B		3-2 G6-3			1-2 F7	5	2	2	0	0	0	1							
Harold Reynolds, S (1, 4) OBP: 0.337, SLG: 0.339	1-1 G6-3		2-3 K		2-0 1B		1-3 K			0-2 P6	5	0	1	0	0	2	1							
Ken Griffey Jr., L (1, 8) OBP: 0.397, SLG: 0.541	1-0 P7		2-2 2B		2-0 1B				1-1 L3	2-2 FC5	5	0	3	2	0	0	0							
Alvin Davis, L (1, 10)		1-0 1B	2-3 K		4-0 FC6-4				0-0 F8	4-0 FC5	3	0	1	0	2	1	1							
Jay Buhner, R (1, 9)		3-2 F7		1-3 K	0-0 FC6-4				2-2 G6-3	1-1 FC5	5	0	0	0	0	1	6							
Tino Martinez, L (1, 3)		1-1 F8		0-3 K		0-0 G6-3			1-3 K		4	0	0	0	0	2	1							
Greg Biley, L (1, 7)		3-1 G4-3		2-0 G4-3		2-2 G1-3			1-1 G3-1		4	0	1	0	0	0	1							
Omar Vizquel, S (1, 6)			1-3 K		1-1 G4-3		0-0 F9		0-0 G3-1		4	0	0	0	0	1	1							
Dave Valle, R (1, 2)			0-1 HR		3-1 P6		0-1 CS		1-0 G6-3		4	1	2	1	0	0	1							
Inning Stats	R: 0 E: 0 K: 0 S: 4	H: 0 LOB: 0 BB: 0 P: 6	R: 0 E: 0 K: 0 S: 8	H: 1 LOB: 1 BB: 0 P: 16	R: 2 E: 0 K: 3 S: 15	H: 3 LOB: 1 BB: 0 P: 24	R: 0 E: 0 K: 2 S: 7	H: 0 LOB: 0 BB: 0 P: 10	R: 1 E: 0 K: 0 S: 8	H: 3 LOB: 3 BB: 1 P: 22	R: 0 E: 0 K: 0 S: 7	H: 0 LOB: 0 BB: 0 P: 9	R: 0 E: 0 K: 1 S: 9	H: 1 LOB: 0 BB: 0 P: 13	R: 0 E: 0 K: 0 S: 6	H: 0 LOB: 0 BB: 0 P: 9	R: 0 E: 0 K: 1 S: 9	H: 1 LOB: 1 BB: 0 P: 12	R: 0 E: 0 K: 0 S: 11	H: 1 LOB: 2 BB: 1 P: 19	1B: 5 2B: 4 3B: 0 HR: 1	SF: 0 SAC: 0 DP: 0 HBP: 0	WP: 0 PB: 0 SB: 0 CS: 1	PA: 41
PITCHER	IP WLS BF H R ER SO	IP WLS BF H R ER SO	IP WLS BF H R ER SO	IP WLS BF H R ER SO	IP WLS BF H R ER SO	IP WLS BF H R ER SO	IP WLS BF H R ER SO	IP WLS BF H R ER SO	IP WLS BF H R ER SO	IP WLS BF H R ER SO	IP WLS BF H R ER SO	IP WLS BF H R ER SO	IP WLS BF H R ER SO	IP WLS BF H R ER SO	IP WLS BF H R ER SO	IP WLS BF H R ER SO	IP WLS BF H R ER SO	IP WLS BF H R ER SO	IP WLS BF H R ER SO	ERA WHIP	ERA WHIP			
Roger Clemens, R (1, 1) ERA: 2.54	9.0																				3.00	1.000		
Jeff Reardon, R (10, 1) ERA: 3.1	1.0																				0.00	1.000		

Seattle Mariners @ Boston Red Sox
 Fenway Park, Boston, MA
 Thu Sep 05 1991, 7:05 PM EDT
 Att. 30,200 - Cloudy - 63 F

livebaseballscorecards.com

AB 39
 R 3
 H 10
 RBI 3
 BB 2
 SO 7
 LOB 13



BOTTOM

Seattle Mariners @ Boston Red Sox
Fenway Park, Boston, MA
Thu Sep 05 1991, 7:05 PM EDT
Att. 30,200 - Cloudy - 63 F

livebaseballscorecards.com

AB	35
R	4
H	8
RBI	3
BB	7
SO	9
LOB	21



WP	1	PA	45
PB	0		
SB	1		
CS	0		

AB R H RBI BB SO LOB

4	1	2	0	1	0	0
0	1	0	0	0	0	0
4	0	1	0	1	1	3
4	0	2	1	1	1	2
4	0	0	0	1	1	5
4	1	1	0	0	2	2
1	0	0	0	0	0	2
2	1	0	0	3	0	1
1	0	0	0	0	0	1
2	0	1	1	0	0	1
4	0	0	0	0	1	3
3	0	0	0	0	2	1
1	0	0	0	0	1	0
0	0	0	0	0	0	0
1	0	1	1	0	0	0

Batter 1 2 3 4 5 6 7 8 9 10

<p>Wade Boggs, L (1, 5) OBP: 0.426, SLG: 0.475</p> <p>Mike Brumley, S (9, PR) OBP: 0.272, SLG: 0.276</p> <p>(10, 5)</p> <p>2B</p>			<p>G6-3</p>			<p>G1-3</p>			<p>WP</p> <p>2B</p> <p>BB</p>	
<p>Jody Reed, R (1, 4) OBP: 0.324, SLG: 0.354</p> <p>(10, 6)</p> <p>2-3</p>			<p>P6</p>			<p>BB</p>			<p>SAFE</p>	
<p>Phil Plantier, L (1, 9) OBP: 0.486, SLG: 0.607</p> <p>(10, 5)</p>			<p>BB</p>			<p>SAFE</p>			<p>SAFE</p>	
<p>Mike Greenwell, L (1, 7) OBP: 0.350, SLG: 0.416</p> <p>(10, 8)</p>			<p>G1-3</p>			<p>G3</p>			<p>SAFE</p>	
<p>Mo Vaughn, L (1, 10) OBP: 0.339, SLG: 0.386</p> <p>Tom Brunansky, R (9, PH) OBP: 0.298, SLG: 0.394</p> <p>(10, 8)</p>			<p>G4-3</p> <p>SF9</p> <p>2B</p>						<p>SAFE</p>	
<p>Carlos Quintana, R (1, 3) OBP: 0.380, SLG: 0.423</p> <p>(10, 4)</p> <p>BB</p>			<p>G4-3</p>			<p>P3</p>			<p>SAFE</p>	
<p>Ellis Burks, R (1, 8) OBP: 0.315, SLG: 0.426</p> <p>Steve Lyons, L (4, 8) OBP: 0.295, SLG: 0.390</p> <p>(10, 4)</p>			<p>SF9</p>			<p>G3</p>			<p>SAFE</p>	
<p>Tony Peña, R (1, 2) OBP: 0.278, SLG: 0.329</p> <p>(10, 1)</p>			<p>K</p>			<p>G3</p>			<p>SAFE</p>	
<p>Luis Rivera, R (1, 6) OBP: 0.325, SLG: 0.395</p> <p>Jack Clark, R (9, PH) OBP: 0.369, SLG: 0.439</p> <p>Jeff Reardon, R (10, 1) OBP: 0.247, SLG: 0.311</p> <p>(10, PH)</p>			<p>K</p>			<p>G5-3</p>			<p>SAFE</p>	

Inning Stats	R: 0 E: 0 K: 1 S: 10	H: 1 LOB: 1 BB: 0 P: 17	R: 0 E: 0 K: 1 S: 6	H: 0 LOB: 1 BB: 1 P: 11	R: 0 E: 0 K: 1 S: 12	H: 1 LOB: 2 BB: 1 P: 22	R: 1 E: 0 K: 1 S: 10	H: 1 LOB: 0 BB: 0 P: 16	R: 1 E: 1 K: 2 S: 15	H: 2 LOB: 2 BB: 0 P: 24	R: 0 E: 0 K: 0 S: 7	H: 1 LOB: 1 BB: 0 P: 10	R: 0 E: 0 K: 1 S: 7	H: 0 LOB: 1 BB: 1 P: 13	R: 0 E: 0 K: 0 S: 6	H: 0 LOB: 1 BB: 1 P: 11	R: 1 E: 0 K: 2 S: 9	H: 1 LOB: 2 BB: 2 P: 23	R: 1 E: 1 K: 0 S: 5	H: 1 LOB: 2 BB: 1 P: 11	1B: 4 2B: 4 3B: 0 HR: 0	SF: 1 SAC: 2 DP: 0 HBP: 0
--------------	-------------------------------	----------------------------------	------------------------------	----------------------------------	-------------------------------	----------------------------------	-------------------------------	----------------------------------	-------------------------------	----------------------------------	------------------------------	----------------------------------	------------------------------	----------------------------------	------------------------------	----------------------------------	------------------------------	----------------------------------	------------------------------	----------------------------------	----------------------------------	------------------------------------

PITCHER	IP	WLS	BF	H	R	ER	SO	BB	IBB	HBP	BLK	WP	HR	S	P	ERA	WHIP
Erik Hanson, R (1, 1) ERA: 3.81	7.1		33	6	2	1	7	4	0	0	0	0	0	71	122	1.23	1.364
Bill Swift, R (8, 1) ERA: 2.03	1.1		7	1	1	1	2	1	1	0	0	1	0	10	24	6.75	1.500
Rob Murphy, L (9, 1) ERA: 2.64	0.1	L	3	0	1	1	0	1	0	0	0	0	0	4	8	27.00	3.000
Michael Jackson, R (10, 1) ERA: 2.43	0.1		2	1	0	0	0	0	0	0	0	0	0	2	4	0.00	3.000

Batter	1	2	3	4	5	6	7	8	9	AB R H RBI BB SO LOB	TOP
Edgar Martinez, R OBP: 0.406, SLG: 0.449 (1, 5)	2-2 FC2-6 1B		3-3 K	1-1 F9			3-2 G5-3			4 0 1 0 0 1 0	
Harold Reynolds, S OBP: 0.335, SLG: 0.336 (1, 4)	0-0 FC2-6 FC5-4 1-2f		1-0 F8		1-1 G4-3		0-0 G4-3			4 0 0 0 0 0 1	
Ken Griffey Jr., L OBP: 0.396, SLG: 0.538 (1, 8)	1-1 FC5-4 1-2f			3-2 WP 1B	1-3 K		0-1 F9			4 1 1 0 0 1 1	
Jay Buhner, R OBP: 0.333, SLG: 0.521 (1, 9)	1-1 L7			4-2 1B FC1-2 BB	0-2 1B		3-2 P3			3 0 1 0 1 0 1	
Tracy Jones, R OBP: 0.321, SLG: 0.361 (1, 7)			1-1 G6-3	2-0 FC1-2 HR 1B	1-2 F9		0-2 P4			4 1 1 1 0 0 1	
Alvin Davis, L OBP: 0.302, SLG: 0.333 (1, 10)			1-2 1B	4-0 FC1-2 HR BB		2-2 E4 G1-3		2-3 K		3 1 1 0 1 1 0	
Tino Martinez, L OBP: 0.264, SLG: 0.354 Dave Cochrane, S OBP: 0.273, SLG: 0.345 (1, 3) (9, PH)			1-2 G6-3 1B	1-3 K		1-0 G1-3			2-1 G6-3	3 0 1 0 0 1 4 1 0 0 0 0 0 0	
Jeff Schaefer, R OBP: 0.264, SLG: 0.328 Greg Briley, L OBP: 0.299, SLG: 0.325 (1, 6) (9, PH)			0-1 G6-3	0-0 FC1-2 HR		1-1 L8			1-2 CS 1B	3 1 0 0 0 0 6 1 0 1 0 0 0 0	
Dave Valle, R OBP: 0.262, SLG: 0.281 Scott Bradley, L OBP: 0.283, SLG: 0.242 (1, 2) (9, PH)			2-1 G5-3	3-2 HR		0-1 G5-3			1-2 F7	3 1 1 4 0 0 1 1 0 0 0 0 0 1	

Seattle Mariners @ Boston Red Sox
Fenway Park, Boston, MA
Fri Sep 06 1991, 7:05 PM EDT
Att. 33,002 - Cloudy - 67 F

livebaseballscorecards.com

AB	34
R	5
H	8
RBI	5
BB	2
SO	4
LOB	16



Inning Stats	R: 0	H: 1	E: 0	K: 0	S: 8	P: 12	R: 0	H: 2	E: 0	K: 0	S: 11	P: 14	R: 0	H: 0	E: 0	K: 1	S: 6	R: 5	H: 3	E: 0	K: 1	S: 15	P: 33	R: 0	H: 1	E: 0	K: 1	S: 13	P: 16	R: 0	H: 0	E: 1	K: 0	S: 8	P: 12	R: 0	H: 0	E: 0	K: 0	S: 6	P: 9	R: 0	H: 0	E: 0	K: 1	S: 9	P: 14	R: 0	H: 1	E: 0	K: 0	S: 10	P: 14	1B: 7	2B: 0	3B: 0	HR: 1	SF: 0	SAC: 0	DP: 1	HBP: 0	WP: 1	PA: 36	PB: 0	SB: 0	CS: 1
--------------	------	------	------	------	------	-------	------	------	------	------	-------	-------	------	------	------	------	------	------	------	------	------	-------	-------	------	------	------	------	-------	-------	------	------	------	------	------	-------	------	------	------	------	------	------	------	------	------	------	------	-------	------	------	------	------	-------	-------	-------	-------	-------	-------	-------	--------	-------	--------	-------	--------	-------	-------	-------

PITCHER	IP	WLS	BF	H	R	ER	SO	BB	IBB	HBP	BLK	WP	HR	S	P	ERA	WHIP
Matt Young, L ERA: 5.02 (1, 1)	3.2		18	6	5	5	2	2	0	0	0	1	1	38	68	12.27	2.182
Dennis Lamp, R ERA: 4.07 (4, 1)	3.1	W	12	1	0	0	1	0	0	0	0	0	0	29	40	0.00	0.300
Greg Harris, R ERA: 3.66 (8, 1)	1.0		3	0	0	0	1	0	0	0	0	0	0	9	14	0.00	0.000
Tony Fossas, L ERA: 3.98 (9, 1)	0.1		1	0	0	0	0	0	0	0	0	0	0	2	4	0.00	0.000
Jeff Reardon, R ERA: 3.06 (9, 1)	0.2	S	2	1	0	0	0	0	0	0	0	0	0	8	10	0.00	1.500

Batter	1	2	3	4	5	6	7	8	9	AB R H RBI BB SO LOB	BOTTOM
--------	---	---	---	---	---	---	---	---	---	----------------------	--------

Wade Boggs, L <small>(1, 5) OBP: 0.430, SLG: 0.477</small>										3 2 2 0 2 0 2	Seattle Mariners @ Boston Red Sox Fenway Park, Boston, MA Fri Sep 06 1991, 7:05 PM EDT Atf: 33,002 - Cloudy - 67 F
Jody Reed, R <small>(1, 4) OBP: 0.325, SLG: 0.352</small>										3 1 0 0 2 1 4	
Phil Plantier, L <small>(1, 10) OBP: 0.473, SLG: 0.593</small> Jack Clark, R <small>(7, PH) OBP: 0.368, SLG: 0.438</small>										3 0 1 2 0 0 3 1 0 0 0 0 0 3	
Mike Greenwell, L <small>(1, 7) OBP: 0.349, SLG: 0.418</small>										5 1 1 1 0 0 2	
Carlos Quintana, R <small>(1, 3) OBP: 0.382, SLG: 0.423</small>										4 0 2 0 1 1 1	
Tom Brunansky, R <small>(1, 9) OBP: 0.302, SLG: 0.395</small>										4 2 2 1 1 0 1	
Mike Brumley, S <small>(1, 8) OBP: 0.271, SLG: 0.275</small>										4 0 1 0 0 0 5	
Tony Peña, R <small>(1, 2) OBP: 0.282, SLG: 0.333</small>										4 0 3 2 0 0 2	
Luis Rivera, R <small>(1, 6) OBP: 0.324, SLG: 0.393</small>										4 0 1 0 0 1 6	

Inning Stats	R: 0	H: 0	E: 0	K: 0	S: 7	R: 0	H: 2	E: 0	K: 0	S: 6	R: 3	H: 3	E: 0	K: 0	S: 19	R: 0	H: 2	E: 0	K: 0	S: 9	R: 1	H: 3	E: 0	K: 0	S: 13	R: 1	H: 1	E: 0	K: 2	S: 12	R: 1	H: 1	E: 1	K: 1	S: 11	R: 0	H: 1	E: 0	K: 0	S: 9	1B: 12	2B: 0	3B: 1	HR: 0	SF: 1	SAC: 1	DP: 1	HBP: 0	WP: 0	PB: 2	SB: 0	CS: 0	PA: 43
PITCHER Bill Krueger, L (1, 1) ERA: 3.76 Calvin Jones, R (5, 1) ERA: 2.63 Russ Swan, L (6, 1) ERA: 3.71 Michael Jackson, R (6, 1) ERA: 2.53 Rob Murphy, L (7, 1) ERA: 2.63	IP	WLS	BF	H	R	ER	SO	BB	IBB	HBP	BLK	WP	HR	S	P	ERA	WHIP													PITCHER Bill Swift, R (7, 1) ERA: 2.0	IP	WLS	BF	H	R	ER	SO	BB	IBB	HBP	BLK	WP	HR	S	P	ERA	WHIP						

livebaseballscorecards.com

AB	35
R	6
H	13
RBI	6
BB	6
SO	3
LOB	29



Batter	1	2	3	4	5	6	7	8	9	AB	R	H	RBI	BB	SO	LOB	TOP								
Edgar Martinez, R OBP: 0.407, SLG: 0.448 (1, 5) B C S B B X	3-2 G5-3 1			1-1 1B 2B	1-1 F8		1-3 K		2-2 G1-3 3	5	1	1	0	0	1	3									
Harold Reynolds, S OBP: 0.336, SLG: 0.338 Jeff Schaefer, R OBP: 0.271, SLG: 0.329 (1, 4) B C B B B (7, 4)	4-1 G4-3 BB			1-1 1B 2-H SF8 1B		3-2 F8 1		3-1 G5-3 1		2	1	1	1	1	0	0									
Ken Griffey Jr., L OBP: 0.394, SLG: 0.535 Dave Cochrane, S OBP: 0.276, SLG: 0.343 (1, 8) C B 1 SAFE SAFE (7, 7) X F	1-2 G4-3 1-2			1-0 1-3 1B		0-1 G3-1 2		0-0 G5-3 2		3	0	1	0	0	0	1									
Alvin Davis, L OBP: 0.303, SLG: 0.332 (1, 10)		2-0 F7 1		1-2 SF8 3-H		1-2 G4-3 3		3-2 P5 3		3	0	0	1	0	0	0									
Tino Martinez, L OBP: 0.290, SLG: 0.352 (1, 3)		1-3 K 2		0-0 F8 2			0-1 1B BB SF8 1B		4-0 2B SF7 BB	3	2	1	0	1	1	1									
Jay Buhner, R OBP: 0.335, SLG: 0.517 Tracy Jones, R OBP: 0.327, SLG: 0.369 (1, 9) (7, PH) (7, 9)		2-3 K 3		0-0 F8 3			4-0 SF8 1B 1-2 BB		1-1 1B 2B	2	0	0	0	0	1	1									
Greg Briley, L OBP: 0.302, SLG: 0.332 (1, 7) (7, 8)			2-2 F8 1		0-0 1B G5-4-3 2B		1-1 1-2 2-3 1B		2-1 SF7 3-H	3	1	2	1	0	0	0									
Omar Vizquel, S OBP: 0.298, SLG: 0.266 (1, 6)			1-1 G6-3 2		3-2 G5-4-3 1B		0-1 P9 1		0-2 1B 2-H	4	0	2	1	0	0	3									
Dave Valle, R OBP: 0.269, SLG: 0.293 Scott Bradley, L OBP: 0.280, SLG: 0.241 (1, 2) (5, 2)			1-1 G6-3 3		0-0 G5-4-3 1-2f 3-H		2-1 SF8 2		2-2 L4 2	2	0	0	0	0	0	1									
Inning Stats	R: 0 E: 0 K: 0 S: 7	H: 0 LOB: 0 BB: 1 P: 15	R: 0 E: 0 K: 2 S: 12	H: 0 LOB: 0 BB: 0 P: 17	R: 0 E: 0 K: 0 S: 10	H: 0 LOB: 0 BB: 0 P: 14	R: 2 E: 0 K: 0 S: 11	H: 3 LOB: 1 BB: 0 P: 15	R: 1 E: 0 K: 0 S: 7	H: 2 LOB: 0 BB: 0 P: 11	R: 0 E: 0 K: 0 S: 10	H: 0 LOB: 0 BB: 0 P: 14	R: 1 E: 0 K: 1 S: 11	H: 2 LOB: 2 BB: 1 P: 19	R: 0 E: 0 K: 0 S: 7	H: 0 LOB: 0 BB: 0 P: 13	R: 2 E: 0 K: 0 S: 14	H: 2 LOB: 1 BB: 1 P: 25	1B: 6 2B: 3 3B: 0 HR: 0	SF: 3 SAC: 0 DP: 1 HBP: 0	WP: 0 PB: 0 SB: 0 CS: 0	PA: 37			
PITCHER	IP	WLS	BF	H	R	ER	SO	BB	IBB	HBP	BLK	WP	HR	S	P	ERA	WHIP								
Mike Gardiner, R ERA: 4.88 (1, 1)	6.0	W	23	6	4	4	2	1	0	0	0	0	0	59	88	6.00	1.167								
Jeff Plympton, R ERA: (7, 1)	2.0		8	1	0	0	1	1	0	0	0	0	0	16	30	0.00	1.000								
John Dopson, R ERA: 18.0 (9, 1)	1.0		6	2	2	2	0	1	0	0	0	0	0	14	25	18.00	3.000								

Seattle Mariners @ Boston Red Sox

Fenway Park, Boston, MA

Sun Sep 08 1991, 3:33 AM EDT

Att. 32,979 - Sunny - 81 F

livebaseballscorecards.com

AB 31
R 6
H 9
RBI 5
BB 3
SO 3
LOB 11



Batter	1	2	3	4	5	6	7	8	9
Wade Boggs, L OBP: 0.430, SLG: 0.473 Scott Cooper, L (1, 5) (7, 5)	2-1 F7	0-2 G6-3	4-0 2B 1B IBB		1-1 G1-3	4-0 2B 1B IBB	0-0 F7		
Jody Reed, R OBP: 0.333, SLG: 0.361 (1, 4)	4-0 E 1B BB		1-0 HR 2B		1-0 FC6-4 HBP	4-0 2B 1B BB	0-2 G5-3		
Phil Plantier, L OBP: 0.488, SLG: 0.652 (1, 9) (5, 7)	1-1 E9 1B SF9 1B		0-0 HR		0-3 K	0-0 1B 2B	1-1 F8		
Mike Greenwell, L OBP: 0.353, SLG: 0.430 Bob Zupcic, R OBP: 0.250, SLG: 0.250 (1, 7) (5, 9)	2-2 SF9 BB 1B		1-0 E BB		2-1 FC6-4 1-2f	2-2 1B 1B BB 1B	1-3 K		
Mo Vaughn, L OBP: 0.363, SLG: 0.404 (1, 10)	4-1 1-2 BB		1-2 E4 SF7 2B	4-2 2B BB		1-2 1B 1B BB	0-0 1B		
Carlos Quintana, R OBP: 0.388, SLG: 0.437 (1, 3)	2-0 SF9		4-1 2B BB	1-0 1-3 2B		0-2 FC3-2 1B	0-0 F9		
Ellis Burks, R OBP: 0.317, SLG: 0.428 Steve Lyons, L OBP: 0.291, SLG: 0.385 (1, 8) (6, PH) (7, 8)	2-3 K		3-2 SF7	2-3 K		0-1 FC3-2 2B 1B	0-0 G1-3		
Mike Brumley, S OBP: 0.269, SLG: 0.258 (1, 6)		0-2 G4-3	1-1 L8	2-3 K		0-0 FC3-2 2B BB			
John Marzano, R OBP: 0.255, SLG: 0.337 (1, 2)		1-0 G6-3	0-1 2B 2B	1-0 G6-3		0-2 BB 2B			

Inning Stats	R: 2	H: 2	E: 1	K: 1	S: 13	LOB: 2	BB: 2	P: 30	R: 0	H: 0	E: 0	K: 0	S: 7	LOB: 0	BB: 0	P: 8	R: 7	H: 6	E: 1	K: 0	S: 20	LOB: 2	BB: 3	P: 39	R: 0	H: 1	E: 0	K: 2	S: 11	LOB: 1	BB: 1	P: 21	R: 0	H: 0	E: 0	K: 1	S: 7	LOB: 1	BB: 0	P: 11	R: 8	H: 7	E: 0	K: 0	S: 27	LOB: 3	BB: 4	P: 50	R: 0	H: 0	E: 0	K: 0	S: 6	LOB: 0	BB: 0	P: 7	R: 0	H: 1	E: 0	K: 1	S: 7	LOB: 1	BB: 0	P: 8
--------------	------	------	------	------	-------	--------	-------	-------	------	------	------	------	------	--------	-------	------	------	------	------	------	-------	--------	-------	-------	------	------	------	------	-------	--------	-------	-------	------	------	------	------	------	--------	-------	-------	------	------	------	------	-------	--------	-------	-------	------	------	------	------	------	--------	-------	------	------	------	------	------	------	--------	-------	------

PITCHER	IP	WLS	BF	H	R	ER	SO	BB	IBB	HBP	BLK	WP	HR	S	P	ERA	WHIP
Rich DeLucia, R ERA: 4.95	(1, 1)	2.2	L	20	7	9	9	1	4	1	0	0	0	35	71	30.38	4.125
Russ Swan, L ERA: 3.64	(3, 1)	1.1		7	2	0	2	1	0	0	0	0	0	16	27	0.00	2.250
Michael Jackson, R ERA: 3.2	(5, 1)	1.1		11	3	6	1	2	1	1	0	0	0	22	42	40.50	3.750
Rob Murphy, L ERA: 3.0	(6, 1)	0.0		2	2	0	0	0	0	0	0	0	0	4	6	∞	∞
Mike Schooler, R ERA: 3.38	(6, 1)	1.2		8	2	2	0	1	0	0	0	0	0	14	20	10.80	1.800

BOTTOM

AB	R	H	RBI	BB	SO	LOB
3	2	0	0	2	0	0
1	0	0	0	0	0	0

AB	R	H	RBI	BB	SO	LOB
3	3	2	3	2	0	0

AB	R	H	RBI	BB	SO	LOB
6	3	4	5	0	1	1

AB	R	H	RBI	BB	SO	LOB
2	1	1	1	1	0	2
3	1	1	1	0	1	1

AB	R	H	RBI	BB	SO	LOB
3	1	3	1	3	0	0

AB	R	H	RBI	BB	SO	LOB
4	2	3	2	1	0	1

AB	R	H	RBI	BB	SO	LOB
3	1	1	1	0	2	4
2	0	0	0	0	0	4

AB	R	H	RBI	BB	SO	LOB
4	1	0	1	1	1	6

AB	R	H	RBI	BB	SO	LOB
5	2	2	2	0	0	5

WP	HR	S	P	ERA	WHIP
0	0	7	8	0.00	1.000

Seattle Mariners @ Boston Red Sox
Fenway Park, Boston, MA
 Sun Sep 08 1991, 3:33 AM EDT
 Att: 32,979 - Sunny - 81 F

livebaseballscorecards.com

AB	39
R	17
H	17
RBI	17
BB	10
SO	5
LOB	24



Batter	1	2	3	4	5	6	7	8	9	AB R H RBI BB SO LOB	TOP	
Edgar Martinez, R (1, 5) OBP: 0.409, SLG: 0.456 Jeff Schaefer, R (6, 5) OBP: 0.269, SLG: 0.326	2-2 G1-3			2-2 HR 1B		1-2 HR		1-3 K		3 2 2 2 0 0 0 1 0 0 0 0 1 1		
Harold Reynolds, S (1, 4) OBP: 0.337, SLG: 0.346	2-1 F8			1-0 HR		1-2 F7		2-0 2B		4 1 2 3 0 0 0		
Ken Griffey Jr., L (1, 8) OBP: 0.393, SLG: 0.532	1-0 F7			0-2 G4-3		1-0 G4-3		4-0 IBB		3 0 0 0 1 0 0		
Alvin Davis, L (1, 10) OBP: 0.300, SLG: 0.329		1-1 F8		3-2 F8		3-0 L4		0-2 G3-1		4 0 0 0 0 0 2		
Jay Buhner, R (1, 9) OBP: 0.334, SLG: 0.514		1-1 F7		1-1 G5-3			3-1 F8		2-1 FC3-6 1B	4 0 1 0 0 0 0		
Tino Martinez, L (1, 3) OBP: 0.273, SLG: 0.328		1-3 K			2-0 G4-3		1-1 G3-1		1-3 SAFE K	4 0 0 0 0 2 1		
Greg Briley, L (1, 7) OBP: 0.298, SLG: 0.328			2-0 G6-3		1-0 G3-1		3-3 K		1-1 SAFE FC3-6	4 0 0 0 0 1 1		
Omar Vizquel, S (1, 6) OBP: 0.298, SLG: 0.289		2-2 G4-3		0-3 K			1-2 F9 2B		2-2 SAFE F9	4 1 1 0 0 1 1		
Dave Valle, R (1, 2) OBP: 0.270, SLG: 0.291			1-0 L7			1-1 HR HBP		1-0 F9		2 1 0 0 0 0 1		
Inning Stats	R: 0 E: 0 K: 0 S: 7 H: 0 LOB: 0 BB: 0 P: 12	R: 0 E: 0 K: 1 S: 7 H: 0 LOB: 0 BB: 0 P: 10	R: 0 E: 0 K: 0 S: 5 H: 0 LOB: 0 BB: 0 P: 10	R: 2 E: 0 K: 0 S: 12 H: 2 LOB: 0 BB: 0 P: 19	R: 0 E: 0 K: 1 S: 6 H: 0 LOB: 0 BB: 0 P: 9	R: 2 E: 0 K: 0 S: 11 H: 1 LOB: 0 BB: 0 P: 18	R: 0 E: 0 K: 1 S: 8 H: 0 LOB: 0 BB: 0 P: 15	R: 1 E: 0 K: 1 S: 13 H: 2 LOB: 2 BB: 1 P: 22	R: 0 E: 0 K: 1 S: 10 H: 1 LOB: 1 BB: 0 P: 16	1B: 2 2B: 2 3B: 0 HR: 2 SF: 0 SAC: 0 DP: 0 HBP: 1	WP: 0 PB: 0 SB: 1 CS: 0 PA: 35	
PITCHER	IP WLS BF H R ER SO BB IBB HBP BLK WP HR S P ERA WHIP											
Todd Stottlemyre, R (1, 1) ERA: 3.78	7.1 L 27 4 5 5 3 0 0 1 0 0 0 2 62 101 6.14 0.545											
Mike Timlin, R (8, 1) ERA: 3.39	0.2 5 2 0 0 1 0 0 1 0 0 0 0 9 18 0.00 3.000											
Bob MacDonald, L (9, 1) ERA: 2.89	1.0 3 0 0 0 1 0 0 0 0 0 0 0 8 12 0.00 0.000											

Seattle Mariners @ Toronto Blue Jays
SkyDome, Toronto, ON
Tue Sep 10 1991, 7:05 PM EDT
Att. 50,196 - Cloudy - 72 F

livebaseballscorecards.com

AB	33
R	5
H	6
RBI	5
BB	1
SO	5
LOB	7



Batter	1	2	3	4	5	6	7	8	9	AB R H RBI BB SO LOB
Devon White, S OBP: 0.351, SLG: 0.465 (1, 8)	2-1 HR 2B		1-3 K		1-1 1B 1B			1-2 G4-3		4 1 2 0 0 1 0
Roberto Alomar, S OBP: 0.348, SLG: 0.436 (1, 4)	1-0 P2		2-0 2B 1B		1-1 1B 1B			1-2 G6-3		4 1 2 0 0 0 1
Joe Carter, R OBP: 0.338, SLG: 0.538 (1, 9)	3-1 HR		2-2 2B		1-2 G5-4-3-2-4-3 1-2f 2-Hf			1-3 K		4 2 2 2 0 1 2
Kelly Cruber, R OBP: 0.313, SLG: 0.457 (1, 5)	1-0 G6-3		2-1 G5-3		0-0 CS 1B			2-1 G6-3		4 0 1 0 0 0 2
John Olerud, L OBP: 0.349, SLG: 0.447 (1, 3)	4-1 FC6-4 BB		2-2 2B		0-0 F7			1-3 K		3 0 1 2 1 1 1
Candy Maldonado, R OBP: 0.310, SLG: 0.420 (1, 7)	1-2 FC6-4		1-0 F8		1-3 K			2-3 K		4 0 0 0 0 2 3
Rance Mulliniks, L OBP: 0.375, SLG: 0.348 (1, 10)		1-2 F8		0-0 G6-3		2-0 CS	1-3 K			3 0 0 0 0 1 0
Greg Myers, L OBP: 0.304, SLG: 0.407 (1, 2)		2-0 G4-6-3 1B		2-2 L8		3-1 F8				3 0 1 0 0 0 0
Manuel Lee, S OBP: 0.276, SLG: 0.291 (1, 6)		0-2 G4-6-3		1-0 L6		2-3 K				3 0 0 0 0 1 1

Inning Stats	R: 2 E: 0 K: 10 S: 10	H: 2 LOB: 1 BB: 1 P: 22	R: 0 E: 0 K: 7 S: 7	H: 1 LOB: 0 BB: 0 P: 10	R: 2 E: 0 K: 14 S: 14	H: 3 LOB: 1 BB: 0 P: 24	R: 0 E: 0 K: 5 S: 5	H: 0 LOB: 0 BB: 0 P: 8	R: 0 E: 0 K: 7 S: 7	H: 2 LOB: 0 BB: 0 P: 10	R: 0 E: 0 K: 5 S: 5	H: 1 LOB: 0 BB: 0 P: 8	R: 0 E: 0 K: 9 S: 9	H: 0 LOB: 0 BB: 0 P: 15	R: 0 E: 0 K: 9 S: 9	H: 0 LOB: 0 BB: 0 P: 12	R: 0 E: 0 K: 9 S: 9	H: 0 LOB: 0 BB: 0 P: 14	1B: 5 2B: 3 3B: 1 HR: 1	SF: 0 SAC: 0 DP: 1 HBP: 0	WP: 0 PB: 0 SB: 0 CS: 1	PA: 34	
PITCHER	IP	WLS	BF	H	R	ER	SO	BB	IBB	HBP	BLK	WP	HR	S	P	ERA	WHIP						
Brian Holman, R ERA: 3.65 (1, 1)	7.0	W	27	9	4	4	4	1	0	0	0	0	1	57	97	5.14	1.429						
Calvin Jones, R ERA: 2.93 (8, 1)	2.0	S	6	0	0	0	3	0	0	0	0	0	0	18	26	0.00	0.000						

BOTTOM

Seattle Mariners @ Toronto Blue Jays
SkyDome, Toronto, ON
Tue Sep 10 1991, 7:05 PM EDT
Att: 50,196 - Cloudy - 72 F

livebaseballscorecards.com

AB	32
R	4
H	9
RBI	4
BB	1
SO	7
LOB	10



Edgar Martinez, R (1, 10) OBP: 0.410, SLG: 0.461 Alvin Davis, L (9, PH) OBP: 0.300, SLG: 0.328	2-0 FC1 2B	0-1 2-H 2B	1-0 G4-6-3		2-2 G5-3		4-2 BB	0-1 G4-3	4 0 2 1 1 0 3 1 0 0 0 0 0 1
---	------------------	------------------	---------------	--	-------------	--	-----------	-------------	--------------------------------

Harold Reynolds, S (1, 4) OBP: 0.335, SLG: 0.345	0-0 FC1 BB 2-3	0-3 K		1-2 L5		1-0 G4-3 1B	2-1 P4		5 1 1 0 0 1 3
--	-------------------------	----------	--	-----------	--	-------------------	-----------	--	---------------

Tracy Jones, R (1, 7) OBP: 0.329, SLG: 0.366	4-0 1-2 BB	1-3 K		1-0 G1-3		2-3 K		0-0 1B	4 0 1 0 1 2 2
--	------------------	----------	--	-------------	--	----------	--	-----------	---------------

Jay Buhner, R (1, 9) OBP: 0.335, SLG: 0.510	0-1 P3		4-1 HR BB	4-1 1B BB		1-2 G4-3		2-2 P3	3 1 0 0 2 0 4
---	-----------	--	-----------------	-----------------	--	-------------	--	-----------	---------------

Pete O'Brien, L (1, 3) OBP: 0.301, SLG: 0.392	1-3 K		2-1 HR	2-2 1B		4-0 1B IBB		4-0 G6-4-3 IBB	3 1 2 2 2 1 2
---	----------	--	-----------	-----------	--	------------------	--	----------------------	---------------

Dave Valle, R (1, 2) OBP: 0.275, SLG: 0.291		3-2 2B HBP	4-0 2B 1B BB	1-2 G5-3		2-1 1B		0-1 G6-4-3	3 2 1 1 1 0 4
---	--	------------------	-----------------------	-------------	--	-----------	--	---------------	---------------

Dave Cochrane, S (1, 5) OBP: 0.282, SLG: 0.361 Omar Vizquel, S (7, 6) OBP: 0.297, SLG: 0.288		0-1 1B 2B	2-1 1B 2B		0-1 F7	3-3 K		1-1 G6-3	4 1 2 1 0 1 2 1 0 0 0 0 0 0
---	--	-----------------	-----------------	--	-----------	----------	--	-------------	--------------------------------

Greg Briley, L (1, 8) OBP: 0.297, SLG: 0.326		1-0 SH1 2B 1B	0-0 G4-3		1-0 G6-3		2-2 G4-3	1-3 K	5 1 1 1 0 1 2
--	--	------------------------	-------------	--	-------------	--	-------------	----------	---------------

Jeff Schaefer, R (1, 6) OBP: 0.282, SLG: 0.338 (7, 5)	1 SAFE SH1	0-1 SH1	1-0 G4-6-3 1B		0-1 E6 1B		1-0 F9	0-2 1B	4 0 3 1 0 0 0
--	---------------	------------	---------------------	--	-----------------	--	-----------	-----------	---------------

Inning Stats	R: 0 H: 1 E: 0 LOB: 2 K: 1 BB: 1 S: 7 P: 14	R: 3 H: 3 E: 0 LOB: 1 K: 2 BB: 0 P: 21	R: 3 H: 3 E: 0 LOB: 1 K: 0 BB: 2 P: 22	R: 0 H: 1 E: 0 LOB: 2 K: 0 BB: 1 P: 20	R: 0 H: 1 E: 1 LOB: 1 K: 0 BB: 0 P: 11	R: 1 H: 2 E: 0 LOB: 2 K: 2 BB: 1 S: 14 P: 27	R: 0 H: 0 E: 0 LOB: 1 K: 0 BB: 1 P: 17	R: 0 H: 1 E: 0 LOB: 1 K: 0 BB: 1 P: 12	R: 0 H: 1 E: 0 LOB: 1 K: 1 BB: 0 P: 13	1B: 8 SF: 0 2B: 4 SAC: 1 3B: 0 DP: 2 HR: 1 HBP: 1	WP: 0 PA: 46 PB: 0 SB: 2 CS: 0
---------------------	---	--	--	--	--	--	--	--	--	---	--------------------------------

PITCHER	IP WLS BF H R ER SO BB IBB HBP BLK WP HR S P ERA WHIP	PITCHER	IP WLS BF H R ER SO BB IBB HBP BLK WP HR S P ERA WHIP
Jimmy Key, L (1, 1) ERA: 3.06	2.0 L 14 5 5 5 3 2 0 1 0 0 0 1 26 44 22.50 3.500	Tom Henke, R (8, 1) ERA: 2.4	1.0 4 1 0 0 0 0 0 0 0 0 0 0 4 11 27.00 9.000
David Weathers, R (3, 1) ERA: 3.86	0.1 4 2 1 1 0 1 0 0 0 0 0 0 4 11 27.00 9.000	Duane Ward, R (9, 1) ERA: 2.82	1.0 4 1 0 0 1 0 0 0 0 0 0 0 4 11 27.00 9.000
Jim Acker, R (3, 1) ERA: 5.27	2.2 10 2 0 0 0 1 0 0 0 0 0 0 20 33 0.00 1.125		
Mike Timlin, R (6, 1) ERA: 3.45	1.0 6 2 1 1 2 0 1 0 0 0 0 0 14 27 9.00 2.000		
Vince Horsman, L (7, 1) ERA:	1.0 4 0 0 0 0 1 0 0 0 0 0 0 8 17 0.00 1.000		

Seattle Mariners @ Toronto Blue Jays
 SkyDome, Toronto, ON
 Wed Sep 11 1991, 7:05 PM EDT
 Att: 50,321 - Dome - 70 F

AB	37
R	7
H	13
RBI	7
BB	7
SO	6
LOB	23



Batter	1	2	3	4	5	6	7	8	9	AB	R	H	RBI	BB	SO	LOB
Devon White, S (1, 8) OBP: 0.349, SLG: 0.462	1-2 G1-3		2-2 G4-3		1-2 P5		1-0 F8			4	0	0	0	0	0	1
Roberto Alomar, S (1, 4) OBP: 0.347, SLG: 0.434	1-2 G4-3		4-2 FC4-6 BB		2-2 F7			2-1 B1-3		3	0	0	0	1	0	0
Joe Carter, R (1, 9) OBP: 0.337, SLG: 0.535	4-2 FC6-4 BB		0-0 P4			1-3 K		3-2 F7		3	0	0	0	1	1	1
Kelly Cruber, R (1, 5) OBP: 0.315, SLG: 0.456	2-0 FC6-4		2-1 FC4-6		0-0 1B SF7			4-2 2B BB		3	2	1	0	1	0	2
John Olerud, L (1, 3) OBP: 0.351, SLG: 0.450		0-0 F7		3-2 G4-3		3-2 1B		1-0 2B		4	0	2	1	0	0	0
Candy Maldonado, R (1, 7) OBP: 0.313, SLG: 0.423		0-0 1B		1-1 1B		1-0 SF7		2-3 K		3	0	2	1	0	1	1
Rob Ducey, L (1, 10) OBP: 0.323, SLG: 0.356		2-3 K		2-3 K		0-0 F7				3	0	0	0	0	2	3
Mookie Wilson, S (9, PH) OBP: 0.274, SLG: 0.353										1	0	0	0	0	0	0
Pat Borders, R (1, 2) OBP: 0.280, SLG: 0.340		3-2 F9		2-3 K						3	0	0	0	0	1	2
Greg Myers, L (9, PH) OBP: 0.303, SLG: 0.406										1	0	0	0	0	0	0
Manuel Lee, S (1, 6) OBP: 0.278, SLG: 0.295			0-1 G4-3 WP		1-3 K					1	1	1	0	0	0	0
Eddie Zosky, R (5, PH) OBP: 0.091, SLG: 0.091										2	0	0	0	0	1	0
Rance Mulliniks, L (9, PH) OBP: 0.373, SLG: 0.347										1	0	0	0	0	1	0

BOTTOM

Seattle Mariners @ Toronto Blue Jays
SkyDome, Toronto, ON
 Wed Sep 11 1991, 7:05 PM EDT
 Att: 50,321 - Dome - 70 F

livebaseballscorecards.com

AB	32
R	3
H	6
RBI	2
BB	3
SO	7
LOB	10



Inning Stats	R: 0 E: 0 K: 10	H: 0 LOB: 1 BB: 1 P: 18	R: 0 E: 0 K: 1 S: 9	H: 1 LOB: 1 BB: 0 P: 14	R: 1 E: 0 K: 0 S: 11	H: 1 LOB: 1 BB: 1 P: 19	R: 0 E: 0 K: 2 S: 12	H: 1 LOB: 1 BB: 0 P: 20	R: 0 E: 0 K: 1 S: 9	H: 0 LOB: 0 BB: 0 P: 13	R: 1 E: 0 K: 1 S: 11	H: 2 LOB: 1 BB: 0 P: 16	R: 0 E: 0 K: 0 S: 5	H: 0 LOB: 0 BB: 0 P: 9	R: 1 E: 0 K: 1 S: 16	H: 1 LOB: 1 BB: 1 P: 28	R: 0 E: 0 K: 1 S: 7	H: 0 LOB: 0 BB: 0 P: 11	1B: 4 2B: 2 3B: 0 HR: 0	SF: 1 SAC: 0 DP: 0 HBP: 0	WP: 1 PB: 0 SB: 0 CS: 0	PA: 36
---------------------	-----------------------	----------------------------------	------------------------------	----------------------------------	-------------------------------	----------------------------------	-------------------------------	----------------------------------	------------------------------	----------------------------------	-------------------------------	----------------------------------	------------------------------	---------------------------------	-------------------------------	----------------------------------	------------------------------	----------------------------------	----------------------------------	------------------------------------	----------------------------------	--------

PITCHER	IP	WLS	BF	H	R	ER	SO	BB	IBB	HBP	BLK	WP	HR	S	P	ERA	WHIP
Erik Hanson, R (1, 1) ERA: 3.78	8.0	W	33	6	3	3	6	3	0	0	0	1	0	83	137	3.38	1.125
Mike Schooler, R (9, 1) ERA: 3.24	1.0		3	0	0	0	1	0	0	0	0	0	0	7	11	0.00	0.000

Batter	1	2	3	4	5	6	7	8	9	10	11	12	AB R H RBI BB SO LOB	TOP								
Edgar Martinez, R OBP: 0.410, SLG: 0.460	3-1 L3 1B		1-0 3B 1B			1-0 F7		3-2 L8		2-3 K			5 1 2 0 0 1 2									
Harold Reynolds, S OBP: 0.336, SLG: 0.349	1-0 L3		2-1 1B 3B			1-1 2B FC3-2 1B		2-1 G3		0-1 G4-3			5 1 2 1 0 0 1									
Ken Griffey Jr., L OBP: 0.395, SLG: 0.535	1-0 S 1B		2-0 CS 1B			0-0 FC3-2 1-3 2B		1-1 F7		3-2 F7			5 0 3 1 0 0 0									
Pete O'Brien, L OBP: 0.300, SLG: 0.389	2-2 SAFE P4		2-0 CS 1-2		2-0 G6-3	4-2 FC3-2 BB		2-3 K2-3		3-2 G3			4 0 0 0 1 1 1									
Dave Cochrane, S OBP: 0.273, SLG: 0.349		3-2 G3		1-0 F7		1-0 FC3-2		2-3 K				1-2 F8	5 0 0 0 0 1 3									
Greg Biley, L OBP: 0.292, SLG: 0.320		0-1 F9		0-1 B2-3		2-1 G3		0-1 L6				1-3 K	5 0 0 0 0 1 3									
Tino Martinez, L OBP: 0.271, SLG: 0.323		2-2 G4-3			1-0 F9		1-1 F9			0-1 WP S 1B		0-1 G6-3	4 0 1 0 0 0 0 1 0 0 0 0 0 0									
Tracy Jones, R OBP: 0.327, SLG: 0.364																						
Omar Vizquel, S OBP: 0.294, SLG: 0.285			2-2 F7		0-0 B5-3		0-1 F9		1-3 K				4 0 0 0 0 1 1									
Dave Valle, R OBP: 0.273, SLG: 0.288			1-1 G3		2-2 P6		0-0 F9		3-3 K				3 0 0 0 0 0 0 1 0 0 0 0 1 1 0 0 0 0 0 0 0									
Alvin Davis, L OBP: 0.299, SLG: 0.327																						
Scott Bradley, L OBP: 0.280, SLG: 0.241																						
Inning Stats	R: 0 E: 0 K: 0 S: 7	H: 2 LOB: 1 BB: 0 P: 14	R: 0 E: 0 K: 0 S: 8	H: 0 LOB: 0 BB: 0 P: 13	R: 2 E: 0 K: 0 S: 9	H: 3 LOB: 0 BB: 0 P: 19	R: 0 E: 0 K: 0 S: 4	H: 0 LOB: 0 BB: 0 P: 7	R: 0 E: 0 K: 0 S: 5	H: 0 LOB: 0 BB: 0 P: 8	R: 0 E: 0 K: 0 S: 9	H: 0 LOB: 0 BB: 0 P: 6	R: 0 E: 0 K: 2 S: 15	H: 1 LOB: 2 BB: 0 P: 21	R: 0 E: 0 K: 0 S: 9	H: 0 LOB: 0 BB: 0 P: 15	R: 0 E: 0 K: 1 S: 8	H: 0 LOB: 0 BB: 0 P: 10	1B: 6 2B: 2 3B: 1 HR: 0	SF: 0 SAC: 0 DP: 1 HBP: 0	WP: 1 PB: 0 SB: 2 CS: 1	PA: 44
PITCHER	IP WLS BF H R ER SO BB IBB HBP BLK WP HR S P ERA WHIP																					
Luis Aquino, R ERA: 2.99	(1, 1) 7.0 2 27 7 2 2 0 1 0 0 0 0 0 0 85 2.57 1.143																					
Tom Gordon, R ERA: 3.65	(8, 1) 3.0 10 1 0 0 5 0 0 0 0 1 0 33 49 0.00 0.333																					
Jeff Montgomery, R ERA: 3.15	(11, 1) 2.0 W 6 0 0 0 1 0 0 0 0 0 0 17 25 0.00 0.000																					

Seattle Mariners @ Kansas City Royals
 Royals Stadium, Kansas City, MO
 Fri Sep 13 1991, 8:05 PM EDT
 Att. 20,519 - Cloudy - 85 F

livebaseballscorecards.com

AB	42
R	2
H	8
RBI	2
BB	1
SO	6
LOB	12



Batter	1	2	3	4	5	6	7	8	9	10	11	12	AB R H RBI BB SO LOB	
Gary Thurman, R OBP: 0.312, SLG: 0.374 Kurt Stillwell, S OBP: 0.315, SLG: 0.360 (1, 7) X (9, PH) (10, 6)	0-0 G6-3		0-2 FC4-6 FC6-4 1-2f		1-3 K		0-2 2B		0-0 SH1-4 1-2 2-3		2-1 G4-3 BB	4-1 BB 1-2 2-3 3-H	4 0 1 0 0 1 1 1 0 0 1 1 0 0	
Brian McRae, S OBP: 0.294, SLG: 0.371 (1, 8)	0-3 K		3-2 FC6-4 BB 1-2f		1-0 L5		0-1 G6-3		4-2 1B BB		0-0 B3		5 0 0 0 1 1 2	
Bill Pecota, R OBP: 0.354, SLG: 0.407 (1, 5) (4, 4) (10, 5)	4-1 E S BB		4-1 BB 1-2 BB		0-1 G6-3		1-2 G6-3		0-2 1B 1-2 2-H 3-H		4-2 WP BB		3 0 1 2 3 0 0	
Danny Tartabull, R OBP: 0.393, SLG: 0.606 (1, 10)	3-3 K 1-3		4-2 BB 1-2 2-3 BB		1-0 G5-3		2-2 BB 1B		K		3-3 K		5 0 1 0 1 3 4	
Todd Benzinger, S OBP: 0.304, SLG: 0.343 (1, 3)		1-0 1B 1B	0-1 G6-3		2-1 P3		4-2 FC5-4 BB		0-2 F8		4-1 1B BB BB		4 1 1 0 2 0 5	
Harvey Pulliam, R OBP: 0.414, SLG: 0.731 George Brett, L OBP: 0.320, SLG: 0.404 Tim Spehr, R OBP: 0.262, SLG: 0.236 Stu Cole, R OBP: 0.667, SLG: 0.500 (1, 9) (8, PH) (9, 2) (10, 4)	3-2 1B 1-3			1-3 K		0-1 2B		1-3 K		4-1 SH1-4 BB		3-2 BB 1B 1-3	3 0 2 0 0 1 0 1 0 0 0 0 1 2 0 0 0 0 0 0 0 1 0 1 0 1 0 0	
Jorge Pedre, R OBP: 0.500, SLG: 0.429 Jim Eisenreich, L OBP: 0.336, SLG: 0.383 (1, 2) (8, PH) (9, 9)	1-3 K		0-2 1B		1-0 F7		1-0 FC5-4 1-2f		1-0 SH1-4		1-0 SH1-4		4-0 BB 1B 1-2	3 0 1 0 0 1 2 1 0 0 0 1 0 2
David Howard, S OBP: 0.268, SLG: 0.270 Kirk Gibson, L OBP: 0.343, SLG: 0.415 (1, 6) (9, PH) (10, 7)	0-0 L7		1-1 F9		1-0 F9		1-0 F9		4-2 SH1-4 1B BB		4-0 G4-6-3 IBB		1-3 K 1B 1-2	3 0 0 0 0 0 2 1 1 0 0 2 1 3
Terry Shumpert, R Sean Lester, R Warren Cromartie, L Kevin Seitzer, R Bobby Moore, R Brent Mayne, L (1, 4) (3, PR) (4, 5) (8, PH) (8, PH) (8, PR) (10, 2)			2-2 FC4-6 HBP		3-3 K		2-1 G1-4-3		1-2 SH1-4 1B		2-2 G4-6-3		0-3 K	0 0 0 0 0 0 0 2 0 0 0 0 1 1 0 0 0 0 0 0 0 1 0 1 0 0 0 0 0 1 0 0 0 0 0 2 0 0 0 0 1 5

Inning Stats	R: 0 E: 0 K: 2 S: 8	H: 0 LOB: 1 BB: 1 P: 15	R: 0 E: 0 K: 1 S: 9	H: 2 LOB: 1 BB: 0 P: 14	R: 0 E: 0 K: 0 S: 14	H: 0 LOB: 3 BB: 2 P: 27	R: 0 E: 0 K: 2 S: 11	H: 1 LOB: 1 BB: 0 P: 16	R: 0 E: 0 K: 1 S: 6	H: 0 LOB: 0 BB: 0 P: 8	R: 0 E: 0 K: 0 S: 6	H: 1 LOB: 1 BB: 0 P: 10	R: 0 E: 0 K: 1 S: 8	H: 1 LOB: 2 BB: 1 P: 11	R: 0 E: 0 K: 1 S: 13	H: 1 LOB: 2 BB: 1 P: 22	R: 2 E: 0 K: 1 S: 17	H: 2 LOB: 2 BB: 2 P: 28	R: 0 E: 0 K: 0 S: 5	H: 0 LOB: 1 BB: 2 P: 16	R: 0 E: 0 K: 1 S: 9	H: 0 LOB: 1 BB: 1 P: 17	R: 1 E: 0 K: 2 S: 11	H: 1 LOB: 3 BB: 3 P: 27	1B: 7 2B: 2 3B: 0 HR: 0	SF: 0 DP: 1 HBP: 1	WP: 1 PB: 0 SB: 1 CS: 0	PA: 55
--------------	------------------------------	----------------------------------	------------------------------	----------------------------------	-------------------------------	----------------------------------	-------------------------------	----------------------------------	------------------------------	---------------------------------	------------------------------	----------------------------------	------------------------------	----------------------------------	-------------------------------	----------------------------------	-------------------------------	----------------------------------	------------------------------	----------------------------------	------------------------------	----------------------------------	-------------------------------	----------------------------------	----------------------------------	--------------------------	----------------------------------	--------

PITCHER	IP	WLS	BF	H	R	ER	SO	BB	IBB	HBP	BLK	WP	HR	S	P	ERA	WHIP
Randy Johnson, L ERA: 4.25	(1, 1)	7.1	32	6	0	0	6	4	0	1	0	0	0	71	117	0.00	1.364
Bill Swift, R ERA: 2.07	(8, 1)	0.2	3	0	1	1	1	1	0	0	0	0	0	6	12	13.50	1.500
Russ Swan, L ERA: 3.77	(9, 1)	0.0	1	1	0	0	0	0	0	0	0	0	0	3	4	∞	∞
Mike Schooler, R ERA: 3.12	(9, 1)	1.0	5	1	1	1	1	1	0	0	0	0	0	12	18	9.00	2.000
Calvin Jones, R ERA: 2.76	(10, 1)	2.0	8	0	0	0	1	2	1	0	0	1	0	14	33	0.00	1.000

Seattle Mariners @ Kansas City Royals
Royals Stadium, Kansas City, MO
 Fri Sep 13 1991, 8:05 PM EDT
 Att: 20,519 - Cloudy - 85 F

livebaseballscorecards.com

AB	40
R	3
H	9
RBI	3
BB	12
SO	11
LOB	29



Batter	1	2	3	4	5	6	7	8	9	10	11	AB	R	H	RBI	BB	SO	LOB	TOP								
Edgar Martinez, R OBP: 0.408, SLG: 0.459 Jeff Schaefer, R OBP: 0.282, SLG: 0.338	1-2 L4		1-1 1B 2B	2-3 K		3-2 G1-3			0-1 P9		1-2 SF7	5	1	1	2	0	1	1									
Harold Reynolds, S OBP: 0.336, SLG: 0.349	2-0 F8		0-1 F8	0-0 E5			1-3 K		2-3 K		1-2 1B	6	0	2	1	0	2	1									
Ken Griffey Jr., L OBP: 0.396, SLG: 0.533	1-3 K		0-0 BB 1B	2-2 G5-3			2-2 1B		4-0 SH1-3 BB		1-2 F8	5	0	2	1	1	1	3									
Pete O'Brien, L OBP: 0.300, SLG: 0.386		1-1 F8	4-1 BB BB		2-3 K		2-1 F8		0-1 SH1-3			3	0	0	0	1	1	1									
Alvin Davis, L OBP: 0.296, SLG: 0.323		3-1 F9	1-1 P6		0-1 E6		0-0 G4-3		2-2 G3			5	0	0	0	0	0	4									
Tino Martinez, L OBP: 0.280, SLG: 0.308 Alonzo Powell, R OBP: 0.260, SLG: 0.344		4-2 2B BB	4-1 BB		1-0 FC4-6		2-2 F8		1-3 K			3	0	0	0	2	1	2									
Greg Briley, L OBP: 0.291, SLG: 0.322		0-1 1-3 2B	1-1 P6		1-1 FC6-4		0-0 F7				1-1 F9	5	0	1	0	0	0	4									
Omar Vizquel, S OBP: 0.293, SLG: 0.283		3-2 G6-3		2-2 L9		0-0 F7		1-0 G4-3			0-0 WP BB SF7 1B	5	1	1	0	0	0	2									
Dave Valle, R OBP: 0.278, SLG: 0.291			2-1 2B 1B	2-2 E 1B		2-0 F8			0-1 G6-3		4-0 SF7 WP 1B BB	4	2	2	0	1	0	0									
Inning Stats	R: 0 E: 0 K: 1 S: 7	H: 0 LOB: 0 BB: 0 P: 11	R: 0 E: 0 K: 0 S: 12	H: 1 LOB: 2 BB: 1 P: 23	R: 2 E: 0 K: 0 S: 13	H: 3 LOB: 3 BB: 2 P: 26	R: 0 E: 1 K: 1 S: 14	H: 2 LOB: 2 BB: 0 P: 22	R: 0 E: 1 K: 1 S: 8	H: 0 LOB: 1 BB: 0 P: 12	R: 0 E: 0 K: 0 S: 5	H: 0 LOB: 0 BB: 0 P: 10	R: 0 E: 0 K: 0 S: 9	H: 1 LOB: 1 BB: 0 P: 14	R: 0 E: 0 K: 0 S: 6	H: 0 LOB: 0 BB: 0 P: 9	R: 0 E: 0 K: 1 S: 8	H: 0 LOB: 0 BB: 0 P: 10	R: 0 E: 0 K: 1 S: 8	H: 0 LOB: 1 BB: 1 P: 15	R: 2 E: 0 K: 0 S: 12	H: 2 LOB: 1 BB: 1 P: 20	1B: 7 2B: 2 3B: 0 HR: 0	SF: 1 SAC: 1 DP: 0 HBP: 0	WP: 1 PB: 0 SB: 1 CS: 0	PA: 48	
PITCHER	IP	WLS	BF	H	R	ER	SO	BB	IBB	HBP	BLK	WP	HR	S	P	ERA	WHIP										
Kevin Appier, R ERA: 3.22	(1, 1)	3.0	16	4	2	2	1	3	0	0	0	0	0	32	60	6.00	2.333										
Mike Magnante, L ERA: 2.11	(4, 1)	2.0	9	2	0	0	2	0	0	0	0	0	0	22	34	0.00	1.000										
Joel Johnston, R ERA:	(6, 1)	3.0	10	1	0	0	1	0	0	0	0	0	0	20	33	0.00	0.333										
Jeff Montgomery, R ERA: 3.07	(9, 1)	2.0	7	0	0	0	2	1	0	0	0	0	0	16	25	0.00	0.500										
Steve Crawford, R ERA: 6.87	(11, 1)	1.0	L 6	2	2	2	0	1	0	0	0	1	0	12	20	18.00	3.000										

Seattle Mariners @ Kansas City Royals
Royals Stadium, Kansas City, MO
Sat Sep 14 1991, 8:05 PM EDT
Att: 27,582 - Cloudy - 80 F

livebaseballscores.com

AB 41
R 4
H 9
RBI 4
BB 5
SO 6
LOB 18



Batter	1	2	3	4	5	6	7	8	9	10	11	AB R H RBI BB SO LOB
Kirk Gibson, L (1, 7) OBP: 0.344, SLG: 0.413 Brent Mayne, L (8, 2) OBP: 0.294, SLG: 0.309 Mike Macfarlane, R (9, PH) OBP: 0.325, SLG: 0.512 Jorge Pedre, R (10, 2) OBP: 0.455, SLG: 0.375	G4-3		SH2-4 BB		F7		1B BB		P5		G6-3	2 0 0 0 2 0 0 0 0 0 0 0 0 0 1 0 0 0 0 0 1 1 0 0 0 0 0 2
Brian McRae, S (1, 8) OBP: 0.295, SLG: 0.372	E5 1B		SH2-4			FC6-4 1B	0-1 SAFE			F8		4 1 2 0 0 0 0
Bill Pecota, R (1, 4) OBP: 0.352, SLG: 0.404 (8, 5)	G3-6 1B		FC1			FC6-4 BB 1-2f	0-1 SAFE			P3		5 1 1 1 0 0 5
George Brett, L (1, 10) OBP: 0.319, SLG: 0.400	G3-6 1-2f		G4-3			2B BB 1-2				G3		4 0 0 0 1 0 3
Todd Benzinger, S (1, 3) OBP: 0.305, SLG: 0.350		G1-3		L6		0-2 SAFE				P6		5 1 2 1 0 0 0
Harvey Pulliam, R (1, 9) OBP: 0.375, SLG: 0.655 Dave Clark, L (8, PH) Bobby Moore, R (9, 7) Kurt Stillwell, S (11, PH) OBP: 0.314, SLG: 0.359		G6-3		G4-3		1-2 SAFE				F7		3 0 0 0 0 0 2 1 0 0 0 0 0 0 0 0 0 0 0 0 0 1 0 0 0 0 0 1
David Howard, S (1, 6) OBP: 0.268, SLG: 0.269 Kevin Seitzer, R (11, PH) OBP: 0.345, SLG: 0.341		E7 1B		K2-3		1-2 SAFE				L4		4 0 1 0 0 1 2 1 0 0 1 0 0 0
Sean Berry, R (1, 5) OBP: 0.150, SLG: 0.154 Jim Eisenreich, L (7, PH) OBP: 0.336, SLG: 0.383 (8, 7) (9, 9)		G5-3								G6-3		2 0 0 0 0 1 1 3 0 1 0 0 1 0
Tim Spehr, R (1, 2) OBP: 0.269, SLG: 0.246 Warren Cromarlie, L (7, PH) OBP: 0.384, SLG: 0.423 Terry Shumpert, R (8, 4) OBP: 0.294, SLG: 0.340 Danny Taraboull, R (9, PH) OBP: 0.395, SLG: 0.606 Stu Cole, R (9, PR) OBP: 0.760, SLG: 0.500 (10, 4)			SH2-4 FC1 BB 1B		F9							2 0 1 0 0 0 0 1 0 0 0 0 0 1 0 0 0 0 0 0 0 0 0 0 0 1 0 0 0 0 0 0 1 0 0

Inning Stats	R: 1 E: 1 K: 0 S: 13	H: 1 LOB: 0 BB: 0 P: 21	R: 0 E: 1 K: 0 S: 9	H: 1 LOB: 1 BB: 0 P: 14	R: 0 E: 0 K: 0 S: 9	H: 1 LOB: 2 BB: 1 P: 18	R: 0 E: 0 K: 1 S: 5	H: 0 LOB: 0 BB: 0 P: 7	R: 0 E: 0 K: 1 S: 7	H: 0 LOB: 0 BB: 0 P: 10	R: 0 E: 0 K: 1 S: 13	H: 0 LOB: 0 BB: 1 P: 22	R: 0 E: 0 K: 2 S: 23	H: 1 LOB: 2 BB: 1 P: 32	R: 0 E: 0 K: 0 S: 7	H: 0 LOB: 0 BB: 0 P: 12	R: 0 E: 0 K: 0 S: 4	H: 0 LOB: 1 BB: 1 P: 11	R: 0 E: 0 K: 0 S: 6	H: 0 LOB: 0 BB: 0 P: 9	R: 1 E: 0 K: 0 S: 14	H: 2 LOB: 2 BB: 1 P: 22	1B: 6 2B: 2 3B: 0 HR: 0	SF: 0 SAC: 1 DP: 1 HBP: 0	
PITCHER	IP	WLS	BF	H	R	ER	SO	BB	IBB	HBP	BLK	WP	HR	S	P	ERA	WHIP								
Bill Krueger, L (1, 1) ERA: 3.67	6.0		25	5	2	1	2	2	0	0	0	0	0	56	92	1.50	1.167								
Scott Bankhead, R (7, 1) ERA: 4.97	2.0		8	1	0	0	2	1	0	0	0	0	0	30	44	0.00	1.000								
Russ Swan, L (9, 1) ERA: 3.73	0.2		3	0	0	0	0	1	0	0	0	0	0	3	10	0.00	1.500								
Michael Jackson, R (9, 1) ERA: 3.23	1.1	W	4	0	0	0	0	0	0	0	0	0	0	7	10	0.00	0.000								
Bill Swift, R (11, 1) ERA: 2.16	1.0	S	6	2	1	1	0	1	0	0	0	0	0	14	22	9.00	3.000								

BOTTOM

Seattle Mariners @ Kansas City Royals
Royals Stadium, Kansas City, MO

livebaseballscores.com

AB	40
R	3
H	8
RBI	3
BB	5
SO	4
LOB	17



WP: 0	PA: 46
PB: 1	
SB: 0	
CS: 0	

Sat Sep 14 1991, 8:05 PM EDT
Att: 27,582 - Cloudy - 80 F

Batter	1	2	3	4	5	6	7	8	9	AB	R	H	RBI	BB	SO	LOB	TOP										
Greg Briley, L (1, 8) OBP: 0.294, SLG: 0.325	0-0 F9	1-1 G1-3		2-1 1B	1-0 1B		3-2 1B	0-0 FC6-4		6	0	3	2	0	0	2											
Harold Reynolds, S (1, 4) OBP: 0.335, SLG: 0.348 Rich Amaral, R (7, PH) (7, 4)	2-0 F9		4-2 S 2B BB	3-3 K	1-2 SF8		0-3 K		0-0 G6-3	2	1	0	1	1	1	2											
Edgar Martinez, R (1, 5) OBP: 0.406, SLG: 0.458 Jeff Schaefer, R (7, PH) OBP: 0.285, SLG: 0.340 (7, 5)	0-2 G5-3		1 SAFE 1 SAFE G1-3				1-0 P4		2-2 BB 1B	4	1	1	0	0	0	2											
Pete O'Brien, L (1, 7) OBP: 0.303, SLG: 0.388 Alonzo Powell, R (6, 9)		4-2 HR BB	2-2 G1-3		0-1 1B 1-3 3B 1B	0-1 BB 1B SF8 1B		1-2 E7 2B	2-3 K	3	3	2	0	1	0	1											
Alvin Davis, L (1, 10) OBP: 0.302, SLG: 0.340 Pat Lennon, R (8, PH) OBP: 1.000, SLG: 2.000		0-1 1-H HR	1-1 2-H 2B		2-0 1-2 3B 1B	2-2 SF8 BB 1B		0-0 G4-3 1-H G6-3 2B	4-2 1-2 BB	4	2	4	4	0	0	0											
Tino Martinez, L (1, 3) OBP: 0.272, SLG: 0.286		1-3 K	2-2 G3		1-3 K	4-1 G6-4-3 BB		2-2 G4-3	3-1 P5	5	0	0	0	1	2	6											
Tracy Jones, R (1, 9) OBP: 0.330, SLG: 0.386 (6, 7)		0-1 2B 2B		0-0 G5-3	2-1 1-H 2-H 1B 3B	1-0 SF8		0-2 G6-3		4	2	2	4	0	0	0											
Dave Valle, R (1, 2) OBP: 0.278, SLG: 0.288 Chris Howard, R (6, 2) OBP: 1.000, SLG: 2.000		1-3 K		0-1 E5 1B	4-2 BB 1B HBP	0-0 G6-4-3		0-1 1B 2B		3	1	0	0	0	1	3											
Omar Vizquel, S (1, 6) OBP: 0.297, SLG: 0.288		1-2 2-H 2B		1-2 P5	4-2 1B SF8 BB		1-0 G5-3	2-0 FC6-4 1B		4	1	2	2	1	0	1											
Inning Stats	R: 0 E: 0 K: 0 S: 7	H: 0 LOB: 0 BB: 0 P: 9	R: 3 E: 0 K: 2 S: 17	H: 3 LOB: 1 BB: 1 P: 25	R: 1 E: 0 K: 0 S: 14	H: 1 LOB: 1 BB: 1 P: 24	R: 0 E: 1 K: 1 S: 11	H: 1 LOB: 2 BB: 0 P: 17	R: 6 E: 0 K: 1 S: 22	H: 5 LOB: 1 BB: 1 P: 41	R: 1 E: 0 K: 0 S: 8	H: 2 LOB: 1 BB: 1 P: 15	R: 0 E: 0 K: 1 S: 8	H: 1 LOB: 1 BB: 0 P: 13	R: 3 E: 1 K: 0 S: 14	H: 3 LOB: 1 BB: 0 P: 19	R: 0 E: 0 K: 1 S: 11	H: 1 LOB: 2 BB: 1 P: 22	1B: 10 2B: 5 3B: 1 HR: 1	SF: 2 SAC: 0 DP: 1 HBP: 1	WP: 0 PB: 0 SB: 1 CS: 0	PA: 51					
PITCHER	IP	WLS	BF	H	R	ER	SO	BB	IBB	HBP	BLK	WP	HR	S	P	ERA	WHIP										
Mike Boddicker, R (1, 1) ERA: 4.23	4.1	L	26	9	9	9	4	2	0	1	0	0	1	61	98	18.69	2.538										
Mark Davis, L (5, 1) ERA: 5.18	3.1		19	7	5	2	1	2	0	0	0	0	0	39	64	5.40	2.700										
Archie Corbin, R (8, 1) ERA: 3.86	1.1		6	1	0	0	1	1	0	0	0	0	0	12	23	0.00	1.500										

Seattle Mariners @ Kansas City Royals
Royals Stadium, Kansas City, MO
Sun Sep 15 1991, 4:33 AM EDT
Att. 20,019 - Cloudy - 84 F

AB	43
R	14
H	17
RBI	14
BB	5
SO	6
LOB	20



Batter	1	2	3	4	5	6	7	8	9	AB R H RBI BB SO LOB
Gary Thurman, R OBP: 0.309, SLG: 0.368 (1, 9)	G5-3	P4			G6-4-3		G4-3		G4-6-3 1B	5 0 1 0 0 0 2
Kirk Gibson, L OBP: 0.347, SLG: 0.413 Bobby Moore, R (9, 7)	1B SF9 1B		G4-6-3 BB			K		FC4-6 BB 1B HBP	G4-6-3	2 2 1 0 1 1 0 0 0 0 0 0 0 0 1 0 0 0 0 0 1
George Brett, L OBP: 0.323, SLG: 0.404 (1, 10)	SF9 1B		G4-6-3			G3-1 1B 2B		FC4-6 BB		3 1 2 0 1 0 1
Jim Eisenreich, L OBP: 0.332, SLG: 0.380 (1, 8)	SF9		K			G3-1		FC4-6 1B 1B G3-1		3 1 0 1 0 1 3
Todd Benzinger, S OBP: 0.307, SLG: 0.352 (1, 3)	G1-3		G4-3			1B 1B		G3-1 1B 3B 1B		4 1 2 2 0 0 1
Bill Pecota, R OBP: 0.354, SLG: 0.405 (1, 5)		G6-3		K		1B 1B		G3-1 3B 1B		4 1 2 0 0 1 0
Kurt Stillwell, S OBP: 0.313, SLG: 0.361 (1, 6)		1B 2B		F7		F9		G3-1		4 1 1 1 0 0 4
Brent Mayne, L OBP: 0.301, SLG: 0.316 Mike Macfarlane, R OBP: 0.324, SLG: 0.510 (7, PH)		1B								2 0 2 1 0 0 0 1 0 0 0 0 0 0 1 0 1 2 0 0 0
Jorge Pedre, R OBP: 0.500, SLG: 0.667 (8, 2)		1B								
Terry Shumpert, R OBP: 0.291, SLG: 0.337 Stu Cole, R OBP: 0.600, SLG: 0.333 (8, 4)		F8								3 0 0 0 0 1 2 1 0 0 0 0 0 0

Inning Stats	R: 1	H: 2	E: 0	K: 0	S: 10	R: 1	H: 2	E: 0	K: 0	S: 11	R: 0	H: 0	E: 0	K: 1	S: 5	R: 0	H: 0	E: 0	K: 1	S: 7	R: 0	H: 1	E: 0	K: 1	S: 9	R: 1	H: 3	E: 0	K: 1	S: 11	R: 0	H: 0	E: 0	K: 0	S: 8	R: 4	H: 3	E: 0	K: 0	S: 13	R: 0	H: 1	E: 0	K: 0	S: 4	1B: 9	SF: 1	2B: 2	SAC: 0	3B: 1	DP: 3	HR: 0	HBP: 1	WP: 0	PA: 38
--------------	------	------	------	------	-------	------	------	------	------	-------	------	------	------	------	------	------	------	------	------	------	------	------	------	------	------	------	------	------	------	-------	------	------	------	------	------	------	------	------	------	-------	------	------	------	------	------	-------	-------	-------	--------	-------	-------	-------	--------	-------	--------

PITCHER	IP	WLS	BF	H	R	ER	SO	BB	IBB	HBP	BLK	WP	HR	S	P	ERA	WHIP
Rich DeLucia, R ERA: 4.94 (1, 1)	6.0		25	8	3	3	4	1	0	0	0	0	0	53	84	4.50	1.500
Dave Fleming, L ERA: 6.35 (7, 1)	2.0		10	3	4	4	0	1	0	1	0	0	0	21	41	18.00	2.000
Dave Burba, R ERA: 4.01 (9, 1)	1.0		3	1	0	0	0	0	0	0	0	0	0	4	5	0.00	1.000

BOTTOM

Seattle Mariners @ Kansas City Royals
Royals Stadium, Kansas City, MO

Sun Sep 15 1991, 4:33 AM EDT
Att: 20,019 - Cloudy - 84 F

livebaseballscorecards.com

AB	34
R	7
H	12
RBI	7
BB	2
SO	4
LOB	14



Batter	1	2	3	4	5	6	7	8	9	10	11	AB R H RBI BB SO LOB	TOP																		
Devon White, S (1, 8) OBP: 0.350, SLG: 0.465	3-1 L7 2B			4-1 F8 1B BB	4-0 1B BB		0-0 F8			0-0 1B FC5-3-4		3 2 2 0 2 0 0																			
Roberto Alomar, S (1, 4) OBP: 0.349, SLG: 0.438	2-2 L7 2-3			0-1 1B BB	0-0 G6-4-3 1B		0-1 L3			0-0 1B FC5-3-4		5 1 3 0 0 0 1																			
Joe Carter, R (1, 9) OBP: 0.335, SLG: 0.532	1-1 G5-3			0-0 F8	2-2 G6-4-3 1-2f		2-2 P3			0-1 FC5-3-4 G5-4-3 1-2f 3-H		5 0 0 1 0 0 5																			
Kelly Gruber, R (1, 5) OBP: 0.316, SLG: 0.451		2-1 G5-3		1-3 K			0-0 F8			0-0 G5-4-3 1-2f		5 0 0 0 0 1 3																			
John Olerud, L (1, 3) OBP: 0.352, SLG: 0.450		1-3 K		4-0 1B 1-2 BB			1-0 G3-1			1-3 K		4 1 0 0 1 3 0																			
Candy Maldonado, R (1, 7) OBP: 0.322, SLG: 0.425		3-3 K		3-2 1B 1-3 2-H 3-H			2-2 1B HBP			3-3 K		4 1 1 2 0 3 0																			
Dave Parker, L (1, 10) OBP: 0.282, SLG: 0.360			0-0 P5	1-0 1B 1-2 3-H			1-0 1B			0-1 F9		5 0 2 1 0 0 0																			
Greg Myers, L (1, 2) OBP: 0.307, SLG: 0.415			0-0 G1-3	1-0 G3			2-2 1B 1-3 3-H			2-1 L7		4 0 1 1 0 0 2																			
Eddie Zosky, R (1, 6) OBP: 0.130, SLG: 0.217			1-3 K		3-2 P3		3-2 G1-3			1-0 F7		3 0 0 0 0 1 2																			
Rance Mulliniks, L (9, PH) OBP: 0.366, SLG: 0.339												1 0 0 0 0 0 0																			
Rene Gonzales, R (9, 6) OBP: 0.296, SLG: 0.267												0 0 0 0 0 0 0																			
Inning Stats	R: 0 E: 0 S: 7	H: 1 LOB: 0 BB: 0 P: 13	R: 0 E: 0 S: 8	H: 0 LOB: 0 BB: 0 P: 14	R: 0 E: 0 S: 5	H: 0 LOB: 0 BB: 0 P: 6	R: 3 E: 0 S: 14	H: 3 LOB: 2 BB: 2 P: 28	R: 0 E: 0 S: 9	H: 1 LOB: 1 BB: 1 P: 18	R: 1 E: 0 S: 13	H: 2 LOB: 2 BB: 0 P: 22	R: 0 E: 0 S: 6	H: 0 LOB: 0 BB: 0 P: 8	R: 0 E: 0 S: 10	H: 0 LOB: 0 BB: 0 P: 14	R: 0 E: 0 S: 5	H: 0 LOB: 0 BB: 0 P: 8	R: 1 E: 0 S: 5	H: 2 LOB: 0 BB: 0 P: 5	R: 0 E: 0 S: 8	H: 0 LOB: 0 BB: 0 P: 14	1B: 8 2B: 1 3B: 0 HR: 0	SF: 0 SAC: 0 DP: 2 HBP: 1	WP: 0 PB: 0 SB: 0 CS: 0	PA: 43					
PITCHER	IP WLS BF H R ER SO BB IBB HBP BLK WP HR S P ERA WHIP																														
Brian Holman, R (1, 1) ERA: 3.73	6.0	27	7	4	4	4	3	0	1	0	0	0	0	56	101	6.00	1.667														
Calvin Jones, R (7, 1) ERA: 2.52	3.0	9	0	0	0	2	0	0	0	0	0	0	0	21	30	0.00	0.000														
Bill Swift, R (10, 1) ERA: 2.22	1.2	6	2	1	1	2	0	0	0	0	0	0	0	11	16	5.40	1.200														
Russ Swan, L (11, 1) ERA: 3.72	0.1	W 1	0	0	0	0	0	0	0	0	0	0	0	2	3	0.00	0.000														

Toronto Blue Jays @ Seattle Mariners
The Kingdome, Seattle, WA
Mon Sep 16 1991, 10:05 PM EDT
Att. 55,612 - Dome - 70 F

livebaseballscorecards.com

AB	39
R	5
H	9
RBI	5
BB	3
SO	8
LOB	13



Batter	1	2	3	4	5	6	7	8	9	10	11	AB	R	H	RBI	BB	SO	LOB	BOTTOM								
Edgar Martinez, R (1, 5) OBP: 0.408, SLG: 0.458 Rich Amaral, R (10, PR) (11, 5)	1-2 HR 1B	2-1 L9			4-1 G6-4-3 BB			1-2 G4-3		2-2 SH3-4 1B		4	1	2	0	1	0	1									
Harold Reynolds, S (1, 4) OBP: 0.335, SLG: 0.346	0-0 F7		0-1 G5-3		3-2 G6-4-3 1-2f			4-2 BB 1B		1-0 SH3-4		3	1	0	0	1	0	3									
Ken Griffey Jr., L (1, 8) OBP: 0.400, SLG: 0.541	3-2 SAFE SAFE 1-H HR		0-1 L7			1-1 F9-3 1B		4-1 1B 1B		2-0 1B		4	2	3	3	1	0	0									
Jay Buhner, R (1, 9) OBP: 0.336, SLG: 0.508	1-0 1B		2-2 L7			0-2 F8		3-2 1B 1B		2-1 P6		5	0	2	1	0	0	2									
Tracy Jones, R (1, 10) OBP: 0.324, SLG: 0.379 Alvin Davis, L (8, PH) OBP: 0.303, SLG: 0.341	0-0 F7			0-0 F7		1-1 F9-3 1-2		1-2 1B		1-1 G4-3		3	0	0	0	0	0	2									
Pete O'Brien, L (1, 3) OBP: 0.302, SLG: 0.392	3-1 P2			2-2 G3			2-3 K	1-2 P9			1-0 HR	5	1	1	1	0	1	3									
Alonzo Powell, R (1, 7) OBP: 0.248, SLG: 0.326 Omar Vizquel, S (9, 6) OBP: 0.296, SLG: 0.288		3-2 L8		1-1 G4-3			0-0 P8		2-1 G6-3			3	0	0	0	0	0	0									
Dave Valle, R (1, 2) OBP: 0.280, SLG: 0.291		3-2 1B			2-1 SH1 1B		0-2 P6		1-3 K2-3			4	0	2	0	0	1	0									
Jeff Schaefer, R (1, 6) OBP: 0.283, SLG: 0.338 Greg Briley, L (8, PH) (9, 7) OBP: 0.293, SLG: 0.323		1-0 SAFE P5			0-0 SH1			1-1 F7		1-2 G4-3		1	0	0	0	0	0	1									
												2	0	0	0	0	0	0									
Inning Stats	R: 2 E: 0 K: 0 S: 11	H: 3 LOB: 1 BB: 0 P: 19	R: 0 E: 0 K: 0 S: 9	H: 1 LOB: 1 BB: 0 P: 18	R: 0 E: 0 K: 0 S: 8	H: 0 LOB: 0 BB: 0 P: 10	R: 0 E: 0 K: 0 S: 7	H: 0 LOB: 0 BB: 0 P: 10	R: 0 E: 0 K: 0 S: 9	H: 1 LOB: 1 BB: 1 P: 18	R: 0 E: 0 K: 1 S: 7	H: 1 LOB: 0 BB: 0 P: 9	R: 0 E: 0 K: 1 S: 7	H: 0 LOB: 0 BB: 0 P: 9	R: 2 E: 0 K: 0 S: 22	H: 2 LOB: 2 BB: 2 P: 38	R: 0 E: 0 K: 1 S: 8	H: 0 LOB: 0 BB: 0 P: 12	R: 1 E: 0 K: 0 S: 10	H: 2 LOB: 1 BB: 0 P: 17	R: 1 E: 0 K: 0 S: 1	H: 1 LOB: 0 BB: 0 P: 2	1B: 9 2B: 1 3B: 0 HR: 2	SF: 0 SAC: 2 DP: 2 HBP: 0	WP: 0 PB: 0 SB: 0 CS: 0	PA: 42	
PITCHER	IP	WLS	BF	H	R	ER	SO	BB	IBB	HBP	BLK	WP	HR	S	P	ERA	WHIP										
Jimmy Key, L ERA: 3.07	(1, 1)	5.0	20	5	2	2	0	1	0	0	0	0	1	44	75	3.60	1.200										
David Wells, L ERA: 3.85	(6, 1)	2.0	6	1	0	0	1	0	0	0	0	0	0	14	18	0.00	0.500										
Duane Ward, R ERA: 2.91	(8, 1)	0.2	5	1	2	2	0	2	0	0	0	0	0	15	28	27.00	4.500										
Tom Henke, R ERA: 2.28	(8, 1)	1.1	5	1	0	0	1	0	0	0	0	0	0	15	22	0.00	0.750										
Mike Timlin, R ERA: 3.49	(10, 1)	0.2	4	2	1	1	0	0	0	0	0	0	0	8	14	13.50	3.000										
PITCHER	IP	WLS	BF	H	R	ER	SO	BB	IBB	HBP	BLK	WP	HR	S	P	ERA	WHIP										
Bob MacDonald, L ERA: 3.04	(10, 1)	0.1	2	1	1	1	0	0	0	0	0	0	1	3	5	27.00	3.000										

Toronto Blue Jays @ Seattle Mariners
The Kingdome, Seattle, WA
Mon Sep 16 1991, 10:05 PM EDT
Att. 55,612 - Dome - 70 F

livebaseballscores.com

AB 37
R 6
H 11
RBI 6
BB 3
SO 2
LOB 13



Batter	1	2	3	4	5	6	7	8	9	10	11	AB R H RBI BB SO LOB	TOP														
Devon White, S OBP: 0.350, SLG: 0.464 (1, 8)	F7		G4-1			2B 1B		G4-3			G4-3	6 1 2 0 0 0 1	Toronto Blue Jays @ Seattle Mariners The Kingdome, Seattle, WA Tue Sep 17 1991, 10:05 PM EDT Att. 29,115 - Dome - 70 F														
Roberto Alomar, S OBP: 0.349, SLG: 0.436 (1, 4)	1B		1B			P5		E4			G4-3	6 0 2 1 0 0 3															
Joe Carter, R OBP: 0.336, SLG: 0.534 (1, 9)	E5		P2			F9		F9			G5-3 2B	5 1 2 1 0 0 4															
Kelly Gruber, R OBP: 0.315, SLG: 0.453 (1, 5)	K		K			3B 2B		F9			G5-3 2B	5 0 1 1 0 2 6															
John Olerud, L OBP: 0.351, SLG: 0.447 (1, 3)	K		K			3B 1B		G4-3			K	5 0 1 0 0 3 4															
Candy Maldonado, R OBP: 0.324, SLG: 0.426 (1, 7)			G5-3			2B		G6-3			K	4 0 1 0 1 1 0															
Dave Parker, L OBP: 0.279, SLG: 0.356 (1, 10)	F7		F7			FC3-6 BB		K			P6	5 0 0 0 0 2 3															
Greg Myers, L OBP: 0.309, SLG: 0.413 (1, 2)			K			BB		G1-3			F8	1 0 0 0 1 1 0															
Pat Borders, R OBP: 0.278, SLG: 0.350 (6, PH) (6, 2)			K					P6			F8	3 0 0 0 0 0 0															
Rene Gonzales, R OBP: 0.303, SLG: 0.276 (1, 6)			BLK G4-1 1B			F8		G5-3			K	4 2 2 0 0 0 2															
Rance Mulliniks, L OBP: 0.365, SLG: 0.338 (11, PH)												1 0 0 0 0 1 0															
Eddie Zosky, R OBP: 0.130, SLG: 0.217 (11, 6)												0 0 0 0 0 0 0															
Inning Stats	R: 0 E: 1 K: 2 S: 15	H: 1 LOB: 2 BB: 0 P: 21	R: 0 E: 0 K: 1 S: 5	H: 0 LOB: 0 BB: 0 P: 7	R: 1 E: 0 K: 1 S: 11	H: 2 LOB: 1 BB: 0 P: 20	R: 0 E: 0 K: 1 S: 12	H: 2 LOB: 2 BB: 1 P: 24	R: 2 E: 0 K: 1 S: 14	H: 3 LOB: 2 BB: 1 P: 26	R: 1 E: 2 K: 0 S: 10	H: 2 LOB: 2 BB: 0 P: 15	R: 0 E: 0 K: 1 S: 9	H: 0 LOB: 0 BB: 0 P: 13	R: 0 E: 0 K: 0 S: 6	H: 0 LOB: 0 BB: 0 P: 8	R: 0 E: 0 K: 1 S: 14	H: 1 LOB: 1 BB: 0 P: 18	R: 0 E: 0 K: 1 S: 8	H: 0 LOB: 0 BB: 0 P: 13	R: 0 E: 0 K: 1 S: 11	H: 0 LOB: 0 BB: 0 P: 13	1B: 7 2B: 3 3B: 1 HR: 0	SF: 0 SAC: 0 DP: 0 HBP: 0	WP: 0 PB: 0 SB: 3 CS: 0	PA: 47	
PITCHER	IP	WLS	BF	H	R	ER	SO	BB	IBB	HBP	BLK	WP	HR	S	P	ERA	WHIP										
Erik Hanson, R ERA: 3.84 (1, 1)	4.2		24	8	3	3	6	2	0	0	1	0	0	56	96	5.79	2.143										
Dave Fleming, L ERA: 6.0 (5, 1)	0.1		1	0	0	0	0	0	0	0	0	0	0	1	2	0.00	0.000										
Gene Harris, R ERA: 5.68 (6, 1)	2.0		9	2	1	0	1	0	0	0	0	0	0	19	28	0.00	1.000										
Michael Jackson, R ERA: 3.16 (8, 1)	1.2		6	1	0	0	0	0	0	0	0	0	0	17	22	0.00	0.600										
Russ Swan, L ERA: 3.7 (9, 1)	0.1		1	0	0	0	1	0	0	0	0	0	0	3	4	0.00	0.000										
PITCHER	IP	WLS	BF	H	R	ER	SO	BB	IBB	HBP	BLK	WP	HR	S	P	ERA	WHIP										
Mike Schooler, R ERA: 2.89 (10, 1)	2.0		6	0	0	0	2	0	0	0	0	0	0	19	26	0.00	0.000										

livebaseballscores.com

AB 45
R 4
H 11
RBI 3
BB 2
SO 10
LOB 23



Batter	1	2	3	4	5	6	7	8	9	10	11	AB R H RBI BB SO LOB	BOTTOM										
Greg Brolley, L OBP: 0.293, SLG: 0.321 (1, 7)	G6-3		F7	G4-3				F7			SH1-4 BB	5 1 1 0 1 0 3	Toronto Blue Jays @ Seattle Mariners The Kingdom, Seattle, WA Tue Sep 17 1991, 10:05 PM EDT Att. 29,115 - Dome - 70 F										
Harold Reynolds, S OBP: 0.336, SLG: 0.349 (1, 4)	P5		1B BB		F8		SH5-4		1B 3B		SH1-4	3 1 1 0 1 0 0											
Ken Griffey Jr., L OBP: 0.401, SLG: 0.538 (1, 8)	FC6 BB		F8		K		BB IBB		K		BB IBB	3 0 0 0 3 2 2											
Pete O'Brien, L OBP: 0.306, SLG: 0.393 (1, 3)	FC6		1-1		G3		G4-6-3 BB		1B		BB BB	4 0 2 2 2 0 1											
Alvin Davis, L OBP: 0.303, SLG: 0.343 (1, 10)		1-0	FC5-4 1B	L6		1-2	G4-6-3 1B 2B		P5		K	6 1 2 0 0 1 9											
Jay Buhner, R OBP: 0.336, SLG: 0.504 (1, 9)		2-2	FC5-4 1B		G2-3 1B		P8		K		K	5 1 1 1 1 2 3											
Dave Cochrane, S OBP: 0.285, SLG: 0.355 Rich Amaral, R (8, PR)		2-1	G5-3 1B		F7		G6-4-3 1B		1B BB			3 0 2 1 1 0 1 0 0 0 0 0 0 0											
Jeff Schaefer, R OBP: 0.281, SLG: 0.336 (10, 5)		1-3										1 0 0 0 0 0 0											
Dave Valle, R OBP: 0.278, SLG: 0.288 Tino Martinez, L OBP: 0.268, SLG: 0.282 Chris Howard, R OBP: 1.000, SLG: 2.000 Scott Bradley, L OBP: 0.278, SLG: 0.240 (11, 2)		1-1	G5-3		G2-3		G6-4-3		P6		F9	3 0 0 0 0 0 4 1 0 0 0 0 0 1 0 0 0 0 0 0 0 1 0 0 0 0 0 0											
Omar Vizquel, S OBP: 0.300, SLG: 0.292 (1, 6)		0-1	G3				SH5-4 BB 1B				G3	5 1 3 1 0 0 2											
Inning Stats	R: 0 E: 0 K: 0 S: 9	H: 0 LOB: 1 BB: 1 P: 20	R: 0 E: 0 K: 0 S: 12	H: 2 LOB: 2 BB: 0 P: 18	R: 0 E: 0 K: 0 S: 9	H: 1 LOB: 2 BB: 1 P: 16	R: 1 E: 0 K: 0 S: 7	H: 2 LOB: 1 BB: 0 P: 12	R: 0 E: 0 K: 1 S: 9	H: 0 LOB: 0 BB: 0 P: 14	R: 1 E: 0 K: 0 S: 12	H: 2 LOB: 0 BB: 0 P: 17		R: 1 E: 0 K: 2 S: 13	H: 1 LOB: 1 BB: 0 P: 21	R: 0 E: 0 K: 0 S: 5	H: 0 LOB: 0 BB: 0 P: 7	R: 1 E: 0 K: 1 S: 10	H: 1 LOB: 3 BB: 3 P: 24	1B: 10 2B: 1 3B: 1 HR: 0	SF: 0 SAC: 2 DP: 2 HBP: 0	WP: 0 PB: 0 SB: 0 CS: 0	PA: 51
PITCHER	IP WLS BF H R ER SO BB IBB HBP BLK WP HR S P ERA WHIP	IP WLS BF H R ER SO BB IBB HBP BLK WP HR S P ERA WHIP	IP WLS BF H R ER SO BB IBB HBP BLK WP HR S P ERA WHIP	IP WLS BF H R ER SO BB IBB HBP BLK WP HR S P ERA WHIP	IP WLS BF H R ER SO BB IBB HBP BLK WP HR S P ERA WHIP	IP WLS BF H R ER SO BB IBB HBP BLK WP HR S P ERA WHIP	IP WLS BF H R ER SO BB IBB HBP BLK WP HR S P ERA WHIP	IP WLS BF H R ER SO BB IBB HBP BLK WP HR S P ERA WHIP	IP WLS BF H R ER SO BB IBB HBP BLK WP HR S P ERA WHIP	IP WLS BF H R ER SO BB IBB HBP BLK WP HR S P ERA WHIP	IP WLS BF H R ER SO BB IBB HBP BLK WP HR S P ERA WHIP	IP WLS BF H R ER SO BB IBB HBP BLK WP HR S P ERA WHIP	IP WLS BF H R ER SO BB IBB HBP BLK WP HR S P ERA WHIP	IP WLS BF H R ER SO BB IBB HBP BLK WP HR S P ERA WHIP	IP WLS BF H R ER SO BB IBB HBP BLK WP HR S P ERA WHIP	IP WLS BF H R ER SO BB IBB HBP BLK WP HR S P ERA WHIP	IP WLS BF H R ER SO BB IBB HBP BLK WP HR S P ERA WHIP	IP WLS BF H R ER SO BB IBB HBP BLK WP HR S P ERA WHIP	IP WLS BF H R ER SO BB IBB HBP BLK WP HR S P ERA WHIP	IP WLS BF H R ER SO BB IBB HBP BLK WP HR S P ERA WHIP	IP WLS BF H R ER SO BB IBB HBP BLK WP HR S P ERA WHIP	IP WLS BF H R ER SO BB IBB HBP BLK WP HR S P ERA WHIP	IP WLS BF H R ER SO BB IBB HBP BLK WP HR S P ERA WHIP
Juan Guzman, R ERA: 3.36 (1, 1)	6.0	28	8	3	3	1	3	0	0	0	0	4.50	1.833										
Vince Horsman, L ERA: (7, 1)	0.1	3	0	0	0	0	1	1	0	0	0	0.00	3.000										
David Wells, L ERA: 3.84 (7, 1)	0.2	1	0	0	0	0	0	0	0	0	0	0.00	0.000										
Duane Ward, R ERA: 2.88 (8, 1)	1.0	5	1	0	0	1	1	0	0	0	0	0.00	2.000										
Tom Henke, R ERA: 2.42 (9, 1)	1.0	5	2	1	1	2	0	0	0	0	0	9.00	2.000										
Jim Acker, R ERA: 5.4 (10, 1)	1.1	6	1	1	1	0	0	1	0	0	0	6.75	0.750										
Bob MacDonald, L ERA: 3.02 (11, 1)	0.1	2	0	0	0	1	1	0	0	0	0	0.00	3.000										
David Weathers, R ERA: 3.48 (11, 1)	0.0	1	0	0	0	0	1	0	0	0	0	∞	∞										



Batter	1	2	3	4	5	6	7	8	9	10	11	12	AB	R	H	RBI	BB	SO	LOB	TOP					
Devon White, S OBP: 0.348, SLG: 0.460	(1, 8) F8 L8		(0, 2) G4-3		(1, 2) BB		(1, 3) K			(3, 2) L6	(0, 2) F8		5	0	0	0	1	1	2						
Roberto Alomar, S OBP: 0.350, SLG: 0.438	(1, 4) E5			(2, 3) K	(2, 3) K			(0, 0) CS 1B		(4, 0) BB		(0, 0) 1B 2B	5	1	2	0	1	2	2						
Joe Carter, R OBP: 0.336, SLG: 0.532	(1, 9) G6-4-3			(1, 3) K			(1, 1) G3 1B		(2, 3) K	(0, 3) K		(4, 1) 1B 1B BB	5	1	1	0	1	3	3						
Kelly Gruber, R OBP: 0.315, SLG: 0.459		(1, 1) G5-3		(0, 1) HR			(0, 2) G3		(0, 3) K			(2, 0) 1B 1B	6	1	2	2	0	2	2						
Candy Maldonado, R OBP: 0.330, SLG: 0.424		(4, 2) F7 WP HBP		(4, 2) BB			(3, 3) K			(4, 1) G1-6-3 1B BB		(4, 2) G4-3 SH1-4 BB	1	0	0	0	2	1	1						
Rob Ducey, L OBP: 0.318, SLG: 0.350												(0, 0) G6-3 1B	0	0	0	0	0	0	0						
Derek Bell, R OBP: 0.269, SLG: 0.095												(2, 3) G6-3 1B	1	1	1	1	1	0	0						
Pat Tabler, R OBP: 0.335, SLG: 0.294		(2, 1) F7		(3, 1) F8			(2, 2) G5-3			(3, 2) G1-6-3		(0, 1) SH1-4	3	0	0	0	0	0	3						
Mookie Wilson, S OBP: 0.273, SLG: 0.346												(2, 2) G6-3	2	0	0	0	0	0	3						
Ed Sprague, R OBP: 0.350, SLG: 0.395							(0, 0) F9			(4, 0) 1B IBB		(4, 0) G4-3 2B IBB	3	0	0	0	0	2	1						
John Olerud, L OBP: 0.355, SLG: 0.447												(4, 0) G4-6-3 IBB	0	1	0	0	3	0	0						
Pat Borders, R OBP: 0.279, SLG: 0.347			(2, 0) F8				(0, 3) K			(2, 1) IBB		(0, 0) G4-3	2	0	0	0	1	1	0						
Dave Parker, L OBP: 0.281, SLG: 0.358												(3, 2) G4-6-3	1	0	1	0	0	0	0						
Eddie Zosky, R OBP: 0.130, SLG: 0.217										(1, 2) 1B			0	0	0	0	0	0	0						
Rance Mulliniks, L OBP: 0.364, SLG: 0.336										(2, 3) BB			1	0	0	0	0	0	2						
Manuel Lee, S OBP: 0.278, SLG: 0.294													1	0	0	0	0	0	3						
Rene Gonzales, R OBP: 0.303, SLG: 0.271			(1, 1) F9				(4, 2) BB HBP			(0, 0) F7			(0, 0) 2B	2	0	0	0	0	1	1					
Greg Myers, L OBP: 0.310, SLG: 0.417													2	0	1	2	0	0	2						
Inning Stats	R: 0 E: 1 K: 0 S: 7	H: 0 LOB: 0 BB: 0 P: 11	R: 0 E: 0 K: 1 S: 9	H: 0 LOB: 1 BB: 0 P: 18	R: 0 E: 0 K: 0 S: 6	H: 0 LOB: 0 BB: 0 P: 9	R: 1 E: 0 K: 2 S: 13	H: 1 LOB: 1 BB: 1 P: 23	R: 0 E: 0 K: 1 S: 11	H: 1 LOB: 0 BB: 0 P: 17	R: 0 E: 0 K: 3 S: 14	H: 0 LOB: 1 BB: 1 P: 24	R: 0 E: 0 K: 2 S: 7	H: 1 LOB: 0 BB: 0 P: 9	R: 0 E: 0 K: 0 S: 11	H: 1 LOB: 1 BB: 1 P: 18	R: 2 E: 0 K: 0 S: 9	H: 1 LOB: 1 BB: 2 P: 17	R: 2 E: 0 K: 0 S: 11	H: 3 LOB: 2 BB: 2 P: 26	1B: 5 2B: 2 3B: 0 HR: 1	SF: 0 SAC: 1 DP: 2 HBP: 2	WP: 1 PB: 0 SB: 1 CS: 1	PA: 53	
PITCHER	IP	WLS	BF	H	R	ER	SO	BB	IBB	HBP	BLK	WP	HR	S	P	ERA	WHIP								
Randy Johnson, L ERA: 4.11	(1, 1) 8.0		31	3	1	1	11	3	0	2	0	1	1	80	134	1.12	0.750								
Calvin Jones, R ERA: 2.43	(9, 1) 1.1		7	1	0	0	0	2	1	0	0	0	0	11	31	0.00	2.250								
Michael Jackson, R ERA: 3.32	(10, 1) 1.2		8	1	2	2	2	1	1	0	0	0	0	16	24	10.80	1.200								
Scott Bankhead, R ERA: 5.23	(12, 1) 1.0	L	7	3	2	2	0	1	1	0	0	0	0	11	26	18.00	4.000								

Toronto Blue Jays @ Seattle Mariners
The Kingdome, Seattle, WA
Wed Sep 18 1991, 10:05 PM EDT
Att. 30,200 - Dome - 70 F

AB	40
R	5
H	8
RBI	5
BB	10
SO	13
LOB	25



Batter	1	2	3	4	5	6	7	8	9	10	11	12	AB R H RBI BB SO LOB
Greg Briley, L OBP: 0.294, SLG: 0.319 (1, 7) C X	0-1 P5			0-1 PB G4-1 1B		4-2 BB 1-2 BB		2-0 P6		2-3 K		0-1 G6-3	5 0 1 0 1 1 1
Harold Reynolds, S OBP: 0.336, SLG: 0.349 (1, 4) B C B X	2-1 G4-3			1-1 F8		2-2 F7		4-2 BB 1B BB			1-1 1B 1B		4 1 1 0 1 0 3
Ken Griffey Jr., L OBP: 0.401, SLG: 0.537 (1, 8) B X	1-0 G3-1			2-1 G4-1 1-2		1-3 K		3-0 BB 1-2 BB 1B			1-0 1B 1B 1-3 1B 1B		5 1 2 1 0 1 3
Pete O'Brien, L OBP: 0.305, SLG: 0.391 (1, 3) C B X		2-1 G1-3		1-1 P3 2-3		1-0 G4-3		1-0 G6-3			3-1 1B 1-3 3-H 1B		5 0 1 1 0 0 5
Alvin Davis, L OBP: 0.303, SLG: 0.345 Tracy Jones, R OBP: 0.322, SLG: 0.377 Tino Martinez, L OBP: 0.277, SLG: 0.292 (1, 10) (9, PH) (11, PH)		0-1 P5		3-1 2B				2-3 K		1-2 G6-3			3 0 1 0 0 1 0 1 0 0 0 0 0 0 1 0 1 1 0 0 0
Jay Buhner, R OBP: 0.332, SLG: 0.497 (1, 9) C B C	1-3 K			0-0 G6-3		2-1 G6-3		2-1 G6-3		0-1 F8		0-3 K	5 0 0 0 0 2 2
Dave Cochrane, S OBP: 0.276, SLG: 0.344 (1, 5) S B X			1-1 G1-3		1-1 F7		2-2 G1-6-3		0-3 K		3-3 K		5 0 0 0 0 2 2
Dave Valle, R OBP: 0.279, SLG: 0.289 Scott Bradley, L OBP: 0.277, SLG: 0.238 (1, 2) (8, PH) (9, 2)			1-0 G4-3 1B		1-1 G6-3			1-3 K		0-0 P3		1-2 G5-3	2 0 1 0 0 0 1 1 0 0 0 0 1 0 1 0 0 0 0 0 0 0 0 0 0 0 0 0 1 0 0 0 0 0 0
Edgar Martinez, R OBP: 0.407, SLG: 0.457 Chris Howard, R OBP: 1.000, SLG: 2.000 Rich Amaral, R (11, 2) (12, PH)			1-0 G4-3 1-2			4-0 BB BB		3-1 BB 1B 3B		2-2 P2		0-1 G6-3	4 1 1 0 1 0 1
Omar Vizquel, S OBP: 0.301, SLG: 0.297 (1, 6) B X													


Inning Stats	R: 0	H: 0	E: 0	K: 0	S: 5	LOB: 0	BB: 0	P: 8	R: 0	H: 0	E: 0	K: 1	S: 7	LOB: 0	BB: 0	P: 10	R: 0	H: 1	E: 0	K: 0	S: 4	LOB: 0	BB: 0	P: 7	R: 0	H: 1	E: 0	K: 0	S: 9	LOB: 1	BB: 0	P: 12	R: 0	H: 1	E: 0	K: 0	S: 7	LOB: 1	BB: 0	P: 12	R: 0	H: 0	E: 0	K: 1	S: 11	LOB: 2	BB: 2	P: 23	R: 1	H: 2	E: 0	K: 1	S: 12	LOB: 2	BB: 1	P: 27	R: 0	H: 0	E: 0	K: 1	S: 10	LOB: 0	BB: 0	P: 11	R: 0	H: 0	E: 0	K: 1	S: 10	LOB: 0	BB: 0	P: 14	R: 2	H: 4	E: 0	K: 2	S: 14	LOB: 1	BB: 0	P: 24	R: 0	H: 0	E: 0	K: 0	S: 8	LOB: 0	BB: 0	P: 9	1B: 7	2B: 1	3B: 1	HR: 0	SF: 0	SAC: 0	DP: 1	HBP: 0	WP: 0	PA: 46
--------------	------	------	------	------	------	--------	-------	------	------	------	------	------	------	--------	-------	-------	------	------	------	------	------	--------	-------	------	------	------	------	------	------	--------	-------	-------	------	------	------	------	------	--------	-------	-------	------	------	------	------	-------	--------	-------	-------	------	------	------	------	-------	--------	-------	-------	------	------	------	------	-------	--------	-------	-------	------	------	------	------	-------	--------	-------	-------	------	------	------	------	-------	--------	-------	-------	------	------	------	------	------	--------	-------	------	-------	-------	-------	-------	-------	--------	-------	--------	-------	--------

PITCHER	IP	WLS	BF	H	R	ER	SO	BB	IBB	HBP	BLK	WP	HR	S	P	ERA	WHIP
Tom Candiotti, R ERA: 2.23 (1, 1)	7.2		30	5	1	1	4	3	0	0	0	0	0	62	110	1.17	1.043
David Wells, L ERA: 3.88 (8, 1)	2.1		10	3	2	2	2	0	0	0	0	0	0	27	39	7.71	1.286
Duane Ward, R ERA: 2.85 (11, 1)	1.0	W	3	1	0	0	2	0	0	0	0	0	0	9	14	0.00	1.000
Jim Acker, R ERA: 5.34 (12, 1)	1.0	S	3	0	0	0	0	0	0	0	0	0	0	8	9	0.00	0.000

Toronto Blue Jays @ Seattle Mariners
The Kingdom, Seattle, WA
 Wed Sep 18 1991, 10:05 PM EDT
 Att: 30,200 - Dome - 70 F

livebaseballscorecards.com

AB	43
R	3
H	9
RBI	3
BB	3
SO	8
LOB	18



Batter	1	2	3	4	5	6	7	8	9	AB R H RBI BB SO LOB	TOP														
Gary Thurman, R (1, 7) OBP: 0.319, SLG: 0.378 Kirk Gibson, L (7, PH) OBP: 0.344, SLG: 0.406	0-0 L4-3 1B			2-0 G3		1-2 SF8 2B 1B	4-2 BB			3 1 2 0 0 0 0 0 0 0 0 1 0 0	<p>Kansas City Royals @ Seattle Mariners The Kingdom, Seattle, WA</p> <p>Thu Sep 19 1991, 10:05 PM EDT Att. 26,265 - Dome - 70 F</p>														
Brian McRae, S (1, 8) OBP: 0.290, SLG: 0.365	0-0 P2			2-1 G6-3		2-1 SF8 1B 2B	2-3 K2-3			4 1 1 0 0 1 3															
George Brett, L (1, 10) OBP: 0.324, SLG: 0.410	1-0 L4-3 1-2			1-2 HR 1B		1-1 SF8		0-0 L7		3 1 1 1 0 0 1															
Danny Tartabull, R (1, 9) OBP: 0.397, SLG: 0.606		3-0 F9		1-2 HR 1-H		2-2 1B		2-2 G1-6-3 1B		4 1 3 3 0 0 0															
Todd Benzinger, S (1, 3) OBP: 0.304, SLG: 0.349		2-1 F9		2-2 G6-3		1-0 F7		1-0 G1-6-3 1-2f		4 0 0 0 0 0 2															
Bill Pecota, R (1, 5) OBP: 0.352, SLG: 0.401		3-1 F8			2-2 G4-3		3-2 F9		1-1 L8	4 0 0 0 0 0 1															
Kurt Stillwell, S (1, 6) OBP: 0.313, SLG: 0.360			1-0 F9		2-1 G6-3		1-1 L3		1-3 K	4 0 0 0 0 1 0															
David Howard, S (1, 4) OBP: 0.267, SLG: 0.261 Terry Shumpert, R (6, 4) OBP: 0.293, SLG: 0.339 Jim Eisenreich, L (9, PH) OBP: 0.333, SLG: 0.383			2-2 F8		1-3 K		3-2 FC4-6 1B		1-1 G3	2 0 0 0 0 1 0 1 0 1 0 0 0 0 1 0 0 0 0 0 0															
Tim Spehr, R (1, 2) OBP: 0.275, SLG: 0.305 Dave Clark, L (7, PH) Brent Mayne, L (7, 2) OBP: 0.300, SLG: 0.315			1-3 K2-3			0-0 HR		2-0 FC4-6 BB		2 1 1 1 0 1 0 1 0 0 0 0 0 1 0 0 0 0 0 0 0															
Inning Stats	R: 0 E: 0 K: 0 S: 3	H: 1 LOB: 0 BB: 0 P: 4	R: 0 E: 0 K: 0 S: 5	H: 0 LOB: 0 BB: 0 P: 13	R: 0 E: 0 K: 1 S: 8	H: 0 LOB: 0 BB: 0 P: 12	R: 2 E: 0 K: 0 S: 14	H: 2 LOB: 0 BB: 0 P: 22	R: 0 E: 0 K: 1 S: 8	H: 0 LOB: 0 BB: 0 P: 13	R: 3 E: 0 K: 0 S: 16	H: 4 LOB: 1 BB: 0 P: 26	R: 0 E: 0 K: 1 S: 11	H: 1 LOB: 2 BB: 1 P: 23	R: 0 E: 0 K: 0 S: 5	H: 1 LOB: 0 BB: 0 P: 8	R: 0 E: 0 K: 1 S: 7	H: 0 LOB: 0 BB: 0 P: 10	1B: 6 2B: 2 3B: 0 HR: 2	SF: 1 SAC: 0 DP: 2 HBP: 0	WP: 0 PB: 0 SB: 0 CS: 0	PA: 35			
PITCHER	IP WLS BF H R ER SO BB IBB HBP BLK WP HR S P ERA WHIP																								
Bill Krueger, L (1, 1) ERA: 3.83	5.1		22	7	5	5	2	0	0	0	0	0	2	49	81	8.44	1.312								
Dave Burba, R (6, 1) ERA: 3.76	1.2	W	7	1	0	0	1	1	0	0	0	0	0	16	32	0.00	1.200								
Bill Swift, R (8, 1) ERA: 2.17	2.0	S	6	1	0	0	1	0	0	0	0	0	0	12	18	0.00	0.500								

livebaseballscorecards.com

AB	33
R	5
H	9
RBI	5
BB	1
SO	4
LOB	8



Batter	1	2	3	4	5	6	7	8	9	AB	R	H	RBI	BB	SO	LOB	BOTTOM
Edgar Martinez, R (1, 5) <small>OBP: 0.411, SLG: 0.458</small> Jeff Schaefer, R (8, PR) <small>OBP: 0.281, SLG: 0.336</small> (9, 5)	4-0 BB		1-2 WP 2B 1B	1-3 K		4-0 HR BB		3-2 2B 2B 1B		3	2	2	0	2	1	0	
Harold Reynolds, S (1, 4) <small>OBP: 0.335, SLG: 0.349</small>	1-2 G4-3 1-2		0-0 L7		2-1 F8	2-3 K		2-2 2B 2B 1-3		5	1	1	0	0	1	5	
Ken Griffey Jr., L (1, 8) <small>OBP: 0.404, SLG: 0.543</small>	4-0 BB		1-2 P5 1-2		1-0 1B	0-0 HR 1-H 2-H 3-H		4-0 2B IBB		3	2	2	4	2	0	1	
Alvin Davis, L (1, 10) <small>OBP: 0.306, SLG: 0.352</small>	1-0 F8 2-3		1-0 BB 2B 2-H		3-0 F8	4-2 FC3-6 BB		1-2 2B 1-H 2-H 3-H		4	0	2	4	1	0	3	
Tino Martinez, L (1, 3) <small>OBP: 0.273, SLG: 0.276</small>	1-0 P6		4-1 BB BB		2-3 K2-3	2-0 FC3-6 1-2f		3-3 K		4	0	0	0	1	2	6	
Jay Buhner, R (1, 9) <small>OBP: 0.335, SLG: 0.497</small>		2-3 K	4-2 BB 1-2 2-3			 1B 1B		0-0 F8		4	1	2	0	1	1	1	
Greg Briley, L (1, 7) <small>OBP: 0.296, SLG: 0.320</small>		1-2 G6-3 1B	2-2 P5			0-0 2B 1B	0-3 K	1-2 F7		5	1	2	0	0	1	5	
Dave Valle, R (1, 2) <small>OBP: 0.278, SLG: 0.291</small>		2-1 G6-3 1-2		0-1 G5-3		1-1 1B HR 2B 1-H 2-H	0-1 G5-3	2-1 F8		5	1	1	2	0	0	3	
Omar Vizquel, S (1, 6) <small>OBP: 0.300, SLG: 0.296</small>		1-0 G4-3		2-3 K		0-0 HR BB 1B 2-3	2-1 G5-3		4	1	1	0	0	1	1		
Inning Stats	R: 0 H: 0 E: 0 LOB: 2 K: 0 BB: 2 S: 5 P: 16	R: 0 H: 1 E: 0 LOB: 1 K: 1 BB: 0 S: 11 P: 16	R: 1 H: 2 E: 0 LOB: 3 K: 0 BB: 2 S: 14 P: 27	R: 0 H: 0 E: 0 LOB: 0 K: 2 BB: 0 S: 9 P: 12	R: 0 H: 1 E: 0 LOB: 1 K: 1 BB: 0 S: 8 P: 15	R: 6 H: 5 E: 0 LOB: 1 K: 1 BB: 2 S: 17 P: 35	R: 0 H: 0 E: 0 LOB: 0 K: 1 BB: 0 S: 7 P: 9	R: 3 H: 4 E: 0 LOB: 2 K: 1 BB: 1 S: 20 P: 36		1B: 8 SF: 0 2B: 4 SAC: 0 3B: 0 DP: 0 HR: 1 HBP: 0	WP: 1 PA: 44 PB: 0 SB: 0 CS: 0						
PITCHER Kevin Appier, R (1, 1) <small>ERA: 3.38</small> Tom Gordon, R (6, 1) <small>ERA: 3.7</small> Mike Magnante, L (6, 1) <small>ERA: 2.17</small> Storm Davis, R (8, 1) <small>ERA: 4.94</small> Steve Crawford, R (8, 1) <small>ERA: 6.81</small>	IP WLS BF H R ER SO BB IBB HBP BLK WP HR S P ERA WHIP 5.0 L 3 1 2 2 1 1 0 0 0 0 1 6 12 54.00 6.000 1.2 6 0 0 0 1 1 0 0 0 0 0 12 22 0.00 0.600 0.2 7 4 3 3 1 0 1 0 0 0 0 18 32 40.50 6.000 0.1 1 0 0 0 0 0 0 0 0 0 0 2 4 0.00 0.000	PITCHER IP WLS BF H R ER SO BB IBB HBP BLK WP HR S P ERA WHIP 0.1 3 1 2 2 1 1 0 0 0 0 0 6 12 54.00 6.000 1.2 6 0 0 0 1 1 0 0 0 0 0 12 22 0.00 0.600 0.2 7 4 3 3 1 0 1 0 0 0 0 18 32 40.50 6.000 0.1 1 0 0 0 0 0 0 0 0 0 0 2 4 0.00 0.000															

Kansas City Royals @ Seattle Mariners
 The Kingdom, Seattle, WA
 Thu Sep 19 1991, 10:05 PM EDT
 Att: 26,265 - Dome - 70 F

AB 37
 R 10
 H 13
 RBI 10
 BB 7
 SO 7
 LOB 25



WP: 1 PA: 44
 PB: 0
 SB: 0
 CS: 0

ERA WHIP
 54.00 6.000
 0.00 0.600
 40.50 6.000
 0.00 0.000

Batter	1	2	3	4	5	6	7	8	9	AB R H RBI BB SO LOB	TOP											
Kirk Gibson, L (1, 7) OBP: 0.345, SLG: 0.405 Gary Thurman, R (8, 7) OBP: 0.319, SLG: 0.378	3-1 F7		4-0 2B BB			2-1 G4-3		0-0 1B		3 1 1 0 1 0 0 0 0 0 0 0 0 0	Kansas City Royals @ Seattle Mariners The Kingdome, Seattle, WA Fri Sep 20 1991, 10:05 PM EDT Att. 14,141 - Dome - 70 F livebaseballscorecards.com											
Brian McRae, S (1, 8) OBP: 0.289, SLG: 0.366	1-0 L7		0-1 1-H 3-H 2B			1-0 F9		2-1 F9		4 0 1 2 0 0 1												
George Brett, L (1, 10) OBP: 0.323, SLG: 0.411	3-2 F8		2-2 L8			0-0 G4-3			1-2 1B 2B	4 1 1 0 0 0 1												
Danny Tartabull, R (1, 9) OBP: 0.396, SLG: 0.603		3-2 F8		3-1 P2			1-1 1B		2-0 F8	4 0 1 0 0 0 1												
Todd Benzinger, S (1, 3) OBP: 0.303, SLG: 0.348		1-1 G3		0-1 CS 1B			1-2 F8		0-0 P4	4 0 1 0 0 0 2												
Bill Pecota, R (1, 5) OBP: 0.351, SLG: 0.399		2-3 K		1-1 P4			1-1 P4		1-2 1B	4 0 1 1 0 1 2												
Kurt Stillwell, S (1, 6) OBP: 0.310, SLG: 0.355			0-1 G1-3	1-0 CS	1-1 F7		1-2 L8		0-0 G4-3	4 0 0 0 0 0 2												
Brent Mayne, L (1, 2) OBP: 0.301, SLG: 0.312			4-1 WP 2B BB		1-2 G3-1			0-0 G3-1		2 1 0 0 1 0 0												
Terry Shumpert, R (1, 4) OBP: 0.291, SLG: 0.336			3-2 F7		0-1 F8			1-0 F8		3 0 0 0 0 0 1												
Inning Stats	R: 0 E: 0 K: 0 S: 9	H: 0 LOB: 0 BB: 0 P: 16	R: 0 E: 0 K: 1 S: 9	H: 0 LOB: 0 BB: 0 P: 15	R: 2 E: 0 K: 0 S: 11	H: 1 LOB: 1 BB: 2 P: 24	R: 0 E: 0 K: 0 S: 6	H: 1 LOB: 0 BB: 0 P: 11	R: 0 E: 0 K: 0 S: 7	H: 0 LOB: 0 BB: 0 P: 9	R: 0 E: 0 K: 0 S: 4	H: 0 LOB: 0 BB: 0 P: 7	R: 0 E: 0 K: 0 S: 11	H: 1 LOB: 1 BB: 0 P: 15	R: 0 E: 0 K: 0 S: 5	H: 1 LOB: 1 BB: 0 P: 8	R: 1 E: 0 K: 0 S: 9	H: 2 LOB: 1 BB: 0 P: 13	1B: 4 2B: 2 3B: 0 HR: 0	SF: 0 SAC: 0 DP: 0 HBP: 0	WP: 2 PB: 0 SB: 0 CS: 1	PA: 35
PITCHER	IP WLS BF H R ER SO BB IBB HBP BLK WP HR S P ERA WHIP																					
Rich DeLucia, R (1, 1) ERA: 4.82 Gene Harris, R (9, 1) ERA: 6.14	8.0 L 29 4 2 2 1 2 0 0 0 0 2 0 62 105 2.25 0.750																					
	1.0 5 2 1 1 0 0 0 0 0 0 0 0 9 13 9.00 2.000																					

BOTTOM

AB R H RBI BB SO LOB

Kansas City Royals @ Seattle Mariners
 The Kingdom, Seattle, WA
 Fri Sep 20 1991, 10:05 PM EDT
 Att. 14,141 - Dome - 70 F

livebaseballscorecards.com

AB 26
R 0
H 3
RBI 0
BB 7
SO 3
LOB 13



WP: 0 PA: 33
 PB: 0
 SB: 0
 CS: 0

Batter	1	2	3	4	5	6	7	8	9
Edgar Martinez, R OBP: 0.410, SLG: 0.455 (1, 5)	2-1 G5-3 ①		3-2 G5-4-3 ②			1-1 F9 ②		4-1 BB BB	
Harold Reynolds, S OBP: 0.335, SLG: 0.347 (1, 4)	2-1 G3 ②			1-1 G3 ①		0-0 L8 ③		4-1 SAFE BB 1-2 BB	
Ken Griffey Jr., L OBP: 0.403, SLG: 0.541 (1, 8)	1-0 G3 ③			0-2 L4-3 1B			1-2 L8 ①	1-3 K ③	
Alvin Davis, L OBP: 0.308, SLG: 0.350 Rich Amaral, R (9, PR)				2-1 L4-3 ② ③			4-1 1B BB	4-2 G6-4-3 BB	
Tino Martinez, L OBP: 0.275, SLG: 0.278 Alonzo Powell, R OBP: 0.248, SLG: 0.326 (8, 3)		2-1 G4-3 ②			1-0 F9 ①		2-1 1B BB	3-2 F7 ①	
Scott Bradley, L OBP: 0.275, SLG: 0.237 (9, PH)							1-2 1B		1-0 0 0 0 0 0 0 1
Jay Buhner, R OBP: 0.334, SLG: 0.493 (1, 9)		2-3 K ③			4-1 G6-4-3 BB BB		2-0 P4 ②	2-2 G6-4-3 ② ③ 1-2f	
Greg Briley, L OBP: 0.296, SLG: 0.319 (1, 7)			0-2 G4-3 ①		4-0 G6-4-3 BB 1-2		2-3 K ③		2 0 0 0 1 1 2
Dave Valle, R OBP: 0.279, SLG: 0.290 Dave Cochrane, S OBP: 0.275, SLG: 0.342 (8, PH) (9, 2)					4-1 G5-4-3 1B BB			1-0 F7 ①	1 0 0 0 1 0 2 1 0 0 0 0 0 0
Omar Vizquel, S OBP: 0.301, SLG: 0.296 (1, 6)			1-1 G5-4-3 1-2 1B			1-2 G1-3 ①		2-1 G3 ②	3 0 1 0 0 0 0

Inning Stats	R: 0	H: 0	E: 0	K: 5	LOB: 0	BB: 0	P: 10	R: 0	H: 0	E: 0	K: 6	LOB: 0	BB: 0	P: 11	R: 0	H: 1	E: 0	K: 13	LOB: 1	BB: 1	P: 21	R: 0	H: 1	E: 0	K: 8	LOB: 0	BB: 0	P: 11	R: 0	H: 0	E: 0	K: 3	LOB: 1	BB: 2	P: 14	R: 0	H: 0	E: 0	K: 6	LOB: 0	BB: 0	P: 8	R: 0	H: 1	E: 0	K: 11	LOB: 2	BB: 1	P: 22	R: 0	H: 0	E: 0	K: 8	LOB: 2	BB: 2	P: 20	R: 0	H: 0	E: 0	K: 8	LOB: 1	BB: 1	P: 17	1B: 3	SF: 0	2B: 1	SAC: 0	3B: 0	DP: 4	HR: 0	HBP: 0	WP: 0	PA: 33
--------------	------	------	------	------	--------	-------	-------	------	------	------	------	--------	-------	-------	------	------	------	-------	--------	-------	-------	------	------	------	------	--------	-------	-------	------	------	------	------	--------	-------	-------	------	------	------	------	--------	-------	------	------	------	------	-------	--------	-------	-------	------	------	------	------	--------	-------	-------	------	------	------	------	--------	-------	-------	-------	-------	-------	--------	-------	-------	-------	--------	-------	--------

PITCHER	IP	WLS	BF	H	R	ER	SO	BB	IBB	HBP	BLK	WP	HR	S	P	ERA	WHIP
Mike Boddicker, R ERA: 4.08 (1, 1)	6.0		20	2	0	0	1	3	0	0	0	0	0	41	75	0.00	0.833
Mike Magnante, L ERA: 2.16 (7, 1)	0.1		3	1	0	0	0	1	0	0	0	0	0	7	14	0.00	6.000
Joel Johnston, R ERA: (7, 1)	0.2		2	0	0	0	1	0	0	0	0	0	0	4	8	0.00	0.000
Jeff Montgomery, R ERA: 2.96 (8, 1)	2.0	S	8	0	0	0	1	3	0	0	0	0	0	16	37	0.00	1.500

Batter	1	2	3	4	5	6	7	8	9	AB R H RBI BB SO LOB	TOP	
Gary Thurman, R (1, 7) OBP: 0.320, SLG: 0.377 Jim Eisenreich, L (8, PH) OBP: 0.332, SLG: 0.382 (8, 9)	0-2 G1			2-2 G1-3		1-1 FC3-6 1-2 1B		2-1 FC3-6 FC6-4 1-2f		3 0 1 0 0 0 0 1 0 0 0 0 0 1	Kansas City Royals @ Seattle Mariners The Kingdome, Seattle, WA Sat Sep 21 1991, 10:05 PM EDT Att: 14,393 - Dome - 70 F	
Brian McRae, S (1, 8) OBP: 0.288, SLG: 0.364	2-2 G2-3			0-1 P3		0-3 K		1-0 FC6-4 1-2f 1B		4 1 0 0 0 1 3		
Bill Pecota, R (1, 5) OBP: 0.350, SLG: 0.397 (8, 4)	2-1 P4			2-3 K		1-2 FC3-6 1-2f 2-3		1-2 1B 1-2 1B		4 0 1 0 0 1 2		
Danny Tartabull, R (1, 9) OBP: 0.395, SLG: 0.603 George Brett, L (8, PH) OBP: 0.324, SLG: 0.413 Bobby Moore, R (8, PR) (8, 7)			3-3 K		3-2 1B G1-2-3 2B	0-0 F8		0-0 FC5-4 1-3 2-H 1B		3 0 1 0 0 1 2 1 0 1 1 0 0 0 0 0 0 0 0 0 0		
Todd Benzinger, S (1, 3) OBP: 0.305, SLG: 0.350			3-2 G6-4-3 1B		2-0 G1-2-3 HBP 2-3 1B		2-3 K	0-1 FC5-4 1-2f		4 0 2 0 0 1 2		
Mike Macfarlane, R (1, 10) OBP: 0.325, SLG: 0.506			0-0 G6-4-3 1-2f		4-2 G1-2-3 HBP 1-2		0-1 L8		0-3 K	3 0 0 0 0 1 1		
Kurt Stillwell, S (1, 6) OBP: 0.309, SLG: 0.354			2-2 P4		1-2 G1-2-3 1-2 2-3 3-H		0-1 1B		2-1 G4-1	4 0 1 0 0 0 3		
Tim Spehr, R (1, 2) OBP: 0.282, SLG: 0.311 Kirk Gibson, L (7, PH) OBP: 0.345, SLG: 0.404 Brent Mayne, L (7, 2) OBP: 0.300, SLG: 0.311			1-1 G6-4-3 1B		0-0 G6-3		2-3 K		1-3 K	2 0 1 0 0 0 2 1 0 0 0 0 1 1 1 0 0 0 0 1 0		
Terry Shumpert, R (1, 4) OBP: 0.292, SLG: 0.335 Kevin Seitzer, R (8, PH) OBP: 0.347, SLG: 0.343 Sean Berry, R (8, PR) OBP: 0.150, SLG: 0.154 (8, 5)			0-1 G1-6-4-3		4-0 FC3-6 1B BB		3-2 FC3-6 1B			1 0 0 0 1 0 1 1 0 1 0 0 0 0 0 0 0 0 0 0 0		
Inning Stats	R: 0 H: 0 E: 0 LOB: 0 K: 0 BB: 0 S: 8 P: 12	R: 0 H: 1 E: 0 LOB: 0 K: 1 BB: 0 S: 8 P: 14	R: 0 H: 1 E: 0 LOB: 0 K: 0 BB: 0 S: 7 P: 10	R: 0 H: 0 E: 0 LOB: 0 K: 1 BB: 0 S: 9 P: 13	R: 0 H: 2 E: 0 LOB: 2 K: 0 BB: 0 S: 17 P: 27	R: 0 H: 1 E: 0 LOB: 2 K: 1 BB: 1 S: 9 P: 15	R: 0 H: 1 E: 0 LOB: 1 K: 2 BB: 0 S: 11 P: 15	R: 1 H: 3 E: 0 LOB: 2 K: 0 BB: 0 S: 15 P: 22	R: 0 H: 0 E: 0 LOB: 0 K: 2 BB: 0 S: 8 P: 11	1B: 8 SF: 0 2B: 1 SAC: 0 3B: 0 DP: 3 HR: 0 HBP: 1		WP: 0 PA: 35 PB: 0 SB: 0 CS: 0
PITCHER	IP WLS BF H R ER SO BB IBB HBP BLK WP HR S P ERA WHIP											
Dave Fleming, L (1, 1) ERA: 3.27	5.0 W 19 5 0 0 2 1 0 1 0 0 0 0 51 83 0.00 1.200											
Michael Jackson, R (6, 1) ERA: 3.35	2.0 8 2 1 1 3 0 0 0 0 0 0 0 24 32 4.50 1.000											
Russ Swan, L (8, 1) ERA: 3.68	0.1 1 0 0 0 0 0 0 0 0 0 0 0 2 4 0.00 0.000											
Bill Swift, R (8, 1) ERA: 2.15	0.2 4 2 0 0 0 0 0 0 0 0 0 0 7 9 0.00 3.000											
Mike Schooler, R (9, 1) ERA: 2.79	1.0 S 3 0 0 0 2 0 0 0 0 0 0 0 8 11 0.00 0.000											

livebaseballscorecards.com

AB	33
R	1
H	9
RBI	1
BB	1
SO	7
LOB	18



Batter	1	2	3	4	5	6	7	8	9
Edgar Martinez, R OBP: 0.411, SLG: 0.462	2-1 G6-3	2-1 HR		1-1 2B 1B		4-0 BB		1-2 G5-3	
Harold Reynolds, S OBP: 0.337, SLG: 0.351	2-1 1B	4-1 1B BB		2-2 2B		1-0 P6			
Ken Griffey Jr., L OBP: 0.404, SLG: 0.541	1-0 1B	2-0 1B		1-3 K		1-3 K			
Pete O'Brien, L OBP: 0.306, SLG: 0.391	1-1 FC5 1B	3-1 F8		0-3 K		2-3 K			
Jay Buhner, R OBP: 0.333, SLG: 0.492	1-2 1B								
Alvin Davis, L OBP: 0.305, SLG: 0.347	1-3 K			3-3 K		3-3 K		1-3 K	
Greg Briley, L OBP: 0.298, SLG: 0.319	2-0 1B			4-1 S BB		1-0 L7		3-1 L7	
Tino Martinez, L OBP: 0.274, SLG: 0.277	0-0 FC5			2-0 P8		2-0 F8		1-1 SH1-4 1B	
Omar Vizquel, S OBP: 0.301, SLG: 0.297		0-1 F9		1-3 K		2-2 BB 1B		0-1 SH1-4	
Dave Valle, R OBP: 0.279, SLG: 0.290		3-2 G6-3		1-2 CS 1B		2-3 K		1-2 G5-3	

AB	R	H	RBI	BB	SO	LOB	
4	2	2	1	1	0	1	
3	1	2	1	1	0	2	
4	1	2	1	0	2	3	
3	0	1	0	0	1	3	
1	0	0	0	0	1	0	
4	0	0	0	0	4	2	
3	0	1	1	1	0	0	
4	0	1	0	0	0	3	
3	0	1	0	0	1	1	
4	0	1	0	0	1	2	
1B: 9	SF: 0	2B: 1	SAC: 1	3B: 0	DP: 0	HR: 1	HBP: 0

BOTTOM

Kansas City Royals @ Seattle Mariners
 The Kingdom, Seattle, WA
 Sat Sep 21 1991, 10:05 PM EDT
 Att. 14,393 - Dome - 70 F

livebaseballscorecards.com

AB	33
R	4
H	11
RBI	4
BB	3
SO	10
LOB	17



Inning Stats	R	H	E	K	S	H	LOB	BB	P	R	H	E	K	S	R	H	E	K	S	ERA	WHIP	
	2	4	0	1	12	1	2	0	25	0	0	0	2	8	0	0	0	0	0	0	10.80	3.300
	0	0	0	2	15	1	3	0	20	0	0	0	1	15	0	0	0	0	0	0.00	0.545	
	0	0	0	8	18	0	0	0	18	0	0	0	2	18	0	0	0	0	0	0.00	1.000	

PITCHER	IP	WLS	BF	H	R	ER	SO	BB	IBB	HBP	BLK	WP	HR	S	P	ERA	WHIP
Mark Gubicza, R ERA: 5.82	(1, 1)	3.1	L	20	9	4	4	3	2	0	0	0	1	40	76	10.80	3.300
Mark Davis, L ERA: 4.76	(4, 1)	3.2		13	1	0	7	1	0	0	0	0	0	34	57	0.00	0.545
Steve Crawford, R ERA: 6.64	(8, 1)	1.0		4	1	0	0	0	0	0	0	0	0	10	13	0.00	1.000

PITCHER	IP	WLS	BF	H	R	ER	SO	BB	IBB	HBP	BLK	WP	HR	S	P	ERA	WHIP

WP: 0	PA: 37
PB: 0	
SB: 2	
CS: 2	

Batter	1	2	3	4	5	6	7	8	9	AB R H RBI BB SO LOB	TOP	
Gary Thurman, R (1, 9) OBP: 0.329, SLG: 0.383	0-0 P3		4-2 2B BB		1-1 1B			0-0 1B		3 1 2 0 1 0 0		
Kirk Gibson, L (1, 7) OBP: 0.344, SLG: 0.405	2-3 K		1-0 1B 2B		3-3 K			2-0 P6		4 1 1 1 0 2 2		
Brian McRae, S (8, 8) OBP: 0.288, SLG: 0.364	G4-6-3		1-H		1-2			1-2f		0 0 0 0 0 0 0		
Todd Benzinger, S (1, 3) OBP: 0.304, SLG: 0.349	0-0 G4-6-3		1-1 1B		0-1 G3			2-1 G4-6-3		4 0 1 1 0 0 2		
George Brett, L (1, 10) OBP: 0.322, SLG: 0.409		3-1 G6-3	0-1 G6-3		2-2 G1-3			2-3 K		4 0 0 0 0 1 1		
Jim Eisenreich, L (1, 8) OBP: 0.334, SLG: 0.387		1-0 G4-3 1B		1-0 G3-1 F7-2 2B		2-2 P6		0-0 G4-3		4 0 2 0 0 0 0		
Bill Pecota, R (1, 5) OBP: 0.349, SLG: 0.396		1-0 G4-3		3-2 G3-1		1-0 S 1B		2-0 G6-3		4 0 1 0 0 0 2		
Kurt Stillwell, S (1, 6) OBP: 0.306, SLG: 0.351		2-2 F8		1-2 F7-2		1 SAFE F8		0-0 F8		3 0 0 0 0 0 3		
Brent Mayne, L (1, 2) OBP: 0.296, SLG: 0.306			1-0 G4-3		2-0 G5-3			0-3 K		3 0 0 0 0 1 1		
Terry Shumpert, R (1, 4) OBP: 0.290, SLG: 0.332			1-1 G3		2-3 K			2-3 K		3 0 0 0 0 2 1		
Inning Stats	R: 0 H: 0 E: 0 LOB: 0 K: 1 BB: 0 S: 5 P: 7	R: 0 H: 1 E: 0 LOB: 1 K: 0 BB: 0 S: 7 P: 14	R: 2 H: 2 E: 0 LOB: 1 K: 0 BB: 1 S: 11 P: 19	R: 0 H: 1 E: 0 LOB: 0 K: 0 BB: 0 S: 8 P: 12	R: 0 H: 1 E: 0 LOB: 1 K: 2 BB: 0 S: 9 P: 17	R: 0 H: 0 E: 0 LOB: 0 K: 0 BB: 0 S: 8 P: 12	R: 0 H: 1 E: 0 LOB: 1 K: 2 BB: 0 S: 8 P: 11	R: 0 H: 1 E: 0 LOB: 0 K: 1 BB: 0 S: 4 P: 8	R: 0 H: 0 E: 0 LOB: 0 K: 1 BB: 0 S: 5 P: 9	1B: 5 SF: 0 2B: 3 SAC: 0 3B: 0 DP: 3 HR: 0 HBP: 0	WP: 1 PA: 33 PB: 0 SB: 2 CS: 0	
PITCHER	IP WLS BF H R ER SO BB IBB HBP BLK WP HR S P ERA WHIP											
Brian Holman, R (1, 1) ERA: 3.69	7.0 L 28 7 2 2 5 1 0 0 0 1 0 57 93 2.57 1.143											
Russ Swan, L (8, 1) ERA: 3.6	1.2 4 0 0 0 1 0 0 0 0 0 0 7 13 0.00 0.000											
Calvin Jones, R (9, 1) ERA: 2.41	0.1 1 0 0 0 0 0 0 0 0 0 0 1 3 0.00 0.000											

Kansas City Royals @ Seattle Mariners
The Kingdome, Seattle, WA
Sun Sep 22 1991, 6:33 AM EDT
Att. 14,116 - Dome - 70 F

livebaseballscorecards.com

AB	32
R	2
H	7
RBI	2
BB	1
SO	6
LOB	12



Batter	1	2	3	4	5	6	7	8	9	AB R H RBI BB SO LOB
Edgar Martinez, R (1, 5) OBP: 0.412, SLG: 0.461 Rich Amaral, R (9, PR)	4-2 B BB		0-0 F8			1-1 G5-3			2-2 SH1-4 1B	3 0 1 0 1 0 0 0 0 0 0 0 0 0
Harold Reynolds, S (1, 4) OBP: 0.336, SLG: 0.349	0-3 K				0-3 K	0-3 K			0-0 SH1-4 1-2	3 0 0 0 0 3 1
Ken Griffey Jr., L (1, 8) OBP: 0.401, SLG: 0.536	0-0 F9				1-3 K				1-3 K	4 0 0 0 0 2 3
Pete O'Brien, L (1, 7) OBP: 0.305, SLG: 0.395	2-3 K				2-3 K				0-0 F8	4 1 1 1 0 2 3
Alvin Davis, L (1, 10) OBP: 0.303, SLG: 0.344		2-1 F8			0-3 K				0-1 P5	3 0 0 0 0 1 0
Greg Briley, L (1, 9) OBP: 0.298, SLG: 0.319		0-0 F9			3-2 1B				2-2 G4-3	3 0 1 0 0 0 0
Tino Martinez, L (1, 3) OBP: 0.265, SLG: 0.267		0-1 G3			1-1 F7				3-3 K	3 0 0 0 0 1 1
Omar Vizquel, S (1, 6) OBP: 0.300, SLG: 0.295 Dave Cochrane, S (8, PH) OBP: 0.273, SLG: 0.340 Jeff Schaefer, R (9, 6) OBP: 0.281, SLG: 0.336			2-2 F9		1-0 F9				1-3 K	2 0 0 0 0 0 1 1 0 0 0 0 1 0 0 0 0 0 0 0 0
Dave Valle, R (1, 2) OBP: 0.277, SLG: 0.288 Scott Bradley, L (8, PH) OBP: 0.274, SLG: 0.235 (9, 2)			2-2 G6-3			1-3 K			0-1 G4-3	2 0 0 0 0 1 0 1 0 0 0 0 0 0

Inning Stats	R: 0 E: 0 K: 2 S: 15	H: 0 LOB: 1 BB: 1 P: 21	R: 0 E: 0 K: 0 S: 5	H: 0 LOB: 0 BB: 0 P: 7	R: 0 E: 0 K: 0 S: 7	H: 0 LOB: 0 BB: 0 P: 11	R: 0 E: 0 K: 3 S: 9	H: 0 LOB: 0 BB: 0 P: 12	R: 0 E: 0 K: 1 S: 10	H: 1 LOB: 1 BB: 0 P: 15	R: 0 E: 0 K: 2 S: 8	H: 0 LOB: 0 BB: 0 P: 10	R: 1 E: 0 K: 0 S: 9	H: 1 LOB: 0 BB: 0 P: 12	R: 0 E: 0 K: 2 S: 8	H: 0 LOB: 0 BB: 0 P: 12	R: 0 E: 0 K: 1 S: 9	H: 1 LOB: 2 BB: 0 P: 12	1B: 2 2B: 0 3B: 0 HR: 1	SF: 0 SAC: 1 DP: 0 HBP: 0
--------------	-------------------------------	----------------------------------	------------------------------	---------------------------------	------------------------------	----------------------------------	------------------------------	----------------------------------	-------------------------------	----------------------------------	------------------------------	----------------------------------	------------------------------	----------------------------------	------------------------------	----------------------------------	------------------------------	----------------------------------	----------------------------------	------------------------------------

PITCHER	IP	WLS	BF	H	R	ER	SO	BB	IBB	HBP	BLK	WP	HR	S	P	ERA	WHIP
Bret Saberhagen, R (1, 1) ERA: 3.05	9.0	W	31	3	1	1	11	1	0	0	0	0	1	80	112	1.00	0.444

BOTTOM


Kansas City Royals @ Seattle Mariners
The Kingdom, Seattle, WA
Sun Sep 22 1991, 6:33 AM EDT
Att. 14,116 - Dome - 70 F

livebaseballscorecards.com

AB	29
R	1
H	3
RBI	1
BB	1
SO	11
LOB	9



WP	PA	ERA	WHIP
0	31		

Batter	1	2	3	4	5	6	7	8	9	10	11	AB R H RBI BB SO LOB	TOP													
Brian Downing, R OBP: 0.389, SLG: 0.467 (1, 10)	4-0 FC5-4 BB	4-2 1B BB		0-2 P2			2-0 F7		2-1 P5		4-2 1B BB	3 2 0 0 3 0 1														
Monty Fariss, R OBP: 0.429, SLG: 0.353 Mario Diaz, R OBP: 0.325, SLG: 0.330 (1, 4) (7, 4) (11, 6)	4-2 FC5-4 BB	1-0 1B 1B			3-3		4-2 1B BB		1-1 F8		2-1 1B 1B	2 0 1 2 2 1 0 2 1 1 1 0 0 0														
Ruben Sierra, S OBP: 0.357, SLG: 0.498 (1, 9)	2-3 K	1-2 FC5-4 1B		1-3 2-H 3-H	1-3 K		1-0 FC6-4 1B		1-0 FC6-4 1B		2-0 2B 1B	6 1 4 2 0 2 2														
Juan Gonzalez, R OBP: 0.327, SLG: 0.489 (1, 7)	2-2 FC5-4 FC6-4	2-1 FC5-4		2-1 FC5-4	0-0 G6-3		0-1 FC6-4		1-1 FC6-4		0-1 2B 2B	6 1 1 2 0 0 8														
Mike Stanley, R OBP: 0.377, SLG: 0.400 Rafael Palmeiro, L OBP: 0.393, SLG: 0.543 (1, 3) (6, 3)	2-2 FC6-4			4-1 G6-4-3 BB		2-2 G5-3		4-1 1B BB		3-2 G4-6-3	4-0 2B IBB	2 0 0 0 1 0 2 1 1 0 0 2 0 1														
Dean Palmer, R OBP: 0.285, SLG: 0.417 (1, 5)		1-3 K		2-3 K		2-3 K		3-3 K			K	6 1 1 2 0 5 2														
Ivan Rodriguez, R OBP: 0.280, SLG: 0.363 Kevin Reimer, L OBP: 0.343, SLG: 0.486 Gary Pettis, S OBP: 0.342, SLG: 0.278 (1, 2) (8, PH) (8, 8)		4-0 BB 1B BB		0-1 G6-4-3		2-2 G6-3		1-2 1B			4-2 1B BB	2 1 0 0 1 0 1 1 0 1 0 0 0 0 1 1 1 0 1 0 0	AB 43 R 11 H 13 RBI 11 BB 11 SO 13 LOB 24													
Donald Harris, R OBP: 0.600, SLG: 0.500 Geno Petralli, L OBP: 0.330, SLG: 0.344 (1, 8) (8, PH) (8, 2)		4-2 1B BB		1-3 K		1-1 FC1-6 1B		1-3 K			1-3 F9	2 1 1 0 1 1 0 3 0 1 1 0 1 2														
José Hernández, R OBP: 0.222, SLG: 0.244 Jack Daugherty, S OBP: 0.255, SLG: 0.252 Jeff Huson, L OBP: 0.312, SLG: 0.293 Julio Franco, R OBP: 0.408, SLG: 0.466 (1, 6) (9, PH) (9, 6) (11, PH) (11, 4)		0-3 K		0-2 L9		1-1 FC1-6 1B			2-3 K		1-1 1B	3 0 0 0 0 1 3 1 0 0 0 0 1 0 0 0 0 0 0 0 0 2 1 1 1 0 1 2														
Inning Stats	R: 0 E: 0 K: 1 S: 14	H: 0 LOB: 2 BB: 2 P: 28	R: 3 E: 0 K: 2 S: 20	H: 2 LOB: 2 BB: 3 P: 37	R: 0 E: 0 K: 1 S: 6	H: 0 LOB: 0 BB: 1 P: 12	R: 0 E: 0 K: 1 S: 10	H: 0 LOB: 0 BB: 0 P: 11	R: 0 E: 0 K: 2 S: 8	H: 0 LOB: 0 BB: 0 P: 12	R: 0 E: 0 K: 1 S: 10	H: 0 LOB: 0 BB: 0 P: 16	R: 0 E: 0 K: 0 S: 12	H: 2 LOB: 3 BB: 1 P: 21	R: 0 E: 0 K: 2 S: 11	H: 1 LOB: 1 BB: 1 P: 20	R: 0 E: 0 K: 1 S: 7	H: 0 LOB: 0 BB: 0 P: 12	R: 0 E: 0 K: 0 S: 6	H: 1 LOB: 0 BB: 0 P: 11	R: 8 E: 0 K: 2 S: 23	H: 7 LOB: 2 BB: 3 P: 49	1B: 11 2B: 2 3B: 0 HR: 0	SF: 0 SAC: 0 DP: 2 HBP: 0	WP: 1 PB: 0 SB: 2 CS: 0	PA: 54
PITCHER	IP	WLS	BF	H	R	ER	SO	BB	IBB	HBP	BLK	WP	HR	S	P	ERA	WHIP									
Randy Johnson, L ERA: 4.1 (1, 1)	7.0		31	4	3	3	8	7	0	0	0	0	0	80	137	3.86	1.571									
Calvin Jones, R ERA: 2.29 (8, 1)	2.0		7	1	0	0	3	1	0	0	0	0	0	18	32	0.00	1.000									
Bill Swift, R ERA: 2.13 (10, 1)	1.0		3	1	0	0	0	0	0	0	0	0	0	6	11	0.00	1.000									
Mike Schooler, R ERA: 4.25 (11, 1)	0.2	L	7	3	5	5	1	2	0	0	0	1	0	14	32	67.50	7.500									
Dave Burba, R ERA: 4.73 (11, 1)	0.1		6	4	3	3	1	0	1	0	0	0	0	9	17	81.00	12.000									

Texas Rangers @ Seattle Mariners
The Kingdome, Seattle, WA
Mon Sep 23 1991, 10:05 PM EDT
Att. 49,486 - Dome - 70 F

livebaseballscores.com

Batter	1	2	3	4	5	6	7	8	9	10	11	AB R H RBI BB SO LOB
Edgar Martinez, R (1, 5) OBP: 0.411, SLG: 0.462	G4-3		P6		F7					FC6		6 0 2 0 0 0 2
Harold Reynolds, S (1, 4) OBP: 0.336, SLG: 0.350	1B 2B		1B		G6-3		P6		P9		P7	6 1 2 0 0 0 2
Ken Griffey Jr., L (1, 8) OBP: 0.406, SLG: 0.541 Pat Lennon, R (11, PH) OBP: 1.000, SLG: 2.000	WP SF8 1B		HBP 1B								1B	3 1 3 1 2 0 0 0 1 0 0 1 0 0
Jay Buhner, R (1, 9) OBP: 0.333, SLG: 0.489 Greg Briley, L (9, PH) OBP: 0.302, SLG: 0.323	SF8		1B		F9		G6-3				1B	2 0 0 1 0 0 3 2 0 2 0 0 0 0
Tracy Jones, R (1, 10) OBP: 0.315, SLG: 0.367 Alvin Davis, L (9, PH) OBP: 0.304, SLG: 0.345	E5		K				F7		G6-3		P3	4 0 0 0 0 1 3 2 0 1 1 0 0 3
Pete O'Brien, L (1, 3) OBP: 0.302, SLG: 0.392 Tino Martinez, L (11, PH) OBP: 0.263, SLG: 0.264	F8		G4-3				F8		F7		G4-3	5 0 0 0 0 0 4 1 0 0 0 0 1 2
Alonzo Powell, R (1, 7) OBP: 0.270, SLG: 0.380			G3-1								K	5 1 3 1 1 1 0
Jeff Schaefer, R (1, 6) OBP: 0.279, SLG: 0.333 Omar Vizquel, S (5, 6)			K				SH3		G6-3		E9	1 0 0 0 0 1 0 4 0 0 0 0 1 4
Dave Valle, R (1, 2) OBP: 0.276, SLG: 0.286 Dave Cochrane, S (7, PH) OBP: 0.272, SLG: 0.337 Chris Howard, R (8, 2) OBP: 0.500, SLG: 1.000 Scott Bradley, L (10, PH) OBP: 0.277, SLG: 0.235			G6-3				L4-6		L3		P3	2 0 0 0 0 0 1 1 0 0 0 0 0 0 1 0 0 0 0 0 0 0 0 0 0 1 0 0

Inning Stats	R: 2	H: 2	E: 1	K: 0	S: 12	LOB: 1	P: 23	R: 0	H: 0	E: 0	K: 1	S: 10	LOB: 0	P: 12	R: 0	H: 2	E: 0	K: 1	S: 22	LOB: 3	P: 29	R: 0	H: 1	E: 0	K: 0	S: 5	LOB: 0	P: 7	R: 1	H: 1	E: 0	K: 1	S: 10	LOB: 1	P: 12	R: 0	H: 2	E: 0	K: 0	S: 13	LOB: 2	P: 19	R: 0	H: 1	E: 0	K: 0	S: 14	LOB: 1	P: 20	R: 0	H: 2	E: 0	K: 0	S: 10	LOB: 3	P: 20	R: 0	H: 0	E: 1	K: 1	S: 10	LOB: 2	P: 19	R: 1	H: 2	E: 0	K: 1	S: 14	LOB: 3	P: 29
1B: 8	SF: 1	2B: 5	SAC: 1	3B: 0	DP: 1	HR: 1	HBP: 1	WP: 1	PA: 53																																																													

PITCHER	IP	WLS	BF	H	R	ER	SO	BB	IBB	HBP	BLK	WP	HR	S	P	ERA	WHIP
Brian Bohanon, L (1, 1) ERA: 5.5	6.0		26	6	3	3	3	1	0	1	0	1	1	64	94	4.50	1.167
Terry Mathews, R (7, 1) ERA: 3.75	0.2		3	1	0	0	0	0	0	0	0	0	0	11	17	0.00	1.500
Kenny Rogers, L (7, 1) ERA: 5.55	2.0		10	3	0	0	0	0	1	0	0	0	0	24	37	0.00	1.500
Jeff Russell, R (9, 1) ERA: 3.46	1.1	W	7	1	0	0	1	1	0	0	0	0	0	12	24	0.00	1.500
Wayne Rosenthal, R (11, 1) ERA: 4.41	1.0		7	2	1	1	1	2	0	0	0	0	0	14	29	9.00	4.000

BOTTOM

Texas Rangers @ Seattle Mariners
The Kingdome, Seattle, WA
Mon Sep 23 1991, 10:05 PM EDT
Att. 49,486 - Dome - 70 F

livebaseballscores.com

AB	45
R	4
H	13
RBI	4
BB	5
SO	5
LOB	24



Batter	1	2	3	4	5	6	7	8	9	AB R H RBI BB SO LOB	TOP														
Brian Downing, R (1, 10) OBP: 0.391, SLG: 0.467	1-2 E E 1B		0-3 K			2-2 G5-3		1-2 HR HBP	0-0 1-2 2-H 1B	4 2 2 1 0 1 0															
Rafael Palmeiro, L (1, 3) OBP: 0.392, SLG: 0.545 Geno Petralli, L (9, 2) OBP: 0.330, SLG: 0.344	1-0 E4 SF8		1-0 F7			3-2 G6-3		0-1 HR	0-0 G4-3	5 2 1 2 0 0 2 0 0 0 0 0 0 0															
Julio Franco, R (1, 4) OBP: 0.407, SLG: 0.470	0-0 G6-3			1-1 G5-3		2-0 HR		3-2 F9		4 1 1 1 0 0 1															
Ruben Sierra, S (1, 9) OBP: 0.355, SLG: 0.496	1-2 SF8			2-1 G4-3		1-3 K		3-1 G4-3		3 0 0 1 0 1 0															
Juan Gonzalez, R (1, 8) OBP: 0.325, SLG: 0.485 (7, 7)	1-0 G5-3			1-0 F8			0-0 E5 BB 1B	1-1 G5-3		4 1 0 0 0 0 0															
Dean Palmer, R (1, 5) OBP: 0.286, SLG: 0.414 Mario Diaz, R (8, 5) OBP: 0.323, SLG: 0.328		2-2 F8		1-0 F8			4-1 1B BB		3-3 K	2 0 0 0 1 0 0 1 0 0 0 0 1 0															
Monty Fariss, R (1, 7) OBP: 0.478, SLG: 0.389 Kevin Reimer, L (7, PH) OBP: 0.342, SLG: 0.485 Gary Pettis, S (7, 8) OBP: 0.344, SLG: 0.281		0-1 F9-3 1B		4-2 G5-3 1B BB		1-1 F8		0-0 G4-3 1B		1 1 1 0 1 0 0 1 0 0 0 0 0 2 1 1 1 0 0 0 0															
Ivan Rodriguez, R (1, 2) OBP: 0.280, SLG: 0.363 Jack Daugherty, S (9, PH) OBP: 0.254, SLG: 0.250 (9, 3)		0-1 F9-3		3-2 G5-3		0-1 G5-4-3 1B		0-1 G4-3		3 0 1 1 0 0 2 1 0 0 0 0 0 1															
José Hernández, R (1, 6) OBP: 0.226, SLG: 0.247 Rob Maurer, L (9, PH) OBP: 0.444, SLG: 0.333 Jeff Huson, L (9, PR) OBP: 0.312, SLG: 0.293 (9, 6)			2-1 G6-3		2-1 1B		0-0 G5-4-3		1-2 1B HBP	3 0 1 1 0 0 2 0 0 0 0 0 0 0 0 0 0 0 0 0 0															
Inning Stats	R: 2 E: 1 K: 0 S: 9	H: 1 LOB: 0 BB: 0 P: 13	R: 0 E: 0 K: 0 S: 9	H: 1 LOB: 0 BB: 0 P: 11	R: 0 E: 0 K: 1 S: 6	H: 0 LOB: 0 BB: 0 P: 9	R: 0 E: 0 K: 0 S: 5	H: 0 LOB: 0 BB: 0 P: 9	R: 1 E: 0 K: 1 S: 9	H: 1 LOB: 1 BB: 1 P: 19	R: 1 E: 0 K: 1 S: 10	H: 1 LOB: 0 BB: 0 P: 18	R: 1 E: 1 K: 0 S: 7	H: 1 LOB: 1 BB: 1 P: 12	R: 2 E: 0 K: 0 S: 11	H: 1 LOB: 0 BB: 0 P: 19	R: 1 E: 0 K: 1 S: 12	H: 2 LOB: 2 BB: 0 P: 16	1B: 6 2B: 1 3B: 0 HR: 2	SF: 1 SAC: 0 DP: 2 HBP: 2	WP: 0 PB: 0 SB: 0 CS: 0	PA: 38			
PITCHER	IP	WLS	BF	H	R	ER	SO	BB	IBB	HBP	BLK	WP	HR	S	P	ERA	WHIP								
Bill Krueger, L (1, 1) ERA: 3.8	6.0		24	4	5	2	2	2	0	0	0	0	1	50	85	3.00	1.000								
Scott Bankhead, R (7, 1) ERA: 5.37	2.0		8	2	2	2	0	0	0	1	0	0	1	16	25	9.00	1.000								
Michael Jackson, R (9, 1) ERA: 3.43	0.2	L	5	2	1	1	1	0	0	1	0	0	0	11	15	13.50	3.000								
Russ Swan, L (9, 1) ERA: 3.58	0.1		1	0	0	0	0	0	0	0	0	0	0	1	1	0.00	0.000								

Texas Rangers @ Seattle Mariners
The Kingdome, Seattle, WA
Tue Sep 24 1991, 10:05 PM EDT
Att: 21,862 - Dome - 70 F

livebaseballscorecards.com

AB	33
R	8
H	8
RBI	7
BB	2
SO	3
LOB	10




Batter	1	2	3	4	5	6	7	8	9	AB	R	H	RBI	BB	SO	LOB
Edgar Martinez, R OBP: 0.413, SLG: 0.467 (1, 5)	1-1 G4-3 1B 2B		2-2 FC5-4 BB 1-2f		2-2 1B 2B		3-1 1B 1B 1-2 2-H	3-3 K		5	1	3	1	0	1	2
Harold Reynolds, S OBP: 0.338, SLG: 0.351 (1, 4)	2-0 G4-3 2-3		4-1 SAFE 1-2 BB		0-0 P7		1-0 1B 1-2 2-3	2-2 1B 1B 2-H		4	1	2	0	1	0	2
Ken Griffey Jr., L OBP: 0.408, SLG: 0.542 (1, 8)	0-2 K 1B 3-H		0-0 G4-3		1-1 WP 1B 2-3		2-3 K 2-3	3-2 1B 1B 2-H		5	0	3	2	0	1	5
Pete O'Brien, L OBP: 0.302, SLG: 0.389 (1, 3)	3-3 SAFE SAFE SAFE SAFE 1-2 K			4-1 G1-3 BB BB		2-3 K 1-2	3-2 SF8 3-H	2-2 G4-3 1-2		3	0	0	1	1	2	4
Alvin Davis, L OBP: 0.304, SLG: 0.345 (1, 10)		1-1 G3		2-2 P7		2-1 G4-6-3 1B	3-1 P3		2-0 FC1-6 1B	3	0	1	0	0	0	1
Pat Lennon, R OBP: 0.750, SLG: 1.000 (7, PH)										1	0	0	0	0	0	2
Tino Martinez, L OBP: 0.270, SLG: 0.273 (9, PH)										1	0	1	0	0	0	0
Rich Amaral, R (9, PR)										0	0	0	0	0	0	0
Jay Buhner, R OBP: 0.331, SLG: 0.484 (1, 9)			1-3 K		4-0 G1-3 BB 1-2		0-3 K		3-1 F8 1-2f	4	0	0	0	1	2	2
Greg Briley, L OBP: 0.301, SLG: 0.319 (1, 7)		2-1 G4-3		1-0 G1-3 1-2 2-3		3-2 G4-6-3 1-2f		4-2 2B BB	3-1 F7	4	1	0	0	1	0	4
Omar Vizquel, S OBP: 0.300, SLG: 0.295 (1, 6)			0-0 B2-3		0-1 F8		4-0 1B BB	0-2 2B 2B	4-1 1-2 BB	3	2	1	0	2	0	2
Dave Valle, R OBP: 0.277, SLG: 0.285 (1, 2)			4-0 FC5-4 BB		1-1 F7		2-2 SAFE SAFE 1B 1B 1-2 SF8 1B	2-2 E 2B 2-H 3-H	2-3 K	1	0	0	0	1	0	0
Dave Cochrane, S OBP: 0.278, SLG: 0.349 (7, PH)										3	2	2	2	0	1	2
Jeff Russell, R OBP: 0.278, SLG: 0.349 (8, 2)																

Inning Stats	R: 1	H: 2	E: 0	K: 1	S: 9	H: 0	LOB: 0	BB: 0	P: 15	R: 0	H: 0	E: 0	K: 1	S: 8	R: 0	H: 0	E: 0	K: 0	S: 6	R: 0	H: 0	E: 0	K: 0	S: 9	R: 0	H: 2	E: 0	K: 1	S: 13	R: 2	H: 3	E: 0	K: 1	S: 17	R: 4	H: 4	E: 1	K: 1	S: 24	R: 0	H: 1	E: 0	K: 1	S: 10	R: 0	H: 1	E: 0	K: 1	S: 10	1B: 9	2B: 4	3B: 0	HR: 0	SF: 1	SAC: 0	DP: 1	HBP: 0	WP: 1	PB: 0	SB: 1	CS: 0	PA: 45
--------------	------	------	------	------	------	------	--------	-------	-------	------	------	------	------	------	------	------	------	------	------	------	------	------	------	------	------	------	------	------	-------	------	------	------	------	-------	------	------	------	------	-------	------	------	------	------	-------	------	------	------	------	-------	-------	-------	-------	-------	-------	--------	-------	--------	-------	-------	-------	-------	--------

PITCHER	IP	WLS	BF	H	R	ER	SO	BB	IBB	HBP	BLK	WP	HR	S	P	ERA	WHIP
Kevin Brown, R ERA: 4.11 (1, 1)	6.0		28	7	3	3	4	5	0	0	0	1	0	61	112	4.50	2.000
Kenny Rogers, L ERA: 5.5 (7, 1)	1.0		4	1	0	0	1	0	0	0	0	0	0	10	19	0.00	1.000
Terry Mathews, R ERA: 4.25 (8, 1)	0.2		6	3	4	3	1	1	0	0	0	0	0	18	32	40.50	6.000
Jeff Russell, R ERA: 3.4 (8, 1)	1.1	W	7	2	0	0	1	1	0	0	0	0	0	16	32	0.00	2.250

TEXAS RANGERS @ SEATTLE MARINERS
The Kingdome, Seattle, WA
Tue Sep 24 1991, 10:05 PM EDT
Att: 21,862 - Dome - 70 F

AB 37
R 7
H 13
RBI 6
BB 7
SO 7
LOB 26



Batter	1	2	3	4	5	6	7	8	9	AB	R	H	RBI	BB	SO	LOB	TOP										
Gary Pettis, S (1, 8) OBP: 0.342, SLG: 0.283	3-2 WP 1B 2B	0-0 P4		3-3 K		2-1 G3		2-3 K		5	1	1	0	0	2	4											
Julio Franco, R (1, 4) OBP: 0.407, SLG: 0.468 Mario Diaz, R (9, PR) OBP: 0.323, SLG: 0.328	1-1 E 1B SF7 1B		2-1 G6-3	4-1 PB BB		2-2 G5-3		0-2 E6		4	1	1	1	1	0	0											
Rafael Palmeiro, L (1, 3) OBP: 0.392, SLG: 0.544 Rob Maurer, L (6, 3) OBP: 0.364, SLG: 0.250	0-2 E7 HR 1B		1-3 K	0-3 K			0-0 G4-3	1-0 F7		3	1	1	0	0	2	2											
Ruben Sierra, S (1, 9) OBP: 0.356, SLG: 0.501 Donald Harris, R (7, PR) OBP: 0.500, SLG: 0.400	0-0 SF7 HR		2-2	1-1 L8			4-2 G4-6-3 BB	0-3 K		2	1	1	2	1	0	3											
Kevin Reimer, L (1, 10) OBP: 0.341, SLG: 0.489	1-1 HR		0-0 G6-3		0-0 P2		3-2 G4-6-3 1-2f	0-1 G4-3		5	1	1	2	0	0	2											
Jack Daugherty, S (1, 7) OBP: 0.261, SLG: 0.252	1-2 F7			4-0 2B BB		0-0 G6-3		1-2 1B 1B		3	1	1	0	1	0	0											
Geno Petrali, L (1, 5) OBP: 0.335, SLG: 0.351 José Hernández, R (7, 5) OBP: 0.224, SLG: 0.244	3-2 F7			1-1 1B PB 2B		4-0 FC6-4 BB		2-3 K		2	1	1	1	1	0	0											
Ivan Rodriguez, R (1, 2) OBP: 0.281, SLG: 0.363 Mike Stanley, R (7, 2) OBP: 0.380, SLG: 0.404		3-1 P3		1-2 PB BB 1B		2-0 FC6-4		3-2 1B 1B		3	0	1	0	0	0	1											
Jeff Huson, L (1, 6) OBP: 0.308, SLG: 0.289		1-0 P2		2-3 1B		1-2f		1-2 1B		1	0	1	0	0	0	0											
Inning Stats	R: 4 E: 1 K: 0 S: 17	H: 4 LOB: 0 BB: 0 P: 26	R: 0 E: 0 K: 0 S: 4	H: 0 LOB: 0 BB: 0 P: 8	R: 1 E: 0 K: 1 S: 10	H: 1 LOB: 0 BB: 0 P: 15	R: 2 E: 0 K: 2 S: 16	H: 2 LOB: 3 BB: 2 P: 30	R: 0 E: 0 K: 0 S: 3	H: 0 LOB: 1 BB: 1 P: 9	R: 0 E: 0 K: 0 S: 7	H: 0 LOB: 0 BB: 0 P: 11	R: 0 E: 0 K: 0 S: 6	H: 0 LOB: 1 BB: 1 P: 13	R: 0 E: 0 K: 2 S: 14	H: 2 LOB: 2 BB: 0 P: 22	R: 0 E: 1 K: 1 S: 9	H: 0 LOB: 1 BB: 0 P: 10	1B: 5 2B: 2 3B: 0 HR: 2	SF: 1 SAC: 0 DP: 1 HBP: 0	WP: 1 PB: 1 SB: 0 CS: 0	PA: 41					
PITCHER	IP	WLS	BF	H	R	ER	SO	BB	IBB	HBP	BLK	WP	HR	S	P	ERA	WHIP										
Rich DeLucia, R (1, 1) ERA: 4.99	3.0	L	14	5	5	5	1	0	0	0	0	1	2	31	49	15.00	1.667										
Gene Harris, R (4, 1) ERA: 5.23	3.0		15	2	2	1	2	3	0	0	0	0	0	26	50	3.00	1.667										
Dave Burba, R (7, 1) ERA: 4.4	2.0		8	2	0	0	2	1	0	0	0	0	0	20	35	0.00	1.500										
Mike Schooler, R (9, 1) ERA: 4.11	1.0		4	0	0	0	1	0	0	0	0	0	0	9	10	0.00	0.000										

Texas Rangers @ Seattle Mariners
The Kingdome, Seattle, WA
Wed Sep 25 1991, 6:33 AM EDT
Att: 27,256 - Dome - 70 F

livebaseballscorecards.com

AB	36
R	7
H	9
RBI	6
BB	4
SO	6
LOB	19



Batter	1	2	3	4	5	6	7	8	9	10	11	AB R H RBI BB SO LOB	TOP																					
Edgar Martinez, R OBP: 0.411, SLG: 0.463 (1, 5)	P2		1B BB		G4-3 HR 1B	F7			2B 1B	K		5 2 2 0 1 1 1																						
Harold Reynolds, S OBP: 0.340, SLG: 0.349 (1, 4)	L6		1B		F7		G4-6-3 BB		F7		HR BB	4 1 1 0 2 0 3																						
Ken Griffey Jr., L OBP: 0.407, SLG: 0.544 (1, 8)	1B		F7		G4-3		G4-6-3		2B 1B		HR	6 2 3 3 0 0 4																						
Pete O'Brien, L OBP: 0.301, SLG: 0.395 (8, 3)	F9		G3		HR		G4-3		2B 2B		F8	5 1 2 4 0 0 3																						
Rich Amaral, R (9, PR)												1 1 0 0 0 0 0																						
Alvin Davis, L OBP: 0.303, SLG: 0.342 Tracy Jones, R OBP: 0.312, SLG: 0.363 Scott Bradley, L OBP: 0.280, SLG: 0.244 (1, 10)		F8		K	G1-3			K	2B		K2-3	3 0 0 0 0 1 0 1 0 0 0 0 1 0 2 0 1 1 0 1 0																						
Greg Briley, L OBP: 0.299, SLG: 0.317 Jay Buhner, R OBP: 0.330, SLG: 0.481 (1, 9)		P5		1B FC3-6 1B		F7		BB	K		F9	2 1 1 0 0 0 0 3 0 0 0 1 1 1																						
Tino Martinez, L OBP: 0.283, SLG: 0.312 Alonzo Powell, R OBP: 0.272, SLG: 0.373 (8, PH)		BB		1B	HR			K	F9			2 1 2 1 1 0 0 2 0 0 0 0 1 2																						
Omar Vizquel, S OBP: 0.298, SLG: 0.293 Pat Lennon, R OBP: 0.500, SLG: 0.500 Jeff Schaefer, R OBP: 0.277, SLG: 0.331 (1, 6)		F8		FC3-6 1B		P1		G1-3		K		3 0 0 1 0 0 2 1 0 0 0 0 0 1 1 0 0 0 0 1 0																						
Dave Valle, R OBP: 0.277, SLG: 0.285 Chris Howard, R OBP: 0.500, SLG: 1.000 Dave Cochrane, S OBP: 0.287, SLG: 0.353 (1, 2)			K	G4-3		1B			1B 1B		K	3 0 1 0 0 1 1 0 0 0 0 0 0 0 2 1 1 0 0 1 0																						
Inning Stats	R: 0 E: 0 S: 14	H: 1 LOB: 1 BB: 0 P: 20	R: 0 E: 0 S: 19	H: 0 LOB: 1 BB: 1 P: 30	R: 0 E: 0 S: 12	H: 1 LOB: 2 BB: 1 P: 20	R: 1 E: 0 S: 14	H: 2 LOB: 1 BB: 0 P: 22	R: 2 E: 0 S: 11	H: 2 LOB: 0 BB: 0 P: 18	R: 1 E: 0 S: 7	H: 2 LOB: 1 BB: 0 P: 12	R: 0 E: 0 S: 7	H: 0 LOB: 0 BB: 1 P: 14	R: 0 E: 0 S: 18	H: 0 LOB: 1 BB: 1 P: 26	R: 4 E: 0 S: 17	H: 5 LOB: 1 BB: 0 P: 30	R: 0 E: 0 S: 9	H: 0 LOB: 0 BB: 0 P: 12	R: 2 E: 0 S: 10	H: 1 LOB: 0 BB: 1 P: 15	1B: 9 2B: 2 3B: 0 HR: 3	SF: 0 SAC: 0 DP: 1 HBP: 0	WP: 0 PB: 0 SB: 0 CS: 0	PA: 51								
PITCHER	IP WLS BF H R ER SO BB IBB HBP BLK WP HR S P ERA WHIP															PITCHER	IP WLS BF H R ER SO BB IBB HBP BLK WP HR S P ERA WHIP																	
Jack McDowell, R ERA: 3.44 (1, 1)	5.0		23	6	3	3	2	2	0	0	1	0	0	0	0	1	70	110	5.40	1.600														
Ken Patterson, L ERA: 2.83 (6, 1)	2.0		8	2	1	1	0	1	0	0	0	0	0	0	1	14	26	4.50	1.500															
Scott Radinsky, L ERA: 1.93 (8, 1)	1.0		4	0	0	0	2	1	0	0	0	0	0	0	0	18	26	0.00	1.000															
Bobby Thigpen, R ERA: 3.44 (9, 1)	0.1		5	4	4	4	0	0	0	0	0	0	0	0	0	11	18	108.00	12.000															
Melido Perez, R ERA: 3.08 (9, 1)	2.2	L	11	2	2	2	5	1	0	0	0	0	0	1	25	39	6.75	1.125																

Seattle Mariners @ Chicago White Sox
Comiskey Park, Chicago, IL
Fri Sep 27 1991, 8:05 PM EDT
Att: 33,023 - Cloudy - 53 F

AB	46
R	10
H	14
RBI	10
BB	5
SO	9
LOB	18



Batter	1	2	3	4	5	6	7	8	9	10	11	AB R H RBI BB SO LOB
Tim Raines, S OBP: 0.365, SLG: 0.353 (1, 7)	G5-3	2B 1B	K			G6-4-3 1B			G6-3		G3-6-1 1B	6 1 3 2 0 1 1
Robin Ventura, L OBP: 0.372, SLG: 0.452 (1, 5)	WP 2B	HR 2B		K		G6-4-3 1-2f			G1-3		G3-6-1 1-2f	6 1 2 2 0 1 2
Frank Thomas, R OBP: 0.448, SLG: 0.552 (1, 3)	L7	HR		F8			G5-3		K			5 1 1 2 0 1 1
Bo Jackson, R OBP: 0.371, SLG: 0.492 (1, 10)	K	2B		K			F9			G4-3		5 0 1 0 0 2 1
Carlton Fisk, R OBP: 0.303, SLG: 0.405 (1, 2)		F7 K		K			BB			G6-3		4 0 0 0 1 2 1
Craig Grebeck, R OBP: 0.392, SLG: 0.475 (1, 6)		2B 1B	1B WP BB		1B 2B		F8			1B		4 3 3 0 1 0 1
Sammy Sosa, R OBP: 0.243, SLG: 0.340 (10, PR)												0 0 0 0 0 0 0
Mike Huff, R OBP: 0.364, SLG: 0.357 (1, 9)		K	G5-3 G4-3 1B		G1-6-3 1B		G4-3			1B		4 0 2 1 0 1 1
Dan Pasqua, L OBP: 0.354, SLG: 0.451 (10, PH)												1 0 1 0 0 0 0
Esteban Beltre, R (10, PR)												0 0 0 0 0 0 0
Lance Johnson, L OBP: 0.300, SLG: 0.332 (1, 8)		1B 2B	G4-3		G1-6-3		G5-3			G4-3		5 1 1 1 0 0 4
Scott Fletcher, R OBP: 0.264, SLG: 0.269 (1, 4)		1B 2B HBP	G5-3			F9		G5-3			G1-3	4 1 0 0 0 0 1

Inning Stats	R: 0	H: 1	E: 0	K: 1	S: 11	P: 16	R: 6	H: 6	E: 0	K: 2	S: 23	P: 39	R: 1	H: 1	E: 0	K: 1	S: 14	P: 29	R: 0	H: 0	E: 0	K: 2	S: 11	P: 19	R: 1	H: 2	E: 0	K: 1	S: 9	P: 12	R: 0	H: 1	E: 0	K: 0	S: 7	P: 10	R: 0	H: 0	E: 0	K: 0	S: 7	P: 15	R: 0	H: 0	E: 0	K: 0	S: 4	P: 5	R: 0	H: 0	E: 0	K: 1	S: 5	P: 10	R: 0	H: 2	E: 0	K: 0	S: 12	P: 17	R: 0	H: 1	E: 0	K: 0	S: 10	P: 15
AB	44	R	8	H	14	RBI	8	BB	2	SO	8	LOB	13	WP	2	PA	47																																																	

PITCHER	IP	WLS	BF	H	R	ER	SO	BB	IBB	HBP	BLK	WP	HR	S	P	ERA	WHIP
Dave Fleming, L ERA: 6.92 (1, 1)	2.0		14	7	6	6	3	0	0	1	0	1	1	34	55	27.00	3.500
Calvin Jones, R ERA: 2.55 (3, 1)	3.0		12	3	2	2	4	1	0	0	0	1	0	34	60	6.00	1.333
Dave Burba, R ERA: 4.11 (6, 1)	2.0		7	1	0	0	0	1	0	0	0	0	0	14	25	0.00	1.000
Bill Swift, R ERA: 2.06 (8, 1)	2.2		9	1	0	0	1	0	0	0	0	0	0	17	24	0.00	0.375
Russ Swan, L ERA: 3.52 (10, 1)	1.1	W	5	2	0	0	0	0	0	0	0	0	0	14	23	0.00	1.500

Seattle Mariners @ Chicago White Sox
Comiskey Park, Chicago, IL
Fri Sep 27 1991, 8:05 PM EDT
Att: 33,023 - Cloudy - 53 F

livebaseballscores.com

AB	44
R	8
H	14
RBI	8
BB	2
SO	8
LOB	13



PITCHER	IP	WLS	BF	H	R	ER	SO	BB	IBB	HBP	BLK	WP	HR	S	P	ERA	WHIP
Dave Fleming, L ERA: 6.92 (1, 1)	2.0		14	7	6	6	3	0	0	1	0	1	1	34	55	27.00	3.500
Calvin Jones, R ERA: 2.55 (3, 1)	3.0		12	3	2	2	4	1	0	0	0	1	0	34	60	6.00	1.333
Dave Burba, R ERA: 4.11 (6, 1)	2.0		7	1	0	0	0	1	0	0	0	0	0	14	25	0.00	1.000
Bill Swift, R ERA: 2.06 (8, 1)	2.2		9	1	0	0	1	0	0	0	0	0	0	17	24	0.00	0.375
Russ Swan, L ERA: 3.52 (10, 1)	1.1	W	5	2	0	0	0	0	0	0	0	0	0	14	23	0.00	1.500

Batter	1	2	3	4	5	6	7	8	9	AB R H RBI BB SO LOB	TOP											
Edgar Martinez, R (1, 5) OBP: 0.413, SLG: 0.466	1-1 L8			0-1 SH1-3 SF9 2B		1-0 1B E 1B		4-2 2B BB		3 2 2 0 1 0 0												
Harold Reynolds, S (1, 4) OBP: 0.342, SLG: 0.353	2-0 G5-3			0-0 SH1-3 2-3		2-2 1-2 E 1B 1B		0-1 1-3 2B		3 0 2 0 0 0 0												
Ken Griffey Jr., L (1, 8) OBP: 0.406, SLG: 0.543	3-2 G3			1-2 SF9 3-H		1-1 1-2 2-3 E 1B		2-3 K		3 0 1 1 0 1 2												
Jay Buhner, R (1, 9) OBP: 0.330, SLG: 0.478		1-0 G6-3		1-0 1B		0-0 E5 G4-6-3 1-2 2-3 3-H		2-2 P4		4 0 1 1 0 0 4												
Alonzo Powell, R (1, 7) OBP: 0.267, SLG: 0.365		1-0 G4-3		1-2 F9		2-2 G4-6-3 1-2f			3-2 G3-1	2 0 0 0 0 0 1 2 0 0 0 0 0 3												
Tino Martinez, L (6, PH) OBP: 0.278, SLG: 0.305																						
Pete O'Brien, L (1, 3) OBP: 0.299, SLG: 0.392		3-2 G4-3			2-1 G3-1		0-0 G2-3		1-1 P5	4 0 0 0 0 0 0												
Pat Lennon, R (1, 10) OBP: 0.375, SLG: 0.333			1-3 K		0-0 G5-3		1-0 G3-1		1-1 P5	2 0 0 0 0 1 0 2 0 0 0 0 0 0												
Alvin Davis, L (7, PH) OBP: 0.302, SLG: 0.341																						
Jeff Schaefer, R (1, 6) OBP: 0.274, SLG: 0.327			0-2 G5-3		2-2 F9		2-2 G4-3			2 0 0 0 0 0 0 1 0 0 0 0 0 0												
Omar Vizquel, S (7, PH) OBP: 0.298, SLG: 0.292																						
Dave Valle, R (1, 2) OBP: 0.276, SLG: 0.283			2-2 L8			2-2 F8		1-3 K		2 0 0 0 0 0 0 1 0 0 0 0 1 0												
Dave Cochrane, S (8, PH) OBP: 0.286, SLG: 0.351																						
Inning Stats	R: 0 E: 0 K: 0 S: 10	H: 0 LOB: 0 BB: 0 P: 16	R: 0 E: 0 K: 0 S: 5	H: 0 LOB: 0 BB: 0 P: 10	R: 0 E: 0 K: 1 S: 10	H: 0 LOB: 0 BB: 0 P: 13	R: 1 E: 0 K: 0 S: 11	H: 2 LOB: 1 BB: 0 P: 14	R: 0 E: 0 K: 0 S: 6	H: 0 LOB: 0 BB: 0 P: 10	R: 1 E: 1 K: 0 S: 14	H: 3 LOB: 2 BB: 0 P: 22	R: 0 E: 0 K: 0 S: 6	H: 0 LOB: 0 BB: 0 P: 9	R: 0 E: 0 K: 2 S: 13	H: 1 LOB: 2 BB: 1 P: 22	R: 0 E: 0 K: 0 S: 7	H: 0 LOB: 0 BB: 0 P: 12	1B: 4 2B: 2 3B: 0 HR: 0	SF: 1 SAC: 1 DP: 1 HBP: 0	WP: 0 PB: 0 SB: 0 CS: 0	PA: 34
PITCHER	IP WLS BF H R ER SO BB IBB HBP BLK WP HR S P ERA WHIP																					
Greg Hibbard, L (1, 1) ERA: 4.19	5.1 W 21 5 2 2 1 0 0 0 0 0 0 0 52 79 3.38 0.938																					
Donn Pall, R (6, 1) ERA: 2.16	2.0 8 1 0 0 1 1 0 0 0 0 0 0 17 27 0.00 1.000																					
Scott Radinsky, L (8, 1) ERA: 1.88	1.2 S 5 0 0 0 1 0 0 0 0 0 0 0 13 22 0.00 0.000																					

Seattle Mariners @ Chicago White Sox
Comiskey Park, Chicago, IL
Sat Sep 28 1991, 8:05 PM EDT
Att. 40,680 - Cloudy - 59 F

livebaseballscorecards.com

AB	31
R	2
H	6
RBI	2
BB	1
SO	3
LOB	10




Batter	1	2	3	4	5	6	7	8	9
Tim Raines, S OBP: 0.364, SLG: 0.351 (1, 7)	4-2 G5-4-3 BB BB		2-2 G3	0-0 F8			3-1 G4-3		
Robin Ventura, L OBP: 0.373, SLG: 0.457 (1, 5)	4-1 SAFE SAFE G5-4-3 1-2 BB			1-0 HR		1-2 F7	2-2 SF9 2-3 3-H		
Frank Thomas, R OBP: 0.447, SLG: 0.549 (1, 3)	1-1 G5-4-3 1-2f 2-3			4-2 BB BB FC4-6 BB		1-2 F9	1-3 K		
Dan Pasqua, L OBP: 0.353, SLG: 0.447 Sammy Sosa, R OBP: 0.243, SLG: 0.340 (1, 9) (9, 9)	0-0 F7			4-2 SAFE BB 1-2 E BB		2-0 F7	2-0 G4-3		
Bo Jackson, R OBP: 0.365, SLG: 0.468 (1, 10)		3-2 G6-3		4-1 FC4-6 1-2 2-3 BB		1-2 G6-3	1-0 G4-3		
Lance Johnson, L OBP: 0.299, SLG: 0.331 (1, 8)		1-0 F7		0-2 FC4-6 2B		1-2 P9	2-1 WP 1B		
Craig Grebeck, R OBP: 0.389, SLG: 0.476 (1, 6)		1-1 P3		0-1 SAFE 2B		3-1 G6-3	2-1 G4-3		
Ron Karkovice, R OBP: 0.310, SLG: 0.418 (1, 2)			2-3 K	0-0 G5-3			1-0 2B SF9 2B		
Joey Cora, S OBP: 0.314, SLG: 0.279 (1, 4)			2-2 G4-3	4-2 BB			0-2 SF9 2B		

Inning Stats	R: 0 E: 0 K: 0 S: 6	H: 0 LOB: 1 BB: 2 P: 15	R: 0 E: 0 K: 0 S: 6	H: 0 LOB: 0 BB: 0 P: 11	R: 0 E: 0 K: 1 S: 10	H: 0 LOB: 0 BB: 0 P: 16	R: 4 E: 1 K: 0 S: 19	H: 2 LOB: 2 BB: 4 P: 36	R: 0 E: 0 K: 0 S: 7	H: 0 LOB: 0 BB: 0 P: 11	R: 0 E: 0 K: 0 S: 8	H: 0 LOB: 0 BB: 0 P: 13	R: 1 E: 0 K: 1 S: 14	H: 2 LOB: 1 BB: 0 P: 21	R: 0 E: 0 K: 0 S: 6	H: 1 LOB: 1 BB: 0 P: 13
1B: 1 2B: 3 3B: 0 HR: 1	SF: 1 SAC: 0 DP: 1 HBP: 0	WP: 1 PB: 0 SB: 0 CS: 0	PA: 34													

PITCHER	IP	WLS	BF	H	R	ER	SO	BB	IBB	HBP	BLK	WP	HR	S	P	ERA	WHIP
Rich DeLucia, R ERA: 5.09 (1, 1)	3.1	L	16	2	4	4	1	5	0	0	0	0	1	37	70	10.80	2.100
Scott Bankhead, R ERA: 5.18 (4, 1)	3.2		14	2	1	1	1	1	0	0	0	0	0	33	53	2.46	0.818
Mike Schooler, R ERA: 3.98 (8, 1)	1.0		4	1	0	0	0	0	0	0	0	1	0	6	13	0.00	1.000

AB R H RBI BB SO LOB

3	0	0	0	1	0	4
2	1	1	2	1	0	0
3	1	0	0	1	1	3
3	1	0	0	1	0	1
0	0	0	0	0	0	0
3	0	0	0	1	0	0
4	1	1	1	0	0	1
4	0	1	1	0	0	1
3	1	1	0	0	1	1
2	0	1	0	1	0	0

AB	27
R	5
H	5
RBI	4
BB	6
SO	2
LOB	11
	

Seattle Mariners @ Chicago White Sox
Comiskey Park, Chicago, IL
Sat Sep 28 1991, 8:05 PM EDT
Att. 40,680 - Cloudy - 59 F

livebaseballscorecards.com

Batter	1	2	3	4	5	6	7	8	9	AB R H RBI BB SO LOB	TOP
Greg Briley, L OBP: 0.298, SLG: 0.316 (1, 9) (8, 7)	1-0 B1-3		3-2 G4-3			2-0 FC6-4 1B		0-3 K		4 0 1 0 0 1 0	
Harold Reynolds, S OBP: 0.341, SLG: 0.351 (1, 4)	2-1 G3			1-2 E4 SF9		3-1 SF8		1-0 HBP		2 1 0 1 0 0 0	
Edgar Martinez, R OBP: 0.411, SLG: 0.462 (1, 5)	2-2 G6-3			2-1 F8		2-2 FC6-4 1-2f		2-2 G1-3		4 0 0 0 0 0 3	
Ken Griffey Jr., L OBP: 0.403, SLG: 0.540 (1, 8)		0-3 K		2-2 SF9 1-H		1-2 L3		0-0 G3-1		3 0 0 1 0 1 1	
Pete O'Brien, L OBP: 0.298, SLG: 0.391 (1, 7) (8, 3)	0-1 G3			1-1 P4			0-0 1B		1-2 G1-4-3	4 0 1 0 0 0 0	
Alvin Davis, L OBP: 0.301, SLG: 0.339 (1, 10)		4-1 BB			2-3 K		3-1 F8		3-3 K	3 0 0 0 1 2 1	
Tino Martinez, L OBP: 0.270, SLG: 0.296 Jay Buhner, R OBP: 0.330, SLG: 0.478 (1, 3) (8, 9)		3-3 K			0-1 G4-3		1-1 F7			3 0 0 0 0 1 2 0 0 0 0 0 0 0	
Omar Vizquel, S OBP: 0.296, SLG: 0.290 (1, 6)			0-0 G6-3		2-2 F8		3-1 L9			3 0 0 0 0 0 1	
Dave Valle, R OBP: 0.276, SLG: 0.282 (1, 2)			0-2 G4-3			4-2 1B SF8 BB		2-3 K		2 1 0 0 1 1 0	

Seattle Mariners @ Chicago White Sox
Comiskey Park, Chicago, IL
Sun Sep 29 1991, 4:33 AM EDT
Att. 33,096 - Cloudy - 62 F

AB	28
R	2
H	2
RBI	2
BB	2
SO	6
LOB	8



Inning Stats	R: 0	H: 0	E: 0	LOB: 0	K: 0	S: 7	P: 12	R: 0	H: 0	E: 0	LOB: 1	K: 2	BB: 1	S: 9	P: 16	R: 0	H: 0	E: 0	LOB: 0	K: 0	BB: 0	S: 7	P: 10	R: 1	H: 0	E: 1	LOB: 0	K: 0	BB: 0	S: 11	P: 16	R: 0	H: 0	E: 0	LOB: 0	K: 1	BB: 0	S: 9	P: 13	R: 1	H: 1	E: 0	LOB: 1	K: 0	BB: 1	S: 12	P: 23	R: 0	H: 1	E: 0	LOB: 1	K: 0	BB: 0	S: 7	P: 14	R: 0	H: 0	E: 0	LOB: 1	K: 2	BB: 0	S: 9	P: 14	R: 0	H: 0	E: 0	LOB: 0	K: 1	BB: 0	S: 9	P: 13	1B: 2	SF: 2	2B: 0	SAC: 0	3B: 0	DP: 0	HR: 0	HBP: 1	WP: 0	PA: 33
--------------	------	------	------	--------	------	------	-------	------	------	------	--------	------	-------	------	-------	------	------	------	--------	------	-------	------	-------	------	------	------	--------	------	-------	-------	-------	------	------	------	--------	------	-------	------	-------	------	------	------	--------	------	-------	-------	-------	------	------	------	--------	------	-------	------	-------	------	------	------	--------	------	-------	------	-------	------	------	------	--------	------	-------	------	-------	-------	-------	-------	--------	-------	-------	-------	--------	-------	--------

PITCHER	IP	WLS	BF	H	R	ER	SO	BB	IBB	HBP	BLK	WP	HR	S	P	ERA	WHIP	PITCHER	IP	WLS	BF	H	R	ER	SO	BB	IBB	HBP	BLK	WP	HR	S	P	ERA	WHIP
Charlie Hough, R ERA: 3.9 (1, 1)	8.0	L	30	2	2	1	5	2	0	1	0	0	0	71	118	1.12	0.500	Scott Radinsky, L ERA: 1.85 (9, 1)	1.0		3	0	0	0	1	0	0	0	0	9	13	0.00	0.000		

Batter	1	2	3	4	5	6	7	8	9	AB	R	H	RBI	BB	SO	LOB
Tim Raines, S OBP: 0.364, SLG: 0.350 (1, 7)	1-0 F8		0-0 P9			2-2 BB 1B		1-3 K		4	1	1	0	0	1	1
Robin Ventura, L OBP: 0.372, SLG: 0.455 (1, 5)	3-2 F7		1-3 SAFE K			4-1 SAFE 1B BB		0-0 G6-3		3	0	0	0	1	1	1
Frank Thomas, R OBP: 0.450, SLG: 0.552 (1, 3)	4-2 BB				2-2 2B	2-0 1B		4-1 1B BB		2	0	2	1	2	0	0
Bo Jackson, R OBP: 0.351, SLG: 0.446 (1, 10)	3-3 K				1-3 K	2-3 K		1-1 1B		3	0	0	0	0	3	4
Warren Newson, L OBP: 0.424, SLG: 0.441 (8, PH)								1-3 1B		1	0	1	0	0	0	0
Craig Grebeck, R OBP: 0.385, SLG: 0.469 (1, 6)		0-1 F8			3-3 K	2-2 P4		2-1 G3		3	0	0	0	0	1	3
Dan Pasqua, L OBP: 0.352, SLG: 0.446 (8, PH)										1	0	0	0	0	0	2
Esteban Beltre, R (9, 6)										0	0	0	0	0	0	0
Lance Johnson, L OBP: 0.297, SLG: 0.329 (1, 8)		2-2 L5			2-3 K	2-2 G5-3			0-1 G6-3	4	0	0	0	0	1	3
Mike Huff, R OBP: 0.364, SLG: 0.357 (1, 9)																
Ozzie Guillen, L OBP: 0.275, SLG: 0.330 (9, PH)																
Ron Karkovice, R OBP: 0.305, SLG: 0.410 (1, 2)																
Matt Merullo, L OBP: 0.262, SLG: 0.295 (9, PH)																
Sammy Sosa, R OBP: 0.243, SLG: 0.340 (9, PR)																
Joey Cora, S OBP: 0.316, SLG: 0.278 (1, 4)																
Carlton Fisk, R OBP: 0.302, SLG: 0.404 (7, PH)																
Scott Fletcher, R OBP: 0.263, SLG: 0.268 (8, 4)																

Inning Stats	R: 0	H: 0	E: 0	K: 1	S: 10	R: 0	H: 0	E: 0	K: 1	S: 8	R: 0	H: 0	E: 0	K: 1	S: 7	R: 0	H: 1	E: 0	K: 3	S: 16	R: 0	H: 0	E: 0	K: 2	S: 9	R: 1	H: 2	E: 0	K: 1	S: 14	R: 0	H: 1	E: 0	K: 0	S: 6	R: 0	H: 1	E: 0	K: 1	S: 9	R: 0	H: 1	E: 0	K: 1	S: 10	1B: 5	2B: 1	3B: 0	HR: 0	SF: 0	SAC: 0	DP: 1	HBP: 0	WP: 1	PB: 0	SB: 0	CS: 0	PA: 36
--------------	------	------	------	------	-------	------	------	------	------	------	------	------	------	------	------	------	------	------	------	-------	------	------	------	------	------	------	------	------	------	-------	------	------	------	------	------	------	------	------	------	------	------	------	------	------	-------	-------	-------	-------	-------	-------	--------	-------	--------	-------	-------	-------	-------	--------

PITCHER	IP	WLS	BF	H	R	ER	SO	BB	IBB	HBP	BLK	WP	HR	S	P	ERA	WHIP
Randy Johnson, L ERA: 3.99 (1, 1)	7.2	W	30	4	1	1	10	4	0	0	0	1	0	75	134	1.17	1.043
Michael Jackson, R ERA: 3.43 (8, 1)	0.0		1	1	0	0	0	0	0	0	0	0	0	2	3	∞	∞
Russ Swan, L ERA: 3.49 (8, 1)	0.2		2	0	0	0	0	0	0	0	0	0	0	4	6	0.00	0.000
Bill Swift, R ERA: 2.05 (9, 1)	0.2	S	3	1	0	0	1	0	0	0	0	0	0	8	12	0.00	1.500

BOTTOM

Seattle Mariners @ Chicago White Sox
Comiskey Park, Chicago, IL

Sun Sep 29 1991, 4:33 AM EDT
Att: 33,096 - Cloudy - 62 F

livebaseballscorecards.com

AB	32
R	1
H	6
RBI	1
BB	4
SO	11
LOB	17



Batter	1	2	3	4	5	6	7	8	9	10	11	AB R H RBI BB SO LOB	TOP
Edgar Martinez, R OBP: 0.410, SLG: 0.461	2-3 K	0-3 K			0-1 L4		4-2 BB		0-1 1B			4 0 1 0 1 2 3	Seattle Mariners @ Texas Rangers Arlington Stadium, Arlington, TX Mon Sep 30 1991, 8:05 PM EDT Sunny - 85 F
Harold Reynolds, S OBP: 0.339, SLG: 0.349	0-2 G4-3		2-2 G3-1		0-0 F8		1-3 K		2-0 G3			5 0 0 0 0 1 5	
Ken Griffey Jr., L OBP: 0.403, SLG: 0.537	4-0 1B BB		3-2 P5		2-0 WP 1B		0-2 F7			2-1 G4-3		4 0 1 1 1 0 2	
Pete O'Brien, L OBP: 0.298, SLG: 0.389	2-2 1B		3-3 K		1-2 3-H 1B		0-1 F8			0-1 G1-3		5 0 1 0 0 2 4	
Alvin Davis, L OBP: 0.299, SLG: 0.336 Tracy Jones, R OBP: 0.314, SLG: 0.361	2-1 G4-3		1-1 F8		2-1 P4		4-2 FC1-6 BB			2-2 F7		3 0 0 0 0 0 2 1 0 0 0 1 0 0	
Greg Briley, L OBP: 0.299, SLG: 0.322		2-2 G3 SF8 2B		2-0 F8		2-0 2B	1-0 FC1-6 CS			1-3 K2-3		5 1 2 0 0 1 1	
Tino Martinez, L OBP: 0.263, SLG: 0.287 Jay Buhner, R OBP: 0.330, SLG: 0.486		0-1 G3		1-0 G4-3		2-3 K	1-3 K			1-1 HR		3 0 0 0 0 1 2 2 1 1 1 0 1 1	
Dave Valle, R OBP: 0.277, SLG: 0.286 Dave Cochrane, S OBP: 0.283, SLG: 0.347		1-2 SF8		3-2 E 1B 2B		2-3 K			2-3 K		2-3 K	2 1 1 1 0 1 1 2 0 0 0 0 2 0	
Chris Howard, R OBP: 0.500, SLG: 1.000		3-H 4-2 E S BB			4-2 WP 1B BB				1-3 K		0-1 G3	0 0 0 0 0 0 0 3 0 1 0 2 1 0	
Omar Vizquel, S OBP: 0.299, SLG: 0.293							1-0 2B						
Inning Stats	R: 0 H: 1 E: 0 LOB: 2 K: 1 BB: 1 S: 13 P: 23	R: 1 H: 1 E: 0 LOB: 1 K: 1 BB: 1 S: 14 P: 21	R: 0 H: 0 E: 0 LOB: 0 K: 1 BB: 0 S: 10 P: 18	R: 0 H: 0 E: 0 LOB: 0 K: 0 BB: 0 S: 4 P: 8	R: 1 H: 2 E: 1 LOB: 2 K: 1 BB: 1 S: 14 P: 24	R: 0 H: 1 E: 0 LOB: 1 K: 2 BB: 0 S: 10 P: 18	R: 0 H: 1 E: 0 LOB: 2 K: 1 BB: 1 S: 12 P: 18	R: 0 H: 0 E: 0 LOB: 0 K: 1 BB: 1 S: 6 P: 12	R: 0 H: 1 E: 0 LOB: 1 K: 2 BB: 0 S: 11 P: 16	R: 0 H: 0 E: 0 LOB: 0 K: 0 BB: 0 S: 8 P: 12	R: 1 H: 1 E: 0 LOB: 0 K: 2 BB: 0 S: 11 P: 15	1B: 3 SF: 1 2B: 4 SAC: 0 3B: 0 DP: 0 HR: 1 HBP: 0	
PITCHER	IP WLS BF H R ER SO BB IBB HBP BLK WP HR S P ERA WHIP												
Nolan Ryan, R ERA: 2.93	(1, 1) 6.0												
Kenny Rogers, L ERA: 5.43	(7, 1) 1.1												
Terry Mathews, R ERA: 3.86	(8, 1) 2.2												
Wayne Rosenthal, R ERA: 4.76	(11, 1) 1.0 L												

livebaseballscorecards.com

AB	39
R	3
H	8
RBI	3
BB	5
SO	12
LOB	21



Batter	1	2	3	4	5	6	7	8	9	10	11	AB R H RBI BB SO LOB
Jack Daugherty, S (1, 7) OBP: 0.278, SLG: 0.273	3-2 F8	1-1 G4-3			1-2 WP 3B		0-0 G3			1-3 K		5 1 1 0 0 1 2
Julio Franco, R (1, 4) OBP: 0.409, SLG: 0.470	4-2 1B 2B BB		2-1 G4-6-3 1B		1-2 G4-6-3 1B			1-3 K		0-2 G6-3 2B		4 1 3 0 1 1 0
Rafael Palmeiro, L (1, 3) OBP: 0.391, SLG: 0.538	3-2 2B 1B		2-2 G4-6-3 1-2f		1-0 G4-6-3 1-2f			3-1 F9		1-0 F7		5 0 1 0 0 0 3
Ruben Sierra, S (1, 9) OBP: 0.357, SLG: 0.509	3-1 1-3 3-H 2B		0-3 K			3-2 G4-3		2-2 G5-3		0-0 G6-3 2-3		5 0 1 1 0 1 1
Kevin Reimer, L (1, 10) OBP: 0.336, SLG: 0.487	0-3 K		2-2 G4-3			1-3 K			1-2 G4-3		0-0 P4	3 0 0 0 0 2 2
Monty Fariss, R (9, PH) OBP: 0.414, SLG: 0.304												0 0 0 0 0 0 0
Gary Pettis, S (9, PH) OBP: 0.343, SLG: 0.280												1 0 0 0 0 0 0
Brian Downing, R (11, PH) OBP: 0.389, SLG: 0.465												1 0 0 0 0 0 1
Juan Gonzalez, R (1, 8) OBP: 0.325, SLG: 0.483	0-3 K		2-0 WP 2B			1-1 F9			0-2 F8			4 0 1 0 0 1 2
Dean Palmer, R (1, 5) OBP: 0.282, SLG: 0.416		2-1 F8		1-3 K CS			2-3 K		1-3 K			4 0 0 0 0 3 1
Ivan Rodriguez, R (1, 2) OBP: 0.279, SLG: 0.354		0-1 G4-3 1B		1-3 K 1-2			0-1 F8			1-2 F7		4 0 1 0 0 1 2
Jeff Huson, L (1, 6) OBP: 0.310, SLG: 0.293		1-0 G4-3			2-2 P2		4-0 BB			1-3 K		2 0 0 0 1 0 1
Rob Maurer, L (10, PH) OBP: 0.222, SLG: 0.133												1 0 0 0 0 1 0
José Hernández, R (11, 6) OBP: 0.209, SLG: 0.227												0 0 0 0 0 0 0

Inning Stats	R: 1	H: 2	R: 0	H: 1	R: 0	H: 1	R: 0	H: 1	R: 1	H: 2	R: 0	H: 0	R: 0	H: 0	R: 0	H: 0	R: 0	H: 1	R: 0	H: 1	1B: 4	SF: 0	WP: 2	PA: 41	
E: 0	LOB: 2	E: 0	LOB: 1	E: 0	LOB: 0	E: 0	LOB: 1	E: 0	LOB: 0	E: 0	LOB: 0	E: 0	LOB: 0	E: 0	LOB: 0	E: 0	LOB: 0	E: 0	LOB: 1	E: 0	LOB: 1	2B: 3 <td>SAC: 0 <td>PB: 0 <td></td> </td></td>	SAC: 0 <td>PB: 0 <td></td> </td>	PB: 0 <td></td>	
K: 2	BB: 1	K: 0	BB: 0	K: 1	BB: 0	K: 2	BB: 0	K: 0	BB: 0	K: 1	BB: 0	K: 1	BB: 0	K: 1	BB: 0	K: 1	BB: 0	K: 0	BB: 0	K: 0	BB: 0	3B: 1	DP: 2 <td>SB: 0</td> <td></td>	SB: 0	
S: 18	P: 31	S: 7	P: 11	S: 8	P: 12	S: 11	P: 17	S: 11	P: 16	S: 11	P: 16	S: 9	P: 15	S: 11	P: 13	S: 9	P: 12	S: 6	P: 7	S: 6	P: 7	HR: 0	HBP: 0	CS: 1	

PITCHER	IP	WLS	BF	H	R	ER	SO	BB	IBB	HBP	BLK	WP	HR	S	P	ERA	WHIP
Erik Hanson, R (1, 1) ERA: 3.81	6.0		24	7	2	2	6	1	0	0	0	2	0	66	103	3.00	1.333
Michael Jackson, R (7, 1) ERA: 3.38	1.1		5	0	0	0	2	1	0	0	0	0	0	10	17	0.00	0.750
Russ Swan, L (8, 1) ERA: 3.46	0.2		2	0	0	0	0	0	0	0	0	0	0	5	10	0.00	0.000
Mike Schooler, R (9, 1) ERA: 3.74	2.0	W	6	0	0	0	3	0	0	0	0	0	0	20	25	0.00	0.000
Bill Swift, R (11, 1) ERA: 2.02	1.0	S	4	1	0	0	0	0	0	0	0	0	0	6	7	0.00	1.000

PITCHER	IP	WLS	BF	H	R	ER	SO	BB	IBB	HBP	BLK	WP	HR	S	P	ERA	WHIP

BOTTOM

Seattle Mariners @ Texas Rangers
Arlington Stadium, Arlington, TX
Mon Sep 30 1991, 8:05 PM EDT
Sunny - 85 F

livebaseballscorecards.com

AB	39
R	2
H	8
RBI	1
BB	2
SO	11
LOB	15



Batter	1	2	3	4	5	6	7	8	9	AB R H RBI BB SO LOB	TOP											
Rich Amaral, R (1, 4) OBP: 0.200, SLG: 0.077	1-3 K		3-1 P2		0-0 1B		1-3 K			4 0 1 0 0 2 1												
Edgar Martinez, R (1, 10) OBP: 0.409, SLG: 0.459	1-2 1B		1-2 G3-1		1-2 G4-3			1-2 G1-3		4 0 1 0 0 0 1												
Tracy Jones, R (1, 7) OBP: 0.318, SLG: 0.364	0-0 P3		1-0 G6-3		3-1 1B			0-1 1B		4 0 2 0 0 0 1												
Jay Buhner, R (1, 9) OBP: 0.330, SLG: 0.484	2-0 F9			0-1 F7		1-1 F8		0-2 1B		4 0 1 0 0 0 2												
Alonzo Powell, R (1, 8) OBP: 0.269, SLG: 0.358		3-3 K		4-2 BB		2-3 K		0-2 G1-6-3		2 0 0 0 1 2 1												
Ken Griffey Jr., L (8, PH) OBP: 0.402, SLG: 0.536						1-2 K		1-2f		1 0 0 0 0 0 2												
Tino Martinez, L (1, 3) OBP: 0.271, SLG: 0.305		1-2		0-0 F7		3-2 F9			1-1 1B	4 0 2 0 0 0 2												
Pat Lennon, R (9, PR) OBP: 0.375, SLG: 0.333										0 0 0 0 0 0 0												
Omar Vizquel, S (1, 6) OBP: 0.299, SLG: 0.292		4-0		0-1 F8		1-2 F7			3-2 1B	2 0 0 0 1 0 1												
Greg Briley, L (9, PH) OBP: 0.301, SLG: 0.324									1-2 1B	1 0 1 0 0 0 0												
Jeff Schaefer, R (1, 5) OBP: 0.269, SLG: 0.321		1-3 K			0-1 G6-3		1-1 F9		0-2 G4-6-3	3 0 0 0 0 1 2												
Harold Reynolds, S (9, PH) OBP: 0.338, SLG: 0.348									1-2f 2-3	1 0 0 0 0 0 2												
Chris Howard, R (1, 2) OBP: 0.250, SLG: 0.500		1-3 K			1-0 P6		1-0 2B		0-0 G1	2 0 0 0 0 1 2												
Dave Cochrane, S (7, PH) OBP: 0.285, SLG: 0.354										2 0 1 0 0 0 2												
Inning Stats	R: 0 E: 0 K: 1 S: 8	H: 1 LOB: 1 BB: 0 P: 12	R: 0 E: 0 K: 3 S: 15	H: 1 LOB: 2 BB: 1 P: 25	R: 0 E: 0 K: 0 S: 6	H: 0 LOB: 0 BB: 0 P: 11	R: 0 E: 0 K: 0 S: 7	H: 0 LOB: 1 BB: 1 P: 11	R: 0 E: 0 K: 0 S: 7	H: 1 LOB: 1 BB: 0 P: 9	R: 0 E: 0 K: 1 S: 11	H: 1 LOB: 1 BB: 0 P: 20	R: 0 E: 0 K: 1 S: 9	H: 1 LOB: 1 BB: 0 P: 13	R: 0 E: 0 K: 0 S: 12	H: 2 LOB: 1 BB: 0 P: 13	R: 0 E: 0 K: 0 S: 10	H: 2 LOB: 2 BB: 0 P: 14	1B: 7 2B: 2 3B: 0 HR: 0	SF: 0 SAC: 0 DP: 2 HBP: 0	WP: 0 PB: 1 SB: 0 CS: 0	PA: 36
PITCHER	IP WLS BF H R ER SO BB IBB HBP BLK WP HR S P ERA WHIP																					
Brian Bohanon, L (1, 1) ERA: 4.84	7.1 W 30 6 0 0 6 2 0 0 0 0 0 0 68 107 0.00 1.091																					
Jeff Russell, R (8, 1) ERA: 3.29	1.2 S 6 3 0 0 0 0 0 0 0 0 0 0 17 21 0.00 1.800																					

Seattle Mariners @ Texas Rangers
Arlington Stadium, Arlington, TX
Mon Sep 30 1991, 8:05 PM EDT
Att. 19,651 - Sunny - 81 F

livebaseballscorecards.com

AB	34
R	0
H	9
RBI	0
BB	2
SO	6
LOB	19



Batter	1	2	3	4	5	6	7	8	9	AB R H RBI BB SO LOB	TOP	
Edgar Martinez, R (1, 5) OBP: 0.409, SLG: 0.460	0-2 F8		1B 2B L5			2-2 G6-4-3 1-2f			0-1 G4-6-3 1B	5 1 2 0 0 0 3		
Harold Reynolds, S (1, 4) OBP: 0.336, SLG: 0.345	2-2 G4-3		1-3 K	1-3 K			2-1 F9		0-0 G4-6-3 1-2f	5 0 0 0 0 2 2		
Ken Griffey Jr., L (1, 8) OBP: 0.401, SLG: 0.532	1-1 G6-3		1-1 F7	2-1 F7			4-2 2B BB		0-1 G3-1	4 1 0 0 1 0 1		
Pete O'Brien, L (1, 3) OBP: 0.297, SLG: 0.388		2-0 F8	2-0 1B 3B 2-H	1-3 K			0-1 F7			4 1 1 1 0 1 1		
Alvin Davis, L (1, 10) OBP: 0.303, SLG: 0.342		0-2 HR 1B	2-2 3B 1B		3-2 G4-3		2-1 2B 1-H			4 2 3 1 0 0 0		
Jay Buhner, R (1, 9) OBP: 0.331, SLG: 0.490		2-1 HR 1B	4-1 3B BB		0-0 F9		0-0 F9			3 2 1 2 1 0 1		
Greg Briley, L (1, 7) OBP: 0.303, SLG: 0.332		0-1 1B	2-2 1B 3B 1-H 2-H 3-H		3-2 G4-3			1-1 L6		4 1 2 3 0 0 0		
Omar Vizquel, S (1, 6) OBP: 0.299, SLG: 0.291	1 SAFE 1-1 SAFE F7	2-1 SAFE	0-1 HBP 1B			0-1 G1-3		0-0 G6-3		4 0 1 1 0 0 1		
Dave Valle, R (1, 2) OBP: 0.279, SLG: 0.287		1-3 K	1-0 1B HBP			2-1 G6-4-3 1B		2-2 G5-3		3 0 1 0 0 1 1		
Inning Stats	R: 0 E: 0 K: 0 S: 8 H: 0 LOB: 0 BB: 0 P: 11	R: 2 E: 0 K: 1 S: 15 H: 3 LOB: 1 BB: 0 P: 22	R: 5 E: 0 K: 1 S: 22 H: 5 LOB: 2 BB: 1 P: 37	R: 0 E: 0 K: 2 S: 8 H: 0 LOB: 0 BB: 0 P: 12	R: 0 E: 0 K: 0 S: 8 H: 0 LOB: 0 BB: 0 P: 14	R: 0 E: 0 K: 0 S: 7 H: 1 LOB: 0 BB: 0 P: 11	R: 1 E: 0 K: 0 S: 10 H: 1 LOB: 1 BB: 1 P: 18	R: 0 E: 0 K: 0 S: 6 H: 0 LOB: 0 BB: 0 P: 9	R: 0 E: 0 K: 0 S: 5 H: 1 LOB: 0 BB: 0 P: 5	1B: 7 2B: 2 3B: 1 HR: 1 SF: 0 SAC: 0 DP: 2 HBP: 1	WP: 0 PB: 0 SB: 0 CS: 0 PA: 39	
PITCHER	IP WLS BF H R ER SO BB IBB HBP BLK WP HR S P ERA WHIP											
Oil Can Boyd, R (1, 1) ERA: 4.59	2.2 L 13 5 4 4 2 0 0 0 0 0 0 1 33 47 13.50 1.875											
Mike Jeffcoat, L (3, 1) ERA: 4.63	0.0 5 3 3 3 0 1 0 1 0 0 0 0 10 19 ∞ ∞											
Barry Manuel, R (3, 1) ERA: 1.2	4.1 15 2 1 1 2 1 0 0 0 0 0 0 35 59 2.08 0.692											
Rich Gossage, R (8, 1) ERA: 3.57	2.0 6 1 0 0 0 0 0 0 0 0 0 0 11 14 0.00 0.500											

Seattle Mariners @ Texas Rangers
Arlington Stadium, Arlington, TX
Tue Oct 01 1991, 8:05 PM EDT
Att. 12,808 - Cloudy - 79 F

livebaseballscorecards.com

AB	36
R	8
H	11
RBI	8
BB	2
SO	4
LOB	10



Batter	1	2	3	4	5	6	7	8	9	AB R H RBI BB SO LOB	TOP	
Edgar Martinez, R (1, 5) OBP: 0.408, SLG: 0.461	1-1 G5-3		2-3 K			0-0 G4-3 WP 2B	2-1 G6-3			4 1 1 1 0 1 1		
Harold Reynolds, S (1, 4) OBP: 0.334, SLG: 0.343	0-1 G1-3			0-0 F8		0-0 G4-3		1-0 G3		4 0 0 0 0 0 1		
Ken Griffey Jr., L (1, 8) OBP: 0.400, SLG: 0.530	4-2 CS BB			1-0 L3		2-2 G3-1		1-1 G5-3		3 0 0 0 1 0 0		
Pete O'Brien, L (1, 3) OBP: 0.297, SLG: 0.389	3-2 CS SAFE 1-2	1-1 G4-3		0-0 F7		0-1 F7		0-1 2B		4 0 1 0 0 0 0		
Alvin Davis, L (1, 10) OBP: 0.301, SLG: 0.339		3-0 P6			2-3 K		3-1 G3	1-1 G6-3		4 0 0 0 0 1 1		
Jay Buhner, R (1, 9) OBP: 0.335, SLG: 0.491		4-1 BB		3-2 F8		2-0 BB 2B 1B		3-2 CS 1B		3 1 2 0 1 0 0		
Greg Briley, L (1, 7) OBP: 0.303, SLG: 0.331		0-3 K		3-1 S 1B		2-3 SAFE SAFE	2-3 K	3-3 K 1-2		4 0 1 0 0 3 3		
Omar Vizquel, S (1, 6) OBP: 0.299, SLG: 0.289			2-1 P8		2-3 SAFE SAFE K		4-1 BB 2B BB	1-2 G4-3		3 1 0 0 1 1 1		
Dave Valle, R (1, 2) OBP: 0.283, SLG: 0.297			2-3 K			2-0 2B	2-0 1-H 2-H 2B			3 1 2 2 0 1 0		
Inning Stats	R: 0 E: 0 K: 0 S: 9 H: 0 LOB: 0 BB: 1 P: 17	R: 0 E: 0 K: 1 S: 7 H: 0 LOB: 1 BB: 1 P: 15	R: 0 E: 0 K: 2 S: 8 H: 0 LOB: 0 BB: 0 P: 14	R: 0 E: 0 K: 0 S: 3 H: 0 LOB: 0 BB: 0 P: 4	R: 0 E: 0 K: 2 S: 11 H: 1 LOB: 1 BB: 0 P: 21	R: 2 E: 0 K: 0 S: 8 H: 2 LOB: 0 BB: 0 P: 12	R: 2 E: 0 K: 1 S: 10 H: 2 LOB: 1 BB: 1 P: 25	R: 0 E: 0 K: 0 S: 7 H: 1 LOB: 1 BB: 0 P: 10	R: 0 E: 0 K: 1 S: 10 H: 1 LOB: 0 BB: 0 P: 17	1B: 3 2B: 5 3B: 0 HR: 0 SF: 0 SAC: 0 DP: 1 HBP: 0	WP: 1 PB: 0 SB: 1 CS: 2 PA: 36	
PITCHER Jose Guzman, R (1, 1) ERA: 3.08	IP WLS BF H R ER SO BB IBB HBP BLK WP HR S P ERA WHIP	9.0 L 35 7 4 4 7 3 0 0 0 1 0 73 135 4.00 1.111										

Seattle Mariners @ Texas Rangers
Arlington Stadium, Arlington, TX
Wed Oct 02 1991, 8:05 PM EDT
Att. 12,273 - Cloudy - 86 F

livebaseballscorecards.com

AB	32
R	4
H	7
RBI	3
BB	3
SO	7
LOB	7



Batter	1	2	3	4	5	6	7	8	9	AB R H RBI BB SO LOB
Brian Downing, R OBP: 0.383, SLG: 0.463 (1, 10)	1-2 G5-3 ①		1-2 P6 ③		3-1 L8 ③			1-1 G4-3 ①		4 0 0 0 0 0 1
Julio Franco, R OBP: 0.407, SLG: 0.471 (1, 4)	2-2 HR			0-1 G1-3 ①		2-2 F9 ①		4-2 G3-6-3 BB		3 1 1 1 1 0 0
Ruben Sierra, S OBP: 0.358, SLG: 0.506 (1, 9)	3-3 K			2-0 G6-3 ②		1-0 S 1B		2-1 G3-6-3 ② ③ 1-2f		4 0 1 0 0 1 1
Juan Gonzalez, R OBP: 0.322, SLG: 0.477 (1, 8)	1-3 K ③			0-0 F9 ③		1-2 SAFE SAFE L7 ②		0-3 K ①		4 0 0 0 0 2 1
Monty Fariss, R OBP: 0.405, SLG: 0.400 Kevin Reimer, L OBP: 0.333, SLG: 0.480 (6, PH) (7, 7)		3-2 G6-3 ①			4-2 HR BB	1-2 BB		0-0 G1-3 ②		1 1 0 0 1 0 0 1 0 0 0 1 0 0
Dean Palmer, R OBP: 0.278, SLG: 0.415 (1, 5)		2-2 G5-3 ②		2-1 SAFE SAFE 1-H HR	1-0 P3 ③			0-2 G1-3 ③		4 1 1 2 0 0 2
Mike Stanley, R OBP: 0.372, SLG: 0.390 Jack Daugherty, S OBP: 0.277, SLG: 0.271 (6, 3)		0-1 G5-3 ③			3-2 L7 ①		0-3 K ①			2 0 0 0 0 0 0 1 0 0 0 0 1 0
Ivan Rodriguez, R OBP: 0.276, SLG: 0.354 (1, 2)			1-3 K ①		3-1 2B		2-1 G5-3 ②			3 0 1 0 0 1 0
José Hernández, R OBP: 0.214, SLG: 0.232 Jeff Huson, L OBP: 0.309, SLG: 0.292 (7, PH) (8, 6)			1-3 K ②		2-3 K ②		1-1 F9 ③			2 0 0 0 0 2 1 1 0 0 0 0 0 0

Inning Stats	R: 1	H: 1	E: 0	LOB: 0	K: 2	P: 20	R: 0	H: 0	E: 0	LOB: 0	K: 0	P: 15	R: 0	H: 0	E: 0	LOB: 0	K: 2	P: 12	R: 0	H: 0	E: 0	LOB: 0	K: 0	P: 6	R: 2	H: 2	E: 0	LOB: 1	K: 1	P: 31	R: 0	H: 1	E: 0	LOB: 2	K: 0	P: 21	R: 0	H: 0	E: 0	LOB: 0	K: 1	P: 10	R: 0	H: 0	E: 0	LOB: 0	K: 0	P: 13	R: 0	H: 0	E: 0	LOB: 0	K: 1	P: 7	1B: 1	SF: 0	2B: 1	SAC: 0	3B: 0	DP: 1	HR: 2	HBP: 0	WP: 0	PA: 33
--------------	------	------	------	--------	------	-------	------	------	------	--------	------	-------	------	------	------	--------	------	-------	------	------	------	--------	------	------	------	------	------	--------	------	-------	------	------	------	--------	------	-------	------	------	------	--------	------	-------	------	------	------	--------	------	-------	------	------	------	--------	------	------	-------	-------	-------	--------	-------	-------	-------	--------	-------	--------

PITCHER	IP	WLS	BF	H	R	ER	SO	BB	IBB	HBP	BLK	WP	HR	S	P	ERA	WHIP
Dave Fleming, L ERA: 6.62 (1, 1)	4.2		18	3	3	3	5	1	0	0	0	0	2	48	79	5.79	0.857
Scott Bankhead, R ERA: 4.98 (5, 1)	2.1	W	9	1	0	0	1	1	0	0	0	0	0	21	36	0.00	0.857
Michael Jackson, R ERA: 3.32 (8, 1)	1.1		4	0	0	0	1	1	0	0	0	0	0	9	16	0.00	0.750
Russ Swan, L ERA: 3.45 (9, 1)	0.1		1	0	0	0	0	0	0	0	0	0	0	1	1	0.00	0.000
Bill Swift, R ERA: 2.01 (9, 1)	0.1	S	1	0	0	0	0	0	0	0	0	0	0	3	3	0.00	0.000

BOTTOM

Seattle Mariners @ Texas Rangers
Arlington Stadium, Arlington, TX
Wed Oct 02 1991, 8:05 PM EDT
Att. 12,273 - Cloudy - 86 F

livebaseballscorecards.com

AB	30
R	3
H	4
RBI	3
BB	3
SO	7
LOB	6



Batter	1	2	3	4	5	6	7	8	9	AB R H RBI BB SO LOB	TOP				
Mike Huff, R (1, 7) OBP: 0.361, SLG: 0.347 Ozzie Guillen, L (9, PH) OBP: 0.283, SLG: 0.339	1-2 F8		0-1 G1-3		4-0 1B SF7 BB	4-2 BB			0-0 FC3-6 1B	2 1 0 0 2 0 0 1 0 1 0 0 0 0					
Robin Ventura, L (1, 5) OBP: 0.369, SLG: 0.444	4-1 BB BB		1-0 G4-3		2-2 1B BB	3-3 SAFE K			2-0 FC3-6 1B	4 1 1 1 1 1 3					
Frank Thomas, R (1, 3) OBP: 0.457, SLG: 0.560	4-2 G4-6-3 1-2 BB		4-1 BB		4-0 1-2 BB		2-2 PB 2B		1-0 2-H 1B	2 0 2 1 3 0 0					
Carlton Fisk, R (1, 10) OBP: 0.301, SLG: 0.415 Rodney McCray, R (9, PR) OBP: 0.333, SLG: 0.333	1-2 G4-6-3 1-2f		2-3 K		1-2 SF7		1-2 L6		4-1 BB	3 0 0 1 1 1 4 0 0 0 0 0 0 0					
Sammy Sosa, R (1, 9) OBP: 0.241, SLG: 0.334 Dan Pasqua, L (7, PH) OBP: 0.357, SLG: 0.458 (7, 9)		0-2 G4-3		2-3 K	3-2 P4		3-3 K		1-0 F7	3 0 0 0 0 1 2 2 0 0 0 0 1 3					
Craig Grebeck, R (1, 6) OBP: 0.388, SLG: 0.464 Warren Newton, L (7, PH) OBP: 0.429, SLG: 0.438 Esteban Beltre, R (7, 6)		4-0 BB 1B F9-2 BB		1-1 P2		4-1 SH1-4 1B SH1-3 BB	2-3 K		0-1 F8	1 1 0 0 2 0 0 1 0 0 0 0 1 1 0 0 0 0 0 0 0 1 0 0 0 0 0 2					
Matt Merullo, L (9, PH) OBP: 0.267, SLG: 0.321				1-2 G5-3		0-0 SH1-3 SH1-4 1B		0-0 F8		4 0 2 0 0 0 0					
Lance Johnson, L (1, 8) OBP: 0.304, SLG: 0.343		0-2 BB 1B		1-2 G5-3		1-1 G6-3 1B 2B	1-0 SH1-4	0-1 G3		1 1 1 0 1 0 0 1 0 0 0 0 0 0 0 0 0 0 0 0 0	AB 29 R 4 H 7 RBI 4 BB 10 SO 5 LOB 19				
Ron Karkovics, R (1, 2) OBP: 0.310, SLG: 0.413 Tim Lincecum, S (8, PH) OBP: 0.359, SLG: 0.345 Don Wakamatsu, R (8, 2) OBP: 0.233, SLG: 0.207		4-2 BB 1B		1-2 G5-3		1-1 G6-3 1B 2B	1-0 SH1-4	0-1 G3		3 0 0 1 0 0 4					
Joey Cora, S (1, 4) OBP: 0.313, SLG: 0.276		3-2 F9-2		3-2 G6-3		2-0 G6-3	0-0 SH1-3	0-0 G4-3							
Inning Stats	R: 0 H: 0 E: 0 LOB: 1 K: 0 BB: 2 S: 10 P: 20	R: 0 H: 1 E: 0 LOB: 2 K: 0 BB: 2 S: 16 P: 27	R: 0 H: 0 E: 0 LOB: 1 K: 1 BB: 1 S: 8 P: 15	R: 0 H: 0 E: 0 LOB: 0 K: 1 BB: 0 S: 8 P: 12	R: 2 H: 2 E: 0 LOB: 2 K: 0 BB: 2 S: 15 P: 32	R: 1 H: 1 E: 0 LOB: 2 K: 1 BB: 2 S: 10 P: 22	R: 0 H: 1 E: 0 LOB: 1 K: 2 BB: 0 S: 15 P: 23	R: 0 H: 0 E: 0 LOB: 0 K: 0 BB: 0 S: 4 P: 4	R: 1 H: 2 E: 1 LOB: 2 K: 0 BB: 1 S: 7 P: 15	1B: 5 SF: 1 2B: 3 SAC: 2 3B: 0 DP: 2 HR: 0 HBP: 0	WP: 0 PA: 42 PB: 1 SB: 0 CS: 0				
PITCHER	IP WLS BF H R ER SO BB IBB HBP BLK WP HR S P ERA WHIP												PITCHER	IP WLS BF H R ER SO BB IBB HBP BLK WP HR S P ERA WHIP	
Randy Johnson, L (1, 1) ERA: 3.98 Calvin Jones, R (6, 1) ERA: 2.53 Michael Jackson, R (7, 1) ERA: 3.25 Russ Swan, L (9, 1) ERA: 3.43 Mike Schooler, R (9, 1) ERA: 3.67	5.0 W 6 7 0.1 0.2			3 1 1 1 1 1	2 1 0 1 0 0	2 1 0 0 0 0	2 1 2 0 0 0	7 2 0 0 1 0	0 0 0 0 0 0	0 0 0 0 0 0	0 0 0 0 0 0	0 0 0 2 5 11	106 22 27 4 11	3.60 9.00 0.00 0.00 0.00 0.00	2.000 3.000 0.500 3.000 3.000

Chicago White Sox @ Seattle Mariners
 The Kingdome, Seattle, WA
 Fri Oct 04 1991, 10:05 PM EDT
 Att: 55,300 - Dome - 70 F

livebaseballscorecards.com



Batter	1	2	3	4	5	6	7	8	9
Edgar Martinez, R OBP: 0.408, SLG: 0.458 (1, 5)	0-1 G5-3	0-3 K			0-1 G4-3	4-2 BB		4-1 BB	
Harold Reynolds, S OBP: 0.334, SLG: 0.343 (1, 4)	0-3 K		2-1 1B SF7 1B		2-0 1B	0-0 G4-6-3		2-2 F7	
Ken Griffey Jr., L OBP: 0.400, SLG: 0.529 (1, 8)	3-0 1B		2-1 1B		0-0 E6		2-0 F8		
Pete O'Brien, L OBP: 0.297, SLG: 0.388 (1, 7) (7, 3)	2-2 1B		0-1 SF7		1-3 K		0-3 K		
Alvin Davis, L OBP: 0.288, SLG: 0.336 (1, 10)	0-2 F7		1-0 F8		2-3 K		0-3 K		
Greg Briley, L OBP: 0.305, SLG: 0.336 (1, 9) (7, 7)		1-2 SF7 3B	3-3 K		4-1 1B BB		0-0 F8		
Tino Martinez, L OBP: 0.273, SLG: 0.306 (1, 3) Jay Buhner, R OBP: 0.336, SLG: 0.500 (6, PR) (7, 9)		0-1 G4-3		0-1 F9		2-2 1B	2-0 HR		
Dave Valle, R OBP: 0.282, SLG: 0.297 (1, 2)		0-0 SF7		1-2 L7		1-1 BB 1B	2-1 G6-3		
Jeff Schaefer, R OBP: 0.274, SLG: 0.331 (1, 6)		2-2 E6		0-0 F7		0-0 BB 1B	1-2 2B		

AB	R	H	RBI	BB	SO	LOB
3	0	0	0	2	1	1
5	1	2	0	0	1	5
4	1	2	0	0	0	1
3	0	1	2	0	2	1
4	0	0	0	0	2	2
3	2	1	0	1	1	1
3	0	1	0	0	0	1
1	2	1	1	0	0	0
3	0	1	2	0	0	0
4	0	2	1	0	0	0


AB	R	H	RBI	BB	SO	LOB
33	6	11	6	3	7	12

Inning Stats		R: 1	H: 2	E: 0	K: 1	S: 13	R: 1	H: 1	E: 1	K: 1	S: 12	R: 1	H: 2	E: 0	K: 1	S: 12	R: 0	H: 0	E: 0	K: 0	S: 6	R: 0	H: 1	E: 1	K: 1	S: 8	R: 2	H: 3	E: 0	K: 1	S: 13	R: 0	H: 0	E: 0	K: 2	S: 7	R: 1	H: 2	E: 0	K: 0	S: 11						
RBI		1	0	0	0	0	0	0	0	0	0	0	0	0	0	0	0	0	0	0	0	0	0	0	0	0	0	0	0	0	0	0	0	0	0	0	0	0	0	0	0						
LOB		1	0	0	0	0	1	0	0	0	0	0	0	0	0	0	0	0	0	0	0	0	0	0	0	0	0	0	0	0	0	0	0	0	0	0	0	0	0	0	0	0	0				
SO		5	5	5	5	5	5	5	5	5	5	5	5	5	5	5	5	5	5	5	5	5	5	5	5	5	5	5	5	5	5	5	5	5	5	5	5	5	5	5	5	5	5	5			
BB		0	0	0	0	0	0	0	0	0	0	0	0	0	0	0	0	0	0	0	0	0	0	0	0	0	0	0	0	0	0	0	0	0	0	0	0	0	0	0	0	0	0	0	0		
WP		0	0	0	0	0	0	0	0	0	0	0	0	0	0	0	0	0	0	0	0	0	0	0	0	0	0	0	0	0	0	0	0	0	0	0	0	0	0	0	0	0	0	0	0		
HR		0	0	0	0	0	0	0	0	0	0	0	0	0	0	0	0	0	0	0	0	0	0	0	0	0	0	0	0	0	0	0	0	0	0	0	0	0	0	0	0	0	0	0	0	0	
S		58	58	58	58	58	58	58	58	58	58	58	58	58	58	58	58	58	58	58	58	58	58	58	58	58	58	58	58	58	58	58	58	58	58	58	58	58	58	58	58	58	58	58	58	58	58
P		85	85	85	85	85	85	85	85	85	85	85	85	85	85	85	85	85	85	85	85	85	85	85	85	85	85	85	85	85	85	85	85	85	85	85	85	85	85	85	85	85	85	85	85	85	85
ERA		8.44	8.44	8.44	8.44	8.44	8.44	8.44	8.44	8.44	8.44	8.44	8.44	8.44	8.44	8.44	8.44	8.44	8.44	8.44	8.44	8.44	8.44	8.44	8.44	8.44	8.44	8.44	8.44	8.44	8.44	8.44	8.44	8.44	8.44	8.44	8.44	8.44	8.44	8.44	8.44	8.44	8.44	8.44	8.44	8.44	8.44
WHIP		1.500	1.500	1.500	1.500	1.500	1.500	1.500	1.500	1.500	1.500	1.500	1.500	1.500	1.500	1.500	1.500	1.500	1.500	1.500	1.500	1.500	1.500	1.500	1.500	1.500	1.500	1.500	1.500	1.500	1.500	1.500	1.500	1.500	1.500	1.500	1.500	1.500	1.500	1.500	1.500	1.500	1.500	1.500	1.500	1.500	1.500

Chicago White Sox @ Seattle Mariners
The Kingdome, Seattle, WA
Fri Oct 04 1991, 10:05 PM EDT
Att: 55,300 - Dome - 70 F

livebaseballscorecards.com

AB 33
R 6
H 11
RBI 6
BB 3
SO 7
LOB 12



WP: 0 **PA:** 38
PB: 0
SB: 2
CS: 0

Batter	1	2	3	4	5	6	7	8	9	AB R H RBI BB SO LOB	TOP
Mike Huff, R (1, 7) <small>OBP: 0.363, SLG: 0.350</small> Warren Newson, L (9, PH) <small>OBP: 0.427, SLG: 0.434</small>	2-2 		1-2 		0-0 		1-1 		3-2 	4 0 2 0 0 0 0 1 0 0 0 0 0 2	
Robin Ventura, L (1, 5) <small>OBP: 0.367, SLG: 0.442</small> Scott Fletcher, R (5, 5) <small>OBP: 0.262, SLG: 0.266</small>	1-3 		3-2 		0-0 		0-1 			3 0 0 0 0 1 3 1 0 0 0 0 0 0	
Frank Thomas, R (1, 3) <small>OBP: 0.454, SLG: 0.556</small> Matt Merullo, L (7, 3) <small>OBP: 0.267, SLG: 0.321</small>	2-1 		1-2 		1-0 		3-2 			4 0 0 0 0 0 3 0 0 0 0 0 0 0	
Carlton Fisk, R (1, 2) <small>OBP: 0.299, SLG: 0.413</small> Don Wakamatsu, R (5, PH) <small>OBP: 0.250, SLG: 0.226</small> (5, 2)		1-1 	1-1 		1-1 			0-0 		2 0 0 0 0 0 2 2 0 1 0 0 0 0	
Bo Jackson, R (1, 10) <small>OBP: 0.333, SLG: 0.408</small>		2-2 		4-2 		1-0 		1-1 		3 0 0 0 1 0 2	
Sammy Sosa, R (1, 9) <small>OBP: 0.241, SLG: 0.337</small>		2-2 		0-1 		2-1 		1-1 		4 0 1 0 0 0 1	
Lance Johnson, L (1, 8) <small>OBP: 0.305, SLG: 0.342</small> Rodney McCray, R (5, 8) <small>OBP: 0.400, SLG: 0.400</small>		4-1 		1-1 		3-2 			2-0 	1 0 0 0 1 0 1 2 0 1 0 0 0 0	AB 35 R 0 H 9 RBI 0 BB 2 SO 1 LOB 20
Joey Cora, S (1, 4) <small>OBP: 0.316, SLG: 0.280</small>		1-0 		0-0 		1-0 			0-0 	4 0 2 0 0 0 3	
Ozzie Guillen, L (1, 6) <small>OBP: 0.284, SLG: 0.340</small> Esteban Beltre, R (5, 6) <small>OBP: 0.250, SLG: 0.250</small>			0-2 	0-0 		1-0 			0-0 	2 0 1 0 0 0 2 2 0 1 0 0 0 1	
Inning Stats	R: 0 H: 0 E: 0 LOB: 0 K: 1 BB: 0 S: 13 P: 18	R: 0 H: 1 E: 0 LOB: 2 K: 0 BB: 1 S: 11 P: 21	R: 0 H: 2 E: 0 LOB: 2 K: 0 BB: 0 S: 15 P: 21	R: 0 H: 1 E: 0 LOB: 2 K: 0 BB: 1 S: 8 P: 13	R: 0 H: 2 E: 0 LOB: 2 K: 0 BB: 0 S: 6 P: 9	R: 0 H: 1 E: 0 LOB: 1 K: 0 BB: 0 S: 7 P: 14	R: 0 H: 0 E: 0 LOB: 0 K: 0 BB: 0 S: 8 P: 12	R: 0 H: 0 E: 0 LOB: 0 K: 0 BB: 0 S: 5 P: 7	R: 0 H: 2 E: 0 LOB: 1 K: 0 BB: 0 S: 6 P: 11	1B: 8 SF: 0 2B: 1 SAC: 0 3B: 0 DP: 1 HR: 0 HBP: 0	WP: 1 PA: 37 PB: 0 SB: 0 CS: 0
PITCHER Bill Krueger, L (1, 1) <small>ERA: 3.6</small> Gene Harris, R (7, 1) <small>ERA: 4.05</small>	IP WLS BF H R ER SO BB IBB HBP BLK WP HR S P ERA WHIP 6.0 W 27 7 0 0 1 2 0 0 0 1 0 60 96 0.00 1.500 3.0 S 10 2 0 0 0 0 0 0 0 0 0 0 19 30 0.00 0.667										

Chicago White Sox @ Seattle Mariners
 The Kingdome, Seattle, WA
 Sat Oct 05 1991, 10:05 PM EDT
 Att. 32,923 - Dome - 70 F

livebaseballscorecards.com

Batter	1	2	3	4	5	6	7	8	9
Edgar Martinez, R OBP: 0.405, SLG: 0.454 (1, 5)	2-3 K	0-1 F9		0-1 F9		2-2 F9		1-3 K	
Harold Reynolds, S OBP: 0.333, SLG: 0.342 Rich Amaral, R OBP: 0.176, SLG: 0.067 (1, 4) (6, 4)	1-1 G3	1-0 F8		2-3 K		3-2 P9		1-2 L1	
Ken Griffey Jr., L OBP: 0.400, SLG: 0.528 Alonzo Powell, R OBP: 0.279, SLG: 0.361 (1, 8) (3, PH) (4, 7) (7, 9)	2-2 G3		0-0 L9	0-0 HR		4-1 BB			
Pete O'Brien, L OBP: 0.299, SLG: 0.401 Tino Martinez, L OBP: 0.270, SLG: 0.303 (1, 3) (6, 3)		2-1 HR	1-0 G4-3	2-1 HR		1-1 F8			
Alvin Davis, L OBP: 0.300, SLG: 0.337 Pat Lennon, R OBP: 0.333, SLG: 0.286 (1, 10) (7, PH)		4-2 BB 1B 2B BB	1-1 1B	2-1 P5		3-2 P3			
Jay Buhner, R OBP: 0.336, SLG: 0.498 Dave Cochrane, S OBP: 0.283, SLG: 0.352 (1, 9) (7, 7)		1-1 F8	1-3 K		4-1 G4-3 1B WP BB	0-1 F9			
Greg Briley, L OBP: 0.307, SLG: 0.336 (1, 7) (4, 8)		3-1 BB 1B 2B		4-2 S 1B BB	2-2 G4-3	1-0 F8			
Dave Valle, R OBP: 0.288, SLG: 0.301 Chris Howard, R OBP: 0.400, SLG: 0.500 (1, 2) (6, 2)		4-1 2B BB		2-2 SAFE F9 1B BB	2-2 G4-3 1B		4-2 BB BB BB BB		
Omar Vizquel, S OBP: 0.301, SLG: 0.292 Jeff Schaefer, R OBP: 0.273, SLG: 0.329 (1, 6) (6, 6)		3-2 F9 2B		4-2 1B HR BB	1-1 G4-3		2-1 F9		

AB	R	H	RBI	BB	SO	LOB
5	0	0	0	0	2	4
3	0	0	0	0	1	3
2	0	0	0	0	0	1
1	0	0	0	0	0	0
2	1	1	1	1	0	0
3	2	2	4	0	0	0
1	0	0	0	0	0	1
2	1	1	0	1	0	0
1	0	0	0	0	0	0
2	1	0	0	1	1	2
1	0	0	0	0	0	0
3	2	1	0	1	0	1
2	2	2	2	1	0	0
0	0	0	0	1	0	0
2	1	1	3	1	0	1
1	0	0	0	0	0	1


BOTTOM

Chicago White Sox @ Seattle Mariners
The Kingdome, Seattle, WA

Sat Oct 05 1991, 10:05 PM EDT
Att: 32,923 - Dome - 70 F

livebaseballscorecards.com

AB	31
R	10
H	8
RBI	10
BB	7
SO	4
LOB	14



1B: 5	SF: 0	WP: 1	PA: 38
2B: 1	SAC: 0	PB: 0	
3B: 0	DP: 1	SB: 1	
HR: 2	HBP: 0	CS: 0	

Inning Stats		R: 0	H: 0	E: 0	K: 1	S: 10	LOB: 0	BB: 0	P: 15								
Ramon Garcia, R ERA: 5.4 (1, 1)	IP: 1.1	WLS: 1	BF: 8	H: 2	R: 4	ER: 4	SO: 1	BB: 2	IBB: 0	HBP: 0	BLK: 0	WP: 0	HR: 1	S: 20	P: 39	ERA: 27.00	WHIP: 3.000
Ken Patterson, L ERA: 2.83 (2, 1)	IP: 1.2	WLS: 0	BF: 8	H: 2	R: 1	ER: 1	SO: 1	BB: 1	IBB: 0	HBP: 0	BLK: 0	WP: 0	HR: 0	S: 20	P: 31	ERA: 5.40	WHIP: 1.800
Roberto Hernandez, R ERA: 7.8 (4, 1)	IP: 0.2	WLS: 0	BF: 5	H: 2	R: 1	ER: 1	SO: 1	BB: 1	IBB: 0	HBP: 0	BLK: 0	WP: 0	HR: 0	S: 13	P: 21	ERA: 13.50	WHIP: 4.500
Tom Drees, L ERA: 12.27 (4, 1)	IP: 4.1	WLS: 0	BF: 17	H: 2	R: 4	ER: 4	SO: 1	BB: 3	IBB: 0	HBP: 0	BLK: 0	WP: 1	HR: 1	S: 45	P: 80	ERA: 8.31	WHIP: 1.154

Batter	1	2	3	4	5	6	7	8	9	AB R H RBI BB SO LOB	TOP														
Mike Huff, R OBP: 0.361, SLG: 0.346 (1, 9) (8, 7) (9, 8)	0-0 G6-3 ①		2-2 G5-3 ③		4-2 FC5-4 BB ①			3-2 L9 ②		3 0 0 0 1 0 0															
Craig Grebeck, R OBP: 0.386, SLG: 0.460 (1, 5)	3-2 P6 ②			1-2 G5-3 ①	1-1 FC5-4 ③			0-1 FC6-4 1B		4 0 1 0 0 0 2															
Frank Thomas, R OBP: 0.453, SLG: 0.553 (1, 10)	1-1 F9 ③			4-0 HR BB				1-2 FC6-4 ③		3 1 0 0 1 1 1															
Dan Pasqua, L OBP: 0.358, SLG: 0.465 (1, 3)		2-3 K ①		3-0 HR 1-H				2-0 E8 G3 CS 1B		4 1 2 2 0 1 0															
Warren Newson, L OBP: 0.419, SLG: 0.424 Sammy Sosa, R OBP: 0.240, SLG: 0.335 (1, 7) (8, 9)		3-2 G1-4-3 ②		3-3 K ②				0-2 G3 ①		3 0 0 0 0 1 0 1 0 0 0 0 0 1															
Lance Johnson, L OBP: 0.304, SLG: 0.342 Rodney McCray, R OBP: 0.286, SLG: 0.286 Tim Raines, S OBP: 0.359, SLG: 0.345 (1, 8) (3, 8) (9, PH) (9, 7)		1-3 K ③		2-3 K ③				0-2 G1-3 ② ③		1 0 0 0 0 1 0 2 0 0 0 0 1 0 1 0 0 0 0 0 1															
Matt Merullo, L OBP: 0.268, SLG: 0.343 Carlton Fisk, R OBP: 0.299, SLG: 0.413 (1, 2) (9, 2)				0-0 HR				1-2 G1-3 ②		3 1 1 1 0 0 0 0 0 0 0 0 0 0	AB 30 R 3 H 4 RBI 3 BB 3 SO 5 LOB 5														
Joey Cora, S OBP: 0.313, SLG: 0.276 (1, 4)			1-1 G1-3 ①		0-0 G3 ②			1-0 G3-1 ③		3 0 0 0 0 0 0															
Esteban Beltre, R OBP: 0.286, SLG: 0.167 (1, 6)			0-1 G5-3 ②		4-1 S BB			0-0 G4-3 ①		2 0 0 0 1 0 0															
Inning Stats	R: 0 E: 0 K: 10 S: 10	H: 0 LOB: 0 BB: 0 P: 14	R: 0 E: 0 K: 2 S: 11	H: 0 LOB: 0 BB: 0 P: 17	R: 1 E: 0 K: 0 S: 8	H: 1 LOB: 0 BB: 0 P: 11	R: 2 E: 0 K: 2 S: 12	H: 1 LOB: 0 BB: 1 P: 25	R: 0 E: 0 K: 0 S: 9	H: 0 LOB: 2 BB: 2 P: 19	R: 0 E: 1 K: 1 S: 7	H: 0 LOB: 0 BB: 0 P: 11	R: 0 E: 0 K: 0 S: 5	H: 0 LOB: 0 BB: 0 P: 9	R: 0 E: 0 K: 0 S: 11	H: 1 LOB: 1 BB: 0 P: 15	R: 0 E: 1 K: 0 S: 8	H: 1 LOB: 0 BB: 0 P: 10	1B: 2 2B: 0 3B: 0 HR: 2	SF: 0 SAC: 0 DP: 0 HBP: 0	WP: 0 PB: 0 SB: 1 CS: 2	PA: 34			
PITCHER	IP	WLS	BF	H	R	ER	SO	BB	IBB	HBP	BLK	WP	HR	S	P	ERA	WHIP								
Erik Hanson, R ERA: 3.81 (1, 1)	7.0	L	26	2	3	3	5	3	0	0	0	0	2	62	106	3.86	0.714								
Scott Bankhead, R ERA: 4.9 (8, 1)	1.0		4	1	0	0	0	0	0	0	0	0	0	11	15	0.00	1.000								
Bill Swift, R ERA: 1.99 (9, 1)	1.0		3	1	0	0	0	0	0	0	0	0	0	8	10	0.00	1.000								

Chicago White Sox @ Seattle Mariners
The Kingdome, Seattle, WA
Sun Oct 06 1991, 6:33 AM EDT
Att. 46,865 - Dome - 70 F

AB	30
R	3
H	4
RBI	3
BB	3
SO	5
LOB	5



WP	0	PA	34
PB	0		
SB	1		
CS	2		

ERA	3.81	4.9	1.99
WHIP	0.714	1.000	1.000

livebaseballscorecards.com

Batter	1	2	3	4	5	6	7	8	9	AB	R	H	RBI	BB	SO	LOB
Edgar Martinez, R OBP: 0.405, SLG: 0.452 Rich Amaral, R OBP: 0.167, SLG: 0.063	2-2 L9		4-0 BB		3-2 F8		1-1 G6-4-3			2	0	0	0	1	0	0
Harold Reynolds, S OBP: 0.332, SLG: 0.341 Omar Vizquel, S OBP: 0.302, SLG: 0.293	1-0 G5-3		3-2 F7		2-0 1B E 1B		2-2 F7			2	0	0	0	0	0	1
Ken Griffey Jr., L OBP: 0.399, SLG: 0.527 Alonzo Powell, R OBP: 0.288, SLG: 0.369	0-1 G4-3			2-2 E9 BB 1B	0-1 E7 1-H 1B			3-3 K		1	0	0	0	0	0	0
Jay Buhner, R OBP: 0.337, SLG: 0.498 Dave Cochrane, S OBP: 0.286, SLG: 0.354		1-1 G5-4-3 1B 1B		3-3 K		3-1 FC3-6 BB 1B		2-3 K		2	0	1	0	0	1	1
Pete O'Brien, L OBP: 0.300, SLG: 0.402 Tino Martinez, L OBP: 0.272, SLG: 0.330		1-0 G5-4-3 1B		2-3 K		1-0 L8		2-0 HR		1	0	1	0	0	0	0
Tracy Jones, R OBP: 0.321, SLG: 0.360		0-2 G5-4-3		4-1 BB BB		4-0 FC3-6 BB		1-1 P5		2	0	0	0	2	0	2
Pat Lennon, R OBP: 0.364, SLG: 0.250 Alvin Davis, L OBP: 0.299, SLG: 0.335		1-2 G1-3		4-2 BB BB		1-1 FC3-6			0-2 L9	1	0	0	0	1	0	2
Dave Valle, R OBP: 0.286, SLG: 0.299 Chris Howard, R OBP: 0.286, SLG: 0.333			1-3 K	0-0 P3		0-3 K			1-0 L4	2	0	0	0	0	1	3
Jeff Schaefer, R OBP: 0.272, SLG: 0.323			1-3 K		3-3 K		4-1 G6-4-3 BB		0-0 G4-3	3	0	0	0	1	2	0

Inning Stats	R: 0	H: 0	E: 0	K: 6	S: 6	H: 0	LOB: 0	BB: 0	P: 9	R: 0	H: 2	E: 0	K: 9	S: 9	R: 0	H: 0	E: 0	K: 10	S: 10	R: 0	H: 1	E: 1	K: 2	S: 13	R: 1	H: 2	E: 1	K: 1	S: 9	R: 0	H: 1	E: 0	K: 1	S: 8	R: 0	H: 0	E: 0	K: 6	S: 6	R: 1	H: 1	E: 0	K: 2	S: 11	R: 0	H: 0	E: 0	K: 5	S: 5	1B: 6	2B: 0	3B: 0	HR: 1	SF: 0	SAC: 0	DP: 2	HBP: 0	WP: 0	PB: 0	SB: 0	CS: 0	PA: 36
--------------	------	------	------	------	------	------	--------	-------	------	------	------	------	------	------	------	------	------	-------	-------	------	------	------	------	-------	------	------	------	------	------	------	------	------	------	------	------	------	------	------	------	------	------	------	------	-------	------	------	------	------	------	-------	-------	-------	-------	-------	--------	-------	--------	-------	-------	-------	-------	--------

PITCHER	IP	WLS	BF	H	R	ER	SO	BB	IBB	HBP	BLK	WP	HR	S	P	ERA	WHIP
Wilson Alvarez, L ERA: 3.51	(1, 1)	5.1	W	24	6	1	0	5	4	0	0	0	0	50	96	0.00	1.875
Donn Pall, R ERA: 2.41	(6, 1)	2.1		8	1	1	1	3	1	0	0	0	1	20	35	3.86	0.857
Brian Drahan, R ERA: 3.23	(8, 1)	0.1		1	0	0	0	0	0	0	0	0	0	2	3	0.00	0.000
Scott Radinsky, L ERA: 2.02	(9, 1)	1.0	S	3	0	0	0	0	0	0	0	0	0	5	6	0.00	0.000

BOTTOM

Chicago White Sox @ Seattle Mariners
The Kingdome, Seattle, WA
Sun Oct 06 1991, 6:33 AM EDT
Att. 46,865 - Dome - 70 F

livebaseballscorecards.com

AB	31
R	2
H	7
RBI	1
BB	5
SO	8
LOB	16

