

# Seattle Mariners - 1991

Batter	1	2	3	4	5	6	7	8	9	AB	R	H	RBI	BB	SO	LOB	TOP		
Luis Polonia, L OBP: 0.500, SLG: 0.333	G4-3		F7			SH3-4 BB		1B 1B		3	0	1	0	1	0	0	<b>California Angels @ Seattle Mariners</b> The Kingdome, Seattle, WA Tue Apr 09 1991, 10:05 PM EDT Att: 53,671 - Dome - 70 F		
Luis Sojo, R	G6-3			G5-3		SH3-4		P9		3	0	0	0	0	2				
Wally Joyner, L OBP: 0.250, SLG: 0.250	F7			K		K2-3		1B 1-3 2-H		4	0	1	1	0	2				
Dave Winfield, R		G6-3		G4-3		F9		P6		4	0	0	0	0	3				
Dave Parker, L OBP: 0.500, SLG: 1.750		HR			1B 3B		K		K	4	2	1	0	2	0				
Lance Parrish, R OBP: 0.750, SLG: 0.750		G6-4-3 1B			1B	G5-4-3 1B		FC6-2		4	0	3	1	0	0				
Gary Gaetti, R OBP: 0.250, SLG: 0.500	G6-4-3				K	G5-4-3		FC6-2 2B		4	0	1	0	0	1				
Junior Felix, S			K2-3		F7			G3-1 FC6-2		4	0	0	0	0	1				
Dick Schofield, R			K		K			1B 1B BB	G4-3	3	1	0	0	1	2				
<b>Inning Stats</b>	R: 0 H: 0 E: 0 K: 0 S: 3	H: 0 LOB: 0 BB: 0 P: 6	R: 1 H: 2 E: 0 K: 0 S: 11	LOB: 2 BB: 0 P: 15	R: 0 H: 0 E: 0 K: 2 S: 9	LOB: 0 BB: 0 P: 14	R: 0 H: 0 E: 0 K: 1 S: 8	LOB: 0 BB: 0 P: 11	R: 1 H: 2 E: 0 K: 2 S: 14	LOB: 1 BB: 0 P: 20	R: 0 H: 1 E: 0 K: 1 S: 10	LOB: 0 BB: 1 P: 17	R: 1 H: 2 E: 0 K: 0 S: 10	LOB: 2 BB: 1 P: 20	R: 0 H: 1 E: 1 K: 1 S: 11	LOB: 2 BB: 0 P: 15	1B: 5 2B: 1 3B: 1 HR: 1	SF: 0 SAC: 1 DP: 2 HBP: 0	WP: 0 PA: 36 PB: 0 SB: 0 CS: 0
<b>PITCHER</b>	IP WLS BF H R ER SO BB IBB HBP BLK WP HR S P ERA WHIP	IP WLS BF H R ER SO BB IBB HBP BLK WP HR S P ERA WHIP																	
Erik Hanson, R ERA: 3.24	8.1 L 34 8 3 3 8 2 0 0 0 0 1 84 131 3.24 1.200																		
Michael Jackson, R ERA:	0.2 2 0 0 0 0 0 0 0 0 0 0 0 3 3 0.00 0.000																		

Batter	1	2	3	4	5	6	7	8	9	AB	R	H	RBI	BB	SO	LOB	BOTTOM				
Harold Reynolds, S OBP: 0.250, SLG: 0.250	G6-3			F9		P6		BB 1B		4	1	1	1	0	0	1	<b>California Angels @ Seattle Mariners</b> The Kingdome, Seattle, WA Tue Apr 09 1991, 10:05 PM EDT Att: 53,671 - Dome - 70 F				
Edgar Martinez, R	G6-3			P4		BB		1B BB		2	0	0	0	2	0						
Ken Griffey Jr., L	F8			G4-3		K		K		4	0	0	0	0	2						
Alvin Davis, L OBP: 0.250, SLG: 0.250		G5-3			G3-1		G3	1B		4	0	1	1	0	0						
Henry Cotto, R (8, PR)								1-3 2-H		0	0	0	0	0	0						
Jay Buhner, R		K			K		K	F8		4	0	0	0	0	3						
Pete O'Brien, L OBP: 0.500, SLG: 0.750		G3			2B		1B		F7	4	0	2	0	0	0						
Tracy Jones, R			G6-3		P7		G5-3		F7	3	0	0	0	0	2						
Greg Briley, L (9, PH)										1	0	0	0	0	0						
Dave Valle, R			F9			G6-3		G5-3	G4-3	3	0	0	0	0	0						
Scott Bradley, L (9, PH)										1	0	0	0	0	0						
Omar Vizquel, S OBP: 0.667, SLG: 1.000			G6-3			BB 1B		1B 2B		3	1	2	0	0	0						
<b>Inning Stats</b>	R: 0 H: 0 E: 0 K: 0 S: 5	H: 0 LOB: 0 BB: 0 P: 8	R: 0 H: 0 E: 0 K: 1 S: 9	LOB: 0 BB: 0 P: 11	R: 0 H: 0 E: 0 K: 0 S: 6	LOB: 0 BB: 0 P: 7	R: 0 H: 0 E: 0 K: 0 S: 4	LOB: 0 BB: 0 P: 9	R: 0 H: 1 E: 0 K: 1 S: 9	LOB: 1 BB: 0 P: 16	R: 0 H: 1 E: 0 K: 1 S: 10	LOB: 1 BB: 1 P: 20	R: 0 H: 1 E: 0 K: 1 S: 7	LOB: 1 BB: 0 P: 14	R: 2 H: 3 E: 0 K: 1 S: 19	LOB: 2 BB: 1 P: 28	R: 0 H: 0 E: 0 K: 0 S: 4	LOB: 0 BB: 0 P: 7	1B: 4 2B: 2 3B: 0 HR: 0	SF: 0 SAC: 0 DP: 0 HBP: 0	WP: 0 PA: 35 PB: 0 SB: 0 CS: 0
<b>PITCHER</b>	IP WLS BF H R ER SO BB IBB HBP BLK WP HR S P ERA WHIP	IP WLS BF H R ER SO BB IBB HBP BLK WP HR S P ERA WHIP																			
Chuck Finley, L ERA: 2.45	7.1 W 29 5 2 2 4 2 0 0 0 0 0 62 104 2.46 0.955																				
Bryan Harvey, R ERA:	1.2 S 6 1 0 0 1 0 0 0 0 0 0 11 16 0.00 0.600																				







Batter	1	2	3	4	5	6	7	8	9	AB	R	H	RBI	BB	SO	LOB	TOP			
Luis Polonia, L OBP: 0.428, SLG: 0.273 (1, 7)	G1-3	G1-3					K		G6-3	5	0	1	0	0	1	2				
Donnie Hill, S OBP: 0.800, SLG: 1.000 (1, 4)	1B						E6			4	2	3	2	1	0	0				
Wally Joyner, L OBP: 0.462, SLG: 0.364 (1, 3)	1B								P6	5	1	3	0	0	0	2				
Dave Winfield, R OBP: 0.308, SLG: 0.500 (1, 9)	P3								G1-3	4	0	1	3	0	1	3				
Dave Parker, L OBP: 0.385, SLG: 0.750 (1, 10)	G6-3									4	0	2	0	0	0	3				
Gary Gaetti, R OBP: 0.077, SLG: 0.154 (1, 5)		L6								4	0	0	0	0	0	4				
Junior Felix, S OBP: 0.167, SLG: 0.250 (1, 8)										4	0	1	0	0	2	0				
John Orton, R (1, 2)										4	1	0	0	0	2	1				
Dick Schofield, R OBP: 0.583, SLG: 0.286 (1, 6)										3	1	1	0	1	1	0				
<b>Inning Stats</b>	R: 0 E: 0 K: 0 S: 14	H: 2 LOB: 2 BB: 0 P: 20	R: 0 E: 0 K: 1 S: 10	H: 1 LOB: 2 BB: 1 P: 20	R: 1 E: 0 K: 0 S: 13	H: 2 LOB: 1 BB: 0 P: 20	R: 2 E: 1 K: 1 S: 15	H: 3 LOB: 0 BB: 0 P: 20	R: 0 E: 0 K: 2 S: 9	H: 0 LOB: 0 BB: 0 P: 12	R: 2 E: 1 K: 1 S: 17	H: 3 LOB: 1 BB: 0 P: 28	R: 0 E: 0 K: 1 S: 11	H: 0 LOB: 0 BB: 0 P: 18	R: 0 E: 0 K: 0 S: 9	H: 0 LOB: 1 BB: 1 P: 16	1B: 9 2B: 3 3B: 0 HR: 0	SF: 1 SAC: 0 DP: 1 HBP: 0	WP: 0 PB: 0 SB: 1 CS: 1	PA: 41
<b>PITCHER</b>	IP	WLS	BF	H	R	ER	SO	BB	IBB	HBP	BLK	WP	HR	S	P	ERA	WHIP			
Brian Holman, R ERA: 3.0 (1, 1)	6.0	L	27	9	3	2	5	1	0	0	0	0	0	72	106	3.00	1.667			
Bill Krueger, L ERA: 9.0 (7, 1)	1.0		6	3	2	1	1	0	0	0	0	0	0	17	28	9.00	3.000			
Rob Murphy, L ERA: (8, 1)	2.0		7	0	0	0	1	1	0	0	0	0	0	20	34	0.00	0.500			

California Angels @ Seattle Mariners  
The Kingdome, Seattle, WA  
Thu Apr 11 1991, 6:33 AM EDT  
Att: 11,373 - Dome - 70 F

AB	37
R	5
H	12
RBI	5
BB	2
SO	7
LOB	15



Batter	1	2	3	4	5	6	7	8	9	AB	R	H	RBI	BB	SO	LOB	BOTTOM			
Harold Reynolds, S OBP: 0.231, SLG: 0.167 (1, 4)	G5-4-3		L7						G3	3	0	0	0	1	0	2				
Edgar Martinez, R OBP: 0.583, SLG: 0.556 (1, 5)	G5-4-3								L5	4	0	1	0	0	0	1				
Ken Griffey Jr., L OBP: 0.333, SLG: 0.333 (1, 8)	1B								K	4	0	2	0	0	1	0				
Alvin Davis, L OBP: 0.250, SLG: 0.182 (1, 10)	K								P6	3	0	0	0	1	1	1				
Jay Buhner, R OBP: 0.091, SLG: 0.182 (1, 9)										3	0	0	0	0	1	3				
Pete O'Brien, L OBP: 0.182, SLG: 0.273 (1, 3)										3	0	0	0	0	0	3				
Henry Cotto, R (1, 7)										2	0	0	0	0	1	0				
Greg Briley, L OBP: 0.286, SLG: 0.714 (7, PH) (8, 7)										1	0	0	0	0	1	3				
Dave Valle, R OBP: 0.100, SLG: 0.100 (1, 2)										3	0	1	0	0	0	0				
Omar Vizquel, S OBP: 0.400, SLG: 0.700 (1, 6)										3	0	1	0	0	0	1				
<b>Inning Stats</b>	R: 0 E: 0 K: 1 S: 7	H: 1 LOB: 1 BB: 1 P: 17	R: 0 E: 0 K: 0 S: 7	H: 0 LOB: 0 BB: 0 P: 11	R: 0 E: 0 K: 0 S: 5	H: 0 LOB: 0 BB: 0 P: 9	R: 0 E: 0 K: 0 S: 7	H: 0 LOB: 0 BB: 0 P: 11	R: 0 E: 0 K: 2 S: 8	H: 0 LOB: 0 BB: 0 P: 12	R: 0 E: 0 K: 1 S: 12	H: 2 LOB: 3 BB: 1 P: 27	R: 0 E: 0 K: 0 S: 5	H: 1 LOB: 0 BB: 0 P: 9	R: 0 E: 0 K: 1 S: 8	H: 0 LOB: 0 BB: 0 P: 12	1B: 5 2B: 0 3B: 0 HR: 0	SF: 0 SAC: 0 DP: 3 HBP: 0	WP: 0 PB: 0 SB: 0 CS: 0	PA: 31
<b>PITCHER</b>	IP	WLS	BF	H	R	ER	SO	BB	IBB	HBP	BLK	WP	HR	S	P	ERA	WHIP			
Mark Langston, L ERA: (1, 1)	6.0		22	4	0	0	3	2	0	0	0	0	0	45	85	0.00	1.000			
Jeff Robinson, R ERA: (7, 1)	3.0	S	9	1	0	0	2	0	0	0	0	0	0	22	36	0.00	0.333			

California Angels @ Seattle Mariners  
The Kingdome, Seattle, WA  
Thu Apr 11 1991, 6:33 AM EDT  
Att: 11,373 - Dome - 70 F

AB	29
R	0
H	5
RBI	0
BB	2
SO	5
LOB	14





Batter	1	2	3	4	5	6	7	8	9	AB	R	H	RBI	BB	SO	LOB	TOP								
<b>Harold Reynolds, S</b> OBP: 0.333, SLG: 0.267	G4-3 G3-1 2B		G4-3			FC1-4 1B BB		G3-1		3	1	1	0	2	0	0	<b>Seattle Mariners @ Oakland Athletics</b> Oakland-Alameda County Coliseum, Oakland, CA Fri Apr 12 1991, 7:05 PM PDT Att: 36,112 - Sunny - 52 F								
<b>Greg Britley, L</b> OBP: 0.300, SLG: 0.556	G4-3				F7			G3-1		2	0	0	0	1	0	2									
<b>Tracy Jones, R</b> (6, FH)			BB			P4				1	0	0	0	0	0	3									
<b>Scott Bradley, L</b> (9, FH)	2-3									1	0	0	0	0	0	0									
<b>Ken Griffey Jr., L</b> OBP: 0.353, SLG: 0.353	G3-1									5	0	2	1	0	0	0									
<b>Avin Davis, L</b> (1, 10)										3	0	0	0	2	2	2									
<b>Pete O'Brien, L</b> OBP: 0.250, SLG: 0.313										5	0	2	0	0	0	6									
<b>Edgar Martinez, R</b> OBP: 0.583, SLG: 0.455										2	0	0	0	2	0	2									
<b>Jay Buhner, R</b> OBP: 0.133, SLG: 0.200										4	0	1	0	0	0	4									
<b>Dave Valle, R</b> OBP: 0.214, SLG: 0.154										3	0	1	0	1	0	2									
<b>Omar Vizquel, S</b> OBP: 0.286, SLG: 0.500										4	0	0	0	0	0	4									
<b>Inning Stats</b>	R: 1 E: 0 K: 1 S: 9	H: 1 LOB: 0 BB: 0 P: 14	R: 0 E: 0 K: 0 S: 6	H: 2 LOB: 1 BB: 0 P: 12	R: 0 E: 0 K: 0 S: 12	H: 1 LOB: 3 BB: 2 P: 24	R: 0 E: 0 K: 0 S: 8	H: 1 LOB: 2 BB: 1 P: 12	R: 0 E: 0 K: 0 S: 11	H: 1 LOB: 2 BB: 1 P: 21	R: 0 E: 0 K: 0 S: 9	H: 0 LOB: 3 BB: 3 P: 25	R: 0 E: 1 K: 1 S: 12	H: 1 LOB: 2 BB: 0 P: 18	R: 0 E: 0 K: 0 S: 5	H: 0 LOB: 0 BB: 0 P: 9	R: 0 E: 0 K: 0 S: 8	H: 0 LOB: 1 BB: 1 P: 15	1B: 6 2B: 1 3B: 0 HR: 0	SF: 0 SAC: 0 DP: 2 HBP: 0	WP: 0 PB: 0 SB: 0 CS: 0	PA: 41			
<b>PITCHER</b>	IP	WLS	BF	H	R	ER	SO	BB	IBB	HBP	BLK	WP	HR	S	P	ERA	WHIP								
<b>Mike Moore, R</b> ERA: 1.69	5.1	W	26	6	1	1	1	6	0	0	0	0	0	49	94	1.69	2.250								
<b>Dana Allison, L</b> ERA:	0.1		2	0	0	0	0	1	0	0	0	0	0	3	9	0.00	3.000								
<b>Steve Chitren, R</b> ERA:	0.1		1	0	0	0	0	0	0	0	0	0	0	3	5	0.00	0.000								
<b>Joe Klink, L</b> ERA: 3.86	1.0		5	1	0	0	1	0	0	0	0	0	0	12	18	0.00	1.000								
<b>Todd Burns, R</b> ERA:	2.0		7	0	0	0	0	1	0	0	0	0	0	13	24	0.00	0.500								

Batter	1	2	3	4	5	6	7	8	9	AB	R	H	RBI	BB	SO	LOB	BOTTOM								
<b>Walt Weiss, S</b> OBP: 0.267, SLG: 0.357	F8									5	1	3	0	0	0	1	<b>Seattle Mariners @ Oakland Athletics</b> Oakland-Alameda County Coliseum, Oakland, CA Fri Apr 12 1991, 7:05 PM PDT Att: 36,112 - Sunny - 52 F								
<b>Dave Henderson, R</b> OBP: 0.500, SLG: 1.000										5	1	2	1	0	3	4									
<b>Lance Blankenship, R</b> OBP: 0.600, SLG: 0.500										4	1	2	1	1	0	2									
<b>Harold Baines, L</b> OBP: 0.222, SLG: 0.333										5	1	2	3	0	0	3									
<b>Terry Steinbach, R</b> OBP: 0.429, SLG: 0.500										5	0	2	0	0	2	3									
<b>Mark McWire, R</b> OBP: 0.412, SLG: 0.429										4	0	1	0	0	1	2									
<b>Willie Wilson, S</b> OBP: 0.250, SLG: 0.286										3	0	1	0	1	0	1									
<b>Ernest Riles, L</b> OBP: 0.308, SLG: 0.182										3	0	0	0	1	0	1									
<b>Mike Gallego, R</b> OBP: 0.571, SLG: 0.600										2	2	0	0	2	0	3									
<b>Inning Stats</b>	R: 1 E: 0 K: 1 S: 10	H: 2 LOB: 1 BB: 0 P: 15	R: 0 E: 0 K: 0 S: 7	H: 0 LOB: 0 BB: 0 P: 10	R: 4 E: 1 K: 2 S: 17	H: 3 LOB: 1 BB: 2 P: 34	R: 1 E: 0 K: 0 S: 15	H: 2 LOB: 2 BB: 1 P: 24	R: 0 E: 0 K: 1 S: 11	H: 1 LOB: 1 BB: 0 P: 17	R: 0 E: 0 K: 0 S: 6	H: 2 LOB: 3 BB: 1 P: 16	R: 0 E: 0 K: 2 S: 10	H: 2 LOB: 2 BB: 0 P: 19	1B: 9 2B: 3 3B: 0 HR: 1	SF: 0 SAC: 0 DP: 1 HBP: 0		WP: 0 PB: 0 SB: 2 CS: 0	PA: 41						
<b>PITCHER</b>	IP	WLS	BF	H	R	ER	SO	BB	IBB	HBP	BLK	WP	HR	S	P	ERA	WHIP								
<b>Scott Bankhead, R</b> ERA: 12.27	3.2	L	20	6	6	5	3	3	0	0	0	0	0	46	77	12.27	2.455								
<b>Russ Swan, L</b> ERA:	2.2		11	3	0	0	1	1	0	0	0	0	0	22	39	0.00	1.500								
<b>Gene Harris, R</b> ERA:	0.2		5	2	0	0	0	0	1	0	0	0	0	5	15	0.00	3.000								
<b>Dave Burba, R</b> ERA:	1.0		5	2	0	0	2	0	0	0	0	0	0	10	19	0.00	2.000								

AB	33
R	1
H	7
RBI	1
BB	8
SO	2
LOB	25



AB	36
R	6
H	13
RBI	5
BB	5
SO	6
LOB	20





Batter	1	2	3	4	5	6	7	8	9	AB	R	H	RBI	BB	SO	LOB	TOP								
<b>Harold Reynolds, S</b> OBP: 0.273, SLG: 0.211 (1, 4)	F7		F7		F9		FC5-4			4	0	0	0	0	0	2	<b>Seattle Mariners @ Oakland Athletics</b> Oakland-Alameda County Coliseum, Oakland, CA Sat Apr 13 1991, 3:33 AM PDT Att: 38,126 - Sunny - 65 F								
<b>Greg Britley, L</b> OBP: 0.308, SLG: 0.500 (1, 7)			F7			L7				3	0	1	0	0	0	1									
<b>Henry Cotto, R</b> OBP: 0.333, SLG: 0.333 (8, 7)	CS									1	0	1	0	0	0	0									
<b>Edgar Martinez, R</b> OBP: 0.500, SLG: 0.600 (1, 5)	F8					G4-3				4	1	1	2	0	1	2									
<b>Ken Griffey Jr., L</b> OBP: 0.333, SLG: 0.381 (1, 8)										4	0	1	0	0	2	0									
<b>Alvin Davis, L</b> OBP: 0.333, SLG: 0.176 (1, 10)										3	0	1	0	1	0	0									
<b>Pete O'Brien, L</b> OBP: 0.250, SLG: 0.263 (1, 3)										3	0	0	0	1	1	2									
<b>Jay Buhner, R</b> OBP: 0.158, SLG: 0.167 (1, 9)										3	0	0	0	1	3	2									
<b>Scott Bradley, L</b> (1, 2)										2	0	0	0	0	0	2									
<b>Omar Vizquel, S</b> OBP: 0.294, SLG: 0.438 (1, 6)										2	1	0	0	1	0	1									
<b>Inning Stats</b>	R: 0 E: 0 K: 0 S: 7	H: 1 LOB: 0 BB: 0 P: 12	R: 0 E: 0 K: 2 S: 12	H: 1 LOB: 2 BB: 1 P: 21	R: 2 E: 0 K: 1 S: 12	H: 1 LOB: 0 BB: 1 P: 25	R: 0 E: 0 K: 2 S: 8	H: 0 LOB: 0 BB: 0 P: 17	R: 0 E: 0 K: 0 S: 6	H: 0 LOB: 2 BB: 0 P: 9	R: 0 E: 0 K: 1 S: 14	H: 1 LOB: 2 BB: 1 P: 24	R: 0 E: 0 K: 0 S: 8	H: 0 LOB: 1 BB: 0 P: 17	R: 0 E: 0 K: 1 S: 7	H: 1 LOB: 0 BB: 0 P: 8	R: 0 E: 0 K: 1 S: 10	H: 0 LOB: 0 BB: 0 P: 14	1B: 3 2B: 1 3B: 0 HR: 1	SF: 0 SAC: 1 DP: 0 HBP: 0	WP: 0 PB: 0 SB: 0 CS: 2	PA: 34			
<b>PITCHER</b>	IP	WLS	BF	H	R	ER	SO	BB	IBB	HBP	BLK	WP	HR	S	P	ERA	WHIP								
<b>Kirk Dressendorfer, R</b> ERA: 3.18 (1, 1)	5.2	W	22	4	2	2	4	2	0	0	0	0	1	55	99	3.18	1.059								
<b>Curt Young, L</b> ERA: (8, 1)	1.1		6	0	0	0	1	2	0	0	0	0	0	12	26	0.00	1.500								
<b>Dennis Eckersley, R</b> ERA: (8, 1)	2.0	S	6	1	0	0	2	0	0	0	0	0	0	17	22	0.00	0.500								

Batter	1	2	3	4	5	6	7	8	9	AB	R	H	RBI	BB	SO	LOB	BOTTOM								
<b>Walt Weiss, S</b> OBP: 0.263, SLG: 0.333 (1, 6)	BB	FC3-6			F7		F7			4	1	1	0	0	0	1	<b>Seattle Mariners @ Oakland Athletics</b> Oakland-Alameda County Coliseum, Oakland, CA Sat Apr 13 1991, 3:33 AM PDT Att: 38,126 - Sunny - 65 F								
<b>Dave Henderson, R</b> OBP: 0.500, SLG: 0.857 (1, 8)	WP	L3			2B		P4			3	1	1	0	0	0	1									
<b>Jose Canseco, R</b> OBP: 0.471, SLG: 0.615 (1, 9)	WP									3	2	2	1	1	1	0									
<b>Harold Baines, L</b> OBP: 0.238, SLG: 0.316 (1, 10)	SF7									1	0	0	1	1	0	0									
<b>Terry Steinbach, R</b> OBP: 0.467, SLG: 0.533 (8, PH)										1	0	1	0	0	0	0									
<b>Mark McGwire, R</b> OBP: 0.333, SLG: 0.333 (1, 3)	F7									4	0	0	0	0	2	6									
<b>Willie Wilson, S</b> OBP: 0.250, SLG: 0.273 (1, 7)	BB				L7		B2-3			4	0	1	2	0	0	1									
<b>Jamie Quirk, L</b> OBP: 0.375, SLG: 0.286 (1, 2)										3	0	0	0	1	2	1									
<b>Vance Law, R</b> OBP: 0.143, SLG: 0.286 (1, 5)										3	0	0	0	0	2	2									
<b>Mike Gallego, R</b> OBP: 0.529, SLG: 0.538 (1, 4)										3	0	1	0	0	2	0									
<b>Inning Stats</b>	R: 3 E: 0 K: 1 S: 14	H: 2 LOB: 2 BB: 2 P: 30	R: 0 E: 0 K: 0 S: 8	H: 1 LOB: 0 BB: 0 P: 13	R: 0 E: 0 K: 1 S: 6	H: 0 LOB: 0 BB: 0 P: 7	R: 0 E: 0 K: 2 S: 9	H: 0 LOB: 0 BB: 0 P: 14	R: 0 E: 0 K: 2 S: 13	H: 2 LOB: 3 BB: 1 P: 25	R: 0 E: 0 K: 1 S: 7	H: 0 LOB: 0 BB: 0 P: 11	R: 0 E: 0 K: 1 S: 10	H: 0 LOB: 0 BB: 0 P: 15	R: 1 E: 0 K: 1 S: 7	H: 2 LOB: 1 BB: 0 P: 12	1B: 5 2B: 2 3B: 0 HR: 1	SF: 1 SAC: 0 DP: 1 HBP: 1	WP: 1 PB: 0 SB: 1 CS: 0	PA: 34					
<b>PITCHER</b>	IP	WLS	BF	H	R	ER	SO	BB	IBB	HBP	BLK	WP	HR	S	P	ERA	WHIP								
<b>Rich DeLucia, R</b> ERA: 5.14 (1, 1)	7.0	L	30	6	4	4	8	2	1	1	0	0	1	68	116	5.14	1.143								
<b>Rob Murphy, L</b> ERA: (8, 1)	0.0		1	1	0	0	0	0	0	0	0	0	0	1	2	∞	∞								
<b>Michael Jackson, R</b> ERA: (8, 1)	1.0		3	0	0	0	1	0	0	0	0	0	0	5	9	0.00	0.000								

AB 29  
R 2  
H 5  
RBI 2  
BB 4  
SO 7  
LOB 12



AB 29  
R 4  
H 7  
RBI 4  
BB 3  
SO 9  
LOB 12





Batter	1	2	3	4	5	6	7	8	9	AB	R	H	RBI	BB	SO	LOB	TOP		
<b>Harold Reynolds, S</b> OBP: 0.259, SLG: 0.250 (1,4)										5	0	1	2	0	1	1			
<b>Greg Britley, L</b> OBP: 0.333, SLG: 0.467 (1,7)										3	1	1	1	1	0	1			
<b>Edgar Martinez, R</b> OBP: 0.560, SLG: 0.563 (1,5)											1	1	0	0	4	0			
<b>Ken Griffey Jr., L</b> OBP: 0.320, SLG: 0.360 (1,8)											4	0	1	1	0	0			
<b>Alvin Davis, L</b> OBP: 0.308, SLG: 0.182 (1,10)											5	0	1	1	0	1			
<b>Pete O'Brien, L</b> OBP: 0.208, SLG: 0.217 (1,3)											4	0	0	0	0	1			
<b>Jay Buhner, R</b> OBP: 0.261, SLG: 0.381 (1,9)										3	2	2	1	1	1	0			
<b>Dave Valle, R</b> OBP: 0.276, SLG: 0.235 (1,2)										4	1	2	0	0	2	1			
<b>Omar Vizquel, S</b> OBP: 0.316, SLG: 0.412 (1,6)										1	1	0	0	1	0	0			
<b>Jeff Schaefer, R</b> (5,6)										2	0	0	0	0	0	1			
<b>Inning Stats</b>	R: 2 H: 2 E: 0 K: 1 S: 14	WLS: 2 BF: 28 LOB: 1 P: 28	H: 2 R: 6 ER: 6 SO: 5 BB: 2 IBB: 2 HBP: 2 BLK: 2 WP: 38	R: 0 H: 0 E: 0 K: 3 S: 15	H: 0 R: 0 LOB: 0 BB: 0 P: 24	R: 0 H: 0 E: 0 K: 0 S: 5	H: 0 R: 0 LOB: 0 BB: 0 P: 9	R: 0 H: 0 E: 1 K: 1 S: 10	H: 3 R: 3 LOB: 3 BB: 1 P: 20	R: 0 H: 0 E: 0 K: 1 S: 8	H: 0 R: 0 LOB: 1 BB: 1 P: 17	R: 0 H: 0 E: 1 K: 0 S: 7	H: 0 R: 0 LOB: 0 BB: 0 P: 12	R: 0 H: 0 E: 0 K: 0 S: 5	H: 0 R: 0 LOB: 0 BB: 1 P: 11	1B: 6 2B: 2 3B: 0 HR: 1	SF: 1 SAC: 1 DP: 3 HBP: 0	WP: 0 PB: 0 SB: 2 CS: 0	PA: 41
<b>PITCHER</b>	IP	WLS	BF	H	R	ER	SO	BB	IBB	HBP	BLK	WP	HR	S	P	ERA	WHIP		
<b>Dave Stewart, R</b> ERA: 4.97 (1,1)	5.2		30	8	6	6	5	5	0	0	0	0	1	70	131	9.53	2.294		
<b>Joe Klirk, L</b> ERA: 2.7 (6,1)	1.0		3	0	0	0	0	0	0	0	0	0	0	5	9	0.00	0.000		
<b>Steve Chitren, R</b> ERA: (7,1)	1.1		6	0	0	0	1	2	0	0	0	0	0	14	28	0.00	1.500		
<b>Dana Allison, L</b> ERA: (9,1)	1.0	W	2	0	0	0	0	0	0	0	0	0	0	3	5	0.00	0.000		

Seattle Mariners @ Oakland Athletics  
Oakland-Alameda County Coliseum, Oakland, CA  
Sun Apr 14 1991, 7:05 PM PDT  
Att: 28,949 - Cloudy - 57 F

AB	32
R	6
H	8
RBI	6
BB	7
SO	6
LOB	17



Batter	1	2	3	4	5	6	7	8	9	AB	R	H	RBI	BB	SO	LOB	BOTTOM		
<b>Walt Weiss, S</b> OBP: 0.304, SLG: 0.333 (1,6)										3	1	1	0	1	1	0			
<b>Lance Blankenship, R</b> OBP: 0.500, SLG: 0.400 (7,4)										1	0	0	0	0	0	1			
<b>Dave Henderson, R</b> OBP: 0.585, SLG: 0.944 (1,8)										4	3	3	1	1	0	2			
<b>Jose Canseco, R</b> OBP: 0.409, SLG: 0.471 (1,9)										4	1	0	0	1	2	3			
<b>Harold Baines, L</b> OBP: 0.269, SLG: 0.348 (1,10)										4	1	1	2	1	1	1			
<b>Terry Steinbach, R</b> OBP: 0.400, SLG: 0.450 (1,2)										5	0	1	1	0	2	3			
<b>Mark McWire, R</b> OBP: 0.385, SLG: 0.333 (1,3)										3	0	1	1	2	0	1			
<b>Willie Wilson, S</b> OBP: 0.250, SLG: 0.214 (1,7)										3	0	0	1	1	2	4			
<b>Ernest Riles, L</b> OBP: 0.250, SLG: 0.143 (1,5)										3	0	0	0	0	1	3			
<b>Mike Gallego, R</b> OBP: 0.524, SLG: 0.500 (7,6)										3	1	1	0	1	1	1			
<b>Inning Stats</b>	R: 0 H: 1 E: 0 K: 2 S: 9	WLS: 1 BF: 15 LOB: 0 P: 15	H: 1 R: 4 ER: 4 SO: 8 BB: 0 IBB: 0 HBP: 0 BLK: 0 WP: 18	R: 4 H: 2 E: 1 K: 0 S: 17	H: 2 R: 3 LOB: 2 BB: 3 P: 35	R: 0 H: 0 E: 0 K: 2 S: 12	H: 0 R: 0 LOB: 1 BB: 1 P: 22	R: 0 H: 2 E: 1 K: 1 S: 8	H: 2 R: 0 LOB: 0 BB: 1 P: 15	R: 0 H: 0 E: 0 K: 1 S: 7	H: 0 R: 0 LOB: 0 BB: 0 P: 10	R: 0 H: 0 E: 0 K: 0 S: 10	H: 0 R: 0 LOB: 1 BB: 1 P: 18	R: 1 H: 2 E: 0 K: 1 S: 13	H: 2 R: 2 LOB: 2 BB: 1 P: 23	1B: 5 2B: 3 3B: 0 HR: 0	SF: 0 SAC: 1 DP: 0 HBP: 0	WP: 1 PB: 0 SB: 0 CS: 1	PA: 42
<b>PITCHER</b>	IP	WLS	BF	H	R	ER	SO	BB	IBB	HBP	BLK	WP	HR	S	P	ERA	WHIP		
<b>Erik Hanson, R</b> ERA: 4.4 (1,1)	6.0		30	6	4	4	8	6	0	0	0	0	0	67	121	6.00	2.000		
<b>Russ Swan, L</b> ERA: (7,1)	1.1		5	0	0	0	1	1	0	0	0	0	0	10	17	0.00	0.750		
<b>Michael Jackson, R</b> ERA: 3.0 (8,1)	1.1	L	7	2	1	1	1	0	1	0	0	1	0	20	34	6.75	1.500		

Seattle Mariners @ Oakland Athletics  
Oakland-Alameda County Coliseum, Oakland, CA  
Sun Apr 14 1991, 7:05 PM PDT  
Att: 28,949 - Cloudy - 57 F

AB	33
R	7
H	8
RBI	6
BB	8
SO	10
LOB	19





Batter	1	2	3	4	5	6	7	8	9	AB	R	H	RBI	BB	SO	LOB	TOP			
<b>Chuck Knoblauch, R</b> OBP: 0.483, SLG: 0.458										4	1	1	0	0	2	0	<b>Minnesota Twins @ Seattle Mariners</b> The Kingdome, Seattle, WA Mon Apr 15 1991, 10:05 PM EDT Att: 15,120 - Dome - 70 F			
<b>Shane Mack, R</b> OBP: 0.167, SLG: 0.412										4	1	1	2	0	1	0				
<b>Kirby Puckett, R</b> OBP: 0.429, SLG: 0.593										3	0	2	0	1	0	0				
<b>Chili Davis, S</b> OBP: 0.357, SLG: 0.375										3	1	0	0	1	0	2				
<b>Brian Harper, R</b> OBP: 0.421, SLG: 0.625										4	1	3	0	0	0	1				
<b>Kent Hrbek, L</b> OBP: 0.148, SLG: 0.231										3	0	0	1	0	0	3				
<b>Al Newman, S</b> OBP: 0.200, SLG: 0.200										1	0	0	0	0	1	1				
<b>Dan Gladden, R</b> OBP: 0.080, SLG: 0.043										2	0	0	1	1	0	2				
<b>Scott Leius, R</b> OBP: 0.385, SLG: 0.400										3	0	0	0	1	1	2				
<b>Greg Gagne, R</b> OBP: 0.421, SLG: 0.765										3	0	0	0	0	1	1				
<b>Inning Stats</b>	R: 0 E: 0 K: 2 S: 9	H: 1 LOB: 0 BB: 0 P: 12	R: 0 E: 0 K: 0 S: 9	H: 1 LOB: 1 BB: 0 P: 14	R: 2 E: 0 K: 0 S: 8	H: 2 LOB: 0 BB: 1 P: 15	R: 2 E: 0 K: 1 S: 9	H: 1 LOB: 0 BB: 1 P: 18	R: 0 E: 0 K: 1 S: 7	H: 0 LOB: 0 BB: 0 P: 13	R: 0 E: 0 K: 0 S: 6	H: 0 LOB: 0 BB: 1 P: 15	R: 0 E: 0 K: 1 S: 8	H: 1 LOB: 1 BB: 0 P: 12	R: 0 E: 0 K: 1 S: 10	H: 1 LOB: 1 BB: 0 P: 14	1B: 5 2B: 1 3B: 0 HR: 1	SF: 1 SAC: 0 DP: 2 HBP: 0	WP: 1 PB: 0 SB: 0 CS: 1	PA: 36
<b>PITCHER</b> <b>Randy Johnson, L</b> ERA: 5.65	IP: 9.0 WLS: W BF: 35 H: 7 R: 4 ER: 4 SO: 6 BB: 4 IBB: 0 HBP: 0 BLK: 1 WP: 1 HR: 1 S: 74 P: 126 ERA: 4.00 WHIP: 1.222															<b>PITCHER</b>				

AB	30
R	4
H	7
RBI	4
BB	4
SO	6
LOB	12



Batter	1	2	3	4	5	6	7	8	9	AB	R	H	RBI	BB	SO	LOB	BOTTOM	
<b>Harold Reynolds, S</b> OBP: 0.344, SLG: 0.333										3	1	2	2	2	0	0	<b>Minnesota Twins @ Seattle Mariners</b> The Kingdome, Seattle, WA Mon Apr 15 1991, 10:05 PM EDT Att: 15,120 - Dome - 70 F	
<b>Tracy Jones, R</b> OBP: 0.250, SLG: 0.625										4	2	2	1	0	0	2		
<b>Greg Briley, L</b> OBP: 0.388, SLG: 0.500										1	0	1	0	0	0	0		
<b>Edgar Martinez, R</b> OBP: 0.567, SLG: 0.700										4	2	2	3	1	0	3		
<b>Ken Griffey Jr., L</b> OBP: 0.310, SLG: 0.321										3	1	0	0	1	1	2		
<b>Alvin Davis, L</b> OBP: 0.267, SLG: 0.154										4	0	0	0	0	1	2		
<b>Jay Buhner, R</b> OBP: 0.256, SLG: 0.400										4	0	1	0	0	0	2		
<b>Pete O'Brien, L</b> OBP: 0.214, SLG: 0.222										4	0	1	1	0	1	1		
<b>Dave Valle, R</b> OBP: 0.318, SLG: 0.286										4	1	2	1	0	0	0		
<b>Jeff Schaefer, R</b> OBP: 0.167, SLG: 0.167										4	1	1	0	0	0	2		
<b>Inning Stats</b>	R: 3 E: 0 K: 1 S: 13	H: 4 LOB: 1 BB: 0 P: 26	R: 0 E: 0 K: 0 S: 5	H: 0 LOB: 0 BB: 0 P: 7	R: 3 E: 0 K: 0 S: 14	H: 4 LOB: 2 BB: 1 P: 22	R: 0 E: 0 K: 0 S: 12	H: 0 LOB: 0 BB: 1 P: 19	R: 0 E: 1 K: 0 S: 14	H: 3 LOB: 2 BB: 1 P: 24	R: 0 E: 0 K: 1 S: 8	H: 0 LOB: 0 BB: 0 P: 11	R: 0 E: 0 K: 0 S: 9	H: 1 LOB: 2 BB: 1 P: 14	1B: 8 2B: 2 3B: 0 HR: 2	SF: 0 SAC: 0 DP: 1 HBP: 0	WP: 0 PB: 0 SB: 0 CS: 0	PA: 39
<b>PITCHER</b> <b>Allan Anderson, L</b> ERA: 6.3	IP: 2.2 WLS: L BF: 17 H: 8 R: 6 ER: 6 SO: 1 BB: 1 IBB: 0 HBP: 0 BLK: 0 WP: 0 HR: 2 S: 20 P: 53 ERA: 20.25 WHIP: 3.375															<b>PITCHER</b>		
<b>Larry Casian, L</b> ERA: 3.66	IP: 4.1 WLS: L BF: 17 H: 3 R: 2 ER: 1 SO: 2 BB: 1 IBB: 0 HBP: 0 BLK: 0 WP: 0 HR: 0 S: 42 P: 67 ERA: 2.08 WHIP: 0.923															<b>PITCHER</b>		
<b>Terry Leach, R</b> ERA: 9.0	IP: 1.0 WLS: L BF: 5 H: 1 R: 0 ER: 0 SO: 0 BB: 1 IBB: 0 HBP: 0 BLK: 0 WP: 0 HR: 0 S: 9 P: 14 ERA: 0.00 WHIP: 2.000															<b>PITCHER</b>		

AB	35
R	8
H	12
RBI	8
BB	4
SO	3
LOB	14





Batter	1	2	3	4	5	6	7	8	9	AB	R	H	RBI	BB	SO	LOB	TOP					
Chuck Knoblauch R (1,4) OBP: 0.424, SLG: 0.393			G6-3		G5-3			FC6-4		4	0	0	0	0	1	2	<b>Minnesota Twins @ Seattle Mariners</b> The Kingdome, Seattle, WA Tue Apr 16 1991, 10:05 PM EDT Att. 8,837 - Dome - 70 F					
Randy Bush L (1,7) OBP: 0.308, SLG: 0.182			F7			G6-3		G4-6-3		4	0	1	0	0	1	1						
Kirby Puckett R (1,9) OBP: 0.406, SLG: 0.548					L7				L6	4	0	1	0	0	1	1						
Kent Hrbek L (1,3) OBP: 0.129, SLG: 0.200					G3		G6-3		G4-3	4	0	0	0	0	2							
Chili Davis S (1,10)					F7		G5-3		G5-3	4	0	1	0	0	0	1						
Mike Pagliarulo L (1,5) OBP: 0.222, SLG: 0.278					P2					3	0	1	0	0	0	0						
Shane Mack R (1,8) OBP: 0.190, SLG: 0.400							G5-3		G4-3	3	0	1	0	0	0	0						
Junior Ortiz R (1,2)									G1-4-3	2	0	0	0	1	0	2						
Al Newman S (1,6) OBP: 0.250, SLG: 0.143					F7					2	0	0	0	1	0	3						
<b>Inning Stats</b>	R: 0 E: 0 K: 2 S: 10	H: 1 LOB: 1 BB: 0 P: 16	R: 0 E: 0 K: 0 S: 13	H: 3 LOB: 2 BB: 0 P: 19	R: 0 E: 0 K: 1 S: 5	H: 0 LOB: 0 BB: 0 P: 6	R: 0 E: 0 K: 0 S: 5	H: 0 LOB: 0 BB: 0 P: 9	R: 0 E: 0 K: 0 S: 7	H: 0 LOB: 1 BB: 1 P: 15	R: 0 E: 0 K: 0 S: 10	H: 1 LOB: 1 BB: 0 P: 18	R: 0 E: 0 K: 0 S: 6	H: 0 LOB: 0 BB: 0 P: 10	R: 0 E: 0 K: 0 S: 4	H: 0 LOB: 0 BB: 1 P: 8	R: 0 E: 0 K: 0 S: 6	H: 0 LOB: 0 BB: 0 P: 7	1B: 5 2B: 0 3B: 0 HR: 0	SF: 0 SAC: 0 DP: 1 HBP: 0	WP: 0 PB: 0 SB: 0 CS: 0	PA: 32
<b>PITCHER</b> Brian Holman R (1,1) ERA: 1.2	IP: 9.0 WLS: W BF: 32 H: 5 R: 0 ER: 0 SO: 3 BB: 2 IBB: 0 HBP: 0 BLK: 0 WP: 0 HR: 0 S: 66 P: 108 ERA: 0.00 WHIP: 0.778															<b>PITCHER</b>						

Batter	1	2	3	4	5	6	7	8	9	AB	R	H	RBI	BB	SO	LOB	BOTTOM					
Harold Reynolds S (1,4) OBP: 0.361, SLG: 0.333	G4-3									3	1	1	0	1	0	1	<b>Minnesota Twins @ Seattle Mariners</b> The Kingdome, Seattle, WA Tue Apr 16 1991, 10:05 PM EDT Att. 8,837 - Dome - 70 F					
Ken Griffey L (1,7)										3	0	0	0	0	2	3						
Greg Briley L (7,7) OBP: 0.350, SLG: 0.471										1	0	0	0	0	0	1						
Ken Griffey Jr. L (1,8) OBP: 0.394, SLG: 0.367										2	0	2	0	2	0	0						
Edgar Martinez R (1,5)										4	0	1	2	0	0	5						
Alvin Davis L (1,10)										3	0	2	0	1	0	0						
Jay Buhner R (1,9) OBP: 0.233, SLG: 0.357										3	0	0	0	0	2	4						
Pete O'Brien L (1,3) OBP: 0.219, SLG: 0.323										4	1	1	1	0	1	2						
Dave Valle R (1,2) OBP: 0.308, SLG: 0.250										3	0	0	0	1	1	1						
Jeff Schaefer R (1,6) OBP: 0.300, SLG: 0.300										4	1	2	0	0	1	1						
<b>Inning Stats</b>	R: 0 E: 0 K: 1 S: 7	H: 0 LOB: 1 BB: 1 P: 19	R: 0 E: 0 K: 1 S: 8	H: 1 LOB: 0 BB: 0 P: 15	R: 2 E: 0 K: 2 S: 17	H: 4 LOB: 3 BB: 1 P: 30	R: 0 E: 0 K: 1 S: 7	H: 0 LOB: 0 BB: 0 P: 13	R: 0 E: 0 K: 0 S: 5	H: 1 LOB: 1 BB: 1 P: 10	R: 0 E: 0 K: 1 S: 10	H: 1 LOB: 1 BB: 0 P: 12	R: 0 E: 0 K: 0 S: 9	H: 1 LOB: 2 BB: 1 P: 18	R: 1 E: 0 K: 1 S: 13	H: 1 LOB: 1 BB: 1 P: 20	R: 1 E: 0 K: 1 S: 9	H: 1 LOB: 1 BB: 1 P: 20	1B: 8 2B: 1 3B: 0 HR: 1	SF: 0 SAC: 1 DP: 2 HBP: 0	WP: 0 PB: 0 SB: 1 CS: 1	PA: 36
<b>PITCHER</b> Scott Erickson R (1,1) ERA: 2.45 Mark Guthrie L (8,1) ERA: 20.25	IP: 7.2 WLS: L BF: 35 H: 9 R: 3 ER: 3 SO: 3 BB: 4 IBB: 0 HBP: 0 BLK: 0 WP: 0 HR: 1 S: 73 P: 134 ERA: 3.52 WHIP: 1.696															<b>PITCHER</b>						

AB	30
R	0
H	5
RBI	0
BB	2
SO	3
LOB	12



AB	30
R	3
H	9
RBI	3
BB	5
SO	7
LOB	18















Batter	1	2	3	4	5	6	7	8	9	AB	R	H	RBI	BB	SO	LOB	TOP				
Willie Wilson, S OBP: 0.270, SLG: 0.242 (1, 7)	G4-3		G5-3			K				4	0	1	0	0	1	0	<p>Oakland Athletics @ Seattle Mariners The Kingdome, Seattle, WA Sat Apr 20 1991, 10:05 PM EDT Att: 51,412 - Dome - 70 F</p> <p>livebaseballscores.com</p> <p>AB 31 R 2 H 5 RBI 2 BB 1 SO 10 LOB 6</p> 				
Dave Henderson, R OBP: 0.510, SLG: 0.978 (1, 8)	HR			F8		F9			F9	4	1	1	1	0	0	1					
Jose Canseco, R OBP: 0.367, SLG: 0.474 (1, 9)	K			K					G6-3	4	0	0	0	0	3	1					
Harold Baines, L OBP: 0.347, SLG: 0.386 (1, 10)	G1-6-3					G3				3	0	1	0	1	0	0					
Terry Steinbach, R OBP: 0.300, SLG: 0.308 (1, 2)		F7		P1					F8	4	0	0	0	0	1	3					
Mark McGwire, R OBP: 0.314, SLG: 0.279 (1, 3)		F7				K				3	0	0	0	0	2	0					
Ernest Riles, L OBP: 0.333, SLG: 0.387 (1, 6)						P6				3	1	1	0	0	1	0					
Lance Blankenship, R OBP: 0.348, SLG: 0.389 (8, PH)										2	0	0	0	0	1	0					
Jamie Quirk, L OBP: 0.294, SLG: 0.200 (8, PR)										1	0	1	1	0	0	0					
Scott Hemond, R OBP: 0.333, SLG: 0.333 (8, 5)										0	0	0	0	0	0	0					
Mike Gallego, R OBP: 0.395, SLG: 0.314 (1, 4)										3	0	0	0	0	1	1					
<b>Inning Stats</b>	R: 1 E: 0 K: 1 S: 8	H: 1 LOB: 0 BB: 0 P: 10	R: 0 E: 0 K: 1 S: 6	H: 0 LOB: 0 BB: 0 P: 10	R: 0 E: 0 K: 0 S: 9	H: 0 LOB: 0 BB: 0 P: 13	R: 0 E: 0 K: 1 S: 9	H: 1 LOB: 1 BB: 0 P: 12	R: 0 E: 0 K: 2 S: 7	H: 0 LOB: 0 BB: 0 P: 12	R: 0 E: 0 K: 1 S: 10	H: 0 LOB: 0 BB: 0 P: 12	R: 1 E: 0 K: 2 S: 9	H: 2 LOB: 1 BB: 1 P: 15	R: 0 E: 0 K: 0 S: 6	H: 1 LOB: 2 BB: 1 P: 11	1B: 3 2B: 1 3B: 1 HR: 1	SF: 0 SAC: 0 DP: 1 HBP: 0	WP: 0 PB: 0 SB: 1 CS: 1	PA: 32	
<b>PITCHER</b> Erik Hanson, R ERA: 3.47 (1, 1)	IP: 9.0 WLS: W BF: 32	H: 5 R: 2 ER: 2 SO: 10	BB: 0 IBB: 1 HBP: 0 BLK: 0	WP: 0 HR: 1 S: 70 P: 102	ERA: 2.00 WHIP: 0.556	<b>PITCHER</b>											IP: 9.0 WLS: W BF: 32	H: 5 R: 2 ER: 2 SO: 10	BB: 0 IBB: 1 HBP: 0 BLK: 0	WP: 0 HR: 1 S: 70 P: 102	ERA: 2.00 WHIP: 0.556

Batter	1	2	3	4	5	6	7	8	9	AB	R	H	RBI	BB	SO	LOB	BOTTOM					
Harold Reynolds, S OBP: 0.347, SLG: 0.349 (1, 4)	G3-1		L8			G4-3				4	0	2	0	0	0	0	<p>Oakland Athletics @ Seattle Mariners The Kingdome, Seattle, WA Sat Apr 20 1991, 10:05 PM EDT Att: 51,412 - Dome - 70 F</p> <p>livebaseballscores.com</p> <p>AB 33 R 3 H 9 RBI 3 BB 3 SO 2 LOB 14</p> 					
Ken Griffey, L OBP: 0.333, SLG: 0.357 (1, 7)	F8		F9			G4-3				4	0	1	0	0	0	1						
Ken Griffey Jr., L OBP: 0.340, SLG: 0.286 (8, PR)	G4-3					G6-3				4	0	0	0	0	1	3						
Henry Cotto, R OBP: 0.500, SLG: 0.750 (9, 7)										0	0	0	0	0	0	0						
Edgar Martinez, R OBP: 0.604, SLG: 0.676 (1, 5)										3	1	2	0	1	0	0						
Alvin Davis, L OBP: 0.313, SLG: 0.366 (1, 10)										4	1	1	2	0	0	2						
Greg Britley, L OBP: 0.357, SLG: 0.391 (1, 9)										4	1	1	0	0	0	2						
Pete O'Brien, L OBP: 0.261, SLG: 0.326 (1, 3)										2	0	1	0	2	0	1						
Dave Valle, R OBP: 0.324, SLG: 0.265 (8, PH)										2	0	0	0	0	0	3						
Ormar Vizquel, S OBP: 0.296, SLG: 0.368 (9, 6)										2	0	0	0	0	1	2						
Jeff Schaefer, R OBP: 0.238, SLG: 0.286 (8, PH)										2	0	0	0	0	0	0						
Scott Bradley, L OBP: 0.286, SLG: 0.286 (9, 2)										2	0	1	1	0	0	0						
<b>Inning Stats</b>	R: 0 E: 0 K: 0 S: 9	H: 0 LOB: 0 BB: 0 P: 15	R: 0 E: 0 K: 0 S: 10	H: 0 LOB: 2 BB: 2 P: 21	R: 0 E: 0 K: 0 S: 8	H: 0 LOB: 0 BB: 0 P: 12	R: 0 E: 0 K: 0 S: 10	H: 0 LOB: 0 BB: 0 P: 17	R: 0 E: 0 K: 0 S: 3	H: 1 LOB: 0 BB: 0 P: 6	R: 0 E: 0 K: 0 S: 11	H: 1 LOB: 1 BB: 0 P: 15	R: 0 E: 0 K: 0 S: 8	H: 1 LOB: 1 BB: 0 P: 12	R: 0 E: 0 K: 1 S: 16	H: 2 LOB: 2 BB: 0 P: 22	R: 3 E: 0 K: 1 S: 15	H: 4 LOB: 2 BB: 1 P: 27	1B: 8 2B: 0 3B: 0 HR: 1	SF: 0 SAC: 0 DP: 1 HBP: 0	WP: 0 PB: 0 SB: 2 CS: 0	PA: 36
<b>PITCHER</b> Bob Welch, R ERA: 1.82 (1, 1)	IP: 7.2 WLS: 1 BF: 29	H: 0 R: 0 ER: 0 SO: 0	BB: 2 IBB: 0 HBP: 0 BLK: 0	WP: 0 HR: 0 S: 72 P: 115	ERA: 0.00 WHIP: 0.913	<b>PITCHER</b>											IP: 7.2 WLS: 1 BF: 29	H: 0 R: 0 ER: 0 SO: 0	BB: 2 IBB: 0 HBP: 0 BLK: 0	WP: 0 HR: 0 S: 72 P: 115	ERA: 0.00 WHIP: 0.913	
Joe Klink, L ERA: 1.59 (8, 1)	0.1	0	0	0	0	0	0	0	0	0	0	3	5	0.00	0.000							
Dennis Eckersley, R ERA: 4.5 (9, 1)	0.0	L	3	3	3	0	0	0	0	0	1	9	14	∞	∞							
Steve Chitren, R ERA: (9, 1)	0.1	3	1	0	0	1	0	1	0	0	0	6	13	0.00	3.000							



Batter	1	2	3	4	5	6	7	8	9	AB	R	H	RBI	BB	SO	LOB	TOP		
Mike Gallego, R OBP: 0.447, SLG: 0.333 (1, 4)	0-1 S 1B		4-1 SAFE G4-6-3 BB			4-0 BB BB		4-1 2B BB		1	1	1	0	3	0	0	Oakland Athletics @ Seattle Mariners The Kingdome, Seattle, WA Sun Apr 21 1991, 6:33 AM EDT Att: 30,191 - Dome - 70 F		
Dave Henderson, R OBP: 0.509, SLG: 0.958 (1, 8)	3-3 K 1-2		2-2 G4-6-3 1-2			4-0 FC5 BB		0-0 2B 2B		3	1	1	0	1	1	3			
Jose Canseco, R OBP: 0.358, SLG: 0.476 (1, 10)	0-3 K 1-2			3-3 K 1-2		0-3 K 1-2		0-2 2B 2B		4	0	1	2	0	3	3			
Terry Steinbach, R OBP: 0.273, SLG: 0.279 (1, 2)	0-0 F7			0-0 F9		1-2 FC5 1-2		2-H 3-H 2-3 K		4	0	0	0	0	1	4			
Mark McGwire, R OBP: 0.309, SLG: 0.261 (1, 3)		1-0 P4		3-3 K			1-2 G6-3		4-2 FC6 BB	3	0	0	0	1	1	0			
Brad Kominsk, R (1, 9)		3-1 F8			1-1 F9		0-0 G5-3		1-2 FC6 G3-6-3 1-2	4	0	0	0	0	0	1			
Lance Blankenship, R OBP: 0.290, SLG: 0.316 (1, 7)		0-1 L7			1-0 G4-3		2-1 G6-3		2-1 G3-6-3 1-2	4	0	0	0	0	0	1			
Fred Manrique, R (1, 6)			1-1 G4-3		3-3 K			3-2 P6		3	0	0	0	0	1	0			
Scott Hemond, R OBP: 0.333, SLG: 0.200 (1, 5)			4-0 BB BB		0-0 P4			3-1 F8		2	0	0	0	1	0	0			
<b>Inning Stats</b>	R: 0 E: 0 K: 2 S: 10	H: 1 LOB: 1 BB: 0 P: 13	R: 0 E: 0 K: 0 S: 5	H: 0 LOB: 0 BB: 0 P: 9	R: 0 E: 0 K: 0 S: 6	H: 0 LOB: 0 BB: 2 P: 17	R: 0 E: 0 K: 1 S: 8	H: 0 LOB: 0 BB: 0 P: 14	R: 0 E: 0 K: 1 S: 10	H: 0 LOB: 0 BB: 0 P: 15	R: 0 E: 0 K: 0 S: 7	H: 0 LOB: 0 BB: 0 P: 10	R: 2 E: 0 K: 1 S: 13	H: 2 LOB: 1 BB: 1 P: 25	R: 0 E: 0 K: 0 S: 7	H: 0 LOB: 0 BB: 1 P: 14	1B: 1 2B: 2 3B: 0 HR: 0	SF: 0 SAC: 0 DP: 2 HBP: 0	WP: 0 PA: 34 PB: 0 SB: 1 CS: 0
<b>PITCHER</b>	IP WLS BF H R ER SO BB IBB HBP BLK WP HR S P ERA WHIP	8.0 W 31 3 2 2 7 5 0 0 0 0 0 67 120 2.25 1.000	1.0 L 3 0 0 0 0 1 0 0 0 0 0 7 14 0.00 1.000																

Batter	1	2	3	4	5	6	7	8	9	AB	R	H	RBI	BB	SO	LOB	BOTTOM		
Harold Reynolds, S OBP: 0.333, SLG: 0.333 (1, 4)	0-3 K		1-0 SAFE F7		2-1 L3			1B F7		5	1	1	0	0	1	3	Oakland Athletics @ Seattle Mariners The Kingdome, Seattle, WA Sun Apr 21 1991, 6:33 AM EDT Att: 30,191 - Dome - 70 F		
Greg Britley, L OBP: 0.375, SLG: 0.385 (1, 9) (8, 7)	2-1 G1-3		1 SAFE 4-1 CS BB		0-2 G6-3		1-2 SAFE 2B 1B	1-3 2B 1B		3	1	1	0	1	0	0			
Ken Griffey Jr., L OBP: 0.333, SLG: 0.356 (1, 8)	2-3 K		1 SAFE 0-2 CS		3-2 P5		3-1 HR	0-0 SF7		3	1	1	2	0	1	0			
Edgar Martinez, R OBP: 0.615, SLG: 0.703 (1, 5)		3-2 F9 1B 2B		4-1 G3 1B BB		1-3 K		0-1 2B 1B		3	2	2	0	1	1	0			
Alvin Davis, L OBP: 0.308, SLG: 0.356 (1, 10)		0-0 F9		2-0 FC6-5 G3 1B		1-1 G4-3		1-2 P5		4	0	1	0	0	0	3			
Pete O'Brien, L OBP: 0.280, SLG: 0.340 (1, 3)		1-3 K		1-1 G3			0-1 F7	0-1 BB 2B		4	1	1	2	0	1	3			
Tracy Jones, R OBP: 0.200, SLG: 0.600 Jay Buhner, R OBP: 0.289, SLG: 0.424 (1, 7) (8, 9)		2-1 1B		1-1 FC6-5			4-2 G3 BB	4-0 BB 1B IBB		2	0	1	1	1	0	2			
Scott Bradley, L OBP: 0.200, SLG: 0.200 Dave Valle, R OBP: 0.342, SLG: 0.265 (1, 2) (8, PH) (9, 2)		0-1 F8			0-1 F8			4-0 1B BB		3	0	0	0	0	0	2			
Omar Vizquel, S OBP: 0.320, SLG: 0.364 (1, 6)			4-1 CS BB		0-0 F7		1-0 L7	3-2 1B		3	0	1	2	1	0	1			
<b>Inning Stats</b>	R: 0 E: 0 K: 2 S: 9	H: 0 LOB: 0 BB: 0 P: 13	R: 1 E: 0 K: 1 S: 12	H: 2 LOB: 1 BB: 0 P: 18	R: 0 E: 0 K: 0 S: 6	H: 0 LOB: 0 BB: 2 P: 14	R: 0 E: 0 K: 0 S: 10	H: 1 LOB: 2 BB: 1 P: 21	R: 0 E: 0 K: 0 S: 5	H: 0 LOB: 0 BB: 0 P: 7	R: 1 E: 0 K: 1 S: 10	H: 1 LOB: 0 BB: 0 P: 15	R: 0 E: 0 K: 0 S: 6	H: 0 LOB: 1 BB: 1 P: 11	R: 5 E: 0 K: 0 S: 21	H: 5 LOB: 2 BB: 2 P: 38	1B: 6 2B: 2 3B: 0 HR: 1	SF: 1 SAC: 0 DP: 0 HBP: 0	WP: 0 PA: 38 PB: 0 SB: 0 CS: 2
<b>PITCHER</b>	IP WLS BF H R ER SO BB IBB HBP BLK WP HR S P ERA WHIP	7.0 L 27 4 2 2 4 4 0 0 0 0 0 15 23 67.50 6.000	0.2 L 7 4 5 5 0 0 1 0 0 0 0 6 15 0.00 6.000	0.1 L 3 1 0 0 0 1 0 0 0 0 0 6 15 0.00 6.000															

AB 28  
R 2  
H 3  
RBI 2  
BB 6  
SO 7  
LOB 12



AB 30  
R 7  
H 9  
RBI 7  
BB 6  
SO 4  
LOB 14





Batter	1	2	3	4	5	6	7	8	9	AB	R	H	RBI	BB	SO	LOB	TOP								
<b>Harold Reynolds, S</b> OBP: 0.322, SLG: 0.321 (1, 4)	G6-3		F8		G3-1			G4-3 S 1B	G3	5	1	1	0	0	0	0									
<b>Henry Cotto, R</b> OBP: 0.444, SLG: 0.556 (1, 8) (8, 7)	1B		K		1B			G4-3	P3	5	0	2	0	0	0	1									
<b>Tracy Jones, R</b> OBP: 0.333, SLG: 0.500 <b>Ken Griffey Jr., L</b> OBP: 0.333, SLG: 0.356 (1, 7) (8, 8)	F8		G5-3		K			2B		4	1	1	1	0	1	2									
<b>Edgar Martinez, R</b> OBP: 0.589, SLG: 0.683 (1, 5)	K			G5-3				2B		4	1	1	1	0	2	1									
<b>Alvin Davis, L</b> OBP: 0.321, SLG: 0.340 (1, 10)				K				BB		2	0	0	0	2	1	0									
<b>Jay Buhner, R</b> OBP: 0.310, SLG: 0.400 (1, 9)	G5-4-3			1B				BB		2	0	0	0	2	0	1									
<b>Pete O'Brien, L</b> OBP: 0.278, SLG: 0.353 (1, 3)	BLK 1B			1B				BB		4	1	2	1	0	0	2									
<b>Dave Valle, R</b> OBP: 0.333, SLG: 0.263 (1, 2)	1B			F9				K		4	0	1	1	0	1	4									
<b>Omar Vizquel, S</b> OBP: 0.276, SLG: 0.308 (1, 6)	G4-3				F9			G5-3	F8	4	0	0	0	0	0	1									
<b>Inning Stats</b>	R: 0 E: 0 K: 1 S: 8	H: 1 LOB: 1 BB: 0 P: 14	R: 1 E: 0 K: 0 S: 9	H: 2 LOB: 1 BB: 1 P: 21	R: 0 E: 0 K: 1 S: 9	H: 0 LOB: 0 BB: 0 P: 14	R: 0 E: 0 K: 1 S: 14	H: 1 LOB: 2 BB: 1 P: 23	R: 0 E: 0 K: 1 S: 11	H: 1 LOB: 1 BB: 0 P: 13	R: 0 E: 0 K: 1 S: 10	H: 0 LOB: 0 BB: 0 P: 12	R: 0 E: 0 K: 0 S: 4	H: 0 LOB: 0 BB: 0 P: 5	R: 3 E: 0 K: 1 S: 16	H: 3 LOB: 2 BB: 2 P: 33	R: 0 E: 0 K: 0 S: 5	H: 0 LOB: 0 BB: 0 P: 8	1B: 7 2B: 1 3B: 0 HR: 0	SF: 0 SAC: 0 DP: 1 HBP: 0	WP: 0 PB: 0 SB: 1 CS: 0	PA: 38			
<b>PITCHER</b>	IP	WLS	BF	H	R	ER	SO	BB	IBB	HBP	BLK	WP	HR	S	P	ERA	WHIP								
<b>Jim Abbott, L</b> ERA: 5.12 (1, 1)	7.1	L	30	7	3	3	5	2	0	0	1	0	0	72	116	3.68	1.227								
<b>Mark Eichhorn, R</b> ERA: 9.53 (8, 1)	0.0	1	1	0	0	0	0	0	0	0	0	0	0	2	4	∞	∞								
<b>Bob McClure, L</b> ERA: 2.00 (8, 1)	0.1	3	0	1	1	0	0	2	0	0	0	0	0	4	12	27.00	6.000								
<b>Jeff Robinson, R</b> ERA: 2.00 (8, 1)	1.1	4	0	0	0	0	1	0	0	0	0	0	0	8	11	0.00	0.000								

Seattle Mariners @ California Angels  
Anaheim Stadium, Anaheim, CA  
Mon Apr 22, 1991, 10:05 PM EDT  
Att: 19,857 - Cloudy - 68 F

AB 34  
R 4  
H 8  
RBI 4  
BB 4  
SO 6  
LOB 12



Batter	1	2	3	4	5	6	7	8	9	AB	R	H	RBI	BB	SO	LOB	BOTTOM									
<b>Luis Polonia, L</b> OBP: 0.421, SLG: 0.347 (1, 7)	1B SF8 HBP		G4-3		G1-6-3 BB			F7		2	1	0	0	1	0	0										
<b>Luis Sojo, R</b> OBP: 0.227, SLG: 0.279 (1, 4)	1B		F7		G1-6-3			G6-3		4	0	1	0	0	0	1										
<b>Wally Joyner, L</b> OBP: 0.519, SLG: 0.561 (1, 3)	SF8			BB 1B				HR		2	2	2	2	1	0	0										
<b>Dave Winfield, R</b> OBP: 0.281, SLG: 0.677 (1, 9)	FC6-4-5			F7				K		4	0	0	0	0	1	3										
<b>Dave Parker, L</b> OBP: 0.232, SLG: 0.302 (1, 10)	K			K					G4-3	4	0	0	0	0	3	2										
<b>Lance Parrish, R</b> OBP: 0.434, SLG: 0.476 (1, 2)	G5-3			1B				F9	K	3	0	0	0	1	1	0										
<b>Gary Gaetti, R</b> OBP: 0.298, SLG: 0.415 (1, 5)	G6-3			1B				L6 HBP	G6-3	3	0	2	1	1	0	0										
<b>Junior Felix, S</b> OBP: 0.291, SLG: 0.292 (1, 8)	G6-3			FC6-4				HBP		2	0	0	0	0	0	3										
<b>Dick Schofield, R</b> OBP: 0.439, SLG: 0.281 (1, 6)				1B				L6		3	0	1	0	0	0	2										
<b>Inning Stats</b>	R: 1 E: 0 K: 1 S: 14	H: 1 LOB: 1 BB: 0 P: 22	R: 0 E: 0 K: 0 S: 7	H: 1 LOB: 0 BB: 0 P: 10	R: 0 E: 0 K: 0 S: 4	H: 1 LOB: 0 BB: 0 P: 4	R: 1 E: 0 K: 1 S: 12	H: 1 LOB: 2 BB: 2 P: 26	R: 0 E: 0 K: 0 S: 2	H: 0 LOB: 0 BB: 1 P: 8	R: 0 E: 0 K: 1 S: 5	H: 1 LOB: 1 BB: 0 P: 8	R: 0 E: 0 K: 0 S: 5	H: 0 LOB: 1 BB: 1 P: 12	R: 1 E: 0 K: 1 S: 9	H: 1 LOB: 0 BB: 0 P: 13	R: 0 E: 0 K: 1 S: 7	H: 0 LOB: 0 BB: 0 P: 9	1B: 5 2B: 1 3B: 0 HR: 1	SF: 1 SAC: 0 DP: 4 HBP: 2	WP: 0 PB: 0 SB: 0 CS: 0	PA: 34				
<b>PITCHER</b>	IP	WLS	BF	H	R	ER	SO	BB	IBB	HBP	BLK	WP	HR	S	P	ERA	WHIP									
<b>Brian Holman, R</b> ERA: 1.99 (1, 1)	7.2	W	30	6	3	3	3	4	0	2	0	0	0	1	54	98	3.52	1.304								
<b>Michael Jackson, R</b> ERA: 1.0 (8, 1)	1.1	S	4	0	0	0	2	0	0	0	0	0	0	11	14	0.00	0.000									

Seattle Mariners @ California Angels  
Anaheim Stadium, Anaheim, CA  
Mon Apr 22, 1991, 10:05 PM EDT  
Att: 19,857 - Cloudy - 68 F

AB 27  
R 3  
H 6  
RBI 3  
BB 4  
SO 5  
LOB 11





Batter	1	2	3	4	5	6	7	8	9	AB	R	H	RBI	BB	SO	LOB	TOP										
<b>Harold Reynolds, S</b> OBP: 0.313, SLG: 0.310 (1, 4)	P5	G3			B2-3		CS 1B		K	5	0	1	0	0	1	0											
<b>Ken Griffey, L</b> OBP: 0.368, SLG: 0.353 (1, 7)	G1-3	1B			F8		1-2 BB		G3-6 BB	3	0	1	0	1	0	0											
<b>Ken Griffey Jr., L</b> OBP: 0.357, SLG: 0.388 (7, PR)																											
<b>Jay Buhner, R</b> OBP: 0.326, SLG: 0.400 (7, 9)	1B	P2			1B		1-3 2B		G3-6	4	1	2	0	1	0	2											
<b>Edgar Martinez, R</b> OBP: 0.583, SLG: 0.659 (1, 5)	1B	1B			F8		BB			3	1	1	1	1	0	1											
<b>Alvin Davis, L</b> OBP: 0.317, SLG: 0.333 (1, 10)	BB	1B			K		1-3 BB		F9	4	0	1	0	0	2	3											
<b>Pete O'Brien, L</b> OBP: 0.283, SLG: 0.364 (1, 3)	BB	1B			G3		1-1 1B		L6	4	0	2	1	0	0	0											
<b>Greg Briley, L</b> OBP: 0.371, SLG: 0.357 (7, 7)					G1		0-0 F8		F8	2	0	0	0	1	0	1											
<b>Henry Cotto, R</b> OBP: 0.400, SLG: 0.500 (8, PH)	BB	BB					2-3 BB			1	0	0	0	0	0	0											
<b>Scott Bradley, L</b> OBP: 0.154, SLG: 0.154 (8, PH)										3	0	0	0	0	1	4											
<b>Dave Valle, R</b> OBP: 0.349, SLG: 0.263 (8, 2)	F8				K				FC6-4 HBP	0	0	0	0	0	0	0											
<b>Omar Vizquel, S</b> OBP: 0.242, SLG: 0.267 (1, 6)		G1-3			G3				F9	4	0	0	0	0	0	1											
<b>Inning Stats</b>	R: 2 H: 3 E: 0 K: 0 S: 20	H: 3 LOB: 3 BB: 2 P: 35	R: 0 H: 1 E: 0 K: 0 S: 10	H: 1 LOB: 1 BB: 0 P: 15	R: 0 H: 0 E: 0 K: 1 S: 10	H: 0 LOB: 0 BB: 0 P: 14	R: 0 H: 0 E: 0 K: 1 S: 9	H: 0 LOB: 0 BB: 0 P: 13	R: 0 H: 1 E: 0 K: 0 S: 7	H: 1 LOB: 1 BB: 0 P: 10	R: 0 H: 1 E: 0 K: 1 S: 18	H: 2 LOB: 3 BB: 2 P: 29	R: 0 H: 0 E: 0 K: 1 S: 8	H: 0 LOB: 1 BB: 1 P: 14	R: 0 H: 0 E: 0 K: 1 S: 8	H: 0 LOB: 0 BB: 1 P: 15	1B: 7 2B: 1 3B: 0 HR: 0	SF: 0 SAC: 0 DP: 1 HBP: 1	WP: 0 PB: 0 SB: 1 CS: 1	PA: 39							
<b>PITCHER</b>	IP	WLS	BF	H	R	ER	SO	BB	IBB	HBP	BLK	WP	HR	S	P	ERA	WHIP										
<b>Scott Lewis, R</b> ERA: 4.5 (1, 1)	6.2	L	31	8	2	2	2	4	0	0	0	0	0	76	120	2.70	1.800										
<b>Scott Bailes, L</b> ERA: 4.05 (7, 1)	2.1		8	0	0	0	2	1	0	1	0	0	0	19	33	0.00	0.429										

Seattle Mariners @ California Angels  
Anaheim Stadium, Anaheim, CA  
Tue Apr 23 1991, 10:05 PM EDT  
Att: 20,446 - Cloudy - 65 F

AB 33  
R 2  
H 8  
RBI 2  
BB 5  
SO 4  
LOB 12



Batter	1	2	3	4	5	6	7	8	9	AB	R	H	RBI	BB	SO	LOB	BOTTOM										
<b>Luis Polonia, L</b> OBP: 0.410, SLG: 0.340 (1, 7)	G4-3		FC6-4			K		1B		4	0	1	0	0	1	1											
<b>Dick Schofield, R</b> OBP: 0.422, SLG: 0.278 (1, 6)	F9		G1-3			K		1B		4	0	1	0	0	1	1											
<b>Wally Joyner, L</b> OBP: 0.482, SLG: 0.511 (1, 3)	F7		G6-3			F9		G5-3		4	0	0	0	0	0	3											
<b>Dave Winfield, R</b> OBP: 0.306, SLG: 0.686 (1, 9)					G6-4-3 1B		G3 2B		G5-3	4	0	2	0	0	0	0											
<b>Dave Parker, L</b> OBP: 0.217, SLG: 0.281 (1, 10)		F8			F9		G3		G3	4	0	0	0	0	0	2											
<b>Lance Parrish, R</b> OBP: 0.421, SLG: 0.457 (1, 2)		2B			G6-4-3		G1-3		G6-3	4	0	1	0	0	0	2											
<b>Gary Gaetti, R</b> OBP: 0.300, SLG: 0.429 (1, 5)		2B				G5-3		G5-3		3	0	1	0	0	0	1											
<b>Junior Felix, S</b> OBP: 0.276, SLG: 0.275 (1, 8)		G3				K		G6-3		3	0	0	0	0	1	2											
<b>Luis Sojo, R</b> OBP: 0.234, SLG: 0.283 (1, 4)						P6		G5-3		3	0	1	0	0	0	0											
<b>Inning Stats</b>	R: 0 H: 0 E: 0 K: 0 S: 8	H: 2 LOB: 2 BB: 0 P: 13	R: 0 H: 1 E: 0 K: 0 S: 12	H: 1 LOB: 1 BB: 0 P: 16	R: 0 H: 1 E: 0 K: 0 S: 5	H: 0 LOB: 0 BB: 0 P: 7	R: 0 H: 0 E: 0 K: 2 S: 13	H: 0 LOB: 0 BB: 0 P: 18	R: 0 H: 1 E: 0 K: 0 S: 7	H: 1 LOB: 1 BB: 0 P: 14	R: 0 H: 2 E: 0 K: 0 S: 10	H: 2 LOB: 2 BB: 0 P: 14	R: 0 H: 0 E: 0 K: 0 S: 7	H: 0 LOB: 0 BB: 0 P: 10	R: 0 H: 0 E: 0 K: 0 S: 7	H: 0 LOB: 0 BB: 0 P: 10	1B: 5 2B: 2 3B: 0 HR: 0	SF: 0 SAC: 0 DP: 1 HBP: 0	WP: 0 PB: 0 SB: 2 CS: 0	PA: 33							
<b>PITCHER</b>	IP	WLS	BF	H	R	ER	SO	BB	IBB	HBP	BLK	WP	HR	S	P	ERA	WHIP										
<b>Scott Bankhead, R</b> ERA: 3.63 (8, 1)	7.0	W	25	5	0	0	3	0	0	0	0	0	0	62	98	0.00	0.714										
<b>Russ Swan, L</b> ERA: (8, 1)	2.0	S	8	2	0	0	0	0	0	0	0	0	0	17	24	0.00	1.000										

Seattle Mariners @ California Angels  
Anaheim Stadium, Anaheim, CA  
Tue Apr 23 1991, 10:05 PM EDT  
Att: 20,446 - Cloudy - 65 F

AB 33  
R 0  
H 7  
RBI 0  
BB 0  
SO 3  
LOB 12





Batter	1	2	3	4	5	6	7	8	9	AB	R	H	RBI	BB	SO	LOB	TOP								
Harold Reynolds, S OBP: 0.304, SLG: 0.306 (1,4)	F9		G6-3				SF9		FC4-6	4	0	1	3	0	0	1									
Henry Cotto, R OBP: 0.385, SLG: 0.462 Greg Briley, L OBP: 0.351, SLG: 0.333 (7, PH) (7,7)	1B		K				K		K	3	0	1	0	0	2	1									
Ken Griffey Jr., L OBP: 0.350, SLG: 0.365 (1,8)	1B									3	0	0	0	1	1	0									
Edgar Martinez, R OBP: 0.563, SLG: 0.625 (1,5)	P3									4	0	1	0	0	1	2									
Tracy Jones, R OBP: 0.278, SLG: 0.412 Alvin Davis, L OBP: 0.311, SLG: 0.327 (8, PH) (1,10)	FC6-4									3	0	0	0	0	1	2									
Jay Buhner, R OBP: 0.318, SLG: 0.462 (1,9)										4	1	1	1	0	0	1									
Pete O'Brien, L OBP: 0.323, SLG: 0.448 (1,3)										3	3	2	1	1	1	0									
Dave Valle, R OBP: 0.340, SLG: 0.244 (1,2)										3	1	0	0	1	0	1									
Jeff Schaefer, R OBP: 0.217, SLG: 0.261 Ken Griffey Jr., L OBP: 0.350, SLG: 0.365 Omar Vizquel, S OBP: 0.285, SLG: 0.290 (7, PH) (7, PR) (7,6)										2	0	0	0	0	0	2									
<b>Inning Stats</b>	R: 0 E: 0 K: 0 S: 9	H: 1 LOB: 2 BB: 1 P: 19	R: 0 E: 0 K: 1 S: 8	H: 0 LOB: 0 BB: 0 P: 12	R: 0 E: 0 K: 1 S: 5	H: 0 LOB: 0 BB: 0 P: 8	R: 0 E: 0 K: 0 S: 7	H: 0 LOB: 0 BB: 0 P: 14	R: 2 E: 0 K: 1 S: 12	H: 2 LOB: 1 BB: 1 P: 21	R: 0 E: 0 K: 3 S: 10	H: 0 LOB: 0 BB: 0 P: 14	R: 2 E: 0 K: 1 S: 12	H: 2 LOB: 1 BB: 1 P: 21	R: 0 E: 0 K: 0 S: 6	H: 1 LOB: 1 BB: 0 P: 11	R: 1 E: 0 K: 1 S: 15	H: 2 LOB: 1 BB: 0 P: 23	1B: 5 2B: 1 3B: 0 HR: 2	SF: 1 SAC: 0 DP: 0 HBP: 0	WP: 0 PB: 2 SB: 2 CS: 0	PA: 38			
<b>PITCHER</b>	IP	WLS	BF	H	R	ER	SO	BB	IBB	HBP	BLK	WP	HR	S	P	ERA	WHIP								
Chuck Finley, L ERA: 2.45 (1,1)	6.0	W	25	4	4	2	6	3	0	0	0	0	1	54	95	3.00	1.167								
Jeff Robinson, R ERA: 1.95 (7,1)	0.2		3	1	0	0	0	0	0	0	0	0	0	6	11	0.00	1.500								
Bob McClure, L ERA: (7,1)	0.1		1	0	0	0	1	0	0	0	0	0	0	3	3	0.00	0.000								
Bryan Harvey, R ERA: 1.08 (8,1)	2.0	S	9	3	1	1	1	0	0	0	0	0	1	21	34	4.50	1.500								

Seattle Mariners @ California Angels  
Anaheim Stadium, Anaheim, CA  
Wed Apr 24 1991, 6:33 AM EDT  
Att: 24,638 - Cloudy - 75 F

AB 33  
R 5  
H 7  
RBI 5  
BB 3  
SO 8  
LOB 13



Batter	1	2	3	4	5	6	7	8	9	AB	R	H	RBI	BB	SO	LOB	BOTTOM								
Luis Polonia, L OBP: 0.439, SLG: 0.421 (1,7)	K									4	3	3	2	1	1	0									
Donnie Hill, S OBP: 0.514, SLG: 0.586 (7,4)	L3									3	1	1	2	1	0	1									
Wally Joyner, L OBP: 0.475, SLG: 0.490 (1,3)	K									4	0	1	1	1	1	1									
Dave Winfield, R OBP: 0.268, SLG: 0.615 (1,9)										4	0	0	1	0	1	2									
Dave Parker, L OBP: 0.234, SLG: 0.295 (1,10)										4	0	2	1	0	1	1									
Lance Parrish, R OBP: 0.410, SLG: 0.500 (1,2)										4	1	1	1	0	1	3									
Gary Gaetti, R OBP: 0.344, SLG: 0.517 (1,5)										4	2	4	1	0	0	0									
Junior Felix, S OBP: 0.274, SLG: 0.259 (1,8)										3	1	0	0	1	1	4									
Jack Howell, L OBP: 0.267, SLG: 0.231 Dick Schofield, R OBP: 0.426, SLG: 0.289 (6, PH) (7,6)										2	0	0	0	0	0	1									
<b>Inning Stats</b>	R: 0 E: 0 K: 2 S: 8	H: 0 LOB: 0 BB: 0 P: 12	R: 0 E: 0 K: 0 S: 15	H: 2 LOB: 2 BB: 0 P: 23	R: 2 E: 0 K: 0 S: 15	H: 2 LOB: 2 BB: 2 P: 27	R: 0 E: 0 K: 0 S: 13	H: 1 LOB: 0 BB: 0 P: 21	R: 1 E: 0 K: 0 S: 8	H: 1 LOB: 1 BB: 1 P: 12	R: 2 E: 0 K: 2 S: 14	H: 3 LOB: 1 BB: 0 P: 24	R: 0 E: 0 K: 1 S: 11	H: 0 LOB: 0 BB: 0 P: 16	R: 4 E: 0 K: 2 S: 19	H: 4 LOB: 1 BB: 1 P: 33	1B: 8 2B: 1 3B: 2 HR: 2	SF: 1 SAC: 1 DP: 0 HBP: 0	WP: 0 PB: 0 SB: 0 CS: 1	PA: 41					
<b>PITCHER</b>	IP	WLS	BF	H	R	ER	SO	BB	IBB	HBP	BLK	WP	HR	S	P	ERA	WHIP								
Rich DeLucia, R ERA: 7.0 (1,1)	5.0	L	24	7	4	4	2	3	0	0	0	0	0	61	99	7.20	2.000								
Bill Krueger, L ERA: 6.0 (6,1)	2.0		8	2	1	1	3	0	0	0	0	0	0	23	36	4.50	1.000								
Gene Harris, R ERA: 8.31 (8,1)	0.1		4	2	3	3	1	1	0	0	0	0	1	8	15	81.00	9.000								
Rob Murphy, L ERA: 2.08 (8,1)	0.2		4	2	1	1	1	0	0	0	0	0	0	11	18	13.50	3.000								

Seattle Mariners @ California Angels  
Anaheim Stadium, Anaheim, CA  
Wed Apr 24 1991, 6:33 AM EDT  
Att: 24,638 - Cloudy - 75 F

AB 34  
R 9  
H 13  
RBI 9  
BB 4  
SO 7  
LOB 14









Batter	1	2	3	4	5	6	7	8	9	AB	R	H	RBI	BB	SO	LOB	TOP			
Harold Reynolds, S (1,4) OBP: 0.295, SLG: 0.310 Jeff Schaefer, R (7,4) OBP: 0.217, SLG: 0.261	F8	G4-3			B1-3		2B			4	0	1	0	0	0	1	<b>Seattle Mariners @ Minnesota Twins</b> Hubert H. Humphrey Metrodome, Minneapolis, MN Fri Apr 26 1991, 8:05 PM EDT Att: 15,965 - Dome - 70 F <a href="http://livebaseballscorecards.com">livebaseballscorecards.com</a>			
Ken Griffey, L (1,7) OBP: 0.400, SLG: 0.333 Matt Sinatro, R (7,2)	BB		G3-1		BB		G4-3			2	0	0	0	2	0	1				
Ken Griffey Jr., L (1,8) OBP: 0.348, SLG: 0.367	FC6-4		G4-3		F7			FC1-6		4	0	1	0	0	0	2				
Edgar Martinez, R (1,5) Tracy Jones, R (7,7) OBP: 0.583, SLG: 0.642 OBP: 0.293, SLG: 0.389	BB		FC4-6		HBP			FC1-6		2	0	1	0	0	1	0				
Alvin Davis, L (1,10) OBP: 0.329, SLG: 0.310	BB		FC4-6		BB			L1-3		2	0	1	0	2	0	1				
Pete O'Brien, L (1,3) OBP: 0.296, SLG: 0.394	F8				FC4-6			L1-3		4	0	0	0	0	0	6				
Greg Briley, L (1,9) OBP: 0.333, SLG: 0.343		P6			G4-3		F8			4	0	0	0	0	0	1				
Scott Bradley, L (1,2) OBP: 0.111, SLG: 0.111	G4-3		G4-3				G4-3			4	0	0	0	0	0	0				
Omar Vizquel, S (1,6) OBP: 0.268, SLG: 0.270					G3		L6			4	0	1	0	0	0	0				
<b>Inning Stats</b>	R: 0 E: 0 K: 0 S: 13	H: 1 LOB: 3 BB: 2 P: 27	R: 0 E: 0 K: 0 S: 9	H: 1 LOB: 0 BB: 0 P: 13	R: 0 E: 0 K: 0 S: 10	H: 0 LOB: 1 BB: 0 P: 14	R: 0 E: 0 K: 0 S: 4	H: 0 LOB: 2 BB: 1 P: 6	R: 0 E: 0 K: 0 S: 11	H: 0 LOB: 1 BB: 1 P: 19	R: 0 E: 0 K: 0 S: 7	H: 1 LOB: 1 BB: 0 P: 13	R: 0 E: 0 K: 0 S: 5	H: 2 LOB: 1 BB: 0 P: 10	R: 0 E: 0 K: 0 S: 4	H: 0 LOB: 0 BB: 5 P: 5	1B: 3 2B: 3 3B: 0 HR: 0	SF: 0 SAC: 0 DP: 1 HBP: 1	WP: 0 PB: 0 SB: 0 CS: 0	PA: 36
<b>PITCHER</b> Scott Erickson, R (1,1) ERA: 2.03	IP: 9.0 WLS: W BF: 36 H: 5 R: 0 ER: 0 SO: 1 BB: 4 IBB: 0 HBP: 1 BLK: 0 WP: 0 HR: 0 S: 73 P: 124 ERA: 0.00 WHIP: 1.000																			

Batter	1	2	3	4	5	6	7	8	9	AB	R	H	RBI	BB	SO	LOB	BOTTOM	
Dan Gladden, R (1,7) OBP: 0.219, SLG: 0.241	K	E		FC6-4		1B	1B			4	0	3	2	1	1	0	<b>Seattle Mariners @ Minnesota Twins</b> Hubert H. Humphrey Metrodome, Minneapolis, MN Fri Apr 26 1991, 8:05 PM EDT Att: 15,965 - Dome - 70 F <a href="http://livebaseballscorecards.com">livebaseballscorecards.com</a>	
Chuck Knoblauch, R (1,4) OBP: 0.406, SLG: 0.400 Al Newman, S (7, PH) OBP: 0.313, SLG: 0.286	BB	E6		FC6-4		1B	1B			4	2	2	0	0	0	2		
Kirby Puckett, R (1,9) OBP: 0.366, SLG: 0.500 Randy Bush, L (7,9) OBP: 0.259, SLG: 0.174	BB	K		1B		1B	1B			4	1	3	0	0	1	2		
Chili Davis, S (1,10) OBP: 0.456, SLG: 0.556 Carmen Castillo, R (6, PH) OBP: 0.143, SLG: 0.429	G1-2-3			HR		1B	1B			2	1	2	2	2	0	0		
Gene Larkin, S (1,3) OBP: 0.381, SLG: 0.429	G1-2-3			G5-3		FC6-4	1B			5	0	1	1	0	0	8		
Junior Ortiz, R (1,2) OBP: 0.458, SLG: 0.278		G6-4-3		G4-3-5		FC6-4	1B			3	0	2	1	2	0	1		
Shane Mack, R (1,8) OBP: 0.167, SLG: 0.294	G6-4-3			E		G4-6-3	1B			4	0	0	0	1	1	6		
Scott Leius, R (1,5) OBP: 0.393, SLG: 0.250		BB		K		FC6-4				3	1	0	0	2	2	3		
Greg Gagne, R (1,6) OBP: 0.340, SLG: 0.522		BB		G4-3		F9				3	1	0	0	1	0	1		
<b>Inning Stats</b>	R: 0 E: 0 K: 1 S: 10	H: 2 LOB: 2 BB: 1 P: 19	R: 2 E: 1 K: 1 S: 15	H: 1 LOB: 3 BB: 3 P: 37	R: 1 E: 1 K: 1 S: 11	H: 2 LOB: 1 BB: 1 P: 16	R: 1 E: 0 K: 0 S: 14	H: 2 LOB: 2 BB: 1 P: 25	R: 0 E: 0 K: 0 S: 13	H: 1 LOB: 1 BB: 1 P: 21	R: 2 E: 0 K: 0 S: 17	H: 4 LOB: 2 BB: 1 P: 30	R: 0 E: 0 K: 2 S: 11	H: 1 LOB: 2 BB: 1 P: 20	1B: 12 2B: 2 3B: 1 HR: 1	SF: 0 SAC: 0 DP: 4 HBP: 0	WP: 0 PB: 0 SB: 1 CS: 0	PA: 44
<b>PITCHER</b> Randy Johnson, L (1,1) ERA: 4.94 Bill Krueger, L (6,1) ERA: 7.2 Bill Swift, R (8,1) ERA:	IP: 5.0 WLS: L BF: 27 H: 6 R: 2 ER: 2 SO: 0 BB: 1 IBB: 0 HBP: 0 BLK: 0 WP: 0 HR: 0 S: 28 P: 47 ERA: 9.00 WHIP: 3.500																	



Batter	1	2	3	4	5	6	7	8	9	AB	R	H	RBI	BB	SO	LOB	TOP											
<b>Harold Reynolds, S</b> OBP: 0.293, SLG: 0.307 (1, 4)	2-1 G6-4-3 1B		1 SAFE 2-3 K 1-2			1-2 G3		1-0 F8		4	0	1	0	0	1	1	<b>Seattle Mariners @ Minnesota Twins</b> Hubert H. Humphrey Metrodome, Minneapolis, MN Sat Apr 27 1991, 4:33 AM EDT Att: 16,247 - Dome - 70 F <a href="http://livebaseballscorecards.com">livebaseballscorecards.com</a>											
<b>Ken Griffey, L</b> OBP: 0.379, SLG: 0.320 (1, 7)	0-1 G6-4-3 1-2		0-1 1B			2-3 K		0-0 G5-3		4	0	1	0	0	1	1												
<b>Ken Griffey Jr., L</b> OBP: 0.356, SLG: 0.422 (1, 8)	2-1 HR		1-1 F8			0-0 1B 1B		1-0 F9		4	2	2	1	0	0	1												
<b>Edgar Martinez, R</b> OBP: 0.592, SLG: 0.636 (1, 5)	4-2 BB					0-1 F9		0-1 1B 1-2 1B		2	0	1	0	2	0	0												
<b>Alvin Davis, L</b> OBP: 0.324, SLG: 0.306 (1, 10)	3-1 F7					3-1 L9		1-2 1-2 2-H 1B		4	0	1	1	0	0	2												
<b>Pete O'Brien, L</b> OBP: 0.280, SLG: 0.371 (1, 3)			1-2 G3-4-1			0-0 F7		2-1 G5-3		4	0	0	0	0	0	3												
<b>Jay Buhner, R</b> OBP: 0.321, SLG: 0.467 (7, PH)			1-3 K			1-2 G6-3		2-1 G6-3		2	0	0	0	0	1	0												
<b>Greg Briley, L</b> OBP: 0.326, SLG: 0.333 (7, 9)						0-1 G4-3		1-3 K		1	0	0	0	0	0	0												
<b>Tracy Jones, R</b> OBP: 0.250, SLG: 0.368 (9, PH)								0-0 G6-3		1	0	0	0	0	0	1												
<b>Dave Valle, R</b> OBP: 0.309, SLG: 0.208 (1, 2)			3-2 G4-3							3	0	0	0	0	1	0												
<b>Jeff Schaefer, R</b> OBP: 0.231, SLG: 0.240 (1, 6)						0-0 G4-3		0-0 G6-3		2	0	0	0	1	0	0												
<b>Inning Stats</b>	R: 1 E: 0 K: 0 S: 10	H: 2 LOB: 1 BB: 1 P: 21	R: 0 E: 0 K: 1 S: 11	H: 0 LOB: 3 BB: 0 P: 16	R: 0 E: 0 K: 1 S: 9	H: 1 LOB: 1 BB: 1 P: 16	R: 0 E: 0 K: 0 S: 5	H: 0 LOB: 0 BB: 0 P: 8	R: 0 E: 0 K: 1 S: 6	H: 0 LOB: 0 BB: 0 P: 7	R: 0 E: 0 K: 0 S: 15	H: 3 LOB: 2 BB: 0 P: 21	R: 0 E: 0 K: 1 S: 6	H: 0 LOB: 0 BB: 0 P: 9	R: 0 E: 0 K: 0 S: 3	H: 0 LOB: 1 BB: 1 P: 5	R: 0 E: 0 K: 0 S: 4	H: 0 LOB: 1 BB: 1 P: 10	1B: 5 2B: 0 3B: 0 HR: 1	SF: 0 SAC: 0 DP: 1 HBP: 0	WP: 0 PB: 0 SB: 0 CS: 1	PA: 34						
<b>PITCHER</b>	IP	WLS	BF	H	R	ER	SO	BB	IBB	HBP	BLK	WP	HR	S	P	ERA	WHIP											
<b>Kevin Tapani, R</b> ERA: 2.1 <b>Larry Casian, L</b> ERA: 3.39	(1, 1)	8.0	W	30	6	2	2	4	2	0	0	0	0	1	65	103	2.25	1.000										
<b>PITCHER</b>	IP	WLS	BF	H	R	ER	SO	BB	IBB	HBP	BLK	WP	HR	S	P	ERA	WHIP											

Batter	1	2	3	4	5	6	7	8	9	AB	R	H	RBI	BB	SO	LOB	BOTTOM											
<b>Dan Gladden, R</b> OBP: 0.261, SLG: 0.262 (1, 7)	3-1 HR 1B		4-1 1B BB			1 SAFE 0-0 L7		4-2 FC6-4 BB		3	2	2	1	2	0	1	<b>Seattle Mariners @ Minnesota Twins</b> Hubert H. Humphrey Metrodome, Minneapolis, MN Sat Apr 27 1991, 4:33 AM EDT Att: 16,247 - Dome - 70 F <a href="http://livebaseballscorecards.com">livebaseballscorecards.com</a>											
<b>Chuck Knoblauch, R</b> OBP: 0.405, SLG: 0.400 (1, 4)	0-0 G3		0-2 1B			1 SAFE 1-1 F8		1-1 FC6-4 1-2		5	0	2	1	0	0	3												
<b>Kirby Puckett, R</b> OBP: 0.355, SLG: 0.479 (9, 9)	2 SAFE 1-1 G5-3		1-3 K			1-1 L8		0-1 G4-3 SH5-3 1B		5	0	1	0	0	1	5												
<b>Kent Hrbek, L</b> OBP: 0.250, SLG: 0.276 (1, 3)	2-0 HR		4-2 L4-6 BB			1-2 G4-3		0-0 SH5-3		3	1	1	2	1	0	1												
<b>Chili Davis, S</b> OBP: 0.472, SLG: 0.545 (1, 10)	4-1 BB		4-2 1-2 BB			4-1 HR BB		3-1 G4-3		1	1	0	0	3	0	1												
<b>Brian Harper, R</b> OBP: 0.370, SLG: 0.558 (1, 2)	3-2 G6-3		3-2 F7			1-0 HR		2-0 F9		4	1	1	2	0	0	4												
<b>Mike Pagliarulo, L</b> OBP: 0.220, SLG: 0.244 <b>Greg Gagne, R</b> OBP: 0.353, SLG: 0.532 (9, 6)			0-1 G4-3			0-1 L4-6		0-3 K		3	0	0	0	0	1	2												
<b>Gene Larkin, S</b> OBP: 0.400, SLG: 0.480 <b>Shane Mack, R</b> OBP: 0.167, SLG: 0.294 (9, 8)			2-1 1B 2B			2-1 1B		0-1 F8		4	1	2	0	0	0	1												
<b>Al Newman, S</b> OBP: 0.263, SLG: 0.235 (9, 5)			1-0 F8			3-2 P5		2-1 G4-3		3	0	0	0	0	0	2												
<b>Inning Stats</b>	R: 2 E: 0 K: 0 S: 10	H: 2 LOB: 1 BB: 1 P: 23	R: 0 E: 0 K: 1 S: 12	H: 2 LOB: 3 BB: 1 P: 20	R: 0 E: 0 K: 0 S: 11	H: 0 LOB: 1 BB: 2 P: 22	R: 0 E: 0 K: 0 S: 8	H: 1 LOB: 1 BB: 0 P: 14	R: 2 E: 0 K: 1 S: 11	H: 1 LOB: 0 BB: 1 P: 18	R: 0 E: 0 K: 0 S: 8	H: 0 LOB: 1 BB: 1 P: 15	R: 0 E: 0 K: 0 S: 6	H: 1 LOB: 1 BB: 0 P: 11	R: 3 E: 2 K: 0 S: 14	H: 3 LOB: 1 BB: 0 P: 19		1B: 7 2B: 2 3B: 0 HR: 2	SF: 0 SAC: 2 DP: 1 HBP: 0	WP: 0 PB: 0 SB: 0 CS: 0	PA: 40							
<b>PITCHER</b>	IP	WLS	BF	H	R	ER	SO	BB	IBB	HBP	BLK	WP	HR	S	P	ERA	WHIP											
<b>Brian Holman, R</b> ERA: 2.83 <b>Russ Swan, L</b> ERA: 0.93 <b>Bill Swift, R</b> ERA: 6.75 <b>Rob Murphy, L</b> ERA: 1.93	(1, 1)	6.0	L	30	7	4	4	2	6	0	0	0	0	0	11	16	13.50	0.750										
<b>PITCHER</b>	IP	WLS	BF	H	R	ER	SO	BB	IBB	HBP	BLK	WP	HR	S	P	ERA	WHIP											



Batter	1	2	3	4	5	6	7	8	9	AB	R	H	RBI	BB	SO	LOB	TOP			
<b>Harold Reynolds, S</b> (1, 4) OBP: 0.276, SLG: 0.288	1-2 G5-3		0-1 F8	1-0 F7			1-1 F9		2-1 G4-3	5	0	0	0	0	0	3				
<b>Greg Britley, L</b> (1, 7) OBP: 0.348, SLG: 0.342	1-0		2-1 F7		4-1		4-2		1-3	2	1	1	0	1	0	0				
<b>Tracy Jones, R</b> (7, PH) OBP: 0.273, SLG: 0.350	1B				CS		1B			1	0	0	0	1	1	0				
<b>Ken Griffey Jr., L</b> (1, 8) OBP: 0.372, SLG: 0.449	3-2 1B		0-0 P3		1-1 F8		2-0		0-0	5	0	3	1	0	0	1				
<b>Edgar Martinez, R</b> (1, 5) OBP: 0.568, SLG: 0.600	0-2 F7			0-0 WP 1B	1-0 G5-3		2-2 L8		2-2 F9	5	1	1	0	0	0	4				
<b>Pete O'Brien, L</b> (1, 3) OBP: 0.291, SLG: 0.392	3-1 G4-3			2-0 1B		0-1	1-0 G4-3			4	0	2	0	0	0	3				
<b>Jay Buhner, R</b> (1, 9) OBP: 0.304, SLG: 0.438		1-3 K		2-3 K		2-3 K		3-2 1B		3	0	0	0	0	3	3				
<b>Ken Griffey Jr., L</b> (8, PH) OBP: 0.372, SLG: 0.449										5	0	3	1	0	0	1				
<b>Henry Cotto, R</b> (1, 10) OBP: 0.320, SLG: 0.302		2-0 WP S		2-2 G1-3		2-1 G5-3		3-2 F7		3	0	1	0	0	0	3	AB 35			
<b>Alvin Davis, L</b> (8, PH) OBP: 0.320, SLG: 0.302				1-2 2-3						1	0	0	0	0	0	1	R 2			
<b>Omar Vizquel, S</b> (1, 6) OBP: 0.289, SLG: 0.275		1-0 P1		1-0 HBP		4-1 BB		1-0 P4		3	0	1	1	1	0	2	H 9			
<b>Dave Valle, R</b> (1, 2) OBP: 0.310, SLG: 0.200		3-1 G6-3		2-3 3-H		0-0 G4-3		0-0 G6-3		2	0	0	0	0	0	3	RBI 2			
<b>Scott Bradley, L</b> (8, PH) OBP: 0.105, SLG: 0.105		1-3		1-2 HBP						1	0	0	0	0	0	1	BB 3			
<b>Inning Stats</b>	R: 1 E: 0 K: 0 S: 19	H: 2 LOB: 1 BB: 0 P: 26	R: 0 E: 0 K: 1 S: 7	H: 1 LOB: 1 BB: 0 P: 14	R: 0 E: 0 K: 0 S: 5	H: 0 LOB: 0 BB: 0 P: 7	R: 1 E: 0 K: 1 S: 12	H: 3 LOB: 3 BB: 0 P: 22	R: 0 E: 0 K: 1 S: 4	H: 1 LOB: 2 BB: 1 P: 10	R: 0 E: 0 K: 0 S: 11	H: 1 LOB: 2 BB: 1 P: 21	R: 0 E: 0 K: 0 S: 9	H: 1 LOB: 1 BB: 0 P: 16	R: 0 E: 0 K: 1 S: 10	H: 1 LOB: 1 BB: 0 P: 15	1B: 8 2B: 2 3B: 0 HR: 0	SF: 0 SAC: 0 DP: 0 HBP: 1	WP: 2 PB: 0 SB: 3 CS: 1	PA: 40
<b>PITCHER</b>	IP	WLS	BF	H	R	ER	SO	BB	IBB	HBP	BLK	WP	HR	S	P	ERA	WHIP			
<b>Jack Morris, R</b> (1, 1) ERA: 5.34	6.0	W	27	7	2	2	3	2	0	1	0	2	0	56	96	3.00	1.500			
<b>Mark Guthrie, L</b> (7, 1) ERA: 16.88	0.1		3	1	0	0	0	1	0	0	0	0	0	7	14	0.00	6.000			
<b>Steve Bedrosian, R</b> (7, 1) ERA: 2.53	1.2		6	1	0	0	0	0	0	0	0	0	0	13	23	0.00	0.600			
<b>Terry Leach, R</b> (9, 1) ERA: 4.76	0.2		2	0	0	0	1	0	0	0	0	0	0	5	8	0.00	0.000			
<b>Rick Aguilera, R</b> (9, 1) ERA: 1.17	0.1		2	1	0	0	0	0	0	0	0	0	0	5	7	0.00	3.000			

Seattle Mariners @ Minnesota Twins  
Hubert H. Humphrey Metrodome, Minneapolis, MN

AB 35  
R 2  
H 9  
RBI 2  
BB 3  
SO 4  
LOB 24



WP: 2  
PB: 0  
SB: 3  
CS: 1  
PA: 40

Sun Apr 28 1991, 4:33 AM EDT  
Att: 18,039 - Dome - 70 F

Batter	1	2	3	4	5	6	7	8	9	AB	R	H	RBI	BB	SO	LOB	BOTTOM			
<b>Dan Gladden, R</b> (1, 7) OBP: 0.257, SLG: 0.246	2-1 F8		2-2 P5		2-2 L7		1-1 1B	1-2 G6-3		4	1	0	0	0	0	1				
<b>Chuck Knoblauch, R</b> (1, 4) OBP: 0.405, SLG: 0.429	0-1 G6-3		3-1 1B		1-3 K		0-0 HBP	0-1 G3-1		5	1	2	1	0	1	1				
<b>Kirby Puckett, R</b> (1, 8) OBP: 0.375, SLG: 0.526	3-2 HR		1-0 1B		4-0 2B		0-0 FC6-4	1-2 G6-3		3	2	2	3	1	0	1				
<b>Kent Hrbek, L</b> (1, 3) OBP: 0.265, SLG: 0.306	2-2 1B		3-H 2-2 F7		0-0 1B		1-2 FC1-4	2-0 2B		4	2	2	1	0	0	2				
<b>Chili Davis, S</b> (1, 10) OBP: 0.474, SLG: 0.559	1-2 P6			0-1 F7		0-0 1B	1-1 2B	1-1 2B		4	0	2	2	0	0	1				
<b>Brian Harper, R</b> (1, 2) OBP: 0.380, SLG: 0.533		2-1 G5-3		4-0 BB		2-2 L1-3	4-0 BB	4-0 BB		2	0	0	0	2	0	1				
<b>Mike Pagliarulo, L</b> (1, 5) OBP: 0.205, SLG: 0.227		2-1 F7		0-0 G1-3		0-3 K	0-0 F7			3	0	0	0	0	1	1				
<b>Al Newman, S</b> (7, 5) OBP: 0.250, SLG: 0.222				1-2						1	0	0	0	0	0	2				
<b>Gene Larkin, S</b> (1, 9) OBP: 0.393, SLG: 0.464		1-2 G3		1-0 G4-3			0-1 2B	1-0 2B		3	0	1	0	0	0	1				
<b>Shane Mack, R</b> (7, PR) OBP: 0.189, SLG: 0.343										1	1	1	0	0	0	0				
<b>Greg Gagne, R</b> (1, 6) OBP: 0.352, SLG: 0.540			1-1 F8		0-0 F9		1-0 1B	3-3 K		3	1	1	1	0	0	0				
<b>Scott Leius, R</b> (8, PH) OBP: 0.379, SLG: 0.238							1-H 2B			1	0	0	0	0	1	1				
<b>Inning Stats</b>	R: 1 E: 0 K: 0 S: 13	H: 2 LOB: 1 BB: 0 P: 21	R: 0 E: 0 K: 0 S: 7	H: 0 LOB: 0 BB: 0 P: 12	R: 1 E: 0 K: 0 S: 13	H: 2 LOB: 1 BB: 0 P: 21	R: 0 E: 0 K: 0 S: 4	H: 0 LOB: 1 BB: 1 P: 9	R: 0 E: 0 K: 1 S: 7	H: 0 LOB: 0 BB: 0 P: 10	R: 2 E: 0 K: 1 S: 8	H: 2 LOB: 0 BB: 1 P: 14	R: 4 E: 1 K: 0 S: 10	H: 4 LOB: 2 BB: 1 P: 19	R: 0 E: 0 K: 1 S: 9	H: 1 LOB: 1 BB: 0 P: 14	1B: 5 2B: 5 3B: 1 HR: 1	SF: 0 SAC: 0 DP: 1 HBP: 1	WP: 0 PB: 0 SB: 0 CS: 0	PA: 38
<b>PITCHER</b>	IP	WLS	BF	H	R	ER	SO	BB	IBB	HBP	BLK	WP	HR	S	P	ERA	WHIP			
<b>Scott Bankhead, R</b> (1, 1) ERA: 5.01	6.0	L	27	8	7	7	2	2	0	0	0	0	0	55	91	10.50	1.667			
<b>Michael Jackson, R</b> (7, 1) ERA: 3.86	0.1		3	1	0	0	0	0	0	1	0	0	0	3	4	0.00	3.000			
<b>Rob Murphy, L</b> (7, 1) ERA: 1.42	1.2		8	2	1	1	1	1	0	0	0	0	0	13	25	5.40	1.800			

Seattle Mariners @ Minnesota Twins  
Hubert H. Humphrey Metrodome, Minneapolis, MN

AB 34  
R 8  
H 11  
RBI 8  
BB 3  
SO 3  
LOB 12



WP: 0  
PB: 0  
SB: 0  
CS: 0  
PA: 38

Sun Apr 28 1991, 4:33 AM EDT  
Att: 18,039 - Dome - 70 F



Batter	1	2	3	4	5	6	7	8	9	AB	R	H	RBI	BB	SO	LOB	TOP								
<b>Harold Reynolds, S</b> (1, 4) OBP: 0.272, SLG: 0.282	P4			F7		P4		F8		5	0	1	2	0	0	2	<b>Seattle Mariners @ Baltimore Orioles</b> Memorial Stadium, Baltimore, MD Mon Apr 29 1991, 7:05 PM EDT Att: 18,892 - Cloudy - 63 F								
<b>Ken Griffey, L</b> (1, 7) OBP: 0.382, SLG: 0.333	G4-3	G4-3			1B	K				4	1	1	0	0	1	1									
<b>Henry Cotto, R</b> (6, 7) OBP: 0.381, SLG: 0.571					1B			HR		1	1	1	2	0	0	0									
<b>Ken Griffey Jr., L</b> (1, 8) OBP: 0.361, SLG: 0.432	P4		G4-3				G3-1	G3-1		5	1	1	0	0	0	0									
<b>Edgar Martinez, R</b> (1, 5) OBP: 0.565, SLG: 0.594										4	1	2	0	0	1	1									
<b>Jeff Schaefer, R</b> (9, PH) OBP: 0.222, SLG: 0.231										1	0	0	0	0	0	0									
<b>Pete O'Brien, L</b> (1, 3) OBP: 0.310, SLG: 0.403										3	2	2	1	0	0	1									
<b>Alvin Davis, L</b> (1, 10) OBP: 0.328, SLG: 0.303										3	0	1	0	1	0	3									
<b>Tracy Jones, R</b> (9, PH) OBP: 0.304, SLG: 0.429										1	0	1	0	0	0	0									
<b>Greg Briley, L</b> (1, 9) OBP: 0.333, SLG: 0.326										5	1	1	2	0	1	4									
<b>Omar Vizquel, S</b> (1, 6) OBP: 0.300, SLG: 0.289										5	2	2	1	0	0	1									
<b>Dave Valle, R</b> (1, 2) OBP: 0.323, SLG: 0.278										4	1	2	1	0	0	3									
<b>Matt Sinatro, R</b> (9, 2)										0	0	0	0	0	0	0									
<b>Inning Stats</b>	R: 0 E: 0 K: 0 S: 8	H: 0 LOB: 0 BB: 0 P: 12	R: 4 E: 0 K: 0 S: 17	H: 5 LOB: 1 BB: 0 P: 26	R: 0 E: 0 K: 1 S: 8	H: 1 LOB: 1 BB: 0 P: 16	R: 0 E: 0 K: 0 S: 9	H: 1 LOB: 1 BB: 0 P: 12	R: 2 E: 0 K: 1 S: 11	H: 3 LOB: 1 BB: 0 P: 16	R: 1 E: 0 K: 1 S: 10	H: 1 LOB: 0 BB: 0 P: 14	R: 0 E: 0 K: 1 S: 12	H: 1 LOB: 2 BB: 1 P: 22	R: 2 E: 0 K: 0 S: 14	H: 2 LOB: 0 BB: 0 P: 20	R: 1 E: 0 K: 0 S: 10	H: 1 LOB: 1 BB: 0 P: 17	1B: 12 2B: 1 3B: 0 HR: 2	SF: 1 SAC: 0 DP: 0 HBP: 1	WP: 1 PB: 1 SB: 0 CS: 0	PA: 44			
<b>PITCHER</b>	IP	WLS	BF	H	R	ER	SO	BB	IBB	HBP	BLK	WP	HR	S	P	ERA	WHIP								
<b>Dave Johnson, R</b> (1, 1) ERA: 9.82	4.0	L	21	9	6	6	1	0	0	0	0	0	0	45	70	13.50	2.250								
<b>Paul Kilgus, L</b> (5, 1) ERA: 3.79	5.0		23	6	4	4	2	1	0	1	0	1	2	54	85	7.20	1.400								

AB	41
R	10
H	15
RBI	9
BB	1
SO	3
LOB	16



Batter	1	2	3	4	5	6	7	8	9	AB	R	H	RBI	BB	SO	LOB	BOTTOM								
<b>Mike Devereaux, R</b> (1, 8) OBP: 0.310, SLG: 0.451	K		F8				F7			4	0	0	0	0	1	1	<b>Seattle Mariners @ Baltimore Orioles</b> Memorial Stadium, Baltimore, MD Mon Apr 29 1991, 7:05 PM EDT Att: 18,892 - Cloudy - 63 F								
<b>Joe Orsulak, L</b> (1, 7) OBP: 0.304, SLG: 0.349							G4-3			3	0	1	0	1	0	1									
<b>Cal Ripken Jr., R</b> (1, 6) OBP: 0.431, SLG: 0.672										4	0	2	0	0	0	2									
<b>Juan Bell, R</b> (9, 6) OBP: 0.182, SLG: 0.182										0	0	0	0	0	0	0									
<b>Dwight Evans, R</b> (1, 9) OBP: 0.382, SLG: 0.326										4	0	1	0	0	1	2									
<b>Sam Horn, L</b> (1, 10) OBP: 0.311, SLG: 0.475										1	1	1	1	2	0	0									
<b>Tim Hulett, R</b> (8, PH) OBP: 0.143, SLG: 0.571										1	0	0	0	0	0	1									
<b>Randy Milligan, R</b> (1, 3) OBP: 0.323, SLG: 0.250										4	0	2	0	0	1	2									
<b>Craig Worthington, R</b> (1, 5) OBP: 0.269, SLG: 0.277										4	0	0	0	0	1	4									
<b>Chris Hoiles, R</b> (1, 2) OBP: 0.156, SLG: 0.129										4	0	1	0	0	0	1									
<b>Billy Ripken, R</b> (1, 4) OBP: 0.244, SLG: 0.190										4	0	0	0	0	0	3									
<b>Inning Stats</b>	R: 0 E: 0 K: 1 S: 7	H: 1 LOB: 0 BB: 0 P: 9	R: 1 E: 0 K: 1 S: 11	H: 2 LOB: 1 BB: 0 P: 18	R: 0 E: 0 K: 1 S: 8	H: 0 LOB: 1 BB: 1 P: 15	R: 0 E: 0 K: 1 S: 8	H: 1 LOB: 1 BB: 1 P: 16	R: 0 E: 1 K: 0 S: 9	H: 0 LOB: 1 BB: 0 P: 12	R: 0 E: 0 K: 0 S: 10	H: 2 LOB: 2 BB: 1 P: 17	R: 0 E: 0 K: 0 S: 8	H: 0 LOB: 0 BB: 0 P: 11	R: 0 E: 0 K: 0 S: 9	H: 1 LOB: 1 BB: 0 P: 15	R: 0 E: 1 K: 1 S: 13	H: 1 LOB: 1 BB: 0 P: 22	1B: 6 2B: 1 3B: 0 HR: 1	SF: 0 SAC: 0 DP: 4 HBP: 0	WP: 0 PB: 0 SB: 0 CS: 0	PA: 36			
<b>PITCHER</b>	IP	WLS	BF	H	R	ER	SO	BB	IBB	HBP	BLK	WP	HR	S	P	ERA	WHIP								
<b>Rich DeLucia, R</b> (1, 1) ERA: 5.26	7.2		31	7	1	1	3	3	0	0	0	0	0	67	107	1.17	1.304								
<b>Bill Krueger, L</b> (8, 1) ERA: 5.66	1.1		5	1	0	0	1	0	0	0	0	0	0	16	28	0.00	0.750								





Batter	1	2	3	4	5	6	7	8	9	AB	R	H	RBI	BB	SO	LOB	TOP								
<b>Henry Cotto, R</b> OBP: 0.346, SLG: 0.500 (1, 7)	L5		L7		FC5-2 1B		K			5	1	1	0	0	1	4	<b>Seattle Mariners @ Baltimore Orioles</b> Memorial Stadium, Baltimore, MD Tue Apr 30 1991, 7:05 PM EDT Att: 18,743 - Cloudy - 75 F								
<b>Omar Vizquel, S</b> OBP: 0.273, SLG: 0.260 (1, 6)	F9		G6-3		E5 1B		G6-3		G1-6-3	5	0	0	0	0	0	4									
<b>Ken Griffey Jr., L</b> OBP: 0.365, SLG: 0.427 (4, 7)	G3				G4-6-3 BB					1	0	0	0	1	0	0									
<b>Tracy Jones, R</b> OBP: 0.360, SLG: 0.478 (8, FR)					L4 1B					2	0	2	2	0	0	0									
<b>Greg Briley, L</b> OBP: 0.333, SLG: 0.326 (8, 7)										0	0	0	0	0	0	0									
<b>Edgar Martinez, R</b> OBP: 0.551, SLG: 0.574 (1, 5)		F7			G4-6-3					4	0	1	0	0	0	3									
<b>Pete O'Brien, L</b> OBP: 0.307, SLG: 0.395 (1, 3)		G3-1			G4-3					4	0	1	0	0	0	2									
<b>Alvin Davis, L</b> OBP: 0.325, SLG: 0.290 (1, 10)					G4-3					3	0	0	0	1	1	3									
<b>Jay Buhner, R</b> OBP: 0.333, SLG: 0.558 (1, 9)										4	2	3	1	0	0	0									
<b>Jeff Schaefer, R</b> OBP: 0.226, SLG: 0.233 (1, 4)					G1-3					4	1	1	0	0	0	3									
<b>Dave Valle, R</b> OBP: 0.333, SLG: 0.333 (1, 2)										3	2	1	2	1	1	1									
<b>Inning Stats</b>	R: 0 E: 0 K: 0 S: 6	H: 0 LOB: 0 BB: 7 P: 7	R: 0 E: 0 K: 1 S: 8	H: 0 LOB: 0 BB: 0 P: 14	R: 2 E: 0 K: 0 S: 7	H: 2 LOB: 0 BB: 0 P: 11	R: 0 E: 0 K: 0 S: 7	H: 0 LOB: 0 BB: 1 P: 13	R: 3 E: 1 K: 0 S: 13	H: 2 LOB: 2 BB: 2 P: 25	R: 0 E: 0 K: 0 S: 4	H: 1 LOB: 1 BB: 0 P: 5	R: 0 E: 0 K: 2 S: 12	H: 1 LOB: 1 BB: 0 P: 20	R: 0 E: 0 K: 0 S: 11	H: 2 LOB: 2 BB: 0 P: 16	R: 1 E: 0 K: 0 S: 10	H: 2 LOB: 1 BB: 0 P: 18	1B: 7 2B: 0 3B: 1 HR: 2	SF: 0 SAC: 0 DP: 2 HBP: 0	WP: 0 PB: 0 SB: 0 CS: 2	PA: 38			
<b>PITCHER</b>	IP	WLS	BF	H	R	ER	SO	BB	IBB	HBP	BLK	WP	HR	S	P	ERA	WHIP								
<b>Jeff Ballard, L</b> ERA: 4.4 (1, 1)	4.2	L	21	4	5	2	1	3	0	0	0	0	1	40	69	3.86	1.500								
<b>Mike Flanagan, L</b> ERA: 1.59 (5, 1)	3.1		12	4	0	0	2	0	0	0	0	0	0	28	42	0.00	1.200								
<b>Mark Williamson, R</b> ERA: 2.38 (9, 1)	1.0		5	2	1	1	0	0	0	0	0	0	1	10	18	9.00	2.000								

AB	35
R	6
H	10
RBI	5
BB	3
SO	3
LOB	20



Batter	1	2	3	4	5	6	7	8	9	AB	R	H	RBI	BB	SO	LOB	BOTTOM								
<b>Brady Anderson, L</b> OBP: 0.385, SLG: 0.263 (1, 8)	K									3	0	1	2	0	1	0	<b>Seattle Mariners @ Baltimore Orioles</b> Memorial Stadium, Baltimore, MD Tue Apr 30 1991, 7:05 PM EDT Att: 18,743 - Cloudy - 75 F								
<b>Craig Worthington, R</b> OBP: 0.264, SLG: 0.271 (9, PH)										1	0	0	0	0	1	0									
<b>Joe Orsulak, L</b> OBP: 0.306, SLG: 0.333 (1, 7)	L9									2	0	0	0	1	1	0									
<b>Mike Devereaux, R</b> OBP: 0.300, SLG: 0.434 (6, PH)										2	0	0	0	0	0	2									
<b>Cal Ripken Jr., R</b> OBP: 0.408, SLG: 0.632 (1, 6)	E6 1B									4	0	0	0	0	0	2									
<b>Dwight Evans, R</b> OBP: 0.390, SLG: 0.400 (1, 9)										4	1	2	1	0	0	0									
<b>Sam Horn, L</b> OBP: 0.327, SLG: 0.452 (1, 10)										2	0	0	0	2	0	0									
<b>Randy Milligan, R</b> OBP: 0.303, SLG: 0.232 (1, 3)										4	0	0	0	0	0	4									
<b>Leo Gomez, R</b> OBP: 0.366, SLG: 0.333 (1, 5)										3	2	2	0	1	1	0									
<b>Chris Hoiles, R</b> OBP: 0.194, SLG: 0.176 (1, 2)										3	0	1	0	0	0	2									
<b>Juan Bell, R</b> OBP: 0.143, SLG: 0.143 (1, 4)										3	0	0	0	0	1	4									
<b>Bob Melvin, R</b> OBP: 0.143, SLG: 0.190 (9, PH)										1	0	0	0	0	0	0									
<b>Inning Stats</b>	R: 0 E: 1 K: 1 S: 9	H: 1 LOB: 3 BB: 1 P: 16	R: 1 E: 0 K: 0 S: 11	H: 2 LOB: 2 BB: 1 P: 20	R: 0 E: 0 K: 0 S: 15	H: 0 LOB: 2 BB: 2 P: 25	R: 0 E: 0 K: 1 S: 8	H: 0 LOB: 0 BB: 0 P: 14	R: 1 E: 0 K: 0 S: 7	H: 1 LOB: 0 BB: 0 P: 13	R: 1 E: 0 K: 1 S: 14	H: 2 LOB: 1 BB: 0 P: 22	R: 0 E: 0 K: 0 S: 4	H: 0 LOB: 0 BB: 0 P: 5	R: 0 E: 0 K: 1 S: 10	H: 0 LOB: 0 BB: 0 P: 14	R: 0 E: 0 K: 1 S: 6	H: 0 LOB: 0 BB: 0 P: 9	1B: 4 2B: 1 3B: 0 HR: 1	SF: 1 SAC: 0 DP: 1 HBP: 1	WP: 0 PB: 0 SB: 0 CS: 0	PA: 38			
<b>PITCHER</b>	IP	WLS	BF	H	R	ER	SO	BB	IBB	HBP	BLK	WP	HR	S	P	ERA	WHIP								
<b>Erik Hanson, R</b> ERA: 3.28 (1, 1)	5.1	W	28	6	3	3	3	4	0	1	0	0	0	63	109	5.06	1.875								
<b>Russ Swan, L</b> ERA: 0.65 (6, 1)	3.2	S	10	0	0	0	2	0	0	0	0	0	0	21	29	0.00	0.000								





Batter	1	2	3	4	5	6	7	8	9	AB	R	H	RBI	BB	SO	LOB	TOP				
Harold Reynolds, S OBP: 0.288, SLG: 0.270	4-2 G5-3 BB	0-3 K		0-0 F8		2-1 L8			2-2 G3-1	4	1	0	0	1	1	6					
Ken Griffey, L OBP: 0.359, SLG: 0.343	1-1 K	1-2 FC6-4		0-1 F9			1-0 P5		1-3 K	5	0	1	0	0	1	5					
Ken Griffey Jr., L OBP: 0.371, SLG: 0.443	3-2 G5-3			1-0 L4		0-1 G4-6-3 1B		0-2 WP 2B		4	0	2	1	0	0	1					
Edgar Martinez, R OBP: 0.527, SLG: 0.542	1-0 P6			1-2 G6-3		1-2 G4-6-3		1-1 FC9-3-5		4	0	0	0	0	0	3					
Pete O'Brien, L OBP: 0.315, SLG: 0.386	1-0 G4-3			4-0 BB		4-2 BB		0-1 G4-1		2	0	0	0	2	0	1					
Alvin Davis, L OBP: 0.322, SLG: 0.288		2-1 2B 1B		1-2 G3		3-3 K		3-3 K		4	0	1	0	0	2	2					
Greg Briley, L OBP: 0.370, SLG: 0.391	1-0 K			2-2 FC1-5 BB 1B		1-0 G6-4-3 BB 1B		4-1 BB		3	0	3	0	0	0	0					
Jay Buhner, R OBP: 0.344, SLG: 0.558	1-3 2B			4-2 FC1-5 BB 1B		4-0 G6-4-3 BB		0-2 G4-3		0	0	0	0	1	0	0					
Omar Vizquel, S OBP: 0.288, SLG: 0.250	2-0 L4			1-2 FC1-5 BB		1-2 BB				2	0	0	0	2	0	3					
Dave Valle, R OBP: 0.333, SLG: 0.322	4-1 FC6-4 BB			0-1 FC1-5		0-0 G6-4-3		1-0 G3		2	0	0	0	1	0	4					
Scott Bradley, L OBP: 0.100, SLG: 0.100				1-2 2-3F		1-2 2-3				1	0	0	0	0	0	0					
<b>Inning Stats</b>	R: 1 E: 0 K: 0 S: 10	H: 1 LOB: 1 BB: 1 P: 20	R: 0 E: 0 K: 1 S: 14	H: 2 LOB: 3 BB: 1 P: 24	R: 0 E: 0 K: 0 S: 8	H: 0 LOB: 1 BB: 1 P: 15	R: 0 E: 0 K: 0 S: 11	H: 1 LOB: 2 BB: 1 P: 17	R: 0 E: 0 K: 1 S: 12	H: 1 LOB: 1 BB: 1 P: 20	R: 0 E: 0 K: 0 S: 6	H: 1 LOB: 0 BB: 0 P: 8	R: 0 E: 0 K: 1 S: 9	H: 0 LOB: 1 BB: 1 P: 16	R: 0 E: 0 K: 1 S: 7	H: 0 LOB: 0 BB: 0 P: 11	1B: 4 2B: 4 3B: 0 HR: 0	SF: 0 SAC: 0 DP: 3 HBP: 0	WP: 1 PB: 0 SB: 0 CS: 0	PA: 38	
<b>PITCHER</b>	IP WLS BF H R ER SO BB IBB HBP BLK WP HR S P ERA WHIP	IP WLS BF H R ER SO BB IBB HBP BLK WP HR S P ERA WHIP	IP WLS BF H R ER SO BB IBB HBP BLK WP HR S P ERA WHIP	IP WLS BF H R ER SO BB IBB HBP BLK WP HR S P ERA WHIP	IP WLS BF H R ER SO BB IBB HBP BLK WP HR S P ERA WHIP	IP WLS BF H R ER SO BB IBB HBP BLK WP HR S P ERA WHIP	IP WLS BF H R ER SO BB IBB HBP BLK WP HR S P ERA WHIP	IP WLS BF H R ER SO BB IBB HBP BLK WP HR S P ERA WHIP	IP WLS BF H R ER SO BB IBB HBP BLK WP HR S P ERA WHIP	IP WLS BF H R ER SO BB IBB HBP BLK WP HR S P ERA WHIP	IP WLS BF H R ER SO BB IBB HBP BLK WP HR S P ERA WHIP	IP WLS BF H R ER SO BB IBB HBP BLK WP HR S P ERA WHIP	IP WLS BF H R ER SO BB IBB HBP BLK WP HR S P ERA WHIP	IP WLS BF H R ER SO BB IBB HBP BLK WP HR S P ERA WHIP	IP WLS BF H R ER SO BB IBB HBP BLK WP HR S P ERA WHIP	IP WLS BF H R ER SO BB IBB HBP BLK WP HR S P ERA WHIP	IP WLS BF H R ER SO BB IBB HBP BLK WP HR S P ERA WHIP	IP WLS BF H R ER SO BB IBB HBP BLK WP HR S P ERA WHIP	IP WLS BF H R ER SO BB IBB HBP BLK WP HR S P ERA WHIP	IP WLS BF H R ER SO BB IBB HBP BLK WP HR S P ERA WHIP	IP WLS BF H R ER SO BB IBB HBP BLK WP HR S P ERA WHIP

Seattle Mariners @ Baltimore Orioles  
Memorial Stadium, Baltimore, MD  
Wed May 01 1991, 7:05 PM EDT  
Att: 19,918 - Cloudy - 81 F

AB 31  
R 1  
H 7  
RBI 1  
BB 7  
SO 4  
LOB 25



Batter	1	2	3	4	5	6	7	8	9	AB	R	H	RBI	BB	SO	LOB	BOTTOM				
Mike Devereaux, R OBP: 0.297, SLG: 0.411	0-3 K			2-3 K		4-0 BB 1B BB	2-3 K			3	1	0	0	1	3	2					
Randy Milligan, R OBP: 0.300, SLG: 0.220	2-3 K			4-1 FC6-4 BB		0-3 K	0-0 G4-3			3	0	0	0	1	2	4					
Cal Ripken Jr., R OBP: 0.400, SLG: 0.606	0-0 G1-3			3-1 P6		4-1 1B BB BB		1-0 G5-3		3	0	0	0	1	0	1					
Dwight Evans, R OBP: 0.381, SLG: 0.377		3-2 P4		0-1 FC6-4		4-2 1B BB		0-1 G5-3		3	0	0	1	1	0	1					
Joe Orsulak, L OBP: 0.306, SLG: 0.333		1-3 K		1-2 2-3F		1-2 2-3 3-H		3-2 E 1B		0	0	0	0	0	0	0					
Bob Melvin, R OBP: 0.240, SLG: 0.250		1-3 K		4-2 G4-6-3 BB		0-0 G4-6-3		3-2 E 1B		3	0	2	1	1	1	0					
Leo Gomez, R OBP: 0.333, SLG: 0.300		1-0 F8		0-0 G4-6-3		1-3 K		1-0 E1		4	0	0	0	0	1	5					
Craig Worthington, R OBP: 0.298, SLG: 0.290			4-2 CS BB		0-3 K		1-2 FC1-5 SH 1B		1-1 F7	2	0	1	0	1	1	0					
Juan Bell, R OBP: 0.143, SLG: 0.143										0	0	0	0	0	0	0					
Tim Hulett, R OBP: 0.125, SLG: 0.500										1	0	0	0	0	0	2					
Brady Anderson, L OBP: 0.393, SLG: 0.250			0-3 K		4-1 BB SH1-4 BB		0-2 SH FC1-5			1	1	0	0	1	1	1					
Billy Ripken, R OBP: 0.234, SLG: 0.182			0-1 P3		0-1 SH1-4		1-1 FC1-5			2	0	0	0	0	0	2					
<b>Inning Stats</b>	R: 0 E: 0 K: 2 S: 7	H: 0 LOB: 0 BB: 0 P: 9	R: 0 E: 0 K: 1 S: 10	H: 0 LOB: 0 BB: 0 P: 15	R: 0 E: 0 K: 1 S: 7	H: 0 LOB: 0 BB: 1 P: 11	R: 0 E: 0 K: 1 S: 11	H: 0 LOB: 1 BB: 1 P: 20	R: 0 E: 0 K: 1 S: 8	H: 0 LOB: 0 BB: 1 P: 12	R: 2 E: 0 K: 2 S: 17	H: 1 LOB: 3 BB: 4 P: 34	R: 0 E: 1 K: 1 S: 13	H: 1 LOB: 2 BB: 0 P: 17	R: 0 E: 1 K: 0 S: 9	H: 1 LOB: 2 BB: 0 P: 15	1B: 3 2B: 0 3B: 0 HR: 0	SF: 0 SAC: 2 DP: 1 HBP: 0	WP: 0 PB: 0 SB: 0 CS: 1	PA: 34	
<b>PITCHER</b>	IP WLS BF H R ER SO BB IBB HBP BLK WP HR S P ERA WHIP	IP WLS BF H R ER SO BB IBB HBP BLK WP HR S P ERA WHIP	IP WLS BF H R ER SO BB IBB HBP BLK WP HR S P ERA WHIP	IP WLS BF H R ER SO BB IBB HBP BLK WP HR S P ERA WHIP	IP WLS BF H R ER SO BB IBB HBP BLK WP HR S P ERA WHIP	IP WLS BF H R ER SO BB IBB HBP BLK WP HR S P ERA WHIP	IP WLS BF H R ER SO BB IBB HBP BLK WP HR S P ERA WHIP	IP WLS BF H R ER SO BB IBB HBP BLK WP HR S P ERA WHIP	IP WLS BF H R ER SO BB IBB HBP BLK WP HR S P ERA WHIP	IP WLS BF H R ER SO BB IBB HBP BLK WP HR S P ERA WHIP	IP WLS BF H R ER SO BB IBB HBP BLK WP HR S P ERA WHIP	IP WLS BF H R ER SO BB IBB HBP BLK WP HR S P ERA WHIP	IP WLS BF H R ER SO BB IBB HBP BLK WP HR S P ERA WHIP	IP WLS BF H R ER SO BB IBB HBP BLK WP HR S P ERA WHIP	IP WLS BF H R ER SO BB IBB HBP BLK WP HR S P ERA WHIP	IP WLS BF H R ER SO BB IBB HBP BLK WP HR S P ERA WHIP	IP WLS BF H R ER SO BB IBB HBP BLK WP HR S P ERA WHIP	IP WLS BF H R ER SO BB IBB HBP BLK WP HR S P ERA WHIP	IP WLS BF H R ER SO BB IBB HBP BLK WP HR S P ERA WHIP	IP WLS BF H R ER SO BB IBB HBP BLK WP HR S P ERA WHIP	IP WLS BF H R ER SO BB IBB HBP BLK WP HR S P ERA WHIP

Seattle Mariners @ Baltimore Orioles  
Memorial Stadium, Baltimore, MD  
Wed May 01 1991, 7:05 PM EDT  
Att: 19,918 - Cloudy - 81 F

AB 25  
R 2  
H 3  
RBI 2  
BB 7  
SO 9  
LOB 18





Batter	1	2	3	4	5	6	7	8	9	AB	R	H	RBI	BB	SO	LOB	TOP					
<b>Roberto Kelly, R</b> OBP: 0.366, SLG: 0.406 (1, 8)										4	1	1	0	0	1	1						
<b>Steve Sax, R</b> OBP: 0.333, SLG: 0.333 (1, 4)										4	0	1	0	0	0	1						
<b>Don Mattingly, L</b> OBP: 0.356, SLG: 0.316 (1, 3)										4	1	1	1	0	0	1						
<b>Kevin Maas, L</b> OBP: 0.458, SLG: 0.362 (1, 10)										3	1	0	0	1	0	0						
<b>Matt Nokes, L</b> OBP: 0.345, SLG: 0.600 (1, 2)										4	1	2	2	0	1	0						
<b>Jesse Barfield, R</b> OBP: 0.386, SLG: 0.483 (1, 9)										4	0	0	0	0	4	2						
<b>Mel Hall, L</b> OBP: 0.162, SLG: 0.343 (9, 9)										0	0	0	0	0	0	0						
<b>Hensley Meulens, R</b> OBP: 0.255, SLG: 0.308 (1, 7)										4	1	1	2	0	2	0						
<b>Jim Leyritz, R</b> OBP: 0.333, SLG: 0.067 (1, 5)										2	0	0	0	1	0	0						
<b>Alvaro Espinoza, R</b> OBP: 0.373, SLG: 0.473 (1, 6)										3	0	0	0	0	0	1						
<b>Inning Stats</b>	R: 0 H: 0 E: 0 K: 1 S: 7	H: 0 LOB: 0 BB: 0 P: 10	R: 2 H: 2 E: 0 K: 1 S: 12	H: 2 LOB: 0 BB: 23 P: 23	R: 3 H: 3 E: 0 K: 1 S: 12	H: 3 LOB: 1 BB: 24 P: 24	R: 0 H: 0 E: 0 K: 0 S: 7	H: 0 LOB: 0 BB: 0 P: 8	R: 0 H: 0 E: 0 K: 0 S: 3	H: 0 LOB: 0 BB: 0 P: 7	R: 0 H: 0 E: 0 K: 1 S: 9	H: 0 LOB: 0 BB: 0 P: 12	R: 0 H: 0 E: 0 K: 1 S: 8	H: 0 LOB: 1 BB: 1 P: 14	R: 0 H: 1 E: 0 K: 0 S: 6	H: 1 LOB: 0 BB: 0 P: 9	R: 0 H: 0 E: 0 K: 3 S: 10	H: 0 LOB: 0 BB: 0 P: 12	1B: 3 2B: 2 3B: 0 HR: 1	SF: 0 SAC: 0 DP: 1 HBP: 0	WP: 1 PB: 0 CS: 0	PA: 34
<b>PITCHER</b>	IP	WLS	BF	H	R	ER	SO	BB	IBB	HBP	BLK	WP	HR	S	P	ERA	WHIP					
<b>Brian Holman, R</b> ERA: 3.53 (1, 1)	7.0	L	29	6	5	5	5	2	0	0	0	1	1	60	102	6.43	1.143					
<b>Bill Krueger, L</b> ERA: 4.7 (8, 1)	1.1		3	0	0	0	1	0	0	0	0	0	0	7	9	0.00	0.000					
<b>Michael Jackson, R</b> ERA: 3.65 (9, 1)	0.2		2	0	0	0	2	0	0	0	0	0	0	7	8	0.00	0.000					

**New York Yankees @ Seattle Mariners**  
The Kingdome, Seattle, WA  
Fri May 03 1991, 10:05 PM EDT  
Att: 22,884 - Dome - 70 F

AB 32  
R 5  
H 6  
RBI 5  
BB 2  
SO 8  
LOB 6



Batter	1	2	3	4	5	6	7	8	9	AB	R	H	RBI	BB	SO	LOB	BOTTOM					
<b>Harold Reynolds, S</b> OBP: 0.267, SLG: 0.290 (1, 4)										4	0	1	0	0	0	0						
<b>Ken Griffey, L</b> OBP: 0.357, SLG: 0.342 (1, 7)										3	0	1	0	0	1	0						
<b>Jay Buhner, R</b> OBP: 0.339, SLG: 0.547 (8, 9)										1	0	0	0	0	1	1						
<b>Ken Griffey Jr., L</b> OBP: 0.370, SLG: 0.439 (1, 8)										3	0	1	0	0	0	0						
<b>Edgar Martinez, R</b> OBP: 0.510, SLG: 0.520 (1, 5)										3	0	0	0	0	3	1						
<b>Jeff Schaefer, R</b> OBP: 0.226, SLG: 0.233 (8, 5)										0	0	0	0	0	0	0						
<b>Pete O'Brien, L</b> OBP: 0.305, SLG: 0.372 (1, 3)										3	0	0	0	0	0	0						
<b>Alvin Davis, L</b> OBP: 0.311, SLG: 0.276 (1, 10)										3	0	0	0	0	1	0						
<b>Greg Brolley, L</b> OBP: 0.351, SLG: 0.367 (1, 9)										3	0	0	0	0	0	0						
<b>Omar Vizquel, S</b> OBP: 0.274, SLG: 0.236 (1, 6)										3	0	0	0	0	1	0						
<b>Dave Valle, R</b> OBP: 0.319, SLG: 0.306 (1, 2)										3	0	0	0	0	2	0						
<b>Inning Stats</b>	R: 0 H: 0 E: 0 K: 1 S: 7	H: 0 LOB: 0 BB: 0 P: 9	R: 0 H: 0 E: 0 K: 2 S: 9	H: 0 LOB: 0 BB: 0 P: 15	R: 0 H: 0 E: 0 K: 1 S: 10	H: 0 LOB: 0 BB: 0 P: 12	R: 0 H: 1 E: 0 K: 1 S: 8	H: 1 LOB: 0 BB: 0 P: 14	R: 0 H: 0 E: 0 K: 0 S: 11	H: 0 LOB: 0 BB: 0 P: 19	R: 0 H: 0 E: 0 K: 2 S: 9	H: 0 LOB: 0 BB: 0 P: 10	R: 0 H: 1 E: 0 K: 1 S: 10	H: 1 LOB: 0 BB: 0 P: 15	R: 0 H: 0 E: 0 K: 0 S: 5	H: 0 LOB: 0 BB: 0 P: 7	R: 0 H: 1 E: 0 K: 1 S: 10	H: 1 LOB: 1 BB: 0 P: 16	1B: 2 2B: 0 3B: 1 HR: 0	SF: 0 SAC: 0 DP: 0 HBP: 0	WP: 0 PB: 0 CS: 0	PA: 29
<b>PITCHER</b>	IP	WLS	BF	H	R	ER	SO	BB	IBB	HBP	BLK	WP	HR	S	P	ERA	WHIP					
<b>Scott Sanderson, R</b> ERA: 4.45 (1, 1)	9.0	W	29	3	0	0	9	0	0	0	0	0	0	79	117	0.00	0.333					

**New York Yankees @ Seattle Mariners**  
The Kingdome, Seattle, WA  
Fri May 03 1991, 10:05 PM EDT  
Att: 22,884 - Dome - 70 F

AB 29  
R 0  
H 3  
RBI 0  
BB 0  
SO 9  
LOB 2





Batter	1	2	3	4	5	6	7	8	9	AB	R	H	RBI	BB	SO	LOB	TOP		
<b>Roberto Kelly, R</b> OBP: 0.356, SLG: 0.392 (1, 8)	G1-3	G4-3		1B		G6-3		K		5	0	1	0	0	1	2			
<b>Steve Sax, R</b> OBP: 0.326, SLG: 0.326 (1, 4)	F9		G1-3	P2			G6-4-3 1B		P8	5	0	1	0	0	0	1			
<b>Don Mattingly, L</b> OBP: 0.348, SLG: 0.309 (1, 3)	1B		F7		G3-1		G6-4-3 1-2		F8	5	0	1	0	0	0	1			
<b>Kevin Maas, L</b> OBP: 0.489, SLG: 0.443 (1, 10)	1-2 BB		1B 1B	1B	2B BB		WP 2B 1B		HR	3	2	3	1	2	0	0			
<b>Mel Hall, L</b> OBP: 0.200, SLG: 0.395 (7, PH) <b>Jesse Barfield, R</b> OBP: 0.389, SLG: 0.500 (7, 9)	P3		1B	1B	2B		1-H 2B		G6-3	3	0	2	0	0	0	2			
<b>Matt Nokes, L</b> OBP: 0.371, SLG: 0.596 (1, 2)		G3-1		1-2 2-3 1B		G4-6-3 HBP				2	0	1	0	1	0	0			
<b>Hensley Meulens, R</b> OBP: 0.237, SLG: 0.286 (1, 7)		K	K		G4-6-3 1-2		K			4	0	0	0	0	3	8			
<b>Jim Leyritz, R</b> OBP: 0.320, SLG: 0.056 (1, 5)		1B BB		F9		G4-3		F8		3	0	0	0	1	0	0			
<b>Alvaro Espinoza, R</b> OBP: 0.365, SLG: 0.458 (1, 6)		1-2 1B		G3		G5-3		K		4	0	1	0	0	1	0			
<b>Inning Stats</b>	R: 0 E: 0 K: 0 S: 10	H: 1 LOB: 2 BB: 1 P: 20	R: 0 E: 0 K: 1 S: 15	H: 1 LOB: 2 BB: 1 P: 23	R: 0 E: 0 K: 1 S: 16	H: 3 LOB: 3 BB: 0 P: 23	R: 0 E: 0 K: 0 S: 11	H: 1 LOB: 1 BB: 0 P: 15	R: 0 E: 0 K: 0 S: 7	H: 0 LOB: 0 BB: 0 P: 8	R: 1 E: 0 K: 1 S: 19	H: 3 LOB: 2 BB: 1 P: 31	R: 0 E: 0 K: 2 S: 9	H: 0 LOB: 0 BB: 0 P: 9	R: 1 E: 0 K: 0 S: 11	H: 1 LOB: 0 BB: 0 P: 18	1B: 8 2B: 2 3B: 0 HR: 1	SF: 0 SAC: 0 DP: 2 HBP: 1	WP: 1 PA: 41 CS: 0
<b>PITCHER</b>	IP	WLS	BF	H	R	ER	SO	BB	IBB	HBP	BLK	WP	HR	S	P	ERA	WHIP		
<b>Scott Bankhead, R</b> ERA: 4.13 (1, 1)	5.0	W	25	7	0	0	2	3	0	1	0	0	0	59	96	0.00	2.000		
<b>Bill Swift, R</b> ERA: 2.08 (6, 1)	1.0		4	1	1	1	0	0	0	0	0	0	0	10	15	9.00	1.000		
<b>Russ Swan, L</b> ERA: 1.29 (7, 1)	0.2		4	2	0	0	0	1	0	0	0	1	0	11	18	0.00	4.500		
<b>Michael Jackson, R</b> ERA: 3.88 (7, 1)	2.1	S	8	1	1	1	3	0	0	0	0	0	1	24	33	3.86	0.429		

**New York Yankees @ Seattle Mariners**  
The Kingdome, Seattle, WA  
Sat May 04 1991, 10:05 PM EDT  
Att: 53,755 - Dome - 70 F

AB	36
R	2
H	11
RBI	2
BB	4
SO	5
LOB	14



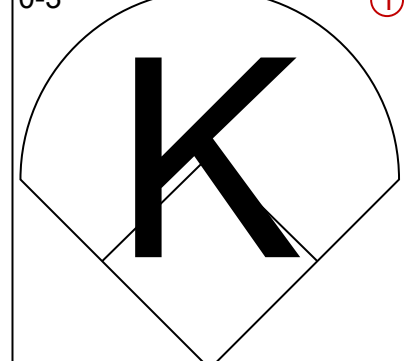
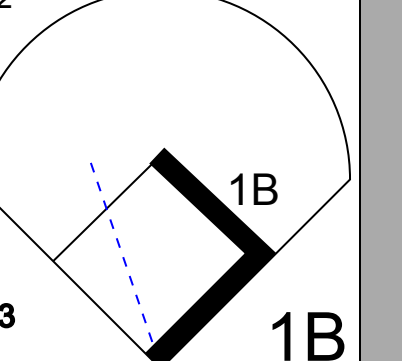
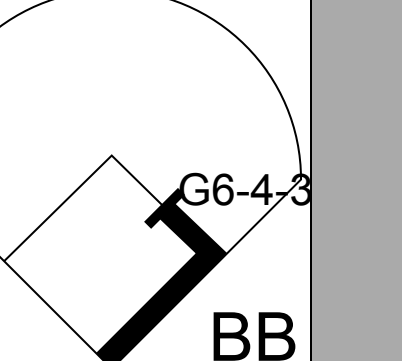

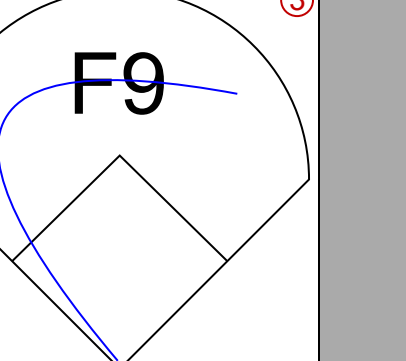
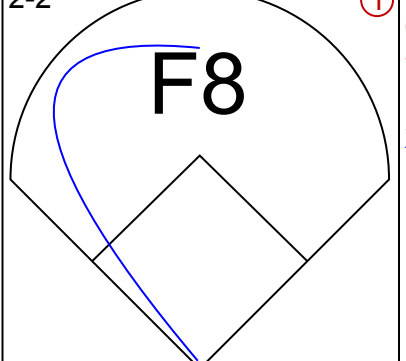
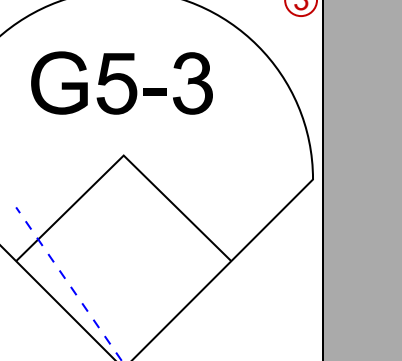
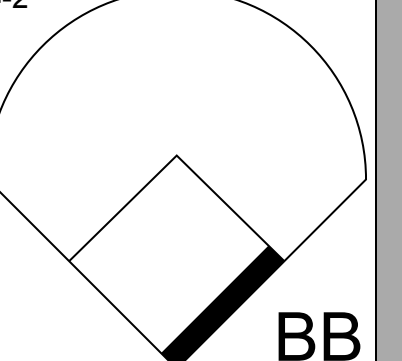
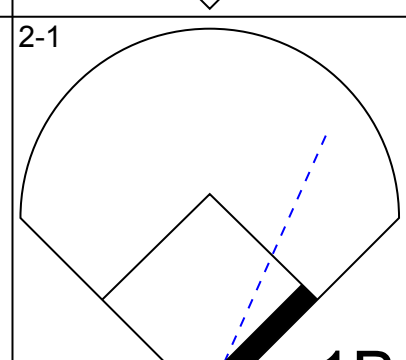
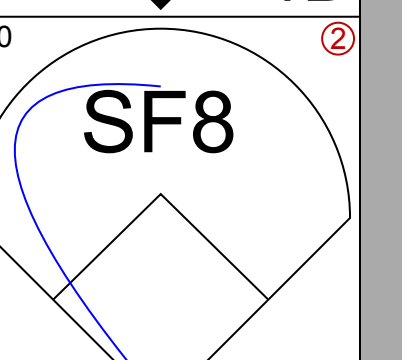
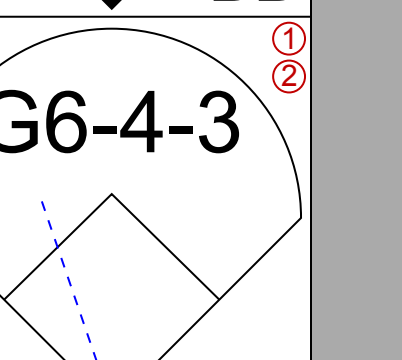
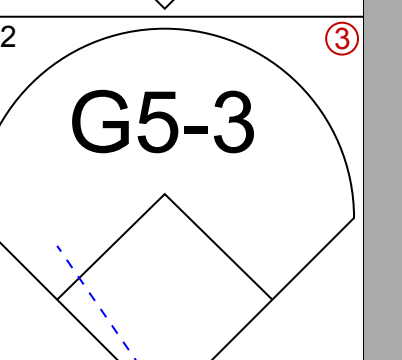
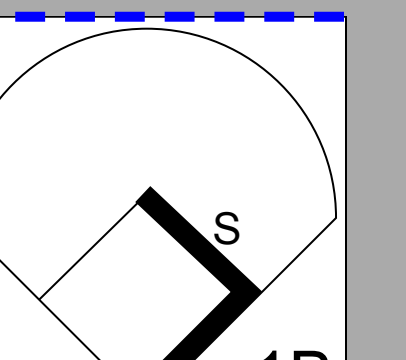
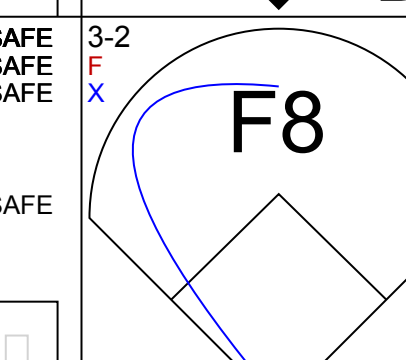
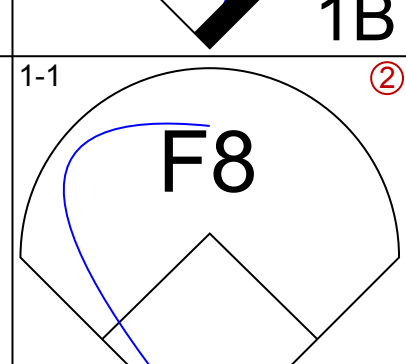
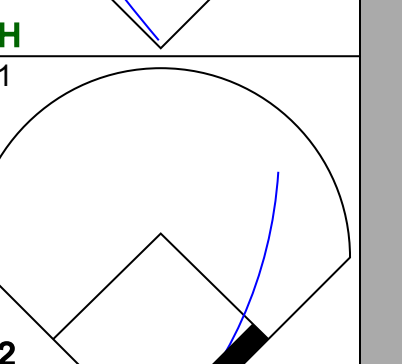
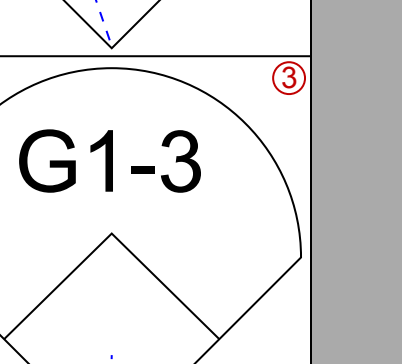
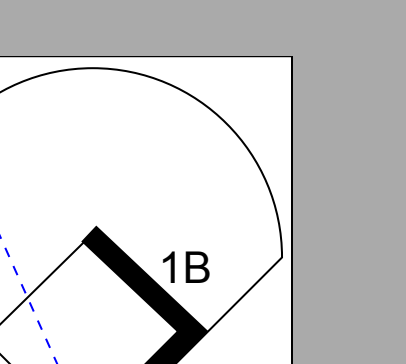
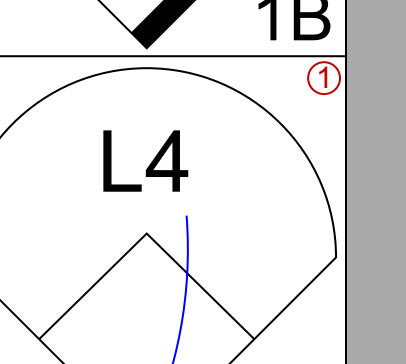
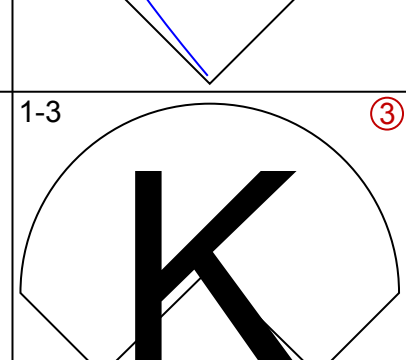
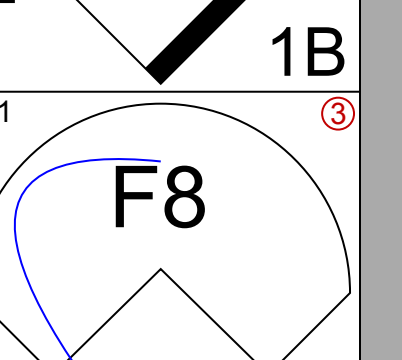
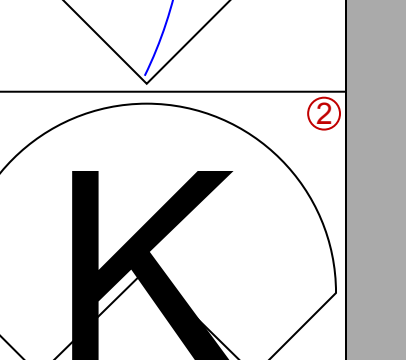
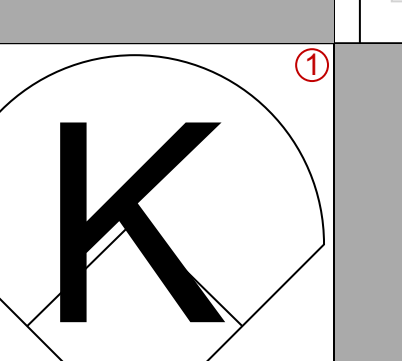
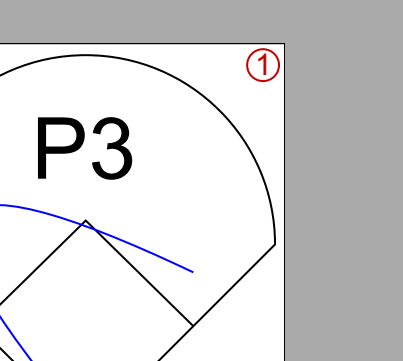
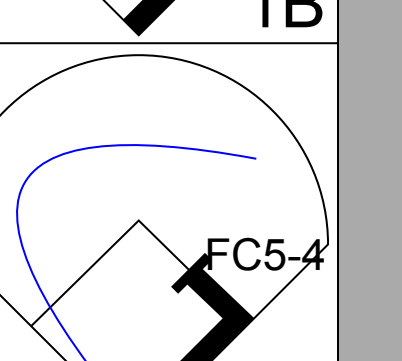
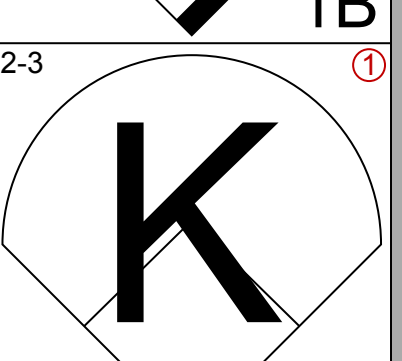
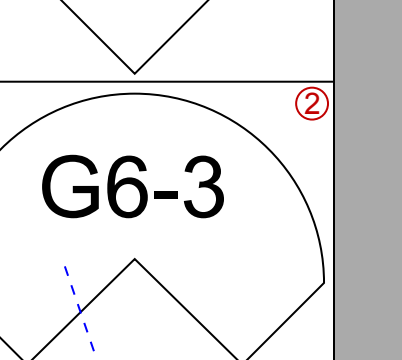
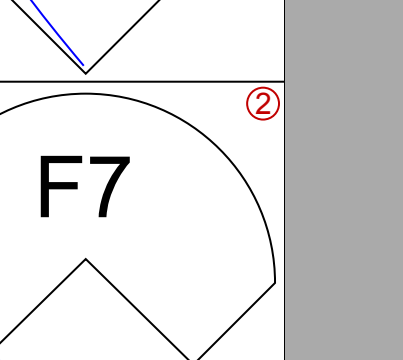
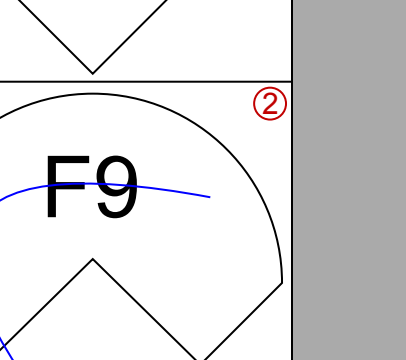
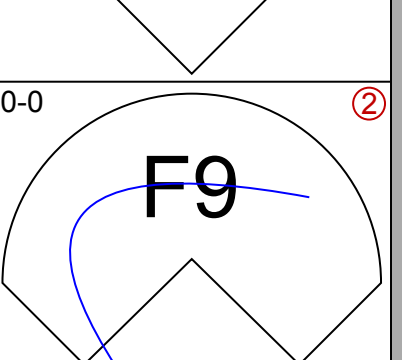
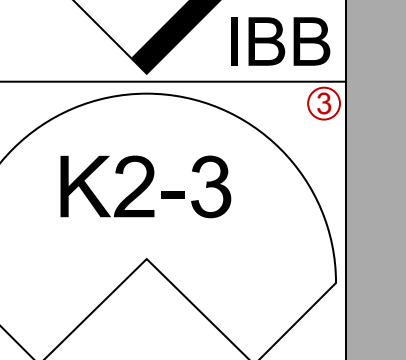
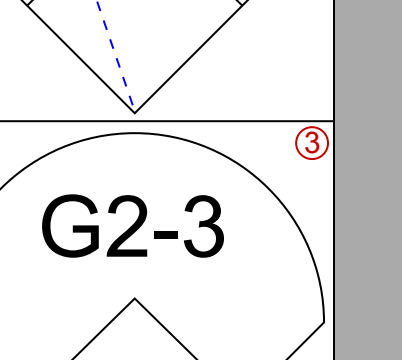
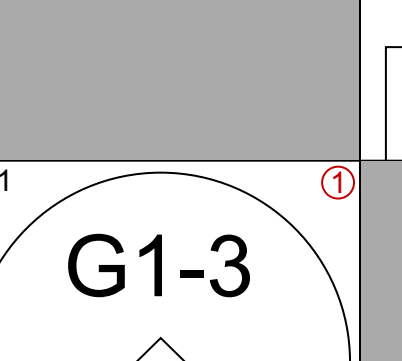
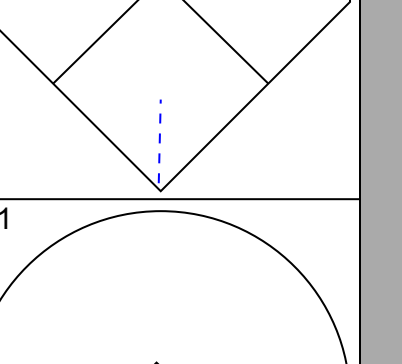
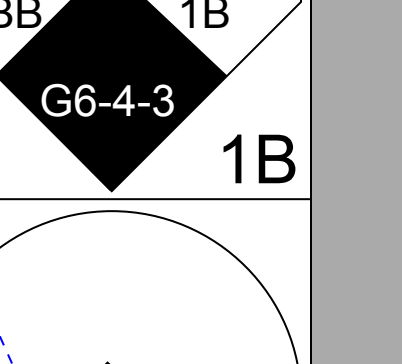
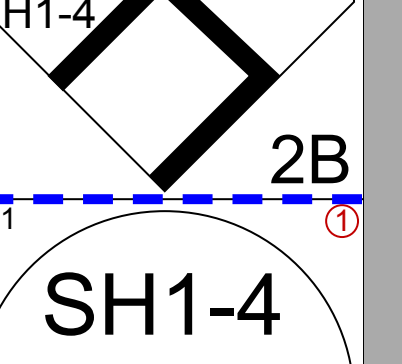
Batter	1	2	3	4	5	6	7	8	9	AB	R	H	RBI	BB	SO	LOB	BOTTOM		
<b>Henry Cotto, R</b> OBP: 0.300, SLG: 0.433 (1, 7)	K		G1-4-3 1-2		F8		FC5-4 1B S			4	0	0	0	0	1	4			
<b>Harold Reynolds, S</b> OBP: 0.287, SLG: 0.289 (1, 4)	G5-3		B5-3		F7		1B			4	0	1	0	0	0	2			
<b>Ken Griffey Jr., L</b> OBP: 0.375, SLG: 0.435 (1, 8)	K			S BB		1B 1B	G4-3			3	1	1	0	1	1	2			
<b>Tracy Jones, R</b> OBP: 0.345, SLG: 0.423 (1, 10)		HR BB		F8		F8		G5-3		3	1	0	0	1	0	2			
<b>Jay Buhner, R</b> OBP: 0.333, SLG: 0.526 (1, 9)		K		K		1B 1B		G6-3		4	0	1	0	0	2	2			
<b>Pete O'Brien, L</b> OBP: 0.313, SLG: 0.411 (1, 3)		HR		F7		G6-4-3 1B		G1-3		4	1	2	3	0	0	1			
<b>Dave Valle, R</b> OBP: 0.320, SLG: 0.297 (1, 2)		P7				G6-4-3 1-2				2	0	0	0	1	0	2			
<b>Jeff Schaefer, R</b> OBP: 0.235, SLG: 0.242 (1, 5)		K				FC5 1B		K		3	0	1	0	0	2	0			
<b>Omar Vizquel, S</b> OBP: 0.277, SLG: 0.241 (1, 6)			K		FC5		FC5-4 1B			3	0	1	0	0	1	2			
<b>Inning Stats</b>	R: 0 E: 0 K: 2 S: 8	H: 0 LOB: 0 BB: 0 P: 14	R: 2 E: 0 K: 2 S: 12	H: 1 LOB: 0 BB: 1 P: 22	R: 0 E: 0 K: 1 S: 6	H: 0 LOB: 0 BB: 0 P: 10	R: 0 E: 0 K: 1 S: 8	H: 0 LOB: 1 BB: 1 P: 19	R: 0 E: 0 K: 0 S: 6	H: 1 LOB: 2 BB: 1 P: 17	R: 1 E: 0 K: 0 S: 12	H: 3 LOB: 1 BB: 0 P: 18	R: 0 E: 0 K: 1 S: 8	H: 2 LOB: 2 BB: 0 P: 12	R: 0 E: 0 K: 0 S: 6	H: 0 LOB: 0 BB: 0 P: 13	1B: 6 2B: 0 3B: 0 HR: 1	SF: 0 SAC: 0 DP: 2 HBP: 0	WP: 1 PA: 33 CS: 0
<b>PITCHER</b>	IP	WLS	BF	H	R	ER	SO	BB	IBB	HBP	BLK	WP	HR	S	P	ERA	WHIP		
<b>Chuck Cary, L</b> ERA: 6.26 (1, 1)	5.1	L	24	5	3	3	6	3	0	0	0	1	1	49	96	5.06	1.500		
<b>John Habyan, R</b> ERA: 1.59 (6, 1)	1.1		4	1	0	0	1	0	0	0	0	0	0	8	10	0.00	0.750		
<b>Lee Guetterman, L</b> ERA: 1.0 (7, 1)	1.1		5	1	0	0	0	0	0	0	0	0	0	9	19	0.00	0.750		

**New York Yankees @ Seattle Mariners**  
The Kingdome, Seattle, WA  
Sat May 04 1991, 10:05 PM EDT  
Att: 53,755 - Dome - 70 F

AB	30
R	3
H	7
RBI	3
BB	3
SO	7
LOB	17



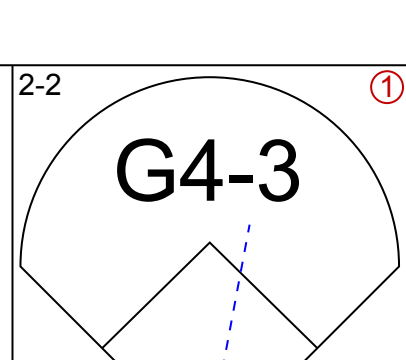
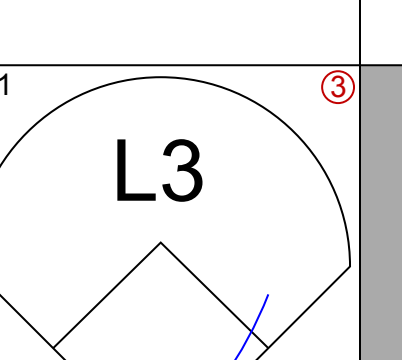
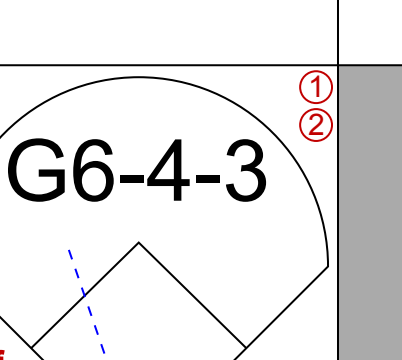
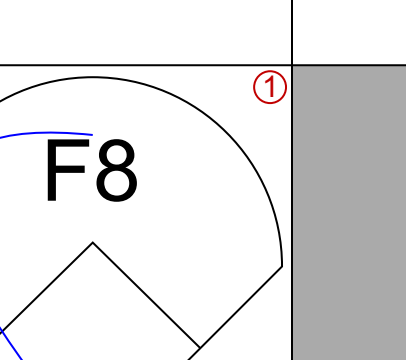
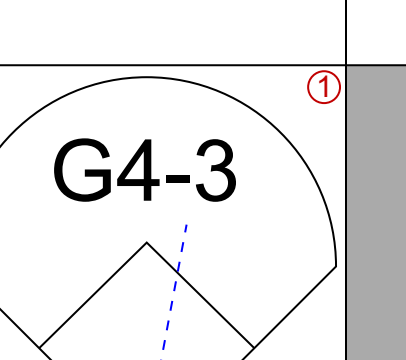
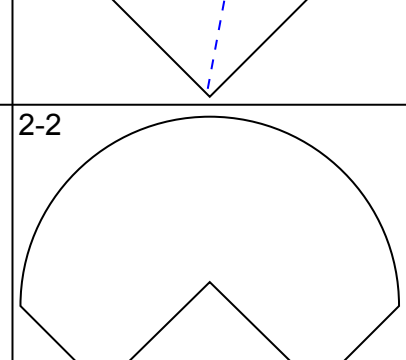
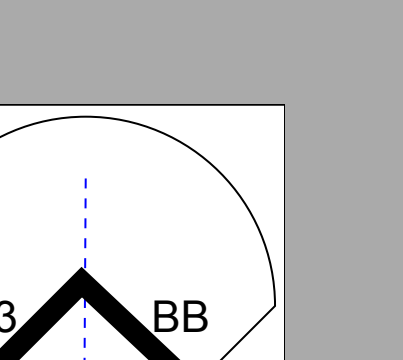
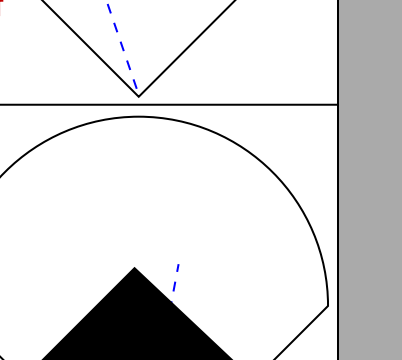
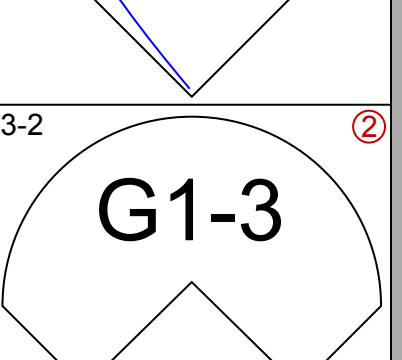
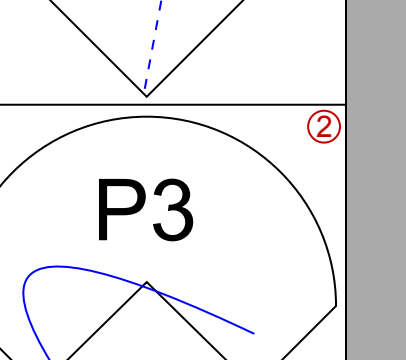
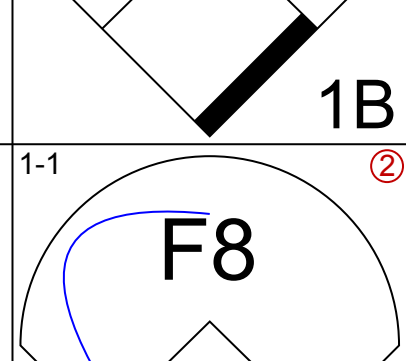
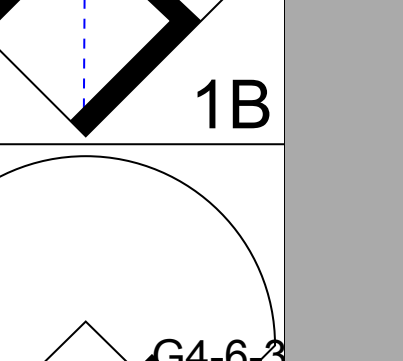
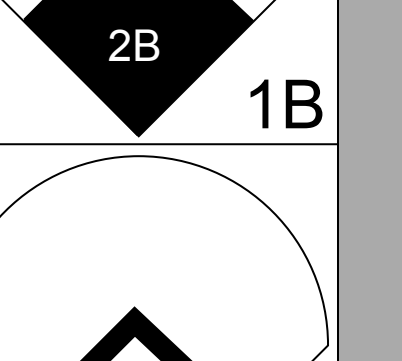
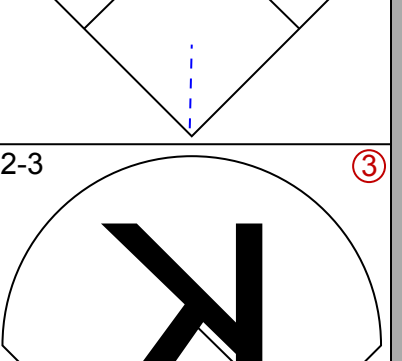
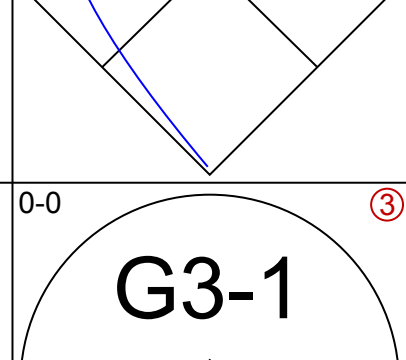
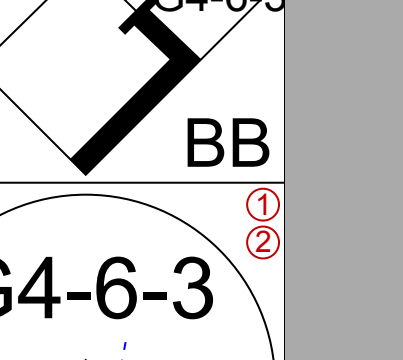
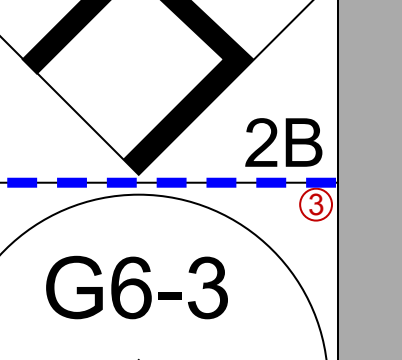
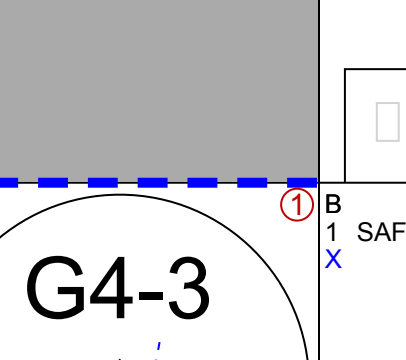
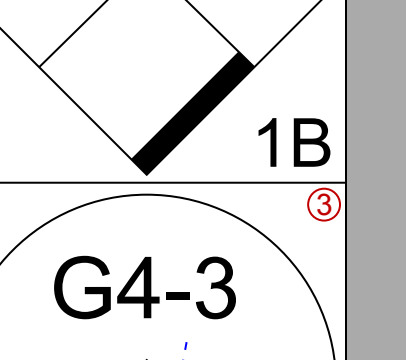
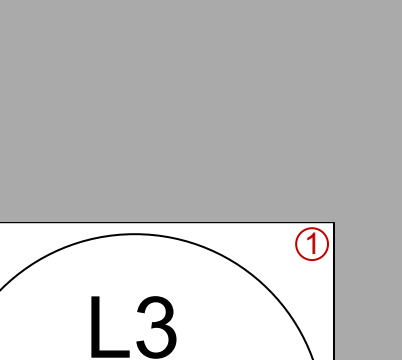
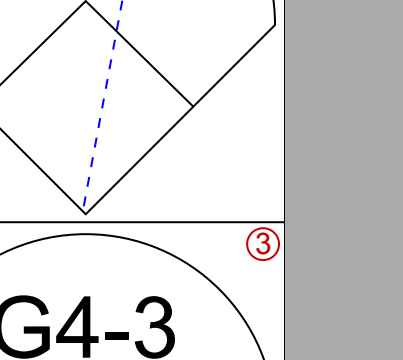
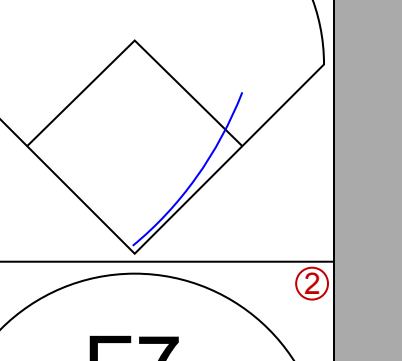
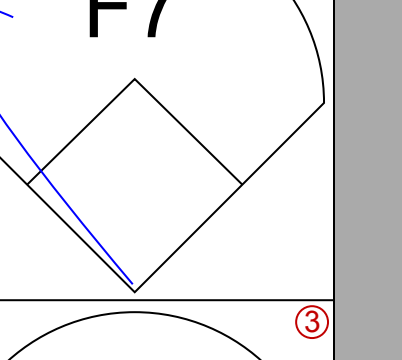

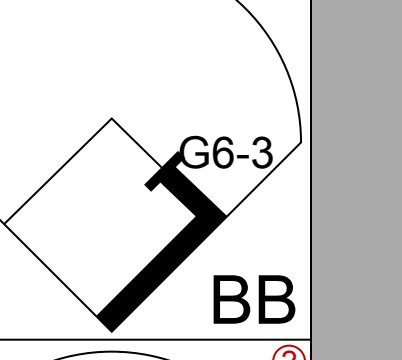
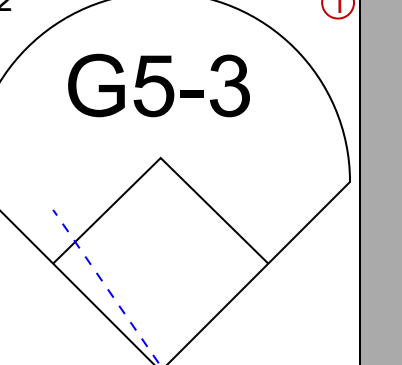


Batter	1	2	3	4	5	6	7	8	9	10	11	12	13	14	15	16	AB	R	H	RBI	BB	SO	LOB	TOP			
<b>Roberto Kelly, R</b> OBP: 0.358, SLG: 0.375 (1, 8)																	6	0	1	0	2	2	1				
<b>Steve Sax, R</b> OBP: 0.330, SLG: 0.333 (1, 4)																	7	1	3	1	0	0	4				
<b>Don Mattingly, L</b> OBP: 0.350, SLG: 0.315 (1, 3)																	8	0	3	0	0	0	4				
<b>Kevin Maas, L</b> OBP: 0.479, SLG: 0.478 (1, 10)																	8	1	3	1	0	4	6				
<b>Jessa Barfield, R</b> OBP: 0.413, SLG: 0.493 (1, 9)																		5	0	2	0	3	2				
<b>Matt Nokes, L</b> OBP: 0.333, SLG: 0.556 (12, PR)																	6	0	1	0	0	2	5				
<b>Scott Luscader, L</b> OBP: 0.250, SLG: 0.143 (12, 2)																	0	0	0	0	0	0	0				
<b>Bob Geren, R</b> OBP: 0.375, SLG: 0.400 (12, 2)																	1	0	1	0	1	0	0				
<b>Hensley Meulens, R</b> OBP: 0.215, SLG: 0.282 (12, PH)																	5	0	0	0	0	3	3				
<b>Mel Hall, L</b> OBP: 0.186, SLG: 0.369 (12, 7)																	3	0	0	0	0	0	8				
<b>Jim Leyritz, R</b> OBP: 0.303, SLG: 0.154 (1, 6)																	8	1	2	0	0	0	2				
<b>Alvaro Espinoza, R</b> OBP: 0.362, SLG: 0.462 (1, 6)																		6	1	2	0	0	0				
<b>Inning Stats</b>	R: 0 E: 0 K: 2 S: 11	H: 1 LOB: 1 BB: 0 P: 15	R: 0 E: 0 K: 1 S: 8	H: 0 LOB: 0 BB: 0 P: 14	R: 1 E: 0 K: 0 S: 12	H: 3 LOB: 2 BB: 0 P: 18	R: 0 E: 0 K: 1 S: 6	H: 0 LOB: 0 BB: 0 P: 8	R: 0 E: 0 K: 1 S: 10	H: 2 LOB: 2 BB: 0 P: 16	R: 0 E: 0 K: 0 S: 7	H: 0 LOB: 0 BB: 0 P: 14	R: 0 E: 0 K: 2 S: 11	H: 1 LOB: 2 BB: 1 P: 22	R: 0 E: 0 K: 1 S: 15	H: 0 LOB: 0 BB: 0 P: 16	R: 0 E: 0 K: 1 S: 14	H: 1 LOB: 3 BB: 2 P: 26	R: 0 E: 0 K: 0 S: 13	H: 0 LOB: 1 BB: 0 P: 21	R: 1 E: 0 K: 0 S: 6	H: 3 LOB: 2 BB: 0 P: 22	1B: 15 2B: 2 3B: 0 HR: 1	SF: 1 SAC: 1 DP: 1 HBP: 0	WP: 1 PB: 0 SB: 0 CS: 0	PA: 71	
<b>PITCHER</b>	IP 6.0	WLS 26	BF 9	H 2	R 2	ER 2	SO 5	BB 1	IBB 0	HBP 0	BLK 0	WP 0	HR 0	S 54	P 85	ERA 3.00	WHIP 1.667										
<b>Rich DeLucia, R</b> ERA: 4.83 (7, 1)	1.0	4	1	0	0	1	0	0	0	0	0	0	0	10	14	0.00	1.000										
<b>Bill Swift, R</b> ERA: 1.69 (8, 1)	2.0	7	1	0	0	2	0	0	0	0	0	0	0	15	27	0.00	0.500										
<b>Rob Murphy, L</b> ERA: 1.08 (10, 1)	2.2	14	3	1	0	4	0	2	0	0	1	0	32	58	0.00	1.125											
<b>Russ Swan, L</b> ERA: 1.08 (12, 1)	1.2	5	0	0	0	0	0	0	0	0	0	0	18	28	0.00	0.000											
<b>Bill Krueger, L</b> ERA: 4.36 (14, 1)	2.2	15	4	1	1	1	1	3	0	0	0	0	36	63	3.38	2.625											

**New York Yankees @ Seattle Mariners**  
The Kingdome, Seattle, WA  
Sun May 05 1991, 10:05 PM EDT  
Att. 24,391 - Dome - 70 F

AB 63  
R 18  
H 4  
RBI 2  
BB 6  
SO 13  
LOB 35



Batter	1	2	3	4	5	6	7	8	9	10	11	12	13	14	15	16	AB	R	H	RBI	BB	SO	LOB	BOTTOM								
<b>Greg Briley, L</b> OBP: 0.338, SLG: 0.404 (1, 7)																	8	1	2	2	0	0	2									
<b>Harold Reynolds, S</b> OBP: 0.345, SLG: 0.308 (1, 4)																	7	1	4	1	0	0	2									
<b>Ken Griffey Jr., L</b> OBP: 0.388, SLG: 0.462 (1, 8)																	6	0	3	1	1	2	2									
<b>Pete O'Brien, L</b> OBP: 0.292, SLG: 0.381 (1, 3)																	7	0	0	0	0	0	6									
<b>Alvin Davis, L</b> OBP: 0.304, SLG: 0.289 (7, PH)																	2	0	0	0	0	0	1									
<b>Tracy Jones, R</b> OBP: 0.345, SLG: 0.423 (7, PH)																	0	0	0	0	0	0	0									
<b>Ken Griffey Jr., L</b> OBP: 0.388, SLG: 0.462 (8, PH)																	6	0	3	1	1	2	2									
<b>Henry Cotto, R</b> OBP: 0.285, SLG: 0.382 (8, PH)																	4	0	0	0	0	0	1									
<b>Jay Buhner, R</b> OBP: 0.342, SLG: 0.516 (1, 9)																	5	0	1	1	2	2	0									
<b>Scott Bradley, L</b> OBP: 0.130, SLG: 0.091 (9, 5)																	2	0	0	0	1	0	1									
<b>Jeff Schaefer, R</b> OBP: 0.211, SLG: 0.216 (9, 5)																	4	0	0	0	0	1	4									
<b>Dave Valle, R</b> OBP: 0.308, SLG: 0.284 (9, PH)																	3	0	0	0	0	1	2									
<b>Edgar Martinez, R</b> OBP: 0.515, SLG: 0.520 (9, PR)																	0	0	0	0	1	0	0									
<b>Matt Sinton, R</b> OBP: 0.067, SLG: 0.500 (10, 2)																	2	1	1	0	1	0	0									
<b>Omar Vizquel, S</b> OBP: 0.296, SLG: 0.281 (1, 6)																	6	1	3	0	0	0	4									
<b>Inning Stats</b>	R: 0 E: 0 K: 0 S: 9	H: 1 LOB: 1 BB: 0 P: 14	R: 0 E: 0 K: 0 S: 5	H: 0 LOB: 0 BB: 0 P: 10	R: 0 E: 0 K: 0 S: 9	H: 0 LOB: 0 BB: 0 P: 14	R: 0 E: 0 K: 1 S: 11	H: 3 LOB: 1 BB: 0 P: 15	R: 1 E: 0 K: 1 S: 12	H: 2 LOB: 1 BB: 0 P: 18	R: 0 E: 0 K: 1 S: 9	H: 0 LOB: 0 BB: 0 P: 14	R: 0 E: 0 K: 0 S: 7	H: 0 LOB: 3 BB: 2 P: 18	R: 0 E: 0 K: 1 S: 6	H: 1 LOB: 1 BB: 0 P: 7	R: 0 E: 0 K: 1 S: 7	H: 0 LOB: 0 BB: 0 P: 10	R: 1 E: 0 K: 1 S: 10	H: 2 LOB: 1 BB: 0 P: 13	R: 0 E: 0 K: 0 S: 8	H: 0 LOB: 0 BB: 0 P: 13	R: 0 E: 0 K: 0 S: 11	H: 2 LOB: 2 BB: 1 P: 24	R: 0 E: 0 K: 1 S: 13	H: 1 LOB: 2 BB: 1 P: 21	R: 2 E: 0 K: 0 S: 6	H: 2 LOB: 0 BB: 0 P: 8	1B: 10 2B: 4 3B: 0 HR: 1	SF: 0 SAC: 1 DP: 3 HBP: 0	WP: 0 PB: 0 SB: 0 CS: 0	PA: 64
<b>PITCHER</b>	IP 5.2	WLS 26	BF 21	H 5	R 1	ER 1	SO 7	BB 2	IBB 0	HBP 0	BLK 0	WP 0	HR 0	S 40	P 71	ERA 1.59	WHIP 1.235															
<b>Dave Eiland, R</b> ERA: 3.08 (6, 1)	0.1	1	0	0	0	0	0	0	0	0	0	0	0	2	4	0.00	0.000															
<b>Greg Cadaret, L</b> ERA: 4.89 (7, 1)	2.0	8	2	1	1	2	0	0	0	0	0	0	0	21	45	0.00	1.000															
<b>Steve Fara, R</b> ERA: 3.55 (9, 1)	2.0	10	1	0	0	0	1	1	0	0	0	0	0	13	25	0.00	1.000															
<b>Lee Guetterman, L</b> ERA: 0.92 (11, 1)	3.0	11	2	1	1	3	0	0	0	0	0	0	0	25	36	3.00	0.667															
<b>Rich Monteleone, R</b> ERA: 5.0 (14, 1)	2.1	13	5	2	2	2	1	1	1	1	0	0	30	53	7.71	2.571																

**New York Yankees @ Seattle Mariners**  
The Kingdome, Seattle, WA  
Sun May 05 1991, 10:05 PM EDT  
Att. 24,391 - Dome - 70 F

AB 56  
R 14  
H 4  
RBI 5  
BB 6  
SO 6  
LOB 25









Batter	1	2	3	4	5	6	7	8	9	AB	R	H	RBI	BB	SO	LOB	TOP								
Mike Huff, R OBP: 0.489, SLG: 0.394 (1, 8)										3	1	0	1	0	2	1									
Jerry Browne, S OBP: 0.241, SLG: 0.247 (1, 4)										5	0	0	0	0	2	2									
Mark Lewis, R OBP: 0.429, SLG: 0.486 (1, 6)										4	1	1	1	0	1	0									
Albert Belle, R OBP: 0.400, SLG: 0.649 (1, 10)										4	1	2	1	0	1	0									
Chris James, R OBP: 0.347, SLG: 0.416 Jeff Manto, R OBP: 0.360, SLG: 0.316 (8, 3)										4	0	1	1	0	1	1									
Carlos Baerga, S OBP: 0.365, SLG: 0.474 (1, 5)										4	1	2	0	0	2	2									
Turner Ward, S OBP: 0.316, SLG: 0.327 (1, 9)										4	1	2	2	0	0	1									
Joel Skinner, R OBP: 0.333, SLG: 0.647 (1, 2)										3	0	1	0	0	1	2									
Mitch Webster, S OBP: 0.115, SLG: 0.042 (1, 7)										2	1	0	0	2	0	2									
<b>Inning Stats</b>	R: 0 E: 0 K: 2 S: 9	H: 0 LOB: 0 BB: 0 P: 12	R: 0 E: 0 K: 2 S: 8	H: 0 LOB: 0 BB: 0 P: 13	R: 0 E: 0 K: 2 S: 11	H: 0 LOB: 1 BB: 1 P: 17	R: 2 E: 0 K: 1 S: 16	H: 4 LOB: 2 BB: 0 P: 25	R: 2 E: 2 K: 1 S: 17	H: 1 LOB: 1 BB: 0 P: 23	R: 2 E: 0 K: 0 S: 9	H: 2 LOB: 0 BB: 1 P: 19	R: 0 E: 0 K: 1 S: 5	H: 0 LOB: 0 BB: 0 P: 10	R: 0 E: 0 K: 0 S: 13	H: 2 LOB: 2 BB: 0 P: 22	R: 0 E: 0 K: 1 S: 11	H: 0 LOB: 0 BB: 0 P: 14	1B: 6 2B: 3 3B: 0 HR: 0	SF: 2 SAC: 2 DP: 0 HBP: 0	WP: 0 PB: 0 SB: 3 CS: 0	PA: 40			
<b>PITCHER</b>	IP	WLS	BF	H	R	ER	SO	BB	IBB	HBP	BLK	WP	HR	S	P	ERA	WHIP								
Randy Johnson, L ERA: 4.89 (1, 1)	5.1		27	7	6	4	8	2	0	0	0	0	0	67	104	6.75	1.688								
Bill Krueger, L ERA: 3.46 (6, 1)	2.2		9	2	0	0	1	0	0	0	0	0	0	21	37	0.00	0.750								
Michael Jackson, R ERA: 3.12 (9, 1)	1.0	W	3	0	0	0	1	0	0	0	0	0	0	11	14	0.00	0.000								

Cleveland Indians @ Seattle Mariners  
The Kingdome, Seattle, WA  
Tue May 07 1991, 10:05 PM EDT  
Att. 9,511 - Dome - 70 F

AB 33  
R 6  
H 9  
RBI 6  
BB 2  
SO 10  
LOB 11

Batter	1	2	3	4	5	6	7	8	9	AB	R	H	RBI	BB	SO	LOB	BOTTOM								
Greg Brolley, L OBP: 0.329, SLG: 0.385 Henry Cotto, R OBP: 0.286, SLG: 0.400 (9, PH)										4	1	2	0	0	1	1									
Harold Reynolds, S OBP: 0.314, SLG: 0.330 (1, 4)										5	1	4	0	0	0	1									
Ken Griffey Jr., L OBP: 0.482, SLG: 0.480 Jay Buhner, R OBP: 0.333, SLG: 0.500 (9, PH)										3	1	1	1	1	1	3									
Ken Griffey, L OBP: 0.380, SLG: 0.409 (1, 7)										3	0	0	0	1	1	3									
Edgar Martinez, R OBP: 0.510, SLG: 0.519 Jeff Schaefer, R OBP: 0.205, SLG: 0.211 (9, PR)										4	1	1	3	1	1	2									
Pete O'Brien, L OBP: 0.296, SLG: 0.400 (1, 3)										5	1	2	2	0	0	3									
Alvin Davis, L OBP: 0.283, SLG: 0.247 Tracy Jones, R OBP: 0.333, SLG: 0.407 (6, PH)										3	0	0	0	0	1	0									
Omar Vizquel, S OBP: 0.308, SLG: 0.324 (1, 6)										4	0	1	1	0	1	0									
Dave Valle, R OBP: 0.305, SLG: 0.271 (1, 2)										3	0	0	0	1	2	2									
<b>Inning Stats</b>	R: 0 E: 0 K: 2 S: 17	H: 1 LOB: 3 BB: 2 P: 34	R: 0 E: 0 K: 1 S: 9	H: 0 LOB: 0 BB: 0 P: 15	R: 0 E: 0 K: 2 S: 10	H: 1 LOB: 2 BB: 1 P: 21	R: 0 E: 0 K: 1 S: 8	H: 0 LOB: 0 BB: 0 P: 11	R: 1 E: 0 K: 0 S: 10	H: 1 LOB: 1 BB: 1 P: 18	R: 0 E: 0 K: 1 S: 10	H: 0 LOB: 0 BB: 0 P: 17	R: 0 E: 0 K: 1 S: 14	H: 2 LOB: 2 BB: 0 P: 21	R: 1 E: 1 K: 0 S: 15	H: 2 LOB: 2 BB: 0 P: 22	R: 5 E: 0 K: 1 S: 17	H: 5 LOB: 1 BB: 0 P: 24	1B: 10 2B: 1 3B: 0 HR: 1	SF: 1 SAC: 0 DP: 0 HBP: 0	WP: 0 PB: 1 SB: 4 CS: 0	PA: 42			
<b>PITCHER</b>	IP	WLS	BF	H	R	ER	SO	BB	IBB	HBP	BLK	WP	HR	S	P	ERA	WHIP								
Tom Candiotti, R ERA: 1.23 (1, 1)	6.0		25	4	0	0	7	4	0	0	0	0	0	23	35	0.00	1.167								
Steve Olin, R ERA: 3.52 (7, 1)	1.1		8	3	1	0	1	0	0	0	0	0	0	11	16	40.50	6.000								
Jesse Orosco, L ERA: 6.75 (8, 1)	0.2		6	4	3	3	0	0	0	0	0	0	0	1	16	54.00	6.000								
Doug Jones, R ERA: 6.75 (9, 1)	0.1	L	3	2	2	2	1	0	0	0	0	0	1	16	16	54.00	6.000								

Cleveland Indians @ Seattle Mariners  
The Kingdome, Seattle, WA  
Tue May 07 1991, 10:05 PM EDT  
Att. 9,511 - Dome - 70 F

AB 37  
R 7  
H 12  
RBI 7  
BB 4  
SO 9  
LOB 20



Batter	1	2	3	4	5	6	7	8	9	AB	R	H	RBI	BB	SO	LOB	TOP										
<b>Mike Huff, R</b> OBP: 0.481, SLG: 0.378	1-1 FC5-4 HBP		0-3 K		1-2 1B SF8		1-1 G5-3		0-2 G6-3	4	1	1	0	0	1	0	<b>Cleveland Indians @ Seattle Mariners</b> The Kingdome, Seattle, WA Wed May 08 1991, 10:05 PM EDT Att: 10,930 - Dome - 70 F										
<b>Mark Lewis, R</b> OBP: 0.435, SLG: 0.488	1-2 FC5-4 BB		2-1 WP 1B		0-1 G5-4-3 1B		2-0 G6-3			4	0	2	0	0	0	1											
<b>Beau Alired, L</b> OBP: 0.440, SLG: 0.561	1-2 G6-4-3 BB		1-0 F9		3-1 SF8			1-2 HR		2	1	1	2	1	0	1											
<b>Albert Belle, R</b> OBP: 0.382, SLG: 0.617	1-2 G6-4-3		1-3 K		0-1 G5-4-3			0-1 G5-3		4	0	0	0	0	1	4											
<b>Chris James, R</b> OBP: 0.353, SLG: 0.407		4-0 1B BB		3-2 L8		4-2 G4-6-3 BB		2-3 K		2	0	0	0	2	1	0											
<b>Carlos Baerga, S</b> OBP: 0.360, SLG: 0.463		1-3 K		1-2 2B 1B		2-2 G4-6-3		2-1 E1		4	0	1	0	0	1	2											
<b>Turner Ward, S</b> OBP: 0.328, SLG: 0.373		2-3 K		2-0 2B		2-2 2B		2-1 G4-3		4	0	2	0	0	1	2											
<b>Sandy Alomar Jr., R</b> OBP: 0.256, SLG: 0.257		3-1 1B		1-1 F8		2-3 K2-3			3-2 G6-3	4	0	1	0	0	1	3											
<b>Jerry Browne, S</b> OBP: 0.230, SLG: 0.234		0-1 G4-3		1-3 K			2-3 K		1-1 G4-3	4	0	0	0	0	2	4											
<b>Inning Stats</b>	R: 0 E: 0 K: 0 S: 9	H: 0 LOB: 1 BB: 1 P: 16	R: 0 E: 0 K: 2 S: 12	H: 1 LOB: 2 BB: 1 P: 22	R: 0 E: 0 K: 1 S: 10	H: 1 LOB: 1 BB: 0 P: 14	R: 0 E: 0 K: 1 S: 12	H: 2 LOB: 2 BB: 0 P: 20	R: 1 E: 0 K: 0 S: 9	H: 2 LOB: 0 BB: 0 P: 13	R: 0 E: 0 K: 1 S: 11	H: 1 LOB: 1 BB: 1 P: 21	R: 0 E: 0 K: 1 S: 6	H: 0 LOB: 0 BB: 0 P: 11	R: 1 E: 0 K: 1 S: 12	H: 1 LOB: 1 BB: 0 P: 19		R: 0 E: 0 K: 0 S: 8	H: 0 LOB: 0 BB: 0 P: 12	1B: 5 2B: 2 3B: 0 HR: 1	SF: 1 SAC: 0 DP: 3 HBP: 1	WP: 1 PB: 0 SB: 0 CS: 0	PA: 37				
<b>PITCHER</b>	IP	WLS	BF	H	R	ER	SO	BB	IBB	HBP	BLK	WP	HR	S	P	ERA	WHIP										
<b>Brian Holman, R</b> ERA: 3.24	(1, 1)	6.0	W	26	7	1	1	6	3	0	1	0	0	63	106	1.50	1.667										
<b>Bill Swift, R</b> ERA: 1.93	(7, 1)	3.0	S	11	1	1	1	2	0	0	0	0	1	26	42	3.00	0.333										

Batter	1	2	3	4	5	6	7	8	9	AB	R	H	RBI	BB	SO	LOB	BOTTOM										
<b>Greg Brolley, L</b> OBP: 0.308, SLG: 0.357	1-2 G6-3	3-1 F7		3-1 G3		2-2 G5-3		2-3 K		5	0	0	0	0	1	2	<b>Cleveland Indians @ Seattle Mariners</b> The Kingdome, Seattle, WA Wed May 08 1991, 10:05 PM EDT Att: 10,930 - Dome - 70 F										
<b>Harold Reynolds, S</b> OBP: 0.325, SLG: 0.350	3-2 2B	0-1 E1		1-0 F9			2-2 1B SF8	1-1 BB 2B		5	2	3	1	0	0	0											
<b>Ken Griffey Jr., L</b> OBP: 0.410, SLG: 0.490	2-0 BB 1H FC3-6 2B	1-2 P4			1-1 G3-1		1-0 HR 1B	4-0 BB IBB		4	2	2	1	1	0	1											
<b>Ken Griffey, L</b> OBP: 0.407, SLG: 0.444				1-0 2B		4-0 BB	3-2 SF8	4-2 FC5-4 BB		1	0	1	1	1	0	0											
<b>Jay Buhner, R</b> OBP: 0.342, SLG: 0.500	FC3-6 HBP			2B		BB	3-H SF8	1-2 2-3 BB		0	0	0	0	1	0	0											
<b>Edgar Martinez, R</b> OBP: 0.514, SLG: 0.554	4-0 FC3-6		3-2 1B		0-2 F8		2-1 HR	1-2 FC5-4		4	1	2	2	1	0	4											
<b>Pete O'Brien, L</b> OBP: 0.286, SLG: 0.385	1-2 FC3-6 BB		0-3 K		1-2 F8		1-H HR	1-2 FC5-4		4	0	0	1	0	2	5											
<b>Alvin Davis, L</b> OBP: 0.282, SLG: 0.239	4-1 BB		0-0 F9		1-2 F8		1-3 K			3	0	0	0	1	1	2											
<b>Omar Vizquel, S</b> OBP: 0.305, SLG: 0.320	1-0 L3		2-1 G4-3			1-0 G5-3 1B		1-1 G3-1		4	0	1	0	0	0	5											
<b>Dave Valle, R</b> OBP: 0.302, SLG: 0.260		1-1 L7		3-1 F8		2-2 G5-3		4-0 2B BB		3	1	0	0	1	0	1											
<b>Inning Stats</b>	R: 2 E: 0 K: 0 S: 12	H: 2 LOB: 3 BB: 2 P: 29	R: 0 E: 1 K: 0 S: 9	H: 0 LOB: 0 BB: 0 P: 14	R: 0 E: 0 K: 1 S: 10	H: 2 LOB: 2 BB: 0 P: 16	R: 0 E: 0 K: 0 S: 5	H: 0 LOB: 0 BB: 0 P: 12	R: 0 E: 0 K: 0 S: 9	H: 0 LOB: 1 BB: 1 P: 15	R: 0 E: 0 K: 0 S: 10	H: 1 LOB: 1 BB: 0 P: 17	R: 3 E: 0 K: 2 S: 19	H: 3 LOB: 0 BB: 0 P: 30	R: 1 E: 0 K: 1 S: 13	H: 1 LOB: 3 BB: 3 P: 30	R: 0 E: 0 K: 0 S: 8	H: 0 LOB: 0 BB: 0 P: 12	1B: 5 2B: 3 3B: 0 HR: 1	SF: 1 SAC: 0 DP: 0 HBP: 1	WP: 0 PB: 0 SB: 1 CS: 0	PA: 41					
<b>PITCHER</b>	IP	WLS	BF	H	R	ER	SO	BB	IBB	HBP	BLK	WP	HR	S	P	ERA	WHIP										
<b>Charles Nagy, R</b> ERA: 2.45	(1, 1)	6.1	L	32	8	5	5	1	3	0	1	0	0	67	122	7.11	1.737										
<b>Bruce Egllof, R</b> ERA: 4.5	(7, 1)	1.1		8	1	1	1	3	2	1	0	0	0	17	37	6.75	2.250										
<b>Shawn Hillegas, R</b> ERA: 1.8	(8, 1)	0.1		1	0	0	0	0	0	0	0	0	0	3	4	0.00	0.000										

AB	32
R	2
H	8
RBI	2
BB	3
SO	8
LOB	17

AB	33
R	6
H	9
RBI	6
BB	6
SO	4
LOB	20





Batter	1	2	3	4	5	6	7	8	9	AB	R	H	RBI	BB	SO	LOB	TOP										
Mike Devereaux, R OBP: 0.347, SLG: 0.506	0-2 G6-3	1-1 SAFE P4			1-3 K		0-1 F7		1-0 G5-3	5	0	0	0	0	1	2											
Joe Orsulak, L OBP: 0.286, SLG: 0.292	1-2 BB		1-0 F7		1-0 F8		0-0 P4			3	0	1	0	0	0	0											
Jeff McKnight, S OBP: 0.333, SLG: 0.333	BB									1	0	0	0	0	0	1											
Cal Ripken Jr., R OBP: 0.391, SLG: 0.608	SAFE BB	4-2 BB	2-1 G5-3		0-0 F7			0-1 L9		3	0	0	0	1	0	0											
Sam Horn, L OBP: 0.333, SLG: 0.474	1-2 F8		4-2		2-3 K			1-1 2B		2	0	0	0	1	1	2											
Tim Hulett, R OBP: 0.375, SLG: 0.727										1	0	1	0	0	0	0											
Dwight Evans, R OBP: 0.393, SLG: 0.353	4-1 BB		2-3 K		2-1 1B			1-3 K		3	0	1	0	1	2	2											
Randy Milligan, R OBP: 0.275, SLG: 0.215	2-3 K			1-1 P6		3-3 K		0-0 2B		4	0	1	0	0	2	4											
Craig Worthington, R OBP: 0.321, SLG: 0.394		0-3 K		2-1 P6			1-0 HR	1-2 G1-3		4	1	1	1	0	1	2											
Chris Hoiles, R OBP: 0.220, SLG: 0.200		0-1 P6		1-3 K			2-2 F8		3-3 K	4	0	0	0	0	2	0											
Billy Ripken, R OBP: 0.237, SLG: 0.200	3-2 1B				0-0 F9			1-1 F7		2	0	1	0	1	0	0											
Juan Bell, R OBP: 0.100, SLG: 0.100							4-2 BB			1	0	0	0	0	0	0											
<b>Inning Stats</b>	R: 0 E: 0 K: 1 S: 16	H: 1 LOB: 3 BB: 2 P: 28	R: 0 E: 0 K: 1 S: 10	H: 1 LOB: 1 BB: 0 P: 14	R: 0 E: 0 K: 1 S: 9	H: 0 LOB: 1 BB: 1 P: 18	R: 0 E: 0 K: 1 S: 7	H: 0 LOB: 0 BB: 0 P: 11	R: 0 E: 0 K: 2 S: 10	H: 1 LOB: 1 BB: 0 P: 17	R: 1 E: 0 K: 0 S: 15	H: 1 LOB: 1 BB: 1 P: 22	R: 0 E: 0 K: 1 S: 11	H: 2 LOB: 2 BB: 0 P: 14	R: 0 E: 0 K: 1 S: 7	H: 0 LOB: 0 BB: 0 P: 12	1B: 4 2B: 1 3B: 0 HR: 1	SF: 0 SAC: 0 DP: 0 HBP: 0	WP: 0 PB: 0 SB: 0 CS: 0	PA: 37							
<b>PITCHER</b>	IP	WLS	BF	H	R	ER	SO	BB	IBB	HBP	BLK	WP	HR	S	P	ERA	WHIP										
Scott Bankhead, R ERA: 3.86	2.0		10	2	0	0	2	2	0	0	0	0	0	26	42	0.00	2.000										
Rich DeLucia, R ERA: 4.46	4.2	W	18	2	1	1	5	2	0	0	0	0	1	45	74	1.93	0.857										
Russ Swan, L ERA: 1.04	0.2		3	1	0	0	0	0	0	0	0	0	0	5	6	0.00	1.500										
Michael Jackson, R ERA: 2.84	1.2	S	6	1	0	0	2	0	0	0	0	0	0	14	21	0.00	0.600										

Baltimore Orioles @ Seattle Mariners  
The Kingdome, Seattle, WA  
Fri May 10 1991, 10:05 PM EDT  
Att: 24,553 - Dome - 70 F

AB	33
R	1
H	6
RBI	1
BB	4
SO	9
LOB	13



Batter	1	2	3	4	5	6	7	8	9	AB	R	H	RBI	BB	SO	LOB	BOTTOM										
Henry Cotto, R OBP: 0.333, SLG: 0.421	4-2 1B		0-0 1B		0-1 L9		3-2 F8			3	2	2	0	1	0	1											
Harold Reynolds, S OBP: 0.338, SLG: 0.358	2-2 FC6-4		0-0 1B		4-0 1B		3-1 F8			3	0	2	1	1	0	1											
Ken Griffey Jr., L OBP: 0.397, SLG: 0.476	1-0 P6		0-1 SF9		3-1 L9			1-1 G4-3		3	0	0	1	0	0	4											
Edgar Martinez, R OBP: 0.505, SLG: 0.540	3-1 FC6-4		3-1 P3		0-1 G6-4-3			2-2 FC5-4		4	0	1	0	0	0	4											
Tracy Jones, R OBP: 0.294, SLG: 0.355	1-0 G6-3		2-2 F8			1-3 K		0-1 FC5-4		4	0	0	0	0	1	3											
Pete O'Brien, L OBP: 0.285, SLG: 0.381		2-2 P4		0-0 1B		2-1 G3		0-0 F7		4	0	1	0	0	0	1											
Jay Buhner, R OBP: 0.329, SLG: 0.478		1-1 F8		2-3 K		1-3 K				3	0	0	0	0	2	1											
Omar Vizquel, S OBP: 0.306, SLG: 0.321		0-1 G6-3		0-1 1B			1-3 K			3	0	1	0	0	1	0											
Dave Valle, R OBP: 0.315, SLG: 0.257			4-0 1B		1-1 G6-4-3		4-0 BB			1	1	0	0	2	0	2											
<b>Inning Stats</b>	R: 1 E: 1 K: 0 S: 11	H: 1 LOB: 1 BB: 1 P: 22	R: 0 E: 0 K: 0 S: 7	H: 0 LOB: 0 BB: 0 P: 10	R: 2 E: 0 K: 0 S: 9	H: 2 LOB: 1 BB: 1 P: 18	R: 0 E: 0 K: 1 S: 8	H: 2 LOB: 1 BB: 0 P: 11	R: 0 E: 0 K: 0 S: 6	H: 1 LOB: 1 BB: 1 P: 13	R: 0 E: 0 K: 2 S: 8	H: 0 LOB: 0 BB: 0 P: 12	R: 0 E: 0 K: 1 S: 9	H: 0 LOB: 1 BB: 1 P: 20	R: 0 E: 0 K: 0 S: 8	H: 1 LOB: 1 BB: 0 P: 11	1B: 7 2B: 0 3B: 0 HR: 0	SF: 1 SAC: 0 DP: 2 HBP: 0	WP: 0 PB: 0 SB: 1 CS: 0	PA: 33							
<b>PITCHER</b>	IP	WLS	BF	H	R	ER	SO	BB	IBB	HBP	BLK	WP	HR	S	P	ERA	WHIP										
Jeff Ballard, L ERA: 4.43	3.0	L	14	3	3	2	0	2	0	0	0	0	0	27	50	6.00	1.667										
Jeff Robinson, R ERA: 5.16	4.1		18	4	0	0	4	2	0	0	0	0	0	38	66	0.00	1.286										
Paul Kilgus, L ERA: 3.0	0.1		1	0	0	0	0	0	0	0	0	0	0	1	1	0.00	0.000										

Baltimore Orioles @ Seattle Mariners  
The Kingdome, Seattle, WA  
Fri May 10 1991, 10:05 PM EDT  
Att: 24,553 - Dome - 70 F

AB	28
R	3
H	7
RBI	2
BB	4
SO	4
LOB	17





Batter	1	2	3	4	5	6	7	8	9	AB	R	H	RBI	BB	SO	LOB	TOP								
Mike Devereaux, R (1, 8) OBP: 0.359, SLG: 0.556	G6-3		2B 1B		HR	K		2B		5	2	3	2	0	1	0	<p><b>Baltimore Orioles @ Seattle Mariners</b> The Kingdome, Seattle, WA Sat May 11 1991, 10:05 PM EDT Att: 26,338 - Dome - 70 F</p>								
Brady Anderson, L (1, 7) OBP: 0.346, SLG: 0.293	K		1B 2B		BB	G4-3		F8		4	1	1	2	1	1	1									
Cal Ripken Jr., R (1, 6) OBP: 0.417, SLG: 0.620	1B		1B		BB			IBB		3	1	3	0	2	0	0									
Sam Horn, L (1, 10) OBP: 0.324, SLG: 0.458	G3		G4-6-3		BB	G5-3		P4		2	0	0	0	0	0	3									
Tim Hulett, R (5, PH) OBP: 0.370, SLG: 0.720			1-2		2B					3	1	1	2	0	0	3									
Dwight Evans, R (1, 9) OBP: 0.404, SLG: 0.403					HR	1B				4	2	2	1	1	1	0									
Joe Orsulak, L (9, PR) OBP: 0.286, SLG: 0.292					BB	1B		1B		0	1	0	0	0	0	0									
Randy Milligan, R (1, 3) OBP: 0.292, SLG: 0.229					CS	1B		G4-3		4	1	2	0	1	1	1									
Craig Worthington, R (1, 5) OBP: 0.329, SLG: 0.385					1B	1B				5	0	2	3	0	1	2									
Chris Hoiles, R (1, 2) OBP: 0.255, SLG: 0.208					1B	1B		L8		3	1	1	0	2	0	2									
Billy Ripken, R (1, 4) OBP: 0.219, SLG: 0.183					K	G5-3		FC6-4		5	1	0	0	0	1	4									
<b>Inning Stats</b>	R: 0 E: 0 K: 1 S: 8	H: 1 LOB: 1 BB: 0 P: 14	R: 0 E: 0 K: 1 S: 8	H: 0 LOB: 0 BB: 1 P: 17	R: 2 E: 0 K: 0 S: 7	H: 3 LOB: 1 BB: 1 P: 17	R: 1 E: 0 K: 2 S: 14	H: 3 LOB: 1 BB: 0 P: 23	R: 6 E: 1 K: 0 S: 14	H: 5 LOB: 0 BB: 2 P: 27	R: 0 E: 0 K: 1 S: 10	H: 0 LOB: 1 BB: 1 P: 20	R: 0 E: 0 K: 1 S: 5	H: 0 LOB: 0 BB: 0 P: 10	R: 1 E: 0 K: 0 S: 7	H: 1 LOB: 2 BB: 2 P: 17	R: 1 E: 0 K: 0 S: 13	H: 2 LOB: 1 BB: 0 P: 21	1B: 10 2B: 3 3B: 0 HR: 2	SF: 0 SAC: 0 DP: 3 HBP: 0	WP: 0 PB: 1 SB: 0 CS: 1	PA: 45			
<b>PITCHER</b>	IP	WLS	BF	H	R	ER	SO	BB	IBB	HBP	BLK	WP	HR	S	P	ERA	WHIP								
Erik Hanson, R (1, 1) ERA: 3.45	4.0		18	7	3	3	4	2	0	0	0	0	1	37	71	6.75	2.250								
Bill Krueger, L (5, 1) ERA: 6.92	0.0	L	5	3	5	5	0	2	0	0	0	0	1	9	19	∞	∞								
Bill Swift, R (5, 1) ERA: 1.59	2.0		8	2	1	0	1	1	0	0	0	0	0	15	28	0.00	1.500								
Rob Murphy, L (7, 1) ERA: 1.64	2.0		9	1	1	1	1	1	1	0	0	0	0	12	27	4.50	1.000								
Russ Swan, L (9, 1) ERA: 0.99	1.0		5	2	1	0	0	0	0	0	0	0	0	13	21	0.00	2.000								

Batter	1	2	3	4	5	6	7	8	9	AB	R	H	RBI	BB	SO	LOB	BOTTOM								
Greg Briley, L (1, 9) OBP: 0.305, SLG: 0.351	G6-3		2B 1B		P6					4	0	1	0	0	0	2	<p><b>Baltimore Orioles @ Seattle Mariners</b> The Kingdome, Seattle, WA Sat May 11 1991, 10:05 PM EDT Att: 26,338 - Dome - 70 F</p>								
Jay Buhner, R (9, PH) OBP: 0.325, SLG: 0.471									P8	1	0	0	0	0	0	1									
Harold Reynolds, S (1, 4) OBP: 0.348, SLG: 0.379	G6-3 1B BB		1H IHR 2B			G6-3		1B 2B		4	3	2	0	1	0	1									
Ken Griffey Jr., L (1, 8) OBP: 0.393, SLG: 0.472	G6-3		2B							1	0	0	0	0	0	1									
Henry Cotto, R (3, 8) OBP: 0.381, SLG: 0.525	1-2		3H IHR					BB		2	1	2	3	1	0	0									
Ken Griffey, L (1, 7) OBP: 0.397, SLG: 0.429	1B		G4-3					F7		4	0	1	1	0	0	2									
Edgar Martinez, R (1, 5) OBP: 0.487, SLG: 0.516	K							P4		4	0	0	0	0	1	2									
Pete O'Brien, L (1, 3) OBP: 0.283, SLG: 0.371								G6-3		4	0	0	0	0	1	2									
Alvin Davis, L (1, 10) OBP: 0.283, SLG: 0.242								G3		3	1	0	0	1	0	0									
Tracy Jones, R (6, PH) OBP: 0.286, SLG: 0.344								G3		3	0	1	0	0	0	0									
Omar Vizquel, S (1, 6) OBP: 0.303, SLG: 0.329								K		1	0	0	0	0	1	0									
Dave Valle, R (1, 2) OBP: 0.312, SLG: 0.256								P9		4	0	1	1	0	0	0									
<b>Inning Stats</b>	R: 1 E: 0 K: 1 S: 9	H: 1 LOB: 1 BB: 1 P: 21	R: 0 E: 0 K: 0 S: 5	H: 0 LOB: 0 BB: 0 P: 9	R: 2 E: 0 K: 0 S: 12	H: 3 LOB: 0 BB: 0 P: 19	R: 1 E: 0 K: 0 S: 8	H: 2 LOB: 2 BB: 1 P: 16	R: 0 E: 0 K: 0 S: 11	H: 0 LOB: 0 BB: 1 P: 20	R: 0 E: 0 K: 0 S: 6	H: 0 LOB: 0 BB: 0 P: 9	R: 1 E: 0 K: 0 S: 11	H: 2 LOB: 1 BB: 0 P: 15	R: 0 E: 0 K: 1 S: 9	H: 0 LOB: 0 BB: 0 P: 15	R: 0 E: 0 K: 0 S: 6	H: 1 LOB: 1 BB: 0 P: 12	1B: 5 2B: 3 3B: 0 HR: 1	SF: 0 SAC: 0 DP: 0 HBP: 0	WP: 0 PB: 0 SB: 1 CS: 0	PA: 38			
<b>PITCHER</b>	IP	WLS	BF	H	R	ER	SO	BB	IBB	HBP	BLK	WP	HR	S	P	ERA	WHIP								
Jose Mesa, R (1, 1) ERA: 2.83	7.1	W	32	8	5	5	1	3	0	0	0	0	0	65	112	6.14	1.500								
Mike Flanagan, L (8, 1) ERA: 3.04	1.2		6	1	0	0	1	0	0	0	0	0	0	12	24	0.00	0.600								









Batter	1	2	3	4	5	6	7	8	9	AB	R	H	RBI	BB	SO	LOB	TOP								
Greg Briley, L OBP: 0.286, SLG: 0.325 (1, 9)	1-2 G4-3	1-3 K			1-3 K		0-0 G5-3		1-1 G4-6-3	5	0	0	0	0	2	3									
Harold Reynolds, S OBP: 0.357, SLG: 0.382 (1, 4)	1-0 F S 1B		2-3 K		4-2 BB		3-1 1B			3	1	2	0	1	1	0									
Ken Griffey Jr., L OBP: 0.377, SLG: 0.442 (1, 8)	1-1 F9		2-2 P6		1-2 G3-1		0-0 G4-3			4	0	0	0	0	0	3									
Ken Griffey, L OBP: 0.379, SLG: 0.421 Jay Buhner, R OBP: 0.325, SLG: 0.471 (1, 7) (8, 9)	0-1 1B 1-H		3-2 P2			2-3 K		0-0 F7		4	0	1	1	0	1	0									
Edgar Martinez, R OBP: 0.472, SLG: 0.495 (1, 5)	2-0 1B			3-3 K		0-0 G5-3		1-3 K		4	0	1	0	0	2	0									
Pete O'Brien, L OBP: 0.296, SLG: 0.369 (1, 3)	1-3 K			2-2 G6-3 1B		4-2 2B		1-2 G5-3		3	1	1	0	1	1	2									
Alvin Davis, L OBP: 0.283, SLG: 0.286 (1, 10)		2-0 G4-3		3-2 G6-3 1B		1-2 1-H 2B			2-1 F7	4	0	1	1	0	0	1	AB 35								
Omar Vizquel, S OBP: 0.313, SLG: 0.322 (1, 6)		1-1 G4-3 1B		1-1 L6		2-2 G4-3			2-0 E4 1B	4	0	1	0	0	0	2	R 2								
Dave Valle, R OBP: 0.309, SLG: 0.256 (1, 2)		1-0 G4-3			0-2 G4-3		1-1 G5-3		1-1 G4-6-3 1B	4	0	1	0	0	0	1	H 8								
<b>Inning Stats</b>	R: 1 E: 0 K: 1 S: 12	H: 3 LOB: 2 BB: 0 P: 18	R: 0 E: 0 K: 1 S: 7	H: 1 LOB: 1 BB: 0 P: 12	R: 0 E: 0 K: 1 S: 9	H: 0 LOB: 0 BB: 0 P: 16	R: 0 E: 0 K: 1 S: 12	H: 1 LOB: 1 BB: 0 P: 21	R: 0 E: 0 K: 1 S: 13	H: 0 LOB: 1 BB: 1 P: 19	R: 1 E: 0 K: 0 S: 13	H: 1 LOB: 1 BB: 1 P: 22	R: 0 E: 0 K: 0 S: 6	H: 1 LOB: 0 BB: 0 P: 10	R: 0 E: 0 K: 1 S: 7	H: 0 LOB: 0 BB: 0 P: 9	R: 0 E: 1 K: 0 S: 7	H: 1 LOB: 1 BB: 0 P: 13	1B: 7 2B: 1 3B: 0 HR: 0	SF: 0 SAC: 0 DP: 1 HBP: 0	WP: 0 PB: 0 SB: 1 CS: 0	PA: 37			
<b>PITCHER</b>	IP	WLS	BF	H	R	ER	SO	BB	IBB	HBP	BLK	WP	HR	S	P	ERA	WHIP								
Rod Nichols, R ERA: 2.89 Shawn Hillegas, R ERA: 1.69 (1, 1) (9, 1)	8.1	L	36	8	2	2	7	2	0	0	0	0	0	84	137	2.16	1.200								
	0.2	1	0	0	0	0	0	0	0	0	0	0	0	2	3	0.00	0.000								

Seattle Mariners @ Cleveland Indians  
Cleveland Municipal Stadium, Cleveland, OH  
Tue May 14 1991, 7:05 PM EDT  
Att: 5,962 - Sunny - 71 F

AB 35  
R 2  
H 8  
RBI 2  
BB 2  
SO 7  
LOB 12



Batter	1	2	3	4	5	6	7	8	9	AB	R	H	RBI	BB	SO	LOB	BOTTOM								
Mike Huff, R OBP: 0.432, SLG: 0.351 (1, 8)	0-0 G5-4-3 1B	1-2 G4-3			1-2 G6-3		3-2 FC6-4 HBP			3	0	1	0	0	0	2									
Mark Lewis, R OBP: 0.441, SLG: 0.475 (1, 4)	0-0 G5-4-3 1-2		3-1 G6-3		2-2 G4-3		0-0 FC6-4 1-2			4	0	0	0	0	0	2									
Beau Alired, L OBP: 0.450, SLG: 0.532 (1, 7)	2-1 FC5-4 1B		4-2 G6-4-3 BB			2-3 K		1-3 K		3	0	1	0	1	2	0									
Albert Belle, R OBP: 0.364, SLG: 0.570 (1, 10)	2-2 FC5-4 1-2		2-2 G6-4-3 1-2			1-3 K		0-0 F9		4	0	0	0	0	1	2									
Chris James, R OBP: 0.341, SLG: 0.396 (1, 3)		0-1 2B G6-3 1B			0-0 F9		1-0 BB 1B		2-3 K	4	1	2	0	0	1	0									
Carlos Baerga, S OBP: 0.376, SLG: 0.485 (1, 5)		2-1 G6-3 2B		3-2 G4-3		4-0 BB		1-2 BB		3	0	2	0	1	0	0									
Turner Ward, S OBP: 0.316, SLG: 0.361 (1, 9)		1-1 G6-3		0-0 BB 2B		1-1 F8			0-1 SH3-4	3	0	1	1	0	0	3	AB 31								
Sandy Alomar Jr., R OBP: 0.245, SLG: 0.236 (1, 2)		1-0 F7		1-0 G5-3			2-2 G5-3		0-1 G4-3	4	0	0	0	0	0	3	R 1								
Felix Fermin, R OBP: 0.267, SLG: 0.195 Jerry Browne, S OBP: 0.215, SLG: 0.217 (1, 6) (9, PH)		4-2 S BB			0-1 G4-3		0-0 G5-3		2-1 G6-3	2	0	0	0	1	0	0	H 7								
<b>Inning Stats</b>	R: 0 E: 0 K: 0 S: 7	H: 2 LOB: 1 BB: 0 P: 11	R: 1 E: 0 K: 0 S: 12	H: 2 LOB: 2 BB: 1 P: 21	R: 0 E: 0 K: 0 S: 8	H: 0 LOB: 0 BB: 1 P: 17	R: 0 E: 0 K: 0 S: 6	H: 1 LOB: 1 BB: 0 P: 10	R: 0 E: 0 K: 2 S: 10	H: 0 LOB: 2 BB: 1 P: 19	R: 0 E: 0 K: 0 S: 8	H: 0 LOB: 0 BB: 0 P: 13	R: 0 E: 0 K: 2 S: 9	H: 0 LOB: 0 BB: 0 P: 12	R: 0 E: 0 K: 0 S: 8	H: 1 LOB: 1 BB: 0 P: 11	1B: 5 2B: 2 3B: 0 HR: 0	SF: 0 SAC: 1 DP: 2 HBP: 1	WP: 0 PB: 0 SB: 1 CS: 0	PA: 36					
<b>PITCHER</b>	IP	WLS	BF	H	R	ER	SO	BB	IBB	HBP	BLK	WP	HR	S	P	ERA	WHIP								
Brian Holman, R ERA: 2.9 Bill Swift, R ERA: 1.26 (1, 1) (9, 1)	8.0	W	33	7	1	1	4	3	0	1	0	0	0	70	117	1.12	1.250								
	1.0	S	3	0	0	0	0	0	0	0	0	0	0	6	8	0.00	0.000								

Seattle Mariners @ Cleveland Indians  
Cleveland Municipal Stadium, Cleveland, OH  
Tue May 14 1991, 7:05 PM EDT  
Att: 5,962 - Sunny - 71 F

AB 31  
R 1  
H 7  
RBI 1  
BB 3  
SO 4  
LOB 13









Batter	1	2	3	4	5	6	7	8	9	AB	R	H	RBI	BB	SO	LOB	TOP									
Henry Cotto, R OBP: 0.397, SLG: 0.553 (1, 8)										4	1	1	1	0	1	0	<b>Seattle Mariners @ Cleveland Indians</b> Cleveland Municipal Stadium, Cleveland, OH Thu May 16 1991, 7:05 PM EDT Att: 5,665 - Sunny - 78 F									
Harold Reynolds, S OBP: 0.362, SLG: 0.386 (1, 4)										4	1	2	0	0	0	0										
Edgar Martinez, R OBP: 0.477, SLG: 0.523 (1, 5)										4	0	2	0	0	0	2										
Tracy Jones, R OBP: 0.282, SLG: 0.361 Greg Briley, L OBP: 0.291, SLG: 0.318 (1, 7)										4	1	1	1	0	1	2										
Pete O'Brien, L OBP: 0.301, SLG: 0.380 (1, 3)										4	0	1	1	0	0	1										
Jay Buhner, R OBP: 0.325, SLG: 0.465 Ken Griffey Jr., L OBP: 0.375, SLG: 0.427 (1, 9)										3	0	1	0	0	1	0										
Alvin Davis, L OBP: 0.273, SLG: 0.276 (1, 10)										4	0	0	0	0	0	3										
Jeff Schaefer, R OBP: 0.214, SLG: 0.200 (1, 6)										2	0	0	0	1	2	1										
Matt Sinatro, R OBP: 0.333, SLG: 0.250 Dave Valle, R OBP: 0.307, SLG: 0.256 (1, 2)										3	0	0	0	0	1	1										
										0	0	0	0	0	0	0										
<b>Inning Stats</b>	R: 1 E: 0 K: 0 S: 7	H: 2 LOB: 0 BB: 0 P: 11	R: 0 E: 0 K: 1 S: 9	H: 1 LOB: 1 BB: 0 P: 14	R: 0 E: 0 K: 1 S: 6	H: 0 LOB: 0 BB: 0 P: 7	R: 0 E: 0 K: 1 S: 11	H: 1 LOB: 0 BB: 0 P: 17	R: 0 E: 0 K: 1 S: 7	H: 0 LOB: 1 BB: 1 P: 12	R: 0 E: 0 K: 0 S: 5	H: 1 LOB: 0 BB: 0 P: 10	R: 0 E: 0 K: 1 S: 9	H: 0 LOB: 0 BB: 0 P: 11	R: 0 E: 0 K: 1 S: 8	H: 0 LOB: 0 BB: 0 P: 10	R: 2 E: 0 K: 0 S: 16	H: 3 LOB: 2 BB: 1 P: 29	1B: 5 2B: 2 3B: 0 HR: 1	SF: 0 SAC: 0 DP: 2 HBP: 0	WP: 0 PB: 0 SB: 0 CS: 1	PA: 34				
<b>PITCHER</b>	IP	WLS	BF	H	R	ER	SO	BB	IBB	HBP	BLK	WP	HR	S	P	ERA	WHIP									
Greg Swindell, L ERA: 2.61 Shawn Hillegas, R ERA: 1.64	(1, 1)	8.2	L	32	8	3	3	6	1	0	0	0	0	1	76	113	3.12	1.038								
(9, 1)	0.1	2	0	0	0	0	0	0	1	0	0	0	0	0	2	8	0.00	0.000								

AB	32
R	3
H	8
RBI	3
BB	2
SO	6
LOB	10



Batter	1	2	3	4	5	6	7	8	9	AB	R	H	RBI	BB	SO	LOB	BOTTOM								
Mike Huff, R OBP: 0.446, SLG: 0.400 (1, 8)										4	1	3	0	0	0	0	<b>Seattle Mariners @ Cleveland Indians</b> Cleveland Municipal Stadium, Cleveland, OH Thu May 16 1991, 7:05 PM EDT Att: 5,665 - Sunny - 78 F								
Felix Fermin, R OBP: 0.245, SLG: 0.188 (1, 6)										4	0	0	0	0	0	2									
Mark Lewis, R OBP: 0.434, SLG: 0.471 (1, 4)										3	0	1	1	0	1	0									
Albert Belle, R OBP: 0.356, SLG: 0.574 (1, 7)										4	0	1	0	0	0	1									
Carlos Baerga, S OBP: 0.376, SLG: 0.472 (1, 5)										3	0	0	0	0	0	1									
Brook Jacoby, R OBP: 0.250, SLG: 0.324 (1, 3)										3	0	1	0	0	0	2									
Chris James, R OBP: 0.338, SLG: 0.398 (1, 10)										3	0	1	0	0	1	2									
Joel Skinner, R OBP: 0.346, SLG: 0.542 (1, 2)										2	0	1	0	0	1	0									
Turner Ward, S OBP: 0.293, SLG: 0.333 (1, 9)										3	0	0	0	0	0	3									
<b>Inning Stats</b>	R: 1 E: 0 K: 0 S: 5	H: 1 LOB: 0 BB: 0 P: 9	R: 0 E: 0 K: 1 S: 8	H: 1 LOB: 2 BB: 0 P: 12	R: 0 E: 0 K: 0 S: 4	H: 0 LOB: 0 BB: 0 P: 8	R: 0 E: 0 K: 0 S: 5	H: 1 LOB: 0 BB: 0 P: 9	R: 0 E: 0 K: 0 S: 9	H: 2 LOB: 2 BB: 0 P: 11	R: 0 E: 0 K: 0 S: 12	H: 1 LOB: 0 BB: 0 P: 18	R: 0 E: 0 K: 0 S: 4	H: 1 LOB: 0 BB: 0 P: 8	R: 0 E: 0 K: 1 S: 8	H: 1 LOB: 1 BB: 0 P: 14	R: 0 E: 0 K: 1 S: 13	H: 0 LOB: 0 BB: 0 P: 16	1B: 7 2B: 2 3B: 0 HR: 0	SF: 1 SAC: 1 DP: 3 HBP: 1	WP: 0 PB: 0 SB: 0 CS: 0	PA: 32			
<b>PITCHER</b>	IP	WLS	BF	H	R	ER	SO	BB	IBB	HBP	BLK	WP	HR	S	P	ERA	WHIP								
Bill Krueger, L ERA: 5.12 Michael Jackson, R ERA: 2.19	(1, 1)	6.1	W	8	1	0	0	2	0	0	0	0	0	22	32	0.00	0.375								
(7, 1)	2.2	W	8	1	0	0	2	0	0	0	0	0	0	22	32	0.00	0.375								

AB	29
R	1
H	8
RBI	1
BB	0
SO	3
LOB	11





Batter	1	2	3	4	5	6	7	8	9	AB	R	H	RBI	BB	SO	LOB	TOP					
Greg Briley, L OBP: 0.280, SLG: 0.315 (1, 9)	G4-3		G3			G4-3			1B	4	0	1	0	0	0	0	<b>Seattle Mariners @ New York Yankees</b> Yankee Stadium, Bronx, NY Fri May 17 1991, 7:05 PM EDT Att: 16,810 - Cloudy - 80 F					
Harold Reynolds, S OBP: 0.353, SLG: 0.375 (1, 4)	F8		F9			F7			F7	4	0	0	0	0	0	1						
Ken Griffey Jr., L OBP: 0.371, SLG: 0.417 (1, 8)	G3			G4-3			F7		IBB	3	0	0	0	1	0	0						
Ken Griffey, L OBP: 0.375, SLG: 0.393 Henry Cotto, R OBP: 0.350, SLG: 0.542 (1, 7) (7, 7)		1B BB		G3-1			G4-3		P3	2	1	0	0	1	0	0						
Edgar Martinez, R OBP: 0.474, SLG: 0.518 (1, 5)	1 SAFE	FC5-4 1B		F8			G4-3			3	0	1	0	0	0	0						
Pete O'Brien, L OBP: 0.308, SLG: 0.382 (1, 10) (9, 3)		FC5-4 1B			P6			G4-6-3 BB		2	0	1	1	1	0	0						
Alvin Davis, L OBP: 0.266, SLG: 0.269 Bill Swift, R (9, 1) (9, 1)	FC5-4			F8				G4-6-3		3	0	0	0	0	0	3						
Omar Vizquel, S OBP: 0.311, SLG: 0.312 (1, 6)		F7			G6-3			F8		3	0	0	0	0	0	1						
Scott Bradley, L OBP: 0.129, SLG: 0.100 Dave Valle, R OBP: 0.304, SLG: 0.253 (1, 2) (8, 2)			K			F8			F8	2	0	0	0	0	1	0						
										1	0	0	0	0	0	0						
<b>Inning Stats</b>	R: 0 E: 0 K: 0 S: 8	H: 0 LOB: 0 BB: 0 P: 13	R: 1 E: 0 K: 0 S: 12	H: 2 LOB: 1 BB: 1 P: 20	R: 0 E: 0 K: 1 S: 8	H: 0 LOB: 0 BB: 0 P: 13	R: 0 E: 0 K: 0 S: 9	H: 0 LOB: 0 BB: 0 P: 17	R: 0 E: 0 K: 0 S: 6	H: 0 LOB: 0 BB: 0 P: 8	R: 0 E: 0 K: 0 S: 10	H: 0 LOB: 0 BB: 0 P: 16	R: 0 E: 0 K: 0 S: 7	H: 0 LOB: 0 BB: 1 P: 11	R: 0 E: 0 K: 0 S: 11	H: 1 LOB: 2 BB: 1 P: 19	1B: 3 2B: 1 3B: 0 HR: 0	SF: 0 SAC: 0 DP: 2 HBP: 0	WP: 0 PB: 0 CS: 3	PA: 31		
<b>PITCHER</b>	IP WLS BF H R ER SO BB IBB HBP BLK WP HR S P ERA WHIP	IP WLS BF H R ER SO BB IBB HBP BLK WP HR S P ERA WHIP	IP WLS BF H R ER SO BB IBB HBP BLK WP HR S P ERA WHIP	IP WLS BF H R ER SO BB IBB HBP BLK WP HR S P ERA WHIP	IP WLS BF H R ER SO BB IBB HBP BLK WP HR S P ERA WHIP	IP WLS BF H R ER SO BB IBB HBP BLK WP HR S P ERA WHIP	IP WLS BF H R ER SO BB IBB HBP BLK WP HR S P ERA WHIP	IP WLS BF H R ER SO BB IBB HBP BLK WP HR S P ERA WHIP	IP WLS BF H R ER SO BB IBB HBP BLK WP HR S P ERA WHIP	IP WLS BF H R ER SO BB IBB HBP BLK WP HR S P ERA WHIP	IP WLS BF H R ER SO BB IBB HBP BLK WP HR S P ERA WHIP	IP WLS BF H R ER SO BB IBB HBP BLK WP HR S P ERA WHIP	IP WLS BF H R ER SO BB IBB HBP BLK WP HR S P ERA WHIP	IP WLS BF H R ER SO BB IBB HBP BLK WP HR S P ERA WHIP	IP WLS BF H R ER SO BB IBB HBP BLK WP HR S P ERA WHIP	IP WLS BF H R ER SO BB IBB HBP BLK WP HR S P ERA WHIP	IP WLS BF H R ER SO BB IBB HBP BLK WP HR S P ERA WHIP	IP WLS BF H R ER SO BB IBB HBP BLK WP HR S P ERA WHIP	IP WLS BF H R ER SO BB IBB HBP BLK WP HR S P ERA WHIP	IP WLS BF H R ER SO BB IBB HBP BLK WP HR S P ERA WHIP	IP WLS BF H R ER SO BB IBB HBP BLK WP HR S P ERA WHIP	
Tim Leary, R ERA: 4.83 Greg Cadaret, L ERA: 3.15 Alan Mills, R ERA:	8.2 L 1 0 0 0 0 2 0 0 0 0 0 0 0 73 115 1.04 0.577	0.0 1 0 0 0 0 0 0 0 0 0 0 0 0 4 7 ∞ ∞	0.1 1 0 0 0 0 0 0 0 0 0 0 0 0 4 7 0.00 0.000																			

AB	28
R	1
H	3
RBI	1
BB	3
SO	1
LOB	7



Batter	1	2	3	4	5	6	7	8	9	AB	R	H	RBI	BB	SO	LOB	BOTTOM					
Roberto Kelly, R OBP: 0.352, SLG: 0.435 (1, 8)			G5-3		K			G6-3		4	0	1	0	0	1	2	<b>Seattle Mariners @ New York Yankees</b> Yankee Stadium, Bronx, NY Fri May 17 1991, 7:05 PM EDT Att: 16,810 - Cloudy - 80 F					
Steve Sax, R OBP: 0.293, SLG: 0.279 (1, 4)			F7			G3		G4-6-3 1B		4	0	1	0	0	1	2						
Kevin Maas, L OBP: 0.451, SLG: 0.500 (1, 3)			F9			K		G4-6-3		3	0	0	0	1	1	2						
Jesse Barfield, R OBP: 0.352, SLG: 0.453 (1, 9)			K		G5-3		1B BB		K	3	0	0	0	1	2	2						
Hensley Meulens, R OBP: 0.286, SLG: 0.367 Don Mattingly, L OBP: 0.355, SLG: 0.355 (1, 7) (9, PH)			F9		K				P8	3	0	1	0	0	1	2						
Don Mattingly, L OBP: 0.355, SLG: 0.355 (9, PH)					K					1	0	0	0	0	0	0						
Mel Hall, L OBP: 0.268, SLG: 0.485 (1, 10)			G4-3		F7			G4-3		4	0	0	0	0	0	2						
Randy Velarde, R OBP: 0.271, SLG: 0.233 (1, 5)			K			K				3	0	0	0	0	3	0						
Bob Geren, R OBP: 0.235, SLG: 0.194 (1, 2)			P4			G5-3				3	0	0	0	0	1	0						
Alvaro Espinoza, R OBP: 0.323, SLG: 0.407 (1, 6)										2	0	1	0	1	1	0						
<b>Inning Stats</b>	R: 0 E: 0 K: 2 S: 13	H: 1 LOB: 2 BB: 1 P: 21	R: 0 E: 0 K: 1 S: 6	H: 0 LOB: 0 BB: 0 P: 9	R: 0 E: 0 K: 1 S: 9	H: 0 LOB: 0 BB: 0 P: 14	R: 0 E: 0 K: 1 S: 8	H: 0 LOB: 0 BB: 0 P: 11	R: 0 E: 0 K: 2 S: 10	H: 0 LOB: 1 BB: 1 P: 18	R: 0 E: 0 K: 1 S: 11	H: 1 LOB: 2 BB: 1 P: 22	R: 0 E: 0 K: 3 S: 9	H: 0 LOB: 0 BB: 0 P: 15	R: 0 E: 0 K: 0 S: 4	H: 1 LOB: 0 BB: 0 P: 5	R: 0 E: 0 K: 1 S: 7	H: 0 LOB: 0 BB: 0 P: 14	1B: 2 2B: 2 3B: 0 HR: 0	SF: 0 SAC: 0 DP: 1 HBP: 0	WP: 0 PB: 0 CS: 0	PA: 33
<b>PITCHER</b>	IP WLS BF H R ER SO BB IBB HBP BLK WP HR S P ERA WHIP	IP WLS BF H R ER SO BB IBB HBP BLK WP HR S P ERA WHIP	IP WLS BF H R ER SO BB IBB HBP BLK WP HR S P ERA WHIP	IP WLS BF H R ER SO BB IBB HBP BLK WP HR S P ERA WHIP	IP WLS BF H R ER SO BB IBB HBP BLK WP HR S P ERA WHIP	IP WLS BF H R ER SO BB IBB HBP BLK WP HR S P ERA WHIP	IP WLS BF H R ER SO BB IBB HBP BLK WP HR S P ERA WHIP	IP WLS BF H R ER SO BB IBB HBP BLK WP HR S P ERA WHIP	IP WLS BF H R ER SO BB IBB HBP BLK WP HR S P ERA WHIP	IP WLS BF H R ER SO BB IBB HBP BLK WP HR S P ERA WHIP	IP WLS BF H R ER SO BB IBB HBP BLK WP HR S P ERA WHIP	IP WLS BF H R ER SO BB IBB HBP BLK WP HR S P ERA WHIP	IP WLS BF H R ER SO BB IBB HBP BLK WP HR S P ERA WHIP	IP WLS BF H R ER SO BB IBB HBP BLK WP HR S P ERA WHIP	IP WLS BF H R ER SO BB IBB HBP BLK WP HR S P ERA WHIP	IP WLS BF H R ER SO BB IBB HBP BLK WP HR S P ERA WHIP	IP WLS BF H R ER SO BB IBB HBP BLK WP HR S P ERA WHIP	IP WLS BF H R ER SO BB IBB HBP BLK WP HR S P ERA WHIP	IP WLS BF H R ER SO BB IBB HBP BLK WP HR S P ERA WHIP	IP WLS BF H R ER SO BB IBB HBP BLK WP HR S P ERA WHIP	IP WLS BF H R ER SO BB IBB HBP BLK WP HR S P ERA WHIP	
Randy Johnson, L ERA: 4.53 Bill Swift, R ERA: 1.04 Bill Swift, R ERA: 1.04	7.0 W 3 0 0 0 0 3 0 0 0 0 0 0 66 110 0.00 0.857	2.0 S 6 1 0 0 1 0 0 0 0 0 0 11 19 0.00 0.500	2.0 S 6 1 0 0 1 0 0 0 0 0 0 11 19 0.00 0.500																			





Batter	1	2	3	4	5	6	7	8	9	AB	R	H	RBI	BB	SO	LOB	TOP			
Henry Cotto, R (1, 7) OBP: 0.364, SLG: 0.528			L5	F8			G4-3 2B 1B		P6	5	2	2	0	0	0	2				
Harold Reynolds, S (1, 4) OBP: 0.356, SLG: 0.385	SH5-3		1B 2B		F7		G4-3		WP S 1B	4	1	2	0	0	0	1				
Ken Griffey Jr., L (1, 8) OBP: 0.379, SLG: 0.432	F7		2B 1B	FC6-4 1B			3H 2-1 2B		K	5	0	3	2	0	1	2				
Edgar Martinez, R (1, 5) OBP: 0.468, SLG: 0.518	2H 2B		G6-3	FC6-4 1B			G4-3			4	0	1	1	0	0	3				
Pete O'Brien, L (1, 3) OBP: 0.313, SLG: 0.407	K			HR	F7			FC8-6 1B		4	1	2	1	0	1	2				
Alvin Davis, L (1, 10) OBP: 0.266, SLG: 0.268		K		E 1B		L3		FC8-6 1-2 1B		4	0	1	0	0	1	1				
Greg Brolley, L (1, 9) OBP: 0.289, SLG: 0.302		B5-3		K		G4-3		K		4	0	0	0	0	2	2				
Omar Vizquel, S (1, 6) OBP: 0.299, SLG: 0.299		P5		F7		G3		G1-3		4	0	0	0	0	0	2				
Dave Valle, R (1, 2) OBP: 0.292, SLG: 0.242			G5-3	E6			K		F7	4	0	0	0	0	1	1				
<b>Inning Stats</b>	R: 1 E: 0 K: 1 S: 18	H: 2 LOB: 1 BB: 0 P: 24	R: 0 E: 0 K: 1 S: 6	H: 0 LOB: 0 BB: 0 P: 8	R: 1 E: 0 K: 0 S: 16	H: 2 LOB: 1 BB: 0 P: 25	R: 1 E: 1 K: 1 S: 13	H: 2 LOB: 2 BB: 0 P: 17	R: 0 E: 0 K: 0 S: 9	H: 0 LOB: 1 BB: 0 P: 14	R: 0 E: 0 K: 1 S: 14	H: 2 LOB: 1 BB: 0 P: 21	R: 0 E: 0 K: 1 S: 13	H: 1 LOB: 1 BB: 0 P: 20	R: 0 E: 0 K: 1 S: 12	H: 1 LOB: 1 BB: 0 P: 17	1B: 7 2B: 3 3B: 0 HR: 1	SF: 0 SAC: 1 DP: 0 HBP: 0	WP: 1 PB: 0 SB: 2 CS: 0	PA: 39
<b>PITCHER</b>	IP WLS BF H R ER SO BB IBB HBP BLK WP HR S P ERA WHIP																			
Scott Sanderson, R (1, 1) ERA: 4.59	6.2 L 30 9 4 4 4 0 0 0 0 0 1 83 118 5.40 1.350																			
Alan Mills, R (7, 1) ERA:	2.1 9 2 0 0 2 0 0 0 0 1 0 27 42 0.00 0.857																			

Seattle Mariners @ New York Yankees  
Yankee Stadium, Bronx, NY  
Sat May 18 1991, 3:33 AM EDT  
Att: 23,017 - Cloudy - 59 F

AB 38  
R 4  
H 11  
RBI 4  
BB 0  
SO 6  
LOB 16



Batter	1	2	3	4	5	6	7	8	9	AB	R	H	RBI	BB	SO	LOB	BOTTOM			
Roberto Kelly, R (1, 8) OBP: 0.347, SLG: 0.422	F7		HBP			F8		P4	FC6-4	4	0	0	0	0	0	2				
Steve Sax, R (1, 4) OBP: 0.291, SLG: 0.286	L8		G6-3			G6-3		2B		4	0	1	0	0	0	1				
Don Mattingly, L (1, 10) OBP: 0.366, SLG: 0.357	1B			K		BB BB		G4-6-3 BB		2	0	1	0	2	1	0				
Kevin Maas, L (1, 3) OBP: 0.445, SLG: 0.486	G4-3			F8		BB		G4-6-3 1-2 1B		3	0	0	0	1	0	3				
Mel Hall, L (1, 9) OBP: 0.270, SLG: 0.479		G4-3				G4-3			HR	3	0	1	0	0	0	2				
Jesse Barfield, R (9, PH) OBP: 0.357, SLG: 0.486				1B						1	1	1	1	0	0	0				
Matt Nokes, L (1, 2) OBP: 0.333, SLG: 0.582	G3-1			F8			G1-3		P5	4	0	0	0	0	0	1				
Hensley Meulens, R (1, 7) OBP: 0.273, SLG: 0.349		K			F7		F9		P3	4	0	0	0	0	1	0				
Torey Lovullo, S (1, 5) OBP: 0.300, SLG: 0.250			G3			K		1B		2	0	0	0	0	1	0				
Randy Velarde, R (7, PH) ERA: 1.29								1B		1	0	1	0	1	0	0				
Alvaro Espinoza, R (1, 6) OBP: 0.320, SLG: 0.400			G6-3		F7		P3		FC6-4 1B	4	0	1	0	0	0	1				
<b>Inning Stats</b>	R: 0 E: 0 K: 0 S: 11	H: 1 LOB: 1 BB: 0 P: 21	R: 0 E: 0 K: 1 S: 7	H: 0 LOB: 0 BB: 0 P: 10	R: 0 E: 0 K: 0 S: 7	H: 0 LOB: 1 BB: 0 P: 12	R: 0 E: 0 K: 1 S: 12	H: 1 LOB: 1 BB: 0 P: 17	R: 0 E: 0 K: 0 S: 6	H: 0 LOB: 2 BB: 2 P: 17	R: 0 E: 0 K: 0 S: 9	H: 1 LOB: 1 BB: 0 P: 14	R: 0 E: 0 K: 0 S: 11	H: 1 LOB: 1 BB: 1 P: 19	R: 1 E: 0 K: 0 S: 9	H: 2 LOB: 2 BB: 1 P: 15	1B: 4 2B: 1 3B: 0 HR: 1	SF: 0 SAC: 0 DP: 1 HBP: 1	WP: 0 PB: 0 SB: 0 CS: 0	PA: 37
<b>PITCHER</b>	IP WLS BF H R ER SO BB IBB HBP BLK WP HR S P ERA WHIP																			
Pat Rice, R (1, 1) ERA:	5.2 W 20 2 0 0 3 0 0 0 0 0 0 47 75 0.00 0.353																			
Russ Swan, L (6, 1) ERA: 1.29	2.2 13 3 1 1 0 3 0 0 0 0 0 1 27 51 3.38 2.250																			
Michael Jackson, R (9, 1) ERA: 2.13	0.2 4 1 0 0 0 1 0 0 0 0 0 0 4 8 0.00 3.000																			

Seattle Mariners @ New York Yankees  
Yankee Stadium, Bronx, NY  
Sat May 18 1991, 3:33 AM EDT  
Att: 23,017 - Cloudy - 59 F

AB 32  
R 1  
H 6  
RBI 1  
BB 4  
SO 3  
LOB 10





Batter	1	2	3	4	5	6	7	8	9	AB	R	H	RBI	BB	SO	LOB	TOP								
Henry Cotto, R (1, 9) OBP: 0.356, SLG: 0.509	F7		P3			FC5-4		E 1B		4	0	1	0	0	0	1	<b>Seattle Mariners @ New York Yankees</b> Yankee Stadium, Bronx, NY Sun May 19 1991, 3:33 AM EDT Att: 29,581 - Sunny - 62 F								
Harold Reynolds, S (1, 4) OBP: 0.376, SLG: 0.384	F8			G4-3				E5		3	0	1	0	1	0										
Ken Griffey Jr., L (1, 8) Tracy Jones, R (7, PH) OBP: 0.300, SLG: 0.378				K				K		4	0	1	0	0	2	4									
Scott Bradley, L (8, PH) OBP: 0.125, SLG: 0.097										1	1	1	0	0	0	0									
Ken Griffey, L (1, 7) OBP: 0.365, SLG: 0.381				G4-3						1	0	0	0	0	0	2									
Edgar Martinez, R (1, 5) OBP: 0.469, SLG: 0.509		L9								2	0	0	0	2	1	0									
Pete O'Brien, L (1, 3) OBP: 0.307, SLG: 0.399		G4-3								3	0	0	0	0	0	1									
Alvin Davis, L (1, 10) OBP: 0.265, SLG: 0.296										3	1	1	2	0	1	0									
Omar Vizquel, S (1, 6) Jay Buhner, R (9, PH) OBP: 0.291, SLG: 0.290 OBP: 0.321, SLG: 0.458				L5						3	0	0	0	0	0	1									
Dave Valle, R (1, 2) Greg Briley, L (8, PH) OBP: 0.296, SLG: 0.239 OBP: 0.267, SLG: 0.299				G5-3						1	0	0	0	1	0	0									
<b>Inning Stats</b>	R: 0 E: 0 K: 1 S: 10	H: 1 LOB: 1 BB: 0 P: 16	R: 0 E: 0 K: 1 S: 8	H: 0 LOB: 0 BB: 0 P: 12	R: 0 E: 0 K: 0 S: 13	H: 0 LOB: 0 BB: 0 P: 18	R: 0 E: 0 K: 1 S: 6	H: 0 LOB: 0 BB: 0 P: 9	R: 0 E: 0 K: 0 S: 9	H: 0 LOB: 0 BB: 1 P: 17	R: 0 E: 0 K: 0 S: 11	H: 0 LOB: 2 BB: 2 P: 20	R: 1 E: 1 K: 0 S: 10	H: 1 LOB: 1 BB: 1 P: 21	R: 0 E: 1 K: 2 S: 15	H: 2 LOB: 2 BB: 0 P: 22	R: 1 E: 0 K: 1 S: 13	H: 1 LOB: 0 BB: 0 P: 18	1B: 4 2B: 0 3B: 0 HR: 1	SF: 1 SAC: 1 DP: 1 HBP: 0	WP: 0 PB: 0 SB: 2 CS: 0	PA: 35			
<b>PITCHER</b>	IP	WLS	BF	H	R	ER	SO	BB	IBB	HBP	BLK	WP	HR	S	P	ERA	WHIP								
Pascual Perez, R (1, 1) ERA: 1.59	5.2		20	1	0	0	3	3	0	0	0	0	0	55	90	0.00	0.706								
Steve Howe, L (6, 1) ERA: 2.37	1.1	W	6	1	1	1	0	1	0	0	0	0	0	12	23	6.75	1.500								
Steve Farr, R (8, 1) ERA: 1.62	1.1		6	2	0	0	3	0	0	0	0	0	0	18	25	0.00	1.500								
Lee Guetterman, L (9, 1)	0.2	S	3	1	1	1	0	0	0	0	0	0	1	10	15	13.50	1.500								

Batter	1	2	3	4	5	6	7	8	9	AB	R	H	RBI	BB	SO	LOB	BOTTOM								
Steve Sax, R (1, 4) OBP: 0.290, SLG: 0.280	G1-3									3	0	0	0	1	0	3	<b>Seattle Mariners @ New York Yankees</b> Yankee Stadium, Bronx, NY Sun May 19 1991, 3:33 AM EDT Att: 29,581 - Sunny - 62 F								
Don Mattingly, L (1, 3) OBP: 0.382, SLG: 0.354	P4									4	0	1	1	0	0	1									
Matt Nokes, L (1, 2) Bob Geren, R (8, 2) OBP: 0.320, SLG: 0.558 OBP: 0.235, SLG: 0.194										4	0	0	0	0	1	2									
										0	0	0	0	0	0	0									
Kevin Maas, L (1, 10) OBP: 0.453, SLG: 0.487										2	1	1	0	2	0	0									
Mel Hall, L (1, 7) OBP: 0.269, SLG: 0.507										4	1	1	2	0	0	2									
Jesse Barfield, R (1, 9) OBP: 0.354, SLG: 0.473										3	0	0	0	1	1	0									
Pat Sheridan, L (1, 8) OBP: 0.500, SLG: 0.750										3	0	2	0	0	0	0									
Torey Lovullo, S (1, 5) Randy Velarde, R (7, PR) OBP: 0.222, SLG: 0.067 OBP: 0.300, SLG: 0.250										2	0	1	0	1	0	1									
										0	1	0	0	0	0	0									
Alvaro Espinoza, R (1, 6) OBP: 0.311, SLG: 0.388										3	0	0	0	0	1	5									
<b>Inning Stats</b>	R: 0 E: 0 K: 1 S: 11	H: 0 LOB: 0 BB: 0 P: 17	R: 0 E: 0 K: 0 S: 11	H: 1 LOB: 3 BB: 3 P: 27	R: 0 E: 0 K: 0 S: 7	H: 0 LOB: 0 BB: 1 P: 15	R: 0 E: 0 K: 0 S: 5	H: 0 LOB: 1 BB: 1 P: 12	R: 0 E: 0 K: 1 S: 7	H: 1 LOB: 1 BB: 0 P: 10	R: 2 E: 0 K: 0 S: 7	H: 2 LOB: 0 BB: 0 P: 15	R: 1 E: 1 K: 0 S: 13	H: 2 LOB: 2 BB: 0 P: 18	R: 0 E: 0 K: 1 S: 7	H: 0 LOB: 0 BB: 0 P: 11	1B: 4 2B: 3 3B: 0 HR: 1	SF: 0 SAC: 0 DP: 2 HBP: 0	WP: 0 PB: 0 SB: 0 CS: 1	PA: 33					
<b>PITCHER</b>	IP	WLS	BF	H	R	ER	SO	BB	IBB	HBP	BLK	WP	HR	S	P	ERA	WHIP								
Brian Holman, R (1, 1) ERA: 2.88	6.2	L	28	5	3	2	2	5	0	0	0	0	0	56	107	2.70	1.500								
Rob Murphy, L (7, 1) ERA: 2.7	1.1		5	1	0	0	1	0	0	0	0	0	0	12	18	0.00	0.750								





Batter	1	2	3	4	5	6	7	8	9	AB	R	H	RBI	BB	SO	LOB	TOP										
Henry Cotto, R OBP: 0.356, SLG: 0.509 Greg Briley, L OBP: 0.264, SLG: 0.294	(1, 9) P5	(1, 9) L5		(0, 3) K			(1, 1) G4-3		(3, 1) 1B WP	0	0	0	0	0	0	0	<b>Seattle Mariners @ Kansas City Royals</b> Royals Stadium, Kansas City, MO Mon May 20 1991, 8:05 PM EDT Att: 27,088 - Overcast - 72 F										
Harold Reynolds, S OBP: 0.377, SLG: 0.421 Jay Buhner, R OBP: 0.321, SLG: 0.458	(1, 4) G4-3		(2, 0) G4-3	(4, 1) CS BB			(2, 1) P5	(1, 3) WP	(0, 2) 1B	4	1	1	0	1	0	0											
Ken Griffey Jr., L OBP: 0.377, SLG: 0.421 Jay Buhner, R OBP: 0.321, SLG: 0.458	(1, 8) G1-3		(4, 0) FC6-4 BB	(2, 2) CS	(0, 0) F8		(0, 0) F8		(2, 2) 1B	4	1	1	1	1	0	0											
Ken Griffey, L OBP: 0.405, SLG: 0.424		(2, 1) E 1B	(4, 2) SAFE BB					(3, 1) G4-3	(4, 2) 2B	3	2	3	0	2	0	0											
Edgar Martinez, R OBP: 0.459, SLG: 0.496	(1, 5) E9 WP	(2, 0) FC6-4	(0, 0) 1B	(1, 3) K				(2, 1) G4-3	(1, 0) F8	5	2	1	0	0	1	6											
Pete O'Brien, L OBP: 0.306, SLG: 0.397	(1, 3) P5	(0, 0) 3B	(3, 1) 3B		(0, 0) G4-3			(2, 0) SF9		3	1	1	2	0	0	3											
Alvin Davis, L OBP: 0.272, SLG: 0.319	(1, 10) 1B	(2, 2) 1B	(2, 1) 3B			(2, 2) G3		(3, 2) G3-1		4	0	2	4	0	0	0											
Omar Vizquel, S OBP: 0.281, SLG: 0.279	(1, 6) P5		(0, 0) G4-3			(0, 0) P5			(1, 3) K	4	0	0	0	0	1	2											
Dave Valle, R OBP: 0.295, SLG: 0.232	(1, 2) 1B			(1, 3) K		(2, 2) G5-3			(2, 1) G6-3	3	0	0	0	1	1	0											
<b>Inning Stats</b>	R: 0 E: 0 K: 0 S: 7	H: 0 LOB: 0 BB: 0 P: 10	R: 2 E: 1 K: 0 S: 12	H: 3 LOB: 2 BB: 1 P: 24	R: 3 E: 0 K: 0 S: 12	H: 2 LOB: 1 BB: 2 P: 30	R: 0 E: 0 K: 2 S: 12	H: 0 LOB: 0 BB: 1 P: 18	R: 0 E: 0 K: 1 S: 8	H: 1 LOB: 1 BB: 0 P: 11	R: 0 E: 0 K: 0 S: 5	H: 0 LOB: 0 BB: 0 P: 8	R: 1 E: 0 K: 0 S: 10	H: 1 LOB: 0 BB: 1 P: 20	R: 2 E: 0 K: 1 S: 16	H: 3 LOB: 2 BB: 1 P: 29		1B: 8 2B: 1 3B: 1 HR: 0	SF: 1 SAC: 0 DP: 0 HBP: 0	WP: 3 PB: 0 SB: 0 CS: 1	PA: 42						
<b>PITCHER</b>	IP	WLS	BF	H	R	ER	SO	BB	IBB	HBP	BLK	WP	HR	S	P	ERA	WHIP										
Bret Saberhagen, R ERA: 3.23	(1, 1) 7.0		31	7	6	6	3	4	0	0	0	1	0	65	117	7.71	1.571										
Jeff Montgomery, R ERA: 3.98	(8, 1) 2.0	L	10	3	2	2	1	1	0	0	0	1	0	24	44	9.00	2.000										

AB	35
R	8
H	10
RBI	7
BB	5
SO	4
LOB	13



Batter	1	2	3	4	5	6	7	8	9	AB	R	H	RBI	BB	SO	LOB	BOTTOM										
Brian McRae, S OBP: 0.261, SLG: 0.389	(1, 8) P5		(1, 0) 1B	(0, 1) G6-3		(1, 1) F9			(0, 0) G3	5	1	1	0	0	0	0	<b>Seattle Mariners @ Kansas City Royals</b> Royals Stadium, Kansas City, MO Mon May 20 1991, 8:05 PM EDT Att: 27,088 - Overcast - 72 F										
Nelson Liriano, S OBP: 0.409, SLG: 0.409	(1, 4) HR		(0, 0) 3B		(1, 1) 1B			(0, 0) G6-3	(1, 2) G4-3	5	3	3	1	0	0	0											
Jim Eisenreich, L OBP: 0.313, SLG: 0.389	(1, 7) L8		(3, 1) 1B		(1, 0) G4-3			(3, 1) G1-3	(3, 2) G5-3	4	0	2	0	1	0	1											
Danny Tartabull, R OBP: 0.333, SLG: 0.482 Gary Thurman, R OBP: 0.326, SLG: 0.400	(1, 9) HR		(1, 3) K		(4, 2) G4-3			(0, 0) G1-3		3	1	1	2	1	1	3											
Terry Puhl, L OBP: 0.350, SLG: 0.235	(1, 10) L8		(2, 1) G5-4-3		(2, 2) G4-3			(2, 0) G3		4	0	1	2	0	0	3											
Carmelo Martinez, R OBP: 0.328, SLG: 0.283		(1, 3) K	(1, 1) G5-4-3		(4, 0) G6-4-3			(2, 3) K		3	0	0	0	1	2	2											
Mike Macfarlane, R OBP: 0.322, SLG: 0.425	(1, 2) G5-3			(1, 1) P4	(1, 2) G6-4-3			(2, 2) G6-3		4	0	0	0	0	0	3											
Kurt Stillwell, S OBP: 0.308, SLG: 0.328	(1, 6) 1B			(2, 1) G1-3		(2, 1) P4		(0, 2) WP		4	0	2	0	0	0	0											
Bill Pecota, R OBP: 0.338, SLG: 0.424	(1, 5) P2			(2, 0) IHR		(2, 0) F7		(3, 2) G6-3		4	1	1	1	0	0	2											
<b>Inning Stats</b>	R: 2 E: 0 K: 0 S: 8	H: 2 LOB: 0 BB: 0 P: 16	R: 0 E: 0 K: 1 S: 7	H: 1 LOB: 0 BB: 0 P: 10	R: 2 E: 0 K: 1 S: 12	H: 3 LOB: 1 BB: 1 P: 21	R: 1 E: 0 K: 0 S: 7	H: 1 LOB: 0 BB: 0 P: 12	R: 1 E: 0 K: 0 S: 13	H: 2 LOB: 2 BB: 2 P: 25	R: 0 E: 0 K: 0 S: 5	H: 0 LOB: 0 BB: 0 P: 10	R: 0 E: 0 K: 0 S: 5	H: 1 LOB: 1 BB: 0 P: 10	R: 0 E: 0 K: 1 S: 12	H: 1 LOB: 1 BB: 0 P: 19		R: 0 E: 0 K: 0 S: 7	H: 0 LOB: 0 BB: 0 P: 11	1B: 8 2B: 0 3B: 1 HR: 2	SF: 0 SAC: 0 DP: 2 HBP: 0	WP: 1 PB: 0 SB: 0 CS: 0	PA: 39				
<b>PITCHER</b>	IP	WLS	BF	H	R	ER	SO	BB	IBB	HBP	BLK	WP	HR	S	P	ERA	WHIP										
Rich DeLucia, R ERA: 4.73	(1, 1) 2.1		14	6	4	4	2	1	1	0	0	0	0	22	40	6.75	1.500										
Bill Swift, R ERA: 1.5	(3, 1) 2.2	W	11	3	2	2	0	1	1	0	0	0	0	22	39	0.00	0.667										
Russ Swan, L ERA: 1.13	(6, 1) 3.0	S	3	0	0	0	0	0	0	0	0	0	0	7	11	0.00	0.000										
Michael Jackson, R ERA: 2.05	(9, 1) 1.0		3	0	0	0	0	0	0	0	0	0	0	7	11	0.00	0.000										

AB	36
R	6
H	11
RBI	6
BB	3
SO	3
LOB	14





Batter	1	2	3	4	5	6	7	8	9	AB	R	H	RBI	BB	SO	LOB	TOP			
<b>Henry Cotto, R</b> OBP: 0.333, SLG: 0.475 (1, 9)	G5-3		K		K			K		4	0	0	0	0	3	0	<b>Seattle Mariners @ Kansas City Royals</b> Royals Stadium, Kansas City, MO Tue May 21 1991, 8:05 PM EDT Att: 19,954 - Cloudy - 76 F			
<b>Harold Reynolds, S</b> OBP: 0.353, SLG: 0.371 (1, 4)	F7			F7		G4-3			P1	4	0	0	0	0	0	0				
<b>Ken Griffey Jr., L</b> OBP: 0.373, SLG: 0.416 (1, 8)	G3-1			F7		G5-3				4	0	1	0	0	0	0				
<b>Edgar Martinez, R</b> OBP: 0.461, SLG: 0.496 (1, 5)		G4-1 1B		F7 FC6 1B		K			L9	4	1	2	0	0	1	1				
<b>Pete O'Brien, L</b> OBP: 0.298, SLG: 0.386 (1, 3)	G4-1			FC6					F9	4	0	0	0	0	0	3				
<b>Alvin Davis, L</b> OBP: 0.288, SLG: 0.339 (1, 10)					SH 2B					2	1	2	1	1	0	0				
<b>Tracy Jones, R</b> OBP: 0.286, SLG: 0.359 (1, 7)					SH					2	1	0	0	0	0	2				
<b>Greg Briley, L</b> OBP: 0.264, SLG: 0.294 (8, 7)	L6-3				G6-3					0	0	0	0	0	0	0				
<b>Jeff Schaefer, R</b> OBP: 0.200, SLG: 0.186 (1, 6)			K		G6-3				P6	3	0	0	1	0	1	0				
<b>Dave Valle, R</b> OBP: 0.287, SLG: 0.224 (1, 2)			F9		G3				G5-3	3	0	0	0	0	0	0				
<b>Inning Stats</b>	R: 0 E: 0 K: 0 S: 7	H: 0 LOB: 0 BB: 0 P: 13	R: 1 E: 0 K: 0 S: 11	H: 2 LOB: 0 BB: 0 P: 17	R: 0 E: 0 K: 2 S: 12	H: 0 LOB: 0 BB: 0 P: 16	R: 0 E: 0 K: 0 S: 10	H: 1 LOB: 1 BB: 0 P: 15	R: 2 E: 1 K: 1 S: 9	H: 1 LOB: 0 BB: 0 P: 13	R: 0 E: 0 K: 0 S: 4	H: 0 LOB: 0 BB: 1 P: 8	R: 0 E: 0 K: 1 S: 7	H: 0 LOB: 0 BB: 0 P: 13	R: 0 E: 0 K: 0 S: 10	H: 1 LOB: 1 BB: 0 P: 15	1B: 4 2B: 2 3B: 0 HR: 0	SF: 0 SAC: 1 DP: 2 HBP: 0	WP: 0 PB: 0 SB: 0 CS: 0	PA: 32
<b>PITCHER</b> <b>Kevin Appier, R</b> ERA: 3.88 (1, 1)	IP: 9.0 WLS: W BF: 32 H: 5 R: 3 ER: 2 SO: 5 BB: 1 IBB: 0 HBP: 0 BLK: 0 WP: 0 HR: 0 S: 77 P: 122 ERA: 2.00 WHIP: 0.667															<b>PITCHER</b>				

AB	30
R	3
H	5
RBI	2
BB	1
SO	5
LOB	6



Batter	1	2	3	4	5	6	7	8	9	AB	R	H	RBI	BB	SO	LOB	BOTTOM			
<b>Brian McRae, S</b> OBP: 0.260, SLG: 0.385 (1, 8)	K		G1-3			P5				4	1	1	1	0	1	1	<b>Seattle Mariners @ Kansas City Royals</b> Royals Stadium, Kansas City, MO Tue May 21 1991, 8:05 PM EDT Att: 19,954 - Cloudy - 76 F			
<b>Gary Thurman, R</b> OBP: 0.326, SLG: 0.419 (1, 9)						G4-3				3	0	1	1	0	0	0				
<b>Warren Cromartie, L</b> OBP: 0.327, SLG: 0.388 (8, 9)	G5-3		CS 2B							1	0	1	1	0	0	0				
<b>Jim Eisenreich, L</b> OBP: 0.319, SLG: 0.388 (1, 7)			F7							3	0	1	0	1	0	2				
<b>Danny Tartabull, R</b> OBP: 0.325, SLG: 0.468 (1, 10)	BB					1B				4	0	0	0	0	0	3				
<b>Danny Tartabull, R</b> OBP: 0.325, SLG: 0.468 (1, 10)	F9				G5-3				F7	4	0	0	0	0	0	3				
<b>Mike Macfarlane, R</b> OBP: 0.322, SLG: 0.450 (1, 2)					G5-3					3	1	1	1	0	1	0				
<b>Carmelo Martinez, R</b> OBP: 0.313, SLG: 0.268 (1, 3)			F9		G4-3					3	0	0	0	0	1	0				
<b>Kurt Stillwell, S</b> OBP: 0.301, SLG: 0.320 (1, 6)			G3-1							3	0	0	0	0	0	0				
<b>Bill Pecota, R</b> OBP: 0.338, SLG: 0.420 (1, 5)			F9							3	0	1	0	0	0	0				
<b>Terry Shumpert, R</b> OBP: 0.233, SLG: 0.244 (1, 4)					L4-3 1B					3	2	2	0	0	0	1				
<b>Inning Stats</b>	R: 0 E: 0 K: 1 S: 9	H: 0 LOB: 1 BB: 1 P: 15	R: 1 E: 0 K: 0 S: 6	H: 1 LOB: 0 BB: 0 P: 9	R: 1 E: 0 K: 0 S: 9	H: 2 LOB: 0 BB: 0 P: 14	R: 0 E: 0 K: 0 S: 6	H: 0 LOB: 0 BB: 0 P: 9	R: 0 E: 0 K: 0 S: 8	H: 1 LOB: 0 BB: 0 P: 12	R: 0 E: 0 K: 0 S: 7	H: 1 LOB: 1 BB: 0 P: 10	R: 0 E: 0 K: 2 S: 11	H: 0 LOB: 0 BB: 0 P: 15	R: 2 E: 0 K: 0 S: 11	H: 3 LOB: 1 BB: 0 P: 18	1B: 4 2B: 4 3B: 0 HR: 1	SF: 0 SAC: 0 DP: 1 HBP: 0	WP: 0 PB: 0 SB: 1 CS: 1	PA: 31
<b>PITCHER</b> <b>Bill Krueger, L</b> ERA: 5.06 (1, 1)	IP: 7.1 WLS: L BF: 28 H: 7 R: 4 ER: 4 SO: 3 BB: 1 IBB: 0 HBP: 0 BLK: 0 WP: 0 HR: 1 S: 61 P: 93 ERA: 4.91 WHIP: 1.091															<b>PITCHER</b>				
<b>Michael Jackson, R</b> ERA: 2.0 (8, 1)	IP: 0.2 WLS: L BF: 3 H: 1 R: 0 ER: 0 SO: 0 BB: 0 IBB: 0 HBP: 0 BLK: 0 WP: 0 HR: 0 S: 6 P: 9 ERA: 0.00 WHIP: 1.500															<b>PITCHER</b>				

AB	30
R	4
H	8
RBI	4
BB	1
SO	3
LOB	7





Batter	1	2	3	4	5	6	7	8	9	AB	R	H	RBI	BB	SO	LOB	TOP					
Greg Briley, L (1, 9) OBP: 0.272, SLG: 0.295	0-0 BB G1-2-3 1B		1-2 P6			4-1 G4-6-3 BB		1-2 G3-1	3 0 1 0 1 0 0								<b>Seattle Mariners @ Kansas City Royals</b> Royals Stadium, Kansas City, MO Wed May 22 1991, 8:05 PM EDT Att: 23,618 - Cloudy - 76 F					
Harold Reynolds, S (1, 4) OBP: 0.350, SLG: 0.368	1 SAFE 1 SAFE G1-2-3 BB 1-2 1B		0-1 B3-1			1-2 F7		0-1 G4-3	4 0 1 0 0 0 1													
Ken Griffey Jr., L (1, 8) OBP: 0.377, SLG: 0.436	4-2 G1-2-3 BB 1-2 2-3 BB		3-2 F7			1-1 G4-6-3 1-2		1-0 HR	3 1 1 1 1 0 1													
Ken Griffey, L (1, 7) OBP: 0.386, SLG: 0.400	2-1 G1-2-3		1-3 K					0-0 F9	4 0 0 0 0 1 3													
Edgar Martinez, R (1, 5) OBP: 0.458, SLG: 0.492	1-0 P2		1-0 F9					2-2 CS 1B	3 0 1 0 0 0 2													
Pete O'Brien, L (1, 10) OBP: 0.293, SLG: 0.378		1-2 G6-3		0-0 F8				3-3 K 1-2	3 0 0 0 0 1 1													
Alvin Davis, L (1, 3) OBP: 0.282, SLG: 0.331		1-1 F7		0-1 F8				3-1 F7	3 0 0 0 0 0 0													
Scott Bradley, L (1, 2) OBP: 0.143, SLG: 0.091		4-1 BB		3-3 K				1-0 G4-3	2 0 0 0 1 1 0													
Omar Vizquel, S (1, 6) OBP: 0.274, SLG: 0.271		1-2 L3		0-2 G1-4-3				0-1 F8	3 0 0 0 0 0 1													
<b>Inning Stats</b>	R: 0 E: 0 K: 0 S: 7	H: 2 LOB: 2 BB: 1 P: 16	R: 0 E: 0 K: 0 S: 9	H: 0 LOB: 1 BB: 1 P: 16	R: 0 E: 0 K: 1 S: 9	H: 0 LOB: 0 BB: 0 P: 13	R: 0 E: 0 K: 1 S: 5	H: 0 LOB: 0 BB: 0 P: 7	R: 0 E: 0 K: 1 S: 10	H: 0 LOB: 0 BB: 0 P: 13	R: 0 E: 0 K: 0 S: 6	H: 0 LOB: 0 BB: 1 P: 12	R: 0 E: 0 K: 1 S: 11	H: 1 LOB: 1 BB: 0 P: 16	R: 0 E: 0 K: 0 S: 5	H: 0 LOB: 0 BB: 0 P: 9	R: 1 E: 0 K: 0 S: 12	H: 1 LOB: 0 BB: 0 P: 15	1B: 3 2B: 1 3B: 0 HR: 1	SF: 0 SAC: 0 DP: 3 HBP: 0	WP: 0 PB: 0 SB: 0 CS: 1	PA: 31
<b>PITCHER</b> Tom Gordon, R (1, 1) ERA: 1.38	IP: 9.0 WLS: W BF: 31 H: 4 R: 1 ER: 1 SO: 3 BB: 3 IBB: 0 HBP: 0 BLK: 0 WP: 0 HR: 1 S: 74 P: 117 ERA: 1.00 WHIP: 0.778															<b>PITCHER</b>						

AB	28
R	1
H	4
RBI	1
BB	3
SO	3
LOB	9



Batter	1	2	3	4	5	6	7	8	9	AB	R	H	RBI	BB	SO	LOB	BOTTOM			
Kirk Gibson, L (1, 9) OBP: 0.319, SLG: 0.410	4-2 BB BB		2-3 K		4-2 WP BB		4-2 S 1B BB		1 1 0 0 3 1 0								<b>Seattle Mariners @ Kansas City Royals</b> Royals Stadium, Kansas City, MO Wed May 22 1991, 8:05 PM EDT Att: 23,618 - Cloudy - 76 F			
Kurt Stillwell, S (1, 6) OBP: 0.300, SLG: 0.318	3-1 F8		2-3 K		2-2 G6-3 1-2 2-3 3-H		1-1 1B 1B	4 0 1 1 0 1 3												
Brian McRae, S (1, 8) OBP: 0.276, SLG: 0.387	4-0 P5 1-2 BB		4-0 G6-4-3 BB		1-1 E9 G4-3		1-2 G6-4-3 1B	2 0 1 1 2 0 0												
Danny Tartabull, R (1, 10) OBP: 0.316, SLG: 0.455	0-1 P5 1-2		0-1 G6-4-3 1-2		1-1 G4-3		0-1 G6-4-3 1-2	4 0 0 0 0 0 6												
Mike Macfarlane, R (1, 2) OBP: 0.320, SLG: 0.438		4-0 G5-4-3 BB		2-3 K		3-3 K		0-0 P4	3 0 0 0 1 2 1											
Bill Pecota, R (1, 5) OBP: 0.333, SLG: 0.403		0-1 G5-4-3 1-2		0-1 G5-3		4-0 S BB		1-1 F9	3 0 0 0 1 0 1											
Jim Eisenreich, L (1, 7) OBP: 0.331, SLG: 0.394		3-2 HBP		1-0 1B WP 1B		1-3 K		1-1 1B	3 1 2 0 0 1 2											
Carmelo Martinez, R (1, 3) OBP: 0.324, SLG: 0.271		0-1 F7		0-0 WP BB 1B		4-2 SH3-4 1B BB		3-2 P6	3 1 1 0 1 0 2											
Terry Shumpert, R (1, 4) OBP: 0.227, SLG: 0.238			2-3 K		2-3 K		3-1 SH3-4		2 0 0 0 0 2 2											
<b>Inning Stats</b>	R: 0 E: 0 K: 0 S: 7	H: 0 LOB: 1 BB: 2 P: 18	R: 0 E: 0 K: 0 S: 7	H: 0 LOB: 1 BB: 1 P: 14	R: 0 E: 0 K: 3 S: 9	H: 0 LOB: 0 BB: 0 P: 15	R: 0 E: 0 K: 1 S: 8	H: 0 LOB: 1 BB: 1 P: 14	R: 1 E: 0 K: 1 S: 13	H: 2 LOB: 2 BB: 1 P: 22	R: 0 E: 1 K: 2 S: 10	H: 0 LOB: 2 BB: 1 P: 20	R: 2 E: 0 K: 0 S: 15	H: 2 LOB: 1 BB: 2 P: 28	R: 0 E: 0 K: 0 S: 8	H: 1 LOB: 1 BB: 0 P: 13	1B: 5 2B: 1 3B: 0 HR: 0	SF: 0 SAC: 1 DP: 4 HBP: 1	WP: 1 PB: 0 SB: 2 CS: 0	PA: 35
<b>PITCHER</b> Randy Johnson, L (1, 1) ERA: 4.5 Bill Swift, R (7, 1) ERA: 1.74 Dave Burba, R (8, 1) ERA:	IP: 6.1 WLS: L BF: 30 H: 4 R: 3 ER: 3 SO: 7 BB: 8 IBB: 0 HBP: 1 BLK: 0 WP: 0 HR: 0 S: 67 P: 129 ERA: 4.26 WHIP: 1.895															<b>PITCHER</b>				

AB	25
R	3
H	5
RBI	2
BB	8
SO	7
LOB	17





Batter	1	2	3	4	5	6	7	8	9	AB	R	H	RBI	BB	SO	LOB	TOP					
Brian Downing, R OBP: 0.465, SLG: 0.505	G5-3	G4-3		G6-4-3 BB		CS 1B		HR		4	1	2	1	1	0	1						
Rafael Palmeiro, L OBP: 0.363, SLG: 0.494	1B			G6-4-3		K		F8		3	1	1	0	0	1	3						
Mike Stanley, R OBP: 0.411, SLG: 0.477	1B			FC6-4 HBP						1	0	0	0	0	0	0						
Ruben Sierra, S OBP: 0.382, SLG: 0.556	1B			FC6-4 1B		G6-3		G3 BB		4	1	2	0	1	0	1						
Julio Franco, R OBP: 0.350, SLG: 0.409	F9			FC 1B		G5-3		K		5	1	1	0	0	1	4						
Kevin Reimer, L OBP: 0.348, SLG: 0.418	FC6-4 1B			FC 1B		P6		G3		5	1	1	2	0	0	3						
Juan Gonzalez, R OBP: 0.407, SLG: 0.615	FC6-4			L8		1B		IBB		4	0	1	0	1	1	5						
Geno Petralli, L OBP: 0.348, SLG: 0.341				F7		F9				3	1	2	1	0	0	1						
Jack Daugherty, S OBP: 0.250, SLG: 0.190	SH1-4 1B			HR 1B						1	0	0	0	0	0	2						
Steve Buechele, R OBP: 0.354, SLG: 0.504	SH1-4			HR		1B CS BB		G6-3		2	1	1	3	1	0	0						
Jeff Huson, L OBP: 0.337, SLG: 0.317	P5			G6-3		P2		B3		4	0	0	0	0	0	2						
<b>Inning Stats</b>	R: 1 E: 0 K: 0 S: 11	H: 3 LOB: 2 BB: 0 P: 18	R: 0 E: 0 K: 0 S: 10	H: 1 LOB: 1 BB: 0 P: 15	R: 5 E: 0 K: 0 S: 15	H: 3 LOB: 0 BB: 1 P: 28	R: 0 E: 0 K: 0 S: 8	H: 0 LOB: 0 BB: 1 P: 14	R: 0 E: 0 K: 1 S: 11	H: 1 LOB: 1 BB: 1 P: 18	R: 0 E: 0 K: 1 S: 9	H: 0 LOB: 2 BB: 2 P: 21	R: 1 E: 0 K: 1 S: 9	H: 1 LOB: 0 BB: 0 P: 14	R: 0 E: 0 K: 1 S: 10	H: 1 LOB: 1 BB: 0 P: 15	1B: 9 2B: 0 3B: 0 HR: 2	SF: 0 SAC: 1 DP: 1 HBP: 1	WP: 0 PB: 0 SB: 0 CS: 2	PA: 42		
<b>PITCHER</b>	IP	WLS	BF	H	R	ER	SO	BB	IBB	HBP	BLK	WP	HR	S	P	ERA	WHIP					
Brian Holman, R ERA: 3.64	(1, 1)	3.0	L	18	7	6	6	0	0	0	0	0	0	1	36	61	18.00	2.333				
Pat Rice, R ERA:	(4, 1)	3.1		13	2	0	0	2	3	0	0	0	0	0	34	63	0.00	1.500				
Russ Swan, L ERA: 1.4	(7, 1)	1.2		8	2	1	1	0	0	1	0	0	0	1	15	26	5.40	1.200				
Dave Burba, R ERA:	(9, 1)	1.0		3	0	0	0	1	0	0	0	0	0	0	8	12	0.00	0.000				

Texas Rangers @ Seattle Mariners  
The Kingdome, Seattle, WA  
Fri May 24 1991, 10:05 PM EDT  
Att: 30,222 - Dome - 70 F


AB 36  
R 7  
H 11  
RBI 7  
BB 4  
SO 3  
LOB 22



Batter	1	2	3	4	5	6	7	8	9	AB	R	H	RBI	BB	SO	LOB	BOTTOM					
Henry Cotto, R OBP: 0.324, SLG: 0.455	P4		G6-3		1B		G4-3		G6-3	5	0	1	1	0	0	0						
Harold Reynolds, S OBP: 0.354, SLG: 0.371	F7			FC6-4 1B	1B		L9			4	0	2	1	0	0	0						
Ken Griffey Jr., L OBP: 0.380, SLG: 0.438	1B			K	K			1B		4	0	2	0	0	2	3						
Edgar Martinez, R OBP: 0.459, SLG: 0.492	G6-3			FC6-4 PO		FC4-6 1B		1B		4	0	2	0	0	0	2						
Tracy Jones, R OBP: 0.283, SLG: 0.349	F7			PO	BB SF7 1B	FC4-6 2B		P8		4	1	1	0	0	0	3						
Alvin Davis, L OBP: 0.288, SLG: 0.339	G1			BB 1B	BB			P5		3	1	1	0	1	0	2						
Jay Buhner, R OBP: 0.318, SLG: 0.440	G5-3			BB 1B	BB	F7		P7		3	1	0	0	1	0	4						
Omar Vizquel, S OBP: 0.264, SLG: 0.264			F8		SF7	K		F9		3	0	0	1	0	1	2						
Dave Valle, R OBP: 0.277, SLG: 0.216	F8			P4		B1-3		P5		4	0	0	0	0	0	2						
<b>Inning Stats</b>	R: 0 E: 0 K: 0 S: 9	H: 1 LOB: 1 BB: 0 P: 15	R: 0 E: 0 K: 0 S: 10	H: 0 LOB: 0 BB: 0 P: 14	R: 0 E: 0 K: 0 S: 6	H: 0 LOB: 0 BB: 0 P: 8	R: 0 E: 0 K: 1 S: 8	H: 1 LOB: 0 BB: 0 P: 15	R: 3 E: 0 K: 1 S: 16	H: 3 LOB: 2 BB: 2 P: 32	R: 0 E: 0 K: 1 S: 11	H: 2 LOB: 2 BB: 0 P: 17	R: 0 E: 0 K: 0 S: 6	H: 0 LOB: 0 BB: 0 P: 8	R: 0 E: 0 K: 0 S: 15	H: 2 LOB: 2 BB: 0 P: 18	R: 0 E: 0 K: 0 S: 10	H: 0 LOB: 0 BB: 0 P: 14	1B: 8 2B: 1 3B: 0 HR: 0	SF: 1 SAC: 0 DP: 0 HBP: 0	WP: 0 PB: 0 SB: 0 CS: 0	PA: 38
<b>PITCHER</b>	IP	WLS	BF	H	R	ER	SO	BB	IBB	HBP	BLK	WP	HR	S	P	ERA	WHIP					
Kenny Rogers, L ERA: 6.63	(1, 1)	7.0		31	9	3	3	3	2	0	0	0	0	0	19	25	0.00	0.000				
John Barfield, L ERA: 3.42	(8, 1)	2.0	S	6	0	0	0	0	0	0	0	0	0	0	19	25	0.00	0.000				

Texas Rangers @ Seattle Mariners  
The Kingdome, Seattle, WA  
Fri May 24 1991, 10:05 PM EDT  
Att: 30,222 - Dome - 70 F

AB 34  
R 3  
H 9  
RBI 3  
BB 2  
SO 3  
LOB 18



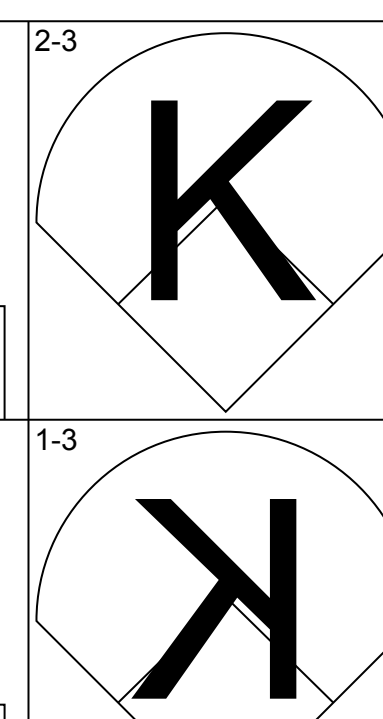
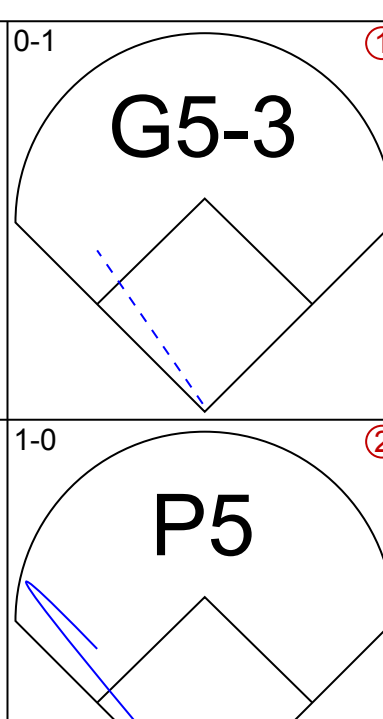
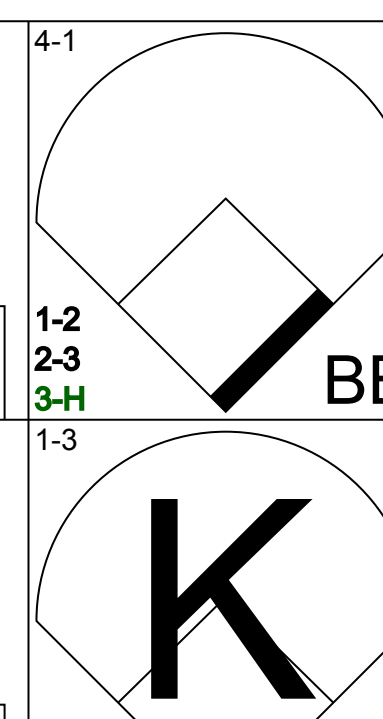
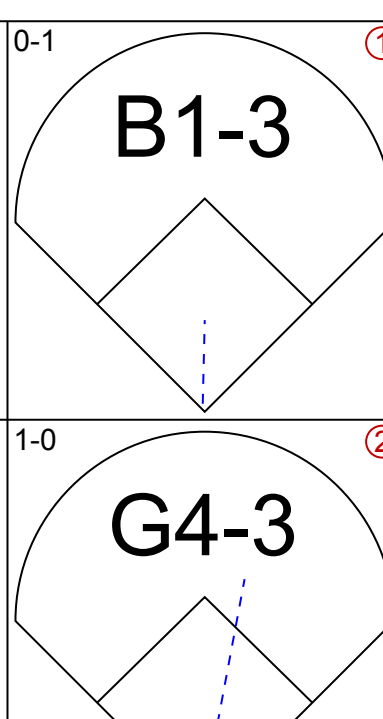
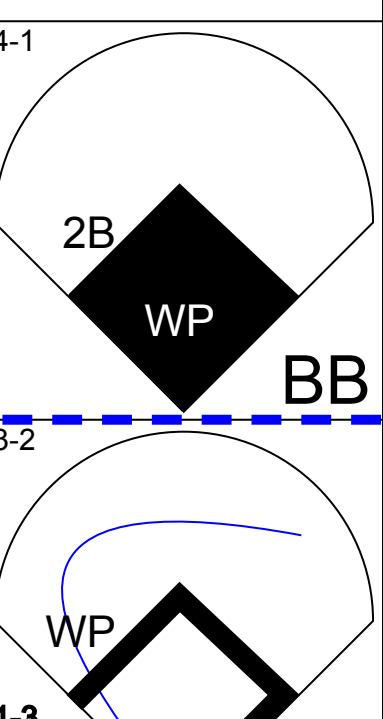
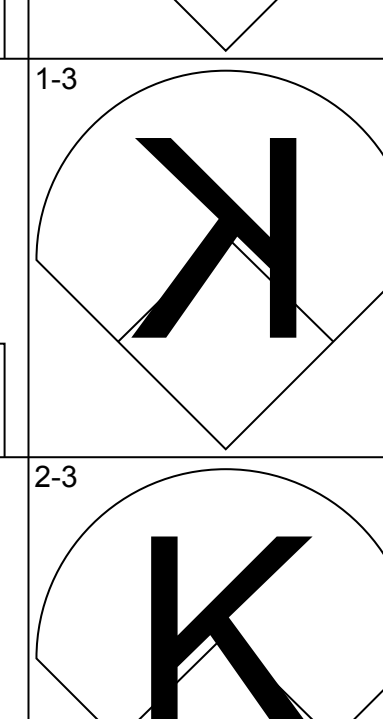
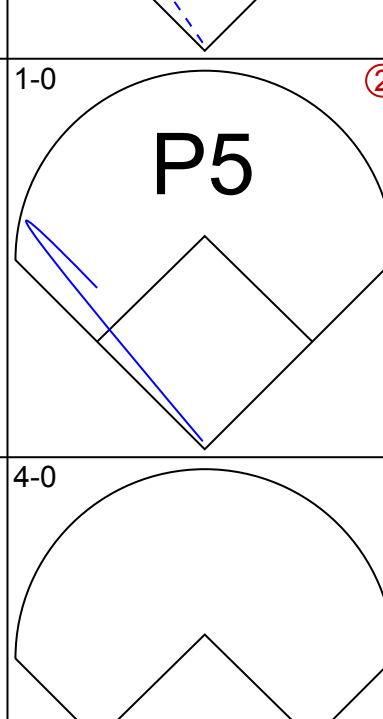
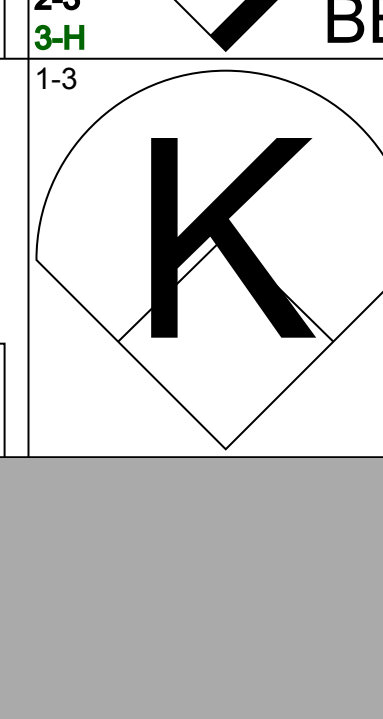
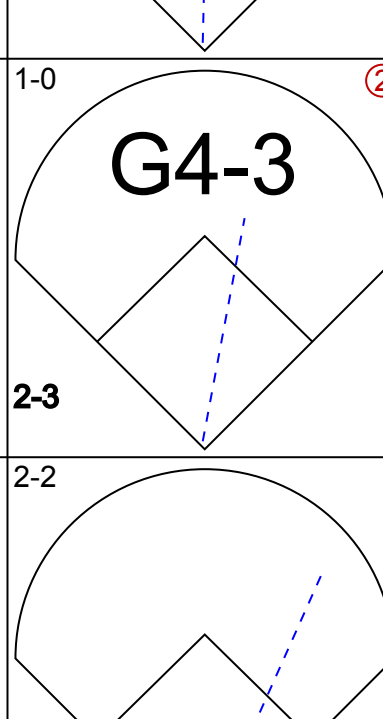
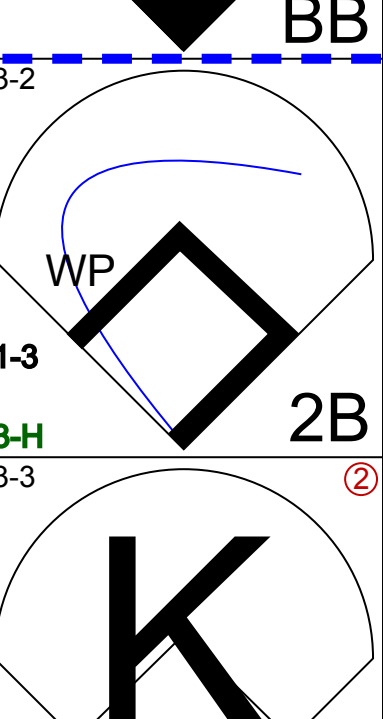
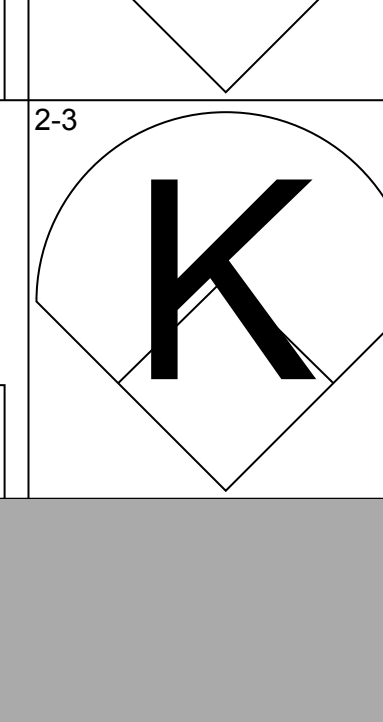
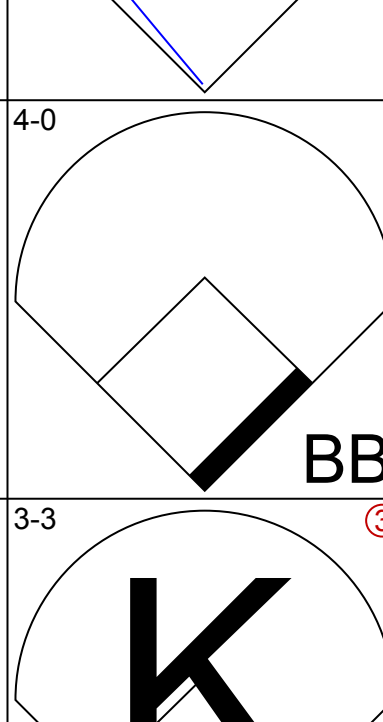
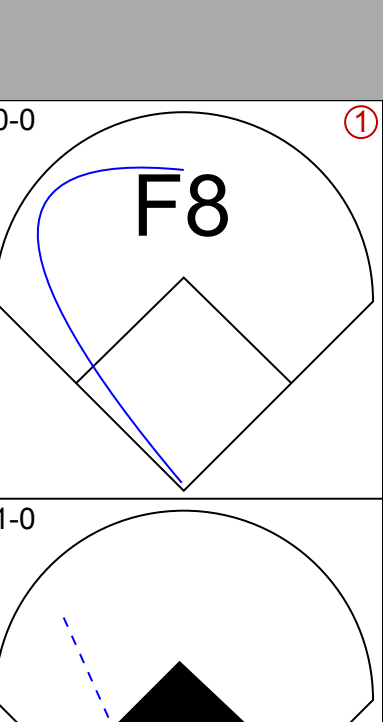
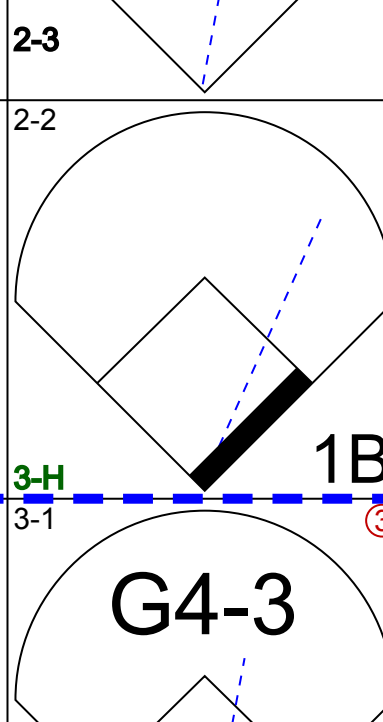
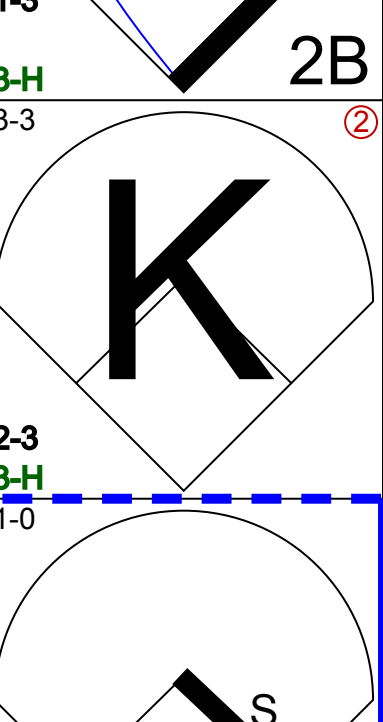
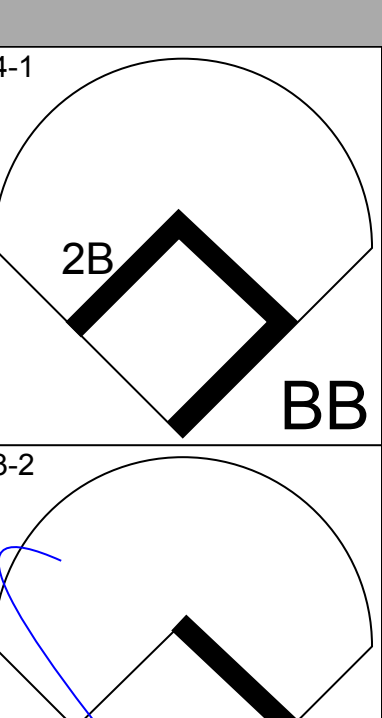

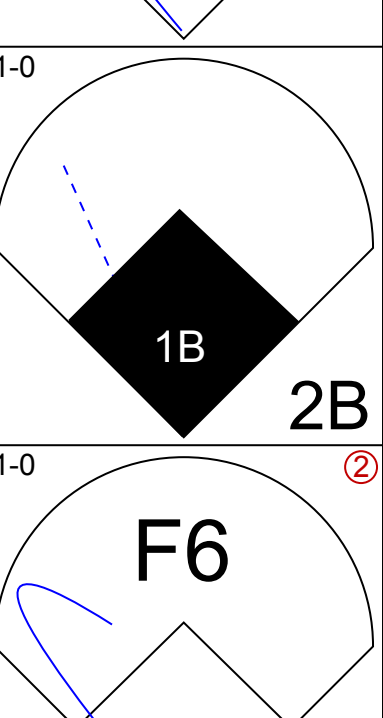
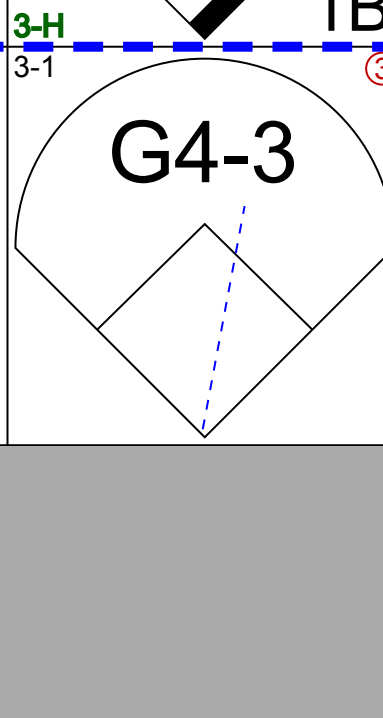
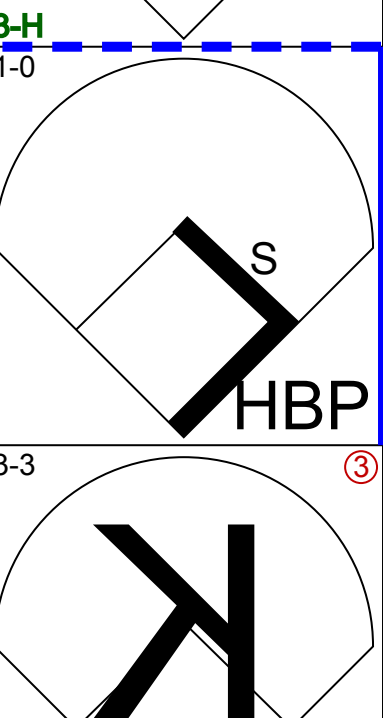
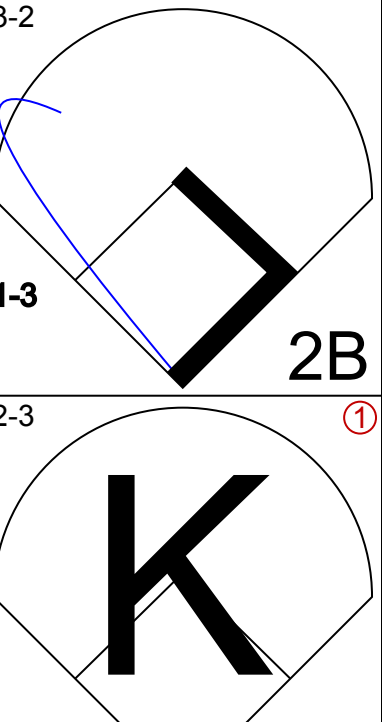
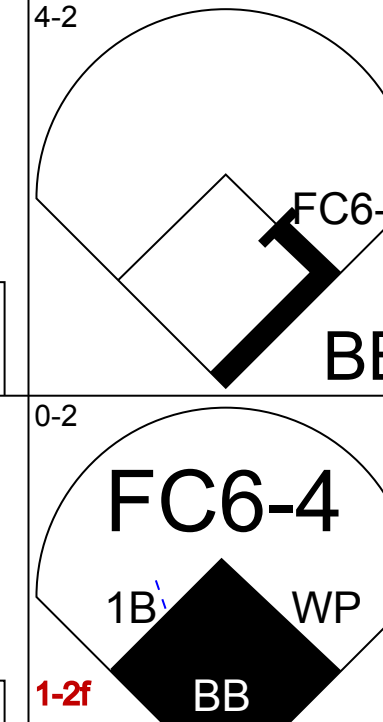
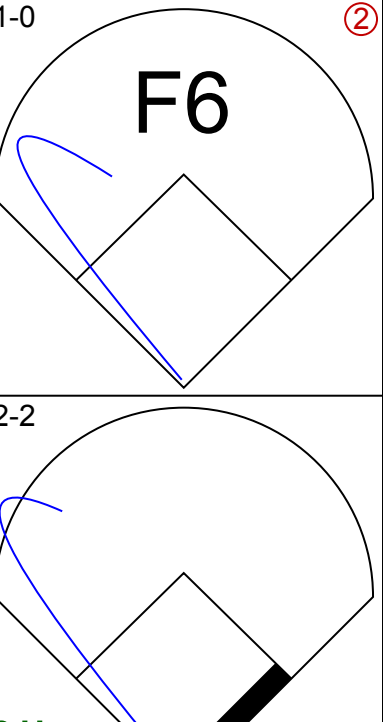
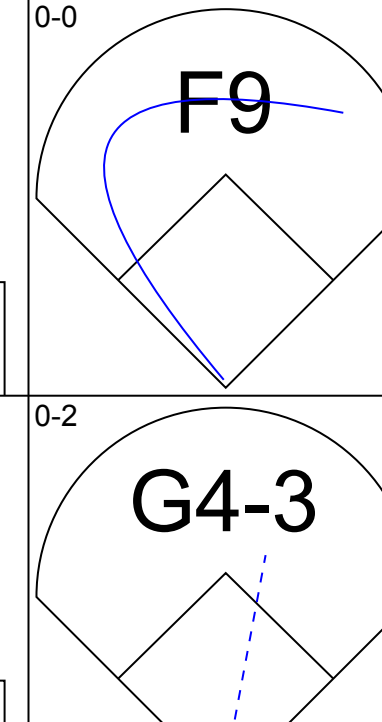
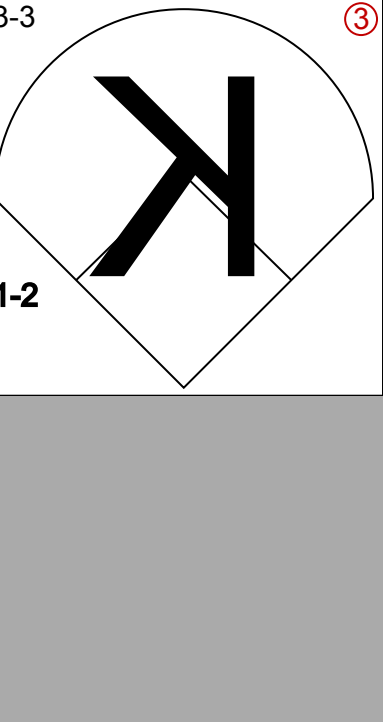
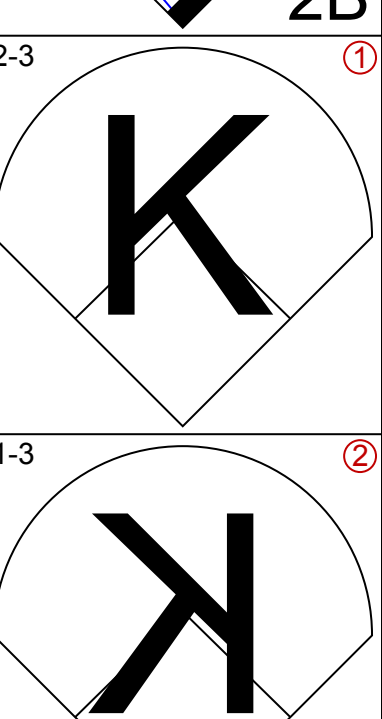
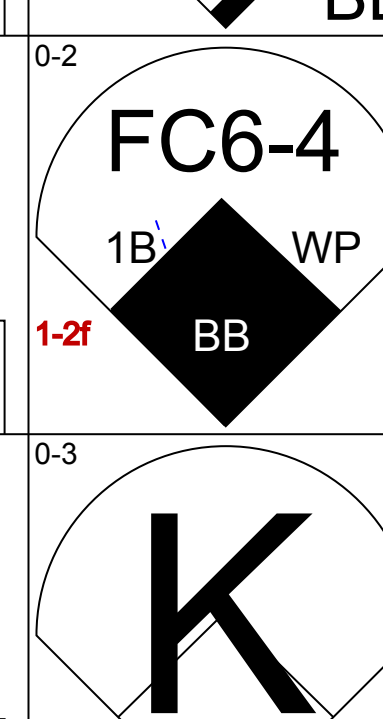
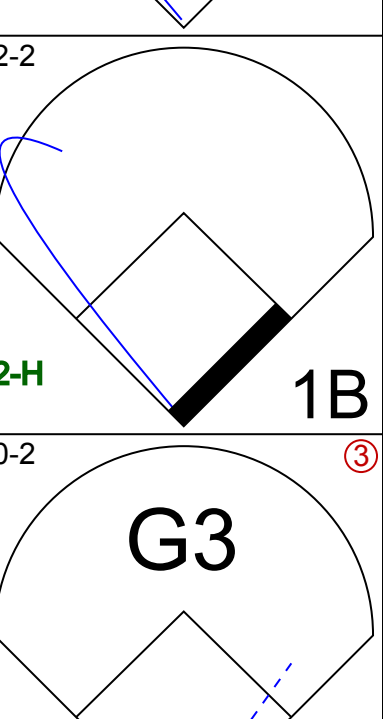
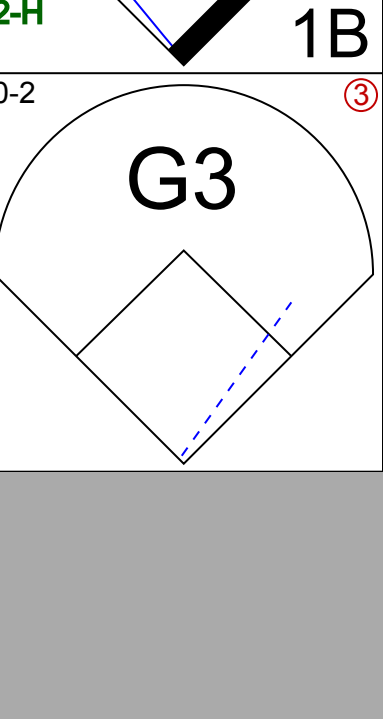
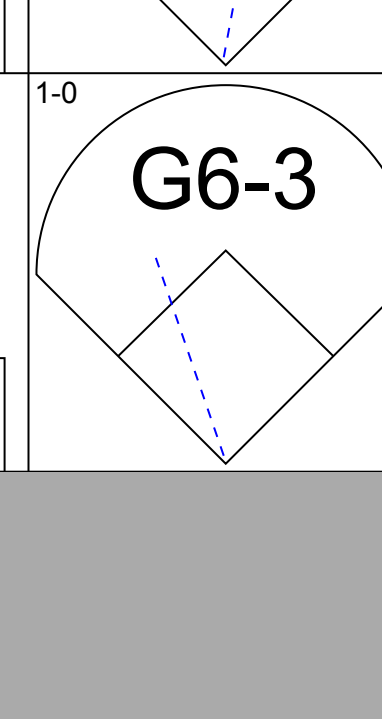
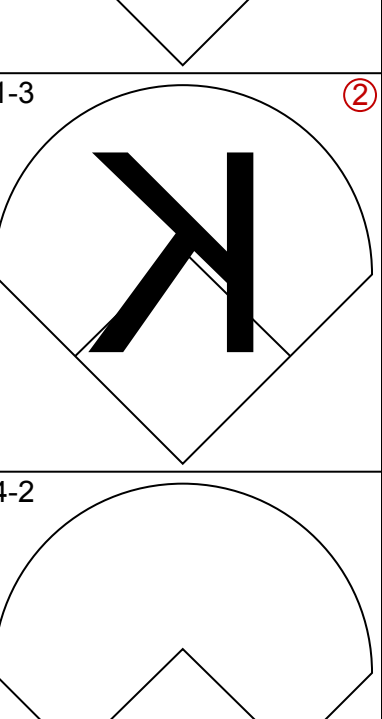
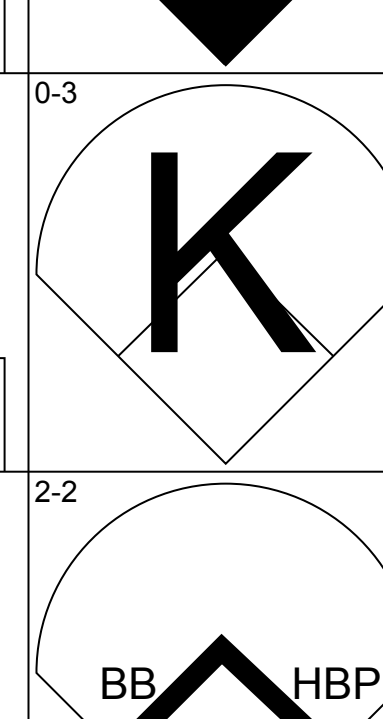


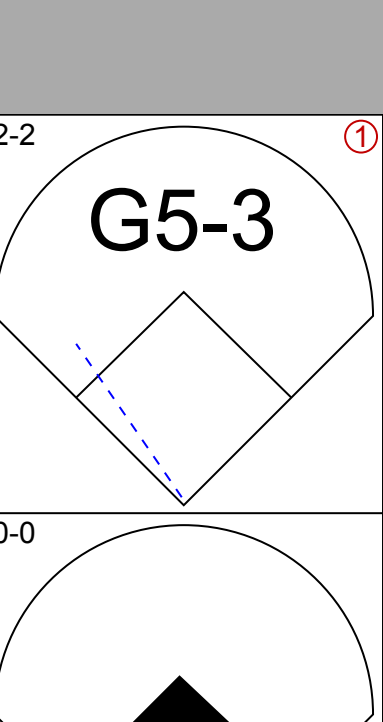
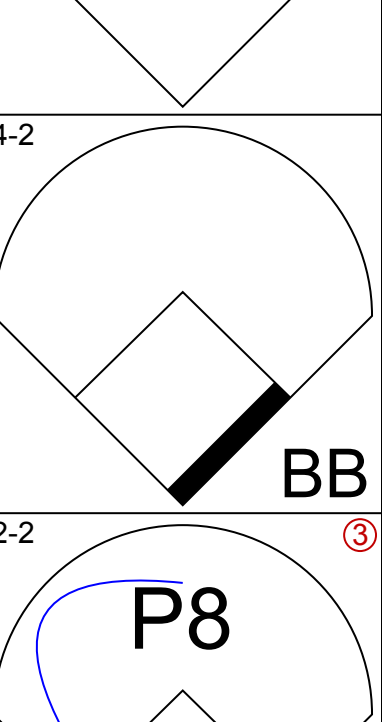
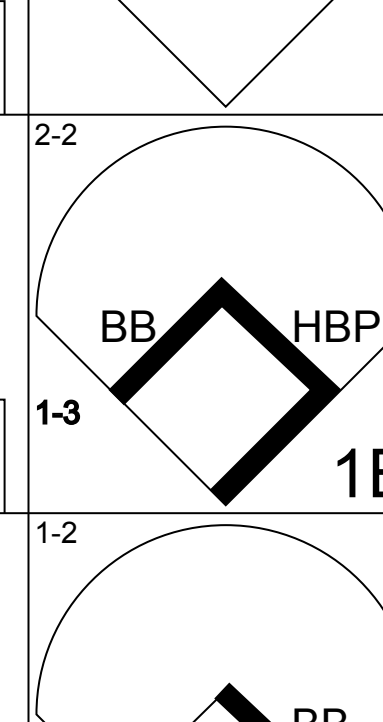
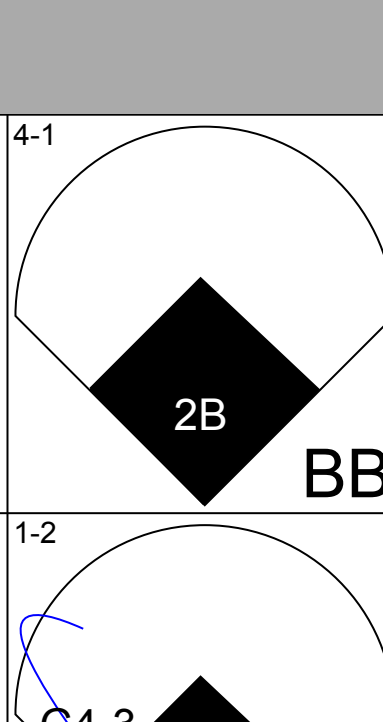
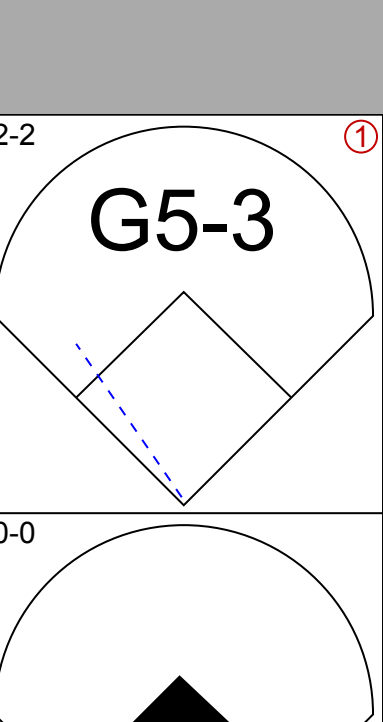
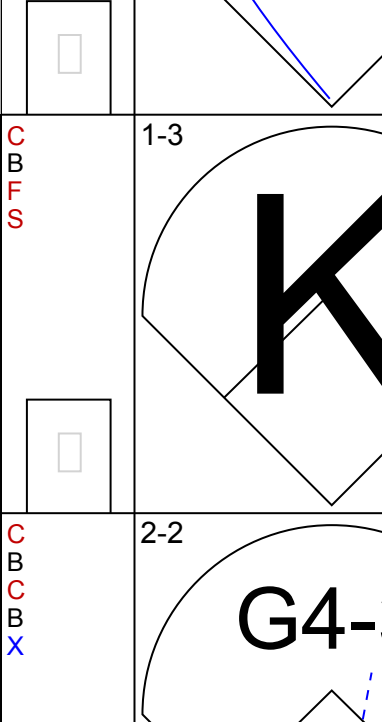
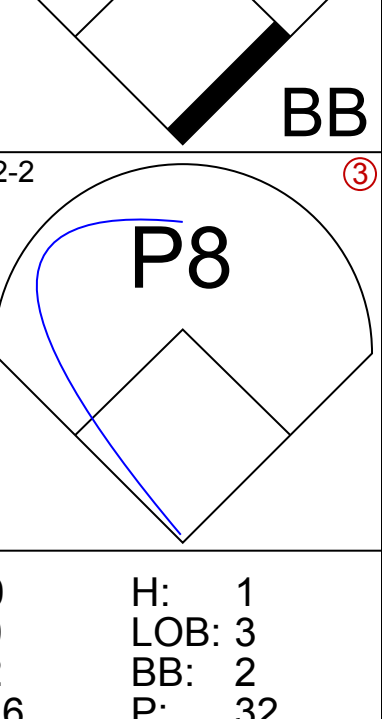
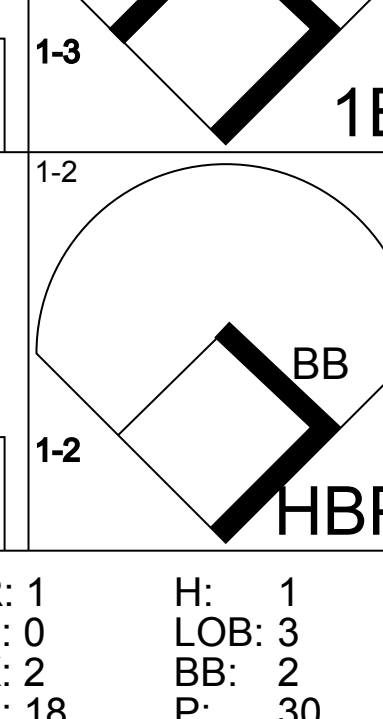

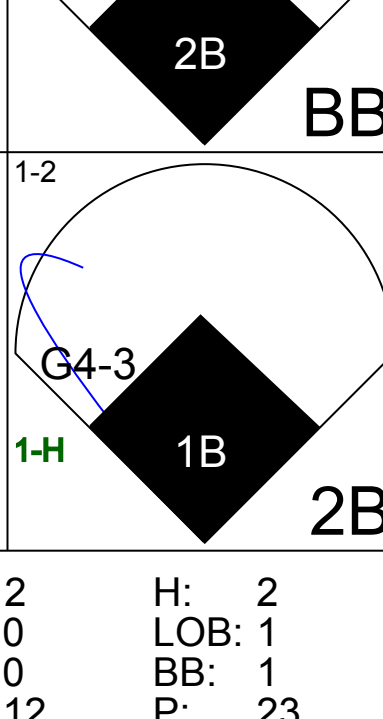
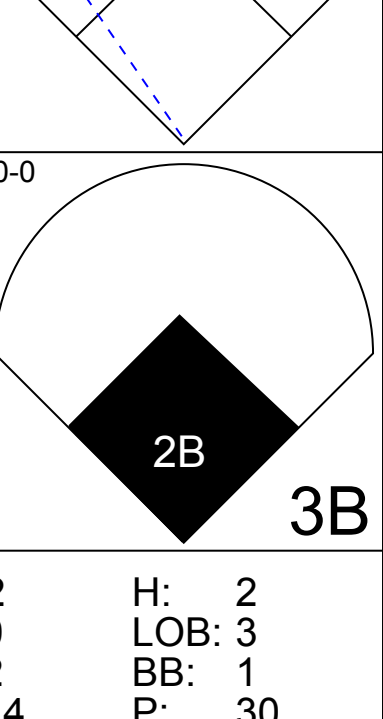
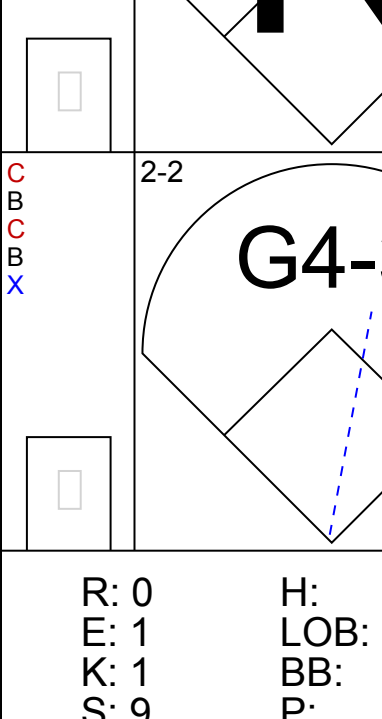


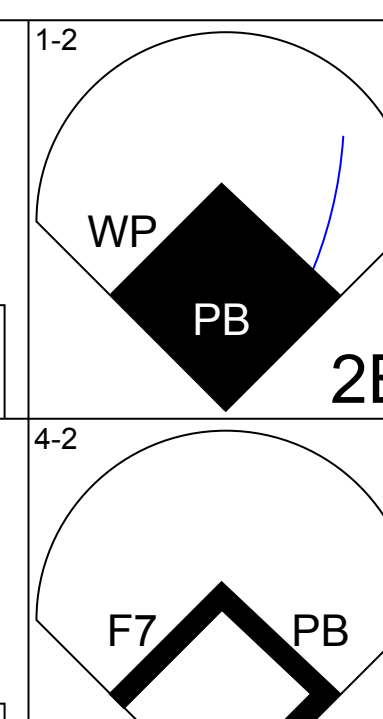
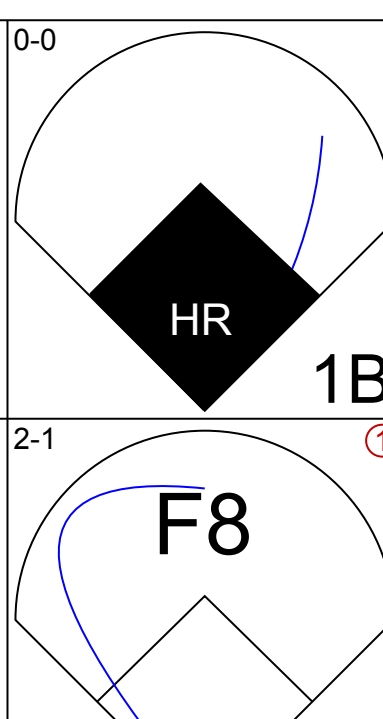
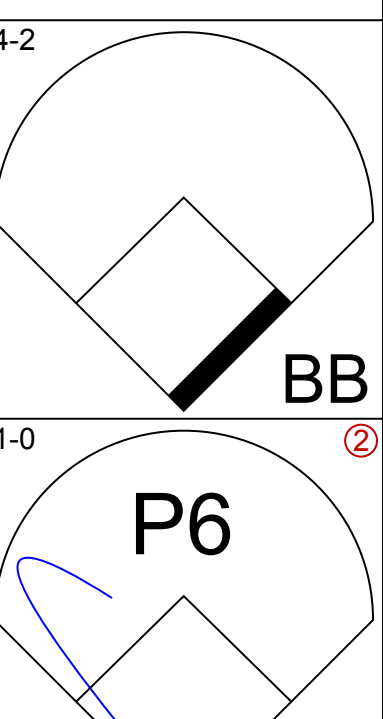
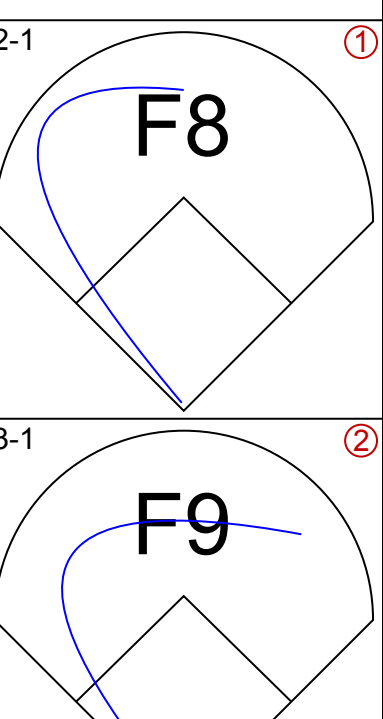
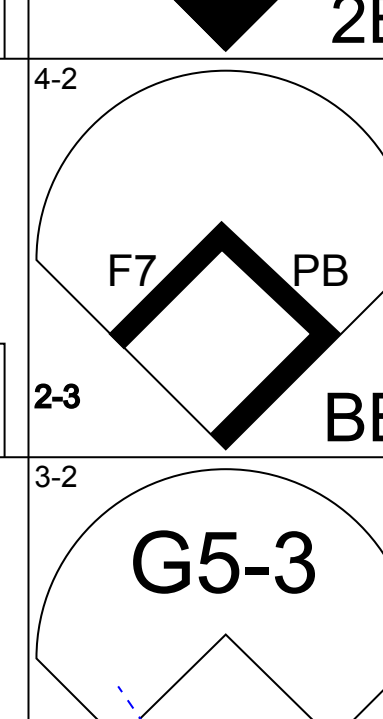
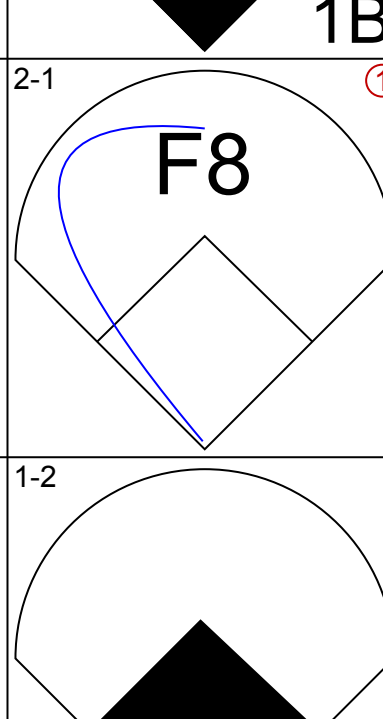
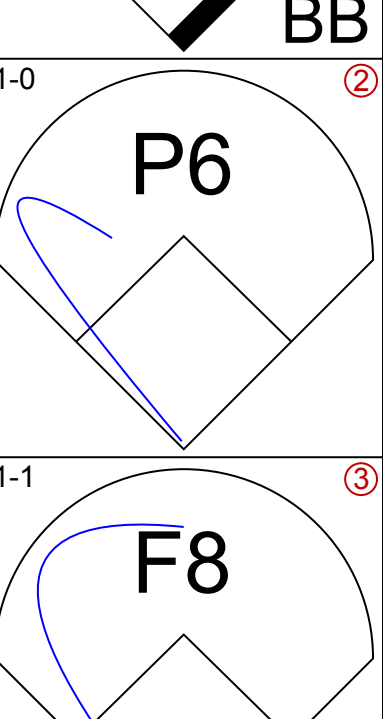
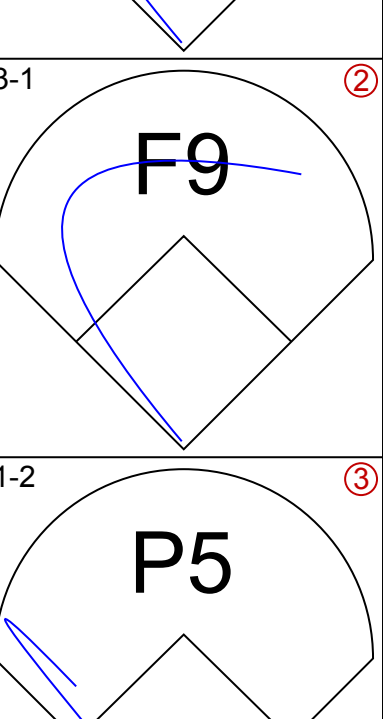
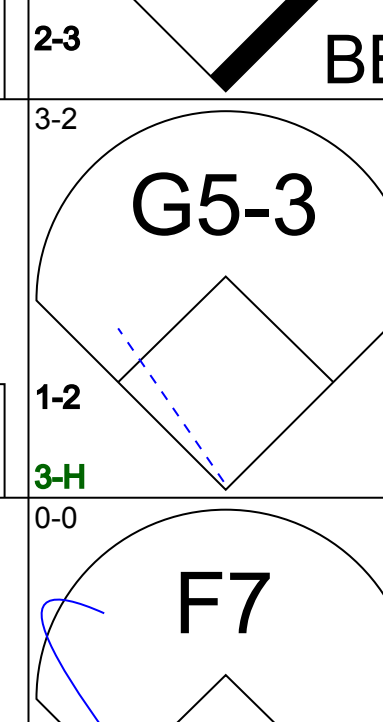
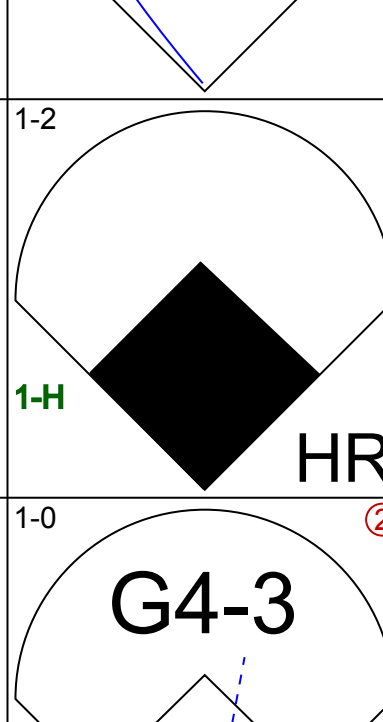
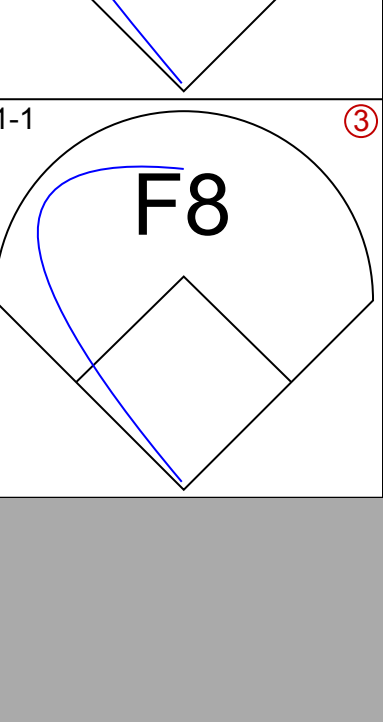
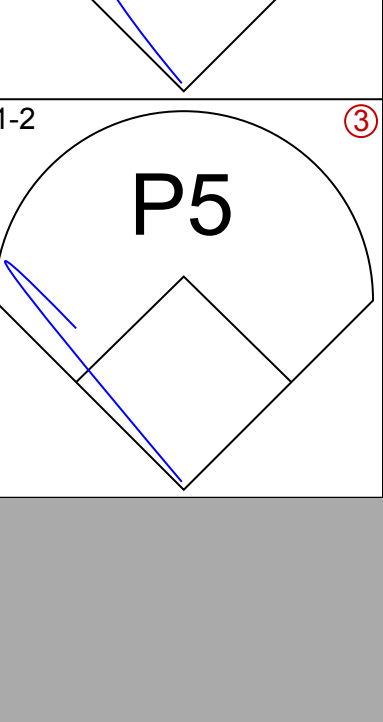
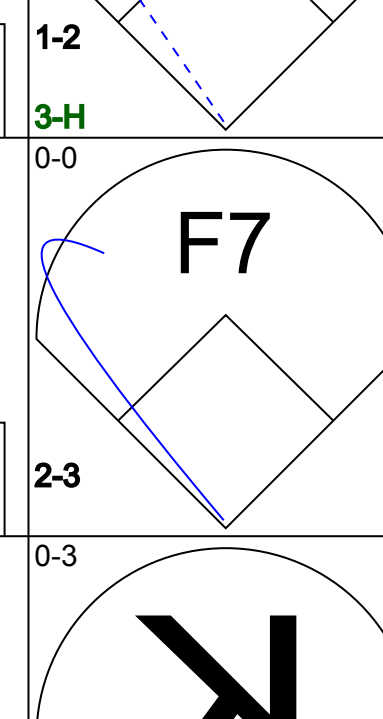
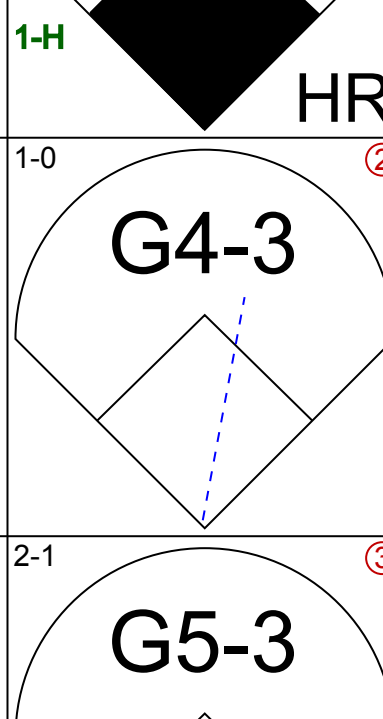
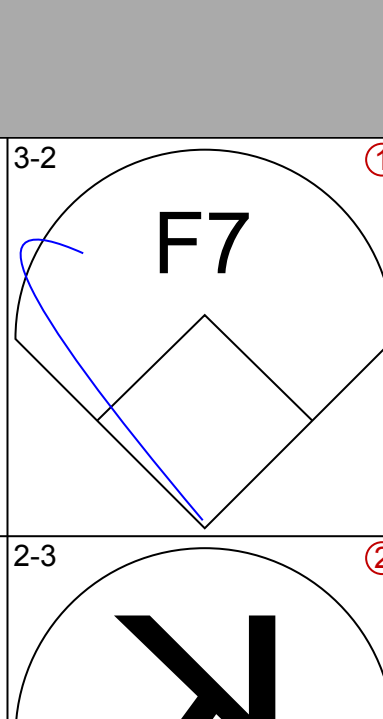
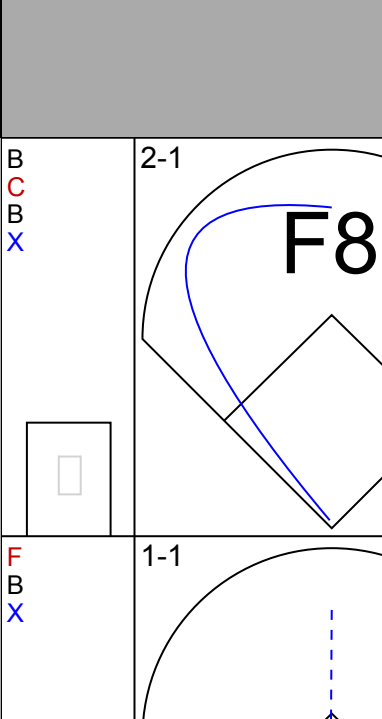
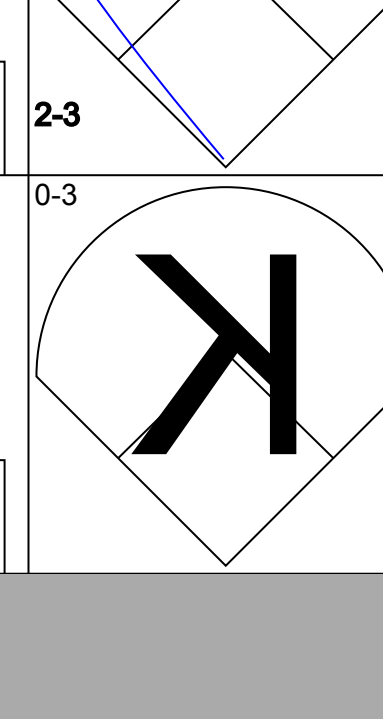
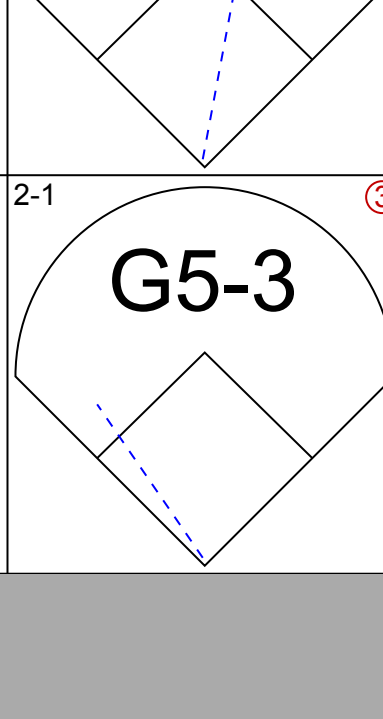
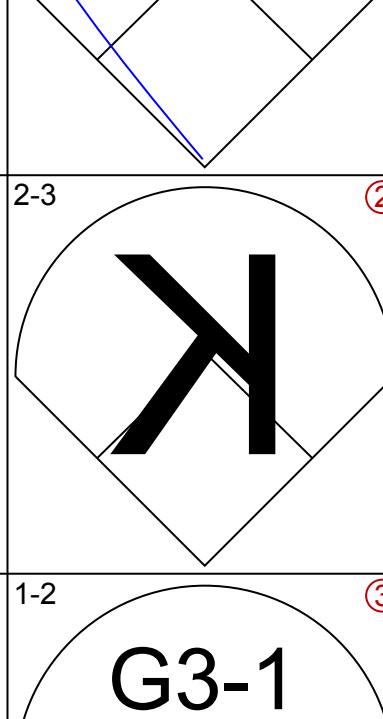
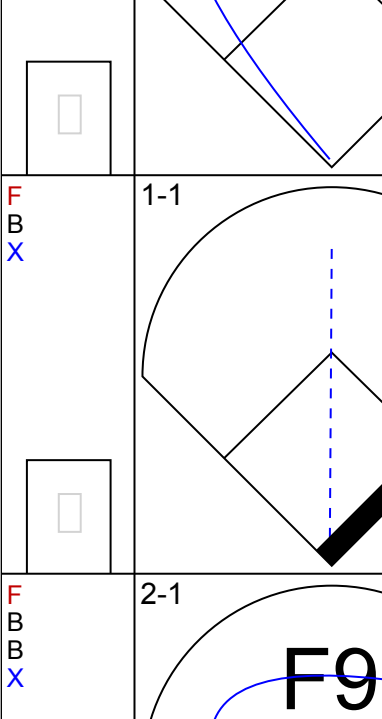
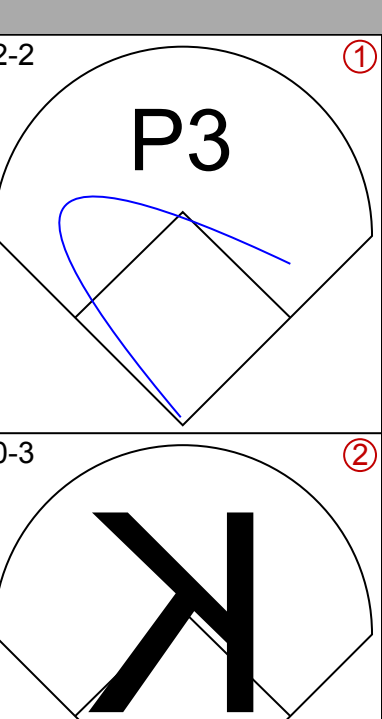
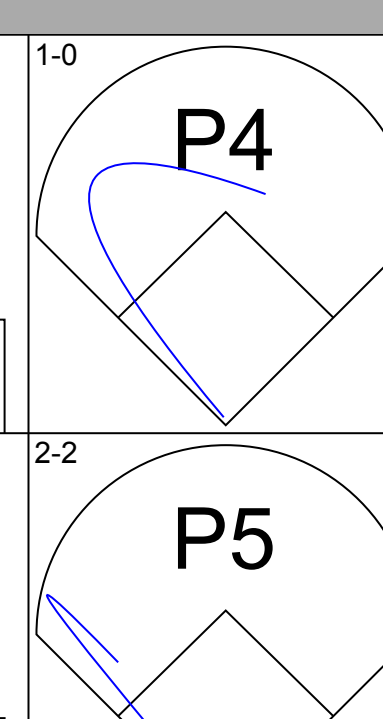
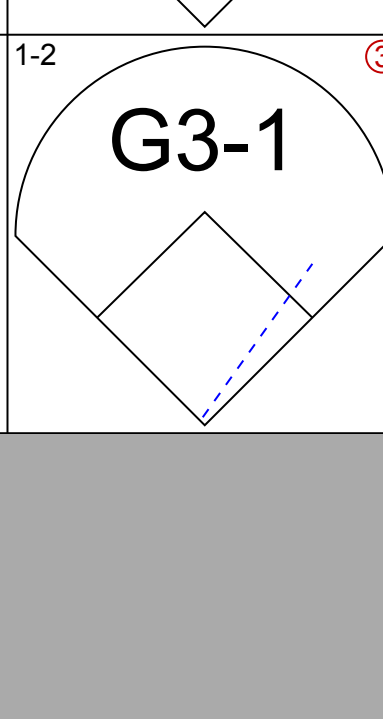
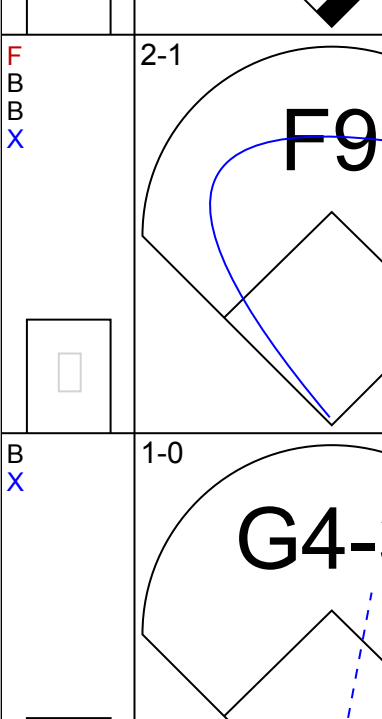
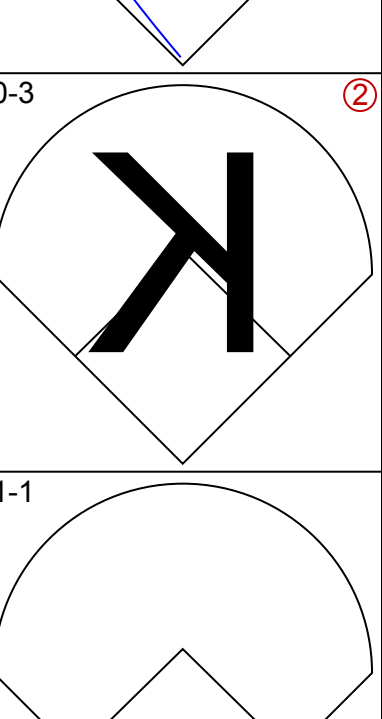
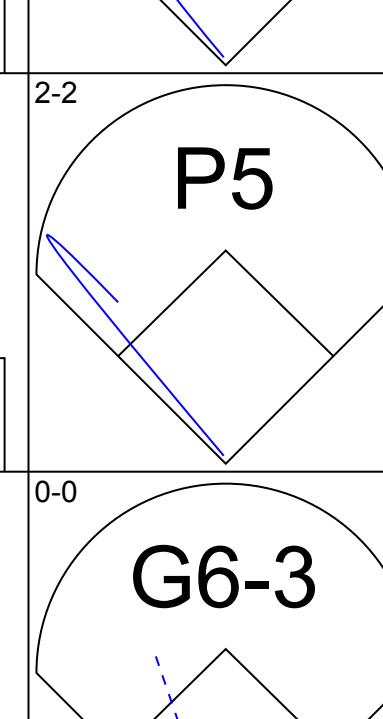

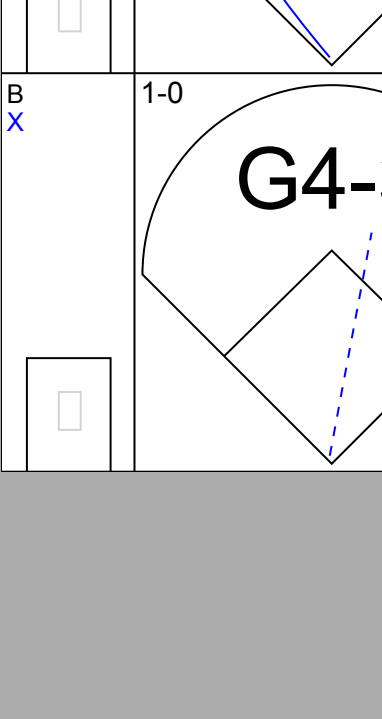
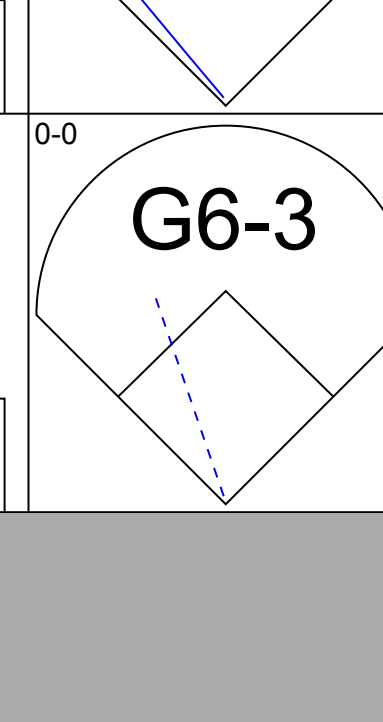

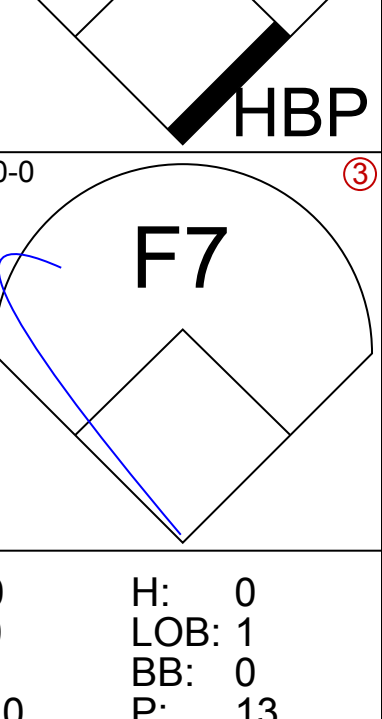
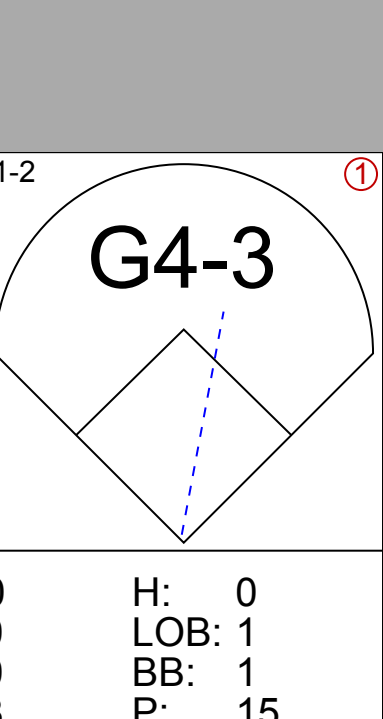











Batter	1	2	3	4	5	6	7	8	9	AB	R	H	RBI	BB	SO	LOB	TOP					
<b>Brian McRae, S</b> (1, 8) OBP: 0.281, SLG: 0.397										3	1	0	1	2	1	1	<b>Kansas City Royals @ Seattle Mariners</b> The Kingdome, Seattle, WA Mon May 27 1991, 10:05 PM EDT Att: 34,240 - Dome - 70 F					
<b>Kirk Gibson, L</b> (1, 7) OBP: 0.325, SLG: 0.421										5	0	1	1	0	2	4						
<b>George Brett, L</b> (1, 10) OBP: 0.294, SLG: 0.274										4	0	1	1	1	2	1						
<b>Danny Tartabull, R</b> (1, 9) OBP: 0.329, SLG: 0.466 <b>Gary Thurman, R</b> (8, PR) OBP: 0.326, SLG: 0.419										3	1	1	0	1	1	2						
<b>Mike Macfarlane, R</b> (1, 2) OBP: 0.317, SLG: 0.432										4	0	1	0	1	1	3						
<b>Carmelo Martinez, R</b> (1, 3) OBP: 0.337, SLG: 0.260									5	1	1	1	0	1	3							
<b>Kurt Stillwell, S</b> (1, 6) OBP: 0.310, SLG: 0.338										5	0	0	0	0	2	5						
<b>Bill Pecota, R</b> (1, 5) OBP: 0.316, SLG: 0.356										3	1	1	0	2	1	1						
<b>Terry Shumpert, R</b> (1, 4) OBP: 0.238, SLG: 0.281										4	2	2	1	0	0	4						
<b>Inning Stats</b>	R: 0 E: 0 K: 3 S: 9	H: 0 LOB: 0 BB: 0 P: 14	R: 0 E: 0 K: 2 S: 16	H: 1 LOB: 3 BB: 2 P: 32	R: 0 E: 0 K: 1 S: 6	H: 0 LOB: 1 BB: 1 P: 14	R: 1 E: 0 K: 2 S: 18	H: 1 LOB: 3 BB: 2 P: 30	R: 1 E: 0 K: 0 S: 9	H: 2 LOB: 1 BB: 0 P: 13	R: 2 E: 0 K: 0 S: 12	H: 2 LOB: 1 BB: 1 P: 23	R: 0 E: 0 K: 0 S: 5	H: 0 LOB: 0 BB: 0 P: 6	R: 2 E: 0 K: 2 S: 14	H: 2 LOB: 3 BB: 1 P: 30	R: 0 E: 1 K: 1 S: 9	H: 0 LOB: 1 BB: 0 P: 13	1B: 3 2B: 4 3B: 1 HR: 0	SF: 0 SAC: 0 DP: 0 HBP: 2	WP: 2 PB: 2 SB: 1 CS: 1	PA: 45
<b>PITCHER</b>	IP	WLS	BF	H	R	ER	SO	BB	IBB	HBP	BLK	WP	HR	S	P	ERA	WHIP					
<b>Randy Johnson, L</b> (1, 1) ERA: 4.67	5.2	L	30	6	4	4	8	6	0	1	0	1	0	68	121	6.35	2.118					
<b>Dave Burba, R</b> (6, 1) ERA: 5.4	1.2		7	1	2	2	0	1	0	0	0	0	0	12	22	10.80	1.200					
<b>Russ Swan, L</b> (8, 1) ERA: 2.33	0.1		2	1	0	0	1	0	0	0	0	1	0	6	12	0.00	3.000					
<b>Michael Jackson, R</b> (8, 1) ERA: 2.05	1.1		6	0	0	0	2	0	0	1	0	0	0	12	20	0.00	0.000					

Batter	1	2	3	4	5	6	7	8	9	AB	R	H	RBI	BB	SO	LOB	BOTTOM					
<b>Harold Reynolds, S</b> (1, 4) OBP: 0.372, SLG: 0.385										3	2	2	0	1	0	0	<b>Kansas City Royals @ Seattle Mariners</b> The Kingdome, Seattle, WA Mon May 27 1991, 10:05 PM EDT Att: 34,240 - Dome - 70 F					
<b>Ken Griffey, L</b> (1, 7) OBP: 0.385, SLG: 0.407										3	0	0	0	1	0	2						
<b>Ken Griffey Jr., L</b> (1, 8) OBP: 0.379, SLG: 0.470										4	1	1	2	0	0	2						
<b>Alvin Davis, L</b> (1, 10) OBP: 0.283, SLG: 0.329										4	0	0	0	0	0	1						
<b>Edgar Martinez, R</b> (1, 5) OBP: 0.451, SLG: 0.465										4	0	1	0	0	2	1						
<b>Pete O'Brien, L</b> (1, 3) OBP: 0.298, SLG: 0.391										4	0	0	0	0	0	1						
<b>Greg Briley, L</b> (1, 9) OBP: 0.280, SLG: 0.281										4	0	0	0	0	1	1						
<b>Rich Amaral, R</b> (1, 6)										2	0	0	0	0	0	0						
<b>Scott Bradley, L</b> (1, 2) OBP: 0.163, SLG: 0.100										3	0	0	0	0	0	1						
<b>Inning Stats</b>	R: 1 E: 0 K: 1 S: 12	H: 1 LOB: 1 BB: 1 P: 20	R: 0 E: 0 K: 1 S: 10	H: 0 LOB: 0 BB: 0 P: 13	R: 2 E: 0 K: 0 S: 9	H: 2 LOB: 0 BB: 0 P: 15	R: 0 E: 0 K: 0 S: 6	H: 0 LOB: 0 BB: 0 P: 9	R: 0 E: 0 K: 0 S: 8	H: 0 LOB: 1 BB: 1 P: 15	R: 0 E: 0 K: 1 S: 9	H: 0 LOB: 0 BB: 0 P: 15	R: 0 E: 0 K: 0 S: 5	H: 0 LOB: 0 BB: 0 P: 6	R: 0 E: 0 K: 0 S: 7	H: 0 LOB: 0 BB: 0 P: 13	R: 0 E: 0 K: 0 S: 7	H: 1 LOB: 1 BB: 0 P: 13	1B: 2 2B: 1 3B: 0 HR: 1	SF: 0 SAC: 0 DP: 0 HBP: 1	WP: 1 PB: 1 SB: 0 CS: 0	PA: 34
<b>PITCHER</b>	IP	WLS	BF	H	R	ER	SO	BB	IBB	HBP	BLK	WP	HR	S	P	ERA	WHIP					
<b>Kevin Appier, R</b> (1, 1) ERA: 3.74	9.0	W	34	4	3	3	3	2	0	1	0	1	1	73	119	3.00	0.667					

AB 36  
R 6  
H 8  
RBI 5  
BB 7  
SO 11  
LOB 24



AB 31  
R 3  
H 4  
RBI 2  
BB 2  
SO 3  
LOB 9





Batter	1	2	3	4	5	6	7	8	9	AB	R	H	RBI	BB	SO	LOB	TOP										
<b>Brian McRae, S</b> OBP: 0.272, SLG: 0.383	G3	K		FC3-6 BB			F8		FC5-4 G6-3	5	0	0	0	0	1	4	<b>Kansas City Royals @ Seattle Mariners</b> The Kingdome, Seattle, WA Tue May 28 1991, 10:05 PM EDT Att: 12,110 - Dome - 70 F  <b>AB 35</b> <b>R 6</b> <b>H 11</b> <b>RBI 5</b> <b>BB 3</b> <b>SO 4</b> <b>LOB 14</b>										
<b>Kirk Gibson, L</b> OBP: 0.333, SLG: 0.431	E 1B		2B	BB			F7		G6-3	4	2	2	0	1	0	1											
<b>George Brett, L</b> OBP: 0.292, SLG: 0.288	F7		1B	2B			K			4	1	1	1	0	1	4											
<b>Jim Eisenreich, L</b> OBP: 0.333, SLG: 0.390	P4		1B				G3		1B BB	3	1	1	1	1	0	0											
<b>Mike Macfarlane, R</b> OBP: 0.322, SLG: 0.457		HR	G5-3				K		1B 1B	4	1	2	1	0	1	0											
<b>Carmelo Martinez, R</b> OBP: 0.333, SLG: 0.260	1B WP CS		K				P2		F9	4	0	1	0	0	1	2											
<b>Kurt Stillwell, S</b> OBP: 0.315, SLG: 0.342	CS 1B		G4-3				G3-1		1B 1B	4	1	2	1	0	0	0											
<b>Bill Pecota, R</b> OBP: 0.313, SLG: 0.344	P2		FC3-6 1B BB				G5-3		P4	3	0	0	0	1	0	3											
<b>Terry Shumpert, R</b> OBP: 0.248, SLG: 0.290	S 1B		FC3-6 1B				G5-3		E5 FC5-4	4	0	2	1	0	0	0											
<b>Inning Stats</b>	R: 1 E: 0 K: 0 S: 10	H: 1 LOB: 0 BB: 0 P: 15	R: 2 E: 0 K: 1 S: 13	H: 4 LOB: 1 BB: 0 P: 21	R: 2 E: 0 K: 1 S: 11	H: 3 LOB: 0 BB: 0 P: 19	R: 0 E: 0 K: 0 S: 11	H: 1 LOB: 3 BB: 2 P: 26	R: 0 E: 0 K: 1 S: 7	H: 0 LOB: 0 BB: 0 P: 8	R: 0 E: 0 K: 1 S: 8	H: 0 LOB: 0 BB: 0 P: 13	R: 1 E: 0 K: 0 S: 13	H: 2 LOB: 1 BB: 1 P: 23	R: 0 E: 1 K: 0 S: 4	H: 0 LOB: 0 BB: 0 P: 8	1B: 8 2B: 2 3B: 0 HR: 1	SF: 0 SAC: 0 DP: 1 HBP: 0	WP: 1 PB: 0 SB: 2 CS: 2	PA: 38							
<b>PITCHER</b>	IP	WLS	BF	H	R	ER	SO	BB	IBB	HBP	BLK	WP	HR	S	P	ERA	WHIP										
<b>Erik Hanson, R</b> ERA: 3.93	3.1	L	18	9	5	4	2	1	0	0	0	1	1	38	66	10.80	3.000										
<b>Pat Rice, R</b> ERA:	2.2		9	0	0	0	1	1	0	0	0	0	0	21	35	0.00	0.375										
<b>Rob Murphy, L</b> ERA: 2.55	1.2		7	2	1	1	1	1	0	0	0	0	0	19	33	5.40	1.800										
<b>Bill Swift, R</b> ERA: 2.63	1.1		4	0	0	0	0	0	0	0	0	0	0	6	11	0.00	0.000										

Batter	1	2	3	4	5	6	7	8	9	AB	R	H	RBI	BB	SO	LOB	BOTTOM										
<b>Harold Reynolds, S</b> OBP: 0.373, SLG: 0.383	G4-3		BB				F7		K	4	0	1	0	1	1	0	<b>Kansas City Royals @ Seattle Mariners</b> The Kingdome, Seattle, WA Tue May 28 1991, 10:05 PM EDT Att: 12,110 - Dome - 70 F  <b>AB 34</b> <b>R 5</b> <b>H 7</b> <b>RBI 2</b> <b>BB 6</b> <b>SO 9</b> <b>LOB 19</b>										
<b>Edgar Martinez, R</b> OBP: 0.455, SLG: 0.462	1B BB		BB				G6-3		BB 1B	3	2	1	0	2	0	3											
<b>Ken Griffey Jr., L</b> OBP: 0.385, SLG: 0.490	E 1B		K				P4		1B BB	4	1	2	1	1	1	2											
<b>Alvin Davis, L</b> OBP: 0.276, SLG: 0.319	K		F8				K		1B	4	0	0	0	0	3	4											
<b>Tracy Jones, R</b> OBP: 0.296, SLG: 0.348	K		F8				K		1B	1	0	1	1	0	0	0											
<b>Pete O'Brien, L</b> OBP: 0.295, SLG: 0.392	E6		G4-3				L7		K	5	1	1	0	0	1	5											
<b>Alonzo Powell, R</b> OBP: 0.295, SLG: 0.392	G1-3						F9		B1-3	4	0	0	0	0	1	3											
<b>Greg Brolley, L</b> OBP: 0.288, SLG: 0.282	F7						1B		G6-3	3	1	1	0	1	0	0											
<b>Rich Amaral, R</b> OBP: 0.295, SLG: 0.392	G5-3						K		K	3	0	0	0	1	2	1											
<b>Dave Valle, R</b> OBP: 0.270, SLG: 0.204	G3-1						G4-3		F9	2	0	0	0	0	0	1											
<b>Ken Griffey Jr., L</b> OBP: 0.385, SLG: 0.490										4	1	2	1	1	1	2											
<b>Henry Cotto, R</b> OBP: 0.311, SLG: 0.431										0	0	0	0	0	0	0											
<b>Scott Bradley, L</b> OBP: 0.159, SLG: 0.098										1	0	0	0	0	0	0											
<b>Inning Stats</b>	R: 1 E: 1 K: 1 S: 15	H: 1 LOB: 2 BB: 1 P: 26	R: 0 E: 0 K: 0 S: 6	H: 0 LOB: 0 BB: 0 P: 7	R: 0 E: 0 K: 1 S: 12	H: 0 LOB: 2 BB: 2 P: 24	R: 0 E: 0 K: 1 S: 11	H: 1 LOB: 1 BB: 0 P: 16	R: 1 E: 0 K: 1 S: 10	H: 1 LOB: 0 BB: 0 P: 15	R: 2 E: 0 K: 1 S: 16	H: 3 LOB: 3 BB: 2 P: 32	R: 0 E: 0 K: 1 S: 9	H: 0 LOB: 0 BB: 0 P: 18	R: 0 E: 0 K: 1 S: 7	H: 0 LOB: 0 BB: 0 P: 10	R: 1 E: 0 K: 2 S: 12	H: 2 LOB: 2 BB: 1 P: 19	1B: 6 2B: 1 3B: 0 HR: 1	SF: 0 SAC: 0 DP: 1 HBP: 0	WP: 0 PB: 0 SB: 0 CS: 0	PA: 41					
<b>PITCHER</b>	IP	WLS	BF	H	R	ER	SO	BB	IBB	HBP	BLK	WP	HR	S	P	ERA	WHIP										
<b>Tom Gordon, R</b> ERA: 1.72	5.1	W	26	4	4	3	5	5	0	0	0	0	0	64	109	5.06	1.688										
<b>Steve Crawford, R</b> ERA: 5.27	1.2		6	2	0	0	1	0	0	0	0	0	0	15	29	0.00	1.200										
<b>Jeff Montgomery, R</b> ERA: 3.7	1.2		6	1	1	1	2	0	0	0	0	0	0	14	19	5.40	0.600										
<b>Mark Davis, L</b> ERA: 4.66	0.1	S	3	1	0	0	1	1	0	0	0	0	0	5	10	0.00	6.000										




Batter	1	2	3	4	5	6	7	8	9	AB	R	H	RBI	BB	SO	LOB	TOP					
Brian McRae, S (1, 8) OBP: 0.271, SLG: 0.375	4-1 PB G3 BB		2-3 K		3-1 G5-3			0-0 P6		3	0	0	0	1	1	0	<b>Kansas City Royals @ Seattle Mariners</b> The Kingdome, Seattle, WA Wed May 29 1991, 6:33 AM EDT Att: 15,722 - Dome - 70 F					
Kirk Gibson, L (1, 7) OBP: 0.331, SLG: 0.426 Gary Thurman, R (8, 7) OBP: 0.326, SLG: 0.419	3-1 F8		1-1 G1-3 BB		3-1 F7			0-0 G4-3		4	0	1	0	0	0	1						
George Brett, L (1, 10) OBP: 0.316, SLG: 0.294	0-0 G3		4-2 G1-3 BB		4-2 G4-6-3 BB			1-0 1B		2	0	1	0	2	0	1						
Jim Eisenreich, L (1, 9) OBP: 0.331, SLG: 0.381	4-0 BB		1-1 G1-3		0-1 G4-6-3			2-1 G5-3		3	0	0	0	1	0	4						
Carmelo Martinez, R (1, 3) OBP: 0.323, SLG: 0.250 Warren Cromartie, L (9, PH) OBP: 0.321, SLG: 0.350	3-3 K		3-2 P5		2-2 G1-3			2-2 G3		3	0	0	0	0	1	4						
Brent Mayne, L (1, 2) OBP: 0.367, SLG: 0.357		2-2 1B		2-0 G1-3			3-1 1B		0-3 K	4	0	2	0	0	1	0						
Kurt Stillwell, S (1, 6) OBP: 0.307, SLG: 0.333		2-3 K		0-0 G1-3			1-1 L8		0-0 G1-3	4	0	0	0	0	1	2						
Bill Pecota, R (1, 5) OBP: 0.304, SLG: 0.333		1-0 F8		2-1 G4-3			0-3 K			3	0	0	0	0	1	2						
David Howard, S (1, 4) OBP: 0.167, SLG: 0.063 Terry Puhl, L (7, PH) OBP: 0.333, SLG: 0.222 Terry Shumpert, R (7, 4) OBP: 0.248, SLG: 0.290		2-1 G3		2-3 K			2-1 G4-3			2	0	0	0	0	1	1						
<b>Inning Stats</b>	R: 0 E: 0 K: 1 S: 7	H: 0 LOB: 2 BB: 2 P: 21	R: 0 E: 0 K: 1 S: 10	H: 1 LOB: 1 BB: 0 P: 17	R: 0 E: 0 K: 1 S: 12	H: 1 LOB: 2 BB: 1 P: 23	R: 0 E: 0 K: 0 S: 4	H: 0 LOB: 0 BB: 0 P: 8	R: 0 E: 0 K: 1 S: 7	H: 0 LOB: 0 BB: 1 P: 15	R: 0 E: 0 K: 1 S: 8	H: 0 LOB: 0 BB: 0 P: 14	R: 0 E: 0 K: 1 S: 10	H: 1 LOB: 1 BB: 0 P: 16	R: 0 E: 0 K: 0 S: 5	H: 1 LOB: 1 BB: 0 P: 8		R: 0 E: 0 K: 1 S: 7	H: 0 LOB: 0 BB: 0 P: 9	1B: 4 2B: 0 3B: 0 HR: 0	SF: 0 SAC: 0 DP: 1 HBP: 0	WP: 0 PB: 1 SB: 0 CS: 0
<b>PITCHER</b> Brian Holman, R (1, 1) ERA: 3.16	IP: 9.0 WLS: W BF: 34 H: 4 R: 0 ER: 0 SO: 6 BB: 4 IBB: 0 HBP: 0 BLK: 0 WP: 0 HR: 0 S: 70 P: 131 ERA: 0.00 WHIP: 0.889															<b>PITCHER</b>						

Batter	1	2	3	4	5	6	7	8	9	AB	R	H	RBI	BB	SO	LOB	BOTTOM					
Harold Reynolds, S (1, 4) OBP: 0.376, SLG: 0.382	1-0 CS 1B		1-0 F8		2-3 K			4-2 1B 2B BB		3	1	1	0	1	1	0	<b>Kansas City Royals @ Seattle Mariners</b> The Kingdome, Seattle, WA Wed May 29 1991, 6:33 AM EDT Att: 15,722 - Dome - 70 F					
Edgar Martinez, R (1, 5) OBP: 0.456, SLG: 0.463	2-1 G5-3		2-2 1B		3-3 K		3-2 2B SF8 1B		4	1	2	1	0	1	1							
Ken Griffey Jr., L (1, 8) OBP: 0.383, SLG: 0.491	1-1 G3		2-2 F8		1-0 G1-3		0-1 3-H 2B		4	0	1	1	0	0	1							
Alvin Davis, L (1, 3) OBP: 0.287, SLG: 0.322		2-1 CS 1B		4-2 FC6 1B FC5-4 BB		1-2 P8		4-0 IBB		2	1	1	0	2	0	0						
Pete O'Brien, L (1, 10) OBP: 0.305, SLG: 0.432		3-2 1B 3B		1-2 FC6 1B			1-3 HR SF8		3	2	3	2	0	0	0							
Alonzo Powell, R (1, 9) OBP: 0.125, SLG: 0.125		0-2 F8		1-1 FC6 FC5-4			1-3 1B K		4	1	1	0	0	1	5							
Greg Briley, L (1, 7) OBP: 0.275, SLG: 0.289		1-2 E 1B		0-2 FC5-4 CS			2-0 3B 1B		4	1	2	2	0	0	1							
Omar Vizquel, S (1, 6) OBP: 0.265, SLG: 0.269		3-H G3		0-1 CS			3-2 1B 3B		4	1	1	2	0	0	1							
Dave Valle, R (1, 2) OBP: 0.262, SLG: 0.196			2-1 G4-3		0-1 G3		1-0 G5-3		1-0 L7	4	0	0	0	0	1							
<b>Inning Stats</b>	R: 0 E: 0 K: 0 S: 5	H: 1 LOB: 0 BB: 0 P: 9	R: 1 E: 1 K: 0 S: 14	H: 3 LOB: 1 BB: 0 P: 22	R: 0 E: 0 K: 0 S: 9	H: 1 LOB: 1 BB: 0 P: 16	R: 1 E: 0 K: 0 S: 11	H: 1 LOB: 0 BB: 1 P: 17	R: 0 E: 0 K: 1 S: 9	H: 0 LOB: 0 BB: 0 P: 14	R: 0 E: 0 K: 1 S: 7	H: 0 LOB: 0 BB: 0 P: 12	R: 6 E: 0 K: 1 S: 22	H: 6 LOB: 2 BB: 2 P: 46	R: 0 E: 0 K: 0 S: 5	H: 0 LOB: 0 BB: 0 P: 8		R: 0 E: 0 K: 0 S: 5	H: 0 LOB: 0 BB: 0 P: 8	1B: 8 2B: 1 3B: 2 HR: 1	SF: 1 SAC: 0 DP: 0 HBP: 0	WP: 0 PB: 0 SB: 0 CS: 3
<b>PITCHER</b> Mike Boddicker, R (1, 1) ERA: 3.52 Storm Davis, R (7, 1) ERA: 5.03	IP: 6.0 WLS: L BF: 22 H: 6 R: 2 ER: 2 SO: 2 BB: 1 IBB: 0 HBP: 0 BLK: 0 WP: 0 HR: 0 S: 55 P: 90 ERA: 3.00 WHIP: 1.167															<b>PITCHER</b>						

livebaseballscorecards.com

AB 30  
R 0  
H 4  
RBI 0  
BB 4  
SO 6  
LOB 16



livebaseballscorecards.com

AB 32  
R 8  
H 12  
RBI 8  
BB 3  
SO 3  
LOB 10





Batter	1	2	3	4	5	6	7	8	9	AB	R	H	RBI	BB	SO	LOB	TOP										
<b>Harold Reynolds, S</b> OBP: 0.370, SLG: 0.380 (1, 4)	G5-3	WP BB 2B	G6-3		G5-3		G6-3		K	6	1	1	0	0	1	2											
<b>Henry Cotto, R</b> OBP: 0.329, SLG: 0.434 (1, 7)	E 1B BB	G5-3	G5-3		G5-3		1B		1B	4	1	2	0	1	0	2											
<b>Ken Griffey Jr., L</b> OBP: 0.378, SLG: 0.479 (1, 8)	E4 BB 1B WP	BB WP 1B BB	G3		G1-3		F8			4	2	0	0	1	0	4											
<b>Tracy Jones, R</b> OBP: 0.296, SLG: 0.353 (1, 10)	WP HR 1B 2H	F7			F8		G5-3		FC4 1B	5	1	2	1	0	0	2											
<b>Edgar Martinez, R</b> OBP: 0.462, SLG: 0.464 <b>Omar Vizquel, S</b> OBP: 0.263, SLG: 0.267 (6, PR) (6, 6)	WP HR BB 1-2 2-3	BB BB 1B 1B IBB	G5-3		G5-3		3B 1B		FC4	2	2	1	0	2	0	0											
<b>Pete O'Brien, L</b> OBP: 0.302, SLG: 0.422 (1, 3)	K 1-2 2-3 3-H	1B BB	G6-3		P6		K		K	4	0	0	1	1	2	4											
<b>Jay Buhner, R</b> OBP: 0.333, SLG: 0.529 (1, 9)	HR 2H 3-H	1B			F8		1H 3B		K	5	1	3	6	0	1	1											
<b>Jeff Schaefer, R</b> OBP: 0.220, SLG: 0.191 (6, 5)	BB	P3			HR 1B		G4-3		E6 G6-3-5	4	1	1	0	1	0	4											
<b>Dave Valle, R</b> OBP: 0.276, SLG: 0.228 <b>Scott Bradley, L</b> OBP: 0.156, SLG: 0.095 (1, 2) (7, 2)	L9		G6-3 BLK BB		HR		G6-3 HBP		G6-3-5 2-3F	2	1	1	2	1	0	1											
<b>Inning Stats</b>	R: 5 E: 1 K: 1 S: 13	H: 2 LOB: 1 BB: 3 P: 29	R: 3 E: 0 K: 0 S: 9	H: 2 LOB: 2 BB: 3 P: 28	R: 0 E: 0 K: 0 S: 6	H: 0 LOB: 1 BB: 1 P: 12	R: 0 E: 0 K: 0 S: 8	H: 0 LOB: 0 BB: 0 P: 14	R: 2 E: 0 K: 0 S: 12	H: 3 LOB: 1 BB: 0 P: 17	R: 1 E: 0 K: 0 S: 8	H: 2 LOB: 2 BB: 0 P: 13	R: 0 E: 0 K: 2 S: 10	H: 1 LOB: 1 BB: 0 P: 15	R: 0 E: 1 K: 1 S: 7	H: 0 LOB: 0 BB: 0 P: 8	1B: 7 2B: 2 3B: 1 HR: 2	SF: 0 SAC: 0 DP: 2 HBP: 1	WP: 2 PB: 0 SB: 0 CS: 0	PA: 46							
<b>PITCHER</b>	IP	WLS	BF	H	R	ER	SO	BB	IBB	HBP	BLK	WP	HR	S	P	ERA	WHIP										
<b>Kenny Rogers, L</b> ERA: 7.02 (1, 1)	2.0	L	18	4	8	4	1	6	1	0	0	2	1	22	61	18.00	5.000										
<b>John Barfield, L</b> ERA: 3.5 (3, 1)	4.0	17	5	3	3	0	0	0	0	0	1	0	1	34	52	6.75	1.250										
<b>Mike Jeffcoat, L</b> ERA: 2.78 (7, 1)	1.0	4	1	0	0	0	0	0	0	1	0	0	0	8	11	0.00	1.000										
<b>Joe Bitker, R</b> ERA: 5.4 (8, 1)	1.0	4	1	0	0	2	0	0	0	0	0	0	0	10	15	0.00	1.000										
<b>Rich Gossage, R</b> ERA: 2.59 (9, 1)	1.0	3	0	0	0	1	0	0	0	0	0	0	0	7	8	0.00	0.000										

Seattle Mariners @ Texas Rangers  
Arlington Stadium, Arlington, TX  
Thu May 30 1991, 8:05 PM EDT  
Att: 29,819 - Cloudy - 89 F

AB 38  
R 11  
H 11  
RBI 10  
BB 7  
SO 4  
LOB 22



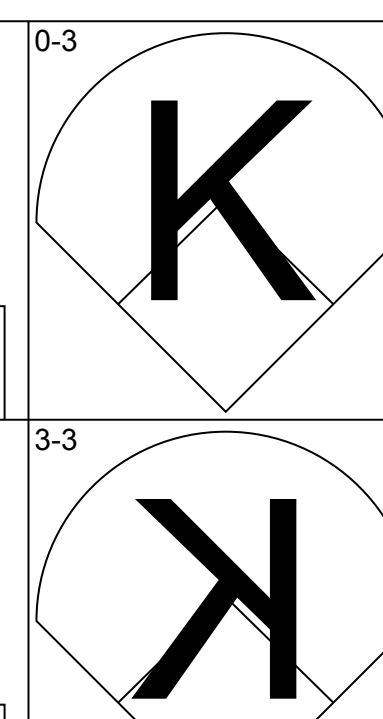
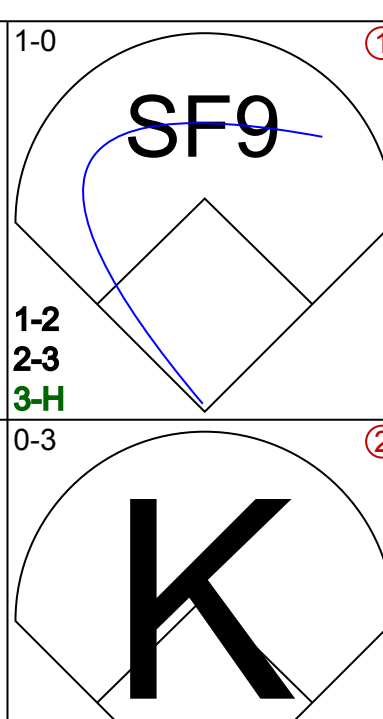
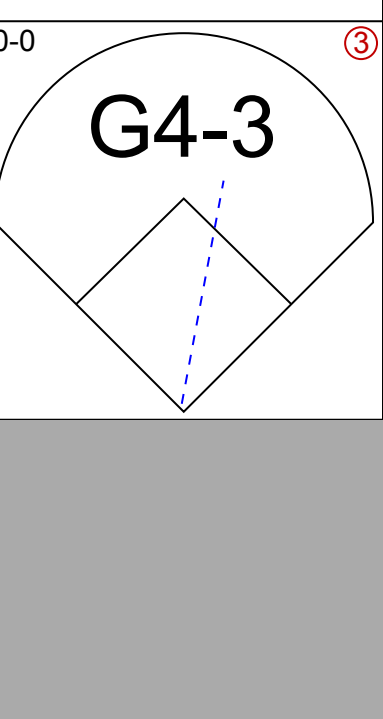
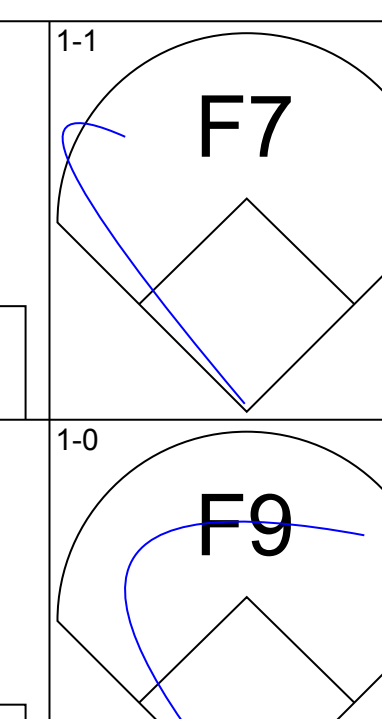
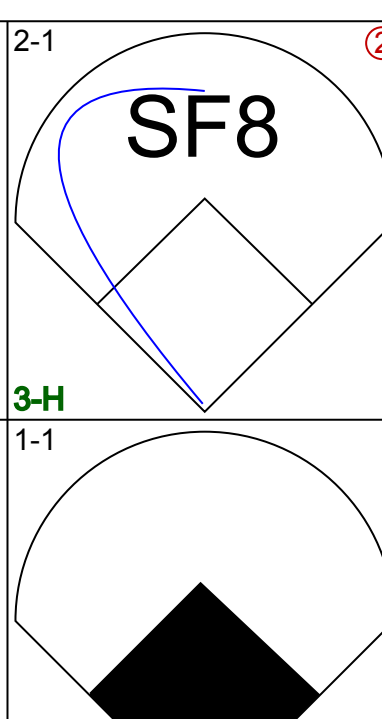

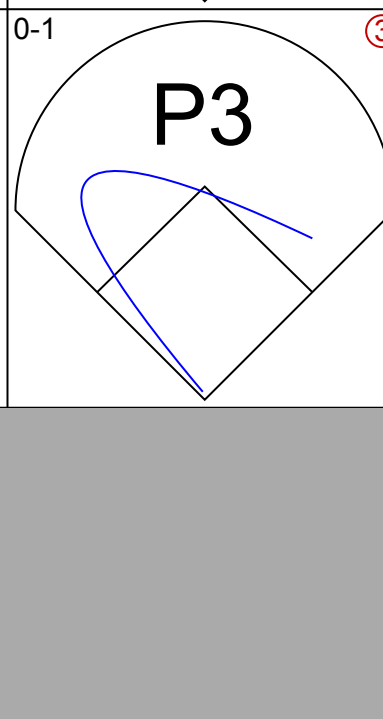
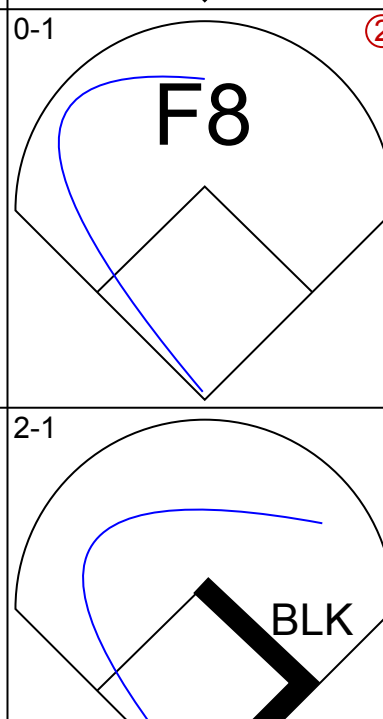
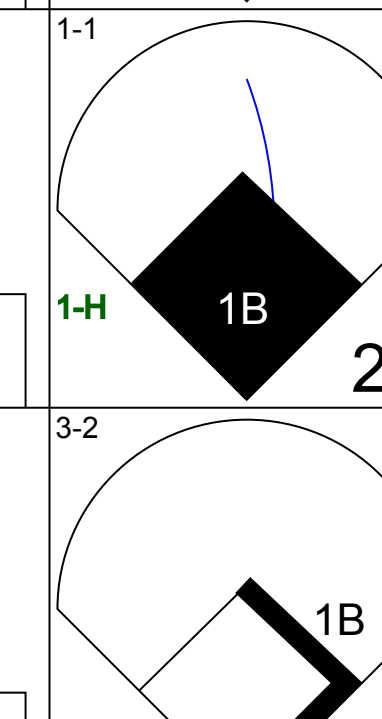



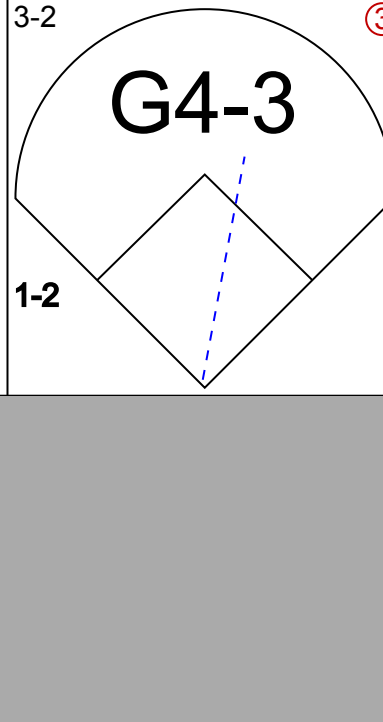
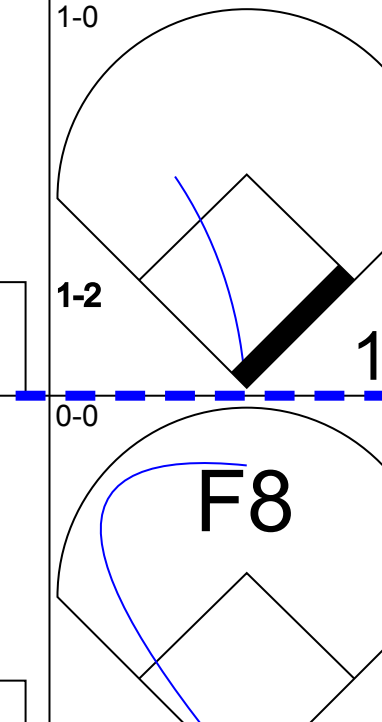

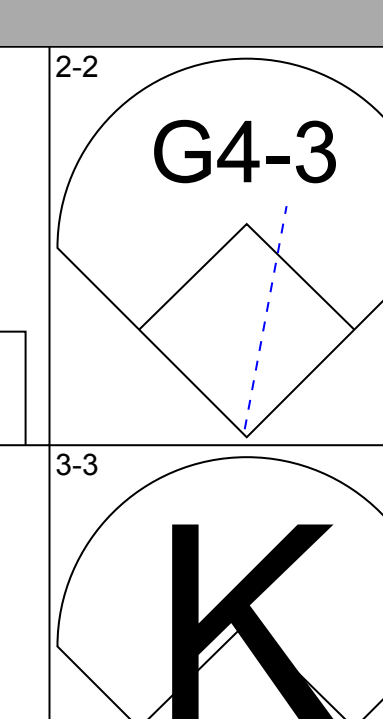
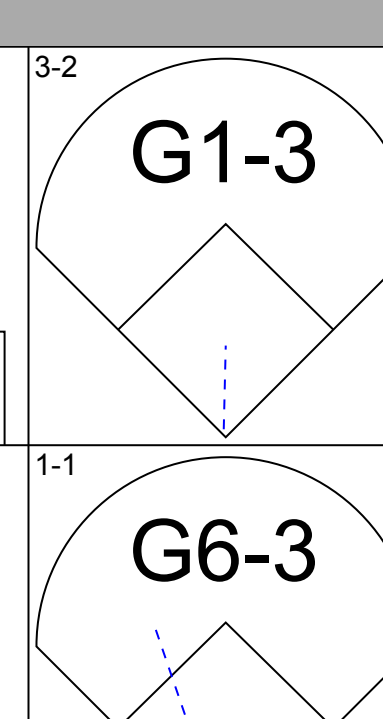
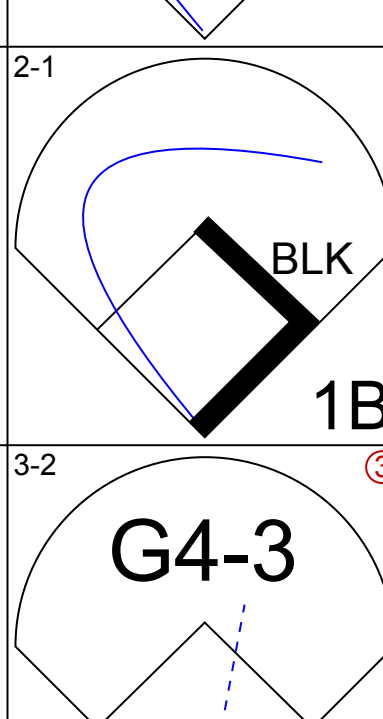
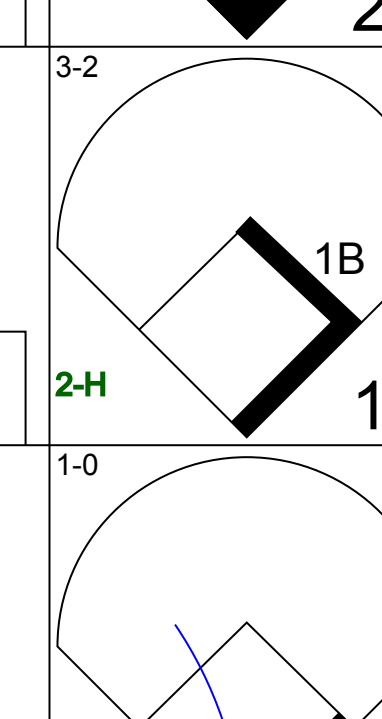
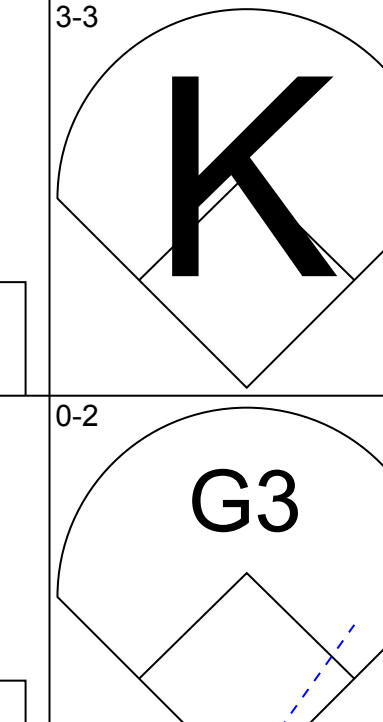
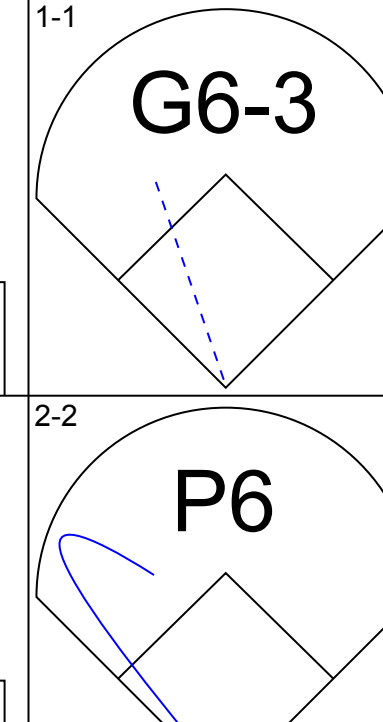
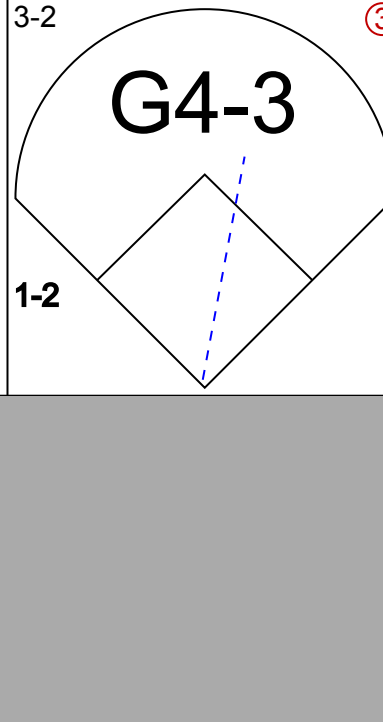
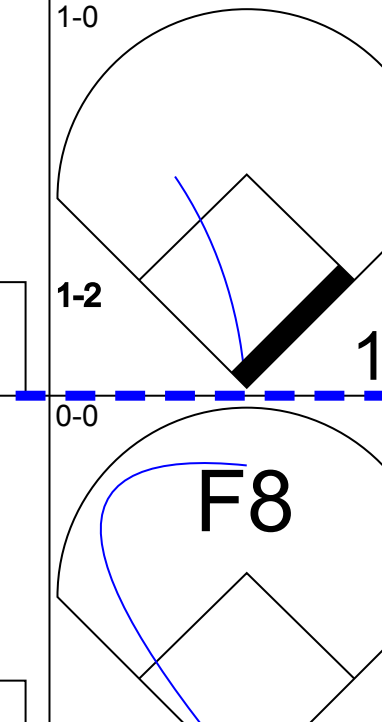
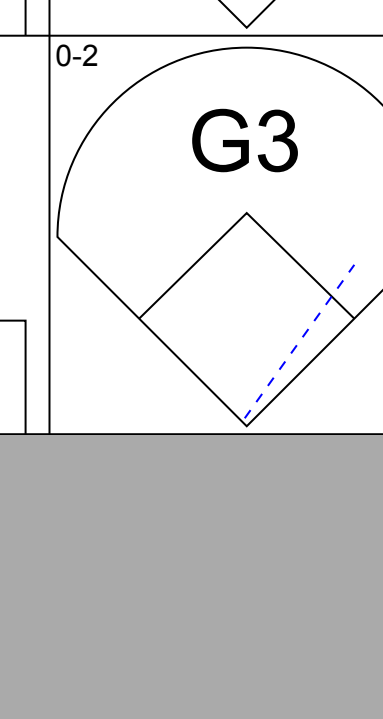
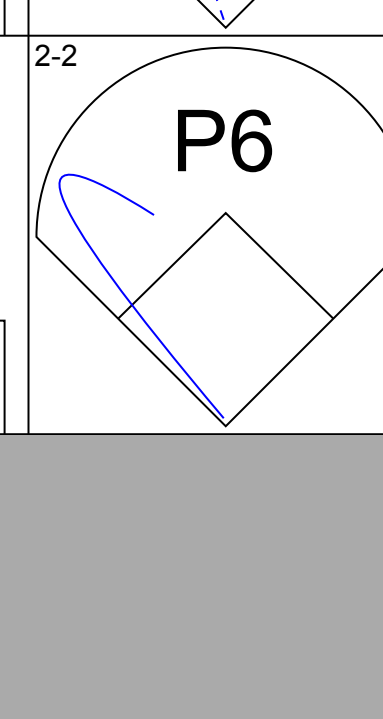
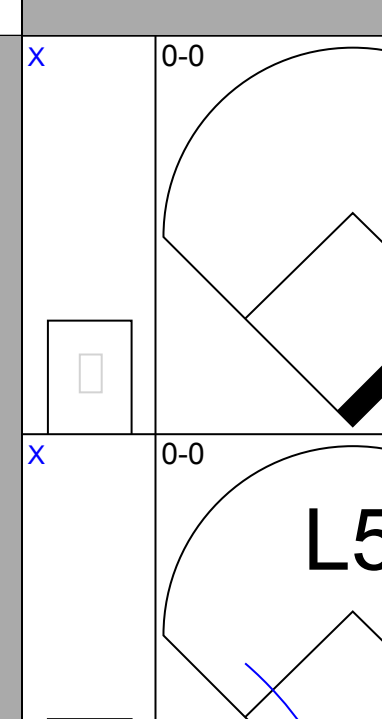
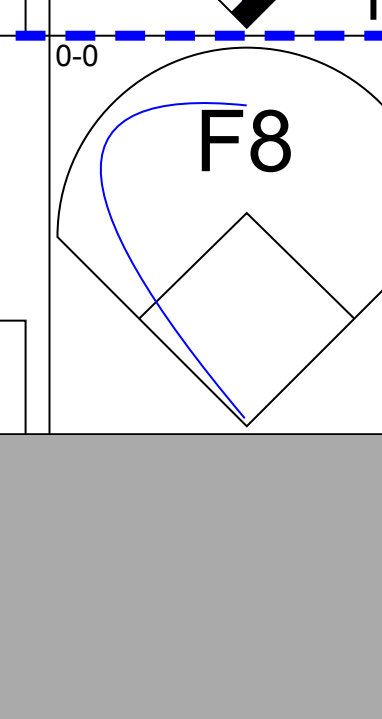
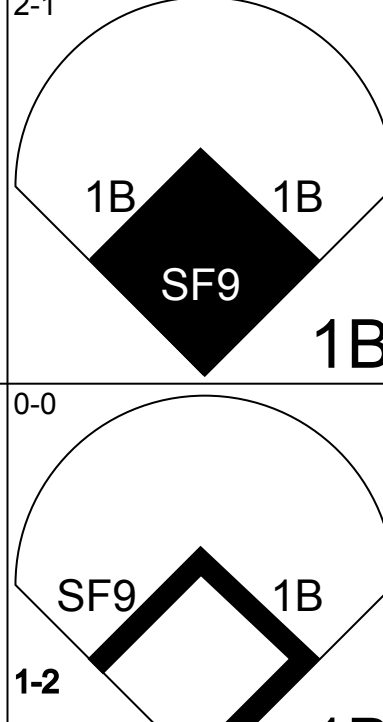
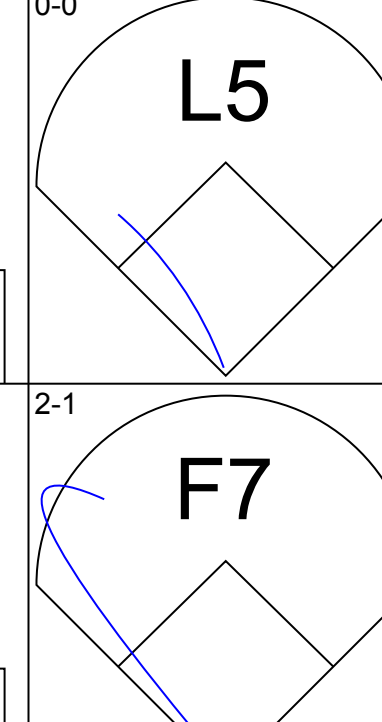
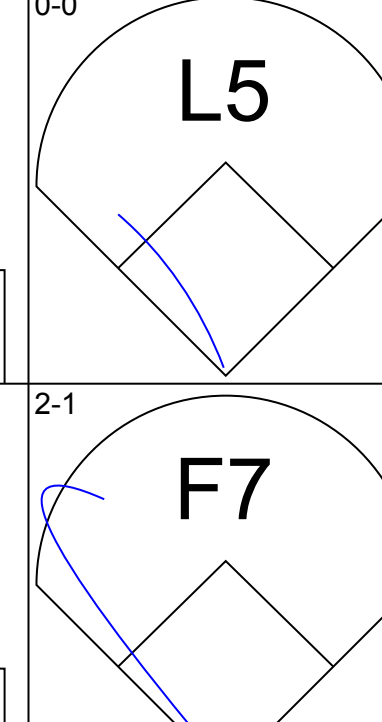
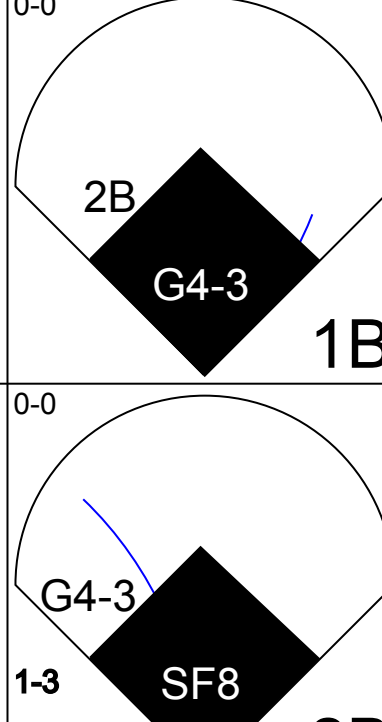
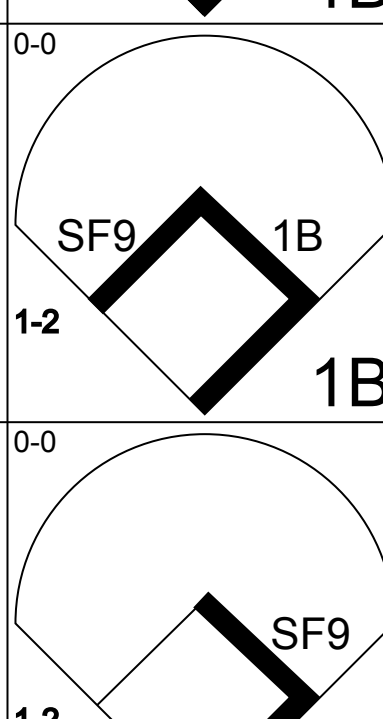
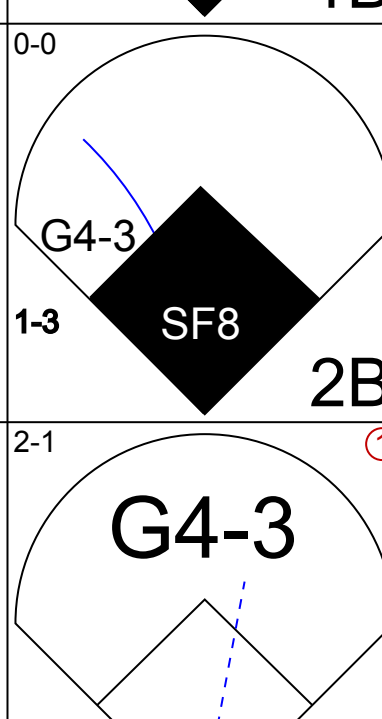
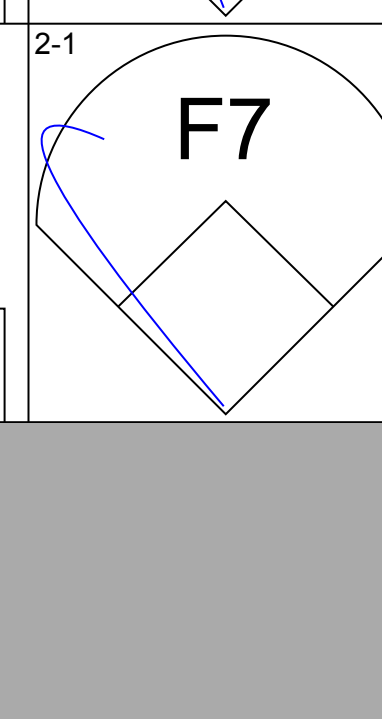
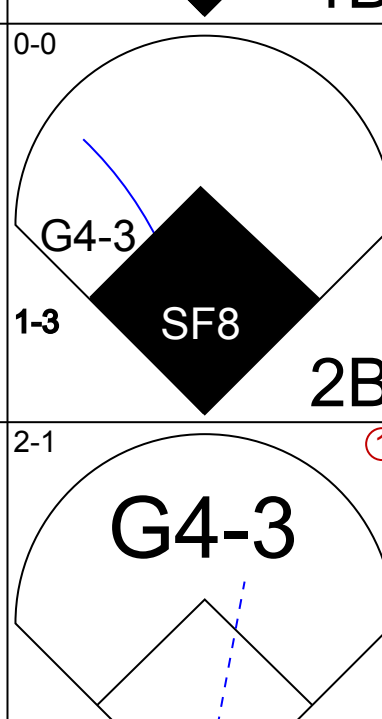
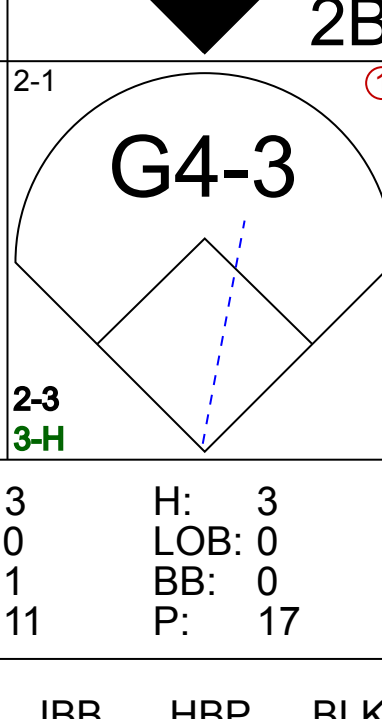
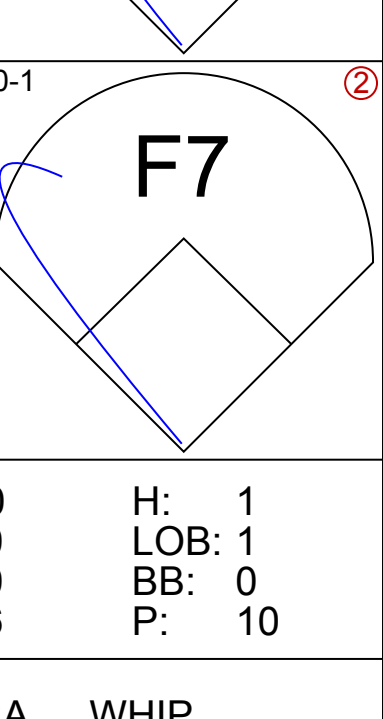
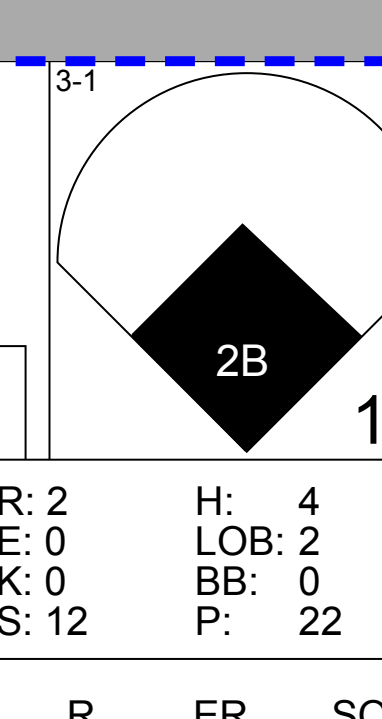
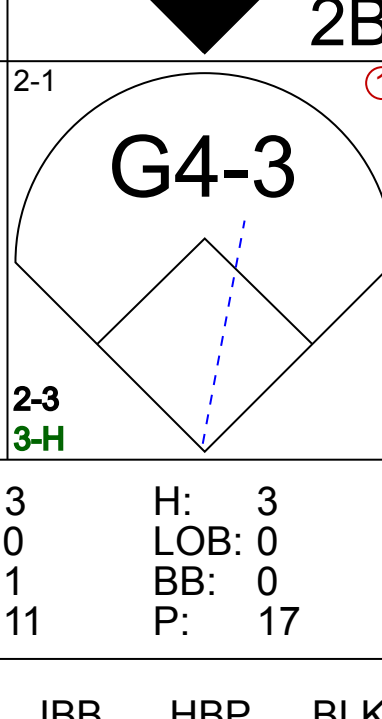
Batter	1	2	3	4	5	6	7	8	9	AB	R	H	RBI	BB	SO	LOB	BOTTOM										
<b>Brian Downing, R</b> OBP: 0.464, SLG: 0.576 (1, 10)	P4	F9			L7		F9		G5-3	5	0	0	0	0	0	2											
<b>Rafael Palmeiro, L</b> OBP: 0.361, SLG: 0.472 <b>Jack Daugherty, S</b> OBP: 0.247, SLG: 0.187 (1, 3) (6, 3)	1B 1B		F8		F9		BB		K	3	1	1	0	0	0	1											
<b>Ruben Sierra, S</b> OBP: 0.401, SLG: 0.560 (1, 9)	1B E 1B		G3		E8 1B 1H		F7			4	1	2	0	0	0	1											
<b>Julio Franco, R</b> OBP: 0.358, SLG: 0.439 (1, 4)	F8		BB		1B		1B		2B 1B	3	1	2	0	1	0	2											
<b>Kevin Reimer, L</b> OBP: 0.327, SLG: 0.394 (1, 7)	E7 1H 2H	1B	P5		K				F8-5 1H 2B	4	0	2	2	0	1	3											
<b>Geno Petralli, L</b> OBP: 0.356, SLG: 0.330 <b>Mike Stanley, R</b> OBP: 0.408, SLG: 0.474 (1, 2) (5, 2)	FC5-4 BB		G3		G6-3		F8-5		F8-5 2-3	1	0	0	0	1	0	0											
<b>Steve Buechele, R</b> OBP: 0.347, SLG: 0.489 (1, 5)	FC5-4 1-2F		K		F9		G5-3		G5-3	4	0	0	0	0	1	2											
<b>Jeff Huson, L</b> OBP: 0.315, SLG: 0.287 <b>Mario Diaz, R</b> OBP: 0.266, SLG: 0.333 (1, 6) (7, 6)		K			G3-1		G3		WP 2B	3	0	0	0	0	1	0											
<b>Gary Pettis, S</b> OBP: 0.365, SLG: 0.303 (1, 8)		F7			1B E 1B		K		L7	4	1	1	0	0	1	1											
<b>Inning Stats</b>	R: 2 E: 1 K: 0 S: 16	H: 3 LOB: 2 BB: 1 P: 31	R: 0 E: 0 K: 1 S: 7	H: 0 LOB: 0 BB: 0 P: 11	R: 0 E: 0 K: 0 S: 10	H: 0 LOB: 1 BB: 1 P: 16	R: 0 E: 0 K: 1 S: 9	H: 0 LOB: 0 BB: 0 P: 12	R: 1 E: 1 K: 1 S: 13	H: 3 LOB: 2 BB: 0 P: 21	R: 0 E: 0 K: 0 S: 4	H: 0 LOB: 0 BB: 0 P: 7	R: 0 E: 0 K: 1 S: 12	H: 0 LOB: 1 BB: 1 P: 18	R: 1 E: 0 K: 0 S: 8	H: 2 LOB: 0 BB: 0 P: 14	R: 0 E: 0 K: 1 S: 10	H: 1 LOB: 1 BB: 0 P: 14	1B: 7 2B: 3 3B: 0 HR: 0	SF: 0 SAC: 0 DP: 1 HBP: 0	WP: 1 PB: 0 SB: 0 CS: 0	PA: 38					
<b>PITCHER</b>	IP	WLS	BF	H	R	ER	SO	BB	IBB	HBP	BLK	WP	HR	S	P	ERA	WHIP										
<b>Rich DeLucia, R</b> ERA: 4.4 (1, 1)	8.0	W	34	8	4	3	4	3	0	0	0	0	0	79	130	3.38	1.375										
<b>Rob Murphy, L</b> ERA: 2.41 (9, 1)	1.0	4	1	0	0	1	0	0	0	0	0	1	0	10	14	0.00	1.000										

Seattle Mariners @ Texas Rangers  
Arlington Stadium, Arlington, TX  
Thu May 30 1991, 8:05 PM EDT  
Att: 29,819 - Cloudy - 89 F

AB 35  
R 4  
H 9  
RBI 2  
BB 3  
SO 5  
LOB 14



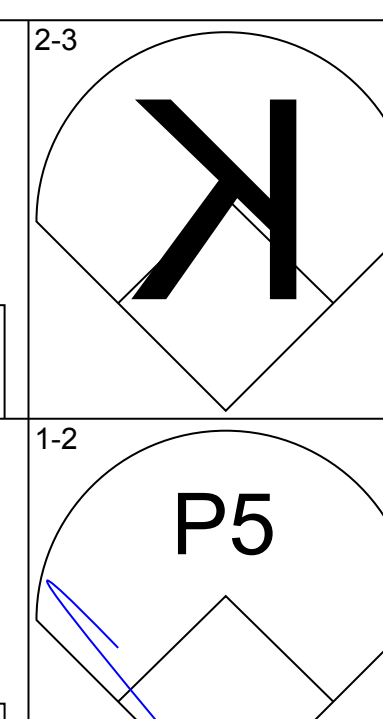
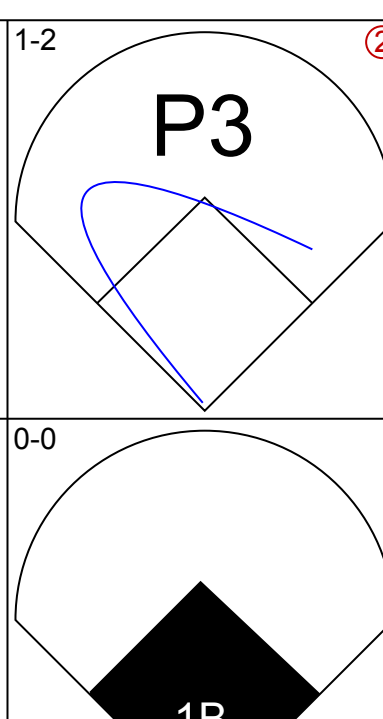
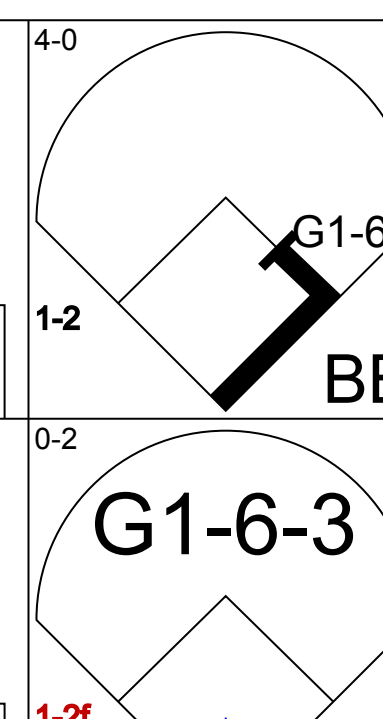
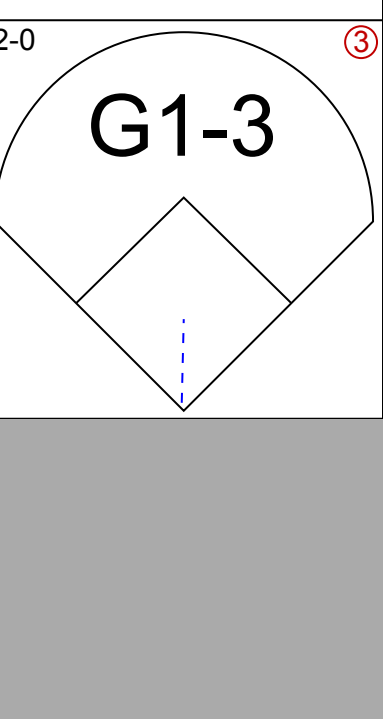
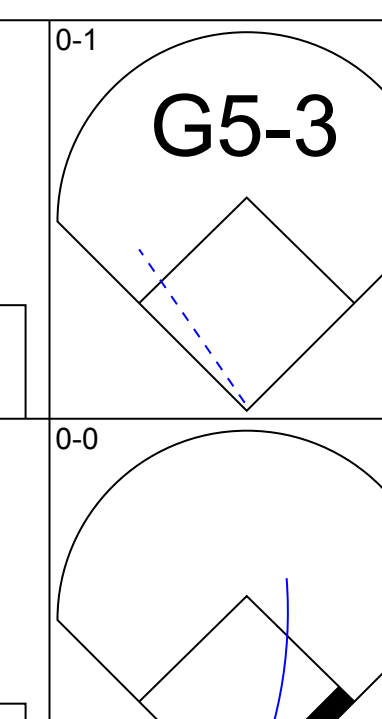
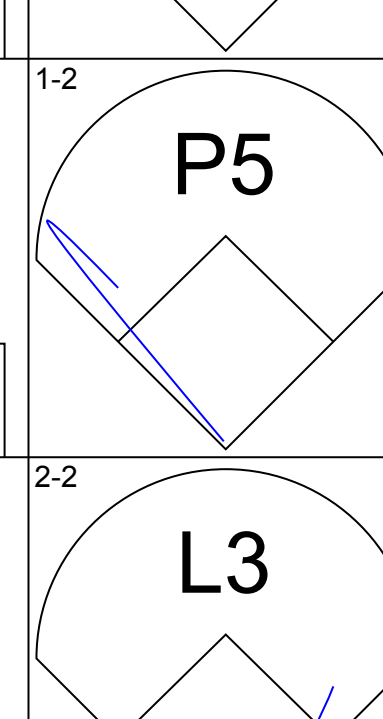
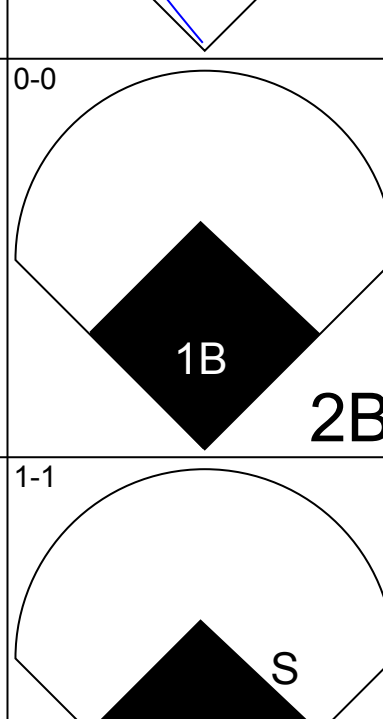
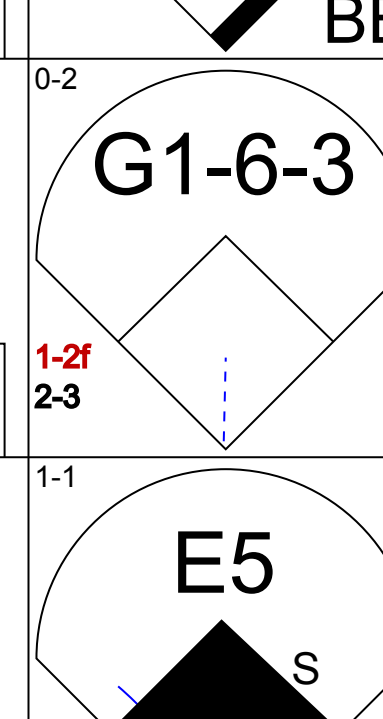
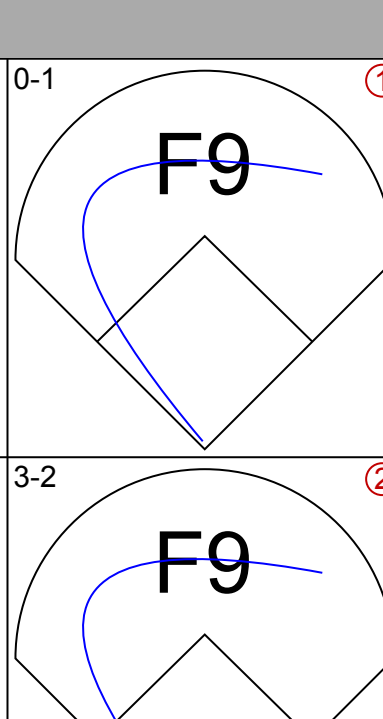
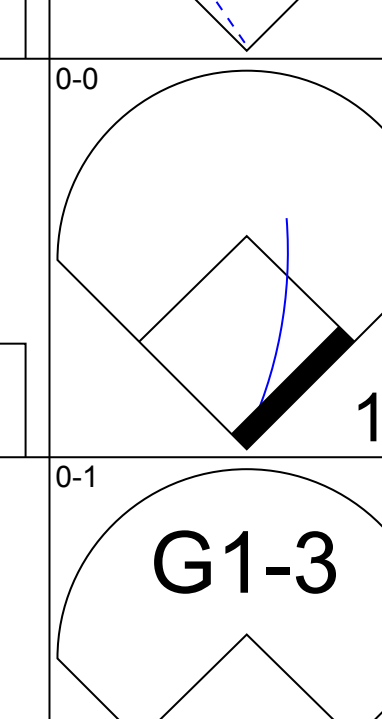
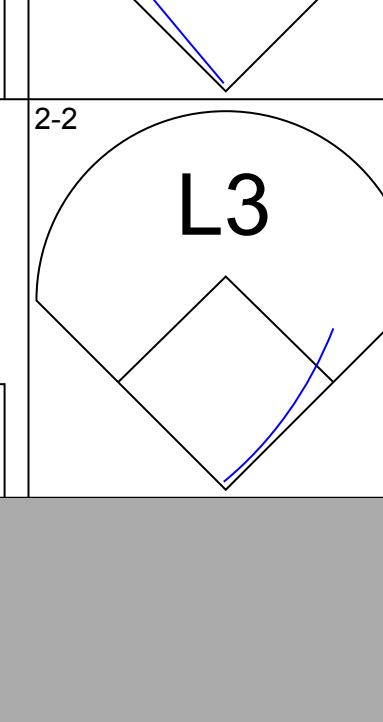
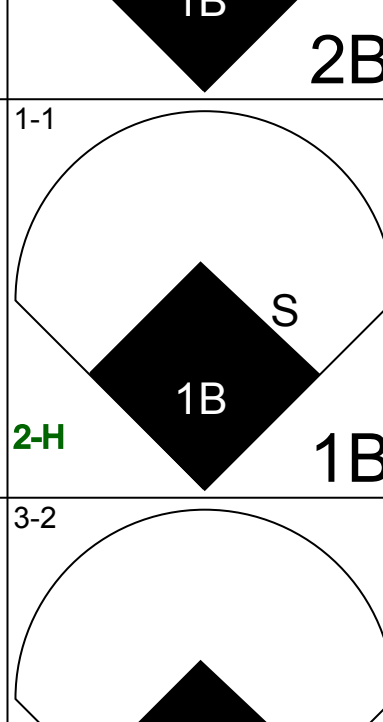
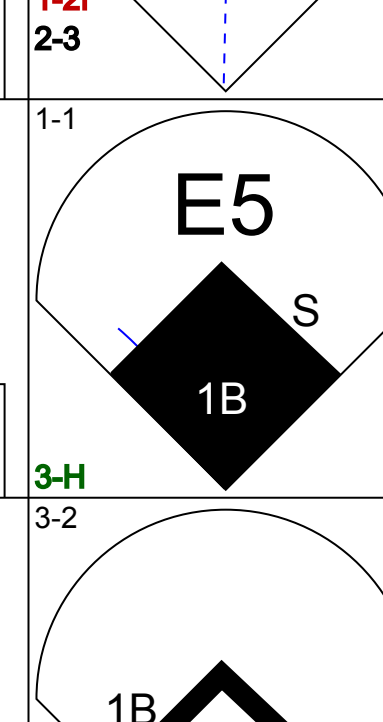
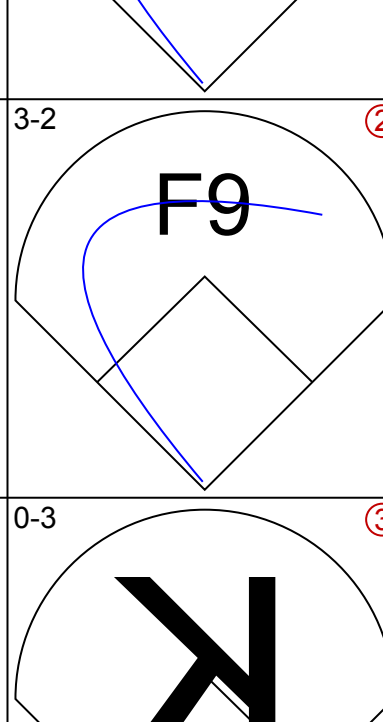
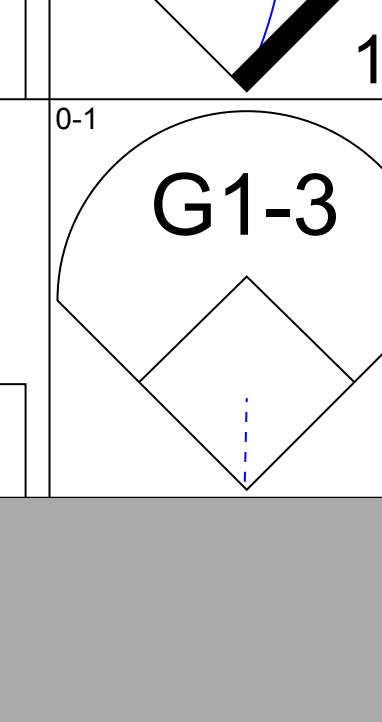
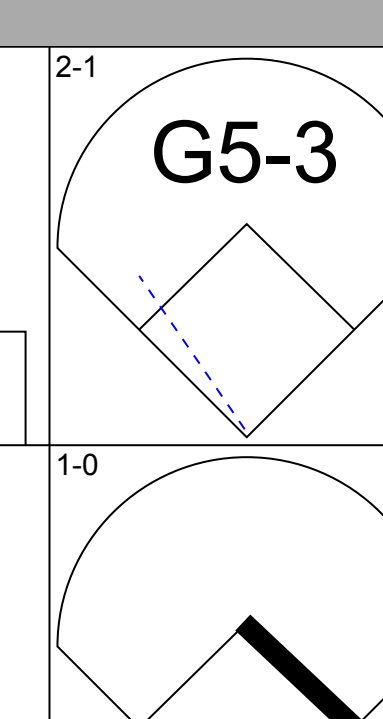
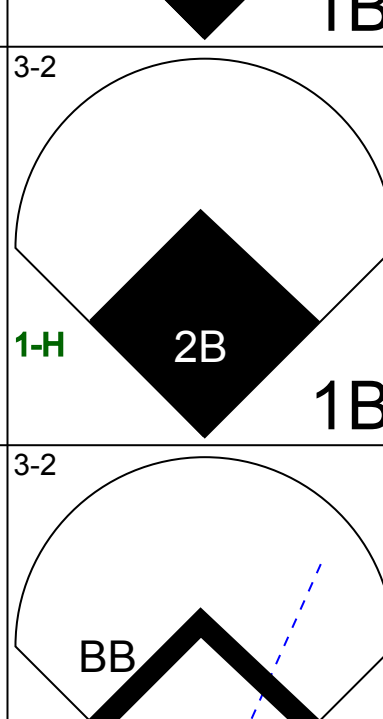
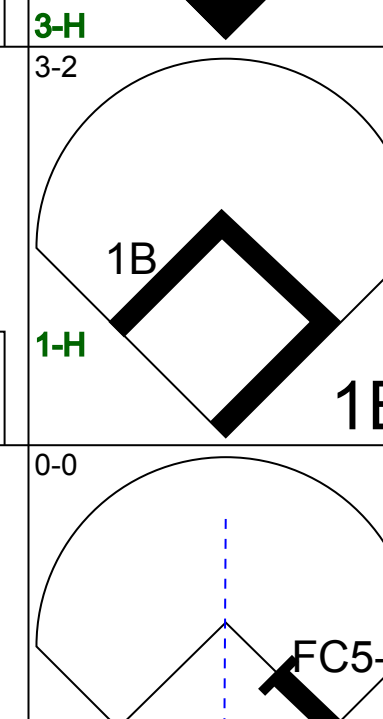


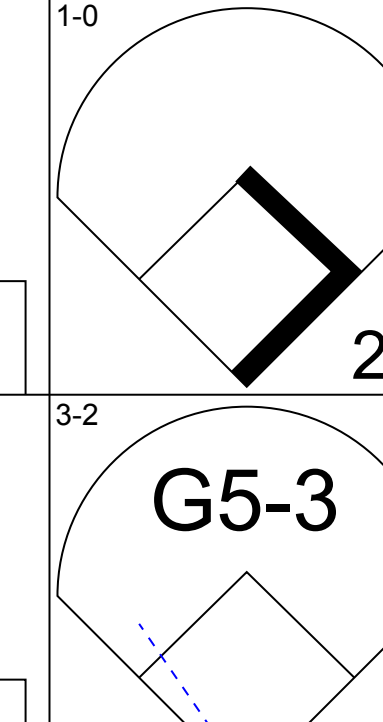
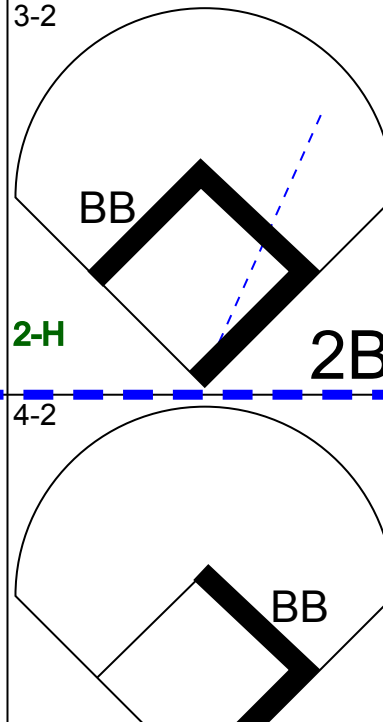
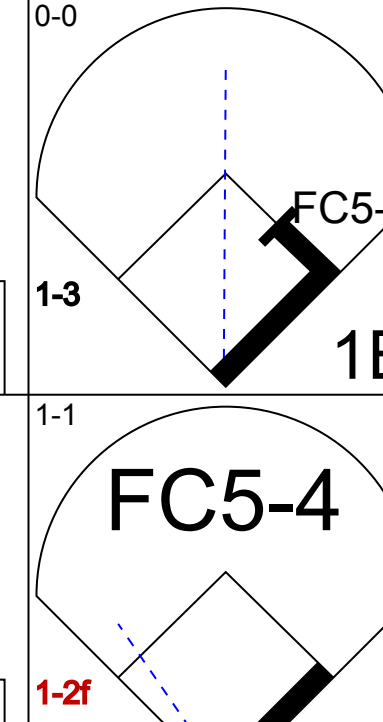
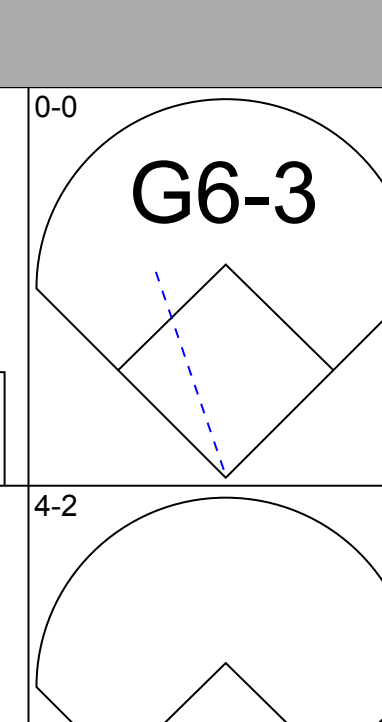
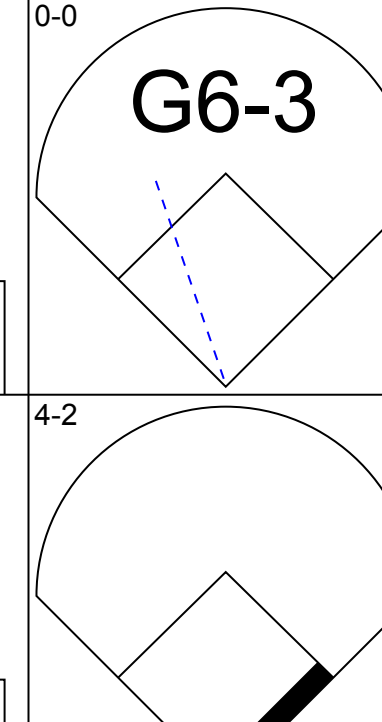
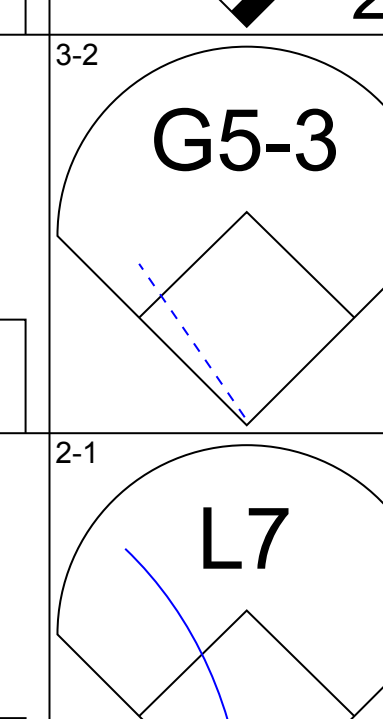
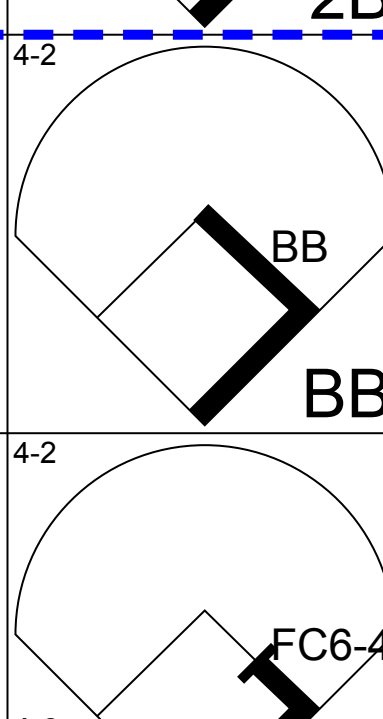
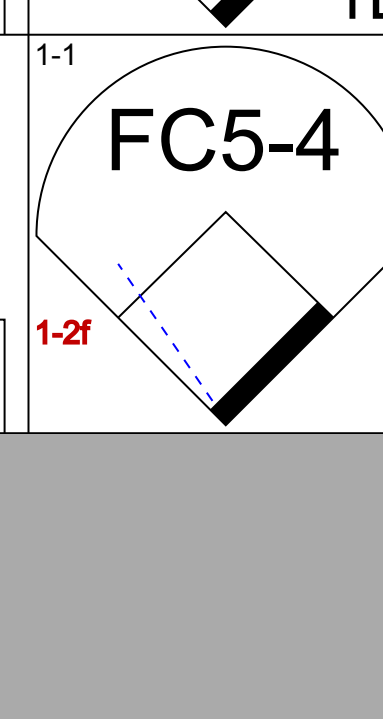
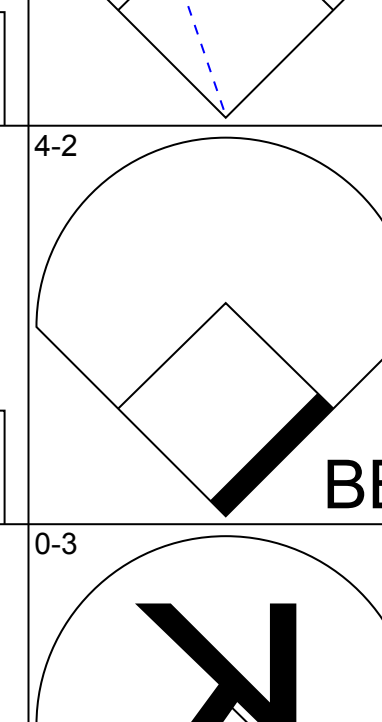
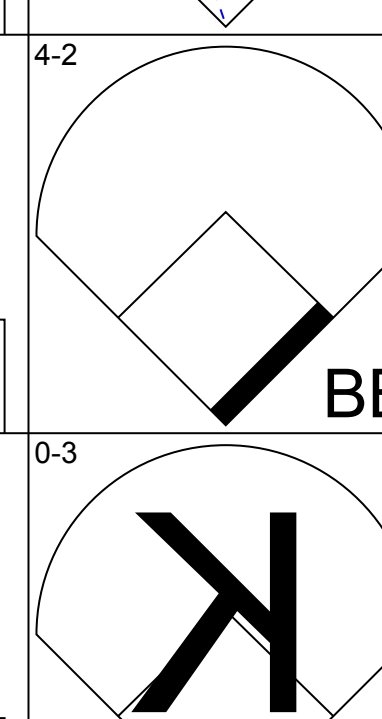
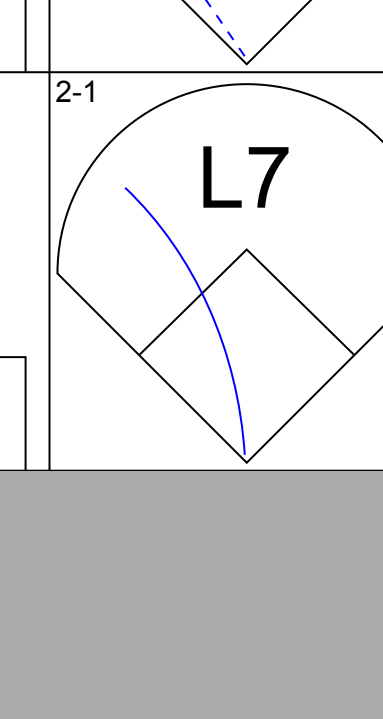
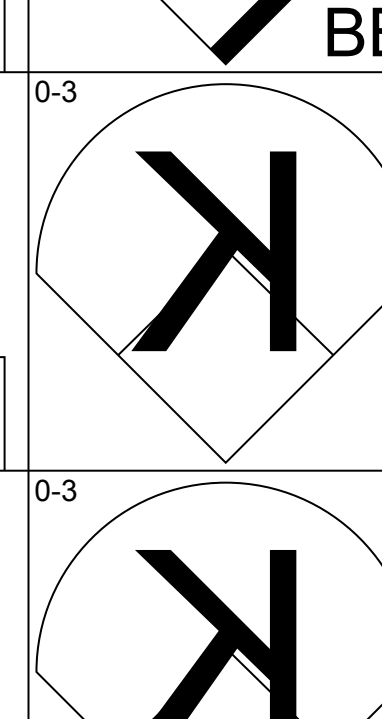
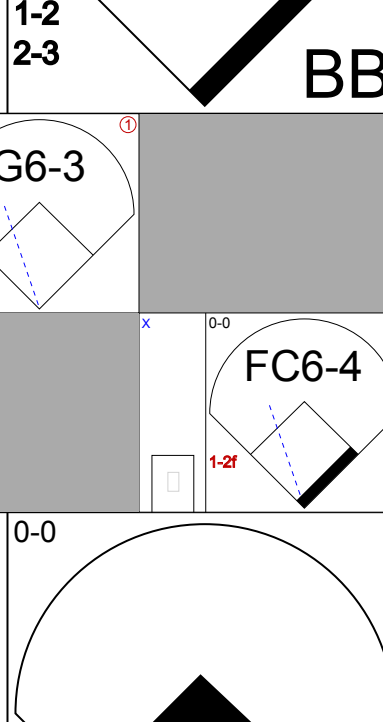
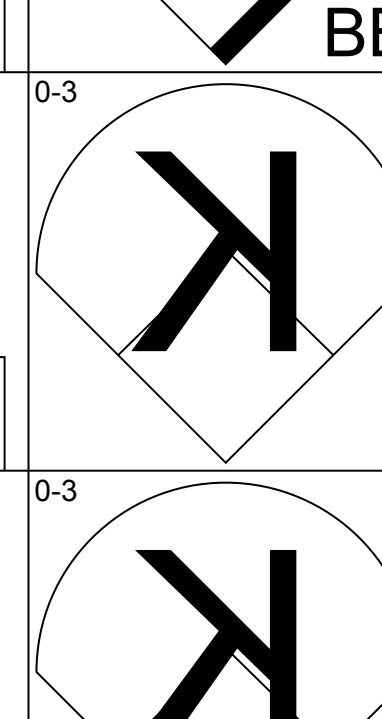
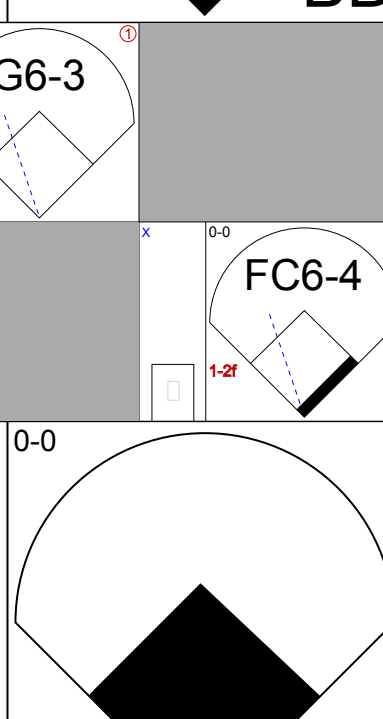
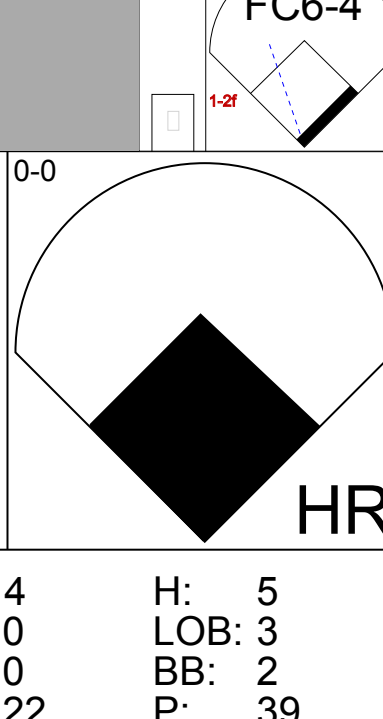
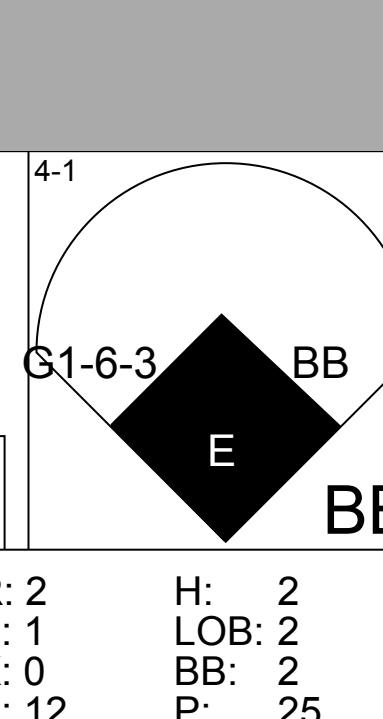

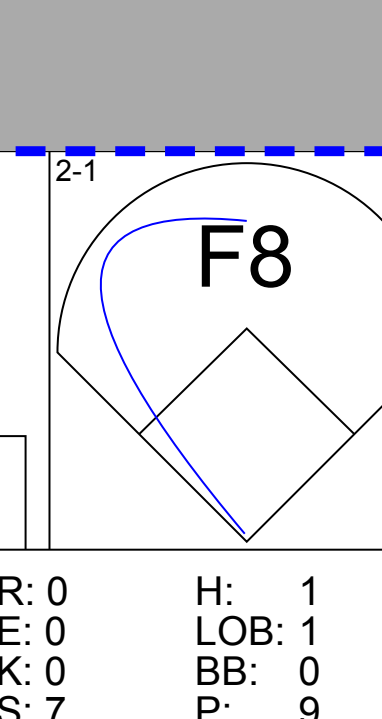
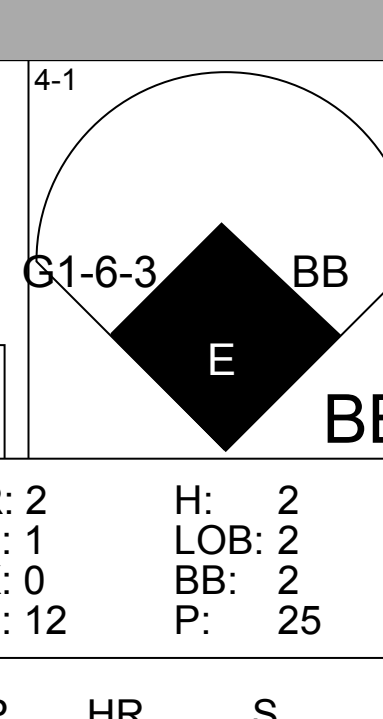
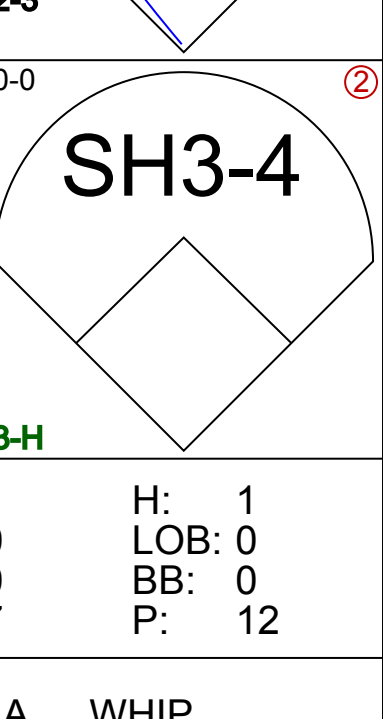
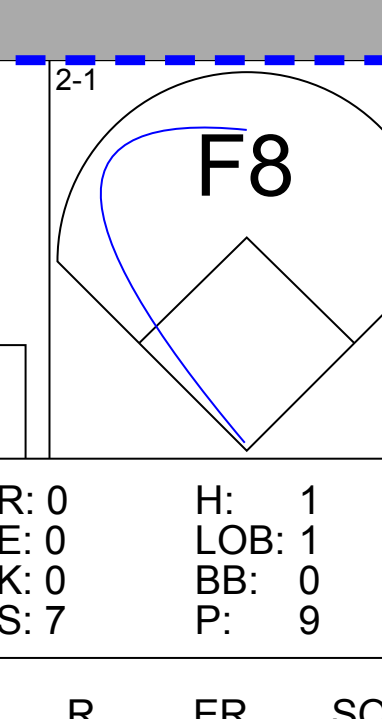


Batter	1	2	3	4	5	6	7	8	9	AB	R	H	RBI	BB	SO	LOB	TOP	
<b>Harold Reynolds, S</b> OBP: 0.361, SLG: 0.374 (1, 4)										3	0	0	2	0	1	2		
<b>Ken Griffey, L</b> OBP: 0.380, SLG: 0.400 <b>Tracy Jones, R</b> OBP: 0.304, SLG: 0.415 (1, 7) (6, 7)										3	0	0	0	0	2	2		
<b>Ken Griffey Jr., L</b> OBP: 0.374, SLG: 0.473 <b>Alonzo Powell, R</b> OBP: 0.182, SLG: 0.273 (1, 8) (4, 9) (6, 8)										2	0	0	0	0	1	2		
<b>Avin Davis, L</b> OBP: 0.292, SLG: 0.327 (1, 3)										4	0	2	1	0	0	0		
<b>Edgar Martinez, R</b> OBP: 0.458, SLG: 0.458 (1, 5)										4	0	1	0	0	1	1		
<b>Pete O'Brien, L</b> OBP: 0.301, SLG: 0.418 (1, 10)										4	0	1	0	0	0	2		
<b>Jay Buhner, R</b> OBP: 0.350, SLG: 0.539 (1, 9) (4, 8) (6, 9)										4	2	3	0	0	0	0		
<b>Scott Bradley, L</b> OBP: 0.184, SLG: 0.152 (1, 2)										4	1	2	0	0	0	1		
<b>Omar Vizquel, S</b> OBP: 0.270, SLG: 0.274 (1, 6)										4	1	2	1	0	0	2		
<b>Inning Stats</b>	R: 0 H: 0 E: 0 K: 3 S: 9	H: 0 R: 0 ER: 0 LOB: 0 BB: 0 P: 14	R: 1 H: 3 E: 0 K: 1 S: 10	H: 3 R: 0 ER: 0 LOB: 2 BB: 0 P: 13	R: 0 H: 0 E: 0 K: 0 S: 8	H: 0 R: 0 ER: 0 LOB: 0 BB: 0 P: 14	R: 0 H: 1 E: 0 K: 0 S: 6	H: 1 R: 0 ER: 0 LOB: 1 BB: 0 P: 13	R: 0 H: 1 E: 0 K: 0 S: 4	H: 1 R: 0 ER: 0 LOB: 0 BB: 0 P: 6	R: 2 H: 4 E: 0 K: 0 S: 12	H: 4 R: 0 ER: 0 LOB: 2 BB: 0 P: 22	R: 3 H: 3 E: 0 K: 1 S: 11	H: 3 R: 0 ER: 0 LOB: 0 BB: 0 P: 17	1B: 10 2B: 2 3B: 0 HR: 1	SF: 2 SAC: 0 DP: 0 HBP: 0	WP: 0 PA: 39 PB: 0 SB: 0 CS: 0	
<b>PITCHER</b>	IP	WLS	BF	H	R	ER	SO	BB	IBB	HBP	BLK	WP	HR	S	P	ERA	WHIP	
<b>Gerald Alexander, R</b> ERA: 1.35 (1, 1)	7.0	W	26	6	1	1	5	0	0	0	1	0	0	56	86	1.29	0.857	
<b>Mike Jeffcoat, L</b> ERA: 3.47 (8, 1)	0.2		6	4	2	2	0	0	0	0	0	0	0	11	21	27.00	6.000	
<b>Jeff Russell, R</b> ERA: 2.73 (8, 1)	1.1	S	7	3	3	3	1	0	0	0	0	0	1	12	18	20.25	2.250	

Seattle Mariners @ Texas Rangers  
Arlington Stadium, Arlington, TX  
Fri May 31 1991, 8:05 PM EDT  
Att: 36,386 - Cloudy - 90 F

AB 37  
R 6  
H 13  
RBI 6  
BB 0  
SO 6  
LOB 13



Batter	1	2	3	4	5	6	7	8	9	AB	R	H	RBI	BB	SO	LOB	BOTTOM	
<b>Brian Downing, R</b> OBP: 0.455, SLG: 0.557 (1, 10)										4	0	0	0	1	1	0		
<b>Rafael Palmeiro, L</b> OBP: 0.362, SLG: 0.475 (1, 3)										5	1	2	0	0	0	2		
<b>Ruben Sierra, S</b> OBP: 0.396, SLG: 0.550 (1, 9)										5	2	1	1	0	0	1		
<b>Julio Franco, R</b> OBP: 0.361, SLG: 0.441 (1, 4)										4	1	2	2	0	1	0		
<b>Kevin Reimer, L</b> OBP: 0.343, SLG: 0.429 (1, 7)										4	0	3	1	0	0	0		
<b>Juan Gonzalez, R</b> OBP: 0.410, SLG: 0.602 (1, 8)										2	0	0	0	2	0	3		
<b>Steve Buechele, R</b> OBP: 0.351, SLG: 0.493 (1, 5)										3	1	1	0	1	1	2		
<b>Mike Stanley, R</b> OBP: 0.387, SLG: 0.443 (1, 2)										4	0	0	0	0	1	5		
<b>Mario Diaz, R</b> OBP: 0.305, SLG: 0.393 (1, 6)										2	2	1	2	1	0	0		
<b>Inning Stats</b>	R: 0 H: 0 E: 0 K: 1 S: 13	H: 1 R: 0 ER: 0 LOB: 1 BB: 0 P: 18	R: 4 H: 5 E: 0 K: 0 S: 22	H: 5 R: 0 ER: 1 LOB: 3 BB: 2 P: 39	R: 2 H: 2 E: 1 K: 0 S: 12	H: 2 R: 0 ER: 0 LOB: 2 BB: 2 P: 25	R: 1 H: 1 E: 0 K: 0 S: 7	H: 1 R: 0 ER: 0 LOB: 0 BB: 0 P: 12	R: 0 H: 0 E: 0 K: 1 S: 9	H: 0 R: 0 ER: 0 LOB: 1 BB: 1 P: 12	R: 0 H: 0 E: 0 K: 2 S: 10	H: 0 R: 0 ER: 0 LOB: 1 BB: 0 P: 14	R: 0 H: 1 E: 0 K: 0 S: 7	H: 1 R: 0 ER: 0 LOB: 1 BB: 0 P: 9	1B: 5 2B: 4 3B: 0 HR: 1	SF: 0 SAC: 1 DP: 1 HBP: 0	WP: 0 PA: 39 PB: 0 SB: 2 CS: 0	
<b>PITCHER</b>	IP	WLS	BF	H	R	ER	SO	BB	IBB	HBP	BLK	WP	HR	S	P	ERA	WHIP	
<b>Scott Bankhead, R</b> ERA: 4.64 (3, 1)	2.2	L	14	6	4	4	4	5	0	0	0	0	0	43	76	2.08	1.846	
<b>Bill Krueger, L</b> ERA: 5.05 (8, 1)	4.1		21	3	3	1	3	0	0	0	0	0	0	7	9	0.00	1.000	

Seattle Mariners @ Texas Rangers  
Arlington Stadium, Arlington, TX  
Fri May 31 1991, 8:05 PM EDT  
Att: 36,386 - Cloudy - 90 F

AB 33  
R 7  
H 10  
RBI 6  
BB 5  
SO 4  
LOB 13





Batter	1	2	3	4	5	6	7	8	9	AB	R	H	RBI	BB	SO	LOB	TOP								
<b>Harold Reynolds, S</b> (1,4) OBP: 0.360, SLG: 0.367	1-3 K		2-0 F8		0-1 G4-3	1-1 FC6-4 HBP		2-1 G3	4-2 G4-3 BB	4	0	0	0	1	1	2									
<b>Greg Britley, L</b> (1,7) OBP: 0.263, SLG: 0.276	0-1 G3			0-1 F7	0-0 G4-3	2-3 K		3-1 L3	0-0 G4-3	6	0	0	0	0	1	5									
<b>Edgar Martinez, R</b> (1,5) OBP: 0.459, SLG: 0.466	2-2 G5-3			1-1 2B		1B FC6-4		1-1 1B	2-2 G5-3	6	2	3	0	0	0	4									
<b>Alvin Davis, L</b> (1,10) OBP: 0.291, SLG: 0.325		0-1 G5-3		0-3 K		2-2 BB 1B		2-2 G6-3	3-2 P4	4	1	1	0	0	1	1									
<b>Tracy Jones, R</b> (8,PH) OBP: 0.236, SLG: 0.407										1	0	0	0	0	0	1									
<b>Pete O'Brien, L</b> (1,3) OBP: 0.303, SLG: 0.423	2-1 F9			0-0 1B		2-2 BB 1B		1-1 G4-3	2-2 G3	5	2	2	1	0	0	0									
<b>Jay Buhner, R</b> (1,9) OBP: 0.370, SLG: 0.538	1-2 G6-3			1-1 2H 1B		4-2 1B BB		4-2 2B	4-1 FC BB	2	3	1	2	3	0	0									
<b>Alonzo Powell, R</b> (1,8) OBP: 0.250, SLG: 0.375			1-0 G3	0-2 FC5		1-3 2H 3H 1B		1-2 1B	2-2 FC BB	5	3	2	3	0	0	1									
<b>Omar Vizquel, S</b> (1,6) OBP: 0.282, SLG: 0.289			1-1 G6-3		4-2 G4-3 G3 BB	1-1 F7		1-0 1B	2-1 1B 2B	4	1	2	2	1	0	2									
<b>Dave Valle, R</b> (1,2) OBP: 0.281, SLG: 0.228			2-0 HBP		0-1 G3	2-0 HBP		2-0 L9	1-1 G4-3 1B	0	0	0	0	0	0	0									
<b>Scott Bradley, L</b> (3,PR) OBP: 0.208, SLG: 0.160					1-2 1B					4	0	2	3	0	0	2									
<b>Inning Stats</b>	R: 0 E: 0 K: 1 S: 8	H: 0 LOB: 0 BB: 0 P: 11	R: 0 E: 0 K: 0 S: 7	H: 0 LOB: 0 BB: 0 P: 10	R: 0 E: 0 K: 0 S: 4	H: 0 LOB: 1 BB: 0 P: 10	R: 2 E: 0 K: 1 S: 15	H: 3 LOB: 1 BB: 0 P: 17	R: 0 E: 0 K: 0 S: 7	H: 0 LOB: 1 BB: 1 P: 11	R: 5 E: 0 K: 1 S: 22	H: 5 LOB: 2 BB: 1 P: 37	R: 2 E: 0 K: 0 S: 13	H: 2 LOB: 1 BB: 1 P: 23	R: 0 E: 0 K: 0 S: 9	H: 1 LOB: 1 BB: 0 P: 18	R: 3 E: 1 K: 0 S: 21	H: 2 LOB: 2 BB: 2 P: 38	1B: 9 2B: 4 3B: 0 HR: 0	SF: 0 SAC: 0 DP: 0 HBP: 2	WP: 0 PB: 0 SB: 0 CS: 0	PA: 48			
<b>PITCHER</b>	IP	WLS	BF	H	R	ER	SO	BB	IBB	HBP	BLK	WP	HR	S	P	ERA	WHIP								
<b>Kevin Brown, R</b> (1,1) ERA: 6.28	5.1	L	28	8	7	7	2	2	0	2	0	0	0	58	88	11.81	1.875								
<b>John Barfield, L</b> (6,1) ERA: 3.73	1.1		5	0	1	1	1	1	0	0	0	0	0	12	22	6.75	0.750								
<b>Rich Gossage, R</b> (7,1) ERA: 2.84	1.0		6	3	1	1	0	0	0	0	0	0	0	12	21	9.00	3.000								
<b>Kenny Rogers, L</b> (8,1) ERA: 7.34	0.2		5	1	3	2	0	1	0	0	0	0	0	12	25	27.00	3.000								
<b>Eric Nettle, L</b> (9,1) ERA: 10.22	0.2		4	1	0	0	0	1	0	0	0	0	0	12	19	0.00	3.000								

Seattle Mariners @ Texas Rangers  
Arlington Stadium, Arlington, TX  
Sat Jun 01 1991, 8:05 PM EDT  
Att: 36,278 - Cloudy - 89 F


AB 41  
R 12  
H 13  
RBI 11  
BB 5  
SO 3  
LOB 18



Batter	1	2	3	4	5	6	7	8	9	AB	R	H	RBI	BB	SO	LOB	BOTTOM								
<b>Brian Downing, R</b> (1,10) OBP: 0.457, SLG: 0.544	4-0 1B SH3-4 HBP	2-1 G5-4-3		1-3 K		4-2 1B BB		4-0 2B BB	1-3 K	3	3	0	0	2	2	5									
<b>Jack Daugherty, S</b> (1,3) OBP: 0.256, SLG: 0.213	1-0 SH3-4		0-0 F9	1-3 K		2-0 1B 1B		0-1 2B	2-2 G4-3	5	1	2	1	0	1	3									
<b>Ruben Sierra, S</b> (1,9) OBP: 0.406, SLG: 0.554	3-2 2B 1B		0-1		4-0 FC5 BB	3-1 1B 1B		0-1 P4		4	1	3	1	1	0	1									
<b>Julio Franco, R</b> (1,4) OBP: 0.367, SLG: 0.448	2-1 BB 2B		2-3 K		4-1 FC5 BB	0-1 1B 1B		1-3 K		4	1	2	1	1	2	2									
<b>Juan Gonzalez, R</b> (1,7) OBP: 0.410, SLG: 0.590	4-1 BB BB		1-0 F7		1-0 FC5 1B G4-3	0-1 1B		0-0 F9		4	1	1	2	1	0	3									
<b>Mike Stanley, R</b> (1,2) OBP: 0.410, SLG: 0.460	4-1 FC5-4			2-1 BB SH1-3 1B	0-0 G4-3	3-2 P3		1-1 HR		2	0	2	1	1	0	0									
<b>Rafael Palmeiro, L</b> (6,PH) OBP: 0.364, SLG: 0.492	1-2 2-3 BB			1-3 2H 3H 1B	1-3 G4-3 1B	1-2 2-3 1B				2	1	1	1	0	0	2									
<b>Steve Buechele, R</b> (1,5) OBP: 0.348, SLG: 0.482	2-2 FC5-4			0-0 SH1-3	1-0 G4-3	4-0 1B		1-2 F8		3	0	0	1	1	0	4									
<b>Mario Diaz, R</b> (1,6) OBP: 0.323, SLG: 0.386		4-1 G5-4-3 BB		4-0 BB		3-2 G6-3		1-0 G4-3		1	0	0	0	2	0	1									
<b>Jeff Huson, L</b> (6,PH) OBP: 0.315, SLG: 0.284										1	0	0	0	0	0	3									
<b>Kevin Reimer, L</b> (8,PH) OBP: 0.339, SLG: 0.424										1	0	0	0	0	0	0									
<b>Denny Walling, L</b> (9,5) OBP: 0.188, SLG: 0.107										0	0	0	0	0	0	0									
<b>Gary Pettis, S</b> (1,8) OBP: 0.374, SLG: 0.300										1	0	0	0	2	0	0									
<b>Geno Petralli, L</b> (7,2) OBP: 0.349, SLG: 0.323										2	0	0	0	0	1	0									
<b>Inning Stats</b>	R: 1 E: 0 K: 0 S: 12	H: 2 LOB: 3 BB: 2 P: 32	R: 0 E: 0 K: 0 S: 3	H: 0 LOB: 2 BB: 2 P: 13	R: 0 E: 0 K: 1 S: 7	H: 1 LOB: 1 BB: 0 P: 10	R: 0 E: 0 K: 2 S: 13	H: 1 LOB: 2 BB: 2 P: 25	R: 2 E: 0 K: 0 S: 6	H: 1 LOB: 1 BB: 2 P: 17	R: 3 E: 0 K: 0 S: 21	H: 4 LOB: 3 BB: 2 P: 42	R: 1 E: 0 K: 2 S: 12	H: 1 LOB: 1 BB: 1 P: 19	R: 1 E: 0 K: 0 S: 7	H: 1 LOB: 0 BB: 0 P: 10	R: 0 E: 0 K: 1 S: 10	H: 0 LOB: 0 BB: 0 P: 14	1B: 8 2B: 2 3B: 1 HR: 1	SF: 0 SAC: 2 DP: 0 HBP: 1	WP: 0 PB: 0 SB: 2 CS: 0	PA: 47			
<b>PITCHER</b>	IP	WLS	BF	H	R	ER	SO	BB	IBB	HBP	BLK	WP	HR	S	P	ERA	WHIP								
<b>Randy Johnson, L</b> (1,1) ERA: 4.8	4.0		22	4	3	3	3	8	0	1	0	0	0	19	33	6.75	3.000								
<b>Bill Swift, R</b> (5,1) ERA: 3.55	1.1		10	5	3	3	0	1	0	0	0	0	0	12	28	20.25	4.500								
<b>Russ Swan, L</b> (6,1) ERA: 2.48	1.0	W	6	1	1	1	1	1	1	0	0	0	0	12	28	9.00	2.000								
<b>Michael Jackson, R</b> (7,1) ERA: 2.16	2.2	S	9	1	1	1	2	0	0	0	0	0	1	24	32	3.38	0.375								

Seattle Mariners @ Texas Rangers  
Arlington Stadium, Arlington, TX  
Sat Jun 01 1991, 8:05 PM EDT  
Att: 36,278 - Cloudy - 89 F

AB 33  
R 8  
H 11  
RBI 8  
BB 11  
SO 6  
LOB 24









Batter	1	2	3	4	5	6	7	8	9	AB	R	H	RBI	BB	SO	LOB	TOP										
<b>Harold Reynolds, S</b> (1, 4) OBP: 0.366, SLG: 0.366	F7	F7															2 0 0 0 2 0 3										
<b>Edgar Martinez, R</b> (1, 5) OBP: 0.456, SLG: 0.459	K																3 0 1 0 1 1 0										
<b>Jeff Schaefer, R</b> (7, FR) OBP: 0.241, SLG: 0.235																	0 0 0 0 0 0 0										
<b>Ken Griffey Jr., L</b> (1, 8) OBP: 0.372, SLG: 0.462	G4-3																3 0 0 0 1 0 4										
<b>Tracy Jones, R</b> (1, 7) OBP: 0.333, SLG: 0.459																	4 1 1 0 0 0 2										
<b>Alvin Davis, L</b> (1, 10) OBP: 0.291, SLG: 0.318																	3 0 0 0 1 1 1										
<b>Pete O'Brien, L</b> (1, 3) OBP: 0.306, SLG: 0.412																	2 0 0 0 1 1 0										
<b>Alonzo Powell, R</b> (7, 3) OBP: 0.190, SLG: 0.286																	1 0 0 0 0 1 0										
<b>Greg Briley, L</b> (1, 9) OBP: 0.266, SLG: 0.273																	1 0 0 0 0 0 2										
<b>Henry Cotto, R</b> (4, PH) OBP: 0.360, SLG: 0.481																	3 0 1 0 0 1 0										
<b>Omar Vizquel, S</b> (1, 6) OBP: 0.286, SLG: 0.288																	3 0 1 0 1 0 1										
<b>Dave Valle, R</b> (1, 2) OBP: 0.280, SLG: 0.217																	3 0 0 0 1 1 2										
<b>Inning Stats</b>	R: 0 E: 0 K: 1 S: 9	H: 0 LOB: 0 BB: 0 P: 11	R: 1 E: 1 K: 0 S: 4	H: 1 LOB: 3 BB: 4 P: 23	R: 0 E: 0 K: 0 S: 10	H: 0 LOB: 1 BB: 1 P: 15	R: 0 E: 0 K: 0 S: 6	H: 1 LOB: 1 BB: 0 P: 11	R: 0 E: 0 K: 3 S: 5	H: 0 LOB: 0 BB: 2 P: 14	R: 0 E: 0 K: 0 S: 13	H: 2 LOB: 2 BB: 1 P: 21	R: 0 E: 0 K: 1 S: 7	H: 0 LOB: 0 BB: 0 P: 9	R: 0 E: 0 K: 1 S: 8	H: 0 LOB: 0 BB: 0 P: 9	1B: 4 2B: 0 3B: 0 HR: 0	SF: 0 SAC: 0 DP: 3 HBP: 0	WP: 0 PB: 0 SB: 0 CS: 0	PA: 36							
<b>PITCHER</b>	IP	WLS	BF	H	R	ER	SO	BB	IBB	HBP	BLK	WP	HR	S	P	ERA	WHIP										
<b>Kevin Ritz, R</b> (1, 1) ERA: 23.14	1.2		9	1	1	1	1	4	0	0	0	0	0	12	33	5.40	3.000										
<b>Jerry Don Gleaton, L</b> (2, 1) ERA: 3.52	4.1	W	16	1	0	0	3	3	0	0	0	0	0	31	55	0.00	0.923										
<b>Paul Gibson, L</b> (7, 1) ERA: 2.08	3.0	S	11	2	0	0	2	1	0	0	0	0	0	28	39	0.00	1.000										

Seattle Mariners @ Detroit Tigers  
Tiger Stadium, Detroit, MI  
Wed Jun 05 1991, 7:05 PM EDT  
Att: 12,609 - Sunny - 72 F

AB 28  
R 1  
H 4  
RBI 0  
BB 8  
SO 6  
LOB 15



Batter	1	2	3	4	5	6	7	8	9	AB	R	H	RBI	BB	SO	LOB	BOTTOM										
<b>Tony Phillips, S</b> (1, 10) OBP: 0.401, SLG: 0.415	G4-3	P5															5 0 2 1 1 0 3										
<b>Lou Whitaker, L</b> (1, 4) OBP: 0.374, SLG: 0.412	WP																3 2 1 0 2 0 2										
<b>Alan Trammell, R</b> (1, 6) OBP: 0.332, SLG: 0.344	SF8																3 1 1 0 2 0 4										
<b>Cecil Fielder, R</b> (1, 3) OBP: 0.359, SLG: 0.472																	4 2 2 3 1 1 3										
<b>Mickey Tettleton, S</b> (1, 2) OBP: 0.385, SLG: 0.453	SF8																3 1 2 1 1 0 0										
<b>Pete Incaviglia, R</b> (1, 7) OBP: 0.277, SLG: 0.371																	3 0 0 1 1 3 2										
<b>Rob Deer, R</b> (1, 9) OBP: 0.335, SLG: 0.438	K																5 1 2 0 0 2 5										
<b>Travis Fryman, R</b> (1, 5) OBP: 0.291, SLG: 0.382																	4 0 1 1 1 2 3										
<b>Mitt Cuyler, S</b> (1, 8) OBP: 0.329, SLG: 0.312																	4 0 0 0 1 1 4										
<b>Inning Stats</b>	R: 1 E: 0 K: 1 S: 16	H: 1 LOB: 3 BB: 3 P: 35	R: 0 E: 0 K: 1 S: 6	H: 0 LOB: 0 BB: 0 P: 10	R: 5 E: 1 K: 1 S: 20	H: 3 LOB: 3 BB: 4 P: 44	R: 1 E: 0 K: 1 S: 21	H: 2 LOB: 1 BB: 0 P: 36	R: 0 E: 0 K: 2 S: 12	H: 2 LOB: 2 BB: 0 P: 19	R: 0 E: 0 K: 1 S: 11	H: 1 LOB: 1 BB: 1 P: 21	R: 0 E: 0 K: 0 S: 9	H: 0 LOB: 1 BB: 1 P: 16	R: 0 E: 0 K: 2 S: 14	H: 2 LOB: 3 BB: 1 P: 22	1B: 9 2B: 1 3B: 0 HR: 1	SF: 2 SAC: 0 DP: 0 HBP: 0	WP: 1 PB: 0 SB: 0 CS: 0	PA: 46							
<b>PITCHER</b>	IP	WLS	BF	H	R	ER	SO	BB	IBB	HBP	BLK	WP	HR	S	P	ERA	WHIP										
<b>Rich DeLucia, R</b> (1, 1) ERA: 4.99	2.0	L	14	7	2	1	5	2	0	0	0	0	0	58	101	2.25	2.250										
<b>Pat Rice, R</b> (3, 1) ERA: 0.53	4.0		22	7	2	1	5	2	0	0	0	0	0	9	16	0.00	1.000										
<b>Russ Swan, L</b> (7, 1) ERA: 2.37	1.0		4	0	0	0	0	1	0	0	0	0	0	14	22	0.00	3.000										
<b>Rob Murphy, L</b> (8, 1) ERA: 2.25	1.0		6	2	0	0	2	1	0	0	0	0	0	14	22	0.00	3.000										

Seattle Mariners @ Detroit Tigers  
Tiger Stadium, Detroit, MI  
Wed Jun 05 1991, 7:05 PM EDT  
Att: 12,609 - Sunny - 72 F

AB 34  
R 7  
H 11  
RBI 7  
BB 10  
SO 9  
LOB 26






Batter	1	2	3	4	5	6	7	8	9	AB	R	H	RBI	BB	SO	LOB	TOP								
<b>Harold Reynolds, S</b> OBP: 0.367, SLG: 0.371	G3		G6-3 1B		F9		G4-3		G6-3 2B	5	1	2	1	0	0	1									
<b>Henry Cotto, R</b> OBP: 0.363, SLG: 0.488	G6-3 1B		G6-3 1-3		G6-3		G6-3		G6-3 2B	5	0	2	1	0	0	1									
<b>Ken Griffey Jr., L</b> OBP: 0.373, SLG: 0.453	K		F9		L4					3	0	0	0	2	1	2									
<b>Alvin Davis, L</b> OBP: 0.299, SLG: 0.323					FC4-6 1B				F8 G4-3	4	0	2	0	1	0	3									
<b>Pete O'Brien, L</b> OBP: 0.300, SLG: 0.403	G3				F8 1B		G4-3		P2	4	0	0	0	0	0	5									
<b>Tracy Jones, R</b> OBP: 0.343, SLG: 0.462		G4-3			F8				1B SF9 1B	4	2	2	0	0	0	1									
<b>Scott Bradley, L</b> OBP: 0.214, SLG: 0.189					F9				F7 1B	3	0	1	0	0	0	1									
<b>Jay Buhner, R</b> OBP: 0.360, SLG: 0.515					FC4-6 1-2				1B	1	0	0	0	0	0	1									
<b>Omar Vizquel, S</b> OBP: 0.280, SLG: 0.284					F8				DI 2B 1B	2	0	0	1	0	0	0									
<b>Edgar Martinez, R</b> OBP: 0.459, SLG: 0.462					F8		B2-3		SF9	1	1	1	1	0	0	0									
<b>Jeff Schaefer, R</b> OBP: 0.232, SLG: 0.226									DI 2B 1B	2	0	0	0	0	1	0									
<b>Greg Briley, L</b> OBP: 0.264, SLG: 0.271									L8	1	0	0	0	0	0	1									
<b>Alonzo Powell, R</b> OBP: 0.182, SLG: 0.273					K					1	0	0	0	0	0	1									
<b>Inning Stats</b>	R: 0 E: 0 K: 1 S: 11	H: 1 LOB: 2 BB: 1 P: 20	R: 0 E: 0 K: 0 S: 5	H: 0 LOB: 0 BB: 0 P: 8	R: 0 E: 0 K: 1 S: 8	H: 1 LOB: 1 BB: 0 P: 14	R: 0 E: 0 K: 0 S: 4	H: 1 LOB: 1 BB: 0 P: 8	R: 0 E: 0 K: 0 S: 5	H: 0 LOB: 0 BB: 0 P: 8	R: 0 E: 0 K: 0 S: 9	H: 1 LOB: 1 BB: 0 P: 15	R: 1 E: 0 K: 0 S: 8	H: 2 LOB: 1 BB: 0 P: 12	R: 0 E: 0 K: 0 S: 7	H: 0 LOB: 1 BB: 1 P: 14	R: 3 E: 0 K: 0 S: 17	H: 4 LOB: 2 BB: 1 P: 32	1B: 8 2B: 2 3B: 0 HR: 0	SF: 1 SAC: 0 DP: 0 HBP: 0	WP: 0 PB: 0 SB: 2 CS: 0	PA: 40			
<b>PITCHER</b>	IP	WLS	BF	H	R	ER	SO	BB	IBB	HBP	BLK	WP	HR	S	P	ERA	WHIP								
<b>Bill Gulickson, R</b> ERA: 4.34	(1, 1)	8.0	W	33	7	2	2	2	2	0	0	0	0	58	100	2.25	1.125								
<b>Paul Gibson, L</b> ERA: 2.27	(9, 1)	0.1		2	1	0	0	0	0	0	0	0	0	6	10	0.00	3.000								
<b>Mike Henneman, R</b> ERA: 1.96	(9, 1)	0.2	S	5	2	2	2	0	0	1	0	0	0	10	21	27.00	3.000								

Seattle Mariners @ Detroit Tigers  
Tiger Stadium, Detroit, MI  
Thu Jun 06 1991, 3:33 AM EDT  
Att: 15,600 - Cloudy - 77 F

AB 36  
R 4  
H 10  
RBI 4  
BB 3  
SO 2  
LOB 17



Batter	1	2	3	4	5	6	7	8	9	AB	R	H	RBI	BB	SO	LOB	BOTTOM								
<b>Tony Phillips, S</b> OBP: 0.398, SLG: 0.411	F9		F8				G4-3			4	0	1	0	0	0	0									
<b>Lou Whitaker, L</b> OBP: 0.377, SLG: 0.432	HR BB		HR				G6-3			3	2	1	1	1	0	1									
<b>Alan Trammell, R</b> OBP: 0.330, SLG: 0.342	K		G5-4-3 1B				G6-3		G6-3	4	0	1	0	0	1	1									
<b>Cecil Fielder, R</b> OBP: 0.366, SLG: 0.492	HR		G5-4-3 1-2				1B 1B		G4-6-3 1B	4	2	3	2	0	0	1									
<b>Mickey Tettleton, S</b> OBP: 0.388, SLG: 0.450					G3		G6-3		G4-6-3	3	1	1	0	1	0	1									
<b>Pete Incaviglia, R</b> OBP: 0.272, SLG: 0.364	K				F9		K			3	0	0	0	0	2	3									
<b>Dave Bergman, L</b> OBP: 0.327, SLG: 0.356			K		F7		FC6-4 1B			3	0	1	2	0	1	0									
<b>John Shelby, S</b> OBP: 0.288, SLG: 0.450			P2				G3-1 FC6-4			3	0	0	0	0	0	1									
<b>Travis Fryman, R</b> OBP: 0.286, SLG: 0.375			L7				G4-3		F8	3	0	0	0	0	0	0									
<b>Inning Stats</b>	R: 2 E: 0 K: 2 S: 15	H: 1 LOB: 2 BB: 2 P: 30	R: 0 E: 0 K: 1 S: 7	H: 0 LOB: 0 BB: 0 P: 9	R: 1 E: 0 K: 0 S: 7	H: 2 LOB: 0 BB: 0 P: 13	R: 0 E: 0 K: 0 S: 8	H: 0 LOB: 0 BB: 0 P: 13	R: 0 E: 0 K: 0 S: 8	H: 1 LOB: 1 BB: 0 P: 15	R: 2 E: 0 K: 1 S: 14	H: 3 LOB: 1 BB: 0 P: 25	R: 0 E: 0 K: 0 S: 8	H: 0 LOB: 0 BB: 0 P: 9	R: 0 E: 0 K: 0 S: 6	H: 1 LOB: 0 BB: 0 P: 12	1B: 6 2B: 0 3B: 0 HR: 2	SF: 0 SAC: 0 DP: 2 HBP: 0	WP: 0 PB: 0 SB: 1 CS: 0	PA: 32					
<b>PITCHER</b>	IP	WLS	BF	H	R	ER	SO	BB	IBB	HBP	BLK	WP	HR	S	P	ERA	WHIP								
<b>Scott Bankhead, R</b> ERA: 5.12	(1, 1)	5.2	L	25	7	5	5	4	2	0	0	0	0	9	10	0.00	1.588								
<b>Russ Swan, L</b> ERA: 2.27	(6, 1)	1.1		4	0	0	0	0	0	0	0	0	0	9	10	0.00	0.000								
<b>Bill Swift, R</b> ERA: 3.14	(8, 1)	1.0		3	1	0	0	0	0	0	0	0	0	6	12	0.00	1.000								

Seattle Mariners @ Detroit Tigers  
Tiger Stadium, Detroit, MI  
Thu Jun 06 1991, 3:33 AM EDT  
Att: 15,600 - Cloudy - 77 F

AB 30  
R 5  
H 8  
RBI 5  
BB 2  
SO 4  
LOB 8





Batter	1	2	3	4	5	6	7	8	9	AB	R	H	RBI	BB	SO	LOB	TOP										
Paul Moltzer, R (1, 10) OBP: 0.402, SLG: 0.488										4	1	2	0	0	1	4	<b>Milwaukee Brewers @ Seattle Mariners</b> The Kingdome, Seattle, WA Fri Jun 07 1991, 10:05 PM EDT Att: 16,968 - Dome - 70 F										
Willie Randolph, R (1, 4) OBP: 0.415, SLG: 0.333 Jim Gantner, L (8, PH) OBP: 0.304, SLG: 0.327										3	0	1	0	0	1	1											
Gary Sheffield, R (1, 5) OBP: 0.317, SLG: 0.419										3	0	0	1	0	0	2											
Robin Yount, R (1, 8) OBP: 0.332, SLG: 0.456										4	0	0	0	0	1	0											
Greg Vaughn, R (1, 7) OBP: 0.335, SLG: 0.497											3	0	0	0	1	1		0									
Franklin Stubbs, L (1, 3) OBP: 0.276, SLG: 0.301											4	0	0	0	0	2		1									
Dante Bichette, R (1, 9) OBP: 0.256, SLG: 0.429											4	0	0	0	0	2		1									
Rick Dempsey, R (1, 2) OBP: 0.254, SLG: 0.340 B.J. Surhoff, L (7, PH) OBP: 0.266, SLG: 0.252											2	0	0	0	0	0		0									
Dale Sveum, S (1, 6) OBP: 0.331, SLG: 0.396										2	0	0	0	1	1	2											
<b>Inning Stats</b>	R: 1 E: 0 K: 0 S: 10	H: 1 LOB: 0 BB: 0 P: 16	R: 0 E: 0 K: 1 S: 8	H: 0 LOB: 0 BB: 0 P: 12	R: 0 E: 0 K: 1 S: 12	H: 2 LOB: 2 BB: 0 P: 18	R: 0 E: 0 K: 1 S: 6	H: 0 LOB: 0 BB: 0 P: 10	R: 0 E: 0 K: 1 S: 7	H: 0 LOB: 1 BB: 1 P: 10	R: 0 E: 1 K: 1 S: 12	H: 0 LOB: 3 BB: 2 P: 24	R: 0 E: 0 K: 0 S: 5	H: 0 LOB: 0 BB: 0 P: 5	R: 0 E: 0 K: 2 S: 8	H: 0 LOB: 0 BB: 0 P: 11		1B: 2 2B: 1 3B: 0 HR: 0	SF: 1 SAC: 0 DP: 0 HBP: 0	WP: 0 PB: 0 SB: 1 CS: 0	PA: 34						
<b>PITCHER</b>	IP	WLS	BF	H	R	ER	SO	BB	IBB	HBP	BLK	WP	HR	S	P	ERA	WHIP										
Bill Krueger, L (1, 1) ERA: 4.5	6.1	W	24	3	1	1	6	2	0	0	0	0	0	55	90	1.42	0.789										
Bill Swift, R (7, 1) ERA: 3.1	0.1		3	0	0	0	0	1	0	0	0	0	0	5	10	0.00	3.000										
Michael Jackson, R (7, 1) ERA: 1.98	2.1	S	7	0	0	0	3	0	0	0	0	0	0	16	21	0.00	0.000										

Batter	1	2	3	4	5	6	7	8	9	AB	R	H	RBI	BB	SO	LOB	BOTTOM										
Henry Cotto, R (1, 7) OBP: 0.368, SLG: 0.483										3	2	1	0	1	0	0	<b>Milwaukee Brewers @ Seattle Mariners</b> The Kingdome, Seattle, WA Fri Jun 07 1991, 10:05 PM EDT Att: 16,968 - Dome - 70 F										
Harold Reynolds, S (1, 4) OBP: 0.367, SLG: 0.371										3	0	1	0	0	0	1											
Ken Griffey Jr., L (1, 8) OBP: 0.371, SLG: 0.449										4	0	1	0	0	2	4											
Tracy Jones, R (1, 10) OBP: 0.338, SLG: 0.441										3	0	0	2	1	0	3											
Edgar Martinez, R (1, 5) OBP: 0.457, SLG: 0.460										3	0	1	0	0	0	2											
Jay Buhner, R (1, 9) OBP: 0.350, SLG: 0.500										3	0	0	0	0	1	3											
Alonzo Powell, R (1, 3) OBP: 0.167, SLG: 0.250 Pete O'Brien, L (7, 3) OBP: 0.299, SLG: 0.401										2	0	0	0	0	1	0											
Dave Valle, R (1, 2) OBP: 0.274, SLG: 0.211										3	0	0	0	0	1	0											
Jeff Schaefer, R (1, 6) OBP: 0.220, SLG: 0.214										3	0	0	0	0	0	0											
<b>Inning Stats</b>	R: 1 E: 0 K: 1 S: 10	H: 2 LOB: 1 BB: 0 P: 14	R: 0 E: 0 K: 1 S: 11	H: 0 LOB: 0 BB: 0 P: 18	R: 0 E: 0 K: 2 S: 9	H: 0 LOB: 1 BB: 1 P: 18	R: 0 E: 0 K: 1 S: 7	H: 0 LOB: 0 BB: 0 P: 11	R: 0 E: 1 K: 0 S: 9	H: 2 LOB: 2 BB: 1 P: 17	R: 0 E: 0 K: 0 S: 7	H: 0 LOB: 0 BB: 0 P: 11	R: 0 E: 1 K: 0 S: 9	H: 0 LOB: 1 BB: 0 P: 14	1B: 4 2B: 0 3B: 0 HR: 0	SF: 0 SAC: 1 DP: 0 HBP: 0		WP: 0 PB: 0 SB: 1 CS: 2	PA: 31								
<b>PITCHER</b>	IP	WLS	BF	H	R	ER	SO	BB	IBB	HBP	BLK	WP	HR	S	P	ERA	WHIP										
Teddy Higuera, L (1, 1) ERA: 7.3	5.2	L	23	4	2	2	5	2	0	0	0	0	0	53	84	3.18	1.059										
Darren Holmes, R (6, 1) ERA: 2.52	1.1		6	0	0	0	0	0	0	0	0	0	0	11	18	0.00	0.000										
Dan Plesac, L (8, 1) ERA: 2.7	1.0		2	0	0	0	0	0	0	0	0	0	0	6	10	0.00	0.000										



Batter	1	2	3	4	5	6	7	8	9	AB	R	H	RBI	BB	SO	LOB	TOP					
<b>Paul Moltitor, R</b> OBP: 0.399, SLG: 0.484 (1, 10)										4	1	1	0	0	0	0	<b>Milwaukee Brewers @ Seattle Mariners</b> The Kingdome, Seattle, WA Sat Jun 08 1991, 10:05 PM EDT Att: 25,835 - Dome - 70 F					
<b>B.J. Surhoff, L</b> OBP: 0.266, SLG: 0.252 (1, 2)										4	1	1	0	0	0	0						
<b>Gary Sheffield, R</b> OBP: 0.307, SLG: 0.404 (1, 5)										4	0	0	0	0	1	2						
<b>Robin Yount, R</b> OBP: 0.330, SLG: 0.457 (1, 8)										4	0	1	2	0	1	0						
<b>Greg Vaughn, R</b> OBP: 0.330, SLG: 0.488 (1, 7)										3	0	0	0	0	1	1						
<b>Franklin Stubbs, L</b> OBP: 0.277, SLG: 0.297 (1, 3)										2	0	0	0	1	0	0						
<b>Dante Bichette, R</b> OBP: 0.253, SLG: 0.422 (1, 9)										3	0	0	0	0	2	2						
<b>Jim Gantner, L</b> OBP: 0.310, SLG: 0.333 (1, 4)										3	0	2	0	0	0	0						
<b>Dale Sveum, S</b> OBP: 0.322, SLG: 0.385 (1, 6)										3	0	0	0	0	0	2						
<b>Inning Stats</b>	R: 2 E: 0 K: 3 S: 32	H: 3 LOB: 2 BB: 1 P: 44	R: 0 E: 0 K: 0 S: 4	H: 1 LOB: 0 BB: 0 P: 5	R: 0 E: 0 K: 0 S: 5	H: 0 LOB: 0 BB: 0 P: 8	R: 0 E: 0 K: 0 S: 6	H: 0 LOB: 0 BB: 0 P: 11	R: 0 E: 0 K: 0 S: 8	H: 0 LOB: 0 BB: 0 P: 15	R: 0 E: 0 K: 1 S: 3	H: 0 LOB: 0 BB: 0 P: 5	R: 0 E: 0 K: 1 S: 8	H: 0 LOB: 0 BB: 0 P: 10	R: 0 E: 0 K: 0 S: 5	H: 1 LOB: 0 BB: 0 P: 9		R: 0 E: 0 K: 1 S: 7	H: 0 LOB: 0 BB: 0 P: 11	1B: 4 2B: 1 3B: 0 HR: 0	SF: 0 SAC: 0 DP: 2 HBP: 0	WP: 0 PB: 0 CS: 0
<b>PITCHER</b>	IP	WLS	BF	H	R	ER	SO	BB	IBB	HBP	BLK	WP	HR	S	P	ERA	WHIP					
<b>Rich DeLucia, R</b> ERA: 4.81 (1, 1)	6.0	W	22	4	2	2	3	1	0	0	0	0	0	58	88	3.00	0.833					
<b>Dave Burba, R</b> ERA: 3.35 (7, 1)	3.0	S	9	1	0	0	2	0	0	0	0	0	0	20	30	0.00	0.333					

Batter	1	2	3	4	5	6	7	8	9	AB	R	H	RBI	BB	SO	LOB	BOTTOM				
<b>Harold Reynolds, S</b> OBP: 0.365, SLG: 0.369 (1, 4)										4	1	1	0	0	0	1	<b>Milwaukee Brewers @ Seattle Mariners</b> The Kingdome, Seattle, WA Sat Jun 08 1991, 10:05 PM EDT Att: 25,835 - Dome - 70 F				
<b>Edgar Martinez, R</b> OBP: 0.463, SLG: 0.463 (1, 5)										3	1	2	1	0	0	0					
<b>Ken Griffey Jr., L</b> OBP: 0.368, SLG: 0.444 (1, 8)										2	0	0	1	1	0	1					
<b>Tracy Jones, R</b> OBP: 0.346, SLG: 0.458 <b>Jay Buhner, R</b> OBP: 0.350, SLG: 0.500 (8, 9)										4	2	2	0	0	1	3					
<b>Pete O'Brien, L</b> OBP: 0.298, SLG: 0.398 (1, 3)										4	0	1	1	0	0	2					
<b>Alvin Davis, L</b> OBP: 0.303, SLG: 0.352 (1, 10)										4	1	2	3	0	0	1					
<b>Greg Briley, L</b> OBP: 0.284, SLG: 0.271 (8, 7)										4	0	1	0	0	1	1					
<b>Scott Bradley, L</b> OBP: 0.207, SLG: 0.182 <b>Dave Valle, R</b> OBP: 0.277, SLG: 0.210 (7, 2)											2	0	0	0	0	1		1			
<b>Omar Vizquel, S</b> OBP: 0.276, SLG: 0.279 (1, 6)										2	0	0	0	0	0	1					
<b>Inning Stats</b>	R: 0 E: 0 K: 1 S: 7	H: 0 LOB: 2 BB: 1 P: 16	R: 0 E: 0 K: 0 S: 8	H: 0 LOB: 0 BB: 0 P: 14	R: 0 E: 0 K: 1 S: 7	H: 0 LOB: 0 BB: 0 P: 10	R: 1 E: 0 K: 0 S: 9	H: 2 LOB: 1 BB: 0 P: 17	R: 0 E: 0 K: 0 S: 6	H: 1 LOB: 1 BB: 0 P: 9	R: 3 E: 0 K: 1 S: 11	H: 3 LOB: 0 BB: 0 P: 18	R: 2 E: 0 K: 0 S: 11	H: 2 LOB: 1 BB: 0 P: 18	R: 0 E: 0 K: 0 S: 9	H: 1 LOB: 1 BB: 0 P: 16		1B: 6 2B: 3 3B: 0 HR: 1	SF: 1 SAC: 1 DP: 1 HBP: 2	WP: 0 PB: 0 CS: 2	PA: 35
<b>PITCHER</b>	IP	WLS	BF	H	R	ER	SO	BB	IBB	HBP	BLK	WP	HR	S	P	ERA	WHIP				
<b>Bill Wegman, R</b> ERA: 4.08 (1, 1)	5.2	L	23	5	3	3	2	1	0	1	0	0	0	44	78	4.76	1.059				
<b>Kevin Brown, L</b> ERA: 5.2 (6, 1)	0.2		5	2	3	3	1	0	0	1	0	0	1	8	14	40.50	3.000				
<b>Julio Machado, R</b> ERA: 3.64 (7, 1)	0.2		3	1	0	0	0	0	0	0	0	0	0	7	10	0.00	1.500				
<b>Mark Knudson, R</b> ERA: 8.47 (8, 1)	1.0		4	1	0	0	0	0	0	0	0	0	0	9	16	0.00	1.000				



Batter	1	2	3	4	5	6	7	8	9	AB	R	H	RBI	BB	SO	LOB	TOP			
Paul Moltitor, R OBP: 0.401, SLG: 0.486 (1, 10)										3	0	1	0	1	1	0	<b>Milwaukee Brewers @ Seattle Mariners</b> The Kingdome, Seattle, WA Sun Jun 09 1991, 6:33 AM EDT Att: 41,397 - Dome - 70 F			
B.J. Surhoff, L OBP: 0.259, SLG: 0.245 (1, 2)										4	0	0	0	0	0	2				
Gary Sheffield, R OBP: 0.298, SLG: 0.389 (1, 5)										4	0	0	0	0	2	1				
Robin Yount, R OBP: 0.325, SLG: 0.448 (1, 8)											4	0	0	0	1	1				
Greg Brock, L OBP: 0.441, SLG: 0.447 (1, 3)											3	1	2	0	1	1		0		
Greg Vaughn, R OBP: 0.328, SLG: 0.482 (1, 7)										4	0	1	1	0	2	3				
Dante Bichette, R OBP: 0.252, SLG: 0.419 (1, 9)										4	0	1	0	0	0	4				
Jim Cantner, L OBP: 0.305, SLG: 0.328 (1, 4)										3	0	0	0	0	0	2				
Bill Spiers, L OBP: 0.279, SLG: 0.347 (1, 6)										3	0	0	0	0	0	0				
<b>Inning Stats</b>	R: 0 E: 0 K: 2 S: 11	H: 0 LOB: 0 BB: 0 P: 13	R: 1 E: 0 K: 1 S: 10	H: 2 LOB: 1 BB: 0 P: 14	R: 0 E: 0 K: 1 S: 9	H: 0 LOB: 1 BB: 1 P: 17	R: 0 E: 0 K: 1 S: 8	H: 0 LOB: 1 BB: 1 P: 13	R: 0 E: 0 K: 0 S: 8	H: 0 LOB: 0 BB: 0 P: 10	R: 0 E: 0 K: 1 S: 7	H: 1 LOB: 0 BB: 0 P: 12	R: 0 E: 0 K: 0 S: 6	H: 0 LOB: 0 BB: 0 P: 6	R: 0 E: 1 K: 0 S: 17	H: 1 LOB: 2 BB: 0 P: 23		1B: 3 2B: 2 3B: 0 HR: 0	SF: 0 SAC: 0 DP: 0 HBP: 0	WP: 0 PB: 0 SB: 0 CS: 1
<b>PITCHER</b> Brian Holman, R ERA: 3.38 (1, 1)	IP: 9.0 WLS: W BF: 34 H: 5 R: 1 ER: 1 SO: 7 BB: 2 IBB: 0 HBP: 0 BLK: 0 WP: 0 HR: 0 S: 83 P: 117 ERA: 1.00 WHIP: 0.778															<b>PITCHER</b>				

Batter	1	2	3	4	5	6	7	8	9	AB	R	H	RBI	BB	SO	LOB	BOTTOM			
Harold Reynolds, S OBP: 0.367, SLG: 0.382 (1, 4)											3	1	1	3	1	0	0			
Edgar Martinez, R OBP: 0.454, SLG: 0.453 (1, 5)											4	0	0	0	0	1	1			
Ken Griffey Jr., L OBP: 0.376, SLG: 0.456 (1, 8)										4	1	3	0	0	0	0				
Tracy Jones, R OBP: 0.333, SLG: 0.440 Jay Buhner, R OBP: 0.356, SLG: 0.535 (8, 9)										3	0	0	0	0	0	2				
Pete O'Brien, L OBP: 0.293, SLG: 0.390 (1, 3)											4	0	0	0	0	1	0			
Alvin Davis, L OBP: 0.313, SLG: 0.363 (1, 10)											3	1	2	0	1	1	0			
Greg Briley, L OBP: 0.270, SLG: 0.277 (8, 7)											4	0	2	0	0	2				
Omar Vizquel, S OBP: 0.282, SLG: 0.293 (1, 6)											4	1	2	1	0	2				
Dave Valle, R OBP: 0.276, SLG: 0.211 (1, 2)											4	1	1	0	0	4				
<b>Inning Stats</b>	R: 0 E: 0 K: 0 S: 9	H: 1 LOB: 1 BB: 1 P: 15	R: 0 E: 0 K: 2 S: 10	H: 1 LOB: 0 BB: 0 P: 17	R: 0 E: 0 K: 0 S: 6	H: 0 LOB: 0 BB: 0 P: 10	R: 0 E: 0 K: 1 S: 11	H: 0 LOB: 0 BB: 0 P: 16	R: 0 E: 0 K: 0 S: 10	H: 1 LOB: 2 BB: 1 P: 20	R: 0 E: 0 K: 0 S: 7	H: 1 LOB: 1 BB: 0 P: 13	R: 4 E: 0 K: 0 S: 17	H: 4 LOB: 0 BB: 0 P: 29	R: 2 E: 0 K: 0 S: 14	H: 4 LOB: 2 BB: 0 P: 22	1B: 7 2B: 3 3B: 0 HR: 2	SF: 0 SAC: 0 DP: 1 HBP: 0	WP: 0 PB: 0 SB: 0 CS: 1	PA: 37
<b>PITCHER</b> Jaime Navarro, R ERA: 3.7 Mark Lee, L ERA: 3.76 Chuck Crim, R ERA: 5.91 (8, 1)	IP: 7.0 WLS: L BF: 29 H: 8 R: 4 ER: 4 SO: 2 BB: 0 IBB: 0 HBP: 0 BLK: 0 WP: 0 HR: 1 S: 70 P: 120 ERA: 5.14 WHIP: 1.429															<b>PITCHER</b>				

AB	32
R	1
H	5
RBI	1
BB	2
SO	7
LOB	13



**BOTTOM**

AB	34
R	6
H	12
RBI	6
BB	2
SO	3
LOB	11



AB	34
R	6
H	12
RBI	6
BB	2
SO	3
LOB	11



Batter	1	2	3	4	5	6	7	8	9	AB R H RBI BB SO LOB	TOP											
<b>Ellis Burks, R</b> OBP: 0.322, SLG: 0.372 (1, 8)										5 2 2 1 0 1 3	<b>Boston Red Sox @ Seattle Mariners</b> The Kingdom, Seattle, WA Mon Jun 10 1991, 10:05 PM EDT Att: 32,082 - Dome - 70 F											
<b>Carlos Quintana, R</b> OBP: 0.356, SLG: 0.411 (1, 3)										3 2 2 4 2 1 0												
<b>Wade Boggs, L</b> OBP: 0.373, SLG: 0.431 (1, 5)										4 0 0 0 1 1 3												
<b>Tom Brunansky, R</b> OBP: 0.282, SLG: 0.412 (1, 9)										4 0 0 0 1 2 3												
<b>Kevin Romine, R</b> OBP: 0.313, SLG: 0.333 (1, 7)										4 0 1 0 0 0 1												
<b>Jack Clark, R</b> OBP: 0.349, SLG: 0.314 <b>Phil Plantier, L</b> OBP: 0.273, SLG: 0.200 (8, PR)										3 1 1 1 1 1 1 0 0 0 0 0 0 0												
<b>Tony Peña, R</b> OBP: 0.313, SLG: 0.360 (1, 2)										3 0 0 0 1 2 1												
<b>Luis Rivera, R</b> OBP: 0.355, SLG: 0.443 (1, 6)										2 1 0 0 2 1 2												
<b>Mike Brumley, S</b> OBP: 0.125, SLG: 0.087 (1, 4)										3 0 1 0 1 0 4												
<b>Inning Stats</b>	R: 1 E: 0 K: 3 S: 10	H: 1 LOB: 0 BB: 0 P: 15	R: 0 E: 0 K: 1 S: 9	H: 0 LOB: 2 BB: 2 P: 20	R: 0 E: 0 K: 2 S: 14	H: 0 LOB: 1 BB: 1 P: 22	R: 0 E: 0 K: 1 S: 9	H: 1 LOB: 0 BB: 0 P: 13	R: 2 E: 0 K: 0 S: 8	H: 1 LOB: 1 BB: 3 P: 27		R: 1 E: 0 K: 0 S: 8	H: 1 LOB: 0 BB: 0 P: 16	R: 2 E: 0 K: 0 S: 9	H: 2 LOB: 1 BB: 1 P: 18	R: 0 E: 0 K: 2 S: 13	H: 0 LOB: 2 BB: 1 P: 22	R: 0 E: 0 K: 0 S: 6	H: 1 LOB: 1 BB: 1 P: 13	1B: 3 2B: 0 3B: 0 HR: 4	SF: 0 SAC: 0 DP: 3 HBP: 0	WP: 1 PB: 0 SB: 1 CS: 1
<b>PITCHER</b>	IP WLS BF H R ER SO BB IBB HBP BLK WP HR S P ERA WHIP											<b>PITCHER</b>	IP WLS BF H R ER SO BB IBB HBP BLK WP HR S P ERA WHIP									
<b>Randy Johnson, L</b> ERA: 4.86 (1, 1)	4.2 L 21 3 3 3 7 6 0 0 0 0 0 2 47 92 5.79 1.929																					
<b>Pat Rice, R</b> ERA: 1.53 (5, 1)	1.2 8 3 3 3 0 0 0 0 0 0 2 15 27 16.20 1.800																					
<b>Rob Murphy, L</b> ERA: 2.08 (7, 1)	1.2 7 0 0 0 2 2 0 0 0 0 1 0 18 34 0.00 1.200																					
<b>Dave Burba, R</b> ERA: 3.0 (9, 1)	1.0 4 1 0 0 0 1 0 0 0 0 0 0 6 13 0.00 2.000																					

Batter	1	2	3	4	5	6	7	8	9	AB R H RBI BB SO LOB	BOTTOM									
<b>Harold Reynolds, S</b> OBP: 0.368, SLG: 0.382 (1, 4)										5 0 2 0 0 1 0	<b>Boston Red Sox @ Seattle Mariners</b> The Kingdom, Seattle, WA Mon Jun 10 1991, 10:05 PM EDT Att: 32,082 - Dome - 70 F									
<b>Edgar Martinez, R</b> OBP: 0.453, SLG: 0.451 (1, 5)										3 0 1 1 1 1 1										
<b>Ken Griffey Jr., L</b> OBP: 0.373, SLG: 0.452 (1, 8)										4 0 1 0 0 1 4										
<b>Pete O'Brien, L</b> OBP: 0.289, SLG: 0.384 <b>Alonzo Powell, R</b> OBP: 0.160, SLG: 0.240 (8, PH)										3 0 0 0 0 1 4 1 0 0 0 0 0 0										
<b>Alvin Davis, L</b> OBP: 0.313, SLG: 0.363 <b>Tracy Jones, R</b> OBP: 0.341, SLG: 0.461 (8, PH)										3 0 1 0 0 0 0 1 1 1 0 0 0 0										
<b>Jay Buhner, R</b> OBP: 0.352, SLG: 0.524 (1, 9)										4 0 1 0 0 2 1										
<b>Greg Biley, L</b> OBP: 0.272, SLG: 0.279 <b>Henry Cotto, R</b> OBP: 0.375, SLG: 0.489 (8, PH)										3 0 1 0 0 1 2 1 0 1 1 0 0 0										
<b>Scott Bradley, L</b> OBP: 0.197, SLG: 0.172 <b>Dave Valle, R</b> OBP: 0.275, SLG: 0.209 (8, PH)										3 0 0 0 0 1 3 1 0 0 0 0 1 1										
<b>Omar Vizquel, S</b> OBP: 0.281, SLG: 0.287 (1, 6)										3 1 0 0 1 0 2										
<b>Inning Stats</b>	R: 0 E: 0 K: 2 S: 13	H: 0 LOB: 1 BB: 1 P: 23	R: 0 E: 0 K: 1 S: 11	H: 2 LOB: 2 BB: 0 P: 20	R: 0 E: 0 K: 1 S: 7	H: 1 LOB: 1 BB: 0 P: 10	R: 0 E: 0 K: 2 S: 11	H: 1 LOB: 1 BB: 0 P: 16	R: 0 E: 0 K: 1 S: 11	H: 0 LOB: 0 BB: 0 P: 16		R: 1 E: 0 K: 1 S: 9	H: 1 LOB: 1 BB: 1 P: 17	R: 1 E: 0 K: 1 S: 11	H: 2 LOB: 1 BB: 0 P: 16	R: 0 E: 0 K: 0 S: 5	H: 1 LOB: 0 BB: 0 P: 6	1B: 8 2B: 1 3B: 0 HR: 0	SF: 1 SAC: 0 DP: 1 HBP: 0	WP: 0 PB: 0 SB: 1 CS: 0
<b>PITCHER</b>	IP WLS BF H R ER SO BB IBB HBP BLK WP HR S P ERA WHIP											<b>PITCHER</b>	IP WLS BF H R ER SO BB IBB HBP BLK WP HR S P ERA WHIP							
<b>Mike Gardiner, R</b> ERA: 4.42 (1, 1)	6.2 W 29 6 1 1 1 2 0 0 0 0 0 0 77 121 1.35 1.200																			
<b>Tony Fossas, L</b> ERA: 3.39 (7, 1)	1.0 5 2 1 1 1 0 0 0 0 0 0 0 11 15 9.00 2.000																			
<b>Jeff Gray, R</b> ERA: 2.55 (8, 1)	1.1 4 1 0 0 1 0 0 0 0 0 0 0 8 10 0.00 0.750																			





Batter	1	2	3	4	5	6	7	8	9	AB	R	H	RBI	BB	SO	LOB	TOP											
Steve Lyons, L OBP: 0.347, SLG: 0.500	1-3 K	0-3 K		3-2 1B	0-3 K			1-0 F7		5	0	1	0	0	3	2												
Carlos Quintana, R OBP: 0.357, SLG: 0.407	3-2 2B	0-1 F9		0-1 F9		1-2 E6		4-2 BB		4	1	1	0	1	0	2												
Wade Boggs, L OBP: 0.409, SLG: 0.430	1-1 HR		0-1 G3	0-2 F8		1-2 FC4-6		3-2 F8		5	1	1	1	0	0	3												
Mike Greenwell, L OBP: 0.352, SLG: 0.429	2-3 K		2-1 BB		0-1 S		1-3 K		0-1 G4-3	5	2	2	0	0	2	2												
Jack Clark, R OBP: 0.350, SLG: 0.335	2-2 HR		0-0 BB	1-2 1B	2-2 P2		1-1 G1-3		1-2 F7	5	1	2	2	0	0	2												
Ellis Burks, R OBP: 0.333, SLG: 0.408	4-0 S		4-2 BB	1-2 BB	0-1 HR		2-1 G1-3		0-1 HR	3	2	2	3	2	0	0												
Phil Plantier, L OBP: 0.231, SLG: 0.167	3-2 P9		0-0 G3-1		3-1 G6-3		0-0 G5-3		1-0 G5-3	2	0	0	1	0	0	3												
Kevin Romine, R OBP: 0.229, SLG: 0.303	1-2		1-2 2-3		1-2 2-3					3	0	0	0	0	0	0												
Tony Peña, R OBP: 0.311, SLG: 0.357		0-0 L8	0-1 F8		0-1 2B		1-0 G3			4	1	1	0	0	0	2												
Luis Rivera, R OBP: 0.359, SLG: 0.455		0-2 1B		1-0 F7	1-2 2B			0-0 B1-3		4	0	2	1	0	0	0												
<b>Inning Stats</b>	R: 3 E: 0 K: 2 S: 19	H: 3 LOB: 1 BB: 1 P: 35	R: 0 E: 0 K: 1 S: 9	H: 1 LOB: 1 BB: 0 P: 9	R: 1 E: 0 K: 0 S: 10	H: 2 LOB: 2 BB: 1 P: 16	R: 0 E: 0 K: 0 S: 10	H: 1 LOB: 1 BB: 0 P: 14	R: 3 E: 0 K: 1 S: 17	H: 4 LOB: 1 BB: 0 P: 23	R: 0 E: 1 K: 1 S: 12	H: 0 LOB: 1 BB: 0 P: 16	R: 0 E: 0 K: 0 S: 4	H: 0 LOB: 0 BB: 0 P: 7	R: 0 E: 0 K: 0 S: 9	H: 0 LOB: 1 BB: 1 P: 17	R: 1 E: 0 K: 0 S: 8	H: 1 LOB: 0 BB: 0 P: 10	1B: 7 2B: 2 3B: 0 HR: 3	SF: 0 SAC: 0 DP: 0 HBP: 0	WP: 0 PB: 0 SB: 2 CS: 0	PA: 43						
<b>PITCHER</b>	IP	WLS	BF	H	R	ER	SO	BB	IBB	HBP	BLK	WP	HR	S	P	ERA	WHIP											
Scott Bankhead, R ERA: 5.48	(1, 1)	4.0	L	21	7	4	4	3	2	0	0	0	0	1	48	74	9.00	2.250										
Russ Swan, L ERA: 2.97	(5, 1)	1.2		10	4	3	3	2	0	0	0	0	0	1	27	36	16.20	2.400										
Bill Swift, R ERA: 2.9	(6, 1)	2.0		7	0	0	0	0	1	0	0	0	0	0	10	19	0.00	0.500										
Rob Murphy, L ERA: 2.01	(8, 1)	0.2		2	0	0	0	0	0	0	0	0	0	7	10	0.00	0.000											
Michael Jackson, R ERA: 2.19	(9, 1)	0.2		3	1	1	1	0	0	0	0	0	0	1	6	8	13.50	1.500										

**Boston Red Sox @ Seattle Mariners**  
The Kingdom, Seattle, WA  
Tue Jun 11 1991, 10:05 PM EDT  
Att: 20,833 - Dome - 70 F

AB	40
R	8
H	12
RBI	8
BB	3
SO	5
LOB	16



Batter	1	2	3	4	5	6	7	8	9	AB	R	H	RBI	BB	SO	LOB	BOTTOM											
Harold Reynolds, S OBP: 0.368, SLG: 0.391	2-1 F8			1-2 F9	2-2 1B		2-2 S		2-1 G4-3	5	1	2	2	0	0	1												
Edgar Martinez, R OBP: 0.454, SLG: 0.452	2-2 G1-6-3			3-2 1B	0-2 SF6		1-1 P3			4	1	2	1	0	0	1												
Ken Griffey Jr., L OBP: 0.371, SLG: 0.447	1-1 F7			1-0 SF6	1-1 F8		3-2 P6			4	0	1	0	0	0	2												
Pete O'Brien, L OBP: 0.293, SLG: 0.383		3-2 CS		4-2 SF6	1-2 BB		0-0 F8		0-0 F7	3	0	1	0	1	0	1												
Alvin Davis, L OBP: 0.307, SLG: 0.356		3-3 K		0-0 SF6	1-2 2-3		1-2 F9		1-2 G1-3	3	0	0	1	0	1	1												
Alonzo Powell, R OBP: 0.143, SLG: 0.214				1-2 2-3	2-1 G1-3		3-2 G5-3		1-0 G3	3	0	0	0	0	0	2												
Greg Brolley, L OBP: 0.270, SLG: 0.277										1	0	0	0	0	0	0												
Jay Buhner, R OBP: 0.349, SLG: 0.541				2-2 G1-3		0-0 HR		0-3 K		4	1	1	1	0	1	0												
Omar Vizquel, S OBP: 0.287, SLG: 0.299				0-3 K		0-0 2B		3-2 2B		4	2	2	0	0	1	0												
Dave Valle, R OBP: 0.271, SLG: 0.206				1-1 F7		3-2 F9		3-2 G1-3		2	0	0	0	0	0	1												
Scott Bradley, L OBP: 0.206, SLG: 0.183										2	0	1	0	0	0	1												
<b>Inning Stats</b>	R: 0 E: 0 K: 0 S: 8	H: 0 LOB: 0 BB: 0 P: 13	R: 0 E: 0 K: 1 S: 8	H: 1 LOB: 0 BB: 0 P: 14	R: 0 E: 0 K: 1 S: 9	H: 0 LOB: 0 BB: 0 P: 12	R: 1 E: 0 K: 0 S: 13	H: 2 LOB: 2 BB: 1 P: 24	R: 3 E: 0 K: 0 S: 15	H: 4 LOB: 1 BB: 0 P: 21	R: 0 E: 0 K: 1 S: 9	H: 0 LOB: 0 BB: 0 P: 13	R: 1 E: 0 K: 0 S: 14	H: 2 LOB: 1 BB: 0 P: 26	R: 0 E: 0 K: 0 S: 6	H: 0 LOB: 0 BB: 0 P: 8	R: 0 E: 0 K: 0 S: 8	H: 1 LOB: 1 BB: 0 P: 15	1B: 6 2B: 4 3B: 0 HR: 1	SF: 1 SAC: 0 DP: 1 HBP: 0	WP: 0 PB: 0 SB: 1 CS: 1	PA: 37						
<b>PITCHER</b>	IP	WLS	BF	H	R	ER	SO	BB	IBB	HBP	BLK	WP	HR	S	P	ERA	WHIP											
Danny Darwin, R ERA: 5.27	(1, 1)	5.0	W	22	7	4	4	2	1	0	0	0	0	0	18	30	6.75	1.600										
Dennis Lamp, R ERA: 5.55	(6, 1)	1.1		6	2	1	1	1	0	0	0	0	0	0	18	30	6.75	1.500										
Jeff Gray, R ERA: 2.43	(7, 1)	1.2		5	0	0	0	0	0	0	0	0	0	11	17	0.00	0.000											
Jeff Reardon, R ERA: 3.27	(9, 1)	1.0	S	4	1	0	0	0	0	0	0	0	0	8	15	0.00	1.000											

**Boston Red Sox @ Seattle Mariners**  
The Kingdom, Seattle, WA  
Tue Jun 11 1991, 10:05 PM EDT  
Att: 20,833 - Dome - 70 F

AB	35
R	5
H	10
RBI	5
BB	1
SO	3
LOB	10









Batter	1	2	3	4	5	6	7	8	9	AB	R	H	RBI	BB	SO	LOB	TOP			
<b>Tony Phillips, S</b> OBP: 0.391, SLG: 0.435 (1, 7)	0-1 F7	1-3 K			2-3 K		2-2 G4-3		2-2 F8	5	0	0	0	0	2	1				
<b>Lou Whitaker, L</b> OBP: 0.388, SLG: 0.460 (1, 4)	4-1 WP HR BB	3-2 F9			4-1 FC5-4 BB		1-3 K			2	1	0	0	2	1	1				
<b>Alan Trammell, R</b> OBP: 0.333, SLG: 0.368 (1, 6)	4-2 HR BB		0-2 P4		0-0 F7		0-0 FC6-4 1B			3	1	1	0	1	0	1				
<b>Cecil Fielder, R</b> OBP: 0.357, SLG: 0.471 (1, 3)	1-0 HR		1-3 K		1-1 FC5-4		0-0 FC6-4			4	1	1	3	0	1	2				
<b>Mickey Tettleton, S</b> OBP: 0.385, SLG: 0.429 (1, 2)	3-3 K		4-2 BB		4-2 SH1-3 BB		2-0 F7			2	0	0	0	2	1	0				
<b>Travis Fryman, R</b> OBP: 0.275, SLG: 0.354 (1, 5)	2-3 K		3-1 F7		1-1 SH1-3		1-2 F9			3	0	0	0	0	1	1				
<b>Mark Salas, L</b> OBP: 0.080, SLG: 0.042 (1, 10)		0-1 G3-1		2-1 F8		0-0 G4-3		1-3 K		4	0	0	0	0	1	1				
<b>Rob Deer, R</b> OBP: 0.333, SLG: 0.438 (1, 9)		0-1 HR		3-3 K		0-1 F8		3-3 K		4	1	1	1	0	2	1				
<b>Mitt Cuyler, S</b> OBP: 0.335, SLG: 0.368 (1, 8)		1-1 S HBP		2-1 L9		0-0 HR		0-0 P1		3	1	1	1	0	0	0				
<b>Inning Stats</b>	R: 3 E: 0 K: 2 S: 13	H: 1 LOB: 0 BB: 2 P: 27	R: 1 E: 0 K: 1 S: 11	H: 1 LOB: 1 BB: 0 P: 16	R: 0 E: 0 K: 1 S: 11	H: 0 LOB: 1 BB: 1 P: 19	R: 0 E: 0 K: 1 S: 7	H: 0 LOB: 0 BB: 0 P: 14	R: 0 E: 0 K: 0 S: 9	H: 0 LOB: 1 BB: 1 P: 14	R: 1 E: 0 K: 1 S: 9	H: 2 LOB: 1 BB: 0 P: 12	R: 0 E: 0 K: 1 S: 7	H: 0 LOB: 0 BB: 0 P: 11	R: 0 E: 0 K: 1 S: 8	H: 0 LOB: 0 BB: 0 P: 13	1B: 1 2B: 0 3B: 0 HR: 3	SF: 0 SAC: 1 DP: 0 HBP: 1	WP: 1 PB: 0 SB: 2 CS: 0	PA: 37
<b>PITCHER</b>	IP	WLS	BF	H	R	ER	SO	BB	IBB	HBP	BLK	WP	HR	S	P	ERA	WHIP			
<b>Rich DeLucia, R</b> ERA: 5.03 (1, 1)	6.0		27	3	5	5	6	5	0	1	0	1	3	59	105	7.50	1.333			
<b>Russ Swan, L</b> ERA: 2.91 (7, 1)	0.2	3	1	0	0	1	0	0	0	0	0	0	0	7	10	0.00	1.500			
<b>Bill Swift, R</b> ERA: 2.78 (7, 1)	1.1	W	4	0	0	0	1	0	0	0	0	0	0	8	12	0.00	0.000			
<b>Michael Jackson, R</b> ERA: 2.09 (9, 1)	1.0	S	3	0	0	0	1	0	0	0	0	0	0	8	13	0.00	0.000			

**Detroit Tigers @ Seattle Mariners**  
 The Kingdome, Seattle, WA  
 Thu Jun 13 1991, 10:05 PM EDT  
 Att: 15,557 - Dome - 70 F

AB	30
R	5
H	4
RBI	5
BB	5
SO	9
LOB	8



Batter	1	2	3	4	5	6	7	8	9	AB	R	H	RBI	BB	SO	LOB	BOTTOM			
<b>Henry Cotto, R</b> OBP: 0.370, SLG: 0.479 (1, 7)	0-1 1B G3-6-1 1B		3-2 G5-3		0-1 G5-3		1-2 F9			4	1	1	0	0	0	1				
<b>Harold Reynolds, S</b> OBP: 0.376, SLG: 0.398 (1, 4)	3-2 G3-6-1 1B 1B		3-1 F9		1-0 2B		2-1 P3			4	2	2	0	0	0	0				
<b>Ken Griffey Jr., L</b> OBP: 0.384, SLG: 0.480 (1, 8)	4-1 G3-6-1 BB		3-2 G4-3		3-2 SH2-3 2H 2B		1-2 1B 2B			3	1	2	1	1	0	0				
<b>Pete O'Brien, L</b> OBP: 0.295, SLG: 0.380 (1, 3)	0-0 G3-6-1			0-0 F8		4-0 SH2-3 BB		0-0 HR 1B		3	1	1	1	1	0	2				
<b>Jay Buhner, R</b> OBP: 0.353, SLG: 0.526 (1, 9)	2-0 1B		1-0 G6-3		0-1 SH2-3		0-0 P3			3	0	1	1	0	0	1				
<b>Alvin Davis, L</b> OBP: 0.304, SLG: 0.365 (1, 10)	2-0 F7		2-1 F7		4-0 IBB		2-1 HR			3	1	1	2	1	0	1				
<b>Scott Bradley, L</b> OBP: 0.191, SLG: 0.169 (1, 2)		3-1 F7			1-1 F8		2-2 F8			3	0	0	0	0	0	3				
<b>Dave Valle, R</b> OBP: 0.268, SLG: 0.203 (6, PH) (9, 2)						2-2 P7		2-2 F8		1	0	0	0	0	0	0				
<b>Omar Vizquel, S</b> OBP: 0.281, SLG: 0.299 (1, 6)		1-3 K			1-0 2B		0-0 G3		0-0 B5-3	4	0	1	0	0	1	3				
<b>Jeff Schaefer, R</b> OBP: 0.219, SLG: 0.246 (1, 5)		0-0 G4-3			1-0 F8		0-0 P4			3	0	0	0	0	0	1				
<b>Inning Stats</b>	R: 2 E: 0 K: 0 S: 9	H: 3 LOB: 1 BB: 1 P: 20	R: 0 E: 0 K: 1 S: 6	H: 0 LOB: 0 BB: 0 P: 10	R: 0 E: 0 K: 0 S: 8	H: 0 LOB: 0 BB: 0 P: 17	R: 0 E: 0 K: 0 S: 4	H: 0 LOB: 0 BB: 0 P: 7	R: 0 E: 0 K: 0 S: 6	H: 1 LOB: 1 BB: 0 P: 9	R: 1 E: 0 K: 0 S: 11	H: 2 LOB: 3 BB: 2 P: 25	R: 0 E: 0 K: 0 S: 6	H: 0 LOB: 0 BB: 0 P: 9	R: 3 E: 0 K: 0 S: 11	H: 3 LOB: 0 BB: 0 P: 16	1B: 4 2B: 4 3B: 0 HR: 1	SF: 0 SAC: 1 DP: 1 HBP: 0	WP: 0 PB: 0 SB: 0 CS: 0	PA: 35
<b>PITCHER</b>	IP	WLS	BF	H	R	ER	SO	BB	IBB	HBP	BLK	WP	HR	S	P	ERA	WHIP			
<b>Walt Terrell, R</b> ERA: 4.19 (1, 1)	6.0		26	6	3	3	10	2	1	0	0	0	1	17	25	4.50	1.333			
<b>Paul Gibson, L</b> ERA: 2.72 (7, 1)	2.0	L	9	3	3	3	0	0	0	0	0	0	1	17	25	13.50	1.500			

**Detroit Tigers @ Seattle Mariners**  
 The Kingdome, Seattle, WA  
 Thu Jun 13 1991, 10:05 PM EDT  
 Att: 15,557 - Dome - 70 F

AB	31
R	6
H	9
RBI	5
BB	3
SO	1
LOB	12









Batter	1	2	3	4	5	6	7	8	9	AB	R	H	RBI	BB	SO	LOB	TOP										
Tony Phillips, S OBP: 0.389, SLG: 0.428 (1, 4)	F9		F9														3 0 0 0 1 1 0										
Skeeter Barnes, R OBP: 0.250, SLG: 0.571 (1, 7)	F9		G6-3														3 0 0 0 1 0 0										
Alan Trammell, R OBP: 0.328, SLG: 0.361 (1, 6)	L8																4 0 0 0 0 1 2										
Cecil Fielder, R OBP: 0.357, SLG: 0.465 Mike Dalton, L (8, 1)																	3 0 1 0 1 1 0 0 0 0 0 0 0 0										
Mickey Tettleton, S OBP: 0.380, SLG: 0.414 (8, 3)																	2 1 0 0 2 1 1										
Travis Fryman, R OBP: 0.288, SLG: 0.374 (1, 5)																	3 1 2 2 1 1 0										
Rob Deer, R OBP: 0.331, SLG: 0.431 (1, 9)																	4 0 1 0 0 3 5										
Andy Allanson, R OBP: 0.221, SLG: 0.328 Dave Bergman, L OBP: 0.323, SLG: 0.309 (9, PH)																	3 0 1 0 0 0 3 1 0 0 0 0 0 1										
Mitt Cuyler, S OBP: 0.331, SLG: 0.375 (1, 8)																	4 0 0 0 0 1 1										
<b>Inning Stats</b>	R: 0 E: 0 K: 0 S: 5	H: 0 LOB: 0 BB: 0 P: 10	R: 2 E: 0 K: 2 S: 13	H: 1 LOB: 0 BB: 1 P: 20	R: 0 E: 0 K: 1 S: 8	H: 0 LOB: 0 BB: 0 P: 14	R: 0 E: 0 K: 2 S: 14	H: 0 LOB: 0 BB: 2 P: 28	R: 0 E: 0 K: 1 S: 9	H: 1 LOB: 2 BB: 2 P: 19	R: 0 E: 0 K: 1 S: 7	H: 0 LOB: 0 BB: 0 P: 8	R: 0 E: 0 K: 0 S: 5	H: 0 LOB: 0 BB: 0 P: 6	R: 0 E: 0 K: 1 S: 9	H: 1 LOB: 1 BB: 0 P: 13	1B: 4 2B: 0 3B: 0 HR: 1	SF: 0 SAC: 0 DP: 1 HBP: 0	WP: 1 PB: 0 SB: 0 CS: 0	PA: 36							
<b>PITCHER</b>	IP	WLS	BF	H	R	ER	SO	BB	IBB	HBP	BLK	WP	HR	S	P	ERA	WHIP										
Randy Johnson, L ERA: 4.72 (1, 1)	6.0	W	26	4	2	2	7	6	0	0	0	1	1	64	116	3.00	1.667										
Bill Swift, R ERA: 2.55 (7, 1)	3.0	S	10	1	0	0	2	0	0	0	0	0	0	21	27	0.00	0.333										

Detroit Tigers @ Seattle Mariners  
The Kingdome, Seattle, WA  
Sat Jun 15 1991, 10:05 PM EDT  
Att: 27,417 - Dome - 70 F

AB 30  
R 2  
H 5  
RBI 2  
BB 6  
SO 9  
LOB 13



Batter	1	2	3	4	5	6	7	8	9	AB	R	H	RBI	BB	SO	LOB	BOTTOM										
Harold Reynolds, S OBP: 0.383, SLG: 0.393 Jeff Schaefer, R OBP: 0.227, SLG: 0.254 (6, PH)	G4-3 HBP BB		FC6-4														1 1 0 0 3 0 1 2 1 1 0 0 0 1										
Henry Cotto, R OBP: 0.382, SLG: 0.475 Greg Biley, L OBP: 0.286, SLG: 0.272 (8, FR)	G4-3 HBP BB	G5-4-3															4 3 2 0 1 0 3 0 0 0 0 0 0 0										
Ken Griffey Jr., L OBP: 0.379, SLG: 0.470 (1, 8)	K																6 0 1 1 0 3 5										
Pete O'Brien, L OBP: 0.294, SLG: 0.385 Dave Valle, R OBP: 0.265, SLG: 0.203 (7, 3)	G4-3																4 2 2 1 0 0 4 2 0 1 0 0 1 2										
Alvin Davis, L OBP: 0.315, SLG: 0.360 (1, 10)																	2 2 0 0 3 2 1										
Jay Buhner, R OBP: 0.362, SLG: 0.517 Alonzo Powell, R OBP: 0.152, SLG: 0.188 (6, FR)																	1 2 0 2 2 1 0 1 1 0 0 0 0 2										
Scott Bradley, L OBP: 0.219, SLG: 0.164 (9, 5)																	2 1 0 2 3 1 4										
Dave Cochrane, S OBP: 0.333, SLG: 0.375 (9, 2)																	4 2 2 5 1 0 1										
Omar Vizquel, S OBP: 0.279, SLG: 0.292 (1, 6)																	4 0 1 1 1 1 3										
<b>Inning Stats</b>	R: 4 E: 0 K: 1 S: 17	H: 1 LOB: 4 BB: 4 P: 39	R: 0 E: 0 K: 1 S: 5	H: 0 LOB: 1 BB: 1 P: 11	R: 3 E: 0 K: 2 S: 17	H: 3 LOB: 1 BB: 1 P: 28	R: 1 E: 0 K: 1 S: 6	H: 1 LOB: 0 BB: 0 P: 9	R: 0 E: 0 K: 2 S: 8	H: 0 LOB: 1 BB: 1 P: 17	R: 6 E: 1 K: 1 S: 21	H: 1 LOB: 3 BB: 6 P: 51	R: 0 E: 0 K: 0 S: 11	H: 1 LOB: 2 BB: 1 P: 21	R: 1 E: 0 K: 1 S: 12	H: 3 LOB: 2 BB: 0 P: 19	1B: 6 2B: 4 3B: 0 HR: 0	SF: 0 SAC: 0 DP: 1 HBP: 2	WP: 2 PB: 1 SB: 0 CS: 0	PA: 49							
<b>PITCHER</b>	IP	WLS	BF	H	R	ER	SO	BB	IBB	HBP	BLK	WP	HR	S	P	ERA	WHIP										
Kevin Ritz, R ERA: 15.75 (1, 1)	0.2	L	7	0	4	4	4	1	1	1	0	0	0	32	54	10.80	1.800										
John Cerutti, L ERA: 5.19 (5, 1)	1.2		12	1	6	4	3	6	0	0	0	0	0	19	52	21.60	4.200										
Steve Searcy, L ERA: 8.15 (6, 1)	2.1		14	4	1	1	1	2	0	0	0	2	0	33	56	3.86	2.571										
Mike Dalton, L ERA: 3.38 (8, 1)	2.1		14	4	1	1	1	2	0	0	0	2	0	33	56	3.86	2.571										

Detroit Tigers @ Seattle Mariners  
The Kingdome, Seattle, WA  
Sat Jun 15 1991, 10:05 PM EDT  
Att: 27,417 - Dome - 70 F

AB 33  
R 15  
H 10  
RBI 12  
BB 14  
SO 9  
LOB 27





Batter	1	2	3	4	5	6	7	8	9	AB	R	H	RBI	BB	SO	LOB	TOP										
Mitt Cuyler, S OBP: 0.327, SLG: 0.369	G3	F8		1B WP		K			F7	5	1	1	0	0	1	2											
Lou Whitaker, L OBP: 0.385, SLG: 0.446	G6-3		F8	1B WP			G5-3			4	0	1	0	0	0	0											
Alan Trammell, R OBP: 0.327, SLG: 0.359	K		F8	HR			L6			4	1	1	0	0	1	1											
Cecil Fielder, R OBP: 0.363, SLG: 0.485		1B SF	HR			L5		2B		3	2	2	2	1	0	0											
Mickey Tettleton, S OBP: 0.378, SLG: 0.410	BB SF	1B SF6	G1-3			K		2-5	P3	4	1	1	0	0	1	0											
Skeeter Barnes, R OBP: 0.250, SLG: 0.800	SF	SF6 BB	HR			P6			G1-3	3	2	1	2	0	0	0											
Dave Bergman, L OBP: 0.319, SLG: 0.293	FC5-4	1B FC5-4	F8			K			G6-3	3	0	0	0	1	1	0											
Rob Deer, R OBP: 0.325, SLG: 0.424	SF6					F7			F7	3	0	0	1	0	1	0											
Travis Fryman, R OBP: 0.283, SLG: 0.366	FC5-4					F7			G6-3	4	0	0	1	0	0	1											
<b>Inning Stats</b>	R: 0 E: 0 K: 1 S: 7	H: 0 LOB: 0 BB: 0 P: 12	R: 3 E: 1 K: 0 S: 13	H: 1 LOB: 1 BB: 2 P: 27	R: 3 E: 0 K: 0 S: 11	H: 3 LOB: 1 BB: 0 P: 20	R: 1 E: 0 K: 0 S: 15	H: 2 LOB: 1 BB: 0 P: 20	R: 0 E: 0 K: 1 S: 9	H: 0 LOB: 0 BB: 0 P: 12	R: 0 E: 1 K: 3 S: 10	H: 0 LOB: 1 BB: 0 P: 17	R: 0 E: 0 K: 0 S: 4	H: 1 LOB: 0 BB: 0 P: 8	R: 0 E: 0 K: 0 S: 5	H: 0 LOB: 0 BB: 0 P: 6	R: 0 E: 0 K: 0 S: 6	H: 0 LOB: 0 BB: 0 P: 9	1B: 4 2B: 1 3B: 0 HR: 2	SF: 2 SAC: 0 DP: 0 HBP: 0	WP: 1 PB: 0 SB: 0 CS: 0	PA: 37					
<b>PITCHER</b>	IP	WLS	BF	H	R	ER	SO	BB	IBB	HBP	BLK	WP	HR	S	P	ERA	WHIP										
Pat Rice, R ERA: 3.0	2.1	L	13	3	5	3	1	2	0	0	0	0	1	26	49	11.57	2.143										
Dave Burba, R ERA: 3.55	2.2		11	3	2	2	1	0	0	0	0	0	1	29	42	6.75	1.125										
Russ Swan, L ERA: 2.75	2.0		8	1	0	0	3	0	0	0	0	0	0	14	25	0.00	0.500										
Rob Murphy, L ERA: 1.9	1.0		3	0	0	0	0	0	0	0	0	0	0	5	6	0.00	0.000										
Michael Jackson, R ERA: 2.04	1.0		3	0	0	0	0	0	0	0	0	0	0	6	9	0.00	0.000										

**Detroit Tigers @ Seattle Mariners**  
The Kingdome, Seattle, WA  
Sun Jun 16 1991, 6:33 AM EDT  
Att: 53,287 - Dome - 70 F

AB	33
R	7
H	7
RBI	6
BB	2
SO	5
LOB	4



Batter	1	2	3	4	5	6	7	8	9	AB	R	H	RBI	BB	SO	LOB	BOTTOM										
Harold Reynolds, S OBP: 0.384, SLG: 0.391	F8	P7		1B			F7		BB 1B	4	0	1	0	1	0	3											
Henry Cotto, R OBP: 0.383, SLG: 0.472	S		P4	G4-3			G5-3		BB	5	0	2	1	0	0	2											
Ken Griffey Jr., L OBP: 0.379, SLG: 0.471	K		WP	2B		G4-3		P8	BB	4	1	1	0	1	1	1											
Pete O'Brien, L OBP: 0.292, SLG: 0.385	G4-3		2B			K		P5	G3	5	0	1	1	0	1	4											
Alvin Davis, L OBP: 0.318, SLG: 0.379		1B 1B	G6-3			F7		HR		4	1	2	1	0	0	1											
Jay Buhner, R OBP: 0.352, SLG: 0.500	F9		G4-3			K		K		4	0	0	0	0	2	2											
Dave Cochrane, S OBP: 0.462, SLG: 0.500		1B				F8		G4-6-3	1B	4	0	3	0	0	0	0											
Scott Bradley, L OBP: 0.237, SLG: 0.200									FC5-4	3	0	2	0	0	0	1											
Alonzo Powell, R OBP: 0.147, SLG: 0.182						G4-6-3			BB	1	1	0	0	0	0	1											
Omar Vizquel, S OBP: 0.275, SLG: 0.287									1B	3	0	0	0	0	0	4											
Dave Valle, R OBP: 0.264, SLG: 0.201									L9	1	0	0	0	0	0	1											
<b>Inning Stats</b>	R: 0 E: 0 K: 1 S: 11	H: 1 LOB: 1 BB: 0 P: 17	R: 0 E: 0 K: 0 S: 13	H: 3 LOB: 3 BB: 0 P: 18	R: 1 E: 0 K: 0 S: 11	H: 2 LOB: 1 BB: 0 P: 17	R: 0 E: 0 K: 0 S: 8	H: 2 LOB: 2 BB: 0 P: 12	R: 0 E: 0 K: 1 S: 8	H: 0 LOB: 0 BB: 0 P: 13	R: 0 E: 0 K: 1 S: 6	H: 1 LOB: 0 BB: 0 P: 8	R: 0 E: 0 K: 0 S: 4	H: 0 LOB: 0 BB: 0 P: 7	R: 1 E: 0 K: 1 S: 7	H: 1 LOB: 0 BB: 0 P: 11	R: 1 E: 0 K: 0 S: 18	H: 2 LOB: 3 BB: 2 P: 32	1B: 8 2B: 3 3B: 0 HR: 1	SF: 0 SAC: 0 DP: 1 HBP: 0	WP: 1 PB: 0 SB: 1 CS: 0	PA: 40					
<b>PITCHER</b>	IP	WLS	BF	H	R	ER	SO	BB	IBB	HBP	BLK	WP	HR	S	P	ERA	WHIP										
Bill Gullickson, R ERA: 3.89	8.0	W	33	10	2	2	4	0	0	0	0	0	1	68	103	2.25	1.250										
Paul Gibson, L ERA: 2.81	1.0		7	2	1	1	0	2	0	0	0	0	0	18	32	9.00	4.000										

**Detroit Tigers @ Seattle Mariners**  
The Kingdome, Seattle, WA  
Sun Jun 16 1991, 6:33 AM EDT  
Att: 53,287 - Dome - 70 F

AB	38
R	3
H	12
RBI	3
BB	2
SO	4
LOB	20





Batter	1	2	3	4	5	6	7	8	9	AB	R	H	RBI	BB	SO	LOB	TOP										
<b>Harold Reynolds, S</b> OBP: 0.377, SLG: 0.383 (1, 4)	L8		G3		P6			F7	G3-1	5	0	0	0	0	0	3	<b>Seattle Mariners @ Boston Red Sox</b> Fenway Park, Boston, MA Tue Jun 18 1991, 7:05 PM EDT Att: 33,948 - Cloudy - 61 F										
<b>Henry Cotto, R</b> OBP: 0.375, SLG: 0.468 (1, 7)	B3-1		G4-3		K				L7	5	0	1	0	0	1	4											
<b>Ken Griffey Jr., L</b> OBP: 0.361, SLG: 0.469 (1, 8)	2B			G3-1		F9				3	0	1	0	1	0	0											
<b>Pete O'Brien, L</b> OBP: 0.295, SLG: 0.391 (1, 3)					BB	F9				4	0	2	0	0	1	2											
<b>Edgar Martinez, R</b> OBP: 0.442, SLG: 0.438 (1, 5)					L7					4	0	0	0	0	1	3											
<b>Alvin Davis, L</b> OBP: 0.345, SLG: 0.378 <b>Alonzo Powell, R</b> OBP: 0.147, SLG: 0.182 (1, 10)		F9								3	0	1	0	1	1	0											
<b>Jay Buhner, R</b> OBP: 0.321, SLG: 0.488 <b>Greg Briley, L</b> OBP: 0.270, SLG: 0.277 (9, PH)					BB					0	1	0	0	0	0	0											
<b>Omar Vizquel, S</b> OBP: 0.276, SLG: 0.287 <b>Scott Bradley, L</b> OBP: 0.247, SLG: 0.200 (9, PH)										3	0	1	0	0	0	0											
<b>Dave Valle, R</b> OBP: 0.261, SLG: 0.199 <b>Dave Cochrane, S</b> OBP: 0.467, SLG: 0.500 (8, PH)										0	0	0	0	1	0	0											
<b>Jeff Schaefer, R</b> OBP: 0.227, SLG: 0.254 (9, 6)										0	0	0	0	0	0	0											
<b>Inning Stats</b>	R: 0 E: 0 K: 0 S: 8	H: 2 LOB: 2 BB: 0 P: 12	R: 0 E: 0 K: 1 S: 7	H: 0 LOB: 0 BB: 0 P: 12	R: 0 E: 0 K: 0 S: 6	H: 0 LOB: 0 BB: 0 P: 12	R: 0 E: 0 K: 1 S: 19	H: 1 LOB: 2 BB: 1 P: 30	R: 0 E: 0 K: 1 S: 10	H: 0 LOB: 0 BB: 0 P: 8	R: 0 E: 0 K: 1 S: 7	H: 0 LOB: 0 BB: 0 P: 10	R: 0 E: 0 K: 1 S: 13	H: 1 LOB: 2 BB: 1 P: 23	R: 2 E: 1 K: 1 S: 16	H: 3 LOB: 3 BB: 1 P: 30	1B: 6 2B: 2 3B: 0 HR: 0	SF: 0 SAC: 0 DP: 0 HBP: 0	WP: 0 PB: 0 CS: 0	PA: 38							
<b>PITCHER</b>	IP	WLS	BF	H	R	ER	SO	BB	IBB	HBP	BLK	WP	HR	S	P	ERA	WHIP										
<b>Danny Darwin, R</b> ERA: 4.47 (1, 1)	7.2		29	5	0	0	4	1	0	0	0	0	0	70	110	0.00	0.783										
<b>Tony Fossas, L</b> ERA: 3.25 (8, 1)	0.1		2	0	0	0	1	1	0	0	0	0	0	5	10	0.00	3.000										
<b>Jeff Reardon, R</b> ERA: 3.38 (9, 1)	1.0	L	7	3	2	1	1	0	1	0	0	0	0	16	30	9.00	3.000										

AB	35
R	2
H	8
RBI	1
BB	3
SO	6
LOB	15



Batter	1	2	3	4	5	6	7	8	9	AB	R	H	RBI	BB	SO	LOB	BOTTOM										
<b>Jody Reed, R</b> OBP: 0.299, SLG: 0.312 (1, 4)	G4-3		L8		FC1-4					4	0	1	1	0	0	2	<b>Seattle Mariners @ Boston Red Sox</b> Fenway Park, Boston, MA Tue Jun 18 1991, 7:05 PM EDT Att: 33,948 - Cloudy - 61 F										
<b>Carlos Quintana, R</b> OBP: 0.381, SLG: 0.413 (1, 3)			G6-3							3	0	1	0	1	0	2											
<b>Wade Boggs, L</b> OBP: 0.308, SLG: 0.434 (1, 5)										4	0	1	0	0	0	3											
<b>Jack Clark, R</b> OBP: 0.356, SLG: 0.365 (1, 10)										4	0	0	0	0	1	3											
<b>Mike Greenwell, L</b> OBP: 0.367, SLG: 0.434 (1, 7)										4	0	4	0	0	0	0											
<b>Ellis Burks, R</b> OBP: 0.321, SLG: 0.404 (1, 8)										3	0	0	0	1	2	3											
<b>Kevin Romine, R</b> OBP: 0.225, SLG: 0.289 <b>Phil Plantier, L</b> OBP: 0.250, SLG: 0.200 (9, PH)										3	0	1	0	0	1	1											
<b>Tony Peña, R</b> OBP: 0.302, SLG: 0.342 <b>Steve Lyons, L</b> OBP: 0.333, SLG: 0.479 (1, 2)										3	1	1	0	0	2	1											
<b>Luis Rivera, R</b> OBP: 0.361, SLG: 0.453 (1, 6)										2	0	1	0	0	1	0											
<b>Inning Stats</b>	R: 0 E: 0 K: 0 S: 4	H: 1 LOB: 0 BB: 0 P: 6	R: 0 E: 0 K: 1 S: 5	H: 1 LOB: 0 BB: 0 P: 8	R: 0 E: 0 K: 1 S: 8	H: 2 LOB: 2 BB: 0 P: 15	R: 0 E: 0 K: 0 S: 7	H: 2 LOB: 1 BB: 1 P: 16	R: 1 E: 0 K: 0 S: 10	H: 2 LOB: 2 BB: 1 P: 21	R: 0 E: 0 K: 1 S: 9	H: 1 LOB: 0 BB: 0 P: 16	R: 0 E: 0 K: 2 S: 9	H: 0 LOB: 0 BB: 0 P: 12	R: 0 E: 0 K: 1 S: 6	H: 0 LOB: 0 BB: 0 P: 12		R: 0 E: 0 K: 2 S: 12	H: 1 LOB: 1 BB: 0 P: 18	1B: 8 2B: 3 3B: 0 HR: 0	SF: 0 SAC: 1 DP: 3 HBP: 0	WP: 1 PB: 0 CS: 0	PA: 35				
<b>PITCHER</b>	IP	WLS	BF	H	R	ER	SO	BB	IBB	HBP	BLK	WP	HR	S	P	ERA	WHIP										
<b>Bill Krueger, L</b> ERA: 3.72 (1, 1)	8.0		31	9	1	1	6	1	0	0	0	0	0	58	106	1.12	1.250										
<b>Michael Jackson, R</b> ERA: 1.99 (9, 1)	1.0	S	4	1	0	0	2	0	0	0	0	0	0	12	18	0.00	1.000										






Batter	1	2	3	4	5	6	7	8	9	AB	R	H	RBI	BB	SO	LOB	TOP									
<b>Harold Reynolds, S</b> OBP: 0.374, SLG: 0.379	1-2 F8 1B 1B		0-1 G6-3			1-2 E4 1B 2B	1-2 G1-6-3	0-1 G1-3		5	1	1	0	0	0	5										
<b>Greg Britley, L</b> OBP: 0.274, SLG: 0.294	1-3 K		0-3 K			0-0 2B 1B	0-0 G4-3	0-0 3B		5	1	2	2	0	2	1										
<b>Ken Griffey Jr., L</b> OBP: 0.390, SLG: 0.479	0-0 BB 1B		3-2 1B			0-0 FC5-4 1B	4-1 BB G1 BB	2-2 G3-1		4	0	3	2	1	0	2										
<b>Pete O'Brien, L</b> OBP: 0.290, SLG: 0.383	3-1 F8 2-3		0-0 L8			1-0 F8	1-1 G1		2-1 P4	5	0	0	0	0	0	5										
<b>Alvin Davis, L</b> OBP: 0.332, SLG: 0.379	4-1 BB			1-2 G4-3	4-0 FC5-4 IBB		4-0 BB IBB		2-1 CS 1B	2	0	1	0	3	0	0										
<b>Alonzo Powell, R</b> OBP: 0.147, SLG: 0.182	1-2 BB			2-3 K	0-1 FC5-4		4-0 BB		1-2 F7	4	0	0	0	1	1	6										
<b>Edgar Martinez, R</b> OBP: 0.437, SLG: 0.429	2-1 L8			0-0 F8	0-1 FC5-4		1-2 BB		1-1 CS	4	0	1	0	0	0	3										
<b>Dave Cochrane, S</b> OBP: 0.271, SLG: 0.282		2-2 P7				0-1 FC2-5 1B	1-2 G3-1		1-1 CS	0	0	0	0	0	0	0										
<b>Dave Valle, R</b> OBP: 0.261, SLG: 0.199									1-2																	
<b>Scott Bradley, L</b> OBP: 0.272, SLG: 0.219	4-1 BB				1-0 F8		0-0 FC2-5 1B		0-1 G1-3 SH3-4 3B 1B	3	0	2	0	1	0	0										
<b>Jay Buhner, R</b> OBP: 0.345, SLG: 0.488						1-2 1B				0	1	0	0	0	0	0										
<b>Omar Vizquel, S</b> OBP: 0.271, SLG: 0.282			0-1 G4-6-3		0-1 E6 1B	1-2 FC2-5 G1-6-3		1-0 SH3-4		3	1	0	0	0	0	3										
<b>Inning Stats</b>	R: 0 E: 0 K: 1 S: 12	H: 2 LOB: 3 BB: 1 P: 23	R: 0 E: 0 K: 0 S: 6	H: 0 LOB: 0 BB: 1 P: 12	R: 0 E: 0 K: 1 S: 9	H: 1 LOB: 1 BB: 0 P: 12	R: 0 E: 0 K: 1 S: 7	H: 0 LOB: 0 BB: 0 P: 10	R: 3 E: 2 K: 0 S: 13	H: 2 LOB: 2 BB: 1 P: 20	R: 0 E: 0 K: 0 S: 9	H: 2 LOB: 1 BB: 0 P: 11	R: 0 E: 0 K: 0 S: 7	H: 0 LOB: 3 BB: 3 P: 21	R: 1 E: 0 K: 0 S: 9	H: 2 LOB: 2 BB: 0 P: 12	R: 0 E: 0 K: 0 S: 9	H: 1 LOB: 1 BB: 0 P: 15	1B: 8 2B: 1 3B: 1 HR: 0	SF: 0 SAC: 1 DP: 2 HBP: 0	WP: 0 PB: 0 SB: 0 CS: 1	PA: 43				
<b>PITCHER</b>	IP	WLS	BF	H	R	ER	SO	BB	IBB	HBP	BLK	WP	HR	S	P	ERA	WHIP									
<b>Roger Clemens, R</b> ERA: 2.13	(1, 1)	7.2	L	38	9	4	1	3	4	2	0	0	0	0	69	116	1.17	1.696								
<b>Joe Hesketh, L</b> ERA: 4.11	(8, 1)	0.2		3	1	0	0	0	0	0	0	0	0	7	13	0.00	1.500									
<b>Jeff Gray, R</b> ERA: 2.27	(9, 1)	0.2		1	0	0	0	0	0	0	0	0	0	5	7	0.00	0.000									

**Seattle Mariners @ Boston Red Sox**  
Fenway Park, Boston, MA  
Wed Jun 19 1991, 7:05 PM EDT  
Att: 33,251 - Cloudy - 67 F


**AB 35**  
**R 4**  
**H 10**  
**RBI 4**  
**BB 6**  
**SO 3**  
**LOB 25**



Batter	1	2	3	4	5	6	7	8	9	AB	R	H	RBI	BB	SO	LOB	BOTTOM									
<b>Jody Reed, R</b> OBP: 0.305, SLG: 0.323	1-1 CS 1B	1-0 1-H 2B			1-0 P5		3-3 K		0-0 1B G5-3 1B	5	0	3	0	0	1	0										
<b>Steve Lyons, L</b> OBP: 0.315, SLG: 0.451	3-2 F7		0-1 P3		2-2 F8		0-0 G6-3		2-1 G5-3	3	0	0	0	0	0	1										
<b>Tom Brunansky, R</b> OBP: 0.277, SLG: 0.385	1-2 1-2		1-2 P3		1-2 F8		3-1 G6-3		1-2 2-3 1B	2	0	0	0	0	0	2										
<b>Wade Boggs, L</b> OBP: 0.415, SLG: 0.446	1-1 HR 1B		1-2 G6-3 BB 1B		1-2 2B		1-1 G1-3		1-1 1B	5	1	4	1	0	0	0										
<b>Jack Clark, R</b> OBP: 0.361, SLG: 0.380	1-1 1-H HR		4-1 G6-3 BB		4-1 BB		2-3 K		1-3 K	3	1	1	2	2	2	2										
<b>Mike Greenwell, L</b> OBP: 0.367, SLG: 0.431	4-1 BB		0-1 G6-3		0-0 G4-3		1-0 BB 1B		0-0 F9	4	0	1	0	1	0	6										
<b>Carlos Quintana, R</b> OBP: 0.379, SLG: 0.407	3-1 P4		2-1 F9			0-1 G6-3		4-0 FC3-6 BB		3	0	0	0	1	0	3										
<b>Ellis Burks, R</b> OBP: 0.315, SLG: 0.396		3-2 G6-3		1-2 L9		2-1 G6-3		3-3 K		4	0	0	0	0	1	2										
<b>Tony Peña, R</b> OBP: 0.301, SLG: 0.345		0-0 F8		1-0 F7		2-2 2B		0-0 FC3-6		4	0	1	0	0	0	2										
<b>Luis Rivera, R</b> OBP: 0.360, SLG: 0.446		4-2 2B BB		1-1 G6-3		1-0 F9		2-0 G5-3 1B 1B		2	0	0	0	1	0	1										
<b>Phil Plantier, L</b> OBP: 0.294, SLG: 0.250										1	0	1	0	0	0	0										
<b>Mike Brumley, S</b> OBP: 0.233, SLG: 0.241										0	1	0	0	0	0	0										
<b>Inning Stats</b>	R: 2 E: 0 K: 0 S: 16	H: 3 LOB: 1 BB: 1 P: 29	R: 0 E: 0 K: 0 S: 10	H: 1 LOB: 2 BB: 1 P: 18	R: 0 E: 0 K: 0 S: 10	H: 1 LOB: 2 BB: 1 P: 17	R: 0 E: 0 K: 0 S: 7	H: 0 LOB: 0 BB: 0 P: 10	R: 0 E: 0 K: 0 S: 9	H: 1 LOB: 1 BB: 0 P: 14	R: 0 E: 0 K: 1 S: 6	H: 0 LOB: 0 BB: 0 P: 12	R: 0 E: 0 K: 2 S: 10	H: 1 LOB: 2 BB: 1 P: 20	R: 1 E: 0 K: 1 S: 10	H: 3 LOB: 2 BB: 0 P: 16	1B: 7 2B: 3 3B: 0 HR: 1	SF: 0 SAC: 0 DP: 0 HBP: 0	WP: 0 PB: 0 SB: 0 CS: 1	PA: 41						
<b>PITCHER</b>	IP	WLS	BF	H	R	ER	SO	BB	IBB	HBP	BLK	WP	HR	S	P	ERA	WHIP									
<b>Rich DeLucia, R</b> ERA: 4.96	(1, 1)	4.2	W	22	6	2	2	0	4	0	0	0	0	0	16	27	0.00	0.429								
<b>Russ Swan, L</b> ERA: 2.59	(5, 1)	2.1		8	1	0	0	1	0	0	0	0	0	14	28	6.75	3.000									
<b>Bill Swift, R</b> ERA: 2.7	(8, 1)	1.1		8	3	1	1	2	1	0	0	0	0	2	3	∞	∞									
<b>Rob Murphy, L</b> ERA: 1.9	(9, 1)	0.0		1	1	0	0	0	0	0	0	0	0	4	5	0.00	0.000									
<b>Michael Jackson, R</b> ERA: 1.96	(9, 1)	0.2	S	2	0	0	0	1	0	0	0	0	0	4	5	0.00	0.000									

**Seattle Mariners @ Boston Red Sox**  
Fenway Park, Boston, MA  
Wed Jun 19 1991, 7:05 PM EDT  
Att: 33,251 - Cloudy - 67 F

**AB 36**  
**R 3**  
**H 11**  
**RBI 3**  
**BB 5**  
**SO 4**  
**LOB 19**





Batter	1	2	3	4	5	6	7	8	9	AB	R	H	RBI	BB	SO	LOB	TOP			
<b>Harold Reynolds, S</b> (1, 4) OBP: 0.375, SLG: 0.376	4-1 PB BB		4-1 G3 PB BB		3-2 G6-3			1-1 E6 FC3-6		2	0	0	0	2	0	0	<b>Seattle Mariners @ Milwaukee Brewers</b> Milwaukee County Stadium, Milwaukee, WI Thu Jun 20 1991, 8:05 PM EDT Att: 19,174 - Sunny - 82 F			
<b>Greg Britley, L</b> (1, 9) OBP: 0.288, SLG: 0.287	2-2 F9		2-1 G3			1-0 G6-3		1-3 K		4	0	0	0	0	1	3				
<b>Ken Griffey Jr., L</b> (1, 8) OBP: 0.383, SLG: 0.470	2-1 F7		1-3 K			1-2 G4-3		1-1 FC3-6		4	0	0	0	0	1	3				
<b>Pete O'Brien, L</b> (1, 3) OBP: 0.285, SLG: 0.377	0-0 G4-3		3-1 F8			3-1 F7			0-0 L7	4	0	0	0	0	0	2				
<b>Alvin Davis, L</b> (1, 10) OBP: 0.330, SLG: 0.377		2-1 FC5-4 1B		2-0 F8			0-1 E1 FC4-6		2-2 F8	4	0	1	0	0	0	0				
<b>Edgar Martinez, R</b> (1, 5) OBP: 0.434, SLG: 0.426		2-2 FC5-4 1B		1-2 G5-3			3-1 FC4-6 1B		3-2 1B	4	0	1	0	0	0	2				
<b>Dave Cochrane, S</b> (1, 7) OBP: 0.391, SLG: 0.409		2-3 K		1-1 G3-1			3-2 L5-3 1B		1-2 G3-1	4	0	1	0	0	1	2				
<b>Omar Vizquel, S</b> (1, 6) OBP: 0.272, SLG: 0.283		1-0 1B		0-2 G4-3			1-2 L5-3			3	0	1	0	0	0	2				
<b>Dave Valle, R</b> (1, 2) OBP: 0.257, SLG: 0.196 <b>Scott Bradley, L</b> (8, PH) OBP: 0.268, SLG: 0.216	0-2 G1-3			1-0 G4-3			2-3 K			2	0	0	0	0	0	2	<b>AB 32</b> <b>R 0</b> <b>H 4</b> <b>RBI 0</b> <b>BB 2</b> <b>SO 4</b> <b>LOB 16</b>			
<b>Inning Stats</b>	R: 0 E: 0 K: 0 S: 7	H: 0 LOB: 1 BB: 1 P: 15	R: 0 E: 0 K: 1 S: 13	H: 2 LOB: 2 BB: 0 P: 20	R: 0 E: 0 K: 1 S: 8	H: 0 LOB: 1 BB: 1 P: 18	R: 0 E: 0 K: 0 S: 6	H: 0 LOB: 0 BB: 0 P: 10	R: 0 E: 0 K: 0 S: 7	H: 0 LOB: 0 BB: 0 P: 11	R: 0 E: 1 K: 0 S: 10	H: 1 LOB: 1 BB: 0 P: 17	R: 0 E: 1 K: 2 S: 11	H: 0 LOB: 1 BB: 0 P: 16	R: 0 E: 0 K: 0 S: 12	H: 1 LOB: 1 BB: 0 P: 18		1B: 4 2B: 1 3B: 0 HR: 0	SF: 0 SAC: 0 DP: 1 HBP: 0	WP: 0 PB: 2 SB: 0 CS: 0
<b>PITCHER</b> <b>Jaime Navarro, R</b> (1, 1) ERA: 3.44	IP: 9.0 WLS: W BF: 34 H: 4 R: 0 ER: 0 SO: 4 BB: 2 IBB: 0 HBP: 0 BLK: 0 WP: 0 HR: 0 S: 81 P: 137 ERA: 0.00 WHIP: 0.667															<b>PITCHER</b>				

Batter	1	2	3	4	5	6	7	8	9	AB	R	H	RBI	BB	SO	LOB	BOTTOM			
<b>Paul Moltzer, R</b> (1, 10) OBP: 0.401, SLG: 0.510	2-2 F9	1-1 P2		4-1 L3 BB		2-1 F9		4-1 S BB		3	0	0	0	2	0	3	<b>Seattle Mariners @ Milwaukee Brewers</b> Milwaukee County Stadium, Milwaukee, WI Thu Jun 20 1991, 8:05 PM EDT Att: 19,174 - Sunny - 82 F			
<b>Jim Gantner, L</b> (1, 4) OBP: 0.312, SLG: 0.340	0-2 G6-3	1-0 F8		0-0 L3		3-1 P5		2-1 P6		5	0	0	0	0	0	7				
<b>B.J. Surhoff, L</b> (1, 2) OBP: 0.270, SLG: 0.240	2-1 G3-1		2-0 BB HBP G3-6-1 1B	3-3 K		1-0 G3-1		1-1 P6		5	1	1	0	0	1	3				
<b>Robin Yount, R</b> (1, 8) OBP: 0.346, SLG: 0.448		2-3 K	3-2 G3-6-1 BB HBP		1-2 F8		0-0 G6-3	1-1 L5		4	0	0	0	0	1	1				
<b>Greg Vaughn, R</b> (1, 7) OBP: 0.352, SLG: 0.523		2-2 1B	4-2 G3-6-1 BB		3-2 L8		4-2 2B BB			2	2	1	0	2	0	0				
<b>Franklin Stubbs, L</b> (1, 3) OBP: 0.290, SLG: 0.328	0-1 E 1B	1-3 1B	1-0 G3-6-1		4-1 BB 1B		1-2 S 2B			3	1	2	1	1	0	2				
<b>Darryl Hamilton, L</b> (1, 9) OBP: 0.310, SLG: 0.282 <b>Dante Bichette, R</b> (7, PH) OBP: 0.265, SLG: 0.414	1-1 1B E 1B	1-2 3-H 1B	1-1 F7		1-1 BB 1B		4-0 S IBB			3	0	2	1	0	0	1		<b>AB 31</b> <b>R 4</b> <b>H 9</b> <b>RBI 3</b> <b>BB 8</b> <b>SO 3</b> <b>LOB 24</b>		
<b>Dale Sveum, S</b> (1, 5) OBP: 0.313, SLG: 0.359	4-1 1B	1-2 2-3 BB		3-1 BB 1B		4-2 1B BB		2-3 K		2	0	1	0	2	1	2				
<b>Bill Spiers, L</b> (1, 6) OBP: 0.292, SLG: 0.333	0-2 1B		0-0 BB 1B		2-2 G3		0-0 F7			4	0	2	1	0	0	5				
<b>Inning Stats</b>	R: 0 E: 0 K: 0 S: 8	H: 0 LOB: 0 BB: 0 P: 12	R: 2 E: 1 K: 1 S: 19	H: 4 LOB: 3 BB: 1 P: 30	R: 1 E: 0 K: 0 S: 9	H: 1 LOB: 1 BB: 1 P: 20	R: 0 E: 0 K: 1 S: 9	H: 2 LOB: 2 BB: 1 P: 19	R: 0 E: 0 K: 0 S: 15	H: 1 LOB: 3 BB: 2 P: 30	R: 0 E: 0 K: 0 S: 5	H: 0 LOB: 0 BB: 0 P: 11	R: 1 E: 0 K: 1 S: 10	H: 1 LOB: 2 BB: 2 P: 21	R: 0 E: 0 K: 0 S: 7	H: 0 LOB: 1 BB: 1 P: 15	1B: 8 2B: 2 3B: 0 HR: 0	SF: 0 SAC: 0 DP: 2 HBP: 1	WP: 0 PB: 0 SB: 3 CS: 0	PA: 40
<b>PITCHER</b> <b>Brian Holman, R</b> (1, 1) ERA: 3.79 <b>Dave Burba, R</b> (6, 1) ERA: 3.99 <b>Rob Murphy, L</b> (7, 1) ERA: 1.85 <b>Calvin Jones, R</b> (8, 1) ERA:	IP: 5.0 WLS: L BF: 27 H: 8 R: 3 ER: 3 SO: 3 BB: 5 IBB: 0 HBP: 1 BLK: 0 WP: 0 HR: 0 S: 60 P: 111 ERA: 5.40 WHIP: 2.600															<b>PITCHER</b>				

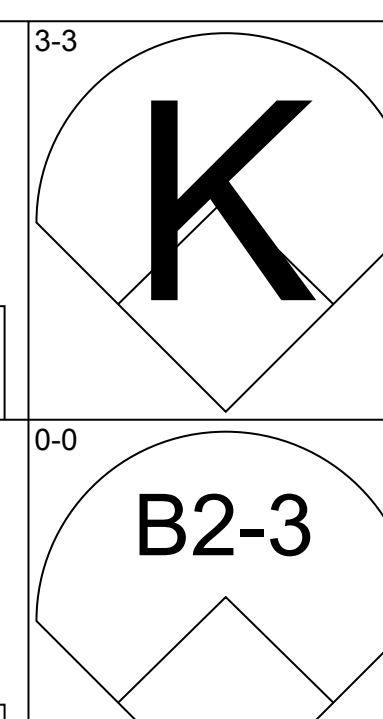
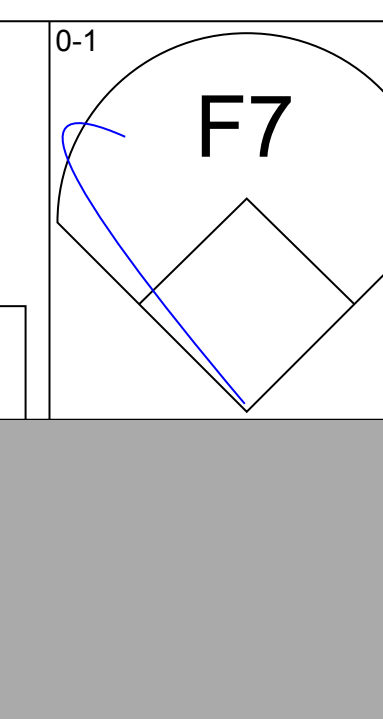
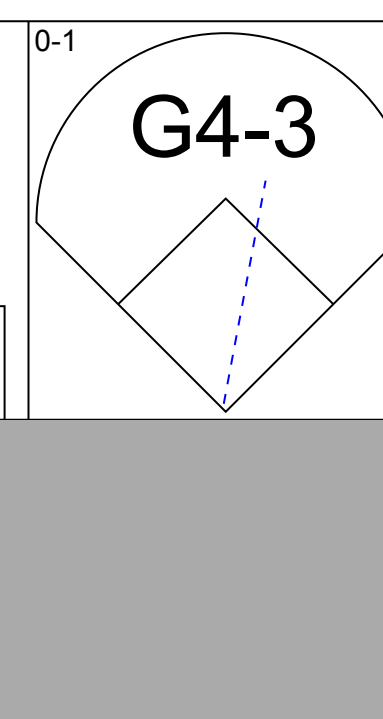
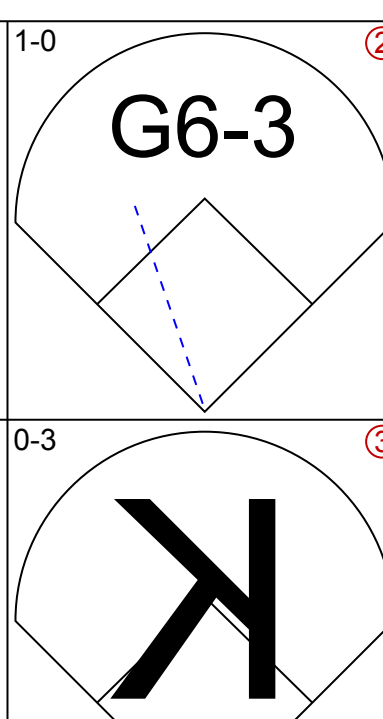
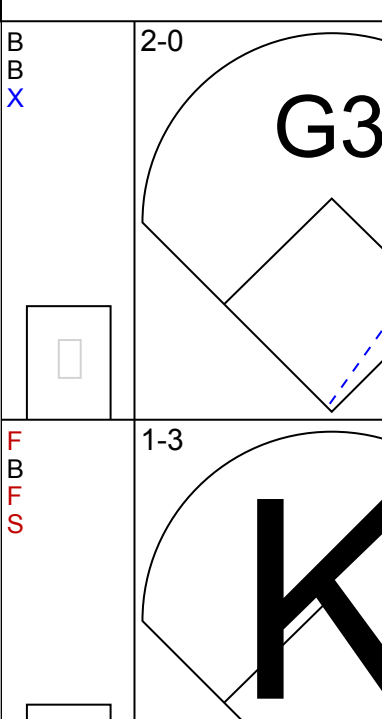
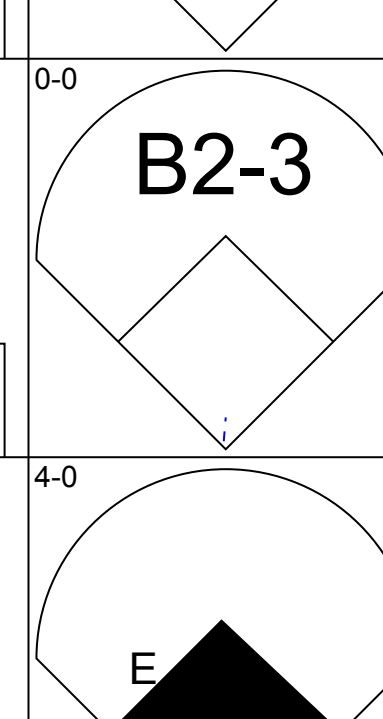
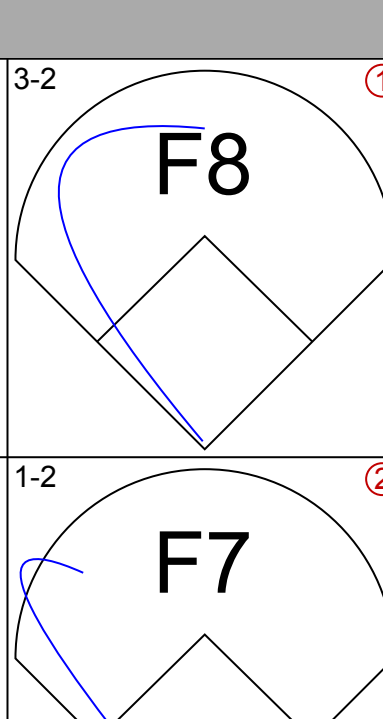
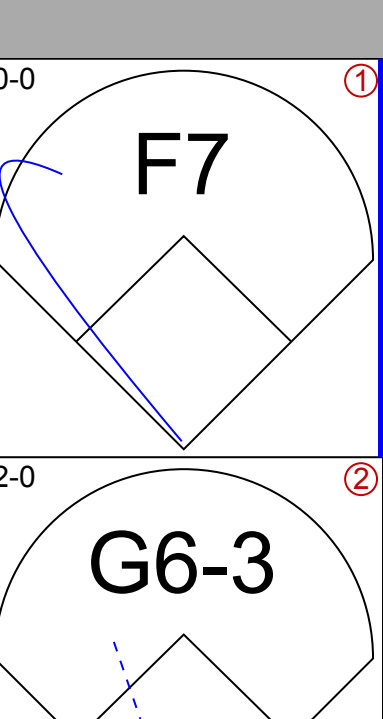

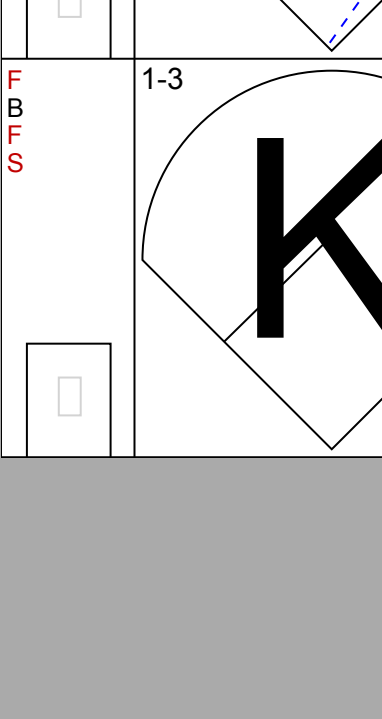
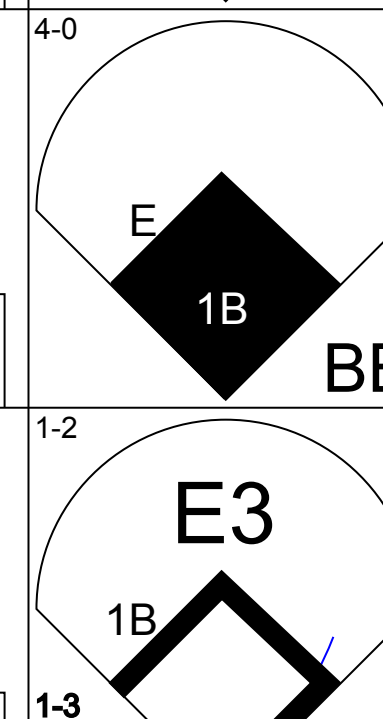
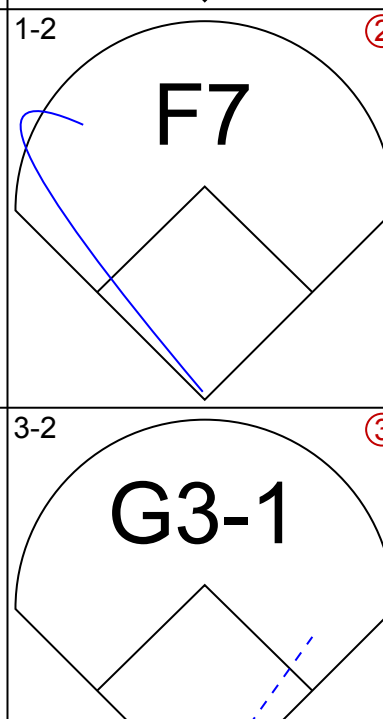
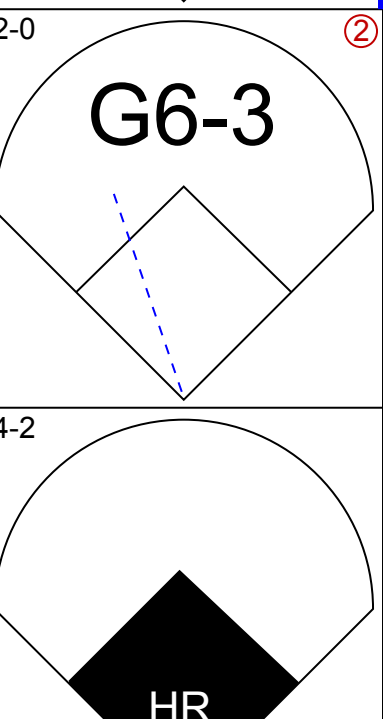
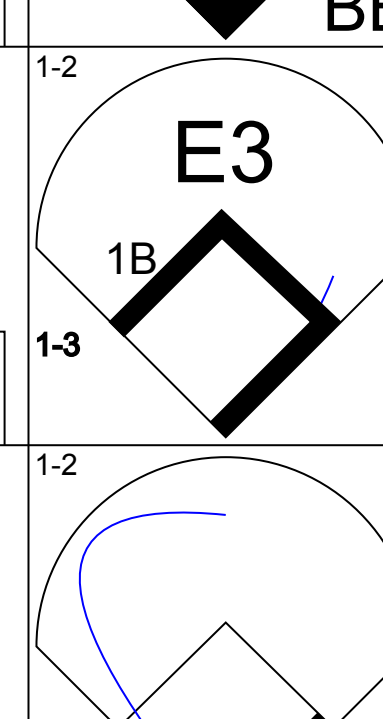
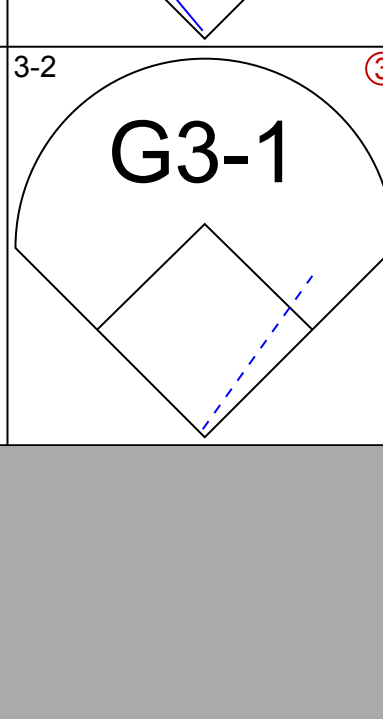
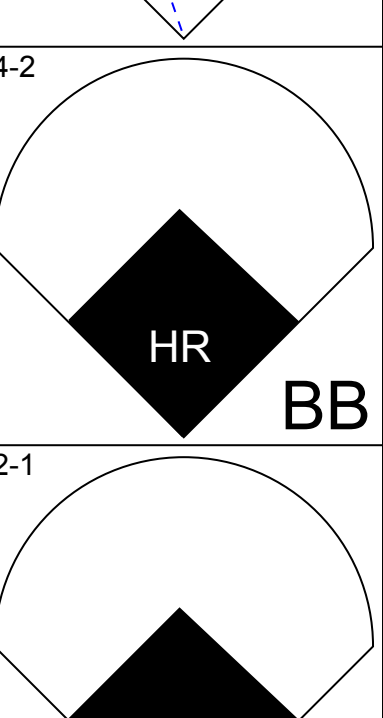
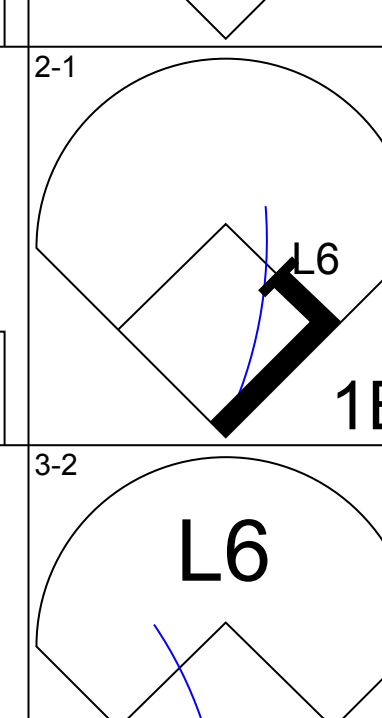
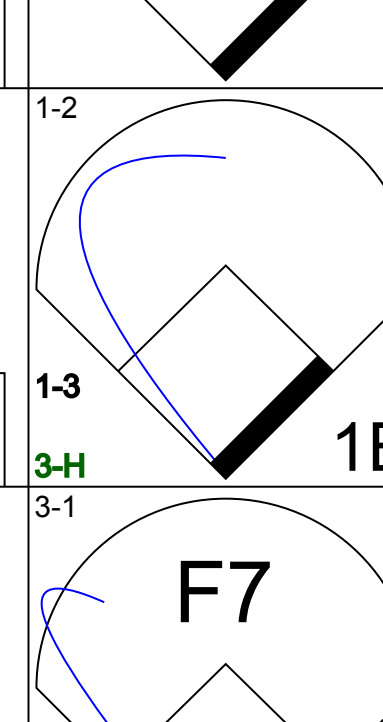
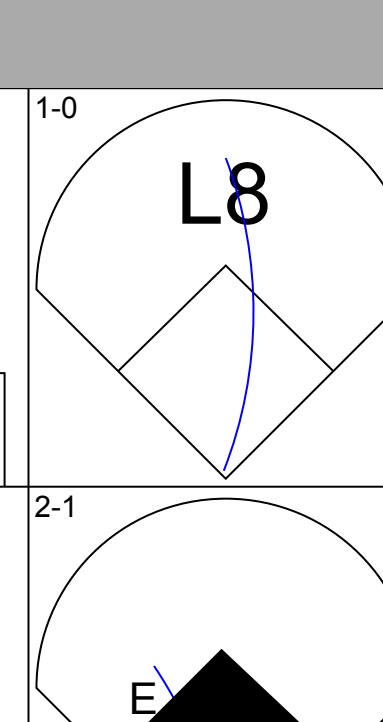

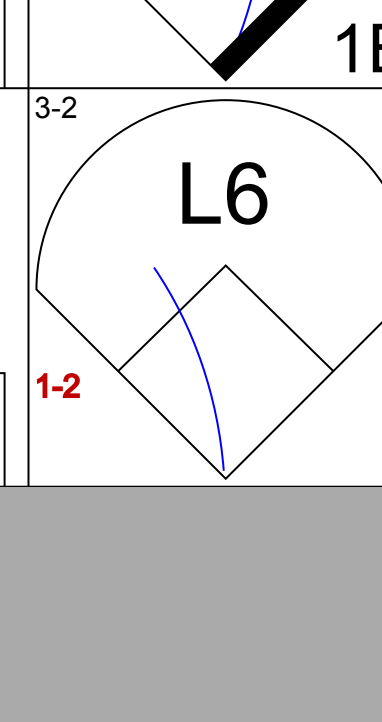
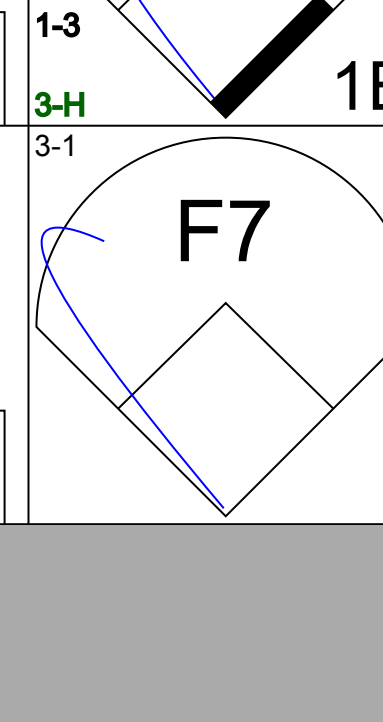
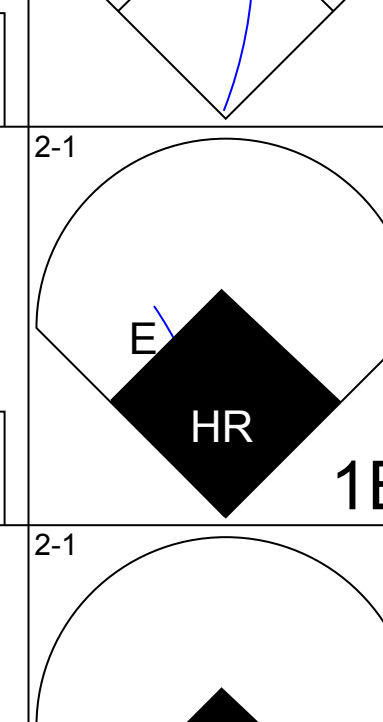
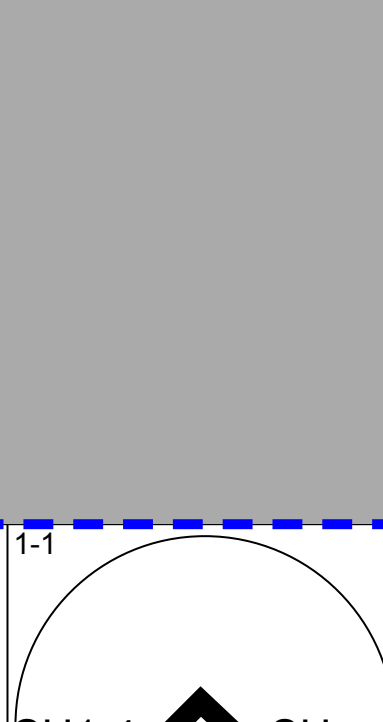

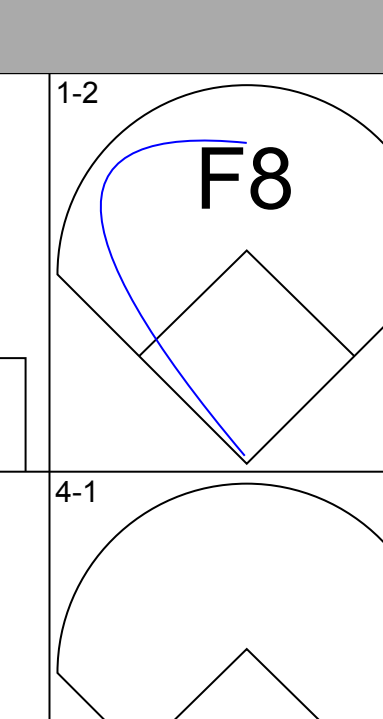
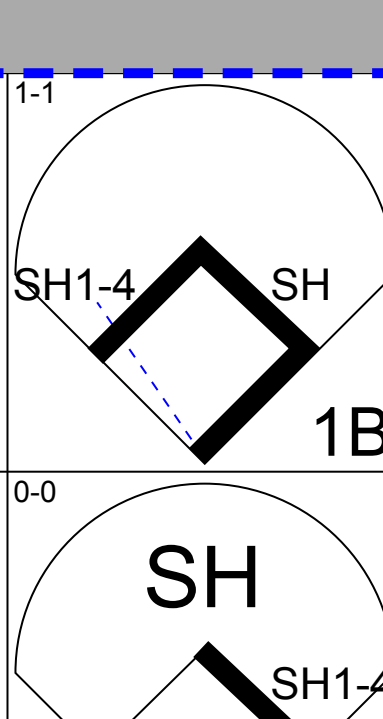
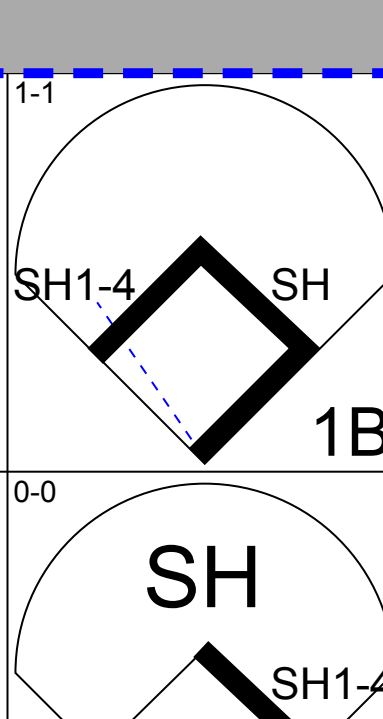
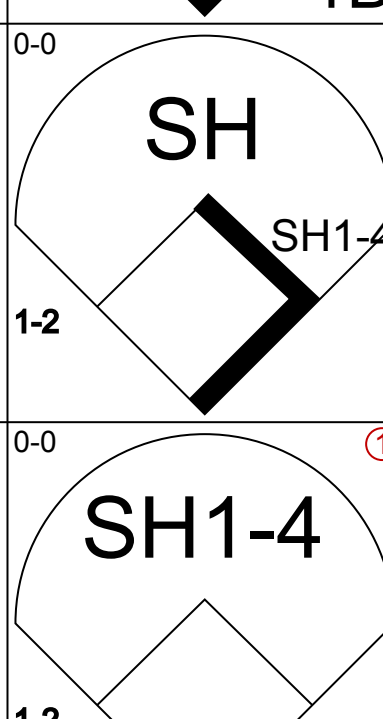
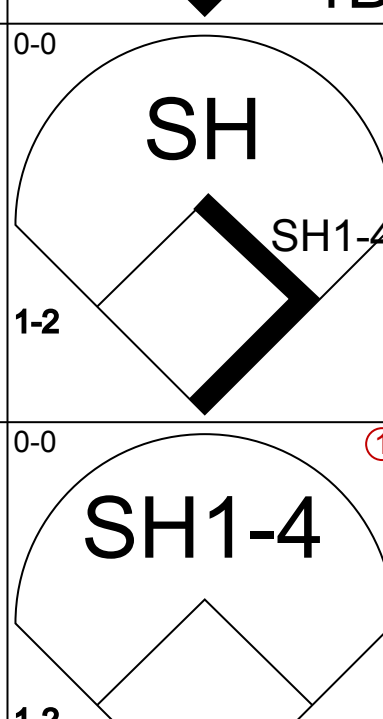
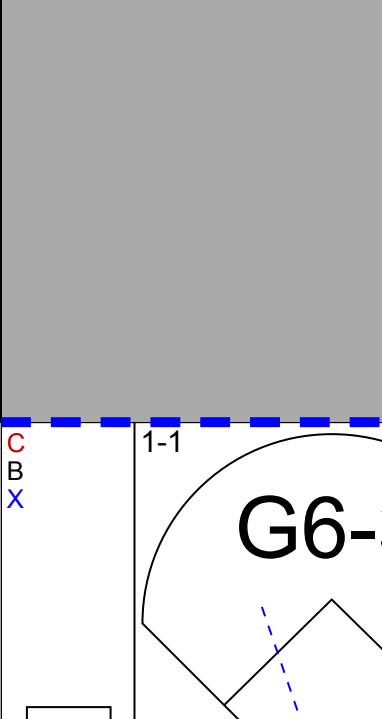
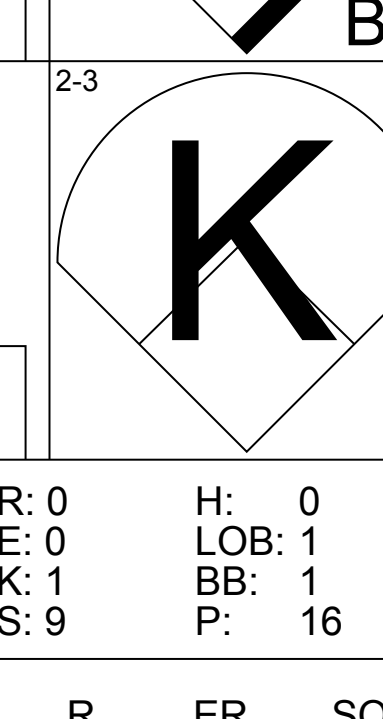
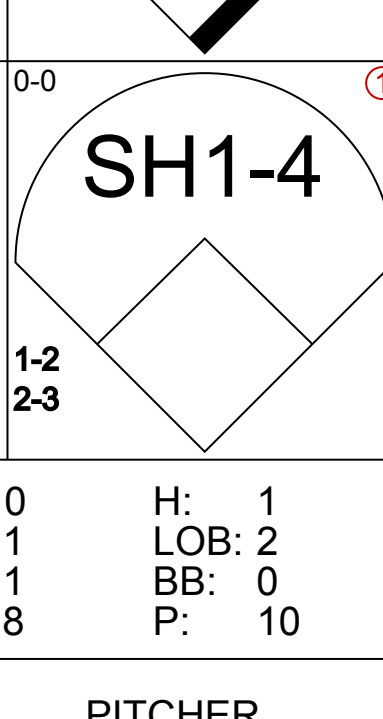
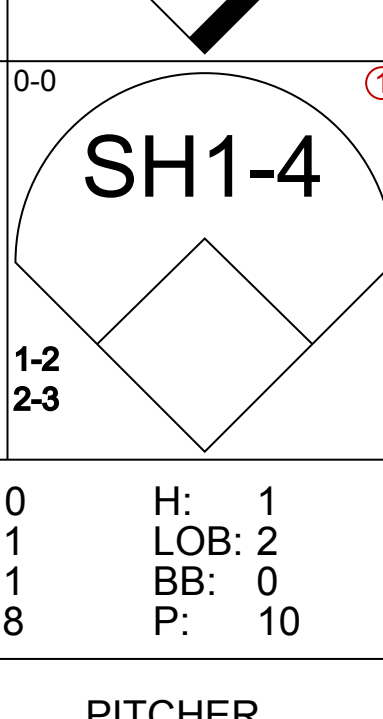
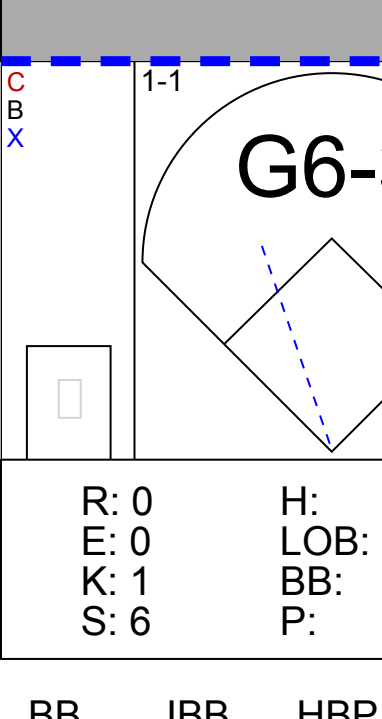


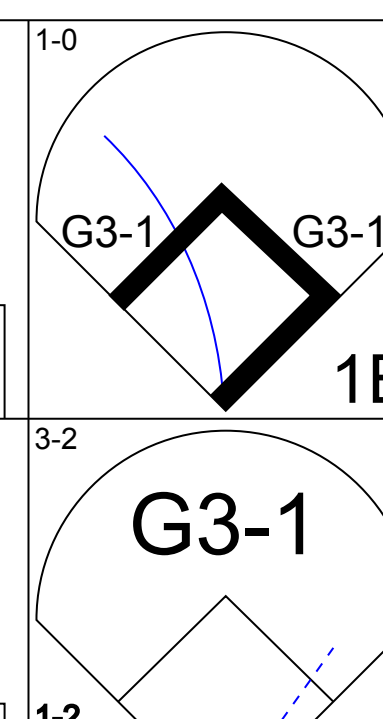
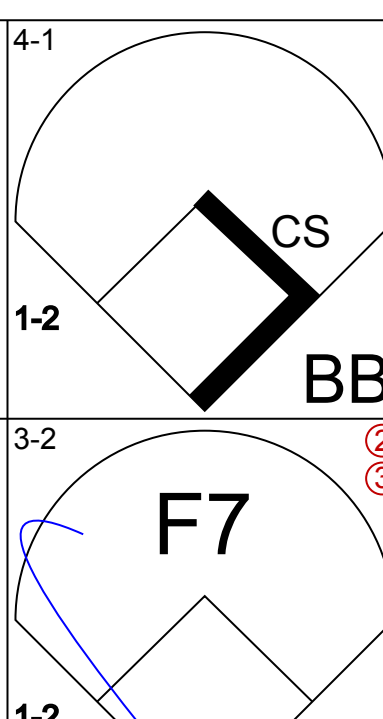
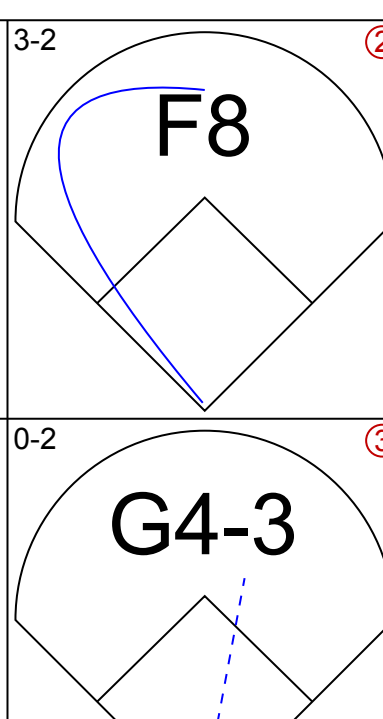
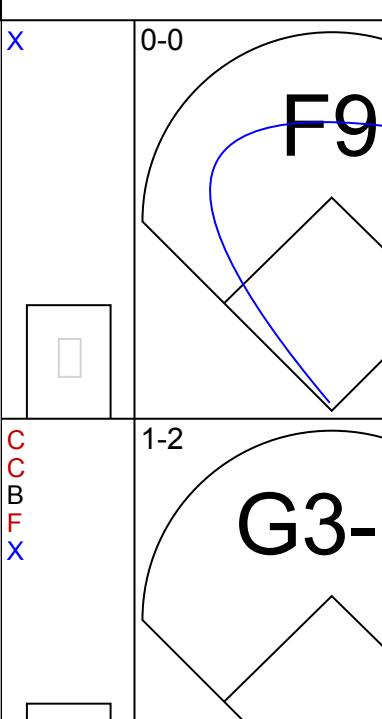
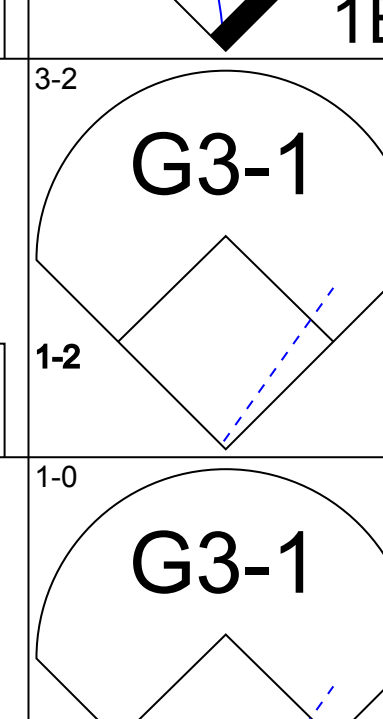
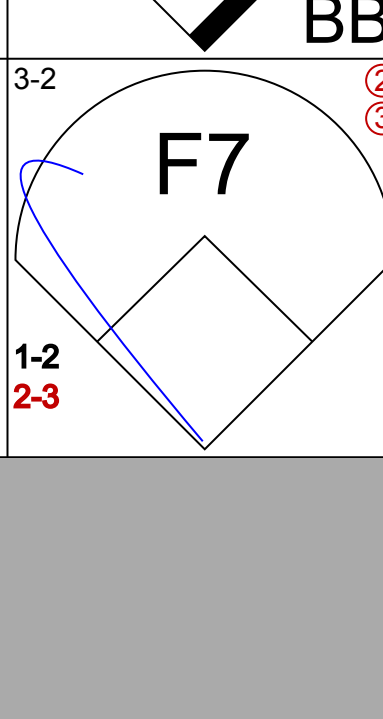
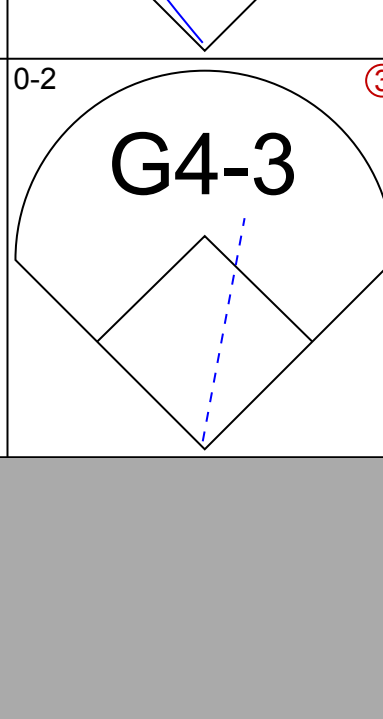
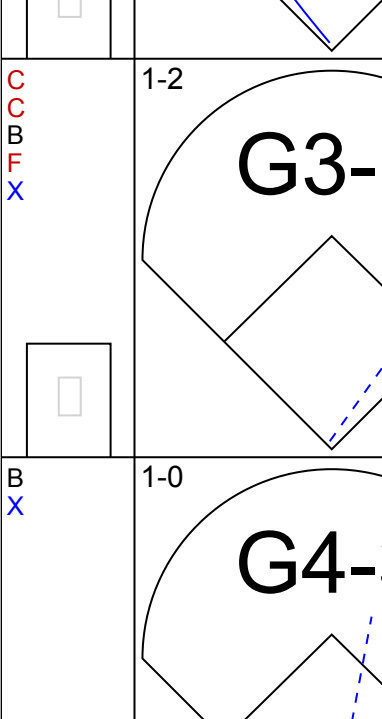
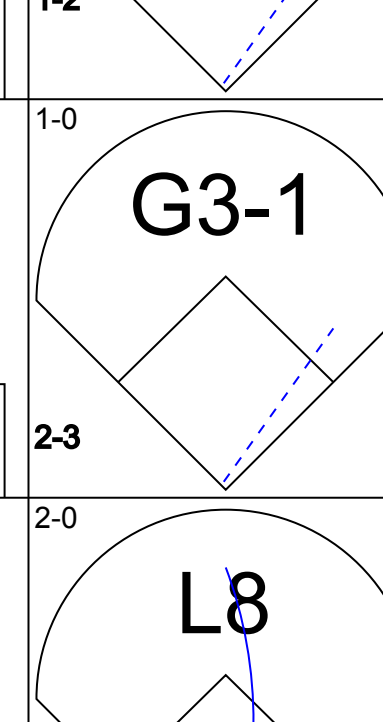
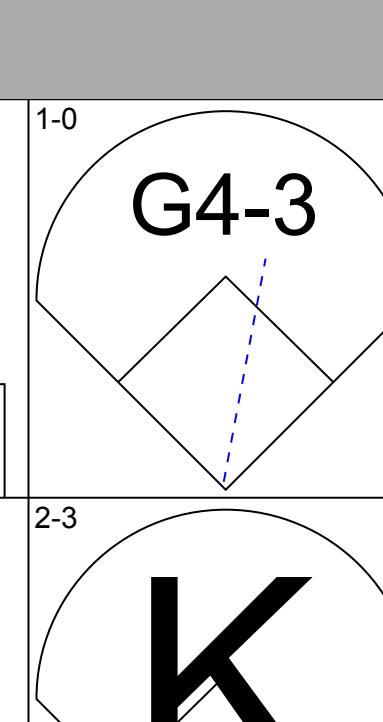
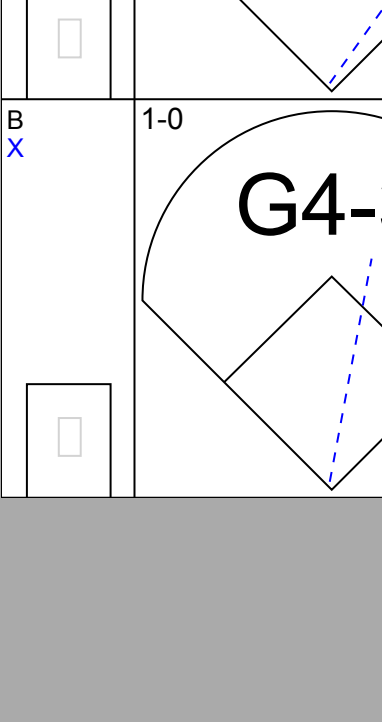
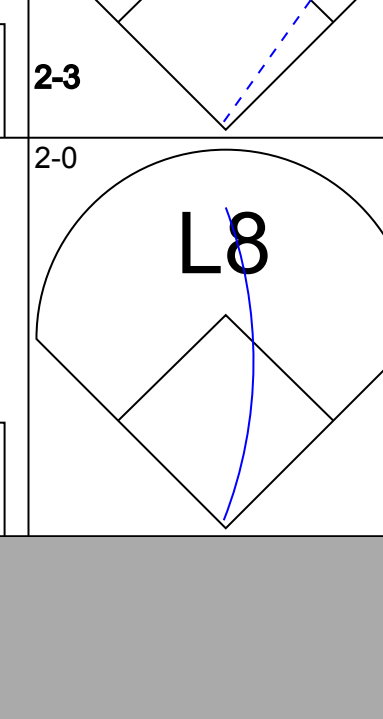
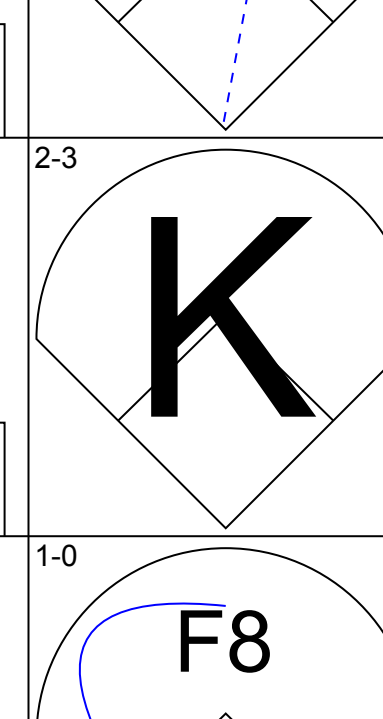

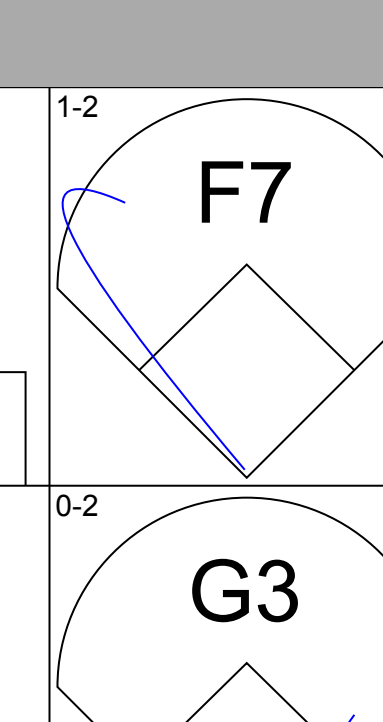
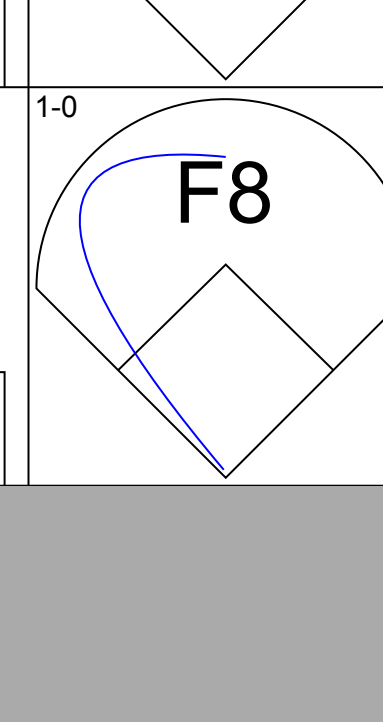

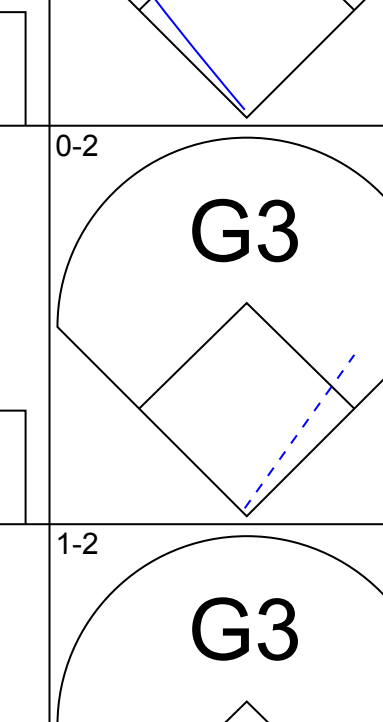
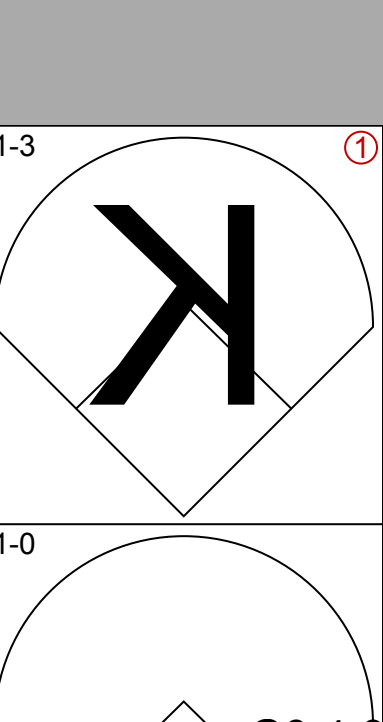

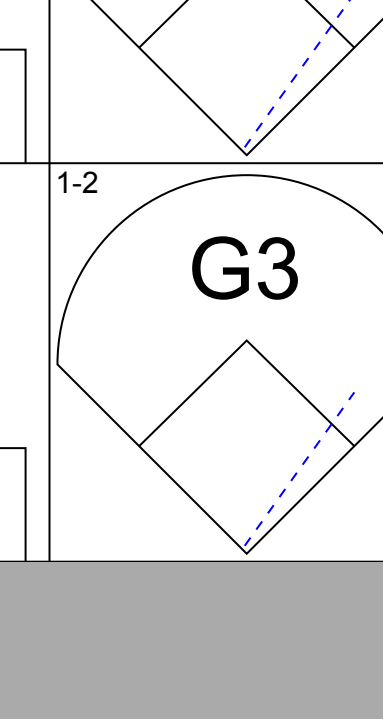
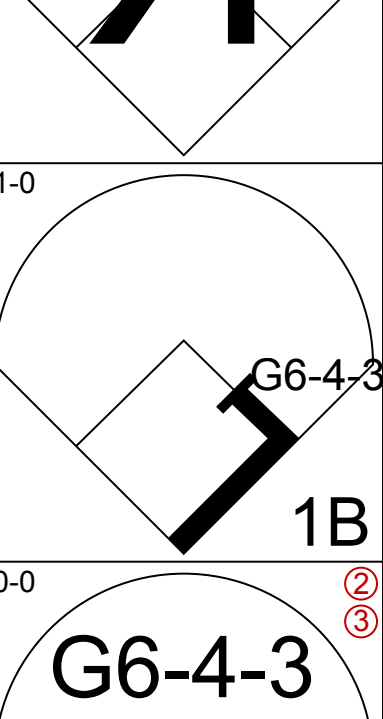

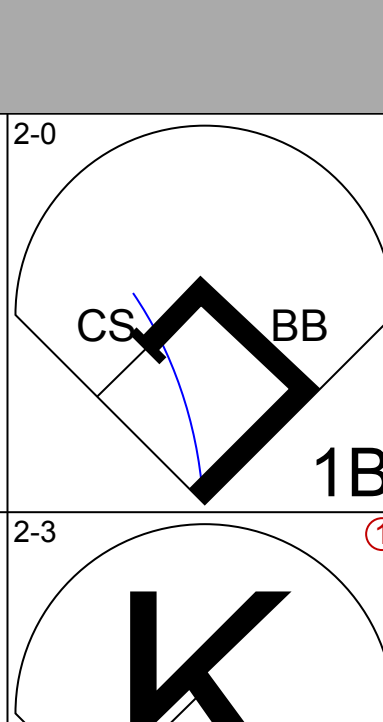
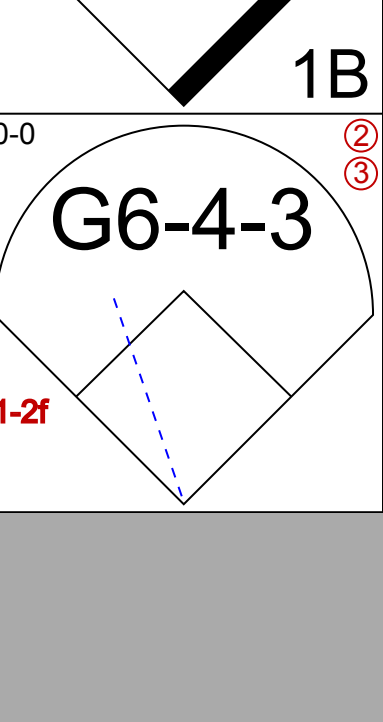

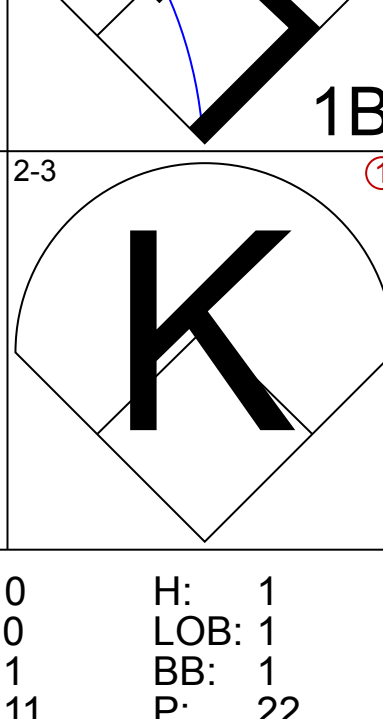
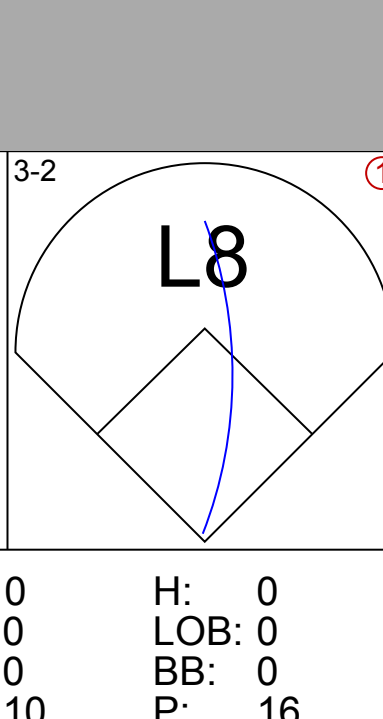



Batter	1	2	3	4	5	6	7	8	9	AB	R	H	RBI	BB	SO	LOB	TOP		
<b>Harold Reynolds, S</b> OBP: 0.376, SLG: 0.378										4	1	1	0	1	0	4	<b>Seattle Mariners @ Milwaukee Brewers</b> Milwaukee County Stadium, Milwaukee, WI Fri Jun 21 1991, 8:05 PM EDT Att: 18,409 - Cloudy - 65 F		
<b>Greg Britley, L</b> OBP: 0.266, SLG: 0.284										5	1	1	1	0	2	2			
<b>Ken Griffey Jr., L</b> OBP: 0.380, SLG: 0.468										5	1	1	0	0	1	3			
<b>Pete O'Brien, L</b> OBP: 0.291, SLG: 0.381										5	1	3	2	0	0	2			
<b>Alvin Davis, L</b> OBP: 0.328, SLG: 0.377										5	1	1	1	0	1	2			
<b>Edgar Martinez, R</b> OBP: 0.427, SLG: 0.417										4	0	0	0	0	0	2			
<b>Dave Cochrane, S</b> OBP: 0.407, SLG: 0.400										3	0	1	1	1	0	0			
<b>Scott Bradley, L</b> OBP: 0.256, SLG: 0.205										4	0	0	0	0	1	3			
<b>Omar Vizquel, S</b> OBP: 0.282, SLG: 0.286										2	0	1	0	2	0	0			
<b>Inning Stats</b>	R: 2 H: 3 E: 0 K: 1 S: 15	H: 3 LOB: 1 BB: 0 P: 22	R: 0 H: 0 E: 0 K: 1 S: 6	H: 0 LOB: 0 BB: 0 P: 8	R: 0 H: 0 E: 0 K: 1 S: 7	H: 0 LOB: 0 BB: 0 P: 9	R: 0 H: 0 E: 0 K: 0 S: 5	H: 1 LOB: 1 BB: 0 P: 9	R: 0 H: 1 E: 0 K: 1 S: 16	H: 4 LOB: 1 BB: 2 P: 25	R: 0 H: 0 E: 0 K: 1 S: 11	H: 0 LOB: 2 BB: 2 P: 23	R: 0 H: 0 E: 1 K: 0 S: 13	H: 0 LOB: 1 BB: 2 P: 28	R: 0 H: 1 E: 0 K: 0 S: 7	H: 1 LOB: 1 BB: 0 P: 12	1B: 6 2B: 3 3B: 0 HR: 0	SF: 0 SAC: 0 DP: 0 HBP: 0	WP: 0 PA: 41 PB: 0 SB: 1 CS: 0
<b>PITCHER</b>	IP WLS BF H R ER SO BB IBB HBP BLK WP HR S P ERA WHIP																		
<b>Chris Bosio, R</b> ERA: 3.33	(1, 1) 6.0 L 26 8 5 5 4 0 0 0 0 0 0 0 58 87 7.50 1.333																		
<b>Julio Machado, R</b> ERA: 3.12	(7, 1) 1.0 5 0 0 0 1 2 0 0 0 0 0 0 11 23 0.00 2.000																		
<b>Kevin Brown, L</b> ERA: 5.51	(8, 1) 1.0 6 0 0 0 0 2 0 0 0 0 0 0 13 28 0.00 2.000																		
<b>Chuck Crim, R</b> ERA: 5.54	(9, 1) 1.0 4 1 0 0 0 0 0 0 0 0 0 0 7 12 0.00 1.000																		

Batter	1	2	3	4	5	6	7	8	9	AB	R	H	RBI	BB	SO	LOB	BOTTOM		
<b>Paul Molitor, R</b> OBP: 0.395, SLG: 0.502										4	0	0	0	0	3	2	<b>Seattle Mariners @ Milwaukee Brewers</b> Milwaukee County Stadium, Milwaukee, WI Fri Jun 21 1991, 8:05 PM EDT Att: 18,409 - Cloudy - 65 F		
<b>Willie Randolph, R</b> OBP: 0.425, SLG: 0.349										4	0	1	0	0	2	1			
<b>Greg Vaughn, R</b> OBP: 0.346, SLG: 0.512										4	0	0	0	0	1	2			
<b>Robin Yount, R</b> OBP: 0.345, SLG: 0.442										3	0	0	0	1	1	0			
<b>Franklin Stubbs, L</b> OBP: 0.289, SLG: 0.342										4	1	1	1	0	0	1			
<b>Dante Bichette, R</b> OBP: 0.269, SLG: 0.417										3	0	1	0	1	1	1			
<b>B.J. Surhoff, L</b> OBP: 0.266, SLG: 0.236										3	0	0	0	0	1	2			
<b>Dale Sveum, S</b> OBP: 0.314, SLG: 0.353										2	0	0	0	1	1	0			
<b>Bill Spiers, L</b> OBP: 0.299, SLG: 0.336										2	0	1	0	1	0	1			
<b>Inning Stats</b>	R: 0 H: 0 E: 0 K: 3 S: 10	H: 0 LOB: 0 BB: 1 P: 16	R: 0 H: 0 E: 0 K: 0 S: 5	H: 0 LOB: 0 BB: 1 P: 14	R: 0 H: 0 E: 0 K: 1 S: 8	H: 0 LOB: 0 BB: 1 P: 15	R: 0 H: 0 E: 0 K: 0 S: 7	H: 1 LOB: 1 BB: 0 P: 10	R: 0 H: 1 E: 0 K: 2 S: 14	H: 1 LOB: 2 BB: 1 P: 24	R: 0 H: 0 E: 0 K: 1 S: 10	H: 0 LOB: 1 BB: 1 P: 18	R: 0 H: 1 E: 0 K: 2 S: 11	H: 1 LOB: 0 BB: 0 P: 15	R: 1 H: 1 E: 0 K: 0 S: 7	H: 1 LOB: 0 BB: 0 P: 13	1B: 2 2B: 1 3B: 0 HR: 1	SF: 0 SAC: 0 DP: 1 HBP: 0	WP: 0 PA: 34 PB: 0 SB: 0 CS: 1
<b>PITCHER</b>	IP WLS BF H R ER SO BB IBB HBP BLK WP HR S P ERA WHIP																		
<b>Randy Johnson, L</b> ERA: 4.27	(1, 1) 8.0 W 29 3 0 0 10 4 0 0 0 0 0 0 74 128 0.00 0.875																		
<b>Dave Burba, R</b> ERA: 4.2	(9, 1) 1.0 4 1 1 1 0 0 0 0 0 0 0 1 7 13 9.00 1.000																		



Batter	1	2	3	4	5	6	7	8	9	AB	R	H	RBI	BB	SO	LOB	TOP			
<b>Harold Reynolds, S</b> OBP: 0.370, SLG: 0.371 (1, 4)										5	0	0	0	0	1	4	<b>Seattle Mariners @ Milwaukee Brewers</b> Milwaukee County Stadium, Milwaukee, WI Sat Jun 22 1991, 8:05 PM EDT Att: 25,260 - Cloudy - 60 F			
<b>Greg Britley, L</b> OBP: 0.261, SLG: 0.279 (1, 9)										3	0	0	0	0	0	0				
<b>Alonzo Powell, R</b> OBP: 0.139, SLG: 0.171 (6, PH) (6, 9)										2	0	0	0	0	2	2				
<b>Ken Griffey Jr., L</b> OBP: 0.376, SLG: 0.462 (1, 8)										3	1	0	0	1	1	0				
<b>Pete O'Brien, L</b> OBP: 0.294, SLG: 0.381 (1, 3)										3	1	1	0	1	0	1				
<b>Alvin Davis, L</b> OBP: 0.331, SLG: 0.394 (1, 10)										4	1	2	3	0	0	1				
<b>Edgar Martinez, R</b> OBP: 0.424, SLG: 0.414 (1, 5)										4	1	1	0	0	0	2				
<b>Dave Cochrane, S</b> OBP: 0.419, SLG: 0.517 (1, 7)										4	1	2	2	0	0	0				
<b>Scott Bradley, L</b> OBP: 0.270, SLG: 0.213 (1, 2)										2	0	1	0	1	0	0				
<b>Omar Vizquel, S</b> OBP: 0.278, SLG: 0.281 (1, 6)										3	0	0	0	0	1	2				
<b>Inning Stats</b>	R: 1 E: 1 K: 1 S: 13	H: 1 LOB: 2 BB: 1 P: 25	R: 0 E: 0 K: 1 S: 9	H: 0 LOB: 1 BB: 1 P: 16	R: 0 E: 0 K: 0 S: 11	H: 0 LOB: 0 BB: 0 P: 18	R: 2 E: 1 K: 0 S: 10	H: 3 LOB: 1 BB: 0 P: 17	R: 2 E: 0 K: 0 S: 10	H: 1 LOB: 0 BB: 1 P: 20	R: 0 E: 1 K: 1 S: 8	H: 1 LOB: 2 BB: 0 P: 10	R: 0 E: 0 K: 1 S: 7	H: 0 LOB: 0 BB: 0 P: 12	R: 0 E: 0 K: 1 S: 6	H: 0 LOB: 0 BB: 0 P: 10	1B: 5 2B: 1 3B: 0 HR: 2	SF: 0 SAC: 2 DP: 1 HBP: 0	WP: 0 PB: 0 SB: 0 CS: 0	PA: 38
<b>PITCHER</b>	IP	WLS	BF	H	R	ER	SO	BB	IBB	HBP	BLK	WP	HR	S	P	ERA	WHIP			
<b>Don August, R</b> ERA: 4.43 (1, 1)	5.0	L	24	5	5	4	2	3	0	0	0	0	2	53	96	7.20	1.600			
<b>Mark Lee, L</b> ERA: 3.52 (6, 1)	3.0		11	2	0	0	2	0	0	0	0	0	0	25	39	0.00	0.667			
<b>Darren Holmes, R</b> ERA: 2.74 (9, 1)	1.0		3	0	0	0	1	0	0	0	0	0	0	6	10	0.00	0.000			

Batter	1	2	3	4	5	6	7	8	9	AB	R	H	RBI	BB	SO	LOB	BOTTOM			
<b>Paul Moltzer, R</b> OBP: 0.397, SLG: 0.500 (1, 10)										3	0	1	0	1	0	0	<b>Seattle Mariners @ Milwaukee Brewers</b> Milwaukee County Stadium, Milwaukee, WI Sat Jun 22 1991, 8:05 PM EDT Att: 25,260 - Cloudy - 60 F			
<b>Jim Gantner, L</b> OBP: 0.307, SLG: 0.333 (1, 4) (9, 5)										4	0	0	0	0	3					
<b>B.J. Surhoff, L</b> OBP: 0.261, SLG: 0.231 (1, 2)										4	0	0	0	0	1					
<b>Robin Yount, R</b> OBP: 0.341, SLG: 0.437 (1, 8)										3	0	0	0	0	2	1				
<b>Greg Vaughn, R</b> OBP: 0.342, SLG: 0.505 (1, 7)										3	0	0	0	0	1	0				
<b>Franklin Stubbs, L</b> OBP: 0.285, SLG: 0.337 (1, 3)										3	0	0	0	0	1	0				
<b>Darryl Hamilton, L</b> OBP: 0.322, SLG: 0.296 (1, 9)										3	0	2	0	0	0	0				
<b>Dale Sveum, S</b> OBP: 0.314, SLG: 0.353 (1, 5) (9, 6)										3	0	1	0	0	1	2				
<b>Bill Spiers, L</b> OBP: 0.295, SLG: 0.331 (1, 6) <b>Dante Bichette, R</b> OBP: 0.268, SLG: 0.416 (8, PH) <b>Willie Randolph, R</b> OBP: 0.425, SLG: 0.349 (9, 4)										2	0	0	0	0	1	1				
<b>Inning Stats</b>	R: 0 E: 0 K: 0 S: 6	H: 1 LOB: 1 BB: 0 P: 13	R: 0 E: 0 K: 0 S: 10	H: 0 LOB: 0 BB: 0 P: 12	R: 0 E: 0 K: 1 S: 11	H: 1 LOB: 1 BB: 1 P: 22	R: 0 E: 0 K: 1 S: 5	H: 0 LOB: 0 BB: 0 P: 9	R: 0 E: 0 K: 1 S: 5	H: 1 LOB: 0 BB: 0 P: 7	R: 0 E: 0 K: 2 S: 12	H: 0 LOB: 0 BB: 0 P: 20	R: 0 E: 0 K: 1 S: 9	H: 1 LOB: 1 BB: 0 P: 12	R: 0 E: 0 K: 0 S: 6	H: 0 LOB: 0 BB: 0 P: 8	1B: 4 2B: 0 3B: 0 HR: 0	SF: 0 SAC: 0 DP: 1 HBP: 0	WP: 0 PB: 0 SB: 0 CS: 2	PA: 30
<b>PITCHER</b>	IP	WLS	BF	H	R	ER	SO	BB	IBB	HBP	BLK	WP	HR	S	P	ERA	WHIP			
<b>Erik Hanson, R</b> ERA: 3.45 (1, 1)	7.0	W	23	3	0	0	5	1	0	0	0	0	0	15	20	0.00	0.571			
<b>Rob Murphy, L</b> ERA: 1.71 (8, 1)	2.0		7	1	0	0	1	0	0	0	0	0	0	15	20	0.00	0.500			



Batter	1	2	3	4	5	6	7	8	9	AB	R	H	RBI	BB	SO	LOB	TOP					
Henry Cotto, R OBP: 0.363, SLG: 0.452 (1, 8)	F8		K			F9		G6-4-3		4	0	0	0	0	1	1						
Jeff Schaefer, R OBP: 0.221, SLG: 0.246 Harold Reynolds, S OBP: 0.367, SLG: 0.368 (7, PH) (7, 4)	G3			F7			G4-3	P5		2	0	0	0	0	0	0						
Edgar Martinez, R OBP: 0.425, SLG: 0.416 (1, 5)				G3			1B		K	4	1	2	0	0	1	0						
Alvin Davis, L OBP: 0.325, SLG: 0.387 (1, 10)	F9			K			K		F8	4	0	0	0	0	2	2						
Dave Cochrane, S OBP: 0.371, SLG: 0.455 (1, 3) (7, 7)			P6			F7		E5	P6	4	1	0	0	0	0	1						
Jay Buhner, R OBP: 0.340, SLG: 0.480 Ken Griffey Jr., L OBP: 0.380, SLG: 0.465 (7, PH) (7, 8)	K			G5-3				1B		2	0	0	0	0	1	0						
Alonzo Powell, R OBP: 0.340, SLG: 0.162 Pete O'Brien, L OBP: 0.297, SLG: 0.383 (7, PH) (7, 3)	G4-3			F9				1B		2	0	0	0	0	0	0						
Dave Valle, R OBP: 0.260, SLG: 0.194 Scott Bradley, L OBP: 0.267, SLG: 0.210 (7, PH) (7, 2)			G6-3					P6		1	0	0	0	1	0	0						
Omar Vizquel, S OBP: 0.279, SLG: 0.278 (1, 6)			P3			G6-4-3				2	0	0	0	1	0	1						
<b>Inning Stats</b>	R: 0 E: 0 K: 0 S: 9	H: 1 LOB: 1 BB: 0 P: 15	R: 0 E: 0 K: 1 S: 5	H: 0 LOB: 0 BB: 0 P: 9	R: 0 E: 0 K: 1 S: 7	H: 0 LOB: 0 BB: 0 P: 8	R: 0 E: 0 K: 1 S: 8	H: 0 LOB: 0 BB: 0 P: 12	R: 0 E: 0 K: 0 S: 8	H: 0 LOB: 0 BB: 1 P: 11	R: 0 E: 0 K: 0 S: 4	H: 0 LOB: 0 BB: 1 P: 9	R: 2 E: 1 K: 1 S: 17	H: 3 LOB: 2 BB: 0 P: 28	R: 0 E: 0 K: 0 S: 5	H: 0 LOB: 0 BB: 1 P: 15	R: 0 E: 0 K: 1 S: 8	H: 0 LOB: 0 BB: 0 P: 14	1B: 4 2B: 0 3B: 0 HR: 0	SF: 0 SAC: 0 DP: 2 HBP: 0	WP: 0 PB: 0 SB: 0 CS: 0	PA: 32
<b>PITCHER</b>	IP	WLS	BF	H	R	ER	SO	BB	IBB	HBP	BLK	WP	HR	S	P	ERA	WHIP					
Teddy Higuera, L ERA: 4.6 (1, 1)	6.0	W	19	1	0	0	3	1	0	0	0	0	0	41	64	0.00	0.333					
Chuck Crim, R ERA: 5.45 (7, 1)	0.2		6	3	2	0	1	0	0	0	0	0	0	15	23	0.00	4.500					
Julio Machado, R ERA: 3.0 (7, 1)	1.1		4	0	0	0	1	0	0	0	0	0	0	7	20	0.00	0.750					
Dan Plesac, L ERA: 1.99 (9, 1)	1.0	S	3	0	0	0	1	0	0	0	0	0	0	8	14	0.00	0.000					

Seattle Mariners @ Milwaukee Brewers  
Milwaukee County Stadium, Milwaukee, WI  
Sun Jun 23 1991, 4:33 AM EDT  
Att: 25,159 - Sunny - 71 F

AB 30  
R 2  
H 4  
RBI 2  
BB 2  
SO 5  
LOB 7



Batter	1	2	3	4	5	6	7	8	9	AB	R	H	RBI	BB	SO	LOB	BOTTOM				
Paul Molitor, R OBP: 0.401, SLG: 0.500 (1, 3)	G4-3		CS		1B					2	0	1	0	2	0	0					
Willie Randolph, R OBP: 0.427, SLG: 0.354 (1, 4)	BB		F9		IBB			G1-6-3		4	0	2	2	0	0	3					
Greg Vaughn, R OBP: 0.345, SLG: 0.517 (1, 10)	1B		CS		FC5-4					3	1	1	2	1	1	2					
Robin Yount, R OBP: 0.337, SLG: 0.430 (1, 8)	BB		1-2		1B			HR		4	0	0	0	0	1	2					
Dale Sveum, S OBP: 0.313, SLG: 0.345 (1, 5)	F9				FC5-4					3	1	0	0	1	0	2					
Dante Bichette, R OBP: 0.272, SLG: 0.417 (1, 9)	F9		G6-3					F8		4	0	2	0	0	0	0					
Darryl Hamilton, L OBP: 0.330, SLG: 0.298 (1, 7)			F8		FC1-6			G5-3		4	0	2	0	0	0	0					
Rick Dempsey, R OBP: 0.264, SLG: 0.338 (1, 2)			BB		FC1-6			G4-3		3	1	1	1	1	0	1					
Bill Spiers, L OBP: 0.296, SLG: 0.331 (1, 6)			G5-4-3		1B					3	1	1	0	0	0	3					
<b>Inning Stats</b>	R: 0 E: 0 K: 0 S: 10	H: 1 LOB: 2 BB: 1 P: 18	R: 0 E: 0 K: 0 S: 6	H: 0 LOB: 1 BB: 1 P: 11	R: 0 E: 0 K: 0 S: 8	H: 0 LOB: 0 BB: 1 P: 14	R: 0 E: 0 K: 1 S: 6	H: 0 LOB: 0 BB: 0 P: 10	R: 2 E: 0 K: 1 S: 14	H: 3 LOB: 2 BB: 1 P: 27	R: 1 E: 0 K: 0 S: 11	H: 2 LOB: 1 BB: 1 P: 18	R: 2 E: 0 K: 1 S: 20	H: 3 LOB: 0 BB: 0 P: 26	R: 0 E: 0 K: 0 S: 6	H: 0 LOB: 0 BB: 0 P: 8	1B: 7 2B: 1 3B: 0 HR: 1	SF: 0 SAC: 0 DP: 3 HBP: 0	WP: 0 PB: 0 SB: 0 CS: 1	PA: 35	
<b>PITCHER</b>	IP	WLS	BF	H	R	ER	SO	BB	IBB	HBP	BLK	WP	HR	S	P	ERA	WHIP				
Bill Krueger, L ERA: 3.84 (1, 1)	5.1	L	25	6	3	3	2	4	1	0	0	0	1	21	27	10.80	1.875				
Bill Swift, R ERA: 3.05 (6, 1)	1.2		6	3	2	2	1	0	0	0	0	0	0	6	8	0.00	0.000				
Russ Swan, L ERA: 2.52 (8, 1)	1.0		3	0	0	0	0	0	0	0	0	0	0	6	8	0.00	0.000				

Seattle Mariners @ Milwaukee Brewers  
Milwaukee County Stadium, Milwaukee, WI  
Sun Jun 23 1991, 4:33 AM EDT  
Att: 25,159 - Sunny - 71 F

AB 29  
R 5  
H 9  
RBI 5  
BB 5  
SO 3  
LOB 15





Batter	1	2	3	4	5	6	7	8	9	AB	R	H	RBI	BB	SO	LOB	TOP					
<b>Henry Cotto, R</b> OBP: 0.352, SLG: 0.437 (1, 7)	F7		K		G5-4-3			F9		4	0	0	0	0	1	4	<b>Seattle Mariners @ Chicago White Sox</b> Comiskey Park, Chicago, IL Mon Jun 24 1991, 8:05 PM EDT Att: 42,552 - Sunny - 75 F					
<b>Harold Reynolds, S</b> OBP: 0.396, SLG: 0.387 (1, 4)	P6		G6-3			L5		G5-3 1B		4	0	1	0	0	0	1						
<b>Ken Griffey Jr., L</b> OBP: 0.375, SLG: 0.457 (1, 8)	G4-3			G4-3		G4-3		G5-3		4	0	0	0	0	0	1						
<b>Pete O'Brien, L</b> OBP: 0.296, SLG: 0.381 (1, 3)				G4-3		G4-3		K		4	0	1	0	0	1	1						
<b>Edgar Martinez, R</b> OBP: 0.422, SLG: 0.413 (1, 5)				G5-3			F8		E6 2B G6-3	4	1	1	0	0	0	0						
<b>Alvin Davis, L</b> OBP: 0.325, SLG: 0.386 <b>Alonzo Powell, R</b> OBP: 0.154, SLG: 0.211 (9, PH)	P6				G4-3		G4-3		G6-3	3	0	1	0	0	0	2						
<b>Jay Buhner, R</b> OBP: 0.338, SLG: 0.469 (1, 9)	G6-4-3					1B BB	FC5-4 1B		G6-3	1	0	1	0	0	0	4						
<b>Dave Valle, R</b> OBP: 0.260, SLG: 0.196 (1, 2)			F7				F7		G6-3	4	0	1	0	0	0	2						
<b>Jeff Schaefer, R</b> OBP: 0.250, SLG: 0.333 (1, 6)									G4-3	4	1	3	1	0	0	1						
<b>Inning Stats</b>	R: 0 E: 0 K: 0 S: 9	H: 0 LOB: 0 BB: 0 P: 17	R: 0 E: 0 K: 0 S: 6	H: 2 LOB: 1 BB: 0 P: 10	R: 0 E: 0 K: 1 S: 10	H: 1 LOB: 1 BB: 0 P: 15	R: 0 E: 0 K: 0 S: 8	H: 0 LOB: 0 BB: 0 P: 13	R: 0 E: 0 K: 0 S: 6	H: 2 LOB: 2 BB: 1 P: 14	R: 0 E: 0 K: 0 S: 5	H: 1 LOB: 1 BB: 0 P: 11	R: 1 E: 0 K: 1 S: 11	H: 2 LOB: 1 BB: 0 P: 14	R: 1 E: 1 K: 0 S: 15	H: 1 LOB: 1 BB: 0 P: 17		1B: 6 2B: 2 3B: 0 HR: 1	SF: 0 SAC: 0 DP: 2 HBP: 0	WP: 0 PB: 0 SB: 0 CS: 0	PA: 36	
<b>PITCHER</b>	IP	WLS	BF	H	R	ER	SO	BB	IBB	HBP	BLK	WP	HR	S	P	ERA	WHIP					
<b>Greg Hibbard, L</b> ERA: 3.96 <b>Scott Radinsky, L</b> ERA: 2.12	(1, 1)	7.1	W	29	8	1	1	1	1	0	0	0	0	1	58	98	1.23	1.227				
(8, 1)	1.2	S	7	1	1	0	1	0	0	0	0	0	0	0	19	21	0.00	0.600				



Batter	1	2	3	4	5	6	7	8	9	AB	R	H	RBI	BB	SO	LOB	BOTTOM					
<b>Tim Raines, S</b> OBP: 0.387, SLG: 0.389 (1, 7)	K		G4-3			FC6-4 1B		1B HR BB		3	1	1	0	1	1	0	<b>Seattle Mariners @ Chicago White Sox</b> Comiskey Park, Chicago, IL Mon Jun 24 1991, 8:05 PM EDT Att: 42,552 - Sunny - 75 F					
<b>Robin Ventura, L</b> OBP: 0.338, SLG: 0.331 (9, 3)	F7				2B 1B	F9		HR 1B		4	2	2	0	0	0	1						
<b>Frank Thomas, R</b> OBP: 0.453, SLG: 0.536 (1, 10)	K2-3				F9 1H FC3-2 2B	K		HR		4	1	2	5	0	2	1						
<b>Carlton Fisk, R</b> OBP: 0.341, SLG: 0.398 (1, 2)					F9	FC6-4		P5		4	0	0	0	0	0	2						
<b>Dan Pasqua, L</b> OBP: 0.320, SLG: 0.354 <b>Craig Grebeck, R</b> OBP: 0.302, SLG: 0.448 (8, PH)	F8				PO FC3-2 BB			K		2	1	1	1	1	0	0						
<b>Lance Johnson, L</b> OBP: 0.272, SLG: 0.267 (1, 8)					FC3-2		HR	G4-3		1	0	0	0	0	1	0						
<b>Sammy Sosa, R</b> OBP: 0.253, SLG: 0.356 (1, 9)	F8				PO		K			3	0	0	0	0	1	1						
<b>Scott Fletcher, R</b> OBP: 0.273, SLG: 0.273 (1, 4)			G5-3			P4		G4-3		3	0	0	0	0	0	0						
<b>Ozzie Guillen, L</b> OBP: 0.287, SLG: 0.329 (1, 6)	F9					F8		1B BB HR BB		2	1	0	0	1	0	0						
<b>Inning Stats</b>	R: 0 E: 0 K: 2 S: 8	H: 0 LOB: 0 BB: 0 P: 14	R: 0 E: 0 K: 0 S: 7	H: 0 LOB: 1 BB: 1 P: 15	R: 0 E: 0 K: 0 S: 5	H: 0 LOB: 0 BB: 0 P: 8	R: 1 E: 0 K: 0 S: 6	H: 2 LOB: 1 BB: 1 P: 10	R: 0 E: 0 K: 1 S: 9	H: 1 LOB: 0 BB: 0 P: 14	R: 1 E: 0 K: 1 S: 9	H: 1 LOB: 0 BB: 0 P: 12	R: 4 E: 0 K: 1 S: 14	H: 2 LOB: 0 BB: 2 P: 28	1B: 3 2B: 1 3B: 0 HR: 2	SF: 0 SAC: 0 DP: 0 HBP: 0		WP: 0 PB: 0 SB: 0 CS: 0	PA: 34			
<b>PITCHER</b>	IP	WLS	BF	H	R	ER	SO	BB	IBB	HBP	BLK	WP	HR	S	P	ERA	WHIP					
<b>Rich DeLucia, R</b> ERA: 4.76 <b>Michael Jackson, R</b> ERA: 2.51 <b>Rob Murphy, L</b> ERA: 1.67	(1, 1)	7.0	L	26	4	2	2	4	2	0	0	0	0	1	50	80	2.57	0.857				
(8, 1)	0.1	5	2	4	4	0	2	0	0	0	0	0	0	1	9	20	108.00	12.000				
(8, 1)	0.2	2	0	0	0	1	0	0	0	0	0	0	0	5	8	0.00	0.000					





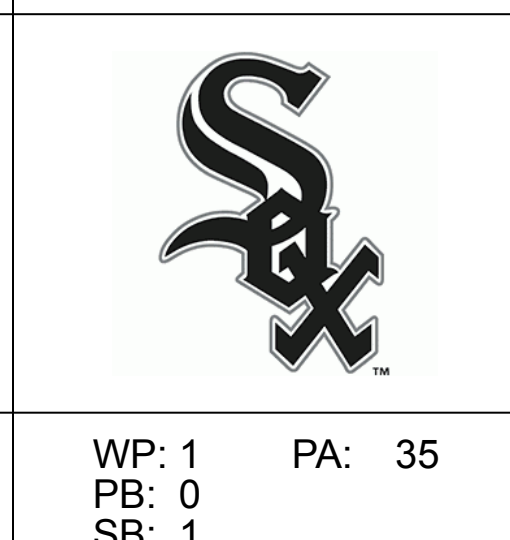
Batter	1	2	3	4	5	6	7	8	9	AB	R	H	RBI	BB	SO	LOB	TOP					
<b>Harold Reynolds, S</b> OBP: 0.361, SLG: 0.361 (1, 4)	G4-3		F7			P5		F8		4	0	0	0	0	0	3	<b>Seattle Mariners @ Chicago White Sox</b> Comiskey Park, Chicago, IL Tue Jun 25 1991, 8:05 PM EDT Att: 36,971 - Cloudy - 78 F					
<b>Greg Britley, L</b> OBP: 0.256, SLG: 0.272 (1, 9)	P5		G1-6-3			K		K		4	0	0	0	0	2	3						
<b>Ken Griffey Jr., L</b> OBP: 0.369, SLG: 0.449 (1, 8)	G3-1					F8				4	0	0	0	0	1	0						
<b>Pete O'Brien, L</b> OBP: 0.295, SLG: 0.379 (1, 3)		P5				G4-3		F8		4	0	1	0	0	0	0						
<b>Alvin Davis, L</b> OBP: 0.320, SLG: 0.379 (1, 10)		P5				F9		K		4	0	0	0	0	1	1						
<b>Edgar Martinez, R</b> OBP: 0.424, SLG: 0.409 (1, 5)								G6-3		2	0	0	0	2	1	1						
<b>Dave Cochrane, S</b> OBP: 0.342, SLG: 0.417 (1, 7)										3	0	0	0	0	2	2						
<b>Scott Bradley, L</b> OBP: 0.269, SLG: 0.214 (1, 2)										3	0	1	0	0	0	1						
<b>Omar Vizquel, S</b> OBP: 0.284, SLG: 0.280 (1, 6)										2	0	1	0	1	0	1						
<b>Inning Stats</b>	R: 0 E: 0 K: 0 S: 12	H: 0 LOB: 0 BB: 0 P: 18	R: 0 E: 0 K: 1 S: 12	H: 0 LOB: 1 BB: 1 P: 17	R: 0 E: 0 K: 0 S: 10	H: 0 LOB: 1 BB: 1 P: 18	R: 0 E: 0 K: 1 S: 10	H: 0 LOB: 0 BB: 0 P: 14	R: 0 E: 0 K: 0 S: 6	H: 0 LOB: 1 BB: 1 P: 10	R: 0 E: 0 K: 1 S: 9	H: 0 LOB: 0 BB: 0 P: 12	R: 0 E: 0 K: 1 S: 7	H: 0 LOB: 0 BB: 0 P: 14	R: 0 E: 0 K: 2 S: 11	H: 2 LOB: 2 BB: 0 P: 14	R: 0 E: 0 K: 1 S: 11	H: 1 LOB: 1 BB: 0 P: 14	1B: 3 2B: 0 3B: 0 HR: 0	SF: 0 SAC: 0 DP: 0 HBP: 0	WP: 1 PB: 0 SB: 1 CS: 0	PA: 33
<b>PITCHER</b> <b>Jack McDowell, R</b> ERA: 3.22 (1, 1)	IP: 9.0 WLS: W BF: 33 H: 3 R: 0 ER: 0 SO: 7 BB: 3 IBB: 0 HBP: 0 BLK: 0 WP: 1 HR: 0 S: 88 P: 131 ERA: 0.00 WHIP: 0.667															<b>PITCHER</b>						

Batter	1	2	3	4	5	6	7	8	9	AB	R	H	RBI	BB	SO	LOB	BOTTOM			
<b>Tim Raines, S</b> OBP: 0.385, SLG: 0.387 (1, 7)	F8		K			F7				4	0	1	1	0	1	0	<b>Seattle Mariners @ Chicago White Sox</b> Comiskey Park, Chicago, IL Tue Jun 25 1991, 8:05 PM EDT Att: 36,971 - Cloudy - 78 F			
<b>Robin Ventura, L</b> OBP: 0.342, SLG: 0.349 (1, 5)						G3		G6-4-3		4	1	2	1	0	0	2				
<b>Frank Thomas, R</b> OBP: 0.454, SLG: 0.546 (1, 10)						G4-3				3	1	1	1	1	1	1				
<b>Carlton Fisk, R</b> OBP: 0.335, SLG: 0.390 (1, 2)										4	0	0	0	0	0	3				
<b>Dan Pasqua, L</b> OBP: 0.318, SLG: 0.371 (1, 3)										4	1	1	1	0	0	0				
<b>Lance Johnson, L</b> OBP: 0.276, SLG: 0.275 (1, 8)										4	0	2	0	0	0	0				
<b>Sammy Sosa, R</b> OBP: 0.249, SLG: 0.350 (1, 9)										4	0	0	0	0	1	2				
<b>Craig Grebeck, R</b> OBP: 0.328, SLG: 0.492 (1, 4)										3	1	2	0	1	0	0				
<b>Ozzie Guillen, L</b> OBP: 0.283, SLG: 0.325 (1, 6)										3	0	0	0	0	0	4				
<b>Inning Stats</b>	R: 0 E: 0 K: 1 S: 8	H: 1 LOB: 1 BB: 0 P: 11	R: 0 E: 0 K: 0 S: 9	H: 1 LOB: 2 BB: 1 P: 17	R: 2 E: 0 K: 1 S: 12	H: 2 LOB: 0 BB: 0 P: 17	R: 0 E: 0 K: 0 S: 6	H: 1 LOB: 1 BB: 0 P: 9	R: 0 E: 0 K: 0 S: 9	H: 0 LOB: 0 BB: 0 P: 10	R: 0 E: 0 K: 0 S: 9	H: 1 LOB: 1 BB: 0 P: 16	R: 1 E: 1 K: 0 S: 12	H: 2 LOB: 2 BB: 1 P: 20	R: 1 E: 0 K: 1 S: 6	H: 1 LOB: 0 BB: 0 P: 7	1B: 2 2B: 4 3B: 0 HR: 3	SF: 0 SAC: 0 DP: 1 HBP: 0	WP: 1 PB: 0 SB: 1 CS: 0	PA: 35
<b>PITCHER</b> <b>Dave Burba, R</b> ERA: 3.86 <b>Russ Swan, L</b> ERA: 2.7 <b>Bill Swift, R</b> ERA: 3.03 <b>Rob Murphy, L</b> ERA: 1.93 (1, 1)	IP: 6.0 WLS: L BF: 25 H: 6 R: 2 ER: 2 SO: 2 BB: 1 IBB: 0 HBP: 0 BLK: 0 WP: 0 HR: 2 S: 50 P: 80 ERA: 3.00 WHIP: 1.167															<b>PITCHER</b>				

AB	30
R	0
H	3
RBI	0
BB	3
SO	7
LOB	12



AB	33
R	4
H	9
RBI	4
BB	2
SO	3
LOB	12









Batter	1	2	3	4	5	6	7	8	9	AB	R	H	RBI	BB	SO	LOB	TOP										
<b>Edgar Martinez, R</b> OBP: 0.424, SLG: 0.425 (1, 5)	G5-3		F8			B1-3				3	0	0	0	1	0	0	<b>Seattle Mariners @ Chicago White Sox</b> Comiskey Park, Chicago, IL Thu Jun 27 1991, 4:33 AM EDT Att: 37,065 - Sunny - 89 F										
<b>Harold Reynolds, S</b> OBP: 0.355, SLG: 0.355 (1, 4)	G3-1			CS		F8				4	0	1	0	0	1	1											
<b>Ken Griffey Jr., L</b> OBP: 0.362, SLG: 0.438 (1, 8)	G6-3			L4		1B				3	1	0	0	1	1	1											
<b>Pete O'Brien, L</b> OBP: 0.295, SLG: 0.374 (8, PH)		2B				1B				2	1	1	0	1	0	1											
<b>Henry Cotto, R</b> OBP: 0.362, SLG: 0.446 (8, 7)				L7		1B				1	0	1	0	0	0	0											
<b>Alvin Davis, L</b> OBP: 0.323, SLG: 0.378 (8, PH)						1B				3	0	1	1	0	0	1											
<b>Alonzo Powell, R</b> OBP: 0.150, SLG: 0.205 (8, PH)						1B				1	0	0	0	0	1	1											
<b>Dave Cochrane, S</b> OBP: 0.391, SLG: 0.465 (8, 3)						1B				4	0	2	1	0	1	2											
<b>Jay Buhner, R</b> OBP: 0.467, SLG: 0.467 (9, PH)						1B				3	0	1	0	0	2	3											
<b>Greg Briley, L</b> OBP: 0.254, SLG: 0.271 (9, PH)						1B				1	0	0	0	0	1	0											
<b>Omar Vizquel, S</b> OBP: 0.283, SLG: 0.279 (1, 6)			G6-3							4	0	1	0	0	0	1											
<b>Dave Valle, R</b> OBP: 0.254, SLG: 0.191 (9, PH)										3	0	0	0	0	1	2											
<b>Scott Bradley, L</b> OBP: 0.281, SLG: 0.233 (9, PH)			K							1	0	0	0	0	0	1											
<b>Inning Stats</b>	R: 0 E: 0 K: 0 S: 11	H: 0 LOB: 0 BB: 0 P: 17	R: 0 E: 0 K: 1 S: 12	H: 1 LOB: 2 BB: 1 P: 20	R: 0 E: 0 K: 1 S: 6	H: 0 LOB: 0 BB: 0 P: 9	R: 0 E: 0 K: 0 S: 4	H: 1 LOB: 0 BB: 0 P: 7	R: 0 E: 0 K: 1 S: 13	H: 1 LOB: 2 BB: 0 P: 18	R: 2 E: 0 K: 1 S: 15	H: 3 LOB: 2 BB: 1 P: 26	R: 0 E: 0 K: 1 S: 6	H: 0 LOB: 1 BB: 1 P: 10	R: 0 E: 1 K: 2 S: 10	H: 1 LOB: 1 BB: 0 P: 16	R: 0 E: 0 K: 1 S: 12	H: 1 LOB: 0 BB: 0 P: 17	1B: 7 2B: 1 3B: 0 HR: 0	SF: 0 SAC: 0 DP: 1 HBP: 0	WP: 0 PB: 0 SB: 0 CS: 1	PA: 36					
<b>PITCHER</b>	IP	WLS	BF	H	R	ER	SO	BB	IBB	HBP	BLK	WP	HR	S	P	ERA	WHIP										
<b>Alex Fernandez, R</b> ERA: 5.63 (1, 1)	5.2	W	24	6	2	2	3	2	0	0	0	0	0	57	91	3.18	1.412										
<b>Melido Perez, L</b> ERA: 3.79 (8, 1)	1.1		5	0	0	0	2	1	0	0	0	0	0	10	16	0.00	0.750										
<b>Scott Radinsky, L</b> ERA: 2.05 (8, 1)	1.0		4	1	0	0	2	0	0	0	0	0	0	10	16	0.00	1.000										
<b>Bobby Thigpen, R</b> ERA: 4.32 (9, 1)	1.0	S	3	1	0	0	1	0	0	0	0	0	0	12	17	0.00	1.000										

Batter	1	2	3	4	5	6	7	8	9	AB	R	H	RBI	BB	SO	LOB	BOTTOM										
<b>Tim Raines, S</b> OBP: 0.380, SLG: 0.381 (1, 7)	L9		G4-3		G4-3					4	1	1	0	0	0	1	<b>Seattle Mariners @ Chicago White Sox</b> Comiskey Park, Chicago, IL Thu Jun 27 1991, 4:33 AM EDT Att: 37,065 - Sunny - 89 F										
<b>Robin Ventura, L</b> OBP: 0.345, SLG: 0.345 (1, 5)	G3		BB				F9			3	1	1	0	1	0	0											
<b>Frank Thomas, R</b> OBP: 0.457, SLG: 0.539 (1, 10)	1B		2B				F9			2	1	1	1	2	0	0											
<b>Matt Merullo, L</b> OBP: 0.292, SLG: 0.395 (7, PH)							L9			3	1	2	1	0	0	0											
<b>Carlton Fisk, R</b> OBP: 0.335, SLG: 0.400 (8, 2)							L9			1	0	0	0	0	0	2											
<b>Dan Pasqua, L</b> OBP: 0.326, SLG: 0.406 (1, 3)							L9			4	1	2	3	0	1	2											
<b>Lance Johnson, L</b> OBP: 0.275, SLG: 0.274 (1, 8)							F8			4	0	1	0	0	1	1											
<b>Warren Newson, L</b> OBP: 0.419, SLG: 0.280 (5, 9)							F8			2	0	0	0	0	1	0											
<b>Sammy Sosa, R</b> OBP: 0.244, SLG: 0.342 (5, 9)							F8			2	0	0	0	0	2	1											
<b>Craig Grebeck, R</b> OBP: 0.324, SLG: 0.471 (1, 4)							F8			4	0	2	0	0	0	0											
<b>Ozzie Guillen, L</b> OBP: 0.278, SLG: 0.318 (1, 6)							F8			4	0	0	0	0	0	2											
<b>Inning Stats</b>	R: 0 E: 0 K: 1 S: 13	H: 1 LOB: 2 BB: 1 P: 23	R: 0 E: 0 K: 2 S: 13	H: 0 LOB: 0 BB: 0 P: 18	R: 3 E: 0 K: 0 S: 16	H: 3 LOB: 1 BB: 1 P: 27	R: 0 E: 0 K: 0 S: 6	H: 1 LOB: 1 BB: 0 P: 7	R: 0 E: 0 K: 1 S: 8	H: 1 LOB: 1 BB: 0 P: 16	R: 1 E: 0 K: 0 S: 8	H: 2 LOB: 2 BB: 1 P: 16	R: 1 E: 0 K: 1 S: 13	H: 2 LOB: 1 BB: 0 P: 19	1B: 7 2B: 2 3B: 1 HR: 1	SF: 0 SAC: 0 DP: 1 HBP: 0	WP: 0 PB: 0 SB: 1 CS: 1	PA: 36									
<b>PITCHER</b>	IP	WLS	BF	H	R	ER	SO	BB	IBB	HBP	BLK	WP	HR	S	P	ERA	WHIP										
<b>Erik Hanson, R</b> ERA: 3.66 (7, 1)	6.2	L	30	8	4	4	4	3	0	0	0	0	1	16	23	6.75	1.650										
<b>Rob Murphy, L</b> ERA: 2.15 (7, 1)	1.1		6	2	1	1	1	0	0	0	0	0	0	16	23	6.75	1.500										



Batter	1	2	3	4	5	6	7	8	9	AB	R	H	RBI	BB	SO	LOB	TOP											
<b>Edgar Martinez, R</b> OBP: 0.417, SLG: 0.416 (1, 5)										5	0	0	0	0	1	3												
<b>Harold Reynolds, S</b> OBP: 0.337, SLG: 0.354 (1, 4)										3	1	1	0	1	0	2												
<b>Ken Griffey Jr., L</b> OBP: 0.364, SLG: 0.436 (1, 8)										3	1	1	1	1	0	1												
<b>Pete O'Brien, L</b> OBP: 0.295, SLG: 0.376 (1, 3)										4	0	1	1	0	1	4												
<b>Alvin Davis, L</b> OBP: 0.318, SLG: 0.371 (1, 10)										4	0	0	0	0	1	1												
<b>Dave Cochrane, S</b> OBP: 0.400, SLG: 0.468 (1, 7)										4	0	2	0	0	1	0												
<b>Dave Valle, R</b> OBP: 0.254, SLG: 0.191 (8, 2)										0	0	0	0	0	0	0												
<b>Jay Buhner, R</b> OBP: 0.333, SLG: 0.482 (1, 9)										4	1	1	1	0	0	3												
<b>Scott Bradley, L</b> OBP: 0.283, SLG: 0.236 (1, 2)										3	0	1	0	0	0	1												
<b>Greg Briley, L</b> OBP: 0.253, SLG: 0.269 (8, 7)										1	0	0	0	0	1	0												
<b>Omar Vizquel, S</b> OBP: 0.287, SLG: 0.284 (1, 6)										4	0	2	0	0	1	0												
<b>Inning Stats</b>	R: 2 E: 0 K: 0 S: 12	H: 3 LOB: 2 BB: 1 P: 24	R: 0 E: 0 K: 0 S: 12	H: 2 LOB: 3 BB: 1 P: 21	R: 0 E: 0 K: 1 S: 12	H: 1 LOB: 1 BB: 0 P: 20	R: 0 E: 0 K: 1 S: 10	H: 1 LOB: 0 BB: 0 P: 14	R: 0 E: 0 K: 0 S: 10	H: 0 LOB: 0 BB: 0 P: 17	R: 1 E: 0 K: 1 S: 11	H: 1 LOB: 0 BB: 0 P: 19	R: 0 E: 0 K: 1 S: 14	H: 1 LOB: 1 BB: 0 P: 21	R: 0 E: 0 K: 0 S: 8	H: 0 LOB: 0 BB: 0 P: 14	R: 0 E: 0 K: 2 S: 9	H: 0 LOB: 0 BB: 0 P: 9	1B: 7 2B: 2 3B: 0 HR: 1	SF: 0 SAC: 0 DP: 1 HBP: 0	WP: 0 PB: 0 SB: 1 CS: 1	PA: 37						
<b>PITCHER</b>	IP	WLS	BF	H	R	ER	SO	BB	IBB	HBP	BLK	WP	HR	S	P	ERA	WHIP											
<b>Tom Candiotti, R</b> ERA: 2.36 (1, 1)	6.0	L	27	8	3	3	3	2	0	0	0	0	0	1	67	115	4.50	1.667										
<b>Mike Timlin, R</b> ERA: 3.34 (7, 1)	0.2		3	1	0	0	0	0	0	0	0	0	0	0	11	16	0.00	1.500										
<b>Bob MacDonald, L</b> ERA: 0.87 (7, 1)	1.0		3	0	0	0	1	0	0	0	0	0	0	0	8	15	0.00	0.000										
<b>Duane Ward, R</b> ERA: 2.61 (8, 1)	1.1	S	4	0	0	0	2	0	0	0	0	0	0	0	12	13	0.00	0.000										

Seattle Mariners @ Toronto Blue Jays  
SkyDome, Toronto, ON  
Fri Jun 28 1991, 7:05 PM EDT  
Att: 50,297 - Sunny - 89 F

AB 35  
R 3  
H 9  
RBI 3  
BB 2  
SO 6  
LOB 15



Batter	1	2	3	4	5	6	7	8	9	AB	R	H	RBI	BB	SO	LOB	BOTTOM										
<b>Devon White, S</b> OBP: 0.356, SLG: 0.416 (1, 8)										4	0	1	0	0	0	0											
<b>Roberto Alomar, S</b> OBP: 0.343, SLG: 0.439 (1, 4)										4	0	1	0	0	0	1											
<b>Joe Carter, R</b> OBP: 0.368, SLG: 0.578 (1, 9)										4	0	0	0	0	2	1											
<b>Kelly Gruber, R</b> OBP: 0.324, SLG: 0.427 (1, 5)										4	1	2	1	0	0	0											
<b>Pat Tabler, R</b> OBP: 0.331, SLG: 0.265 (1, 10)										3	0	1	0	0	0	1											
<b>Rance Mulliniks, L</b> OBP: 0.441, SLG: 0.414 (9, PH)										1	0	0	0	0	1	0											
<b>Ed Sprague, R</b> OBP: 0.364, SLG: 0.398 (1, 3)										2	0	0	0	0	0	1											
<b>John Olerud, L</b> OBP: 0.316, SLG: 0.397 (7, PH)										2	0	2	0	0	0	0											
<b>Derek Bell, R</b> (1, 7)										3	0	0	0	1	1	3											
<b>Pat Borders, R</b> OBP: 0.239, SLG: 0.272 (1, 2)										2	0	0	0	0	0	2											
<b>Greg Myers, L</b> OBP: 0.343, SLG: 0.428 (7, PH)										1	0	0	0	0	0	2											
<b>Manuel Lee, S</b> OBP: 0.316, SLG: 0.326 (1, 6)										3	0	0	0	0	0	0											
<b>Inning Stats</b>	R: 0 E: 0 K: 1 S: 8	H: 0 LOB: 0 BB: 0 P: 12	R: 0 E: 0 K: 0 S: 5	H: 0 LOB: 0 BB: 0 P: 7	R: 0 E: 0 K: 0 S: 7	H: 0 LOB: 0 BB: 0 P: 10	R: 0 E: 0 K: 1 S: 7	H: 0 LOB: 0 BB: 0 P: 10	R: 0 E: 0 K: 0 S: 8	H: 1 LOB: 2 BB: 1 P: 17	R: 0 E: 0 K: 0 S: 3	H: 1 LOB: 0 BB: 0 P: 6	R: 1 E: 0 K: 0 S: 9	H: 3 LOB: 2 BB: 0 P: 12	R: 0 E: 0 K: 0 S: 12	H: 1 LOB: 1 BB: 0 P: 16	R: 0 E: 0 K: 2 S: 13	H: 1 LOB: 1 BB: 0 P: 14	1B: 5 2B: 1 3B: 1 HR: 1	SF: 0 SAC: 0 DP: 1 HBP: 0	WP: 0 PB: 0 SB: 0 CS: 0	PA: 34					
<b>PITCHER</b>	IP	WLS	BF	H	R	ER	SO	BB	IBB	HBP	BLK	WP	HR	S	P	ERA	WHIP										
<b>Bill Krueger, L</b> ERA: 3.62 (7, 1)	0.1		2	1	0	0	0	0	0	0	0	0	0	4	5	0.00	3.000										
<b>Russ Swan, L</b> ERA: 2.59 (7, 1)	1.0		4	1	0	0	0	0	0	0	0	0	0	12	15	0.00	1.000										
<b>Michael Jackson, R</b> ERA: 2.7 (8, 1)	1.1	S	5	1	0	0	2	0	0	0	0	0	0	15	18	0.00	0.750										

Seattle Mariners @ Toronto Blue Jays  
SkyDome, Toronto, ON  
Fri Jun 28 1991, 7:05 PM EDT  
Att: 50,297 - Sunny - 89 F

AB 33  
R 1  
H 7  
RBI 1  
BB 1  
SO 4  
LOB 11





Batter	1	2	3	4	5	6	7	8	9	AB	R	H	RBI	BB	SO	LOB	TOP										
Edgar Martinez, R OBP: 0.414, SLG: 0.418	0-1 2B		1-1 F8		0-2 FC6 FC4-2		1-0 G1-3			4	0	1	0	0	0	2	Seattle Mariners @ Toronto Blue Jays SkyDome, Toronto, ON Sat Jun 29 1991, 3:33 AM EDT Att: 50,268 - Dome - 70 F										
Harold Reynolds, S OBP: 0.353, SLG: 0.349	0-2 F7		3-2 G6-3		2-0 FC4-2		2-0 F9			4	0	0	0	0	3												
Henry Cotto, R OBP: 0.356, SLG: 0.439 Ken Griffey Jr., L OBP: 0.361, SLG: 0.433	3-0 F8			2-3 K		2-2 G3		1-3 K		2	0	0	0	0	1	1											
Jay Buhner, R OBP: 0.337, SLG: 0.479	1-0 G5-3			3-2 FC1-6 1B		4-0 FC1-6 BB		1-3 K		3	0	1	0	1	1	1											
Dave Cochrane, S OBP: 0.370, SLG: 0.431		1-0 G5-3		0-1 FC1-6 1B		0-1 FC1-6 CS 1B			2-3 K	1	4	0	0	0	1	2											
Alonzo Powell, R OBP: 0.190, SLG: 0.244 Pete O'Brien, L OBP: 0.299, SLG: 0.378	2-0 1B			1-0 1B		1-1 SAFE 1-2 1B		4-2 FC4 BB		2	2	0	0	0	0	0											
Dave Valle, R OBP: 0.250, SLG: 0.187 Greg Briley, L OBP: 0.251, SLG: 0.267	0-1 F8			2-1 F7		3-3 K		1-3 K		2	3	0	0	0	1	5											
Omar Vizquel, S OBP: 0.286, SLG: 0.283		1-1 F9			1-2 FC6 FC4-2 1B		2-3 K		0-1 FC4	3	4	0	1	0	0	1		2									
Jeff Schaefer, R OBP: 0.253, SLG: 0.333			2-2 F7		1-2 FC6 1B		2-1 G5-3				3	0	1	0	0	0											
<b>Inning Stats</b>	R: 0 E: 0 K: 0 S: 7	H: 1 LOB: 1 BB: 0 P: 11	R: 0 E: 0 K: 0 S: 6	H: 1 LOB: 1 BB: 0 P: 10	R: 0 E: 0 K: 0 S: 14	H: 0 LOB: 0 BB: 0 P: 20	R: 0 E: 0 K: 1 S: 12	H: 2 LOB: 2 BB: 0 P: 20	R: 0 E: 0 K: 1 S: 15	H: 1 LOB: 2 BB: 1 P: 16	R: 0 E: 0 K: 1 S: 8	H: 0 LOB: 0 BB: 0 P: 13	R: 0 E: 0 K: 2 S: 8	H: 0 LOB: 0 BB: 0 P: 12	R: 0 E: 0 K: 2 S: 10	H: 0 LOB: 1 BB: 1 P: 17		1B: 6 2B: 2 3B: 0 HR: 0	SF: 0 SAC: 0 DP: 1 HBP: 0	WP: 0 PB: 0 SB: 0 CS: 1	PA: 35						
<b>PITCHER</b>	IP	WLS	BF	H	R	ER	SO	BB	IBB	HBP	BLK	WP	HR	S	P	ERA	WHIP										
Jimmy Key, L ERA: 2.3	4.0		17	5	0	0	1	0	0	0	0	0	0	43	66	0.00	1.250										
Mike Timlin, R ERA: 3.22	2.0	W	8	2	0	0	1	1	0	0	0	0	0	19	32	0.00	1.500										
Duane Ward, R ERA: 2.45	3.0	S	10	0	0	0	5	1	0	0	0	0	0	26	42	0.00	0.333										

Batter	1	2	3	4	5	6	7	8	9	AB	R	H	RBI	BB	SO	LOB	BOTTOM										
Devon White, S OBP: 0.358, SLG: 0.419	1-1 G6-3		1-1 P6		4-2 S 2B BB		1-2 2B			3	1	1	0	1	0	0	Seattle Mariners @ Toronto Blue Jays SkyDome, Toronto, ON Sat Jun 29 1991, 3:33 AM EDT Att: 50,268 - Dome - 70 F										
Roberto Alomar, S OBP: 0.342, SLG: 0.440	3-2 F7		1-0 P6		1 SAFE 3-2 S 1-H 2B		0-2 L4			4	0	1	1	0	0	2											
Joe Carter, R OBP: 0.366, SLG: 0.572	3-3 K		1-1 G1-3		4-0 S IBB		0-3 K			3	0	0	0	1	2	2											
Kelly Gruber, R OBP: 0.322, SLG: 0.417		2-2 F8		4-1 G3 BB		0-0 F8		0-0 G6-3		3	0	0	0	1	0	2											
Rance Mulliniks, L OBP: 0.435, SLG: 0.400		4-1 1B SF8 BB		3-1 G3		3-3 K		1-0 F7		3	1	0	0	1	1	3											
Greg Myers, L OBP: 0.341, SLG: 0.424		2-2 1B		1-2 G3		1-2 2-3 K		0-0 F7		3	4	0	1	0	0	1											
John Olerud, L OBP: 0.319, SLG: 0.395		2-2 SF8		4-0 BB		1-0 3B HBP		3-3 K		1	1	0	1	1	1	0											
Rob Ducey, L OBP: 0.500, SLG: 1.000		3-H 1-2 1B		2-3 K		0-0 1-H 1B 3B		2-3 K		4	1	2	1	0	2	2											
Manuel Lee, S OBP: 0.315, SLG: 0.325		2-2 F7			3-2 G6-3		0-2 2B 1B		0-3 K	4	0	1	1	0	1	2											
<b>Inning Stats</b>	R: 0 E: 0 K: 1 S: 9	H: 0 LOB: 0 BB: 0 P: 16	R: 1 E: 0 K: 0 S: 19	H: 2 LOB: 2 BB: 1 P: 32	R: 0 E: 0 K: 0 S: 5	H: 0 LOB: 0 BB: 0 P: 8	R: 0 E: 0 K: 1 S: 9	H: 0 LOB: 2 BB: 2 P: 23	R: 1 E: 0 K: 1 S: 15	H: 1 LOB: 2 BB: 2 P: 32	R: 2 E: 0 K: 1 S: 16	H: 3 LOB: 2 BB: 0 P: 19	R: 0 E: 0 K: 0 S: 3	H: 0 LOB: 0 BB: 0 P: 4	R: 0 E: 0 K: 3 S: 11	H: 0 LOB: 0 BB: 0 P: 16		1B: 3 2B: 2 3B: 1 HR: 0	SF: 1 SAC: 0 DP: 0 HBP: 1	WP: 0 PB: 0 SB: 3 CS: 0	PA: 36						
<b>PITCHER</b>	IP	WLS	BF	H	R	ER	SO	BB	IBB	HBP	BLK	WP	HR	S	P	ERA	WHIP										
Rich DeLucia, R ERA: 4.74	0.1		2	0	0	0	0	0	1	0	0	0	0	1	5	0.00	0.000										
Dave Burba, R ERA: 3.5	1.0		7	3	2	2	1	0	0	1	0	0	0	16	22	18.00	3.000										
Calvin Jones, R ERA:	2.1		7	0	0	0	4	0	0	0	0	0	0	17	23	0.00	0.000										

AB	33
R	0
H	7
RBI	0
BB	2
SO	7
LOB	19



AB	29
R	4
H	6
RBI	4
BB	5
SO	7
LOB	14





Batter	1	2	3	4	5	6	7	8	9	AB	R	H	RBI	BB	SO	LOB	TOP					
<b>Edgar Martinez, R</b> OBP: 0.412, SLG: 0.415	0-1 FC3-6 1B		0-0 G6-4-3			2-3 K			3-2 F9	4	0	1	0	0	1	1	<b>Seattle Mariners @ Toronto Blue Jays</b> SkyDome, Toronto, ON Sun Jun 30 1991, 3:33 AM EDT Att: 50,298 - Sunny - 70 F					
<b>Harold Reynolds, S</b> OBP: 0.354, SLG: 0.355	1-1 FC3-6 1-2f		2-0			1-1 G3-1			2-2 G4-3 2B 1B	4	1	2	0	0	0	1						
<b>Ken Griffey Jr., L</b> OBP: 0.356, SLG: 0.426	0-2 L4		3-3 K			1-1 G3			3-2 G4-3 1-2	4	0	0	0	0	1	3						
<b>Pete O'Brien, L</b> OBP: 0.299, SLG: 0.380	0-1 F8 1-3				0-0 F7				1-1 G4-3 2B	4	0	1	1	0	0	1						
<b>Alvin Davis, L</b> OBP: 0.313, SLG: 0.365		1-2 G3			1-2 F8				1-2 F9	4	0	0	0	0	0	1						
<b>Dave Cochrane, S</b> OBP: 0.351, SLG: 0.407		2-0 G3			0-1 G3					3	0	0	0	0	0	0						
<b>Jay Buhner, R</b> OBP: 0.337, SLG: 0.472		1-1 HBP			3-2 G6-3				0-0 G5-3	2	0	0	0	0	0	0						
<b>Scott Bradley, L</b> OBP: 0.275, SLG: 0.228		3-2 F7			0-0 G6-3				1-2 G6-3	3	0	0	0	0	0	1						
<b>Omar Vizquel, S</b> OBP: 0.287, SLG: 0.280			4-0 G6-4-3 BB			0-1 G6-3			0-1 G6-3	2	0	0	0	1	0	0						
<b>Inning Stats</b>	R: 0 E: 1 K: 0 S: 9	H: 1 LOB: 1 BB: 0 P: 10	R: 0 E: 0 K: 0 S: 9	H: 0 LOB: 1 BB: 0 P: 16	R: 0 E: 0 K: 1 S: 5	H: 1 LOB: 1 BB: 1 P: 14	R: 0 E: 0 K: 0 S: 6	H: 0 LOB: 0 BB: 0 P: 7	R: 0 E: 0 K: 0 S: 7	H: 0 LOB: 0 BB: 0 P: 10	R: 0 E: 0 K: 1 S: 8	H: 0 LOB: 0 BB: 0 P: 12	R: 0 E: 0 K: 0 S: 5	H: 0 LOB: 0 BB: 0 P: 6	R: 0 E: 0 K: 0 S: 7	H: 0 LOB: 0 BB: 0 P: 8	R: 1 E: 0 K: 0 S: 19	H: 2 LOB: 1 BB: 0 P: 29	1B: 2 2B: 2 3B: 0 HR: 0	SF: 0 SAC: 0 DP: 1 HBP: 1	WP: 0 PB: 0 SB: 0 CS: 0	PA: 32
<b>PITCHER</b> Todd Stottlemyre, R ERA: 3.13	IP: 9.0 WLS: W BF: 32 H: 4 R: 1 ER: 1 SO: 2 BB: 1 IBB: 0 HBP: 1 BLK: 0 WP: 0 HR: 0 S: 75 P: 112 ERA: 1.00 WHIP: 0.556																					

Batter	1	2	3	4	5	6	7	8	9	AB	R	H	RBI	BB	SO	LOB	BOTTOM			
<b>Devon White, S</b> OBP: 0.359, SLG: 0.424	0-1 SH1-3 BB 2B				1-0 F8				3-1 BB 1B 2H	4	2	2	1	0	0	0	<b>Seattle Mariners @ Toronto Blue Jays</b> SkyDome, Toronto, ON Sun Jun 30 1991, 3:33 AM EDT Att: 50,298 - Sunny - 70 F			
<b>Roberto Alomar, S</b> OBP: 0.345, SLG: 0.441	1-1 SH1-3				2-3 K				4-0 1B 1B 1-2 BB	2	0	1	0	1	1	0				
<b>Joe Carter, R</b> OBP: 0.368, SLG: 0.569	2-1 BB 2B HBP				1-1 P4				2-0 FC3-6 1B 1-3 2H	3	1	1	1	0	1	1				
<b>Kelly Gruber, R</b> OBP: 0.320, SLG: 0.408	1-2 BB 2B HBP				0-1 G6-3				0-0 FC3-6 1-2f	3	1	0	0	0	0	2				
<b>Rance Mulliniks, L</b> OBP: 0.432, SLG: 0.391	4-2 2B				1-1 F7				3-2 G1-3	2	0	0	1	1	0	0				
<b>Pat Tabler, R</b> OBP: 0.336, SLG: 0.272	1-2 2B BB				2-3 P4				0-2 G4-3 1B 1B	1	1	1	0	0	0	0				
<b>Greg Myers, L</b> OBP: 0.339, SLG: 0.425	0-1 2B				2-1 P4				2-0 G4-3 1-2	4	0	1	2	0	1	1				
<b>John Olerud, L</b> OBP: 0.322, SLG: 0.394	3-1 G4-3				2-0 G4-3				4-2 WP G3 1B BB 2H	3	1	1	1	1	0	2				
<b>Rob Ducey, L</b> OBP: 0.375, SLG: 0.625	1-3 K				1-1 G4-6-3 1B				0-0 G3 1-2	4	0	1	0	0	1	4				
<b>Manuel Lee, S</b> OBP: 0.310, SLG: 0.319		1-1 F8			1-0 G4-6-3 1-2f				2-3 K G5-3	4	0	0	0	0	1	3				
<b>Inning Stats</b>	R: 3 E: 0 K: 1 S: 17	H: 2 LOB: 2 BB: 1 P: 29	R: 0 E: 0 K: 1 S: 8	H: 1 LOB: 0 BB: 0 P: 13	R: 0 E: 0 K: 0 S: 6	H: 0 LOB: 0 BB: 0 P: 9	R: 0 E: 0 K: 0 S: 4	H: 1 LOB: 0 BB: 0 P: 8	R: 0 E: 0 K: 1 S: 6	H: 0 LOB: 0 BB: 0 P: 10	R: 0 E: 0 K: 1 S: 10	H: 0 LOB: 0 BB: 0 P: 14	R: 2 E: 0 K: 1 S: 11	H: 2 LOB: 2 BB: 2 P: 26	R: 1 E: 0 K: 0 S: 11	H: 2 LOB: 1 BB: 0 P: 18	1B: 6 2B: 2 3B: 0 HR: 0	SF: 0 SAC: 1 DP: 1 HBP: 2	WP: 1 PB: 0 SB: 0 CS: 0	PA: 36
<b>PITCHER</b> Brian Holman, R ERA: 3.99 Bill Swift, R ERA: 2.99 Russ Swan, L ERA: 2.74	IP: 6.2 WLS: L BF: 29 H: 5 R: 5 ER: 5 SO: 5 BB: 3 IBB: 0 HBP: 0 BLK: 0 WP: 1 HR: 0 S: 60 P: 105 ERA: 6.75 WHIP: 1.200																			

AB	30
R	1
H	4
RBI	1
BB	1
SO	2
LOB	8



AB	30
R	6
H	8
RBI	6
BB	3
SO	5
LOB	13





Batter	1	2	3	4	5	6	7	8	9	AB	R	H	RBI	BB	SO	LOB	TOP								
Edgar Martinez, R (1,5) OBP: 0.410, SLG: 0.416 Omar Vizquel, S (7,FR) OBP: 0.286, SLG: 0.279	1-1 2B		2-1 L4		1-0 F7		3-2 E5 FC5-4		2-0 L6	4	0	1	0	0	0	2									
Harold Reynolds, S (1,4) OBP: 0.353, SLG: 0.351	3-3 K		4-1 BB		3-2 FC5-2 FC5-4		2-2 P6			3	0	0	0	1	1	4									
Henry Cotto, R (1,8) OBP: 0.346, SLG: 0.425	0-0 G5-3		1-0 F8		1-0 FC5-4		1-2 FC5-4			4	0	0	0	0	0	5									
Jay Buhner, R (1,9) OBP: 0.329, SLG: 0.459	1-0 G6-3			0-0 F7		1-3 K		2-2 G5-3		4	0	0	0	0	1	1									
Alonzo Powell, R (1,7) OBP: 0.217, SLG: 0.333		1-1 HR		1-1 G5-3		0-1 CS 1B		1-0 G5-3		4	1	2	1	0	0	0									
Dave Cochrane, S (1,10) OBP: 0.344, SLG: 0.397	0-2 G6-3		1-2 1B		3-2 F8			3-3 K		4	0	1	0	0	1	1									
Pete O'Brien, L (1,3) OBP: 0.295, SLG: 0.375	1-0 F8		1-0 F9			1-1 F9			1-1 G5-3	4	0	0	0	0	0	1									
Jeff Schaefer, R (1,6) OBP: 0.266, SLG: 0.355	1-0 F9			0-0 E7 FC5-2 2B		1-2 HR 1B		0-2 E5		4	1	2	0	0	0	0									
Dave Valle, R (1,2) OBP: 0.255, SLG: 0.209			0-0 L5		4-0 FC5-2 BB		0-0 HR		3-3 K	3	1	1	2	1	1	1									
<b>Inning Stats</b>	R: 0 E: 0 K: 1 S: 8	H: 1 LOB: 1 BB: 0 P: 13	R: 1 E: 0 K: 0 S: 7	H: 1 LOB: 0 BB: 0 P: 10	R: 0 E: 0 K: 0 S: 6	H: 0 LOB: 1 BB: 1 P: 12	R: 0 E: 0 K: 0 S: 7	H: 1 LOB: 1 BB: 0 P: 10	R: 0 E: 1 K: 0 S: 6	H: 1 LOB: 2 BB: 1 P: 15	R: 0 E: 0 K: 1 S: 9	H: 1 LOB: 0 BB: 0 P: 13	R: 2 E: 1 K: 0 S: 17	H: 2 LOB: 1 BB: 0 P: 25	R: 0 E: 0 K: 1 S: 11	H: 0 LOB: 0 BB: 0 P: 17	R: 0 E: 1 K: 1 S: 11	H: 0 LOB: 0 BB: 0 P: 17	1B: 3 2B: 2 3B: 0 HR: 2	SF: 0 SAC: 0 DP: 0 HBP: 0	WP: 0 PB: 0 SB: 1 CS: 1	PA: 37			
<b>PITCHER</b>	IP	WLS	BF	H	R	ER	SO	BB	IBB	HBP	BLK	WP	HR	S	P	ERA	WHIP								
David Wells, L (1,1) ERA: 2.96	8.0		33	7	3	3	3	2	0	0	0	0	2	71	115	3.38	1.125								
Jim Acker, R (9,1) ERA: 5.47	1.0	W	4	0	0	0	1	0	0	0	0	0	0	11	17	0.00	0.000								

Seattle Mariners @ Toronto Blue Jays  
SkyDome, Toronto, ON  
Mon Jul 01 1991, 3:33 AM EDT  
Att: 50,270 - Sunny - 71 F

AB 35  
R 3  
H 7  
RBI 3  
BB 2  
SO 4  
LOB 16



Batter	1	2	3	4	5	6	7	8	9	AB	R	H	RBI	BB	SO	LOB	BOTTOM								
Devon White, S (1,8) OBP: 0.358, SLG: 0.432	1-3 K			1-0 HR		2-2 G5-3			1-2 E1 2B	4	2	1	1	0	1	1									
Roberto Alomar, S (1,4) OBP: 0.343, SLG: 0.441	3-2 P4			0-3 K		0-0 F8			0-2 S E 2B	4	1	1	2	0	1	0									
Joe Carter, R (1,9) OBP: 0.369, SLG: 0.567	0-2 G6-3			1-1 E 1B			0-2 F8		4-0 E IBB IBB	3	0	1	0	1	0	0									
Pat Tabler, R (1,3) OBP: 0.328, SLG: 0.264 John Olerud, L (9,PH) OBP: 0.325, SLG: 0.394		0-1 G6-3		1-3 K			1-0 F9		4-0 E IBB	3	0	0	0	0	1	1									
Ed Sprague, R (1,5) OBP: 0.355, SLG: 0.387 Rance Mulliniks, L (9,PH) OBP: 0.429, SLG: 0.387		1-3 K		2-3 K			1-3 K		0-1 E2	3	0	0	0	0	3	1									
Derek Bell, R (1,7)		1-3 K			3-2 F8				2-2 F9	3	0	0	0	0	1	0									
Pat Borders, R (1,2) OBP: 0.233, SLG: 0.265			2-2 G6-3		0-1 G5-3				2-3 K	3	0	0	0	0	1	0									
Manuel Lee, S (1,6) OBP: 0.306, SLG: 0.315			1-3 K		2-3 K				3-2 F9	3	0	0	0	0	2	0									
Mookie Wilson, S (1,10) OBP: 0.276, SLG: 0.396			2-3 K			1-1 G5-3			1-1 E 2B	3	1	1	0	0	1	0									
<b>Inning Stats</b>	R: 0 E: 0 K: 1 S: 11	H: 0 LOB: 0 BB: 0 P: 15	R: 0 E: 0 K: 2 S: 9	H: 0 LOB: 0 BB: 0 P: 11	R: 0 E: 0 K: 2 S: 10	H: 0 LOB: 0 BB: 0 P: 15	R: 1 E: 0 K: 3 S: 12	H: 2 LOB: 1 BB: 0 P: 17	R: 0 E: 0 K: 1 S: 8	H: 0 LOB: 0 BB: 0 P: 13	R: 0 E: 0 K: 0 S: 6	H: 0 LOB: 0 BB: 0 P: 9	R: 0 E: 0 K: 1 S: 9	H: 0 LOB: 0 BB: 0 P: 11	R: 0 E: 0 K: 1 S: 9	H: 0 LOB: 0 BB: 0 P: 16	R: 3 E: 2 K: 0 S: 11	H: 2 LOB: 3 BB: 2 P: 21	1B: 1 2B: 2 3B: 0 HR: 1	SF: 0 SAC: 0 DP: 0 HBP: 0	WP: 0 PB: 0 SB: 1 CS: 0	PA: 32			
<b>PITCHER</b>	IP	WLS	BF	H	R	ER	SO	BB	IBB	HBP	BLK	WP	HR	S	P	ERA	WHIP								
Randy Johnson, L (1,1) ERA: 4.09	8.0		28	3	3	2	11	0	0	0	0	0	0	3	11										
Michael Jackson, R (9,1) ERA: 2.7	0.0	L	3	1	0	0	0	0	2	0	0	0	0	3	11										
Rob Murphy, L (9,1) ERA: 2.67	0.0		1	0	1	0	0	0	0	0	0	0	0	2	2										

Seattle Mariners @ Toronto Blue Jays  
SkyDome, Toronto, ON  
Mon Jul 01 1991, 3:33 AM EDT  
Att: 50,270 - Sunny - 71 F

AB 30  
R 4  
H 4  
RBI 3  
BB 2  
SO 11  
LOB 5









Batter	1	2	3	4	5	6	7	8	9	10	11	12	AB	R	H	RBI	BB	SO	LOB	TOP		
Tim Raines, S OBP: 0.368, SLG: 0.377 (1, 7)	2-3 K		1-1 L6-4 1B		1-1 F9		0-0 G6-3			1-2 G1-3		3-2 F7	6	0	1	0	0	1	1			
Robin Ventura, L OBP: 0.361, SLG: 0.364 (1, 5)	3-2 2B		2-0 1B		2-0 G4-3			2-1 G6-3		3-1 FC6-4 1B		2-0 1B 2B	6	1	4	0	0	0	0			
Frank Thomas, R OBP: 0.440, SLG: 0.502 (1, 10)	2-1 FC1-5-6 BB		1-2 L6-4			4-2 G4-6-3 BB		1-0 G5-3		3-1 F8		4-0 1B IBB	4	0	0	0	2	0	4			
Carlton Fisk, R OBP: 0.335, SLG: 0.419 (1, 3)	4-0 BB		1-3 K			2-2 G4-6-3		1-3 K		2-0 FC6-4		0-0 1B	5	0	1	1	1	2	3			
Craig Grebeck, R OBP: 0.305, SLG: 0.432 (1, 4)	0-0 P6			2-1 WP BLK 1B		2-1 F9			0-0 2B 3B		0-0 S 1B	3	0	1	0	0	0	2				
Lance Johnson, L OBP: 0.263, SLG: 0.297 (9, PH)												1-0 G3-1	3	1	2	0	0	0	2			
Cory Snyder, R OBP: 0.231, SLG: 0.304 (1, 9)		2-2 G4-3 2B		0-3 K		0-0 2B G6-3 1B			2-2 P4		4-2 G6-4-3 BB	3	1	2	0	0	1	1				
Matt Merullo, L OBP: 0.294, SLG: 0.370 (9, PH)													1	0	0	0	1	0	1			
Sammy Sosa, R OBP: 0.242, SLG: 0.356 (1, 8)			1-2 G4-3		3-3 K		0-0 1B		1-3 K		1-3 K	3	0	1	0	0	1	2				
Dan Pasqua, L OBP: 0.333, SLG: 0.437 (9, PH)			2-3 G4-3		1-3 K			1-3 2B				2	0	0	0	0	2	3				
Don Wakamatsu, R OBP: 0.233, SLG: 0.207 (1, 2)			1-2 G6-3		1-2 G6-3			1-3 K		1-1 K		0-0 G6-4-3	3	0	0	0	0	1	4			
Warren Newson, L OBP: 0.465, SLG: 0.300 (9, PH)													1	0	1	1	0	0	0			
Scott Fletcher, R OBP: 0.278, SLG: 0.269 (9, 4)													1	0	0	0	0	0	2			
Ozzie Guillen, L OBP: 0.279, SLG: 0.320 (1, 6)			0-0 P5				0-1 G6-3			3-4 G6-3		2-1 F7	5	0	0	1	0	0	3			
<b>Inning Stats</b>	R: 0 E: 0 K: 1 S: 10	H: 1 LOB: 2 BB: 1 P: 21	R: 0 E: 0 K: 0 S: 11	H: 1 LOB: 1 BB: 0 P: 15	R: 0 E: 0 K: 1 S: 11	H: 2 LOB: 1 BB: 0 P: 16	R: 0 E: 0 K: 2 S: 11	H: 1 LOB: 0 BB: 0 P: 17	R: 0 E: 0 K: 0 S: 4	H: 0 LOB: 0 BB: 0 P: 6	R: 0 E: 0 K: 1 S: 7	H: 0 LOB: 0 BB: 0 P: 11	R: 0 E: 0 K: 1 S: 8	H: 1 LOB: 1 BB: 0 P: 17	R: 0 E: 0 K: 1 S: 8	H: 1 LOB: 1 BB: 1 P: 13	R: 1 E: 0 K: 0 S: 9	H: 2 LOB: 2 BB: 1 P: 21	1B: 7 2B: 6 3B: 1 HR: 0	SF: 0 SAC: 0 DP: 3 HBP: 0	WP: 1 PB: 0 SB: 0 CS: 0	PA: 50
<b>PITCHER</b>	IP WLS BF H R ER SO BB IBB HBP BLK WP HR S P ERA WHIP	IP WLS BF H R ER SO BB IBB HBP BLK WP HR S P ERA WHIP	IP WLS BF H R ER SO BB IBB HBP BLK WP HR S P ERA WHIP	IP WLS BF H R ER SO BB IBB HBP BLK WP HR S P ERA WHIP	IP WLS BF H R ER SO BB IBB HBP BLK WP HR S P ERA WHIP	IP WLS BF H R ER SO BB IBB HBP BLK WP HR S P ERA WHIP	IP WLS BF H R ER SO BB IBB HBP BLK WP HR S P ERA WHIP	IP WLS BF H R ER SO BB IBB HBP BLK WP HR S P ERA WHIP	IP WLS BF H R ER SO BB IBB HBP BLK WP HR S P ERA WHIP	IP WLS BF H R ER SO BB IBB HBP BLK WP HR S P ERA WHIP	IP WLS BF H R ER SO BB IBB HBP BLK WP HR S P ERA WHIP	IP WLS BF H R ER SO BB IBB HBP BLK WP HR S P ERA WHIP	IP WLS BF H R ER SO BB IBB HBP BLK WP HR S P ERA WHIP	IP WLS BF H R ER SO BB IBB HBP BLK WP HR S P ERA WHIP	IP WLS BF H R ER SO BB IBB HBP BLK WP HR S P ERA WHIP	IP WLS BF H R ER SO BB IBB HBP BLK WP HR S P ERA WHIP	IP WLS BF H R ER SO BB IBB HBP BLK WP HR S P ERA WHIP	IP WLS BF H R ER SO BB IBB HBP BLK WP HR S P ERA WHIP	IP WLS BF H R ER SO BB IBB HBP BLK WP HR S P ERA WHIP	IP WLS BF H R ER SO BB IBB HBP BLK WP HR S P ERA WHIP	IP WLS BF H R ER SO BB IBB HBP BLK WP HR S P ERA WHIP	IP WLS BF H R ER SO BB IBB HBP BLK WP HR S P ERA WHIP
Bill Krueger, L ERA: 3.39 (1, 1)	7.1 6 2 1 1 2 0 0 0 0 0 0 0 0 15 21 6.75 1.500																					
Michael Jackson, R ERA: 2.82 (8, 1)	1.1 3 1 0 0 0 0 0 0 0 0 0 0 0 6 11 0.00 1.500																					
Russ Swan, L ERA: 2.86 (9, 1)	0.2 1 1 1 1 1 1 1 0 0 0 0 0 0 19 40 3.86 1.714																					
Calvin Jones, R ERA: 0.96 (10, 1)	2.1 1 0 0 0 0 0 0 0 0 0 0 0 0 1 2 0.00 0.000																					
Dave Burba, R ERA: 4.09 (12, 1)	0.1 0 0 0 0 0 0 0 0 0 0 0 0 0 0 0 0.00 0.000																					

Chicago White Sox @ Seattle Mariners  
The Kingdom, Seattle, WA  
Wed Jul 03 1991, 10:05 PM EDT  
Att. 13,856 - Dome - 70 F

AB 46  
R 3  
H 13  
RBI 3  
BB 4  
SO 8  
LOB 28



Batter	1	2	3	4	5	6	7	8	9	10	11	12	AB	R	H	RBI	BB	SO	LOB	BOTTOM		
Ken Griffey Jr., L OBP: 0.359, SLG: 0.434 (1, 8)	1-1 G6-3		2-0 P2			2-1 HR		0-0 SH4-3		0-1 G5-3			4	1	1	1	0	0	0			
Harold Reynolds, S OBP: 0.349, SLG: 0.346 (1, 4)	1-1 P6			3-1 P4		1-0 G6-3		0-1 G1-3		3-3 K			5	0	0	0	0	1	1			
Edgar Martinez, R OBP: 0.408, SLG: 0.411 (1, 5)	2-1 P4			3-3 K		0-1 P4		4-0 IBB					3	0	0	0	1	1	0			
Jeff Schaefer, R OBP: 0.259, SLG: 0.346 (8, PR)													1	0	0	0	0	0	0			
Jay Buhner, R OBP: 0.324, SLG: 0.471 (1, 9)			2-3 K		1-0 F6		2-1 F9	1-0 F9					5	0	0	0	0	1	2			
Pete O'Brien, L OBP: 0.297, SLG: 0.382 (1, 3)		0-1 G6-3				1-2 SF9 3B		1-1 G4-3		1-2 G5-4-3 SH2-4 1B			4	1	2	0	0	0	0			
Greg Briley, L OBP: 0.249, SLG: 0.264 (9, PR)													1	0	0	0	0	0	0			
Alvin Davis, L OBP: 0.316, SLG: 0.359 (1, 10)		4-2 BB				1-2 L5		4-0 BB		0-0 SH2-4			1	0	0	0	2	0	1			
Henry Cotto, R OBP: 0.350, SLG: 0.425 (9, PH)										1-2 BB		3-1 G4-3 FC3-5 HBP	0	0	0	0	0	0	0			
Alonzo Powell, R OBP: 0.218, SLG: 0.294 (1, 7)			1-1 L6			1-0 SF9		4-0 BB		1-1 G5-4-3			2	0	0	1	1	0	2			
Scott Bradley, L OBP: 0.267, SLG: 0.221 (1, 2)																						
Dave Valle, R OBP: 0.251, SLG: 0.205 (8, 2)																						
Dave Cochrane, S OBP: 0.354, SLG: 0.417 (12, PH)																						
Omar Vizquel, S OBP: 0.292, SLG: 0.290 (1, 6)																						
<b>Inning Stats</b>	R: 0 E: 0 K: 0 S: 6	H: 0 LOB: 0 BB: 0 P: 10	R: 0 E: 0 K: 1 S: 10	H: 0 LOB: 1 BB: 1 P: 17	R: 0 E: 0 K: 0 S: 11	H: 0 LOB: 0 BB: 0 P: 6	R: 0 E: 0 K: 1 S: 6	H: 0 LOB: 0 BB: 0 P: 13	R: 1 E: 0 K: 0 S: 11	H: 1 LOB: 0 BB: 0 P: 16	R: 1 E: 0 K: 0 S: 6	H: 1 LOB: 2 BB: 1 P: 10	R: 0 E: 0 K: 2 S: 7	H: 0 LOB: 0 BB: 0 P: 12	R: 0 E: 0 K: 0 S: 5	H: 0 LOB: 0 BB: 0 P: 6	R: 0 E: 0 K: 0 S: 5	H: 0 LOB: 1 BB: 0 P: 9	1B: 1 2B: 1 3B: 1 HR: 1	SF: 1 SAC: 2 DP: 1 HBP: 2	WP: 0 PB: 0 SB: 1 CS: 0	PA: 45
<b>PITCHER</b>	IP WLS BF H R ER SO BB IBB HBP BLK WP HR S P ERA WHIP	IP WLS BF H R ER SO BB IBB HBP BLK WP HR S P ERA WHIP	IP WLS BF H R ER SO BB IBB HBP BLK WP HR S P ERA WHIP	IP WLS BF H R ER SO BB IBB HBP BLK WP HR S P ERA WHIP	IP WLS BF H R ER SO BB IBB HBP BLK WP HR S P ERA WHIP	IP WLS BF H R ER SO BB IBB HBP BLK WP HR S P ERA WHIP	IP WLS BF H R ER SO BB IBB HBP BLK WP HR S P ERA WHIP	IP WLS BF H R ER SO BB IBB HBP BLK WP HR S P ERA WHIP	IP WLS BF H R ER SO BB IBB HBP BLK WP HR S P ERA WHIP	IP WLS BF H R ER SO BB IBB HBP BLK WP HR S P ERA WHIP	IP WLS BF H R ER SO BB IBB HBP BLK WP HR S P ERA WHIP	IP WLS BF H R ER SO BB IBB HBP BLK WP HR S P ERA WHIP	IP WLS BF H R ER SO BB IBB HBP BLK WP HR S P ERA WHIP	IP WLS BF H R ER SO BB IBB HBP BLK WP HR S P ERA WHIP	IP WLS BF H R ER SO BB IBB HBP BLK WP HR S P ERA WHIP	IP WLS BF H R ER SO BB IBB HBP BLK WP HR S P ERA WHIP	IP WLS BF H R ER SO BB IBB HBP BLK WP HR S P ERA WHIP	IP WLS BF H R ER SO BB IBB HBP BLK WP HR S P ERA WHIP	IP WLS BF H R ER SO BB IBB HBP BLK WP HR S P ERA WHIP	IP WLS BF H R ER SO BB IBB HBP BLK WP HR S P ERA WHIP	IP WLS BF H R ER SO BB IBB HBP BLK WP HR S P ERA WHIP	IP WLS BF H R ER SO BB IBB HBP BLK WP HR S P ERA WHIP
Charlie Hough, R ERA: 3.7 (1, 1)	7.0 5 1 0 0 0 0 0 0 0 0 0 0 0 13 90 2.57 0.857																					
Scott Radinsky, L ERA: 2.18 (8, 1)	1.0 9 0 0 0 2 0 0 1 0 0 0 0 0 17 23 0.00 0.000																					
Donn Pall, R ERA: 1.2 (9, PH)	3.0 4 0 0 0 0 0 0 0 1 0 0 0 0 5 9 0.00 0.000																					
Bobby Thigpen, R ERA: 3.75 (12, 1)	1.0 0 0 0 0 0 0 0 0 0 0 0 0 0 0 0 0.00 0.000																					

Chicago White Sox @ Seattle Mariners  
The Kingdom, Seattle, WA  
Wed Jul 03 1991, 10:05 PM EDT  
Att. 13,856 - Dome - 70 F

AB 36  
R 2  
H 4  
RBI 2  
BB 4  
SO 4  
LOB 12





Batter	1	2	3	4	5	6	7	8	9	AB	R	H	RBI	BB	SO	LOB	TOP										
Tim Raines, S OBP: 0.365, SLG: 0.374 (1, 7)	F7		L4		F7		F8			5	0	1	0	0	0	0	<b>Chicago White Sox @ Seattle Mariners</b> The Kingdome, Seattle, WA Thu Jul 04 1991, 6:33 AM EDT Att: 15,104 - Dome - 70 F  livebaseballscores.com										
Robin Ventura, L OBP: 0.361, SLG: 0.362 (1, 5)	K		2B		F8		FC6-4		G1-3	4	1	1	0	1	1	1											
Frank Thomas, R OBP: 0.440, SLG: 0.505 (1, 10)	BB		1B		F9		FC6-4			4	1	2	0	0	0	1											
Dan Pasqua, L OBP: 0.337, SLG: 0.435 (1, 9)	BB		P6		F9				FC6-4	3	0	1	0	1	0	2											
Carlton Fisk, R OBP: 0.333, SLG: 0.416 (1, 2)	P3		1B		F8				P8	4	0	1	2	0	0	3											
Lance Johnson, L OBP: 0.283, SLG: 0.296 (1, 8)		P5	F8		E9				K	4	0	1	0	0	1	2											
Matt Merullo, L OBP: 0.305, SLG: 0.366 (6, PR)	G5-3				F8				FC6-4	1	0	0	0	2	0	0											
Sammy Sosa, R OBP: 0.242, SLG: 0.356 (6, 9)	BB									0	0	0	0	0	0	0											
Warren Newson, L OBP: 0.395, SLG: 0.290 (8, PH)										1	0	0	0	0	0	1											
Craig Grebeck, R OBP: 0.296, SLG: 0.418 (9, PH)	G5-3				P2				G6-3	3	0	0	0	0	1	3											
Cory Snyder, R OBP: 0.230, SLG: 0.302 (9, PH)					K					1	0	0	0	0	0	0											
Ozzie Guillen, L OBP: 0.275, SLG: 0.315 (1, 6)	F7				P6				B5-3	4	0	0	0	0	0	1											
<b>Inning Stats</b>	R: 0 E: 0 K: 1 S: 11	H: 1 LOB: 2 BB: 1 P: 19	R: 0 E: 0 K: 0 S: 14	H: 0 LOB: 1 BB: 1 P: 23	R: 2 E: 0 K: 0 S: 13	H: 2 LOB: 1 BB: 1 P: 21	R: 0 E: 0 K: 0 S: 6	H: 0 LOB: 0 BB: 0 P: 10	R: 0 E: 0 K: 1 S: 9	H: 1 LOB: 2 BB: 0 P: 21	R: 0 E: 0 K: 0 S: 12	H: 1 LOB: 1 BB: 0 P: 18	R: 0 E: 0 K: 1 S: 7	H: 1 LOB: 1 BB: 0 P: 10	R: 0 E: 0 K: 0 S: 6	H: 1 LOB: 1 BB: 0 P: 9	1B: 6 2B: 1 3B: 0 HR: 0	SF: 0 SAC: 0 DP: 0 HBP: 0	WP: 0 PB: 0 SB: 1 CS: 0	PA: 38							
<b>PITCHER</b>	IP	WLS	BF	H	R	ER	SO	BB	IBB	HBP	BLK	WP	HR	S	P	ERA	WHIP										
Rich DeLucia, R ERA: 4.63 (1, 1)	6.0	W	26	4	2	2	2	3	1	0	0	0	0	61	107	3.00	1.167										
Russ Swan, L ERA: 2.92 (7, 1)	0.2		3	1	0	0	0	0	0	0	0	0	0	10	16	0.00	1.500										
Bill Swift, R ERA: 2.76 (7, 1)	1.2	S	6	1	0	0	1	0	0	0	0	0	0	11	14	0.00	0.600										
Rob Murphy, L ERA: 2.61 (9, 1)	0.2	S	3	1	0	0	0	0	0	0	0	0	0	4	7	0.00	1.500										

Batter	1	2	3	4	5	6	7	8	9	AB	R	H	RBI	BB	SO	LOB	BOTTOM										
Edgar Martinez, R OBP: 0.405, SLG: 0.409 (1, 5)	G3		F9		K				G6-3	4	1	1	0	0	1	2	<b>Chicago White Sox @ Seattle Mariners</b> The Kingdome, Seattle, WA Thu Jul 04 1991, 6:33 AM EDT Att: 15,104 - Dome - 70 F  livebaseballscores.com										
Harold Reynolds, S OBP: 0.345, SLG: 0.342 (1, 4)	G3		G5-3		G1-3				F7	4	0	0	0	0	0	3											
Ken Griffey Jr., L OBP: 0.354, SLG: 0.427 (1, 10)	K				P9				G4-3	4	0	0	0	0	1	1											
Jay Buhner, R OBP: 0.335, SLG: 0.519 (1, 9)	BB				HR				HR	3	2	3	3	0	0	0											
Alonzo Powell, R OBP: 0.207, SLG: 0.278 (1, 7)	G4-3				G6-3				G5-3	3	0	0	0	0	0	1											
Pete O'Brien, L OBP: 0.294, SLG: 0.378 (1, 3)		G4-3			L1				B5-3	3	0	0	0	0	0	0											
Henry Cotto, R OBP: 0.350, SLG: 0.423 (1, 8)		L6			FC5				G4-3	3	0	1	0	0	0	0											
Jeff Schaefer, R OBP: 0.262, SLG: 0.346 (1, 6)		K			FC5				K	3	0	1	0	0	2	0											
Dave Valle, R OBP: 0.247, SLG: 0.201 (1, 2)		G5-3			FC5				F8	3	0	0	0	0	0	2											
<b>Inning Stats</b>	R: 1 E: 0 K: 1 S: 9	H: 2 LOB: 1 BB: 0 P: 14	R: 0 E: 0 K: 1 S: 7	H: 0 LOB: 0 BB: 0 P: 9	R: 0 E: 0 K: 0 S: 7	H: 0 LOB: 0 BB: 0 P: 12	R: 1 E: 0 K: 0 S: 8	H: 1 LOB: 0 BB: 0 P: 12	R: 0 E: 0 K: 1 S: 10	H: 2 LOB: 2 BB: 0 P: 15	R: 1 E: 0 K: 0 S: 6	H: 1 LOB: 0 BB: 0 P: 7	R: 0 E: 0 K: 1 S: 7	H: 0 LOB: 0 BB: 0 P: 11	R: 0 E: 0 K: 0 S: 6	H: 0 LOB: 0 BB: 0 P: 9		1B: 4 2B: 0 3B: 0 HR: 2	SF: 0 SAC: 0 DP: 0 HBP: 0	WP: 0 PB: 0 SB: 0 CS: 0	PA: 30						
<b>PITCHER</b>	IP	WLS	BF	H	R	ER	SO	BB	IBB	HBP	BLK	WP	HR	S	P	ERA	WHIP										
Greg Hibbard, L ERA: 3.92 (1, 1)	8.0	L	30	6	3	3	4	0	0	0	0	0	2	60	89	3.38	0.750										



Batter	1	2	3	4	5	6	7	8	9	AB	R	H	RBI	BB	SO	LOB	TOP					
Devon White, S (1, 8) OBP: 0.357, SLG: 0.437	G3-1		E1		F7			F8		4	0	0	0	0	0	2	<b>Toronto Blue Jays @ Seattle Mariners</b> The Kingdome, Seattle, WA Fri Jul 05 1991, 10:05 PM EDT Att: 21,647 - Dome - 70 F					
Roberto Alomar, S (1, 4) OBP: 0.352, SLG: 0.449	1B		K			G4-6-3 1B		2B		4	0	3	1	0	1	1						
Joe Carter, R (1, 9) OBP: 0.366, SLG: 0.573	F8			F7		K		F9		4	0	0	0	0	1	3						
Rance Mulliniks, L (1, 5) OBP: 0.411, SLG: 0.369	F8		K		G4-6-3				L7	4	0	0	0	0	1	2						
Greg Myers, L (1, 2)		L8		F9				F8		4	0	0	0	0	0	0						
John Olerud, L (1, 3) OBP: 0.323, SLG: 0.389	P6				L6		G3		G6-3	4	0	0	0	0	0	0						
Rob Ducey, L (1, 7) OBP: 0.333, SLG: 0.667	G3-1				1B		F7			3	1	1	0	0	0	0						
Manuel Lee, S (1, 6) OBP: 0.309, SLG: 0.319			F7		K			SH3-4 2B 1B		3	1	1	0	0	1	1						
Mookie Wilson, S (1, 10) OBP: 0.272, SLG: 0.387	G3-1		G3-1					SH3-4		2	0	1	1	0	0	0						
<b>Inning Stats</b>	R: 0 E: 0 K: 0 S: 5	H: 1 LOB: 1 BB: 0 P: 9	R: 0 E: 0 K: 0 S: 6	H: 0 LOB: 0 BB: 0 P: 8	R: 0 E: 1 K: 1 S: 8	H: 0 LOB: 1 BB: 0 P: 12	R: 0 E: 0 K: 1 S: 5	H: 0 LOB: 0 BB: 0 P: 7	R: 2 E: 0 K: 1 S: 11	H: 2 LOB: 1 BB: 0 P: 21	R: 0 E: 0 K: 1 S: 7	H: 1 LOB: 0 BB: 0 P: 12	R: 0 E: 0 K: 0 S: 4	H: 0 LOB: 2 BB: 0 P: 6	R: 1 E: 0 K: 0 S: 11	H: 2 LOB: 1 BB: 0 P: 18	R: 0 E: 0 K: 0 S: 6	H: 0 LOB: 0 BB: 0 P: 10	1B: 4 2B: 1 3B: 1 HR: 0	SF: 0 SAC: 1 DP: 1 HBP: 0	WP: 0 PB: 0 SB: 0 CS: 0	PA: 33
<b>PITCHER</b> Brian Holman, R (1, 1) ERA: 3.82	IP: 9.0 WLS: L BF: 33 H: 6 R: 2 ER: 2 SO: 4 BB: 0 IBB: 0 HBP: 0 BLK: 0 WP: 0 HR: 0 S: 63 P: 103 ERA: 2.00 WHIP: 0.667																					

AB	32
R	2
H	6
RBI	2
BB	0
SO	4
LOB	9



Batter	1	2	3	4	5	6	7	8	9	AB	R	H	RBI	BB	SO	LOB	BOTTOM			
Greg Britley, L (1, 7) OBP: 0.247, SLG: 0.258	F7		G3-1		1B S BB		G1-3		G3	4	0	0	0	1	0	1	<b>Toronto Blue Jays @ Seattle Mariners</b> The Kingdome, Seattle, WA Fri Jul 05 1991, 10:05 PM EDT Att: 21,647 - Dome - 70 F			
Harold Reynolds, S (1, 4) OBP: 0.346, SLG: 0.346	K		2B		1B		P4		F8	5	0	2	0	0	1	1				
Ken Griffey Jr., L (1, 8) OBP: 0.356, SLG: 0.432	1B		F7		F7		2B			4	0	2	1	0	0	3				
Jay Buhner, R (1, 9) OBP: 0.339, SLG: 0.515	E7 1B		F9		K		IBB			3	0	1	0	1	1	3				
Alvin Davis, L (1, 10) OBP: 0.315, SLG: 0.354	BB		F7		G1-3		G4-3			3	0	0	0	1	0	2				
Pete O'Brien, L (1, 3) OBP: 0.290, SLG: 0.372	G3-1		P2		G3			F8		4	0	0	0	0	0	3				
Dave Cochrane, S (1, 5) OBP: 0.362, SLG: 0.413		G4-3		1B		BB		F8		3	0	1	0	1	0	0				
Omar Vizquel, S (1, 6) OBP: 0.288, SLG: 0.286		G1-3		G5-3		P5		F8		3	0	0	0	0	0	2				
Edgar Martinez, R (8, PH) OBP: 0.404, SLG: 0.407								F8		1	0	0	0	0	0	0				
Jeff Schaefer, R (9, 6) OBP: 0.262, SLG: 0.346								F8		0	0	0	0	0	0	0				
Dave Valle, R (1, 2) OBP: 0.249, SLG: 0.216			F8		G5-3					3	1	1	0	0	0	0				
Scott Bradley, L (9, PH) OBP: 0.264, SLG: 0.219							2B 3B		F8	1	0	0	0	0	0	0				
<b>Inning Stats</b>	R: 0 E: 1 K: 1 S: 13	H: 2 LOB: 3 BB: 1 P: 22	R: 0 E: 0 K: 0 S: 5	H: 0 LOB: 0 BB: 0 P: 7	R: 0 E: 0 K: 0 S: 10	H: 1 LOB: 1 BB: 0 P: 20	R: 0 E: 0 K: 0 S: 8	H: 1 LOB: 1 BB: 0 P: 14	R: 0 E: 0 K: 1 S: 12	H: 1 LOB: 2 BB: 1 P: 20	R: 1 E: 0 K: 0 S: 12	H: 2 LOB: 2 BB: 1 P: 22	R: 1 E: 0 K: 0 S: 9	H: 0 LOB: 0 BB: 0 P: 10	R: 0 E: 0 K: 0 S: 4	H: 0 LOB: 0 BB: 0 P: 6	1B: 4 2B: 2 3B: 1 HR: 0	SF: 0 SAC: 0 DP: 0 HBP: 0	WP: 0 PB: 0 SB: 1 CS: 0	PA: 38
<b>PITCHER</b> Todd Stottlemire, R (1, 1) ERA: 3.03	IP: 6.2 WLS: W BF: 29 H: 6 R: 1 ER: 1 SO: 2 BB: 3 IBB: 0 HBP: 0 BLK: 0 WP: 0 HR: 0 S: 62 P: 106 ERA: 1.35 WHIP: 1.350																			
Bob Macdonald, L (7, 1) ERA: 0.83	IP: 1.0 WLS: W BF: 5 H: 1 R: 0 ER: 0 SO: 0 BB: 0 IBB: 0 HBP: 0 BLK: 0 WP: 0 HR: 0 S: 7 P: 14 ERA: 0.00 WHIP: 1.000																			
Duane Ward, R (8, 1) ERA: 2.25	IP: 0.1 WLS: S BF: 1 H: 0 R: 0 ER: 0 SO: 0 BB: 0 IBB: 0 HBP: 0 BLK: 0 WP: 0 HR: 0 S: 6 P: 7 ERA: 0.00 WHIP: 0.000																			
Tom Henke, R (9, 1) ERA: 1.31	IP: 1.0 WLS: S BF: 3 H: 0 R: 0 ER: 0 SO: 0 BB: 0 IBB: 0 HBP: 0 BLK: 0 WP: 0 HR: 0 S: 4 P: 6 ERA: 0.00 WHIP: 0.000																			

AB	34
R	1
H	7
RBI	1
BB	4
SO	2
LOB	15






Batter	1	2	3	4	5	6	7	8	9	10	AB	R	H	RBI	BB	SO	LOB								
<b>Devon White, S</b> OBP: 0.360, SLG: 0.444	(1, 8) P3		(4, 0) SH1-4 E	(1, 2) F8			(1, 2) G3-1 1B		(3, 2) 3B		4	1	2	1	1	0	2								
<b>Roberto Alomar, S</b> OBP: 0.354, SLG: 0.448	(1, 4) S 1B		(1, 1) SH1-4			(1, 3) K	(1, 1) G3-1		(4, 0) 1BB		3	0	1	0	1	1	2								
<b>Joe Carter, R</b> OBP: 0.363, SLG: 0.566	(1, 9) K		(4, 0) F9 E BB			(2, 0) F7	(0, 1) G1-3		(0, 1) G4-3		4	0	0	0	1	1	5								
<b>Pat Tabler, R</b> OBP: 0.326, SLG: 0.261	(1, 10) FC6-4 BB		(2, 2) E4			(1, 0) G5-3			(0, 1) G4-3		2	0	0	1	1	0	1								
<b>Mookie Wilson, S</b> OBP: 0.268, SLG: 0.382	(8, PH) BB		(1, 2) FC6-4 BB			(1, 2) G5-3			(1, 2) G5-3		2	0	0	0	0	0	0								
<b>Ed Sprague, R</b> OBP: 0.343, SLG: 0.372	(1, 3) FC6-4		(1, 2) FC6-4 BB			(1, 3) F9			(1, 3) G4-3		3	0	0	0	0	0	4								
<b>John Olerud, L</b> OBP: 0.324, SLG: 0.404	(8, 3) BB		(1, 2) FC6-4			(8, 3) F9			(8, 3) G1-3		2	1	1	1	0	0	0								
<b>Pat Borders, R</b> OBP: 0.223, SLG: 0.280	(1, 2) BB		(1, 1) G6-3			(2, 3) P4			(0, 0) G1-3		3	0	0	0	0	0	4								
<b>Greg Myers, L</b> OBP: 0.337, SLG: 0.424	(8, 2) BB		(8, 2) G6-3			(2, 3) P6			(0, 0) G1-3		2	0	0	0	0	0	0								
<b>Derek Bell, R</b> OBP: 0.235, SLG: 0.071	(1, 7) BB		(2, 1) G4-3			(4, 2) K			(2, 3) K		2	0	0	0	1	1	0								
<b>Rob Ducey, L</b> OBP: 0.357, SLG: 0.643	(9, 7) BB		(9, 7) G4-3			(9, 7) K			(9, 7) K		2	0	1	0	0	1	0								
<b>Manuel Lee, S</b> OBP: 0.310, SLG: 0.320	(1, 6) BB		(0, 3) K			(0, 0) CS			(0, 1) G4-3		5	0	2	0	0	2	0								
<b>Rene Gonzales, R</b> OBP: 0.314, SLG: 0.311	(1, 5) BB		(2, 2) SH1-4 BB			(0, 0) F8 1B			(2, 1) G4-3		3	1	3	0	0	0	0								
<b>Rance Mulliniks, L</b> OBP: 0.412, SLG: 0.371	(9, 5) BB		(9, 5) SH1-4 BB			(1, 2) 1B			(1, 2) FC5-4		2	1	1	0	0	0	2								
<b>Inning Stats</b>	R: 0 E: 0 K: 1 S: 12	H: 1 LOB: 2 BB: 1 P: 22	R: 0 E: 0 K: 1 S: 7	H: 0 LOB: 0 BB: 0 P: 10	R: 2 E: 1 K: 0 S: 10	H: 1 LOB: 2 BB: 2 P: 24	R: 0 E: 0 K: 1 S: 8	H: 2 LOB: 1 BB: 0 P: 11	R: 0 E: 0 K: 1 S: 5	H: 0 LOB: 0 BB: 0 P: 9	R: 0 E: 0 K: 1 S: 8	H: 0 LOB: 0 BB: 1 P: 15	R: 0 E: 0 K: 1 S: 13	H: 2 LOB: 2 BB: 0 P: 17	R: 0 E: 0 K: 0 S: 4	H: 0 LOB: 0 BB: 0 P: 4	R: 1 E: 0 K: 1 S: 18	H: 2 LOB: 2 BB: 1 P: 29	R: 1 E: 0 K: 0 S: 20	H: 3 LOB: 2 BB: 0 P: 29	1B: 9 2B: 0 3B: 1 HR: 1	SF: 0 SAC: 1 DP: 0 HBP: 0	WP: 0 PB: 0 SB: 1 CS: 1	PA: 46	
<b>PITCHER</b>	IP	WLS	BF	H	R	ER	SO	BB	IBB	HBP	BLK	WP	HR	S	P	ERA	WHIP								
<b>Randy Johnson, L</b> ERA: 3.93	(1, 1) 6.1		28	6	2	1	6	4	0	0	0	0	0	59	103	1.42	1.579								
<b>Bill Swift, R</b> ERA: 2.68	(7, 1) 1.2		5	0	0	0	0	0	0	0	0	0	0	8	9	0.00	0.000								
<b>Michael Jackson, R</b> ERA: 2.96	(9, 1) 1.0		6	2	1	1	1	0	1	0	0	0	0	18	29	9.00	2.000								
<b>Russ Swan, L</b> ERA: 2.96	(10, 1) 1.0	L	6	3	1	1	0	0	0	0	0	0	1	20	29	9.00	3.000								

**Toronto Blue Jays @ Seattle Mariners**  
The Kingdom, Seattle, WA  
Sat Jul 06 1991, 10:05 PM EDT  
Att. 48,570 - Dome - 70 F

AB	39
R	4
H	11
RBI	3
BB	5
SO	7
LOB	18



Batter	1	2	3	4	5	6	7	8	9	10	AB	R	H	RBI	BB	SO	LOB								
<b>Edgar Martinez, R</b> OBP: 0.401, SLG: 0.495	(1, 5) F8		(2, 2) G5-3			(1, 1) SF9			(1, 2) G1-6-3		4	0	1	1	0	0	1								
<b>Harold Reynolds, S</b> OBP: 0.343, SLG: 0.344	(1, 4) 1B SF7		(1, 2) E6			(1, 0) F8			(3, 1) F8		5	1	1	0	0	0	2								
<b>Ken Griffey Jr., L</b> OBP: 0.356, SLG: 0.431	(1, 8) BB		(2, 0) F8			(0, 3) K			(1, 2) 1B		3	0	1	0	0	1	3								
<b>Greg Briley, L</b> OBP: 0.250, SLG: 0.261	(7, 7) BB		(7, 7) F8			(7, 7) K			(7, 7) 1B		2	0	1	0	0	0	0								
<b>Jay Buhner, R</b> OBP: 0.335, SLG: 0.503	(1, 9) BB		(1, 9) L8			(1, 9) F8			(1, 3) K		4	0	0	0	1	2	2								
<b>Henry Cotto, R</b> OBP: 0.345, SLG: 0.414	(1, 7) SF7		(1, 7) BB			(2, 2) G4-3			(1, 3) K		3	0	0	1	1	2	0								
<b>Pete O'Brien, L</b> OBP: 0.286, SLG: 0.366	(1, 3) P5		(1, 3) F8			(2, 2) P4			(1, 3) K		5	0	0	0	0	0	4								
<b>Alonzo Powell, R</b> OBP: 0.230, SLG: 0.273	(1, 10) BB		(4, 1) G5-3 BLK BB			(2, 2) P4			(2, 3) K		1	1	0	0	2	0	0								
<b>Alvin Davis, L</b> OBP: 0.317, SLG: 0.355	(8, PH) BB		(8, PH) G5-3 BLK BB			(4, 2) FC SH1-3 SF9 BB			(2, 3) K		2	0	1	0	0	1	0								
<b>Jeff Schaefer, R</b> OBP: 0.256, SLG: 0.337	(1, 6) K		(1, 3) K			(0, 1) SH1-3			(2, 2) P5		2	0	0	0	0	1	1								
<b>Omar Vizquel, S</b> OBP: 0.287, SLG: 0.285	(8, PH) K		(8, PH) K			(8, PH) P4			(8, PH) P5		1	0	0	0	0	0	1								
<b>Dave Valle, R</b> OBP: 0.249, SLG: 0.216	(1, 2) G5-3		(2, 0) G5-3			(2, 2) FC			(2, 3) K		4	1	1	0	0	1	3								
<b>Inning Stats</b>	R: 1 E: 0 K: 0 S: 14	H: 2 LOB: 2 BB: 1 P: 24	R: 0 E: 0 K: 1 S: 9	H: 0 LOB: 1 BB: 1 P: 18	R: 0 E: 1 K: 0 S: 8	H: 0 LOB: 2 BB: 1 P: 16	R: 1 E: 1 K: 1 S: 17	H: 2 LOB: 2 BB: 0 P: 25	R: 0 E: 0 K: 0 S: 9	H: 0 LOB: 0 BB: 0 P: 15	R: 1 E: 0 K: 2 S: 10	H: 0 LOB: 0 BB: 0 P: 15	R: 0 E: 0 K: 1 S: 12	H: 1 LOB: 1 BB: 0 P: 17	R: 0 E: 0 K: 1 S: 11	H: 1 LOB: 1 BB: 0 P: 17	R: 0 E: 0 K: 2 S: 8	H: 0 LOB: 0 BB: 0 P: 12	1B: 6 2B: 0 3B: 0 HR: 0	SF: 2 SAC: 1 DP: 0 HBP: 0	WP: 0 PB: 0 SB: 1 CS: 0	PA: 43			
<b>PITCHER</b>	IP	WLS	BF	H	R	ER	SO	BB	IBB	HBP	BLK	WP	HR	S	P	ERA	WHIP								
<b>David Wells, L</b> ERA: 2.98	(1, 1) 5.1		27	4	3	2	2	4	0	0	1	0	0	65	112	3.38	1.500								
<b>Jim Acker, R</b> ERA: 5.2	(6, 1) 2.2		9	1	0	0	3	0	0	0	0	0	0	25	37	0.00	0.375								
<b>Mike Timlin, R</b> ERA: 3.06	(9, 1) 1.0	W	4	1	0	0	1	0	0	0	0	0	0	11	17	0.00	1.000								
<b>Tom Henke, R</b> ERA: 1.25	(10, 1) 1.0	S	3	0	0	0	2	0	0	0	0	0	0	8	12	0.00	0.000								

**Toronto Blue Jays @ Seattle Mariners**  
The Kingdom, Seattle, WA  
Sat Jul 06 1991, 10:05 PM EDT  
Att. 48,570 - Dome - 70 F

AB	36
R	3
H	6
RBI	2
BB	4
SO	8
LOB	17





Batter	1	2	3	4	5	6	7	8	9	AB	R	H	RBI	BB	SO	LOB	TOP										
Devon White, S (1, 8) OBP: 0.359, SLG: 0.443	1-1 G3 WP SF7 1B	2-2 SF8		1-0 L7			1-3 K			3	1	1	1	0	1	0											
Roberto Alomar, S (1, 4) OBP: 0.353, SLG: 0.445	3-2 G3	1-1 3-H 1B			2-1 G1-3		0-1 G6-3			4	0	1	0	0	0	1											
Joe Carter, R (1, 9) OBP: 0.362, SLG: 0.564	2-2 SF7	1-0 FC6-4 1B			1-0 G6-3		0-0 F8			3	0	1	1	0	0	0											
Rance Mulliniks, L (1, 5) OBP: 0.407, SLG: 0.367	2-0 G6-3	1-0 FC6-4 1B			3-1 1B			1-0 G4-3		4	0	1	0	0	0	2											
Greg Myers, L (1, 2) OBP: 0.335, SLG: 0.426		0-0 HR 2B		0-0 G4-3		1-2 P6		1-0 L7		4	1	1	0	0	0	1											
John Olerud, L (1, 3) OBP: 0.323, SLG: 0.414		0-1 HR		0-3 K		2-3 K		3-3 K		4	1	1	2	0	3	0											
Rob Ducey, L (1, 7) OBP: 0.389, SLG: 0.647		3-1 WP 3B 2B		2-3 K		4-0 FC6-4 BB		2-3 K		3	1	1	0	1	2	0											
Manuel Lee, S (1, 6) OBP: 0.306, SLG: 0.315		1-3 K2-3		3-2 G5-3		2-3 K		1-1 G5-3		4	0	0	0	0	2	2											
Mookie Wilson, S (1, 10) OBP: 0.268, SLG: 0.391		2-2 SF8 3B		1-0 G6-3		1-0 FC6-4		0-3 K		4	1	1	1	0	1	1											
<b>Inning Stats</b>	R: 1 E: 0 K: 0 S: 10	H: 1 LOB: 0 BB: 0 P: 18	R: 4 E: 0 K: 1 S: 20	H: 6 LOB: 2 BB: 0 P: 31	R: 0 E: 0 K: 2 S: 8	H: 0 LOB: 0 BB: 0 P: 10	R: 0 E: 0 K: 0 S: 5	H: 0 LOB: 0 BB: 0 P: 10	R: 0 E: 0 K: 2 S: 7	H: 0 LOB: 1 BB: 1 P: 16	R: 0 E: 0 K: 1 S: 6	H: 0 LOB: 0 BB: 0 P: 7	R: 0 E: 0 K: 1 S: 6	H: 0 LOB: 0 BB: 0 P: 11	R: 0 E: 0 K: 2 S: 8	H: 0 LOB: 0 BB: 0 P: 11	1B: 4 2B: 2 3B: 1 HR: 1	SF: 2 SAC: 0 DP: 0 HBP: 0	WP: 2 PB: 0 SB: 0 CS: 0	PA: 36							
<b>PITCHER</b>	IP	WLS	BF	H	R	ER	SO	BB	IBB	HBP	BLK	WP	HR	S	P	ERA	WHIP										
Erik Hanson, R (1, 1) ERA: 4.05	2.0	L	13	7	5	5	1	0	0	0	0	2	1	30	49	22.50	3.500										
Bill Krueger, L (3, 1) ERA: 3.14	6.0		20	1	0	0	6	1	0	0	0	0	0	40	69	0.00	0.333										
Rob Murphy, L (9, 1) ERA: 2.53	1.0		3	0	0	0	2	0	0	0	0	0	0	8	11	0.00	0.000										

Toronto Blue Jays @ Seattle Mariners  
The Kingdome, Seattle, WA  
Sun Jul 07 1991, 6:33 AM EDT  
Att: 27,812 - Dome - 70 F

AB 33  
R 5  
H 8  
RBI 5  
BB 1  
SO 9  
LOB 7



Batter	1	2	3	4	5	6	7	8	9	AB	R	H	RBI	BB	SO	LOB	BOTTOM										
Edgar Martinez, R (1, 5) OBP: 0.399, SLG: 0.400	2-1 G4-3		4-2 BB			0-1 FC6-4 G4-3 1B		0-1 F9		3	1	0	0	1	0	2											
Harold Reynolds, S (1, 4) OBP: 0.340, SLG: 0.340	0-1 G3		2-1 L7			1-2 G4-3		0-1 F8		4	0	0	0	0	0	3											
Ken Griffey Jr., L (1, 8) OBP: 0.361, SLG: 0.446	0-1 1B			1-3 K		3-1 E S 2-H 1B		2-2 HR		4	1	3	2	0	1	0											
Jay Buhner, R (1, 9) OBP: 0.328, SLG: 0.491	1-3 K			3-3 K		2-3 K		0-3 K		4	0	0	0	0	4	2											
Pete O'Brien, L (1, 3) OBP: 0.285, SLG: 0.365		0-2 G4-3		1-2 G3		2-2 G1-6-3 1B		0-3 K		4	0	1	0	0	1	0											
Alvin Davis, L (1, 10) OBP: 0.312, SLG: 0.350		0-3 K			2-1 P5	2-2 G1-6-3		1-3 K		4	0	0	0	0	2	1											
Dave Cochrane, S (1, 7) OBP: 0.347, SLG: 0.394		1-0 G3			2-3 K	1-0 G3				3	0	0	0	0	1	0											
Scott Bradley, L (1, 2) OBP: 0.257, SLG: 0.212			2-2 L7		1-0 F8			1-1 G4-3		3	0	0	0	0	0	0											
Omar Vizquel, S (1, 6) OBP: 0.292, SLG: 0.284			2-2 G4-3			4-0 FC6-4 BB		4-2 BB		1	0	0	0	2	0	0											
<b>Inning Stats</b>	R: 0 E: 0 K: 1 S: 9	H: 1 LOB: 1 BB: 0 P: 12	R: 0 E: 0 K: 1 S: 7	H: 0 LOB: 0 BB: 0 P: 8	R: 0 E: 0 K: 0 S: 12	H: 0 LOB: 1 BB: 1 P: 22	R: 0 E: 0 K: 2 S: 9	H: 0 LOB: 0 BB: 0 P: 14	R: 0 E: 0 K: 1 S: 6	H: 0 LOB: 0 BB: 0 P: 11	R: 1 E: 0 K: 1 S: 10	H: 1 LOB: 1 BB: 1 P: 20	R: 0 E: 0 K: 0 S: 8	H: 1 LOB: 0 BB: 0 P: 13	R: 0 E: 0 K: 0 S: 9	H: 0 LOB: 1 BB: 1 P: 14	R: 1 E: 0 K: 3 S: 12	H: 1 LOB: 0 BB: 0 P: 15	1B: 3 2B: 0 3B: 0 HR: 1	SF: 0 SAC: 0 DP: 1 HBP: 0	WP: 0 PB: 0 SB: 1 CS: 0	PA: 33					
<b>PITCHER</b>	IP	WLS	BF	H	R	ER	SO	BB	IBB	HBP	BLK	WP	HR	S	P	ERA	WHIP										
Juan Guzman, R (1, 1) ERA: 2.62	8.0	W	29	3	1	1	6	3	0	0	0	0	0	70	114	1.12	0.750										
Duane Ward, R (9, 1) ERA: 2.4	1.0		4	1	1	1	3	0	0	0	0	0	1	12	15	9.00	1.000										

Toronto Blue Jays @ Seattle Mariners  
The Kingdome, Seattle, WA  
Sun Jul 07 1991, 6:33 AM EDT  
Att: 27,812 - Dome - 70 F

AB 30  
R 2  
H 4  
RBI 2  
BB 3  
SO 9  
LOB 8

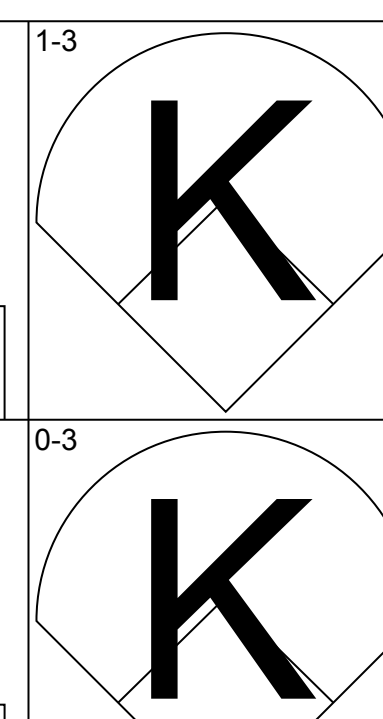
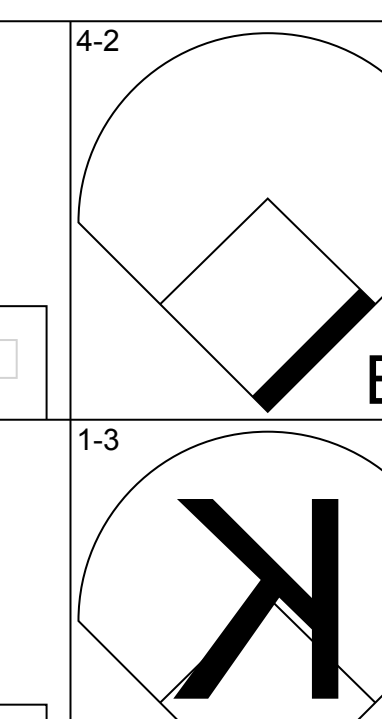
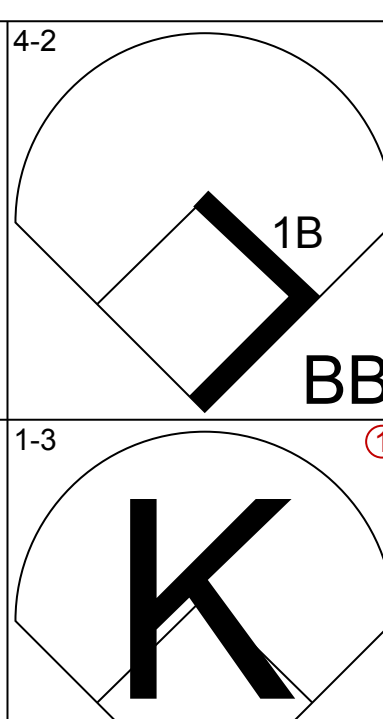
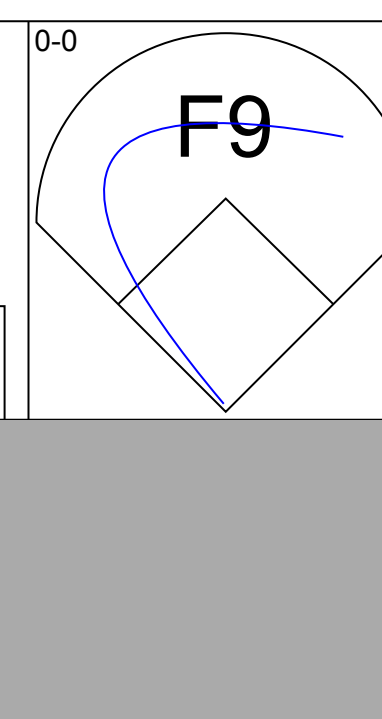
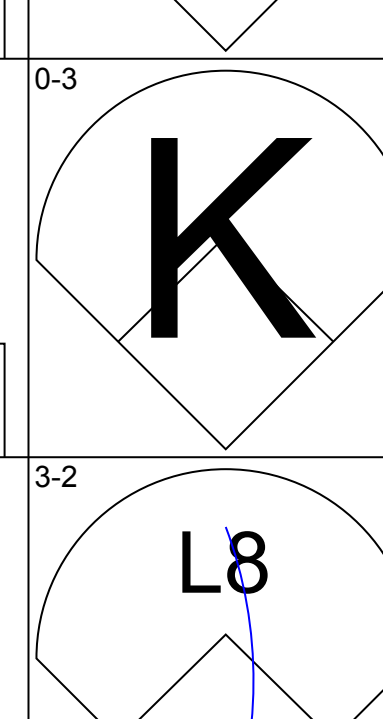
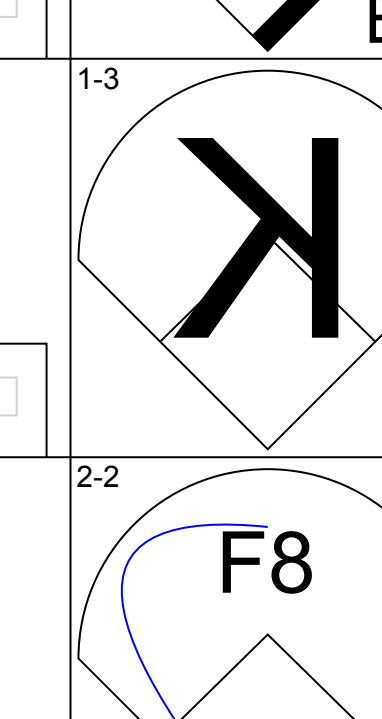
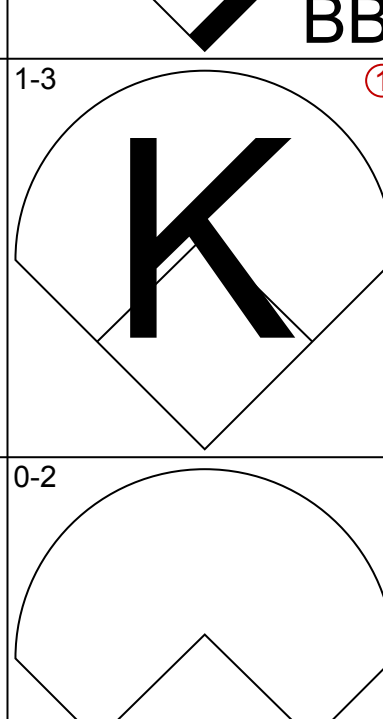
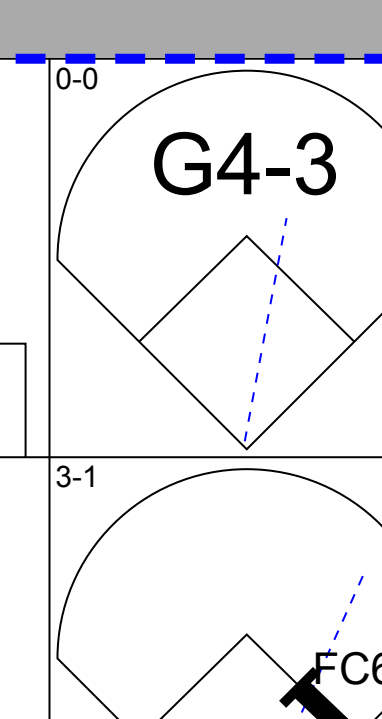
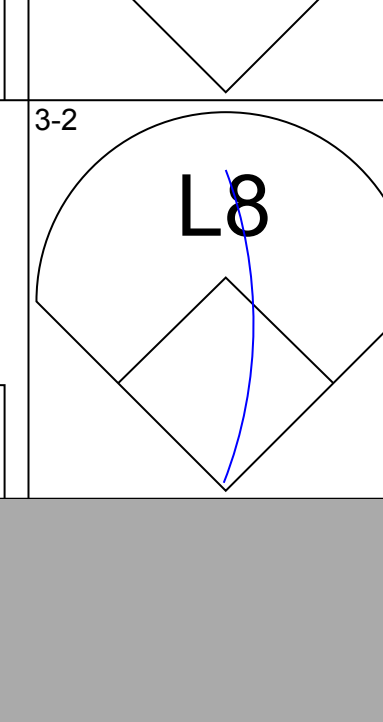
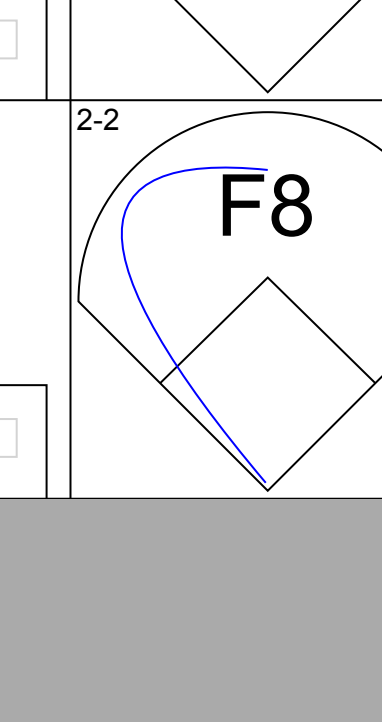
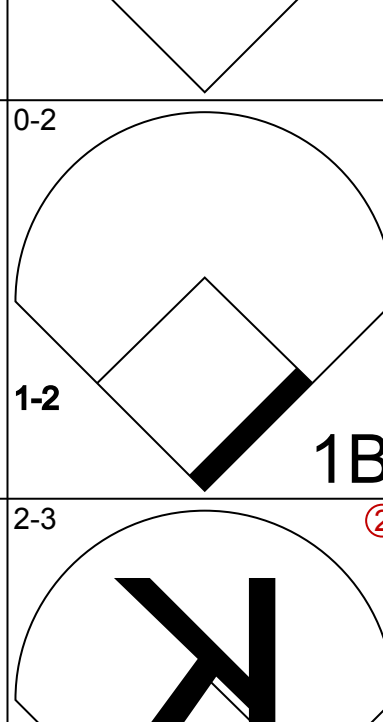
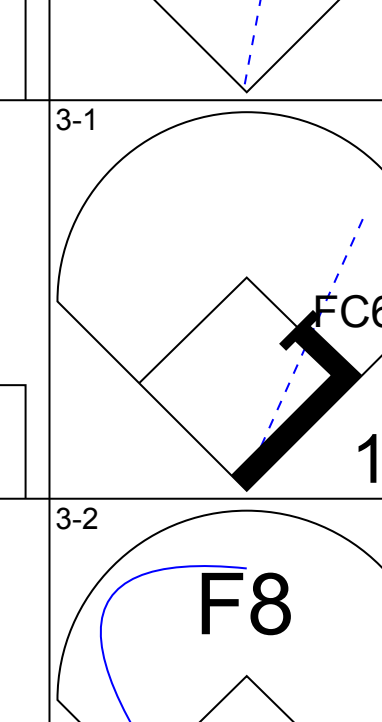
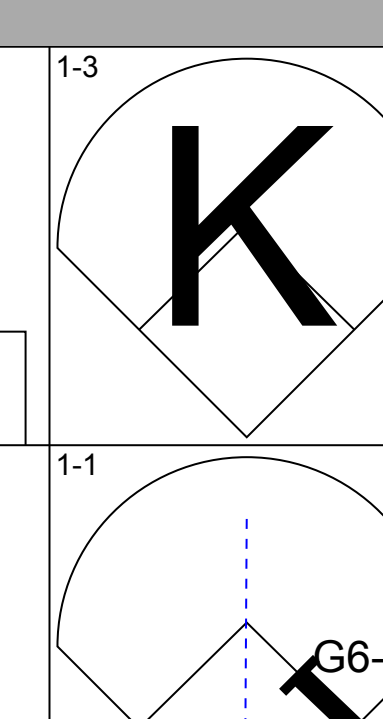
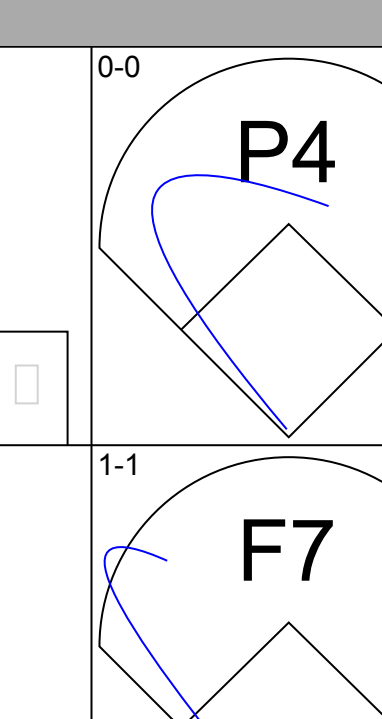
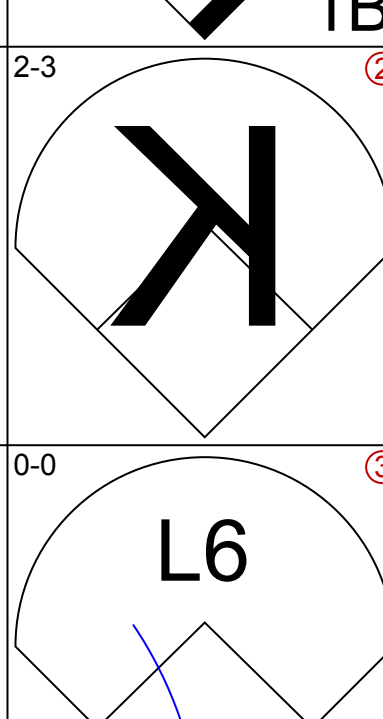
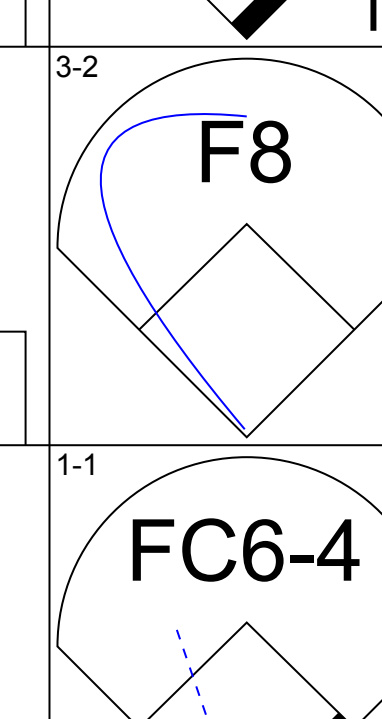
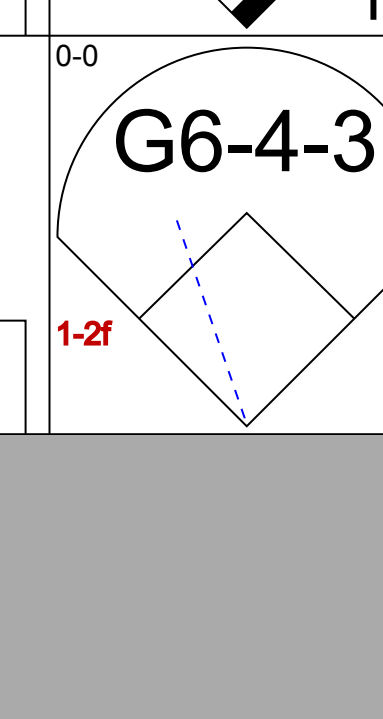
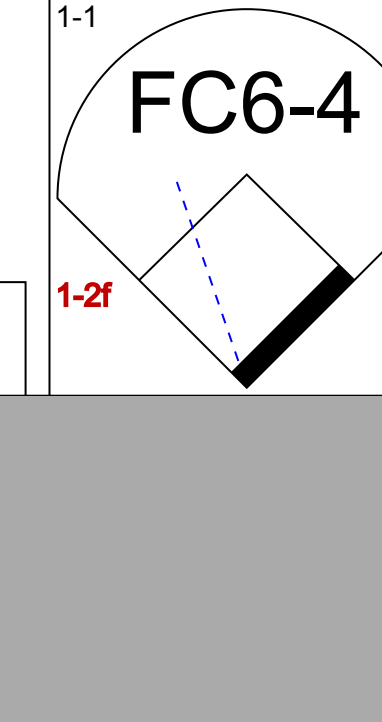



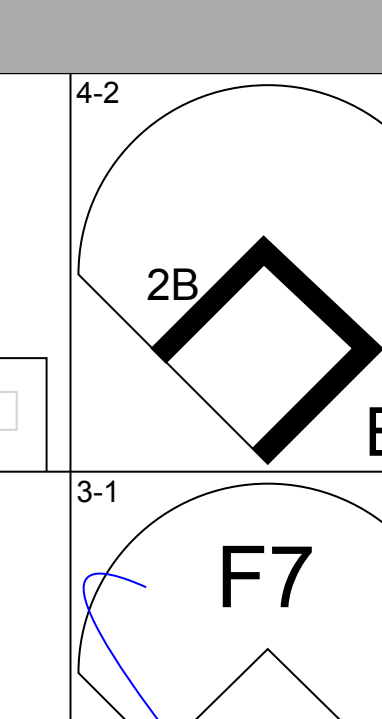


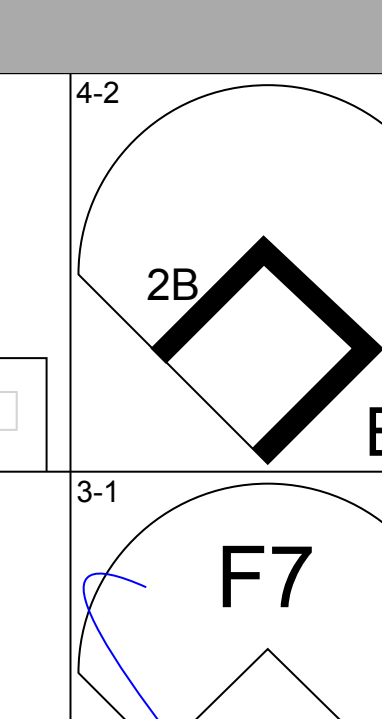

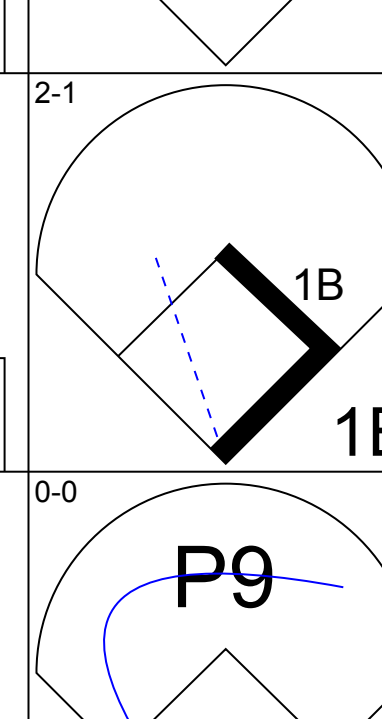
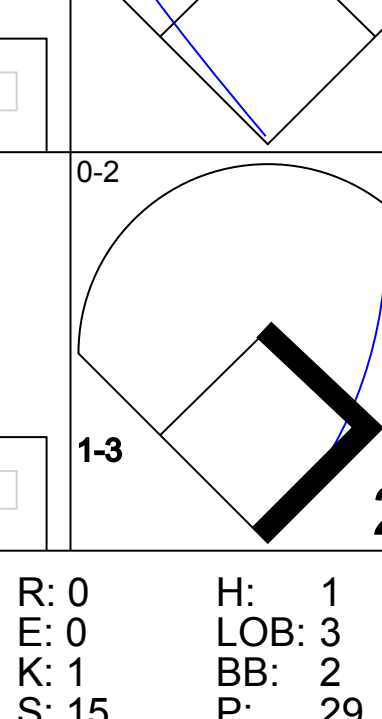

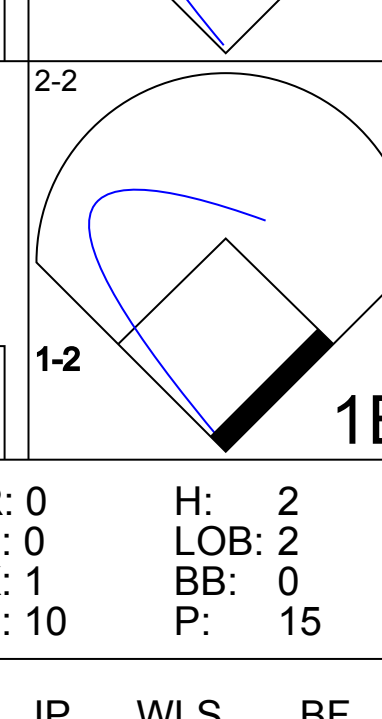
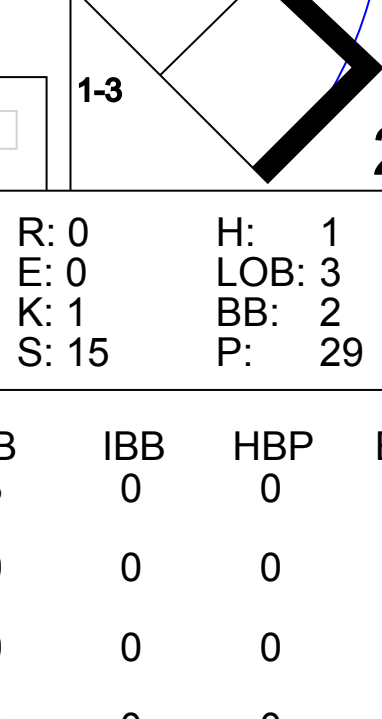
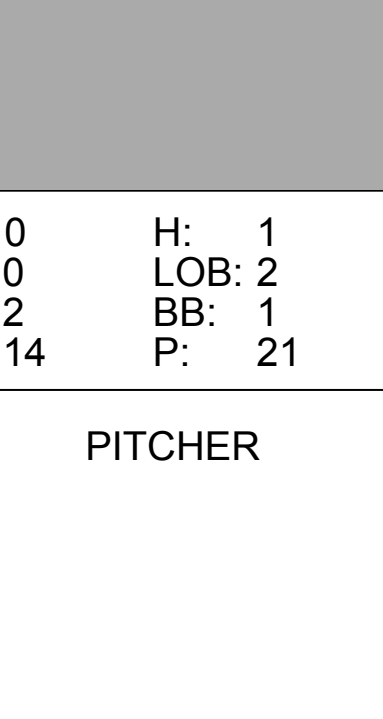
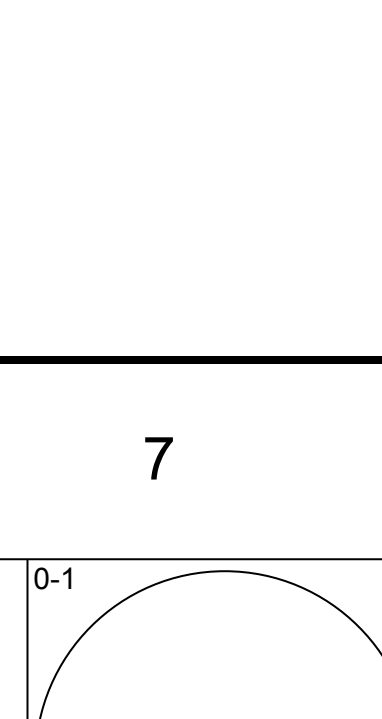
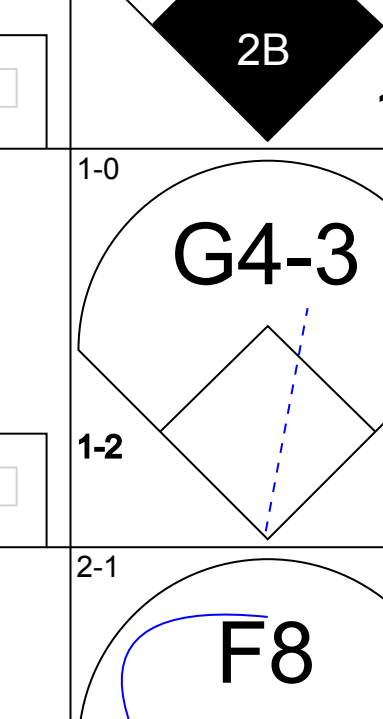
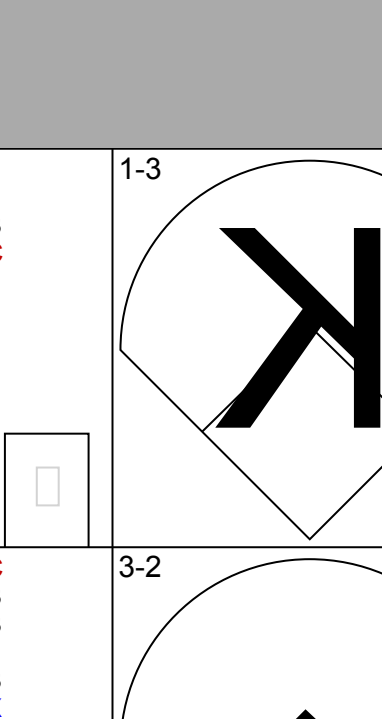
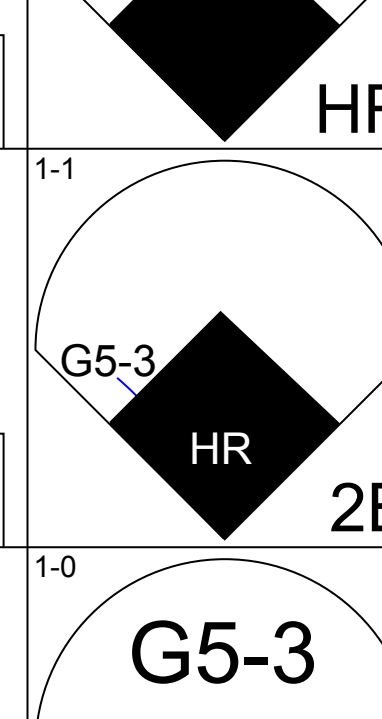




Batter	1	2	3	4	5	6	7	8	9	AB	R	H	RBI	BB	SO	LOB	TOP										
<b>Glenallen Hill, R</b> (1, 8) OBP: 0.313, SLG: 0.435 <b>Alex Cole, L</b> (9, PH) OBP: 0.388, SLG: 0.335	4-1 2B BB	2-2 P2			2-3 K		0-1 P6		4-1 BB	3	0	0	0	1	1	3	<b>Cleveland Indians @ Seattle Mariners</b> The Kingdome, Seattle, WA Thu Jul 11 1991, 10:05 PM EDT Att: 12,342 - Dome - 70 F										
<b>Chris James, R</b> (1, 10) OBP: 0.299, SLG: 0.347	3-2 L7		1-0 F9		2-2 G6-3		2-2 FC6-4		2-2 G6-3	5	0	0	0	0	0	3											
<b>Carlos Baerga, S</b> (1, 5) OBP: 0.356, SLG: 0.424	1-1 2B		3-2 G4-3		0-0 G3			0-3 K		4	0	1	0	0	1	0											
<b>Reggie Jefferson, S</b> (1, 3) OBP: 0.214, SLG: 0.325	1-2 L3		2-1 G6-3		0-0 G1-3 1B			1-2 1B 1B		4	0	2	0	0	0	2											
<b>Mark Whiten, S</b> (1, 9) OBP: 0.290, SLG: 0.373	2-3 K			1-3 K		0-0 G1-3		1-2 F8		4	0	0	0	0	2	4											
<b>Albert Belle, R</b> (1, 7)		0-1 FC5-4 1B		0-0 WP 2B		4-2 BB		1-0 1B		3	0	3	0	1	0	0											
<b>Sandy Alomar Jr., R</b> (1, 2) OBP: 0.279, SLG: 0.297		1-2 FC5-4 1B		0-0 P4		1-1 G1-3		0-2 G1-3		4	0	0	0	0	0	6											
<b>Felix Fermin, R</b> (1, 6) OBP: 0.290, SLG: 0.286 <b>Jerry Browne, S</b> (9, PH) OBP: 0.281, SLG: 0.241		0-2 1B		2-2 G1-3			3-2 FC6-4 1B		1-1 G5-3	3	0	2	0	0	0	1											
<b>Mark Lewis, R</b> (1, 4) OBP: 0.294, SLG: 0.316 <b>Mike Aldrete, L</b> (9, PH) OBP: 0.400, SLG: 0.418		0-0 P4			0-1 G4-3		2-2 F8		2-1 G1-3	3	0	0	0	0	0	3											
<b>Inning Stats</b>	R: 0 E: 0 K: 1 S: 12	H: 1 LOB: 2 BB: 1 P: 23	R: 0 E: 0 K: 0 S: 12	H: 2 LOB: 2 BB: 0 P: 15	R: 0 E: 0 K: 0 S: 8	H: 0 LOB: 0 BB: 0 P: 14	R: 0 E: 0 K: 1 S: 10	H: 1 LOB: 1 BB: 0 P: 13	R: 0 E: 0 K: 0 S: 8	H: 0 LOB: 2 BB: 1 P: 12	R: 0 E: 0 K: 0 S: 7	H: 1 LOB: 2 BB: 1 P: 12	R: 0 E: 0 K: 0 S: 12	H: 1 LOB: 1 BB: 0 P: 19	R: 0 E: 0 K: 1 S: 15	H: 2 LOB: 2 BB: 0 P: 18		R: 0 E: 0 K: 0 S: 8	H: 0 LOB: 1 BB: 1 P: 17	1B: 6 2B: 2 3B: 0 HR: 0	SF: 0 SAC: 0 DP: 0 HBP: 0	WP: 1 PB: 0 SB: 0 CS: 0	PA: 38				
<b>PITCHER</b>	IP	WLS	BF	H	R	ER	SO	BB	IBB	HBP	BLK	WP	HR	S	P	ERA	WHIP										
<b>Brian Holman, R</b> (1, 1) ERA: 3.59 <b>Bill Swift, R</b> (8, 1) ERA: 2.54	7.0	W	29	6	0	0	3	2	0	0	0	1	0	69	108	0.00	1.143										

Batter	1	2	3	4	5	6	7	8	9	AB	R	H	RBI	BB	SO	LOB	BOTTOM										
<b>Edgar Martinez, R</b> (1, 5) OBP: 0.399, SLG: 0.400	1-1 L6		1-1 G5-3		1-2 F9		1-1 1B E	1-2 1B		5	1	2	2	0	0	0	<b>Cleveland Indians @ Seattle Mariners</b> The Kingdome, Seattle, WA Thu Jul 11 1991, 10:05 PM EDT Att: 12,342 - Dome - 70 F										
<b>Harold Reynolds, S</b> (1, 4) OBP: 0.341, SLG: 0.347	1-0 L4		2-1 G4-3 3B		1-3 K		0-1 E	1-1 G5-3		5	1	2	0	0	1	2											
<b>Ken Griffey Jr., L</b> (1, 8) OBP: 0.363, SLG: 0.443	4-2 BB		2-0 G4-3			4-1 G6-3 BB	1-0 FC3-2			2	0	0	1	2	0	2											
<b>Pete O'Brien, L</b> (1, 3) OBP: 0.285, SLG: 0.363	1-2 G4-3		3-H 2-2 1B			1-1 G6-3	1-3 2-H 3-H 2-0 F7			4	0	1	0	0	0	4											
<b>Alvin Davis, L</b> (1, 10) OBP: 0.315, SLG: 0.360 <b>Henry Cotto, R</b> (8, PR) OBP: 0.345, SLG: 0.414		1-3 K	1-2 P2			2-1 2B 2B		2-1 1B 2B		4	1	2	0	0	1	1											
<b>Jay Buhner, R</b> (1, 9) OBP: 0.337, SLG: 0.500		4-1 BB BB		1-3 K		0-0 2B		0-1 1B		3	0	2	2	1	1	0											
<b>Dave Cochrane, S</b> (1, 7) OBP: 0.347, SLG: 0.382 <b>Greg Briley, L</b> (8, 7) OBP: 0.249, SLG: 0.260		4-2 BB		3-2 G4-3		1-3 K		1-0 F7		2	0	0	0	1	1	1											
<b>Omar Vizquel, S</b> (1, 6) OBP: 0.295, SLG: 0.281		4-2 BB		2-2 G3-1			0-0 L7	4-2 PB 1B BB		2	1	0	0	2	0	0											
<b>Dave Valle, R</b> (1, 2) OBP: 0.254, SLG: 0.223		0-2 G6-4-3			0-0 G6-3		0-1 1B FC3-2 1B	1-2 PB 1B		4	1	2	0	0	0	3											
<b>Inning Stats</b>	R: 0 E: 0 K: 0 S: 8	H: 0 LOB: 1 BB: 1 P: 15	R: 0 E: 0 K: 1 S: 13	H: 0 LOB: 3 BB: 3 P: 26	R: 1 E: 0 K: 0 S: 11	H: 2 LOB: 1 BB: 0 P: 19	R: 0 E: 0 K: 1 S: 9	H: 0 LOB: 0 BB: 0 P: 15	R: 0 E: 0 K: 1 S: 11	H: 0 LOB: 0 BB: 0 P: 13	R: 1 E: 0 K: 0 S: 9	H: 2 LOB: 1 BB: 1 P: 17	R: 1 E: 1 K: 0 S: 9	H: 3 LOB: 2 BB: 0 P: 13	R: 3 E: 0 K: 0 S: 15	H: 4 LOB: 2 BB: 1 P: 24		1B: 7 2B: 3 3B: 1 HR: 0	SF: 0 SAC: 0 DP: 2 HBP: 0	WP: 0 PB: 1 SB: 0 CS: 0	PA: 38						
<b>PITCHER</b>	IP	WLS	BF	H	R	ER	SO	BB	IBB	HBP	BLK	WP	HR	S	P	ERA	WHIP										
<b>Charles Nagy, R</b> (1, 1) ERA: 3.53 <b>Jesse Orosco, L</b> (7, 1) ERA: 3.39 <b>Jeff Shaw, R</b> (8, 1) ERA: 4.58	6.1	L	28	6	3	2	4	0	0	0	0	0	0	6	11	13.50	3.000										

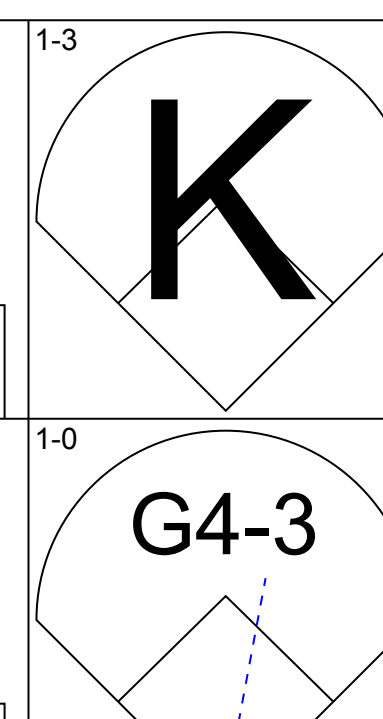
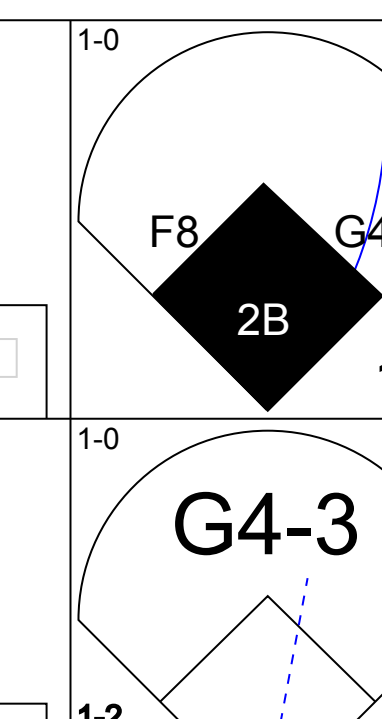
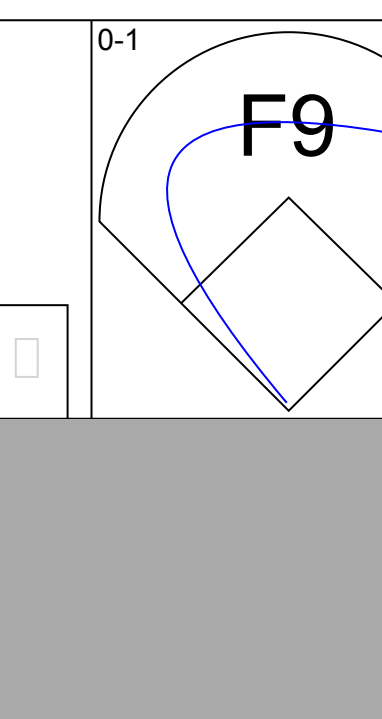
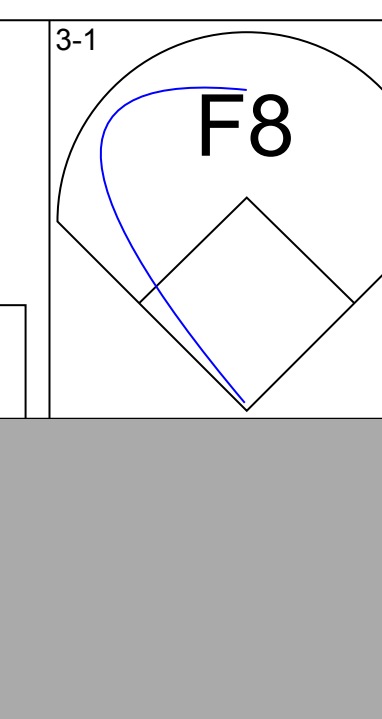
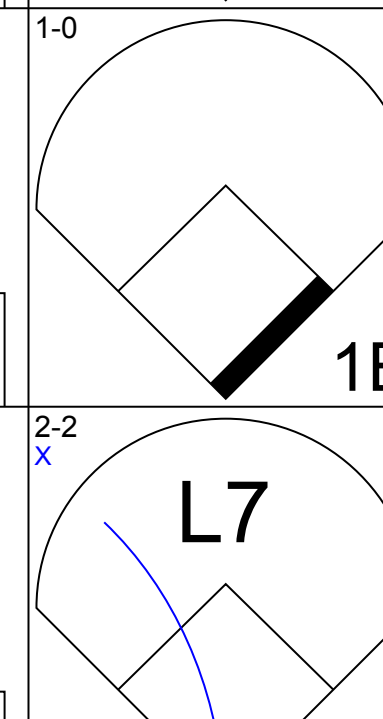
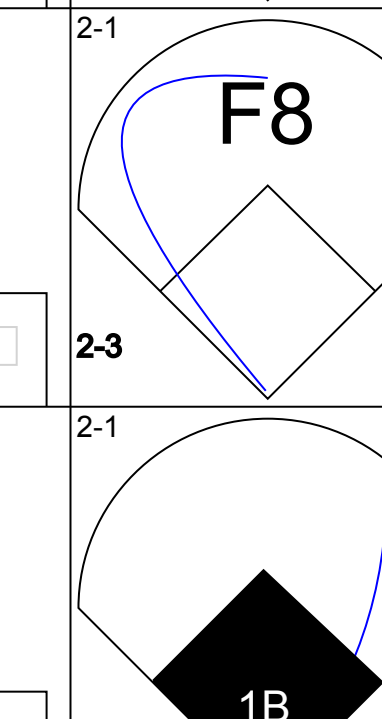
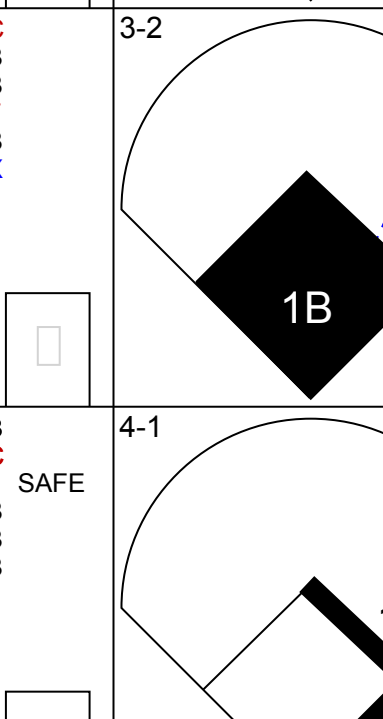



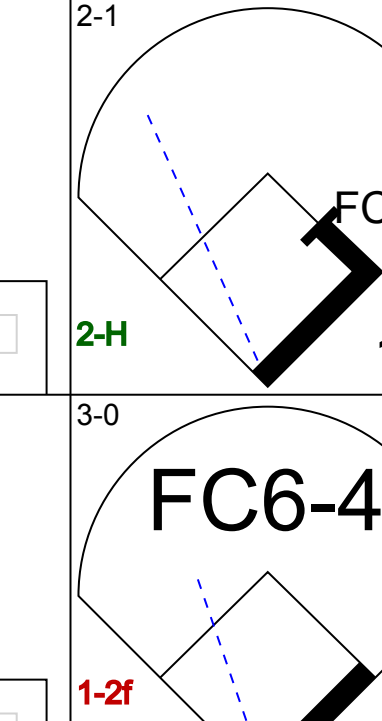
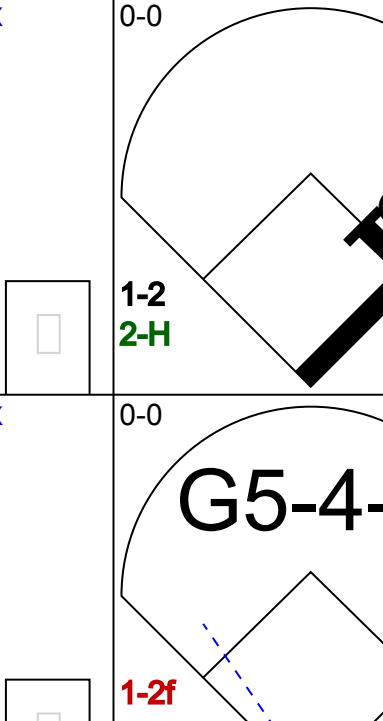





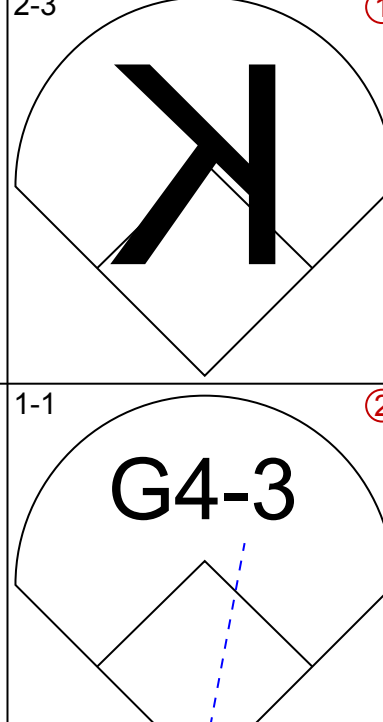
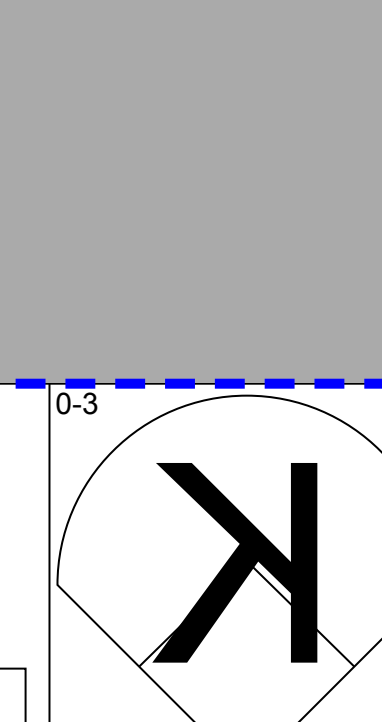

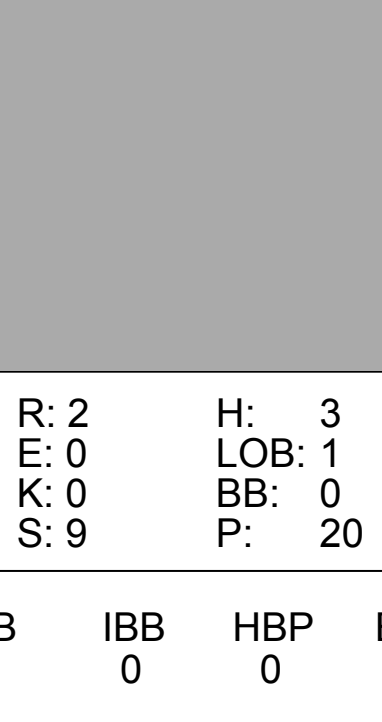
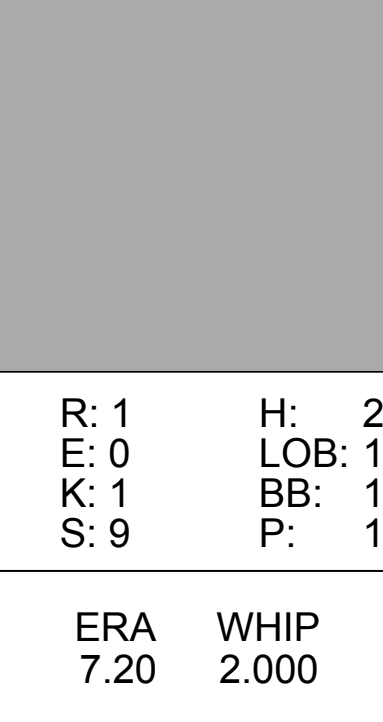
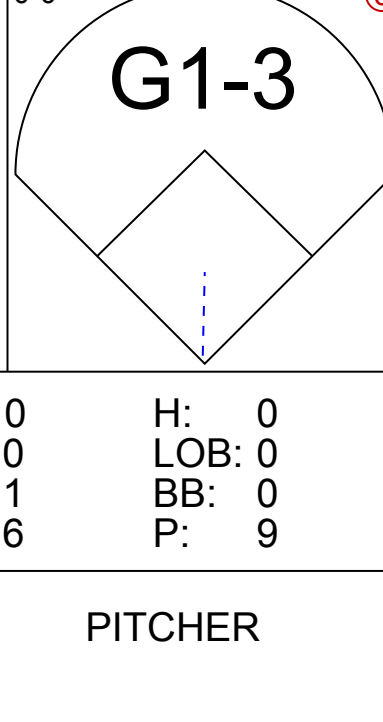
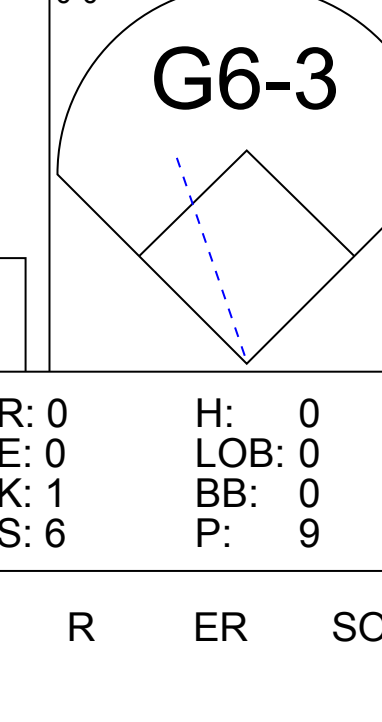
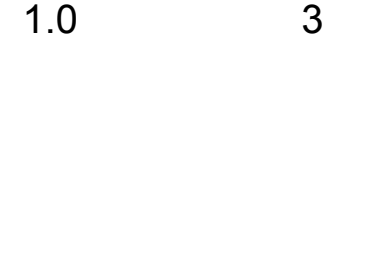






Batter	1	2	3	4	5	6	7	8	9	AB	R	H	RBI	BB	SO	LOB	TOP						
<b>Glenallen Hill, R</b> OBP: 0.318, SLG: 0.427 (1, 8)										2	0	0	0	2	1	2							
<b>Chris James, R</b> OBP: 0.295, SLG: 0.342 (1, 7)										4	0	0	0	0	3	4							
<b>Carlos Baerga, S</b> OBP: 0.358, SLG: 0.425 (1, 4)										4	0	2	0	0	0	3							
<b>Reggie Jefferson, S</b> OBP: 0.196, SLG: 0.295 (1, 3)										4	0	0	0	0	2	3							
<b>Carlos Martinez, R</b> OBP: 0.250, SLG: 0.250 (1, 10)										4	0	1	0	0	0	3							
<b>Mark Whiten, S</b> OBP: 0.285, SLG: 0.365 (1, 9)										4	0	0	0	0	2	1							
<b>Brook Jacoby, R</b> OBP: 0.288, SLG: 0.338 (1, 5)										3	0	1	0	1	1	0							
<b>Sandy Alomar Jr., R</b> OBP: 0.272, SLG: 0.289 (1, 2)										4	0	0	0	0	0	2							
<b>Felix Fermin, R</b> OBP: 0.292, SLG: 0.292 (7, PH)										2	0	1	0	0	0	0							
<b>Mark Lewis, R</b> OBP: 0.296, SLG: 0.319 (7, 6)										1	0	1	0	0	0	0							
<b>Inning Stats</b>	R: 0 E: 0 K: 2 S: 10	H: 0 LOB: 0 BB: 0 P: 14	R: 0 E: 0 K: 1 S: 6	H: 1 LOB: 0 BB: 0 P: 8	R: 0 E: 0 K: 1 S: 15	H: 1 LOB: 3 BB: 2 P: 29	R: 0 E: 0 K: 1 S: 6	H: 0 LOB: 0 BB: 0 P: 8	R: 0 E: 0 K: 1 S: 13	H: 0 LOB: 0 BB: 0 P: 19	R: 0 E: 0 K: 2 S: 14	H: 1 LOB: 2 BB: 1 P: 21	R: 0 E: 0 K: 1 S: 10	H: 2 LOB: 2 BB: 0 P: 15	R: 0 E: 0 K: 0 S: 8	H: 1 LOB: 1 BB: 0 P: 15	R: 0 E: 0 K: 0 S: 5	H: 0 LOB: 0 BB: 0 P: 7	1B: 5 2B: 1 3B: 0 HR: 0	SF: 0 SAC: 0 DP: 1 HBP: 0	WP: 0 PB: 0 SB: 0 CS: 0	PA: 35	
<b>PITCHER</b>	IP	WLS	BF	H	R	ER	SO	BB	IBB	HBP	BLK	WP	HR	S	P	ERA	WHIP						
<b>Randy Johnson, L</b> ERA: 3.69	(1, 1)	7.0	W	28	5	0	0	9	3	0	0	0	0	0	74	114	0.00	1.143					
<b>Mike Schooler, R</b> ERA:	(8, 1)	1.0		4	1	0	0	0	0	0	0	0	0	0	8	15	0.00	1.000					
<b>Michael Jackson, R</b> ERA: 2.91	(9, 1)	0.2		2	0	0	0	0	0	0	0	0	0	3	5	0.00	0.000						
<b>Rob Murphy, L</b> ERA: 2.51	(9, 1)	0.1		1	0	0	0	0	0	0	0	0	0	2	2	0.00	0.000						

Cleveland Indians @ Seattle Mariners  
The Kingdome, Seattle, WA  
Fri Jul 12 1991, 10:05 PM EDT  
Att: 15,211 - Dome - 70 F

AB 32  
R 0  
H 6  
RBI 0  
BB 3  
SO 9  
LOB 18



Batter	1	2	3	4	5	6	7	8	9	AB	R	H	RBI	BB	SO	LOB	BOTTOM					
<b>Edgar Martinez, R</b> OBP: 0.399, SLG: 0.411 (1, 5)										5	2	2	1	0	1	1						
<b>Harold Reynolds, S</b> OBP: 0.340, SLG: 0.348 (1, 4)										4	1	1	0	0	1	1						
<b>Ken Griffey Jr., L</b> OBP: 0.366, SLG: 0.449 (7, PH)										3	1	2	0	0	0	1						
<b>Henry Cotto, R</b> OBP: 0.342, SLG: 0.410 (8, 8)										1	0	0	0	0	0	1						
<b>Pete O'Brien, L</b> OBP: 0.290, SLG: 0.379 (1, 3)										3	2	2	3	1	0	1						
<b>Alvin Davis, L</b> OBP: 0.321, SLG: 0.364 (7, PR)										3	0	2	2	1	0	0						
<b>Alonzo Powell, R</b> OBP: 0.230, SLG: 0.273 (7, 7)										0	0	0	0	0	0	0						
<b>Jay Buhner, R</b> OBP: 0.335, SLG: 0.494 (1, 9)										4	1	1	0	0	0	4						
<b>Dave Cochrane, S</b> OBP: 0.346, SLG: 0.394 (7, 7)										3	0	1	0	0	2	0						
<b>Greg Briley, L</b> OBP: 0.247, SLG: 0.258 (7, 7)										1	0	0	0	0	0	1						
<b>Omar Vizquel, S</b> OBP: 0.294, SLG: 0.282 (1, 6)										3	0	1	1	0	1	0						
<b>Dave Valle, R</b> OBP: 0.249, SLG: 0.218 (1, 2)										4	0	0	0	0	1	2						
<b>Inning Stats</b>	R: 0 E: 0 K: 1 S: 11	H: 1 LOB: 1 BB: 0 P: 16	R: 1 E: 0 K: 1 S: 13	H: 2 LOB: 1 BB: 0 P: 18	R: 2 E: 0 K: 0 S: 9	H: 3 LOB: 1 BB: 0 P: 20	R: 0 E: 0 K: 1 S: 8	H: 1 LOB: 1 BB: 0 P: 13	R: 1 E: 0 K: 1 S: 9	H: 2 LOB: 1 BB: 1 P: 17	R: 0 E: 0 K: 1 S: 6	H: 0 LOB: 0 BB: 0 P: 9	R: 3 E: 0 K: 0 S: 16	H: 3 LOB: 1 BB: 1 P: 26	R: 0 E: 0 K: 1 S: 6	H: 0 LOB: 0 BB: 0 P: 9	1B: 6 2B: 4 3B: 0 HR: 2	SF: 1 SAC: 0 DP: 1 HBP: 0	WP: 0 PB: 0 SB: 0 CS: 0	PA: 37		
<b>PITCHER</b>	IP	WLS	BF	H	R	ER	SO	BB	IBB	HBP	BLK	WP	HR	S	P	ERA	WHIP					
<b>Rod Nichols, R</b> ERA: 3.91	(1, 1)	5.0	L	24	9	4	4	4	1	0	0	0	0	50	84	7.20	2.000					
<b>Doug Jones, R</b> ERA: 7.12	(6, 1)	2.0		10	3	3	3	1	1	0	0	0	2	22	35	13.50	2.000					
<b>Shawn Hillegas, R</b> ERA: 2.06	(8, 1)	1.0		3	0	0	0	1	0	0	0	0	0	6	9	0.00	0.000					

Cleveland Indians @ Seattle Mariners  
The Kingdome, Seattle, WA  
Fri Jul 12 1991, 10:05 PM EDT  
Att: 15,211 - Dome - 70 F

AB 34  
R 7  
H 12  
RBI 7  
BB 2  
SO 6  
LOB 12





Batter	1	2	3	4	5	6	7	8	9	AB R H RBI BB SO LOB	TOP																					
Alex Cole, L OBP: 0.385, SLG: 0.339 (1, 8)	2-1 1B 2B		2-1 G4-3			0-0 G4-3	2-2 F9		0-0 SH1-3	4 0 1 1 0 0 2	<b>Cleveland Indians @ Seattle Mariners</b> The Kingdome, Seattle, WA Sat Jul 13 1991, 10:05 PM EDT Att: 20,726 - Dome - 70 F  livebaseballscores.com																					
Jerry Browne, S OBP: 0.259, SLG: 0.240 (1, 4)	0-0 P6		1-0 F7			0-2 P5		0-3 K	1-2 3-H 1-2 PB 1B 1B	5 0 1 1 0 1 1																						
Carlos Baerga, S OBP: 0.355, SLG: 0.421 (1, 5)	0-3 K				3-2 F8	1-1 G6-3		0-2 F8	0-0 PB 1B 1-2 1B	5 0 1 0 0 1 1																						
Carlos Martinez, R OBP: 0.444, SLG: 0.500 (1, 10)	1-2 2-3 1B				0-0 G5-3		2-1 G4-3 1B 2B	0-3 K	4-0 1-2 3-H 1B IBB	4 1 2 0 1 1 0																						
Reggie Jefferson, S OBP: 0.200, SLG: 0.292 (9, PR) Glennallen Hill, R OBP: 0.316, SLG: 0.424 (9, 7)	0-3 K				1-3 K		0-0 G4-3		1-2 3-H 1B 1B F8	4 0 1 0 0 2 3 1 1 0 0 0 0 3																						
Mike Aldrete, L OBP: 0.406, SLG: 0.424 (9, 3)		1-3 K			0-0 F8-6 1B 1B		0-2 FC 1B SF9		0-2 SH5-4 1B 1-3 FC 1B	4 2 2 0 0 1 1																						
Mark Whiten, S OBP: 0.289, SLG: 0.368 (1, 9)		1-0 G3-1			0-3 SAFE K		3-0 1-3 3-H 1B 1B		0-2 FC SH5-4 1-2 SH1-3 1B 1B	4 1 2 2 0 1 1																						
Sandy Alomar Jr., R OBP: 0.273, SLG: 0.291 (1, 2)		2-0 F8			1-0 1-2 1B		1-0 SF9		0-0 SH5-4 1-2 2-3 1B	2 0 1 1 0 0 0																						
Felix Fermin, R OBP: 0.291, SLG: 0.292 (1, 6)					0-0 F9	2-1 F8-6 2-3		0-0 SAFE 1-2 1B	0-0 FC SH1-3 1B 2-3 3-H	4 1 1 1 0 0 4																						
<b>Inning Stats</b>	R: 0 E: 0 K: 2 S: 12	H: 2 LOB: 2 BB: 0 P: 15	R: 0 E: 0 K: 1 S: 5	H: 0 LOB: 0 BB: 0 P: 9	R: 0 E: 0 K: 0 S: 4	H: 0 LOB: 0 BB: 0 P: 7	R: 0 E: 0 K: 1 S: 9	H: 0 LOB: 0 BB: 0 P: 13	R: 0 E: 0 K: 1 S: 7	H: 2 LOB: 1 BB: 0 P: 10	R: 0 E: 0 K: 0 S: 7	H: 0 LOB: 0 BB: 0 P: 8	R: 2 E: 0 K: 0 S: 14	H: 3 LOB: 2 BB: 0 P: 22	R: 0 E: 0 K: 2 S: 9	H: 0 LOB: 0 BB: 0 P: 9	R: 4 E: 0 K: 0 S: 20	H: 5 LOB: 3 BB: 1 P: 28	1B: 10 2B: 3 3B: 0 HR: 0	SF: 1 SAC: 2 DP: 1 HBP: 0	WP: 0 PB: 1 SB: 0 CS: 0	PA: 41										
<b>PITCHER</b>	IP WLS BF H R ER SO BB IBB HBP BLK WP HR S P ERA WHIP																															
Erik Hanson, R ERA: 3.92 (1, 1)	7.0 28	7 2	2 2	5 5	0 0	0 0	0 0	0 0	0 0	0 0	0 0	58 84	2.57 1.000																			
Mike Schooler, R ERA: (8, 1)	1.0 3	0 0	0 0	2 2	0 0	0 0	0 0	0 0	0 0	0 0	0 0	9 9	0.00 0.000																			
Michael Jackson, R ERA: 3.66 (9, 1)	0.1 5	L 3	4 4	0 0	0 0	0 0	0 0	0 0	0 0	0 0	10 10	108.00 9.000																				
Rob Murphy, L ERA: 2.45 (9, 1)	0.2 5	2 0	0 0	0 0	0 0	1 0	0 0	0 0	0 0	0 0	10 18	0.00 3.000																				

Batter	1	2	3	4	5	6	7	8	9	AB R H RBI BB SO LOB	BOTTOM																			
Henry Cotto, R OBP: 0.333, SLG: 0.399 (1, 8)	2-3 K		0-0 G5-3		0-0 G1-6-3			1-0 G6-3		4 0 0 0 0 1 0	<b>Cleveland Indians @ Seattle Mariners</b> The Kingdome, Seattle, WA Sat Jul 13 1991, 10:05 PM EDT Att: 20,726 - Dome - 70 F  livebaseballscores.com																			
Harold Reynolds, S OBP: 0.336, SLG: 0.344 (1, 4)	2-2 G6-3		1-1 G5-3			1-0 L8			0-1 G5-3	4 0 0 0 0 0 0																				
Edgar Martinez, R OBP: 0.394, SLG: 0.405 (1, 5)	0-2 F8		3-2 G6-3			1-3 K			3-2 G4-3	4 0 0 0 0 1 0																				
Tracy Jones, R OBP: 0.345, SLG: 0.469 (1, 10)		0-0 HR 1B		0-0 P9		2-3 K			0-0 F8	4 1 1 0 0 1 0																				
Jay Buhner, R OBP: 0.335, SLG: 0.508 (1, 9)		1-0 HR		1-1 G6-3		1-3 K				3 1 1 2 0 1 0																				
Pete O'Brien, L OBP: 0.291, SLG: 0.382 (1, 3)		1-0 G4-3 2B		2-3 K		3-1 G4-3				3 0 1 0 0 1 0																				
Alonzo Powell, R OBP: 0.234, SLG: 0.293 Greg Briley, L OBP: 0.247, SLG: 0.258 (8, 7)		0-1 G4-3			1-1 SH1-4 SH3-4 2B		0-3 K			3 1 1 0 0 1 1 0 0 0 0 0 0 0																				
Dave Valle, R OBP: 0.246, SLG: 0.215 (1, 2)		0-3 K			0-0 SH1-4			2-1 L9		2 0 0 0 0 1 1																				
Jeff Schaefer, R OBP: 0.250, SLG: 0.329 (1, 6)		1-0 L6			0-0 SH3-4			1-3 K		2 0 0 1 0 1 1																				
<b>Inning Stats</b>	R: 0 E: 0 K: 1 S: 10	H: 0 LOB: 0 BB: 0 P: 14	R: 2 E: 0 K: 1 S: 10	H: 3 LOB: 1 BB: 0 P: 13	R: 0 E: 0 K: 0 S: 6	H: 0 LOB: 0 BB: 0 P: 10	R: 0 E: 0 K: 1 S: 6	H: 0 LOB: 0 BB: 0 P: 9	R: 1 E: 0 K: 0 S: 5	H: 1 LOB: 0 BB: 0 P: 6	R: 0 E: 0 K: 2 S: 7	H: 0 LOB: 0 BB: 0 P: 11	R: 0 E: 0 K: 2 S: 9	H: 0 LOB: 0 BB: 0 P: 13	R: 0 E: 0 K: 1 S: 7	H: 0 LOB: 0 BB: 0 P: 11	R: 0 E: 0 K: 0 S: 6	H: 0 LOB: 0 BB: 0 P: 9	1B: 1 2B: 2 3B: 0 HR: 1	SF: 0 SAC: 2 DP: 0 HBP: 0	WP: 0 PB: 0 SB: 0 CS: 0	PA: 31								
<b>PITCHER</b>	IP WLS BF H R ER SO BB IBB HBP BLK WP HR S P ERA WHIP																													
Greg Swindell, L ERA: 2.9 (1, 1)	9.0 31	4 3	3 3	8 8	0 0	0 0	0 0	0 0	0 0	1 66	3.00 0.444																			





Batter	1	2	3	4	5	6	7	8	9	AB	R	H	RBI	BB	SO	LOB	TOP					
Alex Cole, L OBP: 0.383, SLG: 0.343 (1, 8)										4	1	1	0	0	0	0						
Jerry Browne, S OBP: 0.265, SLG: 0.246 (1, 4)										4	1	2	0	0	0	0						
Carlos Baerga, S OBP: 0.363, SLG: 0.427 (1, 5)										3	0	3	1	1	0	0						
Carlos Martinez, R OBP: 0.308, SLG: 0.333 (1, 10)										4	0	0	0	0	2	6						
Reggie Jefferson, S OBP: 0.189, SLG: 0.275 Brook Jacoby, R OBP: 0.266, SLG: 0.336 (8, 3)										3	0	0	1	0	1	2						
Mike Aldrete, L OBP: 0.385, SLG: 0.403 Chris James, R OBP: 0.294, SLG: 0.341 (9, PH)										3	0	0	0	0	1	1						
Mark Whiten, S OBP: 0.293, SLG: 0.390 (1, 9)										4	1	2	1	0	1	0						
Joel Skinner, R OBP: 0.268, SLG: 0.346 (1, 2)										4	0	0	0	0	2	1						
Mark Lewis, R OBP: 0.292, SLG: 0.314 (1, 6)										4	0	0	0	0	0	1						
<b>Inning Stats</b>	R: 2 E: 0 K: 2 S: 19	H: 3 LOB: 1 BB: 0 P: 28	R: 0 E: 0 K: 2 S: 8	H: 0 LOB: 0 BB: 0 P: 10	R: 0 E: 0 K: 0 S: 6	H: 1 LOB: 1 BB: 0 P: 6	R: 0 E: 0 K: 1 S: 9	H: 0 LOB: 0 BB: 0 P: 15	R: 0 E: 0 K: 1 S: 6	H: 0 LOB: 0 BB: 0 P: 8	R: 0 E: 0 K: 0 S: 6	H: 1 LOB: 1 BB: 0 P: 11	R: 1 E: 0 K: 0 S: 8	H: 1 LOB: 0 BB: 0 P: 15	R: 0 E: 0 K: 1 S: 9	H: 1 LOB: 1 BB: 0 P: 20	R: 0 E: 0 K: 0 S: 8	H: 1 LOB: 1 BB: 0 P: 11	1B: 5 2B: 2 3B: 0 HR: 1	SF: 0 SAC: 0 DP: 0 HBP: 0	WP: 1 PB: 0 SB: 0 CS: 0	PA: 36
<b>PITCHER</b>	IP WLS BF H R ER SO BB IBB HBP BLK WP HR S P ERA WHIP	IP WLS BF H R ER SO BB IBB HBP BLK WP HR S P ERA WHIP																				
Rich DeLucia, R ERA: 4.56 (1, 1)	7.1 W 30 7 3 3 6 1 0 0 0 1 1 67 106 3.68 1.091	1.2 L 6 1 0 0 1 0 0 0 0 0 0 12 18 0.00 0.600																				

Cleveland Indians @ Seattle Mariners  
The Kingdome, Seattle, WA  
Sun Jul 14 1991, 6:33 AM EDT  
Att: 15,441 - Dome - 70 F

AB 35  
R 3  
H 8  
RBI 3  
BB 1  
SO 7  
LOB 13



Batter	1	2	3	4	5	6	7	8	9	AB	R	H	RBI	BB	SO	LOB	BOTTOM				
Edgar Martinez, R OBP: 0.402, SLG: 0.432 (1, 5)										4	4	4	2	1	0	0					
Harold Reynolds, S OBP: 0.336, SLG: 0.343 (1, 4)										4	2	1	1	1	0	2					
Ken Griffey Jr., L OBP: 0.363, SLG: 0.445 Greg Britley, L OBP: 0.247, SLG: 0.258 (8, 7)										5	0	1	1	0	1	4					
Pete O'Brien, L OBP: 0.295, SLG: 0.390 Dave Valle, R OBP: 0.246, SLG: 0.215 (9, 3)										4	0	3	3	0	0	0					
Alvin Davis, L OBP: 0.322, SLG: 0.364 (1, 10)										5	1	2	0	0	0	4					
Jay Buhner, R OBP: 0.327, SLG: 0.495 (1, 9)										5	0	0	0	0	4	4					
Dave Cochrane, S OBP: 0.346, SLG: 0.392 Jeff Schaefer, R OBP: 0.256, SLG: 0.333 (7, 6)										3	1	1	0	0	0	0					
Scott Bradley, L OBP: 0.281, SLG: 0.250 (1, 2)										5	2	4	1	0	1	0					
Omar Vizquel, S OBP: 0.292, SLG: 0.279 Henry Cotto, R OBP: 0.346, SLG: 0.433 (7, 7)										2	0	0	0	0	0	2					
<b>Inning Stats</b>	R: 1 E: 0 K: 1 S: 13	H: 2 LOB: 1 BB: 0 P: 21	R: 0 E: 0 K: 1 S: 12	H: 1 LOB: 1 BB: 0 P: 21	R: 1 E: 0 K: 0 S: 10	H: 2 LOB: 1 BB: 0 P: 17	R: 0 E: 0 K: 1 S: 7	H: 1 LOB: 1 BB: 0 P: 11	R: 2 E: 0 K: 1 S: 15	H: 2 LOB: 2 BB: 1 P: 25	R: 2 E: 0 K: 1 S: 17	H: 3 LOB: 1 BB: 0 P: 25	R: 4 E: 0 K: 1 S: 16	H: 4 LOB: 1 BB: 1 P: 25	R: 4 E: 0 K: 1 S: 16	H: 4 LOB: 1 BB: 1 P: 25	1B: 15 2B: 2 3B: 1 HR: 2	SF: 2 SAC: 0 DP: 0 HBP: 1	WP: 2 PB: 0 SB: 2 CS: 0	PA: 47	
<b>PITCHER</b>	IP WLS BF H R ER SO BB IBB HBP BLK WP HR S P ERA WHIP	IP WLS BF H R ER SO BB IBB HBP BLK WP HR S P ERA WHIP																			
Mike York, R ERA: 6.86 (1, 1)	5.0 L 26 10 6 5 4 0 0 1 0 0 0 0 9 18 18.00 3.000	1.0 L 7 3 2 2 0 0 0 0 0 0 0 0 1 17 25 18.00 3.000	1.0 L 8 4 4 4 1 1 0 0 0 0 0 1 16 25 36.00 5.000																		

Cleveland Indians @ Seattle Mariners  
The Kingdome, Seattle, WA  
Sun Jul 14 1991, 6:33 AM EDT  
Att: 15,441 - Dome - 70 F

AB 42  
R 14  
H 20  
RBI 12  
BB 2  
SO 6  
LOB 16





Batter	1	2	3	4	5	6	7	8	9	AB R H RBI BB SO LOB	TOP									
Steve Sax, R OBP: 0.340, SLG: 0.390 (1, 4)	G5-3		1B		1B		2B		K	5 0 3 0 0 1 1	<b>New York Yankees @ Seattle Mariners</b> The Kingdome, Seattle, WA Mon Jul 15 1991, 10:05 PM EDT Att: 36,027 - Dome - 70 F									
Alvaro Espinoza, R OBP: 0.293, SLG: 0.357 (1, 6)	P4		BB		K		F9		3 0 0 0 1 1 2											
Don Mattingly, L OBP: 0.355, SLG: 0.409 (1, 3)	1B		F8					G3	3 0 1 0 0 0 2											
Mel Hall, L OBP: 0.339, SLG: 0.536 (1, 9)	F9			K		HBP	F8	E1	4 0 0 0 0 1 2											
Matt Nokes, L OBP: 0.316, SLG: 0.509 (1, 2)		P4		G3-1		F7		F8	4 0 0 0 0 0 2											
Kevin Maas, L OBP: 0.371, SLG: 0.434 (1, 10)		G4-3		1B		K		F7	4 0 1 0 0 1 2											
Hensley Meulens, R OBP: 0.249, SLG: 0.301 (1, 7)		F8		K			G6-3		4 0 1 0 0 1 1											
Bernie Williams, S OBP: 0.391, SLG: 0.684 (1, 8)			P6		CS		HR	K	3 1 1 1 1 1 1											
Pat Kelly, R OBP: 0.275, SLG: 0.342 (1, 5)		F9		B3			K	G3	4 0 0 0 0 1 2											
<b>Inning Stats</b>	R: 0 E: 0 K: 0 S: 10	H: 1 LOB: 1 BB: 0 P: 15	R: 0 E: 0 K: 0 S: 4	H: 0 LOB: 0 BB: 0 P: 7	R: 0 E: 0 K: 0 S: 8	H: 1 LOB: 2 BB: 1 P: 18	R: 0 E: 0 K: 2 S: 10	H: 1 LOB: 1 BB: 0 P: 15	R: 0 E: 0 K: 1 S: 9	H: 0 LOB: 1 BB: 1 P: 12	R: 1 E: 0 K: 1 S: 7	H: 2 LOB: 0 BB: 0 P: 12	R: 0 E: 1 K: 0 S: 11	H: 0 LOB: 1 BB: 0 P: 17	R: 0 E: 0 K: 2 S: 11	H: 1 LOB: 1 BB: 0 P: 15	1B: 5 2B: 1 3B: 0 HR: 1	SF: 0 SAC: 0 DP: 0 HBP: 1	WP: 0 PB: 0 SB: 2 CS: 1	PA: 37
<b>PITCHER</b>	IP WLS BF H R ER SO BB IBB HBP BLK WP HR S P ERA WHIP											IP WLS BF H R ER SO BB IBB HBP BLK WP HR S P ERA WHIP								
Bill Krueger, L ERA: 3.0 (1, 1)	7.0 W 29 6 1 1 5 2 0 0 0 0 0 1 56 93 1.29 1.143																			
Rob Murphy, L ERA: 2.95 (8, 1)	1.0 4 0 0 0 0 0 0 0 0 0 0 0 11 17 0.00 0.000																			
Bill Swift, R ERA: 2.49 (9, 1)	1.0 4 1 0 0 2 0 0 0 0 0 0 0 11 15 0.00 1.000																			

Batter	1	2	3	4	5	6	7	8	9	AB R H RBI BB SO LOB	BOTTOM									
Henry Cotto, R OBP: 0.350, SLG: 0.448 (1, 7)	F8		1B		G5-3		E			4 1 2 1 0 0 0	<b>New York Yankees @ Seattle Mariners</b> The Kingdome, Seattle, WA Mon Jul 15 1991, 10:05 PM EDT Att: 36,027 - Dome - 70 F									
Harold Reynolds, S OBP: 0.340, SLG: 0.348 (1, 4)	G4-3		G1-6-3			SH2-3	E	E9	4 1 2 1 0 0 1											
Ken Griffey Jr., L OBP: 0.360, SLG: 0.440 (1, 8)	F7		G6-3		SH2-3		K		3 0 0 0 0 1 1											
Tracy Jones, R OBP: 0.352, SLG: 0.471 (1, 10)		2B		K		G4-3			4 1 2 0 0 1 0											
Edgar Martinez, R OBP: 0.406, SLG: 0.443 (1, 5)	E3			1B			2B	L8	4 1 3 0 0 0 1											
Jay Buhner, R OBP: 0.321, SLG: 0.484 (1, 9)	G4-3		F8			F8		G6-4-3	4 0 0 0 0 0 3											
Pete O'Brien, L OBP: 0.299, SLG: 0.396 (1, 3)		G6-3		L3			G4-3	SH1-3	3 1 2 0 0 0 1											
Dave Valle, R OBP: 0.244, SLG: 0.213 (1, 2)		G6-3		K			SH1-3		2 0 0 0 0 1 1											
Jeff Schaefer, R OBP: 0.250, SLG: 0.326 (1, 6)								G4-3	2 0 0 0 0 1 1											
Omar Vizquel, S OBP: 0.291, SLG: 0.278 (7, PH) (8, 6)			K		P3				1 0 0 0 0 0 1											
<b>Inning Stats</b>	R: 0 E: 0 K: 0 S: 6	H: 0 LOB: 0 BB: 0 P: 10	R: 2 E: 1 K: 1 S: 12	H: 3 LOB: 1 BB: 0 P: 19	R: 0 E: 0 K: 0 S: 6	H: 1 LOB: 0 BB: 0 P: 9	R: 0 E: 0 K: 1 S: 13	H: 1 LOB: 1 BB: 0 P: 21	R: 0 E: 0 K: 1 S: 10	H: 0 LOB: 0 BB: 0 P: 15	R: 1 E: 0 K: 0 S: 15	H: 2 LOB: 1 BB: 0 P: 23	R: 2 E: 1 K: 1 S: 10	H: 3 LOB: 1 BB: 0 P: 15	R: 0 E: 0 K: 0 S: 5	H: 1 LOB: 0 BB: 0 P: 8	1B: 6 2B: 4 3B: 1 HR: 0	SF: 0 SAC: 2 DP: 2 HBP: 0	WP: 0 PB: 0 SB: 1 CS: 0	PA: 33
<b>PITCHER</b>	IP WLS BF H R ER SO BB IBB HBP BLK WP HR S P ERA WHIP											IP WLS BF H R ER SO BB IBB HBP BLK WP HR S P ERA WHIP								
Greg Cadaret, L ERA: 3.13 (1, 1)	6.0 L 25 8 4 3 3 0 0 0 0 0 0 0 64 99 4.50 1.333																			
John Habyan, R ERA: 2.53 (7, 1)	0.2 4 2 1 1 0 0 0 0 0 0 0 0 5 9 13.50 3.000																			
Steve Howe, L ERA: 1.24 (7, 1)	1.1 4 1 0 0 1 0 0 0 0 0 0 0 8 12 0.00 0.750																			

AB	34
R	1
H	7
RBI	1
BB	2
SO	7
LOB	15



AB	31
R	5
H	11
RBI	2
BB	0
SO	4
LOB	10





Batter	1	2	3	4	5	6	7	8	9	AB	R	H	RBI	BB	SO	LOB	TOP		
Steve Sax, R OBP: 0.342, SLG: 0.389 (1, 4)	1-2 P3		2-0 G4-6-3 1B			2-1 L5			4-2 G6-3 BB	3	0	1	0	1	0	0			
Pat Sheridan, L OBP: 0.205, SLG: 0.316 (1, 9)	1-2 G4-3		0-0 G4-6-3 1-2f			2-2 G3-1			0-1 G6-3 1-2f	4	0	0	0	0	0	2			
Don Mattingly, L OBP: 0.359, SLG: 0.417 (1, 3)	1-0 2B			1-0 F8			1-2 WP 1B		3-2 1B 1B	4	0	3	0	0	0	0			
Mel Hall, L OBP: 0.342, SLG: 0.533 (1, 7)	2-3 K			4-0 G4-6-3 BB			0-0 F9		0-2 1B 1B	3	0	1	0	1	1	2			
Matt Nokes, L OBP: 0.315, SLG: 0.504 (1, 2)		0-0 1B		2-2 G4-6-3 1-2f			3-3 K		1-2 P6	4	0	1	0	0	1	4			
Kevin Maas, L OBP: 0.368, SLG: 0.430 (1, 10)		0-1 G3			0-0 F8		2-1 G5-3			3	0	0	0	0	0	1			
Bernie Williams, S OBP: 0.385, SLG: 0.619 (1, 8)		4-0 BB			0-0 L8			2-1 G6-3		2	0	0	0	1	0	0			
Alvaro Espinoza, R OBP: 0.290, SLG: 0.353 (1, 6)		1-1 G4-3			0-1 G6-3			1-0 F9		3	0	0	0	0	0	1			
Pat Kelly, R OBP: 0.270, SLG: 0.336 (1, 5)			0-1 F8			0-0 G5-3		1-3 K		3	0	0	0	0	1	0			
<b>Inning Stats</b>	R: 0 E: 0 K: 1 S: 12	H: 1 LOB: 1 BB: 0 P: 17	R: 0 E: 0 K: 0 S: 5	H: 1 LOB: 1 BB: 1 P: 10	R: 0 E: 0 K: 0 S: 4	H: 1 LOB: 0 BB: 0 P: 6	R: 0 E: 0 K: 0 S: 5	H: 0 LOB: 0 BB: 1 P: 12	R: 0 E: 0 K: 0 S: 4	H: 0 LOB: 0 BB: 0 P: 4	R: 0 E: 0 K: 1 S: 9	H: 1 LOB: 1 BB: 0 P: 15	R: 0 E: 0 K: 1 S: 6	H: 0 LOB: 0 BB: 0 P: 10	R: 0 E: 0 K: 0 S: 19	H: 2 LOB: 2 BB: 1 P: 27	1B: 5 2B: 1 3B: 0 HR: 0	SF: 0 SAC: 0 DP: 3 HBP: 0	WP: 1 PA: 32 CS: 0
<b>PITCHER</b> Brian Holman, R ERA: 3.33 (1, 1)	IP: 9.0 WLS: W BF: 32 H: 6 R: 0 ER: 0 SO: 3 BB: 3 IBB: 0 HBP: 0 BLK: 0 WP: 1 HR: 0 S: 72 P: 113 ERA: 0.00 WHIP: 1.000															<b>PITCHER</b>			

New York Yankees @ Seattle Mariners  
The Kingdome, Seattle, WA  
Tue Jul 16 1991, 6:33 AM EDT  
Att: 25,641 - Dome - 70 F

AB 29  
R 0  
H 6  
RBI 0  
BB 3  
SO 3  
LOB 10



Batter	1	2	3	4	5	6	7	8	9	AB	R	H	RBI	BB	SO	LOB	BOTTOM		
Henry Cotto, R OBP: 0.348, SLG: 0.443 (1, 9) (7, 7)	1-2 G4-3 BB 1B		1-0 F8	0-3 K			0-0 G4-3			4	1	1	0	0	1	2			
Harold Reynolds, S OBP: 0.337, SLG: 0.344 (1, 4)	1-3 SAFE K		0-0 G4-3	1-0 F8			0-2 G4-3			4	0	0	0	0	1	3			
Ken Griffey Jr., L OBP: 0.361, SLG: 0.443 (1, 8)	4-1 G4-3 BB		0-1 PB HR		0-0 F7		2-2 G5-3			3	2	1	0	1	0	0			
Pete O'Brien, L OBP: 0.298, SLG: 0.403 (1, 3)	2-2 G4-3		3-2 HR		0-3 K			3-2 G4-3		4	1	1	2	0	1	2			
Alvin Davis, L OBP: 0.321, SLG: 0.363 (1, 10)	1-2 2H 3H 1B		0-3 K		0-0 P2			1-2 G4-3		4	0	1	2	0	1	0			
Edgar Martinez, R OBP: 0.404, SLG: 0.439 (1, 5)	2-2 P6			4-2 1B BB		1-3 K		0-0 G3		3	1	0	0	1	1	1			
Dave Cochrane, S OBP: 0.333, SLG: 0.377 Jay Buhner, R OBP: 0.321, SLG: 0.484 (7, 9)		2-2 G3		0-0 F7		1-3 K				3	0	0	0	0	1	1			
Scott Bradley, L OBP: 0.291, SLG: 0.262 (1, 2)		1-3 K		0-0 1B		1-0 1B				3	0	2	0	0	1	0			
Omar Vizquel, S OBP: 0.291, SLG: 0.279 (1, 6)		1-2 G3-1		0-2 1B		2-2 L8				3	0	1	1	0	0	1			
<b>Inning Stats</b>	R: 2 E: 0 K: 1 S: 18	H: 2 LOB: 1 BB: 1 P: 29	R: 0 E: 0 K: 1 S: 9	H: 0 LOB: 0 BB: 0 P: 13	R: 2 E: 0 K: 1 S: 11	H: 2 LOB: 0 BB: 0 P: 15	R: 1 E: 0 K: 1 S: 13	H: 2 LOB: 2 BB: 1 P: 18	R: 0 E: 0 K: 1 S: 5	H: 0 LOB: 0 BB: 0 P: 5	R: 0 E: 0 K: 2 S: 11	H: 1 LOB: 1 BB: 0 P: 16	R: 0 E: 0 K: 0 S: 8	H: 0 LOB: 0 BB: 0 P: 10	R: 0 E: 0 K: 0 S: 7	H: 0 LOB: 0 BB: 0 P: 11	1B: 5 2B: 1 3B: 0 HR: 1	SF: 0 SAC: 0 DP: 0 HBP: 0	WP: 0 PA: 33 CS: 0
<b>PITCHER</b> Scott Sanderson, R ERA: 3.81 Lee Guetterman, L ERA: 1.59 (7, 1)	IP: 6.0 WLS: L BF: 27 H: 7 R: 5 ER: 5 SO: 7 BB: 2 IBB: 0 HBP: 0 BLK: 0 WP: 0 HR: 1 S: 67 P: 96 ERA: 7.50 WHIP: 1.500															<b>PITCHER</b>			

New York Yankees @ Seattle Mariners  
The Kingdome, Seattle, WA  
Tue Jul 16 1991, 6:33 AM EDT  
Att: 25,641 - Dome - 70 F

AB 31  
R 5  
H 7  
RBI 5  
BB 2  
SO 7  
LOB 10

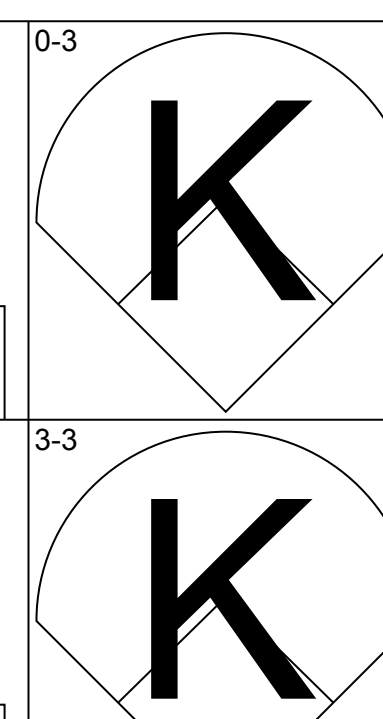
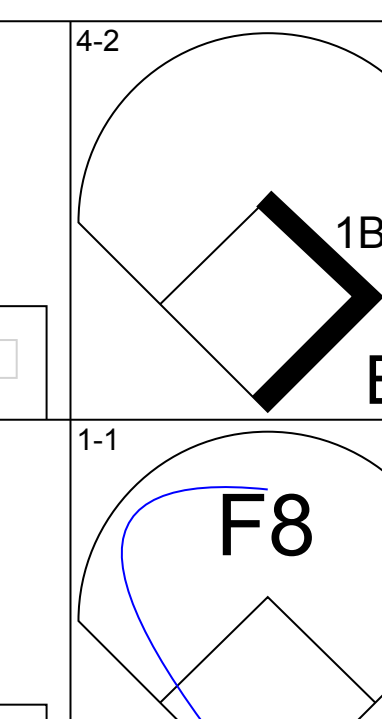
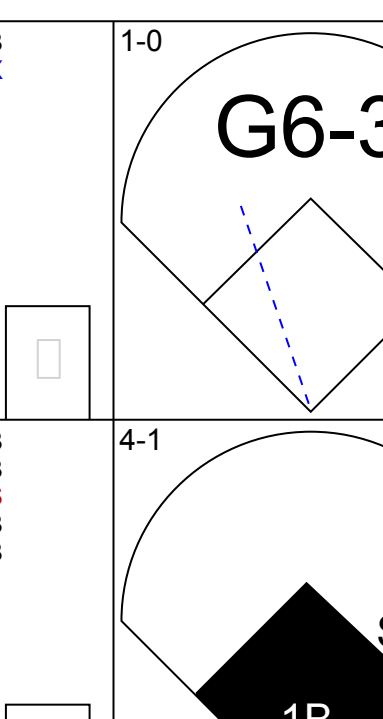
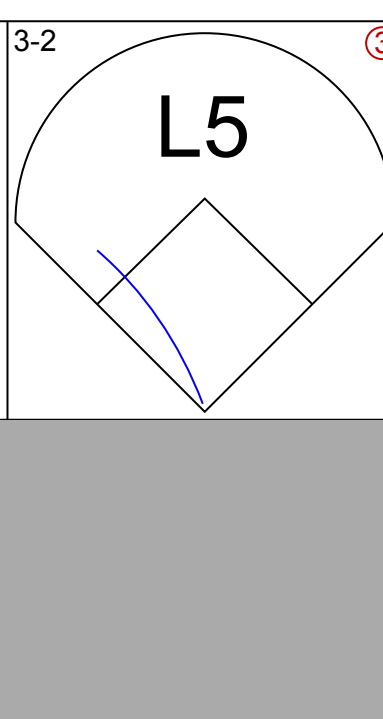
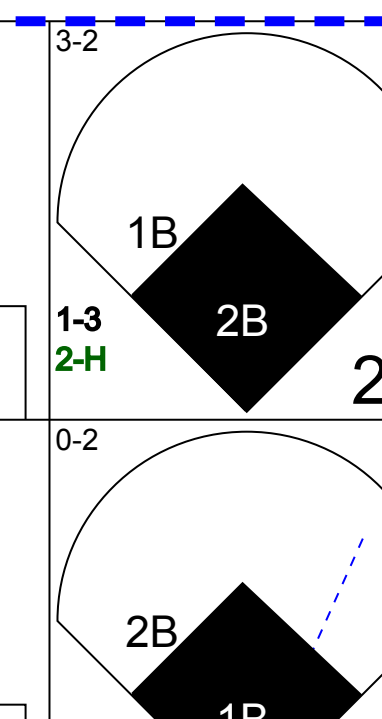
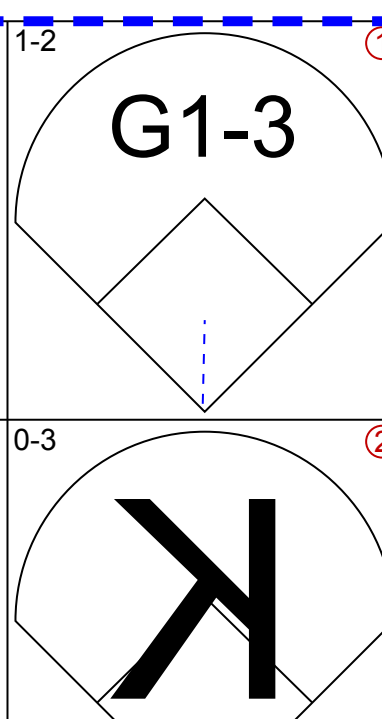
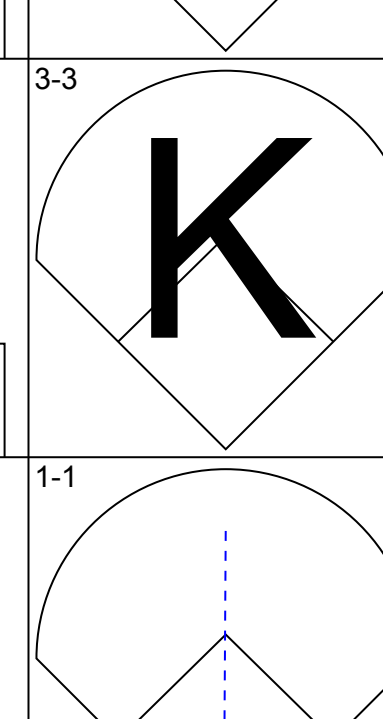
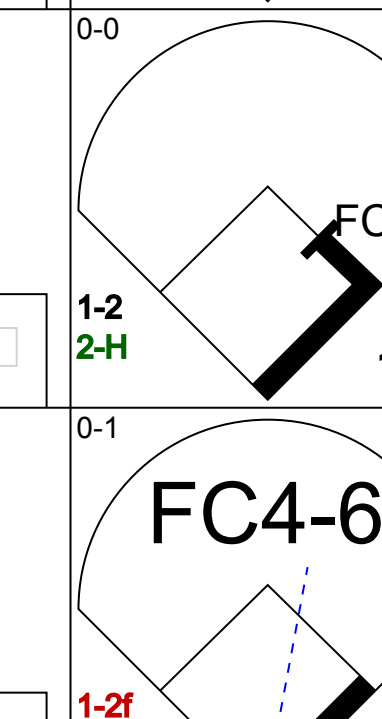
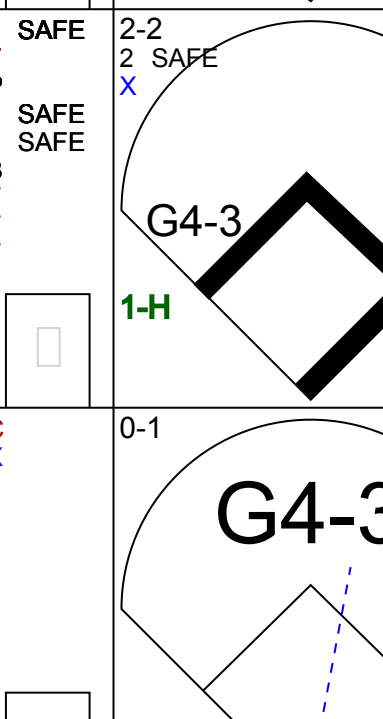
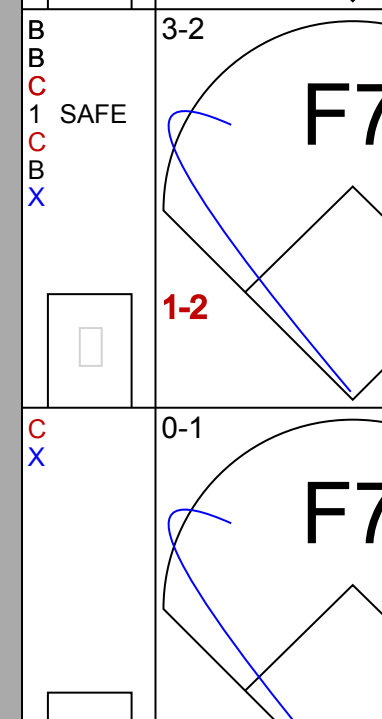
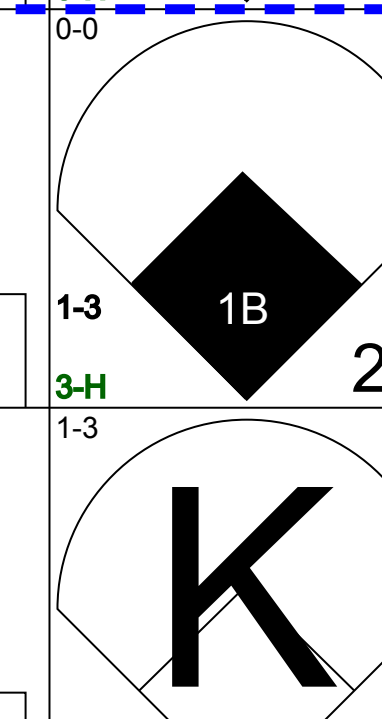
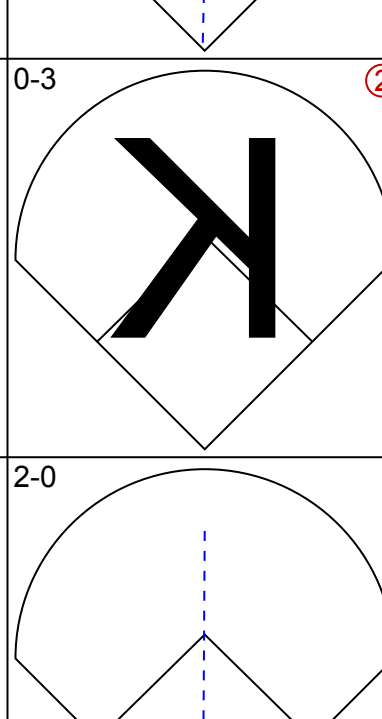
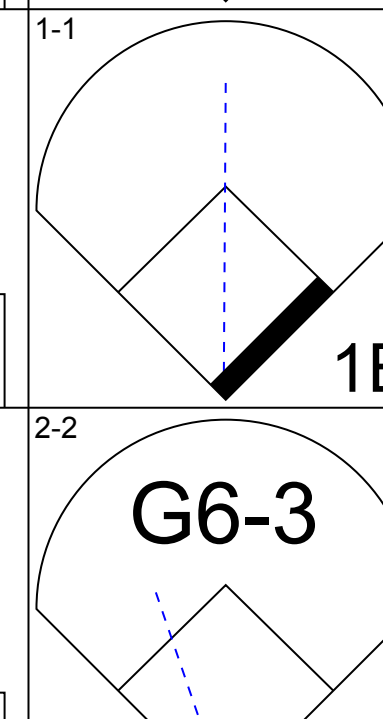

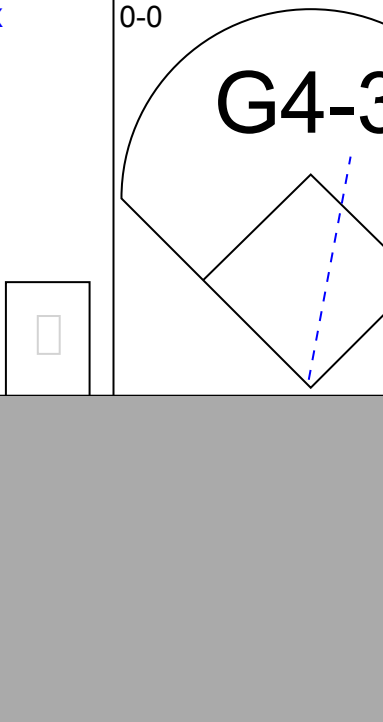

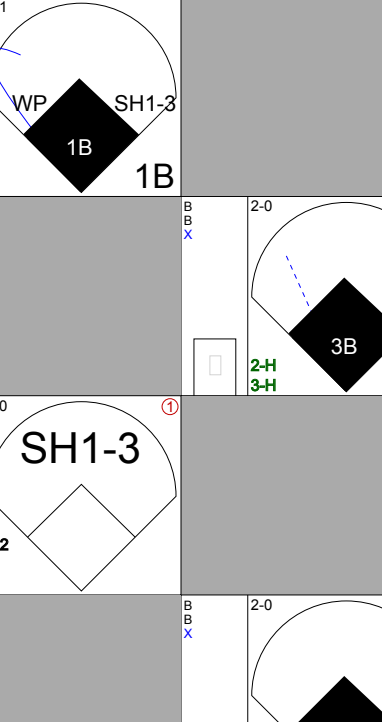
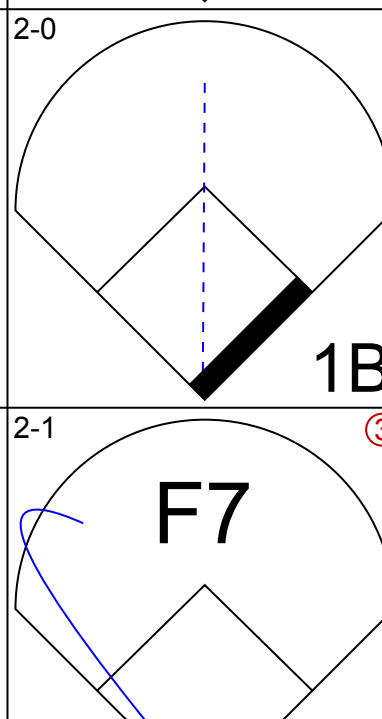
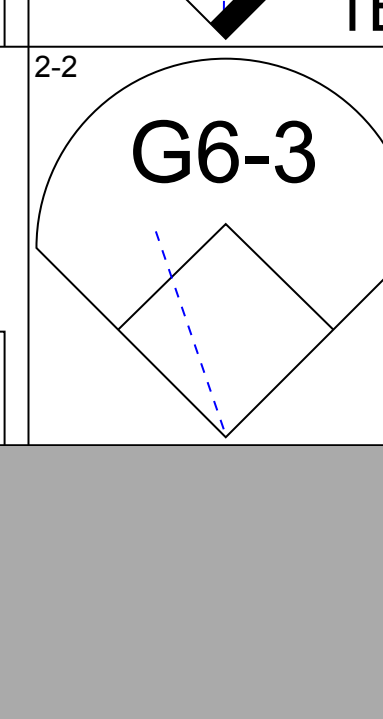
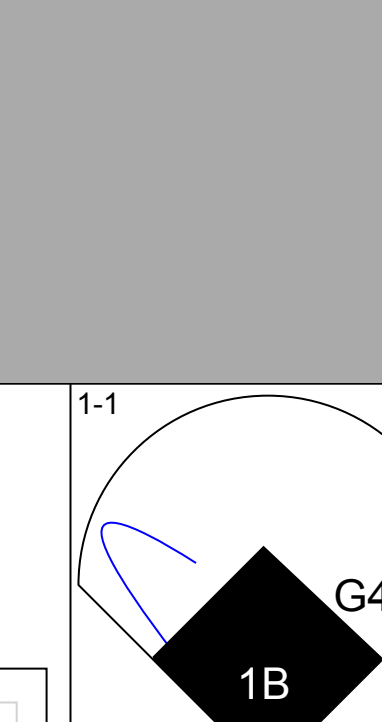


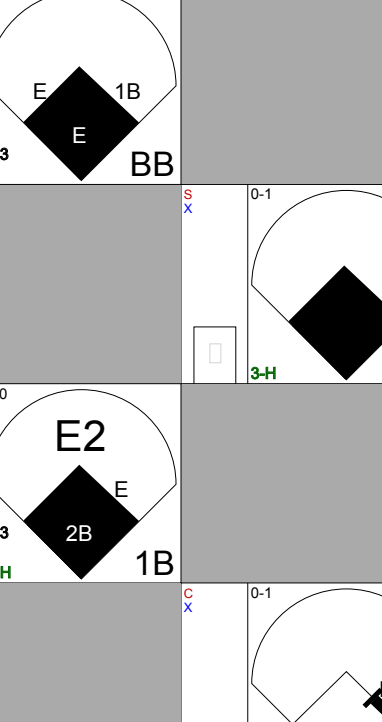
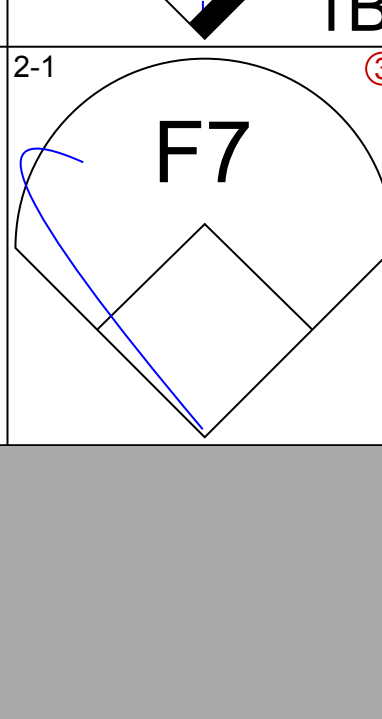
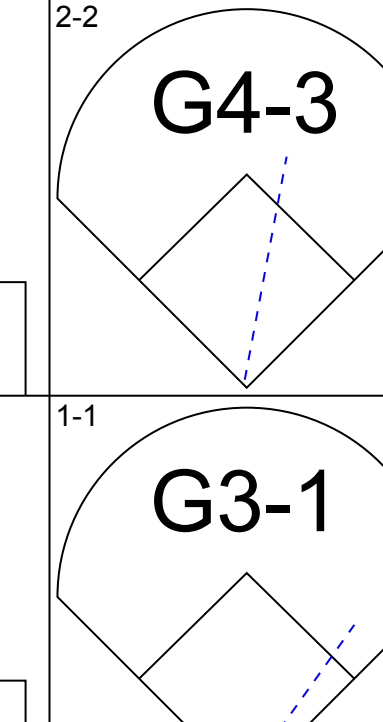
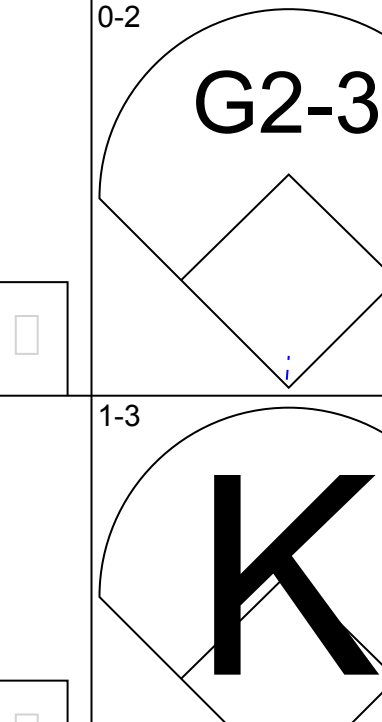
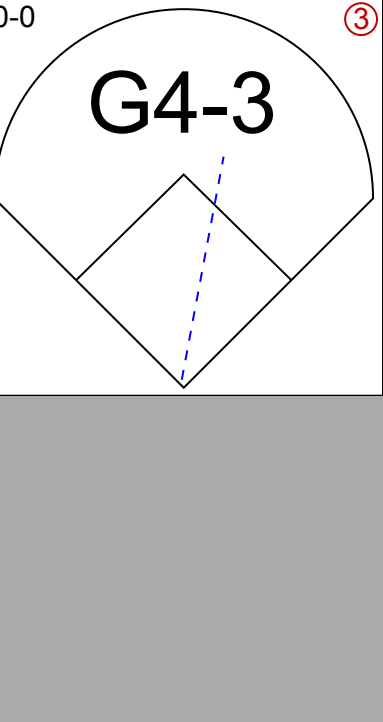
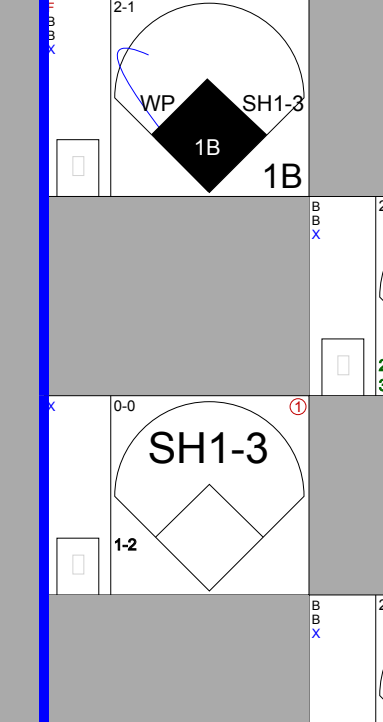
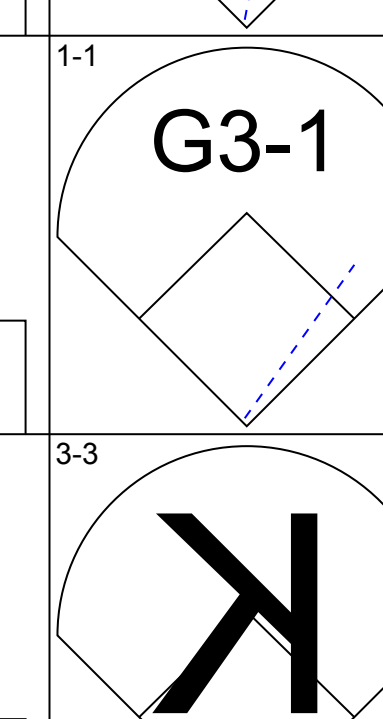
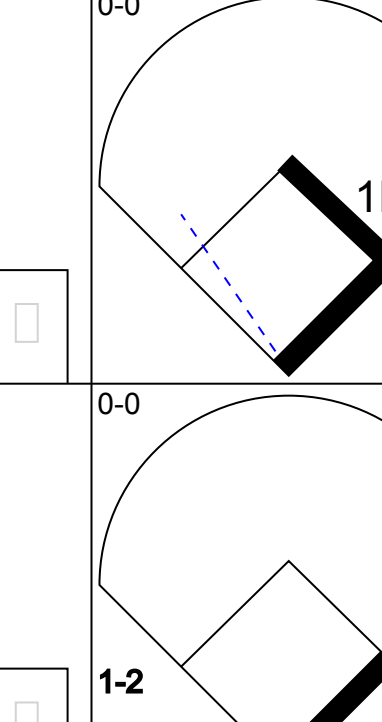
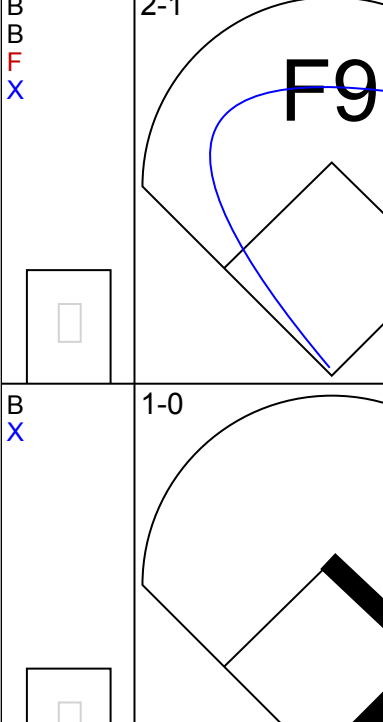
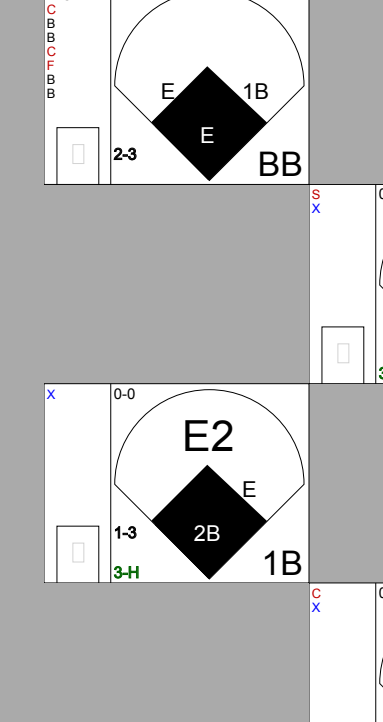

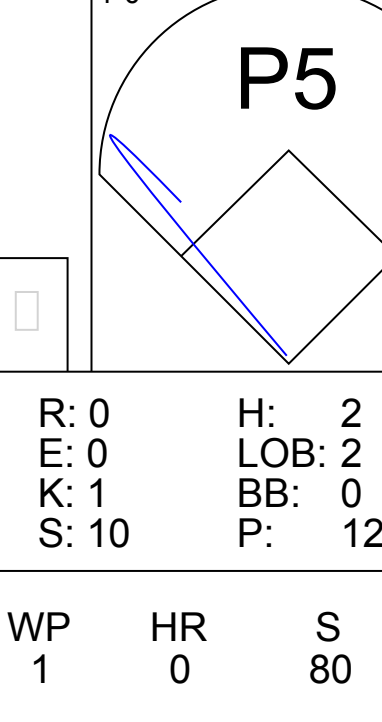
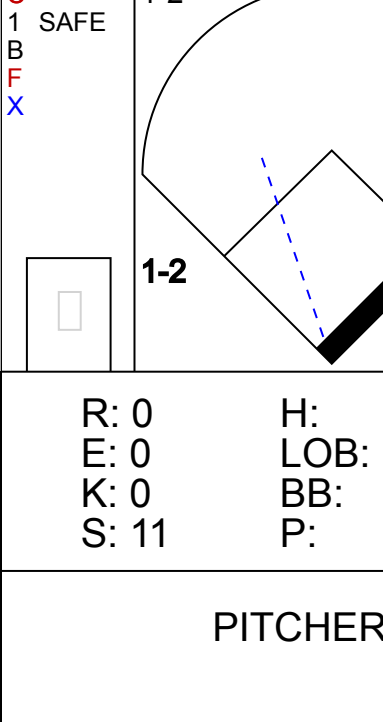
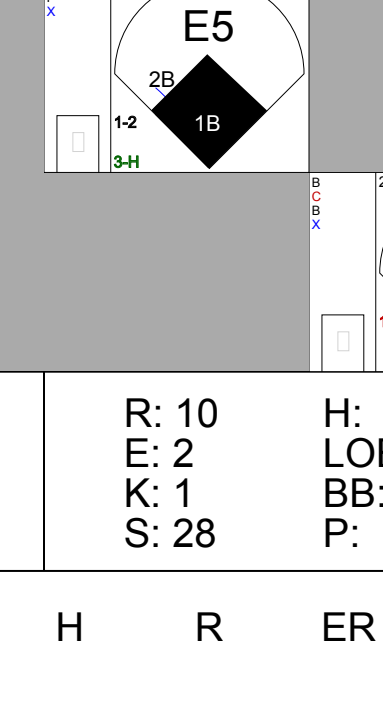
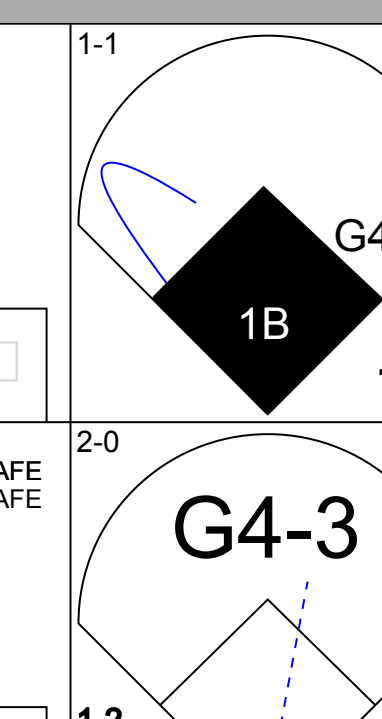
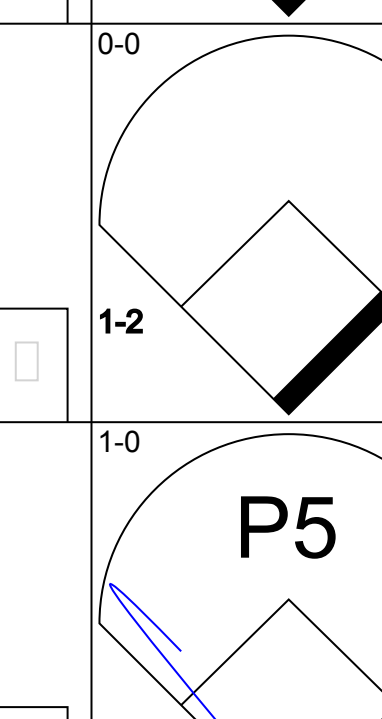
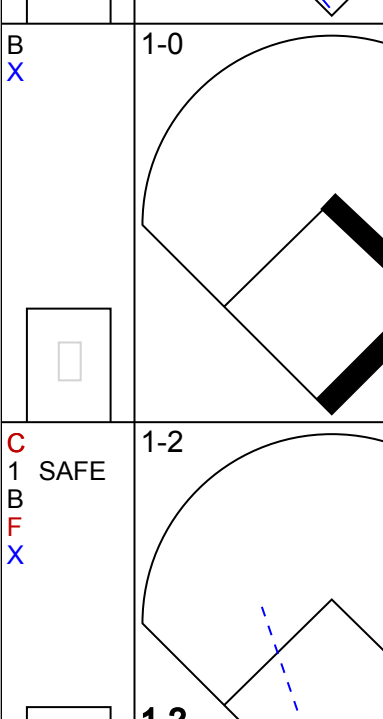
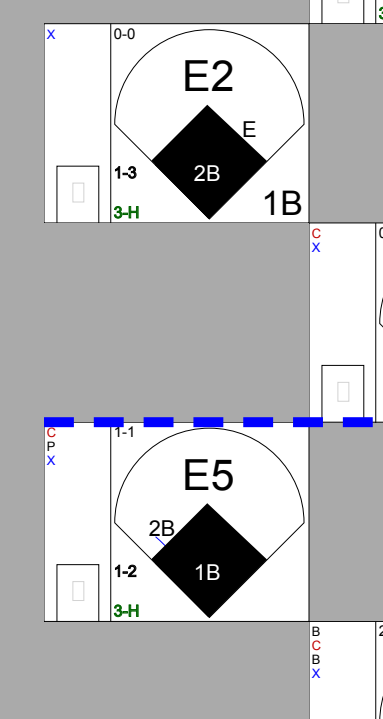
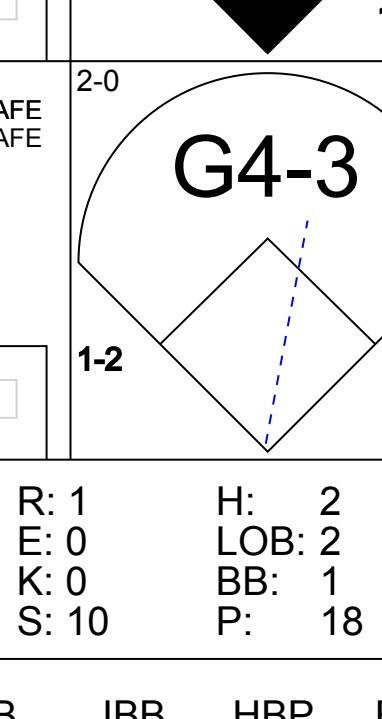
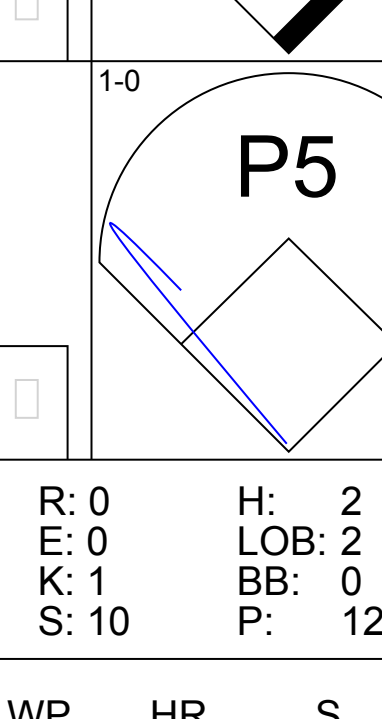
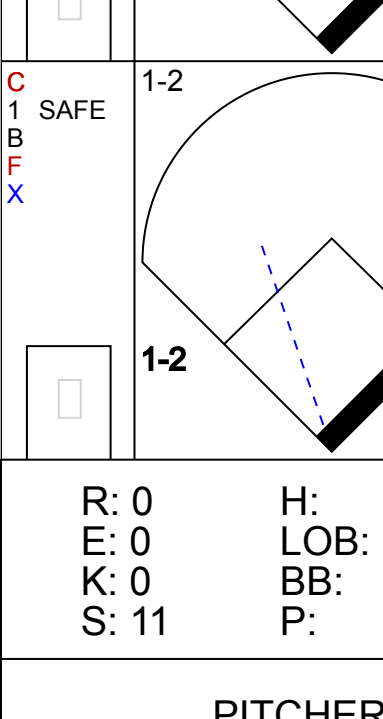
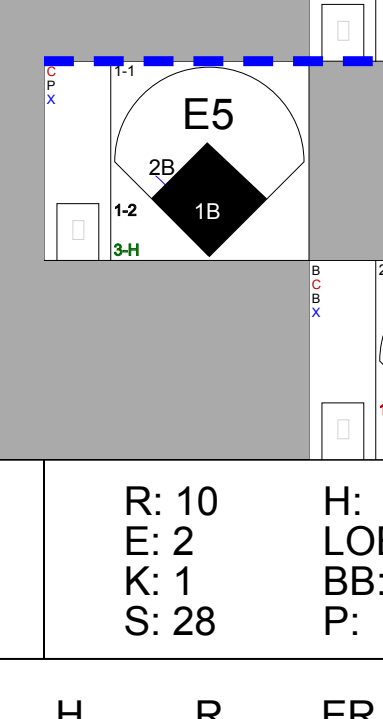


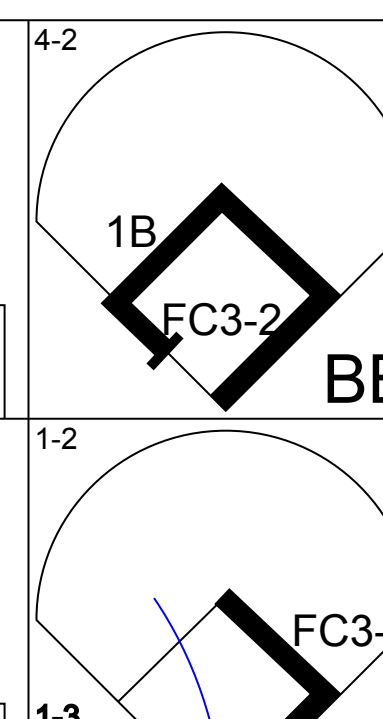
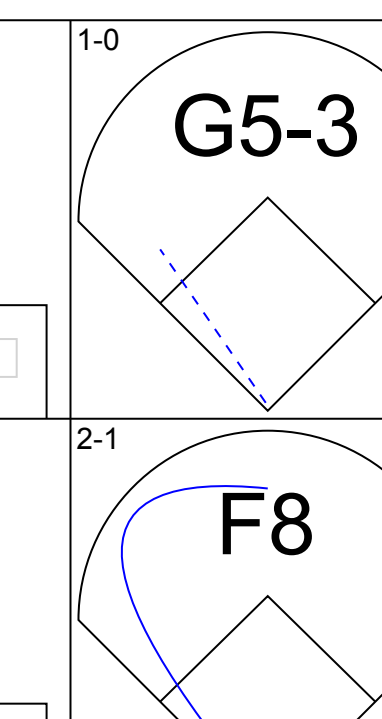
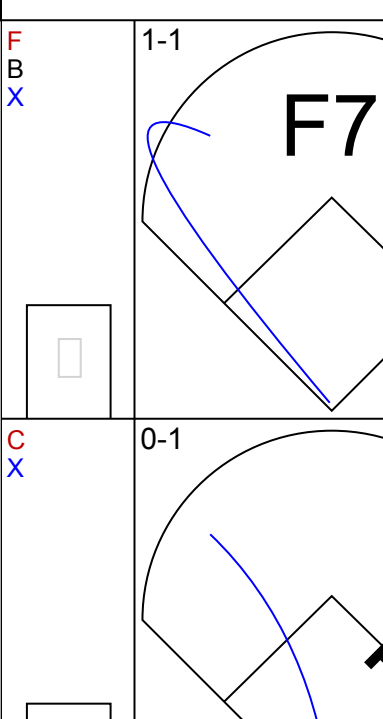
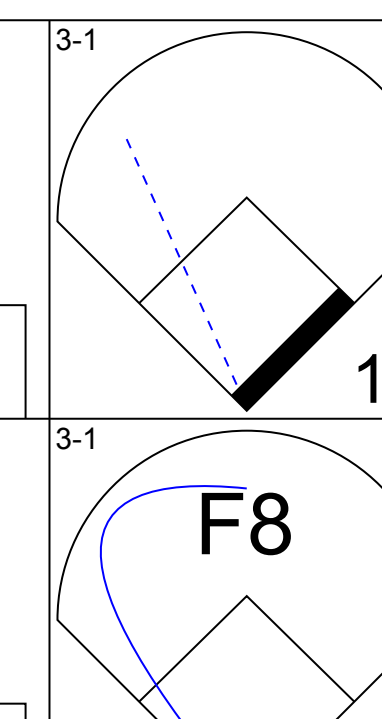
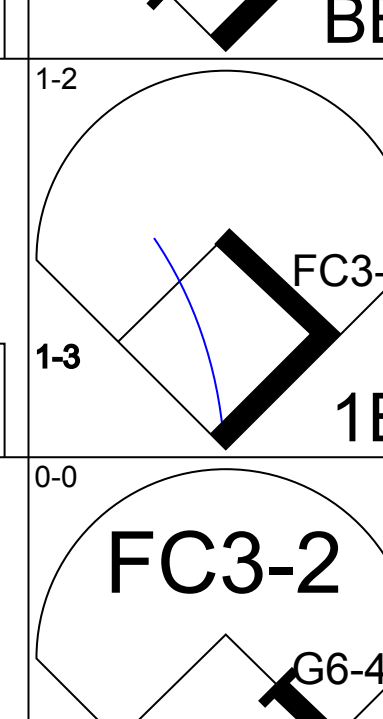

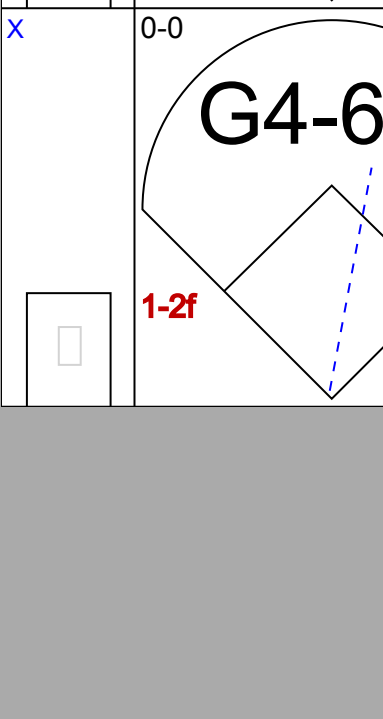

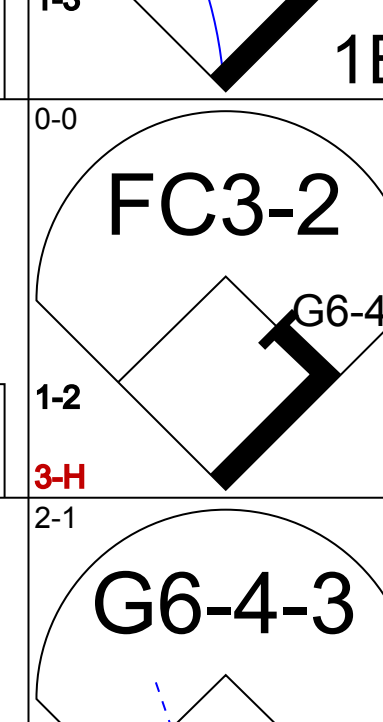
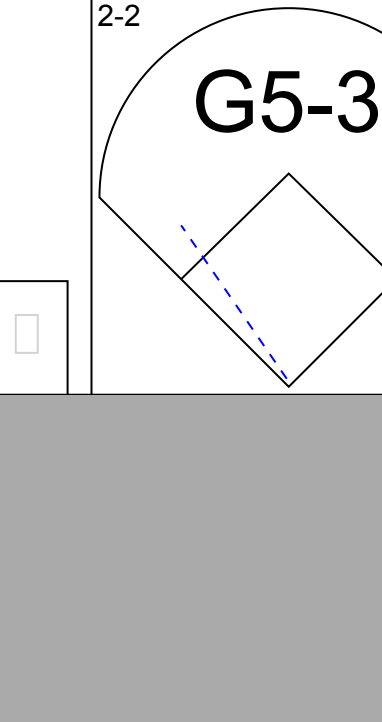

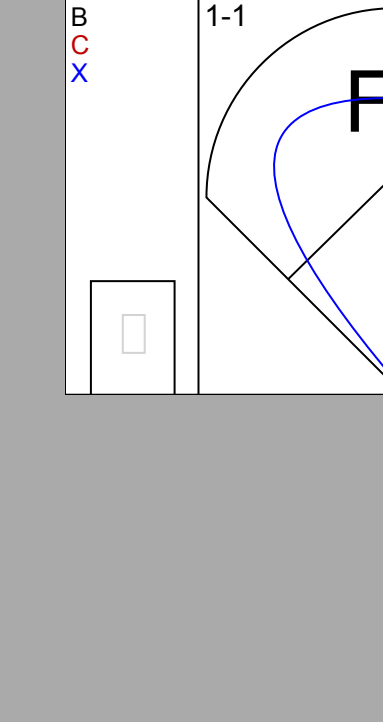
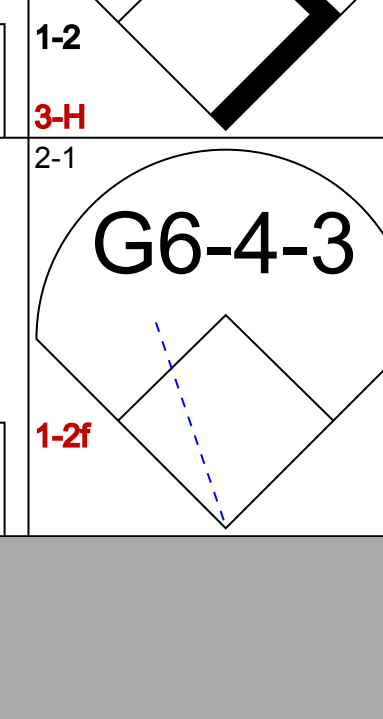

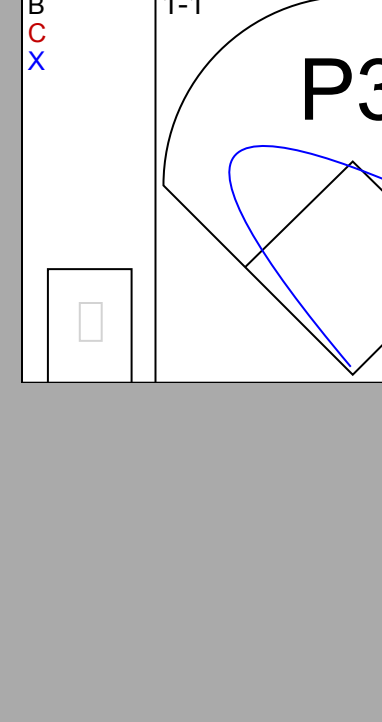

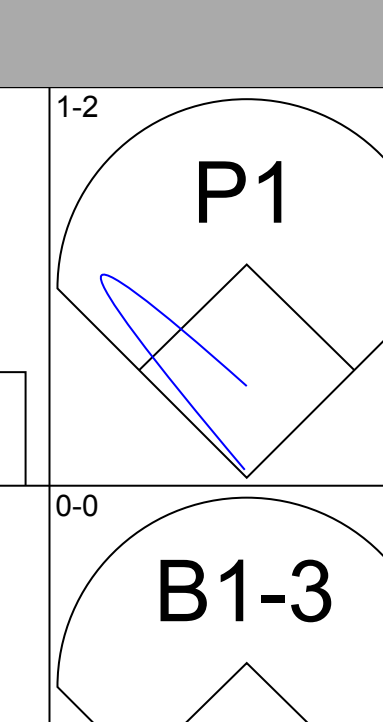
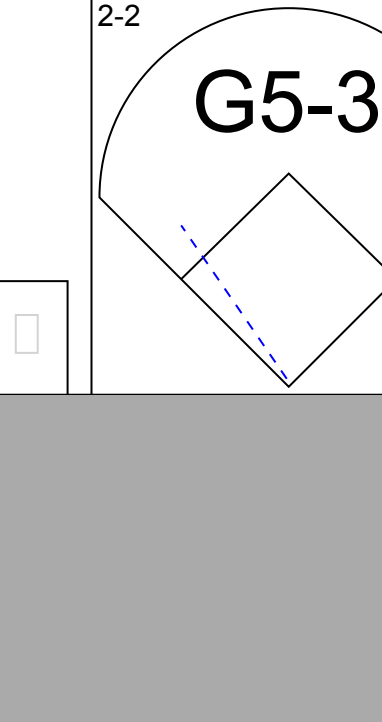
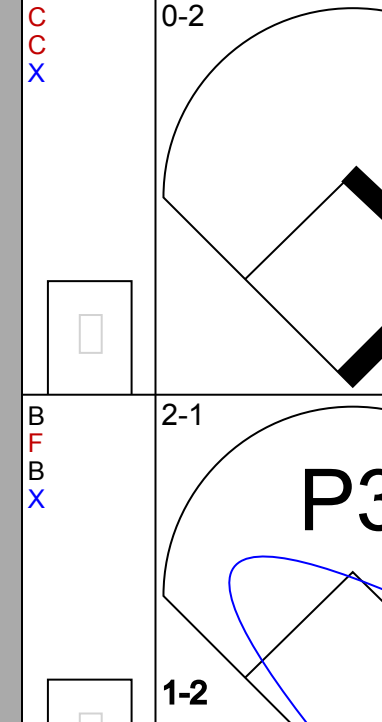
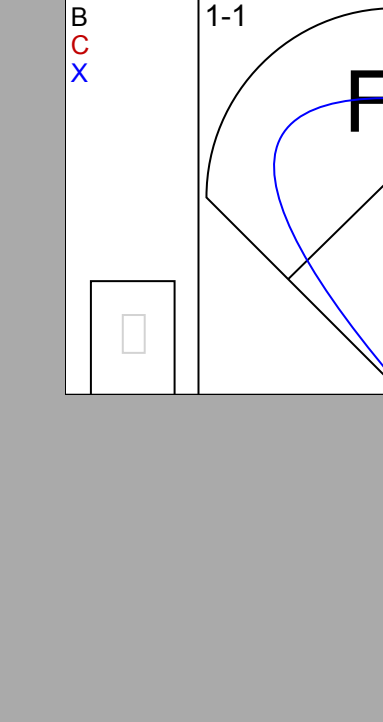
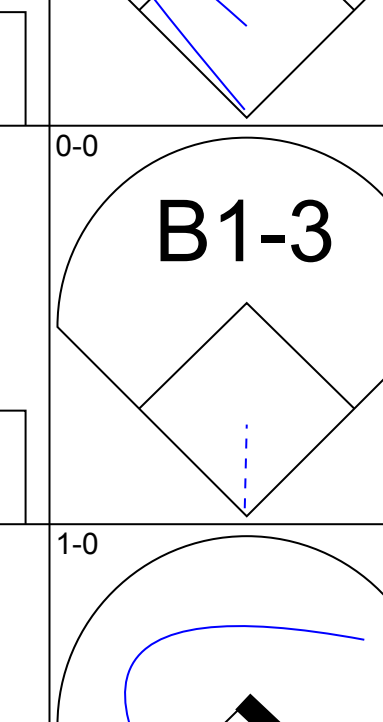
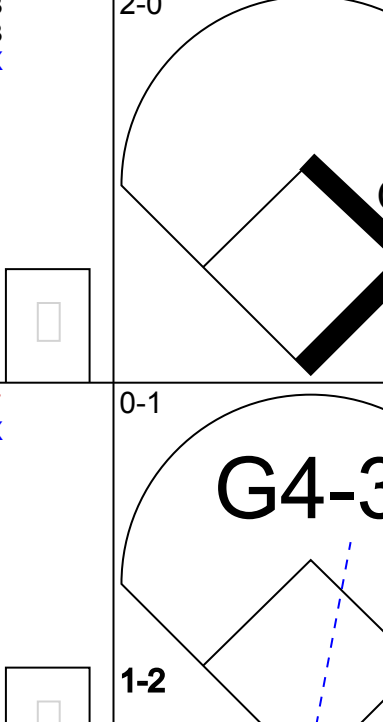
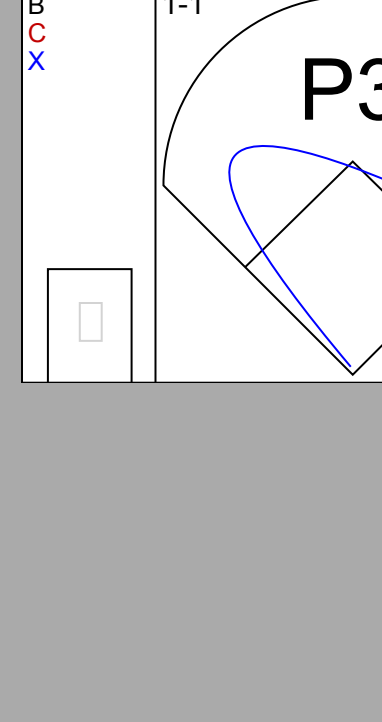
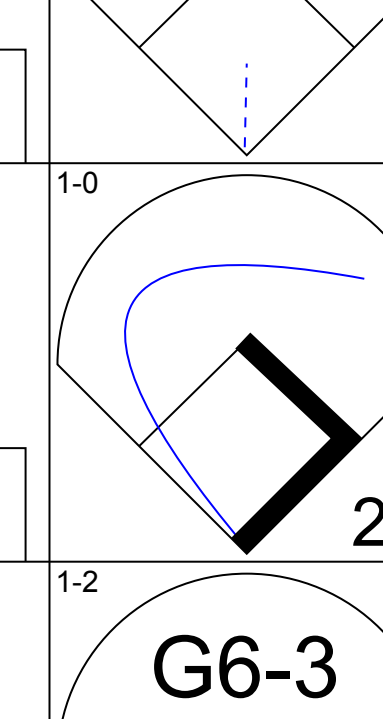
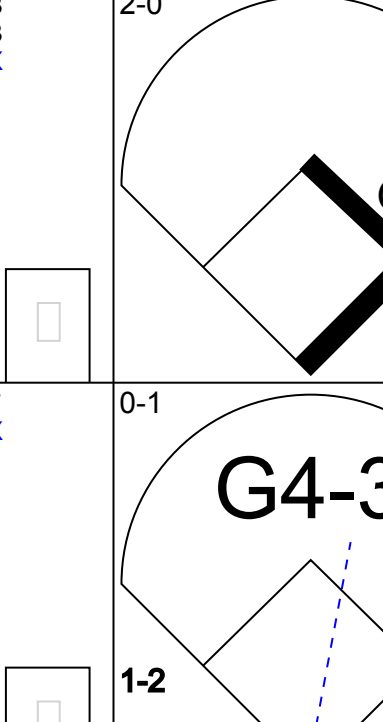
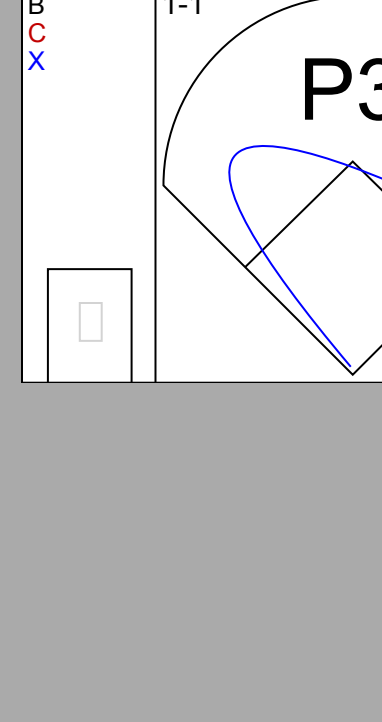
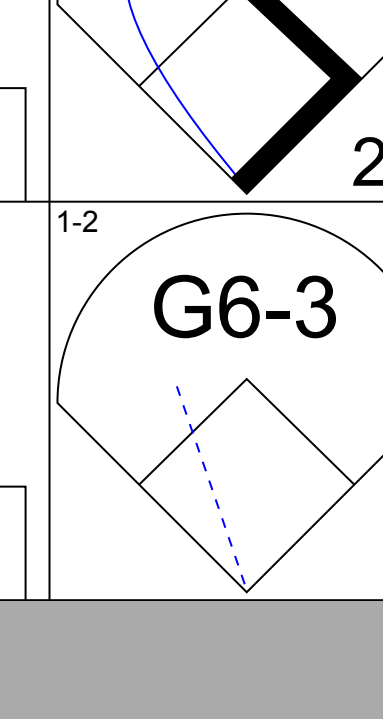
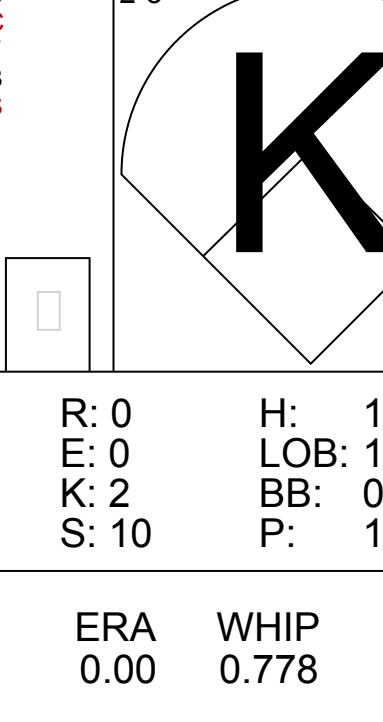
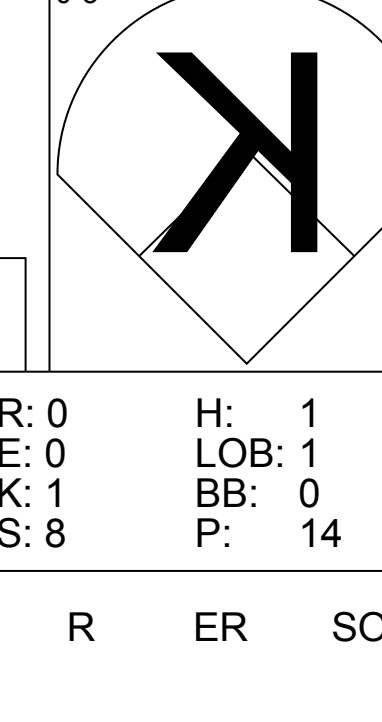
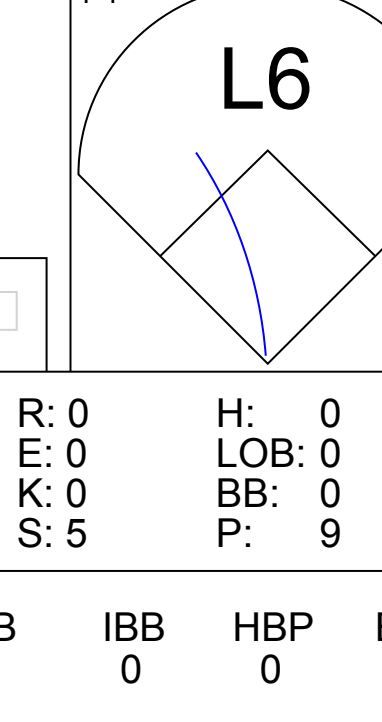
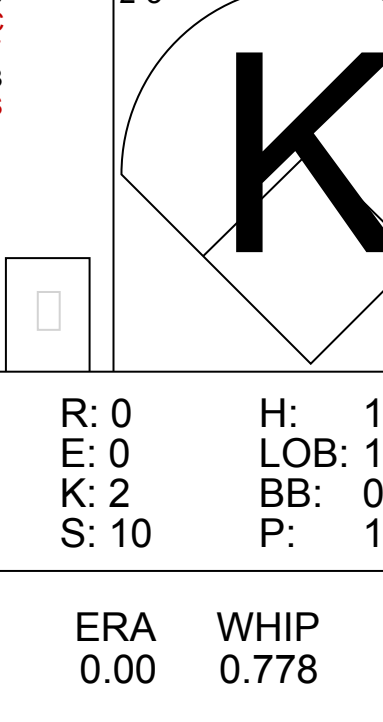
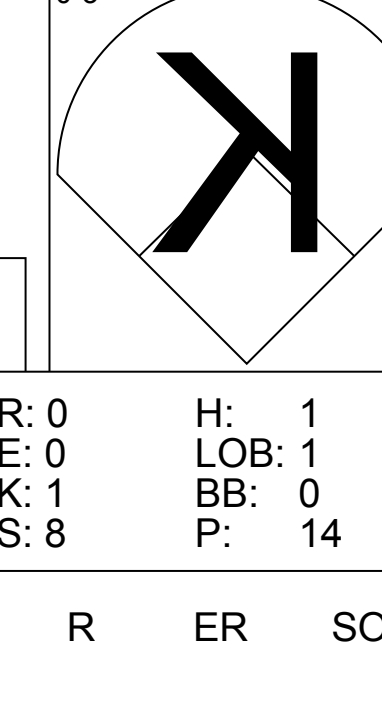


Batter	1	2	3	4	5	6	7	8	9	AB	R	H	RBI	BB	SO	LOB	TOP			
Henry Cotto, R OBP: 0.339, SLG: 0.431	E5 G4-3 G3		G5-3			K		G1-3		4	1	0	0	0	1	1	<b>Seattle Mariners @ Milwaukee Brewers</b> Milwaukee County Stadium, Milwaukee, WI Wed Jul 17 1991, 8:05 PM EDT Att: 16,059 - Sunny - 86 F			
Harold Reynolds, S OBP: 0.336, SLG: 0.341	G4-3			G3		G3		BB		3	0	0	0	1	0					
Ken Griffey Jr., L OBP: 0.363, SLG: 0.443	G3			S 1B		1B		K		4	0	2	1	0	1	2				
Pete O'Brien, L OBP: 0.295, SLG: 0.398	G4-3			F9		G4-3			G3-1	4	0	0	0	0	2					
Alvin Davis, L OBP: 0.317, SLG: 0.357		G3		F7			F8		G4-3	4	0	0	0	0	1					
Edgar Martinez, R OBP: 0.399, SLG: 0.433		K			L9		K		G5-3	4	0	0	0	0	2	0				
Tracy Jones, R OBP: 0.340, SLG: 0.455		G1-3			G6-3		G1-3			3	0	0	0	0	0	0				
Scott Bradley, L OBP: 0.300, SLG: 0.273			F7		1B			G1-3 1B		3	0	2	0	0	0	0				
Omar Vizquel, S OBP: 0.288, SLG: 0.275			G6-3		F9			F9		3	0	0	0	0	2					
<b>Inning Stats</b>	R: 1 E: 1 K: 0 S: 8	H: 0 LOB: 0 BB: 0 P: 12	R: 0 E: 0 K: 1 S: 7	H: 0 LOB: 0 BB: 0 P: 12	R: 0 E: 0 K: 0 S: 6	H: 0 LOB: 0 BB: 0 P: 8	R: 0 E: 0 K: 0 S: 9	H: 1 LOB: 1 BB: 0 P: 16	R: 0 E: 0 K: 0 S: 12	H: 1 LOB: 1 BB: 0 P: 22	R: 0 E: 0 K: 1 S: 9	H: 0 LOB: 0 BB: 0 P: 13	R: 0 E: 0 K: 1 S: 6	H: 1 LOB: 2 BB: 1 P: 12	R: 0 E: 0 K: 0 S: 6	H: 0 LOB: 0 BB: 0 P: 8	1B: 4 2B: 0 3B: 0 HR: 0	SF: 0 SAC: 0 DP: 0 HBP: 0	WP: 0 PB: 0 SB: 1 CS: 0	PA: 33
<b>PITCHER</b> Bill Wegman, R ERA: 3.06	IP: 9.0 WLS: W BF: 33	H: 4 R: 1 ER: 0 SO: 4	BB: 1 IBB: 0 HBP: 0 BLK: 0	WP: 0 HR: 0 S: 69 P: 110	ERA: 0.00 WHIP: 0.556	<b>PITCHER</b>										IP: 9.0 WLS: W BF: 33	H: 4 R: 1 ER: 0 SO: 4	BB: 1 IBB: 0 HBP: 0 BLK: 0	WP: 0 HR: 0 S: 69 P: 110	ERA: 0.00 WHIP: 0.556

Batter	1	2	3	4	5	6	7	8	9	AB	R	H	RBI	BB	SO	LOB	BOTTOM			
Paul Moltzer, R OBP: 0.397, SLG: 0.511	L7		G4-3 SF7 1B	BB BB	F9		BB			3	1	1	0	2	0	3	<b>Seattle Mariners @ Milwaukee Brewers</b> Milwaukee County Stadium, Milwaukee, WI Wed Jul 17 1991, 8:05 PM EDT Att: 16,059 - Sunny - 86 F			
Willie Randolph, R OBP: 0.424, SLG: 0.354	BB		G4-3	BB		F9	BB			2	0	0	2	3	0	1				
Candy Maldonado, R OBP: 0.306, SLG: 0.385	BB		SF7 BB	SF8		FC5-4 BB 1B	F7			2	0	1	1	2	0	2				
Greg Vaughn, R OBP: 0.319, SLG: 0.489	K		SF7	F7		FC5-4 BB		G6-3		3	0	0	1	1	1	4				
Gary Sheffield, R OBP: 0.302, SLG: 0.356	F7		FC6-4 BB	BB 1B		FC5-4 BB	G6-3			3	0	0	0	2	0	4				
Dante Bichette, R OBP: 0.280, SLG: 0.412		K	FC6-4		F9	BB	BB	S 3B 1B		4	1	1	0	1	1	3				
Darryl Hamilton, L OBP: 0.346, SLG: 0.336		K		F9		G4-3		BB 1B 3B		5	1	2	1	0	1	3				
Rick Dempsey, R OBP: 0.297, SLG: 0.390		K		WP BB BB			CS 1B	BB 1B		3	1	2	1	2	1	0				
Dale Sveum, S OBP: 0.304, SLG: 0.325			1B G4-3 BB	BB WP SF8 BB	P6			G3		3	2	0	0	2	1	5				
<b>Inning Stats</b>	R: 0 E: 0 K: 1 S: 10	H: 0 LOB: 2 BB: 2 P: 21	R: 0 E: 0 K: 3 S: 9	H: 0 LOB: 0 BB: 0 P: 13	R: 2 E: 0 K: 0 S: 14	H: 1 LOB: 2 BB: 3 P: 29	R: 2 E: 0 K: 0 S: 12	H: 0 LOB: 2 BB: 4 P: 33	R: 0 E: 0 K: 0 S: 15	H: 1 LOB: 3 BB: 2 P: 27	R: 0 E: 0 K: 0 S: 11	H: 1 LOB: 2 BB: 2 P: 22	R: 0 E: 0 K: 1 S: 11	H: 1 LOB: 2 BB: 2 P: 25	R: 2 E: 0 K: 0 S: 12	H: 3 LOB: 1 BB: 0 P: 19	1B: 6 2B: 1 3B: 1 HR: 0	SF: 2 SAC: 0 DP: 1 HBP: 0	WP: 1 PB: 0 SB: 2 CS: 1	PA: 45
<b>PITCHER</b> Randy Johnson, L ERA: 3.87 Michael Jackson, R ERA: 3.54 Russ Swan, L ERA: 2.79 Mike Schooler, R ERA: 5.4	IP: 4.0 WLS: L BF: 23	H: 1 R: 4 ER: 4 SO: 4	BB: 10 IBB: 0 HBP: 0 BLK: 0	WP: 1 HR: 0 S: 48 P: 103	ERA: 9.00 WHIP: 2.750	<b>PITCHER</b>										IP: 4.0 WLS: L BF: 23	H: 1 R: 4 ER: 4 SO: 4	BB: 10 IBB: 0 HBP: 0 BLK: 0	WP: 1 HR: 0 S: 48 P: 103	ERA: 9.00 WHIP: 2.750



Batter	1	2	3	4	5	6	7	8	9	AB	R	H	RBI	BB	SO	LOB	TOP					
<b>Edgar Martinez, R</b> OBP: 0.398, SLG: 0.432 (1, 5)										5	1	1	1	1	1	2	<b>Seattle Mariners @ Milwaukee Brewers</b> Milwaukee County Stadium, Milwaukee, WI Thu Jul 18 1991, 4:33 AM EDT Att: 26,621 - Cloudy - 90 F					
<b>Harold Reynolds, S</b> OBP: 0.339, SLG: 0.341 <b>Jeff Schaefer, R</b> OBP: 0.247, SLG: 0.322 (1, 4) (8, 4)										3	2	1	1	2	1	2						
<b>Ken Griffey Jr., L</b> OBP: 0.371, SLG: 0.455 (1, 8)										6	1	5	3	0	0	1						
<b>Pete O'Brien, L</b> OBP: 0.290, SLG: 0.391 (1, 3)										6	0	0	0	0	1	8						
<b>Alvin Davis, L</b> OBP: 0.316, SLG: 0.356 <b>Greg Briley, L</b> OBP: 0.247, SLG: 0.258 <b>Tracy Jones, R</b> OBP: 0.347, SLG: 0.461 (1, 10) (8, PR) (8, PH)										4	0	1	0	0	0	1						
<b>Dave Cochrane, S</b> OBP: 0.322, SLG: 0.363 <b>Henry Cotto, R</b> OBP: 0.343, SLG: 0.448 (1, 7) (8, PH)										3	0	0	0	0	1	0						
<b>Jay Buhner, R</b> OBP: 0.327, SLG: 0.500 (1, 9)										4	2	2	2	1	1	0						
<b>Omar Vizquel, S</b> OBP: 0.302, SLG: 0.291 (1, 6)										5	2	5	1	0	0	0						
<b>Dave Valle, R</b> OBP: 0.243, SLG: 0.213 (1, 2)										5	1	1	1	0	0	5						
<b>Inning Stats</b>	R: 0 E: 0 K: 2 S: 11	H: 1 LOB: 1 BB: 0 P: 17	R: 0 E: 0 K: 1 S: 9	H: 0 LOB: 0 BB: 0 P: 15	R: 1 E: 0 K: 0 S: 10	H: 2 LOB: 2 BB: 1 P: 18	R: 0 E: 0 K: 1 S: 10	H: 2 LOB: 2 BB: 0 P: 12	R: 1 E: 0 K: 0 S: 11	H: 1 LOB: 1 BB: 1 P: 17	R: 0 E: 0 K: 0 S: 11	H: 2 LOB: 2 BB: 0 P: 20	R: 0 E: 0 K: 0 S: 8	H: 0 LOB: 0 BB: 1 P: 15	R: 10 E: 2 K: 1 S: 28	H: 9 LOB: 1 BB: 1 P: 44		R: 0 E: 0 K: 1 S: 9	H: 1 LOB: 1 BB: 0 P: 14	1B: 14 2B: 2 3B: 1 HR: 1	SF: 0 SAC: 1 DP: 0 HBP: 0	WP: 1 PB: 0 CS: 1
<b>PITCHER</b>	IP	WLS	BF	H	R	ER	SO	BB	IBB	HBP	BLK	WP	HR	S	P	ERA	WHIP					
<b>Jaime Navarro, R</b> ERA: 3.89 <b>Darren Holmes, R</b> ERA: 4.41 <b>Mark Lee, L</b> ERA: 4.65 <b>Dan Plesac, L</b> ERA: 3.41 <b>Jim Austin, R</b> ERA: 8.59	(1, 1)	7.1	L	36	10	6	4	4	0	0	0	1	0	80	130	7.36	1.909					
	(8, 1)	0.0		2	2	0	0	0	0	0	0	0	0	6	9	∞	∞					
	(8, 1)	0.1		6	5	6	5	1	0	0	0	0	1	10	15	135.00	15.000					
	(8, 1)	0.1		1	0	0	0	0	0	0	0	0	0	2	4	0.00	0.000					
	(9, 1)	1.0		4	1	0	0	1	0	0	0	0	0	9	14	0.00	1.000					

Batter	1	2	3	4	5	6	7	8	9	AB	R	H	RBI	BB	SO	LOB	BOTTOM				
<b>Paul Molitor, R</b> OBP: 0.398, SLG: 0.510 (1, 10)										3	0	1	0	1	0	0	<b>Seattle Mariners @ Milwaukee Brewers</b> Milwaukee County Stadium, Milwaukee, WI Thu Jul 18 1991, 4:33 AM EDT Att: 26,621 - Cloudy - 90 F				
<b>Darryl Hamilton, L</b> OBP: 0.349, SLG: 0.340 (1, 8)										4	0	2	0	0	0	1					
<b>B.J. Surhoff, L</b> OBP: 0.284, SLG: 0.277 (1, 2)										4	0	0	0	0	0	3					
<b>Candy Maldonado, R</b> OBP: 0.288, SLG: 0.357 (1, 7)										4	0	0	0	0	1	2					
<b>Gary Sheffield, R</b> OBP: 0.301, SLG: 0.353 (1, 5)										4	0	1	0	0	0	0					
<b>Franklin Stubbs, L</b> OBP: 0.272, SLG: 0.338 (1, 3)										3	0	0	0	0	1	1					
<b>Dante Bichette, R</b> OBP: 0.284, SLG: 0.419 (1, 9)										3	0	2	0	0	0	1					
<b>Jim Gantner, L</b> OBP: 0.311, SLG: 0.340 (1, 4)										3	0	0	0	0	0	2					
<b>Bill Spiers, L</b> OBP: 0.296, SLG: 0.333 (1, 6)										3	0	0	0	0	2	1					
<b>Inning Stats</b>	R: 0 E: 0 K: 0 S: 8	H: 1 LOB: 1 BB: 1 P: 15	R: 0 E: 0 K: 0 S: 8	H: 1 LOB: 0 BB: 0 P: 11	R: 0 E: 0 K: 0 S: 5	H: 0 LOB: 0 BB: 0 P: 9	R: 0 E: 0 K: 0 S: 5	H: 0 LOB: 0 BB: 0 P: 8	R: 0 E: 0 K: 0 S: 5	H: 1 LOB: 0 BB: 0 P: 6	R: 0 E: 0 K: 0 S: 8	H: 1 LOB: 1 BB: 0 P: 11	R: 0 E: 0 K: 1 S: 8	H: 1 LOB: 1 BB: 0 P: 14	R: 0 E: 0 K: 1 S: 6	H: 0 LOB: 0 BB: 0 P: 10		1B: 5 2B: 1 3B: 0 HR: 0	SF: 0 SAC: 0 DP: 2 HBP: 0	WP: 1 PB: 0 CS: 0	PA: 32
<b>PITCHER</b>	IP	WLS	BF	H	R	ER	SO	BB	IBB	HBP	BLK	WP	HR	S	P	ERA	WHIP				
<b>Erik Hanson, R</b> ERA: 3.53	(1, 1)	9.0	W	32	6	0	4	1	0	0	0	1	0	63	101	0.00	0.778				

AB	44
R	12
H	18
RBI	12
BB	4
SO	6
LOB	19



AB	31
R	0
H	6
RBI	0
BB	1
SO	4
LOB	11





Batter	1	2	3	4	5	6	7	8	9	AB	R	H	RBI	BB	SO	LOB	TOP										
Edgar Martinez, R (1, 5) OBP: 0.397, SLG: 0.440	F9		K			HR		G6-3		4	1	1	1	0	1	1	<b>Seattle Mariners @ Baltimore Orioles</b> Memorial Stadium, Baltimore, MD Fri Jul 19 1991, 7:05 PM EDT Att: 39,384 - Cloudy - 93 F										
Harold Reynolds, S (1, 4) OBP: 0.338, SLG: 0.338	CS BB			L3		F8		F8		3	0	0	0	1	0	0											
Ken Griffey Jr., L (1, 8) OBP: 0.373, SLG: 0.455	K			F9 WP 1B		G3			DI 1B	4	0	2	0	0	1	1											
Alvin Davis, L (1, 10) OBP: 0.313, SLG: 0.352		G3		F9		L9			K	3	0	0	0	0	0	1											
Tracy Jones, R (9, PH) OBP: 0.347, SLG: 0.461										0	0	0	0	0	0	0											
Pete O'Brien, L (9, PH) OBP: 0.289, SLG: 0.390										1	0	0	0	0	1	1											
Jay Buhner, R (1, 9) OBP: 0.326, SLG: 0.495				P6					G5-3	4	0	1	0	0	0	2											
Dave Cochrane, S (1, 3) OBP: 0.308, SLG: 0.345						L8			F7	4	0	0	0	0	1	2											
Greg Briley, L (1, 7) OBP: 0.254, SLG: 0.270										3	0	2	0	0	0	1											
Scott Bradley, L (1, 2) OBP: 0.293, SLG: 0.265				F8		F7			F7	3	0	0	0	0	0	2											
Omar Vizquel, S (1, 6) OBP: 0.302, SLG: 0.291				G4-3		B5-3			G6-3 1B	3	0	1	0	0	0	1											
<b>Inning Stats</b>	R: 0 E: 0 K: 1 S: 6	H: 0 LOB: 0 BB: 1 P: 12	R: 0 E: 0 K: 1 S: 9	H: 1 LOB: 1 BB: 0 P: 17	R: 0 E: 0 K: 1 S: 12	H: 0 LOB: 0 BB: 0 P: 18	R: 0 E: 0 K: 0 S: 8	H: 1 LOB: 1 BB: 0 P: 16	R: 0 E: 0 K: 0 S: 5	H: 1 LOB: 0 BB: 0 P: 6	R: 1 E: 0 K: 0 S: 6	H: 1 LOB: 0 BB: 0 P: 14	R: 0 E: 0 K: 0 S: 5	H: 1 LOB: 0 BB: 0 P: 7	R: 0 E: 0 K: 0 S: 5	H: 1 LOB: 1 BB: 0 P: 6	R: 0 E: 0 K: 1 S: 8	H: 1 LOB: 1 BB: 0 P: 9	1B: 5 2B: 1 3B: 0 HR: 1	SF: 0 SAC: 0 DP: 1 HBP: 0	WP: 1 PB: 0 SB: 0 CS: 1	PA: 33					
<b>PITCHER</b>	IP	WLS	BF	H	R	ER	SO	BB	IBB	HBP	BLK	WP	HR	S	P	ERA	WHIP										
Roy Smith, R (1, 1) ERA: 4.19	7.0	W	27	6	1	1	3	1	0	0	0	1	1	53	92	1.29	1.000										
Mike Flanagan, L (8, 1) ERA: 2.31	1.0		3	1	0	0	0	0	0	0	0	0	0	6	7	0.00	1.000										
Gregg Olson, R (9, 1) ERA: 3.35	1.0	S	3	0	0	0	1	0	0	0	0	0	0	5	6	0.00	0.000										

Batter	1	2	3	4	5	6	7	8	9	AB	R	H	RBI	BB	SO	LOB	BOTTOM										
Mike Devereaux, R (1, 8) OBP: 0.326, SLG: 0.440	G5-3		L1			G6-3		E5 HBP G6-3		4	0	0	0	0	0	1	<b>Seattle Mariners @ Baltimore Orioles</b> Memorial Stadium, Baltimore, MD Fri Jul 19 1991, 7:05 PM EDT Att: 39,384 - Cloudy - 93 F										
Joe Orsulak, L (1, 7) OBP: 0.285, SLG: 0.314						P5		L6		4	2	2	0	0	0	2											
Cal Ripken Jr., R (1, 6) OBP: 0.390, SLG: 0.578	G6-3							G6-3		4	1	1	2	0	0	2											
Sam Horn, L (1, 10) OBP: 0.339, SLG: 0.505								F9		3	0	1	1	1	0	0											
Randy Milligan, R (1, 3) OBP: 0.383, SLG: 0.431	F7								HBP IBB	3	0	1	0	0	0	1											
Chito Martinez, L (1, 9) OBP: 0.350, SLG: 0.615										4	1	1	1	0	1	4											
Brady Anderson, L (9, 9) OBP: 0.330, SLG: 0.288										0	0	0	0	0	0	0											
Leo Gomez, R (1, 5) OBP: 0.330, SLG: 0.375										3	0	0	0	0	0	1											
Chris Hoiles, R (1, 2) OBP: 0.310, SLG: 0.380										3	0	1	0	0	0	0											
Juan Bell, R (1, 4) OBP: 0.159, SLG: 0.163										2	0	0	0	0	0	0											
<b>Inning Stats</b>	R: 1 E: 0 K: 0 S: 14	H: 2 LOB: 1 BB: 0 P: 20	R: 0 E: 0 K: 1 S: 6	H: 0 LOB: 0 BB: 0 P: 10	R: 2 E: 0 K: 0 S: 8	H: 2 LOB: 0 BB: 0 P: 10	R: 0 E: 0 K: 0 S: 6	H: 1 LOB: 0 BB: 0 P: 12	R: 0 E: 0 K: 0 S: 11	H: 1 LOB: 1 BB: 0 P: 16	R: 0 E: 0 K: 0 S: 5	H: 0 LOB: 0 BB: 0 P: 10	R: 1 E: 0 K: 0 S: 8	H: 1 LOB: 0 BB: 0 P: 16	R: 0 E: 1 K: 0 S: 14	H: 0 LOB: 3 BB: 1 P: 28	R: 0 E: 0 K: 0 S: 14	H: 0 LOB: 0 BB: 0 P: 28	1B: 5 2B: 0 3B: 0 HR: 2	SF: 0 SAC: 1 DP: 0 HBP: 1	WP: 0 PB: 0 SB: 0 CS: 1	PA: 33					
<b>PITCHER</b>	IP	WLS	BF	H	R	ER	SO	BB	IBB	HBP	BLK	WP	HR	S	P	ERA	WHIP										
Rich DeLucia, R (1, 1) ERA: 4.6	7.0	L	27	7	4	4	1	0	0	0	0	0	0	14	28	0.00	0.000										
Bill Swift, R (8, 1) ERA: 2.44	1.0		6	0	0	0	0	0	1	1	0	0	0	14	28	0.00	0.000										









Batter	1	2	3	4	5	6	7	8	9	AB	R	H	RBI	BB	SO	LOB	TOP									
Greg Briley, L OBP: 0.248, SLG: 0.263 (1, 7)	F7		P5		F7	K			G6-3	5	0	0	0	0	1	3										
Harold Reynolds, S OBP: 0.338, SLG: 0.344 (1, 4)	P3		F8		HR		K			3	1	0	0	1	1	2										
Ken Griffey Jr., L OBP: 0.381, SLG: 0.471 (1, 8)	1B		G4-3		HR				G1-6-3	4	2	3	3	0	0	2										
Pete O'Brien, L OBP: 0.290, SLG: 0.390 (1, 3)	2B				HR				1B	4	1	2	1	0	0	1										
Alvin Davis, L OBP: 0.314, SLG: 0.361 (1, 10)		F9		F7		HR			P5	4	1	1	2	0	0	0										
Jay Buhner, R OBP: 0.323, SLG: 0.498 (1, 9)	G1-3			2B		K			G5-3	3	0	0	0	1	1	0										
Dave Cochrane, S OBP: 0.303, SLG: 0.348 Jeff Schaefer, R OBP: 0.247, SLG: 0.319 (8, 5)	P6				G4-3				G5-3	4	0	1	0	0	0	0										
Scott Bradley, L OBP: 0.291, SLG: 0.259 (1, 2)			1B	G3-1		K			G6-3	3	0	0	0	1	1	2										
Omar Vizquel, S OBP: 0.305, SLG: 0.295 (1, 6)						G6-3			G1-3	4	1	2	0	0	0	0										
<b>Inning Stats</b>	R: 1 E: 0 K: 0 S: 7	H: 2 LOB: 1 BB: 0 P: 13	R: 0 E: 0 K: 0 S: 4	H: 0 LOB: 0 BB: 0 P: 6	R: 0 E: 0 K: 0 S: 13	H: 1 LOB: 2 BB: 1 P: 20	R: 0 E: 0 K: 0 S: 13	H: 1 LOB: 2 BB: 1 P: 23	R: 5 E: 1 K: 1 S: 14	H: 4 LOB: 0 BB: 1 P: 29	R: 0 E: 0 K: 2 S: 9	H: 0 LOB: 0 BB: 0 P: 13	R: 0 E: 0 K: 1 S: 6	H: 1 LOB: 0 BB: 0 P: 7	R: 0 E: 0 K: 0 S: 8	H: 0 LOB: 0 BB: 0 P: 13	R: 0 E: 0 K: 0 S: 4	H: 0 LOB: 0 BB: 0 P: 7	1B: 5 2B: 2 3B: 0 HR: 2	SF: 0 SAC: 0 DP: 1 HBP: 0	WP: 0 PB: 0 SB: 0 CS: 0	PA: 37				
<b>PITCHER</b>	IP	WLS	BF	H	R	ER	SO	BB	IBB	HBP	BLK	WP	HR	S	P	ERA	WHIP									
Jeff Robinson, R ERA: 4.86 Mike Flanagan, L ERA: 2.26	(1, 1)	4.1	L	22	7	5	5	0	3	0	0	0	0	1	46	83	10.38	2.308								
(5, 1)	4.2	15	2	1	1	4	0	0	0	0	0	0	1	32	48	1.93	0.429									

Seattle Mariners @ Baltimore Orioles  
Memorial Stadium, Baltimore, MD  
Sun Jul 21 1991, 3:33 AM EDT  
Att: 32,901 - Cloudy - 101 F

AB 34  
R 6  
H 9  
RBI 6  
BB 3  
SO 4  
LOB 10



Batter	1	2	3	4	5	6	7	8	9	AB	R	H	RBI	BB	SO	LOB	BOTTOM									
Brady Anderson, L OBP: 0.340, SLG: 0.297 Mike Devereaux, R OBP: 0.326, SLG: 0.437 (7, PH)	1B		G4-6-3				G1-3		K	2	1	2	0	1	0	0										
Joe Orsulak, L OBP: 0.287, SLG: 0.316 (1, 7)	1B		G4-6-3		L5		G6-3			5	0	2	0	0	0	3										
Cal Ripken Jr., R OBP: 0.386, SLG: 0.576 (1, 6)	F9		E5				G5-3		P4	4	1	0	0	1	0	4										
Sam Horn, L OBP: 0.343, SLG: 0.522 Dwight Evans, R OBP: 0.392, SLG: 0.367 (8, PH)	1B		HR		G4-6-3				G3	3	1	2	3	0	0	1										
Chito Martinez, L OBP: 0.313, SLG: 0.532 (1, 9)	K		L4		WP				G3	4	0	1	0	0	1	3										
David Segui, S OBP: 0.324, SLG: 0.391 (1, 3)	G1-3				G6-3		F9		G1-3	4	0	0	0	0	0	4										
Leo Gomez, R OBP: 0.322, SLG: 0.370 (1, 5)		F7		1B			K		K	4	1	1	0	0	2	1										
Bob Melvin, R OBP: 0.331, SLG: 0.359 Shane Turner, L (9, PR)	G6-3			G1-3			G4-3		1B	4	0	2	1	0	0	0										
Juan Bell, R OBP: 0.159, SLG: 0.163 Randy Milligan, R OBP: 0.383, SLG: 0.428 (9, PH)	G6-3				G1-3		B5-3		K	3	0	0	0	0	0	1										
<b>Inning Stats</b>	R: 1 E: 1 K: 1 S: 10	H: 3 LOB: 2 BB: 0 P: 16	R: 0 E: 0 K: 0 S: 7	H: 0 LOB: 0 BB: 0 P: 13	R: 2 E: 1 K: 0 S: 10	H: 2 LOB: 0 BB: 0 P: 15	R: 1 E: 0 K: 0 S: 14	H: 2 LOB: 1 BB: 1 P: 27	R: 0 E: 0 K: 1 S: 6	H: 0 LOB: 0 BB: 0 P: 7	R: 0 E: 0 K: 0 S: 9	H: 0 LOB: 0 BB: 0 P: 16	R: 0 E: 0 K: 1 S: 9	H: 0 LOB: 1 BB: 1 P: 16	R: 0 E: 0 K: 2 S: 12	H: 2 LOB: 2 BB: 0 P: 13	1B: 8 2B: 1 3B: 0 HR: 1	SF: 0 SAC: 0 DP: 2 HBP: 0	WP: 2 PB: 0 SB: 0 CS: 0	PA: 39						
<b>PITCHER</b>	IP	WLS	BF	H	R	ER	SO	BB	IBB	HBP	BLK	WP	HR	S	P	ERA	WHIP									
Brian Holman, R ERA: 3.3 Russ Swan, L ERA: 2.61 Mike Schooler, R ERA: 3.6 Bill Swift, R ERA: 2.39	(1, 1)	4.0	W	11	1	0	0	1	1	0	0	0	1	0	25	42	0.00	0.600								
(8, 1)	0.2	2	0	0	0	1	0	0	0	0	0	0	0	5	7	0.00	0.000									
(9, 1)	1.0	S	5	2	0	0	2	0	0	0	0	0	0	12	13	0.00	2.000									

Seattle Mariners @ Baltimore Orioles  
Memorial Stadium, Baltimore, MD  
Sun Jul 21 1991, 3:33 AM EDT  
Att: 32,901 - Cloudy - 101 F

AB 36  
R 4  
H 10  
RBI 4  
BB 3  
SO 5  
LOB 19





Batter	1	2	3	4	5	6	7	8	9	AB	R	H	RBI	BB	SO	LOB	TOP								
Edgar Martinez, R (1.5) OBP: 0.403, SLG: 0.439										2	1	1	0	2	1	0									
Harold Reynolds, S (1.4) OBP: 0.339, SLG: 0.345										5	1	2	2	0	0	3									
Ken Griffey Jr., L (1.8) OBP: 0.379, SLG: 0.476										5	1	1	4	0	1	3									
Pete O'Brien, L (1.3) OBP: 0.295, SLG: 0.393										5	0	3	0	0	1	0									
Alvin Davis, L (1.10) OBP: 0.313, SLG: 0.358										5	0	1	0	0	0	3									
Jay Buhner, R (1.9) OBP: 0.318, SLG: 0.488										4	0	0	0	0	2	2									
Greg Briley, L (1.7) Henry Cotto, R (9. PH) OBP: 0.349, SLG: 0.264 OBP: 0.349, SLG: 0.469										3	1	1	0	0	0	1									
Scott Bradley, L (1.2) OBP: 0.300, SLG: 0.263										2	1	1	0	1	0	0									
Omar Vizquel, S (1.6) OBP: 0.301, SLG: 0.291										3	0	0	0	0	0	2									
<b>Inning Stats</b>	R: 0 E: 0 K: 2 S: 9	H: 0 LOB: 0 BB: 0 P: 11	R: 0 E: 0 K: 1 S: 11	H: 1 LOB: 1 BB: 0 P: 16	R: 0 E: 1 K: 0 S: 14	H: 1 LOB: 2 BB: 0 P: 21	R: 0 E: 0 K: 0 S: 5	H: 1 LOB: 0 BB: 0 P: 9	R: 2 E: 0 K: 1 S: 11	H: 3 LOB: 1 BB: 1 P: 18	R: 0 E: 0 K: 0 S: 8	H: 0 LOB: 0 BB: 0 P: 16	R: 0 E: 0 K: 1 S: 10	H: 0 LOB: 2 BB: 1 P: 22	R: 0 E: 0 K: 1 S: 13	H: 1 LOB: 1 BB: 0 P: 18	R: 4 E: 0 K: 0 S: 14	H: 4 LOB: 1 BB: 1 P: 26	1B: 10 2B: 0 3B: 0 HR: 1	SF: 0 SAC: 2 DP: 1 HBP: 1	WP: 0 PB: 0 SB: 0 CS: 0	PA: 41			
<b>PITCHER</b>	IP	WLS	BF	H	R	ER	SO	BB	IBB	HBP	BLK	WP	HR	S	P	ERA	WHIP								
Scott Kamieniecki, R (1.1) ERA: 2.68	6.2	L	28	6	2	2	4	2	0	1	0	0	0	67	111	2.70	1.200								
Greg Cadaret, L (7.1) ERA: 3.08	1.0		4	1	0	0	0	0	0	0	0	0	0	10	14	0.00	1.000								
Eric Plunk, R (8.1) ERA: 5.56	0.1		1	0	0	0	1	0	0	0	0	0	0	4	6	0.00	0.000								
Lee Guetterman, L (9.1) ERA: 2.43	1.0		8	4	4	4	0	0	1	0	0	0	1	14	26	36.00	4.000								
<b>Batter</b>	<b>1</b>	<b>2</b>	<b>3</b>	<b>4</b>	<b>5</b>	<b>6</b>	<b>7</b>	<b>8</b>	<b>9</b>	<b>AB</b>	<b>R</b>	<b>H</b>	<b>RBI</b>	<b>BB</b>	<b>SO</b>	<b>LOB</b>	<b>BOTTOM</b>								
Bernie Williams, S (1.8) OBP: 0.440, SLG: 0.579										4	0	0	0	1	2	3									
Steve Sax, R (1.4) OBP: 0.339, SLG: 0.384										3	1	0	0	1	0	4									
Don Mattingly, L (1.3) OBP: 0.351, SLG: 0.405										4	0	1	1	0	1	0									
Mel Hall, L (1.9) OBP: 0.342, SLG: 0.518										4	0	1	0	0	0	1									
Matt Nokes, L (1.2) OBP: 0.311, SLG: 0.508										3	0	0	0	0	2	2									
Jesse Barfield, R (8. PH) OBP: 0.313, SLG: 0.449										1	0	0	0	0	1	0									
Bob Geren, R (9.2) OBP: 0.226, SLG: 0.241										0	0	0	0	0	0	0									
Hensley Meulens, R (1.7) OBP: 0.260, SLG: 0.302										2	0	1	0	1	1	0									
Kevin Maas, L (1.10) OBP: 0.348, SLG: 0.403										4	0	0	0	0	3	4									
Alvaro Espinoza, R (1.6) OBP: 0.288, SLG: 0.360										4	0	0	0	0	0	2									
Pat Kelly, R (1.5) OBP: 0.283, SLG: 0.341										3	0	2	0	0	0	0									
Pat Sheridan, L (9. PH) OBP: 0.245, SLG: 0.383										1	0	1	0	0	0	0									
<b>Inning Stats</b>	R: 1 E: 0 K: 1 S: 14	H: 1 LOB: 1 BB: 1 P: 26	R: 0 E: 0 K: 1 S: 12	H: 1 LOB: 3 BB: 1 P: 26	R: 0 E: 0 K: 0 S: 6	H: 0 LOB: 0 BB: 0 P: 7	R: 0 E: 0 K: 2 S: 7	H: 0 LOB: 0 BB: 0 P: 13	R: 0 E: 0 K: 0 S: 7	H: 0 LOB: 0 BB: 0 P: 14	R: 0 E: 0 K: 3 S: 12	H: 1 LOB: 2 BB: 1 P: 21	R: 0 E: 0 K: 1 S: 9	H: 1 LOB: 1 BB: 0 P: 13	R: 0 E: 0 K: 1 S: 6	H: 0 LOB: 0 BB: 0 P: 8	R: 0 E: 0 K: 1 S: 9	H: 2 LOB: 2 BB: 0 P: 12	1B: 5 2B: 1 3B: 0 HR: 0	SF: 0 SAC: 0 DP: 0 HBP: 1	WP: 1 PB: 0 SB: 1 CS: 0	PA: 37			
<b>PITCHER</b>	IP	WLS	BF	H	R	ER	SO	BB	IBB	HBP	BLK	WP	HR	S	P	ERA	WHIP								
Randy Johnson, L (1.1) ERA: 3.69	8.0	W	32	4	1	1	9	3	0	1	0	0	0	73	128	1.12	0.875								
Bill Swift, R (9.1) ERA: 2.34	1.0		5	2	0	0	1	0	0	0	0	0	0	9	12	0.00	2.000								

Seattle Mariners @ New York Yankees  
Yankee Stadium, Bronx, NY  
Tue Jul 23 1991, 7:05 PM EDT  
Att: 17,293 - Cloudy - 79 F

AB 35  
R 6  
H 11  
RBI 6  
BB 3  
SO 5  
LOB 14



Seattle Mariners @ New York Yankees  
Yankee Stadium, Bronx, NY  
Tue Jul 23 1991, 7:05 PM EDT  
Att: 17,293 - Cloudy - 79 F

AB 33  
R 1  
H 6  
RBI 1  
BB 3  
SO 10  
LOB 16





Batter	1	2	3	4	5	6	7	8	9	AB	R	H	RBI	BB	SO	LOB	TOP					
Henry Cotto, R OBP: 0.352, SLG: 0.470 (1, 7)	G6-3		1B SH5-3		1B		G1-6-3			4	0	2	0	0	0	1	<b>Seattle Mariners @ New York Yankees</b> Yankee Stadium, Bronx, NY Wed Jul 24 1991, 7:05 PM EDT Att: 21,585 - Sunny - 78 F					
Harold Reynolds, S OBP: 0.336, SLG: 0.342 Omar Vizquel, S OBP: 0.301, SLG: 0.291 (1, 4) (8, 4)	G5-3		SH5-3		F8			K		3	0	0	0	0	1	1						
Ken Griffey Jr., L OBP: 0.362, SLG: 0.479 Alonzo Powell, R OBP: 0.261, SLG: 0.349 (1, 8) (3, 7) (8, 3)										2	0	2	0	0	0	0						
Tracy Jones, R OBP: 0.324, SLG: 0.427 (1, 10)	F9		G6-4-3		1B		G6-3			4	0	0	0	0	1	6						
Jay Buhner, R OBP: 0.317, SLG: 0.484 (1, 9)										4	1	1	0	0	0	1						
Edgar Martinez, R OBP: 0.410, SLG: 0.459 (1, 5)										4	1	4	1	0	0	0						
Pete O'Brien, L OBP: 0.292, SLG: 0.390 Greg Briley, L OBP: 0.248, SLG: 0.263 (1, 3) (8, 7)	G4-3		G4-3		G4-3		G3-6-3		G6-4-3	3	0	0	1	0	0	2						
Dave Cochrane, S OBP: 0.301, SLG: 0.344 (1, 2)										4	0	1	0	0	0	1						
Jeff Schaefer, R OBP: 0.248, SLG: 0.316 (1, 6)										4	0	1	0	0	1	2						
<b>Inning Stats</b>	R: 0 E: 0 K: 0 S: 10	H: 1 LOB: 1 BB: 0 P: 16	R: 1 E: 0 K: 0 S: 14	H: 2 LOB: 1 BB: 0 P: 22	R: 0 E: 0 K: 0 S: 6	H: 2 LOB: 1 BB: 0 P: 9	R: 1 E: 0 K: 0 S: 8	H: 1 LOB: 0 BB: 0 P: 14	R: 0 E: 0 K: 0 S: 9	H: 2 LOB: 2 BB: 0 P: 12	R: 0 E: 0 K: 0 S: 4	H: 1 LOB: 0 BB: 0 P: 6	R: 0 E: 0 K: 0 S: 6	H: 1 LOB: 0 BB: 0 P: 8	R: 0 E: 0 K: 2 S: 13	H: 1 LOB: 1 BB: 0 P: 19		R: 0 E: 0 K: 1 S: 10	H: 2 LOB: 1 BB: 0 P: 13	1B: 10 2B: 1 3B: 1 HR: 1	SF: 0 SAC: 1 DP: 4 HBP: 0	WP: 1 PB: 0 CS: 0
<b>PITCHER</b>	IP	WLS	BF	H	R	ER	SO	BB	IBB	HBP	BLK	WP	HR	S	P	ERA	WHIP					
Jeff Johnson, L ERA: 2.7 (1, 1)	7.0	W	28	10	2	2	0	0	0	0	0	0	1	57	87	2.57	1.429					
Eric Plunk, R ERA: 5.44 (8, 1)	1.0		4	1	0	0	2	0	0	0	0	0	0	13	19	0.00	1.000					
Tim Leary, R ERA: 6.45 (9, 1)	1.0		4	2	0	0	1	0	0	0	0	1	0	10	13	0.00	2.000					

Batter	1	2	3	4	5	6	7	8	9	AB	R	H	RBI	BB	SO	LOB	BOTTOM					
Bernie Williams, S OBP: 0.436, SLG: 0.558 (1, 8)	2B		K		G5-3			K		5	0	2	1	0	2	1	<b>Seattle Mariners @ New York Yankees</b> Yankee Stadium, Bronx, NY Wed Jul 24 1991, 7:05 PM EDT Att: 21,585 - Sunny - 78 F					
Steve Sax, R OBP: 0.339, SLG: 0.380 Randy Velarde, R OBP: 0.304, SLG: 0.276 (1, 4) (8, 5)	F8		HR		F7		G4-6-3	F7		3	1	0	0	1	0	2						
Don Mattingly, L OBP: 0.355, SLG: 0.414 (1, 3)	F8		HR		1B		G4-3			5	2	3	0	0	0	1						
Mel Hall, L OBP: 0.354, SLG: 0.546 (1, 7) (8, 9)										4	2	4	4	1	0	0						
Matt Nokes, L OBP: 0.305, SLG: 0.498 (1, 2)	G4-3		F9		K		F7	F8		5	0	0	0	0	1	7						
Jesse Barfield, R OBP: 0.312, SLG: 0.447 Pat Sheridan, L OBP: 0.255, SLG: 0.388 Hensley Meulens, R OBP: 0.294, SLG: 0.324 (1, 9) (3, 9) (7, PH) (8, 7)			G5-3		G4-3					1	0	0	0	0	0	0						
Kevin Maas, L OBP: 0.347, SLG: 0.399 (1, 10)										3	1	0	0	1	0	2						
Alvaro Espinoza, R OBP: 0.292, SLG: 0.363 Carlos Rodriguez, S OBP: 0.242, SLG: 0.219 (1, 6) (7, PH) (8, 6)										3	1	2	0	0	0	2						
Pat Kelly, R OBP: 0.288, SLG: 0.351 (1, 5) (8, 4)										4	2	2	0	0	1	-1						
<b>Inning Stats</b>	R: 0 E: 0 K: 0 S: 12	H: 2 LOB: 2 BB: 0 P: 23	R: 0 E: 0 K: 0 S: 8	H: 1 LOB: 1 BB: 0 P: 14	R: 3 E: 0 K: 2 S: 12	H: 2 LOB: 0 BB: 1 P: 23	R: 1 E: 1 K: 0 S: 9	H: 3 LOB: 0 BB: 1 P: 18	R: 1 E: 0 K: 1 S: 13	H: 2 LOB: 2 BB: 0 P: 20	R: 1 E: 0 K: 0 S: 7	H: 2 LOB: 0 BB: 0 P: 11	R: 2 E: 0 K: 0 S: 11	H: 2 LOB: 0 BB: 0 P: 18	R: 0 E: 0 K: 1 S: 11	H: 2 LOB: 3 BB: 1 P: 21		1B: 8 2B: 5 3B: 0 HR: 2	SF: 0 SAC: 0 DP: 1 HBP: 0	WP: 0 PB: 0 CS: 0	PA: 41	
<b>PITCHER</b>	IP	WLS	BF	H	R	ER	SO	BB	IBB	HBP	BLK	WP	HR	S	P	ERA	WHIP					
Erik Hanson, R ERA: 3.75 (5, 1)	1.2	L	6	2	1	1	0	0	0	0	0	0	0	9	15	5.40	1.200					
Rob Murphy, L ERA: 2.75 (7, 1)	1.0		5	2	2	2	0	0	0	0	0	0	1	11	18	18.00	2.000					
Michael Jackson, R ERA: 3.33 (8, 1)	1.0		6	2	0	0	1	0	1	0	0	0	0	11	21	0.00	2.000					



Batter	1	2	3	4	5	6	7	8	9	AB	R	H	RBI	BB	SO	LOB	TOP										
<b>Henry Cotto, R</b> OBP: 0.354, SLG: 0.473 (1, 8)	G6-3		1B		1B		K		F9	5	1	2	0	0	1	0	<b>Seattle Mariners @ New York Yankees</b> Yankee Stadium, Bronx, NY Thu Jul 25 1991, 3:33 AM EDT Att: 24,559 - Cloudy - 73 F										
<b>Harold Reynolds, S</b> OBP: 0.340, SLG: 0.346 (1, 4)	CS		P6		E8		F9		1B	5	1	3	2	0	0	1											
<b>Edgar Martinez, R</b> OBP: 0.410, SLG: 0.457 (1, 5)	P5		F9		1B				K	4	0	1	1	1	1	3											
<b>Pete O'Brien, L</b> OBP: 0.294, SLG: 0.394 (1, 3)	CS	G4-3		G4-3	1B		G4-3			4	1	2	0	0	0	1											
<b>Alvin Davis, L</b> OBP: 0.312, SLG: 0.357 (1, 10)		HR		G4-3	F7				L6	4	1	1	0	0	0	3											
<b>Jay Buhner, R</b> OBP: 0.320, SLG: 0.498 (1, 9)		HR		SF8	K				HBP	2	1	1	3	0	1	2											
<b>Greg Briley, L</b> OBP: 0.243, SLG: 0.258 (1, 7)		G4-3		G6-3			G4-3		P5	4	0	0	0	0	0	1											
<b>Scott Bradley, L</b> OBP: 0.293, SLG: 0.256 (8, PH)					F8		G5-3		K	3	0	0	0	0	1	0											
<b>Tracy Jones, R</b> OBP: 0.320, SLG: 0.423 (8, PH)										1	0	0	0	0	1	1											
<b>Dave Valle, R</b> OBP: 0.243, SLG: 0.213 (8, 2)										0	0	0	0	0	0	0											
<b>Omar Vizquel, S</b> OBP: 0.301, SLG: 0.287 (1, 6)			G6-3		2B		G4-3		G5-3	3	1	0	0	1	0	0											
<b>Inning Stats</b>	R: 0 E: 0 K: 0 S: 6	H: 1 LOB: 0 BB: 0 P: 9	R: 2 E: 0 K: 1 S: 15	H: 2 LOB: 0 BB: 0 P: 25	R: 0 E: 0 K: 0 S: 7	H: 1 LOB: 1 BB: 0 P: 9	R: 1 E: 0 K: 0 S: 10	H: 1 LOB: 0 BB: 0 P: 13	R: 3 E: 1 K: 1 S: 18	H: 4 LOB: 2 BB: 1 P: 29	R: 0 E: 0 K: 0 S: 4	H: 0 LOB: 1 BB: 1 P: 5	R: 0 E: 0 K: 1 S: 11	H: 0 LOB: 1 BB: 1 P: 19	R: 0 E: 0 K: 1 S: 7	H: 0 LOB: 1 BB: 0 P: 11	R: 0 E: 0 K: 1 S: 9	H: 1 LOB: 1 BB: 0 P: 12	1B: 7 2B: 2 3B: 0 HR: 1	SF: 1 SAC: 0 DP: 0 HBP: 1	WP: 0 PB: 0 CS: 1	PA: 40					
<b>PITCHER</b>	IP	WLS	BF	H	R	ER	SO	BB	IBB	HBP	BLK	WP	HR	S	P	ERA	WHIP										
<b>Wade Taylor, R</b> ERA: 6.19 (1, 1)	4.1	L	21	8	6	6	1	1	0	0	0	0	1	47	72	12.46	2.077										
<b>Eric Plunk, R</b> ERA: 5.19 (5, 1)	2.1		9	1	0	0	2	1	0	0	0	0	0	21	32	0.00	0.857										
<b>Steve Howe, L</b> ERA: 1.12 (7, 1)	1.1		5	0	0	0	1	0	0	1	0	0	0	10	16	0.00	0.000										
<b>Steve Farr, R</b> ERA: 1.44 (9, 1)	1.0		4	1	0	0	1	0	0	0	0	0	0	9	12	0.00	1.000										

Batter	1	2	3	4	5	6	7	8	9	AB	R	H	RBI	BB	SO	LOB	BOTTOM										
<b>Bernie Williams, S</b> OBP: 0.407, SLG: 0.511 (1, 8)	P6		F8		L5-3		F9			4	0	0	0	0	0	1	<b>Seattle Mariners @ New York Yankees</b> Yankee Stadium, Bronx, NY Thu Jul 25 1991, 3:33 AM EDT Att: 24,559 - Cloudy - 73 F										
<b>Steve Sax, R</b> OBP: 0.336, SLG: 0.382 (1, 4)	G6-3			G5-3		G3		F7		4	0	1	0	0	0	0											
<b>Don Mattingly, L</b> OBP: 0.354, SLG: 0.412 (1, 3)	G4-3			WP	F7			G6-3		4	1	1	0	0	0	1											
<b>Mel Hall, L</b> OBP: 0.349, SLG: 0.538 (1, 9)		G3-1		E6	G3			G4-3		4	1	0	0	0	0	2											
<b>Hensley Meulens, R</b> OBP: 0.263, SLG: 0.318 (1, 7)		K		K					K	3	0	0	0	1	3	2											
<b>Kevin Maas, L</b> OBP: 0.349, SLG: 0.398 (1, 10)		F7		WP					P6	3	0	1	2	1	0	0											
<b>Alvaro Espinoza, R</b> OBP: 0.295, SLG: 0.367 (1, 6)			E8	F9		F8			1B	3	1	1	0	1	0	4											
<b>Bob Geren, R</b> OBP: 0.227, SLG: 0.241 (1, 2)			G1-3		G6-3		G6-3			4	0	1	0	0	0	1											
<b>Carlos Rodriguez, S</b> OBP: 0.242, SLG: 0.219 (8, PR)									1B	0	0	0	0	0	0	0											
<b>Pat Kelly, R</b> OBP: 0.287, SLG: 0.345 (1, 5)		G6-3			L5-3		P4		P4	3	0	0	1	1	0	2											
<b>Inning Stats</b>	R: 0 E: 0 K: 0 S: 6	H: 0 LOB: 0 BB: 0 P: 10	R: 0 E: 0 K: 1 S: 6	H: 0 LOB: 0 BB: 0 P: 8	R: 1 E: 1 K: 0 S: 6	H: 1 LOB: 0 BB: 0 P: 7	R: 2 E: 1 K: 1 S: 13	H: 2 LOB: 1 BB: 0 P: 23	R: 0 E: 0 K: 0 S: 3	H: 0 LOB: 3 BB: 1 P: 7	R: 0 E: 0 K: 0 S: 8	H: 1 LOB: 2 BB: 2 P: 19	R: 0 E: 0 K: 0 S: 10	H: 0 LOB: 0 BB: 0 P: 16	R: 0 E: 0 K: 0 S: 6	H: 0 LOB: 0 BB: 0 P: 8	R: 0 E: 0 K: 1 S: 13	H: 1 LOB: 2 BB: 1 P: 22	1B: 3 2B: 3 3B: 0 HR: 0	SF: 0 SAC: 0 DP: 1 HBP: 0	WP: 2 PB: 0 CS: 0	PA: 36					
<b>PITCHER</b>	IP	WLS	BF	H	R	ER	SO	BB	IBB	HBP	BLK	WP	HR	S	P	ERA	WHIP										
<b>Bill Krueger, L</b> ERA: 2.76 (1, 1)	6.0	W	25	4	3	0	2	3	0	0	0	0	0	42	74	0.00	1.167										
<b>Michael Jackson, R</b> ERA: 3.25 (7, 1)	1.1		4	0	0	0	0	0	0	0	0	0	0	11	17	0.00	0.000										
<b>Rob Murphy, L</b> ERA: 2.63 (8, 1)	1.2	S	7	1	0	0	1	1	0	0	0	0	0	18	29	0.00	1.200										

AB	35
R	6
H	10
RBI	6
BB	2
SO	5
LOB	12

AB	32
R	3
H	5
RBI	3
BB	4
SO	3
LOB	13



Batter	1	2	3	4	5	6	7	8	9	AB	R	H	RBI	BB	SO	LOB	TOP			
Henry Cotto, R OBP: 0.395, SLG: 0.474 (1, 8)	G6-3		G6-4-3				G5-3										4 1 1 0 1 0 1			
Harold Reynolds, S OBP: 0.336, SLG: 0.346 (1, 4)	L7		1B				L8		F8								5 1 1 1 0 0 1			
Edgar Martinez, R OBP: 0.414, SLG: 0.463 (1, 5)	1B		1B				G4-3		1B								4 2 3 1 0 0 0			
Jay Buhner, R OBP: 0.323, SLG: 0.498 (1, 9)	G4-3		1B				1B		K								4 1 2 0 0 1 2			
Tracy Jones, R OBP: 0.336, SLG: 0.430 (1, 10)			HR				F7		FC4-6								3 1 2 1 1 0 1			
Alonzo Powell, R OBP: 0.288, SLG: 0.400 (6, PH)			G4-6-3				G6-3		FC4-6								2 1 1 2 0 0 2			
Greg Briley, L OBP: 0.245, SLG: 0.260 (6, 7)			HR						1B								2 0 1 1 0 0 0			
Pete O'Brien, L OBP: 0.294, SLG: 0.392 (1, 3)			G4-3				F8		FC4-6								4 0 1 0 0 0 2			
Dave Cochrane, S OBP: 0.302, SLG: 0.343 (1, 2)			F9				F8		FC6-4								3 0 1 0 0 0 1			
Scott Bradley, L OBP: 0.291, SLG: 0.254 (6, 2)																	1 0 0 0 0 0 2			
Jeff Schaefer, R OBP: 0.238, SLG: 0.304 (1, 6)			G1-6-3				G5-3		G5-3								4 0 0 0 0 1 2			
<b>Inning Stats</b>	R: 0 E: 0 K: 0 S: 9	H: 1 LOB: 1 BB: 0 P: 14	R: 2 E: 0 K: 0 S: 9	H: 3 LOB: 0 BB: 0 P: 14	R: 4 E: 1 K: 0 S: 10	H: 5 LOB: 0 BB: 0 P: 18	R: 0 E: 0 K: 1 S: 11	H: 1 LOB: 0 BB: 0 P: 14	R: 0 E: 0 K: 0 S: 14	H: 0 LOB: 0 BB: 0 P: 7	R: 0 E: 0 K: 0 S: 4	H: 0 LOB: 0 BB: 0 P: 6	R: 1 E: 0 K: 1 S: 14	H: 2 LOB: 2 BB: 1 P: 30	R: 0 E: 0 K: 0 S: 8	H: 0 LOB: 0 BB: 1 P: 13	1B: 9 2B: 3 3B: 0 HR: 1	SF: 0 SAC: 0 DP: 3 HBP: 0	WP: 1 PB: 0 SB: 1 CS: 1	PA: 38
<b>PITCHER</b>	IP WLS BF H R ER SO BB IBB HBP BLK WP HR S P ERA WHIP																			
Denis Boucher, L ERA: 6.05 (1, 1)	2.0 L 13 8 6 6 0 0 0 0 0 0 0 1 0 24 36 27.00 4.000																			
Jeff Shaw, R ERA: 4.11 (3, 1)	5.1 19 4 1 1 2 1 0 0 0 0 0 0 7 44 74 1.69 0.938																			
Jesse Orosco, L ERA: 3.0 (8, 1)	0.2 3 1 0 0 0 0 0 0 0 0 0 0 0 7 14 0.00 1.500																			
Shawn Hillegas, R ERA: 4.3 (9, 1)	1.0 3 0 0 0 0 1 0 0 0 0 0 0 0 8 13 0.00 1.000																			

Seattle Mariners @ Cleveland Indians  
Cleveland Municipal Stadium, Cleveland, OH

AB 36  
R 7  
H 13  
RBI 6  
BB 2  
SO 2  
LOB 14



Fri Jul 26 1991, 7:05 PM EDT  
Att. 12,839 - Sunny - 70 F

Batter	1	2	3	4	5	6	7	8	9	AB	R	H	RBI	BB	SO	LOB	BOTTOM					
Alex Cole, L OBP: 0.381, SLG: 0.324 (1, 8)	FC5-4		1B				FC3-6		F7								3 2 1 0 2 0 2					
Felix Fermin, R OBP: 0.302, SLG: 0.313 (1, 6)	FC5-4		1B				G6-3										4 1 2 1 0 0 2					
Carlos Baerga, S OBP: 0.359, SLG: 0.423 (1, 4)	G1		SF7				G4-3										3 0 0 1 0 0 4					
Carlos Martinez, R OBP: 0.328, SLG: 0.375 (1, 3)	K		1B				E4										4 0 2 1 0 1 0					
Albert Belle, R OBP: 0.322, SLG: 0.539 (1, 10)			G5-4-3				F7		K								4 0 0 0 0 1 5					
Mark Whiten, S OBP: 0.297, SLG: 0.382 (1, 9)			E6				G3-1		G4-6-3								4 0 0 0 0 0 1					
Chris James, R OBP: 0.280, SLG: 0.322 (1, 7)			E9				G5-3										3 0 1 0 0 0 1					
Jerry Browne, S OBP: 0.263, SLG: 0.262 (9, PH)							G6-4-3		K2-3								1 0 0 0 0 1 0					
Jeff Manto, R OBP: 0.283, SLG: 0.244 (1, 5)			K				F8										3 0 0 0 0 1 3					
Mike Aldrete, L OBP: 0.421, SLG: 0.392 (9, PH)							G6-4-3		BLK								0 0 0 0 1 0 0					
Joel Skinner, R OBP: 0.262, SLG: 0.329 (1, 2)			CS				K		K								3 1 1 0 1 2 1					
<b>Inning Stats</b>	R: 1 E: 0 K: 1 S: 12	H: 0 LOB: 0 BB: 1 P: 19	R: 0 E: 2 K: 1 S: 13	H: 0 LOB: 1 BB: 0 P: 22	R: 2 E: 0 K: 0 S: 9	H: 2 LOB: 1 BB: 2 P: 18	R: 0 E: 0 K: 0 S: 9	H: 0 LOB: 0 BB: 0 P: 15	R: 1 E: 0 K: 0 S: 14	H: 3 LOB: 2 BB: 0 P: 22	R: 0 E: 0 K: 0 S: 9	H: 1 LOB: 0 BB: 0 P: 14	R: 0 E: 0 K: 0 S: 10	H: 1 LOB: 1 BB: 0 P: 15	R: 0 E: 1 K: 1 S: 5	H: 0 LOB: 0 BB: 0 P: 6	R: 0 E: 0 K: 2 S: 10	H: 0 LOB: 1 BB: 1 P: 21	1B: 7 2B: 0 3B: 0 HR: 0	SF: 1 SAC: 0 DP: 3 HBP: 0	WP: 2 PB: 2 SB: 0 CS: 1	PA: 38
<b>PITCHER</b>	IP WLS BF H R ER SO BB IBB HBP BLK WP HR S P ERA WHIP																					
Rich DeLucia, R ERA: 4.71 (1, 1)	5.0 W 23 5 4 4 3 0 0 0 0 0 0 0 24 35 0.00 0.667																					
Bill Swift, R ERA: 2.21 (6, 1)	3.0 10 2 0 0 1 0 0 0 0 0 0 0 0 24 35 0.00 0.667																					
Mike Schooler, R ERA: 3.0 (9, 1)	1.0 S 4 0 0 0 2 1 0 0 0 1 0 0 0 10 21 0.00 1.000																					

Seattle Mariners @ Cleveland Indians  
Cleveland Municipal Stadium, Cleveland, OH

AB 32  
R 4  
H 7  
RBI 3  
BB 4  
SO 6  
LOB 19



Fri Jul 26 1991, 7:05 PM EDT  
Att. 12,839 - Sunny - 70 F











Batter	1	2	3	4	5	6	7	8	9	AB	R	H	RBI	BB	SO	LOB	TOP									
<b>Mike Devereaux, R</b> OBP: 0.328, SLG: 0.439 (1, 8)	1-1 G4-6-3 1B		2-0 L8		3-1 F8		2-0 L7			4	0	1	0	0	0	2										
<b>Joe Orsulak, L</b> OBP: 0.266, SLG: 0.314 (1, 7)	2-3 K		1-1 P9		2-0 FC5-4 1B			1-3 K		4	0	1	1	0	2	1										
<b>Cal Ripken Jr., R</b> OBP: 0.386, SLG: 0.565 (1, 6)	1-0 G4-6-3 1-2			0-0 P4	1-2 FC5-4 1B			0-2 1B		4	0	1	0	0	0	2										
<b>Dwight Evans, R</b> OBP: 0.394, SLG: 0.388 (1, 10)		3-1 G6-3		3-3 K		0-0 F9		1-3 K		4	0	0	0	0	2	1										
<b>Chito Martinez, L</b> OBP: 0.329, SLG: 0.535 (1, 9)		2-3 K		1-2 2B		2-3 K		3-3 K		4	0	1	0	0	3	1										
<b>David Segui, S</b> OBP: 0.318, SLG: 0.373 (1, 3)		1-3 K		1-1 G3		2-2 L6			1-2 G4-3	4	0	0	0	0	1	1										
<b>Leo Gomez, R</b> OBP: 0.312, SLG: 0.377 (1, 5)			0-1 G5-3		2-2 2B 1B		1-3 K		2-1 P5	4	1	1	0	0	1	0										
<b>Chris Hoiles, R</b> OBP: 0.314, SLG: 0.393 (1, 2)			1-2 HR 1B		1-0 F8 1B 2B		2-1 E7 SH1-3		0-3 K	4	2	2	1	0	1	0										
<b>Juan Bell, R</b> OBP: 0.174, SLG: 0.198 (1, 4)			1-1 HR		3-3 K		2-0 SH1-3			2	1	1	2	0	1	1										
<b>Inning Stats</b>	R: 0 E: 0 K: 1 S: 6	H: 1 LOB: 0 BB: 0 P: 10	R: 0 E: 0 K: 2 S: 9	H: 0 LOB: 0 BB: 0 P: 15	R: 2 E: 0 K: 0 S: 10	H: 2 LOB: 0 BB: 0 P: 15	R: 0 E: 0 K: 1 S: 9	H: 1 LOB: 1 BB: 0 P: 14	R: 2 E: 0 K: 1 S: 14	H: 3 LOB: 1 BB: 0 P: 26	R: 0 E: 0 K: 1 S: 9	H: 0 LOB: 0 BB: 0 P: 13	R: 0 E: 1 K: 1 S: 7	H: 0 LOB: 1 BB: 0 P: 14	R: 0 E: 0 K: 3 S: 14	H: 1 LOB: 1 BB: 0 P: 19	R: 0 E: 0 K: 1 S: 8	H: 0 LOB: 0 BB: 0 P: 11	1B: 5 2B: 2 3B: 0 HR: 1	SF: 0 SAC: 1 DP: 1 HBP: 0	WP: 0 PB: 0 SB: 0 CS: 0	PA: 35				
<b>PITCHER</b>	IP	WLS	BF	H	R	ER	SO	BB	IBB	HBP	BLK	WP	HR	S	P	ERA	WHIP									
<b>Erik Hanson, R</b> ERA: 3.81 <b>Mike Scholer, R</b> ERA: 2.57	(1, 1)	8.0	W	32	8	4	4	10	0	0	0	0	0	1	78	126	4.50	1.000								
(9, 1)	1.0		3	0	0	0	1	0	0	0	0	0	0	0	8	11	0.00	0.000								

Baltimore Orioles @ Seattle Mariners  
The Kingdome, Seattle, WA  
Mon Jul 29 1991, 10:05 PM EDT  
Att: 31,910 - Dome - 70 F

AB 34  
R 4  
H 8  
RBI 4  
BB 0  
SO 11  
LOB 9




Batter	1	2	3	4	5	6	7	8	9	AB	R	H	RBI	BB	SO	LOB	BOTTOM									
<b>Edgar Martinez, R</b> OBP: 0.411, SLG: 0.455 (1, 5)	2-2 BB 2B HBP				2-1 F8		0-0 2B 2B	1-2 G6-4-3		2	1	0	0	0	0	0										
<b>Dave Cochrane, S</b> OBP: 0.308, SLG: 0.360 (7, PR)		1-0 G6-3						1-2 2-3		1	0	1	2	0	0	0										
<b>Jeff Schaefer, R</b> OBP: 0.236, SLG: 0.301 (8, 5)								1-2 2-3		1	1	0	0	0	0	2										
<b>Harold Reynolds, S</b> OBP: 0.336, SLG: 0.348 (1, 4)	4-0 2B BB		1-2 L4-6 2B		4-2 1B G6-3 BB		0-2 2B 2B	1-2 G3		3	3	2	2	2	0	1										
<b>Ken Griffey Jr., L</b> OBP: 0.390, SLG: 0.498 (1, 8)	0-1 BLK SF7 2B		1-0 L4-6		0-0 G6-3 1B		2-1 2B 1B 2B			4	2	3	3	0	0	1										
<b>Pete O'Brien, L</b> OBP: 0.294, SLG: 0.393 (1, 3)	1-1 P6		2-1 G6-3		1-1 G6-3		1-1 1B 2B			4	1	1	0	0	0	2										
<b>Alvin Davis, L</b> OBP: 0.312, SLG: 0.356 (1, 10)	2-3 SF7				0-1 P5		2-2 G3-1			3	0	1	3	0	0	0										
<b>Alonzo Powell, R</b> OBP: 0.272, SLG: 0.387 (1, 9)	1-2 1B				1-2 F8		F8 K			4	0	1	0	0	1	2										
<b>Greg Biley, L</b> OBP: 0.256, SLG: 0.268 (1, 7)	1-2 F8				0-3 K					4	1	1	0	0	1	3										
<b>Scott Bradley, L</b> OBP: 0.289, SLG: 0.242 (7, PH)		0-0 B2-3			3-2 G4-3		4-0 WP 2B IBB	1-0 G6-4-3 E 1B		2	0	0	0	0	0	0										
<b>Tracy Jones, R</b> OBP: 0.345, SLG: 0.438 (7, PR)										0	0	0	0	1	0	0										
<b>Dave Valle, R</b> OBP: 0.245, SLG: 0.216 (8, 2)										1	1	1	0	0	0	0										
<b>Omar Vizquel, S</b> OBP: 0.303, SLG: 0.292 (1, 6)		2-1 G3			1-0 P5		4-1 2B 2B BB	0-0 FC G6-4-3		3	1	0	0	1	0	1										
<b>Inning Stats</b>	R: 3 E: 0 K: 0 S: 15	H: 2 LOB: 1 BB: 1 P: 24	R: 0 E: 0 K: 0 S: 4	H: 0 LOB: 0 BB: 0 P: 7	R: 0 E: 0 K: 0 S: 6	H: 1 LOB: 0 BB: 0 P: 10	R: 0 E: 0 K: 1 S: 10	H: 0 LOB: 0 BB: 0 P: 11	R: 0 E: 0 K: 0 S: 8	H: 0 LOB: 0 BB: 0 P: 14	R: 1 E: 0 K: 0 S: 9	H: 1 LOB: 1 BB: 1 P: 16	R: 7 E: 0 K: 1 S: 21	H: 6 LOB: 2 BB: 2 P: 35	R: 0 E: 1 K: 0 S: 9	H: 1 LOB: 1 BB: 0 P: 12	1B: 4 2B: 8 3B: 0 HR: 0	SF: 1 SAC: 0 DP: 3 HBP: 1	WP: 1 PB: 0 SB: 0 CS: 0	PA: 38						
<b>PITCHER</b>	IP	WLS	BF	H	R	ER	SO	BB	IBB	HBP	BLK	WP	HR	S	P	ERA	WHIP									
<b>Bob Milacki, R</b> ERA: 4.22 <b>Jeff Ballard, L</b> ERA: 5.34 <b>Paul Kilgus, L</b> ERA: 5.08	(1, 1)	6.1	L	25	5	5	5	1	2	0	1	1	1	1	55	86	7.11	1.105								
(7, 1)	0.0		4	2	3	3	0	1	1	0	0	1	0	5	13	∞	∞									
(7, 1)	1.2		9	4	3	3	1	0	0	0	0	0	0	22	30	16.20	2.400									


Baltimore Orioles @ Seattle Mariners  
The Kingdome, Seattle, WA  
Mon Jul 29 1991, 10:05 PM EDT  
Att: 31,910 - Dome - 70 F

AB 32  
R 11  
H 11  
RBI 10  
BB 4  
SO 2  
LOB 12





Batter	1	2	3	4	5	6	7	8	9	AB	R	H	RBI	BB	SO	LOB	TOP								
<b>Mike Devereaux, R</b> OBP: 0.329, SLG: 0.438 (1, 8)	1-2 BB SF8 1B	1-3 K		3-1 1B			3-2 G3		2-3 K	5	1	2	0	0	2	2	<b>Baltimore Orioles @ Seattle Mariners</b> The Kingdome, Seattle, WA Tue Jul 30 1991, 10:05 PM EDT Att: 18,725 - Dome - 70 F  <a href="http://livebaseballscorecards.com">livebaseballscorecards.com</a>  <b>AB</b> 35 <b>R</b> 2 <b>H</b> 9 <b>RBI</b> 2 <b>BB</b> 2 <b>SO</b> 6 <b>LOB</b> 19 								
<b>Tim Lincecum, R</b> OBP: 0.257, SLG: 0.335 (1, 10)	1-2 F9	0-1 P6		0-0 F8			1-1 2B		1-3 K	5	0	1	0	0	1	4									
<b>Cal Ripken Jr., R</b> OBP: 0.387, SLG: 0.572 (1, 6)	1-2 1B		1-0 HR		3-1 L6		1-2 F8			4	1	2	1	0	0	2									
<b>Dwight Evans, R</b> OBP: 0.396, SLG: 0.387 (1, 9)	4-2 1B		0-0 HR		1-3 K		0-0 F9			3	0	1	0	1	1	1									
<b>Randy Milligan, R</b> OBP: 0.372, SLG: 0.416 (1, 3)	2-1 SF8		2-2 F9		0-0 E4 G1-6-3		1-1 PB G1-4-3 1B			3	0	1	1	0	0	1									
<b>David Segui, S</b> OBP: 0.310, SLG: 0.363 (1, 7)	3-2 F7		1-2 P3		1-0 G1-6-3		1-2 G1-4-3			4	0	0	0	0	0	5									
<b>Leo Gomez, R</b> OBP: 0.311, SLG: 0.371 (1, 5)		0-0 G6-3		4-2 BB		0-0 F9		2-3 K		3	0	0	0	1	1	1									
<b>Chris Hoiles, R</b> OBP: 0.314, SLG: 0.392 (8, PH)		2-2 2B 1B		1-3 K		1-0 F9		0-1 G6-3		3	0	1	0	0	1	2									
<b>Joe Orsulak, L</b> OBP: 0.295, SLG: 0.313 (8, 2)										1	0	0	0	0	0	1									
<b>Bob Melvin, R</b> OBP: 0.325, SLG: 0.353 (8, 2)										0	0	0	0	0	0	0									
<b>Juan Bell, R</b> OBP: 0.177, SLG: 0.209 (1, 4)		0-0 2B		1-0 F8		2-0 L5		0-1 G1-3		4	0	1	0	0	0	0									
<b>Inning Stats</b>	R: 1 E: 0 K: 0 S: 15	H: 2 LOB: 2 BB: 1 P: 26	R: 0 E: 0 K: 1 S: 10	H: 2 LOB: 2 BB: 1 P: 13	R: 1 E: 0 K: 1 S: 13	H: 2 LOB: 2 BB: 1 P: 22	R: 0 E: 0 K: 0 S: 6	H: 1 LOB: 1 BB: 0 P: 13	R: 0 E: 1 K: 1 S: 5	H: 0 LOB: 0 BB: 0 P: 7	R: 0 E: 0 K: 0 S: 3	H: 0 LOB: 0 BB: 0 P: 6	R: 0 E: 0 K: 0 S: 11	H: 1 LOB: 1 BB: 0 P: 16	R: 0 E: 0 K: 1 S: 11	H: 1 LOB: 1 BB: 0 P: 15	R: 0 E: 0 K: 2 S: 8	H: 0 LOB: 0 BB: 0 P: 11	1B: 6 2B: 2 3B: 0 HR: 1	SF: 1 SAC: 0 DP: 1 HBP: 0	WP: 0 PB: 1 SB: 0 CS: 0	PA: 38			
<b>PITCHER</b>	IP	WLS	BF	H	R	ER	SO	BB	IBB	HBP	BLK	WP	HR	S	P	ERA	WHIP								
<b>Bill Krueger, L</b> ERA: 2.77 (1, 1)	6.1	W	29	8	2	2	3	2	0	0	0	0	1	58	97	2.84	1.579								
<b>Bill Swift, R</b> ERA: 2.11 (7, 1)	1.2		6	1	0	0	1	0	0	0	0	0	0	16	21	0.00	0.600								
<b>Rob Murphy, L</b> ERA: 2.54 (9, 1)	1.0		3	0	0	0	2	0	0	0	0	0	0	8	11	0.00	0.000								

Batter	1	2	3	4	5	6	7	8	9	AB	R	H	RBI	BB	SO	LOB	BOTTOM								
<b>Greg Briley, L</b> OBP: 0.280, SLG: 0.272 (1, 7)	0-1 G3-1 FC1-2 1B	2-0 BB HR 1B		1-3 K			1-2 G3-1			4	1	2	0	0	1	0	<b>Baltimore Orioles @ Seattle Mariners</b> The Kingdome, Seattle, WA Tue Jul 30 1991, 10:05 PM EDT Att: 18,725 - Dome - 70 F  <a href="http://livebaseballscorecards.com">livebaseballscorecards.com</a>  <b>AB</b> 34 <b>R</b> 8 <b>H</b> 10 <b>RBI</b> 8 <b>BB</b> 2 <b>SO</b> 9 <b>LOB</b> 9 								
<b>Harold Reynolds, S</b> OBP: 0.340, SLG: 0.347 (1, 4)	4-1 FC1-2 BB	4-2 HR BB		1-3 K			1-3 K			2	1	0	0	2	2	0									
<b>Ken Griffey Jr., L</b> OBP: 0.388, SLG: 0.505 (1, 8)	2-2 G3-1	3-2 HR		0-3 K			1-2 G6-3			4	1	1	4	0	1	2									
<b>Pete O'Brien, L</b> OBP: 0.294, SLG: 0.397 (1, 3)	1-1 FC1-2	2-1 HR 1B		2-2 F8			2-2 G1-3			4	1	1	0	0	0	2									
<b>Alvin Davis, L</b> OBP: 0.314, SLG: 0.358 (1, 10)	1-1 F7	0-0 1B		3-3 K			2-1 2B 1B			4	1	2	1	0	1	2									
<b>Jay Buhner, R</b> OBP: 0.322, SLG: 0.496 (1, 9)		0-1 P3 K		0-2 F7			1-0 2B 1B			4	1	1	0	0	1	1									
<b>Dave Cochrane, S</b> OBP: 0.300, SLG: 0.350 (1, 5)		0-0 G6-3		2-0 F7			2-3 K			3	0	0	0	0	1	0									
<b>Jeff Schaefer, R</b> OBP: 0.243, SLG: 0.308 (8, 5)										1	0	1	2	0	0	0									
<b>Scott Bradley, L</b> OBP: 0.288, SLG: 0.250 (1, 2)		1-1 1B 2B		2-2 G3-1			0-1 F7			4	1	1	0	0	1	1									
<b>Dave Valle, R</b> OBP: 0.245, SLG: 0.216 (9, 2)										0	0	0	0	0	0	0									
<b>Omar Vizquel, S</b> OBP: 0.302, SLG: 0.291 (1, 6)		0-1 BB HR 1B		1-3 K			0-0 G4-3			4	1	1	1	0	1	1									
<b>Inning Stats</b>	R: 0 E: 0 K: 0 S: 10	H: 1 LOB: 2 BB: 1 P: 18	R: 6 E: 0 K: 1 S: 18	H: 6 LOB: 1 BB: 1 P: 32	R: 0 E: 0 K: 1 S: 8	H: 0 LOB: 0 BB: 0 P: 13	R: 0 E: 0 K: 3 S: 10	H: 0 LOB: 0 BB: 0 P: 12	R: 0 E: 0 K: 1 S: 10	H: 0 LOB: 0 BB: 0 P: 15	R: 0 E: 0 K: 1 S: 6	H: 0 LOB: 0 BB: 0 P: 8	R: 0 E: 0 K: 1 S: 10	H: 0 LOB: 0 BB: 0 P: 13	R: 2 E: 0 K: 1 S: 17	H: 3 LOB: 1 BB: 0 P: 26	R: 0 E: 0 K: 1 S: 8	H: 0 LOB: 0 BB: 0 P: 11	1B: 6 2B: 2 3B: 1 HR: 1	SF: 0 SAC: 0 DP: 0 HBP: 0	WP: 0 PB: 0 SB: 0 CS: 0	PA: 36			
<b>PITCHER</b>	IP	WLS	BF	H	R	ER	SO	BB	IBB	HBP	BLK	WP	HR	S	P	ERA	WHIP								
<b>Roy Smith, R</b> ERA: 5.05 (1, 1)	1.2	L	13	6	6	6	0	2	0	0	0	0	0	24	45	32.40	4.800								
<b>Jim Poole, L</b> ERA: 2.89 (2, 1)	3.1		11	1	0	0	6	0	0	0	0	0	0	32	45	0.00	0.300								
<b>Stacy Jones, R</b> ERA: (6, 1)	2.0		6	0	0	0	2	0	0	0	0	0	0	16	21	0.00	0.000								
<b>Gregg Olson, R</b> ERA: 3.47 (8, 1)	1.0		6	3	2	2	1	0	0	0	0	0	0	17	26	18.00	3.000								



Batter	1	2	3	4	5	6	7	8	9	10	11	AB	R	H	RBI	BB	SO	LOB	TOP			
Mike Devereaux, R OBP: 0.330, SLG: 0.441	F9		F8		2B			1B		K		5	0	2	0	0	1	1				
Brady Anderson, L OBP: 0.327, SLG: 0.283	K		FC1-6		G4-3			P3		F9		5	0	0	0	0	1	4				
Cal Ripken Jr., R OBP: 0.382, SLG: 0.565	P6		G5-3			G5-3		F8		F8		5	0	0	0	0	0	2				
Sam Horn, L OBP: 0.346, SLG: 0.500		2B SF7 BB			P5			G4-6-3 BB			G4-3	2	1	1	0	2	0	0				
Tim Lincecum, R OBP: 0.256, SLG: 0.333												1	1	0	0	0	0	0				
Randy Milligan, R OBP: 0.375, SLG: 0.427		2-2 SF7 2B			F8			G4-6-3		3-2 1-H 3B	BB 1B BB	4	1	2	1	1	0	1				
Jos Ortaiz, L OBP: 0.283, SLG: 0.310												3	0	0	0	0	0	2				
Dwight Evans, R OBP: 0.402, SLG: 0.391												1	1	1	0	1	0	0				
Leo Gomez, R OBP: 0.309, SLG: 0.366		3-2 SF7						G6-3		FC6-2-5 BB	BB 1B	3	0	0	1	1	1	2				
Bob Melvin, R OBP: 0.319, SLG: 0.346		2-3 3-H 1-1										3	0	0	0	0	1	1				
David Segui, S OBP: 0.308, SLG: 0.361												1	0	0	0	0	1	2				
Chris Holles, R OBP: 0.317, SLG: 0.395												1	0	1	2	0	0	0				
Juan Bell, R OBP: 0.166, SLG: 0.217												5	0	2	0	0	1	4				
												1B: 6	SF: 1	WP: 0	PA: 45	2B: 2	SAC: 0	PB: 0				
												3B: 1	DP: 2	SB: 1		HR: 0	HBP: 0	CS: 0				
<b>Inning Stats</b>	R: 0 E: 0 K: 1 S: 8	H: 0 LOB: 0 BB: 0 P: 12	R: 1 E: 0 K: 0 S: 9	H: 1 LOB: 1 BB: 1 P: 20	R: 0 E: 0 K: 0 S: 10	H: 1 LOB: 1 BB: 0 P: 13	R: 0 E: 0 K: 0 S: 4	H: 0 LOB: 0 BB: 0 P: 4	R: 0 E: 0 K: 1 S: 7	H: 0 LOB: 0 BB: 0 P: 10	R: 0 E: 0 K: 1 S: 11	H: 1 LOB: 1 BB: 1 P: 17	R: 1 E: 0 K: 1 S: 11	H: 2 LOB: 2 BB: 1 P: 21	R: 0 E: 0 K: 1 S: 8	H: 0 LOB: 0 BB: 0 P: 11	R: 2 E: 0 K: 0 S: 12	H: 2 LOB: 1 BB: 2 P: 22	1B: 6	SF: 1	WP: 0	PA: 45
<b>PITCHER</b>	IP: 7.1 WLS: 4.5 BF: 28 H: 7 R: 2 ER: 1 SO: 4 BB: 2 IBB: 0 HBP: 0 BLK: 0 WP: 0 HR: 0 S: 57 ERA: 1.23 WHIP: 0.955	IP: 0.2 WLS: 0.2 BF: 4 H: 2 R: 1 ER: 1 SO: 0 BB: 0 IBB: 0 HBP: 0 BLK: 0 WP: 0 HR: 0 S: 12 ERA: 13.50 WHIP: 3.000	IP: 0.0 WLS: 0.0 BF: 1 H: 0 R: 0 ER: 0 SO: 0 BB: 1 IBB: 0 HBP: 0 BLK: 0 WP: 0 HR: 0 S: 5 ERA: ∞ WHIP: ∞	IP: 2.0 WLS: 2.0 BF: 6 H: 0 R: 0 ER: 0 SO: 2 BB: 0 IBB: 0 HBP: 0 BLK: 0 WP: 0 HR: 0 S: 13 ERA: 0.000	IP: 1.0 WLS: 1.0 BF: 6 H: 2 R: 2 ER: 2 SO: 0 BB: 2 IBB: 0 HBP: 0 BLK: 0 WP: 0 HR: 0 S: 22 ERA: 18.000																	

Baltimore Orioles @ Seattle Mariners  
The Kingdome, Seattle, WA  
Wed Jul 31 1991, 10:05 PM EDT  
Att: 22,503 - Dome - 70 F

AB 39  
R 4  
H 9  
RBI 4  
BB 5  
SO 6  
LOB 19



Batter	1	2	3	4	5	6	7	8	9	10	11	AB	R	H	RBI	BB	SO	LOB	BOTTOM			
Edgar Martinez, R OBP: 0.413, SLG: 0.454	F9		G4-3		1B HBP			1B				3	0	1	0	1	0	0				
Harold Reynolds, S OBP: 0.339, SLG: 0.343	2B BB		F9		P3			P6		F8		4	0	0	0	1	0	5				
Ken Griffey Jr., L OBP: 0.388, SLG: 0.503	F9				1B 1B			G4-3			P6	5	0	2	1	0	0	2				
Pete O'Brien, L OBP: 0.293, SLG: 0.397					F7 F7			F7		G3-1		5	0	1	0	0	0	3				
Alvin Davis, L OBP: 0.312, SLG: 0.355					1B			P6		G4-3		5	0	1	0	0	0	2				
Jay Buhner, R OBP: 0.323, SLG: 0.506												5	1	2	1	0	2	2				
Greg Briley, L OBP: 0.287, SLG: 0.269												3	0	0	0	0	0	2				
Henry Cotto, R OBP: 0.351, SLG: 0.469												2	0	0	0	0	2	1				
Scott Bradley, L OBP: 0.282, SLG: 0.244												3	0	0	0	0	1	0				
Dave Valle, R OBP: 0.248, SLG: 0.224												2	0	1	0	0	0	1				
Omar Vizquel, S OBP: 0.302, SLG: 0.291												4	1	1	0	0	0	1				
Tracy Jones, R OBP: 0.342, SLG: 0.434												1	0	0	0	0	0	1				
												1B: 6	SF: 0	WP: 0	PA: 45	2B: 2	SAC: 0	PB: 0				
												3B: 0	DP: 0	SB: 0		HR: 1	HBP: 1	CS: 0				
<b>Inning Stats</b>	R: 0 E: 0 K: 0 S: 7	H: 1 LOB: 2 BB: 1 P: 16	R: 0 E: 0 K: 1 S: 6	H: 0 LOB: 0 BB: 0 P: 10	R: 0 E: 0 K: 0 S: 7	H: 0 LOB: 0 BB: 0 P: 8	R: 0 E: 0 K: 0 S: 11	H: 2 LOB: 2 BB: 0 P: 16	R: 1 E: 0 K: 1 S: 11	H: 1 LOB: 1 BB: 0 P: 19	R: 0 E: 0 K: 0 S: 8	H: 1 LOB: 1 BB: 0 P: 12	R: 0 E: 0 K: 1 S: 9	H: 0 LOB: 0 BB: 0 P: 13	R: 0 E: 0 K: 1 S: 10	H: 1 LOB: 2 BB: 1 P: 20	R: 0 E: 0 K: 0 S: 9	H: 0 LOB: 0 BB: 0 P: 13	1B: 6	SF: 0	WP: 0	PA: 45
<b>PITCHER</b>	IP: 6.1 WLS: 8.07 BF: 27 H: 7 R: 2 ER: 2 SO: 2 BB: 1 IBB: 0 HBP: 1 BLK: 0 WP: 0 HR: 1 S: 57 ERA: 2.84 WHIP: 1.263	IP: 3.2 WLS: 3.2 BF: 13 H: 1 R: 0 ER: 0 SO: 2 BB: 0 IBB: 0 HBP: 0 BLK: 0 WP: 0 HR: 0 S: 31 ERA: 0.00 WHIP: 0.273	IP: 1.0 WLS: 1.0 BF: 4 H: 1 R: 0 ER: 0 SO: 1 BB: 0 IBB: 0 HBP: 0 BLK: 0 WP: 0 HR: 0 S: 8 ERA: 0.00 WHIP: 1.000																			

Baltimore Orioles @ Seattle Mariners  
The Kingdome, Seattle, WA  
Wed Jul 31 1991, 10:05 PM EDT  
Att: 22,503 - Dome - 70 F

AB 42  
R 2  
H 9  
RBI 2  
BB 2  
SO 5  
LOB 20









Batter	1	2	3	4	5	6	7	8	9	AB	R	H	RBI	BB	SO	LOB	TOP								
<b>Edgar Martinez, R</b> OBP: 0.413, SLG: 0.451 (1, 5)	1-2 G6-3	3-2 G6-3				4-2 FC3-6 BB	3-2 G6-3		0-0 SH2-3	3	0	0	0	1	0	2									
<b>Harold Reynolds, S</b> OBP: 0.356, SLG: 0.339 (1, 4)	4-1 G4-6-3 BB		2-1 F8			0-0 FC3-6	1-3 K		3-2 HR	4	1	1	1	1	1	2									
<b>Ken Griffey Jr., L</b> OBP: 0.385, SLG: 0.507 (1, 8)	0-0 G4-6-3		0-1 G4-3			0-0 G1-3	2-1 F8		0-1 HR	5	1	1	2	0	0	3									
<b>Pete O'Brien, L</b> OBP: 0.295, SLG: 0.398 (1, 3)		1-0 HR	2-2 F8			4-2 HR	0-1 G5-3		0-1 HR	4	2	2	0	1	0	0									
<b>Jay Buhner, R</b> OBP: 0.331, SLG: 0.536 (1, 9)		2-1 F8		2-2 F9		1-2 HR	1-1 G1-3		2-3 K	5	1	1	2	0	1	2									
<b>Alvin Davis, L</b> OBP: 0.313, SLG: 0.365 (1, 10)		1-0 HR	1-1 G4-6-3 1B			2-2 G6-3	3-1 G5-3			4	1	2	2	0	0	0									
<b>Greg Briley, L</b> OBP: 0.261, SLG: 0.277 (1, 7)		0-2 F8 1B	0-0 G4-6-3			1-1 E	3-2 G4-3			4	2	2	0	0	0	1									
<b>Scott Bradley, L</b> OBP: 0.283, SLG: 0.246 (1, 2)		3-2 F8				1-1 FC3-6 PB	2-0 E4		1-1 WP SH2-3 1B	3	0	1	0	0	0	1									
<b>Dave Valle, R</b> OBP: 0.256, SLG: 0.234 (8, 2)		1-3 F8				3-2 F8	1-2 G6-3			1	1	1	0	0	0	0									
<b>Omar Vizquel, S</b> OBP: 0.301, SLG: 0.290 (1, 6)		1-1 1B				1-2 F8	1-2 G6-3		0-3 K	4	0	1	1	0	1	3									
<b>Inning Stats</b>	R: 0 E: 0 K: 0 S: 5	H: 0 LOB: 0 BB: 1 P: 10	R: 3 E: 0 K: 0 S: 16	H: 4 LOB: 1 BB: 0 P: 27	R: 0 E: 0 K: 0 S: 8	H: 0 LOB: 0 BB: 0 P: 12	R: 0 E: 0 K: 0 S: 7	H: 1 LOB: 0 BB: 0 P: 10	R: 0 E: 0 K: 0 S: 10	H: 1 LOB: 2 BB: 1 P: 18	R: 3 E: 1 K: 0 S: 21	H: 2 LOB: 1 BB: 1 P: 35	R: 0 E: 0 K: 0 S: 7	H: 0 LOB: 0 BB: 0 P: 10	R: 0 E: 0 K: 0 S: 8	H: 0 LOB: 0 BB: 0 P: 15	R: 3 E: 0 K: 2 S: 17	H: 4 LOB: 1 BB: 0 P: 23	1B: 7 2B: 2 3B: 0 HR: 3	SF: 0 SAC: 1 DP: 2 HBP: 0	WP: 1 PB: 1 SB: 1 CS: 0	PA: 41			
<b>PITCHER</b>	IP	WLS	BF	H	R	ER	SO	BB	IBB	HBP	BLK	WP	HR	S	P	ERA	WHIP								
<b>Kirk McCaskill, R</b> ERA: 3.97 (1, 1)	5.1	L	25	8	6	5	0	3	0	0	0	0	2	57	96	8.44	2.062								
<b>Scott Bailes, L</b> ERA: 4.25 (6, 1)	1.2		6	0	0	0	1	0	0	0	0	0	0	17	26	0.00	0.000								
<b>Jeff Robinson, R</b> ERA: 5.81 (8, 1)	2.0	S	10	4	3	3	2	0	0	0	0	1	1	25	38	13.50	2.000								

Seattle Mariners @ California Angels  
Anaheim Stadium, Anaheim, CA

Sat Aug 03 1991, 10:05 PM EDT  
Att: 28,942 - Sunny - 68 F

AB	37
R	9
H	12
RBI	8
BB	3
SO	3
LOB	14




Batter	1	2	3	4	5	6	7	8	9	AB	R	H	RBI	BB	SO	LOB	BOTTOM								
<b>Luis Sojo, R</b> OBP: 0.290, SLG: 0.316 (1, 4)	1-2 F9		1-1 BB			4-2 BB	0-0 1B			3	0	2	0	1	0	0									
<b>Bobby Rose, R</b> OBP: 0.321, SLG: 0.481 (1, 7)	1-3 K		4-2 G5-4-3 BB			2-3 K	2-3 K			3	0	0	0	1	3	3									
<b>Dave Winfield, R</b> OBP: 0.321, SLG: 0.508 (1, 10)	2-3 K		2-2 G5-4-3			3-3 K		1-1 P4		4	0	0	0	0	2	4									
<b>Mike Marshall, R</b> OBP: 0.273, SLG: 0.379 (1, 3)		2-0 P3		1-1 G6-3		1-3 K		0-0 G5-3		4	0	0	0	0	1	1									
<b>Gary Gaetti, R</b> OBP: 0.297, SLG: 0.401 (1, 5)		0-1 G1-3		1-2 P5			1-0 1B	1-0 P3		4	1	1	0	0	0	0									
<b>Lance Parrish, R</b> OBP: 0.294, SLG: 0.381 (1, 2)		0-2 P4		1-3 K			0-2 F7		1-1 G6-3	3	0	0	0	0	1	1									
<b>Luis Polonia, L</b> OBP: 0.344, SLG: 0.369 (9, PH)										1	0	0	0	0	0	0									
<b>Dave Gallagher, R</b> OBP: 0.364, SLG: 0.375 (1, 9)			2-2 F7		2-3 K		1-0 E7		2-2 G4-3	3	1	1	1	0	1	0									
<b>Max Venable, L</b> OBP: 0.299, SLG: 0.350 (9, PH)							2H 1B			1	0	0	0	0	0	0									
<b>Shawn Abner, R</b> OBP: 0.220, SLG: 0.254 (1, 8)			2-2 E		1-3 K		2-3 K		1-1 G6-3	3	1	1	0	0	2	1									
<b>Donnie Hill, S</b> OBP: 0.349, SLG: 0.333 (9, PH)										1	0	0	0	0	0	0									
<b>Dick Schofield, R</b> OBP: 0.344, SLG: 0.296 (1, 6)			0-0 E6		2-3 K		1-1 S			3	0	1	1	0	1	0									
<b>Inning Stats</b>	R: 0 E: 0 K: 2 S: 15	H: 0 LOB: 0 BB: 0 P: 19	R: 0 E: 0 K: 0 S: 6	H: 0 LOB: 0 BB: 0 P: 8	R: 1 E: 1 K: 0 S: 15	H: 2 LOB: 2 BB: 1 P: 26	R: 0 E: 0 K: 1 S: 8	H: 0 LOB: 0 BB: 0 P: 11	R: 0 E: 0 K: 3 S: 12	H: 0 LOB: 0 BB: 1 P: 17	R: 0 E: 0 K: 3 S: 12	H: 0 LOB: 1 BB: 1 P: 22	R: 2 E: 1 K: 2 S: 16	H: 4 LOB: 2 BB: 0 P: 23	R: 0 E: 0 K: 0 S: 4	H: 0 LOB: 0 BB: 0 P: 6	R: 0 E: 0 K: 0 S: 7	H: 0 LOB: 0 BB: 0 P: 11	1B: 4 2B: 2 3B: 0 HR: 0	SF: 0 SAC: 0 DP: 1 HBP: 0	WP: 0 PB: 0 SB: 1 CS: 0	PA: 35			
<b>PITCHER</b>	IP	WLS	BF	H	R	ER	SO	BB	IBB	HBP	BLK	WP	HR	S	P	ERA	WHIP								
<b>Randy Johnson, L</b> ERA: 3.87 (1, 1)	7.0	W	29	6	3	3	11	2	0	0	0	0	0	11	17	3.86	1.143								
<b>Bill Swift, R</b> ERA: 2.31 (8, 1)	2.0	S	6	0	0	0	0	0	0	0	0	0	0	11	17	0.00	0.000								

Seattle Mariners @ California Angels  
Anaheim Stadium, Anaheim, CA

Sat Aug 03 1991, 10:05 PM EDT  
Att: 28,942 - Sunny - 68 F

AB	33
R	3
H	6
RBI	2
BB	2
SO	11
LOB	10





Batter	1	2	3	4	5	6	7	8	9	10	11	12	AB	R	H	RBI	BB	SO	LOB							
<b>Edgar Martinez, R</b> OBP: 0.413, SLG: 0.447 (1.5)	G6-3		BB 1B		F9		SH1-4		G6-3			FC3-6 HBP	3	1	0	0	1	0	2							
<b>Harold Reynolds, S</b> OBP: 0.336, SLG: 0.338 (1.4)	G6-3		BB 1B		WP 1B		SF9					FC3-6 HR	4	1	1	1	1	1	2							
<b>Ken Griffey Jr., L</b> OBP: 0.384, SLG: 0.503 (1.8)	K		BB 1B		K		CS BB					K	5	0	1	1	1	4	4							
<b>Jay Buhner, R</b> OBP: 0.331, SLG: 0.543 (1.9)			K		P4		CS		G6-3			HR	6	1	2	3	0	2	4							
<b>Tracy Jones, R</b> OBP: 0.339, SLG: 0.423 (8, PH)		P6					G4-3				F7	F8	2	0	1	0	1	0	1							
<b>Alvin Davis, L</b> OBP: 0.310, SLG: 0.361 (8, PH)							1B						3	0	0	0	0	0	0							
<b>Pete O'Brien, L</b> OBP: 0.262, SLG: 0.393 (1.3)		P6					G3-6-1		F8				5	0	0	0	0	1	3							
<b>Alonzo Powell, R</b> OBP: 0.274, SLG: 0.397 (9, PH)							1-2r						3	0	1	0	0	1	2							
<b>Greg Briley, L</b> OBP: 0.263, SLG: 0.279 (9, PH)					FC								2	0	1	0	0	0	0							
<b>Dave Valle, R</b> OBP: 0.254, SLG: 0.229 (1.2)					G5-4-3		2B				1B		4	0	0	0	1	1	4							
<b>Jeff Schaefer, R</b> OBP: 0.254, SLG: 0.324 (9, PH)							G1-3				P5															
<b>Omar Vizquel, S</b> OBP: 0.302, SLG: 0.289 (9, PH)					F7							FC3-6 HR	3	1	2	0	0	0	0							
<b>Inning Stats</b>	R: 0 E: 0 K: 1 S: 11	H: 0 LOB: 0 BB: 0 P: 16	R: 0 E: 0 K: 1 S: 8	H: 1 LOB: 1 BB: 0 P: 9	R: 1 E: 0 K: 2 S: 13	H: 1 LOB: 2 BB: 0 P: 26	R: 0 E: 1 K: 0 S: 11	H: 0 LOB: 1 BB: 1 P: 18	R: 0 E: 0 K: 1 S: 13	H: 2 LOB: 2 BB: 0 P: 18	R: 0 E: 0 K: 0 S: 9	H: 0 LOB: 0 BB: 0 P: 11	R: 0 E: 0 K: 1 S: 11	H: 0 LOB: 0 BB: 1 P: 18	R: 0 E: 0 K: 3 S: 10	H: 0 LOB: 0 BB: 0 P: 13	R: 0 E: 0 K: 1 S: 10	H: 1 LOB: 1 BB: 0 P: 14	R: 3 E: 0 K: 1 S: 18	H: 1 LOB: 0 BB: 1 P: 28	1B: 6 2B: 2 3B: 0 HR: 1	SF: 1 SAC: 1 DP: 2 HBP: 1	WP: 1 PB: 0 SB: 1 CS: 1	PA: 51		
<b>PITCHER</b>	IP	WLS	BF	H	R	ER	SO	BB	IBB	HBP	BLK	WP	HR	S	P	ERA	WHIP									
<b>Mark Langston, L</b> ERA: 3.45 (1.1)	6.2		30	7	2	2	5	4	0	0	0	0	0	3	4	0.00	0.000									
<b>Mark Eichhorn, R</b> ERA: 1.11 (7.1)	0.2	1	0	0	0	0	0	0	0	0	0	0	0	0	4	8	0.00	0.000								
<b>Scott Bailes, L</b> ERA: 4.17 (8.1)	0.2	2	0	0	0	0	0	0	0	0	0	0	0	4	8	0.00	0.000									
<b>Bryan Harvey, R</b> ERA: 1.65 (9.1)	3.0	11	1	0	0	5	1	0	0	0	0	0	0	31	45	0.00	0.667									
<b>Mike Fetters, R</b> ERA: 7.08 (12.1)	1.0	L	6	1	3	3	1	1	0	1	0	0	1	18	28	27.00	2.000									

Seattle Mariners @ California Angels  
Anaheim Stadium, Anaheim, CA  
Sun Aug 04 1991, 6:33 AM EDT  
Att. 27,393 - Sunny - 80 F

AB 41  
R 5  
H 9  
RBI 5  
BB 6  
SO 11  
LOB 23



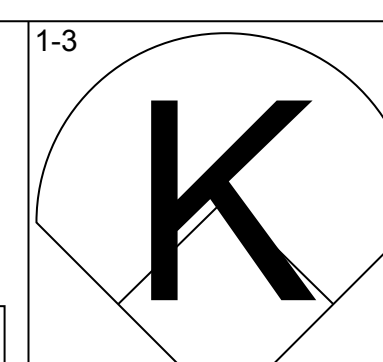
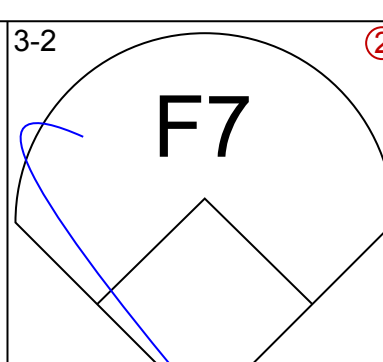
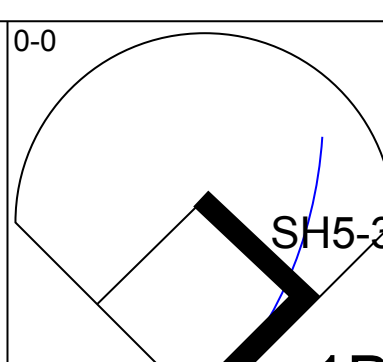
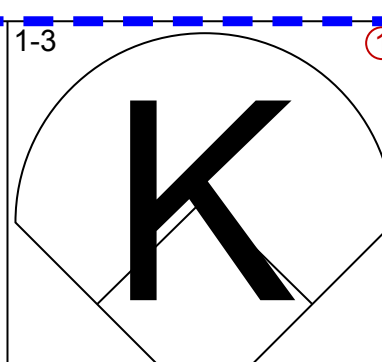
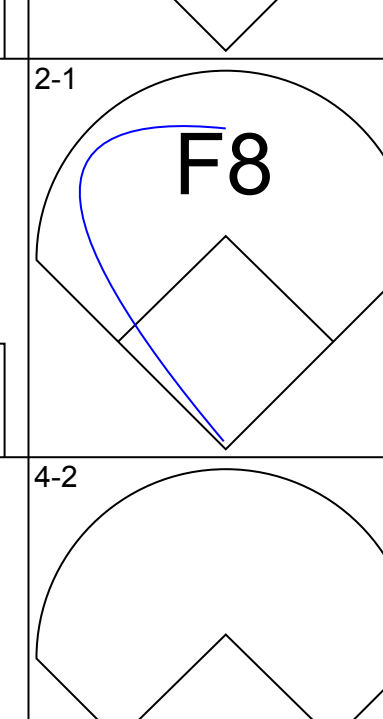

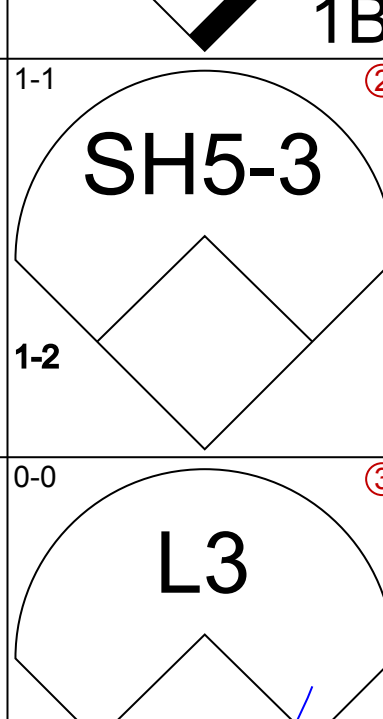
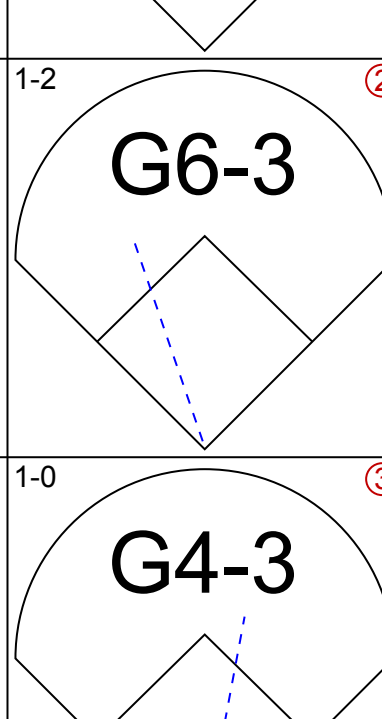
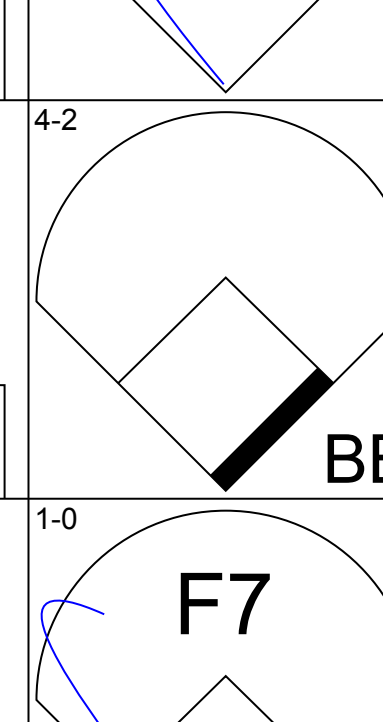
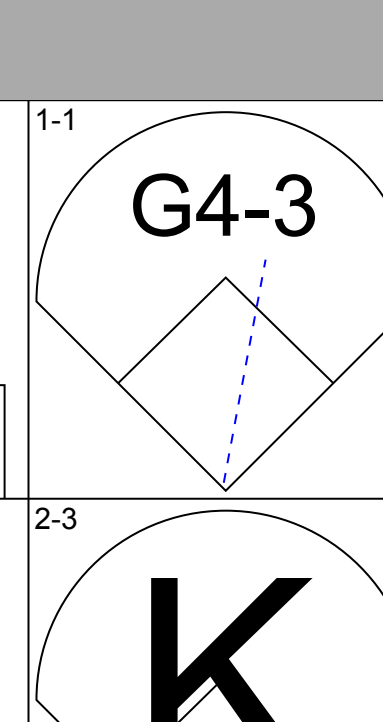
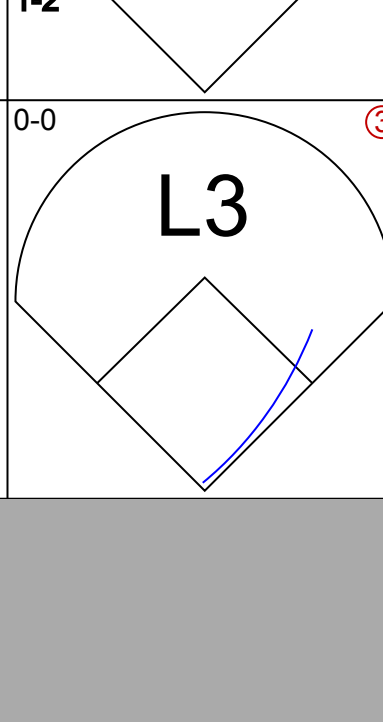
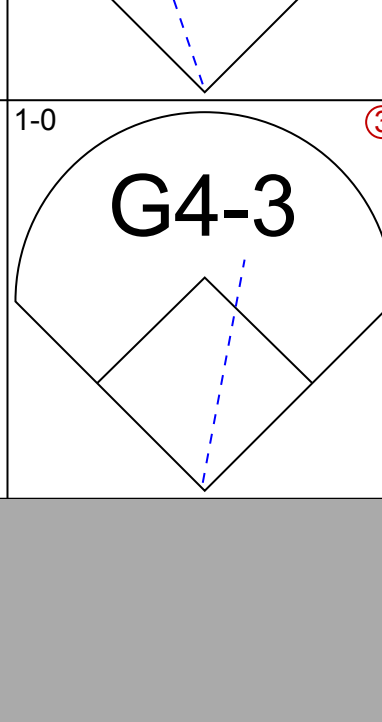
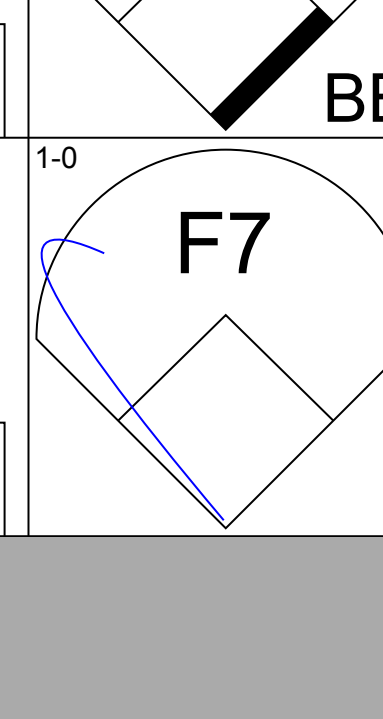
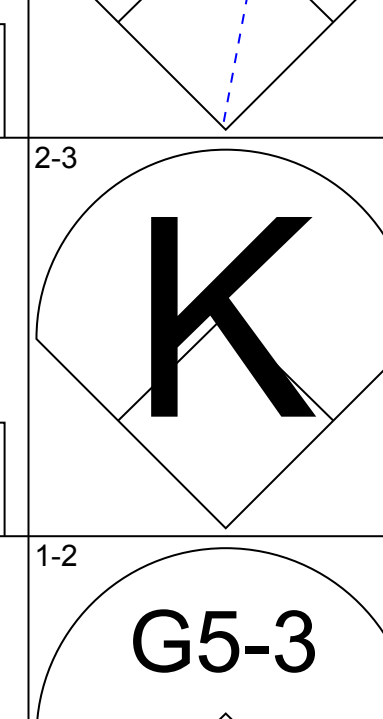
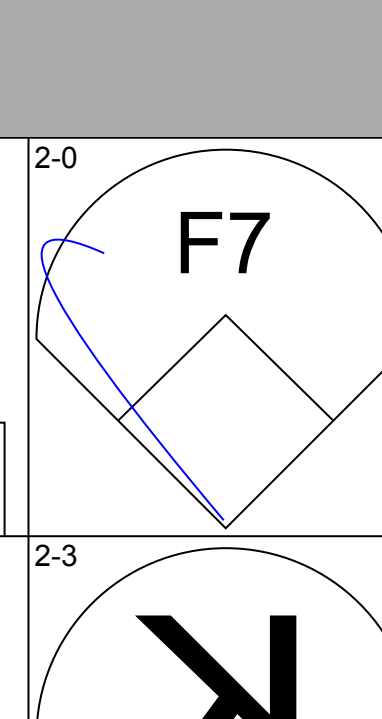
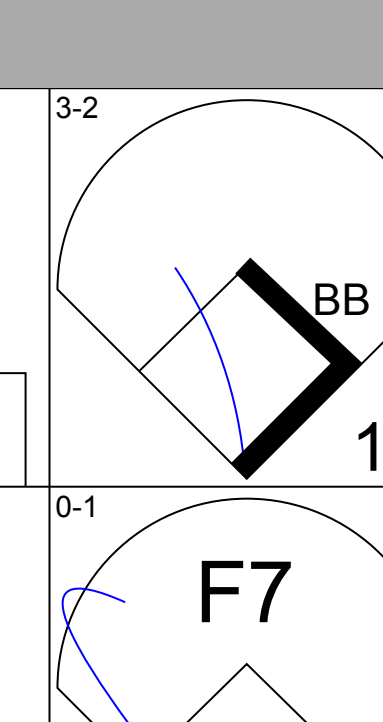
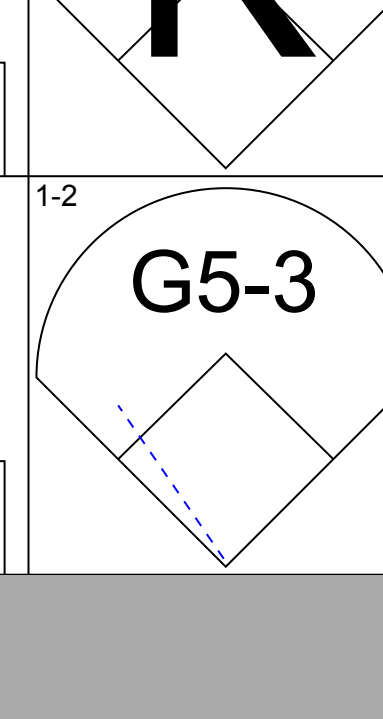
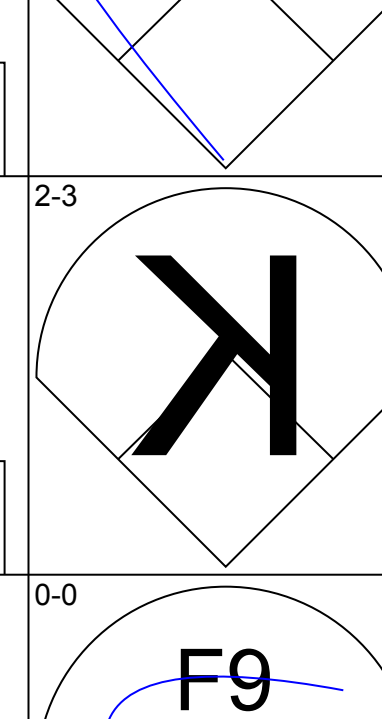

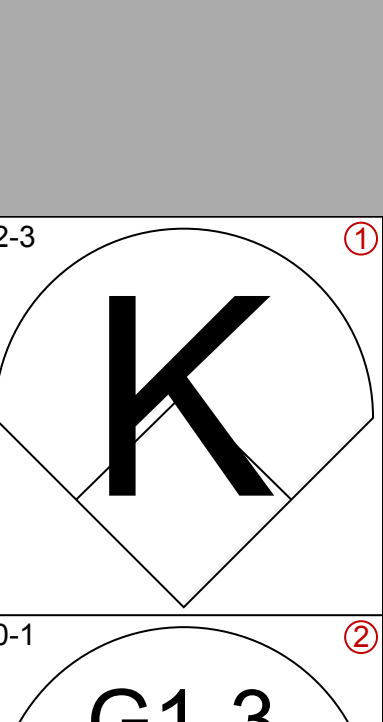
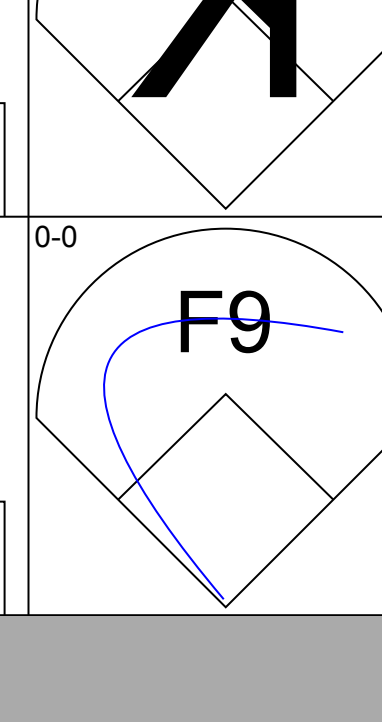
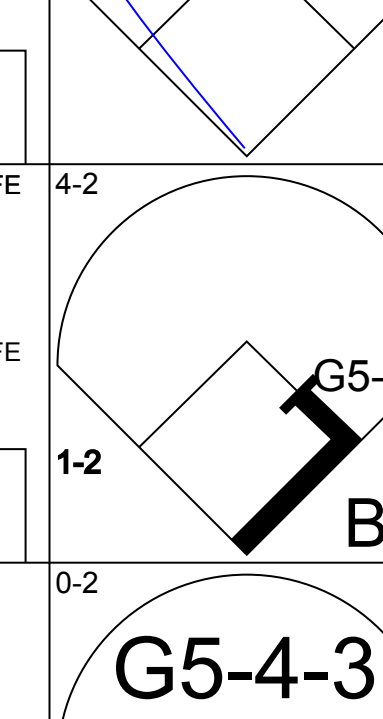
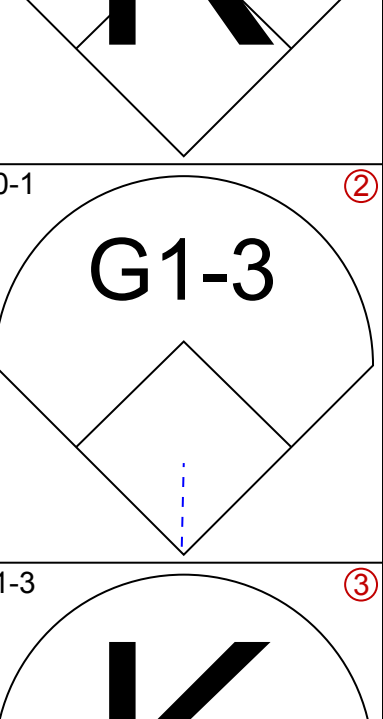
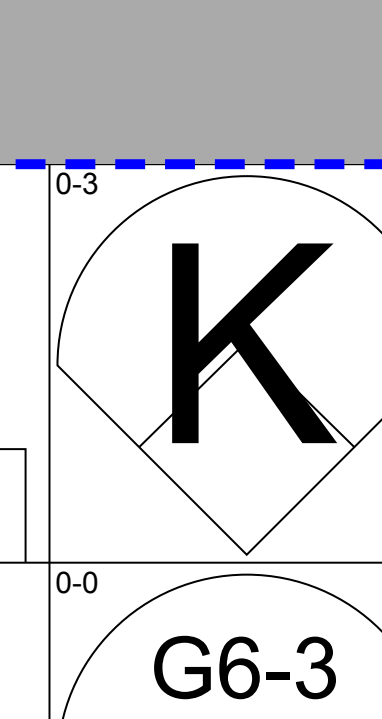
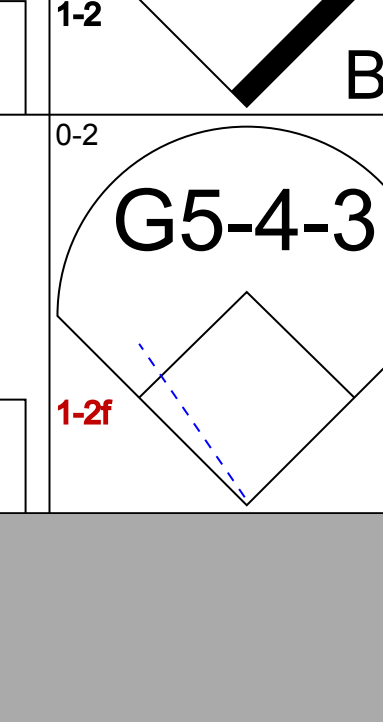
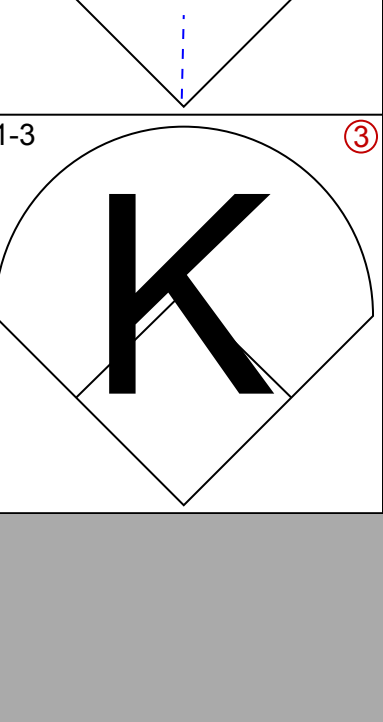
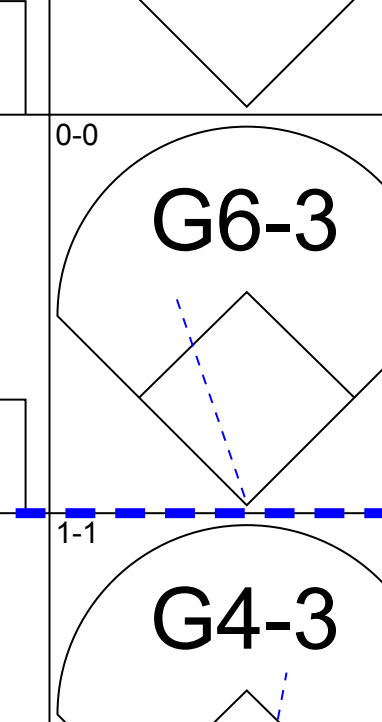
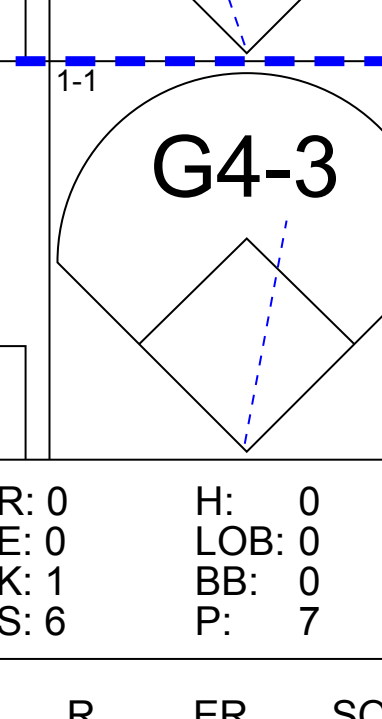
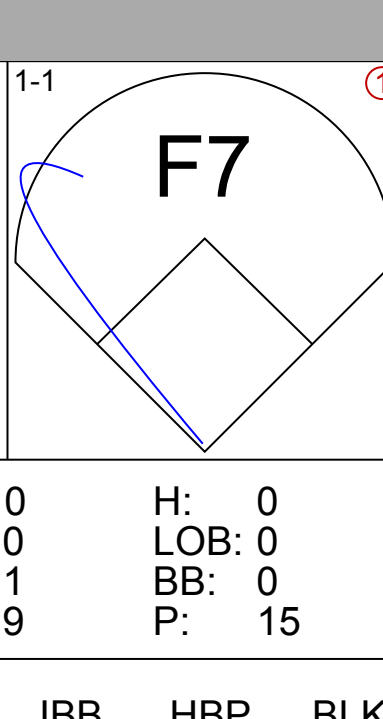
Batter	1	2	3	4	5	6	7	8	9	10	11	12	AB	R	H	RBI	BB	SO	LOB							
<b>Luis Polonia, L</b> OBP: 0.341, SLG: 0.364 (1.7)	G6-3				L5		L4		G5-2-3				5	0	0	0	1	1	7							
<b>Luis Sojo, R</b> OBP: 0.286, SLG: 0.319 (1.4)		K											4	1	1	0	2	0	3							
<b>Wally Joyner, L</b> OBP: 0.363, SLG: 0.465 (1.3)		2B											5	1	1	2	1	0	2							
<b>Gary Gaetti, R</b> OBP: 0.293, SLG: 0.394 (1.5)		HR											6	0	0	0	0	3	3							
<b>Dave Parker, L</b> OBP: 0.279, SLG: 0.355 (1, 10)													3	0	0	0	0	0	1							
<b>Mike Marshall, R</b> OBP: 0.261, SLG: 0.362 (8, PH)													3	0	0	0	0	0	2							
<b>Dave Callagher, R</b> OBP: 0.378, SLG: 0.380 (1.8)													3	0	2	0	2	0	0							
<b>Max Venable, L</b> OBP: 0.297, SLG: 0.346 (1.9)													4	0	1	0	0	2	2							
<b>Ron Tingley, R</b> OBP: 0.275, SLG: 0.289 (1, 2)													1	0	0	0	2	0	0							
<b>Donnie Hill, S</b> OBP: 0.349, SLG: 0.333 (9, PH)													0	0	0	0	0	0	0							
<b>Lance Parrish, R</b> OBP: 0.293, SLG: 0.380 (10, 2)													1	0	0	0	1	1								
<b>Dick Schofield, R</b> OBP: 0.345, SLG: 0.293 (1, 6)													3	0	0	0	2	0	4							
<b>Inning Stats</b>	R: 2 E: 0 K: 0 S: 12	H: 2 LOB: 0 BB: 0 P: 23	R: 0 E: 0 K: 2 S: 12	H: 1 LOB: 2 BB: 1 P: 20	R: 0 E: 0 K: 1 S: 10	H: 0 LOB: 0 BB: 0 P: 18	R: 0 E: 0 K: 0 S: 3	H: 0 LOB: 0 BB: 0 P: 6	R: 0 E: 0 K: 0 S: 4	H: 0 LOB: 2 BB: 2 P: 7	R: 0 E: 0 K: 1 S: 15	H: 0 LOB: 1 BB: 1 P: 15	R: 0 E: 0 K: 0 S: 10	H: 0 LOB: 0 BB: 1 P: 18	R: 0 E: 0 K: 0 S: 11	H: 2 LOB: 2 BB: 1 P: 22	R: 0 E: 0 K: 1 S: 10	H: 0 LOB: 1 BB: 1 P: 18	R: 0 E: 0 K: 1 S: 7	H: 0 LOB: 3 BB: 3 P: 23	R: 0 E: 0 K: 0 S: 6	H: 0 LOB: 0 BB: 0 P: 8	1B: 3 2B: 1 3B: 0 HR: 1	SF: 0 SAC: 2 DP: 1 HBP: 0	WP: 3 PB: 1 SB: 0 CS: 0	PA: 50
<b>PITCHER</b>	IP	WLS	BF	H	R	ER	SO	BB	IBB	HBP	BLK	WP	HR	S	P	ERA	WHIP									
<b>Eric Hanson, R</b> ERA: 2.45 (1.1)	7.0		29	3	2	2	5	5	0	0	0	1	0	6	9	0.00	0.000									
<b>Rob Murphy, L</b> ERA: 2.45 (8.1)	0.2	2	0	0	0	0	0	0	0	0	0	0	0	1	2	0.00	0.000									
<b>Bill Swift, R</b> ERA: 2.3 (8.1)	0.1	1	0	0	0	0	0	0	0	0	0	0	0	1	2	0.00	0.000									
<b>Calvin Jones, R</b> ERA: 0.75 (9.1)	2.2	13	2	0	0	2	3	1	0	0	1	0	27	55	0.00	1.875										
<b>Michael Jackson, R</b> ERA: 3.1 (11.1)	0.1	W	2	0	0	0	0	0	1	0	0	0	2	8	0.00	0.000										

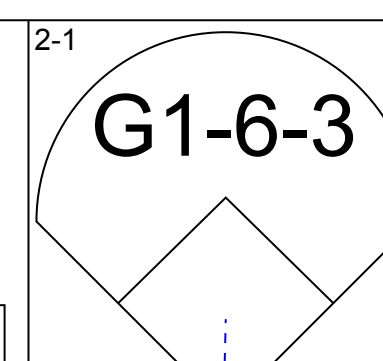
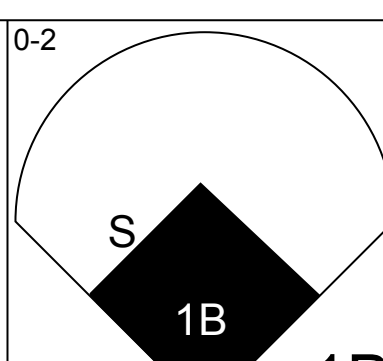
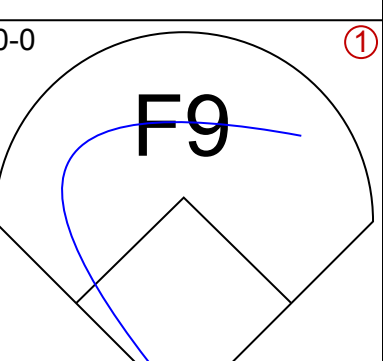
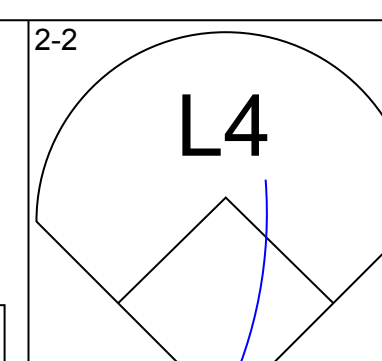
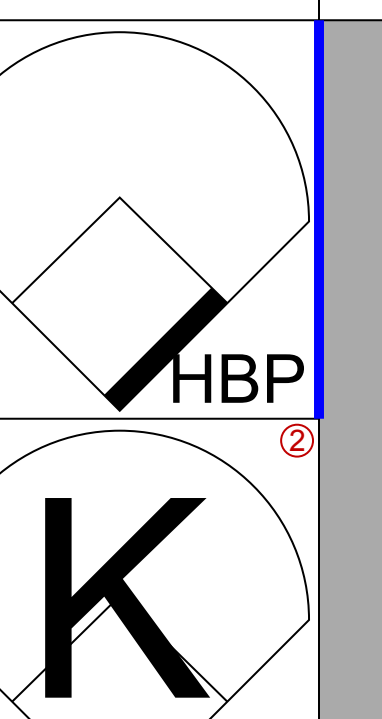
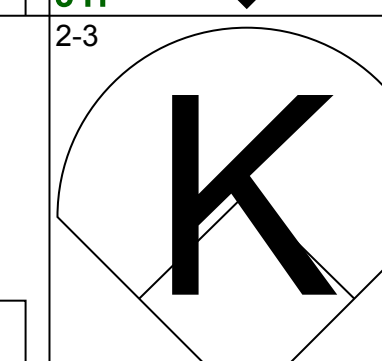
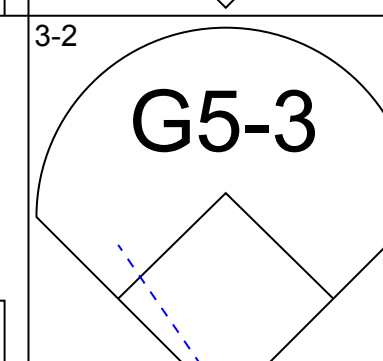
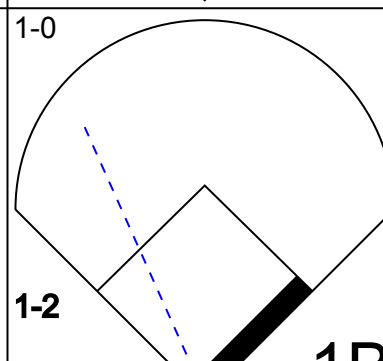
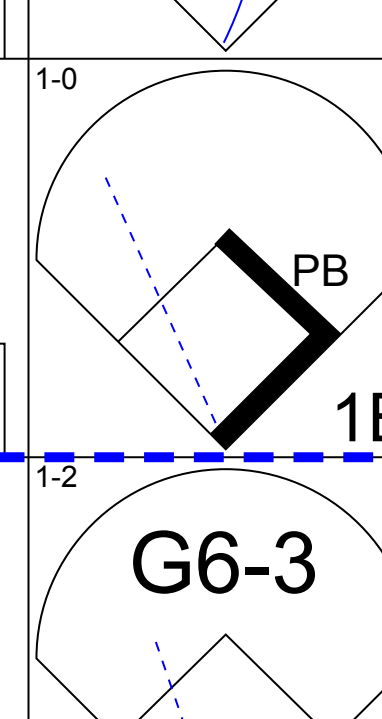
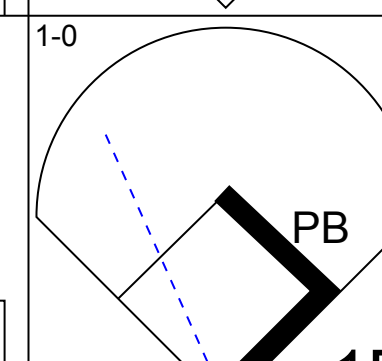
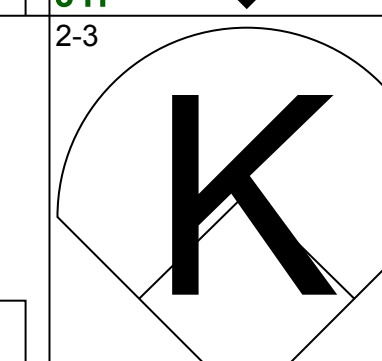
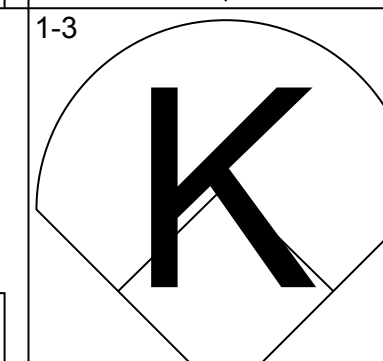
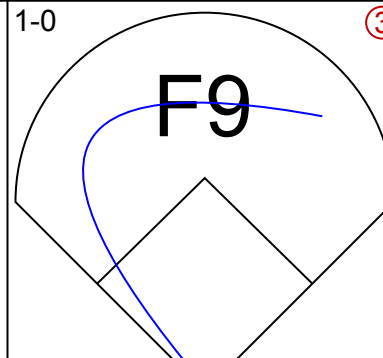
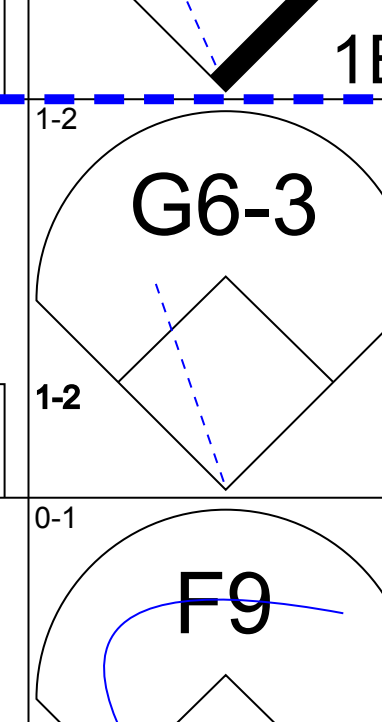
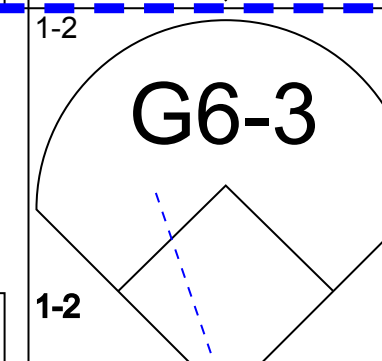
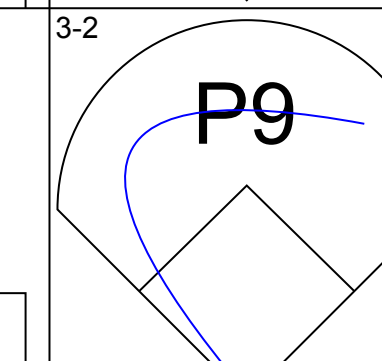
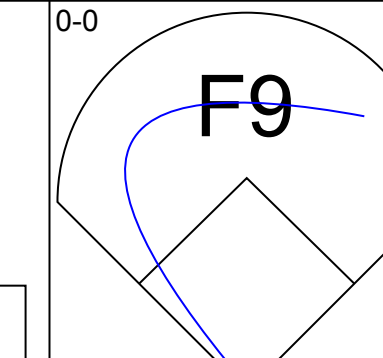
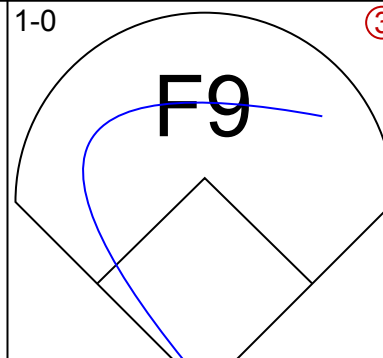
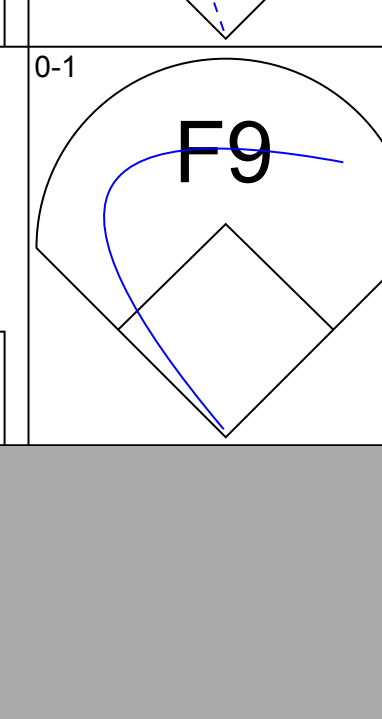
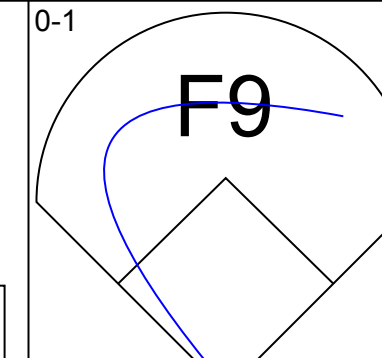
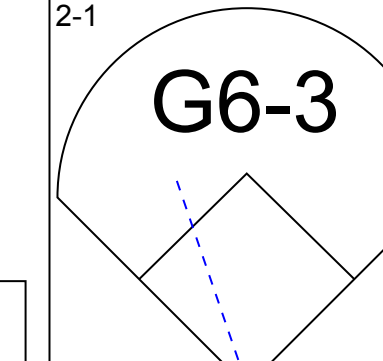
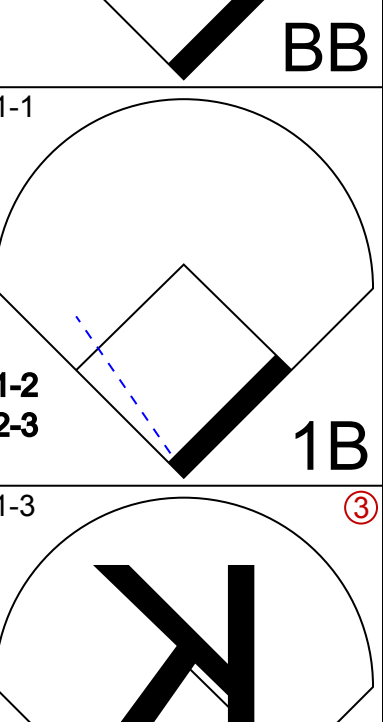
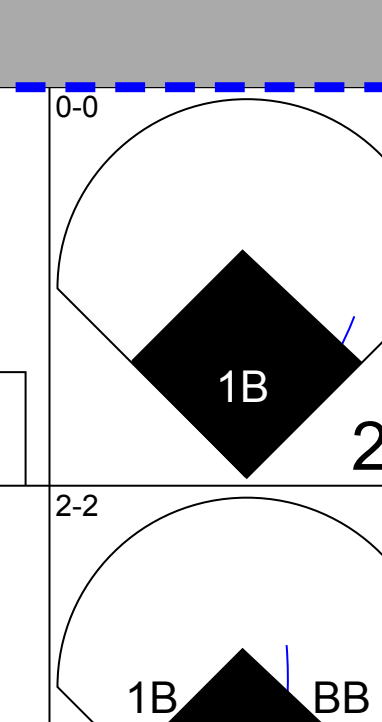
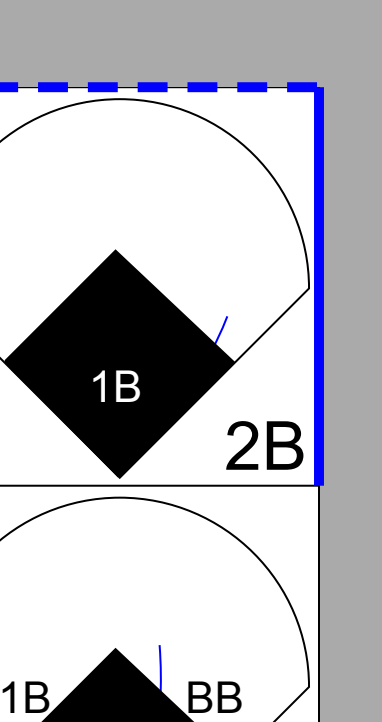

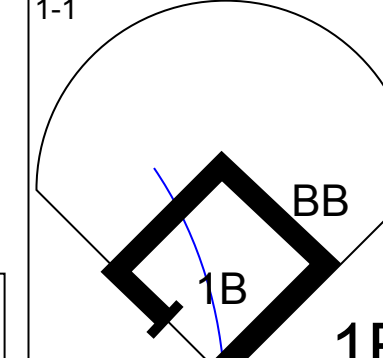
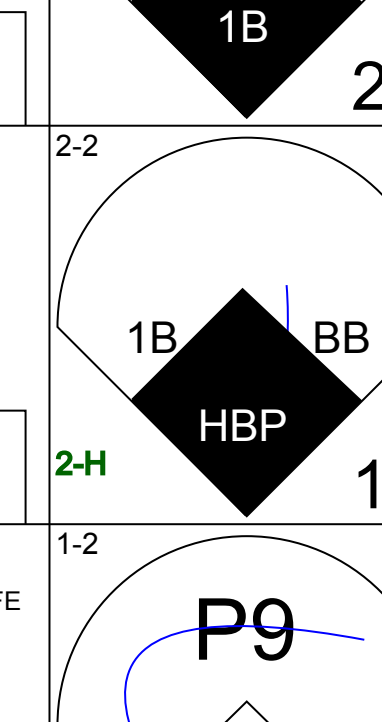
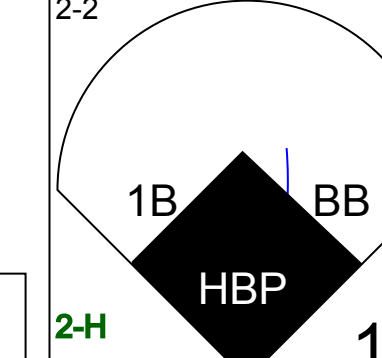
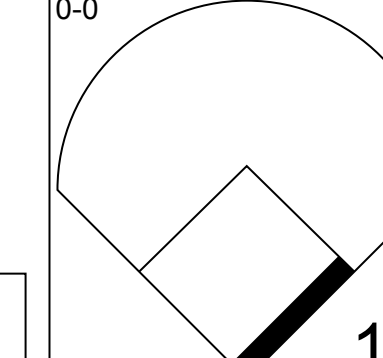
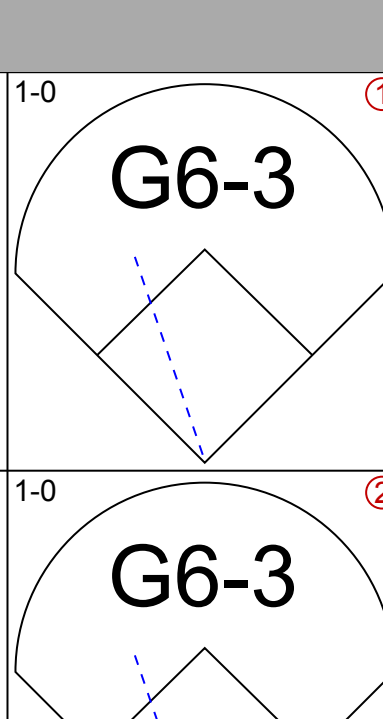

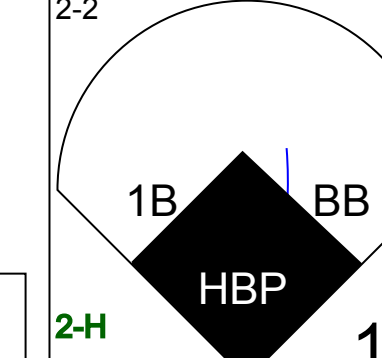

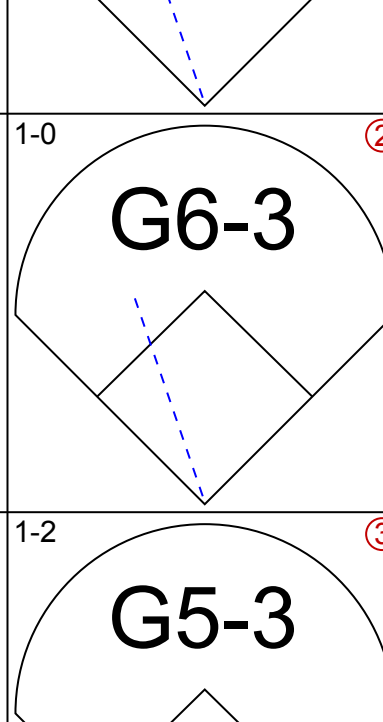
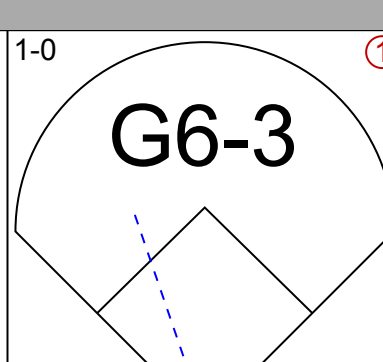
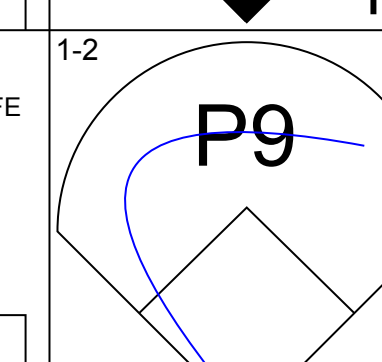
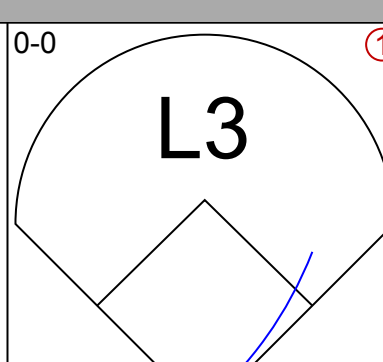
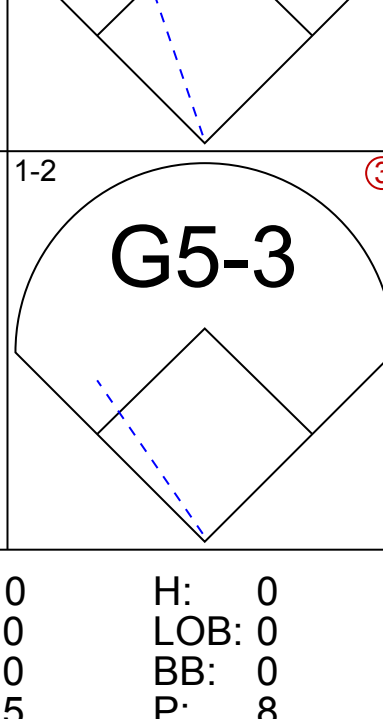
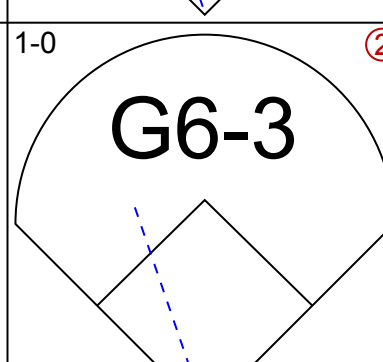
Seattle Mariners @ California Angels  
Anaheim Stadium, Anaheim, CA  
Sun Aug 04 1991, 6:33 AM EDT  
Att. 27,393 - Sunny - 80 F

AB 38  
R 2  
H 5  
RBI 2  
BB 10  
SO 7  
LOB 25





Batter	1	2	3	4	5	6	7	8	9	AB	R	H	RBI	BB	SO	LOB	TOP					
<b>Edgar Martinez, R</b> OBP: 0.411, SLG: 0.444 (1, 5)										4	0	1	0	0	2	0	<b>Seattle Mariners @ Oakland Athletics</b> Oakland-Alameda County Coliseum, Oakland, CA Mon Aug 05 1991, 7:05 PM PDT Att: 27,561 - Cloudy - 61 F					
<b>Harold Reynolds, S</b> OBP: 0.334, SLG: 0.336 (1, 4)										3	0	0	0	0	1	0						
<b>Ken Griffey Jr., L</b> OBP: 0.383, SLG: 0.499 (1, 8)										3	0	0	0	1	0	1						
<b>Pete O'Brien, L</b> OBP: 0.289, SLG: 0.390 (1, 3)										3	0	0	0	0	1	1						
<b>Jay Buhner, R</b> OBP: 0.331, SLG: 0.540 (1, 9)										3	0	1	0	0	1	0						
<b>Alvin Davis, L</b> OBP: 0.307, SLG: 0.358 (1, 10)										3	0	0	0	0	1	1						
<b>Greg Briley, L</b> OBP: 0.265, SLG: 0.278 (8, PH)										1	0	0	0	1	0	0						
<b>Alonzo Powell, R</b> OBP: 0.271, SLG: 0.392 (8, 7)										1	0	0	0	1	0	0						
<b>Dave Valle, R</b> OBP: 0.251, SLG: 0.225 (1, 2)										3	0	0	0	0	1	2						
<b>Omar Vizquel, S</b> OBP: 0.300, SLG: 0.287 (1, 6)										2	0	0	0	0	0	0						
<b>Tracy Jones, R</b> OBP: 0.339, SLG: 0.423 (8, PH)										0	0	0	0	0	0	0						
<b>Scott Bradley, L</b> OBP: 0.281, SLG: 0.245 (8, 6)										1	0	0	0	0	0	0						
<b>Jeff Schaefer, R</b> OBP: 0.254, SLG: 0.324 (8, 6)										0	0	0	0	0	0	0						
<b>Inning Stats</b>	R: 0 E: 0 K: 1 S: 8	H: 0 LOB: 1 BB: 1 P: 16	R: 0 E: 0 K: 0 S: 12	H: 1 LOB: 1 BB: 1 P: 19	R: 0 E: 0 K: 1 S: 9	H: 0 LOB: 0 BB: 0 P: 15	R: 0 E: 0 K: 1 S: 8	H: 0 LOB: 0 BB: 0 P: 12	R: 0 E: 0 K: 2 S: 8	H: 0 LOB: 0 BB: 0 P: 11	R: 0 E: 0 K: 0 S: 6	H: 1 LOB: 1 BB: 0 P: 9	R: 0 E: 0 K: 1 S: 5	H: 0 LOB: 0 BB: 0 P: 9	R: 0 E: 0 K: 1 S: 6	H: 0 LOB: 0 BB: 0 P: 7	R: 0 E: 0 K: 1 S: 7	H: 0 LOB: 0 BB: 0 P: 10	1B: 2 2B: 0 3B: 0 HR: 0	SF: 0 SAC: 1 DP: 1 HBP: 0	WP: 0 PB: 0 SB: 0 CS: 0	PA: 30
<b>PITCHER</b>	IP	WLS	BF	H	R	ER	SO	BB	IBB	HBP	BLK	WP	HR	S	P	ERA	WHIP					
<b>Ron Darling, R</b> ERA: 4.13 (1, 1)	7.0	W	24	2	0	0	6	2	0	0	0	0	0	56	91	0.00	0.571					
<b>Rick Honeycutt, L</b> ERA: 3.6 (8, 1)	0.2		2	0	0	0	1	0	0	0	0	0	0	4	4	0.00	0.000					
<b>Dennis Eckersley, R</b> ERA: 2.7 (8, 1)	1.1	S	4	0	0	0	1	0	0	0	0	0	0	9	13	0.00	0.000					
<b>Dennis Eckersley, R</b> ERA: 2.7 (9, 1)	1.1	S	4	0	0	0	1	0	0	0	0	0	0	9	13	0.00	0.000					

Batter	1	2	3	4	5	6	7	8	9	AB	R	H	RBI	BB	SO	LOB	BOTTOM					
<b>Rickey Henderson, R</b> OBP: 0.408, SLG: 0.382 (9, 1)										4	1	1	1	0	0	0	<b>Seattle Mariners @ Oakland Athletics</b> Oakland-Alameda County Coliseum, Oakland, CA Mon Aug 05 1991, 7:05 PM PDT Att: 27,561 - Cloudy - 61 F					
<b>Dave Henderson, R</b> OBP: 0.361, SLG: 0.515 (1, 8)										5	0	2	1	0	2	3						
<b>Jose Canseco, R</b> OBP: 0.364, SLG: 0.558 (1, 9)										5	0	2	0	0	1	4						
<b>Terry Steinbach, R</b> OBP: 0.335, SLG: 0.438 (1, 2)										3	0	0	0	1	0	3						
<b>Harold Baines, L</b> OBP: 0.403, SLG: 0.513 (8, PR)										4	0	2	0	0	1	0						
<b>Willie Wilson, S</b> OBP: 0.296, SLG: 0.311 (9, 7)										0	1	0	0	0	0	0						
<b>Brook Jacoby, R</b> OBP: 0.302, SLG: 0.353 (1, 5)										4	1	3	1	0	1	3						
<b>Mark McGwire, R</b> OBP: 0.345, SLG: 0.392 (1, 3)										4	0	0	0	0	0	4						
<b>Mike Gallego, R</b> OBP: 0.351, SLG: 0.353 (1, 4)										2	0	0	0	2	0	0						
<b>Mike Bordick, R</b> OBP: 0.265, SLG: 0.266 (1, 6)										4	0	2	0	0	0	0						
<b>Inning Stats</b>	R: 0 E: 0 K: 1 S: 11	H: 0 LOB: 0 BB: 0 P: 17	R: 0 E: 0 K: 0 S: 5	H: 1 LOB: 1 BB: 0 P: 7	R: 1 E: 0 K: 0 S: 13	H: 3 LOB: 2 BB: 0 P: 19	R: 0 E: 0 K: 1 S: 12	H: 2 LOB: 2 BB: 1 P: 18	R: 0 E: 0 K: 2 S: 14	H: 2 LOB: 3 BB: 1 P: 24	R: 0 E: 0 K: 0 S: 5	H: 0 LOB: 0 BB: 0 P: 8	R: 0 E: 0 K: 0 S: 9	H: 1 LOB: 1 BB: 0 P: 13	R: 2 E: 0 K: 1 S: 25	H: 3 LOB: 3 BB: 1 P: 42	R: 2 E: 0 K: 1 S: 25	H: 3 LOB: 3 BB: 1 P: 42	1B: 11 2B: 1 3B: 0 HR: 0	SF: 0 SAC: 0 DP: 0 HBP: 1	WP: 0 PB: 1 SB: 3 CS: 0	PA: 39
<b>PITCHER</b>	IP	WLS	BF	H	R	ER	SO	BB	IBB	HBP	BLK	WP	HR	S	P	ERA	WHIP					
<b>Bill Krueger, L</b> ERA: 2.69 (7, 1)	6.1	L	29	9	1	1	4	2	0	0	0	0	0	5	6	0.00	0.000					
<b>Bill Swift, R</b> ERA: 2.7 (8, 1)	0.1		4	2	2	2	0	1	0	0	0	0	0	8	15	54.00	9.000					
<b>Keith Comstock, L</b> ERA: 54.0 (8, 1)	0.1		4	2	2	2	0	1	0	0	0	0	0	8	15	54.00	9.000					
<b>Michael Jackson, R</b> ERA: 3.07 (8, 1)	0.2		4	1	0	0	1	0	0	1	0	0	0	17	27	0.00	1.500					

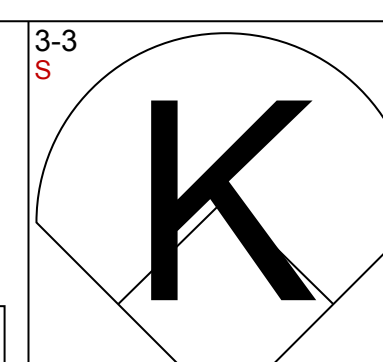
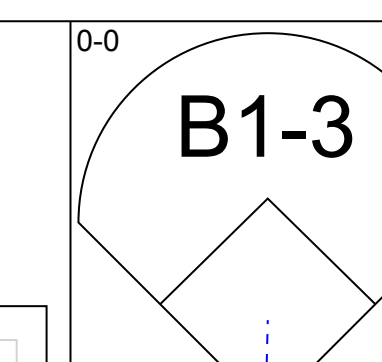
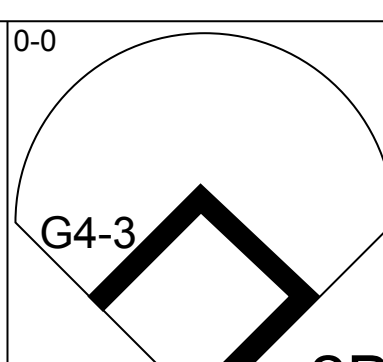
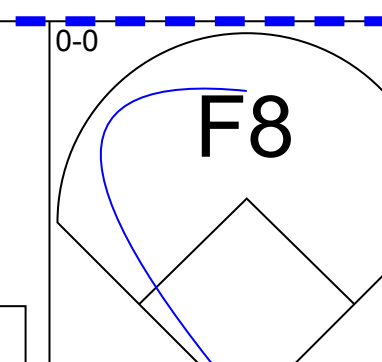
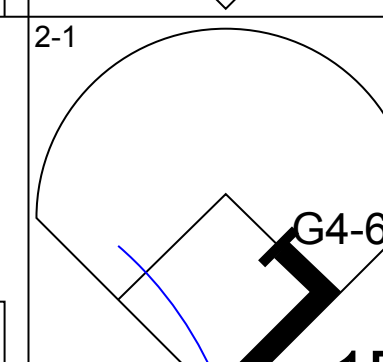
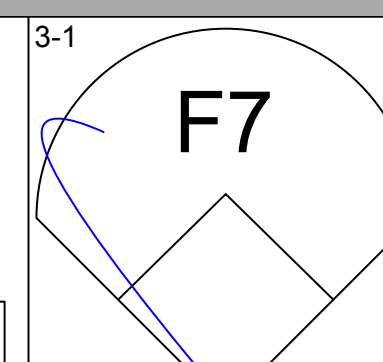
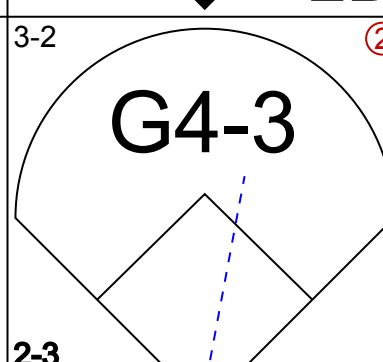
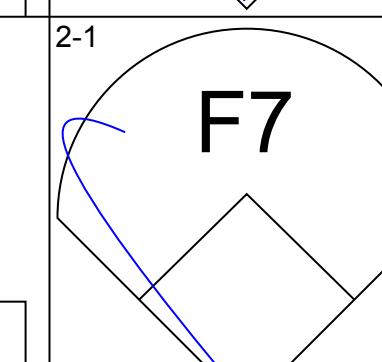
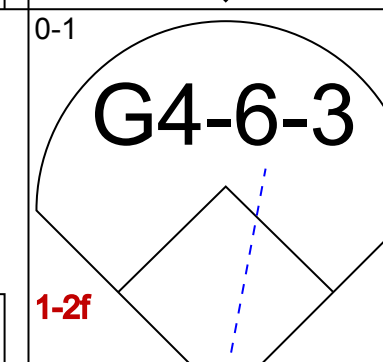
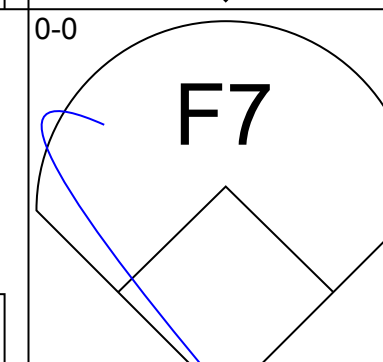
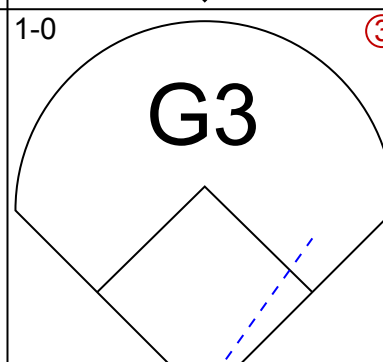
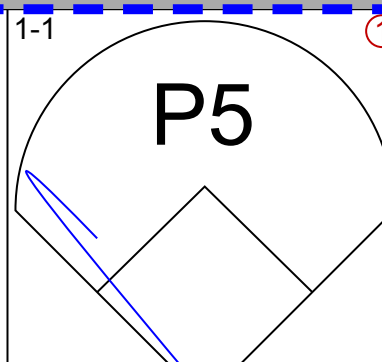
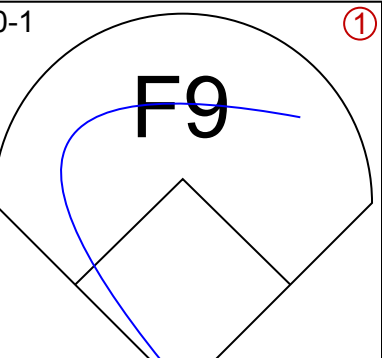
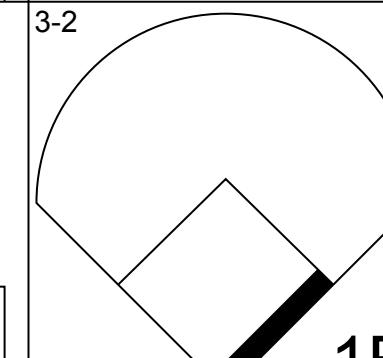
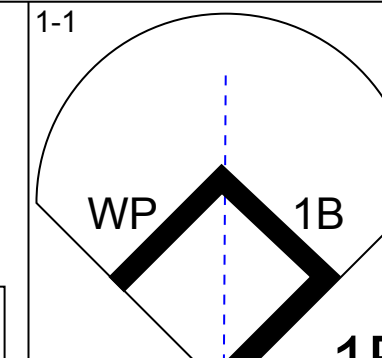
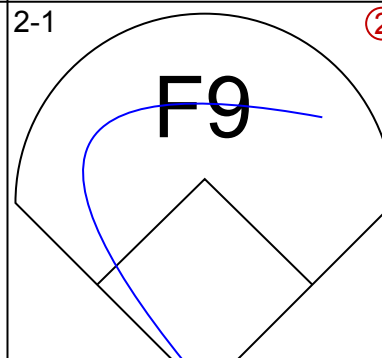
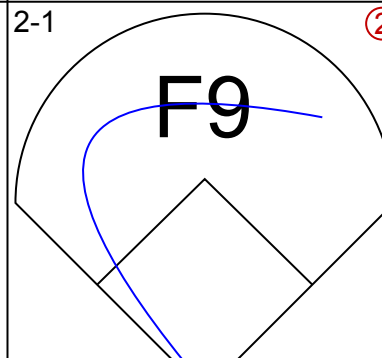
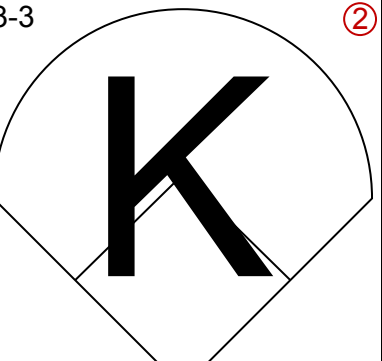
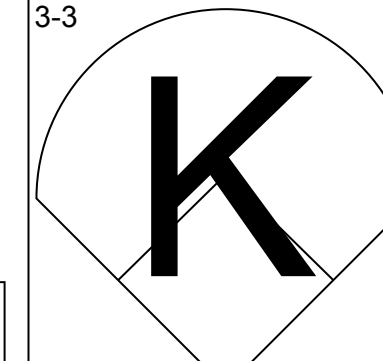
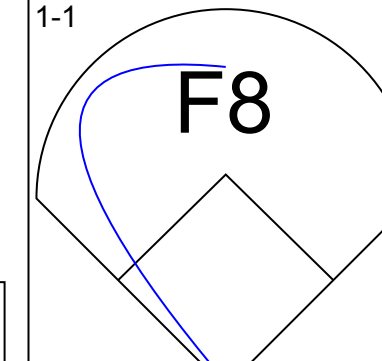
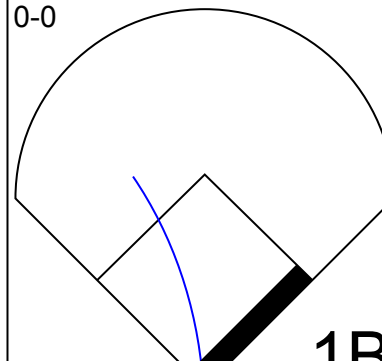
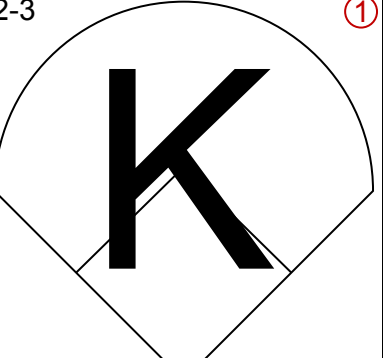
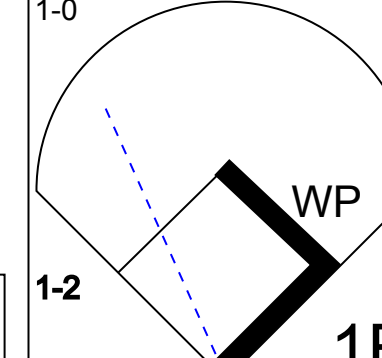
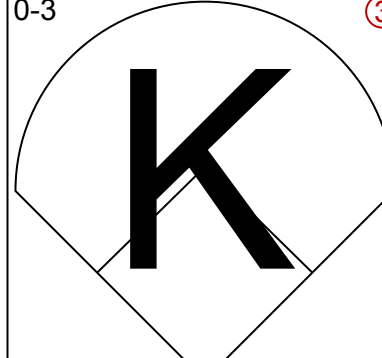
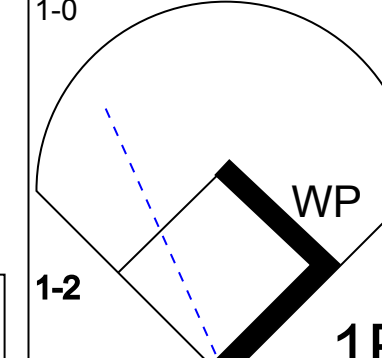
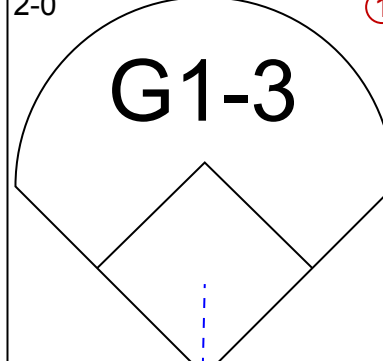
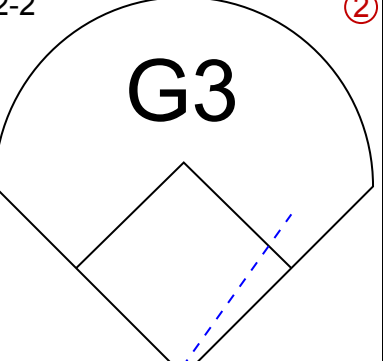
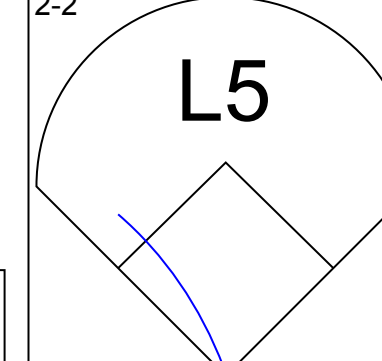
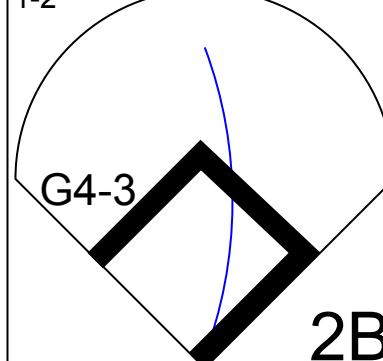
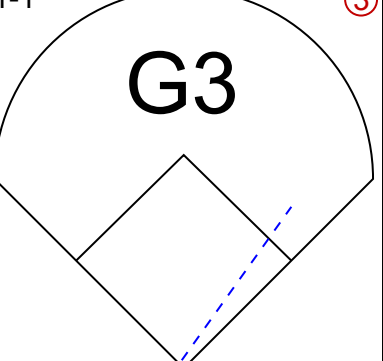
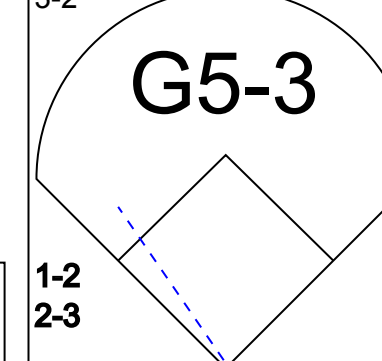
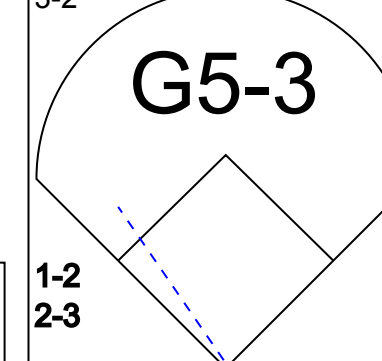
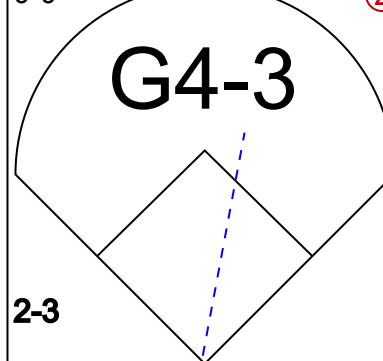
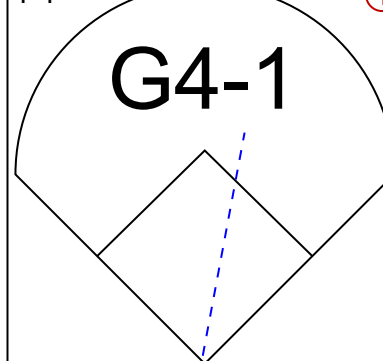
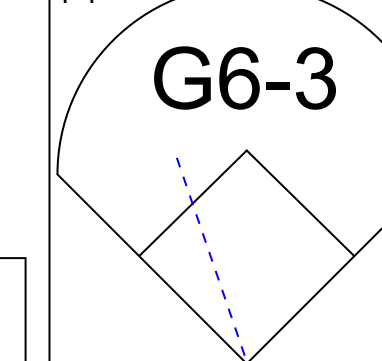
AB	27
R	0
H	2
RBI	0
BB	2
SO	8
LOB	5

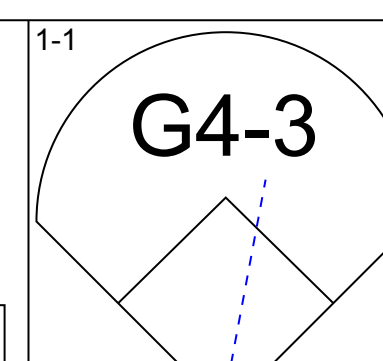
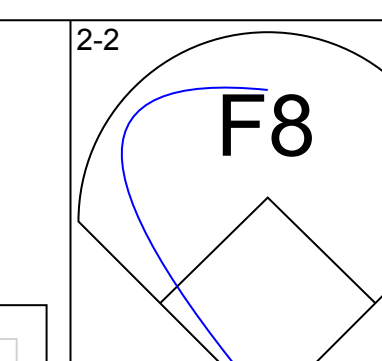
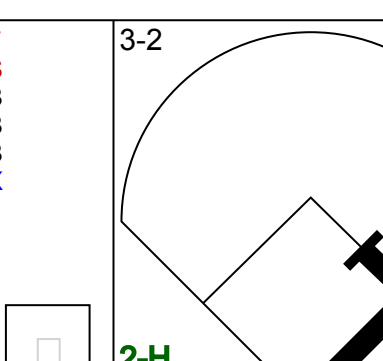
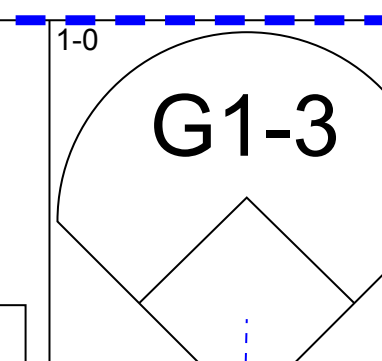
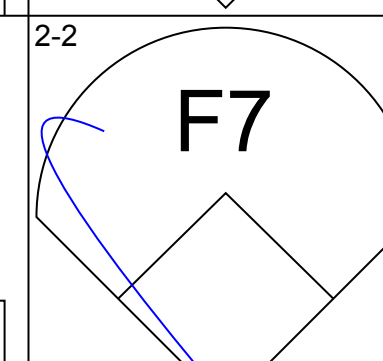
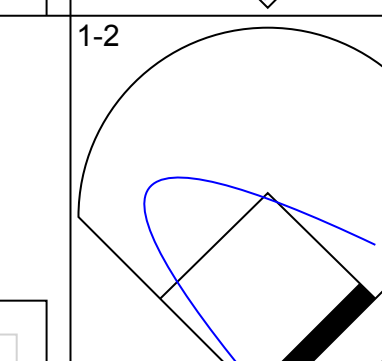
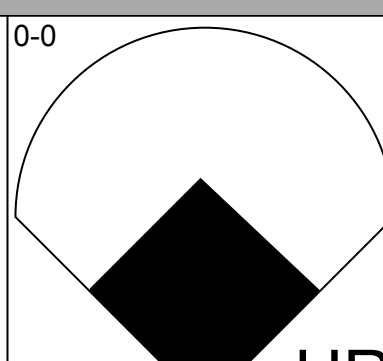
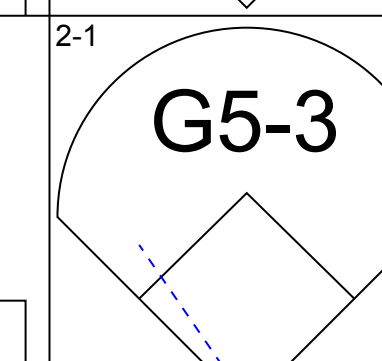
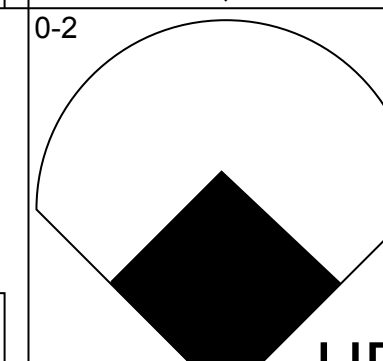
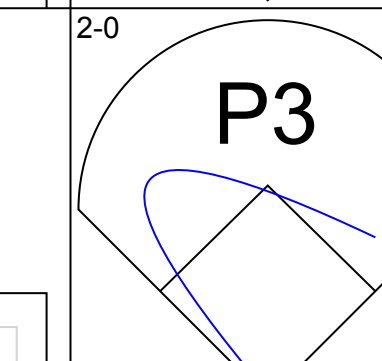
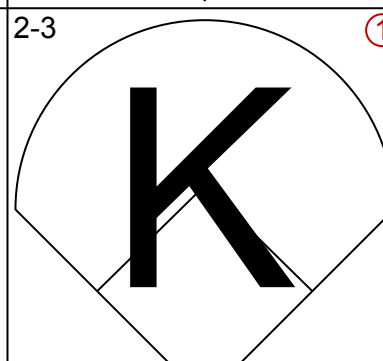
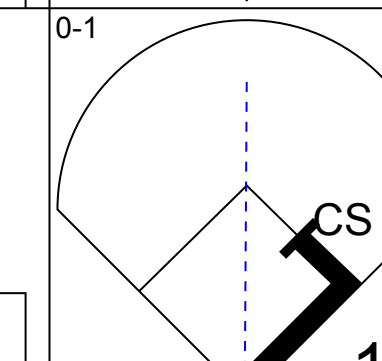
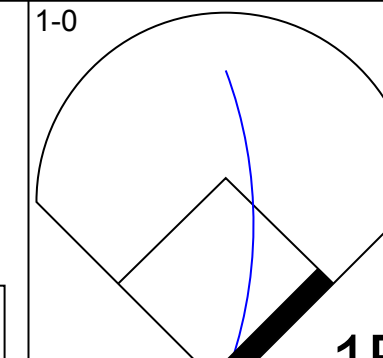
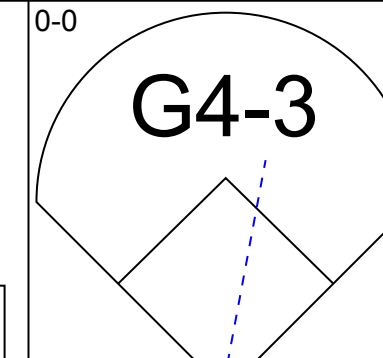
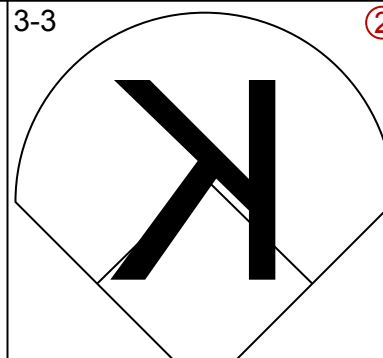
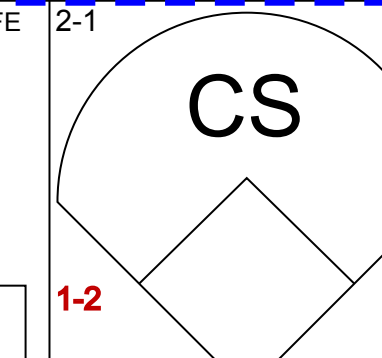
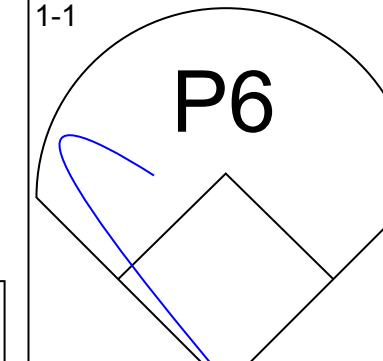
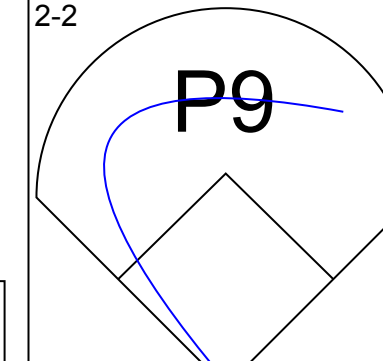
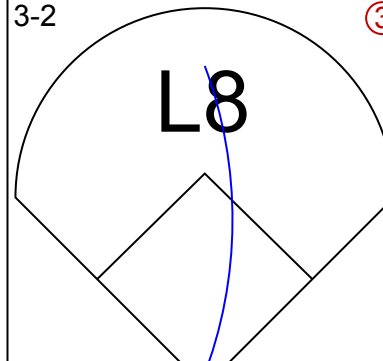
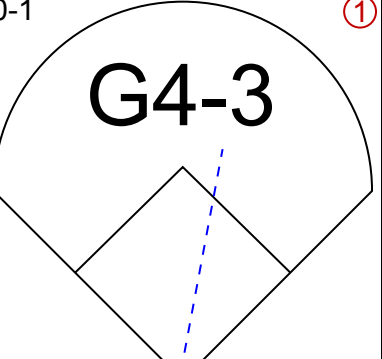
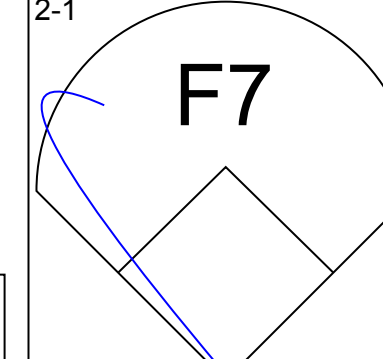
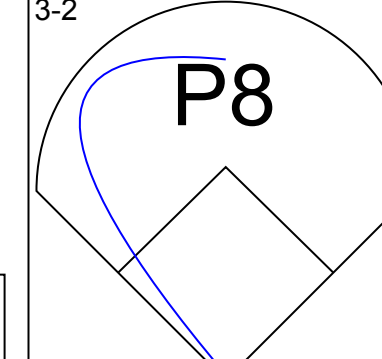
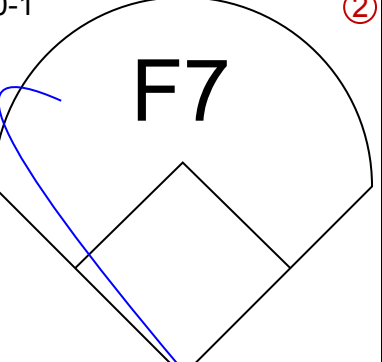
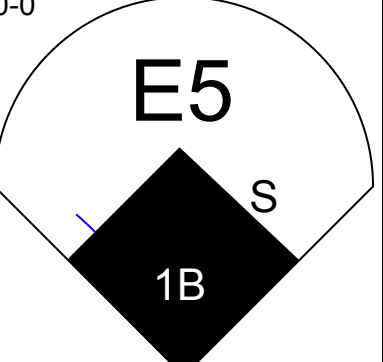
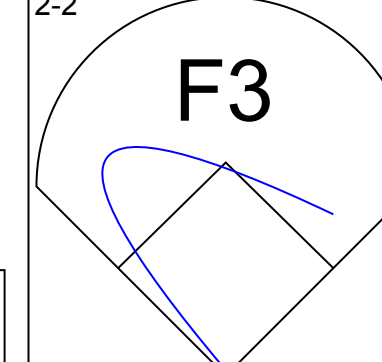
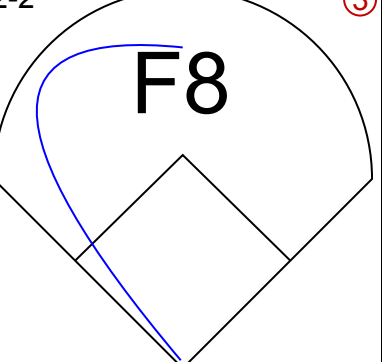
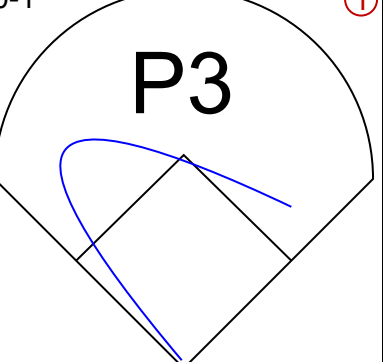
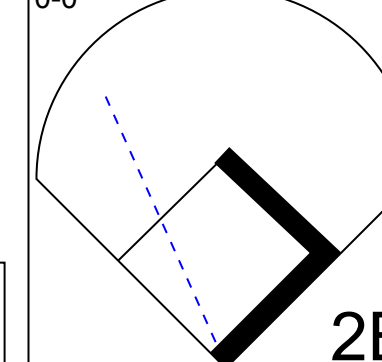
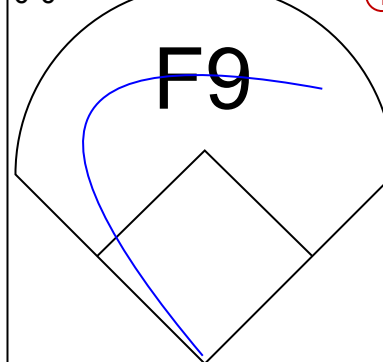
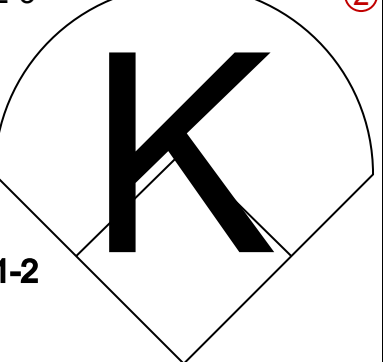
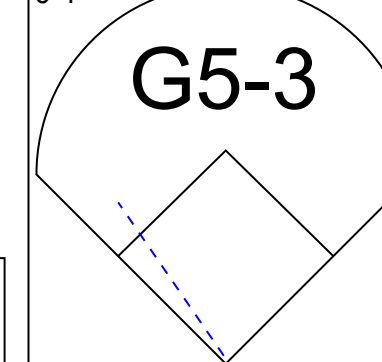


AB	35
R	3
H	12
RBI	3
BB	3
SO	5
LOB	17





Batter	1	2	3	4	5	6	7	8	9	AB	R	H	RBI	BB	SO	LOB	TOP										
Edgar Martinez, R OBP: 0.409, SLG: 0.445										4	0	1	0	0	1	1	<p><b>Seattle Mariners @ Oakland Athletics</b> Oakland-Alameda County Coliseum, Oakland, CA</p> <p>Tue Aug 06 1991, 7:05 PM PDT Att: 32,235 - Cloudy - 64 F</p> <p>livebaseballscorecards.com</p>										
Harold Reynolds, S OBP: 0.333, SLG: 0.335										4	0	1	0	0	0	1											
Ken Griffey Jr., L OBP: 0.379, SLG: 0.493										4	0	0	0	0	0	2											
Pete O'Brien, L OBP: 0.291, SLG: 0.391										4	0	2	0	0	0	0											
Jay Buhner, R OBP: 0.330, SLG: 0.536										4	0	1	0	0	2	2											
Alvin Davis, L OBP: 0.306, SLG: 0.355										2	0	0	0	0	1	0											
Tracy Jones, R OBP: 0.341, SLG: 0.425										2	0	1	0	0	1	1											
Greg Briley, L OBP: 0.283, SLG: 0.276										2	0	0	0	0	0	0											
Alonzo Powell, R OBP: 0.267, SLG: 0.388										1	0	0	0	0	0	2											
Scott Bradley, L OBP: 0.284, SLG: 0.255										2	0	1	0	0	0	0											
Dave Cochrane, S OBP: 0.292, SLG: 0.340										1	0	0	0	0	0	2											
Omar Vizquel, S OBP: 0.297, SLG: 0.284										3	0	0	0	0	0	1											
<b>Inning Stats</b>	R: 0 E: 0 K: 1 S: 11	H: 1 LOB: 0 BB: 0 P: 16	R: 0 E: 0 K: 1 S: 7	H: 0 LOB: 0 BB: 0 P: 11	R: 0 E: 0 K: 0 S: 6	H: 1 LOB: 1 BB: 0 P: 9	R: 0 E: 0 K: 1 S: 10	H: 1 LOB: 1 BB: 0 P: 19	R: 0 E: 0 K: 1 S: 8	H: 0 LOB: 0 BB: 0 P: 13	R: 0 E: 0 K: 0 S: 7	H: 1 LOB: 1 BB: 0 P: 12	R: 0 E: 0 K: 0 S: 13	H: 2 LOB: 2 BB: 0 P: 21	R: 0 E: 0 K: 0 S: 5	H: 0 LOB: 0 BB: 0 P: 8	R: 0 E: 0 K: 1 S: 8	H: 1 LOB: 1 BB: 0 P: 11	1B: 5 2B: 2 3B: 0 HR: 0	SF: 0 SAC: 0 DP: 1 HBP: 0	WP: 1 PB: 0 SB: 0 CS: 0	PA: 33					
<b>PITCHER</b>	IP	WLS	BF	H	R	ER	SO	BB	IBB	HBP	BLK	WP	HR	S	P	ERA	WHIP										
Mike Moore, R ERA: 3.51	(1, 1)	6.1	W	23	5	0	0	4	0	0	0	0	0	53	86	0.00	0.789										
Joe Klink, L ERA: 3.15	(7, 1)	1.0		4	1	0	0	0	0	0	0	1	0	11	18	0.00	1.000										
Eric Show, R ERA: 6.93	(8, 1)	0.2		2	0	0	0	0	0	0	0	0	0	3	5	0.00	0.000										
Rick Honeycutt, L ERA: 3.49	(9, 1)	0.2		3	1	0	0	0	0	0	0	0	0	5	8	0.00	1.500										
Dennis Eckersley, R ERA: 2.98	(9, 1)	0.1	S	1	0	0	0	1	0	0	0	0	0	3	3	0.00	0.000										

Batter	1	2	3	4	5	6	7	8	9	AB	R	H	RBI	BB	SO	LOB	BOTTOM										
Willie Wilson, S OBP: 0.296, SLG: 0.310										4	0	1	1	0	0	0	<p><b>Seattle Mariners @ Oakland Athletics</b> Oakland-Alameda County Coliseum, Oakland, CA</p> <p>Tue Aug 06 1991, 7:05 PM PDT Att: 32,235 - Cloudy - 64 F</p> <p>livebaseballscorecards.com</p>										
Dave Henderson, R OBP: 0.382, SLG: 0.523										4	1	2	1	0	0	0											
Jose Canseco, R OBP: 0.366, SLG: 0.565										4	1	2	1	0	1	1											
Harold Baines, L OBP: 0.403, SLG: 0.512										3	0	1	0	0	1	0											
Brook Jacoby, R OBP: 0.299, SLG: 0.349										3	0	0	0	0	0	1											
Jamie Quirk, L OBP: 0.302, SLG: 0.272										3	0	0	0	0	0	0											
Mark McGwire, R OBP: 0.342, SLG: 0.389										3	1	0	0	0	0	0											
Mike Gallego, R OBP: 0.351, SLG: 0.356										3	0	1	0	0	0	1											
Mike Bordick, R OBP: 0.257, SLG: 0.258										3	0	0	0	0	1	2											
<b>Inning Stats</b>	R: 1 E: 0 K: 0 S: 11	H: 2 LOB: 1 BB: 0 P: 16	R: 0 E: 0 K: 0 S: 7	H: 0 LOB: 0 BB: 0 P: 9	R: 0 E: 0 K: 0 S: 9	H: 1 LOB: 1 BB: 0 P: 14	R: 1 E: 1 K: 1 S: 9	H: 1 LOB: 1 BB: 0 P: 14	R: 1 E: 0 K: 2 S: 12	H: 1 LOB: 1 BB: 0 P: 20	R: 0 E: 0 K: 0 S: 10	H: 1 LOB: 1 BB: 0 P: 15	R: 0 E: 0 K: 0 S: 6	H: 1 LOB: 0 BB: 0 P: 11	1B: 4 2B: 1 3B: 0 HR: 2	SF: 0 SAC: 0 DP: 0 HBP: 0		WP: 0 PB: 0 SB: 1 CS: 1	PA: 31								
<b>PITCHER</b>	IP	WLS	BF	H	R	ER	SO	BB	IBB	HBP	BLK	WP	HR	S	P	ERA	WHIP										
Rich DeLucia, R ERA: 4.4	(1, 1)	7.0	L	27	6	3	2	3	0	0	0	0	2	65	99	2.57	0.857										
Bill Swift, R ERA: 2.25	(8, 1)	0.2		3	1	0	0	0	0	0	0	0	0	5	8	0.00	1.500										
Dave Fleming, L ERA:	(8, 1)	0.1		0	0	0	0	0	0	0	0	0	0	1	3	0.00	0.000										





Batter	1	2	3	4	5	6	7	8	9	AB	R	H	RBI	BB	SO	LOB	TOP										
<b>Harold Reynolds, S</b> (1, 4) OBP: 0.335, SLG: 0.335	G4-3 S BB		L8				G3			3	0	1	0	1	0	1	<b>Seattle Mariners @ Oakland Athletics</b> Oakland-Alameda County Coliseum, Oakland, CA Wed Aug 07 1991, 3:33 AM PDT Att: 40,251 - Cloudy - 70 F <a href="http://livebaseballscorecards.com">livebaseballscorecards.com</a>										
<b>Edgar Martinez, R</b> (1, 5) OBP: 0.405, SLG: 0.440	G4-3		G4-3				L9-2-5-1-5 3H	G5-3		4	0	0	0	0	0	3											
<b>Ken Griffey Jr., L</b> (1, 8) OBP: 0.380, SLG: 0.492	G5-3							F8		3	1	1	0	1	0	1											
<b>Pete O'Brien, L</b> (1, 3) OBP: 0.293, SLG: 0.392	L7							F9		4	0	2	0	0	0	2											
<b>Jay Buhner, R</b> (1, 9) OBP: 0.325, SLG: 0.529			K					F9		3	0	0	1	0	1	2											
<b>Alvin Davis, L</b> (1, 10) OBP: 0.303, SLG: 0.352			G6-3					F7		3	0	0	0	0	0	2											
<b>Tracy Jones, R</b> (9, PH) OBP: 0.339, SLG: 0.421								F7		1	0	0	0	0	0	0											
<b>Greg Briley, L</b> (1, 7) OBP: 0.285, SLG: 0.276								G5-3		3	0	1	0	0	0	1											
<b>Alonzo Powell, R</b> (9, PH) OBP: 0.264, SLG: 0.383								G5-3		1	0	0	0	0	0	0											
<b>Scott Bradley, L</b> (1, 2) OBP: 0.285, SLG: 0.252								G5-3		2	0	0	0	1	0	1											
<b>Dave Cochrane, S</b> (9, PH) OBP: 0.299, SLG: 0.336								G5-3		1	0	0	0	0	0	0											
<b>Omar Vizquel, S</b> (1, 6) OBP: 0.299, SLG: 0.285			G6-3							2	0	1	0	0	0	0											
<b>Inning Stats</b>	R: 0 E: 0 K: 0 S: 11	H: 0 LOB: 1 BB: 1 P: 19	R: 0 E: 0 K: 1 S: 11	H: 1 LOB: 1 BB: 0 P: 16	R: 0 E: 0 K: 0 S: 7	H: 0 LOB: 0 BB: 0 P: 11	R: 1 E: 0 K: 0 S: 8	H: 1 LOB: 1 BB: 1 P: 15	R: 0 E: 0 K: 0 S: 10	H: 1 LOB: 1 BB: 0 P: 16	R: 0 E: 0 K: 0 S: 4	H: 1 LOB: 1 BB: 0 P: 8	R: 0 E: 0 K: 0 S: 8	H: 1 LOB: 1 BB: 0 P: 10	R: 0 E: 0 K: 0 S: 10	H: 1 LOB: 1 BB: 0 P: 13	R: 0 E: 0 K: 0 S: 7	H: 0 LOB: 0 BB: 0 P: 9	1B: 6 2B: 1 3B: 0 HR: 0	SF: 1 SAC: 1 DP: 1 HBP: 0	WP: 0 PB: 1 SB: 0 CS: 1	PA: 35					
<b>PITCHER</b>	IP	WLS	BF	H	R	ER	SO	BB	IBB	HBP	BLK	WP	HR	S	P	ERA	WHIP										
<b>Bob Welch, R</b> (1, 1) ERA: 3.73	7.0	W	28	5	1	1	1	3	0	0	0	0	0	59	95	1.29	1.143										
<b>Rick Honeycutt, L</b> (8, 1) ERA: 3.39	0.2		3	1	0	0	0	0	0	0	0	0	0	7	9	0.00	1.500										
<b>Gene Nelson, R</b> (8, 1) ERA: 8.8	0.1		1	0	0	0	0	0	0	0	0	0	0	3	4	0.00	0.000										
<b>Joe Klink, L</b> (9, 1) ERA: 3.07	1.0		3	0	0	0	0	0	0	0	0	0	0	7	9	0.00	0.000										

Batter	1	2	3	4	5	6	7	8	9	AB	R	H	RBI	BB	SO	LOB	BOTTOM										
<b>Willie Wilson, S</b> (1, 7) OBP: 0.295, SLG: 0.309	G4-3 2B 1B	G5-3					G4-6-3 1-2f			4	1	1	0	0	0	3	<b>Seattle Mariners @ Oakland Athletics</b> Oakland-Alameda County Coliseum, Oakland, CA Wed Aug 07 1991, 3:33 AM PDT Att: 40,251 - Cloudy - 70 F <a href="http://livebaseballscorecards.com">livebaseballscorecards.com</a>										
<b>Scott Brosius, R</b> (1, 9) OBP: 0.500, SLG: 1.500	G4-3 1-3 2B						K			4	1	2	1	0	2	0											
<b>Dave Henderson, R</b> (1, 8) OBP: 0.361, SLG: 0.523	G4-3						P6			4	1	1	1	0	0	1											
<b>Harold Baines, L</b> (1, 10) OBP: 0.401, SLG: 0.518	G3						P6			4	1	1	1	0	0	2											
<b>Terry Steinbach, R</b> (1, 2) OBP: 0.331, SLG: 0.433	G5-3						G6-3			3	0	0	1	0	0	1											
<b>Brook Jacoby, R</b> (1, 5) OBP: 0.298, SLG: 0.348							G5-3			4	0	1	0	0	0	0											
<b>Mark McGwire, R</b> (1, 3) OBP: 0.344, SLG: 0.399							K			4	1	2	1	0	1	1											
<b>Mike Gallego, R</b> (1, 4) OBP: 0.351, SLG: 0.360							K			2	1	1	0	0	1	0											
<b>Mike Bordick, R</b> (1, 6) OBP: 0.260, SLG: 0.260							F7			3	0	1	1	0	0	2											
<b>Inning Stats</b>	R: 1 E: 0 K: 0 S: 11	H: 2 LOB: 1 BB: 0 P: 18	R: 0 E: 0 K: 0 S: 10	H: 2 LOB: 2 BB: 0 P: 14	R: 1 E: 0 K: 0 S: 8	H: 1 LOB: 0 BB: 0 P: 14	R: 0 E: 0 K: 2 S: 9	H: 0 LOB: 0 BB: 0 P: 13	R: 0 E: 0 K: 1 S: 9	H: 0 LOB: 0 BB: 0 P: 13	R: 1 E: 0 K: 0 S: 7	H: 1 LOB: 0 BB: 0 P: 10	R: 2 E: 0 K: 1 S: 11	H: 3 LOB: 0 BB: 0 P: 19	R: 1 E: 1 K: 0 S: 15	H: 1 LOB: 1 BB: 0 P: 18		1B: 4 2B: 3 3B: 0 HR: 3	SF: 1 SAC: 1 DP: 1 HBP: 0	WP: 1 PB: 0 SB: 0 CS: 0	PA: 34						
<b>PITCHER</b>	IP	WLS	BF	H	R	ER	SO	BB	IBB	HBP	BLK	WP	HR	S	P	ERA	WHIP										
<b>Brian Holman, R</b> (1, 1) ERA: 3.62	6.0	L	27	9	5	5	3	0	0	0	0	0	0	60	94	7.50	1.500										
<b>Michael Jackson, R</b> (7, 1) ERA: 3.02	1.0		2	0	0	0	1	0	0	0	0	0	0	5	7	0.00	0.000										
<b>Mike Schooler, R</b> (8, 1) ERA: 2.38	1.0		5	1	1	1	0	0	0	0	0	0	0	15	18	9.00	1.000										





Batter	1	2	3	4	5	6	7	8	9	AB	R	H	RBI	BB	SO	LOB	TOP										
Dan Gladden, R OBP: 0.340, SLG: 0.395	4-1 FC5-4 BB		1-1 P8		2-2 F8		1-0 F8		1 SAFE 2-0 1-H 3B	4	0	1	1	1	0	2	<b>Minnesota Twins @ Seattle Mariners</b> The Kingdome, Seattle, WA Fri Aug 09 1991, 10:05 PM EDT Att: 31,112 - Dome - 70 F										
Chuck Knoblauch, R OBP: 0.336, SLG: 0.336	2-2 FC5-4 CS			0-0 G6-4-3 1B		4-0 WP 1B HBP	1-3 K		0-0 G4-3	4	1	1	0	0	1	3											
Kirby Puckett, R OBP: 0.361, SLG: 0.482	3-2 F8			1-2 G6-4-3		3-0 1B SF8 1B		0-0 F7		4	1	1	1	0	0	2											
Chili Davis, S OBP: 0.375, SLG: 0.541				1-2 F9		1-3 K		3-3 K		4	0	0	0	0	3	1											
Brian Harper, R OBP: 0.338, SLG: 0.449					1-1 E6 1B G5-3		1-0 WP 1B		1-0 1B	4	1	2	0	0	1	0											
Shane Mack, R OBP: 0.364, SLG: 0.540					1-2 G5-3 1B G6-3		2-1 SF8		0-0 F7	3	1	2	1	0	0	1											
Kent Hrbek, L OBP: 0.355, SLG: 0.417					1-0 G6-3 G5-3 1B		3-0 P6		1-0 F8	4	0	1	0	0	1	2											
Scott Leius, R OBP: 0.398, SLG: 0.422				1-1 P6		3-2 G5-3		4-2 G6-3 BB		0-0 3B 1B	3	1	1	1	1	0	2										
Al Newman, S OBP: 0.277, SLG: 0.243				2-2 G4-3		0-2 G6-3		0-0 G6-3		1 SAFE 0-2 P9	4	0	0	1	0	0	3										
<b>Inning Stats</b>	R: 0 E: 0 K: 0 S: 7	H: 0 LOB: 0 BB: 1 P: 16	R: 0 E: 0 K: 3 S: 12	H: 1 LOB: 1 BB: 0 P: 18	R: 0 E: 0 K: 0 S: 7	H: 0 LOB: 0 BB: 0 P: 11	R: 0 E: 0 K: 0 S: 9	H: 1 LOB: 0 BB: 0 P: 11	R: 2 E: 1 K: 0 S: 17	H: 2 LOB: 1 BB: 0 P: 25	R: 2 E: 0 K: 1 S: 8	H: 2 LOB: 1 BB: 0 P: 22	R: 0 E: 0 K: 1 S: 10	H: 0 LOB: 1 BB: 1 P: 16	R: 0 E: 0 K: 1 S: 6	H: 1 LOB: 1 BB: 0 P: 10	R: 1 E: 0 K: 0 S: 7	H: 2 LOB: 1 BB: 0 P: 10	1B: 7 2B: 0 3B: 2 HR: 0	SF: 1 SAC: 0 DP: 1 HBP: 1	WP: 3 PB: 0 SB: 0 CS: 1	PA: 38					
<b>PITCHER</b>	IP	WLS	BF	H	R	ER	SO	BB	IBB	HBP	BLK	WP	HR	S	P	ERA	WHIP										
Randy Johnson, L ERA: 3.83	6.0	L	25	6	4	2	4	1	0	1	0	2	0	60	103	3.00	1.167										
Calvin Jones, R ERA: 0.54	2.0		8	1	0	0	2	1	0	0	0	0	0	16	26	0.00	1.000										
Rob Murphy, L ERA: 2.63	0.2		4	2	1	1	0	0	0	0	0	0	0	6	9	13.50	3.000										
Bill Swift, R ERA: 2.24	0.1		1	0	0	0	0	0	0	0	0	0	0	1	1	0.00	0.000										

AB	34
R	5
H	9
RBI	5
BB	2
SO	6
LOB	16



Batter	1	2	3	4	5	6	7	8	9	AB	R	H	RBI	BB	SO	LOB	BOTTOM										
Edgar Martinez, R OBP: 0.404, SLG: 0.441	1-2 G4-3		1-1 G6-3		0-1 F9			1-2 G6-3 2B		4	0	1	0	0	0	1	<b>Minnesota Twins @ Seattle Mariners</b> The Kingdome, Seattle, WA Fri Aug 09 1991, 10:05 PM EDT Att: 31,112 - Dome - 70 F										
Harold Reynolds, S OBP: 0.332, SLG: 0.332	0-2 G4-3		3-1 F6			0-1 G1-3		0-0 G6-3		4	0	0	0	0	0	1											
Ken Griffey Jr., L OBP: 0.383, SLG: 0.506				1-1 HR		3-1 G5-3 2B		1-3 K		4	1	3	1	0	1	1											
Jay Buhner, R OBP: 0.321, SLG: 0.521	1-2 P3			0-0 F8		0-1 G5-3		2-2 F9		4	0	0	0	0	0	2											
Tracy Jones, R OBP: 0.336, SLG: 0.415				2-2 G1-3		1-1 G5-3		3-2 FC1-6 BB 1B		4	1	1	0	0	0	1											
Alonzo Powell, R OBP: 0.264, SLG: 0.369				0-0 F8			0-0 F8		4-2 FC1-6 BB	3	0	0	0	1	1	0											
Pete O'Brien, L OBP: 0.293, SLG: 0.389					1-2 F9		1-2 L8		0-2 FC1-6 1B	3	0	0	0	1	0	2											
Dave Valle, R OBP: 0.248, SLG: 0.222					0-0 G1-3		0-2 G5-3		2-2 FC1-6 1B	3	0	0	0	0	0	1											
Alvin Davis, L OBP: 0.305, SLG: 0.354									1-3 DI 1B	1	0	1	1	0	0	0											
Omar Vizquel, S OBP: 0.289, SLG: 0.285									1-3 3-H 1B	0	0	0	0	0	0	0											
Jeff Schaefer, R OBP: 0.256, SLG: 0.325									1-3 K	3	0	1	0	0	1	0											
Scott Bradley, L OBP: 0.283, SLG: 0.250									1-2 K	1	0	0	0	0	1	2											
<b>Inning Stats</b>	R: 0 E: 0 K: 0 S: 10	H: 1 LOB: 1 BB: 0 P: 12	R: 0 E: 0 K: 1 S: 8	H: 0 LOB: 1 BB: 1 P: 16	R: 0 E: 0 K: 1 S: 7	H: 0 LOB: 0 BB: 0 P: 11	R: 1 E: 0 K: 0 S: 8	H: 1 LOB: 0 BB: 0 P: 11	R: 0 E: 0 K: 0 S: 12	H: 1 LOB: 1 BB: 0 P: 14	R: 0 E: 0 K: 0 S: 8	H: 1 LOB: 1 BB: 0 P: 12	R: 0 E: 0 K: 1 S: 8	H: 0 LOB: 0 BB: 0 P: 9	R: 0 E: 0 K: 1 S: 12	H: 1 LOB: 1 BB: 0 P: 16	R: 1 E: 0 K: 0 S: 19	H: 2 LOB: 3 BB: 1 P: 31	1B: 4 2B: 2 3B: 0 HR: 1	SF: 0 SAC: 0 DP: 0 HBP: 0	WP: 0 PB: 0 SB: 0 CS: 0	PA: 36					
<b>PITCHER</b>	IP	WLS	BF	H	R	ER	SO	BB	IBB	HBP	BLK	WP	HR	S	P	ERA	WHIP										
David West, L ERA: 3.53	8.0	W	30	5	1	1	3	1	0	0	0	0	0	73	101	1.12	0.750										
Mark Guthrie, L ERA: 5.21	0.1		3	1	1	1	0	1	0	0	0	0	0	8	17	27.00	6.000										
Rick Aguilera, R ERA: 2.59	0.2	S	3	1	0	0	1	0	0	0	0	0	0	11	14	0.00	1.500										

AB	34
R	2
H	7
RBI	2
BB	2
SO	4
LOB	11





Batter	1	2	3	4	5	6	7	8	9	AB	R	H	RBI	BB	SO	LOB	TOP										
Chuck Knoblauch R (1,4) OBP: 0.336, SLG: 0.335	G4-3		G6-3			G5-3	1B			4	0	1	0	0	0	0	<b>Minnesota Twins @ Seattle Mariners</b> The Kingdome, Seattle, WA Sat Aug 10 1991, 10:05 PM EDT Att: 29,548 - Dome - 70 F										
Randy Bush L (1,9) OBP: 0.356, SLG: 0.435	WP 2B		L3			FC3-6 1B	1B	F8		4	0	2	0	0	0	3											
Kirby Puckett R (1,8) Gene Larkin S (8,3) OBP: 0.362, SLG: 0.483 OBP: 0.366, SLG: 0.372	G6-3			F8-4 1B		FC3-6 1B		F7		4	0	2	0	0	0	1											
Kent Hrbek L (1,3) Brian Harper R (8,7) OBP: 0.354, SLG: 0.413 OBP: 0.336, SLG: 0.449	WP BB			F8-4 1-2		FC3-6 1-2		F8		3	0	0	0	1	0	3											
Chili Davis S (1,10) OBP: 0.372, SLG: 0.536	G4-3 1-2 2-3			K		K		F7		4	0	0	0	0	2	4											
Shane Mack R (1,7) Scott Leius R (8,8) OBP: 0.360, SLG: 0.534 OBP: 0.395, SLG: 0.419		G5-3			F9			F9		3	0	0	0	0	0	0											
Mike Pagliarulo L (1,5) OBP: 0.336, SLG: 0.410		G4-6-3 1B			FC6-4 1B		K		K	4	0	3	0	0	1	0											
Junior Ortiz R (1,2) OBP: 0.297, SLG: 0.255		G4-6-3 1-2			FC6-4 1-2		E7 1B 1B		G4-3	4	0	0	0	0	0	3											
Al Newman S (1,6) OBP: 0.277, SLG: 0.243			K		G4-3			G4-3		4	0	1	0	0	1	2											
<b>Inning Stats</b>	R: 0 E: 0 K: 0 S: 10	H: 1 LOB: 2 BB: 1 P: 22	R: 0 E: 0 K: 0 S: 6	H: 1 LOB: 0 BB: 0 P: 10	R: 0 E: 0 K: 1 S: 6	H: 0 LOB: 0 BB: 0 P: 7	R: 0 E: 0 K: 1 S: 5	H: 1 LOB: 1 BB: 0 P: 8	R: 0 E: 0 K: 1 S: 8	H: 1 LOB: 1 BB: 0 P: 13	R: 0 E: 0 K: 1 S: 12	H: 2 LOB: 2 BB: 0 P: 21	R: 0 E: 1 K: 1 S: 12	H: 2 LOB: 2 BB: 0 P: 17	R: 0 E: 0 K: 1 S: 5	H: 0 LOB: 0 BB: 0 P: 11	R: 0 E: 0 K: 1 S: 6	H: 1 LOB: 1 BB: 0 P: 8	1B: 8 2B: 2 3B: 0 HR: 0	SF: 0 SAC: 0 DP: 2 HBP: 0	WP: 1 PB: 0 SB: 0 CS: 0	PA: 36					
<b>PITCHER</b>	IP	WLS	BF	H	R	ER	SO	BB	IBB	HBP	BLK	WP	HR	S	P	ERA	WHIP										
Erik Hanson R (1,1) ERA: 3.47	8.0	W	32	8	0	0	4	1	0	0	0	1	0	64	109	0.00	1.125										
Mike Schooler R (9,1) ERA: 2.19	1.0		4	1	0	0	1	0	0	0	0	0	0	6	8	0.00	1.000										

Batter	1	2	3	4	5	6	7	8	9	AB	R	H	RBI	BB	SO	LOB	BOTTOM										
Edgar Martinez R (1,5) OBP: 0.406, SLG: 0.440				FC4-6 1B		F9	BB			3	1	1	0	2	0	3	<b>Minnesota Twins @ Seattle Mariners</b> The Kingdome, Seattle, WA Sat Aug 10 1991, 10:05 PM EDT Att: 29,548 - Dome - 70 F										
Harold Reynolds S (1,4) OBP: 0.335, SLG: 0.332	1B	F7		FC4-6 1B		BB	BB			3	1	1	2	2	0	1											
Ken Griffey Jr. L (1,8) Alonzo Powell R (9,8) OBP: 0.386, SLG: 0.507 OBP: 0.264, SLG: 0.369	1B	S		1B		BB	BB			5	1	3	0	0	0	5											
Pete O'Brien L (1,3) OBP: 0.294, SLG: 0.388	G4-3 E 1B	F8		F7		BB	G3-6-3 BB		G4-3	4	1	1	1	1	0	3											
Alvin Davis L (1,10) OBP: 0.301, SLG: 0.349	G4-3	F8		G3		G3-6-3 1-2		F9		5	0	0	1	0	0	3											
Jay Buhner R (1,9) OBP: 0.322, SLG: 0.515	G5-3		G6-3 BB		K		HR BB		G6-3	3	1	0	0	2	1	1											
Dave Cochrane S (1,7) Greg Briley L (8,7) OBP: 0.297, SLG: 0.378 OBP: 0.283, SLG: 0.276	E7 1B		G6-3		G4-3		HR			4	2	2	3	0	0	1											
Scott Bradley L (1,2) OBP: 0.294, SLG: 0.259	1B		G6-3			G3	BB WP BB			3	1	2	0	1	0	0											
Omar Vizquel S (1,6) OBP: 0.301, SLG: 0.286				K		G3	BB BB			3	0	1	1	1	1	1											
<b>Inning Stats</b>	R: 5 E: 2 K: 0 S: 15	H: 5 LOB: 2 BB: 2 P: 33	R: 0 E: 0 K: 0 S: 14	H: 1 LOB: 1 BB: 0 P: 21	R: 0 E: 0 K: 0 S: 6	H: 0 LOB: 0 BB: 1 P: 12	R: 0 E: 0 K: 1 S: 15	H: 2 LOB: 2 BB: 0 P: 19	R: 0 E: 0 K: 1 S: 6	H: 0 LOB: 0 BB: 0 P: 10	R: 0 E: 0 K: 0 S: 9	H: 1 LOB: 1 BB: 1 P: 17	R: 3 E: 0 K: 0 S: 13	H: 2 LOB: 3 BB: 5 P: 36	R: 0 E: 0 K: 0 S: 5	H: 0 LOB: 0 BB: 0 P: 10	R: 0 E: 0 K: 0 S: 5	H: 0 LOB: 0 BB: 0 P: 10	1B: 9 2B: 1 3B: 0 HR: 1	SF: 0 SAC: 0 DP: 2 HBP: 0	WP: 1 PB: 0 SB: 1 CS: 0	PA: 42					
<b>PITCHER</b>	IP	WLS	BF	H	R	ER	SO	BB	IBB	HBP	BLK	WP	HR	S	P	ERA	WHIP										
Scott Erickson R (1,1) ERA: 2.85	0.2	L	5	5	5	5	0	2	0	0	0	0	0	51	81	0.00	1.200										
Carl Willis R (1,1) ERA: 1.89	5.0		20	4	0	0	2	2	0	0	0	0	0	14	38	20.25	5.250										
Paul Abbott R (6,1) ERA: 4.78	1.1		10	2	3	3	0	5	0	0	0	1	1	5	10	0.00	0.000										
Terry Leach R (8,1) ERA: 2.85	1.0		3	0	0	0	0	0	0	0	0	0	0	5	10	0.00	0.000										



AB	35
R	0
H	9
RBI	0
BB	1
SO	5
LOB	16



AB	33
R	8
H	11
RBI	8
BB	9
SO	2
LOB	18





Batter	1	2	3	4	5	6	7	8	9	AB	R	H	RBI	BB	SO	LOB	TOP																			
<b>Dan Gladden, R</b> OBP: 0.335, SLG: 0.388	F8	FC6-4		P3			F8		G4-3	5	0	0	1	0	0	3	<b>Minnesota Twins @ Seattle Mariners</b> The Kingdome, Seattle, WA Sun Aug 11 1991, 6:33 AM EDT Att: 31,007 - Dome - 70 F																			
<b>Chuck Knoblauch, R</b> OBP: 0.333, SLG: 0.332	G6-3	F9			F8		P6			4	0	0	0	0	0	1																				
<b>Shane Mack, R</b> OBP: 0.362, SLG: 0.543	HR		G4-3		G4-6-3		K			3	1	1	1	1	1	0																				
<b>Kirby Puckett, R</b> OBP: 0.363, SLG: 0.483	1B			G4-6-3			P4			4	0	2	0	0	0	1																				
<b>Brian Harper, R</b> OBP: 0.336, SLG: 0.446	1B		K2-4-2					P4		4	0	1	0	0	1	1																				
<b>Gene Larkin, S</b> OBP: 0.369, SLG: 0.377	G6-3					G6-3		G3		3	2	1	0	1	0	2																				
<b>Kent Hrbek, L</b> OBP: 0.358, SLG: 0.426		SH1-4							G1-3	4	2	3	3	0	0	0																				
<b>Scott Leius, R</b> OBP: 0.388, SLG: 0.410		SH1-4		P3			G6-3		G4-3	3	0	0	0	0	0	1																				
<b>Greg Gagne, R</b> OBP: 0.303, SLG: 0.380				K			K		E S	3	0	1	0	0	2	1																				
<b>Inning Stats</b>	R: 1 E: 0 K: 0 S: 10	H: 3 LOB: 2 BB: 0 P: 19	R: 1 E: 0 K: 0 S: 7	H: 1 LOB: 1 BB: 0 P: 10	R: 0 E: 0 K: 1 S: 6	H: 1 LOB: 1 BB: 0 P: 9	R: 1 E: 0 K: 1 S: 10	H: 2 LOB: 1 BB: 0 P: 13	R: 0 E: 0 K: 0 S: 4	H: 0 LOB: 0 BB: 1 P: 11	R: 2 E: 0 K: 1 S: 10	H: 1 LOB: 0 BB: 1 P: 16	R: 0 E: 0 K: 0 S: 5	H: 0 LOB: 0 BB: 0 P: 7	R: 0 E: 0 K: 0 S: 7	H: 1 LOB: 1 BB: 0 P: 16	1B: 6 2B: 2 3B: 0 HR: 2	SF: 0 SAC: 1 DP: 2 HBP: 1	WP: 1 PB: 0 CS: 0	PA: 37																
<b>PITCHER</b>	IP	WLS	BF	H	R	ER	SO	BB	IBB	HBP	BLK	WP	HR	S	P	ERA	WHIP	<b>PITCHER</b>		IP	WLS	BF	H	R	ER	SO	BB	IBB	HBP	BLK	WP	HR	S	P	ERA	WHIP
<b>Bill Krueger, L</b> ERA: 2.93	6.0	L	27	8	5	5	3	2	0	1	0	1	2	47	78	7.50	1.667			6.0	L	27	8	5	5	3	2	0	1	0	1	2	47	78	7.50	1.667
<b>Calvin Jones, R</b> ERA: 0.5	1.0		3	0	0	0	1	0	0	0	0	0	0	6	9	0.00	0.000			1.0		3	0	0	0	1	0	0	0	0	0	6	9	0.00	0.000	
<b>Michael Jackson, R</b> ERA: 2.97	1.0		3	0	0	0	0	0	0	0	0	0	0	5	7	0.00	0.000			1.0		3	0	0	0	0	0	0	0	0	5	7	0.00	0.000		
<b>Dave Fleming, L</b> ERA:	1.0		4	1	0	0	0	0	0	0	0	0	0	7	16	0.00	1.000			1.0		4	1	0	0	0	0	0	0	0	7	16	0.00	1.000		
<b>Edgar Martinez, R</b> OBP: 0.407, SLG: 0.442	L8-6			G1-3			G6-3		F9	3	1	1	0	1	0	1	<b>Minnesota Twins @ Seattle Mariners</b> The Kingdome, Seattle, WA Sun Aug 11 1991, 6:33 AM EDT Att: 31,007 - Dome - 70 F																			
<b>Harold Reynolds, S</b> OBP: 0.334, SLG: 0.331	P3			G1-3			B4-3		F8	4	0	1	0	0	0	1																				
<b>Ken Griffey Jr., L</b> OBP: 0.382, SLG: 0.501	L8-6			G1-3			G3		F8	4	0	0	0	0	0	3																				
<b>Pete O'Brien, L</b> OBP: 0.292, SLG: 0.385		G3-1		SF7			G3		P5	3	0	0	1	0	0	0																				
<b>Alvin Davis, L</b> OBP: 0.299, SLG: 0.345		F8		G4-3			G1-3			3	0	0	0	0	0	1																				
<b>Jay Buhner, R</b> OBP: 0.322, SLG: 0.525		K					G6-3			3	1	1	1	0	1	0																				
<b>Dave Cochrane, S</b> OBP: 0.289, SLG: 0.368				P5			K		K	3	0	0	0	0	2	0																				
<b>Scott Bradley, L</b> OBP: 0.289, SLG: 0.253				G4-3			F7		P6	3	0	0	0	0	0	0																				
<b>Omar Vizquel, S</b> OBP: 0.302, SLG: 0.286				G3-1			G4-3			3	0	1	0	0	0	0																				
<b>Inning Stats</b>	R: 0 E: 0 K: 0 S: 6	H: 1 LOB: 0 BB: 0 P: 7	R: 0 E: 0 K: 1 S: 8	H: 0 LOB: 0 BB: 0 P: 11	R: 0 E: 0 K: 0 S: 7	H: 0 LOB: 0 BB: 0 P: 10	R: 1 E: 0 K: 0 S: 10	H: 1 LOB: 1 BB: 1 P: 19	R: 1 E: 0 K: 1 S: 9	H: 1 LOB: 0 BB: 0 P: 11	R: 0 E: 0 K: 0 S: 5	H: 0 LOB: 0 BB: 0 P: 7	R: 0 E: 0 K: 0 S: 5	H: 0 LOB: 0 BB: 0 P: 7	R: 0 E: 0 K: 1 S: 8	H: 1 LOB: 1 BB: 0 P: 8	R: 0 E: 0 K: 0 S: 6	H: 0 LOB: 0 BB: 0 P: 11	1B: 2 2B: 2 3B: 0 HR: 1	SF: 1 SAC: 0 DP: 1 HBP: 0	WP: 0 PB: 0 CS: 0	PA: 31														
<b>PITCHER</b>	IP	WLS	BF	H	R	ER	SO	BB	IBB	HBP	BLK	WP	HR	S	P	ERA	WHIP	<b>PITCHER</b>		IP	WLS	BF	H	R	ER	SO	BB	IBB	HBP	BLK	WP	HR	S	P	ERA	WHIP
<b>Kevin Tapani, R</b> ERA: 2.98	9.0	W	31	4	2	2	3	1	0	0	0	0	1	64	91	2.00	0.556			9.0	W	31	4	2	2	3	1	0	0	0	1	64	91	2.00	0.556	



Batter	1	2	3	4	5	6	7	8	9	AB	R	H	RBI	BB	SO	LOB	TOP										
Rickey Henderson, R OBP: 0.406, SLG: 0.379	G5-3			K				1B		3	0	1	0	1	1	0											
Dave Henderson, R OBP: 0.391, SLG: 0.523	L7			P4			CS			4	0	2	0	0	0	0											
Jose Canseco, R OBP: 0.360, SLG: 0.555	F8			P6				G4-3	FC5-4	4	0	0	0	0	0	3											
Harold Baines, L OBP: 0.394, SLG: 0.507		G6-3			F7					4	0	0	0	0	0	1											
Terry Steinbach, R OBP: 0.334, SLG: 0.448		F9				HR				4	1	2	1	0	0	1											
Brook Jacoby, R OBP: 0.290, SLG: 0.334		G4-3			P6					4	0	0	0	0	1	1											
Mark McGwire, R OBP: 0.345, SLG: 0.394				F9	P3					4	1	1	0	0	0	1											
Mike Gallego, R OBP: 0.350, SLG: 0.373				F7						3	1	1	2	0	0	0											
Mike Bordick, R OBP: 0.261, SLG: 0.264				G6-3						2	0	0	0	0	0	0											
Ernest Riles, L OBP: 0.293, SLG: 0.313										0	0	0	0	0	0	0											
Scott Brosius, R OBP: 0.222, SLG: 0.667										1	0	0	0	0	0	0											
<b>Inning Stats</b>	R: 0 E: 0 K: 0 S: 8	H: 0 LOB: 0 BB: 0 P: 13	R: 0 E: 0 K: 0 S: 5	H: 0 LOB: 0 BB: 0 P: 9	R: 0 E: 0 K: 0 S: 7	H: 0 LOB: 0 BB: 0 P: 11	R: 0 E: 0 K: 1 S: 7	H: 0 LOB: 0 BB: 0 P: 11	R: 1 E: 0 K: 0 S: 8	H: 1 LOB: 0 BB: 0 P: 10	R: 0 E: 0 K: 0 S: 10	H: 1 LOB: 1 BB: 0 P: 16	R: 0 E: 0 K: 0 S: 9	H: 1 LOB: 1 BB: 0 P: 15	R: 2 E: 0 K: 0 S: 15	H: 3 LOB: 2 BB: 1 P: 25	R: 0 E: 0 K: 1 S: 7	H: 1 LOB: 1 BB: 0 P: 8	1B: 4 2B: 1 3B: 0 HR: 2	SF: 0 SAC: 0 DP: 0 HBP: 0	WP: 0 PB: 0 SB: 0 CS: 1	PA: 35					
<b>PITCHER</b>	IP	WLS	BF	H	R	ER	SO	BB	IBB	HBP	BLK	WP	HR	S	P	ERA	WHIP										
Rich DeLucia, R ERA: 4.36	7.1	W	26	5	3	3	1	0	0	0	0	0	2	63	98	3.68	0.682										
Rob Murphy, L ERA: 2.91	0.1		1	0	0	0	0	0	0	0	0	0	0	1	2	0.00	0.000										
Bill Swift, R ERA: 2.23	0.1		1	0	0	0	0	1	0	0	0	0	0	5	10	0.00	6.000										
Dave Fleming, L ERA: 2.08	0.1		1	0	0	0	0	0	0	0	0	0	0	1	1	0.00	0.000										
Mike Schooler, R ERA: 2.08	0.2		3	1	0	0	1	0	0	0	0	0	0	6	7	0.00	1.500										

Oakland Athletics @ Seattle Mariners  
The Kingdome, Seattle, WA  
Mon Aug 12 1991, 10:05 PM EDT  
Att: 41,967 - Dome - 70 F

AB 33  
R 3  
H 7  
RBI 3  
BB 1  
SO 2  
LOB 7



Batter	1	2	3	4	5	6	7	8	9	AB	R	H	RBI	BB	SO	LOB	BOTTOM										
Edgar Martinez, R OBP: 0.406, SLG: 0.438	L9		F7							3	1	0	0	1	0	1											
Harold Reynolds, S OBP: 0.335, SLG: 0.333				G3						4	0	2	1	0	0	1											
Ken Griffey Jr., L OBP: 0.381, SLG: 0.497				P5						3	1	0	0	1	0	3											
Pete O'Brien, L OBP: 0.291, SLG: 0.382		F7			G1-3					3	0	0	0	1	0	2											
Alvin Davis, L OBP: 0.299, SLG: 0.345		G4-3								3	0	1	0	0	0	0											
Alonzo Powell, R OBP: 0.261, SLG: 0.369					P3					0	1	0	1	0	0	0											
Jay Buhner, R OBP: 0.328, SLG: 0.550					P4					4	2	3	4	0	0	0											
Greg Brolley, L OBP: 0.280, SLG: 0.273					F7					3	0	0	0	0	0	1											
Omar Vizquel, S OBP: 0.302, SLG: 0.284					G4-3					2	1	0	0	1	0	1											
Dave Valle, R OBP: 0.246, SLG: 0.220					G5-3					2	0	0	0	0	0	1											
<b>Inning Stats</b>	R: 0 E: 0 K: 0 S: 8	H: 1 LOB: 0 BB: 0 P: 9	R: 1 E: 0 K: 0 S: 8	H: 1 LOB: 0 BB: 0 P: 11	R: 0 E: 0 K: 0 S: 6	H: 0 LOB: 0 BB: 0 P: 11	R: 0 E: 0 K: 0 S: 8	H: 0 LOB: 0 BB: 0 P: 14	R: 0 E: 1 K: 0 S: 10	H: 1 LOB: 2 BB: 2 P: 23	R: 2 E: 0 K: 0 S: 12	H: 2 LOB: 1 BB: 0 P: 18	R: 2 E: 1 K: 0 S: 13	H: 1 LOB: 2 BB: 2 P: 24	R: 2 E: 0 K: 0 S: 13	H: 1 LOB: 2 BB: 2 P: 24	1B: 4 2B: 0 3B: 0 HR: 2	SF: 1 SAC: 1 DP: 1 HBP: 0	WP: 0 PB: 0 SB: 0 CS: 0	PA: 33							
<b>PITCHER</b>	IP	WLS	BF	H	R	ER	SO	BB	IBB	HBP	BLK	WP	HR	S	P	ERA	WHIP										
Bob Welch, R ERA: 3.79	7.0	L	28	5	5	4	0	2	1	0	0	0	2	60	99	5.14	1.000										
Rick Honeycutt, L ERA: 3.04	0.2		4	0	0	0	0	1	0	0	0	0	0	8	15	0.00	1.500										
Gene Nelson, R ERA: 8.7	0.1		1	1	1	0	0	0	0	0	0	0	0	3	3	0.00	3.000										

Oakland Athletics @ Seattle Mariners  
The Kingdome, Seattle, WA  
Mon Aug 12 1991, 10:05 PM EDT  
Att: 41,967 - Dome - 70 F

AB 27  
R 6  
H 6  
RBI 6  
BB 4  
SO 0  
LOB 10





Batter	1	2	3	4	5	6	7	8	9	AB	R	H	RBI	BB	SO	LOB	TOP										
<b>Rickey Henderson, R</b> OBP: 0.406, SLG: 0.387 (1, 7)	2-1 HR	3-3 K		3-3 K		1-2 G4-3			4-1 BB	4	1	1	1	1	2	4											
<b>Dave Henderson, R</b> OBP: 0.356, SLG: 0.519 (1, 8)	1-0 BB 1B	1-3 K			1-3 K		3-1 P3		2-1 F7	5	0	1	0	0	2	4											
<b>Jose Canseco, R</b> OBP: 0.356, SLG: 0.548 (1, 9)	0-0 F9				1-1 G5-3		2-3 K		3-2 F9	5	0	0	0	0	2	3											
<b>Harold Baines, L</b> OBP: 0.395, SLG: 0.506 (1, 10)	1-3 K			0-2 1B		4-0 BB		0-0 G4-3		3	0	1	0	1	1	1											
<b>Terry Steinbach, R</b> OBP: 0.333, SLG: 0.444 (1, 2)	4-1 BB 1-2 BB			0-1 F7		1-0 F8		1-0 L8		3	0	0	0	1	0	2											
<b>Brook Jacoby, R</b> OBP: 0.289, SLG: 0.333 (1, 5)	0-1 F8			0-2 F7		2-2 2B G6-3 1B		0-0 G3		4	1	1	0	0	0	3											
<b>Mark McGwire, R</b> OBP: 0.346, SLG: 0.398 (1, 3)					1-1 FC5-4 1B		1-0 2B		2-2 F9	4	0	2	0	0	0	0											
<b>Mike Gallego, R</b> OBP: 0.351, SLG: 0.375 (1, 4)					2-2 FC5-4 G6-3 1-2		1-0 G6-3		2-2 PB 1B	4	0	2	1	0	0	2											
<b>Mike Bordick, R</b> OBP: 0.265, SLG: 0.261 <b>Ernest Riles, L</b> OBP: 0.291, SLG: 0.310 (6, PH) (6, 6)					1-2 HBP		1-0 G6-3		0-3 K	1	0	0	0	0	0	1											
<b>Inning Stats</b>	R: 1 E: 0 K: 1 S: 10	H: 2 LOB: 2 BB: 1 P: 18	R: 0 E: 0 K: 2 S: 18	H: 1 LOB: 2 BB: 0 P: 30	R: 0 E: 0 K: 0 S: 10	H: 1 LOB: 1 BB: 0 P: 11	R: 0 E: 0 K: 1 S: 9	H: 0 LOB: 1 BB: 0 P: 16	R: 0 E: 0 K: 1 S: 14	H: 2 LOB: 1 BB: 0 P: 20	R: 0 E: 0 K: 0 S: 7	H: 0 LOB: 0 BB: 0 P: 13	R: 0 E: 0 K: 0 S: 5	H: 0 LOB: 0 BB: 0 P: 8	R: 0 E: 0 K: 2 S: 12	H: 1 LOB: 2 BB: 1 P: 22	1B: 6 2B: 1 3B: 0 HR: 1	SF: 0 SAC: 0 DP: 0 HBP: 1	WP: 0 PB: 1 SB: 0 CS: 0	PA: 39							
<b>PITCHER</b>	IP	WLS	BF	H	R	ER	SO	BB	IBB	HBP	BLK	WP	HR	S	P	ERA	WHIP										
<b>Brian Holman, R</b> ERA: 3.6 (1, 1)	5.2	W	27	7	2	2	7	2	0	1	0	0	1	66	107	3.18	1.588										
<b>Michael Jackson, R</b> ERA: 2.95 (6, 1)	2.1		7	0	0	0	0	0	0	0	0	0	0	15	25	0.00	0.000										
<b>Mike Schooler, R</b> ERA: 1.93 (9, 1)	1.0	S	5	1	0	0	2	1	0	0	0	0	0	12	22	0.00	2.000										

Oakland Athletics @ Seattle Mariners  
The Kingdome, Seattle, WA  
Tue Aug 13 1991, 10:05 PM EDT  
Att: 22,976 - Dome - 70 F

livebaseballscores.com

AB 35  
R 2  
H 8  
RBI 2  
BB 3  
SO 9  
LOB 22



Batter	1	2	3	4	5	6	7	8	9	AB	R	H	RBI	BB	SO	LOB	BOTTOM										
<b>Edgar Martinez, R</b> OBP: 0.408, SLG: 0.441 (1, 5)	2-1 1B SF7 1B					0-0 F8 HR 2B		4-0 FC4-2 1B BB		2-0 F9	4	2	2	0	1	0	2										
<b>Harold Reynolds, S</b> OBP: 0.334, SLG: 0.331 (1, 4)	1-0 F9				1-0 L7		2-1 F8		0-1 FC4-2 1B	5	0	1	0	0	0	2											
<b>Ken Griffey Jr., L</b> OBP: 0.382, SLG: 0.505 (1, 8)	2-2 S 1-3 1B				2-0 P5		3-2 HR		3-2 FC4-2	4	1	2	2	0	0	3											
<b>Pete O'Brien, L</b> OBP: 0.291, SLG: 0.382 (1, 3)	0-1 SF7				1-0 BB 1B		2-0 F8		0-3 K	3	0	1	1	0	1	3											
<b>Alvin Davis, L</b> OBP: 0.301, SLG: 0.343 (1, 10)	1-2 F7				4-1 FC6-4 BB		4-1 HR BB		1-0 F9	2	1	0	0	2	0	1											
<b>Jay Buhner, R</b> OBP: 0.333, SLG: 0.568 (1, 9)					3-1 FC4-5-6-4 2B		1-0 HR		1-2 FC1-4 1B	4	1	3	2	0	0	2											
<b>Greg Biley, L</b> OBP: 0.256, SLG: 0.268 (1, 7)					1-3 K		2-1 G4-3		2-2 FC1-4	4	0	0	0	0	1	2											
<b>Omar Vizquel, S</b> OBP: 0.301, SLG: 0.281 (1, 6)					2-2 G4-3		1-0 L8		0-1 L9	3	0	0	0	1	0	1											
<b>Dave Valle, R</b> OBP: 0.246, SLG: 0.217 (1, 2)					1-2 L6		4-2 1B BB FC4-2 BB		2-3 K2-3	3	0	0	0	1	1	2											
<b>Inning Stats</b>	R: 1 E: 0 K: 0 S: 15	H: 2 LOB: 1 BB: 0 P: 21	R: 0 E: 0 K: 0 S: 11	H: 1 LOB: 2 BB: 1 P: 22	R: 0 E: 0 K: 1 S: 10	H: 0 LOB: 0 BB: 0 P: 14	R: 4 E: 0 K: 0 S: 11	H: 3 LOB: 0 BB: 1 P: 25	R: 0 E: 0 K: 1 S: 13	H: 1 LOB: 3 BB: 2 P: 25	R: 0 E: 0 K: 0 S: 11	H: 1 LOB: 1 BB: 0 P: 15	R: 0 E: 0 K: 1 S: 5	H: 0 LOB: 0 BB: 0 P: 11	R: 0 E: 0 K: 0 S: 5	H: 0 LOB: 0 BB: 0 P: 11	1B: 5 2B: 2 3B: 0 HR: 2	SF: 1 SAC: 0 DP: 0 HBP: 0	WP: 0 PB: 0 SB: 1 CS: 0	PA: 38							
<b>PITCHER</b>	IP	WLS	BF	H	R	ER	SO	BB	IBB	HBP	BLK	WP	HR	S	P	ERA	WHIP										
<b>Dave Stewart, R</b> ERA: 5.4 (1, 1)	5.1	L	28	7	5	5	1	5	0	0	0	0	2	56	108	8.44	2.250										
<b>Curt Young, L</b> ERA: 4.59 (6, 1)	2.2		10	2	0	0	2	0	0	0	0	0	0	25	38	0.00	0.750										

Oakland Athletics @ Seattle Mariners  
The Kingdome, Seattle, WA  
Tue Aug 13 1991, 10:05 PM EDT  
Att: 22,976 - Dome - 70 F

livebaseballscores.com

AB 32  
R 5  
H 9  
RBI 5  
BB 5  
SO 3  
LOB 18

















Batter	1	2	3	4	5	6	7	8	9	AB	R	H	RBI	BB	SO	LOB	TOP					
Luis Polonia, L (1, 7) OBP: 0.348, SLG: 0.387										4	1	2	0	0	0	1						
Luis Sojo, R (1, 4) OBP: 0.295, SLG: 0.349										4	1	1	1	0	0	3						
Wally Joyner, L (1, 3) OBP: 0.373, SLG: 0.499										3	1	1	2	1	0	0						
Gary Gaetti, R (1, 5) OBP: 0.295, SLG: 0.404										4	1	1	1	0	2	1						
Dave Parker, L (1, 10) OBP: 0.282, SLG: 0.364										4	0	1	0	0	0	0						
Dave Winfield, R (1, 9) OBP: 0.313, SLG: 0.484										4	0	1	0	0	1	0						
Shawn Abner, R (1, 8) OBP: 0.237, SLG: 0.291										4	0	0	0	0	1	2						
Dick Schofield, R (1, 6) OBP: 0.331, SLG: 0.271										4	0	1	0	0	0	1						
Ron Tingley, R (1, 2) OBP: 0.265, SLG: 0.270										1	0	0	0	0	0	1						
Lance Parrish, R (3, 2) OBP: 0.286, SLG: 0.390										2	0	0	0	0	2	0						
<b>Inning Stats</b>	R: 1 E: 0 K: 0 S: 14	H: 1 LOB: 0 BB: 0 P: 24	R: 0 E: 0 K: 2 S: 10	H: 0 LOB: 0 BB: 0 P: 18	R: 0 E: 0 K: 0 S: 7	H: 1 LOB: 1 BB: 0 P: 10	R: 2 E: 0 K: 0 S: 10	H: 4 LOB: 1 BB: 0 P: 17	R: 1 E: 0 K: 2 S: 16	H: 1 LOB: 1 BB: 1 P: 28	R: 0 E: 0 K: 1 S: 5	H: 0 LOB: 0 BB: 0 P: 6	R: 0 E: 0 K: 1 S: 9	H: 1 LOB: 1 BB: 0 P: 10	R: 0 E: 0 K: 1 S: 9	H: 0 LOB: 0 BB: 0 P: 13	R: 0 E: 0 K: 0 S: 3	H: 0 LOB: 0 BB: 0 P: 7	1B: 4 2B: 1 3B: 0 HR: 3	SF: 0 SAC: 0 DP: 1 HBP: 0	WP: 0 PB: 1 SB: 0 CS: 0	PA: 35
<b>PITCHER</b>	IP WLS BF H R ER SO BB IBB HBP BLK WP HR S P ERA WHIP																					
Rich DeLucia, R (1, 1) ERA: 4.4	4.2 L 21 7 4 3 3 1 0 0 0 0 0 3 54 93 5.79 1.714																					
Calvin Jones, R (5, 1) ERA: 0.46	2.1 8 1 0 0 2 0 0 0 0 0 0 0 17 20 0.00 0.429																					
Dave Fleming, L (8, 1) ERA:	2.0 6 0 0 0 1 0 0 0 0 0 0 0 12 20 0.00 0.000																					

California Angels @ Seattle Mariners  
The Kingdome, Seattle, WA  
Sat Aug 17 1991, 10:05 PM EDT  
Att: 33,107 - Dome - 70 F

AB 34  
R 4  
H 8  
RBI 4  
BB 1  
SO 6  
LOB 9



Batter	1	2	3	4	5	6	7	8	9	AB	R	H	RBI	BB	SO	LOB	BOTTOM					
Edgar Martinez, R (1, 5) OBP: 0.403, SLG: 0.429										5	0	1	0	0	0	2						
Harold Reynolds, S (1, 4) OBP: 0.336, SLG: 0.342										3	1	2	0	1	0	2						
Ken Griffey Jr., L (1, 8) OBP: 0.395, SLG: 0.536										3	0	2	1	1	0	1						
Jay Buhner, R (1, 9) OBP: 0.335, SLG: 0.553										4	0	1	0	0	1	4						
Tracy Jones, R (1, 10) OBP: 0.343, SLG: 0.410										3	0	0	0	0	1	2						
Alvin Davis, L (8, PH) OBP: 0.302, SLG: 0.337										1	0	0	0	0	1	2						
Alonzo Powell, R (1, 7) OBP: 0.283, SLG: 0.360										2	0	0	0	1	1	0						
Greg Briley, L (9, PH) OBP: 0.262, SLG: 0.267										1	0	1	0	0	0	0						
Pete O'Brien, L (1, 3) OBP: 0.294, SLG: 0.383										3	0	1	0	1	0	1						
Dave Valle, R (1, 2) OBP: 0.248, SLG: 0.217										3	0	0	0	0	1	2						
Scott Bradley, L (9, PH) OBP: 0.279, SLG: 0.245										1	0	0	0	0	1	2						
Jeff Schaefer, R (1, 6) OBP: 0.258, SLG: 0.325										3	0	1	0	0	0	2						
Dave Cochrane, S (9, PH) OBP: 0.290, SLG: 0.376										1	0	0	0	0	1	2						
<b>Inning Stats</b>	R: 1 E: 0 K: 1 S: 9	H: 2 LOB: 1 BB: 0 P: 15	R: 0 E: 0 K: 0 S: 11	H: 0 LOB: 1 BB: 1 P: 20	R: 0 E: 0 K: 0 S: 9	H: 0 LOB: 0 BB: 2 P: 20	R: 0 E: 0 K: 2 S: 9	H: 0 LOB: 0 BB: 0 P: 14	R: 0 E: 0 K: 1 S: 13	H: 2 LOB: 1 BB: 0 P: 22	R: 0 E: 0 K: 0 S: 7	H: 1 LOB: 0 BB: 0 P: 11	R: 0 E: 0 K: 0 S: 7	H: 0 LOB: 1 BB: 1 P: 15	R: 0 E: 0 K: 1 S: 10	H: 2 LOB: 2 BB: 0 P: 16	R: 0 E: 0 K: 2 S: 15	H: 2 LOB: 2 BB: 0 P: 20	1B: 8 2B: 2 3B: 0 HR: 0	SF: 0 SAC: 0 DP: 3 HBP: 0	WP: 1 PB: 0 SB: 1 CS: 0	PA: 37
<b>PITCHER</b>	IP WLS BF H R ER SO BB IBB HBP BLK WP HR S P ERA WHIP																					
Chuck Finley, L (1, 1) ERA: 3.96	7.0 W 27 5 1 1 4 4 0 0 0 0 0 0 65 117 1.29 1.286																					
Mark Eichhorn, R (8, 1) ERA: 1.01	0.2 4 2 0 0 0 0 0 0 0 0 0 0 7 13 0.00 3.000																					
Bryan Harvey, R (8, 1) ERA: 1.51	1.1 S 6 2 0 0 3 0 0 0 0 0 1 0 18 23 0.00 1.500																					

California Angels @ Seattle Mariners  
The Kingdome, Seattle, WA  
Sat Aug 17 1991, 10:05 PM EDT  
Att: 33,107 - Dome - 70 F

AB 33  
R 1  
H 9  
RBI 1  
BB 4  
SO 7  
LOB 22





Batter	1	2	3	4	5	6	7	8	9	AB	R	H	RBI	BB	SO	LOB	TOP					
Luis Polonia, L OBP: 0.349, SLG: 0.387 (1, 7)	G3		G4-3 SH5-4 2B 1B				SH1-3		G1	3	1	1	0	1	0	0						
Luis Seoie, R OBP: 0.295, SLG: 0.349 (1, 4)	P6		SH5-4				F7			3	0	1	0	0	0	1						
Wally Joyner, L OBP: 0.370, SLG: 0.494 (1, 3)	G4-3		G4-3				K			4	0	0	1	0	2	4						
Gary Gaetti, R OBP: 0.296, SLG: 0.414 (1, 5)			G5-3						G4-3	4	2	2	2	0	0	2						
Dave Parker, L OBP: 0.286, SLG: 0.368 (1, 10)	G4-3		G4-3				FC5-4 1B		G6-4-3 BB	3	0	2	1	1	0	0						
Shawn Abner, R OBP: 0.237, SLG: 0.297 (1, 8)							FC5-4 1-2f		G6-4-3	4	0	1	0	0	1	3						
Lance Parrish, R OBP: 0.288, SLG: 0.389 (1, 2)							K		G1-3	3	0	1	0	1	1	1						
Max Venable, L OBP: 0.289, SLG: 0.350 (1, 9)	G3-1		G4-6-3				F7		K	4	0	0	0	0	1	4						
Dick Schofield, R OBP: 0.333, SLG: 0.272 (1, 6)			SH5-4 G4-3 1B BB				F9		G3	3	1	1	0	1	0	0						
<b>Inning Stats</b>	R: 0 E: 0 K: 0 S: 6	H: 0 LOB: 0 BB: 0 P: 11	R: 0 E: 0 K: 0 S: 10	H: 1 LOB: 2 BB: 1 P: 17	R: 3 E: 0 K: 1 S: 15	H: 3 LOB: 1 BB: 1 P: 28	R: 0 E: 0 K: 0 S: 6	H: 1 LOB: 0 BB: 0 P: 8	R: 0 E: 0 K: 1 S: 7	H: 0 LOB: 1 BB: 1 P: 14	R: 1 E: 0 K: 1 S: 10	H: 2 LOB: 1 BB: 0 P: 15	R: 0 E: 0 K: 1 S: 11	H: 2 LOB: 2 BB: 0 P: 14	R: 0 E: 0 K: 0 S: 5	H: 0 LOB: 0 BB: 0 P: 11	R: 0 E: 0 K: 1 S: 6	H: 0 LOB: 0 BB: 0 P: 8	1B: 5 2B: 4 3B: 0 HR: 1	SF: 0 SAC: 2 DP: 3 HBP: 0	WP: 0 PB: 0 SB: 0 CS: 1	PA: 37
<b>PITCHER</b>	IP	WLS	BF	H	R	ER	SO	BB	IBB	HBP	BLK	WP	HR	S	P	ERA	WHIP					
Brian Holman, R ERA: 3.69 (1, 1)	6.0	L	27	8	4	4	3	3	0	0	0	0	1	55	94	6.00	1.833					
Russ Swan, L ERA: 2.91 (7, 1)	0.2		3	1	0	0	1	0	0	0	0	0	0	9	11	0.00	1.500					
Bill Swift, R ERA: 2.1 (7, 1)	2.1		7	0	0	0	1	1	0	0	0	0	0	12	21	0.00	0.429					

California Angels @ Seattle Mariners  
The Kingdome, Seattle, WA  
Sun Aug 18, 1991, 6:33 AM EDT  
Att: 22,474 - Dome - 70 F

AB	31
R	4
H	9
RBI	4
BB	4
SO	5
LOB	15



Batter	1	2	3	4	5	6	7	8	9	AB	R	H	RBI	BB	SO	LOB	BOTTOM					
Edgar Martinez, R OBP: 0.405, SLG: 0.432 (1, 5)	FC6-4 1B		SH5-4 1B		G6-4-3		K		1B	5	0	3	0	0	1	1						
Harold Reynolds, S OBP: 0.336, SLG: 0.339 (1, 4)	K		SH5-4				G5-3		K	4	0	0	0	0	3	2						
Ken Griffey Jr., L OBP: 0.396, SLG: 0.539 (1, 8)	P6		SF7				2B 1B			3	1	2	1	0	0	1						
Jay Buhner, R OBP: 0.337, SLG: 0.559 (1, 9)	FC6-4		P4				2B		2B 2B	4	1	2	1	0	0	2						
Tracy Jones, R OBP: 0.336, SLG: 0.400 (8, PH) Alvin Davis, L OBP: 0.301, SLG: 0.336	K				G6-3		K		K	3	0	0	0	0	2	2						
Alonzo Powell, R OBP: 0.285, SLG: 0.352 (8, PH) Greg Briley, L OBP: 0.284, SLG: 0.275	K				G1-3				2B	2	0	0	0	1	1	0						
Pete O'Brien, L OBP: 0.293, SLG: 0.384 (1, 3)					G6-3				G4-3	4	0	1	0	0	0	4						
Dave Valle, R OBP: 0.253, SLG: 0.219 Scott Bradley, L OBP: 0.277, SLG: 0.244							FC3-6 BB		G6-4-3 1B	2	0	1	0	1	1	1						
Jeff Schaefer, R OBP: 0.260, SLG: 0.325 Omar Vizquel, S OBP: 0.299, SLG: 0.279			SH5-4 1B SF7 1B		FC3-6		G6-4-3		L6	3	1	1	0	0	0	2						
<b>Inning Stats</b>	R: 0 E: 0 K: 1 S: 8	H: 1 LOB: 1 BB: 0 P: 11	R: 0 E: 0 K: 3 S: 12	H: 1 LOB: 0 BB: 0 P: 16	R: 1 E: 0 K: 0 S: 9	H: 2 LOB: 1 BB: 0 P: 11	R: 0 E: 0 K: 0 S: 8	H: 0 LOB: 0 BB: 0 P: 13	R: 0 E: 0 K: 1 S: 10	H: 0 LOB: 0 BB: 1 P: 18	R: 0 E: 0 K: 1 S: 16	H: 2 LOB: 3 BB: 1 P: 26	R: 0 E: 0 K: 2 S: 13	H: 1 LOB: 0 BB: 0 P: 8	R: 2 E: 0 K: 2 S: 13	H: 3 LOB: 1 BB: 0 P: 17	R: 0 E: 0 K: 1 S: 11	H: 1 LOB: 1 BB: 0 P: 16	1B: 6 2B: 5 3B: 0 HR: 0	SF: 1 SAC: 1 DP: 2 HBP: 0	WP: 0 PB: 0 SB: 0 CS: 0	PA: 38
<b>PITCHER</b>	IP	WLS	BF	H	R	ER	SO	BB	IBB	HBP	BLK	WP	HR	S	P	ERA	WHIP					
Jim Abbott, L ERA: 3.14 (1, 1)	7.1	W	30	8	2	2	7	2	0	0	0	0	0	73	107	2.46	1.364					
Mark Eichhorn, R ERA: 1.14 (8, 1)	0.1		3	2	1	1	1	0	0	0	0	0	0	8	12	27.00	6.000					
Bryan Harvey, R ERA: 1.47 (8, 1)	1.1	S	5	1	0	0	1	0	0	0	0	0	0	12	17	0.00	0.750					

California Angels @ Seattle Mariners  
The Kingdome, Seattle, WA  
Sun Aug 18, 1991, 6:33 AM EDT  
Att: 22,474 - Dome - 70 F

AB	34
R	3
H	11
RBI	3
BB	2
SO	9
LOB	16





Batter	1	2	3	4	5	6	7	8	9	AB	R	H	RBI	BB	SO	LOB	TOP					
<b>Shawn Abner, R</b> OBP: 0.238, SLG: 0.295 (1, 8)	F9	F9					F8			4	0	1	0	0	0	4	<b>California Angels @ Seattle Mariners</b> The Kingdome, Seattle, WA Mon Aug 19 1991, 10:05 PM EDT Att: 33,471 - Dome - 70 F <a href="http://livebaseballscorecards.com">livebaseballscorecards.com</a>					
<b>Bobby Rose, R</b> OBP: 0.317, SLG: 0.464 (1, 7)	1B		G5-3		K		G1-3			4	0	1	0	0	1	2						
<b>Gary Gaetti, R</b> OBP: 0.294, SLG: 0.410 (1, 5)	K		G5-3		F8		G5-3			4	0	0	0	0	1	3						
<b>Dave Winfield, R</b> OBP: 0.310, SLG: 0.480 (1, 10)	F9		G4-3			F7		K		4	0	0	0	0	1	1						
<b>Lance Parrish, R</b> OBP: 0.288, SLG: 0.387 (1, 2)		1B		K		K		L8		4	0	1	0	0	2	0						
<b>Wally Joyner, L</b> OBP: 0.395, SLG: 0.499 (1, 3)	K		K			HR		G5-3		4	1	1	1	0	2	1						
<b>Dave Gallagher, R</b> OBP: 0.365, SLG: 0.366 (1, 9)		1B							F7	3	0	2	0	0	0	0						
<b>Luis Sojo, R</b> OBP: 0.292, SLG: 0.345 (9, PH)										3	0	0	0	0	1	4						
<b>Luis Polonia, L</b> OBP: 0.346, SLG: 0.386 (9, PH)										1	0	0	0	0	1	0						
<b>Dick Schofield, R</b> OBP: 0.335, SLG: 0.272 (1, 6)										3	0	1	0	1	0	0						
<b>Inning Stats</b>	R: 0 E: 0 K: 1 S: 7	H: 1 LOB: 1 BB: 0 P: 11	R: 0 E: 0 K: 1 S: 13	H: 2 LOB: 3 BB: 1 P: 22	R: 0 E: 0 K: 0 S: 5	H: 0 LOB: 0 BB: 0 P: 9	R: 0 E: 0 K: 2 S: 12	H: 0 LOB: 1 BB: 0 P: 15	R: 0 E: 0 K: 1 S: 7	H: 1 LOB: 1 BB: 0 P: 10	R: 1 E: 0 K: 2 S: 18	H: 2 LOB: 1 BB: 0 P: 26	R: 0 E: 0 K: 1 S: 8	H: 1 LOB: 0 BB: 0 P: 11	R: 0 E: 0 K: 1 S: 10	H: 0 LOB: 0 BB: 0 P: 15	R: 0 E: 0 K: 1 S: 7	H: 0 LOB: 0 BB: 0 P: 9	1B: 5 2B: 1 3B: 0 HR: 1	SF: 0 SAC: 0 DP: 0 HBP: 1	WP: 0 PB: 0 SB: 0 CS: 0	PA: 36
<b>PITCHER</b>	IP	WLS	BF	H	R	ER	SO	BB	IBB	HBP	BLK	WP	HR	S	P	ERA	WHIP					
<b>Randy Johnson, L</b> ERA: 3.48	(1, 1)	8.0	W	33	7	1	1	8	1	0	1	0	0	1	80	119	1.12	1.000				
<b>Michael Jackson, R</b> ERA: 2.71	(9, 1)	0.2		2	0	0	0	1	0	0	0	0	0	0	6	8	0.00	0.000				
<b>Mike Schooler, R</b> ERA: 1.84	(9, 1)	0.1		1	0	0	0	0	0	0	0	0	0	0	1	1	0.00	0.000				

Batter	1	2	3	4	5	6	7	8	9	AB	R	H	RBI	BB	SO	LOB	BOTTOM					
<b>Edgar Martinez, R</b> OBP: 0.403, SLG: 0.429 (1, 5)	F8			G4-3					L9	5	0	1	0	0	0	1	<b>California Angels @ Seattle Mariners</b> The Kingdome, Seattle, WA Mon Aug 19 1991, 10:05 PM EDT Att: 33,471 - Dome - 70 F <a href="http://livebaseballscorecards.com">livebaseballscorecards.com</a>					
<b>Harold Reynolds, S</b> OBP: 0.337, SLG: 0.341 (1, 4)										3	1	1	0	1	0	0						
<b>Jeff Schaefer, R</b> OBP: 0.260, SLG: 0.325 (8, 4)	G4-3									0	0	0	0	0	0	0						
<b>Ken Griffey Jr., L</b> OBP: 0.399, SLG: 0.540 (1, 8)	HR									3	2	2	0	1	0	3						
<b>Pete O'Brien, L</b> OBP: 0.295, SLG: 0.394 (1, 10)										4	2	2	3	0	0	2						
<b>Jay Buhner, R</b> OBP: 0.333, SLG: 0.551 (1, 9)	K									4	0	0	0	0	3	3						
<b>Greg Britley, L</b> OBP: 0.272, SLG: 0.283 (1, 7)										3	1	2	1	1	0	1						
<b>Alvin Davis, L</b> OBP: 0.298, SLG: 0.333 (1, 3)										3	0	0	1	0	0	2						
<b>Omar Vizquel, S</b> OBP: 0.304, SLG: 0.296 (1, 6)										3	1	2	2	1	0	0						
<b>Dave Valle, R</b> OBP: 0.253, SLG: 0.216 (1, 2)										3	0	0	0	1	1	1						
<b>Inning Stats</b>	R: 2 E: 0 K: 1 S: 17	H: 2 LOB: 0 BB: 0 P: 28	R: 1 E: 0 K: 0 S: 14	H: 2 LOB: 3 BB: 3 P: 30	R: 1 E: 0 K: 1 S: 10	H: 2 LOB: 0 BB: 0 P: 17	R: 1 E: 0 K: 0 S: 10	H: 1 LOB: 0 BB: 0 P: 16	R: 1 E: 0 K: 0 S: 6	H: 1 LOB: 1 BB: 1 P: 15	R: 0 E: 0 K: 0 S: 5	H: 0 LOB: 0 BB: 0 P: 10	R: 1 E: 0 K: 1 S: 13	H: 2 LOB: 1 BB: 0 P: 21	R: 0 E: 0 K: 1 S: 10	H: 0 LOB: 1 BB: 1 P: 17	1B: 4 2B: 4 3B: 0 HR: 2	SF: 1 SAC: 0 DP: 0 HBP: 0	WP: 0 PB: 0 SB: 1 CS: 1	PA: 38		
<b>PITCHER</b>	IP	WLS	BF	H	R	ER	SO	BB	IBB	HBP	BLK	WP	HR	S	P	ERA	WHIP					
<b>Kirk McCaskill, R</b> ERA: 4.37	(1, 1)	4.0	L	20	7	5	5	2	3	0	0	0	0	2	51	91	11.25	2.500				
<b>Scott Bailes, L</b> ERA: 3.95	(5, 1)	1.0		5	1	1	1	0	1	0	0	0	0	6	15	9.00	2.000					
<b>Jeff Robinson, R</b> ERA: 5.76	(6, 1)	2.0		8	2	1	1	1	0	0	0	0	0	18	31	4.50	1.000					
<b>Chris Beasley, R</b> ERA: 2.25	(8, 1)	1.0		4	0	0	0	1	1	0	0	0	0	10	17	0.00	1.000					



Batter	1	2	3	4	5	6	7	8	9	AB	R	H	RBI	BB	SO	LOB	TOP				
<b>Edgar Martinez, R</b> OBP: 0.401, SLG: 0.425	K2-3		G5-3				G6-3			3	0	0	0	1	1	1	<b>Seattle Mariners @ Minnesota Twins</b> Hubert H. Humphrey Metrodome, Minneapolis, MN Tue Aug 20 1991, 8:05 PM EDT Att: 32,090 - Dome - 70 F  <b>AB 32</b> <b>R 5</b> <b>H 9</b> <b>RBI 5</b> <b>BB 2</b> <b>SO 8</b> <b>LOB 12</b>				
<b>Harold Reynolds, S</b> OBP: 0.338, SLG: 0.343 <b>Jeff Schaefer, R</b> OBP: 0.260, SLG: 0.325	P6		G4-3				1B			4	0	2	0	0	0	1					
<b>Ken Griffey Jr., L</b> OBP: 0.398, SLG: 0.541 <b>Dave Cochrane, S</b> OBP: 0.288, SLG: 0.373	G5-3			G3	FC3-6		K			3	1	1	0	0	2						
<b>Pete O'Brien, L</b> OBP: 0.293, SLG: 0.390		G3-1		G3	G4-6-3		K			4	0	0	0	0	1						
<b>Jay Buhner, R</b> OBP: 0.329, SLG: 0.544	K			E5		G5-3		G5-3		4	1	0	1	0	1						
<b>Greg Britley, L</b> OBP: 0.280, SLG: 0.300 <b>Tracy Jones, R</b> OBP: 0.333, SLG: 0.397				2B	1B	HR		K		3	2	3	0	0	0						
<b>Alvin Davis, L</b> OBP: 0.300, SLG: 0.345	K			SF7	HR			G5-4-3		3	1	2	3	0	1						
<b>Omar Vizquel, S</b> OBP: 0.307, SLG: 0.297 <b>Alonzo Powell, R</b> OBP: 0.253, SLG: 0.348			SH1-3			P3		K		2	0	1	1	1	0						
<b>Dave Valle, R</b> OBP: 0.250, SLG: 0.213			SH1-3			G1-3		G5-4-3		3	0	0	0	0	1						
<b>Inning Stats</b>	R: 0 E: 0 K: 1 S: 9	H: 0 LOB: 0 BB: 0 P: 16	R: 0 E: 0 K: 2 S: 8	H: 1 LOB: 1 BB: 0 P: 13	R: 0 E: 0 K: 0 S: 6	H: 0 LOB: 1 BB: 1 P: 12	R: 3 E: 1 K: 1 S: 21	H: 3 LOB: 1 BB: 1 P: 34	R: 0 E: 0 K: 0 S: 11	H: 1 LOB: 2 BB: 1 P: 18	R: 2 E: 0 K: 0 S: 11	H: 2 LOB: 0 BB: 0 P: 19	R: 0 E: 0 K: 2 S: 9	H: 1 LOB: 0 BB: 0 P: 14	R: 0 E: 0 K: 1 S: 10	H: 0 LOB: 0 BB: 0 P: 15		1B: 5 2B: 3 3B: 0 HR: 1	SF: 1 SAC: 1 DP: 2 HBP: 0	WP: 0 PB: 0 SB: 0 CS: 0	PA: 36
<b>PITCHER</b>	IP	WLS	BF	H	R	ER	SO	BB	IBB	HBP	BLK	WP	HR	S	P	ERA	WHIP				
<b>Scott Erickson, R</b> ERA: 2.96	5.1	W	25	7	5	3	4	2	0	0	0	0	1	60	104	5.06	1.688				
<b>Mark Guttrine, L</b> ERA: 4.94	3.2	S	11	2	0	0	4	0	0	0	0	0	0	33	48	0.00	0.545				

Batter	1	2	3	4	5	6	7	8	9	AB	R	H	RBI	BB	SO	LOB	BOTTOM				
<b>Dan Gladden, R</b> OBP: 0.330, SLG: 0.379	G6-3		G6-4-3	F8		P6	G6-3			5	0	0	0	0	0	5	<b>Seattle Mariners @ Minnesota Twins</b> Hubert H. Humphrey Metrodome, Minneapolis, MN Tue Aug 20 1991, 8:05 PM EDT Att: 32,090 - Dome - 70 F  <b>AB 34</b> <b>R 10</b> <b>H 12</b> <b>RBI 8</b> <b>BB 6</b> <b>SO 6</b> <b>LOB 15</b>				
<b>Chuck Knoblauch, R</b> OBP: 0.344, SLG: 0.343	K2-3		BB	WP		K		G6-4-3		4	1	2	1	1	2	0					
<b>Kirby Puckett, R</b> OBP: 0.360, SLG: 0.477			BB	G6-3		K		G6-4-3		4	1	1	0	1	1	2					
<b>Kent Hrbek, L</b> OBP: 0.366, SLG: 0.446 <b>Gene Larkin, S</b> OBP: 0.363, SLG: 0.368	F8				G3-1		WP			4	1	2	3	0	0	1					
<b>Chili Davis, S</b> OBP: 0.379, SLG: 0.526		K	P4		F7		FC6-4			5	0	1	1	0	2	2					
<b>Shane Mack, R</b> OBP: 0.362, SLG: 0.543	L3			1B		FC6-4				4	3	2	0	0	0	1					
<b>Mike Pagliarulo, L</b> OBP: 0.342, SLG: 0.417	K			FC4-6		WP				2	1	1	1	2	1	0					
<b>Junior Ortiz, R</b> OBP: 0.300, SLG: 0.255			G6-4-3	FC4-6		G3				3	2	2	1	1	0	1					
<b>Al Newman, S</b> OBP: 0.269, SLG: 0.232			G6-4-3	FC3-6		G3				3	1	1	1	0	0	3					
<b>Inning Stats</b>	R: 0 E: 0 K: 1 S: 8	H: 1 LOB: 1 BB: 0 P: 10	R: 0 E: 0 K: 2 S: 11	H: 0 LOB: 0 BB: 0 P: 19	R: 3 E: 0 K: 0 S: 10	H: 3 LOB: 1 BB: 2 P: 24	R: 3 E: 0 K: 0 S: 11	H: 3 LOB: 1 BB: 0 P: 19	R: 1 E: 0 K: 0 S: 11	H: 2 LOB: 2 BB: 1 P: 18	R: 0 E: 0 K: 2 S: 7	H: 0 LOB: 0 BB: 0 P: 8	R: 3 E: 0 K: 0 S: 15	H: 2 LOB: 1 BB: 2 P: 32	R: 0 E: 0 K: 1 S: 10	H: 1 LOB: 1 BB: 1 P: 19		1B: 9 2B: 1 3B: 2 HR: 0	SF: 0 SAC: 0 DP: 2 HBP: 1	WP: 3 PB: 0 SB: 1 CS: 0	PA: 41
<b>PITCHER</b>	IP	WLS	BF	H	R	ER	SO	BB	IBB	HBP	BLK	WP	HR	S	P	ERA	WHIP				
<b>Erik Hanson, R</b> ERA: 4.09	4.0	L	21	7	6	6	3	2	0	1	0	0	0	18	26	4.50	1.500				
<b>Calvin Jones, R</b> ERA: 0.53	2.0		9	2	1	1	2	1	0	0	0	0	0	8	15	81.00	9.000				
<b>Russ Swan, L</b> ERA: 3.26	0.1		4	2	3	3	0	1	0	0	0	1	0	7	17	0.00	1.500				
<b>Bill Swift, R</b> ERA: 2.08	0.2		3	0	0	0	0	1	0	0	0	1	0	10	19	0.00	2.000				
<b>Rob Murphy, L</b> ERA: 2.47	1.0		4	1	0	0	1	1	0	0	0	0	0	10	19	0.00	2.000				





Batter	1	2	3	4	5	6	7	8	9	AB	R	H	RBI	BB	SO	LOB	TOP					
Edgar Martinez, R (1,5) OBP: 0.405, SLG: 0.429 Dave Cochrane, S (7,2) OBP: 0.286, SLG: 0.370	2-1 F8 SF7 2B		4-0 G3-1 BB		4-1 BB			0-1 G2-3		1	1	1	0	2	0	0						
Harold Reynolds, S (1,4) OBP: 0.336, SLG: 0.340 Jeff Schaefer, R (7,5)	1-0 F8 2-3		1-1 G3-1		1-3 K			1-1 G4-3		3	0	0	0	0	1	3						
Ken Griffey Jr., L (1,8) OBP: 0.399, SLG: 0.545	1-1 SF7		1-2 G4-3			1-0 G4-3 2B		3-2 FC5-4 1B		3	0	2	1	0	0	1						
Pete O'Brien, L (1,3) OBP: 0.291, SLG: 0.388 Tracy Jones, R (7,7) OBP: 0.331, SLG: 0.394	1-2 G3-1			2-2 F7		2-2 G4-3		2-2 FC5-4		3	0	0	0	0	0	1						
Alvin Davis, L (1,10) OBP: 0.297, SLG: 0.341		3-2 F7		1-2 F7		1-2 P6			3-2 F9	4	0	0	0	0	0	1						
Jay Buhner, R (1,9) OBP: 0.328, SLG: 0.542 Alonzo Powell, R (8,9) OBP: 0.260, SLG: 0.344		0-0 G6-3		2-2 FC4-6 1B		0-0 G5-3			0-1 G6-3	3	0	1	0	0	0	1						
Greg Briley, L (1,7) OBP: 0.283, SLG: 0.304		4-2 FC4-6 BB		0-1 FC4-6			2-1 F7		1-0 1B 2B	3	0	1	0	1	0	1						
Scott Bradley, L (1,2) OBP: 0.277, SLG: 0.244		0-0 FC4-6			0-1 G4-3		0-1 F8		1-0 1B	4	0	1	0	0	0	1						
Omar Vizquel, S (1,6) OBP: 0.304, SLG: 0.294			1-1 F9		0-0 L9		0-1 G4-3			3	0	0	0	0	0	0						
<b>Inning Stats</b>	R: 1 E: 0 K: 0 S: 8	H: 1 LOB: 0 BB: 0 P: 13	R: 0 E: 0 K: 0 S: 10	H: 0 LOB: 1 BB: 1 P: 17	R: 0 E: 0 K: 0 S: 9	H: 0 LOB: 1 BB: 1 P: 16	R: 0 E: 0 K: 0 S: 12	H: 1 LOB: 0 BB: 0 P: 17	R: 0 E: 0 K: 0 S: 7	H: 0 LOB: 1 BB: 1 P: 12	R: 0 E: 0 K: 0 S: 6	H: 0 LOB: 0 BB: 0 P: 8	R: 0 E: 0 K: 0 S: 10	H: 1 LOB: 1 BB: 0 P: 16	R: 0 E: 0 K: 0 S: 7	H: 2 LOB: 2 BB: 0 P: 12	1B: 3 2B: 3 3B: 0 HR: 0	SF: 1 SAC: 0 DP: 0 HBP: 0	WP: 0 PB: 0 CS: 0	PA: 35		
<b>PITCHER</b>	IP WLS BF H R ER SO BB IBB HBP BLK WP HR S P ERA WHIP	8.0 W 31 4 1 1 1 3 0 0 0 0 0 0 70 111 1.12 0.875	1.0 4 2 0 0 0 0 0 0 0 0 0 0 0 7 12 0.00 2.000																			

Seattle Mariners @ Minnesota Twins  
Hubert H. Humphrey Metrodome, Minneapolis, MN  
Wed Aug 21 1991, 8:05 PM EDT  
Att: 30,631 - Dome - 70 F

AB 31  
R 1  
H 6  
RBI 1  
BB 3  
SO 1  
LOB 10



Batter	1	2	3	4	5	6	7	8	9	AB	R	H	RBI	BB	SO	LOB	BOTTOM			
Dan Gladden, R (1,7) OBP: 0.328, SLG: 0.376	G6-3 K		0-0 G1-3			2-2 G6-4-3 1B		2-1 L9		5	0	1	0	0	1	3				
Chuck Knoblauch, R (1,4) OBP: 0.344, SLG: 0.343 Greg Gagne, R (6, PH) OBP: 0.307, SLG: 0.395	0-0 G1-4-3	0-3 K		0-1 G4-6-3 1B		0-1 G6-4-3				3	0	1	0	0	1	0				
Kirby Puckett, R (1,8) OBP: 0.362, SLG: 0.478 Gene Larkin, S (7, PH) OBP: 0.361, SLG: 0.366	2-1 HBP 3B WP 1B	3-2 1B 2B 1B		1-1 G4-6-3			2-0 G3			3	2	2	0	0	0	1				
Chili Davis, S (1,10) OBP: 0.380, SLG: 0.525	4-2 HBP 3B BB	1-1 L6		1-0 G6-3			0-1 G5-3 1B			3	2	1	0	1	0	1				
Brian Harper, R (1,2) OBP: 0.336, SLG: 0.438 Junior Ortiz, R (8,2) OBP: 0.300, SLG: 0.255	1-0 3B HBP	1-2 2B 1B			0-0 BB 1B		0-1 G5-3			3	2	2	0	0	0	1				
Shane Mack, R (1,9) OBP: 0.369, SLG: 0.557	1-0 1B 3B	3-2 2B			4-0 G4-6-3 BB 1B		0-0 E3			3	1	3	5	1	0	0				
Kent Hrbek, L (1,3) OBP: 0.368, SLG: 0.447 Randy Bush, L (8,3) OBP: 0.370, SLG: 0.458	0-0 PB 2B 1B		4-2 FC3-6 BB		3-2 P5			1-1 P6		2	1	1	1	1	0	2				
Scott Leius, R (1,5) OBP: 0.389, SLG: 0.408	4-0 2B BB		1-1 FC3-6		2-2 G4-6-3			0-1 G5-3		3	1	0	0	1	0	3				
Al Newman, S (1,6) OBP: 0.273, SLG: 0.239	3-1 2B		1-3 K			2-1 G4-3		4-1 BB		3	0	1	2	1	1	1				
<b>Inning Stats</b>	R: 6 E: 0 K: 1 S: 17	H: 4 LOB: 1 BB: 2 P: 37	R: 2 E: 0 K: 1 S: 16	H: 3 LOB: 1 BB: 0 P: 24	R: 0 E: 0 K: 1 S: 8	H: 0 LOB: 1 BB: 1 P: 14	R: 0 E: 0 K: 0 S: 5	H: 1 LOB: 0 BB: 0 P: 7	R: 0 E: 0 K: 0 S: 7	H: 1 LOB: 0 BB: 0 P: 11	R: 1 E: 1 K: 0 S: 6	H: 2 LOB: 1 BB: 0 P: 8	R: 0 E: 0 K: 0 S: 7	H: 0 LOB: 1 BB: 1 P: 14	1B: 9 2B: 2 3B: 1 HR: 0	SF: 0 SAC: 0 DP: 3 HBP: 1	WP: 1 PB: 1 SB: 0 CS: 0	PA: 37		
<b>PITCHER</b>	IP WLS BF H R ER SO BB IBB HBP BLK WP HR S P ERA WHIP	2.0 L 15 7 1 0 0 1 1 0 0 0 0 0 13 21 0.00 1.000	2.0 7 2 0 0 0 0 1 0 0 0 0 0 0 15 28 0.00 1.500	1.0 4 2 1 0 0 0 0 0 0 0 0 0 0 6 8 0.00 2.000	0.0 0 0 0 0 0 0 0 0 0 0 0 0 0 7 14 0.00 1.000															

Seattle Mariners @ Minnesota Twins  
Hubert H. Humphrey Metrodome, Minneapolis, MN  
Wed Aug 21 1991, 8:05 PM EDT  
Att: 30,631 - Dome - 70 F

AB 31  
R 9  
H 12  
RBI 8  
BB 5  
SO 3  
LOB 13






Batter	1	2	3	4	5	6	7	8	9	10	AB	R	H	RBI	BB	SO	LOB	TOP						
Edgar Martinez, R OBP: 0.404, SLG: 0.430	(1,5) X 0-1 G4-3 1B	3-2 F8		3-2 L8			1-2 L3	0-0 E 2B		1-0 F8	6	2	2	1	0	0	3							
Harold Reynolds, S OBP: 0.336, SLG: 0.342	(1,4) B 2-0 F7		0-0 F7	3-2 G3			2-2 BB 2B	0-1 E3 1B		2-2 L3	6	0	2	0	0	0	2							
Ken Griffey Jr., L OBP: 0.398, SLG: 0.539	(1,8) C 2-2 G4-3		0-3 K				4-0 BB IBB	4-0 IBB		1-0 F8	4	0	0	0	2	2	1							
Pete O'Brien, L OBP: 0.294, SLG: 0.389	(1,3) B 1-1 1B		2-1 2B 1B				4-1 1-2 2-3 BB	2-1 G3			4	1	2	1	1	1	2							
Jay Buhner, R OBP: 0.330, SLG: 0.543	(1,9) S 3-3 K		0-1 PB 2B				2-3 K			3-2 P6	5	0	2	1	0	2	4							
Alvin Davis, L OBP: 0.226, SLG: 0.337			1-3 K	4-2 2-3 BB			1-2 F9			3-2 F8	4	0	0	0	1	2	4							
Greg Briley, L OBP: 0.289, SLG: 0.310			2-2 WP S 1B	0-0 G1			2-2 G3-6-3 1B			1-0 K S 1B	5	0	3	0	0	1	2							
Dave Cochrane, S OBP: 0.285, SLG: 0.366	(1,2)		3-3 K				1-0 G3-6-3	2-2 2B 1B		4-2 BB	4	1	1	0	0	1	2							
Dave Valle, R OBP: 0.253, SLG: 0.213	(8,2)		1-2 K				1-2 K	1-2 2B 1B		1-2 BB	0	0	0	0	1	0	0							
Omar Vizquel, S OBP: 0.306, SLG: 0.292	(1,6)		4-0 BB	4-2 S BB			2-3 K	1-2 P6		0-0 F7	3	0	0	0	2	1	3							
<b>Inning Stats</b>	R: 1 E: 0 K: 1 S: 12	H: 2 LOB: 1 BB: 0 P: 20	R: 0 E: 0 K: 2 S: 17	H: 1 LOB: 2 BB: 1 P: 30	R: 1 E: 0 K: 1 S: 13	H: 2 LOB: 2 BB: 1 P: 19	R: 0 E: 0 K: 0 S: 11	H: 0 LOB: 1 BB: 1 P: 21	R: 0 E: 0 K: 2 S: 11	H: 1 LOB: 1 BB: 0 P: 16	R: 0 E: 0 K: 1 S: 7	H: 1 LOB: 0 BB: 0 P: 12	R: 0 E: 0 K: 2 S: 15	H: 1 LOB: 3 BB: 2 P: 29	R: 2 E: 1 K: 1 S: 17	H: 3 LOB: 2 BB: 1 P: 27	R: 0 E: 0 K: 0 S: 13	H: 1 LOB: 2 BB: 1 P: 24	R: 0 E: 0 K: 0 S: 5	H: 0 LOB: 0 BB: 0 P: 9	1B: 9 2B: 3 3B: 0 HR: 0	SF: 0 SAC: 0 DP: 1 HBP: 0	WP: 1 PB: 1 SB: 3 CS: 0	PA: 48
<b>PITCHER</b>	IP WLS BF H R ER SO BB IBB HBP BLK WP HR S P ERA WHIP	6.1 3 31 8 2 2 7 4 0 0 0 1 0 24 137 2.84 1.895	1.2 9 3 2 1 3 0 1 0 0 0 0 0 24 37 5.40 1.800	2.0 W 8 1 0 0 0 1 0 0 0 0 0 18 33 0.00 1.000											IP WLS BF H R ER SO BB IBB HBP BLK WP HR S P ERA WHIP									
Jack Morris, R ERA: 3.94	(1,1)																							
Steve Bedrosian, R ERA: 3.76	(7,1)																							
Rick Aquilera, R ERA: 2.38	(9,1)																							

Seattle Mariners @ Minnesota Twins  
Hubert H. Humphrey Metrodome, Minneapolis, MN  
Thu Aug 22 1991, 4:33 AM EDT  
Att. 35,874 - Dome - 70 F


AB 41  
R 4  
H 12  
RBI 3  
BB 7  
SO 10  
LOB 23



Batter	1	2	3	4	5	6	7	8	9	10	AB	R	H	RBI	BB	SO	LOB	BOTTOM						
Chuck Knoblauch, R OBP: 0.344, SLG: 0.343	(1,4) X 0-1 G6-3		3-3 K				2-2 G5-3			0-0 1B 1B	5	1	2	1	0	1	1							
Randy Bush, L OBP: 0.378, SLG: 0.484	(1,10) C 1-1 P5		0-0 P6				4-2 1B BB	3-1 1B 1B		1-1 1B HR	4	1	2	3	1	0	0							
Kirby Puckett, R OBP: 0.363, SLG: 0.477	(1,8) B 2-1 CS 1B		2-2 P3				SAFE 0-3 K	1-2 1B 1B		3-3 K	5	0	2	0	0	2	1							
Kent Hrbek, L OBP: 0.368, SLG: 0.449	(1,3) B 1-0 CS		3-2 G4-3				1-1 2B	2-1 1B		2-0 P5	5	0	2	0	0	0	1							
Brian Harper, R OBP: 0.338, SLG: 0.438	(1,2)		1-2 BB 1B				0-1 L5	0-0 F8		0-1 SAFE	4	0	2	0	0	0	3							
Greg Gagne, R OBP: 0.307, SLG: 0.395	(8, PR)						1-2 1B	1-2 1B		1-2 1B	0	0	0	0	0	0	0							
Junior Ortiz, R OBP: 0.306, SLG: 0.262	(9,2)						1-3 K	1-0 P3		0-1 F8	1	0	1	0	0	0	0							
Shane Mack, R OBP: 0.367, SLG: 0.550	(1,7) (9,9)		4-1 1-2 BB				1-0 P3	1-0 F8		1-1 G6-3	4	0	0	0	1	1	6							
Gene Larkin, S OBP: 0.361, SLG: 0.366	(1,9)		2-2 P6				0-0 G4-3 1B	3-1 P6		2-3 K	3	0	1	0	0	0	2							
Chili Davis, S OBP: 0.379, SLG: 0.524	(8, PH) (9,7)									0-1 HR	1	0	0	0	0	1	2							
Scott Leius, R OBP: 0.392, SLG: 0.431	(10,5)										1	1	1	1	0	0	0							
Mike Pagliarulo, L OBP: 0.341, SLG: 0.420	(1,5)		3-2 F7				3-2 F7			0-3 K	3	1	1	0	0	0	3							
Dan Gladden, R OBP: 0.327, SLG: 0.375	(9, PH) (10,7)									1-0 G4-3 1B 2B	1	0	0	0	0	1	0							
Al Newman, S OBP: 0.273, SLG: 0.235	(1,6)		2-2 F7				3-2 G4-3			4-2 HR BB	3	1	0	0	1	0	2							
<b>Inning Stats</b>	R: 0 E: 0 K: 0 S: 6	H: 1 LOB: 0 BB: 0 P: 10	R: 0 E: 0 K: 0 S: 14	H: 1 LOB: 2 BB: 1 P: 27	R: 0 E: 0 K: 1 S: 7	H: 0 LOB: 0 BB: 0 P: 12	R: 0 E: 0 K: 1 S: 10	H: 1 LOB: 1 BB: 0 P: 14	R: 0 E: 0 K: 0 S: 11	H: 1 LOB: 1 BB: 0 P: 19	R: 0 E: 0 K: 1 S: 11	H: 1 LOB: 2 BB: 1 P: 18	R: 1 E: 0 K: 0 S: 8	H: 3 LOB: 2 BB: 0 P: 13	R: 0 E: 0 K: 1 S: 11	H: 2 LOB: 2 BB: 0 P: 16	R: 3 E: 0 K: 2 S: 14	H: 2 LOB: 0 BB: 1 P: 24	R: 1 E: 0 K: 0 S: 6	H: 2 LOB: 0 BB: 0 P: 8	1B: 10 2B: 2 3B: 0 HR: 2	SF: 0 SAC: 0 DP: 1 HBP: 0	WP: 0 PB: 0 SB: 0 CS: 1	PA: 44
<b>PITCHER</b>	IP WLS BF H R ER SO BB IBB HBP BLK WP HR S P ERA WHIP	6.1 4 26 6 1 1 3 2 0 0 0 0 0 62 107 1.42 1.263	1.1 7 4 0 0 0 0 0 0 0 0 0 0 13 17 0.00 3.000	0.1 1 0 0 0 1 0 0 0 0 0 0 0 3 5 0.00 0.000											IP WLS BF H R ER SO BB IBB HBP BLK WP HR S P ERA WHIP									
Rich DeLucia, R ERA: 4.28	(1,1)																							
Michael Jackson, R ERA: 2.62	(7,1)																							
Rob Murphy, L ERA: 2.45	(8,1)																							
Mike Schooler, R ERA: 3.63	(9,1)																							

Seattle Mariners @ Minnesota Twins  
Hubert H. Humphrey Metrodome, Minneapolis, MN  
Thu Aug 22 1991, 4:33 AM EDT  
Att. 35,874 - Dome - 70 F

AB 40  
R 5  
H 14  
RBI 5  
BB 3  
SO 6  
LOB 21





Batter	1	2	3	4	5	6	7	8	9	AB	R	H	RBI	BB	SO	LOB	TOP								
Edgar Martinez, R (1, 5) OBP: 0.403, SLG: 0.428	G4-3		G1-3		G6-3	F9		G6-4-3	BB	5	0	1	0	1	0	1	<b>Seattle Mariners @ Detroit Tigers</b> Tiger Stadium, Detroit, MI Fri Aug 23 1991, 7:05 PM EDT Att: 30,214 - Sunny - 77 F								
Harold Reynolds, S (1, 4) OBP: 0.340, SLG: 0.344	BB		K		BB	F9		BB	BB	4	2	2	1	2	1	1									
Ken Griffey Jr., L (1, 8) OBP: 0.402, SLG: 0.544	K		1B		HR			BB	K	6	1	4	1	0	2	3									
Pete O'Brien, L (1, 10) OBP: 0.301, SLG: 0.400	IBB		IBB		HR			BB		3	1	3	3	2	0	0									
Jay Buhner, R (1, 9) OBP: 0.331, SLG: 0.539	K		K		1B			F8		4	0	1	0	1	2	6									
Tino Martinez, L (1, 3) OBP: 0.400, SLG: 0.400		G6-3		F7	1B			P6	BB	5	1	2	0	0	0	3									
Greg Briley, L (1, 7) OBP: 0.286, SLG: 0.307		K		G1-3	L7			F8	BB	3	0	0	0	0	1	2									
Tracy Jones, R (7, PH) OBP: 0.333, SLG: 0.391									BB	1	0	0	0	1	0	3									
Dave Cochrane, S (1, 2) OBP: 0.281, SLG: 0.367	2B			K				FC5-4	FC4-6	5	0	1	0	0	1	5									
Omar Vizquel, S (1, 6) OBP: 0.304, SLG: 0.290	G5-3				K			G6-4-3	BB	5	1	1	1	0	1	2									
<b>Inning Stats</b>	R: 0 E: 0 K: 2 S: 11	H: 0 LOB: 2 BB: 2 P: 21	R: 0 E: 0 K: 1 S: 10	H: 1 LOB: 1 BB: 0 P: 13	R: 0 E: 0 K: 2 S: 10	H: 1 LOB: 2 BB: 1 P: 16	R: 0 E: 0 K: 1 S: 9	H: 0 LOB: 0 BB: 0 P: 13	R: 3 E: 0 K: 1 S: 24	H: 4 LOB: 2 BB: 1 P: 41	R: 0 E: 0 K: 0 S: 17	H: 1 LOB: 1 BB: 0 P: 26	R: 0 E: 0 K: 0 S: 15	H: 2 LOB: 3 BB: 1 P: 28	R: 1 E: 0 K: 0 S: 10	H: 4 LOB: 2 BB: 0 P: 17	R: 2 E: 0 K: 1 S: 20	H: 2 LOB: 2 BB: 2 P: 35	1B: 12 2B: 2 3B: 0 HR: 1	SF: 0 SAC: 0 DP: 1 HBP: 0	WP: 0 PB: 0 SB: 3 CS: 0	PA: 48			
<b>PITCHER</b>	IP	WLS	BF	H	R	ER	SO	BB	IBB	HBP	BLK	WP	HR	S	P	ERA	WHIP								
Bill Gullickson, R (1, 1) ERA: 4.13	6.0	W	29	7	3	3	7	2	2	0	0	0	1	81	130	4.50	1.500								
Paul Gibson, L (7, PH) ERA: 4.82	1.2		10	5	1	1	0	1	0	0	0	0	0	22	41	5.40	3.600								
Jerry Don Gleaton, L (8, 1) ERA: 3.82	1.0	S	8	3	2	2	0	2	0	0	0	0	0	19	32	18.00	5.000								
Jeff Kaiser, L (9, 1) ERA: 3.0	0.1	S	1	0	0	0	1	0	0	0	0	0	0	4	7	0.00	0.000								

Batter	1	2	3	4	5	6	7	8	9	AB	R	H	RBI	BB	SO	LOB	BOTTOM								
Mitt Cuyler, S (1, 8) OBP: 0.323, SLG: 0.322	B1-3		G4-3	G4-3	FC5-2	G4-3		K		6	1	1	1	0	1	2	<b>Seattle Mariners @ Detroit Tigers</b> Tiger Stadium, Detroit, MI Fri Aug 23 1991, 7:05 PM EDT Att: 30,214 - Sunny - 77 F								
Lou Whitaker, L (1, 4) OBP: 0.395, SLG: 0.497	F8		BB	BB	FC5-2	BB		PB		1	1	0	0	4	0	0									
Alan Trammell, R (1, 6) OBP: 0.325, SLG: 0.380	P6		E4	L8	FC5-2	F7				5	1	0	0	0	0	7									
Cecil Fielder, R (1, 10) OBP: 0.345, SLG: 0.532		BB	F8		L8	K				5	0	2	2	0	1	3									
Mickey Tettleton, S (1, 2) OBP: 0.400, SLG: 0.512	F8		BB		HR	BB				2	1	1	1	3	0	1									
Lloyd Moseby, L (1, 7) OBP: 0.317, SLG: 0.414	F8		K		BB	G4-3				4	1	1	1	1	1	6									
Rob Deer, R (1, 9) OBP: 0.311, SLG: 0.393	BB		G5-3		3B	BB		BB		3	1	1	1	2	0	3									
Dave Bergman, L (1, 3) OBP: 0.358, SLG: 0.386	BB		G4-3	1B	1B	G5-3		K		3	2	1	0	2	1	1									
Travis Fryman, R (1, 5) OBP: 0.297, SLG: 0.434	G5-3		G4-3	2B	FC5-2	L4		K		5	0	2	1	0	1	4									
<b>Inning Stats</b>	R: 0 E: 0 K: 0 S: 6	H: 0 LOB: 0 BB: 0 P: 11	R: 0 E: 0 K: 0 S: 15	H: 1 LOB: 3 BB: 2 P: 30	R: 0 E: 1 K: 1 S: 8	H: 0 LOB: 3 BB: 2 P: 22	R: 1 E: 0 K: 0 S: 18	H: 2 LOB: 2 BB: 1 P: 26	R: 7 E: 0 K: 0 S: 25	H: 6 LOB: 3 BB: 4 P: 52	R: 0 E: 0 K: 0 S: 7	H: 0 LOB: 0 BB: 0 P: 10	R: 0 E: 0 K: 1 S: 8	H: 0 LOB: 2 BB: 2 P: 21	R: 0 E: 0 K: 3 S: 13	H: 0 LOB: 1 BB: 1 P: 23	1B: 6 2B: 1 3B: 1 HR: 1	SF: 0 SAC: 0 DP: 0 HBP: 0	WP: 1 PB: 1 SB: 0 CS: 0	PA: 46					
<b>PITCHER</b>	IP	WLS	BF	H	R	ER	SO	BB	IBB	HBP	BLK	WP	HR	S	P	ERA	WHIP								
Brian Holman, R (1, 1) ERA: 3.87	4.1	L	26	5	5	5	1	7	0	0	0	0	0	55	107	10.38	2.769								
Calvin Jones, R (5, 1) ERA: 2.05	0.1		6	3	2	2	0	2	0	0	0	1	0	11	23	54.00	15.000								
Russ Swan, L (5, 1) ERA: 3.03	2.1		10	1	1	1	1	2	0	0	0	0	0	21	42	3.86	1.286								
Michael Jackson, R (8, 1) ERA: 2.58	1.0		4	0	0	0	3	1	0	0	0	0	0	13	23	0.00	1.000								



Batter	1	2	3	4	5	6	7	8	9	AB	R	H	RBI	BB	SO	LOB	TOP				
<b>Harold Reynolds, S</b> OBP: 0.338, SLG: 0.341 (1, 4)	L7		K		K		L9			4	0	0	0	0	2	3					
<b>Tino Martinez, L</b> OBP: 0.222, SLG: 0.222 (1, 3)	G6-3		L7		K		F7			4	0	0	0	0	1	3					
<b>Ken Griffey Jr., L</b> OBP: 0.400, SLG: 0.541 (1, 8)	1B			K	G4-3			F9		4	0	1	0	0	1	2					
<b>Jay Buhner, R</b> OBP: 0.331, SLG: 0.538 (1, 9)	K			G5-3		K		L4-6	2B	4	0	1	0	0	2	1					
<b>Pete O'Brien, L</b> OBP: 0.301, SLG: 0.398 (1, 10)		G3-1			BB	1B		F9	L4-6	4	0	1	0	0	0	1					
<b>Tracy Jones, R</b> OBP: 0.333, SLG: 0.385 (9, PH)		G6-3						F7		2	0	0	0	1	0	0					
<b>Greg Briley, L</b> OBP: 0.285, SLG: 0.305 (9, PH)					BB					1	0	0	0	0	1	0					
<b>Dave Valle, R</b> OBP: 0.254, SLG: 0.228 (9, PH)		L9			P6					3	1	1	1	0	0	2					
<b>Scott Bradley, L</b> OBP: 0.275, SLG: 0.242 (9, PH)										1	0	0	0	0	1	0					
<b>Jeff Schaefer, R</b> OBP: 0.268, SLG: 0.339 (9, PH)				G5-3						3	1	2	0	0	0	0					
<b>Alvin Davis, L</b> OBP: 0.295, SLG: 0.336 (9, PH)					1B			G3	BLK	2B	1	0	0	0	0	0					
<b>Omar Vizquel, S</b> OBP: 0.307, SLG: 0.294 (1, 6)					1B			G3		3	0	2	0	0	0	1					
<b>Inning Stats</b>	R: 0 H: 1 E: 0 K: 1 S: 11	H: 1 LOB: 1 BB: 0 P: 16	R: 0 H: 0 E: 0 K: 0 S: 7	H: 0 LOB: 0 BB: 0 P: 10	R: 0 H: 1 E: 0 K: 1 S: 14	H: 1 LOB: 1 BB: 0 P: 21	R: 0 H: 1 E: 0 K: 1 S: 14	H: 2 LOB: 2 BB: 0 P: 21	R: 0 H: 0 E: 0 K: 1 S: 8	H: 0 LOB: 0 BB: 0 P: 14	R: 2 H: 2 E: 0 K: 0 S: 8	H: 2 LOB: 2 BB: 0 P: 11	R: 0 H: 1 E: 0 K: 2 S: 5	H: 0 LOB: 0 BB: 0 P: 12	R: 0 H: 0 E: 0 K: 2 S: 8	H: 0 LOB: 0 BB: 0 P: 12	1B: 5 2B: 3 3B: 0 HR: 1	SF: 0 SAC: 0 DP: 1 HBP: 0	WP: 0 PB: 0 SB: 1 CS: 0	PA: 35	
<b>PITCHER</b>	IP	WLS	BF	H	R	ER	SO	BB	IBB	HBP	BLK	WP	HR	S	P	ERA	WHIP				
<b>Frank Tanana, L</b> ERA: 3.72 (1, 1)	8.0	W	32	8	2	2	6	1	0	0	1	0	1	81	127	2.25	1.125				
<b>Dan Gakeler, R</b> ERA: 6.67 (9, 1)	1.0		3	0	0	0	2	0	0	0	0	0	0	8	12	0.00	0.000				

Seattle Mariners @ Detroit Tigers  
Tiger Stadium, Detroit, MI  
Sat Aug 24 1991, 3:33 AM EDT  
Att: 42,135 - Sunny - 76 F

AB 34  
R 2  
H 8  
RBI 1  
BB 1  
SO 8  
LOB 13



Batter	1	2	3	4	5	6	7	8	9	AB	R	H	RBI	BB	SO	LOB	BOTTOM				
<b>Mitt Cuyler, S</b> OBP: 0.323, SLG: 0.319 (1, 8)	P3			FC4-6	G4-3		K			3	1	0	0	2	1	3					
<b>Skeeter Barnes, R</b> OBP: 0.315, SLG: 0.510 (7, 5)		BB		FC4-6			L9			4	1	2	2	1	1	1					
<b>Alan Trammell, R</b> OBP: 0.327, SLG: 0.382 (7, 4)	E3			FC4-6	G6-3		L9			4	2	2	1	0	0	2					
<b>Lou Whitaker, L</b> OBP: 0.394, SLG: 0.496 (7, 4)	1B			HR						1	0	0	0	0	0	3					
<b>Cecil Fielder, R</b> OBP: 0.346, SLG: 0.536 (1, 3)	1B			G6-3			E8			4	1	1	3	1	0	2					
<b>Mickey Tettleton, S</b> OBP: 0.400, SLG: 0.509 (1, 10)	1B			G5-3			F7			4	0	1	1	1	0	2					
<b>Travis Fryman, R</b> OBP: 0.294, SLG: 0.429 (7, 6)	K			K	L3		G4-3			5	0	0	0	0	3	6					
<b>Rob Deer, R</b> OBP: 0.311, SLG: 0.391 (1, 9)	K						F8			4	0	1	0	0	2	2					
<b>Pete Incaviglia, R</b> OBP: 0.271, SLG: 0.336 (7, PR)										2	0	0	0	2	1	1					
<b>John Moses, S</b> OBP: 0.130, SLG: 0.095 (8, 7)										0	1	0	0	0	0	0					
<b>Andy Allanson, R</b> OBP: 0.275, SLG: 0.336 (1, 2)	L5									2	1	1	0	2	0	1					
<b>Inning Stats</b>	R: 2 H: 2 E: 1 K: 2 S: 14	H: 2 LOB: 2 BB: 1 P: 24	R: 0 H: 0 E: 0 K: 1 S: 10	H: 0 LOB: 1 BB: 2 P: 23	R: 2 H: 3 E: 0 K: 2 S: 15	H: 3 LOB: 1 BB: 0 P: 25	R: 2 H: 1 E: 0 K: 0 S: 14	H: 1 LOB: 2 BB: 3 P: 28	R: 0 H: 0 E: 0 K: 0 S: 9	H: 1 LOB: 1 BB: 1 P: 15	R: 0 H: 1 E: 1 K: 0 S: 7	H: 1 LOB: 2 BB: 0 P: 10	R: 1 H: 1 E: 0 K: 2 S: 14	H: 1 LOB: 3 BB: 2 P: 29	R: 0 H: 0 E: 0 K: 1 S: 8	H: 0 LOB: 0 BB: 0 P: 12	1B: 6 2B: 0 3B: 0 HR: 2	SF: 0 SAC: 0 DP: 0 HBP: 0	WP: 0 PB: 2 SB: 2 CS: 1	PA: 42	
<b>PITCHER</b>	IP	WLS	BF	H	R	ER	SO	BB	IBB	HBP	BLK	WP	HR	S	P	ERA	WHIP				
<b>Randy Johnson, L</b> ERA: 3.69 (4, 1)	3.0	L	20	1	0	0	0	1	1	0	0	0	0	25	40	0.00	0.667				
<b>Bill Swift, R</b> ERA: 1.53 (7, 1)	1.0		6	1	1	1	2	2	0	0	0	0	0	14	29	9.00	3.000				
<b>Rob Murphy, L</b> ERA: 2.4 (8, 1)	1.0		3	0	0	0	1	0	0	0	0	0	0	8	12	0.00	0.000				

Seattle Mariners @ Detroit Tigers  
Tiger Stadium, Detroit, MI  
Sat Aug 24 1991, 3:33 AM EDT  
Att: 42,135 - Sunny - 76 F

AB 33  
R 7  
H 8  
RBI 7  
BB 9  
SO 8  
LOB 23






Batter	1	2	3	4	5	6	7	8	9	AB	R	H	RBI	BB	SO	LOB	TOP			
Greg Briley, L OBP: 0.290, SLG: 0.315 (1, 9)										5	1	3	0	0	0	1	<b>Seattle Mariners @ Detroit Tigers</b> Tiger Stadium, Detroit, MI Sun Aug 25 1991, 3:33 AM EDT Att: 29,480 - Cloudy - 83 F			
Harold Reynolds, S OBP: 0.336, SLG: 0.343 (1, 4)										3	0	2	0	0	0	0				
Ken Griffey Jr., L OBP: 0.401, SLG: 0.538 (1, 8)										2	1	0	0	2	0	4				
Pete O'Brien, L OBP: 0.302, SLG: 0.398 (1, 7)										3	0	1	1	1	1	3				
Tino Martinez, L OBP: 0.164, SLG: 0.167 Jay Buhner, R OBP: 0.331, SLG: 0.538 (1, 3)										3	0	0	1	0	1	2				
Alvin Davis, L OBP: 0.285, SLG: 0.333 Tracy Jones, R OBP: 0.333, SLG: 0.385 (1, 10)										3	0	0	0	1	0	1				
Dave Cochrane, S OBP: 0.273, SLG: 0.356 Jeff Schaefer, R OBP: 0.268, SLG: 0.339 (1, 5)										4	0	0	0	0	1	1				
Omar Vizquel, S OBP: 0.304, SLG: 0.290 (1, 6)										4	0	0	0	0	2	0				
Dave Valle, R OBP: 0.261, SLG: 0.250 (1, 2)										4	1	3	1	0	0	0				
<b>Inning Stats</b>	R: 2 E: 0 K: 0 S: 5	H: 2 LOB: 1 BB: 1 P: 11	R: 0 E: 0 K: 2 S: 7	H: 0 LOB: 0 BB: 0 P: 8	R: 0 E: 0 K: 1 S: 7	H: 2 LOB: 2 BB: 1 P: 13	R: 0 E: 0 K: 1 S: 8	H: 0 LOB: 0 BB: 0 P: 13	R: 0 E: 0 K: 0 S: 4	H: 2 LOB: 2 BB: 0 P: 9	R: 0 E: 0 K: 0 S: 9	H: 2 LOB: 0 BB: 0 P: 17	R: 0 E: 0 K: 2 S: 8	H: 0 LOB: 1 BB: 1 P: 16	R: 1 E: 0 K: 0 S: 7	H: 1 LOB: 0 BB: 0 P: 12		1B: 7 2B: 1 3B: 0 HR: 1	SF: 1 SAC: 2 DP: 2 HBP: 0	WP: 0 PB: 0 SB: 0 CS: 0
<b>PITCHER</b> Walt Terrell, R ERA: 4.11 (1, 1)	IP: 9.0 WLS: W BF: 38 H: 9 R: 3 ER: 3 SO: 5 BB: 2 IBB: 2 HBP: 0 BLK: 0 WP: 0 HR: 1 S: 63 P: 113 ERA: 3.00 WHIP: 1.222															<b>PITCHER</b>				

Batter	1	2	3	4	5	6	7	8	9	AB	R	H	RBI	BB	SO	LOB	BOTTOM					
Mitt Cuyler, S OBP: 0.322, SLG: 0.316 (1, 8)										4	1	0	0	1	0	6	<b>Seattle Mariners @ Detroit Tigers</b> Tiger Stadium, Detroit, MI Sun Aug 25 1991, 3:33 AM EDT Att: 29,480 - Cloudy - 83 F					
Lou Whitaker, L OBP: 0.397, SLG: 0.504 (1, 4)										4	1	2	3	1	1	2						
Lloyd Moseby, L OBP: 0.310, SLG: 0.405 (1, 7)										4	0	0	0	0	1	1						
Cecil Fielder, R OBP: 0.345, SLG: 0.536 (1, 10)										4	0	1	0	0	0	0						
Mickey Tettleton, S OBP: 0.396, SLG: 0.504 (1, 2)										4	0	0	0	0	2	1						
Dave Bergman, L OBP: 0.358, SLG: 0.385 Alan Trammell, R OBP: 0.326, SLG: 0.380 (1, 3)										3	0	1	0	0	1	0						
Travis Fryman, R OBP: 0.296, SLG: 0.429 (1, 6)										4	1	2	0	0	1	0						
Scott Livingstone, L OBP: 0.405, SLG: 0.448 (1, 5)										4	1	2	0	0	2	1						
Skeeter Barnes, R OBP: 0.324, SLG: 0.515 Tony Phillips, S OBP: 0.388, SLG: 0.470 (1, 9)										3	0	2	0	0	0	0						
<b>Inning Stats</b>	R: 2 E: 0 K: 0 S: 12	H: 1 LOB: 0 BB: 1 P: 23	R: 0 E: 0 K: 1 S: 10	H: 3 LOB: 2 BB: 0 P: 15	R: 0 E: 0 K: 2 S: 12	H: 1 LOB: 1 BB: 0 P: 20	R: 0 E: 0 K: 1 S: 7	H: 0 LOB: 0 BB: 0 P: 9	R: 0 E: 0 K: 0 S: 10	H: 0 LOB: 1 BB: 1 P: 19	R: 0 E: 0 K: 2 S: 9	H: 0 LOB: 0 BB: 0 P: 13	R: 0 E: 0 K: 1 S: 14	H: 2 LOB: 2 BB: 0 P: 19	R: 0 E: 0 K: 1 S: 8	H: 0 LOB: 0 BB: 0 P: 12		R: 2 E: 0 K: 0 S: 11	H: 4 LOB: 2 BB: 0 P: 17	1B: 9 2B: 1 3B: 0 HR: 1	SF: 0 SAC: 0 DP: 0 HBP: 0	WP: 0 PB: 0 SB: 0 CS: 1
<b>PITCHER</b> Erik Hanson, R ERA: 3.98 Russ Swan, L ERA: 3.02 Mike Schooler, R ERA: 4.58 Rob Murphy, L ERA: 2.4 (1, 1)	IP: 8.0 WLS: 1 BF: 32 H: 7 R: 2 ER: 2 SO: 8 BB: 2 IBB: 0 HBP: 0 BLK: 0 WP: 0 HR: 1 S: 82 P: 130 ERA: 2.25 WHIP: 1.125															<b>PITCHER</b>						

**AB 31**  
**R 3**  
**H 9**  
**RBI 3**  
**BB 4**  
**SO 5**  
**LOB 12**



**AB 36**  
**R 4**  
**H 11**  
**RBI 4**  
**BB 2**  
**SO 8**  
**LOB 11**









Batter	1	2	3	4	5	6	7	8	9	AB	R	H	RBI	BB	SO	LOB	TOP					
<b>Paul Moltzer, R</b> OBP: 0.399, SLG: 0.512 (1, 10)	L7		FC4-6 SF7 1B		F7		SAFE 3-1 1B		G6-3	5	1	2	1	0	0	0	<b>Milwaukee Brewers @ Seattle Mariners</b> The Kingdome, Seattle, WA Tue Aug 27 1991, 10:05 PM EDT Att: 12,067 - Dome - 70 F					
<b>Willie Randolph, R</b> OBP: 0.434, SLG: 0.380 (1, 4)	F9		FC4-6 BB		F8		SAFE 1-3 3-H 2-2 1-2		DI 1B	4	0	1	0	1	0	2						
<b>Darryl Hamilton, L</b> OBP: 0.338, SLG: 0.372 (1, 9)	G5-3		FC4-6				SAFE 3-2 1B		BB 1B	4	1	0	1	1	1	3						
<b>Robin Yount, R</b> OBP: 0.343, SLG: 0.410 (1, 8)			SF7				SAFE 2-1 F9		F7	4	0	2	1	0	0	1						
<b>Greg Vaughn, R</b> OBP: 0.314, SLG: 0.447 (1, 7)			3-H 0-1 P3				SAFE 0-2 G5-3		SH3-4 1B	4	0	1	1	0	1	2						
<b>B.J. Surhoff, L</b> OBP: 0.309, SLG: 0.353 (1, 2)			3-H 0-1 K				SAFE 1-2 1B		SH3-4 1B	2	1	1	0	1	0	0						
<b>Franklin Stubbs, L</b> <b>Rick Dempsey, R</b> <b>George Canale, L</b>			BB				SAFE 2-1 F9		IBB	3	0	0	0	0	1	3						
<b>Jim Cantner, L</b> <b>Dale Sveum, S</b>			F8				SAFE 0-3 K		K	3	0	0	0	0	1	3						
<b>Bill Spiers, L</b> OBP: 0.328, SLG: 0.374 (1, 6)			BB FC4-6 1B				SAFE 3-2 1B		P2	4	1	2	0	0	0	3						
<b>Inning Stats</b>	R: 0 E: 0 K: 0 S: 7	H: 0 LOB: 0 BB: 0 P: 12	R: 0 E: 0 K: 0 S: 13	H: 1 LOB: 2 BB: 1 P: 21	R: 2 E: 0 K: 1 S: 11	H: 2 LOB: 1 BB: 1 P: 22	R: 0 E: 0 K: 1 S: 6	H: 0 LOB: 0 BB: 0 P: 10	R: 0 E: 0 K: 0 S: 9	H: 0 LOB: 0 BB: 0 P: 10	R: 0 E: 0 K: 0 S: 11	H: 0 LOB: 0 BB: 0 P: 16	R: 1 E: 0 K: 1 S: 18	H: 3 LOB: 2 BB: 0 P: 29	R: 1 E: 0 K: 1 S: 12	H: 2 LOB: 2 BB: 2 P: 25		R: 0 E: 0 K: 1 S: 11	H: 1 LOB: 1 BB: 0 P: 15	1B: 8 2B: 1 3B: 0 HR: 0	SF: 1 SAC: 1 DP: 0 HBP: 0	WP: 0 PB: 0 SB: 1 CS: 0
<b>PITCHER</b>	IP	WLS	BF	H	R	ER	SO	BB	IBB	HBP	BLK	WP	HR	S	P	ERA	WHIP					
<b>Rich DeLucia, R</b> ERA: 4.27 (1, 1)	6.2	W	27	5	3	3	3	2	0	0	0	0	0	70	110	4.05	1.050					
<b>Calvin Jones, R</b> ERA: 2.7 (7, 1)	0.1		5	3	1	1	0	1	0	0	0	0	0	11	21	27.00	12.000					
<b>Rob Murphy, L</b> ERA: 2.33 (8, 1)	1.0		4	0	0	0	1	0	1	0	0	0	0	6	14	0.00	0.000					
<b>Michael Jackson, R</b> ERA: 2.48 (9, 1)	1.0	S	4	1	0	0	1	0	0	0	0	0	0	11	15	0.00	1.000					

Batter	1	2	3	4	5	6	7	8	9	AB	R	H	RBI	BB	SO	LOB	BOTTOM				
<b>Edgar Martinez, R</b> OBP: 0.410, SLG: 0.445 (1, 5)	CS 1B	HR		G4-3		1B BB		HR		4	2	3	3	1	0	0	<b>Milwaukee Brewers @ Seattle Mariners</b> The Kingdome, Seattle, WA Tue Aug 27 1991, 10:05 PM EDT Att: 12,067 - Dome - 70 F				
<b>Harold Reynolds, S</b> OBP: 0.338, SLG: 0.340 (1, 4)	1B BB	F7				G3		G1-3		4	0	1	1	1	0	0					
<b>Ken Griffey Jr., L</b> OBP: 0.402, SLG: 0.537 (1, 8)	1B		FC3-6 1B		F8 2B		FC4-6 1B	G3		5	0	4	0	0	0	0					
<b>Pete O'Brien, L</b> OBP: 0.300, SLG: 0.391 (1, 10)	P5		FC3-6 FC6-4		F8		FC4-6 1B			4	1	0	0	0	0	5					
<b>Tino Martinez, L</b> OBP: 0.217, SLG: 0.333 (1, 3)	G5-3		FC6-4 BB		F7		1B			4	0	1	0	0	0	4					
<b>Jay Buhner, R</b> OBP: 0.335, SLG: 0.539 (1, 9)		2B BB	FC4-6 BB				G1-3 1B BB	F9		1	2	0	0	3	0	2					
<b>Greg Briley, L</b> OBP: 0.296, SLG: 0.325 (1, 7)		S HR 2B	FC4-6				G1-3 1B 1B	1-2 2-H 1B		4	1	3	2	0	0	2					
<b>Omar Vizquel, S</b> OBP: 0.304, SLG: 0.291 (1, 6)		K			K		G1-3	F8		4	0	0	0	0	2	5					
<b>Dave Valle, R</b> OBP: 0.254, SLG: 0.242 (1, 2)	G5-3				G4-3		G6-3	P3		4	0	0	0	0	0	3					
<b>Inning Stats</b>	R: 0 E: 0 K: 0 S: 9	H: 2 LOB: 2 BB: 1 P: 22	R: 3 E: 0 K: 1 S: 14	H: 2 LOB: 1 BB: 1 P: 27	R: 0 E: 0 K: 1 S: 9	H: 0 LOB: 0 BB: 0 P: 6	R: 0 E: 0 K: 0 S: 8	H: 1 LOB: 1 BB: 0 P: 12	R: 1 E: 0 K: 0 S: 15	H: 2 LOB: 2 BB: 2 P: 25	R: 1 E: 0 K: 0 S: 10	H: 3 LOB: 2 BB: 0 P: 18	R: 1 E: 0 K: 0 S: 11	H: 1 LOB: 0 BB: 0 P: 15	R: 1 E: 0 K: 0 S: 11	H: 1 LOB: 0 BB: 0 P: 15		1B: 8 2B: 2 3B: 0 HR: 2	SF: 0 SAC: 0 DP: 0 HBP: 0	WP: 0 PB: 0 SB: 1 CS: 1	PA: 39
<b>PITCHER</b>	IP	WLS	BF	H	R	ER	SO	BB	IBB	HBP	BLK	WP	HR	S	P	ERA	WHIP				
<b>Don August, R</b> ERA: 5.05 (1, 1)	6.0	L	29	8	4	4	2	5	0	0	0	0	0	1	61	6.00	2.167				
<b>Mark Lee, L</b> ERA: 3.51 (7, 1)	0.1		3	2	1	1	0	0	0	0	0	0	0	5	9	27.00	6.000				
<b>Ed Nunez, R</b> ERA: 5.82 (7, 1)	1.2		7	2	1	1	0	0	0	0	0	0	1	16	24	5.40	1.200				




Batter	1	2	3	4	5	6	7	8	9	AB	R	H	RBI	BB	SO	LOB	TOP										
<b>Paul Moltzer, R</b> OBP: 0.399, SLG: 0.510	G6-3							G5-3	1B	4	0	1	1	1	1	2	<b>Milwaukee Brewers @ Seattle Mariners</b> The Kingdome, Seattle, WA Wed Aug 28 1991, 10:05 PM EDT Att: 11,470 - Dome - 70 F										
<b>Willie Randolph, R</b> OBP: 0.434, SLG: 0.384	2B							G6-3	1B	5	0	2	1	0	1	3											
<b>Darryl Hamilton, L</b> OBP: 0.334, SLG: 0.368	G4-3									3	0	0	0	0	0	2											
<b>Dante Bichette, R</b> OBP: 0.269, SLG: 0.382	G4-3									2	1	1	0	0	1	2											
<b>Robin Yount, R</b> OBP: 0.342, SLG: 0.409	K							G4-3		4	1	1	0	0	2	1											
<b>B.J. Surhoff, L</b> OBP: 0.306, SLG: 0.349	G4-3							G6-3	L4	4	0	0	0	0	0	2											
<b>Greg Vaughn, R</b> OBP: 0.316, SLG: 0.455	G4-3							F7	1B	4	2	2	1	0	0	0											
<b>Jim Gantner, L</b> OBP: 0.310, SLG: 0.343	G4-3							F8	1B	4	1	1	2	0	0	0											
<b>Franklin Stubbs, L</b> OBP: 0.284, SLG: 0.367	K							L9	1B	3	0	1	0	0	1	0											
<b>Rick Dempsey, R</b> OBP: 0.346, SLG: 0.414										1	0	1	1	0	0	0											
<b>George Canale, L</b> OBP: 0.289, SLG: 0.373										0	0	0	0	0	0	0											
<b>Bill Spiers, L</b> OBP: 0.327, SLG: 0.373								P5	FC4-6	4	1	1	0	0	0	2											
<b>Inning Stats</b>	R: 0 E: 0 K: 1 S: 9	H: 1 LOB: 1 BB: 0 P: 16	R: 1 E: 0 K: 1 S: 6	H: 1 LOB: 3 BB: 0 P: 10	R: 0 E: 0 K: 1 S: 9	H: 0 LOB: 1 BB: 1 P: 17	R: 0 E: 0 K: 1 S: 6	H: 0 LOB: 0 BB: 0 P: 12	R: 0 E: 1 K: 1 S: 9	H: 2 LOB: 2 BB: 0 P: 16	R: 0 E: 0 K: 0 S: 5	H: 0 LOB: 0 BB: 0 P: 12	R: 0 E: 0 K: 0 S: 6	H: 0 LOB: 0 BB: 0 P: 11	R: 5 E: 0 K: 1 S: 21	H: 7 LOB: 2 BB: 0 P: 25	1B: 7 2B: 3 3B: 1 HR: 0	SF: 0 SAC: 0 DP: 0 HBP: 0	WP: 0 PB: 0 SB: 0 CS: 0	PA: 39							
<b>PITCHER</b>	IP	WLS	BF	H	R	ER	SO	BB	IBB	HBP	BLK	WP	HR	S	P	ERA	WHIP										
<b>Brian Holman, R</b> ERA: 3.76	7.0	W	26	4	1	1	5	1	0	0	0	0	0	50	91	1.29	0.714										
<b>Mike Scholer, R</b> ERA: 4.05	1.0		3	0	0	0	0	0	0	0	0	0	0	6	11	0.00	0.000										
<b>Russ Swan, L</b> ERA: 3.55	0.2	S	7	5	5	5	0	0	0	0	0	0	0	13	17	67.50	7.500										
<b>Bill Swift, R</b> ERA: 1.88	0.1	S	3	2	0	0	1	0	0	0	0	0	0	8	8	0.00	6.000										

Batter	1	2	3	4	5	6	7	8	9	AB	R	H	RBI	BB	SO	LOB	BOTTOM										
<b>Edgar Martinez, R</b> OBP: 0.407, SLG: 0.441	G5-3	F8	K					F9		4	0	0	0	0	2	2	<b>Milwaukee Brewers @ Seattle Mariners</b> The Kingdome, Seattle, WA Wed Aug 28 1991, 10:05 PM EDT Att: 11,470 - Dome - 70 F										
<b>Jeff Schaefer, R</b> OBP: 0.266, SLG: 0.336										1	0	0	0	0	0	0											
<b>Harold Reynolds, S</b> OBP: 0.340, SLG: 0.340	F8	BB								3	1	1	0	1	0	0											
<b>Ken Griffey Jr., L</b> OBP: 0.404, SLG: 0.544	HR	BB						G1-3		4	2	2	2	1	1	1											
<b>Alvin Davis, L</b> OBP: 0.296, SLG: 0.331	BB	BB								2	1	0	0	2	0	3											
<b>Tino Martinez, L</b> OBP: 0.296, SLG: 0.375	BB	BB						G3		3	1	2	2	1	0	0											
<b>Jay Buhner, R</b> OBP: 0.337, SLG: 0.543	WP	BB						L7		3	1	1	2	1	0	1											
<b>Greg Briley, L</b> OBP: 0.296, SLG: 0.324	L7	F8						1B		4	0	1	0	0	0	3											
<b>Omar Vizquel, S</b> OBP: 0.301, SLG: 0.288		F8	G5-3					L4	F9	4	0	0	0	0	0	1											
<b>Dave Valle, R</b> OBP: 0.257, SLG: 0.254	F8	G4-3						BB	K	4	1	2	0	0	1	0											
<b>Inning Stats</b>	R: 4 E: 0 K: 0 S: 14	H: 2 LOB: 2 BB: 2 P: 29	R: 3 E: 0 K: 0 S: 13	H: 3 LOB: 3 BB: 3 P: 33	R: 0 E: 0 K: 1 S: 8	H: 0 LOB: 0 BB: 0 P: 13	R: 0 E: 0 K: 1 S: 7	H: 0 LOB: 0 BB: 0 P: 14	R: 0 E: 0 K: 1 S: 11	H: 1 LOB: 1 BB: 1 P: 25	R: 0 E: 0 K: 0 S: 7	H: 1 LOB: 1 BB: 0 P: 10	R: 0 E: 0 K: 1 S: 7	H: 1 LOB: 1 BB: 0 P: 11	1B: 5 2B: 2 3B: 1 HR: 1	SF: 0 SAC: 0 DP: 1 HBP: 1	WP: 1 PB: 0 SB: 0 CS: 0	PA: 39									
<b>PITCHER</b>	IP	WLS	BF	H	R	ER	SO	BB	IBB	HBP	BLK	WP	HR	S	P	ERA	WHIP										
<b>Jaime Navarro, R</b> ERA: 4.33	1.2	L	14	5	7	7	0	4	0	0	0	0	0	23	52	37.80	5.400										
<b>Darren Holmes, R</b> ERA: 5.46	3.1		11	1	0	0	2	1	0	0	0	0	0	24	45	0.00	0.600										
<b>Julio Machado, R</b> ERA: 3.48	1.0		6	1	0	0	1	1	0	1	0	0	0	11	25	0.00	2.000										
<b>Chuck Crim, R</b> ERA: 5.21	2.0		8	2	0	0	1	0	0	0	0	0	0	14	21	0.00	1.000										

AB	38
R	6
H	11
RBI	6
BB	1
SO	6
LOB	14

AB	32
R	7
H	9
RBI	6
BB	6
SO	4
LOB	11






Batter	1	2	3	4	5	6	7	8	9	AB	R	H	RBI	BB	SO	LOB	TOP								
Wade Boggs, L (1,5) OBP: 0.321, SLG: 0.467	F7		G4-3				G3-1		P5	4	0	0	0	1	0	1									
Jody Reed, R (1,4) OBP: 0.320, SLG: 0.353	F8				1B WP				F8	4	1	2	0	0	0	0									
Carlos Quintana, R (1,3) OBP: 0.375, SLG: 0.430	G6-3				K		K			4	0	1	0	0	2	4									
Mike Greenwell, L (1,7)					K				F7	4	0	0	0	0	2	5									
Mo Vaughn, L (1,10) OBP: 0.344, SLG: 0.388									G4-3	3	1	1	1	1	0	1									
Ellis Burks, R (1,8) OBP: 0.316, SLG: 0.431										4	0	1	1	0	0	0									
Tom Brunansky, R (9,9) OBP: 0.298, SLG: 0.378									G6-3	0	0	0	0	0	0	0									
Steve Lyons, L (1,9) OBP: 0.297, SLG: 0.384										4	1	1	0	0	1	2									
Tony Peña, R (1,2) OBP: 0.282, SLG: 0.335									P5	4	0	1	0	0	0	1									
Luis Rivera, R (1,6) OBP: 0.330, SLG: 0.406										4	0	2	1	0	1	0									
<b>Inning Stats</b>	R: 0 E: 0 K: 0 S: 5	H: 0 LOB: 0 BB: 0 P: 9	R: 1 E: 0 K: 2 S: 9	H: 1 LOB: 0 BB: 0 P: 14	R: 0 E: 0 K: 1 S: 8	H: 0 LOB: 0 BB: 0 P: 15	R: 1 E: 0 K: 2 S: 14	H: 2 LOB: 2 BB: 1 P: 26	R: 0 E: 0 K: 1 S: 8	H: 3 LOB: 3 BB: 1 P: 17	R: 0 E: 0 K: 0 S: 6	H: 0 LOB: 0 BB: 0 P: 11	R: 0 E: 0 K: 0 S: 6	H: 0 LOB: 0 BB: 0 P: 10	R: 0 E: 0 K: 0 S: 6	H: 1 LOB: 1 BB: 0 P: 13	R: 1 E: 0 K: 0 S: 13	H: 2 LOB: 1 BB: 0 P: 21	1B: 7 2B: 1 3B: 0 HR: 1	SF: 0 SAC: 0 DP: 0 HBP: 0	WP: 1 PB: 0 SB: 0 CS: 0	PA: 37			
<b>PITCHER</b>	IP	WLS	BF	H	R	ER	SO	BB	IBB	HBP	BLK	WP	HR	S	P	ERA	WHIP								
Erik Hanson, R (1,1) ERA: 3.94	8.1	L	34	8	3	3	6	1	1	0	0	1	1	66	123	3.24	1.080								
Michael Jackson, R (9,1) ERA: 2.47	0.1		2	1	0	0	0	0	0	0	0	0	0	7	10	0.00	3.000								
Rob Murphy, L (9,1) ERA: 2.31	0.1		1	0	0	0	0	0	0	0	0	0	0	2	3	0.00	0.000								

**Boston Red Sox @ Seattle Mariners**  
The Kingdome, Seattle, WA  
Fri Aug 30 1991, 10:05 PM EDT  
Att: 29,889 - Dome - 70 F


AB 35  
R 3  
H 9  
RBI 3  
BB 2  
SO 6  
LOB 14



Batter	1	2	3	4	5	6	7	8	9	AB	R	H	RBI	BB	SO	LOB	BOTTOM								
Edgar Martinez, R (1,5) OBP: 0.405, SLG: 0.442	F9						G4-3			4	0	1	0	0	1	2									
Harold Reynolds, S (1,4) OBP: 0.340, SLG: 0.339	G5-3								G5-3	4	0	1	0	0	1	1									
Ken Griffey Jr., L (1,8) OBP: 0.402, SLG: 0.540	F8									3	0	0	0	0	0	0									
Jay Buhner, R (1,9) OBP: 0.333, SLG: 0.537										4	0	0	0	0	2	1									
Tracy Jones, R (1,7) OBP: 0.327, SLG: 0.376										3	0	0	0	0	0	1									
Greg Briley, L (9,PH) OBP: 0.295, SLG: 0.323										1	0	0	0	0	0	0									
Pete O'Brien, L (1,3) OBP: 0.304, SLG: 0.396										4	1	3	0	0	0	0									
Omar Vizquel, S (9,FR) OBP: 0.301, SLG: 0.288										0	0	0	0	0	0	0									
Tino Martinez, L (1,10) OBP: 0.290, SLG: 0.393										4	1	1	0	0	1	2									
Jeff Schaefer, R (1,6) OBP: 0.267, SLG: 0.336										3	0	1	1	0	0	1									
Alvin Davis, L (9,PH) OBP: 0.296, SLG: 0.330										1	0	0	0	0	0	1									
Dave Valle, R (1,2) OBP: 0.258, SLG: 0.256										2	0	1	1	0	0	0									
<b>Inning Stats</b>	R: 0 E: 0 K: 0 S: 7	H: 1 LOB: 0 BB: 0 P: 8	R: 0 E: 0 K: 1 S: 7	H: 1 LOB: 1 BB: 0 P: 10	R: 0 E: 0 K: 1 S: 10	H: 1 LOB: 1 BB: 0 P: 19	R: 0 E: 0 K: 1 S: 8	H: 0 LOB: 0 BB: 0 P: 11	R: 2 E: 0 K: 1 S: 9	H: 2 LOB: 0 BB: 0 P: 14	R: 0 E: 0 K: 0 S: 12	H: 1 LOB: 0 BB: 0 P: 16	R: 0 E: 0 K: 0 S: 10	H: 2 LOB: 2 BB: 0 P: 17	R: 0 E: 0 K: 1 S: 7	H: 0 LOB: 0 BB: 0 P: 11	R: 0 E: 0 K: 0 S: 10	H: 1 LOB: 1 BB: 0 P: 13	1B: 5 2B: 3 3B: 0 HR: 0	SF: 1 SAC: 1 DP: 0 HBP: 0	WP: 0 PB: 0 SB: 0 CS: 0	PA: 35			
<b>PITCHER</b>	IP	WLS	BF	H	R	ER	SO	BB	IBB	HBP	BLK	WP	HR	S	P	ERA	WHIP								
Joe Hesketh, L (1,1) ERA: 3.58	8.0	W	31	7	2	2	5	0	0	0	0	0	0	70	106	2.25	0.875								
Jeff Reardon, R (9,1) ERA: 3.22	1.0	S	4	1	0	0	0	0	0	0	0	0	0	10	13	0.00	1.000								

**Boston Red Sox @ Seattle Mariners**  
The Kingdome, Seattle, WA  
Fri Aug 30 1991, 10:05 PM EDT  
Att: 29,889 - Dome - 70 F

AB 33  
R 2  
H 8  
RBI 2  
BB 0  
SO 5  
LOB 9













Batter	1	2	3	4	5	6	7	8	9	AB	R	H	RBI	BB	SO	LOB	TOP				
Tony Phillips, S OBP: 0.385, SLG: 0.464 Skeeter Barnes, R OBP: 0.317, SLG: 0.487	F7		F8			FC5-2-5			G3-1	6	1	2	2	0	0	3					
Lou Whitaker, L OBP: 0.400, SLG: 0.517	HR		G5-3			FC4-6		G4-3	G4-3	5	2	1	1	1	0	2					
Lloyd Moseby, L OBP: 0.318, SLG: 0.399 Pete Incaviglia, R OBP: 0.294, SLG: 0.363	K		G4-3			G4-3				2	1	0	0	1	1	0					
Cecil Fielder, R OBP: 0.342, SLG: 0.525 Dave Bergman, L OBP: 0.356, SLG: 0.390	F7			P5				F8		5	2	2	3	0	0	0					
Mickey Tettleton, S OBP: 0.390, SLG: 0.495		K		HBP 2B 1B		K2-3		L9	P3	5	1	1	0	0	2	2					
Travis Fryman, R OBP: 0.303, SLG: 0.444	G6-3			HBP 2B 1-2		F7				4	0	2	2	0	0	0					
Rob Deer, R OBP: 0.315, SLG: 0.392	1B			1-1 2B					P4	4	1	3	1	1	0	1					
Scott Livingstone, L OBP: 0.370, SLG: 0.398	G4-3			G4-3						5	0	2	0	0	0	5					
Mitt Cuyler, S OBP: 0.326, SLG: 0.328				P3						5	3	3	1	0	1	3					
			WP 3B																		
<b>Inning Stats</b>	R: 1 E: 0 K: 1 S: 13	H: 1 LOB: 0 BB: 0 P: 21	R: 0 E: 0 K: 1 S: 11	H: 1 LOB: 1 BB: 0 P: 16	R: 1 E: 0 K: 0 S: 6	H: 1 LOB: 0 BB: 0 P: 11	R: 1 E: 0 K: 0 S: 15	H: 2 LOB: 2 BB: 0 P: 21	R: 3 E: 0 K: 1 S: 12	H: 2 LOB: 0 BB: 2 P: 24	R: 0 E: 0 K: 0 S: 9	H: 1 LOB: 2 BB: 1 P: 18	R: 4 E: 0 K: 0 S: 15	H: 5 LOB: 1 BB: 0 P: 29	R: 0 E: 0 K: 1 S: 10	H: 1 LOB: 1 BB: 0 P: 16	1B: 8 2B: 5 3B: 1 HR: 3	SF: 0 SAC: 0 DP: 0 HBP: 1	WP: 1 PB: 0 SB: 0 CS: 0	PA: 47	
<b>PITCHER</b>	IP WLS BF H R ER SO BB IBB HBP BLK WP HR S P ERA WHIP	IP WLS BF H R ER SO BB IBB HBP BLK WP HR S P ERA WHIP	IP WLS BF H R ER SO BB IBB HBP BLK WP HR S P ERA WHIP	IP WLS BF H R ER SO BB IBB HBP BLK WP HR S P ERA WHIP	IP WLS BF H R ER SO BB IBB HBP BLK WP HR S P ERA WHIP	IP WLS BF H R ER SO BB IBB HBP BLK WP HR S P ERA WHIP	IP WLS BF H R ER SO BB IBB HBP BLK WP HR S P ERA WHIP	IP WLS BF H R ER SO BB IBB HBP BLK WP HR S P ERA WHIP	IP WLS BF H R ER SO BB IBB HBP BLK WP HR S P ERA WHIP	IP WLS BF H R ER SO BB IBB HBP BLK WP HR S P ERA WHIP	IP WLS BF H R ER SO BB IBB HBP BLK WP HR S P ERA WHIP	IP WLS BF H R ER SO BB IBB HBP BLK WP HR S P ERA WHIP	IP WLS BF H R ER SO BB IBB HBP BLK WP HR S P ERA WHIP	IP WLS BF H R ER SO BB IBB HBP BLK WP HR S P ERA WHIP	IP WLS BF H R ER SO BB IBB HBP BLK WP HR S P ERA WHIP	IP WLS BF H R ER SO BB IBB HBP BLK WP HR S P ERA WHIP	IP WLS BF H R ER SO BB IBB HBP BLK WP HR S P ERA WHIP	IP WLS BF H R ER SO BB IBB HBP BLK WP HR S P ERA WHIP	IP WLS BF H R ER SO BB IBB HBP BLK WP HR S P ERA WHIP	IP WLS BF H R ER SO BB IBB HBP BLK WP HR S P ERA WHIP	IP WLS BF H R ER SO BB IBB HBP BLK WP HR S P ERA WHIP
Rich DeLucia, R ERA: 4.53	5.0	L	27	10	8	7	3	2	0	1	0	0	0	1	23	41	12.60	2.400			
Russ Swan, L ERA: 3.73	2.1	12	4	3	3	0	0	0	1	0	0	0	0	1	23	41	11.57	1.714			
Rob Murphy, L ERA: 2.47	0.2	4	2	1	1	0	0	0	0	0	0	0	0	0	8	16	13.50	3.000			
Mike Schooler, R ERA: 3.83	1.0	4	1	0	0	1	0	0	0	0	0	0	0	10	16	0.00	1.000				

Detroit Tigers @ Seattle Mariners  
The Kingdome, Seattle, WA  
Mon Sep 02 1991, 10:05 PM EDT  
Att: 20,208 - Dome - 70 F

AB 43  
R 12  
H 17  
RBI 10  
BB 3  
SO 4  
LOB 17



Batter	1	2	3	4	5	6	7	8	9	AB	R	H	RBI	BB	SO	LOB	BOTTOM					
Edgar Martinez, R OBP: 0.409, SLG: 0.452	G4-3		K			F9				4	0	1	0	1	1	1						
Harold Reynolds, S OBP: 0.337, SLG: 0.339	G4-3					G3 3B			F9	5	1	1	0	0	0	5						
Ken Griffey Jr., L OBP: 0.398, SLG: 0.540	P6				P2					5	1	1	1	1	0	3						
Pete O'Brien, L OBP: 0.299, SLG: 0.387		F8			G3			G4-3		4	0	0	1	0	0	0						
Tino Martinez, L OBP: 0.256, SLG: 0.385					L7				F8	4	1	1	1	0	1	0						
Alvin Davis, L OBP: 0.297, SLG: 0.333									K	4	1	1	1	0	1	0						
Greg Briley, L OBP: 0.321, SLG: 0.321 Jay Buhner, R OBP: 0.334, SLG: 0.533						G6-3 G3 1B 1B				4	2	3	0	0	0	0						
Greg Briley, L OBP: 0.321, SLG: 0.321 Jay Buhner, R OBP: 0.334, SLG: 0.533						G3			F7	3	0	0	0	0	0	2						
Greg Briley, L OBP: 0.321, SLG: 0.321 Jay Buhner, R OBP: 0.334, SLG: 0.533						G3			F7	1	0	0	0	0	0	1						
Dave Cochrane, S OBP: 0.275, SLG: 0.348										4	0	1	0	0	1	1						
Omar Vizquel, S OBP: 0.301, SLG: 0.289 Tracy Jones, R OBP: 0.329, SLG: 0.372										3	0	2	2	0	0	0						
Omar Vizquel, S OBP: 0.301, SLG: 0.289 Tracy Jones, R OBP: 0.329, SLG: 0.372										0	0	0	0	1	0	0						
<b>Inning Stats</b>	R: 0 E: 0 K: 0 S: 7	H: 0 LOB: 0 BB: 0 P: 13	R: 1 E: 0 K: 0 S: 10	H: 1 LOB: 0 BB: 0 P: 16	R: 0 E: 0 K: 2 S: 12	H: 0 LOB: 0 BB: 0 P: 17	R: 1 E: 0 K: 0 S: 6	H: 1 LOB: 0 BB: 0 P: 8	R: 1 E: 0 K: 0 S: 12	H: 2 LOB: 1 BB: 0 P: 19	R: 0 E: 0 K: 0 S: 7	H: 0 LOB: 0 BB: 0 P: 14	R: 1 E: 0 K: 0 S: 14	H: 3 LOB: 3 BB: 1 P: 23	R: 1 E: 0 K: 1 S: 10	H: 2 LOB: 1 BB: 0 P: 18	R: 0 E: 0 K: 0 S: 12	H: 1 LOB: 2 BB: 1 P: 23	1B: 6 2B: 1 3B: 1 HR: 2	SF: 0 SAC: 0 DP: 0 HBP: 0	WP: 0 PB: 0 SB: 0 CS: 0	PA: 39
<b>PITCHER</b>	IP WLS BF H R ER SO BB IBB HBP BLK WP HR S P ERA WHIP	IP WLS BF H R ER SO BB IBB HBP BLK WP HR S P ERA WHIP	IP WLS BF H R ER SO BB IBB HBP BLK WP HR S P ERA WHIP	IP WLS BF H R ER SO BB IBB HBP BLK WP HR S P ERA WHIP	IP WLS BF H R ER SO BB IBB HBP BLK WP HR S P ERA WHIP	IP WLS BF H R ER SO BB IBB HBP BLK WP HR S P ERA WHIP	IP WLS BF H R ER SO BB IBB HBP BLK WP HR S P ERA WHIP	IP WLS BF H R ER SO BB IBB HBP BLK WP HR S P ERA WHIP	IP WLS BF H R ER SO BB IBB HBP BLK WP HR S P ERA WHIP	IP WLS BF H R ER SO BB IBB HBP BLK WP HR S P ERA WHIP	IP WLS BF H R ER SO BB IBB HBP BLK WP HR S P ERA WHIP	IP WLS BF H R ER SO BB IBB HBP BLK WP HR S P ERA WHIP	IP WLS BF H R ER SO BB IBB HBP BLK WP HR S P ERA WHIP	IP WLS BF H R ER SO BB IBB HBP BLK WP HR S P ERA WHIP	IP WLS BF H R ER SO BB IBB HBP BLK WP HR S P ERA WHIP	IP WLS BF H R ER SO BB IBB HBP BLK WP HR S P ERA WHIP	IP WLS BF H R ER SO BB IBB HBP BLK WP HR S P ERA WHIP	IP WLS BF H R ER SO BB IBB HBP BLK WP HR S P ERA WHIP	IP WLS BF H R ER SO BB IBB HBP BLK WP HR S P ERA WHIP	IP WLS BF H R ER SO BB IBB HBP BLK WP HR S P ERA WHIP	IP WLS BF H R ER SO BB IBB HBP BLK WP HR S P ERA WHIP	
Bill Gullickson, R ERA: 4.04	6.2	W	28	7	4	4	2	1	0	0	0	0	0	0	1	65	105	5.40	1.200			
Paul Gibson, L ERA: 4.96	2.1	S	11	3	1	1	1	1	0	0	0	0	0	1	25	46	3.86	1.714				

Detroit Tigers @ Seattle Mariners  
The Kingdome, Seattle, WA  
Mon Sep 02 1991, 10:05 PM EDT  
Att: 20,208 - Dome - 70 F

AB 37  
R 5  
H 10  
RBI 5  
BB 2  
SO 3  
LOB 13









Batter	1	2	3	4	5	6	7	8	9	10	AB	R	H	RBI	BB	SO	LOB	TOP					
<b>Edgar Martinez, R</b> OBP: 0.407, SLG: 0.451 (1, 5)	G4-3		2B		1B		G6-3			F7	5	2	2	0	0	0	1	<b>Seattle Mariners @ Boston Red Sox</b> Fenway Park, Boston, MA Thu Sep 05 1991, 7:05 PM EDT Att: 30,200 - Cloudy - 63 F					
<b>Harold Reynolds, S</b> OBP: 0.337, SLG: 0.339 (1, 4)	G6-3		K		1B		K			P6	5	0	1	0	0	2	1						
<b>Ken Griffey Jr., L</b> OBP: 0.397, SLG: 0.541 (1, 8)	P7		2B		1B					FC5	5	0	3	2	0	0	0						
<b>Alvin Davis, L</b> OBP: 0.300, SLG: 0.333 (1, 10)		1B	K							FC5	3	0	1	0	2	1	1						
<b>Jay Buhner, R</b> OBP: 0.332, SLG: 0.522 (1, 9)	F7				FC6-4					IBB	5	0	0	0	0	1	6						
<b>Tino Martinez, L</b> OBP: 0.320, SLG: 0.356 (1, 3)	F8						G6-3				4	0	0	0	0	2	1						
<b>Greg Briley, L</b> OBP: 0.297, SLG: 0.323 (1, 7)	G4-3				G4-3		G1-3			G3-1	4	0	1	0	0	0	1						
<b>Omar Vizquel, S</b> OBP: 0.298, SLG: 0.285 (1, 6)			K		G4-3		F9			G3-1	4	0	0	0	0	1	1						
<b>Dave Valle, R</b> OBP: 0.261, SLG: 0.269 (1, 2)			HR		P6					G6-3	4	1	2	1	0	0	1						
<b>Inning Stats</b>	R: 0 E: 0 K: 0 S: 4	H: 0 LOB: 0 BB: 6	R: 0 E: 0 K: 0 S: 8	H: 1 LOB: 1 BB: 0 P: 16	R: 2 E: 0 K: 3 S: 15	H: 3 LOB: 1 BB: 0 P: 24	R: 0 E: 0 K: 2 S: 7	H: 0 LOB: 0 BB: 0 P: 10	R: 1 E: 0 K: 0 S: 8	H: 3 LOB: 3 BB: 1 P: 22	R: 0 E: 0 K: 1 S: 9	H: 1 LOB: 0 BB: 0 P: 13	R: 0 E: 0 K: 0 S: 6	H: 0 LOB: 0 BB: 0 P: 9	R: 0 E: 0 K: 1 S: 9	H: 1 LOB: 1 BB: 0 P: 12	R: 0 E: 0 K: 0 S: 11		H: 1 LOB: 2 BB: 1 P: 19	1B: 5 2B: 4 3B: 0 HR: 1	SF: 0 SAC: 0 DP: 0 HBP: 0	WP: 0 PB: 0 SB: 0 CS: 1	PA: 41
<b>PITCHER</b>	IP 9.0	WLS 36	H 9	R 3	ER 3	SO 7	BB 0	IBB 0	HBP 0	BLK 0	WP 0	HR 1	S 73	P 121	ERA 3.00	WHIP 1.000							
<b>Roger Clemens, R</b> ERA: 2.54 (1, 1)	1.0	W	5	1	0	0	0	1	0	0	0	0	0	0	0	0	0	11	19	0.00	1.000		
<b>Jeff Reardon, R</b> ERA: 3.1 (10, 1)																							

AB	39
R	3
H	10
RBI	3
BB	2
SO	7
LOB	13



Batter	1	2	3	4	5	6	7	8	9	10	AB	R	H	RBI	BB	SO	LOB	BOTTOM				
<b>Wade Boggs, L</b> OBP: 0.426, SLG: 0.475 (1, 5)	G4-3		G6-3		1B		G1-3			WP	4	1	2	0	1	0	0	<b>Seattle Mariners @ Boston Red Sox</b> Fenway Park, Boston, MA Thu Sep 05 1991, 7:05 PM EDT Att: 30,200 - Cloudy - 63 F				
<b>Mike Brumley, S</b> OBP: 0.272, SLG: 0.276 (9, PR)	2B				1B					BB	0	1	0	0	0	0	0					
<b>Jody Reed, R</b> OBP: 0.324, SLG: 0.354 (1, 4)	G4-3		S		P6					K	4	0	1	0	1	1	3					
<b>Phil Plantier, L</b> OBP: 0.486, SLG: 0.607 (1, 9)	G4-3		1B				BB				4	0	2	1	1	1	2					
<b>Mike Greenwell, L</b> OBP: 0.350, SLG: 0.416 (1, 7)	K		G1-3		E1		G3				4	0	0	0	1	1	5					
<b>Mo Vaughn, L</b> OBP: 0.339, SLG: 0.386 (1, 10)					1B						4	1	1	0	0	2	2					
<b>Tom Brunansky, R</b> OBP: 0.298, SLG: 0.394 (9, PH)					K					P3	1	0	0	0	0	0	2					
<b>Carlos Quintana, R</b> OBP: 0.380, SLG: 0.423 (1, 3)					SF9					G4-3	2	1	0	0	3	0	1					
<b>Ellis Burks, R</b> OBP: 0.315, SLG: 0.426 (1, 8)					G4-3					BB	1	0	0	0	0	0	1					
<b>Steve Lyons, L</b> OBP: 0.295, SLG: 0.390 (4, 8)	G4-3				SF9		G3			F8	2	0	1	1	0	0	1					
<b>Tony Peña, R</b> OBP: 0.278, SLG: 0.329 (1, 2)	G6-3				K		G3			FC4-6	4	0	0	0	0	1	3					
<b>Luis Rivera, R</b> OBP: 0.325, SLG: 0.395 (1, 6)											3	0	0	0	0	2	1					
<b>Jack Clark, R</b> OBP: 0.369, SLG: 0.439 (9, PH)					K		G5-3				1	0	0	0	0	1	0					
<b>Jeff Reardon, R</b> (10, 1)											0	0	0	0	0	0	0					
<b>John Marzano, R</b> OBP: 0.247, SLG: 0.311 (10, PH)											1	0	1	1	0	0	0					
<b>Inning Stats</b>	R: 0 E: 0 K: 1 S: 10	H: 1 LOB: 1 BB: 0 P: 17	R: 0 E: 0 K: 1 S: 6	H: 0 LOB: 1 BB: 1 P: 11	R: 0 E: 0 K: 1 S: 12	H: 1 LOB: 2 BB: 1 P: 22	R: 1 E: 0 K: 1 S: 10	H: 1 LOB: 0 BB: 0 P: 16	R: 1 E: 1 K: 2 S: 15	H: 2 LOB: 2 BB: 0 P: 24	R: 0 E: 0 K: 0 S: 7	H: 1 LOB: 1 BB: 0 P: 10	R: 0 E: 0 K: 1 S: 7	H: 0 LOB: 1 BB: 1 P: 13	R: 0 E: 0 K: 0 S: 6	H: 0 LOB: 1 BB: 1 P: 11	R: 1 E: 1 K: 0 S: 5	H: 1 LOB: 2 BB: 1 P: 11	1B: 4 2B: 4 3B: 0 HR: 0	SF: 1 SAC: 2 DP: 0 HBP: 0	WP: 1 PB: 0 SB: 1 CS: 0	PA: 45
<b>PITCHER</b>	IP 7.1	WLS 33	H 6	R 2	ER 1	SO 7	BB 4	IBB 0	HBP 0	BLK 0	WP 0	HR 0	S 71	P 122	ERA 1.23	WHIP 1.364						
<b>Erik Hanson, R</b> ERA: 3.81 (8, 1)	1.1	7	1	1	1	2	1	1	0	0	0	1	0	10	24	6.75	1.500					
<b>Rob Murphy, L</b> ERA: 2.64 (9, 1)	0.1	L	3	0	1	1	0	0	0	0	0	0	0	4	8	27.00	3.000					
<b>Michael Jackson, R</b> ERA: 2.43 (10, 1)	0.1	2	1	0	0	0	0	0	0	0	0	0	0	2	4	0.00	3.000					

AB	35
R	4
H	8
RBI	3
BB	7
SO	9
LOB	21





Batter	1	2	3	4	5	6	7	8	9	AB	R	H	RBI	BB	SO	LOB	TOP			
<b>Edgar Martinez, R</b> OBP: 0.406, SLG: 0.449										4	0	1	0	0	1	0	<b>Seattle Mariners @ Boston Red Sox</b> Fenway Park, Boston, MA Fri Sep 06 1991, 7:05 PM EDT Att: 33,002 - Cloudy - 67°F			
<b>Harold Reynolds, S</b> OBP: 0.335, SLG: 0.336										4	0	0	0	0	0	1				
<b>Ken Griffey Jr., L</b> OBP: 0.396, SLG: 0.538										4	1	1	0	0	1	1				
<b>Jay Buhner, R</b> OBP: 0.333, SLG: 0.521										3	0	1	0	1	0	1				
<b>Tracy Jones, R</b> OBP: 0.321, SLG: 0.361										4	1	1	1	0	0	1				
<b>Alvin Davis, L</b> OBP: 0.302, SLG: 0.333										3	1	1	0	1	1	0				
<b>Tino Martinez, L</b> OBP: 0.264, SLG: 0.354										3	0	1	0	0	1	4				
<b>Dave Cochrane, S</b> OBP: 0.273, SLG: 0.345										1	0	0	0	0	0	0				
<b>Jeff Schaefer, R</b> OBP: 0.264, SLG: 0.328										3	1	0	0	0	0	6				
<b>Greg Briley, L</b> OBP: 0.299, SLG: 0.325										1	0	1	0	0	0	0				
<b>Dave Valle, R</b> OBP: 0.262, SLG: 0.281										3	1	1	4	0	0	1				
<b>Scott Bradley, L</b> OBP: 0.283, SLG: 0.242										1	0	0	0	0	0	1				
<b>Inning Stats</b>	R: 0 E: 0 K: 0 S: 8	H: 1 LOB: 1 BB: 0 P: 12	R: 0 E: 0 K: 0 S: 11	H: 2 LOB: 1 BB: 0 P: 14	R: 0 E: 0 K: 1 S: 6	H: 0 LOB: 0 BB: 0 P: 12	R: 5 E: 0 K: 1 S: 15	H: 3 LOB: 0 BB: 2 P: 33	R: 0 E: 0 K: 1 S: 13	H: 1 LOB: 1 BB: 0 P: 16	R: 0 E: 0 K: 0 S: 6	H: 0 LOB: 0 BB: 0 P: 9	R: 0 E: 0 K: 1 S: 9	H: 0 LOB: 0 BB: 0 P: 14	R: 0 E: 0 K: 0 S: 10	H: 1 LOB: 0 BB: 0 P: 14	1B: 7 2B: 0 3B: 0 HR: 1	SF: 0 SAC: 0 DP: 1 HBP: 0	WP: 1 PB: 0 SB: 0 CS: 1	PA: 36
<b>PITCHER</b>	IP WLS BF H R ER SO BB IBB HBP BLK WP HR S P ERA WHIP																			
<b>Matt Young, L</b> ERA: 5.02	(1, 1) 3.2 18 6 5 5 2 2 0 0 0 0 1 1 38 68 12.27 2.182																			
<b>Dennis Lamp, R</b> ERA: 4.07	(4, 1) 3.1 W 12 1 0 0 1 0 0 0 0 0 0 0 29 40 0.00 0.300																			
<b>Greg Harris, R</b> ERA: 3.66	(8, 1) 1.0 3 0 0 0 1 0 0 0 0 0 0 0 9 14 0.00 0.000																			
<b>Tony Fossas, L</b> ERA: 3.98	(9, 1) 0.1 1 0 0 0 0 0 0 0 0 0 0 0 2 4 0.00 0.000																			
<b>Jeff Reardon, R</b> ERA: 3.69	(9, 1) 0.2 S 2 1 0 0 0 0 0 0 0 0 0 0 8 10 0.00 1.500																			

Batter	1	2	3	4	5	6	7	8	9	AB	R	H	RBI	BB	SO	LOB	BOTTOM	
<b>Wade Boggs, L</b> OBP: 0.330, SLG: 0.477										3	2	2	0	2	0	2	<b>Seattle Mariners @ Boston Red Sox</b> Fenway Park, Boston, MA Fri Sep 06 1991, 7:05 PM EDT Att: 33,002 - Cloudy - 67°F	
<b>Jody Read, R</b> OBP: 0.325, SLG: 0.352										3	1	0	0	2	1	4		
<b>Phil Plantier, L</b> OBP: 0.473, SLG: 0.593										3	0	1	2	0	0	3		
<b>Jack Clark, R</b> OBP: 0.368, SLG: 0.438										1	0	0	0	0	0	3		
<b>Mike Greenwell, L</b> OBP: 0.349, SLG: 0.418										5	1	1	1	0	0	2		
<b>Carlos Quintana, R</b> OBP: 0.382, SLG: 0.423										4	0	2	0	1	1	1		
<b>Tom Brunansky, R</b> OBP: 0.302, SLG: 0.395										4	2	2	1	1	0	1		
<b>Mike Brumley, S</b> OBP: 0.271, SLG: 0.275										4	0	1	0	0	0	5		
<b>Tony Peña, R</b> OBP: 0.282, SLG: 0.333										4	0	3	2	0	0	2		
<b>Luis Rivera, R</b> OBP: 0.324, SLG: 0.393										4	0	1	0	0	1	6		
<b>Inning Stats</b>	R: 0 E: 0 K: 0 S: 7	H: 0 LOB: 1 BB: 1 P: 15	R: 0 E: 0 K: 0 S: 6	H: 2 LOB: 2 BB: 0 P: 10	R: 3 E: 0 K: 0 S: 19	H: 3 LOB: 2 BB: 2 P: 39	R: 0 E: 0 K: 0 S: 9	H: 2 LOB: 1 BB: 0 P: 17	R: 1 E: 0 K: 2 S: 12	H: 3 LOB: 2 BB: 1 P: 20	R: 1 E: 0 K: 1 S: 12	H: 1 LOB: 3 BB: 2 P: 22	R: 0 E: 0 K: 0 S: 9	H: 1 LOB: 1 BB: 0 P: 17	1B: 12 2B: 0 3B: 1 HR: 0	SF: 1 SAC: 1 DP: 1 HBP: 0	WP: 0 PB: 2 SB: 0 CS: 0	PA: 43
<b>PITCHER</b>	IP WLS BF H R ER SO BB IBB HBP BLK WP HR S P ERA WHIP																	
<b>Bill Krueger, L</b> ERA: 3.76	(1, 1) 4.2 26 10 4 4 4 3 0 0 0 0 0 0 53 100 7.71 2.786																	
<b>Calvin Jones, R</b> ERA: 2.53	(5, 1) 0.2 3 0 1 0 1 1 0 0 0 0 0 0 5 10 0.00 1.500																	
<b>Russ Swan, L</b> ERA: 3.71	(6, 1) 0.1 2 1 0 0 0 0 0 0 0 0 0 0 5 7 0.00 3.000																	
<b>Michael Jackson, R</b> ERA: 2.53	(6, 1) 0.2 L 5 1 1 1 2 1 0 0 0 0 0 0 10 19 13.50 3.000																	
<b>Rob Murphy, L</b> ERA: 2.53	(7, 1) 0.1 2 0 0 0 0 1 0 0 0 0 0 0 2 6 0.00 3.000																	



Batter	1	2	3	4	5	6	7	8	9	AB	R	H	RBI	BB	SO	LOB	TOP								
<b>Edgar Martinez, R</b> OBP: 0.409, SLG: 0.448 (1, 5)	4-1 2B BB	4-2 G6-4-3 BB		0-0 F9	0-1 1B			4-2 1B PB BB	1-3 K	3	1	1	2	3	1	1									
<b>Harold Reynolds, S</b> OBP: 0.334, SLG: 0.337 (1, 4)	1-2 2B	1-1 F8		2-0 G4-3	1-3 K			2-3 K		5	1	1	0	0	2	4									
<b>Ken Griffey Jr., L</b> OBP: 0.394, SLG: 0.537 (1, 8)	0-0 BB 1B	0-0 G6-4-3		1-0 F9		1-1 G5-3		1-3 K	1-2 K	5	1	1	2	0	1	2									
<b>Jay Buhner, R</b> OBP: 0.337, SLG: 0.520 (1, 9)	4-0 1B BB 1B		0-0 BB E SF7 1B		3-3 K	2-0 F9		2-2 HBP 1B	2-3 HBP 1B	4	2	2	0	1	1	0									
<b>Tracy Jones, R</b> OBP: 0.319, SLG: 0.358 (8, PH)	0-2 P4		2-2 E6 F9 BB 2B		0-1 1B	0-0 P3		2-2 HBP 1B	1-2 HBP 1B	4	2	1	0	0	0	3									
<b>Greg Briley, L</b> OBP: 0.299, SLG: 0.325 (8, PH)			1-2 2B		1-3 1B			1-2 HBP 1B		0	0	0	0	0	0	0									
<b>Dave Cochrane, S</b> OBP: 0.278, SLG: 0.345 (8, 7)			1-2 2B		1-3 1B			1-2 HBP 1B		0	0	0	0	0	0	0									
<b>Alvin Davis, L</b> OBP: 0.306, SLG: 0.335 (1, 10)	1-3 K		4-2 2B BB		1-2 1B BB 1B		2-1 CS 1B	2-1 G4-3		4	1	2	0	1	1	5									
<b>Tino Martinez, L</b> OBP: 0.276, SLG: 0.353 (1, 3)	4-2 1B BB		1-1 SF7		0-3 K		1-1 FC4-6 1B	3-2 G5-3		3	1	1	1	1	1	2									
<b>Jeff Schaefer, R</b> OBP: 0.273, SLG: 0.331 (7, PH)	1-2 1B		3-H F9		4-2 1B		2-2 L5	0-0 G6-3		2	1	1	1	1	0	2									
<b>Omar Vizquel, S</b> OBP: 0.296, SLG: 0.284 (7, 6)	1-2 1B		2-3 F9		1-2 1B BB		1-1 SAFE L5	0-0 G6-3		2	0	0	0	0	0	1									
<b>Dave Valle, R</b> OBP: 0.271, SLG: 0.295 (1, 2)	2-1 1B		3-2 2B		2-2 1B		2-1 FC4-6	0-1 1B		5	0	4	4	0	0	1									
<b>Inning Stats</b>	R: 5 E: 0 K: 1 S: 19	H: 4 LOB: 2 BB: 3 P: 36	R: 0 E: 0 K: 0 S: 6	H: 0 LOB: 0 BB: 1 P: 11	R: 2 E: 1 K: 0 S: 13	H: 2 LOB: 2 BB: 1 P: 24	R: 0 E: 0 K: 0 S: 3	H: 0 LOB: 0 BB: 0 P: 6	R: 3 E: 0 K: 3 S: 24	H: 4 LOB: 2 BB: 1 P: 35	R: 0 E: 0 K: 0 S: 4	H: 2 LOB: 1 BB: 0 P: 7	R: 0 E: 0 K: 0 S: 11	H: 2 LOB: 1 BB: 0 P: 18	R: 0 E: 0 K: 2 S: 20	H: 1 LOB: 3 BB: 1 P: 32	R: 0 E: 0 K: 1 S: 10	H: 1 LOB: 1 BB: 0 P: 14	1B: 11 2B: 3 3B: 0 HR: 0	SF: 1 SAC: 0 DP: 1 HBP: 1	WP: 0 PB: 1 SB: 0 CS: 1	PA: 46			
<b>PITCHER</b>	IP	WLS	BF	H	R	ER	SO	BB	IBB	HBP	BLK	WP	HR	S	P	ERA	WHIP								
<b>Kevin Morton, L</b> ERA: 4.92	(1, 1)	0.2	8	3	5	5	1	3	0	0	0	0	0	17	32	67.50	9.000								
<b>Dan Peltz, R</b> ERA: 5.03	(1, 1)	3.2	15	4	3	1	1	2	0	0	0	0	0	29	53	2.46	1.636								
<b>Tom Bolton, L</b> ERA: 4.67	(5, 1)	2.0	W	11	5	2	2	1	0	0	0	0	0	27	41	9.00	3.000								
<b>Greg Harris, R</b> ERA: 3.62	(7, 1)	1.1	6	1	0	0	2	1	0	0	0	0	0	23	35	0.00	1.500								
<b>Tony Fossas, L</b> ERA: 3.89	(8, 1)	1.0	4	0	0	0	0	0	0	1	0	0	0	9	16	0.00	0.000								
<b>Jeff Reardon, R</b> ERA: 3.04	(9, 1)	0.1	S	2	1	0	0	0	0	0	0	0	0	5	6	0.00	3.000								

Batter	1	2	3	4	5	6	7	8	9	AB	R	H	RBI	BB	SO	LOB	BOTTOM								
<b>Wade Boggs, L</b> OBP: 0.331, SLG: 0.476 (1, 5)	1-2 G4-3	2-2 L6	4-0 IBB		1-0 1B 2B 1B	1-0 1B		3-2 F7		5	1	2	0	1	0	2									
<b>Jody Read, R</b> OBP: 0.327, SLG: 0.355 (1, 4)	1-0 HR 2B	4-2 BB 2B BB	3-2 P6		0-3 K	0-1 1B		1-2 1B		4	2	2	0	1	1	3									
<b>Carlos Quintana, R</b> OBP: 0.385, SLG: 0.431 (1, 3)	3-2 P9	4-0 2B BB		3-2 HR	3-1 2B BB 1B	0-0 F8				4	3	2	2	1	0	3									
<b>Mike Greenwell, L</b> OBP: 0.351, SLG: 0.430 (1, 7)	0-2 HR	0-0 2B 2B		1-1 G1-3	2-0 BB 2B	1-2 G3				5	2	3	6	0	0	2									
<b>Ellis Burks, R</b> OBP: 0.317, SLG: 0.429 (1, 10)	4-2 BB	2-0 2B		0-0 E 1B 1B	1-3 K		2-0 G5-3			4	1	2	1	1	1	2									
<b>Tom Brunansky, R</b> OBP: 0.300, SLG: 0.392 (5, PH)	3-2 F8	1-1 F9		1-1 SAFE P2	4-0 BB IBB		0-0 P5			3	0	0	0	0	0	3									
<b>Phil Plantier, L</b> OBP: 0.474, SLG: 0.583 (6, 9)				1-1 SAFE P2	4-0 BB IBB		2-2 P5			1	0	0	0	1	0	0									
<b>Mike Brumley, S</b> OBP: 0.273, SLG: 0.269 (1, 8)		4-1 S BB BB	1-2 G4-3	3-2 E4 1B	4-1 BB		1-2 P4			2	1	0	0	1	0	1									
<b>Mo Vaughn, L</b> OBP: 0.342, SLG: 0.386 (5, PR)				1-2 E4 1B	1-2 BB					0	0	0	1	1	0	0									
<b>Bob Zupic, R</b> (6, 8)				1-2 E4 1B	1-2 BB					1	0	0	0	0	0	0									
<b>Tony Peña, R</b> OBP: 0.286, SLG: 0.333 (1, 2)		4-2 BB S 2B BB	4-1 PB BB	1-1 1B	0-0 L8		1-1 P3			3	1	1	1	2	0	3									
<b>Luis Rivera, R</b> OBP: 0.320, SLG: 0.388 (1, 6)	1-3 K	1-2 P6		3-3 K		0-0 L5		0-1 P2		5	0	0	0	0	2	5									
<b>Inning Stats</b>	R: 2 E: 0 K: 0 S: 26	H: 2 LOB: 1 BB: 1 P: 38	R: 5 E: 0 K: 1 S: 19	H: 2 LOB: 1 BB: 4 P: 41	R: 0 E: 0 K: 0 S: 12	H: 0 LOB: 2 BB: 2 P: 25	R: 2 E: 1 K: 1 S: 22	H: 3 LOB: 2 BB: 0 P: 35	R: 2 E: 0 K: 2 S: 12	H: 3 LOB: 3 BB: 2 P: 27	R: 0 E: 0 K: 0 S: 10	H: 2 LOB: 2 BB: 0 P: 12	R: 0 E: 0 K: 0 S: 5	H: 0 LOB: 0 BB: 0 P: 8	R: 0 E: 0 K: 0 S: 8	H: 0 LOB: 0 BB: 0 P: 12	1B: 6 2B: 4 3B: 0 HR: 2	SF: 0 SAC: 0 DP: 0 HBP: 0	WP: 0 PB: 1 SB: 2 CS: 0	PA: 46					
<b>PITCHER</b>	IP	WLS	BF	H	R	ER	SO	BB	IBB	HBP	BLK	WP	HR	S	P	ERA	WHIP								
<b>Randy Johnson, L</b> ERA: 4.44	(1, 1)	1.2	13	3	7	7	1	5	0	0	0	0	1	25	45	5.40	2.400								
<b>Dave Burba, R</b> ERA: 4.19	(2, 1)	1.2	10	3	2	1	0	1	1	0	0	0	0	23	47	13.50	3.750								
<b>Calvin Jones, R</b> ERA: 3.14	(4, 1)	1.1	L	11	4	2	2	3	1	0	0	0	0	24	33	0.00	0.600								
<b>Scott Bankhead, R</b> ERA: 5.18	(5, 1)	3.1	12	2	0	0	0	0	0	0	0	0	0	24	33	0.00	0.600								

Seattle Mariners @ Boston Red Sox  
Fenway Park, Boston, MA  
Sat Sep 07 1991, 3:33 AM EDT  
Att: 33,119 - Sunny - 78 F

AB 37  
R 10  
H 14  
RBI 10  
BB 7  
SO 7  
LOB 21



Seattle Mariners @ Boston Red Sox  
Fenway Park, Boston, MA  
Sat Sep 07 1991, 3:33 AM EDT  
Att: 33,119 - Sunny - 78 F

AB 37  
R 11  
H 12  
RBI 11  
BB 9  
SO 4  
LOB 24





Batter	1	2	3	4	5	6	7	8	9	AB	R	H	RBI	BB	SO	LOB	TOP				
<b>Edgar Martinez, R</b> OBP: 0.407, SLG: 0.448 (1, 5)	G5-3			1B	F8		K		G1-3	5	1	1	0	0	1	3	<b>Seattle Mariners @ Boston Red Sox</b> Fenway Park, Boston, MA Sun Sep 08 1991, 3:33 AM EDT Att: 32,979 - Sunny - 81 F				
<b>Harold Reynolds, S</b> OBP: 0.336, SLG: 0.338 <b>Jeff Schaefer, R</b> OBP: 0.271, SLG: 0.329 (1, 4) (7, 4)	G4-3 BB			1B SF8	F8			G5-3		2	1	1	1	1	0	0					
<b>Ken Griffey Jr., L</b> OBP: 0.394, SLG: 0.535 <b>Dave Cochrane, S</b> OBP: 0.276, SLG: 0.343 (1, 8) (7, 7)	G4-3			1B	G3-1			G5-3		3	0	1	0	0	0	1					
<b>Avin Davis, L</b> OBP: 0.303, SLG: 0.332 (1, 10)		F7		SF8	G4-3			P5		3	0	0	1	0	0	0					
<b>Tino Martinez, L</b> OBP: 0.290, SLG: 0.352 (1, 3)	K			F8					2B SF7	3	2	1	0	1	1	1					
<b>Jay Buhner, R</b> OBP: 0.335, SLG: 0.517 <b>Tracy Jones, R</b> OBP: 0.327, SLG: 0.369 (1, 9) (7, 9)	K			F8					1B 2B	2	0	0	0	0	1	1					
<b>Greg Briley, L</b> OBP: 0.302, SLG: 0.332 (1, 7) (7, 8)				F8	G5-4-3				SF7	3	1	2	1	0	0	0					
<b>Omar Vizquel, S</b> OBP: 0.298, SLG: 0.286 (1, 6)				G6-3	G5-4-3				1B	4	0	2	1	0	0	3					
<b>Dave Valle, R</b> OBP: 0.269, SLG: 0.293 <b>Scott Bradley, L</b> OBP: 0.280, SLG: 0.241 (1, 2) (5, 2)	G6-3			G6-3	G5-4-3				L4	2	0	0	0	0	0	1					
<b>Inning Stats</b>	R: 0 E: 0 K: 0 S: 7	H: 0 LOB: 0 BB: 1 P: 15	R: 0 E: 0 K: 2 S: 12	H: 0 LOB: 0 BB: 0 P: 17	R: 0 E: 0 K: 0 S: 10	H: 0 LOB: 0 BB: 0 P: 14	R: 2 E: 0 K: 0 S: 11	H: 3 LOB: 1 BB: 0 P: 15	R: 0 E: 0 K: 0 S: 10	H: 0 LOB: 0 BB: 0 P: 14	R: 0 E: 0 K: 1 S: 11	H: 2 LOB: 2 BB: 1 P: 19	R: 0 E: 0 K: 0 S: 7	H: 0 LOB: 0 BB: 0 P: 13	R: 2 E: 0 K: 0 S: 14	H: 2 LOB: 1 BB: 1 P: 25		1B: 6 2B: 3 3B: 0 HR: 0	SF: 3 SAC: 0 DP: 1 HBP: 0	WP: 0 PB: 0 SB: 0 CS: 0	PA: 37
<b>PITCHER</b>	IP	WLS	BF	H	R	ER	SO	BB	IBB	HBP	BLK	WP	HR	S	P	ERA	WHIP				
<b>Mike Gardiner, R</b> ERA: 4.88 <b>Jeff Plympton, R</b> ERA: <b>John Dopson, R</b> ERA: 18.0	(1, 1) (7, 1) (9, 1)	6.0 2.0 1.0	W 8 6	23 1 2	6 0 2	4 0 2	4 0 0	2 1 1	0 0 0	0 0 0	0 0 0	0 0 0	0 0 0	59 16 14	88 30 25	6.00 0.00 18.00	1.167 1.000 3.000				

AB	31
R	6
H	9
RBI	5
BB	3
SO	3
LOB	11



Batter	1	2	3	4	5	6	7	8	9	AB	R	H	RBI	BB	SO	LOB	BOTTOM				
<b>Wade Boggs, L</b> OBP: 0.430, SLG: 0.473 <b>Scott Cooper, L</b> (1, 5) (7, 5)	F7	G6-3	2B 1B IBB		G1-3	2B IBB	F7			3	2	0	0	2	0	0	<b>Seattle Mariners @ Boston Red Sox</b> Fenway Park, Boston, MA Sun Sep 08 1991, 3:33 AM EDT Att: 32,979 - Sunny - 81 F				
<b>Jody Reed, R</b> OBP: 0.333, SLG: 0.361 (1, 4)	1B BB				FC6-4 HBP	2B 1B BB	G5-3			3	3	2	3	2	0	0					
<b>Phil Plantier, L</b> OBP: 0.488, SLG: 0.652 (1, 9) (5, 7)	E9 1B SF9				K	1B 2B	F8			6	3	4	5	0	1	1					
<b>Mike Greenwell, L</b> OBP: 0.353, SLG: 0.430 <b>Bob Zupcic, R</b> OBP: 0.250, SLG: 0.250 (1, 7) (5, 9)	SF9 BB 1B				FC6-4	1B 1B BB 1B		K		2	1	1	1	1	0	2					
<b>Mo Vaughn, L</b> OBP: 0.363, SLG: 0.404 (1, 10)	BB			E4 SF7 2B	2B BB			1B		3	1	3	1	3	0	0					
<b>Carlos Quintana, R</b> OBP: 0.388, SLG: 0.437 (1, 3)	SF9			2B BB	2B			F9		4	2	3	2	1	0	1					
<b>Ellis Burks, R</b> OBP: 0.317, SLG: 0.428 <b>Steve Lyons, L</b> OBP: 0.291, SLG: 0.385 (1, 8) (6, PH) (7, 8)	K			SF7	K			G1-3		3	1	1	1	0	2	4					
<b>Mike Brumley, S</b> OBP: 0.269, SLG: 0.258 (1, 6)		G4-3	L8	K		FC3-2				4	1	0	1	1	1	6					
<b>John Marzano, R</b> OBP: 0.255, SLG: 0.337 (1, 2)	G6-3			G6-3		FC6-4				5	2	2	2	0	0	5					
<b>Inning Stats</b>	R: 2 E: 1 K: 1 S: 13	H: 2 LOB: 2 BB: 2 P: 30	R: 0 E: 0 K: 0 S: 7	H: 0 LOB: 0 BB: 0 P: 8	R: 7 E: 1 K: 0 S: 20	H: 6 LOB: 2 BB: 3 P: 39	R: 0 E: 0 K: 2 S: 11	H: 1 LOB: 2 BB: 1 P: 21	R: 0 E: 0 K: 1 S: 7	H: 0 LOB: 1 BB: 0 P: 11	R: 8 E: 0 K: 0 S: 27	H: 7 LOB: 3 BB: 4 P: 50	R: 0 E: 0 K: 0 S: 6	H: 0 LOB: 0 BB: 0 P: 7	R: 0 E: 0 K: 1 S: 7	H: 1 LOB: 1 BB: 0 P: 8		1B: 9 2B: 7 3B: 0 HR: 1	SF: 2 SAC: 0 DP: 0 HBP: 1	WP: 0 PB: 0 SB: 0 CS: 0	PA: 52
<b>PITCHER</b>	IP	WLS	BF	H	R	ER	SO	BB	IBB	HBP	BLK	WP	HR	S	P	ERA	WHIP				
<b>Rich DeLucia, R</b> ERA: 4.95 <b>Russ Swan, L</b> ERA: 3.64 <b>Michael Jackson, R</b> ERA: 3.2 <b>Rob Murphy, L</b> ERA: 3.0 <b>Mike Scholter, R</b> ERA: 3.38	(1, 1) (3, 1) (5, 1) (6, 1) (6, 1)	2.2 1.1 1.1 0.0 1.2	L 7 11 2 8	20 2 3 2 2	9 0 6 0 2	9 0 6 0 2	1 2 1 0 0	0 1 1 0 0	0 0 0 0 0	0 0 0 0 0	0 0 0 0 0	0 0 0 0 0	0 0 0 0 0	16 22 42 4 14	27 42 6 20	0.00 40.50 ∞ 10.80	2.250 3.750 ∞ 1.800				





Batter	1	2	3	4	5	6	7	8	9	AB	R	H	RBI	BB	SO	LOB	TOP					
Edgar Martinez, R (1, 5) OBP: 0.409, SLG: 0.456 Jeff Schaefer, R (6, 5) OBP: 0.269, SLG: 0.326	G1-3			HR 1B		HR		K		3	2	2	2	0	0	0	<b>Seattle Mariners @ Toronto Blue Jays</b> SkyDome, Toronto, ON Tue Sep 10 1991, 7:05 PM EDT Att: 50,196 - Cloudy - 72 F					
Harold Reynolds, S (1, 4) OBP: 0.337, SLG: 0.346	F8			HR		F7		2B		4	1	2	3	0	0	0						
Ken Griffey Jr., L (1, 8) OBP: 0.393, SLG: 0.532	F7			HR		G4-3		G4-3		3	0	0	0	1	0	0						
Alvin Davis, L (1, 10) OBP: 0.300, SLG: 0.329		F8		F8		L4		G3-1		4	0	0	0	0	2	0						
Jay Buhner, R (1, 9) OBP: 0.334, SLG: 0.514	F7			G5-3			F8		FC3-6 1B	4	0	1	0	0	0	0						
Tino Martinez, L (1, 3) OBP: 0.273, SLG: 0.328	K				G4-3		G3-1		K	4	0	0	0	0	2	1						
Greg Briley, L (1, 7) OBP: 0.298, SLG: 0.328				G6-3		G3-1		K	FC3-6	4	0	0	0	0	1	1						
Omar Vizquel, S (1, 6) OBP: 0.298, SLG: 0.289				G4-3		K		F9 2B	F9	4	1	1	0	0	1	1						
Dave Valle, R (1, 2) OBP: 0.270, SLG: 0.291				L7			HR HBP	F9		2	1	0	0	0	0	1						
<b>Inning Stats</b>	R: 0 E: 0 K: 0 S: 7	H: 0 LOB: 0 BB: 0 P: 12	R: 0 E: 0 K: 1 S: 7	H: 0 LOB: 0 BB: 0 P: 10	R: 0 E: 0 K: 0 S: 5	H: 0 LOB: 0 BB: 0 P: 10	R: 2 E: 0 K: 0 S: 12	H: 2 LOB: 0 BB: 0 P: 19	R: 0 E: 0 K: 1 S: 6	H: 0 LOB: 0 BB: 0 P: 9	R: 2 E: 0 K: 0 S: 11	H: 1 LOB: 0 BB: 0 P: 18	R: 0 E: 0 K: 1 S: 8	H: 0 LOB: 0 BB: 0 P: 15	R: 1 E: 0 K: 0 S: 13	H: 2 LOB: 2 BB: 1 P: 22	R: 0 E: 0 K: 1 S: 10	H: 1 LOB: 1 BB: 0 P: 16	1B: 2 2B: 2 3B: 0 HR: 2	SF: 0 SAC: 0 DP: 0 HBP: 1	WP: 0 PB: 0 SB: 1 CS: 0	PA: 35
<b>PITCHER</b>	IP WLS BF H R ER SO BB IBB HBP BLK WP HR S P ERA WHIP																					
Todd Stottlemyre, R (1, 1) ERA: 3.78	7.1 L 27 4 5 5 3 0 0 1 0 0 2 62 101 6.14 0.545																					
Mike Timlin, R (8, 1) ERA: 3.39	0.2 5 2 0 0 1 0 1 0 0 0 0 9 18 0.00 3.000																					
Bob MacDonald, L (9, 1) ERA: 2.89	1.0 3 0 0 0 1 0 0 0 0 0 0 8 12 0.00 0.000																					

Batter	1	2	3	4	5	6	7	8	9	AB	R	H	RBI	BB	SO	LOB	BOTTOM			
Devon White, S (1, 8) OBP: 0.351, SLG: 0.465	HR 2B		K					G4-3		4	1	2	0	0	1	0	<b>Seattle Mariners @ Toronto Blue Jays</b> SkyDome, Toronto, ON Tue Sep 10 1991, 7:05 PM EDT Att: 50,196 - Cloudy - 72 F			
Roberto Alomar, S (1, 4) OBP: 0.348, SLG: 0.436	P2		2B					G6-3		4	1	2	0	0	0	1				
Joe Carter, R (1, 9) OBP: 0.338, SLG: 0.538	HR		2B					K		4	2	2	2	0	1	2				
Kelly Gruber, R (1, 5) OBP: 0.313, SLG: 0.457	G6-3		G5-3					G6-3		4	0	1	0	0	0	2				
John Olerud, L (1, 3) OBP: 0.349, SLG: 0.447	FC6-4 BB		2B					K		3	0	1	2	1	1	1				
Candy Maldonado, R (1, 7) OBP: 0.310, SLG: 0.420	FC6-4		F8					K		4	0	0	0	0	2	3				
Rance Mulliniks, L (1, 10) OBP: 0.375, SLG: 0.348		F8		G6-3				CS		3	0	0	0	0	1	0				
Greg Myers, L (1, 2) OBP: 0.304, SLG: 0.407				L8				F8		3	0	1	0	0	0	0				
Manuel Lee, S (1, 6) OBP: 0.276, SLG: 0.291		G4-6-3		L6				K		3	0	0	0	0	1	1				
<b>Inning Stats</b>	R: 2 E: 0 K: 0 S: 10	H: 2 LOB: 1 BB: 1 P: 22	R: 0 E: 0 K: 0 S: 7	H: 1 LOB: 0 BB: 0 P: 10	R: 2 E: 0 K: 1 S: 14	H: 3 LOB: 1 BB: 0 P: 24	R: 0 E: 0 K: 0 S: 5	H: 0 LOB: 0 BB: 0 P: 8	R: 0 E: 0 K: 1 S: 5	H: 1 LOB: 0 BB: 0 P: 8	R: 0 E: 0 K: 2 S: 9	H: 0 LOB: 0 BB: 0 P: 15	R: 0 E: 0 K: 1 S: 9	H: 0 LOB: 0 BB: 0 P: 12	R: 0 E: 0 K: 2 S: 9	H: 0 LOB: 0 BB: 0 P: 14	1B: 5 2B: 3 3B: 1 HR: 1	SF: 0 SAC: 0 DP: 1 HBP: 0	WP: 0 PB: 0 SB: 0 CS: 1	PA: 34
<b>PITCHER</b>	IP WLS BF H R ER SO BB IBB HBP BLK WP HR S P ERA WHIP																			
Brian Holman, R (1, 1) ERA: 3.65	7.0 W 27 9 4 4 4 1 0 0 0 0 0 1 57 97 5.14 1.429																			
Calvin Jones, R (8, 1) ERA: 2.93	2.0 S 6 0 0 0 3 0 0 0 0 0 0 0 18 26 0.00 0.000																			











Batter	1	2	3	4	5	6	7	8	9	10	11	AB	R	H	RBI	BB	SO	LOB	TOP					
Edgar Martinez, R OBP: 0.408, SLG: 0.459 Jeff Schaefer, R OBP: 0.282, SLG: 0.338	1-2 L4		1-1 SAFE 1B 2B	2-3 K		3-2 G1-3			0-1 P9		1-2 SF7	5	1	1	2	0	1	1						
Harold Reynolds, S OBP: 0.336, SLG: 0.349	2-0 F8		0-1 F8	0-0 E5 1B			1-3 K		2-3 K		1-2 1B	6	0	2	1	0	2	1						
Ken Griffey Jr., L OBP: 0.390, SLG: 0.533	1-3 K		0-0 BB 1B	2-2 G5-3			2-2 1B		4-0 SH1-3 S BB		1-2 F8	5	0	2	1	1	1	3						
Pete O'Brien, L OBP: 0.300, SLG: 0.386	1-1 F8		4-1 BB BB		2-3 K		2-1 F8		0-1 SH1-3		1-3 1B	3	0	0	0	1	1	1						
Alvin Davis, L OBP: 0.290, SLG: 0.323	3-1 F9		1-1 P6		0-1 E6 FC4-6		0-0 G4-3		2-2 G3			5	0	0	0	0	0	4						
Tino Martinez, L OBP: 0.280, SLG: 0.308 Alonzo Powell, R OBP: 0.260, SLG: 0.344	4-2 2B BB		4-1 1-2 3 BB		1-0 FC4-6 FC6-4		2-2 F8		1-3 K			3	0	0	0	2	1	2						
Greg Briley, L OBP: 0.291, SLG: 0.322	0-1 2B		1-1 P6		1-1 FC6-4		0-0 F7		0-0 F9		1-1 F9	5	0	1	0	0	0	4						
Omar Vizquel, S OBP: 0.293, SLG: 0.283	3-2 G6-3		2-2 L9		0-0 F7		1-0 G4-3				0-0 WP SF7 1B	5	1	1	0	0	0	2						
Dave Valle, R OBP: 0.270, SLG: 0.291	2-1 2B 1B		2-2 E 1B 1B		2-0 F8		0-1 G6-3				4-0 SF7 1B WP	4	2	2	0	1	0	0						
<b>Inning Stats</b>	R: 0 E: 0 K: 1 S: 7	H: 0 LOB: 0 BB: 0 P: 11	R: 0 E: 0 K: 0 S: 12	H: 1 LOB: 2 BB: 1 P: 23	R: 2 E: 0 K: 0 S: 13	H: 3 LOB: 3 BB: 2 P: 26	R: 0 E: 1 K: 1 S: 14	H: 2 LOB: 2 BB: 0 P: 22	R: 0 E: 1 K: 1 S: 8	H: 0 LOB: 1 BB: 0 P: 12	R: 0 E: 0 K: 0 S: 5	H: 1 LOB: 1 BB: 0 P: 14	R: 0 E: 0 K: 0 S: 6	H: 0 LOB: 0 BB: 0 P: 9	R: 0 E: 0 K: 1 S: 8	H: 0 LOB: 1 BB: 1 P: 15	R: 2 E: 0 K: 0 S: 12	H: 2 LOB: 1 BB: 1 P: 20	1B: 7 2B: 2 3B: 0 HR: 0	SF: 1 SAC: 1 DP: 0 HBP: 0	WP: 1 PB: 0 SB: 1 CS: 0	PA: 48		
<b>PITCHER</b>	IP ERA WLS BF H R ER SO BB IBB HBP BLK WP HR S P ERA WHIP	3.0 3.22 2.0 9 2 0 0 2 0 0 0 0 0 0 22 34 0.00 1.000	3.0 3.22 2.0 7 1 0 0 1 0 0 0 0 0 0 20 33 0.00 0.333	2.0 2.11 3.0 10 1 0 0 2 0 0 0 0 0 0 16 25 0.00 0.500	1.0 1.07 1.0 6 2 2 2 0 1 0 0 0 1 0 12 20 18.00 3.000																			

Seattle Mariners @ Kansas City Royals  
 Royals Stadium, Kansas City, MO  
 Sat Sep 14 1991, 8:05 PM EDT  
 Att: 27,582 - Cloudy - 80 F

AB 41  
 R 4  
 H 9  
 RBI 4  
 BB 5  
 SO 6  
 LOB 18



Batter	1	2	3	4	5	6	7	8	9	10	11	AB	R	H	RBI	BB	SO	LOB	BOTTOM					
Kirk Gibson, L OBP: 0.344, SLG: 0.413 Brent Mayne, L OBP: 0.294, SLG: 0.309 Mike MacFarlane, R OBP: 0.325, SLG: 0.512 Jorge Pedraza, R OBP: 0.455, SLG: 0.375	3-2 G4-3		4-0 SH2-4 BB		0-0 F7		4-2 1B BB		0-0 P5		0-1 G6-3	2	0	0	0	2	0	0						
Brian McRae, S OBP: 0.295, SLG: 0.372	2-2 E5 1B		2-0 SH2-4		3-1 FC6-4		0-1 1B		0-0 F8			4	1	2	0	0	0	0						
Bill Pecota, R OBP: 0.352, SLG: 0.404	3-2 G3-6 1B		0-2 FC1		0-0 FC6-4		0-1 L4		1-2 P3			5	1	1	1	0	0	5						
George Brett, L OBP: 0.319, SLG: 0.400	0-1 G3-6		2-2 G4-3		4-0 2B BB		2-1 F8		2-1 G3			4	0	0	0	1	0	3						
Todd Benzinger, S OBP: 0.305, SLG: 0.350		2-2 G1-3		1-0 L6		0-2 2B		0-0 P6			1-0 F8 G4-3 2B	5	1	2	1	0	0	0						
Harvey Pulliam, R OBP: 0.375, SLG: 0.655 Dave Clark, L OBP: 0.319, SLG: 0.400		3-2 G6-3		0-0 G4-3		1-2 G6-3		3-2 F7			1-0 F8	3	0	0	0	0	0	2						
Bobby Moore, R OBP: 0.314, SLG: 0.359											2-3 F8	1	0	0	0	0	0	0						
David Howard, S OBP: 0.288, SLG: 0.269 Kevin Seltzer, R OBP: 0.345, SLG: 0.341		0-1 E7 1B		1-3 K2-3		1-2 G6-3			1-0 L4		1-2 G4-3	4	0	1	0	0	1	2						
Sean Berry, R OBP: 0.150, SLG: 0.154 Jim Eisenreich, L OBP: 0.336, SLG: 0.383		0-0 G5-3				2-3 K		3-3 K		2-1 G6-3		2	0	0	0	0	1	1						
Tim Lincecum, R OBP: 0.334, SLG: 0.425 Darryl Strawberry, R OBP: 0.336, SLG: 0.383 Stu Cole, L OBP: 0.150, SLG: 0.150			1-1 SH2-4 BB FC1 1B		1-2 F9		2-3 K		4-0 BB		4-1 1B	2	0	1	0	0	0	0						
<b>Inning Stats</b>	R: 1 E: 1 K: 0 S: 13	H: 1 LOB: 0 BB: 0 P: 21	R: 0 E: 1 K: 0 S: 9	H: 1 LOB: 1 BB: 0 P: 14	R: 0 E: 0 K: 0 S: 9	H: 1 LOB: 1 BB: 1 P: 18	R: 0 E: 0 K: 1 S: 5	H: 0 LOB: 0 BB: 0 P: 7	R: 0 E: 0 K: 1 S: 7	H: 0 LOB: 2 BB: 1 P: 22	R: 0 E: 0 K: 2 S: 23	H: 1 LOB: 2 BB: 1 P: 32	R: 0 E: 0 K: 0 S: 7	H: 0 LOB: 0 BB: 0 P: 12	R: 0 E: 0 K: 0 S: 4	H: 0 LOB: 1 BB: 1 P: 11	R: 0 E: 0 K: 0 S: 6	H: 0 LOB: 0 BB: 0 P: 9	R: 1 E: 0 K: 0 S: 14	H: 2 LOB: 2 BB: 1 P: 22	1B: 6 2B: 2 3B: 0 HR: 0	SF: 0 SAC: 1 DP: 1 HBP: 0	WP: 0 PB: 1 SB: 0 CS: 0	PA: 46
<b>PITCHER</b>	IP ERA WLS BF H R ER SO BB IBB HBP BLK WP HR S P ERA WHIP	6.0 3.67 2.0 8 1 0 0 2 1 0 0 0 0 0 30 44 0.00 1.000	0.2 4.97 0.2 3 0 0 0 0 1 0 0 0 0 0 3 10 0.00 1.500	1.1 3.23 1.1 4 0 0 0 0 0 0 0 0 0 0 7 10 0.00 0.000	1.0 2.16 1.0 6 2 1 1 0 1 0 0 0 0 0 14 22 9.00 3.000																			

Seattle Mariners @ Kansas City Royals  
 Royals Stadium, Kansas City, MO  
 Sat Sep 14 1991, 8:05 PM EDT  
 Att: 27,582 - Cloudy - 80 F

AB 40  
 R 3  
 H 8  
 RBI 3  
 BB 5  
 SO 4  
 LOB 17













Batter	1	2	3	4	5	6	7	8	9	10	11	AB	R	H	RBI	BB	SO	LOB	TOP								
<b>Devon White, S</b> OBP: 0.350, SLG: 0.464	F7		G4-1		2B	1B		G4-3			G4-3	6	1	2	0	0	0	1									
<b>Roberto Alomar, S</b> OBP: 0.349, SLG: 0.436	S		S								G4-3	6	0	2	1	0	0	3									
<b>Joe Carter, R</b> OBP: 0.336, SLG: 0.534	E5		P2									5	1	2	1	0	0	4									
<b>Kelly Gruber, R</b> OBP: 0.315, SLG: 0.453	K		K									5	0	1	1	0	2	6									
<b>John Olerud, L</b> OBP: 0.351, SLG: 0.447	K											5	0	1	0	0	3	4									
<b>Candy Maldonado, R</b> OBP: 0.349, SLG: 0.426												4	0	1	0	1	1	0									
<b>Dave Parker, L</b> OBP: 0.279, SLG: 0.356												5	0	0	0	0	2	3									
<b>Greg Myers, L</b> OBP: 0.309, SLG: 0.413												1	0	0	0	1	1	0									
<b>Pat Borders, R</b> OBP: 0.278, SLG: 0.350												3	0	0	0	0	0	0									
<b>Rene Gonzales, R</b> OBP: 0.365, SLG: 0.338												4	2	2	0	0	0	2									
<b>Rance Mulliniks, L</b> OBP: 0.365, SLG: 0.338												1	0	0	0	0	1	0									
<b>Eddie Zosky, R</b> OBP: 0.130, SLG: 0.217												0	0	0	0	0	0	0									
<b>Inning Stats</b>	R: 0 E: 1 K: 2 S: 15	H: 1 LOB: 2 BB: 0 P: 7	R: 0 E: 0 K: 1 S: 5	H: 0 LOB: 0 BB: 0 P: 7	R: 1 E: 0 K: 1 S: 11	H: 2 LOB: 1 BB: 0 P: 20	R: 0 E: 0 K: 1 S: 12	H: 2 LOB: 2 BB: 1 P: 24	R: 2 E: 0 K: 1 S: 14	H: 3 LOB: 2 BB: 1 P: 26	R: 1 E: 2 K: 0 S: 10	H: 0 LOB: 0 BB: 0 P: 15	R: 0 E: 0 K: 0 S: 6	H: 0 LOB: 0 BB: 0 P: 8	R: 0 E: 0 K: 1 S: 14	H: 1 LOB: 1 BB: 0 P: 18	R: 0 E: 0 K: 1 S: 8	H: 0 LOB: 0 BB: 0 P: 13	R: 0 E: 0 K: 1 S: 11	H: 0 LOB: 0 BB: 0 P: 13	1B: 7 2B: 3 3B: 1 HR: 0	SF: 0 SAC: 0 DP: 0 HBP: 0	WP: 0 PB: 0 SB: 3 CS: 0	PA: 47			
<b>PITCHER</b>	IP 4.2	WLS 0.1	BF 24	H 8	R 3	ER 3	SO 6	BB 2	IBB 0	HBP 0	BLK 1	WP 0	HR 0	S 56	P 96	ERA 3.84	WHIP 2.143										
<b>Erik Hanson, R</b> ERA: 3.84																											
<b>Dave Fleming, L</b> ERA: 6.0																											
<b>Gene Harris, R</b> ERA: 5.68																											
<b>Michael Jackson, R</b> ERA: 3.16																											
<b>Russ Swan, L</b> ERA: 3.7																											

Toronto Blue Jays @ Seattle Mariners  
The Kingdom, Seattle, WA  
Tue Sep 17 1991, 10:05 PM EDT  
Att. 29,115 - Dome - 70 F

livebaseballscorecards.com

AB 45  
R 4  
H 11  
RBI 3  
BB 2  
SO 10  
LOB 23



Batter	1	2	3	4	5	6	7	8	9	10	11	AB	R	H	RBI	BB	SO	LOB	BOTTOM								
<b>Greg Briley, L</b> OBP: 0.293, SLG: 0.321	G6-3		F7	G4-3				F7				5	1	1	0	1	0	3									
<b>Harold Reynolds, S</b> OBP: 0.336, SLG: 0.349	P5		1B									3	1	1	0	1	0	0									
<b>Ken Griffey Jr., L</b> OBP: 0.401, SLG: 0.538	FC6		F8									3	0	0	0	3	2	2									
<b>Pete O'Brien, L</b> OBP: 0.306, SLG: 0.393	FC6											4	0	2	2	2	0	1									
<b>Alvin Davis, L</b> OBP: 0.303, SLG: 0.343			L6									6	1	2	0	0	1	9									
<b>Jay Buhner, R</b> OBP: 0.336, SLG: 0.504	FC5-4											5	1	1	1	1	2	3									
<b>Dave Cochrane, S</b> OBP: 0.285, SLG: 0.355												3	0	2	1	1	0	1									
<b>Rich Amaral, R</b> ERA: 5.4												0	0	0	0	0	0	0									
<b>Jeff Schaefer, R</b> OBP: 0.281, SLG: 0.336												1	0	0	0	0	0	0									
<b>Dave Valle, R</b> OBP: 0.278, SLG: 0.288												3	0	0	0	0	0	4									
<b>Tino Martinez, L</b> OBP: 0.288, SLG: 0.282												1	0	0	0	0	0	1									
<b>Chris Howard, R</b> OBP: 1.000, SLG: 2.000												0	0	0	0	0	0	0									
<b>Scott Bradley, L</b> OBP: 0.278, SLG: 0.240												1	0	0	0	0	0	0									
<b>Omar Vizquel, S</b> OBP: 0.300, SLG: 0.292												5	1	3	1	0	0	2									
<b>Inning Stats</b>	R: 0 E: 0 K: 0 S: 9	H: 0 LOB: 1 BB: 1 P: 20	R: 0 E: 0 K: 0 S: 12	H: 2 LOB: 2 BB: 0 P: 18	R: 0 E: 0 K: 0 S: 9	H: 1 LOB: 1 BB: 1 P: 16	R: 1 E: 0 K: 0 S: 7	H: 2 LOB: 1 BB: 0 P: 12	R: 0 E: 0 K: 1 S: 9	H: 0 LOB: 0 BB: 0 P: 14	R: 1 E: 0 K: 0 S: 12	H: 1 LOB: 2 BB: 3 P: 17	R: 1 E: 0 K: 1 S: 16	H: 1 LOB: 2 BB: 1 P: 26	R: 0 E: 0 K: 2 S: 13	H: 0 LOB: 1 BB: 0 P: 21	R: 0 E: 0 K: 0 S: 5	H: 0 LOB: 0 BB: 0 P: 7	R: 1 E: 0 K: 1 S: 10	H: 1 LOB: 3 BB: 3 P: 24	1B: 10 2B: 1 3B: 1 HR: 0	SF: 0 SAC: 2 DP: 2 HBP: 0	WP: 0 PB: 0 SB: 0 CS: 0	PA: 51			
<b>PITCHER</b>	IP 6.0	WLS 0.1	BF 28	H 8	R 3	ER 3	SO 1	BB 3	IBB 0	HBP 0	BLK 0	WP 0	HR 0	S 60	P 103	ERA 4.50	WHIP 1.833										
<b>Juan Guzman, R</b> ERA: 3.36																											
<b>Vince Horsman, L</b> ERA: 5.4																											
<b>David Wells, L</b> ERA: 3.84																											
<b>Duane Ward, R</b> ERA: 2.88																											
<b>Tom Henke, R</b> ERA: 2.42																											
<b>Jim Ackler, R</b> ERA: 5.4																											
<b>Bob MacDonald, L</b> ERA: 3.02																											
<b>David Weathers, R</b> ERA: 3.48																											

Toronto Blue Jays @ Seattle Mariners  
The Kingdom, Seattle, WA  
Tue Sep 17 1991, 10:05 PM EDT  
Att. 29,115 - Dome - 70 F

livebaseballscorecards.com

AB 40  
R 5  
H 12  
RBI 5  
BB 9  
SO 5  
LOB 26













Batter	1	2	3	4	5	6	7	8	9	AB	R	H	RBI	BB	SO	LOB	TOP								
Kirk Gibson, L (1, 7) OBP: 0.345, SLG: 0.405 Gary Thurman, R (8, 7) OBP: 0.319, SLG: 0.378	F7		2B			G4-3		1B		3	1	1	0	1	0	0	<b>Kansas City Royals @ Seattle Mariners</b> The Kingdome, Seattle, WA Fri Sep 20 1991, 10:05 PM EDT Att: 14,141 - Dome - 70 F								
Brian McRae, S (1, 8) OBP: 0.289, SLG: 0.366	L7		2B			F9		F9		4	0	1	2	0	0	1									
George Brett, L (1, 10) OBP: 0.323, SLG: 0.411	F8		L8			G4-3			1B	4	1	1	0	0	0	1									
Danny Tartabull, R (1, 9) OBP: 0.396, SLG: 0.603		F8			P2		1B		F8	4	0	1	0	0	0	1									
Todd Benzinger, S (1, 3) OBP: 0.303, SLG: 0.348		G3			CS		F8		P4	4	0	1	0	0	0	2									
Bill Peotta, R (1, 5) OBP: 0.351, SLG: 0.399		K			P4		P4			4	0	1	1	0	1	2									
Kurt Stillwell, S (1, 6) OBP: 0.310, SLG: 0.355			G1-3		CS		L8		G4-3	4	0	0	0	0	0	2									
Brent Mayne, L (1, 2) OBP: 0.301, SLG: 0.312			WP			G3-1		G3-1		2	1	0	0	1	0	0									
Terry Shumpert, R (1, 4) OBP: 0.291, SLG: 0.336			F7			F8		F8		3	0	0	0	0	0	1									
<b>Inning Stats</b>	R: 0 E: 0 K: 0 S: 9	H: 0 LOB: 0 BB: 0 P: 16	R: 0 E: 0 K: 1 S: 9	H: 0 LOB: 0 BB: 0 P: 15	R: 2 E: 0 K: 0 S: 11	H: 1 LOB: 1 BB: 2 P: 24	R: 0 E: 0 K: 0 S: 6	H: 1 LOB: 0 BB: 0 P: 11	R: 0 E: 0 K: 0 S: 7	H: 0 LOB: 0 BB: 0 P: 9	R: 0 E: 0 K: 0 S: 4	H: 0 LOB: 0 BB: 0 P: 7	R: 0 E: 0 K: 0 S: 11	H: 1 LOB: 1 BB: 0 P: 15	R: 0 E: 0 K: 0 S: 5	H: 1 LOB: 1 BB: 0 P: 8		R: 1 E: 0 K: 0 S: 9	H: 2 LOB: 1 BB: 0 P: 13	1B: 4 2B: 2 3B: 0 HR: 0	SF: 0 SAC: 0 DP: 0 HBP: 0	WP: 2 PB: 0 SB: 0 CS: 1	PA: 35		
<b>PITCHER</b>	IP	WLS	BF	H	R	ER	SO	BB	IBB	HBP	BLK	WP	HR	S	P	ERA	WHIP								
Rich DeLucia, R (1, 1) ERA: 4.82	8.0	L	29	4	2	2	1	2	0	0	0	2	0	62	105	2.25	0.750								
Gene Harris, R (9, 1) ERA: 6.14	1.0		5	2	1	1	0	0	0	0	0	0	0	9	13	9.00	2.000								

Batter	1	2	3	4	5	6	7	8	9	AB	R	H	RBI	BB	SO	LOB	BOTTOM								
Edgar Martinez, R (1, 5) OBP: 0.410, SLG: 0.455	G5-3		G5-4-3			F9		BB		3	0	0	0	1	0	2	<b>Kansas City Royals @ Seattle Mariners</b> The Kingdome, Seattle, WA Fri Sep 20 1991, 10:05 PM EDT Att: 14,141 - Dome - 70 F								
Harold Reynolds, S (1, 4) OBP: 0.335, SLG: 0.347	G3				G3		L8		BB	3	0	0	0	1	0	0									
Ken Griffey Jr., L (1, 8) OBP: 0.403, SLG: 0.541	G3				L4-3		L8		K	4	0	1	0	0	1	2									
Alvin Davis, L (1, 10) OBP: 0.308, SLG: 0.350 Rich Amarar, R (9, PR)		F9			L4-3		L4-3		G6-4-3	2	0	0	0	2	0	1									
Tino Martinez, L (1, 3) OBP: 0.275, SLG: 0.278 Alonzo Powell, R (7, PR) OBP: 0.248, SLG: 0.326		G4-3			F9		BB		F7	3	0	1	0	0	0	0									
Scott Bradley, L (9, PH) OBP: 0.275, SLG: 0.237							1B			1	0	0	0	0	0	1									
Jay Buhner, R (1, 9) OBP: 0.334, SLG: 0.493		K			G6-4-3		P4		G6-4-3	3	0	0	0	1	1	3									
Greg Briley, L (1, 7) OBP: 0.296, SLG: 0.319			G4-3				K			2	0	0	0	1	1	2									
Dave Valle, R (1, 2) OBP: 0.279, SLG: 0.290 Dave Cochrane, S (9, PH) OBP: 0.275, SLG: 0.342					G6-4-3				F7	1	0	0	0	1	0	2									
Omar Vizquel, S (1, 6) OBP: 0.301, SLG: 0.296							G1-3		G3	3	0	1	0	0	0	0									
<b>Inning Stats</b>	R: 0 E: 0 K: 0 S: 5	H: 0 LOB: 0 BB: 0 P: 10	R: 0 E: 0 K: 1 S: 6	H: 0 LOB: 0 BB: 0 P: 11	R: 0 E: 0 K: 0 S: 13	H: 1 LOB: 1 BB: 1 P: 21	R: 0 E: 0 K: 0 S: 8	H: 1 LOB: 0 BB: 0 P: 11	R: 0 E: 0 K: 0 S: 3	H: 0 LOB: 0 BB: 2 P: 14	R: 0 E: 0 K: 0 S: 6	H: 0 LOB: 0 BB: 0 P: 8	R: 0 E: 0 K: 1 S: 11	H: 1 LOB: 2 BB: 1 P: 22	R: 0 E: 0 K: 1 S: 8	H: 0 LOB: 2 BB: 2 P: 20	R: 0 E: 0 K: 0 S: 8	H: 0 LOB: 1 BB: 1 P: 17	1B: 3 2B: 1 3B: 0 HR: 0	SF: 0 SAC: 0 DP: 4 HBP: 0	WP: 0 PB: 0 SB: 0 CS: 0	PA: 33			
<b>PITCHER</b>	IP	WLS	BF	H	R	ER	SO	BB	IBB	HBP	BLK	WP	HR	S	P	ERA	WHIP								
Mike Boddicker, R (1, 1) ERA: 4.08	6.0	W	20	2	0	0	0	3	0	0	0	0	0	41	75	0.00	0.833								
Mike Magnante, L (7, 1) ERA: 2.16	0.1		3	1	0	0	0	1	0	0	0	0	0	7	14	0.00	6.000								
Joel Johnston, R (7, 1) ERA:	0.2		2	0	0	0	1	0	0	0	0	0	0	4	8	0.00	0.000								
Jeff Montgomery, R (8, 1) ERA: 2.96	2.0	S	8	0	0	0	1	3	0	0	0	0	0	16	37	0.00	1.500								





Batter	1	2	3	4	5	6	7	8	9	AB	R	H	RBI	BB	SO	LOB	TOP										
Gary Thurman, R OBP: 0.320, SLG: 0.377 Jim Eisenreich, L OBP: 0.332, SLG: 0.382	G1			G1-3		FC3-6 1B		FC3-6 FC6-4 1B		3	0	1	0	0	0	0	<b>Kansas City Royals @ Seattle Mariners</b> The Kingdome, Seattle, WA Sat Sep 21 1991, 10:05 PM EDT Att: 14,393 - Dome - 70 F										
Brian McRae, S OBP: 0.288, SLG: 0.364	G2-3			P3		K		FC6-4 1B		4	1	0	0	0	1	3											
Bill Pecota, R OBP: 0.350, SLG: 0.397	P4			K		K		FC3-6 1B		4	0	1	0	0	1	2											
Danny Tartabull, R OBP: 0.395, SLG: 0.603 George Brett, L OBP: 0.324, SLG: 0.413 Bobby Moore, R OBP: 0.287, SLG: 0.311			K			G1-2-3 1B		F8		3	0	1	0	0	1	2											
Todd Benzinger, S OBP: 0.305, SLG: 0.350			K			G1-2-3 1B		FC5-4 1B		4	0	2	0	0	1	2											
Mike Macfarlane, R OBP: 0.325, SLG: 0.506	G6-4-3					G1-2-3 HBP		L8		3	0	0	0	0	1	1											
Kurt Stillwell, S OBP: 0.309, SLG: 0.354				P4		G1-2-3				4	0	1	0	0	0	3											
Tim Spehr, R OBP: 0.282, SLG: 0.311 Kirk Gibson, L OBP: 0.345, SLG: 0.404 Brent Mayne, L OBP: 0.300, SLG: 0.311						G6-3				2	0	1	0	0	0	2											
Terry Shumpert, R OBP: 0.292, SLG: 0.335 Kevin Seitzer, R OBP: 0.347, SLG: 0.343 Sean Berry, R OBP: 0.150, SLG: 0.154				G1-6-4-3				FC3-6 1B		1	0	0	0	1	0	1											
								FC3-6 1B		1	0	1	0	0	0	0		0									
<b>Inning Stats</b>	R: 0 E: 0 K: 0 S: 8	H: 0 LOB: 0 BB: 0 P: 12	R: 0 E: 0 K: 1 S: 8	H: 1 LOB: 0 BB: 0 P: 14	R: 0 E: 0 K: 1 S: 7	H: 1 LOB: 0 BB: 0 P: 10	R: 0 E: 0 K: 1 S: 9	H: 0 LOB: 0 BB: 0 P: 13	R: 0 E: 0 K: 1 S: 17	H: 2 LOB: 2 BB: 0 P: 27	R: 0 E: 0 K: 1 S: 9	H: 1 LOB: 1 BB: 1 P: 15	R: 0 E: 0 K: 2 S: 11	H: 1 LOB: 1 BB: 0 P: 15	R: 1 E: 0 K: 0 S: 15	H: 3 LOB: 2 BB: 0 P: 22	R: 0 E: 0 K: 2 S: 8	H: 0 LOB: 0 BB: 0 P: 11	1B: 8 2B: 1 3B: 0 HR: 0	SF: 0 SAC: 0 DP: 3 HBP: 1	WP: 0 PB: 0 SB: 0 CS: 0	PA: 35					
<b>PITCHER</b>	IP	WLS	BF	H	R	ER	SO	BB	IBB	HBP	BLK	WP	HR	S	P	ERA	WHIP										
Dave Fleming, L ERA: 3.27	5.0	W	19	5	0	0	2	1	0	1	0	0	0	51	83	0.00	1.200										
Michael Jackson, R ERA: 3.35	2.0		8	2	1	1	3	0	0	0	0	0	0	24	32	4.50	1.000										
Russ Swan, L ERA: 3.68	0.1		1	0	0	0	0	0	0	0	0	0	0	2	4	0.00	0.000										
Bill Swift, R ERA: 2.15	0.2		4	2	0	0	0	0	0	0	0	0	0	7	9	0.00	3.000										
Mike Schooler, R ERA: 2.79	1.0	S	3	0	0	0	2	0	0	0	0	0	0	8	11	0.00	0.000										

Batter	1	2	3	4	5	6	7	8	9	AB	R	H	RBI	BB	SO	LOB	BOTTOM										
Edgar Martinez, R OBP: 0.411, SLG: 0.462	G6-3					CS 2B		G5-3		4	2	2	1	1	0	1	<b>Kansas City Royals @ Seattle Mariners</b> The Kingdome, Seattle, WA Sat Sep 21 1991, 10:05 PM EDT Att: 14,393 - Dome - 70 F										
Harold Reynolds, S OBP: 0.337, SLG: 0.351	S 1B					2B		P6		3	1	2	1	1	0	2											
Ken Griffey Jr., L OBP: 0.404, SLG: 0.541	1B					K		K		4	1	2	1	0	2	3											
Pete O'Brien, L OBP: 0.306, SLG: 0.391 Jay Buhner, R OBP: 0.333, SLG: 0.492	1B					K		K		3	0	1	0	0	1	3											
Alvin Davis, L OBP: 0.305, SLG: 0.347	K					K		K		1	0	0	0	0	4	2											
Greg Britley, L OBP: 0.288, SLG: 0.319	1B					L7		L7		3	0	1	1	1	0	0											
Tino Martinez, L OBP: 0.274, SLG: 0.277	FC5					F8				4	0	1	0	0	0	3											
Omar Vizquel, S OBP: 0.301, SLG: 0.297						K		SH1-4 1B		3	0	1	0	0	1	1											
Dave Valle, R OBP: 0.279, SLG: 0.290	G6-3					CS 1B		G5-3		4	0	1	0	0	1	2											
										1	0	1	0	0	0	0											
<b>Inning Stats</b>	R: 2 E: 0 K: 1 S: 12	H: 4 LOB: 2 BB: 0 P: 21	R: 1 E: 0 K: 0 S: 12	H: 2 LOB: 1 BB: 1 P: 25	R: 0 E: 0 K: 2 S: 8	H: 0 LOB: 1 BB: 1 P: 18	R: 1 E: 0 K: 2 S: 15	H: 3 LOB: 1 BB: 0 P: 20	R: 0 E: 0 K: 1 S: 5	H: 0 LOB: 0 BB: 0 P: 11	R: 0 E: 0 K: 2 S: 11	H: 1 LOB: 2 BB: 1 P: 21	R: 0 E: 0 K: 2 S: 11	H: 0 LOB: 0 BB: 0 P: 17	R: 0 E: 0 K: 0 S: 10	H: 1 LOB: 1 BB: 0 P: 13	1B: 9 2B: 1 3B: 0 HR: 1	SF: 0 SAC: 1 DP: 0 HBP: 0	WP: 0 PB: 0 SB: 2 CS: 2	PA: 37							
<b>PITCHER</b>	IP	WLS	BF	H	R	ER	SO	BB	IBB	HBP	BLK	WP	HR	S	P	ERA	WHIP										
Mark Gubicza, R ERA: 5.82	3.1	L	20	9	4	4	3	2	0	0	0	0	0	40	76	10.80	3.300										
Mark Davis, L ERA: 4.79	3.2		13	1	0	0	7	1	0	0	0	0	0	34	57	0.00	0.545										
Steve Crawford, R ERA: 6.64	1.0		4	1	0	0	0	0	0	0	0	0	0	10	13	0.00	1.000										

AB	33
R	1
H	9
RBI	1
BB	1
SO	7
LOB	18

AB	33
R	4
H	11
RBI	4
BB	3
SO	10
LOB	17





Batter	1	2	3	4	5	6	7	8	9	AB	R	H	RBI	BB	SO	LOB	TOP										
Gary Thurman, R OBP: 0.329, SLG: 0.383 (1, 9)										3	1	2	0	1	0	0	<b>Kansas City Royals @ Seattle Mariners</b> <b>The Kingdome, Seattle, WA</b> Sun Sep 22 1991, 6:33 AM EDT Att: 14,116 - Dome - 70 F										
Kirk Gibson, L OBP: 0.344, SLG: 0.405 Brian McRae, S OBP: 0.288, SLG: 0.364 (1, 7) (8, 8)										4	1	1	1	0	2	2											
Todd Benzinger, S OBP: 0.304, SLG: 0.349 (1, 3)										4	0	1	1	0	0	2											
George Brett, L OBP: 0.322, SLG: 0.409 (1, 10)										4	0	0	0	0	1	1											
Jim Eisenreich, L OBP: 0.334, SLG: 0.387 (1, 8) (8, 7)										4	0	2	0	0	0	0											
Bill Pecota, R OBP: 0.349, SLG: 0.396 (1, 5)										4	0	1	0	0	0	2											
Kurt Stillwell, S OBP: 0.306, SLG: 0.351 (1, 6)										3	0	0	0	0	0	3											
Brent Mayne, L OBP: 0.296, SLG: 0.306 (1, 2)										3	0	0	0	0	1	1											
Terry Shumpert, R OBP: 0.290, SLG: 0.332 (1, 4)										3	0	0	0	0	2	1											
<b>Inning Stats</b>	R: 0 E: 0 K: 1 S: 5	H: 0 LOB: 0 BB: 0 P: 7	R: 0 E: 0 K: 0 S: 7	H: 1 LOB: 1 BB: 0 P: 14	R: 2 E: 0 K: 0 S: 11	H: 2 LOB: 1 BB: 1 P: 19	R: 0 E: 0 K: 0 S: 8	H: 1 LOB: 0 BB: 0 P: 12	R: 0 E: 0 K: 2 S: 9	H: 0 LOB: 0 BB: 0 P: 12	R: 0 E: 0 K: 2 S: 8	H: 1 LOB: 1 BB: 0 P: 11	R: 0 E: 0 K: 0 S: 4	H: 1 LOB: 0 BB: 0 P: 8	R: 0 E: 0 K: 1 S: 5	H: 0 LOB: 0 BB: 0 P: 9	1B: 5 2B: 3 3B: 0 HR: 0	SF: 0 SAC: 0 DP: 3 HBP: 0	WP: 1 PB: 0 SB: 2 CS: 0	PA: 33							
<b>PITCHER</b>	IP	WLS	BF	H	R	ER	SO	BB	IBB	HBP	BLK	WP	HR	S	P	ERA	WHIP										
Brian Holman, R ERA: 3.69 (1, 1)	7.0	L	28	7	2	2	5	1	0	0	0	1	0	57	93	2.57	1.143										
Russ Swan, L ERA: 3.5 (8, 1)	1.2		4	0	0	0	1	0	0	0	0	0	0	7	13	0.00	0.000										
Calvin Jones, R ERA: 2.41 (9, 1)	0.1		1	0	0	0	0	0	0	0	0	0	0	1	3	0.00	0.000										

Batter	1	2	3	4	5	6	7	8	9	AB	R	H	RBI	BB	SO	LOB	BOTTOM										
Edgar Martinez, R OBP: 0.412, SLG: 0.461 Rich Amaral, R (9, FR)										3	0	1	0	1	0	0	<b>Kansas City Royals @ Seattle Mariners</b> <b>The Kingdome, Seattle, WA</b> Sun Sep 22 1991, 6:33 AM EDT Att: 14,116 - Dome - 70 F										
Harold Reynolds, S OBP: 0.336, SLG: 0.349 (1, 4)										3	0	0	0	0	3	1											
Ken Griffey Jr., L OBP: 0.401, SLG: 0.536 (1, 8)										4	0	0	0	0	2	3											
Pete O'Brien, L OBP: 0.305, SLG: 0.395 (1, 7)										4	1	1	1	0	2	3											
Alvin Davis, L OBP: 0.303, SLG: 0.344 (1, 10)										3	0	0	0	0	1	0											
Greg Britley, L OBP: 0.288, SLG: 0.319 (1, 9)										3	0	1	0	0	0	0											
Tino Martinez, L OBP: 0.265, SLG: 0.267 (1, 3)										3	0	0	0	0	1	1											
Omar Vizquel, S OBP: 0.300, SLG: 0.295 Dave Cochrane, S OBP: 0.273, SLG: 0.340 Jeff Schaefer, R OBP: 0.281, SLG: 0.336 (1, 6) (8, PH) (9, 6)										2	0	0	0	0	0	1											
Dave Valle, R OBP: 0.277, SLG: 0.288 Scott Bradley, L OBP: 0.274, SLG: 0.235 (1, 2) (8, PH) (9, 2)										1	0	0	0	0	0	0											
<b>Inning Stats</b>	R: 0 E: 0 K: 2 S: 15	H: 0 LOB: 1 BB: 1 P: 21	R: 0 E: 0 K: 0 S: 5	H: 0 LOB: 0 BB: 0 P: 7	R: 0 E: 0 K: 0 S: 7	H: 0 LOB: 0 BB: 0 P: 11	R: 0 E: 0 K: 3 S: 9	H: 0 LOB: 0 BB: 0 P: 12	R: 0 E: 0 K: 1 S: 10	H: 1 LOB: 1 BB: 0 P: 15	R: 0 E: 0 K: 2 S: 8	H: 0 LOB: 0 BB: 0 P: 10	R: 1 E: 0 K: 0 S: 9	H: 1 LOB: 0 BB: 0 P: 12	R: 0 E: 0 K: 2 S: 8	H: 0 LOB: 0 BB: 0 P: 12	R: 0 E: 0 K: 1 S: 9	H: 1 LOB: 2 BB: 0 P: 12	1B: 2 2B: 0 3B: 0 HR: 1	SF: 0 SAC: 1 DP: 0 HBP: 0	WP: 0 PB: 0 SB: 0 CS: 0	PA: 31					
<b>PITCHER</b>	IP	WLS	BF	H	R	ER	SO	BB	IBB	HBP	BLK	WP	HR	S	P	ERA	WHIP										
Bret Saberhagen, R ERA: 3.05 (1, 1)	9.0	W	31	3	1	1	11	1	0	0	0	0	1	80	112	1.00	0.444										



Batter	1	2	3	4	5	6	7	8	9	10	11	AB	R	H	RBI	BB	SO	LOB	TOP							
Brian Downing, R OBP: 0.389, SLG: 0.467 (1, 10)	4-0 FC5-4 BB	4-2 1B BB		0-2 P2			2-0 F7		2-1 P5		4-2 1B BB	3	2	0	0	3	0	1								
Monty Fariss, R OBP: 0.439, SLG: 0.353 (1, 4)	4-2 FC5-4 BB	1-0 1B BB			3-3 K		4-2 1B BB		1-1 F8		2-1 1B BB	2	0	1	2	2	1	0								
Mario Diaz, R OBP: 0.325, SLG: 0.330 (7, 4)		1-3 2-H 3-H 1B					1-2 BB				1-2 2-H 1B	2	1	1	1	0	0	0								
Ruben Sierra, S OBP: 0.357, SLG: 0.498 (1, 9)	2-3 K	1-2 FC5-4 1B			1-3 K		1-2 2-3 1B		1-0 FC6-4 1B		1-0 FC6-4 1B	6	1	4	2	0	2	2								
Juan Gonzalez, R OBP: 0.327, SLG: 0.489 (1, 7)	2-2 FC5-4 FC6-4	2-1 FC5-4			0-0 G6-3		0-1 FC6-4		0-1 FC6-4		0-1 FC6-4	6	1	1	2	0	0	8								
Mike Stanley, R OBP: 0.377, SLG: 0.400 (1, 3)	2-2 FC6-4				4-1 G6-4-3 BB		2-2 G5-3		4-1 1B BB		3-2 G4-6-3	2	0	0	0	1	0	2								
Rafael Palmeiro, L OBP: 0.393, SLG: 0.543 (6, 3)											4-0 2B IBB	1	1	0	0	2	0	1								
Dean Palmer, R OBP: 0.285, SLG: 0.417 (1, 5)				1-3 K	2-3 K		2-3 K		3-3 K			6	1	1	2	0	5	2								
Ivan Rodriguez, R OBP: 0.280, SLG: 0.363 (1, 2)				4-0 BB BB	0-1 G6-4-3		2-2 G6-3		1-2 1B			2	1	0	0	1	0	1								
Kevin Reimer, L OBP: 0.343, SLG: 0.486 (8, PH)												1	0	1	0	0	0	0								
Gary Pettis, S OBP: 0.342, SLG: 0.278 (8, 8)												1	1	1	0	1	0	0								
Donald Harris, R OBP: 0.600, SLG: 0.500 (8, PH)				4-2 BB BB			1-3 K		1-1 FC1-6 1B			2	1	1	0	1	1	0								
Geno Petrilli, L OBP: 0.330, SLG: 0.344 (8, 2)				1-2 1B BB					1-3 K			3	0	1	1	0	1	2								
José Hernández, R OBP: 0.222, SLG: 0.244 (9, PH)				0-3 K			0-2 L9		1-1 FC1-6 1B BB		2-3 K	3	0	0	0	0	1	3								
Jack Daugherty, S OBP: 0.255, SLG: 0.252 (9, PH)												1	0	0	0	0	1	0								
Jeff Huson, L OBP: 0.312, SLG: 0.293 (9, 6)												0	0	0	0	0	0	0								
Julio Franco, R OBP: 0.408, SLG: 0.466 (11, PH)												2	1	1	1	0	1	2								
<b>Inning Stats</b>	R: 0 E: 0 K: 1 S: 14	H: 0 LOB: 2 P: 28	R: 3 E: 0 K: 2 S: 20	H: 2 LOB: 2 BB: 3 P: 37	R: 0 E: 0 K: 1 S: 6	H: 0 LOB: 0 BB: 1 P: 12	R: 0 E: 0 K: 1 S: 10	H: 0 LOB: 0 BB: 0 P: 11	R: 0 E: 0 K: 2 S: 8	H: 0 LOB: 0 BB: 0 P: 12	R: 0 E: 0 K: 1 S: 10	H: 2 LOB: 3 BB: 1 P: 21	R: 0 E: 0 K: 2 S: 11	H: 1 LOB: 1 BB: 1 P: 20	R: 0 E: 0 K: 1 S: 7	H: 0 LOB: 0 BB: 0 P: 12	R: 0 E: 0 K: 0 S: 6	H: 1 LOB: 0 BB: 0 P: 11	R: 8 E: 0 K: 2 S: 23	H: 7 LOB: 2 BB: 3 P: 49	1B: 11 2B: 2 3B: 0 HR: 0	SF: 0 SAC: 0 DP: 2 HBP: 0	WP: 1 PB: 0 SB: 2 CS: 0	PA: 54		
<b>PITCHER</b>	IP 7.0	WLS 31	BF 31	H 4	R 3	ER 3	SO 8	BB 7	IBB 0	HBP 0	BLK 0	WP 0	HR 0	S 18	P 32	ERA 0.00	WHIP 1.000									
Randy Johnson, L ERA: 4.1 (1, 1)																										
Calvin Jones, R ERA: 2.29 (8, 1)	2.0	7	1	0	0	3	1	0	0	0	0	0	0	0	18	32	0.00	1.000								
Bill Swift, R ERA: 2.13 (10, 1)	1.0	3	1	0	0	0	0	0	0	0	0	0	0	6	11	0.00	1.000									
Mike Schooler, R ERA: 4.25 (11, 1)	0.2	L	7	3	5	5	1	2	0	0	0	1	0	14	32	67.50	7.500									
Dave Burba, R ERA: 4.73 (11, 1)	0.1	6	4	3	3	1	0	1	0	0	0	0	0	9	17	81.00	12.000									

Texas Rangers @ Seattle Mariners  
The Kingdom, Seattle, WA  
Mon Sep 23 1991, 10:05 PM EDT  
Att. 49,486 - Dome - 70 F

livebaseballscores.com

AB 43  
R 11  
H 13  
RBI 11  
BB 11  
SO 13  
LOB 24



Batter	1	2	3	4	5	6	7	8	9	10	11	AB	R	H	RBI	BB	SO	LOB	BOTTOM							
Edgar Martinez, R OBP: 0.411, SLG: 0.462 (1, 5)	2-1 G4-3		0-2 P6		0-0 F7		3-2 2B 1B		3-2 1B 2B	3-1 FC6		6	0	2	0	0	0	2								
Harold Reynolds, S OBP: 0.306, SLG: 0.350 (1, 4)	1-0 1B 2B		1-1 1B 1B		2-1 G6-3		1-1 P6		0-0 P9		1-1 P7	6	1	2	0	0	0	2								
Ken Griffey Jr., L OBP: 0.406, SLG: 0.541 (1, 8)			1 SAFE 2-2 1B HBP		4-1 BB BB		0-0 BB BB		4-0 BB BB		4-2 1B BB	3	1	3	1	2	0	0								
Pat Lennan, R OBP: 1.000, SLG: 2.000 (11, PH)	3-1 WP SF8 1B		1-3 1B		1-3 BB		1-3 2B		1-3 2B		1-1 1B BB	0	1	0	0	1	0	0								
Jay Buhner, R OBP: 0.333, SLG: 0.489 (1, 9)	1-1 SF8		1-2 HBP		0-0 F9		0-0 G6-3		2-0 G6-3		1-1 BB 1B	2	0	0	1	0	0	3								
Greg Briley, L OBP: 0.302, SLG: 0.323 (10, 7)	2-H SF8		1-2 HBP		1-2 HBP		0-0 F9		1-2 2-3 1B		1-3 BB 1B	2	0	2	0	0	0	0								
Tracy Jones, R OBP: 0.315, SLG: 0.367 (1, 10)	2-0 E5		2-3 K		0-0 F7		1-2 G6-3		1-0 P3		1-0 BB 1B	4	0	0	0	0	1	3								
Alvin Davis, L OBP: 0.304, SLG: 0.345 (9, PH)											1-2 2-3 1B	2	0	1	1	0	0	3								
Pete O'Brien, L OBP: 0.302, SLG: 0.392 (1, 3)	2-2 F8		1-1 G4-3		2-2 F8		1-2 F7		1-2 F7		1-2 G4-3	5	0	0	0	0	0	4								
Tino Martinez, L OBP: 0.263, SLG: 0.264 (11, PH)											3-3 K	1	0	0	0	0	1	2								
Alonzo Powell, R OBP: 0.270, SLG: 0.380 (1, 7)					0-2 G3-1		0-0 L4-6 SH3 1B		3-2 K		4-0 FC6-4 BB	5	1	3	1	1	1	0								
Jeff Schaefer, R OBP: 0.279, SLG: 0.333 (1, 6)					0-0 SH3		0-3 K		1-1 G6-3		1-1 E9 BB	1	0	0	0	0	1	0								
Omar Vizquel, S OBP: 0.297, SLG: 0.292 (5, 6)					1-2 SH3						1-2 FC6-4	4	0	0	0	0	1	4								
Dave Valle, R OBP: 0.276, SLG: 0.286 (1, 2)					2-2 L4-6		2-2 L3		0-1 P3		4-0 FC6	2	0	0	0	0	0	1								
Dave Cochrane, S OBP: 0.272, SLG: 0.337 (7, PH)												1	0	0	0	0	0	0								
Chris Howard, R OBP: 0.500, SLG: 1.000 (8, 2)												1	0	0	0	0	0	0								
Scott Bradley, L OBP: 0.277, SLG: 0.235 (10, PH)					2-3 L4-6						1-2 BB	0	0	0	0	1	0	0								
<b>Inning Stats</b>	R: 2 E: 1 K: 0 S: 12	H: 2 LOB: 1 BB: 0 P: 23	R: 0 E: 0 K: 1 S: 10	H: 0 LOB: 0 BB: 0 P: 12	R: 0 E: 0 K: 1 S: 22	H: 2 LOB: 3 BB: 1 P: 29	R: 0 E: 0 K: 0 S: 5	H: 1 LOB: 0 BB: 0 P: 7	R: 0 E: 0 K: 0 S: 5	H: 0 LOB: 0 BB: 0 P: 11	R: 1 E: 0 K: 1 S: 10	H: 1 LOB: 0 BB: 0 P: 12	R: 0 E: 0 K: 0 S: 13	H: 2 LOB: 2 BB: 0 P: 19	R: 0 E: 0 K: 0 S: 14	H: 1 LOB: 1 BB: 0 P: 20	R: 0 E: 0 K: 0 S: 10	H: 2 LOB: 3 BB: 1 P: 20	R: 0 E: 1 K: 1 S: 10	H: 0 LOB: 2 BB: 1 P: 19	R: 1 E: 0 K: 1 S: 14	H: 2 LOB: 3 BB: 2 P: 29	1B: 8 2B: 5 3B: 0 HR: 1	SF: 1 SAC: 1 DP: 1 HBP: 1	WP: 1 PB: 0 SB: 0 CS: 0	PA: 53
<b>PITCHER</b>	IP 6.0	WLS 3	BF 26	H 6	R 3	ER 3	SO 0	BB 1	IBB 0	HBP 0	BLK 0	WP 1	HR 1	S 64	P 94	ERA 4.50	WHIP 1.167									
Brian Bohanon, L ERA: 5.5 (1, 1)																										
Terry Mathews, R ERA: 3.75 (7, 1)	0.2	3	1	0	0	0	0	0	0	0	0	0	0	11	17	0.00	1.500									
Kenny Rogers, L ERA: 5.65 (7, 1)	2.0	10	3	0	0	0	0	1	0	0	0	0	0	24	37	0.00	1.500									
Jeff Russell, R ERA: 3.46 (9, 1)	1.1	W	7	1	0	0	1	1	0	0	0	0	0	12	24	0.00	1.500									
Wayne Rosenthal, R ERA: 4.41 (11, 1)	1.0	7	2	1	1	1	1	2	0	0	0	0	0	14	29	9.00	4.000									

Texas Rangers @ Seattle Mariners  
The Kingdom, Seattle, WA  
Mon Sep 23 1991, 10:05 PM EDT  
Att. 49,486 - Dome - 70 F

livebaseballscores.com

AB 45  
R 4  
H 13  
RBI 4  
BB 5  
SO 5  
LOB 24









Batter	1	2	3	4	5	6	7	8	9	AB	R	H	RBI	BB	SO	LOB	TOP										
<b>Gary Pettis, S</b> OBP: 0.342, SLG: 0.283 (1, 8)										5	1	1	0	0	2	4											
<b>Julio Franco, R</b> OBP: 0.407, SLG: 0.468 (9, FR)										4	1	1	1	1	0	0											
<b>Mario Diaz, R</b> OBP: 0.323, SLG: 0.328 (9, 4)										3	1	1	0	0	2	2											
<b>Rafael Palmeiro, L</b> OBP: 0.392, SLG: 0.544 (6, 3)										2	1	1	2	1	0	3											
<b>Ruben Sierra, S</b> OBP: 0.356, SLG: 0.501 (7, FR)										1	0	0	0	0	1	1											
<b>Donald Harris, R</b> OBP: 0.500, SLG: 0.400 (7, 9)											5	1	1	2	0	2											
<b>Kevin Reimer, L</b> OBP: 0.341, SLG: 0.489 (1, 10)											3	1	1	0	1	0											
<b>Jack Daugherty, S</b> OBP: 0.281, SLG: 0.252 (1, 7)											2	1	1	1	1	0											
<b>Geno Petralli, L</b> OBP: 0.335, SLG: 0.351 (7, 5)										1	0	0	0	0	1	1											
<b>José Hernández, R</b> OBP: 0.224, SLG: 0.244 (7, 5)										3	0	1	0	0	0	1											
<b>Ivan Rodríguez, R</b> OBP: 0.281, SLG: 0.363 (7, 2)										1	0	1	0	0	0	0											
<b>Mike Stanley, R</b> OBP: 0.360, SLG: 0.404 (7, 2)										1	0	1	0	0	0	0											
<b>Jeff Huson, L</b> OBP: 0.308, SLG: 0.289 (1, 6)										4	0	0	0	0	0	4											
<b>Inning Stats</b>	R: 4 E: 1 K: 0 S: 17	H: 4 LOB: 0 BB: 0 P: 26	R: 0 E: 0 K: 0 S: 4	H: 0 LOB: 0 BB: 0 P: 8	R: 1 E: 0 K: 1 S: 10	H: 1 LOB: 0 BB: 0 P: 15	R: 2 E: 0 K: 2 S: 16	H: 2 LOB: 3 BB: 2 P: 30	R: 0 E: 0 K: 0 S: 3	H: 0 LOB: 1 BB: 1 P: 9	R: 0 E: 0 K: 0 S: 7	H: 0 LOB: 0 BB: 0 P: 11	R: 0 E: 0 K: 0 S: 6	H: 0 LOB: 1 BB: 1 P: 13	R: 0 E: 0 K: 2 S: 14	H: 2 LOB: 2 BB: 0 P: 22	R: 0 E: 1 K: 1 S: 9	H: 0 LOB: 1 BB: 0 P: 10	1B: 5 2B: 2 3B: 0 HR: 2	SF: 1 SAC: 0 DP: 1 HBP: 0	WP: 1 PB: 1 SB: 0 CS: 0	PA: 41					
<b>PITCHER</b>	IP	WLS	BF	H	R	ER	SO	BB	IBB	HBP	BLK	WP	HR	S	P	ERA	WHIP										
<b>Rich DeLucia, R</b> ERA: 4.99 (1, 1)	3.0	L	14	5	5	5	1	0	0	0	0	1	2	31	49	15.00	1.667										
<b>Gene Harris, R</b> ERA: 5.23 (4, 1)	3.0		15	2	2	1	2	3	0	0	0	0	0	26	50	3.00	1.667										
<b>Dave Burba, R</b> ERA: 4.4 (7, 1)	2.0		8	2	0	0	2	1	0	0	0	0	0	20	35	0.00	1.500										
<b>Mike Schooler, R</b> ERA: 4.11 (9, 1)	1.0		4	0	0	0	1	0	0	0	0	0	0	9	10	0.00	0.000										

Texas Rangers @ Seattle Mariners  
The Kingdome, Seattle, WA  
Wed Sep 25 1991, 6:33 AM EDT  
Att: 27,256 - Dome - 70 F


AB 36  
R 7  
H 9  
RBI 6  
BB 4  
SO 6  
LOB 19



Batter	1	2	3	4	5	6	7	8	9	AB	R	H	RBI	BB	SO	LOB	BOTTOM										
<b>Greg Briley, L</b> OBP: 0.298, SLG: 0.315 (1, 9)										4	0	0	0	0	0	2											
<b>Harold Reynolds, S</b> OBP: 0.339, SLG: 0.350 (9, 4)										2	0	0	1	2	0	1											
<b>Rich Amaral, R</b> (9, 4)										0	0	0	0	0	0	0											
<b>Edgar Martínez, R</b> OBP: 0.410, SLG: 0.463 (9, 5)										4	0	0	0	0	2	3											
<b>Jeff Schaefer, R</b> OBP: 0.279, SLG: 0.333 (9, 5)										0	0	0	0	0	0	0											
<b>Ken Griffey Jr., L</b> OBP: 0.406, SLG: 0.539 (9, PH)										3	0	0	0	0	2	2											
<b>Alonzo Powell, R</b> OBP: 0.277, SLG: 0.380 (9, PH)										0	0	0	0	1	0	0											
<b>Pete O'Brien, L</b> OBP: 0.300, SLG: 0.387 (8, 7)											3	0	0	0	1	2											
<b>Pat Lennon, R</b> OBP: 0.600, SLG: 0.667 (8, 7)											1	0	0	0	0	1											
<b>Alvin Davis, L</b> OBP: 0.305, SLG: 0.345 (9, PH)											3	0	1	0	0	0											
<b>Tracy Jones, R</b> OBP: 0.314, SLG: 0.365 (9, PH)											1	0	0	0	0	1											
<b>Tino Martínez, L</b> OBP: 0.262, SLG: 0.264 (1, 3)											3	0	0	0	1	1											
<b>Dave Cochrane, S</b> OBP: 0.285, SLG: 0.351 (1, 2)										2	1	1	0	1	1	0											
<b>Omar Vizquel, S</b> OBP: 0.300, SLG: 0.295 (1, 6)										3	0	1	0	0	1	1											
<b>Inning Stats</b>	R: 0 E: 0 K: 1 S: 9	H: 0 LOB: 2 BB: 1 P: 14	R: 0 E: 0 K: 1 S: 8	H: 1 LOB: 0 BB: 0 P: 13	R: 0 E: 0 K: 0 S: 6	H: 0 LOB: 0 BB: 0 P: 9	R: 0 E: 0 K: 2 S: 13	H: 0 LOB: 0 BB: 0 P: 16	R: 0 E: 0 K: 2 S: 10	H: 0 LOB: 1 BB: 1 P: 14	R: 0 E: 0 K: 0 S: 6	H: 0 LOB: 0 BB: 0 P: 8	R: 1 E: 0 K: 0 S: 10	H: 2 LOB: 1 BB: 0 P: 17	R: 0 E: 0 K: 0 S: 4	H: 0 LOB: 0 BB: 1 P: 10	1B: 3 2B: 0 3B: 0 HR: 0	SF: 0 SAC: 0 DP: 2 HBP: 0	WP: 0 PB: 1 SB: 0 CS: 0	PA: 33							
<b>PITCHER</b>	IP	WLS	BF	H	R	ER	SO	BB	IBB	HBP	BLK	WP	HR	S	P	ERA	WHIP										
<b>Nolan Ryan, R</b> ERA: 2.93 (1, 1)	8.0	W	30	3	1	1	8	3	0	0	0	0	0	71	109	1.12	0.750										
<b>Mike Jeffcoat, L</b> ERA: 3.94 (9, 1)	1.0		3	0	0	0	0	1	0	0	0	0	0	4	10	0.00	1.000										

Texas Rangers @ Seattle Mariners  
The Kingdome, Seattle, WA  
Wed Sep 25 1991, 6:33 AM EDT  
Att: 27,256 - Dome - 70 F

AB 29  
R 1  
H 3  
RBI 1  
BB 4  
SO 8  
LOB 14






Batter	1	2	3	4	5	6	7	8	9	10	11	AB	R	H	RBI	BB	SO	LOB	TOP						
Edgar Martinez, R OBP: 0.411, SLG: 0.463	(1.5) P2					G4-3 HR 1B	F7		2-1 1-2 2B 1B	K		5	2	2	0	1	1	1							
Harold Reynolds, S OBP: 0.340, SLG: 0.349	(1.4) L6					F7			F7		4-1 HR BB	4	1	1	0	2	0	3							
Ken Griffey Jr., L OBP: 0.407, SLG: 0.544	(1.8) 1B					G4-3			G4-6-3 BB		0-0 HR BB	6	2	3	3	0	0	4							
Pete O'Brien, L OBP: 0.301, SLG: 0.395	(1.7) F9					G3			0-1 2B 1B		0-1 F8	5	1	2	4	0	0	3							
Rich Amaral, R (9, PR)						HR			1-2 2H 2B		1-H HR	1	1	0	0	0	0	0							
Alvin Davis, L OBP: 0.299, SLG: 0.342						G1-3			2-H 2B		0-3 K2-3	3	0	0	0	0	1	0							
Tracy Jones, R OBP: 0.312, SLG: 0.363												1	0	0	0	0	1	0							
Scott Bradley, L OBP: 0.280, SLG: 0.244												2	0	1	1	0	1	0							
Greg Briley, L OBP: 0.277, SLG: 0.317												2	1	1	0	0	0	0							
Jay Buhner, R OBP: 0.330, SLG: 0.481												3	0	0	0	1	1	1							
Tino Martinez, L OBP: 0.283, SLG: 0.312												2	1	2	1	1	0	0							
Alonzo Powell, R OBP: 0.272, SLG: 0.373												2	0	0	0	0	1	2							
Omar Vizquel, S OBP: 0.298, SLG: 0.293												3	0	0	1	0	0	2							
Pat Lammont, R OBP: 0.500, SLG: 0.500												1	0	0	0	0	0	1							
Jeff Schaefer, R OBP: 0.277, SLG: 0.331												1	0	0	0	0	1	0							
Dave Valle, R OBP: 0.277, SLG: 0.285												3	0	1	0	0	1	1							
Chris Howard, R OBP: 0.500, SLG: 1.000												0	0	0	0	0	0	0							
Dave Cochrane, S OBP: 0.287, SLG: 0.353												2	1	1	0	0	1	0							
<b>Inning Stats</b>	R: 0 E: 0 K: 0 S: 14	H: 1 LOB: 1 BB: 0 P: 20	R: 0 E: 0 K: 0 S: 19	H: 0 LOB: 1 BB: 1 P: 30	R: 0 E: 0 K: 1 S: 12	H: 1 LOB: 1 BB: 1 P: 20	R: 1 E: 0 K: 1 S: 14	H: 2 LOB: 1 BB: 0 P: 22	R: 2 E: 0 K: 0 S: 11	H: 2 LOB: 0 BB: 0 P: 18	R: 0 E: 0 K: 0 S: 7	H: 0 LOB: 0 BB: 0 P: 14	R: 0 E: 0 K: 2 S: 18	H: 0 LOB: 1 BB: 1 P: 26	R: 4 E: 0 K: 1 S: 17	H: 5 LOB: 1 BB: 0 P: 30	R: 0 E: 0 K: 3 S: 9	H: 0 LOB: 0 BB: 0 P: 12	R: 2 E: 0 K: 1 S: 10	H: 1 LOB: 0 BB: 1 P: 15	1B: 9 2B: 2 3B: 0 HR: 3	SF: 0 SAC: 0 DP: 1 HBP: 0	WP: 0 PB: 0 SB: 0 CS: 0	PA: 51	
<b>PITCHER</b>	IP ERA WHIP	WLS BF H R ER SO	BF H R ER SO	H R ER SO	BB IBB HBP BLK WP HR S P ERA WHIP	BB IBB HBP BLK WP HR S P ERA WHIP	BB IBB HBP BLK WP HR S P ERA WHIP	BB IBB HBP BLK WP HR S P ERA WHIP	BB IBB HBP BLK WP HR S P ERA WHIP	BB IBB HBP BLK WP HR S P ERA WHIP	BB IBB HBP BLK WP HR S P ERA WHIP	BB IBB HBP BLK WP HR S P ERA WHIP	BB IBB HBP BLK WP HR S P ERA WHIP	BB IBB HBP BLK WP HR S P ERA WHIP	BB IBB HBP BLK WP HR S P ERA WHIP	BB IBB HBP BLK WP HR S P ERA WHIP	BB IBB HBP BLK WP HR S P ERA WHIP	BB IBB HBP BLK WP HR S P ERA WHIP	BB IBB HBP BLK WP HR S P ERA WHIP	BB IBB HBP BLK WP HR S P ERA WHIP	BB IBB HBP BLK WP HR S P ERA WHIP	BB IBB HBP BLK WP HR S P ERA WHIP	BB IBB HBP BLK WP HR S P ERA WHIP	BB IBB HBP BLK WP HR S P ERA WHIP	BB IBB HBP BLK WP HR S P ERA WHIP
Jack McDowell, R ERA: 3.44	(1.1)	2.0	8	2	1	1	0	1	0	0	0	0	0	0	1	14	26	4.50	1.600						
Ken Patterson, L ERA: 2.83	(6.1)	1.0	4	0	0	0	2	1	0	0	0	0	0	0	0	18	26	0.00	1.000						
Scott Radinsky, L ERA: 1.93	(8.1)	0.1	5	4	4	4	0	0	0	0	0	0	0	0	0	11	18	108.00	12.000						
Bobby Thigpen, R ERA: 3.44	(9.1)	2.2	L	11	2	2	2	5	1	0	0	0	0	0	1	25	39	6.75	1.125						

Seattle Mariners @ Chicago White Sox  
Comiskey Park, Chicago, IL  
Fri Sep 27 1991, 8:05 PM EDT  
Att: 33,023 - Cloudy - 53 F

livebaseballscorecards.com

AB 46  
R 10  
H 14  
RBI 10  
BB 5  
SO 9  
LOB 18




Batter	1	2	3	4	5	6	7	8	9	10	11	AB	R	H	RBI	BB	SO	LOB	BOTTOM					
Tim Lincecum, S OBP: 0.365, SLG: 0.353	(1.7) G5-3					G6-4-3 1B			G6-3		G3-6-1 1B	6	1	3	2	0	1	1						
Robin Ventura, L OBP: 0.372, SLG: 0.452	(1.5) WP					G6-4-3			G1-3		G3-6-1	6	1	2	2	0	1	2						
Frank Thomas, R OBP: 0.448, SLG: 0.552	(1.3) L7					F8			G5-3			5	1	1	2	0	1	1						
Bo Jackson, R OBP: 0.371, SLG: 0.492	(1.10) K					K			F9		G4-3	5	0	1	0	0	2	1						
Carlton Fisk, R OBP: 0.303, SLG: 0.405						K			4-1 BB		G6-3	4	0	0	0	1	2	1						
Craig Grebeck, R OBP: 0.382, SLG: 0.475												4	3	3	0	1	0	1						
Sammy Sosa, R OBP: 0.243, SLG: 0.340												0	0	0	0	0	0	0						
Mike Huff, R OBP: 0.364, SLG: 0.357												4	0	2	1	0	1	1						
Dan Pasqua, L OBP: 0.354, SLG: 0.451												1	0	1	0	0	0	0						
Esteban Beltré, R (10, PR)												0	0	0	0	0	0	0						
Lance Johnson, L OBP: 0.300, SLG: 0.332												5	1	1	1	0	0	4						
Scott Fletcher, R OBP: 0.264, SLG: 0.289												4	1	0	0	0	0	1						
<b>Inning Stats</b>	R: 0 E: 0 K: 1 S: 11	H: 1 LOB: 1 BB: 0 P: 16	R: 6 E: 0 K: 2 S: 23	H: 6 LOB: 1 BB: 0 P: 39	R: 1 E: 0 K: 1 S: 14	H: 1 LOB: 1 BB: 1 P: 29	R: 0 E: 0 K: 2 S: 11	H: 0 LOB: 0 BB: 0 P: 19	R: 1 E: 0 K: 1 S: 9	H: 2 LOB: 0 BB: 0 P: 12	R: 0 E: 0 K: 0 S: 7	H: 1 LOB: 0 BB: 0 P: 10	R: 0 E: 0 K: 0 S: 4	H: 0 LOB: 0 BB: 0 P: 5	R: 0 E: 0 K: 1 S: 5	H: 0 LOB: 0 BB: 0 P: 10	R: 0 E: 0 K: 0 S: 12	H: 2 LOB: 0 BB: 0 P: 17	R: 0 E: 0 K: 0 S: 10	H: 1 LOB: 0 BB: 0 P: 15	1B: 8 2B: 5 3B: 0 HR: 1	SF: 0 SAC: 0 DP: 3 HBP: 1	WP: 2 PB: 0 SB: 0 CS: 0	PA: 47
<b>PITCHER</b>	IP ERA WHIP	WLS BF H R ER SO	BF H R ER SO	H R ER SO	BB IBB HBP BLK WP HR S P ERA WHIP	BB IBB HBP BLK WP HR S P ERA WHIP	BB IBB HBP BLK WP HR S P ERA WHIP	BB IBB HBP BLK WP HR S P ERA WHIP	BB IBB HBP BLK WP HR S P ERA WHIP	BB IBB HBP BLK WP HR S P ERA WHIP	BB IBB HBP BLK WP HR S P ERA WHIP	BB IBB HBP BLK WP HR S P ERA WHIP	BB IBB HBP BLK WP HR S P ERA WHIP	BB IBB HBP BLK WP HR S P ERA WHIP	BB IBB HBP BLK WP HR S P ERA WHIP	BB IBB HBP BLK WP HR S P ERA WHIP	BB IBB HBP BLK WP HR S P ERA WHIP	BB IBB HBP BLK WP HR S P ERA WHIP	BB IBB HBP BLK WP HR S P ERA WHIP	BB IBB HBP BLK WP HR S P ERA WHIP	BB IBB HBP BLK WP HR S P ERA WHIP	BB IBB HBP BLK WP HR S P ERA WHIP	BB IBB HBP BLK WP HR S P ERA WHIP	BB IBB HBP BLK WP HR S P ERA WHIP
Dave Fleming, L ERA: 6.92	(1.1)	3.0	12	3	2	2	4	1	0	0	0	1	0	34	60	6.00	1.333							
Calvin Jones, R ERA: 2.95	(3.1)	2.0	7	1	0	0	0	1	0	0	0	0	0	14	25	0.00	1.000							
Dave Burba, R ERA: 4.11	(6.1)	2.2	9	1	0	0	1	0	0	0	0	0	0	17	24	0.00	0.375							
Bill Swift, R ERA: 2.06	(8.1)	1.1	W	5	2	0	0	0	0	0	0	0	0	14	23	0.00	1.500							

Seattle Mariners @ Chicago White Sox  
Comiskey Park, Chicago, IL  
Fri Sep 27 1991, 8:05 PM EDT  
Att: 33,023 - Cloudy - 53 F

livebaseballscorecards.com

AB 44  
R 8  
H 14  
RBI 8  
BB 2  
SO 8  
LOB 13





Batter	1	2	3	4	5	6	7	8	9	AB	R	H	RBI	BB	SO	LOB	TOP								
<b>Edgar Martinez, R</b> (1, 5) OBP: 0.413, SLG: 0.466	1-1 L8			0-1 SH1-3 SF9 2B		1-0 1B E 1B		4-2 2B BB		3	2	2	0	1	0	0									
<b>Harold Reynolds, S</b> (1, 4) OBP: 0.342, SLG: 0.353	2-0 G5-3			0-0 SH1-3		2-2 1B E 1B		0-1 1B E 2B		3	0	2	0	0	0	0									
<b>Ken Griffey Jr., L</b> (1, 8) OBP: 0.406, SLG: 0.543	3-2 G3			1-2 SF9		1-1 1B E 1B		2-3 K		3	0	1	1	0	1	2									
<b>Jay Buhner, R</b> (1, 9) OBP: 0.330, SLG: 0.478		1-0 G6-3		3-H 1-0 1B		0-0 E5 G4-6-3		2-2 P4		4	0	1	1	0	0	4									
<b>Alonzo Powell, R</b> (1, 7) OBP: 0.267, SLG: 0.365		1-0 G4-3		1-2 F9		1-2 G4-6-3			3-2 G3-1	2	0	0	0	0	0	1									
<b>Tino Martinez, L</b> (6, PH) OBP: 0.278, SLG: 0.305										2	0	0	0	0	0	3									
<b>Pete O'Brien, L</b> (1, 3) OBP: 0.299, SLG: 0.392		3-2 G4-3			2-1 G3-1				1-1 P5	4	0	0	0	0	0	0									
<b>Pat Lennon, R</b> (1, 10) OBP: 0.375, SLG: 0.333			1-3 K		0-0 G5-3				1-1 P5	2	0	0	0	0	1	0									
<b>Alvin Davis, L</b> (7, PH) OBP: 0.302, SLG: 0.341										2	0	0	0	0	0	0									
<b>Jeff Schaefer, R</b> (1, 6) OBP: 0.274, SLG: 0.327			0-2 G5-3		2-2 F9					2	0	0	0	0	0	0									
<b>Omar Vizquel, S</b> (7, PH) OBP: 0.296, SLG: 0.292										1	0	0	0	0	0	0									
<b>Dave Valle, R</b> (1, 2) OBP: 0.276, SLG: 0.283			2-2 L8			2-2 F8			1-3 K	2	0	0	0	0	0	0									
<b>Dave Cochrane, S</b> (8, PH) OBP: 0.286, SLG: 0.351										1	0	0	0	0	1	0									
<b>Inning Stats</b>	R: 0 H: 0 E: 0 K: 0 S: 10	H: 0 LOB: 0 BB: 0 P: 16	R: 0 H: 0 E: 0 K: 0 S: 5	H: 0 LOB: 0 BB: 0 P: 10	R: 0 H: 0 E: 0 K: 1 S: 10	H: 0 LOB: 0 BB: 0 P: 13	R: 1 H: 2 E: 0 K: 0 S: 11	H: 2 LOB: 1 BB: 0 P: 14	R: 0 H: 0 E: 0 K: 0 S: 6	H: 0 LOB: 0 BB: 0 P: 10	R: 1 H: 3 E: 1 K: 0 S: 14	H: 3 LOB: 2 BB: 0 P: 22	R: 0 H: 0 E: 0 K: 0 S: 6	H: 0 LOB: 0 BB: 0 P: 9	R: 0 H: 1 E: 0 K: 2 S: 13	H: 1 LOB: 2 BB: 1 P: 22	R: 0 H: 0 E: 0 K: 0 S: 7	H: 0 LOB: 0 BB: 0 P: 12	1B: 4 2B: 2 3B: 0 HR: 0	SF: 1 SAC: 1 DP: 1 HBP: 0	WP: 0 PB: 0 SB: 0 CS: 0	PA: 34			
<b>PITCHER</b>	IP	WLS	BF	H	R	ER	SO	BB	IBB	HBP	BLK	WP	HR	S	P	ERA	WHIP								
<b>Greg Hibbard, L</b> (1, 1) ERA: 4.19	5.1	W	21	5	2	2	1	0	0	0	0	0	0	52	79	3.38	0.938								
<b>Donn Pall, R</b> (6, 1) ERA: 2.19	2.0		8	1	0	0	1	1	0	0	0	0	0	17	27	0.00	1.000								
<b>Scott Radinsky, L</b> (8, 1) ERA: 1.88	1.2	S	5	0	0	0	1	0	0	0	0	0	0	13	22	0.00	0.000								

**Seattle Mariners @ Chicago White Sox**  
Comiskey Park, Chicago, IL  
Sat Sep 28 1991, 8:05 PM EDT  
Att: 40,680 - Cloudy - 59 F

livebaseballscores.com

AB 31  
R 2  
H 6  
RBI 2  
BB 1  
SO 3  
LOB 10




Batter	1	2	3	4	5	6	7	8	9	AB	R	H	RBI	BB	SO	LOB	BOTTOM								
<b>Tim Lincecum, S</b> (1, 7) OBP: 0.364, SLG: 0.351	4-2 G5-4-3 BB BB		2-2 G3	0-0 F8			3-1 G4-3			3	0	0	0	1	0	4									
<b>Robin Ventura, L</b> (1, 5) OBP: 0.373, SLG: 0.457	4-1 SAFE 1-2 SAFE G5-4-3 BB			1-0 HR	1-2 F7		2-2 SF9			2	1	1	2	1	0	0									
<b>Frank Thomas, R</b> (1, 3) OBP: 0.447, SLG: 0.549	1-1 G5-4-3			4-2 BB FC4-6 BB	1-2 F9		2-3 3-H 1-3 K			3	1	0	0	1	1	3									
<b>Dan Pasqua, L</b> (1, 9) OBP: 0.353, SLG: 0.447	0-0 F7			4-2 BB E BB	2-0 F7			2-0 G4-3		3	1	0	0	1	0	1									
<b>Sammy Sosa, R</b> (9, 9) OBP: 0.245, SLG: 0.340				1-2 E BB						0	0	0	0	0	0	0									
<b>Bo Jackson, R</b> (1, 10) OBP: 0.365, SLG: 0.468		3-2 G6-3		4-1 FC4-6 BB		1-2 G6-3		1-0 G4-3		3	0	0	0	1	0	0									
<b>Lance Johnson, L</b> (1, 8) OBP: 0.299, SLG: 0.331		1-0 F7		0-2 FC4-6 2B		1-2 P9		2-1 WP 1B		4	1	1	1	0	0	1									
<b>Craig Grebeck, R</b> (1, 6) OBP: 0.389, SLG: 0.476		1-1 P3		1-2 2B		3-1 G6-3		2-1 G4-3		4	0	1	1	0	0	1									
<b>Ron Karkovice, R</b> (1, 2) OBP: 0.310, SLG: 0.418			2-3 K	0-0 G5-3			1-0 2B SF9 2B			3	1	1	0	0	1	1									
<b>Joey Cora, S</b> (1, 4) OBP: 0.314, SLG: 0.279			2-2 G4-3	4-2 BB			0-2 SF9 2B			2	0	1	0	1	0	0									
<b>Inning Stats</b>	R: 0 H: 0 E: 0 K: 0 S: 6	H: 0 LOB: 1 BB: 2 P: 15	R: 0 H: 0 E: 0 K: 0 S: 6	H: 0 LOB: 0 BB: 0 P: 11	R: 0 H: 0 E: 0 K: 1 S: 10	H: 0 LOB: 0 BB: 0 P: 16	R: 4 H: 2 E: 1 K: 0 S: 19	H: 2 LOB: 2 BB: 4 P: 36	R: 0 H: 0 E: 0 K: 0 S: 7	H: 0 LOB: 0 BB: 0 P: 11	R: 0 H: 0 E: 0 K: 0 S: 8	H: 0 LOB: 0 BB: 0 P: 13	R: 1 H: 2 E: 0 K: 1 S: 14	H: 2 LOB: 1 BB: 0 P: 21	R: 0 H: 1 E: 0 K: 0 S: 6	H: 1 LOB: 1 BB: 0 P: 13	1B: 1 2B: 3 3B: 0 HR: 1	SF: 1 SAC: 0 DP: 1 HBP: 0	WP: 1 PB: 0 SB: 0 CS: 0	PA: 34					
<b>PITCHER</b>	IP	WLS	BF	H	R	ER	SO	BB	IBB	HBP	BLK	WP	HR	S	P	ERA	WHIP								
<b>Rich DeLucia, R</b> (1, 1) ERA: 5.09	3.1	L	16	2	4	4	1	5	0	0	0	0	0	37	70	10.80	2.100								
<b>Scott Bankhead, R</b> (4, 1) ERA: 5.18	3.2		14	2	1	1	1	1	0	0	0	0	0	33	53	2.46	0.818								
<b>Mike Schooler, R</b> (8, 1) ERA: 3.98	1.0		4	1	0	0	0	0	0	0	0	1	0	6	13	0.00	1.000								

**Seattle Mariners @ Chicago White Sox**  
Comiskey Park, Chicago, IL  
Sat Sep 28 1991, 8:05 PM EDT  
Att: 40,680 - Cloudy - 59 F

livebaseballscores.com

AB 27  
R 5  
H 5  
RBI 4  
BB 6  
SO 2  
LOB 11













Batter	1	2	3	4	5	6	7	8	9	AB	R	H	RBI	BB	SO	LOB	TOP											
<b>Rich Amaral, R</b> OBP: 0.200, SLG: 0.077 (1, 4)										4	0	1	0	0	2	1	<b>Seattle Mariners @ Texas Rangers</b> Arlington Stadium, Arlington, TX Mon Sep 30 1991, 8:05 PM EDT Att: 19,651 - Sunny - 81 F											
<b>Edgar Martinez, R</b> OBP: 0.409, SLG: 0.459 (1, 10)										4	0	1	0	0	0	1												
<b>Tracy Jones, R</b> OBP: 0.318, SLG: 0.364 (1, 7)										4	0	2	0	0	0	1												
<b>Jay Buhner, R</b> OBP: 0.330, SLG: 0.484 (1, 9)											4	0	1	0	0	2												
<b>Alonzo Powell, R</b> OBP: 0.289, SLG: 0.358 <b>Ken Griffey Jr., L</b> OBP: 0.402, SLG: 0.536 (8, PH) (8, 8)											2	0	0	0	1	2												
<b>Tino Martinez, L</b> OBP: 0.271, SLG: 0.305 <b>Pat Lennon, R</b> OBP: 0.375, SLG: 0.333 (9, PR) (9, PR)											4	0	2	0	0	0												
<b>Omar Vizquel, S</b> OBP: 0.292, SLG: 0.292 <b>Greg Briley, L</b> OBP: 0.301, SLG: 0.324 (9, PH) (9, PH)											2	0	0	0	1	0												
<b>Jeff Schaefer, R</b> OBP: 0.269, SLG: 0.321 <b>Harold Reynolds, S</b> OBP: 0.336, SLG: 0.348 (9, PH) (9, PH)											3	0	0	0	1	2												
<b>Chris Howard, R</b> OBP: 0.250, SLG: 0.500 <b>Dave Cochrane, S</b> OBP: 0.285, SLG: 0.354 (7, PH) (7, 2)											2	0	0	0	1	2												
<b>Inning Stats</b>	R: 0 E: 0 K: 1 S: 8	H: 1 LOB: 1 BB: 0 P: 12	R: 0 E: 0 K: 3 S: 15	H: 1 LOB: 2 BB: 1 P: 25	R: 0 E: 0 K: 0 S: 6	H: 0 LOB: 0 BB: 0 P: 11	R: 0 E: 0 K: 0 S: 7	H: 0 LOB: 1 BB: 0 P: 11	R: 0 E: 0 K: 1 S: 11	H: 1 LOB: 1 BB: 0 P: 20	R: 0 E: 0 K: 1 S: 9	H: 1 LOB: 1 BB: 0 P: 13	R: 0 E: 0 K: 0 S: 12	H: 2 LOB: 1 BB: 0 P: 13	R: 0 E: 0 K: 0 S: 10	H: 2 LOB: 2 BB: 0 P: 14		1B: 7 2B: 2 3B: 0 HR: 0	SF: 0 SAC: 0 DP: 2 HBP: 0	WP: 0 PB: 1 SB: 0 CS: 0	PA: 36							
<b>PITCHER</b>	IP	WLS	BF	H	R	ER	SO	BB	IBB	HBP	BLK	WP	HR	S	P	ERA		WHIP										
<b>Brian Bohanon, L</b> ERA: 4.84 <b>Jeff Russell, R</b> ERA: 3.29	(1, 1) (8, 1)	7.1 S	30 6	6 3	0 0	0 0	6 0	2 0	0 0	0 0	0 0	0 0	0 0	68 17	107 21	0.00 0.00		1.091 1.800										

Batter	1	2	3	4	5	6	7	8	9	AB	R	H	RBI	BB	SO	LOB	BOTTOM											
<b>Brian Downing, R</b> OBP: 0.389, SLG: 0.473 (1, 10)										4	1	2	1	0	1	1	<b>Seattle Mariners @ Texas Rangers</b> Arlington Stadium, Arlington, TX Mon Sep 30 1991, 8:05 PM EDT Att: 19,651 - Sunny - 81 F											
<b>Rafael Palmeiro, L</b> OBP: 0.390, SLG: 0.536 (1, 3)										4	0	1	0	0	2	1												
<b>Julio Franco, R</b> OBP: 0.407, SLG: 0.467 (1, 4)										4	0	0	0	0	0	2												
<b>Juan Gonzalez, R</b> OBP: 0.325, SLG: 0.482 (1, 9)										3	0	1	0	0	0	0												
<b>Dean Palmer, R</b> OBP: 0.283, SLG: 0.413 (1, 5)										2	0	0	0	1	1	1												
<b>Mike Stanley, R</b> OBP: 0.376, SLG: 0.394 (1, 2)										2	0	0	0	0	0	0												
<b>Monty Fariss, R</b> OBP: 0.406, SLG: 0.423 <b>Donald Harris, R</b> OBP: 0.444, SLG: 0.750 (8, 7) (8, 7)										3	1	1	1	0	1	1												
<b>José Hernández, R</b> OBP: 0.223, SLG: 0.242 (1, 6)										3	0	2	0	0	0	1												
<b>Gary Pettis, S</b> OBP: 0.340, SLG: 0.277 (1, 8)										3	0	0	0	0	0	2												
<b>Inning Stats</b>	R: 1 E: 0 K: 1 S: 15	H: 3 LOB: 1 BB: 0 P: 21	R: 0 E: 0 K: 0 S: 10	H: 1 LOB: 1 BB: 0 P: 18	R: 0 E: 0 K: 1 S: 9	H: 0 LOB: 0 BB: 0 P: 15	R: 0 E: 0 K: 0 S: 5	H: 0 LOB: 0 BB: 0 P: 9	R: 1 E: 0 K: 1 S: 8	H: 2 LOB: 1 BB: 0 P: 15	R: 0 E: 0 K: 0 S: 4	H: 0 LOB: 0 BB: 0 P: 9	R: 0 E: 0 K: 1 S: 7	H: 0 LOB: 1 BB: 1 P: 13	R: 0 E: 0 K: 1 S: 8	H: 1 LOB: 1 BB: 0 P: 12		1B: 5 2B: 1 3B: 0 HR: 2	SF: 0 SAC: 1 DP: 2 HBP: 0	WP: 0 PB: 0 SB: 0 CS: 1	PA: 30							
<b>PITCHER</b>	IP	WLS	BF	H	R	ER	SO	BB	IBB	HBP	BLK	WP	HR	S	P	ERA		WHIP										
<b>Bill Krueger, L</b> ERA: 3.73	(1, 1)	8.0 L	30 7	7 2	2 2	2 5	5 1	1 0	0 0	0 0	0 0	0 0	2 2	66 112	2.25 1.000													

AB	34
R	0
H	9
RBI	0
BB	2
SO	6
LOB	19



AB	28
R	2
H	7
RBI	2
BB	1
SO	5
LOB	9





Batter	1	2	3	4	5	6	7	8	9	AB	R	H	RBI	BB	SO	LOB	TOP				
<b>Edgar Martinez, R</b> OBP: 0.409, SLG: 0.460 (1, 5)	F8					G6-4-3				5	1	2	0	0	0	3					
<b>Harold Reynolds, S</b> OBP: 0.336, SLG: 0.345 (1, 4)	G4-3		K	K			F9		G4-6-3	5	0	0	0	0	2	2					
<b>Ken Griffey Jr., L</b> OBP: 0.401, SLG: 0.532 (1, 8)	G6-3		F7	F7					G3-1	4	1	0	0	1	0	1					
<b>Pete O'Brien, L</b> OBP: 0.297, SLG: 0.388 (1, 3)		F8			K		F7			4	1	1	1	0	1	1					
<b>Alvin Davis, L</b> OBP: 0.303, SLG: 0.342 (1, 10)						G4-3				4	2	3	1	0	0	0					
<b>Jay Buhner, R</b> OBP: 0.331, SLG: 0.490 (1, 9)						F9				3	2	1	2	1	0	1					
<b>Greg Briley, L</b> OBP: 0.303, SLG: 0.332 (1, 7)						G4-3			L6	4	1	2	3	0	0	0					
<b>Omar Vizquel, S</b> OBP: 0.299, SLG: 0.291 (1, 6)	F7					G1-3			G6-3	4	0	1	1	0	0	1					
<b>Dave Valle, R</b> OBP: 0.279, SLG: 0.287 (1, 2)	K								G5-3	3	0	1	0	0	1	1					
<b>Inning Stats</b>	R: 0 E: 0 K: 0 S: 8	H: 0 LOB: 0 BB: 0 P: 11	R: 2 E: 0 K: 1 S: 15	H: 3 LOB: 1 BB: 0 P: 22	R: 5 E: 0 K: 1 S: 22	H: 5 LOB: 2 BB: 1 P: 37	R: 0 E: 0 K: 2 S: 8	H: 0 LOB: 0 BB: 0 P: 12	R: 0 E: 0 K: 0 S: 7	H: 1 LOB: 0 BB: 0 P: 11	R: 1 E: 0 K: 0 S: 10	H: 1 LOB: 1 BB: 1 P: 18	R: 0 E: 0 K: 0 S: 6	H: 0 LOB: 0 BB: 0 P: 9	R: 0 E: 0 K: 0 S: 5	H: 1 LOB: 0 BB: 0 P: 5	1B: 7 2B: 2 3B: 1 HR: 1	SF: 0 SAC: 0 DP: 2 HBP: 1	WP: 0 PB: 0 SB: 0 CS: 0	PA: 39	
<b>PITCHER</b>	IP	WLS	BF	H	R	ER	SO	BB	IBB	HBP	BLK	WP	HR	S	P	ERA	WHIP				
<b>Oil Can Boyd, R</b> ERA: 4.59	2.2	L	13	5	4	4	2	0	0	0	0	0	1	33	47	13.50	1.875				
<b>Mike Jeffcoat, L</b> ERA: 4.53	0.0		5	3	3	3	0	1	0	1	0	0	0	10	19	∞	∞				
<b>Barry Manuel, R</b> ERA: 1.2	4.1		15	2	1	1	2	1	0	0	0	0	0	35	59	2.08	0.692				
<b>Rich Gossage, R</b> ERA: 3.57	2.0		6	1	0	0	0	0	0	0	0	0	0	11	14	0.00	0.500				

Seattle Mariners @ Texas Rangers  
Arlington Stadium, Arlington, TX  
Tue Oct 01 1991, 8:05 PM EDT  
Att: 12,808 - Cloudy - 79 F

AB 36  
R 8  
H 11  
RBI 8  
BB 2  
SO 4  
LOB 10



Batter	1	2	3	4	5	6	7	8	9	AB	R	H	RBI	BB	SO	LOB	BOTTOM					
<b>Brian Downing, R</b> OBP: 0.386, SLG: 0.468 (1, 10)	F7		G5-3			G5-3		F8		4	0	0	0	0	0	1						
<b>Rafael Palmeiro, L</b> OBP: 0.389, SLG: 0.534 (1, 3)			G3			P7		K		3	1	0	0	1	1	1						
<b>Mario Diaz, R</b> OBP: 0.318, SLG: 0.319 (9, 6)										0	0	0	0	0	0	0						
<b>Ruben Sierra, S</b> OBP: 0.359, SLG: 0.508 (1, 9)										3	0	1	0	1	0	1						
<b>Donald Harris, R</b> OBP: 0.444, SLG: 0.750 (9, 9)										0	0	0	0	0	0	0						
<b>Juan Gonzalez, R</b> OBP: 0.324, SLG: 0.480 (1, 8)			F8			G5-3		G5-3		4	0	1	1	0	0	1						
<b>Kevin Reimer, L</b> OBP: 0.333, SLG: 0.482 (1, 7)	L8					P7				4	0	0	0	0	2	2						
<b>Dean Palmer, R</b> OBP: 0.276, SLG: 0.406 (1, 5)	K					P6		P3		4	0	0	0	0	1	2						
<b>Monty Fariss, R</b> OBP: 0.400, SLG: 0.414 (1, 4)			F8					K		3	0	1	0	0	1	0						
<b>Ivan Rodriguez, R</b> OBP: 0.276, SLG: 0.350 (1, 2)										3	0	0	0	0	1	1						
<b>John Russell, R</b> OBP: 0.138, SLG: 0.111 (8, 2)	L6					G5-3		K		0	0	0	0	0	0	0						
<b>José Hernández, R</b> OBP: 0.219, SLG: 0.237 (1, 6)										2	0	0	0	0	1	0						
<b>Rob Maurer, L</b> OBP: 0.211, SLG: 0.125 (8, PH) (9, 3)			G6-3			K				1	0	0	0	0	1	0						
<b>Inning Stats</b>	R: 1 E: 0 K: 1 S: 10	H: 2 LOB: 2 BB: 1 P: 20	R: 0 E: 0 K: 0 S: 7	H: 0 LOB: 0 BB: 0 P: 12	R: 0 E: 0 K: 0 S: 7	H: 0 LOB: 1 BB: 1 P: 14	R: 0 E: 0 K: 1 S: 13	H: 1 LOB: 1 BB: 0 P: 19	R: 0 E: 0 K: 1 S: 13	H: 0 LOB: 0 BB: 0 P: 21	R: 0 E: 0 K: 0 S: 6	H: 0 LOB: 0 BB: 0 P: 8	R: 0 E: 0 K: 2 S: 8	H: 0 LOB: 1 BB: 0 P: 14	R: 0 E: 0 K: 2 S: 9	H: 0 LOB: 0 BB: 0 P: 11	R: 0 E: 0 K: 1 S: 8	H: 0 LOB: 0 BB: 0 P: 11	1B: 3 2B: 0 3B: 0 HR: 0	SF: 0 SAC: 0 DP: 0 HBP: 0	WP: 1 PB: 0 SB: 0 CS: 0	PA: 33
<b>PITCHER</b>	IP	WLS	BF	H	R	ER	SO	BB	IBB	HBP	BLK	WP	HR	S	P	ERA	WHIP					
<b>Dave Burba, R</b> ERA: 3.88	6.0	W	23	3	1	1	3	2	0	0	0	0	0	56	94	1.50	0.833					
<b>Calvin Jones, R</b> ERA: 2.35	3.0	S	10	0	0	0	5	0	0	0	0	1	0	25	36	0.00	0.000					

Seattle Mariners @ Texas Rangers  
Arlington Stadium, Arlington, TX  
Tue Oct 01 1991, 8:05 PM EDT  
Att: 12,808 - Cloudy - 79 F

AB 31  
R 1  
H 3  
RBI 1  
BB 2  
SO 8  
LOB 9





Batter	1	2	3	4	5	6	7	8	9	AB	R	H	RBI	BB	SO	LOB	TOP					
Edgar Martinez, R OBP: 0.408, SLG: 0.461	G5-3		K			G4-3 WP 2B	G6-3			4	1	1	1	0	1	1	<b>Seattle Mariners @ Texas Rangers</b> Arlington Stadium, Arlington, TX Wed Oct 02 1991, 8:05 PM EDT Att: 12,273 - Cloudy - 86 F					
Harold Reynolds, S OBP: 0.334, SLG: 0.343	G1-3			F8		G4-3	G3			4	0	0	0	0	0	1						
Ken Griffey Jr., L OBP: 0.400, SLG: 0.530		CS BB		L3		G3-1	G5-3			3	0	0	0	1	0	0						
Pete O'Brien, L OBP: 0.297, SLG: 0.389	CS 1-2	G4-3		F7		F7				4	0	1	0	0	0	0						
Alvin Davis, L OBP: 0.301, SLG: 0.339		P6			K		G3	G6-3		4	0	0	0	0	1	1						
Jay Buhner, R OBP: 0.335, SLG: 0.491		BB		F8		BB 2B 1B		CS 1B		3	1	2	0	1	0	0						
Greg Briley, L OBP: 0.303, SLG: 0.331		BB		K 1B		K 1B		K 1-2		4	0	1	0	0	3	3						
Omar Vizquel, S OBP: 0.299, SLG: 0.289			P8		K 1-2		BB 2B	G4-3		3	1	0	0	1	1	1						
Dave Valle, R OBP: 0.283, SLG: 0.297			K			BB 2B		BB 2B		3	1	2	2	0	1	0						
<b>Inning Stats</b>	R: 0 E: 0 K: 0 S: 9	H: 0 LOB: 0 BB: 1 P: 17	R: 0 E: 0 K: 1 S: 7	H: 0 LOB: 1 BB: 1 P: 15	R: 0 E: 0 K: 2 S: 8	H: 0 LOB: 0 BB: 0 P: 14	R: 0 E: 0 K: 0 S: 3	H: 0 LOB: 0 BB: 0 P: 4	R: 0 E: 0 K: 2 S: 11	H: 1 LOB: 1 BB: 0 P: 21	R: 2 E: 0 K: 0 S: 8	H: 2 LOB: 0 BB: 0 P: 12	R: 2 E: 0 K: 1 S: 10	H: 2 LOB: 1 BB: 1 P: 25	R: 0 E: 0 K: 0 S: 7	H: 1 LOB: 1 BB: 0 P: 10	R: 0 E: 0 K: 1 S: 10	H: 1 LOB: 0 BB: 0 P: 17	1B: 3 2B: 5 3B: 0 HR: 0	SF: 0 SAC: 0 DP: 1 HBP: 0	WP: 1 PB: 0 SB: 1 CS: 2	PA: 36
<b>PITCHER</b> Jose Guzman, R ERA: 3.08	IP: 9.0 WLS: L BF: 35 H: 7 R: 4 ER: 4 SO: 7 BB: 3 IBB: 0 HBP: 0 BLK: 0 WP: 1 HR: 0 S: 73 P: 135 ERA: 4.00 WHIP: 1.111																					

AB	32
R	4
H	7
RBI	3
BB	3
SO	7
LOB	7



Batter	1	2	3	4	5	6	7	8	9	AB	R	H	RBI	BB	SO	LOB	BOTTOM					
Brian Downing, R OBP: 0.383, SLG: 0.463	G5-3		P6		L8			G4-3		4	0	0	0	0	0	1	<b>Seattle Mariners @ Texas Rangers</b> Arlington Stadium, Arlington, TX Wed Oct 02 1991, 8:05 PM EDT Att: 12,273 - Cloudy - 86 F					
Julio Franco, R OBP: 0.407, SLG: 0.471	HR			G1-3		F9		G3-6-3 BB		3	1	1	1	1	0	0						
Ruben Sierra, S OBP: 0.358, SLG: 0.506			K	G6-3			S 1B	G3-6-3 1-2		4	0	1	0	0	1	1						
Juan Gonzalez, R OBP: 0.322, SLG: 0.477			K	F9			L7			4	0	0	0	0	2	1						
Monty Fariss, R OBP: 0.405, SLG: 0.400		G6-3			HR BB			G1-3		1	1	0	0	1	0	0						
Kevin Reimer, L OBP: 0.333, SLG: 0.480					BB			G1-3		1	0	0	0	1	0	0						
Dean Palmer, R OBP: 0.276, SLG: 0.415		G5-3			HR		P3			4	1	1	2	0	0	2						
Mike Stanley, R OBP: 0.372, SLG: 0.390										2	0	0	0	0	0	0						
Jack Daugherty, S OBP: 0.277, SLG: 0.271		G5-3			L7					1	0	0	0	0	1	0						
Ivan Rodriguez, R OBP: 0.276, SLG: 0.354			K					G5-3		3	0	1	0	0	1	0						
José Hernández, R OBP: 0.214, SLG: 0.232			K							2	0	0	0	0	2	1						
Jeff Huson, L OBP: 0.309, SLG: 0.292			K					F9		1	0	0	0	0	0	0						
<b>Inning Stats</b>	R: 1 E: 0 K: 2 S: 13	H: 1 LOB: 0 BB: 0 P: 20	R: 0 E: 0 K: 0 S: 10	H: 0 LOB: 0 BB: 0 P: 15	R: 0 E: 0 K: 2 S: 9	H: 0 LOB: 0 BB: 0 P: 12	R: 0 E: 0 K: 0 S: 4	H: 0 LOB: 0 BB: 0 P: 6	R: 2 E: 0 K: 1 S: 14	H: 2 LOB: 1 BB: 1 P: 31	R: 0 E: 0 K: 0 S: 12	H: 1 LOB: 2 BB: 1 P: 21	R: 0 E: 0 K: 1 S: 7	H: 0 LOB: 0 BB: 0 P: 10	R: 0 E: 0 K: 0 S: 6	H: 0 LOB: 0 BB: 1 P: 13	R: 0 E: 0 K: 1 S: 7	H: 0 LOB: 0 BB: 0 P: 7	1B: 1 2B: 1 3B: 0 HR: 2	SF: 0 SAC: 0 DP: 1 HBP: 0	WP: 0 PB: 0 SB: 1 CS: 0	PA: 33
<b>PITCHER</b> Dave Fleming, L ERA: 6.62	IP: 4.2 WLS: W BF: 9 H: 3 R: 3 ER: 3 SO: 5 BB: 1 IBB: 0 HBP: 0 BLK: 0 WP: 0 HR: 2 S: 21 P: 36 ERA: 0.00 WHIP: 0.857																					
Scott Bankhead, R ERA: 4.99	2.1 WLS: W BF: 9 H: 1 R: 0 ER: 0 SO: 1 BB: 1 IBB: 0 HBP: 0 BLK: 0 WP: 0 HR: 0 S: 21 P: 36 ERA: 0.00 WHIP: 0.857																					
Michael Jackson, R ERA: 3.32	1.1 WLS: W BF: 4 H: 0 R: 0 ER: 0 SO: 1 BB: 1 IBB: 0 HBP: 0 BLK: 0 WP: 0 HR: 0 S: 9 P: 16 ERA: 0.00 WHIP: 0.750																					
Russ Swan, L ERA: 3.45	0.1 WLS: S BF: 1 H: 0 R: 0 ER: 0 SO: 0 BB: 0 IBB: 0 HBP: 0 BLK: 0 WP: 0 HR: 0 S: 1 P: 1 ERA: 0.00 WHIP: 0.000																					
Bill Swift, R ERA: 2.01	0.1 WLS: S BF: 1 H: 0 R: 0 ER: 0 SO: 0 BB: 0 IBB: 0 HBP: 0 BLK: 0 WP: 0 HR: 0 S: 3 P: 3 ERA: 0.00 WHIP: 0.000																					

AB	30
R	3
H	4
RBI	3
BB	3
SO	7
LOB	6





Batter	1	2	3	4	5	6	7	8	9	AB	R	H	RBI	BB	SO	LOB	TOP					
Mike Huff, R OBP: 0.361, SLG: 0.347 Ozzie Guillen, L OBP: 0.283, SLG: 0.339	F8		G1-3			1B SF7 BB			FC3-6 1B	2	1	0	0	2	0	0						
Robin Ventura, L OBP: 0.369, SLG: 0.444	BB BB		G4-3			BB BB			FC3-6 1B	4	1	1	1	1	1	3						
Frank Thomas, R OBP: 0.457, SLG: 0.560	G4-6-3 BB								1B	2	0	2	1	3	0	0						
Carlton Fisk, R OBP: 0.241, SLG: 0.415 Rodney McCray, R OBP: 0.333, SLG: 0.333	G4-6-3 1-2		K			SF7		L6	BB	3	0	0	1	1	1	4						
Sammy Sosa, R OBP: 0.301, SLG: 0.334 Dan Pasqua, L OBP: 0.357, SLG: 0.458		G4-3		K	P4				F7	3	0	0	0	0	1	2						
Craig Grebeck, R OBP: 0.388, SLG: 0.464 Warren Newson, L OBP: 0.429, SLG: 0.438 Esteban Beltre, R OBP: 0.267, SLG: 0.321		BB 1B F9-2 BB		P2		SH1-4 SH1-3 BB			F8	1	1	0	0	2	0	0						
Lance Johnson, L OBP: 0.304, SLG: 0.343		BB 1B		G5-3		SH1-3 SH1-4 1B			F8	4	0	2	0	0	0	0						
Ron Karkovics, R OBP: 0.310, SLG: 0.413 Tim Raines, S OBP: 0.359, SLG: 0.345 Don Wakamatsu, R OBP: 0.233, SLG: 0.207						G6-3 1B 2B			G3	1	1	1	0	1	0	0						
Joey Cora, S OBP: 0.313, SLG: 0.276						G6-3 2-3			G4-3	3	0	0	1	0	0	4						
<b>Inning Stats</b>	R: 0 E: 0 K: 0 S: 10	H: 0 LOB: 1 BB: 2 P: 20	R: 0 E: 0 K: 0 S: 16	H: 1 LOB: 2 BB: 2 P: 27	R: 0 E: 0 K: 1 S: 8	H: 0 LOB: 0 BB: 0 P: 15	R: 0 E: 0 K: 1 S: 8	H: 0 LOB: 0 BB: 0 P: 12	R: 2 E: 0 K: 0 S: 15	H: 2 LOB: 2 BB: 2 P: 32	R: 1 E: 0 K: 1 S: 10	H: 1 LOB: 1 BB: 2 P: 22	R: 0 E: 0 K: 2 S: 15	H: 1 LOB: 1 BB: 0 P: 23	R: 0 E: 0 K: 0 S: 4	H: 0 LOB: 0 BB: 0 P: 4	R: 1 E: 1 K: 0 S: 7	H: 2 LOB: 2 BB: 1 P: 15	1B: 5 2B: 3 3B: 0 HR: 0	SF: 1 SAC: 2 DP: 2 HBP: 0	WP: 0 PB: 1 CS: 0	PA: 42
<b>PITCHER</b>	IP WLS BF H R ER SO BB IBB HBP BLK WP HR S P ERA WHIP																					
Randy Johnson, L ERA: 3.98	(1, 1) 5.0 W 6 3 2 2 2 7 0 0 0 0 0 0 57 106 3.60 2.000																					
Calvin Jones, R ERA: 2.53	(6, 1) 1.0 W 6 1 1 1 1 2 0 0 0 0 0 0 10 22 9.00 3.000																					
Michael Jackson, R ERA: 3.25	(7, 1) 2.0 7 1 0 0 2 0 0 0 0 0 0 0 19 27 0.00 0.500																					
Russ Swan, L ERA: 3.43	(9, 1) 0.1 2 1 1 0 0 0 0 0 0 0 0 0 2 4 0.00 3.000																					
Mike Scholer, R ERA: 3.67	(9, 1) 0.2 S 4 1 0 0 0 1 0 0 0 0 0 0 5 11 0.00 3.000																					

Chicago White Sox @ Seattle Mariners  
The Kingdome, Seattle, WA  
Fri Oct 04 1991, 10:05 PM EDT  
Att: 55,300 - Dome - 70 F

AB	29
R	4
H	7
RBI	4
BB	10
SO	5
LOB	19



Batter	1	2	3	4	5	6	7	8	9	AB	R	H	RBI	BB	SO	LOB	BOTTOM			
Edgar Martinez, R OBP: 0.408, SLG: 0.458	G5-3	K			G4-3	G4-6-3 BB				3	0	0	0	2	1	1				
Harold Reynolds, S OBP: 0.334, SLG: 0.343	K		1B SF7		E	G4-6-3 1-2			F7	5	1	2	0	0	1	5				
Ken Griffey Jr., L OBP: 0.400, SLG: 0.529	1B		1B		E6				F8	4	1	2	0	0	0	1				
Pete O'Brien, L OBP: 0.297, SLG: 0.388	1B		SF7		K				K	3	0	1	2	0	2	1				
Alvin Davis, L OBP: 0.298, SLG: 0.336	F7		F8		K				K	4	0	0	0	0	2	2				
Greg Britley, L OBP: 0.305, SLG: 0.336		SF7 3B	K			1B BB			F8	3	2	1	0	1	1	1				
Tino Martinez, L OBP: 0.273, SLG: 0.306 Jay Buhner, R OBP: 0.336, SLG: 0.500	G4-3				F9	1B 1B				3	0	1	0	0	0	1				
Dave Valle, R OBP: 0.282, SLG: 0.297	SF7				L7	1B 1B			G6-3	3	0	1	2	0	0	0				
Jeff Schaefer, R OBP: 0.274, SLG: 0.331	E6				F7	1B				4	0	2	1	0	0	0				
<b>Inning Stats</b>	R: 1 E: 0 K: 1 S: 13	H: 2 LOB: 1 BB: 0 P: 18	R: 1 E: 1 K: 1 S: 12	H: 1 LOB: 1 BB: 0 P: 15	R: 1 E: 0 K: 1 S: 12	H: 2 LOB: 1 BB: 0 P: 19	R: 0 E: 0 K: 0 S: 6	H: 0 LOB: 0 BB: 0 P: 7	R: 0 E: 0 K: 1 S: 8	H: 1 LOB: 1 BB: 0 P: 11	R: 2 E: 0 K: 1 S: 13	H: 3 LOB: 2 BB: 2 P: 26	R: 0 E: 0 K: 2 S: 7	H: 0 LOB: 0 BB: 0 P: 9	R: 1 E: 0 K: 0 S: 11	H: 2 LOB: 2 BB: 1 P: 22	1B: 8 2B: 1 3B: 1 HR: 1	SF: 2 SAC: 0 DP: 1 HBP: 0	WP: 0 PB: 0 SB: 2 CS: 0	PA: 38
<b>PITCHER</b>	IP WLS BF H R ER SO BB IBB HBP BLK WP HR S P ERA WHIP																			
Charlie Hough, R ERA: 4.02	(1, 1) 5.1 L 25 7 5 5 5 1 0 0 0 0 0 0 1 20 8.44 1.500																			
Melido Perez, R ERA: 3.12	(6, 1) 2.1 11 4 1 1 2 1 0 0 0 0 0 1 20 3.86 2.143																			
Steve Wapnick, R ERA: 1.8	(8, 1) 0.1 2 0 0 0 0 0 1 0 0 0 0 0 0 4 10 0.00 3.000																			

Chicago White Sox @ Seattle Mariners  
The Kingdome, Seattle, WA  
Fri Oct 04 1991, 10:05 PM EDT  
Att: 55,300 - Dome - 70 F

AB	33
R	6
H	11
RBI	6
BB	3
SO	7
LOB	12









Batter	1	2	3	4	5	6	7	8	9	AB	R	H	RBI	BB	SO	LOB	TOP								
<b>Mike Huff, R</b> OBP: 0.361, SLG: 0.346 (1, 9)	G6-3		G5-3					L9		3	0	0	0	1	0	0	Chicago White Sox @ Seattle Mariners The Kingdome, Seattle, WA Sun Oct 06 1991, 6:33 AM EDT Att: 46,865 - Dome - 70 F								
<b>Craig Grebeck, R</b> OBP: 0.386, SLG: 0.460 (1, 5)	P6			G5-3	FC5-4					4	0	1	0	0	0	2									
<b>Frank Thomas, R</b> OBP: 0.453, SLG: 0.553 (1, 10)	F9							FC6-4		3	1	0	0	1	1	1									
<b>Dan Pasqua, L</b> OBP: 0.358, SLG: 0.465 (1, 3)		K							F7	4	1	2	2	0	1	0									
<b>Warren Newson, L</b> OBP: 0.419, SLG: 0.424 <b>Sammy Sosa, R</b> OBP: 0.240, SLG: 0.335 (1, 7) (8, 9)		G1-4-3							E8	3	0	0	0	0	1	0									
<b>Lance Johnson, L</b> OBP: 0.304, SLG: 0.342 <b>Rodney McCray, R</b> OBP: 0.286, SLG: 0.286 <b>Tim Raines, S</b> OBP: 0.359, SLG: 0.345 (9, PH) (9, 7)									G3	1	0	0	0	0	0	1									
<b>Matt Merullo, L</b> OBP: 0.268, SLG: 0.343 <b>Carlton Fisk, R</b> OBP: 0.299, SLG: 0.413 (1, 2) (9, 2)									G1-3	3	1	1	1	0	0	0									
<b>Joey Cora, S</b> OBP: 0.313, SLG: 0.276 (1, 4)									G3	3	0	0	0	0	0	0									
<b>Esteban Beltrre, R</b> OBP: 0.286, SLG: 0.167 (1, 6)									G4-3	2	0	0	0	1	0	0									
<b>Inning Stats</b>	R: 0 H: 0 E: 0 K: 0 S: 10	H: 0 LOB: 0 BB: 0 P: 14	R: 0 H: 0 E: 0 K: 2 S: 11	H: 0 LOB: 0 BB: 0 P: 17	R: 1 H: 1 E: 0 K: 0 S: 8	H: 1 LOB: 0 BB: 0 P: 11	R: 2 H: 1 E: 0 K: 2 S: 12	H: 1 LOB: 0 BB: 1 P: 25	R: 0 H: 0 E: 0 K: 1 S: 9	H: 0 LOB: 0 BB: 2 P: 19	R: 0 H: 0 E: 1 K: 1 S: 7	H: 0 LOB: 0 BB: 0 P: 11	R: 0 H: 0 E: 0 K: 0 S: 5	H: 0 LOB: 0 BB: 0 P: 9	R: 0 H: 1 E: 0 K: 0 S: 11	H: 1 LOB: 1 BB: 0 P: 15		R: 0 H: 1 E: 1 K: 0 S: 8	H: 1 LOB: 0 BB: 0 P: 10	1B: 2 2B: 0 3B: 0 HR: 2	SF: 0 SAC: 0 DP: 0 HBP: 0	WP: 0 PB: 0 SB: 1 CS: 2	PA: 34		
<b>PITCHER</b>	IP	WLS	BF	H	R	ER	SO	BB	IBB	HBP	BLK	WP	HR	S	P	ERA	WHIP								
<b>Erik Hanson, R</b> ERA: 3.81 <b>Scott Bankhead, R</b> ERA: 4.9 <b>Bill Swift, R</b> ERA: 1.99	(1, 1) (8, 1) (9, 1)	7.0 1.0 1.0	L 4 3	26 1 1	2 0 0	3 0 0	5 0 0	3 0 0	0 0 0	0 0 0	0 0 0	0 0 0	2 0 0	62 11 8	106 15 10	3.86 0.00 0.00	0.714 1.000 1.000								

Batter	1	2	3	4	5	6	7	8	9	AB	R	H	RBI	BB	SO	LOB	BOTTOM								
<b>Edgar Martinez, R</b> OBP: 0.405, SLG: 0.452 <b>Rich Amaral, R</b> OBP: 0.167, SLG: 0.063 (1, 5) (6, 4)	L9									2	0	0	0	1	0	0	Chicago White Sox @ Seattle Mariners The Kingdome, Seattle, WA Sun Oct 06 1991, 6:33 AM EDT Att: 46,865 - Dome - 70 F								
<b>Harold Reynolds, S</b> OBP: 0.332, SLG: 0.341 <b>Omar Vizquel, S</b> OBP: 0.302, SLG: 0.293 (1, 4) (4, 6)	G5-3									2	0	0	0	0	0	1									
<b>Ken Griffey Jr., L</b> OBP: 0.599, SLG: 0.527 <b>Alonzo Powell, R</b> OBP: 0.288, SLG: 0.369 (1, 8) (2, 8)	G4-3									1	0	0	0	0	0	0									
<b>Jay Buhner, R</b> OBP: 0.337, SLG: 0.498 <b>Dave Cochrane, S</b> OBP: 0.296, SLG: 0.354 (1, 9) (6, 9)										2	0	1	0	0	1	1									
<b>Pete O'Brien, L</b> OBP: 0.300, SLG: 0.402 <b>Tino Martinez, L</b> OBP: 0.272, SLG: 0.330 (1, 3) (2, PR) (3, 3)										1	0	1	0	0	0	0									
<b>Tracy Jones, R</b> OBP: 0.321, SLG: 0.360 (1, 7)										2	0	0	0	2	0	2									
<b>Pat Lennon, R</b> OBP: 0.364, SLG: 0.250 <b>Alvin Davis, L</b> OBP: 0.299, SLG: 0.335 (1, 10) (6, PH)										1	0	0	0	1	0	2									
<b>Dave Valle, R</b> OBP: 0.286, SLG: 0.299 <b>Chris Howard, R</b> OBP: 0.286, SLG: 0.333 (1, 2) (5, 2)										2	0	0	0	0	1	3									
<b>Jeff Schaefer, R</b> OBP: 0.272, SLG: 0.323 (1, 6) (4, 4) (6, 5)										3	0	0	0	1	2	0									
<b>Inning Stats</b>	R: 0 H: 0 E: 0 K: 0 S: 6	H: 2 LOB: 2 BB: 0 P: 12	R: 0 H: 0 E: 0 K: 2 S: 10	H: 0 LOB: 1 BB: 1 P: 19	R: 0 H: 1 E: 1 K: 2 S: 13	H: 1 LOB: 3 BB: 2 P: 28	R: 1 H: 2 E: 1 K: 1 S: 9	H: 2 LOB: 1 BB: 0 P: 17	R: 0 H: 1 E: 0 K: 1 S: 8	H: 1 LOB: 2 BB: 1 P: 17	R: 0 H: 0 E: 0 K: 0 S: 6	H: 0 LOB: 0 BB: 1 P: 13	R: 1 H: 1 E: 0 K: 2 S: 11	H: 1 LOB: 0 BB: 0 P: 19	R: 0 H: 0 E: 0 K: 0 S: 5	H: 0 LOB: 0 BB: 0 P: 6		1B: 6 2B: 0 3B: 0 HR: 1	SF: 0 SAC: 0 DP: 2 HBP: 0	WP: 0 PB: 0 SB: 0 CS: 0	PA: 36				
<b>PITCHER</b>	IP	WLS	BF	H	R	ER	SO	BB	IBB	HBP	BLK	WP	HR	S	P	ERA	WHIP								
<b>Wilson Alvarez, L</b> ERA: 3.51 <b>Donn Pail, R</b> ERA: 2.41 <b>Brian Drahman, R</b> ERA: 3.23 <b>Scott Radinsky, L</b> ERA: 2.02	(1, 1) (6, 1) (8, 1) (9, 1)	5.1 2.1 0.1 1.0	W 8 1 S	24 1 0 3	6 1 0 0	1 1 0 0	5 3 0 0	0 0 0 0	0 0 0 0	0 0 0 0	0 0 0 0	0 0 0 0	0 1 0 0	20 2 3 5	35 3 6	3.86 0.00 0.00 0.00	0.857 0.000 0.000 0.000								

AB 30  
R 3  
H 4  
RBI 3  
BB 3  
SO 5  
LOB 5



AB 31  
R 2  
H 7  
RBI 1  
BB 5  
SO 8  
LOB 16

