Seattle Mariners - 1993

Batter	1	2	3	4	5	6	7	8	9	AB	R	H	RBI	BB	SO	LOB
Devon White, S (1, 8)	X 0-0 ① G6-3		B F B S S 2-3 ② K		B C S X 1-2 ② G5-3		C S S 0-3 ③ K			4	0	0	0	0	2	1
Roberto Alomar, S (1, 4) OBP: 0.750, SLG: 0.667	C F X 0-2 G5-3 3B 1B		B B C B B 4-1 CS BB		B S B S X 2-2 2-3 1B			C B C B B C 3-3 ① K		3	1	2	0	1	1	0
Paul Molitor, R (1, 10)	C L P X 1-2 ② G5-3 1-2		1 SAFE 0-0 ③ CS 1-2	F B F S 1-3 ① K	C 1 SAFE X 0-1 ③ F8			C B F S 1-3 ② K		4	0	0	0	0	2	3
Joe Carter, R (1, 7) OBP: 1.000, SLG: 2.000	B B F S X 2-2 2-H 3B			S B X 1-1 1B 1B		B B B C B 4-1 BB		B X 1-0 ③ F9		2	0	2	1	0	0	0
Darnell Coles, R (4, PR) (4, 7)										1	0	0	0	1	0	0
Darrin Jackson, R (1, 9) OBP: 0.250, SLG: 0.250	B C F S 1-3 ③ K			B X 1-0 1-2 1B		C F B C 1-3 ① K			X 0-0 ① P2	4	0	1	0	0	2	2
Domingo Martinez, R (1, 3) OBP: 0.250, SLG: 0.250		S C B X 1-2 G6-4-3 1B		S S S 0-3 ② K		S C S 0-3 ② K			S S B F F S 1-3 ② K	4	0	1	0	0	3	3
Ed Sprague, R (1, 5)		F S B B S 2-3 ① K		B S B F S 2-3 ③ K		F B F B S 2-3 ③ K			S B F X 1-2 ③ P6	4	0	0	0	0	3	4
Pat Borders, R (1, 2) OBP: 0.333, SLG: 0.667		B B B C X 3-1 ② ③ G6-4-3 1-2f			B C B X 2-1 1B 2B		S B X 1-1 ① P4			3	0	1	0	0	0	1
Dick Schofield, R (1, 6)			B B S B C F C 3-3 ① K		B S F S 1-3 ① K		X 0-0 ② P6			3	0	0	0	0	2	1
Inning Stats	R: 1 E: 0 K: 1 S: 14 H: 2 LOB: 1 BB: 0 P: 17	R: 0 E: 0 K: 1 S: 8 H: 1 LOB: 0 BB: 0 P: 14	R: 0 E: 0 K: 2 S: 8 H: 0 LOB: 0 BB: 1 P: 17	R: 0 E: 0 K: 3 S: 12 H: 2 LOB: 2 BB: 0 P: 17	R: 0 E: 0 K: 1 S: 13 H: 2 LOB: 2 BB: 0 P: 19	R: 0 E: 0 K: 3 S: 10 H: 0 LOB: 1 BB: 1 P: 17	R: 0 E: 0 K: 1 S: 6 H: 0 LOB: 0 BB: 0 P: 7	R: 0 E: 0 K: 2 S: 7 H: 0 LOB: 0 BB: 0 P: 12	R: 0 E: 0 K: 1 S: 9 H: 0 LOB: 0 BB: 0 P: 11	1B: 5 2B: 1 3B: 1 HR: 0	SF: 0 SAC: 0 DP: 1 HBP: 0						

PITCHER	IP	WLS	BF	H	R	ER	SO	BB	IBB	HBP	BLK	WP	HR	S	P	ERA	WHIP
Randy Johnson, L (1, 1) ERA: 1.13	8.0	W	31	7	1	1	14	2	0	0	0	0	0	78	120	1.12	1.125
Rich DeLucia, R (9, 1) ERA:	1.0		3	0	0	0	1	0	0	0	0	0	0	9	11	0.00	0.000

PITCHER	IP	WLS	BF	H	R	ER	SO	BB	IBB	HBP	BLK	WP	HR	S	P	ERA	WHIP

TOP

Toronto Blue Jays @ Seattle Mariners

The Kingdome, Seattle, WA

Tue Apr 06 1993, 10:05 PM EDT

Att. 56,120 - Dome

livebaseballscorecards.com

AB	32
R	1
H	7
RBI	1
BB	2
SO	15
LOB	15

WP: 0	PA: 35		
PB: 0			
SB: 0			
CS: 1			

BOTTOM

Toronto Blue Jays @ Seattle Mariners

The Kingdome, Seattle, WA

Tue Apr 06 1993, 10:05 PM EDT

Att. 56,120 - Dome

livebaseballscorecards.com

Batter	1	2	3	4	5	6	7	8	9	AB	R	H	RBI	BB	SO	LOB
Omar Vizquel, S (1, 6) OBP: 0.500, SLG: 0.333	B C F B B B 4-2 1B HR BB	B X 1-0 ① SH5-3 2-3 ③	C X 0-1 F7		B F S F X 1-2 BB 1-3 3-H 1B		B C B S X 2-2 ② G3			3	1	1	1	1	0	1
Mike Felder, S (1, 7) OBP: 0.667, SLG: 1.000	B B 1 SAFE X 2-0 HR 1-2 1B	B F X 1-1 3-H 2B		C B X 1-1 ① G1-3	B B B B 4-0 1-2 BB		B F F B S 2-3 ③ K			3	1	2	1	0	0	0
Lee Tinsley, S (5, PH) (6, 7)										1	0	0	0	1	1	0
Ken Griffey Jr., L (1, 8) OBP: 0.400, SLG: 1.000	B X 1-0 1-H 2-H HR	C B F S 1-3 ② K		B B B B 4-0 G3-1 BB	B F B B F S 3-3 ② K			S X 0-1 ① G5-3		4	1	1	3	1	2	4
Tino Martinez, L (1, 3) OBP: 0.200, SLG: 0.800	S C X 0-2 ① L6	C B S F X 1-2 ③ F7		B 1 SAFE C S X 1-2 ② G3-1 1-2	F C C 0-3 ③ K			X 0-0 HR		5	1	1	1	0	1	5
Pete O'Brien, L (1, 10) OBP: 0.600, SLG: 0.333	B B X 2-0 1B 1B		C X 0-1 ① P5	B B B B 4-0 FC6-4 BB		B B B C B 4-1 G6-4-3 BB		C X 0-1 ② G4-3		3	0	1	0	2	0	0
Jay Buhner, R (1, 9)	B C B F S 2-3 ② K		S X 0-1 ② G5-3	X 0-0 ③ FC6-4 1-2f		B F B B B 4-1 G6-4-3 1-2 BB		S B C B S 2-3 ③ K		4	0	0	0	1	2	3
Mike Blowers, R (1, 5) OBP: 0.500, SLG: 0.333	S X 0-1 FC6-4 1-2 1B		F B B B S F B 4-2 1B 2B BB		B C B F X 2-2 ① G1-3	S B X 1-1 ① ② G6-4-3 1-2f 2-3				3	1	1	0	1	0	2
Dave Valle, R (1, 2) OBP: 0.500, SLG: 0.333	F B B X 2-1 ③ FC6-4 1-2f		1 SAFE X 0-0 1-2 2B 1B		C B H 2-1 1B 1B HBP	B F B B X 3-1 ③ G6-3				3	2	1	0	0	0	3
Rich Amaral, R (1, 4) OBP: 0.750, SLG: 1.250		C M B X 1-2 SH5-3 2B 2B	X 0-0 1-H 2-H 2B		S B C F B F F F B 3-2 X 1-3 1B		S B B X 2-1 ① G6-3			4	1	3	2	0	0	0
Inning Stats	R: 3 E: 0 K: 1 S: 15 H: 4 LOB: 2 BB: 1 P: 28	R: 1 E: 0 K: 1 S: 13 H: 2 LOB: 1 BB: 0 P: 18	R: 2 E: 0 K: 0 S: 11 H: 2 LOB: 1 BB: 1 P: 15	R: 0 E: 0 K: 0 S: 6 H: 0 LOB: 2 BB: 2 P: 16	R: 1 E: 0 K: 2 S: 21 H: 2 LOB: 3 BB: 1 P: 36	R: 0 E: 0 K: 0 S: 6 H: 0 LOB: 1 BB: 2 P: 18	R: 0 E: 0 K: 1 S: 8 H: 0 LOB: 0 BB: 0 P: 14	R: 1 E: 0 K: 1 S: 8 H: 1 LOB: 0 BB: 0 P: 10		1B: 6 2B: 3 3B: 0 HR: 2	SF: 0 SAC: 1 DP: 1 HBP: 1				WP: 0 PB: 0 SB: 0 CS: 0	PA: 42	

	AB	33
	R	8
	H	11
	RBI	8
	BB	7
	SO	6
	LOB	18

PITCHER		IP	WLS	BF	H	R	ER	SO	BB	IBB	HBP	BLK	WP	HR	S	P	ERA	WHIP
Jack Morris, R ERA: 14.54	(1, 1)	4.1	L	28	10	7	7	2	4	0	1	0	0	1	60	100	14.54	3.231
Ken Dayley, L ERA:	(5, 1)	0.2		5	0	0	0	2	3	0	0	0	0	0	8	23	0.00	4.500
Mark Eichhorn, R ERA:	(6, 1)	1.0		2	0	0	0	0	0	0	0	0	0	0	4	8	0.00	0.000
Danny Cox, R ERA:	(7, 1)	1.0		3	0	0	0	1	0	0	0	0	0	0	8	14	0.00	0.000
Mike Timlin, R ERA: 9.0	(8, 1)	1.0		4	1	1	1	1	0	0	0	0	0	1	8	10	9.00	1.000

PITCHER	IP	WLS	BF	H	R	ER	SO	BB	IBB	HBP	BLK	WP	HR	S	P	ERA	WHIP

Batter	1	2	3	4	5	6	7	8	9	AB	R	H	RBI	BB	SO	LOB
Devon White, S (1, 8) OBP: 0.250, SLG: 0.250	B S B F F X 2-2 1B 1B		B X 1-0 E4 FC5-4 1-2		B C X 1-1 ③ F9			B B C X 2-1 2B 1B		4	1	2	0	0	0	1
Roberto Alomar, S (1, 4) OBP: 0.500, SLG: 0.571	1 SAFE B X 1-0 ① L7		L B F X 1-2 ① P6			B B C S X 2-2 ① F7		1 SAFE 1 SAFE C X 0-1 1-H 2B		4	0	1	1	0	0	3
Paul Molitor, R (1, 10) OBP: 0.125, SLG: 0.125	C 1 SAFE 1 SAFE X 0-1 1-2 1B		S F B X 1-2 ② FC5-4 1-2f 2-3			F B S B S 2-3 ② K		X 0-0 ③ G5-3		4	0	1	0	0	1	3
John Olerud, L (1, 3) OBP: 0.250, SLG: 0.250 Alfredo Griffin, S (9, PR) Domingo Martinez, R (9, 3) OBP: 0.250, SLG: 0.250	B X 1-0 ② L7		C X 0-1 ③ F9			B B F X 2-1 ③ G4-3			F B B X 2-1 SH3-4 FC5-4 1B	4 0 0	0 1 0	1 0 0	0 0 0	0 0 0	0 0 0	4 0 0
Darrin Jackson, R (1, 9) OBP: 0.143, SLG: 0.143	F S B F B S 2-3 ③ K			S B F C 1-3 ① K			C X 0-1 ① L6		B 1 SAFE X 1-0 ① SH3-4 1-2	3	0	0	0	0	2	2
Turner Ward, S (1, 7)		F B B B F B 4-2 G5-4-3 BB		C X 0-1 ② G1-3			X 0-0 ② G3		I I I I 4-0 FC5-4 IBB	2	0	0	0	2	0	0
Ed Sprague, R (1, 5)		C 1 SAFE X 0-1 ① ② G5-4-3 1-2f		B C B F F B S 3-3 ③ K			S B F F S 1-3 ③ K		C S B X 1-2 ② FC5-4 1-2f 2-H	4	0	0	1	0	2	2
Pat Borders, R (1, 2) OBP: 0.143, SLG: 0.286	C S S 0-3 ③ K2-3				B C B B X 3-1 ① G5-3			F L S 0-3 ① K2-3	B C F B B 1 SAFE S 3-3 ③ K	4	0	0	0	0	3	2
Dick Schofield, R (1, 6)			B B B B 4-0 FC5-4 E BB		X 0-0 ② G6-3			B B X 2-0 ② P5		2	0	0	0	1	0	0

| Inning Stats | | | |

Batter	1	2	3	4	5	6	7	8	9	AB	R	H	RBI	BB	SO	LOB
Omar Vizquel, S (1, 6) OBP: 0.375, SLG: 0.286	P3			G5-3		G6-3		1B		4	0	1	0	0	0	0
Henry Cotto, R (1, 7) OBP: 0.250, SLG: 0.250	L8			P4		1B		G5-3		4	0	1	0	0	0	1
Ken Griffey Jr., L (1, 8) OBP: 0.222, SLG: 0.500	G1-3			P6		F7			K	4	0	0	0	0	1	1
Tino Martinez, L (1, 3) OBP: 0.111, SLG: 0.444		F9			F7		G3-1		K	4	0	0	0	0	1	0
Greg Litton, R (1, 10) Mike Felder, S (9, PH) OBP: 0.500, SLG: 0.750		K			1B BB		K		K	2 1	0 0	0 0	0 0	1 0	2 1	0 0
Jay Buhner, R (1, 9) OBP: 0.375, SLG: 0.167		K			1-0 1-2 1B		4-0 BB			2	0	1	0	1	1	0
Mike Blowers, R (1, 5) OBP: 0.286, SLG: 0.167			G4-3		F8		G4-3			3	0	0	0	0	0	3
Dave Valle, R (1, 2) OBP: 0.286, SLG: 0.167			G1-3		K			G5-3		3	0	0	0	0	1	2
Rich Amaral, R (1, 4) OBP: 0.429, SLG: 0.714			K			G4-3		G3		3	0	0	0	0	1	0
Inning Stats	R: 0 E: 0 K: 0 S: 6 H: 0 LOB: 0 BB: 0 P: 10	R: 0 E: 0 K: 2 S: 13 H: 0 LOB: 0 BB: 0 P: 19	R: 0 E: 0 K: 1 S: 12 H: 0 LOB: 0 BB: 0 P: 19	R: 0 E: 0 K: 0 S: 8 H: 0 LOB: 0 BB: 0 P: 13	R: 0 E: 0 K: 1 S: 9 H: 1 LOB: 2 BB: 1 P: 16	R: 0 E: 0 K: 0 S: 8 H: 1 LOB: 1 BB: 0 P: 12	R: 0 E: 0 K: 1 S: 8 H: 0 LOB: 1 BB: 1 P: 18	R: 0 E: 0 K: 0 S: 12 H: 1 LOB: 1 BB: 0 P: 15	R: 0 E: 0 K: 3 S: 9 H: 0 LOB: 0 BB: 0 P: 12	1B: 3 2B: 0 3B: 0 HR: 0 SF: 0 SAC: 0 DP: 0 HBP: 0						

PITCHER		IP	WLS	BF	H	R	ER	SO	BB	IBB	HBP	BLK	WP	HR	S	P	ERA	WHIP
Al Leiter, L ERA:	(1, 1)	7.0	W	25	2	0	0	5	2	0	0	0	0	0	64	107	0.00	0.571
Mike Timlin, R ERA: 4.5	(8, 1)	1.0		4	1	0	0	0	0	0	0	0	0	0	12	15	0.00	1.000
Duane Ward, R ERA:	(9, 1)	1.0	S	3	0	0	0	3	0	0	0	0	0	0	9	12	0.00	0.000

PITCHER	IP	WLS	BF	H	R	ER	SO	BB	IBB	HBP	BLK	WP	HR	S	P	ERA	WHIP

BOTTOM

Toronto Blue Jays @ Seattle Mariners

The Kingdome, Seattle, WA

Wed Apr 07 1993, 6:33 AM EDT

Att. 27,837 - Dome

livebaseballscorecards.com

AB	30
R	0
H	3
RBI	0
BB	2
SO	8
LOB	7

WP: 0 PA: 32
PB: 0
SB: 1
CS: 0

Baltimore Orioles @ Seattle Mariners

The Kingdome, Seattle, WA

Fri Apr 09 1993, 10:05 PM EDT

Att. 23,015 - Dome

TOP

livebaseballscorecards.com

Batter	1	2	3	4	5	6	7	8	9	AB	R	H	RBI	BB	SO	LOB
Brady Anderson, L (1, 7) OBP: 0.571, SLG: 0.846	B B X 2-0 G3	B B I I 4-0 IBB		B B C X 2-1 2B		B B B C X 3-1 1-3 2B		B C F B S 2-3 1-3 K		4	0	2	0	1	1	1
Mike Devereaux, R (1, 8) OBP: 0.214, SLG: 0.286	C S B B B X 2-2 BB 1B	S B F B B X 3-2 G5-3 ③		C F X 0-2 F9 ③		C S B B B F F F S 2-3 ③ K		C C X 0-2 P3 ③		5	0	1	0	0	1	8
Cal Ripken Jr., R (1, 6) OBP: 0.429, SLG: 0.462	1 SAFE 1 SAFE X 0-0 P3 ②		X 0-0 G6-3 ①		B B B C F X 3-2 2B		B F X 1-1 FC6-4 1B		X 0-0 F9 ①	5	0	2	0	0	0	1
Harold Baines, L (1, 10) OBP: 0.357, SLG: 0.308	S 1 B B 1 B B SAFE SAFE 4-1 1-2 BB		C B C B S 2-3 K ②		B S C X 1-2 F7 ①		C B B B C S 3-3 K ①		C B S S 1-3 K ②	4	0	0	0	1	3	2
Glenn Davis, R (1, 3) OBP: 0.143, SLG: 0.214	B F B X 2-1 F9 ③		C B X 1-1 2B		C B F X 1-2 G6-3 ②		B B S C F X 2-2 1-2f FC6-4 ②		X 0-0 WP 1B	5	0	2	0	0	0	4
Chris Hoiles, R (1, 2) OBP: 0.231, SLG: 0.250		C S B B B X 2-2 G3 2B	B B B 4-0 BB		B B X 2-0 F8 ③		B C S B B F X 3-2 P6 ③		B F C B B S 3-3 1-3 K ③	4	0	1	0	1	1	3
Chito Martinez, L (1, 9)		C B S B S 2-3 K ①	X 0-0 G1 ③			B B X 2-0 G3 ①		B F B C B F B 4-2 WP BB		3	0	0	0	1	1	3
Leo Gomez, R (1, 5) OBP: 0.250, SLG: 0.182		B C B B B 4-1 G3 BB		C F F F B F F F B C 2-3 ① K		F C B B B B X 3-2 FC3-6 1B		B F F B F B F F S 3-3 ① K		3	0	1	0	1	2	1
Harold Reynolds, S (1, 4)		B C S X 1-2 2-3 G3 ②		X 0-0 G1 ②		B B F X 2-1 FC3-6 2B 1-2f ②		C B C C 1-3 K ②		4	0	0	0	0	1	4
Inning Stats	R: 0 E: 0 K: 0 S: 8 H: 1 LOB: 2 BB: 1 P: 18	R: 0 E: 0 K: 1 S: 13 H: 1 LOB: 3 BB: 2 P: 29	R: 0 E: 0 K: 1 S: 7 H: 1 LOB: 2 BB: 1 P: 14	R: 0 E: 0 K: 1 S: 13 H: 1 LOB: 1 BB: 0 P: 17	R: 0 E: 0 K: 0 S: 10 H: 1 LOB: 1 BB: 0 P: 17	R: 0 E: 0 K: 1 S: 14 H: 2 LOB: 2 BB: 0 P: 26	R: 0 E: 0 K: 1 S: 13 H: 1 LOB: 1 BB: 0 P: 22	R: 0 E: 0 K: 3 S: 18 H: 0 LOB: 2 BB: 1 P: 28	R: 0 E: 0 K: 2 S: 8 H: 1 LOB: 1 BB: 0 P: 12	1B: 4 2B: 5 3B: 0 HR: 0 SF: 0 SAC: 0 DP: 0 HBP: 0						

	AB	37
	R	0
	H	9
	RBI	0
	BB	5
	SO	10
	LOB	27

WP: 4 PB: 0 SB: 0 CS: 0 PA: 42

PITCHER		IP	WLS	BF	H	R	ER	SO	BB	IBB	HBP	BLK	WP	HR	S	P	ERA	WHIP
Erik Hanson, R	(1, 1)	6.0	W	29	7	0	0	4	3	1	0	0	0	0	65	121	0.00	1.667
ERA:																		
Rich DeLucia, R	(7, 1)	2.0		9	1	0	0	4	1	0	0	0	1	0	31	50	0.00	1.000
ERA:																		
Norm Charlton, L	(9, 1)	1.0		4	1	0	0	2	0	0	0	0	1	0	8	12	0.00	1.000
ERA:																		

PITCHER	IP	WLS	BF	H	R	ER	SO	BB	IBB	HBP	BLK	WP	HR	S	P	ERA	WHIP

Baltimore Orioles @ Seattle Mariners

The Kingdome, Seattle, WA

Fri Apr 09 1993, 10:05 PM EDT

Att. 23,015 - Dome

livebaseballscorecards.com

BOTTOM

Batter	1	2	3	4	5	6	7	8	9	AB	R	H	RBI	BB	SO	LOB
Omar Vizquel, S (1, 6) OBP: 0.385, SLG: 0.273	4-2 BBCFBFB 1B WP SF8 BB	0-2 CSX ① G3-1 1-2 2-3	3-1 BBFBX G3 1-H 3-H 1B		1-0 B ③ CS 1-2	0-0 X ① L5		2-3 FBFFBC ③ K		4	1	1	2	1	1	3
Mike Felder, S (1, 7) OBP: 0.500, SLG: 0.571	1-0 1 SAFE BX BB S 1-3 1B	4-2 BBCBFB G3 BB BB	X 0-0 ② G3 1-2			CX 0-1 ② G6-3				3	0	1	0	1	0	1
Ken Griffey Jr., L (1, 8) OBP: 0.231, SLG: 0.400	2-0 BBX ① SF8 3-H	4-2 BBFBFB G3 1-2 2-3 3-H BB	CCS 0-3 ③ K			FSBBBBX 3-2 ③ F8				2	0	0	2	1	1	1
Tino Martinez, L (1, 3) OBP: 0.077, SLG: 0.308	1-0 B 1 SAFE X ② P5	2-2 CSBBBX ② G3 1-2 2-3 3-H		CFBBBFFX 2-2 ① G4-3			BX 1-0 ① F8			4	0	0	1	0	0	3
Pete O'Brien, L (1, 10) OBP: 0.444, SLG: 0.167	1 SAFE C 1 SAFE S 1 SAFE BBB 1 SAFE B	4-2 B BCBCX BB 1-2 BB	2-2 ③ G1-3	CBX 1-1 ② F9			BBBCSX 3-2 ② G4-3			3	0	0	0	1	0	2
Jay Buhner, R (1, 9) OBP: 0.417, SLG: 0.222	4-2 BCCBBB 1-2 2-3 BB	X 0-0 ③ 1B SF8 1B	CCBS 1-3 ③ K				X 0-0 ③ F7			3	1	1	0	1	1	0
Wally Backman, S (1, 5) OBP: 0.333, SLG: 0.333 Mike Blowers, R (8, 5) OBP: 0.250, SLG: 0.143	2-1 BBCX ③ G6-3	X 0-0 1B 1-3 1B			BBBCX 3-1 E4 FC6-4			CX 0-1 ① G5-3		3 1	1 0	1 0	0 0	0 0	0 0	3 0
Dave Valle, R (1, 2) OBP: 0.273, SLG: 0.125		BBBBB 4-0 G3-1 BB BB BB	X 0-0 ① SF8 3-H		FCBX 1-2 ① F8			CX 0-1 ② G6-3		2	1	0	1	1	0	1
Rich Amaral, R (1, 4) OBP: 0.545, SLG: 0.800		BBBCCB 4-2 BB G3-1 1-2 G3 BB	BFX 1-1 S 1-3 1B		CX 0-1 ② FC6-4 CS 1-2f			CX 0-1 2B		3	2	2	0	1	0	1
Inning Stats	R: 1 H: 1 E: 0 LOB: 3 K: 0 BB: 3 S: 12 P: 30	R: 2 H: 0 E: 0 LOB: 2 K: 0 BB: 4 S: 15 P: 35	R: 3 H: 4 E: 0 LOB: 1 K: 1 BB: 0 S: 11 P: 15	R: 0 H: 0 E: 0 LOB: 0 K: 1 BB: 0 S: 10 P: 14	R: 0 H: 0 E: 1 LOB: 0 K: 0 BB: 0 S: 7 P: 12	R: 0 H: 0 E: 0 LOB: 0 K: 0 BB: 0 S: 6 P: 9	R: 0 H: 0 E: 0 LOB: 0 K: 0 BB: 0 S: 5 P: 9	R: 0 H: 1 E: 0 LOB: 1 K: 1 BB: 0 S: 10 P: 12		1B: 5 SF: 2 2B: 1 SAC: 0 3B: 0 DP: 0 HR: 0 HBP: 0						WP: 1 PA: 38 PB: 0 SB: 2 CS: 1

	AB	28
	R	6
	H	6
	RBI	6
	BB	7
	SO	3
	LOB	15

PITCHER		IP	WLS	BF	H	R	ER	SO	BB	IBB	HBP	BLK	WP	HR	S	P	ERA	WHIP
Ben McDonald, R ERA: 20.25	(1, 1)	1.1	L	12	1	3	3	0	7	0	0	0	1	0	21	55	20.25	6.000
Mark Williamson, R ERA: 5.79	(2, 1)	4.2		18	4	3	3	2	0	0	0	0	0	0	40	60	5.79	0.857
Fernando Valenzuela, L ERA:	(7, 1)	1.0		3	0	0	0	0	0	0	0	0	0	0	5	9	0.00	0.000
Gregg Olson, R ERA: 5.4	(8, 1)	1.0		4	1	0	0	1	0	0	0	0	0	0	10	12	0.00	1.000

PITCHER	IP	WLS	BF	H	R	ER	SO	BB	IBB	HBP	BLK	WP	HR	S	P	ERA	WHIP

Batter	1	2	3	4	5	6	7	8	9	AB	R	H	RBI	BB	SO	LOB
Brady Anderson, L (1, 7) OBP: 0.526, SLG: 0.706	C B X 1-1 F7 ①		C B B B C X 3-2 G3 ② 1-2 2-3			C B B B X 2-2 1B 1B 1B 1B ② R R R R 4-7 BB		C B B F X 2-2 G4-3 ③		4	1	1	0	1	0	2
Mike Devereaux, R (1, 8) OBP: 0.211, SLG: 0.263	B F X 1-1 G6-3 ②		B X 1-0 G1-3 ③			1 SAFE 1-2 1B 1B 2B 1-2 1B SAFE S X 0-3 K ③			X 0-0 F9 ①	5	1	1	0	0	1	5
Cal Ripken Jr., R (1, 6) OBP: 0.526, SLG: 0.611	C X 0-1 F8 ③			B B F B X 3-1 G4-3 2B		C B X 1-1 1B 2B 1-2 2-3 1B	B X 1-0 BB 1B		B C F F F B B X 3-2 CS 1B	5	1	4	0	0	0	0
Glenn Davis, R (1, 3) OBP: 0.167, SLG: 0.222 David Segui, S (7, 3)		B C T T T F B T F 3-2 X F8 ①		F F X 0-2 F8 ①		B X 1-0 2B 2B 1-2 2-3 3-H 1B	F X 0-1 F7 ①		S S B S 1-3 K ② ③ 1-2	4 1	1 0	1 0	1 0	0 0	0 1	2 1
Harold Baines, L (1, 10) OBP: 0.389, SLG: 0.375		B X 1-0 G4-3 ②		B B B C X 3-1 G4-3 ② 2-3		S X 0-1 2B 2B 1-3 2-H 3-H 2B	B B B B 4-0 1-2 BB			3	1	1	2	1	0	1
Tim Hulett, R (1, 5) OBP: 0.250, SLG: 0.500		C S X 0-2 G5-3 ③		C C B S 1-3 K ③		B B X 2-0 S 2B 2-H 3-H 2B	B X 1-0 F8 ②			4	0	1	2	0	1	3
Sherman Obando, R (1, 9) Luis Mercedes, R (3, PR) OBP: 0.500, SLG: 0.500 (3, 9)			B B X 2-0 E5 G3 BB		B C C B X 2-2 G5-3 ①	B B B B 4-0 S BB	C B X 1-1 G5-3 ③			1 2	0 0	0 0	0 0	0 1	0 0	0 2
Harold Reynolds, S (1, 4)			B B B C F B 4-2 G3 1-2 BB		S B X 1-1 F7 ②	S F B P B P S 3-3 K ① 1-2 2-3		C B X 1-1 G6-3 ①		3	0	0	0	1	1	2
Jeff Tackett, R (1, 2)			B B B C S S 3-3 K ①		S S B X 1-2 G5-3 ③	F B X 1-1 P4 ②		F B X 1-1 G4-3 ②		4	0	0	0	0	1	4
Inning Stats	R: 0 E: 0 K: 0 S: 6 H: 0 LOB: 0 BB: 0 P: 8	R: 0 E: 0 K: 0 S: 11 H: 0 LOB: 0 BB: 0 P: 15	R: 0 E: 1 K: 1 S: 10 H: 0 LOB: 2 BB: 1 P: 23	R: 0 E: 0 K: 1 S: 10 H: 1 LOB: 1 BB: 0 P: 17	R: 0 E: 0 K: 0 S: 8 H: 0 LOB: 0 BB: 0 P: 12	R: 5 E: 0 K: 2 S: 24 H: 6 LOB: 3 BB: 2 P: 42	R: 0 E: 0 K: 0 S: 6 H: 1 LOB: 2 BB: 1 P: 13	R: 0 E: 0 K: 0 S: 7 H: 0 LOB: 0 BB: 0 P: 11	R: 0 E: 0 K: 1 S: 9 H: 1 LOB: 0 BB: 0 P: 13	1B: 6 2B: 3 3B: 0 HR: 0	SF: 0 SAC: 0 DP: 0 HBP: 0						

Baltimore Orioles @ Seattle Mariners

The Kingdome, Seattle, WA

Sat Apr 10 1993, 10:05 PM EDT

Att. 54,641 - Dome

TOP

livebaseballscorecards.com

AB	36
R	5
H	9
RBI	5
BB	4
SO	5
LOB	22

PITCHER		IP	WLS	BF	H	R	ER	SO	BB	IBB	HBP	BLK	WP	HR	S	P	ERA	WHIP
John Cummings, L ERA: 9.0	(1, 1)	5.0	L	23	6	5	5	2	1	0	0	0	0	0	57	92	9.00	1.400
David Wainhouse, R ERA:	(6, 1)	0.2		4	1	0	0	1	1	0	0	0	0	0	8	17	0.00	3.000
Russ Swan, L ERA:	(6, 1)	0.2		5	1	0	0	1	2	0	0	0	0	0	7	16	0.00	4.500
Tim Leary, R ERA: 2.45	(7, 1)	2.2		8	1	0	0	1	0	0	0	0	0	0	19	29	0.00	0.375

PITCHER	IP	WLS	BF	H	R	ER	SO	BB	IBB	HBP	BLK	WP	HR	S	P	ERA	WHIP

Batter	1	2	3	4	5	6	7	8	9	AB	R	H	RBI	BB	SO	LOB
Omar Vizquel, S (1, 6) OBP: 0.444, SLG: 0.286	B C X 1-1 G5-3 HR 1B		B C B B B 4-1 BB BB BB		B B B B 4-0 2B G4-3 BB	C B B X 2-1 ③ P7			B S X 1-1 ② FC6-4 FC4-6 1-2f	3	2	1	0	2	0	1
Mike Felder, S (1, 7) OBP: 0.385, SLG: 0.364	1 SAFE B 1 SAFE 1 SAFE B 1 SAFE 1 SAFE X 2-0 ① G5-3 1-2		P 1 SAFE B 1 SAFE B B 4-0 BB 1-2 BB		1 SAFE C B 1 SAFE X 1-1 ① P7		C B B F B X 3-2 ① G5-3		P B C F X 1-2 ③ FC4-6 1-2f	4	0	0	0	1	0	3
Ken Griffey Jr., L (1, 8) OBP: 0.235, SLG: 0.429	S C B X 1-2 ② L8		F B X 1-1 ② L8		B 1 SAFE C X 1-1 G4-3 1-3 2B		B F X 1-1 ② F7			4	0	1	0	0	0	3
Tino Martinez, L (1, 3) OBP: 0.235, SLG: 0.533	B B X 2-0 2-H HR		C F F B B B B 4-2 1-2 2-3 BB		I I I 4-0 G4-3 IBB		C X 0-1 ③ F8			2	1	1	2	2	0	0
Pete O'Brien, L (1, 10) OBP: 0.308, SLG: 0.100	B B C F F F B F X 3-2 P6		B X 1-0 ③ G3		B X 1-0 ② G4-3 1-2 2-3 3-H			C B B B C B X 3-2 ① G3		4	0	0	1	0	0	5
Jay Buhner, R (1, 9) OBP: 0.438, SLG: 0.182		C B B B B B 4-1 G5-4-3 BB		B C B F C 2-3 ① K	B B B C B 4-1 BB			B B C C C 2-3 ② K		2	0	0	0	2	2	0
Wally Backman, S (1, 5) OBP: 0.143, SLG: 0.143	B X 1-0 ① P7		B F X 1-1 ② G6-3		B F B X 2-1 ③ G3-1			X 0-0 ③ G4-3		4	0	0	0	0	0	4
Dave Valle, R (1, 2) OBP: 0.333, SLG: 0.250 Fernando Vina, L (9, PR)	C X 0-1 ②③ G5-4-3 1-2f		C C B X 1-2 1B			F F F B C 1-3 ① K			X 0-0 FC6-4 1B	4 0	0 0	2 0	0 0	0 0	1 0	1 0
Rich Amaral, R (1, 4) OBP: 0.400, SLG: 0.571			B X 1-0 ① F9	C B F C 1-3 ③ K		C B B C X 2-2 ② F8			C F S 0-3 ① K	4	0	0	0	0	2	2
Inning Stats	R: 2 H: 2 E: 0 LOB: 0 K: 0 BB: 0 S: 13 P: 22	R: 0 H: 0 E: 0 LOB: 0 K: 0 BB: 1 S: 4 P: 9	R: 0 H: 0 E: 0 LOB: 3 K: 0 BB: 3 S: 9 P: 23	R: 0 H: 1 E: 0 LOB: 1 K: 2 BB: 0 S: 11 P: 16	R: 1 H: 1 E: 0 LOB: 3 K: 0 BB: 3 S: 8 P: 25	R: 0 H: 0 E: 0 LOB: 0 K: 1 BB: 0 S: 9 P: 14	R: 0 H: 0 E: 0 LOB: 0 K: 0 BB: 0 S: 7 P: 11	R: 0 H: 0 E: 0 LOB: 0 K: 1 BB: 0 S: 7 P: 12	R: 0 H: 1 E: 0 LOB: 1 K: 1 BB: 0 S: 10 P: 12	1B: 3 SF: 0 2B: 1 SAC: 0 3B: 0 DP: 1 HR: 1 HBP: 0						

PITCHER	IP	WLS	BF	H	R	ER	SO	BB	IBB	HBP	BLK	WP	HR	S	P	ERA	WHIP
Rick Sutcliffe, R (1, 1) ERA: 5.79	8.0	W	34	4	3	3	4	6	1	0	0	0	1	68	132	3.38	1.250
Gregg Olson, R (9, 1) ERA: 3.38	1.0	S	4	1	0	0	1	0	0	0	0	0	0	10	12	0.00	1.000

PITCHER	IP	WLS	BF	H	R	ER	SO	BB	IBB	HBP	BLK	WP	HR	S	P	ERA	WHIP

BOTTOM

Baltimore Orioles @ Seattle Mariners

The Kingdome, Seattle, WA

Sat Apr 10 1993, 10:05 PM EDT

Att. 54,641 - Dome

livebaseballscorecards.com

AB	31
R	3
H	5
RBI	3
BB	7
SO	5
LOB	19

PA: 38

WP: 0 PB: 0 SB: 0 CS: 0

Batter	1	2	3	4	5	6	7	8	9	10	11	12	AB	R	H	RBI	BB	SO	LOB
Brady Anderson, L (1, 7) OBP: 0.520, SLG: 0.773	C C F B F B B B 4-2 G5-4-3 BB	C B C B S 2-3 ③ K			B B B B T C F X 3-2 HR 1B	B C B B C X 3-2 ③ F7			B B C B X 3-1 HR		C B S B F S 2-3 ② K		5	2	2	1	1	2	3
Mike Devereaux, R (1, 8) OBP: 0.240, SLG: 0.375	1 SAFE X 0-0 ① ② G5-4-3 1-2f	C B C X 1-2 ① L6			1 SAFE B B X 1-0 1-H HR		B B F F F F F F B 4-2 BB BB		B C B F F C 2-3 ① K		C S B S 1-3 ③ K2-3		5	1	1	2	1	2	1
Cal Ripken Jr., R (1, 6) OBP: 0.400, SLG: 0.458	C F C 0-3 ③ K	C X 0-1 ② G5-3			F B X 1-1 ① F7		1 SAFE B B 1 SAFE B B B C X 3-1 ① F8		C F B B B S 3-3 ② K			C X 0-1 ① G6-3	6	0	0	0	0	2	1
Glenn Davis, R (1, 10) OBP: 0.167, SLG: 0.174	X 0-0 ① P3	B B F C B B 4-2 HBP BB			B B B S F B S 3-3 ② K		1 SAFE 1 SAFE X 0-0 ② F8		C S B B X 2-2 G6-3			F X 0-1 ② L7	5	0	0	0	1	1	1
Chris Hoiles, R (1, 2) OBP: 0.421, SLG: 0.533 Sherman Obando, R (12, PR) Jeff Tackett, R (12, 2)	B C F X 1-2 HBP 1B 1B	B B B 1 SAFE H 4-0 1-2 HBP			C B B X 2-1 HR		B B B B 4-0 1-2 BB			X 0-0 ① G4-3		B C S F H 2-2 1B HBP	3 0 0	2 0 0	2 0 0	1 0 0	1 0 0	0 0 0	0 0 0
Leo Gomez, R (1, 5) OBP: 0.294, SLG: 0.200 Harold Reynolds, S (10, PR) Tim Hulett, R (10, 5) OBP: 0.400, SLG: 0.600	S C F H 1-2 1B 1B 1-2 1B HBP	C S C 0-3 ③ K			B X 1-0 ③ G6-3		C F C 0-3 ③ K			B F X 1-1 S 1B		B 1 SAFE C B 1 SAFE F X 2-2 1-2 1B	4 0 1	1 0 0	1 0 1	0 0 0	0 0 0	2 0 0	4 0 0
David Segui, S (1, 3) OBP: 0.286, SLG: 0.286	F B S X 1-2 1B 1-3 2-H 1B	X 0-0 ① G5-3			B C X 1-1 G6-3 1B 1B		C S B B B F F X 2-2 ① G4-3			1 SAFE 1 SAFE X 0-0 ② L7		C B S S 1-3 ③ K2-3	6	0	2	1	0	1	3
Luis Mercedes, R (1, 9) OBP: 0.462, SLG: 0.400	B B C C C 2-3 ② K	C C F X 0-2 ② G4-3			C B X 1-1 G6-3 1-2 1B		B B B B 4-0 CS BB			1 SAFE C 1 SAFE B B B B S X 3-2 ③ G6-3 1-2			4	0	1	0	1	1	3
Mark McLemore, S (1, 4) OBP: 0.167, SLG: 0.167	X 0-0 1-2 3-H 1B	C S S 0-3 ③ K			X 0-0 ① ② G6-3 1-2f 2-3		1 SAFE C C B P 1 SAFE C X 2-2 ② ③ P5 1-2				B C C F C X 1-2 ① G3		5	0	1	1	0	1	3
Inning Stats	R: 0 H: 0 E: 0 LOB: 0 K: 1 BB: 1 S: 9 P: 13	R: 2 H: 3 E: 0 LOB: 2 K: 2 BB: 0 S: 17 P: 24	R: 0 H: 0 E: 0 LOB: 2 K: 1 BB: 1 S: 10 P: 19	R: 0 H: 0 E: 0 LOB: 0 K: 1 BB: 0 S: 8 P: 8	R: 3 H: 3 E: 0 LOB: 0 K: 1 BB: 0 S: 12 P: 23	R: 0 H: 2 E: 0 LOB: 1 K: 0 BB: 0 S: 8 P: 13	R: 0 H: 0 E: 0 LOB: 2 K: 1 BB: 2 S: 13 P: 24	R: 0 H: 0 E: 0 LOB: 0 K: 0 BB: 1 S: 9 P: 16	R: 1 H: 1 E: 0 LOB: 0 K: 2 BB: 0 S: 12 P: 22	R: 0 H: 1 E: 0 LOB: 2 K: 0 BB: 0 S: 7 P: 11	R: 0 H: 0 E: 0 LOB: 0 K: 2 BB: 0 S: 11 P: 15	R: 0 H: 1 E: 0 LOB: 2 K: 1 BB: 0 S: 13 P: 18	1B: 8 SF: 0 2B: 0 SAC: 0 3B: 0 DP: 2 HR: 3 HBP: 3						

PITCHER		IP	WLS	BF	H	R	ER	SO	BB	IBB	HBP	BLK	WP	HR	S	P	ERA	WHIP
Randy Johnson, L ERA: 3.6	(1, 1)	7.0		33	8	5	5	7	4	0	2	0	0	2	77	124	6.43	1.714
Rich DeLucia, R ERA: 1.8	(8, 1)	2.0		7	1	1	1	2	1	0	0	0	0	1	21	38	4.50	1.000
Norm Charlton, L ERA:	(10, 1)	2.0		7	1	0	0	2	0	0	0	0	0	0	18	26	0.00	0.500
David Wainhouse, R ERA:	(12, 1)	0.2		4	1	0	0	0	0	0	1	0	0	0	10	14	0.00	1.500
Russ Swan, L ERA:	(12, 1)	0.1	W	1	0	0	0	1	0	0	0	0	0	0	3	4	0.00	0.000

PITCHER	IP	WLS	BF	H	R	ER	SO	BB	IBB	HBP	BLK	WP	HR	S	P	ERA	WHIP

TOP

Baltimore Orioles @ Seattle Mariners

The Kingdome, Seattle, WA

Sun Apr 11 1993, 6:33 AM EDT

Att. 16,887 - Dome

livebaseballscorecards.com

AB	44
R	6
H	11
RBI	6
BB	5
SO	12
LOB	19

WP: 0 PA: 52
PB: 0
SB: 1
CS: 1

Batter	1	2	3	4	5	6	7	8	9	10	11	12	AB	R	H	RBI	BB	SO	LOB
Rich Amaral, R (1, 4) (9, 5) OBP: 0.429, SLG: 0.579	3-2 CS 1B		1-1 F8		2-3 K		4-2 FC4 BB	0-1 F8		3-1 2B		0-1 SH1-4 1-2 2-3	5	0	2	0	1	1	2
Henry Cotto, R (1, 7) OBP: 0.250, SLG: 0.375	3-3 K 1-2		0-3 K		0-1 HR 2B		0-2 P2		3-2 F8 2B 1B	4-2 BB		3-3 K	4	1	1	0	0	2	2
Lee Tinsley, S (9, PH) OBP: 0.600, SLG: 0.333 (10, 7)													2	1	1	0	1	1	2
Ken Griffey Jr., L (1, 8) OBP: 0.250, SLG: 0.316	4-2 CS BB			0-0 G5-3	3-2 F7		1-0 F8		0-0 F8 1-2	3-1 F7		4-0 1B IBB	5	0	0	0	2	0	5
Jay Buhner, R (1, 9) OBP: 0.478, SLG: 0.471	1-2 CS 1-2	0-1 2B 1B		4-1 BB 1B BB	0-0 2-H HR		2-1 FC4 1-2f		0-3 K		0-2 G6-3	2-2 1-2 2-3 3-H 1B	6	2	3	3	1	1	2
Tino Martinez, L (1, 3) OBP: 0.348, SLG: 0.632		2-2 1-3 2B		4-2 1B 1-2 1B BB	3-3 K			2-2 G4-3	1-2 2-H 2B		4-0 BB		4	1	2	1	2	1	0
Greg Litton, R (1, 10) OBP: 0.400, SLG: 0.250	2-1 P4			2-2 1B 1-2 2-H 1B	2-2 S 1B			0-0 2B 1B	4-0 IBB		0-3 K		2	0	1	1	0	0	2
Mike Felder, S (6, PH) OBP: 0.471, SLG: 0.429													3	1	2	0	1	1	1
Mike Blowers, R (1, 5) OBP: 0.273, SLG: 0.200	1-1 P6			0-2 FC3-6 1-3 2-H 1B	1-3 K 1-2		1-3 K		2-3 K2-3		1-3 K		3	0	1	1	0	1	3
Pete O'Brien, L (8, PH) OBP: 0.308, SLG: 0.100													0	0	0	0	0	0	0
Bill Haselman, R (8, PH) (9, 2)													3	0	0	0	0	3	4
Dave Valle, R (1, 2) OBP: 0.316, SLG: 0.313	1-2 P4			1-3 K	0-0 F8			2-1 1-H 2B		0-3 K		1-0 SH1-4 1B 2B	4	0	1	1	0	1	5
Fernando Vina, L (8, PR) OBP: 0.500, SLG: 1.000 (9, 4)													2	1	1	0	0	1	0
Omar Vizquel, S (1, 6) OBP: 0.417, SLG: 0.222			0-1 F9	0-0 FC3-6 1-2f		1-2 G4-3		4-0 IBB		2-1 G1-3		4-1 1B SH1-4 BB	4	0	0	0	2	0	3
Inning Stats	R: 0 E: 0 K: 1 S: 12 H: 1 LOB: 0 BB: 1 P: 23	R: 0 E: 0 K: 0 S: 12 H: 2 LOB: 2 BB: 0 P: 18	R: 0 E: 0 K: 1 S: 7 H: 0 LOB: 0 BB: 0 P: 8	R: 2 E: 0 K: 1 S: 15 H: 2 LOB: 2 BB: 2 P: 26	R: 2 E: 0 K: 2 S: 16 H: 2 LOB: 0 BB: 0 P: 24	R: 0 E: 0 K: 1 S: 10 H: 1 LOB: 1 BB: 0 P: 14	R: 0 E: 0 K: 0 S: 10 H: 0 LOB: 1 BB: 1 P: 17	R: 1 E: 0 K: 1 S: 11 H: 2 LOB: 2 BB: 1 P: 20	R: 1 E: 0 K: 2 S: 15 H: 2 LOB: 2 BB: 1 P: 25	R: 0 E: 0 K: 1 S: 11 H: 1 LOB: 2 BB: 1 P: 23	R: 0 E: 0 K: 2 S: 9 H: 0 LOB: 1 BB: 1 P: 14	R: 1 E: 0 K: 1 S: 10 H: 2 LOB: 3 BB: 2 P: 24	1B: 8 2B: 7 3B: 0 HR: 1	SF: 0 SAC: 1 DP: 1 HBP: 0		WP: 0 PB: 0 SB: 1 CS: 2	PA: 59		

PITCHER		IP	WLS	BF	H	R	ER	SO	BB	IBB	HBP	BLK	WP	HR	S	P	ERA	WHIP
Arthur Rhodes, L ERA: 7.2	(1, 1)	5.0		23	7	4	4	5	3	0	0	0	0	1	62	99	7.20	2.000
Alan Mills, R ERA: 3.6	(6, 1)	2.1		10	2	1	1	1	1	0	0	0	0	0	24	37	3.86	1.286
Jim Poole, L ERA:	(8, 1)	0.1		1	0	0	0	1	0	0	0	0	0	0	3	4	0.00	0.000
Todd Frohwirth, R ERA: 4.5	(8, 1)	0.1		3	1	0	0	0	0	1	0	0	0	0	4	10	0.00	3.000
Gregg Olson, R ERA: 3.86	(9, 1)	2.0		11	3	1	1	3	1	1	0	0	0	0	26	48	4.50	2.000

PITCHER		IP	WLS	BF	H	R	ER	SO	BB	IBB	HBP	BLK	WP	HR	S	P	ERA	WHIP
Mark Williamson, R ERA: 5.68	(11, 1)	1.2	L	10	2	1	1	3	2	1	0	0	0	0	19	38	5.40	2.400

BOTTOM

Baltimore Orioles @ Seattle Mariners

The Kingdome, Seattle, WA

Sun Apr 11 1993, 6:33 AM EDT

Att. 16,887 - Dome

livebaseballscorecards.com

AB	47
R	7
H	15
RBI	7
BB	10
SO	13
LOB	31

Batter	1	2	3	4	5	6	7	8	9	AB	R	H	RBI	BB	SO	LOB
Rich Amaral, R (1, 4) OBP: 0.423, SLG: 0.522	B B C B B 4-1 FC3-6 BB		C F S 0-3 ① K		C X 0-1 FC5 BLK 1B	X 0-0 ③ F9			S F X 0-2 ② ③ L3-6 2-3	4	0	1	0	1	1	4
Henry Cotto, R (1, 7) OBP: 0.167, SLG: 0.250	B B C X 2-1 ① FC3-6 G3 S 1-2f		S F X 0-2 ② P3		B F B B S X 3-2 ③ FC5 1-3		B B X 2-0 ① P6			4	0	0	0	0	0	4
Ken Griffey Jr., L (1, 8) OBP: 0.250, SLG: 0.304	1 SAFE C 1 B B F B X SAFE 3-2 ② G3 1-3		B X 1-0 ③ F9			B B X 2-0 BB 1B BB 1B	C B B B F F X 3-2 ② G4-3			4	1	1	0	0	0	3
Jay Buhner, R (1, 9) OBP: 0.444, SLG: 0.429	B C F B S 2-3 ③ K			C S B X 1-2 1B		1 SAFE B 1 SAFE C F B X 2-2 ① F9	C S X 0-2 ③ G5-3			4	0	1	0	0	1	2
Tino Martinez, L (1, 3) OBP: 0.296, SLG: 0.522		B B C F B S 3-3 ① K		C X 0-1 ① P5		1 SAFE F B X 1-1 ② F7		S F B B X 2-2 ① F8		4	0	0	0	0	1	2
Greg Litton, R (1, 10) OBP: 0.375, SLG: 0.286 Mike Felder, S (8, PH) OBP: 0.444, SLG: 0.400		B B C X 2-1 ② F9		C B S C 1-3 ② K		F X 0-1 BB BB HR 1-2 1B		X 0-0 ② F7		3 1	1 0	1 0	0 0	0 0	1 0	1 0
Mike Blowers, R (1, 5) OBP: 0.267, SLG: 0.154		B B B C S F X 3-2 ③ G6-3		B X 1-0 ③ G3-1		C B F B F B B 4-2 BB HR 1-2 2-3 BB		B C F S 1-3 ③ K		3	1	0	0	1	1	1
Dave Valle, R (1, 2) OBP: 0.391, SLG: 0.368 Fernando Vina, L (9, PR) OBP: 0.500, SLG: 1.000			B X 1-0 BB 1B		C B X 1-1 ① G5-3	B S B B B 4-1 HR 1-2 2-3 3-H BB			C B B X 2-1 L3-6 G3 1B	3 0	1 0	2 0	1 0	1 0	0 0	0 0
Omar Vizquel, S (1, 6) OBP: 0.429, SLG: 0.381			B B B C B 4-1 1-2 BB		C F B B F X 2-2 ② G4-3	C B S X 1-2 1-H 2-H 3-H HR			1 SAFE F B S 1 SAFE X 1-2 ① G3 1-2	3	1	1	4	1	0	1
Inning Stats	R: 0 E: 0 K: 1 S: 9 H: 0 LOB: 1 BB: 1 P: 20	R: 0 E: 0 K: 1 S: 9 H: 0 LOB: 0 BB: 0 P: 17	R: 0 E: 0 K: 1 S: 9 H: 1 LOB: 2 BB: 1 P: 15	R: 0 E: 0 K: 1 S: 9 H: 1 LOB: 1 BB: 0 P: 12	R: 0 E: 0 K: 0 S: 11 H: 1 LOB: 1 BB: 0 P: 17	R: 5 E: 0 K: 0 S: 16 H: 3 LOB: 0 BB: 2 P: 30	R: 0 E: 0 K: 0 S: 8 H: 0 LOB: 0 BB: 0 P: 13	R: 0 E: 0 K: 1 S: 8 H: 0 LOB: 0 BB: 0 P: 11	R: 0 E: 0 K: 0 S: 8 H: 1 LOB: 1 BB: 0 P: 11	1B: 6 2B: 1 3B: 0 HR: 1 SF: 0 SAC: 0 DP: 1 HBP: 0						

PITCHER		IP	WLS	BF	H	R	ER	SO	BB	IBB	HBP	BLK	WP	HR	S	P	ERA	WHIP
Al Leiter, L ERA: 2.84	(1, 1)	5.2		26	5	4	4	4	4	0	0	1	0	0	59	106	6.35	1.588
Danny Cox, R ERA: 3.0	(6, 1)	2.1	W	8	1	1	1	1	0	0	0	0	0	1	20	29	3.86	0.429
Duane Ward, R ERA:	(9, 1)	1.0	S	3	1	0	0	0	0	0	0	0	0	0	8	11	0.00	1.000

PITCHER	IP	WLS	BF	H	R	ER	SO	BB	IBB	HBP	BLK	WP	HR	S	P	ERA	WHIP

TOP

Seattle Mariners @ Toronto Blue Jays

SkyDome, Toronto, ON

Tue Apr 13 1993, 7:05 PM EDT

Att. 42,230 - Dome

livebaseballscorecards.com

AB	33
R	5
H	7
RBI	5
BB	4
SO	5
LOB	18

WP: 0	PA: 37		
PB: 0			
SB: 1			
CS: 0			

BOTTOM

Seattle Mariners @ Toronto Blue Jays

SkyDome, Toronto, ON

Tue Apr 13 1993, 7:05 PM EDT

Att. 42,230 - Dome

livebaseballscorecards.com

Batter	1	2	3	4	5	6	7	8	9	AB	R	H	RBI	BB	SO	LOB
Turner Ward, S (1, 9)	F C B B X 2-2 G5-3 ①	F F B B B X 3-2 G3 ③		B X 1-0 P6 ③			B C L B B B 4-2 G6-4-3 BB 1-2 2-3			3	0	0	0	1	0	2
Roberto Alomar, S (1, 4) OBP: 0.280, SLG: 0.261	B B X 2-0 G5-3 ②		B B X 2-0 G6-3 ①		C B X 1-1 G4-3 ①		F X 0-1 G6-4-3 ① ② 1-2f 2-3 3-H			4	0	0	0	0	0	2
Paul Molitor, R (1, 10) OBP: 0.280, SLG: 0.348	B X 1-0 2B 2B 1B		B S B B F B 4-2 S BB		B X 1-0 G5-3 ②		B X 1-0 ③ 3-H 1B			3	1	2	1	1	0	0
Joe Carter, R (1, 7) OBP: 0.474, SLG: 1.188	B S S 1 SAFE B X 2-2 1-3 2B 2B		S F B 1 SAFE S 1-3 K ② 1-2		B B C B X 3-1 P4 ③			F B S S 1-3 K ①		4	1	1	0	0	2	1
John Olerud, L (1, 3) OBP: 0.476, SLG: 0.526	B C B C F X 2-2 2-H 3-H 2B		B C B 2 SAFE B F X 3-2 F7 ③			B X 1-0 G1-6-3 1B		B B X 2-0 3B 1B		4	1	3	2	0	0	1
Darrin Jackson, R (1, 8) OBP: 0.158, SLG: 0.158	C B B S S 2-3 K ③			B B F X 2-1 FC5-4 1B		C B B X 2-1 G1-6-3 ① ② 1-2f		C S F S 0-3 K ②		4	0	1	0	0	2	3
Darnell Coles, R (1, 5) OBP: 0.500, SLG: 0.750		B B F B F B 4-2 BB		B B B C X 3-1 FC5-4 1B ① 1-2f 2B		C X 0-1 L5 ③		B C X 1-1 1-H 3B		3	1	1	1	1	0	1
Pat Borders, R (1, 2) OBP: 0.217, SLG: 0.227		C S 1 SAFE B B F B X 3-2 F9 ①		B B B C X 3-1 2B 1-2 1B			F B X 1-1 BB BB G6-4-3 1B	B F X 1-1 G5-3 ③		4	1	2	0	0	0	2
Dick Schofield, R (1, 6) OBP: 0.300, SLG: 0.353		1 SAFE C S F X 0-2 F7 ②		C B X 1-1 1-3 2-H 2B ②			B C B B B 4-1 G6-4-3 BB 1-2 1B BB			2	1	1	1	1	0	1
Inning Stats	R: 2 E: 0 K: 1 S: 15 H: 3 LOB: 1 BB: 0 P: 26	R: 0 E: 0 K: 0 S: 13 H: 0 LOB: 1 BB: 1 P: 23	R: 0 E: 0 K: 1 S: 9 H: 0 LOB: 1 BB: 1 P: 19	R: 1 E: 0 K: 0 S: 9 H: 3 LOB: 1 BB: 0 P: 19	R: 0 E: 0 K: 0 S: 5 H: 0 LOB: 0 BB: 0 P: 10	R: 0 E: 0 K: 0 S: 5 H: 1 LOB: 0 BB: 0 P: 8	R: 2 E: 0 K: 0 S: 8 H: 2 LOB: 1 BB: 2 P: 18	R: 1 E: 0 K: 2 S: 12 H: 2 LOB: 1 BB: 0 P: 17		1B: 7 2B: 3 3B: 1 HR: 0 SF: 0 SAC: 0 DP: 2 HBP: 0						

	AB	31
	R	6
	H	11
	RBI	5
	BB	4
	SO	4
	LOB	13

WP: 0 PB: 0 SB: 1 CS: 0 PA: 35

PITCHER		IP	WLS	BF	H	R	ER	SO	BB	IBB	HBP	BLK	WP	HR	S	P	ERA	WHIP
Chris Bosio, R ERA: 2.63	(1, 1)	5.2		24	7	3	3	2	2	0	0	0	0	0	54	103	4.76	1.588
Tim Leary, R ERA: 6.0	(6, 1)	2.1	L	11	4	3	3	2	2	0	0	0	0	0	22	37	11.57	2.571

PITCHER	IP	WLS	BF	H	R	ER	SO	BB	IBB	HBP	BLK	WP	HR	S	P	ERA	WHIP

Batter	1	2	3	4	5	6	7	8	9	10	AB	R	H	RBI	BB	SO	LOB
Omar Vizquel, S (1, 6) OBP: 0.471, SLG: 0.440	C B X 1-1 E 2B		B C F X 1-2 CS 1B	C B B B 4-1 1-2 2-3 BB		1 SAFE C 1 SAFE 1 SAFE B F X 1-2 G6-3 1-3 ①	X 0-0 E3 2-H 3-H		B 1 SAFE B 1 SAFE 1 SAFE B C 1 SAFE F 4-2 1 SAFE 1 SAFE F B 1-2 BB		4	1	2	0	2	0	1
Mike Felder, S (1, 7) OBP: 0.375, SLG: 0.333	F B B X 2-1 E9 2-H 1B		1 SAFE B F B F B S 3-3 ②③ K 1-2	C B B C S 2-3 K		C S X 0-2 ② FC1-2 S 1B 3-H	B B C B X 3-1 ③ G4-3		B 2 SAFE B S C F 2 SAFE F 1 SAFE 2-2 ②③ F7 2-3		6	1	1	1	0	2	8
Ken Griffey Jr., L (1, 8) OBP: 0.265, SLG: 0.310	B 3 SAFE B X 2-0 ① G3			x 0-0 BB 2B 1B C B B C 2-3 ③ K		S B X 1-1 1-H 1B	C F C 0-3 ① K			X 0-0 ① P6	6	1	2	1	0	2	4
Tino Martinez, L (1, 3) OBP: 0.394, SLG: 0.500 Henry Cotto, R (10, PR) OBP: 0.167, SLG: 0.250 Mike Blowers, R (10, 3) OBP: 0.267, SLG: 0.154	B S B F F F B B 4-2 G6-4-3 BB			B 1 SAFE 1 SAFE 1 SAFE B B C F B 4-2 2B 1-2 1B BB	C F B F F X 1-2 P2 ①	I I I I 4-0 IBB	B F B B B 4-1 1B BB		B B B B 4-1 FC4-6 BB 1B BB		1	1	0	0	5	0	0
											0	1	0	0	0	0	0
											0	0	0	0	0	0	0
Pete O'Brien, L (1, 10) OBP: 0.421, SLG: 0.333	C 1 SAFE B B B X 2-1 ②③ G6-4-3 1-2f			C B C X 1-2 1-3 2-H 1B 2B	X 0-0 2B 1B	C B F X 1-2 G4-3 ③	C B C 1 SAFE X 1-2 1-2 1B		B B B B 4-0 FC4-6 1-2 BB		5	2	3	1	1	0	4
Jay Buhner, R (1, 9) OBP: 0.424, SLG: 0.444		B X 1-0 ① G6-3		S B B X 2-1 G4-3 2-H 3-H 2B 1B	C B S S 1-3 ② K		B X 1-0 SH1-3 E 2B	B C F B F S 2-3 ② K	C X 0-1 ② FC4-6 1-2f 2-3 1B		6	2	2	2	0	2	5
Rich Amaral, R (1, 5) OBP: 0.438, SLG: 0.536		B B F B X 3-1 ② F8		C B 1 SAFE X 1-1 ① G4-3 1-2	C C X 0-2 1-H 2B		B B B B 4-0 SH1-3 E BB	C B X 1-1 ③ F9		B B X 2-0 1-2 3-H 1B	5	1	2	2	1	0	3
Dave Valle, R (1, 2) OBP: 0.357, SLG: 0.375		C B C B S 2-3 ③ K		C C B X 1-2 BB 2-H 2B	C S S 0-3 ③ K		B B X 2-0 ① SH1-3 1-2 2-3		B B X 2-0 ① G5-3	B X 1-0 ③ G3	5	0	1	1	0	2	3
Fernando Vina, L (1, 4) OBP: 0.571, SLG: 0.600			X 0-0 ① G3	B B B B 4-0 BB BB		B C B F F X 2-2 E S FC1-2 1B	B X 1-0 ② G3		C B B B C B 4-2 F7 BB BB		3	0	1	0	2	0	2
Inning Stats	R: 1 E: 1 K: 0 S: 10 H: 2 LOB: 1 BB: 1 P: 21	R: 0 E: 0 K: 1 S: 6 H: 0 LOB: 0 BB: 0 P: 12	R: 0 E: 0 K: 1 S: 7 H: 1 LOB: 0 BB: 0 P: 11	R: 4 E: 0 K: 2 S: 21 H: 4 LOB: 3 BB: 3 P: 42	R: 1 E: 0 K: 2 S: 15 H: 2 LOB: 1 BB: 0 P: 17	R: 1 E: 0 K: 0 S: 15 H: 2 LOB: 2 BB: 1 P: 24	R: 2 E: 1 K: 0 S: 6 H: 1 LOB: 1 BB: 1 P: 17	R: 0 E: 0 K: 2 S: 13 H: 1 LOB: 2 BB: 1 P: 21	R: 0 E: 0 K: 0 S: 13 H: 0 LOB: 1 BB: 2 P: 25	R: 1 E: 0 K: 0 S: 6 H: 1 LOB: 2 BB: 2 P: 17	1B: 9 2B: 5 3B: 0 HR: 0 SF: 0 SAC: 1 DP: 1 HBP: 0						

PITCHER	IP	WLS	BF	H	R	ER	SO	BB	IBB	HBP	BLK	WP	HR	S	P	ERA	WHIP
Juan Guzman, R (1, 1) ERA: 12.46	3.1		19	7	5	5	2	4	0	0	0	0	0	37	75	13.50	3.300
Mark Eichhorn, R (4, 1) ERA: 5.06	2.2		13	4	2	2	4	0	1	0	0	0	0	37	52	6.75	1.500
Ken Dayley, L (7, 1) ERA:	0.0		2	1	2	0	0	1	0	0	0	0	0	1	6	∞	∞
Pat Hentgen, R (7, 1) ERA: 3.52	3.1	L	16	1	1	1	2	5	0	0	0	0	0	33	67	2.70	1.800
Mike Timlin, R (10, 1) ERA: 4.91	0.2		3	1	0	0	0	0	0	0	0	0	0	4	7	0.00	1.500

PITCHER	IP	WLS	BF	H	R	ER	SO	BB	IBB	HBP	BLK	WP	HR	S	P	ERA	WHIP

TOP

Seattle Mariners @ Toronto Blue Jays

SkyDome, Toronto, ON

Wed Apr 14 1993, 7:05 PM EDT

Att. 43,054 - Dome

livebaseballscorecards.com

AB	41
R	10
H	14
RBI	8
BB	11
SO	8
LOB	30

Seattle Mariners @ Toronto Blue Jays

SkyDome, Toronto, ON

Wed Apr 14 1993, 7:05 PM EDT

Att. 43,054 - Dome

livebaseballscorecards.com

BOTTOM

Batter	1	2	3	4	5	6	7	8	9	10	AB	R	H	RBI	BB	SO	LOB
Darnell Coles, R (1, 9) OBP: 0.545, SLG: 0.571	X 0-0 G4-3 1B		S B B F B F X 3-2 ③ G6-3			F B B B B B 4-1 HBP G3 1B 1-2 BB	B B B C C B 4-2 1B 1-2 HR BB	C B C B B S 3-3 ② K			3	2	1	0	2	1	3
Roberto Alomar, S (1, 4) OBP: 0.267, SLG: 0.250	X 0-0 ① ② G4-3 1-2f			C X 0-1 ① F8		C C F X 0-2 ② G3 1-2 2-3	B F X 1-1 HR 1-2 2-H 1B	F F X 0-2 ③ F8			5	1	1	1	0	0	5
Paul Molitor, R (1, 10) OBP: 0.300, SLG: 0.444	C B X 1-1 ③ F8			C B X 1-1 ② F8		B B B B 4-0 HBP 1B BB	X 0-0 1-H 2-H HR		F B F X 1-2 ① G5-3		4	2	1	3	1	0	0
Joe Carter, R (1, 7) OBP: 0.417, SLG: 0.950		B C X 1-1 ① F9		B B B C F F F X 3-2 ③ G4-3		B B F F H 3-2 1B 1-2 2-3 3-H HBP	S B F X 1-2 ② P3		B C F B B F S 3-3 ② K		4	0	0	1	0	1	0
John Olerud, L (1, 3) OBP: 0.423, SLG: 0.458		B C C B B X 3-2 ② P5			C X 0-1 ① P2	F B C X 1-2 1-3 2-H 3-H 1B	B C B X 2-1 ③ G4-3		C B B X 2-1 ③ G4-3		5	0	1	2	0	0	0
Darrin Jackson, R (1, 8) OBP: 0.167, SLG: 0.208		B F B F F S 2-3 ③ K			S B F X 1-2 ② G6-3	C B F B B C 3-3 ③ K		B B F X 2-1 1B 2B		C B B F S 2-3 ① K	5	1	1	0	0	3	2
Ed Sprague, R (1, 5) OBP: 0.333, SLG: 0.696 Alfredo Griffin, S (8, PR) Luis Sojo, R (9, 5)			F B S B B B 4-2 BB		C C C 0-3 ③ K		F B X 1-1 ① P4	F S B B X 2-2 FC1-6 2-H 1B		C B X 1-1 ② F8	3 0 1	0 0 0	1 0 0	1 0 0	1 0 0	1 0 0	0 0 0
Pat Borders, R (1, 2) OBP: 0.214, SLG: 0.259			F C B C 1-3 ① K			C C X 0-2 ① G6-3	F B B S X 2-2 WP 1B 2B	1 SAFE L X 0-1 ① FC1-6 BB 1-2f		B X 1-0 ③ G6-3	5	1	1	0	0	1	2
Dick Schofield, R (1, 6) OBP: 0.375, SLG: 0.400			1 SAFE S B F X 1-2 ② P3			X 0-0 G3 BB HBP 1B	B S F B X 2-2 WP BB 2-H 1B	1 SAFE B 1 SAFE 1 SAFE B B C B 4-1 1-2 BB			3	2	2	1	1	0	1

Inning Stats	1	2	3	4	5	6	7	8	9	10
	R: 0 H: 1 E: 0 LOB: 0 K: 0 BB: 0 S: 4 P: 5	R: 0 H: 0 E: 0 LOB: 0 K: 1 BB: 0 S: 9 P: 15	R: 0 H: 0 E: 0 LOB: 1 K: 1 BB: 1 S: 12 P: 21	R: 0 H: 0 E: 0 LOB: 0 K: 0 BB: 0 S: 9 P: 13	R: 0 H: 0 E: 0 LOB: 0 K: 1 BB: 0 S: 8 P: 9	R: 3 H: 2 E: 0 LOB: 2 K: 1 BB: 2 S: 17 P: 32	R: 5 H: 4 E: 0 LOB: 0 K: 0 BB: 1 S: 18 P: 31	R: 1 H: 2 E: 0 LOB: 2 K: 1 BB: 1 S: 14 P: 25	R: 0 H: 0 E: 0 LOB: 0 K: 1 BB: 0 S: 9 P: 15	R: 0 H: 0 E: 0 LOB: 0 K: 1 BB: 0 S: 6 P: 10

1B: 6	SF: 0	WP: 2
2B: 2	SAC: 0	PA: 44
3B: 0	DP: 1	PB: 0
HR: 1	HBP: 1	SB: 0
		CS: 0

AB	38
R	9
H	9
RBI	9
BB	5
SO	7
LOB	13

PITCHER		IP	WLS	BF	H	R	ER	SO	BB	IBB	HBP	BLK	WP	HR	S	P	ERA	WHIP
Erik Hanson, R	(1, 1)	6.0		24	3	3	3	4	3	0	1	0	0	0	59	95	4.50	1.000
ERA: 2.25																		
Dwayne Henry, R	(7, 1)	0.1		5	3	4	4	0	1	0	0	0	2	0	12	22	108.00	12.000
ERA: 10.8																		
Rich DeLucia, R	(7, 1)	2.2	W	12	3	2	2	2	1	0	0	0	0	1	29	49	6.75	1.500
ERA: 3.52																		
Norm Charlton, L	(10, 1)	1.0	S	3	0	0	0	1	0	0	0	0	0	0	6	10	0.00	0.000
ERA:																		

PITCHER	IP	WLS	BF	H	R	ER	SO	BB	IBB	HBP	BLK	WP	HR	S	P	ERA	WHIP

Batter	1	2	3	4	5	6	7	8	9	AB	R	H	RBI	BB	SO	LOB
Omar Vizquel, S (1, 6) OBP: 0.421, SLG: 0.379	F C B B F F F S 2-3 ① K		C B S B B F X 3-2 ① G5-3		B B C 1 F C SAFE 2-3 ② K		F C X 0-2 ② G6-3			4	0	0	0	0	2	1
Mike Felder, S (1, 7) OBP: 0.357, SLG: 0.320	C B B F F F X 2-2 ② P6		C B X 1-1 ② G4-3		C F X 0-2 1-2 1B		C B C S 1-3 ③ K			4	0	1	0	0	1	0
Ken Griffey Jr., L (1, 8) OBP: 0.263, SLG: 0.333	B B B C X 3-1 BB 2B		L B F S 1-3 ③ K		X 0-0 ③ F7			B B C C X 2-2 ① F7		4	0	1	0	0	1	2
Tino Martinez, L (1, 3) OBP: 0.432, SLG: 0.500	B B C B B 4-1 BB BB			B C X 1-1 1B		B B B C F F B 4-2 2B G6-3 BB		B X 1-0 ② G5-3		2	1	1	0	2	0	0
Pete O'Brien, L (1, 10) OBP: 0.435, SLG: 0.389	C B B B B B 4-1 FC6-4 1-2 2-3 BB			C X 0-1 ① F7		B X 1-0 G6-3 1-3 2B		C B X 1-1 ③ G1-3		3	0	1	0	1	0	1
Jay Buhner, R (1, 9) OBP: 0.378, SLG: 0.387	B X 1-0 ③ FC6-4 1-2f			C X 0-1 ② F8		X 0-0 ① G6-3 3-H			C B S S S 1-3 ① K	4	0	0	1	0	1	5
Rich Amaral, R (1, 5) OBP: 0.389, SLG: 0.469		B X 1-0 ① G6-3		C B X 1-1 ③ G4-3		X 0-0 ② G6-3 2-3			X 0-0 ② G4-3	4	0	0	0	0	0	2
Bill Haselman, R (1, 2) OBP: 0.167, SLG: 0.167		X 0-0 ② F8		B S X 1-1 1B 1B		B B S B S F X 3-2 ③ G4-3			C S F B S 1-3 ③ K	3	0	1	0	0	0	1
Lee Tinsley, S (9, PH) OBP: 0.500, SLG: 0.250										1	0	0	0	0	1	0
Fernando Vina, L (1, 4) OBP: 0.400, SLG: 0.375		X 0-0 ③ B3			X 0-0 ① F8		C X 0-1 ① F8			3	0	0	0	0	0	1
Inning Stats	R: 0 H: 1 E: 0 LOB: 3 K: 1 BB: 2 S: 17 P: 33	R: 0 H: 0 E: 0 LOB: 0 K: 0 BB: 0 S: 3 P: 4	R: 0 H: 0 E: 0 LOB: 0 K: 1 BB: 0 S: 9 P: 14	R: 0 H: 1 E: 0 LOB: 1 K: 0 BB: 0 S: 8 P: 10	R: 0 H: 2 E: 0 LOB: 2 K: 1 BB: 0 S: 10 P: 13	R: 1 H: 1 E: 0 LOB: 1 K: 0 BB: 1 S: 10 P: 18	R: 0 H: 0 E: 0 LOB: 0 K: 1 BB: 0 S: 8 P: 9	R: 0 H: 0 E: 0 LOB: 0 K: 0 BB: 0 S: 6 P: 10	R: 0 H: 0 E: 0 LOB: 0 K: 2 BB: 0 S: 8 P: 10	1B: 3 SF: 0 2B: 2 SAC: 0 3B: 0 DP: 0 HR: 0 HBP: 0						WP: 0 PA: 35 PB: 0 SB: 0 CS: 0	

TOP

Seattle Mariners @ Toronto Blue Jays

SkyDome, Toronto, ON

Thu Apr 15 1993, 3:33 AM EDT

Att. 46,272 - Dome

livebaseballscorecards.com

AB	32
R	1
H	5
RBI	1
BB	3
SO	6
LOB	13

PITCHER		IP	WLS	BF	H	R	ER	SO	BB	IBB	HBP	BLK	WP	HR	S	P	ERA	WHIP
Todd Stottlemyre, R ERA: 2.81	(1, 1)	8.0	W	32	5	1	1	4	3	0	0	0	0	0	71	111	1.12	1.000
Duane Ward, R ERA:	(9, 1)	1.0	S	3	0	0	0	2	0	0	0	0	0	0	8	10	0.00	0.000

PITCHER		IP	WLS	BF	H	R	ER	SO	BB	IBB	HBP	BLK	WP	HR	S	P	ERA	WHIP

Seattle Mariners @ Toronto Blue Jays

SkyDome, Toronto, ON

Thu Apr 15 1993, 3:33 AM EDT

Att. 46,272 - Dome

livebaseballscorecards.com

Batter	1	2	3	4	5	6	7	8	9	AB	R	H	RBI	BB	SO	LOB
Devon White, S (1, 8) OBP: 0.538, SLG: 0.708	G5-3		G6-4-3 1B		1B BB 1B		G1-3			4	1	2	0	0	0	0
Roberto Alomar, S (1, 4) OBP: 0.265, SLG: 0.250	1B 1B		G6-4-3		K		F9			4	0	1	0	0	1	4
Paul Molitor, R (1, 10) OBP: 0.353, SLG: 0.467	G6-4-3 1B		G4-3		1B BB		S 1B			3	0	2	0	1	0	1
Joe Carter, R (1, 7) OBP: 0.464, SLG: 1.043	G6-4-3			HR	1B		IBB			3	1	2	3	1	0	2
John Olerud, L (1, 3) OBP: 0.400, SLG: 0.407		BLK BB		F8	F7		F8			3	0	0	0	1	0	4
Turner Ward, S (1, 9) OBP: 0.250, SLG: 0.077		K		G5-3	S 1B			G4-3		4	0	1	0	0	1	1
Ed Sprague, R (1, 5) OBP: 0.321, SLG: 0.630		F9		G6-3	G5-3			G5-4-3 1B		4	0	1	0	0	0	2
Randy Knorr, R (1, 2)		K			G5-3			G5-4-3		4	0	0	0	0	2	3
Dick Schofield, R (1, 6) OBP: 0.407, SLG: 0.409			G6-4-3 1B BB		BB 1B 1B 1B		P3			2	1	1	0	1	0	1
Inning Stats	R: 0 E: 0 K: 0 S: 8 H: 2 LOB: 1 BB: 0 P: 14	R: 0 E: 0 K: 2 S: 11 H: 0 LOB: 1 BB: 1 P: 20	R: 0 E: 0 K: 0 S: 6 H: 1 LOB: 1 BB: 1 P: 11	R: 1 E: 0 K: 0 S: 7 H: 1 LOB: 0 BB: 0 P: 14	R: 2 E: 0 K: 1 S: 17 H: 3 LOB: 2 BB: 1 P: 30	R: 0 E: 0 K: 1 S: 9 H: 1 LOB: 1 BB: 0 P: 14	R: 0 E: 0 K: 0 S: 10 H: 1 LOB: 2 BB: 1 P: 16	R: 0 E: 0 K: 0 S: 8 H: 1 LOB: 0 BB: 0 P: 13		1B: 9 2B: 0 3B: 0 HR: 1 SF: 0 SAC: 0 DP: 3 HBP: 0						

	AB	31
	R	3
	H	10
	RBI	3
	BB	4
	SO	4
	LOB	18

WP: 0 PB: 0 SB: 2 CS: 0 PA: 35

PITCHER	IP	WLS	BF	H	R	ER	SO	BB	IBB	HBP	BLK	WP	HR	S	P	ERA	WHIP
John Cummings, L (1, 1) ERA: 5.54	8.0	L	35	10	3	3	4	3	1	0	1	0	1	76	132	3.38	1.625

PITCHER	IP	WLS	BF	H	R	ER	SO	BB	IBB	HBP	BLK	WP	HR	S	P	ERA	WHIP

Seattle Mariners @ Detroit Tigers

Tiger Stadium, Detroit, MI

Fri Apr 16 1993, 7:05 PM EDT

Att. 13,007 - Unknown - 47 F

TOP

Batter	1	2	3	4	5	6	7	8	9	AB	R	H	RBI	BB	SO	LOB
Rich Amaral, R (1, 4) OBP: 0.400, SLG: 0.472	C B C B X 2-2 CS 1B		1 SAFE 0-0 ③ CS 1-2	C B B B X 3-1 ① G5-3		X 0-0 ② B1-3 1-2			C B S X 1-2 G4-3 1B	4	0	2	0	0	0	1
Henry Cotto, R (1, 7) OBP: 0.133, SLG: 0.200 Mike Felder, S (9, PH) OBP: 0.345, SLG: 0.308	L C 1 SAFE C 0-3 ① ② K 1-2			X 0-0 ② G1-3		X 0-0 ③ P2			B S B S X 2-2 ① P5	3 1	0 0	0 0	0 0	0 0	1 0	2 1
Ken Griffey Jr., L (1, 8) OBP: 0.238, SLG: 0.297	B B C C B X 3-2 ③ F8			F B C F X 1-2 ③ F8			F B F F S 1-3 ① K		X 0-0 ② G4-3 1-2	4	0	0	0	0	1	1
Jay Buhner, R (1, 9) OBP: 0.366, SLG: 0.371		X 0-0 G6-4-3 1B			X 0-0 ① L5		S B B X 2-1 ② G6-3		B S X 1-1 ③ F9	4	0	1	0	0	0	1
Tino Martinez, L (1, 3) OBP: 0.400, SLG: 0.448		C B B 1 SAFE 1 SAFE X 2-1 ① P5			C B B B X 3-1 ② F9		F C B X 1-2 ③ F8			3	0	0	0	0	0	1
Mike Blowers, R (1, 5) OBP: 0.333, SLG: 0.333		B C X 1-1 ② ③ G6-4-3 1-2f			F B B X 2-1 3B			B C C B B B 4-2 G1-6-3 BB		2	0	1	0	1	0	1
Lee Tinsley, S (1, 10) OBP: 0.333, SLG: 0.143			B F C S 1-3 ① K		S S F B X 1-2 ③ F9			C B B F F X 2-2 ① ② G1-6-3 1-2f		3	0	0	0	0	1	2
Dave Valle, R (1, 2) OBP: 0.355, SLG: 0.346			C S F S 0-3 ② K			X 0-0 ① F9		B B C B F B 4-2 BB		2	0	0	0	1	1	0
Omar Vizquel, S (1, 6) OBP: 0.439, SLG: 0.387			X 0-0 CS 1B			B C B B B 4-1 B1-3 BB		C S B F F B B F F 3-2 ③ X F8		2	0	1	0	1	0	1
Inning Stats	R: 0 E: 0 K: 1 S: 9 H: 1 LOB: 0 BB: 0 P: 14	R: 0 E: 0 K: 0 S: 5 H: 1 LOB: 0 BB: 0 P: 8	R: 0 E: 0 K: 2 S: 8 H: 1 LOB: 0 BB: 0 P: 9	R: 0 E: 0 K: 0 S: 7 H: 0 LOB: 0 BB: 0 P: 11	R: 0 E: 0 K: 0 S: 9 H: 1 LOB: 1 BB: 0 P: 15	R: 0 E: 0 K: 0 S: 4 H: 0 LOB: 1 BB: 1 P: 8	R: 0 E: 0 K: 1 S: 9 H: 0 LOB: 0 BB: 0 P: 13	R: 0 E: 0 K: 0 S: 15 H: 0 LOB: 1 BB: 2 P: 28	R: 0 E: 0 K: 0 S: 9 H: 1 LOB: 1 BB: 0 P: 13	1B: 4 2B: 1 3B: 1 HR: 0 SF: 0 SAC: 0 DP: 3 HBP: 0						

livebaseballscorecards.com

	AB	28
	R	0
	H	5
	RBI	0
	BB	3
	SO	4
	LOB	11

WP: 0 PB: 0 SB: 0 CS: 2 PA: 32

PITCHER		IP	WLS	BF	H	R	ER	SO	BB	IBB	HBP	BLK	WP	HR	S	P	ERA	WHIP
David Wells, L ERA: 0.75	(1, 1)	7.0	W	23	4	0	0	4	1	0	0	0	0	0	51	78	0.00	0.714
John Kiely, R ERA: 6.14	(8, 1)	1.0		4	0	0	0	0	2	0	0	0	0	0	15	28	0.00	2.000
Mike Henneman, R ERA:	(9, 1)	1.0		4	1	0	0	0	0	0	0	0	0	0	9	13	0.00	1.000

PITCHER	IP	WLS	BF	H	R	ER	SO	BB	IBB	HBP	BLK	WP	HR	S	P	ERA	WHIP

Seattle Mariners @ Detroit Tigers

Tiger Stadium, Detroit, MI

Fri Apr 16 1993, 7:05 PM EDT

Att. 13,007 - Unknown - 47 F

BOTTOM

Batter	1	2	3	4	5	6	7	8	9	AB	R	H	RBI	BB	SO	LOB
Tony Phillips, S (1, 4) OBP: 0.622, SLG: 0.571	B B C B X 3-1 2B		F B X 1-1 CS BB 1B		1 SAFE 1 SAFE C F F 1 SAFE X 0-2 SH3-4 1-2 1B 1B	S X 0-1 ③ L7		S C B B S 2-3 ③ K		5	1	3	0	0	1	1
Skeeter Barnes, R (1, 5) OBP: 0.250, SLG: 0.167 Scott Livingstone, L (8, 5) OBP: 0.333, SLG: 0.400	B F B S C 2-3 ① K		1 SAFE S B B 1 SAFE S B 1 SAFE B 4-2 CS HR 1-2 BB		X 0-0 ① SH3-4 1-2 2-3		F B B X 2-1 ① G6-3			2 0	1 0	0 0	0 0	1 0	1 0	1 0
Travis Fryman, R (1, 6) OBP: 0.333, SLG: 0.486	F B C B B X 3-2 ② P4		C C B B X 2-2 ② 1-H 2-3 HR		I I I I 4-0 1B IBB		B B B B 4-0 BB BB			2	1	1	2	2	0	1
Cecil Fielder, R (1, 10) OBP: 0.436, SLG: 0.545	C S F C 0-3 ③ K		C X 0-1 ③ G6-3		F B S B F X 2-2 BB 1-3 2-H 3-H 1B		B B B C F B 4-2 G6-4-3 1-2 BB			3	0	1	2	1	1	1
Rob Deer, R (1, 9) OBP: 0.250, SLG: 0.324		F B B S B S 3-3 ① K		F F B F B C 2-3 ① K	S B B B F B 4-2 1-2 BB		F X 0-1 ②③ G6-4-3 1-2f			3	0	0	0	1	2	2
Mickey Tettleton, S (1, 3) OBP: 0.432, SLG: 0.462		B B B B 4-0 BB		B B B B 4-0 CS BB	C C C 0-3 ② K			B S C B B B 4-2 1B SF8 BB		1	1	0	0	3	1	3
Chad Kreuter, S (1, 2) OBP: 0.438, SLG: 0.643	B B X 2-0 ② P3		C B B B X 3-1 ② 1-2 2B		B C C B C 2-3 ③ K			X 0-0 1-3 1B		4	0	2	0	0	1	4
Gary Thurman, R (1, 7)	B C B C F C 2-3 ③ K		S S B X 1-2 ③ G5-3			F B B C F C 2-3 ① K		C F B B C 2-3 ① K		4	0	0	0	0	3	4
Milt Cuyler, S (1, 8) OBP: 0.250, SLG: 0.174			B F F X 1-2 ① G4-3		C C B X 1-2 SH3-4 1B 1B 1B	F X 0-1 ② G5-3		C B X 1-1 ② SF8 3-H		3	1	1	1	0	0	0
Inning Stats	R: 0 E: 0 K: 2 S: 12 H: 1 LOB: 1 BB: 0 P: 20	R: 0 E: 0 K: 2 S: 9 H: 0 LOB: 1 BB: 1 P: 20	R: 2 E: 0 K: 0 S: 12 H: 2 LOB: 3 BB: 1 P: 20	R: 0 E: 0 K: 1 S: 9 H: 1 LOB: 1 BB: 1 P: 19	R: 2 E: 0 K: 2 S: 20 H: 3 LOB: 3 BB: 2 P: 33	R: 0 E: 0 K: 1 S: 8 H: 0 LOB: 0 BB: 0 P: 10	R: 0 E: 0 K: 0 S: 6 H: 0 LOB: 1 BB: 2 P: 16	R: 1 E: 0 K: 2 S: 11 H: 1 LOB: 1 BB: 1 P: 20		1B: 5 2B: 2 3B: 0 HR: 1	SF: 1 SAC: 1 DP: 1 HBP: 0					

PITCHER		IP	WLS	BF	H	R	ER	SO	BB	IBB	HBP	BLK	WP	HR	S	P	ERA	WHIP
Randy Johnson, L ERA: 4.22	(1, 1)	6.1	L	31	7	4	4	8	6	1	0	0	0	1	74	136	5.68	2.053
Tim Leary, R ERA: 5.87	(7, 1)	1.2		6	1	1	1	2	1	0	0	0	0	0	13	22	5.40	1.200

PITCHER	IP	WLS	BF	H	R	ER	SO	BB	IBB	HBP	BLK	WP	HR	S	P	ERA	WHIP

livebaseballscorecards.com

AB	27
R	5
H	8
RBI	5
BB	8
SO	10
LOB	17

WP: 0 PA: 37
PB: 0
SB: 0
CS: 3

Batter	1	2	3	4	5	6	7	8	9	AB	R	H	RBI	BB	SO	LOB
Mike Felder, S (1, 10) OBP: 0.333, SLG: 0.276	F B X 1-1 ① G4-3		B H 2-0 BB HBP		F B X 1-1 ② FC6-4 CS 1-2f			B X 1-0 ① G1-3		3	0	0	0	0	0	1
Henry Cotto, R (1, 7) OBP: 0.105, SLG: 0.158	X 0-0 ② G5-3		C F S 0-3 ② K		C 1 SAFE C 1 SAFE 0-2 ③ CS 1-2	X 0-0 ① P4		C C B X 1-2 ② G6-3		4	0	0	0	0	1	2
Ken Griffey Jr., L (1, 8) OBP: 0.261, SLG: 0.325	B L F S 1-3 ③ K		B F B F B F B 4-2 1-2 2-3 BB			C B F B F B X 3-2 ② G4-3		X 0-0 BLK WP 2B		3	1	1	0	1	1	0
Jay Buhner, R (1, 9) OBP: 0.378, SLG: 0.462 Lee Tinsley, S (8, PR) OBP: 0.333, SLG: 0.143 (8, 9)		X 0-0 E8 G4-3	C S B B B F X 3-2 ③ G5-3			B S C X 1-2 HR		B B X 2-0 2-H 1B		4 0	2 0	2 0	1 0	0 0	0 0	3 0
Tino Martinez, L (1, 3) OBP: 0.364, SLG: 0.394		C B B F B X 3-2 ① G4-3 3-H		C F B X 2-2 ① F8		C X 0-1 ③ L7		B C X 1-1 ③ F8		4	0	0	1	0	0	1
Bret Boone, R (1, 4) OBP: 0.250, SLG: 0.250		B F B B F X 3-2 ② F8		B F B C X 2-2 ② G4-3			B X 1-0 G6-4-3 1B		B F C X 1-2 ① G1-3	4	0	1	0	0	0	0
Mike Blowers, R (1, 5) OBP: 0.273, SLG: 0.263		C B X 1-1 ③ G4-3		B F B X 2-1 ③ F9			F B F B X 2-2 ① ② G6-4-3 1-2f		C F B X 1-2 E5 G4-6-3	4	0	0	0	0	0	1
Dave Valle, R (1, 2) OBP: 0.412, SLG: 0.393 Bill Haselman, R (7, 2) OBP: 0.143, SLG: 0.143			F X 0-1 BB SH5-3 1B		C B F F B B B 4-2 FC6-4 BB		F B B X 2-1 FC4 1B		B C X 2-1 ② ③ G4-6-3 1-2f	2 1	0 0	2 0	0 0	1 0	0 0	0 1
Omar Vizquel, S (1, 6) OBP: 0.419, SLG: 0.364			X 0-0 ① SH5-3 1-2		F C F S 0-3 ① K		C X 0-1 ③ FC4 1-2f			2	0	0	0	0	1	2
Inning Stats	R: 0 E: 0 K: 1 S: 6 H: 0 LOB: 0 BB: 0 P: 8	R: 1 E: 1 K: 0 S: 9 H: 0 LOB: 0 BB: 0 P: 16	R: 0 E: 0 K: 1 S: 13 H: 1 LOB: 3 BB: 1 P: 22	R: 0 E: 0 K: 0 S: 8 H: 0 LOB: 0 BB: 0 P: 14	R: 0 E: 0 K: 1 S: 11 H: 0 LOB: 0 BB: 1 P: 16	R: 1 E: 0 K: 0 S: 10 H: 1 LOB: 0 BB: 0 P: 14	R: 0 E: 0 K: 0 S: 8 H: 2 LOB: 1 BB: 0 P: 13	R: 1 E: 0 K: 0 S: 8 H: 2 LOB: 1 BB: 0 P: 13	R: 0 E: 1 K: 0 S: 8 H: 0 LOB: 0 BB: 0 P: 12	1B: 4 2B: 1 3B: 0 HR: 1	SF: 0 SAC: 1 DP: 2 HBP: 1						

TOP

Seattle Mariners @ Detroit Tigers

Tiger Stadium, Detroit, MI

Sat Apr 17 1993, 3:33 AM EDT

Att. 12,134 - Overcast - 36 F

livebaseballscorecards.com

AB	31
R	3
H	6
RBI	2
BB	2
SO	3
LOB	11

		WP: 1	PA: 36
		PB: 0	
		SB: 0	
		CS: 1	

PITCHER		IP	WLS	BF	H	R	ER	SO	BB	IBB	HBP	BLK	WP	HR	S	P	ERA	WHIP
Bill Krueger, L ERA: 4.2	(1, 1)	7.0	W	27	4	2	1	3	2	0	1	0	0	1	65	103	1.29	0.857
Bob MacDonald, L ERA: 2.25	(8, 1)	1.0		5	2	1	1	0	0	0	0	1	1	0	8	13	9.00	2.000
Mike Munoz, L ERA: 9.0	(9, 1)	1.0		3	0	0	0	0	0	0	0	0	0	0	8	12	0.00	0.000

PITCHER		IP	WLS	BF	H	R	ER	SO	BB	IBB	HBP	BLK	WP	HR	S	P	ERA	WHIP

Seattle Mariners @ Detroit Tigers

Tiger Stadium, Detroit, MI

Sat Apr 17 1993, 3:33 AM EDT

Att. 12,134 - Overcast - 36 F

BOTTOM

livebaseballscorecards.com

Batter	1	2	3	4	5	6	7	8	9	AB	R	H	RBI	BB	SO	LOB
Tony Phillips, S (1, 4) OBP: 0.588, SLG: 0.537	X 0-0 G4-3 ①	C B F P X 2-2 G1-3 ③		B X 1-0 CS 1B		2-3 K ② 1-2 2-H 3-H 1B	C X 0-1 G1-3 ② 1-2 2-3			6	0	2	2	0	1	4
Alan Trammell, R (1, 5)	C B F X 1-2 G5-3 ②		C B B B F B 4-2 S S FC5-4 BB	1 SAFE F 1 SAFE B 1 SAFE B 1 SAFE B 1 SAFE C 2-2 E X ② ③ L9 1-2		4-0 1B 1B BB C X F8 ③	C S 0-3 K ③			4	2	0	0	2	1	5
Travis Fryman, R (1, 6) OBP: 0.396, SLG: 0.524	B X 1-0 F7 ③		B B B C S S B 4-2 FC5-4 S 1-2 1B BB		X 0-0 WP BB 1B 1B	X 0-0 1B 1-3 1B 1B	B B F C B X 3-2 BB HR 1B	B C X 1-1 HBP 1B 3B 1B		5	5	4	0	1	0	0
Cecil Fielder, R (1, 10) OBP: 0.467, SLG: 0.579 Skeeter Barnes, R (8, PR) OBP: 0.250, SLG: 0.167		C B B B X 3-1 1B 2B	B B F B F F X 3-2 G5-3 ① 1-2 2-3		1 SAFE 1 SAFE B S F X 1-2 F8 ①	1 SAFE B X 1-0 BB 1-H HR 3-H 1B	B B B B 4-0 HR 1-2 BB	C B F X 1-2 HBP 3B 1-2 1B		5 0	3 1	3 0	2 0	1 0	0 0	3 0
Rob Deer, R (1, 9) OBP: 0.326, SLG: 0.410		B S B F B B 4-2 1B 1B BB	I I I I 4-0 FC5-4 IBB		1 SAFE P 1 SAFE 1 SAFE P B B 4-0 WP 1-2 1B BB	B F B B C B 4-2 HR 1-2 BB	X 0-0 1-H 2-H HR	B F B S B X 3-2 F8 ①		2	4	1	3	4	0	2
Mickey Tettleton, S (1, 3) OBP: 0.395, SLG: 0.500		B B F B S F S 3-3 K ①	B B B C X 3-1 FC5-4 ② 1-2f 2-3 3-H 1B		F B B X 2-1 F9 ②	C B B X 3-1 1-H 2-H HR	C B C F B F F S 2-3 K ①	B C C S 1-3 K ②		6	1	1	4	0	3	8
Chad Kreuter, S (1, 2) OBP: 0.545, SLG: 0.737		F F S 0-3 K ②	1 SAFE B B C S F X 1-2 1-2 3-H 1B		C B S X 1-2 1-H 2-H 1B	C B X 1-1 BB BB 1B 1B	C B B S S X 2-2 1B 1B 2B	C H 1-1 1-2 2-3 3B HBP		5	3	4	3	0	1	2
Gary Thurman, R (1, 7) OBP: 0.333, SLG: 0.455		C X 0-1 1B 1-2 2-H 1B	S C B B B S 3-3 K ③		F B F B X 2-2 F9 ③	C F B B B F F B 4-2 BB 1-2 1B BB	C B B S B X 3-2 G1-3 1B 2-3 1B	B X 1-0 1-H 2-H 3-H 3B		5	1	3	4	1	1	3
Milt Cuyler, S (1, 8) OBP: 0.294, SLG: 0.214		B S X 1-1 1-3 2-H 1B		F X 0-1 G6-3 ①		2-2 F7 1-2 BB	C B X 1-1 G1-3 1-2 3-H 1B	B B X 2-0 G4-3 ③		5	0	2	2	1	0	2
Inning Stats	R: 0 E: 0 K: 0 S: 5 H: 0 LOB: 0 BB: 0 P: 7	R: 2 E: 0 K: 2 S: 19 H: 3 LOB: 2 BB: 1 P: 31	R: 2 E: 0 K: 1 S: 17 H: 1 LOB: 2 BB: 3 P: 39	R: 0 E: 0 K: 0 S: 7 H: 1 LOB: 0 BB: 0 P: 10	R: 2 E: 0 K: 0 S: 14 H: 2 LOB: 1 BB: 1 P: 22	R: 7 E: 0 K: 1 S: 25 H: 5 LOB: 2 BB: 4 P: 55	R: 4 E: 0 K: 2 S: 24 H: 5 LOB: 2 BB: 1 P: 39	R: 3 E: 0 K: 1 S: 14 H: 3 LOB: 2 BB: 0 P: 24		1B: 15 2B: 2 3B: 1 HR: 2 SF: 0 SAC: 0 DP: 0 HBP: 1						

	AB	43
	R	20
	H	20
	RBI	20
	BB	10
	SO	7
	LOB	29

PITCHER		IP	WLS	BF	H	R	ER	SO	BB	IBB	HBP	BLK	WP	HR	S	P	ERA	WHIP
Mike Hampton, L ERA: 13.5	(1, 1)	2.2	L	16	4	4	4	2	3	1	0	0	0	0	38	71	13.50	2.625
Dwayne Henry, R ERA: 9.82	(3, 1)	2.1		10	3	2	2	1	1	0	0	0	1	0	24	38	7.71	1.714
David Wainhouse, R ERA: 27.0	(6, 1)	1.0		12	5	7	7	1	4	0	0	0	0	1	25	55	63.00	9.000
Russ Swan, L ERA: 18.0	(7, 1)	1.0		9	5	4	4	2	1	0	0	0	0	1	24	39	36.00	6.000
Tim Leary, R ERA: 8.31	(8, 1)	1.0		7	3	3	3	1	0	0	1	0	0	0	14	24	27.00	3.000

PITCHER	IP	WLS	BF	H	R	ER	SO	BB	IBB	HBP	BLK	WP	HR	S	P	ERA	WHIP

Batter	1	2	3	4	5	6	7	8	9	AB	R	H	RBI	BB	SO	LOB
Omar Vizquel, S (1, 6) OBP: 0.438, SLG: 0.361	B B C B C B 4-2 HR BB	C X 0-1 ③ G6-3			C F B B B 1 SAFE 1 SAFE F F 3-2 X L6-3 1-3 1B		B B B 4-0 2B BB	B B B C X 3-1 ③ F8		3	1	1	0	2	0	0
Mike Felder, S (1, 7) OBP: 0.342, SLG: 0.412	X 0-0 1-H HR	S C B X 1-2 ① G1-3			F C X 0-2 ①② L6-3 1-2		X 0-0 1-3 2B		B B X 2-0 ① P3	5	1	2	2	0	0	2
Ken Griffey Jr., L (1, 8) OBP: 0.314, SLG: 0.432	B B C X 2-1 S 1B	S S S 0-3 ② K			F C X 0-2 3-H HR		I I I 4-0 G4-6-3 IBB		B F X 1-1 BB 1B	4	1	3	2	1	1	0
Tino Martinez, L (1, 3) OBP: 0.327, SLG: 0.342	C C B 1 SAFE S 1-3 ① K	C B X 1-1 ③ L4			B B S C B F X 3-2 ③ G3-1		B X 1-0 ① F7		1 SAFE B 1 SAFE C 1 SAFE 1 SAFE X 1-1 ② F9	5	0	0	0	0	1	5
Jay Buhner, R (1, 9) OBP: 0.420, SLG: 0.476	B B B C B 4-1 1-2 BB			X 0-0 1B G6-4-3 1B		L B F X 1-2 G4-6-3 1B	B B B C F X 3-2 ②③ G4-6-3 1-2f		S B B B S F F B 4-2 1-2 BB	3	1	2	0	2	0	3
Pete O'Brien, L (1, 10) OBP: 0.444, SLG: 0.545	C X 0-1 ② F7			B B X 2-0 G6-4-3 1-3 1B		1 SAFE B X 1-0 ①② G4-6-3 1-2f		B B F X 2-1 HR	X 0-0 ③ L7	4	1	2	1	0	0	3
Henry Cotto, R (9, PH) OBP: 0.100, SLG: 0.150										1	0	0	0	0	0	2
Bret Boone, R (1, 4) OBP: 0.250, SLG: 0.143	B S X 1-1 ③ G1-3			C B C B X 2-2 ①② G6-4-3 1-2f 3-H		B B B 4-0 1B BB		C C B B B S 3-3 ① K		3	0	0	0	1	1	3
Dave Valle, R (1, 2) OBP: 0.421, SLG: 0.500		B X 1-0 ① G6-3		C B B X 2-1 ③ L7		C C X 0-2 1-2 1B		B S X 1-1 HR		4	1	2	1	0	0	0
Rich Amaral, R (1, 5) OBP: 0.386, SLG: 0.450		C B C C 1-3 ② K			F B X 1-1 1B HR 1B		B X 1-0 ③ P3	B X 1-0 ② F7		4	1	1	0	0	1	2
Inning Stats	R: 2 E: 0 K: 1 S: 13 H: 2 LOB: 2 BB: 2 P: 25	R: 0 E: 0 K: 1 S: 6 H: 0 LOB: 0 BB: 0 P: 8	R: 0 E: 0 K: 1 S: 8 H: 0 LOB: 0 BB: 0 P: 10	R: 1 E: 0 K: 0 S: 7 H: 2 LOB: 0 BB: 0 P: 13	R: 2 E: 0 K: 0 S: 17 H: 3 LOB: 0 BB: 0 P: 24	R: 0 E: 0 K: 0 S: 8 H: 2 LOB: 2 BB: 1 P: 15	R: 0 E: 0 K: 0 S: 5 H: 1 LOB: 2 BB: 2 P: 17	R: 2 E: 0 K: 1 S: 10 H: 2 LOB: 0 BB: 0 P: 20	R: 0 E: 0 K: 0 S: 11 H: 1 LOB: 2 BB: 1 P: 19	1B: 8 2B: 2 3B: 0 HR: 4 SF: 0 SAC: 0 DP: 4 HBP: 0						

TOP

Seattle Mariners @ Detroit Tigers

Tiger Stadium, Detroit, MI

Sun Apr 18 1993, 3:33 AM EDT

Att. 14,990 - Overcast - 55 F

livebaseballscorecards.com

AB	36
R	7
H	13
RBI	6
BB	6
SO	4
LOB	20

WP: 0 PB: 0 SB: 1 CS: 0 — PA: 42

PITCHER		IP	WLS	BF	H	R	ER	SO	BB	IBB	HBP	BLK	WP	HR	S	P	ERA	WHIP
Mike Moore, R ERA: 8.66	(1, 1)	5.0		23	8	5	5	3	2	0	0	0	0	2	54	84	9.00	2.000
Tom Bolton, L ERA: 3.38	(6, 1)	0.2		2	0	0	0	0	1	0	0	0	0	0	1	6	0.00	1.500
Dave Haas, R ERA:	(6, 1)	0.1		2	1	0	0	0	0	0	0	0	0	0	4	5	0.00	3.000
Mike Munoz, L ERA: 6.75	(7, 1)	0.1		4	1	0	0	0	1	1	0	0	0	0	2	11	0.00	6.000
Mark Leiter, R ERA: 11.12	(7, 1)	1.2		6	2	2	2	1	0	0	0	0	0	2	13	26	10.80	1.200

PITCHER		IP	WLS	BF	H	R	ER	SO	BB	IBB	HBP	BLK	WP	HR	S	P	ERA	WHIP
Bob MacDonald, L ERA: 1.8	(9, 1)	1.0	W	5	1	0	0	0	1	0	0	0	0	0	11	19	0.00	2.000

Seattle Mariners @ Detroit Tigers

Tiger Stadium, Detroit, MI

Sun Apr 18 1993, 3:33 AM EDT

Att. 14,990 - Overcast - 55 F

BOTTOM

Batter	1	2	3	4	5	6	7	8	9	AB	R	H	RBI	BB	SO	LOB
Tony Phillips, S (1, 7) OBP: 0.571, SLG: 0.511	B X 1-0 1B		C F B F B S 2-3 ① K	X 0-0 ① G4-3		1 SAFE B B B B 4-0 1-2 BB			B B C F C 2-3 ① K	4	0	1	0	1	2	1
Lou Whitaker, L (1, 4) OBP: 0.441, SLG: 0.440	F B F S 1-3 ① K		C X 0-1 2B 3-H 2B	C B B S B F F F H 4-2 CS HBP		B F S F S 1-3 ③ K			B B B C C B 4-2 HR BB	3	2	1	1	1	2	3
Travis Fryman, R (1, 6) OBP: 0.396, SLG: 0.596	B S 1 SAFE C B S 2-3 ② K		C X 0-1 1B 2-H 2B	F 1 SAFE S B B B S 3-3 ② ③ K 1-2			C C B B B X 3-2 ① P4		B F X 1-1 1-H HR	5	2	2	3	0	2	2
Cecil Fielder, R (1, 3) OBP: 0.469, SLG: 0.571	B 1 SAFE C B 1 SAFE 1 SAFE F C 2-3 ③ K		F X 0-1 BB 1B 1B 2-H 1B		C C B F X 1-2 FC5-4 1B		B S F B B S 3-3 ② K			4	1	2	1	0	2	1
Kirk Gibson, L (1, 10) OBP: 0.486, SLG: 0.538		L F B S 1-3 ① K	B C F X 1-2 BB 1-2 1B		B C B F B X 3-2 ① FC5-4 CS 1-2f		C B X 1-1 1B			4	1	2	0	0	1	1
Rob Deer, R (1, 9) OBP: 0.300, SLG: 0.372		B B S X 2-1 ② G1-3	S B S B S S 2-3 ② K		B F B 1 SAFE B B F S 3-3 ② ③ K 1-2		C 1 SAFE C B 1 SAFE B B S 3-3 ③ K			4	0	0	0	0	3	4
Mickey Tettleton, S (1, 2) OBP: 0.383, SLG: 0.457		C B S C 1-3 ③ K	B B B B 4-0 1B 1-2 2-3 BB			B C F S 1-3 ① K		B B F C F F F B X 3-2 ① L7		3	0	0	0	1	2	0
Scott Livingstone, L (1, 5) OBP: 0.387, SLG: 0.448			F R X 1-1 3B 1B F R X 1-1 1-3 2-H 3-H 1B			F X 0-1 BB 1B		C C F X 0-2 ② F7		4	1	3	2	0	0	0
Milt Cuyler, S (1, 8) OBP: 0.289, SLG: 0.281			B 1 SAFE 1 SAFE F X 2-2 1-H 2B 3B F B B S 3-3 ③ K			1 SAFE X 0-0 ② F8		B X 1-0 ③ B1		4	1	1	1	0	1	3
Inning Stats	R: 0 E: 0 K: 3 S: 10 H: 1 LOB: 1 BB: 0 P: 16	R: 0 E: 0 K: 2 S: 8 H: 0 LOB: 0 BB: 0 P: 12	R: 6 E: 0 K: 3 S: 26 H: 7 LOB: 2 BB: 1 P: 42	R: 0 E: 0 K: 1 S: 9 H: 0 LOB: 1 BB: 0 P: 16	R: 0 E: 0 K: 1 S: 10 H: 1 LOB: 1 BB: 0 P: 17	R: 0 E: 0 K: 2 S: 10 H: 1 LOB: 2 BB: 1 P: 16	R: 0 E: 0 K: 2 S: 11 H: 1 LOB: 1 BB: 0 P: 21	R: 0 E: 0 K: 0 S: 11 H: 0 LOB: 0 BB: 0 P: 15	R: 2 E: 0 K: 1 S: 7 H: 1 LOB: 0 BB: 1 P: 14	1B: 8 2B: 4 3B: 1 HR: 1	SF: 0 SAC: 0 DP: 2 HBP: 1						

livebaseballscorecards.com

AB	35
R	8
H	12
RBI	8
BB	3
SO	15
LOB	15

WP: 0 PB: 0 SB: 0 CS: 2 PA: 39

PITCHER		IP	WLS	BF	H	R	ER	SO	BB	IBB	HBP	BLK	WP	HR	S	P	ERA	WHIP
Chris Bosio, R ERA: 4.58	(1, 1)	6.0		29	10	6	6	12	2	0	1	0	0	0	73	119	9.00	2.000
Rich DeLucia, R ERA: 2.79	(7, 1)	2.0		7	1	0	0	2	0	0	0	0	0	0	22	36	0.00	0.500
Norm Charlton, L ERA: 4.15	(9, 1)	0.1	L	3	1	2	2	1	1	0	0	0	0	1	7	14	54.00	6.000

PITCHER	IP	WLS	BF	H	R	ER	SO	BB	IBB	HBP	BLK	WP	HR	S	P	ERA	WHIP

Batter	1	2	3	4	5	6	7	8	9	AB	R	H	RBI	BB	SO	LOB
Omar Vizquel, S (1, 6) OBP: 0.415, SLG: 0.341	G5-3		0-1 G4-3 E 1B		2-2 G4-3	2-3 K			2-2 G4-3	5	1	1	0	0	1	2
Mike Felder, S (1, 7) OBP: 0.326, SLG: 0.385	2-1 G4-3		1-0 G4-3 1-2		1-1 F7		1-1 F9		2-0 F8 WP 1B 1B	5	1	1	0	0	0	1
Ken Griffey Jr., L (1, 8) OBP: 0.357, SLG: 0.574	2-2 HR		4-1 E SF9 BB		2-2 HR		2-3 K		4-1 1B 1-2 HR IBB	3	4	2	2	2	1	0
Tino Martinez, L (1, 3) OBP: 0.315, SLG: 0.395	2-2 HR		0-0 E4 1-3 2-H		1-1 F9		2-1 L8		2-2 F8 2-3	5	1	1	1	0	0	3
Jay Buhner, R (1, 9) OBP: 0.436, SLG: 0.489	3-2 P4		3-2 SF9 3-H			4-2 SH3-4 BB G6-3 BB		1-0 G4-3 1B	1-1 HR 1-2 3-H 1B	3	2	2	2	1	0	0
Pete O'Brien, L (1, 10) OBP: 0.469, SLG: 0.654		2-1 BB 1B	1-1 G4-3			4-0 G6-3 SH3-4 1-2 BB		2-2 G4-3 1-2	1-0 1-H 2-H HR	4	1	2	3	1	0	2
Bret Boone, R (1, 4) OBP: 0.250, SLG: 0.182		0-1 F9		1-1 CS 1B		0-1 SH3-4 1-2 2-3		3-2 G5-3	3-3 K	4	0	1	0	0	1	2
Dave Valle, R (1, 2) OBP: 0.452, SLG: 0.485		4-1 G1-4-3 1-2 BB		2-0 G5-3 1-2		4-0 G6-3 IBB		4-0 IBB		1	0	0	0	3	0	1
Rich Amaral, R (1, 5) OBP: 0.354, SLG: 0.409		0-1 G1-4-3 1-2f		0-1 G4-3		0-0 G6-3 1-2 2-3 3-H		2-3 K		4	0	0	1	0	1	6
Inning Stats	R: 2 E: 0 K: 0 S: 15 H: 2 LOB: 0 BB: 0 P: 26	R: 0 E: 0 K: 0 S: 7 H: 1 LOB: 1 BB: 1 P: 13	R: 2 E: 1 K: 0 S: 10 H: 1 LOB: 1 BB: 1 P: 19	R: 0 E: 0 K: 0 S: 6 H: 1 LOB: 0 BB: 0 P: 8	R: 1 E: 0 K: 0 S: 13 H: 1 LOB: 0 BB: 0 P: 19	R: 1 E: 0 K: 1 S: 8 H: 0 LOB: 2 BB: 3 P: 22	R: 0 E: 0 K: 1 S: 7 H: 0 LOB: 0 BB: 0 P: 12	R: 0 E: 0 K: 1 S: 10 H: 1 LOB: 2 BB: 1 P: 22	R: 4 E: 0 K: 1 S: 15 H: 3 LOB: 0 BB: 1 P: 30	1B: 6 2B: 0 3B: 0 HR: 4 SF: 1 SAC: 1 DP: 1 HBP: 0							

TOP

Seattle Mariners @ Detroit Tigers

Tiger Stadium, Detroit, MI

Mon Apr 19 1993, 3:33 AM EDT

Att. 10,862 - Cloudy - 65 F

livebaseballscorecards.com

AB	34
R	10
H	10
RBI	9
BB	7
SO	4
LOB	17

PITCHER		IP	WLS	BF	H	R	ER	SO	BB	IBB	HBP	BLK	WP	HR	S	P	ERA	WHIP
John Doherty, R ERA: 3.32	(1, 1)	4.2	L	21	6	5	3	0	2	0	0	0	0	3	49	82	5.79	1.714
Mike Munoz, L ERA: 5.4	(5, 1)	0.1		1	0	0	0	0	0	0	0	0	0	0	2	3	0.00	0.000
Greg Gohr, R ERA: 23.14	(6, 1)	1.0		6	0	1	1	1	2	1	0	0	0	0	8	22	9.00	2.000
Tom Bolton, L ERA: 2.25	(7, 1)	1.1		5	1	0	0	1	0	0	0	0	0	0	11	19	0.00	0.750
John Kiely, R ERA: 9.0	(8, 1)	1.2		10	3	4	4	2	0	2	0	0	1	1	21	45	21.60	1.800

PITCHER	IP	WLS	BF	H	R	ER	SO	BB	IBB	HBP	BLK	WP	HR	S	P	ERA	WHIP

WP: 1 PB: 0 SB: 0 CS: 1 PA: 43

Seattle Mariners @ Detroit Tigers

Tiger Stadium, Detroit, MI

Mon Apr 19 1993, 3:33 AM EDT

Att. 10,862 - Cloudy - 65 F

BOTTOM

livebaseballscorecards.com

Batter	1	2	3	4	5	6	7	8	9	AB	R	H	RBI	BB	SO	LOB
Tony Phillips, S (1, 7) OBP: 0.541, SLG: 0.480	G1-3	G6-4-3 1-2 2-3 1B		F9			G6-3		FC5-4 BB BB 1-2f 1B	5	1	1	0	0	0	1
Lou Whitaker, L (1, 4) OBP: 0.421, SLG: 0.448 Alan Trammell, R (9, PH)	2B 2B	G6-4-3 1-2f		L7			F9		BB 1-2 1B BB	4 0	1 1	1 0	0 0	0 1	0 0	3 0
Travis Fryman, R (1, 6) OBP: 0.397, SLG: 0.588	G6-3		K		G4-3 2B		P4		1B 1-2 2-3 1B BB	4	1	1	0	1	1	1
Cecil Fielder, R (1, 3) OBP: 0.463, SLG: 0.543	2B BB		P4		G5-3			F7	1B 1-3 2-H 3-H 1B	4	1	1	2	1	0	1
Kirk Gibson, L (1, 10) OBP: 0.500, SLG: 0.567	1-H 2-H 2B		2B BB		G4-3 2-3			K	1-2 3-H 1B	4	0	2	3	1	1	1
Rob Deer, R (1, 9) OBP: 0.309, SLG: 0.458	G6-3		1 SAFE 1-3 2B		K			HR	F8	5	1	2	1	0	1	4
Chad Kreuter, S (1, 2) OBP: 0.538, SLG: 0.682		1B 1B 1B	IIII IBB			F9		G5-3		3	0	1	0	1	0	0
Scott Livingstone, L (1, 5) OBP: 0.353, SLG: 0.406 Skeeter Barnes, R (9, PH) OBP: 0.222, SLG: 0.143	1 SAFE 1 SAFE K		G6-3			G3			L9	3 1	0 0	0 0	0 0	0 0	1 0	4 0
Milt Cuyler, S (1, 8) OBP: 0.310, SLG: 0.286	1 SAFE 1-2 1B			F8		K			FC5-4 BB	3	0	1	0	1	1	0
Inning Stats	R: 2 E: 0 K: 0 S: 10 H: 2 LOB: 1 BB: 1 P: 23	R: 0 E: 0 K: 1 S: 11 H: 3 LOB: 2 BB: 0 P: 13	R: 0 E: 0 K: 1 S: 10 H: 1 LOB: 3 BB: 2 P: 23	R: 0 E: 0 K: 0 S: 11 H: 0 LOB: 0 BB: 0 P: 19	R: 0 E: 0 K: 1 S: 10 H: 1 LOB: 1 BB: 0 P: 15	R: 0 E: 0 K: 1 S: 5 H: 0 LOB: 0 BB: 0 P: 8	R: 0 E: 0 K: 0 S: 5 H: 0 LOB: 0 BB: 0 P: 6	R: 1 E: 0 K: 1 S: 9 H: 1 LOB: 0 BB: 0 P: 15	R: 3 E: 0 K: 0 S: 16 H: 2 LOB: 2 BB: 3 P: 35	1B: 5 2B: 4 3B: 0 HR: 1 SF: 0 SAC: 0 DP: 1 HBP: 0	WP: 0 PB: 0 SB: 0 CS: 0 PA: 42					

	AB	36
	R	6
	H	10
	RBI	6
	BB	6
	SO	5
	LOB	15

PITCHER	IP	WLS	BF	H	R	ER	SO	BB	IBB	HBP	BLK	WP	HR	S	P	ERA	WHIP
Erik Hanson, R (1, 1) ERA: 2.75	7.2	W	33	8	3	3	5	2	1	0	0	0	1	68	116	3.52	1.304
Russ Swan, L (8, 1) ERA: 21.0	1.0		8	2	3	3	0	3	0	0	0	0	0	15	35	27.00	5.000
Dwayne Henry, R (9, 1) ERA: 9.39	0.1	S	1	0	0	0	0	0	0	0	0	0	0	4	6	0.00	0.000

PITCHER	IP	WLS	BF	H	R	ER	SO	BB	IBB	HBP	BLK	WP	HR	S	P	ERA	WHIP

Batter	1	2	3	4	5	6	7	8	9	AB	R	H	RBI	BB	SO	LOB
Billy Hatcher, R (1, 8) OBP: 0.354, SLG: 0.326	L8		F9			F8		G5-3	1B	5	0	1	0	0	0	0
Carlos Quintana, R (1, 9) OBP: 0.526, SLG: 0.485 Ivan Calderon, R (8, PR) OBP: 0.222, SLG: 0.152 (8, 9)	1B SF9 1B		BB			BB 1B		HR 1B	G4-3	3 1	1 1	3 0	0 0	1 0	0 0	0 1
Mike Greenwell, L (1, 7) OBP: 0.419, SLG: 0.600 Bob Zupcic, R (8, 7) OBP: 0.550, SLG: 0.500	1-3 1B		G6-3			G5-4-3 1-2 BB		1-H HR		3 0	1 0	2 0	2 0	1 0	0 0	1 0
Andre Dawson, R (1, 10) OBP: 0.352, SLG: 0.426	SF9 3-H			K BB HBP		G5-4-3 1-2f		F9		2	0	0	1	0	0	3
Mo Vaughn, L (1, 3) OBP: 0.455, SLG: 0.667	G4-3			CS 1-2 BB			G4-3	1B 2B		3	1	1	0	1	0	1
John Valentin, R (1, 6) OBP: 0.500, SLG: 1.333		F8		K 1-2 2-3			HR	1B BB		3	1	1	1	1	1	2
Scott Cooper, L (1, 5) OBP: 0.407, SLG: 0.473		G3			F7		G3-1	1-3 2-H 1B		4	0	1	1	0	0	0
Tony Peña, R (1, 2) OBP: 0.211, SLG: 0.243		G6-3			L7		1B		G5-4-3 1B	4	0	2	0	0	0	0
Luis Rivera, R (1, 4) OBP: 0.244, SLG: 0.225			G5-3		P2		F8		G5-4-3 1-2f	4	0	0	0	0	0	2
Inning Stats	R: 1 E: 0 K: 0 S: 11 H: 2 LOB: 1 BB: 0 P: 19	R: 0 E: 0 K: 0 S: 4 H: 0 LOB: 0 BB: 0 P: 7	R: 0 E: 0 K: 0 S: 4 H: 0 LOB: 1 BB: 1 P: 10	R: 0 E: 0 K: 1 S: 8 H: 0 LOB: 1 BB: 1 P: 16	R: 0 E: 0 K: 0 S: 7 H: 0 LOB: 0 BB: 0 P: 15	R: 0 E: 0 K: 0 S: 8 H: 1 LOB: 1 BB: 1 P: 15	R: 1 E: 0 K: 0 S: 9 H: 2 LOB: 1 BB: 0 P: 14	R: 3 E: 0 K: 0 S: 15 H: 4 LOB: 2 BB: 1 P: 27	R: 0 E: 0 K: 0 S: 8 H: 2 LOB: 1 BB: 0 P: 11	1B: 8 2B: 2 3B: 0 HR: 2 SF: 1 SAC: 0 DP: 3 HBP: 1	WP: 0 PB: 0 SB: 0 CS: 1 PA: 38					

TOP

Boston Red Sox @ Seattle Mariners

The Kingdome, Seattle, WA

Tue Apr 20 1993, 10:05 PM EDT

Att. 28,714 - Dome

livebaseballscorecards.com

AB	32
R	5
H	11
RBI	5
BB	4
SO	1
LOB	10

PITCHER		IP	WLS	BF	H	R	ER	SO	BB	IBB	HBP	BLK	WP	HR	S	P	ERA	WHIP
John Cummings, L ERA: 5.31	(1, 1)	7.1	L	30	7	5	5	1	3	0	1	0	0	2	56	104	6.14	1.364
Jeff Nelson, R ERA: 5.4	(8, 1)	1.2		8	4	0	0	0	1	0	0	0	0	0	18	30	0.00	3.000

PITCHER	IP	WLS	BF	H	R	ER	SO	BB	IBB	HBP	BLK	WP	HR	S	P	ERA	WHIP

Batter	1	2	3	4	5	6	7	8	9	AB	R	H	RBI	BB	SO	LOB
Omar Vizquel, S (1, 6) OBP: 0.404, SLG: 0.318	B B B C C F B 4-2 BB 1B BB		C B F X 1-2 ① G4-3		F C B C 1-3 ③ K			B C B F X 2-2 ① G3-1		3	1	0	0	1	1	0
Mike Felder, S (1, 7) OBP: 0.340, SLG: 0.381	B 1 SAFE 1 SAFE 1 SAFE B C 1 SAFE B F 4-2 B 1B 1-2 BB		X 0-0 ② G4-3			C B X 1-1 BB 1B		B F B F B X 3-2 ② F7		3	0	1	0	1	0	0
Ken Griffey Jr., L (1, 8) OBP: 0.383, SLG: 0.571	B F C X 1-2 G6-4-3 1-3 2-H 1B		B B F B C B 4-2 CS BB			B S 1 SAFE B 1 SAFE B B 4-1 G4-6-3 1-2 BB		C B B C X 2-2 ③ G3-1		2	0	1	1	2	0	0
Tino Martinez, L (1, 3) OBP: 0.293, SLG: 0.362	B B X 2-0 ① P2		1 SAFE C C 1 SAFE 1 SAFE B P 2-2 ③ CS 1-2	X 0-0 ① F8		B B C F X 2-2 ① F9			B C X 1-1 ① P5	4	0	0	0	0	0	4
Pete O'Brien, L (1, 10) OBP: 0.444, SLG: 0.600	C B 3 SAFE 1 SAFE 1 SAFE X 1-1 ② ③ G6-4-3 1-2f			C C B X 1-2 ② G1-3		B C C F F X 1-2 ② ③ G4-6-3 1-2f			X 0-0 1B BB SF8 1B	4	1	1	0	0	0	4
Jay Buhner, R (1, 9) OBP: 0.458, SLG: 0.489	B C C B S 2-3 ① K			F B B B F F F B 4-2 BB		B X 1-0 E 1B			B C B F B B 4-2 1-2 BB	2	0	1	0	2	1	0
Fernando Vina, L (1, 4) OBP: 0.429, SLG: 0.364	B B B C B 4-1 S BB			B 1 SAFE C F X 1-2 ③ F7		1 SAFE X 0-0 ① F7			X 0-0 1-2 2-3 1B	3	0	1	0	1	0	2
Dave Valle, R (1, 2) OBP: 0.413, SLG: 0.444	1 SAFE C B C 1 SAFE X 1-2 ② F9				X 0-0 ① F7	C 1 SAFE C X 0-2 ② F7 1-3			B S B X 2-1 ② SF8 3-H	3	0	0	1	0	0	2
Rich Amaral, R (1, 5) OBP: 0.333, SLG: 0.383 Lee Tinsley, S (9, PH) OBP: 0.300, SLG: 0.125	B C X 1-1 ③ G4-3 1-2				B F B B C X 3-2 ② P3	X 0-0 ③ G6-3			C S C 0-3 ③ K	3 1	0 0	0 0	0 0	0 0	0 1	2 2
Inning Stats	R: 1 E: 0 K: 0 S: 11 H: 1 LOB: 1 BB: 2 P: 23		R: 0 E: 0 K: 1 S: 9 H: 0 LOB: 1 BB: 1 P: 17	R: 0 E: 0 K: 0 S: 11 H: 0 LOB: 1 BB: 1 P: 17	R: 0 E: 0 K: 1 S: 7 H: 0 LOB: 0 BB: 0 P: 11	R: 0 E: 0 K: 0 S: 11 H: 1 LOB: 1 BB: 1 P: 19	R: 0 E: 1 K: 0 S: 6 H: 1 LOB: 1 BB: 0 P: 7	R: 0 E: 0 K: 0 S: 9 H: 0 LOB: 0 BB: 0 P: 16	R: 1 E: 0 K: 1 S: 11 H: 2 LOB: 2 BB: 1 P: 18	1B: 5 2B: 0 3B: 0 HR: 0	SF: 1 SAC: 0 DP: 2 HBP: 0						

PITCHER		IP	WLS	BF	H	R	ER	SO	BB	IBB	HBP	BLK	WP	HR	S	P	ERA	WHIP
Roger Clemens, R ERA: 1.48	(1, 1)	6.1	W	25	3	1	1	2	6	0	0	0	0	0	60	105	1.42	1.421
Greg Harris, R ERA: 3.18	(7, 1)	2.0		9	2	1	1	0	1	0	0	0	0	0	19	31	4.50	1.500
Jeff Russell, R ERA: 2.08	(9, 1)	0.2	S	2	0	0	0	1	0	0	0	0	0	0	5	7	0.00	0.000

PITCHER	IP	WLS	BF	H	R	ER	SO	BB	IBB	HBP	BLK	WP	HR	S	P	ERA	WHIP

BOTTOM

Boston Red Sox @ Seattle Mariners

The Kingdome, Seattle, WA

Tue Apr 20 1993, 10:05 PM EDT

Att. 28,714 - Dome

livebaseballscorecards.com

AB	28
R	2
H	5
RBI	2
BB	7
SO	3
LOB	16

1B: 5	SF: 1	WP: 0	PA: 37
2B: 0	SAC: 0	PB: 0	
3B: 0	DP: 2	SB: 1	
HR: 0	HBP: 0	CS: 1	

Boston Red Sox @ Seattle Mariners

The Kingdome, Seattle, WA

Wed Apr 21 1993, 10:05 PM EDT

Att. 13,641 - Dome

TOP

livebaseballscorecards.com

Batter	1	2	3	4	5	6	7	8	9	AB	R	H	RBI	BB	SO	LOB
Bob Zupcic, R (1, 8) OBP: 0.458, SLG: 0.400	C B C B X 2-2 ① P3		X 0-0 ②③ G5-4-3 1-2f			B B C B F X 3-2 ② F8		B B B C C X 3-2 ③ P4		4	0	0	0	0	0	3
Carlos Quintana, R (1, 3) OBP: 0.500, SLG: 0.459	S X 0-1 FC5-4 1B			F F C 0-3 ① K		F S F F B B B S 3-3 ③ K			B F C B C 2-3 ① K	4	0	1	0	0	3	1
Mike Greenwell, L (1, 7) OBP: 0.394, SLG: 0.559	C B C T F F S 1-3 ② K			C C B S 1-3 ② K			C C S 0-3 ① K		S T F X 0-2 ② P5	4	0	0	0	0	3	1
Andre Dawson, R (1, 10) OBP: 0.328, SLG: 0.392	B F F B X 2-2 ③ FC5-4 1-2f			B S B F X 2-2 ③ F9			C B S B S 2-3 ② K		X 0-0 ③ G5-3	4	0	0	0	0	1	1
Ivan Calderon, R (1, 9) OBP: 0.231, SLG: 0.167		C S B B F B X 3-2 ① G6-3			B B F F F S 2-3 ① K		B B X 2-0 1B			3	0	1	0	0	1	0
John Valentin, R (1, 6) OBP: 0.286, SLG: 0.667		B X 1-0 ② P4			B B X 2-0 ② F9		X 0-0 ③ F8			3	0	0	0	0	0	1
Scott Cooper, L (1, 5) OBP: 0.393, SLG: 0.456 Billy Hatcher, R (8, PH) OBP: 0.347, SLG: 0.318 Ernest Riles, L (8, 5) OBP: 0.200, SLG: 0.400		C S X 0-2 ③ P6			B B S B X 3-1 ③ F8			F C X 0-2 ① G6-3		2 1 0	0 0 0	0 0 0	0 0 0	0 0 0	0 0 0	0 0 0
Bob Melvin, R (1, 2) OBP: 0.190, SLG: 0.211			F B X 1-1 ① G1-3			C X 0-1 1B		B B F C B F X 3-2 ② G5-3		3	0	1	0	0	0	0
Luis Rivera, R (1, 4) OBP: 0.271, SLG: 0.262			F B B B B 4-1 G5-4-3 BB			C B B S B X 3-2 ① F8		F B X 1-1 2B		2	0	1	0	1	0	1
Inning Stats	R: 0 H: 1 E: 0 LOB: 1 K: 1 BB: 0 S: 14 P: 19	R: 0 H: 0 E: 0 LOB: 0 K: 0 BB: 0 S: 8 P: 12	R: 0 H: 0 E: 0 LOB: 0 K: 0 BB: 1 S: 4 P: 9	R: 0 H: 0 E: 0 LOB: 0 K: 2 BB: 0 S: 9 P: 12	R: 0 H: 0 E: 0 LOB: 0 K: 1 BB: 0 S: 7 P: 14	R: 0 H: 1 E: 0 LOB: 1 K: 1 BB: 0 S: 13 P: 22	R: 0 H: 1 E: 0 LOB: 1 K: 2 BB: 0 S: 8 P: 12	R: 0 H: 1 E: 0 LOB: 1 K: 0 BB: 0 S: 12 P: 19	R: 0 H: 0 E: 0 LOB: 0 K: 1 BB: 0 S: 8 P: 10	1B: 3 SF: 0 2B: 1 SAC: 0 3B: 0 DP: 1 HR: 0 HBP: 0						

	AB	30
	R	0
	H	4
	RBI	0
	BB	1
	SO	8
	LOB	8

WP: 0 PA: 31
PB: 0
SB: 0
CS: 0

PITCHER	IP	WLS	BF	H	R	ER	SO	BB	IBB	HBP	BLK	WP	HR	S	P	ERA	WHIP
Randy Johnson, L (1, 1) ERA: 2.97	9.0	W	31	4	0	0	8	1	0	0	0	0	0	83	129	0.00	0.556

PITCHER	IP	WLS	BF	H	R	ER	SO	BB	IBB	HBP	BLK	WP	HR	S	P	ERA	WHIP

BOTTOM

Boston Red Sox @ Seattle Mariners

The Kingdome, Seattle, WA

Wed Apr 21 1993, 10:05 PM EDT

Att. 13,641 - Dome

livebaseballscorecards.com

Batter	1	2	3	4	5	6	7	8	9	AB	R	H	RBI	BB	SO	LOB
Omar Vizquel, S (1, 6) OBP: 0.393, SLG: 0.313	B B B C C F F F 3-2 X S 1B 1B		1 SAFE B C 1 SAFE X 1-1 ① F9		C X 0-1 ① F8		B F B C F X 2-2 ② P5			4	1	1	0	0	0	1
Mike Felder, S (1, 7) OBP: 0.333, SLG: 0.370	1 SAFE B 1 SAFE 1 SAFE B C 1 SAFE B X 3-1 ① F9		C B B 2 SAFE 2 SAFE C 2 X 2-2 ② P3 1-2		B B B C F F X 3-2 ② P5		C B B F X 2-2 1B			4	0	1	0	0	0	2
Ken Griffey Jr., L (1, 8) OBP: 0.391, SLG: 0.679	F 1 SAFE C F B 1 SAFE F 1 SAFE 1 SAFE 3-3 B 1 SAFE 1 SAFE B S ② K 1-2		B X 1-0 2-H HR		C X 0-1 HR		X 0-0 ③ L9			4	2	2	3	0	1	2
Pete O'Brien, L (1, 10) OBP: 0.436, SLG: 0.576 Henry Cotto, R (8, PH) OBP: 0.095, SLG: 0.143	C X 0-1 ③ 2-H 1B		B C F X 1-2 ③ F7		C B B X 2-1 ③ G4-3			B F F F F F F F 2-3 ① F S K		3 1	0 0	1 0	1 0	0 0	0 1	0 0
Jay Buhner, R (1, 9) OBP: 0.460, SLG: 0.490		C F F X 0-2 G4-6-3 1B		C B B B X 3-1 ① F8		S B F B B X 3-2 1B G5-4-3 1B		C B X 1-1 ② G3-1		4	1	2	0	0	0	0
Tino Martinez, L (1, 3) OBP: 0.290, SLG: 0.353		X 0-0 ① G4-6-3 1-2		C X 0-1 ② L8		B B X 2-0 G5-4-3 1-3 1B		C F B X 1-2 ③ G4-3		4	0	1	0	0	0	1
Dave Valle, R (1, 2) OBP: 0.408, SLG: 0.421		X 0-0 ② P6		B B S C F F B B 4-2 1B BB		B B B C X 3-1 ①② G5-4-3 1-2f 3-H				2	0	0	0	1	0	2
Fernando Vina, L (1, 4) OBP: 0.412, SLG: 0.357		B X 1-0 ③ G3		C F X 0-2 1-2 1B		B F X 1-1 ③ F9				3	0	1	0	0	0	1
Rich Amaral, R (1, 5) OBP: 0.333, SLG: 0.380			C B B S F X 2-2 S HR 1B	F F B X 1-2 ③ L9			B C B C C 2-3 ① K			3	1	1	0	0	1	2

Inning Stats																								
	R: 1	H: 2		R: 0	H: 1		R: 2	H: 2		R: 0	H: 1		R: 1	H: 1		R: 1	H: 2		R: 0	H: 1		R: 0	H: 0	
	E: 0	LOB: 1		E: 0	LOB: 1		E: 0	LOB: 0		E: 0	LOB: 2		E: 0	LOB: 0		E: 0	LOB: 0		E: 0	LOB: 0		E: 0	LOB: 0	
	K: 1	BB: 0		K: 0	BB: 0		K: 0	BB: 0		K: 0	BB: 1		K: 0	BB: 0		K: 0	BB: 0		K: 1	BB: 0		K: 1	BB: 0	
	S: 16	P: 25		S: 7	P: 8		S: 14	P: 20		S: 15	P: 23		S: 10	P: 15		S: 8	P: 17		S: 11	P: 17		S: 14	P: 18	

	AB	32
	R	5
	H	10
	RBI	4
	BB	1
	SO	3
	LOB	11

	1B: 8	SF: 0	WP: 0	PA: 33
	2B: 0	SAC: 0	PB: 0	
	3B: 0	DP: 1	SB: 2	
	HR: 2	HBP: 0	CS: 0	

PITCHER		IP	WLS	BF	H	R	ER	SO	BB	IBB	HBP	BLK	WP	HR	S	P	ERA	WHIP
Danny Darwin, R ERA: 7.36	(1, 1)	4.2	L	21	7	4	4	1	1	0	0	0	0	2	60	87	7.71	1.714
Scott Bankhead, R ERA: 4.0	(5, 1)	1.1		5	2	1	1	0	0	0	0	0	0	0	10	21	6.75	1.500
Ken Ryan, R ERA:	(7, 1)	0.2		3	1	0	0	1	0	0	0	0	0	0	10	16	0.00	1.500
Tony Fossas, L ERA: 6.0	(7, 1)	1.1		4	0	0	0	1	0	0	0	0	0	0	15	19	0.00	0.000

PITCHER		IP	WLS	BF	H	R	ER	SO	BB	IBB	HBP	BLK	WP	HR	S	P	ERA	WHIP

Batter	1	2	3	4	5	6	7	8	9	AB	R	H	RBI	BB	SO	LOB
Ernest Riles, L (1, 4) OBP: 0.222, SLG: 0.250	B C F B B B 4-2 G4-6-3 BB BB		B F F B X 2-2 ③ G3-1			B C B F X 2-2 ③ G4-3			F B B X 2-1 ③ G6-3	3	0	0	0	1	0	0
Carlos Quintana, R (1, 9) OBP: 0.489, SLG: 0.436	B P B B B 4-1 1-2 G4-6-3 BB			B X 1-0 ① G5-3			C C B B B X 3-2 ① G6-3			2	0	0	0	1	0	0
Mike Greenwell, L (1, 7) OBP: 0.377, SLG: 0.532	X 0-0 ① ② G4-6-3 1-2f 2-3			X 0-0 ② L8			B B C X 2-1 ② G6-3			3	0	0	0	0	0	2
Andre Dawson, R (1, 10) OBP: 0.311, SLG: 0.370	C S S 0-3 ③ K			B B C X 2-1 ③ P4			B X 1-0 ③ G6-3			3	0	0	0	0	1	1
Mo Vaughn, L (1, 3) OBP: 0.431, SLG: 0.630		C B S B S 2-3 ① K			F B B F X 2-2 ① G3-4-1			X 0-0 ① F8		3	0	0	0	0	1	0
Ivan Calderon, R (1, 8) OBP: 0.214, SLG: 0.154		B X 1-0 ② G1-3			B B X 2-0 ② L8			S F X 0-2 ② G5-3		3	0	0	0	0	0	0
Scott Cooper, L (1, 5) OBP: 0.375, SLG: 0.433		C C X 0-2 ③ G3			X 0-0 ③ F9			B B B C C S 3-3 ③ K		3	0	0	0	0	1	0
John Valentin, R (1, 6) OBP: 0.200, SLG: 0.444			C S B S 1-3 ① K			C F F X 0-2 ① G4-3			B X 1-0 ① G6-3	3	0	0	0	0	1	0
Tony Peña, R (1, 2) OBP: 0.195, SLG: 0.225			F B X 1-1 ② L4			B X 1-0 ② G5-3			C S B F X 1-2 ② G5-3	3	0	0	0	0	0	0
Inning Stats	R: 0 H: 0 E: 0 LOB: 1 K: 1 BB: 2 S: 7 P: 15	R: 0 H: 0 E: 0 LOB: 0 K: 1 BB: 0 S: 7 P: 10	R: 0 H: 0 E: 0 LOB: 0 K: 1 BB: 0 S: 8 P: 12	R: 0 H: 0 E: 0 LOB: 0 K: 0 BB: 0 S: 4 P: 7	R: 0 H: 0 E: 0 LOB: 0 K: 0 BB: 0 S: 5 P: 9	R: 0 H: 0 E: 0 LOB: 0 K: 0 BB: 0 S: 8 P: 11	R: 0 H: 0 E: 0 LOB: 0 K: 0 BB: 0 S: 6 P: 12	R: 0 H: 0 E: 0 LOB: 0 K: 1 BB: 0 S: 7 P: 10	R: 0 H: 0 E: 0 LOB: 0 K: 0 BB: 0 S: 7 P: 11	1B: 0 SF: 0 2B: 0 SAC: 0 3B: 0 DP: 1 HR: 0 HBP: 0						WP: 0 PA: 28 PB: 0 SB: 0 CS: 0

PITCHER	IP	WLS	BF	H	R	ER	SO	BB	IBB	HBP	BLK	WP	HR	S	P	ERA	WHIP
Chris Bosio, R (1, 1) ERA: 3.14	9.0	W	28	0	0	0	4	2	0	0	0	0	0	59	97	0.00	0.222

PITCHER	IP	WLS	BF	H	R	ER	SO	BB	IBB	HBP	BLK	WP	HR	S	P	ERA	WHIP

TOP

Boston Red Sox @ Seattle Mariners

The Kingdome, Seattle, WA

Thu Apr 22 1993, 10:05 PM EDT

Att. 13,604 - Dome

livebaseballscorecards.com

AB	26
R	0
H	0
RBI	0
BB	2
SO	4
LOB	3

BOTTOM

Boston Red Sox @ Seattle Mariners

The Kingdome, Seattle, WA

Thu Apr 22 1993, 10:05 PM EDT

Att. 13,604 - Dome

Batter	1	2	3	4	5	6	7	8	9	AB	R	H	RBI	BB	SO	LOB
Mike Felder, S (1, 7) OBP: 0.339, SLG: 0.360	B C S B B B 4-2 S BB	B X 1-0 ③ F7		X 0-0 ② F9		C C X 0-2 3-H 1B		F B B X 2-1 ② ③ G6-3 1-2f		4	0	1	1	1	0	3
Henry Cotto, R (1, 10) OBP: 0.083, SLG: 0.125	B 1 SAFE C 1 SAFE C F X 1-2 ① F9	B X 1-0 ① F7	B B F C X 2-2 ③ G1-3			X 0-0 ② F8				3	0	0	0	0	0	2
Mackey Sasser, L (6, PH)										1	0	0	0	0	0	1
Ken Griffey Jr., L (1, 8) OBP: 0.368, SLG: 0.632	X 0-0 ② F7	C B X 1-1 ② F8			B C C S 1-3 ① K	F B B B X 3-1 ③ F9				4	0	0	0	0	1	2
Jay Buhner, R (1, 9) OBP: 0.448, SLG: 0.463	B 1 SAFE S 1 SAFE B C C 2-3 ③ K 1-2	B B F B B 4-1 HR BB			B S C F B B X 3-2 ② G5-3		S B C B S 2-3 ① K			3	1	0	0	1	2	1
Bret Boone, R (1, 4) OBP: 0.375, SLG: 0.533	F X 0-1 1B 1B 1B	X 0-0 1-H HR			C B F B X 2-2 1B		B B C B C S 3-3 ② K			4	2	3	2	0	1	0
Tino Martinez, L (1, 3) OBP: 0.303, SLG: 0.352	B F 1 SAFE 1 SAFE F F X 1-2 1B FC6-4 1B	B C B B S X 3-2 ③ G6-3			1 SAFE B B B C 1 SAFE X 2-1 ③ G4-3		B C B B B 4-1 BB			3	1	1	0	1	0	1
Mike Blowers, R (1, 5) OBP: 0.308, SLG: 0.304	B X 1-0 FC6-4 1-3 2-H 1B	C C B B X 2-2 S 1B				C S B B B C 3-3 ① K	C S B F X 1-2 ③ G6-3			4	1	2	1	0	1	1
Dave Valle, R (1, 2) OBP: 0.415, SLG: 0.429	B 1 SAFE C X 1-1 ① FC6-4 1-2f 3-H	S B F F X 1-2 1-H 1B				B B X 2-0 1B E 1B		B X 1-0 ① P5		4	1	2	2	0	0	1
Omar Vizquel, S (1, 6) OBP: 0.400, SLG: 0.327	B 1 SAFE B X 2-0 ② F8	B C C B B 1 SAFE X 3-2 ① F8				X 0-0 E9 1-H 1B 1B		B B C S F X 2-2 G6-3 1B		4	1	2	0	0	0	2
Inning Stats	R: 0 E: 0 K: 1 S: 10 H: 0 LOB: 1 BB: 1 P: 17	R: 2 E: 0 K: 0 S: 11 H: 3 LOB: 1 BB: 0 P: 17	R: 2 E: 0 K: 0 S: 8 H: 1 LOB: 0 BB: 1 P: 17	R: 1 E: 0 K: 0 S: 14 H: 2 LOB: 1 BB: 0 P: 22	R: 0 E: 0 K: 1 S: 12 H: 1 LOB: 1 BB: 0 P: 20	R: 2 E: 1 K: 1 S: 11 H: 3 LOB: 1 BB: 0 P: 19	R: 0 E: 0 K: 2 S: 11 H: 0 LOB: 1 BB: 1 P: 21	R: 0 E: 0 K: 0 S: 7 H: 1 LOB: 0 BB: 0 P: 12		1B: 10 2B: 0 3B: 0 HR: 1	SF: 0 SAC: 0 DP: 1 HBP: 0					

livebaseballscorecards.com

AB	34
R	7
H	11
RBI	6
BB	3
SO	5
LOB	14

WP: 0 PB: 0 SB: 2 CS: 0 PA: 37

PITCHER		IP	WLS	BF	H	R	ER	SO	BB	IBB	HBP	BLK	WP	HR	S	P	ERA	WHIP
Joe Hesketh, L ERA: 6.08	(1, 1)	3.0	L	17	6	5	5	1	2	0	0	0	0	1	36	61	15.00	2.667
Paul Quantrill, R ERA: 2.79	(4, 1)	2.2		12	4	2	1	2	0	0	0	0	0	0	28	46	3.38	1.500
Tony Fossas, L ERA: 5.4	(6, 1)	0.1		1	0	0	0	0	0	0	0	0	0	0	2	5	0.00	0.000
Greg Harris, R ERA: 2.92	(7, 1)	1.0		4	0	0	0	2	1	0	0	0	0	0	11	21	0.00	1.000
Ken Ryan, R ERA:	(8, 1)	1.0		3	1	0	0	0	0	0	0	0	0	0	7	12	0.00	1.000

PITCHER	IP	WLS	BF	H	R	ER	SO	BB	IBB	HBP	BLK	WP	HR	S	P	ERA	WHIP

Batter	1	2	3	4	5	6	7	8	9	AB	R	H	RBI	BB	SO	LOB
Bernie Williams, S (1, 8) OBP: 0.346, SLG: 0.414	4-2 2B BB		0-0 1B 2B		1-0 F7	4-2 1B BB		1-1 FC4 1-2 1B		3	1	2	0	2	0	0
Wade Boggs, L (1, 5) OBP: 0.413, SLG: 0.387	1 SAFE 1 SAFE 1 SAFE 1-0 L4-6 1-3 2B		4-1 1B BB		4-2 1B 1B 1B BB	1 SAFE 0-0 1-2 1B		1-2 FC4 1-2f 2-3		3	1	2	0	2	0	2
Don Mattingly, L (1, 3) OBP: 0.333, SLG: 0.357	2-2 L4-6 2-3		1-1 F7		0-1 F7	0-1 F9			0-0 F8	5	0	0	0	0	0	7
Danny Tartabull, R (1, 9) OBP: 0.368, SLG: 0.482	4-0 BB		0-0 1-2 2-H 1B		1-1 1B 1B 1-2 1B		0-0 P4		3-2 G5-3	4	1	2	1	1	0	0
Paul O'Neill, L (1, 7) OBP: 0.353, SLG: 0.489 Spike Owen, S (9, PH) OBP: 0.433, SLG: 0.415	3-1 G4-3		2-0 G6-3		3-2 1B 1-2 2-3 1B		1-3 K		2-2 F7	4 1	0 0	1 0	0 0	0 0	1 0	4 0
Randy Velarde, R (1, 6) OBP: 0.360, SLG: 0.739		1-1 L9		1-2 G4-3	1-1 1-2 2-H 3-H 1B		3-1 F8			4	0	1	2	0	0	0
Kevin Maas, L (1, 10) OBP: 0.313, SLG: 0.333 Mike Stanley, R (8, PH) OBP: 0.368, SLG: 0.250		0-2 P4	0-3 K		0-0 F8			2-3 K		3 1	0 0	0 0	0 0	0 1	1 0	2 0
Matt Nokes, L (1, 2) OBP: 0.217, SLG: 0.311		0-1 F7		0-1 2B		0-1 G3		3-2 F7		4	0	1	0	0	0	0
Pat Kelly, R (1, 4) OBP: 0.276, SLG: 0.429			0-0 F9	1-3 K		1-0 F9		1-1 S 1B 1B		4	0	1	0	0	1	1
Inning Stats	R: 0 E: 0 K: 0 S: 11 H: 1 LOB: 2 BB: 2 P: 25	R: 0 E: 0 K: 0 S: 7 H: 0 LOB: 0 BB: 0 P: 8	R: 1 E: 0 K: 0 S: 7 H: 2 LOB: 2 BB: 1 P: 14	R: 0 E: 0 K: 2 S: 12 H: 1 LOB: 1 BB: 0 P: 14	R: 2 E: 0 K: 0 S: 14 H: 3 LOB: 2 BB: 1 P: 24	R: 0 E: 0 K: 0 S: 11 H: 1 LOB: 2 BB: 1 P: 16	R: 0 E: 0 K: 1 S: 6 H: 0 LOB: 0 BB: 0 P: 10	R: 0 E: 0 K: 1 S: 14 H: 2 LOB: 2 BB: 0 P: 22	R: 0 E: 0 K: 0 S: 7 H: 0 LOB: 0 BB: 0 P: 12	1B: 7 2B: 4 3B: 0 HR: 0 SF: 0 SAC: 0 DP: 1 HBP: 0						

TOP

New York Yankees @ Seattle Mariners

The Kingdome, Seattle, WA

Fri Apr 23 1993, 10:05 PM EDT

Att. 25,155 - Dome

livebaseballscorecards.com

AB	36
R	3
H	10
RBI	3
BB	5
SO	4
LOB	16

PA: 41

WP: 0
PB: 0
SB: 1
CS: 0

PITCHER		IP	WLS	BF	H	R	ER	SO	BB	IBB	HBP	BLK	WP	HR	S	P	ERA	WHIP
Tim Leary, R ERA: 7.43	(1, 1)	4.2		24	7	3	3	2	4	0	0	0	0	0	50	84	5.79	2.357
Dwayne Henry, R ERA: 9.0	(5, 1)	0.1		1	0	0	0	0	0	0	0	0	0	0	1	1	0.00	0.000
Mike Hampton, L ERA: 6.75	(6, 1)	2.2	W	12	3	0	0	2	1	0	0	0	0	0	28	44	0.00	1.500
Russ Swan, L ERA: 18.9	(8, 1)	0.1		1	0	0	0	0	0	0	0	0	0	0	3	4	0.00	0.000
Norm Charlton, L ERA: 3.38	(9, 1)	1.0	S	3	0	0	0	0	0	0	0	0	0	0	7	12	0.00	0.000

PITCHER	IP	WLS	BF	H	R	ER	SO	BB	IBB	HBP	BLK	WP	HR	S	P	ERA	WHIP

Batter	1	2	3	4	5	6	7	8	9	AB	R	H	RBI	BB	SO	LOB
Mike Felder, S (1, 7) OBP: 0.333, SLG: 0.352	B B C X 2-1 G6-3 1B 1B 1B		B C F X 1-2 ① G5-3		B X 1-0 ③ G6-3		B F X 1-1 ② G5-3 1-2 2-3 3-H			4	1	1	1	0	0	2
Henry Cotto, R (1, 10) OBP: 0.143, SLG: 0.179	1 SAFE F X 0-1 G6-3 1-2 1B 1B		C F B X 1-2 ② G5-3			F B X 1-1 ① G5-3	X 0-0 2-H 3-H 1B			4	1	2	2	0	0	0
Ken Griffey Jr., L (1, 8) OBP: 0.361, SLG: 0.600	B C F X 1-2 ① G6-3 1-2 2-3		M B B B X 3-1 ③ G3			C B B B X 3-1 ② F7	I I I 4-0 FC6-4 IBB			3	0	0	0	1	0	2
Jay Buhner, R (1, 9) OBP: 0.437, SLG: 0.448	B S B X 2-1 CS 2-H 3-H 1B			F X 0-1 ① F9		S F S 0-3 ③ K	C X 0-1 ③ FC6-4 1-2f			4	0	1	2	0	1	2
Bret Boone, R (1, 4) OBP: 0.350, SLG: 0.474	2 SAFE B X 1-0 ② E5 2-3			X 0-0 1B			C F S 0-3 ① K	S B S B S 2-3 ① K		4	0	1	0	0	2	1
Tino Martinez, L (1, 3) OBP: 0.314, SLG: 0.351	C B B F B X 3-2 ③ G4-3			1 SAFE 1 SAFE B 1 SAFE X 1-0 ② P6			C X 0-1 E 1B 1B 1B	H 1-0 1B HBP		3	1	1	0	0	0	2
Mike Blowers, R (1, 5) OBP: 0.333, SLG: 0.333		F C F F B B B X 3-2 G5-4-3 1B		1 SAFE C F F 1 SAFE B B S 2-3 ③ K			B F 1 SAFE B 1 SAFE X 2-1 1B E 1-2 G5-3 1B	C B F B C 2-3 ② K		4	1	2	0	0	2	2
Dave Valle, R (1, 2) OBP: 0.404, SLG: 0.413		1 SAFE C S X 0-2 ① ② G5-4-3 1-2f			X 0-0 ① G5-3		B X 1-0 E4 G5-3 1B 1-2 2-3 1B	B S S X 1-2 1-2 1B		4	1	1	0	0	0	3
Omar Vizquel, S (1, 6) OBP: 0.391, SLG: 0.321		B C S B X 2-2 ③ G5-3			F B F F X 1-2 ② G5-3		X 0-0 G5-3 1-2 2-3 3-H 1B 1B	F B B F F F F X 2-2 ③ F8		4	1	1	1	0	0	2
Inning Stats	R: 2 E: 1 K: 0 S: 13 H: 3 LOB: 1 BB: 0 P: 22	R: 0 E: 0 K: 0 S: 11 H: 1 LOB: 0 BB: 0 P: 16	R: 0 E: 0 K: 0 S: 8 H: 0 LOB: 0 BB: 0 P: 13	R: 0 E: 0 K: 1 S: 8 H: 1 LOB: 1 BB: 0 P: 11	R: 0 E: 0 K: 0 S: 6 H: 0 LOB: 0 BB: 0 P: 8	R: 0 E: 0 K: 1 S: 7 H: 0 LOB: 0 BB: 0 P: 11	R: 4 E: 1 K: 1 S: 14 H: 4 LOB: 2 BB: 1 P: 22	R: 0 E: 0 K: 2 S: 15 H: 1 LOB: 2 BB: 0 P: 23		1B: 10 2B: 0 3B: 0 HR: 0 SF: 0 SAC: 0 DP: 1 HBP: 1						

PITCHER		IP	WLS	BF	H	R	ER	SO	BB	IBB	HBP	BLK	WP	HR	S	P	ERA	WHIP
Jim Abbott, L ERA: 4.13	(1, 1)	6.2	L	29	9	6	3	3	0	0	0	0	0	0	65	97	4.05	1.350
John Habyan, R ERA: 3.12	(7, 1)	0.2		3	0	0	0	1	0	1	0	0	0	0	5	11	0.00	0.000
Steve Howe, L ERA: 48.6	(8, 1)	0.2		4	1	0	0	1	0	0	1	0	0	0	12	18	0.00	1.500

PITCHER	IP	WLS	BF	H	R	ER	SO	BB	IBB	HBP	BLK	WP	HR	S	P	ERA	WHIP

BOTTOM

New York Yankees @ Seattle Mariners

The Kingdome, Seattle, WA

Fri Apr 23 1993, 10:05 PM EDT

Att. 25,155 - Dome

livebaseballscorecards.com

AB	34
R	6
H	10
RBI	6
BB	1
SO	5
LOB	16

Batter	1	2	3	4	5	6	7	8	9	10	11	AB	R	H	RBI	BB	SO	LOB
Bernie Williams, S (1, 8) OBP: 0.349, SLG: 0.405	B B S B F X 3-2 FC4-6 1B		1 SAFE B 1 SAFE F 1 SAFE B 1 SAFE P F 3-3 S ① ② K 1-2			C X 0-1 ② L9		B B F B X 3-1 ② G1-3		B B C B B 4-1 G6-4-3 BB		4	0	1	0	1	1	1
Wade Boggs, L (1, 5) OBP: 0.413, SLG: 0.379	1 SAFE 1 SAFE 1 SAFE C C 1 SAFE P 1 SAFE S 1-3 ① K		X 0-0 ③ G3			C B B B B 4-1 BB		B C B X 2-1 1B		B 1 SAFE B X 2-0 ② ③ G6-4-3 1-2f		4	0	1	0	1	1	2
Don Mattingly, L (1, 3) OBP: 0.313, SLG: 0.333	B B 1 SAFE B X 3-0 ② FC4-6 FC6-4 1-2f			C C F F X 0-2 ① G6-3		C F B S 1-3 ③ K		B X 1-0 ③ F7			B F X 1-1 ① P3	5	0	0	0	0	1	3
Danny Tartabull, R (1, 9) OBP: 0.384, SLG: 0.500	B B B X 3-0 ③ FC6-4 1-2f			B B S X 2-1 G5-4-3 1B			C B S S 1-3 ① K		S X 0-1 ① 2B		B F B B S B 4-2 1B 1B SF7 BB	4	1	2	0	1	1	1
Paul O'Neill, L (1, 7) OBP: 0.345, SLG: 0.471 Randy Velarde, R (11, PH) OBP: 0.360, SLG: 0.739 Dion James, L (11, PH) OBP: 0.500, SLG: 0.500 (11, 7)		B X 1-0 ① G4-3		B C C B X 2-2 ② ③ G5-4-3 1-2f			X 0-0 1B 1B		F B F F S 1-3 ② K		B C B X 2-2 SF7 1B 1-2 1B	4 0 1	0 0 0	1 0 1	0 0 0	0 0 0	1 0 0	1 0 0
Matt Nokes, L (1, 2) OBP: 0.240, SLG: 0.327 Mike Gallego, R (9, PR) Mike Stanley, R (9, 2) OBP: 0.400, SLG: 0.294		X 0-0 1B			B F F B B F X 3-2 ① L6		B 1 SAFE X 1-0 1-3 1B		F B F F F F S 1-3 K 1B		B X 1-0 SF7 1-2 2-3 1B	4 0 1	0 0 0	2 0 1	0 0 0	0 0 0	1 0 0	0 0 0
Kevin Maas, L (1, 10) OBP: 0.302, SLG: 0.326	C C B S 1-3 ② K				B C B S C 2-3 ② K		B F B X 2-1 ② P5	B B S 1 SAFE F F F X 2-2 1-3 1B			X 0-0 ② SF7 1-2 2-3 3-H	4	0	1	1	0	2	3
Spike Owen, S (1, 6) OBP: 0.415, SLG: 0.386	F B B X 2-1 ③ F9				B X 1-0 ③ G4-3		X 0-0 ③ G3	C B F B X 2-2 ③ L7			I I I 4-0 IBB	4	0	0	0	1	0	5
Pat Kelly, R (1, 4) OBP: 0.270, SLG: 0.410		B B F F X 2-2 CS 1B				B B F F F F B X 3-2 ① G5-3		S B F X 1-2 ① G1-3		F F C 0-3 ① K	C X 0-1 ③ B3	5	0	1	0	0	1	3
Inning Stats	R: 0 E: 0 K: 1 S: 9 H: 1 LOB: 1 BB: 0 P: 18	R: 0 E: 0 K: 1 S: 7 H: 1 LOB: 1 BB: 0 P: 11	R: 0 E: 0 K: 1 S: 8 H: 1 LOB: 0 BB: 0 P: 12	R: 0 E: 0 K: 0 S: 10 H: 1 LOB: 0 BB: 0 P: 14	R: 0 E: 0 K: 1 S: 9 H: 0 LOB: 0 BB: 0 P: 15	R: 0 E: 0 K: 1 S: 10 H: 0 LOB: 1 BB: 1 P: 18	R: 0 E: 0 K: 1 S: 8 H: 2 LOB: 2 BB: 0 P: 12	R: 0 E: 0 K: 0 S: 8 H: 1 LOB: 1 BB: 0 P: 15	R: 0 E: 0 K: 2 S: 19 H: 2 LOB: 2 BB: 0 P: 25	R: 0 E: 0 K: 1 S: 5 H: 0 LOB: 0 BB: 1 P: 11	R: 1 E: 0 K: 0 S: 11 H: 2 LOB: 3 BB: 2 P: 23	1B: 10 2B: 1 3B: 0 HR: 0 SF: 1 SAC: 0 DP: 2 HBP: 0						

PITCHER		IP	WLS	BF	H	R	ER	SO	BB	IBB	HBP	BLK	WP	HR	S	P	ERA	WHIP
Erik Hanson, R ERA: 1.91	(1, 1)	8.2		34	9	0	0	8	1	0	0	0	1	0	85	135	0.00	1.154
Rich DeLucia, R ERA: 2.61	(9, 1)	0.2		3	0	0	0	1	1	0	0	0	0	0	7	13	0.00	1.500
Russ Swan, L ERA: 16.62	(10, 1)	1.0	L	3	0	1	1	0	1	0	0	0	0	0	5	12	9.00	1.000
Jeff Nelson, R ERA: 3.86	(11, 1)	0.2		5	2	0	0	0	0	1	0	0	0	0	7	14	0.00	3.000

PITCHER	IP	WLS	BF	H	R	ER	SO	BB	IBB	HBP	BLK	WP	HR	S	P	ERA	WHIP

New York Yankees @ Seattle Mariners

The Kingdome, Seattle, WA

Sat Apr 24 1993, 10:05 PM EDT

Att. 52,814 - Dome

TOP

livebaseballscorecards.com

AB	40
R	1
H	11
RBI	1
BB	4
SO	9
LOB	19

WP: 1 PB: 0 SB: 0 CS: 1

PA: 45

Batter	1	2	3	4	5	6	7	8	9	10	11	AB	R	H	RBI	BB	SO	LOB
Omar Vizquel, S (1, 6) OBP: 0.370, SLG: 0.300	X 0-0 ① G4-3		1 SAFE 1 SAFE C 1 SAFE B S 1 SAFE S 1-3 ② K			C C X 0-2 ② F8			B C X 1-1 ② L5			4	0	0	0	0	1	1
Mackey Sasser, L (1, 7)	B B X 2-0 ② G3		1 SAFE C X 0-1 ③ G4-3			S S S 0-3 ③ K			C B B X 2-1 ③ L3			4	0	0	0	0	1	1
Ken Griffey Jr., L (1, 8) OBP: 0.355, SLG: 0.578	B C M B X 2-2 S 1B			B C F B S 2-3 ① K			B C B S F F F S 2-3 ① K			B C F S 1-3 ① K		4	0	1	0	0	3	0
Pete O'Brien, L (1, 10) OBP: 0.395, SLG: 0.514	1 SAFE C F X 0-2 ③ P2 1-2			F X 0-1 ② B1-3			C B B B X 3-1 ② F8			C B X 1-1 ② G6-3		4	0	0	0	0	0	1
Tino Martinez, L (1, 3) OBP: 0.297, SLG: 0.328		B C S C 1-3 ① K		B C B X 2-1 ③ G4-3			S B X 1-1 ③ G4-3			B C X 1-1 ③ G4-3		4	0	0	0	0	1	0
Jay Buhner, R (1, 9) OBP: 0.440, SLG: 0.433		C B B X 2-1 ② G1-3			C B B B C B 4-2 L9-3 BB			B C X 1-1 ① F8			B B F C B B 4-2 BB	2	0	0	0	2	0	0
Dave Valle, R (1, 2) Henry Cotto, R (8, PR) OBP: 0.143, SLG: 0.179 Bill Haselman, R (9, 2) OBP: 0.143, SLG: 0.143 Mike Felder, S (11, PH) OBP: 0.328, SLG: 0.345		C B B B B C 3-3 ③ K			1 SAFE 1 SAFE B X 1-0 ① P4			B C S X 1-2 E6 CS			1 SAFE X 0-0 ① P5	3 0 0 1	0 0 0 0	0 0 0 0	0 0 0 0	1 0 0 0	1 0 0 1
Rich Amaral, R (1, 5) OBP: 0.328, SLG: 0.370			B X 1-0 1B		1 SAFE C B B 1 SAFE X 2-1 ② ③ L9-3 1-2			1 SAFE 1 SAFE B B X 2-0 ② F8			B B B C X 3-1 ② F8	4	0	1	0	0	0	3
Fernando Vina, L (1, 4) OBP: 0.333, SLG: 0.278			X 0-0 ① P4			B F X 1-1 ① B2		B 1-0 ③ CS 1-2	B X 1-0 ① P3		X 0-0 ③ G4-3	4	0	0	0	0	0	2
Inning Stats	R: 0 H: 1 E: 0 LOB: 1 K: 0 BB: 0 S: 8 P: 12	R: 0 H: 0 E: 0 LOB: 0 K: 2 BB: 0 S: 8 P: 14	R: 0 H: 1 E: 0 LOB: 1 K: 1 BB: 0 S: 7 P: 9	R: 0 H: 0 E: 0 LOB: 0 K: 1 BB: 0 S: 7 P: 11	R: 0 H: 0 E: 0 LOB: 0 K: 0 BB: 1 S: 5 P: 12	R: 0 H: 0 E: 0 LOB: 0 K: 1 BB: 0 S: 8 P: 9	R: 0 H: 0 E: 0 LOB: 0 K: 1 BB: 0 S: 10 P: 16	R: 0 H: 0 E: 1 LOB: 1 K: 0 BB: 0 S: 6 P: 11	R: 0 H: 0 E: 0 LOB: 0 K: 0 BB: 0 S: 5 P: 9	R: 0 H: 0 E: 0 LOB: 0 K: 1 BB: 0 S: 7 P: 10	R: 0 H: 0 E: 0 LOB: 1 K: 0 BB: 1 S: 6 P: 13	1B: 2 2B: 1 3B: 0 HR: 0	SF: 0 SAC: 0 DP: 1 HBP: 0			WP: 0 PB: 0 SB: 1 CS: 1	PA: 37	

PITCHER		IP	WLS	BF	H	R	ER	SO	BB	IBB	HBP	BLK	WP	HR	S	P	ERA	WHIP
Melido Perez, R ERA: 3.21	(1, 1)	9.0		29	2	0	0	6	1	0	0	0	0	0	64	103	0.00	0.333
Steve Howe, L ERA: 30.38	(10, 1)	1.0	W	3	0	0	0	1	0	0	0	0	0	0	7	10	0.00	0.000
Steve Farr, R ERA: 9.53	(11, 1)	1.0	S	4	0	0	0	0	1	0	0	0	0	0	6	13	0.00	1.000

PITCHER	IP	WLS	BF	H	R	ER	SO	BB	IBB	HBP	BLK	WP	HR	S	P	ERA	WHIP

BOTTOM

New York Yankees @ Seattle Mariners

The Kingdome, Seattle, WA

Sat Apr 24 1993, 10:05 PM EDT

Att. 52,814 - Dome

livebaseballscorecards.com

AB	34
R	0
H	2
RBI	0
BB	2
SO	7
LOB	10

Batter	1	2	3	4	5	6	7	8	9	AB	R	H	RBI	BB	SO	LOB
Bernie Williams, S (1, 8) OBP: 0.341, SLG: 0.418	C B B B X 3-1 G5-3 ①		S B S B F S 2-3 K ①	1 SAFE C B F S 1-3 K ③		B B B C X 3-1 1B 3B		C B C B F B C 3-3 K ③		5	1	1	0	0	3	1
Spike Owen, S (1, 6) OBP: 0.400, SLG: 0.371	C S B B S 2-3 K ②		C C F F X 0-2 L7 ②		C B B C B X 3-2 P6 ①	S X 0-1 3-H 1B			B B C C S 2-3 K ①	5	0	1	1	0	2	0
Don Mattingly, L (1, 10) OBP: 0.294, SLG: 0.313 (9, 3)	C B X 1-1 L4 ③		B B X 2-0 G4-3 ③		B B F X 2-1 F7 ②	1 SAFE 1 B 1 B X SAFE 2-0 F8 ②			C B B X 2-1 G4-3 ②	5	0	0	0	0	0	1
Danny Tartabull, R (1, 9) OBP: 0.397, SLG: 0.484	B X 1-0 F8 ①			C B B C B B 4-2 L9 1B 1B BB	B B B B 4-0 WP 2B BB	1 SAFE C S B S 1-3 K ③			B B B B 4-0 HBP 1B BB	2	2	0	0	3	1	1
Jim Leyritz, R (1, 3) OBP: 0.609, SLG: 1.100 Steve Howe, L (9, 1) Steve Farr, R (9, 1)	B B S F F X 2-2 P2 ②			C F B X 2-2 1-2 1B 1B	B S B S F B X 3-2 1-H HR 2B		C S B S 1-3 K ①		C B F B X 2-2 1-2 HBP 1B	5 0 0	2 0 0	3 0 0	1 0 0	0 0 0	1 0 0	0 0 0
Randy Velarde, R (1, 7) OBP: 0.367, SLG: 0.654 (8, 5)	B X 1-0 E5 1B 1B			X 0-0 2-3 L9 ①	B B B C F B 4-2 HR BB		C B S C 1-3 K ②		B B H 3-0 1-2 2-3 FC5-4 HBP	3	2	0	0	1	1	2
Mike Stanley, R (1, 2) OBP: 0.480, SLG: 0.524	B F X 1-1 1-2 1B 2B 1B			X 0-0 1-2 3-H 1B SF9 1B	F B S X 1-2 1-H 2-H HR		B F B B B 4-1 PO WP BB		C B C B X 2-2 1-2f FC5-4 ③	4	3	3	4	1	0	3
Mike Gallego, R (1, 5) OBP: 0.333, SLG: 0.333 (8, 4)	B X 1-0 1-3 2-H 2B 1B			X 0-0 1-3 2-H 1B	B C C S 1-3 K ③		B B F F F 2 SAFE 2-2 1-3 PO ③	F S B C 1-3 K ①		4	0	2	2	0	2	0
Pat Kelly, R (1, 4) OBP: 0.269, SLG: 0.422 Paul O'Neill, L (8, 7) OBP: 0.345, SLG: 0.471	X 0-0 1-H 3-H 2B ③			B X 1-0 3-H SF9 ②		X 0-0 P3 ①		X 0-0 G6-3 ②		3 0	0 0	1 0	2 0	0 0	0 0	0 0
Inning Stats	R: 0 E: 0 K: 1 S: 7 H: 0 LOB: 0 BB: 0 P: 13	R: 2 E: 1 K: 0 S: 10 H: 3 LOB: 2 BB: 0 P: 16	R: 0 E: 0 K: 1 S: 10 H: 0 LOB: 0 BB: 0 P: 14	R: 3 E: 0 K: 1 S: 12 H: 3 LOB: 1 BB: 1 P: 20	R: 4 E: 0 K: 1 S: 17 H: 2 LOB: 0 BB: 2 P: 35	R: 1 E: 0 K: 1 S: 9 H: 2 LOB: 1 BB: 0 P: 15	R: 0 E: 0 K: 2 S: 10 H: 0 LOB: 0 BB: 1 P: 18	R: 0 E: 0 K: 2 S: 8 H: 0 LOB: 0 BB: 0 P: 12	R: 0 E: 0 K: 1 S: 11 H: 1 LOB: 3 BB: 1 P: 26	1B: 7 2B: 2 3B: 1 HR: 1	SF: 1 SAC: 0 DP: 0 HBP: 1						

TOP

New York Yankees @ Seattle Mariners

The Kingdome, Seattle, WA

Sun Apr 25 1993, 6:33 AM EDT

Att. 26,056 - Dome

livebaseballscorecards.com

AB	36
R	10
H	11
RBI	10
BB	5
SO	10
LOB	8

WP: 2 PB: 0 SB: 0 CS: 0 PA: 44

PITCHER		IP	WLS	BF	H	R	ER	SO	BB	IBB	HBP	BLK	WP	HR	S	P	ERA	WHIP
John Cummings, L ERA: 5.7	(1, 1)	3.1		17	6	5	3	2	1	0	0	0	0	0	35	57	8.10	2.100
Dwayne Henry, R ERA: 11.32	(4, 1)	2.1	L	13	4	5	5	2	2	0	0	0	1	1	27	52	19.29	2.571
Jeff Nelson, R ERA: 1.59	(6, 1)	3.1		13	1	0	0	6	2	0	1	0	1	0	32	60	0.00	0.900

PITCHER		IP	WLS	BF	H	R	ER	SO	BB	IBB	HBP	BLK	WP	HR	S	P	ERA	WHIP

BOTTOM

Batter	1	2	3	4	5	6	7	8	9	AB	R	H	RBI	BB	SO	LOB
Omar Vizquel, S (1, 6) OBP: 0.359, SLG: 0.281	C C X 0-2 G1-3 ①		L S B F C 1-3 K ①	B C B X 2-1 F8 ② 2-3		B C F F F B F B F 4-2 F F F F B 1B BB		B B C X 2-1 G4-3 ①		4	0	0	0	1	1	3
Mike Felder, S (1, 7) OBP: 0.333, SLG: 0.339	B C C B F S 2-3 K ②		B B S B B 4-2 HR BB 1-2 2-3	C B C B F B S 3-3 K ③		X 0-0 F9 ①		C C B F B X 2-2 1B 1B		4	1	1	0	1	2	2
Ken Griffey Jr., L (1, 8) OBP: 0.346, SLG: 0.544	B C B H 3-1 HBP		B B S B S C 3-3 K ②		X 0-0 G1-3 ①	B 1 B B F X SAFE 3-1 F8 ②		S C F X 0-2 P4 ②		4	0	0	0	0	1	5
Pete O'Brien, L (1, 10) OBP: 0.426, SLG: 0.600 Henry Cotto, R (8, PH) OBP: 0.172, SLG: 0.207	B B X 2-0 F9 ③		B B X 2-0 HR 1-H 2-H 3-H		B B B B 4-0 2B BB	B B F B X 3-1 1B 1-3		X 0-0 1B 1-3		3 1	2 0	2 1	4 0	1 0	0 0	1 0
Jay Buhner, R (1, 9) OBP: 0.438, SLG: 0.446		C B B F F F X 2-2 G6-3 ①	B B X 2-0 1B		F C X 0-2 WP 2B 1-H	C C B B B X 3-2 L6 ③		F X 0-1 F9 ③		5	1	2	1	0	0	4
Tino Martinez, L (1, 3) OBP: 0.304, SLG: 0.379		B F B B X 3-1 P5 ② 1 SAFE C F F B B 1 SAFE F B 3-2 X G6-3 ③			M S B B B X 3-2 1B SF7 1B 2-H		C F B F X 1-2 G3-1 ①		C X 0-1 HR	5	2	2	2	0	0	1
Bret Boone, R (1, 4) OBP: 0.360, SLG: 0.500		B B S F X 2-2 P9 ③		B F B B C S 3-3 K ①	B B B C X 3-1 1B 1-3		C X 0-1 G5-3 2B		B F C S 1-3 K ①	5	0	2	0	0	2	0
Bill Haselman, R (1, 2) OBP: 0.364, SLG: 0.250 Mackey Sasser, L (9, PH)			S C B B B X 3-2 BB 1B HR 1B	B C B C B 4-2 2B BB	F X 0-1 SF7 ② 3-H		B F B S B B 4-2 BB	C F S 0-3 K ②		1 1	2 0	1 0	1 0	2 0	0 1	0 0
Rich Amaral, R (1, 5) OBP: 0.333, SLG: 0.390			C X 0-1 BB HR 1-2 1B	X 0-0 WP 2B 1-H	1 SAFE B C B 1 C F 1 S SAFE 2-3 K ③		B X 1-0 G5-3 ②③ 2-3f		B C C C 1-3 K ③	5	1	2	1	0	2	3
Inning Stats	R: 0 H: 0 E: 0 LOB: 1 K: 1 BB: 0 S: 9 P: 16	R: 0 H: 0 E: 0 LOB: 0 K: 0 BB: 0 S: 10 P: 17	R: 4 H: 4 E: 0 LOB: 1 K: 2 BB: 1 S: 21 P: 39	R: 1 H: 1 E: 0 LOB: 1 K: 2 BB: 1 S: 12 P: 24	R: 3 H: 3 E: 0 LOB: 1 K: 1 BB: 1 S: 15 P: 27	R: 0 H: 1 E: 0 LOB: 2 K: 0 BB: 1 S: 17 P: 30	R: 0 H: 1 E: 0 LOB: 1 K: 0 BB: 1 S: 9 P: 15	R: 0 H: 2 E: 0 LOB: 2 K: 0 BB: 0 S: 13 P: 17	R: 1 H: 1 E: 0 LOB: 0 K: 3 BB: 0 S: 11 P: 13	1B: 8 2B: 3 3B: 0 HR: 2	SF: 1 SAC: 0 DP: 1 HBP: 1						

PITCHER		IP	WLS	BF	H	R	ER	SO	BB	IBB	HBP	BLK	WP	HR	S	P	ERA	WHIP
Mike Witt, R ERA: 11.25	(1, 1)	4.0		20	5	5	5	5	2	0	1	0	1	1	52	96	11.25	1.750
Neal Heaton, L ERA: 11.74	(5, 1)	0.1		5	3	3	3	0	1	0	0	0	1	0	9	19	81.00	12.000
Rich Monteleone, R ERA: 5.68	(5, 1)	2.0	W	8	1	0	0	1	1	0	0	0	0	0	27	43	0.00	1.000
John Habyan, R ERA: 2.79	(7, 1)	1.0		5	2	0	0	0	1	0	0	0	0	0	11	20	0.00	3.000
Steve Howe, L ERA: 27.0	(8, 1)	0.2		4	2	1	1	0	0	0	0	0	0	1	9	9	13.50	3.000

PITCHER		IP	WLS	BF	H	R	ER	SO	BB	IBB	HBP	BLK	WP	HR	S	P	ERA	WHIP
Steve Howe, L ERA: 27.0	(9, 1)	0.2		4	2	1	1	0	0	0	0	0	0	0	9	9	13.50	3.000
Steve Farr, R ERA: 8.1	(9, 1)	1.0	S	3	0	0	0	3	0	0	0	0	0	0	9	11	0.00	0.000

New York Yankees @ Seattle Mariners

The Kingdome, Seattle, WA

Sun Apr 25 1993, 6:33 AM EDT

Att. 26,056 - Dome

livebaseballscorecards.com

AB	38
R	9
H	13
RBI	9
BB	5
SO	9
LOB	19

WP: 2 PA: 45
PB: 0
SB: 0
CS: 0

Batter	1	2	3	4	5	6	7	8	9	AB	R	H	RBI	BB	SO	LOB
Kenny Lofton, L (1, 8) OBP: 0.413, SLG: 0.486	C C C 0-3 ① K		B B C F F X 2-2 ① G4-3		B X 1-0 S 2B			C S C 0-3 ① K		4	0	1	0	0	2	0
Felix Fermin, R (1, 6) OBP: 0.324, SLG: 0.290	C C F F B X 1-2 ② G5-3		C X 0-1 ② G4-3		B F B F B X 3-2 ③ G1-3 2-3			B C B X 2-1 ② G6-3		4	0	0	0	0	0	1
Carlos Baerga, S (1, 4) OBP: 0.333, SLG: 0.525	B X 1-0 ③ G6-3		S B B F X 2-2 ③ G5-3			C F X 0-2 ① F8		C B S C 1-3 ③ K		4	0	0	0	0	1	0
Albert Belle, R (1, 7) OBP: 0.381, SLG: 0.662		T H 1-1 1B S G3 HBP		C B B S B F F B 4-2 BB		S X 0-1 HR			B S X 1-1 ① P3	2	2	1	1	1	0	0
Carlos Martinez, R (1, 5) OBP: 0.386, SLG: 0.400		F B B B S F X 3-2 1B G3 SF7 1-3 1B		1 SAFE B B B X 2-0 ① F9		B X 1-0 G5-4-3 1B			B C C B X 2-2 G4-6-3 1B	4	1	3	0	0	0	1
Paul Sorrento, L (1, 3) OBP: 0.360, SLG: 0.609 Alvaro Espinoza, R (9, PH) OBP: 0.308, SLG: 0.583	B C B S B X 3-2 ① G3 1-2 3-H			C S B S 1-3 ② K		B C X 1-1 ②③ G5-4-3 1-2f			B B C X 2-1 ②③ G4-6-3 1-2f	3 1	0 0	0 0	1 0	0 0	1 0	3 1
Reggie Jefferson, S (1, 10) OBP: 0.370, SLG: 0.551	F C B B X 2-2 2-3 1B			B X 1-0 ③ F9			S S B B C 2-3 ① K			3	0	1	0	0	1	1
Glenallen Hill, R (1, 9) OBP: 0.298, SLG: 0.409	B X 1-0 ② SF7 3-H				B F X 1-1 G4-6-3 1B		C F B S 1-3 ② K			2	0	1	1	0	1	0
Junior Ortiz, R (1, 2) OBP: 0.231, SLG: 0.167	C B S S 1-3 ③ K				1 SAFE X 0-0 ①② G4-6-3 1-2f		F B B X 2-1 ③ G6-3			3	0	0	0	0	1	2
Inning Stats	R: 0 E: 0 K: 1 S: 9 H: 0 LOB: 0 BB: 0 P: 11	R: 2 E: 0 K: 1 S: 15 H: 2 LOB: 1 BB: 0 P: 26	R: 0 E: 0 K: 0 S: 9 H: 0 LOB: 0 BB: 0 P: 13	R: 0 E: 0 K: 1 S: 9 H: 0 LOB: 1 BB: 1 P: 17	R: 0 E: 0 K: 0 S: 7 H: 2 LOB: 1 BB: 0 P: 12	R: 1 E: 0 K: 0 S: 8 H: 2 LOB: 0 BB: 0 P: 10	R: 0 E: 0 K: 2 S: 8 H: 0 LOB: 0 BB: 0 P: 13	R: 0 E: 0 K: 2 S: 8 H: 0 LOB: 0 BB: 0 P: 11	R: 0 E: 0 K: 0 S: 7 H: 1 LOB: 0 BB: 0 P: 12	1B: 5 2B: 1 3B: 0 HR: 1 SF: 1 SAC: 0 DP: 3 HBP: 1						

TOP

Cleveland Indians @ Seattle Mariners

The Kingdome, Seattle, WA

Mon Apr 26 1993, 10:05 PM EDT

Att. 22,230 - Dome

livebaseballscorecards.com

AB	30
R	3
H	7
RBI	3
BB	1
SO	7
LOB	9

PITCHER	IP	WLS	BF	H	R	ER	SO	BB	IBB	HBP	BLK	WP	HR	S	P	ERA	WHIP
Randy Johnson, L (1, 1) ERA: 2.97	9.0	W	33	7	3	3	7	1	0	1	0	0	1	80	125	3.00	0.889

PITCHER	IP	WLS	BF	H	R	ER	SO	BB	IBB	HBP	BLK	WP	HR	S	P	ERA	WHIP

WP: 0 PB: 0 SB: 2 CS: 0 PA: 33

BOTTOM

Cleveland Indians @ Seattle Mariners

The Kingdome, Seattle, WA

Mon Apr 26 1993, 10:05 PM EDT

Att. 22,230 - Dome

livebaseballscorecards.com

Batter	1	2	3	4	5	6	7	8	9	AB	R	H	RBI	BB	SO	LOB
Mike Felder, S (1, 7) OBP: 0.338, SLG: 0.359	C B B F S 2-3 K ①		B B C F X 2-2 P4 ②		F B X 1-1 1B S 1-3 1B 1B	C X 0-1 G4-3 ②		B X 1-0 1B 2B		5	2	2	0	0	1	0
Henry Cotto, R (1, 10) OBP: 0.176, SLG: 0.206	C X 0-1 F7 ②		B B S B B C F X 3-2 BLK 1B		C S B F B B S 3-3 K ① 1-2	B X 1-0 P5 ③		C L B C 1-3 K ①		5	0	1	0	0	2	3
Ken Griffey Jr., L (1, 8) OBP: 0.372, SLG: 0.569	C X 0-1 1B		C S B B B S 3-3 K ③ 1-2		X 0-0 1B 2-3 3-H 1B		C B F B F B F X 3-2 F8 WP 2B	I I I 4-0 1B IBB		4	1	3	1	1	1	1
Jay Buhner, R (1, 9) OBP: 0.447, SLG: 0.457	C C B 1 SAFE C 1-3 K ③			F B B S B X 3-2 FC5-4 BB 1B	S F B X 1-2 1-3 3-H 1B		X 0-0 F8 ① 2-3	X 0-0 1-2 2-H 1B		5	0	3	2	0	1	2
Bret Boone, R (1, 4) OBP: 0.333, SLG: 0.429		B X 1-0 G1-3 ①	F B B X 2-1 P3 ①	S S C 0-3 K ②		B F B C H 3-2 WP BB HBP	C B S S 1-3 K ②			4	0	0	0	0	2	5
Tino Martinez, L (1, 3) OBP: 0.310, SLG: 0.362		C X 0-1 F9 ②	B C B C F F F 1 SAFE B 4-2 B FC5-4 1-2 BB	B B X 2-0 F9 ③		C B B B B 4-1 WP 1-2 BB	B F B C F X 2-2 L9 ③			3	0	0	0	2	0	4
Rich Amaral, R (1, 5) OBP: 0.348, SLG: 0.419 Mackey Sasser, L (7, PH) Mike Blowers, R (8, 5) OBP: 0.333, SLG: 0.333	C B X 1-1 1B		B B X 2-0 FC5-4 ② 1-2f 2-3		C X 0-1 HR 2B	C B I I I 4-1 FC6-4 1-2 2-3 3-H IBB				3 0 0	1 0 0	2 0 0	0 0 0	0 1 0	0 0 0	2 0 0
Dave Valle, R (1, 2) OBP: 0.375, SLG: 0.434	B X 1-0 F9 ③		C B F S 1-3 K2-3 ③			B B F F F F X 2-2 2-H HR	F B S S 1-3 K ②			4	1	1	2	0	2	6
Omar Vizquel, S (1, 6) OBP: 0.354, SLG: 0.279			B C B X 2-1 P4 ①		X 0-0 1B 1B	B B C F X 2-2 F7 ①	F X 0-1 FC6-4 ③ 1-2f			4	1	1	0	0	0	3

Inning Stats																				
	R: 0 E: 0 K: 2 S: 10	H: 1 LOB: 1 BB: 0 P: 13	R: 0 E: 0 K: 0 S: 6	H: 1 LOB: 1 BB: 0 P: 9	R: 0 E: 0 K: 1 S: 12	H: 1 LOB: 1 BB: 0 P: 22	R: 0 E: 0 K: 1 S: 14	H: 1 LOB: 2 BB: 1 P: 26	R: 2 E: 0 K: 2 S: 15	H: 4 LOB: 2 BB: 0 P: 22	R: 2 E: 0 K: 0 S: 12	H: 2 LOB: 0 BB: 0 P: 17	R: 1 E: 0 K: 1 S: 15	H: 1 LOB: 3 BB: 2 P: 30	R: 1 E: 0 K: 2 S: 12	H: 2 LOB: 2 BB: 1 P: 21	1B: 9 2B: 3 3B: 0 HR: 1	SF: 0 SAC: 0 DP: 0 HBP: 1	WP: 1 PB: 0 SB: 1 CS: 0	PA: 42

	AB	37
	R	6
	H	13
	RBI	5
	BB	4
	SO	9
	LOB	26

PITCHER		IP	WLS	BF	H	R	ER	SO	BB	IBB	HBP	BLK	WP	HR	S	P	ERA	WHIP
Matt Young, L ERA: 5.4	(1, 1)	5.0		25	9	3	3	6	1	0	0	1	0	0	59	94	5.40	2.000
Tom Kramer, R ERA: 3.0	(6, 1)	1.1	L	7	2	2	2	0	0	0	1	0	0	1	18	29	13.50	1.500
Kevin Wickander, L ERA: 5.4	(7, 1)	0.0		1	0	0	0	0	1	0	0	0	0	0	1	5	∞	∞
Ted Power, R ERA: 9.72	(7, 1)	1.0		6	1	1	1	2	0	2	0	0	1	0	10	21	9.00	1.000
Eric Plunk, R ERA: 1.74	(8, 1)	0.2		3	1	0	0	1	0	0	0	0	0	0	8	11	0.00	1.500

PITCHER	IP	WLS	BF	H	R	ER	SO	BB	IBB	HBP	BLK	WP	HR	S	P	ERA	WHIP

Batter	1	2	3	4	5	6	7	8	9	AB	R	H	RBI	BB	SO	LOB
Kenny Lofton, L (1, 8) OBP: 0.405, SLG: 0.473	C B S B X 2-2 G4-1 1B		1 SAFE L B 1 SAFE X 1-1 ① G6-3 1-2		F C B F B S 2-3 ① K		F B X 1-1 ③ FC6-4 1-2f			4	0	1	0	0	1	4
Jeff Treadway, L (1, 5) OBP: 0.462, SLG: 0.500	1 SAFE B L 1 SAFE 1 SAFE X 1-1 ① G4-1 1-2		C B B B B 4-1 BB		1 SAFE X 0-0 ②③ G3-6-1 1-2f			F F X 0-2 ① F8		3	0	0	0	1	0	2
Carlos Baerga, S (1, 4) OBP: 0.318, SLG: 0.500	C B C C 1-3 ② K		F F S 0-3 ② K			C B F B B F F S 3-3 ① K		X 0-0 ② F8		4	0	0	0	0	3	3
Albert Belle, R (1, 7) OBP: 0.364, SLG: 0.628	2 SAFE B S X 1-1 ③ P2		B S X 1-1 ③ F8			C B C F B F X 2-2 ② G5-3		X 0-0 ③ F7		4	0	0	0	0	0	3
Paul Sorrento, L (1, 3) OBP: 0.346, SLG: 0.583 Carlos Martinez, R (9, PH) OBP: 0.380, SLG: 0.394		C C X 0-2 ① G3-1		B X 1-0 ① G3		F F C 0-3 ③ K			B C B B C S 3-3 K PB	3 1	0 0	0 0	0 0	0 0	1 1	0 0
Reggie Jefferson, S (1, 10) OBP: 0.351, SLG: 0.521		B S S 1-3 ② K		X 0-0 E7			X 0-0 ① G6-3		F C S 0-3 ① K	4	0	0	0	0	2	1
Glenallen Hill, R (1, 9) OBP: 0.314, SLG: 0.404		X 0-0 FC5-4 1B		S B B S B F X 3-2 ② F7			C B B C B F B 4-2 1B BB		S B F S 1-3 ② K 1-2	3	0	1	0	1	1	2
Sandy Alomar Jr., R (1, 2) OBP: 0.246, SLG: 0.182		C F B X 1-2 ③ FC5-4 1-2f		S C X 0-2 ③ G1-3			F 1 SAFE X 0-1 ② L7		B F B S B B 4-2 BB	3	0	0	0	1	0	3
Felix Fermin, R (1, 6) OBP: 0.347, SLG: 0.308			C B C X 1-2 G6-3 1B		B B B C B 4-1 G3-6-1 BB		C X 0-1 FC6-4 1-2 1B		C X 0-1 ③ G3	3	0	2	0	1	0	2
Inning Stats	R: 0 E: 0 K: 1 S: 10 H: 1 LOB: 1 BB: 0 P: 15	R: 0 E: 0 K: 1 S: 10 H: 1 LOB: 1 BB: 0 P: 12	R: 0 E: 0 K: 1 S: 11 H: 1 LOB: 2 BB: 1 P: 18	R: 0 E: 1 K: 0 S: 9 H: 0 LOB: 1 BB: 0 P: 13	R: 0 E: 0 K: 1 S: 6 H: 0 LOB: 0 BB: 1 P: 12	R: 0 E: 0 K: 2 S: 13 H: 0 LOB: 0 BB: 0 P: 18	R: 0 E: 0 K: 0 S: 10 H: 1 LOB: 2 BB: 1 P: 15	R: 0 E: 0 K: 0 S: 5 H: 0 LOB: 0 BB: 0 P: 5	R: 0 E: 0 K: 3 S: 13 H: 0 LOB: 2 BB: 1 P: 21	1B: 4 2B: 0 3B: 0 HR: 0	SF: 0 SAC: 0 DP: 1 HBP: 0						

TOP

Cleveland Indians @ Seattle Mariners

The Kingdome, Seattle, WA

Tue Apr 27 1993, 10:05 PM EDT

Att. 13,178 - Dome

livebaseballscorecards.com

AB	32
R	0
H	4
RBI	0
BB	4
SO	9
LOB	20

PITCHER		IP	WLS	BF	H	R	ER	SO	BB	IBB	HBP	BLK	WP	HR	S	P	ERA	WHIP
Chris Bosio, R ERA: 2.67	(1, 1)	5.0	W	20	3	0	0	4	2	0	0	0	0	0	46	70	0.00	1.000
Rich DeLucia, R ERA: 2.03	(6, 1)	3.0		11	1	0	0	2	1	0	0	0	0	0	28	38	0.00	0.667
Norm Charlton, L ERA: 2.84	(9, 1)	1.0		5	0	0	0	3	1	0	0	0	1	0	13	21	0.00	1.000

PITCHER	IP	WLS	BF	H	R	ER	SO	BB	IBB	HBP	BLK	WP	HR	S	P	ERA	WHIP

Cleveland Indians @ Seattle Mariners

The Kingdome, Seattle, WA

Tue Apr 27 1993, 10:05 PM EDT

Att. 13,178 - Dome

livebaseballscorecards.com

Batter	1	2	3	4	5	6	7	8	9	AB	R	H	RBI	BB	SO	LOB
Omar Vizquel, S (1, 6) OBP: 0.349, SLG: 0.278	C S F B B F X 2-2 G4-3 S 1B 1B	F C 1 SAFE X 0-2 ② F7		B C F C 1-3 ③ K 1-2			X 0-0 ① G3-1			4	1	1	0	0	1	3
Mike Felder, S (1, 8) OBP: 0.333, SLG: 0.353	S B X 1-1 ① G4-3 1-3	B 1 B X SAFE 2-0 ③ F8			B C X 1-1 ① F8		B B C X 2-1 S 1B 1B			4	1	1	0	0	0	3
Ken Griffey Jr., L (1, 10) OBP: 0.367, SLG: 0.566	B C F S 1-3 ② K		C C B F F X 1-2 ① L3		C X 0-1 1B 2B		M B 1 SAFE B B F C 3-3 ② K 1-2			4	1	1	0	0	2	2
Pete O'Brien, L (1, 3) OBP: 0.471, SLG: 0.628	B C B B X 3-1 E 3-H 1B		B C F X 1-2 G5-3 WP 1B		B C F X 1-2 G6-4-3 2-H 1B		I I I I 4-0 1B IBB			3	0	3	2	1	0	0
Jay Buhner, R (1, 9) OBP: 0.438, SLG: 0.446	B C B X 2-1 E5 1-3		C S B B B F F X 3-2 ② G5-3 1-3		X 0-0 ② ③ G6-4-3 1-2f		C X 0-1 FC6-4 1-2 2-H 1B			4	0	1	1	0	0	3
Mackey Sasser, L (1, 7) OBP: 0.200, SLG: 0.222 Henry Cotto, R (7, PH) (8, 7) OBP: 0.171, SLG: 0.200	C X 0-1 ③ G1-3		C X 0-1 ③ G4-3			C B X 1-1 SH1-3 1B 2B	C F F X 0-2 ③ FC6-4 1-2f			3 1	1 0	1 0	0 0	0 0	0 0	3 2
Wally Backman, S (1, 5) OBP: 0.222, SLG: 0.222 Mike Blowers, R (8, 5) OBP: 0.323, SLG: 0.321		B B C C B X 3-2 1B 1B		F B B X 2-1 ① G4-3		B C X 1-1 ① SH1-3 2-3	C F B B X 2-2 ① F7			2 1	0 0	1 0	0 0	0 0	0 0	0 0
Dave Valle, R (1, 2) OBP: 0.368, SLG: 0.421		B X 1-0 ① F7		S C X 0-2 ② L9		B S F F X 1-2 G4-3 3-H 1B	B F C X 1-2 ② L9			4	0	1	1	0	0	1
Rich Amaral, R (1, 4) OBP: 0.357, SLG: 0.424		P X 1-0 1-3 1B		C B C X 1-2 S 1B		B X 1-0 ② ③ G4-3 1-2f	F S F F B B F B F 3-2 X ③ L4			4	0	2	0	0	0	1
Inning Stats	R: 1 E: 1 K: 1 S: 16 H: 2 LOB: 2 BB: 0 P: 25	R: 0 E: 0 K: 0 S: 10 H: 2 LOB: 2 BB: 0 P: 16	R: 0 E: 0 K: 0 S: 15 H: 1 LOB: 1 BB: 0 P: 20	R: 0 E: 0 K: 1 S: 11 H: 1 LOB: 1 BB: 0 P: 15	R: 1 E: 0 K: 0 S: 8 H: 2 LOB: 0 BB: 0 P: 10	R: 1 E: 0 K: 0 S: 9 H: 2 LOB: 0 BB: 0 P: 13	R: 1 E: 0 K: 1 S: 12 H: 2 LOB: 2 BB: 1 P: 21	R: 0 E: 0 K: 0 S: 13 H: 0 LOB: 0 BB: 0 P: 19		1B: 10 2B: 2 3B: 0 HR: 0	SF: 0 SAC: 1 DP: 2 HBP: 0					

PITCHER	IP	WLS	BF	H	R	ER	SO	BB	IBB	HBP	BLK	WP	HR	S	P	ERA	WHIP
Charles Nagy, R (1, 1) ERA: 6.15	6.2	L	32	12	4	4	3	0	1	0	0	1	0	77	116	5.40	1.800
Kevin Wickander, L (7, 1) ERA: 3.86	1.1		4	0	0	0	0	0	0	0	0	0	0	17	23	0.00	0.000

PITCHER	IP	WLS	BF	H	R	ER	SO	BB	IBB	HBP	BLK	WP	HR	S	P	ERA	WHIP

AB	34
R	4
H	12
RBI	4
BB	1
SO	3
LOB	18

WP: 1 PB: 0 SB: 3 CS: 0 PA: 36

Cleveland Indians @ Seattle Mariners

The Kingdome, Seattle, WA

Wed Apr 28 1993, 10:05 PM EDT

Att. 12,351 - Dome

livebaseballscorecards.com

TOP

Batter	1	2	3	4	5	6	7	8	9	AB	R	H	RBI	BB	SO	LOB
Kenny Lofton, L (1, 8) OBP: 0.398, SLG: 0.455	B B C C B X 3-2 ① F9		B C X 1-1 ③ F8			M B B F B B 4-2 G5-3 E BB		F X 0-1 ②③ G6-4-3 1-2f		3	0	0	0	1	0	2
Felix Fermin, R (1, 6) OBP: 0.342, SLG: 0.304	C X 0-1 G3-6-3 1B			X 0-0 ① L8		1 SAFE C 1 SAFE F 1 SAFE B 1 SAFE X 1-2 ② G5-3 1-3			C B B C X 2-2 ① L9	4	0	1	0	0	0	1
Carlos Baerga, S (1, 4) OBP: 0.315, SLG: 0.489	C B 1 SAFE X 1-1 ②③ G3-6-3 1-2f			B X 1-0 FC4-6 1B		B X 1-0 ③ F8			F B B X 2-1 ② G4-3	4	0	1	0	0	0	2
Albert Belle, R (1, 7) OBP: 0.359, SLG: 0.610		F C B S 1-3 ① K		F 1 SAFE S B S 1-3 ② K			F B B X 2-1 ① G5-3		X 0-0 2B 1B	4	0	1	0	0	2	1
Paul Sorrento, L (1, 3) OBP: 0.333, SLG: 0.560 Alvaro Espinoza, R (9, PH) OBP: 0.357, SLG: 0.692		B S B B B S C 3-3 ② K		B 1 SAFE X 1-0 ③ FC4-6 1-2f			C C B C 1-3 ② K		B B C F X 2-2 1-3 2B	3 1	0 0	0 1	0 0	0 0	2 0	1 0
Carlos Martinez, R (1, 5) OBP: 0.387, SLG: 0.414		B X 1-0 2B			B C C C F B X 2-2 G3-6-1 1B		B X 1-0 ③ P4		S C S 0-3 ③ K	4	0	2	0	0	1	2
Reggie Jefferson, S (1, 10) OBP: 0.350, SLG: 0.507		B C B X 2-1 ③ G3			F 1 SAFE X 0-1 ①② G3-6-1 1-2f			B S B B B F B 4-2 1B BB		2	0	0	0	1	0	2
Glenallen Hill, R (1, 9) OBP: 0.315, SLG: 0.400			C F B S 1-3 ① K		F S S 0-3 ③ K			F B X 1-1 G6-4-3 1-2 1B		3	0	1	0	0	2	0
Junior Ortiz, R (1, 2) OBP: 0.200, SLG: 0.143 Thomas Howard, S (8, PH) OBP: 0.309, SLG: 0.462 Sandy Alomar Jr., R (8, 2) OBP: 0.246, SLG: 0.182			B B F F B F F C 3-3 ② K			C B B F B B X 3-2 ① G4-3		C F B F F B S 2-3 ① K		2 1 0	0 0 0	0 0 0	0 0 0	0 0 0	1 1 0	0 2 0
Inning Stats	R: 0 H: 1 E: 0 LOB: 0 K: 0 BB: 0 S: 7 P: 11	R: 0 H: 1 E: 0 LOB: 1 K: 2 BB: 0 S: 9 P: 16	R: 0 H: 0 E: 0 LOB: 0 K: 2 BB: 0 S: 10 P: 15	R: 0 H: 1 E: 0 LOB: 1 K: 1 BB: 0 S: 6 P: 9	R: 0 H: 1 E: 0 LOB: 0 K: 1 BB: 0 S: 9 P: 11	R: 0 H: 0 E: 1 LOB: 1 K: 0 BB: 1 S: 9 P: 18	R: 0 H: 0 E: 0 LOB: 0 K: 1 BB: 0 S: 6 P: 10	R: 0 H: 1 E: 0 LOB: 1 K: 1 BB: 1 S: 11 P: 18	R: 0 H: 2 E: 0 LOB: 2 K: 1 BB: 0 S: 12 P: 18	1B: 5 SF: 0 2B: 2 SAC: 0 3B: 0 DP: 3 HR: 0 HBP: 0						

	AB	31
	R	0
	H	7
	RBI	0
	BB	2
	SO	9
	LOB	13

WP: 0 PA: 33
PB: 0
SB: 0
CS: 0

PITCHER		IP	WLS	BF	H	R	ER	SO	BB	IBB	HBP	BLK	WP	HR	S	P	ERA	WHIP
Erik Hanson, R ERA: 1.53	(1, 1)	7.0	W	25	4	0	0	7	2	0	0	0	0	0	58	96	0.00	0.857
Jeff Nelson, R ERA: 1.59	(8, 1)	0.0		1	1	0	0	0	0	0	0	0	0	0	2	3	∞	∞
Russ Swan, L ERA: 12.0	(8, 1)	1.2		6	2	0	0	1	0	0	0	0	0	0	16	24	0.00	1.200
Norm Charlton, L ERA: 2.7	(9, 1)	0.1	S	1	0	0	0	1	0	0	0	0	0	0	3	3	0.00	0.000

PITCHER		IP	WLS	BF	H	R	ER	SO	BB	IBB	HBP	BLK	WP	HR	S	P	ERA	WHIP

Batter	1	2	3	4	5	6	7	8	9	AB	R	H	RBI	BB	SO	LOB
Mike Felder, S (1, 7) OBP: 0.329, SLG: 0.347	P6		B1-3		G5-3		CS 1B			4	0	1	0	0	0	0
Rich Amaral, R (1, 4) OBP: 0.378, SLG: 0.426	SF8-5 HBP		S 1B			HR BB	CS	F7		2	3	1	0	1	0	0
Ken Griffey Jr., L (1, 10) OBP: 0.383, SLG: 0.613	SF8-5 1B 1-3		1-H 1B			1-H HR		K		4	1	3	3	0	1	0
Jay Buhner, R (1, 9) OBP: 0.419, SLG: 0.429	SF8-5 2-3 3-H		L5			G3		K		3	0	0	1	0	1	1
Henry Cotto, R (1, 8) OBP: 0.158, SLG: 0.184		G5-3		G6-3		G6-3				3	0	0	0	0	0	0
Tino Martinez, L (1, 3) OBP: 0.310, SLG: 0.375		G3-1		K		2B				3	0	1	0	0	1	0
Mike Blowers, R (1, 5) OBP: 0.324, SLG: 0.323		1B		G4-3		K				3	0	1	0	0	1	1
Dave Valle, R (1, 2) OBP: 0.352, SLG: 0.400		P3			L7		F7			3	0	0	0	0	0	1
Omar Vizquel, S (1, 6) OBP: 0.337, SLG: 0.267			F9		F9		F7			3	0	0	0	0	0	0
Inning Stats	R: 1 H: 1 E: 0 LOB: 0 K: 0 BB: 0 S: 6 P: 9	R: 0 H: 1 E: 0 LOB: 1 K: 0 BB: 0 S: 10 P: 14	R: 1 H: 2 E: 0 LOB: 1 K: 0 BB: 0 S: 11 P: 17	R: 0 H: 0 E: 0 LOB: 0 K: 1 BB: 0 S: 7 P: 12	R: 0 H: 0 E: 0 LOB: 0 K: 0 BB: 0 S: 7 P: 12	R: 2 H: 2 E: 0 LOB: 1 K: 1 BB: 1 S: 11 P: 20	R: 0 H: 1 E: 0 LOB: 0 K: 0 BB: 0 S: 8 P: 14	R: 0 H: 0 E: 0 LOB: 0 K: 2 BB: 0 S: 7 P: 10		1B: 5 SF: 1 2B: 2 SAC: 0 3B: 0 DP: 1 HR: 1 HBP: 1						

PITCHER		IP	WLS	BF	H	R	ER	SO	BB	IBB	HBP	BLK	WP	HR	S	P	ERA	WHIP
Jeff Mutis, L ERA: 5.82	(1, 1)	5.0	L	21	5	4	4	1	1	0	1	0	0	1	45	73	7.20	1.200
Mark Clark, R ERA: 6.75	(6, 1)	2.1		8	2	0	0	1	0	0	0	0	0	0	16	27	0.00	0.857
Dennis Cook, L ERA: 21.0	(8, 1)	0.1		1	0	0	0	1	0	0	0	0	0	0	3	5	0.00	0.000
Tom Kramer, R ERA: 2.92	(8, 1)	0.1		1	0	0	0	1	0	0	0	0	0	0	3	3	0.00	0.000

PITCHER	IP	WLS	BF	H	R	ER	SO	BB	IBB	HBP	BLK	WP	HR	S	P	ERA	WHIP

BOTTOM

Cleveland Indians @ Seattle Mariners

The Kingdome, Seattle, WA

Wed Apr 28 1993, 10:05 PM EDT

Att. 12,351 - Dome

livebaseballscorecards.com

AB	28
R	4
H	7
RBI	4
BB	1
SO	4
LOB	3

WP: 0 PA: 32
PB: 0
SB: 1
CS: 1

Batter	1	2	3	4	5	6	7	8	9	AB	R	H	RBI	BB	SO	LOB
Omar Vizquel, S (1, 6) OBP: 0.340, SLG: 0.275	C B S B F X 2-2 FC6-4 BB 1B		1 SAFE B C 1 B X SAFE 2-1 ① G3-1 1-2		X 0-0 E8 2-3 1B		F F S 0-3 ② K		C B B C C 2-3 ③ K	5	0	2	0	0	2	3
Mike Felder, S (1, 7) OBP: 0.325, SLG: 0.333	1 SAFE B 1 SAFE B B B 4-0 FC6-4 1-2 BB		B F C X 1-2 ② P2		B X 1-0 ② F7		B X 1-0 ③ G4-3			3	0	0	0	1	0	3
Ken Griffey Jr., L (1, 8) OBP: 0.388, SLG: 0.598	X 0-0 ① FC6-4 S 1-2f 2-3		I I I I I 4-0 IBB		I I I I 4-0 IBB			B X 1-0 ① F7		2	0	0	0	2	0	2
Pete O'Brien, L (1, 10) OBP: 0.455, SLG: 0.587	B C F B S 2-3 ② K 1-2		X 0-0 ③ P4		B C B S F X 2-2 ③ G3			B B C B B 4-1 G6-4-3 BB		3	0	0	0	1	1	7
Jay Buhner, R (1, 9) OBP: 0.412, SLG: 0.432	B X 1-0 ③ P4			F B F C 1-3 ① K		B B C F B X 3-2 2B		X 0-0 ② ③ G6-4-3 1-2f		4	0	1	0	0	1	3
Tino Martinez, L (1, 3) OBP: 0.308, SLG: 0.360		B C F S 1-3 ① K		B B B X 3-0 ② F8		L S F S 0-3 ① K2-3			B B B C F B 4-2 BB BB	3	0	0	0	1	2	1
Wally Backman, S (1, 5) OBP: 0.231, SLG: 0.167		C B F S 1-3 ② K		C B S F B B F S 3-3 ③ K		C F B S 1-3 ② K			C B B S B B 4-2 1-2 BB	3	0	0	0	1	3	1
Dave Valle, R (1, 2) OBP: 0.351, SLG: 0.387 Mackey Sasser, L (9, PH) OBP: 0.200, SLG: 0.222 Henry Cotto, R (9, PH) OBP: 0.154, SLG: 0.179		X 0-0 ③ G6-3			B B B B 4-0 E SH1-3 BB	S S S 0-3 ③ K			C F X 0-2 ① F8	2 0 1	0 0 0	0 0 0	0 0 0	1 0 0	1 0 0	1 0 2
Rich Amaral, R (1, 4) OBP: 0.377, SLG: 0.423			B C B X 2-1 G3-1 1B		B L X 1-1 ① SH1-3 1-2		B X 1-0 ① G1-3		S B B S C 2-3 ② K	3	0	1	0	0	1	2
Inning Stats	R: 0 E: 0 K: 1 S: 9 H: 1 LOB: 2 BB: 1 P: 18	R: 0 E: 0 K: 2 S: 7 H: 0 LOB: 0 BB: 0 P: 9	R: 0 E: 0 K: 0 S: 8 H: 1 LOB: 2 BB: 1 P: 17	R: 0 E: 0 K: 2 S: 9 H: 0 LOB: 0 BB: 0 P: 16	R: 0 E: 1 K: 0 S: 8 H: 1 LOB: 3 BB: 2 P: 20	R: 0 E: 0 K: 3 S: 13 H: 1 LOB: 1 BB: 0 P: 17	R: 0 E: 0 K: 1 S: 5 H: 0 LOB: 0 BB: 0 P: 7	R: 0 E: 0 K: 0 S: 3 H: 0 LOB: 0 BB: 1 P: 8	R: 0 E: 0 K: 2 S: 13 H: 0 LOB: 2 BB: 2 P: 25	1B: 3 2B: 1 3B: 0 HR: 0 SF: 0 SAC: 1 DP: 1 HBP: 0						

PITCHER		IP	WLS	BF	H	R	ER	SO	BB	IBB	HBP	BLK	WP	HR	S	P	ERA	WHIP
Melido Perez, R ERA: 2.05	(1, 1)	8.0	W	34	4	0	0	9	5	2	0	0	0	0	66	124	0.00	1.125
Steve Howe, L ERA: 24.55	(9, 1)	0.1		1	0	0	0	0	0	0	0	0	0	0	3	3	0.00	0.000
Steve Farr, R ERA: 7.36	(9, 1)	0.2	S	2	0	0	0	2	0	0	0	0	0	0	6	10	0.00	0.000

PITCHER	IP	WLS	BF	H	R	ER	SO	BB	IBB	HBP	BLK	WP	HR	S	P	ERA	WHIP

TOP

Seattle Mariners @ New York Yankees

Yankee Stadium, Bronx, NY

Fri Apr 30 1993, 7:05 PM EDT
Att. 17,697 - Unknown - 62 F

livebaseballscorecards.com

AB	29
R	0
H	4
RBI	0
BB	7
SO	11
LOB	25

1B: 3	SF: 0	WP: 0	PA: 37
2B: 1	SAC: 1	PB: 0	
3B: 0	DP: 1	SB: 1	
HR: 0	HBP: 0	CS: 0	

Batter	1	2	3	4	5	6	7	8	9	AB	R	H	RBI	BB	SO	LOB
Bernie Williams, S (1, 8) OBP: 0.356, SLG: 0.425	E1 FC4-6		F8			K	BB			3	0	0	0	1	1	0
Randy Velarde, R (1, 6) OBP: 0.381, SLG: 0.595	FC4-6			F8 1B 2B		P4	G4-3			4	1	1	0	0	0	4
Don Mattingly, L (1, 3) OBP: 0.289, SLG: 0.289	L7			1B BB		G3		F9		3	0	0	0	1	0	1
Danny Tartabull, R (1, 9) OBP: 0.378, SLG: 0.493	F9			F8			HR BB	G6-3		3	1	0	0	1	0	3
Jim Leyritz, R (1, 10) OBP: 0.529, SLG: 0.935		G5-3		G6-4-3 1B			HR	1B		4	1	3	3	0	0	0
Mike Stanley, R (1, 2) OBP: 0.333, SLG: 0.344		K		G6-4-3			L8	F7		4	0	0	0	0	1	3
Paul O'Neill, L (1, 7) OBP: 0.328, SLG: 0.444		F8			F7		G4-3			3	0	0	0	0	0	0
Mike Gallego, R (1, 5) OBP: 0.438, SLG: 0.813			CS 1B		G4-6-3 1B		BB WP 1B			3	0	3	0	0	0	0
Pat Kelly, R (1, 4) OBP: 0.270, SLG: 0.391			F9		G4-6-3		BB			2	0	0	0	1	0	2
Inning Stats	R: 0 E: 1 K: 0 S: 11 H: 0 LOB: 1 BB: 0 P: 19	R: 0 E: 0 K: 1 S: 7 H: 0 LOB: 0 BB: 0 P: 12	R: 0 E: 0 K: 0 S: 10 H: 1 LOB: 0 BB: 0 P: 17	R: 1 E: 0 K: 0 S: 7 H: 2 LOB: 1 BB: 1 P: 13	R: 0 E: 0 K: 0 S: 6 H: 1 LOB: 0 BB: 0 P: 7	R: 0 E: 0 K: 1 S: 7 H: 0 LOB: 0 BB: 0 P: 12	R: 2 E: 0 K: 0 S: 14 H: 2 LOB: 3 BB: 3 P: 36	R: 0 E: 0 K: 0 S: 9 H: 1 LOB: 1 BB: 0 P: 12		1B: 5 2B: 1 3B: 0 HR: 1	SF: 0 SAC: 0 DP: 2 HBP: 0			WP: 1 PB: 0 SB: 0 CS: 1		PA: 33

PITCHER		IP	WLS	BF	H	R	ER	SO	BB	IBB	HBP	BLK	WP	HR	S	P	ERA	WHIP
John Cummings, L ERA: 5.46	(1, 1)	6.0	L	23	5	3	3	2	2	0	0	0	0	1	51	88	4.50	1.167
Mike Hampton, L ERA: 6.0	(7, 1)	0.2		5	1	0	0	0	2	0	0	0	1	0	8	22	0.00	4.500
Jeff Nelson, R ERA: 1.5	(7, 1)	0.1		1	0	0	0	0	0	0	0	0	0	0	3	6	0.00	0.000
Dwayne Henry, R ERA: 10.32	(8, 1)	1.0		4	1	0	0	0	0	0	0	0	0	0	9	12	0.00	1.000

PITCHER	IP	WLS	BF	H	R	ER	SO	BB	IBB	HBP	BLK	WP	HR	S	P	ERA	WHIP

BOTTOM

Seattle Mariners @ New York Yankees

Yankee Stadium, Bronx, NY

Fri Apr 30 1993, 7:05 PM EDT
Att. 17,697 - Unknown - 62 F

livebaseballscorecards.com

AB	29
R	3
H	7
RBI	3
BB	4
SO	2
LOB	13

Batter	1	2	3	4	5	6	7	8	9	AB	R	H	RBI	BB	SO	LOB
Omar Vizquel, S (1, 6) OBP: 0.347, SLG: 0.277	B B B C B 4-1 CS BB		X 0-0 S 1B		B X 1-0 ② G6-3		B X 1-0 ③ FC6-4 1-2f			3	0	1	0	1	0	1
Rich Amaral, R (1, 4) OBP: 0.370, SLG: 0.405	1 SAFE C B B B B B 4-1 ① 1B 1-2 BB		X 0-0 ① B2		C B B X 2-1 ③ G5-3			B C B X 2-1 ① G5-3		3	0	0	0	1	0	1
Pete O'Brien, L (1, 10) OBP: 0.424, SLG: 0.540	B C B X 2-1 ② F7		B 1 SAFE B C 1 SAFE B C S 3-3 ② K 1-2			C B X 1-1 ① G3-1		B X 1-0 ② G1-3		4	0	0	0	0	1	2
Jay Buhner, R (1, 9) OBP: 0.416, SLG: 0.471	C X 0-1 ① 1-3 1B		B C B B X 3-1 ③ G5-3			B X 1-0 HR		S C B B X 2-2 ③ G6-3		4	1	2	1	0	0	1
Tino Martinez, L (1, 3) OBP: 0.305, SLG: 0.392	C C F B B B X 3-2 ③ G1-3			B X 1-0 ① F7		C B X 1-1 ② G6-3			B X 1-0 HR	4	1	1	1	0	0	2
Mike Felder, S (1, 7) OBP: 0.322, SLG: 0.321		C X 0-1 ① P2		B B F B F B 4-2 S BB		F X 0-1 ③ F9			B X 1-0 ① G4-3	3	0	0	0	1	0	0
Henry Cotto, R (1, 8) OBP: 0.167, SLG: 0.171 Mackey Sasser, L (9, PH) OBP: 0.182, SLG: 0.200		C H 1-1 ② G5-3 HBP	S 1 SAFE B B B B F S 3-3 ② K 1-2				B B B C T F F X 3-2 ① G6-3		F C B C 1-3 ② K	2 1	0 0	0 0	0 0	0 0	1 1	1 0
Dave Valle, R (1, 2) OBP: 0.346, SLG: 0.369		1 SAFE X 0-0 ② G5-3 1-2		B X 1-0 ③ G6-3			B B B H 4-0 FC6-4 HBP		C S F F F X 0-2 ③ G6-3	3	0	0	0	0	0	2
Wally Backman, S (1, 5) OBP: 0.188, SLG: 0.133		B B F X 2-1 ③ G5-3			B X 1-0 ① G4-3		B C C B F C 2-3 ② K			3	0	0	0	0	1	2
Inning Stats	R: 0 H: 1 E: 0 LOB: 2 K: 0 BB: 2 S: 10 P: 23	R: 0 H: 0 E: 0 LOB: 1 K: 0 BB: 0 S: 6 P: 9	R: 0 H: 1 E: 0 LOB: 1 K: 1 BB: 0 S: 7 P: 13	R: 0 H: 0 E: 0 LOB: 1 K: 1 BB: 1 S: 7 P: 16	R: 0 H: 0 E: 0 LOB: 0 K: 0 BB: 0 S: 4 P: 8	R: 1 H: 1 E: 0 LOB: 0 K: 0 BB: 0 S: 7 P: 10	R: 0 H: 0 E: 0 LOB: 1 K: 1 BB: 0 S: 10 P: 20	R: 0 H: 0 E: 0 LOB: 0 K: 0 BB: 0 S: 6 P: 11	R: 1 H: 1 E: 0 LOB: 0 K: 1 BB: 0 S: 11 P: 14	1B: 2 SF: 0 2B: 0 SAC: 0 3B: 0 DP: 0 HR: 2 HBP: 2						WP: 0 PA: 35 PB: 0 SB: 2 CS: 1

PITCHER	IP	WLS	BF	H	R	ER	SO	BB	IBB	HBP	BLK	WP	HR	S	P	ERA	WHIP
Mike Witt, R (1, 1) ERA: 4.91	7.0	W	28	3	1	1	3	3	0	2	0	0	1	51	99	1.29	0.857
John Habyan, R (8, 1) ERA: 3.09	2.0		7	1	1	1	1	0	0	0	0	0	1	17	25	4.50	0.500

PITCHER	IP	WLS	BF	H	R	ER	SO	BB	IBB	HBP	BLK	WP	HR	S	P	ERA	WHIP

TOP

Seattle Mariners @ New York Yankees

Yankee Stadium, Bronx, NY

Sat May 01 1993, 3:33 AM EDT
Att. 27,199 - Sunny - 75 F

livebaseballscorecards.com

AB	30
R	2
H	4
RBI	2
BB	3
SO	4
LOB	12

Batter	1	2	3	4	5	6	7	8	9	AB	R	H	RBI	BB	SO	LOB
Bernie Williams, S (1, 8) OBP: 0.368, SLG: 0.429	C B X 1-1 CS 1B		B B B 4-0 1B 1B SF9 BB	B F B X 3-1 1B 1-2 1B		B B C F B C 3-3 ② ③ K 1-2		F B C S 2-3 ③ K		4	1	2	0	1	2	1
Randy Velarde, R (1, 7) OBP: 0.435, SLG: 0.625	F B B 1 SAFE B X 3-1 ① CS 1-2 1B		C B X 1-1 WP 1B 1-2 2-3 3-H 1B	C X 0-1 ③ 1-3 2-H 1B			B B F B B 4-1 2B SF7 BB			3	1	3	2	1	0	0
Don Mattingly, L (1, 3) OBP: 0.307, SLG: 0.319	C B B F B C 3-3 ② ③ K 1-2		B X 1-0 WP 1-2 2-3 3-H 1B		B X 1-0 E SF8 1B		B C X 1-1 SF7 1-3 2B			4	1	3	1	0	1	1
Danny Tartabull, R (1, 9) OBP: 0.383, SLG: 0.486		S B B B C B 4-2 G1-6-3 BB	S B S X 1-2 ② SF9 3-H		B X 1-0 ① F9		I I I 4-0 SF7 IBB			1	0	0	1	2	0	1
Jim Leyritz, R (1, 2) OBP: 0.500, SLG: 0.853		B C C X 1-2 ① ② G1-6-3 1-2f	S B B B F B 4-2 1-2 2-3 BB		B C C X 1-2 E5 SF8 1-3		C B S S 1-3 ① K			3	0	0	0	1	1	5
Mike Stanley, R (1, 10) OBP: 0.300, SLG: 0.324		B F B B F B F X 3-2 ③ P4	B F X 1-1 ③ P4		B B B X 3-0 ② SF8 2-3 3-H		X 0-0 ② SF7 1-2 2-3 3-H			2	0	0	2	0	0	3
Mike Gallego, R (1, 5) OBP: 0.450, SLG: 0.737			C B S B X 2-2 SH3 1B 1B 1B	C B B B H 4-1 1B 1B HBP	C X 0-1 ③ F8		F S B B F F B C 3-3 ③ K			3	2	1	0	0	1	3
Spike Owen, S (1, 6) OBP: 0.373, SLG: 0.347			X 0-0 1B SH3 1-2 1B	C B 1 SAFE X 1-1 ① F8		B X 1-0 ① P5		B X 1-0 G3-6 1B		4	1	2	0	0	0	1
Pat Kelly, R (1, 4) OBP: 0.273, SLG: 0.389			B L X 1-1 ① SH3 1-2 2-3	B 1 SAFE B C F F C 2-3 ② K		B B F S B F X 3-2 CS 1B		X 0-0 ① ② G3-6 1-2f		3	0	1	0	0	1	2
Inning Stats	R: 0 E: 0 K: 1 S: 7 H: 2 LOB: 1 BB: 0 P: 14	R: 0 E: 0 K: 0 S: 9 H: 0 LOB: 0 BB: 1 P: 17	R: 3 E: 0 K: 0 S: 16 H: 4 LOB: 3 BB: 2 P: 31	R: 1 E: 0 K: 1 S: 11 H: 2 LOB: 2 BB: 0 P: 21	R: 1 E: 1 K: 0 S: 8 H: 1 LOB: 1 BB: 0 P: 14	R: 0 E: 0 K: 1 S: 8 H: 1 LOB: 1 BB: 0 P: 15	R: 1 E: 0 K: 2 S: 12 H: 1 LOB: 2 BB: 2 P: 25	R: 0 E: 0 K: 1 S: 5 H: 1 LOB: 0 BB: 0 P: 8		1B: 11 2B: 3 3B: 0 HR: 0	SF: 3 SAC: 1 DP: 4 HBP: 1					

BOTTOM

Seattle Mariners @ New York Yankees

Yankee Stadium, Bronx, NY

Sat May 01 1993, 3:33 AM EDT
Att. 27,199 - Sunny - 75 F

livebaseballscorecards.com

AB	27
R	6
H	12
RBI	6
BB	5
SO	6
LOB	17

| | | | | |

Batter	1	2	3	4	5	6	7	8	9	10	AB	R	H	RBI	BB	SO	LOB
Rich Amaral, R (1, 4) (9, 5) OBP: 0.376, SLG: 0.410	B X 1-0 P4 ①			C B B C F S 2-3 K ①		C B B F X 2-2 FC4-6 1B		B X 1-0 1B 3-H			4	0	2	1	0	1	0
Mike Felder, S (1, 7) OBP: 0.319, SLG: 0.317	C X 0-1 CS 1B			C M C 0-3 K ②		C B B 1 SAFE 1 SAFE X 2-1 FC4-6 1-2f ③		C 1 SAFE X 0-1 F7 ③			4	0	1	0	0	1	2
Tino Martinez, L (1, 3) OBP: 0.303, SLG: 0.422	B C B 1 B S 1 SAFE 1 SAFE X 3-2 P6 1-2 ② ③			B X 1-0 F8 ③			C F F B F B X 2-2 P2 ①		B C X 1-1 HR		4	1	1	1	0	0	1
Jay Buhner, R (1, 9) OBP: 0.400, SLG: 0.449		C S F C 1-3 K ①			B C B X 2-1 L9 ①		B F X 1-1 G5-3 ②		F B F B B C 3-3 K ①		4	0	0	0	0	2	0
Mike Blowers, R (1, 5) OBP: 0.351, SLG: 0.412 Fernando Vina, L (9, PH) (9, 4) OBP: 0.318, SLG: 0.263		B F F F B F B S 3-3 K ②			F C B F X 1-2 2B		X 0-0 2B		C X 0-1 P5 ②		3 1	0 0	2 0	0 0	0 0	1 0	0 0
Pete O'Brien, L (1, 10) OBP: 0.397, SLG: 0.500		B C X 1-1 P5 ③			B B B X 3-0 F9 ②		C B X 1-1 G4-3 ③		C C B B F X 2-2 G4-3 ③		4	0	0	0	0	0	2
Henry Cotto, R (1, 8) OBP: 0.152, SLG: 0.156		C S B B B X 2-2 F7 ①			B X 1-0 F8 ③			L F C 0-3 K ①		B F F S 1-3 K ①	4	0	0	0	0	2	1
Bill Haselman, R (1, 2) OBP: 0.333, SLG: 0.333		C B B B X 2-1 F9 ②				F F B F B F X 2-2 G6-3 ①		X 0-0 G3-1 1B 2B		F B B F C 2-3 K ②	4	1	1	0	0	1	0
Omar Vizquel, S (1, 6) OBP: 0.333, SLG: 0.264		X 0-0 B5-3 ③				C B B X 2-1 G6-3 ②		C B B X 2-1 G3-1 2-3 ②		F B B F F X 2-2 G6-3 ③	4	0	0	0	0	0	1
Inning Stats	R: 0 E: 0 K: 0 S: 6 H: 1 LOB: 0 BB: 0 P: 10	R: 0 E: 0 K: 2 S: 10 H: 0 LOB: 0 BB: 0 P: 15	R: 0 E: 0 K: 0 S: 6 H: 0 LOB: 0 BB: 0 P: 10	R: 0 E: 0 K: 2 S: 8 H: 0 LOB: 0 BB: 0 P: 11	R: 0 E: 0 K: 0 S: 8 H: 1 LOB: 1 BB: 0 P: 15	R: 0 E: 0 K: 0 S: 12 H: 1 LOB: 1 BB: 0 P: 20	R: 0 E: 0 K: 0 S: 10 H: 1 LOB: 1 BB: 0 P: 14	R: 1 E: 0 K: 1 S: 9 H: 2 LOB: 1 BB: 0 P: 12	R: 1 E: 0 K: 1 S: 11 H: 1 LOB: 0 BB: 0 P: 17	R: 0 E: 0 K: 2 S: 10 H: 0 LOB: 0 BB: 0 P: 15	1B: 3 2B: 3 3B: 0 HR: 1	SF: 0 SAC: 0 DP: 0 HBP: 0						

PITCHER		IP	WLS	BF	H	R	ER	SO	BB	IBB	HBP	BLK	WP	HR	S	P	ERA	WHIP
Jimmy Key, L ERA: 1.16	(1, 1)	8.0		30	7	2	2	5	0	0	0	0	0	1	71	110	2.25	0.875
Steve Farr, R ERA: 6.48	(9, 1)	1.0		3	0	0	0	1	0	0	0	0	0	0	9	14	0.00	0.000
John Habyan, R ERA: 2.84	(10, 1)	1.0	W	3	0	0	0	2	0	0	0	0	0	0	10	15	0.00	0.000

PITCHER	IP	WLS	BF	H	R	ER	SO	BB	IBB	HBP	BLK	WP	HR	S	P	ERA	WHIP

TOP

Seattle Mariners @ New York Yankees

Yankee Stadium, Bronx, NY

Sun May 02 1993, 3:33 AM EDT

Att. 26,484 - Sunny - 75 F

livebaseballscorecards.com

AB	36
R	2
H	7
RBI	2
BB	0
SO	8
LOB	7

WP: 0	PA: 36		
PB: 0			
SB: 0			
CS: 1			

Seattle Mariners @ New York Yankees

Yankee Stadium, Bronx, NY

Sun May 02 1993, 3:33 AM EDT

Att. 26,484 - Sunny - 75 F

livebaseballscorecards.com

Batter	1	2	3	4	5	6	7	8	9	10	AB	R	H	RBI	BB	SO	LOB
Bernie Williams, S (1, 8) OBP: 0.375, SLG: 0.432	3-2 E 2B	1 SAFE 1 SAFE 1-1 G6-3 ③			4-2 FC1-6 BB	0-0 F7 ③		2-2 F7 ③		4-2 1-2 2-3 3-H BB	4	1	1	1	2	0	3
Wade Boggs, L (1, 5) OBP: 0.382, SLG: 0.347	0-2 E5 1B 2-H	3-3 K ①			2-2 FC1-6 FC5 BB 1-2f		1-0 G4-3 ①		1-2 G4-3 ①		5	0	0	0	0	1	1
Don Mattingly, L (1, 3) OBP: 0.321, SLG: 0.320	1-1 2B 2-3 1B ①	2-1 L8 ②			4-1 1-2 BB		4-0 BB 1B BB		3-2 G4-3 ②		3	1	1	0	2	0	0
Danny Tartabull, R (1, 9) OBP: 0.384, SLG: 0.487	3-1 1-3 2B	0-0 G6-3 ③			0-3 K ②		4-2 1B 1-2 BB		1-2 F7 ③		4	0	1	0	1	1	2
Jim Leyritz, R (1, 10) OBP: 0.488, SLG: 0.789	4-0 G6-4-3 IBB	2-0 G6-4-3 1B			1-2 FC5 ③ 2-3f		3-3 K ②			2-3 K ①	4	0	1	0	1	2	4
Randy Velarde, R (1, 7) OBP: 0.417, SLG: 0.595 Paul O'Neill, L (6, PH) (7, 7) OBP: 0.344, SLG: 0.446	2-1 G6-4-3 ② ③ 1-2f	0-0 G6-4-3 ① ② 1-2f				2-3 K ①	1-1 1-2 2-H 1B			4-2 1B BB BB	2 2	0 1	0 1	0 1	0 1	0 1	4 0
Mike Stanley, R (1, 2) OBP: 0.356, SLG: 0.378	4-2 G3-6 BB	4-2 BB BB				0-0 FC1-4-6 2B	0-0 F8 ③			3-2 1 SAFE BB BB 1-3 1B	3	0	2	0	2	0	2
Mike Gallego, R (1, 6) OBP: 0.480, SLG: 0.667	0-0 G3-6 ① ② 1-2f	4-1 1-2 BB				4-1 FC1-4-6 BB		1-2 F8 ①		4-2 BB 1-2 BB	2	0	0	0	3	0	1
Pat Kelly, R (1, 4) OBP: 0.268, SLG: 0.377	0-0 1B	0-0 F8 ③				1-2 FC1-4-6 ② 1-2f 2-3		0-1 B1-3 ②		0-3 K ②	5	0	1	0	0	1	7
Inning Stats	R: 1 H: 3 E: 1 LOB: 2 K: 0 BB: 1 S: 12 P: 25	R: 0 H: 1 E: 0 LOB: 1 K: 0 BB: 1 S: 8 P: 13	R: 0 H: 0 E: 0 LOB: 0 K: 1 BB: 0 S: 7 P: 12	R: 0 H: 1 E: 0 LOB: 2 K: 0 BB: 2 S: 7 P: 17	R: 0 H: 0 E: 0 LOB: 2 K: 1 BB: 2 S: 13 P: 24	R: 0 H: 1 E: 0 LOB: 2 K: 1 BB: 1 S: 10 P: 17	R: 1 H: 1 E: 0 LOB: 2 K: 1 BB: 2 S: 11 P: 24	R: 0 H: 0 E: 0 LOB: 0 K: 0 BB: 0 S: 11 P: 14	R: 0 H: 0 E: 0 LOB: 0 K: 0 BB: 0 S: 13 P: 18	R: 1 H: 1 E: 0 LOB: 3 K: 2 BB: 3 S: 22 P: 38	1B: 5 SF: 0 2B: 3 SAC: 0 3B: 0 DP: 3 HR: 0 HBP: 0						

BOTTOM

AB	34
R	3
H	8
RBI	2
BB	12
SO	6
LOB	24

WP: 0 PA: 46
PB: 0
SB: 0
CS: 0

PITCHER		IP	WLS	BF	H	R	ER	SO	BB	IBB	HBP	BLK	WP	HR	S	P	ERA	WHIP
Dennis Powell, L ERA: 2.08	(1, 1)	4.1		21	5	1	1	1	5	1	0	0	0	0	41	84	2.08	2.308
Jeff Nelson, R ERA: 1.23	(5, 1)	1.1		6	1	0	0	2	1	0	0	0	0	0	15	23	0.00	1.500
Russ Swan, L ERA: 12.15	(6, 1)	0.2		3	0	1	1	0	1	0	0	0	0	0	2	7	13.50	1.500
Rich DeLucia, R ERA: 2.2	(7, 1)	3.0	L	13	2	1	1	2	2	0	0	0	0	0	49	73	3.00	1.333
Norm Charlton, L ERA: 2.57	(10, 1)	0.1		3	0	0	0	1	2	0	0	0	0	0	7	15	0.00	6.000

PITCHER		IP	WLS	BF	H	R	ER	SO	BB	IBB	HBP	BLK	WP	HR	S	P	ERA	WHIP

Batter	1	2	3	4	5	6	7	8	9	AB	R	H	RBI	BB	SO	LOB
Rich Amaral, R (1, 4) (8, 5) OBP: 0.382, SLG: 0.415	C B C S 1-3 K ①		M B X 1-1 G1-3 1B		B S X 1-1 ① G6-3 S 1B 1-3 3-H		P F C C 1-3 K ②			4	0	2	1	0	2	1
Mike Felder, S (1, 7) OBP: 0.305, SLG: 0.302	X 0-0 P3 ②		1 SAFE X 0-0 G1-3 ② 1-2		1 SAFE B 1 SAFE C B X 2-1 G6-3 ② 1-3		F F C 0-3 K ③			4	0	0	0	0	1	3
Ken Griffey Jr., L (1, 10) OBP: 0.402, SLG: 0.607	B B C S B F B 4-2 2B BB		X 0-0 G4-3 ③		I I I 4-0 IBB			B T S T B X 2-2 G6-3 2B		2	1	1	0	2	0	1
Jay Buhner, R (1, 9) OBP: 0.394, SLG: 0.452	B F B 1 SAFE X 2-1 1-H 2B			B C X 1-1 ① G6-3	S B F F F 1 SAFE 1 SAFE X 1-2 L8 ③			S X 0-1 ① G6-3 2-3		4	0	1	1	0	0	3
Mike Blowers, R (1, 5) OBP: 0.350, SLG: 0.432 Pete O'Brien, L (8, PH) OBP: 0.391, SLG: 0.491 Fernando Vina, L (8, 4) OBP: 0.318, SLG: 0.263	B C B F B X 3-2 G5-3 ③			S B C X 1-2 2B		B X 1-0 F9 ①		C B S S 1-3 K ②		3 1 0	0 0 0	1 0 0	0 0 0	0 0 0	0 1 0	1 1 0
Tino Martinez, L (1, 3) OBP: 0.291, SLG: 0.402		B F F B C 2-3 K ①		F X 0-1 P2 ②		C B C F B B X 3-2 G4-3 ②		C C S 0-3 K ③		4	0	0	0	0	2	2
Henry Cotto, R (1, 8) OBP: 0.160, SLG: 0.163		C F B F X 1-2 ② 1B		C B F B B X 3-2 F7 ③		B X 1-0 F7 ③			C T F X 0-2 ① G5-3	4	0	1	0	0	0	1
Dave Valle, R (1, 2) OBP: 0.354, SLG: 0.368		C B X 1-1 F9 ③			B B B 4-0 E 1B 1B BB		B F B B X 3-1 1B		B B C C X 2-2 F9 ②	3	1	1	0	1	0	0
Omar Vizquel, S (1, 6) OBP: 0.330, SLG: 0.264			B C F B F C 2-3 K ①		X 0-0 E4 1B 1-3 1B		1 SAFE C 1 SAFE F B F C 1-3 K ①		B B X 2-0 G6-3 ③	4	0	1	0	0	2	1
Inning Stats	R: 1 E: 0 K: 1 S: 12 H: 1 LOB: 1 BB: 1 P: 22	R: 0 E: 0 K: 1 S: 9 H: 1 LOB: 0 BB: 0 P: 13	R: 0 E: 0 K: 1 S: 8 H: 1 LOB: 1 BB: 0 P: 11	R: 0 E: 0 K: 0 S: 10 H: 1 LOB: 1 BB: 0 P: 15	R: 1 E: 1 K: 0 S: 10 H: 2 LOB: 2 BB: 2 P: 22	R: 0 E: 0 K: 0 S: 6 H: 0 LOB: 0 BB: 0 P: 11	R: 0 E: 0 K: 3 S: 13 H: 1 LOB: 1 BB: 0 P: 17	R: 0 E: 0 K: 2 S: 12 H: 1 LOB: 1 BB: 0 P: 15	R: 0 E: 0 K: 0 S: 8 H: 0 LOB: 0 BB: 0 P: 12	1B: 5 2B: 3 3B: 0 HR: 0	SF: 0 SAC: 0 DP: 0 HBP: 0			WP: 0 PB: 0 SB: 1 CS: 0	PA: 36		

PITCHER		IP	WLS	BF	H	R	ER	SO	BB	IBB	HBP	BLK	WP	HR	S	P	ERA	WHIP
Frank Viola, L ERA: 1.76	(1, 1)	4.1	L	19	6	2	2	3	2	0	0	0	0	0	42	69	4.15	1.846
Paul Quantrill, R ERA: 1.56	(5, 1)	3.0		12	2	0	0	3	0	1	0	0	0	0	32	50	0.00	0.667
Tony Fossas, L ERA: 4.5	(8, 1)	0.2		2	0	0	0	2	0	0	0	0	0	0	6	7	0.00	0.000
Ken Ryan, R ERA: 2.89	(9, 1)	1.0		3	0	0	0	0	0	0	0	0	0	0	8	12	0.00	0.000

PITCHER	IP	WLS	BF	H	R	ER	SO	BB	IBB	HBP	BLK	WP	HR	S	P	ERA	WHIP

TOP

Seattle Mariners @ Boston Red Sox

Fenway Park, Boston, MA

Mon May 03 1993, 7:05 PM EDT

Att. 20,379 - Unknown - 48 F

livebaseballscorecards.com

AB	33
R	2
H	8
RBI	2
BB	3
SO	8
LOB	14

BOTTOM

Seattle Mariners @ Boston Red Sox

Fenway Park, Boston, MA

Mon May 03 1993, 7:05 PM EDT

Att. 20,379 - Unknown - 48 F

Batter	1	2	3	4	5	6	7	8	9	AB	R	H	RBI	BB	SO	LOB
Scott Fletcher, R (1, 4) OBP: 0.329, SLG: 0.397	C X 0-1 SH2-3 1B		X 0-0 F9 ①		C C F X 0-2 E5 1B 1-2		F S F X 0-2 HBP 1B		S R B X 1-2 ② ③ G4-6-3 1-2f	4	0	2	0	0	0	1
Luis Rivera, R (7, PR) OBP: 0.250, SLG: 0.224 (8, 4)										0	0	0	0	0	0	0
Andre Dawson, R (9, PH) OBP: 0.270, SLG: 0.296										1	0	0	0	0	0	1
Billy Hatcher, R (1, 8) OBP: 0.324, SLG: 0.338	X 0-0 ① SH2-3 1-2		B B X 2-0 ② G6-3		B L F B B X 3-2 ① 1-2 2-H 1B		C F H 1-2 HBP 1-2			2	0	1	0	0	0	0
Mike Greenwell, L (1, 7) OBP: 0.362, SLG: 0.505	F C F 2 B F B X SAFE 2-2 ② F9		X 0-0 1B		F X 0-1 ② P3		B F X 1-1 ③ L8			4	0	1	0	0	0	5
Mo Vaughn, L (1, 3) OBP: 0.433, SLG: 0.650	C B S F S 1-3 ③ K		F F F S 0-3 ③ K		B X 1-0 ③ P7			X 0-0 ① G3		4	0	0	0	0	2	4
Carlos Quintana, R (1, 9) OBP: 0.423, SLG: 0.371		C C B B X 2-2 1B 1B		C X 0-1 ① G5-3		F B X 1-1 G6-4-3 1B		X 0-0 E6		4	0	2	0	0	0	0
Ivan Calderon, R (1, 10) OBP: 0.241, SLG: 0.163		L B C X 1-2 1-2 1B		B X 1-0 ② G5-3		F X 0-1 ① ② G6-4-3 1-2f		C X 0-1 ② P4		4	0	1	0	0	0	2
Scott Cooper, L (1, 5) OBP: 0.408, SLG: 0.484		B F S F B X 2-2 ① F7		B F B X 2-1 ③ 1B		S B B X 2-1 ③ F8		T B F B S 2-3 ③ K		4	0	1	0	0	1	3
Bob Melvin, R (1, 2) OBP: 0.200, SLG: 0.214		B C S B F T 2-2 ② K		B B F F F C 2-3 ③ K			C X 0-1 ① G4-3		B C F F S 1-3 ① K2-3	2	0	0	0	0	2	3
Ernest Riles, L (7, PH) OBP: 0.158, SLG: 0.176										1	0	0	0	0	0	0
Tony Peña, R (8, 2) OBP: 0.169, SLG: 0.190										1	0	0	0	0	1	0
John Valentin, R (1, 6) OBP: 0.214, SLG: 0.395		B B C X 2-1 ③ F9			C X 0-1 E 1B 1B		B F C B F X 2-2 ② P4		C B B B C F B 4-2 G4-6-3 BB	3	0	1	0	1	0	2
Inning Stats	R: 0 H: 1 E: 0 LOB: 1 K: 1 BB: 0 S: 12 P: 15	R: 0 H: 2 E: 0 LOB: 2 K: 1 BB: 0 S: 16 P: 25	R: 0 H: 1 E: 0 LOB: 1 K: 1 BB: 0 S: 7 P: 9	R: 0 H: 1 E: 0 LOB: 1 K: 1 BB: 0 S: 10 P: 15	R: 0 H: 2 E: 1 LOB: 2 K: 0 BB: 0 S: 12 P: 16	R: 0 H: 1 E: 0 LOB: 0 K: 0 BB: 0 S: 6 P: 9	R: 0 H: 1 E: 0 LOB: 2 K: 0 BB: 0 S: 14 P: 18	R: 0 H: 0 E: 1 LOB: 1 K: 1 BB: 0 S: 7 P: 9	R: 0 H: 0 E: 0 LOB: 0 K: 1 BB: 1 S: 10 P: 16	1B: 9 SF: 0 2B: 0 SAC: 1 3B: 0 DP: 2 HR: 0 HBP: 1						WP: 0 PA: 37 PB: 0 SB: 0 CS: 0

livebaseballscorecards.com

AB	34
R	0
H	9
RBI	0
BB	1
SO	6
LOB	21

PITCHER		IP	WLS	BF	H	R	ER	SO	BB	IBB	HBP	BLK	WP	HR	S	P	ERA	WHIP
Erik Hanson, R ERA: 1.29	(1, 1)	6.2	W	29	9	0	0	4	0	0	1	0	0	0	75	104	0.00	1.350
Russ Swan, L ERA: 11.05	(7, 1)	0.2		2	0	0	0	0	0	0	0	0	0	0	3	4	0.00	0.000
Jeff Nelson, R ERA: 1.13	(8, 1)	0.2		3	0	0	0	1	0	0	0	0	0	0	6	8	0.00	0.000
Norm Charlton, L ERA: 2.25	(9, 1)	1.0	S	3	0	0	0	1	1	0	0	0	0	0	10	16	0.00	1.000

PITCHER	IP	WLS	BF	H	R	ER	SO	BB	IBB	HBP	BLK	WP	HR	S	P	ERA	WHIP

Seattle Mariners @ Boston Red Sox

Fenway Park, Boston, MA

Tue May 04 1993, 7:05 PM EDT

Att. 21,234 - Unknown - 68 F

TOP

livebaseballscorecards.com

Batter	1	2	3	4	5	6	7	8	9	AB	R	H	RBI	BB	SO	LOB
Rich Amaral, R (1, 4) OBP: 0.383, SLG: 0.425	C X 0-1 1B 1B 1B 1B	F B B F X 2-2 ① G6-3		B C X 1-1 ① F8	B B C C X 2-2 1-H 2-H 2B		B C B F F C 2-3 ② K			5	1	2	2	0	1	1
Henry Cotto, R (1, 7) OBP: 0.182, SLG: 0.185	1 SAFE C X 0-1 1B 1B SF9 1-2 1B	C T F F T 0-2 ② K		X 0-0 E5	B X 1-0 ③ L7		C B S X 1-2 1-2 1B			5	1	2	0	0	1	1
Ken Griffey Jr., L (1, 8) OBP: 0.411, SLG: 0.602	M B L X 1-2 WP 1B 1B 1-2 2-3 1B	F B B B B B 4-2 FC5-4 BB		1 SAFE 1 SAFE F 1 SAFE 1 SAFE C B 1 SAFE 1 SAFE 1-3 S ② K		B C X 1-1 1B E 1B	F B B B 2 SAFE X 3-1 ③ L3			4	2	2	0	1	1	3
Jay Buhner, R (1, 9) OBP: 0.386, SLG: 0.439	B F B X 2-1 1B 1-2 2-3 3-H 1B	F 1 SAFE 1 SAFE S B X 1-2 ③ FC5-4 1-2f		C P X 1-1 ③ P4		F 1 SAFE 1 SAFE S 1 SAFE C 0-3 ① K		S C B X 1-2 ① G6-3		5	0	1	1	0	1	3
Bill Haselman, R (1, 10) OBP: 0.350, SLG: 0.375	B F X 1-1 ① SF9 3-H		B X 1-0 ① G4-3		C X 0-1 1B SH1-4 SF7 1B	1 SAFE C P B 1 SAFE X 2-1 E7 1-H 1B		B S B B B C X 3-2 ② F9		4	1	2	1	0	0	0
Tino Martinez, L (1, 3) OBP: 0.290, SLG: 0.389	B S F S 1-3 ② K		C B X 1-1 ② G6-3		1 SAFE 1 SAFE L 1 SAFE B X 1-1 ① SH1-4 1-2	I I I 4-0 G6-4-3 IBB		F B S S 1-3 ③ K		3	0	0	0	1	2	2
Mike Blowers, R (1, 5) OBP: 0.378, SLG: 0.476	C B B S X 2-2 BB 1-3 2-H 1B		B B X 2-0 2B		C B C B B F X 3-2 BB 2B 2-3 1B	B C X 1-1 ②③ G6-4-3 1-2f			F B B B F S 3-3 ① K	5	1	3	1	0	1	2
Dave Valle, R (1, 2) OBP: 0.391, SLG: 0.377	1 SAFE B B B B B 4-0 FC6-4 1-2 BB		B B I I 4-0 IBB		B 1 SAFE 1 SAFE B B B 4-0 2B 1-2 BB		C F B B B B 4-2 1B BB		B B X 2-0 G6-4-3 1B	1	1	1	0	4	0	0
Omar Vizquel, S (1, 6) OBP: 0.315, SLG: 0.253	B C X 1-1 ③ FC6-4 1-2f		B B X 2-0 ③ L7		B B C X 2-1 ② SF7 3-H		C F B S 1-3 ① K		C X 0-1 ②③ G6-4-3 1-2f	4	0	0	1	0	1	7
Inning Stats	R: 3 E: 0 K: 1 S: 19 H: 5 LOB: 3 BB: 1 P: 31	R: 0 E: 0 K: 1 S: 13 H: 0 LOB: 1 BB: 1 P: 20	R: 0 E: 0 K: 0 S: 5 H: 1 LOB: 2 BB: 1 P: 15	R: 0 E: 1 K: 1 S: 9 H: 0 LOB: 1 BB: 0 P: 11	R: 3 E: 0 K: 0 S: 14 H: 3 LOB: 1 BB: 1 P: 27	R: 1 E: 1 K: 1 S: 10 H: 2 LOB: 1 BB: 1 P: 17	R: 0 E: 0 K: 2 S: 15 H: 1 LOB: 2 BB: 1 P: 26	R: 0 E: 0 K: 1 S: 9 H: 0 LOB: 0 BB: 0 P: 14	R: 0 E: 0 K: 1 S: 6 H: 1 LOB: 0 BB: 0 P: 11	1B: 11 2B: 2 3B: 0 HR: 0 SF: 2 SAC: 1 DP: 2 HBP: 0						

	AB	36
	R	7
	H	13
	RBI	6
	BB	6
	SO	8
	LOB	19

WP: 1 PA: 45
PB: 0
SB: 0
CS: 0

PITCHER		IP	WLS	BF	H	R	ER	SO	BB	IBB	HBP	BLK	WP	HR	S	P	ERA	WHIP
Joe Hesketh, L ERA: 7.13	(1, 1)	4.1	L	25	8	5	5	3	2	1	0	0	1	0	54	89	10.38	2.308
Scott Bankhead, R ERA: 6.35	(5, 1)	1.0		7	3	2	1	1	1	0	0	0	0	0	14	25	9.00	4.000
Greg Harris, R ERA: 2.0	(6, 1)	1.2		7	1	0	0	2	1	1	0	0	0	0	17	33	0.00	1.200
Ken Ryan, R ERA: 2.38	(8, 1)	2.0		6	1	0	0	2	0	0	0	0	0	0	15	25	0.00	0.500

PITCHER		IP	WLS	BF	H	R	ER	SO	BB	IBB	HBP	BLK	WP	HR	S	P	ERA	WHIP

Batter	1	2	3	4	5	6	7	8	9	AB	R	H	RBI	BB	SO	LOB
Billy Hatcher, R (1, 8) OBP: 0.316, SLG: 0.329	SH3-4 BLK 1B		G6-4-3 1-2f		F8			F7	F7	5	0	1	0	0	0	3
John Valentin, R (1, 6) OBP: 0.217, SLG: 0.366	SH3-4 1-3		P3			G6-3			BB HBP 1B BB; F7	3	1	0	0	1	0	2
Mike Greenwell, L (1, 7) OBP: 0.367, SLG: 0.515	K			1B 1B 2B		G1-3			HBP BB 1-2 1B 1B	4	2	2	0	0	1	1
Carlos Quintana, R (1, 9) OBP: 0.427, SLG: 0.370	G3			G6-3 1B 2-3 1B		G5-3			1B HBP 1-2 2-3 1B BB	3	1	1	0	1	0	1
Mo Vaughn, L (1, 3) OBP: 0.436, SLG: 0.639		L8		G6-3 1-2 3-H 1B			G4-3		1B 1B 1-2 2-3 3-H 1B HBP	3	1	1	2	0	0	0
Ivan Calderon, R (1, 10) OBP: 0.241, SLG: 0.170		K		G6-3 1-2f 2-3			G1-3		1B 1-2 2-3 3-H 1B	4	1	1	1	0	1	2
Scott Cooper, L (1, 5) OBP: 0.402, SLG: 0.474		FC6-4 1B		L8			F8		K	4	0	1	0	0	1	4
Tony Peña, R (1, 2) OBP: 0.164, SLG: 0.183		FC6-4 1-2f			G6-3			F8	1B 1-2 2-3 3-H 1B	2	0	0	0	0	0	1
Ernest Riles, L (8, PH) OBP: 0.150, SLG: 0.167										1	0	0	0	0	0	0
Bob Melvin, R (9, 2) OBP: 0.226, SLG: 0.241										1	0	1	1	0	0	0
Luis Rivera, R (1, 4) OBP: 0.254, SLG: 0.231			G6-4-3 1B		G3			G4-3	1-2 2-H 3-H 1B	3	0	1	0	0	0	0
Andre Dawson, R (9, PH) OBP: 0.278, SLG: 0.305										1	0	1	2	0	0	0
Bob Zupcic, R (9, PR) OBP: 0.366, SLG: 0.343										0	0	0	0	0	0	0
Inning Stats	R: 0 E: 0 K: 1 S: 10 H: 1 LOB: 1 BB: 0 P: 14	R: 0 E: 0 K: 1 S: 9 H: 1 LOB: 1 BB: 0 P: 12	R: 0 E: 0 K: 0 S: 4 H: 1 LOB: 0 BB: 0 P: 6	R: 1 E: 0 K: 0 S: 10 H: 3 LOB: 1 BB: 0 P: 14	R: 0 E: 0 K: 0 S: 7 H: 0 LOB: 0 BB: 0 P: 9	R: 0 E: 0 K: 0 S: 4 H: 0 LOB: 0 BB: 0 P: 5	R: 0 E: 0 K: 0 S: 7 H: 0 LOB: 0 BB: 0 P: 10	R: 0 E: 0 K: 0 S: 5 H: 0 LOB: 0 BB: 0 P: 9	R: 5 E: 0 K: 1 S: 24 H: 4 LOB: 2 BB: 2 P: 44	1B: 9 2B: 1 3B: 0 HR: 0	SF: 0 SAC: 1 DP: 2 HBP: 1						

PITCHER		IP	WLS	BF	H	R	ER	SO	BB	IBB	HBP	BLK	WP	HR	S	P	ERA	WHIP
Tim Leary, R ERA: 5.48	(1, 1)	8.0	W	29	6	2	2	2	1	0	0	1	0	0	58	85	2.25	0.875
Russ Swan, L ERA: 14.73	(9, 1)	0.0		3	1	0	0	0	1	0	1	0	0	0	5	13	∞	∞
Jeff Nelson, R ERA: 2.25	(9, 1)	0.0		1	1	1	1	0	0	0	0	0	0	0	4	4	∞	∞
Norm Charlton, L ERA: 2.0	(9, 1)	1.0	S	5	2	3	3	1	0	0	0	0	0	0	13	21	27.00	2.000

PITCHER	IP	WLS	BF	H	R	ER	SO	BB	IBB	HBP	BLK	WP	HR	S	P	ERA	WHIP

BOTTOM

Seattle Mariners @ Boston Red Sox

Fenway Park, Boston, MA

Tue May 04 1993, 7:05 PM EDT

Att. 21,234 - Unknown - 68 F

livebaseballscorecards.com

AB	34
R	6
H	10
RBI	6
BB	2
SO	3
LOB	14

WP: 0 PB: 0 SB: 0 CS: 0 PA: 38

Seattle Mariners @ Cleveland Indians

Cleveland Municipal Stadium, Cleveland, OH

Wed May 05 1993, 7:05 PM EDT

Att. 11,250 - Unknown - 62 F

TOP

livebaseballscorecards.com

Batter	1	2	3	4	5	6	7	8	9	AB	R	H	RBI	BB	SO	LOB
Omar Vizquel, S (1, 6) OBP: 0.319, SLG: 0.260	C C B S 1-3 K ①		B F F F F X 1-2 F9 ①		P F X 1-1 1-2 1B		C X 0-1 L9 ③		S F F X 0-2 1B 1-2 1B	5	0	2	0	0	1	0
Mike Felder, S (1, 7) OBP: 0.313, SLG: 0.311 Mike Blowers, R (9, PH) OBP: 0.391, SLG: 0.488	B F B X 2-1 FC3-6 S 1B		B B B C X 3-1 1B		C B 2 SAFE F X 1-2 L1-6 ② ③ 2-3			C B F X 1-2 G5-3 ① F B S B F B X 3-2 1-3 2-H 1B		4 1	0 0	2 1	0 1	0 1	0 0	2 0
Ken Griffey Jr., L (1, 8) OBP: 0.411, SLG: 0.587	B C 1 SAFE B 1 SAFE B B C B 4-2 FC3-6 1-2 BB		C B 1 SAFE B 1 SAFE S 1 SAFE F 2-2 F X F7 ②			B F X 1-1 G4-3 ①		X 0-0 1B 1B	C S S 0-3 K ③	4	0	1	0	1	1	3
Pete O'Brien, L (1, 10) OBP: 0.373, SLG: 0.466 Henry Cotto, R (8, PH) OBP: 0.182, SLG: 0.185 Mackey Sasser, L (8, PH) OBP: 0.167, SLG: 0.182	C X 0-1 FC3-6 ② 1-2f 2-3		B X 1-0 F8 ③			C F B B X 2-2 G4-3 ②		F F B S 1-3 K ②		3 0 1	0 0 0	0 0 0	0 0 0	0 0 1	0 0 1	3 0 1
Jay Buhner, R (1, 9) OBP: 0.390, SLG: 0.441	F B B B X 3-1 G3 ③			B X 1-0 F9 ①		B C X 1-1 1B		C X 0-1 1-3 1B		4	0	2	0	0	0	2
Tino Martinez, L (1, 3) OBP: 0.279, SLG: 0.372		B B B C X 3-1 F9 ①		B F B X 2-1 P6 ②		B B C F X 2-2 F9 ③		B C C S 1-3 K ③		4	0	0	0	0	1	3
Bill Haselman, R (1, 2) OBP: 0.333, SLG: 0.350		F X 0-1 G6-3 1B		C X 0-1 G6-3 ③			X 0-0 B1-3 ①		C C C 0-3 K ①	4	0	1	0	0	1	0
Wally Backman, S (1, 5) OBP: 0.150, SLG: 0.105		C B F B X 2-2 G6-3 ② 1-2			C B B X 2-1 E4 L1-6 1B		B B C X 2-1 G4-3 ②		B B C F B X 3-2 E4 1B 1B	4	1	0	0	0	0	1
Rich Amaral, R (1, 4) OBP: 0.378, SLG: 0.451		B C B X 2-1 G5-3 ③			P C B F S 2-3 K ①		C B B X 2-1 HR		B X 1-0 P6 ②	4	1	1	1	0	1	3
Inning Stats	R: 0 H: 1 E: 0 LOB: 2 K: 1 BB: 1 S: 11 P: 21	R: 0 H: 1 E: 0 LOB: 1 K: 0 BB: 0 S: 9 P: 16	R: 0 H: 1 E: 0 LOB: 1 K: 0 BB: 0 S: 13 P: 20	R: 0 H: 0 E: 0 LOB: 0 K: 0 BB: 0 S: 5 P: 8	R: 0 H: 1 E: 1 LOB: 1 K: 1 BB: 0 S: 12 P: 16	R: 0 H: 1 E: 0 LOB: 1 K: 0 BB: 0 S: 10 P: 16	R: 1 H: 1 E: 0 LOB: 0 K: 0 BB: 0 S: 7 P: 11	R: 0 H: 2 E: 0 LOB: 2 K: 2 BB: 0 S: 13 P: 16	R: 1 H: 2 E: 1 LOB: 2 K: 2 BB: 0 S: 18 P: 25	1B: 9 SF: 0 2B: 1 SAC: 0 3B: 0 DP: 1 HR: 1 HBP: 0						WP: 0 PA: 39 PB: 0 SB: 1 CS: 0	

	AB	38
	R	2
	H	10
	RBI	2
	BB	1
	SO	6
	LOB	18

PITCHER		IP	WLS	BF	H	R	ER	SO	BB	IBB	HBP	BLK	WP	HR	S	P	ERA	WHIP
Mike Bielecki, R ERA: 5.4	(1, 1)	6.2	W	27	6	1	1	2	1	0	0	0	0	1	65	106	1.35	1.050
Dennis Cook, L ERA: 7.56	(7, 1)	0.2		3	1	0	0	0	0	0	0	0	0	0	6	7	0.00	1.500
Eric Plunk, R ERA: 3.38	(8, 1)	1.1		7	2	1	0	3	0	0	0	0	0	0	20	26	0.00	1.500
Derek Lilliquist, L ERA: 1.46	(9, 1)	0.1	S	2	1	0	0	1	0	0	0	0	0	0	7	10	0.00	3.000

PITCHER		IP	WLS	BF	H	R	ER	SO	BB	IBB	HBP	BLK	WP	HR	S	P	ERA	WHIP

Batter	1	2	3	4	5	6	7	8	9	AB	R	H	RBI	BB	SO	LOB
Kenny Lofton, L (1, 8) OBP: 0.441, SLG: 0.468	C B C X 1-2 1B SF8 1B		C B F B X 2-2 ② G1-3		X 0-0 ③ F7		B C F F B B X 3-2 G4-3 S 1B			4	1	2	0	0	0	2
Thomas Howard, S (1, 9) OBP: 0.313, SLG: 0.429	1 SAFE B B F F 1 SAFE 1 SAFE X 2-2 1-3 1B		S B B B F X 3-2 ③ G6-3			F F X 0-2 1B 1B	1 SAFE 1 SAFE S B B X 2-1 ② 1-3 G4-3			4	1	2	0	0	0	1
Carlos Baerga, S (1, 4) OBP: 0.308, SLG: 0.455	B 1 SAFE 1 SAFE X 1-0 ① SF8 3-H			C B X 1-1 ① F8		1 SAFE B F C B 1 SAFE F X 2-2 1-2 1B	C B F F B B F X 2-2 ③ F9			3	0	1	1	0	0	1
Albert Belle, R (1, 7) OBP: 0.368, SLG: 0.644	1 SAFE X 0-0 ② F7			B B B F X 3-1 ② G5-3		X 0-0 ① F7		B B S B X 3-1 ① F9		4	0	0	0	0	0	3
Carlos Martinez, R (1, 5) OBP: 0.347, SLG: 0.400 Alvaro Espinoza, R (6, PR) OBP: 0.375, SLG: 0.667 (7, 5)	1 SAFE 1 B F F F S 1-3 ③ K			C B X 1-1 ③ F9		X 0-0 ② 1-3 2-H 1B		F B X 1-1 ② F9		3 1	0 1	1 0	1 0	0 0	1 0	1 0
Reggie Jefferson, S (1, 3) OBP: 0.337, SLG: 0.451		C B F B B S 3-3 ① K			B S C B X 2-2 G6-3 1B	B B I 4-0 1B IBB		B B F B S F F X 3-2 1B		3	0	2	0	1	1	0
Glenallen Hill, R (1, 10) OBP: 0.292, SLG: 0.377		F B X 1-1 ② G5-3			F 1 SAFE C X 0-2 ① F7	C F X 0-2 1-3 2-H 1B		F 1 SAFE X 0-1 ③ F8		4	0	1	1	0	0	2
Felix Fermin, R (1, 6) OBP: 0.316, SLG: 0.295		B C F F X 1-2 ③ P4			B B C X 2-1 ② G6-3 1-2	X 0-0 ③ G4-3				3	0	0	0	0	0	3
Junior Ortiz, R (1, 2) OBP: 0.233, SLG: 0.214			C B F B F F F F S 2-3 ① K		B B B I 4-0 IBB		B C X 1-1 ① F8			2	0	0	0	1	1	0
Inning Stats	R: 1 H: 2 E: 0 LOB: 1 K: 1 BB: 0 S: 12 P: 17	R: 0 H: 0 E: 0 LOB: 0 K: 1 BB: 0 S: 9 P: 14	R: 0 H: 0 E: 0 LOB: 0 K: 1 BB: 0 S: 13 P: 20	R: 0 H: 0 E: 0 LOB: 0 K: 0 BB: 0 S: 6 P: 11	R: 0 H: 1 E: 0 LOB: 2 K: 0 BB: 1 S: 9 P: 17	R: 2 H: 4 E: 0 LOB: 2 K: 0 BB: 1 S: 13 P: 19	R: 0 H: 1 E: 0 LOB: 1 K: 0 BB: 0 S: 13 P: 21	R: 0 H: 1 E: 0 LOB: 1 K: 0 BB: 0 S: 11 P: 18		1B: 9 SF: 1 2B: 0 SAC: 0 3B: 0 DP: 0 HR: 0 HBP: 0						

BOTTOM

Seattle Mariners @ Cleveland Indians

Cleveland Municipal Stadium, Cleveland, OH

Wed May 05 1993, 7:05 PM EDT

Att. 11,250 - Unknown - 62 F

livebaseballscorecards.com

AB	31
R	3
H	9
RBI	3
BB	2
SO	3
LOB	13

PITCHER		IP	WLS	BF	H	R	ER	SO	BB	IBB	HBP	BLK	WP	HR	S	P	ERA	WHIP
John Cummings, L ERA: 5.19	(1, 1)	5.0	L	21	5	3	3	3	0	1	0	0	0	0	56	88	5.40	1.000
Dwayne Henry, R ERA: 8.22	(6, 1)	3.0		13	4	0	0	0	0	1	0	0	0	0	30	49	0.00	1.333

PITCHER	IP	WLS	BF	H	R	ER	SO	BB	IBB	HBP	BLK	WP	HR	S	P	ERA	WHIP

WP: 0 PA: 34
PB: 0
SB: 1
CS: 0

Batter	1	2	3	4	5	6	7	8	9	AB	R	H	RBI	BB	SO	LOB
Omar Vizquel, S (1, 6) OBP: 0.317, SLG: 0.260	C F F F X 0-2 ① F7		X 0-0 1B 1B 1B 1B	L X 0-1 ① SH5-4 1-2		F F X 0-2 ② P6		B F F F F B F F X 2-2 ① G6-3		4	1	1	0	0	0	0
Mike Felder, S (1, 7) OBP: 0.317, SLG: 0.309	X 0-0 ② F8		P 1 SAFE C P X 2-1 1B 1B SF8 1-2 1B	B C B B C F X 3-2 ②③ L3-6 2-3		C B S B B B 4-2 BB		B B X 2-0 ② G5-3		4	1	1	0	1	0	1
Ken Griffey Jr., L (1, 8) OBP: 0.419, SLG: 0.619	B F X 1-1 1B		S X 0-1 ① F9		B X 1-0 HR 1B	B X 1-0 ③ F7		B B X 2-0 HR		5	2	3	1	0	0	3
Pete O'Brien, L (1, 10) OBP: 0.375, SLG: 0.508	B 1 SAFE 1 SAFE B F F X 2-2 ③ G6-3		B F X 1-1 1B 1B 1-2 2-3 1B		B B 1 SAFE X 2-0 1-H HR		X 0-0 ① F7	B X 1-0 ③ G4-3		5	2	2	2	0	0	1
Jay Buhner, R (1, 9) OBP: 0.398, SLG: 0.472		B B F B B 4-1 PB 1B BB	B S S B F F B F X 3-2 1B E 1-2 2-3 3-H 1B		B X 1-0 ① F8		B X 1-0 HR		B F X 1-1 ① G1-4-3	4	2	2	2	1	0	0
Tino Martinez, L (1, 3) OBP: 0.284, SLG: 0.408		B C X 1-1 ① F7	B X 1-0 ② SF8 3-H		C F B B X 2-2 ② 1B		C B F B T 2-2 ② K		C B X 1-1 HR	4	1	2	2	0	1	1
Rich Amaral, R (1, 4) OBP: 0.388, SLG: 0.463		C C 1 SAFE S 0-3 ② K	B X 1-0 E2 1-H 2-H 1B		X 0-0 2B		F B B S B B 4-2 FC5 1B BB		C B X 1-1 ② F8	4	0	2	1	1	1	1
Dave Valle, R (1, 2) OBP: 0.391, SLG: 0.378		C F B X 1-2 PB 1-2 1B	B X 1-0 ③ F8		B F C F F B F B X 3-2 ③ F9		X 0-0 1-2 1B		C X 0-1 ③ P6	5	0	2	0	0	0	2
Wally Backman, S (1, 5) OBP: 0.182, SLG: 0.143 Mike Blowers, R (6, PH) OBP: 0.375, SLG: 0.467 (6, 5)		B C B F S S 2-3 ③ K 1-2 2-3		B C S X 1-2 L3-6 SH5-4 1B		X 0-0 ① F9	C C X 0-2 ③ FC5 2-3f			2 2	0 0	1 0	0 0	0 0	1 0	2 2
Inning Stats	R: 0 E: 0 K: 0 S: 11 H: 1 LOB: 1 BB: 0 P: 14	R: 0 E: 0 K: 2 S: 12 H: 1 LOB: 2 BB: 1 P: 20	R: 4 E: 1 K: 0 S: 18 H: 5 LOB: 1 BB: 0 P: 25	R: 0 E: 0 K: 0 S: 9 H: 1 LOB: 1 BB: 0 P: 13	R: 2 E: 0 K: 0 S: 13 H: 4 LOB: 1 BB: 0 P: 22	R: 0 E: 0 K: 0 S: 7 H: 0 LOB: 1 BB: 1 P: 12	R: 1 E: 0 K: 1 S: 11 H: 2 LOB: 2 BB: 1 P: 18	R: 1 E: 0 K: 0 S: 10 H: 1 LOB: 0 BB: 0 P: 17	R: 1 E: 0 K: 0 S: 8 H: 1 LOB: 0 BB: 0 P: 11	1B: 11 2B: 2 3B: 0 HR: 4 SF: 1 SAC: 1 DP: 1 HBP: 0						

TOP

Seattle Mariners @ Cleveland Indians

Cleveland Municipal Stadium, Cleveland, OH

Thu May 06 1993, 3:33 AM EDT

Att. 13,279 - Sunny - 68 F

livebaseballscorecards.com

AB	39
R	9
H	16
RBI	8
BB	3
SO	3
LOB	13

WP: 0 PB: 1 SB: 0 CS: 0 PA: 44

PITCHER		IP	WLS	BF	H	R	ER	SO	BB	IBB	HBP	BLK	WP	HR	S	P	ERA	WHIP
Jose Mesa, R ERA: 3.82	(1, 1)	4.0	L	22	10	6	5	2	1	0	0	0	0	1	52	77	11.25	2.750
Kevin Wickander, L ERA: 4.15	(5, 1)	4.0		18	5	2	2	1	2	0	0	0	0	2	39	64	4.50	1.750
Ted Power, R ERA: 8.25	(9, 1)	1.0		4	1	1	1	0	0	0	0	0	0	1	8	11	9.00	1.000

PITCHER	IP	WLS	BF	H	R	ER	SO	BB	IBB	HBP	BLK	WP	HR	S	P	ERA	WHIP

Seattle Mariners @ Cleveland Indians

Cleveland Municipal Stadium, Cleveland, OH

Thu May 06 1993, 3:33 AM EDT
Att. 13,279 - Sunny - 68 F

livebaseballscorecards.com

BOTTOM

Batter	1	2	3	4	5	6	7	8	9	AB	R	H	RBI	BB	SO	LOB
Kenny Lofton, L (1, 8) OBP: 0.426, SLG: 0.449	G6-3		K	G5-3	G1-3	3B	K	G4-3		4	0	0	0	0	2	0
Thomas Howard, S (1, 9) OBP: 0.310, SLG: 0.418	FC6-5 1B		K	F9	F9	P3	P3			4	1	1	0	0	1	0
Carlos Baerga, S (1, 4) OBP: 0.314, SLG: 0.469	FC6-5 HBP 1-2			G5-3	1B	3B		G4-3		3	1	1	0	0	0	0
Albert Belle, R (1, 7) OBP: 0.372, SLG: 0.664	FC6-5 1-3 2-H			F9	HR	1B E BB		HR		3	2	1	2	1	0	1
Carlos Martinez, R (1, 5) OBP: 0.354, SLG: 0.404	P4			BB 1B		E 1-3 3-H 1B		F8		4	0	2	1	0	0	1
Reggie Jefferson, S (1, 3) OBP: 0.333, SLG: 0.436		G6-3		1-2 BB	E5 G5-4-3 1-3 3-H			K		3	0	0	1	1	1	1
Glenallen Hill, R (1, 10) OBP: 0.279, SLG: 0.359 Wayne Kirby, L (9, PH) OBP: 0.333, SLG: 0.333		F7		K	K				G1-3	3 1	0 0	0 0	0 0	0 0	2 0	4 0
Alvaro Espinoza, R (1, 6) OBP: 0.368, SLG: 0.778 Jeff Treadway, L (9, PH) OBP: 0.429, SLG: 0.438		G5-3			HR	G5-4-3 1-2f			K	3 1	1 0	1 0	1 0	0 0	0 1	2 0
Junior Ortiz, R (1, 2) OBP: 0.226, SLG: 0.207 Jesse Levis, L (5, PH) (6, 2)			G1-3		K		L6		F7	1 3	0 0	0 0	0 0	0 0	0 1	0 0
Inning Stats	R: 1 E: 0 K: 0 S: 6 H: 1 LOB: 1 BB: 0 P: 13	R: 0 E: 0 K: 0 S: 7 H: 0 LOB: 0 BB: 0 P: 7	R: 0 E: 0 K: 2 S: 7 H: 0 LOB: 0 BB: 0 P: 8	R: 0 E: 0 K: 1 S: 14 H: 1 LOB: 2 BB: 1 P: 26	R: 1 E: 0 K: 1 S: 10 H: 1 LOB: 0 BB: 0 P: 15	R: 2 E: 1 K: 1 S: 12 H: 2 LOB: 1 BB: 1 P: 19	R: 0 E: 0 K: 1 S: 5 H: 0 LOB: 0 BB: 0 P: 7	R: 1 E: 0 K: 1 S: 9 H: 1 LOB: 0 BB: 0 P: 14	R: 0 E: 0 K: 1 S: 9 H: 0 LOB: 0 BB: 0 P: 14							

AB	33
R	5
H	6
RBI	5
BB	2
SO	8
LOB	9

PITCHER		IP	WLS	BF	H	R	ER	SO	BB	IBB	HBP	BLK	WP	HR	S	P	ERA	WHIP
Randy Johnson, L ERA: 3.88	(1, 1)	8.0	W	33	6	5	5	7	2	0	1	0	0	2	70	109	5.62	1.000
Rich DeLucia, R ERA: 2.08	(9, 1)	1.0		3	0	0	0	1	0	0	0	0	0	0	9	14	0.00	0.000

PITCHER	IP	WLS	BF	H	R	ER	SO	BB	IBB	HBP	BLK	WP	HR	S	P	ERA	WHIP

1B: 3	SF: 0	WP: 0	PA: 36
2B: 0	SAC: 0	PB: 0	
3B: 1	DP: 1	SB: 3	
HR: 2	HBP: 1	CS: 0	

Batter	1	2	3	4	5	6	7	8	9	AB	R	H	RBI	BB	SO	LOB
Chuck Knoblauch, R (1, 4) OBP: 0.353, SLG: 0.274	C F C 0-3 ① K		C B X 1-1 ③ F9		H 1-0 G6-3 1-2 HBP		C C B F B F B F X 3-2 ③ G3		C S C 0-3 ③ K	4	0	0	0	0	2	3
Shane Mack, R (1, 7) OBP: 0.243, SLG: 0.277	B B X 2-0 1B			B X 1-0 ① G6-3	X 0-0 ②③ G6-3 1-2f			B X 1-0 ① L4		4	0	1	0	0	0	2
Kirby Puckett, R (1, 8) OBP: 0.375, SLG: 0.500	L 1 SAFE X 0-1 ② F7			X 0-0 ② F9		B X 1-0 ① G5-3		C X 0-1 ② G4-3		4	0	0	0	0	0	1
Dave Winfield, R (1, 10) OBP: 0.245, SLG: 0.376	B X 1-0 ③ L8			B B S X 2-1 1B 2B		B X 1-0 ② G6-3		B C F X 1-2 ③ G3-1		4	1	1	0	0	0	1
Brian Harper, R (1, 2) OBP: 0.352, SLG: 0.459		B X 1-0 E5 G6-4-3		B X 1-0 2-H HR 1B		X 0-0 HR			F C X 0-2 ① G5-3	4	2	2	2	0	0	0
Pedro Munoz, R (1, 9) OBP: 0.309, SLG: 0.516 Kent Hrbek, L (9, PH) OBP: 0.382, SLG: 0.474 (9, 3)		B 1 SAFE B F C S 2-3 ① K		C X 0-1 1-H HR		X 0-0 ③ G4-3			C B B B B 4-1 1B 1B BB	3 0	1 1	1 0	2 0	0 1	1 0	1 0
Gene Larkin, S (1, 3) OBP: 0.321, SLG: 0.333 (9, 9)		X 0-0 ②③ G6-4-3 1-2f		B B C S F B C 3-3 ③ K			B F F B B B 4-2 G4-3 BB		B F B X 2-1 1B 1-3 1B	3	0	1	0	1	1	1
Terry Jorgensen, R (1, 5) OBP: 0.244, SLG: 0.256 Randy Bush, L (9, PH) OBP: 0.364, SLG: 0.235 Pat Meares, R (9, PR) (9, 6)			C B B B F F C 3-3 ① K		X 0-0 ① G6-3		X 0-0 ① P4		C S B F X 1-2 3-H 1B	3 1 0	0 0 0	0 1 0	0 1 0	0 0 0	1 0 0	1 0 0
Jeff Reboulet, R (1, 6) OBP: 0.269, SLG: 0.172 Mike Pagliarulo, L (9, PH) OBP: 0.295, SLG: 0.431 (9, 5)			C X 0-1 ② G6-3		X 0-0 HBP 1B		B 1 SAFE C F F B X 2-2 ② G4-3 1-2		C S B B S 2-3 ② K	3 1	0 0	1 0	0 0	0 0	0 1	1 2
Inning Stats	R: 0 E: 0 K: 1 S: 7 H: 1 LOB: 1 BB: 0 P: 10	R: 0 E: 1 K: 1 S: 5 H: 0 LOB: 0 BB: 0 P: 8	R: 0 E: 0 K: 1 S: 8 H: 0 LOB: 0 BB: 0 P: 12	R: 3 E: 0 K: 1 S: 11 H: 3 LOB: 0 BB: 0 P: 18	R: 0 E: 0 K: 0 S: 3 H: 1 LOB: 1 BB: 0 P: 4	R: 1 E: 0 K: 0 S: 4 H: 1 LOB: 0 BB: 0 P: 6	R: 0 E: 0 K: 0 S: 13 H: 0 LOB: 1 BB: 1 P: 22	R: 0 E: 0 K: 0 S: 6 H: 0 LOB: 0 BB: 0 P: 8	R: 1 E: 0 K: 2 S: 16 H: 2 LOB: 2 BB: 1 P: 25	1B: 5 2B: 1 3B: 0 HR: 2 SF: 0 SAC: 0 DP: 2 HBP: 1						

TOP

Minnesota Twins @ Seattle Mariners

The Kingdome, Seattle, WA

Fri May 07 1993, 10:05 PM EDT

Att. 29,993 - Dome

livebaseballscorecards.com

AB	34
R	5
H	8
RBI	5
BB	2
SO	6
LOB	13

WP: 0 PB: 0 SB: 0 CS: 0 PA: 37

PITCHER		IP	WLS	BF	H	R	ER	SO	BB	IBB	HBP	BLK	WP	HR	S	P	ERA	WHIP
Dennis Powell, L ERA: 4.5	(1, 1)	5.2		23	6	4	4	4	0	0	1	0	0	2	37	57	6.35	1.059
Dwayne Henry, R ERA: 7.56	(6, 1)	1.1		5	0	0	0	0	1	0	0	0	0	0	14	23	0.00	0.750
Jeff Nelson, R ERA: 1.93	(8, 1)	1.1		4	0	0	0	0	0	0	0	0	0	0	9	11	0.00	0.000
Russ Swan, L ERA: 15.95	(9, 1)	0.0	L	2	1	0	0	0	1	0	0	0	0	0	3	9	∞	∞
Rich DeLucia, R ERA: 2.0	(9, 1)	0.2		3	1	1	1	2	0	0	0	0	0	0	10	13	13.50	1.500

PITCHER		IP	WLS	BF	H	R	ER	SO	BB	IBB	HBP	BLK	WP	HR	S	P	ERA	WHIP

BOTTOM

Minnesota Twins @ Seattle Mariners

The Kingdome, Seattle, WA

Fri May 07 1993, 10:05 PM EDT

Att. 29,993 - Dome

livebaseballscorecards.com

Batter	1	2	3	4	5	6	7	8	9	AB	R	H	RBI	BB	SO	LOB
Omar Vizquel, S (1, 6) OBP: 0.320, SLG: 0.266	F7		L7			G5-3 1B	P6		FC6-4 1B	5	0	2	0	0	0	1
Mike Felder, S (1, 7) OBP: 0.312, SLG: 0.303	S 1B		K			G5-3		K	FC6-4	5	0	1	0	0	2	3
Ken Griffey Jr., L (1, 8) OBP: 0.413, SLG: 0.604	L7		F8			K		BLK 1B		4	0	1	0	0	1	2
Pete O'Brien, L (1, 10) OBP: 0.360, SLG: 0.485	K		L9			G6-3		K		3	0	0	0	0	1	2
Henry Cotto, R (8, PH) OBP: 0.179, SLG: 0.182										1	0	0	0	0	1	1
Jay Buhner, R (1, 9) OBP: 0.409, SLG: 0.477		K			FC1-6 1B		BB 1B		IBB	3	1	2	0	1	1	0
Tino Martinez, L (1, 3) OBP: 0.292, SLG: 0.406		CS 1B			F7		1B SF8 BB			3	1	1	0	1	1	3
Rich Amaral, R (1, 4) OBP: 0.387, SLG: 0.459	L8				FC1-6 S HR		CS 1B		P6	3	1	1	1	0	0	2
Mackey Sasser, L (9, PH) OBP: 0.154, SLG: 0.167										1	0	0	0	0	0	0
Dave Valle, R (1, 2) OBP: 0.396, SLG: 0.429			F8		HR		SF8		1B S 1B	3	1	2	3	0	0	0
Fernando Vina, L (9, PR) OBP: 0.318, SLG: 0.263										0	0	0	0	0	0	0
Wally Backman, S (1, 5) OBP: 0.192, SLG: 0.160			F7		L8				F7	4	0	1	0	0	0	1

| | | | | | | | | | |

Batter	1	2	3	4	5	6	7	8	9	AB	R	H	RBI	BB	SO	LOB
Shane Mack, R (1, 7) OBP: 0.243, SLG: 0.276	F C B B B X 3-2 P4 ①		B B X 2-0 G4-3 ① 2-3		B F X 1-1 G6-3 ③			B F B F F F F X 2-2 1B		4	0	1	0	0	0	1
Chuck Knoblauch, R (1, 4) OBP: 0.341, SLG: 0.263	F B X 1-1 G1-3 ②		X 0-0 G6-3 ② 3-H			F B B C F C 2-3 K ①		B F F F F X 1-2 G5-3 ③		4	0	0	1	0	1	1
Kirby Puckett, R (1, 8) OBP: 0.379, SLG: 0.530	B X 1-0 HR		B S X 1-1 1B			F F B S 1-3 K ②			B B C X 2-1 G6-3 ①	4	1	2	1	0	1	0
Kent Hrbek, L (1, 3) OBP: 0.366, SLG: 0.450	B C S B F X 2-2 F7 ③		B 1 SAFE X 1-0 F8 ③			B F B B X 3-1 P6 ③			B X 1-0 P5 ②	4	0	0	0	0	0	1
Dave Winfield, R (1, 10) OBP: 0.245, SLG: 0.381		C F B B B X 2-2 G5-3 ①		X 0-0 G4-3 ①			S B C F F B B S 3-3 K ①		S B X 1-1 2B	4	0	1	0	0	1	0
Brian Harper, R (1, 2) OBP: 0.337, SLG: 0.438		B F B B B X 3-1 G6-3 ②		B S B F B F X 3-2 G5-3 ②			B F C F X 1-2 P6 ②		C X 0-1 G3-1 ③	4	0	0	0	0	0	1
Pedro Munoz, R (1, 9) OBP: 0.310, SLG: 0.507		B F X 1-1 S 1B		B X 1-0 P9 ③			S B S S B C 2-3 K ③			3	0	1	0	0	1	0
Mike Pagliarulo, L (1, 5) OBP: 0.281, SLG: 0.410		B S C S C 1-3 K ③ 1-2			F S B S 1-3 K ①			X 0-0 G6-3 ①		3	0	0	0	0	2	1
Jeff Reboulet, R (1, 6) OBP: 0.275, SLG: 0.200 Pat Meares, R (7, 6)			C B F B B F X 3-2 G4-3 G6-3 2B		C S C 0-3 K ②			B X 1-0 G5-3 ②		2 1	1 0	1 0	0 0	0 0	1 0	0 0
Inning Stats	R: 1 E: 0 K: 0 S: 10 H: 1 LOB: 0 BB: 0 P: 17	R: 0 E: 0 K: 1 S: 10 H: 1 LOB: 1 BB: 0 P: 17	R: 1 E: 0 K: 0 S: 9 H: 2 LOB: 1 BB: 0 P: 16	R: 0 E: 0 K: 0 S: 6 H: 0 LOB: 0 BB: 0 P: 10	R: 0 E: 0 K: 2 S: 8 H: 0 LOB: 0 BB: 0 P: 10	R: 0 E: 0 K: 2 S: 9 H: 0 LOB: 0 BB: 0 P: 15	R: 0 E: 0 K: 2 S: 12 H: 0 LOB: 0 BB: 0 P: 18	R: 0 E: 0 K: 0 S: 12 H: 1 LOB: 1 BB: 0 P: 16	R: 0 E: 0 K: 0 S: 7 H: 1 LOB: 1 BB: 0 P: 11	1B: 3 2B: 2 3B: 0 HR: 1	SF: 0 SAC: 0 DP: 0 HBP: 0						

PITCHER		IP	WLS	BF	H	R	ER	SO	BB	IBB	HBP	BLK	WP	HR	S	P	ERA	WHIP
Erik Hanson, R ERA: 1.41	(1, 1)	9.0	W	33	6	2	2	7	0	0	0	0	0	1	83	130	2.00	0.667

PITCHER	IP	WLS	BF	H	R	ER	SO	BB	IBB	HBP	BLK	WP	HR	S	P	ERA	WHIP

TOP

Minnesota Twins @ Seattle Mariners

The Kingdome, Seattle, WA

Sat May 08 1993, 10:05 PM EDT

Att. 42,532 - Dome

livebaseballscorecards.com

AB	33
R	2
H	6
RBI	2
BB	0
SO	7
LOB	5

WP: 0 PB: 0 SB: 1 CS: 0 PA: 33

BOTTOM

Minnesota Twins @ Seattle Mariners

The Kingdome, Seattle, WA

Sat May 08 1993, 10:05 PM EDT

Att. 42,532 - Dome

livebaseballscorecards.com

Batter	1	2	3	4	5	6	7	8	9	AB	R	H	RBI	BB	SO	LOB
Rich Amaral, R (1, 4) OBP: 0.373, SLG: 0.441	F8	G4-3 1-2 2-3 3-H		K		F9				4	0	0	1	0	1	3
Henry Cotto, R (1, 7) OBP: 0.183, SLG: 0.186	G4-3	1B 2-3 3-H		F9			P4			4	0	1	1	0	0	1
Ken Griffey Jr., L (1, 8) OBP: 0.408, SLG: 0.590	G5-3	6-5 3-H	HR 1B		G3		P8			4	1	1	0	0	0	0
Jay Buhner, R (1, 9) OBP: 0.412, SLG: 0.531		K	HR 1-H		HR		K			4	2	2	3	0	2	0
Bill Haselman, R (1, 10) OBP: 0.357, SLG: 0.478		HR	G6-3		BB S			K		3	1	1	1	1	1	0
Tino Martinez, L (1, 3) OBP: 0.290, SLG: 0.429		HR	F8		F9 1-2			G4-3		4	1	1	1	0	0	1
Mike Blowers, R (1, 5) OBP: 0.365, SLG: 0.469		G4-3 1B	G5-3		G4-3			L6		4	1	1	0	0	0	1
Dave Valle, R (1, 2) OBP: 0.394, SLG: 0.418		BB G4-3 1B 1B		P3		P3				2	1	0	0	1	0	0
Omar Vizquel, S (1, 6) OBP: 0.328, SLG: 0.277		1B G4-3 6-5 1-2 2-3		1B		F9				3	0	2	0	0	0	0
Inning Stats	R: 0 E: 0 K: 0 S: 6 H: 0 LOB: 0 BB: 0 P: 7	R: 4 E: 0 K: 1 S: 18 H: 5 LOB: 2 BB: 1 P: 28	R: 2 E: 0 K: 0 S: 8 H: 2 LOB: 0 BB: 0 P: 12	R: 0 E: 0 K: 1 S: 9 H: 1 LOB: 1 BB: 0 P: 16	R: 1 E: 0 K: 0 S: 9 H: 1 LOB: 1 BB: 1 P: 17	R: 0 E: 0 K: 0 S: 10 H: 0 LOB: 0 BB: 0 P: 15	R: 0 E: 0 K: 1 S: 8 H: 0 LOB: 0 BB: 0 P: 15	R: 0 E: 0 K: 1 S: 8 H: 0 LOB: 0 BB: 0 P: 12		1B: 4 2B: 1 3B: 0 HR: 4 SF: 0 SAC: 0 DP: 0 HBP: 0				WP: 0 PB: 0 SB: 1 CS: 0 PA: 34	

	AB	32
	R	7
	H	9
	RBI	7
	BB	2
	SO	4
	LOB	6

PITCHER		IP	WLS	BF	H	R	ER	SO	BB	IBB	HBP	BLK	WP	HR	S	P	ERA	WHIP
Jim Deshaies, L ERA: 3.89	(1, 1)	3.0	L	17	7	6	6	1	1	0	0	0	0	3	32	47	18.00	2.667
Pat Mahomes, R ERA: 8.77	(4, 1)	5.0		18	2	1	1	3	1	0	0	0	0	1	44	75	1.80	0.600

PITCHER	IP	WLS	BF	H	R	ER	SO	BB	IBB	HBP	BLK	WP	HR	S	P	ERA	WHIP

Batter	1	2	3	4	5	6	7	8	9	AB	R	H	RBI	BB	SO	LOB
Gene Larkin, S (1, 9) OBP: 0.328, SLG: 0.340	F B B X 2-1 BB 1B		C S S 0-3 ② K		1 SAFE 1 SAFE B 1 P B C X 3-1 1B 1B 1-2 1B	B B X 2-0 ② G1-3 2-3		X 0-0 ③ G3		5	1	2	0	0	1	1
Jeff Reboulet, R (1, 4) OBP: 0.311, SLG: 0.222	B 1 SAFE B B B 4-0 1-2 BB		X 0-0 1B		B 2 SAFE B B C X 3-1 1B 1-2 2-3 1B	C B B F B B 4-2 FC6-4 BB			B C F F C 1-3 ① K	3	1	2	0	2	1	0
Kirby Puckett, R (1, 8) OBP: 0.364, SLG: 0.505	C X 0-1 P6 ①		X 0-0 ③ F9		C S B S 1-3 ① K	X 0-0 ③ FC6-4 1-2f			S B S S S 1-3 ② K	5	0	0	0	0	2	8
Kent Hrbek, L (1, 3) OBP: 0.378, SLG: 0.488	C X 0-1 ② F7			X 0-0 HR	B X 1-0 1B 1-2 2-3 3-H 1B		B B B B 4-0 G6-3 1B BB		B C B X 2-1 ③ G4-3	4	1	2	2	1	0	2
Brian Harper, R (1, 2) OBP: 0.354, SLG: 0.446	B X 1-0 ③ G1-3			H 1-0 G5-3 1B HBP	B X 1-0 1-2 2-H 3-H 1B		S B X 1-1 G6-3 1-2 1B			3	0	2	2	0	0	2
Randy Bush, L (1, 10) OBP: 0.320, SLG: 0.200 Dave Winfield, R (7, PH) OBP: 0.243, SLG: 0.378		B X 1-0 ① G3		F F X 0-2 ① F8	B C S B S 2-3 ② K		C B B B F F X 3-2 ① ② G6-3 1-2f 2-3			3 1	0 0	0 0	0 0	0 0	1 0	3 2
Shane Mack, R (1, 7) OBP: 0.235, SLG: 0.266		C B X 1-1 ② G5-3		F X 0-1 ② G5-3 1-2	C F X 0-2 ③ G6-3		F F B B X 2-2 ③ F7			4	0	0	0	0	0	4
Mike Pagliarulo, L (1, 5) OBP: 0.294, SLG: 0.415		B C X 1-1 ③ G3-1		C X 0-1 ③ 2-H 1B		X 0-0 G1-3 G6-3 1B		C B C S 1-3 ① K		4	0	2	0	0	1	0
Pat Meares, R (1, 6) OBP: 0.200, SLG: 0.200			B X 1-0 ① G5-3		B F B X 2-1 1B 1B 1B 1B	C X 0-1 ① G6-3 1-2		F C B F F S 1-3 ② K		4	1	1	0	0	1	1
Inning Stats	R: 0 H: 1 E: 0 LOB: 2 K: 0 BB: 1 S: 7 P: 14	R: 0 H: 0 E: 0 LOB: 0 K: 0 BB: 0 S: 5 P: 8	R: 0 H: 1 E: 0 LOB: 1 K: 1 BB: 0 S: 6 P: 7	R: 1 H: 2 E: 0 LOB: 2 K: 0 BB: 0 S: 8 P: 9	R: 3 H: 5 E: 0 LOB: 2 K: 2 BB: 0 S: 18 P: 30	R: 0 H: 1 E: 0 LOB: 2 K: 0 BB: 1 S: 7 P: 13	R: 0 H: 1 E: 0 LOB: 1 K: 0 BB: 1 S: 9 P: 19	R: 0 H: 0 E: 0 LOB: 0 K: 2 BB: 0 S: 9 P: 11	R: 0 H: 0 E: 0 LOB: 0 K: 2 BB: 0 S: 9 P: 13	1B: 10 SF: 0 2B: 0 SAC: 0 3B: 0 DP: 1 HR: 1 HBP: 1						

PITCHER		IP	WLS	BF	H	R	ER	SO	BB	IBB	HBP	BLK	WP	HR	S	P	ERA	WHIP
Tim Leary, R ERA: 5.6	(1, 1)	6.0	W	30	10	4	4	3	2	0	1	0	0	1	51	81	6.00	2.000
Russ Swan, L ERA: 15.95	(7, 1)	0.0		2	1	0	0	0	1	0	0	0	0	0	2	7	∞	∞
Jeff Nelson, R ERA: 1.74	(7, 1)	1.0		2	0	0	0	0	0	0	0	0	0	0	7	12	0.00	0.000
Rich DeLucia, R ERA: 1.89	(8, 1)	1.0		3	0	0	0	2	0	0	0	0	0	0	9	11	0.00	0.000
Norm Charlton, L ERA: 1.8	(9, 1)	1.0	S	3	0	0	0	2	0	0	0	0	0	0	9	13	0.00	0.000

PITCHER	IP	WLS	BF	H	R	ER	SO	BB	IBB	HBP	BLK	WP	HR	S	P	ERA	WHIP

TOP

Minnesota Twins @ Seattle Mariners

The Kingdome, Seattle, WA

Sun May 09 1993, 6:33 AM EDT

Att. 35,680 - Dome

livebaseballscorecards.com

AB	36
R	4
H	11
RBI	4
BB	3
SO	7
LOB	23

Minnesota Twins @ Seattle Mariners

The Kingdome, Seattle, WA

Sun May 09 1993, 6:33 AM EDT

Att. 35,680 - Dome

BOTTOM

Batter	1	2	3	4	5	6	7	8	9	AB	R	H	RBI	BB	SO	LOB
Omar Vizquel, S (1, 6) OBP: 0.333, SLG: 0.293	B B C X 2-1 G4-3 SF7 2B		X 0-0 ② G4-3 2-3		B F X 1-1 ③ F7		C X 0-1 S 1B			4	1	2	0	0	0	1
Mike Felder, S (1, 7) OBP: 0.310, SLG: 0.320	B C M X 1-2 ① G4-3 2-3		C X 0-1 ③ G1-4-3			C X 0-1 SF9 3B	S B B S L 2-3 ② K 1-3			4	1	1	0	0	1	3
Ken Griffey Jr., L (1, 8) OBP: 0.403, SLG: 0.617	B S C B X 2-2 ② SF7 3-H			B F B X 2-1 HR		X 0-0 ① SF9 3-H	B C F S 1-3 ③ K			2	1	1	3	0	1	1
Pete O'Brien, L (1, 10) OBP: 0.354, SLG: 0.471	B B X 2-0 ③ L6			B C B F B X 3-2 ① G4-3		C B X 1-1 BB HR 1B		X 0-0 ① P5		4	1	1	0	0	0	0
Jay Buhner, R (1, 9) OBP: 0.407, SLG: 0.517		B X 1-0 ① G5-3		X 0-0 ② P6		B B S C B B 4-2 1-2 HR BB		S B X 1-1 ② G6-3		3	1	0	0	1	0	0
Tino Martinez, L (1, 3) OBP: 0.305, SLG: 0.468		C B X 1-1 G6-4-3 1B		X 0-0 1B		B F B X 2-1 1-H 2-H HR		C S B F B B X 3-2 ③ F9		4	1	3	3	0	0	0
Mike Blowers, R (1, 5) OBP: 0.345, SLG: 0.442		C X 0-1 ② ③ G6-4-3 1-2f		B S B S S X 2-2 ③ G5-3		C F S 0-3 ② K				3	0	0	0	0	1	2
Dave Valle, R (1, 2) OBP: 0.392, SLG: 0.407			C B S B H 3-2 G4-3 SH5-3 HBP		S F B B S 2-3 ① K	F B S C 1-3 ③ K				2	0	0	0	0	2	0
Fernando Vina, L (1, 4) OBP: 0.304, SLG: 0.250 Rich Amaral, R (7, PH) (8, 4) OBP: 0.369, SLG: 0.437			1 SAFE B L X 1-1 ① SH5-3 1-2		X 0-0 ② L9		X 0-0 ① P4			1 1	0 0	0 0	0 0	0 0	0 0	0 0
Inning Stats	R: 1 H: 1 E: 0 LOB: 0 K: 0 BB: 0 S: 9 P: 16	R: 0 H: 1 E: 0 LOB: 0 K: 0 BB: 0 S: 5 P: 7	R: 0 H: 0 E: 0 LOB: 1 K: 0 BB: 0 S: 7 P: 11	R: 1 H: 2 E: 0 LOB: 1 K: 0 BB: 0 S: 10 P: 17	R: 0 H: 0 E: 0 LOB: 0 K: 1 BB: 0 S: 6 P: 9	R: 4 H: 3 E: 0 LOB: 0 K: 2 BB: 1 S: 15 P: 23	R: 0 H: 1 E: 0 LOB: 1 K: 2 BB: 0 S: 9 P: 12	R: 0 H: 0 E: 0 LOB: 0 K: 0 BB: 0 S: 7 P: 11		1B: 4 SF: 2 2B: 1 SAC: 1 3B: 1 DP: 1 HR: 2 HBP: 1						

livebaseballscorecards.com

AB	28
R	6
H	8
RBI	6
BB	1
SO	5
LOB	7

WP: 0 PA: 33
PB: 0
SB: 2
CS: 0

PITCHER		IP	WLS	BF	H	R	ER	SO	BB	IBB	HBP	BLK	WP	HR	S	P	ERA	WHIP
Scott Erickson, R ERA: 7.07	(1, 1)	6.0	L	26	7	6	6	3	1	0	1	0	0	2	52	83	9.00	1.333
Mark Guthrie, L ERA: 5.65	(7, 1)	1.1		5	1	0	0	2	0	0	0	0	0	0	10	13	0.00	0.750
Mike Hartley, R ERA: 3.09	(8, 1)	0.2		2	0	0	0	0	0	0	0	0	0	0	6	10	0.00	0.000

PITCHER	IP	WLS	BF	H	R	ER	SO	BB	IBB	HBP	BLK	WP	HR	S	P	ERA	WHIP

Chicago White Sox @ Seattle Mariners

The Kingdome, Seattle, WA

Mon May 10 1993, 10:05 PM EDT

Att. 14,961 - Dome

TOP

livebaseballscorecards.com

Batter	1	2	3	4	5	6	7	8	9	AB	R	H	RBI	BB	SO	LOB
Joey Cora, S (1, 4) OBP: 0.382, SLG: 0.381	B C B B C X 3-2 1B SF9 1B	C B B B B 4-1 3B BB		B B C X 3-1 ② F8		F B S X 1-2 ① G3		C C F B X 1-2 ③ G5-3		4	2	1	0	1	0	0
Lance Johnson, L (1, 8) OBP: 0.398, SLG: 0.458	1 SAFE X 0-0 E S 1-3 HR 1B	B B S X 2-1 1-H FC5-2 3B 3-H		C B X 1-1 HR 1B		X 0-0 ② P5			X 0-0 ① G4-3	5	2	3	2	0	0	0
Frank Thomas, R (1, 3) OBP: 0.352, SLG: 0.477 Mike Huff, R (8, 9) OBP: 0.348, SLG: 0.526	X 0-0 ① SF9 3-H	F B F F X 1-2 ② FC5-2 3-H		B 1 SAFE 1 SAFE 1 SAFE B P X 3-0 1-H HR		B C C B B X 3-2 ③ G5-3			B B C B X 3-1 HR	3 1	1 1	1 1	3 1	0 0	0 0	1 0
George Bell, R (1, 10) OBP: 0.252, SLG: 0.269 Steve Sax, R (9, PH) OBP: 0.294, SLG: 0.313	1 SAFE X 0-0 ② F9	B F X 1-1 ③ F8		B T B B X 3-1 ③ G5-3			C B B B F X 3-2 ① G5-3		C B B X 2-1 ② L7	4 1	0 0	0 0	0 0	0 0	0 0	2 0
Robin Ventura, L (1, 5) OBP: 0.445, SLG: 0.475	B C B 1 SAFE B X 3-1 1-H HR		C B X 1-2 3B		C F B X 2-2 ① P6		B B C B B 4-1 BB		B B C B X 2-1 HR 1B	4	2	3	2	1	0	0
Ellis Burks, R (1, 9) OBP: 0.387, SLG: 0.479 Dan Pasqua, L (8, 3) OBP: 0.351, SLG: 0.413	C F B B B X 3-2 ③ L5		C F S 0-3 ① K		B B B C B 4-2 1B SF7 BB		B X 1-0 ② F8		B X 1-0 1-H HR	3 1	1 1	0 1	0 2	1 0	1 0	2 0
Bo Jackson, R (1, 7) OBP: 0.386, SLG: 0.520		B B B 4-0 BB FC BB	S S B B S 2-3 ② K	X 0-0 1-3 1B			X 0-0 ③ L8		B S X 1-1 HR	4	2	2	1	1	1	2
Ron Karkovice, R (1, 2) OBP: 0.309, SLG: 0.373 Carlton Fisk, R (8, PH) OBP: 0.179, SLG: 0.286 (8, 2)		B B B B 4-0 1-2 FC FC BB	B X 1-0 ③ G6-3	B S S B B X 3-2 ② SF7 3-H				F S S 0-3 ① K	C B S B B S 3-3 ③ K	1 2	0 0	0 0	1 0	1 0	0 2	1 0
Ozzie Guillen, L (1, 6) OBP: 0.238, SLG: 0.263 Craig Grebeck, R (8, PH) OBP: 0.325, SLG: 0.250 (8, 6)		B L X 1-1 ① FC 3B 1-H 2-H		X 0-0 ① G4-3	B X 1-0 ③ L8			X 0-0 ② G6-3		3 1	1 0	0 0	0 0	0 0	0 0	2 0
Inning Stats	R: 3 E: 0 K: 0 S: 11 H: 3 LOB: 0 BB: 0 P: 20	R: 3 E: 1 K: 0 S: 11 H: 1 LOB: 1 BB: 3 P: 28	R: 0 E: 0 K: 2 S: 10 H: 1 LOB: 1 BB: 0 P: 14	R: 2 E: 0 K: 0 S: 9 H: 2 LOB: 0 BB: 0 P: 18	R: 1 E: 0 K: 0 S: 10 H: 1 LOB: 1 BB: 1 P: 20	R: 0 E: 0 K: 0 S: 7 H: 0 LOB: 0 BB: 0 P: 11	R: 0 E: 0 K: 0 S: 6 H: 0 LOB: 1 BB: 1 P: 14	R: 0 E: 0 K: 1 S: 8 H: 0 LOB: 0 BB: 0 P: 9	R: 4 E: 0 K: 1 S: 13 H: 4 LOB: 0 BB: 0 P: 25	1B: 5 2B: 0 3B: 2 HR: 5 SF: 2 SAC: 1 DP: 0 HBP: 0						

	AB	37
	R	13
	H	12
	RBI	12
	BB	5
	SO	4
	LOB	10

WP: 0 PB: 0 SB: 1 CS: 0 PA: 44

PITCHER		IP	WLS	BF	H	R	ER	SO	BB	IBB	HBP	BLK	WP	HR	S	P	ERA	WHIP
Mike Hampton, L ERA: 9.72	(1, 1)	1.1	L	11	4	6	5	0	3	0	0	0	0	1	16	40	33.75	5.250
Dwayne Henry, R ERA: 6.85	(2, 1)	5.2		23	4	3	3	2	2	0	0	0	0	1	48	85	4.76	1.059
Dennis Powell, L ERA: 6.75	(8, 1)	2.0		10	4	4	4	2	0	0	0	0	0	3	21	34	18.00	2.000

PITCHER	IP	WLS	BF	H	R	ER	SO	BB	IBB	HBP	BLK	WP	HR	S	P	ERA	WHIP

BOTTOM

Chicago White Sox @ Seattle Mariners

The Kingdome, Seattle, WA

Mon May 10 1993, 10:05 PM EDT

Att. 14,961 - Dome

livebaseballscorecards.com

Batter	1	2	3	4	5	6	7	8	9	AB	R	H	RBI	BB	SO	LOB
Omar Vizquel, S (1, 6) OBP: 0.333, SLG: 0.288	C B B F B B 4-2 1B 1B BB	B C S X 1-2 P6 ②			F B B F X 2-2 F8 ①		X 0-0 F7 ②		B B X 2-0 E5 1B 1B 1-2	2	1	0	0	1	0	1
Bill Haselman, R (6, 9) OBP: 0.333, SLG: 0.440										2	0	0	0	0	0	1
Mike Felder, S (1, 7) OBP: 0.331, SLG: 0.343	X 0-0 1B 1-2 1B	B F X 1-1 1B 1-2			B T X 1-1 G4-3 ②		C X 0-1 1B		X 0-0 1B 1-2 2-3	5	0	4	0	0	0	0
Ken Griffey Jr., L (1, 8) OBP: 0.403, SLG: 0.607	C F F C 0-3 K ①	F X 0-1 P5 ③			B C S B X 2-2 1B		X 0-0 F8 ③		F B X 1-1 1B 1-2 2-3 3-H	5	0	2	1	0	1	5
Pete O'Brien, L (1, 3) OBP: 0.357, SLG: 0.480	C X 0-1 BB 1B 1-3 2-H		X 0-0 G3 ①		B B C X 2-1 P6 ③			C B B X 2-1 2B	B B X 2-0 P5 ②	5	0	2	1	0	0	4
Jay Buhner, R (1, 9) OBP: 0.401, SLG: 0.508	S S S B S 1-3 K ②		C X 0-1 G6-3 ②			F C F C 0-3 K ①		B B F F C 2-3 K ①	B F B S F S 2-3 K ③	2	0	0	0	0	1	2
Wally Backman, S (6, 4) OBP: 0.172, SLG: 0.143										3	0	0	0	0	3	4
Tino Martinez, L (1, 10) OBP: 0.303, SLG: 0.455	C B B B F B B 4-2 1-2 BB		B X 1-0 G3 ③			C B B B X 3-1 P6 ②		B F B X 2-1 F7 ②		3	0	0	0	1	0	1
Mike Blowers, R (1, 5) OBP: 0.339, SLG: 0.418	S B B B X 2-1 P6 ③			B B C X 2-1 P6 ①		B F B F B B 4-2 BB		C F F C 0-3 K ③		3	0	0	0	1	1	4
Dave Valle, R (1, 2) OBP: 0.394, SLG: 0.410		B X 1-0 1B 1B		B C B X 2-1 P3 ②		F B F B B X 3-2 F8 ③			X 0-0 1B E 1B 1B	2	0	1	0	0	0	0
Mackey Sasser, L (5, 2) OBP: 0.200, SLG: 0.214										2	1	1	0	0	0	1
Fernando Vina, L (1, 4) OBP: 0.259, SLG: 0.208		X 0-0 F7 ①		C X 0-1 G3-1 ③			X 0-0 P2 ①		F F B F S 1-3 K ①	4	0	0	0	0	1	2
(6, 6)																

	AB	38
	R	2
	H	10
	RBI	2
	BB	3
	SO	7
	LOB	25

Inning Stats																																		
	R: 1	H: 2	R: 0	H: 2	R: 0	H: 0	R: 0	H: 0	R: 0	H: 1	R: 0	H: 0	R: 0	H: 1	R: 0	H: 1	R: 1	H: 3	1B: 9	SF: 0	WP: 0	PA: 41
	E: 0	LOB: 3	E: 0	LOB: 2	E: 0	LOB: 0	K: 0	LOB: 0	K: 0	LOB: 1	E: 0	LOB: 1	E: 0	LOB: 1	E: 0	LOB: 1	E: 1	LOB: 3	2B: 1	SAC: 0	PB: 0	
	K: 2	BB: 2	K: 0	BB: 0	K: 0	BB: 0	K: 1	BB: 1	K: 0	BB: 0	K: 1	BB: 0	K: 0	BB: 0	K: 2	BB: 0	K: 2	BB: 0	3B: 0	DP: 0	SB: 0	
	S: 17	P: 28	S: 9	P: 12	S: 4	P: 5	S: 6	P: 10	S: 10	P: 17	S: 11	P: 21	S: 5	P: 5	S: 11	P: 17	S: 14	P: 22	HR: 0	HBP: 0	CS: 0	

PITCHER		IP	WLS	BF	H	R	ER	SO	BB	IBB	HBP	BLK	WP	HR	S	P	ERA	WHIP
Alex Fernandez, R ERA: 1.88	(1, 1)	8.0	W	34	7	1	1	5	3	0	0	0	0	0	73	115	1.12	1.250
Bobby Thigpen, R ERA: 7.5	(9, 1)	1.0		7	3	1	0	2	0	0	0	0	0	0	14	22	0.00	3.000

PITCHER	IP	WLS	BF	H	R	ER	SO	BB	IBB	HBP	BLK	WP	HR	S	P	ERA	WHIP

Batter	1	2	3	4	5	6	7	8	9	AB	R	H	RBI	BB	SO	LOB
Joey Cora, S (1, 4) OBP: 0.370, SLG: 0.369	C X 0-1 ① F9		B C S C 1-3 ③ K			F B B X 2-1 ③ F9			C C B B F X 2-2 ① G4-3	4	0	0	0	0	1	0
Lance Johnson, L (1, 8) OBP: 0.402, SLG: 0.455	B C C C 1-3 ② K			X 0-0 L8-4 S 1B			S B B B B 4-1 BB BB		B X 1-0 E5 WP HR	3	1	1	0	1	1	0
Frank Thomas, R (1, 3) OBP: 0.356, SLG: 0.500	C C B F F S 1-3 ③ K			B S X 1-1 ① ② L8-4 1-3			1 SAFE B C B S B B 4-2 1-2 BB		S S B B B X 2-2 1-H HR	3	1	1	2	1	1	1
George Bell, R (1, 10) OBP: 0.244, SLG: 0.260		C S B F B X 2-2 ① L8		B S X 1-1 ③ G4-3			B X 1-0 ① P3		C S S 0-3 ② K	4	0	0	0	0	1	2
Robin Ventura, L (1, 5) OBP: 0.432, SLG: 0.456		F F X 0-2 ② G4-3			C S B X 1-2 ① F8		B C S B C 2-3 ② K		C F B C 1-3 ③ K	4	0	0	0	0	2	2
Ellis Burks, R (1, 9) OBP: 0.385, SLG: 0.505		B B S X 2-1 HR			C B C B C 2-3 ② K		B S B F B S 3-3 ③ K			3	1	1	1	0	2	2
Bo Jackson, R (1, 7) OBP: 0.383, SLG: 0.509		B C S B F F F S 2-3 ③ K			B B S S S 2-3 ③ K			B C X 1-1 L6-3 1B		3	0	1	0	0	2	0
Ron Karkovice, R (1, 2) OBP: 0.299, SLG: 0.360			B S S S B S 2-3 ① K			B F B B S F F F F 3-2 F F X ① F7		B F C B S 2-3 ① K		3	0	0	0	0	2	1
Ozzie Guillen, L (1, 6) OBP: 0.229, SLG: 0.253			F S F X 0-2 ② G6-3			X 0-0 ② G6-3		X 0-0 ② ③ L6-3 1-2		3	0	0	0	0	0	1
Inning Stats	R: 0 H: 0 E: 0 LOB: 0 K: 2 BB: 0 S: 10 P: 12	R: 1 H: 1 E: 0 LOB: 0 K: 1 BB: 0 S: 15 P: 21	R: 0 H: 0 E: 0 LOB: 0 K: 2 BB: 0 S: 10 P: 13	R: 0 H: 1 E: 0 LOB: 0 K: 0 BB: 0 S: 5 P: 7	R: 0 H: 0 E: 0 LOB: 0 K: 2 BB: 0 S: 9 P: 14	R: 0 H: 0 E: 0 LOB: 0 K: 0 BB: 0 S: 12 P: 17	R: 0 H: 0 E: 0 LOB: 2 K: 2 BB: 2 S: 10 P: 24	R: 0 H: 1 E: 0 LOB: 0 K: 1 BB: 0 S: 6 P: 9	R: 2 H: 1 E: 1 LOB: 0 K: 2 BB: 0 S: 14 P: 20	1B: 2 SF: 0 2B: 2 SAC: 0 3B: 0 DP: 2 HR: 2 HBP: 0						WP: 1 PA: 32 PB: 0 SB: 1 CS: 0

TOP

Chicago White Sox @ Seattle Mariners

The Kingdome, Seattle, WA

Tue May 11 1993, 10:05 PM EDT

Att. 16,857 - Dome

livebaseballscorecards.com

AB	30
R	3
H	4
RBI	3
BB	2
SO	12
LOB	9

PITCHER		IP	WLS	BF	H	R	ER	SO	BB	IBB	HBP	BLK	WP	HR	S	P	ERA	WHIP
Randy Johnson, L ERA: 3.58	(1, 1)	7.0	W	24	2	1	1	9	2	0	0	0	0	1	71	108	1.29	0.571
Rich DeLucia, R ERA: 1.8	(8, 1)	1.0		3	1	0	0	1	0	0	0	0	0	0	6	9	0.00	1.000
Norm Charlton, L ERA: 2.45	(9, 1)	1.0	S	5	1	2	1	2	0	0	0	0	1	1	14	20	9.00	1.000

PITCHER	IP	WLS	BF	H	R	ER	SO	BB	IBB	HBP	BLK	WP	HR	S	P	ERA	WHIP

Batter	1	2	3	4	5	6	7	8	9	AB	R	H	RBI	BB	SO	LOB
Omar Vizquel, S (1, 6) OBP: 0.324, SLG: 0.279	L B S B F B F X 3-2 ① G4-3	B C B 1 SAFE S X 2-2 ③ G1-3		X 0-0 ② L7		F B S X 1-2 ③ FC6-4 1-2f				4	0	0	0	0	0	3
Mike Felder, S (1, 7) OBP: 0.328, SLG: 0.333	B C C X 1-2 ② F7		B B B B 4-0 G1-6-3 BB	C B X 1-1 ③ G4-3			C B S X 1-2 ① F9			3	0	0	0	1	0	0
Ken Griffey Jr., L (1, 8) OBP: 0.399, SLG: 0.603	C B X 1-1 E3 S		F 1 SAFE 1 SAFE F B X 1-2 ① ② G1-6-3 1-2f		B F B X 2-1 ① L9		X 0-0 S 2B			4	0	1	0	0	0	1
Pete O'Brien, L (1, 10) OBP: 0.356, SLG: 0.474 Henry Cotto, R (7, PH) OBP: 0.180, SLG: 0.183	1 SAFE C B B B X 3-1 ③ F7 1-2		C B F B X 2-2 3B 1B		B F X 1-1 ② G4-3		C S S 0-3 ② K 2-3			3 1	1 0	1 0	0 0	0 1	0 1	1 1
Jay Buhner, R (1, 9) OBP: 0.411, SLG: 0.529		B X 1-0 SH2-3 BB 1B 1B	X 0-0 1-H 1B 3B		B S B B X 3-1 ③ P3		I I I I 4-0 IBB			3	2	2	1	1	0	0
Tino Martinez, L (1, 3) OBP: 0.309, SLG: 0.452		1 SAFE B C 1 SAFE F F B B F 4-2 1 SAFE 1 SAFE B 1-2 SH2-3 1B BB	B X 1-0 3-H 1B 1B			F B X 1-1 ① G4-3	B S X 1-1 ③ P6			3	1	1	1	1	0	2
Dave Valle, R (1, 2) OBP: 0.402, SLG: 0.419		X 0-0 ① SH2-3 1-2 2-3	C X 0-1 FC5-4 1-2 1B			B S S B F X 2-2 1B		B C C B X 2-2 ① L8		3	0	2	0	0	0	0
Mike Blowers, R (1, 5) OBP: 0.333, SLG: 0.407		B B C X 2-1 CS 2-H 3-H 1B	X 0-0 ③ FC5-4 1-2f			1 SAFE F B B B S C 2-3 ② K		C B C F S 1-3 ② K		4	0	1	2	0	2	3
Rich Amaral, R (1, 4) OBP: 0.374, SLG: 0.434		B 1 SAFE B F B S F B 4-2 ② 1-2 BB	B X 1-0 ① P4			S X 0-1 FC6-4 1-2 1B		C S B C 1-3 ③ K		3	0	1	0	1	1	0
Inning Stats	R: 0 E: 1 K: 0 S: 12 H: 0 LOB: 1 BB: 0 P: 20	R: 2 E: 0 K: 0 S: 14 H: 2 LOB: 1 BB: 2 P: 27	R: 2 E: 0 K: 0 S: 11 H: 4 LOB: 2 BB: 1 P: 19	R: 0 E: 0 K: 0 S: 4 H: 0 LOB: 0 BB: 0 P: 6	R: 0 E: 0 K: 0 S: 6 H: 0 LOB: 0 BB: 0 P: 12	R: 0 E: 0 K: 1 S: 14 H: 2 LOB: 2 BB: 0 P: 20	R: 0 E: 0 K: 1 S: 9 H: 1 LOB: 2 BB: 1 P: 15	R: 0 E: 0 K: 2 S: 10 H: 0 LOB: 0 BB: 0 P: 14		1B: 7 2B: 1 3B: 1 HR: 0	SF: 0 SAC: 1 DP: 1 HBP: 0			WP: 0 PB: 0 SB: 2 CS: 1	PA: 36	

PITCHER		IP	WLS	BF	H	R	ER	SO	BB	IBB	HBP	BLK	WP	HR	S	P	ERA	WHIP
Dave Stieb, R ERA: 5.25	(1, 1)	6.0	L	28	8	4	4	1	3	0	0	0	0	0	61	104	6.00	1.833
Scott Radinsky, L ERA: 3.38	(7, 1)	1.0		5	1	0	0	1	0	1	0	0	0	0	9	15	0.00	1.000
Jeff Schwarz, R ERA: 1.23	(8, 1)	1.0		3	0	0	0	2	0	0	0	0	0	0	10	14	0.00	0.000

PITCHER	IP	WLS	BF	H	R	ER	SO	BB	IBB	HBP	BLK	WP	HR	S	P	ERA	WHIP

BOTTOM

Chicago White Sox @ Seattle Mariners

The Kingdome, Seattle, WA

Tue May 11 1993, 10:05 PM EDT

Att. 16,857 - Dome

livebaseballscorecards.com

AB	31
R	4
H	9
RBI	4
BB	4
SO	4
LOB	11

Batter	1	2	3	4	5	6	7	8	9	AB	R	H	RBI	BB	SO	LOB
Joey Cora, S (1, 4) OBP: 0.364, SLG: 0.378	S B F X 1-2 ① G1-3	B X 1-0 ③ G5-3		B B C B C X 3-2 3B		X 0-0 ① F8		X 0-0 ① F8		5	0	1	0	0	0	2
Lance Johnson, L (1, 8) OBP: 0.394, SLG: 0.440	B X 1-0 ② F7		B X 1-0 ① L7	B B X 2-0 ① L5		B B B B 4-0 BB 1B BB		C F B F S 1-3 ② K		4	0	0	0	1	1	1
Frank Thomas, R (1, 3) OBP: 0.372, SLG: 0.504	B B F X 2-1 ③ L9		C B B B B 4-1 1B HR BB	B B F S B B 4-2 BB		C B F B B B X 3-2 BB 1-2 1B		B B C B X 3-1 1B		3	1	2	0	2	0	0
George Bell, R (1, 10) OBP: 0.250, SLG: 0.266		B C X 1-1 HR 1B	F B X 1-1 1-2 HR 1B	B X 1-0 ② P6		B F S F S 1-3 ② K		C S X 0-2 ③ F9		5	2	2	0	0	1	5
Robin Ventura, L (1, 5) OBP: 0.431, SLG: 0.477		B B X 2-0 1-H HR	B B B C X 3-1 ② L7	B X 1-0 ③ F9		B B F B B 4-1 1-2 2-3 BB			B C C X 1-2 ① G4-3	4	1	1	2	1	0	4
Ellis Burks, R (1, 9) OBP: 0.386, SLG: 0.529		B X 1-0 G1 G5-3 1B	B F B X 2-1 1-H 2-H HR		B X 1-0 ① G6-3	C S B C 1-3 ③ K			S B B B F S 3-3 ② K	5	1	2	3	0	2	3
Bo Jackson, R (1, 7) OBP: 0.375, SLG: 0.482 Mike Huff, R (7, 7) OBP: 0.333, SLG: 0.500		1 SAFE C S 1 SAFE 1 SAFE X 0-2 ① G5-3 1-2	B S B B B 4-1 2B BB		F F B B B F X 3-2 ② G6-3		C B S S 1-3 ① K		C B F X 1-2 ③ F9	3 1	0 0	0 0	0 0	1 0	1 0	1 0
Ron Karkovice, R (1, 2) OBP: 0.297, SLG: 0.367		X 0-0 ② G1 2-3	S B X 1-1 1-3 2B		B X 1-0 ③ F7		C B S B B X 3-2 ② G6-3			4	0	1	0	0	0	1
Craig Grebeck, R (1, 6) OBP: 0.341, SLG: 0.333		B B C B C F B 4-2 BB	C X 0-1 ③ G3-1			X 0-0 HR	B B C C C 2-3 ③ K			3	1	1	1	1	1	2
Inning Stats	R: 0 E: 0 K: 0 S: 6 H: 0 LOB: 0 BB: 0 P: 10	R: 2 E: 0 K: 0 S: 12 H: 3 LOB: 2 BB: 1 P: 21	R: 3 E: 0 K: 0 S: 13 H: 3 LOB: 2 BB: 2 P: 29	R: 0 E: 0 K: 0 S: 8 H: 1 LOB: 2 BB: 1 P: 19	R: 0 E: 0 K: 0 S: 6 H: 0 LOB: 0 BB: 0 P: 11	R: 1 E: 0 K: 2 S: 13 H: 2 LOB: 3 BB: 2 P: 26	R: 0 E: 0 K: 2 S: 9 H: 0 LOB: 0 BB: 0 P: 15	R: 0 E: 0 K: 1 S: 11 H: 1 LOB: 1 BB: 0 P: 15	R: 0 E: 0 K: 1 S: 9 H: 0 LOB: 0 BB: 0 P: 14	1B: 5 2B: 1 3B: 1 HR: 3 SF: 0 SAC: 0 DP: 0 HBP: 0						

PITCHER		IP	WLS	BF	H	R	ER	SO	BB	IBB	HBP	BLK	WP	HR	S	P	ERA	WHIP
John Cummings, L ERA: 6.03	(1, 1)	2.2	L	16	5	5	5	0	3	0	0	0	0	2	27	55	16.88	3.000
Zak Shinall, R ERA: 3.38	(3, 1)	2.2		14	4	1	1	0	2	0	0	0	0	1	23	47	3.38	2.250
Jeff Nelson, R ERA: 1.5	(6, 1)	1.2		6	0	0	0	4	1	0	0	0	0	0	17	29	0.00	0.600
Dennis Powell, L ERA: 6.08	(8, 1)	1.1		5	1	0	0	1	0	0	0	0	0	0	14	19	0.00	0.750
Rich DeLucia, R ERA: 1.74	(9, 1)	0.2		2	0	0	0	1	0	0	0	0	0	0	6	10	0.00	0.000

PITCHER	IP	WLS	BF	H	R	ER	SO	BB	IBB	HBP	BLK	WP	HR	S	P	ERA	WHIP

TOP

Chicago White Sox @ Seattle Mariners

The Kingdome, Seattle, WA

Wed May 12 1993, 6:33 AM EDT

Att. 19,440 - Dome

livebaseballscorecards.com

AB	37
R	6
H	10
RBI	6
BB	6
SO	6
LOB	19

WP: 0	PB: 0	SB: 0	CS: 0	PA:	43

Batter	1	2	3	4	5	6	7	8	9	AB	R	H	RBI	BB	SO	LOB
Rich Amaral, R (1, 4) OBP: 0.392, SLG: 0.435	B C B F F X 2-2 ① G6-3		B B B B 4-0 G3 BB		B C B B B 4-1 BB		F B F B B X 3-2 BB 1B 1-2 1B	C B B B B 4-1 1B 1B BB	B 1-0 ③ CS 1-2	2	1	1	0	3	0	0
Henry Cotto, R (1, 7) OBP: 0.185, SLG: 0.188 (3, 8) Mackey Sasser, L (8, PH) OBP: 0.250, SLG: 0.267 (9, 7)	X 0-0 1B HBP 1B		C X 0-1 ② G3 1-2		X 0-0 ② P9		B X 1-0 ① F9	B F B F X 2-2 1B 1-3 1B 3-H		4 1 1	0 1 1	1 1 1	0 1 1	0 0 0	0 0 0	4 0 0
Ken Griffey Jr., L (1, 8) OBP: 0.403, SLG: 0.603 Mike Felder, S (3, 7) OBP: 0.333, SLG: 0.333 (9, 8)	B C H 2-1 4 1B 1-2 HBP		S B H 2-1 HBP		X 0-0 ③ P4		C X 0-1 ② F9	B F X 1-1 1B 1-2 1B 3-H		0 3	0 1	0 1	0 1	0 0	0 0	0 3
Jay Buhner, R (1, 9) OBP: 0.411, SLG: 0.524	C S S 0-3 ② K		S B S X 1-2 ③ P4			B B X 2-0 ① P4	S S F F X 0-2 BB 1-2 2-3 1B	F B X 1-1 1B 1-3 2-H 1B		5	0	2	1	0	1	4
Bill Haselman, R (1, 10) OBP: 0.382, SLG: 0.444 Pete O'Brien, L (8, PH) OBP: 0.364, SLG: 0.481	C X 0-1 1-2 2-3 1B			B B C F F B B 4-2 G4-6-3 BB		X 0-0 ② G5-3	B B F F B F B 4-2 1-2 2-3 3-H BB	B X 1-0 1-2 3-H 1B		2 1	0 0	1 1	1 1	2 0	0 0	0 0
Tino Martinez, L (1, 3) OBP: 0.305, SLG: 0.437	0-0 ③ 4 2-3	X 0-0 ① G3-1		C X 0-1 ① ② G4-6-3 1-2f		B B B 4-0 E BB	C B F B X 2-2 ③ L5	B B X 2-0 ③ F8		4	0	0	0	1	0	6
Dave Valle, R (1, 2) OBP: 0.393, SLG: 0.407		B S F B X 2-2 ② G6-3		B C C X 1-2 1B		B S B B X 3-1 E5 1-2		B X 1-0 ① P7	C F X 0-2 ① P3	5	0	1	0	0	0	1
Mike Blowers, R (1, 5) OBP: 0.324, SLG: 0.406		B C F B F S 2-3 ③ K	F X 0-1 ③ P3			X 0-0 ③ F9		B S B C B X 3-2 G6-3 1B 2B	S B S S 1-3 ② K	5	1	1	0	0	2	3
Omar Vizquel, S (1, 6) OBP: 0.326, SLG: 0.283			B B B C C X 3-2 ① L7		X 0-0 ① L7		C B X 1-1 1B 1B BB 1B	B S X 1-1 ② G6-3 2-3	F X 0-1 CS 1B	5	1	2	0	0	0	1
Inning Stats	R: 0 E: 0 K: 1 S: 11 H: 2 LOB: 3 BB: 0 P: 15	R: 0 E: 0 K: 1 S: 8 H: 0 LOB: 0 BB: 0 P: 12	R: 0 E: 0 K: 0 S: 9 H: 0 LOB: 2 BB: 1 P: 19	R: 0 E: 0 K: 0 S: 10 H: 1 LOB: 1 BB: 1 P: 15	R: 0 E: 0 K: 0 S: 4 H: 0 LOB: 1 BB: 1 P: 8	R: 0 E: 1 K: 0 S: 5 H: 0 LOB: 2 BB: 1 P: 14	R: 1 E: 0 K: 0 S: 18 H: 3 LOB: 3 BB: 1 P: 29	R: 4 E: 0 K: 0 S: 16 H: 5 LOB: 2 BB: 1 P: 32	R: 0 E: 0 K: 1 S: 8 H: 1 LOB: 0 BB: 0 P: 10	1B: 11 2B: 1 3B: 0 HR: 0 SF: 0 SAC: 0 DP: 1 HBP: 2						WP: 0 PB: 0 SB: 0 CS: 1 PA: 46	

BOTTOM

Chicago White Sox @ Seattle Mariners

The Kingdome, Seattle, WA

Wed May 12 1993, 6:33 AM EDT

Att. 19,440 - Dome

livebaseballscorecards.com

AB	37
R	5
H	12
RBI	5
BB	6
SO	3
LOB	22

PITCHER		IP	WLS	BF	H	R	ER	SO	BB	IBB	HBP	BLK	WP	HR	S	P	ERA	WHIP
Wilson Alvarez, L ERA: 2.7	(1, 1)	7.0	W	34	6	1	1	2	5	0	2	0	0	0	65	112	1.29	1.571
Jeff Schwarz, R ERA: 3.38	(8, 1)	0.2		4	1	2	2	0	1	0	0	0	0	0	7	16	27.00	3.000
Scott Radinsky, L ERA: 4.5	(8, 1)	0.0		2	2	0	0	0	0	0	0	0	0	0	5	8	∞	∞
Roberto Hernandez, R ERA: 1.17	(8, 1)	1.1	S	6	3	2	2	1	0	0	0	0	0	0	12	18	13.50	2.250

PITCHER	IP	WLS	BF	H	R	ER	SO	BB	IBB	HBP	BLK	WP	HR	S	P	ERA	WHIP

Batter	1	2	3	4	5	6	7	8	9	10	11	AB	R	H	RBI	BB	SO	LOB
Omar Vizquel, S (1, 6) OBP: 0.327, SLG: 0.286	C F S 0-3 ① K	B X 1-0 ③ P6			B B C F X 2-2 ② G3		F B L F B 1 SAFE X 2-2 ② F7		S F B X 1-2 ② 2-H 1B		B B X 2-0 1B	6	0	2	0	0	1	3
Mike Felder, S (1, 7) OBP: 0.341, SLG: 0.353	C B F B B X 3-2 FC5 BB 1B	B X 1-0 ① G4-3			C X 0-1 3B		1 SAFE C B B B B B 4-1 1-2 BB		B C X 1-1 ③ F8		1 SAFE C B X 1-1 ③ G3	5	0	2	0	1	0	2
Ken Griffey Jr., L (1, 8) OBP: 0.389, SLG: 0.579	F F B X 1-2 ② P2	B X 1-0 ② G4-3			S B F B F B S 3-3 ③ K		B C B B B S X 3-2 ③ G4-3			B B B C X 3-1 ① P4		5	0	0	0	0	1	4
Pete O'Brien, L (1, 10) OBP: 0.363, SLG: 0.469 Henry Cotto, R (8, PH) OBP: 0.179, SLG: 0.182	B 1 SAFE C P B B 4-1 1-2 BB		C X 0-1 ③ G4-3			F X 0-1 ① G4-3		B X 1-0 ① P4		B X 1-0 ② G5-3		2 2	0 0	0 0	0 0	1 0	0 0	0 0
Jay Buhner, R (1, 9) OBP: 0.411, SLG: 0.527	B B X 2-0 ③ FC5 2-3f			B X 1-0 ① F7		B F B S S 2-3 ② K		B F S X 1-2 CS 1B		C X 0-1 2B		5	0	2	0	0	1	2
Tino Martinez, L (1, 3) OBP: 0.329, SLG: 0.459		B X 1-0 SH1-4 BB 1B		C F B B B X 3-2 G6-4-3 1B		B B B B X 3-0 2B		1 SAFE B C C B B 1 SAFE 1 SAFE S F 4-2 ② F B 1-2 BB		I I I I 4-0 IBB		3	0	3	0	2	0	0
Mike Blowers, R (1, 5) OBP: 0.319, SLG: 0.388 Wally Backman, S (10, PH) OBP: 0.167, SLG: 0.138 (10, 5)	B B B C F B 4-2 SH1-4 1-2 BB			F B B C F X 2-2 ②③ G6-4-3 1-2f		X 0-0 ③ L9		B C B S S 2-3 ③ K		C B F B B X 3-2 ③ F8		3 1	0 0	0 0	0 0	1 0	1 0	3 2
Dave Valle, R (1, 2) OBP: 0.409, SLG: 0.446 Fernando Vina, L (9, PR) OBP: 0.259, SLG: 0.208 Bill Haselman, R (9, 2) OBP: 0.371, SLG: 0.429	X 0-0 ① SH1-4 1-2 2-3		C B X 1-1 HR		B B B 4-0 FC1-4 BB		C B B B B B 4-1 S 1B BB		B B B C C C B X 3-2 L9		1 0 1	0 0 0	1 0 0	1 0 0	2 0 0	0 0 0	0 0 0
Rich Amaral, R (1, 4) OBP: 0.376, SLG: 0.416	X 0-0 ② P3		B B C F F C 2-3 ① K		X 0-0 ① FC1-4 S 1-2f		1 SAFE 1 SAFE C L F S 0-3 ① K 1-2		X 0-0 ② L9		5	0	0	0	0	2	4
Inning Stats	R: 0 H: 1 E: 0 LOB: 2 K: 1 BB: 1 S: 12 P: 21	R: 0 H: 1 E: 0 LOB: 2 K: 0 BB: 1 S: 6 P: 12	R: 0 H: 0 E: 0 LOB: 0 K: 0 BB: 0 S: 4 P: 6	R: 0 H: 1 E: 0 LOB: 0 K: 0 BB: 0 S: 8 P: 14	R: 1 H: 2 E: 0 LOB: 1 K: 2 BB: 0 S: 15 P: 23	R: 0 H: 1 E: 0 LOB: 1 K: 1 BB: 0 S: 7 P: 12	R: 0 H: 0 E: 0 LOB: 2 K: 0 BB: 2 S: 9 P: 22	R: 0 H: 1 E: 0 LOB: 1 K: 1 BB: 1 S: 11 P: 19	R: 0 H: 1 E: 0 LOB: 1 K: 1 BB: 1 S: 10 P: 16	R: 0 H: 1 E: 0 LOB: 2 K: 0 BB: 1 S: 8 P: 19	R: 0 H: 1 E: 0 LOB: 1 K: 0 BB: 0 S: 7 P: 13						

PITCHER		IP	WLS	BF	H	R	ER	SO	BB	IBB	HBP	BLK	WP	HR	S	P	ERA	WHIP
Shawn Hillegas, R ERA: 5.34	(1, 1)	6.2		29	6	1	1	4	4	0	0	0	0	1	58	104	1.35	1.500
Rick Honeycutt, L ERA: 3.27	(7, 1)	1.1		5	1	0	0	1	1	0	0	0	0	0	14	25	0.00	1.500
Dennis Eckersley, R ERA: 4.61	(9, 1)	1.0		4	1	0	0	1	1	0	0	0	0	0	10	16	0.00	2.000
Joe Boever, R ERA: 3.38	(10, 1)	2.0	W	9	2	0	0	0	0	1	0	0	0	0	15	32	0.00	1.000

PITCHER	IP	WLS	BF	H	R	ER	SO	BB	IBB	HBP	BLK	WP	HR	S	P	ERA	WHIP

TOP

Seattle Mariners @ Oakland Athletics

Oakland-Alameda County Coliseum, Oakland, CA

Fri May 14 1993, 7:05 PM PDT
Att. 23,864 - Unknown - 62 F

livebaseballscorecards.com

AB	39
R	1
H	10
RBI	1
BB	7
SO	6
LOB	20

1B: 6	SF: 0	WP: 0	PA: 47
2B: 2	SAC: 1	PB: 0	
3B: 1	DP: 1	SB: 2	
HR: 1	HBP: 0	CS: 1	

Batter	1	2	3	4	5	6	7	8	9	10	11	AB	R	H	RBI	BB	SO	LOB
Rickey Henderson, R (1, 7) OBP: 0.455, SLG: 0.460	B C B B C S 3-3 K ①		C B B B X 2-1 L4 ②		B F B B X 3-1 CS 1B 2-H			C B B B 4-1 F8 SH1-3 BB		B C B B B 4-1 1B BB		3	0	1	1	2	1	2
Kevin Seitzer, R (1, 5) OBP: 0.313, SLG: 0.410	C B X 1-1 G4-3 ②		B C C B B F X 3-2 G6-3 ③		C 1 SAFE F 1 SAFE X 0-2 F8 ②			1 SAFE X 0-0 SH1-3 ① 1-2		1 SAFE B X 1-0 1B 1-2		4	0	1	0	0	0	3
Ruben Sierra, S (1, 9) OBP: 0.302, SLG: 0.496	B S S C 1-3 K ③			B S S X 1-2 G3-1 ① 1 SAFE B 1 SAFE 1 SAFE 1 SAFE C B B S	3-2 CS ③ 1-2	S X 0-1 G4-3 ①		X 0-0 F8 ② 2-3		B B F F S 2-3 K ③		5	0	0	0	0	2	3
Dave Henderson, R (1, 8) OBP: 0.290, SLG: 0.416 Eric Fox, S (11, PR) OBP: 0.192, SLG: 0.240		B B F C B F S 3-3 K ①		B X 1-0 1B 1B		X 0-0 L8 ②		B P F X 1-2 G5-3 ③			B C C B F T F F B B 4-2 HBP 1B BB	4 0	0 1	1 0	0 0	1 0	1 0	1 0
Terry Steinbach, R (1, 2) OBP: 0.314, SLG: 0.386 Scott Hemond, R (11, PR) OBP: 0.158, SLG: 0.211		C S B X 1-2 G4-3 ②		F F 1 SAFE B X 1-2 1B		B F B X 2-0 1B			B F B B X 2-1 F8 ①		1 SAFE C 1 SAFE H 1-1 1B 1-2 HBP	4 0	0 0	2 0	0 0	0 0	0 0	0 0
Troy Neel, L (1, 10) OBP: 0.277, SLG: 0.365 Lance Blankenship, R (11, PH) OBP: 0.404, SLG: 0.329	B C X 1-1 G1 ③		B B C S B F X 3-2 F8 ②		X 0-0 F7 ③			B B C F S 2-3 K ②		B X 1-0 1-2 2-H 1B		4 1	0 0	0 1	0 1	0 0	1 0	3 0
Dale Sveum, S (1, 3) OBP: 0.310, SLG: 0.216		B B X 2-0 2B 1B		B S S F X 1-2 F8 ③			B C F F F X 1-2 G3 ①	C X 0-1 P2 ③				4	0	1	0	0	0	2
Brent Gates, S (1, 4) OBP: 0.318, SLG: 0.350		L X 0-1 2B 1-3		C C X 0-2 SH1-3 1B 1B			B B B C X 3-1 CS 1B			C F B F C 1-3 K ①		4	1	3	0	0	1	0
Mike Bordick, R (1, 6) OBP: 0.315, SLG: 0.309		F B X 1-1 G5-3 ①		1 SAFE 1 SAFE X 0-0 SH1-3 ① 1-2			P F B C S 2-3 K ②③ 1-2			B B X 2-0 F9 ②		3	0	0	0	0	1	3
Inning Stats	R: 0 H: 0 E: 0 LOB: 0 K: 2 BB: 0 S: 8 P: 13	R: 0 H: 0 E: 0 LOB: 0 K: 1 BB: 0 S: 9 P: 14	R: 0 H: 2 E: 0 LOB: 2 K: 0 BB: 0 S: 11 P: 19	R: 0 H: 2 E: 0 LOB: 2 K: 0 BB: 0 S: 15 P: 22	R: 1 H: 2 E: 0 LOB: 0 K: 0 BB: 0 S: 11 P: 17	R: 0 H: 1 E: 0 LOB: 1 K: 0 BB: 0 S: 5 P: 7	R: 0 H: 1 E: 0 LOB: 0 K: 1 BB: 0 S: 11 P: 16	R: 0 H: 0 E: 0 LOB: 1 K: 0 BB: 1 S: 6 P: 11	R: 0 H: 0 E: 0 LOB: 0 K: 1 BB: 0 S: 7 P: 11	R: 0 H: 1 E: 0 LOB: 2 K: 2 BB: 1 S: 10 P: 20	R: 1 H: 1 E: 0 LOB: 2 K: 0 BB: 1 S: 7 P: 13	1B: 9 2B: 1 3B: 0 HR: 0	SF: 0 SAC: 2 DP: 0 HBP: 1					

PITCHER		IP	WLS	BF	H	R	ER	SO	BB	IBB	HBP	BLK	WP	HR	S	P	ERA	WHIP
Erik Hanson, R ERA: 1.37	(1, 1)	8.0		31	8	1	1	4	1	0	0	0	0	0	76	119	1.12	1.125
Rich DeLucia, R ERA: 1.99	(9, 1)	2.0	L	11	2	1	1	3	2	0	1	0	0	0	24	44	4.50	2.000

PITCHER	IP	WLS	BF	H	R	ER	SO	BB	IBB	HBP	BLK	WP	HR	S	P	ERA	WHIP

BOTTOM

Seattle Mariners @ Oakland Athletics

Oakland-Alameda County Coliseum, Oakland, CA

Fri May 14 1993, 7:05 PM PDT

Att. 23,864 - Unknown - 62 F

livebaseballscorecards.com

AB	36
R	2
H	10
RBI	2
BB	3
SO	7
LOB	17

WP: 0		PA:	43
PB: 0			
SB: 0			
CS: 2			

Batter	1	2	3	4	5	6	7	8	9	AB	R	H	RBI	BB	SO	LOB
Omar Vizquel, S (1, 6) OBP: 0.318, SLG: 0.277	B B C F X 2-2 ① G5-3		B X 1-0 ② G6-3		B C B S F X 2-2 ③ F8			L F X 0-2 ① F7		4	0	0	0	0	0	2
Mike Felder, S (1, 7) OBP: 0.338, SLG: 0.344	B S B B X 3-1 ② F9		B B F X 2-1 ③ G6-3			C C B B S 2-3 ① K		B B B B 4-0 1B BB		3	0	0	0	1	1	0
Ken Griffey Jr., L (1, 8) OBP: 0.392, SLG: 0.573	B B B C B 4-1 BB			X 0-0 ① F8		F X 0-1 ② G2		B C X 1-1 G6-3 1-2 1B		3	0	1	0	1	0	0
Pete O'Brien, L (1, 3) OBP: 0.358, SLG: 0.494	C 1 SAFE 1 SAFE B B C 1 SAFE X 2-2 ③ G6-3			B C L B S 2-3 ② K		B B X 2-0 HR		C S X 0-2 ②③ G6-3 1-2f		4	1	1	1	0	1	3
Jay Buhner, R (1, 9) OBP: 0.400, SLG: 0.511		C B B B F S 3-3 ① K		B B B C S X 3-2 ③ F9		B B X 2-0 ③ F9			B S C X 1-2 ① L5	4	0	0	0	0	1	0
Tino Martinez, L (1, 10) OBP: 0.327, SLG: 0.448 Henry Cotto, R (9, PR) OBP: 0.179, SLG: 0.182		C B C B X 2-2 ② P6			C F S 0-3 ① K		B B X 2-0 ① P4		B B B B 4-0 CS BB	3 0	0 0	0 0	0 0	1 0	1 0	0 0
Mike Blowers, R (1, 5) OBP: 0.316, SLG: 0.380		C B X 1-1 1B			B B X 2-0 ② F8		B C F B X 2-2 G5-3		B B S F F B X 3-2 ②③ G4-3 1-2	4	0	1	0	0	0	1
Dave Valle, R (1, 2) OBP: 0.415, SLG: 0.447		C B C B X 2-2 ③ F7			B S B X 2-1 1B 1B		B B B B 4-0 FC6-4 BB			2	0	1	0	1	0	1
Rich Amaral, R (1, 4) OBP: 0.375, SLG: 0.414			C B C S 1-3 ① K		C S B B F X 2-2 1-2 1B		C B X 1-1 ③ FC6-4 1-2f			3	0	1	0	0	1	1
Inning Stats	R: 0 E: 0 K: 0 S: 9 H: 0 LOB: 1 BB: 1 P: 20	R: 0 E: 0 K: 1 S: 11 H: 1 LOB: 1 BB: 0 P: 19	R: 0 E: 0 K: 1 S: 6 H: 0 LOB: 0 BB: 0 P: 10	R: 0 E: 0 K: 1 S: 7 H: 0 LOB: 0 BB: 0 P: 12	R: 0 E: 0 K: 1 S: 14 H: 2 LOB: 2 BB: 0 P: 22	R: 1 E: 0 K: 1 S: 7 H: 1 LOB: 0 BB: 0 P: 13	R: 0 E: 0 K: 0 S: 6 H: 0 LOB: 1 BB: 1 P: 15	R: 0 E: 0 K: 0 S: 8 H: 1 LOB: 1 BB: 1 P: 13	R: 0 E: 0 K: 0 S: 7 H: 0 LOB: 1 BB: 1 P: 15	1B: 4 2B: 0 3B: 0 HR: 1 SF: 0 SAC: 0 DP: 1 HBP: 0						

PITCHER		IP	WLS	BF	H	R	ER	SO	BB	IBB	HBP	BLK	WP	HR	S	P	ERA	WHIP
Ron Darling, R ERA: 4.97	(1, 1)	7.0		27	4	1	1	5	2	0	0	0	0	1	60	111	1.29	0.857
Rick Honeycutt, L ERA: 3.0	(8, 1)	1.0		4	1	0	0	0	1	0	0	0	0	0	8	13	0.00	2.000
Rich Gossage, R ERA: 0.68	(9, 1)	1.0	W	3	0	0	0	0	1	0	0	0	0	0	7	15	0.00	1.000

PITCHER	IP	WLS	BF	H	R	ER	SO	BB	IBB	HBP	BLK	WP	HR	S	P	ERA	WHIP

TOP

Seattle Mariners @ Oakland Athletics

Oakland-Alameda County Coliseum, Oakland, CA

Sat May 15 1993, 3:33 AM PDT
Att. 31,195 - Sunny - 65 F

livebaseballscorecards.com

AB	30
R	1
H	5
RBI	1
BB	4
SO	5
LOB	8

WP: 0 PA: 34
PB: 0
SB: 0
CS: 1

BOTTOM

Batter	1	2	3	4	5	6	7	8	9	AB	R	H	RBI	BB	SO	LOB
Rickey Henderson, R (1, 10) OBP: 0.462, SLG: 0.456	B B B B 4-0 G4-6-3 BB	C B C B X 2-2 FC5-4 ③ 1-2f			C X 0-1 ② 1-2 1B		B B C B X 3-1 G5-3 ② 1-2 2-3		I I I I 4-0 BB IBB	3	0	1	0	2	0	5
Lance Blankenship, R (1, 7) OBP: 0.394, SLG: 0.312	1 SAFE X 0-0 ① ② G4-6-3 1-2f		F B X 1-1 ① P3		B X 1-0 FC6 2-3		C B C B B X 3-2 ③ L5		B B B C B 4-1 1-2 2-3 3-H BB	4	0	0	1	1	0	4
Ruben Sierra, S (1, 9) OBP: 0.294, SLG: 0.481	C B X 1-1 ③ G4-3		B F X 1-1 ② G1-3		B X 1-0 ③ G6-3			B B F B X 3-1 E9		4	0	0	0	0	0	2
Dave Henderson, R (1, 8) OBP: 0.294, SLG: 0.418 Eric Fox, S (5, 8) OBP: 0.185, SLG: 0.231		F C T F B B B F X 3-2 E E 1B	B B B C X 3-1 ③ G6-3			B C X 1-1 ① F8		X 0-0 ① B1		2	1	1	0	0	0	0
										2	0	0	0	0	0	1
Troy Neel, L (1, 3) OBP: 0.268, SLG: 0.352 Dale Sveum, S (8, 3) OBP: 0.326, SLG: 0.216	C S X 0-2 E5 E 1-2			C S X 0-2 ① G4-3		B B X 2-0 G3-1		I I I 4-0 G1-6-3 IBB		3	0	0	0	0	0	1
										0	0	0	0	1	0	0
Kevin Seitzer, R (1, 5) OBP: 0.303, SLG: 0.394	X 0-0 E6 1-3 2-H			C S F F X 0-2 ② G3-1		B F X 1-1 ③ F8		B X 1-0 ② ③ G1-6-3 1-2f		4	0	0	0	0	0	3
Brent Gates, S (1, 4) OBP: 0.313, SLG: 0.326	B F C S 1-3 ① K			B F X 1-1 ③ P7			C F X 0-2 ① F8		B B B B 4-0 SH5-4 BB BB BB	3	1	0	0	1	1	2
Mike Bordick, R (1, 6) OBP: 0.330, SLG: 0.306		I I I I 4-0 FC5-4 IBB			X 0-0 ① G6-3		B B B B G5-3 4-0 BB BB		B 1 SAFE 1 SAFE F B F 1 SAFE F B 4-2 B 1-2 BB SH5-4 BB	1	0	0	0	3	0	0
Scott Hemond, R (1, 2) OBP: 0.227, SLG: 0.238		C S X 0-2 ② P3			F B X 1-1 FC6 1B 1B		B 1 SAFE 1 SAFE B 1 SAFE B B 4-0 G5-3 1-2 BB		X 0-0 ① SH5-4 1-2 2-3	2	0	1	0	1	0	3
Inning Stats	R: 0 E: 0 K: 0 S: 3 H: 0 LOB: 0 BB: 1 P: 8	R: 1 E: 2 K: 1 S: 19 H: 1 LOB: 3 BB: 1 P: 29	R: 0 E: 0 K: 0 S: 6 H: 0 LOB: 0 BB: 0 P: 11	R: 0 E: 0 K: 0 S: 10 H: 0 LOB: 0 BB: 0 P: 11	R: 0 E: 0 K: 0 S: 7 H: 2 LOB: 2 BB: 0 P: 10	R: 0 E: 0 K: 0 S: 5 H: 0 LOB: 0 BB: 0 P: 9	R: 0 E: 0 K: 0 S: 8 H: 0 LOB: 2 BB: 2 P: 22	R: 0 E: 1 K: 0 S: 4 H: 0 LOB: 1 BB: 1 P: 12	R: 1 E: 0 K: 0 S: 5 H: 0 LOB: 3 BB: 4 P: 21	1B: 3 2B: 0 3B: 0 HR: 0	SF: 0 SAC: 1 DP: 2 HBP: 0						

PITCHER		IP	WLS	BF	H	R	ER	SO	BB	IBB	HBP	BLK	WP	HR	S	P	ERA	WHIP
Tim Leary, R ERA: 4.54	(1, 1)	6.1		27	3	1	0	1	3	1	0	0	0	0	53	89	0.00	0.947
Jeff Nelson, R ERA: 1.93	(7, 1)	2.0	L	11	0	1	1	0	3	2	0	0	0	0	14	44	4.50	1.500

PITCHER	IP	WLS	BF	H	R	ER	SO	BB	IBB	HBP	BLK	WP	HR	S	P	ERA	WHIP

Seattle Mariners @ Oakland Athletics

Oakland-Alameda County Coliseum, Oakland, CA

Sat May 15 1993, 3:33 AM PDT
Att. 31,195 - Sunny - 65 F

livebaseballscorecards.com

AB	28
R	2
H	3
RBI	1
BB	9
SO	1
LOB	21

Seattle Mariners @ Oakland Athletics

Oakland-Alameda County Coliseum, Oakland, CA

Sun May 16 1993, 3:33 AM PDT

Att. 42,357 - Sunny - 73 F

TOP

livebaseballscorecards.com

Batter	1	2	3	4	5	6	7	8	9	AB	R	H	RBI	BB	SO	LOB
Mike Felder, S (1, 7) OBP: 0.340, SLG: 0.346	F7		K		G1-3				G4-6-3 1B	5	0	2	0	0	1	1
Rich Amaral, R (1, 4) OBP: 0.376, SLG: 0.413	2B G4-3 1B		P3		K	L6			G4-6-3	5	1	2	0	0	1	3
Ken Griffey Jr., L (1, 8) OBP: 0.386, SLG: 0.566	G4-3 2B		G3			P5	G4-3		G4-6-3	5	0	1	0	0	0	2
Pete O'Brien, L (1, 10) OBP: 0.340, SLG: 0.467	G4-3			F8		F7	G1-3		G3	5	0	0	1	0	0	2
Jay Buhner, R (1, 9) OBP: 0.403, SLG: 0.529	K			HR		BB	G6-3			3	2	1	1	1	1	1
Tino Martinez, L (1, 3) OBP: 0.331, SLG: 0.445		F7		G5-4-3 1B		IBB		L8		3	1	1	0	1	0	0
Dave Valle, R (1, 2) OBP: 0.410, SLG: 0.433		P3		G5-4-3		BB		F8		3	1	0	0	1	0	1
Mike Blowers, R (1, 5) OBP: 0.325, SLG: 0.419		BB			G5-3	HR		K		3	1	1	4	1	1	0
Omar Vizquel, S (1, 6) OBP: 0.329, SLG: 0.291		L9			G1-3 1B	1B 1B			1B G4-6-3 1B	4	1	3	0	0	0	1

	AB	36
	R	7
	H	11
	RBI	6
	BB	4
	SO	4
	LOB	11

Inning Stats										
	R: 1 E: 0 K: 1 S: 11	H: 2 LOB: 1 BB: 0 P: 16	R: 0 E: 0 K: 0 S: 11	H: 0 LOB: 1 BB: 1 P: 19	R: 0 E: 0 K: 1 S: 13	H: 0 LOB: 0 BB: 0 P: 20	R: 1 E: 0 K: 0 S: 10	H: 2 LOB: 0 BB: 0 P: 15	R: 0 E: 0 K: 1 S: 7	H: 1 LOB: 1 BB: 0 P: 11
	R: 4 E: 0 K: 0 S: 19	H: 3 LOB: 2 BB: 3 P: 39	R: 0 E: 0 K: 0 S: 8	H: 0 LOB: 0 BB: 0 P: 15	R: 0 E: 0 K: 1 S: 7	H: 0 LOB: 0 BB: 0 P: 10	R: 1 E: 0 K: 0 S: 9	H: 3 LOB: 1 BB: 0 P: 12	1B: 8 2B: 1 3B: 0 HR: 2	SF: 0 SAC: 0 DP: 2 HBP: 0
	WP: 1 PB: 0 SB: 0 CS: 0	PA: 40								

PITCHER		IP	WLS	BF	H	R	ER	SO	BB	IBB	HBP	BLK	WP	HR	S	P	ERA	WHIP
Bobby Witt, R ERA: 4.18	(1, 1)	6.0	L	29	8	6	6	3	3	1	0	0	1	2	71	120	9.00	1.833
Mike Mohler, L ERA: 5.06	(7, 1)	1.0		3	0	0	0	0	0	0	0	0	0	0	8	15	0.00	0.000
Kelly Downs, R ERA: 8.46	(8, 1)	2.0		8	3	1	1	1	0	0	0	0	0	0	16	22	4.50	1.500

PITCHER	IP	WLS	BF	H	R	ER	SO	BB	IBB	HBP	BLK	WP	HR	S	P	ERA	WHIP

Batter	1	2	3	4	5	6	7	8	9	AB	R	H	RBI	BB	SO	LOB
Rickey Henderson, R (1, 10) OBP: 0.455, SLG: 0.441	C F B C 1-3 ① K			C S B S 1-3 ① K			B C F S 1-3 ① K		F B S B F B B B 4-2 1-2 BB	3	0	0	0	1	3	0
Eric Fox, S (1, 8) OBP: 0.172, SLG: 0.214	B C X 1-1 ② L4			C S C 0-3 ② K			B C B S F S 2-3 ② K		B F F B F F F S 2-3 ② K	4	0	0	0	0	3	3
Ruben Sierra, S (1, 9) OBP: 0.286, SLG: 0.467	C B B F S 2-3 ③ K			B S F S 1-3 ③ K			B B C X 2-1 ③ P3		B F F B S 2-3 ③ K	4	0	0	0	0	3	3
Dale Sveum, S (1, 3) OBP: 0.304, SLG: 0.200		C C S 0-3 ① K			X 0-0 ① P5			F F B C 1-3 ① K		3	0	0	0	0	2	0
Kevin Seitzer, R (1, 5) OBP: 0.303, SLG: 0.387		B B X 2-0 ② G5-3			B C X 1-1 ② G3			B C F B F B F B 4-2 G5-4-3 BB		2	0	0	0	1	0	0
Brent Gates, S (1, 4) OBP: 0.294, SLG: 0.304		B X 1-0 ③ F8			C S X 0-2 ③ G4-3			B X 1-0 ② ③ G5-4-3 1-2f		3	0	0	0	0	0	1
Mike Bordick, R (1, 6) OBP: 0.331, SLG: 0.300			B C C C X 1-2 ① G6-3		X 0-0 ① F9				B B B B 4-0 FC6-4 BB	2	0	0	0	1	0	0
Scott Hemond, R (1, 2) OBP: 0.208, SLG: 0.217 Terry Steinbach, R (9, PH) OBP: 0.311, SLG: 0.383			B S C B B F S 3-3 ② K		B F B B C S 3-3 ② K				C F X 0-2 ① FC6-4 1B 1-2f	2	0	0	0	0	2	0
										1	0	0	0	0	0	1
Lance Blankenship, R (1, 7) OBP: 0.392, SLG: 0.313			B C B F X 2-2 ③ G5-3		C B C C 1-3 ③ K				B X 1-0 BB 1-3 1B	3	0	1	0	0	1	0
Inning Stats	R: 0 H: 0 E: 0 LOB: 0 K: 2 BB: 0 S: 8 P: 12	R: 0 H: 0 E: 0 LOB: 0 K: 1 BB: 0 S: 5 P: 8	R: 0 H: 0 E: 0 LOB: 0 K: 1 BB: 0 S: 10 P: 16	R: 0 H: 0 E: 0 LOB: 0 K: 3 BB: 0 S: 9 P: 11	R: 0 H: 0 E: 0 LOB: 0 K: 0 BB: 0 S: 6 P: 7	R: 0 H: 0 E: 0 LOB: 0 K: 2 BB: 0 S: 7 P: 11	R: 0 H: 0 E: 0 LOB: 0 K: 2 BB: 0 S: 9 P: 14	R: 0 H: 0 E: 0 LOB: 0 K: 1 BB: 1 S: 8 P: 14	R: 0 H: 1 E: 0 LOB: 3 K: 2 BB: 2 S: 17 P: 30	1B: 1 SF: 0 2B: 0 SAC: 0 3B: 0 DP: 1 HR: 0 HBP: 0						

PITCHER	IP	WLS	BF	H	R	ER	SO	BB	IBB	HBP	BLK	WP	HR	S	P	ERA	WHIP
Randy Johnson, L (1, 1) ERA: 3.12	9.0	W	30	1	0	0	14	3	0	0	0	0	0	79	123	0.00	0.444

PITCHER	IP	WLS	BF	H	R	ER	SO	BB	IBB	HBP	BLK	WP	HR	S	P	ERA	WHIP

BOTTOM

Seattle Mariners @ Oakland Athletics

Oakland-Alameda County Coliseum, Oakland, CA

Sun May 16 1993, 3:33 AM PDT
Att. 42,357 - Sunny - 73 F

livebaseballscorecards.com

AB	27
R	0
H	1
RBI	0
BB	3
SO	14
LOB	8

PA: 30
WP: 0
PB: 0
SB: 0
CS: 0

Batter	1	2	3	4	5	6	7	8	9	AB	R	H	RBI	BB	SO	LOB
Rich Amaral, R (1, 4) OBP: 0.399, SLG: 0.444	SH5-3 F9-2 2B		1B 1B	G3 1B	2-3 1B		SH1-4 1-2 2-3		1B 1B 3-H	5	1	5	1	0	0	0
Henry Cotto, R (1, 7) OBP: 0.191, SLG: 0.194 Mike Felder, S (4, PH) OBP: 0.338, SLG: 0.344 (4, 7)	SH5-3 2-3		1-2 1B	G3 1-2 3-H	F7		FC3-2 BLK 2B 2-3 3-H		HR 1B 1-2	1 4	0 2	1 1	0 1	0 0	0 0	0 5
Ken Griffey Jr., L (1, 8) OBP: 0.390, SLG: 0.567	F9-2 3-H		K	IBB		E4 G6-3 WP SF8	1-H 3-H 2B		HR 1B 1-2 2-H	5	2	2	2	1	1	3
Jay Buhner, R (1, 9) OBP: 0.400, SLG: 0.563		HR	K G5-3		G6-3 1-3	F7			HR 1-H 2-H	6	2	2	4	0	1	4
Bill Haselman, R (1, 10) OBP: 0.368, SLG: 0.419 Pete O'Brien, L (6, PH) OBP: 0.330, SLG: 0.457	G6-3		1B HBP HR 1B	K	SF8 3-H			G4-3	K	3 2	1 0	1 0	0 1	0 0	1 1	0 0
Tino Martinez, L (1, 3) OBP: 0.338, SLG: 0.444	G4-3		1B HR 1-2 HBP	1B 1B	1B			K	F9	5	2	2	0	0	1	0
Dave Valle, R (1, 2) OBP: 0.409, SLG: 0.431	F8		HR 1-2 2-3 1B	1B 1-2 1B	G1-3			K		5	2	2	0	0	1	1
Mike Blowers, R (1, 5) OBP: 0.353, SLG: 0.494			K	HR 1-H 2-H 3-H	1B 1-2 2-H 1B		SH1-4 1B FC3-2 1B		G6-3 1B 2B	5	2	4	5	0	1	0
Omar Vizquel, S (1, 6) OBP: 0.337, SLG: 0.301			P5	1B G3 1B	1B 1-3 2-H 1B		FC3-2 SH1-4 1-2 BLK 1B		G6-3 2-3	5	2	3	1	0	0	1
Inning Stats	R: 0 E: 0 K: 0 S: 4 H: 1 LOB: 0 BB: 0 P: 5	R: 1 E: 0 K: 0 S: 8 H: 1 LOB: 0 BB: 0 P: 15	R: 0 E: 0 K: 2 S: 16 H: 2 LOB: 2 BB: 0 P: 24	R: 5 E: 0 K: 1 S: 17 H: 5 LOB: 2 BB: 1 P: 31	R: 2 E: 0 K: 1 S: 17 H: 5 LOB: 2 BB: 0 P: 26	R: 1 E: 1 K: 0 S: 9 H: 1 LOB: 1 BB: 0 P: 13	R: 2 E: 0 K: 0 S: 10 H: 3 LOB: 1 BB: 0 P: 17	R: 0 E: 0 K: 2 S: 10 H: 0 LOB: 0 BB: 0 P: 11	R: 5 E: 0 K: 1 S: 20 H: 5 LOB: 0 BB: 0 P: 24	1B: 17 2B: 4 3B: 0 HR: 3 SF: 1 SAC: 2 DP: 1 HBP: 1						

TOP

Seattle Mariners @ Texas Rangers

Arlington Stadium, Arlington, TX

Mon May 17 1993, 8:05 PM EDT

Att. 16,194 - Unknown - 87 F

livebaseballscorecards.com

AB	46
R	16
H	23
RBI	15
BB	1
SO	7
LOB	14

PITCHER		IP	WLS	BF	H	R	ER	SO	BB	IBB	HBP	BLK	WP	HR	S	P	ERA	WHIP
Craig Lefferts, L ERA: 8.12	(1, 1)	3.1	L	19	9	6	6	3	0	0	1	0	0	2	41	64	16.20	2.700
Jeff Bronkey, R ERA: 3.24	(4, 1)	2.2		15	6	3	2	1	0	1	0	0	1	0	30	50	6.75	2.250
Matt Whiteside, R ERA: 2.61	(7, 1)	2.0		9	3	2	2	2	0	0	0	1	0	0	20	28	9.00	1.500
Bob Patterson, L ERA: 6.75	(9, 1)	1.0		8	5	5	5	1	0	0	0	0	0	1	20	24	45.00	5.000

PITCHER	IP	WLS	BF	H	R	ER	SO	BB	IBB	HBP	BLK	WP	HR	S	P	ERA	WHIP

Batter	1	2	3	4	5	6	7	8	9	AB	R	H	RBI	BB	SO	LOB
David Hulse, L (1, 8) OBP: 0.354, SLG: 0.404	C X 0-1 ① G6-3		1 SAFE 1 SAFE 1 SAFE X 0-0 ① F7 1-2		B F F B X 2-2 2B 3B	C B B F B X 3-2 ① G6-3		B B C X 2-1 ③ G6-3		5	1	1	0	0	0	1
Julio Franco, R (1, 10) OBP: 0.305, SLG: 0.399	B C S X 1-2 2B		C B B B C X 3-2 ② F9 2-3		C F X 0-2 1B 3B 2B 3-H	B B C B C S 3-3 ② K			B X 1-0 HR 2B	5	2	3	1	0	1	1
Jose Canseco, R (1, 9) OBP: 0.366, SLG: 0.549	B B B X 3-0 ② P4		F C X 0-2 1B 3-H		B X 1-0 3B 1B 2-3	X 0-0 ③ G6-3			B B F C B X 3-2 HR 2-H	5	2	3	3	0	0	1
Rafael Palmeiro, L (1, 3) OBP: 0.303, SLG: 0.410	C F B B X 2-2 ③ G4-3		1 SAFE X 0-0 ③ F8		1 SAFE F X 0-1 1B 3B 1-H 3-H		C F B F B B F X 3-2 ① F7		B C S B F X 2-2 ① G4-3	5	1	1	2	0	0	2
Dean Palmer, R (1, 5) OBP: 0.347, SLG: 0.606		S B F F X 1-2 HR		C X 0-1 ① F7	C F B S 1-3 ② K		C F B S 1-3 ② K		F C B S 1-3 ② K	5	1	1	1	0	3	1
Doug Strange, S (1, 4) OBP: 0.338, SLG: 0.455		X 0-0 ① F8		B B C X 2-1 ② F7	C X 0-1 S 1B 1B 3-H		B S B B B 4-1 BB		F X 0-1 1B	4	1	2	1	1	0	0
Gary Redus, R (1, 7) OBP: 0.281, SLG: 0.387		B F B F B X 3-2 ② F8		B B X 2-0 1B	B S 1 SAFE B B B 4-1 1B 1-2 BB		C B X 1-1 ③ F9		B B F X 2-1 ③ F9	4	0	1	0	1	0	2
Geno Petralli, L (1, 2) OBP: 0.200, SLG: 0.200	B X 1-0 ③ F7			1 SAFE B C F X 1-2 ③ F9	F B B F B X 3-2 1-3 2-H 1B			B B B C X 3-1 ① G5-3		4	0	1	1	0	0	1
Benji Gil, R (1, 6) OBP: 0.289, SLG: 0.182			B F S B X 2-2 F9 F7 1B 1B	B B C 2-3 ① K B S X 2-1 ③ G4-3				C B X 1-1 ② G6-3		4	1	1	0	0	1	2
Inning Stats	R: 0 E: 0 K: 0 S: 9 H: 1 LOB: 1 BB: 0 P: 15	R: 1 E: 0 K: 0 S: 9 H: 1 LOB: 0 BB: 0 P: 14	R: 1 E: 0 K: 0 S: 11 H: 2 LOB: 1 BB: 0 P: 16	R: 0 E: 0 K: 0 S: 8 H: 1 LOB: 1 BB: 0 P: 13	R: 5 E: 0 K: 2 S: 24 H: 6 LOB: 2 BB: 1 P: 39	R: 0 E: 0 K: 1 S: 7 H: 0 LOB: 0 BB: 0 P: 13	R: 0 E: 0 K: 1 S: 11 H: 0 LOB: 1 BB: 1 P: 20	R: 0 E: 0 K: 0 S: 6 H: 0 LOB: 0 BB: 0 P: 12	R: 2 E: 0 K: 1 S: 15 H: 3 LOB: 1 BB: 0 P: 24	1B: 7 2B: 3 3B: 2 HR: 2 SF: 0 SAC: 0 DP: 0 HBP: 0						WP: 0 PB: 0 SB: 1 CS: 0 PA: 43	

PITCHER		IP	WLS	BF	H	R	ER	SO	BB	IBB	HBP	BLK	WP	HR	S	P	ERA	WHIP
Dwayne Henry, R ERA: 7.76	(1, 1)	4.1		22	9	6	6	1	0	0	0	0	0	1	50	76	12.46	2.077
Jeff Nelson, R ERA: 2.3	(5, 1)	1.2	W	8	2	1	1	2	1	0	0	0	0	0	18	34	5.40	1.800
Dennis Powell, L ERA: 5.28	(7, 1)	2.0		7	0	0	0	1	1	0	0	0	0	0	17	32	0.00	0.500
Norm Charlton, L ERA: 3.75	(9, 1)	1.0		6	3	2	2	1	0	0	0	0	0	1	15	24	18.00	3.000

PITCHER	IP	WLS	BF	H	R	ER	SO	BB	IBB	HBP	BLK	WP	HR	S	P	ERA	WHIP

BOTTOM

Seattle Mariners @ Texas Rangers

Arlington Stadium, Arlington, TX

Mon May 17 1993, 8:05 PM EDT

Att. 16,194 - Unknown - 87 F

livebaseballscorecards.com

AB	41
R	9
H	14
RBI	9
BB	2
SO	5
LOB	11

Batter	1	2	3	4	5	6	7	8	9	AB	R	H	RBI	BB	SO	LOB
Mike Felder, S (1, 7) OBP: 0.333, SLG: 0.338	F X 0-1 ① L3		C F X 0-2 ② G5-3		C B X 1-1 ① 1-3 1B		C B B 1 SAFE 1 SAFE X 2-1 ③ G5-3		X 0-0 ③ G2-3	5	0	1	0	0	0	2
Rich Amaral, R (1, 4) OBP: 0.394, SLG: 0.438	B F T B F B X 3-2 ② F9		F X 0-1 ③ G3-1		F B S C 1-3 ③ K			B X 1-0 CS BB 1B		4	0	1	0	0	1	2
Ken Griffey Jr., L (1, 8) OBP: 0.387, SLG: 0.555	B F F B F F X 2-2 ③ G6-3			X 0-0 ① F7		C X 0-1 ① F8		B F F B B B 4-2 1-2 CS BB		3	0	0	0	1	0	0
Pete O'Brien, L (1, 10) OBP: 0.330, SLG: 0.484 Henry Cotto, R (8, PH) OBP: 0.191, SLG: 0.194 Mackey Sasser, L (8, PH) OBP: 0.235, SLG: 0.250		C X 0-1 ① F7		C X 0-1 HR		C F X 0-2 ② F9		B F F S 1-3 ① K		3 0 1	1 0 0	1 0 0	1 0 0	0 0 1	0 0 1	0 0 2
Jay Buhner, R (1, 9) OBP: 0.402, SLG: 0.558		B B C X 2-1 1B 1B		C X 0-1 ② G3-1		C F B S 2-3 ③ K		F B B B B 4-1 ② 1-2 2-3 BB		3	0	1	0	1	1	0
Tino Martinez, L (1, 3) OBP: 0.341, SLG: 0.453		B C 1 SAFE 1 SAFE B X 2-1 1-3 1B		B B X 2-0 ③ G1-3			B S B X 2-1 1B 2B	C B S X 1-2 ③ G3		4	1	2	0	0	0	2
Dave Valle, R (1, 2) OBP: 0.405, SLG: 0.425		S X 0-1 ② F9			B C B F X 2-2 FC6-4 1B		X 0-0 ① B1		X 0-0 ① G6-3	4	0	1	0	0	0	3
Mike Blowers, R (1, 5) OBP: 0.348, SLG: 0.482		B X 1-0 ③ G5-3			B B B C X 3-1 ① F9		F B F B B X 3-2 ② 2-H 1B		C B X 1-1 ② G1-3	4	0	1	1	0	0	3
Omar Vizquel, S (1, 6) OBP: 0.341, SLG: 0.307			C B F B X 2-2 ① G4-3		1 SAFE C F B X 1-2 ② FC6-4 1B 1-2f		X 0-0 1B		X 0-0 1B	4	0	2	0	0	0	1
Inning Stats	R: 0 H: 0 E: 0 LOB: 0 K: 0 BB: 0 S: 11 P: 16	R: 0 H: 2 E: 0 LOB: 2 K: 0 BB: 0 S: 9 P: 14	R: 0 H: 0 E: 0 LOB: 0 K: 0 BB: 0 S: 8 P: 10	R: 1 H: 1 E: 0 LOB: 0 K: 0 BB: 0 S: 6 P: 8	R: 0 H: 2 E: 0 LOB: 2 K: 1 BB: 0 S: 13 P: 21	R: 0 H: 0 E: 0 LOB: 0 K: 1 BB: 0 S: 8 P: 10	R: 1 H: 3 E: 0 LOB: 1 K: 0 BB: 0 S: 9 P: 16	R: 0 H: 1 E: 0 LOB: 2 K: 1 BB: 2 S: 10 P: 21	R: 0 H: 1 E: 0 LOB: 1 K: 0 BB: 0 S: 5 P: 6	1B: 8 SF: 0 2B: 1 SAC: 0 3B: 0 DP: 0 HR: 1 HBP: 0						WP: 0 PA: 37 PB: 0 SB: 0 CS: 2

TOP

Seattle Mariners @ Texas Rangers

Arlington Stadium, Arlington, TX

Tue May 18 1993, 8:05 PM EDT

Att. 17,441 - Unknown

livebaseballscorecards.com

AB	35
R	2
H	10
RBI	2
BB	2
SO	3
LOB	15

PITCHER		IP	WLS	BF	H	R	ER	SO	BB	IBB	HBP	BLK	WP	HR	S	P	ERA	WHIP
Todd Burns, R ERA: 2.13	(1, 1)	6.2		26	7	2	2	2	0	0	0	0	0	1	61	90	2.70	1.050
Brian Bohanon, L ERA: 4.12	(7, 1)	0.1	W	4	2	0	0	0	1	0	0	0	0	0	6	13	0.00	9.000
Tom Henke, R ERA: 0.93	(8, 1)	2.0	S	7	1	0	0	1	1	0	0	0	0	0	12	19	0.00	1.000

PITCHER	IP	WLS	BF	H	R	ER	SO	BB	IBB	HBP	BLK	WP	HR	S	P	ERA	WHIP

Batter	1	2	3	4	5	6	7	8	9	AB	R	H	RBI	BB	SO	LOB
Doug Dascenzo, S (1, 8) (9, 7) OBP: 0.231, SLG: 0.300	C B F X 1-2 G6-3 1B		B B B C F 1 SAFE P 1 SAFE X 3-2 ② ③ G6-4-3 1-2f			B B C B C X 3-2 ① G5-3	F B B F F X 2-2 ③ G4-3			4	0	1	0	0	0	1
Julio Franco, R (1, 10) OBP: 0.310, SLG: 0.404	1 SAFE C S S B 1 SAFE B 1 SAFE 1 SAFE B 3-2 ① 1 SAFE X G6-3 1-2			C B B X 2-1 2B		B B F B B 4-1 WP 1B BB		B C C B S 2-3 ① K		3	0	1	0	1	1	1
Jose Canseco, R (1, 9) OBP: 0.364, SLG: 0.541	C B F B F F F B S 3-3 ② K			C B B X 2-1 ① F8		B F B X 2-1 WP 1-2 1B		S C B B B F S 3-3 ② K		4	0	1	0	0	2	2
Dean Palmer, R (1, 5) OBP: 0.338, SLG: 0.588	F S X 0-2 ③ G5-3			B 2 SAFE C F B X 2-2 ② G4-3		B X 1-0 ② P3		S B S F B S 2-3 ③ K		4	0	0	0	0	1	4
Ivan Rodriguez, R (1, 2) OBP: 0.376, SLG: 0.437		X 0-0 ① G6-3		B X 1-0 ③ G6-3		C S B F S 1-3 ③ K 1-2 2-3				3	0	0	0	0	1	3
Rafael Palmeiro, L (1, 3) OBP: 0.304, SLG: 0.408		X 0-0 ② G4-1			C S X 0-2 ① G4-3		X 0-0 SH1-4 HR 1B			3	1	1	0	0	0	0
Butch Davis, R (1, 7) OBP: 0.261, SLG: 0.522 David Hulse, L (9, 8) OBP: 0.354, SLG: 0.404	F B F S 1-3 K CS				X 0-0 E 1B 1B		1 SAFE F 1 SAFE B 1 SAFE X 1-1 ① SH1-4 1-2			2 0	1 0	1 0	0 0	0 0	1 0	0 0
Doug Strange, S (1, 4) OBP: 0.365, SLG: 0.522	1 SAFE 1 SAFE C 1 SAFE F P B B 3-2 ③ CS 1-2		F X 0-1 FC1-6 1B		1 SAFE 1 SAFE 1 SAFE C B X 1-1 CS 1-H 1B		B X 1-0 2-H HR			3	1	3	3	0	0	0
Benji Gil, R (1, 6) OBP: 0.268, SLG: 0.167			1 SAFE X 0-0 ① FC1-6 G6-4-3 1-2f		B X 1-0 ② ③ B3 1-2		S B C C 1-3 ② K			3	0	0	0	0	1	2
Inning Stats	R: 0 H: 1 E: 0 LOB: 1 K: 1 BB: 0 S: 15 P: 22	R: 0 H: 0 E: 0 LOB: 0 K: 1 BB: 0 S: 8 P: 11	R: 0 H: 1 E: 0 LOB: 0 K: 0 BB: 0 S: 7 P: 10	R: 0 H: 1 E: 0 LOB: 1 K: 0 BB: 0 S: 8 P: 15	R: 1 H: 2 E: 1 LOB: 0 K: 0 BB: 0 S: 7 P: 9	R: 0 H: 1 E: 0 LOB: 2 K: 1 BB: 1 S: 11 P: 22	R: 2 H: 2 E: 0 LOB: 0 K: 1 BB: 0 S: 11 P: 16	R: 0 H: 0 E: 0 LOB: 0 K: 3 BB: 0 S: 11 P: 18		1B: 6 SF: 0 2B: 1 SAC: 1 3B: 0 DP: 1 HR: 1 HBP: 0						WP: 2 PA: 32 PB: 0 SB: 0 CS: 2

PITCHER		IP	WLS	BF	H	R	ER	SO	BB	IBB	HBP	BLK	WP	HR	S	P	ERA	WHIP
John Cummings, L ERA: 5.27	(1, 1)	5.1		19	5	1	0	2	0	0	0	0	1	0	48	73	0.00	0.938
Jeff Nelson, R ERA: 2.2	(6, 1)	0.2		4	1	0	0	1	1	0	0	0	1	0	8	16	0.00	3.000
Dennis Powell, L ERA: 5.74	(7, 1)	0.1		2	1	1	1	0	0	0	0	0	0	0	3	4	27.00	3.000
Rich DeLucia, R ERA: 2.22	(7, 1)	1.2	L	6	1	1	1	4	0	0	0	0	0	1	19	30	5.40	0.600

PITCHER	IP	WLS	BF	H	R	ER	SO	BB	IBB	HBP	BLK	WP	HR	S	P	ERA	WHIP

BOTTOM

Seattle Mariners @ Texas Rangers

Arlington Stadium, Arlington, TX

Tue May 18 1993, 8:05 PM EDT

Att. 17,441 - Unknown

livebaseballscorecards.com

AB	29
R	3
H	8
RBI	3
BB	1
SO	7
LOB	13

Seattle Mariners @ Texas Rangers

Arlington Stadium, Arlington, TX

Wed May 19 1993, 8:05 PM EDT

Att. 20,054 - Unknown - 82 F

livebaseballscorecards.com

Batter	1	2	3	4	5	6	7	8	9	AB	R	H	RBI	BB	SO	LOB
Omar Vizquel, S (1, 6) OBP: 0.343, SLG: 0.305	B F B F B B 4-2 G1-3 E BB		C F S 0-3 ② K	L 1 SAFE 1 SAFE B 1 SAFE F F F X 1-2 ③ L8				B C X 1-1 2B 1B	C X 0-1 ③ G4-3	4	2	1	0	1	1	1
Mike Felder, S (1, 7) OBP: 0.325, SLG: 0.329	B 1 SAFE X 1-0 ① G1-3 1-2	C B F B X 2-2 ③ G3-1				S F B S 1-3 ① K		B C 1 SAFE X 1-1 ① P5		4	0	0	0	0	1	2
Ken Griffey Jr., L (1, 8) OBP: 0.383, SLG: 0.546	C X 0-1 E4 BB 2-H			B S C B B F X 3-2 G1-3 G4-1 1B		B F X 1-1 ② G3-1		1 SAFE F F B 1 SAFE F X 1-2 ② L8		4	0	1	0	0	0	1
Edgar Martinez, R (1, 5) OBP: 0.500, SLG: 0.667 Rich Amaral, R (8, PR) OBP: 0.394, SLG: 0.438 (8, 5) (9, 4)	B B B B 4-0 G3-6-1 1-2 BB			C X 0-1 ① G4-1 1-2		C S C 0-3 ③ K		B B F 1 SAFE 1 SAFE S B X 3-2 1-H 2B		3 0	0 0	1 0	1 0	1 0	1 0	1 0
Pete O'Brien, L (1, 10) OBP: 0.336, SLG: 0.480 Henry Cotto, R (8, PR) OBP: 0.191, SLG: 0.194	X 0-0 ② ③ G3-6-1 1-2f			B C S F F X 1-2 ② G1-3 2-3			B C X 1-1 G6-3 1B	B F B B B 4-1 BB		3 0	0 0	1 0	0 0	1 0	0 0	3 0
Tino Martinez, L (1, 3) OBP: 0.333, SLG: 0.440		C F B F X 1-2 ① G4-3		B F C B X 2-2 ③ F7			B C S B B X 3-2 ① G6-3 1-2	C B F B B X 3-2 ③ F7		4	0	0	0	0	0	4
Mackey Sasser, L (1, 9) OBP: 0.190, SLG: 0.200 Mike Blowers, R (9, 5) OBP: 0.348, SLG: 0.482		C F B F X 1-2 ② G1-3			X 0-0 ① G3-1		S B C 2 SAFE F F F S 1-3 ② K		X 0-0 ① G3-1	4 0	0 0	0 0	0 0	0 0	1 0	1 0
Dave Valle, R (1, 2) OBP: 0.400, SLG: 0.413		B C B B S C 3-3 ③ K			B C X 1-1 ② G6-3		B H 2-0 HBP		B X 1-0 ② P4	3	0	0	0	0	1	0
Fernando Vina, L (1, 4) OBP: 0.267, SLG: 0.222 Jay Buhner, R (9, PH) OBP: 0.406, SLG: 0.581 (9, 9)			F X 0-1 ① L5		L B X 1-1 1B		X 0-0 ③ G4-3		B F X 1-1 HR	3 1	0 1	1 1	0 1	0 0	0 0	2 0
Inning Stats	R: 1 E: 1 K: 0 S: 6 H: 0 LOB: 1 BB: 2 P: 15	R: 0 E: 0 K: 1 S: 11 H: 0 LOB: 0 BB: 0 P: 16	R: 0 E: 0 K: 1 S: 8 H: 0 LOB: 0 BB: 0 P: 10	R: 0 E: 0 K: 0 S: 14 H: 1 LOB: 1 BB: 0 P: 20	R: 0 E: 0 K: 0 S: 10 H: 1 LOB: 1 BB: 0 P: 13	R: 0 E: 0 K: 2 S: 8 H: 0 LOB: 0 BB: 0 P: 10	R: 0 E: 0 K: 1 S: 12 H: 1 LOB: 2 BB: 0 P: 19	R: 1 E: 0 K: 0 S: 15 H: 2 LOB: 2 BB: 1 P: 28	R: 1 E: 0 K: 0 S: 6 H: 1 LOB: 0 BB: 0 P: 8	1B: 4 2B: 1 3B: 0 HR: 1 SF: 0 SAC: 0 DP: 1 HBP: 1							WP: 0 PB: 0 SB: 0 CS: 0 PA: 37

TOP	
AB	33
R	3
H	6
RBI	2
BB	3
SO	5
LOB	15

PITCHER		IP	WLS	BF	H	R	ER	SO	BB	IBB	HBP	BLK	WP	HR	S	P	ERA	WHIP
Kevin Brown, R ERA: 1.62	(1, 1)	8.0		33	5	2	1	5	3	0	1	0	0	0	84	131	1.12	1.000
Tom Henke, R ERA: 1.33	(9, 1)	1.0	W	4	1	1	1	0	0	0	0	0	0	1	6	8	9.00	1.000

PITCHER	IP	WLS	BF	H	R	ER	SO	BB	IBB	HBP	BLK	WP	HR	S	P	ERA	WHIP

Seattle Mariners @ Texas Rangers

Arlington Stadium, Arlington, TX

Wed May 19 1993, 8:05 PM EDT

Att. 20,054 - Unknown - 82 F

BOTTOM

Batter	1	2	3	4	5	6	7	8	9	AB	R	H	RBI	BB	SO	LOB
David Hulse, L (1, 8) OBP: 0.342, SLG: 0.389	L S B B F F F X 2-2 ① G4-3		C B X 1-1 ③ G6-3			B S B F F X 2-2 ② G4-3 1-3		B B X 2-0 ② F7		4	0	0	0	0	0	1
Julio Franco, R (1, 10) OBP: 0.314, SLG: 0.427	C B X 1-1 HR			B F B C X 2-2 ① G6-3		B C X 1-1 E 1B 3-H 1B		X 0-0 ③ B1-3		4	2	2	2	0	0	0
Jose Canseco, R (1, 9) OBP: 0.355, SLG: 0.526	B C S B C 2-3 ② K			B S F S 1-3 ② K		X 0-0 E5 1B 1-2			C B S C 1-3 ① K	4	0	0	0	0	3	1
Ivan Rodriguez, R (1, 2) OBP: 0.380, SLG: 0.455	B X 1-0 ③ G1-3			C S B F B B X 3-2 ③ G3		S B B F B X 3-2 1-2 2-H 1B			C B B X 2-1 1B 3B	4	1	2	1	0	0	0
Rafael Palmeiro, L (1, 3) OBP: 0.302, SLG: 0.400		C C B S 1-3 ① K			B X 1-0 ① G3	S S S 0-3 ③ K			I I I I 4-0 1B IBB	3	0	0	0	1	2	2
Dean Palmer, R (1, 5) OBP: 0.329, SLG: 0.570		S S B S 1-3 ② K			X 0-0 ② F8		B F F B B F S 3-3 ① K		C F F B F F B S 2-3 ② K	4	0	0	0	0	3	2
Doug Strange, S (1, 4) OBP: 0.359, SLG: 0.507		S C S 0-3 ③ K			S B S B F S 2-3 ③ K		B X 1-0 ② G3-1		S X 0-1 1-2 3-H 1B	4	0	1	1	0	2	0
Doug Dascenzo, S (1, 7) OBP: 0.236, SLG: 0.302			C C B B X 2-2 ① G3-1			C X 0-1 FC2-6 1B	B C B F C 2-3 ③ K			3	0	1	0	0	1	0
Benji Gil, R (1, 6) OBP: 0.250, SLG: 0.154			F B B B F S 3-3 ② K			M 1 SAFE 1 SAFE X 0-1 ① FC2-6 G4-3 S 1B 1-2f		F F C 0-3 ① K		3	1	0	0	0	2	1

livebaseballscorecards.com

AB	33
R	4
H	6
RBI	4
BB	1
SO	13
LOB	7

Inning Stats	1	2	3	4	5	6	7	8	9	1B	SF	WP	PA
R	1	0	0	0	0	2	0	0	1	4	0	0	34
H	1	0	0	0	0	3	0	0	2	2B 0	SAC 0	PB 0	
E	0	0	0	0	0	1	0	0	0	3B 1	DP 0	SB 1	
LOB	0	0	0	0	0	2	0	0	1	HR 1	HBP 0	CS 0	
BB	0	0	0	0	0	0	0	0	1				
K	1	3	1	1	0	2	0	2	2				
S	12	9	8	10	6	17	8	5	13				
P	18	11	14	16	9	23	14	7	22				

PITCHER	IP	WLS	BF	H	R	ER	SO	BB	IBB	HBP	BLK	WP	HR	S	P	ERA	WHIP
Erik Hanson, R (1, 1) ERA: 1.6	8.2	L	34	6	4	3	13	0	1	0	0	0	1	88	134	3.12	0.692

PITCHER	IP	WLS	BF	H	R	ER	SO	BB	IBB	HBP	BLK	WP	HR	S	P	ERA	WHIP

Seattle Mariners @ Texas Rangers

Arlington Stadium, Arlington, TX

Thu May 20 1993, 8:05 PM EDT

Att. 17,119 - Unknown - 77 F

TOP

livebaseballscorecards.com

Batter	1	2	3	4	5	6	7	8	9	AB	R	H	RBI	BB	SO	LOB
Rich Amaral, R (1, 4) OBP: 0.381, SLG: 0.422	G4-3			L9		G3		G4-3	K	5	0	0	0	0	1	2
Henry Cotto, R (1, 8) OBP: 0.192, SLG: 0.236	K			HR		G1		G3	P6	5	1	1	1	0	1	2
Ken Griffey Jr., L (1, 10) OBP: 0.386, SLG: 0.552	G1-3			2B			G4-3 1B E 1B			4	1	2	0	0	0	0
Jay Buhner, R (1, 9) OBP: 0.402, SLG: 0.572		K		K			G5-3	E 1-3 2B 1B		4	1	1	0	0	2	1
Tim Leary, R (8, 1)										0	0	0	0	0	0	0
Jeff Nelson, R (9, 1)										0	0	0	0	0	0	0
Norm Charlton, S (9, 1)										0	0	0	0	0	0	0
Mike Blowers, R (1, 5) OBP: 0.344, SLG: 0.483		P4		L8			2B	E5 1-2 3-H 2B		4	1	1	0	0	0	3
Tino Martinez, L (1, 3) OBP: 0.331, SLG: 0.441		K			L4		K	2B 1-H 2-H		4	0	1	2	0	2	1
Dave Valle, R (1, 2) OBP: 0.399, SLG: 0.420			F8		F7			SH 2B		3	0	1	0	0	0	0
Fernando Vina, L (8, PR) OBP: 0.258, SLG: 0.214								G1-3		1	1	0	0	0	0	1
(8, 6)																
Mike Felder, S (1, 7) OBP: 0.325, SLG: 0.343			P5		K			SH HR 2-H	3B	3	1	1	0	0	1	0
Omar Vizquel, S (1, 6) OBP: 0.339, SLG: 0.301			K			K		HR 1-H	G6-3	2	0	0	0	0	2	0
Edgar Martinez, R (8, PH) OBP: 0.600, SLG: 1.500										1	1	1	2	0	0	0
Bill Haselman, R (8, 2) OBP: 0.359, SLG: 0.406										1	0	0	0	0	0	1

Inning Stats	1	2	3	4	5	6	7	8	9
R	0	0	0	1	0	0	0	6	0
E	0	0	0	0	0	0	0	2	0
K	1	2	1	1	1	1	1	0	1
S	10	9	9	13	8	7	10	15	9
H	0	0	0	2	0	0	1	5	1
LOB	0	0	0	1	0	0	1	1	1
BB	0	0	0	0	0	0	0	0	0
P	19	16	15	15	13	9	14	22	13

1B	2
2B	4
3B	1
HR	2
SF	0
SAC	1
DP	0
HBP	0

WP	0
PB	0
SB	0
CS	0
PA	38

AB	37
R	7
H	9
RBI	5
BB	0
SO	9
LOB	11

PITCHER		IP	WLS	BF	H	R	ER	SO	BB	IBB	HBP	BLK	WP	HR	S	P	ERA	WHIP
Charlie Leibrandt, L ERA: 3.09	(1, 1)	7.0	L	26	4	4	3	8	0	0	0	0	0	1	69	104	3.86	0.571
Jeff Bronkey, R ERA: 4.0	(8, 1)	0.2		6	3	1	0	0	0	0	0	0	0	1	8	12	0.00	4.500
Bob Patterson, L ERA: 6.19	(8, 1)	1.1		6	2	2	0	1	0	0	0	0	0	0	13	20	0.00	1.500

PITCHER		IP	WLS	BF	H	R	ER	SO	BB	IBB	HBP	BLK	WP	HR	S	P	ERA	WHIP

Batter	1	2	3	4	5	6	7	8	9	AB	R	H	RBI	BB	SO	LOB
David Hulse, L (1, 8) OBP: 0.331, SLG: 0.375	C F X 0-2 ① G4-3		X 0-0 ③ G1-3			X 0-0 ③ G1-3			B C S B F X 2-2 ① G4-3	4	0	0	0	0	0	0
Julio Franco, R (1, 10) OBP: 0.319, SLG: 0.425	C S B X 1-2 ② G4-3			B C S S 1-3 ① K			B B X 2-0 G5-4-3 1B		B B B B 4-0 1B 1B BB	3	1	1	0	1	1	0
Jose Canseco, R (1, 9) OBP: 0.347, SLG: 0.513	B B F S F F B F F S 3-3 ③ K			C C S 0-3 ② K			X 0-0 ① ② G5-4-3 1-2f		C B C B F S 2-3 ② K	4	0	0	0	0	3	2
Juan Gonzalez, R (1, 7) OBP: 0.424, SLG: 0.719		B B X 2-0 ① L4		S X 0-1 ③ L5			S S F X 0-2 HR		C X 0-1 1B 1B 1-2 1B	4	2	2	1	0	0	0
Rafael Palmeiro, L (1, 3) OBP: 0.307, SLG: 0.423		B B X 2-0 ② F8			C X 0-1 ① L9		B F X 1-1 HR		B B X 2-0 1B 1-3 2-H 1B	4	1	2	2	0	0	0
Ivan Rodriguez, R (1, 2) OBP: 0.390, SLG: 0.465		C F B B F X 2-2 FC5-4 1B			B C X 1-1 CS 1B		C X 0-1 ③ G6-3		S B F X 1-2 BB 1B 1-3 3-H 1B	4	0	3	1	0	0	0
Dean Palmer, R (1, 5) OBP: 0.327, SLG: 0.558		X 0-0 ③ FC5-4 1-2f			B 1 SAFE C F B C 2-3 ② K			B B F F B S 3-3 ① K	B B B B 4-0 1-2 BB	3	0	0	0	1	2	2
Doug Strange, S (1, 4) OBP: 0.346, SLG: 0.487 Gary Redus, R (9, PH) OBP: 0.273, SLG: 0.375			C S S 0-3 ① K		S 0-1 ③ CS 1-2	S C X 0-2 ① B1-3		F B X 1-1 ② L9	F B F F F S 1-3 ③ K	3 1	0 0	0 0	0 0	0 0	1 1	0 3
Benji Gil, R (1, 6) OBP: 0.234, SLG: 0.143			X 0-0 ② G5-3			B F M X 1-2 ② G5-3		B X 1-0 ③ F7		3	0	0	0	0	0	0
Inning Stats	R: 0 E: 0 K: 1 S: 12 H: 0 LOB: 0 BB: 0 P: 16	R: 0 E: 0 K: 0 S: 7 H: 1 LOB: 1 BB: 0 P: 13	R: 0 E: 0 K: 1 S: 5 H: 0 LOB: 0 BB: 0 P: 5	R: 0 E: 0 K: 2 S: 8 H: 0 LOB: 0 BB: 0 P: 9	R: 0 E: 0 K: 1 S: 8 H: 1 LOB: 0 BB: 0 P: 11	R: 0 E: 0 K: 0 S: 7 H: 0 LOB: 0 BB: 0 P: 8	R: 2 E: 0 K: 0 S: 10 H: 3 LOB: 0 BB: 0 P: 13	R: 0 E: 0 K: 1 S: 6 H: 0 LOB: 0 BB: 0 P: 11	R: 2 E: 0 K: 2 S: 19 H: 3 LOB: 3 BB: 2 P: 35	1B: 6 2B: 0 3B: 0 HR: 2	SF: 0 SAC: 0 DP: 1 HBP: 0			WP: 0 PB: 0 SB: 0 CS: 1	PA: 36		

PITCHER		IP	WLS	BF	H	R	ER	SO	BB	IBB	HBP	BLK	WP	HR	S	P	ERA	WHIP
Tim Leary, R ERA: 4.29	(1, 1)	8.1	W	29	5	3	3	6	1	0	0	0	0	2	67	96	3.24	0.720
Tim Leary, R ERA: 4.29	(8, 1)	8.1	W	29	5	3	3	6	1	0	0	0	0	2	67	96	3.24	0.720
Jeff Nelson, R ERA: 2.7	(9, 1)	0.1		2	1	0	0	1	0	0	0	0	0	0	6	8	0.00	3.000
Norm Charlton, L ERA: 3.65	(9, 1)	0.1		4	2	1	1	1	1	0	0	0	0	0	9	17	27.00	9.000

PITCHER	IP	WLS	BF	H	R	ER	SO	BB	IBB	HBP	BLK	WP	HR	S	P	ERA	WHIP

BOTTOM

Seattle Mariners @ Texas Rangers

Arlington Stadium, Arlington, TX

Thu May 20 1993, 8:05 PM EDT

Att. 17,119 - Unknown - 77 F

livebaseballscorecards.com

AB	33
R	4
H	8
RBI	4
BB	2
SO	8
LOB	7

Batter	1	2	3	4	5	6	7	8	9	AB	R	H	RBI	BB	SO	LOB
Rich Amaral, R (1, 4) OBP: 0.384, SLG: 0.439	G2-3			L9	2B			G5-3 2B		4	0	2	1	0	0	0
Henry Cotto, R (1, 9) OBP: 0.182, SLG: 0.224	K			G1-3	L6			G5-3		4	0	0	0	0	1	3
Ken Griffey Jr., L (1, 8) OBP: 0.383, SLG: 0.544	P5			BB 1B		L5		G4-3		4	0	1	0	0	0	1
Jay Buhner, R (1, 10) OBP: 0.399, SLG: 0.561		G6-3		FC6-4 BB		F7			P4	3	0	0	0	1	0	0
Mike Blowers, R (1, 5) OBP: 0.333, SLG: 0.467 Pete O'Brien, L (9, PH) OBP: 0.333, SLG: 0.475		F9		FC6-4		K			F7	3 1	0 0	0 0	0 0	0 0	1 0	2 0
Tino Martinez, L (1, 3) OBP: 0.330, SLG: 0.436		G4-3			1B 1B		L7		F9	4	0	1	0	0	0	0
Dave Valle, R (1, 2) OBP: 0.390, SLG: 0.409			F9		F9		G4-3			3	0	0	0	0	0	1
Mike Felder, S (1, 7) OBP: 0.325, SLG: 0.342			F8		1B 2B 1B		F8			3	1	1	0	0	0	0
Omar Vizquel, S (1, 6) OBP: 0.339, SLG: 0.302			F8		2B 1B			P2		3	0	1	0	0	0	0
Inning Stats	R: 0 E: 0 K: 1 S: 7 H: 0 LOB: 0 BB: 0 P: 9	R: 0 E: 0 K: 0 S: 7 H: 0 LOB: 0 BB: 0 P: 13	R: 0 E: 0 K: 0 S: 8 H: 0 LOB: 0 BB: 0 P: 10	R: 0 E: 0 K: 0 S: 7 H: 1 LOB: 2 BB: 1 P: 16	R: 1 E: 0 K: 0 S: 18 H: 4 LOB: 2 BB: 0 P: 25	R: 0 E: 0 K: 1 S: 6 H: 0 LOB: 0 BB: 0 P: 10	R: 0 E: 0 K: 0 S: 4 H: 0 LOB: 0 BB: 0 P: 8	R: 0 E: 0 K: 0 S: 8 H: 1 LOB: 1 BB: 0 P: 15	R: 0 E: 0 K: 0 S: 7 H: 0 LOB: 0 BB: 0 P: 10	1B: 4 2B: 2 3B: 0 HR: 0	SF: 0 SAC: 0 DP: 0 HBP: 0			WP: 0 PB: 0 SB: 0 CS: 0		PA: 33	

Seattle Mariners @ Kansas City Royals

Kauffman Stadium, Kansas City, MO

Fri May 21 1993, 7:05 PM CDT

Att. 27,785 - Unknown - 70 F

TOP

livebaseballscorecards.com

AB	32
R	1
H	6
RBI	1
BB	1
SO	2
LOB	7

PITCHER	IP	WLS	BF	H	R	ER	SO	BB	IBB	HBP	BLK	WP	HR	S	P	ERA	WHIP
Chris Haney, L (1, 1) ERA: 1.17	7.2	W	29	6	1	1	2	1	0	0	0	0	0	62	101	1.17	0.913
Billy Brewer, L (8, 1) ERA:	0.1		1	0	0	0	0	0	0	0	0	0	0	3	5	0.00	0.000
Tom Gordon, R (9, 1) ERA: 4.88	1.0	S	3	0	0	0	0	0	0	0	0	0	0	7	10	0.00	0.000

PITCHER	IP	WLS	BF	H	R	ER	SO	BB	IBB	HBP	BLK	WP	HR	S	P	ERA	WHIP

Batter	1	2	3	4	5	6	7	8	9	AB	R	H	RBI	BB	SO	LOB
Keith Miller, R (1, 10) OBP: 0.180, SLG: 0.188	B B C B C F X 3-2 G5-3 ①	B X 1-0 F9 ③			X 0-0 F8 ②		C F S 0-3 K ③			4	0	0	0	0	1	3
Brian McRae, S (1, 8) OBP: 0.343, SLG: 0.400	B B C C B X 3-2 G1-3 ②		B F B B X 3-2 G1-3 ①		C X 0-1 F9 ③			C F B S 1-3 K ①		4	0	0	0	0	1	0
Wally Joyner, L (1, 3) OBP: 0.383, SLG: 0.368	F B B X 2-1 1B		C B C S 1-3 K ②			X 0-0 G1-3 ①		B F B C S 2-3 K ②		4	0	1	0	0	2	0
Mike Macfarlane, R (1, 2) OBP: 0.372, SLG: 0.586	B X 1-0 P4 ③		B C X 1-1 F9 ③			C B B F B B 4-2 G5-4-3 BB		C B B X 2-1 F8 ③		3	0	0	0	1	0	1
Hubie Brooks, R (1, 9) OBP: 0.341, SLG: 0.375 Felix Jose, S (8, 9) OBP: 0.294, SLG: 0.304		C B X 1-1 G6-3 ①		F F B X 1-2 1B		B X 1-0 G5-4-3 ② ③ 1-2f				3 0	0 0	1 0	0 0	0 0	0 0	1 0
Harvey Pulliam, R (1, 7) OBP: 0.306, SLG: 0.412		B X 1-0 1B 1B 1B		S C C 0-3 K ①			C B X 1-1 E5 HR			3	1	1	0	0	1	1
Phil Hiatt, R (1, 5) OBP: 0.320, SLG: 0.422	B 1 SAFE C F F F X 1-2 1B 1-2		S C B 1 SAFE F S 1-3 K ②			X 0-0 1-H HR				3	1	2	2	0	1	1
Greg Gagne, R (1, 6) OBP: 0.317, SLG: 0.368		C F F F F X 0-2 1-2 2-3 1B		F 1 SAFE F F F P X 1-2 F9 ③			B C C S 1-3 K ①			3	0	1	0	0	1	1
Jose Lind, R (1, 4) OBP: 0.264, SLG: 0.305		S S F B F S 1-3 K ②			B X 1-0 F9 ①		B X 1-0 G6-3 ②			3	0	0	0	0	1	3
Inning Stats	R: 0 H: 1 E: 0 LOB: 1 K: 0 BB: 0 S: 10 P: 19	R: 0 H: 3 E: 0 LOB: 3 K: 1 BB: 0 S: 19 P: 24	R: 0 H: 0 E: 0 LOB: 0 K: 1 BB: 0 S: 8 P: 13	R: 0 H: 1 E: 0 LOB: 1 K: 2 BB: 0 S: 16 P: 18	R: 0 H: 0 E: 0 LOB: 0 K: 0 BB: 0 S: 4 P: 5	R: 0 H: 0 E: 0 LOB: 0 K: 0 BB: 1 S: 4 P: 9	R: 2 H: 1 E: 1 LOB: 0 K: 2 BB: 0 S: 10 P: 13	R: 0 H: 0 E: 0 LOB: 0 K: 2 BB: 0 S: 8 P: 13		1B: 5 SF: 0 2B: 0 SAC: 0 3B: 0 DP: 1 HR: 1 HBP: 0						

PITCHER	IP	WLS	BF	H	R	ER	SO	BB	IBB	HBP	BLK	WP	HR	S	P	ERA	WHIP
Randy Johnson, L (1, 1) ERA: 2.91	8.0	L	31	6	2	1	8	1	0	0	0	0	1	79	114	1.12	0.875

PITCHER	IP	WLS	BF	H	R	ER	SO	BB	IBB	HBP	BLK	WP	HR	S	P	ERA	WHIP

BOTTOM

Seattle Mariners @ Kansas City Royals

Kauffman Stadium, Kansas City, MO

Fri May 21 1993, 7:05 PM CDT
Att. 27,785 - Unknown - 70 F

livebaseballscorecards.com

AB	30
R	2
H	6
RBI	2
BB	1
SO	8
LOB	11

Batter	1	2	3	4	5	6	7	8	9	AB	R	H	RBI	BB	SO	LOB
Mike Felder, S (1, 7) OBP: 0.323, SLG: 0.340	B C B F X 2-2 ① P6			B C X 1-1 ① B1-3		F B X 1-1 1-2 2-H 1B		C 1 SAFE 1 SAFE F B B X 2-2 ① P5		4	0	1	1	0	0	1
Rich Amaral, R (1, 4) OBP: 0.381, SLG: 0.434	B C X 1-1 ② G6-3			C B C X 1-2 ② G4-3		B C X 1-1 ② L4		X 0-0 1-2 BB 1B		4	0	1	0	0	0	2
Ken Griffey Jr., L (1, 8) OBP: 0.374, SLG: 0.529	B C B S S 2-3 ③ K			B F X 1-1 ③ G4-3		X 0-0 ③ F7		S X 0-1 ② P4		4	0	0	0	0	1	4
Edgar Martinez, R (1, 5) OBP: 0.444, SLG: 0.857		C B B C F S 2-3 ① K			C B B S B X 3-2 ① G6-3		B X 1-0 ① F9	C B C B B 4-2 1-2 2-3 BB		3	0	0	0	1	1	0
Mike Blowers, R (8, PR) OBP: 0.333, SLG: 0.467 (8, 5)										0	0	0	0	0	0	0
Pete O'Brien, L (1, 3) OBP: 0.322, SLG: 0.456		B B X 2-0 ② F7			C X 0-1 ② F8		B X 1-0 ② G3-1	C B B X 2-1 ③ F7		4	0	0	0	0	0	3
Tino Martinez, L (1, 10) OBP: 0.328, SLG: 0.428		B B B C S S 3-3 ③ K			X 0-0 ③ F9		B B F B B 4-1 1B BB		C B F F B F S 2-3 ① K	3	0	0	0	1	2	0
Mackey Sasser, L (1, 9) OBP: 0.240, SLG: 0.250			X 0-0 ① G3-1			B B X 2-0 ① P6	F X 0-1 1-2 FC6-4 1B		X 0-0 FC5-4 1B	4	0	2	0	0	0	0
Bill Haselman, R (1, 2) OBP: 0.349, SLG: 0.371			C F S 0-3 ② K			B S B F B B 4-2 1B 1B BB	S S X 0-2 1-2f FC6-4		F F B X 1-2 1-2f FC5-4	3	1	0	0	1	1	3
Omar Vizquel, S (1, 6) OBP: 0.343, SLG: 0.302			B B C F X 2-2 ③ P6			B X 1-0 1-2 1B		B B B B 4-0 BB 1B BB	F X 0-1 ③ F8	3	0	1	0	1	0	1
Inning Stats	R: 0 E: 0 K: 1 S: 8 H: 0 LOB: 0 BB: 0 P: 13	R: 0 E: 0 K: 2 S: 8 H: 0 LOB: 0 BB: 0 P: 15	R: 0 E: 0 K: 1 S: 7 H: 0 LOB: 0 BB: 0 P: 9	R: 0 E: 0 K: 0 S: 7 H: 0 LOB: 0 BB: 0 P: 10	R: 0 E: 0 K: 0 S: 6 H: 0 LOB: 0 BB: 0 P: 9	R: 1 E: 0 K: 0 S: 9 H: 2 LOB: 2 BB: 1 P: 18	R: 0 E: 0 K: 0 S: 8 H: 1 LOB: 2 BB: 1 P: 14	R: 0 E: 0 K: 0 S: 10 H: 1 LOB: 3 BB: 2 P: 22	R: 0 E: 0 K: 1 S: 11 H: 1 LOB: 1 BB: 0 P: 14	1B: 5 2B: 0 3B: 0 HR: 0	SF: 0 SAC: 0 DP: 0 HBP: 0					

PITCHER	IP	WLS	BF	H	R	ER	SO	BB	IBB	HBP	BLK	WP	HR	S	P	ERA	WHIP
Kevin Appier, R (1, 1) ERA: 3.31	9.0	W	36	5	1	1	5	4	0	0	0	0	0	74	124	1.00	1.000

PITCHER	IP	WLS	BF	H	R	ER	SO	BB	IBB	HBP	BLK	WP	HR	S	P	ERA	WHIP

TOP

Seattle Mariners @ Kansas City Royals

Kauffman Stadium, Kansas City, MO

Sat May 22 1993, 7:05 PM CDT

Att. 27,233 - Unknown - 68 F

livebaseballscorecards.com

AB	32
R	1
H	5
RBI	1
BB	4
SO	5
LOB	14

Batter	1	2	3	4	5	6	7	8	9	AB	R	H	RBI	BB	SO	LOB
Felix Jose, S (1, 9) OBP: 0.292, SLG: 0.303	X 0-0 ① F8			C B C X 1-2 ① G4-3		C F S 0-3 ② K		X 0-0 PB 1B 1B		4	1	1	0	0	1	0
Brian McRae, S (1, 8) OBP: 0.347, SLG: 0.402	B B C B X 3-1 ② G6-3			X 0-0 ② G1-3		C B F X 1-2 2B 1B		1 SAFE P B L C 2 X SAFE 2-2 G4-3 1-H 1B 1B		4	2	2	1	0	0	0
George Brett, L (1, 10) OBP: 0.277, SLG: 0.358	B F F S 1-3 ③ K			B C X 1-1 ③ G4-3		1 SAFE 1 SAFE X 0-0 1-H 2B		B S X 1-1 ① G4-3 2-3		4	0	1	1	0	1	1
Wally Joyner, L (1, 3) OBP: 0.386, SLG: 0.372		B X 1-0 ① G4-3			C F B X 1-2 S 1B	F B C B S 2-3 ③ K		F B X 1-1 G4-3 1B 3-H 1B		4	0	2	1	0	1	1
Chris Gwynn, L (1, 7) OBP: 0.360, SLG: 0.412		C F X 0-2 ② F7			F B P B X 3-1 ① F7 1-2		C B B F C 2-3 ① K	C X 0-1 G4-3 1-2 1B		4	0	1	0	0	1	1
Brent Mayne, L (1, 2) OBP: 0.298, SLG: 0.359		X 0-0 ③ G6-3			B B B I 4-0 IBB	B B X 2-0 ② G4-3		X 0-0 ② G4-3 1-2 2-3		3	0	0	0	1	0	2
Phil Hiatt, R (1, 5) OBP: 0.317, SLG: 0.416			F S B S 1-3 ① K		B B F B F S 3-3 ② K	B F B B X 3-1 1B 1B 1B		C B S X 1-2 ③ G1-3		4	1	1	0	0	2	4
Greg Gagne, R (1, 6) OBP: 0.318, SLG: 0.367			B C X 1-1 ② F8		B B S F X 2-2 ③ G4-3	X 0-0 1B 1-3 1B				3	0	1	0	0	0	2
David Howard, S (1, 4) OBP: 0.333, SLG: 0.333			B C F B X 2-2 ③ G6-3			B F F B F C 2-3 ① K	C X 0-1 ③ 1-3 3-H 1B			3	0	1	1	0	1	0
Inning Stats	R: 0 E: 0 K: 1 S: 6 H: 0 LOB: 0 BB: 0 P: 10	R: 0 E: 0 K: 0 S: 5 H: 0 LOB: 0 BB: 0 P: 6	R: 0 E: 0 K: 1 S: 8 H: 0 LOB: 0 BB: 0 P: 12	R: 0 E: 0 K: 0 S: 6 H: 0 LOB: 0 BB: 0 P: 8	R: 0 E: 0 K: 1 S: 12 H: 1 LOB: 2 BB: 1 P: 24	R: 1 E: 0 K: 3 S: 14 H: 2 LOB: 1 BB: 0 P: 19	R: 1 E: 0 K: 1 S: 9 H: 3 LOB: 2 BB: 0 P: 16	R: 2 E: 0 K: 0 S: 15 H: 4 LOB: 2 BB: 0 P: 19		1B: 9 2B: 1 3B: 0 HR: 0 SF: 0 SAC: 0 DP: 0 HBP: 0						

PITCHER		IP	WLS	BF	H	R	ER	SO	BB	IBB	HBP	BLK	WP	HR	S	P	ERA	WHIP
Jim Converse, R ERA: 2.57	(1, 1)	7.0	L	27	6	2	2	7	0	1	0	0	0	0	60	95	2.57	0.857
John Cummings, L ERA: 5.61	(8, 1)	0.2		6	4	2	2	0	0	0	0	0	0	0	12	15	27.00	6.000
Jeff Nelson, R ERA: 2.65	(8, 1)	0.1		1	0	0	0	0	0	0	0	0	0	0	3	4	0.00	0.000

PITCHER	IP	WLS	BF	H	R	ER	SO	BB	IBB	HBP	BLK	WP	HR	S	P	ERA	WHIP

BOTTOM

Seattle Mariners @ Kansas City Royals

Kauffman Stadium, Kansas City, MO

Sat May 22 1993, 7:05 PM CDT

Att. 27,233 - Unknown - 68 F

livebaseballscorecards.com

AB	33
R	4
H	10
RBI	4
BB	1
SO	7
LOB	11

WP: 0	PA: 34		
PB: 1			
SB: 1			
CS: 0			

Batter	1	2	3	4	5	6	7	8	9	AB	R	H	RBI	BB	SO	LOB
Mike Felder, S (1, 7) OBP: 0.318, SLG: 0.333	B C B C X 2-2 ① L9	1 SAFE B X 1-0 ③ F7		B F X 1-1 ① G4-3	F F B X 1-2 1-3 2-H 1B			B C S B X 2-2 ① G4-3	X 0-0 ② L4	6	0	1	1	0	0	4
Ken Griffey Jr., L (1, 8) OBP: 0.384, SLG: 0.551	C X 0-1 CS 1B	B B X 2-0 2B 2B		F X 0-1 ② P6	X 0-0 ③ G5-3			B B B B C B 4-1 1B 1B BB	B F B F X 2-2 1-H 2-H 3B	5	2	3	2	1	0	2
Edgar Martinez, R (1, 5) OBP: 0.500, SLG: 0.833 Henry Cotto, R (8, PR) OBP: 0.179, SLG: 0.221 (8, 9)	C B C C 1-3 ② ③ K 1-2	B X 1-0 1B 2-H 2B	C F B B B X 3-2 1B 1B		C F F B B C 1-3 ① K			1 SAFE B X 1-0 S 1B 1-3 1B	C X 0-1 ③ P6	5 1	1 1	3 0	1 0	0 0	2 0	1 2
Tino Martinez, L (1, 3) OBP: 0.341, SLG: 0.439		B B X 2-0 2B FC5-2 1B	C B B C C C 2-3 ① K	C B B C F F X 2-2 1-2 1B		B X 1-0 1B		B B X 2-0 L3-6 1-H 3-H 1B		5	0	4	2	0	1	1
Mackey Sasser, L (1, 9) OBP: 0.267, SLG: 0.310 Mike Blowers, R (8, 5) OBP: 0.333, SLG: 0.467	X 0-0 FC5-2 1-3 1B 2B	B C X 1-1 FC3-6 2-H 1B	C B F X 1-2 ③ G4-3		X 0-0 ② F9		B X 1-0 ② ③ L3-6 2-3		5 0	1 0	2 0	1 0	0 0	0 0	5 0
Pete O'Brien, L (1, 10) OBP: 0.333, SLG: 0.467 Omar Vizquel, S (9, PR) OBP: 0.343, SLG: 0.302	B B B B 4-0 FC5-2 1B BB	B C C B X 2-2 ② FC3-6 BB HBP 1-2f			C B X 1-1 1B 2B	1 SAFE 1 SAFE C B B B X 3-1 ③ G4-3			B B B C X 3-1 SH1-4 1B	4 0	2 1	2 0	0 0	1 0	0 0	2 0
Dave Valle, R (1, 2) OBP: 0.386, SLG: 0.398	B X 1-0 ① FC5-2 1B 1-2 2-3 3-Hf	S F B H 2-2 BB HBP 1-2			B F B F C 2-3 ① K	B X 1-0 ① G5-3			1 SAFE 1 SAFE B 1 SAFE X 1-0 ① SH1-4 1-2	3	0	0	0	0	1	4
Rich Amaral, R (1, 4) OBP: 0.381, SLG: 0.429	S X 0-1 ② P4	B S B F B B 4-2 1-2 2-3 BB			X 0-0 ② L4	C S B C 1-3 ② K			C B X 1-1 S 2-H 3B 1B	4	1	1	1	1	1	4
Fernando Vina, L (1, 6) OBP: 0.306, SLG: 0.226	X 0-0 1-3 2-H 3-H 1B	X 0-0 ③ F7			H 1-0 1B HBP	L X 0-1 ③ G4-3			C S F H 1-2 3B HBP	3	1	1	2	0	0	3
Inning Stats	R: 0 E: 0 K: 1 S: 8 H: 1 LOB: 0 BB: 0 P: 11	R: 2 E: 0 K: 0 S: 7 H: 3 LOB: 2 BB: 1 P: 15	R: 2 E: 0 K: 1 S: 15 H: 3 LOB: 3 BB: 1 P: 29	R: 0 E: 0 K: 0 S: 15 H: 2 LOB: 2 BB: 0 P: 22	R: 1 E: 0 K: 1 S: 10 H: 2 LOB: 2 BB: 0 P: 15	R: 0 E: 0 K: 1 S: 8 H: 1 LOB: 1 BB: 0 P: 13	R: 0 E: 0 K: 1 S: 6 H: 0 LOB: 0 BB: 0 P: 8	R: 2 E: 0 K: 0 S: 7 H: 2 LOB: 1 BB: 1 P: 17	R: 3 E: 0 K: 0 S: 14 H: 3 LOB: 2 BB: 0 P: 22	1B: 12 2B: 5 3B: 1 HR: 0 SF: 0 SAC: 1 DP: 1 HBP: 3						

PITCHER		IP	WLS	BF	H	R	ER	SO	BB	IBB	HBP	BLK	WP	HR	S	P	ERA	WHIP
Mark Gardner, R ERA: 5.89	(1, 1)	4.2		28	11	5	5	3	2	0	2	0	0	0	54	91	9.64	2.786
Mark Gubicza, R ERA: 6.92	(5, 1)	2.2		11	2	2	2	2	1	0	0	0	0	0	20	34	6.75	1.125
Jeff Montgomery, R ERA: 3.08	(8, 1)	1.1	L	8	4	3	3	0	0	0	1	0	0	0	14	25	20.25	3.000
Tom Gordon, R ERA: 4.82	(9, 1)	0.1		1	0	0	0	0	0	0	0	0	0	0	2	2	0.00	0.000

PITCHER	IP	WLS	BF	H	R	ER	SO	BB	IBB	HBP	BLK	WP	HR	S	P	ERA	WHIP

TOP

Seattle Mariners @ Kansas City Royals

Kauffman Stadium, Kansas City, MO

Sun May 23 1993, 7:05 PM CDT
Att. 17,935 - Overcast - 80 F

livebaseballscorecards.com

AB	41
R	10
H	17
RBI	10
BB	3
SO	5
LOB	28

WP: 0 PB: 0 SB: 2 CS: 1 PA: 48

Batter	1	2	3	4	5	6	7	8	9	AB	R	H	RBI	BB	SO	LOB
Keith Miller, R (1, 7) OBP: 0.185, SLG: 0.192 Felix Jose, S (8, 9) OBP: 0.292, SLG: 0.303	B X 1-0 G5-3 ①		F M C 0-3 K ② 1-2 2-3		X 0-0 E S 1B 1B		X 0-0 B1-3 ②			4 0	1 0	1 0	0 0	0 0	1 0	2 0
Brian McRae, S (1, 8) OBP: 0.350, SLG: 0.405	B C C X 1-2 F8 ②		C B X 1-1 CS 1B 2-H 3-H		1 SAFE S S 1 SAFE 1 B F B X 2-2 1B 1B 1-H		C B B F X 2-2 P3 ③			4	0	2	3	0	0	0
George Brett, L (1, 10) OBP: 0.276, SLG: 0.355	X 0-0 L8 ③		1 SAFE B 1 SAFE 1 SAFE P 2-0 CS ③ 1-2	B X 1-0 G4-3 ①	1 SAFE F 1 SAFE 1 SAFE B 1 SAFE 1 SAFE F 1-2 F 1 SAFE X G5-4-3 1B 1-3			F B B F S 2-3 K ①		4	0	1	0	0	1	0
Mike Macfarlane, R (1, 2) OBP: 0.378, SLG: 0.616		B B B C X 3-1 G1-3 ①		B S C H 2-2 HR HBP	B F 1 SAFE 1-2 G5-4-3 ② ③ 1-2f			X 0-0 HR		3	2	1	1	0	0	2
Wally Joyner, L (1, 3) OBP: 0.382, SLG: 0.390		C B F B S 2-3 K ②		F B X 1-1 HR 1-H		B C F X 1-2 G6-3 ①		B X 1-0 P5 ②		4	1	1	2	0	1	0
Harvey Pulliam, R (1, 9) OBP: 0.275, SLG: 0.368 (8, 7)		B B F X 2-1 L9 ③		C B X 1-1 F9 ②		B X 1-0 P6 ②		B C S S 1-3 K2-3 ③		4	0	0	0	0	1	0
Phil Hiatt, R (1, 5) OBP: 0.323, SLG: 0.422			B B X 2-0 P3 ①	B B T B F X 3-2 1B 2B		B F S B B B 4-2 BB			C S S 0-3 K ①	3	1	1	0	1	1	0
Greg Gagne, R (1, 6) OBP: 0.323, SLG: 0.371			B C X 1-1 WP 1B 1B 1B	B X 1-0 CS 2-H 1B		B B X 2-0 G1-3 ③			B B C F F B F F X 3-2 G4-3 ②	4	1	2	1	0	0	1
Jose Lind, R (1, 4) OBP: 0.264, SLG: 0.303			C B S X 1-2 WP 1B 1-2 1B	1 SAFE 1 SAFE 0-0 CS ③ 1-2	F B X 1-1 F7 ①		B X 1-0 L4 ①		C B F F B S 2-3 K ③	4	1	1	0	0	1	0
Inning Stats	R: 0 E: 0 K: 0 S: 5 H: 0 LOB: 0 BB: 0 P: 7	R: 0 E: 0 K: 1 S: 7 H: 0 LOB: 0 BB: 0 P: 14	R: 2 E: 0 K: 1 S: 12 H: 3 LOB: 0 BB: 0 P: 18	R: 3 E: 0 K: 0 S: 11 H: 3 LOB: 0 BB: 0 P: 20	R: 1 E: 0 K: 0 S: 15 H: 3 LOB: 1 BB: 0 P: 20	R: 0 E: 0 K: 0 S: 7 H: 0 LOB: 1 BB: 1 P: 15	R: 0 E: 0 K: 0 S: 5 H: 0 LOB: 0 BB: 0 P: 8	R: 1 E: 0 K: 2 S: 8 H: 1 LOB: 0 BB: 0 P: 12	R: 0 E: 0 K: 2 S: 13 H: 0 LOB: 0 BB: 0 P: 18	1B: 7 2B: 1 3B: 0 HR: 2	SF: 0 SAC: 0 DP: 1 HBP: 1			WP: 1 PB: 0 SB: 1 CS: 2	PA: 38		

PITCHER		IP	WLS	BF	H	R	ER	SO	BB	IBB	HBP	BLK	WP	HR	S	P	ERA	WHIP
Dave Fleming, L ERA: 12.46	(1, 1)	4.1		20	8	6	6	2	0	0	1	0	1	1	41	68	12.46	1.846
Russ Swan, L ERA: 11.45	(5, 1)	3.2	W	13	2	1	1	2	1	0	0	0	0	1	29	46	2.46	0.818
Norm Charlton, L ERA: 3.38	(9, 1)	1.0	S	3	0	0	0	2	0	0	0	0	0	0	13	18	0.00	0.000

PITCHER	IP	WLS	BF	H	R	ER	SO	BB	IBB	HBP	BLK	WP	HR	S	P	ERA	WHIP

BOTTOM

Seattle Mariners @ Kansas City Royals

Kauffman Stadium, Kansas City, MO

Sun May 23 1993, 7:05 PM CDT

Att. 17,935 - Overcast - 80 F

livebaseballscorecards.com

AB	34
R	7
H	10
RBI	7
BB	1
SO	6
LOB	5

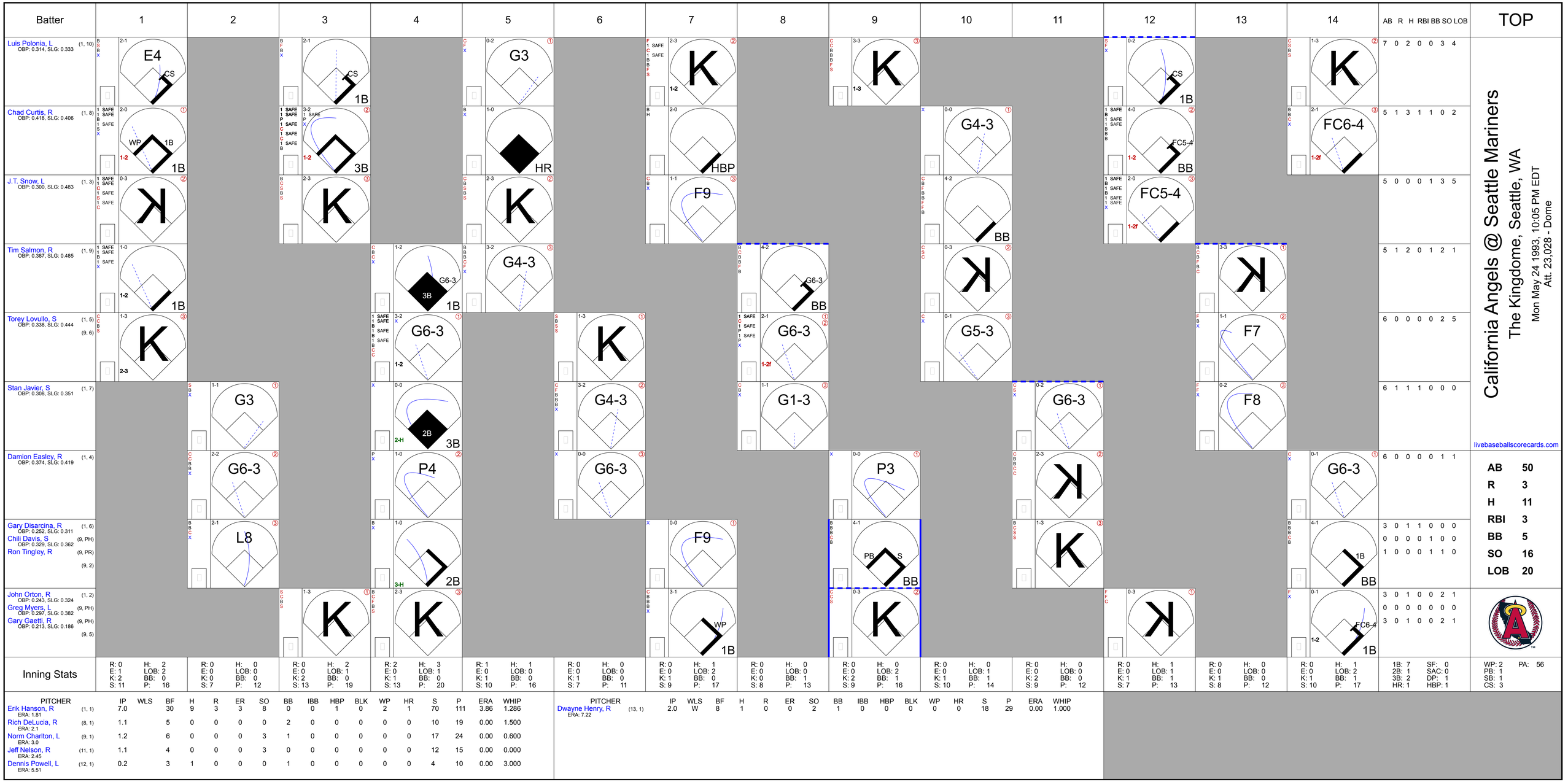

California Angels @ Seattle Mariners

The Kingdome, Seattle, WA

Mon May 24 1993, 10:05 PM EDT

Att. 23,028 - Dome

Batter	1	2	3	4	5	6	7	8	9	10	11	12	13	14	AB	R	H	RBI	BB	SO	LOB
Luis Polonia, L (1, 10) OBP: 0.314, SLG: 0.333	2-1 E4 CS		2-1 CS 1B		0-2 G3		2-3 K 1-2		3-3 K 1-3			0-2 CS 1B		1-3 K	7	0	2	0	0	3	4
Chad Curtis, R (1, 8) OBP: 0.418, SLG: 0.406	2-0 WP 1B 1-2 1B		3-2 1-2 3B		1-0 HR		2-0 HBP			0-0 G4-3		4-0 FC5-4 1-2 BB		2-1 FC6-4 1-2f	5	1	3	1	1	0	2
J.T. Snow, L (1, 3) OBP: 0.300, SLG: 0.483	0-3 K		2-3 K		2-3 K		1-1 F9			4-2 BB		2-0 FC5-4 1-2f			5	0	0	0	1	3	5
Tim Salmon, R (1, 9) OBP: 0.387, SLG: 0.485	1-0 1-2 1B			1-2 G6-3 3B 1B	3-2 G4-3			4-2 G6-3 BB		0-3 K			3-3 K		5	1	2	0	1	2	1
Torey Lovullo, S (1, 5) OBP: 0.338, SLG: 0.444 (9, 6)	1-3 K 2-3			3-2 G6-3 1-2		1-3 K		2-1 G6-3 1-2f		0-1 G5-3			1-1 F7		6	0	0	0	0	2	5
Stan Javier, S (1, 7) OBP: 0.308, SLG: 0.351		1-1 G3		0-0 2B 2-H 3B		3-2 G4-3		1-1 G1-3			0-2 G6-3		0-2 F8		6	1	1	1	0	0	0
Damion Easley, R (1, 4) OBP: 0.374, SLG: 0.419		2-2 G6-3		1-0 P4		0-0 G6-3			0-0 P3		2-3 K			0-1 G6-3	6	0	0	0	0	1	1
Gary Disarcina, R (1, 6) OBP: 0.252, SLG: 0.311		2-1 L8		1-0 2B 3-H			0-0 F9		4-1 PB S BB		1-3 K			4-1 1B BB	3	0	1	1	0	0	0
Chili Davis, S (9, PH) OBP: 0.329, SLG: 0.362															0	0	0	0	1	0	0
Ron Tingley, R (9, PR) (9, 2)															1	0	0	0	1	1	0
John Orton, R (1, 2) OBP: 0.243, SLG: 0.324			1-3 K	2-3 K			3-1 WP 1B		0-3 K			0-3 K		0-1 FC6-4 1-2 1B	3	0	1	0	0	2	1
Greg Myers, L (9, PH) OBP: 0.297, SLG: 0.382															0	0	0	0	0	0	0
Gary Gaetti, R (9, PH) OBP: 0.213, SLG: 0.186 (9, 5)															3	0	1	0	0	2	1
Inning Stats	R: 0 E: 1 K: 2 S: 11 H: 2 LOB: 2 BB: 0 P: 16	R: 0 E: 0 K: 0 S: 7 H: 0 LOB: 0 BB: 0 P: 12	R: 0 E: 0 K: 2 S: 13 H: 2 LOB: 1 BB: 0 P: 19	R: 2 E: 0 K: 1 S: 13 H: 3 LOB: 1 BB: 0 P: 20	R: 1 E: 0 K: 1 S: 10 H: 1 LOB: 0 BB: 0 P: 16	R: 0 E: 0 K: 1 S: 7 H: 0 LOB: 0 BB: 0 P: 11	R: 0 E: 0 K: 1 S: 9 H: 1 LOB: 2 BB: 0 P: 17	R: 0 E: 0 K: 0 S: 8 H: 0 LOB: 0 BB: 1 P: 13	R: 0 E: 0 K: 2 S: 9 H: 0 LOB: 2 BB: 1 P: 16	R: 0 E: 0 K: 1 S: 10 H: 0 LOB: 1 BB: 1 P: 14	R: 0 E: 0 K: 2 S: 9 H: 0 LOB: 0 BB: 0 P: 12	R: 0 E: 0 K: 1 S: 7 H: 1 LOB: 1 BB: 1 P: 13	R: 0 E: 0 K: 1 S: 8 H: 0 LOB: 0 BB: 0 P: 12	R: 0 E: 0 K: 1 S: 10 H: 1 LOB: 2 BB: 1 P: 17	1B: 7 2B: 1 3B: 2 HR: 1 SF: 0 SAC: 0 DP: 1 HBP: 1	WP: 2 PB: 1 SB: 1 CS: 3 PA: 56

PITCHER		IP	WLS	BF	H	R	ER	SO	BB	IBB	HBP	BLK	WP	HR	S	P	ERA	WHIP
Erik Hanson, R ERA: 1.81	(1, 1)	7.0		30	9	3	3	8	0	0	1	0	2	1	70	111	3.86	1.286
Rich DeLucia, R ERA: 2.1	(8, 1)	1.1		5	0	0	0	0	2	0	0	0	0	0	10	19	0.00	1.500
Norm Charlton, L ERA: 3.0	(9, 1)	1.2		6	0	0	0	3	1	0	0	0	0	0	17	24	0.00	0.600
Jeff Nelson, R ERA: 2.45	(11, 1)	1.1		4	0	0	0	3	0	0	0	0	0	0	12	15	0.00	0.000
Dennis Powell, L ERA: 5.51	(12, 1)	0.2		3	1	0	0	0	1	0	0	0	0	0	4	10	0.00	3.000

PITCHER		IP	WLS	BF	H	R	ER	SO	BB	IBB	HBP	BLK	WP	HR	S	P	ERA	WHIP
Dwayne Henry, R ERA: 7.22	(13, 1)	2.0	W	8	1	0	0	2	1	0	0	0	0	0	18	29	0.00	1.000

livebaseballscorecards.com

AB	50
R	3
H	11
RBI	3
BB	5
SO	16
LOB	20

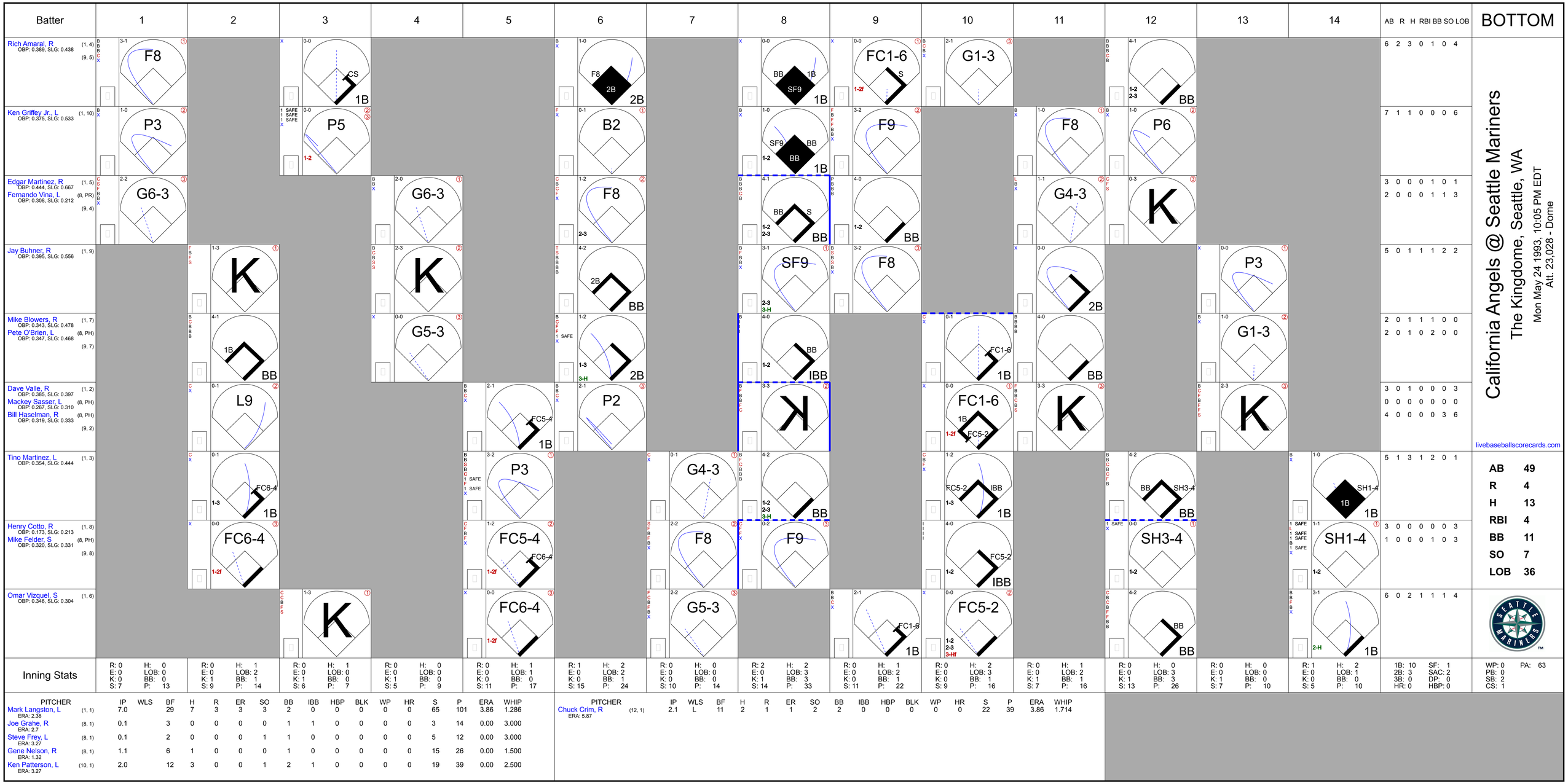
Batter
1
2
3
4
5
6
7
8
9
10
11
12
13
14
AB R H RBI BB SO LOB
BOTTOM
Rich Amaral, R (1, 4) (9, 5)
OBP: 0.389, SLG: 0.438
F8
CS 1B
F8 2B 2B
FC1-6 S
G1-3
BB
6 2 3 0 1 0 4
Ken Griffey Jr., L (1, 10)
OBP: 0.375, SLG: 0.533
P3
1 SAFE 1 SAFE
P5
1-2
B2
BB 1B SF9 1B
SF9 BB BB 1B
1-2
F9
F8
P6
7 1 1 0 0 0 6
Edgar Martinez, R (1, 5)
OBP: 0.444, SLG: 0.667
Fernando Vina, L (8, PR)
OBP: 0.308, SLG: 0.212
(9, 4)
G6-3
G6-3
F8
BB S BB
1-2 2-3
G4-3
K
3 0 0 0 1 0 1
2 0 0 0 1 1 3
Jay Buhner, R (1, 9)
OBP: 0.395, SLG: 0.556
K
K
SF9
2-3 3-H
F8
P3
G1-3
5 0 1 1 1 2 2
Mike Blowers, R (1, 7)
OBP: 0.343, SLG: 0.478
Pete O'Brien, L (8, PH)
OBP: 0.347, SLG: 0.468
(9, 7)
1B BB
G5-3
1 SAFE
BB IBB
1-2
FC1-6 1B
2B
BB
G1-3
2 0 1 1 1 0 0
2 0 1 0 2 0 0
Dave Valle, R (1, 2)
OBP: 0.385, SLG: 0.397
Mackey Sasser, L (8, PH)
OBP: 0.267, SLG: 0.310
Bill Haselman, R (8, PH)
OBP: 0.319, SLG: 0.333
(9, 2)
L9
FC5-4 1B
P2
K
FC1-6 1B FC5-2
1-2f
K
3 0 1 0 0 0 3
0 0 0 0 0 0 0
4 0 0 0 0 3 6
livebaseballscorecards.com
Tino Martinez, L (1, 3)
OBP: 0.354, SLG: 0.444
FC6-4 1B
1-3
P3
1 SAFE 1 SAFE
G4-3
BB IBB SH3-4 BB
1-2 2-3 3-H
FC5-2 IBB 1B
1-3
SH1-4 1B 1B
5 1 3 1 2 0 1
Henry Cotto, R (1, 8)
OBP: 0.173, SLG: 0.213
Mike Felder, S (8, PH)
OBP: 0.320, SLG: 0.331
(9, 8)
FC6-4
1-2f
FC5-4 FC6-4
1-2f
F8
F9
FC5-2 IBB
1-2
1 SAFE 1 SAFE 1 SAFE
SH3-4
1-2
SH1-4
1-2
3 0 0 0 0 0 3
1 0 0 0 1 0 3
Omar Vizquel, S (1, 6)
OBP: 0.346, SLG: 0.304
K
FC6-4
1-2f
G5-3
FC1-6 1B
FC5-2
1-2 2-3 3-H
BB
2-H 1B
6 0 2 1 1 1 4
AB 49
R 4
H 13
RBI 4
BB 11
SO 7
LOB 36
Inning Stats
R: 0 E: 0 K: 0 S: 7 H: 0 LOB: 0 BB: 0 P: 13
R: 0 E: 0 K: 1 S: 9 H: 1 LOB: 2 BB: 1 P: 14
R: 0 E: 0 K: 1 S: 6 H: 1 LOB: 0 BB: 0 P: 7
R: 0 E: 0 K: 1 S: 5 H: 0 LOB: 0 BB: 0 P: 9
R: 0 E: 0 K: 0 S: 11 H: 1 LOB: 1 BB: 0 P: 17
R: 1 E: 0 K: 0 S: 15 H: 2 LOB: 2 BB: 1 P: 24
R: 0 E: 0 K: 0 S: 10 H: 0 LOB: 0 BB: 0 P: 14
R: 2 E: 0 K: 1 S: 14 H: 2 LOB: 3 BB: 3 P: 33
R: 0 E: 0 K: 0 S: 11 H: 1 LOB: 2 BB: 1 P: 22
R: 0 E: 0 K: 0 S: 9 H: 2 LOB: 3 BB: 1 P: 16
R: 0 E: 0 K: 1 S: 7 H: 1 LOB: 2 BB: 1 P: 16
R: 0 E: 0 K: 1 S: 13 H: 0 LOB: 3 BB: 3 P: 26
R: 0 E: 0 K: 1 S: 7 H: 0 LOB: 0 BB: 0 P: 10
R: 1 E: 0 K: 0 S: 5 H: 2 LOB: 1 BB: 0 P: 10
1B: 10 2B: 3 3B: 0 HR: 0 SF: 1 SAC: 2 DP: 0 HBP: 0
WP: 0 PB: 0 SB: 2 CS: 1 PA: 63
PITCHER IP WLS BF H R ER SO BB IBB HBP BLK WP HR S P ERA WHIP
Mark Langston, L (1, 1) ERA: 2.38 7.0 29 7 3 3 3 2 0 0 0 0 0 65 101 3.86 1.286
Joe Grahe, R (8, 1) ERA: 2.7 0.1 3 0 0 0 0 1 1 0 0 0 0 3 14 0.00 3.000
Steve Frey, L (8, 1) ERA: 3.27 0.1 2 0 0 0 1 1 0 0 0 0 0 5 12 0.00 3.000
Gene Nelson, R (8, 1) ERA: 1.32 1.1 6 1 0 0 0 1 0 0 0 0 0 15 26 0.00 1.500
Ken Patterson, L (10, 1) ERA: 3.27 2.0 12 3 0 0 1 2 1 0 0 0 0 19 39 0.00 2.500
PITCHER IP WLS BF H R ER SO BB IBB HBP BLK WP HR S P ERA WHIP
Chuck Crim, R (12, 1) ERA: 5.87 2.1 L 11 2 1 1 2 2 0 0 0 0 0 22 39 3.86 1.714
California Angels @ Seattle Mariners
The Kingdome, Seattle, WA
Mon May 24 1993, 10:05 PM EDT
Att. 23,028 - Dome

Batter	1	2	3	4	5	6	7	8	9	AB	R	H	RBI	BB	SO	LOB
Luis Polonia, L (1, 7) OBP: 0.316, SLG: 0.360	C F F X 0-2 ① F7		B B B C 1 SAFE L X 3-2 E4 1B 2B 1-3 2-H		B X 1-0 S G3-1 2B		C S B B X 2-2 HR		B X 1-0 ③ G6-3	5	3	2	1	0	0	1
Chad Curtis, R (1, 8) OBP: 0.414, SLG: 0.401	B C X 1-1 ② G1-3		1 SAFE B 1 SAFE X 1-0 2B 1B 1-3 3-H 1B		B C X 1-1 ① L9		C B B F X 2-2 ② L8			4	1	1	1	0	0	1
Tim Salmon, R (1, 9) OBP: 0.395, SLG: 0.496	C B B X 2-1 ③ G3		1 SAFE P 1 SAFE P C 1 SAFE X 2-1 1B 2B 1-3 3-H		F B B B B 4-1 G3-1 2-3 BB		B C C F B X 2-2 1B			3	0	2	1	1	0	0
Chili Davis, S (1, 10) OBP: 0.320, SLG: 0.351		B F B X 2-1 ① L7	C S S 0-3 ① K		S B B B X 3-1 ② G3-1 1-2 3-H		X 0-0 ③ L7			4	0	0	1	0	1	4
Stan Javier, S (1, 3) OBP: 0.310, SLG: 0.350 J.T. Snow, L (7, 3) OBP: 0.298, SLG: 0.479		X 0-0 ② G4-3	F B B X 2-1 ② S 1B 2-H 3-H		B F B X 2-1 ③ F8			B X 1-0 ① F7		3 1	0 0	1 0	1 0	0 0	0 0	1 0
Torey Lovullo, S (1, 4) OBP: 0.347, SLG: 0.463		X 0-0 2B	B C 1 SAFE 1 SAFE 1 SAFE C B X 2-2 ③ G5-3 1-2			B B X 2-0 G6-4-3 1B		B C X 1-1 ② G5-3		4	0	2	0	0	0	1
Greg Myers, L (1, 2) OBP: 0.286, SLG: 0.366 John Orton, R (8, PH) OBP: 0.239, SLG: 0.319 (8, 2)		C B F F B X 2-2 ③ G3		S B X 1-1 ① G4-3		B B X 2-0 ① L8		X 0-0 ③ G4-3		3 1	0 0	0 0	0 0	0 0	0 0	2 0
Rene Gonzales, R (1, 5) OBP: 0.377, SLG: 0.311			B B C B B 4-1 1B E BB	B X 1-0 ② G5-3		X 0-0 ② ③ G6-4-3 1-2f			C B X 1-1 G5-6-3 1B	3	1	1	0	1	0	1
Gary Disarcina, R (1, 6) OBP: 0.252, SLG: 0.309			C 1 SAFE C E B 1 SAFE B F X 2-2 E 1B 1-2 1B	B X 1-0 ③ L9			B B X 2-0 ① G5-3		X 0-0 ① ② G5-6-3 1-2f	4	1	1	0	0	0	1
Inning Stats	R: 0 E: 0 K: 0 S: 8 H: 0 LOB: 0 BB: 0 P: 11	R: 0 E: 0 K: 0 S: 8 H: 1 LOB: 1 BB: 0 P: 12	R: 4 E: 1 K: 1 S: 22 H: 4 LOB: 1 BB: 1 P: 36	R: 0 E: 0 K: 0 S: 4 H: 0 LOB: 0 BB: 0 P: 7	R: 1 E: 0 K: 0 S: 8 H: 1 LOB: 1 BB: 1 P: 19	R: 0 E: 0 K: 0 S: 3 H: 1 LOB: 0 BB: 0 P: 7	R: 1 E: 0 K: 0 S: 12 H: 2 LOB: 1 BB: 0 P: 20	R: 0 E: 0 K: 0 S: 4 H: 0 LOB: 0 BB: 0 P: 6	R: 0 E: 0 K: 0 S: 4 H: 1 LOB: 0 BB: 0 P: 6	1B: 6 2B: 3 3B: 0 HR: 1	SF: 0 SAC: 0 DP: 2 HBP: 0						

TOP

California Angels @ Seattle Mariners

The Kingdome, Seattle, WA

Tue May 25 1993, 10:05 PM EDT

Att. 11,896 - Dome

livebaseballscorecards.com

AB	35
R	6
H	10
RBI	5
BB	2
SO	1
LOB	12

PITCHER		IP	WLS	BF	H	R	ER	SO	BB	IBB	HBP	BLK	WP	HR	S	P	ERA	WHIP
Tim Leary, R ERA: 4.66	(1, 1)	6.1	L	28	8	6	5	1	2	0	0	0	0	1	57	100	7.11	1.579
Jeff Nelson, R ERA: 2.37	(7, 1)	0.2		3	1	0	0	0	0	0	0	0	0	0	8	12	0.00	1.500
Dennis Powell, L ERA: 4.91	(8, 1)	2.0		6	1	0	0	0	0	0	0	0	0	0	8	12	0.00	0.500

PITCHER	IP	WLS	BF	H	R	ER	SO	BB	IBB	HBP	BLK	WP	HR	S	P	ERA	WHIP

BOTTOM

California Angels @ Seattle Mariners

The Kingdome, Seattle, WA

Tue May 25 1993, 10:05 PM EDT

Att. 11,896 - Dome

Batter	1	2	3	4	5	6	7	8	9	AB	R	H	RBI	BB	SO	LOB
Rich Amaral, R (1, 4) OBP: 0.390, SLG: 0.437	3-2 2B G4-3 1B		1-2 F9 ①		0-3 K ①		0-0 1B 1B		0-2 G6-3 ③	5	1	2	0	0	1	1
Ken Griffey Jr., L (1, 8) OBP: 0.378, SLG: 0.538	2-1 G4-3 E 1-3 2B		3-2 F7 ②		0-0 P6 ②		2-2 1-3 1B			4	1	2	0	0	0	1
Edgar Martinez, R (1, 10) OBP: 0.364, SLG: 0.526	1-1 G4-3 ① 2-3 3-H		3-2 F9 ③		2-2 CS ③ 1-2	0-0 F7 ①	3-1 F8 ③			4	0	0	1	0	0	3
Jay Buhner, R (1, 9) OBP: 0.392, SLG: 0.549	1-2 P6 ②			2-2 SH1-4 WP 1B		2-1 F8 ②		0-2 F9 ①		4	0	1	0	0	0	1
Mike Blowers, R (1, 5) OBP: 0.353, SLG: 0.511 Mike Felder, S (8, PH) OBP: 0.318, SLG: 0.329 (9, 5)	2-1 E1 3-H			4-2 SH1-4 1-2 BB		3-1 HR		2-2 E4		2 1	1 0	1 0	1 0	1 0	0 0	0 0
Tino Martinez, L (1, 3) OBP: 0.354, SLG: 0.442	0-3 K2-3 ③			0-0 SH1-4 ① 1-2 2-3		2-1 FC6-4 1B		3-2 F8 ②		3	0	1	0	0	1	2
Dave Valle, R (1, 2) OBP: 0.375, SLG: 0.384		0-3 K ①		0-1 G1-3 ②		1-1 FC6-4 ③ 1-2f		0-1 F8 ③		4	0	0	0	0	1	4
Henry Cotto, R (1, 7) OBP: 0.167, SLG: 0.205 Mackey Sasser, L (9, PH) OBP: 0.267, SLG: 0.310 Bill Haselman, R (9, PH) OBP: 0.313, SLG: 0.325		0-2 P8 ②		0-1 F7 ③			1-3 K ①		1-2 G4-3 ①	3 0 1	0 0 0	0 0 0	0 0 0	0 0 0	1 0 0	2 0 0
Omar Vizquel, S (1, 6) OBP: 0.344, SLG: 0.298		2-1 L9 ③			4-2 CS BB		3-2 P4 ②		1-0 G5-3 ②	3	0	0	0	1	0	0
Inning Stats	R: 2 E: 1 K: 1 S: 16 H: 2 LOB: 1 BB: 0 P: 25	R: 0 E: 0 K: 1 S: 8 H: 0 LOB: 0 BB: 0 P: 10	R: 0 E: 0 K: 0 S: 13 H: 0 LOB: 0 BB: 0 P: 20	R: 0 E: 0 K: 0 S: 10 H: 1 LOB: 2 BB: 1 P: 16	R: 0 E: 0 K: 1 S: 8 H: 0 LOB: 0 BB: 1 P: 14	R: 1 E: 0 K: 0 S: 9 H: 2 LOB: 1 BB: 0 P: 17	R: 0 E: 0 K: 1 S: 14 H: 2 LOB: 2 BB: 0 P: 23	R: 0 E: 1 K: 0 S: 12 H: 0 LOB: 1 BB: 0 P: 17	R: 0 E: 0 K: 0 S: 8 H: 0 LOB: 0 BB: 0 P: 10	1B: 5 2B: 1 3B: 0 HR: 1	SF: 0 SAC: 1 DP: 0 HBP: 0			WP: 1 PB: 0 SB: 0 CS: 1	PA: 38		

PITCHER	IP	WLS	BF	H	R	ER	SO	BB	IBB	HBP	BLK	WP	HR	S	P	ERA	WHIP
Chuck Finley, L (1, 1) ERA: 2.92	6.2	W	29	7	3	2	4	2	0	0	0	1	1	76	120	2.70	1.350
Gene Nelson, R (7, 1) ERA: 1.2	1.1		5	0	0	0	0	0	0	0	0	0	0	14	22	0.00	0.000
Steve Frey, L (9, 1) ERA: 3.0	1.0	S	3	0	0	0	0	0	0	0	0	0	0	8	10	0.00	0.000

PITCHER	IP	WLS	BF	H	R	ER	SO	BB	IBB	HBP	BLK	WP	HR	S	P	ERA	WHIP

AB	34
R	3
H	7
RBI	2
BB	2
SO	4
LOB	14

livebaseballscorecards.com

Batter	1	2	3	4	5	6	7	8	9	AB	R	H	RBI	BB	SO	LOB
Stan Javier, S (1, 7) OBP: 0.298, SLG: 0.318	C S F F B B X 2-2 ① G6-3		B S B B B 4-1 S BB		C B C X 1-2 ② F7		C X 0-1 ① FC1-6 1B **1-2f**	C B B F C 2-3 ③ K		4	0	0	0	1	1	4
Chad Curtis, R (1, 8) OBP: 0.419, SLG: 0.414	B B C F S 2-3 ② K		C F B F X 1-2 ③ G4-3 **1-2**		B B F X 2-1 **1-2** 1B		B C 1 SAFE C X 1-2 **1-3** S 1B		X 0-0 G4-3 2B	5	0	3	0	0	1	1
Tim Salmon, R (1, 9) OBP: 0.384, SLG: 0.479	B C B X 2-1 ③ F9			C B S C 1-3 ① K	C C F B S 1-3 ③ K		1 SAFE C F 1 SAFE B B 1 SAFE F 1 SAFE 3-3 B P P S ② K **1-2**		B X 1-0 **2-3** G4-3	5	0	0	0	0	3	5
Chili Davis, S (1, 10) OBP: 0.323, SLG: 0.343		F F F S 0-3 ① K		C B B B B 4-1 FC5-4 BB		B X 1-0 ① G6-3	I I I I 4-0 IBB		B X 1-0 ② F8	3	0	0	0	2	1	1
Rene Gonzales, R (1, 5) OBP: 0.370, SLG: 0.300		C B B B B 4-1 FC5-4 BB		C 1 SAFE C C X 0-2 ② FC5-4 BB **1-2f**		C F B B B F X 2-2 ② F9	F B S C 1-3 ③ K		B F X 1-1 ③ G4-3	4	0	0	0	1	1	5
Gary Gaetti, R (1, 3) OBP: 0.235, SLG: 0.178 J.T. Snow, L (8, 3) OBP: 0.298, SLG: 0.479		C F F F F X 0-2 ② FC5-4 **1-2f**		S B 1 SAFE B B B 4-1 **1-2** BB		B B B B 4-0 1B S BB		F B C X 1-2 ① P9		2 0	0 0	0 0	0 0	2 0	0 0	1 0
Damion Easley, R (1, 4) OBP: 0.378, SLG: 0.421		C C B S 1-3 ③ K		B C B F C 2-3 ③ K		C B B B X 3-1 **1-3** 1B		B X 1-0 G1-3 1B		4	0	2	0	0	2	3
Gary Disarcina, R (1, 6) OBP: 0.252, SLG: 0.307			X 0-0 ① F9		B X 1-0 CS 1B	C B X 1-1 ③ P6		1 SAFE 1 SAFE B 1 SAFE B X 2-0 ② G1-3 **1-2**		4	0	1	0	0	0	3
John Orton, R (1, 2) OBP: 0.247, SLG: 0.314 Luis Polonia, L (7, PH) OBP: 0.320, SLG: 0.364 Greg Myers, L (7, 2) OBP: 0.295, SLG: 0.366			F B C S 1-3 ② K		F B 1 SAFE B B B F F B 4-2 ① **1-2** 1B BB		C S B F X 1-2 FC1-6 1B	B B B I 4-0 IBB		1 1 0	0 0 0	0 1 0	0 0 0	1 0 1	1 0 0	0 0 0
Inning Stats	R: 0 E: 0 K: 1 S: 10 H: 0 LOB: 0 BB: 0 P: 16	R: 0 E: 0 K: 2 S: 13 H: 0 LOB: 1 BB: 1 P: 18	R: 0 E: 0 K: 1 S: 9 H: 0 LOB: 1 BB: 1 P: 15	R: 0 E: 0 K: 2 S: 11 H: 0 LOB: 2 BB: 2 P: 22	R: 0 E: 0 K: 1 S: 13 H: 2 LOB: 2 BB: 1 P: 22	R: 0 E: 0 K: 0 S: 9 H: 1 LOB: 2 BB: 1 P: 20	R: 0 E: 0 K: 2 S: 18 H: 2 LOB: 3 BB: 1 P: 28	R: 0 E: 0 K: 1 S: 8 H: 1 LOB: 2 BB: 1 P: 18	R: 0 E: 0 K: 0 S: 5 H: 1 LOB: 1 BB: 0 P: 8	1B: 6 2B: 1 3B: 0 HR: 0	SF: 0 SAC: 0 DP: 0 HBP: 0					

TOP

California Angels @ Seattle Mariners

The Kingdome, Seattle, WA

Wed May 26 1993, 10:05 PM EDT

Att. 11,871 - Dome

livebaseballscorecards.com

AB	33
R	0
H	7
RBI	0
BB	8
SO	10
LOB	23

WP: 0 PB: 0 SB: 3 CS: 1 PA: 41

PITCHER	IP	WLS	BF	H	R	ER	SO	BB	IBB	HBP	BLK	WP	HR	S	P	ERA	WHIP
Randy Johnson, L (1, 1) ERA: 2.7	6.0		26	3	0	0	7	6	0	0	0	0	0	65	113	0.00	1.500
Rich DeLucia, R (7, 1) ERA: 1.95	2.0	W	11	3	0	0	3	0	2	0	0	0	0	26	46	0.00	1.500
Norm Charlton, L (9, 1) ERA: 2.81	1.0	S	4	1	0	0	0	0	0	0	0	0	0	5	8	0.00	1.000

PITCHER	IP	WLS	BF	H	R	ER	SO	BB	IBB	HBP	BLK	WP	HR	S	P	ERA	WHIP

Batter	1	2	3	4	5	6	7	8	9	AB	R	H	RBI	BB	SO	LOB
Mike Felder, S (1, 7) OBP: 0.316, SLG: 0.327	F B X 1-1 ① G4-3	C B B F F X 2-2 ③ G3			B B C F B X 3-2 ① G6-3		C X 0-1 1B 1B			4	0	1	0	0	0	2
Ken Griffey Jr., L (1, 8) OBP: 0.380, SLG: 0.543	B X 1-0 FC3-6 2B		B X 1-0 ① F7		B C F F B B X 3-2 ② P8		1 SAFE X 0-0 1-3 1B			4	0	2	0	0	0	0
Edgar Martinez, R (1, 5) OBP: 0.346, SLG: 0.455	B B B B 4-0 FC3-6 BB		C B X 1-1 ② G6-3		B B C B X 3-1 ③ G6-3		B B F B F X 3-2 ③ L9			3	0	0	0	1	0	2
Mackey Sasser, L (1, 10) OBP: 0.294, SLG: 0.364 Fernando Vina, L (8, PR) OBP: 0.308, SLG: 0.212	B B X 2-0 ② FC3-6 1-2f 2-3		B F B B F F X 3-2 2B			B F X 1-1 ① F9		X 0-0 G3 SH3-4 1B 1B		4 0	0 1	2 0	0 0	0 0	0 0	2 0
Jay Buhner, R (1, 9) OBP: 0.385, SLG: 0.539	B F F S 1-3 ③ K		B X 1-0 ③ G5-3			B X 1-0 ② L7		F P 1 SAFE 1 SAFE X 1-1 ① SH3-4 1-2		3	0	0	0	0	1	3
Tino Martinez, L (1, 3) OBP: 0.352, SLG: 0.435		B B C X 2-1 ① F9		C X 0-1 ① F9		B B B B 4-0 BB		C X 0-1 ② G3 2-3		3	0	0	0	1	0	2
Rich Amaral, R (1, 4) OBP: 0.392, SLG: 0.435		C B B S B B 4-2 S BB		X 0-0 ② G5-3		B C X 1-1 ③ G1-3		F X 0-1 S 1B 3-H 1B		3	1	1	1	1	0	1
Dave Valle, R (1, 2) OBP: 0.378, SLG: 0.383		1 SAFE C 1 SAFE C S 0-3 ② K		S F B B B B 4-2 BB			C X 0-1 ① G5-3	P B B F B X 3-2 FC5-4 1-H 1B		3	0	1	1	1	1	1
Omar Vizquel, S (1, 6) OBP: 0.342, SLG: 0.293		1 SAFE B B B B C B 4-1 1-2 BB		C P F B X 2-2 ③ F8			B C B X 2-1 ② F7	X 0-0 ③ FC5-4 1-2f		3	0	0	0	1	0	2
Inning Stats	R: 0 E: 0 K: 1 S: 7 H: 1 LOB: 2 BB: 1 P: 16	R: 0 E: 0 K: 1 S: 12 H: 0 LOB: 2 BB: 2 P: 24	R: 0 E: 0 K: 0 S: 8 H: 1 LOB: 1 BB: 0 P: 14	R: 0 E: 0 K: 0 S: 9 H: 0 LOB: 1 BB: 1 P: 14	R: 0 E: 0 K: 0 S: 9 H: 0 LOB: 0 BB: 0 P: 18	R: 0 E: 0 K: 0 S: 5 H: 0 LOB: 1 BB: 1 P: 12	R: 0 E: 0 K: 0 S: 10 H: 2 LOB: 2 BB: 0 P: 15	R: 2 E: 0 K: 0 S: 12 H: 3 LOB: 1 BB: 0 P: 15		1B: 5 2B: 2 3B: 0 HR: 0 SF: 0 SAC: 1 DP: 0 HBP: 0						

PITCHER		IP	WLS	BF	H	R	ER	SO	BB	IBB	HBP	BLK	WP	HR	S	P	ERA	WHIP
John Farrell, R ERA: 5.19	(1, 1)	7.0		30	4	0	0	2	5	0	0	0	0	0	60	113	0.00	1.286
Scott Lewis, R ERA: 4.73	(8, 1)	0.1	L	2	1	2	2	0	0	0	0	0	0	0	4	4	54.00	3.000
Steve Frey, L ERA: 2.92	(8, 1)	0.1		1	0	0	0	0	0	0	0	0	0	0	2	2	0.00	0.000
Joe Grahe, R ERA: 3.1	(8, 1)	0.1		3	2	0	0	0	0	0	0	0	0	0	6	9	0.00	6.000

PITCHER	IP	WLS	BF	H	R	ER	SO	BB	IBB	HBP	BLK	WP	HR	S	P	ERA	WHIP

BOTTOM

California Angels @ Seattle Mariners

The Kingdome, Seattle, WA

Wed May 26 1993, 10:05 PM EDT

Att. 11,871 - Dome

livebaseballscorecards.com

AB	30
R	2
H	7
RBI	2
BB	5
SO	2
LOB	15

1B: 5 SF: 0
2B: 2 SAC: 1
3B: 0 DP: 0
HR: 0 HBP: 0

WP: 0 PA: 36
PB: 0
SB: 2
CS: 0

Batter	1	2	3	4	5	6	7	8	9	AB	R	H	RBI	BB	SO	LOB
Luis Polonia, L (1, 7) OBP: 0.322, SLG: 0.361	G4-3	IBB BB FC1-2		1B CS		K		CS 1-2	G3	4	0	1	0	1	1	0
Chad Curtis, R (1, 8) OBP: 0.413, SLG: 0.404	P4	FC1-2 1-2 2-3 3-Hf BB		BB 1-2 1B		G5-3			K	4	1	0	0	1	1	3
Tim Salmon, R (1, 9) OBP: 0.384, SLG: 0.469	K	BB 1-2 2-3 3-H		1B 1-2 1B BB			G6-3		K	3	0	0	1	2	2	0
Chili Davis, S (1, 10) OBP: 0.327, SLG: 0.355		1B 1B 2B G1-3		1-H 2-H 1B			F7			4	1	2	1	0	0	3
J.T. Snow, L (1, 3) OBP: 0.309, SLG: 0.476		1B BB	G3		FC6-4 HBP		BB			1	1	0	0	2	0	0
Torey Lovullo, S (1, 4) OBP: 0.355, SLG: 0.479		1B 2B 1-2 2-3 1B	2B		L7		K			4	1	2	0	0	1	2
Rene Gonzales, R (1, 5) OBP: 0.374, SLG: 0.307		2B FC1-2 1-3 2-H 3-H 1B	L9		F9			FC4-6 1B		4	0	2	2	0	0	2
Gary Disarcina, R (1, 6) OBP: 0.252, SLG: 0.313		FC1-2 BB 1-3 3-H 2B	G3-1		FC6-4 1-2f			CS 1-2f FC4-6		4	1	1	1	0	0	3
John Orton, R (1, 2) OBP: 0.234, SLG: 0.297		K		G1-3		G6-3		P3		4	0	0	0	0	1	3
Inning Stats	R: 0 E: 0 K: 1 S: 5 H: 0 LOB: 0 BB: 0 P: 9	R: 4 E: 0 K: 1 S: 17 H: 4 LOB: 3 BB: 3 P: 36	R: 0 E: 0 K: 0 S: 7 H: 1 LOB: 1 BB: 0 P: 13	R: 1 E: 0 K: 0 S: 7 H: 2 LOB: 1 BB: 2 P: 17	R: 0 E: 0 K: 0 S: 6 H: 0 LOB: 1 BB: 0 P: 10	R: 0 E: 0 K: 1 S: 8 H: 0 LOB: 0 BB: 0 P: 14	R: 0 E: 0 K: 1 S: 9 H: 0 LOB: 1 BB: 1 P: 17	R: 0 E: 0 K: 0 S: 12 H: 1 LOB: 0 BB: 0 P: 18	R: 0 E: 0 K: 2 S: 8 H: 0 LOB: 0 BB: 0 P: 12	1B: 5 2B: 3 3B: 0 HR: 0 SF: 0 SAC: 0 DP: 0 HBP: 1						

TOP

California Angels @ Seattle Mariners

The Kingdome, Seattle, WA

Thu May 27 1993, 10:05 PM EDT

Att. 14,808 - Dome

livebaseballscorecards.com

AB	32
R	5
H	8
RBI	5
BB	6
SO	6
LOB	16

WP: 0 PB: 0 SB: 0 CS: 2 PA: 40

PITCHER		IP	WLS	BF	H	R	ER	SO	BB	IBB	HBP	BLK	WP	HR	S	P	ERA	WHIP
Jim Converse, R ERA: 5.73	(1, 1)	4.0	L	22	7	5	5	2	4	1	0	0	0	0	36	75	11.25	2.750
Russ Swan, L ERA: 9.69	(5, 1)	2.0		7	0	0	0	1	0	0	1	0	0	0	14	24	0.00	0.000
Dwayne Henry, R ERA: 6.75	(7, 1)	2.0		7	1	0	0	1	1	0	0	0	0	0	21	35	0.00	1.000
Dennis Powell, L ERA: 4.66	(9, 1)	1.0		3	0	0	0	2	0	0	0	0	0	0	8	12	0.00	0.000

PITCHER	IP	WLS	BF	H	R	ER	SO	BB	IBB	HBP	BLK	WP	HR	S	P	ERA	WHIP

Batter	1	2	3	4	5	6	7	8	9	AB	R	H	RBI	BB	SO	LOB
Mike Felder, S (1, 7) OBP: 0.309, SLG: 0.319	C F B X 1-2 G6-3 ①		B 1 SAFE X 1-0 P4 ③			X 0-0 F9 ①			C C X 0-2 G3 ①	4	0	0	0	0	0	2
Ken Griffey Jr., L (1, 8) OBP: 0.373, SLG: 0.531	F B B B F F S 3-3 K ②			X 0-0 F8 ①		C B 1 SAFE X 1-2 G4-3 1-2f ② ③			B C X 1-1 G5-3 ②	4	0	0	0	0	1	1
Edgar Martinez, R (1, 5) OBP: 0.333, SLG: 0.423	C X 0-1 F8 ③			B F C F F B F F B 3-2 X F8 ②			C X 0-1 G1-3 ①		C B X 1-1 1B 1B	4	0	1	0	0	0	0
Mackey Sasser, L (1, 10) OBP: 0.316, SLG: 0.378		F B S X 1-2 L3 ①		B B X 2-0 FC6-4 1B			C F X 1-2 E5		B F X 1-1 1-2 1B	4	0	2	0	0	0	0
Jay Buhner, R (1, 9) OBP: 0.378, SLG: 0.526		S F B C 1-3 K ②		B F S X 1-2 FC6-4 1-2f ③			B B S S S 2-3 K ②		B B S X 2-1 F7 ③	4	0	0	0	0	2	4
Tino Martinez, L (1, 3) OBP: 0.347, SLG: 0.427		C S B B B F B X 3-2 G3 ③			B X 1-0 G4-3 ①		B C F S 1-3 K ③			3	0	0	0	0	1	1
Rich Amaral, R (1, 4) OBP: 0.385, SLG: 0.427			C B B B F X 2-2 L9 ①		C C B C 1-3 K ②			X 0-0 G5-3 ①		3	0	0	0	0	1	0
Dave Valle, R (1, 2) OBP: 0.371, SLG: 0.374			B F C B X 2-2 F7 ②		L X 0-1 F7 ③			X 0-0 G6-3 ②		3	0	0	0	0	0	0
Omar Vizquel, S (1, 6) OBP: 0.347, SLG: 0.299			S F B B B X 2-2 1B			C X 0-1 G4-3 1B		C B F X 1-2 G1-3 ③		3	0	2	0	0	0	0
Inning Stats	R: 0 H: 0 E: 0 LOB: 0 K: 1 BB: 0 S: 9 P: 13	R: 0 H: 0 E: 0 LOB: 0 K: 1 BB: 0 S: 10 P: 15	R: 0 H: 1 E: 0 LOB: 1 K: 0 BB: 0 S: 10 P: 17	R: 0 H: 1 E: 0 LOB: 1 K: 0 BB: 0 S: 12 P: 18	R: 0 H: 0 E: 0 LOB: 0 K: 1 BB: 0 S: 6 P: 8	R: 0 H: 1 E: 0 LOB: 0 K: 0 BB: 0 S: 6 P: 7	R: 0 H: 0 E: 1 LOB: 1 K: 2 BB: 0 S: 11 P: 15	R: 0 H: 0 E: 0 LOB: 0 K: 0 BB: 0 S: 5 P: 6	R: 0 H: 2 E: 0 LOB: 2 K: 0 BB: 0 S: 11 P: 16	1B: 5 SF: 0 2B: 0 SAC: 0 3B: 0 DP: 1 HR: 0 HBP: 0						

PITCHER	IP	WLS	BF	H	R	ER	SO	BB	IBB	HBP	BLK	WP	HR	S	P	ERA	WHIP
Scott Sanderson, R (1, 1) ERA: 2.82	9.0	W	32	5	0	0	5	0	0	0	0	0	0	80	115	0.00	0.556

PITCHER	IP	WLS	BF	H	R	ER	SO	BB	IBB	HBP	BLK	WP	HR	S	P	ERA	WHIP

BOTTOM

California Angels @ Seattle Mariners

The Kingdome, Seattle, WA

Thu May 27 1993, 10:05 PM EDT

Att. 14,808 - Dome

livebaseballscorecards.com

AB	32
R	0
H	5
RBI	0
BB	0
SO	5
LOB	8

Batter	1	2	3	4	5	6	7	8	9	10	AB	R	H	RBI	BB	SO	LOB
Tony Phillips, S (1, 4) (8, 7) OBP: 0.450, SLG: 0.415	C B B X 2-1 L4 ①	B B B C F B 4-2 1-2 BB		1 SAFE C B P 1 SAFE F X 2-2 G6-3 ① 1-2		C B X 1-1 G3 ③		1 SAFE B 1 SAFE C 1 SAFE C B F B 3-3 S K ② ③ 1-2			4	0	0	0	1	1	2
Alan Trammell, R (1, 5) OBP: 0.363, SLG: 0.407	B C B X 2-1 BB 1B BB 1B	C S F B F B X 2-2 F9 ②		B C B F F F S 2-3 K ②		X 0-0 G6-3 ①			C B B C B C 3-3 K ①		5	1	1	0	0	2	3
Travis Fryman, R (1, 6) OBP: 0.368, SLG: 0.475	B 1 SAFE C F X 1-2 BB BB 1B 1-2	C S 2 B B S SAFE 2-3 K ③		F B X 1-1 2-H 1B			C X 0-1 F8 ②		B S B F F C 2-3 K ②		5	0	2	1	0	2	2
Cecil Fielder, R (1, 10) OBP: 0.365, SLG: 0.433	B S B F F F B F B 4-2 BB 1-2 2-3 BB		B B X 2-0 1B 1B	C B F B 1 SAFE C 2-3 K ③			B B C S B B 4-2 1B BB		B X 1-0 F7 ③		3	0	1	0	2	1	1
Rob Deer, R (1, 9) OBP: 0.315, SLG: 0.426	F C B B C 1-3 K ②		B X 1-0 F7 ①		S F B B S 2-3 K ①		S S B B X 2-2 1-2 1B			B B B B 4-0 G5-3 BB	4	0	1	0	1	2	4
Gary Thurman, R (10, PR) (10, 9) OBP: 0.351, SLG: 0.313											0	0	0	0	0	0	0
Mickey Tettleton, S (1, 3) OBP: 0.362, SLG: 0.487	C S B B B B B 4-2 FC6-4 BB 1-2 2-3 3-H		B C X 1-1 FC6-4 1B 1-2		C B F B S 3-3 K ②		S B X 1-1 L3 ③			1 SAFE 1 SAFE 1 SAFE S B C B X 2-2 G5-3 ① 1-2	4	0	1	1	1	1	3
Skeeter Barnes, R (1, 7) OBP: 0.310, SLG: 0.389	B B C B X 3-1 FC6-4 ③ 1-2f		C F B F B X 2-2 P3 ②		S B C B X 2-2 L7 ③			B C F X 1-2 2B 1B		X 0-0 G5-3 ②	3	0	0	0	0	0	5
Lou Whitaker, L (8, PH) (8, 4) OBP: 0.372, SLG: 0.391											2	1	1	0	0	0	2
Chad Kreuter, S (1, 2) OBP: 0.455, SLG: 0.605		X 0-0 BB 1B	B X 1-0 FC6-4 ③ 1-2f			B S F B C 2-3 K ①		1 SAFE 1 SAFE P 1 SAFE 1 SAFE F 1 SAFE B X 2-1 FC1-5 1-H 2B		I I I I 4-0 FC6-4 IBB	4	0	2	1	1	1	2
Milt Cuyler, S (1, 8) OBP: 0.326, SLG: 0.397		L 1 SAFE X 0-1 F7 ①		B B C B F F F B 4-2 G6-3 1B BB		S L B X 1-2 G3-1 ②		X 0-0 FC1-5 CS 2-3		F F B X 1-2 FC6-4 ③ 1-2f	4	1	0	0	1	0	4
Inning Stats	R: 1 E: 0 K: 1 S: 18 H: 2 LOB: 3 BB: 2 P: 35	R: 0 E: 0 K: 1 S: 13 H: 1 LOB: 2 BB: 1 P: 21	R: 0 E: 0 K: 0 S: 9 H: 2 LOB: 2 BB: 0 P: 16	R: 1 E: 0 K: 2 S: 19 H: 1 LOB: 1 BB: 1 P: 29	R: 0 E: 0 K: 2 S: 9 H: 0 LOB: 0 BB: 0 P: 16	R: 0 E: 0 K: 1 S: 8 H: 0 LOB: 0 BB: 0 P: 12	R: 0 E: 0 K: 0 S: 10 H: 1 LOB: 2 BB: 1 P: 17	R: 1 E: 0 K: 1 S: 11 H: 2 LOB: 1 BB: 0 P: 16	R: 0 E: 0 K: 2 S: 8 H: 0 LOB: 0 BB: 0 P: 14	R: 0 E: 0 K: 0 S: 7 H: 0 LOB: 2 BB: 2 P: 18	1B: 8 2B: 2 3B: 0 HR: 0 SF: 0 SAC: 0 DP: 1 HBP: 0						

PITCHER		IP	WLS	BF	H	R	ER	SO	BB	IBB	HBP	BLK	WP	HR	P	S	ERA	WHIP
Dave Fleming, L ERA: 8.64	(1, 1)	4.0		22	6	2	2	4	4	0	0	0	0	0	101	59	4.50	2.500
Chris Bosio, R ERA: 2.45	(5, 1)	3.0		11	1	0	0	3	1	0	0	0	0	0	45	27	0.00	0.667
Rich DeLucia, R ERA: 2.12	(8, 1)	2.0		8	2	1	1	3	1	0	0	0	0	0	34	19	4.50	1.500
Russ Swan, L ERA: 9.0	(10, 1)	1.0	W	4	0	0	0	0	0	1	0	0	0	0	14	7	0.00	0.000

PITCHER	IP	WLS	BF	H	R	ER	SO	BB	IBB	HBP	BLK	WP	HR	S	P	ERA	WHIP

TOP

Detroit Tigers @ Seattle Mariners

The Kingdome, Seattle, WA

Fri May 28 1993, 10:05 PM EDT

Att. 18,931 - Dome

livebaseballscorecards.com

AB	38
R	3
H	9
RBI	3
BB	7
SO	10
LOB	28

WP: 0 PB: 0 SB: 0 CS: 1 PA: 45

Detroit Tigers @ Seattle Mariners

The Kingdome, Seattle, WA

Fri May 28 1993, 10:05 PM EDT

Att. 18,931 - Dome

livebaseballscorecards.com

Batter	1	2	3	4	5	6	7	8	9	10	AB	R	H	RBI	BB	SO	LOB
Omar Vizquel, S (1, 6) OBP: 0.348, SLG: 0.298	G6-3		K 1-2			FC1-6 FC1-2-5 2-3 1B		G6-3		SH3-4 1B BB	4	1	1	0	1	1	1
Mike Felder, S (1, 7) (10, 5) OBP: 0.303, SLG: 0.312	G4-3			F9		FC1-2-5 FC1-6 1-2 3-H		G3		SH3-4 1-2	4	0	0	0	0	0	2
Ken Griffey Jr., L (1, 8) OBP: 0.368, SLG: 0.519	G1-3			L1-4-3		FC1-6 1-2f 2-3			K	1B IBB	4	0	0	0	1	1	2
Edgar Martinez, R (1, 5) OBP: 0.324, SLG: 0.400 Erik Hanson, R (9, PR) Bill Haselman, R (10, 2) OBP: 0.327, SLG: 0.341		G6-3		P6		G6-3			FC6 1B BB 1B	1-2 2-H 1B	4 0 1	0 1 0	1 0 1	0 0 1	0 0 0	0 0 0	2 0 0
Tino Martinez, L (1, 3) OBP: 0.354, SLG: 0.451 Henry Cotto, R (9, PR) (10, 7) OBP: 0.167, SLG: 0.205		F8			HR		G1-3 1B		BB E SF9 1-2 1B		4 0	1 0	3 1	1 0	0 0	0 0	0 0
Jay Buhner, R (1, 9) OBP: 0.375, SLG: 0.517		K			CS BB		F8 1-2 2-3		FC6 BB 1-2 2-3		3	0	0	0	1	1	3
Pete O'Brien, L (1, 10) OBP: 0.346, SLG: 0.464 Mike Blowers, R (9, PH) OBP: 0.359, SLG: 0.511			G4-6-3 1B		G4-3 1-2		G1-3 1-2		BB 1-2 2-3 3-H		3 0	0 0	1 0	0 1	0 1	0 0	2 0
Dave Valle, R (1, 2) OBP: 0.364, SLG: 0.366 Mackey Sasser, L (9, PH) (10, 3) OBP: 0.308, SLG: 0.378			G4-6-3 1-2f				G6-3		SF9 3-H		3 0	0 0	0 0	0 1	0 0	1 0	2 0
Fernando Vina, L (1, 4) OBP: 0.326, SLG: 0.250			S HBP			1B FC1-2-5 2B		F9	F8		3	0	1	0	0	0	2
Inning Stats	R: 0 E: 0 K: 0 S: 4 H: 0 LOB: 0 BB: 0 P: 8	R: 0 E: 0 K: 1 S: 7 H: 0 LOB: 0 BB: 0 P: 11	R: 0 E: 0 K: 1 S: 8 H: 1 LOB: 1 BB: 0 P: 14	R: 0 E: 0 K: 0 S: 3 H: 0 LOB: 0 BB: 0 P: 6	R: 1 E: 0 K: 1 S: 13 H: 1 LOB: 0 BB: 1 P: 24	R: 0 E: 0 K: 0 S: 6 H: 2 LOB: 2 BB: 0 P: 10	R: 0 E: 0 K: 0 S: 9 H: 1 LOB: 1 BB: 0 P: 14	R: 0 E: 0 K: 0 S: 5 H: 0 LOB: 0 BB: 0 P: 7	R: 2 E: 1 K: 1 S: 17 H: 2 LOB: 2 BB: 1 P: 32	R: 1 E: 0 K: 0 S: 3 H: 1 LOB: 2 BB: 2 P: 12	1B: 6 2B: 1 3B: 0 HR: 1 SF: 1 SAC: 1 DP: 1 HBP: 1						

PITCHER		IP	WLS	BF	H	R	ER	SO	BB	IBB	HBP	BLK	WP	HR	S	P	ERA	WHIP
Mike Moore, R ERA: 5.46	(1, 1)	8.0		29	5	1	1	3	1	0	1	0	0	1	55	94	1.12	0.750
Bob MacDonald, L ERA: 3.09	(9, 1)	0.1		3	2	2	0	1	0	0	0	0	0	0	10	16	0.00	6.000
Mike Henneman, R ERA: 1.48	(9, 1)	0.0		1	0	0	0	0	0	0	0	0	0	0	4	7	∞	∞
Bill Krueger, L ERA: 2.34	(9, 1)	0.0		1	0	0	0	0	1	0	0	0	0	0	0	4	∞	∞
Kurt Knudsen, R ERA:	(9, 1)	0.2		2	0	0	0	0	0	0	0	0	0	0	3	5	0.00	0.000

PITCHER		IP	WLS	BF	H	R	ER	SO	BB	IBB	HBP	BLK	WP	HR	S	P	ERA	WHIP
Tom Bolton, L ERA: 8.8	(10, 1)	0.1	L	2	0	1	1	0	1	0	0	0	0	0	2	7	27.00	3.000
Dave Haas, R ERA: 4.24	(10, 1)	0.0		2	1	0	0	0	0	1	0	0	0	0	1	5	∞	∞

AB	33
R	4
H	8
RBI	4
BB	4
SO	4
LOB	16

WP: 0 PA: 40
PB: 0
SB: 1
CS: 1

Batter	1	2	3	4	5	6	7	8	9	AB	R	H	RBI	BB	SO	LOB
Tony Phillips, S (1, 7) OBP: 0.450, SLG: 0.413	B C B X 2-1 ① G6-3		B B C S B B 4-2 1B SF8 BB		B C B C S F F X 2-2 3B 1B		F B B C B F F X 3-2 ② G4-3			3	2	1	0	1	0	0
Lou Whitaker, L (1, 4) OBP: 0.388, SLG: 0.432	B C S X 1-2 BB 1B		B X 1-0 1-3 1B		1 SAFE 1 SAFE B X 1-0 1-H SF9 3B		B X 1-0 2B			4	1	4	1	0	0	0
Travis Fryman, R (1, 6) OBP: 0.361, SLG: 0.470	C B B 1 SAFE 1 SAFE B S S 3-3 ② K		B B S 1 SAFE B X 3-1 ② SF8 3-H		B X 1-0 ② SF9 3-H		B C B F X 2-2 ③ G4-3			2	0	0	2	0	1	2
Cecil Fielder, R (1, 3) OBP: 0.367, SLG: 0.428 Rob Deer, R (8, 9) OBP: 0.315, SLG: 0.426	C B B C B B 4-2 FC6 1-2 BB		X 0-0 ③ F8		C H 1-1 HBP			F B B F B C 3-3 ① K		2 0	0 0	0 0	0 0	1 0	1 0	1 0
Kirk Gibson, L (1, 10) OBP: 0.433, SLG: 0.535	C B X 1-1 ③ FC6 1-2f			C B B S B F X 3-2 ① G4-3	C B X 1-1 ③ G1-3			S C S 0-3 ② K		4	0	0	0	0	1	3
Mickey Tettleton, S (1, 9) (8, 3) OBP: 0.354, SLG: 0.475		B S S C 1-3 ① K		B B F X 2-1 ② P5		B B C X 2-1 ① G4-3		B B S S B X 3-2 ③ F9		4	0	0	0	0	1	0
Chad Kreuter, S (1, 2) OBP: 0.449, SLG: 0.602		C B B B F F F S 3-3 ② K		S B B F X 2-2 2B		X 0-0 ② F8			C S S 0-3 ① K	4	0	1	0	0	2	0
Scott Livingstone, L (1, 5) OBP: 0.369, SLG: 0.382		B B C X 2-1 ③ G4-3		C C B S 1-3 ③ K		B B C X 2-1 ③ G3-1			X 0-0 ② G5-3	4	0	0	0	0	1	1
Milt Cuyler, S (1, 8) OBP: 0.318, SLG: 0.385			X 0-0 ① L3		C C B B S 2-3 ① K		C S C 0-3 ① K		C B X 1-1 ③ G1-3	4	0	0	0	0	2	0
Inning Stats	R: 0 E: 0 K: 1 S: 12 H: 1 LOB: 2 BB: 1 P: 23	R: 0 E: 0 K: 2 S: 10 H: 0 LOB: 0 BB: 0 P: 16	R: 1 E: 0 K: 0 S: 7 H: 1 LOB: 1 BB: 1 P: 15	R: 0 E: 0 K: 1 S: 12 H: 1 LOB: 1 BB: 0 P: 20	R: 2 E: 0 K: 1 S: 13 H: 2 LOB: 1 BB: 0 P: 21	R: 0 E: 0 K: 0 S: 5 H: 0 LOB: 0 BB: 0 P: 9	R: 0 E: 0 K: 1 S: 12 H: 1 LOB: 1 BB: 0 P: 18	R: 0 E: 0 K: 2 S: 9 H: 0 LOB: 0 BB: 0 P: 15	R: 0 E: 0 K: 1 S: 6 H: 0 LOB: 0 BB: 0 P: 7	1B: 3 2B: 2 3B: 1 HR: 0	SF: 2 SAC: 0 DP: 0 HBP: 1			WP: 0 PB: 0 SB: 0 CS: 0	PA: 36		

PITCHER		IP	WLS	BF	H	R	ER	SO	BB	IBB	HBP	BLK	WP	HR	S	P	ERA	WHIP
Erik Hanson, R ERA: 1.96	(1, 1)	8.0	L	33	6	3	3	8	2	0	1	0	0	0	80	137	3.38	1.000
Russ Swan, L ERA: 8.4	(9, 1)	1.0		3	0	0	0	1	0	0	0	0	0	0	6	7	0.00	0.000

PITCHER	IP	WLS	BF	H	R	ER	SO	BB	IBB	HBP	BLK	WP	HR	S	P	ERA	WHIP

TOP

Detroit Tigers @ Seattle Mariners

The Kingdome, Seattle, WA

Sat May 29 1993, 10:05 PM EDT

Att. 27,287 - Dome

livebaseballscorecards.com

AB	31
R	3
H	6
RBI	3
BB	2
SO	9
LOB	7

Batter	1	2	3	4	5	6	7	8	9	AB	R	H	RBI	BB	SO	LOB
Omar Vizquel, S (1, 6) OBP: 0.349, SLG: 0.301	C B X 1-1 3B 1B		B C F C 1-3 ① K		B F F B B X 3-2 BB 1-3 2-H 1B		X 0-0 ① F8		B F X 1-1 ① FC2-6 BB BB 1-2f	5	1	2	1	0	1	3
Mike Felder, S (1, 7) OBP: 0.300, SLG: 0.320	1 SAFE F 1 SAFE X 0-1 1-H 3B		B F B X 2-1 ② P4		X 0-0 ② P8		B X 1-0 ② F8		1 SAFE 1 SAFE B B F 1 SAFE X 2-1 ② F9	5	0	1	1	0	0	5
Ken Griffey Jr., L (1, 8) OBP: 0.379, SLG: 0.516	B S F X 1-2 ① F7		B F B B B 4-1 CS BB		B B B B 4-0 1-2 BB		B B B B 4-0 FC6-4 1-2 2-3 BB		B B B B 4-0 BB 1-2 BB	1	0	0	0	4	0	1
Edgar Martinez, R (1, 5) OBP: 0.333, SLG: 0.364 Henry Cotto, R (9, PR) OBP: 0.167, SLG: 0.205	B B B B 4-0 BB		1 SAFE C S 0-2 ③ CS 1-2	C B X 1-1 ① F8	C B B F X 2-2 ③ G5-3		C C B X 1-2 ③ FC6-4 1-2f		B T B C B B 4-2 1-2 2-3 BB	3 0	0 0	0 0	0 0	2 0	0 0	6 0
Tino Martinez, L (1, 3) OBP: 0.351, SLG: 0.444	C B F B B T 2-2 ② K			B B C F X 2-2 ② G4-3		C X 0-1 ① G3-1		B F F X 1-2 SH1-4 1B	B C B C X 2-2 F7	5	0	1	0	0	1	5
Jay Buhner, R (1, 9) OBP: 0.369, SLG: 0.508	B C B F S 2-3 ③ K			B S S S C 1-3 ③ K		C S B F B F F F S 2-3 ② K		B L X 1-1 ① SH1-4 1-2		3	0	0	0	0	3	2
Pete O'Brien, L (1, 10) OBP: 0.344, SLG: 0.452		B X 1-0 ① G4-3			C B C B B B 4-2 FC1-5 E BB	B F B X 2-1 G4-3		C X 0-1 ② L8		3	0	0	0	1	0	1
Dave Valle, R (1, 2) OBP: 0.367, SLG: 0.370		B X 1-0 ② 1B			B X 1-0 E1 WP FC1-5 1-2 1B		X 0-0 BB 1B 1B	F X 0-1 ③ F9		4	1	2	0	0	0	2
Fernando Vina, L (1, 4) OBP: 0.340, SLG: 0.275		C X 0-1 ③ G4-3			L X 0-1 ① FC1-5 1B WP 1-2 2-3f		C 1 SAFE L B B X 2-2 BB 1-2 1B		B B C X 2-1 FC2-6 1B	4	0	2	0	0	0	2
Inning Stats	R: 1 H: 2 E: 0 LOB: 2 K: 2 BB: 1 S: 13 P: 23	R: 0 H: 1 E: 0 LOB: 0 K: 0 BB: 0 S: 4 P: 6	R: 0 H: 0 E: 0 LOB: 0 K: 1 BB: 1 S: 8 P: 15	R: 0 H: 0 E: 0 LOB: 0 K: 1 BB: 0 S: 8 P: 12	R: 1 H: 1 E: 1 LOB: 3 K: 0 BB: 2 S: 12 P: 26	R: 0 H: 0 E: 0 LOB: 0 K: 1 BB: 0 S: 11 P: 15	R: 0 H: 2 E: 0 LOB: 3 K: 0 BB: 1 S: 9 P: 17	R: 0 H: 1 E: 0 LOB: 1 K: 0 BB: 0 S: 9 P: 11	R: 0 H: 1 E: 0 LOB: 3 K: 0 BB: 2 S: 11 P: 26	1B: 7 SF: 0 2B: 0 SAC: 1 3B: 1 DP: 0 HR: 0 HBP: 0						

PITCHER		IP	WLS	BF	H	R	ER	SO	BB	IBB	HBP	BLK	WP	HR	S	P	ERA	WHIP
Mark Leiter, R ERA: 3.04	(1, 1)	6.1	W	28	6	2	1	5	4	0	0	0	1	0	61	104	1.42	1.579
Bill Krueger, L ERA: 2.31	(7, 1)	0.1		2	0	0	0	0	1	0	0	0	0	0	1	6	0.00	3.000
Kurt Knudsen, R ERA:	(7, 1)	1.1		5	1	0	0	0	0	0	0	0	0	0	12	15	0.00	0.750
Mike Henneman, R ERA: 1.44	(9, 1)	0.2		5	1	0	0	0	2	0	0	0	0	0	8	21	0.00	4.500
Bob MacDonald, L ERA: 3.04	(9, 1)	0.1	S	1	0	0	0	0	0	0	0	0	0	0	3	5	0.00	0.000

PITCHER	IP	WLS	BF	H	R	ER	SO	BB	IBB	HBP	BLK	WP	HR	S	P	ERA	WHIP

BOTTOM

Detroit Tigers @ Seattle Mariners

The Kingdome, Seattle, WA

Sat May 29 1993, 10:05 PM EDT

Att. 27,287 - Dome

livebaseballscorecards.com

AB	33
R	2
H	8
RBI	2
BB	7
SO	5
LOB	27

1B: 7	SF: 0	WP: 1	PA: 42
2B: 0	SAC: 1	PB: 0	
3B: 1	DP: 0	SB: 0	
HR: 0	HBP: 0	CS: 1	

Batter	1	2	3	4	5	6	7	8	9	AB	R	H	RBI	BB	SO	LOB
Tony Phillips, S (1, 7) OBP: 0.445, SLG: 0.404	C B F B X 2-2 ① F7	B B B F B 4-1 1-2 BB			B X 1-0 ① G4-3		C C F B B B X 2-2 ① G6-3		C B F F B B B F F F 3-3 S ① K	4	0	0	0	1	1	0
Lou Whitaker, L (1, 4) OBP: 0.390, SLG: 0.441 Alan Trammell, R (9, PH) OBP: 0.359, SLG: 0.402	B X 1-0 2B 2B	B X 1-0 ③ F9			B B C X 2-1 1B 1B		B C C C B C 2-3 ② K		B B B C C C X 3-2 ② G4-3	4 1	2 0	2 0	0 0	0 0	1 0	2 0
Travis Fryman, R (1, 6) OBP: 0.357, SLG: 0.463	B X 1-0 ② F8		B B X 2-0 ① F7		X 0-0 ② F9		B X 1-0 2B 1B 1B		B C F X 1-2 ③ F9	5	1	1	0	0	0	2
Cecil Fielder, R (1, 3) OBP: 0.374, SLG: 0.446	B F C B X 2-2 2-H 2B 2B		B F B B F C 3-3 ② K		1 SAFE F B F B F X 2-2 1-3 1B 1B		B X 1-0 1-3 1B 2B			4	2	3	1	0	1	0
Kirk Gibson, L (1, 10) OBP: 0.441, SLG: 0.549	C X 0-1 2-H 2B 2B		C F X 0-2 ③ L1-4-3		C B B F B F X 3-2 1-2 3-H 1B		B S S B X 2-2 2-H 3-H 1B			4	0	3	4	0	0	0
Chad Kreuter, S (1, 2) OBP: 0.443, SLG: 0.590	X 0-0 ③ F8			C X 0-1 G3 WP 1B	B C B S X 2-2 ③ G1-3		S B B X 2-1 ③ F8			4	0	1	0	0	0	4
Rob Deer, R (1, 9) OBP: 0.313, SLG: 0.428		B F B B F X 3-2 G4-3 FC4-2 2B		B X 1-0 ① F8 1-2		B B B C F F S 3-3 ① K		B B F S B C 3-3 ① K		4	0	1	0	0	2	1
Scott Livingstone, L (1, 5) OBP: 0.357, SLG: 0.368		X 0-0 ① G4-3 2-3		X 0-0 ② G3 2-3		F B B B X 3-1 ② F8		B F F B S 2-3 ② K		4	0	0	0	0	1	2
Milt Cuyler, S (1, 8) OBP: 0.309, SLG: 0.374		X 0-0 ② FC4-2 S 3-H		F X 0-1 ③ L7		B B B C X 3-1 ③ F8		B X 1-0 ③ B3		4	0	0	0	0	0	2
Inning Stats	R: 2 E: 0 K: 0 S: 11 H: 3 LOB: 1 BB: 0 P: 17	R: 0 E: 0 K: 0 S: 7 H: 1 LOB: 2 BB: 1 P: 15	R: 0 E: 0 K: 1 S: 7 H: 0 LOB: 0 BB: 0 P: 12	R: 0 E: 0 K: 0 S: 6 H: 1 LOB: 1 BB: 0 P: 7	R: 1 E: 0 K: 0 S: 15 H: 3 LOB: 2 BB: 0 P: 25	R: 0 E: 0 K: 1 S: 8 H: 0 LOB: 0 BB: 0 P: 17	R: 2 E: 0 K: 1 S: 14 H: 3 LOB: 1 BB: 0 P: 24	R: 0 E: 0 K: 2 S: 7 H: 0 LOB: 0 BB: 0 P: 13	R: 0 E: 0 K: 1 S: 13 H: 0 LOB: 0 BB: 0 P: 20	1B: 6 2B: 5 3B: 0 HR: 0	SF: 0 SAC: 0 DP: 0 HBP: 0	WP: 1 PB: 0 SB: 1 CS: 0	PA: 39				

PITCHER		IP	WLS	BF	H	R	ER	SO	BB	IBB	HBP	BLK	WP	HR	S	P	ERA	WHIP
Tim Leary, R ERA: 4.73	(1, 1)	5.0		24	8	3	3	1	1	0	0	0	1	0	46	76	5.40	1.800
Dennis Powell, L ERA: 4.29	(6, 1)	1.2		5	0	0	0	2	0	0	0	0	0	0	15	28	0.00	0.000
Jeff Nelson, R ERA: 3.32	(7, 1)	0.0		2	2	0	0	0	0	0	0	0	0	0	2	4	∞	∞
Norm Charlton, L ERA: 2.45	(7, 1)	2.1	W	8	1	2	2	3	0	0	0	0	0	0	25	42	7.71	0.429

PITCHER	IP	WLS	BF	H	R	ER	SO	BB	IBB	HBP	BLK	WP	HR	S	P	ERA	WHIP

TOP

Detroit Tigers @ Seattle Mariners

The Kingdome, Seattle, WA

Sun May 30 1993, 10:05 PM EDT

Att. 27,720 - Dome

livebaseballscorecards.com

AB	38
R	5
H	11
RBI	5
BB	1
SO	6
LOB	13

BOTTOM

Detroit Tigers @ Seattle Mariners

The Kingdome, Seattle, WA

Sun May 30 1993, 10:05 PM EDT

Att. 27,720 - Dome

Batter	1	2	3	4	5	6	7	8	9	AB	R	H	RBI	BB	SO	LOB
Rich Amaral, R (1, 4) OBP: 0.386, SLG: 0.423	B B C C X 2-2 G6-3 ①		C B F X 1-2 G6-3 ②		B B F C F B X 3-2 FC4-6 ② 1-2f 1B		B B B 4-0 1B WP BB	F B 1 SAFE B 1 SAFE 1 SAFE L 1 SAFE 1 SAFE 3-2 1 SAFE B X 1-3 HR 1B 3-H		4	2	1	1	1	0	1
Henry Cotto, R (1, 7) OBP: 0.184, SLG: 0.221 Mike Felder, S (7, PH) OBP: 0.302, SLG: 0.322 (8, 7)	B S C B S 2-3 K ②		B F B X 2-1 S BB 1B		1 SAFE X 1-0 1-2 1B		C B X 1-1 WP S 1-3 1B	B B L F X 2-2 F9 ②		3 2	0 0	2 1	0 0	0 0	1 0	0 2
Ken Griffey Jr., L (1, 8) OBP: 0.379, SLG: 0.527	C X 0-1 G3 ③		B 1 SAFE 1 SAFE 1 SAFE B B B 4-0 S 1-2 BB		B B B C C S 3-3 K ③		C S S 0-3 K ①	C C X 0-2 1-H 3-H HR		4	1	1	3	1	2	4
Edgar Martinez, R (1, 10) OBP: 0.341, SLG: 0.351		C B B B B 4-1 HR BB	B X 1-0 L8 ③ 1-2 2-3			B F C F F B B X 3-2 2B WP 1B	B B C B C S 3-3 K ② 1-2	C C B B X 2-2 G4-3 ③		4	2	1	0	1	1	5
Jay Buhner, R (1, 9) OBP: 0.367, SLG: 0.519		B B C B X 3-1 1-H HR		B C F S 1-3 K ①		C F B C 1-3 K ①	C B B F X 2-2 F9 ③ 2-3 3-H			4	1	1	2	0	2	2
Mike Blowers, R (1, 5) OBP: 0.355, SLG: 0.510		C F B B C 2-3 K ①		C F B S 1-3 K ②		S X 0-1 WP 1-3 2B		C B L S 1-3 K ①		4	0	1	0	0	3	0
Tino Martinez, L (1, 3) OBP: 0.353, SLG: 0.448	X 0-0 G4-3 ②		C F B F S 1-3 K ③			B B S C F H 3-2 2-3 3-H HBP		C B F B X 2-2 1B 2B		3	1	1	0	0	1	0
Dave Valle, R (1, 2) OBP: 0.371, SLG: 0.369 Bill Haselman, R (8, PR) OBP: 0.327, SLG: 0.341 (9, 2)	B B B B C C C 3-3 K ③				B X 1-0 FC4-6 1B	X 0-0 P4 ②		B F H 2-1 1B 1B HBP		3 0	0 1	1 0	0 0	0 0	1 0	2 0
Omar Vizquel, S (1, 6) OBP: 0.347, SLG: 0.300			C F S 0-3 K ①		B X 1-0 F7 ①	C F B F F S 1-3 K ③		B C B B F X 3-2 1B HR 1B 1-3 2-H		4	1	1	1	0	2	3
Inning Stats	R: 0 E: 0 K: 1 S: 8 H: 0 LOB: 0 BB: 0 P: 12	R: 2 E: 0 K: 2 S: 10 H: 1 LOB: 0 BB: 1 P: 22	R: 0 E: 0 K: 1 S: 9 H: 1 LOB: 2 BB: 1 P: 17	R: 0 E: 0 K: 3 S: 10 H: 0 LOB: 0 BB: 0 P: 13	R: 0 E: 0 K: 1 S: 10 H: 2 LOB: 2 BB: 0 P: 19	R: 1 E: 0 K: 2 S: 19 H: 2 LOB: 2 BB: 0 P: 27	R: 1 E: 0 K: 2 S: 11 H: 1 LOB: 1 BB: 1 P: 21	R: 5 E: 0 K: 1 S: 22 H: 4 LOB: 1 BB: 0 P: 37		1B: 7 2B: 2 3B: 0 HR: 2	SF: 0 SAC: 0 DP: 0 HBP: 2		WP: 2 PB: 0 SB: 3 CS: 0	PA: 40		

livebaseballscorecards.com

	AB	35
	R	9
	H	11
	RBI	7
	BB	3
	SO	13
	LOB	19

PITCHER		IP	WLS	BF	H	R	ER	SO	BB	IBB	HBP	BLK	WP	HR	S	P	ERA	WHIP
David Wells, L ERA: 2.05	(1, 1)	6.0		27	6	3	3	10	2	0	1	0	1	1	66	110	4.50	1.333
Dave Haas, R ERA: 4.63	(7, 1)	0.0		2	1	1	1	0	1	0	0	0	0	0	2	7	∞	∞
Buddy Groom, L ERA: 6.35	(7, 1)	0.1		1	0	0	0	1	0	0	0	0	0	0	3	3	0.00	0.000
Kurt Knudsen, R ERA:	(7, 1)	1.0		3	0	0	0	2	0	0	0	0	1	0	9	15	0.00	0.000
Bill Krueger, L ERA: 3.57	(8, 1)	0.1	L	6	4	5	5	0	0	0	1	0	0	1	16	28	135.00	12.000

PITCHER		IP	WLS	BF	H	R	ER	SO	BB	IBB	HBP	BLK	WP	HR	S	P	ERA	WHIP
Tom Bolton, L ERA: 8.62	(8, 1)	0.1		1	0	0	0	0	0	0	0	0	0	0	3	5	0.00	0.000

Milwaukee Brewers @ Seattle Mariners

The Kingdome, Seattle, WA

Tue Jun 01 1993, 10:05 PM EDT

Att. 12,158 - Dome

TOP

livebaseballscorecards.com

Batter	1	2	3	4	5	6	7	8	9	AB	R	H	RBI	BB	SO	LOB
Darryl Hamilton, L (1, 9) (7, 8) OBP: 0.390, SLG: 0.381	F8	G4-3 1-2 2-3 3-H		F7		G6-3 1B		BB 1B SF9 1-2 1B		5	1	2	1	0	0	2
Bill Spiers, L (1, 4) OBP: 0.303, SLG: 0.281	G4-3	SF8 2-3 3-H		G3		G6-3 1-2f		L9		4	0	0	1	0	0	3
Robin Yount, R (1, 8) OBP: 0.345, SLG: 0.379 Tom Brunansky, R (7, 9) OBP: 0.208, SLG: 0.232	1B BB	2B HBP			K	G6-3		SF9 BB 1-2 2-H 1B		2 1	1 0	0 1	0 1	1 0	1 0	0 0
Greg Vaughn, R (1, 10) OBP: 0.420, SLG: 0.560	1-2 1B	1-H 3-H 2B			G3 1B BB BB		F9	BB 1-2 2-3		3	1	2	2	2	0	0
Kevin Reimer, L (1, 7) OBP: 0.290, SLG: 0.469 Joe Kmak, R (9, 2) OBP: 0.307, SLG: 0.282	G3-1	F8			BB G3 1-2 1B		F7	SF9 2-3 3-H		4 0	0 0	1 0	1 0	0 0	0 0	4 0
B.J. Surhoff, L (1, 5) OBP: 0.255, SLG: 0.229		PB HBP E 1B	L8		SAFE G3 1-2 2-3		HR 1B	K		5	2	2	0	0	1	4
John Jaha, R (1, 3) OBP: 0.325, SLG: 0.358		E PB G4-3 1-2 HBP	K		BB BB		1-H HR	G5-3		3	2	1	2	1	1	0
Tom Lampkin, L (1, 2) (9, 7) OBP: 0.190, SLG: 0.167		G4-3 E SF8 1-2 2-3 BB	K		1-2 2-3 3-H BB		G3-1	G4-3		3	1	0	1	2	1	0
Pat Listach, S (1, 6) OBP: 0.291, SLG: 0.279 Dickie Thon, R (2, PR) (2, 6) OBP: 0.360, SLG: 0.400		E1 SF8 G4-3 2B 1-2 2-3 3-H		K	F9			1B 1B BB		1 3	0 2	0 0	0 0	0 1	0 2	2 3
Inning Stats	R: 0 E: 0 K: 0 S: 8 H: 1 LOB: 2 BB: 1 P: 14	R: 5 E: 1 K: 0 S: 14 H: 2 LOB: 2 BB: 1 P: 28	R: 0 E: 0 K: 2 S: 8 H: 0 LOB: 0 BB: 0 P: 11	R: 0 E: 0 K: 1 S: 7 H: 0 LOB: 0 BB: 0 P: 9	R: 1 E: 0 K: 1 S: 13 H: 1 LOB: 3 BB: 3 P: 28	R: 0 E: 0 K: 0 S: 9 H: 1 LOB: 0 BB: 0 P: 14	R: 2 E: 0 K: 0 S: 12 H: 2 LOB: 0 BB: 0 P: 18	R: 2 E: 0 K: 1 S: 10 H: 2 LOB: 2 BB: 2 P: 25	R: 0 E: 0 K: 1 S: 8 H: 0 LOB: 0 BB: 0 P: 11	1B: 7 2B: 1 3B: 0 HR: 1 SF: 2 SAC: 0 DP: 1 HBP: 2						

	AB	34
	R	10
	H	9
	RBI	9
	BB	7
	SO	6
	LOB	18

WP: 0 PB: 1 SB: 0 CS: 0 PA: 45

PITCHER		IP	WLS	BF	H	R	ER	SO	BB	IBB	HBP	BLK	WP	HR	S	P	ERA	WHIP
Chris Bosio, R ERA: 2.59	(1, 1)	5.0	L	27	4	6	2	4	5	0	2	0	0	0	50	90	3.60	1.800
Dwayne Henry, R ERA: 7.36	(6, 1)	2.1		13	5	4	4	0	2	0	0	0	0	1	27	51	15.43	3.000
Dennis Powell, L ERA: 3.97	(8, 1)	1.2		5	0	0	0	2	0	0	0	0	0	0	12	17	0.00	0.000

PITCHER	IP	WLS	BF	H	R	ER	SO	BB	IBB	HBP	BLK	WP	HR	S	P	ERA	WHIP

BOTTOM

Milwaukee Brewers @ Seattle Mariners

The Kingdome, Seattle, WA

Tue Jun 01 1993, 10:05 PM EDT

Att. 12,158 - Dome

livebaseballscorecards.com

Batter	1	2	3	4	5	6	7	8	9	AB	R	H	RBI	BB	SO	LOB
Omar Vizquel, S (1, 6) OBP: 0.352, SLG: 0.306	C B F B F X 2-2 FC4-6 1B		C X 0-1 1B 1B		B S F X 1-2 ③ G4-3			C C S 0-3 ① K		3	0	2	0	0	0	1
Mike Blowers, R (8, 5) OBP: 0.352, SLG: 0.505										1	0	0	0	0	1	0
Mike Felder, S (1, 7) OBP: 0.306, SLG: 0.326	1 SAFE 1 SAFE C F 1 SAFE B X 1-2 ① FC4-6 G4-3 1-2f		1 SAFE 1 SAFE F X 0-1 G1-6-3 1-2 1B			B F X 1-1 ① G6-3		X 0-0 FC6-4 1B 1B		4	0	2	0	0	0	1
Ken Griffey Jr., L (1, 8) OBP: 0.381, SLG: 0.526	B 1 SAFE T 1 SAFE 1 SAFE X 1-1 ② G4-3 1-2		B C F F X 1-2 ②③ G1-6-3 1-2f			B F B B F F F X 3-2 1B 1B		F X 0-1 FC6-4 1-2 1B		4	0	2	0	0	0	3
Edgar Martinez, R (1, 5) OBP: 0.340, SLG: 0.350 Fernando Vina, L (6, PR) OBP: 0.333, SLG: 0.268 (7, 4) (8, 6)	C B X 1-1 ③ F9			C C C 0-3 ① K		B F 1 SAFE X 1-1 1-2 1B		B X 1-0 ② FC6-4 1-2f 2-3		3	0	1	0	0	1	1
										1	0	0	0	0	0	2
Tino Martinez, L (1, 3) OBP: 0.347, SLG: 0.439		C B F X 1-2 ① P5		S B F X 1-2 ② G3		F C S 0-3 ② K		B F X 1-1 ③ P2		4	0	0	0	0	1	4
Mackey Sasser, L (1, 9) OBP: 0.279, SLG: 0.341		X 0-0 ② F9		B B X 2-0 ③ F8		F F B F F X 1-2 ③ G3			X 0-0 ① G6-3	4	0	0	0	0	0	2
Pete O'Brien, L (1, 10) OBP: 0.341, SLG: 0.445		C X 0-1 FC5-4 1B			C B F B B X 3-2 ① F7		C C B X 1-2 ① G6-3		B B F F X 2-2 ② G3-1	4	0	1	0	0	0	0
Dave Valle, R (1, 2) OBP: 0.370, SLG: 0.368 Bill Haselman, R (8, 2) OBP: 0.320, SLG: 0.333		F X 0-1 ③ FC5-4 1-2f			B X 1-0 1B		C C F B F B B C 3-3 ② K		B X 1-0 ③ L9	3	0	1	0	0	1	1
										1	0	0	0	0	0	0
Rich Amaral, R (1, 4) OBP: 0.380, SLG: 0.415 (7, 5) (8, 4)			B B C B C C 3-3 ① K		C B X 1-1 ② F9		C C B F F X 1-2 ③ F9			3	0	0	0	0	1	1

Inning Stats	1	2	3	4	5	6	7	8	9
	R: 0 H: 1 E: 0 LOB: 1 K: 0 BB: 0 S: 11 P: 16	R: 0 H: 1 E: 0 LOB: 1 K: 0 BB: 0 S: 8 P: 9	R: 0 H: 2 E: 0 LOB: 1 K: 1 BB: 0 S: 11 P: 15	R: 0 H: 0 E: 0 LOB: 0 K: 1 BB: 0 S: 7 P: 10	R: 0 H: 1 E: 0 LOB: 1 K: 0 BB: 0 S: 9 P: 15	R: 0 H: 2 E: 0 LOB: 2 K: 1 BB: 0 S: 17 P: 23	R: 0 H: 0 E: 0 LOB: 0 K: 1 BB: 0 S: 13 P: 18	R: 0 H: 2 E: 0 LOB: 2 K: 1 BB: 0 S: 9 P: 11	R: 0 H: 0 E: 0 LOB: 0 K: 0 BB: 0 S: 5 P: 8

	AB	35
	R	0
	H	9
	RBI	0
	BB	0
	SO	5
	LOB	16

	1B: 9	SF: 0	WP: 0	PA: 35
	2B: 0	SAC: 0	PB: 0	
	3B: 0	DP: 1	SB: 0	
	HR: 0	HBP: 0	CS: 0	

PITCHER	IP	WLS	BF	H	R	ER	SO	BB	IBB	HBP	BLK	WP	HR	S	P	ERA	WHIP
Jaime Navarro, R (1, 1) ERA: 3.93	9.0	W	35	9	0	0	5	0	0	0	0	0	0	90	125	0.00	1.000

PITCHER	IP	WLS	BF	H	R	ER	SO	BB	IBB	HBP	BLK	WP	HR	S	P	ERA	WHIP

Batter	1	2	3	4	5	6	7	8	9	AB	R	H	RBI	BB	SO	LOB
Darryl Hamilton, L (1, 7) (8, 9) OBP: 0.384, SLG: 0.382	C B B L B X 3-2 ① 2B		C B X 1-1 ③ L7		C B B X 2-1 ③ F8		C B B X 2-1 ② FC4-6 S S 1-2f 2-3		B C X 1-1 ③ FC6-5 1-3	5	1	1	0	0	0	3
Robin Yount, R (1, 8) OBP: 0.350, SLG: 0.383	C B F F B F X 2-2 ② L6			C B X 1-1 BB 1B 1B		X 0-0 ① L6	C C B F F B 3 SAFE F F 2-2 F X 1-H 3-H 1B			4	1	2	0	0	0	0
Greg Vaughn, R (1, 10) OBP: 0.411, SLG: 0.547	C B X 1-1 ③ G6-3			B 1 SAFE B F B S 1 S SAFE 3-3 ① K		X 0-0 ② L8	F B X 1-1 ③ G6-3			4	0	0	0	0	1	2
John Jaha, R (1, 3) OBP: 0.324, SLG: 0.351		C B X 1-1 ① G5-3		C B 1 SAFE F S 1-3 ② K		B B B 4-0 BB BB		B B C X 2-1 ① G5-3		3	0	0	0	1	1	1
Tom Brunansky, R (1, 9) OBP: 0.228, SLG: 0.239 Kevin Reimer, L (8, PH) OBP: 0.288, SLG: 0.466 (8, 7)	C B S B B X 3-2 1B			1 SAFE B B B C B 4-1 1B 1-2 BB		S B B B C B 4-2 1-2 BB		B F X 1-1 ② P5		1 1	0 0	1 0	0 0	2 0	0 0	0 0
B.J. Surhoff, L (1, 5) OBP: 0.255, SLG: 0.230	F B B 1 SAFE B X 3-1 ② F9			C F B B B F X 2-2 FC6 1-3 2-H 1B		B F C B B F X 2-2 ③ G4-3		B X 1-0 ③ P6		4	0	1	1	0	0	3
Dickie Thon, R (1, 6) OBP: 0.348, SLG: 0.385	C F 1 SAFE B S 1-3 ③ K			1 SAFE C 1 SAFE X 0-1 ③ FC6 1-2f			X 0-0 ① F8		C X 0-1 ① P4	4	0	0	0	0	1	3
Bill Spiers, L (1, 4) OBP: 0.301, SLG: 0.281			B C F C 1-3 ① K		X 0-0 ① G4-3		C B B B S X 2-2 FC4-6 BB E 1B		B B C X 2-1 ② G4-3	4	1	1	0	0	1	0
Joe Kmak, R (1, 2) OBP: 0.300, SLG: 0.275 Tom Lampkin, L (7, PH) OBP: 0.261, SLG: 0.167 (7, 2)			B X 1-0 ② P2		C B B X 2-1 ② L7		1 SAFE 1 SAFE P C 1 SAFE B 1 B B 4-1 FC4-6 1-2 BB		B B C F B B 4-2 FC6-5 DI BB	2 0	0 0	0 0	0 0	0 2	0 0	0 0
Inning Stats	R: 0 E: 0 K: 0 S: 10 H: 1 LOB: 0 BB: 0 P: 16	R: 0 E: 0 K: 1 S: 10 H: 1 LOB: 1 BB: 0 P: 18	R: 0 E: 0 K: 1 S: 6 H: 0 LOB: 0 BB: 0 P: 9	R: 1 E: 0 K: 2 S: 15 H: 2 LOB: 2 BB: 1 P: 26	R: 0 E: 0 K: 0 S: 5 H: 0 LOB: 0 BB: 0 P: 9	R: 0 E: 0 K: 0 S: 8 H: 0 LOB: 2 BB: 2 P: 18	R: 2 E: 0 K: 0 S: 18 H: 2 LOB: 1 BB: 1 P: 28	R: 0 E: 0 K: 0 S: 5 H: 0 LOB: 0 BB: 0 P: 9	R: 0 E: 0 K: 0 S: 8 H: 0 LOB: 1 BB: 1 P: 15	1B: 5 2B: 1 3B: 0 HR: 0	SF: 0 SAC: 0 DP: 0 HBP: 0						

PITCHER		IP	WLS	BF	H	R	ER	SO	BB	IBB	HBP	BLK	WP	HR	S	P	ERA	WHIP
Dave Fleming, L ERA: 5.65	(1, 1)	6.0		24	4	1	1	4	3	0	0	0	0	0	54	96	1.50	1.167
Rich DeLucia, R ERA: 2.7	(7, 1)	0.1		3	1	2	2	0	1	0	0	0	0	0	6	11	54.00	6.000
Russ Swan, L ERA: 8.22	(7, 1)	0.1		1	0	0	0	0	0	0	0	0	0	0	2	4	0.00	0.000
Jeff Nelson, R ERA: 3.2	(7, 1)	0.2	W	3	1	0	0	0	0	0	0	0	0	0	12	17	0.00	1.500
Norm Charlton, L ERA: 2.25	(8, 1)	1.2	S	6	0	0	0	0	1	0	0	0	0	0	11	20	0.00	0.600

PITCHER	IP	WLS	BF	H	R	ER	SO	BB	IBB	HBP	BLK	WP	HR	S	P	ERA	WHIP

TOP

Milwaukee Brewers @ Seattle Mariners

The Kingdome, Seattle, WA

Wed Jun 02 1993, 6:33 AM EDT

Att. 16,517 - Dome

livebaseballscorecards.com

AB	32
R	3
H	6
RBI	1
BB	5
SO	4
LOB	12

WP: 0	PB: 0	SB: 2	CS: 0
PA: 37			

Milwaukee Brewers @ Seattle Mariners

The Kingdome, Seattle, WA

Wed Jun 02 1993, 6:33 AM EDT

Att. 16,517 - Dome

BOTTOM

Batter	1	2	3	4	5	6	7	8	9	AB	R	H	RBI	BB	SO	LOB
Omar Vizquel, S (1, 6) OBP: 0.355, SLG: 0.315	2B		F7 ①		G1-3 ②		1B			4	1	2	0	0	0	0
Mike Felder, S (1, 7) OBP: 0.300, SLG: 0.321	K ①		P4 ②		G3-1 ③		SF9 ②			3	0	0	1	0	1	1
Ken Griffey Jr., L (1, 8) OBP: 0.383, SLG: 0.521	IBB		BB			P5 ①	G1-3 ③			2	1	0	0	2	0	1
Tino Martinez, L (1, 3) OBP: 0.345, SLG: 0.440	P2 ②		P4 ③			2B		F7 ①		4	0	1	0	0	0	3
Jay Buhner, R (1, 9) OBP: 0.370, SLG: 0.530	2B 1-H 2-H			K ①		K ②		BB 1B 2B		4	1	2	2	0	2	1
Pete O'Brien, L (1, 10) OBP: 0.333, SLG: 0.434 Henry Cotto, R (8, PH) OBP: 0.184, SLG: 0.221 Mackey Sasser, L (8, PH) OBP: 0.295, SLG: 0.341	K2-3 ③			G3 ②		K ③		BB 1B IBB		3 0 0	0 0 1	0 0 0	0 0 0	0 0 1	2 0 0	2 0 0
Mike Blowers, R (1, 5) OBP: 0.357, SLG: 0.500		K ①		1B			K	1B 1-2 2-3 BB		3	0	1	0	1	2	0
Dave Valle, R (1, 2) OBP: 0.373, SLG: 0.392		G4-3 ②		F8 ③			HR	1B 1-3 2-H 3-H		4	1	2	3	0	0	1
Fernando Vina, L (1, 4) OBP: 0.327, SLG: 0.267		G3 ③			P4 ①		1B SF9 1B	G3 ③		4	1	1	0	0	0	1
Inning Stats	R: 2 E: 0 K: 2 S: 22 H: 2 LOB: 1 BB: 1 P: 35	R: 0 E: 0 K: 1 S: 7 H: 0 LOB: 0 BB: 0 P: 9	R: 0 E: 0 K: 0 S: 8 H: 0 LOB: 1 BB: 1 P: 17	R: 0 E: 0 K: 1 S: 9 H: 1 LOB: 1 BB: 0 P: 16	R: 0 E: 0 K: 0 S: 10 H: 0 LOB: 0 BB: 0 P: 16	R: 0 E: 0 K: 2 S: 11 H: 1 LOB: 1 BB: 0 P: 19	R: 2 E: 0 K: 1 S: 21 H: 3 LOB: 1 BB: 0 P: 32	R: 2 E: 0 K: 0 S: 11 H: 2 LOB: 1 BB: 2 P: 23		1B: 4 2B: 4 3B: 0 HR: 1	SF: 1 SAC: 0 DP: 0 HBP: 0					

livebaseballscorecards.com

AB	31
R	6
H	9
RBI	6
BB	4
SO	7
LOB	10

WP: 0 PB: 0 SB: 0 CS: 0 PA: 36

PITCHER		IP	WLS	BF	H	R	ER	SO	BB	IBB	HBP	BLK	WP	HR	S	P	ERA	WHIP
21 Cal Eldred, R ERA: 3.84	(1, 1)	6.2	L	29	7	4	4	7	1	1	0	0	0	1	85	140	5.40	1.200
Jesse Orosco, L ERA: 4.91	(7, 1)	0.2		3	1	1	1	0	0	0	0	0	0	0	7	10	13.50	1.500
Jim Austin, R ERA: 5.84	(8, 1)	0.0		2	0	0	0	0	1	1	0	0	0	0	4	12	∞	∞
Mike Fetters, R ERA: 2.87	(8, 1)	0.2		2	1	1	1	0	0	0	0	0	0	0	3	5	13.50	1.500

PITCHER	IP	WLS	BF	H	R	ER	SO	BB	IBB	HBP	BLK	WP	HR	S	P	ERA	WHIP

Batter	1	2	3	4	5	6	7	8	9	10	AB	R	H	RBI	BB	SO	LOB
Omar Vizquel, S (1, 6) OBP: 0.345, SLG: 0.305	L B B F B X 3-2 G5-3 ①		C 1 SAFE B 1 SAFE 1 SAFE X 1-1 G6-3 ② 1-2		B B C F X 2-2 G6-3 ①	C B F F B F C 2-3 K ③		X 0-0 G4-3 ③		C S S 0-3 K ②③ 1-2	6	0	0	0	0	2	3
Mike Felder, S (1, 7) OBP: 0.298, SLG: 0.323	C C B F B X 2-2 F7 ②		B C B B X 3-1 P6 ③		B C C F X 1-2 P5 ②		B C X 1-1 BB 2B		C F B F F B F S S 2-3 K ①		5	0	1	0	0	1	1
Ken Griffey Jr., L (1, 8) OBP: 0.390, SLG: 0.538	B B X 2-0 1B			X 0-0 HR	B B B B 4-0 BB 1B BB		C S X 0-2 L4 ①		S B F B X 2-2 HR		3	2	2	1	1	0	1
Henry Cotto, R (7, 8) OBP: 0.193, SLG: 0.264											1	1	1	1	0	0	0
Pete O'Brien, L (1, 10) OBP: 0.336, SLG: 0.429	X 0-0 F8 ③			B X 1-0 F9 ①	1 SAFE 1 SAFE B 1 SAFE B 1 SAFE B 1 SAFE F 4-1 1 SAFE B 1B 1-2 BB		C B S B C 2-3 K ②		C B B B F X 3-2 BB 1B		4	0	1	0	1	1	2
Fernando Vina, L (9, PR) OBP: 0.327, SLG: 0.267											0	0	0	0	0	0	0
Jay Buhner, R (1, 9) OBP: 0.375, SLG: 0.527		B X 1-0 F8 ①		B B C B F X 3-2 G4-3 ②	C X 0-1 1B 1-2 2-H		I I I 4-0 BB IBB		1 SAFE F 1 SAFE B B B C B B 4-2 BB 1B 1-2		3	0	1	1	2	0	0
Tino Martinez, L (1, 3) OBP: 0.351, SLG: 0.438		B L B F S 2-3 K ②		B B B B 4-0 3B BB	C B X 1-1 G1-3 ③		B B C B B 4-1 BB 1-2 2-3		B 1 SAFE B F B C X 3-2 1B 1-3		3	1	1	0	2	1	2
Mike Blowers, R (1, 5) OBP: 0.359, SLG: 0.514		C C S 0-3 K ③		B B X 2-0 3B 1-H 1B		S B S B X 2-2 SH3-4 1B	C S B F B F C 2-3 K ③		B B B X 3-0 P2 ③		5	1	2	1	0	2	5
Dave Valle, R (1, 2) OBP: 0.376, SLG: 0.395			C F X 0-2 P6 ①	X 0-0 1B 3-H		B X 1-0 SH3-4 ① 1-2		C B B X 2-1 F9 ①		X 0-0 FC3-6 1B	4	0	2	1	0	0	0
Bill Haselman, R (10, PR) OBP: 0.320, SLG: 0.333											0	0	0	0	0	0	0
(10, 2)																	
Rich Amaral, R (1, 4) OBP: 0.375, SLG: 0.406			B B B B 4-0 G6-3 BB	B X 1-0 F8 ③		X 0-0 G6-3 ②		X 0-0 F9 ②		X 0-0 FC3-6 CS ① 1-2f	4	0	0	0	1	0	3
Inning Stats	R: 0 H: 1 E: 0 LOB: 1 K: 0 BB: 0 S: 9 P: 16	R: 0 H: 0 E: 0 LOB: 0 K: 2 BB: 0 S: 7 P: 10	R: 0 H: 0 E: 0 LOB: 1 K: 0 BB: 1 S: 7 P: 15	R: 3 H: 3 E: 0 LOB: 1 K: 0 BB: 1 S: 8 P: 19	R: 1 H: 1 E: 0 LOB: 2 K: 0 BB: 2 S: 12 P: 24	R: 0 H: 1 E: 0 LOB: 1 K: 1 BB: 0 S: 10 P: 15	R: 0 H: 1 E: 0 LOB: 3 K: 2 BB: 2 S: 14 P: 27	R: 0 H: 0 E: 0 LOB: 0 K: 0 BB: 0 S: 4 P: 6	R: 1 H: 3 E: 0 LOB: 2 K: 1 BB: 1 S: 18 P: 35	R: 0 H: 1 E: 0 LOB: 1 K: 1 BB: 0 S: 5 P: 5	1B: 7 SF: 0 2B: 1 SAC: 1 3B: 1 DP: 0 HR: 2 HBP: 0						

PITCHER		IP	WLS	BF	H	R	ER	SO	BB	IBB	HBP	BLK	WP	HR	S	P	ERA	WHIP
Rick Sutcliffe, R ERA: 4.7	(1, 1)	6.0		29	7	4	4	3	4	0	0	0	0	1	55	102	6.00	1.833
Jim Poole, L ERA: 1.62	(7, 1)	0.2		4	0	0	0	1	1	1	0	0	0	0	7	17	0.00	1.500
Alan Mills, R ERA: 3.55	(7, 1)	2.1		10	3	1	1	2	1	0	0	0	0	1	27	48	3.86	1.714
Mark Williamson, R ERA: 2.79	(10, 1)	1.0	W	3	1	0	0	1	0	0	0	0	0	0	5	5	0.00	1.000

PITCHER	IP	WLS	BF	H	R	ER	SO	BB	IBB	HBP	BLK	WP	HR	S	P	ERA	WHIP

TOP

Seattle Mariners @ Baltimore Orioles

Oriole Park at Camden Yards, Baltimore, MD

Fri Jun 04 1993, 7:05 PM EDT
Att. 46,189 - Unknown - 71 F

livebaseballscorecards.com

AB	38
R	5
H	11
RBI	5
BB	7
SO	7
LOB	17

WP: 0 PA: 46
PB: 0
SB: 0
CS: 1

Seattle Mariners @ Baltimore Orioles

Oriole Park at Camden Yards, Baltimore, MD

Fri Jun 04 1993, 7:05 PM EDT

Att. 46,189 - Unknown - 71 F

livebaseballscorecards.com

Batter	1	2	3	4	5	6	7	8	9	10	AB	R	H	RBI	BB	SO	LOB
Brady Anderson, L (1, 7) OBP: 0.317, SLG: 0.355	K		G3		G4-3		P6		1B SF8 BB 1-2		4	1	0	0	1	1	0
Mark McLemore, S (1, 9) OBP: 0.351, SLG: 0.376	F9		G6-3		P4			F8 G4-3 1B BB	1B 1-3 2-H		4	1	1	1	1	0	0
Cal Ripken Jr., R (1, 6) OBP: 0.311, SLG: 0.362	F9		G1-3			G4-3		G4-3 1-2	SF8 3-H		4	0	0	1	0	0	1
Chris Hoiles, R (1, 2) OBP: 0.366, SLG: 0.463		G5-3		K		FC1-6 BB		F8 2-3	1 SAFE G5-3		4	0	0	0	1	1	2
Mike Devereaux, R (1, 8) OBP: 0.295, SLG: 0.379		BB 1B BB		2B		FC1-6 1-2f		WP 1B 3-H 1B		SH1-4 1B BB	3	2	2	1	2	0	1
Leo Gomez, R (1, 5) OBP: 0.351, SLG: 0.430 Damon Buford, R (8, PR) OBP: 0.318, SLG: 0.351 Tim Hulett, R (9, 5) OBP: 0.345, SLG: 0.393		1 SAFE 1B 1-2 BB		BB		F9		WP 1-2 1B		SH1-4 1-2	2 0 0	0 0 0	1 0 0	0 0 0	2 0 0	0 0 0	1 0 0
David Segui, S (1, 3) OBP: 0.368, SLG: 0.402	K	K		K			G4-3	K 1-2 2-3		P4	5	0	0	0	0	3	7
Jack Voigt, R (1, 10) OBP: 0.357, SLG: 0.423		1B 1-2 2-H		K			HR		P4	1B 2-H	5	1	3	3	0	1	2
Harold Reynolds, S (1, 4) OBP: 0.326, SLG: 0.283		F8			F7		G5-3		BB 1B		4	1	1	0	0	0	2
Inning Stats	R: 0 H: 0 E: 0 LOB: 0 K: 1 BB: 0 S: 6 P: 11	R: 1 H: 1 E: 0 LOB: 2 K: 1 BB: 2 S: 17 P: 27	R: 0 H: 0 E: 0 LOB: 0 K: 0 BB: 0 S: 3 P: 7	R: 0 H: 1 E: 0 LOB: 2 K: 3 BB: 1 S: 17 P: 27	R: 0 H: 0 E: 0 LOB: 0 K: 0 BB: 0 S: 6 P: 10	R: 0 H: 0 E: 0 LOB: 1 K: 0 BB: 1 S: 7 P: 15	R: 1 H: 1 E: 0 LOB: 0 K: 0 BB: 0 S: 8 P: 13	R: 1 H: 2 E: 0 LOB: 3 K: 1 BB: 1 S: 15 P: 27	R: 2 H: 2 E: 0 LOB: 1 K: 0 BB: 1 S: 11 P: 22	R: 1 H: 1 E: 0 LOB: 1 K: 0 BB: 1 S: 5 P: 11	1B: 6 SF: 1 2B: 1 SAC: 1 3B: 0 DP: 0 HR: 1 HBP: 0						

BOTTOM	
AB	35
R	6
H	8
RBI	6
BB	7
SO	6
LOB	16

WP: 1 PA: 44
PB: 0
SB: 0
CS: 0

PITCHER		IP	WLS	BF	H	R	ER	SO	BB	IBB	HBP	BLK	WP	HR	S	P	ERA	WHIP
Randy Johnson, L ERA: 2.79	(1, 1)	7.0		29	3	3	3	5	5	0	0	0	0	1	67	117	3.86	1.143
Jeff Nelson, R ERA: 3.1	(8, 1)	0.2		4	2	0	0	0	0	0	0	0	0	0	9	14	0.00	3.000
Rich DeLucia, R ERA: 2.67	(8, 1)	0.1		1	0	0	0	1	0	0	0	0	1	0	3	6	0.00	0.000
Norm Charlton, L ERA: 3.0	(9, 1)	1.0		6	2	2	2	0	1	0	0	0	0	0	11	22	18.00	3.000
Russ Swan, L ERA: 8.44	(10, 1)	0.2	L	4	1	1	1	0	1	0	0	0	0	0	5	11	13.50	3.000

PITCHER	IP	WLS	BF	H	R	ER	SO	BB	IBB	HBP	BLK	WP	HR	S	P	ERA	WHIP

Seattle Mariners @ Baltimore Orioles

Oriole Park at Camden Yards, Baltimore, MD

Sat Jun 05 1993, 7:05 PM EDT

Att. 46,559 - Unknown - 72 F

TOP

livebaseballscorecards.com

Batter	1	2	3	4	5	6	7	8	9	AB	R	H	RBI	BB	SO	LOB
Rich Amaral, R (1, 4) OBP: 0.376, SLG: 0.411	G6-3		G6-3		2B		E FC2 1B	G5-3 1-2 2-3		5	1	2	0	0	0	2
Henry Cotto, R (1, 7) OBP: 0.207, SLG: 0.258	BB 1B BB		2B BB		G6-3		1 SAFE 1 SAFE FC2 CS 1B 1-3	F8		2	1	0	0	2	0	2
Mike Felder, S (8, PH) (8, 7) OBP: 0.296, SLG: 0.321										1	0	0	0	0	0	2
Ken Griffey Jr., L (1, 8) OBP: 0.398, SLG: 0.565	1B BB 1-2 1B		G5-3 1-H 2B		K		1 SAFE 1B 1-2 3-H 1B		HR	5	1	4	3	0	1	1
Edgar Martinez, R (1, 10) OBP: 0.365, SLG: 0.349	SAFE FC5 1B 1-2 2-3 BB		G5-3 2-3		BB		2-0 1-2 2-3 1B		K	3	0	1	0	2	1	1
Jay Buhner, R (1, 9) OBP: 0.371, SLG: 0.518	1B 1-2 2-3		G1-3		G4-3		K		F9	5	0	1	0	0	1	5
Mike Blowers, R (1, 5) OBP: 0.347, SLG: 0.495	FC5 2-3f			G6-3		G6-3	G3		K	4	0	0	0	0	0	5
Mackey Sasser, L (9, PH) OBP: 0.289, SLG: 0.333										1	0	0	0	0	1	0
Tino Martinez, L (1, 3) OBP: 0.353, SLG: 0.442		G3-1		1B BB		2B		G4-3		3	0	1	0	1	0	0
Dave Valle, R (1, 2) OBP: 0.373, SLG: 0.387		F9		F7		F8		G5-3 HBP BB		3	0	0	0	1	0	2
Omar Vizquel, S (1, 6) OBP: 0.348, SLG: 0.306		F7		1-3 1B		F7		1-2 G5-3 HBP		3	0	1	0	0	0	1
Inning Stats	R: 0 E: 0 K: 0 S: 9 H: 2 LOB: 3 BB: 2 P: 21	R: 0 E: 0 K: 0 S: 6 H: 0 LOB: 0 BB: 0 P: 10	R: 1 E: 0 K: 0 S: 9 H: 1 LOB: 1 BB: 1 P: 19	R: 0 E: 0 K: 0 S: 9 H: 1 LOB: 2 BB: 1 P: 15	R: 0 E: 0 K: 1 S: 10 H: 1 LOB: 2 BB: 1 P: 17	R: 0 E: 0 K: 0 S: 6 H: 1 LOB: 1 BB: 0 P: 10	R: 1 E: 1 K: 1 S: 9 H: 3 LOB: 2 BB: 0 P: 15	R: 0 E: 0 K: 0 S: 6 H: 0 LOB: 2 BB: 1 P: 16	R: 1 E: 0 K: 2 S: 11 H: 1 LOB: 0 BB: 0 P: 16	1B: 6 2B: 3 3B: 0 HR: 1 SF: 0 SAC: 0 DP: 0 HBP: 1							

AB	35
R	3
H	10
RBI	3
BB	6
SO	4
LOB	21

WP: 0 PB: 0 SB: 0 CS: 1 PA: 42

PITCHER	IP	WLS	BF	H	R	ER	SO	BB	IBB	HBP	BLK	WP	HR	S	P	ERA	WHIP
Jamie Moyer, L (1, 1) ERA: 4.57	6.0		30	8	2	1	1	5	0	0	0	0	0	52	96	1.50	2.167
Todd Frohwirth, R (7, 1) ERA: 2.62	1.2		7	1	0	0	1	1	0	1	0	0	0	11	25	0.00	1.200
Brad Pennington, L (8, 1) ERA: 3.18	0.1	W	2	1	1	1	0	0	0	0	0	0	1	3	4	27.00	3.000
Gregg Olson, R (9, 1) ERA: 1.9	1.0	S	3	0	0	0	2	0	0	0	0	0	0	9	14	0.00	0.000

PITCHER	IP	WLS	BF	H	R	ER	SO	BB	IBB	HBP	BLK	WP	HR	S	P	ERA	WHIP

Seattle Mariners @ Baltimore Orioles

Oriole Park at Camden Yards, Baltimore, MD

Sat Jun 05 1993, 7:05 PM EDT

Att. 46,559 - Unknown - 72 F

livebaseballscorecards.com

BOTTOM

Batter	1	2	3	4	5	6	7	8	9	AB	R	H	RBI	BB	SO	LOB
Brady Anderson, L (1, 7) OBP: 0.316, SLG: 0.350	B B C C F B X 3-2 F8 ①			B B B B 4-0 G6-4-3 1B BB		B B C X 2-1 L3 ①	B 1 SAFE C 1-1 CS ③ 1-2	C B C F X 1-2 F8 ①		3	0	0	0	1	0	0
Mark McLemore, S (1, 9) OBP: 0.359, SLG: 0.382	B B F F S 2-3 K ②			1 SAFE C C B 1 SAFE X 1-2 G6-4-3 1-2 1B		B B B B 4-0 S BB		C C X 0-2 1B HR 1B		3	1	2	0	1	1	0
Cal Ripken Jr., R (1, 6) OBP: 0.310, SLG: 0.360	F C B X 1-2 G5-3 ③			B X 1-0 G6-4-3 ① ② 1-2f 2-3		1 SAFE 1 SAFE F S 1 SAFE B F B S 2-3 K ② 1-2		1 SAFE B X 1-0 HR 1-2 1B		4	1	1	0	0	1	3
Harold Baines, L (1, 10) OBP: 0.411, SLG: 0.396		F B X 1-1 G1-6-3 1B		X 0-0 G5-3 ③		B C C F S 1-3 K ③		X 0-0 F8 ②		4	0	1	0	0	1	4
Mike Devereaux, R (1, 8) OBP: 0.301, SLG: 0.412		C B F B X 2-2 G1-6-3 ① ② 1-2f			C C X 0-2 G6-3 ①		C C F B X 1-2 HR 2B	B C B F X 2-2 HR 1-H 2-H		4	2	2	3	0	0	1
Leo Gomez, R (1, 5) OBP: 0.360, SLG: 0.450		B B T F C 2-3 K ③			B B B B 4-0 1B BB		X 0-0 HR 2-H	C B C B B B 4-2 BB		2	1	1	2	2	1	0
Chris Hoiles, R (1, 2) OBP: 0.363, SLG: 0.457			B C X 1-1 F7 ①		B C C S B B X 3-2 1B 1-2		B X 1-0 F8 ①	B F C B F C 2-3 K ③		4	0	1	0	0	1	1
David Segui, S (1, 3) OBP: 0.359, SLG: 0.391			S B B X 2-1 P3 ②		X 0-0 P3 ②		F S C 0-3 K ②			3	0	0	0	0	1	2
Harold Reynolds, S (1, 4) OBP: 0.326, SLG: 0.280			C C X 0-2 G3 ③		C X 0-1 G3 ③		B B B C F B 4-2 CS BB			2	0	0	0	1	0	2

	AB	29
	R	5
	H	8
	RBI	5
	BB	5
	SO	6
	LOB	13

Inning Stats										
	R: 0	H: 0	R: 0	H: 1	R: 0	H: 0	R: 0	H: 1	R: 0	H: 1
	E: 0	LOB: 0	E: 0	LOB: 0	E: 0	LOB: 0	E: 0	LOB: 1	E: 0	LOB: 2
	K: 1	BB: 0	K: 1	BB: 0	K: 0	BB: 0	K: 0	BB: 1	K: 0	BB: 1
	S: 10	P: 16	S: 8	P: 13	S: 7	P: 10	S: 5	P: 11	S: 9	P: 16

R: 0	H: 0	R: 2	H: 2	R: 3	H: 3	1B: 5	SF: 0	WP: 0	PA: 35	
E: 0	LOB: 1	E: 0	LOB: 0	E: 0	LOB: 1	2B: 1	SAC: 0	PB: 0		
K: 2	BB: 1	K: 1	BB: 1	K: 1	BB: 1	3B: 0	DP: 2	SB: 1		
S: 10	P: 19	S: 12	P: 19	S: 18	P: 28	HR: 2	HBP: 0	CS: 1		

PITCHER		IP	WLS	BF	H	R	ER	SO	BB	IBB	HBP	BLK	WP	HR	S	P	ERA	WHIP
Erik Hanson, R	(1, 1)	8.0	L	34	8	5	5	6	5	0	0	0	0	2	79	132	5.62	1.625
ERA: 2.28																		

PITCHER	IP	WLS	BF	H	R	ER	SO	BB	IBB	HBP	BLK	WP	HR	S	P	ERA	WHIP

Seattle Mariners @ Baltimore Orioles

Oriole Park at Camden Yards, Baltimore, MD

Sun Jun 06 1993, 3:33 AM EDT

Att. 46,296 - Sunny - 73 F

livebaseballscorecards.com

Batter	1	2	3	4	5	6	7	8	9	AB	R	H	RBI	BB	SO	LOB
Omar Vizquel, S (1, 6) OBP: 0.350, SLG: 0.310	F B C F T 1-2 K ①		S X 0-1 BB 1B		B B C X 2-1 1B			B B C B C S 3-3 K ①		4	0	2	0	0	2	0
Mike Felder, S (1, 8) OBP: 0.300, SLG: 0.318	F B S F B B X 3-2 P8 ②		C B 1 SAFE F F F 0 F B B 4-2 1-2 BB		1 SAFE F C B F 1 S SAFE 1-3 K ③			B B C F B B 4-2 1B SF9 BB		2	1	0	0	2	1	1
Ken Griffey Jr., L (1, 10) OBP: 0.396, SLG: 0.559	C S B S 1-3 K ③		C F X 0-2 G4-3 ③			C S B X 1-2 F7 ①		X 0-0 1-3 1B		4	0	1	0	0	1	2
Edgar Martinez, R (1, 5) OBP: 0.339, SLG: 0.326		X 0-0 L9 ①		B X 1-0 G5-3 ①		B B B C X 3-1 G4-3 ②		B C B F B X 3-2 SF9 ② 3-H		3	0	0	1	0	0	0
Tino Martinez, L (1, 3) OBP: 0.352, SLG: 0.438		B S X 1-1 1B 1B		B C F X 1-2 G4-3 ②		B C B X 2-1 G6-3 ③		1 SAFE X 0-0 L9 ③		4	0	1	0	0	0	1
Jay Buhner, R (1, 9) OBP: 0.369, SLG: 0.513	F X 0-1 G4-6-3 1-2 1B			B F C X 1-2 G4-3 ③			C B C S 1-3 K ①		C S B B S 2-3 K ①	4	0	1	0	0	2	0
Mackey Sasser, L (1, 7) OBP: 0.271, SLG: 0.311 Henry Cotto, R (7, 7) OBP: 0.207, SLG: 0.258 Pete O'Brien, L (9, PH) OBP: 0.333, SLG: 0.425	F X 0-1 G4-6-3 ② ③ 1-2f		C X 0-1 F9 ①				S C B S 1-3 K ②	B S C B B F F X 3-2 G4-3 ②		3 0 1	0 0 0	0 0 0	0 0 0	0 0 0	1 0 0	2 0 0
Bill Haselman, R (1, 2) OBP: 0.340, SLG: 0.409 Dave Valle, R (7, PR) (7, 2) OBP: 0.376, SLG: 0.397			X 0-0 B5-3 ①		B B C B X 3-1 HR		H 1-0 HBP		X 0-0 2B	2 1	1 0	1 1	1 0	0 0	0 0	0 0
Rich Amaral, R (1, 4) OBP: 0.368, SLG: 0.402			C C B F B F S 2-3 K ②		B F B B X 3-1 F9 ②		B F B F C 2-3 K ③		B S B B F X 3-2 F9 ③	4	0	0	0	0	2	2
Inning Stats	R: 0 E: 0 K: 2 S: 11 H: 0 LOB: 0 BB: 0 P: 16	R: 0 E: 0 K: 0 S: 7 H: 2 LOB: 1 BB: 0 P: 8	R: 0 E: 0 K: 1 S: 16 H: 1 LOB: 2 BB: 1 P: 21	R: 0 E: 0 K: 0 S: 7 H: 0 LOB: 0 BB: 0 P: 10	R: 1 E: 0 K: 1 S: 12 H: 2 LOB: 1 BB: 0 P: 21	R: 0 E: 0 K: 0 S: 7 H: 0 LOB: 0 BB: 0 P: 13	R: 0 E: 0 K: 3 S: 9 H: 0 LOB: 1 BB: 0 P: 14	R: 1 E: 0 K: 1 S: 10 H: 1 LOB: 1 BB: 1 P: 20	R: 0 E: 0 K: 1 S: 12 H: 1 LOB: 1 BB: 0 P: 20	1B: 5 2B: 1 3B: 0 HR: 1 SF: 1 SAC: 0 DP: 1 HBP: 1						

TOP	
AB	32
R	2
H	7
RBI	2
BB	2
SO	9
LOB	8

WP: 0 PB: 0 SB: 0 CS: 0 PA: 36

PITCHER		IP	WLS	BF	H	R	ER	SO	BB	IBB	HBP	BLK	WP	HR	S	P	ERA	WHIP
35 Mike Mussina, R ERA: 2.86	(1, 1)	7.1	W	29	5	2	2	8	2	0	1	0	0	1	74	115	2.46	0.955
Jim Poole, L ERA: 1.56	(8, 1)	0.2		3	1	0	0	0	0	0	0	0	0	0	5	8	0.00	1.500
Gregg Olson, R ERA: 1.82	(9, 1)	1.0	S	4	1	0	0	1	0	0	0	0	0	0	12	20	0.00	1.000

PITCHER	IP	WLS	BF	H	R	ER	SO	BB	IBB	HBP	BLK	WP	HR	S	P	ERA	WHIP

Batter	1	2	3	4	5	6	7	8	9	AB	R	H	RBI	BB	SO	LOB
Brady Anderson, L (1, 7) OBP: 0.313, SLG: 0.352	X 0-0 ① G3		C B X 1-1 ③ G3	C S X 0-2 ③ G3		B C S X 1-2 2B		C B B 2 C X 2-2 ③ SAFE G6-3		5	0	1	0	0	0	6
Mark McLemore, S (1, 9) OBP: 0.357, SLG: 0.379	C B B B S C 3-3 ② K			C B X 1-1 G6-3 S WP 1B	B F B B C C 3-3 ① K	S B S S 1-3 ③ K				4	1	1	0	0	3	1
Cal Ripken Jr., R (1, 6) OBP: 0.309, SLG: 0.358	C C B S 1-3 ③ K			S B F X 1-2 ① G6-3 1-3	C X 0-1 HR 1B		B S T B B F S 3-3 ① K			4	1	1	0	0	2	1
Harold Baines, L (1, 10) OBP: 0.414, SLG: 0.426		B C X 1-1 ① G1-3		C B F B B F B 4-2 HR 3-H BB	B S X 1-1 1-H HR		C X 0-1 ② G4-3			3	2	1	2	1	0	0
Mike Devereaux, R (1, 8) OBP: 0.299, SLG: 0.429		B B X 2-0 ② G6-3		B X 1-0 1-H HR	C X 0-1 ② G5-3		C S B B X 2-2 ③ F9			4	1	1	2	0	0	0
Leo Gomez, R (1, 5) OBP: 0.358, SLG: 0.451		B S S F B B C 3-3 ③ K		X 0-0 ② P8	B B X 2-0 2B			C B C B S 2-3 ① K		4	0	1	0	0	2	0
Paul Carey, L (1, 3) OBP: 0.250, SLG: 0.143			B S S F F S 1-3 ① K	X 0-0 BB 1B 1B	B X 1-0 ③ G3			B B C B B 4-1 1B BB		3	0	1	0	1	1	1
Harold Reynolds, S (1, 4) OBP: 0.335, SLG: 0.291		X 0-0 CS 1B	B C S F X 1-2 BB 1-2 1B			B F B B X 3-1 ① F9		B X 1-0 1-2 1B		4	0	3	0	0	0	0
Jeff Tackett, R (1, 2) OBP: 0.327, SLG: 0.268			S B B B S X 2-2 ② 1-2 1B	B B B 4-0 1-2 2-3 BB		B B S C S 2-3 ② K		S S C 0-3 ② K		3	0	1	0	1	2	2
Inning Stats	R: 0 E: 0 K: 2 S: 7 H: 0 LOB: 0 BB: 0 P: 11	R: 0 E: 0 K: 1 S: 7 H: 0 LOB: 0 BB: 0 P: 13	R: 0 E: 0 K: 1 S: 11 H: 2 LOB: 1 BB: 0 P: 15	R: 3 E: 0 K: 0 S: 18 H: 4 LOB: 3 BB: 2 P: 30	R: 2 E: 0 K: 1 S: 11 H: 3 LOB: 1 BB: 0 P: 18	R: 0 E: 0 K: 2 S: 11 H: 1 LOB: 1 BB: 0 P: 18	R: 0 E: 0 K: 1 S: 9 H: 0 LOB: 0 BB: 0 P: 14	R: 0 E: 0 K: 2 S: 11 H: 1 LOB: 2 BB: 1 P: 20		1B: 7 2B: 2 3B: 0 HR: 2	SF: 0 SAC: 0 DP: 0 HBP: 0					

PITCHER	IP	WLS	BF	H	R	ER	SO	BB	IBB	HBP	BLK	WP	HR	S	P	ERA	WHIP
Chris Bosio, R (1, 1) ERA: 3.21	6.0	L	29	10	5	5	7	2	0	0	0	1	2	65	105	7.50	2.000
Dwayne Henry, R (7, 1) ERA: 7.01	1.2		7	1	0	0	3	1	0	0	0	0	0	17	29	0.00	1.200
Dennis Powell, L (8, 1) ERA: 3.91	0.1		1	0	0	0	0	0	0	0	0	0	0	3	5	0.00	0.000

PITCHER	IP	WLS	BF	H	R	ER	SO	BB	IBB	HBP	BLK	WP	HR	S	P	ERA	WHIP

BOTTOM

Seattle Mariners @ Baltimore Orioles

Oriole Park at Camden Yards, Baltimore, MD

Sun Jun 06 1993, 3:33 AM EDT
Att. 46,296 - Sunny - 73 F

livebaseballscorecards.com

AB	34
R	5
H	11
RBI	4
BB	3
SO	10
LOB	11

WP: 1 PB: 0 SB: 1 CS: 1 PA: 37

Batter	1	2	3	4	5	6	7	8	9	AB	R	H	RBI	BB	SO	LOB
Omar Vizquel, S (1, 6) OBP: 0.347, SLG: 0.307	B C F B B X 3-2 CS 1B		C X 0-1 ② G4-3		C F X 0-2 ③ P5		L X 0-1 ② FC5-4 1-2f 1B		C B B X 2-1 ② L6	5	1	1	0	0	0	3
Rich Amaral, R (1, 4) OBP: 0.364, SLG: 0.394	1 SAFE 1 SAFE B S B F B C 3-3 ① ② K 1-2		F B X 1-1 ③ G4-3			B B C C X 2-2 ① G3-1	B C B B F B 4-2 S 1B BB		X 0-0 ③ G4-3	4	0	0	0	1	1	1
Ken Griffey Jr., L (1, 8) OBP: 0.398, SLG: 0.556	B B B F B 4-1 BB			F X 0-1 ① P5		B X 1-0 ② L3	B 2 SAFE X 2-0 S 1-2 2-H 1B			3	0	1	1	1	0	0
Edgar Martinez, R (1, 5) OBP: 0.350, SLG: 0.347	C C C 0-3 ③ K			B F X 1-1 ② G3-1		B B X 2-0 PB 2B	2 SAFE B B B C B C B 4-2 1-2 2-3 BB			3	0	1	0	1	1	1
Tino Martinez, L (1, 3) OBP: 0.346, SLG: 0.429		X 0-0 ① F9		B B B C F X 3-2 ③ L8		B B X 2-0 ③ F7 2-3	C B C B S 2-3 ③ K			4	0	0	0	0	1	4
Jay Buhner, R (1, 9) OBP: 0.371, SLG: 0.510		C F B B F B F C C 3-3 ② K			B B B 4-0 1B BB		X 0-0 1B 1B 1B	C B C F B S 3-3 ① K		3	1	1	0	1	2	0
Pete O'Brien, L (1, 10) OBP: 0.338, SLG: 0.423		C B B B B 4-1 BB			B C F X 1-2 ① F9		B X 1-0 1B 1-2 FC6-4 1B	X 0-0 ② G4-3		3	1	1	0	1	0	1
Dave Valle, R (1, 2) OBP: 0.374, SLG: 0.394		B F X 1-1 ③ F9			B X 1-0 ② P6		C B F B 2 SAFE B F X 3-2 FC6-4 1-3 2-H 1B	C F B S 1-3 ③ K2-3		4	0	1	1	0	1	2
Mike Felder, S (1, 7) OBP: 0.299, SLG: 0.316			C B F E B F B F C 3-3 ① K		B F C X 1-2 1-3 1B		C B F X 1-2 ① FC6-4 FC5-4 1-2f 3-H		B C X 1-1 ① G6-3	4	0	1	1	0	1	1
Inning Stats	R: 0 H: 1 E: 0 LOB: 1 K: 2 BB: 1 S: 11 P: 21	R: 0 H: 0 E: 0 LOB: 1 K: 1 BB: 1 S: 10 P: 18	R: 0 H: 0 E: 0 LOB: 0 K: 1 BB: 0 S: 10 P: 14	R: 0 H: 0 E: 0 LOB: 0 K: 0 BB: 0 S: 7 P: 11	R: 0 H: 1 E: 0 LOB: 2 K: 0 BB: 1 S: 10 P: 17	R: 0 H: 1 E: 0 LOB: 1 K: 0 BB: 0 S: 6 P: 13	R: 3 H: 4 E: 1 LOB: 3 K: 1 BB: 2 S: 19 P: 36	R: 0 H: 0 E: 0 LOB: 0 K: 2 BB: 0 S: 8 P: 12	R: 0 H: 0 E: 0 LOB: 0 K: 0 BB: 0 S: 5 P: 8	1B: 6 SF: 0 2B: 2 SAC: 0 3B: 0 DP: 1 HR: 0 HBP: 0						

PITCHER		IP	WLS	BF	H	R	ER	SO	BB	IBB	HBP	BLK	WP	HR	S	P	ERA	WHIP
21 Cal Eldred, R ERA: 3.86	(1, 1)	6.2	W	29	6	3	3	4	4	0	0	0	0	0	67	116	4.05	1.500
Jesse Orosco, L ERA: 4.7	(7, 1)	0.1		3	1	0	0	1	1	0	0	0	0	0	6	14	0.00	6.000
Mike Fetters, R ERA: 2.6	(8, 1)	1.0		3	0	0	0	2	0	0	0	0	0	0	8	12	0.00	0.000
Doug Henry, R ERA: 4.7	(9, 1)	1.0	S	3	0	0	0	0	0	0	0	0	0	0	5	8	0.00	0.000

PITCHER	IP	WLS	BF	H	R	ER	SO	BB	IBB	HBP	BLK	WP	HR	S	P	ERA	WHIP

TOP

Seattle Mariners @ Milwaukee Brewers

Milwaukee County Stadium, Milwaukee, WI

Mon Jun 07 1993, 8:05 PM EDT

Att. 11,896 - Unknown - 58 F

livebaseballscorecards.com

AB	33
R	3
H	7
RBI	3
BB	5
SO	7
LOB	13

1B: 6	SF: 0	WP: 0	PA: 38
2B: 2	SAC: 0	PB: 1	
3B: 0	DP: 1	SB: 2	
HR: 0	HBP: 0	CS: 1	

BOTTOM

Seattle Mariners @ Milwaukee Brewers
Milwaukee County Stadium, Milwaukee, WI
Mon Jun 07 1993, 8:05 PM EDT
Att. 11,896 - Unknown - 58 F

livebaseballscorecards.com

Batter	1	2	3	4	5	6	7	8	9	AB	R	H	RBI	BB	SO	LOB
Darryl Hamilton, L (1, 7) OBP: 0.366, SLG: 0.363	G4-3		G4-3 BB, 3B 1B	F7		F7		K		5	1	1	0	0	1	2
Bill Spiers, L (1, 4) OBP: 0.293, SLG: 0.282	L6		F8	1B			G4-3	CS 3-H		4	0	1	0	0	0	1
Robin Yount, R (1, 8) OBP: 0.363, SLG: 0.402	BB		1 SAFE 1 SAFE 1 SAFE G4-3 BB, 3B 1-2	P4			G6-3			2	1	0	0	2	0	1
Greg Vaughn, R (1, 10) OBP: 0.398, SLG: 0.536	K		G4-3 1-2 2-3		F9 E, 1B		PB 1B			4	0	2	0	0	1	3
Dickie Thon, R (1, 6) OBP: 0.333, SLG: 0.370		0-0 SH3-4 1B, 1B	IBB, 3B		FC5 CS 1-2		G4-3 1-2			3	2	1	0	1	0	2
B.J. Surhoff, L (1, 5) OBP: 0.267, SLG: 0.269		SH3-4 1-2	1-H 2-H 3-H 3B		F9 2-3			F9		3	0	1	3	0	0	2
Tom Brunansky, R (1, 9) OBP: 0.259, SLG: 0.256		2-H 1B	BB		P3			1B 1B, BB		2	1	1	1	2	0	2
John Jaha, R (1, 3) OBP: 0.326, SLG: 0.358		G6-3	F9		CS 1-2	F7		1B 1-2 CS, 1B		4	0	1	0	0	0	3
Joe Kmak, R (1, 2) OBP: 0.302, SLG: 0.279		G4-3		K		F7		1-3 2-H 1B		4	0	1	1	0	1	1
Inning Stats	R: 0 E: 0 K: 1 S: 12 H: 0 LOB: 1 BB: 1 P: 19	R: 1 E: 0 K: 0 S: 10 H: 2 LOB: 1 BB: 0 P: 17	R: 3 E: 0 K: 0 S: 18 H: 2 LOB: 2 BB: 3 P: 35	R: 0 E: 0 K: 1 S: 10 H: 1 LOB: 1 BB: 0 P: 14	R: 0 E: 1 K: 0 S: 7 H: 1 LOB: 1 BB: 0 P: 12	R: 0 E: 0 K: 0 S: 9 H: 0 LOB: 0 BB: 0 P: 16	R: 0 E: 0 K: 0 S: 8 H: 1 LOB: 1 BB: 0 P: 16	R: 1 E: 0 K: 1 S: 16 H: 2 LOB: 1 BB: 1 P: 27		1B: 8 2B: 0 3B: 1 HR: 0 SF: 0 SAC: 1 DP: 0 HBP: 0						

AB	31
R	5
H	9
RBI	5
BB	5
SO	3
LOB	17

WP: 0 PB: 1 SB: 0 CS: 2 PA: 39

PITCHER		IP	WLS	BF	H	R	ER	SO	BB	IBB	HBP	BLK	WP	HR	S	P	ERA	WHIP
Dave Fleming, L ERA: 5.75	(1, 1)	6.0	L	28	6	4	4	2	3	1	0	0	0	0	66	113	6.00	1.500
Jeff Nelson, R ERA: 2.95	(7, 1)	1.0		4	1	0	0	0	0	0	0	0	0	0	8	16	0.00	1.000
Russ Swan, L ERA: 8.47	(8, 1)	1.0		5	2	1	1	1	1	0	0	0	0	0	16	27	9.00	3.000

PITCHER	IP	WLS	BF	H	R	ER	SO	BB	IBB	HBP	BLK	WP	HR	S	P	ERA	WHIP

Batter	1	2	3	4	5	6	7	8	9	AB	R	H	RBI	BB	SO	LOB
Omar Vizquel, S (1, 6) OBP: 0.346, SLG: 0.303	B C F C 1-3 ① K			C X 0-1 ① P4		B B C X 2-1 ② F7		B B B C B 4-1 1B BB		3	0	0	0	1	1	0
Rich Amaral, R (1, 4) OBP: 0.359, SLG: 0.387 Mackey Sasser, L (8, PH) OBP: 0.271, SLG: 0.311 Greg Litton, R (8, PH) OBP: 0.444, SLG: 0.375 (8, 4)	C B M C 1-3 ② K			B B X 2-0 ② P4		X 0-0 ③ L8		1 SAFE 1 SAFE 1 SAFE B B S F 1 SAFE X 2-2 1-2 1B		3 0 1	0 0 0	0 0 1	0 0 0	0 0 0	1 0 0	0 0 0
Ken Griffey Jr., L (1, 8) OBP: 0.391, SLG: 0.545	B X 1-0 ③ P4			B C B X 2-1 ③ G3			F X 0-1 ① F9	C C X 0-2 ③ G3		4	0	0	0	0	0	2
Edgar Martinez, R (1, 5) OBP: 0.344, SLG: 0.327		C X 0-1 ① G6-3			B B X 2-0 ① G6-3		B F F F B B B 4-2 FC1-5-4 BB		F B X 1-1 ① P8	3	0	0	0	1	0	0
Tino Martinez, L (1, 3) OBP: 0.344, SLG: 0.431		B C B B S X 2-2 ② G4-3			C S F X 0-2 2B		B F B F F 1 SAFE F X 2-2 ② FC1-5-4 1-2f		C F B B B X 2-2 ② G6-3	4	0	1	0	0	0	1
Jay Buhner, R (1, 9) OBP: 0.369, SLG: 0.505		C X 0-1 ③ G5-3			C B S B S 2-3 ② K		C B F B C 2-3 ③ K		S C X 0-2 1B	4	0	1	0	0	2	2
Pete O'Brien, L (1, 10) OBP: 0.349, SLG: 0.451		C X 0-1 G1-4-3 1B			I I I 4-0 IBB			B X 1-0 HR	C B B X 2-1 ③ G4-3	3	1	2	1	1	0	1
Dave Valle, R (1, 2) OBP: 0.368, SLG: 0.387		C B X 1-1 ① ② G1-4-3 1-2f			S X 0-1 ③ F8			X 0-0 ① G6-3		3	0	0	0	0	0	3
Mike Felder, S (1, 7) OBP: 0.295, SLG: 0.312		C B X 1-1 ③ G5-3				B X 1-0 ① G4-3		C B X 1-1 ② G3		3	0	0	0	0	0	0

Seattle Mariners @ Milwaukee Brewers

Milwaukee County Stadium, Milwaukee, WI

Tue Jun 08 1993, 8:05 PM EDT

Att. 15,929 - Unknown - 72 F

TOP

livebaseballscorecards.com

AB	31
R	1
H	5
RBI	1
BB	3
SO	4
LOB	9

Inning Stats	1	2	3	4	5	6	7	8	9
	R: 0 E: 0 K: 2 S: 7	H: 0 LOB: 0 BB: 0 P: 10	R: 0 E: 0 K: 0 S: 7	H: 0 LOB: 0 BB: 0 P: 9	R: 0 E: 0 K: 0 S: 6	H: 1 LOB: 0 BB: 0 P: 8	R: 0 E: 0 K: 0 S: 5	H: 0 LOB: 0 BB: 0 P: 9	R: 0 E: 0 K: 1 S: 10	H: 1 LOB: 2 BB: 1 P: 18
	R: 0 E: 0 K: 0 S: 4	H: 0 LOB: 0 BB: 0 P: 7	R: 0 E: 0 K: 1 S: 13	H: 0 LOB: 1 BB: 1 P: 21	R: 1 E: 0 K: 0 S: 11	H: 2 LOB: 2 BB: 1 P: 19	R: 0 E: 0 K: 0 S: 10	H: 1 LOB: 1 BB: 0 P: 15		

PITCHER		IP	WLS	BF	H	R	ER	SO	BB	IBB	HBP	BLK	WP	HR	S	P	ERA	WHIP
Mike Boddicker, R ERA: 5.05	(1, 1)	4.2		16	2	0	0	3	0	1	0	0	0	0	33	52	0.00	0.429
Jim Austin, R ERA: 4.86	(5, 1)	1.2	W	6	0	0	0	0	1	0	0	0	0	0	11	18	0.00	0.600
Jesse Orosco, L ERA: 4.5	(7, 1)	0.2		2	0	0	0	1	0	0	0	0	0	0	8	12	0.00	0.000
Mike Fetters, R ERA: 3.0	(8, 1)	0.2		4	1	1	1	0	1	0	0	0	0	1	5	11	13.50	3.000
Graeme Lloyd, L ERA: 1.67	(8, 1)	0.1		2	1	0	0	0	0	0	0	0	0	0	6	8	0.00	3.000

PITCHER		IP	WLS	BF	H	R	ER	SO	BB	IBB	HBP	BLK	WP	HR	S	P	ERA	WHIP
Doug Henry, R ERA: 4.5	(9, 1)	1.0	S	4	1	0	0	0	0	0	0	0	0	0	10	15	0.00	1.000

1B: 3	SF: 0	WP: 0	PA: 34
2B: 1	SAC: 0	PB: 0	
3B: 0	DP: 1	SB: 0	
HR: 1	HBP: 0	CS: 0	

Seattle Mariners @ Milwaukee Brewers

Milwaukee County Stadium, Milwaukee, WI

Tue Jun 08 1993, 8:05 PM EDT

Att. 15,929 - Unknown - 72 F

livebaseballscorecards.com

BOTTOM

Batter	1	2	3	4	5	6	7	8	9	AB	R	H	RBI	BB	SO	LOB
Darryl Hamilton, L (1, 9) (6, 8) OBP: 0.360, SLG: 0.357	G6-3	G6-3			L8		SH5-3 1-2			3	0	0	0	0	0	2
Bill Spiers, L (1, 4) OBP: 0.303, SLG: 0.296	G5-3 2B		S 1B		FC6-4 S BB		K			3	0	2	0	1	1	1
Robin Yount, R (1, 8) OBP: 0.365, SLG: 0.398 Tom Brunansky, R (5, PH) OBP: 0.263, SLG: 0.254 (6, 9)	G5-3 HBP		L8		FC6-4 1-2 2-3 BB		K			1 1	0 0	0 0	0 0	0 1	0 1	1 1
Greg Vaughn, R (1, 10) OBP: 0.391, SLG: 0.525	G5-3 1-2 2-3		K 1-2		FC6-4 1-2f 2-3 3-H			G4-3		4	0	0	1	0	1	5
Kevin Reimer, L (1, 7) OBP: 0.304, SLG: 0.453	P3		P3		G4-3			PB 1B 1B		4	0	1	0	0	0	5
B.J. Surhoff, L (1, 5) OBP: 0.266, SLG: 0.269		F9 1B FC4-6 1B		G4-3		G3		F8		4	1	1	0	0	0	1
John Jaha, R (1, 3) OBP: 0.330, SLG: 0.362		FC4-6 1-2 1B		P3		K		PB 1-2 1B		4	0	2	0	0	1	0
Tom Lampkin, L (1, 2) OBP: 0.286, SLG: 0.229		F9 2-3		K		G4-3		BB 1-2 2-3		3	0	0	0	1	1	2
Juan Bell, R (1, 6) OBP: 0.278, SLG: 0.333		FC4-6 1-2f 3-H			S FC6-4 2B		SH5-3 1B	K		4	1	2	1	0	1	4
Inning Stats	R: 0 E: 0 K: 0 S: 15 H: 1 LOB: 2 BB: 0 P: 25	R: 1 E: 0 K: 0 S: 11 H: 2 LOB: 1 BB: 0 P: 15	R: 0 E: 0 K: 1 S: 7 H: 1 LOB: 1 BB: 0 P: 8	R: 0 E: 0 K: 1 S: 7 H: 0 LOB: 0 BB: 0 P: 11	R: 1 E: 0 K: 0 S: 10 H: 1 LOB: 2 BB: 2 P: 19	R: 0 E: 0 K: 1 S: 6 H: 0 LOB: 0 BB: 0 P: 6	R: 0 E: 0 K: 2 S: 10 H: 1 LOB: 1 BB: 0 P: 13	R: 0 E: 0 K: 1 S: 9 H: 2 LOB: 3 BB: 1 P: 15		1B: 6 2B: 2 3B: 0 HR: 0 SF: 0 SAC: 1 DP: 0 HBP: 1						

	AB	31
	R	2
	H	8
	RBI	2
	BB	3
	SO	6
	LOB	22

WP: 0 PB: 1 SB: 3 CS: 0 PA: 36

PITCHER		IP	WLS	BF	H	R	ER	SO	BB	IBB	HBP	BLK	WP	HR	S	P	ERA	WHIP
Tim Leary, R ERA: 4.55	(1, 1)	4.0	L	17	4	1	1	2	0	0	1	0	0	0	40	59	2.25	1.000
Dennis Powell, L ERA: 3.86	(5, 1)	2.2		12	2	1	1	2	2	0	0	0	0	0	22	34	3.38	1.500
Jeff Nelson, R ERA: 2.86	(7, 1)	0.2		2	0	0	0	1	0	0	0	0	0	0	5	6	0.00	0.000
Russ Swan, L ERA: 8.31	(8, 1)	0.1		4	2	0	0	0	1	0	0	0	0	0	5	10	0.00	9.000
Rich DeLucia, R ERA: 2.64	(8, 1)	0.1		1	0	0	0	1	0	0	0	0	0	0	3	3	0.00	0.000

PITCHER	IP	WLS	BF	H	R	ER	SO	BB	IBB	HBP	BLK	WP	HR	S	P	ERA	WHIP

Batter	1	2	3	4	5	6	7	8	9	AB	R	H	RBI	BB	SO	LOB
Omar Vizquel, S (1, 6) OBP: 0.343, SLG: 0.305	C B F F X 1-2 G5-3 ①		C 1 SAFE F X 0-2 FC3-6 CS ① 1-2f		B B C F X 2-2 G5-3 ②		C X 0-1 1B 2B ① 1-3 2-H		B C F X 1-2 F7 ①	5	1	1	1	0	0	3
Mackey Sasser, L (1, 7) OBP: 0.269, SLG: 0.306 Henry Cotto, R (7, PR) OBP: 0.204, SLG: 0.256 (7, 7)	C T B X 1-2 G4-3 ②		B S T B X 2-2 G4-3 ②③ 1-2		B X 1-0 G4-1 ③		C B X 1-1 S 1B 2-H 3-H		F B L S 1-3 K ②	4 1	0 0	1 0	2 0	0 0	0 1	1 2
Ken Griffey Jr., L (1, 8) OBP: 0.391, SLG: 0.542	S T B X 1-2 1B			X 0-0 L1 ①		B X 1-0 G3-1 ①	F X 0-1 F8 ②		B B X 2-0 1B 1B 1-3 3-H	5	0	2	1	0	0	1
Tino Martinez, L (1, 3) OBP: 0.349, SLG: 0.435	C B F B C 2-3 K ③			B B X 2-0 1B 1B ①		C B B X 2-1 FC5-4 1B	B B B C F C 3-3 K ③ 1-2		X 0-0 1B 1-3 3-H	5	0	3	1	0	2	2
Jay Buhner, R (1, 9) OBP: 0.370, SLG: 0.500		C C B B B B 4-2 1B SF8 BB		B F X 1-1 1B 1-2 1B		F B X 1-1 FC5-4 ② 1-2f		B X 1-0 F8 ①	X 0-0 F9 ③	4	1	1	0	1	0	3
Pete O'Brien, L (1, 10) OBP: 0.353, SLG: 0.453		C B X 1-1 G6-4-3 1-3 1B		C B B X 2-1 FC6-4 1-2 2-3 1B		C B B B X 3-1 F9 ③		B B B C X 3-1 F7 ②		4	0	2	0	0	0	1
Mike Blowers, R (1, 5) OBP: 0.344, SLG: 0.500		F X 0-1 SF8 ① 3-H		B C F S 1-3 K ②			B F X 1-1 FC1-5 2B	B X 1-0 F8 ③		3	0	1	1	0	1	3
Bill Haselman, R (1, 2) OBP: 0.333, SLG: 0.417		X 0-0 G6-4-3 ②③ 1-2f		C B C X 1-2 FC6-4 ③ 1-2f			L 2 SAFE X 0-1 FC1-5 ① 1B 2B 2-3		C B B X 2-1 1B 1B 2B	4	2	1	0	0	0	5
Greg Litton, R (1, 4) OBP: 0.538, SLG: 0.455			B B B B 4-0 FC3-6 BB		B X 1-0 G4-3 ①		C X 0-1 2B 1B 1B 1-2		S F B F B X 2-2 1B 1B 1B 2-3	3	2	2	0	1	0	0
Inning Stats	R: 0 E: 0 K: 1 S: 13 H: 1 LOB: 1 BB: 0 P: 18	R: 1 E: 0 K: 0 S: 7 H: 1 LOB: 0 BB: 1 P: 12	R: 0 E: 0 K: 0 S: 6 H: 0 LOB: 0 BB: 1 P: 12	R: 0 E: 0 K: 1 S: 12 H: 3 LOB: 3 BB: 0 P: 19	R: 0 E: 0 K: 0 S: 5 H: 0 LOB: 0 BB: 0 P: 9	R: 0 E: 0 K: 0 S: 7 H: 1 LOB: 1 BB: 0 P: 14	R: 3 E: 0 K: 1 S: 15 H: 4 LOB: 2 BB: 0 P: 20	R: 0 E: 0 K: 0 S: 4 H: 0 LOB: 0 BB: 0 P: 9	R: 2 E: 0 K: 1 S: 15 H: 4 LOB: 2 BB: 0 P: 23	1B: 11 2B: 3 3B: 0 HR: 0	SF: 1 SAC: 0 DP: 1 HBP: 0						

PITCHER	IP	WLS	BF	H	R	ER	SO	BB	IBB	HBP	BLK	WP	HR	S	P	ERA	WHIP
Bill Wegman, R (1, 1) ERA: 3.43	9.0	L	41	14	6	6	4	2	0	0	0	0	0	84	136	6.00	1.778

PITCHER	IP	WLS	BF	H	R	ER	SO	BB	IBB	HBP	BLK	WP	HR	S	P	ERA	WHIP

TOP

Seattle Mariners @ Milwaukee Brewers

Milwaukee County Stadium, Milwaukee, WI

Wed Jun 09 1993, 4:33 AM EDT

Att. 16,598 - Cloudy - 73 F

livebaseballscorecards.com

AB	38
R	6
H	14
RBI	6
BB	2
SO	4
LOB	21

WP: 0 PB: 0 SB: 1 CS: 1 PA: 41

Batter	1	2	3	4	5	6	7	8	9	AB	R	H	RBI	BB	SO	LOB
Darryl Hamilton, L (1, 8) OBP: 0.358, SLG: 0.354 Juan Bell, R (9, PH) OBP: 0.288, SLG: 0.333	F F B B X 2-2 CS 1B	C F B X 1-2 G4-3 ③		B B F X 2-1 G4-3 ②③ 1-2f			B C B X 2-1 B1 ①		B B B 4-0 G1-6-3 1-2 BB	4 0	0 0	1 0	0 0	0 1	0 0	7 0
Dickie Thon, R (1, 6) OBP: 0.328, SLG: 0.371	C S S 0-3 K ①		X 0-0 WP 2B		S B S X 1-2 P3 ①		B C F B F F F S 2-3 K ② 1-2		B C X 1-1 G1-6-3 ②③ 1-2f	5	0	1	0	0	2	4
Greg Vaughn, R (1, 7) OBP: 0.385, SLG: 0.515	B S F C 1-3 K ②③ 1-2		B F C B S 2-3 K ① 2-3		B F F B F B S 3-3 K ②		C F S 0-3 K ③			4	0	0	0	0	4	4
Kevin Reimer, L (1, 10) OBP: 0.308, SLG: 0.456		C H 1-1 S 1B HBP	B B C F S 2-3 K ②		B X 1-0 2B			C B B X 2-1 G5-3 ①		3	1	1	0	0	1	1
John Jaha, R (1, 3) OBP: 0.323, SLG: 0.354		B X 1-0 P4 ①	B 3 SAFE C B X 2-1 F9 ③		C B F B S 2-3 K ③			C C B B S 2-3 K ②		4	0	0	0	0	2	3
Tom Brunansky, R (1, 9) OBP: 0.270, SLG: 0.262	B B C F B X 3-2 S 1-H 1B			S B C C 1-3 K ①		B B X 2-0 P3 ①		B B C B F X 3-2 1B		4	0	2	1	0	1	0
B.J. Surhoff, L (1, 5) OBP: 0.271, SLG: 0.270	B C B S B B 4-2 S 2-3 BB			B F X 1-1 1B WP 1B		B B B C X 3-1 G4-3 ②		C X 0-1 F9 ③		3	0	1	0	1	0	1
William Suero, R (1, 4) OBP: 0.250, SLG: 0.143		B B F F S 2-3 K ②		B B F B B 4-1 1B 1-2 BB		S L B X 1-2 F9 ③			C F B X 1-2 BB 1B	3	0	1	0	1	1	2
Joe Kmak, R (1, 2) OBP: 0.323, SLG: 0.287 Tom Lampkin, L (7, PR) OBP: 0.279, SLG: 0.222 (8, 2)		B B F F B F B 4-2 1-2 BB	X 0-0 G4-3 1-2 2-3 1B				B B B C B 4-1 S BB		C B X 1-1 P6 ①	1 1	0 0	1 0	0 0	2 0	0 0	0 1
Inning Stats	R: 0 E: 0 K: 2 S: 9 H: 1 LOB: 0 BB: 0 P: 12	R: 1 E: 0 K: 1 S: 16 H: 1 LOB: 3 BB: 2 P: 32	R: 0 E: 0 K: 2 S: 9 H: 1 LOB: 1 BB: 0 P: 15	R: 0 E: 0 K: 1 S: 9 H: 2 LOB: 2 BB: 1 P: 17	R: 0 E: 0 K: 2 S: 11 H: 1 LOB: 1 BB: 0 P: 18	R: 0 E: 0 K: 0 S: 6 H: 0 LOB: 0 BB: 0 P: 12	R: 0 E: 0 K: 2 S: 13 H: 0 LOB: 2 BB: 1 P: 21	R: 0 E: 0 K: 1 S: 10 H: 1 LOB: 1 BB: 0 P: 17	R: 0 E: 0 K: 0 S: 7 H: 1 LOB: 1 BB: 1 P: 14	1B: 6 2B: 2 3B: 0 HR: 0	SF: 0 SAC: 0 DP: 2 HBP: 1						

PITCHER		IP	WLS	BF	H	R	ER	SO	BB	IBB	HBP	BLK	WP	HR	S	P	ERA	WHIP
Randy Johnson, L ERA: 2.65	(1, 1)	8.0	W	34	7	1	1	11	4	0	1	0	2	0	83	144	1.12	1.375
Norm Charlton, L ERA: 2.86	(9, 1)	1.0		4	1	0	0	0	1	0	0	0	0	0	7	14	0.00	2.000

PITCHER	IP	WLS	BF	H	R	ER	SO	BB	IBB	HBP	BLK	WP	HR	S	P	ERA	WHIP

BOTTOM

Seattle Mariners @ Milwaukee Brewers

Milwaukee County Stadium, Milwaukee, WI

Wed Jun 09 1993, 4:33 AM EDT

Att. 16,598 - Cloudy - 73 F

livebaseballscorecards.com

AB	32
R	1
H	8
RBI	1
BB	5
SO	11
LOB	23

PA: 38

Seattle Mariners @ California Angels

Anaheim Stadium, Anaheim, CA

Fri Jun 11 1993, 10:05 PM EDT

Att. 38,201 - Unknown - 77 F

livebaseballscorecards.com

Batter	1	2	3	4	5	6	7	8	9	AB	R	H	RBI	BB	SO	LOB
Henry Cotto, R (1, 7) OBP: 0.196, SLG: 0.245	1-3 K	2-2 F8			2-2 G5-3			0-0 F7		4	0	0	0	0	1	1
Rich Amaral, R (1, 4) OBP: 0.357, SLG: 0.390	0-0 2B		3-2 G5-3			0-0 G6-3		1-0 F8		4	0	1	0	0	0	0
Ken Griffey Jr., L (1, 8) OBP: 0.389, SLG: 0.541	3-2 P4		1-0 G3			0-0 2B		1-2 G3-1		4	0	1	0	0	0	1
Edgar Martinez, R (1, 10) OBP: 0.324, SLG: 0.304	2-1 G4-3		1-2 F9			0-1 G5-3			2-3 K	4	0	0	0	0	1	2
Jay Buhner, R (1, 9) OBP: 0.372, SLG: 0.500		2-2 2B 2B 1B		1-3 K		0-0 G6-3			2-2 1B 1B	4	1	2	0	0	1	1
Mike Blowers, R (1, 5) OBP: 0.333, SLG: 0.483		1-3 SAFE K		1-3 K			2-2 G5-3		0-0 F9	4	0	0	0	0	2	2
Tino Martinez, L (1, 3) OBP: 0.356, SLG: 0.450		2-1 SAFE 1-3 2B 2B		1-2 G6-3			1-0 2B		3-2 FC5-4 1-3 1B	4	1	3	0	0	0	0
Bill Haselman, R (1, 2) OBP: 0.328, SLG: 0.423		1-0 2-H 3-H 2B			0-0 G4-3		0-0 G5-3		2-1 FC5-4 1-2f	4	0	1	2	0	0	3
Omar Vizquel, S (1, 6) OBP: 0.339, SLG: 0.301		2-0 F7			0-2 F7		1-3 K			3	0	0	0	0	1	2

Inning Stats	1	2	3	4	5	6	7	8	9	
	R: 0 H: 1 E: 0 LOB: 1 K: 1 BB: 0 S: 9 P: 15	R: 2 H: 3 E: 0 LOB: 1 K: 1 BB: 0 S: 15 P: 25	R: 0 H: 0 E: 0 LOB: 0 K: 0 BB: 0 S: 8 P: 13	R: 0 H: 0 E: 0 LOB: 0 K: 2 BB: 0 S: 9 P: 12	R: 0 H: 0 E: 0 LOB: 0 K: 0 BB: 0 S: 9 P: 11	R: 0 H: 1 E: 0 LOB: 1 K: 0 BB: 0 S: 5 P: 5	R: 0 H: 1 E: 0 LOB: 1 K: 1 BB: 0 S: 8 P: 12	R: 0 H: 0 E: 0 LOB: 0 K: 0 BB: 0 S: 6 P: 8	R: 0 H: 2 E: 0 LOB: 2 K: 1 BB: 0 S: 13 P: 22	1B: 3 SF: 0 2B: 5 SAC: 0 3B: 0 DP: 0 HR: 0 HBP: 0	WP: 0 PA: 35 PB: 0 SB: 0 CS: 0

PITCHER	IP	WLS	BF	H	R	ER	SO	BB	IBB	HBP	BLK	WP	HR	S	P	ERA	WHIP
Chuck Finley, L (1, 1) ERA: 2.93	9.0	W	35	8	2	2	6	0	0	0	0	0	0	82	123	2.00	0.889

PITCHER	IP	WLS	BF	H	R	ER	SO	BB	IBB	HBP	BLK	WP	HR	S	P	ERA	WHIP

AB	R	H	RBI	BB	SO	LOB
4	0	0	0	0	1	1
4	0	1	0	0	0	0
4	0	1	0	0	0	1
4	0	0	0	0	1	2
4	1	2	0	0	1	1
4	0	0	0	0	2	2
4	1	3	0	0	0	0
4	0	1	2	0	0	3
3	0	0	0	0	1	2

AB	35
R	2
H	8
RBI	2
BB	0
SO	6
LOB	12

Batter	1	2	3	4	5	6	7	8	9	AB	R	H	RBI	BB	SO	LOB
Luis Polonia, L (1, 7) OBP: 0.326, SLG: 0.353	C F B B F F B X 3-2 ① G4-3		B L B X 2-1 S 1B	B C B F B B 4-2 BB		B C S X 1-2 ② G6-3		F B X 1-1 ② G5-3		4	0	1	0	1	0	1
Damion Easley, R (1, 4) OBP: 0.368, SLG: 0.408	B F B X 2-1 2B		B 1 SAFE 1 SAFE F B C C 2-3 ③ 1-3	X 0-0 ③ G4-3		B B X 2-0 ③ P3		X 0-0 ③ G4-3		5	0	1	0	0	1	3
Tim Salmon, R (1, 9) OBP: 0.389, SLG: 0.511	C C B B X 2-2 ② G6-3			S X 0-1 ① G6-3	X 0-0 2B 2B		B C C B B B 4-2 BB			3	1	1	0	1	0	1
Chili Davis, S (1, 10) OBP: 0.321, SLG: 0.397	C F C 0-3 ③			S B C B S 2-3 ② K	X 0-0 1B SF8 2-H 2B		C 1 SAFE 1 SAFE B F X 1-2 ① F8			4	1	1	1	0	2	2
Kelly Gruber, R (1, 5) OBP: 0.360, SLG: 0.458		C B S X 1-2 ① G5-3		H 1-0 BB BB 1B HBP	C X 0-1 2-3 1B		B B B S C F 1 SAFE X 3-2 ② P4			3	1	1	0	0	0	1
J.T. Snow, L (1, 3) OBP: 0.306, SLG: 0.425		C B X 1-1 ② G3		C B B B F B 4-2 BB 1B 1-2 BB	B 1 SAFE B B F B S F X 3-2 ① SF8 3-H		B B F F C 2-3 ③ K			2	1	0	1	1	1	1
Stan Javier, S (1, 8) OBP: 0.286, SLG: 0.250		B B C L B F B 4-2 CS BB		B B B C B 4-1 1B E 1-2 2-3 BB	C F S 0-3 ② K			C B X 1-1 E 1B		2	2	1	0	2	1	1
Greg Myers, L (1, 2) OBP: 0.271, SLG: 0.360	B S B 2-1 ③ CS 1-2	B X 1-0 ① F8	F X 0-1 E7 1-H 2-H 3-H 1B	B F B B B F F X 3-2 ③ P5				X 0-0 E9 1-H 2B		4	1	2	3	0	0	1
Gary Disarcina, R (1, 6) OBP: 0.258, SLG: 0.341		C B B S X 2-2 ② G4-3	B X 1-0 HR			C F B B B X 2-2 ① G3		F X 0-1 ① G1-3		4	1	1	1	0	0	1
Inning Stats	R: 0 E: 0 K: 1 S: 13 H: 1 LOB: 1 BB: 0 P: 20	R: 0 E: 0 K: 0 S: 9 H: 0 LOB: 0 BB: 1 P: 17	R: 0 E: 0 K: 1 S: 9 H: 1 LOB: 1 BB: 0 P: 16	R: 5 E: 1 K: 1 S: 14 H: 2 LOB: 1 BB: 3 P: 30	R: 2 E: 0 K: 1 S: 15 H: 3 LOB: 1 BB: 0 P: 21	R: 0 E: 0 K: 0 S: 7 H: 0 LOB: 0 BB: 0 P: 12	R: 0 E: 0 K: 1 S: 12 H: 0 LOB: 1 BB: 1 P: 22	R: 1 E: 1 K: 0 S: 8 H: 2 LOB: 1 BB: 0 P: 10		1B: 4 2B: 4 3B: 0 HR: 1 SF: 1 SAC: 0 DP: 0 HBP: 1				WP: 0 PB: 0 SB: 2 CS: 1 PA: 39		

PITCHER		IP	WLS	BF	H	R	ER	SO	BB	IBB	HBP	BLK	WP	HR	S	P	ERA	WHIP
Erik Hanson, R ERA: 2.85	(1, 1)	4.0	L	22	6	7	7	3	4	0	1	0	0	1	47	85	15.75	2.500
Dwayne Henry, R ERA: 6.45	(5, 1)	3.0		11	1	0	0	2	1	0	0	0	0	0	32	53	0.00	0.667
Russ Swan, L ERA: 8.35	(8, 1)	1.0		5	2	1	1	0	0	0	0	0	0	0	8	10	9.00	2.000

PITCHER	IP	WLS	BF	H	R	ER	SO	BB	IBB	HBP	BLK	WP	HR	S	P	ERA	WHIP

BOTTOM

Seattle Mariners @ California Angels

Anaheim Stadium, Anaheim, CA

Fri Jun 11 1993, 10:05 PM EDT

Att. 38,201 - Unknown - 77 F

livebaseballscorecards.com

AB	31
R	8
H	9
RBI	6
BB	5
SO	5
LOB	12

Batter	1	2	3	4	5	6	7	8	9	AB	R	H	RBI	BB	SO	LOB
Omar Vizquel, S (1, 6) OBP: 0.341, SLG: 0.298	B B C B C F F B 4-2 CS BB		L 1 SAFE S D B 1 SAFE F B B 4-2 1-2 BB		F X 0-1 ③ F8		F C S 0-3 ③ K			2	0	0	0	2	1	2
Mackey Sasser, L (1, 7) OBP: 0.273, SLG: 0.308 Mike Felder, S (8, PH) OBP: 0.294, SLG: 0.310 (8, 7)	C C B F B F S 2-3 ①② K 1-2		X 0-0 ③ F7			X 0-0 G6-3 1B		B F B X 2-1 ① P5		3 1	0 0	1 0	0 0	0 0	1 0	3 0
Ken Griffey Jr., L (1, 8) OBP: 0.383, SLG: 0.531	B S C T F F X 1-2 ③ G4-3			X 0-0 ① L9		C B F F B X 2-2 ①② G6-3 1-2f		B B B F X 3-1 ② G3		4	0	0	0	0	0	1
Pete O'Brien, L (1, 10) OBP: 0.350, SLG: 0.454		C X 0-1 ① F8		C X 0-1 2B		C B F X 1-2 ③ F7		C F X 0-2 ③ G3		4	0	1	0	0	0	0
Jay Buhner, R (1, 9) OBP: 0.366, SLG: 0.491		F X 0-1 ② P2		B C C F S 1-3 ② K			S X 0-1 ① F8		B X 1-0 ① G4-3	4	0	0	0	0	1	1
Tino Martinez, L (1, 3) OBP: 0.354, SLG: 0.446		B C B B X 3-1 ③ P5		B C X 1-1 ③ L4			B S F B F X 2-2 2B 1B 1B		X 0-0 ② G3-1	4	1	1	0	0	0	1
Mike Blowers, R (1, 5) OBP: 0.331, SLG: 0.484			C X 0-1 ① G6-3		C B X 1-1 ① G4-3		C X 0-1 1-3 1B 2B		S S B S 1-3 ③ K	4	1	1	0	0	1	0
Dave Valle, R (1, 2) OBP: 0.367, SLG: 0.386			X 0-0 ② P2		C B X 1-1 ② G6-3		B C F X 1-2 2-H 3-H 1B			3	0	1	2	0	0	0
Greg Litton, R (1, 4) OBP: 0.500, SLG: 0.429			C C B B X 2-2 BB 1B		C X 0-1 E5		S C B 1 SAFE X 1-2 ② F7			3	0	1	0	0	0	1
Inning Stats	R: 0 H: 0 E: 0 LOB: 0 K: 1 BB: 1 S: 15 P: 22	R: 0 H: 0 E: 0 LOB: 0 K: 0 BB: 0 S: 6 P: 9	R: 0 H: 1 E: 0 LOB: 2 K: 0 BB: 1 S: 11 P: 16	R: 0 H: 1 E: 0 LOB: 1 K: 1 BB: 0 S: 9 P: 11	R: 0 H: 0 E: 1 LOB: 1 K: 0 BB: 0 S: 8 P: 10	R: 0 H: 1 E: 0 LOB: 0 K: 0 BB: 0 S: 8 P: 11	R: 2 H: 3 E: 0 LOB: 1 K: 1 BB: 0 S: 17 P: 21	R: 0 H: 0 E: 0 LOB: 0 K: 0 BB: 0 S: 7 P: 12	R: 0 H: 0 E: 0 LOB: 0 K: 1 BB: 0 S: 5 P: 7	1B: 4 SF: 0 2B: 3 SAC: 0 3B: 0 DP: 2 HR: 0 HBP: 0						

PITCHER		IP	WLS	BF	H	R	ER	SO	BB	IBB	HBP	BLK	WP	HR	S	P	ERA	WHIP
Scott Sanderson, R ERA: 3.35	(1, 1)	7.0	L	28	6	2	2	3	2	0	0	0	0	0	74	100	2.57	1.143
Jerry Nielsen, L ERA:	(8, 1)	1.0		3	0	0	0	0	0	0	0	0	0	0	7	12	0.00	0.000
Gene Nelson, R ERA: 1.74	(9, 1)	1.0		3	0	0	0	1	0	0	0	0	0	0	5	7	0.00	0.000

PITCHER	IP	WLS	BF	H	R	ER	SO	BB	IBB	HBP	BLK	WP	HR	S	P	ERA	WHIP

Seattle Mariners @ California Angels

Anaheim Stadium, Anaheim, CA

Sat Jun 12 1993, 10:05 PM EDT

Att. 31,948 - Unknown - 75 F

TOP

livebaseballscorecards.com

AB	32
R	2
H	6
RBI	2
BB	2
SO	4
LOB	9

1B: 4	SF: 0	WP: 0	PA: 34
2B: 3	SAC: 0	PB: 0	
3B: 0	DP: 2	SB: 0	
HR: 0	HBP: 0	CS: 1	

Seattle Mariners @ California Angels

Anaheim Stadium, Anaheim, CA

Sat Jun 12 1993, 10:05 PM EDT

Att. 31,948 - Unknown - 75 F

BOTTOM

Batter	1	2	3	4	5	6	7	8	9	AB	R	H	RBI	BB	SO	LOB
Luis Polonia, L (1, 7) OBP: 0.320, SLG: 0.346	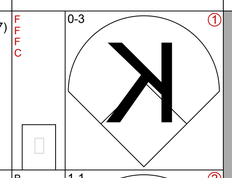			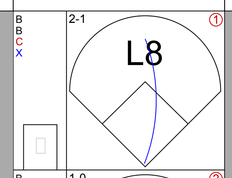			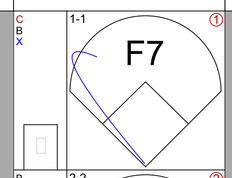		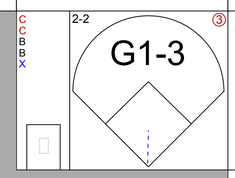	4	0	0	0	0	1	0
Chad Curtis, R (1, 8) OBP: 0.428, SLG: 0.421	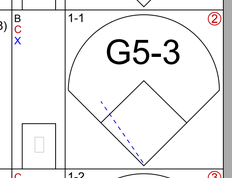			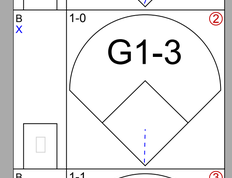			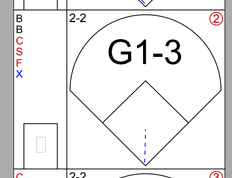			3	0	0	0	0	0	0
Tim Salmon, R (1, 9) OBP: 0.384, SLG: 0.503	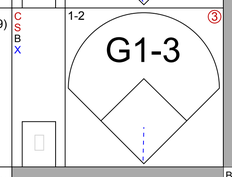			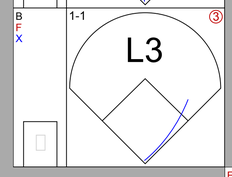			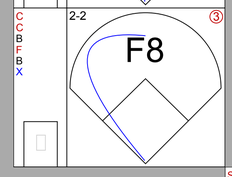			3	0	0	0	0	0	0
Chili Davis, S (1, 10) OBP: 0.317, SLG: 0.391		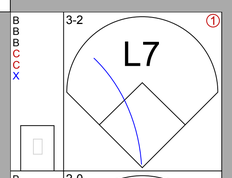			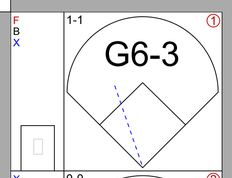			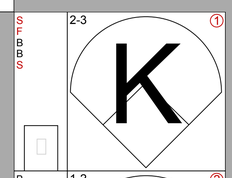		3	0	0	0	0	1	0
Kelly Gruber, R (1, 5) OBP: 0.357, SLG: 0.444		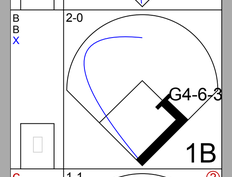			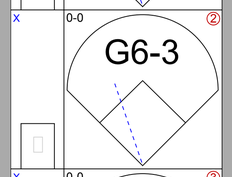			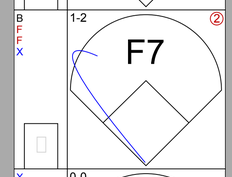		3	0	1	0	0	0	0
Damion Easley, R (1, 4) OBP: 0.367, SLG: 0.413		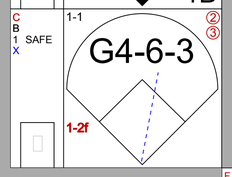			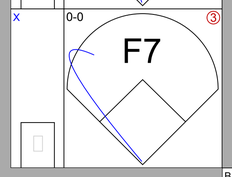			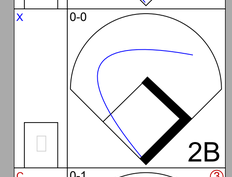		3	0	1	0	0	0	1
Rene Gonzales, R (1, 3) OBP: 0.362, SLG: 0.297			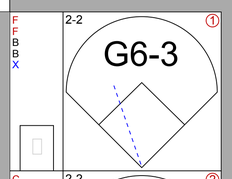			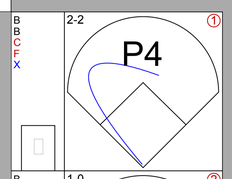		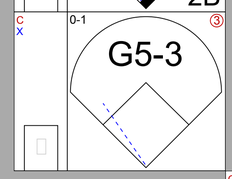		3	0	0	0	0	0	1
Gary Disarcina, R (1, 6) OBP: 0.259, SLG: 0.340			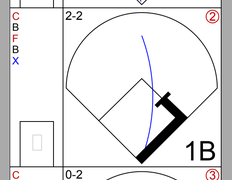			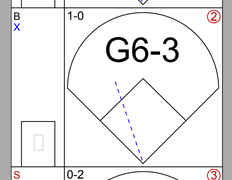			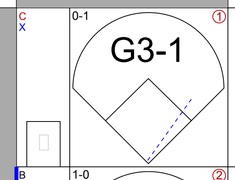	3	0	1	0	0	0	0
Ron Tingley, R (1, 2) OBP: 0.375, SLG: 0.429 Torey Lovullo, S (9, PH) OBP: 0.349, SLG: 0.455			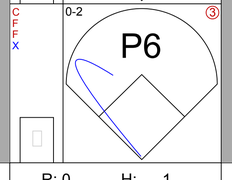			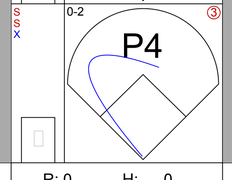			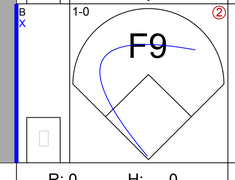	2 1	0 0	0 0	0 0	0 0	0 0	0 0
Inning Stats	R: 0 E: 0 K: 1 S: 9 H: 0 LOB: 0 BB: 0 P: 11	R: 0 E: 0 K: 0 S: 6 H: 1 LOB: 0 BB: 0 P: 12	R: 0 E: 0 K: 0 S: 10 H: 1 LOB: 0 BB: 0 P: 14	R: 0 E: 0 K: 0 S: 5 H: 0 LOB: 0 BB: 0 P: 9	R: 0 E: 0 K: 0 S: 4 H: 0 LOB: 0 BB: 0 P: 5	R: 0 E: 0 K: 0 S: 7 H: 0 LOB: 0 BB: 0 P: 10	R: 0 E: 0 K: 0 S: 10 H: 0 LOB: 0 BB: 0 P: 15	R: 0 E: 0 K: 1 S: 9 H: 1 LOB: 1 BB: 0 P: 12	R: 0 E: 0 K: 0 S: 6 H: 0 LOB: 0 BB: 0 P: 9	1B: 2 2B: 1 3B: 0 HR: 0 SF: 0 SAC: 0 DP: 1 HBP: 0						

livebaseballscorecards.com

AB	28
R	0
H	3
RBI	0
BB	0
SO	2
LOB	2

PITCHER	IP	WLS	BF	H	R	ER	SO	BB	IBB	HBP	BLK	WP	HR	S	P	ERA	WHIP
Dave Fleming, L (1, 1) ERA: 3.99	9.0	W	28	3	0	0	2	0	0	0	0	0	0	66	97	0.00	0.333

PITCHER	IP	WLS	BF	H	R	ER	SO	BB	IBB	HBP	BLK	WP	HR	S	P	ERA	WHIP

Batter	1	2	3	4	5	6	7	8	9	AB	R	H	RBI	BB	SO	LOB
Omar Vizquel, S (1, 6) OBP: 0.342, SLG: 0.300	B F B X 2-1 G6-4-3 1B	F F S 0-3 ③ K	F F B F F X 1-2 E8 2-H 3-H 1B		F F B B F B F X 3-2 ② P5		C B F X 1-2 ③ P3		B F B F C 2-3 ③ K	5	0	2	2	0	1	4
Greg Litton, R (8, 4) OBP: 0.471, SLG: 0.400										1	0	0	0	0	1	0
Mackey Sasser, L (1, 7) OBP: 0.283, SLG: 0.333	C F B X 1-2 ① ② G6-4-3 1-2f	x 0-0 1B WP 2B 2 SAFE B X 1-0 ③ F7			X 0-0 ③ G4-3			B F C B B X 3-2 G6-4-3 1B		5	1	2	0	0	0	4
Ken Griffey Jr., L (1, 8) OBP: 0.380, SLG: 0.524	F F B S 1-3 ③ K	F B X 1-1 WP 1B 2-3 1B	C B S F B X 2-2 ① L5			X 0-0 ① G5-3		B X 1-0 ① ② G6-4-3 1-2f		5	1	1	0	0	1	1
Pete O'Brien, L (1, 10) OBP: 0.358, SLG: 0.459	C B B S F X 2-2 1B HR 1B	C 1 SAFE B B X 2-1 1B 1-H E 3-H 1B	X 0-0 ② F7			B C X 1-1 ② G1-3		C F B X 1-2 1B		5	2	3	1	0	0	0
Jay Buhner, R (1, 9) OBP: 0.367, SLG: 0.489	B B B C X 3-1 1-2 HR 1B	B B F F S 2-3 ① K	B S F B X 2-2 ③ G5-3			F X 0-1 1B		B C C F B X 2-2 ③ F7		5	1	2	0	0	1	2
Tino Martinez, L (1, 3) OBP: 0.355, SLG: 0.458	B X 1-0 1-H 2-H HR	X 0-0 ② P4			B C B F X 2-2 ① G4-3	B X 1-0 ③ F7			C B X 1-1 WP HR 1B	5	2	2	3	0	0	2
Edgar Martinez, R (1, 5) OBP: 0.333, SLG: 0.317	B X 1-0 ① G6-3	C B X 1-1 E 1-3 2B 1B			B C B B X 2-1 ① BB 1B 1B		C B B X 2-1 ① G3		B X 1-0 ① P2 1-2	4	2	2	0	0	0	0
Mike Blowers, R (8, 5) OBP: 0.328, SLG: 0.480										1	0	0	0	0	0	1
Dave Valle, R (1, 2) OBP: 0.373, SLG: 0.412	C F B X 1-2 2B	F X 0-1 E3 2B 1-2 E 3-H			B B B B 4-0 1B 1-2 BB		B X 1-0 ② L9		C B B B X 3-1 2-H HR	4	2	2	2	1	0	1
Rich Amaral, R (1, 4) OBP: 0.358, SLG: 0.395 (8, 6)	C B X 1-1 ② G5-3	C B S F X 1-2 E 1-3 2-H 2B			B X 1-0 1-2 2-H 1B		B X 1-0 E5		B F B S F C 2-3 ② K	5	1	2	2	0	1	1
Inning Stats	R: 0 H: 1 E: 0 LOB: 0 K: 1 BB: 0 S: 8 P: 12	R: 3 H: 4 E: 0 LOB: 1 K: 1 BB: 0 S: 18 P: 27	R: 6 H: 6 E: 2 LOB: 1 K: 1 BB: 0 S: 23 P: 32	R: 0 H: 0 E: 0 LOB: 0 K: 0 BB: 0 S: 8 P: 12	R: 1 H: 2 E: 0 LOB: 2 K: 0 BB: 1 S: 12 P: 24	R: 0 H: 1 E: 0 LOB: 1 K: 0 BB: 0 S: 6 P: 8	R: 0 H: 0 E: 1 LOB: 1 K: 0 BB: 0 S: 7 P: 12	R: 0 H: 2 E: 0 LOB: 1 K: 0 BB: 0 S: 11 P: 18	R: 2 H: 2 E: 0 LOB: 0 K: 2 BB: 0 S: 12 P: 21	1B: 13 SF: 0 2B: 3 SAC: 0 3B: 0 DP: 2 HR: 2 HBP: 0						

TOP

Seattle Mariners @ California Angels

Anaheim Stadium, Anaheim, CA

Sun Jun 13 1993, 6:33 AM EDT

Att. 28,611 - Sunny - 81 F

livebaseballscorecards.com

AB	45
R	12
H	18
RBI	10
BB	1
SO	5
LOB	16

| | | | | | | | | | |

BOTTOM

Seattle Mariners @ California Angels

Anaheim Stadium, Anaheim, CA

Sun Jun 13 1993, 6:33 AM EDT

Att. 28,611 - Sunny - 81 F

livebaseballscorecards.com

Batter	1	2	3	4	5	6	7	8	9	AB	R	H	RBI	BB	SO	LOB
Luis Polonia, L (1, 7) OBP: 0.319, SLG: 0.344	B C F F X 1-2 CS 1B		F X 0-1 ① G4-3 3-H	X 0-0 ③ F7			B B X 2-0 ① SH1-3 1-2 2-3		C B X 1-1 ① F8	4	0	1	1	0	0	2
Chad Curtis, R (1, 8) OBP: 0.423, SLG: 0.415	1 SAFE B B B C C F F C 3-3 ① ② K 1-2		X 0-0 1B		X 0-0 ① F8		F F X 0-2 ② G6-3 2-3 3-H		C B F X 1-2 E7 HR	5	1	1	1	0	1	2
Tim Salmon, R (1, 9) OBP: 0.376, SLG: 0.490	B B F B F C 3-3 ③ K		C B B 1 B X SAFE 3-1 ② F9		C B X 1-1 ② P4		S B S S 1-3 ③ K		B F B F S 2-3 ② K	5	0	0	0	0	3	3
Chili Davis, S (1, 10) OBP: 0.314, SLG: 0.401		X 0-0 ① G6-3	B S B X 2-1 ③ G4-3		X 0-0 ③ L7			X 0-0 ① F7	B X 1-0 3-H HR	5	1	1	2	0	0	1
Torey Lovullo, S (1, 5) OBP: 0.351, SLG: 0.447		C S B X 1-2 ② F8		F B F B F B B 4-2 G6-4-3 1B WP BB	X 0-0 ① F8			C B B B X 3-1 BB 1B 1B	B X 1-0 ③ P6	4	2	1	0	1	0	0
Greg Myers, L (1, 2) OBP: 0.288, SLG: 0.369 Larry Gonzales, R (9, 2)	X 0-0 3B 1B		C X 0-1 G6-4-3 1-2 1B		F X 0-1 ② G3			C B B B B 4-1 1B 1-2 BB		3 0	1 0	2 0	0 0	1 0	0 0	0 0
Damion Easley, R (1, 4) OBP: 0.365, SLG: 0.421	F C X 0-2 1-H 3B		B F X 1-1 ① ② G6-4-3 1-2f 2-3		B X 1-0 ③ G6-3			B S B X 2-1 ② P3		4	0	1	1	0	0	4
J.T. Snow, L (1, 3) OBP: 0.315, SLG: 0.437	X 0-0 ③ P6		F B B B X 3-1 3-H 2B				B X 1-0 SH1-3 1B G6-3 1B	B C B B X 3-1 1-2 2-H 1B		4	1	3	1	0	0	1
Gary Disarcina, R (1, 6) OBP: 0.269, SLG: 0.356			C X 0-1 G4-3 3B	B F B B B 4-1 BB			X 0-0 G6-3 SH1-3 1-2 1B	B F S B F B S 3-3 ③ K		3	1	2	0	1	1	2
Inning Stats	R: 0 H: 1 E: 0 LOB: 0 K: 2 BB: 0 S: 12 P: 19	R: 1 H: 2 E: 0 LOB: 1 K: 0 BB: 0 S: 9 P: 10	R: 1 H: 2 E: 0 LOB: 1 K: 0 BB: 0 S: 9 P: 14	R: 1 H: 2 E: 0 LOB: 2 K: 0 BB: 2 S: 11 P: 23	R: 0 H: 0 E: 0 LOB: 0 K: 0 BB: 0 S: 4 P: 5	R: 0 H: 0 E: 0 LOB: 0 K: 0 BB: 0 S: 4 P: 5	R: 1 H: 2 E: 0 LOB: 1 K: 1 BB: 0 S: 9 P: 13	R: 1 H: 2 E: 0 LOB: 2 K: 1 BB: 1 S: 12 P: 27	R: 2 H: 1 E: 1 LOB: 0 K: 1 BB: 0 S: 10 P: 16	1B: 8 SF: 0 2B: 1 SAC: 1 3B: 2 DP: 1 HR: 1 HBP: 0						WP: 1 PA: 41 PB: 0 SB: 0 CS: 1

	AB	37
	R	7
	H	12
	RBI	6
	BB	3
	SO	5
	LOB	15

PITCHER		IP	WLS	BF	H	R	ER	SO	BB	IBB	HBP	BLK	WP	HR	S	P	ERA	WHIP
Tim Leary, R ERA: 4.64	(1, 1)	6.2	W	29	9	4	4	2	2	0	0	0	1	0	55	85	5.40	1.650
Rich DeLucia, R ERA: 2.73	(7, 1)	2.1		12	3	3	1	3	1	0	0	0	0	1	25	47	3.86	1.714

PITCHER	IP	WLS	BF	H	R	ER	SO	BB	IBB	HBP	BLK	WP	HR	S	P	ERA	WHIP

Batter	1	2	3	4	5	6	7	8	9	AB	R	H	RBI	BB	SO	LOB
Brian McRae, S (1, 8) OBP: 0.343, SLG: 0.438	C B X 1-1 2B 2B		B B B C X 3-1 ② G6-3			C X 0-1 ① F8		F X 0-1 2B 2B		4	2	2	0	0	0	1
Harvey Pulliam, R (1, 9) OBP: 0.292, SLG: 0.387	C L X 0-2 SH1 2-H 2B		B C F F S 1-3 ③ K			S B S F X 1-2 ② G6-3 1-2		F X 0-1 2-H 2B		4	0	2	2	0	1	1
Wally Joyner, L (1, 3) OBP: 0.402, SLG: 0.458	B T X 1-1 ① SH1 2-3			H 1-0 CS HBP		C B C B F C 2-3 ③ K		S S S 0-3 ③ K		2	0	0	0	0	2	2
Mike Macfarlane, R (1, 2) OBP: 0.370, SLG: 0.573	H 1-0 G6-4-3 HBP			C B S S 1-3 ① ② K 1-2			C B B B X 2-2 HR		B C S B S 2-3 ① K2-3	3	1	1	1	0	2	1
Hubie Brooks, R (1, 10) OBP: 0.355, SLG: 0.361	C S T F B X 1-2 ② ③ G6-4-3 1-2f			S B S S X 1-2 ③ G5-3			B S B S S 2-3 ① K		S B C B X 2-2 ② G6-3	4	0	0	0	0	1	2
Kevin McReynolds, R (1, 7) OBP: 0.309, SLG: 0.435		S B C C 1-3 ① K			C C B S 1-3 ① K		S S S 0-3 ② K		C B B F S 2-3 ③ K	4	0	0	0	0	4	0
Phil Hiatt, R (1, 5) OBP: 0.299, SLG: 0.392		C C S 0-3 ② K			S C S 0-3 ② K		C C S 0-3 ③ K			3	0	0	0	0	3	0
Greg Gagne, R (1, 6) OBP: 0.295, SLG: 0.337		C S B C 1-3 ③ K			F S B S 1-3 ③ K			B B C F S 2-3 ① K		3	0	0	0	0	3	0
Jose Lind, R (1, 4) OBP: 0.264, SLG: 0.285			B S F B S 2-3 ① K			B B C X 2-1 G6-3 1B		B F X 1-1 ② G1-3		3	0	1	0	0	1	0

TOP

Kansas City Royals @ Seattle Mariners

The Kingdome, Seattle, WA

Mon Jun 14 1993, 10:05 PM EDT

Att. 29,399 - Dome

livebaseballscorecards.com

	AB	R	H	RBI	BB	SO	LOB
	30	3	6	3	0	17	7

Inning Stats	1	2	3	4	5	6	7	8	9
	R: 1 H: 2 E: 0 LOB: 1 K: 0 BB: 0 S: 12 P: 16	R: 0 H: 0 E: 0 LOB: 0 K: 3 BB: 0 S: 9 P: 11	R: 0 H: 0 E: 0 LOB: 0 K: 2 BB: 0 S: 9 P: 15	R: 0 H: 0 E: 0 LOB: 0 K: 1 BB: 0 S: 6 P: 9	R: 0 H: 0 E: 0 LOB: 0 K: 3 BB: 0 S: 9 P: 11	R: 0 H: 1 E: 0 LOB: 1 K: 1 BB: 0 S: 12 P: 17	R: 1 H: 1 E: 0 LOB: 0 K: 3 BB: 0 S: 12 P: 16	R: 1 H: 2 E: 0 LOB: 1 K: 2 BB: 0 S: 12 P: 15	R: 0 H: 0 E: 0 LOB: 0 K: 2 BB: 0 S: 9 P: 15

	1B: 1	SF: 0	WP: 0	PA: 33
	2B: 4	SAC: 1	PB: 0	
	3B: 0	DP: 1	SB: 0	
	HR: 1	HBP: 2	CS: 1	

PITCHER		IP	WLS	BF	H	R	ER	SO	BB	IBB	HBP	BLK	WP	HR	S	P	ERA	WHIP
Randy Johnson, L ERA: 2.71	(1, 1)	8.0	W	30	6	3	3	15	0	0	2	0	0	1	81	110	3.38	0.750
Norm Charlton, L ERA: 2.74	(9, 1)	1.0	S	3	0	0	0	2	0	0	0	0	0	0	9	15	0.00	0.000

PITCHER	IP	WLS	BF	H	R	ER	SO	BB	IBB	HBP	BLK	WP	HR	S	P	ERA	WHIP

Batter	1	2	3	4	5	6	7	8	9	AB	R	H	RBI	BB	SO	LOB
Omar Vizquel, S (1, 6) OBP: 0.343, SLG: 0.303	C B X 1-1 L6 ①		C X 0-1 G4-6-3 1B	X 0-0 G4-3 ③			X 0-0 CS 1B	B X 1-0 F7 ③		5	0	2	0	0	0	5
Mackey Sasser, L (1, 7) OBP: 0.281, SLG: 0.317 Henry Cotto, R (9, 7) OBP: 0.196, SLG: 0.245	B B B B 4-0 BB BB		1 SAFE X 0-0 G4-6-3 ②③ 1-2f		X 0-0 G6-3 ①		P B B C C F S 3-3 K ②③ 1-2			3 0	0 0	0 0	0 0	1 0	1 0	2 0
Ken Griffey Jr., L (1, 8) OBP: 0.389, SLG: 0.532	B B B C C B 4-2 1-2 BB			X 0-0 HR 2B	C B B X 2-1 CS 1B			B B B 4-0 1B SF8 BB		2	2	2	0	2	0	0
Pete O'Brien, L (1, 10) OBP: 0.355, SLG: 0.453	B B F F S 2-3 K ②			C B F S 1-3 K ①	C B 1 SAFE 1 SAFE S B B F F 3-2 F9 ②③ 1-2			F 1 SAFE F 1 SAFE X 0-2 SF8 1B 1-3 1B		4	1	1	0	0	2	4
Jay Buhner, R (1, 9) OBP: 0.373, SLG: 0.502	C S B X 1-2 F9 ③			B B S B F B 4-2 HR BB		X 0-0 HR		B F B B B 4-1 1B BB		2	2	1	1	2	0	2
Tino Martinez, L (1, 3) OBP: 0.353, SLG: 0.470		C X 0-1 G4-3 ①		S C F X 0-2 1-H 2-H HR		C F X 0-2 F7 ①		S F B B X 2-2 SF8 ① 2-3 3-H		3	1	1	4	0	0	0
Edgar Martinez, R (1, 5) OBP: 0.329, SLG: 0.311 Mike Blowers, R (3, 5) OBP: 0.331, SLG: 0.476 Mike Felder, S (8, PH) OBP: 0.297, SLG: 0.313 Rich Amaral, R (9, 4) OBP: 0.358, SLG: 0.395		C C B F T 1-2 K ②		B B B 4-0 G5-3 HBP BB		X 0-0 P6 ②		P C 1 SAFE B B X 3-1 HBP 1-3 3-H 1B		1 1 1 0	0 0 0 0	0 0 1 0	0 0 1 0	1 0 0 0	0 0 0 0	0 0 0 0
Dave Valle, R (1, 2) OBP: 0.376, SLG: 0.407		C F F B S 1-3 K ③		C B 1 SAFE 2-1 G5-3 1-2 HBP		C X 0-1 F9 ③		1 SAFE 1 SAFE B S 1 SAFE F B H 3-2 1-2 HBP		2	0	0	0	0	1	0
Greg Litton, R (1, 4) OBP: 0.381, SLG: 0.316 (9, 5)			X 0-0 P3 ①	C B B B B X 3-2 G5-3 ② 1-2 2-3			F B X 1-1 G5-3 ①	B B C X 2-1 P5 ②		4	0	0	0	0	0	5
Inning Stats	R: 0 E: 0 K: 1 S: 10 H: 0 LOB: 2 BB: 2 P: 22	R: 0 E: 0 K: 2 S: 10 H: 0 LOB: 0 BB: 0 P: 12	R: 0 E: 0 K: 0 S: 4 H: 1 LOB: 0 BB: 0 P: 4	R: 3 E: 0 K: 1 S: 15 H: 2 LOB: 2 BB: 2 P: 29	R: 0 E: 0 K: 0 S: 9 H: 1 LOB: 0 BB: 0 P: 14	R: 1 E: 0 K: 0 S: 7 H: 1 LOB: 0 BB: 0 P: 7	R: 0 E: 0 K: 1 S: 8 H: 1 LOB: 0 BB: 0 P: 11	R: 2 E: 0 K: 0 S: 15 H: 2 LOB: 3 BB: 2 P: 33		1B: 5 2B: 1 3B: 0 HR: 2	SF: 1 SAC: 0 DP: 1 HBP: 2			WP: 0 PB: 0 SB: 0 CS: 2	PA: 37	

PITCHER		IP	WLS	BF	H	R	ER	SO	BB	IBB	HBP	BLK	WP	HR	S	P	ERA	WHIP
Mark Gardner, R ERA: 6.03	(1, 1)	7.0	L	31	7	6	6	5	5	0	1	0	0	2	66	106	7.71	1.714
Rusty Meacham, R ERA: 5.57	(8, 1)	1.0		6	1	0	0	0	1	0	1	0	0	0	12	26	0.00	2.000

PITCHER	IP	WLS	BF	H	R	ER	SO	BB	IBB	HBP	BLK	WP	HR	S	P	ERA	WHIP

BOTTOM

Kansas City Royals @ Seattle Mariners

The Kingdome, Seattle, WA

Mon Jun 14 1993, 10:05 PM EDT

Att. 29,399 - Dome

livebaseballscorecards.com

AB	28
R	6
H	8
RBI	6
BB	6
SO	5
LOB	18

Batter	1	2	3	4	5	6	7	8	9	AB	R	H	RBI	BB	SO	LOB
Felix Jose, S (1, 9) OBP: 0.313, SLG: 0.337	C S B B X 2-2 CS 1B	B B B C B 4-1 BB BB		B F C X 1-2 G1-3 ③			X 0-0 P7 ②			3	0	1	0	1	0	1
Brian McRae, S (1, 8) OBP: 0.349, SLG: 0.437	B 1 SAFE 1 SAFE F 1 SAFE B B C B 4-2 ① 1B 1-2 BB	B F C F B F B B 4-2 BB 1-2 2-3 3-H			B B C B B 4-1 G4-6-3 BB		C B B X 2-1 G3 ③			1	0	0	1	3	0	1
George Brett, L (1, 10) OBP: 0.283, SLG: 0.386	1 SAFE C B 1 SAFE B 1 SAFE 1 SAFE C X 2-2 1B 1-2	X 0-0 G4-3 ③			1 SAFE B 1 SAFE B 1 SAFE F 1 SAFE X 2-1 ① ② G4-6-3 1-2f			C S B F X 1-2 G6-3 ①		4	0	1	0	0	0	4
Mike Macfarlane, R (1, 2) OBP: 0.361, SLG: 0.556	X 0-0 L8 ②		B B F X 2-1 F7 ①		C F B B F F X 2-2 G6-3 ③			S F B C 1-3 K ②		4	0	0	0	0	1	2
Wally Joyner, L (1, 3) OBP: 0.395, SLG: 0.450	B S X 1-1 G3 ③		C B F F F B B F F 3-2 ② X F8			C B C X 1-2 G3-1 ①		B B C X 2-1 F7 ③		4	0	0	0	0	0	2
Chris Gwynn, L (1, 7) OBP: 0.358, SLG: 0.391 Kevin McReynolds, R (9, PH) OBP: 0.305, SLG: 0.430		C B X 1-1 G4-3 BB BB 1B	B B F B B 4-1 BB			B B X 2-0 L8 ②			C C B C 1-3 ① K	2 1	1 0	1 0	0 0	1 0	0 1	0 0
Craig Wilson, R (1, 5) OBP: 0.267, SLG: 0.214		C B 1 SAFE X 1-1 ① F9	B B C X 2-1 ③ G1-3			B B F X 2-1 ③ G6-3			B C C B C 2-3 ② K	4	0	0	0	0	1	2
Greg Gagne, R (1, 6) OBP: 0.294, SLG: 0.332		C B 1 SAFE P B B 4-1 BB G4-3 1-2 BB		B X 1-0 ① F8			F B F X 1-2 G6-3 ①		B B C X 2-1 ③ B2	3	0	0	0	1	0	0
Jose Lind, R (1, 4) OBP: 0.265, SLG: 0.286		C S B B B X 3-2 ② G4-3 1-2 2-3		X 0-0 ② F9			C X 0-1 1B			3	0	1	0	0	0	2
Inning Stats	R: 0 H: 2 E: 0 LOB: 2 K: 0 BB: 1 S: 11 P: 20	R: 1 H: 1 E: 0 LOB: 3 K: 0 BB: 3 S: 15 P: 31	R: 0 H: 0 E: 0 LOB: 1 K: 0 BB: 1 S: 12 P: 23	R: 0 H: 0 E: 0 LOB: 0 K: 0 BB: 0 S: 5 P: 7	R: 0 H: 0 E: 0 LOB: 0 K: 0 BB: 1 S: 8 P: 16	R: 0 H: 0 E: 0 LOB: 0 K: 0 BB: 0 S: 6 P: 11	R: 0 H: 1 E: 0 LOB: 1 K: 0 BB: 0 S: 8 P: 11	R: 0 H: 0 E: 0 LOB: 0 K: 1 BB: 0 S: 9 P: 13	R: 0 H: 0 E: 0 LOB: 0 K: 2 BB: 0 S: 8 P: 13	1B: 4 SF: 0 2B: 0 SAC: 0 3B: 0 DP: 1 HR: 0 HBP: 0						WP: 0 PA: 35 PB: 0 SB: 0 CS: 1

PITCHER		IP	WLS	BF	H	R	ER	SO	BB	IBB	HBP	BLK	WP	HR	S	P	ERA	WHIP
Jim Converse, R ERA: 4.0	(1, 1)	7.0	W	29	4	1	1	0	6	0	0	0	0	0	65	119	1.29	1.429
Dennis Powell, L ERA: 3.71	(8, 1)	1.0		3	0	0	0	1	0	0	0	0	0	0	9	13	0.00	0.000
Jeff Nelson, R ERA: 2.74	(9, 1)	1.0		3	0	0	0	2	0	0	0	0	0	0	8	13	0.00	0.000

PITCHER	IP	WLS	BF	H	R	ER	SO	BB	IBB	HBP	BLK	WP	HR	S	P	ERA	WHIP

TOP

Kansas City Royals @ Seattle Mariners

The Kingdome, Seattle, WA

Tue Jun 15 1993, 10:05 PM EDT

Att. 13,474 - Dome

livebaseballscorecards.com

AB	29
R	1
H	4
RBI	1
BB	6
SO	3
LOB	14

Kansas City Royals @ Seattle Mariners

The Kingdome, Seattle, WA

Tue Jun 15 1993, 10:05 PM EDT

Att. 13,474 - Dome

livebaseballscorecards.com

BOTTOM

Batter	1	2	3	4	5	6	7	8	9	AB	R	H	RBI	BB	SO	LOB
Omar Vizquel, S (1, 6) OBP: 0.346, SLG: 0.303	X 0-0 BB 1B SF8 1B	C B B X 2-1 ③ G1-3		B X 1-0 ③ G4-3 1-2			B C B F B F B 4-2 G6-4-3 BB			3	1	1	0	1	0	3
Mackey Sasser, L (1, 7) OBP: 0.279, SLG: 0.313 Henry Cotto, R (8, 7) OBP: 0.196, SLG: 0.245	F X 0-1 SF8 BB 1-2 1B	X 0-0 ① F8	C X 0-1 ① G4-3				1 SAFE 1 SAFE B F F 1 SAFE X 1-2 ② ③ G6-4-3 1-2f			4 0	0 0	1 0	0 0	0 0	0 0	1 0
Ken Griffey Jr., L (1, 8) OBP: 0.394, SLG: 0.547	B B B C B 4-1 G5-4-3 1-2 2-3 BB	C B B B X 3-1 G4-3 2B 1B			F S B X 1-2 ② F8			B B S C B X 3-2 HR		3	2	2	1	1	0	0
Pete O'Brien, L (1, 10) OBP: 0.353, SLG: 0.451	S T X 0-2 ① SF8 2-3 3-H	C X 0-1 ② G4-3 1-2			C C B B S 2-3 ③ K			F F B F B X 2-2 HR 1B		3	1	1	1	0	1	1
Jay Buhner, R (1, 9) OBP: 0.375, SLG: 0.520	1 SAFE 1 SAFE X 0-0 ② ③ G5-4-3 1-2f	B B B C X 2-1 2-H 2B				F F X 0-2 HR		B B X 2-0 ① F9		4	1	2	2	0	0	3
Tino Martinez, L (1, 3) OBP: 0.359, SLG: 0.483		B B B C B 4-1 BB BB	C F B S 1-3 ③ K			B F B C H 3-2 FC1-6 HBP		B F X 1-1 1-H HR		2	1	1	2	1	1	1
Mike Blowers, R (1, 5) OBP: 0.321, SLG: 0.461		C F B S 1-3 ① K		B S X 1-1 ① G6-3		1 SAFE B S C L X 1-2 ① FC1-6 G5-4-3 1-2f		B F B B F S 3-3 ② K		4	0	0	0	0	2	2
Dave Valle, R (1, 2) OBP: 0.373, SLG: 0.403		B 1 SAFE F 1 SAFE B X 2-1 ② F7		C F F B X 1-2 FC6-4 1B		1 SAFE B B F 1 SAFE X 1-1 ② ③ G5-4-3 1-2f		B B C X 2-1 ③ L7		4	0	1	0	0	0	2
Rich Amaral, R (1, 4) OBP: 0.357, SLG: 0.391		C F B F B B B 4-2 1-2 BB		B X 1-0 ② FC6-4 WP 1-2f			C B C X 1-2 ① G4-3			2	0	0	0	1	0	1
Inning Stats	R: 1 H: 2 E: 0 LOB: 1 K: 0 BB: 1 S: 8 P: 12	R: 0 H: 0 E: 0 LOB: 2 K: 1 BB: 2 S: 11 P: 24	R: 1 H: 2 E: 0 LOB: 1 K: 1 BB: 0 S: 10 P: 16	R: 0 H: 1 E: 0 LOB: 1 K: 0 BB: 0 S: 8 P: 12	R: 0 H: 0 E: 0 LOB: 0 K: 1 BB: 0 S: 8 P: 11	R: 1 H: 1 E: 0 LOB: 0 K: 0 BB: 0 S: 10 P: 15	R: 0 H: 0 E: 0 LOB: 0 K: 0 BB: 1 S: 9 P: 15	R: 3 H: 3 E: 0 LOB: 0 K: 1 BB: 0 S: 15 P: 28		1B: 5 SF: 1 2B: 1 SAC: 0 3B: 0 DP: 3 HR: 3 HBP: 1						WP: 1 PA: 35 PB: 0 SB: 0 CS: 0

	AB	29
	R	6
	H	9
	RBI	6
	BB	4
	SO	4
	LOB	14

PITCHER		IP	WLS	BF	H	R	ER	SO	BB	IBB	HBP	BLK	WP	HR	S	P	ERA	WHIP
Hipolito Pichardo, R ERA: 4.21	(1, 1)	7.0	L	29	6	3	3	3	4	0	1	0	1	1	64	105	3.86	1.429
Billy Brewer, L ERA: 3.09	(8, 1)	1.0		6	3	3	3	1	0	0	0	0	0	2	15	28	27.00	3.000

PITCHER	IP	WLS	BF	H	R	ER	SO	BB	IBB	HBP	BLK	WP	HR	S	P	ERA	WHIP

Batter	1	2	3	4	5	6	7	8	9	AB	R	H	RBI	BB	SO	LOB
Felix Jose, S (1, 9) OBP: 0.319, SLG: 0.348	B X 1-0 SH1 1B		C B B B C F X 3-2 2B	S S B F B B S 3-3 ② ③ K 2-3			B C F B F X 2-2 ① F8		B C S B B X 3-2 FC4-2 1-3 2-H 2B 1B	5	1	3	1	0	1	2
Brian McRae, S (1, 8) OBP: 0.348, SLG: 0.431	B S 1 SAFE 1 SAFE X 1-1 ① SH1 1-2		F B S C 1-3 ① K		B B B C B 4-1 FC3-6 1B FC3-2 BB		B F C B F B F S 3-3 ② K		B B X 2-0 ② FC4-2 1-2 3-H 2B	3	1	0	0	1	2	3
George Brett, L (1, 10) OBP: 0.285, SLG: 0.391	C B B F F C 2-3 ② K		S F B S 1-3 ② K		F 1 SAFE 1 SAFE X 0-1 FC3-6 1-2 1B		B F S B X 2-2 ③ F9		F X 0-1 1-H 2-H 2B	5	0	2	2	0	2	2
Wally Joyner, L (1, 3) OBP: 0.392, SLG: 0.442	B B B I 4-0 IBB		B X 1-0 ③ G6-3		X 0-0 ① FC3-6 FC3-2 1-2f 2-3 1B			F S B F B S 2-3 ① K	F C X 0-2 ③ G6-3	4	0	0	0	1	1	4
Chris Gwynn, L (1, 7) OBP: 0.355, SLG: 0.394	B X 1-0 ③ L8			X 0-0 G2-3 1B 2B	T S B X 1-2 ② FC3-2 1-2 3-H 1B			C B S B X 2-2 ② G3-1		4	1	1	0	0	0	4
Craig Wilson, R (1, 5) OBP: 0.368, SLG: 0.333		F B X 1-1 A4 D8 1B		C B 2 SAFE X 1-1 ① G2-3 2-3	B F C F B X 2-2 ③ 1-2 2-H 1B			X 0-0 CS 1B		4	0	3	0	0	0	1
Brent Mayne, L (1, 2) OBP: 0.327, SLG: 0.398		1 SAFE B 1 SAFE B S S C 2-3 ① ② K 1-2		B B X 2-0 1B 1B 3-H 1B	C X 0-1 ① G4-3 1B			B F 1 SAFE B C 1 SAFE B 3-2 ③ CS 1-2	B C X 1-1 1B FC5-2 2B	4	1	2	1	0	1	1
Greg Gagne, R (1, 6) OBP: 0.307, SLG: 0.345	B B C F B X 3-2 1B			B B P 1 SAFE S F 1 SAFE F X 2-2 CS 1B 1-2 1B	B B F X 2-1 CS 1B				C F B X 1-2 FC5-2 1B 2-3 1B	4	1	4	0	0	0	0
Jose Lind, R (1, 4) OBP: 0.265, SLG: 0.285		X 0-0 ③ F8		B T B X 2-1 1-2 2-H 1B	B 1 SAFE P X 2-0 ② ③ G5-3 1-2				C C X 0-2 ① FC5-2 1B 1-2 FC4-2 3-H	4	0	1	1	0	0	4
Inning Stats	R: 0 H: 1 E: 0 LOB: 2 K: 1 BB: 1 S: 8 P: 17	R: 0 H: 2 E: 0 LOB: 1 K: 1 BB: 0 S: 9 P: 15	R: 0 H: 1 E: 0 LOB: 1 K: 2 BB: 0 S: 11 P: 17	R: 2 H: 4 E: 0 LOB: 2 K: 1 BB: 0 S: 15 P: 25	R: 0 H: 2 E: 0 LOB: 2 K: 0 BB: 1 S: 11 P: 18	R: 0 H: 1 E: 0 LOB: 0 K: 0 BB: 0 S: 6 P: 9	R: 0 H: 0 E: 0 LOB: 0 K: 1 BB: 0 S: 12 P: 19	R: 0 H: 1 E: 0 LOB: 0 K: 1 BB: 0 S: 10 P: 17	R: 3 H: 4 E: 0 LOB: 1 K: 0 BB: 0 S: 17 P: 24	1B: 12 SF: 0 2B: 5 SAC: 1 3B: 0 DP: 1 HR: 0 HBP: 0						

PITCHER		IP	WLS	BF	H	R	ER	SO	BB	IBB	HBP	BLK	WP	HR	S	P	ERA	WHIP
Erik Hanson, R ERA: 2.81	(1, 1)	8.0	L	33	12	2	2	7	1	1	0	0	0	0	82	137	2.25	1.625
Rich DeLucia, R ERA: 3.51	(9, 1)	0.1		4	3	3	3	0	0	0	0	0	0	0	11	16	81.00	9.000
Dennis Powell, L ERA: 3.62	(9, 1)	0.2		3	1	0	0	0	0	0	0	0	0	0	6	8	0.00	1.500

PITCHER	IP	WLS	BF	H	R	ER	SO	BB	IBB	HBP	BLK	WP	HR	S	P	ERA	WHIP

TOP

Kansas City Royals @ Seattle Mariners

The Kingdome, Seattle, WA

Wed Jun 16 1993, 10:05 PM EDT

Att. 14,924 - Dome

livebaseballscorecards.com

AB	37
R	5
H	16
RBI	5
BB	2
SO	7
LOB	21

WP: 0 PA: 41
PB: 0
SB: 0
CS: 3

BOTTOM

Kansas City Royals @ Seattle Mariners

The Kingdome, Seattle, WA

Wed Jun 16 1993, 10:05 PM EDT

Att. 14,924 - Dome

livebaseballscorecards.com

Batter	1	2	3	4	5	6	7	8	9	AB	R	H	RBI	BB	SO	LOB
Omar Vizquel, S (1, 6) OBP: 0.350, SLG: 0.306	4-1 FC4-6 BB		1-2 G6-3 ②			2-2 S 1B		1-2 1B 1B	2-2 G4-3 ③	4	0	2	0	1	0	3
Mike Felder, S (1, 7) OBP: 0.291, SLG: 0.307	1-1 P9 ①		3-1 P2 ③ 2-3			3-2 F8 ①		2-0 P7 ②		4	0	0	0	0	0	4
Ken Griffey Jr., L (1, 8) OBP: 0.392, SLG: 0.542	0-2 FC4-6 ② 1-2f			0-1 F7 ①		2-3 K ②		2-2 ① 1-2 1B		4	0	1	0	0	1	2
Pete O'Brien, L (1, 10) OBP: 0.345, SLG: 0.439	3-2 F7 ③			3-1 F8 ②		1-1 F7 ③ 1-2		1-3 K ③		4	0	0	0	0	1	4
Tino Martinez, L (1, 3) OBP: 0.358, SLG: 0.479		2-2 G6-3 ①		1-2 G4-3 ③			0-1 G4-3 ①		1-1 FC3-6 1B	4	0	1	0	0	0	0
Mackey Sasser, L (1, 9) OBP: 0.292, SLG: 0.313		1-0 G4-3 ②			3-2 1B		4-0 G5-3 BB		0-1 FC3-6 ① 2B 1-2f FC5-4	3	1	1	0	1	0	1
Bret Boone, R (1, 4) OBP: 0.324, SLG: 0.438		1-3 K ③			1-2 P5 ①		3-1 G5-3 ② 1-2		2-1 FC5-4 1-3 2B	4	0	1	0	0	1	2
Dave Valle, R (1, 2) OBP: 0.376, SLG: 0.399 Henry Cotto, R (9, PR) OBP: 0.196, SLG: 0.245			4-2 WP G5-3 BB		1-1 F8 ②		2-2 P3 ③		2-2 FC5-4 HBP	2 0	0 0	0 0	0 0	1 0	0 0	2 0
Rich Amaral, R (1, 5) OBP: 0.351, SLG: 0.383			1-2 G5-3 ① 1-2		1-3 K ③			0-1 P2 ①	1-0 FC5-4 ② 1-2f 2-3 3-H	4	0	0	1	0	1	4
Inning Stats	R: 0 E: 0 K: 0 S: 9 H: 0 LOB: 1 BB: 1 P: 17	R: 0 E: 0 K: 1 S: 8 H: 0 LOB: 0 BB: 0 P: 12	R: 0 E: 0 K: 0 S: 11 H: 0 LOB: 1 BB: 1 P: 20	R: 0 E: 0 K: 0 S: 7 H: 0 LOB: 0 BB: 0 P: 11	R: 0 E: 0 K: 1 S: 13 H: 1 LOB: 1 BB: 0 P: 19	R: 0 E: 0 K: 1 S: 12 H: 1 LOB: 1 BB: 0 P: 20	R: 0 E: 0 K: 0 S: 7 H: 0 LOB: 1 BB: 0 P: 16	R: 0 E: 0 K: 1 S: 13 H: 2 LOB: 2 BB: 0 P: 19	R: 1 E: 0 K: 0 S: 12 H: 2 LOB: 2 BB: 0 P: 20	1B: 5 2B: 1 3B: 0 HR: 0	SF: 0 SAC: 0 DP: 0 HBP: 1			WP: 1 PB: 0 SB: 1 CS: 0	PA: 37		

PITCHER		IP	WLS	BF	H	R	ER	SO	BB	IBB	HBP	BLK	WP	HR	S	P	ERA	WHIP
David Cone, R ERA: 3.46	(1, 1)	8.0	W	31	4	0	0	4	3	0	0	0	1	0	80	134	0.00	0.875
Jeff Montgomery, R ERA: 2.29	(9, 1)	1.0		6	2	1	1	0	0	0	1	0	0	0	12	20	9.00	2.000

PITCHER	IP	WLS	BF	H	R	ER	SO	BB	IBB	HBP	BLK	WP	HR	S	P	ERA	WHIP

Texas Rangers @ Seattle Mariners

The Kingdome, Seattle, WA

Fri Jun 18 1993, 10:05 PM EDT

Att. 22,162 - Dome

TOP

livebaseballscorecards.com

Batter	1	2	3	4	5	6	7	8	9	AB	R	H	RBI	BB	SO	LOB
Doug Dascenzo, S (1, 8) OBP: 0.225, SLG: 0.298	C C B X 1-2 G5-3 1B		C X 0-1 ③ F9			C X 0-1 ① F7		X 0-0 ① P2		4	0	1	0	0	0	1
Julio Franco, R (1, 10) OBP: 0.305, SLG: 0.432	B C X 1-1 ① G5-3 1-2			C B S B F F B F X 3-2 ① G5-3		C B B F B F X 3-2 ② G6-3		B B F X 2-1 ② P4		4	0	0	0	0	0	2
Jose Canseco, R (1, 9) OBP: 0.316, SLG: 0.468	C B F X 1-2 ② G5-3			B F X 1-1 ② L8		C X 0-1 ③ L8		C F B S 1-3 ③ K		4	0	0	0	0	1	2
Juan Gonzalez, R (1, 7) OBP: 0.379, SLG: 0.645	B B F C X 2-2 ③ G5-3			C S F B X 1-2 1B			C X 0-1 HR 1B		C S S 0-3 ① K	4	1	2	0	0	1	1
Dean Palmer, R (1, 5) OBP: 0.339, SLG: 0.545		B C B S X 2-2 ① F9		B C F 1 SAFE S 1-3 ③ K			X 0-0 1-H HR		B B S S B F B 4-2 WP BB	3	1	1	2	1	1	1
Rafael Palmeiro, L (1, 3) OBP: 0.325, SLG: 0.451		X 0-0 ② F7			F X 0-1 1B 1B		F B B X 2-1 G6-4-3 1B		F 1 SAFE X 0-1 ② F8	4	0	2	0	0	0	1
Ivan Rodriguez, R (1, 2) OBP: 0.332, SLG: 0.417		C X 0-1 ③ G6-3			X 0-0 ① P4		1 SAFE X 0-0 ① P6		B S S F B S 2-3 ③ 1-2 K	4	0	0	0	0	1	3
Doug Strange, S (1, 4) OBP: 0.331, SLG: 0.424			X 0-0 ① G6-3		X 0-0 1-2 G5-4-3 1B		F 1 SAFE X 0-1 ②③ 1-2f G6-4-3			3	0	1	0	0	0	1
Billy Ripken, R (1, 6) OBP: 0.274, SLG: 0.202			C B B X 2-1 ② G4-3		B C X 1-1 ②③ 1-2f G5-4-3			B B B 4-0 BB		2	0	0	0	1	0	2
Inning Stats	R: 0 E: 0 K: 0 S: 11 H: 1 LOB: 1 BB: 0 P: 16	R: 0 E: 0 K: 0 S: 6 H: 0 LOB: 0 BB: 0 P: 8	R: 0 E: 0 K: 0 S: 5 H: 0 LOB: 0 BB: 0 P: 7	R: 0 E: 0 K: 1 S: 15 H: 1 LOB: 1 BB: 0 P: 21	R: 0 E: 0 K: 0 S: 6 H: 2 LOB: 1 BB: 0 P: 7	R: 0 E: 0 K: 0 S: 8 H: 0 LOB: 0 BB: 0 P: 11	R: 2 E: 0 K: 0 S: 8 H: 3 LOB: 0 BB: 0 P: 10	R: 0 E: 0 K: 1 S: 6 H: 0 LOB: 1 BB: 1 P: 13	R: 0 E: 0 K: 2 S: 11 H: 0 LOB: 1 BB: 1 P: 17	1B: 6 2B: 0 3B: 0 HR: 1 SF: 0 SAC: 0 DP: 2 HBP: 0						

AB	32
R	2
H	7
RBI	2
BB	2
SO	4
LOB	14

WP: 1 PB: 0 SB: 0 CS: 0 PA: 34

PITCHER		IP	WLS	BF	H	R	ER	SO	BB	IBB	HBP	BLK	WP	HR	S	P	ERA	WHIP
Dave Fleming, L ERA: 3.65	(1, 1)	7.2	W	29	7	2	2	1	1	0	0	0	0	1	62	89	2.35	1.043
Jeff Nelson, R ERA: 2.7	(8, 1)	0.1		1	0	0	0	1	0	0	0	0	0	0	3	4	0.00	0.000
Norm Charlton, L ERA: 2.63	(9, 1)	1.0	S	4	0	0	0	2	1	0	0	0	1	0	11	17	0.00	1.000

PITCHER	IP	WLS	BF	H	R	ER	SO	BB	IBB	HBP	BLK	WP	HR	S	P	ERA	WHIP

Texas Rangers @ Seattle Mariners

The Kingdome, Seattle, WA

Fri Jun 18 1993, 10:05 PM EDT

Att. 22,162 - Dome

BOTTOM

livebaseballscorecards.com

Batter	1	2	3	4	5	6	7	8	9	AB	R	H	RBI	BB	SO	LOB
Omar Vizquel, S (1, 6) OBP: 0.350, SLG: 0.304	K		G6-3		BB		SH1-3			2	0	0	0	1	1	0
Mackey Sasser, L (1, 7) Henry Cotto, R (8, 7) OBP: 0.303, SLG: 0.329 OBP: 0.196, SLG: 0.245	L8		1B		1B		SF9			3 0	0 0	2 0	1 0	0 0	0 0	0 0
Ken Griffey Jr., L (1, 8) OBP: 0.394, SLG: 0.541	G3-1		F9		1B		CS 1B			4	0	2	0	0	0	1
Pete O'Brien, L (1, 10) Greg Litton, R (8, PH) OBP: 0.344, SLG: 0.434 OBP: 0.409, SLG: 0.350		HR BB	G6-3		G3-1		CS 1B	G1-6-3 1B		2 1	1 0	0 1	0 0	1 0	0 0	4 0
Jay Buhner, R (1, 9) OBP: 0.376, SLG: 0.530		HR		G6-3 BB		K		G1-6-3		3	1	1	2	1	1	1
Tino Martinez, L (1, 3) OBP: 0.360, SLG: 0.481		G5-4-3 BB		F8		BB 2B		L5		3	0	1	0	1	0	1
Mike Blowers, R (1, 5) OBP: 0.322, SLG: 0.454		G5-4-3		G6-3		BB				2	0	0	0	1	0	2
Dave Valle, R (1, 2) OBP: 0.375, SLG: 0.398		1B			G6-3	K				3	0	1	0	0	1	1
Rich Amaral, R (1, 4) OBP: 0.351, SLG: 0.383		L8			F9		SH1-3 S SF9 1B			3	1	1	0	0	0	1
Inning Stats	R: 0 E: 0 K: 1 S: 7 H: 0 LOB: 0 BB: 0 P: 14	R: 2 E: 0 K: 0 S: 7 H: 2 LOB: 1 BB: 2 P: 17	R: 0 E: 0 K: 0 S: 6 H: 1 LOB: 1 BB: 0 P: 9	R: 0 E: 0 K: 0 S: 6 H: 0 LOB: 0 BB: 1 P: 10	R: 0 E: 0 K: 0 S: 13 H: 2 LOB: 3 BB: 1 P: 21	R: 0 E: 0 K: 2 S: 11 H: 1 LOB: 1 BB: 1 P: 20	R: 1 E: 0 K: 0 S: 12 H: 2 LOB: 0 BB: 0 P: 19	R: 0 E: 0 K: 0 S: 3 H: 1 LOB: 0 BB: 0 P: 7		1B: 7 2B: 1 3B: 0 HR: 1 SF: 1 SAC: 1 DP: 3 HBP: 0						

	AB	26
	R	3
	H	9
	RBI	3
	BB	5
	SO	3
	LOB	11

PITCHER		IP	WLS	BF	H	R	ER	SO	BB	IBB	HBP	BLK	WP	HR	S	P	ERA	WHIP
Roger Pavlik, R ERA: 3.43	(1, 1)	7.0	L	30	8	3	3	3	5	0	0	0	0	1	62	110	3.86	1.857
Craig Lefferts, L ERA: 7.91	(8, 1)	0.0		1	1	0	0	0	0	0	0	0	0	0	1	2	∞	∞
Matt Whiteside, R ERA: 3.12	(8, 1)	1.0		2	0	0	0	0	0	0	0	0	0	0	2	5	0.00	0.000

PITCHER	IP	WLS	BF	H	R	ER	SO	BB	IBB	HBP	BLK	WP	HR	S	P	ERA	WHIP

Texas Rangers @ Seattle Mariners

The Kingdome, Seattle, WA

Sat Jun 19 1993, 10:05 PM EDT

Att. 41,840 - Dome

livebaseballscorecards.com

Batter	1	2	3	4	5	6	7	8	9	AB	R	H	RBI	BB	SO	LOB
Butch Davis, R (1, 8) OBP: 0.264, SLG: 0.425	B C S B C 2-3 ① K		C F X 0-2 ② G5-3			B S C F F B F C 2-3 ② K	B B B B 4-0 1-2 2-3 BB		F B S F X 1-2 1B	4	0	1	0	1	2	0
Julio Franco, R (1, 10) OBP: 0.297, SLG: 0.423	B B S F F X 2-2 ② G1-3		F X 0-1 ③ L9			B C C C S 1-3 ③ K	X 0-0 ② SF9 3-H		C S S 0-3 ③ K	4	0	0	1	0	2	1
Jose Canseco, R (1, 9) OBP: 0.315, SLG: 0.465	B C X 1-1 ③ G6-3			B F B B X 3-1 ① P4			X 0-1 HR 1B 1-0 G4-3			4	1	1	0	0	0	2
Juan Gonzalez, R (1, 7) OBP: 0.382, SLG: 0.662		C X 0-1 BLK 2B		F S S 0-3 ② K			C B X 1-1 1-H HR	B X 1-0 ① G5-3		4	1	2	2	0	1	0
Dean Palmer, R (1, 5) OBP: 0.333, SLG: 0.536		B S C F B B S 3-3 ① K 2-3		C B F S 1-3 ③ K			S S F B F S 1-3 ① K	C F S 0-3 ② K		4	0	0	0	0	4	1
Ivan Rodriguez, R (1, 2) David Hulse, L (8, PR) OBP: 0.320, SLG: 0.381 Geno Petralli, L (8, 2) OBP: 0.364, SLG: 0.375		S F S 0-3 ② K			B C B F B X 3-2 ① G3-1		B B C F B B 4-2 1B 1B BB	C F B B B F B 4-2 BB		2 0 0	1 0 0	0 0 0	0 0 0	2 0 0	1 0 0	1 0 0
Gary Redus, R (1, 3) OBP: 0.300, SLG: 0.357		S B S B B F B 4-2 S BB		B B C F B F F F 3-2 X ② G6-3			B C B S F B X 3-2 1B 1-2 1B 1B	1 SAFE C F P X 1-2 ③ F8		3	1	1	0	1	0	1
Doug Strange, S (1, 4) OBP: 0.330, SLG: 0.420		S S F B F B B S 3-3 ③ K 1-2		C S F B B B X 3-2 ③ F9			B C B F X 2-2 BB 1B SF9 1-2 1B 2-H	X 0-0 ① F7		4	1	1	1	0	1	2
Billy Ripken, R (1, 6) OBP: 0.273, SLG: 0.204			F F F C 0-3 ① K			F C X 0-2 ① L9	X 0-0 BB 1-2 2-H 1B		C B B C S 2-3 ② K	4	0	1	1	0	2	0
Inning Stats	R: 0 H: 0 E: 0 LOB: 0 K: 1 BB: 0 S: 9 P: 14	R: 0 H: 1 E: 0 LOB: 2 K: 3 BB: 1 S: 17 P: 27	R: 0 H: 0 E: 0 LOB: 0 K: 1 BB: 0 S: 9 P: 9	R: 0 H: 0 E: 0 LOB: 0 K: 2 BB: 0 S: 8 P: 12	R: 0 H: 0 E: 0 LOB: 0 K: 0 BB: 0 S: 14 P: 23	R: 0 H: 0 E: 0 LOB: 0 K: 2 BB: 0 S: 12 P: 15	R: 5 H: 5 E: 0 LOB: 2 K: 1 BB: 2 S: 21 P: 37	R: 0 H: 0 E: 0 LOB: 1 K: 1 BB: 1 S: 11 P: 16	R: 0 H: 1 E: 0 LOB: 1 K: 2 BB: 0 S: 11 P: 14	1B: 5 SF: 1 2B: 1 SAC: 0 3B: 0 DP: 0 HR: 1 HBP: 0						

TOP	
AB	33
R	5
H	7
RBI	5
BB	4
SO	13
LOB	8

WP: 0 PA: 38
PB: 0
SB: 1
CS: 0

PITCHER		IP	WLS	BF	H	R	ER	SO	BB	IBB	HBP	BLK	WP	HR	S	P	ERA	WHIP
Randy Johnson, L ERA: 2.96	(1, 1)	6.1	W	26	5	5	5	10	2	0	0	1	0	1	87	129	7.11	1.105
Dennis Powell, L ERA: 3.62	(7, 1)	0.0		2	1	0	0	0	1	0	0	0	0	0	1	5	∞	∞
Jeff Nelson, R ERA: 2.52	(7, 1)	1.2		6	0	0	0	1	1	0	0	0	0	0	13	19	0.00	0.600
Norm Charlton, L ERA: 2.52	(9, 1)	1.0	S	4	1	0	0	2	0	0	0	0	0	0	11	14	0.00	1.000

PITCHER	IP	WLS	BF	H	R	ER	SO	BB	IBB	HBP	BLK	WP	HR	S	P	ERA	WHIP

Texas Rangers @ Seattle Mariners

The Kingdome, Seattle, WA

Sat Jun 19 1993, 10:05 PM EDT

Att. 41,840 - Dome

livebaseballscorecards.com

BOTTOM

Batter	1	2	3	4	5	6	7	8	9	AB	R	H	RBI	BB	SO	LOB
Omar Vizquel, S (1, 6) OBP: 0.351, SLG: 0.303	BCBFBFB 4-2 G6-3 G4-3 2B BB	C X 0-1 ②⑤ G1-6-3 1-2f		B X 1-0 1-3 2-H 3B 1B		C B C B S 2-3 ① K		F F X 0-2 E3 1-2		4	2	1	1	1	1	3
Mackey Sasser, L (1, 7) OBP: 0.296, SLG: 0.347 Henry Cotto, R (9, 7) OBP: 0.196, SLG: 0.245	X 0-0 ① G4-3 1-2	X 0-0 ① F8	B X 2-1 1-H 3-H 2B 3B		B B X 2-0 ② G4-3	F B B X 2-1 ③ G3-1		5 0	1 0	1 0	2 0	0 0	0 0	3 0
Ken Griffey Jr., L (1, 8) OBP: 0.395, SLG: 0.549	X 0-0 ② G6-3 2-3	B C X 1-1 2B	B B X 3-0 3-H 2B		C B B F X 2-2 ③ F8					4	0	2	1	0	0	1
Pete O'Brien, L (1, 10) OBP: 0.342, SLG: 0.426	B B B B 4-0 2B BB	F C B C 1-3 ② K	B B F X 2-1 ③ F9				F B F C 1-3 ① K			3	1	0	0	1	2	2
Jay Buhner, R (1, 9) OBP: 0.375, SLG: 0.530	B X 1-0 1-H 3-H 2B	F X 0-1 ③ F8			B B B C X 3-1 ① G5-3		F F X 0-2 ② G4-3			4	0	1	2	0	0	1
Tino Martinez, L (1, 3) OBP: 0.355, SLG: 0.473	B C S F X 1-2 ③ L8			B F X 1-1 ① L8	C X 0-1 ② G6-3		C B F B S 2-3 ③ K			4	0	0	0	0	1	1
Mike Blowers, R (1, 5) OBP: 0.327, SLG: 0.459		B S B B X 3-1 ① L7		B B B 4-0 BB 1B BB	B B S F B F X 3-2 2B			B C C B F C 2-3 ① K		3	1	1	0	1	1	0
Dave Valle, R (1, 2) OBP: 0.382, SLG: 0.399		C F B B B F F B B 4-2 1B BB		X 0-0 ② P3	B B B B 4-0 BB			C S B X 1-2 E 1B		2	0	1	0	2	0	1
Rich Amaral, R (1, 4) OBP: 0.355, SLG: 0.384 Bret Boone, R (7, 4) OBP: 0.314, SLG: 0.424		X 0-0 G1-6-3 1-2 1B		B C B B F B 4-2 1B 1-2 3B BB	B C F C 1-3 ③ K			C X 0-1 ② F9		2 1	1 0	1 0	0 0	1 0	1 0	2 1
Inning Stats	R: 2 H: 1 E: 0 LOB: 1 K: 0 BB: 2 S: 10 P: 20	R: 0 H: 1 E: 0 LOB: 1 K: 0 BB: 1 S: 9 P: 16	R: 0 H: 1 E: 0 LOB: 1 K: 1 BB: 0 S: 8 P: 10	R: 4 H: 3 E: 0 LOB: 1 K: 0 BB: 2 S: 11 P: 28	R: 0 H: 1 E: 0 LOB: 2 K: 1 BB: 1 S: 11 P: 22	R: 0 H: 0 E: 0 LOB: 0 K: 1 BB: 0 S: 7 P: 13	R: 0 H: 0 E: 0 LOB: 0 K: 2 BB: 0 S: 9 P: 12	R: 0 H: 1 E: 1 LOB: 2 K: 1 BB: 0 S: 14 P: 19		1B: 3 SF: 0 2B: 4 SAC: 0 3B: 1 DP: 1 HR: 0 HBP: 0						

	AB	32
	R	6
	H	8
	RBI	6
	BB	6
	SO	6
	LOB	15

WP: 0 PA: 38
PB: 0
SB: 0
CS: 0

PITCHER		IP	WLS	BF	H	R	ER	SO	BB	IBB	HBP	BLK	WP	HR	S	P	ERA	WHIP
Todd Burns, R ERA: 4.83	(1, 1)	3.2	L	21	6	6	6	1	5	0	0	0	0	0	36	70	14.73	3.000
Jeff Bronkey, R ERA: 3.54	(4, 1)	3.0		11	1	0	0	3	1	0	0	0	0	0	26	46	0.00	0.667
Bob Patterson, L ERA: 4.84	(7, 1)	0.1		1	0	0	0	1	0	0	0	0	0	0	3	5	0.00	0.000
Matt Whiteside, R ERA: 3.05	(8, 1)	1.0		5	1	0	0	1	0	0	0	0	0	0	14	19	0.00	1.000

PITCHER	IP	WLS	BF	H	R	ER	SO	BB	IBB	HBP	BLK	WP	HR	S	P	ERA	WHIP

Texas Rangers @ Seattle Mariners

The Kingdome, Seattle, WA

Sun Jun 20 1993, 6:33 AM EDT

Att. 38,103 - Dome

TOP

livebaseballscorecards.com

Batter	1	2	3	4	5	6	7	8	9	AB	R	H	RBI	BB	SO	LOB
David Hulse, L (1, 8) OBP: 0.314, SLG: 0.373	B X 1-0 F7		F X 0-1 F8		C X 0-1 G3			B B C X 2-1 G5-3		4	0	0	0	0	0	1
Geno Petralli, L (1, 2) OBP: 0.375, SLG: 0.395	C B X 1-1 G6-3		C 1 SAFE X 0-1 1-H 2B		B C B F B F B 4-2 BB			B F B C B X 3-2 P6		3	0	1	1	1	0	0
Julio Franco, R (1, 10) OBP: 0.291, SLG: 0.415	X 0-0 G6-3		B B X 2-0 G3		B X 1-0 G5-3			C X 0-1 G3		4	0	0	0	0	0	2
Juan Gonzalez, R (1, 7) OBP: 0.379, SLG: 0.659		X 0-0 E5 FC5-4		F C B X 1-2 G6-3		F B C B S 2-3 K			X 0-0 2B	4	0	1	0	0	1	0
Rafael Palmeiro, L (1, 3) OBP: 0.324, SLG: 0.452		C F B F B 1 SAFE X 2-2 F7		B S X 1-1 2B 2B		C S B X 1-2 G3-1			C X 0-1 P6	4	1	1	0	0	0	2
Dean Palmer, R (1, 5) OBP: 0.332, SLG: 0.535		X 0-0 FC5-4 1-2f		C S B B B X 3-2 F9 2-H 2B		B S X 1-1 P4			C F S 0-3 K	4	0	1	1	0	1	2
Doug Strange, S (1, 4) OBP: 0.323, SLG: 0.410		1 SAFE C C P F 1 B F X 2-2 G1-3		X 0-0 F9 2-3			F C B B B X 3-2 G3-1		X 0-0 L5	4	0	0	0	0	0	3
Doug Dascenzo, S (1, 9) OBP: 0.219, SLG: 0.290			C X 0-1 F8	F B C B B X 3-2 L9			X 0-0 F8			3	0	0	0	0	0	1
Billy Ripken, R (1, 6) OBP: 0.279, SLG: 0.211 Mario Diaz, R (3, 6) OBP: 0.200, SLG: 0.267			F X 0-1 2B 1B		C X 0-1 G1-3		B F F B X 2-2 L9			1 2	1 0	1 0	0 0	0 0	0 0	0 0
Inning Stats	R: 0 E: 0 K: 0 S: 4 H: 0 LOB: 0 BB: 0 P: 6	R: 0 E: 1 K: 0 S: 12 H: 0 LOB: 1 BB: 0 P: 15	R: 1 E: 0 K: 0 S: 9 H: 2 LOB: 0 BB: 0 P: 11	R: 1 E: 0 K: 0 S: 12 H: 2 LOB: 1 BB: 0 P: 20	R: 0 E: 0 K: 0 S: 8 H: 0 LOB: 1 BB: 1 P: 13	R: 0 E: 0 K: 1 S: 8 H: 0 LOB: 0 BB: 0 P: 12	R: 0 E: 0 K: 0 S: 7 H: 0 LOB: 0 BB: 0 P: 12	R: 0 E: 0 K: 0 S: 7 H: 0 LOB: 0 BB: 0 P: 12	R: 0 E: 0 K: 1 S: 7 H: 1 LOB: 1 BB: 0 P: 7	1B: 1 2B: 4 3B: 0 HR: 0	SF: 0 SAC: 0 DP: 0 HBP: 0					

	AB	33
	R	2
	H	5
	RBI	2
	BB	1
	SO	2
	LOB	11

WP: 0 PB: 0 SB: 0 CS: 0 PA: 34

PITCHER		IP	WLS	BF	H	R	ER	SO	BB	IBB	HBP	BLK	WP	HR	S	P	ERA	WHIP
Tim Leary, R ERA: 4.38	(1, 1)	8.0	W	30	4	2	2	1	1	0	0	0	0	0	67	101	2.25	0.625
Bob Ayrault, R ERA: 8.74	(9, 1)	1.0		4	1	0	0	1	0	0	0	0	0	0	7	7	0.00	1.000

PITCHER	IP	WLS	BF	H	R	ER	SO	BB	IBB	HBP	BLK	WP	HR	S	P	ERA	WHIP

Texas Rangers @ Seattle Mariners

The Kingdome, Seattle, WA

Sun Jun 20 1993, 6:33 AM EDT

Att. 38,103 - Dome

BOTTOM

Batter	1	2	3	4	5	6	7	8	9	AB	R	H	RBI	BB	SO	LOB
Henry Cotto, R (1, 8) OBP: 0.196, SLG: 0.242	L7		K 1-2	G4-3 S WP 1B 1-2 2-H		K 1-2		G6-3 1-2 2-3 3-H		5	1	1	2	0	2	4
Greg Litton, R (1, 6) (7, 7) OBP: 0.370, SLG: 0.375	F9		HR 2B 2-H	G4-3 1-3 2-H		G4-3		SF9 3-H		4	1	1	3	0	0	2
Ken Griffey Jr., L (1, 10) OBP: 0.402, SLG: 0.576	PO HBP 1-2		HR 2-H	K 3-H			1B G6-4-3 1B 1-2	HR 2-H		4	3	3	4	0	1	0
Jay Buhner, R (1, 9) OBP: 0.375, SLG: 0.525	PO 1-2	CS BB 4-2	F8 2-2	K 1-3			G6-4-3 1B 1-3	K 1-3		4	0	1	0	1	2	1
Mike Blowers, R (1, 5) OBP: 0.325, SLG: 0.453		F9 1-3	HR 1B 1-2	K 0-3			G6-4-3 1-2f 3-H			4	1	1	0	0	1	2
Bret Boone, R (1, 4) OBP: 0.308, SLG: 0.486		K 1-3	HR 1-H 1-2	G3 0-2			F8 1-1			4	1	1	2	0	1	1
Tino Martinez, L (1, 3) OBP: 0.353, SLG: 0.470		K 3-3	G4-3 3-1	G3-1 2-2				BB G6-3 1B 0-0		4	1	1	0	0	1	1
Bill Haselman, R (1, 2) OBP: 0.338, SLG: 0.429			F9 0-1	E 1B 1B 1-0		F7 2-2		G6-3 BB SF9 1B 1-2 0-1		4	2	2	0	0	0	0
Mike Felder, S (1, 7) OBP: 0.296, SLG: 0.309			S 2B BB 4-1	E4 S S 1B G4-3 1-2 2-0				G6-3 HR BB 1-2 2-3 4-2		2	2	1	0	1	0	1
Omar Vizquel, S (6, PR) (7, 6) OBP: 0.353, SLG: 0.303						S 1B 1-2				0	1	0	0	1	0	0
Inning Stats	R: 0 E: 0 K: 0 S: 7 H: 0 LOB: 0 BB: 0 P: 13	R: 0 E: 0 K: 2 S: 13 H: 0 LOB: 1 BB: 1 P: 22	R: 3 E: 0 K: 1 S: 15 H: 2 LOB: 0 BB: 1 P: 27	R: 5 E: 1 K: 2 S: 21 H: 4 LOB: 1 BB: 0 P: 36	R: 0 E: 0 K: 1 S: 10 H: 0 LOB: 0 BB: 0 P: 12	R: 0 E: 0 K: 1 S: 16 H: 1 LOB: 1 BB: 0 P: 20	R: 1 E: 0 K: 0 S: 8 H: 2 LOB: 0 BB: 0 P: 11	R: 4 E: 0 K: 1 S: 18 H: 3 LOB: 0 BB: 1 P: 26		1B: 8 2B: 1 3B: 0 HR: 3 SF: 1 SAC: 0 DP: 1 HBP: 1						

	AB	35
	R	13
	H	12
	RBI	11
	BB	3
	SO	8
	LOB	12

WP: 1 PB: 0 SB: 4 CS: 1 PA: 41

livebaseballscorecards.com

PITCHER		IP	WLS	BF	H	R	ER	SO	BB	IBB	HBP	BLK	WP	HR	S	P	ERA	WHIP
Charlie Leibrandt, L ERA: 3.43	(1, 1)	3.1	L	19	6	8	5	3	2	0	1	0	0	2	48	85	13.50	2.400
Mike Schooler, R ERA: 3.0	(4, 1)	2.2		10	1	0	0	4	0	0	0	0	1	0	34	45	0.00	0.375
Craig Lefferts, L ERA: 7.93	(7, 1)	1.0		4	2	1	1	0	0	0	0	0	0	0	8	11	9.00	2.000
Tom Henke, R ERA: 2.56	(8, 1)	1.0		7	3	4	4	1	1	0	0	0	0	1	18	26	36.00	4.000

PITCHER	IP	WLS	BF	H	R	ER	SO	BB	IBB	HBP	BLK	WP	HR	S	P	ERA	WHIP

Oakland Athletics @ Seattle Mariners

The Kingdome, Seattle, WA

Mon Jun 21 1993, 10:05 PM EDT

Att. 17,706 - Dome

TOP

livebaseballscorecards.com

Batter	1	2	3	4	5	6	7	8	9	AB	R	H	RBI	BB	SO	LOB
Rickey Henderson, R (1, 7) OBP: 0.448, SLG: 0.452	G6-4-3 1B		P3		G3-1 BB		K	K		4	0	1	0	1	2	4
Brent Gates, S (1, 4) OBP: 0.335, SLG: 0.337	G6-4-3 1B		BB 1B		G3-1		2-H 1B		F7	5	0	3	1	0	0	2
Kevin Seitzer, R (1, 3) OBP: 0.311, SLG: 0.355	G6-4-3		BB		F8		K		2B 1B	4	1	1	0	1	1	5
Ruben Sierra, S (1, 9) OBP: 0.269, SLG: 0.391	P2		G3-1			G4-3		SH5-4 1B 1B	F9	5	1	1	0	0	0	5
Terry Steinbach, R (1, 2) OBP: 0.340, SLG: 0.427		G6-3		G1-3		K		SH5-4 1B	1-H 2B	5	1	2	1	0	1	0
Troy Neel, L (1, 10) OBP: 0.275, SLG: 0.392 Lance Blankenship, R (8, PH) OBP: 0.401, SLG: 0.333 (8, 8)		G4-3		G2-6-3 1B		HR		SH5-4	F9	3 1	1 0	2 0	1 0	0 0	0 0	0 1
Scott Brosius, R (1, 8) OBP: 0.250, SLG: 0.292 Mike Aldrete, L (8, PH) OBP: 0.333, SLG: 0.392 Mike Mohler, R (8, 1) Rich Gossage, R (8, 1) Dennis Eckersley, R (9, 1)		K	G2-6-3 1-2f			L9		IBB		3 0 0 0 0	0 0 0 0 0	0 0 0 0 0	0 1 0 0 0	0 0 0 0 0	1 0 0 0 0	1 0 0 0 0
Craig Paquette, R (1, 5) OBP: 0.273, SLG: 0.492			K	P6		1B 2B		FC4 1B		4	1	2	2	0	1	0
Mike Bordick, R (1, 6) OBP: 0.346, SLG: 0.341			1B	G3-1 2B		P4		FC4		4	0	2	0	0	0	3
Inning Stats	R: 0 E: 0 K: 0 S: 5 H: 2 LOB: 1 BB: 0 P: 7	R: 0 E: 0 K: 1 S: 7 H: 0 LOB: 0 BB: 0 P: 11	R: 0 E: 0 K: 1 S: 15 H: 2 LOB: 3 BB: 1 P: 25	R: 0 E: 0 K: 0 S: 6 H: 1 LOB: 0 BB: 0 P: 10	R: 0 E: 0 K: 0 S: 9 H: 1 LOB: 2 BB: 1 P: 18	R: 1 E: 0 K: 1 S: 12 H: 1 LOB: 0 BB: 0 P: 17	R: 1 E: 0 K: 2 S: 15 H: 2 LOB: 1 BB: 0 P: 22	R: 2 E: 0 K: 1 S: 13 H: 3 LOB: 2 BB: 1 P: 26	R: 1 E: 0 K: 0 S: 13 H: 2 LOB: 1 BB: 0 P: 18	1B: 10 2B: 3 3B: 0 HR: 1 SF: 0 SAC: 1 DP: 2 HBP: 0						

AB	38
R	5
H	14
RBI	5
BB	3
SO	6
LOB	21

WP: 0 PB: 0 SB: 0 CS: 0 PA: 42

PITCHER		IP	WLS	BF	H	R	ER	SO	BB	IBB	HBP	BLK	WP	HR	S	P	ERA	WHIP
Erik Hanson, R ERA: 2.82	(1, 1)	6.0		26	8	2	2	3	2	0	0	0	0	1	56	91	3.00	1.667
Rich DeLucia, R ERA: 3.93	(7, 1)	1.0	L	6	3	2	2	2	0	0	0	0	0	0	16	25	18.00	3.000
Dennis Powell, L ERA: 3.58	(8, 1)	0.1		1	0	0	0	0	0	0	0	0	0	0	2	4	0.00	0.000
Jeff Nelson, R ERA: 2.45	(8, 1)	0.2		4	1	0	0	1	0	1	0	0	0	0	8	16	0.00	1.500
Bob Ayrault, R ERA: 8.76	(9, 1)	1.0		5	2	1	1	0	0	0	0	0	0	0	13	18	9.00	2.000

PITCHER	IP	WLS	BF	H	R	ER	SO	BB	IBB	HBP	BLK	WP	HR	S	P	ERA	WHIP

Batter	1	2	3	4	5	6	7	8	9	AB	R	H	RBI	BB	SO	LOB
Omar Vizquel, S (1, 6) OBP: 0.352, SLG: 0.302	HR 1B	L6			G1-3		E6 CS WP			4	1	1	0	0	0	1
Mackey Sasser, L (1, 7) OBP: 0.282, SLG: 0.329	F8	K			F9		1 SAFE 1 SAFE	K 1-3		4	0	0	0	0	2	3
Henry Cotto, R (8, 7) OBP: 0.196, SLG: 0.242										0	0	0	0	0	0	0
Ken Griffey Jr., L (1, 8) OBP: 0.400, SLG: 0.583	HR 1-H		G1-3			G3		F8		4	1	1	2	0	0	0
Pete O'Brien, L (1, 10) OBP: 0.342, SLG: 0.430	2B		F7			G4-3		G3		3	0	1	0	0	0	0
Greg Litton, R (8, PH) OBP: 0.357, SLG: 0.360										1	0	0	0	0	0	0
Jay Buhner, R (1, 9) OBP: 0.377, SLG: 0.525	L7		G5-3			1B 1B		1B		4	1	2	0	0	0	1
Tino Martinez, L (1, 3) OBP: 0.355, SLG: 0.468	FC6-4 BB			G3		1B 1-2		P5		3	0	1	0	1	0	1
Mike Blowers, R (1, 5) OBP: 0.323, SLG: 0.447	FC6-4 1-2f			F9		1B 1-3 2-H			K	4	0	1	1	0	1	2
Dave Valle, R (1, 2) OBP: 0.379, SLG: 0.401		2B		K		G6-3			F9	4	0	1	0	0	1	2
Bret Boone, R (1, 4) OBP: 0.279, SLG: 0.439		G5-3		F8			G6-3		K	4	0	0	0	0	1	1
Inning Stats	R: 2 E: 0 K: 0 S: 17 H: 3 LOB: 2 BB: 1 P: 30	R: 0 E: 0 K: 1 S: 14 H: 1 LOB: 1 BB: 0 P: 20	R: 0 E: 0 K: 0 S: 8 H: 0 LOB: 0 BB: 0 P: 10	R: 0 E: 0 K: 1 S: 7 H: 0 LOB: 0 BB: 0 P: 11	R: 0 E: 0 K: 0 S: 3 H: 0 LOB: 0 BB: 0 P: 4	R: 1 E: 0 K: 0 S: 12 H: 3 LOB: 2 BB: 0 P: 17	R: 0 E: 1 K: 1 S: 8 H: 0 LOB: 1 BB: 0 P: 12	R: 0 E: 0 K: 0 S: 9 H: 1 LOB: 1 BB: 0 P: 11	R: 0 E: 0 K: 2 S: 10 H: 0 LOB: 0 BB: 0 P: 11	1B: 5 2B: 3 3B: 0 HR: 1 SF: 0 SAC: 0 DP: 1 HBP: 0						

PITCHER		IP	WLS	BF	H	R	ER	SO	BB	IBB	HBP	BLK	WP	HR	S	P	ERA	WHIP
Ron Darling, R ERA: 5.99	(1, 1)	6.0		26	7	3	3	2	1	0	0	0	0	1	61	92	4.50	1.333
Storm Davis, R ERA: 6.27	(7, 1)	1.0	W	3	0	0	0	1	0	0	0	0	1	0	8	12	0.00	0.000
Mike Mohler, L ERA: 5.4	(8, 1)	0.1		1	0	0	0	0	0	0	0	0	0	0	3	4	0.00	0.000
Rich Gossage, R ERA: 2.42	(8, 1)	0.2		3	1	0	0	0	0	0	0	0	0	0	6	7	0.00	1.500
Dennis Eckersley, R ERA: 4.73	(9, 1)	1.0	S	3	0	0	0	2	0	0	0	0	0	0	10	11	0.00	0.000

BOTTOM

Oakland Athletics @ Seattle Mariners

The Kingdome, Seattle, WA

Mon Jun 21 1993, 10:05 PM EDT

Att. 17,706 - Dome

livebaseballscorecards.com

AB	35
R	3
H	8
RBI	3
BB	1
SO	5
LOB	11

PITCHER		IP	WLS	BF	H	R	ER	SO	BB	IBB	HBP	BLK	WP	HR	S	P	ERA	WHIP

1B: 5 2B: 3 3B: 0 HR: 1 SF: 0 SAC: 0 DP: 1 HBP: 0

WP: 1 PB: 0 SB: 0 CS: 1 PA: 36

Batter	1	2	3	4	5	6	7	8	9	AB	R	H	RBI	BB	SO	LOB
Rickey Henderson, R (1, 7) OBP: 0.457, SLG: 0.458 Scott Hemond, R (9, 2) OBP: 0.273, SLG: 0.260	0-1 FC4-6 1B	3-2 1-H 2B 1B	0-1 P2 ③		2-1 2B 1-3 2-H 1B	4-2 1-2 2-3 BB		4-1 WP 1B SF8-2-5 BB		4 2 3 2 2 0 3 0 0 0 0 0 0 0						
Brent Gates, S (1, 4) OBP: 0.340, SLG: 0.355	2-2 FC4-6 BB 1B SF7 ① 1-2f	3-2 1-H 2B		1-0 G4-3 ①	2-1 1-3 3-H 2B	1-1 P3 ③		2-2 WP SF8-2-5 1-2 1B		6 1 3 2 0 0 4						
Ruben Sierra, S (1, 9) OBP: 0.277, SLG: 0.399 Shawn Hillegas, R (9, 1)	1-1 BB 1-2 1B	0-0 G3 ③		1-1 2B	3-1 G4-3 ③		2-0 2B 1B 1B	4-0 1-2 2-3 BB		5 1 3 0 1 0 3 0 0 0 0 0 0 0						
Troy Neel, L (1, 10) OBP: 0.297, SLG: 0.421 (9, 3)	4-1 1-2 2-3 BB	0-0 F9 2B 2B	4-2 G6-4-3 BB		1-1 HR 1B	0-0 1B 1-3 2B	1-2 SF8-2-5 ② ③ 2-3 3-H			3 2 3 1 2 0 0						
Terry Steinbach, R (1, 2) OBP: 0.333, SLG: 0.420 Scott Brosius, R (9, PH) OBP: 0.245, SLG: 0.286 (9, 9)	2-2 SF7 ② 3-H	2-2 F9 ① 2-3	0-0 G6-4-3 ② ③ 1-2f		2-3 K ①	2-3 K ①	1-3 K ①			4 0 0 1 0 2 6 1 0 0 0 0 1 0						
Craig Paquette, R (1, 5) OBP: 0.292, SLG: 0.543	2-3 K ③	0-0 PB 3-H 2B		3-2 G5-3 ①	1-2 1-H HR	4-0 1B IBB		1-2 P4 ②		5 1 2 3 1 1 2						
Mike Aldrete, L (1, 3) OBP: 0.344, SLG: 0.407 Kevin Seitzer, R (7, PH) OBP: 0.313, SLG: 0.356 (7, 3) (9, 7)	2-1 G6-3 ①	2-3 K ② 2-3		4-2 BB 1B BB	2-2 BB 2B	0-1 G6-4-3 1-2 2-3 3-H 1B		0-1 G1-3 ③		3 1 1 0 1 1 1 2 0 1 1 0 0 0						
Mike Bordick, R (1, 6) OBP: 0.351, SLG: 0.338	0-0 L7 ②	4-2 BB BB	1-2	4-2 1B 2B 1-2 BB	4-2 BB BB	1-1 G6-4-3 ② ③ 1-2f				2 1 0 0 3 0 3						
Lance Blankenship, R (1, 8) OBP: 0.401, SLG: 0.327	4-2 S 1B BB	4-2 1-2 BB		2-2 K ②	2-2 F9 ②		2-1 G5-3 ①			3 1 0 0 2 1 4						
Inning Stats	R: 1 H: 2 E: 0 LOB: 2 K: 1 BB: 1 S: 15 P: 26	R: 2 H: 2 E: 0 LOB: 1 K: 0 BB: 1 S: 15 P: 27	R: 1 H: 2 E: 0 LOB: 3 K: 1 BB: 2 S: 15 P: 27	R: 0 H: 1 E: 0 LOB: 1 K: 0 BB: 1 S: 6 P: 12	R: 2 H: 2 E: 0 LOB: 2 K: 1 BB: 2 S: 19 P: 39	R: 2 H: 3 E: 0 LOB: 3 K: 1 BB: 2 S: 20 P: 37	R: 1 H: 3 E: 0 LOB: 2 K: 1 BB: 1 S: 9 P: 18	R: 1 H: 1 E: 0 LOB: 1 K: 0 BB: 2 S: 9 P: 22	R: 0 H: 0 E: 0 LOB: 0 K: 1 BB: 0 S: 9 P: 11	1B: 8 SF: 2 2B: 8 SAC: 0 3B: 0 DP: 3 HR: 1 HBP: 0						

TOP

Oakland Athletics @ Seattle Mariners

The Kingdome, Seattle, WA

Tue Jun 22 1993, 10:05 PM EDT

Att. 17,616 - Dome

livebaseballscorecards.com

AB	38
R	10
H	16
RBI	10
BB	12
SO	6
LOB	26

WP: 1 PA: 52
PB: 1
SB: 1
CS: 0

PITCHER		IP	WLS	BF	H	R	ER	SO	BB	IBB	HBP	BLK	WP	HR	S	P	ERA	WHIP
Jim Converse, R ERA: 5.31	(1, 1)	2.1	L	15	6	4	4	1	2	0	0	0	0	0	36	61	15.43	3.429
Dwayne Henry, R ERA: 6.53	(3, 1)	2.1		14	3	2	2	2	5	0	0	0	0	0	32	65	7.71	3.429
Rich DeLucia, R ERA: 4.33	(5, 1)	1.0		8	3	2	2	1	2	0	0	0	0	1	20	39	18.00	5.000
Dennis Powell, L ERA: 3.99	(6, 1)	1.2		11	4	2	2	1	2	1	0	0	1	0	17	39	10.80	3.600
Bob Ayrault, R ERA: 7.71	(8, 1)	1.2		4	0	0	0	1	0	0	0	0	0	0	12	15	0.00	0.000

PITCHER	IP	WLS	BF	H	R	ER	SO	BB	IBB	HBP	BLK	WP	HR	S	P	ERA	WHIP

BOTTOM

Batter	1	2	3	4	5	6	7	8	9	AB	R	H	RBI	BB	SO	LOB
Omar Vizquel, S (1, 6) OBP: 0.352, SLG: 0.300	L B B S F F X 2-2 ① G6-3		C B B F S 2-3 ② K			B B C F B B 4-2 FC3-6 BB		B F B C B F B 4-2 HR BB		2	0	0	0	1	1	0
Bret Boone, R (7, 4) OBP: 0.295, SLG: 0.439										0	1	0	0	1	0	0
Mackey Sasser, L (1, 7) OBP: 0.270, SLG: 0.313	B B B C S X 3-2 ② F7		C B B F T 2-2 ③ K			T F B X 1-2 ① FC3-6 F8 1B BLK 1-2f		F X 0-1 ① F8		4	1	0	0	0	1	2
Ken Griffey Jr., L (1, 8) OBP: 0.405, SLG: 0.595	B F S B F X 2-2 ③ G6-3			B B B 4-0 BB		B B X 2-0 BLK 1-2 1B		F B B B F F X 3-2 1-H HR		3	1	2	2	1	0	0
Pete O'Brien, L (1, 10) OBP: 0.335, SLG: 0.420		C F B B X 2-2 ① F7		B C F X 1-2 ① L9		B X 1-0 ② F8 2-3		C X 0-1 ② F7		4	0	0	0	0	0	3
Jay Buhner, R (1, 9) OBP: 0.375, SLG: 0.518		C S B S 1-3 ② K		F S B B B F X 3-2 ② L8		B C B B B 4-1 BB 1-2 3-H		B B S F X 2-2 ③ P6		3	0	0	0	1	1	1
Tino Martinez, L (1, 3) OBP: 0.354, SLG: 0.469	C F B B F B X 2-2 2B			X 0-0 ③ G4-3		B F F F F B C 2-3 ③ K			X 0-0 ① G4-3	4	0	1	0	0	1	3
Mike Blowers, R (1, 5) OBP: 0.327, SLG: 0.444	B B B B 4-0 BB		F C B F B F S 2-3 ① K			C B C B F X 2-2 G4-3 1B			X 0-0 ② G6-3	3	0	1	0	1	1	0
Dave Valle, R (1, 2) OBP: 0.378, SLG: 0.399	B C B C B C 3-3 ③ K		C B S S 1-3 ② K			F S B X 1-2 ① P4			F F X 0-2 ③ F9	1	0	0	0	0	1	2
Bill Haselman, R (3, 2) OBP: 0.324, SLG: 0.407										3	0	0	0	0	1	1
Greg Litton, R (1, 4) OBP: 0.323, SLG: 0.321		C B F B S 2-3 ① K	F S 0-3 ③ K			S X 0-1 ②③ G4-3 1-2f				3	0	0	0	0	2	1
(7, 6)																

Oakland Athletics @ Seattle Mariners
The Kingdome, Seattle, WA
Tue Jun 22 1993, 10:05 PM EDT
Att. 17,616 - Dome

livebaseballscorecards.com

AB	30
R	3
H	4
RBI	2
BB	5
SO	9
LOB	13

Inning Stats	1	2	3	4	5	6	7	8	9
	R: 0 H: 0 E: 0 LOB: 0 K: 0 BB: 0 S: 13 P: 20	R: 0 H: 1 E: 0 LOB: 2 K: 2 BB: 1 S: 13 P: 25	R: 0 H: 0 E: 0 LOB: 0 K: 3 BB: 0 S: 9 P: 15	R: 0 H: 0 E: 0 LOB: 1 K: 0 BB: 1 S: 8 P: 16	R: 0 H: 0 E: 0 LOB: 0 K: 3 BB: 0 S: 11 P: 14	R: 1 H: 1 E: 0 LOB: 2 K: 1 BB: 2 S: 13 P: 27	R: 0 H: 1 E: 0 LOB: 0 K: 0 BB: 0 S: 9 P: 12	R: 2 H: 1 E: 0 LOB: 0 K: 0 BB: 1 S: 14 P: 23	R: 0 H: 0 E: 0 LOB: 0 K: 0 BB: 0 S: 5 P: 5

1B: 2	SF: 0	WP: 0 PA: 35
2B: 1	SAC: 0	PB: 0
3B: 0	DP: 1	SB: 0
HR: 1	HBP: 0	CS: 0

PITCHER		IP	WLS	BF	H	R	ER	SO	BB	IBB	HBP	BLK	WP	HR	S	P	ERA	WHIP
Bobby Witt, R ERA: 3.79	(1, 1)	5.2	W	23	2	1	1	8	4	0	0	1	0	0	62	110	1.59	1.059
Joe Boever, R ERA: 3.33	(6, 1)	2.1		9	2	2	2	1	1	0	0	0	0	1	28	42	7.71	1.286
Shawn Hillegas, R ERA: 7.63	(9, 1)	1.0		3	0	0	0	0	0	0	0	0	0	0	5	5	0.00	0.000

PITCHER	IP	WLS	BF	H	R	ER	SO	BB	IBB	HBP	BLK	WP	HR	S	P	ERA	WHIP

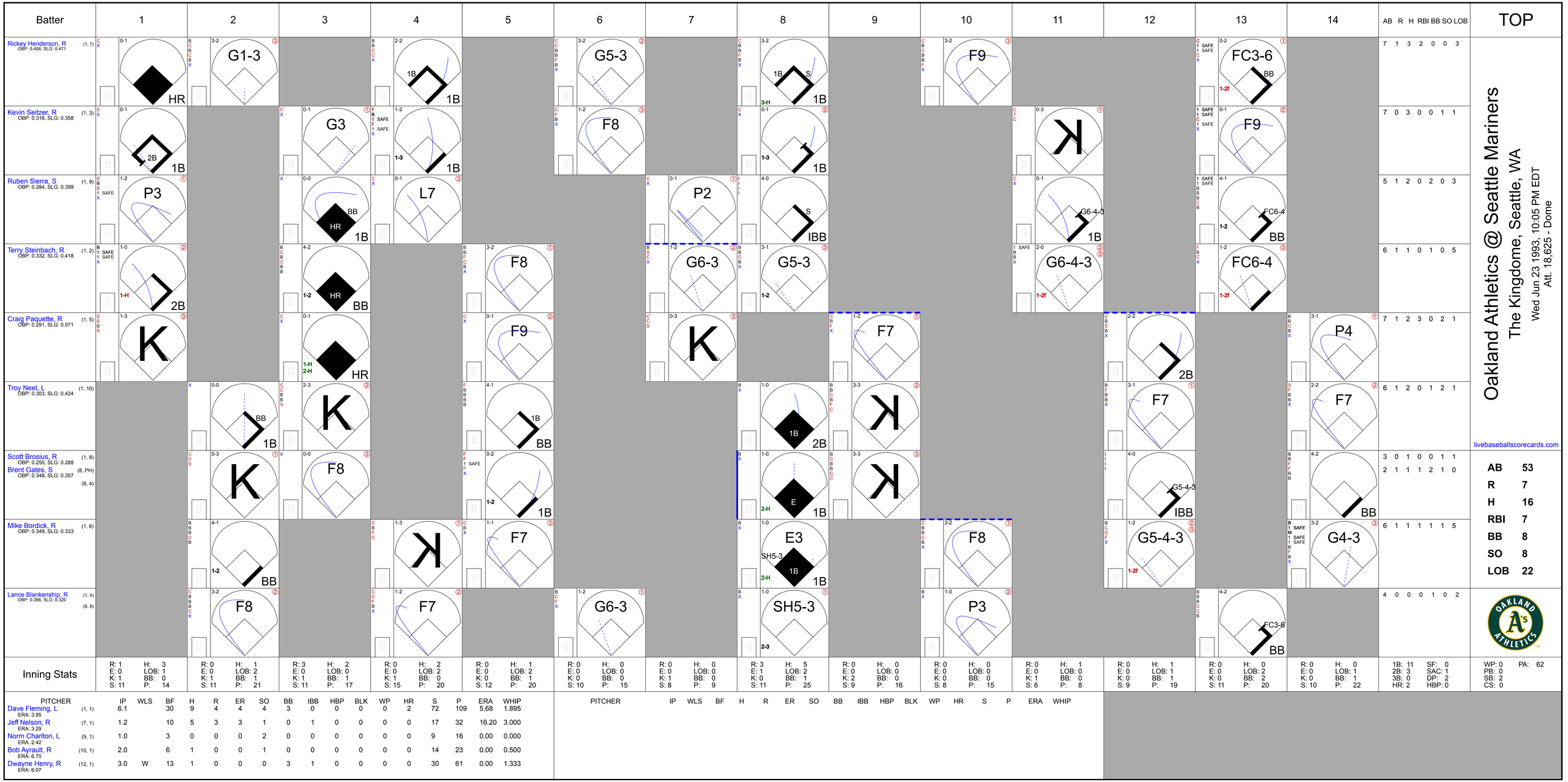
Batter
1
2
3
4
5
6
7
8
9
10
11
12
13
14
AB R H RBI BB SO LOB
TOP
Rickey Henderson, R (1, 7) OBP: 0.456, SLG: 0.471
Kevin Seitzer, R (1, 3) OBP: 0.316, SLG: 0.358
Ruben Sierra, S (1, 9) OBP: 0.284, SLG: 0.399
Terry Steinbach, R (1, 2) OBP: 0.332, SLG: 0.418
Craig Paquette, R (1, 5) OBP: 0.291, SLG: 0.571
Troy Neel, L (1, 10) OBP: 0.303, SLG: 0.424
Scott Brosius, R (1, 8) OBP: 0.250, SLG: 0.288
Brent Gates, S (8, PH) OBP: 0.348, SLG: 0.357
(8, 4)
Mike Bordick, R (1, 6) OBP: 0.349, SLG: 0.333
Lance Blankenship, R (1, 4) OBP: 0.396, SLG: 0.320
(8, 8)
HR
2B 1B
P3
1B
G1-3
G3
BB HR 1B
L7
1-H 2B
1-2 HR BB
1-H 2-H HR
K
BB 1B
K
F8
1-2 BB
F8
1B
1-3
F7
G6-3
1B
G5-3
F8
P2
G6-3
K
1B
1B 2B
E 1B
E3 SH5-3 1B
SH5-3
2-3
F9
F7
2B
F7
G5-4-3 IBB
G5-4-3
1-2f
P3
FC3-6 BB
F9
1-2f
P4
2B
F7
BB
FC6-4
1-2f
G4-3
FC3-6 BB
Inning Stats
R: 1 H: 3 E: 0 LOB: 1 K: 1 BB: 0 S: 11 P: 14
R: 0 H: 1 E: 0 LOB: 2 K: 1 BB: 1 S: 11 P: 21
R: 3 H: 2 E: 0 LOB: 0 K: 1 BB: 1 S: 11 P: 17
R: 0 H: 2 E: 0 LOB: 2 K: 1 BB: 0 S: 15 P: 20
R: 0 H: 1 E: 0 LOB: 2 K: 0 BB: 1 S: 12 P: 20
R: 0 H: 0 E: 0 LOB: 0 K: 0 BB: 0 S: 10 P: 15
R: 0 H: 0 E: 0 LOB: 0 K: 1 BB: 0 S: 8 P: 9
R: 3 H: 5 E: 1 LOB: 2 K: 0 BB: 1 S: 11 P: 25
R: 0 H: 0 E: 0 LOB: 0 K: 2 BB: 0 S: 9 P: 16
R: 0 H: 0 E: 0 LOB: 0 K: 0 BB: 0 S: 8 P: 15
R: 0 H: 1 E: 0 LOB: 0 K: 1 BB: 0 S: 6 P: 8
R: 0 H: 1 E: 0 LOB: 1 K: 0 BB: 1 S: 9 P: 19
R: 0 H: 0 E: 0 LOB: 2 K: 0 BB: 2 S: 11 P: 20
R: 0 H: 0 E: 0 LOB: 1 K: 0 BB: 1 S: 10 P: 22
1B: 11 SF: 0 2B: 3 SAC: 1 3B: 0 DP: 2 HR: 2 HBP: 0
WP: 0 PA: 62 PB: 0 SB: 2 CS: 0
PITCHER IP WLS BF H R ER SO BB IBB HBP BLK WP HR S P ERA WHIP
Dave Fleming, L (1, 1) ERA: 3.95 6.1 30 9 4 4 4 3 0 0 0 0 2 72 109 5.68 1.895
Jeff Nelson, R (7, 1) ERA: 3.29 1.2 10 5 3 3 1 0 1 0 0 0 0 17 32 16.20 3.000
Norm Charlton, L (9, 1) ERA: 2.42 1.0 3 0 0 0 2 0 0 0 0 0 0 9 16 0.00 0.000
Bob Ayrault, R (10, 1) ERA: 6.75 2.0 6 1 0 0 1 0 0 0 0 0 0 14 23 0.00 0.500
Dwayne Henry, R (12, 1) ERA: 6.07 3.0 W 13 1 0 0 0 3 1 0 0 0 0 30 61 0.00 1.333
Oakland Athletics @ Seattle Mariners
The Kingdome, Seattle, WA
Wed Jun 23 1993, 10:05 PM EDT
Att. 18,625 - Dome
livebaseballscorecards.com
AB 53
R 7
H 16
RBI 7
BB 8
SO 8
LOB 22

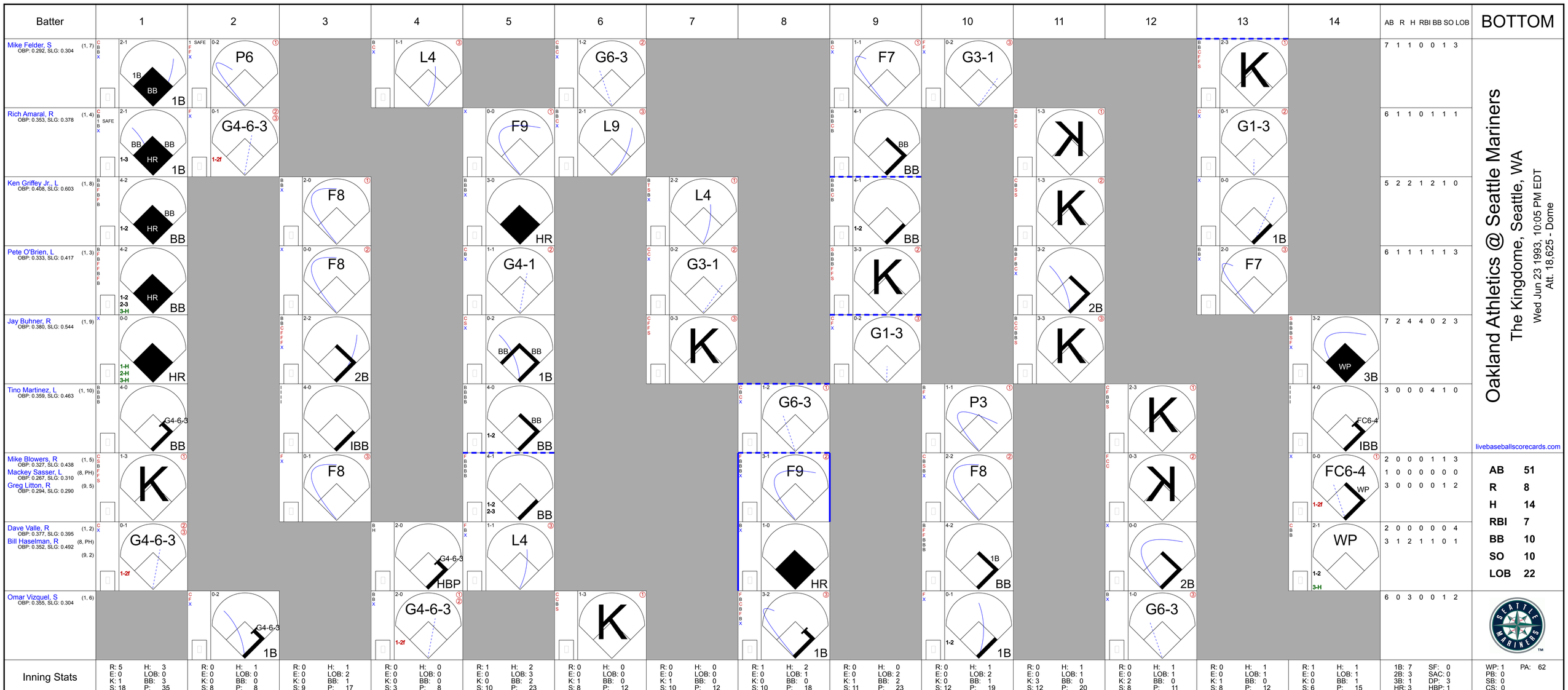
Batter
1
2
3
4
5
6
7
8
9
10
11
12
13
14
AB R H RBI BB SO LOB
BOTTOM
Mike Felder, S (1, 7) OBP: 0.292, SLG: 0.304
2-1 1B BB 1B
1 SAFE 0-2 P6
1-1 L4
1-2 G6-3
1-1 F7
0-2 G3-1
2-3 K
7 1 1 0 0 1 3
Rich Amaral, R (1, 4) OBP: 0.353, SLG: 0.378
2-1 BB HR BB 1-3 1B
1 SAFE 0-1 G4-6-3 1-2f
0-0 F9
2-1 L9
4-1 BB BB
1-3 K
0-1 G1-3
6 1 1 0 1 1 1
Ken Griffey Jr., L (1, 8) OBP: 0.408, SLG: 0.603
4-2 BB HR 1-2 BB
2-0 F8
3-0 HR
2-2 L4
4-1 1-2 BB
1-3 K
0-0 1B
5 2 2 1 2 1 0
Pete O'Brien, L (1, 3) OBP: 0.333, SLG: 0.417
4-2 HR 1-2 2-3 3-H BB
0-0 F8
1-1 G4-1
0-2 G3-1
3-3 K
3-2 2B
2-0 F7
6 1 1 1 1 1 3
Jay Buhner, R (1, 9) OBP: 0.380, SLG: 0.544
0-0 HR 1-H 2-H 3-H
2-2 2B
0-2 BB BB 1B
0-3 K
0-2 G1-3
3-3 K
3-2 WP 3B
7 2 4 4 0 2 3
Tino Martinez, L (1, 10) OBP: 0.359, SLG: 0.463
4-0 G4-6-3 BB
4-0 IBB
4-0 1-2 BB
1-2 G6-3
1-1 P3
2-3 K
4-0 FC6-4 IBB
3 0 0 0 4 1 0
Mike Blowers, R (1, 5) OBP: 0.327, SLG: 0.438
Mackey Sasser, L (8, PH) OBP: 0.267, SLG: 0.310
Greg Litton, R (9, 5) OBP: 0.294, SLG: 0.290
1-3 K
0-1 F8
4-1 1-2 2-3 BB
3-1 F9
2-2 F8
0-3 K
0-0 FC6-4 WP 1-2f
2 0 0 0 1 1 3
1 0 0 0 0 0 0
3 0 0 0 0 1 2
Dave Valle, R (1, 2) OBP: 0.377, SLG: 0.395
Bill Haselman, R (8, PH) OBP: 0.352, SLG: 0.492
(9, 2)
0-1 G4-6-3 1-2f
2-0 G4-6-3 HBP
1-1 L4
1-0 HR
4-2 1B BB
0-0 2B
2-1 WP 1-2 3-H
2 0 0 0 0 0 4
3 1 2 1 1 0 1
Omar Vizquel, S (1, 6) OBP: 0.355, SLG: 0.304
0-2 G4-6-3 1B
2-0 G4-6-3 1-2f
1-3 K
3-2 1B
0-1 1-2 1B
1-0 G6-3
6 0 3 0 0 1 2
Inning Stats
R: 5 E: 0 K: 1 S: 18
H: 3 LOB: 0 BB: 3 P: 35
R: 0 E: 0 K: 0 S: 8
H: 1 LOB: 0 BB: 0 P: 8
R: 0 E: 0 K: 0 S: 9
H: 1 LOB: 2 BB: 1 P: 17
R: 0 E: 0 K: 0 S: 3
H: 0 LOB: 0 BB: 0 P: 8
R: 1 E: 0 K: 0 S: 10
H: 2 LOB: 3 BB: 2 P: 23
R: 0 E: 0 K: 1 S: 8
H: 0 LOB: 0 BB: 0 P: 12
R: 0 E: 0 K: 1 S: 10
H: 0 LOB: 0 BB: 0 P: 12
R: 1 E: 0 K: 0 S: 10
H: 2 LOB: 1 BB: 0 P: 18
R: 0 E: 0 K: 1 S: 11
H: 0 LOB: 2 BB: 2 P: 23
R: 0 E: 0 K: 0 S: 12
H: 1 LOB: 2 BB: 1 P: 19
R: 0 E: 0 K: 3 S: 12
H: 1 LOB: 1 BB: 0 P: 20
R: 0 E: 0 K: 2 S: 8
H: 1 LOB: 1 BB: 0 P: 11
R: 0 E: 0 K: 1 S: 8
H: 1 LOB: 1 BB: 0 P: 12
R: 1 E: 0 K: 0 S: 6
H: 1 LOB: 1 BB: 1 P: 15
1B: 7 2B: 3 3B: 1 HR: 3
SF: 0 SAC: 0 DP: 3 HBP: 1
WP: 1 PB: 0 SB: 0 CS: 0
PA: 62
PITCHER IP WLS BF H R ER SO BB IBB HBP BLK WP HR S P ERA WHIP
Kelly Downs, R (1, 1) ERA: 6.19 4.2 24 7 6 6 1 4 1 1 0 0 0 2 45 83 11.57 2.357
Storm Davis, R (5, 1) ERA: 6.0 2.1 8 0 0 0 2 1 0 0 0 0 0 0 21 32 0.00 0.429
Vince Horsman, L (8, 1) ERA: 10.8 0.1 1 0 0 0 0 0 0 0 0 0 0 0 3 4 0.00 0.000
Rich Gossage, R (8, 1) ERA: 2.67 1.0 5 2 1 1 0 1 0 0 0 0 0 1 10 22 9.00 3.000
Mike Mohler, L (9, 1) ERA: 5.31 0.1 2 0 0 0 1 1 0 0 0 0 0 0 5 12 0.00 3.000
PITCHER IP WLS BF H R ER SO BB IBB HBP BLK WP HR S P ERA WHIP
Ed Nunez, R (9, 1) ERA: 3.03 3.1 14 3 0 0 5 1 0 0 0 0 0 0 35 53 0.00 1.200
Shawn Hillegas, R (13, 1) ERA: 7.61 1.1 L 8 2 1 1 1 0 1 0 0 1 0 14 27 6.75 1.500
Oakland Athletics @ Seattle Mariners
The Kingdome, Seattle, WA
Wed Jun 23 1993, 10:05 PM EDT
Att. 18,625 - Dome
livebaseballscorecards.com
AB 51
R 8
H 14
RBI 7
BB 10
SO 10
LOB 22
SEATTLE MARINERS

Oakland Athletics @ Seattle Mariners

The Kingdome, Seattle, WA

Thu Jun 24 1993, 6:33 AM EDT

Att. 22,848 - Dome

TOP

livebaseballscorecards.com

Batter	1	2	3	4	5	6	7	8	9	AB	R	H	RBI	BB	SO	LOB
Rickey Henderson, R (1, 10) OBP: 0.458, SLG: 0.469	BBFBB 4-1 PB BB SF9 BB		F1 SAFEBFBC 2-3 ① K 1-2		CCBBX 2-2 1B		BCX 1-1 ③ L9		BBBB 4-0 BB 1-2 BB	3	1	1	0	2	1	1
Lance Blankenship, R (1, 8) OBP: 0.401, SLG: 0.326	BBBBB 4-0 SF9 PB 1-2 BB		SBCFBBS 3-3 ② K		CBCC 1-3 ② K			CBFBX 2-2 F7 SF8 2B	CBCFBFBBB 4-2 1-2 2-3 3-H BB	3	1	1	1	2	2	2
Ruben Sierra, S (1, 9) OBP: 0.280, SLG: 0.391	BBCX 2-1 ① P3		FBFFS 1-3 ③ K 2-3		BCFX 1-2 ③ F7			BX 1-0 ① F7 2-3	CCS 0-3 ③ K	5	0	0	0	0	2	8
Kevin Seitzer, R (1, 3) OBP: 0.315, SLG: 0.357 Mike Aldrete, L (9, 3) OBP: 0.344, SLG: 0.407	BBX 2-0 ② SF9 1-3 2-H			BBBB 4-0 S 1B BB	BCSS 1-3 ① K			SBX 1-1 ② SF8 3-H		1 0	0 0	0 0	2 0	1 0	1 0	0 0
Craig Paquette, R (1, 5) OBP: 0.289, SLG: 0.556	BX 1-0 ③ G4-3			BSBX 2-1 S 1-2 1B	CCSS 0-3 ② K			FBSSS 1-3 ③ K		4	0	1	0	0	2	1
Brent Gates, S (1, 4) OBP: 0.351, SLG: 0.356		CBBFC 2-3 ① K		CCFS 0-3 ① K 1-2 2-3	BFX 1-1 1B				BBBB 4-0 FC5-4 SH1-4 BB BB	3	1	1	0	1	2	2
Scott Brosius, R (1, 7) OBP: 0.237, SLG: 0.273		CBCS 1-3 ② K		BSSS 1-3 ② K	X 0-0 ③ F8				LBX 1-1 ① SH1-4 1-2	3	0	0	0	0	2	3
Mike Bordick, R (1, 6) OBP: 0.347, SLG: 0.329		BCFBX 2-2 ③ G3		CBCBS 2-3 ③ K			CBBFBX 3-2 ① L4		BBFBFB 4-2 FC5-4 BB	3	0	0	0	1	1	2
Scott Hemond, R (1, 2) OBP: 0.276, SLG: 0.250 Terry Steinbach, R (9, PH) OBP: 0.331, SLG: 0.416 (9, 2)			BCBBB 4-1 WP S BB		BFBFS 2-3 ① K		X 0-0 ② B2-3		FX 0-1 ② FC5-4 BB BB 1-2f 2-3	2 1	0 0	0 0	0 0	1 0	1 0	0 2
Inning Stats	R: 1 E: 0 K: 0 S: 5 H: 0 LOB: 1 BB: 2 P: 18	R: 0 E: 0 K: 2 S: 9 H: 0 LOB: 0 BB: 0 P: 14	R: 0 E: 0 K: 3 S: 12 H: 0 LOB: 1 BB: 1 P: 22	R: 0 E: 0 K: 3 S: 12 H: 1 LOB: 2 BB: 1 P: 21	R: 0 E: 0 K: 2 S: 12 H: 1 LOB: 1 BB: 0 P: 18	R: 0 E: 0 K: 2 S: 9 H: 1 LOB: 1 BB: 0 P: 11	R: 0 E: 0 K: 0 S: 6 H: 0 LOB: 0 BB: 0 P: 10	R: 1 E: 0 K: 1 S: 9 H: 1 LOB: 0 BB: 0 P: 14	R: 1 E: 0 K: 1 S: 13 H: 0 LOB: 3 BB: 4 P: 30	1B: 3 2B: 1 3B: 0 HR: 0 SF: 2 SAC: 1 DP: 0 HBP: 0						

	AB	28
	R	3
	H	4
	RBI	3
	BB	8
	SO	14
	LOB	21

WP: 1 PB: 1 SB: 3 CS: 0 PA: 39

PITCHER	IP	WLS	BF	H	R	ER	SO	BB	IBB	HBP	BLK	WP	HR	S	P	ERA	WHIP
Randy Johnson, L (1, 1) ERA: 2.88	9.0	L	39	4	3	2	14	8	0	0	0	1	0	87	158	2.00	1.333

PITCHER	IP	WLS	BF	H	R	ER	SO	BB	IBB	HBP	BLK	WP	HR	S	P	ERA	WHIP

Oakland Athletics @ Seattle Mariners

The Kingdome, Seattle, WA

Thu Jun 24 1993, 6:33 AM EDT

Att. 22,848 - Dome

livebaseballscorecards.com

BOTTOM

Batter	1	2	3	4	5	6	7	8	9	AB	R	H	RBI	BB	SO	LOB
Mike Felder, S (1, 7) OBP: 0.287, SLG: 0.298	P5		P5-3 1-2f		L6		SH3-4 1-2		L6	4	0	0	0	0	0	1
Greg Litton, R (1, 4) OBP: 0.289, SLG: 0.286 (9, 5) Pete O'Brien, L (9, PH) OBP: 0.332, SLG: 0.415	E6 G3		K		2B 1B		G6-3		F7	4 1	1 0	1 0	0 0	0 0	1 0	1 0
Ken Griffey Jr., L (1, 8) OBP: 0.412, SLG: 0.605	G3 1-1f			1B BB 1B	2B 1-H		IBB		F9	4	1	2	1	1	0	1
Jay Buhner, R (1, 10) OBP: 0.385, SLG: 0.543		G3-6-1 BB 1B		P4	G4-6-3 IBB		BB 1-2 2-3			2	0	1	0	2	0	1
Tino Martinez, L (1, 3) OBP: 0.357, SLG: 0.458		G3-6-1 1-2 BB		F7	G4-6-3 1-2f		F7			3	0	0	0	1	0	6
Mackey Sasser, L (1, 9) OBP: 0.269, SLG: 0.310 Henry Cotto, R (8, PH) OBP: 0.204, SLG: 0.250 (9, 9)		G3-6-1 1-2f 2-3		BB BB 1-3 1B	F8			G4-3 1B		3 1	0 0	1 1	0 0	0 0	0 0	2 0
Mike Blowers, R (1, 5) OBP: 0.333, SLG: 0.435 Rich Amaral, R (8, PH) OBP: 0.351, SLG: 0.376 (9, 4)		FC5-4 BB		BB 1-2 BB	F8			G4-3 1-2		1 1	0 0	0 0	0 0	2 0	0 0	0 1
Bill Haselman, R (1, 2) OBP: 0.347, SLG: 0.469		FC5-4 1-2f		1-2 2-3 3-H BB	F8			F7		3	0	0	1	1	0	3
Omar Vizquel, S (1, 6) OBP: 0.357, SLG: 0.305			P5-3 1B	F7			BB SH3-4 BB	G4-3		3	0	1	0	1	0	4

	AB	30
	R	2
	H	7
	RBI	2
	BB	8
	SO	1
	LOB	20

Inning Stats	1	2	3	4	5	6	7	8	9
	R: 0 E: 1 K: 0 S: 5	H: 0 LOB: 0 BB: 0 P: 8	R: 0 E: 0 K: 0 S: 11	H: 1 LOB: 2 BB: 2 P: 23	R: 0 E: 0 K: 1 S: 10	H: 1 LOB: 0 BB: 0 P: 15	R: 1 E: 0 K: 0 S: 13	H: 2 LOB: 3 BB: 2 P: 22	R: 1 E: 0 K: 0 S: 11	H: 2 LOB: 1 BB: 1 P: 18	R: 0 E: 0 K: 0 S: 6	H: 0 LOB: 0 BB: 0 P: 8	R: 0 E: 0 K: 0 S: 8	H: 0 LOB: 3 BB: 3 P: 25	R: 0 E: 0 K: 0 S: 16	H: 1 LOB: 1 BB: 0 P: 21	R: 0 E: 0 K: 0 S: 6	H: 0 LOB: 0 BB: 0 P: 7

	1B: 6	SF: 0	WP: 0	PA: 39
	2B: 2	SAC: 1	PB: 0	
	3B: 0	DP: 4	SB: 0	
	HR: 0	HBP: 0	CS: 0	

PITCHER		IP	WLS	BF	H	R	ER	SO	BB	IBB	HBP	BLK	WP	HR	S	P	ERA	WHIP
Joe Slusarski, R ERA: 5.19	(1, 1)	6.2		31	6	2	2	1	6	2	0	0	0	0	62	114	2.70	1.800
Vince Horsman, L ERA: 9.0	(7, 1)	0.1		1	0	0	0	0	0	0	0	0	0	0	2	5	0.00	0.000
Dennis Eckersley, R ERA: 4.4	(8, 1)	2.0	W	7	1	0	0	0	0	0	0	0	0	0	22	28	0.00	0.500

PITCHER	IP	WLS	BF	H	R	ER	SO	BB	IBB	HBP	BLK	WP	HR	S	P	ERA	WHIP

Batter	1	2	3	4	5	6	7	8	9	AB	R	H	RBI	BB	SO	LOB
Henry Cotto, R (1, 7) OBP: 0.206, SLG: 0.250	C F B S 1-3 ① K		X 0-0 ① G6-3		C B F B X 2-2 ③ G5-3			B B S B X 3-1 CS HBP 1B		4	0	1	0	0	1	0
Rich Amaral, R (1, 4) OBP: 0.354, SLG: 0.376	C X 0-1 HR 1B		B X 1-0 ② F9			B B C C X 2-2 ① G6-3		1 SAFE 1 SAFE 1 SAFE H 1-0 CS 1-2 HBP		3	1	1	0	0	0	0
Ken Griffey Jr., L (1, 8) OBP: 0.410, SLG: 0.611	1 SAFE F B 1 SAFE F X 1-2 1-H HR		C B C S 1-3 ③ K			B X 1-0 ② G3-1		B B B C S X 3-2 ①② P4 1-2 2-3		4	1	1	2	0	1	2
Jay Buhner, R (1, 9) OBP: 0.386, SLG: 0.539	B F C B B F B 4-2 BB			C F F B X 1-2 ① G6-3		B C B B X 3-1 ③ G4-3		I I I I 4-0 IBB		2	0	0	0	2	0	0
Bret Boone, R (1, 10) OBP: 0.319, SLG: 0.442 Chris Bosio, R (7, PR) Mike Felder, S (8, PH) OBP: 0.286, SLG: 0.297	B C C F 1 SAFE B S 2-3 ② K			B F B B B 4-1 G6-3 BB			C S B B X 2-2 F9 SH1-3 1B	B X 1-0 ③ F7		2 0 1	0 0 0	1 0 0	0 0 0	1 0 0	1 0 0	1 0 2
Greg Litton, R (1, 3) OBP: 0.268, SLG: 0.263 Pete O'Brien, L (9, 3) OBP: 0.332, SLG: 0.415	1 SAFE C X 0-1 ③ F9			C 1 SAFE B X 1-1 ②③ G6-3 1-2f			X 0-0 ① SH1-3 1-2		X 0-0 ① G5-3	3 0	0 0	0 0	0 0	0 0	0 0	2 0
Mike Blowers, R (1, 5) OBP: 0.343, SLG: 0.467		B B C X 2-1 ① G6-3			X 0-0 HR		B C B B B 4-1 FC4 BB		B B C X 2-1 2B	3	1	2	1	1	0	0
Dave Valle, R (1, 2) OBP: 0.375, SLG: 0.392		B S B C B X 3-2 ② F7			C B B C B F X 3-2 G6-4-3 1B		F F X 0-2 ② F9 2-3		B F B F B X 3-2 ② G6-3	4	0	1	0	0	0	3
Omar Vizquel, S (1, 6) OBP: 0.352, SLG: 0.300		B C C S 1-3 ③ K			1 SAFE B B X 2-0 ①② G6-4-3 1-2f		B F F X 1-2 ③ FC4 1-2f		C F X 0-2 ③ F8	4	0	0	0	0	1	4
Inning Stats	R: 2 E: 0 K: 2 S: 18 H: 2 LOB: 1 BB: 1 P: 26	R: 0 E: 0 K: 1 S: 8 H: 0 LOB: 0 BB: 0 P: 14	R: 0 E: 0 K: 1 S: 5 H: 0 LOB: 0 BB: 0 P: 7	R: 0 E: 0 K: 0 S: 7 H: 0 LOB: 0 BB: 1 P: 13	R: 1 E: 0 K: 0 S: 9 H: 2 LOB: 0 BB: 0 P: 16	R: 0 E: 0 K: 0 S: 6 H: 0 LOB: 0 BB: 0 P: 12	R: 0 E: 0 K: 0 S: 11 H: 1 LOB: 2 BB: 1 P: 18	R: 0 E: 0 K: 0 S: 6 H: 1 LOB: 2 BB: 1 P: 18	R: 0 E: 0 K: 0 S: 9 H: 1 LOB: 1 BB: 0 P: 14	1B: 4 2B: 1 3B: 0 HR: 2 SF: 0 SAC: 1 DP: 2 HBP: 1						

PITCHER		IP	WLS	BF	H	R	ER	SO	BB	IBB	HBP	BLK	WP	HR	S	P	ERA	WHIP
Wilson Alvarez, L ERA: 3.13	(1, 1)	8.1	L	34	7	3	3	4	3	1	1	0	0	2	73	129	3.24	1.200
Jeff Schwarz, R ERA: 2.54	(9, 1)	0.2		2	0	0	0	0	0	0	0	0	0	0	6	9	0.00	0.000

PITCHER	IP	WLS	BF	H	R	ER	SO	BB	IBB	HBP	BLK	WP	HR	S	P	ERA	WHIP

TOP

Seattle Mariners @ Chicago White Sox

Comiskey Park, Chicago, IL

Fri Jun 25 1993, 8:05 PM EDT

Att. 30,196 - Unknown - 78 F

livebaseballscorecards.com

AB	30
R	3
H	7
RBI	3
BB	4
SO	4
LOB	14

Batter	1	2	3	4	5	6	7	8	9	AB	R	H	RBI	BB	SO	LOB
Steve Sax, R (1, 7) OBP: 0.298, SLG: 0.386	HR		G6-4-3 1-2f			F8		SH1-4 1-2		3	1	1	1	0	0	1
Joey Cora, S (1, 4) OBP: 0.361, SLG: 0.346	F8		P5			K		G6-4-3 BB		3	0	0	0	1	1	0
Frank Thomas, R (1, 3) OBP: 0.416, SLG: 0.567	G2			P6-4 1B 1B		HR		G6-4-3 1-2f		4	1	2	1	0	0	2
Robin Ventura, L (1, 5) OBP: 0.378, SLG: 0.444	K			F7		1B			G6-4-3 BB	3	0	1	0	1	1	1
George Bell, R (1, 10) OBP: 0.256, SLG: 0.358		G6-3		1-2 1B		G4-3			G6-4-3 1-2f	4	0	1	0	0	0	2
Ellis Burks, R (1, 9) OBP: 0.348, SLG: 0.465		L5		P6-4 2-3f			G5-3		K	4	0	0	0	0	1	2
Lance Johnson, L (1, 8) OBP: 0.330, SLG: 0.361		3B		F7			L5			3	0	1	0	0	0	0
Michael LaValliere, L (1, 2) OBP: 0.286, SLG: 0.308		G4-3		G4-3			P4			3	0	0	0	0	0	1
Ozzie Guillen, L (1, 6) OBP: 0.289, SLG: 0.351			G6-4-3 1B	F7				SH1-4 1B		3	0	2	0	0	0	0
Inning Stats	R: 1 H: 1 E: 0 LOB: 0 K: 1 BB: 0 S: 8 P: 14	R: 0 H: 1 E: 0 LOB: 1 K: 0 BB: 0 S: 6 P: 10	R: 0 H: 1 E: 0 LOB: 0 K: 0 BB: 0 S: 5 P: 8	R: 0 H: 2 E: 0 LOB: 1 K: 0 BB: 0 S: 8 P: 14	R: 0 H: 1 E: 0 LOB: 0 K: 0 BB: 0 S: 5 P: 6	R: 1 H: 2 E: 0 LOB: 1 K: 1 BB: 0 S: 14 P: 22	R: 0 H: 0 E: 0 LOB: 0 K: 0 BB: 0 S: 5 P: 10	R: 0 H: 1 E: 0 LOB: 1 K: 0 BB: 1 S: 8 P: 16	R: 0 H: 0 E: 0 LOB: 0 K: 1 BB: 1 S: 6 P: 11	1B: 5 SF: 0 2B: 1 SAC: 1 3B: 1 DP: 4 HR: 2 HBP: 0						

PITCHER		IP	WLS	BF	H	R	ER	SO	BB	IBB	HBP	BLK	WP	HR	S	P	ERA	WHIP
Tim Leary, R ERA: 4.2	(1, 1)	7.1	W	29	8	2	2	2	1	0	0	0	0	2	56	96	2.46	1.227
Jeff Nelson, R ERA: 3.21	(8, 1)	0.2		1	0	0	0	0	0	0	0	0	0	0	3	4	0.00	0.000
Norm Charlton, L ERA: 2.33	(9, 1)	1.0	S	3	0	0	0	1	1	0	0	0	0	0	6	11	0.00	1.000

PITCHER	IP	WLS	BF	H	R	ER	SO	BB	IBB	HBP	BLK	WP	HR	S	P	ERA	WHIP

BOTTOM

Seattle Mariners @ Chicago White Sox

Comiskey Park, Chicago, IL

Fri Jun 25 1993, 8:05 PM EDT

Att. 30,196 - Unknown - 78 F

livebaseballscorecards.com

AB	30
R	2
H	8
RBI	2
BB	2
SO	3
LOB	9

1B: 5	SF: 0	WP: 0	PA: 33
2B: 1	SAC: 1	PB: 0	
3B: 1	DP: 4	SB: 0	
HR: 2	HBP: 0	CS: 0	

Batter	1	2	3	4	5	6	7	8	9	AB	R	H	RBI	BB	SO	LOB
Omar Vizquel, S (1, 6) OBP: 0.357, SLG: 0.304	C F B F B B X 3-2 ① G3-1		B B C B C B 4-2 CS BB	1 SAFE F B P 1 SAFE 1 SAFE 1 SAFE 2-1 ③ CS 1-2	B X 1-0 FC4-6 1B		F 1 SAFE P 1 SAFE X 1-1 ② FC6-4 1-2 1B			3	0	2	0	1	0	0
Greg Litton, R (1, 5) OBP: 0.289, SLG: 0.286	B B B C F F X 3-2 E4 1B		1 SAFE 1 SAFE P S X 0-2 ② 1-2 1B		F 1 SAFE 1 SAFE B 1 SAFE B C 1 SAFE B 3-2 ① X F7		X 0-0 ③ FC6-4 1-2f			4	0	2	0	0	0	2
Ken Griffey Jr., L (1, 8) OBP: 0.404, SLG: 0.602	X 0-0 ② G1-3		1 SAFE C B X 1-1 ③ G3		1 SAFE C F B X 1-2 ② FC4-6 WP 1-2f			C S C 0-3 ① K		4	0	0	0	0	1	3
Pete O'Brien, L (1, 10) OBP: 0.332, SLG: 0.413 Henry Cotto, R (8, PH) OBP: 0.213, SLG: 0.257	C B X 1-1 ③ G3			C F B X 1-2 1B 1B 1B	C B F S 1-3 ③ K 2-3			B X 1-0 G5-4-3 1B		3 1	1 0	1 1	0 0	0 0	1 0	2 0
Jay Buhner, R (1, 9) OBP: 0.385, SLG: 0.535		S C B B F S 1-3 ① K		F B B X 2-1 1B 1-2 FC1-5-2 1B		X 0-0 ① G3-1		F B B X 2-1 ②③ G5-4-3 1-2f		4	0	1	0	0	1	1
Tino Martinez, L (1, 3) OBP: 0.359, SLG: 0.458		B C F B F B F X 3-2 FC5-4 BB CS 1B		X 0-0 FC1-5-2 1-3 2-H SF9 1B		C B B X 2-1 ② P7			B S B X 2-1 ① G3	4	2	2	1	0	0	0
Bill Haselman, R (1, 2) OBP: 0.342, SLG: 0.448		B B B 4-0 FC5-4 1-2 BB		B C F B F B X 3-2 ① FC1-5-2 SF9 1-3 3-H 1B		B X 1-0 ③ P9			B X 1-0 ② P6	3	1	0	0	1	0	2
Bret Boone, R (1, 4) OBP: 0.314, SLG: 0.435		C C B X 1-2 ② FC5-4 CS 1-2f 2-3		X 0-0 ② SF9 2-3 3-H			B B X 2-0 CS 1B		B B B C X 3-1 ③ F8	3	0	1	1	0	0	2
Mike Felder, S (1, 7) OBP: 0.286, SLG: 0.297		1 SAFE 0-0 ③ CS 1-2 3-H	C F B B X 2-2 ① G3-1	S X 0-1 CS 3-H 1B			C F B F 1 SAFE F X 1-2 ① F8			3	0	1	1	0	0	1
Inning Stats	R: 0 E: 1 K: 0 S: 11 H: 1 LOB: 1 BB: 0 P: 18	R: 1 E: 0 K: 1 S: 12 H: 1 LOB: 0 BB: 1 P: 21	R: 0 E: 0 K: 0 S: 11 H: 1 LOB: 1 BB: 1 P: 18	R: 3 E: 0 K: 0 S: 15 H: 4 LOB: 0 BB: 0 P: 22	R: 0 E: 1 K: 1 S: 10 H: 1 LOB: 1 BB: 0 P: 16	R: 0 E: 0 K: 0 S: 4 H: 0 LOB: 0 BB: 0 P: 7	R: 0 E: 0 K: 0 S: 10 H: 2 LOB: 1 BB: 0 P: 13	R: 0 E: 0 K: 1 S: 6 H: 1 LOB: 0 BB: 0 P: 9	R: 0 E: 0 K: 0 S: 5 H: 0 LOB: 0 BB: 0 P: 11	1B: 11 2B: 0 3B: 0 HR: 0 SF: 1 SAC: 0 DP: 1 HBP: 0						

PITCHER		IP	WLS	BF	H	R	ER	SO	BB	IBB	HBP	BLK	WP	HR	S	P	ERA	WHIP
Jack McDowell, R ERA: 3.85	(1, 1)	7.0	W	29	10	4	4	2	2	0	0	0	1	0	73	115	5.14	1.714
Scott Radinsky, L ERA: 4.73	(8, 1)	0.1		2	1	0	0	1	0	0	0	0	0	0	4	5	0.00	3.000
Roberto Hernandez, R ERA: 2.83	(8, 1)	1.2	S	4	0	0	0	0	0	0	0	0	0	0	7	15	0.00	0.000

PITCHER	IP	WLS	BF	H	R	ER	SO	BB	IBB	HBP	BLK	WP	HR	S	P	ERA	WHIP

TOP

Seattle Mariners @ Chicago White Sox

Comiskey Park, Chicago, IL

Sat Jun 26 1993, 8:05 PM EDT

Att. 43,559 - Overcast - 82 F

livebaseballscorecards.com

AB	32
R	4
H	11
RBI	3
BB	2
SO	3
LOB	13

WP: 1	PA: 37		
PB: 0			
SB: 0			
CS: 5			

Seattle Mariners @ Chicago White Sox

Comiskey Park, Chicago, IL

Sat Jun 26 1993, 8:05 PM EDT

Att. 43,559 - Overcast - 82 F

livebaseballscorecards.com

Batter	1	2	3	4	5	6	7	8	9	AB	R	H	RBI	BB	SO	LOB
Joey Cora, S (1, 4) OBP: 0.363, SLG: 0.357	0-0 G4-3		1-2 HR 1B	1-0 B5-3			1-1 1B 3B	0-0 SH3-4		4	2	2	0	0	0	2
Ellis Burks, R (1, 9) OBP: 0.349, SLG: 0.475	4-0 BB		3-1 HR		2-2 L4		2-2 G5-3	1-3 K		4	1	1	4	1	1	2
Frank Thomas, R (1, 3) OBP: 0.415, SLG: 0.562	0-0 L8		2-0 G5-3		2-0 F9		4-0 1B 1B IBB	0-0 1B		4	1	1	1	1	0	1
Robin Ventura, L (1, 5) OBP: 0.375, SLG: 0.440	2-2 F8		0-2 G3-1		1-3 K		0-2 BB 1B 1B	1-1 P9		5	0	1	1	0	1	2
George Bell, R (1, 10) OBP: 0.256, SLG: 0.356		2-2 P6	0-1 G5-3			0-0 P9	0-2 BB 1B			4	0	1	1	0	0	0
Bo Jackson, R (1, 7) OBP: 0.322, SLG: 0.410		3-3 K		4-0 SH1-4 1B BB		1-2 1B 1B	0-3 K			3	0	1	0	1	2	2
Lance Johnson, L (1, 8) OBP: 0.336, SLG: 0.364		3-2 G6-3		1-0 SH1-4 1B		0-0 1B 1B	4-2 BB			3	0	2	0	1	0	0
Michael LaValliere, L (1, 2) OBP: 0.353, SLG: 0.375			3-2 1B 1B HR 1B	0-1 SH1-4		0-0 G4-6-3 1B	1-0 G3			3	1	2	0	0	0	3
Ozzie Guillen, L (1, 6) OBP: 0.293, SLG: 0.350			0-0 1B HR 1B	0-1 P5		0-0 G4-6-3		4-1 SH3-4 1B BB		3	2	1	0	1	0	5

Inning Stats	1	2	3	4	5	6	7	8	9	1B	SF	WP	PA
	R: 0 H: 0 E: 0 LOB: 1 K: 0 BB: 1 S: 7 P: 13	R: 0 H: 0 E: 0 LOB: 0 K: 1 BB: 0 S: 12 P: 20	R: 4 H: 4 E: 0 LOB: 0 K: 0 BB: 0 S: 17 P: 26	R: 0 H: 1 E: 0 LOB: 2 K: 0 BB: 1 S: 6 P: 12	R: 0 H: 0 E: 0 LOB: 0 K: 1 BB: 0 S: 10 P: 15	R: 0 H: 3 E: 0 LOB: 2 K: 0 BB: 0 S: 7 P: 8	R: 2 H: 3 E: 0 LOB: 3 K: 1 BB: 2 S: 20 P: 32	R: 1 H: 1 E: 0 LOB: 1 K: 1 BB: 1 S: 9 P: 15		1B: 10 SF: 0 2B: 0 SAC: 2 3B: 1 DP: 1 HR: 1 HBP: 0		WP: 0 PA: 40 PB: 0 SB: 0 CS: 0	

PITCHER		IP	WLS	BF	H	R	ER	SO	BB	IBB	HBP	BLK	WP	HR	S	P	ERA	WHIP
Chris Bosio, R ERA: 3.19	(1, 1)	0.1		1	0	0	0	0	0	0	0	0	0	0	1	1	0.00	0.000
Erik Hanson, R ERA: 3.14	(1, 1)	6.0	L	29	9	6	6	2	2	1	0	0	0	1	65	107	9.00	1.833
Dennis Powell, L ERA: 3.99	(7, 1)	0.0		1	1	0	0	0	0	0	0	0	0	0	3	3	∞	∞
Jeff Nelson, R ERA: 3.18	(7, 1)	0.1		3	1	0	0	1	1	0	0	0	0	0	9	13	0.00	6.000
Dwayne Henry, R ERA: 6.09	(7, 1)	1.1		6	1	1	1	1	1	0	0	0	0	0	10	17	6.75	1.500

PITCHER	IP	WLS	BF	H	R	ER	SO	BB	IBB	HBP	BLK	WP	HR	S	P	ERA	WHIP

Batter	1	2	3	4	5	6	7	8	9	AB	R	H	RBI	BB	SO	LOB
Omar Vizquel, S (1, 6) OBP: 0.358, SLG: 0.306	B B C X 2-1 FC4-6 1B	1 SAFE B C 1 SAFE X 1-1 1-2 1B			C F C 0-3 ① K		C B B X 2-1 ② G6-3		B C C B X 2-2 ① ② L1-3 1-2	5	0	2	0	0	1	1
Mike Felder, S (1, 7) OBP: 0.280, SLG: 0.291	B 1 SAFE 1 SAFE C B X 2-1 ① FC4-6 1B 1-2f	B S X 1-1 ③ P6			B C B B X 3-1 ② P5		C C B B C 1-3 ③ K		B C X 1-1 ③ F7	5	0	0	0	0	1	3
Ken Griffey Jr., L (1, 8) OBP: 0.402, SLG: 0.608	B 1 SAFE X 1-0 ② L8		S X 0-1 ① F7		B X 1-0 HR			C B B F B T 3-2 ① K		4	1	1	1	0	1	1
Pete O'Brien, L (1, 10) OBP: 0.335, SLG: 0.415	1 SAFE B 1 SAFE B F 1 SAFE F F B 3-2 X 1-3 BB 1B		S C B B B X 3-2 ② G4-3		C C B S 1-3 ③ K			B X 1-0 2B 1B 1B		4	1	2	0	0	1	0
Jay Buhner, R (1, 9) OBP: 0.383, SLG: 0.529	F B S B B B 4-2 1-2 BB		B B C B X 3-1 ③ F8			S B X 1-1 ① P4		B B S B F X 3-2 ② P3		3	0	0	0	1	0	1
Tino Martinez, L (1, 3) OBP: 0.358, SLG: 0.459	X 0-0 ③ F8			B B X 2-0 ① F9		C F B B B X 3-2 ② P4		C X 0-1 1-3 1B 2B		4	1	1	0	0	0	3
Mike Blowers, R (1, 5) OBP: 0.343, SLG: 0.464 Mackey Sasser, L (8, PH) OBP: 0.277, SLG: 0.318 Bret Boone, R (8, 4) OBP: 0.314, SLG: 0.435		C B S S 1-3 ① K		C X 0-1 1B		C F S 0-3 ③ K		B X 1-0 2-H 3-H 1B		3 1 0	0 0 0	1 1 0	0 2 0	0 0 0	2 0 0	0 0 0
Bill Haselman, R (1, 2) OBP: 0.337, SLG: 0.479		C B F X 1-2 ② L9		B X 1-0 ② P5			B X 1-0 HR	B S C B B S 3-3 ③ K		4	1	1	1	0	1	2
Rich Amaral, R (1, 4) (8, 5) OBP: 0.356, SLG: 0.375		B X 1-0 1B 1B		B X 1-0 ③ G4-3			B F X 1-1 ① G4-3		B B B C C T B 4-2 L1-3 BB	3	0	1	0	1	0	1
Inning Stats	R: 0 E: 0 K: 0 S: 12 H: 2 LOB: 3 BB: 1 P: 24	R: 0 E: 0 K: 1 S: 11 H: 2 LOB: 2 BB: 0 P: 16	R: 0 E: 0 K: 0 S: 7 H: 0 LOB: 0 BB: 0 P: 13	R: 0 E: 0 K: 0 S: 5 H: 1 LOB: 1 BB: 0 P: 9	R: 1 E: 0 K: 2 S: 9 H: 1 LOB: 0 BB: 0 P: 14	R: 0 E: 0 K: 1 S: 8 H: 0 LOB: 0 BB: 0 P: 12	R: 1 E: 0 K: 1 S: 8 H: 1 LOB: 0 BB: 0 P: 13	R: 2 E: 0 K: 2 S: 13 H: 3 LOB: 1 BB: 0 P: 24	R: 0 E: 0 K: 0 S: 8 H: 0 LOB: 0 BB: 1 P: 15	1B: 7 2B: 2 3B: 0 HR: 2 SF: 0 SAC: 0 DP: 1 HBP: 0						

Seattle Mariners @ Chicago White Sox

Comiskey Park, Chicago, IL

Sun Jun 27 1993, 4:33 AM EDT

Att. 38,245 - Cloudy - 80 F

TOP

livebaseballscorecards.com

AB	36
R	4
H	10
RBI	4
BB	2
SO	7
LOB	12

WP: 0 PB: 0 SB: 0 CS: 0 PA: 38

PITCHER		IP	WLS	BF	H	R	ER	SO	BB	IBB	HBP	BLK	WP	HR	S	P	ERA	WHIP
Alex Fernandez, R ERA: 2.9	(1, 1)	7.2	W	32	8	3	3	6	1	0	0	0	0	2	67	115	3.52	1.174
Scott Radinsky, L ERA: 5.06	(8, 1)	0.0		1	1	0	0	0	0	0	0	0	0	0	2	2	∞	∞
Jeff Schwarz, R ERA: 2.51	(8, 1)	0.1		2	1	1	1	1	0	0	0	0	0	0	4	8	27.00	3.000
Roberto Hernandez, R ERA: 2.75	(9, 1)	1.0	S	3	0	0	0	0	1	0	0	0	0	0	8	15	0.00	1.000

PITCHER	IP	WLS	BF	H	R	ER	SO	BB	IBB	HBP	BLK	WP	HR	S	P	ERA	WHIP

Batter	1	2	3	4	5	6	7	8	9	AB	R	H	RBI	BB	SO	LOB
Joey Cora, S (1, 4) OBP: 0.361, SLG: 0.352	C B S B B F F X 3-2 G3-1 ①	B F S F B F B B 4-2 F8 1B BB		C B X 1-1 G6-3 ①		C X 0-1 G6-3 ②				3	0	0	0	1	0	0
Ellis Burks, R (1, 9) OBP: 0.352, SLG: 0.473	F B F B X 2-2 G4-3 ②	F B 1 B X SAFE 2-1 L3 1B 1-2		B B C B B 4-1 HR BB		B B X 2-0 G5-3 ③				3	1	1	0	1	0	0
Frank Thomas, R (1, 3) OBP: 0.416, SLG: 0.571	B B F B F B 4-2 BB 1B BB	B B C S 2 F F T F B SAFE 3-2 F8 ① 2-3		X 0-0 HR 1-H			B C B X 2-1 G6-3 ①			3	2	1	2	1	0	2
Robin Ventura, L (1, 5) OBP: 0.374, SLG: 0.434	B B C B F F F F B 4-2 BB 1B 1B 1-2	B B F 1 S F B X SAFE 3-2 L3 ②③ 1-1		S F B S 1-3 K ②			B B C F B F S 3-3 K ②			3	1	0	0	1	2	2
George Bell, R (1, 10) OBP: 0.259, SLG: 0.362	X 0-0 1B BB 1B 1-3 2-H 1B	F F B F F X 1-2 SH2-3 1B 2B		B B F X 2-1 G6-3 ③			B X 1-0 G6-3 ③			4	2	2	1	0	0	0
Dan Pasqua, L (1, 7) OBP: 0.290, SLG: 0.329	B B B B 4-0 1B 1B BB 1-2	X 0-0 SH2-3 ① 2-3			B B S F B S 3-3 K ①			C S S 0-3 K ①		2	0	0	0	1	2	0
Lance Johnson, L (1, 8) OBP: 0.338, SLG: 0.366	B C X 1-1 1B 1B 1-2 2-3 3-H	F F X 0-2 PB 1B 3-H			C B X 1-1 G4-3 ②			B B F C S 2-3 K ②		4	0	2	2	0	1	0
Michael LaValliere, L (1, 2) OBP: 0.381, SLG: 0.400	B C F F B F X 2-2 1B 1-2 2-3 3-H	B B B C F S 3-3 K ② 1-2			B S B F X 2-2 1B ③			B S B C F X 2-2 F8 ③		4	0	2	1	0	1	1
Ozzie Guillen, L (1, 6) OBP: 0.289, SLG: 0.345	C B S F X 1-2 G4-3 ③	F B F F F X 1-2 F7 ③				X 0-0 L8 ①				3	0	0	0	0	0	4
Inning Stats	R: 3 E: 0 K: 0 S: 27 H: 3 LOB: 3 BB: 3 P: 48	R: 0 E: 0 K: 0 S: 16 H: 1 LOB: 1 BB: 1 P: 28	R: 1 E: 0 K: 1 S: 16 H: 2 LOB: 1 BB: 0 P: 21	R: 2 E: 0 K: 1 S: 9 H: 1 LOB: 0 BB: 1 P: 17	R: 0 E: 0 K: 1 S: 8 H: 1 LOB: 1 BB: 0 P: 14	R: 0 E: 0 K: 0 S: 4 H: 0 LOB: 0 BB: 0 P: 6	R: 0 E: 0 K: 1 S: 7 H: 0 LOB: 0 BB: 0 P: 13	R: 0 E: 0 K: 2 S: 10 H: 0 LOB: 0 BB: 0 P: 14		1B: 6 2B: 2 3B: 0 HR: 1	SF: 0 SAC: 1 DP: 1 HBP: 0					

PITCHER		IP	WLS	BF	H	R	ER	SO	BB	IBB	HBP	BLK	WP	HR	S	P	ERA	WHIP
Rich DeLucia, R ERA: 4.82	(1, 1)	2.0	L	13	4	3	3	0	4	0	0	0	0	0	43	76	13.50	4.000
Dennis Powell, L ERA: 4.08	(3, 1)	6.0		22	4	3	3	6	1	0	0	0	0	1	54	85	4.50	0.833

PITCHER	IP	WLS	BF	H	R	ER	SO	BB	IBB	HBP	BLK	WP	HR	S	P	ERA	WHIP

BOTTOM

Seattle Mariners @ Chicago White Sox

Comiskey Park, Chicago, IL

Sun Jun 27 1993, 4:33 AM EDT
Att. 38,245 - Cloudy - 80 F

livebaseballscorecards.com

AB	29
R	6
H	8
RBI	6
BB	5
SO	6
LOB	9

Seattle Mariners @ Minnesota Twins

Hubert H. Humphrey Metrodome, Minneapolis, MN

Mon Jun 28 1993, 8:05 PM EDT

Att. 20,616 - Dome

livebaseballscorecards.com

Batter	1	2	3	4	5	6	7	8	9	AB	R	H	RBI	BB	SO	LOB
Omar Vizquel, S (1, 6) OBP: 0.358, SLG: 0.307	C B X 1-1 S 1B		X 0-0 G3 1B 1B		B B X 2-0 E3 1B SF9 2-H		B C X 1-1 ① G3		X 0-0 ③ G6-3	5	2	2	0	0	0	0
Dave Magadan, L (1, 5) OBP: 0.401, SLG: 0.394	X 0-0 ① F7		C S C 0-3 ① K		X 0-0 S 1-3 2B 1B		C S B X 1-2 ② 1B			4	1	2	0	0	1	2
Ken Griffey Jr., L (1, 10) OBP: 0.398, SLG: 0.601	C B 1 SAFE F B B F S 3-3 ② K 1-2		F X 0-1 ② G3 1-2		B X 1-0 ① SF9 3-H		B S B S F F X 2-2 ③ G4-3			3	0	0	1	0	1	2
Jay Buhner, R (1, 9) OBP: 0.384, SLG: 0.526	X 0-0 ③ P3		C F B X 1-2 2-H 1B		S B F S 1-3 ② K			C B B B B 4-1 FC3-6 BB		3	0	1	1	1	1	2
Tino Martinez, L (1, 3) OBP: 0.356, SLG: 0.460		C S S X 1-2 ① G4-3	B S S X 2-1 ③ G4-3		B B X 2-0 1-H 2B			B C F S 1-3 ① K		4	0	1	1	0	1	2
Mackey Sasser, L (1, 7) OBP: 0.265, SLG: 0.304		C B F X 1-2 ② G4-3		S F S 0-3 ① K	X 0-0 ③ G6-3			F F B X 1-2 ② FC3-6 FC4-6 1-2f		4	0	0	0	0	1	2
Bret Boone, R (1, 4) OBP: 0.309, SLG: 0.408		C H 1-1 1B HBP		C B X 1-1 ② F8		S B B X 2-1 ① P3		B B S C F X 2-2 ③ FC4-6 1-2f		3	0	0	0	0	0	1
Dave Valle, R (1, 2) OBP: 0.373, SLG: 0.389		B C X 1-1 1-3 1B		C B F B B X 3-2 ③ F9		S B X 1-1 ② G5-3			B C B X 2-1 ① P3	4	0	1	0	0	0	0
Mike Felder, S (1, 8) OBP: 0.280, SLG: 0.294		X 0-0 ③ L7			B X 1-0 E 2B	B B F B X 3-1 ③ G4-3			C B X 1-1 ② P3	4	1	1	0	0	0	2
Inning Stats	R: 0 E: 0 K: 1 S: 8 H: 1 LOB: 1 BB: 0 P: 12	R: 0 E: 0 K: 0 S: 10 H: 1 LOB: 2 BB: 0 P: 14	R: 1 E: 0 K: 1 S: 11 H: 2 LOB: 1 BB: 0 P: 14	R: 0 E: 0 K: 1 S: 8 H: 0 LOB: 0 BB: 0 P: 12	R: 3 E: 1 K: 1 S: 9 H: 3 LOB: 1 BB: 0 P: 16	R: 0 E: 0 K: 0 S: 6 H: 0 LOB: 0 BB: 0 P: 12	R: 0 E: 0 K: 0 S: 10 H: 1 LOB: 0 BB: 0 P: 14	R: 0 E: 0 K: 1 S: 11 H: 0 LOB: 1 BB: 1 P: 19	R: 0 E: 0 K: 0 S: 5 H: 0 LOB: 0 BB: 0 P: 8	1B: 6 2B: 2 3B: 0 HR: 0	SF: 1 SAC: 0 DP: 0 HBP: 1						

	AB	34
	R	4
	H	8
	RBI	3
	BB	1
	SO	5
	LOB	13

WP: 0 PB: 0 SB: 2 CS: 0 PA: 37

PITCHER		IP	WLS	BF	H	R	ER	SO	BB	IBB	HBP	BLK	WP	HR	S	P	ERA	WHIP
Kevin Tapani, R ERA: 5.69	(1, 1)	8.0	L	34	8	4	2	5	1	0	1	0	0	0	73	113	2.25	1.125
Larry Casian, L ERA: 0.66	(9, 1)	1.0		3	0	0	0	0	0	0	0	0	0	0	5	8	0.00	0.000

PITCHER	IP	WLS	BF	H	R	ER	SO	BB	IBB	HBP	BLK	WP	HR	S	P	ERA	WHIP

BOTTOM

Seattle Mariners @ Minnesota Twins

Hubert H. Humphrey Metrodome, Minneapolis, MN

Mon Jun 28 1993, 8:05 PM EDT

Att. 20,616 - Dome

livebaseballscorecards.com

Batter	1	2	3	4	5	6	7	8	9	AB	R	H	RBI	BB	SO	LOB
Chuck Knoblauch, R (1, 4) OBP: 0.363, SLG: 0.327	B X 1-0 CS SH1-3 1B		1 SAFE C B B 1 SAFE X 2-1 ③ F9			C X 0-1 ① G6-3		B B C X 2-1 ② F8		4	0	1	0	0	0	3
Jeff Reboulet, R (1, 5) OBP: 0.288, SLG: 0.211	1 SAFE X 0-0 ① SH1-3 1-2			B C B B B 4-1 BB 1B G4-6-3 BB		C B B F B X 3-2 ② G6-3		S C F B B B X 3-2 ③ F8		1	1	0	0	1	0	0
Kent Hrbek, L (8, PH) OBP: 0.351, SLG: 0.452										1	0	0	0	0	0	2
Mike Pagliarulo, L (9, 5) OBP: 0.336, SLG: 0.475										0	0	0	0	0	0	0
Kirby Puckett, R (1, 8) OBP: 0.344, SLG: 0.454	C F B B B S 3-3 ② ③ K 2-3			X 0-0 G4-6-3 BB 1-2 1B		X 0-0 ③ G3			B X 1-0 ① P3	4	0	1	0	0	1	1
Dave Winfield, R (1, 10) OBP: 0.283, SLG: 0.366		B B X 2-0 ① F7		C B B S F B F F B 4-2 G4-6-3 BB 1-2 2-3			C S B S 1-3 ① K		X 0-0 ② P4	3	0	0	0	1	1	0
Brian Harper, R (1, 2) OBP: 0.353, SLG: 0.451		C B B X 2-1 ② G6-3		B F S F B X 2-2 ① ② G4-6-3 1-2f 2-3 3-H			X 0-0 ② G1-3		F F S 0-3 ③ K	4	0	0	0	0	1	2
Shane Mack, R (1, 7) OBP: 0.289, SLG: 0.364	B X 1-0 ③ G1-4-3			C F B B B X 3-2 ③ G6-3			B B F B F F X 3-2 ③ F8			3	0	0	0	0	0	1
Pedro Munoz, R (1, 9) OBP: 0.320, SLG: 0.452			B B F X 2-1 ① G6-3		C B B B S F B F B 4-2 G6-4-3 BB			S B B B B X 3-1 E 1B		2	0	1	0	1	0	0
Dave McCarty, R (1, 3) OBP: 0.331, SLG: 0.385			X 0-0 CS 1B		B B F X 2-1 ① ② G6-4-3 1-2f			B F F X 1-2 E4 1-2		3	0	1	0	0	0	2
Pat Meares, R (1, 6) OBP: 0.338, SLG: 0.400			F S X 0-2 ② 1-2 1B		B X 1-0 ③ P3			F F X 0-2 ① F9		3	0	1	0	0	0	2

AB	28
R	1
H	5
RBI	0
BB	3
SO	3
LOB	13

Inning Stats	1	2	3	4	5	6	7	8	9
	R: 0 E: 0 K: 1 S: 5	R: 0 E: 0 K: 0 S: 4	R: 0 E: 0 K: 0 S: 8	R: 1 E: 0 K: 0 S: 14	R: 0 E: 0 K: 0 S: 7	R: 0 E: 0 K: 0 S: 6	R: 0 E: 0 K: 1 S: 8	R: 0 E: 1 K: 0 S: 14	R: 0 E: 0 K: 1 S: 5
	H: 1 LOB: 0 BB: 0 P: 9	H: 0 LOB: 0 BB: 0 P: 9	H: 2 LOB: 1 BB: 0 P: 12	H: 1 LOB: 1 BB: 2 P: 27	H: 0 LOB: 0 BB: 1 P: 14	H: 0 LOB: 0 BB: 0 P: 9	H: 0 LOB: 0 BB: 0 P: 12	H: 1 LOB: 2 BB: 0 P: 23	H: 0 LOB: 0 BB: 0 P: 6

| | | | | | | | | | |

Seattle Mariners @ Minnesota Twins

Hubert H. Humphrey Metrodome, Minneapolis, MN

Tue Jun 29 1993, 8:05 PM EDT

Att. 21,065 - Dome

TOP

livebaseballscorecards.com

Batter	1	2	3	4	5	6	7	8	9	AB	R	H	RBI	BB	SO	LOB
Rich Amaral, R (1, 6) OBP: 0.363, SLG: 0.386 Pete O'Brien, L (9, PH) OBP: 0.333, SLG: 0.413	C B F B X 2-2 G1-6-3 1B		B X 1-0 1-H 1B 2B		L F X 0-2 1B S 2-H 1B 1B		C B X 1-1 G6-3 ①		B B B C F X 3-2 G4-3 ② 2-3	4 2 3 2 0 0 0 1 0 0 0 0 0 1						
Dave Magadan, L (1, 10) OBP: 0.401, SLG: 0.394	X 0-0 G1-6-3 ① ② 1-2f		B X 1-0 2-H 1B		1 SAFE B F B C X 2-2 1B 1-3 1B		B X 1-0 F8 ②		B S B F F F B X 3-2 G4-3 ③	5 0 2 1 0 0 2						
Ken Griffey Jr., L (1, 8) OBP: 0.393, SLG: 0.593	B S F B F B S 3-3 K ③		S X 0-1 F8 ③		B F F S 1-3 K ①		B X 1-0 G4-3 ③			4 0 0 0 0 2 3						
Jay Buhner, R (1, 9) OBP: 0.386, SLG: 0.522		B F B B C B 4-2 G6-4-3 BB		S S B F B B F F S 3-3 K ①	C C B B S 2-3 K ②			C B B C F B B 4-2 G4-3 BB		2 0 0 0 2 2 2						
Mike Blowers, R (1, 5) OBP: 0.341, SLG: 0.459		C B F F F X 1-2 G6-4-3 ① ② 1-2f		X 0-0 F9 ②	B X 1-0 FC5-4 1-2 3-H 1B			F 1 SAFE B S F B S 2-3 K ①		4 0 1 1 0 1 2						
Bret Boone, R (1, 4) OBP: 0.310, SLG: 0.392 Mike Felder, S (8, PH) OBP: 0.279, SLG: 0.293 (8, 7)		B B S C F X 2-2 P4 ③		B C B F B B 4-2 3B BB	C C X 0-2 FC5-4 ③ 1-2f			B C X 1-1 G4-3 ② 1-2		2 1 0 0 1 0 2 1 0 0 0 0 0 1						
Tino Martinez, L (1, 3) OBP: 0.355, SLG: 0.464			C S B F X 1-2 F8 ①	B B 1 SAFE 1 SAFE C X 2-1 1-H 3B		X 0-0 G1-3 ①		B B C C C 2-3 K ③		4 0 1 1 0 1 1						
Dave Valle, R (1, 2) OBP: 0.372, SLG: 0.385 Omar Vizquel, S (9, PH) OBP: 0.361, SLG: 0.310		B C B B B 4-1 2B BB	B X 1-0 F9 ③			C X 0-1 F8 ②			B C F B X 2-2 G4-3 G4-3 1B	2 1 0 0 1 0 1 1 0 1 0 0 0 0						
Greg Litton, R (1, 7) OBP: 0.292, SLG: 0.311 (8, 4) Mackey Sasser, L (9, PH) OBP: 0.263, SLG: 0.301		B B F 1 SAFE C S 2-3 K ②			B F X 1-1 1B 2B	B B X 2-0 G6-3 ③			X 0-0 G4-3 ① 1-2	3 1 1 0 0 1 1 1 0 0 0 0 0 1						
Inning Stats	R: 0 E: 0 K: 1 S: 8 H: 1 LOB: 0 BB: 0 P: 13	R: 0 E: 0 K: 0 S: 11 H: 0 LOB: 0 BB: 1 P: 18	R: 2 E: 0 K: 1 S: 12 H: 2 LOB: 1 BB: 1 P: 21	R: 1 E: 0 K: 1 S: 12 H: 1 LOB: 1 BB: 1 P: 22	R: 2 E: 0 K: 2 S: 18 H: 4 LOB: 2 BB: 0 P: 25	R: 0 E: 0 K: 0 S: 4 H: 0 LOB: 0 BB: 0 P: 6	R: 0 E: 0 K: 0 S: 4 H: 0 LOB: 0 BB: 0 P: 7	R: 0 E: 0 K: 2 S: 12 H: 0 LOB: 1 BB: 1 P: 21	R: 0 E: 0 K: 0 S: 12 H: 1 LOB: 1 BB: 0 P: 20	1B: 6 2B: 2 3B: 1 HR: 0 SF: 0 SAC: 0 DP: 2 HBP: 0							

	AB	34
	R	5
	H	9
	RBI	5
	BB	4
	SO	7
	LOB	17

WP: 0 PB: 0 SB: 1 CS: 0 PA: 38

PITCHER		IP	WLS	BF	H	R	ER	SO	BB	IBB	HBP	BLK	WP	HR	S	P	ERA	WHIP
Eddie Guardado, L ERA: 6.53	(1, 1)	4.1		21	7	5	5	4	3	0	0	0	0	0	54	89	10.38	2.308
Mike Trombley, R ERA: 5.3	(5, 1)	2.2	W	9	1	0	0	1	0	0	0	0	0	0	15	23	0.00	0.375
Carl Willis, R ERA: 7.62	(8, 1)	1.0		4	0	0	0	2	1	0	0	0	0	0	12	21	0.00	1.000
Rick Aguilera, R ERA: 2.04	(9, 1)	1.0	S	4	1	0	0	0	0	0	0	0	0	0	12	20	0.00	1.000

PITCHER	IP	WLS	BF	H	R	ER	SO	BB	IBB	HBP	BLK	WP	HR	S	P	ERA	WHIP

Batter	1	2	3	4	5	6	7	8	9	AB	R	H	RBI	BB	SO	LOB
Chuck Knoblauch, R (1, 4) OBP: 0.359, SLG: 0.322	1-1 ① G4-3		B X 1-0 ① G5-3		X 0-0 ① G6-3	F B B F X 2-2 ② L9		X 0-0 ① SH5-4 2-3		4	0	0	0	0	0	2
Chip Hale, L (1, 10) OBP: 0.368, SLG: 0.460	B C X 1-2 HBP 1B 1B		B C X 1-1 G5-3 1B		B X 1-0 ② G4-3	B X 1-0 1-2 2-H 1B 1B		B S X 1-1 ② SH1-3 3-H		4	0	3	2	0	0	0
Kirby Puckett, R (1, 8) OBP: 0.345, SLG: 0.453	X 0-0 HBP 1-2 1B		1 SAFE L X 0-1 ② G5-3 1-2		B B C X 2-1 ③ P4	C X 0-1 1-2 2-H 1B		B X 1-0 ③ F8		5	0	2	1	0	0	1
Kent Hrbek, L (1, 3) OBP: 0.349, SLG: 0.447	B C S F C 1-3 ② K		X 0-0 ③ G4-3			0-1 1B 1B				4	1	1	0	0	1	5
Brian Harper, R (1, 2) OBP: 0.355, SLG: 0.450	B F H 2-1 1-2 2-3 HBP			C B X 1-1 ① G4-3		B F X 1-1 1B 1-2 FC5-2 1B	C B S X 1-2 ① F9			3	0	1	0	0	0	0
Derek Lee, L (1, 7) OBP: 0.286, SLG: 0.286 Shane Mack, R (7, PH) (8, 7) OBP: 0.288, SLG: 0.362	X 0-0 ③ G5-3			B B C F X 2-2 1B 2B 1B	X 0-0 1B 1B 1-3 2-H 1B	B F C F X 1-2 ② G1-3				3 1	2 0	2 0	1 0	0 0	0 0	3 0
Dave Winfield, R (1, 9) OBP: 0.286, SLG: 0.368		B X 1-0 ① G6-3		C B X 1-1 1-3 2B 1B	B F S B X 2-2 ① FC5-2 1B 1B 3-H	B B F F B F X 3-2 1B				4	1	2	0	0	0	2
Mike Pagliarulo, L (1, 5) OBP: 0.340, SLG: 0.483		B C C B S 2-3 ② K		B B F X 2-1 ② 1-H 3-H 2B	B S X 1-1 1B 1-2 2-3 1B 1B	X 0-0 ③ G3				4	1	2	1	0	1	1
Pat Meares, R (1, 6) OBP: 0.343, SLG: 0.411		X 0-0 ③ G5-3		B X 1-0 ③ P3	B X 1-0 1B 1B 1-2 2-H 3-H 1B		C B F X 1-2 SH5-4 SH1-3 2B			4	2	2	2	0	0	1
Inning Stats	R: 0 E: 0 K: 1 S: 12 H: 2 LOB: 3 BB: 0 P: 17	R: 0 E: 0 K: 1 S: 5 H: 0 LOB: 0 BB: 0 P: 8	R: 0 E: 0 K: 0 S: 6 H: 1 LOB: 1 BB: 0 P: 8	R: 1 E: 0 K: 0 S: 10 H: 3 LOB: 1 BB: 0 P: 17	R: 0 E: 0 K: 0 S: 4 H: 0 LOB: 0 BB: 0 P: 7	R: 5 E: 0 K: 0 S: 19 H: 7 LOB: 2 BB: 0 P: 28	R: 0 E: 0 K: 0 S: 12 H: 1 LOB: 1 BB: 0 P: 17	R: 1 E: 0 K: 0 S: 7 H: 1 LOB: 0 BB: 0 P: 10		1B: 13 2B: 2 3B: 0 HR: 0		SF: 0 SAC: 2 DP: 0 HBP: 1			WP: 0 PB: 0 SB: 0 CS: 0	PA: 39

PITCHER		IP	WLS	BF	H	R	ER	SO	BB	IBB	HBP	BLK	WP	HR	S	P	ERA	WHIP
Tim Leary, R ERA: 4.46	(1, 1)	5.1		26	10	5	5	2	0	0	1	0	0	0	47	71	8.44	1.875
Bob Ayrault, R ERA: 7.16	(6, 1)	0.1	L	3	2	0	0	0	0	0	0	0	0	0	5	9	0.00	6.000
Jeff Nelson, R ERA: 3.18	(6, 1)	0.0		1	1	1	1	0	0	0	0	0	0	0	2	2	∞	∞
Mike Hampton, L ERA: 8.38	(6, 1)	1.1		5	1	0	0	0	0	0	0	0	0	0	14	20	0.00	0.750
Dwayne Henry, R ERA: 6.15	(8, 1)	1.0		4	1	1	1	0	0	0	0	0	0	0	7	10	9.00	1.000

PITCHER	IP	WLS	BF	H	R	ER	SO	BB	IBB	HBP	BLK	WP	HR	S	P	ERA	WHIP

BOTTOM

Seattle Mariners @ Minnesota Twins

Hubert H. Humphrey Metrodome, Minneapolis, MN

Tue Jun 29 1993, 8:05 PM EDT

Att. 21,065 - Dome

livebaseballscorecards.com

AB	36
R	7
H	15
RBI	7
BB	0
SO	2
LOB	15

Batter	1	2	3	4	5	6	7	8	9	AB	R	H	RBI	BB	SO	LOB
Omar Vizquel, S (1, 6) OBP: 0.367, SLG: 0.329	0-1 BB, 1B, SF8, 1B	0-0 G1-3 ②			0-2 3B		1-1 1-H 1B		1-2 1B 2B	5	2	4	1	0	0	0
Dave Magadan, L (1, 5) OBP: 0.401, SLG: 0.392	0-1 BB, BB, SF8; 1-2 1B	1-1 G3 ③			4-1 G4-6-3 BB		2-0 G3 ③		3-1 F7 ②	4	1	1	0	1	0	2
Ken Griffey Jr., L (1, 8) OBP: 0.396, SLG: 0.594	4-2 1B, BB; 1-2 2-3 BB		1-1 F8 ①		1-0 G4-6-3 ②③; 1-2f			3-1 SH1-4 1B 2B	4-0 E 1B IBB	3	1	1	0	2	0	2
Pete O'Brien, L (1, 10) OBP: 0.338, SLG: 0.416 Greg Litton, R (8, PH) OBP: 0.306, SLG: 0.326	2-1 SF8 ①; 3-H		4-2 G6-4-3 BB			0-0 G4-6-3 1B		0-0 SH1-4 ①; 2-3	2-1 E7 1B; 1-3 2-H	1 1	0 0	1 1	1 1	1 0	0 0	0 0
Jay Buhner, R (1, 9) OBP: 0.386, SLG: 0.517	4-1 1B BB; 1-2 2-3		2-1 G6-4-3 ②③; 1-2f			1-2 L8 ①		4-0 1B IBB	3-3 K ③	3	0	0	0	2	1	4
Tino Martinez, L (1, 3) OBP: 0.357, SLG: 0.470	1-0 SF8 ②; 3-H			0-1 F8-5 2B		1-2 G4-6-3 ②③; 1-2f		1-2 1B; 3-H		3	0	2	2	0	0	1
Mackey Sasser, L (1, 7) OBP: 0.265, SLG: 0.302 Mike Felder, S (8, PH) OBP: 0.278, SLG: 0.292 (8, 7)	2-0 FC5-4; 1-2 2-3 1B			1-2 F8-5 ①②; 2-3			0-0 G4-3 ①	0-0 P2 ②		3 1	0 0	1 0	0 0	0 0	0 0	1 2
Dave Valle, R (1, 2) OBP: 0.366, SLG: 0.377	0-0 FC5-4 ③; 1-2f			2-0 G5-3 ③			1-1 F7 ②	0-0 F7 ③		4	0	0	0	0	0	5
Rich Amaral, R (1, 4) OBP: 0.361, SLG: 0.384		0-0 G5-3 ①			2-3 K ①		1-1 S 1B 1B		0-1 F9 ①	4	1	1	0	0	1	0

Inning Stats	1	2	3	4	5	6	7	8	9
	R: 2 E: 0 K: 0 S: 14	R: 0 E: 0 K: 0 S: 4	R: 0 E: 0 K: 0 S: 6	R: 0 E: 0 K: 0 S: 10	R: 0 E: 0 K: 1 S: 8	R: 0 E: 0 K: 0 S: 7	R: 1 E: 0 K: 0 S: 8	R: 1 E: 0 K: 0 S: 8	R: 1 E: 1 K: 1 S: 13
	H: 3 LOB: 3 BB: 2 P: 27	H: 0 LOB: 0 BB: 0 P: 5	H: 0 LOB: 0 BB: 1 P: 13	H: 1 LOB: 0 BB: 0 P: 13	H: 1 LOB: 1 BB: 1 P: 15	H: 1 LOB: 0 BB: 0 P: 9	H: 2 LOB: 1 BB: 0 P: 13	H: 2 LOB: 2 BB: 1 P: 16	H: 2 LOB: 2 BB: 1 P: 26

1B: 8 SF: 2
2B: 4 SAC: 1
3B: 1 DP: 4
HR: 0 HBP: 0

WP: 0 PA: 41
PB: 0
SB: 1
CS: 0

PITCHER		IP	WLS	BF	H	R	ER	SO	BB	IBB	HBP	BLK	WP	HR	S	P	ERA	WHIP
Scott Erickson, R ERA: 5.8	(1, 1)	7.0	L	30	9	4	4	1	4	0	0	0	0	0	59	100	5.14	1.857
Larry Casian, L ERA: 0.63	(8, 1)	0.2		4	1	0	0	0	0	1	0	0	0	0	5	10	0.00	1.500
Mike Hartley, R ERA: 4.7	(8, 1)	1.1		7	2	1	1	1	0	1	0	0	0	0	14	27	6.75	1.500

PITCHER	IP	WLS	BF	H	R	ER	SO	BB	IBB	HBP	BLK	WP	HR	S	P	ERA	WHIP

Seattle Mariners @ Minnesota Twins

Hubert H. Humphrey Metrodome, Minneapolis, MN

Wed Jun 30 1993, 8:05 PM EDT

Att. 21,196 - Dome

TOP

livebaseballscorecards.com

AB	32
R	5
H	12
RBI	5
BB	6
SO	2
LOB	17

BOTTOM

Seattle Mariners @ Minnesota Twins

Hubert H. Humphrey Metrodome, Minneapolis, MN

Wed Jun 30 1993, 8:05 PM EDT

Att. 21,196 - Dome

livebaseballscorecards.com

Batter	1	2	3	4	5	6	7	8	9	AB	R	H	RBI	BB	SO	LOB
Chuck Knoblauch, R (1, 4) OBP: 0.354, SLG: 0.318	C F F S 0-3 ① K		B B F F F F F X 2-2 ③ L6			B F X 1-1 ② G4-3		B X 1-0 ① L3		4	0	0	0	0	1	0
Pat Meares, R (1, 6) OBP: 0.333, SLG: 0.398	X 0-0 ② L4			B B C F S 2-3 ① K		S B B B F S 3-3 ③ K		S F F S 0-3 ② K		4	0	0	0	0	3	0
Kirby Puckett, R (1, 8) OBP: 0.347, SLG: 0.457	S B X 1-1 ③ G4-3			X 0-0 1B			X 0-0 HR 2B	B C B B X 3-1 ③ G6-3		4	1	2	0	0	0	0
Dave Winfield, R (1, 10) OBP: 0.290, SLG: 0.383		B F B X 2-1 ① P2		C B B C X 2-2 ② F9			X 0-0 2-H HR		B B B C X 3-1 WP 1B G5-4-3 1B	4	2	2	2	0	0	1
Brian Harper, R (1, 2) OBP: 0.358, SLG: 0.450		C C B S 1-3 ② K		F S X 0-2 ③ G5-3			C B X 1-1 2B 1B		B B B C F X 3-2 G5-4-3 WP 1-2 1B	4	0	2	0	0	1	1
Shane Mack, R (1, 7) OBP: 0.295, SLG: 0.371		F B B X 2-1 1B			C F B F B X 2-2 ① G5-3		C F X 0-2 1-3 2B		B B B B 4-0 G5-4-3 1-2 2-3 BB	3	0	2	0	1	0	0
Pedro Munoz, R (1, 9) OBP: 0.314, SLG: 0.441		S B F C 1-3 ③ K			C X 0-1 ② G5-3		B F B S S 2-3 ① K		X 0-0 ① ② G5-4-3 1-2f 2-3 3-H	4	0	0	0	0	2	5
Dave McCarty, R (1, 3) OBP: 0.320, SLG: 0.372			B C C B X 2-2 ① G5-3		S C F F F S 0-3 ③ K		F S C 0-3 ② K		F S B C 1-3 ③ K	4	0	0	0	0	3	3
Jeff Reboulet, R (1, 5) OBP: 0.283, SLG: 0.207 Lenny Webster, R (7, PH) OBP: 0.259, SLG: 0.309 Mike Pagliarulo, L (8, 5) OBP: 0.340, SLG: 0.483			F F B C 1-3 ② K			X 0-0 ① F7	S X 0-1 ③ P4			2 1 0	0 0 0	0 0 0	0 0 0	0 0 0	1 0 0	0 2 0
Inning Stats	R: 0 E: 0 K: 1 S: 8 H: 0 LOB: 0 BB: 0 P: 9	R: 0 E: 0 K: 2 S: 10 H: 1 LOB: 1 BB: 0 P: 16	R: 0 E: 0 K: 1 S: 13 H: 0 LOB: 0 BB: 0 P: 18	R: 0 E: 0 K: 1 S: 10 H: 1 LOB: 1 BB: 0 P: 14	R: 0 E: 0 K: 1 S: 12 H: 0 LOB: 0 BB: 0 P: 14	R: 0 E: 0 K: 1 S: 6 H: 0 LOB: 0 BB: 0 P: 10	R: 2 E: 0 K: 2 S: 15 H: 4 LOB: 2 BB: 0 P: 18	R: 0 E: 0 K: 1 S: 7 H: 0 LOB: 0 BB: 0 P: 11	R: 1 E: 0 K: 1 S: 9 H: 2 LOB: 1 BB: 1 P: 20	1B: 5 2B: 2 3B: 0 HR: 1	SF: 0 SAC: 0 DP: 1 HBP: 0						

	AB	34
	R	3
	H	8
	RBI	2
	BB	1
	SO	11
	LOB	12

WP: 1 PB: 0 SB: 0 CS: 0 PA: 35

PITCHER		IP	WLS	BF	H	R	ER	SO	BB	IBB	HBP	BLK	WP	HR	S	P	ERA	WHIP
Randy Johnson, L ERA: 2.85	(1, 1)	8.0	W	30	6	2	2	10	0	0	0	0	0	1	81	110	2.25	0.750
Norm Charlton, L ERA: 2.48	(9, 1)	1.0	S	5	2	1	1	1	1	0	0	0	1	0	9	20	9.00	3.000

PITCHER	IP	WLS	BF	H	R	ER	SO	BB	IBB	HBP	BLK	WP	HR	S	P	ERA	WHIP

Batter	1	2	3	4	5	6	7	8	9	AB	R	H	RBI	BB	SO	LOB
Omar Vizquel, S (1, 6) OBP: 0.368, SLG: 0.330	C B S F X 1-2 G6-3		X 0-0 CS 1B		C B C X 1-2 F7			C 1 SAFE 1 SAFE B 1 SAFE X 1-1 G4-3 1-3 1B 1B	F B X 1-1 G6-3	5	1	2	0	0	0	1
Dave Magadan, L (1, 5) OBP: 0.399, SLG: 0.389	C B C X 1-2 F7		B 1 SAFE C B S B X 3-2 1-2 1B			B C F X 1-2 F9		B B B C 1 SAFE X 3-1 G4-3 1-2 3-H		4	0	1	1	0	0	1
Ken Griffey Jr., L (1, 8) OBP: 0.394, SLG: 0.589	B S S T B X 2-2 F7		B S B F X 2-2 G5-3			C B S B X 2-2 G3-1		X 0-0 1B 1B 2-H 1B		4	1	1	1	0	0	1
Pete O'Brien, L (1, 10) OBP: 0.336, SLG: 0.413		C B X 1-1 G4-3		C B X 1-1 L4		C B B B C S 3-3 K		S B C X 1-2 1B 2B 1-3 1B		4	1	1	0	0	1	0
Jay Buhner, R (1, 9) OBP: 0.388, SLG: 0.515		B C B F B B 4-2 3B BB		B X 1-0 F7			X 0-0 F9	X 0-0 2B 1-2 3-H 1B		3	2	1	1	1	0	0
Tino Martinez, L (1, 3) OBP: 0.356, SLG: 0.470		B X 1-0 P5		B C B S X 2-2 F7			B F B C B X 3-2 G4-3	B B B X 3-0 1-H 2-H 2B		4	0	1	2	0	0	1
Mackey Sasser, L (1, 7) OBP: 0.274, SLG: 0.330 Mike Felder, S (8, 7) OBP: 0.278, SLG: 0.292		X 0-0 1-H 3B			B B X 2-0 SH5-3 1B		B S X 1-1 G3	C F X 0-2 G4-3		4 0	0 0	2 0	1 0	0 0	0 0	1 0
Bill Haselman, R (1, 2) OBP: 0.326, SLG: 0.459		B B S C X 2-2 G5-3			X 0-0 SH5-3 1-2			X 0-0 G5-3	S C B X 1-2 G6-3	3	0	0	0	0	0	1
Rich Amaral, R (1, 4) OBP: 0.359, SLG: 0.381			C X 0-1 G3		B X 1-0 G3-1			B B C X 2-1 1B G4-3 1B	B C S X 1-2 G6-3	4	1	1	0	0	0	1
Inning Stats	R: 0 E: 0 K: 0 S: 11 H: 0 LOB: 0 BB: 0 P: 15	R: 1 E: 0 K: 0 S: 9 H: 1 LOB: 1 BB: 1 P: 17	R: 0 E: 0 K: 0 S: 9 H: 2 LOB: 1 BB: 0 P: 14	R: 0 E: 0 K: 0 S: 6 H: 0 LOB: 0 BB: 0 P: 10	R: 0 E: 0 K: 0 S: 6 H: 1 LOB: 1 BB: 0 P: 10	R: 0 E: 0 K: 1 S: 9 H: 0 LOB: 0 BB: 0 P: 15	R: 0 E: 0 K: 0 S: 6 H: 0 LOB: 0 BB: 0 P: 10	R: 5 E: 0 K: 0 S: 16 H: 6 LOB: 1 BB: 0 P: 26	R: 0 E: 0 K: 0 S: 8 H: 0 LOB: 0 BB: 0 P: 11	1B: 8 2B: 1 3B: 1 HR: 0 SF: 0 SAC: 1 DP: 0 HBP: 0						

PITCHER		IP	WLS	BF	H	R	ER	SO	BB	IBB	HBP	BLK	WP	HR	S	P	ERA	WHIP
Willie Banks, R ERA: 4.52	(1, 1)	7.1	L	28	6	3	3	1	1	0	0	0	0	0	61	99	3.68	0.955
George Tsamis, L ERA: 5.0	(8, 1)	0.1		3	2	0	0	0	0	0	0	0	0	0	6	10	0.00	6.000
Carl Willis, R ERA: 7.53	(8, 1)	1.1		6	2	3	3	0	0	0	0	0	0	0	13	19	20.25	1.500

PITCHER	IP	WLS	BF	H	R	ER	SO	BB	IBB	HBP	BLK	WP	HR	S	P	ERA	WHIP

TOP

Seattle Mariners @ Minnesota Twins

Hubert H. Humphrey Metrodome, Minneapolis, MN

Thu Jul 01 1993, 4:33 AM EDT

Att. 20,172 - Dome

livebaseballscorecards.com

AB	35
R	6
H	10
RBI	6
BB	1
SO	1
LOB	7

1B: 8	SF: 0	WP: 0	PA: 37
2B: 1	SAC: 1	PB: 0	
3B: 1	DP: 0	SB: 0	
HR: 0	HBP: 0	CS: 1	

BOTTOM

Seattle Mariners @ Minnesota Twins

Hubert H. Humphrey Metrodome, Minneapolis, MN

Thu Jul 01 1993, 4:33 AM EDT

Att. 20,172 - Dome

livebaseballscorecards.com

Batter	1	2	3	4	5	6	7	8	9	AB	R	H	RBI	BB	SO	LOB
Chuck Knoblauch, R (1, 4) OBP: 0.353, SLG: 0.317	X 0-0 ① L3		C X 0-1 CS 1B	P F P 2-1 ③ CS 1-2	X 0-0 ① F9		X 0-0 ② F9			4	0	1	0	0	0	1
Chip Hale, L (1, 10) OBP: 0.389, SLG: 0.470	C F B X 1-2 ② P5		1 SAFE C B 1 SAFE B 1 C B X 3-2 ① 1B 1-2 1B		B C S F X 1-2 G5-3 1B		B B F B B 4-1 FC6-4 BB			3	0	2	0	1	0	0
Kirby Puckett, R (1, 8) OBP: 0.349, SLG: 0.461	F S B B F B X 3-2 2B		B B F X 2-1 1-2 1B		B F B X 2-1 ② G5-3 1-2		X 0-0 ③ FC6-4 1-2f			4	0	2	0	0	0	3
Kent Hrbek, L (1, 3) OBP: 0.342, SLG: 0.436	X 0-0 ③ G3-1		S S S 0-3 ② K		X 0-0 ③ G3-1			C C C 0-3 ① K		4	0	0	0	0	2	4
Dave Winfield, R (1, 9) OBP: 0.285, SLG: 0.377		F C F B F X 1-2 ① G5-3	X 0-0 ③ G3-1			C X 0-1 ① P6		S X 0-1 ② G4-3		4	0	0	0	0	0	2
Derek Lee, L (1, 7) OBP: 0.364, SLG: 0.300		B S X 1-1 E G5-3 1B		B B B B 4-0 G4-3 1B BB		B C X 1-1 ② F8		C F F X 0-2 ③ G4-3		3	1	1	0	1	0	0
Lenny Webster, R (1, 2) OBP: 0.242, SLG: 0.288		B 1 SAFE 1 SAFE B B X 3-0 ② G5-3 1-2		1 SAFE X 0-0 ① G4-3 1-2		C C B X 1-2 ③ L5			S X 0-1 ① G6-3	4	0	0	0	0	0	2
Mike Pagliarulo, L (1, 5) OBP: 0.331, SLG: 0.469		B B S S X 2-1 E4 2-3		B F B S C 2-3 ② K			S B X 1-1 ① F7		F C B F B B F F S 3-3 ② K	4	0	0	0	0	2	2
Pat Meares, R (1, 6) OBP: 0.338, SLG: 0.409		C S P S 1-3 ③ K		S F X 0-2 CS 2-H 1B			X 0-0 2B		F C B S 1-3 ③ K	4	0	2	1	0	2	2

	AB	34
	R	1
	H	8
	RBI	1
	BB	2
	SO	6
	LOB	16

Inning Stats	1	2	3	4	5	6	7	8	9	1B: 6	SF: 0	WP: 0	PA: 37
R:	0	0	0	1	0	0	0	0	0	2B: 2	SAC: 0	PB: 0	
E:	0	1	0	0	0	0	0	0	0	3B: 0	DP: 0	SB: 0	
K:	0	1	1	1	0	0	0	2	2	HR: 0	HBP: 0	CS: 2	
S:	9	14	11	10	8	7	6	9	11				
H:	1	1	3	1	1	0	1	0	0				
LOB:	1	2	2	0	1	0	2	0	0				
BB:	0	0	0	1	0	0	1	0	0				
P:	13	21	16	16	11	9	11	9	15				

PITCHER		IP	WLS	BF	H	R	ER	SO	BB	IBB	HBP	BLK	WP	HR	S	P	ERA	WHIP
Erik Hanson, R ERA: 2.98	(1, 1)	9.0	W	36	8	1	1	6	2	0	0	0	0	0	85	121	1.00	1.111

PITCHER	IP	WLS	BF	H	R	ER	SO	BB	IBB	HBP	BLK	WP	HR	S	P	ERA	WHIP

Batter	1	2	3	4	5	6	7	8	9	AB	R	H	RBI	BB	SO	LOB
Scott Fletcher, R (1, 4) OBP: 0.351, SLG: 0.425	E6	0-1 F X 2-H 3-H 1B		2-1 B F B X 2-3 FC5 1B WP		0-1 F X F9		4-2 C B B S F B B G6-3 S CS BB		4	2	1	2	1	0	1
Billy Hatcher, R (1, 8) OBP: 0.357, SLG: 0.423	1 SAFE B 1 B X 1-H 1B F7-2 2B	2-0 B S B F X G3		2-1 B B F X 1-3 WP 1B		2-0 B B X BB 1B		2-2 S B F 1 B X 1-3 G6-3		5	0	3	1	0	0	2
Mike Greenwell, L (1, 7) OBP: 0.369, SLG: 0.471	2-1 B B C X 2-3 F7-2 1B		3-2 B C B B F X G6-3	1-0 B X 2-3 3-H F7		4-0 B B B 1-2 BB		4-2 B C B B C B BB		3	0	1	0	2	0	1
Andre Dawson, R (1, 10) OBP: 0.272, SLG: 0.348 Bob Zupcic, R (9, PR) OBP: 0.366, SLG: 0.419	2-1 B B S X 1-2 3-H F7-2		1-0 B X HR		4-2 B B F B S F F H HR HBP	2-2 B F S B X G6-3		1 SAFE B S B F 1 SAFE 2-2 3-H CS	S B F X 1-2 S 1B	4 0	2 0	2 0	1 0	0 0	0 0	4 0
Mo Vaughn, L (1, 3) OBP: 0.407, SLG: 0.521	2-2 B F B C X G3		2-0 B B X L9		F 1 SAFE X 1-H 0-1 HR		B C B B B C X 1B SF8 2B		B 1 SAFE C 1 SAFE S S S 1-3 K	5	2	2	2	0	1	2
Carlos Quintana, R (1, 9) OBP: 0.347, SLG: 0.310 Steve Lyons, L (7, PR) OBP: 0.235, SLG: 0.200 (7, 9) Ivan Calderon, R (9, PH) OBP: 0.297, SLG: 0.298 (9, 9)		C B B S F F B B 4-2 FC5-4 BB	S B B B X F9		B B X 2-0 F8		B F X 2-3 1-1 CS 1B		F 1 SAFE B 1 SAFE 1 SAFE B 1 SAFE B P 3-3 S 1-2 K	3 0 1	0 0 0	1 0 0	0 0 0	1 0 0	0 0 1	0 0 1
Scott Cooper, L (1, 5) OBP: 0.377, SLG: 0.414		C F S 0-3 K		F X 0-1 HR	S B B F B F F X 3-2 F8		B S B S X 2-2 P8		I I I I 4-0 IBB	4	1	1	1	1	1	3
John Valentin, R (1, 6) OBP: 0.304, SLG: 0.374		B C B C X 2-2 1-2f FC5-4 2B 1B		B X 1-0 FC5 2B	C B B X 2-1 F8		B B B C X 3-1 3-H SF8		B C B X 2-1 G1-3	4	1	1	1	0	0	3
Tony Peña, R (1, 2) OBP: 0.239, SLG: 0.241		B B X 2-0 1-3 1B 2B		X 0-0 B3		S B F F F B F C 2-3 K	B B B C S 3-2 1-2 CS	X 0-0 P8		4	1	1	0	0	1	1
Inning Stats	R: 1 E: 1 K: 0 S: 10 H: 2 LOB: 1 BB: 0 P: 18	R: 2 E: 0 K: 1 S: 16 H: 2 LOB: 1 BB: 1 P: 26	R: 1 E: 0 K: 0 S: 7 H: 1 LOB: 0 BB: 0 P: 16	R: 2 E: 0 K: 0 S: 9 H: 3 LOB: 1 BB: 0 P: 15	R: 2 E: 0 K: 0 S: 14 H: 1 LOB: 0 BB: 0 P: 25	R: 0 E: 0 K: 1 S: 12 H: 1 LOB: 2 BB: 1 P: 22	R: 1 E: 0 K: 0 S: 12 H: 2 LOB: 1 BB: 0 P: 24	R: 0 E: 0 K: 0 S: 11 H: 0 LOB: 1 BB: 2 P: 23	R: 0 E: 0 K: 2 S: 11 H: 1 LOB: 2 BB: 1 P: 22	1B: 6 2B: 5 3B: 0 HR: 3 SF: 1 SAC: 0 DP: 1 HBP: 1						

Boston Red Sox @ Seattle Mariners

The Kingdome, Seattle, WA

Fri Jul 02 1993, 10:05 PM EDT

Att. 23,657 - Dome

TOP

livebaseballscorecards.com

AB	37
R	9
H	13
RBI	8
BB	5
SO	4
LOB	18

WP: 1 PB: 0 SB: 2 CS: 2 PA: 46

PITCHER	IP	WLS	BF	H	R	ER	SO	BB	IBB	HBP	BLK	WP	HR	S	P	ERA	WHIP
Mike Hampton, L (1, 1) ERA: 9.24	3.0	L	16	6	5	4	1	1	0	0	0	0	2	35	62	12.00	2.333
Dwayne Henry, R (4, 1) ERA: 6.56	1.1		8	3	3	3	0	0	0	1	0	1	1	14	26	20.25	2.250
Bob Ayrault, R (5, 1) ERA: 7.0	1.2		9	3	1	1	1	1	0	0	0	0	0	24	43	5.40	2.400
Dennis Powell, L (7, 1) ERA: 3.82	2.1		8	1	0	0	1	2	0	0	0	0	0	24	46	0.00	1.286
Jeff Nelson, R (9, 1) ERA: 3.1	0.2		3	0	0	0	1	0	1	0	0	0	0	5	14	0.00	0.000

PITCHER	IP	WLS	BF	H	R	ER	SO	BB	IBB	HBP	BLK	WP	HR	S	P	ERA	WHIP

Batter	1	2	3	4	5	6	7	8	9	AB	R	H	RBI	BB	SO	LOB
Rich Amaral, R (1, 4) (9, 5) OBP: 0.358, SLG: 0.375	F X 0-1 L9 ①		C B C X 1-2 F8 ①	X 0-0 G1-3 ②		B B B C B 4-1 G4-6-3 BB		C B B B B B 4-2 BB 1B BB	F F C 0-3 K ③	4	1	0	0	2	1	0
Dave Magadan, L (1, 10) OBP: 0.399, SLG: 0.387	X 0-0 L3 ②		B B X 2-0 G3 ②	B C B X 2-1 1B 1B 1B		B B B C F 1 X SAFE 3-2 G4-6-3 ① ② 1-2f		B C B B B 4-1 1B 1B 1-2 BB		4	2	1	0	1	0	1
Ken Griffey Jr., L (1, 8) OBP: 0.400, SLG: 0.591	C B F B X 2-2 1B		B C B B B 4-1 1B 2B BB	B X 1-0 FC5 1B 1-2 1B		S X 0-1 HR 1B		C S C 0-3 K ①		4	2	3	0	1	1	2
Jay Buhner, R (1, 9) OBP: 0.394, SLG: 0.530	B B B S S F X 3-2 L4 ③		X 0-0 BB 2B 1-3 1B	X 0-0 1-2 2-H 1B		X 0-0 1-H HR		X 0-0 1B 1-2 2-H 1B		5	2	4	4	0	0	1
Mike Blowers, R (1, 5) OBP: 0.339, SLG: 0.450 Pete O'Brien, L (8, PH) OBP: 0.340, SLG: 0.416 Bret Boone, R (8, PR) OBP: 0.310, SLG: 0.392 (9, 4)		C B B S S 2-3 K ①	B C F B B B 4-2 2B 1-2 BB	C X 0-1 FC5 ③ 2-3f		C B B B X 3-1 G5-3 ③		S B F B F F X 2-2 1B 1-2 2-H		3 1 0	0 0 0	0 1 0	0 1 0	1 0 0	1 0 0	2 0 0
Greg Litton, R (1, 7) OBP: 0.327, SLG: 0.367 Mike Felder, S (7, PH) OBP: 0.280, SLG: 0.291 (8, 7)	F C B F F X 1-2 HBP 1B	S B B X 2-1 1-3 2-H 3-H 2B		X 0-0 F7 ①		C B B B B 4-1 BB		F B C S 1-3 K ②		3 1	0 0	2 0	2 0	0 1	0 1	0 2
Tino Martinez, L (1, 3) OBP: 0.350, SLG: 0.462	X 0-0 L9 ②	F B X 1-1 F9 ③		B B C X 2-1 G3 ②		1 SAFE C 1 SAFE F B 1 C SAFE 1-3 K ①		X 0-0 G4-3 ③		5	0	0	0	0	1	6
Dave Valle, R (1, 2) OBP: 0.372, SLG: 0.393 Mackey Sasser, L (9, PH) OBP: 0.271, SLG: 0.327	C B H 2-1 1-2 HBP		B X 1-0 HR	B B C B B 4-1 BB		1 SAFE C 1 SAFE X 0-1 L8 ②			S C X 0-2 G5-3 ①	2 1	1 0	1 0	1 0	1 0	0 0	1 0
Omar Vizquel, S (1, 6) OBP: 0.362, SLG: 0.324	X 0-0 P3 ③		F C B S 1-3 K ①	F C S 0-3 K ③		1 SAFE F F 1 S SAFE 0-3 K ③		C B F S 1-3 K ②		5	0	0	0	0	4	4
Inning Stats	R: 0 E: 0 K: 0 S: 10 H: 1 LOB: 1 BB: 0 P: 15	R: 0 E: 0 K: 1 S: 11 H: 1 LOB: 2 BB: 0 P: 16	R: 2 E: 0 K: 0 S: 12 H: 2 LOB: 2 BB: 2 P: 26	R: 2 E: 0 K: 1 S: 11 H: 4 LOB: 2 BB: 0 P: 16	R: 0 E: 0 K: 1 S: 7 H: 0 LOB: 1 BB: 1 P: 13	R: 2 E: 0 K: 0 S: 9 H: 2 LOB: 0 BB: 1 P: 19	R: 0 E: 0 K: 2 S: 9 H: 0 LOB: 1 BB: 1 P: 14	R: 2 E: 0 K: 2 S: 16 H: 2 LOB: 2 BB: 2 P: 27	R: 0 E: 0 K: 2 S: 9 H: 0 LOB: 0 BB: 0 P: 10	1B: 9 2B: 1 3B: 0 HR: 2	SF: 0 SAC: 0 DP: 1 HBP: 1						

BOTTOM

Boston Red Sox @ Seattle Mariners

The Kingdome, Seattle, WA

Fri Jul 02 1993, 10:05 PM EDT

Att. 23,657 - Dome

livebaseballscorecards.com

AB	38
R	8
H	12
RBI	8
BB	7
SO	9
LOB	19

PITCHER		IP	WLS	BF	H	R	ER	SO	BB	IBB	HBP	BLK	WP	HR	S	P	ERA	WHIP
Frank Viola, L ERA: 3.54	(1, 1)	5.0	W	27	8	4	4	3	3	0	1	0	0	1	51	86	7.20	2.200
Joe Hesketh, L ERA: 6.35	(6, 1)	0.2		3	1	1	1	0	1	0	0	0	0	0	6	13	13.50	3.000
Scott Bankhead, R ERA: 3.31	(6, 1)	1.1		7	1	2	2	2	2	0	0	0	0	1	14	26	13.50	2.250
Tony Fossas, L ERA: 4.7	(8, 1)	0.1		2	0	0	0	1	1	0	0	0	0	0	4	8	0.00	3.000
Greg Harris, R ERA: 2.85	(8, 1)	0.0		2	2	1	1	0	0	0	0	0	0	0	6	8	∞	∞

PITCHER		IP	WLS	BF	H	R	ER	SO	BB	IBB	HBP	BLK	WP	HR	S	P	ERA	WHIP
Jeff Russell, R ERA: 1.75	(8, 1)	1.2	S	5	0	0	0	3	0	0	0	0	0	0	13	15	0.00	0.000

Batter	1	2	3	4	5	6	7	8	9	AB	R	H	RBI	BB	SO	LOB
Scott Fletcher, R (1, 4) OBP: 0.357, SLG: 0.435	0-0 SH3-1 1B SF8 1B	1 SAFE F 1 SAFE C 1 SAFE B B 1 SAFE X 2-2 1-2 1B		0-0 ③ G5-3			1-2 1B 2B 2B	1-2 ② P6		5	2	3	0	0	0	1
Billy Hatcher, R (1, 8) OBP: 0.358, SLG: 0.423	0-1 SH3-1 1-2 1B	1-2 ③ F9			1-1 ① G3-1		0-0 2B 2-3 1B	0-1 ③ G5-3		5	1	2	0	0	0	2
Mike Greenwell, L (1, 7) OBP: 0.367, SLG: 0.472	0-0 ① SH3-1 1-2 2-3		1-2 ① G6-3		2-2 ② G6-3		1 SAFE 1-0 1-H 3-H 1B 2B		2-3 ① K	4	1	1	2	0	1	0
Andre Dawson, R (1, 10) OBP: 0.284, SLG: 0.369	4-0 IBB		1-1 ② P6		1-1 1B		1-0 3-H 1B		0-0 HR	4	1	3	2	1	0	0
Mo Vaughn, L (1, 3) OBP: 0.406, SLG: 0.519 Bob Zupcic, R (7, PH) OBP: 0.368, SLG: 0.429 (7, 9)	2-1 ② SF8 3-H		2-0 HBP		0-0 ③ G1-3		0-0 ① P4		2-0 2B	1 2	0 0	0 1	1 0	0 0	0 0	1 1
Carlos Quintana, R (1, 9) OBP: 0.348, SLG: 0.305 (7, 3)	3-2 ③ G6-3		1 SAFE 0-0 ③ F9			0-2 ① G6-3	4-0 BB		4-2 BB	3	0	0	0	2	0	3
Scott Cooper, L (1, 5) OBP: 0.374, SLG: 0.421		0-1 ① P4		2-3 ① K		0-0 HR	3-1 ② P2		2-3 ② K	5	1	1	1	0	2	4
John Valentin, R (1, 6) OBP: 0.297, SLG: 0.365		3-2 ② P7		1-0 ② F8		3-2 ② L9	3-1 ③ F7		1-3 ③ K	5	0	0	0	0	1	4
Tony Peña, R (1, 2) OBP: 0.244, SLG: 0.253		1-2 1B 1B		3-2 2B		1-1 ③ P4		3-2 ① P4		4	0	2	0	0	0	0
Inning Stats	R: 1 E: 0 K: 0 S: 10 H: 2 LOB: 2 BB: 1 P: 19	R: 0 E: 0 K: 0 S: 15 H: 2 LOB: 2 BB: 0 P: 21	R: 0 E: 0 K: 0 S: 6 H: 0 LOB: 1 BB: 0 P: 10	R: 0 E: 0 K: 1 S: 8 H: 1 LOB: 1 BB: 0 P: 14	R: 0 E: 0 K: 0 S: 8 H: 1 LOB: 1 BB: 0 P: 12	R: 1 E: 0 K: 0 S: 12 H: 1 LOB: 0 BB: 0 P: 16	R: 3 E: 0 K: 0 S: 11 H: 4 LOB: 2 BB: 1 P: 24	R: 0 E: 0 K: 0 S: 8 H: 0 LOB: 0 BB: 0 P: 12	R: 1 E: 0 K: 3 S: 15 H: 2 LOB: 2 BB: 1 P: 26	1B: 7 2B: 4 3B: 0 HR: 2 SF: 1 SAC: 1 DP: 0 HBP: 1	WP: 0 PB: 0 SB: 0 CS: 0 PA: 44					

PITCHER		IP	WLS	BF	H	R	ER	SO	BB	IBB	HBP	BLK	WP	HR	S	P	ERA	WHIP
Dave Fleming, L ERA: 3.92	(1, 1)	6.0		30	10	5	5	1	0	1	1	0	0	1	64	99	7.50	1.667
Jeff Nelson, R ERA: 3.1	(7, 1)	0.0		1	1	0	0	0	0	0	0	0	0	0	1	2	∞	∞
Dennis Powell, L ERA: 3.76	(7, 1)	0.2		3	0	0	0	0	1	0	0	0	0	0	3	10	0.00	1.500
Bob Ayrault, R ERA: 6.52	(7, 1)	1.1		4	0	0	0	0	0	0	0	0	0	0	10	17	0.00	0.000
Norm Charlton, L ERA: 2.7	(9, 1)	1.0	L	6	2	1	1	3	1	0	0	0	0	1	15	26	9.00	3.000

PITCHER	IP	WLS	BF	H	R	ER	SO	BB	IBB	HBP	BLK	WP	HR	S	P	ERA	WHIP

TOP

Boston Red Sox @ Seattle Mariners

The Kingdome, Seattle, WA

Sat Jul 03 1993, 10:05 PM EDT

Att. 31,433 - Dome

livebaseballscorecards.com

AB	38
R	6
H	13
RBI	6
BB	3
SO	4
LOB	16

BOTTOM

Boston Red Sox @ Seattle Mariners

The Kingdome, Seattle, WA

Sat Jul 03 1993, 10:05 PM EDT

Att. 31,433 - Dome

Batter	1	2	3	4	5	6	7	8	9	AB	R	H	RBI	BB	SO	LOB
Omar Vizquel, S (1, 6) OBP: 0.363, SLG: 0.326	F7		1B		G5-3		G4-3		G4-6-3 1B	5	0	2	0	0	0	0
Dave Magadan, L (1, 5) OBP: 0.396, SLG: 0.381	BB		G4-3		G5-3		K		G4-6-3 1-2f	4	0	0	0	1	1	2
Ken Griffey Jr., L (1, 8) OBP: 0.401, SLG: 0.600	K			G4-3	HR			E 2B 1B		4	2	2	1	0	1	1
Pete O'Brien, L (1, 10) OBP: 0.344, SLG: 0.417	G3-1			BB 1B	FC4-6 1B 2B BB			K		2	1	1	0	1	0	1
Greg Litton, R (8, PH) OBP: 0.321, SLG: 0.360										1	0	0	0	0	1	1
Jay Buhner, R (1, 9) OBP: 0.398, SLG: 0.530		K		G4-6-3 1-2 BB	1-2 FC4-6 1B			1-2 G3-2-3 BB		2	0	1	0	2	1	0
Tino Martinez, L (1, 3) OBP: 0.349, SLG: 0.462		K		G4-6-3 1-2f	1-2f 2-3 FC4-6 2B			1-3 2-H 2B		4	1	1	1	0	1	4
Mackey Sasser, L (1, 7) OBP: 0.288, SLG: 0.356		G4-3			1-H 3-H G4-3 SF8 2B	1-H 3-H 2B		IBB		3	1	2	2	1	0	0
Dave Valle, R (1, 2) OBP: 0.368, SLG: 0.388			L9		2-3 G4-3	L5		3-Hf G3-2-3		3	0	0	0	0	0	2
Mike Felder, S (8, PH) OBP: 0.278, SLG: 0.289										1	0	0	0	0	0	3
Bill Haselman, R (9, 2) OBP: 0.326, SLG: 0.459										0	0	0	0	0	0	0
Rich Amaral, R (1, 4) OBP: 0.353, SLG: 0.370			F8		3-H SF8		G6-3		G4-3	3	0	0	1	0	0	0
Inning Stats	R: 0 E: 0 K: 1 S: 10 H: 0 LOB: 1 BB: 1 P: 16	R: 0 E: 0 K: 2 S: 9 H: 0 LOB: 0 BB: 0 P: 13	R: 0 E: 0 K: 0 S: 8 H: 1 LOB: 1 BB: 0 P: 14	R: 0 E: 0 K: 0 S: 7 H: 1 LOB: 1 BB: 1 P: 14	R: 1 E: 0 K: 0 S: 7 H: 1 LOB: 0 BB: 0 P: 7	R: 3 E: 0 K: 0 S: 9 H: 3 LOB: 1 BB: 1 P: 16	R: 0 E: 0 K: 1 S: 9 H: 0 LOB: 0 BB: 0 P: 16	R: 1 E: 1 K: 1 S: 15 H: 2 LOB: 2 BB: 2 P: 26	R: 0 E: 0 K: 0 S: 8 H: 1 LOB: 0 BB: 0 P: 11	1B: 5 2B: 3 3B: 0 HR: 1 SF: 1 SAC: 0 DP: 3 HBP: 0	WP: 0 PB: 0 SB: 0 CS: 0 PA: 38					

	AB	32
	R	5
	H	9
	RBI	5
	BB	5
	SO	5
	LOB	14

livebaseballscorecards.com

PITCHER		IP	WLS	BF	H	R	ER	SO	BB	IBB	HBP	BLK	WP	HR	S	P	ERA	WHIP
John Dopson, R ERA: 3.99	(1, 1)	5.2		25	6	4	4	3	3	0	0	0	0	1	49	78	6.35	1.588
Ken Ryan, R ERA: 3.42	(6, 1)	1.1		4	0	0	0	1	0	0	0	0	0	0	10	18	0.00	0.000
Tony Fossas, L ERA: 5.28	(8, 1)	0.0		1	1	1	1	0	0	0	0	0	0	0	2	3	∞	∞
Greg Harris, R ERA: 2.8	(8, 1)	1.0	W	5	1	0	0	1	1	1	0	0	0	0	13	23	0.00	2.000
Jeff Russell, R ERA: 1.69	(9, 1)	1.0	S	3	1	0	0	0	0	0	0	0	0	0	8	11	0.00	1.000

PITCHER	IP	WLS	BF	H	R	ER	SO	BB	IBB	HBP	BLK	WP	HR	S	P	ERA	WHIP

Batter	1	2	3	4	5	6	7	8	9	AB	R	H	RBI	BB	SO	LOB
Scott Fletcher, R (1, 4) OBP: 0.355, SLG: 0.428	C X 0-1 ① G6-3			B C B B B 4-1 ② FC3-6 HBP SF8 BB		X 0-0 ② F8		X 0-0 ① F9		3	1	0	0	1	0	1
Billy Hatcher, R (1, 8) OBP: 0.358, SLG: 0.420 Bob Zupcic, R (7, 8) OBP: 0.365, SLG: 0.425	B C F B X 2-2 ② P3			F S F 1 SAFE F H 1-2 1-2 FC3-6 HBP		X 0-0 ③ G6-3		C 1 C X SAFE 0-2 ② FC6-4 1-2f		2 1	0 0	0 0	0 0	0 0	0 0	0 1
Mike Greenwell, L (1, 7) OBP: 0.366, SLG: 0.468	B B X 2-0 ③ G5-3			C B F F F X 1-2 ① FC3-6 1-2f 2-3			F B B X 2-1 ③ 1B HR 1B	1 SAFE 1 SAFE B C X 1-1 ③ G4-3		4	1	1	0	0	0	3
Andre Dawson, R (1, 10) OBP: 0.283, SLG: 0.369		B X 1-0 ① G6-3		S B X 1-1 ② SF8 3-H			B X 1-0 ② HR 1-2 1B		B B F F X 2-2 ① F9	3	1	1	1	0	0	0
Mo Vaughn, L (1, 3) OBP: 0.408, SLG: 0.530		B S F B S 2-3 ② K		X 0-0 ③ G3			C F F B X 1-2 1-H 2-H HR		B X 1-0 1B E 2B 1B	4	2	2	3	0	1	1
Carlos Quintana, R (1, 9) OBP: 0.342, SLG: 0.300		C F B C 1-3 ③ K			C B B B X 3-1 ① G5-3		C F B B B F F X 2-2 ① G3		C B X 1-1 E5 1B 1-2 2B	4	1	0	0	0	1	1
Scott Cooper, L (1, 5) OBP: 0.369, SLG: 0.415			X 0-0 ① G3-1		C B F B B F F F X 3-2 ② P6	X 0-0 ② P4			X 0-0 ② L8	4	0	0	0	0	0	2
Bob Melvin, R (1, 2) OBP: 0.294, SLG: 0.330		B C S S S 1-3 ② K			F X 0-1 ③ G6-3		C B S S S 1-3 ③ K		B C C X 1-2 1-2 2-3 2B 1B	4	0	1	0	0	2	0
John Valentin, R (1, 6) OBP: 0.300, SLG: 0.370			B C C B B F X 3-2 ③ G5-3			F B B B F X 2-2 ① G6-3		F B B B C B 4-2 FC6-4 BB	B F X 1-1 ③ 1-H 2-H 3-H 2B	3	0	1	2	1	0	0
Inning Stats	R: 0 E: 0 K: 0 S: 6 H: 0 LOB: 0 BB: 0 P: 10	R: 0 E: 0 K: 2 S: 7 H: 0 LOB: 0 BB: 0 P: 11	R: 0 E: 0 K: 1 S: 8 H: 0 LOB: 0 BB: 0 P: 12	R: 1 E: 0 K: 0 S: 13 H: 0 LOB: 1 BB: 1 P: 20	R: 0 E: 0 K: 0 S: 10 H: 0 LOB: 0 BB: 0 P: 16	R: 0 E: 0 K: 0 S: 5 H: 0 LOB: 0 BB: 0 P: 7	R: 3 E: 0 K: 1 S: 16 H: 3 LOB: 0 BB: 0 P: 23	R: 0 E: 0 K: 0 S: 8 H: 0 LOB: 1 BB: 1 P: 13	R: 2 E: 1 K: 0 S: 12 H: 3 LOB: 2 BB: 0 P: 18	1B: 4 2B: 1 3B: 0 HR: 1 SF: 1 SAC: 0 DP: 0 HBP: 1						

PITCHER		IP	WLS	BF	H	R	ER	SO	BB	IBB	HBP	BLK	WP	HR	S	P	ERA	WHIP
Chris Bosio, R ERA: 3.5	(1, 1)	6.0	L	23	3	4	4	3	1	0	1	0	0	1	56	87	6.00	0.667
Jeff Nelson, R ERA: 3.0	(7, 1)	1.0		3	0	0	0	1	0	0	0	0	0	0	9	12	0.00	0.000
Brad Holman, R ERA:	(8, 1)	2.0		10	3	2	0	0	1	0	0	0	0	0	20	31	0.00	2.000

PITCHER	IP	WLS	BF	H	R	ER	SO	BB	IBB	HBP	BLK	WP	HR	S	P	ERA	WHIP

TOP

Boston Red Sox @ Seattle Mariners

The Kingdome, Seattle, WA

Sun Jul 04 1993, 10:05 PM EDT

Att. 20,814 - Dome

livebaseballscorecards.com

AB	32
R	6
H	6
RBI	6
BB	2
SO	4
LOB	9

WP: 0	PA: 36
PB: 0	
SB: 0	
CS: 0	

Batter	1	2	3	4	5	6	7	8	9	AB	R	H	RBI	BB	SO	LOB
Omar Vizquel, S (1, 6) OBP: 0.359, SLG: 0.321	C B B F T 2-2 K ①		L B F F F X 1-2 P5 ②			B X 1-0 G4-3 ①		C X 0-1 G3 ③		4	0	0	0	0	1	0
Dave Magadan, L (1, 5) OBP: 0.394, SLG: 0.376	B C F F S 1-3 K ②		F C B F B F F B B 4-2 BB			B F B F X 2-2 F8 ②			B X 1-0 G4-3 ①	3	0	0	0	1	1	0
Ken Griffey Jr., L (1, 8) OBP: 0.397, SLG: 0.592	C B F B B F F S 3-3 K ③		B B S T F X 2-2 F9 ③			X 0-0 P5 ③			X 0-0 G3 ②	4	0	0	0	0	1	1
Jay Buhner, R (1, 9) OBP: 0.399, SLG: 0.528		S F B B X 2-2 2B 1B		B S X 1-1 G4-3 ①			B B B C F B 4-2 BB		S F B B B S 3-3 K ③	3	0	1	0	1	1	0
Mackey Sasser, L (1, 7) OBP: 0.289, SLG: 0.364		1 SAFE X 0-0 1-3 2B		S B S B X 2-2 F8 ②			T F S 0-3 K ①			3	0	1	0	0	1	1
Tino Martinez, L (1, 3) OBP: 0.346, SLG: 0.458		B X 1-0 P4 ①		C X 0-1 F7 ③			F B B X 2-1 F9 ②			3	0	0	0	0	0	3
Pete O'Brien, L (1, 10) OBP: 0.344, SLG: 0.412	I I I I I 4-0 G4-6-3 IBB				C F C 0-3 K ①		B F B F X 2-2 L7 ③			2	0	0	0	1	1	1
Dave Valle, R (1, 2) OBP: 0.364, SLG: 0.382		F B T X 1-2 G4-6-3 ② ③ 1-2f			B B F F X 2-2 P3 ②			F B S B F B X 3-2 P3 ①		3	0	0	0	0	0	3
Rich Amaral, R (1, 4) OBP: 0.349, SLG: 0.366			C B X 1-1 F8 ①		B X 1-0 P3 ③			X 0-0 P4 ②		3	0	0	0	0	0	0
Inning Stats	R: 0 H: 0 E: 0 LOB: 0 K: 3 BB: 0 S: 12 P: 18	R: 0 H: 2 E: 0 LOB: 2 K: 0 BB: 1 S: 8 P: 16	R: 0 H: 0 E: 0 LOB: 1 K: 0 BB: 1 S: 16 P: 24	R: 0 H: 0 E: 0 LOB: 0 K: 0 BB: 0 S: 7 P: 10	R: 0 H: 0 E: 0 LOB: 0 K: 1 BB: 0 S: 7 P: 10	R: 0 H: 0 E: 0 LOB: 0 K: 0 BB: 0 S: 5 P: 8	R: 0 H: 0 E: 0 LOB: 1 K: 1 BB: 1 S: 10 P: 18	R: 0 H: 0 E: 0 LOB: 0 K: 0 BB: 0 S: 7 P: 10	R: 0 H: 0 E: 0 LOB: 0 K: 1 BB: 0 S: 5 P: 9	1B: 1 SF: 0 2B: 1 SAC: 0 3B: 0 DP: 1 HR: 0 HBP: 0						

PITCHER	IP	WLS	BF	H	R	ER	SO	BB	IBB	HBP	BLK	WP	HR	S	P	ERA	WHIP
Paul Quantrill, R (1, 1) ERA: 2.69	9.0	W	31	2	0	0	6	2	1	0	0	0	0	77	123	0.00	0.444

PITCHER	IP	WLS	BF	H	R	ER	SO	BB	IBB	HBP	BLK	WP	HR	S	P	ERA	WHIP

BOTTOM

Boston Red Sox @ Seattle Mariners

The Kingdome, Seattle, WA

Sun Jul 04 1993, 10:05 PM EDT

Att. 20,814 - Dome

livebaseballscorecards.com

AB	28
R	0
H	2
RBI	0
BB	3
SO	6
LOB	9

WP: 0 PA: 31
PB: 0
SB: 0
CS: 0

Batter	1	2	3	4	5	6	7	8	9	AB	R	H	RBI	BB	SO	LOB
Bernie Williams, S (1, 8) OBP: 0.318, SLG: 0.414	BBCCBB 4-2 1B 2B BB	X 0-0 ②③ G1-6-3 1-2f			CCBS 1-3 ② K	BX 1-0 G6-3	BBFBFX 3-2 ③ F9 1-2			4	1	0	0	1	1	2
Mike Gallego, R (1, 5) OBP: 0.405, SLG: 0.485	FC1 SAFE X 0-2 1-2 2B 1B		BBFX 2-1 ① G1-3		BX 1-0 ③ F9	CX 0-1 ③ P4				4	1	1	0	0	0	0
Don Mattingly, L (1, 3) OBP: 0.344, SLG: 0.404	BX 1-0 1-H 2-H WP 2B		CBBX 2-1 ② G1-3			CCBBX 2-2 ① G4-3		BX 1-0 ① F9		4	1	1	2	0	0	0
Danny Tartabull, R (1, 10) OBP: 0.344, SLG: 0.475	X 0-0 ① P4		BBCBB 4-1 BB			SCBBBC 2-3 ② K		FBCFC 1-3 ② K		3	0	0	0	1	2	1
Mike Stanley, R (1, 2) OBP: 0.388, SLG: 0.534	BCX 1-1 ② G6-3		X 0-0 ③ F9			BX 1-0 BB 1B 1B		CBX 1-1 HR		4	2	2	1	0	0	2
Hensley Meulens, R (1, 7) OBP: 0.326, SLG: 0.444	CSBBBX 3-2 3-H HR			FFS 0-3 ① K		CBBBBSB 4-2 1B 1-2 BB		BBBSSFC 3-3 ③ K		3	1	1	1	1	2	0
Spike Owen, S (1, 6) OBP: 0.330, SLG: 0.337	BBCX 2-1 ③ G6-3			FCBFBFFX 2-2 ② F9		X 0-0 1-3 2-H 1B			BBSFX 2-2 ① L7	4	0	1	1	0	0	0
Gerald Williams, R (1, 9) OBP: 0.234, SLG: 0.378		FCFFFH 1-2 G1-6-3 HBP		CFX 0-2 ③ F7		X 0-0 ③ F9			CSFFFFFS 0-3 ② K	3	0	0	0	0	1	2
Pat Kelly, R (1, 4) OBP: 0.320, SLG: 0.391		1 SAFE FC1 SAFE BBFBF 3-2 X ① F9			CBBFC 2-3 ① K		X 0-0 ① L9		SBBBB 4-1 S BB	3	0	0	0	1	1	1
Inning Stats	R: 4 E: 0 K: 0 S: 14 H: 3 LOB: 0 BB: 1 P: 25	R: 0 E: 0 K: 0 S: 11 H: 0 LOB: 0 BB: 0 P: 15	R: 0 E: 0 K: 0 S: 6 H: 0 LOB: 1 BB: 1 P: 14	R: 0 E: 0 K: 1 S: 12 H: 0 LOB: 0 BB: 0 P: 14	R: 0 E: 0 K: 2 S: 7 H: 0 LOB: 0 BB: 0 P: 11	R: 1 E: 0 K: 1 S: 11 H: 2 LOB: 2 BB: 1 P: 20	R: 0 E: 0 K: 0 S: 4 H: 0 LOB: 0 BB: 0 P: 5	R: 1 E: 0 K: 2 S: 11 H: 1 LOB: 0 BB: 0 P: 17	R: 0 E: 0 K: 1 S: 15 H: 0 LOB: 1 BB: 1 P: 24	1B: 3 2B: 1 3B: 0 HR: 2	SF: 0 SAC: 0 DP: 1 HBP: 1						

PITCHER	IP	WLS	BF	H	R	ER	SO	BB	IBB	HBP	BLK	WP	HR	S	P	ERA	WHIP
Randy Johnson, L (1, 1) ERA: 3.05	9.0	L	37	6	6	6	7	4	0	1	0	1	2	91	145	6.00	1.111

PITCHER	IP	WLS	BF	H	R	ER	SO	BB	IBB	HBP	BLK	WP	HR	S	P	ERA	WHIP

TOP

New York Yankees @ Seattle Mariners

The Kingdome, Seattle, WA

Mon Jul 05 1993, 10:05 PM EDT

Att. 28,990 - Dome

livebaseballscorecards.com

AB	32
R	6
H	6
RBI	5
BB	4
SO	7
LOB	8

1B: 3 SF: 0
2B: 1 SAC: 0
3B: 0 DP: 1
HR: 2 HBP: 1

WP: 1 PA: 37
PB: 0
SB: 1
CS: 0

BOTTOM

New York Yankees @ Seattle Mariners

The Kingdome, Seattle, WA

Mon Jul 05 1993, 10:05 PM EDT

Att. 28,990 - Dome

livebaseballscorecards.com

Batter	1	2	3	4	5	6	7	8	9	AB	R	H	RBI	BB	SO	LOB
Omar Vizquel, S (1, 6) OBP: 0.363, SLG: 0.330	B C B F S 2-3 K ①		B X 1-0 FC6-4 1-2 2-3 1B		B 1 SAFE 1 SAFE C 1 P S F F 2-2 X 1-2 2B ②			C X 0-1 G4-6-3 1-3 1B		4	0	3	0	0	1	0
Dave Magadan, L (1, 5) OBP: 0.389, SLG: 0.371	B F F F B F B X 3-2 G4-3 ②		C B X 1-1 FC6-4 1B 1-2f 2-3 3-H ②		B S B B X 3-1 P5 ③			F X 0-1 G4-6-3 1-2f 3-H ① ②		4	0	0	1	0	0	4
Ken Griffey Jr., L (1, 8) OBP: 0.395, SLG: 0.588	B X 1-0 G4-3 ③		B B X 2-0 1-3 3-H 1B			X 0-0 F8 ①		B B F X 2-1 G4-3 ③		4	0	1	1	0	0	0
Jay Buhner, R (1, 9) OBP: 0.395, SLG: 0.521		B B F F F B X 3-2 P4 ①	C T 1 SAFE X 0-2 F8 ③			C B X 1-1 P4 ②			X 0-0 G6-3 ①	4	0	0	0	0	0	2
Mackey Sasser, L (1, 7) OBP: 0.282, SLG: 0.355 Greg Litton, R (9, PH) OBP: 0.333, SLG: 0.373		X 0-0 L8 ②		X 0-0 G6-3 ①		B S B S F S 2-3 K ③			B B F X 2-1 FC5-4 1B	3 1	0 0	0 1	0 0	0 0	1 0	0 0
Tino Martinez, L (1, 3) OBP: 0.342, SLG: 0.452		C F B X 1-2 F7 ③		C X 0-1 G3-1 ②			B X 1-0 P6 ①		C X 0-1 F8 ②	4	0	0	0	0	0	1
Pete O'Brien, L (1, 10) OBP: 0.339, SLG: 0.406 Mike Blowers, R (9, PH) OBP: 0.337, SLG: 0.447			B C X 1-1 L4 ①	B C C B B X 3-2 G4-3 ③			B B X 2-0 L7 ②		F B B X 2-1 FC5-4 1-2f ③	3 1	0 0	0 0	0 0	0 0	0 0	0 1
Dave Valle, R (1, 2) OBP: 0.367, SLG: 0.386			B F B B X 3-1 1B E FC6-4 1B		F B B B F B X 3-2 FC6-4 1B		B X 1-0 P3 ③			3	1	2	0	0	0	0
Rich Amaral, R (1, 4) OBP: 0.349, SLG: 0.363			B C X 1-1 E6 FC6-4 1B 1-2 1B		1 SAFE F B 1 B X 2-1 FC6-4 CS 1-2f ①			C B B C F B B 4-2 1B G4-6-3 BB		2	2	0	0	1	0	2
Inning Stats	R: 0 H: 0 E: 0 LOB: 0 K: 1 BB: 0 S: 9 P: 15	R: 0 H: 0 E: 0 LOB: 0 K: 0 BB: 0 S: 8 P: 12	R: 2 H: 3 E: 1 LOB: 2 K: 0 BB: 0 S: 13 P: 22	R: 0 H: 0 E: 0 LOB: 0 K: 0 BB: 0 S: 6 P: 9	R: 0 H: 2 E: 0 LOB: 1 K: 0 BB: 0 S: 13 P: 22	R: 0 H: 0 E: 0 LOB: 0 K: 1 BB: 0 S: 7 P: 10	R: 0 H: 0 E: 0 LOB: 0 K: 0 BB: 0 S: 3 P: 7	R: 1 H: 1 E: 0 LOB: 0 K: 0 BB: 1 S: 9 P: 15	R: 0 H: 1 E: 0 LOB: 1 K: 0 BB: 0 S: 7 P: 11	1B: 6 2B: 1 3B: 0 HR: 0	SF: 0 SAC: 0 DP: 1 HBP: 0						

	AB	33
	R	3
	H	7
	RBI	2
	BB	1
	SO	2
	LOB	10

WP: 0 PA: 34
PB: 0
SB: 0
CS: 1

PITCHER		IP	WLS	BF	H	R	ER	SO	BB	IBB	HBP	BLK	WP	HR	S	P	ERA	WHIP
Scott Kamieniecki, R ERA: 4.21	(1, 1)	7.0	W	28	6	3	1	2	1	0	0	0	0	0	64	106	1.29	1.000
Steve Howe, L ERA: 7.06	(8, 1)	2.0	S	6	1	0	0	0	0	0	0	0	0	0	11	17	0.00	0.500

PITCHER	IP	WLS	BF	H	R	ER	SO	BB	IBB	HBP	BLK	WP	HR	S	P	ERA	WHIP

Batter	1	2	3	4	5	6	7	8	9	AB	R	H	RBI	BB	SO	LOB
Bernie Williams, S (1, 8) OBP: 0.314, SLG: 0.408	C B C B X 2-2 ① G6-3		X 0-0 ① L6		C B T B X 2-2 ③ G6-3		B X 1-0 ② G6-3			4	0	0	0	0	0	0
Wade Boggs, L (1, 5) OBP: 0.372, SLG: 0.381	C B B X 2-1 1B 2B		B B B C X 3-1 ② F7			C B F X 1-2 ① G6-3	B C C X 1-2 ③ G4-1			4	1	1	0	0	0	0
Don Mattingly, L (1, 3) OBP: 0.346, SLG: 0.410	B S F B X 2-2 G3 1B 2-H 1B		X 0-0 ③ G1-3			C B F X 1-2 1B 1B 2B		C B F F X 1-2 ① F7		4	1	2	1	0	0	0
Danny Tartabull, R (1, 10) OBP: 0.346, SLG: 0.476	B C X 1-1 G3 1-2 1B			S C X 0-2 E5		X 0-0 E 1B 1B 2-3 1B		S S B B B S 3-3 ② K		4	1	2	0	0	1	0
Paul O'Neill, L (1, 9) OBP: 0.366, SLG: 0.517	B C F F X 1-2 ② G3 1-2 2-3			B F C 1 SAFE B S 2-3 ① K		C S B B F S 2-3 ② K		X 0-0 ③ G3-1		4	0	0	0	0	2	5
Dion James, L (1, 7) OBP: 0.352, SLG: 0.447	B F C F X 1-2 ③ F7			X 0-0 ② F8		B B X 2-0 E6 1B 1-3 3-H 1B			F F B B F X 2-2 ① F8	4	1	1	1	0	0	3
Mike Stanley, R (1, 2) OBP: 0.386, SLG: 0.528		X 0-0 ① F9		B C B X 2-1 ③ P3		B B X 2-0 2-H 3-H 1B			B F B B X 2-1 ② F8	4	0	1	2	0	0	1
Spike Owen, S (1, 6) OBP: 0.325, SLG: 0.332		B C C X 1-2 ② G1-3			C X 0-1 ① F7	B B F B X 3-1 ③ G4-3			F B S F F F X 1-2 ③ F9	4	0	0	0	0	0	1
Pat Kelly, R (1, 4) OBP: 0.317, SLG: 0.386		B C X 1-1 ③ G5-3			C B B B F X 3-2 ② G6-3		C S B C 1-3 ① K			3	0	0	0	0	1	0
Inning Stats	R: 1 E: 0 K: 0 S: 18 H: 3 LOB: 2 BB: 0 P: 27	R: 0 E: 0 K: 0 S: 6 H: 0 LOB: 0 BB: 0 P: 8	R: 0 E: 0 K: 0 S: 4 H: 0 LOB: 0 BB: 0 P: 7	R: 0 E: 1 K: 1 S: 9 H: 0 LOB: 1 BB: 0 P: 13	R: 0 E: 0 K: 0 S: 8 H: 0 LOB: 0 BB: 0 P: 13	R: 3 E: 1 K: 1 S: 15 H: 4 LOB: 1 BB: 0 P: 26	R: 0 E: 0 K: 1 S: 7 H: 0 LOB: 0 BB: 0 P: 10	R: 0 E: 0 K: 1 S: 8 H: 0 LOB: 0 BB: 0 P: 12	R: 0 E: 0 K: 0 S: 12 H: 0 LOB: 0 BB: 0 P: 17	1B: 5 2B: 2 3B: 0 HR: 0	SF: 0 SAC: 0 DP: 0 HBP: 0			WP: 0 PB: 0 SB: 0 CS: 0	PA: 35		

New York Yankees @ Seattle Mariners

The Kingdome, Seattle, WA

Tue Jul 06 1993, 10:05 PM EDT

Att. 18,462 - Dome

TOP

livebaseballscorecards.com

AB	35
R	4
H	7
RBI	4
BB	0
SO	4
LOB	10

PITCHER		IP	WLS	BF	H	R	ER	SO	BB	IBB	HBP	BLK	WP	HR	S	P	ERA	WHIP
Erik Hanson, R ERA: 3.01	(1, 1)	8.0	W	32	7	4	3	4	0	0	0	0	0	0	75	116	3.38	0.875
Bob Ayrault, R ERA: 6.2	(9, 1)	1.0		3	0	0	0	0	0	0	0	0	0	0	12	17	0.00	0.000

PITCHER	IP	WLS	BF	H	R	ER	SO	BB	IBB	HBP	BLK	WP	HR	S	P	ERA	WHIP

Batter	1	2	3	4	5	6	7	8	9	AB	R	H	RBI	BB	SO	LOB
Rich Amaral, R (1, 4) OBP: 0.350, SLG: 0.361	B B B C F X 3-2 G5-3 ①		B 1 SAFE 1 SAFE 1 SAFE C 1 SAFE F B B 4-2 B SH 1-2 FC4-6 BB	F X 0-1 G5-3 ②		B S X 1-1 3B 1B	B S B X 2-1 L4 ①			4	2	1	0	1	0	2
Greg Litton, R (1, 7) OBP: 0.321, SLG: 0.358 Mike Felder, S (6, PH) OBP: 0.276, SLG: 0.287 (7, 7)	C X 0-1 G3-1 ②		L X 0-1 SH 1-3 2-H FC4-6	B C F X 1-2 P2 ③		1 SAFE F X 0-1 F8 ①	B F C F B X 2-2 F9 ②			2 2	0 0	0 0	0 0	0 0	0 0	2 1
Ken Griffey Jr., L (1, 8) OBP: 0.401, SLG: 0.595	B B F M F B F B 4-2 FC5-4 BB		X 0-0 FC4-6 ① 1-2f 3-H		X 0-0 PB 1B FC4 1B	B B X 2-0 1-H 1B 3B	B B B B 4-0 BB			3	2	2	2	2	0	1
Jay Buhner, R (1, 9) OBP: 0.395, SLG: 0.517	B B X 2-0 FC5-4 ③ 1-2f		F X 0-1 F8 ②		F B X 1-1 FC4 PB 1-2 SF7 1B	I I I 4-0 BB 1B 2B IBB	S C B B F S 2-3 K ③			4	2	1	0	1	1	3
Marc Newfield, R (1, 10) OBP: 0.200, SLG: 0.200		F B B B X 3-1 G1-3 ①	1 SAFE X 0-0 G1-3 ③		B F B F X 2-2 FC4 1-3 2-H 2B	C B F X 1-2 BB 1-2 3-H 2B 1B		S X 0-1 F9 ①		5	2	1	2	0	0	2
Mike Blowers, R (1, 5) OBP: 0.355, SLG: 0.482	L F B B X 2-2 E 1B			B B B C X 3-1 HR	I I I 4-0 2B IBB	B B B C B 4-1 1-2 2-3 2B BB		B C B S F F B X 3-2 2B		3	2	3	1	2	0	0
Dave Magadan, L (1, 3) OBP: 0.390, SLG: 0.375 Pete O'Brien, L (7, 3) OBP: 0.338, SLG: 0.404	1 SAFE B B B B C X 3-1 E4 G4-6-3 1-2			B B B 4-0 SH1-3 1B BB	X 0-0 ① SF7 3-H	B C B B C F F X 3-2 1-H 2-H 3-H 2B 2B		C F X 0-2 F8 ②		2 1	1 0	1 0	4 0	1 0	0 0	1 1
Bill Haselman, R (1, 2) OBP: 0.341, SLG: 0.494	F X 0-1 G4-6-3 ② ③ 1-2f			B F F F X 1-2 SH1-3 1-2 1B	X 0-0 ② 1-H 2-H 2B	B X 1-0 ② 2-H 2B		X 0-0 ③ F9		5	0	3	2	0	0	3
Omar Vizquel, S (1, 6) OBP: 0.363, SLG: 0.328			B B B C B 4-1 BB SH BB	X 0-0 ① SH1-3 1-2 2-3	C F B S 1-3 ③ K	F X 0-1 ③ G5-3				2	1	0	0	1	1	1
Inning Stats	R: 0 E: 0 K: 0 S: 10 H: 0 LOB: 1 BB: 1 P: 19	R: 0 E: 1 K: 0 S: 9 H: 1 LOB: 1 BB: 0 P: 17	R: 2 E: 1 K: 0 S: 9 H: 0 LOB: 1 BB: 2 P: 17	R: 1 E: 0 K: 0 S: 12 H: 2 LOB: 2 BB: 1 P: 21	R: 3 E: 1 K: 1 S: 11 H: 3 LOB: 1 BB: 1 P: 19	R: 6 E: 0 K: 0 S: 18 H: 5 LOB: 0 BB: 2 P: 34	R: 0 E: 0 K: 1 S: 10 H: 0 LOB: 1 BB: 1 P: 20	R: 0 E: 0 K: 0 S: 11 H: 1 LOB: 1 BB: 0 P: 14		1B: 6 2B: 4 3B: 1 HR: 1		SF: 1 SAC: 2 DP: 1 HBP: 0		WP: 0 PB: 1 SB: 0 CS: 0	PA: 44	

PITCHER		IP	WLS	BF	H	R	ER	SO	BB	IBB	HBP	BLK	WP	HR	S	P	ERA	WHIP
Jim Abbott, L ERA: 4.42	(1, 1)	5.0	L	27	6	6	4	1	4	1	0	0	0	1	51	93	7.20	2.000
Rich Monteleone, R ERA: 4.75	(6, 1)	0.1		6	3	5	5	0	1	1	0	0	0	0	10	22	135.00	12.000
Paul Gibson, L ERA: 4.15	(6, 1)	2.2		11	3	1	1	1	1	0	0	0	0	0	29	46	3.38	1.500

PITCHER	IP	WLS	BF	H	R	ER	SO	BB	IBB	HBP	BLK	WP	HR	S	P	ERA	WHIP

BOTTOM

New York Yankees @ Seattle Mariners

The Kingdome, Seattle, WA

Tue Jul 06 1993, 10:05 PM EDT

Att. 18,462 - Dome

livebaseballscorecards.com

AB	33
R	12
H	12
RBI	11
BB	8
SO	2
LOB	17

Batter	1	2	3	4	5	6	7	8	9	AB	R	H	RBI	BB	SO	LOB
Bernie Williams, S (1, 8) OBP: 0.312, SLG: 0.415	G4-3	F7			HR		K		K	5	1	1	1	0	2	1
Wade Boggs, L (1, 5) OBP: 0.368, SLG: 0.375	G6-3	K			F7		G4-3			4	0	0	0	0	1	1
Don Mattingly, L (1, 10) OBP: 0.348, SLG: 0.424	2B 1B		P6		HR			K2-3		4	1	2	1	0	1	0
Danny Tartabull, R (1, 9) OBP: 0.344, SLG: 0.476	1-3 2B		L5		F9			K		4	0	1	0	0	1	0
Paul O'Neill, L (1, 7) OBP: 0.372, SLG: 0.522	IBB		1B		F8			HR 2B		3	1	2	0	1	0	0
Matt Nokes, L (1, 2) OBP: 0.301, SLG: 0.493	F8		K			K		2-H HR		4	1	1	2	0	2	4
Mike Gallego, R (1, 6) OBP: 0.408, SLG: 0.482		1B WP FC5-4 1B		P5		G3-6-3 HBP		G6-3		3	1	1	0	0	0	0
Kevin Maas, L (1, 3) OBP: 0.320, SLG: 0.411		1-3 FC5-4 1B		P6		1-2f G3-6-3			K	3	0	1	0	0	0	1
Mike Stanley, R (9, PH) OBP: 0.384, SLG: 0.526										1	0	0	0	0	1	0
Pat Kelly, R (1, 4) OBP: 0.312, SLG: 0.379		1-2f 3-H FC5-4		G5-3			K		K	4	0	0	1	0	2	1

Inning Stats	1	2	3	4	5	6	7	8	9
R	0	1	0	0	2	0	0	2	0
E	0	0	0	0	0	0	0	0	0
K	0	1	1	0	0	1	2	2	3
S	16	12	9	7	9	6	7	14	9
H	2	2	1	0	2	0	0	2	0
LOB	3	1	0	0	0	0	0	0	0
BB	1	0	0	0	0	0	0	0	0
P	27	16	10	10	13	11	13	17	14

1B	4
2B	2
3B	0
HR	3
SF	0
SAC	0
DP	1
HBP	1

WP	1
PB	0
SB	0
CS	0
PA	37

PITCHER	IP	W/L/S	BF	H	R	ER	SO	BB	IBB	HBP	BLK	WP	HR	S	P	ERA	WHIP
Tim Leary, R (1, 1) ERA: 4.47	6.0	W	26	7	3	3	3	0	1	1	0	1	2	59	87	4.50	1.167
Chris Bosio, R (7, 1) ERA: 3.7	2.0		8	2	2	2	4	0	0	0	0	0	1	21	30	9.00	1.000
Norm Charlton, L (9, 1) ERA: 2.61	1.0	S	3	0	0	0	3	0	0	0	0	0	0	9	14	0.00	0.000

PITCHER	IP	W/L/S	BF	H	R	ER	SO	BB	IBB	HBP	BLK	WP	HR	S	P	ERA	WHIP

TOP

New York Yankees @ Seattle Mariners

The Kingdome, Seattle, WA

Wed Jul 07 1993, 6:33 AM EDT

Att. 23,963 - Dome

livebaseballscorecards.com

AB	35
R	5
H	9
RBI	5
BB	1
SO	10
LOB	8

BOTTOM

New York Yankees @ Seattle Mariners

The Kingdome, Seattle, WA

Wed Jul 07 1993, 6:33 AM EDT

Att. 23,963 - Dome

Batter	1	2	3	4	5	6	7	8	9	AB	R	H	RBI	BB	SO	LOB
Omar Vizquel, S (1, 6) OBP: 0.361, SLG: 0.326	L B B X 2-1 ① L7		B B C X 2-1 ② L3		B 2 SAFE B 1 SAFE L S S 2-3 ① K 1-2 2-3	X 0-0 1B 1-2 2-3 1B		F B X 1-1 ② G3		5	0	1	0	0	1	2
Mackey Sasser, L (1, 7) OBP: 0.287, SLG: 0.351 Mike Felder, S (9, 7) OBP: 0.276, SLG: 0.287	S H 1-1 BB HBP		C S B X 1-2 ③ L7		B X 1-0 ② G3-1 2-3 3-H	X 0-0 G4-6-3 1-2 2-3 3-H 1B		S X 0-1 ③ G4-3		4 0	0 0	1 0	2 0	0 0	0 0	1 0
Ken Griffey Jr., L (1, 8) OBP: 0.404, SLG: 0.604	B B C S B B 4-2 BB 1-2			C B F F X 1-2 HR	I I I 4-0 2B IBB	B S B B S X 3-2 ② ③ G4-6-3 1-2f				2	2	1	1	2	0	3
Jay Buhner, R (1, 9) OBP: 0.396, SLG: 0.520	C X 0-1 ② F8			B C B X 2-1 ① G6-3	C X 0-1 1-H 3-H 2B		X 0-0 G6-4-3 E 1B 1B			4	1	2	2	0	0	2
Tino Martinez, L (1, 3) OBP: 0.344, SLG: 0.454	F B B X 2-1 ③ F7			C B X 1-1 G4-3 2B	B B I I 4-0 IBB		C X 0-1 E3 G6-4-3 1-2			3	0	1	0	1	0	3
Marc Newfield, R (1, 10) OBP: 0.111, SLG: 0.111		X 0-0 ① G6-3		X 0-0 ② G4-3 2-3	F S B B B S 2-3 ③ K		B C B S X 2-2 ① ② G6-4-3 1-2f 2-3			4	0	0	0	0	1	5
Dave Magadan, L (1, 5) OBP: 0.392, SLG: 0.375		B B F B F X 3-2 ② G4-3		C B B C B F F X 3-2 ③ G3		C B B F F B B 4-2 1B 1B 1B BB	C C X 0-2 3-H 1B			3	1	1	1	1	0	1
Dave Valle, R (1, 2) OBP: 0.369, SLG: 0.393		B C B X 2-1 ③ G3-1			F B B B C F X 3-2 S G3-1 2B	1 SAFE 1 SAFE B 1 SAFE B 1 SAFE 1 SAFE X 2-0 1B 1B 1-2 1B	B B C B X 3-1 ③ F9			4	1	2	0	0	0	1
Rich Amaral, R (1, 4) OBP: 0.349, SLG: 0.357			B B X 2-0 ① F8		L B F B B B 4-2 G3-1 S 2B BB	B B X 2-0 ① P2		B C C B B C 3-3 ① K		3	1	0	0	1	1	2
Inning Stats	R: 0 E: 0 K: 0 S: 9 H: 0 LOB: 2 BB: 1 P: 18	R: 0 E: 0 K: 0 S: 6 H: 0 LOB: 0 BB: 0 P: 11	R: 0 E: 0 K: 0 S: 6 H: 0 LOB: 0 BB: 0 P: 11	R: 1 E: 0 K: 0 S: 14 H: 2 LOB: 1 BB: 0 P: 21	R: 3 E: 0 K: 2 S: 15 H: 2 LOB: 2 BB: 3 P: 35	R: 1 E: 0 K: 0 S: 10 H: 3 LOB: 2 BB: 1 P: 21	R: 1 E: 1 K: 0 S: 11 H: 2 LOB: 1 BB: 0 P: 16	R: 0 E: 0 K: 1 S: 7 H: 0 LOB: 0 BB: 0 P: 11		1B: 5 2B: 3 3B: 0 HR: 1	SF: 0 SAC: 0 DP: 2 HBP: 1			WP: 0 PB: 0 SB: 2 CS: 0	PA: 38		

livebaseballscorecards.com

	AB	32
	R	6
	H	9
	RBI	6
	BB	5
	SO	3
	LOB	20

PITCHER		IP	WLS	BF	H	R	ER	SO	BB	IBB	HBP	BLK	WP	HR	S	P	ERA	WHIP
Bob Wickman, R ERA: 4.63	(1, 1)	5.0	L	25	4	5	5	2	3	2	1	0	0	1	53	103	9.00	1.400
John Habyan, R ERA: 3.82	(6, 1)	0.1		4	3	0	0	0	0	0	0	0	0	0	4	8	0.00	9.000
Steve Howe, L ERA: 6.56	(6, 1)	1.2		6	2	1	0	0	0	0	0	0	0	0	14	22	0.00	1.200
Steve Farr, R ERA: 3.45	(8, 1)	1.0		3	0	0	0	1	0	0	0	0	0	0	7	11	0.00	0.000

PITCHER	IP	WLS	BF	H	R	ER	SO	BB	IBB	HBP	BLK	WP	HR	S	P	ERA	WHIP

Batter	1	2	3	4	5	6	7	8	9	AB	R	H	RBI	BB	SO	LOB
Kenny Lofton, L (1, 8) OBP: 0.396, SLG: 0.425	C B B F B X 3-2 G3 ①		L X 0-1 F8 ②		B B C C X 2-2 2-H 1B		B X 1-0 G3 ②		L X 0-1 FC4-6 DI ② 1-2f	5	0	1	1	0	0	2
Thomas Howard, S (1, 9) OBP: 0.264, SLG: 0.315	S B X 1-1 E4 1B		F S B B B F F X 2-2 G6-3 ③		X 0-0 L3 ③		S B B S S 2-3 K ③		S L S 0-3 K ③ 1-2	5	0	0	0	0	2	3
Carlos Baerga, S (1, 4) OBP: 0.329, SLG: 0.507	B F 1 SAFE 1 SAFE B S F X 2-2 P6 ②			C B H 2-1 1B SF8 HBP		X 0-0 L9 ①		B S F X 1-2 G4-3 HR 1B		3	2	1	0	0	0	1
Albert Belle, R (1, 7) OBP: 0.377, SLG: 0.593	C B 1 SAFE B S X 2-2 1-3 1B			B B F B F F X 3-2 G6-4-3 1-3 1B		B C B C B X 3-2 1B 1B		F B C S 1-3 K ①		4	0	3	0	0	1	1
Carlos Martinez, R (1, 3) OBP: 0.308, SLG: 0.376 Paul Sorrento, L (8, PH) OBP: 0.335, SLG: 0.472 (8, 3)	C S F X 0-2 G5-3 ③			C X 0-1 SF8 ① 3-H		X 0-0 1-2 1B		B B X 2-0 G4-3 ② 1-2		2 1	0 0	1 0	1 0	0 0	0 0	2 1
Glenallen Hill, R (1, 10) OBP: 0.271, SLG: 0.427 Reggie Jefferson, S (8, PH) OBP: 0.310, SLG: 0.399		F B S B B X 3-2 F7 ①		S S 1 SAFE F B X 1-2 G6-4-3 ② ③ 1-2f		B B X 2-0 F7 ②		B C X 1-1 2-H HR		3 1	0 1	0 1	0 2	0 0	0 0	3 0
Alvaro Espinoza, R (1, 5) OBP: 0.347, SLG: 0.449		C B B X 2-1 CS 1B	B C X 1-1 F8 ①	F B X 1-1 F8 ③				B X 1-0 L9 ③		4	0	1	0	0	0	2
Felix Fermin, R (1, 6) OBP: 0.312, SLG: 0.310 Jeff Treadway, L (9, PH) OBP: 0.356, SLG: 0.382		B 1 SAFE 1 SAFE F X 1-1 P4 ② ③ 1-2	C B X 1-1 1B 2B		F S B X 1-2 G4-3 2B			C F B B F B F X 2-2 E4 FC4-6		3 1	1 0	2 0	0 0	0 0	0 0	1 0
Junior Ortiz, R (1, 2) OBP: 0.263, SLG: 0.294 Wayne Kirby, L (9, PH) OBP: 0.341, SLG: 0.405			C F B B S 2-3 K ①	C F B B S 1-3 K ②		C X 0-1 G4-3 ① 2-3		X 0-0 FC4-6 ① FC4-6 1-2f		3 1	0 0	0 0	0 0	0 0	2 0	2 1
Inning Stats	R: 0 E: 1 K: 0 S: 16 H: 1 LOB: 2 BB: 0 P: 24	R: 0 E: 0 K: 0 S: 7 H: 1 LOB: 0 BB: 0 P: 13	R: 0 E: 0 K: 1 S: 10 H: 0 LOB: 0 BB: 0 P: 14	R: 1 E: 0 K: 0 S: 11 H: 1 LOB: 0 BB: 0 P: 17	R: 1 E: 0 K: 1 S: 11 H: 2 LOB: 1 BB: 0 P: 16	R: 0 E: 0 K: 0 S: 8 H: 2 LOB: 2 BB: 0 P: 14	R: 0 E: 0 K: 1 S: 9 H: 1 LOB: 1 BB: 0 P: 13	R: 2 E: 0 K: 1 S: 10 H: 2 LOB: 0 BB: 0 P: 16	R: 0 E: 1 K: 1 S: 12 H: 0 LOB: 1 BB: 0 P: 14	1B: 7 2B: 2 3B: 0 HR: 1 SF: 1 SAC: 0 DP: 1 HBP: 1						

TOP

Cleveland Indians @ Seattle Mariners

The Kingdome, Seattle, WA

Fri Jul 09 1993, 10:05 PM EDT

Att. 19,567 - Dome

livebaseballscorecards.com

AB	36
R	4
H	10
RBI	4
BB	0
SO	5
LOB	19

PITCHER		IP	WLS	BF	H	R	ER	SO	BB	IBB	HBP	BLK	WP	HR	S	P	ERA	WHIP
Dave Fleming, L ERA: 3.92	(1, 1)	7.0	W	30	9	3	3	3	0	0	1	0	0	0	75	115	3.86	1.286
Jeff Nelson, R ERA: 3.19	(8, 1)	1.0		4	1	1	1	1	0	0	0	0	0	1	7	12	9.00	1.000
Chris Bosio, R ERA: 3.63	(9, 1)	1.0	S	4	0	0	0	1	0	0	0	0	0	0	12	14	0.00	0.000

PITCHER	IP	WLS	BF	H	R	ER	SO	BB	IBB	HBP	BLK	WP	HR	S	P	ERA	WHIP

Batter	1	2	3	4	5	6	7	8	9	AB	R	H	RBI	BB	SO	LOB
Rich Amaral, R (1, 4) OBP: 0.354, SLG: 0.360	C B X 1-1 E 1B E 1B		C B F X 1-2 2B 2B 1B	C C B B C 2-3 ① K			B B B 4-0 1B SH G5-3 BB			3	3	2	0	1	1	0
Greg Litton, R (1, 7) OBP: 0.339, SLG: 0.393 Mike Felder, S (7, PH) OBP: 0.276, SLG: 0.287 (8, 7)	C 1 SAFE B C B 1 B F X SAFE 3-2 E6 E 1-3 1B		X 0-0 2B 1-3 2B	C S S 0-3 ② K			1 SAFE X 0-0 SH G5-3 1B 1-2			3 0	1 0	2 0	0 0	0 0	1 0	0 0
Ken Griffey Jr., L (1, 8) OBP: 0.405, SLG: 0.606	F X 0-1 ① G3 1-3 3-H		X 0-0 HR 2-H 3-H 2B	C B B S F F S 2-3 ③ K			B S X 1-1 G5-3 1-2 2-3 1B			4	1	2	2	0	1	1
Jay Buhner, R (1, 9) OBP: 0.391, SLG: 0.513	C S F B X 1-2 ② G6-3		B B C B F F F X 3-2 ① P4		B B X 2-0 ① F9		B X 1-0 ① G5-3 1-2 2-3 3-H			4	0	0	1	0	0	4
Mike Blowers, R (1, 5) OBP: 0.354, SLG: 0.497 Dave Magadan, L (7, PH) OBP: 0.394, SLG: 0.375 (8, 5)	X 0-0 ③ L7		B S S B X 2-2 2-H HR		B S B F B C 3-3 ② K		1 SAFE 4-0 G6-3 IBB			3 0	1 0	1 0	2 0	0 1	1 0	1 0
Marc Newfield, R (1, 10) OBP: 0.083, SLG: 0.083 Pete O'Brien, L (7, PH) OBP: 0.336, SLG: 0.402		B C B X 2-1 ① F7	B B F B X 3-1 ② F7		C X 0-1 ③ G5-3		T B F B X 2-2 ② ③ G6-3 1-2f			3 1	0 0	0 0	0 0	0 0	0 0	0 3
Tino Martinez, L (1, 3) OBP: 0.346, SLG: 0.452		C F B B X 2-2 E 1B	H 1-0 HBP HBP			C B F F B X 2-2 ① G4-3		B F X 1-1 ① G4-3		3	0	1	0	0	0	0
Dave Valle, R (1, 2) OBP: 0.367, SLG: 0.387		B C S F B F X 2-2 ② F8	B B C H 3-1 FC6-4 1-2 HBP			B F B X 2-1 ② G5-3		B B F F F X 2-2 ② G5-3		3	0	0	0	0	0	1
Omar Vizquel, S (1, 6) OBP: 0.357, SLG: 0.322		B F 1 SAFE X 1-1 ③ P4 1-2	C F F X 0-2 ③ FC6-4 1-2f			B F X 1-1 ③ G6-3		X 0-0 ③ F8		4	0	0	0	0	0	3
Inning Stats	R: 1 H: 2 E: 2 LOB: 1 K: 0 BB: 0 S: 13 P: 18	R: 0 H: 1 E: 1 LOB: 1 K: 0 BB: 0 S: 12 P: 19	R: 4 H: 4 E: 0 LOB: 2 K: 0 BB: 0 S: 20 P: 33	R: 0 H: 0 E: 0 LOB: 0 K: 3 BB: 0 S: 11 P: 15	R: 0 H: 0 E: 0 LOB: 0 K: 1 BB: 0 S: 6 P: 11	R: 0 H: 0 E: 0 LOB: 0 K: 0 BB: 0 S: 8 P: 13	R: 1 H: 1 E: 1 LOB: 2 K: 0 BB: 2 S: 7 P: 19	R: 0 H: 0 E: 0 LOB: 0 K: 0 BB: 0 S: 8 P: 11		1B: 5 SF: 0 2B: 2 SAC: 1 3B: 0 DP: 1 HR: 1 HBP: 2						

PITCHER		IP	WLS	BF	H	R	ER	SO	BB	IBB	HBP	BLK	WP	HR	S	P	ERA	WHIP
Cliff Young, L ERA: 4.56	(1, 1)	2.2	L	16	7	5	4	0	0	0	1	0	0	1	40	62	13.50	2.625
Bill Wertz, R ERA: 4.5	(3, 1)	3.1		12	0	1	1	4	1	0	1	0	0	0	30	51	2.70	0.300
Dennis Cook, L ERA: 5.85	(7, 1)	0.0		2	1	0	0	0	0	0	0	0	0	0	3	4	∞	∞
Jerry Dipoto, R ERA: 6.35	(7, 1)	2.0		6	0	0	0	0	0	1	0	0	0	0	12	22	0.00	0.000

PITCHER	IP	WLS	BF	H	R	ER	SO	BB	IBB	HBP	BLK	WP	HR	S	P	ERA	WHIP

BOTTOM

Cleveland Indians @ Seattle Mariners

The Kingdome, Seattle, WA

Fri Jul 09 1993, 10:05 PM EDT

Att. 19,567 - Dome

livebaseballscorecards.com

AB	31
R	6
H	8
RBI	5
BB	2
SO	4
LOB	13

WP: 0 PA: 36
PB: 0
SB: 0
CS: 0

Cleveland Indians @ Seattle Mariners

The Kingdome, Seattle, WA

Sat Jul 10 1993, 10:05 PM EDT

Att. 28,003 - Dome

TOP

livebaseballscorecards.com

Batter	1	2	3	4	5	6	7	8	9	AB	R	H	RBI	BB	SO	LOB
Thomas Howard, S (1, 8) OBP: 0.268, SLG: 0.314	B B B C B 4-1 G5-4-3 BB		B C F C 1-3 ③ K		C S B C 1-3 ③ K		F X 0-1 G6-3 SH5-4 1-2 2-H 3-H 1B	B F S B S 2-3 ③ K		4	0	1	2	1	3	2
Alvaro Espinoza, R (1, 5) OBP: 0.358, SLG: 0.465	C X 0-1 ① ② G5-4-3 1-2f			B T C F X 1-2 1B 1B 2B		X 0-0 2B 1B	X 0-0 ① SH5-4 1-2 2-3		S B B B X 2-1 FC6 1B	4	2	3	0	0	0	1
Carlos Baerga, S (1, 4) OBP: 0.332, SLG: 0.510	B X 1-0 ③ P3			B X 1-0 1B SF8 2-3 1B		B X 1-0 1-H 2B	I I I I 4-0 G6-3 IBB		C 1 S C SAFE 0-3 ① K	4	1	2	1	1	1	1
Albert Belle, R (1, 7) OBP: 0.375, SLG: 0.587		B B S C S 2-3 ① K		B F B B F F F 1 F SAFE 3-2 F X 1-3 3-H 1B		B F B F X 2-2 ① F9	X 0-0 ② G6-3 1-2 2-3 3-H		B C B B X 3-1 ② F8	5	0	1	2	0	1	4
Carlos Martinez, R (1, 3) OBP: 0.307, SLG: 0.375 Paul Sorrento, L (9, PH) OBP: 0.333, SLG: 0.470 (9, 3)		X 0-0 1B		B F S S X 1-2 ① SF8 3-H		S B F F F F S 1-3 ② K	C X 0-1 ③ F7		B C X 1-1 ③ FC6 1-2f	3	0	1	1	0	1	3
										1	0	0	0	0	0	1
Reggie Jefferson, S (1, 10) OBP: 0.306, SLG: 0.392		C B F X 1-2 ② F7		1 F S C SAFE 0-3 ② K		B F F S 1-3 ③ K		B S F T 1-2 ① K		4	0	0	0	0	3	3
Glenallen Hill, R (1, 9) OBP: 0.273, SLG: 0.425 Wayne Kirby, L (8, PH) OBP: 0.340, SLG: 0.403 (8, 9)		X 0-0 ③ F8		B S S S S 1-3 ③ K			S B B B S B X 3-2 BB HBP 1B 1B	B C B C X 2-2 ② G3		3	1	1	0	0	1	2
										1	0	0	0	0	0	0
Felix Fermin, R (1, 6) OBP: 0.311, SLG: 0.307			X 0-0 ① G6-3		F B X 1-1 ① G1-3		H 1-0 BB 1B 1-2 HBP	X 0-0 E5 1B		3	1	0	0	0	0	0
Junior Ortiz, R (1, 2) OBP: 0.268, SLG: 0.295			S F X 0-2 ② G4-3		X 0-0 ② F8		B B C B B 4-1 SH5-4 1B 1-2 2-3 G6-3 BB	X 0-0 1-2 1B		3	1	1	0	1	0	0
Inning Stats	R: 0 H: 0 E: 0 LOB: 0 K: 0 BB: 1 S: 4 P: 9	R: 0 H: 1 E: 0 LOB: 1 K: 1 BB: 0 S: 8 P: 11	R: 0 H: 0 E: 0 LOB: 0 K: 1 BB: 0 S: 7 P: 8	R: 2 H: 3 E: 0 LOB: 1 K: 2 BB: 0 S: 21 P: 28	R: 0 H: 0 E: 0 LOB: 0 K: 1 BB: 0 S: 6 P: 8	R: 1 H: 2 E: 0 LOB: 1 K: 2 BB: 0 S: 14 P: 19	R: 3 H: 2 E: 0 LOB: 2 K: 0 BB: 2 S: 10 P: 22	R: 0 H: 1 E: 1 LOB: 2 K: 2 BB: 0 S: 11 P: 16	R: 0 H: 1 E: 0 LOB: 1 K: 1 BB: 0 S: 9 P: 15	1B: 8 SF: 1 2B: 2 SAC: 1 3B: 0 DP: 1 HR: 0 HBP: 1						

	AB	35
	R	6
	H	10
	RBI	6
	BB	3
	SO	10
	LOB	17

WP: 0 PA: 41
PB: 0
SB: 0
CS: 0

PITCHER		IP	WLS	BF	H	R	ER	SO	BB	IBB	HBP	BLK	WP	HR	S	P	ERA	WHIP
Randy Johnson, L ERA: 3.3	(1, 1)	6.0		28	8	6	6	7	2	0	1	0	0	0	66	97	9.00	1.667
Bob Ayrault, R ERA: 6.1	(7, 1)	0.1		2	0	0	0	0	0	1	0	0	0	0	1	5	0.00	0.000
Jeff Nelson, R ERA: 3.09	(7, 1)	1.0		3	0	0	0	1	0	0	0	0	0	0	6	7	0.00	0.000
Mike Hampton, L ERA: 8.78	(8, 1)	0.2		4	1	0	0	1	0	0	0	0	0	0	8	12	0.00	1.500
Chris Bosio, R ERA: 3.57	(9, 1)	1.0	W	4	1	0	0	1	0	0	0	0	0	0	9	15	0.00	1.000

PITCHER	IP	WLS	BF	H	R	ER	SO	BB	IBB	HBP	BLK	WP	HR	S	P	ERA	WHIP

BOTTOM

Cleveland Indians @ Seattle Mariners

The Kingdome, Seattle, WA

Sat Jul 10 1993, 10:05 PM EDT

Att. 28,003 - Dome

livebaseballscorecards.com

Batter	1	2	3	4	5	6	7	8	9	AB	R	H	RBI	BB	SO	LOB
Omar Vizquel, S (1, 6) OBP: 0.360, SLG: 0.333	HR	1B		F8		BB		F8		4	1	2	1	1	0	1
Mackey Sasser, L (1, 7) OBP: 0.290, SLG: 0.348	BB	K		1B		SH2-4		F8		1	1	0	0	1	1	1
Greg Litton, R (4, PH) OBP: 0.344, SLG: 0.397 (5, 7)										2	0	1	0	0	0	0
Ken Griffey Jr., L (1, 8) OBP: 0.403, SLG: 0.602	2B		F7	F9		K			G3	5	1	1	0	0	1	3
Jay Buhner, R (1, 9) OBP: 0.392, SLG: 0.520	BB		F8		K	K			HR	4	2	1	1	1	2	2
Tino Martinez, L (1, 3) OBP: 0.347, SLG: 0.453	E9 G4-3		1B		P5		K			4	0	2	2	0	1	0
Marc Newfield, R (1, 10) OBP: 0.125, SLG: 0.067	G4-3		F9		BB		K			3	0	0	0	1	1	2
Dave Magadan, L (1, 5) OBP: 0.398, SLG: 0.382	G3			2B	FC6-4		FC5-4			3	1	2	0	1	0	1
Dave Valle, R (1, 2) OBP: 0.366, SLG: 0.389	K			1B	FC6-4		FC5-4			4	1	1	1	0	1	4
Rich Amaral, R (1, 4) OBP: 0.360, SLG: 0.366		CS		CS		SH2-4 E		F9		4	0	3	1	0	0	0
Inning Stats	R: 4 E: 1 K: 1 S: 19 H: 3 LOB: 1 BB: 2 P: 37	R: 0 E: 0 K: 1 S: 7 H: 2 LOB: 1 BB: 0 P: 10	R: 0 E: 0 K: 0 S: 7 H: 1 LOB: 1 BB: 0 P: 11	R: 2 E: 0 K: 0 S: 11 H: 4 LOB: 1 BB: 0 P: 18	R: 0 E: 0 K: 1 S: 9 H: 0 LOB: 2 BB: 2 P: 21	R: 0 E: 1 K: 2 S: 8 H: 1 LOB: 2 BB: 1 P: 14	R: 0 E: 0 K: 2 S: 11 H: 1 LOB: 1 BB: 0 P: 13	R: 0 E: 0 K: 0 S: 5 H: 0 LOB: 0 BB: 0 P: 8	R: 1 E: 0 K: 0 S: 3 H: 1 LOB: 0 BB: 0 P: 5	1B: 8 2B: 4 3B: 0 HR: 2	SF: 0 SAC: 1 DP: 1 HBP: 0						

	AB	34
	R	7
	H	13
	RBI	6
	BB	5
	SO	7
	LOB	14

WP: 0 PB: 0 SB: 0 CS: 3 PA: 40

PITCHER		IP	WLS	BF	H	R	ER	SO	BB	IBB	HBP	BLK	WP	HR	S	P	ERA	WHIP
Mark Clark, R (1, 1) ERA: 5.7		3.1		19	9	6	6	2	2	0	0	0	0	1	39	68	16.20	3.300
Matt Young, L (4, 1) ERA: 5.34		2.1		11	2	0	0	2	3	0	0	0	0	0	19	40	0.00	2.143
Jerry Dipoto, R (6, 1) ERA: 6.0		0.1		1	0	0	0	1	0	0	0	0	0	0	3	3	0.00	0.000
Jeremy Hernandez, R (7, 1) ERA: 3.12		2.1	L	9	2	1	1	2	0	0	0	0	0	1	19	26	3.86	0.857

PITCHER	IP	WLS	BF	H	R	ER	SO	BB	IBB	HBP	BLK	WP	HR	S	P	ERA	WHIP

Cleveland Indians @ Seattle Mariners

The Kingdome, Seattle, WA

Sun Jul 11 1993, 6:33 AM EDT

Att. 24,572 - Dome

TOP

livebaseballscorecards.com

Batter	1	2	3	4	5	6	7	8	9	10	11	AB	R	H	RBI	BB	SO	LOB
Kenny Lofton, L (1, 8) OBP: 0.396, SLG: 0.425	L B B X 2-1 F9 ①		X 0-0 F7 ③			L B S F B X 2-2 E S G4-3 1B		B X 1-0 1-2 G5-4-3 1B		C B B X 2-1 L7 ①		5	1	2	0	0	0	1
Wayne Kirby, L (1, 9) OBP: 0.336, SLG: 0.398	C C B X 1-2 L3 ②			C C B F X 1-2 G4-1 ①		1 SAFE 1 SAFE 1 SAFE B 1 SAFE C X 1-1 G4-3 ① 1-H		F X 0-1 F7 ①		B C B X 2-1 G4-6-3 1B		5	0	1	1	0	0	2
Carlos Baerga, S (1, 4) OBP: 0.328, SLG: 0.503	X 0-0 G6-3 ③			C X 0-1 G3-1 ②		S B X 1-1 L4 ②		B B F F F F X 2-2 G5-4-3 ②③ 1-2f		1 SAFE B 1 SAFE X 1-0 G4-6-3 ②③ 1-2f		5	0	0	0	0	0	3
Albert Belle, R (1, 7) OBP: 0.381, SLG: 0.600		B B S F X 2-2 G5-3 ①		C B B X 2-1 HR		B S S S B B B 4-2 BB			B B B B 4-0 HR BB		B X 1-0 2B	3	2	2	1	2	0	0
Paul Sorrento, L (1, 3) OBP: 0.331, SLG: 0.477		B B X 2-0 G6-3 ②		S C F B S 1-3 K ③		1 SAFE B F B B X 3-1 F7 ③			F B X 1-1 1-H HR		B F C X 1-2 L6 ①	5	1	1	2	0	1	2
Reggie Jefferson, S (1, 10) OBP: 0.304, SLG: 0.386		C B F S 1-3 K ③			X 0-0 G4-3 ①		X 0-0 G6-3 ①		B F C B C 2-3 K ①		I I I 4-0 IBB	4	0	0	0	1	2	0
Alvaro Espinoza, R (1, 5) OBP: 0.346, SLG: 0.449 (7, 6)			C B X 1-1 G5-3 ①		S B X 1-1 F3 ②		C C X 0-2 F9 ②		X 0-0 F4 ②		X 0-0 L9 ②	5	0	0	0	0	0	2
Felix Fermin, R (1, 6) OBP: 0.312, SLG: 0.308 Jeff Treadway, L (7, PH) OBP: 0.356, SLG: 0.381 (7, 5)			C F X 0-2 E5		F B X 1-1 1B		F S B S 1-3 K ③		B F B B B C F X 3-2 1B		B C F F X 1-2 G6-3 ③	2 3	0 0	1 1	0 0	0 0	0 1	0 2
Junior Ortiz, R (1, 2) OBP: 0.265, SLG: 0.291 Jesse Levis, L (8, PH) OBP: 0.167, SLG: 0.174 (8, 2)			F F B B F X 1-2 P4 ②		B B B B C F C 3-3 K ③			C C X 0-2 1B 1B	B B S B F F S 2-3 K ③			2 2	0 0	0 1	0 0	0 1	1 1	2 1
Inning Stats	R: 0 E: 0 K: 0 S: 6 H: 0 LOB: 0 BB: 0 P: 9	R: 0 E: 0 K: 1 S: 7 H: 0 LOB: 0 BB: 0 P: 12	R: 0 E: 1 K: 0 S: 10 H: 0 LOB: 1 BB: 0 P: 12	R: 1 E: 0 K: 1 S: 12 H: 1 LOB: 0 BB: 0 P: 16	R: 0 E: 0 K: 1 S: 8 H: 1 LOB: 1 BB: 0 P: 13	R: 1 E: 0 K: 0 S: 12 H: 1 LOB: 1 BB: 1 P: 23	R: 0 E: 0 K: 1 S: 7 H: 0 LOB: 0 BB: 0 P: 8	R: 0 E: 0 K: 0 S: 10 H: 2 LOB: 1 BB: 0 P: 13	R: 2 E: 0 K: 2 S: 14 H: 2 LOB: 1 BB: 1 P: 26	R: 0 E: 0 K: 0 S: 5 H: 1 LOB: 0 BB: 0 P: 10	R: 0 E: 0 K: 0 S: 9 H: 1 LOB: 2 BB: 1 P: 16							

	AB	41
	R	4
	H	9
	RBI	4
	BB	3
	SO	6
	LOB	15

1B: 6 SF: 0 PA: 44
2B: 1 SAC: 0
3B: 0 DP: 2
HR: 2 HBP: 0

WP: 0
PB: 0
SB: 1
CS: 0

PITCHER		IP	WLS	BF	H	R	ER	SO	BB	IBB	HBP	BLK	WP	HR	S	P	ERA	WHIP
Erik Hanson, R ERA: 2.92	(1, 1)	7.0		28	5	2	1	4	1	0	0	0	0	1	66	98	1.29	0.857
Dennis Powell, L ERA: 3.66	(8, 1)	1.0		2	0	0	0	0	0	0	0	0	0	0	6	8	0.00	0.000
Chris Bosio, R ERA: 3.81	(9, 1)	1.0		6	2	2	2	2	1	0	0	0	0	1	14	26	18.00	3.000
Mike Hampton, L ERA: 7.98	(10, 1)	1.1		6	2	0	0	0	0	1	0	0	0	0	9	20	0.00	1.500
Bob Ayrault, R ERA: 5.91	(11, 1)	0.2	W	2	0	0	0	0	0	0	0	0	0	0	5	6	0.00	0.000

PITCHER	IP	WLS	BF	H	R	ER	SO	BB	IBB	HBP	BLK	WP	HR	S	P	ERA	WHIP

Batter	1	2	3	4	5	6	7	8	9	10	11	AB	R	H	RBI	BB	SO	LOB
Rich Amaral, R (1, 4) OBP: 0.360, SLG: 0.367	G6-3		G4-3	1-3, 2-H, 1B		F4		G1-3, SH1-4, 1B	G3		L8	5	0	2	1	0	0	0
Mackey Sasser, L (9, PH) OBP: 0.286, SLG: 0.342												2	0	0	0	0	0	5
(10, 9)																		
Greg Litton, R (1, 7) OBP: 0.358, SLG: 0.453	L8		K	L9		HR		SH1-4, 1-2		BB, 1B	1-2, 2-3, 3-H, 1B	6	1	3	2	0	1	2
(9, 9)																		
(10, 4)																		
Ken Griffey Jr., L (1, 8) OBP: 0.407, SLG: 0.600	BB, HBP, BB		1B		F4	S, BB		G1-3, IBB		K		3	0	1	0	3	1	1
Jay Buhner, R (1, 9) OBP: 0.392, SLG: 0.515	BB, HBP		F9		K	1-2, BB		G1-3, 1-2, 2-3		1 SAFE, F9		3	0	0	0	1	1	3
Mike Felder, S (9, 7) OBP: 0.275, SLG: 0.286												1	0	0	0	0	0	1
Mike Blowers, R (1, 5) OBP: 0.359, SLG: 0.494	1-2, 2-3, BB			F8	1B, HBP	F8		F8		1 SAFE	1-2, BB	1	0	0	0	1	0	0
Dave Magadan, L (6, PH) OBP: 0.398, SLG: 0.379												2	0	0	0	1	0	4
(7, 5)																		
Bill Haselman, R (1, 2) OBP: 0.344, SLG: 0.488	G1-3			1B, SF9, 1B	1-2, FC5-4, 1B		F3		F2	F7		5	1	2	0	0	0	3
Pete O'Brien, L (10, PH) OBP: 0.335, SLG: 0.400												1	0	0	0	0	0	2
Dave Valle, R (11, 2) OBP: 0.366, SLG: 0.389												0	0	0	0	0	0	0
Tino Martinez, L (1, 3) OBP: 0.350, SLG: 0.457		F8		1-3, 1B, 1B	1-2f, FC5-4		L4		BB, 1B		1B, 2B	6	2	3	0	0	0	2
Marc Newfield, R (1, 10) OBP: 0.273, SLG: 0.368		L5		3-H, SF9		HR	1B		1-2, BB		2-3, IBB, 1B	4	1	3	2	1	0	0
Omar Vizquel, S (1, 6) OBP: 0.362, SLG: 0.334		1B		1-2, 1B		F5	G6-3		F7		1-2, IBB	5	0	2	0	1	0	3
Inning Stats	R: 0 E: 0 K: 0 S: 12 H: 0 LOB: 3 BB: 2 P: 27	R: 0 E: 0 K: 0 S: 6 H: 1 LOB: 1 BB: 0 P: 9	R: 0 E: 0 K: 1 S: 10 H: 1 LOB: 1 BB: 0 P: 11	R: 2 E: 0 K: 0 S: 10 H: 4 LOB: 2 BB: 0 P: 14	R: 0 E: 0 K: 1 S: 9 H: 1 LOB: 2 BB: 0 P: 14	R: 2 E: 0 K: 0 S: 14 H: 2 LOB: 2 BB: 2 P: 30	R: 0 E: 0 K: 0 S: 14 H: 1 LOB: 1 BB: 0 P: 18	R: 0 E: 0 K: 0 S: 5 H: 1 LOB: 2 BB: 1 P: 12	R: 0 E: 0 K: 0 S: 11 H: 1 LOB: 2 BB: 1 P: 21	R: 0 E: 0 K: 1 S: 16 H: 1 LOB: 2 BB: 1 P: 24	R: 1 E: 0 K: 0 S: 6 H: 3 LOB: 3 BB: 1 P: 12	1B: 13 2B: 1 3B: 0 HR: 2 SF: 1 SAC: 1 DP: 0 HBP: 2	WP: 0 PB: 0 SB: 1 CS: 0 PA: 56					

PITCHER		IP	WLS	BF	H	R	ER	SO	BB	IBB	HBP	BLK	WP	HR	S	P	ERA	WHIP
Jeff Mutis, L ERA: 5.93	(1, 1)	5.2		30	9	4	4	2	3	0	2	0	0	2	56	94	6.35	2.118
Bill Wertz, R ERA: 4.5	(6, 1)	0.0		1	0	0	0	0	1	0	0	0	0	0	1	5	∞	∞
Dennis Cook, L ERA: 5.74	(6, 1)	1.0		3	0	0	0	0	0	0	0	0	0	0	12	15	0.00	0.000
Jerry Dipoto, R ERA: 5.14	(7, 1)	1.0		6	2	0	0	0	0	1	0	0	0	0	9	19	0.00	2.000
Derek Lilliquist, L ERA: 1.13	(8, 1)	1.0		5	1	0	0	0	1	0	0	0	0	0	10	18	0.00	2.000

PITCHER		IP	WLS	BF	H	R	ER	SO	BB	IBB	HBP	BLK	WP	HR	S	P	ERA	WHIP
Eric Plunk, R ERA: 3.11	(9, 1)	1.1	L	9	3	1	1	1	1	1	0	0	0	0	22	38	6.75	3.000
Jeremy Hernandez, R ERA: 3.11	(11, 1)	0.1		2	1	0	0	0	0	0	0	0	0	0	3	3	0.00	3.000

BOTTOM

Cleveland Indians @ Seattle Mariners

The Kingdome, Seattle, WA

Sun Jul 11 1993, 6:33 AM EDT

Att. 24,572 - Dome

livebaseballscorecards.com

AB	44
R	5
H	16
RBI	5
BB	8
SO	3
LOB	26

Batter	1	2	3	4	5	6	7	8	9	AB	R	H	RBI	BB	SO	LOB
Rich Amaral, R (1, 4) OBP: 0.361, SLG: 0.365	C C F S 0-3 ① K		X 0-0 ① B5-3	B C B X 2-1 S 2-H 1B			B F F X 1-2 ② F7		C B B C B B 4-2 FC4-6 1-2 BB	4	0	1	1	1	1	0
Greg Litton, R (1, 7) OBP: 0.380, SLG: 0.478	B C X 1-1 2B		B B B C C B 4-2 G1-3 BB	F B 1 SAFE B F F X 2-2 ③ G5-3 1-2			C C F B F X 1-2 1B		B B C C C X 2-2 ③ FC4-6 1-2f	3	0	2	0	1	0	1
Dennis Powell, R (8, 1)										0	0	0	0	0	0	0
Pete O'Brien, L (9, PH) OBP: 0.333, SLG: 0.398										1	0	0	0	0	0	2
Mike Felder, S (9, 7) OBP: 0.275, SLG: 0.286										0	0	0	0	0	0	0
Ken Griffey Jr., L (1, 8) OBP: 0.403, SLG: 0.593	X 0-0 ② F8		F B B X 2-1 ② G1-3 1-2		S B S B X 2-2 ① F8		C F B C 1-3 ③ K			4	0	0	0	0	1	3
Jay Buhner, R (1, 9) OBP: 0.393, SLG: 0.513	B B C B B 4-1 BB		B X 1-0 ③ G5-3		X 0-0 ② F8			B C B C B X 3-2 FC1-6 1B		3	0	1	0	1	0	1
Mike Blowers, R (1, 5) OBP: 0.352, SLG: 0.483	S B S S F F B S 2-3 ③ K			C B B B C C 3-3 ① K	F F B B B X 3-2 ③ G1-3			1 SAFE X 0-0 ① FC1-6 CS 1-2f		4	0	0	0	0	2	3
Marc Newfield, R (1, 10) OBP: 0.308, SLG: 0.391		B X 1-0 1B 1B		B S F F B B F X 3-2 2B G5-3 1B		X 0-0 ① F7		B B C F B S 3-3 ② ③ K 1-2		4	1	2	0	0	1	1
Jeff Nelson, R (8, 7)										0	0	0	0	0	0	0
(9, 1)																
Mike Hampton, R (9, 1)										0	0	0	0	0	0	0
Tino Martinez, L (1, 3) OBP: 0.351, SLG: 0.461		C 1 SAFE F F B F 1 SAFE B F 2-2 ① X 1-1 1B		B B X 2-0 G5-3 1-3 2B 2B	C B B X 2-1 ② F8				B C B F T 2-2 ① K	4	1	2	0	0	1	0
Dave Valle, R (1, 2) OBP: 0.364, SLG: 0.384		C B C X 1-2 ② F7		B C X 1-1 ② G5-3 2-3 3-H	X 0-0 ③ P1				B S B F H 3-2 BB HBP	3	0	0	1	0	0	2
Omar Vizquel, S (1, 6) OBP: 0.361, SLG: 0.336		M B C B X 2-2 ③ P6		B X 1-0 1B 2B 3-H			C B C X 1-2 ① G6-3		B S X 1-1 ② F7	4	1	1	1	0	0	2
Inning Stats	R: 0 E: 0 K: 2 S: 13 H: 1 LOB: 2 BB: 1 P: 20	R: 0 E: 0 K: 0 S: 13 H: 2 LOB: 1 BB: 0 P: 19	R: 0 E: 0 K: 0 S: 6 H: 0 LOB: 1 BB: 1 P: 13	R: 3 E: 0 K: 1 S: 18 H: 4 LOB: 1 BB: 0 P: 32	R: 0 E: 0 K: 0 S: 7 H: 0 LOB: 0 BB: 0 P: 12	R: 0 E: 0 K: 0 S: 4 H: 0 LOB: 0 BB: 0 P: 6	R: 0 E: 0 K: 1 S: 14 H: 1 LOB: 1 BB: 0 P: 18	R: 0 E: 0 K: 1 S: 8 H: 1 LOB: 1 BB: 0 P: 14	R: 0 E: 0 K: 1 S: 12 H: 0 LOB: 2 BB: 1 P: 24	1B: 6 2B: 4 3B: 0 HR: 0 SF: 0 SAC: 0 DP: 1 HBP: 1						

PITCHER		IP	WLS	BF	H	R	ER	SO	BB	IBB	HBP	BLK	WP	HR	S	P	ERA	WHIP
Frank Viola, L ERA: 3.66	(1, 1)	8.0	L	33	9	3	3	5	2	0	0	0	0	0	83	134	3.38	1.375
Tony Fossas, L ERA: 4.96	(9, 1)	0.1		1	0	0	0	1	0	0	0	0	0	0	3	5	0.00	0.000
Greg Harris, R ERA: 2.43	(9, 1)	0.2		4	0	0	0	0	1	0	1	0	0	0	9	19	0.00	1.500

PITCHER	IP	WLS	BF	H	R	ER	SO	BB	IBB	HBP	BLK	WP	HR	S	P	ERA	WHIP

TOP

Seattle Mariners @ Boston Red Sox

Fenway Park, Boston, MA

Thu Jul 15 1993, 7:05 PM EDT

Att. 33,342 - Unknown - 82 F

livebaseballscorecards.com

AB	34
R	3
H	9
RBI	3
BB	3
SO	6
LOB	15

BOTTOM

Seattle Mariners @ Boston Red Sox

Fenway Park, Boston, MA

Thu Jul 15 1993, 7:05 PM EDT

Att. 33,342 - Unknown - 82 F

Batter	1	2	3	4	5	6	7	8	9	AB	R	H	RBI	BB	SO	LOB
Scott Fletcher, R (1, 4) OBP: 0.363, SLG: 0.432	G3		G4-3 2-3 3-H			G6-4-3 BB		G1-3		3	0	0	1	1	0	1
Billy Hatcher, R (1, 8) OBP: 0.365, SLG: 0.443	G6-3		G1-3			G6-4-3 1-2f		1B		4	0	1	0	0	0	2
Mike Greenwell, L (1, 7) OBP: 0.373, SLG: 0.477	F7			P5		HR		P4		4	1	1	1	0	0	1
Andre Dawson, R (1, 10) OBP: 0.272, SLG: 0.355		G4-6-3 BB		P4		F7			L8	3	0	0	0	1	0	0
Mo Vaughn, L (1, 3) OBP: 0.404, SLG: 0.521 Steve Lyons, L (7, PR) OBP: 0.235, SLG: 0.200 (8, 3) Bob Melvin, R (9, 2) OBP: 0.300, SLG: 0.333		G4-6-3 1-2f		K			1B		K	3 0 1	0 0 0	1 0 0	0 0 0	0 0 0	1 0 1	1 0 0
Bob Zupcic, R (1, 9) OBP: 0.344, SLG: 0.391 Ernest Riles, L (9, PH) OBP: 0.293, SLG: 0.347		G1-3			G3		P6		E3	3 1	0 0	0 0	0 0	0 0	0 0	1 0
Scott Cooper, L (1, 5) OBP: 0.361, SLG: 0.399			2B G4-3 1B		P5		P4		F7	4	1	1	0	0	0	2
John Valentin, R (1, 6) OBP: 0.304, SLG: 0.387			G4-3 1-3 2B		1B		P4			3	0	2	0	0	0	1
Tony Peña, R (1, 2) OBP: 0.241, SLG: 0.236 Carlos Quintana, R (8, PH) OBP: 0.340, SLG: 0.293 (9, 3)			F8		F9			G5-3		2 1	0 0	0 0	0 0	0 0	0 0	3 0
Inning Stats	R: 0 E: 0 K: 0 S: 5 H: 0 LOB: 0 BB: 0 P: 6	R: 0 E: 0 K: 0 S: 6 H: 0 LOB: 0 BB: 1 P: 13	R: 1 E: 0 K: 0 S: 8 H: 2 LOB: 1 BB: 0 P: 13	R: 0 E: 0 K: 1 S: 9 H: 0 LOB: 0 BB: 0 P: 14	R: 0 E: 0 K: 0 S: 8 H: 1 LOB: 1 BB: 0 P: 15	R: 1 E: 0 K: 0 S: 10 H: 1 LOB: 0 BB: 1 P: 18	R: 0 E: 0 K: 0 S: 13 H: 1 LOB: 1 BB: 0 P: 19	R: 0 E: 0 K: 0 S: 10 H: 1 LOB: 1 BB: 0 P: 17	R: 0 E: 1 K: 1 S: 10 H: 0 LOB: 1 BB: 0 P: 14	1B: 4 2B: 1 3B: 0 HR: 1 SF: 0 SAC: 0 DP: 2 HBP: 0						

livebaseballscorecards.com

AB	32
R	2
H	6
RBI	2
BB	2
SO	2
LOB	12

PITCHER		IP	WLS	BF	H	R	ER	SO	BB	IBB	HBP	BLK	WP	HR	S	P	ERA	WHIP
Dave Fleming, L ERA: 3.79	(1, 1)	7.0	W	26	5	2	2	1	2	0	0	0	0	1	59	98	2.57	1.000
Jeff Nelson, R ERA: 2.97	(8, 1)	1.1		6	1	0	0	1	0	0	0	0	0	0	13	20	0.00	0.750
Dennis Powell, L ERA: 3.63	(8, 1)	0.1		1	0	0	0	0	0	0	0	0	0	0	4	7	0.00	0.000
Jeff Nelson, R ERA: 2.97	(9, 1)	1.1		6	1	0	0	1	0	0	0	0	0	0	13	20	0.00	0.750
Mike Hampton, L ERA: 7.8	(9, 1)	0.1	S	1	0	0	0	0	0	0	0	0	0	0	3	4	0.00	0.000

PITCHER	IP	WLS	BF	H	R	ER	SO	BB	IBB	HBP	BLK	WP	HR	S	P	ERA	WHIP

Seattle Mariners @ Boston Red Sox

Fenway Park, Boston, MA

Fri Jul 16 1993, 7:05 PM EDT

Att. 33,925 - Unknown - 74 F

TOP

livebaseballscorecards.com

Batter	1	2	3	4	5	6	7	8	9	AB	R	H	RBI	BB	SO	LOB
Omar Vizquel, S (1, 6) OBP: 0.361, SLG: 0.335	C C B S 1-3 K		B B C X 2-1 G6-3	T B X 1-1 G4-3			B X 1-0 1-2 1B		B C F B B B 4-2 2B SF9 BB	4	1	1	0	1	1	2
Mackey Sasser, L (1, 7) OBP: 0.277, SLG: 0.331 Mike Blowers, R (9, PH) OBP: 0.352, SLG: 0.483 Mike Felder, S (9, PH) OBP: 0.274, SLG: 0.285	C T B X 1-2 G3	S C X 0-2 G4-3			S F B C 1-3 K		B C X 1-1 P5		S F B F X 1-2 F7	4 0 1	0 0 0	0 0 0	0 0 0	0 0 0	1 0 0	2 0 1
Ken Griffey Jr., L (1, 8) OBP: 0.403, SLG: 0.592	C B F C 1-3 K		B B B C C B 4-1 BB		B B B C S F X 3-2 F8		F S F B C 1-3 K		B X 1-0 SF9 1-3 2B	4	0	1	0	1	2	2
Jay Buhner, R (1, 9) OBP: 0.388, SLG: 0.506		C S B S 1-3 K	1 SAFE X 0-0 F8		C B X 1-1 F8			F X 0-1 E5 1B 1B	X 0-0 SF9 2-3 3-H	4	1	0	1	0	1	1
Tino Martinez, L (1, 3) OBP: 0.349, SLG: 0.457		B F X 1-1 P5	C B F B F X 2-2 1B HBP G3 1B		C F B B S 2-3 K			X 0-0 P5	B B F C B X 3-2 G6-3	5	1	1	0	0	1	2
Marc Newfield, R (1, 10) OBP: 0.333, SLG: 0.385	F B B B F B F X 3-2 BB 1B 1B		F B H 2-1 G3 1B 1-2 HBP		F F B B B B X 3-2 G6-3			B B C X 2-1 P6		3	0	1	0	0	0	1
Dave Magadan, L (1, 5) OBP: 0.399, SLG: 0.381	C 1 SAFE 1 SAFE B B X 2-1 BB 1-2 1B		C X 0-1 F7		C B B F X 2-2 F7			C B S X 1-2 1B 2-3 1B		4	0	2	0	0	0	2
Dave Valle, R (1, 2) OBP: 0.370, SLG: 0.388	B F C B B B F B 4-2 1-2 2-3 BB		B X 1-0 G3 1-2 2-3 1B				L F B S 1-3 K	B X 1-0 1-2 3-H 1B		3	0	2	1	1	1	0
Rich Amaral, R (1, 4) OBP: 0.361, SLG: 0.365 Pete O'Brien, L (8, PH) OBP: 0.333, SLG: 0.398 Greg Litton, R (8, PH) OBP: 0.375, SLG: 0.471 (8, 4)		F C B C 1-3 K		B C F X 1-2 G3 1-2 2-3 3-H			X 0-0 1B 1B	B B C B F F F X 3-2 P4		3 0 1	0 0 0	1 0 0	1 0 0	0 0 0	1 0 0	5 0 2
Inning Stats	R: 0 E: 0 K: 2 S: 9 H: 0 LOB: 0 BB: 0 P: 12	R: 0 E: 0 K: 2 S: 17 H: 2 LOB: 3 BB: 1 P: 29	R: 0 E: 0 K: 0 S: 7 H: 0 LOB: 1 BB: 1 P: 13	R: 1 E: 0 K: 0 S: 13 H: 2 LOB: 2 BB: 0 P: 20	R: 0 E: 0 K: 1 S: 9 H: 0 LOB: 0 BB: 0 P: 14	R: 0 E: 0 K: 1 S: 9 H: 0 LOB: 0 BB: 0 P: 16	R: 0 E: 0 K: 2 S: 11 H: 2 LOB: 2 BB: 0 P: 15	R: 1 E: 1 K: 0 S: 14 H: 2 LOB: 2 BB: 0 P: 21	R: 1 E: 0 K: 0 S: 11 H: 1 LOB: 1 BB: 1 P: 20	1B: 8 2B: 1 3B: 0 HR: 0 SF: 1 SAC: 0 DP: 0 HBP: 1						WP: 0 PB: 0 SB: 0 CS: 0 PA: 41	

	AB	36
	R	3
	H	9
	RBI	3
	BB	3
	SO	8
	LOB	20

PITCHER		IP	WLS	BF	H	R	ER	SO	BB	IBB	HBP	BLK	WP	HR	S	P	ERA	WHIP
Roger Clemens, R ERA: 3.52	(1, 1)	6.0	W	25	4	1	1	6	2	0	1	0	0	0	64	104	1.50	1.000
Paul Quantrill, R ERA: 2.86	(7, 1)	1.2		10	4	1	0	2	0	0	0	0	0	0	20	28	0.00	2.400
Tony Fossas, L ERA: 5.4	(8, 1)	0.1		2	0	1	1	0	1	0	0	0	0	0	7	14	27.00	3.000
Jeff Russell, R ERA: 2.93	(9, 1)	1.0	S	4	1	0	0	0	0	0	0	0	0	0	9	14	0.00	1.000

PITCHER	IP	WLS	BF	H	R	ER	SO	BB	IBB	HBP	BLK	WP	HR	S	P	ERA	WHIP

BOTTOM

Seattle Mariners @ Boston Red Sox

Fenway Park, Boston, MA

Fri Jul 16 1993, 7:05 PM EDT

Att. 33,925 - Unknown - 74 F

Batter	1	2	3	4	5	6	7	8	9	AB	R	H	RBI	BB	SO	LOB
Scott Fletcher, R (1, 4) OBP: 0.363, SLG: 0.431	C B X 1-1 G3 SH1 1B	S B S B X 2-2 ③ G4-3		C B X 1-1 2B 2B 1B		B B X 2-0 ① G6-3		F B B 1 F B X SAFE 3-2 ③ G4-3		5	1	2	0	0	0	3
Billy Hatcher, R (1, 8) OBP: 0.365, SLG: 0.445	X 0-0 ① SH1 1-2		C X 0-1 ① G3	1 SAFE X 0-0 1-3 2B 2B		X 0-0 ② G3-1				3	1	1	0	0	0	0
Mike Greenwell, L (1, 7) OBP: 0.371, SLG: 0.477	2 SAFE B B B X 2-0 ② G3 2-3		B X 1-0 ② G6-3	C B X 1-1 2B 2-H 3-H 2B		B B C F B F F C 3-3 ③ K				4	1	1	2	0	1	1
Andre Dawson, R (1, 10) OBP: 0.279, SLG: 0.362	B F B B B 4-1 BB		C B F B F X 2-2 1B 2B 1B	F C X 0-2 2-H 2B			B S B B X 3-1 ① F8			3	1	2	1	1	0	0
Scott Cooper, L (1, 5) OBP: 0.360, SLG: 0.397	F F P F 1 SAFE F S 1-3 ③ K		B X 1-0 1-2 2B 1B	B S X 1-1 ③ G4-3			C X 0-1 ② G3			4	1	1	0	0	1	3
Bob Zupcic, R (1, 9) OBP: 0.348, SLG: 0.408		C X 0-1 FC6-5 2B	B C S B X 2-2 1-H 2-H 2B		X 0-0 ① G5-3		B C C B F B X 3-2 ③ F8			4	0	2	2	0	0	0
Carlos Quintana, R (1, 3) OBP: 0.335, SLG: 0.288		X 0-0 ① FC6-5 G5-3 BB 2-3	C B S X 1-2 ③ G5-3		X 0-0 ② G6-3			B X 1-0 ① G4-3		4	0	0	0	0	0	2
John Valentin, R (1, 6) OBP: 0.307, SLG: 0.386		B S C B B B 4-2 G5-3 1-2 BB		B C B B X 3-1 ① F8	C B B C B X 3-2 1B			B F F C 1-3 ② K		3	0	1	0	1	1	0
Tony Peña, R (1, 2) OBP: 0.241, SLG: 0.232		F C B F X 1-2 ② G5-3 1-2 2-3		C B B X 2-1 ② G4-1	1 SAFE 1 B 1 SAFE X 1-0 ③ G5-3			B B F B B 4-1 BB		3	0	0	0	1	0	3
Inning Stats	R: 0 E: 0 K: 1 S: 11 H: 1 LOB: 2 BB: 1 P: 18	R: 0 E: 0 K: 0 S: 12 H: 1 LOB: 2 BB: 1 P: 19	R: 2 E: 0 K: 0 S: 14 H: 3 LOB: 1 BB: 0 P: 21	R: 3 E: 0 K: 0 S: 14 H: 4 LOB: 1 BB: 0 P: 22	R: 0 E: 0 K: 0 S: 6 H: 1 LOB: 1 BB: 0 P: 10	R: 0 E: 0 K: 1 S: 7 H: 0 LOB: 0 BB: 0 P: 12	R: 0 E: 0 K: 0 S: 8 H: 0 LOB: 0 BB: 0 P: 14	R: 0 E: 0 K: 1 S: 8 H: 0 LOB: 1 BB: 1 P: 17		1B: 5 2B: 5 3B: 0 HR: 0	SF: 0 SAC: 1 DP: 0 HBP: 0					

livebaseballscorecards.com

	AB	33
	R	5
	H	10
	RBI	5
	BB	3
	SO	3
	LOB	12

	WP: 0	PA: 37
	PB: 0	
	SB: 0	
	CS: 0	

PITCHER		IP	WLS	BF	H	R	ER	SO	BB	IBB	HBP	BLK	WP	HR	S	P	ERA	WHIP
Erik Hanson, R (1, 1) ERA: 3.15	(1, 1)	4.0	L	23	9	5	5	1	2	0	0	0	0	0	51	80	11.25	2.750
Brad Holman, R ERA:	(5, 1)	4.0		14	1	0	0	2	1	0	0	0	0	0	29	53	0.00	0.500

PITCHER	IP	WLS	BF	H	R	ER	SO	BB	IBB	HBP	BLK	WP	HR	S	P	ERA	WHIP

Batter	1	2	3	4	5	6	7	8	9	AB	R	H	RBI	BB	SO	LOB
Omar Vizquel, S (1, 6) OBP: 0.360, SLG: 0.337	C S X 0-2 FC1-5 2B		B C X 1-1 ② F7			C X 0-1 ① SH5-4 2-3		B C F F X 1-2 ① F7	F X 0-1 ③ G3	4	0	1	0	0	0	3
Dave Magadan, L (1, 5) OBP: 0.400, SLG: 0.380	X 0-0 FC4 FC1-5 1B		C C C F B X 1-2 ③ F7			B B F F B B 4-2 3B BB		B C B X 2-1 1B		3	2	1	0	1	0	1
Ken Griffey Jr., L (1, 8) OBP: 0.404, SLG: 0.596	F X 0-1 ① FC1-5 1B 1-2 2-3f			F X 0-1 G4-6-3 1B		B F X 1-1 1-H 3-H 3B		S S X 0-2 ② F9		4	0	2	2	0	0	3
Jay Buhner, R (1, 9) OBP: 0.386, SLG: 0.503	B B C C X 2-2 ② E 1-3 2-H 1B			S 1 SAFE 1 SAFE B S S 1-3 ① K		B X 1-0 ② P3		B F C B X 2-2 ③ P3		4	0	1	1	0	1	3
Tino Martinez, L (1, 3) OBP: 0.348, SLG: 0.453	B B F F 1 SAFE 1 SAFE B X 3-2 ③ P5 1-2			1 SAFE L F F 1 SAFE X 0-2 ② ③ G4-6-3 1-2f		I I I I 4-0 IBB			C S B S 1-3 ① K	3	0	0	0	1	1	2
Marc Newfield, R (1, 7) OBP: 0.324, SLG: 0.367		C B X 1-1 ① F9			X 0-0 G3-6-3 1B	B S B X 2-1 ③ G5-3			F F F S 0-3 ② K	4	0	1	0	0	1	2
Pete O'Brien, L (1, 10) OBP: 0.332, SLG: 0.392 Mike Blowers, R (9, PR) OBP: 0.352, SLG: 0.483		B C X 1-1 ② G1-3			X 0-0 ① ② G3-6-3 1-2f		C B B X 2-1 ① P5		C B B F B F F B 4-2 2B BB	3 0	0 0	0 0	0 0	1 0	0 0	1 0
Bill Haselman, R (1, 2) OBP: 0.333, SLG: 0.471 Mackey Sasser, L (9, PH) OBP: 0.282, SLG: 0.344		B C C C 1-3 ③ K			B B X 2-0 ③ F9		F B F X 1-2 ② G6-3		B X 1-0 1-3 2B	3 1	0 0	0 1	0 0	0 0	1 0	0 0
Rich Amaral, R (1, 4) OBP: 0.360, SLG: 0.368 Mike Felder, S (9, PH) OBP: 0.277, SLG: 0.285			X 0-0 ① F9			B C F F F X 1-2 SH5-4 3B 2B	B C X 1-1 ③ G4-3		S B F B F B B 4-2 BB	3 0	1 0	1 0	0 0	0 1	0 0	0 0
Inning Stats	R: 1 E: 1 K: 0 S: 12 H: 2 LOB: 1 BB: 0 P: 17	R: 0 E: 0 K: 1 S: 7 H: 0 LOB: 0 BB: 0 P: 10	R: 0 E: 0 K: 0 S: 7 H: 0 LOB: 0 BB: 0 P: 9	R: 0 E: 0 K: 1 S: 9 H: 1 LOB: 0 BB: 0 P: 10	R: 0 E: 0 K: 0 S: 3 H: 1 LOB: 0 BB: 0 P: 5	R: 2 E: 0 K: 0 S: 14 H: 2 LOB: 2 BB: 2 P: 27	R: 0 E: 0 K: 0 S: 7 H: 0 LOB: 0 BB: 0 P: 11	R: 0 E: 0 K: 0 S: 12 H: 1 LOB: 1 BB: 0 P: 17	R: 0 E: 0 K: 2 S: 17 H: 1 LOB: 3 BB: 2 P: 27	1B: 4 2B: 3 3B: 1 HR: 0 SF: 0 SAC: 1 DP: 2 HBP: 0						

TOP

Seattle Mariners @ Boston Red Sox

Fenway Park, Boston, MA

Sat Jul 17 1993, 3:33 AM EDT

Att. 33,190 - Cloudy - 76 F

livebaseballscorecards.com

AB	32
R	3
H	8
RBI	3
BB	4
SO	4
LOB	15

WP: 0 PB: 0 SB: 0 CS: 0 PA: 37

PITCHER		IP	WLS	BF	H	R	ER	SO	BB	IBB	HBP	BLK	WP	HR	S	P	ERA	WHIP
Danny Darwin, R ERA: 3.09	(1, 1)	7.1	W	29	7	3	3	2	1	1	0	0	0	0	65	98	3.68	1.091
Tony Fossas, L ERA: 5.29	(8, 1)	0.1		1	0	0	0	0	0	0	0	0	0	0	3	3	0.00	0.000
Greg Harris, R ERA: 2.42	(8, 1)	0.1		1	0	0	0	0	0	0	0	0	0	0	3	5	0.00	0.000
Jeff Russell, R ERA: 2.84	(9, 1)	1.0	S	6	1	0	0	2	2	0	0	0	0	0	17	27	0.00	3.000

Seattle Mariners @ Boston Red Sox

Fenway Park, Boston, MA

Sat Jul 17 1993, 3:33 AM EDT

Att. 33,190 - Cloudy - 76 F

BOTTOM

Batter	1	2	3	4	5	6	7	8	9	AB	R	H	RBI	BB	SO	LOB
Scott Fletcher, R (1, 4) OBP: 0.356, SLG: 0.422	F9	E4		G4-3		G6-3		G6-3		5	1	0	0	0	0	1
Billy Hatcher, R (1, 8) OBP: 0.366, SLG: 0.444	G1-3	BB, 1-H, 3-H		BB		P6				3	0	1	2	1	0	0
Mike Greenwell, L (1, 7) OBP: 0.379, SLG: 0.483	1B	BB		BB			1B, FC3-5-2			3	0	3	0	1	0	0
Andre Dawson, R (1, 10) OBP: 0.283, SLG: 0.368	2B	G6-3		F9			1B			4	1	2	0	0	0	4
Scott Cooper, L (1, 5) OBP: 0.364, SLG: 0.401	IBB	BB			SH1-4		FC3-5-2, 3-H			2	1	1	0	2	0	2
Bob Zupcic, R (1, 9) OBP: 0.348, SLG: 0.407	G6-3	F9			SH1-4		G4-3, 2-H, 3-H			3	0	1	2	0	0	4
Carlos Quintana, R (1, 3) OBP: 0.333, SLG: 0.284		E, G6-3, BB	L6		G6-3		G4-3, 1-2f			3	1	0	0	1	0	3
John Valentin, R (1, 6) OBP: 0.303, SLG: 0.380		K	L5		K			F9		4	0	0	0	0	2	3
Tony Peña, R (1, 2) OBP: 0.237, SLG: 0.228		G6-3		P6		F9		K		4	0	0	0	0	1	1
Inning Stats	R: 0 E: 0 K: 0 S: 13 H: 2 LOB: 3 BB: 1 P: 20	R: 2 E: 1 K: 1 S: 12 H: 1 LOB: 2 BB: 2 P: 28	R: 0 E: 0 K: 0 S: 6 H: 0 LOB: 1 BB: 1 P: 11	R: 0 E: 0 K: 0 S: 8 H: 1 LOB: 2 BB: 1 P: 14	R: 0 E: 0 K: 1 S: 8 H: 1 LOB: 1 BB: 0 P: 12	R: 0 E: 0 K: 0 S: 6 H: 0 LOB: 0 BB: 0 P: 8	R: 2 E: 0 K: 0 S: 7 H: 3 LOB: 0 BB: 0 P: 11	R: 0 E: 0 K: 1 S: 8 H: 0 LOB: 0 BB: 0 P: 13		1B: 6 2B: 2 3B: 0 HR: 0 SF: 0 SAC: 1 DP: 1 HBP: 0				WP: 0 PB: 0 SB: 1 CS: 0 PA: 37		

	AB	R	H	RBI	BB	SO	LOB
	31	4	8	4	5	3	18

livebaseballscorecards.com

PITCHER		IP	WLS	BF	H	R	ER	SO	BB	IBB	HBP	BLK	WP	HR	S	P	ERA	WHIP
Chris Bosio, R ERA: 3.72	(1, 1)	6.1	L	32	7	4	2	2	4	1	0	0	0	0	56	98	2.84	1.737
Jeff Nelson, R ERA: 2.83	(7, 1)	1.2		5	1	0	0	1	0	0	0	0	0	0	12	19	0.00	0.600

PITCHER	IP	WLS	BF	H	R	ER	SO	BB	IBB	HBP	BLK	WP	HR	S	P	ERA	WHIP

Batter	1	2	3	4	5	6	7	8	9	AB	R	H	RBI	BB	SO	LOB
Omar Vizquel, S (1, 6) OBP: 0.358, SLG: 0.335	G1-3	P6			1B		P4	L9		5	0	1	0	0	0	4
Dave Magadan, L (1, 5) (7, 3) OBP: 0.397, SLG: 0.377	G4-3	F7			1-2 1B		F8	K		5	0	1	0	0	1	4
Ken Griffey Jr., L (1, 8) OBP: 0.401, SLG: 0.589	F7		P4		K		1B BB 1-2 BB		G3	4	0	0	0	1	1	2
Jay Buhner, R (1, 9) OBP: 0.386, SLG: 0.498		HR BB	K		F9		1B 1-2 2-3 BB		G4-3	3	1	0	0	2	1	2
Tino Martinez, L (1, 3) OBP: 0.351, SLG: 0.462		HR 1-H	P5			G6-4-3 BB	1B 1-2 2-3 3-H		G3	2	1	1	2	1	0	0
Mike Blowers, R (7, PH) (7, 5) OBP: 0.355, SLG: 0.486										1	0	1	1	0	0	0
Mackey Sasser, L (9, PH) OBP: 0.280, SLG: 0.341										1	0	0	0	0	0	0
Marc Newfield, R (1, 7) OBP: 0.289, SLG: 0.324		E5 SH1-3 BB 2B		G4-3		G6-4-3 1-2f				4	1	0	0	0	0	4
Pete O'Brien, L (1, 10) OBP: 0.335, SLG: 0.391		SH1-3 1-2 2B BB		G6-4-3		G4-3		K		3	1	1	0	1	1	0
Dave Valle, R (1, 2) OBP: 0.373, SLG: 0.404		SH1-3 1-2 2-3		G6-4-3 1-2f			HR	HBP		3	1	2	1	0	0	1
Greg Litton, R (1, 4) OBP: 0.395, SLG: 0.493		2B 2-H 3-H			F8		BB BB 1B	HBP 1-2		3	1	2	2	0	0	0
Inning Stats	R: 0 E: 0 K: 0 S: 5 H: 0 LOB: 0 BB: 0 P: 7	R: 4 E: 1 K: 0 S: 14 H: 2 LOB: 1 BB: 2 P: 24	R: 0 E: 0 K: 1 S: 9 H: 0 LOB: 0 BB: 0 P: 14	R: 0 E: 0 K: 0 S: 7 H: 1 LOB: 0 BB: 0 P: 9	R: 0 E: 0 K: 1 S: 10 H: 2 LOB: 2 BB: 0 P: 16	R: 0 E: 0 K: 0 S: 8 H: 0 LOB: 0 BB: 1 P: 14	R: 2 E: 0 K: 0 S: 15 H: 3 LOB: 3 BB: 2 P: 32	R: 0 E: 0 K: 2 S: 19 H: 1 LOB: 2 BB: 0 P: 28	R: 0 E: 0 K: 0 S: 4 H: 0 LOB: 0 BB: 0 P: 5	1B: 6 2B: 1 3B: 0 HR: 2	SF: 0 SAC: 1 DP: 2 HBP: 1						

TOP

Seattle Mariners @ Boston Red Sox

Fenway Park, Boston, MA

Sun Jul 18 1993, 3:33 AM EDT

Att. 33,795 - Sunny - 71 F

livebaseballscorecards.com

AB	34
R	6
H	9
RBI	6
BB	5
SO	4
LOB	17

WP: 0 PB: 0 SB: 0 CS: 0 PA: 41

PITCHER		IP	WLS	BF	H	R	ER	SO	BB	IBB	HBP	BLK	WP	HR	S	P	ERA	WHIP
John Dopson, R ERA: 4.46	(1, 1)	1.0		7	1	4	3	0	2	0	0	0	0	1	11	21	27.00	3.000
Joe Hesketh, L ERA: 5.8	(2, 1)	5.0		18	4	0	0	2	1	0	0	0	0	0	42	63	0.00	1.000
Scott Bankhead, R ERA: 4.58	(7, 1)	0.2		6	2	2	2	0	2	0	0	0	0	1	10	24	27.00	6.000
Tony Fossas, L ERA: 5.29	(7, 1)	0.0		1	1	0	0	0	0	0	0	0	0	0	4	7	∞	∞
Ken Ryan, R ERA: 2.73	(7, 1)	1.1	W	6	1	0	0	2	0	0	1	0	0	0	20	29	0.00	0.750

PITCHER		IP	WLS	BF	H	R	ER	SO	BB	IBB	HBP	BLK	WP	HR	S	P	ERA	WHIP
Greg Harris, R ERA: 2.38	(9, 1)	1.0	S	3	0	0	0	0	0	0	0	0	0	0	4	5	0.00	0.000

Batter	1	2	3	4	5	6	7	8	9	AB	R	H	RBI	BB	SO	LOB
Scott Fletcher, R (1, 4) OBP: 0.351, SLG: 0.415	F9		G6-3		SH5-4		L5	G4-3		4	0	0	1	0	0	4
Billy Hatcher, R (1, 8) OBP: 0.367, SLG: 0.443	F9		G6-3		K		BB, 2B, 1B	S, 1B		5	1	2	3	0	1	2
Mike Greenwell, L (1, 10) OBP: 0.381, SLG: 0.483 Luis Rivera, R (1, PR) OBP: 0.288, SLG: 0.293	CS, HBP		1B		K		2B, BB	K		0 3	0 1	0 1	0 0	0 1	0 2	0 3
Andre Dawson, R (1, 9) OBP: 0.282, SLG: 0.370	CS	K	P2			E6	2B			4	0	1	3	0	1	1
Bob Zupcic, R (1, 7) OBP: 0.345, SLG: 0.399		1B, BB		P3		F8	K			3	0	0	0	1	1	2
Carlos Quintana, R (1, 3) OBP: 0.336, SLG: 0.288		1B		K		F8		E, BB, G4-3, 1B		4	1	2	0	0	1	1
Scott Cooper, L (1, 5) OBP: 0.363, SLG: 0.397		K		K		K		G4-3, E, 1B, BB		3	1	0	0	1	3	3
John Valentin, R (1, 6) OBP: 0.305, SLG: 0.379		K			SH5-4, BB, 1B		BB, 1B, 2B, BB	P2		3	1	1	0	1	1	4
John Flaherty, R (1, 2) OBP: 0.500, SLG: 0.667			G6-3, G6-3, 2B		SH5-4, BB		P6	E6, G4-3, 1B		3	2	1	0	1	0	3
Inning Stats	R: 0 E: 0 K: 0 S: 9 H: 0 LOB: 1 BB: 0 P: 12	R: 0 E: 0 K: 3 S: 17 H: 1 LOB: 2 BB: 1 P: 24	R: 1 E: 0 K: 0 S: 8 H: 2 LOB: 1 BB: 0 P: 13	R: 0 E: 0 K: 2 S: 9 H: 0 LOB: 0 BB: 0 P: 12	R: 0 E: 0 K: 2 S: 10 H: 1 LOB: 2 BB: 1 P: 16	R: 0 E: 1 K: 1 S: 9 H: 0 LOB: 1 BB: 0 P: 14	R: 3 E: 0 K: 1 S: 16 H: 2 LOB: 1 BB: 2 P: 27	R: 3 E: 1 K: 1 S: 13 H: 2 LOB: 1 BB: 1 P: 24		1B: 6 2B: 2 3B: 0 HR: 0 SF: 0 SAC: 1 DP: 0 HBP: 1						

PITCHER		IP	WLS	BF	H	R	ER	SO	BB	IBB	HBP	BLK	WP	HR	S	P	ERA	WHIP
Randy Johnson, L ERA: 3.29	(1, 1)	6.0		26	4	2	2	8	3	0	1	0	0	0	64	97	3.00	1.167
Bob Ayrault, R ERA: 6.55	(7, 1)	0.2		5	2	2	2	0	1	0	0	0	0	0	10	16	27.00	4.500
Jeff Nelson, R ERA: 2.8	(7, 1)	0.1		2	1	1	0	1	0	0	0	0	0	0	6	9	0.00	3.000
Norm Charlton, L ERA: 2.53	(8, 1)	1.0	L	6	1	2	0	1	1	0	0	0	0	0	11	20	0.00	2.000

PITCHER	IP	WLS	BF	H	R	ER	SO	BB	IBB	HBP	BLK	WP	HR	S	P	ERA	WHIP

BOTTOM

Seattle Mariners @ Boston Red Sox

Fenway Park, Boston, MA

Sun Jul 18 1993, 3:33 AM EDT
Att. 33,795 - Sunny - 71 F

livebaseballscorecards.com

AB	32
R	7
H	8
RBI	7
BB	5
SO	10
LOB	23

Batter	1	2	3	4	5	6	7	8	9	AB	R	H	RBI	BB	SO	LOB
Omar Vizquel, S (1, 6) OBP: 0.357, SLG: 0.334	F B B X 2-1 G4-3		X 0-0 1-2 1B		S B 1 C S SAFE 1-3 K			C F S 0-3 K		4	0	1	0	0	2	1
Mike Felder, S (1, 7) OBP: 0.273, SLG: 0.280	B S B X 2-1 G4-3		B B C X 2-1 G4-3		L F C 0-3 K			C B B C X 2-2 G6-3		4	0	0	0	0	1	3
Ken Griffey Jr., L (1, 8) OBP: 0.400, SLG: 0.588	C F B B B S 2-3 K			S B X 1-1 1B G6-3 2B	X 0-0 F9			S B C F B F S 2-3 K		4	1	1	0	0	2	1
Jay Buhner, R (1, 9) OBP: 0.385, SLG: 0.494		C B B S F F F S 2-3 K		F B B X 2-1 F9		C B F S 1-3 K			B B F B B 4-1 1B 1B SF7 BB	3	1	0	0	1	2	1
Tino Martinez, L (1, 3) OBP: 0.352, SLG: 0.462		S X 0-1 F7		C X 0-1 G6-3 2-3 1B		B C C S 1-3 K			X 0-0 L9 1-2 1B	4	0	2	0	0	1	0
Marc Newfield, R (1, 10) OBP: 0.286, SLG: 0.316		B F B X 2-1 F9		C S F B B X 2-2 G6-3 1-2 3-H		S X 0-1 E6 CS			B F B X 2-1 1-2 2-3 1B	4	0	1	1	0	0	1
Dave Magadan, L (1, 5) OBP: 0.398, SLG: 0.378			X 0-0 G5-4-3 1B	B B B B 4-0 BB		C B F B B 3-2 CS 1-2	X 0-0 L8		X 0-0 SF7 3-H	2	0	1	1	1	0	0
Dave Valle, R (1, 2) OBP: 0.367, SLG: 0.397			B F F F B X 2-2 G5-4-3 1-2f	C S B X 1-2 L5			X 0-0 P4		B X 1-0 L9 2-3	4	0	0	0	0	0	5
Rich Amaral, R (1, 4) OBP: 0.362, SLG: 0.370			C C F B B B X 2-2 1B 1B		B X 1-0 1B		C X 0-1 G6-3		X 0-0 L4	4	0	2	0	0	0	2

TOP

Seattle Mariners @ New York Yankees

Yankee Stadium, Bronx, NY

Mon Jul 19 1993, 7:05 PM EDT

Att. 23,012 - Unknown - 66 F

livebaseballscorecards.com

AB	33
R	2
H	8
RBI	2
BB	2
SO	8
LOB	14

Inning Stats																		
	R: 0 E: 0 K: 1 S: 8	H: 0 LOB: 0 BB: 0 P: 14	R: 0 E: 0 K: 1 S: 10	H: 0 LOB: 0 BB: 0 P: 14	R: 0 E: 0 K: 0 S: 11	H: 3 LOB: 2 BB: 0 P: 17	R: 1 E: 0 K: 0 S: 13	H: 2 LOB: 2 BB: 1 P: 23	R: 0 E: 0 K: 2 S: 8	H: 1 LOB: 1 BB: 0 P: 10	R: 0 E: 1 K: 2 S: 10	H: 0 LOB: 0 BB: 0 P: 15	R: 0 E: 0 K: 0 S: 4	H: 0 LOB: 0 BB: 0 P: 4	R: 0 E: 0 K: 2 S: 11	H: 0 LOB: 0 BB: 0 P: 15	R: 1 E: 0 K: 0 S: 7	H: 2 LOB: 2 BB: 1 P: 14

1B: 7	SF: 1	WP: 0	PA: 37
2B: 1	SAC: 0	PB: 0	
3B: 0	DP: 1	SB: 0	
HR: 0	HBP: 0	CS: 1	

PITCHER		IP	WLS	BF	H	R	ER	SO	BB	IBB	HBP	BLK	WP	HR	S	P	ERA	WHIP
Scott Kamieniecki, R ERA: 3.94	(1, 1)	9.0	W	36	8	2	2	8	2	0	0	0	0	0	82	126	2.00	1.111

PITCHER	IP	WLS	BF	H	R	ER	SO	BB	IBB	HBP	BLK	WP	HR	S	P	ERA	WHIP

Batter	1	2	3	4	5	6	7	8	9	AB	R	H	RBI	BB	SO	LOB
Wade Boggs, L (1, 5) OBP: 0.375, SLG: 0.386	BX 1-0 E BB 1B	BCCX 1-2 FC1-5 2B	BBBCFX 3-2 G4-6-3 ②③ 1-2f		BCBBFFFX 3-2 G1-3 ③			FFFBBBX 3-2 HR		4	1	2	0	0	0	2
Pat Kelly, R (6, 4) OBP: 0.324, SLG: 0.402										1	1	1	1	0	0	0
Dion James, L (1, 7) OBP: 0.365, SLG: 0.445	BBX 2-0 E4 BB 1-3 2B 1B	FFBFBX 2-2 FC1-5 ① 1B 1B 2-3		CSSS 1-3 K ①	CBFBX 2-2 G3 ①			CBFX 1-2 F7 ①		5	2	1	0	0	1	1
Don Mattingly, L (1, 3) OBP: 0.367, SLG: 0.451	FX 0-1 F9 ①	1 SAFE BFB 1 SAFE X 2-1 1B BB FC4-6 1-3 1B		BX 1-0 G3-1 ②	BX 1-0 G3-1 ②			CBFFBX 2-2 E 2B		5	2	2	0	0	0	2
Danny Tartabull, R (1, 10) OBP: 0.365, SLG: 0.519	BBBB 4-0 BB 2B BB	SBBBB 4-1 FC4-6 1B 1-2 BB		BBFBB 4-1 BB	BCBFBB 4-2 BB BB			FCBFBFBC 3-3 K ②		1	1	0	0	4	1	1
Paul O'Neill, L (1, 9) OBP: 0.384, SLG: 0.536	FBFBBB 4-2 2B 1-2 2-3 3-H BB	FX 0-1 FC4-6 1B 1-2 2-3 3-H		CBBSBS 3-3 K ③	BBBSS 4-0 1-2 BB			X 0-0 E7 2-H 1B		3	0	2	2	2	1	1
Bernie Williams, S (1, 8) OBP: 0.312, SLG: 0.414	BFX 1-1 1-3 2-H 3-H 2B	CBX 1-1 FC4-6 ② 1-2f 2-3 3-H			CBBCBX 3-2 HR	CX 0-1 L9 ③		X 0-0 F7 ③		5	1	2	4	0	0	5
Mike Stanley, R (1, 2) OBP: 0.396, SLG: 0.541	BBSBH 4-1 HBP	CBSBBB 1 SAFE X 3-2 F8 ③			BCX 1-1 G6-3 ①		CBBCFS 2-3 K ①			3	0	0	0	0	1	2
Mike Gallego, R (1, 4) OBP: 0.367, SLG: 0.413 (6, 5)	X 0-0 P4 ②		BBBCX 3-1 G5-3 ①		X 0-0 G5-3 ②		CBX 1-1 F8 ②			4	0	0	0	0	0	3
Spike Owen, S (1, 6) OBP: 0.318, SLG: 0.324	X 0-0 G3 ③		BCX 1-1 G4-6-3 1B		BX 1-0 1B		BSFBX 2-2 G1-3 ③			4	0	2	0	0	0	3
Inning Stats	R: 3 E: 1 K: 0 S: 11 H: 3 LOB: 3 BB: 2 P: 27	R: 2 E: 0 K: 0 S: 17 H: 3 LOB: 2 BB: 1 P: 30	R: 0 E: 0 K: 0 S: 7 H: 1 LOB: 0 BB: 0 P: 14	R: 0 E: 0 K: 2 S: 8 H: 0 LOB: 1 BB: 1 P: 17	R: 1 E: 0 K: 0 S: 12 H: 2 LOB: 1 BB: 0 P: 20	R: 0 E: 0 K: 0 S: 8 H: 0 LOB: 2 BB: 2 P: 19	R: 0 E: 0 K: 1 S: 9 H: 0 LOB: 0 BB: 0 P: 14	R: 2 E: 1 K: 1 S: 18 H: 3 LOB: 1 BB: 0 P: 27		1B: 7 2B: 3 3B: 0 HR: 2 SF: 0 SAC: 0 DP: 1 HBP: 1					

PITCHER		IP	WLS	BF	H	R	ER	SO	BB	IBB	HBP	BLK	WP	HR	S	P	ERA	WHIP
Tim Leary, R ERA: 4.89	(1, 1)	1.1	L	14	6	5	5	0	3	0	1	0	0	0	23	48	33.75	6.750
Dennis Powell, L ERA: 3.48	(2, 1)	4.1		18	3	1	1	2	3	0	0	0	0	1	38	77	2.08	1.385
Bob Ayrault, R ERA: 6.29	(6, 1)	2.1		10	3	2	1	2	0	0	0	0	0	1	29	43	3.86	1.286

PITCHER	IP	WLS	BF	H	R	ER	SO	BB	IBB	HBP	BLK	WP	HR	S	P	ERA	WHIP

BOTTOM

Seattle Mariners @ New York Yankees

Yankee Stadium, Bronx, NY

Mon Jul 19 1993, 7:05 PM EDT
Att. 23,012 - Unknown - 66 F

livebaseballscorecards.com

AB	35
R	8
H	12
RBI	7
BB	6
SO	4
LOB	20

Batter	1	2	3	4	5	6	7	8	9	AB	R	H	RBI	BB	SO	LOB
Omar Vizquel, S (1, 6) OBP: 0.358, SLG: 0.333	C B F F F B B F B 4-2 F8 F7 BB		B F B T F F F X 2-2 L8 ②		B X 1-0 1-2 1B		T X 0-1 P4 ①	X 0-0 G6-3 ①		4	0	1	0	1	0	2
Dave Magadan, L (1, 5) OBP: 0.395, SLG: 0.375	1 SAFE B S B 1 F X SAFE 2-2 F7 ① 1-2		C F B S 1-3 K ③		F S F F B S 1-3 K ③		S F F B F X 1-2 1B SF8 1B 1-2 2-3	B C X 1-1 L7 ②		5	1	1	0	0	2	3
Ken Griffey Jr., L (1, 8) OBP: 0.400, SLG: 0.594	B F X 1-1 F8 ② 2-3			B B C X 2-1 G4-3 ①		B X 1-0 G3 ①	X 0-0 2B 1B 1-3 2-H 3-H	B S B X 2-1 HR		5	2	2	3	0	0	1
Pete O'Brien, L (1, 10) OBP: 0.335, SLG: 0.390 Jay Buhner, R (7, PH) OBP: 0.383, SLG: 0.492	B C F F X 1-2 G4-3 ③			B X 1-0 G4-3 ②		X 0-0 HR 1B	F B 1 SAFE B 1 SAFE C 1 SAFE F X 2-2 SF8 ② 3-H	F B S B X 2-2 G6-3 ③		3 1	1 0	1 0	0 1	0 0	0 0	1 0
Tino Martinez, L (1, 3) OBP: 0.356, SLG: 0.466		B C S X 1-2 1B		B B F B B 4-1 BB		B B C C X 2-1 F8 ②	B C 1 SAFE F 1 SAFE B 1 SAFE X 2-2 1B 2B 1-H		B B X 2-0 G3-1 ①	4	1	2	1	1	0	1
Mackey Sasser, L (1, 9) OBP: 0.285, SLG: 0.362		F X 0-1 F7 ①		S S S 0-3 K ③		B X 1-0 1-H HR	I I I I 4-0 1B 1B IBB		F B X 1-1 G1-3 ②	4	2	1	2	1	1	2
Greg Litton, R (1, 4) OBP: 0.383, SLG: 0.474	C B 1 SAFE C S 1-3 K ②		F S B S 1-3 K ①	X 0-0 F9 ③	C X 0-1 1B 1B 1-3 2-H	X 0-0 P3 ③				5	0	1	1	0	2	1
Dave Valle, R (1, 2) OBP: 0.369, SLG: 0.397	C B F S 1-3 K ③			X 0-0 G5-3 ②		B B B B 1-2 1B 1B 1B BB X 1-0 1-2 3-H FC4-6 1B	X 0-0 1-2 1B 1B X 0-0 1-2f FC4-6 ③			3	1	1	1	1	1	1
Mike Felder, S (1, 7) OBP: 0.276, SLG: 0.283			C B C X 1-2 P5 ①		B C B X 2-1 1B 1B					4	1	2	0	0	0	2
Inning Stats	R: 0 E: 0 K: 0 S: 14 H: 0 LOB: 1 BB: 1 P: 22	R: 0 E: 0 K: 2 S: 11 H: 1 LOB: 1 BB: 0 P: 14	R: 0 E: 0 K: 1 S: 11 H: 0 LOB: 0 BB: 0 P: 15	R: 0 E: 0 K: 1 S: 7 H: 0 LOB: 1 BB: 1 P: 14	R: 0 E: 0 K: 2 S: 12 H: 2 LOB: 2 BB: 0 P: 17	R: 2 E: 0 K: 0 S: 6 H: 2 LOB: 0 BB: 0 P: 10	R: 6 E: 0 K: 0 S: 22 H: 6 LOB: 2 BB: 2 P: 36	R: 1 E: 0 K: 0 S: 8 H: 1 LOB: 0 BB: 0 P: 13	R: 0 E: 0 K: 0 S: 4 H: 0 LOB: 0 BB: 0 P: 7	1B: 9 2B: 1 3B: 0 HR: 2 SF: 1 SAC: 0 DP: 0 HBP: 0						

Seattle Mariners @ New York Yankees

Yankee Stadium, Bronx, NY

Tue Jul 20 1993, 7:05 PM EDT

Att. 25,546 - Unknown - 89 F

TOP

livebaseballscorecards.com

AB	38
R	9
H	12
RBI	9
BB	4
SO	6
LOB	14

WP: 0 PB: 0 SB: 0 CS: 0 PA: 43

PITCHER		IP	WLS	BF	H	R	ER	SO	BB	IBB	HBP	BLK	WP	HR	S	P	ERA	WHIP
Melido Perez, R ERA: 4.66	(1, 1)	6.1		29	7	5	5	6	3	0	0	0	0	1	71	107	7.11	1.579
Steve Howe, L ERA: 7.18	(7, 1)	0.0	L	1	1	0	0	0	0	0	0	0	0	0	1	1	∞	∞
Bobby Munoz, R ERA: 4.32	(7, 1)	0.2		6	3	3	3	0	0	1	0	0	0	0	11	20	40.50	4.500
Paul Gibson, L ERA: 4.24	(8, 1)	2.0		7	1	1	1	0	0	0	0	0	0	1	12	20	4.50	0.500

PITCHER	IP	WLS	BF	H	R	ER	SO	BB	IBB	HBP	BLK	WP	HR	S	P	ERA	WHIP

BOTTOM

Seattle Mariners @ New York Yankees

Yankee Stadium, Bronx, NY

Tue Jul 20 1993, 7:05 PM EDT

Att. 25,546 - Unknown - 89 F

Batter	1	2	3	4	5	6	7	8	9	AB	R	H	RBI	BB	SO	LOB
Mike Gallego, R (1, 5) OBP: 0.368, SLG: 0.409	G6-3		HR, G3-1, 1B	L1-3, 1-2		G5-3			G6-4-3, BB	4	1	1	0	1	0	1
Jim Leyritz, R (1, 9) OBP: 0.426, SLG: 0.533	G3		HR, G3-1, 1-2		2B		G5-3		G6-4-3, 1-2f	5	2	2	0	0	0	1
Don Mattingly, L (1, 3) OBP: 0.365, SLG: 0.451	K		G3-1, 1-2, 2-3		2B, 2-H		G1-3			4	0	1	1	0	1	2
Danny Tartabull, R (1, 10) OBP: 0.364, SLG: 0.513		K	HR		G6-3		F9			3	1	0	0	1	1	1
Mike Stanley, R (1, 2) OBP: 0.401, SLG: 0.555		FC5, 1B, BB	HR, 1-H, 2-H, 3-H		L9			G5-4-3, 1B		3	1	2	4	1	0	1
Bernie Williams, S (1, 8) OBP: 0.317, SLG: 0.416		1B, 1-2	1B		FC6-4, BB			G5-4-3, 1-2f		3	0	2	0	1	0	1
Hensley Meulens, R (1, 7) OBP: 0.281, SLG: 0.360		K	K, SAFE		FC6-4, 1-2f			1B		4	0	1	0	0	2	5
Spike Owen, S (1, 6) OBP: 0.314, SLG: 0.319		FC5, 2-3f		F8		L4		K		4	0	0	0	0	1	3
Pat Kelly, R (1, 4) OBP: 0.323, SLG: 0.399			G6-3	L1-3, 1B		G6-3			K	4	0	1	0	0	1	0

	AB	34
	R	5
	H	10
	RBI	5
	BB	4
	SO	6
	LOB	15

livebaseballscorecards.com

Inning Stats	1	2	3	4	5	6	7	8	9
	R: 0 E: 0 K: 1 S: 6	H: 0 LOB: 0 BB: 0 P: 11	R: 0 E: 0 K: 2 S: 9	H: 1 LOB: 2 BB: 1 P: 19	R: 4 E: 0 K: 1 S: 13	H: 4 LOB: 1 BB: 1 P: 22	R: 0 E: 0 K: 0 S: 5	H: 1 LOB: 0 BB: 0 P: 9	R: 1 E: 0 K: 0 S: 7	H: 2 LOB: 2 BB: 1 P: 18	R: 0 E: 0 K: 0 S: 6	H: 0 LOB: 0 BB: 0 P: 10	R: 0 E: 0 K: 0 S: 5	H: 0 LOB: 0 BB: 0 P: 9	R: 0 E: 0 K: 1 S: 7	H: 2 LOB: 1 BB: 0 P: 7	R: 0 E: 0 K: 1 S: 7	H: 0 LOB: 0 BB: 1 P: 14

	1B: 7	SF: 0	WP: 0	PA: 38
	2B: 3	SAC: 0	PB: 0	
	3B: 0	DP: 3	SB: 0	
	HR: 1	HBP: 0	CS: 0	

PITCHER		IP	WLS	BF	H	R	ER	SO	BB	IBB	HBP	BLK	WP	HR	S	P	ERA	WHIP
Dave Fleming, L ERA: 3.97	(1, 1)	8.0	W	35	10	5	5	5	3	0	0	0	0	1	58	105	5.62	1.625
Norm Charlton, L ERA: 2.45	(9, 1)	1.0		3	0	0	0	1	1	0	0	0	0	0	7	14	0.00	1.000

PITCHER	IP	WLS	BF	H	R	ER	SO	BB	IBB	HBP	BLK	WP	HR	S	P	ERA	WHIP

Batter	1	2	3	4	5	6	7	8	9	AB	R	H	RBI	BB	SO	LOB
Rich Amaral, R (1, 6) OBP: 0.356, SLG: 0.365	0-2 F7	0-0 L7			1-1 G4-3		1-0 SF8 3-H	0-1 P4		4	0	0	1	0	0	2
Greg Litton, R (1, 4) OBP: 0.372, SLG: 0.457	2-0 2B 1B		0-3 K		0-0 G5-3		1-1 G5-4-3 1-2f		2-2 G4-3	5	1	1	0	0	1	2
Ken Griffey Jr., L (1, 8) OBP: 0.400, SLG: 0.600	3-2 F8		0-0 P9			1-2 HR		0-3 K	1-1 S HR 1B	5	2	2	1	0	1	1
Jay Buhner, R (1, 9) OBP: 0.391, SLG: 0.512	0-0 1-H 2B		3-2 1B			1-1 G6-4-3 1B		1-2 1B HR	3-2 1-H HR	5	2	5	3	0	0	0
Edgar Martinez, R (1, 10) OBP: 0.321, SLG: 0.292 Omar Vizquel, S (9, PR) OBP: 0.358, SLG: 0.333	3-3 K		0-0 G4-3			0-2 G6-4-3 1-2f		2-1 F8	4-1 BB	4 0	0 0	0 0	0 0	1 0	1 0	4 0
Mike Blowers, R (1, 5) OBP: 0.356, SLG: 0.483		1-1 G6-3 1B		3-1 F8		0-0 G6-3		2-2 1-2 HR 1B	0-3 K	5	1	2	0	0	1	1
Tino Martinez, L (1, 3) OBP: 0.359, SLG: 0.477		2-1 G6-3 1-2 1B		1-3 K			1-2 E 1B SF8 1B	3-0 1-H 2-H HR	1-0 G4-3	5	2	3	3	0	1	1
Bill Haselman, R (1, 2) OBP: 0.340, SLG: 0.473		3-1 G6-3 1-2 2-3		1-2 G4-3			0-0 E 1-2 1B	0-1 S HR 1B		4	1	2	0	0	0	2
Lee Tinsley, S (1, 7) OBP: 0.286, SLG: 0.417		2-3 K			0-0 B1-3		0-2 E1 G5-4-3 1-2 2-3	3-2 1-H HR		4	1	1	2	0	1	4
Inning Stats	R: 1 E: 0 K: 1 S: 11 H: 2 LOB: 1 BB: 0 P: 19	R: 0 E: 0 K: 1 S: 11 H: 2 LOB: 2 BB: 0 P: 19	R: 0 E: 0 K: 1 S: 8 H: 1 LOB: 1 BB: 0 P: 11	R: 0 E: 0 K: 1 S: 9 H: 0 LOB: 0 BB: 0 P: 14	R: 0 E: 0 K: 0 S: 4 H: 0 LOB: 0 BB: 0 P: 5	R: 1 E: 0 K: 0 S: 9 H: 2 LOB: 0 BB: 0 P: 11	R: 1 E: 1 K: 0 S: 12 H: 2 LOB: 1 BB: 0 P: 15	R: 5 E: 0 K: 1 S: 19 H: 5 LOB: 0 BB: 0 P: 30	R: 2 E: 0 K: 1 S: 13 H: 2 LOB: 1 BB: 1 P: 24	1B: 11 2B: 1 3B: 0 HR: 4	SF: 1 SAC: 0 DP: 2 HBP: 0						

PITCHER		IP	WLS	BF	H	R	ER	SO	BB	IBB	HBP	BLK	WP	HR	S	P	ERA	WHIP
Jimmy Key, L ERA: 2.56	(1, 1)	7.2	L	34	12	6	6	5	0	0	0	0	0	2	76	114	7.04	1.565
Steve Farr, R ERA: 4.13	(8, 1)	0.2		7	4	4	4	0	1	0	0	0	0	0	16	29	54.00	7.500
John Habyan, R ERA: 3.7	(9, 1)	0.2		2	0	0	0	1	0	0	0	0	0	0	4	5	0.00	0.000

PITCHER	IP	WLS	BF	H	R	ER	SO	BB	IBB	HBP	BLK	WP	HR	S	P	ERA	WHIP

TOP

Seattle Mariners @ New York Yankees

Yankee Stadium, Bronx, NY

Wed Jul 21 1993, 3:33 AM EDT

Att. 31,870 - Sunny - 79 F

livebaseballscorecards.com

AB	41
R	10
H	16
RBI	10
BB	1
SO	6
LOB	17

WP: 0 PB: 0 SB: 2 CS: 0 PA: 43

Batter	1	2	3	4	5	6	7	8	9	AB	R	H	RBI	BB	SO	LOB
Wade Boggs, L (1, 5) OBP: 0.373, SLG: 0.387	B B X 2-0 E E 2B		C B B S X 2-2 G6-3 ③		C B C X 1-2 F7 ③			C B F X 1-2 F7 ①		4	1	1	0	0	0	2
Dion James, L (1, 7) OBP: 0.363, SLG: 0.441	X 0-0 F9 ① 2-H			C B X 1-1 G4-3 ①		B X 1-0 G6-3 1B		B X 1-0 G1-3 ②		4	0	1	0	0	0	0
Don Mattingly, L (1, 3) OBP: 0.361, SLG: 0.445	C X 0-1 L6 ②			C X 0-1 G4-3 ②		C B 1 SAFE 1 SAFE X 1-1 G6-3 ①② 1-2f		B B X 2-0 L7 ③		4	0	0	0	0	0	2
Danny Tartabull, R (1, 10) OBP: 0.363, SLG: 0.507	C B S B S 2-3 K ③			B C B B B 4-1 BB		X 0-0 G5-3 ③			B B F B X 3-1 G6-3 ①	3	0	0	0	1	1	1
Paul O'Neill, L (1, 9) OBP: 0.382, SLG: 0.532		B C X 1-1 G4-6-3 1B		B B S X 2-1 F7 ③			S B F B X 2-2 E7 HR		B F S S 1-3 K ②	4	1	1	0	0	1	1
Bernie Williams, S (1, 8) OBP: 0.313, SLG: 0.411		B B C S X 2-2 G4-6-3 ①② 1-2f			C S B X 1-2 G6-3 ①		C B S C 1-3 K ①		F B X 1-1 F8 ③	4	0	0	0	0	1	2
Matt Nokes, L (1, 2) OBP: 0.302, SLG: 0.480		B X 1-0 G3 ③			B X 1-0 1B 1B		X 0-0 F8 ②			3	0	1	0	0	0	1
Mike Gallego, R (1, 6) OBP: 0.377, SLG: 0.433			B B B F B B 4-1 G1-6-3 BB		F B F X 1-2 1-2 1B		C B B B X 2-1 2-H HR			2	1	2	2	1	0	0
Pat Kelly, R (1, 4) OBP: 0.319, SLG: 0.395			L B 1 SAFE B F X 2-2 G1-6-3 ①② 1-2f		X 0-0 F7 ②		C C B X 1-2 G3 ③			3	0	0	0	0	0	3
Inning Stats	R: 1 H: 1 E: 1 LOB: 1 K: 1 BB: 0 S: 7 P: 11	R: 0 H: 1 E: 0 LOB: 0 K: 0 BB: 0 S: 6 P: 10	R: 0 H: 0 E: 0 LOB: 0 K: 0 BB: 1 S: 7 P: 15	R: 0 H: 0 E: 0 LOB: 1 K: 0 BB: 1 S: 7 P: 14	R: 0 H: 2 E: 0 LOB: 2 K: 0 BB: 0 S: 11 P: 15	R: 0 H: 1 E: 0 LOB: 0 K: 0 BB: 0 S: 4 P: 6	R: 2 H: 1 E: 1 LOB: 0 K: 1 BB: 0 S: 12 P: 18	R: 0 H: 0 E: 0 LOB: 0 K: 0 BB: 0 S: 5 P: 9	R: 0 H: 0 E: 0 LOB: 0 K: 1 BB: 0 S: 7 P: 12	1B: 4 SF: 0 2B: 1 SAC: 0 3B: 0 DP: 3 HR: 1 HBP: 0						WP: 0 PA: 33 PB: 0 SB: 0 CS: 0	

PITCHER	IP	WLS	BF	H	R	ER	SO	BB	IBB	HBP	BLK	WP	HR	S	P	ERA	WHIP
Erik Hanson, R (1, 1) ERA: 2.97	9.0	W	33	6	3	0	3	2	0	0	0	0	1	66	110	0.00	0.889

PITCHER	IP	WLS	BF	H	R	ER	SO	BB	IBB	HBP	BLK	WP	HR	S	P	ERA	WHIP

BOTTOM

Seattle Mariners @ New York Yankees

Yankee Stadium, Bronx, NY

Wed Jul 21 1993, 3:33 AM EDT
Att. 31,870 - Sunny - 79 F

livebaseballscorecards.com

AB	31
R	3
H	6
RBI	2
BB	2
SO	3
LOB	12

Batter	1	2	3	4	5	6	7	8	9	AB	R	H	RBI	BB	SO	LOB
Rich Amaral, R (1, 4) OBP: 0.355, SLG: 0.363	C B X 1-1 ① G4-3			B C X 1-1 ① G1-3		X 0-0 G6-3 S 1B	B F B B X 3-1 ③ F8			4	0	1	0	0	0	2
Greg Litton, R (1, 7) OBP: 0.360, SLG: 0.440	C X 0-1 ② G4-3			X 0-0 ② G5-3		B 1 SAFE F S F X 1-2 ① P3 1-2		B C S S S 1-3 ① K		3	0	0	0	0	0	1
Lee Tinsley, S (8, PH) (8, 7) OBP: 0.267, SLG: 0.385										1	0	0	0	0	1	0
Ken Griffey Jr., L (1, 8) OBP: 0.398, SLG: 0.604	B C X 1-1 ③ F7			F F F B B X 1-2 HR		C F F B B B X 3-2 ② G6-3 2-3		B B B X 3-0 ② F8		4	1	1	1	0	0	1
Jay Buhner, R (1, 9) OBP: 0.389, SLG: 0.508		F X 0-1 ① L7		B C B B B 4-1 FC5-4 BB		C B B B F C 2-3 ③ K		S B C B X 2-2 ③ G5-3		3	0	0	0	1	1	1
Edgar Martinez, R (1, 10) OBP: 0.305, SLG: 0.275		C B F B C 2-3 ② K		B X 1-0 ③ FC5-4 1-2f			B B X 2-0 ① F8		B F C F F X 1-2 ① G5-3	4	0	0	0	0	1	1
Mike Blowers, R (1, 5) OBP: 0.354, SLG: 0.478		F X 0-1 ③ G1-3			B B X 2-0 ① L7		B B C F F X 2-2 ② G4-3		C S B F X 1-2 G6-3 1B	4	0	1	0	0	0	0
Tino Martinez, L (1, 3) OBP: 0.358, SLG: 0.474			C S B F B X 2-2 ① F9		B F B X 2-1 ② F8		B X 1-0 HBP 1B 1B		C B X 1-1 ②③ G6-3 1-2f	4	1	1	0	0	0	1
Dave Valle, R (1, 2) OBP: 0.372, SLG: 0.410			B X 1-0 ② P6		C B X 1-1 HR		B C H 2-1 1B 1-2 HBP			2	1	1	1	0	0	0
Omar Vizquel, S (1, 6) OBP: 0.358, SLG: 0.333			C B B B F F B X 3-2 ③ F7		F B X 1-1 ③ G5-3		F F X 0-2 1-3 2-H 1B			3	0	1	1	0	0	0
Inning Stats	R: 0 E: 0 K: 0 S: 6 H: 0 LOB: 0 BB: 0 P: 8	R: 0 E: 0 K: 1 S: 7 H: 0 LOB: 0 BB: 0 P: 9	R: 0 E: 0 K: 0 S: 9 H: 0 LOB: 0 BB: 0 P: 15	R: 1 E: 0 K: 0 S: 9 H: 1 LOB: 1 BB: 1 P: 16	R: 1 E: 0 K: 0 S: 7 H: 1 LOB: 0 BB: 0 P: 13	R: 0 E: 0 K: 1 S: 12 H: 1 LOB: 1 BB: 0 P: 18	R: 1 E: 0 K: 0 S: 12 H: 2 LOB: 2 BB: 0 P: 22	R: 0 E: 0 K: 1 S: 7 H: 0 LOB: 0 BB: 0 P: 13	R: 0 E: 0 K: 0 S: 11 H: 1 LOB: 0 BB: 0 P: 14	1B: 4 2B: 0 3B: 0 HR: 2	SF: 0 SAC: 0 DP: 1 HBP: 1						

TOP

Seattle Mariners @ Cleveland Indians

Cleveland Municipal Stadium, Cleveland, OH

Thu Jul 22 1993, 7:05 PM EDT
Att. 20,203 - Unknown - 73 F

livebaseballscorecards.com

AB	32
R	3
H	6
RBI	3
BB	1
SO	3
LOB	7

WP: 0 PB: 0 SB: 1 CS: 0 PA: 34

PITCHER	IP	WLS	BF	H	R	ER	SO	BB	IBB	HBP	BLK	WP	HR	S	P	ERA	WHIP
Jeff Mutis, L (1, 1) ERA: 4.4	6.2	L	27	5	3	3	2	1	0	1	0	0	2	60	96	4.05	0.900
Jerry Dipoto, R (7, 1) ERA: 2.77	2.1		7	1	0	0	1	0	0	0	0	0	0	20	32	0.00	0.429

PITCHER	IP	WLS	BF	H	R	ER	SO	BB	IBB	HBP	BLK	WP	HR	S	P	ERA	WHIP

Seattle Mariners @ Cleveland Indians

Cleveland Municipal Stadium, Cleveland, OH

Thu Jul 22 1993, 7:05 PM EDT
Att. 20,203 - Unknown - 73 F

livebaseballscorecards.com

BOTTOM

Batter	1	2	3	4	5	6	7	8	9	AB	R	H	RBI	BB	SO	LOB
Kenny Lofton, L (1, 8) OBP: 0.396, SLG: 0.419	G6-3	BB			G3		SH1-3		FC5-4	3	0	0	0	1	0	1
Wayne Kirby, L (1, 9) OBP: 0.335, SLG: 0.396	P4	F9			B2		K		G5-3	4	0	0	0	0	1	4
Carlos Martinez, R (9, PH) OBP: 0.310, SLG: 0.371										1	0	0	0	0	0	1
Carlos Baerga, S (1, 4) OBP: 0.332, SLG: 0.504	BB 1B		P4			SH2-3 WP PB 1B	2-3 1B			4	1	3	0	0	0	0
Albert Belle, R (1, 7) OBP: 0.381, SLG: 0.593	1-2 BB		L5			SH2-3 1-3	F8			2	0	0	0	1	0	2
Paul Sorrento, L (1, 3) OBP: 0.315, SLG: 0.447	K		K			1B 1B 3-H 1B		K		4	0	1	0	0	3	2
Reggie Jefferson, S (1, 10) OBP: 0.292, SLG: 0.363		G4-3	K			1B 1-2 1B		F7		4	0	1	0	0	1	0
Alvaro Espinoza, R (1, 5) OBP: 0.320, SLG: 0.409		1B 2B	G4-3			L5		K		4	1	1	0	0	1	2
Felix Fermin, R (1, 6) OBP: 0.304, SLG: 0.298		L5	G6-3			1-2 2-H 1B			FC5-6 BB	3	0	1	0	0	0	1
Thomas Howard, S (9, PH) OBP: 0.269, SLG: 0.310										0	0	0	0	1	0	0
Junior Ortiz, R (1, 2) OBP: 0.271, SLG: 0.298		BB 2-H 1B			G1-3		1B SH1-3		FC5-6 FC5-4 1-2f	3	0	2	1	0	0	0
Glenallen Hill, R (7, PR) OBP: 0.262, SLG: 0.407										0	0	0	0	0	0	0
Jesse Levis, L (8, 2) OBP: 0.154, SLG: 0.160										1	0	0	0	0	0	1
Inning Stats	R: 0 E: 0 K: 1 S: 15 H: 1 LOB: 2 BB: 1 P: 29	R: 1 E: 0 K: 0 S: 8 H: 2 LOB: 2 BB: 1 P: 14	R: 0 E: 0 K: 1 S: 8 H: 0 LOB: 0 BB: 0 P: 15	R: 0 E: 0 K: 1 S: 7 H: 0 LOB: 0 BB: 0 P: 11	R: 0 E: 0 K: 0 S: 8 H: 0 LOB: 0 BB: 0 P: 12	R: 1 E: 0 K: 0 S: 15 H: 4 LOB: 2 BB: 0 P: 22	R: 0 E: 0 K: 1 S: 8 H: 2 LOB: 2 BB: 0 P: 12	R: 0 E: 0 K: 2 S: 9 H: 0 LOB: 0 BB: 0 P: 15	R: 0 E: 0 K: 0 S: 6 H: 0 LOB: 1 BB: 1 P: 15	1B: 8 2B: 1 3B: 0 HR: 0 SF: 0 SAC: 2 DP: 0 HBP: 0	WP: 1 PB: 1 SB: 0 CS: 0 PA: 38					

PITCHER		IP	WLS	BF	H	R	ER	SO	BB	IBB	HBP	BLK	WP	HR	S	P	ERA	WHIP
Chris Bosio, R ERA: 3.66	(1, 1)	6.0	W	27	8	2	2	3	2	0	0	0	1	0	63	107	3.00	1.667
Dennis Powell, L ERA: 3.43	(7, 1)	0.2		3	1	0	0	1	0	0	0	0	0	0	5	5	0.00	1.500
Jeff Nelson, R ERA: 2.7	(7, 1)	1.1		4	0	0	0	2	0	0	0	0	0	0	10	18	0.00	0.000
Mike Hampton, L ERA: 7.47	(9, 1)	0.2		3	0	0	0	0	1	0	0	0	0	0	4	11	0.00	1.500
Brad Holman, R ERA:	(9, 1)	0.1	S	1	0	0	0	0	0	0	0	0	0	0	2	4	0.00	0.000

PITCHER	IP	WLS	BF	H	R	ER	SO	BB	IBB	HBP	BLK	WP	HR	S	P	ERA	WHIP

AB	33
R	2
H	9
RBI	1
BB	3
SO	6
LOB	14

Batter	1	2	3	4	5	6	7	8	9	AB	R	H	RBI	BB	SO	LOB
Omar Vizquel, S (1, 6) OBP: 0.356, SLG: 0.330	C B F F F B B X 3-2 ① F7		B X 1-0 ② G4-3		B B C B B 4-1 1-2 BB		B C F B F F B X 3-2 E5		X 0-0 ① G4-3	4	0	0	0	1	0	0
Lee Tinsley, S (1, 7) (8, 8) OBP: 0.250, SLG: 0.389	C B F F S 1-3 ② K		X 0-0 ③ F7		C F S 0-3 ③ K		X 0-0 ③ F7		B B C B F X 3-2 2B	5	0	1	0	0	2	3
Ken Griffey Jr., L (1, 8) OBP: 0.399, SLG: 0.612 Mike Blowers, R (8, 2) OBP: 0.353, SLG: 0.475	C B X 1-1 ③ F8			F X 0-1 ① F8		X 0-0 HR		F B X 1-1 E 1B G1 1B	S B B S X 2-2 ② P3	4 1	2 0	2 0	1 0	0 0	0 0	0 1
Jay Buhner, R (1, 9) OBP: 0.387, SLG: 0.503		B B B C X 3-1 ① G4-3		B X 1-0 ② F8		B X 1-0 ① G1-4-3		X 0-0 E9 1B G1 1-3 G3 1B	C S X 0-2 ③ F7	5	1	1	0	0	0	1
Tino Martinez, L (1, 3) OBP: 0.359, SLG: 0.473		B B B C B 4-1 E BB		C F B X 1-2 1B		B X 1-0 ② G4-3		B X 1-0 ① G1 1-2 3-H		3	0	1	1	1	0	1
Edgar Martinez, R (1, 10) OBP: 0.314, SLG: 0.319	C C B B X 2-2 E1 1-3			F X 0-1 ③ F8		B X 1-0 HR		B B F B B 4-1 G3 1B BB		3	1	1	1	1	0	2
Dave Magadan, L (1, 5) OBP: 0.397, SLG: 0.377	C X 0-1 ② L6				C B S X 1-2 BB 1B	C B S B F X 2-2 ③ G4-3		B F B X 2-1 G3 1-2 2-3 1B		4	0	2	0	0	0	2
Dave Valle, R (1, 2) OBP: 0.370, SLG: 0.407 Mackey Sasser, L (7, PH) OBP: 0.290, SLG: 0.367 (7, 2) Mike Felder, S (8, PH) OBP: 0.275, SLG: 0.282 (8, 7)	C B F B B S 3-3 ③ K				B X 1-0 ① F9	X 0-0 G4-3 1B	X 0-0 ② G3 1-2 2-3 3-H			2 1 1	0 0 0	0 1 0	0 0 1	0 0 0	1 0 0	3 0 2
Greg Litton, R (1, 4) OBP: 0.344, SLG: 0.420			F X 0-1 ① F9		B C F S 1-3 ② K	X 0-0 ①② G4-3 1-2f	F B X 1-1 ③ F9			4	0	0	0	0	1	4
Inning Stats	R: 0 H: 0 E: 0 LOB: 0 K: 1 BB: 0 S: 11 P: 16	R: 0 H: 0 E: 1 LOB: 2 K: 1 BB: 1 S: 11 P: 23	R: 0 H: 0 E: 0 LOB: 0 K: 0 BB: 0 S: 4 P: 5	R: 0 H: 1 E: 0 LOB: 1 K: 0 BB: 0 S: 8 P: 10	R: 0 H: 1 E: 0 LOB: 2 K: 2 BB: 1 S: 11 P: 18	R: 2 H: 2 E: 0 LOB: 0 K: 0 BB: 0 S: 8 P: 13	R: 0 H: 1 E: 1 LOB: 1 K: 0 BB: 0 S: 9 P: 12	R: 2 H: 3 E: 1 LOB: 2 K: 0 BB: 1 S: 10 P: 19	R: 0 H: 1 E: 0 LOB: 1 K: 0 BB: 0 S: 10 P: 15	1B: 6 SF: 0 2B: 1 SAC: 0 3B: 0 DP: 1 HR: 2 HBP: 0						WP: 0 PA: 40 PB: 0 SB: 0 CS: 0

TOP

Seattle Mariners @ Cleveland Indians

Cleveland Municipal Stadium, Cleveland, OH

Fri Jul 23 1993, 7:05 PM EDT

Att. 48,454 - Unknown - 77 F

livebaseballscorecards.com

AB	37
R	4
H	9
RBI	4
BB	3
SO	4
LOB	19

PITCHER	IP	WLS	BF	H	R	ER	SO	BB	IBB	HBP	BLK	WP	HR	S	P	ERA	WHIP
Albie Lopez, R (1, 1) ERA: 2.79	6.0	W	25	4	2	2	4	2	0	0	0	0	2	53	85	3.00	1.000
Bill Wertz, R (7, 1) ERA: 5.27	1.0		4	1	0	0	0	0	0	0	0	0	0	9	12	0.00	1.000
Matt Young, L (8, 1) ERA: 5.61	0.1		5	3	2	2	0	1	0	0	0	0	0	7	15	54.00	12.000
Eric Plunk, R (8, 1) ERA: 2.85	1.2		6	1	0	0	0	0	0	0	0	0	0	13	19	0.00	0.600

PITCHER	IP	WLS	BF	H	R	ER	SO	BB	IBB	HBP	BLK	WP	HR	S	P	ERA	WHIP

Batter	1	2	3	4	5	6	7	8	9	AB	R	H	RBI	BB	SO	LOB
Kenny Lofton, L (1, 8) OBP: 0.398, SLG: 0.420	C B B F B B 4-2 S 1B BB	B X 1-0 FC4-6 1-2 1B	X 0-0 ②③ G6-3 1-2f		C B X 1-1 ③ F8		X 0-0 1-2 1B			4	1	2	0	1	0	1
Thomas Howard, S (1, 9) OBP: 0.279, SLG: 0.314	B 1 SAFE C B B B 4-1 G4-1 1B 1-3 SF8 BB	L B F B B X 3-2 ① FC4-6 BB 1B 1-2f 2-3 2B		B X 1-0 2B SF9 1B		B B B C C F F F 3-2 X BB 1B	B B X 2-0 ③ P6			4	3	2	0	1	0	4
Carlos Baerga, S (1, 4) OBP: 0.337, SLG: 0.510	1 SAFE X 0-0 SF8 G4-1 S 1-2 3-H 1B	F F X 0-2 BB 2B 1-2 3-H 1B		C X 0-1 SF9 1-3 2B		C B B X 2-1 ① P6		B F B F X 2-2 1B 1B		5	2	4	2	0	0	1
Albert Belle, R (1, 10) OBP: 0.381, SLG: 0.591	B B F B F X 3-2 ① G4-1 1-2 2-3	B B B B 4-0 2B 1-2 2-3 BB		X 0-0 ① SF9 2-3 3-H		C B B X 2-1 ② P6		X 0-0 1-3 1B		3	1	1	1	1	0	3
Carlos Martinez, R (1, 3) OBP: 0.320, SLG: 0.377	F F B B B B B 4-2 BB	X 0-0 1-H 2-H 3-H 2B		B B B 4-0 FC6-4 BB		B B C B S B 4-2 1-2 BB		C F X 0-2 ① F8		2	0	1	3	3	0	2
Glenallen Hill, R (1, 7) OBP: 0.253, SLG: 0.396	F B B X 2-1 ② SF8 2-3 3-H	F B F B S 2-3 ② K		S B B B X 3-1 ② P5		B F X 1-1 ③ P2		F B F F S 1-3 ② K		4	0	0	1	0	2	7
Alvaro Espinoza, R (1, 5) OBP: 0.317, SLG: 0.403	F F 1 SAFE B F 1 SAFE F S 1-3 ③ K 3-H	F B B X 2-1 ③ P4		X 0-0 ③ FC6-4 1-2f			F F B F B X 2-2 1B 1B	F X 0-1 ③ G4-3		5	0	1	0	0	1	6
Felix Fermin, R (1, 6) OBP: 0.304, SLG: 0.304		B X 1-0 1B 3B	B B X 2-0 ① F9		B X 1-0 ① F9		B F X 1-1 ① F9			4	1	1	0	0	0	1
Junior Ortiz, R (1, 2) OBP: 0.276, SLG: 0.298		C X 0-1 FC4-6 1B 1B 3-H 1B	B B B 4-0 G6-3 BB		S B B B X 2-1 ② F9		B F S F F X 1-2 ② F9			3	1	1	1	1	0	1
Inning Stats	R: 3 E: 0 K: 1 S: 16 H: 1 LOB: 1 BB: 3 P: 34	R: 5 E: 0 K: 1 S: 16 H: 5 LOB: 1 BB: 1 P: 29	R: 0 E: 0 K: 0 S: 2 H: 0 LOB: 0 BB: 1 P: 8	R: 1 E: 0 K: 0 S: 7 H: 2 LOB: 2 BB: 1 P: 15	R: 0 E: 0 K: 0 S: 5 H: 0 LOB: 0 BB: 0 P: 9	R: 0 E: 0 K: 0 S: 15 H: 1 LOB: 2 BB: 1 P: 27	R: 0 E: 0 K: 0 S: 13 H: 2 LOB: 2 BB: 0 P: 19	R: 0 E: 0 K: 1 S: 13 H: 2 LOB: 2 BB: 0 P: 16		1B: 10 2B: 2 3B: 1 HR: 0 SF: 2 SAC: 0 DP: 1 HBP: 0						

BOTTOM

Seattle Mariners @ Cleveland Indians

Cleveland Municipal Stadium, Cleveland, OH

Fri Jul 23 1993, 7:05 PM EDT

Att. 48,454 - Unknown - 77 F

livebaseballscorecards.com

AB	34
R	9
H	13
RBI	8
BB	7
SO	3
LOB	26

PITCHER		IP	WLS	BF	H	R	ER	SO	BB	IBB	HBP	BLK	WP	HR	S	P	ERA	WHIP
Randy Johnson, L ERA: 3.73	(1, 1)	1.1	L	13	5	8	8	1	4	0	0	0	0	0	26	53	54.00	6.750
Bob Ayrault, R ERA: 5.65	(2, 1)	4.1		19	4	1	1	1	3	0	0	0	0	0	33	66	2.08	1.615
Rich DeLucia, R ERA: 4.54	(6, 1)	2.1		11	4	0	0	1	0	0	0	0	0	0	28	38	0.00	1.714

PITCHER		IP	WLS	BF	H	R	ER	SO	BB	IBB	HBP	BLK	WP	HR	S	P	ERA	WHIP

Batter	1	2	3	4	5	6	7	8	9	AB	R	H	RBI	BB	SO	LOB
Rich Amaral, R (1, 4) OBP: 0.357, SLG: 0.365	0-1 1B 1B	1-0 SH1-3 2-3		0-1 G6-3		0-0 L7-2 3-H		1-2 1B 1-3 2-H		4	1	2	1	0	0	2
Greg Litton, R (1, 7) OBP: 0.333, SLG: 0.407	1-0 F8	0-2 G3			2-3 K		1-0 L4	2-1 G4-3		3	0	0	0	0	1	2
Mike Felder, S (6, 7) OBP: 0.273, SLG: 0.280										2	0	0	0	0	0	2
Ken Griffey Jr., L (1, 8) OBP: 0.401, SLG: 0.619	0-0 1B 1-3 1B	3-3 K			3-2 HR		3-2 G3-1		4-2 G5-3 BB	4	2	2	1	1	1	1
Jay Buhner, R (1, 9) OBP: 0.390, SLG: 0.510	1-3 K 1 SAFE		1-0 HR		4-1 FC6-4 BB		4-1 BB		2-1 G5-3 1-2	3	1	1	1	2	1	3
Edgar Martinez, R (1, 10) OBP: 0.319, SLG: 0.325	0-2 1B 1-3 3-H 1B		3-2 F8		0-0 FC6-4 FC6-4 1-2f		3-3 K		1-1 2-3 1B	5	0	2	1	0	1	2
Lee Tinsley, S (9, PR) OBP: 0.250, SLG: 0.389										0	0	0	0	0	0	0
Mike Blowers, R (1, 5) OBP: 0.357, SLG: 0.476	3-1 1-2 3-H 1B		4-0 CS BB		3-1 FC6-4 1-2f			1-1 1B 1B	2-2 F9	2	0	1	1	1	0	1
Dave Magadan, L (8, PH) OBP: 0.397, SLG: 0.378								1 SAFE		2	1	1	0	0	0	1
(8, 5)																
Tino Martinez, L (1, 3) OBP: 0.356, SLG: 0.467	2-0 G4-3		2-2 L3 1-2			2-3 K		3-2 F7		4	0	0	0	0	1	4
Dave Valle, R (1, 2) OBP: 0.372, SLG: 0.418		2-1 HR		3-1 G5-3		4-0 2B L7-2 BB		1-3 K		3	1	1	1	1	1	1
Omar Vizquel, S (1, 6) OBP: 0.359, SLG: 0.340		0-2 SH1-3 2B		1-3 K		1-2 1-3 2B		0-1 1B 1-2 1B		4	0	3	0	0	1	0
Inning Stats	R: 2 E: 0 K: 1 S: 13 H: 4 LOB: 2 BB: 0 P: 20	R: 1 E: 0 K: 1 S: 12 H: 2 LOB: 1 BB: 0 P: 18	R: 1 E: 0 K: 0 S: 8 H: 1 LOB: 0 BB: 1 P: 18	R: 0 E: 0 K: 1 S: 7 H: 0 LOB: 0 BB: 0 P: 11	R: 1 E: 0 K: 1 S: 11 H: 1 LOB: 1 BB: 1 P: 23	R: 0 E: 0 K: 1 S: 7 H: 1 LOB: 1 BB: 1 P: 14	R: 0 E: 0 K: 1 S: 9 H: 0 LOB: 1 BB: 1 P: 20	R: 1 E: 0 K: 1 S: 15 H: 3 LOB: 2 BB: 0 P: 23	R: 0 E: 0 K: 0 S: 10 H: 1 LOB: 1 BB: 1 P: 19	1B: 8 2B: 3 3B: 0 HR: 3	SF: 0 SAC: 1 DP: 1 HBP: 0						

Seattle Mariners @ Cleveland Indians

Cleveland Municipal Stadium, Cleveland, OH

Sat Jul 24 1993, 7:05 PM EDT

Att. 33,750 - Unknown - 80 F

TOP

livebaseballscorecards.com

AB	36
R	6
H	13
RBI	6
BB	5
SO	7
LOB	19

PITCHER		IP	WLS	BF	H	R	ER	SO	BB	IBB	HBP	BLK	WP	HR	S	P	ERA	WHIP
Cliff Young, L ERA: 4.62	(1, 1)	1.0		9	6	3	3	1	0	0	0	0	0	1	18	27	27.00	6.000
Matt Young, L ERA: 5.51	(2, 1)	4.1		18	3	2	2	4	3	0	0	0	0	2	39	76	4.15	1.385
Bill Wertz, R ERA: 4.7	(6, 1)	1.2		5	0	0	0	1	1	0	0	0	0	0	10	21	0.00	0.600
Jerry Dipoto, R ERA: 3.07	(8, 1)	1.2	L	9	4	1	1	1	1	0	0	0	0	0	22	37	5.40	3.000
Derek Lilliquist, L ERA: 1.27	(9, 1)	0.1		1	0	0	0	0	0	0	0	0	0	0	3	5	0.00	0.000

PITCHER	IP	WLS	BF	H	R	ER	SO	BB	IBB	HBP	BLK	WP	HR	S	P	ERA	WHIP

WP: 0 PB: 0 SB: 0 CS: 1 PA: 42

BOTTOM

Seattle Mariners @ Cleveland Indians

Cleveland Municipal Stadium, Cleveland, OH

Sat Jul 24 1993, 7:05 PM EDT

Att. 33,750 - Unknown - 80 F

livebaseballscorecards.com

Batter	1	2	3	4	5	6	7	8	9	AB	R	H	RBI	BB	SO	LOB
Kenny Lofton, L (1, 8) OBP: 0.397, SLG: 0.416	G5-3		G4-3		G5-3		1B S BB	FC6-4 BLK BB	FC4-6 1-2f	4	1	0	0	2	0	1
Wayne Kirby, L (1, 9) OBP: 0.340, SLG: 0.399	F8		G1-6-3 BB		2B		1B HR BB 1-2	1B SAFE B2		3	1	1	0	2	0	1
Carlos Baerga, S (1, 4) OBP: 0.341, SLG: 0.510	1B		G1-6-3 1-2f		P5		1B HR 1-2 2-H	FC6-4 BB 1-2		4	1	2	1	1	0	2
Albert Belle, R (1, 7) OBP: 0.384, SLG: 0.598	1B 1-2			G6-3 G6-3 BB		K	HR 1-H 2-H	FC6-4 BB 1-2f 2-3		4	1	2	3	1	1	2
Paul Sorrento, L (1, 3) OBP: 0.320, SLG: 0.446	F8			G6-3 1-2		FC6-4 E 1B 1B	G6-3 BB	FC4 1-2		3	1	1	0	2	0	3
Carlos Martinez, R (1, 10) OBP: 0.314, SLG: 0.369		G5-3		G6-3 2-3		E6 FC6-4 1-2	1 SAFE G6-3 1-2	FC4 1-2f		5	0	0	0	0	0	6
Alvaro Espinoza, R (1, 5) OBP: 0.316, SLG: 0.397 Thomas Howard, S (9, PH) OBP: 0.277, SLG: 0.313	G6-3			BB		FC6-4 1B 1-2f 2-3	G1-3		K	3 1	0 0	0 0	0 0	1 0	0 1	3 0
Felix Fermin, R (1, 6) OBP: 0.312, SLG: 0.308	BLK 1B		G6-3			0-0 1-2 3-H	BB		FC4-6 HBP	3	0	2	1	1	0	2
Jesse Levis, L (1, 2) OBP: 0.143, SLG: 0.148 Junior Ortiz, R (8, 2) OBP: 0.275, SLG: 0.297	G4-3 1-2				K	G1-3	F8		P6	4 1	0 0	0 0	0 0	1 0	5 1	

Inning Stats	1	2	3	4	5	6	7	8	9
	R: 0 E: 0 K: 0 S: 8	H: 2 LOB: 2 BB: 0 P: 13	R: 0 E: 0 K: 0 S: 9	H: 1 LOB: 1 BB: 0 P: 11	R: 0 E: 0 K: 0 S: 3	H: 0 LOB: 0 BB: 1 P: 8	R: 0 E: 0 K: 0 S: 10	H: 0 LOB: 2 BB: 2 P: 23	R: 0 E: 0 K: 1 S: 11	H: 1 LOB: 1 BB: 0 P: 15	R: 1 E: 1 K: 1 S: 10	H: 2 LOB: 2 BB: 0 P: 12	R: 4 E: 0 K: 0 S: 17	H: 2 LOB: 2 BB: 4 P: 38	R: 0 E: 0 K: 0 S: 11	H: 0 LOB: 3 BB: 3 P: 25	R: 0 E: 0 K: 1 S: 9	H: 0 LOB: 1 BB: 0 P: 13

| | | | |

Batter	1	2	3	4	5	6	7	8	9	AB	R	H	RBI	BB	SO	LOB
Omar Vizquel, S (1, 6) OBP: 0.358, SLG: 0.340	C S F S 0-3 ① K		X 0-0 ② SF7 3-H		C X 0-1 FC4 1B		B L F S 1-3 ① K		F F F B F X 1-2 ① P3	3	0	1	1	0	2	0
Greg Litton, R (9, PH) OBP: 0.330, SLG: 0.402										1	0	0	0	0	0	0
Mike Felder, S (1, 7) OBP: 0.276, SLG: 0.283	C B F X 1-2 ② F9		B F B B F F B F X 3-2 1B		F B B B F X 2-2 ② FC4 1-2f HR		B C B F B B X 3-2 G4-3 WP HR 1B		C B F B B B X 3-2 ② G6-3	4	2	2	0	0	0	1
Mike Blowers, R (9, PH) OBP: 0.355, SLG: 0.473										1	0	0	0	0	0	0
Ken Griffey Jr., L (1, 8) OBP: 0.404, SLG: 0.625	F B X 1-1 CS 1B		F 1 SAFE B S 1 SAFE S 1-3 ③ K		B S X 1-1 1-H HR		B B S S S F B 4-2 G4-3 1-2 HR BB		C S X 0-2 ③ G3	4	2	2	2	1	1	1
Jay Buhner, R (1, 9) OBP: 0.386, SLG: 0.504	S 0-1 ③ CS 1-2	B C C F B B S 3-3 ① K		B F X 1-1 ① F9	B B X 2-0 ③ P6		B X 1-0 ② G4-3 1-2 2-3			4	0	0	0	0	1	2
Tino Martinez, L (1, 3) OBP: 0.359, SLG: 0.482		C X 0-1 ② G4-3	B B X 2-0 1B WP 1B			C F F F B B X 2-2 1B FC9-6 2B	B B F B F X 3-2 2-H 3-H HR			4	3	3	3	0	0	0
Edgar Martinez, R (1, 10) OBP: 0.326, SLG: 0.370		B B X 2-0 HR	C F B X 1-2 ② F8			B X 1-0 FC9-6 2-3 1B	B C B C B X 3-2 ③ G5-3			4	1	2	1	0	0	1
Dave Magadan, L (1, 5) OBP: 0.396, SLG: 0.376		C B B X 2-1 ③ F8		B F F F X 1-2 WP 1-3 1B	C X 0-1 ① FC9-6 G6-3 1-2f 3-H			B C B B F X 3-2 ① L9		4	0	1	1	0	0	1
Bill Haselman, R (1, 2) OBP: 0.336, SLG: 0.474			F C B B F X 2-2 G6-3 SF7 2B	S C B X 1-2 ③ G6-3 1-2 3-H		F B X 1-1 ② G6-3 1-2		B X 1-0 ② L7		4	1	1	0	0	0	2
Rich Amaral, R (1, 4) OBP: 0.353, SLG: 0.360			B B S X 2-1 ① G6-3 2-3		B X 1-0 ① G5-3	X 0-0 ③ F8		C B C S 1-3 ③ K		4	0	0	0	0	1	2
Inning Stats	R: 0 H: 1 E: 0 LOB: 0 K: 1 BB: 0 S: 10 P: 12	R: 1 H: 1 E: 0 LOB: 0 K: 1 BB: 0 S: 9 P: 16	R: 1 H: 2 E: 0 LOB: 0 K: 1 BB: 0 S: 15 P: 23	R: 1 H: 2 E: 0 LOB: 1 K: 0 BB: 0 S: 13 P: 19	R: 2 H: 2 E: 0 LOB: 0 K: 0 BB: 0 S: 9 P: 15	R: 1 H: 2 E: 0 LOB: 1 K: 0 BB: 0 S: 11 P: 15	R: 3 H: 2 E: 0 LOB: 0 K: 1 BB: 1 S: 16 P: 31	R: 0 H: 0 E: 0 LOB: 0 K: 1 BB: 0 S: 7 P: 12	R: 0 H: 0 E: 0 LOB: 0 K: 0 BB: 0 S: 11 P: 15	1B: 7 SF: 1 2B: 2 SAC: 0 3B: 0 DP: 0 HR: 3 HBP: 0						

Seattle Mariners @ Cleveland Indians

Cleveland Municipal Stadium, Cleveland, OH

Sun Jul 25 1993, 3:33 AM EDT

Att. 54,378 - Overcast - 87 F

TOP

livebaseballscorecards.com

AB	37
R	9
H	12
RBI	8
BB	1
SO	5
LOB	10

WP: 2 PA: 40
PB: 0
SB: 0
CS: 1

PITCHER		IP	WLS	BF	H	R	ER	SO	BB	IBB	HBP	BLK	WP	HR	S	P	ERA	WHIP
Jose Mesa, R ERA: 4.12	(1, 1)	5.0		22	8	5	5	3	0	0	0	0	1	2	56	85	9.00	1.600
Bill Wertz, R ERA: 5.17	(6, 1)	0.1		3	2	1	1	0	0	0	0	0	0	0	8	11	27.00	6.000
Jeremy Hernandez, R ERA: 3.38	(6, 1)	2.2	W	11	2	3	3	2	1	0	0	0	1	1	26	47	10.12	1.125
Derek Lilliquist, L ERA: 1.24	(9, 1)	1.0	S	3	0	0	0	0	0	0	0	0	0	0	11	15	0.00	0.000

PITCHER	IP	WLS	BF	H	R	ER	SO	BB	IBB	HBP	BLK	WP	HR	S	P	ERA	WHIP

Batter	1	2	3	4	5	6	7	8	9	AB	R	H	RBI	BB	SO	LOB
Kenny Lofton, L (1, 8) OBP: 0.392, SLG: 0.411	G6-3	G4-3		G1-3		F7		SF8 3-H		4	0	0	1	0	0	0
Wayne Kirby, L (1, 9) OBP: 0.341, SLG: 0.412	1B 3B	F9		K			P6	1-3 2-H 2B		5	1	2	1	0	1	0
Carlos Baerga, S (1, 4) OBP: 0.341, SLG: 0.509	1B 3-H 1B		E 1B G5-3 1B		G1		G5-3	G4-3		5	2	2	1	0	0	2
Albert Belle, R (1, 10) OBP: 0.387, SLG: 0.617	S 1B 1-3 1B		F9		HR		HR			4	3	3	2	0	0	1
Carlos Martinez, R (1, 3) OBP: 0.317, SLG: 0.368 Thomas Howard, S (9, 7) OBP: 0.277, SLG: 0.313	1B SF8 1-2 IBB		E9 G5-3 1-3 1B		F8		L9			3 0	2 0	1 0	0 0	1 0	0 0	0 0
Glenallen Hill, R (1, 7) OBP: 0.266, SLG: 0.408 Jesse Levis, L (9, 2) OBP: 0.143, SLG: 0.148	S CS 1-3 2-H 3-H 1B	G5-3 2-3 3-H			2B			G6-3 BB SF8 HBP		3 0	2 0	2 0	3 0	0 0	0 0	1 0
Alvaro Espinoza, R (1, 5) OBP: 0.319, SLG: 0.398	SF8 3-H	3-H 1B			F7			G6-3 1-2 2B BB		2	1	1	2	1	0	1
Felix Fermin, R (1, 6) OBP: 0.311, SLG: 0.305	CS 2-3 BB		F9			P4		G6-3 1-2 2-3		3	0	0	0	1	0	3
Junior Ortiz, R (1, 2) OBP: 0.270, SLG: 0.292 Paul Sorrento, L (8, PH) OBP: 0.322, SLG: 0.446 (9, 3)	CS 1-2 3-H	G4-3		G6-3		P2		2B IBB		3 0	0 0	0 0	0 0	0 1	0 0	0 0
Inning Stats	R: 5 E: 0 K: 0 S: 15 H: 4 LOB: 0 BB: 2 P: 31	R: 0 E: 0 K: 0 S: 6 H: 0 LOB: 0 BB: 0 P: 9	R: 2 E: 1 K: 0 S: 13 H: 3 LOB: 1 BB: 0 P: 17	R: 0 E: 0 K: 1 S: 7 H: 0 LOB: 0 BB: 0 P: 9	R: 1 E: 0 K: 0 S: 14 H: 2 LOB: 1 BB: 0 P: 20	R: 0 E: 0 K: 0 S: 6 H: 0 LOB: 0 BB: 0 P: 10	R: 1 E: 0 K: 0 S: 9 H: 1 LOB: 0 BB: 0 P: 16	R: 2 E: 0 K: 0 S: 9 H: 1 LOB: 2 BB: 2 P: 19		1B: 6 2B: 2 3B: 1 HR: 2	SF: 2 SAC: 0 DP: 0 HBP: 1					

PITCHER		IP	WLS	BF	H	R	ER	SO	BB	IBB	HBP	BLK	WP	HR	S	P	ERA	WHIP
Dave Fleming, L ERA: 4.5	(1, 1)	4.2		24	9	8	7	1	1	1	0	0	0	1	54	85	13.50	2.143
Bob Ayrault, R ERA: 5.4	(5, 1)	1.1		4	0	0	0	0	0	0	0	0	0	0	7	11	0.00	0.000
Dennis Powell, L ERA: 3.77	(7, 1)	0.2		2	0	0	0	0	0	0	0	0	0	0	4	6	0.00	0.000
Jeff Nelson, R ERA: 3.55	(7, 1)	0.1	L	4	1	3	3	0	1	0	1	0	0	1	6	16	81.00	6.000
Rich DeLucia, R ERA: 4.43	(8, 1)	1.0		5	1	0	0	0	0	1	0	0	0	0	8	13	0.00	1.000

PITCHER	IP	WLS	BF	H	R	ER	SO	BB	IBB	HBP	BLK	WP	HR	S	P	ERA	WHIP

BOTTOM

Seattle Mariners @ Cleveland Indians

Cleveland Municipal Stadium, Cleveland, OH

Sun Jul 25 1993, 3:33 AM EDT

Att. 54,378 - Overcast - 87 F

livebaseballscorecards.com

AB	32
R	11
H	11
RBI	10
BB	4
SO	1
LOB	8

Minnesota Twins @ Seattle Mariners

The Kingdome, Seattle, WA

Tue Jul 27 1993, 10:05 PM EDT

Att. 21,346 - Dome

TOP

livebaseballscorecards.com

Batter	1	2	3	4	5	6	7	8	9	AB	R	H	RBI	BB	SO	LOB
Shane Mack, R (1, 8) OBP: 0.345, SLG: 0.423	G1-3			P3	FC4	S			G4-3	5	0	3	2	0	0	0
Chuck Knoblauch, R (1, 4) OBP: 0.359, SLG: 0.341	G5-3			L9	FC4	K			G4-3	5	0	0	0	0	1	3
Kirby Puckett, R (1, 9) OBP: 0.349, SLG: 0.455	K			HR		G5-3	G4-6-3		F9	5	1	2	0	0	1	1
Kent Hrbek, L (1, 3) OBP: 0.347, SLG: 0.443		G1-3		HR		G6-3	G4-6-3			4	1	1	0	0	0	1
Pedro Munoz, R (7, 7) OBP: 0.314, SLG: 0.441										0	0	0	0	0	0	0
Dave Winfield, R (1, 10) OBP: 0.329, SLG: 0.482		K		HR		1B	F8			4	2	2	3	0	1	0
(8, 3)																
Brian Harper, R (1, 2) OBP: 0.345, SLG: 0.453		K		1B		1B		G1-3		4	1	2	0	0	1	0
Mike Pagliarulo, L (1, 5) OBP: 0.344, SLG: 0.438			F8	F8		1B		L4-3		3	1	1	0	0	0	1
Dave McCarty, R (1, 7) OBP: 0.287, SLG: 0.328			G4-3		L8	WP		L4-3		4	1	1	2	0	0	1
(7, 3)																
Larry Casian, R (8, 1)										0	0	0	0	0	0	0
Pat Meares, R (1, 6) OBP: 0.324, SLG: 0.390			K		G6-3	WP			F7	3	1	1	1	0	1	0
Chip Hale, L (9, PH) OBP: 0.349, SLG: 0.362										1	0	0	0	0	0	0

	AB	38
	R	8
	H	13
	RBI	8
	BB	0
	SO	5
	LOB	7

Inning Stats	1	2	3	4	5	6	7	8	9
	R: 0 E: 0 K: 1 S: 7	H: 0 LOB: 0 BB: 0 P: 8	R: 0 E: 0 K: 2 S: 9	H: 0 LOB: 0 BB: 0 P: 16	R: 0 E: 0 K: 1 S: 6	H: 0 LOB: 0 BB: 0 P: 10	R: 3 E: 0 K: 0 S: 11	H: 4 LOB: 1 BB: 0 P: 19	R: 0 E: 0 K: 0 S: 5	H: 1 LOB: 1 BB: 0 P: 10	R: 5 E: 0 K: 1 S: 20	H: 6 LOB: 1 BB: 0 P: 36	R: 0 E: 0 K: 0 S: 6	H: 1 LOB: 0 BB: 0 P: 7	R: 0 E: 0 K: 0 S: 7	H: 0 LOB: 0 BB: 0 P: 13	R: 0 E: 0 K: 0 S: 8	H: 1 LOB: 1 BB: 0 P: 14

1B: 12	SF: 0
2B: 1	SAC: 0
3B: 0	DP: 2
HR: 1	HBP: 1

WP: 1	PA: 39
PB: 0	
SB: 1	
CS: 0	

PITCHER		IP	WLS	BF	H	R	ER	SO	BB	IBB	HBP	BLK	WP	HR	S	P	ERA	WHIP
Chris Bosio, R ERA: 4.32	(1, 1)	5.2		27	10	8	8	4	0	0	0	0	0	1	53	89	12.71	1.765
Rich DeLucia, R ERA: 4.39	(6, 1)	0.1	W	3	2	0	0	1	0	0	0	0	1	0	8	14	0.00	6.000
Dennis Powell, L ERA: 3.72	(7, 1)	0.2		1	0	0	0	0	0	0	0	0	0	0	1	1	0.00	0.000
Jeff Nelson, R ERA: 3.35	(7, 1)	2.1	S	8	1	0	0	0	0	0	1	0	0	0	17	29	0.00	0.429

PITCHER		IP	WLS	BF	H	R	ER	SO	BB	IBB	HBP	BLK	WP	HR	S	P	ERA	WHIP

Batter	1	2	3	4	5	6	7	8	9	AB	R	H	RBI	BB	SO	LOB
Omar Vizquel, S (1, 6) OBP: 0.361, SLG: 0.342	B X 1-0 L6 ①		F B F B H 3-2 1B HR HBP	B C C F F X 1-2 G6-3 ②		C B X 1-1 1B 2B C F B F B B F F B 4-2 S BB				3	2	1	0	1	0	0
Mike Felder, S (1, 7) OBP: 0.279, SLG: 0.286	C F X 0-2 P5 ②		B B X 2-0 HR 1-2 2-3 3-H 1B	B X 1-0 1B		B X 1-0 G5-3 ① 1 SAFE P B S C P X 2-2 P5 ③ 1-2				5	1	2	1	0	0	2
Ken Griffey Jr., L (1, 8) OBP: 0.401, SLG: 0.628	B F C C B T F S 2-3 K ③		B F X 1-1 HR 1-H 2-H 3-H	B 1 SAFE X 1-0 G1-3 ③		X 0-0 P8 ②		B F F B X 2-2 F9 ①		5	1	1	4	0	1	2
Jay Buhner, R (1, 9) OBP: 0.391, SLG: 0.507		B S C B B S 3-3 K ① X 0-0 G6-3 1B 2B	B B B 4-0 G4-3 1B BB	C B B B I 4-1 1B 2B IBB		B B B C S F B 4-2 FC4-6 BB			2	3	1	0	3	1	0
Tino Martinez, L (1, 3) OBP: 0.357, SLG: 0.478		C X 0-1 L8 ② B F B S X 2-2 G6-3 ② 2-3	B S B X 2-1 G4-3 ① 1-2	B C X 1-1 2B 1-2 2-H 1B		B F B C B S 2-3 K ②			5	0	1	1	0	1	3
Edgar Martinez, R (1, 10) OBP: 0.340, SLG: 0.388		X 0-0 G4-3 ③ B B X 2-0 2B 3-H 1B	B B B I 4-0 1B IBB	B F P P X 1-2 1-3 2-H 2B		B C B F X 2-2 FC4-6 ③ 1-2f			4	1	2	2	1	0	1
Dave Magadan, L (1, 5) OBP: 0.397, SLG: 0.381		C X 0-1 2B 1B 1B B B F X 1-2 1-H 2B	C F B F B S 2-3 K ②	F B X 1-1 F8 ③					4	1	2	1	0	1	4
Dave Valle, R (1, 2) OBP: 0.373, SLG: 0.423		B X 1-0 1B HR 1-3 2B 2-3 K ③	B X 1-0 1-3 2-H 1B			C B S S 1-3 K ①			4	1	2	1	0	2	1
Rich Amaral, R (1, 4) OBP: 0.348, SLG: 0.355		B X 1-0 G5-3 ①	B C C C X 2-2 G6-3 ①	X 0-0 G4-3 ③			X 0-0 F8 ②			4	0	0	0	0	0	4
Inning Stats	R: 0 E: 0 K: 1 S: 9 H: 0 LOB: 0 BB: 0 P: 12	R: 0 E: 0 K: 1 S: 6 H: 0 LOB: 0 BB: 0 P: 9	R: 7 E: 0 K: 1 S: 22 H: 7 LOB: 1 BB: 0 P: 37	R: 0 E: 0 K: 0 S: 10 H: 1 LOB: 1 BB: 0 P: 15	R: 1 E: 0 K: 1 S: 8 H: 1 LOB: 2 BB: 2 P: 21	R: 2 E: 0 K: 0 S: 13 H: 3 LOB: 2 BB: 1 P: 22	R: 0 E: 0 K: 1 S: 14 H: 0 LOB: 1 BB: 1 P: 20	R: 0 E: 0 K: 1 S: 12 H: 0 LOB: 1 BB: 1 P: 22		1B: 6 2B: 5 3B: 0 HR: 1 SF: 0 SAC: 0 DP: 0 HBP: 1					WP: 0 PB: 0 SB: 1 CS: 0 PA: 42	

PITCHER		IP	WLS	BF	H	R	ER	SO	BB	IBB	HBP	BLK	WP	HR	S	P	ERA	WHIP
Kevin Tapani, R ERA: 5.84	(1, 1)	2.2		15	6	7	7	2	0	0	1	0	0	1	29	47	23.62	2.250
George Tsamis, L ERA: 6.23	(3, 1)	3.0	L	17	5	3	3	2	1	2	0	0	0	0	33	61	9.00	2.000
Mike Hartley, R ERA: 4.34	(6, 1)	1.1		6	1	0	0	1	1	0	0	0	0	0	20	28	0.00	1.500
Larry Casian, L ERA: 1.03	(8, 1)	1.0		4	0	0	0	1	1	0	0	0	0	0	12	22	0.00	1.000

PITCHER	IP	WLS	BF	H	R	ER	SO	BB	IBB	HBP	BLK	WP	HR	S	P	ERA	WHIP

BOTTOM

Minnesota Twins @ Seattle Mariners

The Kingdome, Seattle, WA

Tue Jul 27 1993, 10:05 PM EDT

Att. 21,346 - Dome

livebaseballscorecards.com

AB	36
R	10
H	12
RBI	10
BB	5
SO	6
LOB	17

Batter	1	2	3	4	5	6	7	8	9	AB	R	H	RBI	BB	SO	LOB
Shane Mack, R (1, 8) OBP: 0.341, SLG: 0.418	C C S 0-3 ① K			X 0-0 E6 G1-3 1B	1 SAFE B X 1-0 ② G6-3 1-2		F B B S B X 3-2 ② G5-3		X 0-0 ① SH3 1-2	4	1	0	0	0	1	2
Chuck Knoblauch, R (1, 4) OBP: 0.357, SLG: 0.337	T F F F T 0-2 ② K			X 0-0 ① G1-3 1-2	B B X 2-0 ③ G1-3		B S B F F B B 4-2 BB BB		B C X 1-1 ② G4-3 2-3	4	0	0	0	1	1	3
Kirby Puckett, R (1, 9) OBP: 0.352, SLG: 0.456	B S B X 2-1 ③ L5			B C C B F B B 4-2 1B 2B BB		S B S X 1-2 ① F9	F B B S S B P P B 4-2 1-2 2-3 BB		B X 1-0 1B 3-H 2B	3	1	1	1	2	0	0
Dave Winfield, R (1, 3) OBP: 0.330, SLG: 0.490 Dave McCarty, R (9, PR) OBP: 0.287, SLG: 0.328 (9, 7)		X 0-0 ① F9		C F F S 0-3 ② K		B X 1-0 HR	C F B S 1-3 ③ K		B C B X 2-1 HBP 2-3 1B	5 0	1 0	2 0	1 0	0 0	2 0	5 0
Brian Harper, R (1, 2) OBP: 0.349, SLG: 0.454		F B B X 2-1 ② L7		X 0-0 2B 1-2 2-H 1B		B X 1-0 ② F8		B X 1-0 FC6-4 1B	C B F H 2-2 1-2 HBP	4	0	2	1	0	0	0
Pedro Munoz, R (1, 7) OBP: 0.312, SLG: 0.443 Kent Hrbek, L (9, PH) OBP: 0.345, SLG: 0.442 (9, 3)		F B S S 1-3 ③ K		B B B X 3-0 1-3 2-H 2B		C F X 0-2 ③ G3		S X 0-1 ① FC6-4 G6-3 1-2f	C B B B C B X 3-2 ③ F7	4 1	0 0	1 0	1 0	0 0	1 0	1 3
Bernardo Brito, R (1, 10) OBP: 0.250, SLG: 0.333			B S B B F F X 3-2 ① G6-3 C F S 0-3 ③ K				C B S X 1-2 G3-4 WP 2B 1B	B 1 SAFE B B C F X 3-2 ② G6-3 1-2		4	1	1	0	0	1	3
Pat Meares, R (1, 6) OBP: 0.318, SLG: 0.383			C C B B B C 2-3 ② K	C X 0-1 ① G4-3			B B C X 2-1 ① G3-4 1-3	B C X 1-1 ③ G6-3		4	0	0	0	0	1	2
Jeff Reboulet, R (1, 5) OBP: 0.296, SLG: 0.226			X 0-0 ③ F9	B F C X 1-2 E6 G6-3			C B F B X 2-2 BB 3-H 2B		B F F X 1-2 G4-3 SH3 2B 1B	4	1	2	1	0	0	0
Inning Stats	R: 0 H: 0 E: 0 LOB: 0 K: 2 BB: 0 S: 10 P: 12	R: 0 H: 0 E: 0 LOB: 0 K: 1 BB: 0 S: 6 P: 9	R: 0 H: 0 E: 0 LOB: 0 K: 1 BB: 0 S: 8 P: 13	R: 2 H: 2 E: 1 LOB: 2 K: 2 BB: 1 S: 14 P: 21	R: 0 H: 0 E: 1 LOB: 1 K: 0 BB: 0 S: 7 P: 11	R: 1 H: 1 E: 0 LOB: 0 K: 0 BB: 0 S: 8 P: 11	R: 1 H: 2 E: 0 LOB: 3 K: 1 BB: 2 S: 21 P: 38	R: 0 H: 1 E: 0 LOB: 1 K: 0 BB: 0 S: 8 P: 13	R: 1 H: 3 E: 0 LOB: 3 K: 0 BB: 0 S: 14 P: 24	1B: 5 SF: 0 2B: 3 SAC: 1 3B: 0 DP: 0 HR: 1 HBP: 1						WP: 1 PA: 42 PB: 0 SB: 0 CS: 0

PITCHER		IP	WLS	BF	H	R	ER	SO	BB	IBB	HBP	BLK	WP	HR	S	P	ERA	WHIP
Randy Johnson, L ERA: 3.68	(1, 1)	7.0	L	31	5	4	2	7	3	0	0	0	1	1	74	115	2.57	1.143
Ted Power, R ERA: 6.86	(8, 1)	1.0		4	1	0	0	0	0	0	0	0	0	0	8	13	0.00	1.000
Brad Holman, R ERA: 1.0	(9, 1)	1.0		7	3	1	1	0	0	0	1	0	0	0	14	24	9.00	3.000

PITCHER	IP	WLS	BF	H	R	ER	SO	BB	IBB	HBP	BLK	WP	HR	S	P	ERA	WHIP

TOP

Minnesota Twins @ Seattle Mariners

The Kingdome, Seattle, WA

Wed Jul 28 1993, 10:05 PM EDT

Att. 30,413 - Dome

livebaseballscorecards.com

AB	37
R	5
H	9
RBI	5
BB	3
SO	7
LOB	19

Batter	1	2	3	4	5	6	7	8	9	AB	R	H	RBI	BB	SO	LOB
Omar Vizquel, S (1, 6) OBP: 0.358, SLG: 0.339	C F B B C 2-3 ① K		B C B F X 2-2 ② G4-3			B F B B C X 3-2 ② P6		C X 0-1 ③ F8		4	0	0	0	0	1	1
Mike Felder, S (1, 7) OBP: 0.275, SLG: 0.281	B B B C F X 3-2 ② F8		C B C B S 2-3 ③ K			B C B F F X 2-2 ③ L5			B C F F X 1-2 ① G3-1	4	0	0	0	0	1	0
Ken Griffey Jr., L (1, 8) OBP: 0.402, SLG: 0.634	C S B S 1-3 ③ K			B X 1-0 ① G3-1			X 0-0 HR		B C C X 1-2 DI 1B	4	1	2	1	0	1	0
Jay Buhner, R (1, 9) OBP: 0.389, SLG: 0.504		X 0-0 2B 1B		B X 1-0 ② G6-3			B C S B X 2-2 ① F7		C B F X 1-2 ② F9	4	0	1	0	0	0	1
Tino Martinez, L (1, 3) OBP: 0.354, SLG: 0.473		X 0-0 ① F9		C B C S 1-3 ③ K			S F B F X 1-2 ② F7		C B B F S 2-3 ③ K 1-2	4	0	0	0	0	2	2
Edgar Martinez, R (1, 10) OBP: 0.350, SLG: 0.402		C S X 0-2 1-3 2B	B F B B B 4-1 G1-6-3 BB				B B X 2-0 ③ F8			2	0	1	0	1	0	0
Dave Magadan, L (1, 5) OBP: 0.399, SLG: 0.385		B B C B B 4-1 G5-4-3 BB	B C B B B X 3-1 ①② G1-6-3 1-2f					C F B X 1-2 2B		2	0	1	0	1	0	1
Dave Valle, R (1, 2) OBP: 0.370, SLG: 0.418		B F X 1-1 ②③ G5-4-3 1-2f	B F C F F F S 1-3 ③ K2-3					F S S 0-3 ① K		3	0	0	0	0	2	4
Greg Litton, R (1, 4) OBP: 0.323, SLG: 0.394			B X 1-0 ① F9			B F X 1-1 ① L8		B X 1-0 ② L9		2	0	0	0	0	0	0
Lee Tinsley, S (8, PH) OBP: 0.238, SLG: 0.368										1	0	0	0	0	0	1
Rich Amaral, R (9, 4) OBP: 0.348, SLG: 0.355										0	0	0	0	0	0	0
Inning Stats	R: 0 E: 0 K: 2 S: 9 H: 0 LOB: 0 BB: 0 P: 15	R: 0 E: 0 K: 0 S: 8 H: 2 LOB: 2 BB: 1 P: 13	R: 0 E: 0 K: 1 S: 7 H: 0 LOB: 0 BB: 0 P: 12	R: 0 E: 0 K: 1 S: 5 H: 0 LOB: 0 BB: 0 P: 8	R: 0 E: 0 K: 1 S: 9 H: 0 LOB: 0 BB: 1 P: 17	R: 0 E: 0 K: 0 S: 9 H: 0 LOB: 0 BB: 0 P: 15	R: 1 E: 0 K: 0 S: 9 H: 1 LOB: 0 BB: 0 P: 14	R: 0 E: 0 K: 1 S: 9 H: 1 LOB: 1 BB: 0 P: 11	R: 0 E: 0 K: 1 S: 13 H: 1 LOB: 1 BB: 0 P: 18	1B: 2 2B: 2 3B: 0 HR: 1	SF: 0 SAC: 0 DP: 2 HBP: 0						

PITCHER		IP	WLS	BF	H	R	ER	SO	BB	IBB	HBP	BLK	WP	HR	S	P	ERA	WHIP
Willie Banks, R ERA: 4.31	(1, 1)	7.0	W	24	3	1	1	5	2	0	0	0	0	1	56	94	1.29	0.714
Carl Willis, R ERA: 5.74	(8, 1)	0.2		3	1	0	0	1	0	0	0	0	0	0	7	9	0.00	1.500
Larry Casian, L ERA: 0.98	(8, 1)	1.1	S	5	1	0	0	1	0	0	0	0	0	0	15	20	0.00	0.750

PITCHER	IP	WLS	BF	H	R	ER	SO	BB	IBB	HBP	BLK	WP	HR	S	P	ERA	WHIP

BOTTOM

Minnesota Twins @ Seattle Mariners

The Kingdome, Seattle, WA

Wed Jul 28 1993, 10:05 PM EDT

Att. 30,413 - Dome

livebaseballscorecards.com

AB	30
R	1
H	5
RBI	1
BB	2
SO	7
LOB	10

Batter	1	2	3	4	5	6	7	8	9	AB	R	H	RBI	BB	SO	LOB
Shane Mack, R (1, 8) OBP: 0.343, SLG: 0.429	F X 0-1 HR		B F X 1-1 P5 ②		X 0-0 FC6-4 2-H 1B			B C F B S 2-3 K ①		4	1	2	2	0	1	1
Chuck Knoblauch, R (1, 4) (8, 6) OBP: 0.356, SLG: 0.339	X 0-0 F7 2B		X 0-0 F9 ③		X 0-0 FC6-4 ③ 1-2f			B X 1-0 FC5-4 ② 1-2f		4	0	1	0	0	0	2
Kirby Puckett, R (1, 9) OBP: 0.348, SLG: 0.451	F F X 0-2 G6-3 ①			F F F X 0-2 G1-3 ①		F B X 1-1 G5-3 ①		X 0-0 G3 ③		4	0	0	0	0	0	2
Kent Hrbek, L (1, 3) OBP: 0.341, SLG: 0.434	B B X 2-0 F7 ② 2-3			B X 1-0 G2-3 ②		B B F X 2-1 G4-3 ②			B F B F S 2-3 K ①	4	0	0	0	0	1	1
Dave Winfield, R (1, 10) OBP: 0.329, SLG: 0.487	B S B S X 2-2 G6-3 ③			B B X 2-0 G5-3 ③		C B S S 1-3 K ③			B B C X 2-1 G4-6-3 1B	4	0	1	0	0	1	1
Brian Harper, R (1, 2) OBP: 0.348, SLG: 0.451		B X 1-0 F7 ①			S B B X 2-1 G5-3 1B G6-3 1B		C F S 0-3 K ①		B B B C X 3-1 G4-6-3 ②③ 1-2f	4	1	1	0	0	1	1
Mike Pagliarulo, L (1, 5) OBP: 0.343, SLG: 0.437		B F B F B X 3-2 G6-3 ②			F X 0-1 G5-3 1-2 1B 1B		B X 1-0 P4 ②			3	1	1	0	0	0	0
Pedro Munoz, R (1, 7) OBP: 0.307, SLG: 0.435		F X 0-1 G6-3 ③			B B S B X 3-1 G5-3 ① 1-2 2-3		X 0-0 G6-3 ③			3	0	0	0	0	0	2
Pat Meares, R (1, 6) OBP: 0.315, SLG: 0.379 Chip Hale, L (8, PH) (8, 4) OBP: 0.355, SLG: 0.368			X 0-0 F8 ①		B X 1-0 G6-3 ② 3-H			B X 1-0 FC5-4 1B		2	0	0	1	0	0	1
										1	0	1	0	0	0	0
Inning Stats	R: 1 H: 2 E: 0 LOB: 1 K: 0 BB: 0 S: 10 P: 14	R: 0 H: 0 E: 0 LOB: 0 K: 0 BB: 0 S: 6 P: 10	R: 0 H: 0 E: 0 LOB: 0 K: 0 BB: 0 S: 4 P: 5	R: 0 H: 0 E: 0 LOB: 0 K: 0 BB: 0 S: 6 P: 9	R: 2 H: 3 E: 0 LOB: 1 K: 0 BB: 0 S: 9 P: 15	R: 0 H: 0 E: 0 LOB: 0 K: 1 BB: 0 S: 7 P: 11	R: 0 H: 0 E: 0 LOB: 0 K: 1 BB: 0 S: 5 P: 6	R: 0 H: 1 E: 0 LOB: 1 K: 1 BB: 0 S: 6 P: 10	R: 0 H: 1 E: 0 LOB: 0 K: 1 BB: 0 S: 7 P: 14	1B: 5 SF: 0 2B: 1 SAC: 0 3B: 0 DP: 1 HR: 1 HBP: 0						WP: 0 PA: 33 PB: 0 SB: 0 CS: 0

TOP

Minnesota Twins @ Seattle Mariners

The Kingdome, Seattle, WA

Thu Jul 29 1993, 10:05 PM EDT

Att. 45,607 - Dome

livebaseballscorecards.com

AB	33
R	3
H	7
RBI	3
BB	0
SO	4
LOB	11

PITCHER		IP	WLS	BF	H	R	ER	SO	BB	IBB	HBP	BLK	WP	HR	S	P	ERA	WHIP
Tim Leary, R ERA: 4.63	(1, 1)	7.0	W	27	6	3	3	2	0	0	0	0	0	1	48	72	3.86	0.857
Jeff Nelson, R ERA: 3.27	(8, 1)	1.0		3	0	0	0	1	0	0	0	0	0	0	5	8	0.00	0.000
Dennis Powell, L ERA: 3.69	(9, 1)	0.1		1	0	0	0	1	0	0	0	0	0	0	3	5	0.00	0.000
Ted Power, R ERA: 6.65	(9, 1)	0.2	S	2	1	0	0	0	0	0	0	0	0	0	4	9	0.00	1.500

PITCHER	IP	WLS	BF	H	R	ER	SO	BB	IBB	HBP	BLK	WP	HR	S	P	ERA	WHIP

Batter	1	2	3	4	5	6	7	8	9	AB	R	H	RBI	BB	SO	LOB
Omar Vizquel, S (1, 6) OBP: 0.357, SLG: 0.338	G1-3		G4-3		F8		1B 1B 1B			4	1	1	0	0	0	1
Rich Amaral, R (1, 4) OBP: 0.350, SLG: 0.355	1B WP BB		G1-3		K		1B 1B 1B			3	1	1	1	1	1	1
Ken Griffey Jr., L (1, 8) OBP: 0.403, SLG: 0.635	WP 1B 1B		2B		G4-3		P4			4	1	2	0	0	0	3
Jay Buhner, R (1, 9) OBP: 0.393, SLG: 0.507	1B		P9			G6-3 1B	1B			4	0	3	2	0	0	1
Tino Martinez, L (1, 3) OBP: 0.353, SLG: 0.470	L9			FC4-6 1B		G6-3	7-2-3-4-2	F8		4	0	1	0	0	0	2
Edgar Martinez, R (1, 10) OBP: 0.346, SLG: 0.396	F9			P9		L1-3 1B		G5-3		4	0	1	0	0	0	2
Dave Magadan, L (1, 5) OBP: 0.395, SLG: 0.380		G5-3		K		L1-3		K		4	0	0	0	0	2	3
Dave Valle, R (1, 2) OBP: 0.366, SLG: 0.413		K		FC4-6 1B			G5-3			3	0	0	0	0	1	1
Mike Felder, S (1, 7) OBP: 0.279, SLG: 0.283		K			S 1B		1B 1B BB			2	1	1	0	1	1	0
Inning Stats	R: 2 E: 0 K: 0 S: 12 H: 2 LOB: 1 BB: 1 P: 23	R: 0 E: 0 K: 2 S: 7 H: 0 LOB: 0 BB: 0 P: 9	R: 0 E: 0 K: 0 S: 5 H: 1 LOB: 1 BB: 0 P: 7	R: 0 E: 0 K: 1 S: 10 H: 1 LOB: 1 BB: 0 P: 14	R: 0 E: 0 K: 1 S: 10 H: 1 LOB: 1 BB: 0 P: 14	R: 0 E: 0 K: 0 S: 8 H: 2 LOB: 1 BB: 0 P: 14	R: 2 E: 0 K: 0 S: 13 H: 3 LOB: 2 BB: 1 P: 22	R: 0 E: 0 K: 1 S: 9 H: 0 LOB: 0 BB: 0 P: 11		1B: 9 2B: 2 3B: 0 HR: 0 SF: 0 SAC: 0 DP: 1 HBP: 0						

PITCHER		IP	WLS	BF	H	R	ER	SO	BB	IBB	HBP	BLK	WP	HR	S	P	ERA	WHIP
Scott Erickson, R ERA: 5.5	(1, 1)	6.1	L	29	9	4	4	4	2	0	0	0	1	0	59	95	5.68	1.737
Larry Casian, L ERA: 0.96	(7, 1)	0.1		1	0	0	0	0	0	0	0	0	0	0	1	2	0.00	0.000
Carl Willis, R ERA: 5.46	(7, 1)	1.1		5	1	0	0	1	0	0	0	0	0	0	14	17	0.00	0.750

PITCHER	IP	WLS	BF	H	R	ER	SO	BB	IBB	HBP	BLK	WP	HR	S	P	ERA	WHIP

BOTTOM

Minnesota Twins @ Seattle Mariners

The Kingdome, Seattle, WA

Thu Jul 29 1993, 10:05 PM EDT

Att. 45,607 - Dome

livebaseballscorecards.com

AB	32
R	4
H	10
RBI	3
BB	2
SO	5
LOB	14

WP: 1 PB: 0 SB: 1 CS: 0 PA: 34

Batter	1	2	3	4	5	6	7	8	9	10	AB	R	H	RBI	BB	SO	LOB
Steve Sax, R (1, 7) OBP: 0.307, SLG: 0.357	BBBCB 4-1 G1-4-6-3 1B BB		TSBBBX 3-2 1B			BX 1-0 2B 1B	BBFX 2-1 S 1B 2-H 1B		BCX 1-1 FC5-2 1B 1-2 2-3 1B	CBBX 2-1 G6-3 ③	5	2	4	1	1	0	0
Joey Cora, S (1, 4) OBP: 0.367, SLG: 0.354 Tim Raines, S (9, PH) OBP: 0.403, SLG: 0.534 Ozzie Guillen, L (9, 6) OBP: 0.291, SLG: 0.374	1 SAFE 1 SAFE CX 0-1 G1-4-6-3 1-2 1B		1 SAFE B 1-0 P4 ② 1 SAFE X			CBCX 1-2 FC5 1-H 2B	CX 0-1 S 1-2 1B		X 0-0 FC5-2 ① 1B 1-2 2-3 3-Hf		4 1 0	0 0 0	3 0 0	1 0 0	0 0 0	0 0 0	1 3 0
Frank Thomas, R (1, 3) OBP: 0.430, SLG: 0.599	BBFX 2-1 G1-4-6-3 ①② 1-2f 2-3		BBX 2-0 G5-3 ③			BBCBSB 4-2 FC5 BB	CBIII 4-1 1-2 2-3 IBB		FX 0-1 1-2 2-H 3-H 1B		3	0	1	2	2	0	3
Bo Jackson, R (1, 10) OBP: 0.308, SLG: 0.423	BBSBBX 3-1 G6-3 ③			BSSBBS 3-3 K ①		CFBFBS 2-3 K ①	SBSSS 1-3 K ③		BCCBS 3-3 K ②		5	0	0	0	0	4	8
Ellis Burks, R (1, 9) OBP: 0.360, SLG: 0.486		BCCX 1-2 1B 1B		BBCX 2-1 P5 ②		BFBX 2-1 FC5 ② 1-2 2-3f		CCBS 1-3 K ①	BCX 1-1 F8 ③		5	0	1	0	0	1	4
Robin Ventura, L (1, 5) OBP: 0.367, SLG: 0.428		CBB 1 SAFE FFF 1 SAFE FB 3-2 X P6 ①		BBCBFX 3-2 P5 ③		BFCBBX 3-2 G4-3 ③		SBBCCX 2-2 P6 ②		BX 1-0 3B 2B	5	1	1	0	0	0	3
Lance Johnson, L (1, 8) OBP: 0.351, SLG: 0.391	X 0-0 G5-4-3 1-2 1B				CBX 1-1 G4-3 ①		CX 0-1 F7 ① SSC 0-3 K ③			2 SAFE BX 1-0 SH3 3B 2-H	5	1	2	1	0	1	0
Ron Karkovice, R (1, 2) OBP: 0.295, SLG: 0.440	BSX 1-1 G5-4-3 ②③ 1-2f				BBX 2-0 P3 ②		FBCBX 2-2 F7 ②		BFX 1-1 1B 1B FC5-2 1B	SFBFBS 2-3 K ①	5	0	1	0	0	1	3
Craig Grebeck, R (1, 6) OBP: 0.328, SLG: 0.280 (9, 4)			BBCX 2-1 G4-3 ①		BBCFFFBFF 3-2 X L7 ③		BCFPX 2-2 1B 2B		CBX 1-1 FC5-2 1B 1-2 1B 1B	BPCX 2-1 SH3 ② 3-H	4	2	2	1	0	0	0
Inning Stats	R: 0 E: 0 K: 0 S: 7 H: 1 LOB: 1 BB: 1 P: 16	R: 0 E: 0 K: 0 S: 11 H: 2 LOB: 1 BB: 0 P: 16	R: 0 E: 0 K: 0 S: 7 H: 1 LOB: 1 BB: 0 P: 15	R: 0 E: 0 K: 1 S: 8 H: 0 LOB: 0 BB: 0 P: 16	R: 0 E: 0 K: 0 S: 10 H: 0 LOB: 0 BB: 0 P: 16	R: 1 E: 0 K: 1 S: 15 H: 2 LOB: 2 BB: 1 P: 28	R: 1 E: 0 K: 1 S: 17 H: 3 LOB: 3 BB: 1 P: 27	R: 0 E: 0 K: 2 S: 9 H: 0 LOB: 0 BB: 0 P: 12	R: 2 E: 0 K: 1 S: 14 H: 4 LOB: 2 BB: 0 P: 21	R: 2 E: 0 K: 1 S: 11 H: 2 LOB: 0 BB: 0 P: 18	1B: 11 2B: 3 3B: 1 HR: 0 SF: 0 SAC: 1 DP: 2 HBP: 0						

PITCHER		IP	WLS	BF	H	R	ER	SO	BB	IBB	HBP	BLK	WP	HR	S	P	ERA	WHIP
Dave Fleming, L ERA: 4.37	(1, 1)	6.2		29	9	2	2	2	2	0	0	0	0	0	71	125	2.70	1.650
Jeff Nelson, R ERA: 3.21	(7, 1)	0.2		3	0	0	0	2	0	1	0	0	0	0	7	13	0.00	0.000
Dennis Powell, L ERA: 4.02	(8, 1)	0.2		5	3	2	2	1	0	0	0	0	0	0	12	17	27.00	4.500
Brad Holman, R ERA: 0.96	(9, 1)	0.1		1	0	0	0	0	0	0	0	0	0	0	1	1	0.00	0.000
Rich DeLucia, R ERA: 4.64	(9, 1)	1.2	L	8	3	2	2	2	0	0	0	0	0	0	18	29	10.80	1.800

PITCHER	IP	WLS	BF	H	R	ER	SO	BB	IBB	HBP	BLK	WP	HR	S	P	ERA	WHIP

TOP

Chicago White Sox @ Seattle Mariners

The Kingdome, Seattle, WA

Fri Jul 30 1993, 6:33 AM EDT

Att. 33,730 - Dome

livebaseballscorecards.com

AB	42
R	6
H	15
RBI	6
BB	3
SO	7
LOB	25

WP: 0 PB: 0 SB: 2 CS: 0 PA: 46

Batter	1	2	3	4	5	6	7	8	9	10	AB	R	H	RBI	BB	SO	LOB
Omar Vizquel, S (1, 6) OBP: 0.353, SLG: 0.334	B B C S F F F X 2-2 ① L7		B S 1 SAFE 1 SAFE X 1-1 ① SH1-3 1-2		C X 0-1 ① G4-3		X 0-0 ② L5		B F F X 1-2 ③ P4		4	0	0	0	0	0	2
Rich Amaral, R (1, 4) OBP: 0.352, SLG: 0.355 Greg Litton, R (3, PH) OBP: 0.320, SLG: 0.398 (4, 4)	B C H 2-1 HBP		B C X 1-1 2-H 2B		B F B S F F S 2-3 ② K		C S C 0-3 ③ K			B F F X 1-2 ① F7	0 4	0 0	0 1	0 1	0 0	0 2	0 1
Ken Griffey Jr., L (1, 8) OBP: 0.399, SLG: 0.627	F F B 1 SAFE F B 1 SAFE F F 2-3 S ② K		C F B F C 1-3 ② K		B B X 2-0 ③ P4			B X 1-0 ① P4		B X 1-0 ② P2	5	0	0	0	0	2	2
Jay Buhner, R (1, 9) OBP: 0.391, SLG: 0.501	F 1 SAFE 1 SAFE S F F S 0-3 ③ K		C S S 0-3 ③ K			B C F B B B 4-2 BB		B S F X 1-2 ② F9		B B S F F B X 3-2 ③ G6-3	4	0	0	0	1	2	2
Tino Martinez, L (1, 3) OBP: 0.354, SLG: 0.479		C F B X 1-2 CS 1B		S X 0-1 ① P4		B C 1 SAFE C B X 2-2 ① P5		B B X 2-0 HR			4	1	2	1	0	0	1
Edgar Martinez, R (1, 10) OBP: 0.333, SLG: 0.379	F C B F X 1-2 ① L7			C S B B X 2-2 ② P4		C B X 1-1 ② L9		C S B X 1-2 ③ G4-3			4	0	0	0	0	0	2
Dave Magadan, L (1, 5) OBP: 0.397, SLG: 0.384 Mike Blowers, R (9, PH) OBP: 0.354, SLG: 0.471 (10, 5)	F B 1 SAFE 1 SAFE P 1 B X 3-1 ② 1-2 2B			B B B B 4-0 HR BB		B C X 1-1 ③ G3			F B F X 1-2 ① G4-3		2 1	1 0	1 0	0 0	1 0	0 0	1 0
Bill Haselman, R (1, 2) OBP: 0.333, SLG: 0.495	C B F B F X 2-2 ③ L8			B F X 1-1 1-H HR			X 0-0 ① G6-3		F X 0-1 G4-3 E6		4	1	1	2	0	0	1
Mike Felder, S (1, 7) OBP: 0.282, SLG: 0.290			F B X 1-1 SH1-3 2B 1B	C X 0-1 ③ G4-3			X 0-0 2B		X 0-0 ② G4-3 2-3		4	1	2	0	0	0	1
Inning Stats	R: 0 H: 0 E: 0 LOB: 1 K: 2 BB: 0 S: 18 P: 24	R: 0 H: 2 E: 0 LOB: 1 K: 0 BB: 0 S: 14 P: 20	R: 1 H: 2 E: 0 LOB: 1 K: 2 BB: 0 S: 13 P: 17	R: 2 H: 1 E: 0 LOB: 0 K: 0 BB: 1 S: 9 P: 16	R: 0 H: 0 E: 0 LOB: 0 K: 1 BB: 0 S: 8 P: 12	R: 0 H: 0 E: 0 LOB: 1 K: 0 BB: 0 S: 9 P: 17	R: 0 H: 1 E: 0 LOB: 1 K: 1 BB: 0 S: 6 P: 6	R: 1 H: 1 E: 0 LOB: 0 K: 0 BB: 0 S: 8 P: 13	R: 0 H: 0 E: 1 LOB: 1 K: 0 BB: 0 S: 9 P: 11	R: 0 H: 0 E: 0 LOB: 0 K: 0 BB: 0 S: 8 P: 13	1B: 2 SF: 0 2B: 3 SAC: 1 3B: 0 DP: 0 HR: 2 HBP: 1						

PITCHER	IP	WLS	BF	H	R	ER	SO	BB	IBB	HBP	BLK	WP	HR	S	P	ERA	WHIP
Alex Fernandez, R (1, 1) ERA: 2.99	8.0		33	7	4	4	6	2	0	1	0	0	2	85	125	4.50	1.125
Scott Radinsky, L (9, 1) ERA: 4.04	1.2	W	6	0	0	0	0	0	0	0	0	0	0	13	17	0.00	0.000
Roberto Hernandez, R (10, 1) ERA: 2.44	0.1	S	1	0	0	0	0	0	0	0	0	0	0	4	7	0.00	0.000

PITCHER	IP	WLS	BF	H	R	ER	SO	BB	IBB	HBP	BLK	WP	HR	S	P	ERA	WHIP

BOTTOM

Chicago White Sox @ Seattle Mariners

The Kingdome, Seattle, WA

Fri Jul 30 1993, 6:33 AM EDT

Att. 33,730 - Dome

livebaseballscorecards.com

AB	36
R	4
H	7
RBI	4
BB	2
SO	6
LOB	13

WP: 0 PA: 40
PB: 0
SB: 0
CS: 1

Batter	1	2	3	4	5	6	7	8	9	AB	R	H	RBI	BB	SO	LOB
Tim Raines, S (1, 7) OBP: 0.414, SLG: 0.540	X 0-0 ① G4-3		B F B B F B 4-2 2B 1-2 WP BB	F B B X 2-1 2-H 1B 2B	C F B B B B 4-2 WP 1-2 2-3 1B BB		B S B B F X 3-2 BB 1B	1 SAFE B B B B 4-0 1-2 BB		3	3	2	1	3	0	0
Joey Cora, S (1, 4) OBP: 0.372, SLG: 0.360	C B F B S 2-3 ② K		X 0-0 WP HR 1-3 2-H 2B	B C X 1-1 2-H 1B	T B B B X 3-1 BB 1-H 2-H 3-H 1B		B B B B B 4-0 FC4-6 1-2 BB	B X 1-0 ③ L4		5	1	3	4	1	1	3
Frank Thomas, R (1, 3) OBP: 0.430, SLG: 0.604	X 0-0 ③ F9		B B S B S F X 3-2 2-H 3-H HR	I I I 4-0 IBB	B B B C F P B 4-2 1-2 BB		B X 1-0 ③ FC4-6 1-2f		S F S 0-3 ① K	4	1	1	2	2	1	2
Robin Ventura, L (1, 5) OBP: 0.369, SLG: 0.426		C B B C S 2-3 ① K	B B B B 4-0 S BB	B B X 2-0 ③ P7	B B 2 SAFE C B F X 3-2 ③ G6-3			B B B C B 4-1 2B BB	B B X 2-0 CS 1B	4	1	1	0	2	1	4
Ellis Burks, R (1, 9) OBP: 0.356, SLG: 0.483	C B F C 1-3 ② K	S C B B F X 2-2 ③ P6 1-2		B C B S X 2-2 ① P4	C B X 2-1 ① G1-3			B B C X 2-1 1-H E 2B	B F F S 1-3 ② K	6	1	1	1	0	2	2
Bo Jackson, R (1, 10) OBP: 0.306, SLG: 0.433	C B X 1-1 ③ G4-3			B B X 2-0 HR	F C B B S 2-3 ② K2-3	S X 0-1 ② G1-4-3		B C S F X 1-2 E5 SH5-4 1B FC4-2 3-H	C F B 1-2 ③ CS 1-2	5	1	1	1	0	1	0
Lance Johnson, L (1, 8) OBP: 0.352, SLG: 0.394			C B X 1-1 ① G4-3	F B B B X 3-1 ① G6-3	C C X 0-2 1B 2B	X 0-0 ③ G4-3		X 0-0 FC4-2 SH5-4 1-2 1B		5	1	2	0	0	0	0
Michael LaValliere, L (1, 2) OBP: 0.339, SLG: 0.339			X 0-0 BB 2B 1B	B C F S 1-3 ② K	B X 1-0 BB 1B WP 2-H 1B		B S B B X 3-1 ① G6-3	X 0-0 ① SH5-4 1-2 2-3		4	2	2	1	0	1	0
Ozzie Guillen, L (1, 6) OBP: 0.293, SLG: 0.378			B X 1-0 ② F7	B B B C X 3-1 2B 2B	B S X 1-1 WP BB 1-2 1B 1B		X 0-0 ② G3-1	S X 0-1 ② FC4-2 BB 2-3 3-H		5	2	2	0	0	0	3
Inning Stats	R: 0 H: 0 E: 0 LOB: 0 K: 1 BB: 0 S: 5 P: 7	R: 0 H: 0 E: 0 LOB: 0 K: 2 BB: 0 S: 8 P: 12	R: 4 H: 3 E: 0 LOB: 1 K: 0 BB: 2 S: 15 P: 30	R: 3 H: 4 E: 0 LOB: 2 K: 1 BB: 1 S: 13 P: 31	R: 4 H: 4 E: 0 LOB: 2 K: 1 BB: 2 S: 22 P: 42	R: 0 H: 0 E: 0 LOB: 0 K: 0 BB: 0 S: 5 P: 7	R: 0 H: 1 E: 0 LOB: 2 K: 0 BB: 1 S: 7 P: 18	R: 2 H: 2 E: 1 LOB: 3 K: 0 BB: 2 S: 12 P: 24	R: 0 H: 1 E: 0 LOB: 0 K: 2 BB: 0 S: 10 P: 14	1B: 8 SF: 0 2B: 5 SAC: 1 3B: 0 DP: 0 HR: 2 HBP: 0						

PITCHER		IP	WLS	BF	H	R	ER	SO	BB	IBB	HBP	BLK	WP	HR	S	P	ERA	WHIP
Erik Hanson, R ERA: 3.24	(1, 1)	3.2	L	18	5	6	6	4	2	0	0	0	1	2	36	66	14.73	1.909
Mike Hampton, L ERA: 9.53	(4, 1)	1.0		10	5	5	5	1	1	1	0	0	0	0	19	38	45.00	6.000
Brad Holman, R ERA: 0.84	(5, 1)	1.1		6	1	0	0	0	1	0	0	0	1	0	13	25	0.00	1.500
Erik Plantenberg, L ERA: 10.8	(7, 1)	1.2		12	3	2	2	0	3	0	0	0	0	0	18	40	10.80	3.600
Ted Power, R ERA: 6.26	(8, 1)	1.1		4	1	0	0	2	0	0	0	0	0	0	11	16	0.00	0.750

PITCHER	IP	WLS	BF	H	R	ER	SO	BB	IBB	HBP	BLK	WP	HR	S	P	ERA	WHIP

TOP

Chicago White Sox @ Seattle Mariners

The Kingdome, Seattle, WA

Sat Jul 31 1993, 10:05 PM EDT

Att. 39,860 - Dome

livebaseballscorecards.com

AB	41
R	13
H	15
RBI	10
BB	8
SO	7
LOB	14

WP: 2	PA: 51		
PB: 0			
SB: 1			
CS: 1			

Batter	1	2	3	4	5	6	7	8	9	AB	R	H	RBI	BB	SO	LOB
Rich Amaral, R (1, 4) OBP: 0.355, SLG: 0.359	CS 2B	BB E 1-2 BB		K		WP 1-2 1B 1B	F9		FC6-4 E 1-2f 2-3	5	2	2	0	1	1	2
Bret Boone, R (9, PR) OBP: 0.310, SLG: 0.392										0	0	0	0	0	0	0
Greg Litton, R (1, 7) OBP: 0.327, SLG: 0.406	K	BB E 1-2 2-3 3-H BB		G3-1 2B		P9 1-2 2-3	K		E6 1-2 3-H	3	0	1	1	1	1	3
Mike Felder, S (7, PH) OBP: 0.280, SLG: 0.288										2	0	0	0	0	1	1
(8, 7)																
Ken Griffey Jr., L (1, 8) OBP: 0.398, SLG: 0.622	CS BB	E3 BB 1-2 2-H 3-H		G3-1 2-3		2B 1B 2-H 3-H 1B	G4-3		G1-3	5	1	1	2	1	0	4
Jay Buhner, R (1, 9) OBP: 0.391, SLG: 0.501	G5-3 1-2 2-3	FC6-4 1-2 2-3 BB		K		1B 1-3 2B		G1-3		4	1	1	0	1	1	3
Edgar Martinez, R (1, 10) OBP: 0.345, SLG: 0.378		SH1-3 BB G4-3 BB FC6-4 1-2f			G4-6-3 1B BB	1B 2B 3-H 1B		G6-3		3	2	1	1	2	0	3
Mike Blowers, R (1, 5) OBP: 0.359, SLG: 0.471	G4-3 SH1-3 1-2 BB BB	WP 1B			G4-6-3 1-2 1B	K		K2-3		4	1	2	0	1	2	2
Tino Martinez, L (1, 3) OBP: 0.353, SLG: 0.476	SH1-3 1-2 2-3	F9			G4-6-3 1-2f 2-3	2B 1-2 2-H 1B			P6	4	0	1	1	0	0	3
Dave Valle, R (1, 2) OBP: 0.362, SLG: 0.408	G4-3 2-3 3-H	P5 1-2			F7	1-3 2-H 2B			FC6-4 1B E 1B	3	0	0	1	0	0	3
Mackey Sasser, L (6, PH) OBP: 0.300, SLG: 0.385										2	1	2	1	0	0	0
(7, 2)																
Omar Vizquel, S (1, 6) OBP: 0.356, SLG: 0.336	BB BB E BB	G1-3				WP 1B 1B 1B K			FC6-4 1-2 1B	4	2	2	0	1	1	3
Inning Stats	R: 0 H: 1 E: 0 LOB: 1 K: 1 BB: 1 S: 8 P: 15	R: 4 H: 0 E: 1 LOB: 3 K: 0 BB: 6 S: 17 P: 42	R: 0 H: 1 E: 0 LOB: 1 K: 0 BB: 0 S: 7 P: 15	R: 0 H: 1 E: 0 LOB: 1 K: 2 BB: 0 S: 10 P: 15	R: 0 H: 1 E: 0 LOB: 1 K: 0 BB: 1 S: 9 P: 16	R: 5 H: 7 E: 0 LOB: 2 K: 2 BB: 0 S: 24 P: 35	R: 0 H: 0 E: 0 LOB: 0 K: 1 BB: 0 S: 8 P: 11	R: 0 H: 0 E: 0 LOB: 0 K: 1 BB: 0 S: 6 P: 6	R: 1 H: 2 E: 1 LOB: 2 K: 0 BB: 0 S: 11 P: 14	1B: 9 SF: 0 2B: 4 SAC: 1 3B: 0 DP: 1 HR: 0 HBP: 0						WP: 2 PA: 48 PB: 0 SB: 0 CS: 2

PITCHER		IP	WLS	BF	H	R	ER	SO	BB	IBB	HBP	BLK	WP	HR	S	P	ERA	WHIP
Wilson Alvarez, L ERA: 3.33	(1, 1)	1.2		12	1	4	2	1	6	0	0	0	0	0	20	47	10.80	4.200
Rodney Bolton, R ERA: 7.44	(2, 1)	3.2	W	18	6	3	3	2	2	0	0	0	2	0	38	65	7.36	2.182
Jeff Schwarz, R ERA: 3.76	(6, 1)	0.1		4	3	1	1	1	0	0	0	0	0	0	10	18	27.00	9.000
Bobby Thigpen, R ERA: 4.45	(6, 1)	1.1		5	1	1	1	2	0	0	0	0	0	0	15	19	6.75	0.750
Donn Pall, R ERA: 2.58	(8, 1)	1.2		7	2	1	0	1	0	0	0	0	0	0	13	14	0.00	1.200

PITCHER		IP	WLS	BF	H	R	ER	SO	BB	IBB	HBP	BLK	WP	HR	S	P	ERA	WHIP
Scott Radinsky, L ERA: 4.0	(9, 1)	0.1	S	2	0	0	0	0	0	0	0	0	0	0	4	6	0.00	0.000

BOTTOM

Chicago White Sox @ Seattle Mariners

The Kingdome, Seattle, WA

Sat Jul 31 1993, 10:05 PM EDT

Att. 39,860 - Dome

livebaseballscorecards.com

AB	39
R	10
H	13
RBI	7
BB	8
SO	7
LOB	27

Chicago White Sox @ Seattle Mariners

The Kingdome, Seattle, WA

Sun Aug 01 1993, 10:05 PM EDT

Att. 28,659 - Dome

livebaseballscorecards.com

Batter	1	2	3	4	5	6	7	8	9	AB	R	H	RBI	BB	SO	LOB
Tim Raines, S (1, 7) OBP: 0.411, SLG: 0.533	B X 1-0 G4-3 ①		B B B B 4-0 3B BB		B F S X 1-2 F9 ③			B B C X 2-1 E6 WP 2-H		3	1	0	0	1	0	1
Joey Cora, S (1, 4) OBP: 0.371, SLG: 0.364	C B B X 2-1 G1-3 ②		B F B X 2-1 1-H 2-H 3B			C B F S 1-3 K ①		S B C X 1-2 F9 ②		4	0	1	2	0	1	1
Frank Thomas, R (1, 3) OBP: 0.427, SLG: 0.597	C B B C F X 2-2 G5-3 ③		B B C B X 3-1 G6-3 ③			B X 1-0 G6-3 ②		B F X 1-1 G5-3 ③ 2-3		4	0	0	0	0	0	2
Robin Ventura, L (1, 5) OBP: 0.368, SLG: 0.424		C B X 1-1 G4-3 ①		B C B F S 2-3 K ①		B S B S S 2-3 K ③			X 0-0 SH1-4 1B SF8 1B	4	1	1	0	0	2	0
Ellis Burks, R (1, 9) OBP: 0.355, SLG: 0.480		C B B F S 2-3 K ②		B B X 2-0 G6-3 ②			X 0-0 G5-3 ①		X 0-0 SH1-4 1-2 1B	4	0	1	0	0	1	0
Matt Merullo, L (1, 10)		B B F X 2-1 F8 ③		X 0-0 P3 ③			B X 1-0 F9 ②		X 0-0 SH1-4 ① 1-2 2-3	3	0	0	0	0	0	0
Lance Johnson, L (1, 8) OBP: 0.353, SLG: 0.394			B C B X 2-1 S 3B 1B		B X 1-0 L3 ①		L X 0-1 P4 ③		4-0 IBB	3	1	1	0	1	0	0
Ron Karkovice, R (1, 2) OBP: 0.295, SLG: 0.438			C 1 SAFE S B 1 SAFE F B S 2-3 K ① 1-2		S S B F F S 1-3 K ②			S B X 1-1 SH5-3 E 1B	X 0-0 SF8 ② 3-H	3	1	1	1	0	2	1
Ozzie Guillen, L (1, 6) OBP: 0.294, SLG: 0.384			C S S 0-3 K ②		B X 1-0 3B			1 SAFE X 0-0 SH5-3 ① 1-2	F X 0-1 F9 ③	3	0	1	0	0	1	3
Inning Stats	R: 0 E: 0 K: 0 S: 7 H: 0 LOB: 0 BB: 0 P: 12	R: 0 E: 0 K: 1 S: 7 H: 0 LOB: 0 BB: 0 P: 12	R: 2 E: 0 K: 2 S: 13 H: 2 LOB: 1 BB: 1 P: 26	R: 0 E: 0 K: 1 S: 5 H: 0 LOB: 0 BB: 0 P: 9	R: 0 E: 0 K: 1 S: 10 H: 1 LOB: 1 BB: 0 P: 14	R: 0 E: 0 K: 2 S: 7 H: 0 LOB: 0 BB: 0 P: 11	R: 0 E: 0 K: 0 S: 4 H: 0 LOB: 0 BB: 0 P: 5	R: 1 E: 1 K: 0 S: 10 H: 1 LOB: 1 BB: 0 P: 15	R: 1 E: 0 K: 0 S: 6 H: 2 LOB: 2 BB: 1 P: 10	1B: 4 2B: 0 3B: 2 HR: 0 SF: 1 SAC: 2 DP: 0 HBP: 0	WP: 1 PB: 0 SB: 1 CS: 0 PA: 36						

PITCHER	IP	WLS	BF	H	R	ER	SO	BB	IBB	HBP	BLK	WP	HR	S	P	ERA	WHIP
Chris Bosio, R (1, 1) ERA: 4.19	9.0	L	36	6	4	3	7	1	1	0	0	1	0	69	114	3.00	0.778

PITCHER	IP	WLS	BF	H	R	ER	SO	BB	IBB	HBP	BLK	WP	HR	S	P	ERA	WHIP

Batter	1	2	3	4	5	6	7	8	9	AB	R	H	RBI	BB	SO	LOB
Omar Vizquel, S (1, 6) OBP: 0.355, SLG: 0.333	C B B S F C 2-3 ① K		B B B 4-0 WP 1B BB		C F F X 0-2 ② G3			B C C S 1-3 ② K		3	0	0	0	1	2	0
Dave Magadan, L (1, 5) OBP: 0.393, SLG: 0.379	X 0-0 E1		C 1 SAFE C 1 SAFE C 0-3 ② K		C F S 0-3 ③ K			X 0-0 ③ F7		4	0	0	0	0	2	1
Ken Griffey Jr., L (1, 10) OBP: 0.397, SLG: 0.618	C X 0-1 ② L9		B X 1-0 BB 1-2 1B			C F B F B S 2-3 ① K			B B C S S 2-3 ① K	4	0	1	0	0	2	1
Jay Buhner, R (1, 9) OBP: 0.389, SLG: 0.497	F C B B F B S 3-3 ③ K		C B B 2 SAFE B F B 4-2 1-2 2-3 BB			C S F F C 0-3 ② K			X 0-0 ② P5	3	0	0	0	1	2	1
Tino Martinez, L (1, 3) OBP: 0.350, SLG: 0.471		B B X 2-0 ① G4-3	B C X 1-1 ③ F9			B X 1-0 ③ F9			C B B S X 2-2 ③ P6	4	0	0	0	0	0	3
Mackey Sasser, L (1, 7) OBP: 0.294, SLG: 0.376		C B X 1-1 ② G3-1		S B F C 1-3 ① K			C X 0-1 ① G6-3			3	0	0	0	0	1	0
Bret Boone, R (1, 4) OBP: 0.311, SLG: 0.426		B X 1-0 3B		S B F B X 2-2 ② G6-3			F B X 1-1 ② P3			3	0	1	0	0	0	0
Dave Valle, R (1, 2) OBP: 0.359, SLG: 0.404		S S F X 0-2 ③ G5-3		B X 1-0 ③ G4-3			C B F X 1-2 ③ G3			3	0	0	0	0	0	1
Mike Felder, S (1, 8) OBP: 0.277, SLG: 0.285			F C B X 1-2 ① P5		B X 1-0 ① F9			C X 0-1 ① L6		3	0	0	0	0	0	0
Inning Stats	R: 0 H: 0 E: 1 LOB: 1 K: 2 BB: 0 S: 11 P: 16	R: 0 H: 1 E: 0 LOB: 1 K: 0 BB: 0 S: 8 P: 12	R: 0 H: 1 E: 0 LOB: 3 K: 1 BB: 2 S: 11 P: 22	R: 0 H: 0 E: 0 LOB: 0 K: 1 BB: 0 S: 7 P: 11	R: 0 H: 0 E: 0 LOB: 0 K: 1 BB: 0 S: 8 P: 9	R: 0 H: 0 E: 0 LOB: 0 K: 2 BB: 0 S: 10 P: 13	R: 0 H: 0 E: 0 LOB: 0 K: 0 BB: 0 S: 7 P: 9	R: 0 H: 0 E: 0 LOB: 0 K: 1 BB: 0 S: 6 P: 7	R: 0 H: 0 E: 0 LOB: 0 K: 1 BB: 0 S: 7 P: 11	1B: 1 SF: 0 2B: 0 SAC: 0 3B: 1 DP: 0 HR: 0 HBP: 0						WP: 1 PA: 32 PB: 0 SB: 0 CS: 0	

PITCHER	IP	WLS	BF	H	R	ER	SO	BB	IBB	HBP	BLK	WP	HR	S	P	ERA	WHIP
Jack McDowell, R (1, 1) ERA: 3.64	9.0	W	32	2	0	0	9	2	0	0	0	1	0	75	110	0.00	0.444

PITCHER	IP	WLS	BF	H	R	ER	SO	BB	IBB	HBP	BLK	WP	HR	S	P	ERA	WHIP

BOTTOM

Chicago White Sox @ Seattle Mariners

The Kingdome, Seattle, WA

Sun Aug 01 1993, 10:05 PM EDT

Att. 28,659 - Dome

livebaseballscorecards.com

AB	30
R	0
H	2
RBI	0
BB	2
SO	9
LOB	7

Batter	1	2	3	4	5	6	7	8	9	AB	R	H	RBI	BB	SO	LOB
Omar Vizquel, S (1, 6) OBP: 0.351, SLG: 0.329	C X 0-1 F7 ①		B F C B X 2-2 F7 ①	X 0-0 G4-3 ③			1 SAFE S F X 0-2 G5-3 ② ③ 1-2		1 SAFE 1 SAFE B B B C C F S 3-3 K ③ 1-2	5	0	0	0	0	1	4
Bret Boone, R (1, 4) OBP: 0.323, SLG: 0.474	B B F C B F B 4-2 HR BB		X 0-0 HR		C X 0-1 G4-3 ①			B F F S 1-3 K ①		3	2	1	1	1	1	0
Ken Griffey Jr., L (1, 8) OBP: 0.395, SLG: 0.622	X 0-0 1-H HR		B B C X 2-1 G3 ②		F B F X 1-2 G1-3 ②			B B C X 2-1 G4-3 ②		4	1	1	2	0	0	0
Jay Buhner, R (1, 9) OBP: 0.388, SLG: 0.493	B S B X 2-1 F8 ②		B C C C 1-3 K ③		B C B F X 2-2 P6 ③			C B B B B 4-1 BB		3	0	0	0	1	1	0
Tino Martinez, L (1, 3) OBP: 0.347, SLG: 0.466	B B X 2-0 F9 ③			C C B B F S 2-3 K ①		C S X 0-2 G4-3 ①		X 0-0 F7 ③		4	0	0	0	0	1	1
Edgar Martinez, R (1, 10) OBP: 0.350, SLG: 0.392 Erik Hanson, R (9, PR)		C B X 1-1 G4-3 ①		C B C X 1-2 1B E 2B		C B B B F F X 3-2 L9 ②			B B B C X 3-1 SH1-3 1B 1B	4 0	1 1	2 0	0 0	0 0	0 0	0 0
Mike Blowers, R (1, 5) OBP: 0.364, SLG: 0.472		B B F B B 4-1 FC6-4 BB		B X 1-0 E 2-3 1B		B X 1-0 ③ F9			L B X 1-1 SH1-3 ① 1-2	2	0	1	0	1	0	0
Dave Valle, R (1, 2) OBP: 0.358, SLG: 0.401		B F X 1-1 F9 ②		B 1 SAFE 1 SAFE B F 1 SAFE X 2-1 E5 1-2 3-H			X 0-0 P4 ①		X 0-0 FC6-5 2-H 1B	4	0	1	2	0	0	2
Mike Felder, S (1, 7) OBP: 0.277, SLG: 0.284		C B X 1-1 FC6-4 ③ 1-2f		B F B X 2-1 L8 ②			C B B X 2-1 CS 1B		B X 1-0 FC6-5 S ② 2-3	4	0	1	0	0	0	5
Inning Stats	R: 2 E: 0 K: 0 S: 9 H: 1 LOB: 0 BB: 1 P: 17	R: 0 E: 0 K: 0 S: 7 H: 0 LOB: 1 BB: 1 P: 14	R: 1 E: 0 K: 1 S: 9 H: 1 LOB: 0 BB: 0 P: 14	R: 1 E: 1 K: 1 S: 13 H: 2 LOB: 2 BB: 0 P: 21	R: 0 E: 0 K: 0 S: 8 H: 0 LOB: 0 BB: 0 P: 11	R: 0 E: 0 K: 0 S: 8 H: 0 LOB: 0 BB: 0 P: 12	R: 0 E: 0 K: 0 S: 6 H: 1 LOB: 0 BB: 0 P: 8	R: 0 E: 0 K: 1 S: 7 H: 0 LOB: 1 BB: 1 P: 14	R: 1 E: 0 K: 1 S: 10 H: 2 LOB: 2 BB: 0 P: 18	1B: 4 2B: 1 3B: 0 HR: 2	SF: 0 SAC: 1 DP: 0 HBP: 0						

Seattle Mariners @ Oakland Athletics

Oakland-Alameda County Coliseum, Oakland, CA

Tue Aug 03 1993, 7:05 PM PDT
Att. 23,311 - Unknown - 67 F

TOP

livebaseballscorecards.com

AB	33
R	5
H	7
RBI	5
BB	3
SO	4
LOB	12

WP: 0	PA: 37
PB: 0	
SB: 1	
CS: 1	

PITCHER		IP	WLS	BF	H	R	ER	SO	BB	IBB	HBP	BLK	WP	HR	S	P	ERA	WHIP
Bob Welch, R ERA: 4.78	(1, 1)	6.1		27	5	4	4	2	2	0	0	0	0	2	57	94	5.68	1.105
Rick Honeycutt, L ERA: 3.24	(7, 1)	1.1		3	0	0	0	1	0	0	0	0	0	0	8	11	0.00	0.000
Ed Nunez, R ERA: 3.06	(8, 1)	1.1	L	7	2	1	1	1	1	0	0	0	0	0	12	24	6.75	2.250

PITCHER	IP	WLS	BF	H	R	ER	SO	BB	IBB	HBP	BLK	WP	HR	S	P	ERA	WHIP

BOTTOM

Seattle Mariners @ Oakland Athletics

Oakland-Alameda County Coliseum, Oakland, CA

Tue Aug 03 1993, 7:05 PM PDT

Att. 23,311 - Unknown - 67 F

livebaseballscorecards.com

Batter	1	2	3	4	5	6	7	8	9	AB	R	H	RBI	BB	SO	LOB
Lance Blankenship, R (1, 8) OBP: 0.378, SLG: 0.272	C B X 1-1 F9 ①		C C B S 1-3 K ③		C C B B F F B 4-2 1B BB		C B B X 2-1 SH 1-2		B C S X 1-2 F7 ①	2	0	0	0	1	1	0
Mike Aldrete, L (9, PH) OBP: 0.345, SLG: 0.423										1	0	0	0	0	0	0
Brent Gates, S (1, 4) OBP: 0.352, SLG: 0.349	C X 0-1 G6-3 ②			B C F B X 2-2 F7 ①	1 SAFE B 1 SAFE F B 1 X SAFE 2-1 L8 ②		B F X 1-1 B1 ①		C B X 1-1 G6-3 ②	5	0	0	0	0	0	3
Ruben Sierra, S (1, 9) OBP: 0.314, SLG: 0.443	B X 1-0 F9 ③			C F B B X 2-2 1B HR 1B	1 SAFE C F F X 0-2 1-2 1B		B C B X 2-1 F9 ② 2-3		B F B X 2-1 F8 ③	5	1	2	0	0	0	2
Terry Steinbach, R (1, 3) OBP: 0.332, SLG: 0.417		S C B B S 2-3 K ①		X 0-0 1-3 HR 1B	B F X 1-1 P3 ③		C S S 0-3 K ③			4	1	1	0	0	2	4
Dave Henderson, R (1, 10) OBP: 0.256, SLG: 0.396		B F S S S 1-3 K ②		F 1 SAFE S S S 0-3 K ②		C S F B S 1-3 K ①		C B B B X 3-1 F8 ①		4	0	0	0	0	3	2
Craig Paquette, R (1, 5) OBP: 0.285, SLG: 0.451		B F F B B F X 3-2 S 1B		F 1 SAFE B X 1-1 1-H 3-H HR		B F S S B F B 4-2 SH5-3 BB		S S B B S 2-3 K ②		3	1	2	3	1	1	0
Jerry Browne, S (1, 7) OBP: 0.312, SLG: 0.321		B F F F B C 2-3 K 1-2 ③		X 0-0 G6-3 ③		X 0-0 SH5-3 1-2 ②		B X 1-0 BB 1B		3	0	1	0	0	1	1
Mike Bordick, R (1, 6) OBP: 0.343, SLG: 0.330			B F B C S 2-3 K ①		B X 1-0 G4-3 ①	C F B S 1-3 K ③		B 1 SAFE B B B 4-0 1-2 BB		3	0	0	0	1	2	1
Scott Hemond, R (1, 2) OBP: 0.333, SLG: 0.388			C B S F F B S 2-3 K ②		S F B X 1-2 HR		B B C B S B 4-2 F9 SH BB	C F B F S 1-3 K ③		3	1	1	1	1	2	2
Inning Stats	R: 0 E: 0 K: 0 S: 5 H: 0 LOB: 0 BB: 0 P: 7	R: 0 E: 0 K: 3 S: 14 H: 1 LOB: 1 BB: 0 P: 22	R: 0 E: 0 K: 3 S: 12 H: 0 LOB: 0 BB: 0 P: 17	R: 3 E: 0 K: 1 S: 13 H: 3 LOB: 0 BB: 0 P: 18	R: 1 E: 0 K: 0 S: 16 H: 2 LOB: 2 BB: 1 P: 25	R: 0 E: 0 K: 2 S: 12 H: 0 LOB: 1 BB: 1 P: 18	R: 0 E: 1 K: 1 S: 11 H: 0 LOB: 2 BB: 1 P: 20	R: 0 E: 0 K: 2 S: 10 H: 1 LOB: 2 BB: 1 P: 21	R: 0 E: 0 K: 0 S: 7 H: 0 LOB: 0 BB: 0 P: 11	1B: 5 2B: 0 3B: 0 HR: 2	SF: 0 SAC: 2 DP: 0 HBP: 0						

	AB	33
	R	4
	H	7
	RBI	4
	BB	4
	SO	12
	LOB	15

WP: 0 PB: 0 SB: 1 CS: 0 PA: 39

PITCHER		IP	WLS	BF	H	R	ER	SO	BB	IBB	HBP	BLK	WP	HR	S	P	ERA	WHIP
Randy Johnson, L ERA: 3.72	(1, 1)	8.0	W	36	7	4	4	12	4	0	0	0	0	2	93	148	4.50	1.375
Ted Power, R ERA: 6.0	(9, 1)	1.0	S	3	0	0	0	0	0	0	0	0	0	0	7	11	0.00	0.000

PITCHER	IP	WLS	BF	H	R	ER	SO	BB	IBB	HBP	BLK	WP	HR	S	P	ERA	WHIP

Seattle Mariners @ Oakland Athletics

Oakland-Alameda County Coliseum, Oakland, CA

Wed Aug 04 1993, 3:33 AM PDT

Att. 22,152 - Sunny - 72 F

TOP

livebaseballscorecards.com

Batter	1	2	3	4	5	6	7	8	9	AB	R	H	RBI	BB	SO	LOB
Mike Felder, S (1, 7) OBP: 0.275, SLG: 0.283	G5-3		E5 HR 2-3	F8			FC4-2 1-2 3-H		1B 1-2	5	1	1	0	0	0	4
Bret Boone, R (1, 4) OBP: 0.314, SLG: 0.500	P3		HR 1-H 3-H		G5-3		P5		F7	5	1	1	3	0	0	4
Ken Griffey Jr., L (1, 8) OBP: 0.394, SLG: 0.617	BB		L8		L3		K			3	0	0	0	1	1	2
Edgar Martinez, R (1, 5) OBP: 0.347, SLG: 0.387 Mike Blowers, R (8, 5) OBP: 0.364, SLG: 0.472	F9		1B		K			G3		4 0	0 0	1 0	0 0	0 0	1 0	1 0
Tino Martinez, L (1, 3) OBP: 0.346, SLG: 0.464		G4-3	L7			G6-4-3 1B		K		4	0	1	0	0	1	1
Jay Buhner, R (1, 10) OBP: 0.387, SLG: 0.499		F7	HR			G6-4-3 1-2f		F7		4	1	1	1	0	0	1
Dann Howitt, L (1, 9) OBP: 0.250, SLG: 0.500		P6	2B			F7			F8	4	0	1	0	0	0	0
Bill Haselman, R (1, 2) OBP: 0.348, SLG: 0.510			E HR 2B	L8			BB		1B	3	1	2	0	1	0	1
Omar Vizquel, S (1, 6) OBP: 0.350, SLG: 0.328			F7	FC6-5-4-6 2-3					F8	4	0	1	0	0	0	3
Inning Stats	R: 0 E: 0 K: 0 S: 9 H: 0 LOB: 1 BB: 1 P: 16	R: 0 E: 0 K: 0 S: 5 H: 0 LOB: 0 BB: 0 P: 11	R: 3 E: 1 K: 0 S: 13 H: 3 LOB: 1 BB: 0 P: 26	R: 1 E: 0 K: 0 S: 9 H: 2 LOB: 1 BB: 0 P: 16	R: 0 E: 0 K: 1 S: 6 H: 0 LOB: 0 BB: 0 P: 9	R: 0 E: 0 K: 0 S: 6 H: 1 LOB: 0 BB: 0 P: 13	R: 0 E: 0 K: 1 S: 13 H: 1 LOB: 2 BB: 1 P: 21	R: 0 E: 0 K: 1 S: 12 H: 0 LOB: 0 BB: 0 P: 17	R: 0 E: 0 K: 0 S: 12 H: 2 LOB: 2 BB: 0 P: 12	1B: 5 2B: 2 3B: 0 HR: 2 SF: 0 SAC: 0 DP: 1 HBP: 0	WP: 0 PB: 0 SB: 0 CS: 0 PA: 38					

	AB	36
	R	4
	H	9
	RBI	4
	BB	2
	SO	3
	LOB	17

PITCHER	IP	WLS	BF	H	R	ER	SO	BB	IBB	HBP	BLK	WP	HR	S	P	ERA	WHIP
Ron Darling, R (1, 1) ERA: 5.61	5.0		23	6	4	3	1	1	0	0	0	0	2	45	84	5.40	1.400
Kelly Downs, R (6, 1) ERA: 5.88	4.0	W	15	3	0	0	2	1	0	0	0	0	0	40	57	0.00	1.000

PITCHER	IP	WLS	BF	H	R	ER	SO	BB	IBB	HBP	BLK	WP	HR	S	P	ERA	WHIP

BOTTOM

Seattle Mariners @ Oakland Athletics

Oakland-Alameda County Coliseum, Oakland, CA

Wed Aug 04 1993, 3:33 AM PDT
Att. 22,152 - Sunny - 72 F

livebaseballscorecards.com

Batter	1	2	3	4	5	6	7	8	9	AB	R	H	RBI	BB	SO	LOB
Jerry Browne, S (1, 7) OBP: 0.309, SLG: 0.310	C B B B B 4-1 G6-4-3 BB	X 0-0 ① L7	C B X 1-1 ② G6-3	C X 0-1 ② G4-1						3	0	0	0	1	0	0
Brent Gates, S (1, 4) OBP: 0.348, SLG: 0.345	C B X 1-1 ①② G6-4-3 1-2f	B B C X 2-1 ② F7	X 0-0 ③ G1	C B X 1-1 ③ P4						4	0	0	0	0	0	1
Ruben Sierra, S (1, 10) OBP: 0.316, SLG: 0.451	S X 0-1 ③ G3	B B X 2-0 CS 2B				C B C X 1-2 ① F8			F B B X 2-1 1B 3B	4	1	2	0	0	0	0
Troy Neel, L (1, 3) OBP: 0.341, SLG: 0.463 Lance Blankenship, R (9, PH) OBP: 0.380, SLG: 0.272		B S B X 2-1 G1-3 2B 2B	C F B 1-2 ③ CS 2-3	S X 0-1 ① G4-3		B B S C C 2-3 ② K			B B B B 4-0 1B FC6 BB	3 0	1 1	1 0	0 0	0 1	1 0	0 0
Dave Henderson, R (1, 8) OBP: 0.253, SLG: 0.391 Mike Aldrete, L (9, PH) OBP: 0.350, SLG: 0.427		X 0-0 ① G1-3 2-3		C B X 1-1 ② F9		F B B T X 2-2 ③ F9			X 0-0 E S HBP 1-3 3-H 1B	3 1	0 1	0 1	0 1	0 0	0 0	1 0
Terry Steinbach, R (1, 2) OBP: 0.333, SLG: 0.421 Scott Hemond, R (9, PR) OBP: 0.333, SLG: 0.388		B X 1-0 3-H 2B		C X 0-1 1B			C S S 0-3 ① K		S B S B X 2-2 FC6 HBP IBB 1-3 3-H	4 0	0 0	2 0	2 0	0 0	1 0	1 0
Craig Paquette, R (1, 5) OBP: 0.284, SLG: 0.444		C S X 0-2 ② F9		B B X 2-0 ③ F9			X 0-0 ② G6-3		I I I I 4-0 HBP 1-2 IBB	3	0	0	0	1	0	2
Scott Lydy, R (1, 9) OBP: 0.304, SLG: 0.450		B B B F C B F B 4-2 BB			C B X 1-1 HR		L F C 0-3 ③ K		B B B B C X 3-1 ① P5	3	1	1	1	1	1	3
Mike Bordick, R (1, 6) OBP: 0.342, SLG: 0.327		B C B X 2-1 ③ G3-1			X 0-0 ① G6-3			B C B C X 2-2 ① P3	B F P H 3-1 1-2 2-3 3-H HBP	3	0	0	1	0	0	2
Inning Stats	R: 0 E: 0 K: 0 S: 5 H: 0 LOB: 0 BB: 1 P: 10	R: 1 E: 0 K: 0 S: 12 H: 2 LOB: 2 BB: 1 P: 21	R: 0 E: 0 K: 0 S: 6 H: 1 LOB: 0 BB: 0 P: 11	R: 0 E: 0 K: 0 S: 7 H: 1 LOB: 1 BB: 0 P: 10	R: 1 E: 0 K: 0 S: 6 H: 1 LOB: 0 BB: 0 P: 8	R: 0 E: 0 K: 1 S: 9 H: 0 LOB: 0 BB: 0 P: 14	R: 0 E: 0 K: 2 S: 7 H: 0 LOB: 0 BB: 0 P: 7	R: 0 E: 0 K: 0 S: 7 H: 0 LOB: 0 BB: 0 P: 10	R: 3 E: 1 K: 0 S: 10 H: 2 LOB: 3 BB: 2 P: 27	1B: 2 2B: 3 3B: 1 HR: 1	SF: 0 SAC: 0 DP: 1 HBP: 1						

	AB	31
	R	5
	H	7
	RBI	5
	BB	4
	SO	3
	LOB	10

WP: 0 PB: 0 SB: 1 CS: 1 PA: 37

PITCHER		IP	WLS	BF	H	R	ER	SO	BB	IBB	HBP	BLK	WP	HR	S	P	ERA	WHIP
Tim Leary, R ERA: 4.54	(1, 1)	8.0		30	6	3	3	3	2	0	0	0	0	1	61	95	3.38	1.000
Dennis Powell, L ERA: 4.21	(9, 1)	0.0		1	0	0	0	0	1	0	0	0	0	0	0	4	∞	∞
Jeff Nelson, R ERA: 3.4	(9, 1)	0.1	L	5	1	2	2	0	0	1	1	0	0	0	8	19	54.00	3.000

PITCHER	IP	WLS	BF	H	R	ER	SO	BB	IBB	HBP	BLK	WP	HR	S	P	ERA	WHIP

Seattle Mariners @ Oakland Athletics

Oakland-Alameda County Coliseum, Oakland, CA

Thu Aug 05 1993, 3:33 AM PDT
Att. 20,592 - Cloudy - 66 F

TOP

livebaseballscorecards.com

Batter	1	2	3	4	5	6	7	8	9	AB	R	H	RBI	BB	SO	LOB
Omar Vizquel, S (1, 6) OBP: 0.347, SLG: 0.324	G6-3		G5-3		G6-3		FC1-5 2B 1-2 2-3f		P5	5	0	0	0	0	0	2
Bret Boone, R (1, 4) OBP: 0.320, SLG: 0.507	K		P6		L6		2B 1-3 2-H		G3-6-3 1B	5	0	2	1	0	1	0
Ken Griffey Jr., L (1, 8) OBP: 0.396, SLG: 0.615	BB 1B			BB 1B BB	F8		IBB		G3-6-3 1-2f	3	1	1	0	2	0	1
Edgar Martinez, R (1, 10) OBP: 0.352, SLG: 0.380	BB 1-2			1 SAFE 1B SF9 1-2 BB		F8	F8			2	1	0	0	2	0	3
Tino Martinez, L (1, 3) OBP: 0.345, SLG: 0.462	P2			BB 1-3 2-H 1B		L3	K			4	0	1	1	0	1	5
Jay Buhner, R (1, 9) OBP: 0.388, SLG: 0.503		F7		SF9 3-H		1B		2B		3	0	2	1	0	0	0
Dann Howitt, L (1, 7) OBP: 0.250, SLG: 0.286		G1-6-3		BB 1-2		L4		P6		3	0	0	0	1	0	2
Dave Valle, R (1, 2) OBP: 0.355, SLG: 0.399 Bill Haselman, R (5, 2) OBP: 0.359, SLG: 0.515	L8		K				FC1-5 SH 1B		G6-4-3 BB	2 1	0 0	0 1	0 0	0 1	1 0	2 0
Mike Blowers, R (1, 5) OBP: 0.360, SLG: 0.467 Mackey Sasser, L (8, PH) OBP: 0.292, SLG: 0.373 Greg Litton, R (8, 5) OBP: 0.327, SLG: 0.406			K	K			SH 1-2 FC1-5 2B		G6-4-3 1-2f	2 1 0	1 0 0	0 0 0	0 0 0	0 0 0	2 0 0	2 2 0

Inning Stats	1	2	3	4	5	6	7	8	9	1B: 5	SF: 1	WP: 0	PA: 39
	R: 0 H: 1 E: 0 LOB: 2 K: 1 BB: 1 S: 14 P: 27	R: 0 H: 0 E: 0 LOB: 0 K: 0 BB: 0 S: 9 P: 11	R: 0 H: 0 E: 0 LOB: 0 K: 1 BB: 0 S: 6 P: 11	R: 2 H: 1 E: 0 LOB: 2 K: 2 BB: 3 S: 18 P: 37	R: 0 H: 0 E: 0 LOB: 0 K: 0 BB: 0 S: 6 P: 6	R: 0 H: 1 E: 0 LOB: 1 K: 0 BB: 0 S: 9 P: 13	R: 1 H: 2 E: 1 LOB: 3 K: 1 BB: 1 S: 13 P: 23	R: 0 H: 1 E: 0 LOB: 1 K: 0 BB: 1 S: 7 P: 13	R: 0 H: 1 E: 0 LOB: 0 K: 0 BB: 0 S: 4 P: 5	2B: 2 3B: 0 HR: 0	SAC: 1 DP: 2 HBP: 0	PB: 0 SB: 0 CS: 0	

PITCHER		IP	WLS	BF	H	R	ER	SO	BB	IBB	HBP	BLK	WP	HR	S	P	ERA	WHIP
Bobby Witt, R ERA: 4.69	(1, 1)	6.2	L	31	5	3	3	4	4	1	0	0	0	0	71	123	4.05	1.350
Rick Honeycutt, L ERA: 3.2	(7, 1)	0.1		1	0	0	0	1	0	0	0	0	0	0	4	5	0.00	0.000
Ed Nunez, R ERA: 3.0	(8, 1)	1.0		4	1	0	0	0	1	0	0	0	0	0	7	13	0.00	2.000
Dennis Eckersley, R ERA: 3.89	(9, 1)	1.0		3	1	0	0	0	0	0	0	0	0	0	4	5	0.00	1.000

PITCHER	IP	WLS	BF	H	R	ER	SO	BB	IBB	HBP	BLK	WP	HR	S	P	ERA	WHIP

AB	31
R	3
H	7
RBI	3
BB	6
SO	5
LOB	19

BOTTOM

Batter	1	2	3	4	5	6	7	8	9	AB	R	H	RBI	BB	SO	LOB
Lance Blankenship, R (1, 4) (9, 7) OBP: 0.380, SLG: 0.268	C B B B F B 4-2 2B BB	B B B C F B 4-2 1-2 2-3 BB		C X 0-1 ② L8		B C C B B F X 3-2 ③ F9 1-2			C B B C T 2-2 ① K	3	1	0	0	2	1	1
Dave Henderson, R (1, 8) OBP: 0.260, SLG: 0.410	1 SAFE B X 1-0 1-H 2B	B C S 1-3 ③ K		C B F B B F F X 3-2 HR			C B B B 4-1 1B FC5-2 BB		C S F F S 0-3 ② K	4	1	2	2	1	2	3
Ruben Sierra, S (1, 9) OBP: 0.317, SLG: 0.450	F X 0-1 ① G5-3		B B B C X 3-1 BB G3 1B	C C B S 1-3 ③ K			C C 1 SAFE X 0-2 FC5-2 1-3 1B		B X 1-0 ③ F8	5	0	2	0	0	1	1
Terry Steinbach, R (1, 3) (9, 2) OBP: 0.330, SLG: 0.416	C X 0-1 ② G6-3		T X 0-1 ① G3 1-2		S C B B S 2-3 ① K		X 0-0 ① FC5-2 1-2 3-H			4	0	0	0	0	1	4
Craig Paquette, R (1, 5) OBP: 0.279, SLG: 0.435	C F B S 1-3 ③ K2-3-4		S B S S 1-3 ② K		C F C 0-3 ② K		F B B X 2-1 ② P4			4	0	0	0	0	3	4
Troy Neel, L (1, 10) OBP: 0.339, SLG: 0.457		C B X 1-1 ① F9	B F B B B 4-1 FC5 BB BB		B C B S B C 3-3 ③ K		B X 1-0 ③ P6			3	0	0	0	1	1	2
Scott Lydy, R (1, 7) OBP: 0.346, SLG: 0.455 Mike Aldrete, L (8, PH) (9, 3) OBP: 0.348, SLG: 0.424	C B B X 2-1 BB 1B 1B	B S B B F B 4-2 1-2 2-3 BB				B B F B X 3-1 ① G5-3	B B F S F B F F F 3-3 F S ① K			2 1	0 0	1 0	0 0	1 0	0 1	0 0
Mike Bordick, R (1, 6) OBP: 0.341, SLG: 0.327		C 1 SAFE X 0-1 BB 1-2 1B	X 0-0 ③ FC5 2-3f			C B X 1-1 ② G5-3	C B C B X 2-2 ② G1-3			4	0	1	0	0	0	3
Scott Hemond, R (1, 2) OBP: 0.333, SLG: 0.380 Brent Gates, S (8, PH) (9, 4) OBP: 0.347, SLG: 0.344	F B S S 1-3 ② K			X 0-0 ① P6		B B B B 4-0 S BB	B C F F S 1-3 ③ K			2 1	0 0	0 0	0 0	1 0	1 0	2 0
Inning Stats	R: 1 H: 1 E: 0 LOB: 1 K: 1 BB: 1 S: 10 P: 16	R: 0 H: 2 E: 0 LOB: 3 K: 2 BB: 1 S: 14 P: 23	R: 0 H: 1 E: 0 LOB: 3 K: 1 BB: 2 S: 11 P: 23	R: 1 H: 1 E: 0 LOB: 0 K: 1 BB: 0 S: 11 P: 15	R: 0 H: 0 E: 0 LOB: 0 K: 3 BB: 0 S: 9 P: 14	R: 0 H: 0 E: 0 LOB: 1 K: 0 BB: 1 S: 8 P: 19	R: 0 H: 1 E: 0 LOB: 2 K: 0 BB: 1 S: 8 P: 15	R: 0 H: 0 E: 0 LOB: 0 K: 2 BB: 0 S: 15 P: 21	R: 0 H: 0 E: 0 LOB: 0 K: 2 BB: 0 S: 9 P: 12	1B: 4 SF: 0 2B: 1 SAC: 0 3B: 0 DP: 0 HR: 1 HBP: 0						WP: 0 PA: 39 PB: 0 SB: 1 CS: 0

PITCHER		IP	WLS	BF	H	R	ER	SO	BB	IBB	HBP	BLK	WP	HR	S	P	ERA	WHIP
Dave Fleming, L ERA: 4.24	(1, 1)	7.0	W	33	6	2	2	8	6	0	0	0	0	1	71	125	2.57	1.714
Ted Power, R ERA: 5.76	(8, 1)	1.0		3	0	0	0	2	0	0	0	0	0	0	15	21	0.00	0.000
Norm Charlton, L ERA: 2.38	(9, 1)	1.0	S	3	0	0	0	2	0	0	0	0	0	0	9	12	0.00	0.000

PITCHER	IP	WLS	BF	H	R	ER	SO	BB	IBB	HBP	BLK	WP	HR	S	P	ERA	WHIP

Seattle Mariners @ Oakland Athletics

Oakland-Alameda County Coliseum, Oakland, CA

Thu Aug 05 1993, 3:33 AM PDT

Att. 20,592 - Cloudy - 66 F

livebaseballscorecards.com

AB	33
R	2
H	6
RBI	2
BB	6
SO	12
LOB	20

Seattle Mariners @ Texas Rangers

Arlington Stadium, Arlington, TX

Fri Aug 06 1993, 8:05 PM EDT

Att. 33,273 - Unknown - 85 F

TOP

livebaseballscorecards.com

Batter	1	2	3	4	5	6	7	8	9	AB	R	H	RBI	BB	SO	LOB
Greg Litton, R (1, 7) OBP: 0.327, SLG: 0.398	B C B B X 3-1 ① F9		B X 1-0 ③ G1		B B B B 4-0 BB			C B X 1-1 ① G1-3		2	0	0	0	1	0	0
Mike Felder, S (8, PH) OBP: 0.275, SLG: 0.282 (8, 7)										1	0	0	0	0	0	0
Bret Boone, R (1, 4) OBP: 0.304, SLG: 0.479	C F S 0-3 ② K			S B B X 2-1 ① G6-3	F 1 SAFE X 0-1 ③ F8			B C S F X 1-2 ② L8		4	0	0	0	0	1	1
Ken Griffey Jr., L (1, 8) OBP: 0.395, SLG: 0.612	B B B X 3-0 ③ F9			B B F X 2-1 E BB 1B 1B		C S B S S 1-3 ① K		F B S F X 1-2 ③ G3		4	1	1	0	0	1	0
Edgar Martinez, R (1, 10) OBP: 0.356, SLG: 0.387		B B C B X 3-1 E 2B		C 1 SAFE B 1 SAFE B B 4-1 E 1-2 1B BB		C C F B B X 2-2 ② F7			C S S 0-3 ① K	3	1	1	0	1	1	0
Jay Buhner, R (1, 9) OBP: 0.389, SLG: 0.501		C F X 0-2 ① E8 2-H 1B		C B B B 2 SAFE C B 4-2 1B 1-2 2-3 BB		F B C B S 2-3 ③ K			S C B B B F F X 3-2 ② F9	3	0	1	0	1	1	0
Mike Blowers, R (1, 5) OBP: 0.364, SLG: 0.475		C B C B X 2-2 ② G4-3		B X 1-0 ② 1-3 2-H 3-H 1B			X 0-0 G3 G6-3 2B		C B S B X 2-2 ③ G4-3	3	1	2	1	0	0	0
Dave Magadan, L (9, PH) OBP: 0.392, SLG: 0.378										1	0	0	0	0	0	0
Tino Martinez, L (1, 3) OBP: 0.343, SLG: 0.458		B B X 2-0 ③ P4		B B X 2-0 ③ F9			B C B X 2-1 ① G3 2-3			3	0	0	0	0	0	3
Bill Haselman, R (1, 2) OBP: 0.350, SLG: 0.500			C B F X 1-2 ① F7		X 0-0 ① F9		F B X 1-1 ② G6-3 3-H			3	0	0	1	0	0	0
Omar Vizquel, S (1, 6) OBP: 0.344, SLG: 0.322			B X 1-0 ② P3		C B X 1-1 ② P3		F F X 0-2 ③ G5-3			3	0	0	0	0	0	0

	AB	30
	R	3
	H	5
	RBI	2
	BB	3
	SO	4
	LOB	4

Inning Stats	1	2	3	4	5	6	7	8	9
	R: 0 H: 0 E: 0 LOB: 0 K: 1 BB: 0 S: 6 P: 12	R: 1 H: 2 E: 1 LOB: 0 K: 0 BB: 0 S: 9 P: 16	R: 0 H: 0 E: 0 LOB: 0 K: 0 BB: 0 S: 5 P: 8	R: 1 H: 2 E: 1 LOB: 2 K: 0 BB: 2 S: 9 P: 24	R: 0 H: 0 E: 0 LOB: 1 K: 0 BB: 1 S: 5 P: 10	R: 0 H: 0 E: 0 LOB: 0 K: 2 BB: 0 S: 10 P: 15	R: 1 H: 1 E: 0 LOB: 0 K: 0 BB: 0 S: 8 P: 11	R: 0 H: 0 E: 0 LOB: 0 K: 0 BB: 0 S: 10 P: 13	R: 0 H: 0 E: 0 LOB: 0 K: 1 BB: 0 S: 11 P: 16

1B: 3 SF: 0
2B: 2 SAC: 0
3B: 0 DP: 0
HR: 0 HBP: 0

WP: 0 PA: 33
PB: 0
SB: 0
CS: 0

PITCHER		IP	WLS	BF	H	R	ER	SO	BB	IBB	HBP	BLK	WP	HR	S	P	ERA	WHIP
Kenny Rogers, L ERA: 5.05	(1, 1)	7.0	W	27	5	3	3	3	3	0	0	0	0	0	52	96	3.86	1.143
Cris Carpenter, R ERA: 3.28	(8, 1)	1.0		3	0	0	0	0	0	0	0	0	0	0	10	13	0.00	0.000
Tom Henke, R ERA: 2.96	(9, 1)	1.0	S	3	0	0	0	1	0	0	0	0	0	0	11	16	0.00	0.000

PITCHER	IP	WLS	BF	H	R	ER	SO	BB	IBB	HBP	BLK	WP	HR	S	P	ERA	WHIP

Seattle Mariners @ Texas Rangers

Arlington Stadium, Arlington, TX

Fri Aug 06 1993, 8:05 PM EDT

Att. 33,273 - Unknown - 85 F

BOTTOM

Batter	1	2	3	4	5	6	7	8	9	AB	R	H	RBI	BB	SO	LOB
Donald Harris, R (1, 8) OBP: 0.207, SLG: 0.370	G6-3		G5-3	SF7 3-H			K			3	0	0	1	0	1	0
Doug Strange, S (1, 4) OBP: 0.315, SLG: 0.343	FC6-4 1B		BB WP BB	G4-3			G3			3	1	1	0	1	0	0
Rafael Palmeiro, L (1, 3) OBP: 0.378, SLG: 0.607	F9		WP BB E 1-2 BB		HR		BB			2	2	1	1	2	0	1
Juan Gonzalez, R (1, 7) OBP: 0.395, SLG: 0.663	FC6-4 1-2f		K		L5		K			4	0	0	0	0	2	4
Julio Franco, R (1, 10) OBP: 0.353, SLG: 0.441		G4-6-3 1B 1B	E WP 1-2 2-3 BB		G5-3			S 1B		3	1	2	0	1	0	0
Ivan Rodriguez, R (1, 2) OBP: 0.329, SLG: 0.420		G4-6-3 1-2	E5 1-3 2-H 3-H		F9			F8		4	0	0	0	0	0	3
Dean Palmer, R (1, 5) OBP: 0.319, SLG: 0.483		K	K			K		K 1-2		4	0	0	0	0	4	4
Dan Peltier, L (1, 9) OBP: 0.349, SLG: 0.374 Butch Davis, R (8, 9) OBP: 0.262, SLG: 0.388	2-H 1B			4-3 WP SF7 1B				L1		3 1	1 0	2 0	1 0	0 0	1 0	0 1
Mario Diaz, R (1, 6) OBP: 0.295, SLG: 0.365		G5-3		4-3 1-3			G6-3			3	0	0	0	0	0	2

Inning Stats	1	2	3	4	5	6	7	8	9
	R: 0 E: 0 K: 0 S: 10 H: 1 LOB: 1 BB: 0 P: 15	R: 1 E: 0 K: 1 S: 11 H: 2 LOB: 1 BB: 0 P: 18	R: 2 E: 1 K: 2 S: 16 H: 0 LOB: 2 BB: 3 P: 34	R: 1 E: 0 K: 0 S: 9 H: 1 LOB: 0 BB: 0 P: 16	R: 1 E: 0 K: 0 S: 9 H: 1 LOB: 0 BB: 0 P: 12	R: 0 E: 0 K: 2 S: 7 H: 0 LOB: 0 BB: 0 P: 11	R: 0 E: 0 K: 2 S: 15 H: 0 LOB: 1 BB: 1 P: 26	R: 0 E: 0 K: 1 S: 9 H: 1 LOB: 1 BB: 0 P: 15	

1B: 5 SF: 1
2B: 0 SAC: 0
3B: 0 DP: 0
HR: 1 HBP: 0

WP: 2 PA: 35
PB: 0
SB: 1
CS: 0

	AB	30
	R	5
	H	6
	RBI	3
	BB	4
	SO	8
	LOB	15

PITCHER		IP	WLS	BF	H	R	ER	SO	BB	IBB	HBP	BLK	WP	HR	S	P	ERA	WHIP
Chris Bosio, R ERA: 4.26	(1, 1)	7.0	L	31	5	5	4	7	4	0	0	0	2	1	77	132	5.14	1.286
Jeff Nelson, R ERA: 3.32	(8, 1)	1.0		4	1	0	0	1	0	0	0	0	0	0	9	15	0.00	1.000

PITCHER	IP	WLS	BF	H	R	ER	SO	BB	IBB	HBP	BLK	WP	HR	S	P	ERA	WHIP

livebaseballscorecards.com

Batter	1	2	3	4	5	6	7	8	9	AB	R	H	RBI	BB	SO	LOB
Omar Vizquel, S (1, 6) OBP: 0.341, SLG: 0.319	L S B C 1-3 ① K		F S B S 1-3 ③ K		B S X 1-1 ② G6-3			L X 0-1 ① L4		4	0	0	0	0	2	0
Dann Howitt, L (1, 7) OBP: 0.250, SLG: 0.364	C S B F C 1-3 ② K			X 0-0 G1-6-3 1B 2B	C S S 0-3 ③ K			S B F B S 2-3 ② K		4	1	1	0	0	3	0
Ken Griffey Jr., L (1, 8) OBP: 0.392, SLG: 0.606	F F S 0-3 ③ K			B F X 1-1 ① G1-6-3 2-3		B B X 2-0 ① F8		B S B F S 2-3 ③ K		4	0	0	0	0	2	1
Jay Buhner, R (1, 9) OBP: 0.385, SLG: 0.496		X 0-0 ① F8		B S C S 1-3 ② K		B S S S 1-3 ② K			C S B B X 2-2 ① G4-3	4	0	0	0	0	2	1
Tino Martinez, L (1, 3) OBP: 0.342, SLG: 0.456		C F B F B B S 3-3 ② K		X 0-0 BB BB 3-H 1B		B B S F B X 3-2 ③ G6-3			C T S 0-3 ② K	4	0	1	1	0	2	0
Edgar Martinez, R (1, 10) OBP: 0.353, SLG: 0.377		S B B B F F X 2-2 ③ G6-3		B C B S B B 4-2 BB 1-2 BB			C C C 0-3 ① K		B B X 2-0 ③ F8	3	0	0	0	1	1	0
Dave Magadan, L (1, 5) OBP: 0.391, SLG: 0.375			B B S X 2-1 ① F7	B B B B 4-0 1-2 2-3 BB			B B X 2-0 ② G4-3			2	0	0	0	1	0	0
Dave Valle, R (1, 2) OBP: 0.355, SLG: 0.396			C B B B S B X 3-2 ② G4-3	X 0-0 ③ F7			B F F F B F B B 4-2 BB			2	0	0	0	1	0	3
Bret Boone, R (1, 4) OBP: 0.305, SLG: 0.514			B S B X 2-1 HR		C F S 0-3 ① K		C F 1 B X SAFE 1-2 ③ F8			3	1	1	1	0	1	1
Inning Stats	R: 0 H: 0 E: 0 LOB: 0 K: 3 BB: 0 S: 10 P: 12	R: 0 H: 0 E: 0 LOB: 0 K: 1 BB: 0 S: 9 P: 14	R: 1 H: 1 E: 0 LOB: 0 K: 1 BB: 0 S: 10 P: 18	R: 1 H: 2 E: 0 LOB: 3 K: 1 BB: 2 S: 10 P: 20	R: 0 H: 0 E: 0 LOB: 0 K: 2 BB: 0 S: 8 P: 9	R: 0 H: 0 E: 0 LOB: 0 K: 1 BB: 0 S: 7 P: 13	R: 0 H: 0 E: 0 LOB: 1 K: 1 BB: 1 S: 11 P: 18	R: 0 H: 0 E: 0 LOB: 0 K: 2 BB: 0 S: 8 P: 12	R: 0 H: 0 E: 0 LOB: 0 K: 1 BB: 0 S: 7 P: 11	1B: 1 SF: 0 2B: 1 SAC: 0 3B: 0 DP: 0 HR: 1 HBP: 0						WP: 0 PA: 33 PB: 0 SB: 0 CS: 0	

TOP

Seattle Mariners @ Texas Rangers

Arlington Stadium, Arlington, TX

Sat Aug 07 1993, 8:05 PM EDT

Att. 39,970 - Unknown - 86 F

livebaseballscorecards.com

AB	30
R	2
H	3
RBI	2
BB	3
SO	13
LOB	6

PITCHER	IP	WLS	BF	H	R	ER	SO	BB	IBB	HBP	BLK	WP	HR	S	P	ERA	WHIP
Roger Pavlik, R (1, 1) ERA: 4.27	9.0	L	33	3	2	2	13	3	0	0	0	0	1	80	127	2.00	0.667

PITCHER	IP	WLS	BF	H	R	ER	SO	BB	IBB	HBP	BLK	WP	HR	S	P	ERA	WHIP

Seattle Mariners @ Texas Rangers

Arlington Stadium, Arlington, TX

Sat Aug 07 1993, 8:05 PM EDT

Att. 39,970 - Unknown - 86 F

BOTTOM

Batter	1	2	3	4	5	6	7	8	9	AB	R	H	RBI	BB	SO	LOB
Donald Harris, R (1, 8) OBP: 0.194, SLG: 0.345 Gary Redus, R (8, PH) OBP: 0.320, SLG: 0.424 (9, 8)	B B C B C F F S 3-3 K ①		B B F X 2-1 G6-3 ③			1 SAFE B X 1-0 SH1-3 ① 1-2		B B C B X 3-1 G6-3 ①		2 0 0 0 0 1 0 1 0 0 0 0 0 0						
Doug Strange, S (1, 4) OBP: 0.320, SLG: 0.351	C B B B C X 3-2 2B			C F X 0-2 F9 ①		S S X 0-2 WP 1B 2-H		X 0-0 1B		4 0 3 1 0 0 0						
Rafael Palmeiro, L (1, 3) OBP: 0.374, SLG: 0.601	B B F X 2-1 F7 ②			F B B X 2-1 G6-3 ②		C B F F 1 SAFE B X 2-2 F7 ②		B B B C C 1 SAFE F X 3-2 F7 ②		4 0 0 0 0 0 3						
Juan Gonzalez, R (1, 7) OBP: 0.391, SLG: 0.656	B B C C B S 3-3 K ③			B B S S S 2-3 K ③		B S S S 1-3 K ③ 1-2		C S S 0-3 K ③		4 0 0 0 0 4 3						
Julio Franco, R (1, 10) OBP: 0.352, SLG: 0.437		S F C 0-3 K ①			C B S F X 1-2 G5-3 ①		S B B B B 4-1 BB BB		X 0-0 G1-3 ①	3 0 0 0 1 1 0						
Ivan Rodriguez, R (1, 2) OBP: 0.329, SLG: 0.421		F B F S 1-3 K ②			X 0-0 2B		1 SAFE X 0-0 F8 ①		C X 0-1 G6-3 ②	4 0 1 0 0 1 1						
Dean Palmer, R (1, 5) OBP: 0.318, SLG: 0.479		B C X 1-1 G5-3 ③			B B S S X 2-2 G5-3 ②		B F B F X 2-2 F8 ②		B B B B 4-0 HBP BB	3 0 0 0 1 0 2						
Dan Peltier, L (1, 9) OBP: 0.353, SLG: 0.368 Butch Davis, R (9, PR) OBP: 0.262, SLG: 0.388			F S B X 1-2 G5-3 ①		X 0-0 L9 ③		B B B B C F B 4-2 BB 1-2		F F B F B F H 3-2 FC6-4 HBP 1-2	2 0 0 0 1 0 1 0 0 0 0 0 0 0						
Manuel Lee, S (1, 6) OBP: 0.236, SLG: 0.158 Geno Petralli, L (7, PH) OBP: 0.400, SLG: 0.333 Mario Diaz, R (8, 6) OBP: 0.293, SLG: 0.362			S B X 1-1 L3 ②			B B B C B 4-1 SH1-3 1B BB	C S B C 1-3 K ③		F X 0-1 FC6-4 ③ 1-2f	1 1 0 0 1 0 0 1 0 0 0 0 1 2 1 0 0 0 0 0 2						
Inning Stats	R: 0 H: 1 E: 0 LOB: 1 K: 2 BB: 0 S: 13 P: 24	R: 0 H: 0 E: 0 LOB: 0 K: 2 BB: 0 S: 8 P: 10	R: 0 H: 0 E: 0 LOB: 0 K: 0 BB: 0 S: 7 P: 11	R: 0 H: 0 E: 0 LOB: 0 K: 1 BB: 0 S: 8 P: 12	R: 0 H: 1 E: 0 LOB: 1 K: 0 BB: 0 S: 9 P: 12	R: 1 H: 1 E: 0 LOB: 1 K: 1 BB: 1 S: 12 P: 20	R: 0 H: 0 E: 0 LOB: 2 K: 1 BB: 2 S: 10 P: 21	R: 0 H: 1 E: 0 LOB: 1 K: 1 BB: 0 S: 10 P: 16	R: 0 H: 0 E: 0 LOB: 2 K: 0 BB: 1 S: 9 P: 16	1B: 2 SF: 0 2B: 2 SAC: 1 3B: 0 DP: 0 HR: 0 HBP: 1						

livebaseballscorecards.com

AB	30
R	1
H	4
RBI	1
BB	4
SO	8
LOB	14

WP: 1 PA: 36
PB: 0
SB: 0
CS: 0

PITCHER		IP	WLS	BF	H	R	ER	SO	BB	IBB	HBP	BLK	WP	HR	S	P	ERA	WHIP
Erik Hanson, R ERA: 3.16	(1, 1)	7.0	W	27	3	1	1	7	3	0	0	0	1	0	67	110	1.29	0.857
Ted Power, R ERA: 5.68	(8, 1)	0.1		2	1	0	0	0	0	0	0	0	0	0	3	6	0.00	3.000
Erik Plantenberg, L ERA: 9.0	(8, 1)	0.1		1	0	0	0	0	0	0	0	0	0	0	4	7	0.00	0.000
Jeff Nelson, R ERA: 3.3	(8, 1)	0.1		1	0	0	0	1	0	0	0	0	0	0	3	3	0.00	0.000
Norm Charlton, L ERA: 2.34	(9, 1)	0.2		2	0	0	0	0	0	0	0	0	0	0	3	3	0.00	0.000

PITCHER		IP	WLS	BF	H	R	ER	SO	BB	IBB	HBP	BLK	WP	HR	S	P	ERA	WHIP
Dwayne Henry, R ERA: 6.51	(9, 1)	0.1	S	3	0	0	0	0	1	0	1	0	0	0	6	13	0.00	3.000

Batter	1	2	3	4	5	6	7	8	9	AB	R	H	RBI	BB	SO	LOB
Omar Vizquel, S (1, 6) OBP: 0.338, SLG: 0.315	C F C 0-3 ① K		B C S X 1-2 ① F8	F F F S 0-3 ③ K		B C F B X 2-2 ② F9		B B C C F B F F X 3-2 ③ G6-3		5	0	0	0	0	2	6
Dann Howitt, L (1, 7) OBP: 0.400, SLG: 0.538 Greg Litton, R (6, PH) OBP: 0.321, SLG: 0.390 (6, 7)	B B F B B 4-1 BB		1 SAFE B S S S B X 2-2 1-3 2B		S X 0-1 BB 1B	B F X 2-1 ③ G6-3			X 0-0 ① G5-3	2 2	0 0	2 0	0 0	1 0	0 0	0 2
Ken Griffey Jr., L (1, 8) OBP: 0.394, SLG: 0.611	B X 1-0 ② P6		I I I I I 4-0 IBB		B 1 SAFE B S 1 SAFE B X 3-1 ① F8		H 1-0 BB HBP		B F B B B F X 3-2 HR	3	1	1	1	1	0	2
Jay Buhner, R (1, 9) OBP: 0.383, SLG: 0.491	C C S 0-3 ③ K		B S B S B F C 3-3 ② K		B B F F S 2-3 ② K		S B B B S S B 4-2 1-2 G4-6-3 BB		B C B B B C S S 3-3 ② K	4	0	0	0	1	4	5
Tino Martinez, L (1, 3) OBP: 0.343, SLG: 0.454		C X 0-1 CS BB 1B	B S S S B F F F B F 3-2 X F8		B B B B 4-0 1-2 BB		B B C C X 2-1 ① P3		C X 0-1 ③ G4-3	4	0	1	0	1	0	5
Edgar Martinez, R (1, 10) OBP: 0.350, SLG: 0.368		B 1 SAFE C B B B 1 SAFE 1 SAFE B 4-1 1-2 CS BB		C C C 0-3 ① K	F B S B B B X 3-2 ③ F9		C B X 1-1 ② ③ G4-6-3 1-2f			3	0	0	0	1	1	4
Dave Magadan, L (1, 5) OBP: 0.397, SLG: 0.375		B 2 SAFE B B B 4-0 ① 1-2 2-3 G5-4-3 BB		C B S F B B B F F F 4-2 F B 1B BB		C B B F B B B 4-2 2B BB		B B B B 4-0 E BB		0	0	0	0	4	0	0
Dave Valle, R (1, 2) OBP: 0.351, SLG: 0.390		C C B F F X 1-2 ② ③ G5-4-3 1-2f		B B X 2-0 ② P4		F S B B X 2-2 ① P4		C S S 0-3 ① K		4	0	0	0	0	1	5
Bret Boone, R (1, 4) OBP: 0.326, SLG: 0.538			B C X 1-1 2B 1B	X 0-0 1-2 1B		X 0-0 1-3 2B		C X 0-1 ② L5 1-3		4	0	3	0	0	0	1
Inning Stats	R: 0 E: 0 K: 2 S: 8 H: 0 LOB: 1 BB: 1 P: 13	R: 0 E: 0 K: 0 S: 8 H: 1 LOB: 1 BB: 2 P: 17	R: 0 E: 0 K: 1 S: 19 H: 2 LOB: 3 BB: 1 P: 33	R: 0 E: 0 K: 2 S: 17 H: 1 LOB: 2 BB: 1 P: 23	R: 0 E: 0 K: 1 S: 10 H: 1 LOB: 2 BB: 1 P: 22	R: 0 E: 0 K: 0 S: 11 H: 1 LOB: 2 BB: 1 P: 21	R: 0 E: 0 K: 0 S: 6 H: 0 LOB: 1 BB: 1 P: 14	R: 0 E: 1 K: 1 S: 11 H: 0 LOB: 1 BB: 1 P: 18	R: 1 E: 0 K: 1 S: 9 H: 1 LOB: 0 BB: 0 P: 15	1B: 4 2B: 2 3B: 0 HR: 1 SF: 0 SAC: 0 DP: 2 HBP: 1						

PITCHER		IP	WLS	BF	H	R	ER	SO	BB	IBB	HBP	BLK	WP	HR	S	P	ERA	WHIP
Steve Dreyer, R ERA:	(1, 1)	5.0	W	24	5	0	0	6	5	1	0	0	0	0	62	108	0.00	2.000
Brian Bohanon, L ERA: 4.09	(6, 1)	1.0		6	1	0	0	0	1	0	1	0	0	0	11	22	0.00	2.000
Cris Carpenter, R ERA: 3.16	(7, 1)	2.0		7	0	0	0	1	2	0	0	0	0	0	17	31	0.00	1.000
Bob Patterson, L ERA: 4.81	(9, 1)	1.0		4	1	1	1	1	0	0	0	0	0	1	9	15	9.00	1.000

PITCHER	IP	WLS	BF	H	R	ER	SO	BB	IBB	HBP	BLK	WP	HR	S	P	ERA	WHIP

TOP

Seattle Mariners @ Texas Rangers

Arlington Stadium, Arlington, TX

Sun Aug 08 1993, 8:05 PM EDT

Att. 24,181 - Unknown - 96 F

livebaseballscorecards.com

AB	31
R	1
H	7
RBI	1
BB	9
SO	8
LOB	30

Seattle Mariners @ Texas Rangers

Arlington Stadium, Arlington, TX

Sun Aug 08 1993, 8:05 PM EDT

Att. 24,181 - Unknown - 96 F

livebaseballscorecards.com

BOTTOM

Batter	1	2	3	4	5	6	7	8	9	AB	R	H	RBI	BB	SO	LOB
Gary Redus, R (1, 3)	C F B X 1-2 F7 ①		B B C B X 3-1 E8 1-H 2-H 1B		B B B C X 3-1 F9 ③	I I I	4-0 2B IBB			3	0	1	2	0	0	0
Rafael Palmeiro, L (7, PH) (8, 3)										0	1	0	0	1	0	0
OBP: 0.320, SLG: 0.422 / OBP: 0.376, SLG: 0.601																
Doug Strange, S (1, 4)	C X 0-1 F7 ②		C B B B X 3-1 G5-3 ②			S B C F S 1-3 K ①	X 0-0 WP 1-H 2-H 2B			4	0	1	2	0	1	1
OBP: 0.319, SLG: 0.353																
Ivan Rodriguez, R (1, 2)	F C X 0-2 G4-3 ③		S F B B B F F F X 3-2 F9 ③			B B X 2-0 BB 1B	S F B X 1-2 G6-3 ③ 2-3			4	0	1	0	0	0	2
OBP: 0.328, SLG: 0.419																
Juan Gonzalez, R (1, 7)		B C X 1-1 P6 ①		B B X 2-0 HR		C S F B S 1-3 K ②		F B X 1-1 BB 2B 1B		4	2	2	1	0	1	1
OBP: 0.392, SLG: 0.662																
Julio Franco, R (1, 10)		C B S B F F F S 2-3 K ②		B B B H 4-0 G6-4-3 HBP		B B B C 1 SAFE B F F F F 4-2 B 1-2 BB		B B B B 4-0 1-2 2B BB		1	1	0	0	2	1	0
OBP: 0.356, SLG: 0.436																
Dean Palmer, R (1, 5)		C C B B S 2-3 K ③		X 0-0 G6-4-3 ① ② 1-2f		X 0-0 P6 ③		B B S C C 2-3 K ①		4	0	0	0	0	2	5
OBP: 0.315, SLG: 0.474																
Butch Davis, R (1, 9)			B S B B B X 3-1 F9 ①	B C X 1-1 G6-3 ③			X 0-0 G1-3 ①	X 0-0 1-H 2-H 2B		4	0	1	2	0	0	0
OBP: 0.262, SLG: 0.392																
Mario Diaz, R (1, 6)			B B F F B F B 4-2 WP BB E BB		X 0-0 G6-3 ①		B X 1-0 2B 2B	X 0-0 G5-3 ②		3	2	1	0	1	0	1
OBP: 0.299, SLG: 0.369																
Donald Harris, R (1, 8)			B B B B 4-0 WP 1-2 E BB		C B B X 2-1 P4 ②		C B C F S 1-3 K ②	C B X 1-1 G5-3 ③		3	1	0	0	1	1	2
OBP: 0.200, SLG: 0.313																
Inning Stats	R: 0 E: 0 K: 0 S: 8 H: 0 LOB: 0 BB: 0 P: 9	R: 0 E: 0 K: 2 S: 11 H: 0 LOB: 0 BB: 0 P: 16	R: 2 E: 1 K: 0 S: 15 H: 1 LOB: 1 BB: 2 P: 35	R: 1 E: 0 K: 0 S: 4 H: 1 LOB: 0 BB: 0 P: 11	R: 0 E: 0 K: 0 S: 5 H: 0 LOB: 0 BB: 0 P: 10	R: 0 E: 0 K: 2 S: 15 H: 1 LOB: 2 BB: 1 P: 23	R: 2 E: 0 K: 1 S: 10 H: 2 LOB: 1 BB: 1 P: 17	R: 2 E: 0 K: 1 S: 9 H: 2 LOB: 1 BB: 1 P: 17		1B: 3 2B: 3 3B: 0 HR: 1	SF: 0 SAC: 0 DP: 1 HBP: 1						

AB	30
R	7
H	7
RBI	7
BB	5
SO	6
LOB	12

WP: 2 PB: 0 SB: 0 CS: 0 PA: 36

PITCHER		IP	WLS	BF	H	R	ER	SO	BB	IBB	HBP	BLK	WP	HR	S	P	ERA	WHIP
Randy Johnson, L (1, 1) ERA: 3.81		3.0	L	14	2	3	3	2	2	0	1	0	1	1	35	67	9.00	1.333
Brad Holman, R (4, 1) ERA: 1.29		3.1		12	2	1	1	2	1	0	0	0	0	0	25	40	2.70	0.900
Dwayne Henry, R (7, 1) ERA: 6.84		1.2		10	3	3	3	2	1	1	0	0	1	0	17	31	16.20	2.400

PITCHER	IP	WLS	BF	H	R	ER	SO	BB	IBB	HBP	BLK	WP	HR	S	P	ERA	WHIP

Batter	1	2	3	4	5	6	7	8	9	AB	R	H	RBI	BB	SO	LOB
Mike Felder, S (1, 8) OBP: 0.273, SLG: 0.280	P6	G3-1		G4-3			G5-6-3 1B		FC5-4 1-2f 2-3	5	0	1	0	0	0	3
Dave Magadan, L (1, 5) OBP: 0.397, SLG: 0.379 (5, 3)	1B 1B		G3		2B 2B		G5-6-3 1-2f		SAFE SAFE SAFE K	5	1	2	0	0	1	3
Ken Griffey Jr., L (1, 10) OBP: 0.397, SLG: 0.610	1B 1-2		E S WP BB		2B SF8-5 BB		L3			2	2	1	0	2	0	0
Tino Martinez, L (1, 3) OBP: 0.343, SLG: 0.456 Mike Blowers, R (5, 5) OBP: 0.367, SLG: 0.477	P3	SAFE P6 1-H			SF8-5 2B 1-3 2-H			CS 1B		3 1	0 0	1 1	1 0	0 0	0 0	2 0
Mackey Sasser, L (1, 7) OBP: 0.293, SLG: 0.375 Jay Buhner, R (8, PH) OBP: 0.383, SLG: 0.490 (8, 9)	G4-3		HR 1B		SF8-5 2-3 3-H			SAFE SAFE SAFE K 1-2		2 1	1 0	1 0	1 0	0 0	0 1	2 1
Dann Howitt, L (1, 9) OBP: 0.421, SLG: 0.706 (8, 7)		SH1-3 G6-3 1B 1B	1-H HR		K			F7		4	2	2	2	0	1	0
Bret Boone, R (1, 4) OBP: 0.333, SLG: 0.537		G6-3 SH1-3 1-2 1B	F9			G5-3			FC6-4 1B	4	0	2	0	0	0	0
Dave Valle, R (1, 2) OBP: 0.348, SLG: 0.386 Bill Haselman, R (9, PR) OBP: 0.350, SLG: 0.500	SH1-3 1-2 2-3			F8		P3			SAFE FC6-4 FC5-4 BB 1-2f	3 0	0 0	0 0	0 0	0 0	0 0	1 0
Omar Vizquel, S (1, 6) OBP: 0.335, SLG: 0.313 Edgar Martinez, R (9, PH) OBP: 0.355, SLG: 0.368 Greg Litton, R (9, PR) OBP: 0.321, SLG: 0.390	G6-3 2-3 3-H			G3-1		G3-1			FC5-4 BB 1-2	3 0 0	0 0 0	0 0 0	1 0 0	0 1 0	0 0 0	1 0 0
Inning Stats	R: 0 E: 0 K: 0 S: 8 H: 2 LOB: 2 BB: 0 P: 12	R: 1 E: 0 K: 0 S: 7 H: 2 LOB: 1 BB: 0 P: 12	R: 3 E: 0 K: 0 S: 12 H: 2 LOB: 0 BB: 1 P: 23	R: 0 E: 0 K: 0 S: 7 H: 0 LOB: 0 BB: 0 P: 9	R: 2 E: 0 K: 1 S: 15 H: 2 LOB: 0 BB: 1 P: 25	R: 0 E: 0 K: 0 S: 9 H: 0 LOB: 0 BB: 0 P: 12	R: 0 E: 0 K: 0 S: 6 H: 1 LOB: 0 BB: 0 P: 8	R: 0 E: 0 K: 1 S: 7 H: 1 LOB: 0 BB: 0 P: 11	R: 0 E: 0 K: 1 S: 11 H: 1 LOB: 2 BB: 1 P: 19	1B: 8 2B: 4 3B: 0 HR: 1 SF: 1 SAC: 1 DP: 3 HBP: 0						

PITCHER		IP	WLS	BF	H	R	ER	SO	BB	IBB	HBP	BLK	WP	HR	S	P	ERA	WHIP
David Cone, R ERA: 3.53	(1, 1)	5.0		24	8	6	6	1	2	0	0	0	1	1	49	81	10.80	2.000
John Habyan, R ERA: 4.0	(6, 1)	1.0		3	0	0	0	0	0	0	0	0	0	0	9	12	0.00	0.000
Billy Brewer, L ERA: 3.16	(7, 1)	1.0		4	2	0	0	0	0	0	0	0	0	0	8	11	0.00	2.000
Stan Belinda, R ERA: 3.8	(8, 1)	1.0	W	2	0	0	0	1	0	0	0	0	0	0	5	8	0.00	0.000
Jeff Montgomery, R ERA: 1.69	(9, 1)	1.0	S	5	1	0	0	1	1	0	0	0	0	0	11	19	0.00	2.000

PITCHER IP WLS BF H R ER SO BB IBB HBP BLK WP HR S P ERA WHIP

TOP

Seattle Mariners @ Kansas City Royals

Kauffman Stadium, Kansas City, MO

Mon Aug 09 1993, 7:05 PM CDT

Att. 32,633 - Unknown

livebaseballscorecards.com

AB	33
R	6
H	11
RBI	5
BB	3
SO	3
LOB	13

WP: 1 PA: 38
PB: 0
SB: 1
CS: 1

Batter	1	2	3	4	5	6	7	8	9	AB	R	H	RBI	BB	SO	LOB
Felix Jose, S (1, 9) OBP: 0.307, SLG: 0.337 Hubie Brooks, R (7, PH) OBP: 0.309, SLG: 0.333 (8, 9) Chris Gwynn, L (8, PH) OBP: 0.356, SLG: 0.405 (9, 9)	F X 0-1 ① P6	X 0-0 1-H 2B			B B B B 4-0 WP S 1B BB		B B C F F X 2-2 ① L9	F C C 0-3 ②		2 1 1	1 0 0	1 0 0	1 0 0	1 0 0	0 0 1	0 1 2
Brian McRae, S (1, 8) OBP: 0.349, SLG: 0.447	B X 1-0 ② L4	X 0-0 ③ G3			B B B C F X 3-2 G6-4-3 1-H 1B		1 SAFE F F 1 SAFE F F X 0-2 L1-3 1-2 1B	X 0-0 ③ G1-3		5	0	2	1	0	0	3
George Brett, L (1, 10) OBP: 0.307, SLG: 0.443	X 0-0 WP HR 2B	X 0-0 ① G4-3			1 SAFE B 1 SAFE B 1 SAFE S F 1 SAFE F 2-2 ① ② G6-4-3 X 1-2f		F B F X 1-2 ② ③ L1-3 1-2			4	1	1	0	0	0	3
Mike Macfarlane, R (1, 2) OBP: 0.368, SLG: 0.518	F B B B C F X 3-2 2-H HR	B X 1-0 1B			B F B S B B 4-2 BB			C B X 1-1 BB 2B 1B		3	2	3	2	1	0	0
Wally Joyner, L (1, 3) OBP: 0.393, SLG: 0.487	X 0-0 1B	C C B B S 2-3 ② K			X 0-0 ③ F7			B C B C B B 4-2 2B 1-2 1B BB		3	1	1	0	1	1	2
Gary Gaetti, R (1, 5) OBP: 0.325, SLG: 0.420	C X 0-1 ③ F9	F B B S 1 SAFE S 2-3 ③ K				S F B B B X 2-2 ① L6		B B B C X 3-1 1-3 2-H 1B 2B		4	1	1	1	0	1	2
Kevin McReynolds, R (1, 7) OBP: 0.307, SLG: 0.378		C B B X 2-1 ① P4		B X 1-0 ① F7		F X 0-1 ② F7		C F B C 1-3 ① K		4	0	0	0	0	1	2
Greg Gagne, R (1, 6) OBP: 0.326, SLG: 0.393		B S X 1-1 ② F7		B S X 1-1 ② F7		X 0-0 ③ F9		B B I I 4-0 1B IBB		3	0	0	0	1	0	0
Rico Rossy, R (1, 4) OBP: 0.348, SLG: 0.435 Jose Lind, R (8, PH) OBP: 0.282, SLG: 0.313 (9, 4)		F S F X 0-2 2B 1B		X 0-0 ③ G6-3			B B C B C B 4-2 1B BB	C X 0-1 1-2 2-H 3-H 1B		2 1	1 0	1 1	0 2	1 0	0 0	0 0
Inning Stats	R: 2 E: 0 K: 0 S: 11 H: 3 LOB: 1 BB: 0 P: 15	R: 1 E: 0 K: 0 S: 10 H: 2 LOB: 1 BB: 0 P: 13	R: 0 E: 0 K: 2 S: 8 H: 1 LOB: 1 BB: 0 P: 13	R: 0 E: 0 K: 0 S: 4 H: 0 LOB: 0 BB: 0 P: 6	R: 1 E: 0 K: 0 S: 10 H: 1 LOB: 1 BB: 2 P: 23	R: 0 E: 0 K: 0 S: 6 H: 0 LOB: 0 BB: 0 P: 8	R: 0 E: 0 K: 0 S: 14 H: 1 LOB: 1 BB: 1 P: 21	R: 3 E: 0 K: 2 S: 15 H: 3 LOB: 2 BB: 2 P: 28		1B: 7 2B: 4 3B: 0 HR: 1	SF: 0 SAC: 0 DP: 2 HBP: 0		WP: 2 PB: 0 SB: 1 CS: 0	PA: 38		

PITCHER		IP	WLS	BF	H	R	ER	SO	BB	IBB	HBP	BLK	WP	HR	S	P	ERA	WHIP
Tim Leary, R ERA: 4.61	(1, 1)	6.0		27	7	4	4	2	3	0	0	0	2	1	51	84	6.00	1.667
Erik Plantenberg, L ERA: 12.0	(7, 1)	1.0		5	2	2	2	0	1	0	0	0	0	0	16	24	18.00	3.000
Ted Power, R ERA: 5.81	(8, 1)	1.0	L	6	2	1	1	2	0	1	0	0	0	0	11	19	9.00	2.000

PITCHER	IP	WLS	BF	H	R	ER	SO	BB	IBB	HBP	BLK	WP	HR	S	P	ERA	WHIP

BOTTOM

Seattle Mariners @ Kansas City Royals

Kauffman Stadium, Kansas City, MO

Mon Aug 09 1993, 7:05 PM CDT

Att. 32,633 - Unknown

livebaseballscorecards.com

AB	33
R	7
H	11
RBI	7
BB	5
SO	4
LOB	15

Batter	1	2	3	4	5	6	7	8	9	AB	R	H	RBI	BB	SO	LOB
Dann Howitt, L (1, 7) OBP: 0.417, SLG: 0.727	C F B S 1-3 ① K		B C X 1-1 G6-4-3 1B		F B S B X 2-2 3B		S B S S 1-3 ③ K		C B B F F S 2-3 K2-3	5	0	2	0	0	3	2
Bret Boone, R (1, 4) OBP: 0.319, SLG: 0.512	C X 0-1 ② G4-3		C B 1 SAFE B X 2-1 ① ② G6-4-3 1-2f		S B B C B S 3-3 ① K			C X 0-1 ① G3-1		4	0	0	0	0	1	2
Ken Griffey Jr., L (1, 8) OBP: 0.398, SLG: 0.616	B X 1-0 HR		B C B B S B 4-2 BB BB		B S X 1-1 ② G3			F F B B B F X 3-2 ② G4-3		3	1	1	1	1	0	1
Jay Buhner, R (1, 9) OBP: 0.384, SLG: 0.488	X 0-0 ③ G3		B S B B B S B 4-2 1-2 BB		S B B X 2-1 ③ F7			B C S B B X 3-2 1B		3	0	1	0	1	0	1
Mackey Sasser, L (1, 10) OBP: 0.285, SLG: 0.364		C C S 0-3 ① K	S X 0-1 ③ P6			B F F F B B X 3-2 ① G1-6-3		C F B F B C 2-3 ③ K		4	0	0	0	0	2	3
Edgar Martinez, R (1, 5) OBP: 0.359, SLG: 0.367		B C B B B 4-1 1B BB	B B B C X 3-1 G4-3 G2-3 1B			C B B B B X 3-1 ② G6-3			C C B S 1-3 ① K	3	0	1	0	1	1	0
Dave Magadan, L (1, 3) OBP: 0.396, SLG: 0.377		B C 1 SAFE C B B F 1 SAFE X 3-2 1-3 1B	C X 0-1 ① G2-3 1-2			B F B S B F S 3-3 ③ K			C F B F B B X 3-2 ② F9	4	0	1	0	0	1	1
Bill Haselman, R (1, 2) OBP: 0.347, SLG: 0.491		C F 1 SAFE B S 1-3 ② K	S B S X 1-2 ② G4-3 2-3				S C B B S 2-3 ① K		X 0-0 1B 1B	4	0	1	0	0	2	3
Omar Vizquel, S (1, 6) OBP: 0.335, SLG: 0.312		B F B E 1 SAFE F B S 3-3 ③ K	X 0-0 ③ F7				C B S F F B X 2-2 ② P6		B B C X 2-1 1-2 1B	4	0	1	0	0	1	3
Inning Stats	R: 1 H: 1 E: 0 LOB: 0 K: 1 BB: 0 S: 7 P: 9	R: 0 H: 1 E: 0 LOB: 2 K: 3 BB: 1 S: 15 P: 26	R: 0 H: 1 E: 0 LOB: 2 K: 0 BB: 2 S: 10 P: 21	R: 0 H: 1 E: 0 LOB: 1 K: 0 BB: 0 S: 8 P: 12	R: 0 H: 1 E: 0 LOB: 1 K: 1 BB: 0 S: 10 P: 18	R: 0 H: 0 E: 0 LOB: 0 K: 1 BB: 0 S: 10 P: 19	R: 0 H: 0 E: 0 LOB: 0 K: 2 BB: 0 S: 11 P: 16	R: 0 H: 1 E: 0 LOB: 1 K: 1 BB: 0 S: 13 P: 21	R: 0 H: 2 E: 0 LOB: 2 K: 2 BB: 0 S: 14 P: 22	1B: 6 SF: 0 2B: 0 SAC: 0 3B: 1 DP: 1 HR: 1 HBP: 0						WP: 0 PA: 37 PB: 0 SB: 0 CS: 0	

PITCHER		IP	WLS	BF	H	R	ER	SO	BB	IBB	HBP	BLK	WP	HR	S	P	ERA	WHIP
Tom Gordon, R ERA: 3.77	(1, 1)	7.0	W	28	5	1	1	8	3	0	0	0	0	1	71	121	1.29	1.143
Mark Gubicza, R ERA: 4.41	(8, 1)	2.0	S	9	3	0	0	3	0	0	0	0	0	0	27	43	0.00	1.500

PITCHER		IP	WLS	BF	H	R	ER	SO	BB	IBB	HBP	BLK	WP	HR	S	P	ERA	WHIP

Seattle Mariners @ Kansas City Royals

Kauffman Stadium, Kansas City, MO

Tue Aug 10 1993, 7:05 PM CDT
Att. 22,187 - Unknown - 86 F

TOP

livebaseballscorecards.com

AB	34
R	1
H	8
RBI	1
BB	3
SO	11
LOB	16

Seattle Mariners @ Kansas City Royals

Kauffman Stadium, Kansas City, MO

Tue Aug 10 1993, 7:05 PM CDT

Att. 22,187 - Unknown - 86 F

BOTTOM

Batter	1	2	3	4	5	6	7	8	9	AB	R	H	RBI	BB	SO	LOB
Greg Gagne, R (1, 6) OBP: 0.329, SLG: 0.400	F B X 1-1 G3 2B	B B F B B 4-1 HBP BB		B X 1-0 G6-3 ②		C B X 1-1 F8 ②		X 0-0 2B		4	0	2	0	1	0	0
Brian McRae, S (1, 8) OBP: 0.352, SLG: 0.447	X 0-0 ① G3 2-3	C F B B H 3-2 1-2 2-3 3-H HBP		C B F B F X 3-2 1B		X 0-0 1B		B B S F C 2-3 ② K		4	0	2	1	0	1	2
George Brett, L (1, 10) OBP: 0.303, SLG: 0.437	B X 1-0 ② G3	X 0-0 ③ G4-3		1 SAFE B B B S 1 SAFE X 2-1 ③ G4-3		1 SAFE B X 1-0 ③ G6-3		B S F S 1-3 ③ K		5	0	0	0	0	1	7
Mike Macfarlane, R (1, 2) OBP: 0.373, SLG: 0.535	C F B B B B 4-2 BB		S X 0-1 HR		C F B B F C 2-3 ① K		B S X 1-1 1B 2B			3	2	2	1	1	1	0
Wally Joyner, L (1, 3) OBP: 0.392, SLG: 0.487	C S B X 1-2 ③ F9		B X 1-0 ① G5-3		B B F B X 3-1 2B 2B		B B B C F S 3-3 ① K			4	1	1	0	0	1	3
Hubie Brooks, R (1, 9) OBP: 0.317, SLG: 0.343 Felix Jose, S (7, 9) OBP: 0.306, SLG: 0.336		B B F B B 4-1 G6-3 1B HBP BB	B F B B C X 2-2 ② P4		F F X 0-2 G5-3 2-H 2B		B B B X 3-0 ② F8			2 1	1 0	1 0	1 0	1 0	0 0	0 1
Kevin McReynolds, R (1, 7) OBP: 0.310, SLG: 0.377		X 0-0 ① F8	B B B C E B 4-2 BB		B B X 2-0 ② G5-3 2-3		C B B F X 2-2 2-H 1B			3	0	1	1	1	0	2
Phil Hiatt, R (1, 5) OBP: 0.280, SLG: 0.366 Rico Rossy, R (7, 5) OBP: 0.343, SLG: 0.429		B X 1-0 HBP G6-3 1-2 1B	1 SAFE 1 SAFE C S 1 SAFE B X 1-2 ③ F7		C C B F B F S 2-3 ③ K		C S X 0-2 ③ F8			3 1	0 0	1 0	0 0	0 0	1 0	2 1
Jose Lind, R (1, 4) OBP: 0.278, SLG: 0.309		B X 1-0 ② G6-3 1-2 2-3		B C X 1-1 ① P6		B C F X 1-2 ① G6-3		C X 0-1 ① G4-3		4	0	0	0	0	0	2
Inning Stats	R: 0 E: 0 K: 0 S: 9 H: 1 LOB: 2 BB: 1 P: 16	R: 1 E: 0 K: 0 S: 8 H: 1 LOB: 3 BB: 2 P: 21	R: 1 E: 0 K: 0 S: 11 H: 1 LOB: 1 BB: 1 P: 19	R: 0 E: 0 K: 0 S: 9 H: 1 LOB: 1 BB: 0 P: 16	R: 1 E: 0 K: 2 S: 15 H: 2 LOB: 1 BB: 0 P: 24	R: 0 E: 0 K: 0 S: 7 H: 1 LOB: 1 BB: 0 P: 10	R: 1 E: 0 K: 1 S: 12 H: 2 LOB: 1 BB: 0 P: 21	R: 0 E: 0 K: 2 S: 9 H: 1 LOB: 1 BB: 0 P: 12		1B: 4 2B: 5 3B: 0 HR: 1 SF: 0 SAC: 0 DP: 0 HBP: 1						

	AB	34
	R	4
	H	10
	RBI	4
	BB	4
	SO	5
	LOB	20

WP: 0 PB: 0 SB: 0 CS: 0 PA: 39

livebaseballscorecards.com

PITCHER		IP	WLS	BF	H	R	ER	SO	BB	IBB	HBP	BLK	WP	HR	S	P	ERA	WHIP
Dave Fleming, L ERA: 4.3	(1, 1)	7.0	L	35	9	4	4	3	4	0	1	0	0	1	71	127	5.14	1.857
Steve Ontiveros, R ERA:	(8, 1)	1.0		4	1	0	0	2	0	0	0	0	0	0	9	12	0.00	1.000

PITCHER		IP	WLS	BF	H	R	ER	SO	BB	IBB	HBP	BLK	WP	HR	S	P	ERA	WHIP

Seattle Mariners @ Kansas City Royals

Kauffman Stadium, Kansas City, MO

Wed Aug 11 1993, 7:05 PM CDT

Att. 23,990 - Unknown

TOP

livebaseballscorecards.com

Batter	1	2	3	4	5	6	7	8	9	AB	R	H	RBI	BB	SO	LOB
Greg Litton, R (1, 6) OBP: 0.319, SLG: 0.385	B C C F X 1-2 ① L8		1 SAFE B B X 2-0 ② F7			F F X 0-2 ① G6-3	B C X 1-1 FC6-4 1B			4	0	1	0	0	0	1
Omar Vizquel, S (9, 6) OBP: 0.335, SLG: 0.312										0	0	0	0	0	0	0
Bret Boone, R (1, 4) OBP: 0.316, SLG: 0.500	B S B F S 2-3 ② K		B F C B 1 SAFE 1 SAFE X 2-2 ③ FC6-4 1-2f			X 0-0 1B HR 1B	B X 1-0 ③ FC6-4 1-2f			4	1	1	0	0	1	2
Ken Griffey Jr., L (1, 8) OBP: 0.402, SLG: 0.621	B B C C B F B 4-2 BB			B F C B B X 3-2 G4-3 2B		C B S B F 1 SAFE F F F 3-2 B P 1 SAFE 1 SAFE F F X 1-3 HR BB 1B		B B X 2-0 G5-4-3 1B		3	1	3	0	1	0	0
Jay Buhner, R (1, 9) OBP: 0.382, SLG: 0.485	C B C 1 SAFE F S 1-3 ③ K			C F B S 1-3 ① K		B B B 4-0 HR 1-2 BB		1 SAFE S 1 SAFE P 1 SAFE 1 SAFE X 1-1 ① F9		3	1	0	0	1	2	3
Edgar Martinez, R (1, 10) OBP: 0.349, SLG: 0.355		B C B X 2-1 ① P9		B F X 1-1 ② G4-3 2-3		B B B C F X 3-2 ② P3		1 SAFE 1 SAFE C 1 SAFE P 1 SAFE B P 1 SAFE 2-2 X ②③ G5-4-3 1-2f		4	0	0	0	0	0	5
Mike Blowers, R (1, 5) OBP: 0.370, SLG: 0.498		F X 0-1 ② F8		B S F X 1-2 ③ G4-3		B F F B X 2-2 1-H 2-H 3-H HR			S X 0-1 2B	4	1	2	4	0	0	1
Dave Magadan, L (1, 3) OBP: 0.392, SLG: 0.373		B F C B B X 3-2 ③ P6			C X 0-1 ① F7	C B C X 1-2 ③ G6-3			B B B C F C 3-3 ① K	4	0	0	0	0	1	1
Dave Valle, R (1, 2) OBP: 0.343, SLG: 0.380			B X 1-0 ① G6-3		B B X 2-0 ② G1-3		B C S X 1-2 ① G3-1		S B F X 1-2 ② G5-3	4	0	0	0	0	0	1
Mike Felder, S (1, 7) OBP: 0.275, SLG: 0.282			B B C B C X 3-2 FC6-4 1B		X 0-0 ③ G5-3		C C B B F S 2-3 ② K		S S S 0-3 ③ K	2	0	1	0	0	0	0
Dann Howitt, L (6, 7) OBP: 0.385, SLG: 0.667										2	0	0	0	0	2	1

	AB	34
	R	4
	H	8
	RBI	4
	BB	2
	SO	6
	LOB	15

Inning Stats	1	2	3	4	5	6	7	8	9
	R: 0 E: 0 K: 2 S: 14	H: 0 LOB: 1 BB: 1 P: 22	R: 0 E: 0 K: 0 S: 7	H: 0 LOB: 0 BB: 0 P: 12	R: 0 E: 0 K: 0 S: 8	H: 1 LOB: 1 BB: 0 P: 16	R: 0 E: 0 K: 1 S: 11	H: 1 LOB: 1 BB: 0 P: 17	R: 0 E: 0 K: 0 S: 4	H: 0 LOB: 0 BB: 0 P: 6	R: 4 E: 0 K: 0 S: 23	H: 3 LOB: 0 BB: 1 P: 36	R: 0 E: 0 K: 1 S: 11	H: 1 LOB: 1 BB: 0 P: 16	R: 0 E: 0 K: 0 S: 8	H: 1 LOB: 0 BB: 0 P: 11	R: 0 E: 0 K: 2 S: 11	H: 1 LOB: 1 BB: 0 P: 15

	1B: 5	SF: 0
	2B: 2	SAC: 0
	3B: 0	DP: 1
	HR: 1	HBP: 0

	WP: 0	PA: 36
	PB: 0	
	SB: 0	
	CS: 0	

PITCHER		IP	WLS	BF	H	R	ER	SO	BB	IBB	HBP	BLK	WP	HR	S	P	ERA	WHIP
Chris Haney, L ERA: 5.67	(1, 1)	6.0	L	25	5	4	4	3	2	0	0	0	0	1	67	109	6.00	1.167
Greg Cadaret, L ERA: 4.23	(7, 1)	1.0		5	2	0	0	1	0	0	0	0	0	0	12	19	0.00	2.000
John Habyan, R ERA: 3.86	(8, 1)	1.2		5	1	0	0	1	0	0	0	0	0	0	15	20	0.00	0.600
Billy Brewer, L ERA: 3.12	(9, 1)	0.1		1	0	0	0	1	0	0	0	0	0	0	3	3	0.00	0.000

PITCHER		IP	WLS	BF	H	R	ER	SO	BB	IBB	HBP	BLK	WP	HR	S	P	ERA	WHIP

Batter	1	2	3	4	5	6	7	8	9	AB	R	H	RBI	BB	SO	LOB
Felix Jose, S (1, 9) OBP: 0.305, SLG: 0.338	G4-3			B1-3		2B		K		4	0	1	0	0	1	2
Brian McRae, S (1, 8) OBP: 0.353, SLG: 0.448	K			CS 1B		FC6-2-5 2-H		1-2 2-H 1B		4	0	2	1	0	1	1
George Brett, L (1, 10) OBP: 0.300, SLG: 0.433	K			G3 1-2		G1-3		P2		4	0	0	0	0	1	4
Mike Macfarlane, R (1, 2) OBP: 0.368, SLG: 0.527		K			K		G6-3	G6-3		4	0	0	0	0	2	2
Wally Joyner, L (1, 3) OBP: 0.388, SLG: 0.483		K			G3-1		F9		G6-3	4	0	0	0	0	1	0
Gary Gaetti, R (1, 5) OBP: 0.328, SLG: 0.428		P5			2B 2B		F9		3-2 1B	4	1	2	0	0	0	0
Kevin McReynolds, R (1, 7) OBP: 0.313, SLG: 0.397			F9		2-H 2B			HR	P9	4	1	2	2	0	0	1
Greg Gagne, R (1, 6) OBP: 0.328, SLG: 0.398			F8		P9			WP 1B 1B	G6-3	4	1	1	0	0	0	2
Jose Lind, R (1, 4) OBP: 0.277, SLG: 0.307 Chris Gwynn, L (8, PH) OBP: 0.356, SLG: 0.405 Phil Hiatt, R (8, PH) OBP: 0.282, SLG: 0.366 Rico Rossy, R (9, 4) OBP: 0.343, SLG: 0.429			G5-3			F7		1-2 1B BB		2 0 0 0	0 0 0 0	0 0 0 0	0 0 1 0	0 0 0 0	0 0 0 0	0 0 0 0
Inning Stats	R: 0 E: 0 K: 2 S: 11 H: 0 LOB: 0 BB: 0 P: 15	R: 0 E: 0 K: 2 S: 8 H: 0 LOB: 0 BB: 0 P: 12	R: 0 E: 0 K: 0 S: 6 H: 0 LOB: 0 BB: 0 P: 9	R: 0 E: 0 K: 0 S: 4 H: 1 LOB: 0 BB: 0 P: 6	R: 1 E: 0 K: 1 S: 9 H: 2 LOB: 1 BB: 0 P: 15	R: 0 E: 0 K: 0 S: 10 H: 1 LOB: 1 BB: 0 P: 16	R: 0 E: 0 K: 0 S: 5 H: 0 LOB: 0 BB: 0 P: 8	R: 2 E: 0 K: 1 S: 14 H: 3 LOB: 2 BB: 1 P: 23	R: 0 E: 0 K: 0 S: 10 H: 1 LOB: 1 BB: 0 P: 14	1B: 4 2B: 3 3B: 0 HR: 1 SF: 0 SAC: 0 DP: 0 HBP: 0						

PITCHER		IP	WLS	BF	H	R	ER	SO	BB	IBB	HBP	BLK	WP	HR	S	P	ERA	WHIP
Chris Bosio, R ERA: 4.23	(1, 1)	7.0	W	26	6	3	3	5	0	0	0	0	0	1	55	83	3.86	0.857
Dennis Powell, L ERA: 4.15	(8, 1)	0.2		4	1	0	0	1	1	0	0	0	1	0	10	16	0.00	3.000
Jeff Nelson, R ERA: 3.27	(8, 1)	0.1		1	0	0	0	0	0	0	0	0	0	0	2	5	0.00	0.000
Erik Plantenberg, L ERA: 10.8	(9, 1)	0.1		1	0	0	0	0	0	0	0	0	0	0	1	1	0.00	0.000
Steve Ontiveros, R ERA:	(9, 1)	0.0		1	1	0	0	0	0	0	0	0	0	0	5	8	∞	∞

PITCHER		IP	WLS	BF	H	R	ER	SO	BB	IBB	HBP	BLK	WP	HR	S	P	ERA	WHIP
Ted Power, R ERA: 5.67	(9, 1)	0.2	S	2	0	0	0	0	0	0	0	0	0	0	4	5	0.00	0.000

Seattle Mariners @ Kansas City Royals

Kauffman Stadium, Kansas City, MO

Wed Aug 11 1993, 7:05 PM CDT

Att. 23,990 - Unknown

livebaseballscorecards.com

BOTTOM

AB	34
R	3
H	8
RBI	3
BB	1
SO	6
LOB	12

1B: 4 SF: 0
2B: 3 SAC: 0
3B: 0 DP: 0
HR: 1 HBP: 0

WP: 1 PA: 35
PB: 0
SB: 1
CS: 1

California Angels @ Seattle Mariners

The Kingdome, Seattle, WA

Fri Aug 13 1993, 10:05 PM EDT

Att. 31,735 - Dome

TOP

livebaseballscorecards.com

Batter	1	2	3	4	5	6	7	8	9	AB	R	H	RBI	BB	SO	LOB
Luis Polonia, L (1, 7) OBP: 0.313, SLG: 0.322	C C B X 1-2 ① F9			X 0-0 G6-4-3 1B		B X 1-0 ③ L8		F B B X 2-1 ③ G6-3		4	0	1	0	0	0	1
Chad Curtis, R (1, 8) OBP: 0.383, SLG: 0.382	C X 0-1 ② G6-3			1 SAFE 1 SAFE 1 SAFE C B 1 SAFE X 1-1 ①② G6-4-3 1-2f			B X 1-0 ① G4-3		S B S F B X 2-2 ① P2	4	0	0	0	0	0	1
Tim Salmon, R (1, 9) OBP: 0.380, SLG: 0.518	B B F B S F X 3-2 ③ G5-3			B B B X 3-0 ③ G5-3			B X 1-0 ② F8		B F X 1-1 ② F7	4	0	0	0	0	0	0
Chili Davis, S (1, 10) OBP: 0.326, SLG: 0.416		S S B B B S 2-3 ① K			F C B F S 1-3 ① K		B X 1-0 1B		B S C X 1-2 ③ G1-3	4	0	1	0	0	2	0
Greg Myers, L (1, 2) OBP: 0.288, SLG: 0.369		X 0-0 ② G6-3			B B B C F S 3-3 ② K		X 0-0 ③ G3-4-3			3	0	0	0	0	1	1
Eduardo Perez, R (1, 5) OBP: 0.328, SLG: 0.417		B C F S 1-3 ③ K			X 0-0 1B			B B B B 4-0 2B SF7 BB		2	1	1	0	1	1	0
Ty Van Burkleo, L (1, 3) OBP: 0.280, SLG: 0.238			X 0-0 ① F8		C S 1 SAFE B B S 2-3 ③ K			F B 1 SAFE 1 SAFE S B 1 SAFE 1 SAFE X 2-2 1-3 2B		3	0	1	0	0	1	1
Rod Correia, R (8, PR) OBP: 0.440, SLG: 0.458										0	0	0	0	0	0	0
Rene Gonzales, R (8, 3) OBP: 0.362, SLG: 0.326										0	0	0	0	0	0	0
Kurt Stillwell, S (1, 4) OBP: 0.271, SLG: 0.257			B S S S 1-3 ② K			B C X 1-1 ① G1-3		C B X 1-1 ① SF7 3-H		2	0	0	1	0	1	0
Gary Disarcina, R (1, 6) OBP: 0.276, SLG: 0.325			B C B X 2-1 ③ P3			C B F B X 2-2 ② F9		X 0-0 ② P4		3	0	0	0	0	0	1

	AB	29
	R	1
	H	4
	RBI	1
	BB	1
	SO	6
	LOB	5

Inning Stats																																		
	R: 0	H: 0		R: 0	H: 0		R: 0	H: 0		R: 0	H: 1		R: 0	H: 1		R: 0	H: 0		R: 0	H: 1		R: 1	H: 1		R: 0	H: 0		1B: 3	SF: 1		WP: 0	PA: 31	
	E: 0	LOB: 0		E: 0	LOB: 0		E: 0	LOB: 0		E: 0	LOB: 0		E: 0	LOB: 1		E: 0	LOB: 0		E: 0	LOB: 1		E: 0	LOB: 1		E: 0	LOB: 0		2B: 1	SAC: 0		PB: 0		
	K: 0	BB: 0		K: 2	BB: 0		K: 1	BB: 0		K: 0	BB: 0		K: 3	BB: 0		K: 0	BB: 0		K: 0	BB: 1		K: 0	BB: 1		K: 0	BB: 0		3B: 0	DP: 1		SB: 0		
	S: 9	P: 13		S: 7	P: 10		S: 6	P: 9		S: 4	P: 8		S: 11	P: 17		S: 6	P: 10		S: 4	P: 7		S: 8	P: 17		S: 9	P: 13		HR: 0	HBP: 0		CS: 0		

PITCHER	IP	WLS	BF	H	R	ER	SO	BB	IBB	HBP	BLK	WP	HR	S	P	ERA	WHIP
Erik Hanson, R (1, 1) ERA: 3.05	9.0	W	31	4	1	1	6	1	0	0	0	0	0	64	104	1.00	0.556

PITCHER	IP	WLS	BF	H	R	ER	SO	BB	IBB	HBP	BLK	WP	HR	S	P	ERA	WHIP

Batter	1	2	3	4	5	6	7	8	9	AB	R	H	RBI	BB	SO	LOB
Brian Turang, R (1, 8)	C F B B X 2-2 G4-3 ①			B C X 1-1 F9 ①	B S F B F F X 2-2 L4 ②		X 0-0 F9 ③			4	0	0	0	0	0	2
Bret Boone, R (1, 4) OBP: 0.324, SLG: 0.495	C S B B X 2-2 G5-3 ②			C S B S 1-3 K ②	B B B C C B 4-2 BB			X 0-0 F8 SH1-4 1B 1B		3	1	1	0	1	1	0
Edgar Martinez, R (1, 10) OBP: 0.349, SLG: 0.349	C F X 0-2 G6-3 ③			C B B C B B 4-2 BB 1B BB	X 0-0 P6 ③			1 SAFE 1 SAFE B 1 SAFE X 1-0 SH1-4 ① 1-2		2	1	0	0	1	0	3
Jay Buhner, R (1, 9) OBP: 0.386, SLG: 0.485		C B X 1-1 G6-4-3 1B		B F B S B B 4-2 1B 1-2 BB		C B B B S F S 3-3 K ①		I I I I 4-0 BB 1B IBB		2	0	1	0	2	1	0
Greg Pirkl, R (1, 3) OBP: 0.500, SLG: 0.500		S S G F 1 SAFE X 0-2 G6-4-3 ① ② 1-2f		B X 1-0 FC5-4 1-3 2-H 1B		X 0-0 FC6-4 1B		C X 0-1 F8 ② 2-3		4	0	2	1	0	0	3
Mike Blowers, R (1, 5) OBP: 0.368, SLG: 0.493		C F B X 1-2 F9 ③		B B B S X 3-1 FC5-4 ③ 1-2f		S B F S 1 SAFE 1-3 K ②		B B F B X 3-1 BB 1-2 3-H 1B		4	0	1	1	0	1	3
Greg Litton, R (1, 7) OBP: 0.325, SLG: 0.384			B B X 2-0 G4-3 ①		B B X 2-0 2B 1B	1 SAFE X 0-0 FC6-4 ③ 1-2f		C B S B B F B 4-2 1-2 2-3 BB		3	0	1	0	1	0	1
Dave Valle, R (1, 2) OBP: 0.342, SLG: 0.382			F B B X 2-1 G5-3 ②		1 SAFE B B B C X 3-1 1-3 2B		C S B B X 2-2 F7 ①	X 0-0 P3 ③		4	0	1	0	0	0	3
Omar Vizquel, S (1, 6) OBP: 0.333, SLG: 0.310			C X 0-1 G6-3 ③		B C S B X 2-2 G6-3 ①		L B B C B X 3-2 F7 ②			3	0	0	0	0	0	2
Inning Stats	R: 0 H: 0 E: 0 LOB: 0 K: 0 BB: 0 S: 9 P: 13	R: 0 H: 1 E: 0 LOB: 0 K: 0 BB: 0 S: 9 P: 11	R: 0 H: 0 E: 0 LOB: 0 K: 0 BB: 0 S: 5 P: 9	R: 1 H: 1 E: 0 LOB: 2 K: 1 BB: 2 S: 12 P: 26	R: 0 H: 2 E: 0 LOB: 3 K: 0 BB: 1 S: 14 P: 27	R: 0 H: 1 E: 0 LOB: 1 K: 2 BB: 0 S: 9 P: 13	R: 0 H: 0 E: 0 LOB: 0 K: 0 BB: 0 S: 7 P: 12	R: 1 H: 2 E: 0 LOB: 3 K: 0 BB: 2 S: 10 P: 22		1B: 6 SF: 0 2B: 1 SAC: 1 3B: 0 DP: 1 HR: 0 HBP: 0						

PITCHER		IP	WLS	BF	H	R	ER	SO	BB	IBB	HBP	BLK	WP	HR	S	P	ERA	WHIP
Chuck Finley, L (1, 1) ERA: 3.24		8.0	L	35	7	2	2	3	4	1	0	0	0	0	75	133	2.25	1.375

PITCHER	IP	WLS	BF	H	R	ER	SO	BB	IBB	HBP	BLK	WP	HR	S	P	ERA	WHIP

BOTTOM

California Angels @ Seattle Mariners

The Kingdome, Seattle, WA

Fri Aug 13 1993, 10:05 PM EDT

Att. 31,735 - Dome

livebaseballscorecards.com

AB	29
R	2
H	7
RBI	2
BB	5
SO	3
LOB	17

WP: 0 PA: 35
PB: 0
SB: 0
CS: 0

Batter	1	2	3	4	5	6	7	8	9	AB	R	H	RBI	BB	SO	LOB
Rod Correia, R (1, 4) OBP: 0.517, SLG: 0.556	B F X 1-1 G4-3 2B		B F F B X 2-2 S BB 2B 1B		B X 1-0 S 1B		C C B H 2-2 1B HBP		B X 1-0 ② G5-3	3	1	3	0	0	0	0
Torey Lovullo, S (7, 4) OBP: 0.315, SLG: 0.337										1	0	0	0	0	0	0
Chad Curtis, R (1, 8) OBP: 0.383, SLG: 0.380	S B B X 2-1 ① G4-3 2-3		B 1 SAFE B B C B 4-1 S 2B 1-2 BB		X 0-0 ① F9		B C S F F X 1-2 1-2 1B		B C C B X 2-2 ③ F9	4	1	1	0	1	0	2
Tim Salmon, R (1, 9) OBP: 0.377, SLG: 0.513	C S S 0-3 ② K		F B F B S 2-3 ② K 1-2 2-3		S 1 SAFE B S B F F S 2-3 ② K 1-2		S S F S 0-3 ③ K			4	0	0	0	0	4	6
Chili Davis, S (1, 10) OBP: 0.325, SLG: 0.417	F B C B B X 3-2 ③ F9		B F X 1-1 ① 2-H 3-H 2B		B F S F B F S 2-3 ③ K			B S C C 1-3 ① K	F B B S F B F F X 3-2 ② G6-3	4	0	1	2	0	2	2
Eduardo Perez, R (1, 5) OBP: 0.309, SLG: 0.391		C B S S 1-3 ① K	B S F F S 1-3 ③ K			B F C B X 2-2 ① G6-3				4	0	0	0	0	2	1
Rene Gonzales, R (1, 3) OBP: 0.367, SLG: 0.335		B F F X 1-2 2B		B B B C B 4-1 BB		B X 1-0 ② L6		C X 0-1 ① 1B		3	0	2	0	1	0	0
Stan Javier, S (1, 7) OBP: 0.325, SLG: 0.324		C B B B X 3-1 ② G6-3		C B 1 SAFE C B X 2-2 ① F8		F X 0-1 ③ L8		B S F B X 2-2 1-2 1B		4	0	1	0	0	0	2
Ron Tingley, R (1, 2) OBP: 0.272, SLG: 0.264		C C B S 1-3 ③ K		X 0-0 ② L8			F X 0-1 ① P3	F B F C 1-3 ③ K		4	0	0	0	0	2	4
Gary Disarcina, R (1, 6) OBP: 0.274, SLG: 0.323			B C X 1-1 ① L5	C B X 1-1 ③ F9			B B C B X 3-1 ② G5-3		S B X 1-1 ① G4-3	3	0	0	0	0	0	1
Luis Polonia, L (9, PH) OBP: 0.312, SLG: 0.321										1	0	0	0	0	0	0
Inning Stats	R: 0 H: 1 E: 0 LOB: 1 K: 1 BB: 0 S: 10 P: 16	R: 0 H: 1 E: 0 LOB: 1 K: 2 BB: 0 S: 11 P: 17	R: 2 H: 2 E: 0 LOB: 1 K: 2 BB: 1 S: 15 P: 26	R: 0 H: 0 E: 0 LOB: 1 K: 0 BB: 1 S: 7 P: 14	R: 0 H: 1 E: 0 LOB: 1 K: 2 BB: 0 S: 12 P: 17	R: 0 H: 0 E: 0 LOB: 0 K: 0 BB: 0 S: 6 P: 9	R: 0 H: 1 E: 0 LOB: 2 K: 1 BB: 0 S: 15 P: 21	R: 0 H: 2 E: 0 LOB: 2 K: 2 BB: 0 S: 17 P: 24	R: 0 H: 0 E: 0 LOB: 0 K: 0 BB: 0 S: 6 P: 10	1B: 5 SF: 0 2B: 3 SAC: 0 3B: 0 DP: 0 HR: 0 HBP: 1						

PITCHER		IP	WLS	BF	H	R	ER	SO	BB	IBB	HBP	BLK	WP	HR	S	P	ERA	WHIP
Randy Johnson, L ERA: 3.74	(1, 1)	8.0	W	35	8	2	2	10	2	0	1	0	0	0	93	144	2.25	1.250
Steve Ontiveros, R ERA:	(9, 1)	1.0		3	0	0	0	0	0	0	0	0	0	0	6	10	0.00	0.000

PITCHER	IP	WLS	BF	H	R	ER	SO	BB	IBB	HBP	BLK	WP	HR	S	P	ERA	WHIP

TOP

California Angels @ Seattle Mariners

The Kingdome, Seattle, WA

Sat Aug 14 1993, 10:05 PM EDT

Att. 29,827 - Dome

livebaseballscorecards.com

AB	35
R	2
H	8
RBI	2
BB	2
SO	10
LOB	18

BOTTOM

California Angels @ Seattle Mariners

The Kingdome, Seattle, WA

Sat Aug 14 1993, 10:05 PM EDT

Att. 29,827 - Dome

livebaseballscorecards.com

Batter	1	2	3	4	5	6	7	8	9	AB	R	H	RBI	BB	SO	LOB
Brian Turang, R (1, 8) OBP: 0.125, SLG: 0.250	C B X 1-1 F9 ①			B B X 2-0 P4 ①		C F X 1-1 SH2 1B 2B B B B C F B 3-2 F9 ③				4	1	1	0	0	0	3
Bret Boone, R (1, 4) OBP: 0.333, SLG: 0.495	C B X 1-1 G4-6-3 1B			B B B C F B 4-2 BB		2 SAFE F X 0-1 SH2 ① 2-3	B F X 1-1 L3 ①			2	0	1	0	1	0	0
Edgar Martinez, R (1, 10) OBP: 0.346, SLG: 0.341	B C B 1 SAFE B X 3-1 G4-6-3 ② ③ 1-2f			C 1 SAFE B 1 SAFE X 1-1 F8 ②		B B B C B 4-1 1B HR BB	C X 0-1 E3 HR			3	2	0	0	1	0	2
Jay Buhner, R (1, 9) OBP: 0.387, SLG: 0.493		F C B X 1-2 G5-3 ①		B B C C S 2-3 K2-3 ③		C C 1 SAFE X 0-2 HR 1B 1-2 3-H	S B X 1-1 HR 1-H			4	2	2	3	0	1	1
Greg Pirkl, R (1, 3) OBP: 0.375, SLG: 0.750		X 0-0 F8 ②			B B X 2-0 F8 ①	B B F X 2-1 HR 1-H 2-H	C B X 1-1 G4-3 ②			4	1	1	3	0	0	0
Mike Blowers, R (1, 5) OBP: 0.366, SLG: 0.493		C C B X 1-2 F8 ③			C B S F X 1-2 1B 2B	X 0-0 L7 ②	C B F B X 2-2 G5-3 ③			4	1	1	0	0	0	0
Greg Litton, R (1, 7) OBP: 0.331, SLG: 0.377			B C B B B 4-1 G6-4-3 BB		B B C B C F X 3-2 G5-3 ②	B B C B B 4-1 E 1B BB		B C S B S 2-3 K ①		2	0	0	0	2	1	1
Dave Valle, R (1, 2) OBP: 0.344, SLG: 0.384			X 0-0 G6-4-3 ① ② 1-2f		B B X 2-0 1B 2-H	1 SAFE B 1 SAFE 1 SAFE C F X 1-2 E 1B 1-2		B B C C B X 3-2 G5-3 ②		4	0	2	1	0	0	1
Omar Vizquel, S (1, 6) OBP: 0.330, SLG: 0.307			C X 0-1 F8 ③		1 SAFE X 0-0 P4 ③	C B C F B X 2-2 E6 1-2 2-3		B B C B X 3-1 F7 ③		4	0	0	0	0	0	3
Inning Stats	R: 0 E: 0 K: 0 S: 6 H: 1 LOB: 0 BB: 0 P: 11	R: 0 E: 0 K: 0 S: 7 H: 0 LOB: 0 BB: 0 P: 9	R: 0 E: 0 K: 0 S: 4 H: 0 LOB: 0 BB: 1 P: 8	R: 0 E: 0 K: 1 S: 8 H: 0 LOB: 1 BB: 1 P: 17	R: 1 E: 0 K: 0 S: 11 H: 2 LOB: 1 BB: 0 P: 19	R: 4 E: 1 K: 0 S: 22 H: 4 LOB: 3 BB: 2 P: 39	R: 2 E: 1 K: 0 S: 11 H: 1 LOB: 0 BB: 0 P: 16	R: 0 E: 0 K: 1 S: 8 H: 0 LOB: 0 BB: 0 P: 16		1B: 4 2B: 2 3B: 0 HR: 2	SF: 0 SAC: 1 DP: 2 HBP: 0					

PITCHER		IP	WLS	BF	H	R	ER	SO	BB	IBB	HBP	BLK	WP	HR	S	P	ERA	WHIP
Mark Langston, L ERA: 2.93	(1, 1)	5.2	L	26	7	5	5	1	4	0	0	0	0	1	51	91	7.94	1.941
Joe Grahe, R ERA: 3.5	(6, 1)	1.1		7	1	2	1	0	0	0	0	0	0	1	18	28	6.75	0.750
Doug Linton, R ERA: 7.18	(8, 1)	0.2		2	0	0	0	1	0	0	0	0	0	0	6	11	0.00	0.000
Steve Frey, L ERA: 1.43	(8, 1)	0.1		1	0	0	0	0	0	0	0	0	0	0	2	5	0.00	0.000

PITCHER	IP	WLS	BF	H	R	ER	SO	BB	IBB	HBP	BLK	WP	HR	S	P	ERA	WHIP

AB	31
R	7
H	8
RBI	7
BB	4
SO	2
LOB	11

WP: 0 PA: 36
PB: 0
SB: 0
CS: 0

Batter	1	2	3	4	5	6	7	8	9	AB	R	H	RBI	BB	SO	LOB
Luis Polonia, L (1, 7) OBP: 0.317, SLG: 0.329	FBX 1-1 FC6-4 1B	CBFBBFFT 3-2 S FC 2-H 2B	C1 SAFE B X 1-1 ② F8		SBBBB 4-1 1-2 2B BB	FBFX 1-2 3-H 2B		CFC 0-3 ① K		5	2	3	2	1	1	2
Chad Curtis, R (1, 8) OBP: 0.382, SLG: 0.382	CX 0-1 ① L6	BCTFBFX 2-2 FC G3-1 1B 1B 2-H	X 0-0 ③ F8		X 0-0 1-H 2-H 1B 2B	CFBS 1-3 ② K		CCBBX 2-2 G1-6-3 1-2 1B		6	2	2	3	0	1	3
Tim Salmon, R (1, 9) OBP: 0.377, SLG: 0.511 Stan Javier, S (6, 9) OBP: 0.323, SLG: 0.322	C1 SAFE X 0-1 ② FC6-4 1B 1-2f 1B	X 0-0 G3-1 1-2 1B 1B		CBX 1-1 HBP 2B 1B	CFFBFS 1-3 ① K	BCFS 1-3 ③ K		X 0-0 ② ③ G1-6-3 1-2f		5 1	3 0	2 0	0 0	0 0	2 0	3 2
Chili Davis, S (1, 10) OBP: 0.325, SLG: 0.415	X 0-0 1B 1-3 1B	X 0-0 ② G3-1 1-2 2-3		FSBBX 2-2 ① F8	BBCCFS 2-3 ② K		BFFX 1-2 ① P5		SBX 1-1 2B 1B	6	0	2	0	0	1	4
Greg Myers, L (1, 2) OBP: 0.297, SLG: 0.374	BX 1-0 BB 1-3 3-H 1B	BFX 1-1 HR 2-H 3-H 1B		BH 2-0 2B 1-2 HBP	FBBX 2-1 2-H 1B		X 0-0 ② P8		BSPBS 2-3 ① K	5	1	3	4	0	1	1
Eduardo Perez, R (1, 5) OBP: 0.338, SLG: 0.464	BSSBBPPPB 4-2 FC6 1-2 BB	BFCBBFFFX 3-2 2-H HR		BX 1-0 1-3 2-H 2B	SBX 1-1 ③ F7		BCX 1-1 1B		X 0-0 ② F9	5	1	3	3	1	0	2
Ty Van Burkleo, L (1, 3) OBP: 0.290, SLG: 0.269	X 0-0 ③ FC6 1-2f	BCSSS 1-3 ③ K		X 0-0 ② G4-3		FBBSBFB 4-2 2B G6-3 BB	BX 1-0 ③ F9		X 0-0 1-3 2B	5	1	1	0	1	1	6
Torey Lovullo, S (1, 4) OBP: 0.319, SLG: 0.349		BBFX 2-1 G4-3 2B 1B	BSX 1-1 ① G6-3	FBBX 2-2 ③ G5-3		BBFBFFFX 3-2 G6-3 1-3 2B 2B		CBBBX 3-1 1B 2B	X 0-0 ③ G4-3	6	3	3	0	0	0	4
Gary Disarcina, R (1, 6) OBP: 0.278, SLG: 0.326		X 0-0 ① G4-3 1-2	BBBCX 3-1 1B		X 0-0 BB 2B 1B	BSFX 1-2 ① G6-3 2-3 3-H		BSCX 1-2 1B 2-H 1B		5	1	3	2	0	0	2
Inning Stats	R: 1 H: 3 E: 0 LOB: 3 K: 0 BB: 1 S: 14 P: 20	R: 6 H: 5 E: 0 LOB: 0 K: 1 BB: 0 S: 28 P: 40	R: 0 H: 1 E: 0 LOB: 1 K: 0 BB: 0 S: 7 P: 12	R: 1 H: 2 E: 0 LOB: 2 K: 0 BB: 0 S: 10 P: 18	R: 3 H: 3 E: 0 LOB: 1 K: 2 BB: 1 S: 16 P: 26	R: 2 H: 2 E: 0 LOB: 1 K: 2 BB: 1 S: 20 P: 31	R: 0 H: 1 E: 0 LOB: 1 K: 0 BB: 0 S: 7 P: 10	R: 1 H: 3 E: 0 LOB: 1 K: 1 BB: 0 S: 12 P: 18	R: 0 H: 2 E: 0 LOB: 2 K: 1 BB: 0 S: 8 P: 11	1B: 14 SF: 0 2B: 7 SAC: 0 3B: 0 DP: 1 HR: 1 HBP: 1						

TOP

California Angels @ Seattle Mariners

The Kingdome, Seattle, WA

Sun Aug 15 1993, 6:33 AM EDT

Att. 21,593 - Dome

livebaseballscorecards.com

AB	49
R	14
H	22
RBI	14
BB	3
SO	7
LOB	29

PITCHER		IP	WLS	BF	H	R	ER	SO	BB	IBB	HBP	BLK	WP	HR	S	P	ERA	WHIP
Tim Leary, R ERA: 5.07	(1, 1)	1.2	L	15	8	7	7	0	1	0	0	0	0	1	39	56	37.80	5.400
John Cummings, L ERA: 6.02	(2, 1)	3.0		17	6	4	4	3	1	0	1	0	0	0	34	57	12.00	2.333
Dwayne Henry, R ERA: 6.88	(5, 1)	2.1		11	3	2	2	2	1	0	0	0	0	0	29	44	7.71	1.714
Jeff Nelson, R ERA: 3.4	(8, 1)	1.0		5	3	1	1	1	0	0	0	0	0	0	12	18	9.00	3.000
Erik Plantenberg, L ERA: 8.31	(9, 1)	1.0		5	2	0	0	1	0	0	0	0	0	0	8	11	0.00	2.000

PITCHER	IP	WLS	BF	H	R	ER	SO	BB	IBB	HBP	BLK	WP	HR	S	P	ERA	WHIP

Batter	1	2	3	4	5	6	7	8	9	AB	R	H	RBI	BB	SO	LOB
Bret Boone, R (1, 4) OBP: 0.318, SLG: 0.470	C F C 0-3 ① K		S B X 1-1 ② G1-3	B B X 2-0 ③ F9			B F X 1-1 ① G4-3		B F C C 1-3 ③ K	5	0	0	0	0	2	2
Dave Magadan, L (1, 5) OBP: 0.393, SLG: 0.372	B C F B B B 4-2 HBP BB		B B X 2-0 BB 1B 1B		X 0-0 ① F8		B X 1-0 ② F9			3	0	1	0	1	0	0
Edgar Martinez, R (1, 10) OBP: 0.356, SLG: 0.376	B 1 SAFE F 1 B 1 SAFE X 2-1 ② F9		C B C X 1-2 BB 1-2 1B		C F B X 1-2 1B		X 0-0 HR			4	1	3	1	0	0	1
Jay Buhner, R (1, 9) OBP: 0.388, SLG: 0.491 Mike Blowers, R (6, 9) OBP: 0.364, SLG: 0.491	C 1 SAFE S F 1 H SAFE 1-2 FC6-4 HBP		B F F F F B B B 4-2 1-2 2-3 BB		F X 0-1 ② P2		C S B S 1-3 ③ K			1 1	0 0	0 0	0 0	1 0	0 0	1 0
Dann Howitt, L (1, 8) OBP: 0.333, SLG: 0.571	B S X 1-1 ③ FC6-4 1-2f		X 0-0 ③ G3		P S B X 1-2 ③ P4			S C F S 0-3 ① K		4	0	0	0	0	1	6
Greg Pirkl, R (1, 3) OBP: 0.333, SLG: 0.583		C X 0-1 L1-3 1B		C B S S 1-3 ① K		B C B X 2-1 ① F8		X 0-0 ② F9		4	0	1	0	0	1	0
Mackey Sasser, L (1, 7) OBP: 0.277, SLG: 0.354		B B F B X 3-1 ① F8		B S S S X 1-2 ② F8		X 0-0 ② G6-3		B S F B F F S 2-3 ③ K		4	0	0	0	0	1	1
Dave Valle, R (1, 2) OBP: 0.345, SLG: 0.384 Bill Haselman, R (6, 2) OBP: 0.341, SLG: 0.482		C F F F F X 0-2 ② ③ L1-3 1-2		B S S S X 1-2 1B 1B		C X 0-1 ③ F7			B C F B F X 2-2 ① G6-3	2 2	0 0	1 0	0 0	0 0	0 0	1 0
Omar Vizquel, S (1, 6) OBP: 0.331, SLG: 0.308 Greg Litton, R (6, 6) OBP: 0.333, SLG: 0.405			C F X 0-2 ① G5-3	F B X 1-1 1-2 1B			F B C B B X 3-2 HR		X 0-0 ② G6-3	2 2	0 1	1 1	0 1	0 0	0 0	0 0
Inning Stats	R: 0 E: 0 K: 1 S: 12 H: 0 LOB: 2 BB: 1 P: 20	R: 0 E: 0 K: 0 S: 10 H: 1 LOB: 0 BB: 0 P: 13	R: 0 E: 0 K: 0 S: 14 H: 2 LOB: 3 BB: 1 P: 22	R: 0 E: 0 K: 1 S: 12 H: 2 LOB: 2 BB: 0 P: 18	R: 0 E: 0 K: 0 S: 9 H: 1 LOB: 1 BB: 0 P: 11	R: 0 E: 0 K: 0 S: 5 H: 0 LOB: 0 BB: 0 P: 7	R: 2 E: 0 K: 1 S: 10 H: 2 LOB: 0 BB: 0 P: 16	R: 0 E: 0 K: 2 S: 10 H: 0 LOB: 0 BB: 0 P: 12	R: 0 E: 0 K: 1 S: 8 H: 0 LOB: 0 BB: 0 P: 11	1B: 6 2B: 1 3B: 0 HR: 2	SF: 0 SAC: 0 DP: 1 HBP: 1					

PITCHER		IP	WLS	BF	H	R	ER	SO	BB	IBB	HBP	BLK	WP	HR	S	P	ERA	WHIP
Phil Leftwich, R ERA: 3.76	(1, 1)	7.0	W	31	8	2	2	3	2	0	1	0	0	2	72	107	2.57	1.429
Mike Butcher, R ERA: 2.92	(8, 1)	1.0		3	0	0	0	2	0	0	0	0	0	0	10	12	0.00	0.000
Gene Nelson, R ERA: 2.36	(9, 1)	1.0		3	0	0	0	1	0	0	0	0	0	0	8	11	0.00	0.000

PITCHER	IP	WLS	BF	H	R	ER	SO	BB	IBB	HBP	BLK	WP	HR	S	P	ERA	WHIP

BOTTOM

California Angels @ Seattle Mariners

The Kingdome, Seattle, WA

Sun Aug 15 1993, 6:33 AM EDT

Att. 21,593 - Dome

livebaseballscorecards.com

AB	34
R	2
H	8
RBI	2
BB	2
SO	6
LOB	12

1B: 6	SF: 0	WP: 0	PA: 37
2B: 1	SAC: 0	PB: 0	
3B: 0	DP: 1	SB: 0	
HR: 2	HBP: 1	CS: 0	

Batter	1	2	3	4	5	6	7	8	9	AB	R	H	RBI	BB	SO	LOB
Brady Anderson, L (1, 7) OBP: 0.345, SLG: 0.416	C B B B S X 3-2 HR		C B B C X 2-2 ① G5-3		C X 0-1 1B		C B X 1-1 ② FC1 2-3 BB	B C C B B F F X 3-2 1-3 2-H 3-H 1B		5	1	3	3	0	0	2
Mark McLemore, S (1, 4) OBP: 0.362, SLG: 0.410 Jeff Tackett, R (8, 2) OBP: 0.289, SLG: 0.221	C X 0-1 ① G6-3		F S B B S 1-3 ② K		C B X 1-1 ③ G6-3		B B B B 4-0 FC5-4 1-2 BB	B C B C F C 2-3 ③ K		4 0	0 0	0 0	0 0	1 0	2 0	3 0
Mike Devereaux, R (1, 8) OBP: 0.326, SLG: 0.438	B C B X 2-1 ② G5-3		C S C 0-3 ③ K			B C B F X 2-2 1B	B X 1-0 ③ FC5-4 1-2f		C S B F F S 1-3 ① K	5	0	1	0	0	2	3
Cal Ripken Jr., R (1, 6) OBP: 0.323, SLG: 0.413	B X 1-0 ③ G6-3			X 0-0 ① F7		C C B X 1-2 ① P4		B B C B X 3-1 1B BB BB 1B	S B B F B F B 4-2 BB	4	1	1	0	1	0	1
Tim Hulett, R (1, 5) OBP: 0.385, SLG: 0.404		B B B B 4-0 2B BB		C X 0-1 ② F8		C S B X 1-2 ② P3		B B F B B 4-1 BB 1B 1-2 1B BB	B S S S 1-3 ② K	3	2	0	0	2	1	2
Jack Voigt, R (1, 3) (8, 9) OBP: 0.400, SLG: 0.481		X 0-0 ① P6		C C B S 1-3 ③ K		S B B B C F B F C 3-3 ③ K		C C C 0-3 ① K	F B F C 1-3 ③ K	5	0	0	0	0	4	5
Sherman Obando, R (1, 10) OBP: 0.341, SLG: 0.444 Harold Baines, L (8, PH) OBP: 0.375, SLG: 0.457		F S 1 SAFE X 0-2 1-H 2B			X 0-0 ① P2		C B S B S 2-3 ① K	B C S S B F X 2-2 BB 1B 1-2 2-3 1B		3 1	0 1	1 1	1 0	0 0	1 0	0 0
Mark Parent, R (1, 2) OBP: 0.273, SLG: 0.567 Mike Pagliarulo, L (8, PH) OBP: 0.353, SLG: 0.423 (8, 3)		X 0-0 ② L9			C B B B X 3-1 HR		C B C B B B X 3-2 2B 1B	B B F B B 4-1 1B 1-2 2-3 3-H BB		3 0	1 0	2 0	1 1	0 1	0 0	1 0
Damon Buford, R (1, 9) OBP: 0.329, SLG: 0.403 Harold Reynolds, S (8, PH) OBP: 0.344, SLG: 0.320 (8, 4)		C S B F S 1-3 ③ K			X 0-0 ② F8		B F F X 1-2 FC1 1-3 2B	X 0-0 ② F7		3 1	0 0	1 0	0 0	0 0	1 0	1 3
Inning Stats	R: 1 E: 0 K: 0 S: 8 H: 1 LOB: 0 BB: 0 P: 14	R: 1 E: 0 K: 1 S: 9 H: 1 LOB: 1 BB: 1 P: 14	R: 0 E: 0 K: 2 S: 9 H: 0 LOB: 0 BB: 0 P: 12	R: 0 E: 0 K: 1 S: 6 H: 0 LOB: 0 BB: 0 P: 7	R: 1 E: 0 K: 0 S: 8 H: 2 LOB: 1 BB: 0 P: 12	R: 0 E: 0 K: 1 S: 14 H: 1 LOB: 1 BB: 0 P: 21	R: 0 E: 0 K: 1 S: 12 H: 2 LOB: 3 BB: 1 P: 24	R: 3 E: 0 K: 2 S: 21 H: 3 LOB: 2 BB: 2 P: 39	R: 0 E: 0 K: 3 S: 14 H: 0 LOB: 1 BB: 1 P: 21							

PITCHER		IP	WLS	BF	H	R	ER	SO	BB	IBB	HBP	BLK	WP	HR	S	P	ERA	WHIP
Dave Fleming, L ERA: 4.28	(1, 1)	6.2	W	29	7	3	3	6	2	0	0	0	0	2	65	102	4.05	1.350
Jeff Nelson, R ERA: 3.74	(7, 1)	0.2		4	1	2	2	1	1	0	0	0	0	0	7	15	27.00	3.000
Erik Plantenberg, L ERA: 10.38	(8, 1)	0.0		1	1	0	0	0	0	0	0	0	0	0	4	6	∞	∞
Ted Power, R ERA: 5.6	(8, 1)	0.1		2	0	0	0	0	1	0	0	0	0	0	2	6	0.00	3.000
Randy Johnson, L ERA: 3.71	(8, 1)	1.1	S	6	1	1	1	4	1	0	0	0	0	0	23	35	6.75	1.500

PITCHER	IP	WLS	BF	H	R	ER	SO	BB	IBB	HBP	BLK	WP	HR	S	P	ERA	WHIP

TOP

Baltimore Orioles @ Seattle Mariners

The Kingdome, Seattle, WA

Mon Aug 16 1993, 10:05 PM EDT

Att. 34,077 - Dome

livebaseballscorecards.com

AB	37
R	6
H	10
RBI	6
BB	5
SO	11
LOB	21

1B: 6	SF: 0	WP: 0	PA: 42
2B: 2	SAC: 0	PB: 0	
3B: 0	DP: 0	SB: 0	
HR: 2	HBP: 0	CS: 0	

BOTTOM

Baltimore Orioles @ Seattle Mariners

The Kingdome, Seattle, WA

Mon Aug 16 1993, 10:05 PM EDT

Att. 34,077 - Dome

livebaseballscorecards.com

Batter	1	2	3	4	5	6	7	8	9	AB	R	H	RBI	BB	SO	LOB
Brian Turang, R (1, 8) OBP: 0.231, SLG: 0.385	1-1 E5 2B	2-2 F9 ①		1-2 1B G4-3 G3 1B	1-2 F9 ①		1-2 F8 ③			5	2	2	0	0	0	0
Dave Magadan, L (1, 3) OBP: 0.391, SLG: 0.368	1-0 G4-3 ①	4-2 E BB BB		3-1 G4-3 ① 1-2	2-2 G3 ②			2-1 F9 ①		4	0	0	0	1	0	1
Edgar Martinez, R (1, 10) OBP: 0.366, SLG: 0.378 Greg Pirkl, R (5, PH) OBP: 0.308, SLG: 0.538	4-0 HR BB	4-2 E 1-2 BB		3-2 G3 BB 1B 2-3 1B	3-3 K ③			0-3 K ②		1 2	2 0	1 0	0 0	2 0	0 2	0 0
Jay Buhner, R (1, 9) OBP: 0.390, SLG: 0.501	1-1 1-H HR	2-2 E5 FC4 1-2 2-3		4-2 1B G3 E 1-2 BB		1-2 G4-3 2B		0-0 F7 ③		4	2	2	2	1	0	2
Dann Howitt, L (1, 7) OBP: 0.294, SLG: 0.500	0-1 P4 ②	1-0 F7 ②		2-0 G3 ② 1-2 2-3 3-H		1-1 G4-3 ① 2-3				4	0	0	1	0	0	6
Mike Blowers, R (1, 5) OBP: 0.366, SLG: 0.488	2-2 HBP 2B 1B	0-0 FC4 ③ 1-2f		4-0 E 1B IBB		2-1 P3 ②				3	2	1	0	1	0	4
Bret Boone, R (1, 4) OBP: 0.325, SLG: 0.466	1-1 2B 1-2 HBP	0-0 F8 ①		1-2 E1 1B 1-3 2-H 3-H 1B		0-0 F8 ③				3	0	1	1	0	0	1
Dave Valle, R (1, 2) OBP: 0.347, SLG: 0.389	2-2 1-3 2-H 2B	1-1 G6-3 ②		2-2 1-2 3-H 1B			2-3 K ①			4	0	2	2	0	1	0
Omar Vizquel, S (1, 6) OBP: 0.328, SLG: 0.305	1-2 P4 ③	0-1 G1-3 ③		2-2 G3 ③			0-1 L6 ②			4	0	0	0	0	0	4

Inning Stats																								
	R: 4	H: 4	R: 0	H: 0	R: 0	H: 0	R: 4	H: 4	R: 0	H: 0	R: 0	H: 1	R: 0	H: 0	R: 0	H: 0	1B: 5	SF: 0	WP: 0	PA: 40				
	E: 1	LOB: 2	E: 1	LOB: 3	E: 0	LOB: 0	E: 1	LOB: 2	E: 0	LOB: 0	E: 0	LOB: 1	E: 0	LOB: 0	K: 1	LOB: 0	2B: 3	SAC: 0	PB: 0					
	K: 0	BB: 1	K: 0	BB: 2	K: 0	BB: 0	K: 0	BB: 2	K: 1	BB: 0	S: 8	BB: 0	S: 8	BB: 0	S: 7	BB: 0	3B: 0	DP: 0	SB: 0					
	S: 21	P: 34	S: 15	P: 28	S: 5	P: 6	S: 24	P: 46	S: 9	P: 15		P: 12		P: 11		P: 9	HR: 1	HBP: 1	CS: 0					

	AB	34
	R	8
	H	9
	RBI	6
	BB	5
	SO	3
	LOB	18

PITCHER		IP	WLS	BF	H	R	ER	SO	BB	IBB	HBP	BLK	WP	HR	S	P	ERA	WHIP
Rick Sutcliffe, R	(1, 1)	3.2	L	25	7	8	8	0	4	1	1	0	0	1	57	102	19.64	3.000
ERA: 5.57																		
Mike Oquist, R	(4, 1)	3.1		12	2	0	0	2	0	0	0	0	0	0	33	50	0.00	0.600
ERA:																		
Todd Frohwirth, R	(8, 1)	1.0		3	0	0	0	1	0	0	0	0	0	0	7	9	0.00	0.000
ERA: 3.77																		

PITCHER	IP	WLS	BF	H	R	ER	SO	BB	IBB	HBP	BLK	WP	HR	S	P	ERA	WHIP

Batter	1	2	3	4	5	6	7	8	9	AB	R	H	RBI	BB	SO	LOB
Brady Anderson, L (1, 7) OBP: 0.347, SLG: 0.415	B C B X 2-1 FC4-6 1B		B C 1 SAFE B C B X 3-2 ③ G4-3		I I I 4-0 1B IBB		B C B B X 3-1 ②③ L3-6 2-3			3	0	1	0	1	0	2
Mark McLemore, S (1, 9) OBP: 0.365, SLG: 0.412	1 SAFE B C X 1-1 ① FC4-6 CS 1-2f			B C X 1-1 G6-4-3 BB 1B	C C F X 0-2 1-2 2-H 3-H 1B			B B B B 4-0 G6-4-3 BB		3	0	2	2	1	0	1
Mike Devereaux, R (1, 8) OBP: 0.325, SLG: 0.435	C B 1 SAFE B 1 SAFE B C S 3-3 ②③ K 1-2			B B B 4-0 G6-4-3 1-2 BB	B C B S B S 3-3 ② K			B 1 SAFE X 1-0 ①② G6-4-3 1-2f		3	0	0	0	1	2	4
Harold Baines, L (1, 10) OBP: 0.374, SLG: 0.452		C B X 1-1 ① G4-3		B X 1-0 ①② G6-4-3 1-2f 2-3	B S X 1-1 ③ G4-3			B B B C B 4-1 BB		3	0	0	0	1	0	4
Cal Ripken Jr., R (1, 6) OBP: 0.323, SLG: 0.412		C C S 0-3 ② K		B X 1-0 ③ L5		X 0-0 CS 1B		F B B B B C X 3-2 ③ G1-3		4	0	1	0	0	1	2
Mike Pagliarulo, L (1, 3) OBP: 0.351, SLG: 0.424		X 0-0 ③ G4-3			B B X 2-0 1B 2B	B F S S 1-3 ①② K 1-2			C F X 0-2 ① P2	4	1	1	0	0	1	1
Tim Hulett, R (1, 5) OBP: 0.382, SLG: 0.401			B B B C F F S 3-3 ① K		C X 0-1 SH2-4 BB 1B 2-H 1B	C B B B X 3-1 ③ L6			F B C C 1-3 ② K	4	1	1	1	0	2	0
Harold Reynolds, S (1, 4) OBP: 0.350, SLG: 0.322			C S B B B B B 4-2 BB		1 SAFE B B B B B 4-0 SH2-4 1-2 1B BB		B F F B B B X 3-2 L3-6 SH3-4 1B		C B B B B B 4-1 BB	1	1	1	0	3	0	0
Mark Parent, R (1, 2) OBP: 0.265, SLG: 0.548 Jack Voigt, R (9, PH) OBP: 0.396, SLG: 0.476			S B F X 1-2 ② P6		L 2 SAFE X 0-1 ① SH2-4 1-2 2-3		L X 0-1 ① SH3-4 1-2		F B S B F X 2-2 ③ F7	1 1	0 0	0 0	0 0	0 0	0 0	1 1
Inning Stats	R: 0 E: 0 K: 1 S: 7 H: 1 LOB: 1 BB: 0 P: 13	R: 0 E: 0 K: 1 S: 6 H: 0 LOB: 0 BB: 0 P: 7	R: 0 E: 0 K: 1 S: 12 H: 0 LOB: 1 BB: 1 P: 23	R: 0 E: 0 K: 0 S: 4 H: 1 LOB: 1 BB: 1 P: 11	R: 3 E: 0 K: 1 S: 14 H: 3 LOB: 2 BB: 2 P: 28	R: 0 E: 0 K: 1 S: 6 H: 1 LOB: 0 BB: 0 P: 10	R: 0 E: 0 K: 0 S: 7 H: 1 LOB: 0 BB: 0 P: 13	R: 0 E: 0 K: 0 S: 5 H: 0 LOB: 1 BB: 2 P: 17	R: 0 E: 0 K: 1 S: 11 H: 0 LOB: 1 BB: 1 P: 18	1B: 6 2B: 3 3B: 0 HR: 0	SF: 0 SAC: 2 DP: 4 HBP: 0						

Baltimore Orioles @ Seattle Mariners

The Kingdome, Seattle, WA

Tue Aug 17 1993, 10:05 PM EDT

Att. 20,529 - Dome

TOP

livebaseballscorecards.com

AB	27
R	3
H	7
RBI	3
BB	7
SO	6
LOB	16

PITCHER		IP	WLS	BF	H	R	ER	SO	BB	IBB	HBP	BLK	WP	HR	S	P	ERA	WHIP
Chris Bosio, R ERA: 4.17	(1, 1)	8.0	W	32	7	3	3	5	5	1	0	0	0	0	61	122	3.38	1.500
Ted Power, R ERA: 5.4	(9, 1)	1.0	S	4	0	0	0	1	1	0	0	0	0	0	11	18	0.00	1.000

PITCHER	IP	WLS	BF	H	R	ER	SO	BB	IBB	HBP	BLK	WP	HR	S	P	ERA	WHIP

Baltimore Orioles @ Seattle Mariners

The Kingdome, Seattle, WA

Tue Aug 17 1993, 10:05 PM EDT

Att. 20,529 - Dome

livebaseballscorecards.com

BOTTOM

Batter	1	2	3	4	5	6	7	8	9	AB	R	H	RBI	BB	SO	LOB
Rich Amaral, R (1, 6) (9, 5) OBP: 0.351, SLG: 0.355	P5		G6-3		F9		L8			4	0	0	0	0	0	1
Brian Turang, R (1, 8) OBP: 0.294, SLG: 0.529	S 2B		K		G3			2B 2B		4	1	2	0	0	1	0
Ken Griffey Jr., L (1, 10) OBP: 0.403, SLG: 0.621	F8		BB BB		G3-1			1B 1B 2-H 2B		3	1	1	1	1	0	1
Jay Buhner, R (1, 9) OBP: 0.393, SLG: 0.501	FC5-4 IBB		1-2 BB			F7		BB 1B 2-3 1B		2	1	1	0	2	0	0
Greg Pirkl, R (1, 3) OBP: 0.250, SLG: 0.438	FC5-4 1-2f 2-3		K2-3			G6-3		K		3	0	0	0	0	1	4
Dave Magadan, L (8, PH) OBP: 0.390, SLG: 0.367										1	0	0	0	0	1	2
(9, 3)																
Mike Blowers, R (1, 5) OBP: 0.370, SLG: 0.505		FC1-5 E 1B		HR		F9		1B SF8 1-2 BB		3	1	2	1	0	0	0
Mackey Sasser, L (8, PH) OBP: 0.282, SLG: 0.354										0	1	0	0	1	0	0
Omar Vizquel, S (9, 6) OBP: 0.328, SLG: 0.305										0	0	0	0	0	0	0
Bret Boone, R (1, 4) OBP: 0.322, SLG: 0.458		E5 FC1-5 1-2		K			G4-3	1-3 2-H 3-H 1B		4	0	1	2	0	1	1
Dave Valle, R (1, 2) OBP: 0.346, SLG: 0.387		FC1-5 G5-4-3 1-2 2-3f		F8			BB	SF8 3-H		2	0	0	1	1	0	2
Greg Litton, R (1, 7) OBP: 0.326, SLG: 0.395		G5-4-3 1-2f		L7			L9	G4-3		3	0	0	0	0	0	3
Dann Howitt, L (8, PH) OBP: 0.286, SLG: 0.485										1	0	0	0	0	0	1
(9, 7)																
Inning Stats	R: 0 H: 1 E: 0 LOB: 2 K: 0 BB: 1 S: 13 P: 22	R: 0 H: 1 E: 1 LOB: 1 K: 0 BB: 0 S: 10 P: 16	R: 0 H: 0 E: 0 LOB: 2 K: 2 BB: 2 S: 10 P: 21	R: 1 H: 1 E: 0 LOB: 0 K: 1 BB: 0 S: 10 P: 12	R: 0 H: 0 E: 0 LOB: 0 K: 0 BB: 0 S: 11 P: 17	R: 0 H: 0 E: 0 LOB: 0 K: 0 BB: 0 S: 7 P: 11	R: 0 H: 0 E: 0 LOB: 1 K: 0 BB: 1 S: 6 P: 13	R: 4 H: 4 E: 0 LOB: 1 K: 1 BB: 1 S: 16 P: 25		1B: 3 SF: 1 2B: 3 SAC: 0 3B: 0 DP: 1 HR: 1 HBP: 0						

AB	30
R	5
H	7
RBI	5
BB	5
SO	4
LOB	15

WP: 0 PA: 36
PB: 0
SB: 1
CS: 0

PITCHER		IP	WLS	BF	H	R	ER	SO	BB	IBB	HBP	BLK	WP	HR	S	P	ERA	WHIP
Fernando Valenzuela, L ERA: 4.23	(1, 1)	7.0		30	5	3	3	3	3	1	0	0	0	1	70	115	3.86	1.143
Todd Frohwirth, R ERA: 3.89	(8, 1)	0.0	L	1	1	0	0	0	0	0	0	0	0	0	2	2	∞	∞
Jim Poole, L ERA: 2.13	(8, 1)	0.1		1	0	0	0	1	0	0	0	0	0	0	4	7	0.00	0.000
Alan Mills, R ERA: 3.83	(8, 1)	0.2		4	1	2	2	0	1	0	0	0	0	0	7	13	27.00	3.000

PITCHER	IP	WLS	BF	H	R	ER	SO	BB	IBB	HBP	BLK	WP	HR	S	P	ERA	WHIP

Batter	1	2	3	4	5	6	7	8	9	AB	R	H	RBI	BB	SO	LOB
Brady Anderson, L (1, 7) OBP: 0.349, SLG: 0.419	B B C B B 4-1 G4-6-3 BB			C B F B F S 2-3 ① K	B S X 1-1 S 1B 2B	C B X 1-1 FC6-4 1-3 2-H 3-H 1B		B C F B X 2-2 ③ FC6 1-2f		4	1	2	2	1	1	1
Mark McLemore, S (1, 9) OBP: 0.365, SLG: 0.410	X 0-0 ① ② G4-6-3 1-2f			C B X 1-1 1B 1B	C S B S 1-3 ② K	C B X 2-1 ③ FC6-4 1-2f			B B B B 4-0 G5-4-3 BB	4	0	1	0	1	1	4
Mike Devereaux, R (1, 8) OBP: 0.326, SLG: 0.434	C B X 1-1 ③ F7			1 SAFE 1 SAFE B X 1-0 G4-6-3 1-2 1B	B X 1-0 2-H 1B		B F C B S 2-3 ① K		C B X 1-1 ① ② G5-4-3 1-2f	5	0	2	1	0	1	1
Harold Baines, L (1, 10) OBP: 0.371, SLG: 0.458		B B C F X 2-2 ① P5		B B X 2-0 ② ③ G4-6-3 1-2f	X 0-0 ③ G3		F B B X 2-1 HR		B B F X 2-1 ③ P5	5	1	1	1	0	0	3
Cal Ripken Jr., R (1, 6) OBP: 0.324, SLG: 0.413		B X 1-0 ② G5-3			C X 0-1 1B 1B 1B	X 0-0 FC6-4 1B 1B	B B S F B X 3-2 ② G6-3			4	2	2	0	0	0	0
Mike Pagliarulo, L (1, 3) OBP: 0.350, SLG: 0.421		C C C 0-3 ③ K			F B 1 SAFE B 1 SAFE X 2-1 1B HR 1-3 1B	X 0-0 ① F7	S B S S B B S 3-3 ③ K			4	1	1	0	0	2	1
Tim Hulett, R (1, 5) OBP: 0.384, SLG: 0.403			C X 0-1 ① G5-3		B C X 1-1 HR 1-2 3-H 1B	B B B F X 3-1 FC6-4 1-2 1B		C S X 0-2 ① F9		4	1	2	1	0	0	0
Harold Reynolds, S (1, 4) OBP: 0.351, SLG: 0.330			B B F F X 2-2 ② F7		B B X 2-0 1-H 2-H HR	B F X 1-1 ② FC6-4 BB 1B 1-2f 2-3		B B C T F B B 4-2 FC6 BB		3	2	1	3	1	0	2
Jeff Tackett, R (1, 2) OBP: 0.287, SLG: 0.213			F B B B X 3-1 ③ G3-1		B X 1-0 ① G6-3	B B S C B F B 4-2 1B 1-2 BB		X 0-0 ② L8		3	0	0	0	1	0	1
Inning Stats	R: 0 H: 0 E: 0 LOB: 0 K: 0 BB: 1 S: 4 P: 9	R: 0 H: 0 E: 0 LOB: 0 K: 1 BB: 0 S: 7 P: 10	R: 0 H: 0 E: 0 LOB: 0 K: 0 BB: 0 S: 7 P: 12	R: 0 H: 2 E: 0 LOB: 1 K: 1 BB: 0 S: 8 P: 14	R: 5 H: 6 E: 0 LOB: 1 K: 1 BB: 0 S: 15 P: 24	R: 2 H: 3 E: 0 LOB: 2 K: 0 BB: 1 S: 13 P: 24	R: 1 H: 1 E: 0 LOB: 0 K: 2 BB: 0 S: 11 P: 21	R: 0 H: 0 E: 0 LOB: 1 K: 0 BB: 1 S: 9 P: 15	R: 0 H: 0 E: 0 LOB: 0 K: 0 BB: 1 S: 4 P: 11	1B: 9 SF: 0 2B: 1 SAC: 0 3B: 0 DP: 3 HR: 2 HBP: 0						

TOP

Baltimore Orioles @ Seattle Mariners

The Kingdome, Seattle, WA

Wed Aug 18 1993, 6:33 AM EDT

Att. 21,917 - Dome

livebaseballscorecards.com

AB	36
R	8
H	12
RBI	8
BB	4
SO	5
LOB	13

PITCHER		IP	WLS	BF	H	R	ER	SO	BB	IBB	HBP	BLK	WP	HR	S	P	ERA	WHIP
Erik Hanson, R ERA: 3.22	(1, 1)	4.2	L	21	8	5	5	3	1	0	0	0	0	1	40	68	9.64	1.929
Russ Swan, L ERA: 8.69	(5, 1)	1.1		8	3	2	2	0	1	0	0	0	0	0	14	25	13.50	3.000
Dwayne Henry, R ERA: 6.79	(7, 1)	2.0		8	1	1	1	2	1	0	0	0	0	1	20	36	4.50	1.000
Tim Leary, R ERA: 5.03	(9, 1)	1.0		3	0	0	0	0	1	0	0	0	0	0	4	11	0.00	1.000

PITCHER	IP	WLS	BF	H	R	ER	SO	BB	IBB	HBP	BLK	WP	HR	S	P	ERA	WHIP

Batter	1	2	3	4	5	6	7	8	9	AB	R	H	RBI	BB	SO	LOB
Rich Amaral, R (1, 6) OBP: 0.352, SLG: 0.356	C F B B F F X 2-2 ① P4		C B B S X 2-2 ② 2-H 1B			C C F B S 1-3 ① K		B B X 2-0 1B 1B		4	0	2	1	0	1	0
Brian Turang, R (1, 8) OBP: 0.286, SLG: 0.476	C B F X 1-2 ② G1-3		S B X 1-1 ③ G6-3			B C B B C X 3-2 ② F8		B C F B F B F X 3-2 1-3 DI 1B		4	0	1	0	0	0	0
Ken Griffey Jr., L (1, 10) OBP: 0.404, SLG: 0.621	C B B F B B B 4-2 BB			B X 1-0 2B		B F F S 1-3 ③ K		B S B C C 2-3 ③ 1-2 K		3	0	1	0	1	2	2
Jay Buhner, R (1, 9) OBP: 0.390, SLG: 0.496	S C B B B S 3-3 ③ K			B B B C X 3-1 ① G6-3			B C B F X 2-2 ① G5-3		C B B S S 2-3 ① K	4	0	0	0	0	2	2
Mike Blowers, R (1, 5) OBP: 0.376, SLG: 0.509		S X 0-1 CS 1B		B S B B S C 2-3 ② K			C X 0-1 1B		B C C B X 2-2 G5-4-3 1B	4	0	3	0	0	1	1
Greg Pirkl, R (1, 3) OBP: 0.200, SLG: 0.350		F F B X 1-2 ① F9		S B F X 1-2 ③ G6-3			B X 1-0 ② L9		S B X 1-1 ②③ 1-2f G5-4-3	4	0	0	0	0	0	4
Bret Boone, R (1, 4) OBP: 0.314, SLG: 0.445		1 SAFE B S S B F B S 3-3 ②③ 1-2 K			F B X 1-1 ① F9		C S B X 1-2 ③ L8			3	0	0	0	0	1	2
Bill Haselman, R (1, 2) OBP: 0.333, SLG: 0.470			B C B F X 2-2 ① L5		X 0-0 ② G6-3			F X 0-1 ① G3-1		3	0	0	0	0	0	0
Greg Litton, R (1, 7) OBP: 0.326, SLG: 0.402			B B C X 2-1 1B 2B		C B C S 1-3 ③ K			F X 0-1 ② F9		3	1	1	0	0	1	0
Inning Stats	R: 0 H: 0 E: 0 LOB: 1 K: 1 BB: 1 S: 14 P: 24	R: 0 H: 1 E: 0 LOB: 1 K: 1 BB: 0 S: 8 P: 12	R: 1 H: 2 E: 0 LOB: 0 K: 0 BB: 0 S: 10 P: 17	R: 0 H: 1 E: 0 LOB: 1 K: 1 BB: 0 S: 9 P: 16	R: 0 H: 0 E: 0 LOB: 0 K: 1 BB: 0 S: 6 P: 8	R: 0 H: 0 E: 0 LOB: 0 K: 2 BB: 0 S: 10 P: 15	R: 0 H: 1 E: 0 LOB: 1 K: 0 BB: 0 S: 9 P: 13	R: 0 H: 2 E: 0 LOB: 2 K: 1 BB: 0 S: 13 P: 20	R: 0 H: 1 E: 0 LOB: 0 K: 1 BB: 0 S: 8 P: 13	1B: 6 2B: 3 3B: 0 HR: 0	SF: 0 SAC: 0 DP: 2 HBP: 0					

PITCHER	IP	WLS	BF	H	R	ER	SO	BB	IBB	HBP	BLK	WP	HR	S	P	ERA	WHIP
Jamie Moyer, L (1, 1) ERA: 4.05	9.0	W	33	8	1	1	8	1	0	0	0	0	0	87	138	1.00	1.000

PITCHER	IP	WLS	BF	H	R	ER	SO	BB	IBB	HBP	BLK	WP	HR	S	P	ERA	WHIP

BOTTOM

Baltimore Orioles @ Seattle Mariners

The Kingdome, Seattle, WA

Wed Aug 18 1993, 6:33 AM EDT

Att. 21,917 - Dome

livebaseballscorecards.com

AB	32
R	1
H	8
RBI	1
BB	1
SO	8
LOB	11

WP: 0 PA: 33
PB: 0
SB: 0
CS: 1

Batter	1	2	3	4	5	6	7	8	9	AB	R	H	RBI	BB	SO	LOB
Brian Turang, R (1, 8) OBP: 0.320, SLG: 0.560	X 0-0 SF7 3B		1 SAFE 1 SAFE P X 0-1 ① F9		C C B F B X 2-2 FC3-6 1B		P X 1-0 ①② G4-6-3 1-2f			4	1	2	0	0	0	2
Bret Boone, R (1, 4) OBP: 0.312, SLG: 0.434	B B B B 4-0 BB		1 SAFE 1 SAFE S P 1 SAFE X 1-1 ② P4		F S 1 SAFE P X 0-2 ② FC3-6 1-2f		B X 1-0 ③ F9			3	0	0	0	1	0	2
Ken Griffey Jr., L (1, 10) OBP: 0.403, SLG: 0.617	X 0-0 ① P3		B S B 1 SAFE B B 4-1 1B 1-2 BB		B F B 1 SAFE C F X 2-2 ③ F7			C F B F S 1-3 ① K		3	0	0	0	1	1	3
Jay Buhner, R (1, 9) OBP: 0.391, SLG: 0.505	X 0-0 ② SF7 3-H		C X 0-1 1-2 2-H 1B			C B X 1-1 HR		S S B B B X 3-2 ② P9		3	1	2	3	0	0	0
Dave Magadan, L (1, 3) OBP: 0.388, SLG: 0.365	X 0-0 ③ G6-3		X 0-0 ③ P5			B F B B B X 3-1 E3 1B 1B		C B B F S 2-3 ③ K		4	1	1	0	0	1	3
Mike Blowers, R (1, 5) OBP: 0.374, SLG: 0.504		X 0-0 ① P5		B F B S F F X 2-2 ① G6-3		S S B X 1-2 G5-4-3 3-H 1B			X 0-0 ① P2	4	0	1	1	0	0	0
Dann Howitt, L (1, 7) OBP: 0.282, SLG: 0.459		C C B X 1-2 ② P1		F B B S X 2-2 ② P4		B C 1 SAFE F S 1-3 ① K			S B S B F B X 3-2 G1-4-3 1B	4	0	1	0	0	1	1
Dave Valle, R (1, 2) OBP: 0.342, SLG: 0.382		B X 1-0 ③ P5		C B X 1-1 ③ G6-3		C F B X 1-2 ②③ G5-4-3 1-2f			X 0-0 ②③ G1-4-3 1-2f	4	0	0	0	0	0	2
Omar Vizquel, S (1, 6) OBP: 0.330, SLG: 0.306			X 0-0 BB 1B 1B		C F F F F B X 1-2 ① G4-3		B F F F F B B B 4-2 G4-6-3 BB			2	1	1	0	1	0	0
Inning Stats	R: 1 E: 0 K: 0 S: 4 H: 1 LOB: 1 BB: 1 P: 8	R: 0 E: 0 K: 0 S: 5 H: 0 LOB: 0 BB: 0 P: 7	R: 1 E: 0 K: 0 S: 10 H: 2 LOB: 2 BB: 1 P: 14	R: 0 E: 0 K: 0 S: 10 H: 0 LOB: 0 BB: 0 P: 15	R: 0 E: 0 K: 0 S: 18 H: 1 LOB: 1 BB: 0 P: 23	R: 2 E: 1 K: 1 S: 13 H: 3 LOB: 0 BB: 0 P: 20	R: 0 E: 0 K: 0 S: 7 H: 0 LOB: 0 BB: 1 P: 12	R: 0 E: 0 K: 2 S: 10 H: 0 LOB: 0 BB: 0 P: 16	R: 0 E: 0 K: 0 S: 6 H: 1 LOB: 0 BB: 0 P: 9	1B: 6 2B: 0 3B: 1 HR: 1	SF: 1 SAC: 0 DP: 3 HBP: 0						

PITCHER		IP	WLS	BF	H	R	ER	SO	BB	IBB	HBP	BLK	WP	HR	S	P	ERA	WHIP
Pat Hentgen, R ERA: 3.72	(1, 1)	7.0	L	29	7	4	3	1	3	0	0	0	0	1	67	99	3.86	1.429
Tony Castillo, L ERA: 2.68	(8, 1)	1.0		3	0	0	0	2	0	0	0	0	0	0	10	16	0.00	0.000
Scott Brow, R ERA: 5.73	(9, 1)	1.0		3	1	0	0	0	0	0	0	0	0	0	6	9	0.00	1.000

PITCHER	IP	WLS	BF	H	R	ER	SO	BB	IBB	HBP	BLK	WP	HR	S	P	ERA	WHIP

TOP

Seattle Mariners @ Toronto Blue Jays

SkyDome, Toronto, ON

Fri Aug 20 1993, 7:05 PM EDT
Att. 50,527 - Unknown - 75 F

livebaseballscorecards.com

AB	31
R	4
H	8
RBI	4
BB	3
SO	3
LOB	13

WP: 0	PA: 35					
PB: 0						
SB: 0						
CS: 0						

BOTTOM

Seattle Mariners @ Toronto Blue Jays

SkyDome, Toronto, ON

Fri Aug 20 1993, 7:05 PM EDT
Att. 50,527 - Unknown - 75 F

livebaseballscorecards.com

Batter	1	2	3	4	5	6	7	8	9	AB	R	H	RBI	BB	SO	LOB
Rickey Henderson, R (1, 7) OBP: 0.451, SLG: 0.510	S S S 0-3 K ①		F B B S F F F F X 2-2 P3 ③			C B F X 1-2 G3 ①		S S S 0-3 K ②		4	0	0	0	0	2	2
Devon White, S (1, 8) OBP: 0.335, SLG: 0.450	S S S 0-3 K ②			S F B S 1-3 K ①		C X 0-1 G1 ②		B C B X 2-1 G5-3 ③		4	0	0	0	0	2	1
Paul Molitor, R (1, 3) OBP: 0.402, SLG: 0.493	B F B S T S S 2-3 K ③			F F S 0-3 K ②		C S F B B X 2-2 2B			B F F X 1-2 G5-3 ①	4	0	1	0	0	2	0
Joe Carter, R (1, 10) OBP: 0.306, SLG: 0.481		C B B B F X 3-2 P6 ①		X 0-0 HR		X 0-0 G6-3 ③			B B C F B S 3-3 K ②	4	1	1	1	0	1	1
Roberto Alomar, S (1, 4) OBP: 0.388, SLG: 0.468		F B C S 1-3 K ②		F B B F F B B 4-2 BB			X 0-0 F9 ①		B X 1-0 F9 ③	3	0	0	0	1	1	0
Tony Fernandez, S (1, 6) OBP: 0.345, SLG: 0.388		C B F F B B X 3-2 G4-3 ③		B 1 SAFE C P X 2-1 4-3 ③			F F B B X 2-2 G6-3 ②			3	0	0	0	0	0	1
Darnell Coles, R (1, 9) OBP: 0.327, SLG: 0.377			B C S H 2-2 FC6-4 HBP		B F C B F F F X 2-2 F8 ①		F F C 0-3 K ③			2	0	0	0	0	1	0
Ed Sprague, R (1, 5) OBP: 0.302, SLG: 0.391			C X 0-1 FC6-4 G1-3 1-2f ①		S F F F F S 0-3 K ②			X 0-0 2B		3	0	1	0	0	1	1
Pat Borders, R (1, 2) OBP: 0.277, SLG: 0.359			S F F X 0-2 G1-3 1-3 ②		B F C X 1-2 P3 ③			B B B C F F F C 3-3 K ①		3	0	0	0	0	1	2

	AB	30
	R	1
	H	3
	RBI	1
	BB	1
	SO	11
	LOB	8

| Inning Stats | | |

Batter	1	2	3	4	5	6	7	8	9	AB	R	H	RBI	BB	SO	LOB
Brian Turang, R (1, 7) OBP: 0.333, SLG: 0.517	4-1 BB S 2B BB	0-3 K ①			B C F B C 2-3 K ①	C C X 0-2 G4-3 ①		F F X 0-2 SH5-3 1-2 3-H 1B	4	1	1	1	1	2	2
Bret Boone, R (1, 4) OBP: 0.302, SLG: 0.419	C 1 SAFE F S 0-3 K ①	B C C X 1-2 G1-4-6-3 ② ③ 1-2f			B B X 2-0 G6-3 ②	C C B F B B F X 3-2 G1-3 ②		X 0-0 SH5-3 ① 1-2 2-3	4	0	0	0	0	1	3
Ken Griffey Jr., L (1, 8) OBP: 0.405, SLG: 0.623	C 1 SAFE 1 SAFE F X 0-2 P5 ②	B C C X 1-2 P5 ①			B X 1-0 HR	B C B X 2-1 1B		I I I I 4-0 IBB	4	1	2	1	1	0	1
Jay Buhner, R (1, 9) OBP: 0.389, SLG: 0.500	1 SAFE B F B B B 4-1 BB 2B 1-2 BB	B C S F B S 2-3 K ②			B S X 1-1 F7 ③	X 0-0 P5 ③		B S S B S 2-3 K ②	4	1	0	0	1	2	4
Dave Magadan, L (1, 3) OBP: 0.388, SLG: 0.367	B B B B C B 4-1 2B 1-2 2-3 BB	B X 1-0 G4-3 ③				C F C F B B B X 3-2 G4-3 SF8 2B		C C F X 0-2 G4-3 ①	C B C C F F X 1-2 G3-1 ③	4	1	1	0	1	0	3
Mike Blowers, R (1, 5) OBP: 0.372, SLG: 0.504	C X 0-1 1-3 2-H 3-H 2B			S F B S 1-3 K ①		F X 0-1 G4-3 ① 2-3		X 0-0 G6-3 ②		4	0	1	2	0	1	1
Mackey Sasser, L (1, 10) OBP: 0.281, SLG: 0.349	F B B B F X 3-2 G6-3 ③			C B B B 4-1 S BB		F B X 1-1 SF8 ② 3-H		B S X 1-1 G1-4-3 ③		2	0	0	1	1	0	2
Dave Valle, R (1, 2) OBP: 0.346, SLG: 0.386		C B B F B B 4-2 BB BB		S F B B B X 2-2 P6 ②		B F C F H 2-2 FC6-4 HBP			X 0-0 1B 1B 2B	2	1	1	0	1	0	1
Omar Vizquel, S (1, 6) OBP: 0.331, SLG: 0.306		B C F B B F F B 4-2 G1-4-6-3 1-2 BB		C B F F F B B X 3-2 L8 1-2		B C B X 2-1 FC6-4 ③ 1-2f			B B X 2-0 SH5-3 1B 2-3 1B	3	0	1	0	1	0	2
Inning Stats	R: 2 E: 0 K: 1 S: 14 H: 1 LOB: 2 BB: 3 P: 29	R: 0 E: 0 K: 1 S: 12 H: 0 LOB: 1 BB: 2 P: 21	R: 0 E: 0 K: 1 S: 8 H: 0 LOB: 0 BB: 0 P: 12	R: 0 E: 0 K: 1 S: 12 H: 0 LOB: 1 BB: 1 P: 22	R: 1 E: 0 K: 1 S: 7 H: 1 LOB: 0 BB: 0 P: 13	R: 1 E: 0 K: 0 S: 13 H: 1 LOB: 1 BB: 0 P: 21	R: 0 E: 0 K: 0 S: 11 H: 1 LOB: 1 BB: 0 P: 16	R: 0 E: 0 K: 0 S: 7 H: 0 LOB: 0 BB: 0 P: 8	R: 1 E: 0 K: 1 S: 14 H: 3 LOB: 3 BB: 1 P: 23	1B: 3 2B: 3 3B: 0 HR: 1 SF: 1 SAC: 1 DP: 1 HBP: 1						

TOP

Seattle Mariners @ Toronto Blue Jays

SkyDome, Toronto, ON

Sat Aug 21 1993, 3:33 AM EDT

Att. 50,519 - Sunny - 70 F

livebaseballscorecards.com

AB	31
R	5
H	7
RBI	5
BB	7
SO	6
LOB	19

PITCHER		IP	WLS	BF	H	R	ER	SO	BB	IBB	HBP	BLK	WP	HR	S	P	ERA	WHIP
Dave Stewart, R ERA: 4.92	(1, 1)	6.0	L	27	3	4	4	5	6	0	1	0	0	1	66	118	6.00	1.500
Al Leiter, L ERA: 4.43	(7, 1)	2.1		12	4	1	1	0	0	1	0	0	0	0	24	36	3.86	1.714
Mark Eichhorn, R ERA: 2.71	(9, 1)	0.1		1	0	0	0	1	0	0	0	0	0	0	3	5	0.00	0.000
Tony Castillo, L ERA: 2.65	(9, 1)	0.1		1	0	0	0	0	0	0	0	0	0	0	5	6	0.00	0.000

PITCHER	IP	WLS	BF	H	R	ER	SO	BB	IBB	HBP	BLK	WP	HR	S	P	ERA	WHIP

Batter	1	2	3	4	5	6	7	8	9	AB	R	H	RBI	BB	SO	LOB
Rickey Henderson, R (1, 7) OBP: 0.450, SLG: 0.508	C B F B X 2-2 1B SF7 1B		C C B B S 2-3 ③ K			X 0-0 ① L5		B X 1-0 BB 1B G3 1B	B C X 1-1 ② F9	5	2	2	0	0	1	2
Devon White, S (1, 8) OBP: 0.335, SLG: 0.450	C F B B X 2-2 CS 1-3 1B			F X 0-1 ① F9		F X 0-1 ② G6-3		X 0-0 G3 BB 1-2 1B	C S B S 1-3 ③ K	5	0	2	0	0	1	2
Paul Molitor, R (1, 10) OBP: 0.404, SLG: 0.495	F 1 SAFE P C X 1-2 ① ② SF7 1-2 3-H			B X 1-0 CS 1B		C S B B X 2-2 1B 1B		B B C F B B 4-2 G3 1-2 2-3 BB		2	0	2	1	1	0	0
Joe Carter, R (1, 9) OBP: 0.307, SLG: 0.480	B B C B C X 3-2 ③ G5-3			B 1 SAFE F B 1 SAFE B S F B 4-2 ② HBP 1-2 BB		B X 1-0 1-3 1B		B C B F S 2-3 ① K		3	0	1	0	1	1	3
John Olerud, L (1, 3)		B B F C F F X 2-2 ① G6-3		F 1 SAFE B H 2-1 1-2 HBP		F C B F B X 2-2 ③ P6		F B C B X 2-2 ② G3 1-2 2-3 3-H		3	0	0	1	0	0	4
Tony Fernandez, S (1, 6) OBP: 0.342, SLG: 0.385		F F F F B F F B B 3-2 ② X L7		X 0-0 ③ G1-3			X 0-0 ① G5-3	C S X 0-2 ③ G6-3		4	0	0	0	0	0	4
Ed Sprague, R (1, 5) OBP: 0.302, SLG: 0.389	S B B B X 3-1 ③ P4		B S S B C 2-3 ① K			B X 1-0 FC6-4 1B			B B B C C X 3-2 ① F7	4	0	1	0	0	1	0
Pat Borders, R (1, 2) OBP: 0.276, SLG: 0.358		F C B F B X 2-2 ① F8		B C S F F X 1-2 ② F8		B B B C X 3-1 ② P6			B C X 1-1 1B 1B	4	0	1	0	0	0	1
Alfredo Griffin, S (1, 4) OBP: 0.247, SLG: 0.266 Roberto Alomar, S (9, PH) OBP: 0.389, SLG: 0.469			C F X 0-2 ② G4-3		B F X 1-1 ③ F7		X 0-0 ③ FC6-4 1-2f		B X 1-0 1-2 1B	3 1	0 0	0 1	0 0	0 0	0 0	1 0
Inning Stats	R: 1 E: 0 K: 0 S: 13 H: 2 LOB: 0 BB: 0 P: 20	R: 0 E: 0 K: 0 S: 14 H: 0 LOB: 0 BB: 0 P: 22	R: 0 E: 0 K: 1 S: 10 H: 0 LOB: 0 BB: 0 P: 14	R: 0 E: 0 K: 0 S: 8 H: 1 LOB: 2 BB: 1 P: 15	R: 0 E: 0 K: 1 S: 10 H: 0 LOB: 0 BB: 0 P: 14	R: 0 E: 0 K: 0 S: 11 H: 2 LOB: 2 BB: 0 P: 16	R: 0 E: 0 K: 0 S: 5 H: 1 LOB: 1 BB: 0 P: 9	R: 1 E: 0 K: 1 S: 13 H: 2 LOB: 2 BB: 1 P: 22	R: 0 E: 0 K: 1 S: 11 H: 2 LOB: 2 BB: 0 P: 18	1B: 10 2B: 0 3B: 0 HR: 0	SF: 1 SAC: 0 DP: 0 HBP: 1			WP: 0 PB: 0 SB: 0 CS: 2	PA: 38		

PITCHER		IP	WLS	BF	H	R	ER	SO	BB	IBB	HBP	BLK	WP	HR	S	P	ERA	WHIP
Dave Fleming, L ERA: 4.18	(1, 1)	7.0	W	30	8	2	2	2	2	0	1	0	0	0	75	119	2.57	1.429
Jeff Nelson, R ERA: 3.72	(8, 1)	0.1		1	0	0	0	1	0	0	0	0	0	0	3	5	0.00	0.000
Erik Plantenberg, L ERA: 9.0	(8, 1)	0.2		2	0	0	0	0	0	0	0	0	0	0	6	8	0.00	0.000
Ted Power, R ERA: 5.22	(9, 1)	1.0	S	5	2	0	0	1	0	0	0	0	0	0	11	18	0.00	2.000

PITCHER	IP	WLS	BF	H	R	ER	SO	BB	IBB	HBP	BLK	WP	HR	S	P	ERA	WHIP

BOTTOM

Seattle Mariners @ Toronto Blue Jays

SkyDome, Toronto, ON

Sat Aug 21 1993, 3:33 AM EDT
Att. 50,519 - Sunny - 70 F

livebaseballscorecards.com

AB	34
R	2
H	10
RBI	2
BB	2
SO	4
LOB	17

Batter	1	2	3	4	5	6	7	8	9	AB	R	H	RBI	BB	SO	LOB
Brian Turang, R (1, 7) OBP: 0.371, SLG: 0.531	C B F S 1-3 K ①		B B B B 4-0 1-2 BB	B F B B B 4-1 1B 1-2 2-3 BB		B X 1-0 1B 1-3 2-H 2B		C B F S 1-3 K ①		3	1	1	1	2	2	0
Bret Boone, R (1, 4) OBP: 0.306, SLG: 0.418	F B F B F X 2-2 E4		C B B B B X 3-1 F9 ②	F F B X 1-2 1-2 2-3 3-H 1B		X 0-0 2-H 3-H 1B		B B X 2-0 F8 ②		5	0	2	3	0	0	2
Ken Griffey Jr., L (1, 8)	X 0-0 P6 ②		C B B F X 2-2 P6 ③	X 0-0 G3 ③		I I I I 4-0 IBB		B C C X 1-2 HR		4	1	1	1	1	0	6
Jay Buhner, R (1, 9) OBP: 0.385, SLG: 0.494	C B B F X 2-2 F8 ③			C B X 1-1 F9 ① X 0-0 G5-3 ①		B S T S 1-3 K ②		C F S 0-3 K ③		5	0	0	0	0	2	3
Dave Magadan, L (1, 3) OBP: 0.389, SLG: 0.368		B B B X 2-1 F9 ①		C B X 1-1 BB E 1B C B B F X 2-2 F8 ②		X 0-0 F7 ③			B C F B X 2-2 G5-3 1B 1B	5	1	2	0	0	0	2
Mike Blowers, R (1, 5) OBP: 0.376, SLG: 0.504		C S B C 1-3 K ②		B F B T B B 4-2 E E 1-2 BB X 0-0 F9 ③			X 0-0 G4-3 WP 1B		F B B X 2-1 1-2 G5-3 1B	4	1	2	0	1	1	0
Mackey Sasser, L (1, 10) OBP: 0.279, SLG: 0.344		B F F B B X 3-2 G6-3 ③		F B X 1-1 F7 ②		X 0-0 FC1-5 1B 1B 1 SAFE X 0-0 F8 ①			B B F X 2-1 1-2 2-3f G5-3 ①②	5	0	1	0	0	0	5
Dave Valle, R (1, 2) OBP: 0.347, SLG: 0.384			B B B B 4-0 BB BB	C X 0-1 E4 BB E 1B 1-3 2-H		S X 0-1 FC1-5 1-2 2B 1B C C B X 1-2 G4-3 1-3			X 0-0 G5-3 ③	4	2	1	0	1	0	3
Omar Vizquel, S (1, 6) OBP: 0.329, SLG: 0.304			C C X 0-2 F8 ①	B X 1-0 E7 1B BB 1-2 3-H		L X 0-1 FC1-5 2B 1-2 2-3f 1B ①	F B F B F X 2-2 G6-3 ③			4	1	0	0	0	0	5
Inning Stats	R: 0 E: 1 K: 1 S: 11 H: 0 LOB: 1 BB: 0 P: 16	R: 0 E: 0 K: 1 S: 8 H: 0 LOB: 0 BB: 0 P: 14	R: 0 E: 0 K: 0 S: 8 H: 0 LOB: 2 BB: 2 P: 21	R: 3 E: 2 K: 0 S: 16 H: 2 LOB: 3 BB: 2 P: 29	R: 0 E: 0 K: 0 S: 5 H: 0 LOB: 0 BB: 0 P: 7	R: 3 E: 0 K: 1 S: 11 H: 4 LOB: 2 BB: 1 P: 17	R: 0 E: 0 K: 0 S: 9 H: 1 LOB: 1 BB: 0 P: 12	R: 1 E: 0 K: 2 S: 10 H: 1 LOB: 0 BB: 0 P: 14	R: 0 E: 0 K: 0 S: 8 H: 2 LOB: 1 BB: 0 P: 14	1B: 8 2B: 1 3B: 0 HR: 1 SF: 0 SAC: 0 DP: 1 HBP: 0						

PITCHER		IP	WLS	BF	H	R	ER	SO	BB	IBB	HBP	BLK	WP	HR	S	P	ERA	WHIP
Juan Guzman, R ERA: 4.06	(1, 1)	7.0	W	36	7	6	3	3	4	1	0	0	1	0	68	116	3.86	1.571
Danny Cox, R ERA: 2.69	(8, 1)	1.0		4	1	1	1	2	0	0	0	0	0	1	10	14	9.00	1.000
Duane Ward, R ERA: 1.71	(9, 1)	1.0		4	2	0	0	0	0	0	0	0	0	0	8	14	0.00	2.000

PITCHER	IP	WLS	BF	H	R	ER	SO	BB	IBB	HBP	BLK	WP	HR	S	P	ERA	WHIP

TOP

Seattle Mariners @ Toronto Blue Jays

SkyDome, Toronto, ON

Sun Aug 22 1993, 3:33 AM EDT

Att. 50,511 - Sunny - 72 F

livebaseballscorecards.com

AB	39
R	7
H	10
RBI	5
BB	5
SO	5
LOB	26

WP: 1 PA: 44
PB: 0
SB: 0
CS: 0

BOTTOM

Seattle Mariners @ Toronto Blue Jays

SkyDome, Toronto, ON

Sun Aug 22 1993, 3:33 AM EDT
Att. 50,511 - Sunny - 72 F

livebaseballscorecards.com

Batter	1	2	3	4	5	6	7	8	9	AB	R	H	RBI	BB	SO	LOB
Rickey Henderson, R (1, 7) OBP: 0.454, SLG: 0.507 Willie Canate, R (7, PR) OBP: 0.256, SLG: 0.257 (8, 7)	BCBBB 4-1 S E BB	BBBCB 4-1 BB		BBBB 4-0 S BB		CSC 0-3 ③ K	FBFBFH 3-2 HBP			1 0	1 0	0 0	0 0	3 0	1 0	1 0
Devon White, S (1, 8) OBP: 0.334, SLG: 0.453	BLMFBFX 2-2 ① F7 1-2	B 1 SAFE 1 SAFE X 1-0 ② F8		1 SAFE PCSS 1-3 ② K 1-2			CX 0-2 HR 0-3 K			5	1	1	1	0	2	5
Roberto Alomar, S (1, 4) OBP: 0.389, SLG: 0.467	X 0-0 E3 1B 2-H	C 1 SAFE BBBFBFFX 3-2 ③ G3		FX 0-1 ③ F8			BBX 2-0 S BB 1B 1B	BBSBB 4-1 BB 1B BB		4	3	1	0	1	0	2
Joe Carter, R (1, 9) OBP: 0.308, SLG: 0.485	BBBBB 4-0 1B E BB	BBCBFX 3-2 HR	FX 0-1 ① P2				BBX 2-0 ① P2	B 1 SAFE 1 SAFE SX 1-1 ① F7		4	2	1	1	1	0	2
John Olerud, L (1, 3) OBP: 0.489, SLG: 0.653	BBBCCX 3-2 E HBP 1-3 2-H 1B	FX 0-1 HR	FCBX 1-2 ② F7				BBBB 4-0 IBB 1-2 1B BB	B 1 SAFE BBCB 4-1 1B WP 1-2 BB		3	3	2	2	2	0	0
Paul Molitor, R (1, 10) OBP: 0.406, SLG: 0.494	CFH 1-2 E 1-2 HBP	BFBBBFFC 3-3 ① K	X 0-0 ③ G5-3				BBBI 4-0 1B 2B IBB 1-2 2-3	C 2 SAFE X 0-1 WP 1-3 2-H 1B		3	1	1	1	1	1	0
Tony Fernandez, S (1, 6) OBP: 0.341, SLG: 0.382	X 0-0 E6 G5-4-3 1-2 2-3 3-H	BX 1-0 ② F8				X 0-0 ① G4-3	X 0-0 2B 1B 1-3 2-H 3-H	BFCBT 2-2 ② K 1-2 3-H		5	1	1	3	0	1	3
Ed Sprague, R (1, 5) OBP: 0.301, SLG: 0.389	BX 1-0 ② ③ G5-4-3 1-2f	CBX 1-1 ③ F9				FCBFBBX 3-2 ② F7	BX 1-0 2B 2-H 3-H	X 0-0 ③ P4		5	0	1	2	0	0	4
Pat Borders, R (1, 2) OBP: 0.276, SLG: 0.359		SBBBFBFX 3-2 ① L8		FBFBX 2-2 ① G5-3		CBBBX 2-1 2B	BX 1-0 ② F9			4	0	1	0	0	0	1
Inning Stats	R: 3 H: 1 E: 2 LOB: 2 K: 0 BB: 2 S: 14 P: 29	R: 0 H: 0 E: 0 LOB: 1 K: 0 BB: 1 S: 12 P: 22	R: 2 H: 2 E: 0 LOB: 0 K: 1 BB: 0 S: 13 P: 21	R: 0 H: 0 E: 0 LOB: 1 K: 1 BB: 1 S: 9 P: 15	R: 0 H: 0 E: 0 LOB: 0 K: 0 BB: 0 S: 6 P: 7	R: 0 H: 1 E: 0 LOB: 1 K: 1 BB: 0 S: 10 P: 15	R: 5 H: 4 E: 0 LOB: 2 K: 1 BB: 2 S: 14 P: 31	R: 2 H: 1 E: 0 LOB: 1 K: 1 BB: 2 S: 10 P: 21		1B: 4 SF: 0 2B: 2 SAC: 0 3B: 0 DP: 1 HR: 3 HBP: 2						

AB	34
R	12
H	9
RBI	10
BB	8
SO	5
LOB	18

WP: 1 PA: 44
PB: 0
SB: 3
CS: 0

PITCHER		IP	WLS	BF	H	R	ER	SO	BB	IBB	HBP	BLK	WP	HR	S	P	ERA	WHIP
Chris Bosio, R ERA: 4.26	(1, 1)	6.0		29	5	6	4	3	4	0	1	0	0	3	67	112	6.00	1.500
Steve Ontiveros, R ERA: 3.86	(7, 1)	0.1	L	2	1	0	0	0	0	0	0	0	0	0	2	6	0.00	3.000
Russ Swan, L ERA: 9.15	(7, 1)	0.0		1	0	0	0	0	1	0	0	0	0	0	0	4	∞	∞
Jeff Nelson, R ERA: 4.05	(7, 1)	0.2		6	2	4	4	1	0	1	1	0	0	0	9	18	54.00	3.000
Dwayne Henry, R ERA: 7.0	(8, 1)	1.0		6	1	2	2	1	2	0	0	0	1	0	10	21	18.00	3.000

PITCHER	IP	WLS	BF	H	R	ER	SO	BB	IBB	HBP	BLK	WP	HR	S	P	ERA	WHIP

Batter	1	2	3	4	5	6	7	8	9	AB	R	H	RBI	BB	SO	LOB
Brian Turang, R (1, 7) OBP: 0.359, SLG: 0.486	B C L B C 2-3 ① K		B C X 1-1 ① G1-3		B B B B 4-0 CS BB			C X 0-1 ① FC6-4 G5-4-3 1-2f		3	0	0	0	1	1	1
Bret Boone, R (1, 4) OBP: 0.297, SLG: 0.405	B F X 1-1 ② P3		B F B X 2-1 ② G6-3		F P P X 2-1 ② ③ L4 1-2			B C X 1-1 ② ③ G5-4-3 1-2f		4	0	0	0	0	0	2
Ken Griffey Jr., L (1, 8) OBP: 0.403, SLG: 0.622	B B B B 4-0 BB BB		C B X 1-1 ③ G3-1			C B C S 1-3 ① K			F F B S 1-3 ① K	3	0	0	0	1	2	0
Jay Buhner, R (1, 10) OBP: 0.384, SLG: 0.491	B B C S B B 4-2 1-2 BB			B X 1-0 ① G5-3		B S F B F F X 2-2 ② L3			B B X 2-0 ② G5-3	3	0	0	0	1	0	0
Dave Magadan, L (1, 3) OBP: 0.387, SLG: 0.366	C C B C 1-3 ③ K			B X 1-0 ① E7 1B 1B		B B X 2-0 ③ G4-3			X 0-0 ③ G4-3	4	1	1	0	0	1	2
Mike Blowers, R (1, 5) OBP: 0.372, SLG: 0.498		B X 1-0 ① G5-3		B C B S X 2-2 ② G2-3			F X 0-1 ① G3-1			3	0	0	0	0	0	1
Dann Howitt, L (1, 9) OBP: 0.286, SLG: 0.450		C B X 1-1 ② G4-3		B B S F F X 2-2 FC6-4 2-H 1B			X 0-0 ② G4-3			3	0	1	1	0	0	0
Dave Valle, R (1, 2) OBP: 0.347, SLG: 0.381		B B B B 4-0 BB		C S X 0-2 ③ FC6-4 1-2f			S X 0-1 ③ L9			2	0	0	0	1	0	1
Omar Vizquel, S (1, 6) OBP: 0.329, SLG: 0.304		B B B C C X 3-2 ③ G6-3			C F B F B X 2-2 ① L7			L X 0-1 FC6-4 1B		3	0	1	0	0	0	1
Inning Stats	R: 0 E: 0 K: 2 S: 10 H: 0 LOB: 2 BB: 2 P: 22	R: 0 E: 0 K: 0 S: 6 H: 0 LOB: 1 BB: 1 P: 15	R: 0 E: 0 K: 0 S: 6 H: 0 LOB: 0 BB: 0 P: 10	R: 1 E: 1 K: 0 S: 12 H: 2 LOB: 1 BB: 0 P: 18	R: 0 E: 0 K: 0 S: 8 H: 0 LOB: 0 BB: 1 P: 14	R: 0 E: 0 K: 1 S: 9 H: 0 LOB: 0 BB: 0 P: 14	R: 0 E: 0 K: 0 S: 5 H: 0 LOB: 0 BB: 0 P: 5	R: 0 E: 0 K: 0 S: 6 H: 1 LOB: 0 BB: 0 P: 7	R: 0 E: 0 K: 1 S: 5 H: 0 LOB: 0 BB: 0 P: 8	1B: 3 2B: 0 3B: 0 HR: 0 SF: 0 SAC: 0 DP: 1 HBP: 0						

PITCHER		IP	WLS	BF	H	R	ER	SO	BB	IBB	HBP	BLK	WP	HR	S	P	ERA	WHIP
John Doherty, R ERA: 4.47	(1, 1)	9.0	W	32	3	1	1	4	4	0	0	0	0	0	67	113	1.00	0.778

PITCHER	IP	WLS	BF	H	R	ER	SO	BB	IBB	HBP	BLK	WP	HR	S	P	ERA	WHIP

TOP

Seattle Mariners @ Detroit Tigers

Tiger Stadium, Detroit, MI

Tue Aug 24 1993, 7:05 PM EDT
Att. 21,071 - Unknown - 89 F

livebaseballscorecards.com

AB	28
R	1
H	3
RBI	1
BB	4
SO	4
LOB	8

SEATTLE MARINERS™

Seattle Mariners @ Detroit Tigers

Tiger Stadium, Detroit, MI

Tue Aug 24 1993, 7:05 PM EDT

Att. 21,071 - Unknown - 89 F

BOTTOM

Batter	1	2	3	4	5	6	7	8	9	AB	R	H	RBI	BB	SO	LOB
Tony Phillips, S (1, 9) OBP: 0.442, SLG: 0.398	C C B F S 1-3 K ①		S B B B F S 3-3 K ②		B X 1-0 G4-3 ③		B B B 4-0 BB			3	0	0	0	1	2	0
Lou Whitaker, L (1, 4) OBP: 0.420, SLG: 0.466	X 0-0 F7 ②		C B B B C B 4-2 BB			B B C X 2-1 2B	B C B X 2-2 F8 ②			3	0	1	0	1	0	1
Travis Fryman, R (1, 5) OBP: 0.364, SLG: 0.475	C B C B B F B 4-2 1B BB		X 0-0 G6-3 ③			X 0-0 L9 ①	X 0-0 G1-3 ③			3	0	0	0	1	0	3
Cecil Fielder, R (1, 3) OBP: 0.372, SLG: 0.496	B C 1 SAFE X 1-1 1-3 1B			F B X 1-1 FC3-6 1B		C F F X 0-2 G5-3 ②		S B F B S 2-3 K ①		4	0	2	0	0	1	1
Kirk Gibson, L (1, 8) OBP: 0.339, SLG: 0.449	C B B X 2-1 P4 ③			S B X 1-1 FC3-6 CS 1-2f ①		B S B X 2-1 G6-3 ③		X 0-0 G6-3 ②		4	0	0	0	0	0	4
Mickey Tettleton, S (1, 2) OBP: 0.354, SLG: 0.496		B C S B B F X 3-2 G4-3 ①		F B 1 SAFE B B F S 3-3 K ② ③ 1-2			B F X 1-1 HR	C B C 1-3 K ③		4	1	1	1	0	2	1
Alan Trammell, R (1, 6) OBP: 0.389, SLG: 0.470		B B X 2-0 F9 ②			B B F B X 3-1 SF7 3B		B B X 2-0 SH1-4 HR 2B			3	2	2	0	0	0	0
Scott Livingstone, L (1, 10) OBP: 0.332, SLG: 0.356		C B X 1-1 G6-3 ③			B X 1-0 SF7 ① 3-H		B X 1-0 SH1-4 ① 2-3			1	0	0	1	0	0	0
Dan Gladden, R (1, 7) OBP: 0.308, SLG: 0.452			B C X 1-1 G4-3 ①		X 0-0 G5-3 ②		C B S B X 2-2 3-H HR			3	1	1	2	0	0	0
Inning Stats	R: 0 H: 1 E: 0 LOB: 2 K: 1 BB: 1 S: 12 P: 20	R: 0 H: 0 E: 0 LOB: 0 K: 0 BB: 0 S: 7 P: 13	R: 0 H: 0 E: 0 LOB: 1 K: 1 BB: 1 S: 8 P: 16	R: 0 H: 1 E: 0 LOB: 0 K: 1 BB: 0 S: 7 P: 12	R: 1 H: 1 E: 0 LOB: 0 K: 0 BB: 0 S: 5 P: 10	R: 0 H: 1 E: 0 LOB: 1 K: 0 BB: 0 S: 9 P: 13	R: 3 H: 3 E: 0 LOB: 1 K: 0 BB: 1 S: 11 P: 23	R: 0 H: 0 E: 0 LOB: 0 K: 2 BB: 0 S: 7 P: 10		1B: 2 SF: 1 2B: 2 SAC: 1 3B: 1 DP: 0 HR: 2 HBP: 0						

livebaseballscorecards.com

AB	28
R	4
H	7
RBI	4
BB	3
SO	5
LOB	10

PITCHER		IP	WLS	BF	H	R	ER	SO	BB	IBB	HBP	BLK	WP	HR	S	P	ERA	WHIP
Erik Hanson, R ERA: 3.28	(1, 1)	8.0	L	33	7	4	4	5	3	0	0	0	0	2	66	117	4.50	1.250

PITCHER	IP	WLS	BF	H	R	ER	SO	BB	IBB	HBP	BLK	WP	HR	S	P	ERA	WHIP

Batter	1	2	3	4	5	6	7	8	9	AB	R	H	RBI	BB	SO	LOB
Rich Amaral, R (1, 4) OBP: 0.354, SLG: 0.361	C B B X 2-1 L7-3 1B			B F X 1-1 B1-3 ①	1 SAFE 1 SAFE C C B X 1-2 P4 ③ 1-3			B X 1-0 2B		4	0	2	0	0	0	1
Dave Magadan, L (1, 3) OBP: 0.384, SLG: 0.362	1 SAFE C B F X 1-2 L7-3 ① ② 1-2			F B F B F X 2-2 L9 ②		B C C F F B F B C 3-3 K ①		X 0-0 G6-3 ②		4	0	0	0	0	1	2
Ken Griffey Jr., L (1, 8) Greg Litton, R (8, 7) OBP: 0.404, SLG: 0.634 OBP: 0.326, SLG: 0.402	X 0-0 F9 ③			C B X 1-1 HR		B F B X 2-1 HR		S B B X 2-1 P6 ③		4 0	2 0	2 0	2 0	0 0	0 0	1 0
Jay Buhner, R (1, 9) OBP: 0.385, SLG: 0.494		S B B B C F B 4-2 1B BB		B B X 2-0 P3 ③		X 0-0 P3 ②			F X 0-1 3B	3	0	1	0	1	0	0
Dann Howitt, L (1, 7) (8, 8) OBP: 0.283, SLG: 0.432		B X 1-0 F8 ①			C F F B X 1-2 HR 1B	X 0-0 P4 ③			S F F X 0-2 G3-1 ①	4	1	1	0	0	0	2
Mike Blowers, R (1, 5) OBP: 0.370, SLG: 0.494		C X 0-1 ② ③ 1-3 1B			C S C 0-3 K ①		B X 1-0 P3 ①		B F B S F X 2-2 F9 ②	4	0	1	0	0	1	2
Greg Pirkl, R (1, 10) OBP: 0.174, SLG: 0.304 Mackey Sasser, L (9, PH) OBP: 0.277, SLG: 0.342			B C B X 2-1 F9 ①		X 0-0 F7 ②		C S S 0-3 K ②		B F X 1-1 G6-3 ③	3 1	0 0	0 0	0 0	1 0	1 0	1 1
Dave Valle, R (1, 2) OBP: 0.347, SLG: 0.390			C B X 1-1 G5-3 ②		X 0-0 1-H HR		F B X 1-1 G5-3 ③			3	1	1	2	0	0	0
Omar Vizquel, S (1, 6) OBP: 0.329, SLG: 0.304			F X 0-1 F7 ③		F X 0-1 WP S 1B			C B F X 1-2 F7 ①		3	0	1	0	0	0	0
Inning Stats	R: 0 E: 0 K: 0 S: 6 H: 1 LOB: 0 BB: 0 P: 9	R: 0 E: 0 K: 0 S: 6 H: 1 LOB: 2 BB: 1 P: 11	R: 0 E: 0 K: 0 S: 6 H: 0 LOB: 0 BB: 0 P: 9	R: 1 E: 0 K: 0 S: 9 H: 1 LOB: 0 BB: 0 P: 15	R: 2 E: 0 K: 1 S: 14 H: 3 LOB: 1 BB: 0 P: 16	R: 1 E: 0 K: 1 S: 10 H: 1 LOB: 0 BB: 0 P: 15	R: 0 E: 0 K: 1 S: 6 H: 0 LOB: 0 BB: 0 P: 8	R: 0 E: 0 K: 0 S: 7 H: 1 LOB: 1 BB: 0 P: 11	R: 0 E: 0 K: 0 S: 12 H: 1 LOB: 1 BB: 0 P: 15	1B: 4 2B: 2 3B: 1 HR: 3	SF: 0 SAC: 0 DP: 1 HBP: 0						

PITCHER	IP	WLS	BF	H	R	ER	SO	BB	IBB	HBP	BLK	WP	HR	S	P	ERA	WHIP
Bill Gullickson, R (1, 1) ERA: 4.71	6.0	W	23	7	4	4	2	1	0	0	0	1	3	51	75	6.00	1.333
Joe Boever, R (7, 1) ERA: 3.67	2.0		7	1	0	0	1	0	0	0	0	0	0	13	19	0.00	0.500
Storm Davis, R (9, 1) ERA: 4.99	1.0	S	4	1	0	0	0	0	0	0	0	0	0	12	15	0.00	1.000

PITCHER	IP	WLS	BF	H	R	ER	SO	BB	IBB	HBP	BLK	WP	HR	S	P	ERA	WHIP

Seattle Mariners @ Detroit Tigers

Tiger Stadium, Detroit, MI

Wed Aug 25 1993, 3:33 AM EDT

Att. 22,333 - Sunny - 90 F

TOP

livebaseballscorecards.com

AB	33
R	4
H	9
RBI	4
BB	1
SO	3
LOB	10

1B: 4	SF: 0	WP: 1	PA: 34
2B: 2	SAC: 0	PB: 0	
3B: 1	DP: 1	SB: 1	
HR: 3	HBP: 0	CS: 0	

Seattle Mariners @ Detroit Tigers

Tiger Stadium, Detroit, MI

Wed Aug 25 1993, 3:33 AM EDT

Att. 22,333 - Sunny - 90 F

livebaseballscorecards.com

BOTTOM

Batter	1	2	3	4	5	6	7	8	9	AB	R	H	RBI	BB	SO	LOB
Dan Gladden, R (1, 7) OBP: 0.306, SLG: 0.447	L6		F8	FC6 1-2f		BB, 1B 1-2 3-H 1B		G4-3		5	1	1	1	0	0	3
Lou Whitaker, L (1, 4) OBP: 0.422, SLG: 0.465	HR BB		G4-6-3 1B		F8	1B 1-2 2-3 BB		G4-3		3	2	1	0	2	0	0
Travis Fryman, R (1, 5) OBP: 0.368, SLG: 0.487	1-H HR		G4-6-3 1-2f		2B	1B 1-3 2-H 3-H 1B		1B		5	1	4	4	0	0	1
Cecil Fielder, R (1, 10) OBP: 0.374, SLG: 0.502	G3			HR	HBP FC4-6	1B 1-2 3-H		L4		4	1	2	2	0	0	1
Kirk Gibson, L (1, 8) OBP: 0.338, SLG: 0.447	G4-3			1B FC5-2-5-1	K	F7				4	0	1	0	0	1	4
Mickey Tettleton, S (1, 9) OBP: 0.353, SLG: 0.494		G4-3		FC5-2-5-1 1-3 1B	FC4-6 1-2f	F8				4	0	1	0	0	0	4
Skeeter Barnes, R (1, 3) OBP: 0.317, SLG: 0.398		P6		FC5-2-5-1 1-3 3-H		1B 1B	K			4	1	1	0	0	1	2
Chad Kreuter, S (1, 2) OBP: 0.361, SLG: 0.470		1B		FC6 IBB		F 1 SAFE B 1 SAFE X F8	G6-3 1B			3	0	2	0	1	0	1
Chris Gomez, R (1, 6) OBP: 0.324, SLG: 0.328	G4-3			L5		B 1 SAFE B X BB, 1B 1-3 1B	G6-3 1-2f			1	0	0	0	0	0	1
Alan Trammell, R (4, PH) (5, 6) OBP: 0.389, SLG: 0.468										3	1	1	0	0	0	4
Inning Stats	R: 2 E: 0 K: 0 S: 10 H: 1 LOB: 0 BB: 1 P: 17	R: 0 E: 0 K: 0 S: 7 H: 1 LOB: 1 BB: 0 P: 15	R: 0 E: 0 K: 0 S: 9 H: 1 LOB: 0 BB: 0 P: 12	R: 1 E: 0 K: 0 S: 9 H: 3 LOB: 3 BB: 1 P: 16	R: 0 E: 0 K: 1 S: 9 H: 1 LOB: 2 BB: 0 P: 15	R: 4 E: 0 K: 0 S: 20 H: 5 LOB: 2 BB: 1 P: 33	R: 0 E: 0 K: 1 S: 6 H: 1 LOB: 0 BB: 0 P: 7	R: 0 E: 0 K: 0 S: 9 H: 1 LOB: 1 BB: 0 P: 14		1B: 11 2B: 1 3B: 0 HR: 2 SF: 0 SAC: 0 DP: 2 HBP: 1				WP: 0 PB: 0 SB: 0 CS: 0 PA: 40		

	AB	36
	R	7
	H	14
	RBI	7
	BB	3
	SO	2
	LOB	21

PITCHER		IP	WLS	BF	H	R	ER	SO	BB	IBB	HBP	BLK	WP	HR	S	P	ERA	WHIP
Tim Leary, R ERA: 5.31	(1, 1)	5.1	L	29	10	7	7	1	2	1	1	0	0	2	58	96	11.81	2.250
Steve Ontiveros, R ERA: 1.8	(6, 1)	2.2		11	4	0	0	1	0	0	0	0	0	0	21	33	0.00	1.500

PITCHER	IP	WLS	BF	H	R	ER	SO	BB	IBB	HBP	BLK	WP	HR	S	P	ERA	WHIP

Batter	1	2	3	4	5	6	7	8	9	AB	R	H	RBI	BB	SO	LOB
Rickey Henderson, R (1, 7) OBP: 0.451, SLG: 0.501	C C S 0-3 ① K		C F B T 1-2 ① K		B S S F F B F F F B 4-2 B ② 2B 1B BB		F C B C 1-3 ① K		B X 1-0 ② ③ G6-4-3 1-2f	4	1	0	0	1	3	2
Devon White, S (1, 8) OBP: 0.335, SLG: 0.450	S B F B B F X 3-2 2B		B B B C X 3-1 ② L8		C X 0-1 1-3 1B 2B		C C B B B S 3-3 ② K			4	1	2	0	0	1	1
Paul Molitor, R (1, 3) OBP: 0.409, SLG: 0.501	F B F F S 1-3 ② K		B X 1-0 1-2 1B 1B 1B		B B X 2-0 ① G5-3		C S B B B X 3-2 1B			4	0	2	0	0	1	3
Joe Carter, R (1, 9) OBP: 0.307, SLG: 0.502	C B B F S 2-3 ③ K		S B F B X 2-2 1-2 2-3 1B		B F B S S 2-3 ② K		S F S 0-3 ③ K			4	0	1	0	0	3	4
Roberto Alomar, S (1, 4) OBP: 0.395, SLG: 0.465		X 0-0 ① F7	C F B F F X 1-2 1-2 2-3 3-H 1B		S F X 0-2 2-H 3-H 1B			S B C F X 1-2 ① G6-3		4	0	2	3	0	0	0
Tony Fernandez, S (1, 6) OBP: 0.342, SLG: 0.377		B X 1-0 FC6-4 1B	C X 0-1 ③ F7		F 1 SAFE C 1 SAFE X 0-2 ③ P4			X 0-0 ② G4-3		4	0	1	0	0	0	4
Darnell Coles, R (1, 10) OBP: 0.328, SLG: 0.399		C B B F B F F X 3-2 ② P6		B F X 1-1 ① F8		X 0-0 ① G3		B B F X 2-1 ③ F7		4	0	0	0	0	0	1
Ed Sprague, R (1, 5) OBP: 0.305, SLG: 0.392 Alfredo Griffin, S (9, PR) OBP: 0.247, SLG: 0.266		B 1 SAFE B F C F X 2-2 ③ FC6-4 1-2f		B X 1-0 ② F7		B C C C X 1-2 ② P3			C C B X 1-2 G6-4-3 1B	4 0	0 0	1 0	0 0	0 0	0 0	1 0
Pat Borders, R (1, 2) OBP: 0.281, SLG: 0.362 John Olerud, L (9, PH) OBP: 0.492, SLG: 0.661			B C B C B X 3-2 1B 1B 1B 1B	B F C F B X 2-2 ③ G5-3		F B C F X 1-2 ③ G3			C X 0-1 ① P6	3 1	1 0	1 0	0 0	0 0	0 0	0 1
Inning Stats	R: 0 E: 0 K: 3 S: 14 H: 1 LOB: 1 BB: 0 P: 20	R: 0 E: 0 K: 0 S: 11 H: 1 LOB: 1 BB: 0 P: 17	R: 1 E: 0 K: 1 S: 19 H: 4 LOB: 3 BB: 0 P: 30	R: 0 E: 0 K: 0 S: 7 H: 0 LOB: 0 BB: 0 P: 11	R: 2 E: 0 K: 1 S: 18 H: 2 LOB: 1 BB: 1 P: 26	R: 0 E: 0 K: 0 S: 8 H: 0 LOB: 0 BB: 0 P: 10	R: 0 E: 0 K: 3 S: 12 H: 1 LOB: 1 BB: 0 P: 19	R: 0 E: 0 K: 0 S: 7 H: 0 LOB: 0 BB: 0 P: 10	R: 0 E: 0 K: 0 S: 6 H: 1 LOB: 1 BB: 0 P: 8	1B: 8 2B: 2 3B: 0 HR: 0	SF: 0 SAC: 0 DP: 1 HBP: 0					

PITCHER	IP	WLS	BF	H	R	ER	SO	BB	IBB	HBP	BLK	WP	HR	S	P	ERA	WHIP
Randy Johnson, L (1, 1) ERA: 3.58	8.0	W	34	9	3	3	8	1	0	0	0	0	0	96	143	3.38	1.250
Ted Power, R (9, 1) ERA: 5.04	1.0	S	3	1	0	0	0	0	0	0	0	0	0	6	8	0.00	1.000

PITCHER	IP	WLS	BF	H	R	ER	SO	BB	IBB	HBP	BLK	WP	HR	S	P	ERA	WHIP

TOP

Toronto Blue Jays @ Seattle Mariners

The Kingdome, Seattle, WA

Thu Aug 26 1993, 10:05 PM EDT

Att. 28,463 - Dome

livebaseballscorecards.com

AB	36
R	3
H	10
RBI	3
BB	1
SO	8
LOB	17

PA: 37

WP: 0
PB: 0
SB: 0
CS: 0

Batter	1	2	3	4	5	6	7	8	9	AB	R	H	RBI	BB	SO	LOB
Brian Turang, R (1, 7) OBP: 0.349, SLG: 0.462	B C S 1-3 K ①	1 SAFE B C X 1-1 1B 1-3 1B		C X 0-1 G4-3 ② 2-3		B B C B C X 3-2 F9 ③				4	0	1	0	0	1	1
Bret Boone, R (1, 4) OBP: 0.303, SLG: 0.403	B S F B F B B 4-2 HR BB	B X 1-0 1B 1-2 3-H		B C X 1-1 G6-3 ③			B C X 1-1 F7 ①			3	1	1	1	1	0	1
Ken Griffey Jr., L (1, 8) OBP: 0.405, SLG: 0.646	B B B X 3-0 1-H HR	2 SAFE B F X 1-1 G3 ③			F S F F F B X 1-2 HR		X 0-0 F8 ②			4	2	2	3	0	0	2
Jay Buhner, R (1, 9) OBP: 0.386, SLG: 0.492	B C B B B 4-1 FC3-6 BB	F B B B B 4-1 CS BB			B B C X 2-1 P2 ①		C B X 1-1 F8 ③			2	0	0	0	2	0	0
Dave Magadan, L (1, 3) OBP: 0.382, SLG: 0.361	1 SAFE B C X 1-1 FC3-6 ② 1-2f	C B B B B X 3-1 F8 ① ② 1-2			B X 1-0 1B			F X 0-1 F8 ①		4	0	1	0	0	0	2
Mike Blowers, R (1, 5) OBP: 0.372, SLG: 0.518	X 0-0 F8 ③	B B F B X 3-1 HR			C X 0-1 F8 ②			B B B C X 3-1 HR		4	2	2	2	0	0	2
Mackey Sasser, L (1, 10) OBP: 0.271, SLG: 0.333		C B B X 2-1 G1-3 ① C F F S 0-3 K ③			X 0-0 F8 ③			X 0-0 F8 ②		4	0	0	0	0	1	1
Dave Valle, R (1, 2) OBP: 0.349, SLG: 0.388		C S B B B F B 4-2 FC4-6 BB		F B B F B B 4-2 G4-3 SH3 BB		F X 0-1 P6 ①		C F B B B C 3-3 K ③		2	0	0	0	2	1	0
Omar Vizquel, S (1, 6) OBP: 0.327, SLG: 0.303		B S X 1-1 FC4-6 ② 1B 1-2f 1B		X 0-0 SH3 ① 1-2		X 0-0 P6 ②				2	1	0	0	0	0	1
Inning Stats	R: 2 H: 1 E: 0 LOB: 1 K: 1 BB: 2 S: 11 P: 24	R: 1 H: 2 E: 0 LOB: 2 K: 0 BB: 1 S: 12 P: 22	R: 1 H: 1 E: 0 LOB: 0 K: 1 BB: 1 S: 10 P: 19	R: 0 H: 0 E: 0 LOB: 1 K: 0 BB: 1 S: 7 P: 12	R: 1 H: 2 E: 0 LOB: 1 K: 0 BB: 0 S: 12 P: 16	R: 0 H: 0 E: 0 LOB: 0 K: 0 BB: 0 S: 6 P: 9	R: 0 H: 0 E: 0 LOB: 0 K: 0 BB: 0 S: 5 P: 7	R: 1 H: 1 E: 0 LOB: 0 K: 1 BB: 0 S: 8 P: 14		1B: 3 SF: 0 2B: 0 SAC: 1 3B: 0 DP: 0 HR: 4 HBP: 0				WP: 0 PA: 35 PB: 0 SB: 0 CS: 1		

PITCHER		IP	WLS	BF	H	R	ER	SO	BB	IBB	HBP	BLK	WP	HR	S	P	ERA	WHIP
Dave Stewart, R ERA: 5.04	(1, 1)	7.2	L	34	7	6	6	2	5	0	0	0	0	4	68	117	7.04	1.565
Woody Williams, R ERA: 4.59	(8, 1)	0.1		1	0	0	0	1	0	0	0	0	0	0	3	6	0.00	0.000

PITCHER	IP	WLS	BF	H	R	ER	SO	BB	IBB	HBP	BLK	WP	HR	S	P	ERA	WHIP

BOTTOM

Toronto Blue Jays @ Seattle Mariners

The Kingdome, Seattle, WA

Thu Aug 26 1993, 10:05 PM EDT

Att. 28,463 - Dome

livebaseballscorecards.com

AB	29
R	6
H	7
RBI	6
BB	5
SO	3
LOB	10

Batter	1	2	3	4	5	6	7	8	9	AB	R	H	RBI	BB	SO	LOB
Rickey Henderson, R (1, 7) OBP: 0.450, SLG: 0.499	B B C B X 3-1 S S 1B	B B C X 2-1 ③ G1-4-3		B C B B B 4-1 E S SF8 BB		B C B X 2-1 ① F7		C C B X 1-2 ② F8		4	1	1	0	1	0	2
Devon White, S (1, 8) OBP: 0.336, SLG: 0.452	S F 1 SAFE 1 SAFE F 1 SAFE F 1 SAFE B 2-2 1 SAFE B X ① G5-3 1-2	C C B B B B X 3-2 1B 1B SF8 1B	C F X 0-2 ① SF8 1-H			C B F F X 1-2 WP 1B 2-H 2B		B F C S 1-3 ③ K		4	2	2	2	0	1	1
Paul Molitor, R (1, 10) OBP: 0.409, SLG: 0.499	C B B F B F B 4-2 BB 2-3 BB	C 1 SAFE 1 SAFE X 0-1 SF8 1B 1-2 2B 1B	C B X 1-2 ② G3-1			C X 0-1 ② G5-3			C B F B B S 3-3 ① K	4	1	1	0	1	1	1
Joe Carter, R (1, 9) OBP: 0.310, SLG: 0.502	F X 0-1 ② P3	B X 1-0 2B 1-2 2-3 1B	C B B F F S 2-3 ③ K			B B X 2-0 S 2-H 1B			F B B B B 4-1 BB	4	1	2	1	1	1	2
John Olerud, L (1, 3) OBP: 0.491, SLG: 0.658	B B B B 4-0 1-2 BB	B C B B B F X 3-2 ① SF8 2-3 3-H			X 0-0 FC3-6 1B	S B C F B F B S 3-3 ③ K 1-2			B F X 1-1 ② F7	3	0	1	1	1	1	2
Roberto Alomar, S (1, 4) OBP: 0.395, SLG: 0.466	X 0-0 ③ G1-3	X 0-0 1-H 3-H 2B			C B C B X 2-2 ① F7		X 0-0 G1-4-6-3 1B		F B C B C 2-3 ③ K	5	0	2	2	0	1	5
Tony Fernandez, S (1, 6) OBP: 0.340, SLG: 0.373		C F B C 1-3 ① K	B X 1-0 ② G6-3		X 0-0 ② FC3-6 1-2f		F 1 SAFE X 0-1 ① ② G1-4-6-3 1-2f			4	0	0	0	0	1	3
Ed Sprague, R (1, 5) OBP: 0.304, SLG: 0.389		B B F B B C X 3-2 ② P5	B B B B 4-0 BB		B C B X 2-1 ③ P6		B C B S X 2-2 ③ G6-3			3	0	0	0	1	0	1
Pat Borders, R (1, 2) OBP: 0.283, SLG: 0.368		C B F B F B X 3-2 2B	C C X 0-2 ③ P4			B X 1-0 2B 2B		B B F X 2-1 ① G4-3		4	1	2	0	0	0	2
Inning Stats	R: 0 E: 0 K: 0 S: 13 H: 1 LOB: 3 BB: 2 P: 26	R: 0 E: 0 K: 1 S: 12 H: 1 LOB: 1 BB: 0 P: 21	R: 3 E: 0 K: 0 S: 14 H: 4 LOB: 2 BB: 1 P: 26	R: 1 E: 0 K: 1 S: 11 H: 0 LOB: 0 BB: 1 P: 18	R: 0 E: 0 K: 0 S: 7 H: 1 LOB: 1 BB: 0 P: 11	R: 2 E: 0 K: 1 S: 15 H: 3 LOB: 1 BB: 0 P: 24	R: 0 E: 0 K: 0 S: 6 H: 1 LOB: 0 BB: 0 P: 8	R: 0 E: 0 K: 1 S: 8 H: 0 LOB: 0 BB: 0 P: 12	R: 0 E: 0 K: 2 S: 9 H: 0 LOB: 1 BB: 1 P: 19	1B: 7 2B: 4 3B: 0 HR: 0 SF: 2 SAC: 0 DP: 1 HBP: 0						

TOP

Toronto Blue Jays @ Seattle Mariners

The Kingdome, Seattle, WA

Fri Aug 27 1993, 10:05 PM EDT

Att. 31,771 - Dome

livebaseballscorecards.com

AB	35
R	6
H	11
RBI	6
BB	5
SO	6
LOB	19

PITCHER		IP	WLS	BF	H	R	ER	SO	BB	IBB	HBP	BLK	WP	HR	S	P	ERA	WHIP	PITCHER	IP	WLS	BF	H	R	ER	SO	BB	IBB	HBP	BLK	WP	HR	S	P	ERA	WHIP
Dave Fleming, L ERA: 4.44	(1, 1)	5.1		29	9	6	6	2	4	0	0	0	0	0	64	113	10.12	2.438																	
Steve Ontiveros, R ERA: 1.35	(6, 1)	1.2		6	2	0	0	1	0	0	0	0	1	0	14	21	0.00	1.200																	
Jeff Nelson, R ERA: 3.94	(8, 1)	1.1	W	5	0	0	0	2	1	0	0	0	0	0	12	23	0.00	0.750																	
Erik Plantenberg, L ERA: 7.94	(9, 1)	0.2	S	2	0	0	0	1	0	0	0	0	0	0	5	8	0.00	0.000																	

WP: 1 PB: 0 SB: 4 CS: 0 PA: 42

BOTTOM

Toronto Blue Jays @ Seattle Mariners

The Kingdome, Seattle, WA

Fri Aug 27 1993, 10:05 PM EDT

Att. 31,771 - Dome

livebaseballscorecards.com

Batter	1	2	3	4	5	6	7	8	9	AB	R	H	RBI	BB	SO	LOB
Brian Turang, R (1, 7) OBP: 0.340, SLG: 0.429	C X 0-1 G5-3 ①			B B B B 4-0 FC5-4 BB		C B F C 1-3 K ①	S B X 1-1 F9 ③			3	0	0	0	1	1	1
Bret Boone, R (1, 4) OBP: 0.308, SLG: 0.429	B X 1-0 P3 ②			1 SAFE 1 SAFE B 1 SAFE S 1 SAFE B C X 2-2 FC5-4 BB ① 1-2f		B X 1-0 HR		B X 1-0 BB BB SF7 1B		4	2	2	1	0	0	1
Ken Griffey Jr., L (1, 8) OBP: 0.407, SLG: 0.646	B X 1-0 F9 ③			B B F B B 4-1 1-2 BB		B B X 2-0 2B 1B		B B B B 4-0 BB 1-2 HR BB		2	2	1	0	2	0	0
Jay Buhner, R (1, 9) OBP: 0.387, SLG: 0.493		S S B B B S 3-3 K ①		F B S B F C 2-3 K ②		X 0-0 1-H 1B 2B		B B F F B F F B 4-2 1-2 2-3 HR BB		3	2	1	1	1	2	2
Dave Magadan, L (1, 3) OBP: 0.382, SLG: 0.361 Rich Amaral, R (8, PH) (9, 3) OBP: 0.353, SLG: 0.361		B B X 2-0 G4-3 ②		B C S S 1-3 K ③		C S X 0-2 2-H 1B		X 0-0 SF7 ① 3-H		3	0	1	1	0	1	2
										0	0	0	1	0	0	0
Mike Blowers, R (1, 5) OBP: 0.371, SLG: 0.526		C S B B B F S 3-3 K ③			B C C S 1-3 K ①	S B X 1-1 F9 ②		F B B X 2-1 1-H 2-H HR		4	1	1	3	0	2	1
Marc Newfield, R (1, 10) OBP: 0.283, SLG: 0.333			S B F B S 2-3 K ①		C B B X 2-1 2B	C B C X 1-2 G6-3 ③		C B B X 2-1 F8 ②		4	0	1	0	0	1	1
Dave Valle, R (1, 2) OBP: 0.345, SLG: 0.383			B X 1-0 G6-3 ②		C B C S 1-3 K ②		B B B C C S 3-3 K ①	B S X 1-1 P6 ③		4	0	0	0	0	2	1
Omar Vizquel, S (1, 6) OBP: 0.327, SLG: 0.303			B S B F S 2-3 K ③		B X 1-0 G4-3 ③		X 0-0 E5 ② 1B			3	0	1	0	0	1	1
Inning Stats	R: 0 E: 0 K: 0 S: 4 H: 0 LOB: 0 BB: 0 P: 6	R: 0 E: 0 K: 2 S: 8 H: 0 LOB: 0 BB: 0 P: 16	R: 0 E: 0 K: 2 S: 7 H: 0 LOB: 0 BB: 0 P: 12	R: 0 E: 0 K: 2 S: 11 H: 0 LOB: 2 BB: 2 P: 24	R: 0 E: 0 K: 2 S: 9 H: 1 LOB: 1 BB: 0 P: 14	R: 3 E: 0 K: 1 S: 14 H: 4 LOB: 1 BB: 0 P: 20	R: 0 E: 1 K: 1 S: 6 H: 1 LOB: 1 BB: 0 P: 10	R: 4 E: 0 K: 0 S: 12 H: 2 LOB: 0 BB: 2 P: 26		1B: 4 2B: 2 3B: 0 HR: 2	SF: 1 SAC: 0 DP: 0 HBP: 0					

AB	30
R	7
H	8
RBI	7
BB	4
SO	10
LOB	10

WP: 0 PB: 0 SB: 0 CS: 0 PA: 35

PITCHER		IP	WLS	BF	H	R	ER	SO	BB	IBB	HBP	BLK	WP	HR	S	P	ERA	WHIP
Juan Guzman, R ERA: 4.2	(1, 1)	7.0		31	7	6	6	10	4	0	0	0	0	1	64	116	7.71	1.571
Tony Castillo, L ERA: 2.75	(8, 1)	0.1		1	0	0	0	0	0	0	0	0	0	0	1	1	0.00	0.000
Woody Williams, R ERA: 4.76	(8, 1)	0.2	L	3	1	1	1	0	0	0	0	0	0	1	6	11	13.50	1.500

PITCHER	IP	WLS	BF	H	R	ER	SO	BB	IBB	HBP	BLK	WP	HR	S	P	ERA	WHIP

Batter	1	2	3	4	5	6	7	8	9	AB	R	H	RBI	BB	SO	LOB
Rickey Henderson, R (1, 7) OBP: 0.448, SLG: 0.495	C C X 0-2 ① F8		B C X 1-1 ③ F9			B X 1-0 ② G5-3		X 0-0 ① SH5-3 2-3		3	0	0	0	0	0	0
Devon White, S (1, 8) OBP: 0.335, SLG: 0.449	B X 1-0 ② G6-3			X 0-0 ① P7		B B B B 4-0 2B PB BB		C X 0-1 ② G3		3	1	0	0	1	0	1
Roberto Alomar, S (1, 4) OBP: 0.394, SLG: 0.467	C B B X 2-1 ③ G6-3			C F F F X 0-2 ② G3		F X 0-1 PB 1-3 2B		B C B S X 2-2 ③ G6-3		4	0	1	0	0	0	1
Joe Carter, R (1, 9) OBP: 0.311, SLG: 0.501		C C B F F X 1-2 L6 BB 1B		B B B B 4-0 BB		B S B X 2-1 ③ G5-3 2-3 3-H			B B C F F B X 3-2 ① F8	3	0	1	0	1	0	1
John Olerud, L (1, 3) OBP: 0.489, SLG: 0.654		B B B B 4-0 1-2 BB		1 SAFE B B C 1 SAFE C X 1-2 ③ P4			C F F S 0-3 ① K		B X 1-0 ② G3	3	0	0	0	1	1	1
Paul Molitor, R (1, 10) OBP: 0.411, SLG: 0.503		S B X 1-1 ① ② L6 2-2			C B C X 1-2 G6-3 1B		C X 0-1 1B 2B		B C X 1-1 1B	4	0	3	0	0	0	2
Tony Fernandez, S (1, 6) OBP: 0.339, SLG: 0.372		B B X 2-0 ③ G4-3			B C 1 SAFE 1 SAFE X 1-1 ① F7		X 0-0 G6-4-3 2-3 1B		B X 1-0 ③ G3	4	0	1	0	0	0	3
Ed Sprague, R (1, 5) OBP: 0.302, SLG: 0.387			B C X 1-1 ① G6-3		B C B 1 SAFE X 2-1 ② ③ G6-3 1-2f		C X 0-1 ② ③ G6-4-3 1-2f			3	0	0	0	0	0	3
Pat Borders, R (1, 2) OBP: 0.283, SLG: 0.371			C B F B F X 2-2 ② G5-3			C X 0-1 ① F8		B C C B X 2-2 SH5-3 2B		3	0	1	0	0	0	0
Inning Stats	R: 0 H: 0 E: 0 LOB: 0 K: 0 BB: 0 S: 6 P: 9	R: 0 H: 1 E: 0 LOB: 1 K: 0 BB: 1 S: 8 P: 16	R: 0 H: 0 E: 0 LOB: 0 K: 0 BB: 0 S: 8 P: 12	R: 0 H: 0 E: 0 LOB: 1 K: 0 BB: 1 S: 9 P: 14	R: 0 H: 1 E: 0 LOB: 0 K: 0 BB: 0 S: 7 P: 11	R: 1 H: 1 E: 0 LOB: 1 K: 0 BB: 1 S: 7 P: 14	R: 0 H: 2 E: 0 LOB: 1 K: 1 BB: 0 S: 9 P: 9	R: 0 H: 1 E: 0 LOB: 1 K: 0 BB: 0 S: 9 P: 13	R: 0 H: 1 E: 0 LOB: 1 K: 0 BB: 0 S: 8 P: 14	1B: 4 SF: 0 2B: 4 SAC: 1 3B: 0 DP: 3 HR: 0 HBP: 0						WP: 0 PA: 34 PB: 1 SB: 0 CS: 0	

TOP

Toronto Blue Jays @ Seattle Mariners

The Kingdome, Seattle, WA

Sat Aug 28 1993, 10:05 PM EDT

Att. 56,076 - Dome

livebaseballscorecards.com

AB	30
R	1
H	7
RBI	0
BB	3
SO	1
LOB	12

PITCHER		IP	WLS	BF	H	R	ER	SO	BB	IBB	HBP	BLK	WP	HR	S	P	ERA	WHIP
Chris Bosio, R ERA: 3.98	(1, 1)	8.0	W	30	6	1	0	1	3	0	0	0	0	0	63	98	0.00	1.125
Jeff Nelson, R ERA: 3.91	(9, 1)	0.1		1	0	0	0	0	0	0	0	0	0	0	4	7	0.00	0.000
Erik Plantenberg, L ERA: 7.5	(9, 1)	0.1		1	0	0	0	0	0	0	0	0	0	0	1	2	0.00	0.000
Ted Power, R ERA: 4.99	(9, 1)	0.1	S	2	1	0	0	0	0	0	0	0	0	0	3	5	0.00	3.000

PITCHER	IP	WLS	BF	H	R	ER	SO	BB	IBB	HBP	BLK	WP	HR	S	P	ERA	WHIP

Batter	1	2	3	4	5	6	7	8	9	AB	R	H	RBI	BB	SO	LOB
Brian Turang, R (1, 7) OBP: 0.340, SLG: 0.422	C F C 0-3 ① K		B X 1-0 1-2 1B		X 0-0 ② G5-3 1-2 2-3			S B X 1-1 ① F9		3	0	1	0	0	1	2
Dann Howitt, L (8, PH) OBP: 0.277, SLG: 0.422 (9, 7)										1	0	0	0	0	0	0
Bret Boone, R (1, 4) OBP: 0.307, SLG: 0.431	B C S X 1-2 ② G4-3		S X 0-1 ③ F4-3		B F S S 1-3 ③ K			X 0-0 BB SF8 2B		4	1	1	0	0	1	4
Ken Griffey Jr., L (1, 8) OBP: 0.406, SLG: 0.641	C B X 1-1 ③ G3-1			B S B F X 2-2 ① F9		C X 0-1 ① P4		B B B I 4-0 BB BB WP IBB		3	1	0	0	1	0	0
Jay Buhner, R (1, 9) OBP: 0.388, SLG: 0.491		C F X 0-2 ① G5-3		B S F F B S 2-3 ② K		B B B B 4-0 BB		B F B B B 4-1 WP BB 1-2 2-3 BB		2	0	0	0	2	1	0
Dave Magadan, L (1, 3) OBP: 0.381, SLG: 0.359		B F F B X 2-2 ② G4-3		B B C B B 4-1 WP BB		1 SAFE B X 1-0 ② F8		C B B X 2-1 ② SF8 3-H		2	0	0	1	1	0	1
Mike Blowers, R (1, 5) OBP: 0.369, SLG: 0.520		C B B X 2-1 ③ G4-3		B C F B X 2-2 ③ G5-3 1-2		S B B C B S 3-3 ③ K		B B B 4-0 WP BB 1-2 2-3		3	0	0	0	1	1	2
Marc Newfield, R (1, 10) OBP: 0.265, SLG: 0.311			C F X 0-2 ① G1-3		F X 0-1 ① G4-3		X 0-0 ① G5-3	S B I I 4-1 IBB 1-2 2-3 3-H		3	0	0	0	0	0	0
Mackey Sasser, L (8, PH) OBP: 0.275, SLG: 0.333										0	0	0	0	1	0	0
Dave Valle, R (1, 2) OBP: 0.346, SLG: 0.383			F F F X 0-2 1B 1B		B B B B 4-0 G5-3 1B BB		S B X 1-1 ② F8	C B F S 1-3 ③ K		3	0	1	0	1	1	3
Omar Vizquel, S (1, 6) OBP: 0.327, SLG: 0.303			B B F F F F X 2-2 ② L7		B F X 1-1 G5-3 1-2 1B		C C B B B F F F F 3-2 X ③ G4-1			3	0	1	0	0	0	1
Inning Stats	R: 0 E: 0 K: 1 S: 8 H: 0 LOB: 0 BB: 0 P: 10	R: 0 E: 0 K: 0 S: 8 H: 0 LOB: 0 BB: 0 P: 12	R: 0 E: 0 K: 0 S: 15 H: 2 LOB: 2 BB: 0 P: 18	R: 0 E: 0 K: 1 S: 11 H: 0 LOB: 1 BB: 1 P: 21	R: 0 E: 0 K: 1 S: 8 H: 1 LOB: 2 BB: 1 P: 14	R: 0 E: 0 K: 1 S: 6 H: 0 LOB: 1 BB: 1 P: 14	R: 0 E: 0 K: 0 S: 10 H: 0 LOB: 0 BB: 0 P: 14	R: 2 E: 0 K: 1 S: 10 H: 1 LOB: 3 BB: 4 P: 30		1B: 3 2B: 1 3B: 0 HR: 0 SF: 1 SAC: 0 DP: 0 HBP: 0						

PITCHER		IP	WLS	BF	H	R	ER	SO	BB	IBB	HBP	BLK	WP	HR	S	P	ERA	WHIP
Jack Morris, R ERA: 6.27	(1, 1)	7.0		27	3	0	0	4	3	0	0	0	1	0	66	103	0.00	0.857
Danny Cox, R ERA: 2.8	(8, 1)	1.0	L	8	1	2	2	1	2	2	0	0	1	0	10	30	18.00	3.000

PITCHER	IP	WLS	BF	H	R	ER	SO	BB	IBB	HBP	BLK	WP	HR	S	P	ERA	WHIP

BOTTOM

Toronto Blue Jays @ Seattle Mariners

The Kingdome, Seattle, WA

Sat Aug 28 1993, 10:05 PM EDT

Att. 56,076 - Dome

livebaseballscorecards.com

AB	27
R	2
H	4
RBI	1
BB	7
SO	5
LOB	13

1B: 3 SF: 1
2B: 1 SAC: 0
3B: 0 DP: 0
HR: 0 HBP: 0

WP: 2 PA: 35
PB: 0
SB: 0
CS: 0

Batter	1	2	3	4	5	6	7	8	9	AB	R	H	RBI	BB	SO	LOB
Devon White, S (1, 8) OBP: 0.339, SLG: 0.454	F B B X 2-1 G6-4-3 1B		S C B S 1-3 ① K	C C X 0-2 2B		B B S S B B 4-2 1-2 BB			C B B X 2-1 S 1B	4	0	3	0	1	1	3
Roberto Alomar, S (1, 4) OBP: 0.393, SLG: 0.472	1 SAFE 1 SAFE X 0-0 ① ② G6-4-3 1-2f		B B X 2-0 1-H 2-H 3-H HR	C X 0-1 ③ F8		X 0-0 ③ G3-1			P C S B F S 2-3 ② K 1-2	3	1	1	4	0	0	2
Alfredo Griffin, S (6, PH) OBP: 0.241, SLG: 0.259 (6, 4)										2	0	0	0	0	1	3
Paul Molitor, R (1, 10) OBP: 0.411, SLG: 0.505	C X 0-1 ③ G5-3		B C X 1-1 1B 3B		X 0-0 ① G1-3		B C B S B C 3-3 ① K		B B F B B B 4-1 BB	4	1	1	0	1	1	0
Joe Carter, R (1, 9) OBP: 0.310, SLG: 0.498		F B X 1-1 ① G6-3	X 0-0 S 3-H 1B		C B F F B B F F F 3-2 F X ② F8		B S C X 1-2 ② G6-3		C B B S F F F B 3-2 X ③ F8	5	0	1	1	0	0	2
John Olerud, L (1, 3) OBP: 0.487, SLG: 0.650		C S B B S 1-3 ② K	1 SAFE C 1 B I I I 4-1 1-2 IBB		B X 1-0 ③ P5		B B B C X 3-1 ③ F7			3	0	0	0	1	1	0
Tony Fernandez, S (1, 6) OBP: 0.336, SLG: 0.369		C B C B S 2-3 ③ K	B F F B B S 3-3 ② K			B S C S 1-3 ① K		C F X 0-2 ① P6		4	0	0	0	0	3	2
Darnell Coles, R (1, 7) OBP: 0.326, SLG: 0.395			F X 0-2 1B 1B HR 1B C B S 1-3 ③ K			B B X 2-0 P7 ②		X 0-0 ② F8		4	1	1	0	0	1	2
Ed Sprague, R (1, 5) OBP: 0.304, SLG: 0.390			B 1 SAFE B F 1 SAFE S P B F 3-2 X 1-2 1B HR 1B F C B B C 2-3 ① K			X 0-0 1B 2B		B B F F S 2-3 ③ K		4	2	2	0	0	2	0
Randy Knorr, R (1, 2) OBP: 0.264, SLG: 0.358			F B B 2 SAFE X 2-1 1-2 2-3 HR 1B B F X 1-1 ② G5-3			S B C B B X 3-2 BB 2-H 1B			S S C 0-3 ① K	4	1	2	1	0	1	0
Inning Stats	R: 0 E: 0 K: 0 S: 5 H: 1 LOB: 0 BB: 0 P: 7	R: 0 E: 0 K: 2 S: 8 H: 0 LOB: 0 BB: 0 P: 12	R: 5 E: 0 K: 3 S: 24 H: 6 LOB: 2 BB: 1 P: 41	R: 0 E: 0 K: 1 S: 10 H: 1 LOB: 1 BB: 0 P: 13	R: 0 E: 0 K: 0 S: 10 H: 0 LOB: 0 BB: 0 P: 14	R: 1 E: 0 K: 1 S: 11 H: 2 LOB: 2 BB: 1 P: 21	R: 0 E: 0 K: 1 S: 8 H: 0 LOB: 0 BB: 0 P: 15	R: 0 E: 0 K: 1 S: 7 H: 0 LOB: 0 BB: 0 P: 9	R: 0 E: 0 K: 2 S: 18 H: 1 LOB: 2 BB: 1 P: 28	1B: 7 2B: 2 3B: 1 HR: 1	SF: 0 SAC: 0 DP: 1 HBP: 0						

TOP

Toronto Blue Jays @ Seattle Mariners

The Kingdome, Seattle, WA

Sun Aug 29 1993, 6:33 AM EDT

Att. 34,593 - Dome

livebaseballscorecards.com

AB	37
R	6
H	11
RBI	6
BB	3
SO	11
LOB	14

PITCHER		IP	WLS	BF	H	R	ER	SO	BB	IBB	HBP	BLK	WP	HR	S	P	ERA	WHIP
Erik Hanson, R ERA: 3.46	(1, 1)	6.0	L	29	10	6	6	7	1	1	0	0	0	1	68	108	9.00	1.833
Brad Holman, R ERA: 1.13	(7, 1)	2.0		6	0	0	0	2	0	0	0	0	0	0	15	24	0.00	0.000
Dwayne Henry, R ERA: 6.87	(9, 1)	1.0		5	1	0	0	2	1	0	0	0	0	0	18	28	0.00	2.000

PITCHER	IP	WLS	BF	H	R	ER	SO	BB	IBB	HBP	BLK	WP	HR	S	P	ERA	WHIP

WP: 0 PB: 0 SB: 2 CS: 0 PA: 40

BOTTOM

Toronto Blue Jays @ Seattle Mariners

The Kingdome, Seattle, WA

Sun Aug 29 1993, 6:33 AM EDT

Att. 34,593 - Dome

livebaseballscorecards.com

Batter	1	2	3	4	5	6	7	8	9	AB	R	H	RBI	BB	SO	LOB
Brian Turang, R (1, 7) OBP: 0.352, SLG: 0.429	K		1B		G6-3			1B		4	1	2	0	0	1	0
Bret Boone, R (1, 4) OBP: 0.305, SLG: 0.447	HR		K		G5-3			K		4	1	1	1	0	2	2
Ken Griffey Jr., L (1, 8) OBP: 0.411, SLG: 0.644	WP S 1B		BB			1B		G5-4-3 1B		3	0	3	1	1	0	0
Jay Buhner, R (1, 9) OBP: 0.385, SLG: 0.486	K		P6			F7		G5-4-3		4	0	0	0	0	1	5
Dave Magadan, L (1, 3) OBP: 0.380, SLG: 0.358	G4-3			1B		K			F7	4	0	1	0	0	1	2
Mike Blowers, R (1, 5) OBP: 0.364, SLG: 0.512		G5-3		F9		F8			G6-3	4	0	0	0	0	0	2
Marc Newfield, R (1, 10) OBP: 0.250, SLG: 0.292		G5-3		P4			G5-3		K	3	0	0	0	0	0	1
Dann Howitt, L (9, PH) OBP: 0.271, SLG: 0.413										1	0	0	0	0	1	0
Bill Haselman, R (1, 2) OBP: 0.326, SLG: 0.458		K		K			G2			3	0	0	0	0	2	1
Omar Vizquel, S (1, 6) OBP: 0.326, SLG: 0.301			F8		F7		F8			3	0	0	0	0	0	0

Inning Stats	1	2	3	4	5	6	7	8	9
R	1	0	0	0	0	0	0	1	0
E	0	0	0	0	0	0	0	0	0
H	2	0	1	1	0	1	0	2	0
K	2	1	1	1	0	1	0	1	1
LOB	1	0	2	1	0	1	0	0	0
BB	0	0	1	0	0	0	0	0	0
S	17	7	9	10	5	10	7	8	6
P	28	9	15	17	7	16	11	12	11

	AB	33
	R	2
	H	7
	RBI	2
	BB	1
	SO	8
	LOB	13

	1B	SF	WP	PA
	2B: 0	SAC: 0	PB: 0	
	3B: 0	DP: 1	SB: 3	
	HR: 1	HBP: 0	CS: 0	

PITCHER	IP	WLS	BF	H	R	ER	SO	BB	IBB	HBP	BLK	WP	HR	S	P	ERA	WHIP
Todd Stottlemyre, R (1, 1) ERA: 4.93	8.0	W	31	7	2	2	7	1	0	0	0	1	1	73	115	2.25	1.000
Duane Ward, R (9, 1) ERA: 1.8	1.0		3	0	0	0	1	0	0	0	0	0	0	6	11	0.00	0.000

PITCHER	IP	WLS	BF	H	R	ER	SO	BB	IBB	HBP	BLK	WP	HR	S	P	ERA	WHIP

Detroit Tigers @ Seattle Mariners

The Kingdome, Seattle, WA

Mon Aug 30 1993, 10:05 PM EDT

Att. 16,767 - Dome

TOP

livebaseballscorecards.com

Batter	1	2	3	4	5	6	7	8	9	AB	R	H	RBI	BB	SO	LOB
Tony Phillips, S (1, 9) OBP: 0.445, SLG: 0.395	C B F F B B C 3-3 K	B 1-0 CS 1-2	F B X 1-1 BB 2B 1B	S B B X 2-1 G6-3		C B X 1-1 G4-6-3 1-2f	H 1-0 2B HBP 1-2 2-3 3-H		C B X 1-1 1B	4	1	1	1	0	1	1
Skeeter Barnes, R (9, PH) OBP: 0.323, SLG: 0.404 (9, 9)										1	0	1	0	0	0	0
Lou Whitaker, L (1, 4) OBP: 0.426, SLG: 0.469	B X 1-0 1B 2B		B B B B 4-0 2B 1B BB 1-2	B X 1-0 G5-3 1B 1B			B B B B 1-1 1B BB HBP BB B X 1-2 1-3 2-H 3-H 2B		C F B B S 2-3 K	4	3	3	2	2	1	1
Travis Fryman, R (1, 5) OBP: 0.371, SLG: 0.484	B F F X 1-2 1B 2-H 1B		B F B X 2-1 1B 1-3 2-H 2B	C X 0-1 1-2 1B			B 1 SAFE B B B 4-1 HBP 1B 1-2 BB BB 3-3 K			4	2	3	2	1	1	1
Cecil Fielder, R (1, 10) OBP: 0.376, SLG: 0.496	B T 1 SAFE B S B X 3-2 L8		X 0-0 1B 1B 1B 2-3 3-H 1B	B B X 2-0 G5-3 2-3f			C C X 0-2 BB HBP 1B 1-2 2-3 1B	C C B S 1-3 K		4	1	2	1	0	0	3
Gary Thurman, R (7, PR) OBP: 0.319, SLG: 0.304										1	1	0	0	0	1	0
Kirk Gibson, L (1, 8) OBP: 0.341, SLG: 0.452	F 1 SAFE B B X 2-1 1-3 1B		B X 1-0 1B 1B 1-2 3-H 1B		C B B C S 2-3 K		H 1-0 BB 1B HBP 1-2 2-3 3-H	B B X 2-0 HR		4	2	3	3	0	1	0
Mickey Tettleton, S (1, 3) OBP: 0.360, SLG: 0.505	B B C X 2-1 F9		B B B F B F X 3-2 1B 1-2 2-3 1B		B B S S C B F C 3-3 K		B C B C B 4-2 BB 1B HBP BB 1-2 2-3 3-H	C B B B X 3-1 F8		4	1	1	1	1	1	2
Alan Trammell, R (1, 6) OBP: 0.386, SLG: 0.478		B F X 1-1 G6-3	B X 1-0 51-4-6-3 1-2 2-3 3-H 1B		B C B F X 2-2 P4		X 0-0 HBP BB 2B 1-2 2-H 3-H 1B	B B F F C 2-3 K		4	1	2	3	0	0	0
Chris Gomez, R (7, 6) OBP: 0.319, SLG: 0.323										1	0	0	0	0	1	0
Chad Kreuter, S (1, 2) OBP: 0.363, SLG: 0.464		B B B C B 4-1 FC6 BB	B C B F S 2-3 K			F B S B B F B B 4-2 G4-6-3 BB	B C F B F B B 4-2 HBP 2B 1-2 2-3 BB		B F F S 1-3 K	2	1	0	0	3	2	3
Dan Gladden, R (1, 7) OBP: 0.318, SLG: 0.451		B 1 SAFE X 1-0 FC6 CS 1-2f	C F X 0-2 G1-4-6-3 1-2f			C X 0-1 L6	C C F B S 1-3 K		S C F B S 1-3 K	5	0	0	0	0	2	8
Inning Stats	R: 1 H: 3 E: 0 LOB: 2 K: 1 BB: 0 S: 15 P: 27	R: 0 H: 0 E: 0 LOB: 0 K: 0 BB: 1 S: 4 P: 11	R: 4 H: 6 E: 0 LOB: 2 K: 1 BB: 1 S: 16 P: 30	R: 0 H: 2 E: 0 LOB: 1 K: 0 BB: 0 S: 6 P: 11	R: 0 H: 0 E: 0 LOB: 0 K: 2 BB: 0 S: 11 P: 18	R: 0 H: 0 E: 0 LOB: 0 K: 0 BB: 1 S: 7 P: 12	R: 7 H: 3 E: 0 LOB: 1 K: 2 BB: 4 S: 22 P: 45	R: 1 H: 1 E: 0 LOB: 0 K: 2 BB: 0 S: 9 P: 17	R: 0 H: 1 E: 0 LOB: 1 K: 3 BB: 0 S: 12 P: 17	1B: 12 SF: 0 2B: 3 SAC: 0 3B: 0 DP: 3 HR: 1 HBP: 2						

	AB	38
	R	13
	H	16
	RBI	13
	BB	7
	SO	11
	LOB	19

WP: 0 PA: 48
PB: 0
SB: 0
CS: 1

PITCHER		IP	WLS	BF	H	R	ER	SO	BB	IBB	HBP	BLK	WP	HR	S	P	ERA	WHIP
Tim Leary, R ERA: 5.58	(1, 1)	2.0	L	14	7	5	5	1	2	0	0	0	0	0	25	52	22.50	4.500
Steve Ontiveros, R ERA: 0.84	(3, 1)	4.0		14	4	0	0	3	1	0	0	0	0	0	34	57	0.00	1.250
Brad Holman, R ERA: 2.81	(7, 1)	0.0		3	1	3	3	0	2	0	0	0	0	0	5	13	∞	∞
Erik Plantenberg, L ERA: 10.5	(7, 1)	0.0		2	0	0	0	0	1	0	1	0	0	0	2	7	∞	∞
Jeff Nelson, R ERA: 4.29	(7, 1)	2.0		10	3	5	5	4	1	0	1	0	0	1	24	42	22.50	2.000

PITCHER		IP	WLS	BF	H	R	ER	SO	BB	IBB	HBP	BLK	WP	HR	S	P	ERA	WHIP
Dwayne Henry, R ERA: 6.75	(9, 1)	1.0		4	1	0	0	3	0	0	0	0	0	0	12	17	0.00	1.000

Batter	1	2	3	4	5	6	7	8	9	AB	R	H	RBI	BB	SO	LOB
Brian Turang, R (1, 7) OBP: 0.339, SLG: 0.396	1-1 L9 ①		4-1 BB	1-0 F8 ③			0-1 G6-3 ①		2-0 F8 ①	4	0	0	0	1	0	1
Bret Boone, R (1, 4) OBP: 0.302, SLG: 0.445	0-1 G4-3 2B		3-2 F9 ①		0-0 P6 ①		2-1 G4-3 ②		2-0 F8 ②	5	0	1	0	0	0	1
Ken Griffey Jr., L (1, 8) OBP: 0.410, SLG: 0.639 Greg Litton, R (8, 9) OBP: 0.323, SLG: 0.398	4-2 G4-3 BB		0-0 F7 ②		2-0 G3 ②		3-3 K ③		3-2 P4 ③	3 1	0 0	0 0	0 0	1 0	1 0	1 0
Jay Buhner, R (1, 10) OBP: 0.382, SLG: 0.482	0-1 G4-3 ② 1-2 2-3		1-1 L1 ③		1-3 K ③			3-1 F9 ①		4	0	0	0	0	1	3
Dave Magadan, L (1, 3) OBP: 0.383, SLG: 0.361	4-0 IBB			1-1 L9 ①		0-2 G3 2B		4-2 E BB		2	0	1	0	2	0	0
Mike Blowers, R (1, 5) OBP: 0.366, SLG: 0.510	1-3 K ③			1-2 2B 1B		3-3 K ①		4-2 E 1-2 BB		3	1	1	0	1	2	4
Dann Howitt, L (1, 9) (8, 8) OBP: 0.250, SLG: 0.380		1-3 K ①		2-3 K ②		1-0 G3 2-3 ②		0-1 E6 FC6-4 1-2 2-3		4	0	0	0	0	2	4
Dave Valle, R (1, 2) OBP: 0.349, SLG: 0.387 Mackey Sasser, L (8, PH) OBP: 0.273, SLG: 0.331 (9, 2)		0-1 F9 ②		2-2 1-H 1B 2B		4-1 BB		0-0 L8 ②		2 1	1 0	1 0	1 0	1 0	0 0	0 3
Omar Vizquel, S (1, 6) OBP: 0.326, SLG: 0.301 Rich Amaral, R (8, 6) OBP: 0.352, SLG: 0.360		2-1 L7 ③		1-1 2-H 1B		2-2 P6 ③		1-0 FC6-4 1-2f ③		3 1	0 0	1 0	1 0	0 0	0 0	2 3
Inning Stats	R: 0 H: 1 E: 0 LOB: 3 K: 1 BB: 2 S: 11 P: 21	R: 0 H: 0 E: 0 LOB: 0 K: 1 BB: 0 S: 8 P: 11	R: 0 H: 0 E: 0 LOB: 1 K: 0 BB: 1 S: 7 P: 15	R: 2 H: 3 E: 0 LOB: 1 K: 1 BB: 0 S: 14 P: 22	R: 0 H: 0 E: 0 LOB: 0 K: 1 BB: 0 S: 5 P: 8	R: 0 H: 1 E: 0 LOB: 2 K: 1 BB: 1 S: 13 P: 23	R: 0 H: 0 E: 0 LOB: 0 K: 1 BB: 0 S: 7 P: 12	R: 0 H: 0 E: 1 LOB: 3 K: 0 BB: 2 S: 10 P: 22	R: 0 H: 0 E: 0 LOB: 0 K: 0 BB: 0 S: 6 P: 13	1B: 2 SF: 0 2B: 3 SAC: 0 3B: 0 DP: 0 HR: 0 HBP: 0						

PITCHER		IP	WLS	BF	H	R	ER	SO	BB	IBB	HBP	BLK	WP	HR	S	P	ERA	WHIP
Bill Gullickson, R ERA: 4.63	(1, 1)	6.0	W	27	5	2	2	5	3	1	0	0	0	0	58	100	3.00	1.333
Storm Davis, R ERA: 4.98	(7, 1)	1.0		3	0	0	0	1	0	0	0	0	0	0	7	12	0.00	0.000
Joe Boever, R ERA: 3.65	(8, 1)	1.0		6	0	0	0	0	2	0	0	0	0	0	10	22	0.00	2.000
Bob MacDonald, L ERA: 5.3	(9, 1)	1.0		3	0	0	0	0	0	0	0	0	0	0	6	13	0.00	0.000

PITCHER	IP	WLS	BF	H	R	ER	SO	BB	IBB	HBP	BLK	WP	HR	S	P	ERA	WHIP

BOTTOM

Detroit Tigers @ Seattle Mariners

The Kingdome, Seattle, WA

Mon Aug 30 1993, 10:05 PM EDT

Att. 16,767 - Dome

livebaseballscorecards.com

AB	33
R	2
H	5
RBI	2
BB	6
SO	6
LOB	22

Detroit Tigers @ Seattle Mariners

The Kingdome, Seattle, WA

Tue Aug 31 1993, 10:05 PM EDT

Att. 15,203 - Dome

livebaseballscorecards.com

Batter	1	2	3	4	5	6	7	8	9	AB	R	H	RBI	BB	SO	LOB
Tony Phillips, S (1, 7) OBP: 0.443, SLG: 0.392	B B B B 4-0 BLK BB BB		F B C X 1-2 L3 ①	X 0-0 G3 ③		F B B F X 2-2 G4-3 ③			X 0-0 L8 ②	4	0	0	0	1	0	4
Dan Gladden, R (1, 8) OBP: 0.317, SLG: 0.460 Lou Whitaker, L (9, PH) OBP: 0.425, SLG: 0.467	C B S 1 SAFE F F 1 SAFE F S 1-3 K ①		B X 1-0 G6-3 ② 2-3		C B F F X 1-2 HR		B C B F B X 3-2 G1-3 ①		B C S S 1 SAFE C 1-3 K ③	4 1	1 0	1 0	1 0	0 0	1 1	2 1
Travis Fryman, R (1, 5) OBP: 0.370, SLG: 0.481	C C B F B X 2-2 P6 ②		C C B B F B S 3-3 K ③		B F B C B B 4-2 G6-4-3 BB		B F B B X 3-1 F9 ②			3	0	0	0	1	1	2
Cecil Fielder, R (1, 10) OBP: 0.377, SLG: 0.494	B B B B 4-0 BLK 1-2 BB			B B B 4-0 1B 1B BB	C B F X 1-2 G6-4-3 ① ② 1-2f		C S B B B T 3-2 K ③			2	1	0	0	2	1	1
Alan Trammell, R (1, 6) OBP: 0.387, SLG: 0.477	B B X 2-0 L8 ③ 1-2 2-3			C C X 0-2 E 1B 2B 1-2 1B	B C B B F B 4-2 S BB			C B S F F S 1-3 K ①		3	1	1	0	1	1	2
Mickey Tettleton, S (1, 9) OBP: 0.358, SLG: 0.500		C B B F C 2-3 K ①		B F B S S S 2-3 K ①	C 1 SAFE F F B B B F S 3-3 K ③ 1-2			C B F B S 2-3 K ②		4	0	0	0	0	4	3
Skeeter Barnes, R (1, 3) OBP: 0.328, SLG: 0.415		B B S T F T F X 2-2 F9 ②		C X 0-1 E9 2B 1-3 2-H 1B		B B X 2-0 2B		C B B F X 2-2 F9 ③		4	1	2	1	0	0	0
Rich Rowland, R (1, 2) OBP: 0.348, SLG: 0.429 Chad Kreuter, S (9, PH) OBP: 0.364, SLG: 0.464 Gary Thurman, R (9, PR) OBP: 0.319, SLG: 0.304		C B B S C 2-3 K ③		X 0-0 2-H 3-H 2B		C B X 1-1 P3 ①			B C B B C F F B 4-2 BB	3 0 0	0 0 0	1 0 0	2 0 0	0 1 0	1 0 0	1 0 0
Chris Gomez, R (1, 4) OBP: 0.320, SLG: 0.338 Kirk Gibson, L (9, PH) OBP: 0.340, SLG: 0.451			F C F B X 1-2 G6-3 2B	C X 0-1 P4 ②		F B X 1-1 F8 ②			C F B B 1 SAFE B F 1 SAFE C 3-3 K ①	3 1	0 0	1 0	0 0	0 0	0 1	2 1
Inning Stats	R: 0 H: 0 E: 0 LOB: 2 K: 1 BB: 2 S: 11 P: 24	R: 0 H: 0 E: 0 LOB: 0 K: 2 BB: 0 S: 11 P: 17	R: 0 H: 1 E: 0 LOB: 1 K: 1 BB: 0 S: 12 P: 18	R: 3 H: 3 E: 1 LOB: 1 K: 1 BB: 1 S: 12 P: 18	R: 1 H: 1 E: 0 LOB: 1 K: 1 BB: 2 S: 16 P: 29	R: 0 H: 1 E: 0 LOB: 1 K: 0 BB: 0 S: 8 P: 14	R: 0 H: 0 E: 0 LOB: 0 K: 1 BB: 0 S: 8 P: 17	R: 0 H: 0 E: 0 LOB: 0 K: 2 BB: 0 S: 11 P: 16	R: 0 H: 0 E: 0 LOB: 1 K: 2 BB: 1 S: 12 P: 20	1B: 2 SF: 0 2B: 3 SAC: 0 3B: 0 DP: 1 HR: 1 HBP: 0						

	AB	32
	R	4
	H	6
	RBI	4
	BB	6
	SO	11
	LOB	19

WP: 0 PA: 38
PB: 0
SB: 1
CS: 0

PITCHER		IP	WLS	BF	H	R	ER	SO	BB	IBB	HBP	BLK	WP	HR	S	P	ERA	WHIP
Randy Johnson, L ERA: 3.63	(1, 1)	7.0		31	6	4	4	7	5	0	0	1	0	1	78	137	5.14	1.571
Jeff Nelson, R ERA: 4.21	(8, 1)	1.0	W	3	0	0	0	2	0	0	0	0	0	0	11	16	0.00	0.000
Erik Plantenberg, L ERA: 9.95	(9, 1)	0.1		2	0	0	0	1	1	0	0	0	0	0	8	15	0.00	3.000
Ted Power, R ERA: 4.88	(9, 1)	0.2	S	2	0	0	0	1	0	0	0	0	0	0	4	5	0.00	0.000

PITCHER	IP	WLS	BF	H	R	ER	SO	BB	IBB	HBP	BLK	WP	HR	S	P	ERA	WHIP

Detroit Tigers @ Seattle Mariners

The Kingdome, Seattle, WA

Tue Aug 31 1993, 10:05 PM EDT

Att. 15,203 - Dome

livebaseballscorecards.com

BOTTOM

Batter	1	2	3	4	5	6	7	8	9	AB	R	H	RBI	BB	SO	LOB
Rich Amaral, R (1, 6) OBP: 0.349, SLG: 0.357	C B X 1-1 ① F8		X 0-0 ② F8		B X 1-0 ② P4		B F C F B B X 3-2 2B WP 1-3 2-H 1B	B C B F X 2-2 3-H 1B		3	0	0	0	0	0	3
Dave Magadan, L (7, PH) OBP: 0.386, SLG: 0.364 (8, 3)										2	1	2	2	0	0	0
Brian Turang, R (1, 7) OBP: 0.323, SLG: 0.375	C B F S 1-3 ② K		F X 0-1 ③ FC4-6 1-2f		B F B X 2-1 ③ F9		S B B F X 2-2 WP 1-3 3-H 2B	F B B X 2-1 ③ G4-3		3	0	0	0	0	1	3
Mackey Sasser, L (7, PH) OBP: 0.276, SLG: 0.340 (8, 7)										2	0	1	1	0	0	1
Omar Vizquel, S (9, 6) OBP: 0.326, SLG: 0.301										0	0	0	0	0	0	0
Ken Griffey Jr., L (1, 8) OBP: 0.412, SLG: 0.642	C B B X 2-1 2B			F B X 1-1 WP 1B		B X 1-0 ① F7	I I I I 4-0 WP IBB			3	0	2	0	1	0	0
Jay Buhner, R (1, 9) OBP: 0.381, SLG: 0.479	C S B S 1-3 ③ K			B B S X 2-1 ① F7		C S F B X 1-2 ② G5-3	S B B B C B 4-2 1-2 2-3 3-H BB			3	0	0	0	1	1	2
Mike Blowers, R (1, 5) OBP: 0.361, SLG: 0.502		B X 1-0 ① G3		S B B B F X 2-2 P4 1-2		B B B C F X 3-2 ③ G6-3	B B F F F F S 2-3 ③ K			4	0	0	0	0	1	4
Bret Boone, R (1, 4) OBP: 0.301, SLG: 0.447		B F C C 1-3 ② K		S C X 0-2 ③ F8			C S F C 0-3 ① K	X 0-0 1B 2B		4	1	1	0	0	2	1
Marc Newfield, R (1, 10) OBP: 0.250, SLG: 0.288		B F F B F S 2-3 ③ K			X 0-0 2B 1B		F X 0-1 ② G6-3	X 0-0 ① F9		4	0	1	0	0	1	1
Dave Valle, R (1, 2) OBP: 0.353, SLG: 0.391			C C B X 1-2 FC4-6 1B		B C B 1 SAFE B X 3-1 ① F8		C C F F F X 0-2 BB 1B 1B	B X 1-0 WP 2-H 1B		4	2	3	1	0	0	1
Greg Litton, R (1, 3) OBP: 0.331, SLG: 0.408 (8, 6)			B S C F B C 2-3 ① K		F C F B X 1-2 1-3 2B		B B B C B 4-1 1B 1-2 2B BB	C F B B B X 3-2 2-3 ② F9		2	1	1	0	1	1	1
Dann Howitt, L (8, PH) OBP: 0.245, SLG: 0.373 (9, 7)										1	0	0	0	0	0	1
Inning Stats	R: 0 E: 0 K: 2 S: 10 H: 1 LOB: 1 BB: 0 P: 15	R: 0 E: 0 K: 2 S: 8 H: 0 LOB: 0 BB: 0 P: 12	R: 0 E: 0 K: 1 S: 10 H: 1 LOB: 1 BB: 0 P: 13	R: 0 E: 0 K: 0 S: 10 H: 1 LOB: 1 BB: 0 P: 15	R: 0 E: 0 K: 0 S: 10 H: 2 LOB: 2 BB: 0 P: 17	R: 0 E: 0 K: 0 S: 8 H: 0 LOB: 0 BB: 0 P: 13	R: 3 E: 0 K: 2 S: 27 H: 3 LOB: 3 BB: 3 P: 46	R: 2 E: 0 K: 0 S: 11 H: 3 LOB: 1 BB: 0 P: 19		1B: 7 2B: 4 3B: 0 HR: 0	SF: 0 SAC: 0 DP: 0 HBP: 0			WP: 3 PB: 0 SB: 0 CS: 0	PA: 38		

PITCHER		IP	WLS	BF	H	R	ER	SO	BB	IBB	HBP	BLK	WP	HR	S	P	ERA	WHIP
David Wells, L ERA: 4.19	(1, 1)	5.0		20	5	0	0	5	0	0	0	0	1	0	48	72	0.00	1.000
Joe Boever, R ERA: 3.89	(6, 1)	1.2		8	2	3	3	1	1	0	0	0	0	0	25	37	16.20	1.800
Mike Henneman, R ERA: 2.44	(7, 1)	1.0	L	9	4	2	2	1	1	1	0	0	2	0	19	37	18.00	5.000
Bill Krueger, L ERA: 3.45	(8, 1)	0.1		1	0	0	0	0	0	0	0	0	0	0	2	4	0.00	0.000

PITCHER	IP	WLS	BF	H	R	ER	SO	BB	IBB	HBP	BLK	WP	HR	S	P	ERA	WHIP

AB	35
R	5
H	11
RBI	4
BB	3
SO	7
LOB	18

Batter	1	2	3	4	5	6	7	8	9	AB	R	H	RBI	BB	SO	LOB
Tony Phillips, S (1, 7) OBP: 0.442, SLG: 0.392	G3		0-0 G 1B		G6-3		G4-3		2-2 HBP HBP 1-2 1B 1B	5	1	2	0	0	0	1
Dan Gladden, R (1, 8) OBP: 0.319, SLG: 0.457	F8		SAFE F8		G4-3			1-1 1B 1B	3-2 HBP 1B 1-2 2-3 HBP	4	1	1	0	0	0	1
Travis Fryman, R (1, 5) OBP: 0.372, SLG: 0.482	1-0 FC6-4 1B			G5-3		F7		2-2 1-2 1B	2-1 1B 1-2 2-3 3-H HBP	4	0	2	1	0	0	0
Cecil Fielder, R (1, 10) OBP: 0.377, SLG: 0.492	FC6-4 1-2f			4-2 2B BB		P3		2-3 K	1-1 1-2 2-H 3-H 1B	4	0	1	2	1	1	3
Alan Trammell, R (1, 6) OBP: 0.387, SLG: 0.477		G5-3		1-0 1-3 2B		BB		1-3 K	G6-3	4	0	1	0	1	1	4
Mickey Tettleton, S (1, 9) OBP: 0.357, SLG: 0.497		K		4-0 IBB		P5		2-3 K		3	0	0	0	1	2	3
Skeeter Barnes, R (1, 3) OBP: 0.328, SLG: 0.413 Scott Livingstone, L (9, PH) OBP: 0.327, SLG: 0.349		K		1-2 P3			2-2 FC4-6 1B		L7	3 1	0 0	1 0	0 0	0 0	1 0	3 0
Chad Kreuter, S (1, 2) OBP: 0.363, SLG: 0.461			1-3 K	G1-3			P6		3-2 HBP 1B HBP 1B	4	1	1	0	0	1	4
Chris Gomez, R (1, 4) OBP: 0.304, SLG: 0.319			G5-3		L6		FC4-6 1-2f		L6	4	0	0	0	0	0	2

| Inning Stats | | |

Batter	1	2	3	4	5	6	7	8	9	AB	R	H	RBI	BB	SO	LOB
Mike Felder, S (1, 7) OBP: 0.274, SLG: 0.284	C X 0-1 ① G4-3		C B B S X 2-2 ① P5		B C X 1-1 CS 2B	C X 0-1 ③ G4-3		B B B C X 3-1 ① P4		5	0	1	0	0	0	2
Brian Turang, R (1, 8) OBP: 0.358, SLG: 0.433	X 0-0 HR 1B		B S C B X 2-2 CS 2B		S C X 0-2 ② L1		B B C B B 4-1 BB 1B BB	B X 1-0 G4-3 2-H WP 2B		4	3	3	1	1	0	1
Ken Griffey Jr., L (1, 10) OBP: 0.414, SLG: 0.646	X 0-0 1-H HR		I I I I 4-0 CS IBB		I I I I 4-0 IBB		C X 0-1 ① F9	B F B B X 3-1 ② G4-3 2-3		3	1	1	2	2	0	2
Jay Buhner, R (1, 9) OBP: 0.385, SLG: 0.478	B B B S F B 4-2 G4-3 BB		B B S B C B 4-2 ② 1-2 2-3 BB		B B B 1 SAFE 3-0 ③ CS 2-3	F B B C B X 3-2 ① G6-3	C S B B B 4-2 1B 1B 1-2 BB	B C B B B 4-1 3-H BB		1	0	0	0	4	0	0
Dave Magadan, L (1, 3) OBP: 0.386, SLG: 0.365	B B B F C 1 SAFE X 3-1 ② G4-3 1-2		B B F B B F F X 3-2 ③ F8			B B F B C F X 3-2 HR 1B	B B C X 2-1 1B 1-2 2-H 1B	C B B X 2-1 ③ G3-1		5	1	2	1	0	0	4
Bret Boone, R (1, 4) OBP: 0.305, SLG: 0.468	C B X 1-1 ③ G4-3		S S F B B X 2-2 ① P4			1 SAFE B X 1-0 1-H HR	C X 0-1 G6-4-3 1-2 2-3 1B			4	1	2	2	0	0	1
Mike Blowers, R (1, 5) OBP: 0.359, SLG: 0.509		X 0-0 ① B1-3	C S B B C 2-3 ② K			F B X 1-1 HR	C F B B X 2-2 ②③ G6-4-3 1-2f			4	1	1	1	0	1	3
Dave Valle, R (1, 2) OBP: 0.352, SLG: 0.389		C C B B B S 3-3 ② K	B B C X 2-1 ③ F8			B X 1-0 ② L8		B F C F F B B X 3-2 2B 1B		4	1	1	0	0	1	0
Omar Vizquel, S (1, 6) OBP: 0.327, SLG: 0.305		X 0-0 ③ G4-3			B B C X 2-1 ① G3-1	C F F B F X 1-2 1B		C F X 0-2 1-H 2B 2B		4	1	2	1	0	0	0
Inning Stats	R: 2 E: 0 K: 0 S: 10 H: 2 LOB: 1 BB: 1 P: 18	R: 0 E: 0 K: 1 S: 5 H: 0 LOB: 0 BB: 0 P: 8	R: 0 E: 0 K: 0 S: 12 H: 1 LOB: 2 BB: 2 P: 27	R: 0 E: 0 K: 1 S: 9 H: 0 LOB: 0 BB: 0 P: 15	R: 0 E: 0 K: 0 S: 7 H: 1 LOB: 1 BB: 1 P: 17	R: 3 E: 0 K: 0 S: 18 H: 4 LOB: 1 BB: 0 P: 28	R: 1 E: 0 K: 0 S: 12 H: 2 LOB: 2 BB: 2 P: 24	R: 3 E: 0 K: 0 S: 16 H: 3 LOB: 1 BB: 1 P: 32		1B: 6 2B: 4 3B: 0 HR: 3	SF: 0 SAC: 0 DP: 1 HBP: 0					

PITCHER		IP	WLS	BF	H	R	ER	SO	BB	IBB	HBP	BLK	WP	HR	S	P	ERA	WHIP
Mike Moore, R ERA: 5.18	(1, 1)	6.0	L	28	8	5	5	2	2	2	0	0	0	3	61	113	7.50	1.667
Mark Leiter, R ERA: 4.73	(7, 1)	1.0		6	2	1	1	0	2	0	0	0	0	0	12	24	9.00	4.000
Bob MacDonald, L ERA: 5.68	(8, 1)	1.0		7	3	3	3	0	1	0	0	0	1	0	16	32	27.00	4.000

PITCHER	IP	WLS	BF	H	R	ER	SO	BB	IBB	HBP	BLK	WP	HR	S	P	ERA	WHIP

Detroit Tigers @ Seattle Mariners

The Kingdome, Seattle, WA

Wed Sep 01 1993, 6:33 AM EDT

Att. 15,631 - Dome

BOTTOM

livebaseballscorecards.com

AB	34
R	9
H	13
RBI	8
BB	7
SO	2
LOB	13

1B: 6	SF: 0	WP: 1	PA: 42
2B: 4	SAC: 0	PB: 0	
3B: 0	DP: 1	SB: 0	
HR: 3	HBP: 0	CS: 3	

Batter	1	2	3	4	5	6	7	8	9	AB	R	H	RBI	BB	SO	LOB
Darryl Hamilton, L (1, 7) OBP: 0.369, SLG: 0.413	B B X 2-0 ① G3		C B F X 1-2 ② F7			C B X 1-1 G3-1 2B	B S X 1-1 ③ L3			4	0	1	0	0	0	2
Robin Yount, R (1, 8) OBP: 0.324, SLG: 0.378 Alex Diaz, S (7, 8) OBP: 0.200, SLG: 0.240	C B F S 1-3 ② K		C B X 1-1 2B			X 0-0 ① G5-3		S C F B X 1-2 ① G6-3		3 1	0 0	1 0	0 0	0 0	1 0	1 0
B.J. Surhoff, L (1, 5) OBP: 0.315, SLG: 0.371	B B X 2-0 ③ G3-1		C B F X 1-2 ③ P5			B X 1-0 ② G3-1 **2-3**		B B X 2-0 ② G4-3		4	0	0	0	0	0	2
Greg Vaughn, R (1, 10) OBP: 0.374, SLG: 0.504		X 0-0 ① P4		C S B B F B S 3-3 ① K		B C F B X 2-2 ③ G1-3		B F B B S B 4-2 BB		3	0	0	0	1	1	1
Kevin Reimer, L (1, 9) OBP: 0.298, SLG: 0.403		C X 0-1 ② G3		B C B F S 2-3 ② K			X 0-0 ① F9	C B B X 2-1 ③ P6		4	0	0	0	0	1	1
John Jaha, R (1, 3) OBP: 0.324, SLG: 0.400		C H 1-1 1B HBP		B B F S S 2-3 ③ K			B F C B F B F X 3-2 HR		B C X 1-1 ① G5-3	3	1	1	1	0	1	0
Dave Nilsson, L (1, 2) OBP: 0.323, SLG: 0.357 Tom Lampkin, L (7, 2) OBP: 0.292, SLG: 0.357		C C B X 1-2 **1-3** 1B			X 0-0 ① F8		B B B B 4-0 G4-1 1B BB		X 0-0 ② G4-3	2 1	0 0	1 0	0 0	1 0	0 0	0 0
Pat Listach, S (1, 6) OBP: 0.309, SLG: 0.300 Bill Spiers, L (7, 6) OBP: 0.307, SLG: 0.319		B C S S 1-3 ③ K			C C B X 1-2 ② F8		C F B B B X 3-2 G4-1 **1-2** 1B		X 0-0 ③ G4-3	3 1	0 0	1 0	0 0	0 0	1 0	2 0
Juan Bell, R (1, 4) OBP: 0.327, SLG: 0.356			S X 0-1 ① L7		C B S B F B F S 3-3 ③ K		F B C F F X 1-2 ② G4-1 **1-2** **2-3**			3	0	0	0	0	1	2
Inning Stats	R: 0 E: 0 K: 1 S: 5 H: 0 LOB: 0 BB: 0 P: 10	R: 0 E: 0 K: 1 S: 10 H: 1 LOB: 2 BB: 0 P: 13	R: 0 E: 0 K: 0 S: 10 H: 1 LOB: 1 BB: 0 P: 13	R: 0 E: 0 K: 3 S: 10 H: 0 LOB: 0 BB: 0 P: 17	R: 0 E: 0 K: 1 S: 9 H: 0 LOB: 0 BB: 0 P: 13	R: 0 E: 0 K: 0 S: 7 H: 1 LOB: 1 BB: 0 P: 11	R: 1 E: 0 K: 0 S: 16 H: 2 LOB: 2 BB: 1 P: 28	R: 0 E: 0 K: 0 S: 9 H: 0 LOB: 1 BB: 1 P: 18	R: 0 E: 0 K: 0 S: 4 H: 0 LOB: 0 BB: 0 P: 5	1B: 2 2B: 2 3B: 0 HR: 1 SF: 0 SAC: 0 DP: 0 HBP: 1						

PITCHER		IP	WLS	BF	H	R	ER	SO	BB	IBB	HBP	BLK	WP	HR	S	P	ERA	WHIP
Chris Bosio, R ERA: 3.84	(1, 1)	7.0	W	28	5	1	1	6	1	0	1	0	0	1	67	105	1.29	0.857
Erik Plantenberg, L ERA: 8.59	(8, 1)	1.0		4	0	0	0	0	1	0	0	0	0	0	9	18	0.00	1.000
Kevin King, L ERA:	(9, 1)	1.0		3	0	0	0	0	0	0	0	0	0	0	4	5	0.00	0.000

PITCHER	IP	WLS	BF	H	R	ER	SO	BB	IBB	HBP	BLK	WP	HR	S	P	ERA	WHIP

TOP

Milwaukee Brewers @ Seattle Mariners

The Kingdome, Seattle, WA

Thu Sep 02 1993, 10:05 PM EDT

Att. 12,238 - Dome

livebaseballscorecards.com

AB	32
R	1
H	5
RBI	1
BB	2
SO	6
LOB	11

WP: 0 PB: 0 SB: 0 CS: 0 PA: 35

Batter	1	2	3	4	5	6	7	8	9	AB	R	H	RBI	BB	SO	LOB
Brian Turang, R (1, 7) OBP: 0.361, SLG: 0.422	HR 1B	F9	F8		FC4 HBP		F9			4	1	1	0	0	0	3
Bret Boone, R (1, 4) OBP: 0.308, SLG: 0.484	SAFE 1-H HR		2B 2B 1B	K	FC4 BB 1-2f 2-3		G5-3			5	2	2	2	0	1	2
Ken Griffey Jr., L (1, 8) OBP: 0.415, SLG: 0.646	G3-1		2B 2B 1-3	K	BB 1-2		1B BB			3	1	1	0	2	1	0
Jay Buhner, R (1, 9) OBP: 0.386, SLG: 0.483	K		G5-3 HR 2B 2-H 3-H	1B 2B	G4-3		1B 1B 1-3			3	2	2	2	0	1	0
Dann Howitt, L (5, PH) (6, 9) OBP: 0.255, SLG: 0.377										2	0	1	0	0	0	3
Mike Blowers, R (1, 5) OBP: 0.360, SLG: 0.507	FC6-4 1B		F9	2B 1B 2-H		G3-1	K			5	1	2	1	0	1	3
Marc Newfield, R (1, 10) OBP: 0.262, SLG: 0.316	FC6-4 1-2f		G5-3 2-3	FC5-4 2B 1-H		BB 1B		G6-3		5	0	2	1	0	0	2
Greg Litton, R (1, 3) OBP: 0.340, SLG: 0.434		K	HR 3-H	FC5-4 2-3		BB 1-2		G3-6-3 1B		4	1	2	2	1	1	1
Dave Valle, R (1, 2) OBP: 0.354, SLG: 0.387		BB	1B HBP		G5-3	P5		G3-6-3 1-2f		2	0	0	0	1	0	2
Larry Sheets, L (8, PH)										1	0	0	0	0	0	1
Chris Howard, R (9, 2)										0	0	0	0	0	0	0
Omar Vizquel, S (1, 6) OBP: 0.328, SLG: 0.307		F9	1B 1-2		FC4 HBP 1B	K2-3				4	0	2	0	0	1	3
Inning Stats	R: 2 E: 0 K: 1 S: 13 H: 3 LOB: 1 BB: 0 P: 17	R: 0 E: 0 K: 1 S: 8 H: 0 LOB: 1 BB: 1 P: 16	R: 4 E: 0 K: 0 S: 17 H: 5 LOB: 2 BB: 0 P: 30	R: 2 E: 0 K: 2 S: 14 H: 3 LOB: 1 BB: 0 P: 25	R: 0 E: 0 K: 0 S: 9 H: 1 LOB: 3 BB: 1 P: 17	R: 0 E: 0 K: 1 S: 13 H: 1 LOB: 2 BB: 1 P: 24	R: 0 E: 0 K: 1 S: 10 H: 1 LOB: 2 BB: 1 P: 17	R: 0 E: 0 K: 0 S: 3 H: 1 LOB: 0 BB: 0 P: 4		1B: 9 2B: 4 3B: 0 HR: 2	SF: 0 SAC: 0 DP: 1 HBP: 2					

PITCHER		IP	WLS	BF	H	R	ER	SO	BB	IBB	HBP	BLK	WP	HR	S	P	ERA	WHIP
Teddy Higuera, L ERA: 10.66	(1, 1)	3.2	L	24	11	8	8	4	1	0	1	0	0	2	50	85	19.64	3.273
Doug Henry, R ERA: 4.99	(4, 1)	2.1		12	2	0	0	1	2	0	1	0	0	0	24	44	0.00	1.714
Mike Ignasiak, R ERA: 5.06	(7, 1)	1.0		5	1	0	0	1	1	0	0	0	0	0	10	17	0.00	2.000
Carlos Maldonado, R ERA: 5.34	(8, 1)	1.0		3	1	0	0	0	0	0	0	0	0	0	3	4	0.00	1.000

PITCHER	IP	WLS	BF	H	R	ER	SO	BB	IBB	HBP	BLK	WP	HR	S	P	ERA	WHIP

BOTTOM

Milwaukee Brewers @ Seattle Mariners

The Kingdome, Seattle, WA

Thu Sep 02 1993, 10:05 PM EDT

Att. 12,238 - Dome

livebaseballscorecards.com

AB	38
R	8
H	15
RBI	8
BB	4
SO	6
LOB	20

WP: 0	PA: 44		
PB: 0			
SB: 0			
CS: 0			

Batter	1	2	3	4	5	6	7	8	9	10	11	12	AB	R	H	RBI	BB	SO	LOB
Darryl Hamilton, L (1, 7) OBP: 0.371, SLG: 0.415	1-2 SH3-4 1B 2B	1-1 G3-1			4-2 BB		1-1 B1-3		2-2 BB G1-3 1B 1-2 2-3		1-1 F8	4-0 BB 1-2 2-3 3-H	5	1	2	1	2	0	0
Robin Yount, R (1, 8) OBP: 0.319, SLG: 0.371	0-0 E6 SH3-4 1B		1-2 F8		3-1 F8		1-0 G5-3		1-2 G1-3 1-2 2-3 3-H		3-3 K	2-3 K	7	1	0	1	0	2	7
B.J. Surhoff, L (1, 5) OBP: 0.313, SLG: 0.368 Dickie Thon, R (9, PH) OBP: 0.331, SLG: 0.339 Bill Spiers, L (9, 4) OBP: 0.305, SLG: 0.317	0-1 SH3-4 1-2 2-3		1-1 G6-3		1-3 K		2-1 P5		4-0 BB IBB		2-2 P6	0-3 K	3	0	0	0	0	1	1
													0	0	0	0	1	0	0
													2	0	0	0	0	1	3
Greg Vaughn, R (1, 10) OBP: 0.376, SLG: 0.502	4-1 1B BB		0-0 F9		3-3 K			1-1 G6-4-3 1B	4-2 BB 1-2 2-3 3-H			1-3 K	4	0	1	1	2	2	1
Kevin Reimer, L (1, 9) OBP: 0.299, SLG: 0.403 Alex Diaz, S (9, 9) OBP: 0.231, SLG: 0.269	2-1 1B 1-3 2-H 3-H			0-0 BB 1B	2-0 P6			3-1 F8	0-1 L4			0-0 BB S 1B 1B	5	0	2	2	0	0	4
													1	1	1	0	0	0	0
John Jaha, R (1, 3) OBP: 0.324, SLG: 0.397	1-2 P3			0-0 L6	2-1 1B 1B			0-0 G6-4-3 1-2f		3-1 F9		4-0 BB 1B 1-2	5	1	1	0	1	0	4
Dave Nilsson, L (1, 2) OBP: 0.319, SLG: 0.352 Matt Mieske, R (9, PH) OBP: 0.185, SLG: 0.407 Tom Lampkin, L (9, PH) OBP: 0.299, SLG: 0.359 (9, 2)	0-0 G4-3			0-3 K	2-2 F8				2-0 1B 1B G1-3 1B	1-1 L7		4-2 1B BB 1-2 2-3	3	0	0	0	0	1	4
													0	0	0	0	0	0	0
													2	2	1	0	1	0	0
Pat Listach, S (1, 6) OBP: 0.318, SLG: 0.308		0-0 F7		4-2 BB 1-2		1-0 1B 1-2			1-0 G1-3 1B BB 1-2	2-2 WP 1B		0-1 BB S 1-3 2-H 3-H	5	1	4	2	1	0	0
Juan Bell, R (1, 4) OBP: 0.324, SLG: 0.352 Kevin Seitzer, R (9, PH) OBP: 0.342, SLG: 0.388 (9, 5)		3-1 G3		1-3 K		2-1 L9			3-1 P2	2-3 K 1-2		4-2 BB 1-2	3	0	0	0	0	1	4
													2	0	0	0	1	1	3
Inning Stats	R: 2 E: 1 K: 0 S: 13 H: 2 LOB: 2 BB: 1 P: 21	R: 0 E: 0 K: 0 S: 5 H: 0 LOB: 0 BB: 0 P: 9	R: 0 E: 0 K: 0 S: 6 H: 0 LOB: 0 BB: 0 P: 8	R: 0 E: 0 K: 2 S: 11 H: 1 LOB: 2 BB: 1 P: 16	R: 0 E: 0 K: 2 S: 13 H: 0 LOB: 1 BB: 1 P: 23	R: 0 E: 0 K: 0 S: 9 H: 2 LOB: 2 BB: 0 P: 18	R: 0 E: 0 K: 0 S: 5 H: 0 LOB: 0 BB: 0 P: 9	R: 0 E: 0 K: 0 S: 5 H: 1 LOB: 0 BB: 0 P: 9	R: 2 E: 0 K: 0 S: 18 H: 3 LOB: 3 BB: 2 P: 35	R: 0 E: 0 K: 1 S: 11 H: 1 LOB: 1 BB: 0 P: 19	R: 0 E: 0 K: 1 S: 10 H: 0 LOB: 0 BB: 0 P: 16	R: 3 E: 0 K: 3 S: 17 H: 2 LOB: 3 BB: 4 P: 36	1B: 11 2B: 1 3B: 0 HR: 0	SF: 0 SAC: 1 DP: 1 HBP: 0	WP: 1 PB: 0 SB: 2 CS: 0	PA: 57		

PITCHER		IP	WLS	BF	H	R	ER	SO	BB	IBB	HBP	BLK	WP	HR	S	P	ERA	WHIP
Erik Hanson, R ERA: 3.38	(1, 1)	7.0		30	5	2	1	4	3	0	0	0	0	0	62	104	1.29	1.143
Steve Ontiveros, R ERA: 0.84	(8, 1)	0.0		1	1	0	0	0	0	0	0	0	0	0	2	3	∞	∞
Kevin King, L ERA:	(8, 1)	1.0		2	0	0	0	0	0	0	0	0	0	0	3	6	0.00	0.000
Ted Power, R ERA: 5.34	(9, 1)	0.2		5	3	2	2	0	0	0	0	0	0	0	11	20	27.00	4.500
Erik Plantenberg, L ERA: 8.59	(9, 1)	0.0		1	0	0	0	0	0	1	0	0	0	0	0	4	∞	∞

PITCHER		IP	WLS	BF	H	R	ER	SO	BB	IBB	HBP	BLK	WP	HR	S	P	ERA	WHIP
Jeff Nelson, R ERA: 4.21	(9, 1)	0.0		1	0	0	0	0	1	0	0	0	0	0	5	9	∞	∞
Brad Holman, R ERA: 4.79	(9, 1)	2.2	L	13	3	3	3	3	2	0	0	0	1	0	31	54	10.12	1.875
Dwayne Henry, R ERA: 6.67	(12, 1)	0.2		4	0	0	0	2	2	0	0	0	0	0	9	19	0.00	3.000

TOP

Milwaukee Brewers @ Seattle Mariners

The Kingdome, Seattle, WA

Fri Sep 03 1993, 10:05 PM EDT

Att. 15,478 - Dome

livebaseballscorecards.com

AB	47
R	7
H	12
RBI	7
BB	9
SO	9
LOB	31

Milwaukee Brewers @ Seattle Mariners

The Kingdome, Seattle, WA

Fri Sep 03 1993, 10:05 PM EDT

Att. 15,478 - Dome

livebaseballscorecards.com

Batter	1	2	3	4	5	6	7	8	9	10	11	12	AB	R	H	RBI	BB	SO	LOB
Mike Felder, S (1, 7) OBP: 0.272, SLG: 0.281	G3		F8	G3 E 1-2 3-H 1B		F8		G4-3			K		6	0	1	1	0	1	1
Bret Boone, R (1, 4) OBP: 0.309, SLG: 0.479	F7		G4-3 1B 1B	E5 G3 1-2 2-3		G4-3 1-2 1B			F7		K		6	0	2	0	0	1	2
Ken Griffey Jr., L (1, 8) OBP: 0.414, SLG: 0.642	F9		G4-3 1-2 1B	G3 1-2 2-3 3-H		G4-3 1-2f			G3-1		HBP		5	0	1	1	0	0	4
Jay Buhner, R (1, 10) OBP: 0.384, SLG: 0.486		HR	G4-3 1-2 2-3	G4-3			K		E1		K		6	1	1	1	0	2	5
Larry Sheets, L (1, 9)		BB HBP	G3-1		G3-1		G4-3		F7			WP 1B	2	0	0	0	0	0	2
Dann Howitt, L (6, 9) OBP: 0.246, SLG: 0.364													2	0	0	0	0	0	1
Brian Turang, R (12, PH) OBP: 0.370, SLG: 0.431													1	0	1	0	0	0	0
Dave Magadan, L (1, 3) OBP: 0.387, SLG: 0.365	L9			SH1-4 1B 1B BB	1B		1B			L6		P5	5	1	2	0	1	0	2
Mike Blowers, R (1, 5) OBP: 0.359, SLG: 0.502	F9			1B SH1-4 1-2 1B	F8					BB		G5-3 1-2	5	1	1	0	1	1	4
Dave Valle, R (1, 2) OBP: 0.353, SLG: 0.385		BB		SH1-4 1-2 2-3	P6			G5-3		P6		G6-3	2	0	0	0	1	0	1
Mackey Sasser, L (10, PH) OBP: 0.276, SLG: 0.340													0	0	0	0	0	0	0
Greg Litton, R (10, PH) OBP: 0.338, SLG: 0.431													1	0	0	0	0	0	1
Chris Howard, R (11, 2)													1	0	0	0	0	0	1
Omar Vizquel, S (1, 6) OBP: 0.329, SLG: 0.308	G3-1			E 1B G3 2-3 3-H 1B		1B		L7		K			5	1	2	1	0	1	3

Inning Stats	1	2	3	4	5	6	7	8	9	10	11	12
	R: 0 H: 0 E: 0 LOB: 0 K: 0 BB: 0 S: 9 P: 11	R: 1 H: 1 E: 0 LOB: 2 K: 0 BB: 1 S: 10 P: 18	R: 0 H: 2 E: 0 LOB: 2 K: 0 BB: 0 S: 8 P: 14	R: 3 H: 3 E: 1 LOB: 2 K: 0 BB: 1 S: 11 P: 20	R: 0 H: 1 E: 0 LOB: 1 K: 0 BB: 0 S: 10 P: 17	R: 0 H: 2 E: 0 LOB: 1 K: 0 BB: 0 S: 7 P: 10	R: 0 H: 1 E: 0 LOB: 1 K: 2 BB: 0 S: 8 P: 13	R: 0 H: 0 E: 0 LOB: 0 K: 0 BB: 0 S: 6 P: 8	R: 0 H: 0 E: 1 LOB: 1 K: 0 BB: 0 S: 10 P: 14	R: 0 H: 0 E: 0 LOB: 1 K: 1 BB: 1 S: 12 P: 20	R: 0 H: 0 E: 0 LOB: 1 K: 3 BB: 0 S: 10 P: 18	R: 0 H: 1 E: 0 LOB: 1 K: 0 BB: 0 S: 9 P: 12

BOTTOM			
AB	47	1B: 10	SF: 0
R	4	2B: 0	SAC: 1
H	11	3B: 0	DP: 1
RBI	4	HR: 1	HBP: 2
BB	3		
SO	6		
LOB	27		

WP: 1 PA: 53
PB: 0
SB: 0
CS: 0

PITCHER	IP	WLS	BF	H	R	ER	SO	BB	IBB	HBP	BLK	WP	HR	S	P	ERA	WHIP
Ricky Bones, R (1, 1) ERA: 4.56	8.0		37	10	4	3	2	2	0	1	0	0	1	69	111	3.38	1.500
Mike Fetters, R (9, 1) ERA: 3.3	1.1		6	0	0	0	0	1	0	0	0	0	0	17	28	0.00	0.750
Jesse Orosco, L (10, 1) ERA: 3.25	2.0	W	8	1	0	0	4	0	0	1	0	0	0	19	29	0.00	0.500
Matt Maysey, R (12, 1) ERA: 2.25	0.2	S	2	0	0	0	0	0	0	0	0	1	0	5	7	0.00	0.000

PITCHER	IP	WLS	BF	H	R	ER	SO	BB	IBB	HBP	BLK	WP	HR	S	P	ERA	WHIP

Batter	1	2	3	4	5	6	7	8	9	AB	R	H	RBI	BB	SO	LOB
Darryl Hamilton, L (1, 7) OBP: 0.372, SLG: 0.421	C B F X 1-2 G1-3		B B B C B 4-1 1-2 2-3 BB			B B X 2-0 P5		C B B X 2-1 HR		3	1	1	1	1	0	0
Robin Yount, R (1, 8) OBP: 0.318, SLG: 0.368	B B B B 4-0 CS BB		X 0-0 G1-2-3 3-Hf			B B F B X 3-1 P3		B S S B S 2-3 K		3	0	0	0	1	1	3
B.J. Surhoff, L (1, 5) OBP: 0.313, SLG: 0.367	B 1 B C 1 P F X SAFE SAFE 3-2 P6 1-2			C B X 1-1 G6-3			C F B F B X 2-2 1B 1B		B F X 1-1 P9	4	0	1	0	0	0	1
Greg Vaughn, R (1, 10) OBP: 0.375, SLG: 0.499		C B X 1-1 G5-3		C F B B F B B 4-2 G1-6-3 BB			B S F B S 2-3 K		B B F X 2-1 P4	3	0	0	0	1	1	1
Kevin Reimer, L (1, 9) OBP: 0.298, SLG: 0.401		B C B X 2-1 G4-3		X 0-0 G1-6-3 1-2f			B 1 F B S B X SAFE 3-2 L7		C B B X 2-1 BB 1B 1B	4	0	1	0	0	0	2
Kevin Seitzer, R (1, 3) OBP: 0.344, SLG: 0.389		B B F T B C 3-3 K			X 0-0 L8		X 0-0 1-3 1B		S B X 1-1 1-2 BB 1B	4	0	2	0	0	1	0
Dave Nilsson, L (1, 2) OBP: 0.322, SLG: 0.352			C X 0-1 BB G1-2-3 1B 1B		C B B B X 3-1 G4-3		F X 0-1 F9		F C F B B B F B 4-2 1-2 2-3 BB	3	0	1	0	1	0	2
Pat Listach, S (1, 6) OBP: 0.317, SLG: 0.307			B L B 1 S B X SAFE 3-2 1-2 BB 1B		X 0-0 G4-3			C C X 0-2 F8	B B C B C X 3-2 G3	4	0	1	0	0	0	3
Juan Bell, R (1, 4) OBP: 0.321, SLG: 0.348			X 0-0 P6			B F F C 1-3 K		B B X 2-0 G3-1		3	0	0	0	0	1	2
Inning Stats	R: 0 E: 0 K: 0 S: 7 H: 0 LOB: 0 BB: 1 P: 14	R: 0 E: 0 K: 1 S: 7 H: 0 LOB: 0 BB: 0 P: 13	R: 0 E: 0 K: 0 S: 8 H: 2 LOB: 2 BB: 1 P: 15	R: 0 E: 0 K: 0 S: 6 H: 0 LOB: 0 BB: 1 P: 11	R: 0 E: 0 K: 0 S: 4 H: 0 LOB: 0 BB: 0 P: 7	R: 0 E: 0 K: 1 S: 6 H: 0 LOB: 0 BB: 0 P: 12	R: 0 E: 0 K: 1 S: 13 H: 2 LOB: 2 BB: 0 P: 20	R: 1 E: 0 K: 1 S: 9 H: 1 LOB: 0 BB: 0 P: 15	R: 0 E: 0 K: 0 S: 15 H: 2 LOB: 3 BB: 1 P: 28	1B: 6 2B: 0 3B: 0 HR: 1 SF: 0 SAC: 0 DP: 2 HBP: 0							

TOP

Milwaukee Brewers @ Seattle Mariners

The Kingdome, Seattle, WA

Sat Sep 04 1993, 10:05 PM EDT

Att. 21,553 - Dome

livebaseballscorecards.com

AB	31
R	1
H	7
RBI	1
BB	4
SO	4
LOB	14

PITCHER		IP	WLS	BF	H	R	ER	SO	BB	IBB	HBP	BLK	WP	HR	S	P	ERA	WHIP
Tim Leary, R ERA: 5.3	(1, 1)	8.2	W	34	7	1	1	4	4	0	0	0	0	1	72	129	1.04	1.269
Ted Power, R ERA: 5.29	(9, 1)	0.1	S	1	0	0	0	0	0	0	0	0	0	0	3	6	0.00	0.000

PITCHER	IP	WLS	BF	H	R	ER	SO	BB	IBB	HBP	BLK	WP	HR	S	P	ERA	WHIP

Milwaukee Brewers @ Seattle Mariners

The Kingdome, Seattle, WA

Sat Sep 04 1993, 10:05 PM EDT

Att. 21,553 - Dome

BOTTOM

Batter	1	2	3	4	5	6	7	8	9	AB	R	H	RBI	BB	SO	LOB
Mike Felder, S (1, 7) OBP: 0.271, SLG: 0.281	0-2 BB 2B 1B	1-3 K		0-1 L6			2-2 F9			4	1	1	0	0	1	0
Bret Boone, R (1, 4) OBP: 0.308, SLG: 0.470	4-1 1-2 2B BB	1-2 G6-3			2-0 F9		2-0 G6-3			3	1	0	0	1	0	0
Ken Griffey Jr., L (1, 8) OBP: 0.417, SLG: 0.646	2-2 1-H 2-H 1B 2B		1-0 P5		2-1 G5-3 HBP			0-0 F9 1B 2B		3	2	2	2	0	0	0
Jay Buhner, R (1, 10) OBP: 0.383, SLG: 0.484	0-3 K		1-1 G1-6-3 1B		0-0 G5-3 1-2			1-1 F9 2-3		4	0	1	0	0	1	3
Dave Magadan, L (1, 3) OBP: 0.388, SLG: 0.367	1-0 BB 3-H 1B		2-1 G1-6-3 1-2f		2-1 P5			1-0 FC5-4 3-H 1B		4	0	2	2	0	0	2
Mike Blowers, R (1, 5) OBP: 0.358, SLG: 0.496	2-2 K			4-2 1B E BB		0-0 G5-3		2-0 FC5-4 FC5 BB 1-2f		3	1	0	0	1	1	2
Mackey Sasser, L (1, 9) OBP: 0.282, SLG: 0.342 Dann Howitt, L (8, 9) OBP: 0.246, SLG: 0.364 Brian Turang, R (8, PH) (9, 9) OBP: 0.378, SLG: 0.431	4-2 1-2 BB			1-0 E9 G4-3 1-H SF7 1B		2-2 K		4-0 1-2 BB		2 0 0	1 0 0	1 0 0	0 0 0	1 0 1	1 0 0	0 0 0
Bill Haselman, R (1, 2) OBP: 0.316, SLG: 0.443	2-3 K			1-2 G4-3 2-3		0-0 F9		2-0 FC5 2-3f		4	0	0	0	0	1	5
Omar Vizquel, S (1, 6) OBP: 0.327, SLG: 0.306		0-1 G1-3		0-1 SF7 3-H			2-0 L8			2	0	0	1	0	0	0
Inning Stats	R: 3 H: 3 E: 0 LOB: 2 K: 3 BB: 2 S: 23 P: 38	R: 0 H: 0 E: 0 LOB: 0 K: 1 BB: 0 S: 8 P: 10	R: 0 H: 1 E: 0 LOB: 0 K: 0 BB: 0 S: 5 P: 9	R: 2 H: 1 E: 1 LOB: 0 K: 0 BB: 1 S: 10 P: 16	R: 0 H: 0 E: 0 LOB: 1 K: 0 BB: 0 S: 5 P: 11	R: 0 H: 0 E: 0 LOB: 0 K: 1 BB: 0 S: 5 P: 7	R: 0 H: 0 E: 0 LOB: 0 K: 0 BB: 0 S: 5 P: 11	R: 1 H: 2 E: 0 LOB: 2 K: 0 BB: 1 S: 6 P: 16		1B: 5 SF: 1 2B: 2 SAC: 0 3B: 0 DP: 1 HR: 0 HBP: 1						

livebaseballscorecards.com

AB	29
R	6
H	7
RBI	5
BB	4
SO	5
LOB	12

WP: 0 PA: 35
PB: 0
SB: 0
CS: 0

PITCHER		IP	WLS	BF	H	R	ER	SO	BB	IBB	HBP	BLK	WP	HR	S	P	ERA	WHIP
21 Cal Eldred, R ERA: 4.06	(1, 1)	7.1	L	31	6	6	5	5	3	0	1	0	0	0	64	106	6.14	1.227
Graeme Lloyd, L ERA: 2.51	(8, 1)	0.2		4	1	0	0	0	1	0	0	0	0	0	3	12	0.00	3.000

PITCHER	IP	WLS	BF	H	R	ER	SO	BB	IBB	HBP	BLK	WP	HR	S	P	ERA	WHIP

Batter	1	2	3	4	5	6	7	8	9	AB	R	H	RBI	BB	SO	LOB
Pat Listach, S (1, 8) OBP: 0.316, SLG: 0.307	C F B B F S 2-3 ① K			B F B X 2-1 ① G1-3	B F B C F B X 3-2 1-3 2-H 3-H 1B			C B C X 1-2 ① G5-3		4	0	1	2	0	1	0
Juan Bell, R (1, 4) OBP: 0.317, SLG: 0.344	F B X 1-1 ② G6-3			B X 1-0 ② F7	B B S B X 3-1 ③ P3			X 0-0 ② F8		4	0	0	0	0	0	2
Kevin Seitzer, R (1, 5) OBP: 0.343, SLG: 0.391	B X 1-0 ③ G4-3			C B F X 1-2 2B		X 0-0 ① F9		B F B X 2-1 ③ G6-3		4	0	1	0	0	0	0
Dickie Thon, R (1, 10) OBP: 0.326, SLG: 0.333		C B B S S S 2-3 ① K		X 0-0 ③ P3		B F X 1-1 ② P4			S B B F S 2-3 ① K	4	0	0	0	0	2	1
John Jaha, R (1, 3) OBP: 0.326, SLG: 0.398		S B C B F X 2-2 ② G6-3			X 0-0 1B BB 1B 1B	B B B X 3-0 1B			B S C C 1-3 ② K	4	1	2	0	0	1	0
Matt Mieske, R (1, 9) OBP: 0.200, SLG: 0.379 Greg Vaughn, R (9, PH) OBP: 0.374, SLG: 0.498		B S B F S 2-3 ③ K			S B 1 SAFE T B F 1 SAFE B B 4-2 1B 1-2 1B BB	1 SAFE F B 1 SAFE 1 SAFE X 1-1 ③ F9			B S S S F B S 2-3 ③ K	2 1	1 0	0 0	0 0	1 0	1 1	1 0
Alex Diaz, S (1, 7) OBP: 0.241, SLG: 0.276			F F S 0-3 ① K		B X 1-0 1B 1-2 2-3 1B		F B C S 1-3 ① K			3	0	1	0	0	2	0
Jose Valentin, S (1, 6)			S C B C 1-3 ② K		F S S 0-3 ① K		S F B S 1-3 ② K			3	0	0	0	0	3	3
Tom Lampkin, L (1, 2) OBP: 0.293, SLG: 0.352			B S B F B F X 3-2 ③ G3		C F T 0-2 ② K		B C B C C 2-3 ③ K			3	0	0	0	0	2	3
Inning Stats	R: 0 E: 0 K: 1 S: 7 H: 0 LOB: 0 BB: 0 P: 11	R: 0 E: 0 K: 2 S: 10 H: 0 LOB: 0 BB: 0 P: 16	R: 0 E: 0 K: 2 S: 10 H: 0 LOB: 0 BB: 0 P: 14	R: 0 E: 0 K: 0 S: 7 H: 1 LOB: 1 BB: 0 P: 11	R: 2 E: 0 K: 2 S: 17 H: 3 LOB: 2 BB: 1 P: 28	R: 0 E: 0 K: 0 S: 6 H: 1 LOB: 1 BB: 0 P: 11	R: 0 E: 0 K: 3 S: 9 H: 0 LOB: 0 BB: 0 P: 13	R: 0 E: 0 K: 0 S: 6 H: 0 LOB: 0 BB: 0 P: 9	R: 0 E: 0 K: 3 S: 10 H: 0 LOB: 0 BB: 0 P: 15	1B: 4 2B: 1 3B: 0 HR: 0 SF: 0 SAC: 0 DP: 0 HBP: 0						

TOP

Milwaukee Brewers @ Seattle Mariners

The Kingdome, Seattle, WA

Sun Sep 05 1993, 6:33 AM EDT

Att. 17,616 - Dome

livebaseballscorecards.com

AB	32
R	2
H	5
RBI	2
BB	1
SO	13
LOB	10

WP: 0 PB: 0 SB: 0 CS: 0 PA: 33

PITCHER	IP	WLS	BF	H	R	ER	SO	BB	IBB	HBP	BLK	WP	HR	S	P	ERA	WHIP
Randy Johnson, L (1, 1) ERA: 3.56	9.0	W	33	5	2	2	13	1	0	0	0	0	0	82	128	2.00	0.667
Randy Johnson, L (9, 1) ERA: 3.56	9.0	W	33	5	2	2	13	1	0	0	0	0	0	82	128	2.00	0.667

PITCHER	IP	WLS	BF	H	R	ER	SO	BB	IBB	HBP	BLK	WP	HR	S	P	ERA	WHIP

BOTTOM

Milwaukee Brewers @ Seattle Mariners

The Kingdome, Seattle, WA

Sun Sep 05 1993, 6:33 AM EDT

Att. 17,616 - Dome

livebaseballscorecards.com

Batter	1	2	3	4	5	6	7	8	9	AB	R	H	RBI	BB	SO	LOB
Rich Amaral, R (1, 6) OBP: 0.348, SLG: 0.354	C C B B B B B 4-2 2B G4-3 BB	B X 1-0 ③ F7		C 1 SAFE X 0-1 ③ L7		C B C B X 2-2 ③ L9				3	1	0	0	1	0	2
Brian Turang, R (1, 8) (9, 7) OBP: 0.372, SLG: 0.435	X 0-0 G4-3 1-3 2B		C C X 0-2 ① P6		B C B F X 2-2 ① P4		C B S B X 2-2 ① F8			4	0	1	0	0	0	0
Ken Griffey Jr., L (1, 10) (9, 8) OBP: 0.416, SLG: 0.642	B F B B X 3-1 ① G4-3 2-3 3-H		B B B F F B 4-2 S BB BB		F B X 1-1 ② G4-3		B C F B S 2-3 ② K			3	0	0	1	1	1	1
Jay Buhner, R (1, 9) OBP: 0.382, SLG: 0.481	S B C S 1-3 ② K		B B 1 SAFE 1 SAFE F B B 4-1 S 1-2 BB		B X 1-0 ③ G6-3		B B C X 2-1 ③ G6-3			3	0	0	0	1	1	1
Mike Blowers, R (1, 5) OBP: 0.360, SLG: 0.495	C F B B B B 4-2 BB BB		B B B C B S 3-3 ② K 1-2 2-3			X 0-0 ① F9		C F X 0-2 G3-1 G5-3 1B		3	0	1	0	1	1	2
Bret Boone, R (1, 4) OBP: 0.306, SLG: 0.462	B B B B F B 4-1 FC4 1-2 BB		C F S 0-3 ③ K			X 0-0 ② G4-3		L X 0-1 ① G5-3 1-2		3	0	0	0	1	1	3
Dave Magadan, L (1, 3) OBP: 0.389, SLG: 0.365	C B X 1-1 ③ FC4 1-2f			X 0-0 ① G6-3		B B B C B 4-1 1B 2B BB		I I I I 4-0 G3-1 IBB		2	1	0	0	2	0	3
Dave Valle, R (1, 2) OBP: 0.352, SLG: 0.383		B B X 2-0 ① F7		L B F B X 2-2 ② G4-3		C C X 0-2 1-2 2B 1B		S B X 1-1 ② G3-1 1-2 2-3		4	1	1	0	0	0	2
Greg Litton, R (1, 7) OBP: 0.345, SLG: 0.444		B X 1-0 ② F8		B B F B X 3-1 1B		B B B C X 3-1 1-H 2-H 2B		B B X 2-0 ③ G6-3		3	0	2	2	0	0	0
Larry Sheets, L (8, PH)										0	0	0	0	0	0	0
Marc Newfield, R (8, PH) OBP: 0.258, SLG: 0.310										1	0	0	0	0	0	2
Randy Johnson, R (9, 1)										0	0	0	0	0	0	0
Inning Stats	R: 1 H: 1 E: 0 LOB: 3 K: 1 BB: 3 S: 13 P: 30	R: 0 H: 0 E: 0 LOB: 0 K: 0 BB: 0 S: 3 P: 7	R: 0 H: 0 E: 0 LOB: 2 K: 2 BB: 2 S: 12 P: 23	R: 0 H: 1 E: 0 LOB: 1 K: 0 BB: 0 S: 8 P: 13	R: 0 H: 0 E: 0 LOB: 0 K: 0 BB: 0 S: 6 P: 10	R: 2 H: 2 E: 0 LOB: 1 K: 0 BB: 1 S: 11 P: 20	R: 0 H: 0 E: 0 LOB: 0 K: 1 BB: 0 S: 8 P: 14	R: 0 H: 1 E: 0 LOB: 2 K: 0 BB: 1 S: 8 P: 15		1B: 3 SF: 0 2B: 2 SAC: 0 3B: 0 DP: 0 HR: 0 HBP: 0						

AB	29
R	3
H	5
RBI	3
BB	7
SO	4
LOB	16

WP: 0 PA: 36
PB: 0
SB: 2
CS: 0

PITCHER		IP	WLS	BF	H	R	ER	SO	BB	IBB	HBP	BLK	WP	HR	S	P	ERA	WHIP
Angel Miranda, L ERA: 3.1	(1, 1)	7.0	L	31	4	3	3	4	6	0	0	0	0	0	61	117	3.86	1.429
Carlos Maldonado, R ERA: 5.22	(8, 1)	0.2		4	1	0	0	0	0	1	0	0	0	0	7	12	0.00	1.500
Jesse Orosco, L ERA: 3.22	(8, 1)	0.1		1	0	0	0	0	0	0	0	0	0	0	1	3	0.00	0.000

PITCHER	IP	WLS	BF	H	R	ER	SO	BB	IBB	HBP	BLK	WP	HR	S	P	ERA	WHIP

Batter	1	2	3	4	5	6	7	8	9	AB	R	H	RBI	BB	SO	LOB
Mike Felder, S (1, 7) OBP: 0.268, SLG: 0.277	C F B B F F X 2-2 ① P5	B F C B B F F F X 3-2 ③ G6-3			X 0-0 ② F7		B B C F X 2-2 ③ G1-3			4	0	0	0	0	0	4
Bret Boone, R (1, 4) OBP: 0.305, SLG: 0.454	C B B B X 3-1 ② G4-3		B B X 2-0 ① G4-3		1 SAFE B 1 SAFE B B B 4-0 1-2 BB			B C B F S 2-3 ① K		3	0	0	0	1	1	0
Ken Griffey Jr., L (1, 8) OBP: 0.415, SLG: 0.639	B B C S F S 2-3 ③ K		B B C F B F F F X 3-2 ② P4		B F C S 1-3 ③ K2-3			B B X 2-0 1B 1B		4	0	1	0	0	2	2
Jay Buhner, R (1, 9) OBP: 0.379, SLG: 0.476		S C S 0-3 ① K	C B X 1-1 ③ G5-3			B B X 2-0 ① G1-3		S S B F F B S 2-3 ② K		4	0	0	0	0	2	1
Dave Magadan, L (1, 3) OBP: 0.392, SLG: 0.369		C B B F B X 3-2 1B S 1B 1B		C C S 0-3 ① K		B X 1-0 1B		B F B C F X 2-2 ③ 1-3 1B		4	1	3	0	0	1	0
Mike Blowers, R (1, 5) OBP: 0.361, SLG: 0.493		B F B B B 4-1 1B 1B 1-2 BB		B B X 2-1 ② G6-3		1 SAFE C F C 0-3 ② K			B S X 1-1 G4-6-3 1B	3	0	1	0	1	1	1
Larry Sheets, L (1, 10) OBP: 0.250, SLG: 0.143	C B B X 2-1 1B 1-2 2-3 1B			B B X 2-0 ③ G1-3		B F B C B X 3-2 ③ F7			C F B B B X 3-2 ① F8	4	0	1	0	0	0	2
Dave Valle, R (1, 2) OBP: 0.354, SLG: 0.384	B X 1-0 1-2 2-3 3-H 1B				C C X 0-2 FC6-4 1B		B C F B X 2-2 ① P3		X 0-0 ② ③ G4-6-3 1-2f	4	0	2	1	0	0	1
Omar Vizquel, S (1, 6) OBP: 0.325, SLG: 0.305		S B X 1-1 ② F7			B B C 1 SAFE C X 2-2 ① FC6-4 BB 1-2f		B X 1-0 ② G1-3			3	0	0	0	0	0	4
Inning Stats	R: 0 E: 0 K: 1 S: 11 H: 0 LOB: 0 BB: 0 P: 18	R: 1 E: 0 K: 1 S: 18 H: 3 LOB: 3 BB: 1 P: 32	R: 0 E: 0 K: 0 S: 9 H: 0 LOB: 0 BB: 0 P: 15	R: 0 E: 0 K: 1 S: 6 H: 0 LOB: 0 BB: 0 P: 10	R: 0 E: 0 K: 1 S: 10 H: 1 LOB: 2 BB: 1 P: 17	R: 0 E: 0 K: 1 S: 8 H: 1 LOB: 1 BB: 0 P: 14	R: 0 E: 0 K: 0 S: 7 H: 0 LOB: 0 BB: 0 P: 12	R: 0 E: 0 K: 2 S: 13 H: 2 LOB: 2 BB: 0 P: 21	R: 0 E: 0 K: 0 S: 6 H: 1 LOB: 0 BB: 0 P: 10	1B: 8 2B: 0 3B: 0 HR: 0 SF: 0 SAC: 0 DP: 1 HBP: 0						

PITCHER		IP	WLS	BF	H	R	ER	SO	BB	IBB	HBP	BLK	WP	HR	S	P	ERA	WHIP
Ben McDonald, R ERA: 3.28	(1, 1)	7.1	W	30	6	1	1	6	2	0	0	0	0	0	73	126	1.23	1.091
Alan Mills, R ERA: 3.36	(8, 1)	1.2	S	5	2	0	0	1	0	0	0	0	0	0	15	23	0.00	1.200

PITCHER	IP	WLS	BF	H	R	ER	SO	BB	IBB	HBP	BLK	WP	HR	S	P	ERA	WHIP

TOP

Seattle Mariners @ Baltimore Orioles

Oriole Park at Camden Yards, Baltimore, MD

Mon Sep 06 1993, 7:05 PM EDT
Att. 46,085 - Unknown - 85 F

livebaseballscorecards.com

AB	33
R	1
H	8
RBI	1
BB	2
SO	7
LOB	15

1B: 8	SF: 0	WP: 0	PA: 35
2B: 0	SAC: 0	PB: 0	
3B: 0	DP: 1	SB: 1	
HR: 0	HBP: 0	CS: 0	

Seattle Mariners @ Baltimore Orioles

Oriole Park at Camden Yards, Baltimore, MD

Mon Sep 06 1993, 7:05 PM EDT

Att. 46,085 - Unknown - 85 F

livebaseballscorecards.com

BOTTOM

Batter	1	2	3	4	5	6	7	8	9	AB	R	H	RBI	BB	SO	LOB
Brady Anderson, L (1, 7) OBP: 0.364, SLG: 0.432	F9	FC6-4 BB		FC4-6 FC5-4 1-2f		G3		1B 1-2 2-3 BB		3	0	0	0	2	0	2
Mark McLemore, S (1, 4) OBP: 0.352, SLG: 0.386	E5 BB	FC6-4 1-2f		FC5-4 1-2f			P3	FC6 1-3 2-H 3-H 1B		5	0	1	2	0	0	2
Mike Devereaux, R (1, 8) OBP: 0.313, SLG: 0.413	1 SAFE 1 SAFE 1 SAFE 1-2 BB		F9 1B BB		HR		2B	1 SAFE 1 SAFE 1 SAFE 1-2f FC6		3	1	2	1	2	0	2
Cal Ripken Jr., R (1, 6) OBP: 0.326, SLG: 0.424	F7		1-2 1B		G5-3		G5-3			4	0	1	0	0	0	3
Chris Hoiles, R (1, 2) OBP: 0.406, SLG: 0.558	G5-3		K		K		G1-3			4	0	0	0	0	2	5
Jeffrey Hammonds, R (1, 10) OBP: 0.312, SLG: 0.467		F7	F9 2-3		F8			G6-3		4	0	0	0	0	0	2
Mike Pagliarulo, L (1, 3) OBP: 0.357, SLG: 0.460		E3 F9 HR	G3			G4-3		BB BB 1B 1B		4	2	1	0	0	0	2
Tim Hulett, R (1, 5) OBP: 0.365, SLG: 0.390		F9 2-3		P5			1B	BB 1B 1-2 BB		3	1	1	0	1	0	1
Jack Voigt, R (1, 9) OBP: 0.400, SLG: 0.514		HR 3-H		FC4-6 BB			L5	K		3	1	1	2	1	1	3
Inning Stats	R: 0 E: 1 K: 0 S: 9 H: 0 LOB: 2 BB: 1 P: 15	R: 2 E: 1 K: 0 S: 10 H: 1 LOB: 1 BB: 1 P: 16	R: 0 E: 0 K: 1 S: 10 H: 1 LOB: 2 BB: 1 P: 19	R: 0 E: 0 K: 0 S: 7 H: 0 LOB: 1 BB: 1 P: 16	R: 1 E: 0 K: 1 S: 7 H: 1 LOB: 0 BB: 0 P: 12	R: 0 E: 0 K: 0 S: 7 H: 1 LOB: 1 BB: 0 P: 11	R: 0 E: 0 K: 0 S: 7 H: 1 LOB: 1 BB: 0 P: 11	R: 2 E: 0 K: 1 S: 15 H: 2 LOB: 2 BB: 2 P: 31		1B: 4 2B: 1 3B: 0 HR: 2	SF: 0 SAC: 0 DP: 0 HBP: 0					

	AB	33
	R	5
	H	7
	RBI	5
	BB	6
	SO	3
	LOB	22

WP: 0 PB: 0 SB: 0 CS: 0 PA: 39

PITCHER		IP	WLS	BF	H	R	ER	SO	BB	IBB	HBP	BLK	WP	HR	S	P	ERA	WHIP
Dave Fleming, L ERA: 4.16	(1, 1)	7.2	L	38	7	5	3	3	6	0	0	0	0	2	68	126	3.52	1.696
Jeff Nelson, R ERA: 4.18	(8, 1)	0.1		1	0	0	0	0	0	0	0	0	0	0	4	5	0.00	0.000

PITCHER	IP	WLS	BF	H	R	ER	SO	BB	IBB	HBP	BLK	WP	HR	S	P	ERA	WHIP

Seattle Mariners @ Baltimore Orioles

Oriole Park at Camden Yards, Baltimore, MD

Tue Sep 07 1993, 7:05 PM EDT
Att. 45,704 - Unknown - 85 F

livebaseballscorecards.com

Batter	1	2	3	4	5	6	7	8	9	AB	R	H	RBI	BB	SO	LOB
Rich Amaral, R (1, 10) (9, 6) OBP: 0.344, SLG: 0.349	C B C B B X 3-2 F8 ①			C X 0-1 G6-3 ①		B B X 2-0 F8 ③		B C X 1-1 F9 ②		4	0	0	0	0	0	1
Brian Turang, R (1, 7) OBP: 0.378, SLG: 0.423	C S T X 0-2 L4 ②			C B F B B X 3-2 G6-3 ②			B B B B 4-0 S HR BB	B B B B 4-0 1-2 BB		2	1	0	0	2	0	0
Ken Griffey Jr., L (1, 8) OBP: 0.412, SLG: 0.634	B B F X 2-1 P7 ③			C X 0-1 G3-1 ③			1 SAFE B F 1 SAFE F B B C 3-3 K ① 1-2	F S X 0-2 G3-1 ③		4	0	0	0	0	1	3
Jay Buhner, R (1, 9) OBP: 0.379, SLG: 0.477		B B C X 2-1 L9 ①			B C S B X 2-2 G4-3 ①		C S S 0-3 K ②		B X 1-0 1B 2B	4	0	1	0	0	1	1
Mike Blowers, R (1, 5) OBP: 0.363, SLG: 0.503		C C B B B C 3-3 K ②			X 0-0 F7 ②		C B X 1-1 2-H HR		C B S B X 2-2 2-3 FC6-4 1B	4	1	2	2	0	1	0
Bret Boone, R (1, 4) OBP: 0.304, SLG: 0.446		C C X 0-2 F9 ③			C B B B B 4-1 BB		C X 0-1 F9 ③		F X 0-1 1-2f FC6-4 S ①	3	0	0	0	1	0	2
Greg Litton, R (1, 3) OBP: 0.345, SLG: 0.437			B B B B 4-0 G6-4-3 BB		C C F 1 SAFE F C 0-3 K ③			B B X 2-0 P8 ①	F 1 SAFE F B B F B B C 3-3 1-2 K ②	2	0	0	0	1	1	1
Dave Magadan, L (9, PH) (9, 3) OBP: 0.392, SLG: 0.368										1	0	0	0	0	1	2
Dave Valle, R (1, 2) OBP: 0.355, SLG: 0.393			C B X 1-1 1-2f G6-4-3 ① ②			X 0-0 G4-3 ①		C X 0-1 HR	4-0 FC5-4 IBB	3	1	1	1	1	0	1
Omar Vizquel, S (1, 6) OBP: 0.323, SLG: 0.303			C B X 1-1 G1-3 ③			B F C B F X 2-2 G6-3 ②		F B X 1-1 E3 BB	B C X 1-1 1-2f FC5-4 ③	3	0	0	0	0	0	0
Bill Haselman, R (9, PH) OBP: 0.314, SLG: 0.439										1	0	0	0	0	0	3
Brad Holman, R (9, 1)										0	0	0	0	0	0	0
Erik Plantenberg, R (9, 1)										0	0	0	0	0	0	0
Ted Power, R (9, 1)										0	0	0	0	0	0	0

TOP	
AB	31
R	3
H	4
RBI	3
BB	5
SO	5
LOB	14

Inning Stats	1	2	3	4	5	6	7	8	9	1B: 1	SF: 0	WP: 0	PA: 36
R:	0	0	0	0	0	0	2	1	0	2B: 1	SAC: 0	PB: 0	
E:	0	0	0	0	0	0	0	1	0	3B: 0	DP: 1	SB: 2	
K:	0	1	0	0	1	0	2	0	1	HR: 2	HBP: 0	CS: 0	
S:	9	8	4	7	10	6	10	10	12				
H:	0	0	0	0	0	0	1	1	2				
LOB:	0	0	0	0	0	0	0	2	3				
BB:	0	0	1	0	1	0	1	1	1				
P:	14	13	10	10	16	10	18	18	23				

PITCHER		IP	WLS	BF	H	R	ER	SO	BB	IBB	HBP	BLK	WP	HR	S	P	ERA	WHIP
Arthur Rhodes, L ERA: 6.04	(1, 1)	8.0	L	30	2	3	3	4	4	0	0	0	0	2	64	109	3.38	0.750
Todd Frohwirth, R ERA: 3.43	(9, 1)	0.1		3	2	0	0	0	0	0	0	0	0	0	6	9	0.00	6.000
Jim Poole, L ERA: 1.77	(9, 1)	0.2		3	0	0	0	1	0	1	0	0	0	0	6	14	0.00	0.000

PITCHER	IP	WLS	BF	H	R	ER	SO	BB	IBB	HBP	BLK	WP	HR	S	P	ERA	WHIP

Batter	1	2	3	4	5	6	7	8	9	AB	R	H	RBI	BB	SO	LOB
Brady Anderson, L (1, 7) OBP: 0.365, SLG: 0.433	B C B X 2-1 G3 ①			C B X 1-1 F7 ①		B C F X 1-2 1-3 2B			B B B B 4-0 1-2 G4-6-3 BB	3	0	1	0	1	0	0
Mark McLemore, S (1, 9) OBP: 0.352, SLG: 0.385	B L F S 1-3 K ②			B S X 1-1 G6-4-3 1B		C B C S 1-3 K ③			X 0-0 ① ② G4-6-3 1-2f 2-3	4	0	1	0	0	2	4
Mike Devereaux, R (1, 8) OBP: 0.313, SLG: 0.414	B C C X 1-2 P4 ③			C B 1 SAFE X 1-1 ② ③ G6-4-3 1-2f			C X 0-1 G3 ①		C F X 0-2 2B 3-H 2B	4	1	1	1	0	0	1
Harold Baines, L (1, 10) OBP: 0.391, SLG: 0.477 Jeffrey Hammonds, R (9, PR) OBP: 0.312, SLG: 0.467		C F X 0-2 ① G4-3			F B B C B B 4-2 G4-6-3 BB		X 0-0 ② F8		F F X 0-2 WP 2-H 2B	3 0	0 0	1 0	1 0	1 0	0 0	0 0
Cal Ripken Jr., R (1, 6) OBP: 0.325, SLG: 0.423		C B F F B X 2-2 G3-6-3 1B			F B X 1-1 ① F7		B X 1-0 ③ F8		B B B C S S 3-3 ③ K 2-3	4	0	1	0	0	1	2
Mike Pagliarulo, L (1, 5) OBP: 0.353, SLG: 0.455		X 0-0 ② ③ G3-6-3 1-2f			F B F X 1-2 ② ③ G4-6-3 1-2f			X 0-0 ① F8		3	0	0	0	0	0	2
Chris Hoiles, R (1, 2) OBP: 0.405, SLG: 0.556			B X 1-0 ① F9			B C X 1-1 2B 1B		B B B C X 3-1 ② P3		3	0	1	0	0	0	0
David Segui, S (1, 3) OBP: 0.374, SLG: 0.427			B X 1-0 ② L9			1 SAFE 1 SAFE L L B B F B X 3-2 ① F8		C B F B X 2-2 ③ L7		3	0	0	0	0	0	1
Harold Reynolds, S (1, 4) OBP: 0.342, SLG: 0.321			C X 0-1 ③ G4-3			F X 0-1 ② F8			B C B B B C F B 4-2 G4-6-3 BB 2B BB	2	1	0	0	1	0	1
Inning Stats	R: 0 E: 0 K: 1 S: 8 H: 0 LOB: 0 BB: 0 P: 12	R: 0 E: 0 K: 0 S: 8 H: 1 LOB: 0 BB: 0 P: 10	R: 0 E: 0 K: 0 S: 4 H: 0 LOB: 0 BB: 0 P: 6	R: 0 E: 0 K: 0 S: 6 H: 1 LOB: 0 BB: 0 P: 9	R: 0 E: 0 K: 0 S: 7 H: 0 LOB: 0 BB: 1 P: 13	R: 0 E: 0 K: 1 S: 14 H: 2 LOB: 2 BB: 0 P: 20	R: 0 E: 0 K: 0 S: 4 H: 0 LOB: 0 BB: 0 P: 5	R: 0 E: 0 K: 0 S: 6 H: 0 LOB: 0 BB: 0 P: 11	R: 2 E: 0 K: 1 S: 13 H: 2 LOB: 2 BB: 2 P: 24	1B: 3 2B: 3 3B: 0 HR: 0 SF: 0 SAC: 0 DP: 4 HBP: 0							

PITCHER	IP	WLS	BF	H	R	ER	SO	BB	IBB	HBP	BLK	WP	HR	S	P	ERA	WHIP
Chris Bosio, R (1, 1) ERA: 3.72	4.0		13	2	0	0	1	1	0	0	0	0	0	28	43	0.00	0.750
Brad Holman, R (5, 1) ERA: 4.38	4.0	W	14	2	1	1	1	1	0	0	0	0	0	32	50	2.25	0.750
Brad Holman, R (9, 1) ERA: 4.38	4.0	W	14	2	1	1	1	1	0	0	0	0	0	32	50	2.25	0.750
Erik Plantenberg, L (9, 1) ERA: 8.59	0.0		1	0	0	0	0	1	0	0	0	0	0	0	4	∞	∞
Ted Power, R (9, 1) ERA: 5.4	1.0	S	4	2	1	1	1	0	0	0	0	1	0	10	13	9.00	2.000

PITCHER	IP	WLS	BF	H	R	ER	SO	BB	IBB	HBP	BLK	WP	HR	S	P	ERA	WHIP

BOTTOM

Seattle Mariners @ Baltimore Orioles

Oriole Park at Camden Yards, Baltimore, MD

Tue Sep 07 1993, 7:05 PM EDT

Att. 45,704 - Unknown - 85 F

livebaseballscorecards.com

AB	29
R	2
H	6
RBI	2
BB	3
SO	3
LOB	11

Batter	1	2	3	4	5	6	7	8	9	AB	R	H	RBI	BB	SO	LOB
Brian Turang, R (1, 8) OBP: 0.384, SLG: 0.427	C X 0-1 G4-3 HR G4-3 1B		B X 1-0 E WP 1B	B 1 SAFE 1 SAFE C S X 1-2 ③ G1-3			X 0-0 ② F8 2-3			4	1	2	0	0	0	2
Bret Boone, R (1, 4) OBP: 0.298, SLG: 0.436	C F B 1 SAFE 1 SAFE B F 1 SAFE F 3-2 1 SAFE F 1 SAFE B X ① G4-3 1-2		B C B X 2-1 E5 BB 1-3		C X 0-1 ① G5-3		C C B F B X 2-2 ③ F7			4	0	0	0	0	0	3
Ken Griffey Jr., L (1, 10) OBP: 0.409, SLG: 0.629	X 0-0 ② G4-3 2-3		S B S S 1-3 ② K		F S B B S 2-3 ② K			F S C 0-3 ① K		4	0	0	0	0	3	3
Jay Buhner, R (1, 9) OBP: 0.381, SLG: 0.484	B B B X 3-0 HR 3-H		B B B C B 4-1 BB 1-2		C B B X 2-1 ③ G5-3			X 0-0 1B 1B		3	1	2	2	1	0	0
Mike Blowers, R (1, 5) OBP: 0.362, SLG: 0.500	B B B C F S 3-3 ③ K		B C X 1-1 ③ G5-3			B C B S F B X 3-2 ① G5-3		C B C B B X 3-2 G6-4-3 1-2 1B		4	0	1	0	0	1	3
Greg Litton, R (1, 7) OBP: 0.344, SLG: 0.442 Mackey Sasser, L (8, PH) OBP: 0.282, SLG: 0.342 Bill Haselman, R (8, PH) OBP: 0.312, SLG: 0.435 Dann Howitt, L (8, 7) OBP: 0.246, SLG: 0.364		B X 1-0 ① F9		X 0-0 G4-3 1B 2B		F B B F B X 3-2 ② F8		X 0-0 ② ③ G6-4-3 1-2f		3 0 1 0	1 0 0 0	1 0 0 0	0 0 0 0	0 0 0 0	0 0 2 0	0 0 0 0
Dave Magadan, L (1, 3) OBP: 0.388, SLG: 0.364	C F B F C 1-3 ② K			B X 1-0 ① G4-3 2-3		B C B C F X 2-2 ③ F9			B X 1-0 ① P4	4	0	0	0	0	1	1
Dave Valle, R (1, 2) OBP: 0.354, SLG: 0.391	C B F B X 2-2 ③ G5-3			X 0-0 ② G5-3			C B B X 2-1 F8 SH3-4 1B		B X 1-0 ② G5-3	4	0	1	0	0	0	1
Omar Vizquel, S (1, 6) OBP: 0.323, SLG: 0.303			L B X 1-1 ① F7	B C X 1-1 3-H 1B			X 0-0 ① SH3-4 1-2		B X 1-0 ③ F9	3	0	1	1	0	0	0
Inning Stats	R: 2 E: 0 K: 1 S: 13 H: 2 LOB: 0 BB: 0 P: 22	R: 0 E: 0 K: 1 S: 8 H: 0 LOB: 0 BB: 0 P: 12	R: 0 E: 1 K: 1 S: 11 H: 1 LOB: 3 BB: 1 P: 21	R: 1 E: 0 K: 0 S: 8 H: 2 LOB: 1 BB: 0 P: 11	R: 0 E: 0 K: 1 S: 7 H: 0 LOB: 0 BB: 0 P: 11	R: 0 E: 0 K: 0 S: 11 H: 0 LOB: 0 BB: 0 P: 19	R: 0 E: 0 K: 0 S: 8 H: 1 LOB: 1 BB: 0 P: 12	R: 0 E: 0 K: 1 S: 8 H: 2 LOB: 1 BB: 0 P: 11	R: 0 E: 0 K: 0 S: 3 H: 0 LOB: 0 BB: 0 P: 6	1B: 6 2B: 1 3B: 0 HR: 1 SF: 0 SAC: 1 DP: 1 HBP: 0						

TOP

Seattle Mariners @ Baltimore Orioles

Oriole Park at Camden Yards, Baltimore, MD

Wed Sep 08 1993, 7:05 PM EDT
Att. 45,944 - Unknown - 79 F

livebaseballscorecards.com

AB	34
R	3
H	8
RBI	3
BB	1
SO	5
LOB	15

WP: 1 PB: 0 SB: 0 CS: 0 PA: 36

PITCHER		IP	WLS	BF	H	R	ER	SO	BB	IBB	HBP	BLK	WP	HR	S	P	ERA	WHIP
Fernando Valenzuela, L ERA: 4.92	(1, 1)	6.1		27	6	3	3	4	1	0	0	0	1	1	61	101	4.26	1.105
Mark Williamson, R ERA: 4.48	(7, 1)	1.0		5	2	0	0	1	0	0	0	0	0	0	12	17	0.00	2.000
Jim Poole, L ERA: 1.71	(8, 1)	1.2	W	4	0	0	0	0	0	0	0	0	0	0	4	7	0.00	0.000

PITCHER		IP	WLS	BF	H	R	ER	SO	BB	IBB	HBP	BLK	WP	HR	S	P	ERA	WHIP

BOTTOM

Seattle Mariners @ Baltimore Orioles

Oriole Park at Camden Yards, Baltimore, MD

Wed Sep 08 1993, 7:05 PM EDT

Att. 45,944 - Unknown - 79 F

livebaseballscorecards.com

Batter	1	2	3	4	5	6	7	8	9	AB	R	H	RBI	BB	SO	LOB
Brady Anderson, L (1, 7) OBP: 0.365, SLG: 0.436	C C F F C 0-3 ① K		F B B C F B X 3-2 1B 3B		B B C B C X 3-2 ② P6		B X 1-0 ② L6			4	1	1	0	0	1	0
Mark McLemore, S (1, 9) OBP: 0.351, SLG: 0.384	C B C T 1-2 ② K		C B S B X 2-2 ① G1-3		X 0-0 BB 1B		B F X 1-1 ③ 5-3			4	0	1	0	0	1	1
Mike Devereaux, R (1, 8) OBP: 0.316, SLG: 0.414	C F B B F X 2-2 ③ G5-3		B F X 1-1 G3-6-3 3-H 1B		B C B 1 SAFE B 1 SAFE 1 SAFE 1 SAFE B 4-1 1-2 BB			B B B C F B 4-2 BB SH5-4 1B BB		2	1	1	1	2	0	0
Harold Baines, L (1, 10) OBP: 0.391, SLG: 0.475		B X 1-0 1B 2B 1B	B 1 SAFE C X 1-1 ② ③ G3-6-3 1-2f		X 0-0 ③ G6-3			L 1 SAFE 1 SAFE X 0-1 ① SH5-4 1-2		3	1	1	0	0	0	3
Cal Ripken Jr., R (1, 6) OBP: 0.325, SLG: 0.420		B F C S 1-3 ① K	S C B B B X 3-2 ① G6-3			B C X 2-1 ① G5-3		I I I I 4-0 BB 1B IBB		3	1	0	0	1	1	1
Mike Pagliarulo, L (1, 5) OBP: 0.353, SLG: 0.454 Tim Hulett, R (8, PH) OBP: 0.367, SLG: 0.390 (9, 5)		B B B C F X 3-2 2B 1-2 1B	X 0-0 ② F7			X 0-0 ② G5-3		B C B B B 4-1 1B WP 1-2 2-3 BB		3 0	0 1	1 0	0 0	0 1	0 0	0 0
Chris Hoiles, R (1, 2) OBP: 0.409, SLG: 0.566		B C B F F X 2-2 ② F7	B B B C F B 4-2 BB			B B X 2-0 HR		C B X 1-1 G4-3 WP 1-3 2-H 3-H 1B		3	1	2	3	1	0	2
David Segui, S (1, 3) OBP: 0.372, SLG: 0.428		B X 1-0 1-3 2-H 2B	B X 1-0 ③ L8			B X 1-0 ③ F7		B C X 1-1 ② G4-3 1-3 3-H		4	0	1	1	0	0	2
Harold Reynolds, S (1, 4) OBP: 0.339, SLG: 0.318		B S B B X 3-1 ③ G5-3			L C C 0-3 ① K		B C S S 1-3 ① K	B C X 1-1 ③ B5-3		4	0	0	0	0	2	3
Inning Stats	R: 0 E: 0 K: 2 S: 12 H: 0 LOB: 0 BB: 0 P: 15	R: 1 E: 0 K: 1 S: 14 H: 3 LOB: 2 BB: 0 P: 25	R: 1 E: 0 K: 0 S: 11 H: 2 LOB: 0 BB: 0 P: 18	R: 0 E: 0 K: 0 S: 7 H: 0 LOB: 1 BB: 1 P: 15	R: 0 E: 0 K: 1 S: 9 H: 1 LOB: 2 BB: 1 P: 16	R: 1 E: 0 K: 0 S: 5 H: 1 LOB: 0 BB: 0 P: 10	R: 0 E: 0 K: 1 S: 6 H: 0 LOB: 0 BB: 0 P: 9	R: 3 E: 0 K: 0 S: 11 H: 1 LOB: 1 BB: 3 P: 26		1B: 5 2B: 1 3B: 1 HR: 1	SF: 0 SAC: 1 DP: 1 HBP: 0					

	AB	30
	R	6
	H	8
	RBI	5
	BB	5
	SO	5
	LOB	12

PITCHER		IP	WLS	BF	H	R	ER	SO	BB	IBB	HBP	BLK	WP	HR	S	P	ERA	WHIP
Roger Salkeld, R ERA: 3.86	(1, 1)	4.2		21	6	2	2	4	2	0	0	0	0	0	52	88	3.86	1.714
Kevin King, L ERA: 5.79	(5, 1)	2.2	L	11	1	3	3	1	1	1	0	0	0	1	16	32	10.12	0.750
Jeff Nelson, R ERA: 4.35	(8, 1)	0.0		2	1	0	0	0	1	0	0	0	0	0	3	8	∞	∞
Erik Plantenberg, L ERA: 7.88	(8, 1)	0.2		2	0	1	1	0	0	0	0	0	1	0	4	6	13.50	0.000

PITCHER	IP	WLS	BF	H	R	ER	SO	BB	IBB	HBP	BLK	WP	HR	S	P	ERA	WHIP

Batter	1	2	3	4	5	6	7	8	9	AB	R	H	RBI	BB	SO	LOB
Brian Turang, R (1, 7) OBP: 0.374, SLG: 0.425	B C B B C X 3-2 ① F9		C B F X 1-2 ② G3-1		C C B F X 1-2 SH3 SF7 2B	C C F F S 0-3 ① K		X 0-0 ② F8		5	1	1	0	0	1	2
Bret Boone, R (1, 4) OBP: 0.302, SLG: 0.465	C B B F S 2-3 ② K		B X 1-0 ③ 3B		L X 0-1 ① SH3 2-3	1 SAFE B B X 2-0 1-H HR		C C B F B B S 3-3 ③ K		4	1	2	2	0	2	1
Ken Griffey Jr., L (1, 8) OBP: 0.407, SLG: 0.625	B B C X 2-1 ③ F8			B B S C X 2-2 ① F8	B B C X 2-1 ② SF7 3-H	B B B B 4-0 G5-4-3 BB			C B F F C 1-3 ① K	3	0	0	1	1	1	0
Jay Buhner, R (1, 9) OBP: 0.383, SLG: 0.486 Dann Howitt, L (9, 9) OBP: 0.246, SLG: 0.364		C B X 1-1 2B		C B X 1-1 HR 1B	C C X 0-2 ③ F9	X 0-0 ② ③ G5-4-3 1-2f			B B B B 4-0 BB	4 0	1 0	2 0	0 0	1 0	0 0	1 0
Mike Blowers, R (1, 5) OBP: 0.368, SLG: 0.513		B C B F B B 4-2 BB		B X 1-0 1-H HR		X 0-0 SH 1B 2B 1B	B B C X 2-1 FC1-6 1B		S F B C 1-3 ② K	4	2	3	2	1	1	1
Greg Litton, R (1, 3) OBP: 0.346, SLG: 0.448		L F X 0-2 ① F7		X 0-0 2B 2B		B 1 SAFE X 1-0 SH 1-2 2B 1B	B B B C X 3-1 ① FC1-6 G6-4-3 1-2f		C C S 0-3 ③ K	5	2	2	0	0	1	4
Marc Newfield, R (1, 10) OBP: 0.266, SLG: 0.333 Rich Amaral, R (6, PH) OBP: 0.343, SLG: 0.348		C 2 SAFE C F B F X 1-2 ② L9		C B B X 2-1 2-H 2B		S B X 1-1 SH 1-2 2-3 2B	C B S B X 2-2 ② ③ G6-4-3 1-2f			2 1	0 1	1 1	1 0	0 0	0 0	2 1
Dave Valle, R (1, 2) OBP: 0.353, SLG: 0.392		B B C B X 3-1 ③ F7		C B C S 1-3 ② K		F B B X 2-1 1-H 2-H 3-H 1B 2B		C B B X 2-1 ① G1-3		4	1	1	3	0	1	3
Omar Vizquel, S (1, 6) OBP: 0.323, SLG: 0.302			C F B B B F F C 3-3 ① K	B X 1-0 ③ P4		B B B C F X 3-2 2-H HR 1B		B X 1-0 E5		4	1	1	1	0	1	1
Inning Stats	R: 0 E: 0 K: 1 S: 8 H: 0 LOB: 0 BB: 0 P: 15	R: 0 E: 0 K: 0 S: 14 H: 1 LOB: 2 BB: 1 P: 23	R: 0 E: 0 K: 1 S: 9 H: 1 LOB: 1 BB: 0 P: 14	R: 3 E: 0 K: 1 S: 13 H: 4 LOB: 1 BB: 0 P: 21	R: 1 E: 0 K: 0 S: 11 H: 1 LOB: 0 BB: 0 P: 14	R: 6 E: 1 K: 1 S: 16 H: 5 LOB: 0 BB: 1 P: 29	R: 0 E: 0 K: 0 S: 7 H: 1 LOB: 0 BB: 0 P: 14	R: 0 E: 1 K: 1 S: 8 H: 0 LOB: 1 BB: 0 P: 14	R: 0 E: 0 K: 3 S: 10 H: 0 LOB: 1 BB: 1 P: 16	1B: 5 2B: 5 3B: 1 HR: 2 SF: 1 SAC: 2 DP: 2 HBP: 0						

Seattle Mariners @ Milwaukee Brewers

Milwaukee County Stadium, Milwaukee, WI

Fri Sep 10 1993, 8:05 PM EDT

Att. 19,807 - Unknown - 59 F

TOP

livebaseballscorecards.com

AB	36
R	10
H	13
RBI	10
BB	3
SO	8
LOB	16

PITCHER		IP	WLS	BF	H	R	ER	SO	BB	IBB	HBP	BLK	WP	HR	S	P	ERA	WHIP
Teddy Higuera, L ERA: 9.68	(1, 1)	5.0	L	22	7	4	4	3	1	0	0	0	0	1	55	87	7.20	1.600
Doug Henry, R ERA: 5.5	(6, 1)	0.0		4	3	4	3	0	0	0	0	0	0	0	6	10	∞	∞
Matt Maysey, R ERA: 3.18	(6, 1)	1.0		5	2	2	2	1	1	0	0	0	0	1	10	19	18.00	3.000
Carlos Maldonado, R ERA: 5.04	(7, 1)	1.0		3	1	0	0	0	0	0	0	0	0	0	7	14	0.00	1.000
Graeme Lloyd, L ERA: 2.47	(8, 1)	1.0		4	0	0	0	1	0	0	0	0	0	0	8	14	0.00	0.000

PITCHER		IP	WLS	BF	H	R	ER	SO	BB	IBB	HBP	BLK	WP	HR	S	P	ERA	WHIP
Mike Ignasiak, R ERA: 4.84	(9, 1)	1.0		4	0	0	0	3	1	0	0	0	0	0	10	16	0.00	1.000

Batter	1	2	3	4	5	6	7	8	9	AB	R	H	RBI	BB	SO	LOB
Darryl Hamilton, L (1, 7) (8, 8) OBP: 0.373, SLG: 0.421	1-2 S 1B 1B		B C F F X 1-2 G3 ② 2-3		B X 1-0 1-3 2-H 2B		C B F B F B B 4-2 BB		B B C F X 2-2 G4-3 ③	4	1	2	1	1	0	1
Robin Yount, R (1, 8) OBP: 0.313, SLG: 0.361	C B 1 SAFE 1-1 F7 ①		B C C C 1-3 K ③		F F B F X 1-2 G5-3 ③		B F F S 1-3 K ②			4	0	0	0	0	2	6
Troy O'Leary, L (8, 7) OBP: 0.412, SLG: 0.333	1 SAFE X									0	0	0	0	0	0	0
B.J. Surhoff, L (1, 5) OBP: 0.311, SLG: 0.363	1 SAFE 1 SAFE B F B X 2-1 CS 1-H 1B			B F X 1-1 L9 ①		C B B F F X 2-2 G3-1 ①	B X 1-0 L8 ③			4	0	1	1	0	0	1
Kevin Reimer, L (1, 10) OBP: 0.300, SLG: 0.398	F B F 1 SAFE C 1-3 K ②			S S B F X 1-2 G4-6-3 1B		B B H 3-0 1B 1B HBP		F H 1-1 HBP		2	1	1	0	0	1	1
John Jaha, R (1, 3) OBP: 0.330, SLG: 0.407	B 1 SAFE C F 1 SAFE B 2-2 CS ③ 1-2	C B B B F B 4-2 L4-3 BB		C S B X 1-2 G4-6-3 ② ③ 1-2f		C B F B X 2-2 1B 1-2 1B		C B F B S 2-3 K ①		3	0	1	0	1	1	2
Dave Nilsson, L (1, 2) OBP: 0.317, SLG: 0.346 Dickie Thon, R (8, PH) OBP: 0.325, SLG: 0.332 Tom Lampkin, L (9, 2) OBP: 0.293, SLG: 0.352		1 SAFE B X 1-0 L4-3 ① ② 1-2			X 0-0 G3 ①	C X 0-1 1-2 2-H 1B		B F X 1-1 F8 ②		3 1 0	0 0 0	1 0 0	1 0 0	0 0 0	0 0 0	1 1 0
Pat Listach, S (1, 6) OBP: 0.315, SLG: 0.314		C B X 1-1 G4-3 ③			C C X 0-2 1B 2B 1B	C B F C 1-3 K ②		B F F B F B C 3-3 K ③		4	1	1	0	0	2	3
Matt Mieske, R (1, 9) OBP: 0.257, SLG: 0.394 Alex Diaz, S (5, PR) (6, 9) OBP: 0.212, SLG: 0.242		C B C X 1-2 E6 G3 G3-1			B 1 SAFE B X 2-0 2B 1-2 1B	F B B F F F B X 3-2 F8 ③			C F C 0-3 K ①	2 2	0 0	1 0	0 0	0 0	0 1	0 2
Juan Bell, R (1, 4) OBP: 0.310, SLG: 0.336 Kevin Seitzer, R (9, PH) OBP: 0.338, SLG: 0.385		1 SAFE C F F B 1 SAFE B 1 S 1 P 3-2 F X G3-1 ① 1-2			B C C S 1-3 K ②		C C B C 1-3 K ①		C F B S 1-3 K ②	3 1	0 0	0 0	0 0	0 0	2 1	3 0
Inning Stats	R: 1 E: 0 K: 1 S: 13 H: 2 LOB: 0 BB: 0 P: 20	R: 0 E: 0 K: 0 S: 5 H: 0 LOB: 0 BB: 1 P: 11	R: 0 E: 1 K: 1 S: 15 H: 0 LOB: 1 BB: 0 P: 20	R: 0 E: 0 K: 0 S: 9 H: 1 LOB: 0 BB: 0 P: 12	R: 1 E: 0 K: 1 S: 13 H: 3 LOB: 3 BB: 0 P: 18	R: 1 E: 0 K: 1 S: 16 H: 2 LOB: 2 BB: 0 P: 27	R: 0 E: 0 K: 2 S: 10 H: 0 LOB: 1 BB: 1 P: 17	R: 0 E: 0 K: 2 S: 10 H: 0 LOB: 1 BB: 0 P: 17	R: 0 E: 0 K: 2 S: 9 H: 0 LOB: 0 BB: 0 P: 12	1B: 7 2B: 2 3B: 0 HR: 0	SF: 0 SAC: 0 DP: 2 HBP: 2						

BOTTOM

Seattle Mariners @ Milwaukee Brewers

Milwaukee County Stadium, Milwaukee, WI

Fri Sep 10 1993, 8:05 PM EDT

Att. 19,807 - Unknown - 59 F

livebaseballscorecards.com

AB	33
R	3
H	8
RBI	3
BB	2
SO	10
LOB	21

PITCHER		IP	WLS	BF	H	R	ER	SO	BB	IBB	HBP	BLK	WP	HR	S	P	ERA	WHIP
Tim Leary, R ERA: 5.23	(1, 1)	7.0	W	30	8	3	3	6	2	0	1	0	0	0	81	125	3.86	1.429
Kevin King, L ERA: 4.76	(8, 1)	1.0		4	0	0	0	2	0	0	1	0	0	0	10	17	0.00	0.000
Steve Ontiveros, R ERA: 0.77	(9, 1)	1.0		3	0	0	0	2	0	0	0	0	0	0	9	12	0.00	0.000

PITCHER	IP	WLS	BF	H	R	ER	SO	BB	IBB	HBP	BLK	WP	HR	S	P	ERA	WHIP

Batter	1	2	3	4	5	6	7	8	9	AB	R	H	RBI	BB	SO	LOB
Brian Turang, R (1, 7) OBP: 0.392, SLG: 0.440	K		1B 2B		F7		1B HBP	1B BB	FC6-4 1B	4	1	2	2	1	1	0
Bret Boone, R (1, 4) OBP: 0.313, SLG: 0.471	1B 1B		FC4-2 1B		G6-3		BB 1B	1B 1B	FC6-4	6	0	4	2	0	0	2
Ken Griffey Jr., L (1, 8) OBP: 0.404, SLG: 0.620	F8		FC3-2-5-2 FC4-2		L9		SF7	G3		4	0	0	1	0	0	5
Jay Buhner, R (1, 9) OBP: 0.387, SLG: 0.492	1B		FC4-2			G4-3 2B	BB 1B		G6-3 SH3 1B	5	1	4	1	0	0	2
Dave Magadan, L (1, 3) OBP: 0.387, SLG: 0.361	F8		G3-1			G4-3	BB		SH3	3	0	0	0	1	0	5
Mike Blowers, R (1, 5) OBP: 0.363, SLG: 0.505		G5-3		P4		K	K		G6-3	5	0	0	0	0	2	5
Mackey Sasser, L (1, 10) OBP: 0.276, SLG: 0.333 Greg Litton, R (9, PH) OBP: 0.350, SLG: 0.451		G4-3		P5		P5		K	1B 1B	4 1	0 1	0 1	0 1	0 0	1 0	1 0
Dave Valle, R (1, 2) OBP: 0.356, SLG: 0.392		K		BB			F9	BB 1B	HBP 1B	3	2	1	0	2	1	0
Omar Vizquel, S (1, 6) OBP: 0.325, SLG: 0.303			2B 1B	F8			1B HBP SF7	K	1B HBP	3	2	1	0	1	1	2
Inning Stats	R: 0 E: 0 K: 1 S: 12 H: 2 LOB: 2 BB: 0 P: 18	R: 0 E: 0 K: 1 S: 6 H: 0 LOB: 0 BB: 0 P: 8	R: 1 E: 0 K: 0 S: 12 H: 2 LOB: 2 BB: 1 P: 23	R: 0 E: 0 K: 0 S: 7 H: 0 LOB: 1 BB: 1 P: 15	R: 0 E: 0 K: 0 S: 5 H: 0 LOB: 0 BB: 0 P: 6	R: 0 E: 0 K: 1 S: 9 H: 1 LOB: 1 BB: 0 P: 12	R: 2 E: 0 K: 1 S: 18 H: 3 LOB: 3 BB: 1 P: 30	R: 1 E: 0 K: 2 S: 14 H: 1 LOB: 2 BB: 2 P: 26	R: 3 E: 0 K: 0 S: 16 H: 4 LOB: 2 BB: 0 P: 26	1B: 11 2B: 2 3B: 0 HR: 0 SF: 1 SAC: 1 DP: 0 HBP: 2	WP: 0 PB: 0 SB: 0 CS: 0 PA: 47					

PITCHER		IP	WLS	BF	H	R	ER	SO	BB	IBB	HBP	BLK	WP	HR	S	P	ERA	WHIP
21 Cal Eldred, R ERA: 4.08	(1, 1)	7.2	L	37	8	4	4	6	5	0	1	0	0	0	78	130	4.70	1.696
Mike Fetters, R ERA: 3.39	(8, 1)	1.0		5	2	1	1	0	0	0	0	0	0	0	9	16	9.00	2.000
Graeme Lloyd, L ERA: 2.76	(9, 1)	0.0		4	3	2	2	0	0	0	1	0	0	0	9	15	∞	∞
Matt Maysey, R ERA: 3.12	(9, 1)	0.1		1	0	0	0	0	0	0	0	0	0	0	3	3	0.00	0.000

PITCHER	IP	WLS	BF	H	R	ER	SO	BB	IBB	HBP	BLK	WP	HR	S	P	ERA	WHIP

TOP

Seattle Mariners @ Milwaukee Brewers

Milwaukee County Stadium, Milwaukee, WI

Sat Sep 11 1993, 4:33 AM EDT
Att. 19,782 - Cloudy - 69 F

livebaseballscorecards.com

AB	38
R	7
H	13
RBI	7
BB	5
SO	6
LOB	22

BOTTOM

Seattle Mariners @ Milwaukee Brewers

Milwaukee County Stadium, Milwaukee, WI

Sat Sep 11 1993, 4:33 AM EDT

Att. 19,782 - Cloudy - 69 F

livebaseballscorecards.com

Batter	1	2	3	4	5	6	7	8	9	AB	R	H	RBI	BB	SO	LOB
Darryl Hamilton, L (1, 7) OBP: 0.370, SLG: 0.418	G6-3		SH1-4			K		K	F8	4	0	0	0	0	2	3
Pat Listach, S (1, 6) OBP: 0.312, SLG: 0.310	F8		P4			P4		K		4	0	0	0	0	1	4
Kevin Seitzer, R (1, 5) OBP: 0.340, SLG: 0.387	G4-3		G6-3			BB		1B 2B		3	1	1	2	1	0	2
John Jaha, R (1, 3) OBP: 0.329, SLG: 0.404		P3		K		K		BB		3	0	0	0	1	2	1
Dickie Thon, R (1, 10) OBP: 0.327, SLG: 0.335		F7		L4-3 1B			G5-3	1B		4	0	2	1	0	0	0
Robin Yount, R (1, 8) OBP: 0.312, SLG: 0.359		BB		L4-3			K	F7		3	0	0	0	1	1	3
Tom Lampkin, L (1, 2) OBP: 0.287, SLG: 0.342		L7			G6-3		K		G4-3	4	0	0	0	0	1	1
Alex Diaz, S (1, 9) OBP: 0.243, SLG: 0.270			SH1-4 1B		K			S 2B 1B	B3	4	1	2	0	0	1	0
Juan Bell, R (1, 4) OBP: 0.314, SLG: 0.337 B.J. Surhoff, L (9, PH) OBP: 0.312, SLG: 0.364			SH1-4 1B		F8			BB	1B	2 1	1 0	1 1	0 0	1 0	0 0	0 0
Inning Stats	R: 0 H: 0 E: 0 LOB: 0 K: 0 BB: 0 S: 5 P: 8	R: 0 H: 0 E: 0 LOB: 1 K: 0 BB: 1 S: 8 P: 18	R: 0 H: 2 E: 0 LOB: 2 K: 0 BB: 0 S: 11 P: 13	R: 0 H: 1 E: 0 LOB: 0 K: 1 BB: 0 S: 7 P: 11	R: 0 H: 0 E: 0 LOB: 0 K: 1 BB: 0 S: 8 P: 11	R: 0 H: 0 E: 0 LOB: 1 K: 2 BB: 1 S: 12 P: 17	R: 0 H: 0 E: 0 LOB: 0 K: 2 BB: 0 S: 9 P: 12	R: 3 H: 3 E: 0 LOB: 2 K: 2 BB: 2 S: 21 P: 39	R: 0 H: 1 E: 0 LOB: 1 K: 0 BB: 0 S: 10 P: 14	1B: 6 SF: 0 2B: 2 SAC: 1 3B: 0 DP: 1 HR: 0 HBP: 0						WP: 0 PA: 37 PB: 0 SB: 1 CS: 0	

	AB	32
	R	3
	H	7
	RBI	3
	BB	4
	SO	8
	LOB	14

PITCHER		IP	WLS	BF	H	R	ER	SO	BB	IBB	HBP	BLK	WP	HR	S	P	ERA	WHIP
Randy Johnson, L ERA: 3.56	(1, 1)	7.2	W	32	6	3	3	8	4	0	0	0	0	0	79	125	3.52	1.304
Brad Holman, R ERA: 4.15	(8, 1)	1.1	S	5	1	0	0	0	0	0	0	0	0	0	12	18	0.00	0.750

PITCHER	IP	WLS	BF	H	R	ER	SO	BB	IBB	HBP	BLK	WP	HR	S	P	ERA	WHIP

Batter	1	2	3	4	5	6	7	8	9	10	AB	R	H	RBI	BB	SO	LOB
Rich Amaral, R (1, 6) (8, 3) OBP: 0.344, SLG: 0.349	B F L X 1-2 G1-6-3 1B		M 1 SAFE B C S 1-3 ① K		F 1 SAFE C B B 1 SAFE X 2-2 FC6-4 BB 1-2 3-H 1B		B C L F B B X 3-2 ① F7		B C C F F C 1-3 ② K		5	0	2	1	0	2	1
Brian Turang, R (1, 7) OBP: 0.373, SLG: 0.416	X 0-0 ① ② G1-6-3 1-2f		1 SAFE C B 1 SAFE F X 1-2 ② FC1-6 1-2f		L 2 SAFE X 0-1 ① F9		X 0-0 ② P5		C B F B X 2-2 ③ G4-3		5	0	0	0	0	0	4
Ken Griffey Jr., L (1, 8) OBP: 0.402, SLG: 0.615	B C B S S 2-3 ③ K		1 SAFE 1 SAFE C X 0-1 ③ G4-3		C B B B B 4-1 FC6-4 1-2 2-3 BB		C B F X 1-2 ③ G5-3			B F X 1-1 ① G1-3	4	0	0	0	1	1	1
Jay Buhner, R (1, 9) OBP: 0.385, SLG: 0.488		F X 0-1 ① P4		C S B B X 2-2 ① F8	S F B B X 2-2 ② FC6-4 1-2f 2-3 3-H			C X 0-1 ① F8		B B C B C F B 4-2 FC5-4 BB	4	0	0	1	1	0	2
Mike Blowers, R (1, 5) OBP: 0.363, SLG: 0.502		B B X 2-0 1B 1B		X 0-0 E5	C S B B X 2-2 ③ L5			B B F B B 4-1 E BB		B S 1 SAFE C X 1-2 ② FC5-4 1-2f E	4	2	1	0	1	0	3
Bret Boone, R (1, 4) OBP: 0.315, SLG: 0.472		C C C 0-3 ② K		C B X 1-1 ② P3		B S X 1-1 ① G4-3		C B F B B X 3-2 E4 1-H WP 2B		I I I I 4-0 E IBB	4	1	1	1	1	1	2
Dave Magadan, L (1, 3) OBP: 0.387, SLG: 0.361		1 SAFE 1 SAFE C X 0-1 FC5-4 1-3 1B		C X 0-1 ③ G3		C S X 0-2 ② F9		C B S B S 2-3 ② K		C B X 1-1 E6 1-2 2-H	3	0	1	0	0	0	1
Marc Newfield, R (8, PH) OBP: 0.262, SLG: 0.328											1	0	0	0	0	1	1
Omar Vizquel, S (8, 6) OBP: 0.325, SLG: 0.302											1	0	0	0	0	0	1
Dave Valle, R (1, 2) OBP: 0.357, SLG: 0.397		B B X 2-0 ③ FC5-4 1-2f			B F B B F F X 3-2 1B 1B 2B		X 0-0 2B	B F B S B S 3-3 ③ K 3-H		B 2 SAFE F S S 1-3 ③ K	5	1	2	0	0	2	4
Greg Litton, R (1, 10) OBP: 0.354, SLG: 0.453			B X 1-0 FC1-6 1B		B C B X 2-1 BB 1B FC6-4 2-3 1B	S 2 SAFE S B B B S 3-3 ③ K			C X 0-1 ① G1-3		4	1	2	0	0	1	1
Inning Stats	R: 0 E: 0 K: 1 S: 7 H: 1 LOB: 0 BB: 0 P: 10	R: 0 E: 0 K: 1 S: 9 H: 2 LOB: 2 BB: 0 P: 13	R: 0 E: 0 K: 1 S: 9 H: 1 LOB: 1 BB: 0 P: 12	R: 0 E: 1 K: 0 S: 8 H: 0 LOB: 1 BB: 0 P: 11	R: 2 E: 0 K: 0 S: 18 H: 3 LOB: 2 BB: 1 P: 33	R: 0 E: 0 K: 1 S: 9 H: 1 LOB: 1 BB: 0 P: 13	R: 0 E: 0 K: 0 S: 8 H: 0 LOB: 0 BB: 0 P: 12	R: 2 E: 1 K: 2 S: 12 H: 1 LOB: 0 BB: 1 P: 24	R: 0 E: 0 K: 1 S: 10 H: 0 LOB: 0 BB: 0 P: 13	R: 1 E: 2 K: 1 S: 13 H: 0 LOB: 2 BB: 2 P: 25	1B: 6 2B: 3 3B: 0 HR: 0 SF: 0 SAC: 0 DP: 1 HBP: 0						

PITCHER	IP	WLS	BF	H	R	ER	SO	BB	IBB	HBP	BLK	WP	HR	S	P	ERA	WHIP
Angel Miranda, L (1, 1) ERA: 3.14	7.1		33	9	4	3	4	2	0	0	0	0	0	74	117	3.68	1.500
Jesse Orosco, L (8, 1) ERA: 2.94	2.1	L	10	0	1	0	3	1	1	0	0	1	0	26	45	0.00	0.429
Mike Ignasiak, R (10, 1) ERA: 4.76	0.1		1	0	0	0	1	0	0	0	0	0	0	3	4	0.00	0.000

PITCHER	IP	WLS	BF	H	R	ER	SO	BB	IBB	HBP	BLK	WP	HR	S	P	ERA	WHIP

TOP

Seattle Mariners @ Milwaukee Brewers

Milwaukee County Stadium, Milwaukee, WI

Sun Sep 12 1993, 4:33 AM EDT
Att. 20,381 - Cloudy - 75 F

livebaseballscorecards.com

AB	40
R	5
H	9
RBI	3
BB	4
SO	8
LOB	21

WP: 1 PA: 44
PB: 0
SB: 0
CS: 0

Batter	1	2	3	4	5	6	7	8	9	10	AB	R	H	RBI	BB	SO	LOB
Darryl Hamilton, L (1, 7) OBP: 0.371, SLG: 0.418	B B B C X 3-1 F7 ①		X 0-0 SH3-1 ① 1-2		X 0-0 1B		C X 0-1 1B SF8 1B 1B	B B F 1 SAFE F 1 SAFE 1 SAFE P F 3-2 X G4-6-6-3 ② ③ 1-2f			4	1	2	0	0	0	1
Kevin Seitzer, R (1, 5) OBP: 0.338, SLG: 0.385	B S C B X 2-2 F9 ②		C C B B X 2-2 G4-3 ② 2-3		B 1 SAFE B 1 SAFE F X 2-1 F7 ②		1 SAFE 1 SAFE P C C X 1-2 SF8 1B 1B		B B C F C 2-3 K ①		5	0	1	0	0	1	2
B.J. Surhoff, L (1, 3) OBP: 0.313, SLG: 0.367	B C C B F B X 3-2 2B		B C B F X 2-2 G5-3 ③		X 0-0 F9 ③		X 0-0 HBP 1B 1-2 2-3		C S S 0-3 K ②		5	0	2	0	0	1	2
Greg Vaughn, R (1, 10) OBP: 0.375, SLG: 0.494	C B F B B B 4-2 BB			B X 1-0 P5 ①		B C C B S 2-3 K ①	B C F S 1-3 K ①		C B B X 2-1 1B		4	0	1	0	1	2	3
Robin Yount, R (1, 8) OBP: 0.313, SLG: 0.362	F S S S 0-3 K ③			F B X 1-1 WP 1B 2B		C B F F B F F F B 3-2 X 2B 1B 1B	B F F F B X 2-2 SF8 ② 2-3 3-H		X 0-0 F8 ③		4	2	2	1	0	1	3
Pat Listach, S (1, 6) OBP: 0.318, SLG: 0.316		C B B B B 4-1 G4-6-3 BB		B S F B F X 2-2 G4-3 1B 2-H		X 0-0 1B 2B 1-3	H 1-0 HBP 1-2		C C F X 0-2 G6-3 ①		3	1	2	1	1	0	0
Dave Nilsson, L (1, 2) OBP: 0.317, SLG: 0.346 Dickie Thon, R (7, PH) OBP: 0.326, SLG: 0.333 Tom Lampkin, L (8, 2) OBP: 0.285, SLG: 0.340	B C 1 SAFE S B 1 SAFE 1 SAFE X 2-2 F8 ①			1 SAFE S B B B 1 SAFE X 2-1 G4-3 ② 1-2		X 0-0 1B 2-H 3-H	X 0-0 F7 ③		F F X 0-2 F8 ②		3 1 1	0 0 0	1 0 0	2 0 0	0 0 0	0 0 0	2 3 0
Alex Diaz, S (1, 9) OBP: 0.244, SLG: 0.268 John Jaha, R (10, PH) OBP: 0.329, SLG: 0.404	C 1 SAFE X 0-1 G4-6-6-3 ② ③ 1-2f			X 0-0 L3 ③		S X 0-1 G6-4-3 1B 1-2	B X 1-0 P4 ①		X 0-0 P4 ③		4 1	0 0	1 0	0 0	0 0	0 0	2 0
Juan Bell, R (1, 4) OBP: 0.314, SLG: 0.337 Kevin Reimer, L (8, PH) OBP: 0.301, SLG: 0.398 Bill Spiers, L (8, PR) OBP: 0.302, SLG: 0.313 (9, 4)			X 0-0 G4-3 SH3-1 1B		C F C 0-3 K ①	F X 0-1 G6-4-3 ② ③ 1-2f		B B B B 4-0 G4-6-3 BB			3 0 0	0 0 0	1 0 0	0 1 0	0 0 0	1 0 0	2 0 0
Inning Stats	R: 0 H: 1 E: 0 LOB: 2 K: 1 BB: 1 S: 14 P: 26	R: 0 H: 0 E: 0 LOB: 0 K: 0 BB: 1 S: 6 P: 12	R: 0 H: 1 E: 0 LOB: 1 K: 0 BB: 0 S: 8 P: 12	R: 1 H: 2 E: 0 LOB: 1 K: 0 BB: 0 S: 10 P: 16	R: 0 H: 1 E: 0 LOB: 1 K: 1 BB: 0 S: 7 P: 9	R: 2 H: 4 E: 0 LOB: 1 K: 1 BB: 0 S: 16 P: 21	R: 1 H: 3 E: 0 LOB: 3 K: 1 BB: 0 S: 15 P: 19	R: 0 H: 0 E: 0 LOB: 1 K: 0 BB: 1 S: 6 P: 13	R: 0 H: 1 E: 0 LOB: 1 K: 2 BB: 0 S: 9 P: 13	R: 0 H: 0 E: 0 LOB: 0 K: 0 BB: 0 S: 8 P: 8	1B: 10 SF: 1 2B: 3 SAC: 1 3B: 0 DP: 3 HR: 0 HBP: 1					WP: 1 PA: 44 PB: 0 SB: 0 CS: 0	

PITCHER		IP	WLS	BF	H	R	ER	SO	BB	IBB	HBP	BLK	WP	HR	S	P	ERA	WHIP
Dave Fleming, L ERA: 4.24	(1, 1)	6.0		30	12	4	4	3	2	0	0	0	1	0	68	103	6.00	2.333
Jeff Nelson, R ERA: 4.3	(7, 1)	0.2		3	0	0	0	1	0	0	1	0	0	0	7	11	0.00	0.000
Erik Plantenberg, L ERA: 7.56	(7, 1)	0.1		1	0	0	0	0	0	0	0	0	0	0	1	1	0.00	0.000
Ted Power, R ERA: 4.95	(8, 1)	3.0	W	10	1	0	0	2	1	0	0	0	0	0	23	34	0.00	0.667

PITCHER	IP	WLS	BF	H	R	ER	SO	BB	IBB	HBP	BLK	WP	HR	S	P	ERA	WHIP

BOTTOM

Seattle Mariners @ Milwaukee Brewers

Milwaukee County Stadium, Milwaukee, WI

Sun Sep 12 1993, 4:33 AM EDT

Att. 20,381 - Cloudy - 75 F

livebaseballscorecards.com

AB	38
R	4
H	13
RBI	4
BB	3
SO	6
LOB	20

Seattle Mariners @ California Angels

Anaheim Stadium, Anaheim, CA

Mon Sep 13 1993, 10:05 PM EDT

Att. 15,657 - Unknown - 68 F

TOP

livebaseballscorecards.com

Batter	1	2	3	4	5	6	7	8	9	AB	R	H	RBI	BB	SO	LOB
Rich Amaral, R (1, 10) OBP: 0.348, SLG: 0.357 Larry Sheets, L (8, PH) OBP: 0.222, SLG: 0.125	1-0 1B SF7 2B		0-1 ① G5-3		1-0 G6-4-3 1B 1B	2-0 3-H 1B		2-1 ① G4-3		4 1	2 0	3 0	1 0	0 0	0 0	0 0
Brian Turang, R (1, 7) (7, 8) OBP: 0.374, SLG: 0.415	0-1 G1-3 2B 2-3 1B		0-0 ② F8		0-0 ② G6-4-3 1-2 1B	1 SAFE 1-1 ③ F7		1-3 ② K		5	1	2	0	0	1	1
Ken Griffey Jr., L (1, 8) OBP: 0.401, SLG: 0.619 Mike Felder, S (7, 7) OBP: 0.267, SLG: 0.277	SAFE 1-1 ① SF7 3-H		1-1 ③ G3-1		0-0 ① ② G6-4-3 1-2f 2-3		2-1 HR	0-1 ③ G6-3		3 1	1 0	1 0	2 0	0 0	0 0	2 0
Jay Buhner, R (1, 9) OBP: 0.386, SLG: 0.488 Dann Howitt, L (7, 9) OBP: 0.241, SLG: 0.357	1-0 ② G1-3 1-2			1-3 ① K	0-0 1B 3-H 1B		0-1 WP HBP 1B 1B		2-2 ① G6-3	4 1	1 0	2 0	1 0	0 0	1 0	1 0
Mike Blowers, R (1, 5) OBP: 0.364, SLG: 0.503	1-2 2-H 2B			1-1 ② G6-3	1-1 FC4 1-3 1B		1-3 ① K		0-0 ② F9	5	0	2	1	0	1	1
Bret Boone, R (1, 4) OBP: 0.317, SLG: 0.482	1-3 ③ K			0-0 HR	1-1 ③ FC4 1-2f		1-0 WP 1B 1-2 HBP		3-1 ③ G6-3	4	2	1	1	0	1	3
Greg Litton, R (1, 3) OBP: 0.358, SLG: 0.450		0-1 ① P3	4-2 HR BB			3-1 G6-4-3 BB 1B 1B	1-2 ② G6-3 1-2 2-3			3	2	1	0	1	0	2
Dave Valle, R (1, 2) OBP: 0.360, SLG: 0.408 Bill Haselman, R (9, 2) OBP: 0.312, SLG: 0.435		0-2 ② K	0-0 1-H HR			1 SAFE 1 SAFE 4-2 G6-4-3 1-2 BB	1-2 2-H 3-H 1B			3 0	1 0	2 0	4 0	1 0	1 0	0 0
Omar Vizquel, S (1, 6) OBP: 0.323, SLG: 0.300		0-0 ③ G6-3	2-1 ③ L4			0-1 ① ② G6-4-3 1-2f 2-3	1-3 ③ K2-3			4	0	0	0	0	1	3
Inning Stats	R: 2 E: 0 K: 1 S: 12 H: 3 LOB: 1 BB: 0 P: 17	R: 0 E: 0 K: 1 S: 6 H: 0 LOB: 0 BB: 0 P: 6	R: 0 E: 0 K: 0 S: 5 H: 0 LOB: 0 BB: 0 P: 6	R: 3 E: 0 K: 1 S: 11 H: 2 LOB: 0 BB: 1 P: 19	R: 1 E: 0 K: 0 S: 8 H: 4 LOB: 2 BB: 0 P: 11	R: 1 E: 0 K: 0 S: 13 H: 2 LOB: 1 BB: 1 P: 23	R: 3 E: 0 K: 2 S: 18 H: 3 LOB: 1 BB: 0 P: 25	R: 0 E: 0 K: 1 S: 7 H: 0 LOB: 0 BB: 0 P: 10	R: 0 E: 0 K: 0 S: 7 H: 0 LOB: 0 BB: 0 P: 12	1B: 9 2B: 2 3B: 0 HR: 3 SF: 1 SAC: 0 DP: 2 HBP: 1						

	AB	38
	R	10
	H	14
	RBI	10
	BB	2
	SO	6
	LOB	13

WP: 1 PB: 0 SB: 0 CS: 0 PA: 42

PITCHER		IP	WLS	BF	H	R	ER	SO	BB	IBB	HBP	BLK	WP	HR	S	P	ERA	WHIP
Mark Langston, L ERA: 2.96	(1, 1)	4.2	L	23	9	6	6	3	1	0	0	0	0	2	40	56	11.57	2.143
Paul Swingle, R ERA: 5.06	(5, 1)	1.1		6	2	1	1	0	1	0	0	0	0	0	15	26	6.75	2.250
John Farrell, R ERA: 7.78	(7, 1)	2.0		10	3	3	3	3	0	0	1	0	1	1	25	35	13.50	1.500
Scott Lewis, R ERA: 4.35	(9, 1)	1.0		3	0	0	0	0	0	0	0	0	0	0	7	12	0.00	0.000

PITCHER	IP	WLS	BF	H	R	ER	SO	BB	IBB	HBP	BLK	WP	HR	S	P	ERA	WHIP

Seattle Mariners @ California Angels

Anaheim Stadium, Anaheim, CA

Mon Sep 13 1993, 10:05 PM EDT

Att. 15,657 - Unknown - 68 F

livebaseballscorecards.com

BOTTOM

Batter	1	2	3	4	5	6	7	8	9	AB	R	H	RBI	BB	SO	LOB
Luis Polonia, L (1, 7) OBP: 0.324, SLG: 0.329	B X 1-0 ① L6		B C F C 1-3 ② K			X 0-0 ① G3		C B B F B F F B 4-2 1-2 BB		3	0	0	0	1	1	0
Chad Curtis, R (1, 8) OBP: 0.369, SLG: 0.372 Stan Javier, S (8, 8) OBP: 0.329, SLG: 0.339	C B X 1-1 ② L9		C C B S 1-3 ③ K			C X 0-1 ② G6-3		C B F C 1-3 ③ K		3 1	0 0	0 0	0 0	0 0	1 1	0 2
Tim Salmon, R (1, 9) OBP: 0.375, SLG: 0.523 Jim Edmonds, L (8, 9) OBP: 0.167, SLG: 0.333	C B F B X 2-2 ③ F7			S X 0-1 FC6 1B		C B C F S 1-3 ③ K			B F X 1-1 ① P5	3 1	0 0	1 0	0 0	0 0	1 0	0 0
Chili Davis, S (1, 10) OBP: 0.323, SLG: 0.421		F B F B F X 2-2 1B BB FC4-6 1B		B X 1-0 ① FC6 1-2f			B B X 2-0 ① F8		B F F B T 2-2 ② K	4	1	1	0	0	1	1
Torey Lovullo, S (1, 4) OBP: 0.318, SLG: 0.357		B B B B 4-0 FC4-6 1B 1-2 BB		B F S B S 2-3 ② K			B C X 1-1 ② L4		B C B X 2-1 ③ G6-3	3	0	0	0	1	1	1
Rene Gonzales, R (1, 5) OBP: 0.358, SLG: 0.336		B B C S X 2-2 FC4-6 1-2 2-3 1B		C X 0-1 ③ P4			B F C B S 2-3 ③ K			3	0	1	0	0	1	1
J.T. Snow, L (1, 3) OBP: 0.308, SLG: 0.367	X 0-0 ① FC4-6 G6-4-3 1-2f 2-3 3-H		C X 0-1 ① G4-3					C B F B B B 4-2 L4-3 BB		2	0	0	1	1	0	2
Chris Turner, R (1, 2) OBP: 0.357, SLG: 0.459	B B C B 1 SAFE X 3-1 ② ③ G6-4-3 1-2f		C B B B X 3-1 ② P4					C X 0-1 ① ② L4-3 1-2		3	0	0	0	0	0	3
Rod Correia, R (1, 6) OBP: 0.337, SLG: 0.345			C X 0-1 ① F8		F B B X 2-1 ③ G4-3			B B X 2-0 BB 1B		3	0	1	0	0	0	0
Inning Stats	R: 0 E: 0 K: 0 S: 6 H: 0 LOB: 0 BB: 0 P: 10	R: 1 E: 0 K: 0 S: 11 H: 2 LOB: 1 BB: 1 P: 22	R: 0 E: 0 K: 2 S: 8 H: 0 LOB: 0 BB: 0 P: 10	R: 0 E: 0 K: 1 S: 8 H: 1 LOB: 1 BB: 0 P: 11	R: 0 E: 0 K: 0 S: 6 H: 0 LOB: 0 BB: 0 P: 11	R: 0 E: 0 K: 1 S: 7 H: 0 LOB: 0 BB: 0 P: 8	R: 0 E: 0 K: 1 S: 6 H: 0 LOB: 0 BB: 0 P: 11	R: 0 E: 0 K: 1 S: 12 H: 1 LOB: 2 BB: 2 P: 23	R: 0 E: 0 K: 1 S: 7 H: 0 LOB: 0 BB: 0 P: 12	1B: 4 2B: 1 3B: 0 HR: 0 SF: 0 SAC: 0 DP: 2 HBP: 0						

	AB	29
	R	1
	H	4
	RBI	1
	BB	3
	SO	7
	LOB	10

WP: 0 PB: 0 SB: 0 CS: 0 PA: 32

PITCHER		IP	WLS	BF	H	R	ER	SO	BB	IBB	HBP	BLK	WP	HR	S	P	ERA	WHIP
Chris Bosio, R ERA: 3.57	(1, 1)	8.0	W	29	4	1	1	6	3	0	0	0	0	0	64	106	1.12	0.875
Steve Ontiveros, R ERA: 0.71	(9, 1)	1.0		3	0	0	0	1	0	0	0	0	0	0	7	12	0.00	0.000

PITCHER	IP	WLS	BF	H	R	ER	SO	BB	IBB	HBP	BLK	WP	HR	S	P	ERA	WHIP

Seattle Mariners @ California Angels

Anaheim Stadium, Anaheim, CA

Tue Sep 14 1993, 10:05 PM EDT

Att. 18,101 - Unknown - 69 F

TOP

livebaseballscorecards.com

Batter	1	2	3	4	5	6	7	8	9	AB	R	H	RBI	BB	SO	LOB
Rich Amaral, R (1, 10) OBP: 0.350, SLG: 0.361	B5-3		1B		1-H 2B		P1			4	0	2	1	0	0	2
Brian Turang, R (1, 7) (8, 5) OBP: 0.360, SLG: 0.398	K		F7		G5-3			G6-3		4	0	0	0	0	1	2
Ken Griffey Jr., L (1, 8) OBP: 0.398, SLG: 0.614	G4-1			G4-3		G4-3		F8		4	0	0	0	0	0	0
Dann Howitt, L (8, 8) OBP: 0.241, SLG: 0.357										0	0	0	0	0	0	0
Jay Buhner, R (1, 9) OBP: 0.385, SLG: 0.486		K		K		P2		1B		4	0	1	0	0	2	0
Marc Newfield, R (8, 7) OBP: 0.262, SLG: 0.328										0	0	0	0	0	0	0
Mike Blowers, R (1, 5) OBP: 0.363, SLG: 0.509		K		HR		G1-5-3		G3-1		4	1	1	1	0	1	1
Chris Howard, R (8, 2)										0	0	0	0	0	0	0
Bret Boone, R (1, 4) OBP: 0.317, SLG: 0.485		2B		P4			F7		G1-3	3	0	1	0	0	0	0
Mike Felder, S (9, PH) OBP: 0.266, SLG: 0.276										1	0	0	0	0	0	0
Greg Litton, R (1, 3) OBP: 0.357, SLG: 0.448		K			P3		1B		1B	3	0	1	0	0	1	1
Dave Magadan, L (9, PH) OBP: 0.388, SLG: 0.363										1	0	1	0	0	0	0
Dave Valle, R (1, 2) OBP: 0.361, SLG: 0.407			P6		FC5-4 BB		1B		L4	1	0	0	0	1	0	0
Bill Haselman, R (5, 2) (8, 9) OBP: 0.317, SLG: 0.440										1	0	1	0	0	0	0
Larry Sheets, L (9, PH) OBP: 0.200, SLG: 0.111										1	0	0	0	0	0	1
Omar Vizquel, S (1, 6) OBP: 0.320, SLG: 0.297			F9		FC5-4 1-2f 2B		P5		G6-3	4	1	0	0	0	0	4
Inning Stats	R: 0 E: 0 K: 1 S: 7 H: 0 LOB: 0 BB: 0 P: 10	R: 0 E: 0 K: 3 S: 13 H: 1 LOB: 1 BB: 0 P: 19	R: 0 E: 0 K: 0 S: 10 H: 1 LOB: 1 BB: 0 P: 15	R: 1 E: 0 K: 1 S: 10 H: 1 LOB: 0 BB: 0 P: 19	R: 1 E: 0 K: 0 S: 8 H: 1 LOB: 1 BB: 1 P: 14	R: 0 E: 0 K: 0 S: 6 H: 0 LOB: 0 BB: 0 P: 8	R: 0 E: 0 K: 0 S: 14 H: 2 LOB: 2 BB: 0 P: 20	R: 0 E: 0 K: 0 S: 9 H: 1 LOB: 1 BB: 0 P: 11	R: 0 E: 0 K: 0 S: 5 H: 1 LOB: 1 BB: 0 P: 6	1B: 5 2B: 2 3B: 0 HR: 1 SF: 0 SAC: 0 DP: 0 HBP: 0	WP: 0 PB: 0 SB: 0 CS: 0 PA: 36					

	AB	35
	R	2
	H	8
	RBI	2
	BB	1
	SO	5
	LOB	11

PITCHER		IP	WLS	BF	H	R	ER	SO	BB	IBB	HBP	BLK	WP	HR	S	P	ERA	WHIP
Joe Magrane, L ERA: 4.48	(1, 1)	7.0	W	28	6	2	2	5	1	0	0	0	0	1	68	105	2.57	1.000
Scott Lewis, R ERA: 4.22	(8, 1)	1.0		4	1	0	0	0	0	0	0	0	0	0	9	11	0.00	1.000
Joe Grahe, R ERA: 2.94	(9, 1)	1.0		4	1	0	0	0	0	0	0	0	0	0	5	6	0.00	1.000

PITCHER	IP	WLS	BF	H	R	ER	SO	BB	IBB	HBP	BLK	WP	HR	S	P	ERA	WHIP

Batter	1	2	3	4	5	6	7	8	9	AB	R	H	RBI	BB	SO	LOB
Luis Polonia, L (1, 7) OBP: 0.325, SLG: 0.329	C B C B X 2-2 G6-3 ①	X 0-0 FC5-4 1-2 1B		1 SAFE X 0-0 BB WP 1-2 1B	B F X 1-1 FC6-4 ② 1-2f		X 0-0 L8 ②			5	1	2	0	0	0	1
J.T. Snow, L (8, 3) OBP: 0.308, SLG: 0.367										0	0	0	0	0	0	0
Chad Curtis, R (1, 8) OBP: 0.369, SLG: 0.373	B F S X 1-2 G6-3 ②	B B X 2-1 FC5-4 ③ 1-2f		F B P F B B 4-2 BB 1-2 2-3 1B BB	C C P S 1-3 K ③		C B X 1-1 1B 2B			4	2	1	0	1	1	3
Jim Edmonds, L (1, 9) OBP: 0.182, SLG: 0.273	S B X 1-1 F7 ③		C B X 1-1 G1-4-3 ①	S B C F C 1-3 K ②		C B F B B X 3-2 E5 2B	B X 1-0 2-H 1B			5	0	1	1	0	1	3
Tim Salmon, R (1, 10) OBP: 0.379, SLG: 0.528		B B X 2-0 1B SH1-3 1B 1B	B C B X 2-1 2B	B F F B B F B 4-2 BB 1-2 2-3 3-H 1B E		C X 0-1 1-3 2B	C B F B F S 2-3 K ③			4	2	3	1	1	1	1
Rene Gonzales, R (1, 5) OBP: 0.356, SLG: 0.335		X 0-0 SH1-3 ① 1-2	X 0-0 P2 ②	B C F X 1-2 1-3 2-H 3-H 1B E		C X 0-1 P6 ①		C B S F B F B S 3-3 K ①		4	0	1	2	0	1	3
Chris Turner, R (1, 2) OBP: 0.362, SLG: 0.439		B B X 2-0 1B E 2-3 1B	B B C B X 3-1 G5-3 ③	B B X 2-0 E7 1-3 3-H		B C B B B 4-1 BB		F S B F X 1-2 F8 ②		4	1	1	0	1	0	2
Stan Javier, S (1, 3) OBP: 0.335, SLG: 0.342 (8, 7)	C B S X 1-2 E8 1-H 3-H 1B 1B			2-1 E5 G6-3 1B 1B 0-2 G5-3		F C C 0-3 K ②		B B B C B 4-1 BB		4	2	2	1	1	1	5
Torey Lovullo, S (1, 4) OBP: 0.319, SLG: 0.356	X 0-0 FC5-4 3-H 1B			C X 0-1 G6-3 ① 2-3	C B B B 4-1 FC6-4 BB	C B B F F X 2-2 F8 ③		C X 0-1 G3 ③		4	0	1	1	1	0	5
Rod Correia, R (1, 6) OBP: 0.333, SLG: 0.341	B X 1-0 FC5-4 ② 1-2f 1B			B X 1-0 WP BB 1B 3-H 1B	B X 1-0 P3 ①		C B B X 2-1 G4-3 ①			4	1	1	1	0	0	2
Inning Stats	R: 0 E: 0 K: 0 S: 8 H: 0 LOB: 0 BB: 0 P: 12	R: 3 E: 1 K: 0 S: 11 H: 5 LOB: 2 BB: 0 P: 19	R: 0 E: 0 K: 0 S: 7 H: 1 LOB: 1 BB: 0 P: 13	R: 5 E: 2 K: 1 S: 23 H: 4 LOB: 2 BB: 2 P: 37	R: 0 E: 0 K: 1 S: 8 H: 0 LOB: 1 BB: 1 P: 14	R: 0 E: 1 K: 1 S: 15 H: 1 LOB: 3 BB: 1 P: 24	R: 1 E: 0 K: 1 S: 10 H: 2 LOB: 1 BB: 0 P: 16	R: 0 E: 0 K: 1 S: 12 H: 0 LOB: 1 BB: 1 P: 20		1B: 10 2B: 3 3B: 0 HR: 0 SF: 0 SAC: 1 DP: 0 HBP: 0						

BOTTOM

Seattle Mariners @ California Angels

Anaheim Stadium, Anaheim, CA

Tue Sep 14 1993, 10:05 PM EDT

Att. 18,101 - Unknown - 69 F

livebaseballscorecards.com

AB	38
R	9
H	13
RBI	7
BB	5
SO	5
LOB	25

WP: 1 PA: 44
PB: 0
SB: 0
CS: 0

PITCHER		IP	WLS	BF	H	R	ER	SO	BB	IBB	HBP	BLK	WP	HR	S	P	ERA	WHIP
Erik Hanson, R ERA: 3.63	(1, 1)	3.2	L	23	10	8	7	1	2	0	0	0	1	0	45	75	17.18	3.273
Roger Salkeld, R ERA: 3.38	(4, 1)	3.1		17	3	1	1	3	2	0	0	0	0	0	37	60	2.70	1.500
Dwayne Henry, R ERA: 6.55	(8, 1)	1.0		4	0	0	0	1	1	0	0	0	0	0	12	20	0.00	1.000

PITCHER	IP	WLS	BF	H	R	ER	SO	BB	IBB	HBP	BLK	WP	HR	S	P	ERA	WHIP

Batter	1	2	3	4	5	6	7	8	9	AB	R	H	RBI	BB	SO	LOB
Brian Turang, R (1, 7) (6, 4) OBP: 0.365, SLG: 0.412	B C X 1-1 SH3-1 G4-3 2B		C X 0-1 1B 1B			C X 0-1 ① G5-3			B C C F F B X 2-2 ① P9	4	1	2	0	0	0	0
Bret Boone, R (1, 4) OBP: 0.318, SLG: 0.485 Greg Litton, R (6, 5) OBP: 0.355, SLG: 0.445	X 0-0 ① SH3-1 2-3		1 SAFE 1 SAFE B 1 SAFE C X 1-1 1-2 1B			B B F C B X 3-2 ② P3			F X 0-1 ② F8	2 1	0 0	1 0	0 0	0 0	0 0	0 0
Ken Griffey Jr., L (1, 8) OBP: 0.396, SLG: 0.611 Mackey Sasser, L (7, 9) OBP: 0.275, SLG: 0.331	B X 1-0 ② G4-3 3-H		B B C B C X 3-2 ③ F9			X 0-0 ③ F8			F C F X 0-2 ③ F8	3 1	0 0	0 0	1 0	0 0	0 0	2 0
Jay Buhner, R (1, 9) OBP: 0.384, SLG: 0.484 Dann Howitt, L (6, 9) OBP: 0.254, SLG: 0.357 (7, 8)	C S X 0-2 ③ F9			C S X 0-2 ① G5-3			B S B B B 4-1 G4-6-3 BB			2 0	0 0	0 0	0 0	0 1	0 0	0 0
Dave Magadan, L (1, 3) OBP: 0.386, SLG: 0.360		B X 1-0 ① G1-3		B X 1-0 ② F8			B B C X 2-1 ①② G4-6-3 1-2f			3	0	0	0	0	0	1
Mike Blowers, R (1, 5) OBP: 0.361, SLG: 0.506 Marc Newfield, R (6, 7) OBP: 0.258, SLG: 0.323		B B F S F X 2-2 ② G3-1		F C B B S 2-3 ③ K			C B X 1-1 ③ G6-3			2 1	0 0	0 0	0 0	0 0	1 0	0 0
Larry Sheets, L (1, 10) OBP: 0.154, SLG: 0.083		B X 1-0 ③ P4			X 0-0 E9 G6-4-3			C S B F F B X 2-2 ① G3		3	0	0	0	0	0	0
Dave Valle, R (1, 2) OBP: 0.359, SLG: 0.404 Bill Haselman, R (6, 2) OBP: 0.314, SLG: 0.437		C S B X 1-2 ① G6-3			B X 1-0 ① P6			B X 1-0 ② F8		2 1	0 0	0 0	0 0	0 0	0 0	1 0
Omar Vizquel, S (1, 6) OBP: 0.319, SLG: 0.295		L B F F X 1-2 ② G4-1			B F X 1-1 ②③ G6-4-3 1-2f			B C B B X 3-1 ③ G6-3		3	0	0	0	0	0	1
Inning Stats	R: 1 E: 0 K: 0 S: 7 H: 1 LOB: 0 BB: 0 P: 9	R: 0 E: 0 K: 0 S: 6 H: 0 LOB: 0 BB: 0 P: 10	R: 0 E: 0 K: 0 S: 14 H: 2 LOB: 0 BB: 0 P: 20	R: 0 E: 0 K: 1 S: 7 H: 0 LOB: 0 BB: 0 P: 10	R: 0 E: 1 K: 0 S: 4 H: 0 LOB: 0 BB: 0 P: 6	R: 0 E: 0 K: 0 S: 6 H: 0 LOB: 0 BB: 0 P: 9	R: 0 E: 0 K: 0 S: 5 H: 0 LOB: 0 BB: 1 P: 12	R: 0 E: 0 K: 0 S: 8 H: 0 LOB: 0 BB: 0 P: 14	R: 0 E: 0 K: 0 S: 11 H: 0 LOB: 0 BB: 0 P: 13	1B: 2 2B: 1 3B: 0 HR: 0 SF: 0 SAC: 1 DP: 2 HBP: 0						

PITCHER		IP	WLS	BF	H	R	ER	SO	BB	IBB	HBP	BLK	WP	HR	S	P	ERA	WHIP
Phil Leftwich, R ERA: 3.76	(1, 1)	7.0	W	24	3	1	1	1	1	0	0	0	0	0	49	76	1.29	0.571
Darryl Scott, R ERA: 7.5	(8, 1)	1.0		3	0	0	0	0	0	0	0	0	0	0	8	14	0.00	0.000
Steve Frey, L ERA: 2.84	(9, 1)	1.0		3	0	0	0	0	0	0	0	0	0	0	11	13	0.00	0.000

PITCHER	IP	WLS	BF	H	R	ER	SO	BB	IBB	HBP	BLK	WP	HR	S	P	ERA	WHIP

Seattle Mariners @ California Angels

Anaheim Stadium, Anaheim, CA

Wed Sep 15 1993, 10:05 PM EDT

Att. 15,617 - Unknown

TOP

livebaseballscorecards.com

AB	28
R	1
H	3
RBI	1
BB	1
SO	1
LOB	5

1B: 2	SF: 0	WP: 0	PA: 30
2B: 1	SAC: 1	PB: 0	
3B: 0	DP: 2	SB: 0	
HR: 0	HBP: 0	CS: 0	

Batter	1	2	3	4	5	6	7	8	9	AB	R	H	RBI	BB	SO	LOB
Luis Polonia, L (1, 7) OBP: 0.326, SLG: 0.328	BBBCB 4-1 3B BB	LCX 0-2 ② G1-3		IIII 4-0 HR IBB	FBX 1-1 ③ G4-3		CSFFBBS 2-3 ③ K			3	2	0	0	2	1	2
Jim Edmonds, L (1, 8) OBP: 0.313, SLG: 0.500	1 SAFE CFF 1 SAFE FB 1 SAFE 1 SAFE X 1-2 1-H HR 3B	FSFBX 1-2 ③ 1B		SCS 0-3 ② K		BBBCX 3-1 ① G3-1		BCFFX 1-2 2B HR 1B		5	2	3	1	0	1	3
Tim Salmon, R (1, 9) OBP: 0.382, SLG: 0.536 Stan Javier, S (6, 9) OBP: 0.341, SLG: 0.354	BBBB 4-0 HR BB	CBX 1-1 CS 1B	CBSX 1-2 1-H 2-H 3-H HR			FCBBX 2-2 FC6-4 1B		CFBX 1-2 1-3 HR 2B		2 2	2 1	2 2	4 0	1 0	0 0	0 0
Chili Davis, S (1, 10) OBP: 0.325, SLG: 0.435	SBCFFX 1-2 1-H 3-H HR	BX 1-0 ① L7	SBBFFFFBX 3-2 1B			BX 1-0 ② F9		SBSFBFBX 3-2 2-H 3-H HR		5	2	3	6	0	0	2
Rene Gonzales, R (1, 5) OBP: 0.351, SLG: 0.329	BFX 1-1 ① F7	BF 1 SAFE SBFFFB 3-2 ②③ X G6-3 1-2	CFS 0-3 ③ K			CX 0-1 ③ FC6-4 1-2f		X 0-0 ① F8		5	0	0	0	0	1	3
Chris Turner, R (1, 2) OBP: 0.360, SLG: 0.432 Greg Myers, L (7, PH) OBP: 0.308, SLG: 0.385 (8, 2)	CCBX 1-2 ② G1-3		BFBFFBX 3-2 1B SH 1B	CCBBX 2-2 ① G3		X 0-0 HR		BFSX 1-2 1B SF9 2B		3 2	1 2	1 2	0 1	0 0	0 0	0 0
J.T. Snow, L (1, 3) OBP: 0.314, SLG: 0.373	BX 1-0 1B		X 0-0 ① F7	BX 1-0 2B G4-3 1B		CX 0-1 FC6-4 1B		CX 0-1 2-3 FC6 1B		5	1	4	0	0	0	1
Torey Lovullo, S (1, 4) OBP: 0.322, SLG: 0.362 Jim Walewander, S (7, 4)	SFBX 1-2 ③ G3		BX 1-0 SH 1-3 HR 1B	BCX 1-1 G4-3 1-3 2B		X 0-0 ① FC6-4 1-2f		CX 0-1 ② SF9 3-H		3 1	1 0	2 0	0 1	0 0	0 0	1 1
Rod Correia, R (1, 6) OBP: 0.320, SLG: 0.326		CBSSS 1-3 ① K		X 0-0 SH 1-3 HR 3-H	BFX 1-1 ② G4-3 2-3 3-H		CCS 0-3 ② K	BBBX 3-0 ③ FC6 1-2f		4	1	0	2	0	2	3
Inning Stats	R: 4 H: 3 E: 0 LOB: 1 K: 0 BB: 2 S: 19 P: 33	R: 0 H: 1 E: 0 LOB: 1 K: 1 BB: 0 S: 10 P: 12	R: 0 H: 1 E: 0 LOB: 0 K: 0 BB: 0 S: 9 P: 14	R: 5 H: 4 E: 1 LOB: 1 K: 2 BB: 1 S: 22 P: 34	R: 1 H: 2 E: 0 LOB: 1 K: 0 BB: 0 S: 10 P: 16	R: 0 H: 1 E: 0 LOB: 1 K: 0 BB: 0 S: 9 P: 15	R: 1 H: 2 E: 0 LOB: 1 K: 2 BB: 0 S: 13 P: 15	R: 4 H: 5 E: 0 LOB: 1 K: 0 BB: 0 S: 22 P: 31		1B: 11 SF: 1 2B: 3 SAC: 1 3B: 1 DP: 0 HR: 4 HBP: 0						

PITCHER		IP	WLS	BF	H	R	ER	SO	BB	IBB	HBP	BLK	WP	HR	S	P	ERA	WHIP
Tim Leary, R ERA: 5.4	(1, 1)	3.2	L	22	9	9	5	2	2	1	0	0	0	2	57	90	12.27	3.000
Steve Ontiveros, R ERA: 1.29	(4, 1)	1.1		6	2	1	1	1	0	0	0	0	0	0	13	19	6.75	1.500
Erik Plantenberg, L ERA: 6.75	(6, 1)	1.0		4	1	0	0	0	0	0	0	0	0	0	9	15	0.00	1.000
Jeff Nelson, R ERA: 4.39	(7, 1)	1.0		5	2	1	1	2	0	0	0	0	0	1	13	15	9.00	2.000
Kevin King, L ERA: 9.45	(8, 1)	1.0		8	5	4	4	0	0	0	0	0	0	1	22	31	36.00	5.000

PITCHER	IP	WLS	BF	H	R	ER	SO	BB	IBB	HBP	BLK	WP	HR	S	P	ERA	WHIP

BOTTOM

Seattle Mariners @ California Angels

Anaheim Stadium, Anaheim, CA

Wed Sep 15 1993, 10:05 PM EDT

Att. 15,617 - Unknown

livebaseballscorecards.com

AB	40
R	15
H	19
RBI	15
BB	3
SO	5
LOB	16

1B: 11 SF: 1 PA: 45
2B: 3 SAC: 1
3B: 1 DP: 0
HR: 4 HBP: 0

WP: 0
PB: 0
SB: 0
CS: 1

Batter	1	2	3	4	5	6	7	8	9	AB	R	H	RBI	BB	SO	LOB
Greg Gagne, R (1, 6) OBP: 0.326, SLG: 0.413 Terry Shumpert, R (8, 4)	C B C S 1-3 ① K		B B F B F F F B 4-2 1-2 BB			C S B F B C 2-3 ① K		S F S 0-3 ① K		3 0	0 0	0 0	0 0	1 0	3 0	1 0
Brian McRae, S (1, 8) OBP: 0.334, SLG: 0.433 David Howard, S (8, PR) OBP: 0.370, SLG: 0.417 (8, 8)	B S B F F B F X 3-2 ② G5-3		C S B S 1-3 ③ K			C S S 0-3 ② K		B B F B F F X 3-2 DI 1-H 2B		4 0	0 0	1 0	1 0	0 0	2 0	2 0
Kevin McReynolds, R (1, 7) OBP: 0.317, SLG: 0.434 Phil Hiatt, R (8, PR) OBP: 0.282, SLG: 0.366 (8, 5)	S B S T 1-2 ③ K			B X 1-0 ① L8		B C B F X 2-2 ③ P3		B B B B 4-0 2-3 CS BB		3 0	0 0	0 0	0 0	1 0	1 0	0 0
Mike Macfarlane, R (1, 2) OBP: 0.351, SLG: 0.503 Nelson Santovenia, R (5, 2)		B B C F B S 3-3 ① K		T B X 1-1 ② F7			F B F B B F B 4-2 DI BB	B C X 1-1 ② ③ P6 1-2		2 1	0 0	0 0	0 0	0 1	1 0	0 3
Gary Gaetti, R (1, 3) OBP: 0.290, SLG: 0.422 Bob Hamelin, L (8, 3)		F B S S B F F S 2-3 ② K		F B C S 1-3 ③ K			C S B B S 1-3 ① K		B B F B F X 3-2 ① P5	3 1	0 0	0 0	0 0	0 0	3 0	1 0
Hubie Brooks, R (1, 9) OBP: 0.328, SLG: 0.377 Kevin Koslofski, L (9, PH)		B F S S S 1-3 ③ K			C C B X 1-2 ① G4-3		F S 0-3 ② K		C B B B F X 2-2 ② P6	3 1	0 0	0 0	0 0	0 0	2 0	1 0
Craig Wilson, R (1, 5) OBP: 0.324, SLG: 0.294 (8, 7)			C F S 0-3 ① K		C B F B B X 3-2 ② G3-1		F B F B B B 4-2 1-2 BB		C B B B X 3-1 2B	3 0	0 1	1 0	0 1	1 1	1 0	0 0
Rico Rossy, R (1, 4) OBP: 0.315, SLG: 0.354 (8, 6)			B B C B B 4-1 BB BB		F H 1-1 HBP		C B S F C 1-3 ③ K		X 0-0 ③ F9	2 0	0 0	0 0	0 1	1 1	1 3	3 0
Keith Miller, R (1, 10) OBP: 0.223, SLG: 0.186			F B X 1-1 ② F7		S B B S S 2-3 ③ K			B F C B B B 4-2 DI 2B BB		2 1	1 0	0 0	0 1	1 1	1 2	2 0
Inning Stats	R: 0 H: 0 E: 0 LOB: 0 K: 2 BB: 0 S: 11 P: 16	R: 0 H: 0 E: 0 LOB: 0 K: 3 BB: 0 S: 11 P: 17	R: 0 H: 0 E: 0 LOB: 2 K: 2 BB: 2 S: 13 P: 23	R: 0 H: 0 E: 0 LOB: 0 K: 1 BB: 0 S: 6 P: 9	R: 0 H: 0 E: 0 LOB: 1 K: 1 BB: 0 S: 10 P: 17	R: 0 H: 0 E: 0 LOB: 0 K: 2 BB: 0 S: 10 P: 14	R: 0 H: 0 E: 0 LOB: 2 K: 3 BB: 2 S: 15 P: 25	R: 1 H: 1 E: 0 LOB: 3 K: 1 BB: 2 S: 11 P: 23	R: 0 H: 1 E: 0 LOB: 1 K: 0 BB: 0 S: 10 P: 18	1B: 0 SF: 0 2B: 2 SAC: 0 3B: 0 DP: 0 HR: 0 HBP: 1						

PITCHER	IP	WLS	BF	H	R	ER	SO	BB	IBB	HBP	BLK	WP	HR	S	P	ERA	WHIP
Randy Johnson, L (1, 1) ERA: 3.48	7.1	W	30	1	1	1	15	6	0	1	0	0	0	85	141	1.23	0.955
Jeff Nelson, R (8, 1) ERA: 4.33	0.2		1	0	0	0	0	0	0	0	0	0	0	2	3	0.00	0.000
Steve Ontiveros, R (9, 1) ERA: 1.2	1.0		4	1	0	0	0	0	0	0	0	0	0	10	18	0.00	1.000

PITCHER	IP	WLS	BF	H	R	ER	SO	BB	IBB	HBP	BLK	WP	HR	S	P	ERA	WHIP

TOP

Kansas City Royals @ Seattle Mariners

The Kingdome, Seattle, WA

Thu Sep 16 1993, 10:05 PM EDT

Att. 14,125 - Dome

livebaseballscorecards.com

AB	28
R	1
H	2
RBI	1
BB	6
SO	15
LOB	13

Batter	1	2	3	4	5	6	7	8	9	AB	R	H	RBI	BB	SO	LOB
Rich Amaral, R (1, 10) OBP: 0.352, SLG: 0.368	C B B X 2-1 L4-3 1B	B B F X 2-1 1-H 2-H 3-H 3B	B X 1-0 ③ F9		B B B B 4-0 BB	B S S B C 2-3 ③ K		X 0-0 ① G6-3		5	0	2	3	1	1	2
Brian Turang, R (1, 7) (9, 8) OBP: 0.372, SLG: 0.400	B B C X 2-1 ① ② L4-3 1-2	B C B B C F B 4-2 BB BB		B C F C 1-3 ① K	C X 0-1 ② P3		B B B B 4-0 1B 1B BB	C B B B S F B 4-2 FC5-4 BB		3	1	0	0	3	1	2
Ken Griffey Jr., L (1, 8) OBP: 0.400, SLG: 0.610 Marc Newfield, R (8, PH) OBP: 0.254, SLG: 0.317 (9, 7)	B B C C B B 4-2 BB	B B B B 4-0 1-2 BB		B B B B 4-0 S BB SF7 BB	C B X 1-1 ③ G1-3		B C B X 2-1 BB 1B 1-2 1B	B F B S X 2-2 ② FC5-4 1-2f		2 1	2 0	1 0	0 0	3 0	0 0	1 1
Jay Buhner, R (1, 9) OBP: 0.383, SLG: 0.481 Dann Howitt, L (9, 9) OBP: 0.254, SLG: 0.357	F S B 1 SAFE S 1-3 ③ K	X 0-0 ③ F8		B 1 SAFE B S B B 4-1 S 1-2 2B BB		X 0-0 ① G6-3	F B C X 1-2 BB 1-2 2-H 1B	S X 0-1 ③ F9		5 0	2 0	1 0	1 0	1 0	1 0	5 0
Mike Blowers, R (1, 5) OBP: 0.369, SLG: 0.509		B B B C S F B 4-2 1B BB 3B BB	X 0-0 2B 2B 1B	B F B B S B 4-2 1-2 2-3 2B BB		C X 0-1 E 1B 1B 1B	B B C B S B 4-2 PB 1B 1-2 2-3 BB			2	4	2	0	3	0	0
Bret Boone, R (1, 4) OBP: 0.325, SLG: 0.495		B B S F B X 3-2 ① F9	X 0-0 1-3 2B 2B	C X 0-1 ② SF7 3-H		C B X 1-1 E7 1-3 1B 1B	S S X 0-2 PB 1-2 2-H 3-H 1B			4	2	3	3	0	0	1
Greg Litton, R (1, 3) OBP: 0.368, SLG: 0.462	1 SAFE B B B B B 4-0 1B 1-2 3B BB	X 0-0 2-H 3-H 1B 2B	C F X 0-2 1-H 2-H 2B			I I I I 4-0 1B IBB	C B B B C F B F X 3-2 ① P3			3	2	2	4	2	0	2
Dave Valle, R (1, 2) OBP: 0.360, SLG: 0.404 Bill Haselman, R (9, 2) OBP: 0.314, SLG: 0.437	C X 0-1 ② P3	B S S S X 1-2 G5-4-3 2-H 1B	B B X 2-0 ③ L7			B X 1-0 1-2 2-H 3-H 1B	B C F S 1-3 ② K 1-2 2-3			5 0	0 0	2 0	3 0	0 0	1 0	5 0
Omar Vizquel, S (1, 6) OBP: 0.317, SLG: 0.295	B X 1-0 1-2 2-3 3B 1B	C X 0-1 ① ② G5-4-3 1-2f			B X 1-0 ① G4-3	B C X 1-1 ② F7	C X 0-1 ③ G5-3			5	1	1	0	0	0	5
Inning Stats	R: 0 E: 0 K: 1 S: 9 H: 1 LOB: 1 BB: 1 P: 18	R: 3 E: 0 K: 0 S: 15 H: 2 LOB: 3 BB: 4 P: 37	R: 3 E: 0 K: 0 S: 9 H: 4 LOB: 0 BB: 0 P: 11	R: 3 E: 0 K: 1 S: 12 H: 1 LOB: 1 BB: 3 P: 27	R: 0 E: 0 K: 0 S: 5 H: 0 LOB: 1 BB: 1 P: 11	R: 2 E: 1 K: 1 S: 11 H: 3 LOB: 2 BB: 1 P: 20	R: 3 E: 0 K: 1 S: 20 H: 3 LOB: 2 BB: 2 P: 35	R: 0 E: 0 K: 0 S: 9 H: 0 LOB: 1 BB: 1 P: 15		1B: 10 2B: 4 3B: 1 HR: 0 SF: 1 SAC: 0 DP: 2 HBP: 0				WP: 0 PB: 1 SB: 2 CS: 0	PA: 49	

PITCHER		IP	WLS	BF	H	R	ER	SO	BB	IBB	HBP	BLK	WP	HR	S	P	ERA	WHIP
Chris Haney, L ERA: 5.88	(1, 1)	2.0	L	17	7	6	6	1	5	0	0	0	0	0	30	62	27.00	6.000
Mark Gardner, R ERA: 6.19	(3, 1)	2.0		9	1	3	3	1	3	0	0	0	0	0	15	31	13.50	2.000
John Habyan, R ERA: 3.93	(5, 1)	2.0		11	3	2	2	1	1	1	0	0	0	0	16	31	9.00	2.000
Jeff Granger, L ERA: 27.0	(7, 1)	1.0		8	3	3	3	1	2	0	0	0	0	0	20	35	27.00	5.000
Greg Cadaret, L ERA: 4.47	(8, 1)	1.0		4	0	0	0	0	1	0	0	0	0	0	9	15	0.00	1.000

PITCHER	IP	WLS	BF	H	R	ER	SO	BB	IBB	HBP	BLK	WP	HR	S	P	ERA	WHIP

BOTTOM

Kansas City Royals @ Seattle Mariners

The Kingdome, Seattle, WA

Thu Sep 16 1993, 10:05 PM EDT

Att. 14,125 - Dome

livebaseballscorecards.com

AB	35
R	14
H	14
RBI	14
BB	13
SO	4
LOB	24

Batter	1	2	3	4	5	6	7	8	9	AB	R	H	RBI	BB	SO	LOB
Greg Gagne, R (1, 6) OBP: 0.326, SLG: 0.412	1-0 1B 2B 1B	0-0 ② F8	2-0 ③ F7			0-1 ③ F8			4-2 G3 G6-3 1B BB	4	2	1	0	1	0	3
Craig Wilson, R (1, 5) OBP: 0.357, SLG: 0.316	1 SAFE 1-0 BB 1-3 2B 1B	4-1 BB		3-3 ① K			1-1 2B 1B		1 SAFE 1 SAFE 1 SAFE 1 SAFE 2-2 ① G6-3 1-2	4	1	2	0	1	1	1
Brian McRae, S (1, 8) OBP: 0.331, SLG: 0.429	1-1 ① P2	0-1 ③ G1-3		3-2 ② P5			0-0 ① P2		1-2 ② G3 2-3	5	0	0	0	0	0	5
Mike Macfarlane, R (1, 2) OBP: 0.356, SLG: 0.507 Brent Mayne, L (9, PR) OBP: 0.313, SLG: 0.337 (9, 2)	4-0 2B SF7 1-2 BB		2-0 FC6-4 BB 1B 1B	0-3 ③ K			1-1 1-3 2B		2-2 BB 1B HBP	3 0	2 0	2 0	0 0	1 0	1 0	0 0
George Brett, L (1, 10) OBP: 0.314, SLG: 0.428	1-0 1-3 2-H 3-H 1B 2B	0-0 ① F7			2-0 ① L9		4-0 G5-4-3 IBB		1-1 1-2 3-H BB 1B	4	1	2	3	1	0	1
Kevin McReynolds, R (1, 7) OBP: 0.320, SLG: 0.432	4-0 1B CS IBB		4-0 FC6-4 1-2 BB		0-1 ② G6-3		1-0 ②③ G5-4-3 1-2f		4-2 1-2 2-3 BB	2	0	0	0	3	0	3
Gary Gaetti, R (1, 3) OBP: 0.288, SLG: 0.420	3-2 ② SF7 3-H		1-0 ② FC6-4 BB 1B 1-2f 2-3		2-1 ③ F9			0-0 G4-6-3 1B	1-3 ③ K	4	0	1	1	0	1	5
Hubie Brooks, R (1, 9) OBP: 0.333, SLG: 0.382 Kevin Koslofski, L (6, 9)	1-2 1-3 2-H 1B		3-0 BB 1-2 3-H 1B			2-0 ① F9		1 SAFE 1 SAFE 0-1 ①② G4-6-3 1-2f		3 1	0 0	2 0	2 0	0 0	0 0	0 1
Terry Shumpert, R (1, 4)	1-2 ③ CS 3-H	2-0 ① F7	4-1 1-2 2-3 BB			2-1 ② F7		2-3 ③ K		3	0	0	0	1	1	0
Inning Stats	R: 4 E: 0 K: 0 S: 13 H: 4 LOB: 1 BB: 2 P: 30	R: 0 E: 0 K: 0 S: 5 H: 0 LOB: 1 BB: 1 P: 11	R: 1 E: 0 K: 0 S: 6 H: 2 LOB: 3 BB: 2 P: 22	R: 0 E: 0 K: 2 S: 10 H: 0 LOB: 0 BB: 0 P: 16	R: 0 E: 0 K: 0 S: 5 H: 0 LOB: 0 BB: 0 P: 9	R: 0 E: 0 K: 0 S: 5 H: 0 LOB: 2 BB: 1 P: 9	R: 0 E: 0 K: 0 S: 6 H: 2 LOB: 2 BB: 1 P: 13	R: 0 E: 0 K: 1 S: 6 H: 1 LOB: 0 BB: 0 P: 8	R: 1 E: 0 K: 1 S: 18 H: 1 LOB: 3 BB: 2 P: 33	1B: 8 2B: 2 3B: 0 HR: 0	SF: 1 SAC: 0 DP: 2 HBP: 1						

TOP

Kansas City Royals @ Seattle Mariners

The Kingdome, Seattle, WA

Fri Sep 17 1993, 10:05 PM EDT

Att. 17,151 - Dome

livebaseballscorecards.com

AB	33
R	6
H	10
RBI	6
BB	8
SO	4
LOB	19

WP: 0 PB: 0 SB: 0 CS: 1 PA: 44

PITCHER		IP	WLS	BF	H	R	ER	SO	BB	IBB	HBP	BLK	WP	HR	S	P	ERA	WHIP
Dave Fleming, L ERA: 4.47	(1, 1)	2.2	L	17	6	5	5	0	3	1	0	0	0	0	22	55	16.88	3.375
Brad Holman, R ERA: 3.64	(3, 1)	3.2		15	2	0	0	2	1	1	0	0	0	0	27	53	0.00	0.818
Jeff Nelson, R ERA: 4.31	(7, 1)	2.1		8	1	1	1	1	1	0	1	0	0	0	18	30	3.86	0.857
Erik Plantenberg, L ERA: 6.75	(9, 1)	0.0		2	1	0	0	0	1	0	0	0	0	0	4	9	∞	∞
Ted Power, R ERA: 4.91	(9, 1)	0.1		1	0	0	0	1	0	0	0	0	0	0	3	4	0.00	0.000

PITCHER	IP	WLS	BF	H	R	ER	SO	BB	IBB	HBP	BLK	WP	HR	S	P	ERA	WHIP

Batter	1	2	3	4	5	6	7	8	9	AB	R	H	RBI	BB	SO	LOB
Mike Felder, S (1, 7) OBP: 0.271, SLG: 0.285	B C B B X 3-1 ① G3-1	1 SAFE B B B C 1 C X 3-2 1-H 3B		B B C B B 4-1 BB	B B X 2-0 ③ G4-3			C C X 0-2 1B		4	0	2	1	1	0	3
Bret Boone, R (1, 4) OBP: 0.322, SLG: 0.486	F B C B X 2-2 ② G4-3	X 0-0 ③ G4-3		X 0-0 ② P4		C B B B S F B 4-2 1B BB		F 1 SAFE B X 1-1 ② F8		4	0	0	0	1	0	5
Ken Griffey Jr., L (1, 8) OBP: 0.400, SLG: 0.608	B C B B B 4-1 S E BB		B C B B X 3-1 ① F7	B X 1-0 ③ G3-1		B B X 2-0 G6-3 1-2 1B		B C B C S 2-3 ③ K		4	1	1	0	1	1	4
Jay Buhner, R (1, 9) OBP: 0.382, SLG: 0.480	B B F X 2-1 E9 1-H		C C B S 1-3 ② K	X 0-0 2B 2B	C B S F F S 1-3 ① K				C B X 1-1 ① G6-3	5	1	1	0	0	2	2
Dave Magadan, L (1, 3) OBP: 0.387, SLG: 0.360 Greg Litton, R (3, 3) OBP: 0.371, SLG: 0.466	B B F B B 4-1 BB		B B B C B S B 4-2 BB		B B X 2-0 1B 2-H 2B	B C X 1-1 ② ③ G6-3 1-2f			B S B X 2-1 ② P4	0 3	0 0	0 1	0 1	1 1	0 0	0 2
Mike Blowers, R (1, 5) OBP: 0.364, SLG: 0.502	1 SAFE B C C T 1-2 ③ K	B S B F 1 C SAFE 2-3 ③ K			X 0-0 ① G1-3		B C B X 2-1 ① G5-3		B F B C S 2-3 ③ K	5	0	0	0	0	3	4
Mackey Sasser, L (1, 10) OBP: 0.274, SLG: 0.325		C B B B X 3-1 ① P4		B C B B B B 4-1 SH1-4 1B BB	X 0-0 ② F7		F B F B B X 3-2 ② F8			3	0	0	0	1	0	1
Dave Valle, R (1, 2) OBP: 0.361, SLG: 0.404		B C X 1-1 ② G5-3		C P X 1-1 SH1-4 1-2 1B	B B B 4-0 1B BB		C S S 0-3 ③ K			3	0	1	0	1	1	0
Omar Vizquel, S (1, 6) OBP: 0.319, SLG: 0.297		B L X 1-1 S 3B 1B		L X 0-1 ① SH1-4 1-2 2-3	B C X 1-1 1-2 2-3 1B			C B X 1-1 ① F7		3	1	2	0	0	0	0
Inning Stats	R: 1 E: 1 K: 1 S: 12 H: 0 LOB: 2 BB: 2 P: 28	R: 1 E: 0 K: 0 S: 10 H: 2 LOB: 1 BB: 0 P: 18	R: 0 E: 0 K: 2 S: 10 H: 0 LOB: 1 BB: 1 P: 20	R: 0 E: 0 K: 0 S: 9 H: 1 LOB: 3 BB: 2 P: 18	R: 1 E: 0 K: 0 S: 7 H: 3 LOB: 3 BB: 1 P: 16	R: 0 E: 0 K: 1 S: 11 H: 1 LOB: 1 BB: 1 P: 19	R: 0 E: 0 K: 1 S: 8 H: 0 LOB: 0 BB: 0 P: 13	R: 0 E: 0 K: 1 S: 10 H: 1 LOB: 1 BB: 0 P: 14	R: 0 E: 0 K: 1 S: 7 H: 0 LOB: 0 BB: 0 P: 12	1B: 5 2B: 2 3B: 1 HR: 0	SF: 0 SAC: 1 DP: 1 HBP: 0						

PITCHER		IP	WLS	BF	H	R	ER	SO	BB	IBB	HBP	BLK	WP	HR	S	P	ERA	WHIP
Tom Gordon, R ERA: 3.64	(1, 1)	5.0	W	28	6	3	2	3	6	0	0	0	0	0	48	100	3.60	2.400
Stan Belinda, R ERA: 3.68	(6, 1)	2.0		7	1	0	0	2	1	0	0	0	0	0	19	32	0.00	1.000
Billy Brewer, L ERA: 3.03	(8, 1)	1.0		4	1	0	0	1	0	0	0	0	0	0	10	14	0.00	1.000
Jeff Montgomery, R ERA: 2.3	(9, 1)	1.0	S	3	0	0	0	1	0	0	0	0	0	0	7	12	0.00	0.000

PITCHER	IP	WLS	BF	H	R	ER	SO	BB	IBB	HBP	BLK	WP	HR	S	P	ERA	WHIP

BOTTOM

Kansas City Royals @ Seattle Mariners

The Kingdome, Seattle, WA

Fri Sep 17 1993, 10:05 PM EDT

Att. 17,151 - Dome

livebaseballscorecards.com

AB	34
R	3
H	8
RBI	2
BB	7
SO	7
LOB	21



Batter	1	2	3	4	5	6	7	8	9	AB	R	H	RBI	BB	SO	LOB
Felix Jose, S (1, 9) OBP: 0.305, SLG: 0.356	B B B C F X 3-2 ① G4-3		F B X 1-1 HR		1 SAFE B 1 SAFE X 1-0 1-2 1B		X 0-0 ③ L4			4	1	2	1	0	0	0
Brian McRae, S (1, 8) OBP: 0.331, SLG: 0.427	B B B B 4-0 FC4-6 BB		B C C C 1-3 ② K		X 0-0 ② F7			F X 0-1 ① G4-3		3	0	0	0	1	1	2
George Brett, L (1, 10) OBP: 0.314, SLG: 0.427	B 1 SAFE B B X 3-0 ② FC4-6 1-2f		B S B C S 2-3 ③ K2-3		F X 0-1 ③ L8			X 0-0 G6-4-3 1B		4	0	1	0	0	1	3
Kevin McReynolds, R (1, 7) OBP: 0.317, SLG: 0.426	C C B B F X 2-2 ③ F8			B C F B B S 3-3 ① K	B C B C S 2-3 ① K			X 0-0 ② ③ G6-4-3 1-2f		4	0	0	0	0	2	2
Brent Mayne, L (1, 2) OBP: 0.312, SLG: 0.335		C B B X 2-1 ① G6-3		C B X 1-1 ② G1-3		F C X 0-2 ② P2			X 0-0 ① 1B	4	0	1	0	0	0	0
Bob Hamelin, L (1, 3) OBP: 0.333, SLG: 0.200		B B F B X 3-1 ② F7		C X 0-1 1B		C F F B B B B 4-2 FC6 BB			C B B B X 3-1 ② F8	3	0	1	0	1	0	0
Craig Wilson, R (1, 5) OBP: 0.348, SLG: 0.310		C X 0-1 1B		C B S F S 1-3 ③ K		X 0-0 ③ FC6 1-2f			B B X 2-0 ③ G5-3	4	0	1	0	0	1	2
Greg Gagne, R (1, 6) OBP: 0.324, SLG: 0.409	C B F 1 SAFE X 1-2 ③ G3				X 0-0 ① G5-3		X 0-0 ① L8			3	0	0	0	0	0	1
Terry Shumpert, R (1, 4)			C S X 0-2 ① G5-3		B B B 4-0 1B BB		S B X 1-1 ② L4			2	0	0	0	1	0	0
Inning Stats	R: 0 E: 0 K: 0 S: 9 H: 0 LOB: 1 BB: 1 P: 21	R: 0 E: 0 K: 0 S: 9 H: 1 LOB: 1 BB: 0 P: 15	R: 1 E: 0 K: 2 S: 11 H: 1 LOB: 0 BB: 0 P: 15	R: 0 E: 0 K: 2 S: 11 H: 1 LOB: 1 BB: 0 P: 16	R: 0 E: 0 K: 0 S: 5 H: 1 LOB: 2 BB: 1 P: 10	R: 0 E: 0 K: 1 S: 10 H: 0 LOB: 1 BB: 1 P: 16	R: 0 E: 0 K: 0 S: 4 H: 0 LOB: 0 BB: 0 P: 5	R: 0 E: 0 K: 0 S: 4 H: 1 LOB: 0 BB: 0 P: 4	R: 0 E: 0 K: 0 S: 4 H: 1 LOB: 0 BB: 0 P: 9	1B: 5 2B: 0 3B: 0 HR: 1 SF: 0 SAC: 0 DP: 1 HBP: 0						

TOP

Kansas City Royals @ Seattle Mariners

The Kingdome, Seattle, WA

Sat Sep 18 1993, 10:05 PM EDT

Att. 33,597 - Dome

livebaseballscorecards.com

AB	31
R	1
H	6
RBI	1
BB	3
SO	5
LOB	10

PITCHER		IP	WLS	BF	H	R	ER	SO	BB	IBB	HBP	BLK	WP	HR	S	P	ERA	WHIP
Chris Bosio, R ERA: 3.42	(1, 1)	9.0	L	34	6	1	1	5	3	0	0	0	0	1	67	111	1.00	1.000

PITCHER	IP	WLS	BF	H	R	ER	SO	BB	IBB	HBP	BLK	WP	HR	S	P	ERA	WHIP

Batter	1	2	3	4	5	6	7	8	9	AB	R	H	RBI	BB	SO	LOB
Mike Felder, S (1, 7) OBP: 0.268, SLG: 0.281	C F B X 1-2 F7 ①		B C B B X 3-1 F9 ③			C F B X 1-2 G6-3 ② 2-3			B B B C C X 3-2 F9 ①	4	0	0	0	0	0	1
Dave Magadan, L (1, 3) OBP: 0.384, SLG: 0.357	C B B X 2-1 F8 ②			C C B F X 1-2 F8 ①		B X 1-0 G3 ③			B X 1-0 F8 ②	4	0	0	0	0	0	1
Ken Griffey Jr., L (1, 8) OBP: 0.399, SLG: 0.605	B C X 1-1 P5 ③			B B S X 2-1 G6-4-3 1B			B S F X 1-2 P5 ①		B F B X 2-1 F7 ③	4	0	1	0	0	0	0
Jay Buhner, R (1, 9) OBP: 0.380, SLG: 0.477		B S B B F X 3-2 G6-3 ①		B 1 SAFE B C 1 SAFE 1 SAFE B X 3-1 G6-4-3 ② ③ 1-2f			B B S S C 2-3 K ②			3	0	0	0	0	1	1
Mackey Sasser, L (1, 10) OBP: 0.275, SLG: 0.326		F B F X 1-2 1B			B X 1-0 F9 ①		X 0-0 G3 ③			3	0	1	0	0	0	0
Bret Boone, R (1, 4) OBP: 0.322, SLG: 0.484		C S B S 1-3 K ②			B F X 1-1 F7 ②			X 0-0 SH1-4 1B		3	0	1	0	0	1	1
Mike Blowers, R (1, 5) OBP: 0.362, SLG: 0.498		B 1 SAFE S T B X 2-2 G3 ③			B C X 1-1 G5-3 ③			1 SAFE C B 1 SAFE B X 2-1 SH1-4 ① 1-2		2	0	0	0	0	0	1
Bill Haselman, R (1, 2) OBP: 0.317, SLG: 0.433			C F X 0-2 P6 ①			C S B B B B 4-2 G6-3 SH1-4 BB		F B C F S 1-3 K ②		1	0	0	0	1	0	0
Larry Sheets, L (8, PH) OBP: 0.143, SLG: 0.077										1	0	0	0	0	1	1
Chris Howard, R (9, 2)										0	0	0	0	0	0	0
Omar Vizquel, S (1, 6) OBP: 0.318, SLG: 0.296			C C X 0-2 P5 ②			X 0-0 SH1-4 ① 1-2		B B B C X 3-1 G6-3 ③		2	0	0	0	0	0	1
Inning Stats	R: 0 E: 0 K: 0 S: 7 H: 0 LOB: 0 BB: 0 P: 11	R: 0 E: 0 K: 1 S: 12 H: 1 LOB: 1 BB: 0 P: 19	R: 0 E: 0 K: 0 S: 8 H: 0 LOB: 0 BB: 0 P: 11	R: 0 E: 0 K: 0 S: 8 H: 1 LOB: 0 BB: 0 P: 14	R: 0 E: 0 K: 0 S: 5 H: 0 LOB: 0 BB: 0 P: 8	R: 0 E: 0 K: 0 S: 7 H: 0 LOB: 1 BB: 1 P: 13	R: 0 E: 0 K: 1 S: 7 H: 0 LOB: 0 BB: 0 P: 10	R: 0 E: 0 K: 1 S: 9 H: 1 LOB: 1 BB: 0 P: 15	R: 0 E: 0 K: 0 S: 6 H: 0 LOB: 0 BB: 0 P: 12	1B: 3 2B: 0 3B: 0 HR: 0	SF: 0 SAC: 2 DP: 1 HBP: 0						

PITCHER	IP	WLS	BF	H	R	ER	SO	BB	IBB	HBP	BLK	WP	HR	S	P	ERA	WHIP
Kevin Appier, R (1, 1) ERA: 2.62	9.0	W	30	3	0	0	3	1	0	0	0	0	0	69	113	0.00	0.444

PITCHER	IP	WLS	BF	H	R	ER	SO	BB	IBB	HBP	BLK	WP	HR	S	P	ERA	WHIP

BOTTOM

Kansas City Royals @ Seattle Mariners

The Kingdome, Seattle, WA

Sat Sep 18 1993, 10:05 PM EDT

Att. 33,597 - Dome

livebaseballscorecards.com

AB	27
R	0
H	3
RBI	0
BB	1
SO	3
LOB	7

1B: 3	SF: 0	WP: 0	PA: 30
2B: 0	SAC: 2	PB: 0	
3B: 0	DP: 1	SB: 0	
HR: 0	HBP: 0	CS: 0	

Batter	1	2	3	4	5	6	7	8	9	AB	R	H	RBI	BB	SO	LOB
Felix Jose, S (1, 8) OBP: 0.302, SLG: 0.353	B F F B S 2-3 ① K		1 SAFE P F 1 SAFE C B B X 3-2 ③ G4-3 1-2			B S F X 1-2 ① G3			C S B B F X 2-2 ① F8	4	0	0	0	0	1	1
Greg Gagne, R (1, 6) OBP: 0.326, SLG: 0.410	C B X 1-1 ② F8		F B X 1-1 ① P5			C C X 0-2 G6-4-3 1B			S B F X 1-2 1B WP 1B 1B	4	1	2	0	0	0	0
George Brett, L (1, 10) OBP: 0.315, SLG: 0.426	B S B T S 2-3 ③ K		F B S B B B 4-2 1B BB			F X 0-1 ②③ G6-4-3 1-2f			B S X 1-1 1B 1-3 1B	3	0	1	0	1	1	1
Kevin McReynolds, R (1, 7) OBP: 0.316, SLG: 0.424		F B C S 1-3 ① K	B C B 1 SAFE F F X 2-2 ② L9				B F F B X 2-2 ① F8		C X 0-1 FC5-4 1-2 3-H 1B	4	0	1	1	0	1	1
Chris Gwynn, L (1, 9) OBP: 0.353, SLG: 0.398		C B F F C 1-3 ② K	X 0-0 1-2 1B				F B S S B X 2-2 ② G6-3		B F B B F S 2-3 ② K	4	0	1	0	0	2	2
Gary Gaetti, R (1, 5) OBP: 0.285, SLG: 0.414		S B F B S 2-3 ③ K2-3	S F B B B F F S 3-3 ③ K				F F B F X 1-2 ③ F8		B X 1-0 ③ FC5-4 1-2f	4	0	0	0	0	2	4
Bob Hamelin, L (1, 3) OBP: 0.222, SLG: 0.125			B S B C B X 3-2 ① P6		B F S B S 2-3 ① K			S C S 0-3 ① K		3	0	0	0	0	2	0
Brent Mayne, L (1, 2) OBP: 0.307, SLG: 0.330			X 0-0 ② G6-3		C B F C 1-3 ② K			F B S B X 2-2 ② F9		3	0	0	0	0	1	0
Terry Shumpert, R (1, 4) OBP: 0.273, SLG: 0.111			S X 0-1 S 1B		B X 1-0 ③ P4			B B C X 2-1 ③ P2		3	0	1	0	0	0	0
Inning Stats	R: 0 E: 0 K: 2 S: 8 H: 0 LOB: 0 BB: 0 P: 13	R: 0 E: 0 K: 3 S: 10 H: 0 LOB: 0 BB: 0 P: 14	R: 0 E: 0 K: 0 S: 10 H: 1 LOB: 1 BB: 0 P: 15	R: 0 E: 0 K: 1 S: 14 H: 1 LOB: 2 BB: 1 P: 24	R: 0 E: 0 K: 2 S: 7 H: 0 LOB: 0 BB: 0 P: 11	R: 0 E: 0 K: 0 S: 8 H: 1 LOB: 0 BB: 0 P: 9	R: 0 E: 0 K: 0 S: 10 H: 0 LOB: 0 BB: 0 P: 15	R: 0 E: 0 K: 1 S: 8 H: 0 LOB: 0 BB: 0 P: 12	R: 1 E: 0 K: 1 S: 15 H: 3 LOB: 2 BB: 0 P: 22	1B: 6 2B: 0 3B: 0 HR: 0 SF: 0 SAC: 0 DP: 1 HBP: 0							

PITCHER		IP	WLS	BF	H	R	ER	SO	BB	IBB	HBP	BLK	WP	HR	S	P	ERA	WHIP
Erik Hanson, R ERA: 3.53	(1, 1)	8.1	W	30	5	1	1	9	1	0	0	0	1	0	84	126	1.08	0.720
Ted Power, R ERA: 4.82	(9, 1)	0.2	S	3	1	0	0	1	0	0	0	0	0	0	6	9	0.00	1.500

PITCHER	IP	WLS	BF	H	R	ER	SO	BB	IBB	HBP	BLK	WP	HR	S	P	ERA	WHIP

TOP

Kansas City Royals @ Seattle Mariners

The Kingdome, Seattle, WA

Sun Sep 19 1993, 6:33 AM EDT

Att. 17,686 - Dome

livebaseballscorecards.com

AB	32
R	1
H	6
RBI	1
BB	1
SO	10
LOB	9

WP: 1	PA: 33				
PB: 0					
SB: 1					
CS: 0					

Batter	1	2	3	4	5	6	7	8	9	AB	R	H	RBI	BB	SO	LOB
Rich Amaral, R (1, 6) OBP: 0.349, SLG: 0.363	B F B X 2-1 F9 ①		C B X 1-1 G3 ③		F B B X 2-1 P3 ③			S C B S 1-3 K ①		4	0	0	0	0	1	0
Brian Turang, R (1, 7) OBP: 0.368, SLG: 0.394	C F B X 1-2 L9 ②			X 0-0 2B 1B		C B X 1-1 L8 ①		B F F X 1-2 P3 ②		4	1	1	0	0	0	0
Ken Griffey Jr., L (1, 8) OBP: 0.398, SLG: 0.604	C C S 0-3 K ③			S X 0-1 G6-3 3B 1-H 2B		C X 0-1 G6-3 ②		B X 1-0 G3-1 ③		4	1	1	1	0	1	0
Jay Buhner, R (1, 9) OBP: 0.379, SLG: 0.477		X 0-0 G5-3 ①		F B B B X 3-1 G6-3 ① 2-3		B C B X 2-1 2B 1B				3	0	1	0	0	0	1
Mike Blowers, R (1, 5) OBP: 0.365, SLG: 0.509		C C B B F S 2-3 K ②		F B B S B X 3-2 SF9 3B 3-H		1 SAFE S P B C X 2-2 2B 1-3				3	1	2	1	0	1	0
Bret Boone, R (1, 4) OBP: 0.318, SLG: 0.479		B X 1-0 G6-3 ③		B C B F F F X 2-2 SF9 ② 3-H		X 0-0 G1-3 ③				2	0	0	1	0	0	2
Greg Litton, R (1, 3) OBP: 0.370, SLG: 0.463			C X 0-1 1B G4-6-3 1B	B X 1-0 P4 ③			C S B B B S 3-3 K2-3 ①			3	1	1	0	0	1	0
Marc Newfield, R (1, 10) OBP: 0.257, SLG: 0.318			B B C 1 SAFE F B F 1 SAFE X 3-2 G4-6-3 1-3 1B		F C B S 1-3 K ①		B F F X 1-2 G3 ②			3	0	1	0	0	1	0
Bill Haselman, R (1, 2) OBP: 0.310, SLG: 0.423			S X 0-1 G4-6-3 ① ② 1-2f 3-H		C X 0-1 G6-3 ②		B F B F X 2-2 G4-3 ③			3	0	0	0	0	0	1
Inning Stats	R: 0 E: 0 K: 1 S: 8 H: 0 LOB: 0 BB: 0 P: 11	R: 0 E: 0 K: 1 S: 6 H: 0 LOB: 0 BB: 0 P: 9	R: 1 E: 0 K: 0 S: 10 H: 2 LOB: 0 BB: 0 P: 14	R: 3 E: 0 K: 0 S: 14 H: 3 LOB: 0 BB: 0 P: 23	R: 0 E: 0 K: 1 S: 7 H: 0 LOB: 0 BB: 0 P: 10	R: 0 E: 0 K: 0 S: 11 H: 2 LOB: 2 BB: 0 P: 15	R: 0 E: 0 K: 1 S: 9 H: 0 LOB: 0 BB: 0 P: 15	R: 0 E: 0 K: 1 S: 7 H: 0 LOB: 0 BB: 0 P: 10		1B: 4 2B: 2 3B: 1 HR: 0	SF: 1 SAC: 0 DP: 1 HBP: 0					

PITCHER		IP	WLS	BF	H	R	ER	SO	BB	IBB	HBP	BLK	WP	HR	S	P	ERA	WHIP
Mike Magnante, L ERA: 4.36	(1, 1)	5.0	L	19	5	4	4	3	0	0	0	0	0	0	45	67	7.20	1.000
Hipolito Pichardo, R ERA: 4.21	(6, 1)	3.0		11	2	0	0	2	0	0	0	0	0	0	27	40	0.00	0.667

PITCHER	IP	WLS	BF	H	R	ER	SO	BB	IBB	HBP	BLK	WP	HR	S	P	ERA	WHIP

BOTTOM

Kansas City Royals @ Seattle Mariners

The Kingdome, Seattle, WA

Sun Sep 19 1993, 6:33 AM EDT

Att. 17,686 - Dome

livebaseballscorecards.com

AB	29
R	4
H	7
RBI	3
BB	0
SO	5
LOB	4

1B: 4	SF: 1	WP: 0	PA: 30
2B: 2	SAC: 0	PB: 0	
3B: 1	DP: 1	SB: 0	
HR: 0	HBP: 0	CS: 0	

Batter	1	2	3	4	5	6	7	8	9	10	AB	R	H	RBI	BB	SO	LOB
David Hulse, L (1, 8) OBP: 0.329, SLG: 0.364	P5		F8		S 1B		G4-6-3		G3		5	0	1	0	0	0	3
Chris James, R (1, 7) OBP: 0.348, SLG: 0.538	E6		1B		G6-3			G1-5-3 1B		G4-3	4	0	2	0	0	0	2
Doug Dascenzo, S (8, PR) OBP: 0.236, SLG: 0.295 (8, 7)											1	0	0	0	0	0	0
Rafael Palmeiro, L (1, 3) OBP: 0.378, SLG: 0.578	P4		F8			S 1B		K		HR	5	1	2	1	0	1	3
Julio Franco, R (1, 10) OBP: 0.366, SLG: 0.446	G6-3			K		F9		G1-5-3		G4-3	5	0	0	0	0	1	3
Dean Palmer, R (1, 5) OBP: 0.328, SLG: 0.510		2B L9-2 1B		F7		K		K		F9	5	0	1	0	0	2	3
Rob Ducey, L (1, 9) OBP: 0.394, SLG: 0.571		L9-2 2B		CS BB		K2-3			SH3-4 1B BB		2	1	1	0	2	1	1
Doug Strange, S (1, 4) OBP: 0.319, SLG: 0.353		L9-2		CS		F8		FC1-5 1B BB		SH3-4	2	0	0	0	1	0	2
Geno Petralli, L (1, 2) OBP: 0.377, SLG: 0.325		L4				1B 2B		FC1-5 1B		1B BB	3	0	2	0	1	0	1
Jeff Huson, L (9, PR) OBP: 0.143, SLG: 0.229 (9, 6)											0	0	0	0	0	0	0
Manuel Lee, S (1, 6) OBP: 0.264, SLG: 0.230			K		K		FC1-5 G4-6-3		1B		3	0	0	0	0	2	3
Ivan Rodriguez, R (9, PH) OBP: 0.318, SLG: 0.416 (9, 2)											1	0	1	1	0	0	0
Inning Stats	R: 0 E: 1 K: 0 S: 8 H: 0 LOB: 1 BB: 0 P: 12	R: 0 E: 0 K: 0 S: 9 H: 2 LOB: 1 BB: 0 P: 16	R: 0 E: 0 K: 1 S: 8 H: 1 LOB: 1 BB: 0 P: 13	R: 0 E: 0 K: 1 S: 9 H: 0 LOB: 0 BB: 1 P: 14	R: 0 E: 0 K: 1 S: 10 H: 2 LOB: 2 BB: 0 P: 15	R: 0 E: 0 K: 2 S: 10 H: 1 LOB: 1 BB: 0 P: 15	R: 0 E: 0 K: 0 S: 10 H: 1 LOB: 1 BB: 1 P: 15	R: 0 E: 0 K: 2 S: 10 H: 1 LOB: 2 BB: 0 P: 17	R: 1 E: 0 K: 0 S: 14 H: 1 LOB: 1 BB: 2 P: 22	R: 1 E: 0 K: 0 S: 8 H: 1 LOB: 0 BB: 0 P: 14	1B: 7 2B: 3 3B: 0 HR: 1	SF: 0 SAC: 1 DP: 2 HBP: 0						

PITCHER		IP	WLS	BF	H	R	ER	SO	BB	IBB	HBP	BLK	WP	HR	S	P	ERA	WHIP
Tim Leary, R ERA: 5.16	(1, 1)	7.0		29	8	0	0	5	2	0	0	0	0	0	65	102	0.00	1.429
Kevin King, L ERA: 9.0	(8, 1)	0.1		1	0	0	0	1	0	0	0	0	0	0	4	5	0.00	0.000
Jeff Nelson, R ERA: 4.26	(8, 1)	0.2		2	0	0	0	1	0	0	0	0	0	0	5	10	0.00	0.000
Ted Power, R ERA: 4.93	(9, 1)	1.0		5	1	1	1	0	2	0	0	0	0	0	14	22	9.00	3.000
Brad Holman, R ERA: 3.82	(10, 1)	1.0	L	4	1	1	1	0	0	0	0	0	0	1	8	14	9.00	1.000

PITCHER	IP	WLS	BF	H	R	ER	SO	BB	IBB	HBP	BLK	WP	HR	S	P	ERA	WHIP

TOP

Texas Rangers @ Seattle Mariners

The Kingdome, Seattle, WA

Mon Sep 20 1993, 10:05 PM EDT

Att. 31,345 - Dome

livebaseballscorecards.com

AB	36
R	2
H	10
RBI	2
BB	4
SO	7
LOB	21

WP: 0 PB: 0 SB: 2 CS: 1 PA: 42

Texas Rangers @ Seattle Mariners

The Kingdome, Seattle, WA

Mon Sep 20 1993, 10:05 PM EDT

Att. 31,345 - Dome

livebaseballscorecards.com

Batter	1	2	3	4	5	6	7	8	9	10	AB	R	H	RBI	BB	SO	LOB
Brian Turang, R (1, 7) OBP: 0.372, SLG: 0.393 Mike Felder, S (9, PH) OBP: 0.267, SLG: 0.280 (10, 7)	G4-5-3 G6-3 1B		BB G1-2-3 1-2 2-3		K		F9		L7-5-3 1-2		3 1	0 0	1 0	0 0	1 0	1 0	0 3
Bret Boone, R (1, 4) OBP: 0.311, SLG: 0.468	G6-3 1-2		G1-2-3 1-2 2-3 3-Hf		K			K		L6	5	0	0	0	0	2	4
Ken Griffey Jr., L (1, 8) OBP: 0.401, SLG: 0.606	G4-5-3 2-3		IBB			G5-3 E BB		BB		WP 2B	2	1	1	0	3	0	1
Jay Buhner, R (1, 9) OBP: 0.378, SLG: 0.473	G4-3		P3			K		F8		L6-3 2-3 BB	4	0	0	0	1	1	6
Dave Magadan, L (1, 3) OBP: 0.380, SLG: 0.352		F9	G3			G5-3 1-2		F7		L6-3 1-2	5	0	0	0	0	0	4
Mike Blowers, R (1, 5) OBP: 0.364, SLG: 0.506 Rich Amaral, R (9, PR) OBP: 0.349, SLG: 0.363 (10, 6)		P3	E5 1B			E5 2-H			WP 1B 1B		4 0	0 0	1 0	0 0	0 0	0 0	0 0
Dann Howitt, L (1, 10) OBP: 0.254, SLG: 0.350		F8	F7			G3-1			WP 1-2 1B		4	0	1	0	0	0	2
Dave Valle, R (1, 2) OBP: 0.362, SLG: 0.403 Greg Litton, R (10, 5) OBP: 0.370, SLG: 0.463			BB 1B G1-2-3 BB	1-3 1B			L7		K 1-2 2-3		3 0	0 0	1 0	0 0	1 0	1 0	2 0
Omar Vizquel, S (1, 6) OBP: 0.318, SLG: 0.296 Mackey Sasser, L (9, PH) OBP: 0.279, SLG: 0.326 (10, 2)			G1-2-3 BB 1-2 1B	G6-3			L7		L7-5-3 IBB		3 0	0 0	1 0	0 0	0 1	0 0	0 0
Inning Stats	R: 0 H: 1 E: 0 LOB: 1 K: 0 BB: 0 S: 11 P: 20	R: 0 H: 0 E: 0 LOB: 0 K: 0 BB: 0 S: 6 P: 13	R: 0 H: 1 E: 0 LOB: 3 K: 0 BB: 3 S: 13 P: 30	R: 0 H: 1 E: 1 LOB: 2 K: 0 BB: 0 S: 7 P: 11	R: 0 H: 1 E: 0 LOB: 0 K: 2 BB: 0 S: 8 P: 10	R: 1 H: 0 E: 1 LOB: 1 K: 1 BB: 1 S: 14 P: 24	R: 0 H: 0 E: 0 LOB: 0 K: 0 BB: 0 S: 11 P: 14	R: 0 H: 0 E: 0 LOB: 1 K: 1 BB: 1 S: 6 P: 11	R: 0 H: 2 E: 0 LOB: 3 K: 1 BB: 1 S: 13 P: 25	R: 0 H: 1 E: 0 LOB: 1 K: 0 BB: 1 S: 6 P: 11	1B: 5 2B: 3 3B: 0 HR: 0	SF: 0 SAC: 0 DP: 3 HBP: 0	WP: 2 PB: 0 SB: 0 CS: 0	PA: 41				

PITCHER		IP	WLS	BF	H	R	ER	SO	BB	IBB	HBP	BLK	WP	HR	S	P	ERA	WHIP
Roger Pavlik, R ERA: 3.69	(1, 1)	7.1		30	3	1	0	4	4	1	0	0	0	0	74	130	0.00	0.955
Gene Nelson, R ERA: 3.02	(8, 1)	0.2		4	2	0	0	0	0	0	0	0	0	0	8	13	0.00	3.000
Cris Carpenter, R ERA: 3.31	(9, 1)	1.0	W	3	0	0	0	1	0	1	0	0	1	0	7	15	0.00	0.000
Tom Henke, R ERA: 2.86	(10, 1)	1.0	S	4	1	0	0	0	1	0	0	0	1	0	6	11	0.00	2.000

PITCHER	IP	WLS	BF	H	R	ER	SO	BB	IBB	HBP	BLK	WP	HR	S	P	ERA	WHIP

AB	34
R	1
H	6
RBI	0
BB	7
SO	5
LOB	22

Batter	1	2	3	4	5	6	7	8	9	AB	R	H	RBI	BB	SO	LOB
Chris James, R (1, 9) OBP: 0.339, SLG: 0.524	B F C B S 2-3 ① K		B B S S S 1 SAFE 2-2 ③ CS 1-2	C B S B F B X 3-2 ① F7		C C S 0-3 K		X 0-0 ③ F9		4	0	0	0	0	2	1
Doug Dascenzo, S (1, 7) OBP: 0.229, SLG: 0.287	C C X 0-2 ② G3			F C B B B X 3-2 ② G6-3		B F B F F S 2-3 ③ K			C X 0-1 ① P6	4	0	0	0	0	1	1
Julio Franco, R (1, 10) OBP: 0.367, SLG: 0.446	B C C B B S 3-3 ③ K			B X 1-0 E8 1B			B F X 1-1 1B		C B C F S 1-3 K	4	0	2	0	0	2	0
John Russell, R (1, 3) OBP: 0.316, SLG: 0.412		S B S C 1-3 ① K		S C C 0-3 ③ K			B F B B F X 3-2 ① F8		F C F X 0-2 ② F9	4	0	0	0	0	2	3
Dean Palmer, R (1, 5) OBP: 0.325, SLG: 0.506		B B B C S X 3-2 ② G3			B B X 2-0 ① P2		B S C S 1-3 ② K		B S F S 1-3 ③ K	4	0	0	0	0	2	2
Donald Harris, R (1, 8) OBP: 0.263, SLG: 0.275		X 0-0 ③ G4-3			C B B S X 2-2 ② F8		B B F F C 2-3 ③ K			3	0	0	0	0	1	1
Ivan Rodriguez, R (1, 2) OBP: 0.316, SLG: 0.413			B F C F X 1-2 ① P4		C F B F S 1-3 ③ K			B F S B F F F X 2-2 ① F9		3	0	0	0	0	1	0
Billy Ripken, R (1, 4) OBP: 0.273, SLG: 0.220			B F F F X 1-2 ② F7			B C F X 1-2 ① G3-1		P F X 1-1 ② G4-3		3	0	0	0	0	0	0
Manuel Lee, S (1, 6) OBP: 0.270, SLG: 0.233			S C F B B F B F X 3-2 CS 1B			B F X 1-1 ② G1-6-3		B F B S B F B 4-2 BB		2	0	1	0	1	0	0
Inning Stats	R: 0 H: 0 E: 0 LOB: 0 K: 2 BB: 0 S: 9 P: 14	R: 0 H: 0 E: 0 LOB: 0 K: 1 BB: 0 S: 7 P: 11	R: 0 H: 1 E: 0 LOB: 0 K: 0 BB: 0 S: 16 P: 23	R: 0 H: 1 E: 1 LOB: 1 K: 1 BB: 0 S: 11 P: 18	R: 0 H: 0 E: 0 LOB: 0 K: 1 BB: 0 S: 8 P: 13	R: 0 H: 0 E: 0 LOB: 1 K: 2 BB: 0 S: 12 P: 16	R: 0 H: 1 E: 0 LOB: 1 K: 2 BB: 0 S: 11 P: 18	R: 0 H: 0 E: 0 LOB: 1 K: 0 BB: 1 S: 13 P: 19	R: 0 H: 0 E: 0 LOB: 1 K: 2 BB: 0 S: 13 P: 15	1B: 3 SF: 0 2B: 0 SAC: 0 3B: 0 DP: 0 HR: 0 HBP: 0					WP: 1 PA: 33 PB: 1 SB: 0 CS: 1		

PITCHER	IP	WLS	BF	H	R	ER	SO	BB	IBB	HBP	BLK	WP	HR	S	P	ERA	WHIP
Randy Johnson, L (1, 1) ERA: 3.35	9.0	W	32	3	0	0	11	1	0	0	0	1	0	100	147	0.00	0.444

PITCHER	IP	WLS	BF	H	R	ER	SO	BB	IBB	HBP	BLK	WP	HR	S	P	ERA	WHIP

TOP

Texas Rangers @ Seattle Mariners

The Kingdome, Seattle, WA

Tue Sep 21 1993, 10:05 PM EDT

Att. 14,781 - Dome

livebaseballscorecards.com

AB	31
R	0
H	3
RBI	0
BB	1
SO	11
LOB	8

Texas Rangers @ Seattle Mariners

The Kingdome, Seattle, WA

Tue Sep 21 1993, 10:05 PM EDT

Att. 14,781 - Dome

livebaseballscorecards.com

BOTTOM

Batter	1	2	3	4	5	6	7	8	9	AB	R	H	RBI	BB	SO	LOB
Rich Amaral, R (1, 10) OBP: 0.347, SLG: 0.364	C X 0-1 ① G6-3		B C B B X 3-1 ② F7	C B B B C X 3-2 2-H 2B			X 0-0 ① G1-3	B C S C 1-3 ② K		5	0	1	1	0	1	2
Brian Turang, R (1, 7) OBP: 0.373, SLG: 0.393	C B X 1-1 ② G5-3		F B X 1-1 BB S 1B 1B	B F X 1-1 ③ G4-3			C B B F F X 2-2 ② G6-3	F X 0-1 ③ 1-3 2-H 1B		5	1	2	1	0	0	1
Ken Griffey Jr., L (1, 8) OBP: 0.402, SLG: 0.610	C B B F X 2-2 ③ G3		B B S S B B B 4-2 1B BB 1-2 BB		X 0-0 HR		C B C X 1-2 ③ L4			3	1	1	1	1	0	0
Jay Buhner, R (1, 9) OBP: 0.380, SLG: 0.473		C B X 1-1 E7 1B 1B	S B B B B 4-1 1B 1-2 2-3 BB		B X 1-0 ① F9			B S B B S B 4-2 SH5-3 BB 2B BB		2	2	1	0	2	0	0
Mike Blowers, R (1, 5) OBP: 0.368, SLG: 0.507		B C B B S X 3-2 FC6-4 3-H 1B	B B X 2-0 1-2 2-3 3-H 1B		C C B B C 2-3 ② K			B B 1 SAFE B B 4-0 SH5-3 1-2 2B BB		3	1	2	2	1	1	0
Bret Boone, R (1, 4) OBP: 0.308, SLG: 0.462		B 1 SAFE C X 1-1 ① FC6-4 1-2f	B B C B F X 3-2 ③ F8		C B X 1-1 ③ P6			X 0-0 ① SH5-3 1-2 2-3		3	0	0	0	0	0	4
Greg Litton, R (1, 3) OBP: 0.368, SLG: 0.455		C B C B 1 SAFE B X 3-2 ② L9		B X 1-0 ① F9	C S S 0-3 ① K			I I I I 4-0 2B IBB		3	1	0	0	1	1	1
Dave Valle, R (1, 2) OBP: 0.361, SLG: 0.404		C F 1 SAFE F B B 1 SAFE X 2-2 ③ F9		F F F X 0-2 ② F7	B S B C S 2-3 ② K			B S F B X 2-2 1-H 2-H 3-H 1B 2B		4	1	1	3	0	1	1
Omar Vizquel, S (1, 6) OBP: 0.320, SLG: 0.298			B B C F B X 3-2 ① G6-3	B X 1-0 2B 2B	B F X 1-1 ③ G6-3			B B B B 4-0 1B BB		3	1	1	0	1	0	0
Inning Stats	R: 0 E: 0 K: 0 S: 7 H: 0 LOB: 0 BB: 0 P: 10	R: 1 E: 1 K: 0 S: 14 H: 2 LOB: 1 BB: 0 P: 24	R: 1 E: 0 K: 0 S: 14 H: 2 LOB: 3 BB: 2 P: 34	R: 1 E: 0 K: 0 S: 11 H: 2 LOB: 1 BB: 0 P: 17	R: 1 E: 0 K: 1 S: 7 H: 1 LOB: 0 BB: 0 P: 11		R: 0 E: 0 K: 2 S: 8 H: 0 LOB: 0 BB: 0 P: 11	R: 0 E: 0 K: 0 S: 8 H: 0 LOB: 0 BB: 0 P: 11	R: 4 E: 0 K: 1 S: 11 H: 2 LOB: 2 BB: 4 P: 30	1B: 5 2B: 3 3B: 0 HR: 1 SF: 0 SAC: 1 DP: 0 HBP: 0						

	AB	31
	R	8
	H	9
	RBI	8
	BB	6
	SO	4
	LOB	9

WP: 0 PB: 0 SB: 1 CS: 0 PA: 38

PITCHER		IP	WLS	BF	H	R	ER	SO	BB	IBB	HBP	BLK	WP	HR	S	P	ERA	WHIP
Charlie Leibrandt, L ERA: 4.55	(1, 1)	3.2	L	19	6	3	3	0	2	0	0	0	0	0	44	82	7.36	2.182
Jeff Bronkey, R ERA: 4.5	(4, 1)	2.1		8	1	1	1	3	0	0	0	0	0	1	17	25	3.86	0.429
Brian Bohanon, L ERA: 4.12	(7, 1)	2.0		11	2	4	4	1	3	1	0	0	0	0	19	41	18.00	2.500

PITCHER	IP	WLS	BF	H	R	ER	SO	BB	IBB	HBP	BLK	WP	HR	S	P	ERA	WHIP

Batter	1	2	3	4	5	6	7	8	9	AB	R	H	RBI	BB	SO	LOB
Donald Harris, R (1, 9) OBP: 0.263, SLG: 0.274 (5, 8) Dan Peltier, L (9, PH) OBP: 0.362, SLG: 0.359	B B F X 2-1 F7 ①			B X 1-0 G5-3 ①	F B F B S 2-3 K ②			B S C 1 X SAFE 1-2 SF8 BB 1B	F B F B B B F B 4-2 1-2 BB	4 0 1 0 0 1 2 0 0 0 0 1 0 0						
Chris James, R (1, 7) OBP: 0.341, SLG: 0.513 (5, 9)	B X 1-0 F8 ②			C B B B F B 4-2 1B 1B BB	1 SAFE X 0-0 F8 ③			B B B C F B 4-2 FC5-4 1-2 2-3 BB	B C S X 1-2 F7 ③	3 1 0 0 2 0 4						
Rafael Palmeiro, L (1, 3) OBP: 0.377, SLG: 0.576	B F X 1-1 L4 ③			C C F B F X 1-2 1B 1-2 1B	X 0-0 P4 ①			C F S 0-3 K ①		4 0 1 0 0 1 3						
Julio Franco, R (1, 10) OBP: 0.366, SLG: 0.446		B B C C F C 2-3 K ①		B B B C X 3-1 1-3 2-H 1B ②	C B B C X 2-2 L9 ②			X 0-0 SF8 2-3 3-H ②		3 0 1 2 0 1 0						
Dean Palmer, R (1, 5) OBP: 0.323, SLG: 0.502		C X 0-1 P4 ②		C X 0-1 L6 ③	F B S C 1-3 K ③			C S B B X 2-2 FC5-4 1-2f ③		4 0 0 0 0 1 3						
Ivan Rodriguez, R (1, 2) OBP: 0.315, SLG: 0.414		X 0-0 G1-3 ③			C F X 0-2 F7 ①		S F B F X 1-2 L8 ①		X 0-0 1B 2B	4 1 1 0 0 0 0						
Doug Strange, S (1, 4) OBP: 0.318, SLG: 0.355			C B F F B F S 2-3 K ①		C X 0-1 2B 2B		X 0-0 L9 ②		X 0-0 G1-3 ①	4 1 1 0 0 1 1						
Rob Ducey, L (1, 8) OBP: 0.388, SLG: 0.561 John Russell, R (5, PH) OBP: 0.318, SLG: 0.450 (5, 7)			S F S 0-3 K ②		X 0-0 1B 2-H 2B		C C B X 1-2 P3 ③		S X 0-1 G6-3 ②	1 0 0 0 0 1 0 3 0 1 1 0 0 1						
Manuel Lee, S (1, 6) OBP: 0.280, SLG: 0.244			B B C X 2-1 G4-3 ③		F B X 1-1 2-3 1B			B C F X 1-2 BB 1B SF8 1B	S B B F B X 3-2 2-H BB 1B	4 1 3 1 0 0 0						
Inning Stats	R: 0 H: 0 E: 0 LOB: 0 K: 0 BB: 0 S: 5 P: 9	R: 0 H: 0 E: 0 LOB: 0 K: 1 BB: 0 S: 7 P: 9	R: 0 H: 0 E: 0 LOB: 0 K: 2 BB: 0 S: 11 P: 15	R: 1 H: 2 E: 0 LOB: 1 K: 0 BB: 1 S: 12 P: 21	R: 1 H: 3 E: 0 LOB: 2 K: 1 BB: 0 S: 12 P: 15	R: 0 H: 0 E: 0 LOB: 0 K: 1 BB: 0 S: 7 P: 10	R: 0 H: 0 E: 0 LOB: 0 K: 0 BB: 0 S: 8 P: 10	R: 1 H: 2 E: 0 LOB: 2 K: 1 BB: 1 S: 15 P: 23	R: 1 H: 2 E: 0 LOB: 2 K: 0 BB: 1 S: 13 P: 21	1B: 6 SF: 1 2B: 3 SAC: 0 3B: 0 DP: 0 HR: 0 HBP: 0						

TOP

Texas Rangers @ Seattle Mariners

The Kingdome, Seattle, WA

Wed Sep 22 1993, 10:05 PM EDT

Att. 40,184 - Dome

livebaseballscorecards.com

AB	34
R	4
H	9
RBI	4
BB	3
SO	6
LOB	14

WP: 0 PA: 38
PB: 0
SB: 0
CS: 0

PITCHER		IP	WLS	BF	H	R	ER	SO	BB	IBB	HBP	BLK	WP	HR	S	P	ERA	WHIP
Dave Fleming, L ERA: 4.44	(1, 1)	7.0	W	28	7	3	3	5	1	0	0	0	0	0	68	97	3.86	1.143
Jeff Nelson, R ERA: 4.26	(8, 1)	0.0		1	0	0	0	0	1	0	0	0	0	0	2	6	∞	∞
Kevin King, L ERA: 8.59	(8, 1)	0.1		1	0	0	0	1	0	0	0	0	0	0	3	3	0.00	0.000
Ted Power, R ERA: 4.95	(8, 1)	1.2	S	8	2	1	1	0	1	0	0	0	0	0	17	27	5.40	1.800

PITCHER	IP	WLS	BF	H	R	ER	SO	BB	IBB	HBP	BLK	WP	HR	S	P	ERA	WHIP

BOTTOM

Texas Rangers @ Seattle Mariners

The Kingdome, Seattle, WA

Wed Sep 22 1993, 10:05 PM EDT

Att. 40,184 - Dome

livebaseballscorecards.com

Batter	1	2	3	4	5	6	7	8	9	AB	R	H	RBI	BB	SO	LOB
Omar Vizquel, S (1, 6) OBP: 0.318, SLG: 0.297	L X 0-1 BB S BB 1B	C X 0-1 ① F7		C B X 1-1 ① G6-3	X 0-0 ③ G4-3			B F F F B F X 2-2 ② F7		5	1	1	0	0	0	2
Rich Amaral, R (1, 4) Mackey Sasser, L (8, PH) Bret Boone, R (9, 4) OBP: 0.348, SLG: 0.364 OBP: 0.277, SLG: 0.324 OBP: 0.308, SLG: 0.462	B S B B C B 4-2 BB BB HR BB 1-2	C C B B F F B X 3-2 FC4-6 1B		X 0-0 ② P3		C C B F B X 2-2 ① F9		F B S B S 2-3 ③ K		3 1 0	1 0 0	1 0 0	0 0 0	1 0 0	0 1 0	0 1 0
Ken Griffey Jr., L (1, 10) OBP: 0.402, SLG: 0.607	B B B C F B 4-2 BB HR BB 1-2 2-3	C 1 SAFE B F 1 SAFE X 1-2 ② FC4-6 1-2f		C B B B 4-1 BB		S B C C 1-3 ② K				2	1	0	0	2	1	1
Jay Buhner, R (1, 9) OBP: 0.380, SLG: 0.470	B C B B B 4-1 HR BB 1-2 2-3 3-H	B C B S 1 SAFE C 2-3 ③ K		B B F B 1 SAFE X 3-1 ③ G6-3		F S C 0-3 ③ K				3	1	0	1	1	2	2
Dann Howitt, L (1, 7) OBP: 0.254, SLG: 0.391	C B C F X 1-2 HR 1-H 2-H 3-H		S B F C 1-3 ① K		S B X 1-1 ① P6		C X 0-1 ① P6			4	1	1	4	0	1	0
Dave Magadan, L (1, 3) OBP: 0.383, SLG: 0.357	B B C B B 4-1 BB BB		B C B F F B X 3-2 1B G6-3 1B		C C X 0-2 1B 2B		C B B F S 2-3 ② K			3	1	2	0	1	1	0
Mike Blowers, R (1, 5) OBP: 0.369, SLG: 0.504	C B B B 1 SAFE F F B 4-2 G6-4-3 BB 1-2		B C B S X 2-2 ② G6-3 1-2		B B B C B 4-1 1B FC6-4 BB		X 0-0 ③ F9			2	1	0	0	2	0	1
Dave Valle, R (1, 2) OBP: 0.365, SLG: 0.408	X 0-0 ① F7		B S X 1-1 FC6-4 1B 2-3		X 0-0 FC6-4 1B 1-3 2-H			F S X 0-2 SH1-4 1B		4	0	3	1	0	0	2
Brian Turang, R (1, 8) OBP: 0.365, SLG: 0.383	C B C X 1-2 ② ③ G6-4-3 1-2f		X 0-0 ③ FC6-4 1-2f		B X 1-0 ② FC6-4 1-2f 3-H			L B X 1-1 ① SH1-4 1-2		3	0	0	1	0	0	5
Inning Stats	R: 5 E: 0 K: 0 S: 19 H: 2 LOB: 1 BB: 5 P: 41	R: 0 E: 0 K: 1 S: 13 H: 1 LOB: 1 BB: 0 P: 19	R: 0 E: 0 K: 1 S: 13 H: 2 LOB: 2 BB: 0 P: 20	R: 0 E: 0 K: 0 S: 6 H: 0 LOB: 1 BB: 1 P: 14	R: 2 E: 0 K: 0 S: 9 H: 2 LOB: 1 BB: 1 P: 15	R: 0 E: 0 K: 2 S: 10 H: 0 LOB: 0 BB: 0 P: 13	R: 0 E: 0 K: 1 S: 6 H: 0 LOB: 0 BB: 0 P: 8	R: 0 E: 0 K: 1 S: 13 H: 1 LOB: 1 BB: 0 P: 18		1B: 6 2B: 1 3B: 0 HR: 1	SF: 0 SAC: 1 DP: 1 HBP: 0					

	AB	30
	R	7
	H	8
	RBI	7
	BB	7
	SO	6
	LOB	14

WP: 0 PB: 0 SB: 1 CS: 0 PA: 38

PITCHER		IP	WLS	BF	H	R	ER	SO	BB	IBB	HBP	BLK	WP	HR	S	P	ERA	WHIP
Nolan Ryan, R ERA: 4.88	(1, 1)	0.0	L	5	2	5	5	0	3	0	0	0	0	1	11	24	∞	∞
Steve Dreyer, R ERA: 6.59	(1, 1)	4.1		19	4	1	1	2	3	0	0	0	0	0	45	76	2.08	1.615
Matt Whiteside, R ERA: 4.11	(5, 1)	1.0		5	1	1	1	0	1	0	0	0	0	0	8	15	9.00	2.000
Bob Patterson, L ERA: 4.3	(6, 1)	1.2		5	0	0	0	3	0	0	0	0	0	0	12	15	0.00	0.000
Tom Henke, R ERA: 2.82	(8, 1)	1.0		4	1	0	0	1	0	0	0	0	0	0	13	18	0.00	1.000

PITCHER	IP	WLS	BF	H	R	ER	SO	BB	IBB	HBP	BLK	WP	HR	S	P	ERA	WHIP

Batter	1	2	3	4	5	6	7	8	9	AB	R	H	RBI	BB	SO	LOB
Jerry Browne, S (1, 7) OBP: 0.301, SLG: 0.308	B B C B B 4-1 FC3-6 BB 3B BB		X 0-0 ① F9		B F S X 1-2 ② G5-3		F B 2 SAFE X 1-1 ① 2-3 1B		C B B B C X 3-2 ① G6-3	4	1	1	0	1	0	0
Dave Henderson, R (1, 9) OBP: 0.261, SLG: 0.390	B X 1-0 ① F7		B X 1-0 HR		X 0-0 ③ P7		C X 0-1 ② P2		C C B S 1-3 ② K	5	1	1	1	0	1	3
Ruben Sierra, S (1, 10) OBP: 0.291, SLG: 0.389	B B B 4-0 FC3-6 1-2 BB		F F B B S 2-3 ② K			F B X 1-1 ① L9	B C B F 1 SAFE X 2-2 ③ P4		F S F B S 1-3 ③ K	4	0	0	0	1	2	2
Mike Aldrete, L (1, 3) OBP: 0.363, SLG: 0.456	C S T F F F B X 1-2 ② FC3-6 3B 1-2f 2-3		X 0-0 ③ G5-3			C B B B B F F X 3-2 FC6-4 1B 1B 1B		B B B C F B 4-2 BB 1B G5-2-3 BB		3	2	1	0	1	0	2
Brent Gates, S (1, 4) OBP: 0.346, SLG: 0.375	B B X 2-0 1-H 3-H 3B			C X 0-1 S 1B		C B C X 1-2 FC6-4 1-2 1B		C B X 1-1 G5-2-3 BB 1-2 1B		4	0	4	2	0	0	0
Craig Paquette, R (1, 5) OBP: 0.257, SLG: 0.402	C S B S 1-3 ③ K			B 1 SAFE S B 1 SAFE P P F F 3-3 F 1 SAFE B F S ① K 1-2		B F C C X 2-2 ② FC6-4 E 1B 1-2f 2-3		B B C B B 4-1 G5-2-3 1-2 2-3 BB		3	1	0	0	1	2	4
Scott Brosius, R (1, 8) OBP: 0.268, SLG: 0.366		B F C X 1-2 ① G3		C X 0-1 ② P5		S S B B X 2-2 FC6-4 1-H 3-H 1B		B S X 1-1 ① ② G5-2-3 1-2 2-3 3-Hf		4	0	1	1	0	0	4
Mike Bordick, R (1, 6) OBP: 0.340, SLG: 0.321		B C B C B X 3-2 ② L7		B C C B B F X 3-2 ③ G5-3		C 1 SAFE X 0-1 ③ 1-2f FC6-4		I I I I 4-0 FC6 IBB		3	0	0	0	1	0	2
Scott Hemond, R (1, 2) OBP: 0.353, SLG: 0.414 Henry Mercedes, R (7, PR) OBP: 0.182, SLG: 0.190 (7, 2)		C B B C F S 2-3 ③ K			C B S X 1-2 ① G1-3		X 0-0 1B 2B	B X 1-0 ③ 1-2f FC6		3	0	1	0	0	1	0
										1	0	0	0	0	0	3

TOP

Oakland Athletics @ Seattle Mariners

The Kingdome, Seattle, WA

Fri Sep 24 1993, 10:05 PM EDT

Att. 50,508 - Dome

livebaseballscorecards.com

AB	34
R	5
H	9
RBI	4
BB	5
SO	6
LOB	20

Inning Stats	1	2	3	4	5	6	7	8	9	1B: 6 SF: 0	WP: 0 PA: 39
	R: 2 H: 1	R: 0 H: 0	R: 1 H: 1	R: 0 H: 1	R: 0 H: 0	R: 2 H: 3	R: 0 H: 2	R: 0 H: 1	R: 0 H: 0	2B: 1 SAC: 0	PB: 0
	E: 0 LOB: 1	E: 0 LOB: 0	E: 0 LOB: 0	E: 0 LOB: 1	E: 0 LOB: 0	E: 0 LOB: 1	E: 0 LOB: 2	E: 0 LOB: 3	E: 0 LOB: 0	3B: 1 DP: 1	SB: 1
	K: 1 BB: 2	K: 1 BB: 0	K: 1 BB: 0	K: 1 BB: 0	K: 0 BB: 0	K: 0 BB: 0	K: 0 BB: 0	K: 0 BB: 3	K: 2 BB: 0	HR: 1 HBP: 0	CS: 0
	S: 13 P: 26	S: 10 P: 16	S: 6 P: 9	S: 16 P: 22	S: 7 P: 9	S: 17 P: 26	S: 8 P: 11	S: 8 P: 23	S: 10 P: 15		

PITCHER		IP	WLS	BF	H	R	ER	SO	BB	IBB	HBP	BLK	WP	HR	S	P	ERA	WHIP
Chris Bosio, R ERA: 3.5	(1, 1)	7.0	L	30	8	5	4	4	2	0	0	0	0	1	77	119	5.14	1.429
Erik Plantenberg, L ERA: 6.75	(8, 1)	0.0		2	1	0	0	0	1	0	0	0	0	0	4	9	∞	∞
Steve Ontiveros, R ERA: 1.06	(8, 1)	2.0		7	0	0	0	2	1	1	0	0	0	0	14	29	0.00	0.500

PITCHER	IP	WLS	BF	H	R	ER	SO	BB	IBB	HBP	BLK	WP	HR	S	P	ERA	WHIP

BOTTOM

Oakland Athletics @ Seattle Mariners

The Kingdome, Seattle, WA

Fri Sep 24 1993, 10:05 PM EDT

Att. 50,508 - Dome

livebaseballscorecards.com

Batter	1	2	3	4	5	6	7	8	9	AB	R	H	RBI	BB	SO	LOB
Omar Vizquel, S (1, 6) OBP: 0.317, SLG: 0.295	B C C B B X 3-2 G4-3 ①		B F C B B X 3-2 F7 ③		B X 1-0 G4-3 ③		C B X 1-1 2B 1B		C B B F S 2-3 K ①	3	0	0	0	0	0	1
Rich Amaral, R (7, 6) OBP: 0.349, SLG: 0.364										2	0	1	0	0	1	0
Bret Boone, R (1, 4) OBP: 0.306, SLG: 0.461	B F B C B S 3-3 K ②			B B X 2-0 F7 ①		C F C 0-3 K ①	C X 0-1 1-3 2B		F S B X 1-2 G5-3 ②	5	0	1	0	0	2	0
Ken Griffey Jr., L (1, 10) OBP: 0.404, SLG: 0.613	B C B C F S 2-3 K ③			C X 0-1 S 1B		B B C X 2-1 HBP BB 1B	B F F B S 2-3 K ③		F C F B X 1-2 HR	5	1	3	1	0	2	2
Jay Buhner, R (1, 9) OBP: 0.380, SLG: 0.469		S X 0-1 1B		B B X 2-0 G5-3 ② 1-2		B B B C F X 3-2 P4 ②		B B B B 4-0 G5-3 BB 2B BB	B C S X 1-2 F9 ③	4	1	1	0	1	0	2
Dave Magadan, L (1, 3) OBP: 0.386, SLG: 0.356		B F B X 2-1 P6 ①		B B B 4-0 BB		B B B C B 4-1 HBP 1-2 BB		C B B B B 4-1 G5-3 1-2 2B BB		1	1	0	0	3	0	1
Mike Blowers, R (1, 5) OBP: 0.368, SLG: 0.500		C S S 0-3 K ②		C C C 0-3 K ③		F B F F F B H 3-2 1-2 2-3 HBP		B B C F B S 3-3 K ①		3	0	0	0	0	3	5
Dann Howitt, L (1, 7) OBP: 0.239, SLG: 0.368 (9, 8)	B X 1-0 F8 ③				S S S 0-3 K ①	C B B F X 2-2 G4-3 ③		B F X 1-1 1-2 2-3 G5-3 ②		4	0	0	0	0	1	6
Dave Valle, R (1, 2) OBP: 0.366, SLG: 0.411			C B F B F X 2-2 G5-3 ①		C B X 1-1 1B		B B C X 2-1 G4-3 ①	B X 1-0 2-H 3-H 2B		4	0	2	2	0	0	0
Brian Turang, R (1, 8) OBP: 0.357, SLG: 0.374		X 0-0 P3 ②			C S B S 1-3 K ②		B X 1-0 G6-3 ②	F B X 1-1 L4 ③		3	0	0	0	0	1	1
Larry Sheets, L (8, PH) OBP: 0.143, SLG: 0.077										0	0	0	0	0	0	0
Greg Litton, R (8, PH) OBP: 0.366, SLG: 0.452 (9, 7)										1	0	0	0	0	0	1
Inning Stats	R: 0 E: 0 K: 2 S: 10 H: 0 LOB: 0 BB: 0 P: 18	R: 0 E: 0 K: 1 S: 8 H: 1 LOB: 1 BB: 0 P: 11	R: 0 E: 0 K: 0 S: 8 H: 0 LOB: 0 BB: 0 P: 13	R: 0 E: 0 K: 1 S: 7 H: 1 LOB: 2 BB: 1 P: 15	R: 0 E: 0 K: 2 S: 9 H: 1 LOB: 1 BB: 0 P: 12	R: 0 E: 0 K: 1 S: 16 H: 1 LOB: 3 BB: 1 P: 30	R: 0 E: 0 K: 1 S: 10 H: 2 LOB: 2 BB: 0 P: 16	R: 2 E: 0 K: 1 S: 9 H: 1 LOB: 1 BB: 2 P: 23	R: 1 E: 0 K: 1 S: 13 H: 1 LOB: 0 BB: 0 P: 18	1B: 5 2B: 2 3B: 0 HR: 1	SF: 0 SAC: 0 DP: 0 HBP: 1					

	AB	35
	R	3
	H	8
	RBI	3
	BB	4
	SO	10
	LOB	19

PITCHER		IP	WLS	BF	H	R	ER	SO	BB	IBB	HBP	BLK	WP	HR	S	P	ERA	WHIP
Steve Karsay, R ERA: 4.04	(1, 1)	5.2	W	24	4	0	0	7	2	0	1	0	0	0	55	94	0.00	1.059
Ed Nunez, R ERA: 3.98	(6, 1)	1.1		6	2	0	0	1	0	0	0	0	0	0	13	21	0.00	1.500
Roger Smithberg, R ERA: 3.29	(8, 1)	0.2		5	1	2	2	1	2	0	0	0	0	0	7	20	27.00	4.500
Vince Horsman, L ERA: 5.09	(8, 1)	0.1		1	0	0	0	0	0	0	0	0	0	0	2	3	0.00	0.000
Dennis Eckersley, R ERA: 4.23	(9, 1)	1.0	S	4	1	1	1	1	0	0	0	0	0	1	13	18	9.00	1.000

PITCHER	IP	WLS	BF	H	R	ER	SO	BB	IBB	HBP	BLK	WP	HR	S	P	ERA	WHIP

Oakland Athletics @ Seattle Mariners

The Kingdome, Seattle, WA

Sat Sep 25 1993, 10:05 PM EDT

Att. 19,535 - Dome

TOP

livebaseballscorecards.com

Batter	1	2	3	4	5	6	7	8	9	AB	R	H	RBI	BB	SO	LOB
Mike Bordick, R (1, 6) OBP: 0.340, SLG: 0.320	G6-3		F9	G5-3			SF9, BB 1-2 1B	HR 1-2 BB		4	1	1	0	1	0	2
Dave Henderson, R (1, 9) OBP: 0.265, SLG: 0.394	1B		2B		P4		BB 1-2 2-3 BB	P3		4	0	2	0	1	0	3
Ruben Sierra, S (1, 10) OBP: 0.291, SLG: 0.393	K		K		F7		SF9 2-3 3-H	1-H 2-H 3-H HR		4	1	1	5	0	2	2
Mike Aldrete, L (1, 3) OBP: 0.360, SLG: 0.449	F8		G6-3		L8		FC6-4 1-2 BB	G3		4	0	0	0	1	0	2
Brent Gates, S (1, 4) OBP: 0.346, SLG: 0.376		WP, S FC5-2 BB		1B 1B 2B		K	FC6-4 1-2f		L5	4	1	1	0	1	1	3
Craig Paquette, R (1, 5) OBP: 0.256, SLG: 0.399		F8		F8		K		G6-3 1B 1B	K	5	1	1	0	0	2	2
Scott Brosius, R (1, 8) OBP: 0.271, SLG: 0.364		S, FC5-2 1-3 BB		S, 1B 2-3 1B		K		G6-3 1-2	L7	4	0	1	0	1	1	1
Kurt Abbott, R (1, 7) OBP: 0.362, SLG: 0.545		FC5-2 S 1-2 3-H		S 1-2 3-H 1B			G4-3	1B HR 2-H 1B		4	1	2	2	0	0	2
Henry Mercedes, R (1, 2) OBP: 0.231, SLG: 0.208		F9 1-2 2-3		K 1-2 2-3			BB, 1B SF9 HBP	BB HR 1-3 1B		3	2	1	0	0	1	4

| Inning Stats | | |

Oakland Athletics @ Seattle Mariners

The Kingdome, Seattle, WA

Sat Sep 25 1993, 10:05 PM EDT

Att. 19,535 - Dome

livebaseballscorecards.com

BOTTOM

Batter	1	2	3	4	5	6	7	8	9	AB	R	H	RBI	BB	SO	LOB
Mike Felder, S (1, 7) OBP: 0.264, SLG: 0.276	C B S X 1-2 G4-3 ①		B X 1-0 F9 ① C F B F P C 2-3 K ③				B F B B X 3-1 P4 ①		B C F X 1-2 F9 ②	5	0	0	0	0	1	1
Bret Boone, R (1, 4) OBP: 0.304, SLG: 0.460	B F S S 1-3 K ②		C S X 0-2 F9 2B		B B X 2-0 G5-3 ①		F F F B B B X 3-2 G4-3 ②		X 0-0 G5-3 ③	5	0	1	0	0	1	0
Ken Griffey Jr., L (1, 8) OBP: 0.406, SLG: 0.612	B B C B B 4-1 BB		B B B B 4-0 FC6 BB		F F F B B B B 4-2 S 2B BB		C C X 0-2 P5 ③			1	1	0	0	3	0	0
Jay Buhner, R (1, 10) OBP: 0.379, SLG: 0.469	F X 0-1 F8 ③		B B S B X 3-1 F9 ② 2-3		C B X 1-1 1-H 2B			B B S C S 2-3 K ①		4	0	1	1	0	1	3
Mackey Sasser, L (1, 9) OBP: 0.277, SLG: 0.322		F B X 1-1 P3-1 ① B C C B X 2-2 F8 ②	C X 0-1 FC6 ③ 1-2f	C B B B F B 4-2 SH1-4 BB SF8 BB	B F B F S 2-3 K ② B C F B B F X 3-2 P4 ③		C B F B B S 2-3 K ①	F S F B B F B F X 3-2 1B 1B C C C 0-3 K ②		4	0	1	0	0	1	3
Mike Blowers, R (1, 5) OBP: 0.367, SLG: 0.496		B F B B F X 3-2 1B 2B	B B C F B P P B 4-2 SH1-4 1-2 BB	C X 0-1 SH1-4 ① 1-2 2-3	B C X 1-1 CS 1B		C B B S B X 3-2 F8 ③	C B S X 1-2 1-3 1B		3	1	0	0	1	1	2
Dave Magadan, L (1, 3) OBP: 0.389, SLG: 0.361		B X 1-0 F8 ③	C B F B X 2-2 SF8 ② 3-H		S S B S 1-3 K ②③ 1-2		B C X 1-1 G5-3 ①			3	0	2	0	1	1	0
Bill Haselman, R (1, 2) OBP: 0.318, SLG: 0.429										3	0	2	0	0	0	2
Rich Amaral, R (1, 6) OBP: 0.346, SLG: 0.361										3	0	0	1	0	1	3

Inning Stats	1	2	3	4	5	6	7	8	9
	R: 0 H: 0 E: 0 LOB: 1 K: 1 BB: 1 S: 9 P: 15	R: 0 H: 2 E: 0 LOB: 2 K: 0 BB: 0 S: 13 P: 23	R: 0 H: 1 E: 0 LOB: 2 K: 0 BB: 1 S: 8 P: 16	R: 1 H: 0 E: 0 LOB: 1 K: 1 BB: 2 S: 15 P: 27	R: 1 H: 1 E: 0 LOB: 1 K: 1 BB: 1 S: 13 P: 25	R: 0 H: 1 E: 0 LOB: 0 K: 2 BB: 0 S: 8 P: 12	R: 0 H: 0 E: 0 LOB: 0 K: 0 BB: 0 S: 9 P: 15	R: 0 H: 2 E: 0 LOB: 2 K: 2 BB: 0 S: 18 P: 27	R: 0 H: 0 E: 0 LOB: 0 K: 0 BB: 0 S: 6 P: 8

AB	31
R	2
H	7
RBI	2
BB	5
SO	7
LOB	14

1B: 4	SF: 1	WP: 0	PA: 38
2B: 3	SAC: 1	PB: 0	
3B: 0	DP: 0	SB: 1	
HR: 0	HBP: 0	CS: 1	

PITCHER		IP	WLS	BF	H	R	ER	SO	BB	IBB	HBP	BLK	WP	HR	S	P	ERA	WHIP
Todd Van Poppel, R ERA: 4.83	(1, 1)	5.0		24	4	2	2	3	5	0	0	0	0	0	58	106	3.60	1.800
Kelly Downs, R ERA: 5.15	(6, 1)	1.0		3	1	0	0	2	0	0	0	0	0	0	8	12	0.00	1.000
Vince Horsman, L ERA: 4.88	(7, 1)	1.0	W	3	0	0	0	0	0	0	0	0	0	0	9	15	0.00	0.000
Ed Nunez, R ERA: 3.93	(8, 1)	1.0		5	2	0	0	2	0	0	0	0	0	0	18	27	0.00	2.000
Rick Honeycutt, L ERA: 2.93	(9, 1)	1.0		3	0	0	0	0	0	0	0	0	0	0	6	8	0.00	0.000

PITCHER	IP	WLS	BF	H	R	ER	SO	BB	IBB	HBP	BLK	WP	HR	S	P	ERA	WHIP

Batter	1	2	3	4	5	6	7	8	9	10	11	12	AB	R	H	RBI	BB	SO	LOB
Kurt Abbott, R (1, 6) (12, 7) OBP: 0.346, SLG: 0.510	C C C 0-3 K ①		B B B C X 3-1 G5-3 ③			B F X 1-1 1B		C S B S 1-3 K ③			B B C F X 2-2 SH2-4 ① 2-3	X 0-0 F8 ③	5	0	1	0	0	2	3
Jerry Browne, S (1, 8) OBP: 0.299, SLG: 0.306	X 0-0 G1-3 ②			F F X 0-2 F9 ①		X 0-0 P2 ③			S X 0-1 1B		B P B C C X 3-2 G6-3 ②		5	0	1	0	0	0	2
Ruben Sierra, S (1, 10) OBP: 0.289, SLG: 0.390	C X 0-1 G5-3 ③			F S X 0-2 F9 ②			B F X 1-1 G5-3 ①		B 1 SAFE B F S S 2-3 K ①		X 0-0 G1-3 ③		5	0	0	0	0	1	2
Dave Henderson, R (1, 9) OBP: 0.270, SLG: 0.417		S X 0-1 HR		C C B B F S 2-3 K ③			C F B B X 1-2 HR		1 SAFE B B X 2-0 P4 ②			B X 1-0 SH F8-2 2B	5	2	3	2	0	1	1
Craig Paquette, R (1, 5) OBP: 0.254, SLG: 0.395		B S B F C 2-3 K ①			B C S F X 1-2 G6-3 ①		B F C S 1-3 K ②		C 1 SAFE C X 0-2 G5-3 ③			B B B B 4-0 F8-2 SH BB BB	4	0	0	0	0	2	1
Mike Aldrete, L (12, PH) (12, 3) OBP: 0.362, SLG: 0.449													0	1	0	0	1	0	0
Scott Brosius, R (1, 3) OBP: 0.271, SLG: 0.358		B C B B S X 3-2 G5-3 ②			F X 0-1 G5-3 ②		B S H 2-1 HBP			B B C F B X 3-2 P3 ①		X 0-0 SH BB F8-2 1-2 2-3	3	0	0	0	0	0	0
Mike Bordick, R (1, 4) (12, 6) OBP: 0.339, SLG: 0.318	C F S 0-3 K ③			S B B F B X 3-2 F9 ③			X 0-0 F9 ③			B B B C F B 4-2 CS BB		X 0-0 F8-2 ① ② 1-2 2-3 3-H	4	0	0	0	1	1	4
Scott Lydy, R (1, 7) OBP: 0.260, SLG: 0.281		B B F S B C 3-3 K ①				S S S 0-3 K ①		C B S B S 2-3 K ①		C 1 SAFE B 1 SAFE F S 1-3 K ② ③ 1-2			4	0	0	0	0	4	1
Brent Gates, S (12, PH) (12, 4) OBP: 0.347, SLG: 0.376												4-0 BB IBB	0	0	0	0	1	0	0
Henry Mercedes, R (1, 2) OBP: 0.226, SLG: 0.179		C C B S 1-3 K ②				B F C S 1-3 K ②		B X 1-0 G3-1 ②			B S X 1-1 E1 SH2-4	B B B C B 4-2 BB 1-2 2-3 3-H	4	0	0	1	1	2	0
Inning Stats	R: 0 H: 0 E: 0 LOB: 0 K: 1 BB: 0 S: 6 P: 6	R: 1 H: 1 E: 0 LOB: 0 K: 2 BB: 0 S: 11 P: 16	R: 0 H: 0 E: 0 LOB: 0 K: 2 BB: 0 S: 8 P: 15	R: 0 H: 0 E: 0 LOB: 0 K: 1 BB: 0 S: 11 P: 13	R: 0 H: 0 E: 0 LOB: 0 K: 0 BB: 0 S: 9 P: 13	R: 0 H: 1 E: 0 LOB: 1 K: 2 BB: 0 S: 9 P: 11	R: 1 H: 1 E: 0 LOB: 1 K: 1 BB: 0 S: 10 P: 15	R: 0 H: 0 E: 0 LOB: 0 K: 2 BB: 0 S: 7 P: 11	R: 0 H: 1 E: 0 LOB: 1 K: 1 BB: 0 S: 9 P: 13	R: 0 H: 0 E: 0 LOB: 0 K: 1 BB: 1 S: 8 P: 16	R: 0 H: 0 E: 1 LOB: 1 K: 0 BB: 0 S: 10 P: 15	R: 1 H: 1 E: 1 LOB: 3 K: 0 BB: 3 S: 6 P: 19	1B: 2 2B: 2 3B: 0 HR: 2	SF: 0 SAC: 2 DP: 1 HBP: 1	WP: 0 PB: 0 SB: 0 CS: 1	PA: 46		

PITCHER		IP	WLS	BF	H	R	ER	SO	BB	IBB	HBP	BLK	WP	HR	S	P	ERA	WHIP
Randy Johnson, L ERA: 3.29	(1, 1)	10.0		35	4	2	2	13	1	0	1	0	0	2	88	129	1.80	0.500
Kevin King, L ERA: 7.0	(11, 1)	1.0		4	0	0	0	0	0	0	0	0	0	0	10	15	0.00	0.000
Steve Ontiveros, R ERA: 1.0	(12, 1)	1.0	L	7	1	1	0	0	2	1	0	0	0	0	6	19	0.00	3.000

PITCHER	IP	WLS	BF	H	R	ER	SO	BB	IBB	HBP	BLK	WP	HR	S	P	ERA	WHIP

TOP

Oakland Athletics @ Seattle Mariners

The Kingdome, Seattle, WA

Sun Sep 26 1993, 6:33 AM EDT

Att. 22,751 - Dome

livebaseballscorecards.com

AB	39
R	3
H	5
RBI	3
BB	4
SO	13
LOB	14

Batter	1	2	3	4	5	6	7	8	9	10	11	12	AB	R	H	RBI	BB	SO	LOB
Brian Turang, R (1, 7) OBP: 0.345, SLG: 0.359	2-2 F7 ①	1-2 G5-3 ③		2-2 F8 ③			2-1 F8 ①		3-2 G5-3 ③			2-2 F9 ②	5	0	0	0	0	0	3
Mackey Sasser, L (12, PH) OBP: 0.276, SLG: 0.320													1	0	0	0	0	0	0
Bret Boone, R (1, 4) OBP: 0.308, SLG: 0.473	1-0 S 1B		2-1 F8 ①		2-1 HR		0-2 P4 ②			1-0 G4-6-3 1B		0-2 G1-3 ③	6	1	3	1	0	0	0
Ken Griffey Jr., L (1, 8) OBP: 0.406, SLG: 0.609	2-2 F7 ②		4-1 BB		1-2 P6 ①		0-1 CS 1B			0-0 G4-6-3 ①② 1-2f			4	0	1	0	1	0	2
Jay Buhner, R (1, 9) OBP: 0.379, SLG: 0.469	4-0 1-2 BB		1-0 P9 ②		1-3 K ②		2-1 CS ③ 1-2	0-0 SH1-4 2B		0-3 K ③			4	0	1	0	1	2	1
Dave Magadan, L (1, 3) OBP: 0.386, SLG: 0.357	2-2 G3 ③		0-0 G6-3 ③		1-1 G6-3 ③			1-0 SH1-4 ① 2-3			0-1 F7 ①		4	0	0	0	0	0	3
Mike Blowers, R (1, 5) OBP: 0.367, SLG: 0.496		1-0 F8 2B 2B		0-0 L7 ①		1-3 K ①		4-0 G6-4-3 IBB			0-3 K ②		4	1	1	0	1	2	0
Larry Sheets, L (1, 10) OBP: 0.211, SLG: 0.063		1-2 F8 ① 2-3		4-1 1B BB		1-2 P5 ②		2-1 G6-4-3 ②③ 1-2f			4-2 B BB		3	0	0	0	2	0	3
Mike Felder, S (11, PR) OBP: 0.264, SLG: 0.276													0	0	0	0	0	0	0
Dave Valle, R (1, 2) OBP: 0.362, SLG: 0.406	1-3 K ②			1-0 P3 ②		0-1 E5 FC6-4			0-0 F7 ①		1-2 F8 ③ SAFE		5	0	0	0	0	1	3
Omar Vizquel, S (1, 6) OBP: 0.318, SLG: 0.298	2-2 2B 3-H			1-1 1B 1-2		1-1 FC6-4 ③ 1-2f			2-2 G6-3 ②			1-1 F7 ①	5	0	2	1	0	0	1
Inning Stats	R: 0 E: 0 K: 0 S: 11 H: 1 LOB: 2 BB: 1 P: 22	R: 1 E: 0 K: 1 S: 14 H: 2 LOB: 1 BB: 0 P: 20	R: 0 E: 0 K: 0 S: 5 H: 0 LOB: 1 BB: 1 P: 12	R: 0 E: 0 K: 0 S: 8 H: 1 LOB: 2 BB: 1 P: 16	R: 1 E: 0 K: 1 S: 11 H: 1 LOB: 0 BB: 0 P: 16	R: 0 E: 1 K: 1 S: 11 H: 0 LOB: 1 BB: 0 P: 14	R: 0 E: 0 K: 0 S: 9 H: 1 LOB: 0 BB: 0 P: 13	R: 0 E: 0 K: 0 S: 4 H: 1 LOB: 1 BB: 1 P: 11	R: 0 E: 0 K: 0 S: 12 H: 0 LOB: 0 BB: 0 P: 17	R: 0 E: 0 K: 1 S: 5 H: 1 LOB: 0 BB: 0 P: 6	R: 0 E: 0 K: 1 S: 16 H: 0 LOB: 1 BB: 1 P: 21	R: 0 E: 0 K: 0 S: 11 H: 0 LOB: 0 BB: 0 P: 14	1B: 4 2B: 3 3B: 0 HR: 1	SF: 0 SAC: 1 DP: 2 HBP: 0		WP: 0 PB: 0 SB: 1 CS: 1	PA: 48		

PITCHER		IP	WLS	BF	H	R	ER	SO	BB	IBB	HBP	BLK	WP	HR	S	P	ERA	WHIP
Miguel Jimenez, R ERA: 4.71	(1, 1)	7.0		30	6	2	2	3	3	0	0	0	0	1	69	113	2.57	1.286
Roger Smithberg, R ERA: 2.87	(8, 1)	2.0		8	2	0	0	0	0	1	0	0	0	0	17	30	0.00	1.000
Rick Honeycutt, L ERA: 2.63	(10, 1)	1.1		3	0	0	0	1	0	0	0	0	0	0	6	6	0.00	0.000
John Briscoe, R ERA: 9.64	(11, 1)	0.2	W	3	0	0	0	1	1	0	0	0	0	0	14	19	0.00	1.500
Dennis Eckersley, R ERA: 4.16	(12, 1)	1.0	S	3	0	0	0	0	0	0	0	0	0	0	11	14	0.00	0.000

PITCHER	IP	WLS	BF	H	R	ER	SO	BB	IBB	HBP	BLK	WP	HR	S	P	ERA	WHIP

BOTTOM

Oakland Athletics @ Seattle Mariners

The Kingdome, Seattle, WA

Sun Sep 26 1993, 6:33 AM EDT

Att. 22,751 - Dome

livebaseballscorecards.com

AB	41
R	2
H	8
RBI	2
BB	5
SO	5
LOB	16

Batter	1	2	3	4	5	6	7	8	9	AB	R	H	RBI	BB	SO	LOB
Brian Turang, R (1, 7) OBP: 0.349, SLG: 0.359	B C X 1-1 SH1-3 1B		F B S X 1-2 ③ G5-3			C B X 1-1 ① G5-3		B B C F B F B 4-2 1B 1-2 2-3 BB		3	0	1	0	1	0	0
Rich Amaral, R (1, 10) OBP: 0.343, SLG: 0.359	1 SAFE X 0-0 ① SH1-3 1-2			B F X 1-1 ① F8		X 0-0 ② F8		B B C X 2-1 ① SF7 3-H		2	0	0	1	0	0	0
Ken Griffey Jr., L (1, 8) OBP: 0.405, SLG: 0.606	B F C B B T F F X 3-2 ② P4			B C X 1-1 1B		S B X 1-1 ③ F7		C X 0-1 ② P5		4	0	1	0	0	0	3
Jay Buhner, R (1, 9) OBP: 0.380, SLG: 0.468	B X 1-0 ③ P4			C 1 SAFE 1 SAFE F S 0-3 ② K			F B B B B 4-1 FC4-6 BB	2 SAFE B B B C F F X 3-2 1-3 2-H 1B		3	0	1	1	1	1	2
Mike Blowers, R (1, 5) OBP: 0.363, SLG: 0.490		S B B S C 2-3 ① K		1 SAFE T B 1 SAFE F C 1-3 ③ K			C S F B X 1-2 ① FC4-6 G6-3 1-2f	C F C 0-3 ③ K		4	0	0	0	0	3	4
Bret Boone, R (1, 4) OBP: 0.303, SLG: 0.465		B F S S 1-3 ② K			C B X 1-1 ① G3-1		X 0-0 ② G6-3 1-2		C S S 0-3 ① K	4	0	0	0	0	2	1
Greg Litton, R (1, 3) OBP: 0.365, SLG: 0.447 Dave Magadan, L (9, PH) OBP: 0.385, SLG: 0.356		B X 1-0 ③ G5-3			B B B C F B 4-2 BB		B B B C F F X 3-2 ③ F9		X 0-0 ② G4-3	2 1	0 0	0 0	0 0	1 0	0 0	1 0
Dave Valle, R (1, 2) OBP: 0.361, SLG: 0.404			B X 1-0 ① G5-3		C 1 SAFE F S 0-3 ② K			F X 0-1 BB BB SF7 1B	X 0-0 ③ F9	4	1	1	0	0	1	1
Omar Vizquel, S (1, 6) OBP: 0.318, SLG: 0.297			C F B T 1-2 ② K		B 1 SAFE C X 1-1 ③ F7			B B B C B 4-1 BB 1-2 1B BB		2	1	0	0	1	1	1
Inning Stats	R: 0 E: 0 K: 0 S: 10 H: 1 LOB: 1 BB: 0 P: 15	R: 0 E: 0 K: 2 S: 7 H: 0 LOB: 0 BB: 0 P: 11	R: 0 E: 0 K: 1 S: 7 H: 0 LOB: 0 BB: 0 P: 10	R: 0 E: 0 K: 2 S: 10 H: 1 LOB: 1 BB: 0 P: 13	R: 0 E: 0 K: 1 S: 9 H: 0 LOB: 1 BB: 1 P: 15	R: 0 E: 0 K: 0 S: 5 H: 0 LOB: 0 BB: 0 P: 7	R: 0 E: 0 K: 0 S: 10 H: 0 LOB: 1 BB: 1 P: 18	R: 2 E: 0 K: 1 S: 17 H: 2 LOB: 2 BB: 2 P: 30	R: 0 E: 0 K: 1 S: 5 H: 0 LOB: 0 BB: 0 P: 5	1B: 4 2B: 0 3B: 0 HR: 0 SF: 1 SAC: 1 DP: 0 HBP: 0						

PITCHER		IP	WLS	BF	H	R	ER	SO	BB	IBB	HBP	BLK	WP	HR	S	P	ERA	WHIP
Wilson Alvarez, L ERA: 2.98	(1, 1)	7.2	W	31	4	2	2	6	4	0	0	0	0	0	72	116	2.35	1.043
Kirk McCaskill, R ERA: 5.24	(8, 1)	1.1	S	4	0	0	0	2	0	0	0	0	0	0	8	8	0.00	0.000

PITCHER	IP	WLS	BF	H	R	ER	SO	BB	IBB	HBP	BLK	WP	HR	S	P	ERA	WHIP

TOP

Seattle Mariners @ Chicago White Sox

Comiskey Park, Chicago, IL

Mon Sep 27 1993, 8:05 PM EDT

Att. 42,116 - Unknown - 52 F

livebaseballscorecards.com

AB	29
R	2
H	4
RBI	2
BB	4
SO	8
LOB	13

WP: 0	PA: 35		
PB: 0			
SB: 0			
CS: 0			

BOTTOM

Seattle Mariners @ Chicago White Sox

Comiskey Park, Chicago, IL

Mon Sep 27 1993, 8:05 PM EDT

Att. 42,116 - Unknown - 52 F

livebaseballscorecards.com

Batter	1	2	3	4	5	6	7	8	9	AB	R	H	RBI	BB	SO	LOB
Ellis Burks, R (1, 9) OBP: 0.355, SLG: 0.452	C C B F X 1-2 ① F8			C B B B F X 3-2 CS 1B		C B B X 2-1 1B HR 1B	C B X 1-1 ② SF8 3-H			3	1	2	1	0	0	0
Craig Grebeck, R (1, 4) OBP: 0.321, SLG: 0.286	X 0-0 ② F8			B 1 SAFE S X 1-1 ① 2B 1-2 1B		1 SAFE X 0-0 1-2 HR 1B	C B F P F B B 4-2 1-2 BB			3	1	2	0	1	0	0
Frank Thomas, R (1, 3) OBP: 0.425, SLG: 0.606 Dan Pasqua, L (8, 3) OBP: 0.293, SLG: 0.348	B S X 1-1 ③ G4-3			C X 0-1 1-3 2B		B B S B F X 3-2 ① F8	X 0-0 ③ G6-3			4 0	0 0	1 0	0 0	0 0	0 0	4 0
George Bell, R (1, 10) OBP: 0.251, SLG: 0.378		B B X 2-0 ① F7		I I I I 4-0 IBB		B F F F S 1-3 ② K		B F B C X 2-2 ① G5-3		3	0	0	0	1	1	2
Bo Jackson, R (1, 7) OBP: 0.284, SLG: 0.418 Mike Huff, R (7, 7) OBP: 0.273, SLG: 0.286		X 0-0 ② L6		X 0-0 ② P6		B B B X 3-0 1-H 2-H HR		M C S 0-3 ② K		3 1	1 0	1 0	3 0	0 0	0 1	3 0
Robin Ventura, L (1, 5) OBP: 0.374, SLG: 0.430		C B C B S 2-3 ③ K		C B B X 2-1 ③ 4-3		C B B X 2-1 ③ F9		B B B 4-0 BB		3	0	0	0	1	1	3
Lance Johnson, L (1, 8) OBP: 0.354, SLG: 0.397			F B F X 1-2 G6-4-3 1B		F F B X 1-2 ① G1-3		X 0-0 FC5-4 HBP SF8 1B	X 0-0 ③ G4-3		4	1	2	0	0	0	1
Ron Karkovice, R (1, 2) OBP: 0.292, SLG: 0.432			1 SAFE C X 0-1 ① F7		B S L B B S 3-3 ② K		1 SAFE C 1 SAFE H 1-1 FC5-4 1-2 HBP			2	0	0	0	0	1	1
Ozzie Guillen, L (1, 6) OBP: 0.289, SLG: 0.374			F X 0-1 ② ③ G6-4-3 1-2f		S B F F B X 2-2 ③ G1-4-3		X 0-0 ① FC5-4 BB 1-2f 2-3			3	0	0	0	0	0	3
Inning Stats	R: 0 E: 0 K: 0 S: 7 H: 0 LOB: 0 BB: 0 P: 9	R: 0 E: 0 K: 1 S: 5 H: 0 LOB: 0 BB: 0 P: 9	R: 0 E: 0 K: 0 S: 7 H: 1 LOB: 0 BB: 0 P: 8	R: 0 E: 0 K: 0 S: 10 H: 3 LOB: 3 BB: 1 P: 20	R: 0 E: 0 K: 1 S: 10 H: 0 LOB: 0 BB: 0 P: 16	R: 3 E: 0 K: 1 S: 13 H: 3 LOB: 0 BB: 0 P: 24	R: 1 E: 0 K: 0 S: 10 H: 1 LOB: 2 BB: 1 P: 15	R: 0 E: 0 K: 1 S: 7 H: 0 LOB: 1 BB: 1 P: 13		1B: 6 2B: 1 3B: 0 HR: 1	SF: 1 SAC: 0 DP: 1 HBP: 1						

	AB	29
	R	4
	H	8
	RBI	4
	BB	3
	SO	4
	LOB	17

PITCHER		IP	WLS	BF	H	R	ER	SO	BB	IBB	HBP	BLK	WP	HR	S	P	ERA	WHIP
Dave Fleming, L ERA: 4.49	(1, 1)	6.1	L	27	8	4	4	3	0	1	1	0	0	1	55	90	5.68	1.263
Jeff Nelson, R ERA: 4.17	(7, 1)	1.1		5	0	0	0	1	1	0	0	0	0	0	13	19	0.00	0.750
Erik Plantenberg, L ERA: 6.52	(8, 1)	0.1		2	0	0	0	0	1	0	0	0	0	0	1	5	0.00	3.000

PITCHER	IP	WLS	BF	H	R	ER	SO	BB	IBB	HBP	BLK	WP	HR	S	P	ERA	WHIP

Batter	1	2	3	4	5	6	7	8	9	AB	R	H	RBI	BB	SO	LOB
Mike Felder, S (1, 7) OBP: 0.267, SLG: 0.277	C B C B B F B 4-2 E HR BB		C B B C X 2-2 ② G6-3		C B X 1-1 SH CS G6-3 2-3		B X 1-0 CS 1B			2	1	1	0	1	0	0
Bret Boone, R (1, 4) OBP: 0.299, SLG: 0.458	B 1 SAFE P S 1 SAFE F 1 SAFE 1 SAFE B 3-2 ① X P4 1-2		B X 1-0 ③ G6-3		F 1 SAFE P F B B X 3-2 ① G6-3 1-2 3-H		B F F C 1-3 ②③ K 1-2			4	0	0	1	0	1	3
Ken Griffey Jr., L (1, 8) OBP: 0.402, SLG: 0.602	B B F B X 3-1 ② F7			B C B X 2-1 ① G4-3	B B F C B F X 3-2 ② P9			C B B X 2-1 ① P3		4	0	0	0	0	0	2
Jay Buhner, R (1, 9) OBP: 0.381, SLG: 0.473	B B F S F X 2-2 2-H HR			C C S 0-3 ② K	I I I 4-0 IBB			C B C B B S 3-3 ② K		3	1	1	2	1	2	0
Mackey Sasser, L (1, 10) OBP: 0.278, SLG: 0.318 Greg Litton, R (5, PH) OBP: 0.366, SLG: 0.444	B B B C C X 3-2 ③ G5-3			C B B B S B 4-2 HR BB	B C 1-1 ③ CS 2-3	B B B C B 4-1 CS BB		B B F S X 2-2 ③ G5-3		1 1	1 0	0 0	0 0	1 1	0 0	0 0
Dave Magadan, L (1, 3) OBP: 0.386, SLG: 0.363		B C B B B 4-1 G4-3 BB		C B C X 1-2 1-H HR		C B B B S 3-3 ①② K 1-2			C X 0-1 ① L4	3	1	1	2	1	1	1
Mike Blowers, R (1, 5) OBP: 0.365, SLG: 0.490		C S B B X 2-2 ①② G4-3 1-2f		B S B X 2-1 1B		X 0-0 E5 1B			X 0-0 ② F8	4	0	2	0	0	0	1
Dave Valle, R (1, 2) OBP: 0.358, SLG: 0.400		B B X 2-0 ③ P3		X 0-0 ③ F8		X 0-0 ③ P6			C S S 0-3 ③ K	4	0	0	0	0	1	2
Omar Vizquel, S (1, 6) OBP: 0.318, SLG: 0.297			C X 0-1 ① G4-3		X 0-0 E1 SH G6-3 1B		B X 1-0 ① L7			3	1	1	0	0	0	0
Inning Stats	R: 2 H: 1 E: 1 LOB: 0 K: 0 BB: 1 S: 16 P: 30	R: 0 H: 0 E: 0 LOB: 0 K: 0 BB: 1 S: 5 P: 13	R: 0 H: 0 E: 0 LOB: 0 K: 0 BB: 0 S: 6 P: 9	R: 2 H: 2 E: 0 LOB: 1 K: 1 BB: 1 S: 13 P: 22	R: 1 H: 1 E: 2 LOB: 1 K: 0 BB: 1 S: 12 P: 23	R: 0 H: 1 E: 1 LOB: 1 K: 1 BB: 1 S: 6 P: 13	R: 0 H: 1 E: 0 LOB: 1 K: 1 BB: 0 S: 5 P: 8	R: 0 H: 0 E: 0 LOB: 0 K: 1 BB: 0 S: 8 P: 15	R: 0 H: 0 E: 0 LOB: 0 K: 1 BB: 0 S: 6 P: 6	1B: 4 SF: 0 2B: 1 SAC: 1 3B: 0 DP: 2 HR: 2 HBP: 0						

PITCHER		IP	WLS	BF	H	R	ER	SO	BB	IBB	HBP	BLK	WP	HR	S	P	ERA	WHIP
Scott Ruffcorn, R ERA: 8.1	(1, 1)	4.1	L	20	4	5	4	1	3	0	0	0	0	2	47	84	8.31	1.615
Chris Howard, L ERA:	(5, 1)	0.2		2	0	0	0	0	0	1	0	0	0	0	5	13	0.00	0.000
Jeff Schwarz, R ERA: 3.78	(6, 1)	2.0		7	2	0	0	2	1	0	0	0	0	0	11	21	0.00	1.500
Jose DeLeon, R ERA: 2.89	(8, 1)	1.0		3	0	0	0	1	0	0	0	0	0	0	8	15	0.00	0.000
Brian Drahman, R ERA:	(9, 1)	1.0		3	0	0	0	1	0	0	0	0	0	0	6	6	0.00	0.000

PITCHER	IP	WLS	BF	H	R	ER	SO	BB	IBB	HBP	BLK	WP	HR	S	P	ERA	WHIP

TOP

Seattle Mariners @ Chicago White Sox

Comiskey Park, Chicago, IL

Tue Sep 28 1993, 8:05 PM EDT

Att. 34,813 - Unknown - 53 F

livebaseballscorecards.com

AB	29
R	5
H	6
RBI	5
BB	5
SO	5
LOB	9

Batter	1	2	3	4	5	6	7	8	9	AB	R	H	RBI	BB	SO	LOB
Steve Sax, R (1, 7) OBP: 0.285, SLG: 0.304	K		G1-3 1-2 2-3		G5-3			G5-3	P6	5	0	0	0	0	1	4
Joey Cora, S (1, 5) OBP: 0.348, SLG: 0.350	G6-4-3 1B		F7		F8			S BB		3	0	1	0	1	0	2
Warren Newson, L (1, 9) OBP: 0.405, SLG: 0.441	G6-4-3 1-2f			HR	G1-3			1-2 BB		3	1	1	1	1	0	1
Ivan Calderon, R (1, 10) OBP: 0.275, SLG: 0.282		G6-3		L8		G6-3		F9		4	0	0	0	0	0	2
Dan Pasqua, L (1, 3) OBP: 0.293, SLG: 0.354 Drew Denson, S (8, PH) (9, 3)		F8		1B 2B		K		K		3 1	1 0	1 0	0 0	0 0	1 1	0 2
Norberto Martin, R (1, 4) OBP: 0.200, SLG: 0.200	G5-3			BB 1B 2-H 1B		L4			G5-3	4	0	1	1	0	0	0
Mike Huff, R (1, 8) OBP: 0.292, SLG: 0.308			L7	BB 1-2 1B			K		E6 1B	4	0	2	0	0	1	0
Michael LaValliere, L (1, 2) OBP: 0.286, SLG: 0.283			G1-3 2B	G6-3 1-2 2-3 BB			G4-3		P7	3	0	1	0	1	0	1
Craig Grebeck, R (1, 6) OBP: 0.325, SLG: 0.287			G1-3 1B	G6-3 1-2f			G6-3		BB	3	0	1	0	1	0	3
Inning Stats	R: 0 E: 0 K: 1 S: 9 H: 1 LOB: 0 BB: 0 P: 12	R: 0 E: 0 K: 0 S: 4 H: 0 LOB: 0 BB: 0 P: 5	R: 0 E: 0 K: 0 S: 9 H: 2 LOB: 2 BB: 0 P: 16	R: 2 E: 0 K: 0 S: 13 H: 4 LOB: 2 BB: 1 P: 23	R: 0 E: 0 K: 0 S: 4 H: 0 LOB: 0 BB: 0 P: 7	R: 0 E: 0 K: 1 S: 10 H: 0 LOB: 0 BB: 0 P: 12	R: 0 E: 0 K: 1 S: 7 H: 0 LOB: 0 BB: 0 P: 9	R: 0 E: 0 K: 1 S: 8 H: 0 LOB: 2 BB: 2 P: 20	R: 0 E: 1 K: 0 S: 12 H: 1 LOB: 2 BB: 1 P: 21	1B: 5 2B: 3 3B: 0 HR: 1 SF: 0 SAC: 0 DP: 2 HBP: 0	WP: 0 PB: 0 SB: 1 CS: 0 PA: 37					

PITCHER		IP	WLS	BF	H	R	ER	SO	BB	IBB	HBP	BLK	WP	HR	S	P	ERA	WHIP
Tim Leary, R ERA: 5.03	(1, 1)	7.1	W	29	7	2	2	3	2	0	0	0	0	1	57	89	2.46	1.227
Kevin King, L ERA: 6.75	(8, 1)	0.1		2	0	0	0	0	1	0	0	0	0	0	4	10	0.00	3.000
Ted Power, R ERA: 5.74	(8, 1)	1.1	S	6	1	0	0	1	1	0	0	0	0	0	15	26	0.00	1.500

PITCHER	IP	WLS	BF	H	R	ER	SO	BB	IBB	HBP	BLK	WP	HR	S	P	ERA	WHIP

BOTTOM

Seattle Mariners @ Chicago White Sox

Comiskey Park, Chicago, IL

Tue Sep 28 1993, 8:05 PM EDT

Att. 34,813 - Unknown - 53 F

livebaseballscorecards.com

AB	33
R	2
H	8
RBI	2
BB	4
SO	4
LOB	15

Batter	1	2	3	4	5	6	7	8	9	10	11	12	AB	R	H	RBI	BB	SO	LOB
Mike Felder, S (1, 7) OBP: 0.263, SLG: 0.273 Brian Turang, R (12, PH) OBP: 0.347, SLG: 0.356 (12, 7)	B C X 1-1 B1-3 ①		1 SAFE B B B B C X 3-1 F8 ②		C F B X 1-2 G4-3 ③			C B B S T F C 2-3 K ①		X 0-0 F7 ①		C X 0-1 P4 ②	5 1	0 0	0 0	0 0	0 0	1 0	1 2
Bret Boone, R (1, 4) OBP: 0.300, SLG: 0.453	B B C F B S 3-3 K ②		1 SAFE 1 SAFE F P X 1-1 1B 1-3 1B			B F C C C 1-3 K ①		X 0-0 B2-3 ②		F X 0-1 G1-3 ②		C B T B F B B 4-2 BB	5	0	1	0	1	2	0
Ken Griffey Jr., L (1, 8) OBP: 0.405, SLG: 0.610	C B C F F X 1-2 G3-1 ③		B C B X 2-1 1-2 3-H 1B			B B B F X 3-1 F9 2B		C B X 1-1 HR		B F C X 1-2 CS 1B		F B B F X 2-2 F8 ③	6	1	4	2	0	0	2
Jay Buhner, R (1, 9) OBP: 0.381, SLG: 0.472		C S B B X 1-2 G5-3 ①	S C S 0-3 K ③			B B B B B 4-0 BB		F C X 0-2 1B		B 1 SAFE B 2-0 CS 3 1-2		C B B X 2-1 F9 ①	4	0	1	0	1	1	2
Mackey Sasser, L (1, 10) OBP: 0.277, SLG: 0.313 Rich Amaral, R (11, PH) OBP: 0.345, SLG: 0.361		C B S B B T F F B 4-2 G3-1 BB		F B F X 1-2 P6 ①		F B X 1-1 F9 ② 2-3		S B X 1-1 F7 ③				B B C X 2-1 S 1B	3 1	0 0	0 1	0 0	1 0	0 0	3 0
Dave Magadan, L (1, 3) OBP: 0.383, SLG: 0.360 Greg Litton, R (11, PH) OBP: 0.365, SLG: 0.442 (11, 3)		C B C X 1-2 G3-1 ② 1-2		X 0-0 G4-3 ②		C F C 0-3 K ③			B C F B X 2-2 G6-3 ①			C X 0-1 P9 ②	4 1	0 0	0 0	0 0	0 0	1 0	3 1
Mike Blowers, R (1, 5) OBP: 0.360, SLG: 0.483		S B F B F B F S 3-3 K ③		B X 1-0 G3-1 ③			S B S X 1-2 G6-3 ①		S S C 0-3 K ②		B C B F X 2-2 F9 ③ 1-2		5	0	0	0	0	2	2
Dave Valle, R (1, 2) OBP: 0.358, SLG: 0.400 Dann Howitt, L (12, PR) OBP: 0.239, SLG: 0.368 Bill Haselman, R (12, 2) OBP: 0.318, SLG: 0.429			B S X 1-1 G3 ①	X 0-0 G6-3 ①			B F C F S 1-3 K ②		B F X 1-1 FC6-4 1B			C S B X 1-2 SH1-3 1B	5 0 0	0 0 0	2 0 0	0 0 0	0 0 0	1 0 0	0 0 0
Omar Vizquel, S (1, 6) OBP: 0.317, SLG: 0.297			B B C X 2-1 1B 1B 1B		B C X 1-1 G4-3 ②		F B S B F C 2-3 K ③		L X 0-1 FC6-4 ③ 1-2f			L C X 0-2 SH1-3 ① 1-2	4	1	1	0	0	1	1
Inning Stats	R: 0 E: 0 K: 1 S: 10 H: 0 LOB: 0 BB: 0 P: 15	R: 0 E: 0 K: 1 S: 15 H: 0 LOB: 1 BB: 1 P: 24	R: 1 E: 0 K: 1 S: 14 H: 3 LOB: 2 BB: 0 P: 22	R: 0 E: 0 K: 0 S: 5 H: 0 LOB: 0 BB: 0 P: 7	R: 0 E: 0 K: 0 S: 6 H: 0 LOB: 0 BB: 0 P: 8	R: 0 E: 0 K: 2 S: 10 H: 1 LOB: 2 BB: 1 P: 19	R: 0 E: 0 K: 2 S: 11 H: 0 LOB: 0 BB: 0 P: 15	R: 1 E: 0 K: 1 S: 12 H: 2 LOB: 1 BB: 0 P: 16	R: 0 E: 0 K: 1 S: 10 H: 1 LOB: 1 BB: 0 P: 13	R: 0 E: 0 K: 0 S: 6 H: 1 LOB: 0 BB: 0 P: 9	R: 0 E: 0 K: 0 S: 9 H: 1 LOB: 1 BB: 0 P: 15	R: 0 E: 0 K: 0 S: 14 H: 1 LOB: 2 BB: 1 P: 21	1B: 8 2B: 1 3B: 0 HR: 1	SF: 0 SAC: 1 DP: 0 HBP: 0	WP: 0 PB: 0 SB: 1 CS: 1	PA: 49		

PITCHER		IP	WLS	BF	H	R	ER	SO	BB	IBB	HBP	BLK	WP	HR	S	P	ERA	WHIP
Jack McDowell, R ERA: 3.37	(1, 1)	8.0		32	6	2	2	8	2	0	0	0	0	1	83	126	2.25	1.000
Roberto Hernandez, R ERA: 2.34	(9, 1)	2.0		7	2	0	0	1	0	0	0	0	0	0	16	22	0.00	1.000
Scott Radinsky, L ERA: 4.14	(11, 1)	2.0	W	9	2	0	0	0	1	0	0	0	0	0	23	36	0.00	1.500

PITCHER	IP	WLS	BF	H	R	ER	SO	BB	IBB	HBP	BLK	WP	HR	S	P	ERA	WHIP

TOP

Seattle Mariners @ Chicago White Sox

Comiskey Park, Chicago, IL

Wed Sep 29 1993, 8:05 PM EDT

Att. 29,752 - Unknown - 49 F

livebaseballscorecards.com

AB	44
R	2
H	10
RBI	2
BB	3
SO	9
LOB	17

Batter	1	2	3	4	5	6	7	8	9	10	11	12	AB	R	H	RBI	BB	SO	LOB
Tim Raines, S (1, 7) OBP: 0.403, SLG: 0.484	1-2 F7 ①		0-0 F8 ②			1-0 E4 1B 1B		2-1 F8 ①	1-0 F9 ②			0-0 G3 ①	6	0	1	0	0	0	1
Joey Cora, S (1, 4) OBP: 0.350, SLG: 0.350	1-0 F8 ②		3-3 K ③			0-0 PB E4 1-2 1B		4-1 BB 2B BB	1 SAFE 1 SAFE 3-2 L5 ③			1-1 F8 BB 1B 1B	5	2	2	0	1	1	1
Ellis Burks, R (1, 8) OBP: 0.355, SLG: 0.448	1-3 K ③			1-0 P3 ①		2-2 E4 PB 1-2 2-H ①		4-0 2B 1B 1-2 BB		1-1 L6 ①		1 SAFE 4-1 1B F8 1-2 BB	4	1	0	0	2	1	2
Robin Ventura, L (1, 5) OBP: 0.377, SLG: 0.434		0-0 FC1-4-6 1B		2-2 1B		4-1 BB 1-2 2-3		1-0 1B 2B 1-3 2-H		2-3 K ②		2-0 F8 ② 1-2 2-3	5	0	3	1	1	1	2
George Bell, R (1, 10) OBP: 0.251, SLG: 0.375 Norberto Martin, R (8, PR) OBP: 0.286, SLG: 0.286		2-0 P5 ①		1-2 F7 ②		0-3 K ②		4-0 1B IBB		1-1 G6-3 ③		1-1 1B 2-3 3-H	3 2	0 0	0 1	0 1	1 0	1 0	5 0
Bo Jackson, R (1, 9) OBP: 0.286, SLG: 0.421 Mike Huff, R (11, PR) OBP: 0.292, SLG: 0.308 (12, 9)		2-1 FC1-4-6 1B ② 1-2f		1 SAFE 1-1 G5-3 ③		0-2 G5-3 ③		2-2 G4-6-3 1B 1-2 2-3 3-H			1-2 G5-6-3 2B		5 0	0 0	2 0	1 0	0 0	0 0	5 0
Dan Pasqua, L (1, 3) OBP: 0.302, SLG: 0.358		2-1 1B 1-2			0-0 G4-3 ①		2-1 F9-3 1B	2-0 G4-6-3 ② ③ 1-2f			4-0 G5-6-3 IBB		4	0	2	0	1	0	3
Ron Karkovice, R (1, 2) OBP: 0.290, SLG: 0.429 Warren Newson, L (9, PH) OBP: 0.395, SLG: 0.429 Michael LaValliere, L (10, 2) OBP: 0.283, SLG: 0.280		1-3 K ③			1-1 F7 ②		2-3 K ①		3-1 F7 ①		0-0 G5-6-3 ① ② 1-2f 2-3		3 1 1	0 0 0	0 0 0	0 0 0	0 0 0	2 0 2	3 0 2
Craig Grebeck, R (1, 6) OBP: 0.322, SLG: 0.280			0-3 K ①		1-2 G4-3 ③		2-0 F9-3 ② ③ 1-2		4-0 BB		1-0 L6 ③		4	0	0	0	1	1	3
Inning Stats	R: 0 E: 0 K: 1 S: 7 H: 0 LOB: 0 BB: 0 P: 10	R: 0 E: 0 K: 1 S: 9 H: 2 LOB: 2 BB: 0 P: 16	R: 0 E: 0 K: 2 S: 8 H: 0 LOB: 0 BB: 0 P: 11	R: 0 E: 0 K: 0 S: 9 H: 1 LOB: 1 BB: 0 P: 14	R: 0 E: 0 K: 0 S: 7 H: 0 LOB: 0 BB: 0 P: 9	R: 0 E: 1 K: 1 S: 12 H: 2 LOB: 3 BB: 1 P: 19	R: 0 E: 0 K: 1 S: 6 H: 1 LOB: 0 BB: 0 P: 12	R: 2 E: 0 K: 0 S: 8 H: 2 LOB: 3 BB: 3 P: 27	R: 0 E: 0 K: 0 S: 6 H: 0 LOB: 1 BB: 1 P: 17	R: 0 E: 0 K: 1 S: 7 H: 0 LOB: 0 BB: 0 P: 11	R: 0 E: 0 K: 0 S: 5 H: 1 LOB: 2 BB: 1 P: 11	R: 1 E: 0 K: 0 S: 7 H: 2 LOB: 2 BB: 1 P: 15	1B: 9 2B: 3 3B: 0 HR: 0	SF: 0 SAC: 0 DP: 3 HBP: 0		WP: 0 PB: 1 SB: 0 CS: 0	PA: 50	

PITCHER		IP	WLS	BF	H	R	ER	SO	BB	IBB	HBP	BLK	WP	HR	S	P	ERA	WHIP
Chris Bosio, R ERA: 3.45	(1, 1)	7.1		30	6	2	2	6	3	0	0	0	0	0	1	104	2.46	1.227
Kevin King, L ERA: 6.75	(8, 1)	0.0		1	1	0	0	0	0	0	0	0	0	0	1	2	∞	∞
Jeff Nelson, R ERA: 4.17	(8, 1)	0.0		2	1	0	0	0	0	1	0	0	0	0	3	9	∞	∞
Brad Holman, R ERA: 3.82	(8, 1)	4.1	L	17	3	1	1	1	2	1	0	0	0	0	26	57	2.08	1.154

PITCHER	IP	WLS	BF	H	R	ER	SO	BB	IBB	HBP	BLK	WP	HR	S	P	ERA	WHIP

Seattle Mariners @ Chicago White Sox

Comiskey Park, Chicago, IL

Wed Sep 29 1993, 8:05 PM EDT

Att. 29,752 - Unknown - 49 F

BOTTOM

livebaseballscorecards.com

AB	43
R	3
H	11
RBI	3
BB	7
SO	7
LOB	27

Batter	1	2	3	4	5	6	7	8	9	10	11	AB	R	H	RBI	BB	SO	LOB
Mike Felder, S (1, 7) OBP: 0.265, SLG: 0.273	BBBB 4-0 CS BB		CBX 1-1 ③ P8			BBFLS 2-3 ① K		BBX 2-0 FC4 2-H 1B		1 SAFE 1 SAFE LFLBL 1-3 ① K		4	0	1	1	1	2	2
Bret Boone, R (1, 4) OBP: 0.298, SLG: 0.446	BBBCSB 4-2 ① 1B 1-2 BB			X 0-0 ① P3		CBBFC 2-3 ②③ K 1-2		X 0-0 ③ FC4 1-2f		C 1 SAFE SX 0-2 E4 FC4-6 1-2		4	0	0	0	1	1	3
Ken Griffey Jr., L (1, 8) OBP: 0.406, SLG: 0.610	BX 1-0 G1-6-3 1-2 1B			SX 0-1 ② P2			BFBBFX 3-2 FC6-4 1B		CX 0-1 BB 1B 1B	CX 0-1 ② FC4-6 1-2f 2-3		5	0	3	0	0	0	2
Jay Buhner, R (1, 9) OBP: 0.379, SLG: 0.469	CX 0-1 ②③ G1-6-3 1-2f			BBFX 2-1 1B			BC1 SAFEX 1-1 ① FC6-4 1B 1-2f		X 0-0 ① B2	BSX 1-1 ③ F9		5	0	1	0	0	0	6
Mackey Sasser, L (1, 10) OBP: 0.278, SLG: 0.314 Greg Litton, R (9, PH) OBP: 0.366, SLG: 0.448 Brian Turang, R (11, PR) OBP: 0.347, SLG: 0.356		BFX 1-1 ① G3		CX 0-1 ③ G1-3			CX 0-1 G3-6-1 1-2 1B		BCFSX 1-2 ② P8		X 0-0 SH1-4 1B 2B	3 2 0	0 0 1	1 1 0	0 0 0	0 0 0	0 0 0	1 1 0
Dave Magadan, L (1, 3) OBP: 0.381, SLG: 0.357 Rich Amaral, R (9, PH) OBP: 0.346, SLG: 0.363 (9, 3)		BBCFFS 2-3 ② K			FFBX 2-2 ① P4		BCBSX 2-2 ②③ G3-6-1 1-2f		1 SAFE BCCCX 2-2 BB 1-2 1B		X 0-0 ① SH1-4 2-3	3 1	0 0	0 1	0 0	0 0	1 0	2 0
Mike Blowers, R (1, 5) OBP: 0.363, SLG: 0.486		CFBFC 1-3 ③ K			FBBFS 2-3 ② K			BX 1-0 1B 2B	FBFFBFBFB 4-2 1-2 2-3 BB		BX 1-0 G6-3 3-H 1B	4	1	2	1	1	2	0
Dave Valle, R (1, 2) OBP: 0.355, SLG: 0.396			BCSFBX 2-2 ① P5		BBBCFX 3-2 ③ F8			FSFBFFX 1-2 ① P3	FX 0-1 ③ P4		FPPFBX 3-2 G6-3 1-2	5	0	0	0	0	0	6
Omar Vizquel, S (1, 6) OBP: 0.316, SLG: 0.295			X 0-0 ② G5-3			BBBB 4-0 CS BB		CFC 0-3 ② K		CBX 1-1 E3 FC4-6 E	X 0-0 ③ G6-3	4	0	0	0	1	1	2
Inning Stats	R: 0 E: 0 K: 0 S: 5 H: 1 LOB: 1 BB: 2 P: 14	R: 0 E: 0 K: 2 S: 10 H: 0 LOB: 0 BB: 0 P: 14	R: 0 E: 0 K: 0 S: 7 H: 0 LOB: 0 BB: 0 P: 10	R: 0 E: 0 K: 0 S: 7 H: 1 LOB: 1 BB: 0 P: 9	R: 0 E: 0 K: 1 S: 9 H: 0 LOB: 0 BB: 0 P: 16	R: 0 E: 0 K: 2 S: 6 H: 0 LOB: 0 BB: 1 P: 14	R: 0 E: 0 K: 0 S: 10 H: 2 LOB: 1 BB: 0 P: 16	R: 1 E: 0 K: 1 S: 12 H: 2 LOB: 1 BB: 0 P: 16	R: 0 E: 0 K: 0 S: 15 H: 2 LOB: 3 BB: 1 P: 22	R: 0 E: 2 K: 1 S: 12 H: 0 LOB: 2 BB: 0 P: 15	R: 1 E: 0 K: 0 S: 9 H: 2 LOB: 1 BB: 0 P: 11	1B: 8 2B: 2 3B: 0 HR: 0 SF: 0 SAC: 1 DP: 2 HBP: 0						

PITCHER		IP	WLS	BF	H	R	ER	SO	BB	IBB	HBP	BLK	WP	HR	S	P	ERA	WHIP
Tim Belcher, R ERA: 4.46	(1, 1)	8.0		29	6	1	1	6	3	0	0	0	0	0	66	109	1.12	1.125
Chuck Cary, L ERA: 5.68	(9, 1)	1.0		6	2	0	0	0	1	0	0	0	0	0	15	22	0.00	3.000
Kirk McCaskill, R ERA: 5.23	(10, 1)	2.0	L	10	2	1	1	1	0	0	0	0	0	0	21	26	4.50	1.000

PITCHER	IP	WLS	BF	H	R	ER	SO	BB	IBB	HBP	BLK	WP	HR	S	P	ERA	WHIP

TOP

Seattle Mariners @ Chicago White Sox

Comiskey Park, Chicago, IL

Thu Sep 30 1993, 8:05 PM EDT

Att. 32,586 - Unknown

livebaseballscorecards.com

AB	40
R	2
H	10
RBI	2
BB	4
SO	7
LOB	25

WP: 0 PB: 0 SB: 0 CS: 2 PA: 45

Seattle Mariners @ Chicago White Sox

Comiskey Park, Chicago, IL

Thu Sep 30 1993, 8:05 PM EDT

Att. 32,586 - Unknown

livebaseballscorecards.com

BOTTOM

Batter	1	2	3	4	5	6	7	8	9	10	11	AB	R	H	RBI	BB	SO	LOB
Tim Raines, S (1, 7) OBP: 0.403, SLG: 0.483	F8		F7			L7		SH3-4 1B		G4-6-3 1B		5	0	2	0	0	0	1
Craig Grebeck, R (1, 6) OBP: 0.316, SLG: 0.274	P2			K		G6-3		SH3-4		G4-6-3		4	0	0	0	0	1	2
Dan Pasqua, L (1, 3) OBP: 0.302, SLG: 0.364	F9			1B 2B		K		K			F9	3	0	1	0	0	1	0
Drew Denson, S (8, PH) (9, 3)												2	0	0	0	0	1	1
Robin Ventura, L (1, 5) OBP: 0.377, SLG: 0.435		F7		G4-6-3 1B			F9 1B 2B	K			L7	5	1	2	0	0	1	1
George Bell, R (1, 10) OBP: 0.248, SLG: 0.371		K		G4-6-3			F9		F7		G5-3	5	0	0	0	0	1	3
Bo Jackson, R (1, 9) OBP: 0.282, SLG: 0.415		K			K		G1-3		L9			4	0	0	0	0	2	1
Mike Huff, R (1, 8) OBP: 0.308, SLG: 0.293			P4		HBP		1B BB		K			2	0	0	0	1	1	0
Ron Karkovice, R (1, 2) OBP: 0.289, SLG: 0.426			F8		K					L4		2	0	0	0	0	1	1
Warren Newson, L (7, PH) OBP: 0.409, SLG: 0.444												1	0	1	1	0	0	0
Michael LaValliere, L (8, 2) OBP: 0.280, SLG: 0.277												1	0	0	0	0	0	0
Norberto Martin, R (1, 4) OBP: 0.364, SLG: 0.364			1B		G1-3		G4-3			1B		4	0	2	0	0	0	3

Inning Stats	1	2	3	4	5	6	7	8	9	10	11
	R: 0 E: 0 K: 0 S: 6	H: 0 LOB: 0 BB: 0 P: 11	R: 0 E: 0 K: 2 S: 8	H: 0 LOB: 0 BB: 0 P: 14	R: 0 E: 0 K: 0 S: 7	H: 1 LOB: 1 BB: 0 P: 11	R: 0 E: 0 K: 1 S: 12	H: 2 LOB: 1 BB: 0 P: 19	R: 0 E: 0 K: 2 S: 9	H: 0 LOB: 1 BB: 0 P: 13	R: 0 E: 0 K: 1 S: 6	H: 0 LOB: 0 BB: 0 P: 10	R: 1 E: 0 K: 0 S: 10	H: 2 LOB: 2 BB: 1 P: 21	R: 0 E: 0 K: 2 S: 10	H: 1 LOB: 1 BB: 0 P: 17	R: 0 E: 0 K: 1 S: 7	H: 0 LOB: 0 BB: 0 P: 11	R: 0 E: 0 K: 0 S: 10	H: 2 LOB: 1 BB: 0 P: 12	R: 0 E: 0 K: 0 S: 5	H: 0 LOB: 0 BB: 0 P: 8

	AB	R	H	RBI	BB	SO	LOB
1B: 6	SF: 0						
2B: 2	SAC: 1						
3B: 0	DP: 2						
HR: 0	HBP: 1						

WP: 0	PA: 41
PB: 0	
SB: 0	
CS: 0	

AB	38
R	1
H	8
RBI	1
BB	1
SO	9
LOB	13

PITCHER		IP	WLS	BF	H	R	ER	SO	BB	IBB	HBP	BLK	WP	HR	S	P	ERA	WHIP
Roger Salkeld, R ERA: 2.51	(1, 1)	6.1		23	4	1	1	6	0	0	1	0	0	0	51	84	1.42	0.632
Jeff Nelson, R ERA: 4.12	(7, 1)	0.2		4	1	0	0	0	1	0	0	0	0	0	7	15	0.00	3.000
Kevin King, L ERA: 6.1	(8, 1)	1.0		4	1	0	0	2	0	0	0	0	0	0	10	17	0.00	1.000
Ted Power, R ERA: 5.36	(9, 1)	3.0	W	10	2	0	0	1	0	0	0	0	0	0	22	31	0.00	0.667

PITCHER	IP	WLS	BF	H	R	ER	SO	BB	IBB	HBP	BLK	WP	HR	S	P	ERA	WHIP

Batter	1	2	3	4	5	6	7	8	9	AB	R	H	RBI	BB	SO	LOB
Mike Felder, S (1, 7) OBP: 0.262, SLG: 0.269	P5	P6			G4-3		P2-3 1-2f		F8	5	0	0	0	0	0	4
Bret Boone, R (1, 4) OBP: 0.307, SLG: 0.452	2B PB SF8 1B		G1-3		FC4-6 3-H 1B			HR 1B	2B 1B 1B	5	3	4	1	0	0	0
Ken Griffey Jr., L (1, 8) OBP: 0.408, SLG: 0.618	SF8 1-3 2B		L9		FC4-6 1-2f			1-H HR	1B 2B 1-3 2B	5	2	3	2	0	0	1
Jay Buhner, R (1, 9) OBP: 0.380, SLG: 0.471	SF8 2-3 3-H		K		K			2B	2B 2-3 3-H 1B	4	1	2	2	0	2	1
Mackey Sasser, L (1, 10) OBP: 0.274, SLG: 0.309 Greg Litton, R (8, PH) OBP: 0.366, SLG: 0.448 Larry Sheets, L (8, PH) OBP: 0.250, SLG: 0.176 Rich Amaral, R (9, PH) OBP: 0.348, SLG: 0.367	K			K2-3		L8		2-H 2B	1-3 3-H 2B	3 0 1 1	0 0 0 0	0 0 1 1	0 0 1 1	0 0 0 0	2 0 0 0	1 0 0 0
Dave Magadan, L (1, 3) OBP: 0.379, SLG: 0.354		G4-3		L3		F8		0-3 K	4-1 BB	4	0	0	0	1	1	1
Mike Blowers, R (1, 5) OBP: 0.359, SLG: 0.480		L9		0-0 G5-3		2-0 G5-3		0-3 K	1-0 F9	5	0	0	0	0	1	4
Dave Valle, R (1, 2) OBP: 0.356, SLG: 0.398		1B HBP			E7 3B 2B		G3-1	G5-3		3	1	1	0	0	0	1
Omar Vizquel, S (1, 6) OBP: 0.319, SLG: 0.300		1-2 1B			1B 3-H 3B		P2-3 HBP		G6-3	3	1	2	1	0	0	0
Inning Stats	R: 1 E: 0 K: 1 S: 11 H: 2 LOB: 1 BB: 0 P: 16	R: 0 E: 0 K: 0 S: 12 H: 1 LOB: 2 BB: 0 P: 20	R: 0 E: 0 K: 1 S: 5 H: 0 LOB: 0 BB: 0 P: 10	R: 0 E: 0 K: 1 S: 7 H: 0 LOB: 0 BB: 0 P: 11	R: 2 E: 1 K: 1 S: 16 H: 3 LOB: 1 BB: 0 P: 26	R: 0 E: 0 K: 0 S: 4 H: 0 LOB: 0 BB: 0 P: 7	R: 0 E: 0 K: 0 S: 6 H: 0 LOB: 0 BB: 0 P: 11	R: 3 E: 0 K: 2 S: 19 H: 4 LOB: 1 BB: 0 P: 25	R: 2 E: 0 K: 0 S: 17 H: 4 LOB: 3 BB: 1 P: 33	1B: 6 2B: 7 3B: 1 HR: 1 SF: 1 SAC: 0 DP: 1 HBP: 2						

PITCHER		IP	WLS	BF	H	R	ER	SO	BB	IBB	HBP	BLK	WP	HR	S	P	ERA	WHIP
Mike Trombley, R ERA: 4.88	(1, 1)	6.1	L	27	6	3	3	4	0	0	2	0	0	0	59	96	4.26	0.947
Larry Casian, L ERA: 3.05	(7, 1)	0.2		4	3	3	3	0	0	0	0	0	0	1	7	15	40.50	4.500
Brett Merriman, R ERA: 10.3	(8, 1)	1.0		4	1	0	0	2	0	0	0	0	0	0	14	15	0.00	1.000
George Tsamis, L ERA: 6.19	(9, 1)	1.0		8	4	2	2	0	1	0	0	0	0	0	17	33	18.00	5.000

PITCHER	IP	WLS	BF	H	R	ER	SO	BB	IBB	HBP	BLK	WP	HR	S	P	ERA	WHIP

TOP

Seattle Mariners @ Minnesota Twins

Hubert H. Humphrey Metrodome, Minneapolis, MN

Fri Oct 01 1993, 8:05 PM EDT

Att. 44,128 - Dome

livebaseballscorecards.com

AB	39
R	8
H	14
RBI	8
BB	1
SO	6
LOB	13

1B: 6	SF: 1	WP: 0	PA: 43
2B: 7	SAC: 0	PB: 1	
3B: 1	DP: 1	SB: 0	
HR: 1	HBP: 2	CS: 0	

BOTTOM

Seattle Mariners @ Minnesota Twins

Hubert H. Humphrey Metrodome, Minneapolis, MN

Fri Oct 01 1993, 8:05 PM EDT

Att. 44,128 - Dome

livebaseballscorecards.com

Batter	1	2	3	4	5	6	7	8	9	AB	R	H	RBI	BB	SO	LOB
Chuck Knoblauch, R (1, 4) OBP: 0.354, SLG: 0.346	X 0-0 ① P3		F F B B B F X 3-2 S 1B 1B		B B X 2-0 ① F9		F X 0-1 ① G4-3-4		B F B F B X 3-2 ③ P4	5	0	1	0	0	0	0
Jeff Reboulet, R (1, 6) OBP: 0.367, SLG: 0.315	B X 1-0 ② F8		B 1 SAFE C C C F F B F F F 3-2 B X ③ 1-H 1B		B C C C B B X 3-2 G5-3 1B 1B		C X 0-1 ② F7			4	1	2	0	0	0	0
Kirby Puckett, R (1, 8) OBP: 0.346, SLG: 0.468	F B B B B X 3-1 E S 1B			F B S F B B F F B 4-2 F7 1B 1B BB	X 0-0 ② G5-3 1-2		C S B S 1-3 ③ K			3	1	1	0	1	1	1
Dave Winfield, R (1, 9) OBP: 0.320, SLG: 0.438	B C S B B F S 3-3 ③ K 1-3			B 1 SAFE 1 SAFE C X 1-1 1B 1B 1-2 1B	B B B C B 4-1 1B BB			B B F X 2-1 ① G4-3		3	0	1	0	1	1	1
Brian Harper, R (1, 10) OBP: 0.352, SLG: 0.430		B F S B F F X 2-2 ① F8		F B B X 2-1 ① F7 2-3	F X 0-1 1-3 2-H 1B			X 0-0 2B		4	0	2	1	0	0	2
Pedro Munoz, R (1, 7) OBP: 0.297, SLG: 0.400		C X 0-1 ② G5-3		F B X 1-1 1B 1-2 3-H 1B	S B B F F C 2-3 ③ K			B F X 1-1 ② L9		4	0	1	1	0	1	3
Dave McCarty, R (1, 3) OBP: 0.259, SLG: 0.280		S S B S 1-3 ③ K		C F S 0-3 ② K		X 0-0 ① F7		C S S 0-3 ③ K		4	0	0	0	0	3	3
Terry Jorgensen, R (1, 5) OBP: 0.270, SLG: 0.289			F B X 1-1 ① G5-3	B C B F B F X 3-2 1-2 2-3 1B		C S X 0-2 ② P4			B B C X 2-1 ① P3	4	0	1	0	0	0	0
Derek Parks, R (1, 2) OBP: 0.238, SLG: 0.200			C F B F X 1-2 ② F9	F C F B B X 2-2 ③ F9		C C B B S 2-3 ③ K			X 0-0 ② G6-3	4	0	0	0	0	1	3

	AB	35
	R	2
	H	9
	RBI	2
	BB	2
	SO	7
	LOB	13

Inning Stats	1	2	3	4	5	6	7	8	9
	R: 0 H: 1 E: 0 LOB: 1 K: 1 BB: 0 S: 8 P: 15	R: 0 H: 0 E: 0 LOB: 0 K: 1 BB: 0 S: 10 P: 13	R: 0 H: 2 E: 0 LOB: 2 K: 0 BB: 0 S: 17 P: 25	R: 1 H: 3 E: 0 LOB: 3 K: 1 BB: 1 S: 22 P: 35	R: 1 H: 2 E: 0 LOB: 2 K: 1 BB: 1 S: 12 P: 23	R: 0 H: 0 E: 0 LOB: 0 K: 1 BB: 0 S: 7 P: 9	R: 0 H: 0 E: 0 LOB: 0 K: 1 BB: 0 S: 7 P: 8	R: 0 H: 1 E: 0 LOB: 1 K: 1 BB: 0 S: 8 P: 11	R: 0 H: 0 E: 0 LOB: 0 K: 0 BB: 0 S: 6 P: 11

	1B	8	SF	0	WP	0	PA	37
	2B	1	SAC	0	PB	0		
	3B	0	DP	0	SB	2		
	HR	0	HBP	0	CS	0		

PITCHER	IP	WLS	BF	H	R	ER	SO	BB	IBB	HBP	BLK	WP	HR	S	P	ERA	WHIP
Randy Johnson, L (1, 1) ERA: 3.24	9.0	W	37	9	2	2	7	2	0	0	0	0	0	97	150	2.00	1.222

PITCHER	IP	WLS	BF	H	R	ER	SO	BB	IBB	HBP	BLK	WP	HR	S	P	ERA	WHIP

Batter	1	2	3	4	5	6	7	8	9	AB	R	H	RBI	BB	SO	LOB
Brian Turang, R (1, 8) OBP: 0.342, SLG: 0.346	B B C B B 4-1 G6-4-3 BB		C X 0-1 ① G6-3		B S X 1-1 ② G5-3		1 SAFE X 0-0 ② G3-1 1-2	B S X 1-1 E2 1-3 2-H 3-H		4	0	0	0	1	0	3
Bret Boone, R (1, 4) OBP: 0.305, SLG: 0.449	1 SAFE B B C B F X 2-2 ① ② G6-4-3 1-2f		B B F B C F F X 3-2 G6-4-3 1B		C B B C S 2-3 ③ K		X 0-0 E6 2-H	X 0-0 ② SF8 3-H		4	0	1	1	0	1	2
Ken Griffey Jr., L (1, 10) (9, 3) OBP: 0.408, SLG: 0.616	B S S B B X 2-2 HR 1B		C F X 0-2 ② ③ G6-4-3 1-2f			F F B X 1-2 ① F8	I I I I 4-0 IBB	C X 0-1 ③ G5-3		4	1	1	0	1	0	2
Jay Buhner, R (1, 9) OBP: 0.380, SLG: 0.476	C B S X 1-2 1-H HR			B F S S 1-3 ① K		X 0-0 1B 1B	B C C S 1-3 ③ K		F S S 0-3 ① K	5	1	2	2	0	3	2
Dann Howitt, L (1, 7) OBP: 0.263, SLG: 0.375	S X 0-1 1B			S S S 0-3 ② K		F B B S F X 2-2 1-2 1B		B F S B B B 4-2 1B 1B BB	B C B F X 2-2 ② G4-3	4	1	2	0	1	1	0
Dave Magadan, L (1, 3) OBP: 0.379, SLG: 0.355 Jeff Nelson, R (9, 1)	F B B S S 2-3 ③ K			C C B F X 1-2 1B		C B B S F C 2-3 ② K		X 0-0 BB E 1B 1-3 1B	B X 1-0 ③ G3	5 0	1 0	2 0	0 0	0 0	2 0	3 0
Mike Blowers, R (1, 5) OBP: 0.358, SLG: 0.477		B B F C C 2-3 ① K		B F F F C 2-3 ③ K		B B B F S F S 3-3 ③ K		X 0-0 BB E 1B 1-2 3-H		4	1	1	1	0	3	3
Bill Haselman, R (1, 2) OBP: 0.316, SLG: 0.423		C B F X 1-2 ② G6-3			B X 1-0 SH3-4 1B		X 0-0 ① F8	X 0-0 ① P5		4	0	1	0	0	0	2
Omar Vizquel, S (1, 6) OBP: 0.321, SLG: 0.300		B C B C B X 3-2 ③ L6			L X 0-1 ① SH3-4 1-2		B B B B 4-0 G3-1 E BB	C B B B B 4-1 E SF8 1-2 2-3 BB		1	2	0	0	2	0	0
Inning Stats	R: 2 H: 3 E: 0 LOB: 1 K: 1 BB: 1 S: 15 P: 26	R: 0 H: 0 E: 0 LOB: 0 K: 1 BB: 0 S: 9 P: 15	R: 0 H: 1 E: 0 LOB: 0 K: 0 BB: 0 S: 10 P: 13	R: 0 H: 1 E: 0 LOB: 1 K: 3 BB: 0 S: 14 P: 18	R: 0 H: 1 E: 0 LOB: 1 K: 1 BB: 0 S: 8 P: 12	R: 0 H: 2 E: 0 LOB: 2 K: 2 BB: 0 S: 16 P: 24	R: 1 H: 0 E: 1 LOB: 2 K: 1 BB: 2 S: 6 P: 15	R: 4 H: 2 E: 1 LOB: 1 K: 0 BB: 2 S: 11 P: 20	R: 0 H: 0 E: 0 LOB: 0 K: 1 BB: 0 S: 7 P: 10	1B: 9 SF: 1 2B: 0 SAC: 1 3B: 0 DP: 2 HR: 1 HBP: 0						WP: 0 PA: 42 PB: 0 SB: 0 CS: 0

TOP

Seattle Mariners @ Minnesota Twins

Hubert H. Humphrey Metrodome, Minneapolis, MN

Sat Oct 02 1993, 4:33 AM EDT

Att. 14,478 - Dome

livebaseballscorecards.com

AB	35
R	7
H	10
RBI	4
BB	5
SO	10
LOB	17

PITCHER		IP	WLS	BF	H	R	ER	SO	BB	IBB	HBP	BLK	WP	HR	S	P	ERA	WHIP
Willie Banks, R ERA: 4.04	(1, 1)	6.2	L	30	8	3	2	8	2	1	0	0	0	1	75	119	2.70	1.500
Carl Willis, R ERA: 3.1	(7, 1)	0.2		7	2	4	1	1	2	0	0	0	0	0	11	21	13.50	6.000
Brett Merriman, R ERA: 9.67	(8, 1)	1.2		5	0	0	0	1	0	0	0	0	0	0	10	13	0.00	0.000

PITCHER	IP	WLS	BF	H	R	ER	SO	BB	IBB	HBP	BLK	WP	HR	S	P	ERA	WHIP

BOTTOM

Seattle Mariners @ Minnesota Twins

Hubert H. Humphrey Metrodome, Minneapolis, MN

Sat Oct 02 1993, 4:33 AM EDT

Att. 14,478 - Dome

livebaseballscorecards.com

Batter	1	2	3	4	5	6	7	8	9	AB	R	H	RBI	BB	SO	LOB
Chuck Knoblauch, R (1, 4) OBP: 0.355, SLG: 0.346	1-1 1B S SF9 1B	1 SAFE 0-0 CS 1-2	0-1 G5-3		3-2 F8			4-1 G4-6-3 BB		3	1	1	0	1	0	0
Jeff Reboulet, R (1, 5) OBP: 0.361, SLG: 0.309	3-2 G1-3 1-2		3-3 K			1-1 F8		2-2 G4-6-3 1-2f		4	0	0	0	0	1	2
Kirby Puckett, R (1, 8) OBP: 0.349, SLG: 0.469	4-1 SF9 1B BB		2-2 G6-3			1-0 BB 1B			0-1 2B 1B	3	1	2	0	1	0	0
Dave Winfield, R (1, 10) OBP: 0.325, SLG: 0.442	1-2 1-2 2-3 1B			0-0 1B		1 SAFE 1 SAFE 4-1 G4-6-3 1-2 BB			1-1 F8 1-H 1B 2B	3	1	3	1	1	0	0
Brian Harper, R (1, 2) OBP: 0.350, SLG: 0.428	0-1 SF9 2-3 3-H			1 SAFE 0-0 F9		2-2 G4-6-3 1-2f			0-0 G1-3	3	0	0	1	0	0	4
Kent Hrbek, L (1, 3) OBP: 0.351, SLG: 0.449	2-3 K			0-1 L7			2-1 G3		0-1 F8 2-3	4	0	0	0	0	1	4
Pedro Munoz, R (1, 7) OBP: 0.297, SLG: 0.398 Chip Hale, L (9, PH) OBP: 0.411, SLG: 0.429		2-1 F8		2-2 G4-3			4-1 G6-4-3 BB		0-2 1B 3-H	2 1	0 0	0 1	0 1	1 0	0 0	1 0
Dave McCarty, R (1, 9) OBP: 0.257, SLG: 0.277 Scott Stahoviak, L (9, PH) OBP: 0.211, SLG: 0.204		1-0 G6-3			1-3 K		1-0 G6-4-3 1-2f		0-3 K	3 1	0 0	0 0	0 0	0 0	1 1	1 1
Pat Meares, R (1, 6) OBP: 0.266, SLG: 0.309 Denny Hocking, S (8, PH) OBP: 0.262, SLG: 0.167 (9, 6)		1-0 E9 CS			0-0 G6-3			0-1 F8		2 1	0 0	0 0	0 0	0 0	0 0	0 0

Inning Stats	1	2	3	4	5	6	7	8	9	1B: 6	SF: 1	WP: 0	PA: 36
	R: 1 H: 2 E: 0 LOB: 2 K: 1 BB: 1 S: 14 P: 25	R: 0 H: 0 E: 1 LOB: 0 K: 0 BB: 0 S: 4 P: 8	R: 0 H: 0 E: 0 LOB: 0 K: 1 BB: 0 S: 9 P: 14	R: 0 H: 1 E: 0 LOB: 1 K: 0 BB: 0 S: 7 P: 9	R: 0 H: 0 E: 0 LOB: 0 K: 1 BB: 0 S: 7 P: 11	R: 0 H: 1 E: 0 LOB: 1 K: 0 BB: 1 S: 7 P: 15	R: 0 H: 0 E: 0 LOB: 0 K: 0 BB: 1 S: 4 P: 11	R: 0 H: 0 E: 0 LOB: 0 K: 0 BB: 1 S: 8 P: 14	R: 2 H: 3 E: 0 LOB: 1 K: 1 BB: 0 S: 13 P: 14	2B: 1 3B: 0 HR: 0	SAC: 0 DP: 3 HBP: 0	PB: 0 SB: 1 CS: 1	

PITCHER		IP	WLS	BF	H	R	ER	SO	BB	IBB	HBP	BLK	WP	HR	S	P	ERA	WHIP
Dave Fleming, L ERA: 4.36	(1, 1)	7.0	W	26	4	1	1	3	3	0	0	0	0	0	52	93	1.29	1.000
Brad Holman, R ERA: 3.72	(8, 1)	1.0		3	0	0	0	0	1	0	0	0	0	0	8	14	0.00	1.000
Jeff Nelson, R ERA: 4.35	(9, 1)	1.0		6	3	2	2	1	0	0	0	0	0	0	13	14	18.00	3.000

PITCHER	IP	WLS	BF	H	R	ER	SO	BB	IBB	HBP	BLK	WP	HR	S	P	ERA	WHIP

Seattle Mariners @ Minnesota Twins

Hubert H. Humphrey Metrodome, Minneapolis, MN

Sun Oct 03 1993, 4:33 AM EDT

Att. 15,066 - Dome

TOP

livebaseballscorecards.com

Batter	1	2	3	4	5	6	7	8	9	AB	R	H	RBI	BB	SO	LOB
Brian Turang, R (1, 7) OBP: 0.340, SLG: 0.343	B C F S 1-3 ① K			C C C 0-3 ① K		S F B F X 1-2 ② G5-3		C C X 0-2 FC8-6 1B		4	0	1	0	0	2	0
Randy Johnson, R (8, 7)										0	0	0	0	0	0	0
Bret Boone, R (1, 4) OBP: 0.301, SLG: 0.443	C T F F S 0-3 ② K			S F X 0-2 ② G6-3		S F F B X 1-2 ③ G5-3		B X 1-0 ① FC8-6 FC6-4 1-2f		4	0	0	0	0	1	1
Ken Griffey Jr., L (1, 8) OBP: 0.408, SLG: 0.617	S X 0-1 ③ F9			F X 0-1 2B			S X 0-1 S 2B 1B	B X 1-0 ② F9		4	1	2	0	0	0	1
Jay Buhner, R (1, 10) OBP: 0.379, SLG: 0.476		S B F S 1-3 ① K		B F C B B S 3-3 ③ K			C B B B F F X 3-2 1-H 2B 2B	S B B C X 2-2 ③ FC6-4 1-2f		4	1	1	1	0	2	2
Dann Howitt, L (1, 9) OBP: 0.250, SLG: 0.355		B X 1-0 ② L4			S S S 0-3 ① K		X 0-0 ① P5		S F B X 1-2 ① G3-1	4	0	0	0	0	1	1
Dave Magadan, L (1, 3) OBP: 0.378, SLG: 0.356		C X 0-1 ③ G3-1			C C S 0-3 ② K		C X 0-1 E 2-H 2B		B C C S 1-3 ② K	4	0	1	1	0	2	0
Mike Blowers, R (1, 5) OBP: 0.357, SLG: 0.475			X 0-0 ① F9		B B C B X 3-1 FC5-4 1B		B B C B F X 3-2 ② F9		F S B S 1-3 ③ K	4	0	1	0	0	1	1
Dave Valle, R (1, 2) OBP: 0.354, SLG: 0.395			C X 0-1 ② F8		F B X 1-1 ③ FC5-4 1-2f		B F X 1-1 E5 FC4-6 2-3			3	0	0	0	0	0	2
Omar Vizquel, S (1, 6) OBP: 0.319, SLG: 0.298			C B S X 1-2 ③ G5-3			B F X 1-1 ① G6-3	C B F X 1-2 ③ FC4-6 1-2f			3	0	0	0	0	0	2

	AB	34
	R	2
	H	6
	RBI	2
	BB	0
	SO	9
	LOB	10

Inning Stats	1	2	3	4	5	6	7	8	9
	R: 0 E: 0 K: 2 S: 10	H: 0 LOB: 0 BB: 0 P: 11	R: 0 E: 0 K: 1 S: 6	H: 0 LOB: 0 BB: 0 P: 8	R: 0 E: 0 K: 0 S: 6	H: 0 LOB: 0 BB: 0 P: 7	R: 0 E: 0 K: 2 S: 11	H: 1 LOB: 1 BB: 0 P: 14	R: 0 E: 0 K: 2 S: 10	H: 1 LOB: 1 BB: 0 P: 14	R: 0 E: 0 K: 0 S: 10	H: 0 LOB: 0 BB: 0 P: 13	R: 2 E: 1 K: 0 S: 17	H: 3 LOB: 2 BB: 0 P: 25	R: 0 E: 0 K: 0 S: 8	H: 1 LOB: 1 BB: 0 P: 12	R: 0 E: 0 K: 2 S: 9	H: 0 LOB: 0 BB: 0 P: 12

	1B: 3	SF: 0	WP: 0	PA: 34
	2B: 3	SAC: 0	PB: 0	
	3B: 0	DP: 0	SB: 1	
	HR: 0	HBP: 0	CS: 0	

PITCHER		IP	WLS	BF	H	R	ER	SO	BB	IBB	HBP	BLK	WP	HR	S	P	ERA	WHIP
Kevin Tapani, R ERA: 4.43	(1, 1)	7.1	W	29	6	2	2	7	0	0	0	0	0	0	74	97	2.46	0.818
Larry Casian, L ERA: 3.02	(8, 1)	0.2		2	0	0	0	0	0	0	0	0	0	0	4	7	0.00	0.000
Rick Aguilera, R ERA: 3.11	(9, 1)	1.0		3	0	0	0	2	0	0	0	0	0	0	9	12	0.00	0.000

PITCHER	IP	WLS	BF	H	R	ER	SO	BB	IBB	HBP	BLK	WP	HR	S	P	ERA	WHIP

Batter	1	2	3	4	5	6	7	8	9	AB	R	H	RBI	BB	SO	LOB
Chuck Knoblauch, R (1, 4) OBP: 0.354, SLG: 0.346	C X 0-1 G5-3 G4-3 1B		C F B B X 2-2 ① G6-3 2-H		B X 1-0 ① F9		X 0-0 E3 FC4-2 HR 2-3			4	1	1	1	0	0	1
Jeff Reboulet, R (1, 6) OBP: 0.356, SLG: 0.304	C F 1 SAFE X 0-2 ① G4-3 1-2		F B B S X 2-2 ② G4-3		B B C X 2-1 ② F7		B B C F 1 SAFE X 2-2 ① FC4-2 HR 1-2 3-H			4	1	0	0	0	0	3
Kirby Puckett, R (1, 8) OBP: 0.349, SLG: 0.474	F B B X 2-1 ② G5-3 2-3		C X 0-1 HR		X 0-0 BB 1B		F X 0-1 ② L8			4	1	2	1	0	0	3
Kent Hrbek, L (1, 3) OBP: 0.357, SLG: 0.467	B F B B B 4-1 S BB		B B X 2-0 HR		B B B B 4-0 FC6 1-2 BB		B X 1-0 1-H 2-H HR			2	2	2	4	2	0	0
Brian Harper, R (1, 2) OBP: 0.347, SLG: 0.425	F B F F B X 2-2 ③ G5-3 1-2		S X 0-1 ③ G6-3		B C B X 2-1 ③ FC6 1-2f		C X 0-1 ③ F9			4	0	0	0	0	0	4
Pedro Munoz, R (1, 7) OBP: 0.294, SLG: 0.393		X 0-0 ① L6		F F B S 1-3 ① K		X 0-0 ① G6-3		B B X 2-0 ① F9		4	0	0	0	0	1	0
Chip Hale, L (1, 10) OBP: 0.408, SLG: 0.425		C B C F B X 2-2 ② G4-1		X 0-0 ② G3		C F F F B B F X 2-2 G6-3 1B		B C C X 1-2 ② G6-3		4	0	1	0	0	0	0
Dave McCarty, R (1, 9) OBP: 0.257, SLG: 0.286		B X 1-0 ③ G4-3		B S X 1-1 HR		F 1 SAFE X 0-1 ②③ G6-3 1-2f		F B F F S 1-3 ③ K		4	1	1	1	0	1	1
Scott Stahoviak, L (1, 5) OBP: 0.233, SLG: 0.263			B S B F X 2-2 WP G6-3 2B	C B F S 1-3 ③ K			F B B B F X 3-2 E FC4-2 2B			3	1	2	0	0	1	0
Inning Stats	R: 0 H: 1 E: 0 LOB: 2 K: 0 BB: 1 S: 12 P: 20	R: 0 H: 0 E: 0 LOB: 0 K: 0 BB: 0 S: 6 P: 9	R: 3 H: 3 E: 0 LOB: 0 K: 0 BB: 0 S: 14 P: 22	R: 1 H: 1 E: 0 LOB: 0 K: 2 BB: 0 S: 9 P: 12	R: 0 H: 1 E: 0 LOB: 2 K: 0 BB: 1 S: 6 P: 15	R: 0 H: 1 E: 0 LOB: 0 K: 0 BB: 0 S: 9 P: 11	R: 3 H: 2 E: 1 LOB: 0 K: 0 BB: 0 S: 12 P: 18	R: 0 H: 0 E: 0 LOB: 0 K: 1 BB: 0 S: 8 P: 12		1B: 3 SF: 0 2B: 2 SAC: 0 3B: 0 DP: 1 HR: 4 HBP: 0						

BOTTOM

Seattle Mariners @ Minnesota Twins

Hubert H. Humphrey Metrodome, Minneapolis, MN

Sun Oct 03 1993, 4:33 AM EDT

Att. 15,066 - Dome

livebaseballscorecards.com

AB	33
R	7
H	9
RBI	7
BB	2
SO	3
LOB	12

WP: 1 PA: 35
PB: 0
SB: 1
CS: 0

PITCHER		IP	WLS	BF	H	R	ER	SO	BB	IBB	HBP	BLK	WP	HR	S	P	ERA	WHIP
Tim Leary, R ERA: 5.05	(1, 1)	6.2	L	30	8	6	5	2	2	0	0	0	1	3	65	103	6.75	1.500
Kevin King, L ERA: 6.17	(7, 1)	1.1		5	1	1	0	1	0	0	0	0	0	1	11	16	0.00	0.750

PITCHER	IP	WLS	BF	H	R	ER	SO	BB	IBB	HBP	BLK	WP	HR	S	P	ERA	WHIP