

Seattle Mariners - 1993

Batter	1	2	3	4	5	6	7	8	9	AB	R	H	RBI	BB	SO	LOB	TOP					
Devon White, S (1, 8) X	G6-3		K		G5-3		K			4	0	0	0	0	2	1	Toronto Blue Jays @ Seattle Mariners The Kingdome, Seattle, WA Tue Apr 06 1993, 10:05 PM EDT Att: 56,120 - Dome					
Roberto Alomar, S (1, 4) C F X	G5-3 3B 1B		CS BB		2-3 1B			3-3 K		3	1	2	0	1	1	0						
Paul Molitor, R (1, 10) C X	G5-3		CS	K	F8			K		4	0	0	0	0	2	3						
Joe Carter, R (1, 7) B C X Darnell Coles, R (4, PR) X (4, 7)	2-2 2H 3B			1-1 1B		4-1 BB		1-0 F9		2	0	2	1	0	0	0						
Darrin Jackson, R (1, 9) B C X	1-3 K			1-0 1B		1-3 K		0-0 P2		4	0	1	0	0	2	2						
Domingo Martinez, R (1, 3) S C X		1-2 G6-4-3 1B		0-3 K		0-3 K		1-3 K		4	0	1	0	0	3	3						
Ed Sprague, R (1, 5) B C X		2-3 K		2-3 K		2-3 K		1-2 P6		4	0	0	0	0	3	4						
Pat Borders, R (1, 2) B C X		3-1 G6-4-3		2-1 1B		1-1 P4				3	0	1	0	0	0	1						
Dick Schofield, R (1, 6) B C X			3-3 K		1-3 K		0-0 P6			3	0	0	0	0	2	1						
Inning Stats	R: 1 E: 0 K: 1 S: 14	H: 2 LOB: 1 BB: 0 P: 17	R: 0 E: 0 K: 1 S: 8	H: 1 LOB: 0 BB: 0 P: 14	R: 0 E: 0 K: 2 S: 8	H: 0 LOB: 0 BB: 1 P: 17	R: 0 E: 0 K: 3 S: 12	H: 2 LOB: 2 BB: 0 P: 17	R: 0 E: 0 K: 1 S: 13	H: 0 LOB: 1 BB: 1 P: 19	R: 0 E: 0 K: 3 S: 10	H: 0 LOB: 0 BB: 1 P: 17	R: 0 E: 0 K: 1 S: 6	H: 0 LOB: 0 BB: 0 P: 7	R: 0 E: 0 K: 2 S: 7	H: 0 LOB: 0 BB: 0 P: 12	R: 0 E: 0 K: 1 S: 9	H: 0 LOB: 0 BB: 0 P: 11	1B: 5 2B: 1 3B: 1 HR: 0	SF: 0 SAC: 0 DP: 1 HBP: 0	WP: 0 PB: 0 SB: 0 CS: 1	PA: 35
PITCHER	IP WLS BF H R ER SO BB IBB HBP BLK WP HR S P ERA WHIP	IP WLS BF H R ER SO BB IBB HBP BLK WP HR S P ERA WHIP															IP WLS BF H R ER SO BB IBB HBP BLK WP HR S P ERA WHIP					
Randy Johnson, L (1, 1) ERA: 1.13	8.0 W 31 7 1 1 14 2 0 0 0 0 0 78 120 1.12 1.125																					
Rich DeLucia, R (9, 1) ERA:	1.0 3 0 0 0 1 0 0 0 0 0 0 0 9 11 0.00 0.000																					

AB	32
R	1
H	7
RBI	1
BB	2
SO	15
LOB	15



Batter	1	2	3	4	5	6	7	8	9	AB	R	H	RBI	BB	SO	LOB	BOTTOM			
Omar Vizquel, S (1, 6) B C X	4-2 1B HR BB	1-0 SH5-3	0-1 F7		1-2 BB 1B		2-2 G3			3	1	1	1	1	0	1	Toronto Blue Jays @ Seattle Mariners The Kingdome, Seattle, WA Tue Apr 06 1993, 10:05 PM EDT Att: 56,120 - Dome			
Mike Felder, S (1, 7) B C X Lee Tinsley, S (5, FH) X (6, 7)	2-0 HR 1B	1-1 2B		1-1 G1-3	4-0 3H 1B		2-3 K			3	1	2	1	0	0	0				
Ken Griffey Jr., L (1, 8) B C X	1-0 HR 1B	1-3 K		4-0 G3-1 BB	3-3 K		0-1 G5-3			4	1	1	3	1	2	4				
Tino Martinez, L (1, 3) S C X	0-2 L6	1-2 F7		1-2 G3-1	0-3 K		0-0 HR			5	1	1	1	0	1	5				
Pete O'Brien, L (1, 10) B C X	2-0 1B 1B		0-1 P5	4-0 FC6-4 BB		4-1 G6-4-3 BB		0-1 G4-3		3	0	1	0	2	0	0				
Jay Buhner, R (1, 9) B C X	2-3 K		0-1 G5-3	0-0 FC6-4		4-1 G6-4-3 BB		2-3 K		4	0	0	0	1	2	3				
Mike Blowers, R (1, 5) S C X	0-1 FC6-4 1B		4-2 1B 2B BB		2-2 G1-3	1-1 G6-4-3				3	1	1	0	1	0	2				
Dave Valle, R (1, 2) B C X	2-1 FC6-4		0-0 2B 1B		2-1 1B 1B HBP	3-1 G6-3				3	2	1	0	0	0	3				
Rich Amaral, R (1, 4) C B X		1-2 SH5-3 2B 2B		0-0 1B 2B	3-2 1B	2-1 G6-3				4	1	3	2	0	0	0				
Inning Stats	R: 3 E: 0 K: 1 S: 15	H: 4 LOB: 2 BB: 1 P: 28	R: 1 E: 0 K: 1 S: 13	H: 2 LOB: 1 BB: 0 P: 18	R: 2 E: 0 K: 0 S: 11	H: 2 LOB: 1 BB: 1 P: 15	R: 0 E: 0 K: 0 S: 6	H: 0 LOB: 2 BB: 2 P: 16	R: 1 E: 0 K: 2 S: 21	H: 2 LOB: 3 BB: 1 P: 36	R: 0 E: 0 K: 0 S: 6	H: 0 LOB: 1 BB: 2 P: 18	R: 0 E: 0 K: 1 S: 8	H: 0 LOB: 0 BB: 0 P: 14	R: 1 E: 0 K: 1 S: 8	H: 1 LOB: 0 BB: 0 P: 10	1B: 6 2B: 3 3B: 0 HR: 2	SF: 0 SAC: 1 DP: 1 HBP: 1	WP: 0 PB: 0 SB: 0 CS: 0	PA: 42
PITCHER	IP WLS BF H R ER SO BB IBB HBP BLK WP HR S P ERA WHIP	IP WLS BF H R ER SO BB IBB HBP BLK WP HR S P ERA WHIP															IP WLS BF H R ER SO BB IBB HBP BLK WP HR S P ERA WHIP			
Jack Morris, R (1, 1) ERA: 14.54	4.1 L 5 0 0 0 2 3 0 0 0 0 0 8 23 0.00 4.500																			
Ken Dayley, L (5, 1) ERA:	0.2 5 0 0 0 2 3 0 0 0 0 0 0 8 23 0.00 0.000																			
Mark Eichhorn, R (6, 1) ERA:	1.0 2 0 0 0 0 0 0 0 0 0 0 0 4 8 0.00 0.000																			
Danny Cox, R (7, 1) ERA:	1.0 3 0 0 0 1 0 0 0 0 0 0 0 8 14 0.00 0.000																			
Mike Timlin, R (8, 1) ERA: 9.0	4 1 1 1 1 1 0 0 0 0 0 0 1 8 10 9.00 1.000																			

AB	33
R	8
H	11
RBI	8
BB	7
SO	6
LOB	18



Batter	1	2	3	4	5	6	7	8	9	AB	R	H	RBI	BB	SO	LOB	TOP								
Devon White, S (1, 8) OBP: 0.250, SLG: 0.250	2-2 1B		1-0 E4 FC5-4		1-1 F9			2-1 2B 1B		4	1	2	0	0	0	1									
Roberto Alomar, S (1, 4) OBP: 0.500, SLG: 0.571	1-0 L7		1-2 P6			2-2 F7		0-1 1-H 2B		4	0	1	1	0	0	3									
Paul Molitor, R (1, 10) OBP: 0.125, SLG: 0.125	0-1 1B		1-2 FC5-4			2-3 K		0-0 G5-3		4	0	1	0	0	1	3									
John Olerud, L (1, 3) Alfredo Griffin, S (9, PR) Domingo Martinez, R (9, 3) OBP: 0.250, SLG: 0.250	1-0 L7		0-1 F9			2-1 G4-3		2-1 SH3-4 FC5-4 1B		4	0	1	0	0	0	4									
Darrin Jackson, R (1, 9) OBP: 0.143, SLG: 0.143	2-3 K			1-3 K			0-1 L6	1-0 SH3-4		3	0	0	0	0	2	2									
Turner Ward, S (1, 7)		4-2 G5-4-3 BB		0-1 G1-3			0-0 G3	4-0 FC5-4 IBB		2	0	0	0	2	0	0									
Ed Sprague, R (1, 5)		0-1 G5-4-3		3-3 K			1-3 K	1-2 FC5-4		4	0	0	1	0	2	2									
Pat Borders, R (1, 2) OBP: 0.143, SLG: 0.286		0-3 K2-3			3-1 G5-3			0-3 K2-3	3-3 K	4	0	0	0	0	3	2									
Dick Schofield, R (1, 6)			4-0 FC5-4 E BB		0-0 G6-3			2-0 P5		2	0	0	0	1	0	0									
Inning Stats	R: 0 H: 2 E: 0 K: 1 S: 12	H: 0 LOB: 0 BB: 0 P: 18	R: 0 H: 0 E: 0 K: 1 S: 7	H: 0 LOB: 0 BB: 1 P: 11	R: 0 H: 0 E: 1 K: 0 S: 9	H: 0 LOB: 2 BB: 1 P: 16	R: 0 H: 0 E: 0 K: 2 S: 9	H: 0 LOB: 0 BB: 0 P: 13	R: 0 H: 0 E: 0 K: 0 S: 5	H: 0 LOB: 0 BB: 0 P: 9	R: 0 H: 0 E: 0 K: 1 S: 8	H: 0 LOB: 0 BB: 0 P: 14	R: 0 H: 0 E: 0 K: 1 S: 7	H: 0 LOB: 0 BB: 0 P: 8	R: 1 H: 2 E: 0 K: 1 S: 9	H: 1 LOB: 1 BB: 0 P: 13	R: 1 H: 1 E: 0 K: 1 S: 9	H: 1 LOB: 2 BB: 1 P: 20	1B: 4 2B: 1 3B: 0 HR: 0	SF: 0 SAC: 1 DP: 1 HBP: 0	WP: 0 PB: 0 SB: 0 CS: 0	PA: 35			
PITCHER	IP	WLS	BF	H	R	ER	SO	BB	IBB	HBP	BLK	WP	HR	S	P	ERA	WHIP								
Chris Bosio, R (1, 1) ERA: 1.13	8.0	L	30	4	1	1	7	2	0	0	0	0	0	66	102	1.12	0.750								
Tim Leary, R (9, 1) ERA: 9.0	1.0		5	1	1	1	1	0	1	0	0	0	0	9	20	9.00	1.000								

Toronto Blue Jays @ Seattle Mariners
The Kingdome, Seattle, WA
Wed Apr 07 1993, 6:33 AM EDT
Att: 27,837 - Dome

AB 31
R 2
H 5
RBI 2
BB 3
SO 8
LOB 17



Batter	1	2	3	4	5	6	7	8	9	AB	R	H	RBI	BB	SO	LOB	BOTTOM								
Omar Vizquel, S (1, 6) OBP: 0.375, SLG: 0.286	2-2 P3			1-0 G5-3		2-1 G6-3		1-2 S 1B		4	0	1	0	0	0	0									
Henry Cotto, R (1, 7) OBP: 0.250, SLG: 0.250	1-0 L8			1-2 P4		0-0 1B		0-1 G5-3		4	0	1	0	0	0	1									
Ken Griffey Jr., L (1, 8) OBP: 0.222, SLG: 0.500	1-1 G1-3			3-2 P6		1-1 F7		1-2 K		4	0	0	0	0	1	1									
Tino Martinez, L (1, 3) OBP: 0.111, SLG: 0.444		1-2 F9			1-1 F7		2-1 G3-1	1-3 K		4	0	0	0	0	1	0									
Greg Litton, R (1, 10) Mike Felder, S (9, PH) OBP: 0.500, SLG: 0.750		2-3 K			4-1 1B BB		2-3 K	1-3 K		2	0	0	0	1	2	0									
Jay Buhner, R (1, 9) OBP: 0.375, SLG: 0.167		3-3 K			1-0 1B		4-0 BB			2	0	1	0	1	1	0									
Mike Blowers, R (1, 5) OBP: 0.286, SLG: 0.167			2-2 G4-3		1-1 F8		2-2 G4-3			3	0	0	0	0	0	3									
Dave Valle, R (1, 2) OBP: 0.286, SLG: 0.167			2-2 G1-3		0-3 K			0-2 G5-3		3	0	0	0	0	1	2									
Rich Amaral, R (1, 4) OBP: 0.429, SLG: 0.714			3-3 K			1-2 G4-3		2-2 G3		3	0	0	0	0	1	0									
Inning Stats	R: 0 H: 0 E: 0 K: 0 S: 6	H: 0 LOB: 0 BB: 0 P: 10	R: 0 H: 0 E: 0 K: 2 S: 13	H: 0 LOB: 0 BB: 0 P: 19	R: 0 H: 0 E: 0 K: 1 S: 12	H: 0 LOB: 0 BB: 0 P: 19	R: 0 H: 0 E: 0 K: 0 S: 8	H: 0 LOB: 0 BB: 0 P: 13	R: 0 H: 1 E: 0 K: 1 S: 9	H: 1 LOB: 2 BB: 1 P: 16	R: 0 H: 1 E: 0 K: 0 S: 8	H: 1 LOB: 1 BB: 0 P: 12	R: 0 H: 0 E: 0 K: 1 S: 8	H: 0 LOB: 1 BB: 1 P: 18	R: 0 H: 1 E: 0 K: 0 S: 12	H: 1 LOB: 0 BB: 0 P: 15	R: 0 H: 0 E: 0 K: 3 S: 9	H: 0 LOB: 0 BB: 0 P: 12	1B: 3 2B: 0 3B: 0 HR: 0	SF: 0 SAC: 0 DP: 0 HBP: 0	WP: 0 PB: 0 SB: 1 CS: 0	PA: 32			
PITCHER	IP	WLS	BF	H	R	ER	SO	BB	IBB	HBP	BLK	WP	HR	S	P	ERA	WHIP								
Al Leiter, L (1, 1) ERA: 4.5	7.0	W	25	2	0	0	5	2	0	0	0	0	0	64	107	0.00	0.571								
Mike Timlin, R (8, 1) ERA: 4.5	1.0		4	1	0	0	0	0	0	0	0	0	0	12	15	0.00	1.000								
Duane Ward, R (9, 1) ERA: 4.5	1.0	S	3	0	0	0	3	0	0	0	0	0	0	9	12	0.00	0.000								

Toronto Blue Jays @ Seattle Mariners
The Kingdome, Seattle, WA
Wed Apr 07 1993, 6:33 AM EDT
Att: 27,837 - Dome

AB 30
R 0
H 3
RBI 0
BB 2
SO 8
LOB 7




Batter	1	2	3	4	5	6	7	8	9	AB	R	H	RBI	BB	SO	LOB	TOP										
Brady Anderson, L OBP: 0.571, SLG: 0.846	G3	IBB		2B		2B		K		4	0	2	0	1	1	1	Baltimore Orioles @ Seattle Mariners The Kingdome, Seattle, WA Fri Apr 09 1993, 10:05 PM EDT Att: 23,015 - Dome										
Mike Devereaux, R OBP: 0.214, SLG: 0.286	BB	G5-3		F9		K		P3		5	0	1	0	0	1	8											
Cal Ripken Jr., R OBP: 0.429, SLG: 0.462	P3		G6-3		2B		FC6-4	1B	F9	5	0	2	0	0	0	1											
Harold Baines, L OBP: 0.357, SLG: 0.308	BB		K		F7		K	K	K	4	0	0	0	1	3	2											
Glenn Davis, R OBP: 0.143, SLG: 0.214	F9		2B		G6-3		FC6-4	1B	WP	5	0	2	0	0	0	4											
Chris Hoiles, R OBP: 0.231, SLG: 0.250		G3	2B	BB	F8		P6	K	K	4	0	1	0	1	1	3											
Chito Martinez, L OBP: 0.231, SLG: 0.250		K	G1			G3		WP	BB	3	0	0	0	1	1	3											
Leo Gomez, R OBP: 0.250, SLG: 0.182	G3	BB		K		FC3-6	1B	K	K	3	0	1	0	1	2	1											
Harold Reynolds, S OBP: 0.231, SLG: 0.250	G3		G1			FC3-6	2B	K	K	4	0	0	0	0	1	4											
Inning Stats	R: 0 E: 0 K: 0 S: 8	H: 1 LOB: 2 BB: 1 P: 18	R: 0 E: 0 K: 1 S: 13	H: 1 LOB: 3 BB: 2 P: 29	R: 0 E: 0 K: 1 S: 7	H: 1 LOB: 2 BB: 1 P: 14	R: 0 E: 0 K: 1 S: 13	H: 1 LOB: 1 BB: 0 P: 17	R: 0 E: 0 K: 1 S: 14	H: 2 LOB: 2 BB: 0 P: 26	R: 0 E: 0 K: 1 S: 13	H: 1 LOB: 1 BB: 0 P: 22	R: 0 E: 0 K: 3 S: 18	H: 0 LOB: 2 BB: 1 P: 28	R: 0 E: 0 K: 2 S: 8	H: 1 LOB: 1 BB: 0 P: 12	1B: 4 2B: 5 3B: 0 HR: 0	SF: 0 SAC: 0 DP: 0 HBP: 0	WP: 4 PB: 0 SB: 0 CS: 0	PA: 42							
PITCHER	IP	WLS	BF	H	R	ER	SO	BB	IBB	HBP	BLK	WP	HR	S	P	ERA	WHIP										
Erik Hanson, R ERA: 0.00	6.0	W	29	7	0	0	4	3	1	0	0	0	0	65	121	0.00	1.667										
Rich DeLucia, R ERA: 0.00	2.0		9	1	0	0	4	1	0	0	0	1	0	31	50	0.00	1.000										
Norm Charlton, L ERA: 0.00	1.0		4	1	0	0	2	0	0	0	0	1	0	8	12	0.00	1.000										
Omar Vizquel, S OBP: 0.385, SLG: 0.273	1B	WP		G3-1		CS		L5		4	1	1	2	1	1	3	Baltimore Orioles @ Seattle Mariners The Kingdome, Seattle, WA Fri Apr 09 1993, 10:05 PM EDT Att: 23,015 - Dome										
Mike Felder, S OBP: 0.500, SLG: 0.571	BB	S		G3		G6-3		G3		3	0	1	0	1	0	1											
Ken Griffey Jr., L OBP: 0.231, SLG: 0.400	SF8			G3		F8				2	0	0	2	1	1	1											
Tino Martinez, L OBP: 0.077, SLG: 0.308	P5			G3		G4-3		F8		4	0	0	1	0	0	3											
Pete O'Brien, L OBP: 0.444, SLG: 0.167	BB			G1-3		F9		G4-3		3	0	0	0	1	0	2											
Jay Buhner, R OBP: 0.417, SLG: 0.222	BB			1B		K		F7		3	1	1	0	1	1	0											
Wally Backman, S OBP: 0.333, SLG: 0.333	G6-3					E4		G5-3		3	1	1	0	0	0	3											
Mike Blowers, R OBP: 0.250, SLG: 0.143				1B		FC6-4				1	0	0	0	0	0	0											
Dave Valle, R OBP: 0.273, SLG: 0.125				SF8		F8		G6-3		2	1	0	1	1	0	1											
Rich Amaral, R OBP: 0.545, SLG: 0.800	BB			G3-1		FC6-4				3	2	2	0	1	0	1											
Inning Stats	R: 1 E: 0 K: 0 S: 12	H: 1 LOB: 3 BB: 3 P: 30	R: 2 E: 0 K: 0 S: 15	H: 0 LOB: 4 BB: 4 P: 35	R: 3 E: 0 K: 1 S: 11	H: 4 LOB: 1 BB: 0 P: 15	R: 0 E: 0 K: 1 S: 10	H: 0 LOB: 0 BB: 0 P: 14	R: 0 E: 1 K: 0 S: 7	H: 0 LOB: 0 BB: 0 P: 12	R: 0 E: 0 K: 0 S: 6	H: 0 LOB: 0 BB: 0 P: 9	R: 0 E: 0 K: 1 S: 10	H: 1 LOB: 1 BB: 0 P: 12	R: 0 E: 0 K: 0 S: 5	H: 0 LOB: 0 BB: 0 P: 9	R: 0 E: 0 K: 1 S: 10	H: 1 LOB: 1 BB: 0 P: 12	1B: 5 2B: 1 3B: 0 HR: 0	SF: 2 SAC: 0 DP: 0 HBP: 0	WP: 1 PB: 0 SB: 2 CS: 1	PA: 38					
PITCHER	IP	WLS	BF	H	R	ER	SO	BB	IBB	HBP	BLK	WP	HR	S	P	ERA	WHIP										
Ben McDonald, R ERA: 20.25	1.1	L	12	1	3	3	0	7	0	0	0	0	0	21	55	20.25	6.000										
Mark Williamson, R ERA: 5.79	4.2		18	4	3	3	2	0	0	0	0	0	0	40	60	5.79	0.857										
Fernando Valenzuela, L ERA: 0.00	1.0		3	0	0	0	0	0	0	0	0	0	0	5	9	0.00	0.000										
Gregg Olson, R ERA: 5.4	1.0		4	1	0	0	1	0	0	0	0	0	0	10	12	0.00	1.000										

Batter	1	2	3	4	5	6	7	8	9	AB	R	H	RBI	BB	SO	LOB	TOP								
Brady Anderson, L (1, 7) OBP: 0.526, SLG: 0.706	1-1 F7		3-2 G3					2-2 G4-3		4	1	1	0	1	0	2									
Mike Devereaux, R (1, 8) OBP: 0.211, SLG: 0.263	1-1 G6-3		1-2 2-3 G1-3						0-0 F9	5	1	1	0	0	1	5									
Cal Ripken Jr., R (1, 6) OBP: 0.526, SLG: 0.611	0-1 F8			3-1 G4-3				1-1 2B	3-2 1B	5	1	4	0	0	0	0									
Glenn Davis, R (1, 3) David Segui, S (7, 3)		3-2 F8		0-2 F8				1-0 2B	0-1 F7	4	1	1	1	0	0	2									
Harold Baines, L (1, 10) OBP: 0.389, SLG: 0.375		1-0 G4-3		3-1 G4-3				0-1 2B	4-0 BB	3	1	1	2	1	0	1									
Tim Lincecum, R (1, 5) OBP: 0.250, SLG: 0.500		0-2 G5-3		1-3 K				1-3 2H 2-0 2B	1-0 BB	4	0	1	2	0	1	3									
Sherman Obando, R (1, 9) Luis Mercedes, R (3, PR) OBP: 0.500, SLG: 0.500			2-0 E5		2-2 G5-3			4-0 S	1-1 G5-3	1	0	0	0	0	0	0									
Harold Reynolds, S (1, 4)			4-2 G3		1-1 F7			3-3 K	1-1 G6-3	3	0	0	0	1	1	2									
Jeff Tackett, R (1, 2)			3-3 K		1-2 G5-3			1-1 P4	1-1 G4-3	4	0	0	0	0	1	4									
Inning Stats	R: 0 E: 0 K: 0 S: 6	H: 0 LOB: 0 BB: 0 P: 8	R: 0 E: 0 K: 0 S: 11	H: 0 LOB: 0 BB: 0 P: 15	R: 0 E: 1 K: 1 S: 10	H: 0 LOB: 2 BB: 1 P: 23	R: 0 E: 0 K: 1 S: 10	H: 1 LOB: 1 BB: 0 P: 17	R: 0 E: 0 K: 0 S: 8	H: 0 LOB: 0 BB: 0 P: 12	R: 5 E: 0 K: 2 S: 24	H: 6 LOB: 3 BB: 2 P: 42	R: 0 E: 0 K: 0 S: 6	H: 1 LOB: 2 BB: 1 P: 13	R: 0 E: 0 K: 1 S: 9	H: 0 LOB: 0 BB: 0 P: 11	R: 0 E: 0 K: 1 S: 9	H: 1 LOB: 0 BB: 0 P: 13	1B: 6 2B: 3 3B: 0 HR: 0	SF: 0 SAC: 0 DP: 0 HBP: 0	WP: 0 PB: 0 SB: 2 CS: 1	PA: 40			
PITCHER	IP	WLS	BF	H	R	ER	SO	BB	IBB	HBP	BLK	WP	HR	S	P	ERA	WHIP								
John Cummings, L (1, 1) ERA: 9.0	5.0	L	23	6	5	5	2	1	0	0	0	0	0	57	92	9.00	1.400								
David Wainhouse, R (6, 1) ERA	0.2		4	1	0	0	1	1	0	0	0	0	0	8	17	0.00	3.000								
Russ Swan, L (6, 1) ERA	0.2		5	1	0	0	1	2	0	0	0	0	0	7	16	0.00	4.500								
Tim Leary, R (7, 1) ERA: 2.45	2.2		8	1	0	0	1	0	0	0	0	0	0	19	29	0.00	0.375								

Baltimore Orioles @ Seattle Mariners
The Kingdome, Seattle, WA
Sat Apr 10 1993, 10:05 PM EDT
Att: 54,641 - Dome

livebaseballscores.com

AB 36
R 5
H 9
RBI 5
BB 4
SO 5
LOB 22




Batter	1	2	3	4	5	6	7	8	9	AB	R	H	RBI	BB	SO	LOB	BOTTOM								
Omar Vizquel, S (1, 6) OBP: 0.444, SLG: 0.286	1-1 G5-3		4-1 BB		4-0 2B			2-1 P7		3	2	1	0	2	0	1									
Mike Felder, S (1, 7) OBP: 0.385, SLG: 0.364	2-0 G5-3		4-0 BB		1-1 P7			3-2 G5-3		4	0	0	0	1	0	3									
Ken Griffey Jr., L (1, 8) OBP: 0.235, SLG: 0.429	1-2 L8		1-1 L8		1-1 G4-3			1-1 F7		4	0	1	0	0	0	3									
Tino Martinez, L (1, 3) OBP: 0.235, SLG: 0.533	2-0 HR		4-2 BB		4-0 G4-3			0-1 F8		2	1	1	2	2	0	0									
Pete O'Brien, L (1, 10) OBP: 0.308, SLG: 0.100	3-2 P6		1-0 G3		1-0 G4-3			3-2 G3		4	0	0	1	0	0	5									
Jay Buhner, R (1, 9) OBP: 0.438, SLG: 0.182		4-1 G5-4-3		2-3 K		4-1 BB		2-3 K		2	0	0	0	2	2	0									
Wally Backman, S (1, 5) OBP: 0.143, SLG: 0.143		1-0 P7		1-1 G6-3		2-1 G3-1		0-0 G4-3		4	0	0	0	0	0	4									
Dave Valle, R (1, 2) Fernando Vina, L (9, PR)	0-1 G5-4-3		1-2 1B		1-2 K			1-3 K		4	0	2	0	0	1	1									
Rich Amaral, R (1, 4) OBP: 0.400, SLG: 0.571			1-0 F9		1-3 K			2-2 F8		4	0	0	0	0	2	2									
Inning Stats	R: 2 E: 0 K: 0 S: 13	H: 2 LOB: 0 BB: 0 P: 22	R: 0 E: 0 K: 0 S: 4	H: 0 LOB: 0 BB: 1 P: 9	R: 0 E: 0 K: 2 S: 9	H: 0 LOB: 3 BB: 3 P: 23	R: 0 E: 0 K: 2 S: 11	H: 1 LOB: 1 BB: 0 P: 16	R: 1 E: 0 K: 0 S: 8	H: 1 LOB: 3 BB: 3 P: 25	R: 0 E: 0 K: 1 S: 9	H: 0 LOB: 0 BB: 0 P: 14	R: 0 E: 0 K: 0 S: 7	H: 0 LOB: 0 BB: 0 P: 11	R: 0 E: 0 K: 1 S: 7	H: 0 LOB: 0 BB: 0 P: 12	R: 0 E: 0 K: 1 S: 10	H: 1 LOB: 1 BB: 0 P: 12	1B: 3 2B: 1 3B: 0 HR: 1	SF: 0 SAC: 0 DP: 1 HBP: 0	WP: 0 PB: 0 SB: 0 CS: 0	PA: 38			
PITCHER	IP	WLS	BF	H	R	ER	SO	BB	IBB	HBP	BLK	WP	HR	S	P	ERA	WHIP								
Rick Sutcliffe, R (1, 1) ERA: 5.79	8.0	W	34	4	3	3	4	6	1	0	0	0	0	68	132	3.38	1.250								
Gregg Olson, R (9, 1) ERA: 3.38	1.0	S	4	1	0	0	1	0	0	0	0	0	0	10	12	0.00	1.000								

Baltimore Orioles @ Seattle Mariners
The Kingdome, Seattle, WA
Sat Apr 10 1993, 10:05 PM EDT
Att: 54,641 - Dome

livebaseballscores.com

AB 31
R 3
H 5
RBI 3
BB 7
SO 5
LOB 19



Batter	1	2	3	4	5	6	7	8	9	AB	R	H	RBI	BB	SO	LOB	TOP								
Rich Amaral, R OBP: 0.400, SLG: 0.472 (1, 4)	2-2 CS 1B		1 SAFE 0-0 CS	3-1 G5-3		0-0 B1-3			1-2 G4-3 1B	4	0	2	0	0	0	1									
Henry Cotto, R OBP: 0.133, SLG: 0.200 (1, 7)	0-3 SAFE K			0-0 G1-3		0-0 P2			2-2 P5	3	0	0	0	0	1	2									
Mike Felder, S OBP: 0.345, SLG: 0.308 (9, FH)	1-2 K									1	0	0	0	0	0	1									
Ken Griffey Jr., L OBP: 0.238, SLG: 0.297 (1, 8)	3-2 F8			1-2 F8			1-3 K		0-0 G4-3	4	0	0	0	0	1	1									
Jay Buhner, R OBP: 0.366, SLG: 0.371 (1, 9)		0-0 G6-4-3 1B			0-0 L5		2-1 G6-3		1-1 F9	4	0	1	0	0	0	1									
Tino Martinez, L OBP: 0.400, SLG: 0.448 (1, 3)		2-1 P5			3-1 F9		1-2 F8			3	0	0	0	0	0	1									
Mike Blowers, R OBP: 0.333, SLG: 0.333 (1, 5)		1-1 G6-4-3			2-1 3B				4-2 G1-6-3 BB	2	0	1	0	1	0	1									
Lee Tinsley, S OBP: 0.333, SLG: 0.143 (1, 10)			1-3 K		1-2 F9			2-2 G1-6-3	3	0	0	0	0	0	1	2									
Dave Valle, R OBP: 0.355, SLG: 0.346 (1, 2)			0-3 K		0-0 F9			4-2 BB	2	0	0	0	1	1	0										
Omar Vizquel, S OBP: 0.439, SLG: 0.387 (1, 6)			0-0 CS 1B		4-1 BB			3-2 F8	2	0	1	0	1	0	1										
Inning Stats	R: 0 E: 0 K: 1 S: 9	H: 1 LOB: 0 BB: 0 P: 14	R: 0 E: 0 K: 0 S: 5	H: 1 LOB: 0 BB: 0 P: 8	R: 0 E: 0 K: 2 S: 8	H: 1 LOB: 0 BB: 0 P: 9	R: 0 E: 0 K: 0 S: 7	H: 0 LOB: 0 BB: 0 P: 11	R: 0 E: 0 K: 0 S: 9	H: 1 LOB: 1 BB: 0 P: 15	R: 0 E: 0 K: 1 S: 4	H: 0 LOB: 1 BB: 1 P: 8	R: 0 E: 0 K: 1 S: 9	H: 0 LOB: 0 BB: 0 P: 13	R: 0 E: 0 K: 0 S: 15	H: 0 LOB: 1 BB: 2 P: 28	R: 0 E: 0 K: 0 S: 9	H: 1 LOB: 1 BB: 0 P: 13	1B: 4 2B: 1 3B: 1 HR: 0	SF: 0 SAC: 0 DP: 3 HBP: 0	WP: 0 PB: 0 SB: 0 CS: 2	PA: 32			
PITCHER	IP	WLS	BF	H	R	ER	SO	BB	IBB	HBP	BLK	WP	HR	S	P	ERA	WHIP								
David Wells, L ERA: 0.75 (1, 1)	7.0	W	23	4	0	0	4	1	0	0	0	0	0	51	78	0.00	0.714								
John Kieley, R ERA: 8.14 (8, 1)	1.0		4	0	0	0	0	2	0	0	0	0	0	15	28	0.00	2.000								
Mike Henneman, R ERA: (9, 1)	1.0		4	1	0	0	0	0	0	0	0	0	0	9	13	0.00	1.000								

Seattle Mariners @ Detroit Tigers
Tiger Stadium, Detroit, MI
Fri Apr 16 1993, 7:05 PM EDT
Att: 13,007 - Unknown - 47 F

AB	28
R	0
H	5
RBI	0
BB	3
SO	4
LOB	11



Batter	1	2	3	4	5	6	7	8	9	AB	R	H	RBI	BB	SO	LOB	BOTTOM								
Tony Phillips, S OBP: 0.622, SLG: 0.571 (1, 4)	3-1 2B		1-1 CS BB 1B		1 SAFE 0-2 SH3-4 1B	0-1 L7		2-3 K		5	1	3	0	0	1	1									
Skeeter Barnes, R OBP: 0.250, SLG: 0.167 (1, 5)	2-3 K		1 SAFE 4-2 CS		0-0 SH3-4		2-1 G6-3			2	1	0	0	1	1	1									
Scott Livingstone, L OBP: 0.333, SLG: 0.400 (8, 5)			1-2 HR BB		1-2 2-3					0	0	0	0	0	0	0									
Travis Fryman, R OBP: 0.333, SLG: 0.486 (1, 6)	3-2 P4		2-2 HR		4-0 1B IBB		4-0 BB BB			2	1	1	2	2	0	1									
Cecil Fielder, R OBP: 0.436, SLG: 0.545 (1, 10)	0-3 K		0-1 G6-3		2-2 BB 1B		4-2 BB G6-4-3		1-2 BB G6-4-3	3	0	1	2	1	1	1									
Rob Deer, R OBP: 0.250, SLG: 0.324 (1, 9)		3-3 K		2-3 K	1-2 BB		0-1 G6-4-3			3	0	0	0	1	2	2									
Mickey Tettleton, S OBP: 0.432, SLG: 0.462 (1, 3)		4-0 BB		4-0 CS BB	0-3 K		4-2 1B SF8 BB			1	1	0	0	3	1	3									
Chad Kreuter, S OBP: 0.438, SLG: 0.643 (1, 2)	2-0 P3		3-1 2B		2-3 K		0-0 1B			4	0	2	0	0	1	4									
Gary Thurman, R (1, 7)	2-3 K		1-2 G4-3		1-2 SH3-4 1B 1B		0-1 G5-3		1-1 SF8	3	1	1	1	0	0	0									
Mitt Cuyler, S OBP: 0.250, SLG: 0.174 (1, 8)																									
Inning Stats	R: 0 E: 0 K: 2 S: 12	H: 1 LOB: 1 BB: 0 P: 20	R: 0 E: 0 K: 2 S: 9	H: 0 LOB: 1 BB: 1 P: 20	R: 2 E: 0 K: 0 S: 12	H: 2 LOB: 0 BB: 1 P: 20	R: 0 E: 0 K: 1 S: 9	H: 1 LOB: 1 BB: 1 P: 19	R: 2 E: 0 K: 2 S: 20	H: 3 LOB: 3 BB: 2 P: 33	R: 0 E: 0 K: 1 S: 8	H: 0 LOB: 0 BB: 0 P: 10	R: 0 E: 0 K: 0 S: 6	H: 0 LOB: 1 BB: 2 P: 16	R: 0 E: 0 K: 2 S: 11	H: 1 LOB: 1 BB: 1 P: 20	R: 0 E: 0 K: 2 S: 11	H: 1 LOB: 1 BB: 1 P: 20	1B: 5 2B: 2 3B: 0 HR: 1	SF: 1 SAC: 1 DP: 1 HBP: 0	WP: 0 PB: 0 SB: 0 CS: 3	PA: 37			
PITCHER	IP	WLS	BF	H	R	ER	SO	BB	IBB	HBP	BLK	WP	HR	S	P	ERA	WHIP								
Randy Johnson, L ERA: 4.22 (1, 1)	6.1	L	31	7	4	4	8	6	1	0	0	0	0	74	136	5.68	2.053								
Tim Leary, R ERA: 5.67 (7, 1)	1.2		6	1	1	1	2	1	0	0	0	0	0	13	22	5.40	1.200								

Seattle Mariners @ Detroit Tigers
Tiger Stadium, Detroit, MI
Fri Apr 16 1993, 7:05 PM EDT
Att: 13,007 - Unknown - 47 F

AB	27
R	5
H	8
RBI	5
BB	8
SO	10
LOB	17



Batter	1	2	3	4	5	6	7	8	9	AB	R	H	RBI	BB	SO	LOB	TOP										
Mike Felder, S (1, 10) OBP: 0.333, SLG: 0.276	G4-3		BB HBP		FC6-4			G1-3		3	0	0	0	0	0	1											
Henry Cotto, R (1, 7) OBP: 0.165, SLG: 0.158	G5-3		K		CS	P4		G6-3		4	0	0	0	0	1	2											
Ken Griffey Jr., L (1, 8) OBP: 0.261, SLG: 0.325	K					G4-3		BLK WP	2B	3	1	1	0	1	1	0											
Jay Buhner, R (1, 9) OBP: 0.378, SLG: 0.462		E8 G4-3	G5-3			HR			2H 1B	4	2	2	1	0	0	3											
Lee Tinsley, S (8, PR) OBP: 0.353, SLG: 0.143										0	0	0	0	0	0	0											
Tino Martinez, L (1, 3) OBP: 0.364, SLG: 0.394	G4-3				F8			F8		4	0	0	1	0	0	1											
Bret Boone, R (1, 4) OBP: 0.250, SLG: 0.250	F8				G4-3					4	0	1	0	0	0	0											
Mike Blowers, R (1, 5) OBP: 0.273, SLG: 0.263	G4-3				F9			G6-4-3	1B	4	0	0	0	0	0	1											
Dave Valle, R (1, 2) OBP: 0.412, SLG: 0.393										2	0	2	0	1	0	0											
Bill Haselman, R (7, 2) OBP: 0.143, SLG: 0.143			BB SH5-3		FC6-4			FC4	1B	1	0	0	0	0	0	1											
Omar Vizquel, S (1, 6) OBP: 0.419, SLG: 0.364			SH5-3		K			FC4		2	0	0	0	0	1	2											
Inning Stats	R: 0 E: 0 K: 1 S: 6	H: 0 LOB: 0 BB: 0 P: 8	R: 1 E: 1 K: 0 S: 9	H: 0 LOB: 0 BB: 0 P: 16	R: 0 E: 0 K: 1 S: 13	H: 1 LOB: 3 BB: 1 P: 22	R: 0 E: 0 K: 0 S: 8	H: 0 LOB: 0 BB: 0 P: 14	R: 0 E: 0 K: 1 S: 11	H: 0 LOB: 0 BB: 1 P: 16	R: 1 E: 0 K: 0 S: 10	H: 1 LOB: 0 BB: 0 P: 14	R: 0 E: 0 K: 0 S: 8	H: 2 LOB: 1 BB: 0 P: 13	R: 1 E: 0 K: 0 S: 8	H: 2 LOB: 1 BB: 0 P: 13	R: 0 E: 1 K: 0 S: 8	H: 0 LOB: 0 BB: 0 P: 12	1B: 4 2B: 1 3B: 0 HR: 1	SF: 0 SAC: 1 DP: 2 HBP: 1	WP: 1 PB: 0 SB: 0 CS: 1	PA: 36					
PITCHER	IP	WLS	BF	H	R	ER	SO	BB	IBB	HBP	BLK	WP	HR	S	P	ERA	WHIP										
Bill Krueger, L (1, 1) ERA: 4.2	7.0	W	27	4	2	1	3	2	0	1	0	0	1	65	103	1.29	0.857										
Bob MacDonald, L (8, 1) ERA: 2.25	1.0		5	2	1	1	0	0	0	0	1	1	0	8	13	9.00	2.000										
Mike Munoz, L (9, 1) ERA: 9.0	1.0		3	0	0	0	0	0	0	0	0	0	0	8	12	0.00	0.000										

Seattle Mariners @ Detroit Tigers
Tiger Stadium, Detroit, MI
Sat Apr 17 1993, 3:33 AM EDT
Att. 12,134 - Overcast - 36 F

AB 31
R 3
H 6
RBI 2
BB 2
SO 3
LOB 11



Batter	1	2	3	4	5	6	7	8	9	AB	R	H	RBI	BB	SO	LOB	BOTTOM											
Tony Phillips, S (1, 4) OBP: 0.588, SLG: 0.537	G4-3	G1-3		CS 1B		K		G1-3		6	0	2	2	0	1	4												
Alan Trammell, R (1, 5)	G5-3		S FC5-4	L9		BB		K		4	2	0	0	2	1	5												
Travis Fryman, R (1, 6) OBP: 0.396, SLG: 0.524	F7		FC5-4 1B		WP 1B	1B	1B	HR 1B	HBP 3B	5	5	4	0	1	0	0												
Cecil Fielder, R (1, 10) OBP: 0.467, SLG: 0.579		1B	G5-3		F8	HR 1B	HR BB	HR BB	HBP 3B	5	3	3	2	1	0	3												
Skeeter Barnes, R (8, PR) OBP: 0.250, SLG: 0.167		2B				HR 1B	HR BB	HR BB	HBP 1B	0	1	0	0	0	0	0												
Rob Deer, R (1, 9) OBP: 0.326, SLG: 0.410		1B	FC5-4		WP 1B	HR BB	HR BB	HR BB	F8	2	4	1	3	4	0	2												
Mickey Tettleton, S (1, 3) OBP: 0.395, SLG: 0.500	K		FC5-4 1B		F9	HR	K	K		6	1	1	4	0	3	8												
Chad Kreuter, S (1, 2) OBP: 0.545, SLG: 0.737	K				HR	HR	K	K		5	3	4	3	0	1	2												
Gary Thurman, R (1, 7) OBP: 0.333, SLG: 0.455	1B				F9	1B	BB 1B	BB 2B	HBP	5	1	3	4	1	1	3												
Mitt Cuyler, S (1, 8) OBP: 0.294, SLG: 0.214	1B				G6-3		F7	G1-3	G4-3	5	0	2	2	1	0	2												
Inning Stats	R: 0 E: 0 K: 0 S: 5	H: 0 LOB: 0 BB: 0 P: 7	R: 2 E: 0 K: 2 S: 19	H: 3 LOB: 2 BB: 1 P: 31	R: 2 E: 0 K: 1 S: 17	H: 1 LOB: 2 BB: 3 P: 39	R: 0 E: 0 K: 0 S: 7	H: 1 LOB: 0 BB: 0 P: 10	R: 2 E: 0 K: 1 S: 14	H: 2 LOB: 1 BB: 1 P: 22	R: 7 E: 0 K: 1 S: 25	H: 5 LOB: 2 BB: 4 P: 55	R: 4 E: 0 K: 2 S: 24	H: 5 LOB: 2 BB: 1 P: 39	R: 3 E: 0 K: 1 S: 14	H: 3 LOB: 2 BB: 0 P: 24	1B: 15 2B: 2 3B: 1 HR: 2	SF: 0 SAC: 0 DP: 0 HBP: 1	WP: 1 PB: 0 SB: 3 CS: 1	PA: 54								
PITCHER	IP	WLS	BF	H	R	ER	SO	BB	IBB	HBP	BLK	WP	HR	S	P	ERA	WHIP											
Mike Hampton, L (1, 1) ERA: 13.5	2.2	L	16	4	4	4	2	3	1	0	0	0	1	0	24	38	7.71	1.714										
Dwight Gooden, R (3, 1) ERA: 9.52	2.1		10	3	2	2	1	1	0	0	0	1	0	24	38	7.71	1.714											
David Wainhouse, R (6, 1) ERA: 27.0	1.0		12	5	7	7	1	4	0	0	0	0	1	25	55	63.00	9.000											
Russ Swan, L (7, 1) ERA: 18.0	1.0		9	5	4	4	2	1	0	0	0	0	1	24	39	36.00	6.000											
Tim Lincecum, R (8, 1) ERA: 9.31	1.0		7	3	3	3	1	0	0	1	0	0	0	14	24	27.00	3.000											

Seattle Mariners @ Detroit Tigers
Tiger Stadium, Detroit, MI
Sat Apr 17 1993, 3:33 AM EDT
Att. 12,134 - Overcast - 36 F

AB 43
R 20
H 20
RBI 20
BB 10
SO 7
LOB 29



Batter	1	2	3	4	5	6	7	8	9	AB	R	H	RBI	BB	SO	LOB	TOP						
Omar Vizquel, S OBP: 0.438, SLG: 0.361	4-2 HR BB	0-1 G6-3			3-2 L6-3 1B		4-0 2B BB	3-1 F8		3	1	1	0	2	0	0							
Mike Felder, S OBP: 0.342, SLG: 0.412	0-0 HR		1-2 G1-3		0-2 L6-3 1B		0-0 2B	2-0 P3		5	1	2	2	0	0	2							
Ken Griffey Jr., L OBP: 0.314, SLG: 0.432	2-1 1B		0-3 K		0-2 HR		4-0 G4-6-3 IBB	1-1 BB 1B		4	1	3	2	1	1	0							
Tino Martinez, L OBP: 0.327, SLG: 0.342	1-3 K		1-1 L4		3-2 G3-1		1-0 F7	1-1 F9		5	0	0	0	0	1	5							
Jay Buhner, R OBP: 0.420, SLG: 0.476	4-1 1-2 BB			0-0 1B G6-4-3 1B		1-2 G4-6-3 1B	3-2 G4-6-3	4-2 BB		3	1	2	0	2	0	3							
Pete O'Brien, L OBP: 0.444, SLG: 0.545 Henry Cotto, R OBP: 0.100, SLG: 0.150	0-1 F7			2-0 G6-4-3 1B		1-0 G4-6-3		2-1 HR	0-0 L7	4	1	2	1	0	0	3							
Bret Boone, R OBP: 0.250, SLG: 0.143	1-1 G1-3			2-2 G6-4-3 1-2f 3-H 2-1		4-0 1B BB		3-3 K		3	0	0	0	1	1	3							
Dave Valle, R OBP: 0.421, SLG: 0.500		1-0 G6-3		0-2 L7		1-2 1B		1-1 HR		4	1	2	1	0	0	0							
Rich Amaral, R OBP: 0.386, SLG: 0.450	1-3 K			1-1 1B HR 1B		1-0 P3		1-0 F7		4	1	1	0	0	1	2							
Inning Stats	R: 2 E: 0 K: 1 S: 13	H: 2 LOB: 2 BB: 2 P: 25	R: 0 E: 0 K: 1 S: 6	H: 0 LOB: 0 BB: 0 P: 8	R: 0 E: 0 K: 1 S: 8	H: 0 LOB: 0 BB: 0 P: 10	R: 1 E: 0 K: 0 S: 7	H: 2 LOB: 0 BB: 0 P: 13	R: 2 E: 0 K: 0 S: 17	H: 3 LOB: 0 BB: 1 P: 24	R: 0 E: 0 K: 0 S: 8	H: 2 LOB: 2 BB: 1 P: 15	R: 0 E: 0 K: 0 S: 5	H: 1 LOB: 2 BB: 2 P: 17	R: 2 E: 0 K: 1 S: 10	H: 2 LOB: 0 BB: 0 P: 20	R: 0 E: 0 K: 0 S: 11	H: 1 LOB: 2 BB: 1 P: 19	1B: 8 2B: 2 3B: 0 HR: 4	SF: 0 SAC: 0 DP: 4 HBP: 0	WP: 0 PB: 0 SB: 1 CS: 0	PA: 42	
PITCHER	IP	WLS	BF	H	R	ER	SO	BB	IBB	HBP	BLK	WP	HR	S	P	ERA	WHIP					ERA	WHIP
Mike Moore, R ERA: 8.66	5.0		23	8	5	5	3	2	0	0	0	0	2	54	84	9.00	2.000					0.00	1.500
Tom Bolton, L ERA: 3.39	0.2		2	0	0	0	0	1	0	0	0	0	0	1	6	0.00	1.500					0.00	3.000
Dave Haas, R ERA: 6.75	0.1		2	1	0	0	0	0	0	0	0	0	0	4	5	0.00	6.000					10.80	1.200
Mike Munoz, L ERA: 11.12	1.2		6	2	2	2	1	0	0	0	0	0	2	13	26	10.80	1.200						

Seattle Mariners @ Detroit Tigers
Tiger Stadium, Detroit, MI
Sun Apr 18 1993, 3:33 AM EDT
Att: 14,990 - Overcast - 55 F

AB	36
R	7
H	13
RBI	6
BB	6
SO	4
LOB	20



Batter	1	2	3	4	5	6	7	8	9	AB	R	H	RBI	BB	SO	LOB	BOTTOM						
Tony Phillips, S OBP: 0.571, SLG: 0.511	1-0 1B		2-3 K	0-0 G4-3		1-2 BB		2-3 K		4	0	1	0	1	2	1							
Lou Whitaker, L OBP: 0.441, SLG: 0.440	1-3 K		0-1 2B	4-2 CS HBP		1-3 K		4-2 HR BB		3	2	1	1	1	2	3							
Travis Fryman, R OBP: 0.396, SLG: 0.596	2-3 K		0-1 1B	3-3 K		3-2 P4		1-1 HR		5	2	2	3	0	2	2							
Cecil Fielder, R OBP: 0.469, SLG: 0.571	2-3 K		0-1 BB 1B	1-2 FC5-4 1B		3-3 K				4	1	2	1	0	2	1							
Kirk Gibson, L OBP: 0.486, SLG: 0.538		1-3 K	1-2 BB 1B	3-2 FC5-4 CS		1-1 1B				4	1	2	0	0	1	1							
Rob Deer, R OBP: 0.300, SLG: 0.372	2-1 G1-3		2-3 K	3-3 K		3-3 K				4	0	0	0	0	3	4							
Mickey Tettleton, S OBP: 0.383, SLG: 0.457	1-3 K		4-0 1B	1-2 2-3 BB		1-3 K		3-2 L7		3	0	0	0	1	2	0							
Scott Livingstone, L OBP: 0.387, SLG: 0.448					0-1 1B		0-2 F7			4	1	3	2	0	0	0							
Mitt Cuyler, S OBP: 0.289, SLG: 0.281					0-0 F8		1-0 B1			4	1	1	1	0	1	3							
Inning Stats	R: 0 E: 0 K: 3 S: 10	H: 1 LOB: 1 BB: 0 P: 16	R: 0 E: 0 K: 2 S: 8	H: 0 LOB: 0 BB: 0 P: 12	R: 6 E: 0 K: 3 S: 26	H: 7 LOB: 2 BB: 1 P: 42	R: 0 E: 0 K: 1 S: 9	H: 0 LOB: 1 BB: 0 P: 16	R: 0 E: 0 K: 2 S: 10	H: 1 LOB: 2 BB: 1 P: 16	R: 0 E: 0 K: 2 S: 11	H: 1 LOB: 1 BB: 0 P: 21	R: 0 E: 0 K: 0 S: 11	H: 0 LOB: 0 BB: 0 P: 15	R: 2 E: 0 K: 1 S: 7	H: 1 LOB: 0 BB: 1 P: 14	1B: 8 2B: 4 3B: 1 HR: 1	SF: 0 SAC: 0 DP: 2 HBP: 1	WP: 0 PB: 0 SB: 0 CS: 2	PA: 39			
PITCHER	IP	WLS	BF	H	R	ER	SO	BB	IBB	HBP	BLK	WP	HR	S	P	ERA	WHIP					ERA	WHIP
Chris Bosio, R ERA: 4.58	6.0		29	10	6	6	12	2	0	0	0	0	0	22	36	0.00	0.500					54.00	6.000
Rich DeLucia, R ERA: 2.79	2.0		7	1	0	0	2	0	0	0	0	0	1	7	14	54.00	6.000						
Norm Charlton, L ERA: 4.15	0.1	L	3	1	2	2	1	1	0	0	0	0	1	7	14	54.00	6.000						

Seattle Mariners @ Detroit Tigers
Tiger Stadium, Detroit, MI
Sun Apr 18 1993, 3:33 AM EDT
Att: 14,990 - Overcast - 55 F

AB	35
R	8
H	12
RBI	8
BB	3
SO	15
LOB	15



Batter	1	2	3	4	5	6	7	8	9	AB R H RBI BB SO LOB	TOP									
Omar Vizquel, S OBP: 0.415, SLG: 0.341 (1, 6)	G5-3		G4-3 E 1B		G4-3	K			G4-3	5 1 1 0 0 1 2	Seattle Mariners @ Detroit Tigers Tiger Stadium, Detroit, MI Mon Apr 19 1993, 3:33 AM EDT Att: 10,862 - Cloudy - 65 F									
Mike Felder, S OBP: 0.326, SLG: 0.385 (1, 7)	G4-3		G4-3		F7		F9		F8 WP 1B	5 1 1 0 0 0 1										
Ken Griffey Jr., L OBP: 0.357, SLG: 0.574 (1, 8)	HR		SF9 BB		HR		K		1B HR IBB	3 4 2 2 2 1 0										
Tino Martinez, L OBP: 0.315, SLG: 0.395 (1, 3)	HR		E4		F9		L8		F8	5 1 1 1 0 0 3										
Jay Buhner, R OBP: 0.436, SLG: 0.489 (1, 9)	P4		SF9			SH3-4 BB G6-3 BB		G4-3 1B	HR 1B	3 2 2 2 1 0 0										
Pete O'Brien, L OBP: 0.469, SLG: 0.654 (1, 10)		BB 1B	G4-3			G6-3 SH3-4 BB		G4-3	HR	4 1 2 3 1 0 2										
Bret Boone, R OBP: 0.250, SLG: 0.182 (1, 4)						SH3-4		G5-3	K	4 0 1 0 0 1 2										
Dave Valle, R OBP: 0.452, SLG: 0.485 (1, 2)										1 0 0 0 3 0 1										
Rich Amaral, R OBP: 0.354, SLG: 0.409 (1, 5)										4 0 0 1 0 1 6										
Inning Stats	R: 2 E: 0 K: 0 S: 15	H: 2 LOB: 0 BB: 0 P: 26	R: 0 E: 0 K: 0 S: 7	H: 1 LOB: 1 BB: 1 P: 13	R: 2 E: 1 K: 0 S: 10	H: 1 LOB: 1 BB: 1 P: 19	R: 0 E: 0 K: 0 S: 6	H: 1 LOB: 0 BB: 0 P: 8	R: 1 E: 0 K: 1 S: 13	H: 1 LOB: 0 BB: 0 P: 19		R: 0 E: 0 K: 1 S: 7	H: 0 LOB: 0 BB: 0 P: 12	R: 0 E: 0 K: 1 S: 10	H: 1 LOB: 2 BB: 1 P: 22	R: 4 E: 0 K: 1 S: 15	H: 3 LOB: 0 BB: 1 P: 30	1B: 6 2B: 0 3B: 0 HR: 4	SF: 1 SAC: 1 DP: 1 HBP: 0	WP: 1 PB: 0 SB: 0 CS: 1
PITCHER	IP WLS BF H R ER SO BB IBB HBP BLK WP HR S P ERA WHIP											IP WLS BF H R ER SO BB IBB HBP BLK WP HR S P ERA WHIP								
John Doherty, R ERA: 3.32	(1, 1) 4.2 L 21 6 5 3 0 0 2 0 0 0 0 0 3 49 82 5.79 1.714																			
Mike Munoz, L ERA: 5.4	(5, 1) 0.1 1 0 0 0 0 0 0 0 0 0 0 0 2 3 0.00 0.000																			
Greg Gohr, R ERA: 23.14	(6, 1) 1.0 6 0 1 1 1 2 1 0 0 0 0 0 8 22 9.00 2.000																			
Tom Bolton, L ERA: 2.25	(7, 1) 1.1 5 1 0 0 1 0 0 0 0 0 0 0 11 19 0.00 0.750																			
John Kieley, R ERA: 9.0	(8, 1) 1.2 10 3 4 4 2 0 2 0 0 1 1 1 21 45 21.60 1.800																			

AB	34
R	10
H	10
RBI	9
BB	7
SO	4
LOB	17



Batter	1	2	3	4	5	6	7	8	9	AB R H RBI BB SO LOB	BOTTOM									
Tony Phillips, S OBP: 0.541, SLG: 0.480 (1, 7)	G1-3				F9		G6-3		FC5-4 BB BB 1B	5 1 1 0 0 0 1	Seattle Mariners @ Detroit Tigers Tiger Stadium, Detroit, MI Mon Apr 19 1993, 3:33 AM EDT Att: 10,862 - Cloudy - 65 F									
Lou Whitaker, L OBP: 0.421, SLG: 0.448 (1, 4)							F9		BB BB 1B	4 1 1 0 0 0 3										
Alan Trammell, R (9, PH)	2B								BB BB 1B	0 1 0 0 1 0 0										
Travis Fryman, R OBP: 0.397, SLG: 0.588 (1, 6)	G6-3					G4-3 2B		P4	1B BB 1B	4 1 1 0 1 1 1										
Cecil Fielder, R OBP: 0.463, SLG: 0.543 (1, 3)	BB 2B					G5-3		F7	1B	4 1 1 2 1 0 1										
Kirk Gibson, L OBP: 0.500, SLG: 0.567 (1, 10)	2B					G4-3		K	1B	4 0 2 3 1 1 1										
Rob Deer, R OBP: 0.309, SLG: 0.458 (1, 9)	G6-3					K			HR	5 1 2 1 0 1 4										
Chad Kreuter, S OBP: 0.536, SLG: 0.682 (1, 2)								G5-3		3 0 1 0 1 0 0										
Scott Livingstone, L OBP: 0.353, SLG: 0.406 (1, 5)									L9	3 0 0 0 0 1 4										
Skeeter Barnes, R OBP: 0.222, SLG: 0.143 (9, PH)										1 0 0 0 0 0 0										
Mitt Cuyler, S OBP: 0.310, SLG: 0.286 (1, 8)									FC5-4 BB	3 0 1 0 1 1 0										
Inning Stats	R: 2 E: 0 K: 0 S: 10	H: 2 LOB: 1 BB: 1 P: 23	R: 0 E: 0 K: 1 S: 11	H: 3 LOB: 2 BB: 0 P: 13	R: 0 E: 0 K: 1 S: 10	H: 1 LOB: 3 BB: 2 P: 23	R: 0 E: 0 K: 0 S: 11	H: 0 LOB: 0 BB: 0 P: 19	R: 0 E: 0 K: 1 S: 10	H: 1 LOB: 1 BB: 0 P: 15	R: 0 E: 0 K: 1 S: 5	H: 0 LOB: 0 BB: 0 P: 8	R: 0 E: 0 K: 1 S: 9	H: 1 LOB: 0 BB: 0 P: 15	R: 3 E: 0 K: 0 S: 16	H: 2 LOB: 2 BB: 3 P: 35	1B: 5 2B: 4 3B: 0 HR: 1	SF: 0 SAC: 0 DP: 1 HBP: 0	WP: 0 PB: 0 SB: 0 CS: 0	PA: 42
PITCHER	IP WLS BF H R ER SO BB IBB HBP BLK WP HR S P ERA WHIP											IP WLS BF H R ER SO BB IBB HBP BLK WP HR S P ERA WHIP								
Erik Hanson, R ERA: 2.75	(1, 1) 7.2 W 33 8 3 3 0 3 0 0 0 0 0 0 15 35 27.00 5.000																			
Russ Swan, L ERA: 21.0	(8, 1) 1.0 8 2 3 3 0 3 0 0 0 0 0 0 4 6 0.00 0.000																			
Dwayne Henry, R ERA: 9.39	(9, 1) 0.1 S 1 0 0 0 0 0 0 0 0 0 0 0 4 6 0.00 0.000																			



Batter	1	2	3	4	5	6	7	8	9	AB	R	H	RBI	BB	SO	LOB	TOP					
Billy Hatcher, R OBP: 0.354, SLG: 0.326 (1, 8)	L8		F9			F8		G5-3									5 0 1 0 0 0 0					
Carlos Quintana, R OBP: 0.526, SLG: 0.485 Ivan Calderon, R OBP: 0.222, SLG: 0.152 (8, 9)	1B SF9							HR									3 1 3 0 1 0 0 1 1 0 0 0 0 1					
Mike Greenwell, L OBP: 0.419, SLG: 0.600 Bob Zupcic, R OBP: 0.550, SLG: 0.500 (1, 7)																	3 1 2 2 1 0 1 0 0 0 0 0 0 0					
Andre Dawson, R OBP: 0.352, SLG: 0.426 (1, 10)	SF9																2 0 0 1 0 0 3					
Mo Vaughn, L OBP: 0.455, SLG: 0.667 (1, 3)	G4-3																3 1 1 0 1 0 1					
John Valentin, R OBP: 0.500, SLG: 1.333 (1, 6)																	3 1 1 1 1 1 2					
Scott Cooper, L OBP: 0.407, SLG: 0.473 (1, 5)																	4 0 1 1 0 0 0					
Tony Peña, R OBP: 0.211, SLG: 0.243 (1, 2)																	4 0 2 0 0 0 0					
Luis Rivera, R OBP: 0.244, SLG: 0.225 (1, 4)																	4 0 0 0 0 0 2					
Inning Stats	R: 1 E: 0 K: 0 S: 11	H: 2 LOB: 1 BB: 0 P: 19	R: 0 E: 0 K: 0 S: 4	H: 0 LOB: 0 BB: 0 P: 7	R: 0 E: 0 K: 0 S: 4	H: 0 LOB: 1 BB: 1 P: 10	R: 0 E: 0 K: 1 S: 8	H: 0 LOB: 1 BB: 1 P: 16	R: 0 E: 0 K: 0 S: 7	H: 0 LOB: 0 BB: 0 P: 15	R: 0 E: 0 K: 0 S: 8	H: 1 LOB: 1 BB: 1 P: 15	R: 1 E: 0 K: 0 S: 9	H: 2 LOB: 1 BB: 0 P: 14	R: 3 E: 0 K: 0 S: 15	H: 4 LOB: 2 BB: 1 P: 27	R: 0 E: 0 K: 0 S: 8	H: 2 LOB: 1 BB: 0 P: 11	1B: 8 2B: 2 3B: 0 HR: 2	SF: 1 SAC: 0 DP: 3 HBP: 1	WP: 0 PB: 0 SB: 0 CS: 1	PA: 38
PITCHER	IP	WLS	BF	H	R	ER	SO	BB	IBB	HBP	BLK	WP	HR	S	P	ERA	WHIP					
John Cummings, L ERA: 5.31 Jeff Nelson, R ERA: 5.4	(1, 1)	7.1	L	30	7	5	5	1	3	0	1	0	0	2	56	104	6.14	1.364				
PITCHER	IP	WLS	BF	H	R	ER	SO	BB	IBB	HBP	BLK	WP	HR	S	P	ERA	WHIP					

Boston Red Sox @ Seattle Mariners
The Kingdom, Seattle, WA
Tue Apr 20 1993, 10:05 PM EDT
Att: 28,714 - Dome

AB 32
R 5
H 11
RBI 5
BB 4
SO 1
LOB 10



Batter	1	2	3	4	5	6	7	8	9	AB	R	H	RBI	BB	SO	LOB	BOTTOM					
Omar Vizquel, S OBP: 0.404, SLG: 0.318 (1, 6)			G4-3					G3-1									3 1 0 0 1 1 0					
Mike Felder, S OBP: 0.340, SLG: 0.381 (1, 7)																	3 0 1 0 1 0 0					
Ken Griffey Jr., L OBP: 0.383, SLG: 0.571 (1, 8)																	2 0 1 1 2 0 0					
Tino Martinez, L OBP: 0.293, SLG: 0.362 (1, 3)																	4 0 0 0 0 0 4					
Pete O'Brien, L OBP: 0.444, SLG: 0.600 (1, 10)																	4 1 1 0 0 0 4					
Jay Buhner, R OBP: 0.458, SLG: 0.489 (1, 9)																	2 0 1 0 2 1 0					
Fernando Vina, L OBP: 0.429, SLG: 0.364 (1, 4)																	3 0 1 0 1 0 2					
Dave Valle, R OBP: 0.413, SLG: 0.444 (1, 2)																	3 0 0 1 0 0 2					
Rich Amaral, R OBP: 0.333, SLG: 0.383 Lee Tinsley, S OBP: 0.300, SLG: 0.125 (9, PH)																	3 0 0 0 0 0 2 1 0 0 0 0 1 2					
Inning Stats	R: 1 E: 0 K: 0 S: 11	H: 1 LOB: 1 BB: 2 P: 23	R: 0 E: 0 K: 1 S: 9	H: 0 LOB: 1 BB: 1 P: 17	R: 0 E: 0 K: 0 S: 9	H: 0 LOB: 0 BB: 1 P: 15	R: 0 E: 0 K: 0 S: 11	H: 0 LOB: 1 BB: 1 P: 17	R: 0 E: 0 K: 1 S: 7	H: 0 LOB: 0 BB: 0 P: 11	R: 0 E: 0 K: 0 S: 11	H: 1 LOB: 1 BB: 1 P: 19	R: 0 E: 1 K: 0 S: 6	H: 1 LOB: 1 BB: 0 P: 7	R: 0 E: 0 K: 0 S: 9	H: 0 LOB: 0 BB: 0 P: 16	R: 1 E: 0 K: 1 S: 11	H: 2 LOB: 2 BB: 1 P: 18	1B: 5 2B: 0 3B: 0 HR: 0	SF: 1 SAC: 0 DP: 2 HBP: 0	WP: 0 PB: 0 SB: 1 CS: 1	PA: 37
PITCHER	IP	WLS	BF	H	R	ER	SO	BB	IBB	HBP	BLK	WP	HR	S	P	ERA	WHIP					
Roger Clemens, R ERA: 1.48 Greg Harris, R ERA: 3.18 Jeff Russell, R ERA: 2.08	(1, 1)	6.1	W	25	3	1	1	2	6	0	0	0	0	0	60	105	1.42	1.421				
PITCHER	IP	WLS	BF	H	R	ER	SO	BB	IBB	HBP	BLK	WP	HR	S	P	ERA	WHIP					
Jeff Russell, R ERA: 2.08	(9, 1)	0.2	S	2	0	0	0	1	0	0	0	0	0	5	7	0.00	0.000					

Boston Red Sox @ Seattle Mariners
The Kingdom, Seattle, WA
Tue Apr 20 1993, 10:05 PM EDT
Att: 28,714 - Dome

AB 28
R 2
H 5
RBI 2
BB 7
SO 3
LOB 16



Batter	1	2	3	4	5	6	7	8	9	AB	R	H	RBI	BB	SO	LOB	TOP								
Bob Zupic, R OBP: 0.458, SLG: 0.400 (1, 8)										4	0	0	0	0	0	3									
Carlos Quintana, R OBP: 0.500, SLG: 0.459 (1, 3)										4	0	1	0	0	3	1									
Mike Greenwell, L OBP: 0.394, SLG: 0.559 (1, 7)										4	0	0	0	0	3	1									
Andre Dawson, R OBP: 0.328, SLG: 0.392 (1, 10)										4	0	0	0	0	1	1									
Ivan Calderon, R OBP: 0.231, SLG: 0.167 (1, 9)										3	0	1	0	0	1	0									
John Valentin, R OBP: 0.286, SLG: 0.667 (1, 6)										3	0	0	0	0	0	1									
Scott Cooper, L OBP: 0.393, SLG: 0.456 (6, PH)										2	0	0	0	0	0	0									
Billy Hatcher, R OBP: 0.347, SLG: 0.318 (8, 5)										1	0	0	0	0	0	0									
Ernest Riles, L OBP: 0.200, SLG: 0.400 (8, 5)										0	0	0	0	0	0	0									
Bob Melvin, R OBP: 0.190, SLG: 0.211 (1, 2)										3	0	1	0	0	0	0									
Luis Rivera, R OBP: 0.271, SLG: 0.262 (1, 4)										2	0	1	0	1	0	1									
Inning Stats	R: 0 E: 0 K: 1 S: 14	H: 1 LOB: 1 BB: 0 P: 19	R: 0 E: 0 K: 0 S: 8	H: 0 LOB: 0 BB: 0 P: 12	R: 0 E: 0 K: 0 S: 4	H: 0 LOB: 0 BB: 1 P: 9	R: 0 E: 0 K: 2 S: 9	H: 0 LOB: 0 BB: 0 P: 12	R: 0 E: 0 K: 1 S: 7	H: 0 LOB: 0 BB: 0 P: 14	R: 0 E: 0 K: 1 S: 13	H: 1 LOB: 1 BB: 0 P: 22	R: 0 E: 0 K: 2 S: 8	H: 1 LOB: 1 BB: 0 P: 12	R: 0 E: 0 K: 0 S: 12	H: 1 LOB: 1 BB: 0 P: 19	R: 0 E: 0 K: 1 S: 8	H: 0 LOB: 0 BB: 0 P: 10	1B: 3 2B: 1 3B: 0 HR: 0	SF: 0 SAC: 0 DP: 1 HBP: 0	WP: 0 PB: 0 SB: 0 CS: 0	PA: 31			
PITCHER Randy Johnson, L ERA: 2.97 (1, 1)	IP: 9.0 WLS: W BF: 31 H: 4 R: 0 ER: 0 SO: 8 BB: 1 IBB: 0 HBP: 0 BLK: 0 WP: 0 HR: 0 S: 83 P: 129 ERA: 0.00 WHIP: 0.556																								

Boston Red Sox @ Seattle Mariners
The Kingdom, Seattle, WA
Wed Apr 21 1993, 10:05 PM EDT
Att: 13,641 - Dome

livebaseballscores.com

AB 30
R 0
H 4
RBI 0
BB 1
SO 8
LOB 8




Batter	1	2	3	4	5	6	7	8	9	AB	R	H	RBI	BB	SO	LOB	BOTTOM							
Omar Vizquel, S OBP: 0.393, SLG: 0.313 (1, 6)										4	1	1	0	0	0	1								
Mike Felder, S OBP: 0.333, SLG: 0.370 (1, 7)										4	0	1	0	0	0	2								
Ken Griffey Jr., L OBP: 0.391, SLG: 0.679 (1, 8)										4	2	2	3	0	1	2								
Pete O'Brien, L OBP: 0.436, SLG: 0.576 (1, 10)										3	0	1	1	0	0	0								
Henry Cotto, R OBP: 0.095, SLG: 0.143 (8, PH)										1	0	0	0	0	1	0								
Jay Buhner, R OBP: 0.460, SLG: 0.490 (1, 9)										4	1	2	0	0	0	0								
Tino Martinez, L OBP: 0.290, SLG: 0.353 (1, 3)										4	0	1	0	0	0	1								
Dave Valle, R OBP: 0.408, SLG: 0.421 (1, 2)										2	0	0	0	1	0	2								
Fernando Vina, L OBP: 0.412, SLG: 0.357 (1, 4)										3	0	1	0	0	0	1								
Rich Amaral, R OBP: 0.333, SLG: 0.380 (1, 5)										3	1	1	0	0	1	2								
Inning Stats	R: 1 E: 0 K: 1 S: 16	H: 2 LOB: 1 BB: 0 P: 25	R: 0 E: 0 K: 0 S: 7	H: 1 LOB: 1 BB: 0 P: 8	R: 2 E: 0 K: 0 S: 14	H: 2 LOB: 0 BB: 0 P: 20	R: 0 E: 0 K: 0 S: 15	H: 1 LOB: 2 BB: 1 P: 23	R: 1 E: 0 K: 0 S: 10	H: 1 LOB: 0 BB: 0 P: 15	R: 1 E: 0 K: 0 S: 8	H: 2 LOB: 0 BB: 0 P: 17	R: 0 E: 0 K: 1 S: 11	H: 1 LOB: 1 BB: 0 P: 17	R: 0 E: 0 K: 1 S: 14	H: 0 LOB: 0 BB: 0 P: 18	1B: 8 2B: 0 3B: 0 HR: 2	SF: 0 SAC: 0 DP: 1 HBP: 0	WP: 0 PB: 0 SB: 2 CS: 0	PA: 33				
PITCHER Danny Darwin, R ERA: 7.36 (1, 1)	IP: 4.2 WLS: L BF: 21 H: 7 R: 4 ER: 4 SO: 4 BB: 1 IBB: 0 HBP: 0 BLK: 0 WP: 0 HR: 2 S: 60 P: 87 ERA: 7.71 WHIP: 1.714																							
Scott Bankhead, R ERA: 4.0 (5, 1)	1.1 5 2 1 1 0 0 0 0 0 0 0 10 21 6.75 1.500																							
Ken Ryan, R ERA: (7, 1)	0.2 3 1 0 0 1 0 0 0 0 0 0 10 16 0.00 1.500																							
Tony Fossas, L ERA: 6.0 (7, 1)	1.1 4 0 0 0 1 0 0 0 0 0 0 15 19 0.00 0.000																							

Boston Red Sox @ Seattle Mariners
The Kingdom, Seattle, WA
Wed Apr 21 1993, 10:05 PM EDT
Att: 13,641 - Dome

livebaseballscores.com

AB 32
R 5
H 10
RBI 4
BB 1
SO 3
LOB 11



Batter	1	2	3	4	5	6	7	8	9	AB	R	H	RBI	BB	SO	LOB	TOP					
Ernest Riles, L OBP: 0.222, SLG: 0.250 (1, 4)										3	0	0	0	1	0	0						
Carlos Quintana, R OBP: 0.489, SLG: 0.436 (1, 9)										2	0	0	0	1	0	0						
Mike Greenwell, L OBP: 0.377, SLG: 0.532 (1, 7)										3	0	0	0	0	0	2						
Andre Dawson, R OBP: 0.311, SLG: 0.370 (1, 10)										3	0	0	0	0	1	1						
Mo Vaughn, L OBP: 0.431, SLG: 0.630 (1, 3)										3	0	0	0	0	1	0						
Ivan Calderon, R OBP: 0.214, SLG: 0.154 (1, 8)										3	0	0	0	0	0	0						
Scott Cooper, L OBP: 0.375, SLG: 0.433 (1, 5)										3	0	0	0	0	1	0						
John Valentin, R OBP: 0.200, SLG: 0.444 (1, 6)										3	0	0	0	0	1	0						
Tony Peña, R OBP: 0.195, SLG: 0.225 (1, 2)										3	0	0	0	0	0	0						
Inning Stats	R: 0 E: 0 K: 1 S: 7	H: 0 LOB: 1 BB: 2 P: 15	R: 0 E: 0 K: 1 S: 7	H: 0 LOB: 0 BB: 0 P: 10	R: 0 E: 0 K: 1 S: 8	H: 0 LOB: 0 BB: 0 P: 12	R: 0 E: 0 K: 0 S: 4	H: 0 LOB: 0 BB: 0 P: 7	R: 0 E: 0 K: 0 S: 5	H: 0 LOB: 0 BB: 0 P: 9	R: 0 E: 0 K: 0 S: 8	H: 0 LOB: 0 BB: 0 P: 11	R: 0 E: 0 K: 0 S: 6	H: 0 LOB: 0 BB: 0 P: 12	R: 0 E: 0 K: 1 S: 7	H: 0 LOB: 0 BB: 0 P: 10	R: 0 E: 0 K: 0 S: 7	H: 0 LOB: 0 BB: 0 P: 11	1B: 0 2B: 0 3B: 0 HR: 0	SF: 0 SAC: 0 DP: 1 HBP: 0	WP: 0 PB: 0 SB: 0 CS: 0	PA: 28
PITCHER Chris Bosio, R ERA: 3.14 (1, 1)	IP: 9.0 WLS: W BF: 28 H: 0 R: 0 ER: 0 SO: 4 BB: 2 IBB: 0 HBP: 0 BLK: 0 WP: 0 HR: 0 S: 59 P: 97 ERA: 0.00 WHIP: 0.222															PITCHER						

Boston Red Sox @ Seattle Mariners
The Kingdom, Seattle, WA
Thu Apr 22 1993, 10:05 PM EDT
Att: 13,604 - Dome

AB 26
R 0
H 0
RBI 0
BB 2
SO 4
LOB 3



Batter	1	2	3	4	5	6	7	8	9	AB	R	H	RBI	BB	SO	LOB	BOTTOM			
Mike Felder, S OBP: 0.339, SLG: 0.360 (1, 7)										4	0	1	1	1	0	3				
Henry Cotto, R OBP: 0.083, SLG: 0.125 Mackey Sasser, L (6, PH)										3	0	0	0	0	0	2				
Ken Griffey Jr., L OBP: 0.368, SLG: 0.632 (1, 8)										4	0	0	0	0	1	2				
Jay Buhner, R OBP: 0.448, SLG: 0.463 (1, 9)										3	1	0	0	1	2	1				
Bret Boone, R OBP: 0.375, SLG: 0.533 (1, 4)										4	2	3	2	0	1	0				
Tino Martinez, L OBP: 0.303, SLG: 0.352 (1, 3)										3	1	1	0	1	0	1				
Mike Blowers, R OBP: 0.308, SLG: 0.304 (1, 5)										4	1	2	1	0	1	1				
Dave Valle, R OBP: 0.415, SLG: 0.429 (1, 2)										4	1	2	2	0	0	1				
Omar Vizquel, S OBP: 0.400, SLG: 0.327 (1, 6)										4	1	2	0	0	0	2				
Inning Stats	R: 0 E: 0 K: 1 S: 10	H: 0 LOB: 1 BB: 1 P: 17	R: 2 E: 0 K: 0 S: 11	H: 3 LOB: 1 BB: 0 P: 17	R: 2 E: 0 K: 0 S: 8	H: 1 LOB: 0 BB: 1 P: 17	R: 1 E: 0 K: 0 S: 14	H: 2 LOB: 1 BB: 0 P: 22	R: 0 E: 0 K: 1 S: 12	H: 1 LOB: 1 BB: 0 P: 20	R: 2 E: 1 K: 1 S: 11	H: 3 LOB: 1 BB: 0 P: 19	R: 0 E: 0 K: 2 S: 11	H: 0 LOB: 1 BB: 1 P: 21	R: 0 E: 0 K: 0 S: 7	H: 1 LOB: 0 BB: 0 P: 12	1B: 10 2B: 0 3B: 0 HR: 1	SF: 0 SAC: 0 DP: 1 HBP: 0	WP: 0 PB: 0 SB: 2 CS: 0	PA: 37
PITCHER Joe Hesketh, L ERA: 6.08 Paul Quantrill, R ERA: 2.79 Tony Fossas, L ERA: 5.4 Greg Harris, R ERA: 2.92 Ken Ryan, R ERA:	IP: 3.0 WLS: L BF: 17 H: 6 R: 5 ER: 3 SO: 1 BB: 5 IBB: 0 HBP: 0 BLK: 0 WP: 0 HR: 1 S: 36 P: 61 ERA: 15.00 WHIP: 2.667															PITCHER				

Boston Red Sox @ Seattle Mariners
The Kingdom, Seattle, WA
Thu Apr 22 1993, 10:05 PM EDT
Att: 13,604 - Dome

AB 34
R 7
H 11
RBI 6
BB 3
SO 5
LOB 14



Batter	1	2	3	4	5	6	7	8	9	AB	R	H	RBI	BB	SO	LOB	TOP																					
Bernie Williams, S OBP: 0.341, SLG: 0.418 (1, 8)	G5-3		K	K		1B		K		5	1	1	0	0	3	1	New York Yankees @ Seattle Mariners The Kingdome, Seattle, WA Sun Apr 25 1993, 6:33 AM EDT Att: 26,056 - Dome																					
Spike Owen, S OBP: 0.400, SLG: 0.371 (1, 6)	K		L7			P6			K	5	0	1	1	0	2	0																						
Don Mattingly, L OBP: 0.294, SLG: 0.313 (1, 10) (9, 3)	L4		G4-3		F7	F8		G4-3		5	0	0	0	0	0	1																						
Danny Tartabull, R OBP: 0.397, SLG: 0.484 (1, 9)		F8		L9	1B	WP		K		2	2	0	0	3	1	1																						
Jim Leyritz, R OBP: 0.609, SLG: 1.100 (9, 1) Steve Howe, L (9, 1) Steve Farr, R (9, 1)	P2			1B	1B	HR		K		5	2	3	1	0	1	0																						
Randy Velarde, R OBP: 0.387, SLG: 0.654 (1, 7) (8, 5)	E5		L9		HR	BB		K		3	2	0	0	1	1	2																						
Mike Stanley, R OBP: 0.490, SLG: 0.524 (1, 2)	1B		1B	SF9	1B	HR		PO	WP	4	3	3	4	1	0	3																						
Mike Gallego, R OBP: 0.333, SLG: 0.333 (1, 5) (8, 4)	2B		1B		K			K		4	0	2	2	0	2	0																						
Pat Kelly, R OBP: 0.269, SLG: 0.422 (1, 4) Paul O'Neill, L OBP: 0.345, SLG: 0.471 (8, 7)	2B		SF9			P3		G6-3		3	0	1	2	0	0	0																						
Inning Stats	R: 0 E: 0 K: 1 S: 7	H: 0 LOB: 0 BB: 0 P: 13	R: 2 E: 1 K: 0 S: 10	H: 3 LOB: 2 BB: 0 P: 16	R: 0 E: 0 K: 1 S: 10	H: 0 LOB: 0 BB: 0 P: 14	R: 3 E: 0 K: 1 S: 12	H: 3 LOB: 1 BB: 1 P: 20	R: 4 E: 0 K: 1 S: 17	H: 2 LOB: 0 BB: 2 P: 35	R: 1 E: 0 K: 1 S: 9	H: 2 LOB: 1 BB: 0 P: 15	R: 0 E: 0 K: 2 S: 10	H: 0 LOB: 0 BB: 1 P: 18	R: 0 E: 0 K: 2 S: 8	H: 0 LOB: 0 BB: 1 P: 12	R: 0 E: 0 K: 1 S: 11	H: 1 LOB: 3 BB: 1 P: 26	1B: 7 2B: 2 3B: 1 HR: 1	SF: 1 SAC: 0 DP: 0 HBP: 1	WP: 2 PB: 0 SB: 0 CS: 0	PA: 44																
PITCHER	IP	WLS	BF	H	R	ER	SO	BB	IBB	HBP	BLK	WP	HR	S	P	ERA	WHIP	PITCHER				IP	WLS	BF	H	R	ER	SO	BB	IBB	HBP	BLK	WP	HR	S	P	ERA	WHIP
John Cummings, L ERA: 5.7 (1, 1)	3.1		17	6	5	3	2	1	0	0	0	0	0	35	57	8.10	2.100																					
Dwayne Henry, R ERA: 11.32 (4, 1)	2.1	L	13	4	5	5	2	2	0	0	0	1	1	27	52	19.29	2.571																					
Jeff Nelson, R ERA: 1.59 (6, 1)	3.1		13	1	0	0	6	2	0	1	0	1	0	32	60	0.00	0.900																					

AB 36
R 10
H 11
RBI 10
BB 5
SO 10
LOB 8



Batter	1	2	3	4	5	6	7	8	9	AB	R	H	RBI	BB	SO	LOB	BOTTOM																					
Omar Vizquel, S OBP: 0.359, SLG: 0.281 (1, 6)	G1-3		K	F8		1B		G4-3		4	0	0	0	1	1	3	New York Yankees @ Seattle Mariners The Kingdome, Seattle, WA Sun Apr 25 1993, 6:33 AM EDT Att: 26,056 - Dome																					
Mike Felder, S OBP: 0.333, SLG: 0.339 (1, 7)	K		HR	K		F9		1B		4	1	1	0	1	2	2																						
Ken Griffey Jr., L OBP: 0.346, SLG: 0.544 (1, 8)			K		G1-3	F8		P4		4	0	0	0	0	1	5																						
Pete O'Brien, L OBP: 0.426, SLG: 0.600 (1, 10) Henry Cotto, R OBP: 0.172, SLG: 0.207 (8, PH)	F9		HR		2B	BB		1B		3	2	2	4	1	0	1																						
Jay Buhner, R OBP: 0.438, SLG: 0.446 (1, 9)		G6-3		WP	1B	2B		L6		5	1	2	1	0	0	4																						
Tino Martinez, L OBP: 0.304, SLG: 0.379 (1, 3)	P5		G6-3		1B	SF7		HR		5	2	2	2	0	0	1																						
Bret Boone, R OBP: 0.360, SLG: 0.500 (1, 4)	P9			K		1B		K		5	0	2	0	0	2	0																						
Bill Haselman, R OBP: 0.364, SLG: 0.250 (9, PH) Mackey Sasser, L (9, PH)			HR	1B	2B	BB		K		1	2	1	1	2	0	0																						
Rich Amaral, R OBP: 0.333, SLG: 0.390 (1, 5)			HR	1B	WP	1B		K		5	1	2	1	0	2	3																						
Inning Stats	R: 0 E: 0 K: 1 S: 9	H: 0 LOB: 1 BB: 0 P: 16	R: 0 E: 0 K: 0 S: 10	H: 0 LOB: 0 BB: 0 P: 17	R: 4 E: 0 K: 2 S: 21	H: 4 LOB: 1 BB: 1 P: 39	R: 1 E: 0 K: 2 S: 12	H: 1 LOB: 1 BB: 1 P: 24	R: 3 E: 0 K: 1 S: 15	H: 3 LOB: 1 BB: 1 P: 27	R: 0 E: 0 K: 0 S: 17	H: 1 LOB: 2 BB: 1 P: 30	R: 0 E: 0 K: 0 S: 9	H: 1 LOB: 1 BB: 1 P: 15	R: 0 E: 0 K: 0 S: 13	H: 2 LOB: 2 BB: 0 P: 17	R: 1 E: 0 K: 3 S: 11	H: 1 LOB: 0 BB: 0 P: 13	1B: 8 2B: 3 3B: 0 HR: 2	SF: 1 SAC: 0 DP: 1 HBP: 1	WP: 2 PB: 0 SB: 0 CS: 0	PA: 45																
PITCHER	IP	WLS	BF	H	R	ER	SO	BB	IBB	HBP	BLK	WP	HR	S	P	ERA	WHIP	PITCHER				IP	WLS	BF	H	R	ER	SO	BB	IBB	HBP	BLK	WP	HR	S	P	ERA	WHIP
Mike Witt, R ERA: 11.25 (1, 1)	4.0		20	5	5	5	5	2	0	1	0	0	0	9	19	81.00	12.000																					
Neal Heaton, L ERA: 11.74 (5, 1)	0.1		5	3	3	3	0	1	0	0	0	1	0	9	19	81.00	12.000																					
Rich Monteleone, R ERA: 5.68 (5, 1)	2.0	W	8	1	0	0	1	1	0	0	0	0	0	27	43	0.00	1.000																					
John Habyan, R ERA: 2.79 (7, 1)	1.0		5	2	0	0	0	1	0	0	0	0	0	11	20	0.00	3.000																					
Steve Howe, L ERA: 27.0 (8, 1)	0.2		4	2	1	1	0	0	0	0	0	0	1	9	9	13.50	3.000																					

AB 38
R 9
H 13
RBI 9
BB 5
SO 9
LOB 19



Batter	1	2	3	4	5	6	7	8	9	AB	R	H	RBI	BB	SO	LOB	TOP	
Kenny Lofton, L OBP: 0.413, SLG: 0.486	0-3 K		2-2 G4-3		1-0 S 2B			0-3 K		4	0	1	0	0	2	0	Cleveland Indians @ Seattle Mariners The Kingdome, Seattle, WA Mon Apr 26 1993, 10:05 PM EDT Att: 22,230 - Dome	
Felix Fermin, R OBP: 0.324, SLG: 0.290	1-2 G5-3		0-1 G4-3		3-2 G1-3			2-1 G6-3		4	0	0	0	0	0	1		
Carlos Baerga, S OBP: 0.333, SLG: 0.525	1-0 G6-3		2-2 G5-3			0-2 F8		1-3 K		4	0	0	0	0	1	0		
Albert Belle, R OBP: 0.381, SLG: 0.662		1-1 1B S G3 HBP		4-2 BB		0-1 HR		1-1 P3		2	2	1	1	1	0	0		
Carlos Martinez, R OBP: 0.386, SLG: 0.400		3-2 1B S G3 SF7 1B		2-0 F9		1-0 G5-4-3 1B		2-2 G4-6-3 1B		4	1	3	0	0	0	1		
Paul Sorrento, L OBP: 0.380, SLG: 0.609 Alvaro Espinoza, R (9, PH) OBP: 0.308, SLG: 0.583		3-2 G3		1-3 K		1-1 G5-4-3		2-1 G4-6-3		3	0	0	1	0	1	3		
Reggie Jefferson, S OBP: 0.370, SLG: 0.551		3-2 2-2 F9		1-0 F9			2-3 K			3	0	1	0	0	1	1		
Glenallen Hill, R OBP: 0.298, SLG: 0.409		1-0 SF7			1-1 G4-6-3 1B		1-3 K			2	0	1	1	0	1	0		
Junior Ortiz, R OBP: 0.231, SLG: 0.167		3-H 1-3 K			0-0 G4-6-3		2-1 G6-3			3	0	0	0	0	1	2		
Inning Stats	R: 0 E: 0 K: 1 S: 9	H: 0 LOB: 0 BB: 0 P: 11	R: 2 E: 0 K: 1 S: 15	H: 2 LOB: 1 BB: 0 P: 26	R: 0 E: 0 K: 1 S: 9	H: 0 LOB: 1 BB: 1 P: 13	R: 0 E: 0 K: 1 S: 9	H: 2 LOB: 0 BB: 0 P: 12	R: 1 E: 0 K: 2 S: 8	H: 2 LOB: 0 BB: 0 P: 10	R: 0 E: 0 K: 2 S: 8	H: 0 LOB: 0 BB: 0 P: 13	R: 0 E: 0 K: 2 S: 7	H: 1 LOB: 0 BB: 0 P: 12	1B: 5 2B: 1 3B: 0 HR: 1	SF: 1 SAC: 0 DP: 3 HBP: 1		WP: 0 PB: 0 SB: 2 CS: 0
PITCHER Randy Johnson, L ERA: 2.97	IP: 9.0 WLS: W BF: 33 H: 7 R: 3 ER: 3 SO: 7 BB: 1 IBB: 0 HBP: 1 BLK: 0 WP: 0 HR: 1 S: 80 P: 125 ERA: 3.00 WHIP: 0.889											PITCHER	IP: 9.0 WLS: W BF: 33 H: 7 R: 3 ER: 3 SO: 7 BB: 1 IBB: 0 HBP: 1 BLK: 0 WP: 0 HR: 1 S: 80 P: 125 ERA: 3.00 WHIP: 0.889					

Batter	1	2	3	4	5	6	7	8	9	AB	R	H	RBI	BB	SO	LOB	BOTTOM	
Mike Felder, S OBP: 0.338, SLG: 0.359	2-3 K		2-2 P4		1-1 1B S 1B		0-1 G4-3		1-0 1B 2B	5	2	2	0	0	1	0	Cleveland Indians @ Seattle Mariners The Kingdome, Seattle, WA Mon Apr 26 1993, 10:05 PM EDT Att: 22,230 - Dome	
Henry Cotto, R OBP: 0.176, SLG: 0.206	0-1 F7		3-2 BLK 1B		3-3 K		1-0 P5		1-3 K	5	0	1	0	0	2	3		
Ken Griffey Jr., L OBP: 0.372, SLG: 0.569	0-1 1B		3-3 K		0-0 1B 1B			3-2 F8 WP 2B		4	1	3	1	1	1	1		
Jay Buhner, R OBP: 0.447, SLG: 0.457	1-3 K			3-2 FC5-4 BB 1B	1-2 3-H 1B		0-0 F8		0-0 1B IBB	5	0	3	2	0	1	2		
Bret Boone, R OBP: 0.333, SLG: 0.429		1-0 G1-3		2-1 P3	0-3 K		3-2 WP BB HBP		1-3 K	4	0	0	0	0	2	5		
Tino Martinez, L OBP: 0.310, SLG: 0.362		0-1 F9		4-2 FC5-4 BB	2-0 F9		4-1 WP BB		2-2 L9	3	0	0	0	2	0	4		
Rich Amaral, R OBP: 0.348, SLG: 0.419 Mackey Sasser, L (7, PH) Mike Blowers, R OBP: 0.333, SLG: 0.333		1-1 1B		2-0 FC5-4		0-1 HR 2B	4-1 FC6-4 IBB		1-2 2-3 3-H IBB	3	1	2	0	0	0	2		
Dave Valle, R OBP: 0.375, SLG: 0.434		1-0 F9		1-3 K2-3		2-2 HR		1-3 K	4	1	1	2	0	2	6			
Omar Vizquel, S OBP: 0.354, SLG: 0.279			2-1 P4		0-0 1B 1B		2-2 F7		0-1 FC6-4	4	1	1	0	0	0	3		
Inning Stats	R: 0 E: 0 K: 2 S: 10	H: 1 LOB: 1 BB: 0 P: 13	R: 0 E: 0 K: 0 S: 6	H: 1 LOB: 1 BB: 0 P: 9	R: 0 E: 0 K: 1 S: 12	H: 1 LOB: 2 BB: 1 P: 26	R: 2 E: 0 K: 2 S: 15	H: 4 LOB: 0 BB: 0 P: 22	R: 2 E: 0 K: 0 S: 12	H: 2 LOB: 0 BB: 0 P: 17	R: 1 E: 0 K: 1 S: 15	H: 1 LOB: 3 BB: 2 P: 30	R: 1 E: 0 K: 2 S: 12	H: 2 LOB: 2 BB: 1 P: 21	1B: 9 2B: 3 3B: 0 HR: 1	SF: 0 SAC: 0 DP: 0 HBP: 1		WP: 1 PB: 0 SB: 1 CS: 0
PITCHER Matt Young, L ERA: 5.4 Tom Kramer, R ERA: 3.0 Kevin Wickander, L ERA: 5.4 Ted Power, R ERA: 9.72 Eric Plunk, R ERA: 1.74	IP: 5.0 WLS: L BF: 7 H: 2 R: 2 ER: 2 SO: 0 BB: 0 IBB: 0 HBP: 1 BLK: 0 WP: 0 HR: 1 S: 18 P: 29 ERA: 13.50 WHIP: 1.500											PITCHER	IP: 5.0 WLS: L BF: 7 H: 2 R: 2 ER: 2 SO: 0 BB: 0 IBB: 0 HBP: 1 BLK: 0 WP: 0 HR: 1 S: 18 P: 29 ERA: 13.50 WHIP: 1.500					



Batter	1	2	3	4	5	6	7	8	9	AB	R	H	RBI	BB	SO	LOB	TOP								
Kenny Lofton, L OBP: 0.405, SLG: 0.473 (1, 8)										4	0	1	0	0	1	4	Cleveland Indians @ Seattle Mariners The Kingdome, Seattle, WA Tue Apr 27 1993, 10:05 PM EDT Att: 13,178 - Dome								
Jeff Treadway, L OBP: 0.462, SLG: 0.500 (1, 5)										3	0	0	0	1	0	2									
Carlos Baerga, S OBP: 0.318, SLG: 0.500 (1, 4)										4	0	0	0	0	3	3									
Albert Belle, R OBP: 0.364, SLG: 0.628 (1, 7)										4	0	0	0	0	0	3									
Paul Sorrento, L OBP: 0.346, SLG: 0.583 Carlos Martinez, R (9, PH) OBP: 0.380, SLG: 0.394										3	0	0	0	0	1	0									
Reggie Jefferson, S OBP: 0.351, SLG: 0.521 (1, 10)										4	0	0	0	0	2	1									
Glenallen Hill, R OBP: 0.314, SLG: 0.404 (1, 9)										3	0	1	0	1	1	2									
Sandy Alomar Jr., R OBP: 0.246, SLG: 0.182 (1, 2)										3	0	0	0	1	0	3									
Felix Fermin, R OBP: 0.347, SLG: 0.308 (1, 6)										3	0	2	0	1	0	2									
Inning Stats	R: 0 E: 0 K: 1 S: 10	H: 1 LOB: 1 BB: 0 P: 15	R: 0 E: 0 K: 1 S: 10	H: 1 LOB: 1 BB: 0 P: 12	R: 0 E: 0 K: 1 S: 11	H: 1 LOB: 2 BB: 1 P: 18	R: 0 E: 1 K: 0 S: 9	H: 0 LOB: 1 BB: 0 P: 13	R: 0 E: 0 K: 1 S: 6	H: 0 LOB: 0 BB: 1 P: 12	R: 0 E: 0 K: 0 S: 13	H: 0 LOB: 0 BB: 0 P: 18	R: 0 E: 0 K: 0 S: 10	H: 1 LOB: 2 BB: 1 P: 15	R: 0 E: 0 K: 0 S: 5	H: 0 LOB: 0 BB: 0 P: 5	R: 0 E: 0 K: 3 S: 13	H: 0 LOB: 2 BB: 1 P: 21	1B: 4 2B: 0 3B: 0 HR: 0	SF: 0 SAC: 0 DP: 1 HBP: 0	WP: 1 PB: 1 SB: 0 CS: 0	PA: 36			
PITCHER	IP	WLS	BF	H	R	ER	SO	BB	IBB	HBP	BLK	WP	HR	S	P	ERA	WHIP								
Chris Bosio, R ERA: 2.67 (1, 1)	5.0	W	20	3	0	0	4	2	0	0	0	0	0	46	70	0.00	1.000								
Rich DeLucia, R ERA: 2.03 (6, 1)	3.0		11	1	0	0	2	1	0	0	0	0	0	28	38	0.00	0.667								
Norm Charlton, L ERA: 2.84 (9, 1)	1.0		5	0	0	0	3	1	0	0	0	1	0	13	21	0.00	1.000								

Batter	1	2	3	4	5	6	7	8	9	AB	R	H	RBI	BB	SO	LOB	BOTTOM								
Omar Vizquel, S OBP: 0.349, SLG: 0.278 (1, 6)										4	1	1	0	0	1	3	Cleveland Indians @ Seattle Mariners The Kingdome, Seattle, WA Tue Apr 27 1993, 10:05 PM EDT Att: 13,178 - Dome								
Mike Felder, S OBP: 0.333, SLG: 0.353 (1, 8)										4	1	1	0	0	0	3									
Ken Griffey Jr., L OBP: 0.367, SLG: 0.566 (1, 10)										4	1	1	0	0	2	2									
Pete O'Brien, L OBP: 0.471, SLG: 0.628 (1, 3)										3	0	3	2	1	0	0									
Jay Buhner, R OBP: 0.438, SLG: 0.446 (1, 9)										4	0	1	1	0	0	3									
Mackey Sasser, L OBP: 0.200, SLG: 0.222 Henry Cotto, R (7, PH) OBP: 0.171, SLG: 0.200 (8, 7)										3	1	1	0	0	0	3									
Wally Backman, S OBP: 0.222, SLG: 0.222 Mike Blowers, R OBP: 0.323, SLG: 0.321 (8, 5)										2	0	1	0	0	0	0									
Dave Valle, R OBP: 0.368, SLG: 0.421 (1, 2)										4	0	1	1	0	0	1									
Rich Amaral, R OBP: 0.357, SLG: 0.424 (1, 4)										4	0	2	0	0	0	1									
Inning Stats	R: 1 E: 1 K: 1 S: 16	H: 2 LOB: 2 BB: 0 P: 25	R: 0 E: 0 K: 0 S: 10	H: 2 LOB: 0 BB: 0 P: 16	R: 0 E: 0 K: 0 S: 15	H: 1 LOB: 1 BB: 0 P: 20	R: 0 E: 0 K: 1 S: 11	H: 1 LOB: 0 BB: 0 P: 15	R: 1 E: 0 K: 0 S: 8	H: 2 LOB: 0 BB: 0 P: 10	R: 1 E: 0 K: 0 S: 9	H: 2 LOB: 0 BB: 0 P: 13	R: 1 E: 0 K: 1 S: 12	H: 2 LOB: 2 BB: 1 P: 21	R: 0 E: 0 K: 0 S: 13	H: 0 LOB: 0 BB: 0 P: 19	1B: 10 2B: 2 3B: 0 HR: 0	SF: 0 SAC: 1 DP: 2 HBP: 0	WP: 1 PB: 0 SB: 3 CS: 0	PA: 36					
PITCHER	IP	WLS	BF	H	R	ER	SO	BB	IBB	HBP	BLK	WP	HR	S	P	ERA	WHIP								
Charles Nagy, R ERA: 6.15 (1, 1)	6.2	L	32	12	4	4	3	0	0	0	0	0	0	77	116	5.40	1.800								
Kevin Wickander, L ERA: 3.95 (7, 1)	1.1		4	0	0	0	0	0	0	0	0	0	0	17	23	0.00	0.000								



Batter	1	2	3	4	5	6	7	8	9	AB	R	H	RBI	BB	SO	LOB	TOP										
Kenny Lofton, L OBP: 0.398, SLG: 0.455	F9		F8			G5-3 E BB		G6-4-3		3	0	0	0	1	0	2											
Felix Fermin, R OBP: 0.342, SLG: 0.304	G3-6-3 1B			L8		G5-3			L9	4	0	1	0	0	0	1											
Carlos Baerga, S OBP: 0.315, SLG: 0.489	G3-6-3 1-2			FC4-6 1B		F8			G4-3	4	0	1	0	0	0	2											
Albert Belle, R OBP: 0.359, SLG: 0.610		K		K			G5-3		2B 1B	4	0	1	0	0	2	1											
Paul Sorrento, L OBP: 0.333, SLG: 0.560		K		FC4-6			K		2B 1B	3	0	0	0	0	2	1											
Alvaro Espinoza, R OBP: 0.357, SLG: 0.692					FC4-6 1-2				1-3 2B	1	0	1	0	0	0	0											
Carlos Martinez, R OBP: 0.387, SLG: 0.414						G3-6-1 1B			0-3 K	4	0	2	0	0	1	2											
Reggie Jefferson, S OBP: 0.350, SLG: 0.507						G3-6-1 1-2			4-2 1B BB	2	0	0	0	1	0	2											
Glenallen Hill, R OBP: 0.315, SLG: 0.400			K			K			1-1 G6-4-3 1B	3	0	1	0	0	2	0											
Junior Ortiz, R OBP: 0.200, SLG: 0.143									2-3 K	2	0	0	0	0	1	0											
Thomas Howard, S OBP: 0.309, SLG: 0.462										1	0	0	0	0	1	2											
Sandy Alomar Jr., R OBP: 0.246, SLG: 0.182										0	0	0	0	0	0	0											
Inning Stats	R: 0 E: 0 K: 0 S: 7	H: 1 LOB: 0 BB: 0 P: 11	R: 0 E: 0 K: 2 S: 9	H: 1 LOB: 1 BB: 0 P: 16	R: 0 E: 0 K: 2 S: 10	H: 0 LOB: 0 BB: 0 P: 15	R: 0 E: 0 K: 1 S: 6	H: 1 LOB: 1 BB: 0 P: 9	R: 0 E: 0 K: 1 S: 9	H: 0 LOB: 0 BB: 0 P: 11	R: 0 E: 0 K: 1 S: 9	H: 0 LOB: 0 BB: 0 P: 10	R: 0 E: 0 K: 1 S: 11	H: 1 LOB: 1 BB: 1 P: 18	R: 0 E: 0 K: 1 S: 12	H: 2 LOB: 2 BB: 0 P: 18	1B: 5 2B: 2 3B: 0 HR: 0	SF: 0 SAC: 0 DP: 3 HBP: 0	WP: 0 PB: 0 SB: 0 CS: 0	PA: 33							
PITCHER	IP	WLS	BF	H	R	ER	SO	BB	IBB	HBP	BLK	WP	HR	S	P	ERA	WHIP										
Erik Hanson, R ERA: 1.53	7.0	W	25	4	0	0	7	2	0	0	0	0	0	58	96	0.00	0.857										
Jeff Nelson, R ERA: 1.59	0.0		1	1	0	0	0	0	0	0	0	0	0	2	3	∞	∞										
Russ Swan, L ERA: 12.0	1.2		6	2	0	0	1	0	0	0	0	0	0	16	24	0.00	1.200										
Norm Charlton, L ERA: 2.7	0.1	S	1	0	0	0	1	0	0	0	0	0	0	3	3	0.00	0.000										

Cleveland Indians @ Seattle Mariners
The Kingdome, Seattle, WA
Wed Apr 28, 1993, 10:05 PM EDT
Att: 12,351 - Dome

AB	31
R	0
H	7
RBI	0
BB	2
SO	9
LOB	13

WP	0	PA	33
PB	0		
SB	0		
CS	0		



Batter	1	2	3	4	5	6	7	8	9	AB	R	H	RBI	BB	SO	LOB	BOTTOM										
Mike Felder, S OBP: 0.329, SLG: 0.347	P6		B1-3		G5-3					4	0	1	0	0	0	0											
Rich Amaral, R OBP: 0.378, SLG: 0.426	1B SF8-5 HBP		S 1B			4-0 HR BB		2-1 CS	1-0 F7	2	3	1	0	1	0	0											
Ken Griffey Jr., L OBP: 0.383, SLG: 0.613	SF8-5 1B		1-H 1B			1-2 HR		2-3 K	0-3 K	4	1	3	3	0	1	0											
Jay Buhner, R OBP: 0.419, SLG: 0.429	SF8-5 2-3 3-H		L5			G3				3	0	0	1	0	1	1											
Henry Cotto, R OBP: 0.158, SLG: 0.184		G5-3				G6-3				3	0	0	0	0	0	0											
Tino Martinez, L OBP: 0.310, SLG: 0.375		G3-1				K				3	0	1	0	0	1	0											
Mike Blowers, R OBP: 0.324, SLG: 0.323						G4-3				3	0	1	0	0	1	1											
Dave Valle, R OBP: 0.352, SLG: 0.400						L7				3	0	0	0	0	0	1											
Omar Vizquel, S OBP: 0.337, SLG: 0.267						F9				3	0	0	0	0	0	0											
F9																											
Inning Stats	R: 1 E: 0 K: 0 S: 6	H: 1 LOB: 0 BB: 0 P: 9	R: 0 E: 0 K: 0 S: 10	H: 1 LOB: 0 BB: 0 P: 14	R: 1 E: 0 K: 0 S: 11	H: 2 LOB: 1 BB: 0 P: 17	R: 0 E: 0 K: 1 S: 7	H: 0 LOB: 0 BB: 0 P: 12	R: 0 E: 0 K: 0 S: 7	H: 0 LOB: 0 BB: 0 P: 12	R: 2 E: 0 K: 1 S: 11	H: 2 LOB: 1 BB: 1 P: 20	R: 0 E: 0 K: 0 S: 8	H: 1 LOB: 0 BB: 0 P: 14	R: 0 E: 0 K: 2 S: 7	H: 0 LOB: 0 BB: 0 P: 10	1B: 5 2B: 2 3B: 0 HR: 1	SF: 1 SAC: 0 DP: 1 HBP: 1	WP: 0 PB: 0 SB: 1 CS: 1	PA: 32							
PITCHER	IP	WLS	BF	H	R	ER	SO	BB	IBB	HBP	BLK	WP	HR	S	P	ERA	WHIP										
Jeff Mutis, L ERA: 5.82	5.0	L	21	5	4	4	4	1	0	0	0	0	0	16	27	0.00	0.857										
Mark Clark, R ERA: 6.75	2.1		8	2	0	0	1	0	0	0	0	0	0	3	5	0.00	0.000										
Dennis Cook, L ERA: 21.0	0.1		1	0	0	0	1	0	0	0	0	0	0	3	3	0.00	0.000										
Tom Kramer, R ERA: 2.92	0.1		1	0	0	0	1	0	0	0	0	0	0	3	3	0.00	0.000										

Cleveland Indians @ Seattle Mariners
The Kingdome, Seattle, WA
Wed Apr 28, 1993, 10:05 PM EDT
Att: 12,351 - Dome

AB	28
R	4
H	7
RBI	4
BB	1
SO	4
LOB	3

WP	0	PA	32
PB	0		
SB	1		
CS	1		



Batter	1	2	3	4	5	6	7	8	9	AB	R	H	RBI	BB	SO	LOB	TOP								
Omar Vizquel, S OBP: 0.347, SLG: 0.277	4-1 CS BB		0-0 S 1B		1-0 G6-3		1-0 FC6-4			3	0	1	0	1	0	1									
Rich Amaral, R OBP: 0.370, SLG: 0.405	4-1 1B BB		0-0 B2		2-1 G5-3			2-1 G5-3		3	0	0	0	1	0	1									
Pete O'Brien, L OBP: 0.424, SLG: 0.540	2-1 F7		3-3 K		1-1 G3-1			1-0 G1-3		4	0	0	0	0	1	2									
Jay Buhner, R OBP: 0.416, SLG: 0.471	0-1 1B		3-1 G5-3		1-0 HR			2-2 G6-3		4	1	2	1	0	0	1									
Tino Martinez, L OBP: 0.305, SLG: 0.392	3-2 G1-3			1-0 F7		1-1 G6-3			1-0 HR	4	1	1	1	0	0	2									
Mike Felder, S OBP: 0.322, SLG: 0.321		0-1 P2		4-2 S BB		0-1 F9			1-0 G4-3	3	0	0	0	1	0	0									
Henry Cotto, R OBP: 0.167, SLG: 0.171		1-1 G5-3 HBP		3-3 K		3-2 G6-3			1-3 K	2	0	0	0	0	1	1									
Mackey Sasser, L OBP: 0.182, SLG: 0.200		0-0 G5-3		1-2 K		1-0 G6-3			0-2 G6-3	3	0	0	0	0	0	2									
Dave Valle, R OBP: 0.346, SLG: 0.369		1-2 G5-3		1-0 G6-3			4-0 FC6-4 HBP			3	0	0	0	0	0	2									
Wally Backman, S OBP: 0.188, SLG: 0.133		2-1 G5-3			1-0 G4-3		2-3 K			3	0	0	0	0	1	2									
Inning Stats	R: 0 E: 0 K: 0 S: 10	H: 1 LOB: 2 BB: 2 P: 23	R: 0 E: 0 K: 0 S: 6	H: 0 LOB: 1 BB: 0 P: 9	R: 0 E: 0 K: 1 S: 7	H: 1 LOB: 1 BB: 1 P: 13	R: 0 E: 0 K: 1 S: 7	H: 0 LOB: 0 BB: 1 P: 16	R: 0 E: 0 K: 0 S: 4	H: 0 LOB: 0 BB: 0 P: 8	R: 1 E: 0 K: 0 S: 7	H: 1 LOB: 0 BB: 0 P: 10	R: 0 E: 0 K: 1 S: 10	H: 0 LOB: 1 BB: 0 P: 20	R: 0 E: 0 K: 0 S: 6	H: 0 LOB: 0 BB: 0 P: 11	R: 1 E: 0 K: 1 S: 11	H: 1 LOB: 0 BB: 0 P: 14	1B: 2 2B: 0 3B: 0 HR: 2	SF: 0 SAC: 0 DP: 0 HBP: 2	WP: 0 SB: 0 CS: 1	PA: 35			
PITCHER	IP	WLS	BF	H	R	ER	SO	BB	IBB	HBP	BLK	WP	HR	S	P	ERA	WHIP								
Mike Witt, R ERA: 4.91	7.0	W	28	3	1	1	3	3	0	2	0	0	1	51	99	1.29	0.857								
John Habyan, R ERA: 3.09	2.0		7	1	1	1	1	0	0	0	0	0	1	17	25	4.50	0.500								

Seattle Mariners @ New York Yankees
Yankee Stadium, Bronx, NY
Sat May 01 1993, 3:33 AM EDT
Att: 27,199 - Sunny - 75 F

AB 30
R 2
H 4
RBI 2
BB 3
SO 4
LOB 12



Batter	1	2	3	4	5	6	7	8	9	AB	R	H	RBI	BB	SO	LOB	BOTTOM								
Bernie Williams, S OBP: 0.368, SLG: 0.429	1-1 CS 1B		4-0 1B SF9 BB	3-1 1B		3-3 K		2-3 K		4	1	2	0	1	2	1									
Randy Velarde, R OBP: 0.435, SLG: 0.625	3-1 CS 1B		1-1 WP 1B	0-1 1B			4-1 2B SF7 BB			3	1	3	2	1	0	0									
Don Mattingly, L OBP: 0.307, SLG: 0.319	3-3 K		1-0 WP 1B	1-0 SF8 1B	1-0 SF8 1B		1-1 SF7 2B			4	1	3	1	0	1	1									
Danny Tartabull, R OBP: 0.383, SLG: 0.486		4-2 G1-6-3 BB	1-2 SF9	1-2 F9			4-0 SF7 IBB			1	0	0	1	2	0	1									
Jim Leyritz, R OBP: 0.500, SLG: 0.853		1-2 G1-6-3	4-2 E5 SF8 BB	1-2 E5 SF8 BB	1-2 E5 SF8 BB		1-3 K			3	0	0	0	1	1	5									
Mike Stanley, R OBP: 0.300, SLG: 0.324		3-2 P4	1-1 P4	3-0 SF8	1-1 SF8		0-0 SF7			2	0	0	2	0	0	3									
Mike Gallego, R OBP: 0.450, SLG: 0.737			2-2 SH3 1B	4-1 1B HBP	2-3 F8		1-2 K			3	2	1	0	0	1	3									
Spike Owen, S OBP: 0.373, SLG: 0.347			0-0 1B SH3 1B	1-1 F8		1-0 P5		1-0 G3-6 1B		4	1	2	0	0	0	1									
Pat Kelly, R OBP: 0.273, SLG: 0.389			1-1 SH3	2-3 K		3-2 CS 1B		0-0 G3-6		3	0	1	0	0	1	2									
Inning Stats	R: 0 E: 0 K: 1 S: 7	H: 2 LOB: 1 BB: 0 P: 14	R: 0 E: 0 K: 0 S: 9	H: 0 LOB: 0 BB: 1 P: 17	R: 3 E: 0 K: 0 S: 16	H: 4 LOB: 3 BB: 2 P: 31	R: 1 E: 0 K: 1 S: 11	H: 2 LOB: 2 BB: 0 P: 21	R: 1 E: 1 K: 0 S: 8	H: 1 LOB: 1 BB: 0 P: 14	R: 0 E: 0 K: 1 S: 8	H: 1 LOB: 0 BB: 0 P: 15	R: 1 E: 0 K: 2 S: 12	H: 1 LOB: 2 BB: 2 P: 25	R: 0 E: 0 K: 1 S: 5	H: 1 LOB: 0 BB: 0 P: 8	1B: 11 2B: 3 3B: 0 HR: 0	SF: 3 SAC: 1 DP: 4 HBP: 1	WP: 1 SB: 0 CS: 3	PA: 37					
PITCHER	IP	WLS	BF	H	R	ER	SO	BB	IBB	HBP	BLK	WP	HR	S	P	ERA	WHIP								
Randy Johnson, L ERA: 3.57	6.0	L	30	11	6	5	3	4	0	1	0	0	0	9	17	0.00	0.000								
Dwayne Henry, R ERA: 9.49	1.0		4	0	0	0	2	0	1	0	0	0	0	5	8	0.00	1.000								
Mike Hampton, L ERA: 5.14	1.0		3	1	0	0	1	0	0	0	0	0	0	5	8	0.00	1.000								

Seattle Mariners @ New York Yankees
Yankee Stadium, Bronx, NY
Sat May 01 1993, 3:33 AM EDT
Att: 27,199 - Sunny - 75 F


AB 27
R 6
H 12
RBI 6
BB 5
SO 6
LOB 17



Batter	1	2	3	4	5	6	7	8	9	10	AB	R	H	RBI	BB	SO	LOB							
Rich Amaral, R OBP: 0.376, SLG: 0.410 (1.4) (9, 5)	P4			K		FC4-6 1B		1B			4	0	2	1	0	1	0							
Mike Felder, S OBP: 0.319, SLG: 0.317 (1, 7)	CS 1B			K		FC4-6 1-2f		F7			4	0	1	0	0	1	2							
Tino Martinez, L OBP: 0.303, SLG: 0.422 (1, 3)	P6 1-2			F8				P2		HR	4	1	1	1	0	0	1							
Jay Buhner, R OBP: 0.400, SLG: 0.449 (1, 9)				L9				G5-3			4	0	0	0	0	2	0							
Mike Blowers, R OBP: 0.351, SLG: 0.412 (1, 5)				K							3	0	2	0	0	1	0							
Fernando Vina, L OBP: 0.318, SLG: 0.263 (9, 4)				K				2B			1	0	0	0	0	0	0							
Pete O'Brien, L OBP: 0.397, SLG: 0.500 (1, 10)				P5				F9			4	0	0	0	0	0	2							
Henny Cotto, R OBP: 0.152, SLG: 0.156 (1, 8)								F8			4	0	0	0	0	2	1							
Bill Haselman, R OBP: 0.333, SLG: 0.333 (1, 2)								F9			4	1	1	0	0	1	0							
Omar Vizquel, S OBP: 0.333, SLG: 0.264 (1, 6)								B5-3			4	0	0	0	0	0	1							
Inning Stats	R: 0 E: 0 K: 0 S: 6	H: 1 LOB: 0 BB: 0 P: 10	R: 0 E: 0 K: 2 S: 10	H: 0 LOB: 0 BB: 0 P: 15	R: 0 E: 0 K: 0 S: 6	H: 0 LOB: 0 BB: 0 P: 10	R: 0 E: 0 K: 2 S: 8	H: 0 LOB: 0 BB: 0 P: 11	R: 0 E: 0 K: 0 S: 8	H: 1 LOB: 1 BB: 0 P: 15	R: 0 E: 0 K: 0 S: 12	H: 1 LOB: 1 BB: 0 P: 20	R: 0 E: 0 K: 1 S: 10	H: 1 LOB: 1 BB: 0 P: 14	R: 1 E: 0 K: 1 S: 9	H: 2 LOB: 1 BB: 0 P: 12	R: 1 E: 0 K: 1 S: 11	H: 1 LOB: 0 BB: 0 P: 17	R: 0 E: 0 K: 2 S: 10	H: 0 LOB: 0 BB: 0 P: 15	1B: 3 2B: 3 3B: 0 HR: 1	SF: 0 SAC: 0 DP: 0 HBP: 0	WP: 0 PB: 0 SB: 0 CS: 1	PA: 36

Seattle Mariners @ New York Yankees
Yankee Stadium, Bronx, NY
Sun May 02 1993, 3:33 AM EDT
Att. 26,484 - Sunny - 75 F


AB 36
R 2
H 7
RBI 2
BB 0
SO 8
LOB 7



Batter	1	2	3	4	5	6	7	8	9	10	AB	R	H	RBI	BB	SO	LOB					
Bernie Williams, S OBP: 0.375, SLG: 0.432 (1, 8)	E 2B					F7		F7			4	1	1	1	2	0	3					
Wade Boggs, L OBP: 0.382, SLG: 0.347 (1, 5)	E5 1B					FC1-6 BB		G4-3			5	0	0	0	0	1	1					
Don Mattingly, L OBP: 0.321, SLG: 0.320 (1, 3)	2B 1B			L8				G4-3			3	1	1	0	2	0	0					
Danny Tartabull, R OBP: 0.304, SLG: 0.487 (1, 9)	2B 1B			G6-3				K			4	0	1	0	1	1	2					
Jim Leyritz, R OBP: 0.400, SLG: 0.789 (1, 10)	G6-4-3 IBB					FC5		K			4	0	1	0	1	2	4					
Randy Velarde, R OBP: 0.417, SLG: 0.595 (1, 7)	G6-4-3							K			2	0	0	0	0	0	4					
Paul O'Neill, L OBP: 0.344, SLG: 0.446 (6, PH) (7, 7)	G6-4-3							1B BB			2	1	1	1	1	1	0					
Mike Stanley, R OBP: 0.356, SLG: 0.378 (1, 2)								G3-6 BB			3	0	2	0	2	0	2					
Mike Gallego, R OBP: 0.480, SLG: 0.667 (1, 6)	G3-6							G3-6 BB			2	0	0	0	3	0	1					
Pat Kelly, R OBP: 0.268, SLG: 0.377 (1, 4)								F8			5	0	1	0	0	1	7					
Inning Stats	R: 1 E: 1 K: 0 S: 12	H: 3 LOB: 2 BB: 1 P: 25	R: 0 E: 0 K: 0 S: 8	H: 1 LOB: 1 BB: 1 P: 13	R: 0 E: 0 K: 1 S: 7	H: 0 LOB: 0 BB: 0 P: 12	R: 0 E: 0 K: 0 S: 7	H: 1 LOB: 2 BB: 2 P: 17	R: 0 E: 0 K: 1 S: 13	H: 0 LOB: 2 BB: 2 P: 24	R: 0 E: 0 K: 1 S: 11	H: 1 LOB: 2 BB: 2 P: 24	R: 0 E: 0 K: 0 S: 11	H: 0 LOB: 0 BB: 0 P: 14	R: 0 E: 0 K: 0 S: 13	H: 0 LOB: 0 BB: 0 P: 18	R: 1 E: 0 K: 2 S: 22	H: 1 LOB: 3 BB: 3 P: 38	1B: 5 2B: 3 3B: 0 HR: 0	SF: 0 SAC: 0 DP: 3 HBP: 0	WP: 0 PB: 0 SB: 0 CS: 0	PA: 46

Seattle Mariners @ New York Yankees
Yankee Stadium, Bronx, NY
Sun May 02 1993, 3:33 AM EDT
Att. 26,484 - Sunny - 75 F

AB 34
R 3
H 8
RBI 2
BB 12
SO 6
LOB 24



Batter	1	2	3	4	5	6	7	8	9	AB	R	H	RBI	BB	SO	LOB	TOP								
Rich Amaral, R OBP: 0.382, SLG: 0.415 (1, 4)										4	0	2	1	0	2	1	Seattle Mariners @ Boston Red Sox Fenway Park, Boston, MA Mon May 03 1993, 7:05 PM EDT Att: 20,379 - Unknown - 48 F								
Mike Felder, S OBP: 0.305, SLG: 0.302 (1, 7)										4	0	0	0	0	1	3									
Ken Griffey Jr., L OBP: 0.402, SLG: 0.607 (1, 10)										2	1	1	0	2	0	1									
Jay Buhner, R OBP: 0.394, SLG: 0.452 (1, 9)										4	0	1	1	0	0	3									
Mike Blowers, R OBP: 0.350, SLG: 0.432 (1, 5)										3	0	1	0	0	0	1									
Pete O'Brien, L OBP: 0.391, SLG: 0.491 (8, PH)										1	0	0	0	0	1	1									
Fernando Vina, L OBP: 0.318, SLG: 0.263 (8, 4)										0	0	0	0	0	0	0									
Tino Martinez, L OBP: 0.291, SLG: 0.402 (1, 3)										4	0	0	0	0	2	2									
Henry Cotto, R OBP: 0.160, SLG: 0.163 (1, 8)										4	0	1	0	0	0	1									
Dave Valle, R OBP: 0.354, SLG: 0.368 (1, 2)										3	1	1	0	1	0	0									
Omar Vizquel, S OBP: 0.330, SLG: 0.264 (1, 6)										4	0	1	0	0	2	1									
Inning Stats	R: 1 E: 0 K: 1 S: 12	H: 1 LOB: 1 BB: 1 P: 22	R: 0 E: 0 K: 1 S: 9	H: 1 LOB: 0 BB: 0 P: 13	R: 0 E: 0 K: 1 S: 8	H: 1 LOB: 1 BB: 0 P: 11	R: 0 E: 0 K: 0 S: 10	H: 1 LOB: 1 BB: 0 P: 15	R: 1 E: 1 K: 0 S: 10	H: 2 LOB: 2 BB: 2 P: 22	R: 0 E: 0 K: 0 S: 6	H: 0 LOB: 0 BB: 0 P: 11	R: 0 E: 0 K: 3 S: 13	H: 1 LOB: 1 BB: 0 P: 17	R: 0 E: 0 K: 2 S: 12	H: 1 LOB: 1 BB: 0 P: 15	R: 0 E: 0 K: 0 S: 8	H: 0 LOB: 0 BB: 0 P: 12	1B: 5 2B: 3 3B: 0 HR: 0	SF: 0 SAC: 0 DP: 0 HBP: 0	WP: 0 PB: 0 SB: 1 CS: 0	PA: 36			
PITCHER	IP	WLS	BF	H	R	ER	SO	BB	IBB	HBP	BLK	WP	HR	S	P	ERA	WHIP								
Frank Viola, L ERA: 1.76 (1, 1)	4.1	L	19	6	2	2	3	2	0	0	0	0	0	42	69	4.15	1.846								
Paul Quantrill, R ERA: 1.56 (5, 1)	3.0		12	2	0	0	3	0	1	0	0	0	0	32	50	0.00	0.667								
Tony Fossas, L ERA: 4.5 (8, 1)	0.2		2	0	0	0	2	0	0	0	0	0	0	6	7	0.00	0.000								
Ken Ryan, R ERA: 2.89 (9, 1)	1.0		3	0	0	0	0	0	0	0	0	0	0	8	12	0.00	0.000								

Batter	1	2	3	4	5	6	7	8	9	AB	R	H	RBI	BB	SO	LOB	BOTTOM								
Scott Fletcher, R OBP: 0.329, SLG: 0.397 (1, 4)										4	0	2	0	0	0	1	Seattle Mariners @ Boston Red Sox Fenway Park, Boston, MA Mon May 03 1993, 7:05 PM EDT Att: 20,379 - Unknown - 48 F								
Luis Rivera, R OBP: 0.250, SLG: 0.224 (7, PR)										0	0	0	0	0	0	0									
Andre Dawson, R OBP: 0.270, SLG: 0.296 (9, PH)										1	0	0	0	0	0	1									
Billy Hatcher, R OBP: 0.324, SLG: 0.338 (1, 8)										2	0	1	0	0	0	0									
Mike Greenwell, L OBP: 0.362, SLG: 0.505 (1, 7)										4	0	1	0	0	0	5									
Mo Vaughn, L OBP: 0.433, SLG: 0.650 (1, 3)										4	0	0	0	0	2	4									
Carlos Quintana, R OBP: 0.423, SLG: 0.371 (1, 9)										4	0	2	0	0	0	0									
Ivan Calderon, R OBP: 0.241, SLG: 0.163 (1, 10)										4	0	1	0	0	0	2									
Scott Cooper, L OBP: 0.408, SLG: 0.484 (1, 5)										4	0	1	0	0	1	3									
Bob Melvin, R OBP: 0.200, SLG: 0.214 (1, 2)										2	0	0	0	0	2	3									
Ernest Riles, L OBP: 0.158, SLG: 0.176 (7, PH)										1	0	0	0	0	0	0									
Tony Peña, R OBP: 0.169, SLG: 0.190 (8, 2)										1	0	0	0	0	1	0									
John Valentin, R OBP: 0.214, SLG: 0.395 (1, 6)										3	0	1	0	1	0	2									
Inning Stats	R: 0 E: 0 K: 1 S: 12	H: 1 LOB: 1 BB: 0 P: 15	R: 0 E: 0 K: 1 S: 16	H: 2 LOB: 2 BB: 0 P: 25	R: 0 E: 0 K: 1 S: 7	H: 1 LOB: 1 BB: 0 P: 9	R: 0 E: 0 K: 1 S: 10	H: 1 LOB: 1 BB: 0 P: 15	R: 0 E: 0 K: 0 S: 12	H: 2 LOB: 2 BB: 0 P: 16	R: 0 E: 0 K: 0 S: 6	H: 1 LOB: 0 BB: 0 P: 9	R: 0 E: 0 K: 1 S: 14	H: 1 LOB: 2 BB: 0 P: 18	R: 0 E: 1 K: 1 S: 7	H: 0 LOB: 0 BB: 0 P: 9	R: 0 E: 0 K: 1 S: 10	H: 0 LOB: 0 BB: 1 P: 16	1B: 9 2B: 0 3B: 0 HR: 0	SF: 0 SAC: 1 DP: 2 HBP: 1	WP: 0 PB: 0 SB: 0 CS: 0	PA: 37			
PITCHER	IP	WLS	BF	H	R	ER	SO	BB	IBB	HBP	BLK	WP	HR	S	P	ERA	WHIP								
Erik Hanson, R ERA: 1.29 (1, 1)	6.2	W	29	9	0	0	4	0	0	0	0	0	0	75	104	0.00	1.350								
Russ Swan, L ERA: 11.05 (7, 1)	0.2		2	0	0	0	0	0	0	0	0	0	0	3	4	0.00	0.000								
Jeff Nelson, R ERA: 1.13 (8, 1)	0.2		3	0	0	0	1	0	0	0	0	0	0	6	8	0.00	0.000								
Norm Charlton, L ERA: 2.25 (9, 1)	1.0	S	3	0	0	0	1	1	0	0	0	0	0	10	16	0.00	1.000								



Batter	1	2	3	4	5	6	7	8	9	AB	R	H	RBI	BB	SO	LOB	TOP								
Rich Amaral, R OBP: 0.383, SLG: 0.425										5	1	2	2	0	1	1									
Henry Cotto, R OBP: 0.182, SLG: 0.185										5	1	2	0	0	1	1									
Ken Griffey Jr., L OBP: 0.411, SLG: 0.602										4	2	2	0	1	1	3									
Jay Buhner, R OBP: 0.386, SLG: 0.439										5	0	1	1	0	1	3									
Bill Haselman, R OBP: 0.378, SLG: 0.375										4	1	2	1	0	0	0									
Tino Martinez, L OBP: 0.290, SLG: 0.389										3	0	0	0	1	2	2									
Mike Blowers, R OBP: 0.378, SLG: 0.476										5	1	3	1	0	1	2									
Dave Valle, R OBP: 0.391, SLG: 0.377										1	1	1	0	4	0	0									
Omar Vizquel, S OBP: 0.315, SLG: 0.253										4	0	0	1	0	1	7									
Inning Stats	R: 3 E: 0 K: 1 S: 19	H: 5 LOB: 3 BB: 1 P: 31	R: 0 E: 0 K: 1 S: 13	H: 0 LOB: 1 BB: 1 P: 20	R: 0 E: 0 K: 0 S: 5	H: 1 LOB: 2 BB: 1 P: 15	R: 0 E: 1 K: 1 S: 9	H: 0 LOB: 1 BB: 0 P: 11	R: 3 E: 0 K: 0 S: 14	H: 3 LOB: 1 BB: 1 P: 27	R: 1 E: 0 K: 1 S: 10	H: 2 LOB: 1 BB: 1 P: 17	R: 0 E: 0 K: 2 S: 15	H: 0 LOB: 0 BB: 1 P: 26	R: 0 E: 0 K: 1 S: 9	H: 0 LOB: 0 BB: 0 P: 14	R: 0 E: 0 K: 1 S: 6	H: 1 LOB: 0 BB: 0 P: 11	1B: 11 2B: 2 3B: 0 HR: 0	SF: 2 SAC: 1 DP: 2 HBP: 0	WP: 1 PB: 0 SB: 0 CS: 0	PA: 45			
PITCHER	IP	WLS	BF	H	R	ER	SO	BB	IBB	HBP	BLK	WP	HR	S	P	ERA	WHIP								
Joe Hesketh, L ERA: 7.13	4.1	L	25	8	5	5	3	2	1	0	0	1	0	54	89	10.38	2.308								
Scott Bankhead, R ERA: 8.35	1.0		7	3	2	1	1	1	0	0	0	0	0	14	25	9.00	4.000								
Greg Harris, R ERA: 2.0	1.2		7	1	0	0	2	1	1	0	0	0	0	17	33	0.00	1.200								
Ken Ryan, R ERA: 2.38	2.0		6	1	0	0	2	0	0	0	0	0	0	15	25	0.00	0.500								

Seattle Mariners @ Boston Red Sox
Fenway Park, Boston, MA
Tue May 04 1993, 7:05 PM EDT
Att: 21,234 - Unknown - 68 F

AB 36
R 7
H 13
RBI 6
BB 6
SO 8
LOB 19



Batter	1	2	3	4	5	6	7	8	9	AB	R	H	RBI	BB	SO	LOB	BOTTOM								
Billy Hatcher, R OBP: 0.316, SLG: 0.329										5	0	1	0	0	0	3									
John Valentin, R OBP: 0.217, SLG: 0.366										3	1	0	0	1	0	2									
Mike Greenwell, L OBP: 0.367, SLG: 0.515										4	2	2	0	0	1	1									
Carlos Quintana, R OBP: 0.427, SLG: 0.370										3	1	1	0	1	0	1									
Mo Vaughn, L OBP: 0.436, SLG: 0.639										3	1	1	2	0	0	0									
Ivan Calderon, R OBP: 0.241, SLG: 0.170										4	1	1	1	0	1	2									
Scott Cooper, L OBP: 0.402, SLG: 0.474										4	0	1	0	0	1	4									
Tony Peña, R OBP: 0.164, SLG: 0.183										2	0	0	0	0	0	1									
Ernest Riles, L OBP: 0.150, SLG: 0.167										1	0	0	0	0	0	0									
Bob Melvin, R OBP: 0.226, SLG: 0.241										1	0	1	1	0	0	0									
Luis Rivera, R OBP: 0.254, SLG: 0.231										3	0	1	0	0	0	0									
Andre Dawson, R OBP: 0.278, SLG: 0.305										1	0	1	2	0	0	0									
Bob Zupcic, R OBP: 0.366, SLG: 0.343										0	0	0	0	0	0	0									
Inning Stats	R: 0 E: 0 K: 1 S: 10	H: 1 LOB: 0 BB: 0 P: 14	R: 0 E: 0 K: 1 S: 9	H: 1 LOB: 0 BB: 0 P: 12	R: 0 E: 0 K: 0 S: 4	H: 1 LOB: 0 BB: 0 P: 6	R: 1 E: 0 K: 0 S: 10	H: 3 LOB: 1 BB: 0 P: 14	R: 0 E: 0 K: 0 S: 4	H: 0 LOB: 0 BB: 0 P: 5	R: 0 E: 0 K: 0 S: 7	H: 0 LOB: 0 BB: 0 P: 10	R: 0 E: 0 K: 0 S: 5	H: 0 LOB: 0 BB: 0 P: 9	R: 5 E: 0 K: 1 S: 24	H: 4 LOB: 2 BB: 2 P: 44	1B: 9 2B: 1 3B: 0 HR: 0	SF: 0 SAC: 1 DP: 2 HBP: 1	WP: 0 PB: 0 SB: 0 CS: 0	PA: 38					
PITCHER	IP	WLS	BF	H	R	ER	SO	BB	IBB	HBP	BLK	WP	HR	S	P	ERA	WHIP								
Tim Leary, R ERA: 5.48	8.0	W	29	8	2	2	2	1	0	1	0	0	0	5	13	5.48	1.475								
Russ Swan, L ERA: 14.73	0.0		3	1	0	0	0	1	0	1	0	0	0	5	13	14.73	3.000								
Jeff Nelson, R ERA: 2.25	0.0		1	1	1	1	0	0	0	0	0	0	0	4	4	2.25	1.000								
Norm Charlton, L ERA: 2.0	1.0	S	5	2	3	3	1	0	0	0	0	0	0	13	21	2.00	1.000								

Seattle Mariners @ Boston Red Sox
Fenway Park, Boston, MA
Tue May 04 1993, 7:05 PM EDT
Att: 21,234 - Unknown - 68 F

AB 34
R 6
H 10
RBI 6
BB 2
SO 3
LOB 14



Batter	1	2	3	4	5	6	7	8	9	AB	R	H	RBI	BB	SO	LOB	TOP					
Omar Vizquel, S OBP: 0.317, SLG: 0.260 (1, 6)	F7		1B	SH5-4		P6		G6-3		4	1	1	0	0	0	0	Seattle Mariners @ Cleveland Indians Cleveland Municipal Stadium, Cleveland, OH Thu May 06 1993, 3:33 AM EDT Att: 13,279 - Sunny - 68 F					
Mike Felder, S OBP: 0.317, SLG: 0.309 (1, 7)	F8		1B	L3-6				G5-3		4	1	1	0	1	0	1						
Ken Griffey Jr., L OBP: 0.419, SLG: 0.619 (1, 8)	1B		F9			F7		HR		5	2	3	1	0	0	3						
Pete O'Brien, L OBP: 0.375, SLG: 0.508 (1, 10)	G6-3		1B			HR		G4-3		5	2	2	2	0	0	1						
Jay Buhner, R OBP: 0.398, SLG: 0.472 (1, 9)		PB	1B			F8			G1-4-3	4	2	2	2	1	0	0						
Tino Martinez, L OBP: 0.284, SLG: 0.408 (1, 3)	F7		SF8			1B		HR		4	1	2	2	0	1	1						
Rich Amaral, R OBP: 0.388, SLG: 0.463 (1, 4)	K		E2			2B		F8		4	0	2	1	1	1	1						
Dave Valle, R OBP: 0.391, SLG: 0.378 (1, 2)	1B		F8			F9		P6		5	0	2	0	0	0	2						
Wally Backman, S OBP: 0.182, SLG: 0.143 Mike Blowers, R OBP: 0.375, SLG: 0.467 (6, PH) (6, 5)	K			L3-6	SH5-4	F9		FC5		2	0	1	0	0	1	2						
Inning Stats	R: 0 E: 0 K: 0 S: 11	H: 1 LOB: 1 BB: 0 P: 14	R: 0 E: 0 K: 2 S: 12	H: 1 LOB: 2 BB: 1 P: 20	R: 4 E: 1 K: 0 S: 18	H: 5 LOB: 1 BB: 0 P: 25	R: 0 E: 0 K: 0 S: 9	H: 1 LOB: 0 BB: 0 P: 13	R: 2 E: 0 K: 0 S: 13	H: 4 LOB: 1 BB: 1 P: 22	R: 0 E: 0 K: 1 S: 7	H: 0 LOB: 1 BB: 1 P: 12	R: 1 E: 0 K: 1 S: 11	H: 2 LOB: 2 BB: 1 P: 18	R: 1 E: 0 K: 0 S: 10	H: 1 LOB: 0 BB: 0 P: 17	R: 1 E: 0 K: 0 S: 8	H: 1 LOB: 0 BB: 0 P: 11	1B: 11 2B: 2 3B: 0 HR: 4	SF: 1 SAC: 1 DP: 1 HBP: 0	WP: 0 PB: 1 SB: 0 CS: 0	PA: 44
PITCHER	IP	WLS	BF	H	R	ER	SO	BB	IBB	HBP	BLK	WP	HR	S	P	ERA	WHIP					
Jose Mesa, R ERA: 3.82 (1, 1)	4.0	L	22	10	6	5	2	1	0	0	0	0	1	52	77	11.25	2.750					
Kevin Wickander, L ERA: 4.15 (5, 1)	4.0		18	5	2	2	1	2	0	0	0	0	2	39	64	4.50	1.750					
Ted Power, R ERA: 8.25 (9, 1)	1.0		4	1	1	1	0	0	0	0	0	0	1	8	11	9.00	1.000					

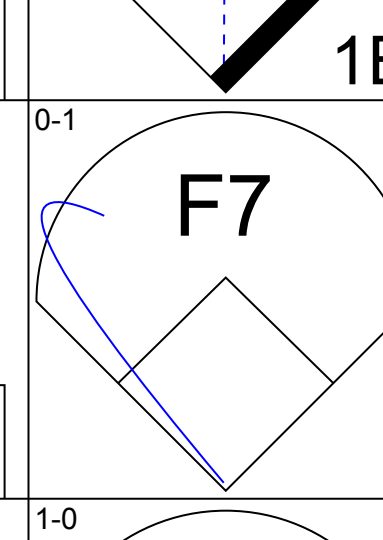




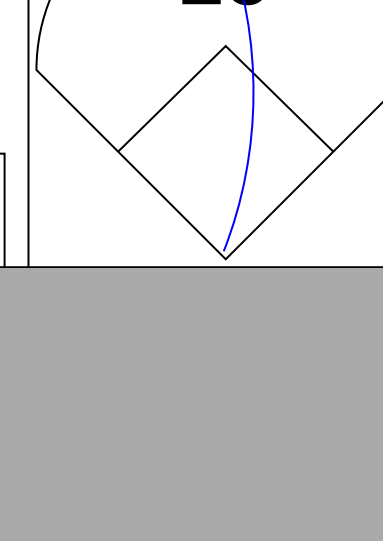
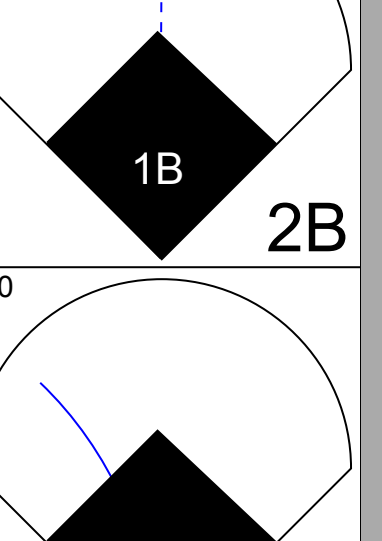

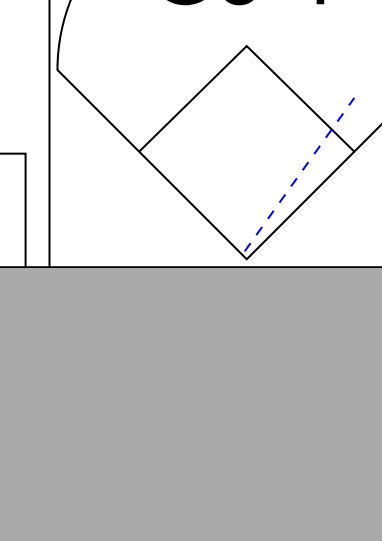

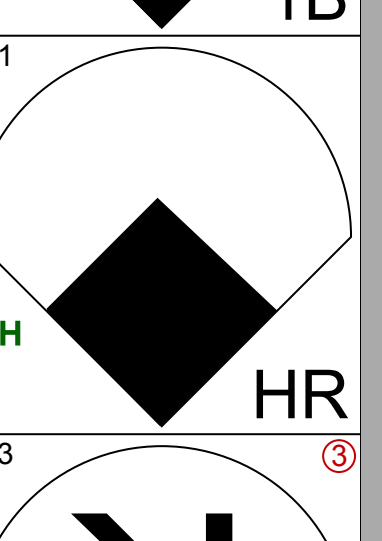
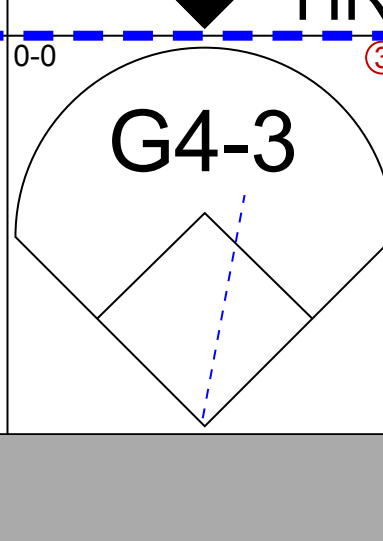


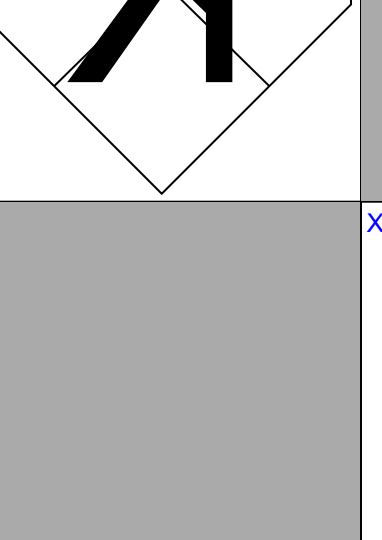
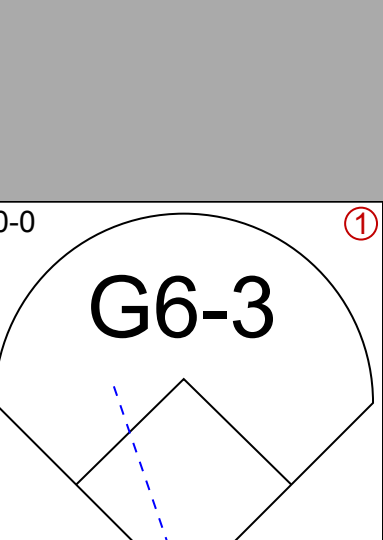


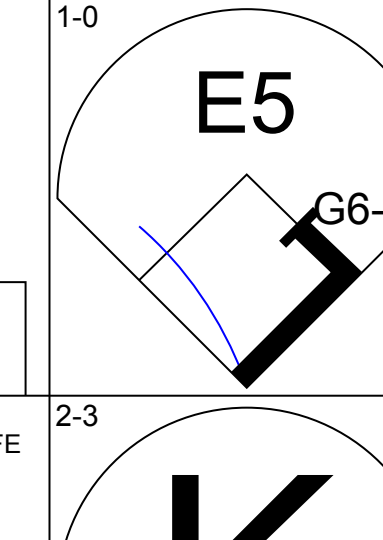
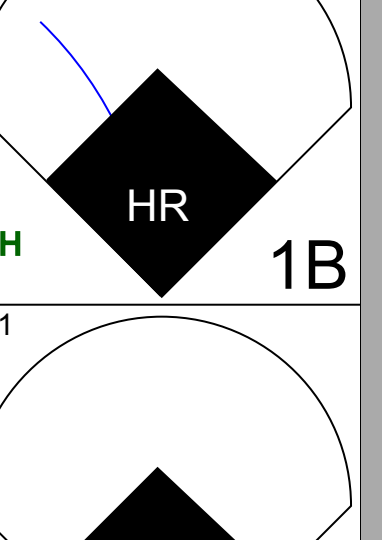

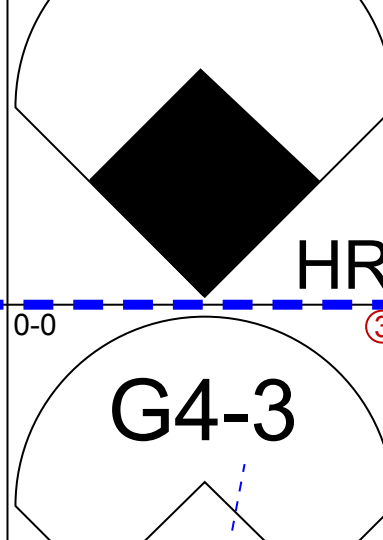
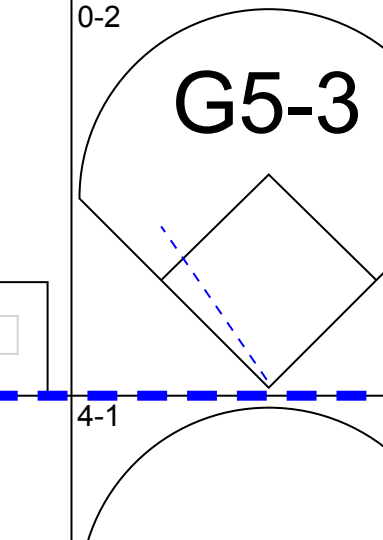
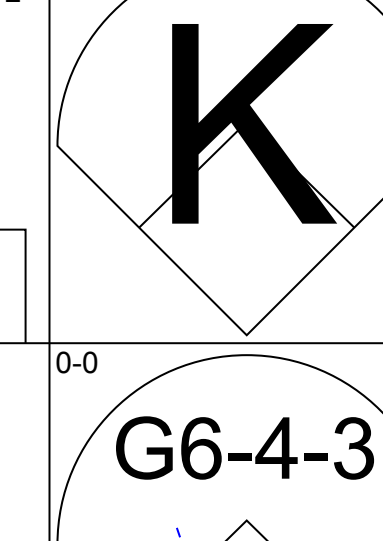
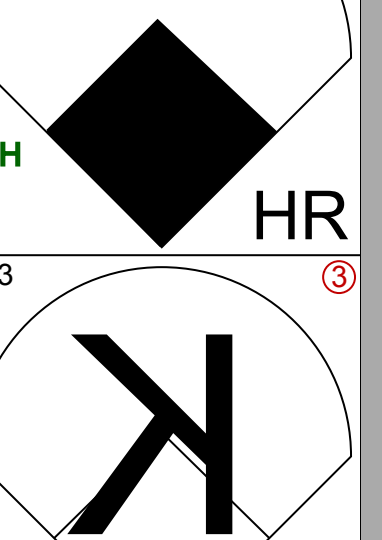
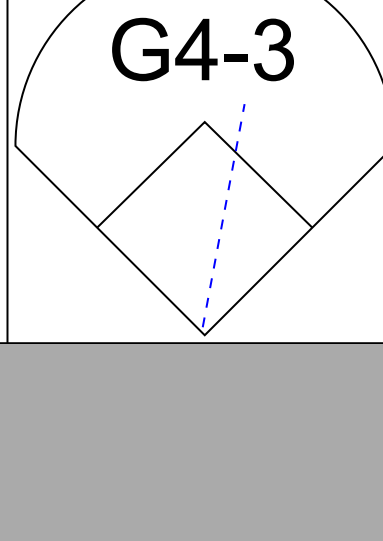
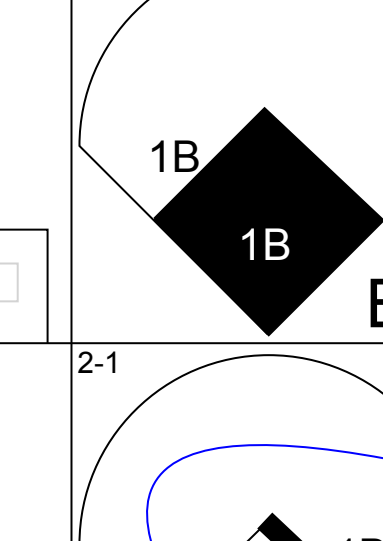
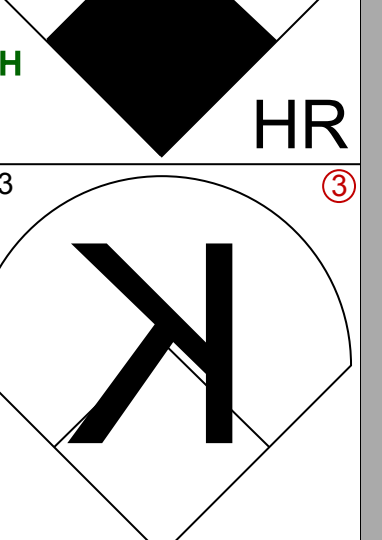
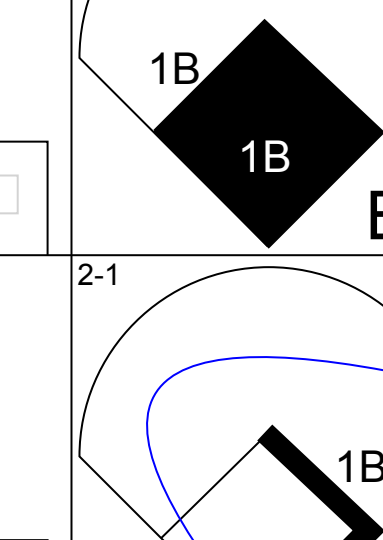
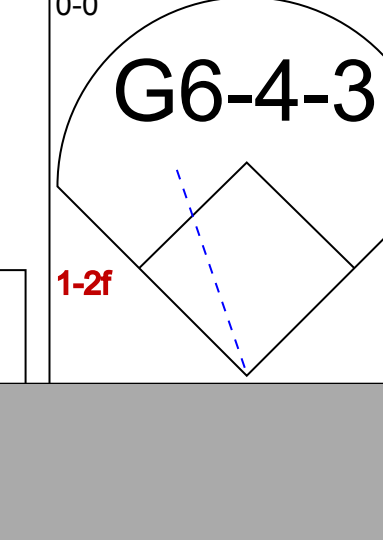
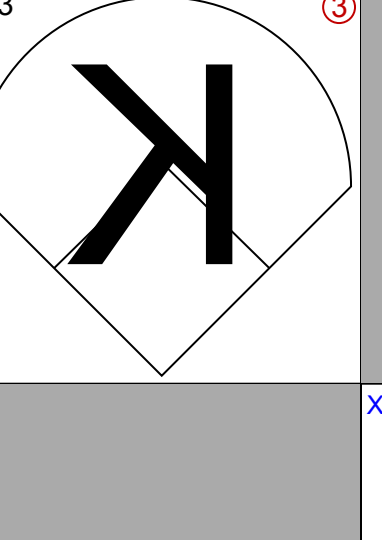
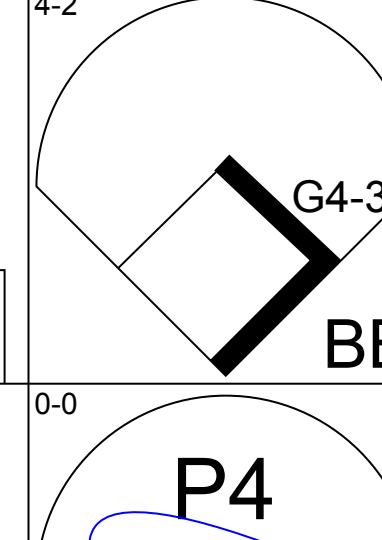
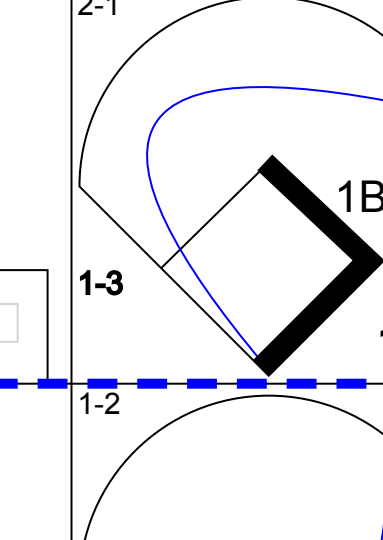
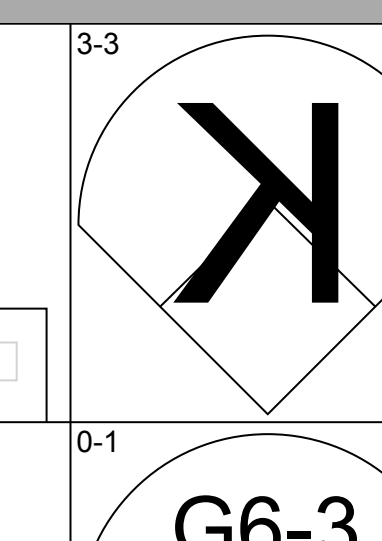
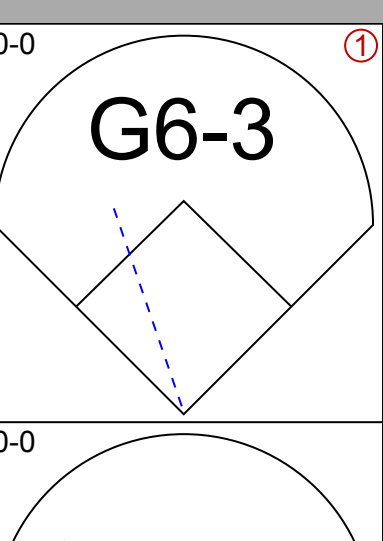
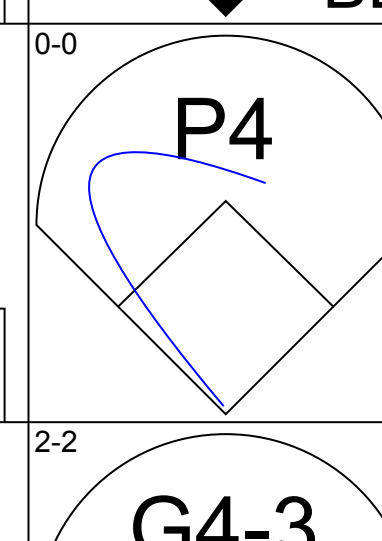
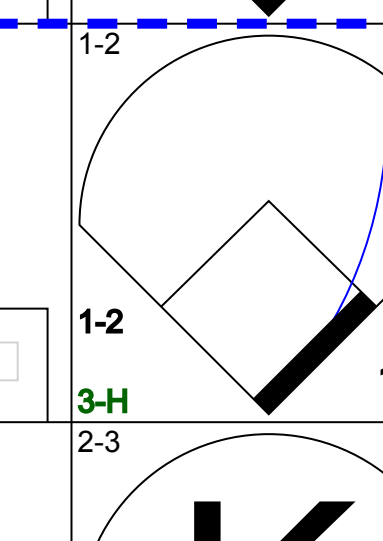
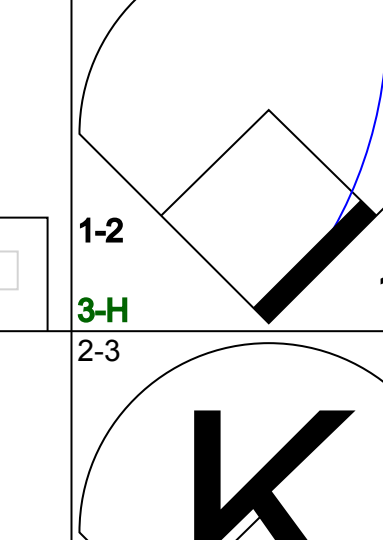
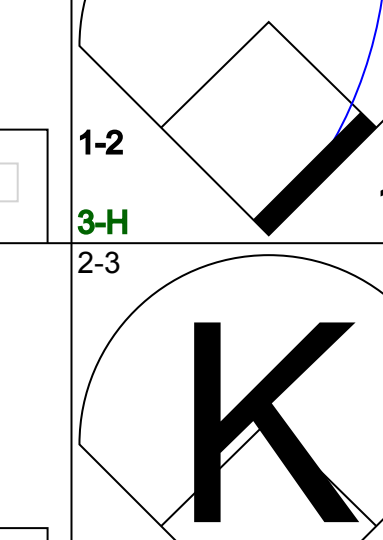
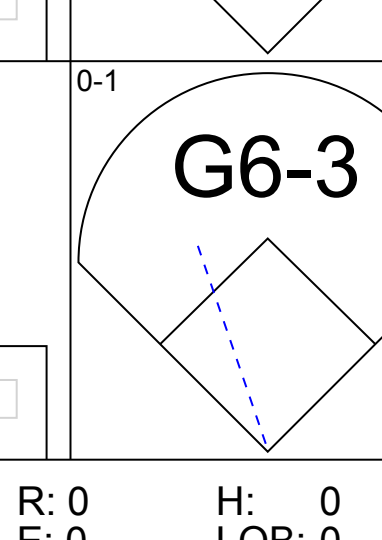
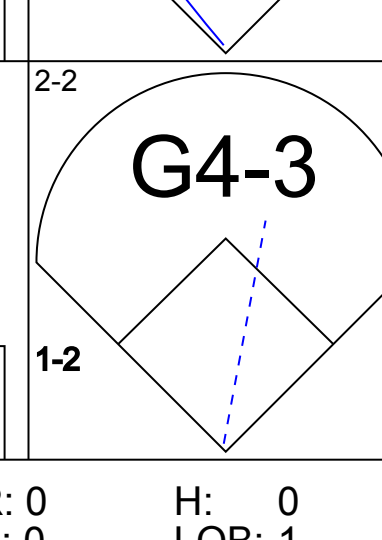
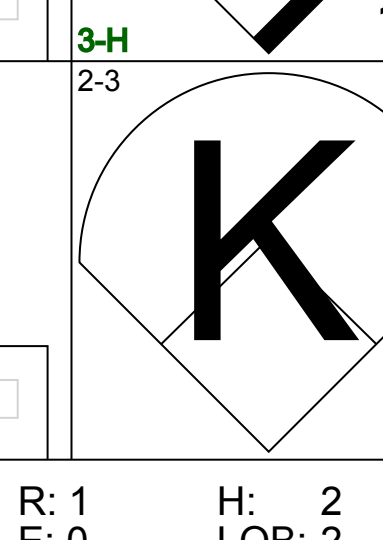
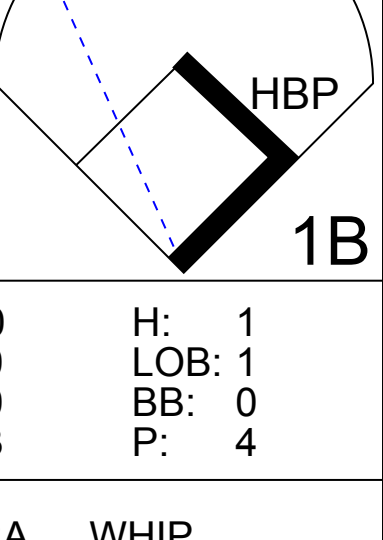
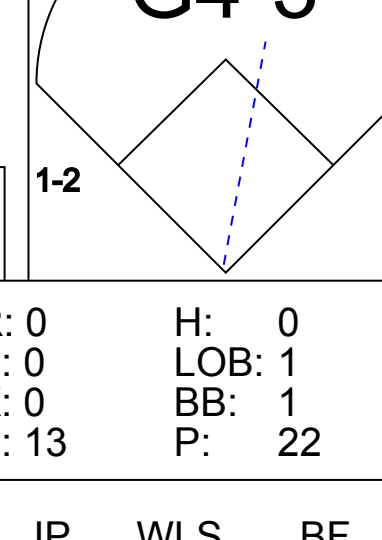
AB	39
R	9
H	16
RBI	8
BB	3
SO	3
LOB	13



Batter	1	2	3	4	5	6	7	8	9	AB	R	H	RBI	BB	SO	LOB	BOTTOM					
Kenny Lofton, L OBP: 0.426, SLG: 0.449 (1, 8)	G6-3		K		G1-3		K			4	0	0	0	0	2	0	Seattle Mariners @ Cleveland Indians Cleveland Municipal Stadium, Cleveland, OH Thu May 06 1993, 3:33 AM EDT Att: 13,279 - Sunny - 68 F					
Thomas Howard, S OBP: 0.310, SLG: 0.418 (1, 9)	FC6-5		K		F9		P3			4	1	1	0	0	1	0						
Carlos Baerga, S OBP: 0.314, SLG: 0.469 (1, 4)	FC6-5			G5-3		1B		G4-3		3	1	1	0	0	0	0						
Albert Belle, R OBP: 0.372, SLG: 0.664 (1, 7)	FC6-5			F9		1B		HR		3	2	1	2	1	0	1						
Carlos Martinez, R OBP: 0.354, SLG: 0.404 (1, 5)	P4			BB		E		F8		4	0	2	1	0	0	1						
Reggie Jefferson, S OBP: 0.333, SLG: 0.436 (1, 3)	G6-3			BB		E5		K		3	0	0	1	1	1	1						
Glenallen Hill, R OBP: 0.279, SLG: 0.359 Wayne Kirby, L OBP: 0.333, SLG: 0.333 (9, PH) (9, PH)	F7			K		K		G1-3		3	0	0	0	0	2	4						
Alvaro Espinoza, R OBP: 0.368, SLG: 0.778 Jeff Treadway, L OBP: 0.429, SLG: 0.438 (9, PH) (9, PH)	G5-3					G5-4-3		K		1	0	0	0	0	0	0						
Junior Ortiz, R OBP: 0.226, SLG: 0.207 Jesse Levis, L (6, 2)	G1-3					HR		F7		1	0	0	0	0	0	0						
Inning Stats	R: 1 E: 0 K: 0 S: 6	H: 1 LOB: 1 BB: 0 P: 13	R: 0 E: 0 K: 0 S: 7	H: 0 LOB: 0 BB: 0 P: 7	R: 0 E: 0 K: 2 S: 7	H: 0 LOB: 0 BB: 0 P: 8	R: 0 E: 0 K: 1 S: 14	H: 1 LOB: 2 BB: 1 P: 26	R: 1 E: 0 K: 1 S: 10	H: 1 LOB: 0 BB: 0 P: 15	R: 2 E: 1 K: 1 S: 12	H: 2 LOB: 1 BB: 1 P: 19	R: 0 E: 0 K: 1 S: 5	H: 0 LOB: 0 BB: 0 P: 7	R: 1 E: 0 K: 1 S: 9	H: 1 LOB: 0 BB: 0 P: 14	R: 0 E: 0 K: 1 S: 9	H: 0 LOB: 0 BB: 0 P: 14	1B: 3 2B: 0 3B: 1 HR: 2	SF: 0 SAC: 0 DP: 1 HBP: 1	WP: 0 PB: 0 SB: 3 CS: 0	PA: 36
PITCHER	IP	WLS	BF	H	R	ER	SO	BB	IBB	HBP	BLK	WP	HR	S	P	ERA	WHIP					
Randy Johnson, L ERA: 3.88 (1, 1)	8.0	W	33	6	5	5	7	2	0	1	0	0	0	2	70	109	5.62	1.000				
Rich DeLuca, R ERA: 2.09 (9, 1)	1.0		3	0	0	0	1	0	0	0	0	0	0	9	14	0.00	0.000					

AB	33
R	5
H	6
RBI	5
BB	2
SO	8
LOB	9

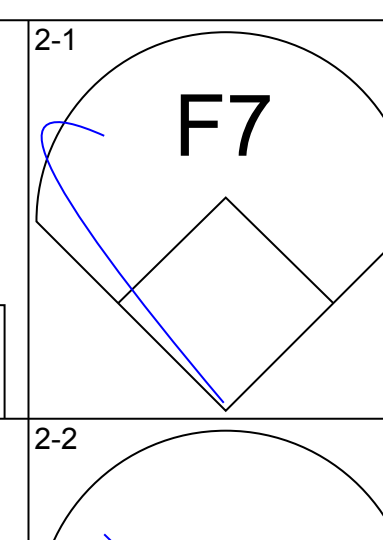
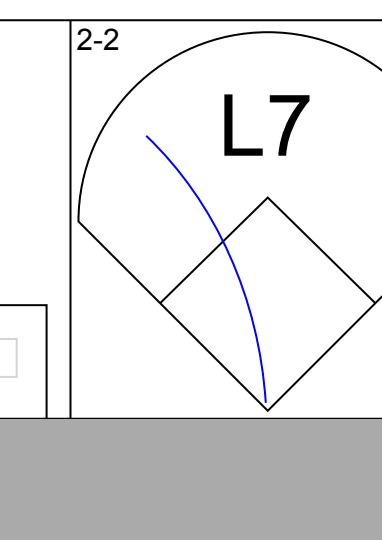
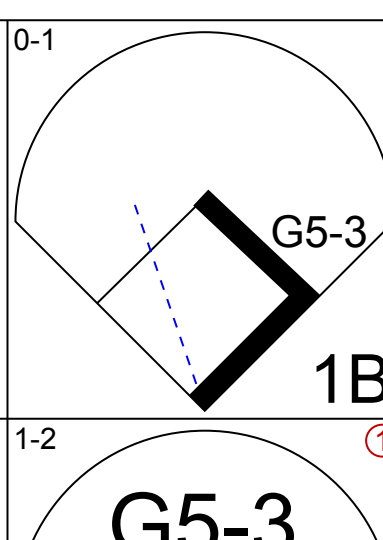
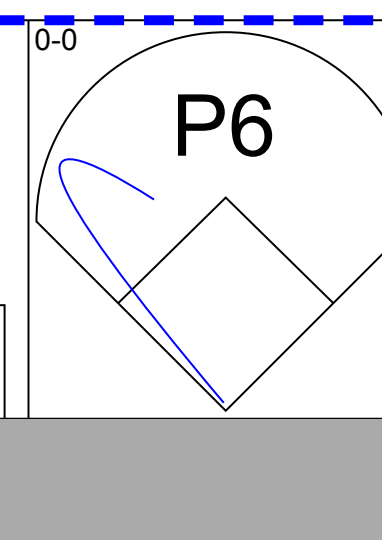
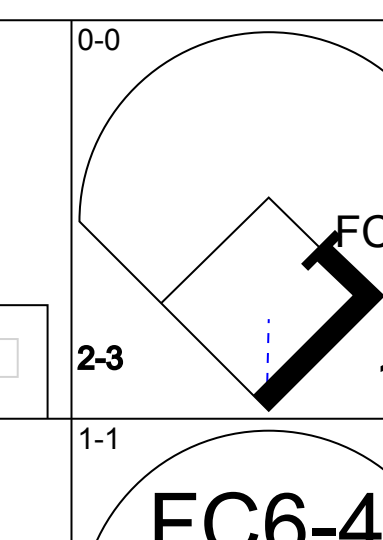

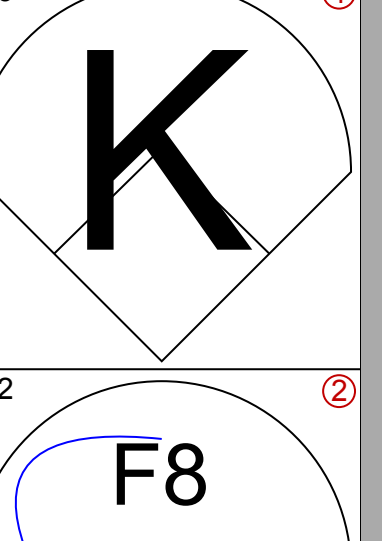
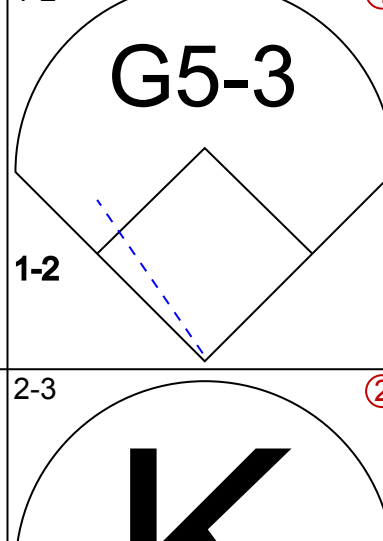
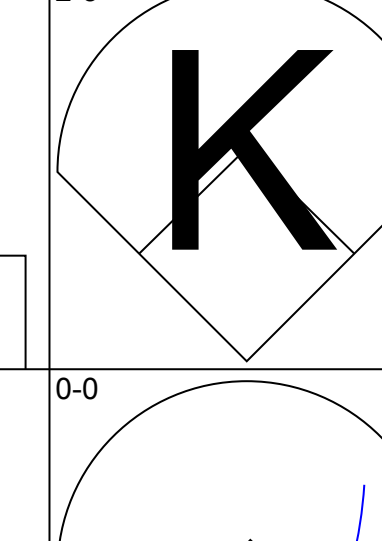
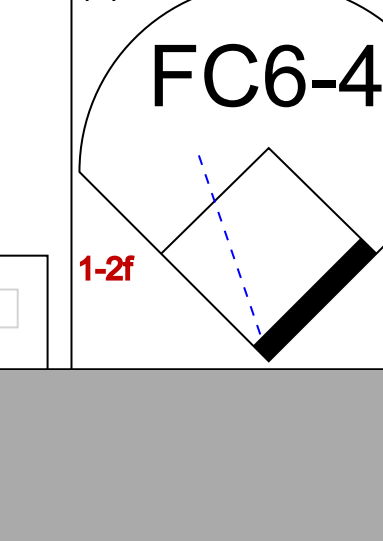
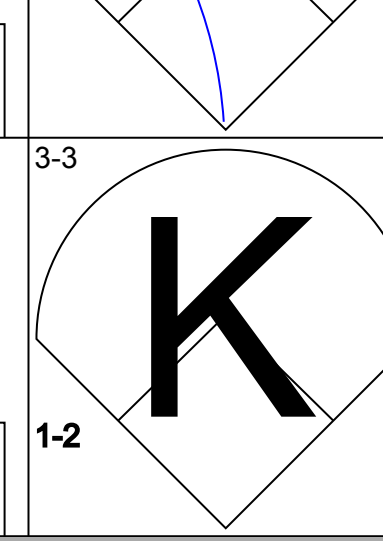
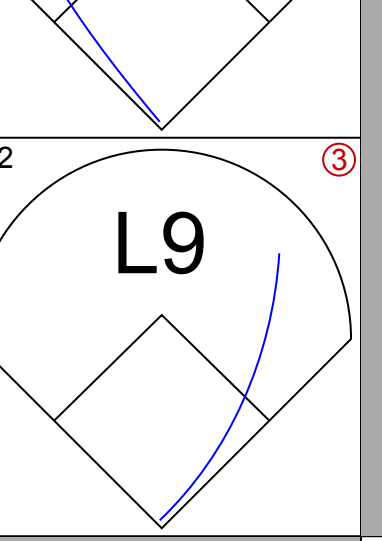
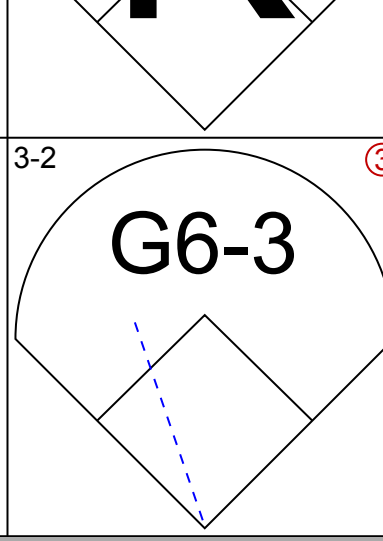
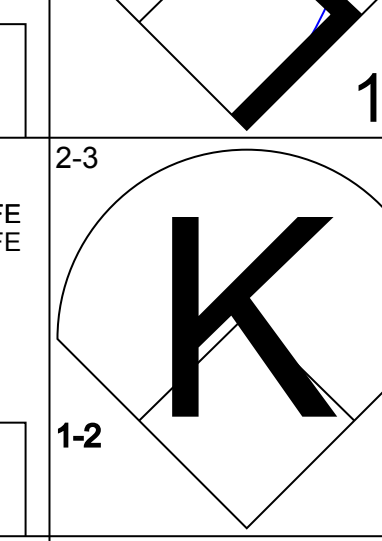

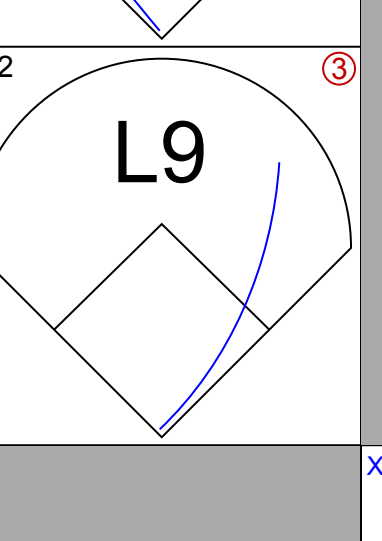
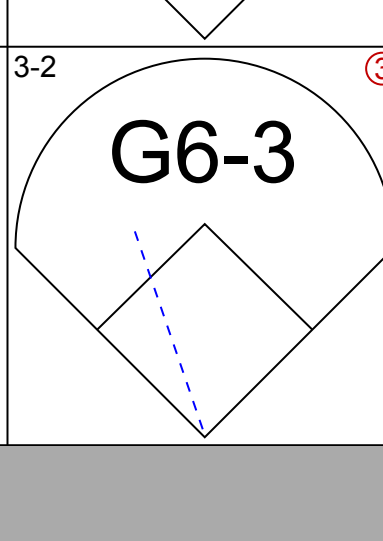
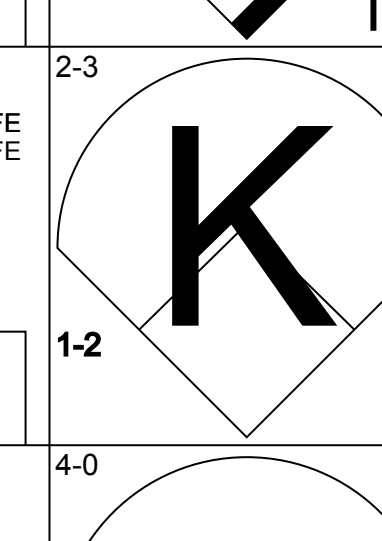
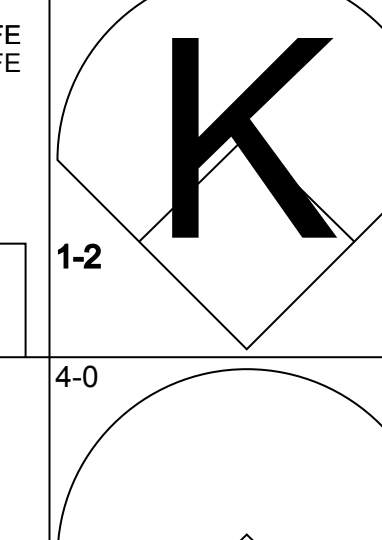
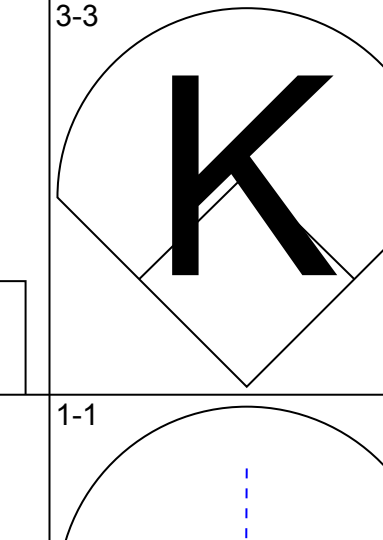
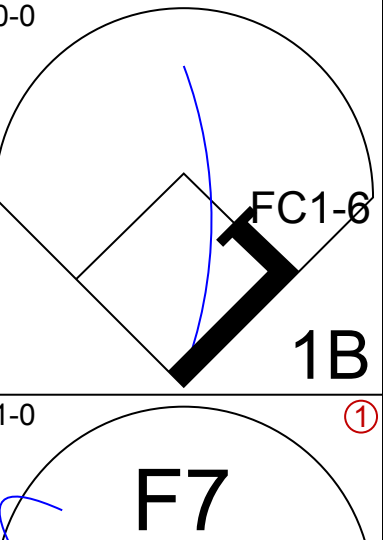
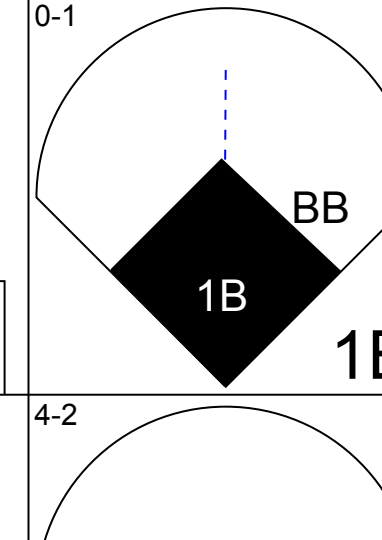
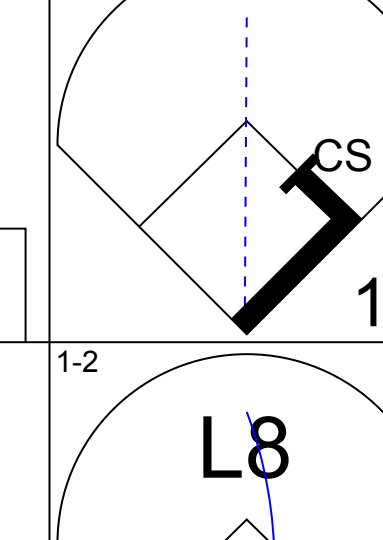
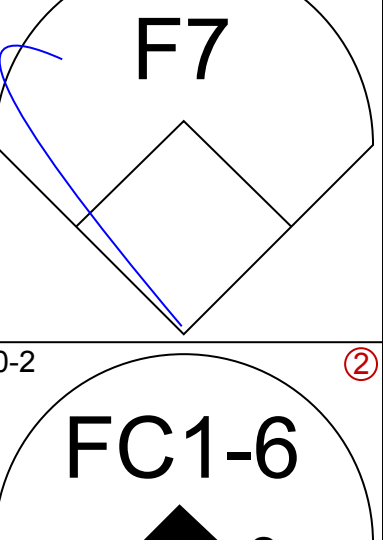
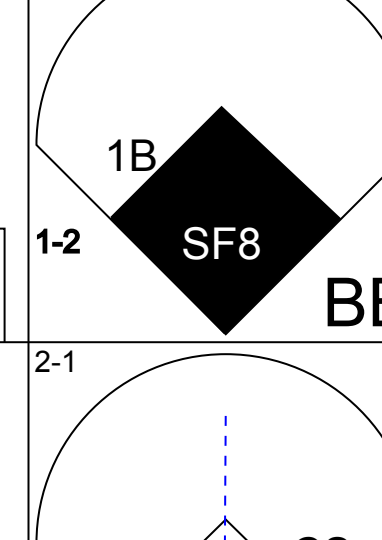
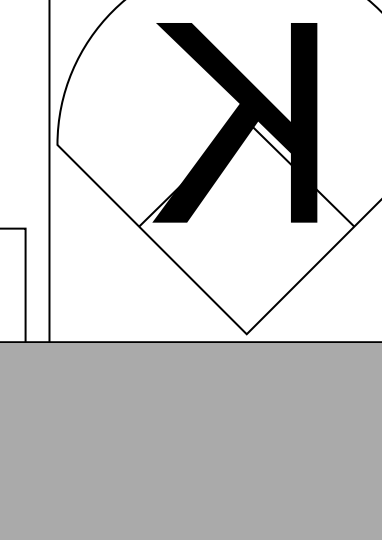
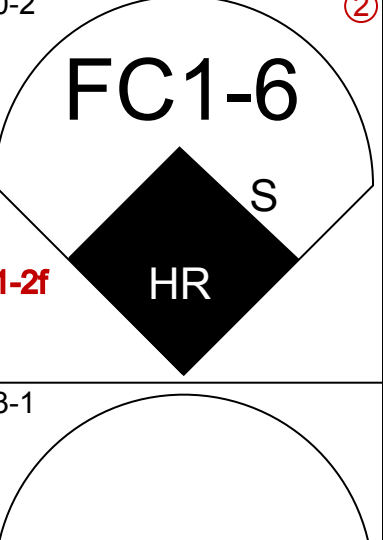
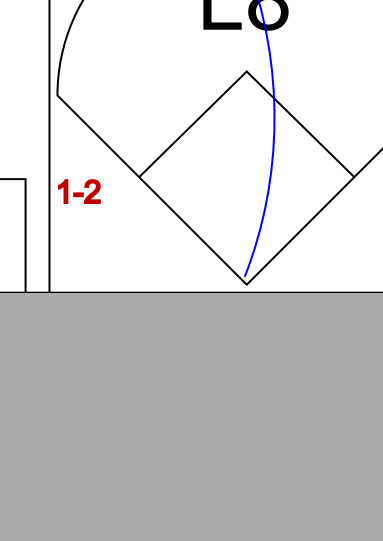
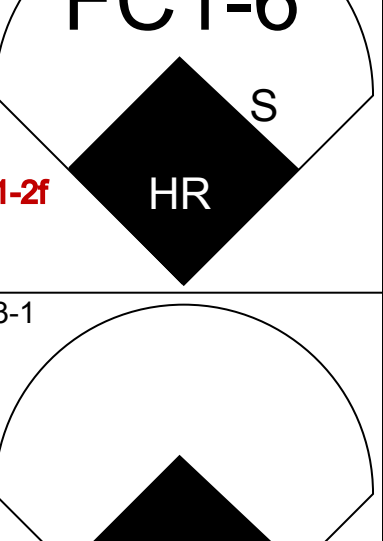
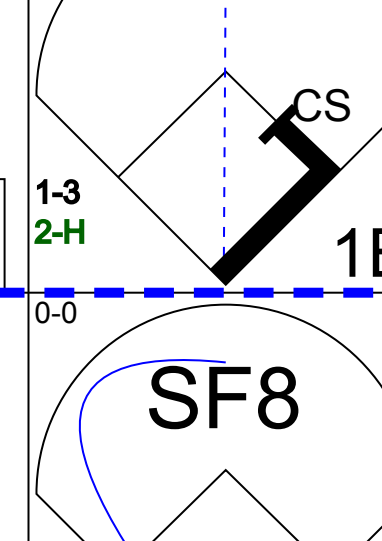
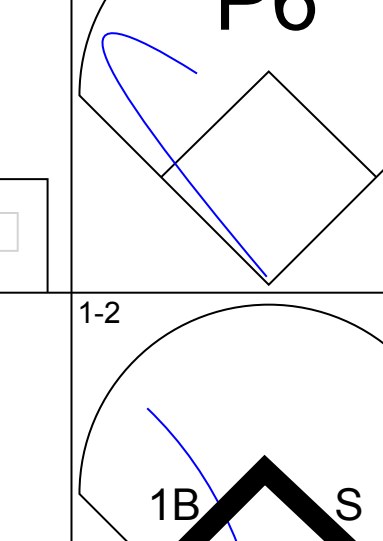
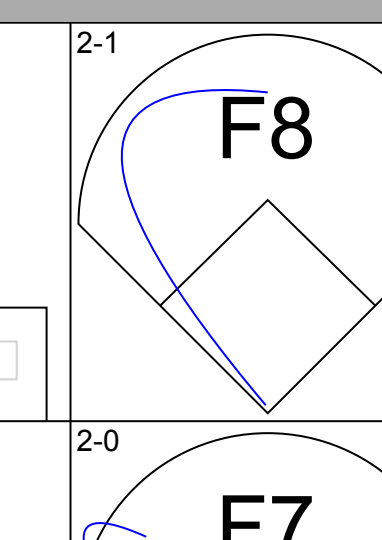
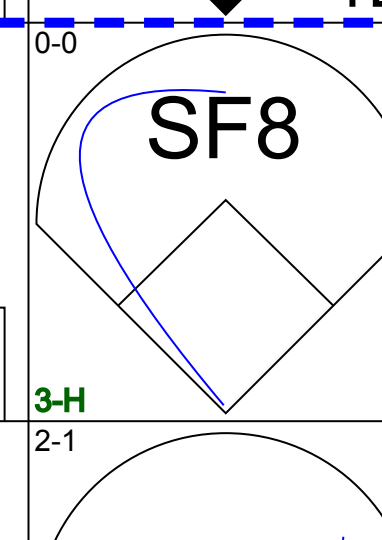
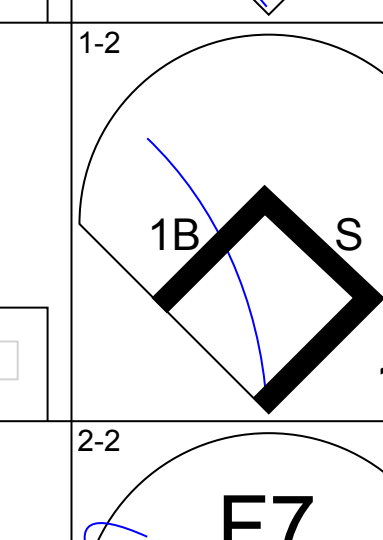
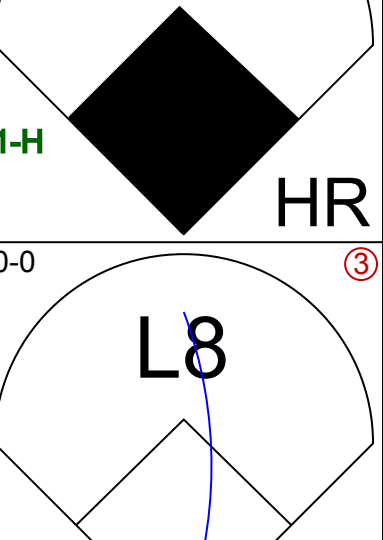
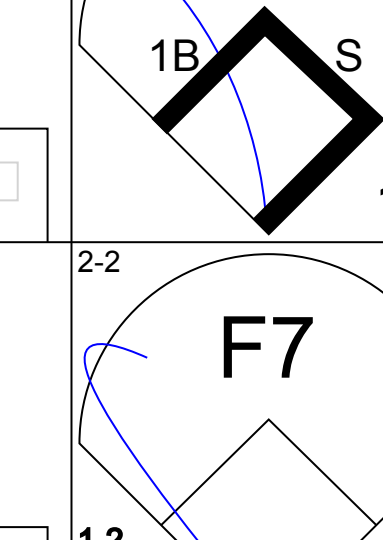
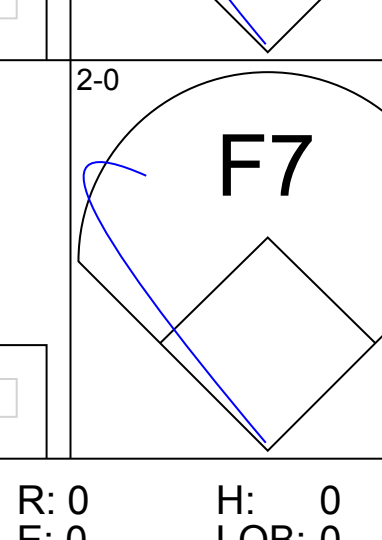
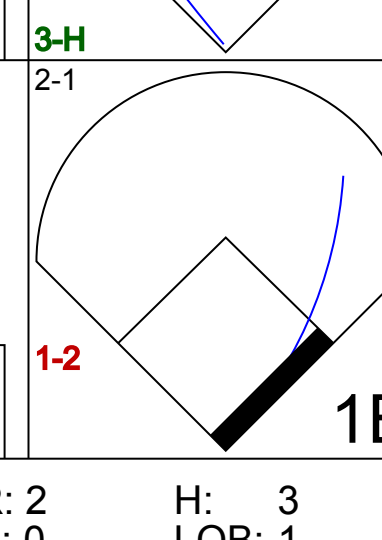
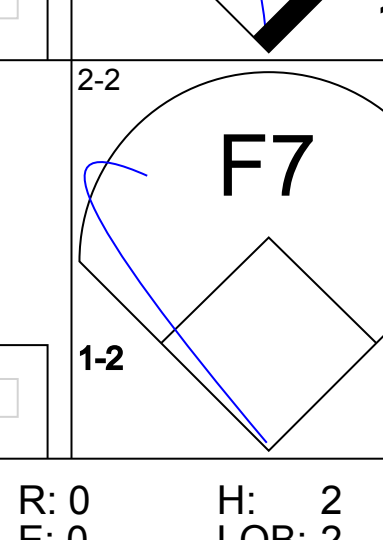


Batter	1	2	3	4	5	6	7	8	9	AB	R	H	RBI	BB	SO	LOB	TOP								
Chuck Knoblauch, R OBP: 0.353, SLG: 0.274 (1, 4)										4	0	0	0	0	2	3									
Shane Mack, R OBP: 0.243, SLG: 0.277 (1, 7)										4	0	1	0	0	0	2									
Kirby Puckett, R OBP: 0.375, SLG: 0.500 (1, 8)										4	0	0	0	0	0	1									
Dave Winfield, R OBP: 0.245, SLG: 0.376 (1, 10)										4	1	1	0	0	0	1									
Brian Harper, R OBP: 0.352, SLG: 0.459 (1, 2)										4	2	2	2	0	0	0									
Pedro Munoz, R OBP: 0.309, SLG: 0.516 (9, PH)										3	1	1	2	0	1	1									
Kent Hrbek, L OBP: 0.382, SLG: 0.474 (9, 3)										0	1	0	0	1	0	0									
Gene Larkin, S OBP: 0.321, SLG: 0.333 (9, 9)										3	0	1	0	1	1	1									
Terry Jorgensen, R OBP: 0.244, SLG: 0.256 (9, PH)										3	0	0	0	0	1	1									
Randy Bush, L OBP: 0.394, SLG: 0.235 (9, PR)										1	0	1	1	0	0	0									
Pat Meares, R (9, 6)										0	0	0	0	0	0	0									
Jeff Reboulet, R OBP: 0.269, SLG: 0.172 (9, PH)										3	0	1	0	0	0	1									
Mike Pagliarulo, L OBP: 0.295, SLG: 0.431 (9, 5)										1	0	0	0	0	1	2									
Inning Stats	R: 0 E: 0 K: 1 S: 7	H: 1 LOB: 1 BB: 0 P: 10	R: 0 E: 1 K: 1 S: 5	H: 0 LOB: 0 BB: 0 P: 8	R: 0 E: 0 K: 1 S: 8	H: 0 LOB: 0 BB: 0 P: 12	R: 3 E: 0 K: 1 S: 11	H: 3 LOB: 0 BB: 0 P: 18	R: 0 E: 0 K: 0 S: 3	H: 1 LOB: 1 BB: 0 P: 4	R: 1 E: 0 K: 0 S: 4	H: 1 LOB: 0 BB: 0 P: 6	R: 0 E: 0 K: 0 S: 13	H: 0 LOB: 1 BB: 1 P: 22	R: 0 E: 0 K: 0 S: 6	H: 0 LOB: 0 BB: 0 P: 8	R: 1 E: 0 K: 2 S: 16	H: 2 LOB: 2 BB: 1 P: 25	1B: 5 2B: 1 3B: 0 HR: 2	SF: 0 SAC: 0 DP: 2 HBP: 1	WP: 0 PB: 0 SB: 0 CS: 0	PA: 37			
PITCHER	IP	WLS	BF	H	R	ER	SO	BB	IBB	HBP	BLK	WP	HR	S	P	ERA	WHIP								
Dennis Powell, L ERA: 4.5 (1, 1)	5.2		23	6	4	4	4	0	0	1	0	0	2	37	57	6.35	1.059								
Dwayne Henry, R ERA: 7.55 (6, 1)	1.1		5	0	0	0	0	1	0	0	0	0	0	14	23	0.00	0.750								
Jeff Nelson, R ERA: 1.93 (8, 1)	1.1		4	0	0	0	0	0	0	0	0	0	0	9	11	0.00	0.000								
Russ Swan, L ERA: 15.95 (9, 1)	0.0	L	2	1	0	0	0	1	0	0	0	0	0	3	9	∞	∞								
Rich DeLucia, R ERA: 2.0 (9, 1)	0.2		3	1	1	1	2	0	0	0	0	0	0	10	13	13.50	1.500								

Minnesota Twins @ Seattle Mariners
The Kingdome, Seattle, WA
Fri May 07 1993, 10:05 PM EDT
Att. 29,993 - Dome

AB 34
R 5
H 8
RBI 5
BB 2
SO 6
LOB 13



Batter	1	2	3	4	5	6	7	8	9	AB	R	H	RBI	BB	SO	LOB	BOTTOM								
Omar Vizquel, S OBP: 0.320, SLG: 0.266 (1, 6)										5	0	2	0	0	0	1									
Mike Felder, S OBP: 0.312, SLG: 0.303 (1, 7)										5	0	1	0	0	2	3									
Ken Griffey Jr., L OBP: 0.413, SLG: 0.604 (1, 8)										4	0	1	0	0	1	2									
Pete O'Brien, L OBP: 0.360, SLG: 0.485 (1, 10)										3	0	0	0	0	1	2									
Henry Cotto, R OBP: 0.175, SLG: 0.182 (6, PH)										1	0	0	0	0	1	1									
Jay Buhner, R OBP: 0.409, SLG: 0.477 (1, 9)										3	1	2	0	1	1	0									
Tino Martinez, L OBP: 0.292, SLG: 0.406 (1, 3)										3	1	1	0	1	1	3									
Rich Amaral, R OBP: 0.397, SLG: 0.459 (1, 4)										3	1	1	1	0	0	2									
Mackey Sasser, L OBP: 0.154, SLG: 0.167 (9, PH)										1	0	0	0	0	0	0									
Dave Valle, R OBP: 0.396, SLG: 0.429 (1, 2)										3	1	2	3	0	0	0									
Fernando Vina, L OBP: 0.318, SLG: 0.263 (9, PR)										0	0	0	0	0	0	0									
Wally Backman, S OBP: 0.192, SLG: 0.160 (1, 5)										4	0	1	0	0	0	1									
Inning Stats	R: 0 E: 0 K: 1 S: 10	H: 1 LOB: 1 BB: 0 P: 17	R: 0 E: 0 K: 1 S: 8	H: 1 LOB: 0 BB: 0 P: 13	R: 0 E: 0 K: 0 S: 6	H: 0 LOB: 0 BB: 0 P: 12	R: 0 E: 0 K: 1 S: 9	H: 0 LOB: 0 BB: 0 P: 14	R: 2 E: 0 K: 0 S: 8	H: 2 LOB: 0 BB: 0 P: 12	R: 0 E: 0 K: 1 S: 11	H: 1 LOB: 1 BB: 0 P: 17	R: 2 E: 0 K: 0 S: 11	H: 3 LOB: 1 BB: 1 P: 18	R: 0 E: 0 K: 3 S: 11	H: 1 LOB: 2 BB: 1 P: 20	R: 0 E: 0 K: 0 S: 14	H: 2 LOB: 2 BB: 0 P: 20	1B: 10 2B: 0 3B: 0 HR: 1	SF: 1 SAC: 0 DP: 0 HBP: 0	WP: 0 PB: 0 SB: 0 CS: 2	PA: 38			
PITCHER	IP	WLS	BF	H	R	ER	SO	BB	IBB	HBP	BLK	WP	HR	S	P	ERA	WHIP								
Kevin Tapani, R ERA: 6.75 (1, 1)	6.0		25	7	4	4	4	1	0	0	0	0	0	4	5	6.00	1.333								
Mike Hartley, R ERA: 3.15 (7, 1)	0.2		2	1	0	0	0	0	0	0	0	0	0	4	5	0.00	1.500								
Mark Guthrie, L ERA: 6.23 (7, 1)	1.1	W	6	1	0	0	3	0	1	0	1	0	0	12	21	0.00	0.750								
Rick Aguilera, R ERA: 2.51 (9, 1)	1.0	S	5	2	0	0	0	0	0	0	0	0	0	14	20	0.00	2.000								

Minnesota Twins @ Seattle Mariners
The Kingdome, Seattle, WA
Fri May 07 1993, 10:05 PM EDT
Att. 29,993 - Dome

AB 35
R 4
H 11
RBI 4
BB 2
SO 7
LOB 15



Batter	1	2	3	4	5	6	7	8	9	AB	R	H	RBI	BB	SO	LOB	TOP			
Shane Mack, R (1, 7) OBP: 0.243, SLG: 0.276	P4		G4-3		G6-3												4 0 1 0 0 0 1			
Chuck Knoblauch, R (1, 4) OBP: 0.341, SLG: 0.263	G1-3		G6-3														4 0 0 1 0 1 1			
Kirby Puckett, R (1, 8) OBP: 0.379, SLG: 0.530	HR																4 1 2 1 0 1 0			
Kent Hrbek, L (1, 3) OBP: 0.366, SLG: 0.450	F7		F8														4 0 0 0 0 0 1			
Dave Winfield, R (1, 10) OBP: 0.245, SLG: 0.381		G5-3			G4-3												4 0 1 0 0 1 0			
Brian Harper, R (1, 2) OBP: 0.337, SLG: 0.438	G6-3		G5-3														4 0 0 0 0 0 1			
Pedro Munoz, R (1, 9) OBP: 0.310, SLG: 0.507					P9												3 0 1 0 0 1 0			
Mike Pagliarulo, L (1, 5) OBP: 0.281, SLG: 0.410																	3 0 0 0 0 2 1			
Jeff Reboulet, R (1, 6) OBP: 0.275, SLG: 0.200																	2 1 1 0 0 1 0			
Pat Meares, R (7, 6)																	1 0 0 0 0 0 0			
Inning Stats	R: 1 E: 0 K: 0 S: 10	H: 1 LOB: 0 BB: 0 P: 17	R: 0 E: 0 K: 1 S: 10	H: 1 LOB: 1 BB: 0 P: 17	R: 1 E: 0 K: 0 S: 9	H: 2 LOB: 1 BB: 0 P: 16	R: 0 E: 0 K: 0 S: 6	H: 0 LOB: 0 BB: 0 P: 10	R: 0 E: 0 K: 2 S: 8	H: 0 LOB: 0 BB: 0 P: 15	R: 0 E: 0 K: 12 S: 12	H: 0 LOB: 0 BB: 0 P: 18	R: 0 E: 0 K: 12 S: 12	H: 1 LOB: 1 BB: 0 P: 16	R: 0 E: 0 K: 0 S: 7	H: 1 LOB: 1 BB: 0 P: 11	1B: 3 2B: 2 3B: 0 HR: 1	SF: 0 SAC: 0 DP: 0 HBP: 0	WP: 0 PB: 0 SB: 1 CS: 0	PA: 33
PITCHER Erik Hanson, R (1, 1) ERA: 1.41	IP: 9.0 WLS: W BF: 33 H: 6 R: 2 ER: 2 SO: 7 BB: 0 IBB: 0 HBP: 0 BLK: 0 WP: 0 HR: 1 S: 83 P: 130 ERA: 2.00 WHIP: 0.667															PITCHER				

Minnesota Twins @ Seattle Mariners
The Kingdome, Seattle, WA
Sat May 08 1993, 10:05 PM EDT
Att: 42,532 - Dome

livebaseballscores.com

AB 33
R 2
H 6
RBI 2
BB 0
SO 7
LOB 5



Batter	1	2	3	4	5	6	7	8	9	AB	R	H	RBI	BB	SO	LOB	BOTTOM			
Rich Amaral, R (1, 4) OBP: 0.373, SLG: 0.441	F8	G4-3		K		F9											4 0 0 1 0 1 3			
Henry Cotto, R (1, 7) OBP: 0.183, SLG: 0.186	G4-3			F9													4 0 1 1 0 0 1			
Ken Griffey Jr., L (1, 8) OBP: 0.408, SLG: 0.590	G5-3	6-5	HR		G3												4 1 1 0 0 0 0			
Jay Buhner, R (1, 9) OBP: 0.412, SLG: 0.531		K	HR														4 2 2 3 0 2 0			
Bill Haselman, R (1, 10) OBP: 0.357, SLG: 0.478		HR	G6-3														3 1 1 1 1 1 0			
Tino Martinez, L (1, 3) OBP: 0.290, SLG: 0.429		HR	F8		F9												4 1 1 1 0 0 1			
Mike Blowers, R (1, 5) OBP: 0.365, SLG: 0.469		1B G4-3 2B	G5-3		G4-3												4 1 1 0 0 0 1			
Dave Valle, R (1, 2) OBP: 0.394, SLG: 0.418		G4-3 1B 1B BB			P3												2 1 0 0 1 0 0			
Omar Vizquel, S (1, 6) OBP: 0.328, SLG: 0.277		1B G4-3 1B															3 0 2 0 0 0 0			
Inning Stats	R: 0 E: 0 K: 0 S: 6	H: 0 LOB: 0 BB: 0 P: 7	R: 4 E: 0 K: 1 S: 18	H: 5 LOB: 2 BB: 1 P: 28	R: 2 E: 0 K: 0 S: 8	H: 2 LOB: 0 BB: 0 P: 12	R: 0 E: 0 K: 1 S: 9	H: 1 LOB: 1 BB: 0 P: 16	R: 1 E: 0 K: 0 S: 9	H: 1 LOB: 1 BB: 1 P: 17	R: 0 E: 0 K: 0 S: 10	H: 0 LOB: 0 BB: 0 P: 15	R: 0 E: 0 K: 1 S: 8	H: 0 LOB: 0 BB: 0 P: 12	R: 0 E: 0 K: 1 S: 8	H: 0 LOB: 0 BB: 0 P: 12	1B: 4 2B: 1 3B: 0 HR: 4	SF: 0 SAC: 0 DP: 0 HBP: 0	WP: 0 PB: 0 SB: 1 CS: 0	PA: 34
PITCHER Jim Deshaies, L (1, 1) ERA: 3.89	IP: 3.0 WLS: L BF: 17 H: 7 R: 6 ER: 6 SO: 1 BB: 1 IBB: 0 HBP: 0 BLK: 0 WP: 0 HR: 3 S: 32 P: 47 ERA: 18.00 WHIP: 2.667															PITCHER				
Pat Mahomes, R (4, 1) ERA: 8.77	IP: 5.0 WLS: L BF: 18 H: 2 R: 1 ER: 1 SO: 3 BB: 1 IBB: 0 HBP: 0 BLK: 0 WP: 0 HR: 1 S: 44 P: 75 ERA: 1.80 WHIP: 0.600															PITCHER				

Minnesota Twins @ Seattle Mariners
The Kingdome, Seattle, WA
Sat May 08 1993, 10:05 PM EDT
Att: 42,532 - Dome

livebaseballscores.com

AB 32
R 7
H 9
RBI 7
BB 2
SO 4
LOB 6




Batter	1	2	3	4	5	6	7	8	9	AB	R	H	RBI	BB	SO	LOB	TOP					
Joey Cora, S (1, 4) <small>OBP: 0.382, SLG: 0.381</small>										4	2	1	0	1	0	0						
Lance Johnson, L (1, 8) <small>OBP: 0.398, SLG: 0.458</small>										5	2	3	2	0	0	0						
Frank Thomas, R (1, 3) <small>OBP: 0.352, SLG: 0.477</small>										3	1	1	3	0	0	1						
Mike Huff, R (8, 9) <small>OBP: 0.348, SLG: 0.526</small>										1	1	1	1	0	0	0						
George Bell, R (1, 10) <small>OBP: 0.252, SLG: 0.269</small>										4	0	0	0	0	0	2						
Steve Sax, R (9, PH) <small>OBP: 0.294, SLG: 0.313</small>										1	0	0	0	0	0	0						
Robin Ventura, L (1, 5) <small>OBP: 0.445, SLG: 0.475</small>										4	2	3	2	1	0	0						
Ellis Burks, R (1, 9) <small>OBP: 0.387, SLG: 0.479</small>										3	1	0	0	1	1	2						
Dan Pasqua, L (8, 3) <small>OBP: 0.351, SLG: 0.413</small>										1	1	1	2	0	0	0						
Bo Jackson, R (1, 7) <small>OBP: 0.386, SLG: 0.520</small>										4	2	2	1	1	1	2						
Ron Karkovics, R (1, 2) <small>OBP: 0.309, SLG: 0.373</small>										1	0	0	1	1	0	1						
Carlton Fisk, R (8, PH) <small>OBP: 0.179, SLG: 0.286</small>										2	0	0	0	0	2	0						
Ozzie Guillen, L (1, 6) <small>OBP: 0.238, SLG: 0.263</small>										3	1	0	0	0	0	2						
Craig Grebeck, R (8, PH) <small>OBP: 0.325, SLG: 0.250</small>										1	0	0	0	0	0	0						
Inning Stats	R: 3 H: 3 E: 0 K: 0 S: 11	H: 3 LOB: 0 BB: 0 P: 20	R: 3 H: 1 E: 1 K: 0 S: 11	LOB: 1 BB: 3 P: 28	R: 0 H: 1 E: 0 K: 2 S: 10	LOB: 1 BB: 0 P: 14	R: 2 H: 2 E: 0 K: 0 S: 9	LOB: 2 BB: 1 P: 18	R: 1 H: 1 E: 0 K: 0 S: 10	LOB: 1 BB: 1 P: 20	R: 0 H: 0 E: 0 K: 0 S: 7	LOB: 0 BB: 0 P: 11	R: 0 H: 0 E: 0 K: 0 S: 6	LOB: 1 BB: 1 P: 14	R: 0 H: 0 E: 0 K: 1 S: 8	LOB: 0 BB: 0 P: 9	R: 4 H: 4 E: 0 K: 1 S: 13	LOB: 0 BB: 0 P: 25	1B: 5 2B: 0 3B: 2 HR: 5	SF: 2 SAC: 1 DP: 0 HBP: 0	WP: 0 PB: 0 SB: 1 CS: 0	PA: 44
PITCHER	IP WLS BF H R ER SO BB IBB HBP BLK WP HR S P ERA WHIP	IP WLS BF H R ER SO BB IBB HBP BLK WP HR S P ERA WHIP	IP WLS BF H R ER SO BB IBB HBP BLK WP HR S P ERA WHIP	IP WLS BF H R ER SO BB IBB HBP BLK WP HR S P ERA WHIP	IP WLS BF H R ER SO BB IBB HBP BLK WP HR S P ERA WHIP	IP WLS BF H R ER SO BB IBB HBP BLK WP HR S P ERA WHIP	IP WLS BF H R ER SO BB IBB HBP BLK WP HR S P ERA WHIP	IP WLS BF H R ER SO BB IBB HBP BLK WP HR S P ERA WHIP	IP WLS BF H R ER SO BB IBB HBP BLK WP HR S P ERA WHIP	IP WLS BF H R ER SO BB IBB HBP BLK WP HR S P ERA WHIP	IP WLS BF H R ER SO BB IBB HBP BLK WP HR S P ERA WHIP	IP WLS BF H R ER SO BB IBB HBP BLK WP HR S P ERA WHIP	IP WLS BF H R ER SO BB IBB HBP BLK WP HR S P ERA WHIP	IP WLS BF H R ER SO BB IBB HBP BLK WP HR S P ERA WHIP	IP WLS BF H R ER SO BB IBB HBP BLK WP HR S P ERA WHIP	IP WLS BF H R ER SO BB IBB HBP BLK WP HR S P ERA WHIP	IP WLS BF H R ER SO BB IBB HBP BLK WP HR S P ERA WHIP					
Mike Hampton, L (1, 1) <small>ERA: 9.72</small>	Dwayne Henry, R (2, 1) <small>ERA: 6.85</small>	Dennis Powell, L (8, 1) <small>ERA: 6.75</small>																				

Chicago White Sox @ Seattle Mariners
The Kingdome, Seattle, WA
Mon May 10 1993, 10:05 PM EDT
Att: 14,961 - Dome

livebaseballscores.com

AB 37
R 13
H 12
RBI 12
BB 5
SO 4
LOB 10



Batter	1	2	3	4	5	6	7	8	9	AB	R	H	RBI	BB	SO	LOB	BOTTOM			
Omar Vizquel, S (1, 6) <small>OBP: 0.333, SLG: 0.288</small>										2	1	0	0	1	0	1				
Bill Haselman, R (6, 9) <small>OBP: 0.333, SLG: 0.440</small>										2	0	0	0	0	0	1				
Mike Felder, S (1, 7) <small>OBP: 0.331, SLG: 0.343</small>										5	0	4	0	0	0	0				
Ken Griffey Jr., L (1, 8) <small>OBP: 0.403, SLG: 0.607</small>										5	0	2	1	0	1	5				
Pete O'Brien, L (1, 3) <small>OBP: 0.357, SLG: 0.480</small>										5	0	2	1	0	0	4				
Jay Buhner, R (1, 9) <small>OBP: 0.401, SLG: 0.508</small>										2	0	0	0	0	1	2				
Wally Backman, S (6, 4) <small>OBP: 0.172, SLG: 0.143</small>										3	0	0	0	0	3	4				
Tino Martinez, L (1, 10) <small>OBP: 0.303, SLG: 0.455</small>										3	0	0	0	1	0	1				
Mike Blowers, R (1, 5) <small>OBP: 0.339, SLG: 0.418</small>										3	0	0	0	1	1	4				
Dave Valle, R (1, 2) <small>OBP: 0.394, SLG: 0.410</small>										2	0	1	0	0	0	0				
Mackey Sasser, L (5, 2) <small>OBP: 0.200, SLG: 0.214</small>										2	1	1	0	0	0	1				
Fernando Vina, L (1, 4) <small>OBP: 0.259, SLG: 0.208</small>										4	0	0	0	0	1	2				
Inning Stats	R: 1 H: 2 E: 0 K: 2 S: 17	H: 2 LOB: 3 BB: 2 P: 28	R: 0 H: 2 E: 0 K: 0 S: 9	LOB: 2 BB: 0 P: 12	R: 0 H: 0 E: 0 K: 0 S: 4	LOB: 0 BB: 0 P: 5	R: 0 H: 0 E: 0 K: 0 S: 6	LOB: 0 BB: 0 P: 10	R: 0 H: 1 E: 0 K: 1 S: 11	LOB: 1 BB: 1 P: 21	R: 0 H: 0 E: 0 K: 0 S: 5	LOB: 1 BB: 0 P: 5	R: 0 H: 1 E: 0 K: 2 S: 11	LOB: 1 BB: 0 P: 17	R: 1 H: 3 E: 1 K: 2 S: 14	LOB: 3 BB: 0 P: 22	1B: 9 2B: 1 3B: 0 HR: 0	SF: 0 SAC: 0 DP: 0 HBP: 0	WP: 0 PB: 0 SB: 0 CS: 0	PA: 41
PITCHER	IP WLS BF H R ER SO BB IBB HBP BLK WP HR S P ERA WHIP	IP WLS BF H R ER SO BB IBB HBP BLK WP HR S P ERA WHIP	IP WLS BF H R ER SO BB IBB HBP BLK WP HR S P ERA WHIP	IP WLS BF H R ER SO BB IBB HBP BLK WP HR S P ERA WHIP	IP WLS BF H R ER SO BB IBB HBP BLK WP HR S P ERA WHIP	IP WLS BF H R ER SO BB IBB HBP BLK WP HR S P ERA WHIP	IP WLS BF H R ER SO BB IBB HBP BLK WP HR S P ERA WHIP	IP WLS BF H R ER SO BB IBB HBP BLK WP HR S P ERA WHIP	IP WLS BF H R ER SO BB IBB HBP BLK WP HR S P ERA WHIP	IP WLS BF H R ER SO BB IBB HBP BLK WP HR S P ERA WHIP	IP WLS BF H R ER SO BB IBB HBP BLK WP HR S P ERA WHIP	IP WLS BF H R ER SO BB IBB HBP BLK WP HR S P ERA WHIP	IP WLS BF H R ER SO BB IBB HBP BLK WP HR S P ERA WHIP	IP WLS BF H R ER SO BB IBB HBP BLK WP HR S P ERA WHIP	IP WLS BF H R ER SO BB IBB HBP BLK WP HR S P ERA WHIP	IP WLS BF H R ER SO BB IBB HBP BLK WP HR S P ERA WHIP				
Alex Fernandez, R (1, 1) <small>ERA: 1.88</small>	Bobby Thigpen, R (9, 1) <small>ERA: 7.5</small>																			

Chicago White Sox @ Seattle Mariners
The Kingdome, Seattle, WA
Mon May 10 1993, 10:05 PM EDT
Att: 14,961 - Dome

livebaseballscores.com

AB 38
R 2
H 10
RBI 2
BB 3
SO 7
LOB 25



Batter	1	2	3	4	5	6	7	8	9	AB	R	H	RBI	BB	SO	LOB	TOP																					
Joey Cora, S OBP: 0.370, SLG: 0.369	F9		K			F9			G4-3	4	0	0	0	0	1	0																						
Lance Johnson, L OBP: 0.402, SLG: 0.455	K			L8-4 1B			BB BB		E5 WP HR	3	1	1	0	1	1	0																						
Frank Thomas, R OBP: 0.356, SLG: 0.500	K			L8-4			BB		HR	3	1	1	2	1	1	1																						
George Bell, R OBP: 0.244, SLG: 0.260		L8		G4-3			P3		K	4	0	0	0	0	1	2																						
Robin Ventura, L OBP: 0.432, SLG: 0.456	G4-3				F8		K		K	4	0	0	0	0	2	2																						
Ellis Burks, R OBP: 0.385, SLG: 0.505	HR				K		K			3	1	1	1	0	2	2																						
Bo Jackson, R OBP: 0.383, SLG: 0.509	K				K				L6-3 1B	3	0	1	0	0	2	0																						
Ron Karkovice, R OBP: 0.299, SLG: 0.360			K			F7			K	3	0	0	0	0	2	1																						
Ozzie Guillen, L OBP: 0.229, SLG: 0.253	G6-3					G6-3			L6-3	3	0	0	0	0	0	1																						
Inning Stats	R: 0 H: 0 E: 0 K: 2 S: 10	H: 0 LOB: 0 BB: 0 P: 12	R: 1 H: 1 E: 0 K: 1 S: 15	LOB: 0 BB: 0 P: 21	R: 0 H: 0 E: 0 K: 2 S: 10	LOB: 0 BB: 0 P: 13	R: 0 H: 1 E: 0 K: 0 S: 5	LOB: 0 BB: 0 P: 7	R: 0 H: 0 E: 0 K: 2 S: 9	LOB: 0 BB: 0 P: 14	R: 0 H: 0 E: 0 K: 0 S: 12	LOB: 0 BB: 0 P: 17	R: 0 H: 0 E: 0 K: 2 S: 10	LOB: 0 BB: 2 P: 24	R: 0 H: 1 E: 0 K: 1 S: 6	LOB: 0 BB: 0 P: 9	R: 2 H: 1 E: 1 K: 2 S: 14	LOB: 0 BB: 0 P: 20	1B: 2 2B: 2 3B: 0 HR: 2	SF: 0 SAC: 0 DP: 2 HBP: 0	WP: 1 PB: 0 SB: 1 CS: 0	PA: 32																
PITCHER	IP	WLS	BF	H	R	ER	SO	BB	IBB	HBP	BLK	WP	HR	S	P	ERA	WHIP	PITCHER				IP	WLS	BF	H	R	ER	SO	BB	IBB	HBP	BLK	WP	HR	S	P	ERA	WHIP
Randy Johnson, L ERA: 3.58	(1, 1)	7.0	W	24	2	1	1	9	2	0	0	0	0	1	108	1.29	0.571																					
Rich DeLucia, R ERA: 1.5	(8, 1)	1.0		3	1	0	0	1	0	0	0	0	0	6	9	0.00	1.000																					
Norm Charlton, L ERA: 2.45	(9, 1)	1.0	S	5	1	2	1	2	0	0	0	0	1	14	20	9.00	1.000																					

Chicago White Sox @ Seattle Mariners
The Kingdome, Seattle, WA
Tue May 11 1993, 10:05 PM EDT
Att. 16,857 - Dome

AB 30
R 3
H 4
RBI 3
BB 2
SO 12
LOB 9



Batter	1	2	3	4	5	6	7	8	9	AB	R	H	RBI	BB	SO	LOB	BOTTOM																					
Omar Vizquel, S OBP: 0.324, SLG: 0.279	G4-3	G1-3		L7		FC6-4				4	0	0	0	0	0	3																						
Mike Felder, S OBP: 0.326, SLG: 0.333	F7		G1-6-3 BB	G4-3			F9			3	0	0	0	1	0	0																						
Ken Griffey Jr., L OBP: 0.399, SLG: 0.603	E3		G1-6-3		L9		S 2B			4	0	1	0	0	0	1																						
Pete O'Brien, L OBP: 0.356, SLG: 0.474	F7			G4-3			K			3	1	1	0	0	0	1																						
Henry Cotto, R OBP: 0.180, SLG: 0.183				3B 1B						1	0	0	0	0	1	1																						
Jay Buhner, R OBP: 0.411, SLG: 0.529		SH2-3 BB 1B			P3					3	2	2	1	1	0	0																						
Tino Martinez, L OBP: 0.309, SLG: 0.452		SH2-3 BB				G4-3	P6			3	1	1	1	1	0	2																						
Dave Valle, R OBP: 0.402, SLG: 0.419		SH2-3		FC5-4 1B				L8		3	0	2	0	0	0	0																						
Mike Blowers, R OBP: 0.333, SLG: 0.407					FC5-4					4	0	1	2	0	2	3																						
Rich Amaral, R OBP: 0.374, SLG: 0.434					P4					3	0	1	0	1	1	0																						
Inning Stats	R: 0 H: 0 E: 1 K: 0 S: 12	H: 0 LOB: 1 BB: 0 P: 20	R: 2 H: 2 E: 0 K: 0 S: 14	H: 2 LOB: 1 BB: 2 P: 27	R: 2 H: 4 E: 0 K: 0 S: 11	H: 4 LOB: 2 BB: 1 P: 19	R: 0 H: 0 E: 0 K: 0 S: 4	LOB: 0 BB: 0 P: 6	R: 0 H: 0 E: 0 K: 1 S: 6	LOB: 0 BB: 0 P: 12	R: 0 H: 2 E: 0 K: 1 S: 14	LOB: 2 BB: 0 P: 20	R: 0 H: 1 E: 0 K: 1 S: 9	LOB: 2 BB: 1 P: 15	R: 0 H: 0 E: 0 K: 2 S: 10	LOB: 0 BB: 0 P: 14	R: 0 H: 0 E: 0 K: 2 S: 10	LOB: 0 BB: 0 P: 14	1B: 7 2B: 1 3B: 1 HR: 0	SF: 0 SAC: 1 DP: 1 HBP: 0	WP: 0 PB: 0 SB: 2 CS: 1	PA: 36																
PITCHER	IP	WLS	BF	H	R	ER	SO	BB	IBB	HBP	BLK	WP	HR	S	P	ERA	WHIP	PITCHER				IP	WLS	BF	H	R	ER	SO	BB	IBB	HBP	BLK	WP	HR	S	P	ERA	WHIP
Dave Stieb, R ERA: 5.25	(1, 1)	6.0	L	28	8	4	4	1	3	0	0	0	0	61	104	6.00	1.833																					
Scott Radinsky, L ERA: 3.35	(7, 1)	1.0		5	1	0	0	1	0	1	0	0	0	9	15	0.00	1.000																					
Jeff Schwarz, R ERA: 1.23	(8, 1)	1.0		3	0	0	0	2	0	0	0	0	0	10	14	0.00	0.000																					

Chicago White Sox @ Seattle Mariners
The Kingdome, Seattle, WA
Tue May 11 1993, 10:05 PM EDT
Att. 16,857 - Dome

AB 31
R 4
H 9
RBI 4
BB 4
SO 4
LOB 11



Batter	1	2	3	4	5	6	7	8	9	10	11	AB	R	H	RBI	BB	SO	LOB	TOP			
Omar Vizquel, S OBP: 0.327, SLG: 0.286 (1, 6)	K	P6			G3		F7		F8			6	0	2	0	0	1	3				
Mike Felder, S OBP: 0.341, SLG: 0.353 (1, 7)	FC5		G4-3						F8		G3	5	0	2	0	1	0	2				
Ken Griffey Jr., L OBP: 0.389, SLG: 0.579 (1, 8)	P2		G4-3		K		G4-3				P4	5	0	0	0	0	1	4				
Pete O'Brien, L OBP: 0.363, SLG: 0.469 Henry Cotto, R OBP: 0.179, SLG: 0.182 (8, PH)			G4-3			G4-3					G5-3	2	0	0	0	1	0	0				
Jay Buhner, R OBP: 0.411, SLG: 0.527 (1, 9)	FC5				F7		K					5	0	2	0	0	1	2				
Tino Martinez, L OBP: 0.329, SLG: 0.459 (1, 3)												3	0	3	0	2	0	0				
Mike Blowers, R OBP: 0.319, SLG: 0.388 Wally Backman, S OBP: 0.167, SLG: 0.138 (10, PH)												3	0	0	0	1	1	3				
Dave Valle, R OBP: 0.409, SLG: 0.446 Fernando Vina, L OBP: 0.259, SLG: 0.208 Bill Haselman, R OBP: 0.371, SLG: 0.429 (9, 2)												1	1	1	1	2	0	0				
Rich Amaral, R OBP: 0.376, SLG: 0.416 (1, 4)												5	0	0	0	0	2	4				
Inning Stats	R: 0 E: 0 K: 1 S: 12	H: 1 LOB: 2 BB: 1 P: 21	R: 0 E: 0 K: 0 S: 6	H: 1 LOB: 2 BB: 1 P: 12	R: 0 E: 0 K: 0 S: 4	H: 0 LOB: 0 BB: 0 P: 6	R: 0 E: 0 K: 0 S: 8	H: 1 LOB: 0 BB: 0 P: 14	R: 1 E: 0 K: 2 S: 15	H: 2 LOB: 1 BB: 0 P: 23	R: 0 E: 0 K: 1 S: 7	H: 1 LOB: 1 BB: 1 P: 19	R: 0 E: 0 K: 1 S: 10	H: 1 LOB: 1 BB: 1 P: 16	R: 0 E: 0 K: 0 S: 8	H: 1 LOB: 2 BB: 1 P: 19	R: 0 E: 0 K: 0 S: 7	H: 1 LOB: 1 BB: 0 P: 13	1B: 6 2B: 2 3B: 1 HR: 1	SF: 0 SAC: 1 DP: 1 HBP: 0	WP: 0 PB: 0 SB: 2 CS: 1	PA: 47
PITCHER	IP 6.2	WLS 5	BF 29	H 6	R 1	ER 1	SO 4	BB 4	IBB 0	HBP 0	BLK 0	WP 0	HR 0	S 104	ERA 1.35	WHIP 1.500						
Shawn Hilligas, R ERA: 5.34 Rick Honeycutt, L ERA: 3.27 Dennis Eckersley, R ERA: 4.61 Joe Boeuer, R ERA: 3.38																						

Seattle Mariners @ Oakland Athletics
Oakland-Alameda County Coliseum, Oakland, CA

Fri May 14 1993, 7:05 PM PDT
Att: 23,864 - Unknown - 62 F

AB 39
R 1
H 10
RBI 1
BB 7
SO 6
LOB 20



Batter	1	2	3	4	5	6	7	8	9	10	11	AB	R	H	RBI	BB	SO	LOB	BOTTOM					
Rickey Henderson, R OBP: 0.455, SLG: 0.460 (1, 7)	K		L4									3	0	1	1	2	1	2						
Kevin Seltzer, R OBP: 0.313, SLG: 0.410 (1, 5)	G4-3		G6-3									4	0	1	0	0	0	3						
Ruben Sierra, S OBP: 0.302, SLG: 0.496 (1, 9)	K				G3-1		CS		G4-3			5	0	0	0	0	2	3						
Dave Henderson, R OBP: 0.290, SLG: 0.416 Eric Fox, S OBP: 0.192, SLG: 0.240 (11, PR)												4	0	1	0	1	1	1						
Terry Steinbach, R OBP: 0.314, SLG: 0.386 Scott Hemond, R OBP: 0.158, SLG: 0.211 (11, PR)												4	0	2	0	0	0	0						
Troy Neel, L OBP: 0.277, SLG: 0.365 Lance Blankenship, R OBP: 0.404, SLG: 0.329 (11, PH)												4	0	0	0	0	1	3						
Dale Sveum, S OBP: 0.310, SLG: 0.216 (1, 3)												4	0	1	0	0	0	2						
Brent Gates, S OBP: 0.318, SLG: 0.350 (1, 4)												4	1	3	0	0	1	0						
Mike Bordick, R OBP: 0.315, SLG: 0.309 (1, 6)												3	0	0	0	0	1	3						
Inning Stats	R: 0 E: 0 K: 2 S: 8	H: 0 LOB: 0 BB: 0 P: 13	R: 0 E: 0 K: 1 S: 9	H: 0 LOB: 0 BB: 0 P: 14	R: 0 E: 0 K: 0 S: 11	H: 2 LOB: 2 BB: 0 P: 19	R: 0 E: 0 K: 0 S: 15	H: 2 LOB: 2 BB: 0 P: 22	R: 1 E: 0 K: 0 S: 11	H: 2 LOB: 0 BB: 0 P: 17	R: 0 E: 0 K: 0 S: 5	H: 1 LOB: 1 BB: 1 P: 11	R: 0 E: 0 K: 0 S: 6	H: 0 LOB: 1 BB: 1 P: 11	R: 0 E: 0 K: 1 S: 7	H: 0 LOB: 0 BB: 0 P: 11	R: 0 E: 0 K: 2 S: 10	H: 1 LOB: 2 BB: 1 P: 20	R: 1 E: 0 K: 0 S: 7	H: 1 LOB: 2 BB: 1 P: 13	1B: 9 2B: 1 3B: 0 HR: 0	SF: 0 SAC: 2 DP: 0 HBP: 1	WP: 0 PB: 0 SB: 0 CS: 2	PA: 43
PITCHER	IP 8.0	WLS L	BF 31	H 8	R 1	ER 1	SO 4	BB 1	IBB 0	HBP 0	BLK 0	WP 0	HR 0	S 76	ERA 1.12	WHIP 1.125								
Erik Hanson, R ERA: 1.37 Rich DeLucia, R ERA: 1.99																								

Seattle Mariners @ Oakland Athletics
Oakland-Alameda County Coliseum, Oakland, CA

Fri May 14 1993, 7:05 PM PDT
Att: 23,864 - Unknown - 62 F

AB 36
R 2
H 10
RBI 2
BB 3
SO 7
LOB 17



Batter	1	2	3	4	5	6	7	8	9	AB	R	H	RBI	BB	SO	LOB	TOP										
Omar Vizquel, S OBP: 0.318, SLG: 0.277 (1, 6)	2-2 G5-3		1-0 G6-3		2-2 F8			0-2 F7		4	0	0	0	0	0	2											
Mike Felder, S OBP: 0.338, SLG: 0.344 (1, 7)	3-1 F9		2-1 G6-3			2-3 K		4-0 1B BB		3	0	0	0	1	1	0											
Ken Griffey Jr., L OBP: 0.392, SLG: 0.573 (1, 8)	4-1 BB			0-0 F8		0-1 G2		1-1 G6-3 1B		3	0	1	0	1	0	0											
Pete O'Brien, L OBP: 0.358, SLG: 0.494 (1, 3)	2-2 G6-3			2-3 K		2-0 HR		0-2 G6-3		4	1	1	1	0	1	3											
Jay Buhner, R OBP: 0.400, SLG: 0.511 (1, 9)		3-3 K		3-2 F9		2-0 F9			1-2 L5		4	0	0	0	1	0											
Tino Martinez, L OBP: 0.327, SLG: 0.448 (1, 10)	2-2 P6				0-3 K		2-0 P4		4-0 CS BB		3	0	0	0	1	1											
Henry Cotto, R OBP: 0.179, SLG: 0.182 (9, PR)											0	0	0	0	0	0											
Mike Blowers, R OBP: 0.316, SLG: 0.380 (1, 5)	1-1 1B			2-0 F8		2-2 G5-3		3-2 G4-3		4	0	1	0	0	0	1											
Dave Valle, R OBP: 0.415, SLG: 0.447 (1, 2)	2-2 F7			2-1 1B		4-0 FC6-4 BB				2	0	1	0	1	0	1											
Rich Amaral, R OBP: 0.375, SLG: 0.414 (1, 4)			1-3 K		2-2 1B		1-1 FC6-4			3	0	1	0	0	1	1											
Inning Stats	R: 0 E: 0 K: 0 S: 9	H: 0 LOB: 1 BB: 1 P: 20	R: 0 E: 0 K: 1 S: 11	H: 1 LOB: 1 BB: 0 P: 19	R: 0 E: 0 K: 1 S: 6	H: 0 LOB: 0 BB: 0 P: 10	R: 0 E: 0 K: 1 S: 7	H: 0 LOB: 0 BB: 0 P: 12	R: 0 E: 0 K: 1 S: 14	H: 2 LOB: 2 BB: 0 P: 22	R: 1 E: 0 K: 0 S: 7	H: 1 LOB: 0 BB: 0 P: 13	R: 0 E: 0 K: 0 S: 6	H: 0 LOB: 1 BB: 1 P: 15	R: 0 E: 0 K: 0 S: 8	H: 1 LOB: 1 BB: 1 P: 13	R: 0 E: 0 K: 0 S: 7	H: 0 LOB: 1 BB: 1 P: 15	1B: 4 2B: 0 3B: 0 HR: 1	SF: 0 SAC: 0 DP: 1 HBP: 0	WP: 0 PB: 0 SB: 0 CS: 1	PA: 34					
PITCHER	IP	WLS	BF	H	R	ER	SO	BB	IBB	HBP	BLK	WP	HR	S	P	ERA	WHIP										
Ron Darling, R ERA: 4.97 (1, 1)	7.0		27	4	1	1	5	2	0	0	0	0	1	60	111	1.29	0.857										
Rick Honeycutt, L ERA: 3.0 (8, 1)	1.0		4	1	0	0	0	1	0	0	0	0	0	8	13	0.00	2.000										
Rich Gossage, R ERA: 0.68 (9, 1)	1.0	W	3	0	0	0	0	1	0	0	0	0	0	7	15	0.00	1.000										

Seattle Mariners @ Oakland Athletics
Oakland-Alameda County Coliseum, Oakland, CA
Sat May 15 1993, 3:33 AM PDT
Att: 31,195 - Sunny - 65 F

AB	30
R	1
H	5
RBI	1
BB	4
SO	5
LOB	8



Batter	1	2	3	4	5	6	7	8	9	AB	R	H	RBI	BB	SO	LOB	BOTTOM										
Rickey Henderson, R OBP: 0.462, SLG: 0.456 (1, 10)	4-0 G4-6-3 BB	2-2 FC5-4			0-1 1-2 1B		3-1 G5-3		4-0 BB IBB	3	0	1	0	2	0	5											
Lance Blankenship, R OBP: 0.394, SLG: 0.312 (1, 7)	0-0 G4-6-3		1-1 P3		1-0 FC6		3-2 L5		4-1 BB	4	0	0	1	1	0	4											
Ruben Sierra, S OBP: 0.294, SLG: 0.481 (1, 9)	1-1 G4-3		1-1 G1-3		1-0 G6-3			3-1 E9		4	0	0	0	0	0	2											
Dave Henderson, R OBP: 0.294, SLG: 0.418 (1, 8)		3-2 E 1B	3-1 G6-3			1-1 F8		0-0 B1		2	1	1	0	0	0	0											
Eric Fox, S OBP: 0.185, SLG: 0.231 (5, 8)										2	0	0	0	0	0	1											
Troy Neel, L OBP: 0.268, SLG: 0.352 (1, 3)		0-2 E5		0-2 G4-3		2-0 G3-1		4-0 G1-6-3 IBB		3	0	0	0	0	0	1											
Dale Sveum, S OBP: 0.326, SLG: 0.216 (8, 3)		1-2 E								0	0	0	0	1	0	0											
Kevin Seitzer, R OBP: 0.303, SLG: 0.394 (1, 5)		0-0 E6		0-2 G3-1		1-1 F8		1-0 G1-6-3		4	0	0	0	0	0	3											
Brent Gates, S OBP: 0.313, SLG: 0.326 (1, 4)		1-3 K		1-1 P7			0-2 F8		4-0 SH5-4 BB BB	3	1	0	0	1	1	2											
Mike Bordick, R OBP: 0.330, SLG: 0.306 (1, 6)		4-0 FC5-4 IBB			0-0 G6-3		4-0 G5-3 BB BB		4-2 BB SH5-4 BB	1	0	0	0	3	0	0											
Scott Hemond, R OBP: 0.227, SLG: 0.238 (1, 2)		0-2 P3			1-1 FC6 1B		4-0 G5-3		0-0 SH5-4	2	0	1	0	1	0	3											
Inning Stats	R: 0 E: 0 K: 0 S: 3	H: 0 LOB: 0 BB: 1 P: 8	R: 1 E: 2 K: 1 S: 19	H: 1 LOB: 3 BB: 1 P: 29	R: 0 E: 0 K: 0 S: 6	H: 0 LOB: 0 BB: 0 P: 11	R: 0 E: 0 K: 0 S: 10	H: 0 LOB: 0 BB: 0 P: 11	R: 0 E: 0 K: 0 S: 7	H: 2 LOB: 2 BB: 0 P: 10	R: 0 E: 0 K: 0 S: 5	H: 0 LOB: 0 BB: 0 P: 9	R: 0 E: 0 K: 0 S: 8	H: 0 LOB: 2 BB: 2 P: 22	R: 0 E: 1 K: 0 S: 4	H: 0 LOB: 1 BB: 1 P: 12	R: 0 E: 0 K: 0 S: 5	H: 0 LOB: 3 BB: 4 P: 21	1B: 3 2B: 0 3B: 0 HR: 0	SF: 0 SAC: 1 DP: 2 HBP: 0	WP: 0 PB: 0 SB: 0 CS: 0	PA: 38					
PITCHER	IP	WLS	BF	H	R	ER	SO	BB	IBB	HBP	BLK	WP	HR	S	P	ERA	WHIP										
Tim Leary, R ERA: 4.54 (1, 1)	6.1		27	3	1	1	0	3	2	0	0	0	0	53	89	4.50	1.500										
Jeff Nelson, R ERA: 1.93 (7, 1)	2.0	L	11	0	1	1	0	3	2	0	0	0	0	14	44	4.50	1.500										

Seattle Mariners @ Oakland Athletics
Oakland-Alameda County Coliseum, Oakland, CA
Sat May 15 1993, 3:33 AM PDT
Att: 31,195 - Sunny - 65 F

AB	28
R	2
H	3
RBI	1
BB	9
SO	1
LOB	21



Batter	1	2	3	4	5	6	7	8	9	AB	R	H	RBI	BB	SO	LOB	TOP										
Mike Felder, S OBP: 0.340, SLG: 0.346 (1, 7)	F7		K		G1-3				G4-6-3 1B	5	0	2	0	0	1	1	Seattle Mariners @ Oakland Athletics Oakland-Alameda County Coliseum, Oakland, CA Sun May 16 1993, 3:33 AM PDT Att: 42,357 - Sunny - 73 F										
Rich Amaral, R OBP: 0.376, SLG: 0.413 (1, 4)	2B G4-3 1B		P3		K				G4-6-3 1B	5	1	2	0	0	1	3											
Ken Griffey Jr., L OBP: 0.386, SLG: 0.566 (1, 8)	G4-3 1-3 2B		G3						G4-6-3	5	0	1	0	0	0	2											
Pete O'Brien, L OBP: 0.340, SLG: 0.467 (1, 10)	G4-3				F8				G3	5	0	0	1	0	0	2											
Jay Buhner, R OBP: 0.403, SLG: 0.529 (1, 9)	K				HR				G6-3	3	2	1	1	1	1	1											
Tino Martinez, L OBP: 0.331, SLG: 0.445 (1, 3)					G5-4-3 1B				L8	3	1	1	0	1	0	0											
Dave Valle, R OBP: 0.410, SLG: 0.433 (1, 2)	P3				G5-4-3				F8	3	1	0	0	1	0	1											
Mike Blowers, R OBP: 0.325, SLG: 0.419 (1, 5)									K	3	1	1	4	1	1	0											
Omar Vizquel, S OBP: 0.329, SLG: 0.291 (1, 6)	L9				G1-3 1B				G4-6-3 1B	4	1	3	0	0	0	1											
Inning Stats	R: 1 H: 2 E: 0 K: 1 S: 11	H: 2 LOB: 1 BB: 0 P: 16	R: 0 H: 0 E: 0 K: 0 S: 11	H: 0 LOB: 1 BB: 1 P: 19	R: 0 H: 0 E: 0 K: 1 S: 13	H: 0 LOB: 0 BB: 0 P: 20	R: 1 H: 2 E: 0 K: 0 S: 10	H: 2 LOB: 0 BB: 0 P: 15	R: 0 H: 1 E: 0 K: 1 S: 7	H: 1 LOB: 1 BB: 0 P: 11	R: 4 H: 3 E: 0 K: 0 S: 19	H: 3 LOB: 2 BB: 3 P: 39	R: 0 H: 0 E: 0 K: 0 S: 8	H: 0 LOB: 0 BB: 0 P: 15	R: 0 H: 0 E: 0 K: 1 S: 7	H: 0 LOB: 0 BB: 0 P: 10	R: 1 H: 3 E: 0 K: 0 S: 9	H: 3 LOB: 1 BB: 0 P: 12	1B: 8 2B: 1 3B: 0 HR: 2	SF: 0 SAC: 0 DP: 2 HBP: 0	WP: 1 PB: 0 SB: 0 CS: 0	PA: 40					
PITCHER	IP	WLS	BF	H	R	ER	SO	BB	IBB	HBP	BLK	WP	HR	S	P	ERA	WHIP										
Bobby Witt, R ERA: 4.18 (1, 1)	6.0	L	29	8	6	6	3	3	1	0	0	1	2	71	120	9.00	1.833										
Mike Mohler, L ERA: 5.05 (7, 1)	1.0		3	0	0	0	0	0	0	0	0	0	0	8	15	0.00	0.000										
Kelly Downs, R ERA: 8.46 (8, 1)	2.0		8	3	1	1	1	0	0	0	0	0	0	16	22	4.50	1.500										

AB	36
R	7
H	11
RBI	6
BB	4
SO	4
LOB	11



Batter	1	2	3	4	5	6	7	8	9	AB	R	H	RBI	BB	SO	LOB	BOTTOM										
Rickey Henderson, R OBP: 0.455, SLG: 0.441 (1, 10)	K				K					3	0	0	0	1	3	0	Seattle Mariners @ Oakland Athletics Oakland-Alameda County Coliseum, Oakland, CA Sun May 16 1993, 3:33 AM PDT Att: 42,357 - Sunny - 73 F										
Eric Fox, S OBP: 0.172, SLG: 0.214 (1, 8)	L4				K					4	0	0	0	0	3	3											
Ruben Sierra, S OBP: 0.286, SLG: 0.467 (1, 9)	K				K					4	0	0	0	0	3	3											
Dale Sveum, S OBP: 0.304, SLG: 0.200 (1, 3)					P5					3	0	0	0	0	2	0											
Kevin Seitzer, R OBP: 0.303, SLG: 0.387 (1, 5)					G3					2	0	0	0	1	0	0											
Brent Gates, S OBP: 0.294, SLG: 0.304 (1, 4)					G4-3					3	0	0	0	0	0	1											
Mike Bordick, R OBP: 0.331, SLG: 0.300 (1, 6)					G6-3					2	0	0	0	1	0	0											
Scott Hemond, R OBP: 0.208, SLG: 0.217 Terry Steinbach, R OBP: 0.311, SLG: 0.383 (9, PH)					K					2	0	0	0	0	2	0											
Lance Blankenship, R OBP: 0.392, SLG: 0.313 (1, 7)					G5-3					3	0	1	0	0	1	0											
Inning Stats	R: 0 H: 0 E: 0 K: 2 S: 8	H: 0 LOB: 0 BB: 0 P: 12	R: 0 H: 0 E: 0 K: 1 S: 5	H: 0 LOB: 0 BB: 0 P: 8	R: 0 H: 0 E: 0 K: 1 S: 10	H: 0 LOB: 0 BB: 0 P: 16	R: 0 H: 0 E: 0 K: 3 S: 9	H: 0 LOB: 0 BB: 0 P: 11	R: 0 H: 0 E: 0 K: 2 S: 7	H: 0 LOB: 0 BB: 0 P: 11	R: 0 H: 0 E: 0 K: 2 S: 9	H: 0 LOB: 0 BB: 0 P: 14	R: 0 H: 0 E: 0 K: 1 S: 8	H: 0 LOB: 1 BB: 1 P: 14	R: 0 H: 1 E: 0 K: 2 S: 17	H: 3 LOB: 3 BB: 2 P: 30	1B: 1 2B: 0 3B: 0 HR: 0	SF: 0 SAC: 0 DP: 1 HBP: 0	WP: 0 PB: 0 SB: 0 CS: 0	PA: 30							
PITCHER	IP	WLS	BF	H	R	ER	SO	BB	IBB	HBP	BLK	WP	HR	S	P	ERA	WHIP										
Randy Johnson, L ERA: 3.12 (1, 1)	9.0	W	30	1	0	0	14	3	0	0	0	0	0	79	123	0.00	0.444										

AB	27
R	0
H	1
RBI	0
BB	3
SO	14
LOB	8



Batter	1	2	3	4	5	6	7	8	9	AB	R	H	RBI	BB	SO	LOB	TOP										
Rich Amaral, R OBP: 0.399, SLG: 0.444 (1, 4)										5	1	5	1	0	0	0	Seattle Mariners @ Texas Rangers Arlington Stadium, Arlington, TX Mon May 17 1993, 8:05 PM EDT Att: 16,194 - Unknown - 87 F										
Henry Cotto, R OBP: 0.191, SLG: 0.194 Mike Felder, S OBP: 0.338, SLG: 0.344 (1, 7) (4, FH) (4, 7)										1	0	1	0	0	0	0											
Ken Griffey Jr., L OBP: 0.390, SLG: 0.567 (1, 8)										5	2	2	2	1	1	3											
Jay Buhner, R OBP: 0.400, SLG: 0.563 (1, 9)										6	2	2	4	0	1	4											
Bill Haselman, R OBP: 0.368, SLG: 0.419 Pete O'Brien, L OBP: 0.330, SLG: 0.457 (1, 10) (6, FH)										3	1	1	0	0	1	0											
Tino Martinez, L OBP: 0.338, SLG: 0.444 (1, 3)										5	2	2	0	0	1	0											
Dave Valle, R OBP: 0.409, SLG: 0.431 (1, 2)										5	2	2	0	0	1	1											
Mike Blowers, R OBP: 0.353, SLG: 0.494 (1, 5)										5	2	4	5	0	1	0											
Omar Vizquel, S OBP: 0.337, SLG: 0.301 (1, 6)										5	2	3	1	0	0	1											
Inning Stats	R: 0 E: 0 K: 0 S: 4	H: 1 LOB: 0 BB: 0 P: 5	R: 1 E: 0 K: 0 S: 8	H: 1 LOB: 0 BB: 0 P: 15	R: 0 E: 0 K: 2 S: 16	H: 2 LOB: 2 BB: 0 P: 24	R: 5 E: 0 K: 1 S: 17	H: 5 LOB: 2 BB: 1 P: 31	R: 2 E: 0 K: 1 S: 17	H: 5 LOB: 2 BB: 0 P: 26	R: 1 E: 1 K: 0 S: 9	H: 1 LOB: 1 BB: 0 P: 13	R: 2 E: 0 K: 0 S: 10	H: 3 LOB: 1 BB: 0 P: 17	R: 0 E: 0 K: 2 S: 10	H: 0 LOB: 0 BB: 0 P: 11		R: 5 E: 0 K: 1 S: 20	H: 5 LOB: 0 BB: 0 P: 24	1B: 17 2B: 4 3B: 0 HR: 3	SF: 1 SAC: 2 DP: 1 HBP: 1	WP: 1 PB: 0 SB: 0 CS: 0	PA: 51				
PITCHER	IP	WLS	BF	H	R	ER	SO	BB	IBB	HBP	BLK	WP	HR	S	P	ERA	WHIP										
Craig Lefferts, L ERA: 8.12 (1, 1)	3.1	L	19	9	6	6	3	0	0	1	0	0	2	41	64	16.20	2.700										
Jeff Bronkney, R ERA: 3.24 (4, 1)	2.2		15	6	3	2	1	0	1	0	0	1	0	30	50	6.75	2.250										
Matt Whiteside, R ERA: 2.61 (7, 1)	2.0		9	3	2	2	2	0	0	0	1	0	0	20	28	9.00	1.500										
Bob Patterson, L ERA: 6.75 (9, 1)	1.0		8	5	5	5	1	0	0	0	0	0	1	20	24	45.00	5.000										

AB	46
R	16
H	23
RBI	15
BB	1
SO	7
LOB	14



Batter	1	2	3	4	5	6	7	8	9	AB	R	H	RBI	BB	SO	LOB	BOTTOM										
David Hulse, L OBP: 0.354, SLG: 0.404 (1, 8)										5	1	1	0	0	0	1	Seattle Mariners @ Texas Rangers Arlington Stadium, Arlington, TX Mon May 17 1993, 8:05 PM EDT Att: 16,194 - Unknown - 87 F										
Julio Franco, R OBP: 0.305, SLG: 0.399 (1, 10)										5	2	3	1	0	1	1											
Jose Canseco, R OBP: 0.366, SLG: 0.549 (1, 9)										5	2	3	3	0	0	1											
Rafael Palmeiro, L OBP: 0.303, SLG: 0.410 (1, 3)										5	1	1	2	0	0	2											
Dean Palmer, R OBP: 0.347, SLG: 0.606 (1, 5)										5	1	1	1	0	3	1											
Doug Strange, S OBP: 0.338, SLG: 0.455 (1, 4)										4	1	2	1	1	0	0											
Gary Redus, R OBP: 0.281, SLG: 0.387 (1, 7)										4	0	1	0	1	0	2											
Geno Petralli, L OBP: 0.200, SLG: 0.200 (1, 2)										4	0	1	1	0	0	1											
Benji Gil, R OBP: 0.289, SLG: 0.182 (1, 6)										4	1	1	0	0	1	2											
Inning Stats	R: 0 E: 0 K: 0 S: 9	H: 1 LOB: 1 BB: 0 P: 15	R: 1 E: 0 K: 0 S: 9	H: 1 LOB: 0 BB: 0 P: 14	R: 1 E: 0 K: 0 S: 11	H: 2 LOB: 1 BB: 0 P: 16	R: 0 E: 0 K: 0 S: 8	H: 1 LOB: 0 BB: 0 P: 13	R: 5 E: 0 K: 2 S: 24	H: 6 LOB: 2 BB: 1 P: 39	R: 0 E: 0 K: 1 S: 7	H: 0 LOB: 0 BB: 0 P: 13	R: 0 E: 0 K: 1 S: 11	H: 0 LOB: 1 BB: 1 P: 20	R: 0 E: 0 K: 0 S: 6	H: 0 LOB: 0 BB: 0 P: 12		R: 2 E: 0 K: 1 S: 15	H: 3 LOB: 1 BB: 0 P: 24	1B: 7 2B: 3 3B: 2 HR: 2	SF: 0 SAC: 0 DP: 0 HBP: 0	WP: 0 PB: 0 SB: 1 CS: 0	PA: 43				
PITCHER	IP	WLS	BF	H	R	ER	SO	BB	IBB	HBP	BLK	WP	HR	S	P	ERA	WHIP										
Dwayne Henry, R ERA: 7.76 (5, 1)	1.2	W	8	2	1	1	2	1	0	0	0	0	0	18	34	5.40	1.800										
Jeff Nielson, R ERA: 2.3 (7, 1)	2.0		7	0	0	0	1	1	0	0	0	0	0	17	32	0.00	0.500										
Norm Charlton, L ERA: 3.75 (9, 1)	1.0		6	3	2	2	1	0	0	0	0	0	1	15	24	18.00	3.000										

AB	41
R	9
H	14
RBI	9
BB	2
SO	5
LOB	11



Batter	1	2	3	4	5	6	7	8	9	AB	R	H	RBI	BB	SO	LOB	TOP										
Mike Felder, S (1, 7) OBP: 0.333, SLG: 0.338	L3		G5-3		1-1 1B		G5-3		G2-3	5	0	1	0	0	0	2											
Rich Amaral, R (1, 4) OBP: 0.394, SLG: 0.438	F9		G3-1		1-3 K				1-0 CS BB 1B	4	0	1	0	0	1	2											
Ken Griffey Jr., L (1, 8) OBP: 0.387, SLG: 0.555	G6-3			0-0 F7		0-1 F8			4-2 CS BB 1-2	3	0	0	0	1	0	0											
Pete O'Brien, L (1, 10) OBP: 0.330, SLG: 0.484		0-1 F7		0-1 HR		0-2 F9			1-3 K	3	1	1	1	0	0	0											
Henry Cotto, R (8, PH) OBP: 0.191, SLG: 0.194										0	0	0	0	0	0	0											
Mackey Sasser, L (8, PH) OBP: 0.235, SLG: 0.250										1	0	0	0	0	1	2											
Jay Buhner, R (1, 9) OBP: 0.402, SLG: 0.558		2-1 1B		0-1 G3-1		2-3 K			4-1 1-2 BB	3	0	1	0	1	1	0											
Tino Martinez, L (1, 3) OBP: 0.341, SLG: 0.453		2-1 1B		2-0 G1-3			2-1 1B 2B		1-2 G3	4	1	2	0	0	0	2											
Dave Valle, R (1, 2) OBP: 0.405, SLG: 0.425		0-1 F9		2-2 FC6-4 1B			0-0 B1		0-0 G6-3	4	0	1	0	0	0	3											
Mike Blowers, R (1, 5) OBP: 0.348, SLG: 0.482		1-0 G5-3		3-1 F9			3-2 1B		1-1 G1-3	4	0	1	1	0	0	3											
Omar Vizquel, S (1, 6) OBP: 0.341, SLG: 0.307			2-2 G4-3		1-2 FC6-4 1B		0-0 1B		0-0 1B	4	0	2	0	0	0	1											
Inning Stats	R: 0 E: 0 K: 0 S: 11	H: 0 LOB: 0 BB: 0 P: 16	R: 0 E: 0 K: 0 S: 9	H: 2 LOB: 2 BB: 0 P: 14	R: 0 E: 0 K: 0 S: 8	H: 0 LOB: 0 BB: 0 P: 10	R: 1 E: 0 K: 0 S: 6	H: 1 LOB: 0 BB: 0 P: 8	R: 0 E: 0 K: 1 S: 13	H: 2 LOB: 2 BB: 0 P: 21	R: 0 E: 0 K: 1 S: 8	H: 0 LOB: 0 BB: 0 P: 10	R: 1 E: 0 K: 0 S: 9	H: 3 LOB: 1 BB: 0 P: 16	R: 0 E: 0 K: 1 S: 10	H: 1 LOB: 2 BB: 2 P: 21	R: 0 E: 0 K: 0 S: 5	H: 1 LOB: 1 BB: 0 P: 6	1B: 8 2B: 1 3B: 0 HR: 1	SF: 0 SAC: 0 DP: 0 HBP: 0	WP: 0 PB: 0 SB: 0 CS: 2	PA: 37					
PITCHER	IP	WLS	BF	H	R	ER	SO	BB	IBB	HBP	BLK	WP	HR	S	P	ERA	WHIP										
Todd Burns, R (1, 1) ERA: 2.13	6.2		26	7	2	2	2	0	0	0	0	0	1	61	90	2.70	1.050										
Brian Bohanon, L (7, 1) ERA: 4.12	0.1	W	4	2	0	0	0	1	0	0	0	0	0	6	13	0.00	9.000										
Tom Henke, R (8, 1) ERA: 0.93	2.0	S	7	1	0	0	1	1	0	0	0	0	0	12	19	0.00	1.000										

Seattle Mariners @ Texas Rangers
Arlington Stadium, Arlington, TX
Tue May 18 1993, 8:05 PM EDT
Att: 17,441 - Unknown

AB 35
R 2
H 10
RBI 2
BB 2
SO 3
LOB 15



Batter	1	2	3	4	5	6	7	8	9	AB	R	H	RBI	BB	SO	LOB	BOTTOM										
Doug Dascenzo, S (1, 8) OBP: 0.231, SLG: 0.300	G6-3 1B		G6-4-3 1-2			G5-3	G4-3			4	0	1	0	0	0	1											
Julio Franco, R (1, 10) OBP: 0.310, SLG: 0.404	G6-3			2-1 2B		4-1 WP 1B BB			2-3 K	3	0	1	0	1	1	1											
Jose Canseco, R (1, 9) OBP: 0.364, SLG: 0.541	K			2-1 F8		2-1 WP 1B			3-3 K	4	0	1	0	0	2	2											
Dean Palmer, R (1, 5) OBP: 0.338, SLG: 0.588	G5-3			2-2 G4-3		1-0 P3			2-3 K	4	0	0	0	0	1	4											
Ivan Rodriguez, R (1, 2) OBP: 0.376, SLG: 0.437		0-0 G6-3		1-0 G6-3		1-3 K			1-2 2-3 K	3	0	0	0	0	1	3											
Rafael Palmeiro, L (1, 3) OBP: 0.304, SLG: 0.408		0-0 G4-1			0-2 G4-3		0-0 SH1-4 HR 1B			3	1	1	0	0	0	0											
Butch Davis, R (1, 7) OBP: 0.251, SLG: 0.522		1-3 K			0-0 1B		1-1 SH1-4			2	1	1	0	0	1	0											
David Hulst, L (9, 8) OBP: 0.354, SLG: 0.404					1-3 1B		1-2			0	0	0	0	0	0	0											
Doug Strange, S (1, 4) OBP: 0.365, SLG: 0.522		3-2 CS		0-1 FC1-6 1B		1-1 CS 1B			1-0 HR	3	1	3	3	0	0	0											
Benji Gil, R (1, 6) OBP: 0.268, SLG: 0.167			0-0 FC1-6 G6-4-3 1-2		1-0 B3		1-3 K			3	0	0	0	0	1	2											
Inning Stats	R: 0 E: 0 K: 1 S: 15	H: 1 LOB: 1 BB: 0 P: 22	R: 0 E: 0 K: 1 S: 8	H: 0 LOB: 0 BB: 0 P: 11	R: 0 E: 0 K: 0 S: 7	H: 1 LOB: 0 BB: 0 P: 10	R: 0 E: 0 K: 0 S: 8	H: 1 LOB: 1 BB: 0 P: 15	R: 1 E: 1 K: 0 S: 7	H: 2 LOB: 0 BB: 0 P: 9	R: 0 E: 0 K: 1 S: 11	H: 1 LOB: 2 BB: 1 P: 22	R: 2 E: 0 K: 1 S: 11	H: 2 LOB: 0 BB: 0 P: 16	R: 0 E: 0 K: 3 S: 11	H: 0 LOB: 0 BB: 0 P: 18	1B: 6 2B: 1 3B: 0 HR: 1	SF: 0 SAC: 1 DP: 1 HBP: 0	WP: 2 PB: 0 SB: 0 CS: 2	PA: 32							
PITCHER	IP	WLS	BF	H	R	ER	SO	BB	IBB	HBP	BLK	WP	HR	S	P	ERA	WHIP										
John Cummings, L (1, 1) ERA: 5.27	5.1		19	5	1	0	2	1	0	0	0	1	0	8	16	0.00	3.000										
Jeff Nielson, R (6, 1) ERA: 2.2	0.2		4	1	0	0	1	1	0	0	0	0	0	3	4	27.00	3.000										
Dennis Powell, L (7, 1) ERA: 5.74	0.1		2	1	1	1	0	0	0	0	0	0	0	3	4	27.00	3.000										
Rich DeLucia, R (7, 1) ERA: 2.22	1.2	L	6	1	1	1	4	0	0	0	0	0	1	19	30	5.40	0.600										

Seattle Mariners @ Texas Rangers
Arlington Stadium, Arlington, TX
Tue May 18 1993, 8:05 PM EDT
Att: 17,441 - Unknown

AB 29
R 3
H 8
RBI 3
BB 1
SO 7
LOB 13



Batter	1	2	3	4	5	6	7	8	9	AB	R	H	RBI	BB	SO	LOB	TOP								
Omar Vizquel, S OBP: 0.343, SLG: 0.305 (1, 6)										4	2	1	0	1	1	1									
Mike Felder, S OBP: 0.325, SLG: 0.329 (1, 7)										4	0	0	0	0	0	1	2								
Ken Griffey Jr., L OBP: 0.383, SLG: 0.546 (1, 8)										4	0	1	0	0	0	1									
Edgar Martinez, R OBP: 0.500, SLG: 0.667 (8, PR)										3	0	1	1	1	1	1									
Rich Amaral, R OBP: 0.394, SLG: 0.438 (8, 5)										0	0	0	0	0	0	0									
Pete O'Brien, L OBP: 0.336, SLG: 0.480 (8, PR)										3	0	1	0	1	0	3									
Henry Cotto, R OBP: 0.191, SLG: 0.194 (8, 9)										0	0	0	0	0	0	0									
Tino Martinez, L OBP: 0.333, SLG: 0.440 (1, 3)										4	0	0	0	0	0	4									
Mackey Sasser, L OBP: 0.190, SLG: 0.200 (8, 5)										4	0	0	0	0	0	1									
Mike Blowers, R OBP: 0.348, SLG: 0.482 (9, 5)										3	0	0	0	0	1	0									
Dave Valle, R OBP: 0.400, SLG: 0.413 (1, 2)										3	0	1	0	0	0	2									
Fernando Vina, L OBP: 0.267, SLG: 0.222 (9, PH)										1	1	1	1	0	0	0									
Jay Buhner, R OBP: 0.406, SLG: 0.581 (9, 9)										1	1	1	1	0	0	0									
Inning Stats	R: 1 E: 1 K: 0 S: 6	H: 0 LOB: 1 BB: 2 P: 15	R: 0 E: 0 K: 1 S: 11	H: 0 LOB: 0 BB: 0 P: 16	R: 0 E: 0 K: 1 S: 8	H: 0 LOB: 0 BB: 0 P: 10	R: 0 E: 0 K: 0 S: 14	H: 1 LOB: 1 BB: 0 P: 20	R: 0 E: 0 K: 0 S: 10	H: 1 LOB: 1 BB: 0 P: 13	R: 0 E: 0 K: 2 S: 8	H: 0 LOB: 2 BB: 0 P: 10	R: 0 E: 0 K: 1 S: 12	H: 1 LOB: 2 BB: 0 P: 19	R: 1 E: 0 K: 0 S: 15	H: 2 LOB: 2 BB: 1 P: 28	R: 1 E: 0 K: 0 S: 6	H: 1 LOB: 0 BB: 0 P: 8	1B: 4 2B: 1 3B: 0 HR: 1	SF: 0 SAC: 0 DP: 1 HBP: 1	WP: 0 PB: 0 SB: 0 CS: 0	PA: 37			
PITCHER	IP	WLS	BF	H	R	ER	SO	BB	IBB	HBP	BLK	WP	HR	S	P	ERA	WHIP								
Kevin Brown, R ERA: 1.62 (1, 1)	8.0		33	5	2	1	5	3	0	1	0	0	0	84	131	1.12	1.000								
Tom Henke, R ERA: 1.33 (9, 1)	1.0	W	4	1	1	1	0	0	0	0	0	0	1	6	8	9.00	1.000								

Seattle Mariners @ Texas Rangers
Arlington Stadium, Arlington, TX
Wed May 19 1993, 8:05 PM EDT
Att: 20,054 - Unknown - 82 F

AB 33
R 3
H 6
RBI 2
BB 3
SO 5
LOB 15



Batter	1	2	3	4	5	6	7	8	9	AB	R	H	RBI	BB	SO	LOB	BOTTOM								
David Hulse, L OBP: 0.342, SLG: 0.389 (1, 8)										4	0	0	0	0	0	1									
Julio Franco, R OBP: 0.314, SLG: 0.427 (1, 10)										4	2	2	2	0	0	0									
Jose Canseco, R OBP: 0.355, SLG: 0.526 (1, 9)										4	0	0	0	0	3	1									
Ivan Rodriguez, R OBP: 0.380, SLG: 0.455 (1, 2)										4	1	2	1	0	0	0									
Rafael Palmeiro, L OBP: 0.302, SLG: 0.400 (1, 3)										3	0	0	0	1	2	2									
Dean Palmer, R OBP: 0.325, SLG: 0.570 (1, 5)										4	0	0	0	0	3	2									
Doug Strange, S OBP: 0.359, SLG: 0.507 (1, 4)										4	0	1	1	0	2	0									
Doug Dascenzo, S OBP: 0.236, SLG: 0.302 (1, 7)										3	0	1	0	0	1	0									
Benji Gil, R OBP: 0.250, SLG: 0.154 (1, 6)										3	1	0	0	0	2	1									
Inning Stats	R: 1 E: 0 K: 1 S: 12	H: 1 LOB: 0 BB: 0 P: 18	R: 0 E: 0 K: 3 S: 9	H: 0 LOB: 0 BB: 0 P: 11	R: 0 E: 0 K: 1 S: 8	H: 0 LOB: 0 BB: 0 P: 14	R: 0 E: 0 K: 1 S: 10	H: 0 LOB: 0 BB: 0 P: 16	R: 0 E: 0 K: 1 S: 6	H: 0 LOB: 0 BB: 0 P: 9	R: 2 E: 1 K: 1 S: 17	H: 3 LOB: 2 BB: 0 P: 23	R: 0 E: 0 K: 2 S: 8	H: 0 LOB: 0 BB: 0 P: 14	R: 0 E: 0 K: 1 S: 5	H: 0 LOB: 0 BB: 0 P: 7	R: 1 E: 0 K: 2 S: 13	H: 2 LOB: 2 BB: 1 P: 22	1B: 4 2B: 0 3B: 1 HR: 1	SF: 0 SAC: 0 DP: 0 HBP: 0	WP: 0 PB: 0 SB: 1 CS: 0	PA: 34			
PITCHER	IP	WLS	BF	H	R	ER	SO	BB	IBB	HBP	BLK	WP	HR	S	P	ERA	WHIP								
Erik Hanson, R ERA: 1.6 (1, 1)	8.2	L	34	6	4	3	13	0	1	0	0	0	1	88	134	3.12	0.692								

Seattle Mariners @ Texas Rangers
Arlington Stadium, Arlington, TX
Wed May 19 1993, 8:05 PM EDT
Att: 20,054 - Unknown - 82 F

AB 33
R 4
H 6
RBI 4
BB 1
SO 13
LOB 7



Batter	1	2	3	4	5	6	7	8	9	AB	R	H	RBI	BB	SO	LOB	TOP				
Rich Amaral, R OBP: 0.381, SLG: 0.422 (1, 4)	G4-3			L9		G3		G4-3	K	5	0	0	0	0	1	2					
Henry Cotto, R OBP: 0.192, SLG: 0.236 (1, 8) (8, 9)	K			HR		G1		G3	P6	5	1	1	1	0	1	2					
Ken Griffey Jr., L OBP: 0.386, SLG: 0.552 (1, 10) (8, 8)	G1-3			2B				G4-3	1B E 1B	4	1	2	0	0	0	0					
Jay Buhner, R OBP: 0.402, SLG: 0.572 (8, 1) Tim Leary, R (9, 1) Jeff Nelson, R (9, 1) Norm Charlton, S (9, 1)		K		K				G5-3	E 2B 1B	4	1	1	0	0	0	2	1				
Mike Blowers, R OBP: 0.344, SLG: 0.483 (1, 5)	P4			L8				2B	E5 2B	4	1	1	0	0	0	3					
Tino Martinez, L OBP: 0.331, SLG: 0.441 (1, 3)	K					L4		K	2B	4	0	1	2	0	2	1					
Dave Valle, R OBP: 0.399, SLG: 0.420 Fernando Vina, L OBP: 0.258, SLG: 0.214 (8, PR) (8, 6)				F8		F7			G1-3	3	0	1	0	0	0	0					
Mike Felder, S OBP: 0.325, SLG: 0.343 (1, 7)				P5		K			SH HR	3	1	1	0	0	1	0					
Omar Vizquel, S OBP: 0.339, SLG: 0.301 Edgar Martinez, R OBP: 0.600, SLG: 1.500 (8, PH) Bill Haselman, R OBP: 0.359, SLG: 0.406 (8, 2)				K		K			HR	2	0	0	0	0	2	0					
Inning Stats	R: 0 E: 0 K: 1 S: 10	H: 0 LOB: 0 BB: 0 P: 19	R: 0 E: 0 K: 2 S: 9	H: 0 LOB: 0 BB: 0 P: 16	R: 0 E: 0 K: 1 S: 9	H: 0 LOB: 0 BB: 0 P: 15	R: 1 E: 0 K: 1 S: 13	H: 2 LOB: 1 BB: 0 P: 15	R: 0 E: 0 K: 1 S: 8	H: 0 LOB: 0 BB: 0 P: 13	R: 0 E: 0 K: 1 S: 10	H: 1 LOB: 1 BB: 0 P: 14	R: 6 E: 2 K: 0 S: 15	H: 5 LOB: 1 BB: 0 P: 22	R: 0 E: 0 K: 1 S: 9	H: 1 LOB: 1 BB: 0 P: 13	1B: 2 2B: 4 3B: 1 HR: 2	SF: 0 SAC: 1 DP: 0 HBP: 0	WP: 0 PB: 0 SB: 0 CS: 0	PA: 38	
PITCHER	IP	WLS	BF	H	R	ER	SO	BB	IBB	HBP	BLK	WP	HR	S	P	ERA	WHIP				
Charlie Leibrandt, L ERA: 3.09 (1, 1)	7.0	L	26	4	4	3	8	0	0	0	0	0	1	69	104	3.86	0.571				
Jeff Bronkney, R ERA: 4.0 (8, 1)	0.2		6	3	1	0	0	0	0	0	0	0	1	8	12	0.00	4.500				
Bob Patterson, L ERA: 6.19 (8, 1)	1.1		6	2	2	0	1	0	0	0	0	0	0	13	20	0.00	1.500				

Seattle Mariners @ Texas Rangers
Arlington Stadium, Arlington, TX
Thu May 20 1993, 8:05 PM EDT
Att: 17,119 - Unknown - 77 F

AB 37
R 7
H 9
RBI 5
BB 0
SO 9
LOB 11



Batter	1	2	3	4	5	6	7	8	9	AB	R	H	RBI	BB	SO	LOB	BOTTOM				
David Hulse, L OBP: 0.331, SLG: 0.375 (1, 8)	G4-3		G1-3			G1-3			G4-3	4	0	0	0	0	0	0					
Julio Franco, R OBP: 0.319, SLG: 0.425 (1, 10)	G4-3			K				G5-4-3 1B	1B BB	3	1	1	0	1	1	0					
Jose Canseco, R OBP: 0.347, SLG: 0.513 (1, 9)	K			K		G5-4-3			K	4	0	0	0	0	3	2					
Juan Gonzalez, R OBP: 0.424, SLG: 0.719 (1, 7)		L4		L5			HR		1B 1B	4	2	2	1	0	0	0					
Rafael Palmeiro, L OBP: 0.307, SLG: 0.423 (1, 3)		F8				L9			1B 1B	4	1	2	2	0	0	0					
Ivan Rodriguez, R OBP: 0.380, SLG: 0.465 (1, 2)				FC5-4 1B		CS 1B		G6-3	1B	4	0	3	1	0	0	0					
Dean Palmer, R OBP: 0.327, SLG: 0.558 (1, 5)				FC5-4		K			K	3	0	0	0	1	2	2					
Doug Strange, S OBP: 0.346, SLG: 0.487 Gary Redus, R OBP: 0.273, SLG: 0.375 (9, PH)				K		CS		B1-3	L9	3	0	0	0	0	1	0					
Benji Gil, R OBP: 0.234, SLG: 0.143 (1, 6)				G5-3				G5-3	F7	3	0	0	0	0	0	0					
Inning Stats	R: 0 E: 0 K: 1 S: 12	H: 0 LOB: 0 BB: 0 P: 16	R: 0 E: 0 K: 0 S: 7	H: 1 LOB: 1 BB: 0 P: 13	R: 0 E: 0 K: 1 S: 5	H: 0 LOB: 0 BB: 0 P: 5	R: 0 E: 0 K: 2 S: 8	H: 0 LOB: 0 BB: 0 P: 9	R: 0 E: 0 K: 1 S: 8	H: 1 LOB: 0 BB: 0 P: 11	R: 2 E: 0 K: 0 S: 10	H: 3 LOB: 0 BB: 0 P: 13	R: 0 E: 0 K: 1 S: 6	H: 0 LOB: 0 BB: 0 P: 11	R: 2 E: 0 K: 2 S: 19	H: 3 LOB: 3 BB: 2 P: 35	1B: 6 2B: 0 3B: 0 HR: 2	SF: 0 SAC: 0 DP: 1 HBP: 0	WP: 0 PB: 0 SB: 0 CS: 1	PA: 36	
PITCHER	IP	WLS	BF	H	R	ER	SO	BB	IBB	HBP	BLK	WP	HR	S	P	ERA	WHIP				
Tim Leary, R ERA: 4.29 (1, 1)	8.1	W	29	5	3	3	6	1	0	0	0	0	2	67	96	3.24	0.720				
Tim Leary, R ERA: 4.29 (8, 1)	8.1	W	29	5	3	3	6	1	0	0	0	0	2	67	96	3.24	0.720				
Jeff Nelson, R ERA: 2.7 (9, 1)	0.1		2	1	0	0	1	0	0	0	0	0	0	6	8	0.00	3.000				
Norm Charlton, L ERA: 3.85 (9, 1)	0.1		4	2	1	1	1	1	0	0	0	0	0	9	17	27.00	9.000				

Seattle Mariners @ Texas Rangers
Arlington Stadium, Arlington, TX
Thu May 20 1993, 8:05 PM EDT
Att: 17,119 - Unknown - 77 F

AB 33
R 4
H 8
RBI 4
BB 2
SO 8
LOB 7



Batter	1	2	3	4	5	6	7	8	9	AB	R	H	RBI	BB	SO	LOB	TOP										
Rich Amaral, R OBP: 0.384, SLG: 0.439	G2-3			L9				G5-3		4	0	2	1	0	0	0	Seattle Mariners @ Kansas City Royals Kauffman Stadium, Kansas City, MO Fri May 21 1993, 7:05 PM CDT Att: 27,786 - Unknown - 70 F										
Henry Cotto, R OBP: 0.192, SLG: 0.224	K			G1-3				G5-3		4	0	0	0	0	1	3											
Ken Griffey Jr., L OBP: 0.383, SLG: 0.544	P5							G4-3		4	0	1	0	0	0	1											
Jay Buhner, R OBP: 0.399, SLG: 0.561		G6-3							P4	3	0	0	0	1	0	0											
Mike Blowers, R OBP: 0.333, SLG: 0.467 Pete O'Brien, L (9, PH) OBP: 0.333, SLG: 0.475		F9							F7	3	0	0	0	0	1	2											
Tino Martinez, L OBP: 0.330, SLG: 0.436									F7	1	0	0	0	0	0	0											
Dave Valle, R OBP: 0.390, SLG: 0.409									F9	4	0	1	0	0	0	0											
Mike Felder, S OBP: 0.325, SLG: 0.342									F8	3	1	1	0	0	0	0											
Omar Vizquel, S OBP: 0.339, SLG: 0.302									F8	3	0	1	0	0	0	0											
Inning Stats	R: 0 E: 0 K: 1 S: 7	H: 0 LOB: 0 BB: 0 P: 9	R: 0 E: 0 K: 0 S: 7	H: 0 LOB: 0 BB: 0 P: 13	R: 0 E: 0 K: 0 S: 8	H: 0 LOB: 0 BB: 0 P: 10	R: 0 E: 0 K: 0 S: 7	H: 1 LOB: 2 BB: 1 P: 16	R: 1 E: 0 K: 0 S: 18	H: 4 LOB: 2 BB: 0 P: 25	R: 0 E: 0 K: 0 S: 6	H: 0 LOB: 0 BB: 0 P: 10	R: 0 E: 0 K: 0 S: 4	H: 0 LOB: 0 BB: 0 P: 8	R: 0 E: 0 K: 0 S: 8	H: 1 LOB: 1 BB: 0 P: 15	R: 0 E: 0 K: 0 S: 7	H: 0 LOB: 0 BB: 0 P: 10	1B: 4 2B: 2 3B: 0 HR: 0	SF: 0 SAC: 0 DP: 0 HBP: 0	WP: 0 PB: 0 SB: 0 CS: 0	PA: 33					
PITCHER	IP	WLS	BF	H	R	ER	SO	BB	IBB	HBP	BLK	WP	HR	S	P	ERA	WHIP										
Chris Haney, L ERA: 1.17	(1, 1)	7.2	W	29	6	1	1	2	1	0	0	0	0	62	101	1.17	0.913										
Billy Brewer, L ERA:	(8, 1)	0.1		1	0	0	0	0	0	0	0	0	0	3	5	0.00	0.000										
Tom Gordon, R ERA: 4.88	(9, 1)	1.0	S	3	0	0	0	0	0	0	0	0	0	7	10	0.00	0.000										

Batter	1	2	3	4	5	6	7	8	9	AB	R	H	RBI	BB	SO	LOB	BOTTOM										
Keith Miller, R OBP: 0.180, SLG: 0.188	G5-3									4	0	0	0	0	1	3	Seattle Mariners @ Kansas City Royals Kauffman Stadium, Kansas City, MO Fri May 21 1993, 7:05 PM CDT Att: 27,786 - Unknown - 70 F										
Brian McRae, S OBP: 0.343, SLG: 0.400	G1-3									4	0	0	0	0	1	0											
Wally Joyner, L OBP: 0.383, SLG: 0.368										4	0	1	0	0	2	0											
Mike Macfarlane, R OBP: 0.372, SLG: 0.586	P4									3	0	0	0	1	0	1											
Hubie Brooks, R OBP: 0.341, SLG: 0.375 Felix Jose, S OBP: 0.294, SLG: 0.304		G6-3								3	0	1	0	0	0	1											
Harvey Pulliam, R OBP: 0.306, SLG: 0.412										3	1	1	0	0	1	1											
Phil Hiett, R OBP: 0.320, SLG: 0.422										3	1	2	2	0	1	1											
Greg Gagne, R OBP: 0.317, SLG: 0.368										3	0	1	0	0	1	1											
Jose Lind, R OBP: 0.264, SLG: 0.305										3	0	0	0	0	1	3											
Inning Stats	R: 0 E: 0 K: 0 S: 10	H: 1 LOB: 1 BB: 0 P: 19	R: 0 E: 0 K: 1 S: 19	H: 3 LOB: 3 BB: 0 P: 24	R: 0 E: 0 K: 1 S: 8	H: 0 LOB: 0 BB: 0 P: 13	R: 0 E: 0 K: 2 S: 16	H: 1 LOB: 1 BB: 0 P: 18	R: 0 E: 0 K: 0 S: 4	H: 0 LOB: 0 BB: 0 P: 5	R: 0 E: 0 K: 0 S: 4	H: 0 LOB: 1 BB: 1 P: 9	R: 2 E: 1 K: 2 S: 10	H: 1 LOB: 0 BB: 0 P: 13	R: 0 E: 0 K: 2 S: 8	H: 0 LOB: 0 BB: 0 P: 13	1B: 5 2B: 0 3B: 0 HR: 1	SF: 0 SAC: 0 DP: 1 HBP: 0	WP: 0 PB: 0 SB: 0 CS: 0	PA: 31							
PITCHER	IP	WLS	BF	H	R	ER	SO	BB	IBB	HBP	BLK	WP	HR	S	P	ERA	WHIP										
Randy Johnson, L ERA: 2.91	(1, 1)	8.0	L	31	6	2	1	8	1	0	0	0	1	79	114	1.12	0.875										



Batter	1	2	3	4	5	6	7	8	9	AB	R	H	RBI	BB	SO	LOB	TOP					
Mike Felder, S OBP: 0.323, SLG: 0.340 (1, 7)	P6			B1-3				P5		4	0	1	1	0	0	1	Seattle Mariners @ Kansas City Royals Kauffman Stadium, Kansas City, MO Sat May 22 1993, 7:05 PM CDT Att: 27,233 - Unknown - 68 F					
Rich Amaral, R OBP: 0.381, SLG: 0.434 (1, 4)	G6-3			G4-3		L4		BB 1B		4	0	1	0	0	0	2						
Ken Griffey Jr., L OBP: 0.374, SLG: 0.529 (1, 8)	K			G4-3		F7		P4		4	0	0	0	0	1	4						
Edgar Martinez, R OBP: 0.444, SLG: 0.857 Mike Blowers, R OBP: 0.333, SLG: 0.467 (8, PR) (8, 5)		K			G6-3			F9	BB	3	0	0	0	1	1	0						
Pete O'Brien, L OBP: 0.322, SLG: 0.456 (1, 3)		F7			F8			G3-1	F7	4	0	0	0	0	0	3						
Tino Martinez, L OBP: 0.328, SLG: 0.428 (1, 10)					F9			BB		3	0	0	0	1	2	0						
Mackey Sasser, L OBP: 0.240, SLG: 0.250 (1, 9)				G3-1		P6		FC6-4 1B		4	0	2	0	0	0	0						
Bill Haselman, R OBP: 0.349, SLG: 0.371 (1, 2)				K		BB 1B		FC5-4 1B		3	1	0	0	1	1	3						
Omar Vizquel, S OBP: 0.343, SLG: 0.302 (1, 6)				P6		BB 1B		BB 1B	F8	3	0	1	0	1	0	1						
Inning Stats	R: 0 E: 0 K: 1 S: 8	H: 0 LOB: 0 BB: 0 P: 13	R: 0 E: 0 K: 2 S: 8	H: 0 LOB: 0 BB: 0 P: 15	R: 0 E: 0 K: 1 S: 7	H: 0 LOB: 0 BB: 0 P: 9	R: 0 E: 0 K: 0 S: 7	H: 0 LOB: 0 BB: 0 P: 10	R: 0 E: 0 K: 0 S: 6	H: 0 LOB: 0 BB: 0 P: 9	R: 1 E: 0 K: 0 S: 9	H: 2 LOB: 2 BB: 1 P: 18	R: 0 E: 0 K: 0 S: 8	H: 1 LOB: 2 BB: 1 P: 14	R: 0 E: 0 K: 0 S: 10	H: 1 LOB: 3 BB: 2 P: 22	R: 0 E: 0 K: 1 S: 11	H: 1 LOB: 1 BB: 0 P: 14	1B: 5 2B: 0 3B: 0 HR: 0	SF: 0 SAC: 0 DP: 0 HBP: 0	WP: 0 PB: 0 SB: 0 CS: 0	PA: 36
PITCHER Kevin Appier, R ERA: 3.31 (1, 1)	IP: 9.0 WLS: W BF: 36 H: 5 R: 1 ER: 1 SO: 5 BB: 4 IBB: 0 HBP: 0 BLK: 0 WP: 0 HR: 0 S: 74 P: 124 ERA: 1.00 WHIP: 1.000																					

Batter	1	2	3	4	5	6	7	8	9	AB	R	H	RBI	BB	SO	LOB	BOTTOM													
Felix Jose, S OBP: 0.292, SLG: 0.303 (1, 9)	F8			G4-3		K		PB 1B		4	1	1	0	0	1	0	Seattle Mariners @ Kansas City Royals Kauffman Stadium, Kansas City, MO Sat May 22 1993, 7:05 PM CDT Att: 27,233 - Unknown - 68 F													
Brian McRae, S OBP: 0.347, SLG: 0.402 (1, 8)	G6-3			G1-3		BB 1B		G4-3 1B		4	2	2	1	0	0	0														
George Brett, L OBP: 0.277, SLG: 0.358 (1, 10)	K			G4-3		BB 1B		G4-3		4	0	1	1	0	1	1														
Wally Joyner, L OBP: 0.386, SLG: 0.372 (1, 3)		G4-3			BB 1B	K		G4-3 1B		4	0	2	1	0	1	1														
Chris Gwynn, L OBP: 0.360, SLG: 0.412 (1, 7)		F7			F7			G4-3 1B		4	0	1	0	0	1	1														
Brent Mayne, L OBP: 0.298, SLG: 0.359 (1, 2)		G6-3			IBB			G4-3		3	0	0	0	1	0	2														
Phil Hilt, R OBP: 0.317, SLG: 0.416 (1, 5)				K		BB 1B		G1-3		4	1	1	0	0	2	4														
Greg Gagne, R OBP: 0.318, SLG: 0.367 (1, 6)				F8		G4-3		BB 1B		3	0	1	0	0	0	2														
David Howard, S OBP: 0.333, SLG: 0.333 (1, 4)				G6-3		K		BB 1B		3	0	1	1	0	1	0														
Inning Stats	R: 0 E: 0 K: 1 S: 6	H: 0 LOB: 0 BB: 0 P: 10	R: 0 E: 0 K: 0 S: 5	H: 0 LOB: 0 BB: 0 P: 6	R: 0 E: 0 K: 1 S: 8	H: 0 LOB: 0 BB: 0 P: 12	R: 0 E: 0 K: 0 S: 6	H: 0 LOB: 0 BB: 0 P: 8	R: 0 E: 0 K: 0 S: 12	H: 1 LOB: 2 BB: 1 P: 24	R: 1 E: 0 K: 3 S: 14	H: 2 LOB: 1 BB: 0 P: 19	R: 1 E: 0 K: 1 S: 9	H: 3 LOB: 2 BB: 0 P: 16	R: 2 E: 0 K: 0 S: 15	H: 4 LOB: 2 BB: 0 P: 19	1B: 9 2B: 1 3B: 0 HR: 0	SF: 0 SAC: 0 DP: 0 HBP: 0	WP: 0 PB: 1 SB: 1 CS: 0	PA: 34										
PITCHER Jim Converse, R ERA: 2.57 John Cummings, L ERA: 5.61 Jeff Nelson, R ERA: 2.65 (1, 1) (8, 1) (8, 1)	IP: 7.0 WLS: L BF: 27 H: 6 R: 2 ER: 2 SO: 7 BB: 0 IBB: 0 HBP: 0 BLK: 0 WP: 0 HR: 0 S: 60 P: 95 ERA: 2.57 WHIP: 0.857	0.2	6	4	2	2	0	0	0	0	0	0	12	15	27.00	6.000	0.1	1	0	0	0	0	0	0	0	0	3	4	0.00	0.000



Batter	1	2	3	4	5	6	7	8	9	AB	R	H	RBI	BB	SO	LOB	TOP				
Mike Felder, S OBP: 0.318, SLG: 0.333 (1, 7)	L9	F7		G4-3				G4-3	L4	6	0	1	1	0	0	4	Seattle Mariners @ Kansas City Royals Kauffman Stadium, Kansas City, MO Sun May 23 1993, 7:05 PM CDT Att: 17,935 - Overcast - 80 F				
Ken Griffey Jr., L OBP: 0.384, SLG: 0.551 (1, 8)				P6	G5-3			1B	3B	5	2	3	2	1	0	2					
Edgar Martinez, R OBP: 0.500, SLG: 0.833 Henry Cotto, R OBP: 0.179, SLG: 0.221 (6, PR) (8, 9)				1B	2B			1B	P6	5	1	3	1	0	2	1					
Tino Martinez, L OBP: 0.341, SLG: 0.439 (1, 3)				1B	2B			1B		1	1	0	0	0	0	2					
Mackey Sasser, L OBP: 0.267, SLG: 0.310 Mike Blowers, R OBP: 0.333, SLG: 0.467 (8, 5)				1B	2B			1B		5	0	4	2	0	1	1					
Pete O'Brien, L OBP: 0.333, SLG: 0.467 Omar Vizquel, S OBP: 0.343, SLG: 0.302 (1, 10)				1B	2B			1B		5	1	2	1	0	0	5					
Dave Valle, R OBP: 0.386, SLG: 0.398 (1, 2)				1B	2B			1B		0	0	0	0	0	0	0					
Rich Amaral, R OBP: 0.381, SLG: 0.429 (1, 4)				1B	2B			1B		4	2	0	1	0	2	0					
Fernando Vina, L OBP: 0.306, SLG: 0.226 (1, 6)				1B	2B			1B		0	1	0	0	0	0	0					
Inning Stats	R: 0 E: 0 K: 1 S: 8	H: 1 LOB: 0 BB: 0 P: 11	R: 2 E: 0 K: 0 S: 7	H: 3 LOB: 2 BB: 1 P: 15	R: 2 E: 0 K: 1 S: 15	H: 3 LOB: 3 BB: 1 P: 29	R: 0 E: 0 K: 0 S: 15	H: 2 LOB: 2 BB: 0 P: 22	R: 1 E: 0 K: 1 S: 10	H: 2 LOB: 1 BB: 0 P: 15	R: 0 E: 0 K: 1 S: 6	H: 0 LOB: 1 BB: 0 P: 8	R: 2 E: 0 K: 0 S: 7	H: 2 LOB: 1 BB: 1 P: 17	R: 3 E: 0 K: 0 S: 14	H: 3 LOB: 2 BB: 0 P: 22		1B: 12 2B: 5 3B: 1 HR: 0	SF: 0 SAC: 1 DP: 1 HBP: 3	WP: 0 PB: 0 SB: 2 CS: 1	PA: 48
PITCHER	IP	WLS	BF	H	R	ER	SO	BB	IBB	HBP	BLK	WP	HR	S	P	ERA	WHIP				
Mark Gardner, R ERA: 5.89 (1, 1)	4.2		28	11	5	5	3	2	0	2	0	0	0	54	91	9.64	2.786				
Mark Gubicza, R ERA: 6.92 (5, 1)	2.2		11	2	2	2	2	1	0	0	0	0	0	20	34	6.75	1.125				
Jeff Montgomery, R ERA: 3.08 (8, 1)	1.1	L	8	4	3	3	0	0	0	1	0	0	0	14	25	20.25	3.000				
Tom Gordon, R ERA: 4.82 (9, 1)	0.1		1	0	0	0	0	0	0	0	0	0	0	2	2	0.00	0.000				

AB	41
R	10
H	17
RBI	10
BB	3
SO	5
LOB	28



Batter	1	2	3	4	5	6	7	8	9	AB	R	H	RBI	BB	SO	LOB	BOTTOM				
Keith Miller, R OBP: 0.185, SLG: 0.192 Felix Jose, S OBP: 0.292, SLG: 0.303 (1, 7)	G5-3							B1-3		4	1	1	0	0	1	2	Seattle Mariners @ Kansas City Royals Kauffman Stadium, Kansas City, MO Sun May 23 1993, 7:05 PM CDT Att: 17,935 - Overcast - 80 F				
Brian McRae, S OBP: 0.350, SLG: 0.405 (1, 8)	F8							P3		4	0	2	3	0	0	0					
George Brett, L OBP: 0.276, SLG: 0.355 (1, 10)	L8							K		4	0	1	0	0	1	0					
Mike Macfarlane, R OBP: 0.378, SLG: 0.616 (1, 2)								HR		3	2	1	1	0	0	2					
Wally Joyner, L OBP: 0.382, SLG: 0.390 (1, 3)								HR		4	1	1	2	0	1	0					
Harvey Pulliam, R OBP: 0.275, SLG: 0.368 (8, 7)								P5		4	0	0	0	0	1	0					
Phil Hiatt, R OBP: 0.323, SLG: 0.422 (1, 5)								K2-3		4	0	0	0	0	1	0					
Phil Hiatt, R OBP: 0.323, SLG: 0.422 (1, 5)								K		3	1	1	0	1	1	0					
Greg Gagne, R OBP: 0.323, SLG: 0.371 (1, 6)								G4-3		4	1	2	1	0	0	1					
Jose Lind, R OBP: 0.264, SLG: 0.303 (1, 4)								K		4	1	1	0	0	1	0					
Inning Stats	R: 0 E: 0 K: 0 S: 5	H: 0 LOB: 0 BB: 0 P: 7	R: 0 E: 0 K: 1 S: 7	H: 0 LOB: 0 BB: 0 P: 14	R: 2 E: 0 K: 1 S: 12	H: 3 LOB: 0 BB: 0 P: 18	R: 3 E: 0 K: 0 S: 11	H: 3 LOB: 0 BB: 0 P: 20	R: 1 E: 0 K: 0 S: 15	H: 3 LOB: 1 BB: 1 P: 20	R: 0 E: 0 K: 0 S: 7	H: 0 LOB: 0 BB: 1 P: 15	R: 0 E: 0 K: 2 S: 8	H: 0 LOB: 0 BB: 0 P: 12	R: 0 E: 0 K: 2 S: 13	H: 0 LOB: 0 BB: 0 P: 18	1B: 7 2B: 1 3B: 0 HR: 2	SF: 0 SAC: 0 DP: 1 HBP: 1	WP: 1 PB: 0 SB: 1 CS: 2	PA: 38	
PITCHER	IP	WLS	BF	H	R	ER	SO	BB	IBB	HBP	BLK	WP	HR	S	P	ERA	WHIP				
Dave Fleming, L ERA: 12.46 (1, 1)	4.1		20	8	6	6	2	0	0	1	0	0	1	29	46	12.46	1.846				
Russ Swan, L ERA: 11.45 (5, 1)	3.2	W	13	2	1	1	2	1	0	0	0	0	1	29	46	2.46	0.818				
Norm Charlton, L ERA: 3.38 (9, 1)	1.0	S	3	0	0	0	2	0	0	0	0	0	0	13	18	0.00	0.000				

AB	34
R	7
H	10
RBI	7
BB	1
SO	6
LOB	5



Batter	1	2	3	4	5	6	7	8	9	10	11	12	13	14	AB	R	H	RBI	BB	SO	LOB	TOP								
Luis Polonia, L OBP: 0.314, SLG: 0.333 (1, 10)	E4		CS 1B		G3		K		K			CS 1B		K	7	0	2	0	0	3	4									
Chad Curtis, R OBP: 0.418, SLG: 0.406 (1, 8)	WP 1B		1B		HR		HBP		G4-3			FC5-4 BB		FC6-4	5	1	3	1	1	0	2									
J.T. Snow, L OBP: 0.300, SLG: 0.483 (1, 3)	K		K		K		F9					FC5-4			5	0	0	0	1	3	5									
Tim Salmon, R OBP: 0.387, SLG: 0.485 (1, 9)	1B		1B		G4-3		G6-3 3B		G6-3 BB					K	5	1	2	0	1	2	1									
Torey Lovullo, S OBP: 0.338, SLG: 0.444 (9, 6)	K		K		G6-3				G6-3					F7	6	0	0	0	0	2	5									
Stan Javier, S OBP: 0.308, SLG: 0.351 (1, 7)			G3		G4-3		G4-3		G1-3			G6-3		F8	6	1	1	1	0	0	0									
Damon Easley, R OBP: 0.374, SLG: 0.419 (1, 4)			G6-3		P4		G6-3		P3					G6-3	6	0	0	0	0	1	1									
Gary Disarcina, R OBP: 0.252, SLG: 0.311 (9, PH)			L8						PB S BB						3	0	1	1	0	0	0									
Chili Davis, S OBP: 0.329, SLG: 0.362 (9, PR)															0	0	0	0	1	0	0									
Ron Tingley, R (9, 2)															1	0	0	0	1	1	0									
John Orton, R OBP: 0.243, SLG: 0.324 (9, PH)															3	0	1	0	0	2	1									
Greg Myers, L OBP: 0.297, SLG: 0.382 (9, PH)															0	0	0	0	0	0	0									
Gary Gaetti, R OBP: 0.213, SLG: 0.186 (9, 5)															3	0	1	0	0	2	1									
Inning Stats	R: 0 E: 1 K: 2 S: 11	H: 2 LOB: 2 BB: 0 P: 16	R: 0 E: 0 K: 0 S: 7	H: 0 LOB: 0 BB: 0 P: 12	R: 0 E: 0 K: 2 S: 13	H: 2 LOB: 1 BB: 0 P: 19	R: 2 E: 0 K: 1 S: 13	H: 3 LOB: 1 BB: 0 P: 20	R: 1 E: 0 K: 1 S: 10	H: 1 LOB: 2 BB: 0 P: 11	R: 0 E: 0 K: 0 S: 7	H: 0 LOB: 0 BB: 1 P: 13	R: 0 E: 0 K: 2 S: 9	H: 0 LOB: 1 BB: 1 P: 16	R: 0 E: 0 K: 2 S: 10	H: 0 LOB: 1 BB: 0 P: 14	R: 0 E: 0 K: 2 S: 9	H: 1 LOB: 1 BB: 0 P: 13	R: 0 E: 0 K: 1 S: 8	H: 0 LOB: 0 BB: 0 P: 12	R: 0 E: 0 K: 1 S: 7	H: 1 LOB: 1 BB: 1 P: 13	R: 0 E: 0 K: 1 S: 8	H: 0 LOB: 0 BB: 0 P: 12	R: 0 E: 0 K: 1 S: 10	H: 1 LOB: 2 BB: 1 P: 17	1B: 7 2B: 1 3B: 2 HR: 1	SF: 0 SAC: 0 DP: 1 HBP: 1	WP: 2 PB: 1 SB: 2 CS: 3	PA: 56

PITCHER	IP	WLS	BF	H	R	ER	SO	BB	IBB	HBP	BLK	WP	HR	S	P	ERA	WHIP
Erik Hanson, R ERA: 1.81	(1, 1)	7.0	30	9	3	3	6	0	0	0	0	0	0	10	11	0.00	1.286
Rich DeLucia, R ERA: 2.1	(8, 1)	1.1	5	0	0	0	0	2	0	0	0	0	0	10	19	0.00	1.500
Norm Charlton, L ERA: 3.0	(9, 1)	1.2	6	0	0	0	3	1	0	0	0	0	0	17	24	0.00	0.600
Jeff Neilson, R ERA: 2.45	(11, 1)	1.1	4	0	0	0	3	0	0	0	0	0	0	12	15	0.00	0.000
Dennis Powell, L ERA: 5.51	(12, 1)	0.2	3	1	0	0	0	1	0	0	0	0	0	4	10	0.00	3.000


Batter	1	2	3	4	5	6	7	8	9	10	11	12	13	14	AB	R	H	RBI	BB	SO	LOB	BOTTOM								
Rich Amaral, R OBP: 0.380, SLG: 0.438 (9, 5)	F8		CS 1B			F8 2B		BB SF9 1B	FC1-6 S	G1-3					6	2	3	0	1	0	4									
Ken Griffey Jr., L OBP: 0.375, SLG: 0.533 (1, 10)	P3		P5			B2		SF9 BB 1B	F9			F8		P6	7	1	1	0	0	0	6									
Edgar Martinez, R OBP: 0.444, SLG: 0.667 (8, PR)	G6-3				G6-3		F8	BB S BB				G4-3		K	3	0	0	0	1	0	1									
Fernando Vina, L OBP: 0.308, SLG: 0.212 (9, 4)								BB S BB							2	0	0	0	1	1	3									
Jay Buhner, R OBP: 0.395, SLG: 0.556 (1, 9)			K		K	2B BB		SF9 3H	F8					P3	5	0	1	1	1	2	2									
Mike Blowers, R OBP: 0.343, SLG: 0.478 (8, PH)			1B BB		G5-3			BB S BB						G1-3	2	0	1	1	1	0	0									
Pete O'Brien, L OBP: 0.347, SLG: 0.468 (9, 7)								3H 2B							2	0	1	0	2	0	0									
Dave Valle, R OBP: 0.385, SLG: 0.397 (8, PH)			L9					3H 2B							3	0	1	0	0	0	0									
Mickey Sasser, L OBP: 0.287, SLG: 0.310 (8, PH)								3H 2B							0	0	0	0	0	0	3									
Bill Haselman, R OBP: 0.319, SLG: 0.333 (9, 2)								3H 2B							4	0	0	0	0	3	6									
Tino Martinez, L OBP: 0.354, SLG: 0.444 (1, 3)			FC6-4 1B		P3			G4-3				FC5-2 1B			5	1	3	1	2	0	1									
Henry Cotto, R OBP: 0.173, SLG: 0.213 (8, PH)								G4-3				FC5-2 1B																		
Mike Felder, S OBP: 0.320, SLG: 0.331 (8, 8)			FC6-4		FC5-4 FC6-4			F8				FC5-2 1B																		
Omar Vizquel, S OBP: 0.348, SLG: 0.304 (1, 6)								G5-3				FC5-2 1B			6	0	2	1	1	1	4									
Inning Stats	R: 0 E: 0 K: 0 S: 7	H: 0 LOB: 2 BB: 0 P: 13	R: 0 E: 0 K: 1 S: 9	H: 1 LOB: 1 BB: 1 P: 14	R: 0 E: 0 K: 1 S: 6	H: 1 LOB: 1 BB: 0 P: 7	R: 0 E: 0 K: 1 S: 5	H: 0 LOB: 0 BB: 0 P: 9	R: 1 E: 0 K: 0 S: 15	H: 2 LOB: 2 BB: 1 P: 24	R: 0 E: 0 K: 0 S: 10	H: 0 LOB: 0 BB: 0 P: 14	R: 2 E: 0 K: 0 S: 14	H: 2 LOB: 3 BB: 1 P: 33	R: 0 E: 0 K: 0 S: 11	H: 1 LOB: 2 BB: 1 P: 22	R: 0 E: 0 K: 0 S: 9	H: 2 LOB: 3 BB: 1 P: 16	R: 0 E: 0 K: 1 S: 7	H: 1 LOB: 2 BB: 1 P: 16	R: 0 E: 0 K: 1 S: 13	H: 0 LOB: 3 BB: 3 P: 26	R: 0 E: 0 K: 1 S: 7	H: 0 LOB: 0 BB: 0 P: 10	R: 1 E: 0 K: 0 S: 5	H: 2 LOB: 1 BB: 0 P: 10	1B: 10 2B: 3 3B: 0 HR: 0	SF: 1 SAC: 2 DP: 0 HBP: 0	WP: 0 PB: 0 SB: 2 CS: 1	PA: 63

PITCHER	IP	WLS	BF	H	R	ER	SO	BB	IBB	HBP	BLK	WP	HR	S	P	ERA	WHIP
Mark Langston, L ERA: 2.38	(1, 1)	7.0	29	7	3	3	3	0	1	1	0	0	0	3	14	0.00	3.000
Joe Grahe, R ERA: 2.7	(8, 1)	0.1	3	0	0	0	0	1	1	0	0	0	0	5	12	0.00	3.000
Steve Frey, L ERA: 3.27	(8, 1)	0.1	2	0	0	0	1	1	0	0	0	0	0	15	26	0.00	1.500
Gene Nelson, R ERA: 1.32	(8, 1)	1.1	6	1	0	0	0	1	0	0	0	0	0	19	39	0.00	2.500
Ken Patterson, L ERA: 3.27	(10, 1)	2.0	12	3	0	0	1	2	1	0	0	0	0	19	39	0.00	2.500

PITCHER	IP	WLS	BF	H	R	ER	SO	BB	IBB	HBP	BLK	WP	HR	S	P	ERA	WHIP
Chuck Crim, R ERA: 5.87	(12, 1)	2.1	11	2	1	1	2	0	0	0	0	0	0	22	39	5.86	1.714


California Angels @ Seattle Mariners
The Kingdome, Seattle, WA
Mon May 24 1993, 10:05 PM EDT
Att. 23,028 - Dome

AB: 50
R: 3
H: 11
RBI: 3
BB: 5
SO: 16
LOB: 20



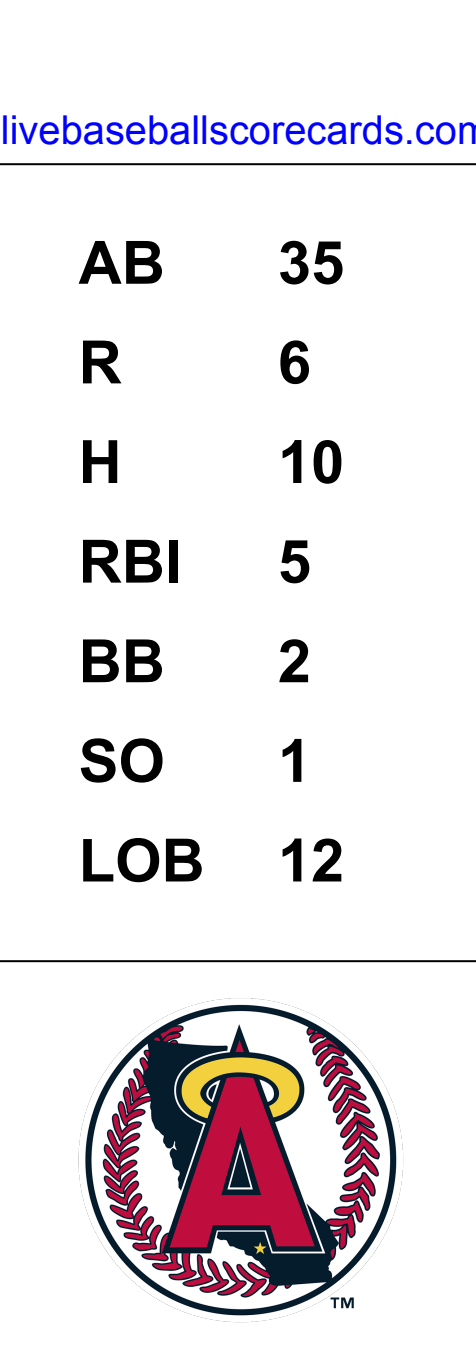
California Angels @ Seattle Mariners
The Kingdome, Seattle, WA
Mon May 24 1993, 10:05 PM EDT
Att. 23,028 - Dome

AB: 49
R: 4
H: 13
RBI: 4
BB: 11
SO: 7
LOB: 36



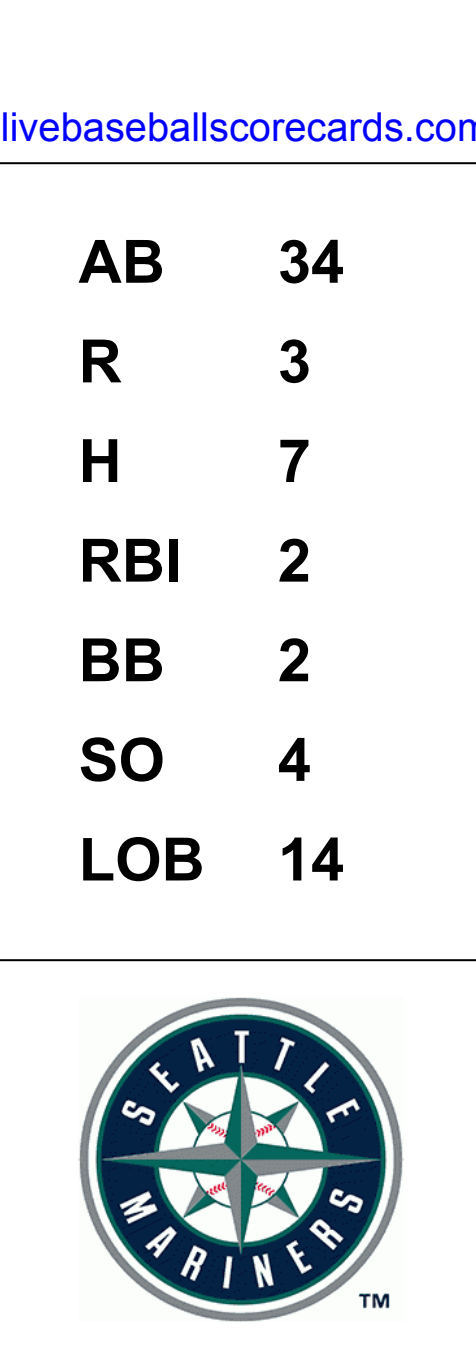
Batter	1	2	3	4	5	6	7	8	9	AB	R	H	RBI	BB	SO	LOB	TOP										
Luis Polonia, L OBP: 0.316, SLG: 0.360 (1, 7)	F7		E4 1B 2B		G3-1 2B		HR		G6-3	5	3	2	1	0	0	1											
Chad Curtis, R OBP: 0.414, SLG: 0.401 (1, 8)	G1-3		2B 1B		L9		L8			4	1	1	1	0	0	1											
Tim Salmon, R OBP: 0.395, SLG: 0.496 (1, 9)	G3		1B 2B		G3-1 BB		1B			3	0	2	1	1	0	0											
Chili Davis, S OBP: 0.320, SLG: 0.351 (1, 10)		L7	K		G3-1		L7			4	0	0	1	0	1	4											
Stan Javier, S OBP: 0.310, SLG: 0.350 J.T. Snow, L OBP: 0.298, SLG: 0.479 (1, 3) (7, 3)	G4-3		1B		F8				F7	3	0	1	1	0	0	1											
Torey Lovullo, S OBP: 0.347, SLG: 0.463 (1, 4)		G5-3 2B							G5-3	4	0	2	0	0	0	1											
Greg Myers, L OBP: 0.266, SLG: 0.366 John Orton, R OBP: 0.238, SLG: 0.319 (8, PH) (8, 2)	G3			G4-3		L8			G4-3	3	0	0	0	0	0	2	AB 35 R 6 H 10 RBI 5 BB 2 SO 1 LOB 12										
Rene Gonzales, R OBP: 0.377, SLG: 0.311 (1, 5)			1B BB E	G5-3		G6-4-3 1B			G5-6-3 1B	3	1	1	0	1	0	1											
Gary Disarcina, R OBP: 0.252, SLG: 0.309 (1, 6)			1B	L9		G5-3			G5-6-3	4	1	1	0	0	0	1											
Inning Stats	R: 0 E: 0 K: 0 S: 8	H: 0 LOB: 0 BB: 0 P: 11	R: 0 E: 0 K: 0 S: 8	H: 1 LOB: 1 BB: 0 P: 12	R: 4 E: 1 K: 1 S: 22	H: 4 LOB: 1 BB: 1 P: 36	R: 0 E: 0 K: 0 S: 4	H: 0 LOB: 0 BB: 0 P: 7	R: 1 E: 0 K: 0 S: 8	H: 1 LOB: 1 BB: 1 P: 19	R: 0 E: 0 K: 0 S: 3	H: 1 LOB: 0 BB: 0 P: 7	R: 1 E: 0 K: 0 S: 12	H: 2 LOB: 1 BB: 0 P: 20	R: 0 E: 0 K: 0 S: 4	H: 0 LOB: 0 BB: 0 P: 6	R: 0 E: 0 K: 0 S: 4	H: 1 LOB: 0 BB: 0 P: 6	1B: 6 2B: 3 3B: 0 HR: 1	SF: 0 SAC: 0 DP: 2 HBP: 0	WP: 0 PB: 0 SB: 2 CS: 0	PA: 37					
PITCHER	IP	WLS	BF	H	R	ER	SO	BB	IBB	HBP	BLK	WP	HR	S	P	ERA	WHIP										
Tim Leary, R ERA: 4.66 Jeff Nielson, R ERA: 2.37 Dennis Powell, L ERA: 4.91	(1, 1) (7, 1) (8, 1)	6.1 0.2 2.0	L 3 6	28 1 1	8 0 0	6 0 0	5 0 0	1 0 0	0 0 0	0 0 0	0 0 0	0 0 0	0 0 0	8 8 8	12 12 12	0.00 0.00 0.00	1.500 0.500										

California Angels @ Seattle Mariners
The Kingdome, Seattle, WA
Tue May 25 1993, 10:05 PM EDT
Att: 11,896 - Dome



Batter	1	2	3	4	5	6	7	8	9	AB	R	H	RBI	BB	SO	LOB	BOTTOM										
Rich Amaral, R OBP: 0.390, SLG: 0.437 (1, 4)	2B G4-3 1B		F9		K		1B		G6-3	5	1	2	0	0	1	1											
Ken Griffey Jr., L OBP: 0.378, SLG: 0.538 (1, 8)	G4-3 E 2B		F7		P6		1B			4	1	2	0	0	0	1											
Edgar Martinez, R OBP: 0.364, SLG: 0.526 (1, 10)	G4-3		F9		CS		F7		F8	4	0	0	1	0	0	3											
Jay Buhner, R OBP: 0.392, SLG: 0.549 (1, 9)	P6			SH1-4 WP 1B		F8		F9		4	0	1	0	0	0	1											
Mike Blowers, R OBP: 0.353, SLG: 0.511 Mike Felder, S OBP: 0.318, SLG: 0.329 (8, PH) (9, 5)	E1			SH1-4 BB		HR		E4		2	1	1	1	1	0	0											
Tino Martinez, L OBP: 0.354, SLG: 0.442 (1, 3)	K2-3			SH1-4		FC6-4 1B		F8		3	0	1	0	0	1	2											
Dave Valle, R OBP: 0.375, SLG: 0.384 (1, 2)		K		G1-3		FC6-4 1B		F8		4	0	0	0	0	1	4											
Henry Cotto, R OBP: 0.167, SLG: 0.205 Mackey Sasser, L OBP: 0.297, SLG: 0.310 Bill Haselman, R OBP: 0.313, SLG: 0.325 (9, PH) (9, PH)	P8			F7		K		G4-3		3	0	0	0	0	1	2											
Omar Vizquel, S OBP: 0.344, SLG: 0.298 (1, 6)	L9				CS BB		P4		G5-3	3	0	0	0	1	0	0											
Inning Stats	R: 2 E: 1 K: 1 S: 16	H: 2 LOB: 1 BB: 0 P: 25	R: 0 E: 0 K: 1 S: 8	H: 0 LOB: 0 BB: 0 P: 10	R: 0 E: 0 K: 0 S: 13	H: 0 LOB: 0 BB: 0 P: 20	R: 0 E: 0 K: 0 S: 10	H: 1 LOB: 2 BB: 1 P: 16	R: 0 E: 0 K: 1 S: 8	H: 0 LOB: 0 BB: 1 P: 14	R: 1 E: 0 K: 0 S: 9	H: 2 LOB: 1 BB: 0 P: 17	R: 0 E: 0 K: 1 S: 14	H: 2 LOB: 2 BB: 0 P: 23	R: 0 E: 1 K: 0 S: 12	H: 0 LOB: 1 BB: 0 P: 17	R: 0 E: 0 K: 0 S: 8	H: 0 LOB: 0 BB: 0 P: 10	1B: 5 2B: 1 3B: 0 HR: 1	SF: 0 SAC: 1 DP: 0 HBP: 0	WP: 1 PB: 0 SB: 0 CS: 1	PA: 38					
PITCHER	IP	WLS	BF	H	R	ER	SO	BB	IBB	HBP	BLK	WP	HR	S	P	ERA	WHIP										
Chuck Finley, L ERA: 2.92 Gene Nelson, R ERA: 1.2 Steve Frey, L ERA: 3.0	(1, 1) (7, 1) (9, 1)	6.2 1.1 1.0	W 5 S	29 0 3	7 0 0	3 0 0	2 0 0	4 0 0	0 0 0	0 0 0	0 0 0	0 0 0	0 0 0	14 8 8	22 10 10	0.00 0.00 0.00	1.350										

California Angels @ Seattle Mariners
The Kingdome, Seattle, WA
Tue May 25 1993, 10:05 PM EDT
Att: 11,896 - Dome



Batter	1	2	3	4	5	6	7	8	9	AB	R	H	RBI	BB	SO	LOB	TOP					
Stan Javier, S OBP: 0.298, SLG: 0.318 (1, 7)	G6-3		S BB		F7		FC1-6 1B	K		4	0	0	0	1	1	4						
Chad Curtis, R OBP: 0.419, SLG: 0.414 (1, 8)	K		G4-3				S 1B		G4-3 2B	5	0	3	0	0	1	1						
Tim Salmon, R OBP: 0.384, SLG: 0.479 (1, 9)	F9			K	K		K		G4-3	5	0	0	0	0	3	5						
Chili Davis, S OBP: 0.323, SLG: 0.343 (1, 10)		K		FC5-4 BB		G6-3			F8	3	0	0	0	2	1	1						
Rene Gonzales, R OBP: 0.370, SLG: 0.300 (1, 5)		FC5-4 BB		FC5-4 BB		F9			G4-3	4	0	0	0	1	1	5						
Gary Gaetti, R OBP: 0.235, SLG: 0.178 (1, 3) J.T. Snow, L OBP: 0.298, SLG: 0.479 (8, 3)		FC5-4				1B S BB			P9	2	0	0	0	2	0	1						
Damion Easley, R OBP: 0.378, SLG: 0.421 (1, 4)									G1-3 1B	4	0	2	0	0	2	3						
Gary Disarcina, R OBP: 0.252, SLG: 0.307 (1, 6)					F9		P6		G1-3	4	0	1	0	0	0	3						
John Orton, R OBP: 0.247, SLG: 0.314 (1, 2) Luis Polonia, L OBP: 0.320, SLG: 0.364 (7, PH) Greg Myers, L OBP: 0.295, SLG: 0.366 (7, 2)					K		CS 1B			1	0	0	0	1	1	0						
Inning Stats	R: 0 E: 0 K: 1 S: 10	H: 0 LOB: 0 BB: 0 P: 16	R: 0 E: 0 K: 2 S: 13	H: 0 LOB: 1 BB: 1 P: 18	R: 0 E: 0 K: 1 S: 9	H: 0 LOB: 1 BB: 1 P: 15	R: 0 E: 0 K: 2 S: 11	H: 0 LOB: 2 BB: 2 P: 22	R: 0 E: 0 K: 1 S: 13	H: 2 LOB: 2 BB: 1 P: 22	R: 0 E: 0 K: 0 S: 9	H: 1 LOB: 2 BB: 1 P: 20	R: 0 E: 0 K: 2 S: 18	H: 2 LOB: 3 BB: 1 P: 28	R: 0 E: 0 K: 1 S: 8	H: 1 LOB: 2 BB: 1 P: 18	R: 0 E: 0 K: 0 S: 5	H: 1 LOB: 1 BB: 0 P: 8	1B: 6 2B: 1 3B: 0 HR: 0	SF: 0 SAC: 0 DP: 0 HBP: 0	WP: 0 PB: 0 SB: 3 CS: 1	PA: 41
PITCHER	IP	WLS	BF	H	R	ER	SO	BB	IBB	HBP	BLK	WP	HR	S	P	ERA	WHIP					
Randy Johnson, L ERA: 2.7 (1, 1)	6.0		26	3	0	0	7	6	0	0	0	0	0	65	113	0.00	1.500					
Rich DeLucia, R ERA: 1.95 (7, 1)	2.0	W	11	3	0	0	3	0	2	0	0	0	0	26	46	0.00	1.500					
Norm Charlton, L ERA: 2.81 (9, 1)	1.0	S	4	1	0	0	0	0	0	0	0	0	0	5	8	0.00	1.000					

California Angels @ Seattle Mariners
The Kingdome, Seattle, WA
Wed May 26 1993, 10:05 PM EDT
Att: 11,871 - Dome

AB	33
R	0
H	7
RBI	0
BB	8
SO	10
LOB	23



Batter	1	2	3	4	5	6	7	8	9	AB	R	H	RBI	BB	SO	LOB	BOTTOM					
Mike Felder, S OBP: 0.316, SLG: 0.327 (1, 7)	G4-3	G3			G6-3		1B			4	0	1	0	0	0	2						
Ken Griffey Jr., L OBP: 0.380, SLG: 0.543 (1, 8)	FC3-6 2B		F7		P8		1B			4	0	2	0	0	0	0						
Edgar Martinez, R OBP: 0.346, SLG: 0.455 (1, 5)	FC3-6 BB		G6-3		G6-3		L9			3	0	0	0	1	0	2						
Mackey Sasser, L OBP: 0.294, SLG: 0.364 (1, 10) Fernando Vina, L OBP: 0.308, SLG: 0.212 (8, PR)	FC3-6					F9		G3 SH3-4 1B		4	0	2	0	0	0	2						
Jay Buhner, R OBP: 0.385, SLG: 0.539 (1, 9)	K		G5-3			L7		SH3-4		3	0	0	0	0	1	3						
Tino Martinez, L OBP: 0.352, SLG: 0.435 (1, 3)		F9			F9		BB	G3		3	0	0	0	1	0	2						
Rich Amaral, R OBP: 0.392, SLG: 0.435 (1, 4)				G5-3		G1-3		S 1B		3	1	1	1	1	0	1						
Dave Valle, R OBP: 0.378, SLG: 0.383 (1, 2)		K						G5-3	FC5-4 1B	3	0	1	1	1	1	1						
Omar Vizquel, S OBP: 0.342, SLG: 0.293 (1, 6)					F8			FC5-4		3	0	0	0	1	0	2						
Inning Stats	R: 0 E: 0 K: 1 S: 7	H: 1 LOB: 2 BB: 1 P: 16	R: 0 E: 0 K: 1 S: 12	H: 0 LOB: 2 BB: 2 P: 24	R: 0 E: 0 K: 0 S: 8	H: 1 LOB: 1 BB: 0 P: 14	R: 0 E: 0 K: 0 S: 9	H: 0 LOB: 1 BB: 1 P: 14	R: 0 E: 0 K: 0 S: 5	H: 0 LOB: 0 BB: 1 P: 18	R: 0 E: 0 K: 0 S: 10	H: 0 LOB: 1 BB: 1 P: 12	R: 0 E: 0 K: 0 S: 10	H: 2 LOB: 2 BB: 0 P: 15	R: 2 E: 0 K: 0 S: 12	H: 3 LOB: 1 BB: 0 P: 15	R: 0 E: 0 K: 0 S: 5	H: 0 LOB: 0 BB: 0 P: 8	1B: 5 2B: 2 3B: 0 HR: 0	SF: 0 SAC: 1 DP: 0 HBP: 0	WP: 0 PB: 0 SB: 2 CS: 0	PA: 36
PITCHER	IP	WLS	BF	H	R	ER	SO	BB	IBB	HBP	BLK	WP	HR	S	P	ERA	WHIP					
John Farrell, R ERA: 5.19 (1, 1)	7.0		30	4	0	0	2	5	0	0	0	0	0	4	4	54.00	3.000					
Scott Lewis, R ERA: 4.73 (8, 1)	0.1	L	2	1	2	2	0	0	0	0	0	0	0	4	4	0.00	0.000					
Steve Frey, L ERA: 2.92 (8, 1)	0.1		1	0	0	0	0	0	0	0	0	0	0	2	2	0.00	0.000					
Joe Grahe, R ERA: 3.1 (8, 1)	0.1		3	2	0	0	0	0	0	0	0	0	0	6	9	0.00	6.000					

California Angels @ Seattle Mariners
The Kingdome, Seattle, WA
Wed May 26 1993, 10:05 PM EDT
Att: 11,871 - Dome

AB	30
R	2
H	7
RBI	2
BB	5
SO	2
LOB	15



Batter	1	2	3	4	5	6	7	8	9	AB R H RBI BB SO LOB	TOP									
Luis Polonia, L OBP: 0.322, SLG: 0.361 (1, 7)	G4-3	BB FC1-2 IBB		CS 1B		K		CS 1-2	G3	4 0 1 0 1 1 0	California Angels @ Seattle Mariners The Kingdome, Seattle, WA Thu May 27 1993, 10:05 PM EDT Att. 14,808 - Dome									
Chad Curtis, R OBP: 0.413, SLG: 0.404 (1, 8)	P4	FC1-2 BB		BB 1B BB		G5-3			K	4 1 0 0 1 1 3										
Tim Salmon, R OBP: 0.384, SLG: 0.469 (1, 9)	K			1B BB			G6-3		K	3 0 0 1 2 2 0										
Chili Davis, S OBP: 0.327, SLG: 0.355 (1, 10)				BB 1B			F7			4 1 2 1 0 0 3										
J.T. Snow, L OBP: 0.309, SLG: 0.476 (1, 3)		1B BB	G3			FC6-4 HBP				1 1 0 0 2 0 0										
Torey Lovullo, S OBP: 0.355, SLG: 0.479 (1, 4)	1B 2B	1B		2B		L7				4 1 2 0 0 1 2										
Rene Gonzales, R OBP: 0.374, SLG: 0.307 (1, 5)	2B FC1-2 1B		L9			F9			FC4-6 1B	4 0 2 2 0 0 2										
Gary Disarcina, R OBP: 0.252, SLG: 0.313 (1, 6)	FC1-2 BB 2B		G3-1			FC6-4			FC4-6 CS	4 1 1 1 0 0 3										
John Orton, R OBP: 0.234, SLG: 0.297 (1, 2)	K			G1-3		G6-3			P3	4 0 0 0 0 1 3										
Inning Stats	R: 0 E: 0 K: 1 S: 5	H: 0 LOB: 0 BB: 0 P: 9	R: 4 E: 0 K: 1 S: 17	H: 4 LOB: 3 BB: 3 P: 36	R: 0 E: 0 K: 0 S: 7	H: 1 LOB: 1 BB: 0 P: 13	R: 1 E: 0 K: 0 S: 7	H: 2 LOB: 1 BB: 2 P: 17	R: 0 E: 0 K: 1 S: 6	H: 0 LOB: 1 BB: 0 P: 10		R: 0 E: 0 K: 1 S: 9	H: 0 LOB: 1 BB: 1 P: 17	R: 0 E: 0 K: 0 S: 12	H: 1 LOB: 0 BB: 0 P: 18	R: 0 E: 0 K: 2 S: 8	H: 0 LOB: 0 BB: 0 P: 12	1B: 5 2B: 3 3B: 0 HR: 0	SF: 0 SAC: 0 DP: 0 HBP: 1	WP: 0 PB: 0 SB: 0 CS: 2
PITCHER	IP WLS BF H R ER SO BB IBB HBP BLK WP HR S P ERA WHIP											PITCHER	IP WLS BF H R ER SO BB IBB HBP BLK WP HR S P ERA WHIP							
Jim Converse, R ERA: 5.73 (1, 1)	4.0 L 22 7 5 5 2 4 1 0 0 0 0 0 14 24 11.25 2.750																			
Russ Swan, L ERA: 9.69 (5, 1)	2.0 7 0 0 0 1 0 0 1 0 0 0 0 21 35 0.00 0.000																			
Dwayne Henry, R ERA: 6.75 (7, 1)	2.0 7 1 0 0 1 1 0 0 0 0 0 0 14 24 0.00 1.000																			
Dennis Powell, L ERA: 4.66 (9, 1)	1.0 3 0 0 0 2 0 0 0 0 0 0 0 8 12 0.00 0.000																			


Batter	1	2	3	4	5	6	7	8	9	AB R H RBI BB SO LOB	BOTTOM									
Mike Felder, S OBP: 0.309, SLG: 0.319 (1, 7)	G6-3		P4			F9			G3	4 0 0 0 0 0 2	California Angels @ Seattle Mariners The Kingdome, Seattle, WA Thu May 27 1993, 10:05 PM EDT Att. 14,808 - Dome									
Ken Griffey Jr., L OBP: 0.373, SLG: 0.531 (1, 8)	K			F8		G4-3			G5-3	4 0 0 0 0 1 1										
Edgar Martinez, R OBP: 0.333, SLG: 0.423 (1, 5)	F8			F8		G1-3			1B 1B	4 0 1 0 0 0 0										
Mackey Sasser, L OBP: 0.316, SLG: 0.378 (1, 10)		L3		FC6-4 1B		E5			1B 1B	4 0 2 0 0 0 0										
Jay Buhner, R OBP: 0.378, SLG: 0.526 (1, 9)	K			FC6-4		K			F7	4 0 0 0 0 2 4										
Tino Martinez, L OBP: 0.347, SLG: 0.427 (1, 3)	G3			G4-3		K				3 0 0 0 0 1 1										
Rich Amaral, R OBP: 0.385, SLG: 0.427 (1, 4)			L9			K			G5-3	3 0 0 0 0 1 0										
Dave Valle, R OBP: 0.371, SLG: 0.374 (1, 2)			F7			F7			G6-3	3 0 0 0 0 0 0										
Omar Vizquel, S OBP: 0.347, SLG: 0.299 (1, 6)						G4-3 1B			G1-3	3 0 2 0 0 0 0										
Inning Stats	R: 0 E: 0 K: 1 S: 9	H: 0 LOB: 0 BB: 0 P: 13	R: 0 E: 0 K: 1 S: 10	H: 0 LOB: 0 BB: 0 P: 15	R: 0 E: 0 K: 0 S: 10	H: 1 LOB: 1 BB: 0 P: 17	R: 0 E: 0 K: 0 S: 12	H: 1 LOB: 1 BB: 0 P: 18	R: 0 E: 0 K: 1 S: 6	H: 0 LOB: 0 BB: 0 P: 7		R: 0 E: 0 K: 2 S: 11	H: 0 LOB: 1 BB: 0 P: 15	R: 0 E: 0 K: 0 S: 5	H: 0 LOB: 2 BB: 0 P: 6	R: 0 E: 0 K: 0 S: 11	H: 2 LOB: 0 BB: 0 P: 16	1B: 5 2B: 0 3B: 0 HR: 0	SF: 0 SAC: 0 DP: 1 HBP: 0	WP: 0 PB: 0 SB: 0 CS: 0
PITCHER	IP WLS BF H R ER SO BB IBB HBP BLK WP HR S P ERA WHIP											PITCHER	IP WLS BF H R ER SO BB IBB HBP BLK WP HR S P ERA WHIP							
Scott Sanderson, R ERA: 2.82 (1, 1)	9.0 W 32 5 0 0 5 0 0 0 0 0 0 0 80 115 0.00 0.556																			

Batter	1	2	3	4	5	6	7	8	9	10	AB	R	H	RBI	BB	SO	LOB							
Tony Phillips, S OBP: 0.450, SLG: 0.415 (8, 7)	L4			G6-3		G3		K			4	0	0	0	1	1	2							
Alan Trammell, R OBP: 0.363, SLG: 0.407 (1, 5)	BB 1B	F9		K		G6-3			K		5	1	1	0	0	2	3							
Travis Fryman, R OBP: 0.368, SLG: 0.475 (1, 6)	BB 1B					F8			K		5	0	2	1	0	2	2							
Cecil Fielder, R OBP: 0.365, SLG: 0.433 (1, 10)	BB BB								F7		3	0	1	0	2	1	1							
Rob Deer, R OBP: 0.315, SLG: 0.426 (10, PR)	K										4	0	1	0	1	2	4							
Gary Thurman, R OBP: 0.351, SLG: 0.313 (10, 9)											0	0	0	0	0	0	0							
Mickey Tettleton, S OBP: 0.362, SLG: 0.487 (1, 3)	FC6-4 BB										4	0	1	1	1	1	3							
Skeeter Barnes, R OBP: 0.310, SLG: 0.389 (8, PH)	FC6-4										3	0	0	0	0	0	5							
Lou Whitaker, L OBP: 0.372, SLG: 0.391 (8, 4)											2	1	1	0	0	0	2							
Chad Kreuter, S OBP: 0.455, SLG: 0.605 (1, 2)											4	0	2	1	1	1	2							
Mitt Cuyler, S OBP: 0.326, SLG: 0.397 (1, 8)											4	1	0	0	1	0	4							
Inning Stats	R: 1 E: 0 K: 1 S: 18	H: 2 LOB: 3 BB: 2 P: 35	R: 0 E: 0 K: 1 S: 13	H: 1 LOB: 2 BB: 0 P: 21	R: 0 E: 0 K: 0 S: 9	H: 2 LOB: 2 BB: 0 P: 16	R: 1 E: 0 K: 2 S: 19	H: 1 LOB: 1 BB: 1 P: 29	R: 0 E: 0 K: 2 S: 9	H: 0 LOB: 0 BB: 0 P: 16	R: 0 E: 0 K: 1 S: 8	H: 0 LOB: 0 BB: 0 P: 12	R: 0 E: 0 K: 0 S: 10	H: 1 LOB: 2 BB: 1 P: 17	R: 1 E: 0 K: 1 S: 11	H: 2 LOB: 1 BB: 0 P: 16	R: 0 E: 0 K: 2 S: 8	H: 0 LOB: 0 BB: 2 P: 14	R: 0 E: 0 K: 0 S: 7	H: 0 LOB: 2 BB: 2 P: 18	1B: 8 2B: 2 3B: 0 HR: 0	SF: 0 SAC: 0 DP: 1 HBP: 0	WP: 0 PB: 0 SB: 0 CS: 1	PA: 45
PITCHER	IP WLS BF H R ER SO	IP WLS BF H R ER SO	IP WLS BF H R ER SO	IP WLS BF H R ER SO	IP WLS BF H R ER SO	IP WLS BF H R ER SO	IP WLS BF H R ER SO	IP WLS BF H R ER SO	IP WLS BF H R ER SO	IP WLS BF H R ER SO	IP WLS BF H R ER SO	IP WLS BF H R ER SO	IP WLS BF H R ER SO	IP WLS BF H R ER SO	IP WLS BF H R ER SO	IP WLS BF H R ER SO	IP WLS BF H R ER SO	IP WLS BF H R ER SO	IP WLS BF H R ER SO	IP WLS BF H R ER SO	ERA WHIP	ERA WHIP		
Dave Fleming, L ERA: 8.64 (1, 1)	4.0	22	6	2	2	4	4	0	0	0	0	0	0	0	0	0	0	0	0	0	0	4.50	2.500	
Chris Bosio, R ERA: 2.45 (5, 1)	3.0	11	1	0	0	3	1	0	0	0	0	0	0	0	0	0	0	0	0	0	0	0.00	0.667	
Rich DeLucia, R ERA: 2.12 (8, 1)	2.0	8	2	1	1	3	1	0	0	0	0	0	0	0	0	0	0	0	0	0	0	4.50	1.500	
Russ Swan, L ERA: 9.0 (10, 1)	1.0	4	0	0	0	0	0	1	0	0	0	0	0	0	0	0	0	0	0	0	0	0.00	0.000	

TOP

Detroit Tigers @ Seattle Mariners
The Kingdom, Seattle, WA
Fri May 28 1993, 10:05 PM EDT
Att. 18,931 - Dome

AB 38
R 3
H 9
RBI 3
BB 7
SO 10
LOB 28




Batter	1	2	3	4	5	6	7	8	9	10	AB	R	H	RBI	BB	SO	LOB							
Omar Vizquel, S OBP: 0.348, SLG: 0.298 (1, 6)	G6-3										4	1	1	0	1	1	1							
Mike Felder, S OBP: 0.303, SLG: 0.312 (10, 5)	G4-3										4	0	0	0	0	0	2							
Ken Griffey Jr., L OBP: 0.368, SLG: 0.519 (1, 8)	G1-3										4	0	0	0	1	1	2							
Edgar Martinez, R OBP: 0.324, SLG: 0.400 (9, PR)											4	0	1	0	0	0	2							
Erik Hanson, R OBP: 0.327, SLG: 0.341 (10, 2)											0	1	0	0	0	0	0							
Bill Haselman, R OBP: 0.327, SLG: 0.341 (10, 2)											1	0	1	1	0	0	0							
Tino Martinez, L OBP: 0.354, SLG: 0.451 (9, PR)											4	1	3	1	0	0	0							
Henry Cotto, R OBP: 0.167, SLG: 0.205 (10, 7)											0	1	0	0	0	0	0							
Jay Buhner, R OBP: 0.375, SLG: 0.517 (1, 9)											3	0	0	0	1	1	3							
Pete O'Brien, L OBP: 0.346, SLG: 0.464 (9, PH)											3	0	1	0	0	0	2							
Mike Blowers, R OBP: 0.359, SLG: 0.511 (9, PH)											0	0	0	1	1	0	0							
Dave Valle, R OBP: 0.364, SLG: 0.366 (10, 3)											3	0	0	0	0	1	2							
Mackey Sasser, L OBP: 0.308, SLG: 0.378 (10, 3)											0	0	0	1	0	0	0							
Fernando Vina, L OBP: 0.326, SLG: 0.250 (1, 4)											3	0	1	0	0	0	2							
Inning Stats	R: 0 E: 0 K: 0 S: 4	H: 0 LOB: 0 BB: 0 P: 8	R: 0 E: 0 K: 1 S: 7	H: 0 LOB: 0 BB: 0 P: 11	R: 0 E: 0 K: 1 S: 8	H: 1 LOB: 1 BB: 0 P: 14	R: 0 E: 0 K: 0 S: 3	H: 0 LOB: 0 BB: 0 P: 6	R: 1 E: 0 K: 1 S: 13	H: 1 LOB: 0 BB: 1 P: 24	R: 0 E: 0 K: 0 S: 6	H: 2 LOB: 2 BB: 0 P: 10	R: 0 E: 0 K: 0 S: 9	H: 1 LOB: 1 BB: 0 P: 14	R: 0 E: 0 K: 0 S: 5	H: 0 LOB: 0 BB: 0 P: 7	R: 2 E: 1 K: 1 S: 17	H: 2 LOB: 2 BB: 2 P: 32	R: 1 E: 0 K: 0 S: 3	H: 1 LOB: 2 BB: 2 P: 12	1B: 6 2B: 1 3B: 0 HR: 1	SF: 1 SAC: 1 DP: 1 HBP: 1	WP: 0 PB: 0 SB: 1 CS: 1	PA: 40
PITCHER	IP WLS BF H R ER SO	IP WLS BF H R ER SO	IP WLS BF H R ER SO	IP WLS BF H R ER SO	IP WLS BF H R ER SO	IP WLS BF H R ER SO	IP WLS BF H R ER SO	IP WLS BF H R ER SO	IP WLS BF H R ER SO	IP WLS BF H R ER SO	IP WLS BF H R ER SO	IP WLS BF H R ER SO	IP WLS BF H R ER SO	IP WLS BF H R ER SO	IP WLS BF H R ER SO	IP WLS BF H R ER SO	IP WLS BF H R ER SO	IP WLS BF H R ER SO	IP WLS BF H R ER SO	IP WLS BF H R ER SO	ERA WHIP	ERA WHIP		
Mike Moore, R ERA: 5.46 (9, 1)	8.0	29	5	1	1	3	1	0	0	0	0	0	0	0	0	0	0	0	0	0	0	1.12	0.750	
Bob MacDonald, L ERA: 3.00 (9, 1)	0.1	3	2	2	0	1	0	0	0	0	0	0	0	0	0	0	0	0	0	0	0.00	6.000		
Mike Henneman, R ERA: 1.48 (9, 1)	0.0	1	0	0	0	0	0	0	0	0	0	0	0	0	0	0	0	0	0	0	∞	∞		
Bill Krueger, L ERA: 2.34 (9, 1)	0.0	1	0	0	0	0	1	0	0	0	0	0	0	0	0	0	0	0	0	0	∞	∞		
Kurt Knudsen, R ERA: (9, 1)	0.2	2	0	0	0	0	0	0	0	0	0	0	0	0	0	0	0	0	0	0	0.00	0.000		

BOTTOM

Detroit Tigers @ Seattle Mariners
The Kingdom, Seattle, WA
Fri May 28 1993, 10:05 PM EDT
Att. 18,931 - Dome


AB 33
R 4
H 8
RBI 4
BB 4
SO 4
LOB 16



Batter	1	2	3	4	5	6	7	8	9	AB	R	H	RBI	BB	SO	LOB	TOP										
Tony Phillips, S OBP: 0.445, SLG: 0.404 (1, 7)	F7						G4-3		G6-3								4 0 0 0 1 1 0										
Lou Whitaker, L OBP: 0.390, SLG: 0.441 Alan Trammell, R OBP: 0.359, SLG: 0.402 (9, PH)	2B						1B		K								4 2 2 0 0 1 2 1 0 0 0 0 0 0										
Travis Fryman, R OBP: 0.357, SLG: 0.463 (1, 6)	F8						F9										5 1 1 0 0 0 2										
Cecil Fielder, R OBP: 0.374, SLG: 0.446 (1, 3)	2B						1B										4 2 3 1 0 1 0										
Kirk Gibson, L OBP: 0.441, SLG: 0.549 (1, 10)	2B						1B										4 0 3 4 0 0 0										
Chad Kreuter, S OBP: 0.443, SLG: 0.590 (1, 2)	F8						1B										4 0 1 0 0 0 4										
Rob Deer, R OBP: 0.313, SLG: 0.428 (1, 9)							1B										4 0 1 0 0 2 1										
Scott Livingstone, L OBP: 0.357, SLG: 0.368 (1, 5)																	4 0 0 0 0 1 2										
Mitt Cuyler, S OBP: 0.309, SLG: 0.374 (1, 8)																	4 0 0 0 0 0 2										
Inning Stats	R: 2 E: 0 K: 0 S: 11	H: 3 LOB: 1 BB: 0 P: 17	R: 0 E: 0 K: 0 S: 7	H: 1 LOB: 2 BB: 1 P: 15	R: 0 E: 0 K: 1 S: 7	H: 0 LOB: 0 BB: 0 P: 12	R: 0 E: 0 K: 0 S: 6	H: 1 LOB: 1 BB: 0 P: 7	R: 1 E: 0 K: 0 S: 15	H: 3 LOB: 2 BB: 0 P: 25	R: 0 E: 0 K: 1 S: 8	H: 0 LOB: 0 BB: 0 P: 17	R: 2 E: 0 K: 1 S: 14	H: 3 LOB: 1 BB: 0 P: 24	R: 0 E: 0 K: 2 S: 7	H: 0 LOB: 0 BB: 0 P: 13	R: 0 E: 0 K: 1 S: 13	H: 0 LOB: 0 BB: 0 P: 20	1B: 6 2B: 5 3B: 0 HR: 0	SF: 0 SAC: 0 DP: 0 HBP: 0	WP: 1 PB: 0 SB: 1 CS: 0	PA: 39					
PITCHER	IP	WLS	BF	H	R	ER	SO	BB	IBB	HBP	BLK	WP	HR	S	P	ERA	WHIP										
Tim Leary, R ERA: 4.73 (1, 1)	5.0		24	8	3	3	1	1	0	0	0	1	0	46	76	5.40	1.800										
Dennis Powell, L ERA: 4.29 (6, 1)	1.2		5	0	0	0	2	0	0	0	0	0	0	15	28	0.00	0.000										
Jeff Nelson, R ERA: 3.32 (7, 1)	0.0		2	2	0	0	0	0	0	0	0	0	0	2	4	∞	∞										
Norm Charlton, L ERA: 2.45 (7, 1)	2.1	W	8	1	2	2	3	0	0	0	0	0	0	25	42	7.71	0.429										

Detroit Tigers @ Seattle Mariners
The Kingdome, Seattle, WA
Sun May 30 1993, 10:05 PM EDT
Att: 27,720 - Dome


AB 38
R 5
H 11
RBI 5
BB 1
SO 6
LOB 13



Batter	1	2	3	4	5	6	7	8	9	AB	R	H	RBI	BB	SO	LOB	BOTTOM										
Rich Amaral, R OBP: 0.386, SLG: 0.423 (1, 4)	G6-3																4 2 1 1 1 0 1										
Henry Cotto, R OBP: 0.194, SLG: 0.221 Mike Felder, S OBP: 0.302, SLG: 0.322 (7, PH)	K																3 0 2 0 0 1 0 2 0 1 0 0 0 2										
Ken Griffey Jr., L OBP: 0.379, SLG: 0.527 (1, 8)	G3																4 1 1 3 1 2 4										
Edgar Martinez, R OBP: 0.341, SLG: 0.351 (1, 10)																	4 2 1 0 1 1 5										
Jay Buhner, R OBP: 0.367, SLG: 0.519 (1, 9)																	4 1 1 2 0 2 2										
Mike Blowers, R OBP: 0.355, SLG: 0.510 (1, 5)																	4 0 1 0 0 3 0										
Tino Martinez, L OBP: 0.353, SLG: 0.448 (1, 3)																	3 1 1 0 0 1 0										
Dave Valle, R OBP: 0.371, SLG: 0.369 Bill Haselman, R OBP: 0.327, SLG: 0.341 (8, PR)																	3 0 1 0 0 1 2 0 1 0 0 0 0 0										
Omar Vizquel, S OBP: 0.347, SLG: 0.300 (1, 6)																	4 1 1 1 0 2 3										
Inning Stats	R: 0 E: 0 K: 1 S: 8	H: 0 LOB: 0 BB: 0 P: 12	R: 2 E: 0 K: 2 S: 10	H: 1 LOB: 1 BB: 1 P: 22	R: 0 E: 0 K: 1 S: 9	H: 1 LOB: 2 BB: 1 P: 17	R: 0 E: 0 K: 3 S: 10	H: 0 LOB: 0 BB: 0 P: 13	R: 0 E: 0 K: 1 S: 10	H: 2 LOB: 2 BB: 0 P: 19	R: 1 E: 0 K: 2 S: 19	H: 2 LOB: 2 BB: 0 P: 27	R: 1 E: 0 K: 2 S: 11	H: 1 LOB: 1 BB: 1 P: 21	R: 5 E: 0 K: 1 S: 22	H: 4 LOB: 1 BB: 0 P: 37	1B: 7 2B: 2 3B: 0 HR: 2	SF: 0 SAC: 0 DP: 0 HBP: 2	WP: 2 PB: 0 SB: 3 CS: 0	PA: 40							
PITCHER	IP	WLS	BF	H	R	ER	SO	BB	IBB	HBP	BLK	WP	HR	S	P	ERA	WHIP										
David Wells, L ERA: 2.05 (1, 1)	6.0		27	6	3	3	10	2	0	0	0	1	0	66	110	4.50	1.333										
Dave Haas, R ERA: 4.63 (7, 1)	0.0		2	1	1	1	0	1	0	0	0	0	0	2	7	∞	∞										
Buddy Groom, L ERA: 6.35 (7, 1)	0.1		1	0	0	0	1	0	0	0	0	0	0	3	3	0.00	0.000										
Kurt Knudsen, R ERA: 4.63 (7, 1)	1.0		3	0	0	0	2	0	0	0	0	1	0	9	15	0.00	0.000										
Bill Krueger, L ERA: 3.57 (8, 1)	0.1	L	6	4	5	5	0	0	0	1	0	0	1	16	28	135.00	12.000										
PITCHER	IP	WLS	BF	H	R	ER	SO	BB	IBB	HBP	BLK	WP	HR	S	P	ERA	WHIP										
Tom Bolton, L ERA: 8.62 (8, 1)	0.1		1	0	0	0	0	0	0	0	0	0	0	3	5	0.00	0.000										

Detroit Tigers @ Seattle Mariners
The Kingdome, Seattle, WA
Sun May 30 1993, 10:05 PM EDT
Att: 27,720 - Dome

AB 35
R 9
H 11
RBI 7
BB 3
SO 13
LOB 19



Batter	1	2	3	4	5	6	7	8	9	AB	R	H	RBI	BB	SO	LOB	TOP										
Darryl Hamilton, L (1, 7) OBP: 0.384, SLG: 0.382 (8, 9)										5	1	1	0	0	0	3	Milwaukee Brewers @ Seattle Mariners The Kingdome, Seattle, WA Wed Jun 02 1993, 6:33 AM EDT Att: 16,517 - Dome										
Robin Yount, R (1, 8) OBP: 0.350, SLG: 0.383										4	1	2	0	0	0	0											
Greg Vaughn, R (1, 10) OBP: 0.411, SLG: 0.547										4	0	0	0	0	1	2											
John Jaha, R (1, 3) OBP: 0.324, SLG: 0.351										3	0	0	0	1	1	1											
Tom Brunansky, R (1, 9) OBP: 0.228, SLG: 0.239 (8, PH) Kevin Reimer, L (8, PH) OBP: 0.288, SLG: 0.466 (8, 7)										1	0	1	0	2	0	0											
B.J. Surhoff, L (1, 5) OBP: 0.255, SLG: 0.230										4	0	1	1	0	0	3											
Dickie Thon, R (1, 6) OBP: 0.348, SLG: 0.385										4	0	0	0	0	1	3											
Bill Spiers, L (1, 4) OBP: 0.301, SLG: 0.281										4	1	1	0	0	1	0											
Joe Krnak, R (1, 2) OBP: 0.300, SLG: 0.275 (7, PH) Tom Lampkin, L (7, PH) OBP: 0.261, SLG: 0.167 (7, 2)										2	0	0	0	0	0	0											
										0	0	0	0	2	0	0											
Inning Stats	R: 0 E: 0 K: 0 S: 10	H: 1 LOB: 0 BB: 0 P: 16	R: 0 E: 0 K: 1 S: 10	H: 1 LOB: 1 BB: 0 P: 18	R: 0 E: 0 K: 1 S: 6	H: 0 LOB: 0 BB: 0 P: 9	R: 1 E: 0 K: 2 S: 15	H: 2 LOB: 2 BB: 1 P: 26	R: 0 E: 0 K: 0 S: 5	H: 0 LOB: 0 BB: 2 P: 9	R: 0 E: 0 K: 0 S: 8	H: 0 LOB: 2 BB: 2 P: 18	R: 2 E: 0 K: 0 S: 18	H: 2 LOB: 1 BB: 1 P: 28	R: 0 E: 0 K: 0 S: 5	H: 0 LOB: 0 BB: 0 P: 9	R: 0 E: 0 K: 0 S: 8	H: 0 LOB: 1 BB: 1 P: 15	1B: 5 2B: 1 3B: 0 HR: 0	SF: 0 SAC: 0 DP: 0 HBP: 0	WP: 0 PB: 0 SB: 2 CS: 0	PA: 37					
PITCHER	IP	WLS	BF	H	R	ER	SO	BB	IBB	HBP	BLK	WP	HR	S	P	ERA	WHIP										
Dave Fleming, L (1, 1) ERA: 5.65	6.0		24	4	1	1	4	3	0	0	0	0	0	54	96	1.50	1.167										
Rich DeLucia, R (7, 1) ERA: 2.7	0.1		3	1	2	2	0	1	0	0	0	0	0	6	11	54.00	6.000										
Russ Swan, L (7, 1) ERA: 8.22	0.1	W	1	0	0	0	0	0	0	0	0	0	0	2	4	0.00	0.000										
Jeff Nelson, R (7, 1) ERA: 3.2	0.2	S	3	1	0	0	0	0	0	0	0	0	0	12	17	0.00	1.500										
Norm Charlton, L (8, 1) ERA: 2.25	1.2		6	0	0	0	0	1	0	0	0	0	0	11	20	0.00	0.600										
Batter	1	2	3	4	5	6	7	8	9	AB	R	H	RBI	BB	SO	LOB	BOTTOM										
Omar Vizquel, S (1, 6) OBP: 0.355, SLG: 0.315										4	1	2	0	0	0	0	Milwaukee Brewers @ Seattle Mariners The Kingdome, Seattle, WA Wed Jun 02 1993, 6:33 AM EDT Att: 16,517 - Dome										
Mike Felder, S (1, 7) OBP: 0.300, SLG: 0.321										3	0	0	1	0	1	1											
Ken Griffey Jr., L (1, 8) OBP: 0.383, SLG: 0.521										2	1	0	0	2	0	1											
Tino Martinez, L (1, 3) OBP: 0.345, SLG: 0.440										4	0	1	0	0	0	3											
Jay Buhner, R (1, 9) OBP: 0.370, SLG: 0.530										4	1	2	2	0	2	1											
Pete O'Brien, L (1, 10) OBP: 0.333, SLG: 0.434 (8, PH) Henry Cotto, R (8, PH) OBP: 0.184, SLG: 0.221 Mackey Sasser, L (8, PH) OBP: 0.295, SLG: 0.341										3	0	0	0	0	2	2											
Mike Blowers, R (1, 5) OBP: 0.357, SLG: 0.500										3	0	1	0	1	2	0											
Dave Valle, R (1, 2) OBP: 0.373, SLG: 0.392										4	1	2	3	0	0	1											
Fernando Vina, L (1, 4) OBP: 0.327, SLG: 0.267										4	1	1	0	0	0	1											
										1B: 4 2B: 4 3B: 0 HR: 1	SF: 1 SAC: 0 DP: 0 HBP: 0	WP: 0 PB: 0 SB: 0 CS: 0	PA: 36														
PITCHER	IP	WLS	BF	H	R	ER	SO	BB	IBB	HBP	BLK	WP	HR	S	P	ERA	WHIP										
21 Cal Eldred, R (1, 1) ERA: 3.84	6.2	L	29	7	4	4	7	1	1	0	0	0	0	85	140	5.40	1.200										
Jesse Orosco, L (7, 1) ERA: 4.91	0.2		3	1	1	1	0	0	0	0	0	0	0	7	10	13.50	1.500										
Jim Austin, R (8, 1) ERA: 5.84	0.0		2	0	0	0	0	1	1	0	0	0	0	4	12	∞	∞										
Mike Fetters, R (8, 1) ERA: 2.87	0.2		2	1	1	1	0	0	0	0	0	0	0	3	5	13.50	1.500										

Batter	1	2	3	4	5	6	7	8	9	10	AB	R	H	RBI	BB	SO	LOB	TOP			
Omar Vizquel, S OBP: 0.345, SLG: 0.305 (1, 6)	G5-3		G6-3		G6-3	K		G4-3		K	6	0	0	0	0	2	3				
Mike Felder, S OBP: 0.298, SLG: 0.323 (1, 7)	F7		P6		P5					K	5	0	1	0	0	1	1				
Ken Griffey Jr., L OBP: 0.350, SLG: 0.538 Henny Cotto, R OBP: 0.193, SLG: 0.264 (1, 8) (7, 8)	1B				HR	1B	BB			HR	3	2	2	1	1	0	1				
Pete O'Brien, L OBP: 0.326, SLG: 0.429 Fernando Vina, L OBP: 0.327, SLG: 0.267 (1, 10) (9, PR)	F8		F9		1B	BB				1B	4	0	1	0	1	1	2				
Jay Buhner, R OBP: 0.375, SLG: 0.527 (1, 9)		F8		G4-3						1B	3	0	1	1	2	0	0				
Tino Martinez, L OBP: 0.351, SLG: 0.438 (1, 3)	K		K		3B	BB				1B	3	1	1	0	2	1	2				
Mike Blowers, R OBP: 0.359, SLG: 0.514 (1, 5)	K									1B	5	1	2	1	0	2	5				
Dave Valle, R OBP: 0.376, SLG: 0.395 Bill Haselman, R OBP: 0.320, SLG: 0.333 (1, 2) (10, PR) (10, 2)			P6		1B					FC3-6	4	0	2	1	0	0	0				
Rich Amaral, R OBP: 0.375, SLG: 0.406 (1, 4)			G6-3		F8					FC3-6	4	0	0	0	1	0	3				
Inning Stats	R: 0 E: 0 K: 0 S: 9	H: 1 LOB: 1 BB: 0 P: 16	R: 0 E: 0 K: 2 S: 7	H: 0 LOB: 0 BB: 0 P: 10	R: 0 E: 0 K: 0 S: 7	H: 0 LOB: 1 BB: 1 P: 15	R: 3 E: 0 K: 0 S: 8	H: 3 LOB: 1 BB: 1 P: 19	R: 1 E: 0 K: 0 S: 12	H: 1 LOB: 2 BB: 2 P: 24	R: 0 E: 0 K: 2 S: 14	H: 1 LOB: 3 BB: 2 P: 27	R: 0 E: 0 K: 0 S: 4	H: 0 LOB: 0 BB: 0 P: 6	R: 1 E: 0 K: 1 S: 18	H: 3 LOB: 2 BB: 1 P: 35	R: 0 E: 0 K: 1 S: 5	H: 1 LOB: 1 BB: 0 P: 5	1B: 7 2B: 1 3B: 1 HR: 2	SF: 0 SAC: 1 DP: 0 HBP: 0	WP: 0 PA: 46
PITCHER	IP WLS BF H R ER SO BB IBB HBP BLK WP HR S P ERA WHIP	IP WLS BF H R ER SO BB IBB HBP BLK WP HR S P ERA WHIP	IP WLS BF H R ER SO BB IBB HBP BLK WP HR S P ERA WHIP	IP WLS BF H R ER SO BB IBB HBP BLK WP HR S P ERA WHIP	IP WLS BF H R ER SO BB IBB HBP BLK WP HR S P ERA WHIP	IP WLS BF H R ER SO BB IBB HBP BLK WP HR S P ERA WHIP	IP WLS BF H R ER SO BB IBB HBP BLK WP HR S P ERA WHIP	IP WLS BF H R ER SO BB IBB HBP BLK WP HR S P ERA WHIP	IP WLS BF H R ER SO BB IBB HBP BLK WP HR S P ERA WHIP	IP WLS BF H R ER SO BB IBB HBP BLK WP HR S P ERA WHIP	IP WLS BF H R ER SO BB IBB HBP BLK WP HR S P ERA WHIP	IP WLS BF H R ER SO BB IBB HBP BLK WP HR S P ERA WHIP	IP WLS BF H R ER SO BB IBB HBP BLK WP HR S P ERA WHIP	IP WLS BF H R ER SO BB IBB HBP BLK WP HR S P ERA WHIP	IP WLS BF H R ER SO BB IBB HBP BLK WP HR S P ERA WHIP	IP WLS BF H R ER SO BB IBB HBP BLK WP HR S P ERA WHIP	IP WLS BF H R ER SO BB IBB HBP BLK WP HR S P ERA WHIP	IP WLS BF H R ER SO BB IBB HBP BLK WP HR S P ERA WHIP	IP WLS BF H R ER SO BB IBB HBP BLK WP HR S P ERA WHIP	IP WLS BF H R ER SO BB IBB HBP BLK WP HR S P ERA WHIP	IP WLS BF H R ER SO BB IBB HBP BLK WP HR S P ERA WHIP
Rick Sutcliffe, R ERA: 4.7 (1, 1)	6.0	29	7	4	4	3	4	0	0	0	0	0	0	0	0	0	0	6.00	1.833		
Jim Poole, L ERA: 1.62 (7, 1)	0.2	4	0	0	0	1	1	1	0	0	0	0	0	0	0	0	0	0.00	1.500		
Alan Mills, R ERA: 3.55 (7, 1)	2.1	10	3	1	1	2	1	0	0	0	0	1	27	48	3.86	1.714					
Mark Williamson, R ERA: 2.79 (10, 1)	1.0	3	1	0	0	1	0	0	0	0	0	0	5	5	0.00	1.000					

Seattle Mariners @ Baltimore Orioles
 Oriole Park at Camden Yards, Baltimore, MD
 Fri Jun 04 1993, 7:05 PM EDT
 Att: 46,189 - Unknown - 71 F

AB 38
 R 5
 H 11
 RBI 5
 BB 7
 SO 7
 LOB 17



Batter	1	2	3	4	5	6	7	8	9	10	AB	R	H	RBI	BB	SO	LOB	BOTTOM					
Brady Anderson, L OBP: 0.317, SLG: 0.355 (1, 7)	K		G3		G4-3						4	1	0	0	1	1	0						
Mark McLemore, S OBP: 0.351, SLG: 0.376 (1, 9)	F9		G6-3		P4						4	1	1	1	1	0	0						
Cal Ripken Jr., R OBP: 0.311, SLG: 0.362 (1, 6)	F9		G1-3								4	0	0	1	0	0	1						
Chris Holles, R OBP: 0.366, SLG: 0.463 (1, 2)		G5-3		K							4	0	0	0	1	1	2						
Mike Devereaux, R OBP: 0.295, SLG: 0.379 (1, 8)		BB	BB		2B						3	2	2	1	2	0	1						
Leo Gomez, R OBP: 0.351, SLG: 0.430 Damon Buford, R OBP: 0.318, SLG: 0.351 Tim Lincecum, R OBP: 0.345, SLG: 0.393 (1, 5) (8, PR) (9, 5)		BB	BB								2	0	1	0	2	0	1						
David Segui, S OBP: 0.368, SLG: 0.402 (1, 3)		K		K							5	0	0	0	0	3	7						
Jack Voigt, R OBP: 0.357, SLG: 0.423 (1, 10)											5	1	3	3	0	1	2						
Harold Reynolds, S OBP: 0.326, SLG: 0.283 (1, 4)	F8				F7						4	1	1	0	0	0	2						
Inning Stats	R: 0 E: 0 K: 1 S: 6	H: 0 LOB: 0 BB: 0 P: 11	R: 1 E: 0 K: 1 S: 17	H: 1 LOB: 2 BB: 2 P: 27	R: 0 E: 0 K: 0 S: 3	H: 0 LOB: 0 BB: 0 P: 7	R: 0 E: 0 K: 3 S: 17	H: 1 LOB: 2 BB: 1 P: 27	R: 0 E: 0 K: 0 S: 6	H: 0 LOB: 0 BB: 0 P: 10	R: 0 E: 0 K: 7 S: 8	H: 0 LOB: 1 BB: 0 P: 15	R: 1 E: 0 K: 0 S: 8	H: 1 LOB: 0 BB: 0 P: 13	R: 1 E: 0 K: 1 S: 15	H: 2 LOB: 3 BB: 1 P: 27	R: 2 E: 0 K: 0 S: 11	H: 2 LOB: 1 BB: 1 P: 22	R: 1 E: 0 K: 0 S: 5	H: 1 LOB: 1 BB: 1 P: 11	1B: 6 2B: 1 3B: 0 HR: 1	SF: 1 SAC: 1 DP: 0 HBP: 0	WP: 1 PA: 44
PITCHER	IP WLS BF H R ER SO BB IBB HBP BLK WP HR S P ERA WHIP	IP WLS BF H R ER SO BB IBB HBP BLK WP HR S P ERA WHIP	IP WLS BF H R ER SO BB IBB HBP BLK WP HR S P ERA WHIP	IP WLS BF H R ER SO BB IBB HBP BLK WP HR S P ERA WHIP	IP WLS BF H R ER SO BB IBB HBP BLK WP HR S P ERA WHIP	IP WLS BF H R ER SO BB IBB HBP BLK WP HR S P ERA WHIP	IP WLS BF H R ER SO BB IBB HBP BLK WP HR S P ERA WHIP	IP WLS BF H R ER SO BB IBB HBP BLK WP HR S P ERA WHIP	IP WLS BF H R ER SO BB IBB HBP BLK WP HR S P ERA WHIP	IP WLS BF H R ER SO BB IBB HBP BLK WP HR S P ERA WHIP	IP WLS BF H R ER SO BB IBB HBP BLK WP HR S P ERA WHIP	IP WLS BF H R ER SO BB IBB HBP BLK WP HR S P ERA WHIP	IP WLS BF H R ER SO BB IBB HBP BLK WP HR S P ERA WHIP	IP WLS BF H R ER SO BB IBB HBP BLK WP HR S P ERA WHIP	IP WLS BF H R ER SO BB IBB HBP BLK WP HR S P ERA WHIP	IP WLS BF H R ER SO BB IBB HBP BLK WP HR S P ERA WHIP	IP WLS BF H R ER SO BB IBB HBP BLK WP HR S P ERA WHIP	IP WLS BF H R ER SO BB IBB HBP BLK WP HR S P ERA WHIP	IP WLS BF H R ER SO BB IBB HBP BLK WP HR S P ERA WHIP	IP WLS BF H R ER SO BB IBB HBP BLK WP HR S P ERA WHIP	IP WLS BF H R ER SO BB IBB HBP BLK WP HR S P ERA WHIP		
Randy Johnson, L ERA: 2.79 (8, 1)	7.0	29	3	3	3	5	5	0	0	0	0	0	0	0	0	0	0	3.86	1.143				
Jeff Nelson, R ERA: 3.1 (8, 1)	0.2	4	2	0	0	0	0	0	0	0	0	0	9	14	0.00	3.000							
Rich DeLucia, R ERA: 2.67 (8, 1)	0.1	1	0	0	0	1	0	0	0	0	0	0	3	6	0.00	0.000							
Norm Charlton, L ERA: 3.0 (9, 1)	1.0	6	2	2	2	0	1	0	0	0	0	0	11	22	18.00	3.000							
Russ Swan, L ERA: 9.44 (10, 1)	0.2	4	1	1	1	0	1	0	0	0	0	0	5	11	13.50	3.000							

Seattle Mariners @ Baltimore Orioles
 Oriole Park at Camden Yards, Baltimore, MD
 Fri Jun 04 1993, 7:05 PM EDT
 Att: 46,189 - Unknown - 71 F

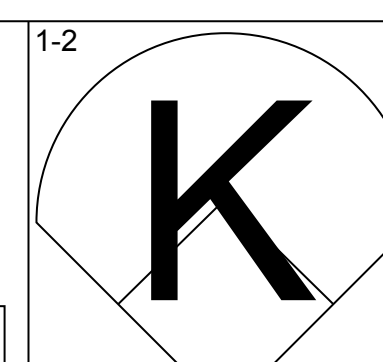
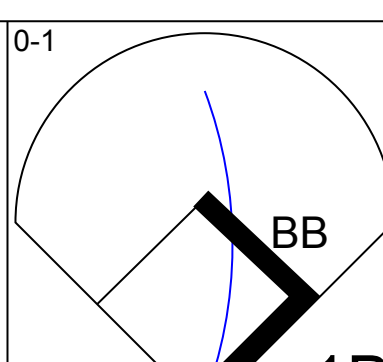
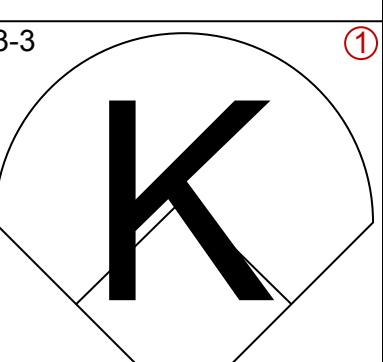
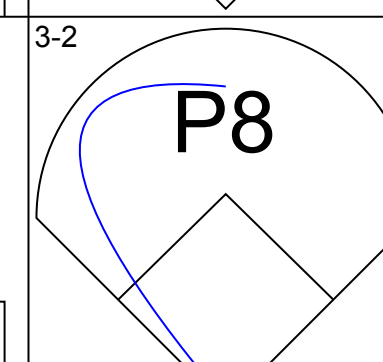
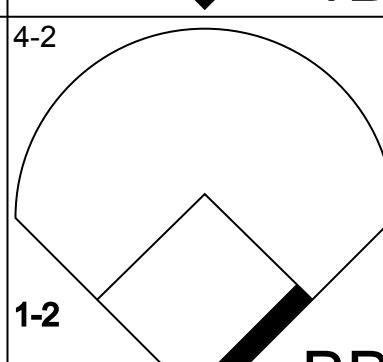
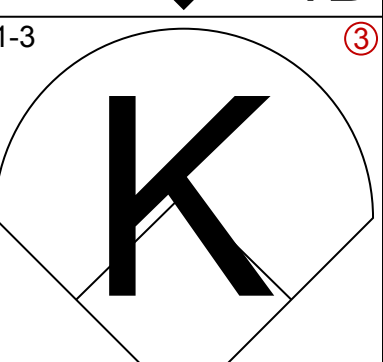
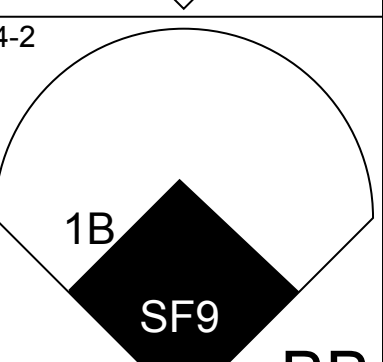
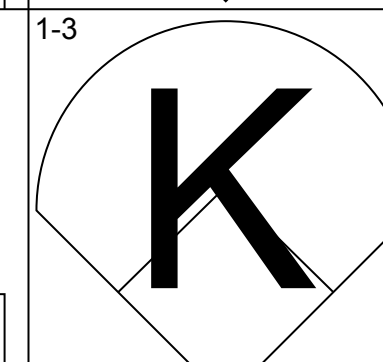
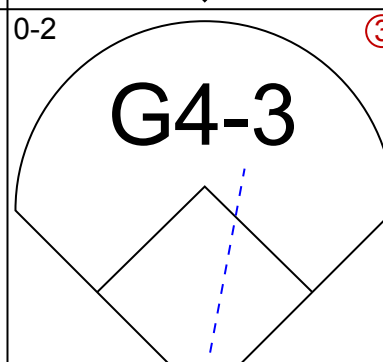
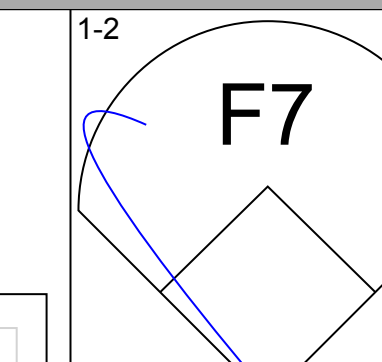
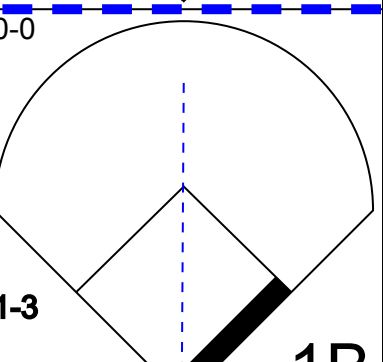
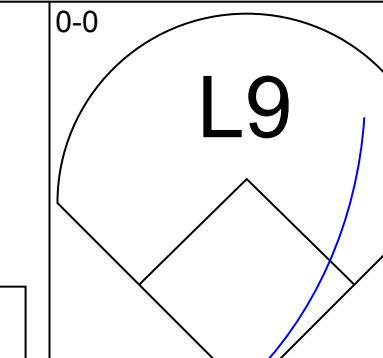
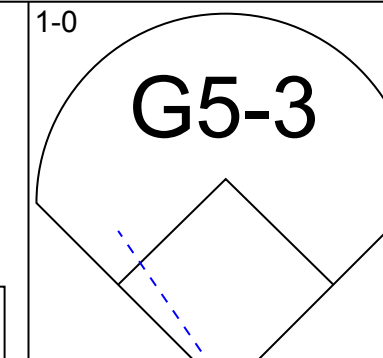
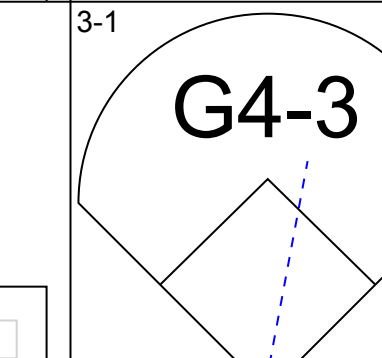
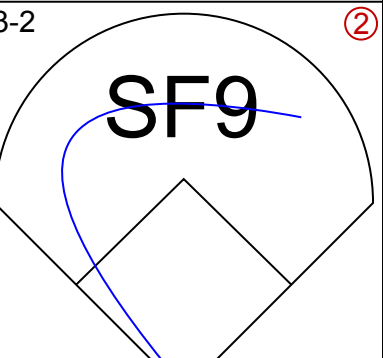
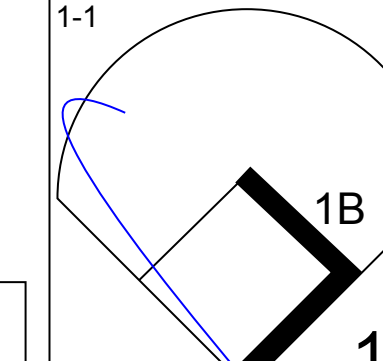
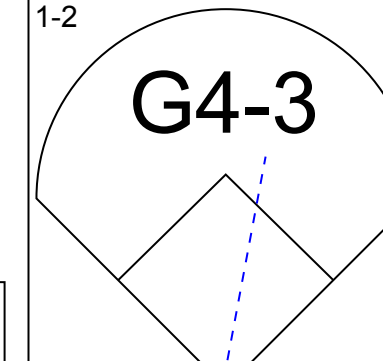
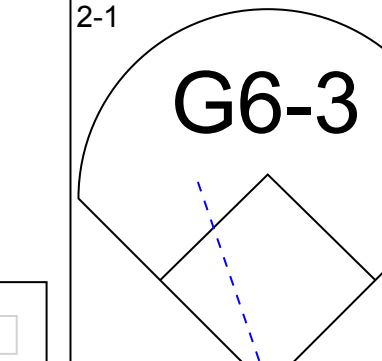
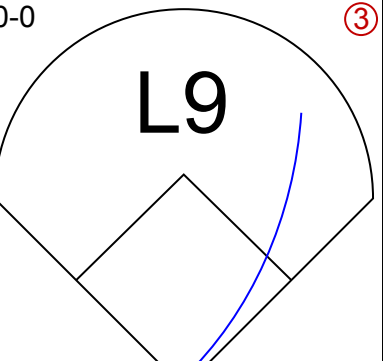
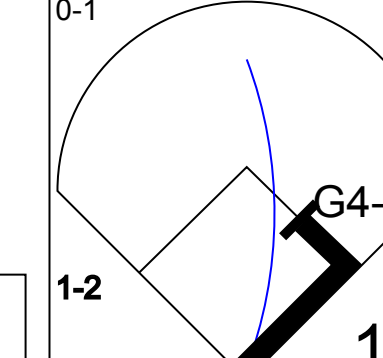
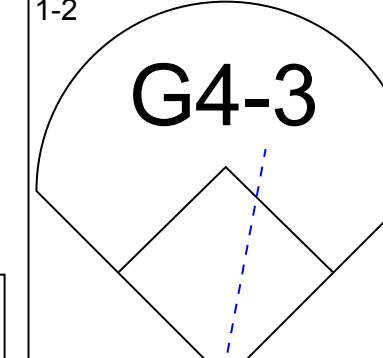
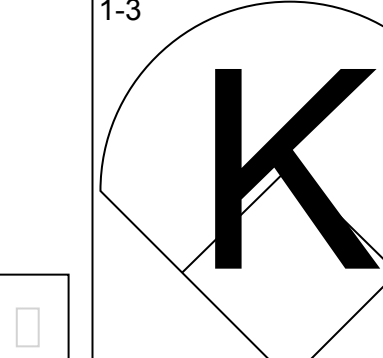
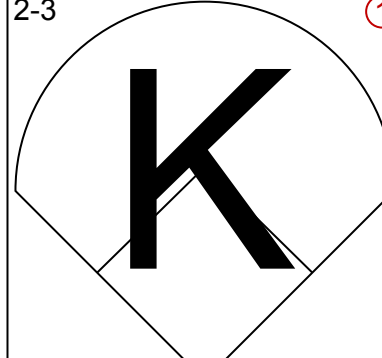
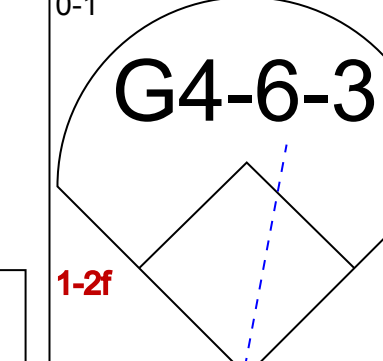
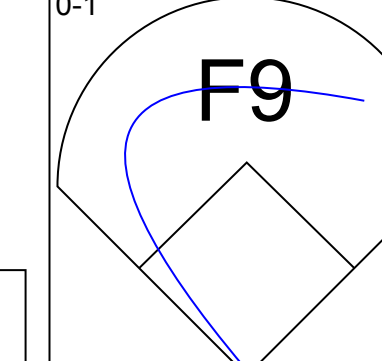
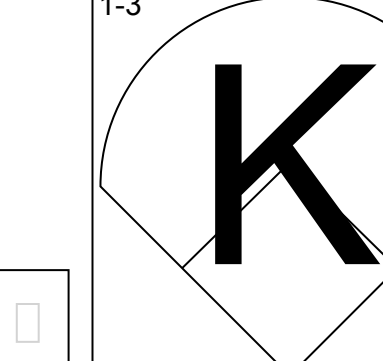
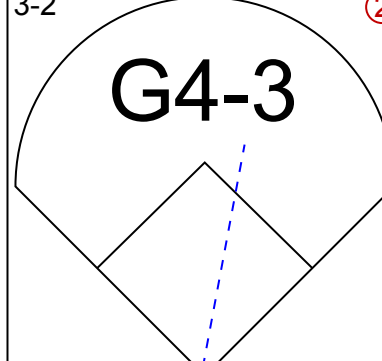
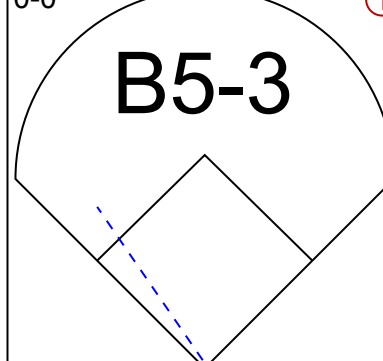
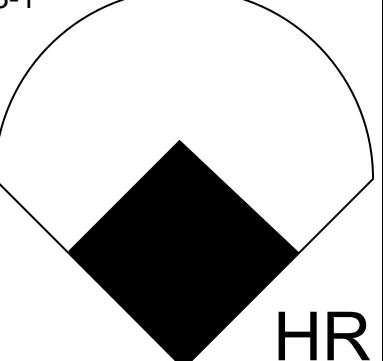
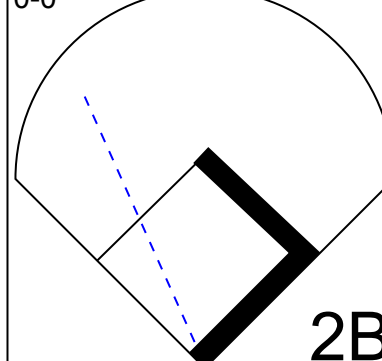
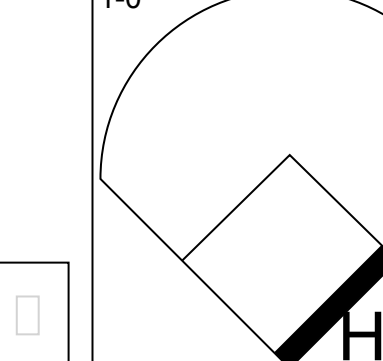

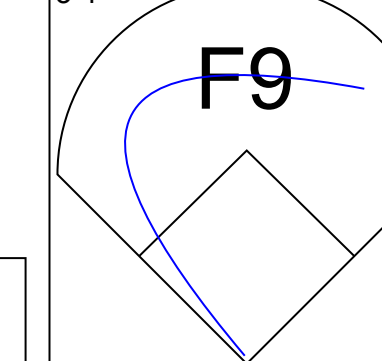
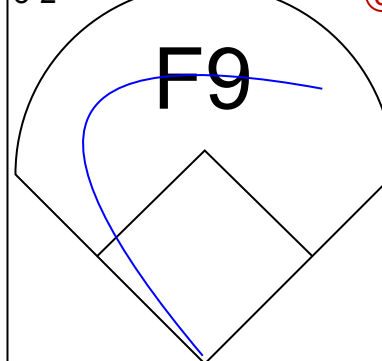
AB 35
 R 6
 H 8
 RBI 6
 BB 7
 SO 6
 LOB 16



Batter	1	2	3	4	5	6	7	8	9	AB	R	H	RBI	BB	SO	LOB	TOP										
Rich Amaral, R OBP: 0.376, SLG: 0.411 (1, 4)	G6-3		G6-3					G5-3		5	1	2	0	0	0	2	Seattle Mariners @ Baltimore Orioles Oriole Park at Camden Yards, Baltimore, MD Sat Jun 05 1993, 7:05 PM EDT Att: 46,559 - Unknown - 72 F										
Henry Cotto, R OBP: 0.207, SLG: 0.258 (1, 7)					G6-3					2	1	0	0	2	0	2											
Mike Felder, S OBP: 0.296, SLG: 0.321 (8, PH)	BB		2B				FC2	F8		1	0	0	0	0	0	2											
Ken Griffey Jr., L OBP: 0.398, SLG: 0.565 (1, 8)	1B		G5-3							5	1	4	3	0	1	1											
Edgar Martinez, R OBP: 0.365, SLG: 0.349 (1, 10)	FC5		G5-3							3	0	1	0	2	1	1											
Jay Buhner, R OBP: 0.371, SLG: 0.518 (1, 9)	1B		G1-3							5	0	1	0	0	1	5											
Mike Blowers, R OBP: 0.347, SLG: 0.495 (1, 5)										4	0	0	0	0	0	5											
Mackey Sasser, L OBP: 0.289, SLG: 0.333 (9, PH)	FC5									1	0	0	0	0	1	0											
Tino Martinez, L OBP: 0.353, SLG: 0.442 (1, 3)		G3-1								3	0	1	0	1	0	0											
Dave Valle, R OBP: 0.373, SLG: 0.387 (1, 2)		F9								3	0	0	0	1	0	2											
Omar Vizquel, S OBP: 0.348, SLG: 0.306 (1, 6)		F7								3	0	1	0	0	0	1											
Inning Stats	R: 0 E: 0 K: 0 S: 9	H: 2 LOB: 3 BB: 2 P: 21	R: 0 E: 0 K: 0 S: 6	H: 0 LOB: 0 BB: 0 P: 10	R: 1 E: 0 K: 0 S: 9	H: 1 LOB: 1 BB: 1 P: 19	R: 0 E: 0 K: 0 S: 9	H: 1 LOB: 2 BB: 1 P: 15	R: 0 E: 0 K: 0 S: 6	H: 1 LOB: 1 BB: 0 P: 10	R: 1 E: 1 K: 1 S: 9	H: 3 LOB: 2 BB: 0 P: 15	R: 0 E: 0 K: 0 S: 6	H: 0 LOB: 2 BB: 1 P: 16	R: 1 E: 0 K: 2 S: 11	H: 1 LOB: 0 BB: 0 P: 16	1B: 6 2B: 3 3B: 0 HR: 1	SF: 0 SAC: 0 DP: 0 HBP: 1	WP: 0 PB: 0 SB: 0 CS: 1	PA: 42							
PITCHER	IP	WLS	BF	H	R	ER	SO	BB	IBB	HBP	BLK	WP	HR	S	P	ERA	WHIP										
Jamie Moyer, L ERA: 4.57 (1, 1)	6.0		30	8	2	1	1	5	0	0	0	0	0	52	96	1.50	2.167										
Todd Frothing, R ERA: 2.52 (7, 1)	1.2		7	1	0	0	1	1	0	1	0	0	0	11	25	0.00	1.200										
Brad Pennington, L ERA: 3.18 (8, 1)	0.1	W	2	1	1	1	0	0	0	0	0	0	1	3	4	27.00	3.000										
Gregg Olson, R ERA: 1.9 (9, 1)	1.0	S	3	0	0	0	2	0	0	0	0	0	0	9	14	0.00	0.000										

Batter	1	2	3	4	5	6	7	8	9	AB	R	H	RBI	BB	SO	LOB	BOTTOM										
Brady Anderson, L OBP: 0.316, SLG: 0.350 (1, 7)	F8			G6-4-3			L3	F8		3	0	0	0	1	0	0	Seattle Mariners @ Baltimore Orioles Oriole Park at Camden Yards, Baltimore, MD Sat Jun 05 1993, 7:05 PM EDT Att: 46,559 - Unknown - 72 F										
Mark McLemore, S OBP: 0.359, SLG: 0.382 (1, 9)	K			G6-4-3				HR		3	1	2	0	1	1	0											
Cal Ripken Jr., R OBP: 0.310, SLG: 0.360 (1, 6)	G5-3			G6-4-3			K	HR		4	1	1	0	0	1	3											
Harold Baines, L OBP: 0.411, SLG: 0.396 (1, 10)			G1-6-3				K	F8		4	0	1	0	0	1	4											
Mike Devereaux, R OBP: 0.301, SLG: 0.412 (1, 8)		G1-6-3					HR	HR		4	2	2	3	0	0	1											
Leo Gomez, R OBP: 0.360, SLG: 0.450 (1, 5)							HR	BB		2	1	1	2	2	1	0											
Chris Hoiles, R OBP: 0.363, SLG: 0.457 (1, 2)							F8	K		4	0	1	0	0	1	1											
David Segui, S OBP: 0.359, SLG: 0.391 (1, 3)			P3				K			3	0	0	0	0	1	2											
Harold Reynolds, S OBP: 0.326, SLG: 0.280 (1, 4)			G3					CS		2	0	0	0	1	0	2											
Inning Stats	R: 0 E: 0 K: 1 S: 10	H: 0 LOB: 0 BB: 0 P: 16	R: 0 E: 0 K: 1 S: 8	H: 1 LOB: 0 BB: 0 P: 13	R: 0 E: 0 K: 0 S: 7	H: 0 LOB: 0 BB: 0 P: 10	R: 0 E: 0 K: 0 S: 5	H: 1 LOB: 1 BB: 1 P: 11	R: 0 E: 0 K: 2 S: 10	H: 0 LOB: 1 BB: 1 P: 19	R: 2 E: 0 K: 1 S: 12	H: 2 LOB: 0 BB: 1 P: 19	R: 3 E: 0 K: 1 S: 18	H: 3 LOB: 1 BB: 1 P: 28	R: 0 E: 0 K: 1 S: 11	H: 0 LOB: 0 BB: 0 P: 16		1B: 5 2B: 1 3B: 0 HR: 2	SF: 0 SAC: 0 DP: 2 HBP: 0	WP: 0 PB: 0 SB: 1 CS: 1	PA: 35						
PITCHER	IP	WLS	BF	H	R	ER	SO	BB	IBB	HBP	BLK	WP	HR	S	P	ERA	WHIP										
Erik Hanson, R ERA: 2.28 (1, 1)	8.0	L	34	8	5	5	6	5	0	0	0	0	2	79	132	5.62	1.625										

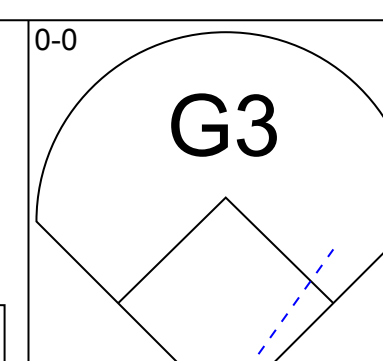
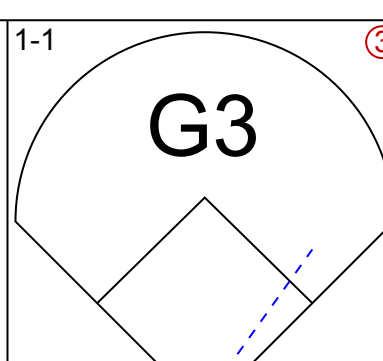
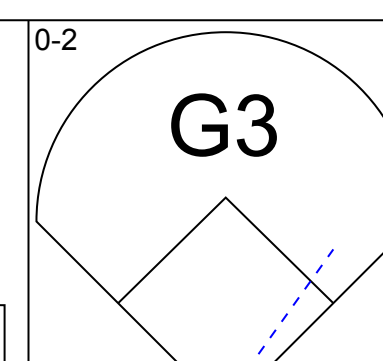
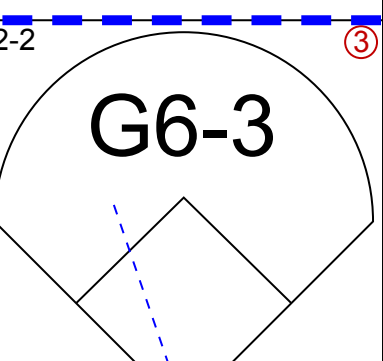
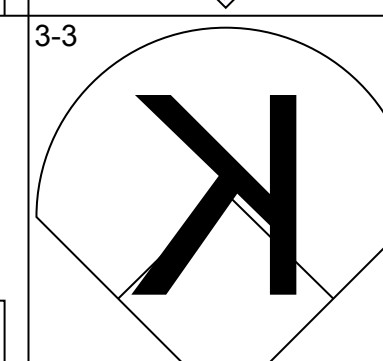
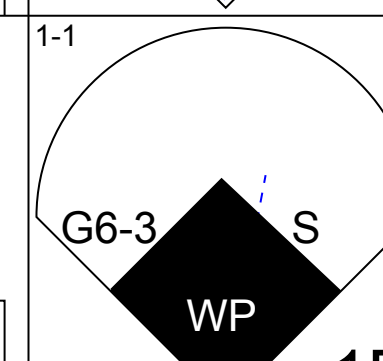
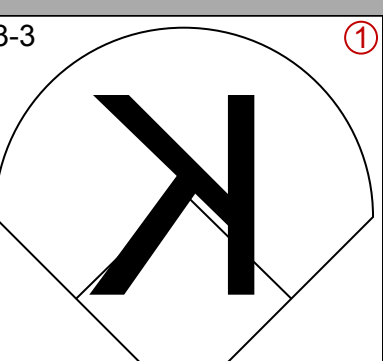
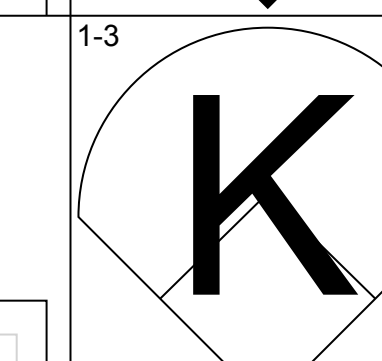
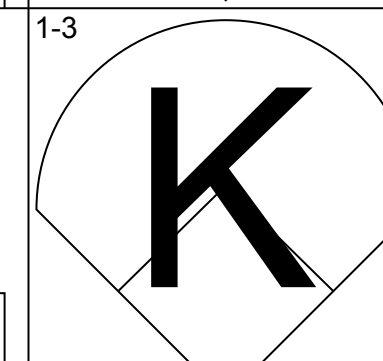
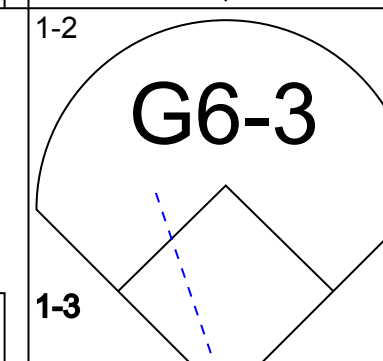
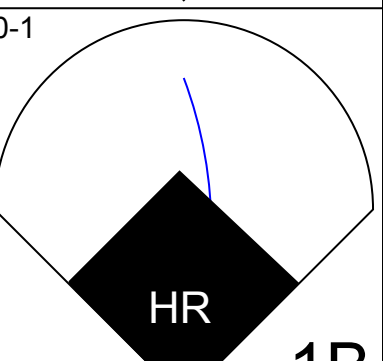
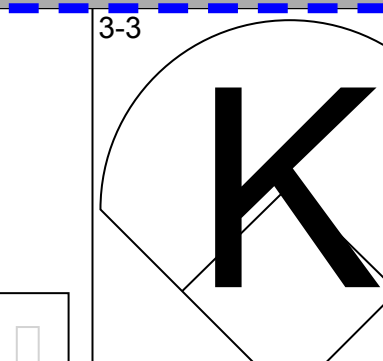
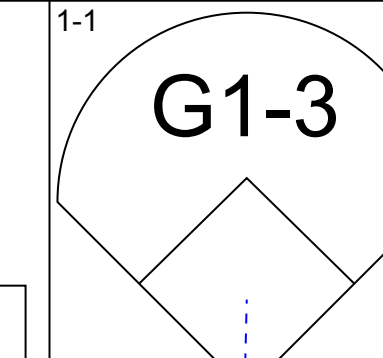
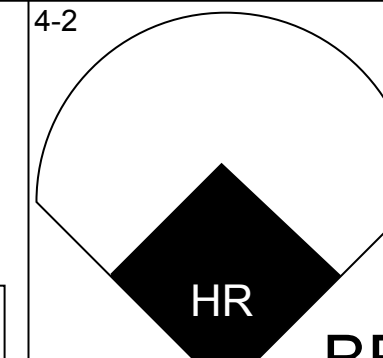
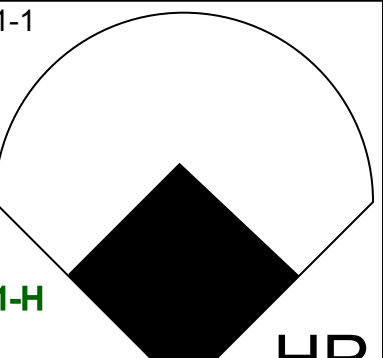
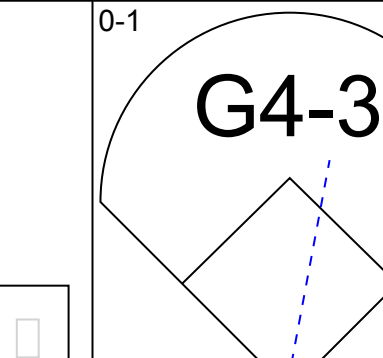
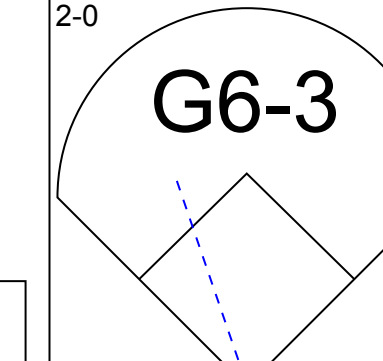
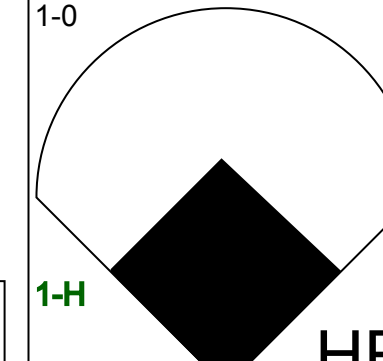
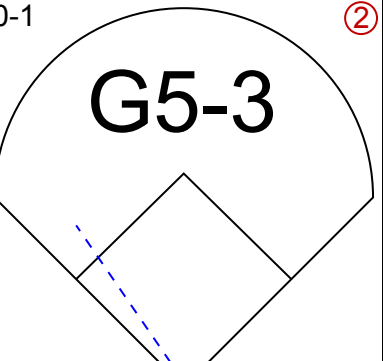
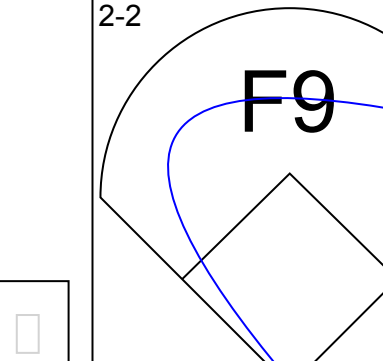
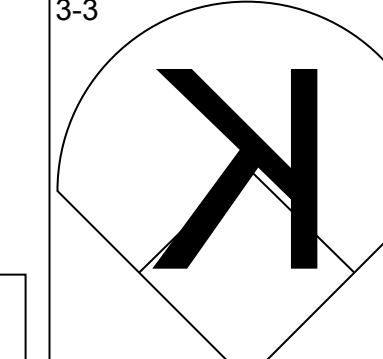
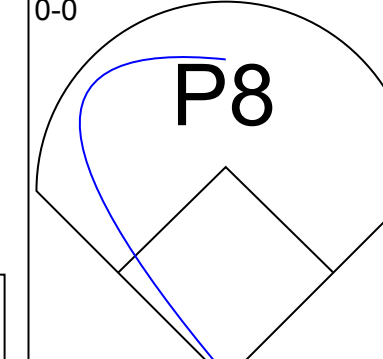
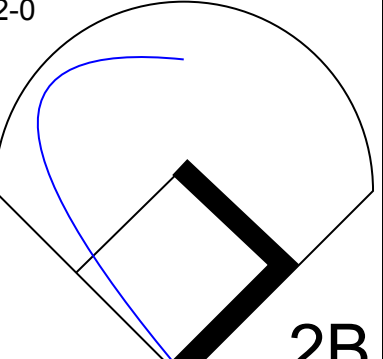
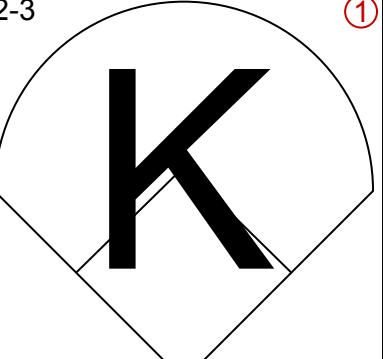
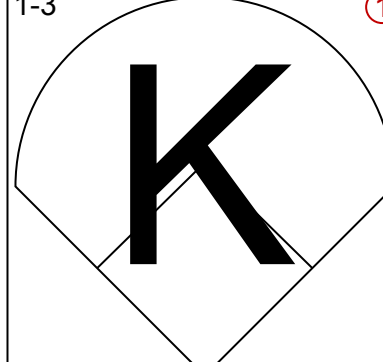
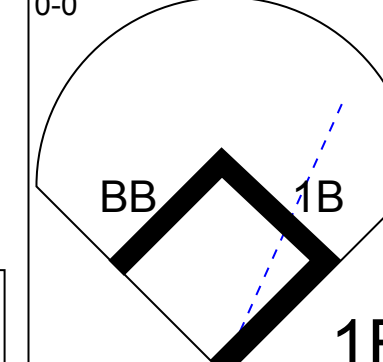
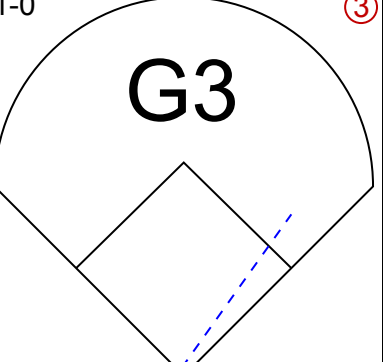
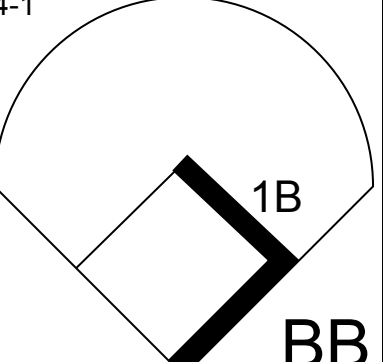
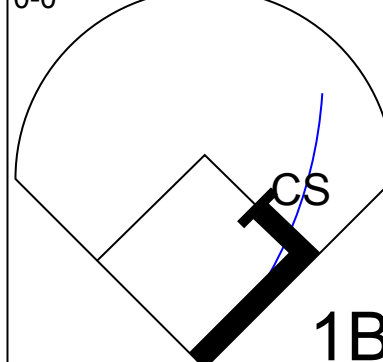
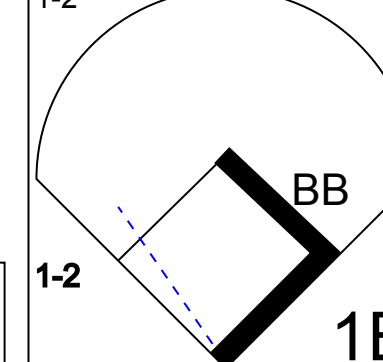
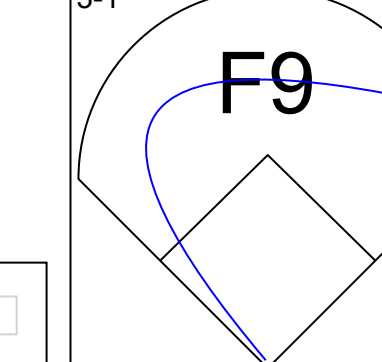
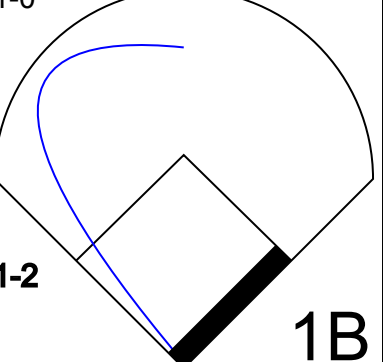
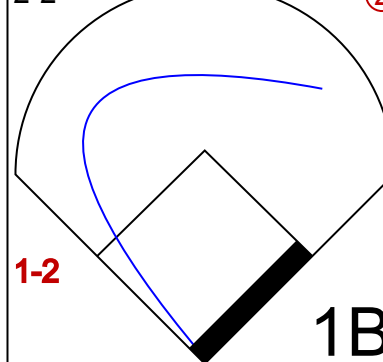
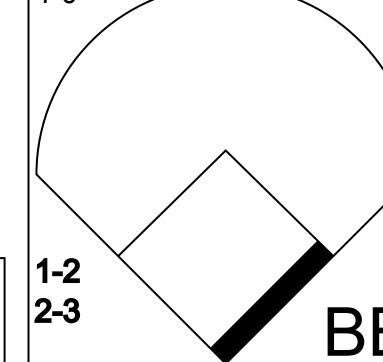
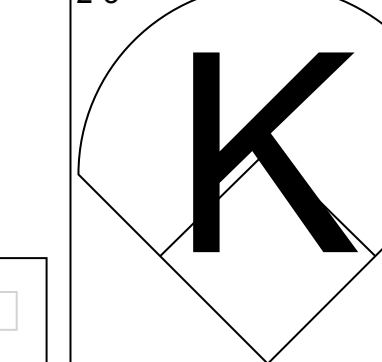
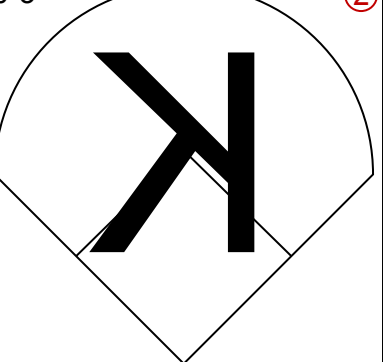


Batter	1	2	3	4	5	6	7	8	9	AB	R	H	RBI	BB	SO	LOB	TOP					
Omar Vizquel, S OBP: 0.350, SLG: 0.310 (1, 6)			 1B							4	0	2	0	0	2	0	Seattle Mariners @ Baltimore Orioles Oriole Park at Camden Yards, Baltimore, MD Sun Jun 06 1993, 3:33 AM EDT Att: 46,296 - Sunny - 73 F					
Mike Felder, S OBP: 0.300, SLG: 0.318 (1, 8)			 1-2					 SF9 BB		2	1	0	0	2	1	1						
Ken Griffey Jr., L OBP: 0.396, SLG: 0.559 (1, 10)										4	0	1	0	0	1	2						
Edgar Martinez, R OBP: 0.339, SLG: 0.326 (1, 5)										3	0	0	1	0	0	0						
Tino Martinez, L OBP: 0.352, SLG: 0.438 (1, 3)	 1B									4	0	1	0	0	0	1						
Jay Buhner, R OBP: 0.368, SLG: 0.513 (1, 9)	 1B									4	0	1	0	0	2	0						
Mackey Sasser, L OBP: 0.271, SLG: 0.311 (1, 7)										3	0	0	0	0	1	2						
Henry Cotto, R OBP: 0.207, SLG: 0.258 (7, PH)										0	0	0	0	0	0	0						
Pete O'Brien, L OBP: 0.333, SLG: 0.425 (9, PH)										1	0	0	0	0	0	0						
Bill Haselman, R OBP: 0.340, SLG: 0.409 (1, 2)										2	1	1	1	0	0	0						
Dave Valle, R OBP: 0.376, SLG: 0.397 (7, PR)										1	0	1	0	0	0	0						
Rich Amaral, R OBP: 0.368, SLG: 0.402 (1, 4)										4	0	0	0	0	2	2						
Inning Stats	R: 0 E: 0 K: 2 S: 11	H: 0 LOB: 0 BB: 0 P: 16	R: 0 E: 0 K: 0 S: 7	H: 2 LOB: 1 BB: 0 P: 8	R: 0 E: 0 K: 1 S: 16	H: 1 LOB: 2 BB: 1 P: 21	R: 0 E: 0 K: 0 S: 7	H: 0 LOB: 0 BB: 0 P: 10	R: 1 E: 0 K: 1 S: 12	H: 2 LOB: 1 BB: 0 P: 21	R: 0 E: 0 K: 0 S: 7	H: 0 LOB: 1 BB: 0 P: 13	R: 0 E: 0 K: 3 S: 9	H: 0 LOB: 0 BB: 0 P: 14	R: 1 E: 0 K: 1 S: 10	H: 1 LOB: 1 BB: 1 P: 20	R: 0 E: 0 K: 1 S: 12	H: 1 LOB: 1 BB: 0 P: 20	1B: 5 2B: 1 3B: 0 HR: 1	SF: 1 SAC: 0 DP: 1 HBP: 1	WP: 0 PB: 0 SB: 0 CS: 0	PA: 36
PITCHER	IP	WLS	BF	H	R	ER	SO	BB	IBB	HBP	BLK	WP	HR	S	P	ERA	WHIP					
35 Mike Mussina, R ERA: 2.86 (1, 1)	7.1	W	29	5	2	2	8	2	0	1	0	0	1	74	115	2.46	0.955					
Jim Poole, L ERA: 1.59 (8, 1)	0.2		3	1	0	0	0	0	0	0	0	0	0	5	8	0.00	1.500					
Gregg Olson, R ERA: 1.82 (9, 1)	1.0	S	4	1	0	0	1	0	0	0	0	0	0	12	20	0.00	1.000					

livebaseballscores.com




AB 32
R 2
H 7
RBI 2
BB 2
SO 9
LOB 8


Batter	1	2	3	4	5	6	7	8	9	AB	R	H	RBI	BB	SO	LOB	BOTTOM				
Brady Anderson, L OBP: 0.313, SLG: 0.352 (1, 7)										5	0	1	0	0	0	6	Seattle Mariners @ Baltimore Orioles Oriole Park at Camden Yards, Baltimore, MD Sun Jun 06 1993, 3:33 AM EDT Att: 46,296 - Sunny - 73 F				
Mark McLemore, S OBP: 0.357, SLG: 0.379 (1, 9)				 WP 1B						4	1	1	0	0	3	1					
Cal Ripken Jr., R OBP: 0.309, SLG: 0.358 (1, 6)				 1-3	 1B					4	1	1	0	0	2	1					
Harold Baines, L OBP: 0.414, SLG: 0.426 (1, 10)				 BB	 1-1					3	2	1	2	1	0	0					
Mike Devereaux, R OBP: 0.299, SLG: 0.429 (1, 8)				 1-1						4	1	1	2	0	0	0					
Leo Gomez, R OBP: 0.358, SLG: 0.451 (1, 5)										4	0	1	0	0	2	0					
Paul Carey, L OBP: 0.250, SLG: 0.143 (1, 3)				 1B				 BB		3	0	1	0	1	1	1					
Harold Reynolds, S OBP: 0.335, SLG: 0.291 (1, 4)			 1B	 1-2						4	0	3	0	0	0	0					
Jeff Tackett, R OBP: 0.327, SLG: 0.268 (1, 2)			 1B	 BB						3	0	1	0	1	2	2					
Inning Stats	R: 0 E: 0 K: 2 S: 7	H: 0 LOB: 0 BB: 0 P: 11	R: 0 E: 0 K: 1 S: 7	H: 0 LOB: 0 BB: 0 P: 13	R: 0 E: 0 K: 1 S: 11	H: 2 LOB: 1 BB: 0 P: 15	R: 3 E: 0 K: 0 S: 18	H: 4 LOB: 3 BB: 2 P: 30	R: 2 E: 0 K: 1 S: 11	H: 3 LOB: 1 BB: 0 P: 18	R: 0 E: 0 K: 2 S: 11	H: 1 LOB: 1 BB: 0 P: 18	R: 0 E: 0 K: 1 S: 9	H: 0 LOB: 0 BB: 0 P: 14	R: 0 E: 0 K: 2 S: 11	H: 1 LOB: 2 BB: 1 P: 20		1B: 7 2B: 2 3B: 0 HR: 2	SF: 0 SAC: 0 DP: 0 HBP: 0	WP: 1 PB: 0 SB: 1 CS: 1	PA: 37
PITCHER	IP	WLS	BF	H	R	ER	SO	BB	IBB	HBP	BLK	WP	HR	S	P	ERA	WHIP				
Chris Bosio, R ERA: 3.21 (1, 1)	6.0	L	29	10	5	5	7	2	0	0	0	0	2	65	105	7.50	2.000				
Dwayne Henry, R ERA: 7.01 (7, 1)	1.2		7	1	0	0	3	1	0	0	0	0	0	17	29	0.00	1.200				
Dennis Powell, L ERA: 3.91 (8, 1)	0.1		1	0	0	0	0	0	0	0	0	0	0	3	5	0.00	0.000				

livebaseballscores.com



AB 34
R 5
H 11
RBI 4
BB 3
SO 10
LOB 11

Batter	1	2	3	4	5	6	7	8	9	AB	R	H	RBI	BB	SO	LOB	TOP				
Omar Vizquel, S OBP: 0.347, SLG: 0.307	3-2 CS 1B		0-1 G4-3		0-2 P5		0-1 FC5-4 1B		2-1 L6	5	1	1	0	0	0	3	Seattle Mariners @ Milwaukee Brewers Milwaukee County Stadium, Milwaukee, WI Mon Jun 07 1993, 8:05 PM EDT Att: 11,896 - Unknown - 58 F livebaseballscorecards.com				
Rich Amaral, R OBP: 0.394, SLG: 0.394	3-3 SAFE SAFE 1-2 K		1-1 G4-3			2-2 G3-1	4-2 S 1B BB		0-0 G4-3	4	0	0	0	1	1						
Ken Griffey Jr., L OBP: 0.398, SLG: 0.556	4-1 BB			0-1 P5		1-0 L3	2-0 S 1B		1-2 2-H 1B	3	0	1	1	1	0	0					
Edgar Martinez, R OBP: 0.350, SLG: 0.347	0-3 K			1-1 G3-1		2-0 PB 2B	4-2 1-2 2-3 BB			3	0	1	0	1	1						
Tino Martinez, L OBP: 0.346, SLG: 0.429		0-0 F9		3-2 L8		2-0 F7	2-3 K			4	0	0	0	0	1	4					
Jay Buhner, R OBP: 0.371, SLG: 0.510	3-3 K				4-0 1B BB		0-0 1B 1B	3-3 K		3	1	1	0	1	2	0					
Pete O'Brien, L OBP: 0.338, SLG: 0.423	4-1 BB			1-2 F9		1-0 1B FC6-4 1B	0-0 G4-3			3	1	1	0	1	0	1					
Dave Valle, R OBP: 0.374, SLG: 0.394	1-1 F9			1-0 P6		3-2 SAFE SAFE 1-3 2-H 1B	1-3 K2-3			4	0	1	1	0	1	2					
Mike Felder, S OBP: 0.299, SLG: 0.316			3-3 K		1-2 1B	1-2 FC6-4 FC5-4 1-2 3-H		1-1 G6-3		4	0	1	1	0	1	1	 AB 33 R 3 H 7 RBI 3 BB 5 SO 7 LOB 13 WP: 0 PA: 38 FB: 1 SB: 2 CS: 1				
Inning Stats	R: 0 E: 0 K: 2 S: 11	H: 1 LOB: 1 BB: 1 P: 21	R: 0 E: 0 K: 1 S: 10	H: 0 LOB: 1 BB: 1 P: 18	R: 0 E: 0 K: 1 S: 10	H: 0 LOB: 0 BB: 0 P: 14	R: 0 E: 0 K: 0 S: 7	H: 0 LOB: 0 BB: 0 P: 11	R: 0 E: 0 K: 0 S: 10	H: 1 LOB: 2 BB: 1 P: 17	R: 0 E: 0 K: 0 S: 6	H: 1 LOB: 1 BB: 0 P: 13	R: 3 E: 1 K: 1 S: 19	H: 4 LOB: 3 BB: 2 P: 36	R: 0 E: 0 K: 2 S: 8	H: 0 LOB: 0 BB: 0 P: 12		R: 0 E: 0 K: 0 S: 5	H: 0 LOB: 0 BB: 0 P: 8	1B: 6 2B: 2 3B: 0 HR: 0	SF: 0 SAC: 0 DP: 1 HBP: 0
PITCHER	IP WLS BF H R ER SO BB IBB HBP BLK WP HR S P ERA WHIP	IP WLS BF H R ER SO BB IBB HBP BLK WP HR S P ERA WHIP	IP WLS BF H R ER SO BB IBB HBP BLK WP HR S P ERA WHIP	IP WLS BF H R ER SO BB IBB HBP BLK WP HR S P ERA WHIP	IP WLS BF H R ER SO BB IBB HBP BLK WP HR S P ERA WHIP	IP WLS BF H R ER SO BB IBB HBP BLK WP HR S P ERA WHIP	IP WLS BF H R ER SO BB IBB HBP BLK WP HR S P ERA WHIP	IP WLS BF H R ER SO BB IBB HBP BLK WP HR S P ERA WHIP	IP WLS BF H R ER SO BB IBB HBP BLK WP HR S P ERA WHIP	IP WLS BF H R ER SO BB IBB HBP BLK WP HR S P ERA WHIP	IP WLS BF H R ER SO BB IBB HBP BLK WP HR S P ERA WHIP	IP WLS BF H R ER SO BB IBB HBP BLK WP HR S P ERA WHIP	IP WLS BF H R ER SO BB IBB HBP BLK WP HR S P ERA WHIP	IP WLS BF H R ER SO BB IBB HBP BLK WP HR S P ERA WHIP	IP WLS BF H R ER SO BB IBB HBP BLK WP HR S P ERA WHIP	IP WLS BF H R ER SO BB IBB HBP BLK WP HR S P ERA WHIP		IP WLS BF H R ER SO BB IBB HBP BLK WP HR S P ERA WHIP			
21 Cal Eldred, R ERA: 3.86	6.2	W	29	6	3	3	4	4	0	0	0	0	0	0	0	0		4.05	1.500		
Jesse Orosco, L ERA: 4.7	0.1		3	1	0	0	1	1	0	0	0	0	0	0	0	6		14	0.00	6.000	
Mike Fetters, R ERA: 2.6	1.0	S	3	0	0	0	2	0	0	0	0	0	0	0	8	12		0.00	0.000		
Doug Henry, R ERA: 4.7	1.0	S	3	0	0	0	0	0	0	0	0	0	0	5	8	0.00		0.000			

Batter	1	2	3	4	5	6	7	8	9	AB	R	H	RBI	BB	SO	LOB	BOTTOM				
Darryl Hamilton, L OBP: 0.366, SLG: 0.363	1-0 G4-3		3-2 G4-3 BB 3B 1B	1-1 F7		3-1 F7		0-3 K		5	1	1	0	0	1	2	Seattle Mariners @ Milwaukee Brewers Milwaukee County Stadium, Milwaukee, WI Mon Jun 07 1993, 8:05 PM EDT Att: 11,896 - Unknown - 58 F livebaseballscorecards.com				
Bill Spoers, L OBP: 0.293, SLG: 0.282	0-1 L6		1 SAFE 0-1 F8	0-1 1B		3-2 G4-3	1-2 CS			4	0	1	0	0	0	1					
Robin Yount, R OBP: 0.363, SLG: 0.402	4-2 BB		1 SAFE 1 SAFE 1 SAFE 4-2 SAFE SAFE 1-2 3B G4-3 BB	2-2 P4		2-1 G6-3	3-H			2	1	0	0	2	0	1					
Greg Vaughn, R OBP: 0.398, SLG: 0.536	2-3 K		2-1 G4-3		1-1 F9 E 1B	1-0 PB 1B				4	0	2	0	0	1	3					
Dickie Thon, R OBP: 0.333, SLG: 0.370		0-0 SH3-4 1B 1B	4-0 3B IBB		1-1 FC5 CS	2-1 G4-3				3	2	1	0	1	0	2					
B.J. Surhoff, L OBP: 0.267, SLG: 0.269	0-1 SH3-4		0-0 SH3-4 3B		0-1 F9		2-1 F9			3	0	1	3	0	0	2					
Tom Brunansky, R OBP: 0.259, SLG: 0.256	3-2 2-H 1B		3-2 4-2 4-2 3B BB		2-0 P3		4-2 1B BB			2	1	1	1	2	0	2					
John Jaha, R OBP: 0.326, SLG: 0.358	3-1 G6-3		0-1 F9		1-0 CS	2-2 F7	2-2 1B CS 1B			4	0	1	0	0	0	3					
Joe Krnak, R OBP: 0.302, SLG: 0.279	1-0 G4-3			1-3 K		2-2 F7	2-1 1-3 2-H 1B			4	0	1	1	0	1	1	 AB 31 R 5 H 9 RBI 5 BB 5 SO 3 LOB 17 WP: 0 PA: 39 FB: 1 SB: 0 CS: 2				
Inning Stats	R: 0 E: 0 K: 1 S: 12	H: 0 LOB: 1 BB: 1 P: 19	R: 1 E: 0 K: 0 S: 10	H: 2 LOB: 1 BB: 0 P: 17	R: 3 E: 0 K: 0 S: 18	H: 2 LOB: 2 BB: 3 P: 35	R: 0 E: 0 K: 1 S: 10	H: 1 LOB: 1 BB: 0 P: 14	R: 0 E: 0 K: 0 S: 7	H: 1 LOB: 1 BB: 0 P: 12	R: 0 E: 0 K: 0 S: 9	H: 0 LOB: 0 BB: 0 P: 16	R: 0 E: 0 K: 0 S: 8	H: 1 LOB: 1 BB: 0 P: 16	R: 1 E: 0 K: 1 S: 16	H: 2 LOB: 1 BB: 1 P: 27		R: 0 E: 0 K: 0 S: 5	H: 0 LOB: 0 BB: 0 P: 8	1B: 8 2B: 0 3B: 1 HR: 0	SF: 0 SAC: 1 DP: 0 HBP: 0
PITCHER	IP WLS BF H R ER SO BB IBB HBP BLK WP HR S P ERA WHIP	IP WLS BF H R ER SO BB IBB HBP BLK WP HR S P ERA WHIP	IP WLS BF H R ER SO BB IBB HBP BLK WP HR S P ERA WHIP	IP WLS BF H R ER SO BB IBB HBP BLK WP HR S P ERA WHIP	IP WLS BF H R ER SO BB IBB HBP BLK WP HR S P ERA WHIP	IP WLS BF H R ER SO BB IBB HBP BLK WP HR S P ERA WHIP	IP WLS BF H R ER SO BB IBB HBP BLK WP HR S P ERA WHIP	IP WLS BF H R ER SO BB IBB HBP BLK WP HR S P ERA WHIP	IP WLS BF H R ER SO BB IBB HBP BLK WP HR S P ERA WHIP	IP WLS BF H R ER SO BB IBB HBP BLK WP HR S P ERA WHIP	IP WLS BF H R ER SO BB IBB HBP BLK WP HR S P ERA WHIP	IP WLS BF H R ER SO BB IBB HBP BLK WP HR S P ERA WHIP	IP WLS BF H R ER SO BB IBB HBP BLK WP HR S P ERA WHIP	IP WLS BF H R ER SO BB IBB HBP BLK WP HR S P ERA WHIP	IP WLS BF H R ER SO BB IBB HBP BLK WP HR S P ERA WHIP	IP WLS BF H R ER SO BB IBB HBP BLK WP HR S P ERA WHIP		IP WLS BF H R ER SO BB IBB HBP BLK WP HR S P ERA WHIP			
Dave Fleming, L ERA: 5.75	6.0	L	28	6	4	4	2	6	4	4	2	0	0	0	0	113		6.00	1.500		
Jeff Nielson, R ERA: 2.95	1.0		4	1	0	0	0	0	0	0	0	0	0	8	16	0.00		1.000			
Russ Swan, L ERA: 8.47	1.0		5	2	1	1	1	1	0	0	0	0	0	16	27	9.00		3.000			

Batter	1	2	3	4	5	6	7	8	9	AB	R	H	RBI	BB	SO	LOB	TOP									
Omar Vizquel, S OBP: 0.346, SLG: 0.303 (1, 6)										3	0	0	0	1	1	0	Seattle Mariners @ Milwaukee Brewers Milwaukee County Stadium, Milwaukee, WI Tue Jun 08 1993, 8:05 PM EDT Att: 15,929 - Unknown - 72 F									
Rich Amaral, R OBP: 0.359, SLG: 0.387 (1, 4)										3	0	0	0	0	1	0										
Mackey Sasser, L OBP: 0.271, SLG: 0.311 (8, PH)										0	0	0	0	0	0	0										
Greg Litton, R OBP: 0.444, SLG: 0.375 (8, PH)										1	0	1	0	0	0	0										
Ken Griffey Jr., L OBP: 0.391, SLG: 0.545 (1, 8)										4	0	0	0	0	0	2										
Edgar Martinez, R OBP: 0.344, SLG: 0.327 (1, 5)										3	0	0	0	1	0	0										
Tino Martinez, L OBP: 0.344, SLG: 0.431 (1, 3)										4	0	1	0	0	0	1										
Jay Buhner, R OBP: 0.369, SLG: 0.505 (1, 9)										4	0	1	0	0	2	2										
Pete O'Brien, L OBP: 0.349, SLG: 0.451 (1, 10)										3	1	2	1	1	0	1										
Dave Valle, R OBP: 0.368, SLG: 0.387 (1, 2)										3	0	0	0	0	0	3										
Mike Felder, S OBP: 0.295, SLG: 0.312 (1, 7)										3	0	0	0	0	0	0										
Inning Stats	R: 0 E: 0 K: 2 S: 7	H: 0 LOB: 0 BB: 0 P: 10	R: 0 E: 0 K: 0 S: 7	H: 0 LOB: 0 BB: 0 P: 9	R: 0 E: 0 K: 0 S: 6	H: 1 LOB: 0 BB: 0 P: 8	R: 0 E: 0 K: 0 S: 5	H: 0 LOB: 0 BB: 0 P: 9	R: 0 E: 0 K: 1 S: 10	H: 0 LOB: 2 BB: 1 P: 18	R: 0 E: 0 K: 1 S: 4	H: 0 LOB: 1 BB: 0 P: 7	R: 0 E: 0 K: 1 S: 13	H: 0 LOB: 1 BB: 1 P: 21	R: 1 E: 0 K: 0 S: 11	H: 2 LOB: 2 BB: 1 P: 19	R: 0 E: 0 K: 0 S: 10	H: 1 LOB: 1 BB: 0 P: 15	1B: 3 2B: 1 3B: 0 HR: 1	SF: 0 SAC: 0 DP: 1 HBP: 0	WP: 0 PB: 0 SB: 0 CS: 0	PA: 34				
PITCHER	IP	WLS	BF	H	R	ER	SO	BB	IBB	HBP	BLK	WP	HR	S	P	ERA	WHIP									
Mike Boddicker, R ERA: 5.05	(1, 1)	4.2	16	2	0	0	3	0	1	0	0	0	0	0	33	52	0.00	0.429								
Jim Austin, R ERA: 4.55	(5, 1)	1.2	W	6	0	0	0	0	1	0	0	0	0	0	11	18	0.00	0.600								
Jesse Orosco, L ERA: 4.5	(7, 1)	0.2		2	0	0	0	1	0	0	0	0	0	0	8	12	0.00	0.000								
Mike Fetters, R ERA: 3.0	(8, 1)	0.2		4	1	1	1	0	1	0	0	0	0	1	5	11	13.50	3.000								
Graeme Lloyd, L ERA: 1.67	(8, 1)	0.1		2	1	0	0	0	0	0	0	0	0	0	6	8	0.00	3.000								

Batter	1	2	3	4	5	6	7	8	9	AB	R	H	RBI	BB	SO	LOB	BOTTOM									
Darryl Hamilton, L OBP: 0.360, SLG: 0.357 (1, 9)										3	0	0	0	0	0	2	Seattle Mariners @ Milwaukee Brewers Milwaukee County Stadium, Milwaukee, WI Tue Jun 08 1993, 8:05 PM EDT Att: 15,929 - Unknown - 72 F									
Bill Spiers, L OBP: 0.303, SLG: 0.296 (1, 4)										3	0	2	0	1	1	1										
Robin Yount, R OBP: 0.395, SLG: 0.398 (1, 8)										1	0	0	0	0	0	1										
Tom Brunansky, R OBP: 0.263, SLG: 0.254 (6, 9)										1	0	0	0	1	1	1										
Greg Vaughn, R OBP: 0.391, SLG: 0.525 (1, 10)										4	0	0	1	0	1	5										
Kevin Reimer, L OBP: 0.304, SLG: 0.453 (1, 7)										4	0	1	0	0	0	5										
B.J. Surhoff, L OBP: 0.266, SLG: 0.269 (1, 5)										4	1	1	0	0	0	1										
John Jaha, R OBP: 0.330, SLG: 0.362 (1, 3)										4	0	2	0	0	1	0										
Tom Lampkin, L OBP: 0.286, SLG: 0.229 (1, 2)										3	0	0	0	1	1	2										
Juan Bell, R OBP: 0.278, SLG: 0.333 (1, 6)										4	1	2	1	0	1	4										
Inning Stats	R: 0 E: 0 K: 0 S: 15	H: 1 LOB: 2 BB: 0 P: 25	R: 1 E: 0 K: 0 S: 11	H: 2 LOB: 1 BB: 0 P: 15	R: 0 E: 0 K: 1 S: 7	H: 1 LOB: 0 BB: 0 P: 8	R: 0 E: 0 K: 1 S: 7	H: 0 LOB: 0 BB: 0 P: 11	R: 1 E: 0 K: 0 S: 10	H: 1 LOB: 2 BB: 2 P: 19	R: 0 E: 0 K: 1 S: 6	H: 0 LOB: 0 BB: 0 P: 6	R: 0 E: 0 K: 2 S: 10	H: 1 LOB: 1 BB: 0 P: 13	R: 0 E: 0 K: 1 S: 9	H: 2 LOB: 3 BB: 1 P: 15	R: 0 E: 0 K: 1 S: 10	H: 0 LOB: 1 BB: 0 P: 15	1B: 6 2B: 2 3B: 0 HR: 0	SF: 0 SAC: 1 DP: 0 HBP: 1	WP: 0 PB: 1 SB: 3 CS: 0	PA: 36				
PITCHER	IP	WLS	BF	H	R	ER	SO	BB	IBB	HBP	BLK	WP	HR	S	P	ERA	WHIP									
Tim Leary, R ERA: 4.55	(1, 1)	4.0	L	17	4	1	1	2	2	0	0	0	0	0	22	34	3.38	1.500								
Dennis Powell, L ERA: 3.95	(5, 1)	2.2		12	2	1	1	2	2	0	0	0	0	5	6	0.00	0.000									
Jeff Nelson, R ERA: 2.86	(7, 1)	0.2		2	0	0	0	1	0	0	0	0	0	5	10	0.00	9.000									
Russ Swan, L ERA: 8.31	(8, 1)	0.1		4	2	0	0	0	1	0	0	0	0	5	10	0.00	9.000									
Rich Delucia, R ERA: 2.64	(8, 1)	0.1		1	0	0	0	1	0	0	0	0	0	3	3	0.00	0.000									

AB	31
R	1
H	5
RBI	1
BB	3
SO	4
LOB	9



AB	31
R	2
H	8
RBI	2
BB	3
SO	6
LOB	22



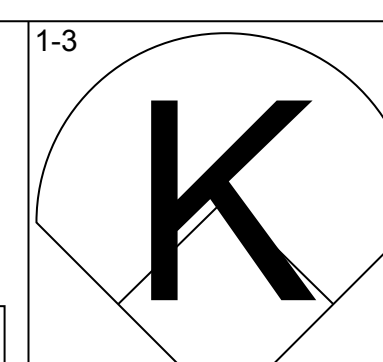
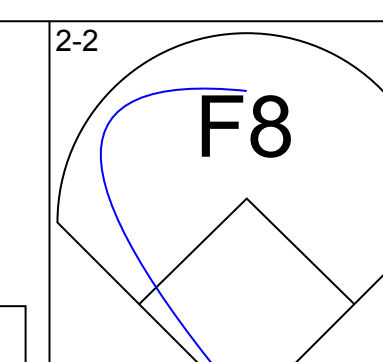
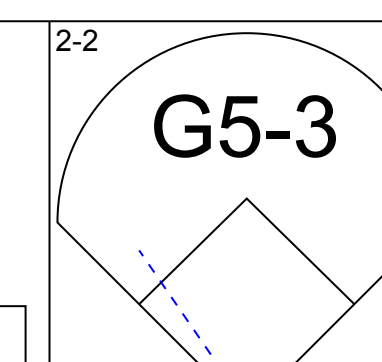
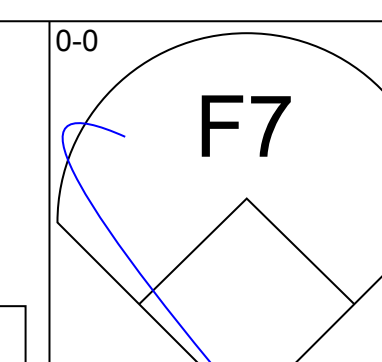
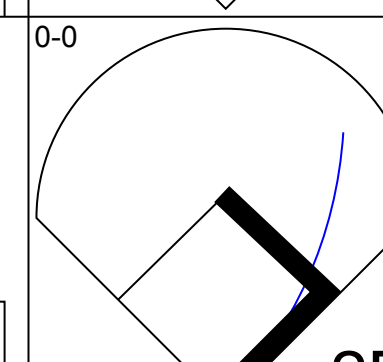
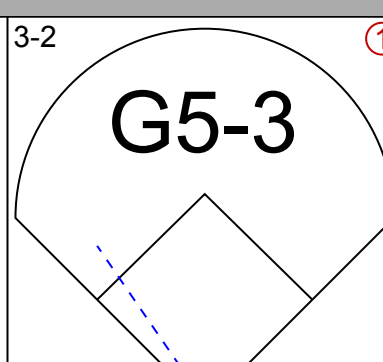
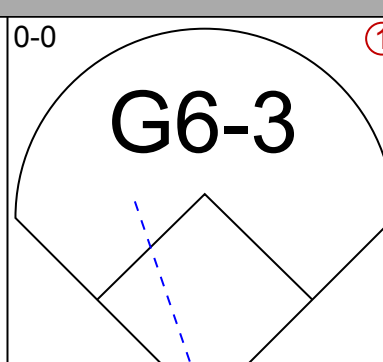
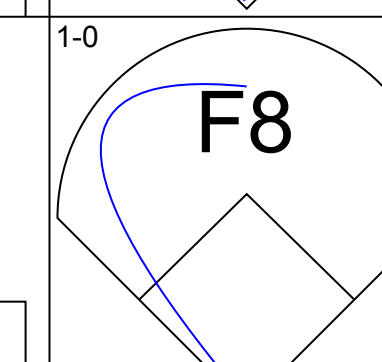
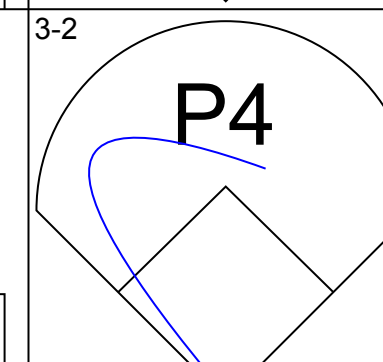
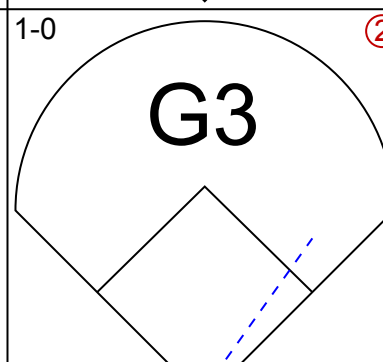
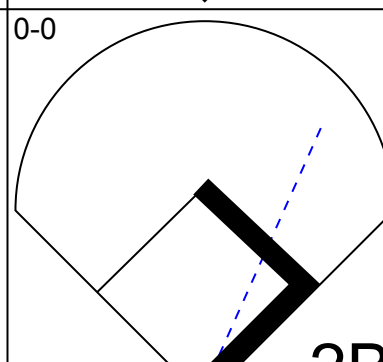
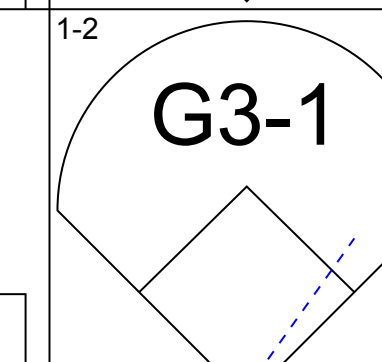
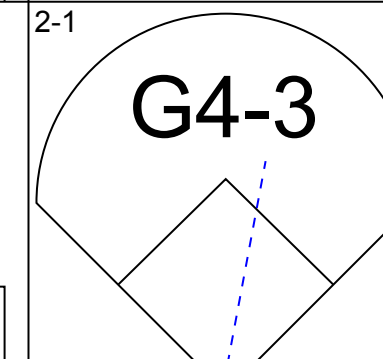
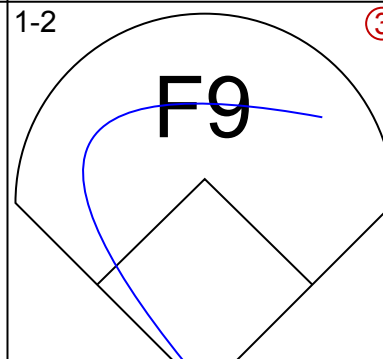
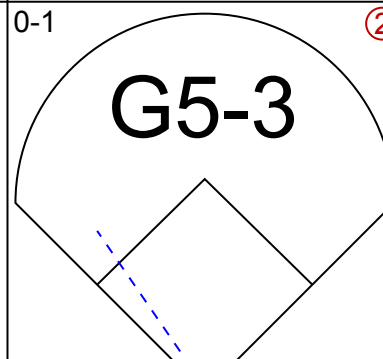
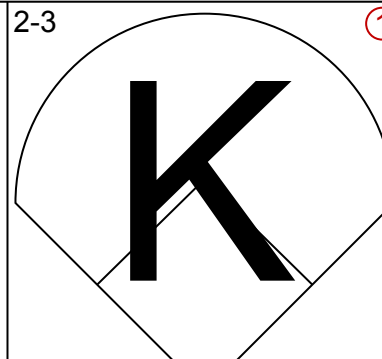
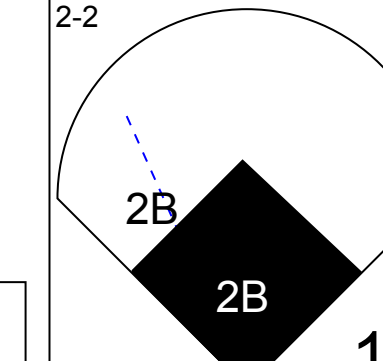
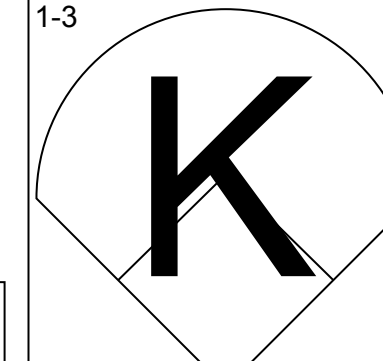
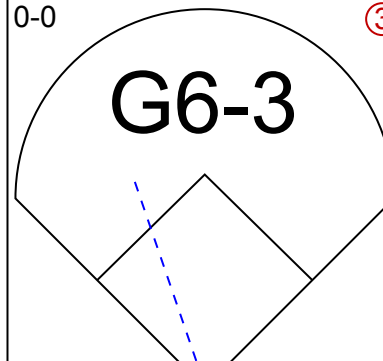
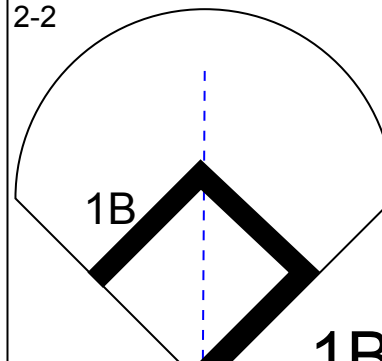

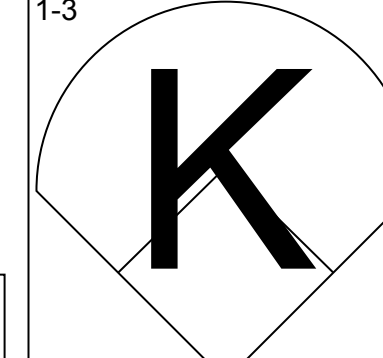
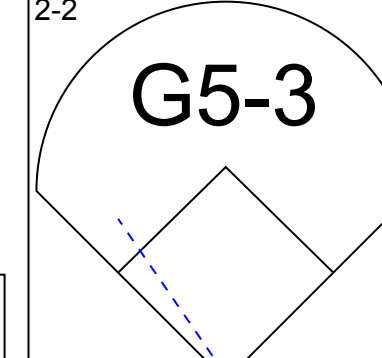
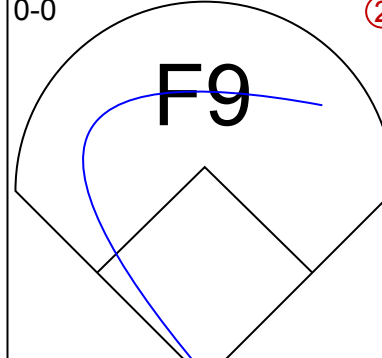
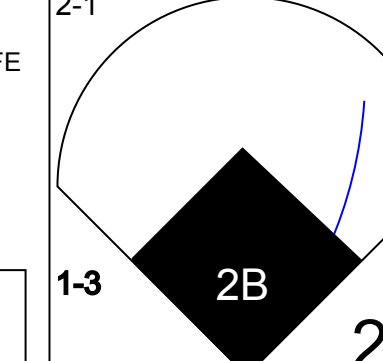
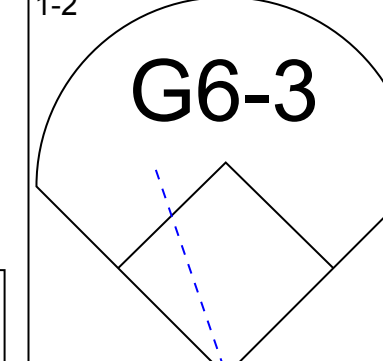
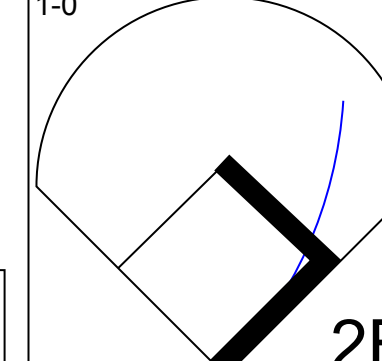
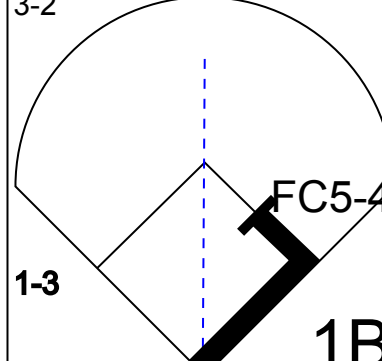
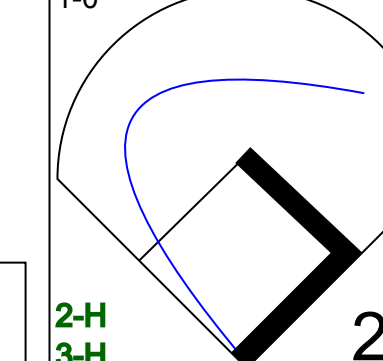
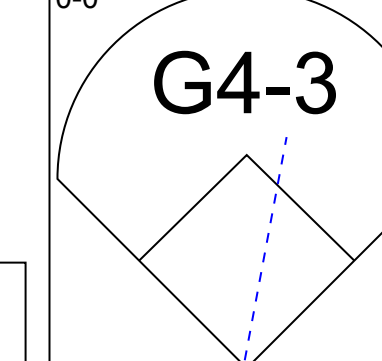
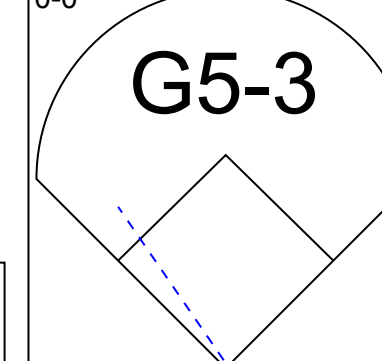
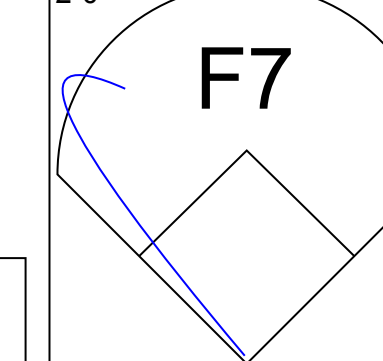
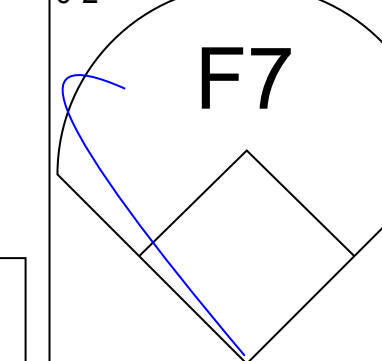
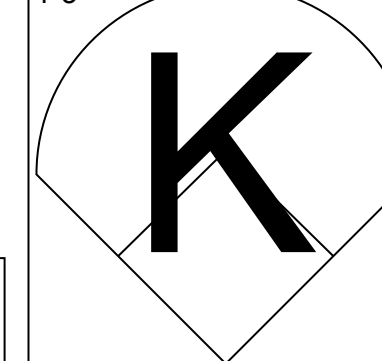
Batter	1	2	3	4	5	6	7	8	9	AB	R	H	RBI	BB	SO	LOB	TOP					
Omar Vizquel, S OBP: 0.343, SLG: 0.305 (1, 6)	G5-3		FC3-6		G5-3		1B		F7	5	1	1	1	0	0	3	Seattle Mariners @ Milwaukee Brewers Milwaukee County Stadium, Milwaukee, WI Wed Jun 09 1993, 4:33 AM EDT Att: 16,598 - Cloudy - 73 F					
Mackey Sasser, L OBP: 0.288, SLG: 0.306 Henry Cotto, R OBP: 0.204, SLG: 0.256 (7, FR) (7, 7)	G4-3		G4-3		G4-1		1B		K	4	0	1	2	0	0	1						
Ken Griffey Jr., L OBP: 0.391, SLG: 0.542 (1, 8)	1B			L1		G3-1		F8	5	0	2	1	0	0	1							
Tino Martinez, L OBP: 0.349, SLG: 0.435 (1, 3)	K			1B		FC5-4		K	5	0	3	1	0	2	2							
Jay Buhner, R OBP: 0.370, SLG: 0.500 (1, 9)		SF8		1B		FC5-4		F8	4	1	1	0	1	0	3							
Pete O'Brien, L OBP: 0.353, SLG: 0.453 (1, 10)	G6-4-3			1B		F9		F7	4	0	2	0	0	0	1							
Mike Blowers, R OBP: 0.344, SLG: 0.500 (1, 5)	SF8			K				F8	3	0	1	1	0	1	3							
Bill Haselman, R OBP: 0.333, SLG: 0.417 (1, 2)	G6-4-3			FC6-4		FC1-5		1B	4	2	1	0	0	0	5							
Greg Litton, R OBP: 0.538, SLG: 0.455 (1, 4)				FC3-6		G4-3		2B	3	2	2	0	1	0	0							
Inning Stats	R: 0 E: 0 K: 1 S: 13	H: 1 LOB: 1 BB: 0 P: 18	R: 1 E: 0 K: 0 S: 7	H: 1 LOB: 0 BB: 1 P: 12	R: 0 E: 0 K: 0 S: 6	H: 0 LOB: 0 BB: 1 P: 12	R: 0 E: 0 K: 1 S: 12	H: 3 LOB: 3 BB: 0 P: 19	R: 0 E: 0 K: 0 S: 5	H: 0 LOB: 0 BB: 0 P: 9	R: 0 E: 0 K: 0 S: 7	H: 1 LOB: 1 BB: 0 P: 14	R: 3 E: 0 K: 1 S: 15	H: 4 LOB: 2 BB: 0 P: 20	R: 0 E: 0 K: 0 S: 4	H: 0 LOB: 0 BB: 0 P: 9	R: 2 E: 0 K: 1 S: 15	H: 4 LOB: 2 BB: 0 P: 23	1B: 11 2B: 3 3B: 0 HR: 0	SF: 1 SAC: 0 DP: 1 HBP: 0	WP: 0 PB: 0 SB: 1 CS: 1	PA: 41
PITCHER Bill Wegman, R ERA: 3.43 (1, 1)	IP: 9.0 WLS: L BF: 41 H: 14 R: 6 ER: 6 SO: 4 BB: 2 IBB: 0 HBP: 0 BLK: 0 WP: 0 HR: 0 S: 84 P: 136 ERA: 6.00 WHIP: 1.778															PITCHER						

AB	38
R	6
H	14
RBI	6
BB	2
SO	4
LOB	21



Batter	1	2	3	4	5	6	7	8	9	AB	R	H	RBI	BB	SO	LOB	BOTTOM					
Darryl Hamilton, L OBP: 0.358, SLG: 0.354 Juan Bell, R OBP: 0.288, SLG: 0.333 (9, FH)	CS	G4-3		G4-3			B1		G1-6-3	4	0	1	0	0	0	7	Seattle Mariners @ Milwaukee Brewers Milwaukee County Stadium, Milwaukee, WI Wed Jun 09 1993, 4:33 AM EDT Att: 16,598 - Cloudy - 73 F					
Dickie Thon, R OBP: 0.326, SLG: 0.371 (1, 6)	K			WP		P3		K	5	0	1	0	0	2	4							
Greg Vaughn, R OBP: 0.385, SLG: 0.515 (1, 7)	K			2B		K		K	4	0	0	0	0	4	4							
Kevin Reimer, L OBP: 0.308, SLG: 0.456 (1, 10)		S		K				G5-3	3	1	1	0	0	1	1							
John Jaha, R OBP: 0.323, SLG: 0.354 (1, 3)	P4			F9		K		K	4	0	0	0	0	2	3							
Tom Brunansky, R OBP: 0.270, SLG: 0.262 (1, 9)	S			K		P3		1B	4	0	2	1	0	1	0							
B.J. Surhoff, L OBP: 0.271, SLG: 0.270 (1, 5)	S			1B		G4-3		F9	3	0	1	0	1	0	1							
William Suero, R OBP: 0.250, SLG: 0.143 (1, 4)				1B		F9			3	0	1	0	1	1	2							
Joe Krnak, R OBP: 0.323, SLG: 0.287 Tom Lampkin, L OBP: 0.279, SLG: 0.222 (7, PR) (8, 2)				G4-3			S		P6	1	0	1	0	2	0							
Inning Stats	R: 0 E: 0 K: 2 S: 9	H: 1 LOB: 0 BB: 0 P: 12	R: 1 E: 0 K: 1 S: 16	H: 1 LOB: 3 BB: 2 P: 32	R: 0 E: 0 K: 2 S: 9	H: 1 LOB: 1 BB: 0 P: 15	R: 0 E: 0 K: 1 S: 9	H: 2 LOB: 2 BB: 1 P: 17	R: 0 E: 0 K: 2 S: 11	H: 1 LOB: 1 BB: 0 P: 18	R: 0 E: 0 K: 0 S: 6	H: 0 LOB: 0 BB: 0 P: 12	R: 0 E: 0 K: 2 S: 13	H: 0 LOB: 2 BB: 1 P: 21	R: 0 E: 0 K: 1 S: 10	H: 1 LOB: 1 BB: 0 P: 17	R: 0 E: 0 K: 0 S: 7	H: 1 LOB: 1 BB: 1 P: 14	1B: 6 2B: 2 3B: 0 HR: 0	SF: 0 SAC: 0 DP: 2 HBP: 1	WP: 2 PB: 0 SB: 4 CS: 1	PA: 38
PITCHER Randy Johnson, L ERA: 2.65 (1, 1) Norm Charlton, L ERA: 2.66 (9, 1)	IP: 8.0 WLS: W BF: 34 H: 7 R: 1 ER: 1 SO: 11 BB: 4 IBB: 0 HBP: 1 BLK: 0 WP: 0 HR: 0 S: 83 P: 144 ERA: 1.12 WHIP: 1.375															PITCHER						

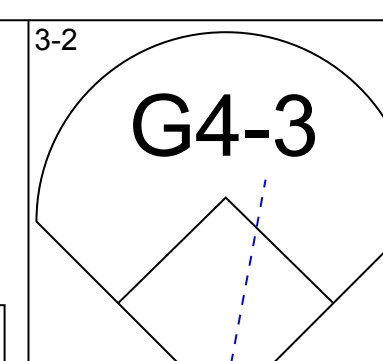
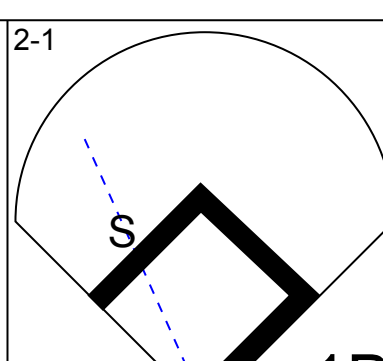
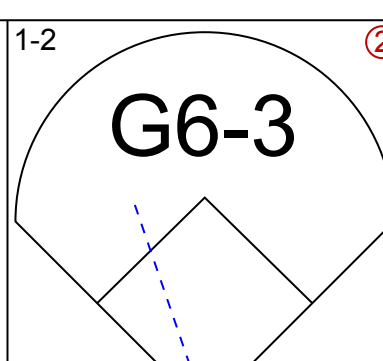
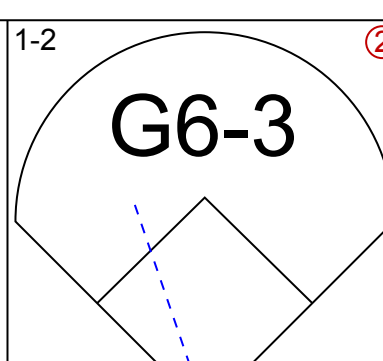
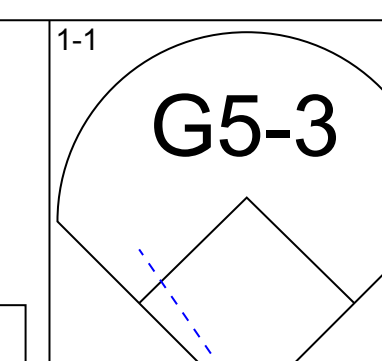
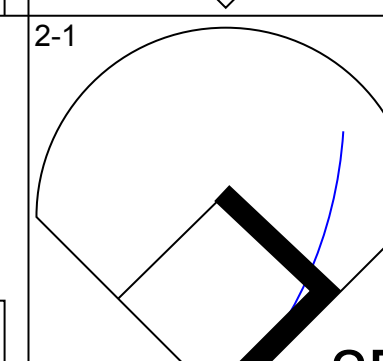
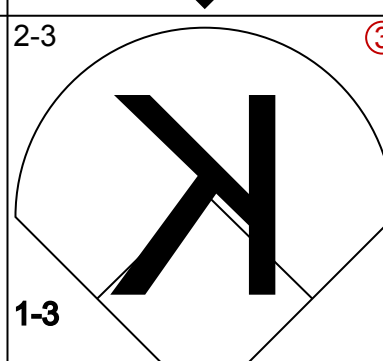
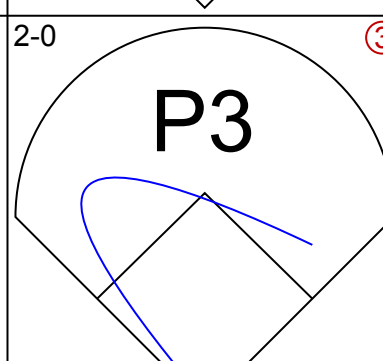
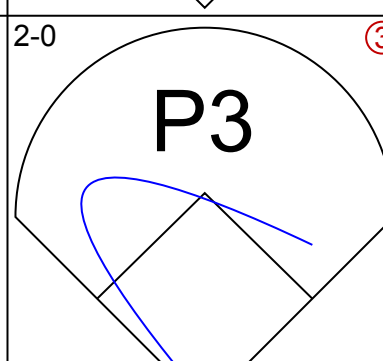
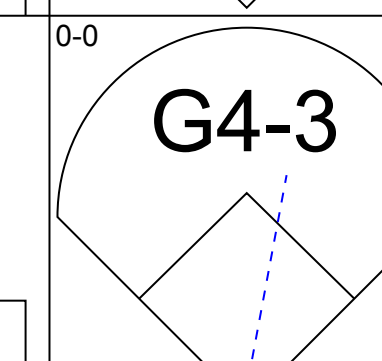
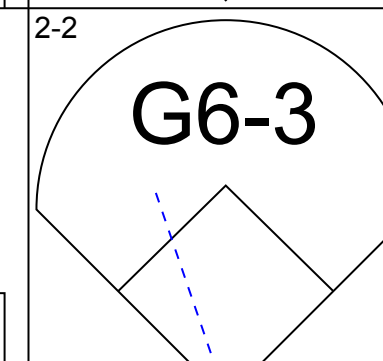
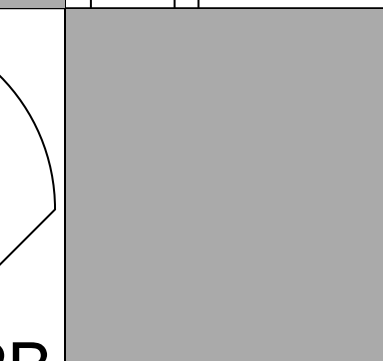
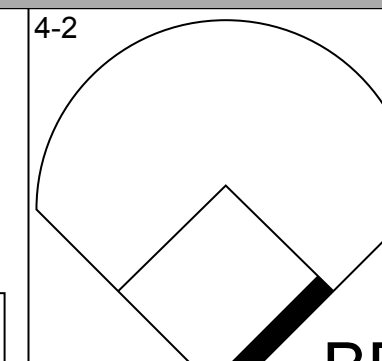
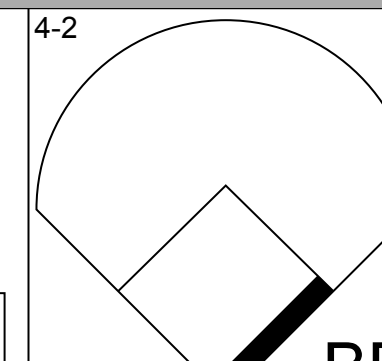
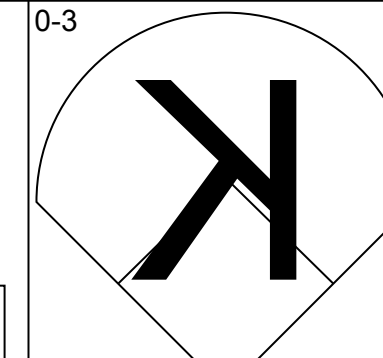

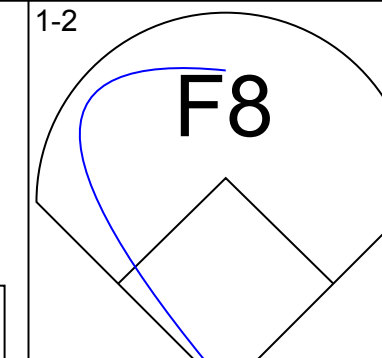
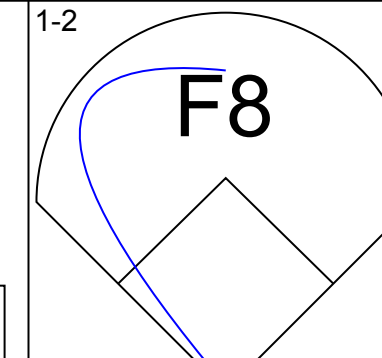
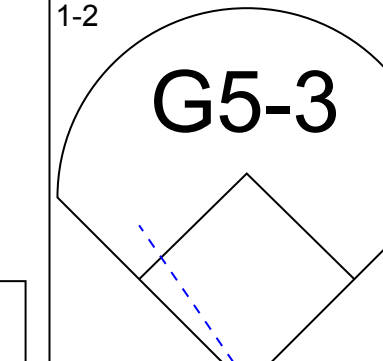

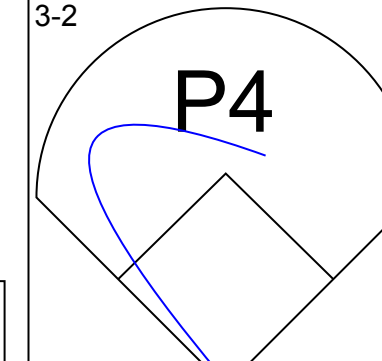
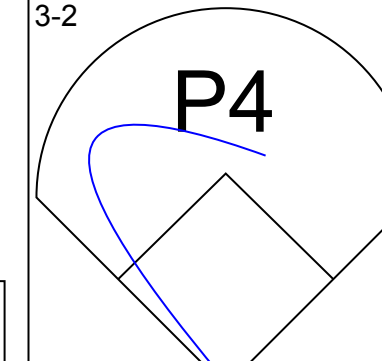
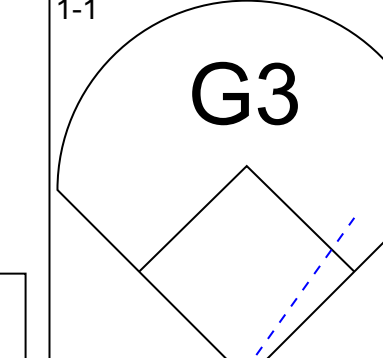
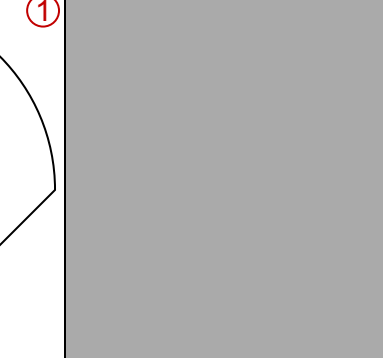
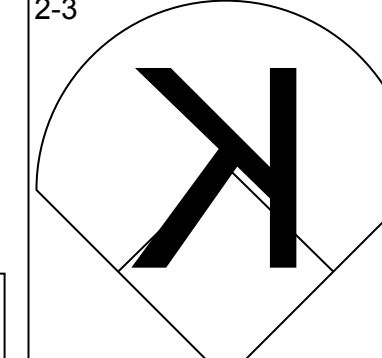
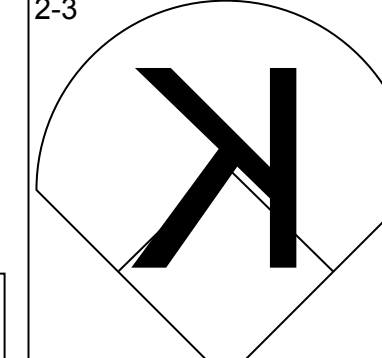
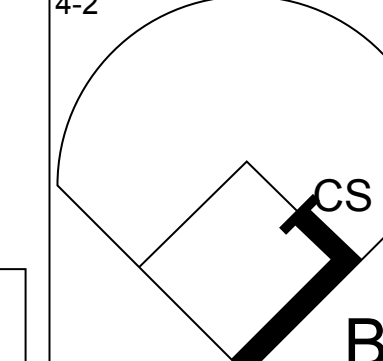

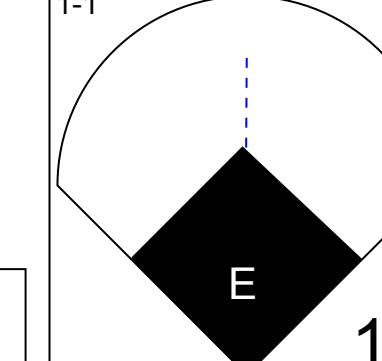
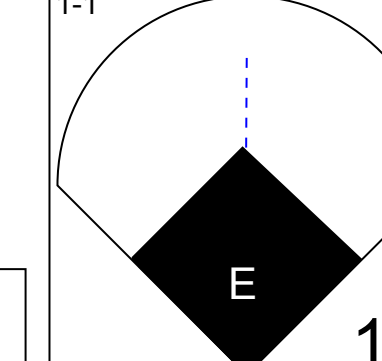
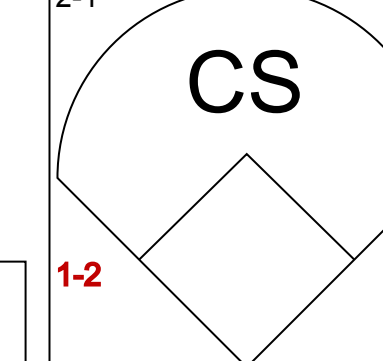
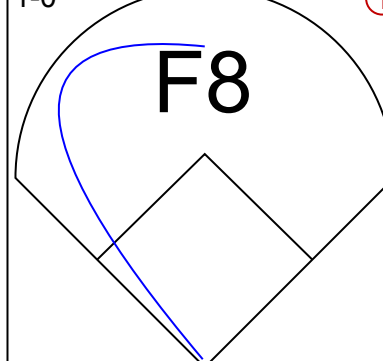
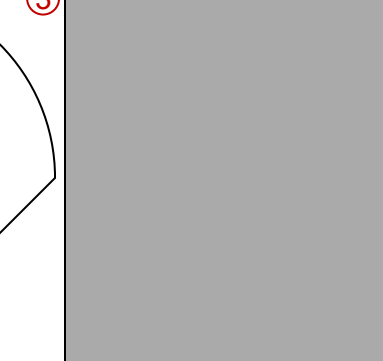
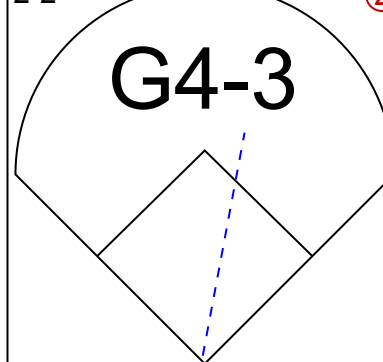
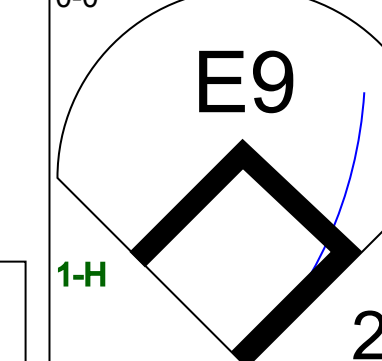
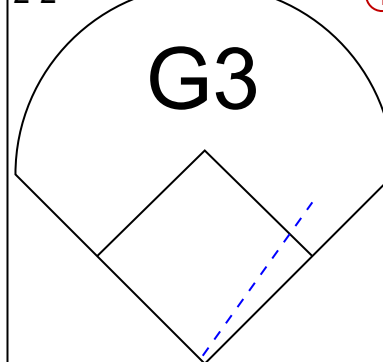
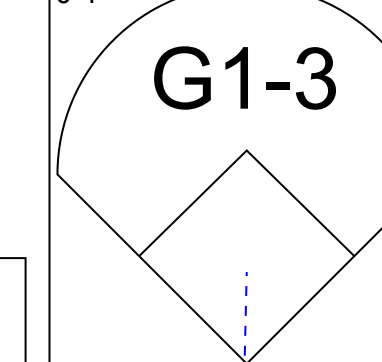
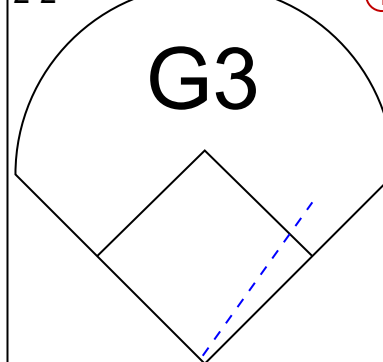
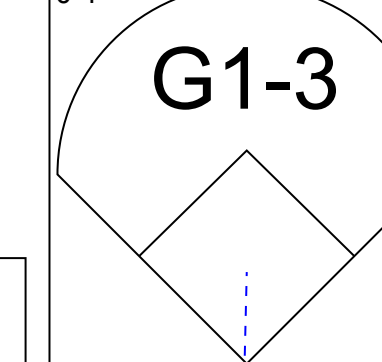


Batter	1	2	3	4	5	6	7	8	9	AB	R	H	RBI	BB	SO	LOB	TOP			
Henry Cotto, R OBP: 0.196, SLG: 0.245 (1, 7)										4	0	0	0	0	1	1				
Rich Amaral, R OBP: 0.397, SLG: 0.390 (1, 4)										4	0	1	0	0	0	0				
Ken Griffey Jr., L OBP: 0.389, SLG: 0.541 (1, 8)										4	0	1	0	0	0	1				
Edgar Martinez, R OBP: 0.324, SLG: 0.304 (1, 10)										4	0	0	0	0	1	2				
Jay Buhner, R OBP: 0.372, SLG: 0.500 (1, 9)										4	1	2	0	0	1	1				
Mike Blowers, R OBP: 0.333, SLG: 0.483 (1, 5)										4	0	0	0	0	2	2				
Tino Martinez, L OBP: 0.356, SLG: 0.450 (1, 3)										4	1	3	0	0	0	0				
Bill Haselman, R OBP: 0.328, SLG: 0.423 (1, 2)										4	0	1	2	0	0	3				
Omar Vizquel, S OBP: 0.339, SLG: 0.301 (1, 6)										3	0	0	0	0	1	2				
Inning Stats	R: 0 E: 0 K: 1 S: 9	H: 1 LOB: 1 BB: 0 P: 15	R: 2 E: 0 K: 1 S: 15	H: 3 LOB: 1 BB: 0 P: 25	R: 0 E: 0 K: 2 S: 8	H: 0 LOB: 0 BB: 0 P: 13	R: 0 E: 0 K: 2 S: 9	H: 0 LOB: 0 BB: 0 P: 12	R: 0 E: 0 K: 0 S: 5	H: 1 LOB: 1 BB: 0 P: 5	R: 0 E: 0 K: 1 S: 8	H: 1 LOB: 1 BB: 0 P: 12	R: 0 E: 0 K: 0 S: 6	H: 0 LOB: 0 BB: 0 P: 8	R: 0 E: 0 K: 1 S: 13	H: 2 LOB: 2 BB: 0 P: 22	1B: 3 2B: 5 3B: 0 HR: 0	SF: 0 SAC: 0 DP: 0 HBP: 0	WP: 0 PB: 0 SB: 0 CS: 0	PA: 35
PITCHER Chuck Finley, L ERA: 2.93 (1, 1)	IP: 9.0 WLS: W BF: 35 H: 8 R: 2 ER: 2 SO: 6 BB: 0 IBB: 0 HBP: 0 BLK: 0 WP: 0 HR: 0 S: 82 P: 123 ERA: 2.00 WHIP: 0.889															PITCHER				

Seattle Mariners @ California Angels
Anaheim Stadium, Anaheim, CA
Fri Jun 11, 1993, 10:05 PM EDT
Att: 38,201 - Unknown - 77 F


AB 35
R 2
H 8
RBI 2
BB 0
SO 6
LOB 12



Batter	1	2	3	4	5	6	7	8	9	AB	R	H	RBI	BB	SO	LOB	BOTTOM			
Luis Polonia, L OBP: 0.326, SLG: 0.353 (1, 7)										4	0	1	0	1	0	1				
Damion Easley, R OBP: 0.388, SLG: 0.408 (1, 4)										5	0	1	0	0	1	3				
Tim Salmon, R OBP: 0.389, SLG: 0.511 (1, 9)										3	1	1	0	1	0	1				
Chili Davis, S OBP: 0.321, SLG: 0.397 (1, 10)										4	1	1	1	0	2	2				
Kelly Gruber, R OBP: 0.360, SLG: 0.458 (1, 5)										3	1	1	0	0	0	1				
J.T. Snow, L OBP: 0.306, SLG: 0.425 (1, 3)										2	1	0	1	1	1	1				
Stan Javier, S OBP: 0.286, SLG: 0.250 (1, 8)										2	2	1	0	2	1	1				
Greg Myers, L OBP: 0.271, SLG: 0.360 (1, 2)										4	1	2	3	0	0	1				
Gary Disarcina, R OBP: 0.258, SLG: 0.341 (1, 6)										4	1	1	1	0	0	1				
Inning Stats	R: 0 E: 0 K: 1 S: 13	H: 1 LOB: 1 BB: 0 P: 20	R: 0 E: 0 K: 0 S: 9	H: 0 LOB: 0 BB: 1 P: 17	R: 0 E: 0 K: 1 S: 9	H: 1 LOB: 1 BB: 0 P: 16	R: 5 E: 1 K: 1 S: 14	H: 2 LOB: 1 BB: 3 P: 30	R: 2 E: 0 K: 1 S: 15	H: 3 LOB: 1 BB: 0 P: 21	R: 0 E: 0 K: 0 S: 7	H: 0 LOB: 0 BB: 0 P: 12	R: 0 E: 0 K: 1 S: 12	H: 0 LOB: 1 BB: 1 P: 22	R: 1 E: 1 K: 0 S: 8	H: 2 LOB: 1 BB: 0 P: 10	1B: 4 2B: 4 3B: 0 HR: 1	SF: 1 SAC: 0 DP: 0 HBP: 1	WP: 0 PB: 0 SB: 2 CS: 1	PA: 39
PITCHER Erik Hanson, R ERA: 2.85 (1, 1)	IP: 4.0 WLS: L BF: 22 H: 6 R: 7 ER: 7 SO: 3 BB: 4 IBB: 0 HBP: 1 BLK: 0 WP: 0 HR: 1 S: 47 P: 85 ERA: 15.75 WHIP: 2.500															PITCHER				
Dwayne Henry, R ERA: 6.45 (5, 1)	IP: 3.0 WLS: L BF: 11 H: 1 R: 0 ER: 0 SO: 2 BB: 1 IBB: 0 HBP: 0 BLK: 0 WP: 0 HR: 0 S: 32 P: 53 ERA: 0.00 WHIP: 0.667															PITCHER				
Russ Swan, L ERA: 8.35 (8, 1)	IP: 1.0 WLS: L BF: 5 H: 2 R: 1 ER: 1 SO: 0 BB: 0 IBB: 0 HBP: 0 BLK: 0 WP: 0 HR: 0 S: 8 P: 10 ERA: 9.00 WHIP: 2.000															PITCHER				

Seattle Mariners @ California Angels
Anaheim Stadium, Anaheim, CA
Fri Jun 11, 1993, 10:05 PM EDT
Att: 38,201 - Unknown - 77 F

AB 31
R 8
H 9
RBI 6
BB 5
SO 5
LOB 12




Batter	1	2	3	4	5	6	7	8	9	AB	R	H	RBI	BB	SO	LOB	TOP										
Omar Vizquel, S (1, 6) OBP: 0.341, SLG: 0.298	4-2 CS BB		4-2 SAFE SAFE BB		0-1 F8		0-3 K			2	0	0	0	2	1	2	Seattle Mariners @ California Angels Anaheim Stadium, Anaheim, CA Sat Jun 12 1993, 10:05 PM EDT Att: 31,948 - Unknown - 75 F										
Mackay Sasser, L (1, 7) OBP: 0.273, SLG: 0.308 Mike Felder, S (8, PH) OBP: 0.294, SLG: 0.310	2-3 K		0-0 F7			0-0 G6-3 1B		2-1 P5		3	0	1	0	0	1	3											
Ken Griffey Jr., L (1, 8) OBP: 0.383, SLG: 0.531	1-2 G4-3			0-0 L9		2-2 G6-3 1-2		3-1 G3		4	0	0	0	0	0	1											
Pete O'Brien, L (1, 10) OBP: 0.350, SLG: 0.454		0-1 F8		0-1 2B		1-2 F7		0-2 G3		4	0	1	0	0	0	0											
Jay Buhner, R (1, 9) OBP: 0.366, SLG: 0.491		0-1 P2		1-3 K			0-1 F8		1-0 G4-3		4	0	0	0	0	1											
Tino Martinez, L (1, 3) OBP: 0.354, SLG: 0.446	3-1 P5			1-1 L4			2-2 2B 1B		0-0 G3-1		4	1	1	0	0	0											
Mike Blowers, R (1, 5) OBP: 0.331, SLG: 0.484			0-1 G6-3		1-1 G4-3		0-1 1B 2B		1-3 K		4	1	1	0	0	1											
Dave Valle, R (1, 2) OBP: 0.367, SLG: 0.386			0-0 P2		1-1 G6-3		1-2 1B				3	0	1	2	0	0											
Greg Litton, R (1, 4) OBP: 0.500, SLG: 0.429			2-2 BB 1B		0-1 E5		2-H 3-H SAFE F7				3	0	1	0	0	0											
Inning Stats	R: 0 E: 0 K: 1 S: 15	H: 0 LOB: 0 BB: 1 P: 22	R: 0 E: 0 K: 0 S: 6	H: 0 LOB: 0 BB: 0 P: 9	R: 0 E: 0 K: 0 S: 11	H: 1 LOB: 2 BB: 1 P: 16	R: 0 E: 0 K: 1 S: 9	H: 1 LOB: 1 BB: 0 P: 11	R: 0 E: 0 K: 0 S: 8	H: 0 LOB: 0 BB: 0 P: 10	R: 0 E: 0 K: 0 S: 8	H: 1 LOB: 0 BB: 0 P: 11	R: 2 E: 0 K: 1 S: 17	H: 3 LOB: 1 BB: 0 P: 21	R: 0 E: 0 K: 0 S: 7	H: 0 LOB: 0 BB: 0 P: 12		R: 0 E: 0 K: 1 S: 5	H: 0 LOB: 0 BB: 0 P: 7	1B: 4 2B: 3 3B: 0 HR: 0	SF: 0 SAC: 0 DP: 2 HBP: 0	WP: 0 PB: 0 SB: 0 CS: 1	PA: 34				
PITCHER	IP	WLS	BF	H	R	ER	SO	BB	IBB	HBP	BLK	WP	HR	S	P	ERA	WHIP										
Scott Sanderson, R (1, 1) ERA: 3.35	7.0	L	28	6	2	2	3	2	0	0	0	0	0	74	100	2.57	1.143										
Jerry Nielsen, L (8, 1) ERA:	1.0		3	0	0	0	0	0	0	0	0	0	0	7	12	0.00	0.000										
Gene Nelson, R (9, 1) ERA: 1.74	1.0		3	0	0	0	1	0	0	0	0	0	0	5	7	0.00	0.000										

AB	32
R	2
H	6
RBI	2
BB	2
SO	4
LOB	9



Batter	1	2	3	4	5	6	7	8	9	AB	R	H	RBI	BB	SO	LOB	BOTTOM										
Luis Polonia, L (1, 7) OBP: 0.320, SLG: 0.346	0-3 K			2-1 L8			1-1 F7		2-2 G1-3		4	0	0	0	0	1	Seattle Mariners @ California Angels Anaheim Stadium, Anaheim, CA Sat Jun 12 1993, 10:05 PM EDT Att: 31,948 - Unknown - 75 F										
Chad Curtis, R (1, 8) OBP: 0.428, SLG: 0.421	1-1 G5-3			1-0 G1-3			2-2 G1-3				3	0	0	0	0	0											
Tim Salmon, R (1, 9) OBP: 0.384, SLG: 0.503	1-2 G1-3			1-1 L3			2-2 F8				3	0	0	0	0	0											
Chili Davis, S (1, 10) OBP: 0.317, SLG: 0.391		3-2 L7			1-1 G6-3			2-3 K			3	0	0	0	0	1											
Kelly Gruber, R (1, 5) OBP: 0.357, SLG: 0.444		2-0 G4-6-3 1B			0-0 G6-3			1-2 F7			3	0	1	0	0	0											
Damion Easley, R (1, 4) OBP: 0.397, SLG: 0.413		1-1 G4-6-3			0-0 F7			0-0 2B			3	0	1	0	0	0											
Rene Gonzales, R (1, 3) OBP: 0.362, SLG: 0.297			2-2 G6-3			2-2 P4		0-1 G5-3			3	0	0	0	0	0											
Gary Disarcina, R (1, 6) OBP: 0.259, SLG: 0.340			2-2 1B			1-0 G6-3			0-1 G3-1		3	0	1	0	0	0											
Ron Tingley, R (1, 2) OBP: 0.375, SLG: 0.429 Torey Lovullo, S (9, PH) OBP: 0.349, SLG: 0.455			0-2 P6			0-2 P4		1-0 F9			2	0	0	0	0	0											
Inning Stats	R: 0 E: 0 K: 1 S: 9	H: 0 LOB: 0 BB: 0 P: 11	R: 0 E: 0 K: 0 S: 6	H: 1 LOB: 0 BB: 0 P: 12	R: 0 E: 0 K: 0 S: 10	H: 1 LOB: 0 BB: 0 P: 14	R: 0 E: 0 K: 0 S: 5	H: 0 LOB: 0 BB: 0 P: 9	R: 0 E: 0 K: 0 S: 4	H: 0 LOB: 0 BB: 0 P: 5	R: 0 E: 0 K: 0 S: 7	H: 0 LOB: 0 BB: 0 P: 10	R: 0 E: 0 K: 0 S: 10	H: 0 LOB: 0 BB: 0 P: 15	R: 0 E: 0 K: 1 S: 9	H: 1 LOB: 0 BB: 0 P: 12		R: 0 E: 0 K: 0 S: 6	H: 0 LOB: 0 BB: 0 P: 9	1B: 2 2B: 1 3B: 0 HR: 0	SF: 0 SAC: 0 DP: 1 HBP: 0	WP: 0 PB: 0 SB: 0 CS: 0	PA: 28				
PITCHER	IP	WLS	BF	H	R	ER	SO	BB	IBB	HBP	BLK	WP	HR	S	P	ERA	WHIP										
Dave Fleming, L (1, 1) ERA: 3.99	9.0	W	28	3	0	0	2	0	0	0	0	0	0	66	97	0.00	0.333										



Batter	1	2	3	4	5	6	7	8	9	AB	R	H	RBI	BB	SO	LOB	TOP								
Omar Vizquel, S OBP: 0.342, SLG: 0.300 Greg Litton, R OBP: 0.471, SLG: 0.400	G6-4-3 1B	K	E8 1B		P5		P3		K	5	0	2	2	0	1	4									
Mackey Sasser, L OBP: 0.283, SLG: 0.333	G6-4-3 1-2				G4-3			G6-4-3 1B		5	1	2	0	0	0	4									
Ken Griffey Jr., L OBP: 0.380, SLG: 0.524	K		WP 1B	L5		G5-3		G6-4-3 1-2		5	1	1	0	0	1	1									
Pete O'Brien, L OBP: 0.358, SLG: 0.459		HR 1B	1B	F7		G1-3		1B		5	2	3	1	0	0	0									
Jay Buhner, R OBP: 0.367, SLG: 0.489		HR 1B	K	G5-3				F7		5	1	2	0	0	1	2									
Tino Martinez, L OBP: 0.355, SLG: 0.458		HR 1-1	P4		G4-3		F7		WP HR 1B	5	2	2	3	0	0	2									
Edgar Martinez, R OBP: 0.333, SLG: 0.317 Mike Blowers, R OBP: 0.328, SLG: 0.480	G6-3		E 2B 1B		BB 1B		G3		P2	4	2	2	0	0	0	0	AB 45 R 12 H 18 RBI 10 BB 1 SO 5 LOB 16								
Dave Valle, R OBP: 0.373, SLG: 0.412			E3 2B E		1B BB		L9		HR	4	2	2	2	1	0	1									
Rich Amaral, R OBP: 0.358, SLG: 0.395	G5-3		E 2B		1-2 2H 1B		E5		K	5	1	2	2	0	1	1									
Inning Stats	R: 0 E: 0 K: 1 S: 8	H: 1 LOB: 0 BB: 0 P: 12	R: 3 E: 0 K: 1 S: 18	H: 4 LOB: 1 BB: 0 P: 27	R: 6 E: 2 K: 1 S: 23	H: 6 LOB: 1 BB: 0 P: 32	R: 0 E: 0 K: 0 S: 8	H: 0 LOB: 0 BB: 0 P: 12	R: 1 E: 0 K: 0 S: 12	H: 2 LOB: 2 BB: 1 P: 24	R: 0 E: 0 K: 0 S: 6	H: 1 LOB: 1 BB: 0 P: 8	R: 0 E: 1 K: 0 S: 7	H: 0 LOB: 0 BB: 0 P: 12	R: 0 E: 0 K: 0 S: 11	H: 2 LOB: 1 BB: 0 P: 18	R: 2 E: 0 K: 2 S: 12	H: 2 LOB: 0 BB: 0 P: 21	1B: 13 2B: 3 3B: 0 HR: 2	SF: 0 SAC: 0 DP: 2 HBP: 0	WP: 2 PB: 0 SB: 0 CS: 0	PA: 46			
PITCHER	IP	WLS	BF	H	R	ER	SO	BB	IBB	HBP	BLK	WP	HR	S	P	ERA	WHIP								
Julio Valera, R ERA: 6.32	2.2	L	17	9	8	6	3	0	0	0	0	1	1	39	58	20.25	3.375								
Darryl Scott, R ERA: 7.39	3.1		10	4	2	1	0	1	0	0	0	0	0	24	40	5.40	3.000								
Ken Patterson, L ERA: 6.64	5.1		10	1	0	0	0	0	0	0	0	0	0	19	29	0.00	0.375								
Steve Frey, L ERA: 2.41	8.1		4	2	0	0	0	0	0	0	0	0	0	11	18	0.00	2.000								
Russ Springer, R ERA: 12.0	9.1		5	2	2	2	2	0	0	0	0	1	1	12	21	18.00	2.000								

Seattle Mariners @ California Angels
Anaheim Stadium, Anaheim, CA
Sun Jun 13 1993, 6:33 AM EDT
Att: 28,611 - Sunny - 81 F


AB	45
R	12
H	18
RBI	10
BB	1
SO	5
LOB	16



Batter	1	2	3	4	5	6	7	8	9	AB	R	H	RBI	BB	SO	LOB	BOTTOM								
Luis Polonia, L OBP: 0.319, SLG: 0.344	CS 1B		G4-3	F7			SH1-3		F8	4	0	1	1	0	0	2									
Chad Curtis, R OBP: 0.423, SLG: 0.415	K		3H 1B		F8		G6-3		E7 HR	5	1	1	1	0	1	2									
Tim Salmon, R OBP: 0.376, SLG: 0.490	K		F9	P4			K		K	5	0	0	0	0	3	3									
Chili Davis, S OBP: 0.314, SLG: 0.401		G6-3	G4-3		L7			F7	HR	5	1	1	2	0	0	1									
Torey Lovullo, S OBP: 0.351, SLG: 0.447	F8			G6-4-3 WP BB		F8		BB 1B	P6	4	2	1	0	1	0	0									
Greg Myers, L OBP: 0.288, SLG: 0.369 Larry Gonzales, R		3B 1B		G6-4-3 1B		G3		1B BB		3	1	2	0	1	0	0									
Damion Easley, R OBP: 0.365, SLG: 0.421		1H 3B		G6-4-3		G6-3		P3		4	0	1	1	0	0	4	AB 37 R 7 H 12 RBI 6 BB 3 SO 5 LOB 15								
J.T. Snow, L OBP: 0.315, SLG: 0.437		P6					SH1-3 G6-3 1B	1-2 2H 1B		4	1	3	1	0	0	1									
Gary Disarcina, R OBP: 0.269, SLG: 0.356			G4-3 3B				G6-3 SH1-3 1B	K		3	1	2	0	1	1	2									
Inning Stats	R: 0 E: 0 K: 2 S: 12	H: 1 LOB: 0 BB: 0 P: 19	R: 1 E: 0 K: 0 S: 9	H: 2 LOB: 1 BB: 0 P: 10	R: 1 E: 0 K: 0 S: 9	H: 2 LOB: 1 BB: 0 P: 14	R: 0 E: 0 K: 0 S: 4	H: 0 LOB: 0 BB: 0 P: 5	R: 0 E: 0 K: 0 S: 4	H: 0 LOB: 0 BB: 0 P: 5	R: 1 E: 0 K: 1 S: 9	H: 2 LOB: 1 BB: 0 P: 13	R: 1 E: 0 K: 1 S: 12	H: 2 LOB: 2 BB: 1 P: 27	R: 2 E: 1 K: 1 S: 10	H: 1 LOB: 0 BB: 0 P: 16	1B: 8 2B: 1 3B: 2 HR: 1	SF: 0 SAC: 1 DP: 1 HBP: 0	WP: 1 PB: 0 SB: 0 CS: 1	PA: 41					
PITCHER	IP	WLS	BF	H	R	ER	SO	BB	IBB	HBP	BLK	WP	HR	S	P	ERA	WHIP								
Tim Leary, R ERA: 4.64	6.2	W	29	9	4	4	2	2	0	0	0	0	0	55	85	5.40	1.650								
Rich DeLuca, R ERA: 2.73	7.1		12	3	3	1	3	1	0	0	0	0	1	25	47	3.86	1.714								

Seattle Mariners @ California Angels
Anaheim Stadium, Anaheim, CA
Sun Jun 13 1993, 6:33 AM EDT
Att: 28,611 - Sunny - 81 F


AB	37
R	7
H	12
RBI	6
BB	3
SO	5
LOB	15



Batter	1	2	3	4	5	6	7	8	9	AB	R	H	RBI	BB	SO	LOB	TOP					
Brian McRae, S (1, 8) OBP: 0.343, SLG: 0.438	1-1 2B		3-1 G6-3			0-1 F8		0-1 2B		4	2	2	0	0	0	1						
Harvey Pulliam, R (1, 9) OBP: 0.292, SLG: 0.387	0-2 SH1 2H		1-3 K			1-2 G6-3		0-1 2B		4	0	2	2	0	1	1						
Wally Joyner, L (1, 3) OBP: 0.402, SLG: 0.458	1-1 SH1			1-0 CS HBP		2-3 K		0-3 K		2	0	0	0	0	2	2						
Mike Macfarlane, R (1, 2) OBP: 0.370, SLG: 0.573	1-0 G6-4-3 HBP			1-3 K			2-2 HR		2-3 K2-3	3	1	1	1	0	2	1						
Hubie Brooks, R (1, 10) OBP: 0.355, SLG: 0.361	1-2 G6-4-3			1-2 G5-3			2-3 K		2-2 G6-3	4	0	0	0	0	1	2						
Kevin McReynolds, R (1, 7) OBP: 0.369, SLG: 0.435		1-3 K			1-3 K		0-3 K		2-3 K	4	0	0	0	0	4	0						
Phil Hiatt, R (1, 5) OBP: 0.299, SLG: 0.392		0-3 K			0-3 K		0-3 K			3	0	0	0	0	3	0						
Greg Gagne, R (1, 6) OBP: 0.295, SLG: 0.337		1-3 K			1-3 K			2-3 K		3	0	0	0	0	3	0						
Jose Lind, R (1, 4) OBP: 0.264, SLG: 0.285			2-3 K			2-1 G6-3 1B		1-1 G1-3		3	0	1	0	0	1	0						
Inning Stats	R: 1 E: 0 K: 0 S: 12	H: 2 LOB: 1 BB: 0 P: 16	R: 0 E: 0 K: 3 S: 9	H: 0 LOB: 0 BB: 0 P: 11	R: 0 E: 0 K: 2 S: 9	H: 0 LOB: 0 BB: 0 P: 15	R: 0 E: 0 K: 1 S: 6	H: 0 LOB: 0 BB: 0 P: 9	R: 0 E: 0 K: 3 S: 9	H: 0 LOB: 0 BB: 0 P: 11	R: 0 E: 0 K: 1 S: 12	H: 1 LOB: 1 BB: 0 P: 17	R: 1 E: 0 K: 3 S: 12	H: 1 LOB: 1 BB: 0 P: 16	R: 1 E: 0 K: 2 S: 12	H: 2 LOB: 1 BB: 0 P: 15	R: 0 E: 0 K: 2 S: 9	H: 0 LOB: 0 BB: 0 P: 15	1B: 1 2B: 4 3B: 0 HR: 1	SF: 0 SAC: 1 DP: 1 HBP: 2	WP: 0 PB: 0 SB: 0 CS: 1	PA: 33
PITCHER	IP	WLS	BF	H	R	ER	SO	BB	IBB	HBP	BLK	WP	HR	S	P	ERA	WHIP					
Randy Johnson, L (1, 1) ERA: 2.71	8.0	W	30	6	3	3	15	0	0	2	0	0	1	81	110	3.38	0.750					
Norm Charlton, L (9, 1) ERA: 2.74	1.0	S	3	0	0	0	2	0	0	0	0	0	0	9	15	0.00	0.000					

Kansas City Royals @ Seattle Mariners
The Kingdome, Seattle, WA
Mon Jun 14 1993, 10:05 PM EDT
Att: 29,399 - Dome


AB 30
R 3
H 6
RBI 3
BB 0
SO 17
LOB 7



Batter	1	2	3	4	5	6	7	8	9	AB	R	H	RBI	BB	SO	LOB	BOTTOM				
Omar Vizquel, S (1, 6) OBP: 0.343, SLG: 0.303	1-1 L6		0-1 G4-6-3 1B	0-0 G4-3			0-0 CS 1B	1-0 F7		5	0	2	0	0	0	5					
Mackey Sasser, L (1, 7) OBP: 0.281, SLG: 0.317	4-0 BB		0-0 G4-6-3 1-2		0-0 G6-3		3-3 K			3	0	0	0	1	1	2					
Henry Cotto, R (9, 7) OBP: 0.196, SLG: 0.245							1-2 K			0	0	0	0	0	0	0					
Ken Griffey Jr., L (1, 8) OBP: 0.389, SLG: 0.532	4-2 1-2 BB			0-0 HR 2B	2-1 CS 1B			4-0 1B SF8 BB		2	2	2	0	2	0	0					
Pete O'Brien, L (1, 10) OBP: 0.355, SLG: 0.453	2-3 K			1-3 K	3-2 F9			0-2 SF8 1B	1-3 1B	4	1	1	0	0	2	4					
Jay Buhner, R (1, 9) OBP: 0.373, SLG: 0.502	1-2 F9			4-2 HR BB		0-0 HR		4-1 1B BB		2	2	1	1	2	0	2					
Tino Martinez, L (1, 3) OBP: 0.353, SLG: 0.470		0-1 G4-3		0-2 HR		0-2 F7		2-2 SF8		3	1	1	4	0	0	0					
Edgar Martinez, R (1, 5) OBP: 0.329, SLG: 0.311		1-2 K		4-0 G5-3 HBP		0-0 P6		3-1 HBP		1	0	0	0	0	1	0					
Mike Blowers, R (3, 5) OBP: 0.331, SLG: 0.476								1-3 1B		1	0	0	0	1	0	0					
Mike Felder, S (8, PH) OBP: 0.297, SLG: 0.313										1	0	1	1	0	0	0					
Rich Amaral, R (9, 4) OBP: 0.358, SLG: 0.395										0	0	0	0	0	0	0					
Dave Valle, R (1, 2) OBP: 0.376, SLG: 0.407		1-3 K		2-1 G5-3 HBP		0-1 F9		3-2 HBP		2	0	0	0	0	1	0					
Greg Litton, R (1, 4) OBP: 0.381, SLG: 0.316			0-0 P3	3-2 G5-3			1-1 G5-3	2-1 P5		4	0	0	0	0	0	5					
Inning Stats	R: 0 E: 0 K: 1 S: 10	H: 0 LOB: 2 BB: 2 P: 22	R: 0 E: 0 K: 2 S: 10	H: 0 LOB: 0 BB: 0 P: 12	R: 0 E: 0 K: 0 S: 4	H: 1 LOB: 0 BB: 0 P: 4	R: 3 E: 0 K: 1 S: 15	H: 2 LOB: 2 BB: 2 P: 29	R: 0 E: 0 K: 0 S: 7	H: 1 LOB: 0 BB: 0 P: 7	R: 0 E: 0 K: 1 S: 8	H: 1 LOB: 0 BB: 0 P: 11	R: 2 E: 0 K: 0 S: 15	H: 2 LOB: 3 BB: 2 P: 33	R: 0 E: 0 K: 0 S: 15	H: 2 LOB: 2 BB: 2 P: 33	1B: 5 2B: 1 3B: 0 HR: 2	SF: 1 SAC: 0 DP: 1 HBP: 2	WP: 0 PB: 0 SB: 0 CS: 2	PA: 37	
PITCHER	IP	WLS	BF	H	R	ER	SO	BB	IBB	HBP	BLK	WP	HR	S	P	ERA	WHIP				
Mark Gardner, R (1, 1) ERA: 6.03	7.0	L	31	7	6	6	5	5	0	1	0	0	2	66	106	7.71	1.714				
Rusty Meacham, R (8, 1) ERA: 5.57	1.0		6	1	0	0	1	0	0	1	0	0	0	12	26	0.00	2.000				

Kansas City Royals @ Seattle Mariners
The Kingdome, Seattle, WA
Mon Jun 14 1993, 10:05 PM EDT
Att: 29,399 - Dome

AB 28
R 6
H 8
RBI 6
BB 6
SO 5
LOB 18

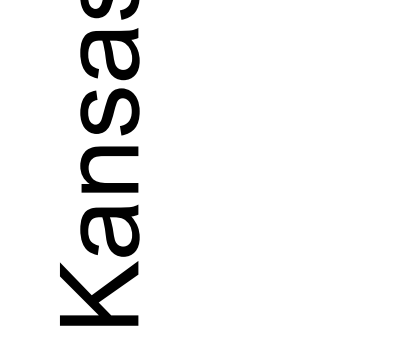


Batter	1	2	3	4	5	6	7	8	9	AB	R	H	RBI	BB	SO	LOB	TOP											
Felix Jose, S OBP: 0.313, SLG: 0.337	2-2 CS 1B	4-1 BB BB		1-2 G1-3			0-0 P7			3	0	1	0	1	0	1	Kansas City Royals @ Seattle Mariners The Kingdome, Seattle, WA Tue Jun 15 1993, 10:05 PM EDT Att: 13,474 - Dome											
Brian McRae, S OBP: 0.349, SLG: 0.437	4-2 1B 1-2	4-2 BB 1-2 2-3 3-H		4-1 BB G4-6-3			2-1 G3			1	0	0	1	3	0	1												
George Brett, L OBP: 0.283, SLG: 0.386	2-2 1B 1-2	2-2 G4-3		2-1 G4-6-3 1-2			1-2 G6-3			4	0	1	0	0	0	4												
Mike Macfarlane, R OBP: 0.361, SLG: 0.556	0-0 L8		2-1 F7		2-2 G6-3			1-3 K		4	0	0	0	0	1	2												
Wally Joyner, L OBP: 0.395, SLG: 0.450	1-1 G3		3-2 F8			1-2 G3-1		2-1 F7		4	0	0	0	0	0	2												
Chris Gwynn, L OBP: 0.558, SLG: 0.391 Kevin McReynolds, R OBP: 0.305, SLG: 0.430		1-1 G4-3 BB BB	4-1 BB			2-0 L8		1-3 K		2	1	1	0	1	0	0												
Craig Wilson, R OBP: 0.267, SLG: 0.214		1-1 F9 BB	2-1 G1-3			2-1 G6-3		2-3 K		4	0	0	0	0	1	2												
Greg Gagne, R OBP: 0.294, SLG: 0.332		4-1 BB G4-3 BB		1-0 F8			1-2 G6-3		2-1 B2	3	0	0	0	1	0	0												
Jose Lind, R OBP: 0.265, SLG: 0.286		3-2 G4-3		0-0 F9			0-1 1B			3	0	1	0	0	0	2												
Inning Stats	R: 0 E: 0 K: 0 S: 11	H: 2 LOB: 2 BB: 1 P: 20	R: 1 E: 0 K: 0 S: 15	H: 1 LOB: 3 BB: 3 P: 31	R: 0 E: 0 K: 0 S: 12	H: 0 LOB: 1 BB: 1 P: 23	R: 0 E: 0 K: 0 S: 5	H: 0 LOB: 0 BB: 0 P: 7	R: 0 E: 0 K: 0 S: 8	H: 0 LOB: 0 BB: 0 P: 16	R: 0 E: 0 K: 0 S: 6	H: 0 LOB: 0 BB: 0 P: 11	R: 0 E: 0 K: 0 S: 8	H: 1 LOB: 1 BB: 0 P: 11	R: 0 E: 0 K: 2 S: 9	H: 0 LOB: 0 BB: 0 P: 13		1B: 4 2B: 0 3B: 0 HR: 0	SF: 0 SAC: 0 DP: 1 HBP: 0	WP: 0 PB: 0 SB: 0 CS: 1	PA: 35							
PITCHER	IP	WLS	BF	H	R	ER	SO	BB	IBB	HBP	BLK	WP	HR	S	P	ERA	WHIP											
Jim Converse, R ERA: 4.0	(1, 1)	7.0	W	29	4	1	1	0	6	0	0	0	0	0	65	119	1.29	1.429										
Dennis Powell, L ERA: 3.71	(8, 1)	1.0		3	0	0	0	1	0	0	0	0	0	9	13	0.00	0.000											
Jeff Nelson, R ERA: 2.74	(9, 1)	1.0		3	0	0	0	2	0	0	0	0	0	8	13	0.00	0.000											
Batter	1	2	3	4	5	6	7	8	9	AB	R	H	RBI	BB	SO	LOB	BOTTOM											
Omar Vizquel, S OBP: 0.346, SLG: 0.303	0-0 BB SF8 1B	2-1 G1-3		1-0 G4-3			4-2 BB G6-4-3			3	1	1	0	1	0	3	Kansas City Royals @ Seattle Mariners The Kingdome, Seattle, WA Tue Jun 15 1993, 10:05 PM EDT Att: 13,474 - Dome											
Mackey Sasser, L OBP: 0.278, SLG: 0.313 Henry Cotto, R OBP: 0.196, SLG: 0.245	0-1 SF8 BB 1B		0-0 F8		0-1 G4-3		1-2 BB G6-4-3			4	0	1	0	0	0	1												
Ken Griffey Jr., L OBP: 0.394, SLG: 0.547	4-1 BB G5-4-3		3-1 BB G4-3		1-2 F8			3-2 HR		3	2	2	1	1	0	0												
Pete O'Brien, L OBP: 0.353, SLG: 0.451	0-2 SF8		0-1 G4-3		2-3 K			2-2 HR		3	1	1	1	0	1	1												
Jay Buhner, R OBP: 0.375, SLG: 0.520	2-3 3-H G5-4-3		2-1 BB 2B		0-2 HR			2-0 F9		4	1	2	2	0	0	3												
Tino Martinez, L OBP: 0.359, SLG: 0.483		4-1 BB BB	1-3 K		3-2 HR			1-1 HR		2	1	1	2	1	1	1												
Mike Blowers, R OBP: 0.321, SLG: 0.461		1-3 K		1-1 G6-3		1-2 FC1-6 HBP		3-3 K		4	0	0	0	0	2	2												
Dave Valle, R OBP: 0.373, SLG: 0.403		2-1 F7		1-2 FC6-4 1B		1-1 G5-4-3		2-1 L7		4	0	1	0	0	0	2												
Rich Amaral, R OBP: 0.357, SLG: 0.391		4-2 BB		1-0 FC6-4 WP			1-2 G4-3			2	0	0	0	1	0	1												
Inning Stats	R: 1 E: 0 K: 0 S: 8	H: 2 LOB: 1 BB: 1 P: 12	R: 0 E: 0 K: 1 S: 11	H: 0 LOB: 2 BB: 2 P: 24	R: 1 E: 0 K: 1 S: 10	H: 2 LOB: 1 BB: 0 P: 16	R: 0 E: 0 K: 0 S: 8	H: 1 LOB: 1 BB: 0 P: 12	R: 0 E: 0 K: 0 S: 10	H: 0 LOB: 0 BB: 0 P: 11	R: 1 E: 0 K: 0 S: 10	H: 1 LOB: 0 BB: 0 P: 15	R: 0 E: 0 K: 0 S: 9	H: 0 LOB: 0 BB: 1 P: 15	R: 3 E: 0 K: 1 S: 15	H: 3 LOB: 0 BB: 0 P: 28		1B: 5 2B: 1 3B: 0 HR: 3	SF: 1 SAC: 0 DP: 3 HBP: 1	WP: 1 PB: 0 SB: 0 CS: 0	PA: 35							
PITCHER	IP	WLS	BF	H	R	ER	SO	BB	IBB	HBP	BLK	WP	HR	S	P	ERA	WHIP											
Hipolito Pichardo, R ERA: 4.21	(1, 1)	7.0	L	29	6	3	3	3	4	0	1	0	0	1	64	105	3.86	1.429										
Billy Brewer, L ERA: 3.09	(8, 1)	1.0		6	3	3	3	1	0	0	0	0	2	15	28	27.00	3.000											

AB 29
R 1
H 4
RBI 1
BB 6
SO 3
LOB 14



AB 29
R 6
H 9
RBI 6
SO 4
LOB 14



Batter	1	2	3	4	5	6	7	8	9	AB	R	H	RBI	BB	SO	LOB	TOP										
Felix Jose, S OBP: 0.319, SLG: 0.348 (1, 9)	1-0 SH1 1B		3-2 2B	3-3 K			2-2 F8		3-2 FC4-2 2B 1B	5	1	3	1	0	1	2											
Brian McRae, S OBP: 0.348, SLG: 0.431 (1, 8)	1-1 SH1		1-3 K		4-1 FC3-6 1B FC3-2 BB		3-3 K		2-0 FC4-2 2B	3	1	0	0	1	2	3											
George Brett, L OBP: 0.285, SLG: 0.391 (1, 10)	2-3 K		1-3 K		0-1 FC3-6 1B		2-2 F9		0-1 2B	5	0	2	2	0	2	2											
Wally Joyner, L OBP: 0.392, SLG: 0.442 (1, 3)	4-0 IBB		1-0 G6-3		0-0 FC3-6 1B FC3-2				2-3 K	4	0	0	0	1	1	4											
Chris Gwynn, L OBP: 0.355, SLG: 0.394 (1, 7)	1-0 L8			0-0 G2-3 1B 2B	1-2 FC3-2 1B				2-2 G3-1	4	1	1	0	0	0	4											
Craig Wilson, R OBP: 0.368, SLG: 0.333 (1, 5)		1-1 1B		1-1 G2-3 1B	2-2 1B				0-0 CS 1B	4	0	3	0	0	0	1											
Brent Mayne, L OBP: 0.327, SLG: 0.398 (1, 2)		2-3 K 1-2		2-0 1B 1B		0-1 G4-3			3-2 CS 1-2	4	1	2	1	0	1	1											
Greg Gagne, R OBP: 0.307, SLG: 0.345 (1, 6)		3-2 1B		3-H CS 1B 1-2 1B		2-1 CS 1B			1-2 FC5-2 1B 1B	4	1	4	0	0	0	0											
Jose Lind, R OBP: 0.265, SLG: 0.285 (1, 4)		0-0 F8		2-1 1-2 2-H 1B		2-0 G5-3 1-2			0-2 FC5-2 1B FC4-2 3-H	4	0	1	1	0	0	4											
Inning Stats	R: 0 E: 0 K: 1 S: 8	H: 1 LOB: 2 BB: 1 P: 17	R: 0 E: 0 K: 1 S: 9	H: 2 LOB: 1 BB: 0 P: 15	R: 0 E: 0 K: 2 S: 11	H: 1 LOB: 1 BB: 0 P: 17	R: 2 E: 0 K: 1 S: 15	H: 4 LOB: 2 BB: 0 P: 25	R: 0 E: 0 K: 0 S: 6	H: 1 LOB: 0 BB: 0 P: 9	R: 0 E: 0 K: 1 S: 12	H: 0 LOB: 0 BB: 0 P: 19	R: 0 E: 0 K: 1 S: 10	H: 1 LOB: 0 BB: 0 P: 17	R: 3 E: 0 K: 0 S: 17	H: 4 LOB: 1 BB: 0 P: 24	1B: 12 2B: 5 HR: 0	SF: 0 SAC: 1 DP: 1 HBP: 0	WP: 0 PB: 0 CS: 3	PA: 41							
PITCHER	IP	WLS	BF	H	R	ER	SO	BB	IBB	HBP	BLK	WP	HR	S	P	ERA	WHIP										
Erik Hanson, R ERA: 2.81 (1, 1)	8.0	L	33	12	2	2	7	1	1	0	0	0	0	82	137	2.25	1.625										
Rich DeLucia, R ERA: 3.51 (9, 1)	0.1		4	3	3	3	0	0	0	0	0	0	0	11	16	81.00	9.000										
Dennis Powell, L ERA: 3.62 (9, 1)	0.2		3	1	0	0	0	0	0	0	0	0	0	6	8	0.00	1.500										

Kansas City Royals @ Seattle Mariners
The Kingdome, Seattle, WA
Wed Jun 16 1993, 10:05 PM EDT
Att: 14,924 - Dome

AB 37
R 5
H 16
RBI 5
BB 2
SO 7
LOB 21



Batter	1	2	3	4	5	6	7	8	9	AB	R	H	RBI	BB	SO	LOB	BOTTOM										
Omar Vizquel, S OBP: 0.350, SLG: 0.306 (1, 6)	4-1 FC4-6 BB		1-2 G6-3			2-2 S 1B		1-2 1B 1B	2-2 G4-3	4	0	2	0	1	0	3											
Mike Felder, S OBP: 0.291, SLG: 0.307 (1, 7)	1-1 P9		3-1 P2			3-2 F8		1 SAFE 2-0 P7		4	0	0	0	0	0	4											
Ken Griffey Jr., L OBP: 0.392, SLG: 0.542 (1, 8)	0-2 FC4-6 1-2			0-1 F7		2-3 K		2-2 1B		4	0	1	0	0	1	2											
Pete O'Brien, L OBP: 0.345, SLG: 0.439 (1, 10)	3-2 F7			3-1 F8		1-1 F7		1-3 K		4	0	0	0	0	1	4											
Tino Martinez, L OBP: 0.358, SLG: 0.479 (1, 3)		2-2 G6-3		1-2 G4-3			0-1 G4-3		1-1 FC3-6 1B	4	0	1	0	0	0	0											
Mackey Sasser, L OBP: 0.292, SLG: 0.313 (1, 9)		1-0 G4-3			3-2 1B		4-0 G5-3 BB		0-1 FC3-6 2B FC5-4	3	1	1	0	1	0	1											
Bret Boone, R OBP: 0.324, SLG: 0.438 (1, 4)		1-3 K			1-2 P5		3-1 G5-3		2-1 FC5-4 2B	4	0	1	0	0	1	2											
Dave Valle, R OBP: 0.376, SLG: 0.399 (1, 2)			4-2 WP G5-3 BB			1-1 F8		2-2 P3		2	0	0	0	1	0	2											
Henry Cotto, R OBP: 0.196, SLG: 0.245 (9, PR)									2-2 FC5-4 HBP	0	0	0	0	0	0	0											
Rich Amaral, R OBP: 0.351, SLG: 0.383 (1, 5)			1-2 G5-3		1-3 K		0-1 P2		1-0 FC5-4	4	0	0	1	0	1	4											
Inning Stats	R: 0 E: 0 K: 0 S: 9	H: 0 LOB: 0 BB: 0 P: 17	R: 0 E: 0 K: 1 S: 8	H: 0 LOB: 0 BB: 0 P: 12	R: 0 E: 0 K: 0 S: 11	H: 0 LOB: 0 BB: 1 P: 20	R: 0 E: 0 K: 0 S: 7	H: 0 LOB: 0 BB: 0 P: 11	R: 0 E: 0 K: 1 S: 13	H: 1 LOB: 1 BB: 0 P: 19	R: 0 E: 0 K: 1 S: 12	H: 1 LOB: 1 BB: 0 P: 20	R: 0 E: 0 K: 0 S: 7	H: 0 LOB: 1 BB: 1 P: 16	R: 0 E: 0 K: 1 S: 13	H: 2 LOB: 0 BB: 0 P: 19	R: 0 E: 0 K: 0 S: 12	H: 2 LOB: 2 BB: 0 P: 20	1B: 5 2B: 1 HR: 0	SF: 0 SAC: 0 DP: 0 HBP: 1	WP: 1 PB: 0 CS: 0	PA: 37					
PITCHER	IP	WLS	BF	H	R	ER	SO	BB	IBB	HBP	BLK	WP	HR	S	P	ERA	WHIP										
David Cone, R ERA: 3.46 (1, 1)	8.0	W	31	4	0	0	4	3	0	0	0	1	0	80	134	0.00	0.875										
Jeff Montgomery, R ERA: 2.29 (9, 1)	1.0		6	2	1	1	0	0	0	1	0	0	0	12	20	9.00	2.000										

Kansas City Royals @ Seattle Mariners
The Kingdome, Seattle, WA
Wed Jun 16 1993, 10:05 PM EDT
Att: 14,924 - Dome

AB 33
R 1
H 6
RBI 1
BB 3
SO 4
LOB 22



Batter	1	2	3	4	5	6	7	8	9	AB	R	H	RBI	BB	SO	LOB	TOP											
Doug Dasenczo, S OBP: 0.225, SLG: 0.298	1-2 G5-3 1B		0-1 F9				0-1 F7		0-0 P2								4 0 1 0 0 0 1											
Julio Franco, R OBP: 0.305, SLG: 0.432	1-1 G5-3			3-2 G5-3		3-2 G6-3		2-1 P4									4 0 0 0 0 0 2											
Jose Canseco, R OBP: 0.316, SLG: 0.468	1-2 G5-3			1-1 L8		0-1 L8		1-3 K									4 0 0 0 0 1 2											
Juan Gonzalez, R OBP: 0.379, SLG: 0.645	2-2 G5-3			1-2 1B			0-1 HR 1B		0-3 K								4 1 2 0 0 1 1											
Dean Palmer, R OBP: 0.339, SLG: 0.545		2-2 F9		1-3 K			0-0 HR 1B		4-2 WP BB								3 1 1 2 1 1 1											
Rafael Palmeiro, L OBP: 0.325, SLG: 0.451		0-0 F7			0-1 1B		2-1 G6-4-3 1B		0-1 F8								4 0 2 0 0 0 1											
Ivan Rodriguez, R OBP: 0.332, SLG: 0.417		0-1 G6-3			0-0 P4 1B		0-0 P6 1B		2-3 K								4 0 0 0 0 1 3											
Doug Strange, S OBP: 0.331, SLG: 0.424			0-0 G6-3		0-0 G5-4-3 1B		0-1 G6-4-3										3 0 1 0 0 0 1											
Billy Ripken, R OBP: 0.274, SLG: 0.202		2-1 G4-3			1-1 G5-4-3			4-0 BB									2 0 0 0 1 0 2											
Inning Stats	R: 0 E: 0 K: 0 S: 11	H: 1 LOB: 1 BB: 0 P: 16	R: 0 E: 0 K: 0 S: 6	H: 0 LOB: 0 BB: 0 P: 8	R: 0 E: 0 K: 0 S: 5	H: 0 LOB: 0 BB: 0 P: 7	R: 0 E: 0 K: 1 S: 15	H: 1 LOB: 1 BB: 0 P: 21	R: 0 E: 0 K: 0 S: 6	H: 2 LOB: 1 BB: 0 P: 7	R: 0 E: 0 K: 0 S: 8	H: 0 LOB: 0 BB: 0 P: 11	R: 2 E: 0 K: 0 S: 8	H: 3 LOB: 0 BB: 0 P: 10	R: 0 E: 0 K: 1 S: 6	H: 0 LOB: 1 BB: 1 P: 13	R: 0 E: 0 K: 2 S: 11	H: 0 LOB: 1 BB: 1 P: 17	1B: 6 2B: 0 3B: 0 HR: 1	SF: 0 SAC: 0 DP: 2 HBP: 0	WP: 1 PB: 0 SB: 0 CS: 0	PA: 34						
PITCHER	IP	WLS	BF	H	R	ER	SO	BB	IBB	HBP	BLK	WP	HR	S	P	ERA	WHIP											
Dave Fleming, L ERA: 3.65	(1, 1)	7.2	W	29	7	2	2	1	1	0	0	0	0	1	62	89	2.35	1.043										
Jeff Nelson, R ERA: 2.7	(8, 1)	0.1		1	0	0	0	1	0	0	0	0	0	0	3	4	0.00	0.000										
Norm Charlton, L ERA: 2.63	(9, 1)	1.0	S	4	0	0	0	2	1	0	0	0	1	0	11	17	0.00	1.000										

Texas Rangers @ Seattle Mariners
The Kingdome, Seattle, WA
Fri Jun 18 1993, 10:05 PM EDT
Att: 22,162 - Dome

AB 32
R 2
H 7
RBI 2
BB 2
SO 4
LOB 14



Batter	1	2	3	4	5	6	7	8	9	AB	R	H	RBI	BB	SO	LOB	BOTTOM											
Omar Vizquel, S OBP: 0.350, SLG: 0.304	3-3 K		1-1 G6-3		4-2 1B 1B BB		1-2 SH1-3										2 0 0 0 1 1 0											
Mackey Sasser, L OBP: 0.303, SLG: 0.329	2-2 L8		1-0 1B		0-0 1B		0-0 SF9										3 0 2 1 0 0 0											
Henry Cotto, R OBP: 0.196, SLG: 0.245					1-2 1B												0 0 0 0 0 0 0											
Ken Griffey Jr., L OBP: 0.394, SLG: 0.541	2-0 G3-1		0-0 F9		0-1 1B		3-H 3-2 CS 1B										4 0 2 0 0 0 1											
Pete O'Brien, L OBP: 0.344, SLG: 0.434		4-1 HR BB		1-1 G6-3		1-1 G3-1		2-0 CS		1-0 G1-6-3 1B							2 1 0 0 1 0 4											
Greg Litton, R OBP: 0.409, SLG: 0.350								1-2 1B									1 0 1 0 0 0 0											
Jay Buhner, R OBP: 0.376, SLG: 0.530		0-0 HR		4-1 G6-3 BB		3-3 K		0-0 G1-6-3									3 1 1 2 1 1 1											
Tino Martinez, L OBP: 0.360, SLG: 0.481		4-0 G5-4-3 BB		0-2 F8		0-1 BB 2B		3-0 L5									3 0 1 0 1 0 1											
Mike Blowers, R OBP: 0.322, SLG: 0.454		0-1 G5-4-3		0-1 G6-3		4-2 BB											2 0 0 0 1 0 2											
Dave Valle, R OBP: 0.375, SLG: 0.398		1-1 1B			3-1 G6-3		2-3 K										3 0 1 0 0 1 1											
Rich Amaral, R OBP: 0.351, SLG: 0.383		1-0 L8			0-0 F9		1-2 SH1-3 SF9 1B										3 1 1 0 0 0 1											
Inning Stats	R: 0 E: 0 K: 1 S: 7	H: 0 LOB: 0 BB: 0 P: 14	R: 2 E: 0 K: 0 S: 7	H: 2 LOB: 1 BB: 2 P: 17	R: 0 E: 0 K: 0 S: 6	H: 1 LOB: 1 BB: 0 P: 9	R: 0 E: 0 K: 0 S: 6	H: 0 LOB: 1 BB: 1 P: 10	R: 0 E: 0 K: 0 S: 13	H: 2 LOB: 3 BB: 1 P: 21	R: 0 E: 0 K: 2 S: 11	H: 1 LOB: 1 BB: 1 P: 20	R: 1 E: 0 K: 0 S: 12	H: 2 LOB: 0 BB: 0 P: 19	R: 0 E: 0 K: 0 S: 3	H: 1 LOB: 0 BB: 0 P: 7	R: 0 E: 0 K: 0 S: 3	H: 1 LOB: 0 BB: 0 P: 7	1B: 7 2B: 1 3B: 0 HR: 1	SF: 1 SAC: 1 DP: 3 HBP: 0	WP: 0 PB: 0 SB: 1 CS: 1	PA: 34						
PITCHER	IP	WLS	BF	H	R	ER	SO	BB	IBB	HBP	BLK	WP	HR	S	P	ERA	WHIP											
Roger Pavlik, R ERA: 3.43	(1, 1)	7.0	L	30	8	3	3	3	5	0	0	0	0	1	62	110	3.86	1.857										
Craig Lefferts, L ERA: 7.91	(8, 1)	0.0		1	1	0	0	0	0	0	0	0	0	1	2													
Matt Whiteside, R ERA: 3.12	(8, 1)	1.0		2	0	0	0	0	0	0	0	0	0	2	5	0.00	0.000											

Texas Rangers @ Seattle Mariners
The Kingdome, Seattle, WA
Fri Jun 18 1993, 10:05 PM EDT
Att: 22,162 - Dome

AB 26
R 3
H 9
RBI 3
BB 5
SO 3
LOB 11



Batter	1	2	3	4	5	6	7	8	9	AB R H RBI BB SO LOB	TOP									
Butch Davis, R OBP: 0.264, SLG: 0.425 (1, 8)										4 0 1 0 1 2 0	Texas Rangers @ Seattle Mariners The Kingdome, Seattle, WA Sat Jun 19 1993, 10:05 PM EDT Att: 41,840 - Dome									
Julio Franco, R OBP: 0.297, SLG: 0.423 (1, 10)										4 0 0 1 0 2 1										
Jose Canseco, R OBP: 0.315, SLG: 0.465 (1, 9)										4 1 1 0 0 0 2										
Juan Gonzalez, R OBP: 0.382, SLG: 0.662 (1, 7)										4 1 2 2 0 1 0										
Dean Palmer, R OBP: 0.333, SLG: 0.536 (1, 5)										4 0 0 0 0 4 1										
Ivan Rodriguez, R OBP: 0.335, SLG: 0.413 (1, 2)										2 1 0 0 2 1 1										
David Hulse, L OBP: 0.320, SLG: 0.381 (8, FR)										0 0 0 0 0 0 0										
Geno Petralli, L OBP: 0.364, SLG: 0.375 (8, 2)										0 0 0 0 0 0 0										
Gary Redus, R OBP: 0.300, SLG: 0.357 (1, 3)										3 1 1 0 1 0 1										
Doug Strange, S OBP: 0.330, SLG: 0.420 (1, 4)										4 1 1 1 0 1 2										
Billy Ripken, R OBP: 0.273, SLG: 0.204 (1, 6)										4 0 1 1 0 2 0										
Inning Stats	R: 0 E: 0 K: 1 S: 9	H: 0 LOB: 0 BB: 0 P: 14	R: 0 E: 0 K: 3 S: 17	H: 1 LOB: 2 BB: 1 P: 27	R: 0 E: 0 K: 1 S: 9	H: 0 LOB: 0 BB: 0 P: 9	R: 0 E: 0 K: 2 S: 8	H: 0 LOB: 0 BB: 0 P: 12	R: 0 E: 0 K: 0 S: 14	H: 0 LOB: 0 BB: 0 P: 23	R: 5 E: 0 K: 1 S: 21	H: 5 LOB: 2 BB: 2 P: 37	R: 0 E: 0 K: 1 S: 11	H: 0 LOB: 1 BB: 1 P: 16	R: 0 E: 0 K: 2 S: 11	H: 1 LOB: 1 BB: 0 P: 14	1B: 5 2B: 1 3B: 0 HR: 1	SF: 1 SAC: 0 DP: 0 HBP: 0	WP: 0 PB: 0 SB: 1 CS: 0	PA: 38
PITCHER	IP WLS BF H R ER SO BB IBB HBP BLK WP HR S P ERA WHIP											IP WLS BF H R ER SO BB IBB HBP BLK WP HR S P ERA WHIP								
Randy Johnson, L ERA: 2.96 (1, 1)	6.1 W 26 5 5 5 10 2 0 0 0 1 0 1 1 129 7.11 1.105																			
Dennis Powell, L ERA: 3.62 (7, 1)	0.0 2 1 0 0 0 1 0 0 0 0 0 0 1 5 ∞ ∞																			
Jeff Nelson, R ERA: 2.52 (7, 1)	1.2 6 0 0 0 1 1 0 0 0 0 0 0 13 19 0.00 0.600																			
Norm Charlton, L ERA: 2.52 (9, 1)	1.0 S 4 1 0 0 2 0 0 0 0 0 0 0 11 14 0.00 1.000																			

AB 33
R 5
H 7
RBI 5
BB 4
SO 13
LOB 8



Batter	1	2	3	4	5	6	7	8	9	AB R H RBI BB SO LOB	BOTTOM									
Omar Vizquel, S OBP: 0.351, SLG: 0.303 (1, 6)										4 2 1 1 1 1 3	Texas Rangers @ Seattle Mariners The Kingdome, Seattle, WA Sat Jun 19 1993, 10:05 PM EDT Att: 41,840 - Dome									
Mackey Sasser, L OBP: 0.298, SLG: 0.347 (1, 7)										5 1 1 2 0 0 3										
Henry Cotto, R OBP: 0.196, SLG: 0.245 (9, 7)										0 0 0 0 0 0 0										
Ken Griffey Jr., L OBP: 0.396, SLG: 0.549 (1, 8)										4 0 2 1 0 0 1										
Pete O'Brien, L OBP: 0.342, SLG: 0.426 (1, 10)										3 1 0 0 1 2 2										
Jay Buhner, R OBP: 0.375, SLG: 0.530 (1, 9)										4 0 1 2 0 0 1										
Tino Martinez, L OBP: 0.355, SLG: 0.473 (1, 3)										4 0 0 0 0 1 1										
Mike Blowers, R OBP: 0.327, SLG: 0.459 (1, 5)										3 1 1 0 1 1 0										
Dave Valle, R OBP: 0.382, SLG: 0.399 (1, 2)										2 0 1 0 2 0 1										
Rich Amaral, R OBP: 0.355, SLG: 0.384 (1, 4)										2 1 1 0 1 1 2										
Bret Boone, R OBP: 0.314, SLG: 0.424 (7, 4)										1 0 0 0 0 0 1										
Inning Stats	R: 2 E: 0 K: 0 S: 10	H: 1 LOB: 1 BB: 2 P: 20	R: 0 E: 0 K: 0 S: 9	H: 1 LOB: 1 BB: 1 P: 16	R: 0 E: 0 K: 1 S: 8	H: 1 LOB: 0 BB: 0 P: 10	R: 4 E: 0 K: 0 S: 11	H: 3 LOB: 1 BB: 2 P: 28	R: 0 E: 0 K: 1 S: 11	H: 1 LOB: 2 BB: 1 P: 22	R: 0 E: 0 K: 1 S: 7	H: 0 LOB: 0 BB: 0 P: 13	R: 0 E: 0 K: 2 S: 9	H: 0 LOB: 0 BB: 0 P: 12	R: 0 E: 1 K: 1 S: 14	H: 1 LOB: 2 BB: 0 P: 19	1B: 3 2B: 4 3B: 1 HR: 0	SF: 0 SAC: 0 DP: 1 HBP: 0	WP: 0 PB: 0 SB: 0 CS: 0	PA: 38
PITCHER	IP WLS BF H R ER SO BB IBB HBP BLK WP HR S P ERA WHIP											IP WLS BF H R ER SO BB IBB HBP BLK WP HR S P ERA WHIP								
Todd Burns, R ERA: 4.83 (1, 1)	3.2 L 21 6 6 6 1 5 0 0 0 0 0 0 26 46 0.00 0.667																			
Jeff Bronckey, R ERA: 3.54 (4, 1)	3.0 11 1 0 0 3 1 0 0 0 0 0 0 26 46 0.00 0.667																			
Bob Patterson, L ERA: 4.84 (7, 1)	0.1 1 0 0 0 1 0 0 0 0 0 0 0 3 5 0.00 0.000																			
Matt Whiteside, R ERA: 3.05 (8, 1)	1.0 5 1 0 0 1 0 0 0 0 0 0 0 14 19 0.00 1.000																			


AB 32
R 6
H 8
RBI 6
BB 6
SO 6
LOB 15



Batter	1	2	3	4	5	6	7	8	9	AB	R	H	RBI	BB	SO	LOB	TOP					
Rickey Henderson, R OBP: 0.457, SLG: 0.458 Scott Hemond, R OBP: 0.273, SLG: 0.260	0-1 FC4-6 1B	3-2 2B 1B	0-1 P2		2-1 2B 1B	4-2 BB		4-1 WP 1B SF8-2-5 BB		4	2	3	2	2	0	3						
Brent Gates, S OBP: 0.340, SLG: 0.355	2-2 FC4-6 BB SF7 1-2	3-2 2B 1B		1-0 G4-3	2-1 2B 1B	1-1 P3		2-2 WP 1B		6	1	3	2	0	0	4						
Ruben Sierra, S Shawn Hillegas, R	1-1 BB 1-2 1B	0-0 G3		1-1 2B	3-1 G4-3 2B		2-0 2B 1B	4-0 BB 1-2 2-3 BB		5	1	3	0	1	0	3						
Troy Neel, L OBP: 0.297, SLG: 0.421	4-1 2-3 BB		0-0 F9 2B	4-2 G6-4-3 BB		1-1 HR 1B	0-0 1B 2B	1-2 SF8-2-5 2-3 3-H		3	2	3	1	2	0	0						
Terry Steinbach, R OBP: 0.334, SLG: 0.420 Scott Brosius, R OBP: 0.245, SLG: 0.286	2-2 SF7		2-2 F9	0-0 G6-4-3		2-3 K	2-3 K		1-3 K	4	0	0	1	0	2	6						
Craig Paquette, R OBP: 0.292, SLG: 0.543	2-3 K		0-0 PB 2B		3-2 G5-3	1-2 HR 1B	4-0 1B IBB		1-2 P4	5	1	2	3	1	1	2						
Mike Aldrete, L OBP: 0.344, SLG: 0.407 Kevin Seitzer, R OBP: 0.313, SLG: 0.356		2-1 G6-3	2-3 K		4-2 BB 1B	2-2 BB 2B	0-1 G6-4-3 1B		0-1 G1-3	3	1	1	0	1	1	1						
Mike Bordick, R OBP: 0.351, SLG: 0.338		0-0 L7	4-2 BB BB		4-2 1B 2B BB	4-2 BB BB	1-1 G6-4-3 1-2			2	1	0	0	3	0	3						
Lance Blankenship, R OBP: 0.401, SLG: 0.327		4-2 S 1B BB	4-2 BB		2-2 K	2-2 F9		2-1 G5-3		3	1	0	0	2	1	4						
Inning Stats	R: 1 E: 0 K: 1 S: 15	H: 2 LOB: 2 BB: 1 P: 26	R: 2 E: 0 K: 0 S: 15	H: 2 LOB: 1 BB: 1 P: 27	R: 1 E: 0 K: 1 S: 15	H: 2 LOB: 3 BB: 2 P: 27	R: 0 E: 0 K: 0 S: 6	H: 1 LOB: 1 BB: 1 P: 12	R: 2 E: 0 K: 1 S: 20	H: 3 LOB: 2 BB: 2 P: 37	R: 1 E: 0 K: 1 S: 9	H: 3 LOB: 2 BB: 1 P: 18	R: 1 E: 0 K: 0 S: 9	H: 1 LOB: 1 BB: 2 P: 22	R: 0 E: 0 K: 1 S: 9	H: 0 LOB: 0 BB: 0 P: 11	1B: 8 2B: 8 3B: 0 HR: 1	SF: 2 SAC: 0 DP: 3 HBP: 0	WP: 1 PB: 1 SB: 1 CS: 0	PA: 52		
PITCHER	IP WLS BF H R ER SO BB IBB HBP BLK WP HR S P ERA WHIP	IP WLS BF H R ER SO BB IBB HBP BLK WP HR S P ERA WHIP	IP WLS BF H R ER SO BB IBB HBP BLK WP HR S P ERA WHIP	IP WLS BF H R ER SO BB IBB HBP BLK WP HR S P ERA WHIP	IP WLS BF H R ER SO BB IBB HBP BLK WP HR S P ERA WHIP	IP WLS BF H R ER SO BB IBB HBP BLK WP HR S P ERA WHIP	IP WLS BF H R ER SO BB IBB HBP BLK WP HR S P ERA WHIP	IP WLS BF H R ER SO BB IBB HBP BLK WP HR S P ERA WHIP	IP WLS BF H R ER SO BB IBB HBP BLK WP HR S P ERA WHIP	IP WLS BF H R ER SO BB IBB HBP BLK WP HR S P ERA WHIP	IP WLS BF H R ER SO BB IBB HBP BLK WP HR S P ERA WHIP	IP WLS BF H R ER SO BB IBB HBP BLK WP HR S P ERA WHIP	IP WLS BF H R ER SO BB IBB HBP BLK WP HR S P ERA WHIP	IP WLS BF H R ER SO BB IBB HBP BLK WP HR S P ERA WHIP	IP WLS BF H R ER SO BB IBB HBP BLK WP HR S P ERA WHIP	IP WLS BF H R ER SO BB IBB HBP BLK WP HR S P ERA WHIP	IP WLS BF H R ER SO BB IBB HBP BLK WP HR S P ERA WHIP	IP WLS BF H R ER SO BB IBB HBP BLK WP HR S P ERA WHIP	IP WLS BF H R ER SO BB IBB HBP BLK WP HR S P ERA WHIP	IP WLS BF H R ER SO BB IBB HBP BLK WP HR S P ERA WHIP	IP WLS BF H R ER SO BB IBB HBP BLK WP HR S P ERA WHIP	
Jim Converse, R ERA: 5.31	2.1 L	15 6	4 4	2 2	1 1	2 5	0 0	0 0	0 0	0 0	0 1	32 65	15.43 7.71	3.429 3.429								
Dwayne Henry, R ERA: 6.53	2.1 L	14 3	2 2	2 2	2 2	5 0	0 0	0 0	0 0	0 1	20 39	18.00 10.80	5.000 3.600									
Rich DeLucia, R ERA: 4.33	1.0 L	8 3	2 2	2 2	1 1	2 2	1 0	0 0	0 0	0 1	12 15	0.00 0.00										
Dennis Powell, L ERA: 3.99	1.2 L	4 0	0 0	0 0	1 1	0 0	0 0	0 0	0 0	0 0	12 15	0.00 0.00										
Bob Ayrault, R ERA: 7.71	1.2 L	4 0	0 0	0 0	1 1	0 0	0 0	0 0	0 0	0 0	12 15	0.00 0.00										
Inning Stats	R: 0 E: 0 K: 0 S: 13	H: 0 LOB: 0 BB: 0 P: 20	R: 0 E: 0 K: 2 S: 13	H: 1 LOB: 2 BB: 1 P: 25	R: 0 E: 0 K: 3 S: 9	H: 0 LOB: 0 BB: 0 P: 15	R: 0 E: 0 K: 0 S: 8	H: 0 LOB: 1 BB: 1 P: 16	R: 0 E: 0 K: 3 S: 11	H: 0 LOB: 0 BB: 0 P: 14	R: 1 E: 0 K: 1 S: 13	H: 1 LOB: 2 BB: 2 P: 27	R: 0 E: 0 K: 0 S: 9	H: 1 LOB: 0 BB: 0 P: 12	R: 2 E: 0 K: 0 S: 14	H: 1 LOB: 0 BB: 1 P: 23	R: 0 E: 0 K: 0 S: 5	H: 0 LOB: 0 BB: 0 P: 5	1B: 2 2B: 1 3B: 0 HR: 1	SF: 0 SAC: 0 DP: 1 HBP: 0	WP: 0 PB: 0 SB: 0 CS: 0	PA: 35
PITCHER	IP WLS BF H R ER SO BB IBB HBP BLK WP HR S P ERA WHIP	IP WLS BF H R ER SO BB IBB HBP BLK WP HR S P ERA WHIP	IP WLS BF H R ER SO BB IBB HBP BLK WP HR S P ERA WHIP	IP WLS BF H R ER SO BB IBB HBP BLK WP HR S P ERA WHIP	IP WLS BF H R ER SO BB IBB HBP BLK WP HR S P ERA WHIP	IP WLS BF H R ER SO BB IBB HBP BLK WP HR S P ERA WHIP	IP WLS BF H R ER SO BB IBB HBP BLK WP HR S P ERA WHIP	IP WLS BF H R ER SO BB IBB HBP BLK WP HR S P ERA WHIP	IP WLS BF H R ER SO BB IBB HBP BLK WP HR S P ERA WHIP	IP WLS BF H R ER SO BB IBB HBP BLK WP HR S P ERA WHIP	IP WLS BF H R ER SO BB IBB HBP BLK WP HR S P ERA WHIP	IP WLS BF H R ER SO BB IBB HBP BLK WP HR S P ERA WHIP	IP WLS BF H R ER SO BB IBB HBP BLK WP HR S P ERA WHIP	IP WLS BF H R ER SO BB IBB HBP BLK WP HR S P ERA WHIP	IP WLS BF H R ER SO BB IBB HBP BLK WP HR S P ERA WHIP	IP WLS BF H R ER SO BB IBB HBP BLK WP HR S P ERA WHIP	IP WLS BF H R ER SO BB IBB HBP BLK WP HR S P ERA WHIP	IP WLS BF H R ER SO BB IBB HBP BLK WP HR S P ERA WHIP	IP WLS BF H R ER SO BB IBB HBP BLK WP HR S P ERA WHIP	IP WLS BF H R ER SO BB IBB HBP BLK WP HR S P ERA WHIP	IP WLS BF H R ER SO BB IBB HBP BLK WP HR S P ERA WHIP	
Bobby Witt, R ERA: 3.79	5.2 W	23 9	1 2	1 2	1 2	8 1	0 0	0 0	0 1	28 42	7.71 1.286											
Joe Boever, R ERA: 3.33	2.1 L	9 2	2 2	2 2	1 1	1 0	0 0	0 0	0 0	1 5	28 5	0.00 0.000										
Shawn Hillegas, R ERA: 7.63	1.0 L	3 0	0 0	0 0	0 0	0 0	0 0	0 0	0 0	5 5	0.00 0.000											
Inning Stats	R: 0 E: 0 K: 0 S: 13	H: 0 LOB: 0 BB: 0 P: 20	R: 0 E: 0 K: 2 S: 13	H: 1 LOB: 2 BB: 1 P: 25	R: 0 E: 0 K: 3 S: 9	H: 0 LOB: 0 BB: 0 P: 15	R: 0 E: 0 K: 0 S: 8	H: 0 LOB: 1 BB: 1 P: 16	R: 0 E: 0 K: 3 S: 11	H: 0 LOB: 0 BB: 0 P: 14	R: 1 E: 0 K: 1 S: 13	H: 1 LOB: 2 BB: 2 P: 27	R: 0 E: 0 K: 0 S: 9	H: 1 LOB: 0 BB: 0 P: 12	R: 2 E: 0 K: 0 S: 14	H: 1 LOB: 0 BB: 1 P: 23	R: 0 E: 0 K: 0 S: 5	H: 0 LOB: 0 BB: 0 P: 5	1B: 2 2B: 1 3B: 0 HR: 1	SF: 0 SAC: 0 DP: 1 HBP: 0	WP: 0 PB: 0 SB: 0 CS: 0	PA: 35
PITCHER	IP WLS BF H R ER SO BB IBB HBP BLK WP HR S P ERA WHIP	IP WLS BF H R ER SO BB IBB HBP BLK WP HR S P ERA WHIP	IP WLS BF H R ER SO BB IBB HBP BLK WP HR S P ERA WHIP	IP WLS BF H R ER SO BB IBB HBP BLK WP HR S P ERA WHIP	IP WLS BF H R ER SO BB IBB HBP BLK WP HR S P ERA WHIP	IP WLS BF H R ER SO BB IBB HBP BLK WP HR S P ERA WHIP	IP WLS BF H R ER SO BB IBB HBP BLK WP HR S P ERA WHIP	IP WLS BF H R ER SO BB IBB HBP BLK WP HR S P ERA WHIP	IP WLS BF H R ER SO BB IBB HBP BLK WP HR S P ERA WHIP	IP WLS BF H R ER SO BB IBB HBP BLK WP HR S P ERA WHIP	IP WLS BF H R ER SO BB IBB HBP BLK WP HR S P ERA WHIP	IP WLS BF H R ER SO BB IBB HBP BLK WP HR S P ERA WHIP	IP WLS BF H R ER SO BB IBB HBP BLK WP HR S P ERA WHIP	IP WLS BF H R ER SO BB IBB HBP BLK WP HR S P ERA WHIP	IP WLS BF H R ER SO BB IBB HBP BLK WP HR S P ERA WHIP	IP WLS BF H R ER SO BB IBB HBP BLK WP HR S P ERA WHIP	IP WLS BF H R ER SO BB IBB HBP BLK WP HR S P ERA WHIP	IP WLS BF H R ER SO BB IBB HBP BLK WP HR S P ERA WHIP	IP WLS BF H R ER SO BB IBB HBP BLK WP HR S P ERA WHIP	IP WLS BF H R ER SO BB IBB HBP BLK WP HR S P ERA WHIP	IP WLS BF H R ER SO BB IBB HBP BLK WP HR S P ERA WHIP	IP WLS BF H R ER SO BB IBB HBP BLK WP HR S P ERA WHIP


Oakland Athletics @ Seattle Mariners
The Kingdome, Seattle, WA
Tue Jun 22 1993, 10:05 PM EDT
Att: 17,616 - Dome

AB 38
R 10
H 16
RBI 10
BB 12
SO 6
LOB 26



Oakland Athletics @ Seattle Mariners
The Kingdome, Seattle, WA
Tue Jun 22 1993, 10:05 PM EDT
Att: 17,616 - Dome

AB 30
R 3
H 4
RBI 2
BB 5
SO 9
LOB 13



Batter	1	2	3	4	5	6	7	8	9	10	11	12	13	14	AB	R	H	RBI	BB	SO	LOB	TOP					
Rickey Henderson, R OBP: 0.456, SLG: 0.471 (1, 7)															7	1	3	2	0	0	3						
Kevin Seitzer, R OBP: 0.316, SLG: 0.358 (1, 3)															7	0	3	0	0	1	1						
Ruben Sierra, S OBP: 0.284, SLG: 0.399 (1, 9)															5	1	2	0	2	0	3						
Terry Steinbach, R OBP: 0.332, SLG: 0.418 (1, 2)															6	1	1	0	1	0	5						
Craig Paquette, R OBP: 0.291, SLG: 0.571 (1, 5)															7	1	2	3	0	2	1						
Troy Neel, L OBP: 0.303, SLG: 0.424 (1, 10)															6	1	2	0	1	2	1						
Scott Brosius, R OBP: 0.290, SLG: 0.288 (8, PH)															3	0	1	0	0	1	1						
Brent Gates, S OBP: 0.348, SLG: 0.357 (8, 4)															2	1	1	1	2	1	0						
Mike Bordick, R OBP: 0.349, SLG: 0.333 (1, 6)															6	1	1	1	1	1	5						
Lance Blankenship, R OBP: 0.396, SLG: 0.520 (8, 8)															4	0	0	0	1	0	2						
Inning Stats	R: 1 E: 0 K: 1 S: 11	H: 3 LOB: 1 BB: 0 P: 14	R: 0 E: 0 K: 1 S: 11	H: 1 LOB: 2 BB: 1 P: 21	R: 3 E: 0 K: 1 S: 11	H: 2 LOB: 0 BB: 1 P: 17	R: 0 E: 0 K: 1 S: 15	H: 2 LOB: 2 BB: 1 P: 20	R: 0 E: 0 K: 1 S: 12	H: 1 LOB: 0 BB: 0 P: 9	R: 3 E: 1 K: 0 S: 11	H: 5 LOB: 2 BB: 1 P: 25	R: 0 E: 0 K: 2 S: 9	H: 0 LOB: 0 BB: 0 P: 16	R: 0 E: 0 K: 1 S: 6	H: 1 LOB: 1 BB: 0 P: 8	R: 0 E: 0 K: 0 S: 11	H: 0 LOB: 2 BB: 2 P: 20	R: 0 E: 0 K: 0 S: 10	H: 0 LOB: 1 BB: 1 P: 22	R: 0 E: 0 K: 0 S: 10	H: 0 LOB: 1 BB: 1 P: 22	1B: 11 2B: 3 3B: 0 HR: 2	SF: 0 SAC: 1 DP: 2 HBP: 0	WP: 0 PB: 0 SB: 2 CS: 0	PA: 62	
PITCHER	IP	WLS	BF	H	R	ER	SO	BB	IBB	HBP	BLK	WP	HR	S	P	ERA	WHIP										
Dave Fleming, L ERA: 3.95 (7, 1)	6.1		30	9	4	4	4	0	0	0	0	0	0	17	32	16.20	3.000										
Jeff Nelson, R ERA: 3.29 (9, 1)	1.2	10	5	3	3	1	0	1	0	0	0	0	0	9	16	0.00	0.000										
Norm Charlton, L ERA: 2.42 (10, 1)	1.0	3	0	0	0	2	0	0	0	0	0	0	0	14	23	0.00	0.500										
Bob Ayrault, R ERA: 6.75 (12, 1)	2.0	6	1	0	0	1	0	0	0	0	0	0	0	14	23	0.00	0.500										
Dwayne Henry, R ERA: 6.07 (12, 1)	3.0	W	13	1	0	0	0	3	1	0	0	0	0	30	61	0.00	1.333										

Oakland Athletics @ Seattle Mariners
The Kingdome, Seattle, WA
Wed Jun 23 1993, 10:05 PM EDT
Att. 18,625 - Dome

AB	53
R	7
H	16
RBI	7
BB	8
SO	8
LOB	22



Batter	1	2	3	4	5	6	7	8	9	10	11	12	13	14	AB	R	H	RBI	BB	SO	LOB	BOTTOM					
Mike Felder, S OBP: 0.292, SLG: 0.304 (1, 7)															7	1	1	0	0	1	3						
Rich Amaral, R OBP: 0.353, SLG: 0.378 (1, 4)															6	1	1	0	1	1	1						
Ken Griffey Jr., L OBP: 0.488, SLG: 0.603 (1, 8)															5	2	2	1	2	1	0						
Pete O'Brien, L OBP: 0.333, SLG: 0.417 (1, 3)															6	1	1	1	1	1	3						
Jay Buhner, R OBP: 0.380, SLG: 0.544 (1, 9)															7	2	4	4	0	2	3						
Tino Martinez, L OBP: 0.395, SLG: 0.463 (1, 10)															3	0	0	0	4	1	0						
Mike Blowers, R OBP: 0.327, SLG: 0.438 (8, PH)															2	0	0	0	1	1	3						
Greg Litton, R OBP: 0.294, SLG: 0.290 (9, 5)															3	0	0	0	0	1	2						
Dave Valle, R OBP: 0.377, SLG: 0.395 (8, PH)															2	0	0	0	0	4							
Bill Haselman, R OBP: 0.352, SLG: 0.492 (9, 2)															3	1	2	1	1	0	1						
Omar Vizquel, S OBP: 0.395, SLG: 0.304 (1, 6)															6	0	3	0	0	1	2						
Inning Stats	R: 5 E: 0 K: 1 S: 18	H: 3 LOB: 0 BB: 3 P: 35	R: 0 E: 0 K: 0 S: 8	H: 1 LOB: 0 BB: 0 P: 8	R: 0 E: 0 K: 0 S: 9	H: 1 LOB: 2 BB: 1 P: 17	R: 0 E: 0 K: 1 S: 10	H: 0 LOB: 0 BB: 0 P: 12	R: 1 E: 0 K: 1 S: 10	H: 2 LOB: 1 BB: 0 P: 18	R: 0 E: 0 K: 1 S: 10	H: 0 LOB: 2 BB: 2 P: 23	R: 0 E: 0 K: 2 S: 12	H: 1 LOB: 1 BB: 0 P: 20	R: 0 E: 0 K: 2 S: 8	H: 1 LOB: 1 BB: 0 P: 11	R: 0 E: 0 K: 1 S: 8	H: 1 LOB: 1 BB: 0 P: 12	R: 1 E: 0 K: 0 S: 6	H: 1 LOB: 1 BB: 1 P: 15	R: 0 E: 0 K: 0 S: 6	H: 0 LOB: 3 BB: 1 P: 15	1B: 7 2B: 3 3B: 1 HR: 3	SF: 0 SAC: 0 DP: 3 HBP: 1	WP: 1 PB: 0 SB: 0 CS: 0	PA: 62	
PITCHER	IP	WLS	BF	H	R	ER	SO	BB	IBB	HBP	BLK	WP	HR	S	P	ERA	WHIP										
Kelly Downs, R ERA: 6.19 (5, 1)	4.2		24	7	6	6	1	4	0	0	0	0	0	35	53	0.00	1.200										
Storm Davis, R ERA: 6.0 (8, 1)	2.1	8	0	0	0	2	1	0	0	0	0	0	0	21	32	0.00	0.429										
Vince Horsman, L ERA: 10.8 (8, 1)	0.1	1	0	0	0	0	0	0	0	0	0	0	0	3	4	0.00	0.000										
Rich Gossage, R ERA: 2.87 (9, 1)	1.0	5	2	1	1	0	1	0	0	0	0	1	10	22	9.00	3.000											
Mike Mohler, L ERA: 5.31 (9, 1)	0.1	2	0	0	0	1	1	0	0	0	0	0	5	12	0.00	3.000											
Ed Nunez, R ERA: 3.03 (9, 1)	3.1	WLS	14	3	0	0	5	BB	IBB	HBP	BLK	WP	HR	S	P	ERA	WHIP										
Shawn Hillegas, R ERA: 7.61 (13, 1)	1.1	L	8	2	1	1	1	0	1	0	0	1	0	14	27	6.75	1.500										

Oakland Athletics @ Seattle Mariners
The Kingdome, Seattle, WA
Wed Jun 23 1993, 10:05 PM EDT
Att. 18,625 - Dome


AB	51
R	8
H	14
RBI	7
BB	10
SO	10
LOB	22



Batter	1	2	3	4	5	6	7	8	9	AB	R	H	RBI	BB	SO	LOB	TOP			
Rickey Henderson, R OBP: 0.458, SLG: 0.469 (1, 10)	4-1 PB SF9 BB		2-3 SAFE K 1-2		2-2 K 1B		1-1 L9		4-0 BB 1-2 BB	3	1	1	0	2	1	1				
Lance Blankenship, R OBP: 0.401, SLG: 0.359 (1, 8)	4-0 SF9 PB BB		3-3 K		1-3 K			2-2 F7 SF8 2B	4-2 BB 1-2 2-3 3-H BB	3	1	1	1	2	2	2				
Ruben Sierra, S OBP: 0.280, SLG: 0.391 (1, 9)	2-1 P3		1-3 K		1-2 F7			1-0 F7	0-3 K	5	0	0	0	0	2	8				
Kevin Seitzer, R OBP: 0.315, SLG: 0.357 Mike Aldrete, L OBP: 0.344, SLG: 0.407 (1, 3) (9, 3)	2-0 SF9 1-3 2H			4-0 S 1B BB		1-3 K		1-1 SF8		1	0	0	2	1	1	0				
Craig Paquette, R OBP: 0.289, SLG: 0.556 (1, 5)	1-0 G4-3			2-1 S 1B		0-3 K		1-3 K		4	0	1	0	0	2	1				
Brent Gates, S OBP: 0.351, SLG: 0.356 (1, 4)		2-3 K		0-3 K		1-1 1B			4-0 FC5-4 SH1-4 BB	3	1	1	0	1	2	2				
Scott Brosius, R OBP: 0.237, SLG: 0.273 (1, 7)		1-3 K		1-3 K		0-0 F8			1-1 SH1-4	3	0	0	0	0	2	3				
Mike Bordick, R OBP: 0.347, SLG: 0.329 (1, 6)		2-2 G3		2-3 K			3-2 L4		4-2 FC5-4 BB	3	0	0	0	1	1	2				
Scott Hemond, R OBP: 0.276, SLG: 0.250 Terry Steinbach, R OBP: 0.331, SLG: 0.416 (1, 2) (9, PH) (9, 2)			4-1 WP S BB		2-3 K		0-0 B2-3		0-1 FC5-4 BB BB	2	0	0	0	1	1	0				
Inning Stats	R: 1 E: 0 K: 0 S: 5	H: 0 LOB: 1 BB: 2 P: 18	R: 0 E: 0 K: 2 S: 9	H: 0 LOB: 0 BB: 0 P: 14	R: 0 E: 0 K: 3 S: 12	H: 0 LOB: 1 BB: 1 P: 22	R: 0 E: 0 K: 3 S: 12	H: 1 LOB: 2 BB: 0 P: 21	R: 0 E: 0 K: 2 S: 9	H: 1 LOB: 1 BB: 0 P: 11	R: 0 E: 0 K: 0 S: 6	H: 0 LOB: 0 BB: 0 P: 10	R: 1 E: 0 K: 1 S: 9	H: 1 LOB: 0 BB: 0 P: 14	R: 1 E: 0 K: 1 S: 13	H: 0 LOB: 3 BB: 4 P: 30	1B: 3 2B: 1 3B: 0 HR: 0	SF: 2 SAC: 1 DP: 0 HBP: 0	WP: 1 PB: 1 SB: 3 CS: 0	PA: 39
PITCHER Randy Johnson, L ERA: 2.88 (1, 1)	IP: 9.0 WLS: L BF: 39 H: 4 R: 3 ER: 2 SO: 14 BB: 8 IBB: 0 HBP: 0 BLK: 0 WP: 1 HR: 0 S: 87 P: 158 ERA: 2.00 WHIP: 1.333															PITCHER				

Oakland Athletics @ Seattle Mariners
The Kingdome, Seattle, WA
Thu Jun 24 1993, 6:33 AM EDT
Att: 22,848 - Dome


AB 28
R 3
H 4
RBI 3
BB 8
SO 14
LOB 21



Batter	1	2	3	4	5	6	7	8	9	AB	R	H	RBI	BB	SO	LOB	BOTTOM					
Mike Felder, S OBP: 0.287, SLG: 0.298 (1, 7)	1-2 P5		3-2 SAFE P5-3 1-2		0-2 L6		1-0 SAFE SH3-4		1-1 L6	4	0	0	0	0	0	1						
Greg Litton, R OBP: 0.288, SLG: 0.286 (1, 4) (9, 5)	1-0 E6		2-3 K		1-2 2B 1B		1-2 G6-3		0-1 F7	4	1	1	0	0	1	1						
Pete O'Brien, L OBP: 0.332, SLG: 0.415 (9, PH)									0-1 F9	1	0	0	0	0	0	0						
Ken Griffey Jr., L OBP: 0.412, SLG: 0.605 (1, 8)	1-0 G3			0-1 1B BB 1B	2-2 1H 2B		4-0 BB IBB		0-1 F9	4	1	2	1	1	0	1						
Jay Buhner, R OBP: 0.385, SLG: 0.543 (1, 10)		2-2 G3-6-1 BB 1B		1-0 P4	4-0 G4-6-3 IBB		4-1 BB			2	0	1	0	2	0	1						
Tino Martinez, L OBP: 0.357, SLG: 0.458 (1, 3)		4-0 G3-6-1 BB		0-0 F7	0-1 G4-6-3		3-1 F7			3	0	0	0	1	0	6						
Mackey Sasser, L OBP: 0.288, SLG: 0.310 Henry Cotto, R OBP: 0.204, SLG: 0.250 (1, 9) (8, PH) (9, 9)		0-2 G3-6-1		2-1 SAFE SAFE BB BB		1-0 F8		1-2 G4-3 1B		3	0	1	0	0	0	2						
Mike Blowers, R OBP: 0.333, SLG: 0.435 Rich Amaral, R OBP: 0.351, SLG: 0.376 (1, 5) (8, PH) (9, 4)		4-1 FC5-4 BB		4-1 BB BB		0-0 F8		1-2 G4-3		1	0	0	0	2	0	0						
Bill Haselman, R OBP: 0.347, SLG: 0.469 (1, 2)		2-2 FC5-4		4-2 BB		1-2 F8		3-2 F7		3	0	0	1	1	0	3						
Omar Vizquel, S OBP: 0.357, SLG: 0.305 (1, 6)			0-2 P5-3 1B		0-1 F7		4-1 BB SH3-4 BB		1-2 G4-3	3	0	1	0	1	0	4						
Inning Stats	R: 0 E: 1 K: 0 S: 5	H: 0 LOB: 0 BB: 0 P: 8	R: 0 E: 0 K: 0 S: 11	H: 1 LOB: 2 BB: 2 P: 23	R: 0 E: 0 K: 1 S: 10	H: 1 LOB: 0 BB: 0 P: 15	R: 1 E: 0 K: 0 S: 13	H: 2 LOB: 3 BB: 2 P: 22	R: 1 E: 0 K: 0 S: 11	H: 2 LOB: 1 BB: 1 P: 18	R: 0 E: 0 K: 0 S: 6	H: 0 LOB: 0 BB: 0 P: 8	R: 0 E: 0 K: 0 S: 8	H: 0 LOB: 3 BB: 3 P: 25	R: 0 E: 0 K: 0 S: 16	H: 1 LOB: 1 BB: 0 P: 21	R: 0 E: 0 K: 0 S: 6	H: 0 LOB: 0 BB: 0 P: 7	1B: 6 2B: 2 3B: 0 HR: 0	SF: 0 SAC: 1 DP: 4 HBP: 0	WP: 0 PB: 0 SB: 0 CS: 0	PA: 39
PITCHER Joe Slusarski, R ERA: 9.0 Vince Horsman, L ERA: 9.0 Dennis Eckersley, R ERA: 4.4 (1, 1) (7, 1) (8, 1)	IP: 6.2 WLS: 1 BF: 31 H: 6 R: 2 ER: 2 SO: 2 BB: 6 IBB: 0 HBP: 0 BLK: 0 WP: 0 HR: 0 S: 62 P: 114 ERA: 2.70 WHIP: 1.800															PITCHER						

Oakland Athletics @ Seattle Mariners
The Kingdome, Seattle, WA
Thu Jun 24 1993, 6:33 AM EDT
Att: 22,848 - Dome

AB 30
R 2
H 7
RBI 2
BB 8
SO 1
LOB 20



Batter	1	2	3	4	5	6	7	8	9	AB	R	H	RBI	BB	SO	LOB	TOP								
Henry Cotto, R OBP: 0.206, SLG: 0.250 (1, 7)										4	0	1	0	0	0	1	0								
Rich Amaral, R OBP: 0.354, SLG: 0.376 (1, 4)										3	1	1	0	0	0	0	0								
Ken Griffey Jr., L OBP: 0.410, SLG: 0.611 (1, 8)										4	1	1	2	0	1	2	2								
Jay Buhner, R OBP: 0.386, SLG: 0.539 (1, 9)										2	0	0	0	2	0	0	0								
Bret Boone, R OBP: 0.319, SLG: 0.442 (7, PR)										2	0	1	0	1	1	1	1								
Chris Bosio, R OBP: 0.286, SLG: 0.297 (8, PH)										0	0	0	0	0	0	0	0								
Mike Felder, S OBP: 0.286, SLG: 0.297 (8, PH)										1	0	0	0	0	0	0	2								
Greg Litton, R OBP: 0.288, SLG: 0.263 (9, 3)										3	0	0	0	0	0	0	2								
Pete O'Brien, L OBP: 0.332, SLG: 0.415 (9, 3)										0	0	0	0	0	0	0	0								
Mike Blowers, R OBP: 0.343, SLG: 0.467 (1, 5)										3	1	2	1	1	0	0	0								
Dave Valle, R OBP: 0.375, SLG: 0.392 (1, 2)										4	0	1	0	0	0	3	3								
Omar Vizquel, S OBP: 0.352, SLG: 0.300 (1, 6)										4	0	0	0	0	1	4	4								
Inning Stats	R: 2 H: 2 E: 0 K: 2 S: 18	H: 2 R: 3 ER: 3 LOB: 1 BB: 1 P: 26	R: 0 H: 0 E: 0 K: 1 S: 8	H: 0 R: 3 ER: 0 LOB: 0 BB: 0 P: 14	R: 0 H: 0 E: 0 K: 1 S: 5	H: 0 R: 0 ER: 0 LOB: 0 BB: 0 P: 7	R: 0 H: 0 E: 0 K: 0 S: 7	H: 0 R: 2 ER: 0 LOB: 0 BB: 1 P: 13	R: 1 H: 2 E: 0 K: 0 S: 9	H: 2 R: 0 ER: 0 LOB: 0 BB: 0 P: 16	R: 0 H: 0 E: 0 K: 0 S: 6	H: 0 R: 0 ER: 0 LOB: 0 BB: 0 P: 12	R: 0 H: 1 E: 0 K: 0 S: 11	H: 1 R: 0 ER: 0 LOB: 2 BB: 1 P: 18	R: 0 H: 1 E: 0 K: 0 S: 6	H: 1 R: 0 ER: 0 LOB: 2 BB: 1 P: 18	R: 0 H: 1 E: 0 K: 0 S: 9	H: 1 R: 0 ER: 0 LOB: 1 BB: 0 P: 14	1B: 4 2B: 1 3B: 0 HR: 2	SF: 0 SAC: 1 DP: 2 HBP: 1	WP: 0 PB: 0 SB: 0 CS: 2	PA: 36			
PITCHER	IP	WLS	BF	H	R	ER	SO	BB	IBB	HBP	BLK	WP	HR	S	P	ERA	WHIP								
Wilson Alvarez, L ERA: 3.13 (1, 1)	8.1	L	34	7	3	3	4	3	1	1	0	0	2	73	129	3.24	1.200								
Jeff Schwarz, R ERA: 2.54 (9, 1)	0.2		2	0	0	0	0	0	0	0	0	0	0	6	9	0.00	0.000								

Seattle Mariners @ Chicago White Sox
Comiskey Park, Chicago, IL
Fri Jun 25 1993, 8:05 PM EDT
Att: 30,196 - Unknown - 78 F

AB	30
R	3
H	7
RBI	3
BB	4
SO	4
LOB	14



Batter	1	2	3	4	5	6	7	8	9	AB	R	H	RBI	BB	SO	LOB	BOTTOM								
Steve Sax, R OBP: 0.298, SLG: 0.386 (1, 7)										3	1	1	1	0	0	1	1								
Joey Cora, S OBP: 0.361, SLG: 0.346 (1, 4)										3	0	0	0	1	1	0	0								
Frank Thomas, R OBP: 0.416, SLG: 0.567 (1, 3)										4	1	2	1	0	0	2	2								
Robin Ventura, L OBP: 0.378, SLG: 0.444 (1, 5)										3	0	1	0	1	1	1	1								
George Bell, R OBP: 0.256, SLG: 0.358 (1, 10)										4	0	1	0	0	0	2	2								
Ellis Burks, R OBP: 0.348, SLG: 0.465 (1, 9)										4	0	0	0	0	1	2	2								
Lance Johnson, L OBP: 0.330, SLG: 0.361 (1, 8)										3	0	1	0	0	0	0	0								
Michael LaValliere, L OBP: 0.286, SLG: 0.308 (1, 2)										3	0	0	0	0	0	1	1								
Ozzie Guillen, L OBP: 0.289, SLG: 0.351 (1, 6)										3	0	2	0	0	0	0	0								
Inning Stats	R: 1 H: 1 E: 0 K: 1 S: 8	H: 1 R: 2 ER: 2 LOB: 0 BB: 0 P: 14	R: 0 H: 1 E: 0 K: 0 S: 6	H: 1 R: 2 ER: 0 LOB: 0 BB: 0 P: 10	R: 0 H: 1 E: 0 K: 0 S: 5	H: 1 R: 0 ER: 0 LOB: 0 BB: 0 P: 8	R: 0 H: 2 E: 0 K: 0 S: 8	H: 2 R: 0 ER: 0 LOB: 1 BB: 0 P: 14	R: 0 H: 0 E: 0 K: 0 S: 5	H: 0 R: 2 ER: 0 LOB: 0 BB: 0 P: 6	R: 1 H: 2 E: 0 K: 1 S: 14	H: 2 R: 0 ER: 0 LOB: 0 BB: 0 P: 22	R: 0 H: 0 E: 0 K: 0 S: 5	H: 0 R: 0 ER: 0 LOB: 0 BB: 0 P: 10	R: 0 H: 1 E: 0 K: 0 S: 8	H: 1 R: 0 ER: 0 LOB: 1 BB: 1 P: 16	R: 0 H: 0 E: 0 K: 1 S: 6	H: 0 R: 0 ER: 0 LOB: 0 BB: 1 P: 11	1B: 5 2B: 1 3B: 1 HR: 2	SF: 0 SAC: 1 DP: 4 HBP: 0	WP: 0 PB: 0 SB: 0 CS: 0	PA: 33			
PITCHER	IP	WLS	BF	H	R	ER	SO	BB	IBB	HBP	BLK	WP	HR	S	P	ERA	WHIP								
Tim Leary, R ERA: 4.2 (1, 1)	7.1	W	29	8	2	2	2	1	0	0	0	0	0	3	4	0.00	0.000								
Jeff Nelson, R ERA: 3.21 (8, 1)	0.2		1	0	0	0	0	0	0	0	0	0	0	3	4	0.00	0.000								
Norm Charlton, L ERA: 2.33 (9, 1)	1.0	S	3	0	0	0	1	1	0	0	0	0	0	6	11	0.00	1.000								

Seattle Mariners @ Chicago White Sox
Comiskey Park, Chicago, IL
Fri Jun 25 1993, 8:05 PM EDT
Att: 30,196 - Unknown - 78 F

AB	30
R	2
H	8
RBI	2
BB	2
SO	3
LOB	9



Batter	1	2	3	4	5	6	7	8	9	AB	R	H	RBI	BB	SO	LOB	TOP											
Omar Vizquel, S OBP: 0.397, SLG: 0.304	G3-1		CS	CS	FC4-6		FC6-4			3	0	2	0	1	0	0	Seattle Mariners @ Chicago White Sox Comiskey Park, Chicago, IL Sat Jun 26 1993, 8:05 PM EDT Att: 43,559 - Overcast - 82 F											
Greg Litton, R OBP: 0.289, SLG: 0.286	E4		1B	1B	F7		FC6-4			4	0	2	0	0	0	2												
Ken Griffey Jr., L OBP: 0.404, SLG: 0.602	G1-3		G3		FC4-6			K		4	0	0	0	0	1	3												
Pete O'Brien, L OBP: 0.332, SLG: 0.413 Henry Cotto, R OBP: 0.213, SLG: 0.257	G3			1B	K			G5-4-3		3	1	1	0	0	1	2												
Jay Buhner, R OBP: 0.385, SLG: 0.535		K		1B				G5-4-3		4	0	1	0	0	1	1												
Tino Martinez, L OBP: 0.359, SLG: 0.458		FC5-4	CS	1B	SF9		P7		G3	4	2	2	1	0	0	0												
Bill Haselman, R OBP: 0.342, SLG: 0.448			FC5-4	BB	1B		P9		P6	3	1	0	0	1	0	2												
Bret Boone, R OBP: 0.314, SLG: 0.435		FC5-4	CS		SF9				F8	3	0	1	1	0	0	2												
Mike Felder, S OBP: 0.286, SLG: 0.297	CS		G3-1		CS		F8			3	0	1	1	0	0	1												
Inning Stats	R: 0 E: 1 K: 0 S: 11	H: 1 LOB: 1 BB: 0 P: 18	R: 1 E: 0 K: 1 S: 12	H: 1 LOB: 0 BB: 1 P: 21	R: 0 E: 0 K: 0 S: 11	H: 1 LOB: 1 BB: 1 P: 18	R: 3 E: 0 K: 0 S: 15	H: 4 LOB: 0 BB: 0 P: 22	R: 0 E: 0 K: 1 S: 10	H: 0 LOB: 0 BB: 0 P: 7	R: 0 E: 0 K: 0 S: 10	H: 2 LOB: 1 BB: 0 P: 13	R: 0 E: 0 K: 1 S: 6	H: 1 LOB: 0 BB: 0 P: 9	R: 0 E: 0 K: 0 S: 5	H: 0 LOB: 0 BB: 0 P: 11		1B: 11 2B: 0 3B: 0 HR: 0	SF: 1 SAC: 0 DP: 1 HBP: 0	WP: 1 PB: 0 SB: 0 CS: 5	PA: 37							
PITCHER	IP	WLS	BF	H	R	ER	SO	BB	IBB	HBP	BLK	WP	HR	S	P	ERA	WHIP											
Jack McDowell, R ERA: 3.85	(1, 1)	7.0	W	29	10	4	4	2	2	0	0	0	1	0	73	115	5.14	1.714										
Scott Radinsky, L ERA: 4.73	(8, 1)	0.1		2	1	0	0	1	0	0	0	0	0	0	4	5	0.00	3.000										
Roberto Hernandez, R ERA: 2.83	(8, 1)	1.2	S	4	0	0	0	0	0	0	0	0	0	0	7	15	0.00	0.000										

AB	32
R	4
H	11
RBI	3
BB	2
SO	3
LOB	13



Batter	1	2	3	4	5	6	7	8	9	AB	R	H	RBI	BB	SO	LOB	BOTTOM											
Joey Cora, S OBP: 0.363, SLG: 0.357	G4-3		HR	B5-3				SH3-4		4	2	2	0	0	0	2	Seattle Mariners @ Chicago White Sox Comiskey Park, Chicago, IL Sat Jun 26 1993, 8:05 PM EDT Att: 43,559 - Overcast - 82 F											
Ellis Burks, R OBP: 0.349, SLG: 0.475			HR		L4		G5-3	K		4	1	1	4	1	1	2												
Frank Thomas, R OBP: 0.415, SLG: 0.562			HR	G5-3	F9		1B	1B		4	1	1	1	1	0	1												
Robin Ventura, L OBP: 0.375, SLG: 0.440	F8		G3-1		K		BB	1B	P9	5	0	1	1	0	1	2												
George Bell, R OBP: 0.256, SLG: 0.356		P6	G5-3				P9	BB		4	0	1	1	0	0	0												
Bo Jackson, R OBP: 0.322, SLG: 0.410				SH1-4			1B	1B		3	0	1	0	1	2	2												
Lance Johnson, L OBP: 0.336, SLG: 0.364				SH1-4			1B	1B		3	0	2	0	1	0	0												
Michael LaValliere, L OBP: 0.353, SLG: 0.375				SH1-4			G4-6-3	G3		3	1	2	0	0	0	3												
Ozzie Guillen, L OBP: 0.293, SLG: 0.350				HR			G4-6-3		SH3-4	3	2	1	0	1	0	5												
Inning Stats	R: 0 E: 0 K: 0 S: 7	H: 0 LOB: 1 BB: 1 P: 13	R: 0 E: 0 K: 1 S: 12	H: 0 LOB: 0 BB: 0 P: 20	R: 4 E: 0 K: 0 S: 17	H: 4 LOB: 0 BB: 0 P: 26	R: 0 E: 0 K: 0 S: 6	H: 1 LOB: 2 BB: 1 P: 12	R: 0 E: 0 K: 0 S: 10	H: 0 LOB: 0 BB: 0 P: 15	R: 0 E: 0 K: 0 S: 7	H: 3 LOB: 2 BB: 0 P: 8	R: 2 E: 0 K: 1 S: 20	H: 3 LOB: 3 BB: 2 P: 32	R: 1 E: 0 K: 1 S: 9	H: 1 LOB: 1 BB: 1 P: 15		1B: 10 2B: 0 3B: 1 HR: 1	SF: 0 SAC: 2 DP: 1 HBP: 0	WP: 0 PB: 0 SB: 0 CS: 0	PA: 40							
PITCHER	IP	WLS	BF	H	R	ER	SO	BB	IBB	HBP	BLK	WP	HR	S	P	ERA	WHIP											
Chris Bosio, R ERA: 3.19	(1, 1)	1		1	0	0	0	0	0	0	0	0	0	1	65	107	9.00	1.833										
Erik Hanson, R ERA: 3.14	(1, 1)	6.0	L	29	9	6	6	2	2	1	0	0	0	1	65	107	9.00	1.833										
Dennis Powell, L ERA: 3.99	(7, 1)	0.0		1	1	0	0	0	0	0	0	0	0	0	3	3	∞	∞										
Jeff Nelson, R ERA: 3.18	(7, 1)	0.1		3	1	0	0	1	1	0	0	0	0	0	9	13	0.00	6.000										
Dwayne Henry, R ERA: 6.09	(7, 1)	1.1		6	1	1	1	1	1	0	0	0	0	0	10	17	6.75	1.500										


AB	33
R	7
H	12
RBI	7
BB	5
SO	4
LOB	17



Batter	1	2	3	4	5	6	7	8	9	AB	R	H	RBI	BB	SO	LOB	TOP					
Rich Amaral, R (1, 6) OBP: 0.363, SLG: 0.386										4	2	3	2	0	0	0	Seattle Mariners @ Minnesota Twins Hubert H. Humphrey Metrodome, Minneapolis, MN Tue Jun 29 1993, 8:05 PM EDT Att: 21,065 - Dome					
Pete O'Brien, L (9, PH) OBP: 0.333, SLG: 0.413										1	0	0	0	0	0	1						
Dave Magadan, L (1, 10) OBP: 0.301, SLG: 0.394										5	0	2	1	0	0	2						
Ken Griffey Jr., L (1, 8) OBP: 0.393, SLG: 0.593										4	0	0	0	0	2	3						
Jay Buhner, R (1, 9) OBP: 0.386, SLG: 0.522										2	0	0	0	2	2	2						
Mike Blowers, R (1, 5) OBP: 0.341, SLG: 0.459										4	0	1	1	0	1	2						
Bret Boone, R (1, 4) OBP: 0.310, SLG: 0.392										2	1	0	0	1	0	2						
Mike Felder, S (8, PH) OBP: 0.279, SLG: 0.293										1	0	0	0	0	0	1						
Tino Martinez, L (1, 3) OBP: 0.355, SLG: 0.464										4	0	1	1	0	1	1						
Dave Valle, R (1, 2) OBP: 0.372, SLG: 0.385										2	1	0	0	1	0	1						
Omar Vizquel, S (9, PH) OBP: 0.361, SLG: 0.310										1	0	1	0	0	0	0						
Greg Litton, R (1, 7) OBP: 0.292, SLG: 0.311										3	1	1	0	0	1	1						
Mackey Sasser, L (9, PH) OBP: 0.263, SLG: 0.301										1	0	0	0	0	0	1						
Inning Stats	R: 0 E: 0 K: 1 S: 8	H: 1 LOB: 0 BB: 0 P: 13	R: 0 E: 0 K: 0 S: 11	H: 0 LOB: 0 BB: 1 P: 18	R: 2 E: 0 K: 1 S: 12	H: 2 LOB: 1 BB: 1 P: 21	R: 1 E: 0 K: 1 S: 12	H: 1 LOB: 1 BB: 1 P: 22	R: 2 E: 0 K: 2 S: 18	H: 4 LOB: 2 BB: 0 P: 25	R: 0 E: 0 K: 0 S: 4	H: 0 LOB: 0 BB: 0 P: 6	R: 0 E: 0 K: 0 S: 4	H: 0 LOB: 0 BB: 0 P: 7	R: 0 E: 0 K: 2 S: 12	H: 0 LOB: 1 BB: 1 P: 21	R: 0 E: 0 K: 0 S: 12	H: 1 LOB: 1 BB: 0 P: 20	1B: 6 2B: 2 3B: 1 HR: 0	SF: 0 SAC: 0 DP: 2 HBP: 0	WP: 0 PB: 0 SB: 1 CS: 0	PA: 38
PITCHER	IP	WLS	BF	H	R	ER	SO	BB	IBB	HBP	BLK	WP	HR	S	P	ERA	WHIP					
Eddie Guardado, L (1, 1) ERA: 6.53	4.1		21	7	5	5	4	3	0	0	0	0	0	54	89	10.38	2.308					
Mike Trombley, R (5, 1) ERA: 5.3	2.2	W	9	1	0	0	1	0	0	0	0	0	0	15	23	0.00	0.375					
Carl Willis, R (8, 1) ERA: 7.62	1.0		4	0	0	0	2	1	0	0	0	0	0	12	21	0.00	1.000					
Rick Aguilera, R (9, 1) ERA: 2.04	1.0	S	4	1	0	0	0	0	0	0	0	0	0	12	20	0.00	1.000					

Batter	1	2	3	4	5	6	7	8	9	AB	R	H	RBI	BB	SO	LOB	BOTTOM				
Chuck Knoblauch, R (1, 4) OBP: 0.359, SLG: 0.322										4	0	0	0	0	0	2	Seattle Mariners @ Minnesota Twins Hubert H. Humphrey Metrodome, Minneapolis, MN Tue Jun 29 1993, 8:05 PM EDT Att: 21,065 - Dome				
Chip Hale, L (1, 10) OBP: 0.368, SLG: 0.460										4	0	3	2	0	0	0					
Kirby Puckett, R (1, 8) OBP: 0.345, SLG: 0.453										5	0	2	1	0	0	1					
Kent Hrbek, L (1, 3) OBP: 0.349, SLG: 0.447										4	1	1	0	0	1	5					
Brian Harper, R (1, 2) OBP: 0.355, SLG: 0.450										3	0	1	0	0	0	0					
Derek Lee, L (1, 7) OBP: 0.286, SLG: 0.286										3	2	2	1	0	0	3					
Shane Mack, R (7, PH) OBP: 0.288, SLG: 0.362										1	0	0	0	0	0	0					
Dave Winfield, R (1, 9) OBP: 0.286, SLG: 0.368										4	1	2	0	0	0	2					
Mike Pagliarulo, L (1, 5) OBP: 0.340, SLG: 0.483										4	1	2	1	0	1	1					
Pat Meares, R (1, 6) OBP: 0.343, SLG: 0.411										4	2	2	2	0	0	1					
Inning Stats	R: 0 E: 0 K: 1 S: 12	H: 2 LOB: 3 BB: 0 P: 17	R: 0 E: 0 K: 1 S: 5	H: 0 LOB: 0 BB: 0 P: 8	R: 0 E: 0 K: 0 S: 6	H: 1 LOB: 1 BB: 0 P: 8	R: 1 E: 0 K: 0 S: 10	H: 3 LOB: 1 BB: 0 P: 17	R: 0 E: 0 K: 0 S: 4	H: 0 LOB: 0 BB: 0 P: 7	R: 5 E: 0 K: 0 S: 19	H: 7 LOB: 2 BB: 0 P: 28	R: 0 E: 0 K: 0 S: 12	H: 1 LOB: 1 BB: 0 P: 17	R: 1 E: 0 K: 0 S: 7	H: 1 LOB: 0 BB: 0 P: 10	1B: 13 2B: 2 3B: 0 HR: 0	SF: 0 SAC: 2 DP: 0 HBP: 1	WP: 0 PB: 0 SB: 0 CS: 0	PA: 39	
PITCHER	IP	WLS	BF	H	R	ER	SO	BB	IBB	HBP	BLK	WP	HR	S	P	ERA	WHIP				
Tim Leary, R (1, 1) ERA: 4.46	5.1		26	10	5	5	2	0	0	0	0	0	0	5	9	0.00	6.000				
Bob Ayrault, R (6, 1) ERA: 7.16	0.1	L	3	2	0	0	0	0	0	0	0	0	0	2	2	∞	∞				
Jeff Nelson, R (6, 1) ERA: 3.18	0.0		1	1	1	1	0	0	0	0	0	0	0	2	2	∞	∞				
Mike Hampton, L (6, 1) ERA: 8.38	1.1		5	1	0	0	0	0	0	0	0	0	0	14	20	0.00	0.750				
Dwwayne Henry, R (8, 1) ERA: 6.15	1.0		4	1	1	1	0	0	0	0	0	0	0	7	10	9.00	1.000				

AB	34
R	5
H	9
RBI	5
BB	4
SO	7
LOB	17



WP	0	PA	38
PB	0		
SB	0		
CS	1		

AB	36
R	7
H	15
RBI	7
BB	0
SO	2
LOB	15



WP	0	PA	39
PB	0		
SB	0		
CS	0		

Batter	1	2	3	4	5	6	7	8	9	AB	R	H	RBI	BB	SO	LOB	TOP					
Omar Vizquel, S OBP: 0.397, SLG: 0.329										5	2	4	1	0	0	0	Seattle Mariners @ Minnesota Twins Hubert H. Humphrey Metrodome, Minneapolis, MN Wed Jun 30 1993, 8:05 PM EDT Att: 21,196 - Dome					
Dave Magadan, L OBP: 0.401, SLG: 0.392										4	1	1	0	1	0	2						
Ken Griffey Jr., L OBP: 0.396, SLG: 0.594										3	1	1	0	2	0	2						
Pete O'Brien, L OBP: 0.338, SLG: 0.416										1	0	1	1	1	0	0						
Greg Litton, R OBP: 0.306, SLG: 0.326										1	0	1	1	0	0	0						
Jay Buhner, R OBP: 0.386, SLG: 0.517										3	0	0	0	2	1	4						
Tino Martinez, L OBP: 0.357, SLG: 0.470										3	0	2	2	0	0	1						
Mackey Sasser, L OBP: 0.265, SLG: 0.302										3	0	1	0	0	0	1						
Mike Felder, S OBP: 0.278, SLG: 0.292										1	0	0	0	0	0	2						
Dave Valle, R OBP: 0.366, SLG: 0.377										4	0	0	0	0	0	5						
Rich Amaral, R OBP: 0.361, SLG: 0.384										4	1	1	0	0	1	0						
Inning Stats	R: 2 E: 0 K: 0 S: 14	H: 3 LOB: 3 BB: 2 P: 27	R: 0 E: 0 K: 0 S: 4	H: 0 LOB: 0 BB: 0 P: 5	R: 0 E: 0 K: 0 S: 6	H: 0 LOB: 0 BB: 1 P: 13	R: 0 E: 0 K: 0 S: 10	H: 1 LOB: 0 BB: 0 P: 13	R: 0 E: 0 K: 1 S: 8	H: 1 LOB: 1 BB: 1 P: 15	R: 0 E: 0 K: 0 S: 7	H: 1 LOB: 0 BB: 0 P: 9	R: 1 E: 0 K: 0 S: 8	H: 2 LOB: 1 BB: 0 P: 13	R: 1 E: 0 K: 0 S: 8	H: 2 LOB: 2 BB: 1 P: 16	R: 1 E: 1 K: 1 S: 13	H: 2 LOB: 2 BB: 1 P: 26	1B: 8 2B: 4 3B: 1 HR: 0	SF: 2 SAC: 1 DP: 4 HBP: 0	WP: 0 PB: 0 CS: 1	PA: 41
PITCHER	IP	WLS	BF	H	R	ER	SO	BB	IBB	HBP	BLK	WP	HR	S	P	ERA	WHIP					
Scott Erickson, R ERA: 5.8	(1, 1)	7.0	L	30	9	4	4	1	4	0	0	0	0	59	100	5.14	1.857					
Larry Casian, L ERA: 0.63	(8, 1)	0.2		4	1	0	0	0	0	1	0	0	0	5	10	0.00	1.500					
Mike Hartley, R ERA: 4.7	(8, 1)	1.1		7	2	1	1	1	0	1	0	0	0	14	27	6.75	1.500					

AB	32
R	5
H	12
RBI	5
BB	6
SO	2
LOB	17



Batter	1	2	3	4	5	6	7	8	9	AB	R	H	RBI	BB	SO	LOB	BOTTOM					
Chuck Knoblauch, R OBP: 0.354, SLG: 0.318										4	0	0	0	0	1	0	Seattle Mariners @ Minnesota Twins Hubert H. Humphrey Metrodome, Minneapolis, MN Wed Jun 30 1993, 8:05 PM EDT Att: 21,196 - Dome					
Pat Meares, R OBP: 0.333, SLG: 0.398										4	0	0	0	0	3	0						
Kirby Puckett, R OBP: 0.347, SLG: 0.457										4	1	2	0	0	0	0						
Dave Winfield, R OBP: 0.290, SLG: 0.383										4	2	2	2	0	0	1						
Brian Harper, R OBP: 0.358, SLG: 0.450										4	0	2	0	0	1	1						
Shane Mack, R OBP: 0.295, SLG: 0.371										3	0	2	0	1	0	0						
Pedro Munoz, R OBP: 0.314, SLG: 0.441										4	0	0	0	0	2	5						
Dave McCarty, R OBP: 0.320, SLG: 0.372										4	0	0	0	0	3	3						
Jeff Reboulet, R OBP: 0.283, SLG: 0.207										2	0	0	0	0	1	0						
Lenny Webster, R OBP: 0.259, SLG: 0.309										1	0	0	0	0	0	2						
Mike Pagliarulo, L OBP: 0.340, SLG: 0.483										0	0	0	0	0	0	0						
Inning Stats	R: 0 E: 0 K: 1 S: 8	H: 0 LOB: 0 BB: 0 P: 9	R: 0 E: 0 K: 2 S: 10	H: 1 LOB: 0 BB: 0 P: 16	R: 0 E: 0 K: 1 S: 13	H: 0 LOB: 0 BB: 0 P: 18	R: 0 E: 0 K: 1 S: 10	H: 1 LOB: 0 BB: 0 P: 14	R: 0 E: 0 K: 1 S: 12	H: 0 LOB: 0 BB: 0 P: 14	R: 0 E: 0 K: 1 S: 6	H: 0 LOB: 0 BB: 0 P: 10	R: 2 E: 0 K: 2 S: 15	H: 4 LOB: 2 BB: 0 P: 18	R: 0 E: 0 K: 1 S: 7	H: 0 LOB: 0 BB: 0 P: 11	R: 1 E: 0 K: 1 S: 9	H: 2 LOB: 1 BB: 1 P: 20	1B: 5 2B: 2 3B: 0 HR: 1	SF: 0 SAC: 0 DP: 1 HBP: 0	WP: 1 PB: 0 CS: 0	PA: 35
PITCHER	IP	WLS	BF	H	R	ER	SO	BB	IBB	HBP	BLK	WP	HR	S	P	ERA	WHIP					
Randy Johnson, L ERA: 2.85	(1, 1)	8.0	W	30	6	2	2	10	0	0	0	0	1	81	110	2.25	0.750					
Norm Charlton, L ERA: 2.46	(9, 1)	1.0	S	5	2	1	1	1	1	0	0	0	1	9	20	9.00	3.000					

AB	34
R	3
H	8
RBI	2
BB	1
SO	11
LOB	12



Batter	1	2	3	4	5	6	7	8	9	AB	R	H	RBI	BB	SO	LOB	TOP										
Omar Vizquel, S OBP: 0.398, SLG: 0.330 (1, 6)	G6-3		CS 1B		F7			G4-3 1B	G6-3	5	1	2	0	0	0	1											
Dave Magadan, L OBP: 0.399, SLG: 0.389 (1, 5)	F7		1-2 1B		F9			G4-3		4	0	1	1	0	0	1											
Ken Griffey Jr., L OBP: 0.394, SLG: 0.589 (1, 8)	F7		G5-3		G3-1			1B 2B		4	1	1	1	0	0	1											
Pete O'Brien, L OBP: 0.336, SLG: 0.413 (1, 10)		G4-3		L4		K		1B 2B		4	1	1	0	0	1	0											
Jay Buhner, R OBP: 0.388, SLG: 0.515 (1, 9)		3B BB		F7			F9	2B 1B		3	2	1	1	1	0	0											
Tino Martinez, L OBP: 0.356, SLG: 0.470 (1, 3)		P5		F7			G4-3	2B		4	0	1	2	0	0	1											
Mackey Sasser, L OBP: 0.274, SLG: 0.330 (1, 7)		1-H 3B			SH5-3 1B		G3	G4-3		4	0	2	1	0	0	1											
Mike Felder, S OBP: 0.278, SLG: 0.292 (8, 7)										0	0	0	0	0	0	0											
Bill Haselman, R OBP: 0.326, SLG: 0.459 (1, 2)		G5-3			SH5-3			G5-3	G6-3	3	0	0	0	0	0	1											
Rich Amaral, R OBP: 0.359, SLG: 0.381 (1, 4)				G3			G3-1	G6-3		4	1	1	0	0	0	1											
Inning Stats	R: 0 E: 0 K: 0 S: 11	H: 0 LOB: 0 BB: 0 P: 15	R: 1 E: 0 K: 0 S: 9	H: 1 LOB: 1 BB: 1 P: 17	R: 0 E: 0 K: 0 S: 9	H: 2 LOB: 1 BB: 0 P: 14	R: 0 E: 0 K: 0 S: 6	H: 0 LOB: 0 BB: 0 P: 10	R: 0 E: 0 K: 0 S: 6	H: 0 LOB: 0 BB: 0 P: 10	R: 0 E: 0 K: 0 S: 6	H: 0 LOB: 0 BB: 0 P: 10	R: 0 E: 0 K: 0 S: 6	H: 0 LOB: 0 BB: 0 P: 10	R: 5 E: 0 K: 0 S: 16	H: 6 LOB: 1 BB: 0 P: 26	R: 0 E: 0 K: 0 S: 8	H: 0 LOB: 0 BB: 0 P: 11	1B: 8 2B: 1 3B: 1 HR: 0	SF: 0 SAC: 1 DP: 0 HBP: 0	WP: 0 PB: 0 CS: 1	PA: 37					
PITCHER	IP	WLS	BF	H	R	ER	SO	BB	IBB	HBP	BLK	WP	HR	S	P	ERA	WHIP										
Willie Banks, R ERA: 4.52 (1, 1)	7.1	L	28	6	3	3	1	1	0	0	0	0	0	61	99	3.68	0.955										
George Tsamis, L ERA: 5.0 (8, 1)	0.1		3	2	0	0	0	0	0	0	0	0	0	6	10	0.00	6.000										
Carl Willis, R ERA: 7.53 (8, 1)	1.1		6	2	3	3	0	0	0	0	0	0	0	13	19	20.25	1.500										

Seattle Mariners @ Minnesota Twins
Hubert H. Humphrey Metrodome, Minneapolis, MN

AB 35
R 6
H 10
RBI 6
BB 1
SO 1
LOB 7



Thu Jul 01 1993, 4:33 AM EDT
Att: 20,172 - Dome


Batter	1	2	3	4	5	6	7	8	9	AB	R	H	RBI	BB	SO	LOB	BOTTOM										
Chuck Knoblauch, R OBP: 0.353, SLG: 0.317 (1, 4)	L3		CS 1B	CS	F9		F9			4	0	1	0	0	0	1											
Chip Hale, L OBP: 0.385, SLG: 0.470 (1, 10)	P5		1B	1B	G5-3 1B		FC6-4 BB			3	0	2	0	1	0	0											
Kirby Puckett, R OBP: 0.349, SLG: 0.461 (1, 8)	2B		1B	1B	G5-3		FC6-4			4	0	2	0	0	0	3											
Kent Hrbek, L OBP: 0.342, SLG: 0.436 (1, 3)	G3-1		K	K	G3-1			K		4	0	0	0	0	2	4											
Dave Winfield, R OBP: 0.285, SLG: 0.377 (1, 9)		G5-3	G3-1		P6		G4-3			4	0	0	0	0	0	2											
Derek Lee, L OBP: 0.384, SLG: 0.300 (1, 7)		E G5-3 1B		G4-3 BB	F8		G4-3			3	1	1	0	1	0	0											
Lenny Webster, R OBP: 0.242, SLG: 0.288 (1, 2)		G5-3		G4-3	L5			G6-3		4	0	0	0	0	0	2											
Mike Pagliarulo, L OBP: 0.331, SLG: 0.469 (1, 5)		E4		K	F7			K		4	0	0	0	0	2	2											
Pat Meares, R OBP: 0.338, SLG: 0.409 (1, 6)		K		CS 1B				K		4	0	2	1	0	2	2											
Inning Stats	R: 0 E: 0 K: 0 S: 9	H: 1 LOB: 1 BB: 0 P: 13	R: 0 E: 1 K: 1 S: 14	H: 1 LOB: 2 BB: 0 P: 21	R: 0 E: 0 K: 1 S: 11	H: 3 LOB: 0 BB: 0 P: 16	R: 1 E: 0 K: 1 S: 10	H: 1 LOB: 1 BB: 1 P: 16	R: 0 E: 0 K: 0 S: 8	H: 0 LOB: 0 BB: 0 P: 11	R: 0 E: 0 K: 0 S: 7	H: 0 LOB: 0 BB: 0 P: 9	R: 0 E: 0 K: 0 S: 6	H: 1 LOB: 2 BB: 1 P: 11	R: 0 E: 0 K: 1 S: 9	H: 0 LOB: 0 BB: 0 P: 9	R: 0 E: 0 K: 2 S: 11	H: 0 LOB: 0 BB: 0 P: 15	1B: 6 2B: 2 3B: 0 HR: 0	SF: 0 SAC: 0 DP: 0 HBP: 0	WP: 0 PB: 0 CS: 2	PA: 37					
PITCHER	IP	WLS	BF	H	R	ER	SO	BB	IBB	HBP	BLK	WP	HR	S	P	ERA	WHIP										
Erik Hanson, R ERA: 2.98 (1, 1)	9.0	W	36	8	1	1	6	2	0	0	0	0	0	85	121	1.00	1.111										

Seattle Mariners @ Minnesota Twins
Hubert H. Humphrey Metrodome, Minneapolis, MN


AB 34
R 1
H 8
RBI 1
BB 2
SO 6
LOB 16



Thu Jul 01 1993, 4:33 AM EDT
Att: 20,172 - Dome

Batter	1	2	3	4	5	6	7	8	9	AB	R	H	RBI	BB	SO	LOB	TOP			
Scott Fletcher, R OBP: 0.397, SLG: 0.435	0-0 SH3-1 SF8 1B	2-2 1B		0-0 G5-3			1-2 1B 2B	1-2 P6		5	2	3	0	0	0	1				
Billy Hatcher, R OBP: 0.358, SLG: 0.423	0-1 SH3-1 1B	1-2 F9			1-1 G3-1		0-0 2B 1B	0-1 G5-3		5	1	2	0	0	0	2				
Mike Greenwell, L OBP: 0.367, SLG: 0.472	0-0 SH3-1			1-2 G6-3		2-2 G6-3	1-0 1B 2B		2-3 K	4	1	1	2	0	1	0				
Andre Dawson, R OBP: 0.284, SLG: 0.369	4-0 IBB			1-1 P6		1-1 1B	3-H 1B		0-0 HR	4	1	3	2	1	0	0				
Mo Vaughn, L OBP: 0.406, SLG: 0.519	2-1 SF8			2-0 HBP		0-0 G1-3	3-H P4		2-0 2B	1	0	0	1	0	0	1				
Bob Zupic, R OBP: 0.368, SLG: 0.429										2	0	1	0	0	0	1				
Carlos Quintana, R OBP: 0.348, SLG: 0.305	3-2 G6-3			0-0 F9					4-2 BB	3	0	0	0	2	0	3				
Scott Cooper, L OBP: 0.374, SLG: 0.421			0-1 P4		2-3 K		0-0 HR		3-1 P2	5	1	1	1	0	2	4	AB 38			
John Valentin, R OBP: 0.297, SLG: 0.365			3-2 P7		1-0 F8		3-2 L9		3-1 F7	5	0	0	0	0	1	4	R 6			
Tony Peña, R OBP: 0.244, SLG: 0.253			1-2 1B		3-2 2B		1-1 P4		3-2 P4	4	0	2	0	0	0	0	H 13			
																	RBI 6			
																	BB 3			
																	SO 4			
																	LOB 16			
																				
Inning Stats	R: 1 E: 0 K: 0 S: 10	H: 2 LOB: 2 BB: 1 P: 19	R: 0 E: 0 K: 0 S: 15	H: 2 LOB: 2 BB: 0 P: 21	R: 0 E: 0 K: 0 S: 6	H: 0 LOB: 1 BB: 0 P: 10	R: 0 E: 0 K: 1 S: 8	H: 1 LOB: 1 BB: 0 P: 14	R: 0 E: 0 K: 0 S: 12	H: 1 LOB: 1 BB: 0 P: 16	R: 3 E: 0 K: 0 S: 11	H: 4 LOB: 2 BB: 1 P: 24	R: 0 E: 0 K: 0 S: 8	H: 0 LOB: 0 BB: 1 P: 12	R: 1 E: 0 K: 3 S: 15	H: 2 LOB: 2 BB: 1 P: 26	1B: 7 2B: 4 3B: 0 HR: 2	SF: 1 SAC: 1 DP: 0 HBP: 1	WP: 0 PB: 0 SB: 0 CS: 0	PA: 44
PITCHER	IP WLS BF H R ER SO BB IBB HBP BLK WP HR S P ERA WHIP																			
Dave Fleming, L ERA: 3.92	(1, 1) 6.0 30 10 5 5 1 0 0 1 1 0 0 0 0 1 64 99 7.50 1.667																			
Jeff Nielson, R ERA: 3.1	(7, 1) 0.0 1 1 0 0 0 0 0 0 0 0 0 0 0 0 1 2 ∞ ∞																			
Dennis Powell, L ERA: 3.76	(7, 1) 0.2 3 0 0 0 0 0 1 0 0 0 0 0 0 0 3 10 0.00 1.500																			
Bob Ayrault, R ERA: 6.52	(7, 1) 1.1 4 0 0 0 0 0 0 0 0 0 0 0 0 0 10 17 0.00 0.000																			
Norm Charlton, L ERA: 2.7	(9, 1) 1.0 L 6 2 1 1 3 1 0 0 0 0 0 0 1 15 26 9.00 3.000																			

Boston Red Sox @ Seattle Mariners
The Kingdom, Seattle, WA
Sat Jul 03 1993, 10:05 PM EDT
Att: 31,433 - Dome

Batter	1	2	3	4	5	6	7	8	9	AB	R	H	RBI	BB	SO	LOB	BOTTOM			
Omar Vizquel, S OBP: 0.363, SLG: 0.326	0-1 F7		0-0 1B		0-2 G5-3		2-1 G4-3		2-1 G4-6-3 1B	5	0	2	0	0	0	0				
Dave Magadan, L OBP: 0.396, SLG: 0.381	4-2 BB		2-1 G4-3			0-0 G5-3	2-3 K		1-2 G4-6-3	4	0	0	0	1	1	2				
Ken Griffey Jr., L OBP: 0.401, SLG: 0.600	0-3 K			0-0 G4-3		2-0 HR		1-1 2B		4	2	2	1	0	1	1				
Pete O'Brien, L OBP: 0.344, SLG: 0.417	2-0 G3-1			2-2 BB 1B		4-1 FC4-6 2B BB		0-3 K		2	1	1	0	1	0	1				
Greg Litton, R OBP: 0.321, SLG: 0.360										1	0	0	0	0	1	1				
Jay Buhner, R OBP: 0.398, SLG: 0.530			3-3 K		4-2 G4-6-3 BB		0-1 FC4-6 1B		4-1 2B G3-2-3 BB	2	0	1	0	2	1	0				
Tino Martinez, L OBP: 0.348, SLG: 0.462					1-0 G4-6-3		0-1 FC4-6 2B		1-2 2B	4	1	1	1	0	1	4				
Mackey Sasser, L OBP: 0.288, SLG: 0.356			0-1 G4-3			0-0 G4-3 SF8 2B		4-0 2B		3	1	2	2	1	0	0				
Dave Valle, R OBP: 0.368, SLG: 0.388					0-1 G4-3		0-1 G4-3		1-2 G3-2-3	3	0	0	0	0	0	2				
Mike Fielder, S OBP: 0.278, SLG: 0.289										1	0	0	0	0	0	3				
Bill Haselman, R OBP: 0.326, SLG: 0.459										0	0	0	0	0	0	0				
Rich Amaral, R OBP: 0.353, SLG: 0.370			2-1 F8		0-0 SF8		3-2 G6-3		0-2 G4-3	3	0	0	1	0	0	0				
																				
Inning Stats	R: 0 E: 0 K: 1 S: 10	H: 0 LOB: 1 BB: 1 P: 16	R: 0 E: 0 K: 2 S: 9	H: 0 LOB: 0 BB: 0 P: 13	R: 0 E: 0 K: 0 S: 8	H: 1 LOB: 1 BB: 0 P: 14	R: 0 E: 0 K: 0 S: 7	H: 1 LOB: 1 BB: 1 P: 14	R: 3 E: 0 K: 0 S: 9	H: 3 LOB: 1 BB: 1 P: 16	R: 0 E: 0 K: 1 S: 9	H: 0 LOB: 0 BB: 0 P: 16	R: 1 E: 0 K: 1 S: 15	H: 2 LOB: 2 BB: 2 P: 26	R: 0 E: 0 K: 0 S: 8	H: 1 LOB: 0 BB: 0 P: 11	1B: 5 2B: 3 3B: 0 HR: 1	SF: 1 SAC: 0 DP: 3 HBP: 0	WP: 0 PB: 0 SB: 0 CS: 0	PA: 38
PITCHER	IP WLS BF H R ER SO BB IBB HBP BLK WP HR S P ERA WHIP																			
John Dopson, R ERA: 3.99	(1, 1) 5.2 25 6 4 4 3 0 0 0 0 0 0 0 0 1 49 78 6.35 1.588																			
Ken Ryan, R ERA: 3.42	(6, 1) 1.1 4 0 0 0 1 0 0 0 0 0 0 0 0 10 18 0.00 0.000																			
Tony Fossas, L ERA: 5.28	(8, 1) 0.0 1 1 1 1 0 0 0 0 0 0 0 0 2 3 ∞ ∞																			
Greg Harris, R ERA: 2.8	(8, 1) 1.0 W 5 1 0 0 1 1 1 0 0 0 0 0 13 23 0.00 2.000																			
Jeff Russell, R ERA: 1.69	(9, 1) 1.0 S 3 1 0 0 0 0 0 0 0 0 0 0 8 11 0.00 1.000																			

Boston Red Sox @ Seattle Mariners
The Kingdom, Seattle, WA
Sat Jul 03 1993, 10:05 PM EDT
Att: 31,433 - Dome

Batter	1	2	3	4	5	6	7	8	9	AB	R	H	RBI	BB	SO	LOB	TOP					
Scott Fletcher, R (1,4) OBP: 0.355, SLG: 0.428	G6-3			FC3-6 HBP SF8 BB		F8		F9		3	1	0	0	1	0	1	Boston Red Sox @ Seattle Mariners The Kingdom, Seattle, WA Sun Jul 04 1993, 10:05 PM EDT Att. 20,814 - Dome					
Billy Hatcher, R (1,8) OBP: 0.358, SLG: 0.420 Bob Zupcic, R (7,8) OBP: 0.365, SLG: 0.425	P3			FC3-6 HBP		G6-3		FC6-4		2	0	0	0	0	0	0						
Mike Greenwell, L (1,7) OBP: 0.366, SLG: 0.468	G5-3			FC3-6				G4-3		4	1	1	0	0	0	3						
Andre Dawson, R (1,10) OBP: 0.283, SLG: 0.369		G6-3		SF8				F9		3	1	1	1	0	0	0						
Mo Vaughn, L (1,3) OBP: 0.408, SLG: 0.530		K		G3				1B E 2B 1B		4	2	3	0	1	1							
Carlos Quintana, R (1,9) OBP: 0.342, SLG: 0.300		K				G5-3		G3		4	1	0	0	0	1	1						
Scott Cooper, L (1,5) OBP: 0.369, SLG: 0.415				G3-1		P6		P4		4	0	0	0	0	0	2						
Bob Melvin, R (1,2) OBP: 0.294, SLG: 0.330				K		G6-3		K		4	0	1	0	0	2	0						
John Valentin, R (1,6) OBP: 0.300, SLG: 0.370				G5-3				G6-3		3	0	1	2	1	0	0						
Inning Stats	R: 0 H: 0 E: 0 K: 0 S: 6	H: 0 LOB: 0 BB: 0 P: 10	R: 0 H: 0 E: 0 K: 2 S: 7	H: 0 LOB: 0 BB: 0 P: 11	R: 0 H: 0 E: 0 K: 1 S: 8	H: 0 LOB: 1 BB: 1 P: 12	R: 1 H: 0 E: 0 K: 0 S: 13	H: 0 LOB: 0 BB: 0 P: 20	R: 0 H: 0 E: 0 K: 0 S: 10	H: 0 LOB: 0 BB: 0 P: 16	R: 0 H: 0 E: 0 K: 0 S: 5	H: 0 LOB: 0 BB: 0 P: 7	R: 3 H: 3 E: 0 K: 1 S: 16	H: 3 LOB: 0 BB: 0 P: 23	R: 0 H: 0 E: 0 K: 0 S: 8	H: 0 LOB: 1 BB: 1 P: 13	R: 2 H: 3 E: 1 K: 0 S: 12	H: 3 LOB: 2 BB: 0 P: 18	1B: 4 2B: 1 3B: 0 HR: 1	SF: 1 SAC: 0 DP: 0 HBP: 1	WP: 0 PB: 0 SB: 0 CS: 0	PA: 36
PITCHER	IP	WLS	BF	H	R	ER	SO	BB	IBB	HBP	BLK	WP	HR	S	P	ERA	WHIP					
Chris Bosio, R (1,1) ERA: 3.5	6.0	L	23	3	4	4	3	1	0	1	0	0	1	56	87	6.00	0.667					
Jeff Nielson, R (7,1) ERA: 3.0	1.0		3	0	0	0	1	0	0	0	0	0	0	9	12	0.00	0.000					
Brad Holman, R (8,1) ERA:	2.0		10	3	2	0	0	1	0	0	0	0	0	20	31	0.00	2.000					

AB 32
R 6
H 6
RBI 6
BB 2
SO 4
LOB 9



Batter	1	2	3	4	5	6	7	8	9	AB	R	H	RBI	BB	SO	LOB	BOTTOM				
Omar Vizquel, S (1,6) OBP: 0.359, SLG: 0.321	K		P5			G4-3		G3		4	0	0	0	0	1	0	Boston Red Sox @ Seattle Mariners The Kingdom, Seattle, WA Sun Jul 04 1993, 10:05 PM EDT Att. 20,814 - Dome				
Dave Magadan, L (1,5) OBP: 0.394, SLG: 0.376	K		BB			F8		G4-3		3	0	0	0	1	1	0					
Ken Griffey Jr., L (1,8) OBP: 0.397, SLG: 0.592	K		F9			P5		G3		4	0	0	0	0	1	1					
Jay Buhner, R (1,9) OBP: 0.399, SLG: 0.528		2B 1B		G4-3				K		3	0	1	0	1	1	0					
Mackey Sasser, L (1,7) OBP: 0.289, SLG: 0.364		SAFE 2B		F8		K		K		3	0	1	0	0	1	1					
Tino Martinez, L (1,3) OBP: 0.346, SLG: 0.458		P4		F7		F9				3	0	0	0	0	0	3					
Pete O'Brien, L (1,10) OBP: 0.344, SLG: 0.412		G4-6-3 IBB		K		L7				2	0	0	0	1	1	1					
Dave Valle, R (1,2) OBP: 0.364, SLG: 0.382		G4-6-3		P3		P3		P3		3	0	0	0	0	0	3					
Rich Amaral, R (1,4) OBP: 0.349, SLG: 0.366			F8		P3			P4		3	0	0	0	0	0	0					
Inning Stats	R: 0 H: 0 E: 0 K: 3 S: 12	H: 2 LOB: 2 BB: 1 P: 16	R: 0 H: 0 E: 0 K: 0 S: 16	H: 0 LOB: 1 BB: 1 P: 24	R: 0 H: 0 E: 0 K: 0 S: 7	H: 0 LOB: 0 BB: 0 P: 10	R: 0 H: 0 E: 0 K: 1 S: 7	H: 0 LOB: 0 BB: 0 P: 10	R: 0 H: 0 E: 0 K: 0 S: 5	H: 0 LOB: 0 BB: 0 P: 8	R: 0 H: 0 E: 0 K: 1 S: 10	H: 0 LOB: 1 BB: 1 P: 18	R: 0 H: 0 E: 0 K: 0 S: 7	H: 0 LOB: 0 BB: 0 P: 10	R: 0 H: 0 E: 0 K: 1 S: 5	H: 0 LOB: 0 BB: 0 P: 9	1B: 1 2B: 1 3B: 0 HR: 0	SF: 0 SAC: 0 DP: 1 HBP: 0	WP: 0 PB: 0 SB: 0 CS: 0	PA: 31	
PITCHER	IP	WLS	BF	H	R	ER	SO	BB	IBB	HBP	BLK	WP	HR	S	P	ERA	WHIP				
Paul Quantrill, R (1,1) ERA: 2.69	9.0	W	31	2	0	0	6	2	1	0	0	0	0	77	123	0.00	0.444				

AB 28
R 0
H 2
RBI 0
BB 3
SO 6
LOB 9



Batter	1	2	3	4	5	6	7	8	9	AB	R	H	RBI	BB	SO	LOB	TOP			
Bernie Williams, S OBP: 0.318, SLG: 0.414										4	1	0	0	1	1	2	New York Yankees @ Seattle Mariners The Kingdome, Seattle, WA Mon Jul 05 1993, 10:05 PM EDT Att: 28,990 - Dome			
Mike Gallego, R OBP: 0.465, SLG: 0.485										4	1	1	0	0	0	0				
Don Mattingly, L OBP: 0.344, SLG: 0.404										4	1	1	2	0	0	0				
Danny Tartabull, R OBP: 0.344, SLG: 0.475										3	0	0	0	1	2	1				
Mike Stanley, R OBP: 0.388, SLG: 0.534										4	2	2	1	0	0	2				
Hensley Meulens, R OBP: 0.326, SLG: 0.444										3	1	1	1	1	2	0				
Spike Owen, S OBP: 0.330, SLG: 0.337										4	0	1	1	0	0	0				
Gerald Williams, R OBP: 0.234, SLG: 0.378										3	0	0	0	0	1	2				
Pat Kelly, R OBP: 0.320, SLG: 0.391										3	0	0	0	1	1	1				
Inning Stats	R: 4 H: 3 E: 0 K: 0 S: 14	H: 3 LOB: 0 BB: 1 P: 25	R: 0 H: 0 E: 0 K: 0 S: 11	H: 0 LOB: 0 BB: 0 P: 15	R: 0 H: 0 E: 0 K: 1 S: 6	H: 0 LOB: 1 BB: 1 P: 14	R: 0 H: 0 E: 0 K: 1 S: 12	H: 0 LOB: 0 BB: 0 P: 14	R: 0 H: 0 E: 0 K: 2 S: 7	H: 2 LOB: 2 BB: 0 P: 11	R: 0 H: 0 E: 0 K: 0 S: 4	H: 0 LOB: 0 BB: 0 P: 5	R: 0 H: 1 E: 0 K: 0 S: 11	H: 1 LOB: 1 BB: 1 P: 17	R: 0 H: 0 E: 0 K: 1 S: 15	H: 0 LOB: 1 BB: 1 P: 24	1B: 3 2B: 1 3B: 0 HR: 2	SF: 0 SAC: 0 DP: 1 HBP: 1	WP: 1 PB: 0 CS: 1	PA: 37
PITCHER Randy Johnson, L ERA: 3.05	IP: 9.0 WLS: L BF: 37 H: 6 R: 6 ER: 6 SO: 7 BB: 4 IBB: 0 HBP: 1 BLK: 0 WP: 1 HR: 2 S: 91 P: 145 ERA: 6.00 WHIP: 1.111															PITCHER				

Batter	1	2	3	4	5	6	7	8	9	AB	R	H	RBI	BB	SO	LOB	BOTTOM					
Omar Vizquel, S OBP: 0.363, SLG: 0.330										4	0	3	0	0	1	0	New York Yankees @ Seattle Mariners The Kingdome, Seattle, WA Mon Jul 05 1993, 10:05 PM EDT Att: 28,990 - Dome					
Dave Magadan, L OBP: 0.389, SLG: 0.371										4	0	0	1	0	0	4						
Ken Griffey Jr., L OBP: 0.395, SLG: 0.588										4	0	1	1	0	0	0						
Jay Buhner, R OBP: 0.395, SLG: 0.521										4	0	0	0	0	0	2						
Mackey Sasser, L OBP: 0.282, SLG: 0.355										3	0	0	0	0	1	0						
Greg Litton, R OBP: 0.333, SLG: 0.373										1	0	1	0	0	0	0						
Tino Martinez, L OBP: 0.342, SLG: 0.452										4	0	0	0	0	0	1						
Pete O'Brien, L OBP: 0.339, SLG: 0.406										3	0	0	0	0	0	0						
Mike Blowers, R OBP: 0.337, SLG: 0.447										1	0	0	0	0	0	1						
Dave Valle, R OBP: 0.367, SLG: 0.386										3	1	2	0	0	0	0						
Rich Amaral, R OBP: 0.349, SLG: 0.363										2	2	0	0	1	0	2						
Inning Stats	R: 0 H: 0 E: 0 K: 1 S: 9	H: 0 LOB: 0 BB: 0 P: 15	R: 0 H: 0 E: 0 K: 0 S: 8	H: 0 LOB: 0 BB: 0 P: 12	R: 2 H: 3 E: 1 K: 0 S: 13	H: 3 LOB: 2 BB: 0 P: 22	R: 0 H: 0 E: 0 K: 0 S: 6	H: 0 LOB: 0 BB: 0 P: 9	R: 0 H: 2 E: 0 K: 0 S: 13	H: 2 LOB: 1 BB: 0 P: 22	R: 0 H: 0 E: 0 K: 1 S: 7	H: 0 LOB: 0 BB: 0 P: 10	R: 0 H: 0 E: 0 K: 0 S: 3	H: 0 LOB: 0 BB: 0 P: 7	R: 1 H: 1 E: 0 K: 0 S: 9	H: 1 LOB: 0 BB: 1 P: 15	R: 0 H: 1 E: 0 K: 0 S: 7	H: 1 LOB: 1 BB: 0 P: 11	1B: 6 2B: 1 3B: 0 HR: 0	SF: 0 SAC: 0 DP: 1 HBP: 0	WP: 0 PB: 0 CS: 1	PA: 34
PITCHER Scott Kamieniecki, R ERA: 4.21	IP: 7.0 WLS: W BF: 28 H: 6 R: 3 ER: 1 SO: 2 BB: 1 IBB: 0 HBP: 0 BLK: 0 WP: 0 HR: 0 S: 64 P: 106 ERA: 1.29 WHIP: 1.000															PITCHER						
Steve Howe, L ERA: 7.06	IP: 2.0 WLS: S BF: 6 H: 1 R: 0 ER: 0 SO: 0 BB: 0 IBB: 0 HBP: 0 BLK: 0 WP: 0 HR: 0 S: 11 P: 17 ERA: 0.00 WHIP: 0.500															PITCHER						

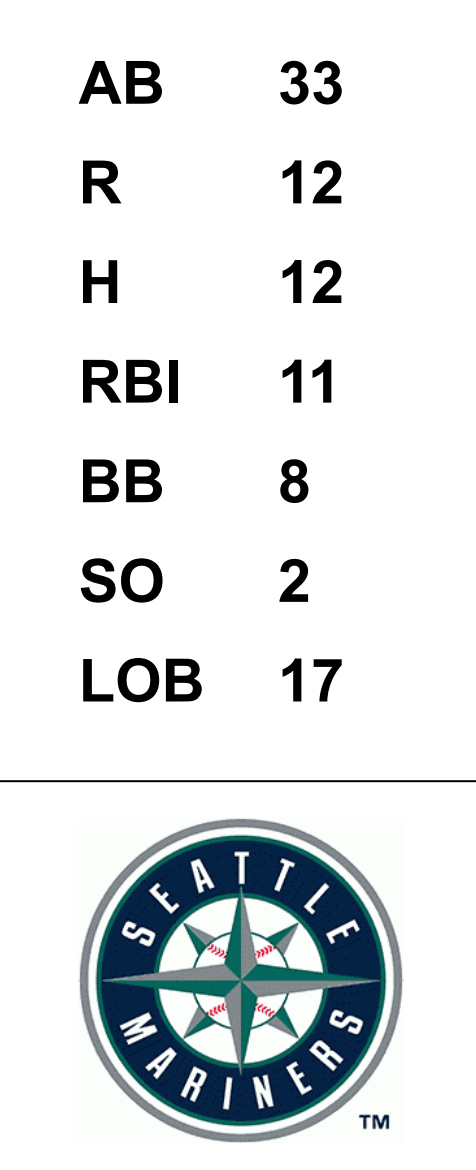


Batter	1	2	3	4	5	6	7	8	9	AB	R	H	RBI	BB	SO	LOB	TOP																					
Bernie Williams, S OBP: 0.314, SLG: 0.408 (1, 8)	G6-3		L6		G6-3		G6-3			4	0	0	0	0	0	0	New York Yankees @ Seattle Mariners The Kingdome, Seattle, WA Tue Jul 06 1993, 10:05 PM EDT Att: 18,462 - Dome																					
Wade Boggs, L OBP: 0.372, SLG: 0.381 (1, 5)	1B 2B		F7			G6-3	G4-1			4	1	1	0	0	0																							
Don Mattingly, L OBP: 0.346, SLG: 0.410 (1, 3)	G3 2H 1B		G1-3			1B 2B		F7		4	1	2	1	0	0																							
Danny Tartabull, R OBP: 0.346, SLG: 0.476 (1, 10)	G3 1B			E5		1B 2B		K		4	1	2	0	0	1																							
Paul O'Neill, L OBP: 0.366, SLG: 0.517 (1, 9)	G3			K		K		G3-1		4	0	0	0	0	2																							
Dion James, L OBP: 0.352, SLG: 0.447 (1, 7)	F7			F8		E6 1B			F8	4	1	1	1	0	0																							
Mike Stanley, R OBP: 0.386, SLG: 0.528 (1, 2)			F9		P3				F8	4	0	1	2	0	0																							
Spike Owen, S OBP: 0.325, SLG: 0.332 (1, 6)			G1-3			F7	G4-3		F9	4	0	0	0	0	0																							
Pat Kelly, R OBP: 0.317, SLG: 0.386 (1, 4)			G5-3			G6-3			K	3	0	0	0	0	1																							
Inning Stats	R: 1 E: 0 K: 0 S: 18	H: 3 LOB: 2 BB: 0 P: 27	R: 0 E: 0 K: 0 S: 6	H: 0 LOB: 0 BB: 0 P: 8	R: 0 E: 0 K: 0 S: 4	H: 0 LOB: 1 BB: 0 P: 7	R: 0 E: 1 K: 1 S: 9	H: 0 LOB: 1 BB: 0 P: 13	R: 0 E: 0 K: 0 S: 8	H: 0 LOB: 0 BB: 0 P: 13	R: 3 E: 1 K: 1 S: 15	H: 4 LOB: 1 BB: 0 P: 26	R: 0 E: 0 K: 1 S: 8	H: 0 LOB: 0 BB: 0 P: 10	R: 0 E: 0 K: 0 S: 12	H: 0 LOB: 0 BB: 0 P: 17	1B: 5 2B: 2 3B: 0 HR: 0	SF: 0 SAC: 0 DP: 0 HBP: 0	WP: 0 PA: 35 CS: 0																			
PITCHER	IP	WLS	BF	H	R	ER	SO	BB	IBB	HBP	BLK	WP	HR	S	P	ERA	WHIP	PITCHER		IP	WLS	BF	H	R	ER	SO	BB	IBB	HBP	BLK	WP	HR	S	P	ERA	WHIP		
Erik Hanson, R ERA: 3.01 (1, 1)	8.0	W	32	7	4	3	4	0	0	0	0	0	0	75	116	3.38	0.875			8.0	W	32	7	4	3	4	0	0	0	0	0	0	0	0	75	116	3.38	0.875
Bob Ayrault, R ERA: 6.2 (9, 1)	1.0		3	0	0	0	0	0	0	0	0	0	0	12	17	0.00	0.000			1.0		3	0	0	0	0	0	0	0	0	0	0	0	12	17	0.00	0.000	

AB	35
R	4
H	7
RBI	4
BB	0
SO	4
LOB	10



Batter	1	2	3	4	5	6	7	8	9	AB	R	H	RBI	BB	SO	LOB	BOTTOM																			
Rich Amaral, R OBP: 0.350, SLG: 0.361 (1, 4)	G5-3		SH FC4-6 BB	G5-3		3B 1B	L4			4	2	1	0	1	0	2	New York Yankees @ Seattle Mariners The Kingdome, Seattle, WA Tue Jul 06 1993, 10:05 PM EDT Att: 18,462 - Dome																			
Greg Litton, R OBP: 0.321, SLG: 0.358 (1, 7)	G3-1		SH FC4-6	P2		F8	F9			2	0	0	0	0	0	2																				
Mike Felder, S (6, FH) (7, 7)			1-3 2H							2	0	0	0	0	0	1																				
Ken Griffey Jr., L OBP: 0.401, SLG: 0.595 (1, 8)	FC5-4 BB		FC4-6		PB FC4 1B	1B 3B				3	2	2	2	2	0	1																				
Jay Buhner, R OBP: 0.395, SLG: 0.517 (1, 9)	FC5-4		F8		FC4 SF7 1B	BB 2B IBB	K			4	2	1	0	1	1	3																				
Marc Newfield, R OBP: 0.200, SLG: 0.200 (1, 10)			G1-3	G1-3	FC4 2B	BB 2B 1B		F9		5	2	1	2	0	0	2																				
Mike Blowers, R OBP: 0.355, SLG: 0.482 (1, 5)		E 1B		HR	2B IBB	2B BB		2B		3	2	3	1	2	0	0																				
Dave Magadan, L OBP: 0.390, SLG: 0.375 (1, 3)		E4 G4-6-3		SH1-3 BB	SF7	2B 2B		F8		2	1	1	4	1	0	1																				
Pete O'Brien, L OBP: 0.338, SLG: 0.404 (7, 3)				SH1-3 1B		2B 2B				1	0	0	0	0	0	1																				
Bill Haselman, R OBP: 0.341, SLG: 0.494 (1, 2)		G4-6-3		SH1-3 1B	2B 2B			F9		5	0	3	2	0	0	3																				
Omar Vizquel, S OBP: 0.363, SLG: 0.328 (1, 6)			SH BB	SH1-3	K	G5-3				2	1	0	0	1	1	1																				
Inning Stats	R: 0 E: 0 K: 0 S: 10	H: 0 LOB: 1 BB: 1 P: 19	R: 0 E: 1 K: 0 S: 9	H: 1 LOB: 0 BB: 0 P: 17	R: 2 E: 1 K: 0 S: 9	H: 0 LOB: 1 BB: 2 P: 17	R: 1 E: 0 K: 0 S: 12	H: 2 LOB: 2 BB: 1 P: 21	R: 3 E: 1 K: 1 S: 11	H: 3 LOB: 1 BB: 1 P: 19	R: 6 E: 0 K: 0 S: 18	H: 5 LOB: 0 BB: 2 P: 34	R: 0 E: 0 K: 1 S: 10	H: 0 LOB: 1 BB: 1 P: 20	R: 0 E: 0 K: 0 S: 11	H: 1 LOB: 1 BB: 0 P: 14	1B: 6 2B: 4 3B: 1 HR: 1	SF: 1 SAC: 2 DP: 1 HBP: 0	WP: 0 PA: 44 CS: 0																	
PITCHER	IP	WLS	BF	H	R	ER	SO	BB	IBB	HBP	BLK	WP	HR	S	P	ERA	WHIP	PITCHER		IP	WLS	BF	H	R	ER	SO	BB	IBB	HBP	BLK	WP	HR	S	P	ERA	WHIP
Jim Abbott, L ERA: 4.42 (1, 1)	5.0	L	27	6	6	4	1	4	1	0	0	0	0	51	93	7.20	2.000			5.0	L	27	6	6	4	1	4	1	0	0	0	0	51	93	7.20	2.000
Rich Monteleone, R ERA: 4.75 (6, 1)	0.1		6	3	5	5	0	1	1	0	0	0	0	10	22	135.00	12.000			0.1		6	3	5	5	0	1	1	0	0	0	10	22	135.00	12.000	
Paul Gibson, L ERA: 4.15 (6, 1)	2.2		11	3	1	1	1	1	0	0	0	0	0	29	46	3.38	1.500			2.2		11	3	1	1	1	1	0	0	0	0	29	46	3.38	1.500	



Batter	1	2	3	4	5	6	7	8	9	AB	R	H	RBI	BB	SO	LOB	TOP
Bernie Williams, S (1, 8) OBP: 0.312, SLG: 0.415	1-1 G4-3	0-1 F7			1-0 HR		3-3 K		2-3 K	5	1	1	1	0	2	1	New York Yankees @ Seattle Mariners The Kingdome, Seattle, WA Wed Jul 07 1993, 6:33 AM EDT Att: 23,963 - Dome
Wade Boggs, L (1, 5) OBP: 0.365, SLG: 0.375	3-2 G6-3	2-3 K			1-0 F7		1-0 G4-3			4	0	0	0	0	1	1	
Don Mattingly, L (1, 10) OBP: 0.348, SLG: 0.424	0-2 2B		0-2 P6		1-2 HR			1-3 K2-3		4	1	2	1	0	1	0	
Danny Tartabull, R (1, 9) OBP: 0.344, SLG: 0.476	2-2 1B		0-0 L5		0-1 F9			0-3 K		4	0	1	0	0	1	0	
Paul O'Neill, L (1, 7) OBP: 0.372, SLG: 0.522	4-0 IBB		0-0 1B		1-1 F8			0-2 HR		3	1	2	0	1	0	0	
Matt Nokes, L (1, 2) OBP: 0.301, SLG: 0.493	1-2 F8		1-3 K			2-3 K		1-0 HR		4	1	1	2	0	2	4	
Mike Gallego, R (1, 6) OBP: 0.408, SLG: 0.482		0-0 1B WP FC5-4		1-1 P5		3-1 G3-6-3 HBP		1-2 G6-3		3	1	1	0	0	0	0	
Kevin Maas, L (1, 3) OBP: 0.320, SLG: 0.411		1-1 FC5-4		1-2 P6		0-1 G3-6-3		3-3 K		3	0	1	0	0	0	1	
Mike Stanley, R (9, PH) OBP: 0.394, SLG: 0.526		1-3 1B		1-3 K		1-2 G3-6-3				1	0	0	0	0	1	0	
Pat Kelly, R (1, 4) OBP: 0.312, SLG: 0.379		2-2 FC5-4		1-0 G5-3			2-3 K		0-3 K	4	0	0	1	0	2	1	
Inning Stats	R: 0 H: 2 E: 0 K: 0 S: 16	H: 2 R: 3 ER: 3 SO: 3 BB: 1 P: 27	R: 0 H: 1 E: 0 K: 1 S: 12	H: 1 R: 0 ER: 0 SO: 10 BB: 0 P: 10	R: 0 H: 0 E: 0 K: 0 S: 7	H: 2 R: 2 ER: 4.50 SO: 87 BB: 1 P: 13	R: 0 H: 0 E: 0 K: 1 S: 6	H: 0 R: 0 ER: 0 SO: 14 BB: 0 P: 11	R: 0 H: 2 E: 0 K: 2 S: 14	H: 2 R: 0 ER: 0 SO: 17 BB: 0 P: 17	R: 0 H: 0 E: 0 K: 3 S: 9	H: 0 R: 0 ER: 0 SO: 14 BB: 0 P: 14	1B: 4 2B: 2 3B: 0 HR: 3	SF: 0 SAC: 0 DP: 1 HBP: 1	WP: 1 PB: 0 CS: 0	PA: 37	
PITCHER	IP	WLS	BF	H	R	ER	SO	BB	IBB	HBP	BLK	WP	HR	S	P	ERA	WHIP
Tim Leary, R (1, 1) ERA: 4.47	6.0	W	26	7	3	3	3	0	1	1	0	1	2	59	87	4.50	1.167
Chris Bostio, R (7, 1) ERA: 3.7	2.0		8	2	2	2	4	0	0	0	0	0	1	21	30	9.00	1.000
Norm Charlton, L (9, 1) ERA: 2.61	1.0	S	3	0	0	0	3	0	0	0	0	0	0	9	14	0.00	0.000

Batter	1	2	3	4	5	6	7	8	9	AB	R	H	RBI	BB	SO	LOB	BOTTOM
Omar Vizquel, S (1, 6) OBP: 0.361, SLG: 0.326	2-1 L7		2-1 L3		2-3 K	0-0 1B		1-1 G3		5	0	1	0	0	1	2	New York Yankees @ Seattle Mariners The Kingdome, Seattle, WA Wed Jul 07 1993, 6:33 AM EDT Att: 23,963 - Dome
Mackey Sasser, L (1, 7) OBP: 0.287, SLG: 0.351	1-1 BB		1-2 L7		1-0 G3-1	0-0 G4-6-3		0-1 G4-3		4	0	1	2	0	0	1	
Mike Felder, S (9, 7) OBP: 0.276, SLG: 0.287					2-3 3H	4-0 1B				0	0	0	0	0	0	0	
Ken Griffey Jr., L (1, 8) OBP: 0.404, SLG: 0.604	4-2 1B			1-2 HR	2B	1B		1-2 G4-6-3		2	2	1	1	2	0	3	
Jay Buhner, R (1, 9) OBP: 0.396, SLG: 0.520	0-1 F8			2-1 G6-3	0-1 2B		0-0 G6-4-3	1B		4	1	2	2	0	0	2	
Tino Martinez, L (1, 3) OBP: 0.344, SLG: 0.454	2-1 F7			1-1 G4-3	4-0 IBB		0-1 E3	G6-4-3		3	0	1	0	1	0	3	
Marc Newfield, R (1, 10) OBP: 0.111, SLG: 0.111		0-0 G6-3		0-0 G4-3	2-3 K		2-2 G6-4-3			4	0	0	0	0	1	5	
Dave Magadan, L (1, 5) OBP: 0.392, SLG: 0.375		3-2 G4-3		3-2 G3		4-2 1B	0-2 1B			3	1	1	1	1	0	1	
Dave Valle, R (1, 2) OBP: 0.369, SLG: 0.393		2-1 G3-1			3-2 G3-1	2-0 1B	3-1 F9			4	1	2	0	0	0	1	
Rich Amaral, R (1, 4) OBP: 0.349, SLG: 0.357			2-0 F8		4-2 G3-1	2-0 P2		3-3 K		3	1	0	0	1	1	2	
Inning Stats	R: 0 H: 0 E: 0 K: 0 S: 9	H: 0 R: 5 ER: 5 SO: 2 BB: 0 P: 11	R: 0 H: 0 E: 0 K: 0 S: 6	H: 0 R: 0 ER: 0 SO: 11 BB: 0 P: 11	R: 1 H: 2 E: 0 K: 0 S: 14	H: 2 R: 3 ER: 9.00 SO: 103 BB: 1 P: 35	R: 1 H: 3 E: 0 K: 0 S: 10	H: 2 R: 1 ER: 1 SO: 11	R: 0 H: 0 E: 0 K: 1 S: 7	H: 0 R: 0 ER: 0 SO: 11 BB: 0 P: 11	1B: 5 2B: 3 3B: 0 HR: 1	SF: 0 SAC: 0 DP: 2 HBP: 1	WP: 0 PB: 0 CS: 0	PA: 38			
PITCHER	IP	WLS	BF	H	R	ER	SO	BB	IBB	HBP	BLK	WP	HR	S	P	ERA	WHIP
Bob Wickman, R (1, 1) ERA: 4.63	5.0	L	25	4	5	5	2	3	2	1	0	0	0	4	8	0.00	9.000
John Habyan, R (6, 1) ERA: 3.52	0.1		4	3	0	0	0	0	0	0	0	0	0	4	8	0.00	9.000
Steve Howe, L (6, 1) ERA: 6.56	1.2		6	2	1	0	0	0	0	0	0	0	0	14	22	0.00	1.200
Steve Farr, R (8, 1) ERA: 3.45	1.0		3	0	0	0	1	0	0	0	0	0	0	7	11	0.00	0.000

Batter	1	2	3	4	5	6	7	8	9	AB	R	H	RBI	BB	SO	LOB	TOP				
Kenny Lofton, L OBP: 0.396, SLG: 0.425 (1, 8)	G3		F8				G3		FC4-6	5	0	1	1	0	0	2					
Thomas Howard, S OBP: 0.264, SLG: 0.315 (1, 9)	E4 1B		G6-3				K		K	5	0	0	0	0	2	3					
Carlos Baerga, S OBP: 0.329, SLG: 0.507 (1, 4)	P6									3	2	1	0	0	0	1					
Albert Belle, R OBP: 0.377, SLG: 0.593 (1, 7)										4	0	3	0	0	1	1					
Carlos Martinez, R OBP: 0.308, SLG: 0.376 Paul Sorrento, L (8, PH) OBP: 0.335, SLG: 0.472 (8, 3)	G5-3									2	0	1	1	0	0	2					
Glenn Hill, R OBP: 0.271, SLG: 0.427 Reggie Jefferson, S OBP: 0.310, SLG: 0.399 (8, PH)										3	0	0	0	0	0	3					
Alvaro Espinoza, R OBP: 0.347, SLG: 0.449 (1, 5)										4	0	1	0	0	0	2					
Felix Fermin, R OBP: 0.312, SLG: 0.310 Jeff Treadway, L OBP: 0.356, SLG: 0.382 (9, PH)										3	1	2	0	0	0	1					
Junior Ortiz, R OBP: 0.263, SLG: 0.294 Wayne Kirby, L OBP: 0.341, SLG: 0.405 (9, PH)										3	0	0	0	0	2	2					
Inning Stats	R: 0 E: 1 K: 0 S: 16	H: 1 LOB: 2 BB: 0 P: 24	R: 0 E: 0 K: 0 S: 7	H: 1 LOB: 0 BB: 0 P: 13	R: 0 E: 0 K: 1 S: 10	H: 0 LOB: 0 BB: 0 P: 14	R: 1 E: 0 K: 0 S: 11	H: 1 LOB: 1 BB: 0 P: 17	R: 1 E: 0 K: 0 S: 8	H: 2 LOB: 2 BB: 0 P: 14	R: 0 E: 0 K: 1 S: 9	H: 1 LOB: 1 BB: 0 P: 13	R: 2 E: 0 K: 1 S: 10	H: 2 LOB: 0 BB: 0 P: 16	R: 0 E: 1 K: 1 S: 12	H: 0 LOB: 1 BB: 0 P: 14	1B: 7 2B: 2 3B: 0 HR: 1	SF: 1 SAC: 0 DP: 1 HBP: 1	WP: 0 PB: 0 SB: 0 CS: 1	PA: 38	
PITCHER	IP	WLS	BF	H	R	ER	SO	BB	IBB	HBP	BLK	WP	HR	S	P	ERA	WHIP				
Dave Fleming, L ERA: 3.92	7.0	W	30	9	3	3	3	0	0	1	0	0	0	75	115	3.86	1.286				
Jeff Nelson, R ERA: 3.19	1.0		4	1	1	1	1	0	0	0	0	0	1	7	12	9.00	1.000				
Chris Bosio, R ERA: 3.63	1.0	S	4	0	0	0	1	0	0	0	0	0	0	12	14	0.00	0.000				

Cleveland Indians @ Seattle Mariners
The Kingdome, Seattle, WA
Fri Jul 09 1993, 10:05 PM EDT
Att: 19,567 - Dome

AB 36
R 4
H 10
RBI 4
BB 0
SO 5
LOB 19



Batter	1	2	3	4	5	6	7	8	9	AB	R	H	RBI	BB	SO	LOB	BOTTOM				
Rich Amaral, R OBP: 0.354, SLG: 0.360 (1, 4)	E 1B		2B							3	3	2	0	1	1	0					
Greg Litton, R OBP: 0.338, SLG: 0.393 Mike Felder, S OBP: 0.276, SLG: 0.287 (7, PH)	E6 1B		2B							3	1	2	0	0	1	0					
Ken Griffey Jr., L OBP: 0.405, SLG: 0.606 (1, 8)	G3									4	1	2	2	0	1	1					
Jay Buhner, R OBP: 0.391, SLG: 0.513 (1, 9)	G6-3		P4							4	0	0	1	0	0	4					
Mike Blowers, R OBP: 0.354, SLG: 0.497 Dave Magadan, L OBP: 0.394, SLG: 0.375 (7, PH)	L7									3	1	1	2	0	1	1					
Marc Newfield, R OBP: 0.083, SLG: 0.083 Pete O'Brien, L OBP: 0.336, SLG: 0.402 (7, PH)			F7							3	0	0	0	0	0	0					
Tino Martinez, L OBP: 0.346, SLG: 0.452 (1, 3)										3	0	1	0	0	0	0					
Dave Valle, R OBP: 0.367, SLG: 0.387 (1, 2)										3	0	0	0	0	0	1					
Omar Vizquel, S OBP: 0.357, SLG: 0.322 (1, 6)										4	0	0	0	0	0	3					
Inning Stats	R: 1 E: 2 K: 0 S: 13	H: 2 LOB: 1 BB: 0 P: 18	R: 0 E: 1 K: 0 S: 12	H: 1 LOB: 1 BB: 0 P: 19	R: 4 E: 0 K: 0 S: 20	H: 4 LOB: 2 BB: 0 P: 33	R: 0 E: 0 K: 3 S: 11	H: 0 LOB: 0 BB: 0 P: 15	R: 0 E: 0 K: 1 S: 6	H: 0 LOB: 0 BB: 0 P: 11	R: 0 E: 0 K: 0 S: 8	H: 0 LOB: 0 BB: 0 P: 13	R: 1 E: 1 K: 0 S: 7	H: 1 LOB: 2 BB: 2 P: 19	R: 0 E: 0 K: 0 S: 8	H: 0 LOB: 0 BB: 0 P: 11	1B: 5 2B: 2 3B: 0 HR: 1	SF: 0 SAC: 1 DP: 1 HBP: 2	WP: 0 PB: 0 SB: 0 CS: 0	PA: 36	
PITCHER	IP	WLS	BF	H	R	ER	SO	BB	IBB	HBP	BLK	WP	HR	S	P	ERA	WHIP				
Cliff Young, L ERA: 4.56	2.2	L	16	7	5	4	0	0	0	1	0	0	0	30	51	2.70	0.300				
Bill Wertz, R ERA: 4.5	3.1		12	0	1	1	4	1	0	1	0	0	0	3	4	∞	∞				
Dennis Cook, L ERA: 5.85	0.0		2	1	0	0	0	0	0	0	0	0	0	3	4	∞	∞				
Jerry Dipoto, R ERA: 6.35	2.0		6	0	0	0	0	0	1	0	0	0	0	12	22	0.00	0.000				

Cleveland Indians @ Seattle Mariners
The Kingdome, Seattle, WA
Fri Jul 09 1993, 10:05 PM EDT
Att: 19,567 - Dome

AB 31
R 6
H 8
RBI 5
BB 2
SO 4
LOB 13



Batter	1	2	3	4	5	6	7	8	9	AB	R	H	RBI	BB	SO	LOB	TOP								
Thomas Howard, S OBP: 0.268, SLG: 0.314	4-1 BB G5-4-3		1-3 K		1-3 K		0-1 G6-3 SH5-4 1B	2-3 K		4	0	1	2	1	3	2									
Alvaro Espinoza, R OBP: 0.356, SLG: 0.465	0-1 G5-4-3			1-2 1B 2B		0-0 2B 1B	0-0 SH5-4	2-1 FC6 1B		4	2	3	0	0	0	1									
Carlos Baerga, S OBP: 0.332, SLG: 0.510	1-0 P3			1-0 1B SF8 1B		1-0 2B 1B	4-0 G6-3 IBB	0-3 K		4	1	2	1	1	1	1									
Albert Belle, R OBP: 0.375, SLG: 0.587		2-3 K		3-2 1B		2-2 F9	0-0 G6-3	3-1 F8		5	0	1	2	0	1	4									
Carlos Martinez, R OBP: 0.307, SLG: 0.375				0-0 1B		1-3 K	0-1 F7	1-1 FC6		3	0	1	1	0	1	3									
Paul Sorrento, L OBP: 0.333, SLG: 0.470				1-2 1B		1-2 K	0-1 K	1-1 FC6		1	0	0	0	0	0	1									
Reggie Jefferson, S OBP: 0.306, SLG: 0.392		1-2 F7		1-2 K		1-3 K		1-2 K		4	0	0	0	0	3	3									
Glenallen Hill, R OBP: 0.340, SLG: 0.403				0-0 F8		1-3 K		3-2 BB HBP 1B		3	1	1	0	0	1	2									
Wayne Kirby, L OBP: 0.340, SLG: 0.403								2-2 G3		1	0	0	0	0	0	0									
Felix Fermin, R OBP: 0.311, SLG: 0.307				0-0 G6-3		1-1 G1-3		1-0 BB 1B HBP		3	1	0	0	0	0	0									
Junior Ortiz, R OBP: 0.268, SLG: 0.295				0-2 G4-3		0-0 F8		4-1 SH5-4 G6-3 BB 1B		3	1	1	0	1	0	0									
Inning Stats	R: 0 E: 0 K: 0 S: 4	H: 0 LOB: 0 BB: 1 P: 9	R: 0 E: 0 K: 1 S: 8	H: 1 LOB: 0 BB: 0 P: 11	R: 0 E: 0 K: 1 S: 7	H: 0 LOB: 0 BB: 0 P: 8	R: 2 E: 0 K: 2 S: 21	H: 3 LOB: 1 BB: 0 P: 28	R: 0 E: 0 K: 1 S: 6	H: 0 LOB: 0 BB: 0 P: 8	R: 1 E: 0 K: 2 S: 14	H: 2 LOB: 1 BB: 0 P: 19	R: 3 E: 0 K: 0 S: 10	H: 2 LOB: 2 BB: 2 P: 22	R: 0 E: 1 K: 2 S: 11	H: 1 LOB: 2 BB: 0 P: 16	R: 0 E: 0 K: 1 S: 9	H: 1 LOB: 1 BB: 0 P: 15	1B: 8 2B: 2 3B: 0 HR: 0	SF: 1 SAC: 1 DP: 1 HBP: 1	WP: 0 PB: 0 SB: 0 CS: 0	PA: 41			
PITCHER	IP	WLS	BF	H	R	ER	SO	BB	IBB	HBP	BLK	WP	HR	S	P	ERA	WHIP								
Randy Johnson, L ERA: 3.3	(1, 1)	6.0		28	8	6	7	2	0	1	0	0	0	66	97	9.00	1.667								
Bob Ayrault, R ERA: 8.1	(7, 1)	0.1		2	0	0	0	0	1	0	0	0	0	1	5	0.00	0.000								
Jeff Nelson, R ERA: 3.09	(7, 1)	1.0		3	0	0	1	0	0	0	0	0	0	6	7	0.00	0.000								
Mike Hampton, L ERA: 8.78	(8, 1)	0.2		4	1	0	1	0	0	0	0	0	0	8	12	0.00	1.500								
Chris Bosio, R ERA: 3.57	(9, 1)	1.0	W	4	1	0	1	0	0	0	0	0	0	9	15	0.00	1.000								

Cleveland Indians @ Seattle Mariners
The Kingdome, Seattle, WA
Sat Jul 10 1993, 10:05 PM EDT
Att: 28,003 - Dome

AB 35
R 6
H 10
RBI 6
BB 3
SO 10
LOB 17



Batter	1	2	3	4	5	6	7	8	9	AB	R	H	RBI	BB	SO	LOB	BOTTOM								
Omar Vizquel, S OBP: 0.360, SLG: 0.333	3-2 HR	2-2 CS 1B		2-1 F8		4-0 SH2-4 BB		0-0 F8		4	1	2	1	1	0	1									
Mackey Sasser, L OBP: 0.290, SLG: 0.348	4-2 2B 1B BB	0-3 K		3-2 1B		0-0 SH2-4		1-1 F8		1	1	0	0	1	1	1									
Greg Litton, R OBP: 0.344, SLG: 0.397		1-2 K		1-2 1B		1-2 2-3		1-1 F8		2	0	1	0	0	0	0									
Ken Griffey Jr., L OBP: 0.403, SLG: 0.602	1-0 1B 2B		1-0 F7	0-1 F9		2-3 K		1-0 G3		5	1	1	0	0	1	3									
Jay Buhner, R OBP: 0.392, SLG: 0.520	4-0 1B E BB		0-1 F8		1-3 K	0-3 K		1-1 HR		4	2	1	1	1	2	2									
Tino Martinez, L OBP: 0.347, SLG: 0.453	0-2 E9 G4-3 1B		2-1 K	1-1 1B		1-1 P5		1-3 K		4	0	2	2	0	1	0									
Marc Newfield, R OBP: 0.125, SLG: 0.067	2-1 G4-3		1-1 F9		4-2 BB BB		0-3 K			3	0	0	0	1	1	2									
Dave Magadan, L OBP: 0.398, SLG: 0.382	3-1 G3			2-0 2B 2B		4-1 FC6-4 BB		1-2 FC5-4 1B		3	1	2	0	1	0	1									
Dave Valle, R OBP: 0.366, SLG: 0.389	1-3 K			0-0 1B 2B		2-0 FC6-4		0-0 FC5-4		4	1	1	1	0	1	4									
Rich Amaral, R OBP: 0.360, SLG: 0.366		1-0 CS 1B		0-1 CS 1B		0-0 SH2-4 E 1B		2-1 F9		4	0	3	1	0	0	0									
Inning Stats	R: 4 E: 1 K: 1 S: 19	H: 3 LOB: 1 BB: 2 P: 37	R: 0 E: 0 K: 1 S: 7	H: 2 LOB: 0 BB: 0 P: 10	R: 0 E: 0 K: 0 S: 7	H: 1 LOB: 0 BB: 0 P: 11	R: 2 E: 0 K: 0 S: 11	H: 4 LOB: 1 BB: 0 P: 18	R: 0 E: 0 K: 1 S: 9	H: 0 LOB: 2 BB: 2 P: 21	R: 0 E: 1 K: 2 S: 8	H: 1 LOB: 2 BB: 1 P: 14	R: 0 E: 0 K: 2 S: 11	H: 1 LOB: 0 BB: 0 P: 13	R: 0 E: 0 K: 0 S: 5	H: 0 LOB: 0 BB: 0 P: 8	R: 1 E: 0 K: 0 S: 3	H: 1 LOB: 0 BB: 0 P: 5	1B: 8 2B: 4 3B: 0 HR: 2	SF: 0 SAC: 1 DP: 1 HBP: 0	WP: 0 PB: 0 SB: 0 CS: 3	PA: 40			
PITCHER	IP	WLS	BF	H	R	ER	SO	BB	IBB	HBP	BLK	WP	HR	S	P	ERA	WHIP								
Mark Clark, R ERA: 5.7	(1, 1)	3.1		19	6	6	2	2	0	0	0	0	0	19	68	16.20	3.300								
Matt Young, L ERA: 5.34	(4, 1)	2.1		11	2	0	2	3	0	0	0	0	0	19	40	0.00	2.143								
Jerry Dipoto, R ERA: 6.0	(6, 1)	0.1		1	0	0	1	0	0	0	0	0	0	3	3	0.00	0.000								
Jeremy Hernandez, R ERA: 3.12	(7, 1)	2.1	L	9	2	1	2	0	0	0	0	0	1	19	26	3.86	0.857								

Cleveland Indians @ Seattle Mariners
The Kingdome, Seattle, WA
Sat Jul 10 1993, 10:05 PM EDT
Att: 28,003 - Dome

AB 34
R 7
H 13
RBI 6
BB 5
SO 7
LOB 14



Batter	1	2	3	4	5	6	7	8	9	10	11	AB	R	H	RBI	BB	SO	LOB	TOP					
Kenny Lofton, L OBP: 0.396, SLG: 0.425 (1, 8)	F9		F7			E S G4-3 1B		G5-4-3 1B		L7		5	1	2	0	0	0	1						
Wayne Kirby, L OBP: 0.336, SLG: 0.398 (1, 9)	L3			G4-1		G4-3		F7		G4-6-3 1B		5	0	1	1	0	0	2						
Carlos Baerga, S OBP: 0.328, SLG: 0.503 (1, 4)	G6-3			G3-1		L4		G5-4-3		G4-6-3 1B		5	0	0	0	0	0	3						
Albert Belle, R OBP: 0.381, SLG: 0.600 (1, 7)		G5-3			HR							3	2	2	1	2	0	0						
Paul Sorrento, L OBP: 0.331, SLG: 0.477 (1, 3)		G6-3			K							5	1	1	2	0	1	2						
Reggie Jefferson, S OBP: 0.304, SLG: 0.386 (1, 10)												4	0	0	0	1	2	0						
Alvaro Espinoza, R OBP: 0.346, SLG: 0.449 (7, 6)			G5-3									5	0	0	0	0	0	2						
Felix Fermin, R OBP: 0.312, SLG: 0.308 (1, 6)												2	0	1	0	0	0	0						
Jeff Treadway, L OBP: 0.356, SLG: 0.381 (7, 5)			E5									3	0	1	0	0	1	2						
Junior Ortiz, R OBP: 0.167, SLG: 0.174 (8, 2)												2	0	0	0	0	1	2						
Jesse Levis, L (8, 2)												2	0	1	0	0	1	1						
Inning Stats	R: 0 E: 0 K: 6 S: 6	H: 0 LOB: 0 BB: 0 P: 9	R: 0 E: 0 K: 1 S: 7	H: 0 LOB: 0 BB: 0 P: 12	R: 0 E: 1 K: 1 S: 10	H: 0 LOB: 1 BB: 0 P: 12	R: 1 E: 0 K: 1 S: 12	H: 1 LOB: 0 BB: 0 P: 16	R: 0 E: 0 K: 1 S: 7	H: 0 LOB: 0 BB: 0 P: 8	R: 0 E: 0 K: 0 S: 10	H: 2 LOB: 1 BB: 0 P: 13	R: 2 E: 0 K: 2 S: 14	H: 2 LOB: 1 BB: 1 P: 26	R: 0 E: 0 K: 0 S: 5	H: 1 LOB: 0 BB: 0 P: 10	R: 0 E: 0 K: 0 S: 9	H: 1 LOB: 2 BB: 1 P: 16	1B: 6 2B: 1 3B: 0 HR: 2	SF: 0 SAC: 0 DP: 2 HBP: 0	WP: 0 PB: 0 SB: 1 CS: 0	PA: 44		
PITCHER	IP ERA WLS BF H R ER SO BB IBB HBP BLK WP HR S P ERA WHIP	PITCHER										IP ERA WLS BF H R ER SO BB IBB HBP BLK WP HR S P ERA WHIP												
Erik Hanson, R ERA: 2.92 (1, 1)	1.0	2	0	0	0	0	0	0	0	0	0	0	0	0	0	0	0	0	6	8	0.00	0.000		
Dennis Powell, L ERA: 3.66 (8, 1)	1.0	6	2	2	2	2	1	0	0	0	0	0	1	14	26	18.00	3.000							
Chris Bostio, R ERA: 3.81 (9, 1)	1.1	6	2	0	0	0	0	0	0	0	0	0	0	9	20	0.00	1.500							
Mike Hampton, L ERA: 7.98 (10, 1)	0.2	W	2	0	0	0	0	0	0	0	0	0	0	5	6	0.00	0.000							
Bob Ayrault, R ERA: 6.91 (11, 1)																								

Cleveland Indians @ Seattle Mariners
The Kingdom, Seattle, WA
Sun Jul 11 1993, 6:33 AM EDT
Att: 24,572 - Dome

AB 41
R 4
H 9
RBI 4
BB 3
SO 6
LOB 15



Batter	1	2	3	4	5	6	7	8	9	10	11	AB	R	H	RBI	BB	SO	LOB	BOTTOM					
Rich Amaral, R OBP: 0.360, SLG: 0.367 (1, 4)	G6-3		G4-3			F4		G1-3 SH1-4 1B		G3		5	0	2	1	0	0	0						
Mackey Sasser, L OBP: 0.286, SLG: 0.342 (9, 9)												2	0	0	0	0	0	5						
Greg Litton, R OBP: 0.369, SLG: 0.453 (1, 7)	L8											6	1	3	2	0	1	2						
Ken Griffey Jr., L OBP: 0.407, SLG: 0.600 (1, 8)												3	0	1	0	3	1	1						
Jay Buhner, R OBP: 0.392, SLG: 0.515 (1, 9)												3	0	0	0	1	1	3						
Mike Felder, S OBP: 0.275, SLG: 0.286 (9, 7)												1	0	0	0	0	0	1						
Mike Blowers, R OBP: 0.359, SLG: 0.494 (1, 5)												1	0	0	0	1	0	0						
Dave Magadan, L OBP: 0.398, SLG: 0.379 (6, 7)												2	0	0	0	1	0	4						
Bill Haselman, R OBP: 0.344, SLG: 0.488 (1, 2)												5	1	2	0	0	0	3						
Pete O'Brien, L OBP: 0.335, SLG: 0.400 (10, 10)												1	0	0	0	0	0	2						
Dave Valle, R OBP: 0.366, SLG: 0.389 (11, 2)												0	0	0	0	0	0	0						
Tino Martinez, L OBP: 0.350, SLG: 0.457 (1, 3)												6	2	3	0	0	0	2						
Marc Newfield, R OBP: 0.273, SLG: 0.368 (1, 10)												4	1	3	2	1	0	0						
Omar Vizquel, S OBP: 0.362, SLG: 0.334 (1, 6)												5	0	2	0	1	0	3						
Inning Stats	R: 0 E: 0 K: 0 S: 12	H: 0 LOB: 3 BB: 2 P: 27	R: 0 E: 0 K: 0 S: 6	H: 1 LOB: 1 BB: 0 P: 9	R: 0 E: 0 K: 1 S: 10	H: 1 LOB: 1 BB: 0 P: 11	R: 2 E: 0 K: 0 S: 10	H: 4 LOB: 2 BB: 0 P: 14	R: 0 E: 0 K: 0 S: 14	H: 1 LOB: 1 BB: 0 P: 18	R: 0 E: 0 K: 0 S: 5	H: 1 LOB: 2 BB: 1 P: 12	R: 0 E: 0 K: 0 S: 11	H: 1 LOB: 2 BB: 1 P: 21	R: 0 E: 0 K: 1 S: 16	H: 1 LOB: 2 BB: 1 P: 24	R: 1 E: 0 K: 0 S: 6	H: 3 LOB: 3 BB: 1 P: 12	1B: 13 2B: 1 3B: 0 HR: 2	SF: 1 SAC: 1 DP: 0 HBP: 2	WP: 0 PB: 0 SB: 0 CS: 0	PA: 56		
PITCHER	IP ERA WLS BF H R ER SO BB IBB HBP BLK WP HR S P ERA WHIP	PITCHER										IP ERA WLS BF H R ER SO BB IBB HBP BLK WP HR S P ERA WHIP												
Jeff Mutis, L ERA: 5.93 (6, 1)	0.0	1	0	0	0	0	0	0	0	0	0	0	0	0	0	0	0	0	5	0				
Bill Wertz, R ERA: 4.5 (6, 1)	1.0	3	0	0	0	0	0	0	0	0	0	0	0	12	15	0.00	0.000							
Dennis Cook, L ERA: 5.74 (7, 1)	1.0	6	2	0	0	0	0	0	0	0	0	0	0	9	19	0.00	2.000							
Jerry Dipoto, R ERA: 5.14 (8, 1)	1.0	5	1	0	0	0	0	0	0	0	0	0	0	10	18	0.00	2.000							
Eric Plunk, R ERA: 3.11 (9, 1)	0.1	L	9	3	1	0	0	0	0	0	0	0	0	0	0	0	0	0	0					
Jeremy Hernandez, R ERA: 3.11 (11, 1)	0.1	L	2	1	0	0	0	0	0	0	0	0	0	0	0	0	0	0	0					

Cleveland Indians @ Seattle Mariners
The Kingdom, Seattle, WA
Sun Jul 11 1993, 6:33 AM EDT
Att: 24,572 - Dome

AB 44
R 5
H 16
RBI 5
BB 8
SO 3
LOB 26



Batter	1	2	3	4	5	6	7	8	9	AB	R	H	RBI	BB	SO	LOB	TOP											
Rich Amaral, R OBP: 0.361, SLG: 0.365 (1, 4)										4	0	1	1	1	1	0												
Greg Litton, R OBP: 0.380, SLG: 0.478 Dennis Powell, R (8, 1)										3	0	2	0	1	0	1												
Pete O'Brien, L OBP: 0.333, SLG: 0.398 Mike Felder, S OBP: 0.275, SLG: 0.286 (9, 7)										1	0	0	0	0	0	2												
Ken Griffey Jr., L OBP: 0.403, SLG: 0.593 (1, 8)										4	0	0	0	0	1	3												
Jay Buhner, R OBP: 0.393, SLG: 0.513 (1, 9)										3	0	1	0	1	0	1												
Mike Blowers, R OBP: 0.352, SLG: 0.483 (1, 5)										4	0	0	0	0	2	3												
Marc Newfield, R OBP: 0.308, SLG: 0.391 Jeff Nelson, R (8, 7)										4	1	2	0	0	1	1												
Mike Hampton, R (9, 1)										0	0	0	0	0	0	0												
Tino Martinez, L OBP: 0.351, SLG: 0.461 (1, 3)										4	1	2	0	0	1	0												
Dave Valle, R OBP: 0.364, SLG: 0.384 (1, 2)										3	0	0	1	0	0	2												
Omar Vizquel, S OBP: 0.361, SLG: 0.336 (1, 6)										4	1	1	1	0	0	2												
Inning Stats	R: 0 E: 0 K: 2 S: 13	H: 1 LOB: 2 BB: 1 P: 20	R: 0 E: 0 K: 0 S: 13	H: 2 LOB: 1 BB: 0 P: 19	R: 0 E: 0 K: 0 S: 6	H: 0 LOB: 1 BB: 1 P: 13	R: 3 E: 0 K: 1 S: 18	H: 4 LOB: 1 BB: 0 P: 32	R: 0 E: 0 K: 0 S: 4	H: 0 LOB: 0 BB: 0 P: 6	R: 0 E: 0 K: 1 S: 14	H: 1 LOB: 1 BB: 0 P: 18	R: 0 E: 0 K: 1 S: 8	H: 1 LOB: 1 BB: 0 P: 14	R: 0 E: 0 K: 1 S: 12	H: 0 LOB: 2 BB: 1 P: 24	1B: 6 2B: 4 3B: 0 HR: 0	SF: 0 SAC: 0 DP: 1 HBP: 1	WP: 0 PB: 0 SB: 1 CS: 1	PA: 38								
PITCHER	IP	WLS	BF	H	R	ER	SO	BB	IBB	HBP	BLK	WP	HR	S	P	ERA	WHIP											
Frank Viola, L ERA: 3.66 Tony Fossas, L ERA: 4.99 Greg Harris, R ERA: 2.43	(1, 1)	8.0	L	33	9	3	3	5	2	0	0	0	0	0	83	134	3.38	1.375										

Seattle Mariners @ Boston Red Sox
Fenway Park, Boston, MA
Thu Jul 15 1993, 7:05 PM EDT
Att: 33,342 - Unknown - 82 F

AB	34
R	3
H	9
RBI	3
BB	3
SO	6
LOB	15



Batter	1	2	3	4	5	6	7	8	9	AB	R	H	RBI	BB	SO	LOB	BOTTOM											
Scott Fletcher, R OBP: 0.363, SLG: 0.432 (1, 4)										3	0	0	1	1	0	1												
Billy Hatcher, R OBP: 0.365, SLG: 0.443 (1, 8)										4	0	1	0	0	0	2												
Mike Greenwell, L OBP: 0.373, SLG: 0.477 (1, 7)										4	1	1	1	0	0	1												
Andre Dawson, R OBP: 0.272, SLG: 0.355 (1, 10)										3	0	0	0	1	0	0												
Mo Vaughn, L OBP: 0.404, SLG: 0.521 Steve Lyons, L OBP: 0.235, SLG: 0.200 (7, PR)										3	0	1	0	0	1	1												
Bob Melvin, R OBP: 0.300, SLG: 0.333 (9, 2)										1	0	0	0	0	1	0												
Bob Zupcic, R OBP: 0.344, SLG: 0.391 Ernest Riles, L OBP: 0.293, SLG: 0.347 (8, PH)										3	0	0	0	0	0	1												
Scott Cooper, L OBP: 0.361, SLG: 0.399 (1, 5)										4	1	1	0	0	0	2												
John Valentin, R OBP: 0.304, SLG: 0.387 (1, 6)										3	0	2	0	0	0	1												
Tony Peña, R OBP: 0.241, SLG: 0.236 Carlos Quintana, R OBP: 0.340, SLG: 0.293 (8, PH)										2	0	0	0	0	0	3												
Inning Stats	R: 0 E: 0 K: 0 S: 5	H: 0 LOB: 0 BB: 0 P: 6	R: 0 E: 0 K: 0 S: 6	H: 0 LOB: 1 BB: 1 P: 13	R: 1 E: 0 K: 0 S: 8	H: 2 LOB: 1 BB: 0 P: 13	R: 0 E: 0 K: 1 S: 9	H: 0 LOB: 0 BB: 0 P: 14	R: 0 E: 0 K: 0 S: 8	H: 1 LOB: 1 BB: 0 P: 15	R: 1 E: 0 K: 0 S: 10	H: 1 LOB: 0 BB: 1 P: 18	R: 0 E: 0 K: 0 S: 13	H: 1 LOB: 1 BB: 0 P: 19	R: 0 E: 0 K: 0 S: 10	H: 1 LOB: 1 BB: 0 P: 17	R: 0 E: 1 K: 1 S: 10	H: 0 LOB: 1 BB: 0 P: 14	1B: 4 2B: 1 3B: 0 HR: 1	SF: 0 SAC: 0 DP: 2 HBP: 0	WP: 0 PB: 0 SB: 0 CS: 0	PA: 34						
PITCHER	IP	WLS	BF	H	R	ER	SO	BB	IBB	HBP	BLK	WP	HR	S	P	ERA	WHIP											
Dave Fleming, L ERA: 3.79 Jeff Nelson, R ERA: 2.97 Dennis Powell, L ERA: 3.63 Jeff Nelson, R ERA: 2.97 Mike Hampton, L ERA: 7.5	(1, 1)	7.0	W	26	5	2	2	1	2	0	0	0	0	0	13	20	0.00	0.750										

Seattle Mariners @ Boston Red Sox
Fenway Park, Boston, MA
Thu Jul 15 1993, 7:05 PM EDT
Att: 33,342 - Unknown - 82 F

AB	32
R	2
H	6
RBI	2
BB	2
SO	2
LOB	12



Batter	1	2	3	4	5	6	7	8	9	AB	R	H	RBI	BB	SO	LOB	TOP										
Omar Vizquel, S (1,6) OBP: 0.361, SLG: 0.335	1-3 K		2-1 G6-3	1-1 G4-3			1-0 1B		4-2 2B SF9 BB	4	1	1	0	1	1	2											
Mackay Sasser, L (1,7) OBP: 0.277, SLG: 0.331	1-2 G3		0-2 G4-3				1-1 P5		1-2 F7	4	0	0	0	0	1	2											
Mike Blowers, R (9, PH) OBP: 0.352, SLG: 0.483										0	0	0	0	0	0	0											
Mike Felder, S (9, PH) OBP: 0.274, SLG: 0.285										1	0	0	0	0	0	1											
Ken Griffey Jr., L (1,8) OBP: 0.403, SLG: 0.592	1-3 K		4-1		3-2 F8		1-3 K		1-0 SF9	4	0	1	0	1	2	2											
Jay Buhner, R (1,9) OBP: 0.388, SLG: 0.506		1-3 K	0-0 F8		1-1 F8			0-1 E5 1B	0-0 SF9	4	1	0	1	0	1	1											
Tino Martinez, L (1,3) OBP: 0.349, SLG: 0.457		1-1 P5		2-2 1B HBP G3 1B		2-3 K		0-0 P5	3-2 G6-3	5	1	1	0	0	1	2											
Marc Newfield, R (1,10) OBP: 0.333, SLG: 0.385		3-2 BB 1B		2-1 G3 1B HBP		3-2 G6-3		2-1 P6		3	0	1	0	0	0	1											
Dave Magadan, L (1,5) OBP: 0.399, SLG: 0.381		2-1 1B		0-1 F7		2-2 F7		1-2 1B		4	0	2	0	0	0	2											
Dave Valle, R (1,2) OBP: 0.370, SLG: 0.388		4-2		1-0 G3			1-3 K	1-0	1-2 1B	3	0	2	1	1	1	0											
Rich Amaral, R (1,4) OBP: 0.361, SLG: 0.365		1-2 2-3 BB		1-2 2-3 1B				3-3 1B	3-2 P4	3	0	1	1	0	1	5											
Pete O'Brien, L (8, PH) OBP: 0.333, SLG: 0.398		1-3 K		1-2 G3				0-0 1B		0	0	0	0	0	0	0											
Greg Litton, R (8,4) OBP: 0.375, SLG: 0.471				1-2 2-3 1B				3-2 1B		1	0	0	0	0	0	2											
Inning Stats	R: 0 E: 0 K: 2 S: 9	H: 0 LOB: 0 BB: 0 P: 12	R: 0 E: 0 K: 2 S: 17	H: 2 LOB: 3 BB: 1 P: 29	R: 0 E: 0 K: 0 S: 7	H: 0 LOB: 1 BB: 1 P: 13	R: 1 E: 0 K: 0 S: 13	H: 2 LOB: 2 BB: 0 P: 20	R: 0 E: 0 K: 1 S: 9	H: 0 LOB: 0 BB: 0 P: 14	R: 0 E: 0 K: 1 S: 9	H: 0 LOB: 0 BB: 0 P: 16	R: 0 E: 0 K: 2 S: 11	H: 2 LOB: 2 BB: 0 P: 15	R: 1 E: 1 K: 0 S: 14	H: 2 LOB: 2 BB: 0 P: 21	R: 1 E: 0 K: 0 S: 11	H: 1 LOB: 1 BB: 1 P: 20	1B: 8 2B: 1 3B: 0 HR: 0	SF: 1 SAC: 0 DP: 0 HBP: 1	WP: 0 PB: 0 CS: 0	PA: 41					
PITCHER	IP	WLS	BF	H	R	ER	SO	BB	IBB	HBP	BLK	WP	HR	S	P	ERA	WHIP										
Roger Clemens, R (1,1) ERA: 3.52	6.0	W	25	4	1	1	6	2	0	1	0	0	0	64	104	1.50	1.000										
Paul Quantrill, R (7,1) ERA: 2.99	1.2		10	4	1	0	2	0	0	0	0	0	0	20	28	0.00	2.400										
Tony Fossas, L (8,1) ERA: 5.4	0.1		2	0	1	1	0	1	0	0	0	0	0	7	14	27.00	3.000										
Jeff Russell, R (9,1) ERA: 2.93	1.0	S	4	1	0	0	0	0	0	0	0	0	0	9	14	0.00	1.000										

Seattle Mariners @ Boston Red Sox
Fenway Park, Boston, MA
Fri Jul 16 1993, 7:05 PM EDT
Att: 33,925 - Unknown - 74 F

AB	36
R	3
H	9
RBI	3
BB	3
SO	8
LOB	20



Batter	1	2	3	4	5	6	7	8	9	AB	R	H	RBI	BB	SO	LOB	BOTTOM										
Scott Fletcher, R (1,4) OBP: 0.363, SLG: 0.431	1-1 G3 SH1 1B	2-2 G4-3		1-1 2B 2B 1B		2-0 G6-3		3-2 G4-3		5	1	2	0	0	0	3											
Billy Hatcher, R (1,8) OBP: 0.365, SLG: 0.445	0-0 SH1		0-1 G3	0-0 2B		0-0 G3-1				3	1	1	0	0	0	0											
Mike Greenwell, L (1,7) OBP: 0.371, SLG: 0.477	2-0 G3		1-0 G6-3	1-1 2B		3-3 K				4	1	1	2	0	1	1											
Andre Dawson, R (1,10) OBP: 0.279, SLG: 0.362	4-1 BB		2-2 1B 2B 1B	0-2 2B		3-1 F8				3	1	2	1	1	0	0											
Scott Cooper, L (1,5) OBP: 0.360, SLG: 0.397	1-3 K		1-0 2B 1B	1-1 G4-3		0-1 G3				4	1	1	0	0	1	3											
Bob Zupic, R (1,9) OBP: 0.348, SLG: 0.408		0-1 FC6-5 2B	2-2 1H 2H 2B		0-0 G5-3		3-2 F8			4	0	2	2	0	0	0											
Carlos Quintana, R (1,3) OBP: 0.335, SLG: 0.288		0-0 FC6-5 G5-3 BB	1-2 G5-3		0-0 G6-3			1-0 G4-3		4	0	0	0	0	0	2											
John Valentin, R (1,6) OBP: 0.307, SLG: 0.386		4-2 G5-3 BB		3-1 F8	3-2			1-3 K		3	0	1	0	1	1	0											
Tony Peña, R (1,2) OBP: 0.241, SLG: 0.232		1-2 G5-3		2-1 G4-1	1-0 G5-3			4-1 BB		3	0	0	0	1	0	3											
Inning Stats	R: 0 E: 0 K: 1 S: 11	H: 1 LOB: 2 BB: 1 P: 18	R: 0 E: 0 K: 0 S: 12	H: 1 LOB: 2 BB: 1 P: 19	R: 2 E: 0 K: 0 S: 14	H: 3 LOB: 1 BB: 0 P: 21	R: 3 E: 0 K: 0 S: 14	H: 4 LOB: 1 BB: 0 P: 22	R: 0 E: 0 K: 1 S: 7	H: 0 LOB: 0 BB: 0 P: 12	R: 0 E: 0 K: 0 S: 8	H: 0 LOB: 0 BB: 0 P: 14	R: 0 E: 0 K: 1 S: 8	H: 0 LOB: 1 BB: 1 P: 17	R: 0 E: 0 K: 0 S: 8	H: 0 LOB: 1 BB: 1 P: 17	1B: 5 2B: 5 3B: 0 HR: 0	SF: 0 SAC: 1 DP: 0 HBP: 0	WP: 0 PB: 0 CS: 0	PA: 37							
PITCHER	IP	WLS	BF	H	R	ER	SO	BB	IBB	HBP	BLK	WP	HR	S	P	ERA	WHIP										
Erik Hanson, R (1,1) ERA: 3.15	4.0	L	23	9	5	5	1	2	0	0	0	0	0	51	80	11.25	2.750										
Brad Holman, R (5,1) ERA:	4.0		14	1	0	0	2	1	0	0	0	0	0	29	53	0.00	0.500										

Seattle Mariners @ Boston Red Sox
Fenway Park, Boston, MA
Fri Jul 16 1993, 7:05 PM EDT
Att: 33,925 - Unknown - 74 F

AB	33
R	5
H	10
RBI	5
BB	3
SO	3
LOB	12



Batter	1	2	3	4	5	6	7	8	9	AB	R	H	RBI	BB	SO	LOB	TOP					
Omar Vizquel, S OBP: 0.360, SLG: 0.337 (1, 6)										4	0	1	0	0	0	3	Seattle Mariners @ Boston Red Sox Fenway Park, Boston, MA Sat Jul 17 1993, 3:33 AM EDT Att: 33,190 - Cloudy - 76 F					
Dave Magadan, L OBP: 0.300, SLG: 0.380 (1, 5)										3	2	1	0	1	0	1						
Ken Griffey Jr., L OBP: 0.404, SLG: 0.596 (1, 8)										4	0	2	2	0	0	3						
Jay Buhner, R OBP: 0.386, SLG: 0.503 (1, 9)										4	0	1	1	0	1	3						
Tino Martinez, L OBP: 0.348, SLG: 0.453 (1, 3)										3	0	0	0	1	1	2						
Marc Newfield, R OBP: 0.324, SLG: 0.367 (1, 7)										4	0	1	0	0	1	2						
Pete O'Brien, L OBP: 0.332, SLG: 0.392 (1, 10)										3	0	0	0	1	0	1						
Mike Blowers, R OBP: 0.352, SLG: 0.483 (9, PR)										3	0	0	0	0	0	0						
Bill Haselman, R OBP: 0.333, SLG: 0.471 (1, 2)										3	1	1	0	0	0	0						
Mackey Sasser, L OBP: 0.292, SLG: 0.344 (9, PH)										0	0	0	0	1	0	0						
Rich Amaral, R OBP: 0.360, SLG: 0.368 (1, 4)										3	1	1	0	0	0	0						
Mike Felder, S OBP: 0.277, SLG: 0.285 (9, PH)										0	0	0	0	1	0	0						
Inning Stats	R: 1 E: 1 K: 0 S: 12	H: 2 LOB: 1 BB: 0 P: 17	R: 0 E: 0 K: 1 S: 7	H: 0 LOB: 0 BB: 0 P: 10	R: 0 E: 0 K: 0 S: 7	H: 0 LOB: 0 BB: 0 P: 9	R: 0 E: 0 K: 1 S: 9	H: 1 LOB: 0 BB: 0 P: 10	R: 0 E: 0 K: 0 S: 3	H: 1 LOB: 0 BB: 0 P: 5	R: 2 E: 0 K: 0 S: 14	H: 2 LOB: 2 BB: 2 P: 27	R: 0 E: 0 K: 0 S: 7	H: 0 LOB: 0 BB: 0 P: 11	R: 0 E: 0 K: 2 S: 12	H: 1 LOB: 1 BB: 0 P: 17	R: 0 E: 0 K: 2 S: 17	H: 1 LOB: 3 BB: 2 P: 27	1B: 4 2B: 3 3B: 1 HR: 0	SF: 0 SAC: 1 DP: 2 HBP: 0	WP: 0 PB: 0 SB: 0 CS: 0	PA: 37
PITCHER	IP	WLS	BF	H	R	ER	SO	BB	IBB	HBP	BLK	WP	HR	S	P	ERA	WHIP					
Danny Darwin, R ERA: 3.09 (1, 1)	7.1	W	29	7	3	3	2	1	1	0	0	0	0	65	98	3.68	1.091					
Tony Fossas, L ERA: 5.29 (8, 1)	0.1		1	0	0	0	0	0	0	0	0	0	0	3	3	0.00	0.000					
Greg Harris, R ERA: 2.42 (8, 1)	0.1		1	0	0	0	0	0	0	0	0	0	0	3	5	0.00	0.000					
Jeff Russell, R ERA: 2.84 (9, 1)	1.0	S	6	1	0	0	2	2	0	0	0	0	0	17	27	0.00	3.000					

Batter	1	2	3	4	5	6	7	8	9	AB	R	H	RBI	BB	SO	LOB	BOTTOM					
Scott Fletcher, R OBP: 0.356, SLG: 0.422 (1, 4)										5	1	0	0	0	0	1	Seattle Mariners @ Boston Red Sox Fenway Park, Boston, MA Sat Jul 17 1993, 3:33 AM EDT Att: 33,190 - Cloudy - 76 F					
Billy Hatcher, R OBP: 0.366, SLG: 0.444 (1, 8)										3	0	1	2	1	0	0						
Mike Greenwell, L OBP: 0.379, SLG: 0.483 (1, 7)										3	0	3	0	1	0	0						
Andre Dawson, R OBP: 0.283, SLG: 0.368 (1, 10)										4	1	2	0	0	0	4						
Scott Cooper, L OBP: 0.364, SLG: 0.401 (1, 5)										2	1	1	0	2	0	2						
Bob Zupic, R OBP: 0.348, SLG: 0.407 (1, 9)										3	0	1	2	0	0	4						
Carlos Quintana, R OBP: 0.333, SLG: 0.284 (1, 3)										3	1	0	0	1	0	3						
John Valentin, R OBP: 0.303, SLG: 0.380 (1, 6)										4	0	0	0	0	2	3						
Tony Peña, R OBP: 0.237, SLG: 0.228 (1, 2)										4	0	0	0	0	1	1						
Inning Stats	R: 0 E: 0 K: 0 S: 13	H: 2 LOB: 3 BB: 1 P: 20	R: 2 E: 1 K: 1 S: 12	H: 1 LOB: 2 BB: 2 P: 28	R: 0 E: 0 K: 0 S: 6	H: 0 LOB: 1 BB: 1 P: 11	R: 0 E: 0 K: 0 S: 8	H: 1 LOB: 2 BB: 1 P: 14	R: 0 E: 0 K: 0 S: 6	H: 0 LOB: 0 BB: 0 P: 8	R: 2 E: 0 K: 0 S: 7	H: 3 LOB: 0 BB: 0 P: 11	R: 0 E: 0 K: 1 S: 8	H: 0 LOB: 0 BB: 0 P: 13	1B: 6 2B: 2 3B: 0 HR: 0	SF: 0 SAC: 1 DP: 1 HBP: 0		WP: 0 PB: 0 SB: 1 CS: 0	PA: 37			
PITCHER	IP	WLS	BF	H	R	ER	SO	BB	IBB	HBP	BLK	WP	HR	S	P	ERA	WHIP					
Chris Bosio, R ERA: 3.72 (1, 1)	6.1	L	32	7	4	2	2	4	1	0	0	0	0	56	98	2.84	1.737					
Jeff Nelson, R ERA: 2.83 (7, 1)	1.2		5	1	0	0	1	0	0	0	0	0	0	12	19	0.00	0.600					


AB	32
R	3
H	8
RBI	3
BB	4
SO	4
LOB	15



Batter	1	2	3	4	5	6	7	8	9	AB	R	H	RBI	BB	SO	LOB	TOP			
Omar Vizquel, S OBP: 0.397, SLG: 0.334 (1, 6)	2-1 G4-3		0-0 1B		1-3 SAFE K			0-3 K		4	0	1	0	0	2	1	Seattle Mariners @ New York Yankees Yankee Stadium, Bronx, NY Mon Jul 19 1993, 7:05 PM EDT Att: 23,012 - Unknown - 66 F			
Mike Felder, S OBP: 0.273, SLG: 0.280 (1, 7)	2-1 G4-3		2-1 G4-3		0-3 K			2-2 G6-3		4	0	0	0	0	1	3				
Ken Griffey Jr., L OBP: 0.400, SLG: 0.588 (1, 8)				1-1 1B G6-3 2B	0-0 F9			2-3 K		4	1	1	0	0	2	1				
Jay Buhner, R OBP: 0.385, SLG: 0.494 (1, 9)		2-3 K		2-1 F9			1-3 K		4-1 1B 1B SF7 BB	3	1	0	0	1	2	1				
Tino Martinez, L OBP: 0.352, SLG: 0.462 (1, 3)		0-1 F7		0-1 G6-3 1B			1-3 K		0-0 L9 1B 1B	4	0	2	0	0	1	0				
Marc Newfield, R OBP: 0.286, SLG: 0.316 (1, 10)		2-1 F9		2-2 G6-3			0-1 E6 CS		2-1 1B 1B	4	0	1	1	0	0	1				
Dave Magadan, L OBP: 0.398, SLG: 0.378 (1, 5)			0-0 G5-4-3 1B		3-2 4-0 CS		0-0 L8		0-0 SF7	2	0	1	1	1	0	0				
Dave Valle, R OBP: 0.367, SLG: 0.397 (1, 2)			2-2 G5-4-3 1B	1-2 L5			0-0 P4		3-H 1-0 L9	4	0	0	0	0	0	5				
Rich Amaral, R OBP: 0.362, SLG: 0.370 (1, 4)			2-2 1B 1B		1-0 1B		0-1 G6-3		0-0 L4	4	0	2	0	0	0	2				
Inning Stats	R: 0 E: 0 K: 1 S: 8	H: 0 LOB: 0 BB: 0 P: 14	R: 0 E: 0 K: 1 S: 10	H: 0 LOB: 0 BB: 0 P: 14	R: 0 E: 0 K: 0 S: 11	H: 3 LOB: 2 BB: 0 P: 17	R: 1 E: 0 K: 0 S: 13	H: 2 LOB: 2 BB: 1 P: 23	R: 0 E: 0 K: 2 S: 10	H: 0 LOB: 0 BB: 0 P: 15	R: 0 E: 0 K: 0 S: 4	H: 0 LOB: 0 BB: 0 P: 4	R: 0 E: 0 K: 2 S: 11	H: 0 LOB: 0 BB: 1 P: 15	R: 1 E: 0 K: 0 S: 7	H: 2 LOB: 2 BB: 1 P: 14	1B: 7 2B: 3 3B: 0 HR: 0	SF: 1 SAC: 0 DP: 1 HBP: 0	WP: 0 PB: 0 SB: 0 CS: 1	PA: 37
PITCHER Scott Kamieniecki, R ERA: 3.94 (1, 1)	IP: 9.0 WLS: W BF: 36 H: 8 R: 2 ER: 2 SO: 8 BB: 2 IBB: 0 HBP: 0 BLK: 0 WP: 0 HR: 0 S: 82 P: 126 ERA: 2.00 WHIP: 1.11															PITCHER				

Batter	1	2	3	4	5	6	7	8	9	AB	R	H	RBI	BB	SO	LOB	BOTTOM			
Wade Boggs, L OBP: 0.375, SLG: 0.386 (1, 5)	1-0 E BB 1B		3-2 G4-6-3		3-2 G1-3			3-2 HR		4	1	2	0	0	0	2	Seattle Mariners @ New York Yankees Yankee Stadium, Bronx, NY Mon Jul 19 1993, 7:05 PM EDT Att: 23,012 - Unknown - 66 F			
Pat Kelly, R OBP: 0.324, SLG: 0.402 (6, 4)		1-2 FC1-5 2B		1-2 1B						1	1	1	1	0	0	0				
Dion James, L OBP: 0.365, SLG: 0.445 (1, 7)	2-0 E4 BB 2B 1B	2-2 FC1-5 1B 1B		1-3 K		2-2 G3		1-2 F7		5	2	1	0	0	1	1				
Don Mattingly, L OBP: 0.367, SLG: 0.451 (1, 3)	0-1 F9	2-1 SAFE 1B SAFE 1B BB FC4-6 1B		1-0 G3-1		1-0 G3-1		2-2 E 2B		5	2	2	0	0	0	2				
Danny Tartabull, R OBP: 0.365, SLG: 0.519 (1, 10)	4-0 BB 2B BB	4-1 FC4-6 1B BB		4-1 BB		4-2 BB BB		3-3 K		1	1	0	0	4	1	1				
Paul O'Neill, L OBP: 0.384, SLG: 0.536 (1, 9)	4-2 2B BB	0-1 FC4-6 1B		3-3 K		4-0 BB		0-0 E7 1B		3	0	2	2	2	1	1				
Bernie Williams, S OBP: 0.312, SLG: 0.414 (1, 8)	1-1 1B 2B	1-1 FC4-6		3-2 HR		3-2 L9		0-0 F7		5	1	2	4	0	0	5				
Mike Stanley, R OBP: 0.396, SLG: 0.541 (1, 2)	1-3 2-H 3-H 4-1 HBP	4-1 F8		1-1 G6-3		2-3 K				3	0	0	0	0	1	2				
Mike Gallego, R OBP: 0.367, SLG: 0.413 (1, 4)	0-0 P4		3-1 G5-3		0-0 G5-3		1-1 F8			4	0	0	0	0	0	3				
Spike Owen, S OBP: 0.318, SLG: 0.324 (1, 6)	0-0 G3		1-1 G4-6-3 1B		1-0 1B		2-2 G1-3			4	0	2	0	0	0	3				
Inning Stats	R: 3 E: 1 K: 0 S: 11	H: 3 LOB: 3 BB: 2 P: 27	R: 2 E: 0 K: 0 S: 17	H: 3 LOB: 2 BB: 1 P: 30	R: 0 E: 0 K: 0 S: 7	H: 1 LOB: 0 BB: 0 P: 14	R: 0 E: 0 K: 2 S: 8	H: 0 LOB: 1 BB: 1 P: 17	R: 1 E: 0 K: 0 S: 12	H: 2 LOB: 1 BB: 0 P: 20	R: 0 E: 0 K: 0 S: 8	H: 0 LOB: 2 BB: 2 P: 19	R: 0 E: 0 K: 1 S: 9	H: 0 LOB: 0 BB: 0 P: 14	R: 2 E: 1 K: 1 S: 18	H: 3 LOB: 1 BB: 0 P: 27	1B: 7 2B: 3 3B: 0 HR: 2	SF: 0 SAC: 0 DP: 1 HBP: 1	WP: 0 PB: 0 SB: 0 CS: 0	PA: 42
PITCHER Tim Leary, R ERA: 4.89 (1, 1)	IP: 1.1 WLS: L BF: 14 H: 6 R: 5 ER: 5 SO: 0 BB: 3 IBB: 0 HBP: 1 BLK: 0 WP: 0 HR: 0 S: 23 P: 48 ERA: 33.75 WHIP: 6.750															PITCHER				
Dennis Powell, L ERA: 3.49 (2, 1)	4.1 BF: 18 H: 3 R: 1 ER: 1 SO: 2 BB: 3 IBB: 0 HBP: 0 BLK: 0 WP: 0 HR: 1 S: 38 P: 77 ERA: 2.08 WHIP: 1.385															PITCHER				
Bob Ayrault, R ERA: 6.29 (6, 1)	2.1 BF: 10 H: 3 R: 2 ER: 1 SO: 2 BB: 0 IBB: 0 HBP: 0 BLK: 0 WP: 0 HR: 1 S: 29 P: 43 ERA: 3.86 WHIP: 1.286															PITCHER				

AB 33
R 2
H 8
RBI 2
BB 2
SO 8
LOB 14



AB 35
R 8
H 12
RBI 7
BB 6
SO 4
LOB 20



Batter	1	2	3	4	5	6	7	8	9	AB	R	H	RBI	BB	SO	LOB	TOP								
Rich Amaral, R OBP: 0.356, SLG: 0.365 (1, 6)	F7	L7			G4-3		SF8	P4		4	0	0	1	0	0	2	Seattle Mariners @ New York Yankees Yankee Stadium, Bronx, NY Wed Jul 21 1993, 3:33 AM EDT Att: 31,870 - Sunny - 79 F								
Greg Litton, R OBP: 0.372, SLG: 0.457 (1, 4)	2B	1B	K		G5-3		G5-4-3	G4-3		5	1	1	0	0	1	2									
Ken Griffey Jr., L OBP: 0.400, SLG: 0.600 (1, 8)	F8		P9			HR		K	HR	5	2	2	1	0	1	1									
Jay Buhner, R OBP: 0.391, SLG: 0.512 (1, 9)	1H	2B			G6-4-3	1B		1B	HR	5	2	5	3	0	0	0									
Edgar Martinez, R OBP: 0.321, SLG: 0.292 (9, PR)	K		G4-3		G6-4-3		F8			4	0	0	0	1	1	4									
Omar Vizquel, S OBP: 0.358, SLG: 0.333 (9, PR)					1-2				BB	0	0	0	0	0	0	0									
Mike Blowers, R OBP: 0.356, SLG: 0.483 (1, 5)		G6-3	1B		F8		G6-3	HR	K	5	1	2	0	0	1	1									
Tino Martinez, L OBP: 0.359, SLG: 0.477 (1, 3)		G6-3	1B		K		SF8	HR	G4-3	5	2	3	3	0	1	1									
Bill Haselman, R OBP: 0.340, SLG: 0.473 (1, 2)		G6-3			G4-3		E	HR		4	1	2	0	0	0	2									
Lee Tinsley, S OBP: 0.286, SLG: 0.417 (1, 7)		K			B1-3		E1	HR		4	1	1	2	0	1	4									
Inning Stats	R: 1 E: 0 K: 1 S: 11	H: 2 LOB: 1 BB: 0 P: 19	R: 0 E: 0 K: 1 S: 11	H: 2 LOB: 2 BB: 0 P: 19	R: 0 E: 0 K: 1 S: 8	H: 1 LOB: 1 BB: 0 P: 11	R: 0 E: 0 K: 1 S: 9	H: 0 LOB: 0 BB: 0 P: 14	R: 0 E: 0 K: 0 S: 4	H: 0 LOB: 0 BB: 0 P: 5	R: 1 E: 0 K: 0 S: 9	H: 2 LOB: 1 BB: 0 P: 11	R: 1 E: 1 K: 0 S: 12	H: 2 LOB: 1 BB: 0 P: 15	R: 5 E: 0 K: 1 S: 19	H: 5 LOB: 1 BB: 1 P: 30	R: 2 E: 0 K: 1 S: 13	H: 2 LOB: 1 BB: 1 P: 24	1B: 11 2B: 1 3B: 0 HR: 4	SF: 1 SAC: 0 DP: 2 HBP: 0	WP: 0 PB: 0 SB: 2 CS: 0	PA: 43			
PITCHER	IP	WLS	BF	H	R	ER	SO	BB	IBB	HBP	BLK	WP	HR	S	P	ERA	WHIP								
Jimmy Key, L ERA: 2.56 (1, 1)	7.2	L	34	12	6	6	5	0	0	0	0	0	2	76	114	7.04	1.565								
Steve Farr, R ERA: 4.13 (8, 1)	0.2		7	4	4	4	0	1	0	0	0	0	2	16	29	54.00	7.500								
John Habyan, R ERA: 3.7 (9, 1)	0.2		2	0	0	0	1	0	0	0	0	0	0	4	5	0.00	0.000								

Batter	1	2	3	4	5	6	7	8	9	AB	R	H	RBI	BB	SO	LOB	BOTTOM								
Wade Boggs, L OBP: 0.373, SLG: 0.387 (1, 5)	E		G6-3		F7			F7		4	1	1	0	0	0	2	Seattle Mariners @ New York Yankees Yankee Stadium, Bronx, NY Wed Jul 21 1993, 3:33 AM EDT Att: 31,870 - Sunny - 79 F								
Dion James, L OBP: 0.363, SLG: 0.441 (1, 7)	F9			G4-3		G6-3		G1-3		4	0	1	0	0	0	0									
Don Mattingly, L OBP: 0.361, SLG: 0.445 (1, 3)	L6			G4-3		G6-3		L7		4	0	0	0	0	0	2									
Danny Tartabull, R OBP: 0.363, SLG: 0.507 (1, 10)	K					G5-3			G6-3	3	0	0	0	1	1	1									
Paul O'Neill, L OBP: 0.382, SLG: 0.532 (1, 9)			G4-6-3	F7			E7	HR	K	4	1	1	0	0	1	1									
Bernie Williams, S OBP: 0.313, SLG: 0.411 (1, 8)		G4-6-3			G6-3		K		F8	4	0	0	0	0	1	2									
Matt Nokes, L OBP: 0.302, SLG: 0.480 (1, 2)		G3					F8			3	0	1	0	0	0	1									
Mike Gallego, R OBP: 0.377, SLG: 0.433 (1, 6)					G1-6-3			HR		2	1	2	2	1	0	0									
Pat Kelly, R OBP: 0.319, SLG: 0.395 (1, 4)		G1-6-3			F7		G3			3	0	0	0	0	0	3									
Inning Stats	R: 1 E: 1 K: 1 S: 7	H: 1 LOB: 1 BB: 0 P: 11	R: 0 E: 0 K: 0 S: 6	H: 1 LOB: 0 BB: 0 P: 10	R: 0 E: 0 K: 0 S: 7	H: 0 LOB: 1 BB: 1 P: 15	R: 0 E: 0 K: 0 S: 7	H: 0 LOB: 1 BB: 1 P: 14	R: 0 E: 0 K: 0 S: 11	H: 2 LOB: 2 BB: 0 P: 15	R: 0 E: 0 K: 0 S: 4	H: 1 LOB: 0 BB: 0 P: 6	R: 2 E: 1 K: 1 S: 12	H: 1 LOB: 0 BB: 0 P: 18	R: 0 E: 0 K: 0 S: 5	H: 0 LOB: 0 BB: 0 P: 9		R: 0 E: 0 K: 1 S: 7	H: 0 LOB: 0 BB: 0 P: 12	1B: 4 2B: 1 3B: 0 HR: 1	SF: 0 SAC: 0 DP: 3 HBP: 0	WP: 0 PB: 0 SB: 0 CS: 0	PA: 33		
PITCHER	IP	WLS	BF	H	R	ER	SO	BB	IBB	HBP	BLK	WP	HR	S	P	ERA	WHIP								
Erik Hanson, R ERA: 2.97 (1, 1)	9.0	W	33	6	3	0	3	2	0	0	0	0	1	66	110	0.00	0.889								

Batter	1	2	3	4	5	6	7	8	9	AB	R	H	RBI	BB	SO	LOB	TOP										
Rich Amaral, R (1, 4) OBP: 0.355, SLG: 0.363	1-1 G4-3			1-1 G1-3		0-0 G6-3 1B	3-1 F8			4	0	1	0	0	0	2											
Greg Litton, R (1, 7) OBP: 0.360, SLG: 0.440	0-1 G4-3			0-0 G5-3		1-2 P3		1-3 K		3	0	0	0	0	0	1											
Lee Tinsley, S (8, PH) OBP: 0.267, SLG: 0.385						1-2 K				1	0	0	0	0	1	0											
Ken Griffey Jr., L (1, 8) OBP: 0.398, SLG: 0.604	1-1 F7			1-2 HR		3-2 G6-3		3-0 F8		4	1	1	1	0	0	1											
Jay Buhner, R (1, 9) OBP: 0.389, SLG: 0.508		0-1 L7		4-1 FC5-4 BB		2-3 K		2-2 G5-3		3	0	0	0	1	1												
Edgar Martinez, R (1, 10) OBP: 0.305, SLG: 0.275		2-3 K		1-0 FC5-4					1-2 G5-3	4	0	0	0	0	1												
Mike Blowers, R (1, 5) OBP: 0.354, SLG: 0.478		0-1 G1-3			2-0 L7				1-2 G6-3 1B	4	0	1	0	0	0	0											
Tino Martinez, L (1, 3) OBP: 0.358, SLG: 0.474			2-2 F9		2-1 F8		1-0 HBP 1B		1-1 G6-3	4	1	1	0	0	0	1											
Dave Valle, R (1, 2) OBP: 0.372, SLG: 0.410			1-0 P6		1-1 HR		2-1 1B HBP			2	1	1	1	0	0	0											
Omar Vizquel, S (1, 6) OBP: 0.358, SLG: 0.333			3-2 F7		1-1 G5-3		0-2 1B			3	0	1	1	0	0	0											
Inning Stats	R: 0 E: 0 K: 0 S: 6	H: 0 LOB: 0 BB: 0 P: 8	R: 0 E: 0 K: 1 S: 7	H: 0 LOB: 0 BB: 0 P: 9	R: 0 E: 0 K: 0 S: 9	H: 0 LOB: 0 BB: 0 P: 15	R: 1 E: 0 K: 0 S: 9	H: 1 LOB: 1 BB: 1 P: 16	R: 1 E: 0 K: 0 S: 7	H: 1 LOB: 0 BB: 0 P: 13	R: 0 E: 0 K: 1 S: 12	H: 1 LOB: 1 BB: 0 P: 18	R: 1 E: 0 K: 0 S: 12	H: 2 LOB: 2 BB: 0 P: 22	R: 0 E: 0 K: 1 S: 7	H: 0 LOB: 0 BB: 0 P: 13	R: 0 E: 0 K: 0 S: 11	H: 1 LOB: 0 BB: 0 P: 14	1B: 4 2B: 0 3B: 0 HR: 2	SF: 0 SAC: 0 DP: 1 HBP: 1	WP: 0 PB: 0 SB: 1 CS: 0	PA: 34					
PITCHER	IP	WLS	BF	H	R	ER	SO	BB	IBB	HBP	BLK	WP	HR	S	P	ERA	WHIP										
Jeff Mutis, L (1, 1) ERA: 4.4	6.2	L	27	5	3	3	2	1	0	1	0	0	2	60	96	4.05	0.900										
Jerry Dipoto, R (7, 1) ERA: 2.77	2.1		7	1	0	0	1	0	0	0	0	0	0	20	32	0.00	0.429										

Seattle Mariners @ Cleveland Indians
Cleveland Municipal Stadium, Cleveland, OH

Thu Jul 22, 1993, 7:05 PM EDT
Att: 20,203 - Unknown - 73 F

AB 32
R 3
H 6
RBI 3
BB 1
SO 3
LOB 7



Batter	1	2	3	4	5	6	7	8	9	AB	R	H	RBI	BB	SO	LOB	BOTTOM										
Kenny Lofton, L (1, 8) OBP: 0.396, SLG: 0.419	1-2 G6-3	4-0 BB			0-1 G3		0-0 SH1-3		3-1 FC5-4	3	0	0	0	1	0	1											
Wayne Kirby, L (1, 9) OBP: 0.335, SLG: 0.396	3-2 P4	0-2 F9			1-1 B2		0-3 K		2-1 G5-3	4	0	0	0	0	1	4											
Carlos Martinez, R (8, PH) OBP: 0.310, SLG: 0.371										1	0	0	0	0	0	1											
Carlos Baerga, S (1, 4) OBP: 0.332, SLG: 0.504	3-1 BB 1B		2-1 P4			2-2 SH2-3 WP PB 1B	0-0 K		2-3 1B	4	1	3	0	0	0	0											
Albert Belle, R (1, 7) OBP: 0.381, SLG: 0.593	4-1 BB		2-2 L5			2-1 SH2-3	2-0 F8			2	0	0	0	1	0	2											
Paul Sorrento, L (1, 3) OBP: 0.315, SLG: 0.447	1-2 BB		3-3 K			1-3 1B			3-3 K	4	0	1	0	0	3	2											
Reggie Jefferson, S (1, 10) OBP: 0.292, SLG: 0.363			0-0 G4-3		1-3 K		0-0 1B		2-2 F7	4	0	1	0	0	1	0											
Alvaro Espinoza, R (1, 5) OBP: 0.320, SLG: 0.409		0-1 1B 2B		1-1 G4-3		0-2 L5			1-3 K	4	1	1	0	0	1	2											
Felix Fermin, R (1, 6) OBP: 0.304, SLG: 0.298		1-0 2B		2-1 G6-3		0-2 1B			4-0 FC5-4 BB	3	0	1	0	0	0	1											
Thomas Howard, S (9, PH) OBP: 0.269, SLG: 0.310						1-2 2H 1B				0	0	0	0	1	0	0											
Junior Ortiz, R (1, 2) OBP: 0.271, SLG: 0.298			1-0 BB 1B		3-2 G1-3		2-1 1B SH1-3		0-1 FC5-6	3	0	2	1	0	0	0											
Glenallen Hill, R (7, PR) OBP: 0.262, SLG: 0.407										0	0	0	0	0	0	0											
Jesse Lewis, L (8, 2) OBP: 0.154, SLG: 0.160									1-2 FC5-4	1	0	0	0	0	0	1											
Inning Stats	R: 0 E: 0 K: 1 S: 15	H: 1 LOB: 2 BB: 1 P: 29	R: 1 E: 0 K: 0 S: 8	H: 2 LOB: 1 BB: 1 P: 14	R: 0 E: 0 K: 1 S: 8	H: 0 LOB: 0 BB: 0 P: 15	R: 0 E: 0 K: 1 S: 7	H: 0 LOB: 0 BB: 0 P: 11	R: 0 E: 0 K: 0 S: 8	H: 0 LOB: 0 BB: 0 P: 12	R: 1 E: 0 K: 0 S: 15	H: 4 LOB: 2 BB: 0 P: 22	R: 0 E: 0 K: 1 S: 8	H: 2 LOB: 2 BB: 0 P: 12	R: 0 E: 0 K: 2 S: 9	H: 0 LOB: 0 BB: 0 P: 15	R: 0 E: 0 K: 0 S: 6	H: 0 LOB: 1 BB: 1 P: 15	1B: 8 2B: 1 3B: 0 HR: 0	SF: 0 SAC: 2 DP: 0 HBP: 0	WP: 1 PB: 1 SB: 0 CS: 0	PA: 38					
PITCHER	IP	WLS	BF	H	R	ER	SO	BB	IBB	HBP	BLK	WP	HR	S	P	ERA	WHIP										
Chris Bosio, R (1, 1) ERA: 3.66	6.0	W	27	8	2	2	3	2	0	0	0	0	0	5	5	0.00	1.500										
Dennis Powell, L (7, 1) ERA: 3.43	0.2		3	1	0	0	1	0	0	0	0	0	0	5	5	0.00	1.500										
Jeff Nelson, R (7, 1) ERA: 2.7	1.1		4	0	0	0	2	0	0	0	0	0	0	10	18	0.00	0.000										
Mike Hampton, L (9, 1) ERA: 7.47	0.2	S	3	0	0	0	0	1	0	0	0	0	0	4	11	0.00	1.500										
Brad Holman, R (9, 1) ERA:	0.1		1	0	0	0	0	0	0	0	0	0	0	2	4	0.00	0.000										

Seattle Mariners @ Cleveland Indians
Cleveland Municipal Stadium, Cleveland, OH

Thu Jul 22, 1993, 7:05 PM EDT
Att: 20,203 - Unknown - 73 F

AB 33
R 2
H 9
RBI 1
BB 3
SO 6
LOB 14



Batter	1	2	3	4	5	6	7	8	9	AB	R	H	RBI	BB	SO	LOB	TOP								
Rich Amaral, R OBP: 0.357, SLG: 0.365	0-1 1B	1-0 SH1-3		0-1 G6-3		0-0 L7-2		1-2 1B		4	1	2	1	0	0	2	Seattle Mariners @ Cleveland Indians Cleveland Municipal Stadium, Cleveland, OH Sat Jul 24 1993, 7:05 PM EDT Att: 33,750 - Unknown - 80 F								
Greg Litton, R OBP: 0.333, SLG: 0.407	1-0 F8	0-2 G3			2-3 K		1-0 L4	2-1 G4-3		3	0	0	0	0	1	2									
Mike Felder, S OBP: 0.273, SLG: 0.280										2	0	0	0	0	0	2									
Ken Griffey Jr., L OBP: 0.401, SLG: 0.619	0-0 1B	3-3 K			3-2 HR		3-2 G3-1		4-2 G5-3	4	2	2	1	1	1	1									
Jay Buhner, R OBP: 0.390, SLG: 0.510	1-3 K			1-0 HR		4-1 FC6-4		4-1 BB	2-1 G5-3	3	1	1	1	2	1	3									
Edgar Martinez, R OBP: 0.319, SLG: 0.325	0-2 1B			3-2 F8		0-0 FC6-4		3-3 K	1-1 BB	5	0	2	1	0	1	2									
Lee Tinsley, S OBP: 0.250, SLG: 0.389	1-3 1B			1-2 1B		1-2 FC6-4			2-3 1B	0	0	0	0	0	0	0									
Mike Blowers, R OBP: 0.357, SLG: 0.476	3-1 1B			4-0 CS		3-1 FC6-4			2-2 1B	2	0	1	1	1	0	1									
Dave Magadan, L OBP: 0.397, SLG: 0.378	1-2 1B			1-2 BB		1-2 1B			1-1 SAFE	2	1	1	0	0	0	1									
Tino Martinez, L OBP: 0.356, SLG: 0.467	2-0 G4-3			2-2 L3		2-3 K		3-2 F7		4	0	0	0	0	1	4									
Dave Valle, R OBP: 0.372, SLG: 0.418		2-1 HR		3-1 G5-3		4-0 2B		1-3 K		3	1	1	1	1	1	1									
Omar Vizquel, S OBP: 0.359, SLG: 0.340		0-2 SH1-3		1-3 K		1-2 2B		0-1 1B		4	0	3	0	0	1	0									
Inning Stats	R: 2 E: 0 K: 1 S: 13	H: 4 LOB: 2 BB: 0 P: 20	R: 1 E: 0 K: 1 S: 12	H: 2 LOB: 1 BB: 0 P: 18	R: 1 E: 0 K: 0 S: 8	H: 1 LOB: 0 BB: 1 P: 18	R: 0 E: 0 K: 1 S: 7	H: 0 LOB: 0 BB: 0 P: 11	R: 1 E: 0 K: 1 S: 11	H: 1 LOB: 1 BB: 1 P: 23	R: 0 E: 0 K: 1 S: 7	H: 1 LOB: 1 BB: 1 P: 14	R: 0 E: 0 K: 1 S: 9	H: 0 LOB: 1 BB: 1 P: 20	R: 1 E: 0 K: 1 S: 15	H: 3 LOB: 2 BB: 0 P: 23	R: 0 E: 0 K: 0 S: 10	H: 1 LOB: 1 BB: 1 P: 19	1B: 8 2B: 3 3B: 0 HR: 3	SF: 0 SAC: 1 DP: 1 HBP: 0	WP: 0 PB: 0 SB: 0 CS: 1	PA: 42			
PITCHER	IP	WLS	BF	H	R	ER	SO	BB	IBB	HBP	BLK	WP	HR	S	P	ERA	WHIP								
Cliff Young, L ERA: 4.62	(1, 1)	1.0	9	6	3	3	1	0	0	0	0	0	1	18	27	27.00	6.000								
Matt Young, L ERA: 5.51	(2, 1)	4.1	18	3	2	2	4	3	0	0	0	0	2	39	76	4.15	1.385								
Bill Wertz, R ERA: 4.7	(6, 1)	1.2	5	0	0	0	1	1	0	0	0	0	0	10	21	0.00	0.600								
Jerry Dipoto, R ERA: 3.07	(8, 1)	1.2	L	9	4	1	1	1	0	0	0	0	0	22	37	5.40	3.000								
Derek Lilquist, L ERA: 1.27	(9, 1)	0.1	1	0	0	0	0	0	0	0	0	0	0	3	5	0.00	0.000								

Batter	1	2	3	4	5	6	7	8	9	AB	R	H	RBI	BB	SO	LOB	BOTTOM								
Kenny Lofton, L OBP: 0.397, SLG: 0.416	1-0 G5-3		1-0 G4-3		1-0 G5-3		4-1 S	4-2 FC6-4	0-2 FC4-6	4	1	0	0	2	0	1	Seattle Mariners @ Cleveland Indians Cleveland Municipal Stadium, Cleveland, OH Sat Jul 24 1993, 7:05 PM EDT Att: 33,750 - Unknown - 80 F								
Wayne Kirby, L OBP: 0.340, SLG: 0.399	1-1 F8		4-1 G1-6-3		0-1 2B		4-1 HR	1-0 B2		3	1	1	0	2	0	1									
Carlos Baerga, S OBP: 0.341, SLG: 0.510	2-2 1B		0-0 G1-6-3		2-2 P5		1-2 HR	4-1 FC6-4		4	1	2	1	1	0	2									
Albert Belle, R OBP: 0.384, SLG: 0.598	1-0 1B			4-2 G6-3		1-3 K	2-1 HR	1-1 FC6-4		4	1	2	3	1	1	2									
Paul Sorrento, L OBP: 0.320, SLG: 0.446	0-0 F8			3-1 G6-3		0-0 FC6-4	4-2 G6-3	4-2 FC4		3	1	1	0	2	0	3									
Carlos Martinez, R OBP: 0.314, SLG: 0.369		1-0 G5-3		1-1 G6-3		0-0 E6	1-0 G6-3	0-0 FC4		5	0	0	0	0	0	6									
Alvaro Espinoza, R OBP: 0.316, SLG: 0.397		1-2 G6-3		4-1 BB		1-2 FC6-4	0-0 G1-3		1-3 K	3	0	0	0	1	0	3									
Thomas Howard, S OBP: 0.277, SLG: 0.313						1-2 BB				1	0	0	0	0	1	0									
Felix Fermin, R OBP: 0.312, SLG: 0.308		0-1 BLK		1-2 G6-3		0-0 G6-3	4-1 BB	2-2 FC4-B		3	0	2	1	1	0	2									
Jesse Levis, L OBP: 0.143, SLG: 0.148		0-1 G4-3				1-3 K				4	0	0	0	0	1	5									
Junior Ortiz, R OBP: 0.275, SLG: 0.297						0-0 G1-3				1	0	0	0	0	0	1									
Inning Stats	R: 0 E: 0 K: 0 S: 8	H: 2 LOB: 2 BB: 0 P: 13	R: 0 E: 0 K: 0 S: 9	H: 1 LOB: 0 BB: 0 P: 11	R: 0 E: 0 K: 0 S: 3	H: 0 LOB: 2 BB: 1 P: 8	R: 0 E: 0 K: 0 S: 10	H: 0 LOB: 2 BB: 2 P: 23	R: 0 E: 0 K: 1 S: 11	H: 1 LOB: 1 BB: 0 P: 15	R: 1 E: 1 K: 1 S: 10	H: 2 LOB: 2 BB: 0 P: 12	R: 4 E: 0 K: 0 S: 17	H: 2 LOB: 2 BB: 4 P: 38	R: 0 E: 0 K: 0 S: 11	H: 0 LOB: 3 BB: 3 P: 25	R: 0 E: 0 K: 1 S: 9	H: 0 LOB: 1 BB: 0 P: 13	1B: 6 2B: 1 3B: 0 HR: 1	SF: 0 SAC: 0 DP: 1 HBP: 1	WP: 0 PB: 0 SB: 1 CS: 0	PA: 46			
PITCHER	IP	WLS	BF	H	R	ER	SO	BB	IBB	HBP	BLK	WP	HR	S	P	ERA	WHIP								
Tim Leary, R ERA: 4.68	(1, 1)	6.0	28	6	2	1	2	4	0	0	1	0	0	6	11	4.68	1.667								
Dennis Powell, L ERA: 3.53	(7, 1)	0.0	2	1	0	0	0	1	0	0	0	0	0	6	11	∞	∞								
Jeff Nelson, R ERA: 2.87	(7, 1)	1.0	W	6	1	3	3	2	0	0	0	0	1	10	22	27.00	3.000								
Mike Hampton, L ERA: 7.31	(8, 1)	0.1	S	3	0	0	0	2	0	0	1	0	0	5	14	0.00	6.000								
Brad Holman, R ERA:	(8, 1)	1.2	S	7	0	0	0	1	0	1	0	0	0	15	24	0.00	0.600								



Batter	1	2	3	4	5	6	7	8	9	AB	R	H	RBI	BB	SO	LOB	TOP			
Omar Vizquel, S OBP: 0.358, SLG: 0.340 Greg Litton, R OBP: 0.330, SLG: 0.402	K		SF7		FC4 1B		K		P3	3	0	1	1	0	2	0				
Mike Felder, S OBP: 0.276, SLG: 0.283 Mike Blowers, R OBP: 0.355, SLG: 0.473	F9		1B		FC4 HR		G4-3 WP HR		G6-3	4	2	2	0	0	0	1				
Ken Griffey Jr., L OBP: 0.404, SLG: 0.625	CS 1B		K		HR		G4-3 HR BB		G3	4	2	2	2	1	1	1				
Jay Buhner, R OBP: 0.386, SLG: 0.504	CS		K		F9		G4-3			4	0	0	0	0	1	2				
Tino Martinez, L OBP: 0.359, SLG: 0.482			G4-3		1B WP 1B		1B FC9-6 2B		HR	4	3	3	3	0	0	0				
Edgar Martinez, R OBP: 0.325, SLG: 0.370			HR		F8		FC9-6 1B		G5-3	4	1	2	1	0	0	1				
Dave Magadan, L OBP: 0.396, SLG: 0.376			F8		WP 1B		FC9-6 G6-3		L9	4	0	1	1	0	0	1				
Bill Haselman, R OBP: 0.336, SLG: 0.474			G6-3 SF7 2B		G6-3		G6-3		L7	4	1	1	0	0	0	2				
Rich Amaral, R OBP: 0.353, SLG: 0.360			G6-3		G5-3		F8		K	4	0	0	0	0	1	2				
Inning Stats	R: 0 E: 0 K: 1 S: 10	H: 1 LOB: 0 BB: 0 P: 12	R: 1 E: 0 K: 1 S: 9	H: 1 LOB: 0 BB: 0 P: 16	R: 1 E: 0 K: 1 S: 15	H: 2 LOB: 1 BB: 0 P: 23	R: 1 E: 0 K: 0 S: 13	H: 2 LOB: 1 BB: 0 P: 19	R: 2 E: 0 K: 0 S: 9	H: 2 LOB: 0 BB: 0 P: 15	R: 3 E: 0 K: 1 S: 16	H: 2 LOB: 0 BB: 1 P: 31	R: 0 E: 0 K: 1 S: 7	H: 0 LOB: 0 BB: 0 P: 12	R: 0 E: 0 K: 0 S: 11	H: 0 LOB: 0 BB: 0 P: 15	1B: 7 2B: 2 3B: 0 HR: 3	SF: 1 SAC: 0 DP: 0 HBP: 0	WP: 2 PB: 0 SB: 0 CS: 1	PA: 40
PITCHER	IP WLS BF H R ER SO	IP WLS BF H R ER SO	IP WLS BF H R ER SO	IP WLS BF H R ER SO	IP WLS BF H R ER SO	IP WLS BF H R ER SO	IP WLS BF H R ER SO	IP WLS BF H R ER SO	IP WLS BF H R ER SO	IP WLS BF H R ER SO	IP WLS BF H R ER SO	IP WLS BF H R ER SO	IP WLS BF H R ER SO	IP WLS BF H R ER SO	IP WLS BF H R ER SO	IP WLS BF H R ER SO	ERA WHIP	ERA WHIP		
Jose Mesa, R ERA: 4.12	5.0 0.1 22 8 5 5 3	0.1 0.1 3 2 1 1 0	2.2 W 11 2 3 3 2	1.0 S 3 0 0 0 0	0.0 0.0 0 0 0 0 0	0.0 0.0 0 0 0 0 0	0.0 0.0 0 0 0 0 0	0.0 0.0 0 0 0 0 0	0.0 0.0 0 0 0 0 0	0.0 0.0 0 0 0 0 0	0.0 0.0 0 0 0 0 0	0.0 0.0 0 0 0 0 0	0.0 0.0 0 0 0 0 0	0.0 0.0 0 0 0 0 0	0.0 0.0 0 0 0 0 0	0.0 0.0 0 0 0 0 0	9.00 27.00 10.12 0.00	1.600 6.000 1.125 0.000		
Bill Wertz, R ERA: 5.17																				
Jeremy Hernandez, R ERA: 3.38																				
Derek Liliquist, L ERA: 1.24																				

Seattle Mariners @ Cleveland Indians
Cleveland Municipal Stadium, Cleveland, OH

Sun Jul 25 1993, 3:33 AM EDT
Att: 54,378 - Overcast - 87 F

AB 37
R 9
H 12
RBI 8
BB 1
SO 5
LOB 10



Batter	1	2	3	4	5	6	7	8	9	AB	R	H	RBI	BB	SO	LOB	BOTTOM			
Kenny Lofton, L OBP: 0.392, SLG: 0.411	G6-3		G4-3		G1-3		F7		SF8	4	0	0	1	0	0	0				
Wayne Kirby, L OBP: 0.341, SLG: 0.412	1B		F9		K		P6		2B	5	1	2	1	0	1	0				
Carlos Baerga, S OBP: 0.341, SLG: 0.509	1B 1B		E G5-3 1B		G1		G5-3		G4-3	5	2	2	1	0	0	2				
Albert Belle, R OBP: 0.387, SLG: 0.617	S 1B		F9		HR		HR		HR	4	3	3	2	0	0	1				
Carlos Martinez, R OBP: 0.317, SLG: 0.368 Thomas Howard, S OBP: 0.277, SLG: 0.313	1B SF8 IBB		E9 G5-3 1B		F8		L9			3	2	1	0	1	0	0				
Glenallen Hill, R OBP: 0.266, SLG: 0.408 Jesse Levis, L OBP: 0.143, SLG: 0.148	CS 1B		G5-3		2B				G6-3 BB SF8 HBP	3	2	2	3	0	0	1				
Alvaro Espinoza, R OBP: 0.319, SLG: 0.398	SF8		1B		F7				G6-3 2B BB	2	1	1	2	1	0	1				
Felix Fermin, R OBP: 0.311, SLG: 0.305	CS BB		F9				P4		G6-3	3	0	0	0	1	0	3				
Junior Ortiz, R OBP: 0.270, SLG: 0.292 Paul Sorrento, L OBP: 0.322, SLG: 0.446	CS		G4-3		G6-3		P2		2B IBB	3	0	0	0	0	0	0				
Inning Stats	R: 5 E: 0 K: 0 S: 15	H: 4 LOB: 0 BB: 2 P: 31	R: 0 E: 0 K: 0 S: 6	H: 0 LOB: 0 BB: 0 P: 9	R: 2 E: 1 K: 0 S: 13	H: 3 LOB: 1 BB: 0 P: 17	R: 0 E: 0 K: 1 S: 7	H: 0 LOB: 0 BB: 0 P: 9	R: 1 E: 0 K: 0 S: 14	H: 2 LOB: 1 BB: 0 P: 20	R: 0 E: 0 K: 0 S: 6	H: 0 LOB: 0 BB: 0 P: 10	R: 1 E: 0 K: 0 S: 9	H: 1 LOB: 0 BB: 0 P: 16	R: 2 E: 0 K: 0 S: 9	H: 1 LOB: 2 BB: 2 P: 19	1B: 6 2B: 2 3B: 1 HR: 2	SF: 2 SAC: 0 DP: 0 HBP: 1	WP: 0 PB: 0 SB: 0 CS: 2	PA: 40
PITCHER	IP WLS BF H R ER SO	IP WLS BF H R ER SO	IP WLS BF H R ER SO	IP WLS BF H R ER SO	IP WLS BF H R ER SO	IP WLS BF H R ER SO	IP WLS BF H R ER SO	IP WLS BF H R ER SO	IP WLS BF H R ER SO	IP WLS BF H R ER SO	IP WLS BF H R ER SO	IP WLS BF H R ER SO	IP WLS BF H R ER SO	IP WLS BF H R ER SO	IP WLS BF H R ER SO	IP WLS BF H R ER SO	ERA WHIP	ERA WHIP		
Dave Fleming, L ERA: 4.5	4.2 1.1 24 9 8 7 1	1.1 4 0 0 0 0 0	0.2 2 0 0 0 0 0	0.1 L 4 1 3 3 0	0.0 0.0 0 0 0 0 0	0.0 0.0 0 0 0 0 0	0.0 0.0 0 0 0 0 0	0.0 0.0 0 0 0 0 0	0.0 0.0 0 0 0 0 0	0.0 0.0 0 0 0 0 0	0.0 0.0 0 0 0 0 0	0.0 0.0 0 0 0 0 0	0.0 0.0 0 0 0 0 0	0.0 0.0 0 0 0 0 0	0.0 0.0 0 0 0 0 0	0.0 0.0 0 0 0 0 0	13.50 2.143	0.00 0.000		
Bob Ayrault, R ERA: 5.4																				
Dennis Powell, L ERA: 3.77																				
Jeff Nelson, R ERA: 3.55																				
Rich DeLucia, R ERA: 4.43																				

Seattle Mariners @ Cleveland Indians
Cleveland Municipal Stadium, Cleveland, OH

Sun Jul 25 1993, 3:33 AM EDT
Att: 54,378 - Overcast - 87 F

AB 32
R 11
H 11
RBI 10
BB 4
SO 1
LOB 8



Batter	1	2	3	4	5	6	7	8	9	AB	R	H	RBI	BB	SO	LOB	TOP							
Shane Mack, R (1, 8) OBP: 0.345, SLG: 0.423	G1-3			P3		FC4			G4-3	5	0	3	2	0	0	0								
Chuck Knoblauch, R (1, 4) OBP: 0.359, SLG: 0.341	G5-3			L9		FC4			G4-3	5	0	0	0	0	1	3								
Kirby Puckett, R (1, 9) OBP: 0.349, SLG: 0.455	K								F9	5	1	2	0	0	1	1								
Kent Hrbek, L (1, 3) OBP: 0.347, SLG: 0.443		G1-3								4	1	1	0	0	0	1								
Pedro Munoz, R (7, 7) OBP: 0.314, SLG: 0.441										0	0	0	0	0	0	0								
Dave Winfield, R (1, 10) OBP: 0.329, SLG: 0.482										4	2	2	3	0	1	0								
Brian Harper, R (1, 2) OBP: 0.345, SLG: 0.453										4	1	2	0	0	1	0								
Mike Pagliarulo, L (1, 5) OBP: 0.344, SLG: 0.438										3	1	1	0	0	0	1								
Dave McCarty, R (1, 7) OBP: 0.287, SLG: 0.328										4	1	1	2	0	0	1								
Larry Casian, R (8, 1)										0	0	0	0	0	0	0								
Pat Meares, R (1, 6) OBP: 0.324, SLG: 0.390										3	1	1	1	0	1	0								
Chip Hale, L (9, PH) OBP: 0.349, SLG: 0.362										1	0	0	0	0	0	0								
Inning Stats	R: 0 E: 0 K: 1 S: 7	H: 0 LOB: 0 BB: 0 P: 8	R: 0 E: 0 K: 2 S: 9	H: 0 LOB: 0 BB: 0 P: 16	R: 0 E: 0 K: 1 S: 6	H: 0 LOB: 0 BB: 0 P: 10	R: 3 E: 0 K: 0 S: 11	H: 4 LOB: 1 BB: 0 P: 19	R: 0 E: 0 K: 0 S: 5	H: 1 LOB: 1 BB: 0 P: 10	R: 5 E: 0 K: 1 S: 20	H: 6 LOB: 1 BB: 0 P: 36	R: 0 E: 0 K: 0 S: 6	H: 1 LOB: 0 BB: 0 P: 7	R: 0 E: 0 K: 0 S: 7	H: 0 LOB: 0 BB: 0 P: 13	R: 0 E: 0 K: 0 S: 8	H: 1 LOB: 1 BB: 0 P: 14	1B: 12 2B: 1 3B: 0 HR: 1	SF: 0 SAC: 0 DP: 2 HBP: 1	WP: 1 PB: 0 SB: 1 CS: 0	PA: 39		
PITCHER	IP	WLS	BF	H	R	ER	SO	BB	IBB	HBP	BLK	WP	HR	S	P	ERA	WHIP							
Chris Bosio, R (1, 1) ERA: 4.32	5.2		27	10	8	8	4	0	0	0	0	0	1	53	89	12.71	1.765							
Rich DeLucia, R (6, 1) ERA: 4.39	0.1	W	3	2	0	0	1	0	0	0	0	1	0	8	14	0.00	6.000							
Dennis Powell, L (7, 1) ERA: 3.72	0.2		1	0	0	0	0	0	0	0	0	0	0	1	1	0.00	0.000							
Jeff Nelson, R (7, 1) ERA: 3.35	2.1	S	8	1	0	0	0	0	0	1	0	0	0	17	29	0.00	0.429							

Minnesota Twins @ Seattle Mariners
The Kingdome, Seattle, WA
Tue Jul 27 1993, 10:05 PM EDT
Att. 21,346 - Dome

AB	38
R	8
H	13
RBI	8
BB	0
SO	5
LOB	7



Batter	1	2	3	4	5	6	7	8	9	AB	R	H	RBI	BB	SO	LOB	BOTTOM							
Omar Vizquel, S (1, 6) OBP: 0.361, SLG: 0.342	L6			G6-3						3	2	1	0	1	0	0								
Mike Felder, S (1, 7) OBP: 0.279, SLG: 0.286	P5									5	1	2	1	0	0	2								
Ken Griffey Jr., L (1, 8) OBP: 0.401, SLG: 0.628	K									5	1	1	4	0	1	2								
Jay Buhner, R (1, 9) OBP: 0.391, SLG: 0.507										2	3	1	0	3	1	0								
Tino Martinez, L (1, 3) OBP: 0.357, SLG: 0.478										5	0	1	1	0	1	3								
Edgar Martinez, R (1, 10) OBP: 0.340, SLG: 0.388										4	1	2	2	1	0	1								
Dave Magadan, L (1, 5) OBP: 0.397, SLG: 0.381										4	1	2	1	0	1	4								
Dave Valle, R (1, 2) OBP: 0.373, SLG: 0.423										4	1	2	1	0	2	1								
Rich Amaral, R (1, 4) OBP: 0.348, SLG: 0.355										4	0	0	0	0	0	4								
Inning Stats	R: 0 E: 0 K: 1 S: 9	H: 0 LOB: 0 BB: 0 P: 12	R: 0 E: 0 K: 1 S: 6	H: 0 LOB: 0 BB: 0 P: 9	R: 7 E: 0 K: 1 S: 22	H: 7 LOB: 1 BB: 0 P: 37	R: 0 E: 0 K: 0 S: 10	H: 1 LOB: 1 BB: 0 P: 15	R: 1 E: 0 K: 1 S: 8	H: 1 LOB: 2 BB: 2 P: 21	R: 2 E: 0 K: 0 S: 13	H: 3 LOB: 2 BB: 1 P: 22	R: 0 E: 0 K: 1 S: 14	H: 0 LOB: 1 BB: 1 P: 20	R: 0 E: 0 K: 1 S: 12	H: 0 LOB: 1 BB: 1 P: 22	1B: 6 2B: 5 3B: 0 HR: 1	SF: 0 SAC: 0 DP: 0 HBP: 1	WP: 0 PB: 0 SB: 1 CS: 0	PA: 42				
PITCHER	IP	WLS	BF	H	R	ER	SO	BB	IBB	HBP	BLK	WP	HR	S	P	ERA	WHIP							
Kevin Tapani, R (1, 1) ERA: 5.84	2.2		15	6	7	7	2	0	0	1	0	0	0	33	61	9.00	2.250							
George Tsamir, L (3, 1) ERA: 6.23	3.0	L	17	5	3	3	2	1	2	0	0	0	0	33	61	9.00	2.000							
Mike Hartley, R (6, 1) ERA: 4.34	1.1		6	1	0	0	1	1	0	0	0	0	0	20	28	0.00	1.500							
Larry Casian, L (8, 1) ERA: 1.03	1.0		4	0	0	0	1	1	0	0	0	0	0	12	22	0.00	1.000							

Minnesota Twins @ Seattle Mariners
The Kingdome, Seattle, WA
Tue Jul 27 1993, 10:05 PM EDT
Att. 21,346 - Dome

AB	36
R	10
H	12
RBI	10
BB	5
SO	6
LOB	17



Batter	1	2	3	4	5	6	7	8	9	AB	R	H	RBI	BB	SO	LOB	TOP											
Shane Mack, R OBP: 0.343, SLG: 0.429 (1, 8)										4	1	2	2	0	1	1	Minnesota Twins @ Seattle Mariners The Kingdome, Seattle, WA Thu Jul 29 1993, 10:05 PM EDT Att: 45,607 - Dome livebaseballscores.com											
Chuck Knoblauch, R OBP: 0.356, SLG: 0.339 (1, 4) (8, 6)										4	0	1	0	0	0	2												
Kirby Puckett, R OBP: 0.348, SLG: 0.451 (1, 9)										4	0	0	0	0	0	2												
Kent Hrbek, L OBP: 0.341, SLG: 0.434 (1, 3)										4	0	0	0	0	1	1												
Dave Winfield, R OBP: 0.329, SLG: 0.487 (1, 10)										4	0	1	0	0	1	1												
Brian Harper, R OBP: 0.348, SLG: 0.451 (1, 2)										4	1	1	0	0	1	1												
Mike Pagliarulo, L OBP: 0.343, SLG: 0.437 (1, 5)										3	1	1	0	0	0	0												
Pedro Munoz, R OBP: 0.307, SLG: 0.435 (1, 7)										3	0	0	0	0	0	2												
Pat Meares, R OBP: 0.315, SLG: 0.379 (8, PH) Chip Hale, L OBP: 0.355, SLG: 0.368 (8, 4)										2	0	0	1	0	0	1	 AB 33 R 3 H 7 RBI 3 BB 0 SO 4 LOB 11											
Inning Stats	R: 1 E: 0 K: 0 S: 10	H: 2 LOB: 1 BB: 0 P: 14	R: 0 E: 0 K: 0 S: 6	H: 0 LOB: 0 BB: 0 P: 10	R: 0 E: 0 K: 0 S: 4	H: 0 LOB: 0 BB: 0 P: 5	R: 0 E: 0 K: 0 S: 6	H: 0 LOB: 0 BB: 0 P: 9	R: 2 E: 0 K: 0 S: 9	H: 3 LOB: 1 BB: 0 P: 15	R: 0 E: 0 K: 1 S: 7	H: 0 LOB: 0 BB: 0 P: 11	R: 0 E: 0 K: 1 S: 5	H: 0 LOB: 2 BB: 0 P: 6	R: 0 E: 0 K: 1 S: 6	H: 1 LOB: 1 BB: 0 P: 10		R: 0 E: 0 K: 1 S: 7	H: 1 LOB: 0 BB: 0 P: 14	1B: 5 2B: 1 3B: 0 HR: 1	SF: 0 SAC: 0 DP: 1 HBP: 0	WP: 0 PB: 0 CS: 0	PA: 33					
PITCHER	IP	WLS	BF	H	R	ER	SO	BB	IBB	HBP	BLK	WP	HR	S	P	ERA	WHIP											
Tim Leary, R ERA: 4.63	(1, 1)	7.0	W	27	6	3	3	2	0	0	0	0	0	1	48	72	3.86	0.857										
Jeff Nelson, R ERA: 3.27	(8, 1)	1.0		3	0	0	0	1	0	0	0	0	0	5	8	0.00	0.000											
Dennis Powell, L ERA: 3.69	(9, 1)	0.1	S	1	0	0	0	1	0	0	0	0	0	3	5	0.00	0.000											
Ted Power, R ERA: 6.65	(9, 1)	0.2	S	2	1	0	0	0	0	0	0	0	0	4	9	0.00	1.500											

Batter	1	2	3	4	5	6	7	8	9	AB	R	H	RBI	BB	SO	LOB	BOTTOM											
Omar Vizquel, S OBP: 0.357, SLG: 0.338 (1, 6)										4	1	1	0	0	0	1	Minnesota Twins @ Seattle Mariners The Kingdome, Seattle, WA Thu Jul 29 1993, 10:05 PM EDT Att: 45,607 - Dome livebaseballscores.com											
Rich Amaral, R OBP: 0.350, SLG: 0.355 (1, 4)										3	1	1	1	1	1	1												
Ken Griffey Jr., L OBP: 0.403, SLG: 0.635 (1, 8)										4	1	2	0	0	0	3												
Jay Buhner, R OBP: 0.393, SLG: 0.507 (1, 9)										4	0	3	2	0	0	1												
Tino Martinez, L OBP: 0.353, SLG: 0.470 (1, 3)										4	0	1	0	0	0	2												
Edgar Martinez, R OBP: 0.346, SLG: 0.396 (1, 10)										4	0	1	0	0	0	2												
Dave Magadan, L OBP: 0.395, SLG: 0.380 (1, 5)										4	0	0	0	0	2	3												
Dave Valle, R OBP: 0.366, SLG: 0.413 (1, 2)										3	0	0	0	0	1	1												
Mike Felder, S OBP: 0.279, SLG: 0.283 (1, 7)										2	1	1	0	1	1	0	 AB 32 R 4 H 10 RBI 3 BB 2 SO 5 LOB 14											
Inning Stats	R: 2 E: 0 K: 0 S: 12	H: 2 LOB: 1 BB: 1 P: 23	R: 0 E: 0 K: 2 S: 7	H: 0 LOB: 0 BB: 0 P: 9	R: 0 E: 0 K: 1 S: 10	H: 1 LOB: 1 BB: 0 P: 14	R: 0 E: 0 K: 1 S: 10	H: 1 LOB: 1 BB: 0 P: 14	R: 0 E: 0 K: 0 S: 8	H: 2 LOB: 1 BB: 0 P: 14	R: 2 E: 0 K: 0 S: 13	H: 3 LOB: 2 BB: 1 P: 22	R: 0 E: 0 K: 1 S: 9	H: 0 LOB: 0 BB: 0 P: 11	1B: 9 2B: 2 3B: 0 HR: 0	SF: 0 SAC: 0 DP: 1 HBP: 0		WP: 1 PB: 0 CS: 0	PA: 34									
PITCHER	IP	WLS	BF	H	R	ER	SO	BB	IBB	HBP	BLK	WP	HR	S	P	ERA	WHIP											
Scott Erickson, R ERA: 5.5	(1, 1)	6.1	L	29	9	4	4	4	2	0	0	0	0	1	59	95	5.68	1.737										
Larry Casian, L ERA: 0.96	(7, 1)	0.1		1	0	0	0	0	0	0	0	0	0	1	2	0.00	0.000											
Carl Willis, R ERA: 5.46	(7, 1)	1.1		5	1	0	0	1	0	0	0	0	0	14	17	0.00	0.750											

Batter	1	2	3	4	5	6	7	8	9	AB R H RBI BB SO LOB	TOP									
Omar Vizquel, S OBP: 0.391, SLG: 0.329	F7		F7	G4-3			G5-3		K	5 0 0 0 0 1 4	Seattle Mariners @ Oakland Athletics Oakland-Alameda County Coliseum, Oakland, CA Tue Aug 03 1993, 7:05 PM PDT Att: 23,311 - Unknown - 67 F livebaseballscorecards.com									
Bret Boone, R OBP: 0.323, SLG: 0.474	HR		HR		G4-3			K	3 2 1 1 1 1 0											
Ken Griffey Jr., L OBP: 0.395, SLG: 0.622	HR		G3		G1-3		G4-3		4 1 1 2 0 0 0											
Jay Buhner, R OBP: 0.388, SLG: 0.493	F8		K		P6			BB	3 0 0 0 1 1 0											
Tino Martinez, L OBP: 0.347, SLG: 0.466	F9			K		G4-3		F7	4 0 0 0 0 1 1											
Edgar Martinez, R OBP: 0.350, SLG: 0.392		G4-3							4 1 2 0 0 0 0											
Erik Hanson, R (9, PR)				1B	E	2B		L9	0 1 0 0 0 0 0											
Mike Blowers, R OBP: 0.364, SLG: 0.472								F9	2 0 1 0 1 0 0											
Dave Valle, R OBP: 0.356, SLG: 0.401									4 0 1 2 0 0 2											
Mike Felder, S OBP: 0.277, SLG: 0.284									4 0 1 0 0 0 5											
Inning Stats	R: 2 E: 0 K: 0 S: 9	H: 1 LOB: 0 BB: 1 P: 17	R: 0 E: 0 K: 0 S: 7	H: 0 LOB: 1 BB: 1 P: 14	R: 1 E: 0 K: 1 S: 9	H: 1 LOB: 0 BB: 0 P: 14	R: 1 E: 1 K: 1 S: 13	H: 2 LOB: 2 BB: 0 P: 21	R: 0 E: 0 K: 0 S: 8	H: 0 LOB: 0 BB: 0 P: 11	R: 0 E: 0 K: 0 S: 6	H: 1 LOB: 0 BB: 0 P: 8	R: 0 E: 0 K: 1 S: 7	H: 0 LOB: 1 BB: 1 P: 14	R: 1 E: 0 K: 1 S: 10	H: 2 LOB: 2 BB: 0 P: 18	1B: 4 2B: 1 3B: 0 HR: 2	SF: 0 SAC: 1 DP: 0 HBP: 0	WP: 0 PB: 0 SB: 1 CS: 1	PA: 37
PITCHER	IP WLS BF H R ER SO BB IBB HBP BLK WP HR S P ERA WHIP											IP WLS BF H R ER SO BB IBB HBP BLK WP HR S P ERA WHIP								
Bob Welch, R ERA: 4.78	(1, 1) 6.1 27 5 4 4 2 2 0 0 0 0 2 57 94 5.68 1.105																			
Rick Honeycutt, L ERA: 3.24	(7, 1) 1.1 3 0 0 0 1 0 0 0 0 0 0 8 11 0.00 0.000																			
Ed Nunez, R ERA: 3.06	(8, 1) 1.1 L 7 2 1 1 1 1 0 0 0 0 0 12 24 6.75 2.250																			

Batter	1	2	3	4	5	6	7	8	9	AB R H RBI BB SO LOB	BOTTOM											
Lance Blankenship, R OBP: 0.378, SLG: 0.272	F9		K				SH		F7	2 0 0 0 1 1 0	Seattle Mariners @ Oakland Athletics Oakland-Alameda County Coliseum, Oakland, CA Tue Aug 03 1993, 7:05 PM PDT Att: 23,311 - Unknown - 67 F livebaseballscorecards.com											
Mike Aldrete, L OBP: 0.345, SLG: 0.423										1 0 0 0 0 0 0												
Brent Gates, S OBP: 0.352, SLG: 0.349	G6-3			F7	L8		B1		G6-3	5 0 0 0 0 0 3												
Ruben Sierra, S OBP: 0.314, SLG: 0.443	F9			1B	HR	1B	F9		F8	5 1 2 0 0 0 2												
Terry Steinbach, R OBP: 0.332, SLG: 0.417		K		HR	1B		P3		K	4 1 1 0 0 2 4												
Dave Henderson, R OBP: 0.256, SLG: 0.396		K		K			K		F8	4 0 0 0 0 3 2												
Craig Parquette, R OBP: 0.285, SLG: 0.451					HR		SH		K	3 1 2 3 1 1 0												
Jerry Browne, S OBP: 0.312, SLG: 0.321					G6-3		SH		BB	3 0 1 0 0 1 1												
Mike Bordick, R OBP: 0.343, SLG: 0.330						G4-3			BB	3 0 0 0 1 2 1												
Scott Hemond, R OBP: 0.333, SLG: 0.388									K	3 1 1 1 1 2 2												
Inning Stats	R: 0 E: 0 K: 0 S: 5	H: 0 LOB: 0 BB: 0 P: 7	R: 0 E: 0 K: 3 S: 14	H: 1 LOB: 0 BB: 0 P: 22	R: 0 E: 0 K: 3 S: 12	H: 0 LOB: 0 BB: 0 P: 17	R: 3 E: 0 K: 1 S: 13	H: 3 LOB: 0 BB: 0 P: 18	R: 1 E: 0 K: 0 S: 16	H: 2 LOB: 2 BB: 1 P: 25	R: 0 E: 0 K: 2 S: 12	H: 0 LOB: 1 BB: 1 P: 18	R: 0 E: 1 K: 1 S: 11	H: 0 LOB: 0 BB: 1 P: 20	R: 0 E: 0 K: 2 S: 10	H: 1 LOB: 2 BB: 1 P: 21	R: 0 E: 0 K: 0 S: 7	H: 0 LOB: 0 BB: 0 P: 11	1B: 5 2B: 0 3B: 0 HR: 2	SF: 0 SAC: 2 DP: 0 HBP: 0	WP: 0 PB: 0 SB: 1 CS: 0	PA: 39
PITCHER	IP WLS BF H R ER SO BB IBB HBP BLK WP HR S P ERA WHIP											IP WLS BF H R ER SO BB IBB HBP BLK WP HR S P ERA WHIP										
Randy Johnson, L ERA: 3.72	(1, 1) 8.0 W 36 7 4 4 12 4 0 0 0 0 2 93 148 4.50 1.375																					
Ted Power, R ERA: 6.0	(9, 1) 1.0 S 3 0 0 0 0 0 0 0 0 0 0 7 11 0.00 0.000																					

Batter	1	2	3	4	5	6	7	8	9	AB	R	H	RBI	BB	SO	LOB	TOP										
Mike Felder, S OBP: 0.275, SLG: 0.283	G5-3		E5 HR	F8			FC4-2			5	1	1	0	0	0	4	Seattle Mariners @ Oakland Athletics Oakland-Alameda County Coliseum, Oakland, CA Wed Aug 04 1993, 3:33 AM PDT Att: 22,152 - Sunny - 72 F										
Bret Boone, R OBP: 0.314, SLG: 0.500	P3		HR		G5-3		P5		F7	5	1	1	3	0	0	4											
Ken Griffey Jr., L OBP: 0.394, SLG: 0.617			L8		L3		K			3	0	0	0	1	1	2											
Edgar Martinez, R OBP: 0.347, SLG: 0.387 Mike Blowers, R OBP: 0.394, SLG: 0.472	F9		1B		K			G3		4	0	1	0	0	1	1											
Tino Martinez, L OBP: 0.346, SLG: 0.464		G4-3	L7					K		4	0	1	0	0	1	1											
Jay Buhner, R OBP: 0.387, SLG: 0.499	F7			HR	G6-4-3			F7		4	1	1	1	0	0	1											
Dann Howitt, L OBP: 0.250, SLG: 0.500	P6			2B	F7				F8	4	0	1	0	0	0	0											
Bill Haselman, R OBP: 0.348, SLG: 0.510			HR	L8			1B FC4-2	BB	1B	3	1	2	0	1	0	1											
Omar Vizquel, S OBP: 0.350, SLG: 0.328			F7	FC6-5-4-6			FC4-2	1B	F8	4	0	1	0	0	0	3											
Inning Stats	R: 0 E: 0 K: 0 S: 9	H: 0 LOB: 1 BB: 1 P: 16	R: 0 E: 0 K: 0 S: 5	H: 0 LOB: 0 BB: 0 P: 11	R: 3 E: 1 K: 0 S: 13	H: 3 LOB: 1 BB: 0 P: 26	R: 1 E: 0 K: 0 S: 9	H: 2 LOB: 1 BB: 0 P: 16	R: 0 E: 0 K: 1 S: 6	H: 1 LOB: 0 BB: 0 P: 13	R: 0 E: 0 K: 1 S: 13	H: 1 LOB: 2 BB: 1 P: 21	R: 0 E: 0 K: 1 S: 12	H: 0 LOB: 0 BB: 0 P: 17	R: 0 E: 0 K: 0 S: 12	H: 2 LOB: 2 BB: 0 P: 12		1B: 5 2B: 2 3B: 0 HR: 2	SF: 0 SAC: 0 DP: 1 HBP: 0	WP: 0 PB: 0 SB: 0 CS: 0	PA: 38						
PITCHER	IP	WLS	BF	H	R	ER	SO	BB	IBB	HBP	BLK	WP	HR	S	P	ERA	WHIP										
Ron Darling, R ERA: 5.61	(1, 1)	5.0	23	6	4	3	1	1	0	0	0	0	2	45	84	5.40	1.400										
Kelly Downs, R ERA: 5.89	(6, 1)	4.0	W	15	3	0	0	2	1	0	0	0	0	40	57	0.00	1.000										


Batter	1	2	3	4	5	6	7	8	9	AB	R	H	RBI	BB	SO	LOB	BOTTOM										
Jerry Browne, S OBP: 0.309, SLG: 0.310	G6-4-3 BB		L7		G6-3			G4-1		3	0	0	0	1	0	0	Seattle Mariners @ Oakland Athletics Oakland-Alameda County Coliseum, Oakland, CA Wed Aug 04 1993, 3:33 AM PDT Att: 22,152 - Sunny - 72 F										
Brent Gates, S OBP: 0.348, SLG: 0.345	G6-4-3 1-2f		F7		G1			P4		4	0	0	0	0	0	1											
Ruben Sierra, S OBP: 0.316, SLG: 0.451	G3		CS	2B			F8		1B 3B	4	1	2	0	0	0	0											
Troy Neel, L OBP: 0.341, SLG: 0.463 Lance Blankenship, R OBP: 0.380, SLG: 0.272	G1-3 2B	G1-3 2B	CS	G4-3			K		1B FC6 BB	3	1	1	0	0	1	0											
Dave Henderson, R OBP: 0.253, SLG: 0.391 Mike Aldrete, L OBP: 0.350, SLG: 0.427	G1-3			F9			F9		E S HBP	3	0	0	0	0	0	1											
Terry Steinbach, R OBP: 0.333, SLG: 0.421 Scott Hemond, R OBP: 0.333, SLG: 0.388								K	FC6 HBP IBB	4	0	2	2	0	1	1											
Craig Paquette, R OBP: 0.284, SLG: 0.444	F9				F9			G6-3	HBP IBB	3	0	0	0	1	0	2											
Scott Lydy, R OBP: 0.304, SLG: 0.450								K	P5	3	1	1	1	1	1	3											
Mike Bordick, R OBP: 0.342, SLG: 0.327	G3-1				G6-3				HBP	3	0	0	1	0	0	2											
Inning Stats	R: 0 E: 0 K: 0 S: 5	H: 0 LOB: 0 BB: 1 P: 10	R: 1 E: 0 K: 0 S: 12	H: 2 LOB: 2 BB: 1 P: 21	R: 0 E: 0 K: 0 S: 6	H: 1 LOB: 0 BB: 0 P: 11	R: 0 E: 0 K: 0 S: 7	H: 1 LOB: 1 BB: 0 P: 10	R: 1 E: 0 K: 0 S: 6	H: 1 LOB: 0 BB: 0 P: 8	R: 0 E: 0 K: 1 S: 9	H: 0 LOB: 0 BB: 0 P: 14	R: 0 E: 0 K: 2 S: 7	H: 0 LOB: 0 BB: 0 P: 7	R: 0 E: 0 K: 0 S: 7	H: 0 LOB: 0 BB: 0 P: 10		R: 3 E: 1 K: 0 S: 10	H: 2 LOB: 3 BB: 2 P: 27	1B: 2 2B: 3 3B: 1 HR: 1	SF: 0 SAC: 0 DP: 1 HBP: 1	WP: 0 PB: 0 SB: 1 CS: 1	PA: 37				
PITCHER	IP	WLS	BF	H	R	ER	SO	BB	IBB	HBP	BLK	WP	HR	S	P	ERA	WHIP										
Tim Leary, R ERA: 4.54	(1, 1)	8.0		30	3	3	3	2	0	0	0	0	0	61	95	3.38	1.000										
Dennis Powell, L ERA: 4.21	(9, 1)	0.0	1	0	0	0	0	1	0	0	0	0	0	4													
Jeff Nelson, R ERA: 3.4	(9, 1)	0.1	L	5	1	2	2	0	0	1	1	0	0	8	19	54.00	3.000										



Batter	1	2	3	4	5	6	7	8	9	AB	R	H	RBI	BB	SO	LOB	TOP					
Greg Litton, R OBP: 0.327, SLG: 0.398 Mike Felder, S OBP: 0.275, SLG: 0.282	F9		G1					G1-3		2	0	0	0	1	0	0						
Bret Boone, R OBP: 0.304, SLG: 0.479	K			G6-3	F8			L8		4	0	0	0	0	1	1						
Ken Griffey Jr., L OBP: 0.395, SLG: 0.612	F9			E 1B			K	G3		4	1	1	0	0	1	0						
Edgar Martinez, R OBP: 0.356, SLG: 0.387		E 2B		E 1B			F7		K	3	1	1	0	1	1	0						
Jay Buhner, R OBP: 0.389, SLG: 0.501	E8 1B			1B			K		F9	3	0	1	0	1	1	0						
Mike Blowers, R OBP: 0.384, SLG: 0.475 Dave Magadan, L OBP: 0.392, SLG: 0.378	G4-3			1B				G3 2B		3	1	2	1	0	0	0						
Tino Martinez, L OBP: 0.343, SLG: 0.458	P4			F9			G3			3	0	0	0	0	0	3						
Bill Haselman, R OBP: 0.350, SLG: 0.500			F7		F9		G6-3			3	0	0	1	0	0	0						
Omar Vizquel, S OBP: 0.344, SLG: 0.322			P3		P3		G5-3			3	0	0	0	0	0	0						
Inning Stats	R: 0 E: 0 K: 1 S: 6	H: 0 LOB: 0 BB: 0 P: 12	R: 1 E: 1 K: 0 S: 9	H: 2 LOB: 0 BB: 0 P: 16	R: 0 E: 0 K: 0 S: 5	H: 0 LOB: 0 BB: 0 P: 8	R: 1 E: 1 K: 0 S: 9	H: 2 LOB: 2 BB: 2 P: 24	R: 0 E: 0 K: 0 S: 5	H: 0 LOB: 1 BB: 1 P: 10	R: 0 E: 0 K: 2 S: 10	H: 0 LOB: 0 BB: 0 P: 15	R: 1 E: 0 K: 0 S: 8	H: 1 LOB: 0 BB: 0 P: 11	R: 0 E: 0 K: 1 S: 10	H: 0 LOB: 0 BB: 0 P: 13	R: 0 E: 0 K: 1 S: 11	H: 0 LOB: 0 BB: 0 P: 16	1B: 3 2B: 2 3B: 0 HR: 0	SF: 0 SAC: 0 DP: 0 HBP: 0	WP: 0 PB: 0 SB: 0 CS: 0	PA: 33
PITCHER	IP	WLS	BF	H	R	ER	SO	BB	IBB	HBP	BLK	WP	HR	S	P	ERA	WHIP					
Kenny Rogers, L ERA: 5.05	7.0	W	27	5	3	3	3	3	0	0	0	0	0	52	96	3.86	1.143					
Cris Carpenter, R ERA: 3.29	1.0		3	0	0	0	0	0	0	0	0	0	0	10	13	0.00	0.000					
Tom Henke, R ERA: 2.96	1.0	S	3	0	0	0	1	0	0	0	0	0	0	11	16	0.00	0.000					

Seattle Mariners @ Texas Rangers
Arlington Stadium, Arlington, TX
Fri Aug 06 1993, 8:05 PM EDT
Att: 33,273 - Unknown - 85 F


AB	30
R	3
H	5
RBI	2
BB	3
SO	4
LOB	4



Batter	1	2	3	4	5	6	7	8	9	AB	R	H	RBI	BB	SO	LOB	BOTTOM				
Donald Harris, R OBP: 0.207, SLG: 0.370	G6-3		G5-3	SF7			K			3	0	0	1	0	1	0					
Doug Strange, S OBP: 0.315, SLG: 0.343	FC6-4 1B		BB WP BB	G4-3			G3			3	1	1	0	1	0	0					
Rafael Palmeiro, L OBP: 0.378, SLG: 0.607	F9		WP E BB							2	2	1	1	2	0	1					
Juan Gonzalez, R OBP: 0.395, SLG: 0.663	FC6-4		K			L5		K		4	0	0	0	0	2	4					
Julio Franco, R OBP: 0.353, SLG: 0.441		G4-6-3 1B	E WP BB			G5-3		S 1B		3	1	2	0	1	0	0					
Ivan Rodriguez, R OBP: 0.329, SLG: 0.420	G4-6-3		E5			F9		F8		4	0	0	0	0	0	3					
Dean Palmer, R OBP: 0.319, SLG: 0.483	K		K			K		K		4	0	0	0	0	4	4					
Dan Peltier, L OBP: 0.349, SLG: 0.374 Butch Davis, R OBP: 0.282, SLG: 0.388				4-3 WP SF7 1B				L1		3	1	2	1	0	1	0					
Mario Diaz, R OBP: 0.295, SLG: 0.365	G5-3			4-3		G6-3				3	0	0	0	0	2						
Inning Stats	R: 0 E: 0 K: 0 S: 10	H: 1 LOB: 1 BB: 0 P: 15	R: 1 E: 0 K: 1 S: 11	H: 2 LOB: 1 BB: 0 P: 18	R: 2 E: 1 K: 2 S: 16	H: 0 LOB: 2 BB: 3 P: 34	R: 1 E: 0 K: 0 S: 9	H: 1 LOB: 0 BB: 0 P: 16	R: 1 E: 0 K: 0 S: 9	H: 1 LOB: 0 BB: 0 P: 12	R: 0 E: 0 K: 2 S: 7	H: 0 LOB: 0 BB: 0 P: 11	R: 0 E: 0 K: 2 S: 15	H: 0 LOB: 1 BB: 1 P: 26	R: 0 E: 0 K: 1 S: 9	H: 1 LOB: 1 BB: 0 P: 15	1B: 5 2B: 0 3B: 0 HR: 1	SF: 1 SAC: 0 DP: 0 HBP: 0	WP: 2 PB: 0 SB: 1 CS: 0	PA: 35	
PITCHER	IP	WLS	BF	H	R	ER	SO	BB	IBB	HBP	BLK	WP	HR	S	P	ERA	WHIP				
Chris Bosio, R ERA: 4.26	7.0	L	31	5	5	4	7	4	0	0	0	0	0	9	132	5.14	1.286				
Jeff Nelson, R ERA: 3.32	1.0		4	1	0	0	1	0	0	0	0	0	0	9	15	0.00	1.000				

Seattle Mariners @ Texas Rangers
Arlington Stadium, Arlington, TX
Fri Aug 06 1993, 8:05 PM EDT
Att: 33,273 - Unknown - 85 F

AB	30
R	5
H	6
RBI	3
BB	4
SO	8
LOB	15



Batter	1	2	3	4	5	6	7	8	9	AB	R	H	RBI	BB	SO	LOB	TOP				
Omar Vizquel, S OBP: 0.338, SLG: 0.315			F8	K		F9		G6-3		5	0	0	0	0	2	6					
Dann Howitt, L OBP: 0.400, SLG: 0.538 Greg Litton, R OBP: 0.321, SLG: 0.390			2B			G6-3		G5-3		2	0	2	0	1	0	0					
Ken Griffey Jr., L OBP: 0.394, SLG: 0.611	P6		IBB			F8		HR		3	1	1	1	1	0	2					
Jay Buhner, R OBP: 0.383, SLG: 0.491	K		K			K		K		4	0	0	0	1	4	5					
Tino Martinez, L OBP: 0.343, SLG: 0.454			F8			P3		G4-3		4	0	1	0	1	0	5					
Edgar Martinez, R OBP: 0.352, SLG: 0.368			1B			F9		G4-6-3		3	0	0	0	1	1	4					
Dave Magadan, L OBP: 0.397, SLG: 0.375			BB			2B		E		0	0	0	0	4	0	0					
Dave Valle, R OBP: 0.351, SLG: 0.390			G5-4-3			P4		K		4	0	0	0	0	1	5					
Bret Boone, R OBP: 0.326, SLG: 0.538			1B			1B		L5		4	0	3	0	0	0	1					
Inning Stats	R: 0 E: 0 K: 2 S: 8	H: 0 LOB: 1 BB: 1 P: 13	R: 0 E: 0 K: 0 S: 8	H: 1 LOB: 1 BB: 2 P: 17	R: 0 E: 0 K: 1 S: 19	H: 2 LOB: 3 BB: 1 P: 33	R: 0 E: 0 K: 2 S: 17	H: 1 LOB: 2 BB: 1 P: 23	R: 0 E: 0 K: 1 S: 10	H: 1 LOB: 2 BB: 1 P: 22	R: 0 E: 0 K: 0 S: 6	H: 0 LOB: 1 BB: 1 P: 14	R: 0 E: 1 K: 1 S: 11	H: 0 LOB: 1 BB: 1 P: 18	R: 1 E: 0 K: 1 S: 9	H: 1 LOB: 0 BB: 0 P: 15	1B: 4 2B: 2 3B: 0 HR: 1	SF: 0 SAC: 0 DP: 2 HBP: 1	WP: 0 PB: 0 SB: 0 CS: 2	PA: 41	
PITCHER	IP	WLS	BF	H	R	ER	SO	BB	IBB	HBP	BLK	WP	HR	S	P	ERA	WHIP				
Steve Dreyer, R ERA: 4.09	(1, 1)	5.0	W	24	5	0	0	6	5	1	0	0	0	0	62	108	0.00	2.000			
Brian Bohanon, L ERA: 4.09	(6, 1)	1.0		6	1	0	0	0	1	0	1	0	0	0	11	22	0.00	2.000			
Cris Carpenter, R ERA: 3.16	(7, 1)	2.0		7	0	0	0	1	2	0	0	0	0	0	17	31	0.00	1.000			
Bob Patterson, L ERA: 4.81	(9, 1)	1.0		4	1	1	1	1	0	0	0	0	0	1	9	15	9.00	1.000			

Seattle Mariners @ Texas Rangers
Arlington Stadium, Arlington, TX
Sun Aug 08 1993, 8:05 PM EDT
Att: 24,181 - Unknown - 96 F

AB	31
R	1
H	7
RBI	1
BB	9
SO	8
LOB	30



Batter	1	2	3	4	5	6	7	8	9	AB	R	H	RBI	BB	SO	LOB	BOTTOM				
Gary Redus, R OBP: 0.320, SLG: 0.422 Rafael Palmeiro, L OBP: 0.376, SLG: 0.601	F7		E8			F9		2B		3	0	1	2	0	0	0					
Doug Strange, S OBP: 0.316, SLG: 0.353	F7		G5-3			K		2B		4	0	1	2	0	1	1					
Ivan Rodriguez, R OBP: 0.328, SLG: 0.419	G4-3		F9			1B		G6-3		4	0	1	0	0	0	2					
Juan Gonzalez, R OBP: 0.392, SLG: 0.662			P6			HR		2B		4	2	2	1	0	1	1					
Julio Franco, R OBP: 0.356, SLG: 0.436			K			G6-4-3		2B		1	1	0	0	2	1	0					
Dean Palmer, R OBP: 0.315, SLG: 0.474			K			G6-4-3		K		4	0	0	0	0	2	5					
Butch Davis, R OBP: 0.282, SLG: 0.392			F9			G6-3		G1-3		4	0	1	2	0	0	0					
Mario Diaz, R OBP: 0.299, SLG: 0.369			WP			G6-3		G5-3		3	2	1	0	1	0	1					
Donald Harris, R OBP: 0.200, SLG: 0.313			WP			P4		K		3	1	0	0	1	1	2					
Inning Stats	R: 0 E: 0 K: 0 S: 8	H: 0 LOB: 0 BB: 0 P: 9	R: 0 E: 0 K: 2 S: 11	H: 0 LOB: 0 BB: 0 P: 16	R: 2 E: 1 K: 0 S: 15	H: 1 LOB: 1 BB: 2 P: 35	R: 1 E: 0 K: 0 S: 4	H: 1 LOB: 0 BB: 0 P: 11	R: 0 E: 0 K: 2 S: 5	H: 0 LOB: 0 BB: 0 P: 10	R: 0 E: 0 K: 1 S: 15	H: 1 LOB: 1 BB: 1 P: 23	R: 2 E: 0 K: 1 S: 10	H: 2 LOB: 1 BB: 1 P: 17	R: 2 E: 0 K: 1 S: 9	H: 2 LOB: 1 BB: 1 P: 17	1B: 3 2B: 3 3B: 0 HR: 1	SF: 0 SAC: 0 DP: 1 HBP: 1	WP: 2 PB: 0 SB: 0 CS: 0	PA: 36	
PITCHER	IP	WLS	BF	H	R	ER	SO	BB	IBB	HBP	BLK	WP	HR	S	P	ERA	WHIP				
Randy Johnson, L ERA: 3.81	(1, 1)	3.0	L	14	2	3	3	2	2	0	1	0	0	0	35	67	9.00	1.333			
Brad Holman, R ERA: 1.29	(4, 1)	3.1		12	2	1	1	2	1	0	0	0	0	25	40	2.70	0.900				
Dwayne Henry, R ERA: 6.84	(7, 1)	1.2		10	3	3	3	2	1	1	0	0	0	17	31	16.20	2.400				

Seattle Mariners @ Texas Rangers
Arlington Stadium, Arlington, TX
Sun Aug 08 1993, 8:05 PM EDT
Att: 24,181 - Unknown - 96 F

AB	30
R	7
H	7
RBI	7
BB	5
SO	6
LOB	12




Batter	1	2	3	4	5	6	7	8	9	AB	R	H	RBI	BB	SO	LOB	TOP												
Mike Felder, S OBP: 0.273, SLG: 0.280 (1, 8)	P6	G3-1		G4-3			G5-6-3 1B		FC5-4 1-2 2-3	5	0	1	0	0	0	3	Seattle Mariners @ Kansas City Royals Kauffman Stadium, Kansas City, MO Mon Aug 09 1993, 7:05 PM CDT Att: 32,633 - Unknown livebaseballscorecards.com												
Dave Magadan, L OBP: 0.343, SLG: 0.379 (5, 3)	1B		G3		2B		G5-6-3 1-2		K 1-2 2-3	5	1	2	0	0	1	3													
Ken Griffey Jr., L OBP: 0.397, SLG: 0.610 (1, 10)	1B			2B			L3			2	2	1	0	2	0	0													
Tino Martinez, L OBP: 0.343, SLG: 0.456 Mike Blowers, R OBP: 0.397, SLG: 0.477 (5, 5)	P3		P6		2B				CS 1B	3	0	1	1	0	0	2													
Mackey Sasser, L OBP: 0.293, SLG: 0.375 Jay Buhner, R OBP: 0.363, SLG: 0.490 (8, 9)	G4-3			HR			SF8-5 2B		K 1-2	2	1	1	1	0	0	2													
Dann Howitt, L OBP: 0.421, SLG: 0.706 (8, 7)									F7	4	2	2	2	0	1	0													
Bret Boone, R OBP: 0.333, SLG: 0.537 (1, 4)							G5-3		FC6-4 1B	4	0	2	0	0	0	0													
Dave Valle, R OBP: 0.346, SLG: 0.386 Bill Haselman, R OBP: 0.350, SLG: 0.500 (9, PR)							P3		FC6-4 FC5-4 BB 1-2	3	0	0	0	0	0	1													
Omar Vizquel, S OBP: 0.335, SLG: 0.313 Edgar Martinez, R OBP: 0.355, SLG: 0.368 Greg Litton, R OBP: 0.321, SLG: 0.390 (9, PR)							G3-1		FC5-4 BB 1-2	3	0	0	1	0	0	1													
Inning Stats	R: 0 E: 0 K: 0 S: 8	H: 2 LOB: 2 BB: 0 P: 12	R: 1 E: 0 K: 0 S: 7	H: 2 LOB: 1 BB: 0 P: 12	R: 3 E: 0 K: 0 S: 12	H: 2 LOB: 0 BB: 1 P: 23	R: 0 E: 0 K: 0 S: 7	H: 0 LOB: 0 BB: 0 P: 9	R: 2 E: 0 K: 1 S: 15	H: 2 LOB: 0 BB: 1 P: 25	R: 0 E: 0 K: 0 S: 9	H: 0 LOB: 0 BB: 0 P: 12	R: 0 E: 0 K: 1 S: 6	H: 1 LOB: 0 BB: 0 P: 8	R: 0 E: 0 K: 1 S: 7	H: 1 LOB: 0 BB: 0 P: 11		R: 0 E: 0 K: 1 S: 11	H: 1 LOB: 2 BB: 1 P: 19	1B: 8 2B: 4 3B: 0 HR: 1	SF: 1 SAC: 1 DP: 3 HBP: 0	WP: 1 PB: 0 SB: 1 CS: 1	PA: 38						
PITCHER	IP	WLS	BF	H	R	ER	SO	BB	IBB	HBP	BLK	WP	HR	S	P	ERA		WHIP											
David Cone, R ERA: 3.53 John Habyan, R ERA: 4.5 Billy Brewer, L ERA: 3.16 Stan Belinda, R ERA: 3.8 Jeff Montgomery, R ERA: 1.69	(1, 1)	5.0	24	8	6	6	1	2	0	0	0	0	1	1	49	81		10.80	2.000										

Batter	1	2	3	4	5	6	7	8	9	AB	R	H	RBI	BB	SO	LOB	BOTTOM											
Felix Jose, S OBP: 0.307, SLG: 0.337 Hubie Brooks, R OBP: 0.309, SLG: 0.333 (8, 9)	P6						L9		K	2	1	1	1	1	0	0	Seattle Mariners @ Kansas City Royals Kauffman Stadium, Kansas City, MO Mon Aug 09 1993, 7:05 PM CDT Att: 32,633 - Unknown livebaseballscorecards.com											
Chris Gwynn, L OBP: 0.356, SLG: 0.405 (8, 9)	1B									1	0	0	0	0	1	2												
Brian McRae, S OBP: 0.349, SLG: 0.447 (1, 8)	L4								G1-3	5	0	2	1	0	0	3												
George Brett, L OBP: 0.307, SLG: 0.443 (1, 10)										4	1	1	0	0	0	3												
Mike Macfarlane, R OBP: 0.368, SLG: 0.518 (1, 2)	HR								BB 2B 1B	3	2	3	2	1	0	0												
Wally Joyner, L OBP: 0.393, SLG: 0.487 (1, 3)	1B								2B 1B BB	3	1	1	0	1	1	2												
Gary Gaetti, R OBP: 0.325, SLG: 0.420 (1, 5)	F9								1B 2B	4	1	1	1	0	1	2												
Kevin McReynolds, R OBP: 0.307, SLG: 0.376 (1, 7)										4	0	0	0	0	1	2												
Greg Gagne, R OBP: 0.326, SLG: 0.393 (1, 6)	F7								1B IBB	3	0	0	0	1	0	0												
Rico Rossy, R OBP: 0.348, SLG: 0.435 Jose Lind, R OBP: 0.282, SLG: 0.313 (8, 9)									1B 2B	2	1	1	0	1	0	0												
Inning Stats	R: 2 E: 0 K: 0 S: 11	H: 3 LOB: 1 BB: 0 P: 15	R: 1 E: 0 K: 0 S: 10	H: 2 LOB: 1 BB: 0 P: 13	R: 0 E: 0 K: 2 S: 8	H: 1 LOB: 0 BB: 0 P: 13	R: 0 E: 0 K: 0 S: 4	H: 0 LOB: 0 BB: 0 P: 6	R: 1 E: 0 K: 0 S: 10	H: 1 LOB: 1 BB: 2 P: 23	R: 0 E: 0 K: 0 S: 6	H: 0 LOB: 0 BB: 0 P: 8	R: 0 E: 0 K: 1 S: 14	H: 1 LOB: 1 BB: 1 P: 21	R: 3 E: 0 K: 2 S: 15	H: 3 LOB: 2 BB: 2 P: 28		1B: 7 2B: 4 3B: 0 HR: 1	SF: 0 SAC: 0 DP: 2 HBP: 0	WP: 2 PB: 0 SB: 1 CS: 0	PA: 38							
PITCHER	IP	WLS	BF	H	R	ER	SO	BB	IBB	HBP	BLK	WP	HR	S	P	ERA		WHIP										
Tim Lincecum, R ERA: 4.61 Erik Platenberg, L ERA: 12.0 Ted Power, R ERA: 5.81	(1, 1)	6.0	27	7	4	4	2	3	0	0	0	0	0	16	24	18.00		3.000										

Batter	1	2	3	4	5	6	7	8	9	AB	R	H	RBI	BB	SO	LOB	TOP				
Dann Howitt, L OBP: 0.417, SLG: 0.727 (1, 7)	 1-3		 1-1 1B				 1-3		 2-3	5	0	2	0	0	3	2					
Bret Boone, R OBP: 0.319, SLG: 0.512 (1, 4)	 0-1		 2-1 1-2				 3-3		 0-1	4	0	0	0	0	1	2					
Ken Griffey Jr., L OBP: 0.398, SLG: 0.616 (1, 8)	 1-0		 4-2				 1-1		 3-2	3	1	1	1	1	0	1					
Jay Buhner, R OBP: 0.384, SLG: 0.488 (1, 9)	 0-0		 4-2				 2-1		 3-2	3	0	1	0	1	0	1					
Mackey Sasser, L OBP: 0.285, SLG: 0.364 (1, 10)		 0-3	 0-1				 3-2		 2-3	4	0	0	0	0	2	3					
Edgar Martinez, R OBP: 0.359, SLG: 0.367 (1, 5)		 4-1		 3-1			 3-1		 1-3	3	0	1	0	1	1	0					
Dave Magadan, L OBP: 0.396, SLG: 0.377 (1, 3)		 3-2		 0-1			 3-3		 3-2	4	0	1	0	0	1	1					
Bill Haselman, R OBP: 0.347, SLG: 0.491 (1, 2)		 1-3		 1-2			 2-3		 0-0	4	0	1	0	0	2	3					
Omar Vizquel, S OBP: 0.335, SLG: 0.312 (1, 6)		 3-3		 0-0			 2-2		 2-1	4	0	1	0	0	1	3					
Inning Stats	R: 1 E: 0 K: 1 S: 7	H: 1 LOB: 0 BB: 0 P: 9	R: 0 E: 0 K: 3 S: 15	H: 1 LOB: 2 BB: 1 P: 26	R: 0 E: 0 K: 0 S: 10	H: 1 LOB: 2 BB: 2 P: 21	R: 0 E: 0 K: 0 S: 8	H: 1 LOB: 1 BB: 0 P: 12	R: 0 E: 0 K: 1 S: 10	H: 0 LOB: 0 BB: 0 P: 18	R: 0 E: 0 K: 2 S: 11	H: 0 LOB: 0 BB: 0 P: 16	R: 0 E: 0 K: 1 S: 13	H: 1 LOB: 1 BB: 0 P: 21	R: 0 E: 0 K: 2 S: 14	H: 2 LOB: 2 BB: 0 P: 22	1B: 6 2B: 0 3B: 1 HR: 1	SF: 0 SAC: 0 DP: 1 HBP: 0	WP: 0 PB: 0 SB: 0 CS: 0	PA: 37	
PITCHER	IP	WLS	BF	H	R	ER	SO	BB	IBB	HBP	BLK	WP	HR	S	P	ERA	WHIP				
Tom Gordon, R ERA: 3.77 (1, 1)	7.0	W	28	5	1	1	8	3	0	0	0	0	1	71	121	1.29	1.143				
Mark Gubicza, R ERA: 4.41 (8, 1)	2.0	S	9	3	0	0	3	0	0	0	0	0	0	27	43	0.00	1.500				

Seattle Mariners @ Kansas City Royals
Kauffman Stadium, Kansas City, MO
Tue Aug 10 1993, 7:05 PM CDT
Att: 22,187 - Unknown - 86 F

AB 34
R 1
H 8
RBI 1
BB 3
SO 11
LOB 16



Batter	1	2	3	4	5	6	7	8	9	AB	R	H	RBI	BB	SO	LOB	BOTTOM				
Greg Gagne, R OBP: 0.329, SLG: 0.400 (1, 6)	 1-1			 1-0				 0-0		4	0	2	0	1	0	0					
Brian McRae, S OBP: 0.352, SLG: 0.447 (1, 8)	 0-0			 3-2				 0-0		4	0	2	1	0	1	2					
George Brett, L OBP: 0.303, SLG: 0.437 (1, 10)	 1-0			 2-1				 1-0		5	0	0	0	0	1	7					
Mike MacFarlane, R OBP: 0.373, SLG: 0.535 (1, 2)	 4-2		 0-1				 2-3		 1-1	3	2	2	1	1	1	0					
Wally Joyner, L OBP: 0.392, SLG: 0.487 (1, 3)	 1-2		 1-0				 3-1		 3-3	4	1	1	0	0	1	3					
Hubie Brooks, R OBP: 0.317, SLG: 0.343 Felix Jose, S OBP: 0.306, SLG: 0.336 (7, 9)		 4-1	 2-2				 0-2		 3-0	2	1	1	1	1	0	0					
Kevin McReynolds, R OBP: 0.310, SLG: 0.377 (1, 7)		 0-0	 4-2				 2-0		 2-2	3	0	1	1	1	0	2					
Phil Hiatt, R OBP: 0.280, SLG: 0.366 Rico Rossy, R OBP: 0.343, SLG: 0.429 (7, 5)		 1-0	 1-2				 2-3		 0-2	3	0	1	0	0	1	2					
Jose Lind, R OBP: 0.278, SLG: 0.309 (1, 4)		 1-0		 1-1			 1-2		 0-1	4	0	0	0	0	2						
Inning Stats	R: 0 E: 0 K: 0 S: 9	H: 1 LOB: 2 BB: 1 P: 16	R: 1 E: 0 K: 0 S: 8	H: 1 LOB: 3 BB: 2 P: 21	R: 1 E: 0 K: 0 S: 11	H: 1 LOB: 1 BB: 1 P: 19	R: 0 E: 0 K: 0 S: 9	H: 1 LOB: 1 BB: 0 P: 16	R: 1 E: 0 K: 2 S: 15	H: 2 LOB: 1 BB: 0 P: 24	R: 0 E: 0 K: 0 S: 7	H: 1 LOB: 1 BB: 0 P: 10	R: 1 E: 0 K: 1 S: 12	H: 2 LOB: 1 BB: 0 P: 21	R: 0 E: 0 K: 2 S: 9	H: 1 LOB: 1 BB: 0 P: 12	1B: 4 2B: 5 3B: 0 HR: 1	SF: 0 SAC: 0 DP: 0 HBP: 1	WP: 0 PB: 0 SB: 0 CS: 0	PA: 39	
PITCHER	IP	WLS	BF	H	R	ER	SO	BB	IBB	HBP	BLK	WP	HR	S	P	ERA	WHIP				
Dave Fleming, L ERA: 4.3 (1, 1)	7.0	L	35	9	4	4	3	4	0	1	0	0	0	71	127	5.14	1.857				
Steve Ontiveros, R ERA: (8, 1)	1.0		4	1	0	0	2	0	0	0	0	0	0	9	12	0.00	1.000				

Seattle Mariners @ Kansas City Royals
Kauffman Stadium, Kansas City, MO
Tue Aug 10 1993, 7:05 PM CDT
Att: 22,187 - Unknown - 86 F

AB 34
R 4
H 10
RBI 4
BB 4
SO 5
LOB 20



Batter	1	2	3	4	5	6	7	8	9	AB	R	H	RBI	BB	SO	LOB	TOP					
Greg Litton, R OBP: 0.319, SLG: 0.385 Omar Vizquel, S OBP: 0.335, SLG: 0.312	L8		F7			G6-3	FC6-4 1B			4	0	1	0	0	0	1						
Bret Boone, R OBP: 0.316, SLG: 0.500	K		FC6-4			1B HR	FC6-4			4	1	1	0	0	1	2						
Ken Griffey Jr., L OBP: 0.402, SLG: 0.621										3	1	3	0	1	0	0						
Jay Buhner, R OBP: 0.382, SLG: 0.485										3	1	0	0	1	2	3						
Edgar Martinez, R OBP: 0.349, SLG: 0.355										4	0	0	0	0	0	5						
Mike Blowers, R OBP: 0.370, SLG: 0.498										4	1	2	4	0	0	1						
Dave Magadan, L OBP: 0.392, SLG: 0.373										4	0	0	0	0	1	1						
Dave Valle, R OBP: 0.343, SLG: 0.380										4	0	0	0	0	0	1						
Mike Felder, S OBP: 0.275, SLG: 0.282 Dann Howitt, L OBP: 0.385, SLG: 0.667										2	0	1	0	0	0	0						
										2	0	0	0	0	2	1						
Inning Stats	R: 0 E: 0 K: 2 S: 14	H: 0 LOB: 1 BB: 1 P: 22	R: 0 E: 0 K: 0 S: 7	H: 0 LOB: 0 BB: 0 P: 12	R: 0 E: 0 K: 0 S: 8	H: 1 LOB: 1 BB: 0 P: 16	R: 0 E: 0 K: 1 S: 11	H: 1 LOB: 0 BB: 0 P: 17	R: 0 E: 0 K: 0 S: 4	H: 0 LOB: 0 BB: 0 P: 6	R: 4 E: 0 K: 0 S: 23	H: 3 LOB: 0 BB: 1 P: 36	R: 0 E: 0 K: 1 S: 11	H: 1 LOB: 1 BB: 0 P: 16	R: 0 E: 0 K: 0 S: 8	H: 1 LOB: 0 BB: 0 P: 11	R: 0 E: 0 K: 2 S: 11	H: 1 LOB: 1 BB: 0 P: 15	1B: 5 2B: 2 3B: 0 HR: 1	SF: 0 SAC: 0 DP: 1 HBP: 0	WP: 0 PB: 0 SB: 0 CS: 0	PA: 36
PITCHER	IP	WLS	BF	H	R	ER	SO	BB	IBB	HBP	BLK	WP	HR	S	P	ERA	WHIP					
Chris Haney, L ERA: 5.67	6.0	L	25	5	4	4	3	2	0	0	0	0	1	67	109	6.00	1.167					
Greg Cadaret, L ERA: 4.23	1.0		5	2	0	0	1	0	0	0	0	0	0	12	19	0.00	2.000					
John Habyan, R ERA: 3.86	1.2		5	1	0	0	1	0	0	0	0	0	0	15	20	0.00	0.600					
Billy Brewer, L ERA: 3.12	0.1		1	0	0	0	1	0	0	0	0	0	0	3	3	0.00	0.000					

Seattle Mariners @ Kansas City Royals
Kauffman Stadium, Kansas City, MO
Wed Aug 11 1993, 7:05 PM CDT
Att: 23,990 - Unknown

AB	34
R	4
H	8
RBI	4
BB	2
SO	6
LOB	15



Batter	1	2	3	4	5	6	7	8	9	AB	R	H	RBI	BB	SO	LOB	BOTTOM					
Felix Jose, S OBP: 0.305, SLG: 0.338	G4-3									4	0	1	0	0	1	2						
Brian McRae, S OBP: 0.353, SLG: 0.448	K									4	0	2	1	0	1	1						
George Brett, L OBP: 0.300, SLG: 0.433	K									4	0	0	0	0	1	4						
Mike MacFarlane, R OBP: 0.368, SLG: 0.527										4	0	0	0	0	2	2						
Wally Joyner, L OBP: 0.388, SLG: 0.483										4	0	0	0	0	1	0						
Gary Gaetti, R OBP: 0.326, SLG: 0.428										4	1	2	0	0	0	0						
Kevin McReynolds, R OBP: 0.313, SLG: 0.397										4	1	2	2	0	0	1						
Greg Gagne, R OBP: 0.328, SLG: 0.398										4	1	1	0	0	0	2						
Jose Lind, R OBP: 0.277, SLG: 0.307 Chris Gwynn, L OBP: 0.356, SLG: 0.405 Phil Hiatt, R OBP: 0.282, SLG: 0.366 Rico Rossy, R OBP: 0.343, SLG: 0.429										2	0	0	0	0	0	0						
										0	0	0	0	0	0	0						
										0	0	0	0	1	0	0						
										0	0	0	0	0	0	0						
Inning Stats	R: 0 E: 0 K: 2 S: 11	H: 0 LOB: 0 BB: 0 P: 15	R: 0 E: 0 K: 2 S: 8	H: 0 LOB: 0 BB: 0 P: 12	R: 0 E: 0 K: 0 S: 6	H: 0 LOB: 0 BB: 0 P: 9	R: 0 E: 0 K: 0 S: 4	H: 1 LOB: 0 BB: 0 P: 6	R: 1 E: 0 K: 1 S: 9	H: 2 LOB: 1 BB: 0 P: 15	R: 0 E: 0 K: 0 S: 10	H: 1 LOB: 1 BB: 0 P: 16	R: 0 E: 0 K: 0 S: 5	H: 0 LOB: 0 BB: 0 P: 8	R: 2 E: 0 K: 1 S: 14	H: 3 LOB: 2 BB: 1 P: 23	R: 0 E: 0 K: 0 S: 10	H: 1 LOB: 1 BB: 0 P: 14	1B: 4 2B: 3 3B: 0 HR: 1	SF: 0 SAC: 0 DP: 0 HBP: 0	WP: 1 PB: 0 SB: 1 CS: 1	PA: 35
PITCHER	IP	WLS	BF	H	R	ER	SO	BB	IBB	HBP	BLK	WP	HR	S	P	ERA	WHIP					
Chris Bosio, R ERA: 4.23	7.0	W	26	6	3	3	5	0	0	0	0	0	1	55	83	3.86	0.857					
Dennis Powell, L ERA: 4.15	0.2		4	1	0	0	1	1	0	0	0	0	0	10	16	0.00	3.000					
Jeff Nelson, R ERA: 3.27	0.1		1	0	0	0	0	0	0	0	0	0	0	2	5	0.00	0.000					
Erik Plantenberg, L ERA: 10.8	0.1		1	0	0	0	0	0	0	0	0	0	0	1	1	0.00	0.000					
Steve Ontiveros, R ERA:	0.0		1	1	0	0	0	0	0	0	0	0	0	5	8	"	"					

Seattle Mariners @ Kansas City Royals
Kauffman Stadium, Kansas City, MO
Wed Aug 11 1993, 7:05 PM CDT
Att: 23,990 - Unknown

AB	34
R	3
H	8
RBI	3
BB	1
SO	6
LOB	12



Batter	1	2	3	4	5	6	7	8	9	AB	R	H	RBI	BB	SO	LOB	TOP					
Luis Polonia, L OBP: 0.313, SLG: 0.322	F9			G6-4-3 1B		L8		G6-3		4	0	1	0	0	0	1						
Chad Curtis, R OBP: 0.383, SLG: 0.382	G6-3			G6-4-3 1-2f			G4-3		P2	4	0	0	0	0	0	1						
Tim Salmon, R OBP: 0.380, SLG: 0.518	G5-3			G5-3			F8		F7	4	0	0	0	0	0	0						
Chili Davis, S OBP: 0.326, SLG: 0.416		K							G1-3	4	0	1	0	0	2	0						
Greg Myers, L OBP: 0.288, SLG: 0.369	G6-3									3	0	0	0	0	1	1						
Eduardo Perez, R OBP: 0.328, SLG: 0.417		K								2	1	1	0	1	1	0						
Ty Van Burkleo, L OBP: 0.280, SLG: 0.238 Rod Correia, R OBP: 0.440, SLG: 0.458 Rene Gonzales, R OBP: 0.362, SLG: 0.326				F8						3	0	1	0	0	1	1	AB 29					
Kurt Stillwell, S OBP: 0.271, SLG: 0.257				K						0	0	0	0	0	0	0	R 1					
Gary Disarcina, R OBP: 0.276, SLG: 0.325				P3						0	0	0	0	0	0	0	H 4					
Inning Stats	R: 0 E: 0 K: 0 S: 9	H: 0 LOB: 0 BB: 0 P: 13	R: 0 E: 0 K: 2 S: 7	H: 0 LOB: 0 BB: 0 P: 10	R: 0 E: 0 K: 1 S: 6	H: 0 LOB: 0 BB: 0 P: 9	R: 0 E: 0 K: 0 S: 4	H: 1 LOB: 1 BB: 0 P: 8	R: 0 E: 0 K: 3 S: 11	H: 1 LOB: 1 BB: 0 P: 17	R: 0 E: 0 K: 0 S: 6	H: 0 LOB: 0 BB: 0 P: 10	R: 0 E: 0 K: 0 S: 4	H: 1 LOB: 1 BB: 0 P: 7	R: 1 E: 0 K: 0 S: 8	H: 1 LOB: 1 BB: 1 P: 17	R: 0 E: 0 K: 0 S: 9	H: 0 LOB: 0 BB: 0 P: 13	1B: 3 2B: 1 3B: 0 HR: 0	SF: 1 SAC: 0 DP: 1 HBP: 0	WP: 0 PB: 0 SB: 0 CS: 0	PA: 31
PITCHER Erik Hanson, R ERA: 3.05	IP: 9.0 WLS: W BF: 31 H: 4 R: 1 ER: 1 SO: 6 BB: 1 IBB: 0 HBP: 0 BLK: 0 WP: 0 HR: 0 S: 64 P: 104 ERA: 1.00 WHIP: 0.556											PITCHER	IP: 9.0 WLS: W BF: 31 H: 4 R: 1 ER: 1 SO: 6 BB: 1 IBB: 0 HBP: 0 BLK: 0 WP: 0 HR: 0 S: 64 P: 104 ERA: 1.00 WHIP: 0.556									

California Angels @ Seattle Mariners
The Kingdome, Seattle, WA
Fri Aug 13 1993, 10:05 PM EDT
Att: 31,735 - Dome

AB	29
R	1
H	4
RBI	1
BB	1
SO	6
LOB	5



Batter	1	2	3	4	5	6	7	8	9	AB	R	H	RBI	BB	SO	LOB	BOTTOM			
Brian Turang, R OBP: 0.324, SLG: 0.495	G4-3			F9	L4			F9		4	0	0	0	0	0	2				
Bret Boone, R OBP: 0.324, SLG: 0.495	G5-3			K						3	1	1	0	1	1	0				
Edgar Martinez, R OBP: 0.349, SLG: 0.349	G6-3									2	1	0	0	1	0	3				
Jay Buhner, R OBP: 0.386, SLG: 0.485										2	0	1	0	2	1	0				
Greg Pirkil, R OBP: 0.500, SLG: 0.500										4	0	2	1	0	0	3				
Mike Blowers, R OBP: 0.388, SLG: 0.493										4	0	1	1	0	1	3				
Greg Litton, R OBP: 0.325, SLG: 0.384										3	0	1	0	1	0	1	AB 29			
Dave Valle, R OBP: 0.342, SLG: 0.382										4	0	1	0	0	0	3	R 2			
Omar Vizquel, S OBP: 0.333, SLG: 0.310										3	0	0	0	0	0	2	H 7			
Inning Stats	R: 0 E: 0 K: 0 S: 9	H: 1 LOB: 0 BB: 0 P: 11	R: 0 E: 0 K: 0 S: 5	H: 0 LOB: 0 BB: 0 P: 9	R: 1 E: 0 K: 1 S: 12	H: 1 LOB: 2 BB: 2 P: 26	R: 0 E: 0 K: 0 S: 14	H: 2 LOB: 3 BB: 1 P: 27	R: 0 E: 0 K: 2 S: 9	H: 1 LOB: 1 BB: 0 P: 13	R: 0 E: 0 K: 0 S: 7	H: 0 LOB: 0 BB: 0 P: 12	R: 1 E: 0 K: 0 S: 10	H: 2 LOB: 3 BB: 2 P: 22	R: 0 E: 0 K: 0 S: 9	H: 0 LOB: 0 BB: 0 P: 13	1B: 6 2B: 1 3B: 0 HR: 0	SF: 0 SAC: 1 DP: 1 HBP: 0	WP: 0 PB: 0 SB: 0 CS: 0	PA: 35
PITCHER Chuck Finley, L ERA: 3.24	IP: 8.0 WLS: L BF: 35 H: 7 R: 2 ER: 2 SO: 3 BB: 4 IBB: 1 HBP: 0 BLK: 0 WP: 0 HR: 0 S: 75 P: 133 ERA: 2.25 WHIP: 1.375											PITCHER	IP: 8.0 WLS: L BF: 35 H: 7 R: 2 ER: 2 SO: 3 BB: 4 IBB: 1 HBP: 0 BLK: 0 WP: 0 HR: 0 S: 75 P: 133 ERA: 2.25 WHIP: 1.375							

California Angels @ Seattle Mariners
The Kingdome, Seattle, WA
Fri Aug 13 1993, 10:05 PM EDT
Att: 31,735 - Dome

AB	29
R	2
H	7
RBI	2
BB	5
SO	3
LOB	17



Batter	1	2	3	4	5	6	7	8	9	AB	R	H	RBI	BB	SO	LOB	TOP				
Rod Correia, R OBP: 0.517, SLG: 0.556 Torey Lovullo, S OBP: 0.315, SLG: 0.337	G4-3 2B		S 2B 1B		S 1B		1B HBP		G5-3	3	1	3	0	0	0	0					
Chad Curtis, R OBP: 0.383, SLG: 0.380	G4-3 2-3		S 2B BB		F9		1B		F9	4	1	1	0	1	0	2					
Tim Salmon, R OBP: 0.377, SLG: 0.513	K		K		K		K			4	0	0	0	0	4	6					
Chili Davis, S OBP: 0.325, SLG: 0.417	F9		2B		K				K	4	0	1	2	0	2	2					
Eduardo Perez, R OBP: 0.309, SLG: 0.391		K	K			G6-3			G6-3	4	0	0	0	0	2	1					
Rene Gonzales, R OBP: 0.367, SLG: 0.335		2B		BB		L6			1B 1B	3	0	2	0	1	0	0					
Stan Javier, S OBP: 0.325, SLG: 0.324		G6-3		F8		L8			1B 1B	4	0	1	0	0	0	2					
Ron Tingley, R OBP: 0.272, SLG: 0.264		K		L8			P3		K	4	0	0	0	0	2	4					
Gary Disarcina, R OBP: 0.274, SLG: 0.323 Luis Polonia, L OBP: 0.312, SLG: 0.321			L5	F9			G5-3		G4-3	3	0	0	0	0	0	1					
Inning Stats	R: 0 E: 0 K: 1 S: 10	H: 1 LOB: 1 BB: 0 P: 16	R: 0 E: 0 K: 2 S: 11	H: 1 LOB: 1 BB: 0 P: 17	R: 2 E: 0 K: 2 S: 15	H: 2 LOB: 1 BB: 1 P: 26	R: 0 E: 0 K: 0 S: 7	H: 0 LOB: 1 BB: 1 P: 14	R: 0 E: 0 K: 0 S: 6	H: 0 LOB: 0 BB: 0 P: 9	R: 0 E: 0 K: 1 S: 15	H: 1 LOB: 2 BB: 0 P: 21	R: 0 E: 0 K: 2 S: 17	H: 2 LOB: 2 BB: 0 P: 24	R: 0 E: 0 K: 0 S: 6	H: 0 LOB: 0 BB: 0 P: 10	1B: 5 2B: 3 3B: 0 HR: 0	SF: 0 SAC: 0 DP: 0 HBP: 1	WP: 0 PB: 0 SB: 3 CS: 0	PA: 38	
PITCHER	IP	WLS	BF	H	R	ER	SO	BB	IBB	HBP	BLK	WP	HR	S	P	ERA	WHIP				
Randy Johnson, L ERA: 3.74 Steve Ontiveros, R ERA:	8.0	W	35	8	2	2	10	2	0	1	0	0	0	93	144	2.25	1.250				
1.0	3	0	0	0	0	0	0	0	0	0	0	0	0	6	10	0.00	0.000				

California Angels @ Seattle Mariners
The Kingdome, Seattle, WA
Sat Aug 14 1993, 10:05 PM EDT
Att: 29,827 - Dome

AB 35
R 2
H 8
RBI 2
BB 2
SO 10
LOB 18



Batter	1	2	3	4	5	6	7	8	9	AB	R	H	RBI	BB	SO	LOB	BOTTOM				
Brian Turang, R OBP: 0.125, SLG: 0.250	F9			P4		2B				4	1	1	0	0	0	3					
Bret Boone, R OBP: 0.333, SLG: 0.495	G4-6-3 1B			BB		SH2	L3			2	0	1	0	1	0	0					
Edgar Martinez, R OBP: 0.346, SLG: 0.341	G4-6-3 1-2		F8		F8	HR BB	E3 HR			3	2	0	0	1	0	2					
Jay Buhner, R OBP: 0.387, SLG: 0.493		G5-3		K2-3		HR 1B	HR HR			4	2	2	3	0	1	1					
Greg Pirkle, R OBP: 0.375, SLG: 0.750		F8		F8		HR	G4-3			4	1	1	3	0	0	0					
Mike Blowers, R OBP: 0.386, SLG: 0.493		F8		1B 2B		L7	G5-3			4	1	1	0	0	0	0					
Greg Litton, R OBP: 0.331, SLG: 0.377			G6-4-3 BB		G5-3	E 1B BB			K	2	0	0	0	2	1	1					
Dave Valle, R OBP: 0.344, SLG: 0.384			G6-4-3 1-2		G5-3	E 1B			G5-3	4	0	2	1	0	0	1					
Omar Vizquel, S OBP: 0.330, SLG: 0.307			F8		P4	E6			F7	4	0	0	0	0	0	3					
Inning Stats	R: 0 E: 0 K: 0 S: 6	H: 1 LOB: 0 BB: 0 P: 11	R: 0 E: 0 K: 0 S: 7	H: 0 LOB: 0 BB: 0 P: 9	R: 0 E: 0 K: 0 S: 4	H: 0 LOB: 0 BB: 1 P: 8	R: 0 E: 0 K: 1 S: 8	H: 0 LOB: 1 BB: 1 P: 17	R: 1 E: 0 K: 0 S: 11	H: 2 LOB: 1 BB: 0 P: 19	R: 4 E: 1 K: 0 S: 22	H: 4 LOB: 3 BB: 2 P: 39	R: 2 E: 1 K: 0 S: 11	H: 1 LOB: 0 BB: 0 P: 16	R: 0 E: 0 K: 1 S: 8	H: 0 LOB: 0 BB: 0 P: 16	1B: 4 2B: 2 3B: 0 HR: 2	SF: 0 SAC: 1 DP: 2 HBP: 0	WP: 0 PB: 0 SB: 0 CS: 0	PA: 36	
PITCHER	IP	WLS	BF	H	R	ER	SO	BB	IBB	HBP	BLK	WP	HR	S	P	ERA	WHIP				
Mark Langston, L ERA: 2.93 Joe Grahe, R ERA: 3.5 Doug Linton, R ERA: 7.18 Steve Frey, L ERA: 1.43	5.2	L	26	7	5	5	1	4	0	0	0	0	0	18	28	6.75	0.750				
0.2	2	0	0	0	1	0	0	0	0	0	0	0	0	6	11	0.00	0.000				
0.1	1	0	0	0	0	0	0	0	0	0	0	0	0	2	5	0.00	0.000				

California Angels @ Seattle Mariners
The Kingdome, Seattle, WA
Sat Aug 14 1993, 10:05 PM EDT
Att: 29,827 - Dome

AB 31
R 7
H 8
RBI 7
BB 4
SO 2
LOB 11



Batter	1	2	3	4	5	6	7	8	9	AB	R	H	RBI	BB	SO	LOB	TOP					
Luis Polonia, L OBP: 0.317, SLG: 0.329	1-1 FC6-4 1B	3-2 S FC 2B	1-1 F8		4-1 2B BB	1-2 2B		0-3 K		5	2	3	2	1	1	2						
Chad Curtis, R OBP: 0.382, SLG: 0.382	0-1 L6	2-2 FC G3-1 1B	0-0 F8		0-0 1B 2B	1-3 K		2-2 K G1-6-3 1B		6	2	2	3	0	1	3						
Tim Salmon, R OBP: 0.377, SLG: 0.511 Stan Javier, S OBP: 0.323, SLG: 0.322	0-1 FC6-4 1B	0-0 G3-1 1B		1-1 HBP 2B 1B	1-3 K	1-3 K		0-0 G1-6-3 1B		5	3	2	0	0	2	3						
Chili Davis, S OBP: 0.325, SLG: 0.415	0-0 1B	0-0 G3-1		2-2 F8	2-3 K		1-2 P5		1-1 2B 1B	6	0	2	0	0	1	4						
Greg Myers, L OBP: 0.297, SLG: 0.374	1-0 BB 1B	1-1 HR 1B		2-0 2B HBP	2-1 1B		0-0 P8		2-3 K	5	1	3	4	0	1	1						
Eduardo Perez, R OBP: 0.338, SLG: 0.464	4-2 FC6 BB	3-2 HR		1-0 1B	1-1 F7		1-1 1B		0-0 F9	5	1	3	3	1	0	2						
Ty Van Burkleo, L OBP: 0.290, SLG: 0.269	0-0 FC6 1B	1-3 K		0-0 G4-3		4-2 2B G6-3 BB		0-0 F9		5	1	1	0	1	1	6						
Torey Lovullo, S OBP: 0.319, SLG: 0.349		2-1 G4-3 2B 1B	1-1 G6-3	2-2 G5-3		3-2 G6-3 2B		3-1 1B 2B		6	3	3	0	0	0	4						
Gary Disarcina, R OBP: 0.278, SLG: 0.326		0-0 G4-3	3-1 1B		0-0 BB 1B	1-2 G6-3		1-2 1B		5	1	3	2	0	0	2						
Inning Stats	R: 1 E: 0 K: 0 S: 14	H: 3 LOB: 3 BB: 1 P: 20	R: 6 E: 0 K: 1 S: 28	H: 5 LOB: 0 BB: 0 P: 40	R: 0 E: 0 K: 0 S: 7	H: 1 LOB: 1 BB: 0 P: 12	R: 1 E: 0 K: 0 S: 10	H: 2 LOB: 2 BB: 0 P: 18	R: 3 E: 0 K: 2 S: 16	H: 3 LOB: 1 BB: 1 P: 26	R: 0 E: 0 K: 0 S: 7	H: 1 LOB: 1 BB: 0 P: 10	R: 1 E: 0 K: 1 S: 12	H: 3 LOB: 1 BB: 0 P: 18	R: 0 E: 0 K: 1 S: 8	H: 2 LOB: 2 BB: 0 P: 11	1B: 14 2B: 7 3B: 0 HR: 1	SF: 0 SAC: 0 DP: 1 HBP: 1	WP: 0 PB: 0 SB: 1 CS: 0	PA: 53		
PITCHER	IP WLS BF H R ER SO BB IBB HBP BLK WP HR S P ERA WHIP	IP WLS BF H R ER SO BB IBB HBP BLK WP HR S P ERA WHIP	IP WLS BF H R ER SO BB IBB HBP BLK WP HR S P ERA WHIP	IP WLS BF H R ER SO BB IBB HBP BLK WP HR S P ERA WHIP	IP WLS BF H R ER SO BB IBB HBP BLK WP HR S P ERA WHIP	IP WLS BF H R ER SO BB IBB HBP BLK WP HR S P ERA WHIP	IP WLS BF H R ER SO BB IBB HBP BLK WP HR S P ERA WHIP	IP WLS BF H R ER SO BB IBB HBP BLK WP HR S P ERA WHIP	IP WLS BF H R ER SO BB IBB HBP BLK WP HR S P ERA WHIP	IP WLS BF H R ER SO BB IBB HBP BLK WP HR S P ERA WHIP	IP WLS BF H R ER SO BB IBB HBP BLK WP HR S P ERA WHIP	IP WLS BF H R ER SO BB IBB HBP BLK WP HR S P ERA WHIP	IP WLS BF H R ER SO BB IBB HBP BLK WP HR S P ERA WHIP	IP WLS BF H R ER SO BB IBB HBP BLK WP HR S P ERA WHIP	IP WLS BF H R ER SO BB IBB HBP BLK WP HR S P ERA WHIP	IP WLS BF H R ER SO BB IBB HBP BLK WP HR S P ERA WHIP	IP WLS BF H R ER SO BB IBB HBP BLK WP HR S P ERA WHIP	IP WLS BF H R ER SO BB IBB HBP BLK WP HR S P ERA WHIP	IP WLS BF H R ER SO BB IBB HBP BLK WP HR S P ERA WHIP	IP WLS BF H R ER SO BB IBB HBP BLK WP HR S P ERA WHIP	IP WLS BF H R ER SO BB IBB HBP BLK WP HR S P ERA WHIP	IP WLS BF H R ER SO BB IBB HBP BLK WP HR S P ERA WHIP

California Angels @ Seattle Mariners
The Kingdome, Seattle, WA
Sun Aug 15 1993, 6:33 AM EDT
Att: 21,593 - Dome

AB 49
R 14
H 22
RBI 14
BB 3
SO 7
LOB 29



Batter	1	2	3	4	5	6	7	8	9	AB	R	H	RBI	BB	SO	LOB	BOTTOM						
Bret Boone, R OBP: 0.318, SLG: 0.470	0-3 K		1-1 G1-3	2-0 F9			1-1 G4-3		1-3 K	5	0	0	0	0	2	2							
Dave Magadan, L OBP: 0.393, SLG: 0.372	4-2 HBP BB		2-0 BB 1B		0-0 F8		1-0 F9			3	0	1	0	1	0	0							
Edgar Martinez, R OBP: 0.356, SLG: 0.376	2-1 F9		1-2 BB 1B		1-2 1B		0-0 HR			4	1	3	1	0	0	1							
Jay Buhner, R OBP: 0.388, SLG: 0.491 Mike Blowers, R OBP: 0.364, SLG: 0.491	1-2 FC6-4 HBP		4-2 BB		0-1 P2		1-3 K			1	0	0	0	1	0	1							
Dann Howitt, L OBP: 0.333, SLG: 0.571	1-1 FC6-4		0-0 G3		1-2 P4			0-3 K		4	0	0	0	0	1	6							
Greg Pirtl, R OBP: 0.333, SLG: 0.583		0-1 1B		1-3 K		2-1 F8		0-0 F9		4	0	1	0	0	1	0							
Mackey Sasser, L OBP: 0.277, SLG: 0.354		3-1 F8		1-2 F8		0-0 G6-3		2-3 K		4	0	0	0	0	1	1							
Dave Valle, R OBP: 0.345, SLG: 0.384 Bill Haselman, R OBP: 0.341, SLG: 0.482		0-2 L1-3		1-2 1B		0-1 F7		2-2 G6-3		2	0	1	0	0	0	1							
Omar Vizquel, S OBP: 0.331, SLG: 0.308 Greg Litton, R OBP: 0.333, SLG: 0.405			0-2 G5-3		1-1 1B		3-2 HR		0-0 G6-3	2	0	1	1	0	0	0							
Inning Stats	R: 0 E: 0 K: 1 S: 12	H: 0 LOB: 2 BB: 1 P: 20	R: 0 E: 0 K: 0 S: 10	H: 1 LOB: 0 BB: 0 P: 13	R: 0 E: 0 K: 0 S: 14	H: 2 LOB: 3 BB: 1 P: 22	R: 0 E: 0 K: 1 S: 12	H: 2 LOB: 2 BB: 0 P: 18	R: 0 E: 0 K: 0 S: 9	H: 1 LOB: 1 BB: 0 P: 11	R: 0 E: 0 K: 0 S: 5	H: 0 LOB: 0 BB: 0 P: 7	R: 2 E: 0 K: 2 S: 10	H: 2 LOB: 0 BB: 0 P: 16	R: 0 E: 0 K: 2 S: 10	H: 0 LOB: 0 BB: 0 P: 12	R: 0 E: 0 K: 1 S: 8	H: 0 LOB: 0 BB: 0 P: 11	1B: 6 2B: 1 3B: 0 HR: 2	SF: 0 SAC: 0 DP: 1 HBP: 1	WP: 0 PB: 0 SB: 0 CS: 0	PA: 37	
PITCHER	IP WLS BF H R ER SO BB IBB HBP BLK WP HR S P ERA WHIP	IP WLS BF H R ER SO BB IBB HBP BLK WP HR S P ERA WHIP	IP WLS BF H R ER SO BB IBB HBP BLK WP HR S P ERA WHIP	IP WLS BF H R ER SO BB IBB HBP BLK WP HR S P ERA WHIP	IP WLS BF H R ER SO BB IBB HBP BLK WP HR S P ERA WHIP	IP WLS BF H R ER SO BB IBB HBP BLK WP HR S P ERA WHIP	IP WLS BF H R ER SO BB IBB HBP BLK WP HR S P ERA WHIP	IP WLS BF H R ER SO BB IBB HBP BLK WP HR S P ERA WHIP	IP WLS BF H R ER SO BB IBB HBP BLK WP HR S P ERA WHIP	IP WLS BF H R ER SO BB IBB HBP BLK WP HR S P ERA WHIP	IP WLS BF H R ER SO BB IBB HBP BLK WP HR S P ERA WHIP	IP WLS BF H R ER SO BB IBB HBP BLK WP HR S P ERA WHIP	IP WLS BF H R ER SO BB IBB HBP BLK WP HR S P ERA WHIP	IP WLS BF H R ER SO BB IBB HBP BLK WP HR S P ERA WHIP	IP WLS BF H R ER SO BB IBB HBP BLK WP HR S P ERA WHIP	IP WLS BF H R ER SO BB IBB HBP BLK WP HR S P ERA WHIP	IP WLS BF H R ER SO BB IBB HBP BLK WP HR S P ERA WHIP	IP WLS BF H R ER SO BB IBB HBP BLK WP HR S P ERA WHIP	IP WLS BF H R ER SO BB IBB HBP BLK WP HR S P ERA WHIP	IP WLS BF H R ER SO BB IBB HBP BLK WP HR S P ERA WHIP	IP WLS BF H R ER SO BB IBB HBP BLK WP HR S P ERA WHIP	IP WLS BF H R ER SO BB IBB HBP BLK WP HR S P ERA WHIP	IP WLS BF H R ER SO BB IBB HBP BLK WP HR S P ERA WHIP

California Angels @ Seattle Mariners
The Kingdome, Seattle, WA
Sun Aug 15 1993, 6:33 AM EDT
Att: 21,593 - Dome

AB 34
R 2
H 8
RBI 2
BB 2
SO 6
LOB 12



Batter	1	2	3	4	5	6	7	8	9	AB	R	H	RBI	BB	SO	LOB	TOP								
Brady Anderson, L (1, 7) OBP: 0.347, SLG: 0.415	2-1 FC4-6 1B		3-2 G4-3		4-0 1B IBB		3-1 L3-6			3	0	1	0	1	0	2									
Mark McLemore, S (1, 9) OBP: 0.365, SLG: 0.412	1-1 FC4-6 CS			1-1 G6-4-3 BB 1B	0-2 1-2 2-H 3-H 1B			4-0 G6-4-3 BB		3	0	2	2	1	0	1									
Mike Devereaux, R (1, 8) OBP: 0.325, SLG: 0.435	3-3 K			4-0 G6-4-3 BB 1-2	3-3 K			1-0 G6-4-3 1-2		3	0	0	0	1	2	4									
Harold Baines, L (1, 10) OBP: 0.374, SLG: 0.452		1-1 G4-3		1-0 G6-4-3 1-2 2-3	1-1 G4-3			4-1 BB		3	0	0	0	1	0	4									
Cal Ripken Jr., R (1, 6) OBP: 0.323, SLG: 0.412		0-3 K		1-0 L5		0-0 CS 1B		3-2 G1-3		4	0	1	0	0	1	2									
Mike Pagliarulo, L (1, 3) OBP: 0.351, SLG: 0.424		0-0 G4-3			2-0 1B 2B	1-3 K 1-2			0-2 P2	4	1	1	0	0	1	1									
Tim Lincecum, R (1, 5) OBP: 0.382, SLG: 0.401			3-3 K		0-1 SH2-4 BB 2-H 1B	3-1 L6			1-3 K	4	1	1	1	0	2	0									
Harold Reynolds, S (1, 4) OBP: 0.350, SLG: 0.322			4-2 BB		1-2 SH2-4 BB 1B		3-2 L3-6 SH3-4 1B		4-1 BB	1	1	1	0	3	0	0									
Mark Parent, R (1, 2) OBP: 0.265, SLG: 0.548			1-2 P6		0-1 SH2-4		0-1 SH3-4		2-2 F7	1	0	0	0	0	0	1									
Jack Voigt, R (9, PH) OBP: 0.396, SLG: 0.476					1-2 2-3		1-2			1	0	0	0	0	0	1									
Inning Stats	R: 0 E: 0 K: 1 S: 7	H: 1 LOB: 1 BB: 0 P: 13	R: 0 E: 0 K: 1 S: 6	H: 0 LOB: 0 BB: 0 P: 7	R: 0 E: 0 K: 1 S: 12	H: 0 LOB: 1 BB: 1 P: 23	R: 0 E: 0 K: 0 S: 4	H: 1 LOB: 1 BB: 0 P: 11	R: 3 E: 0 K: 1 S: 14	H: 3 LOB: 2 BB: 0 P: 28	R: 0 E: 0 K: 0 S: 6	H: 1 LOB: 0 BB: 0 P: 10	R: 0 E: 0 K: 0 S: 7	H: 0 LOB: 0 BB: 0 P: 13	R: 0 E: 0 K: 0 S: 5	H: 0 LOB: 1 BB: 1 P: 17	R: 0 E: 0 K: 1 S: 11	H: 0 LOB: 1 BB: 1 P: 18	1B: 6 2B: 3 3B: 0 HR: 0	SF: 0 SAC: 2 DP: 4 HBP: 0	WP: 0 PB: 0 SB: 0 CS: 2	PA: 36			
PITCHER	IP	WLS	BF	H	R	ER	SO	BB	IBB	HBP	BLK	WP	HR	S	P	ERA	WHIP								
Chris Bosio, R (1, 1) ERA: 4.17	8.0	W	32	7	3	3	5	5	1	0	0	0	0	61	122	3.38	1.500								
Ted Power, R (9, 1) ERA: 5.4	1.0	S	4	0	0	0	1	1	0	0	0	0	0	11	18	0.00	1.000								

Baltimore Orioles @ Seattle Mariners
The Kingdome, Seattle, WA
Tue Aug 17 1993, 10:05 PM EDT
Att: 20,529 - Dome

AB 27
R 3
H 7
RBI 3
BB 7
SO 6
LOB 16



Batter	1	2	3	4	5	6	7	8	9	AB	R	H	RBI	BB	SO	LOB	BOTTOM								
Rich Amaral, R (1, 6) OBP: 0.351, SLG: 0.355	1-2 P5		0-0 G6-3		2-2 F9		1-0 L8			4	0	0	0	0	0	1									
Brian Turano, R (1, 8) OBP: 0.294, SLG: 0.529	1-1 S 2B		1-3 K		2-2 G3			0-1 2B		4	1	2	0	0	1	0									
Ken Griffey Jr., L (1, 10) OBP: 0.403, SLG: 0.621	0-2 F8		4-2 BB		2-2 G3-1			0-0 1B 1B 2B		3	1	1	1	1	0	1									
Jay Buhner, R (1, 9) OBP: 0.393, SLG: 0.501	4-0 FC5-4 IBB		4-1 BB		1-2 BB		3-2 F7		0-1 BB 1B	2	1	1	0	2	0	0									
Greg Pirkel, R (1, 3) OBP: 0.250, SLG: 0.438	3-1 FC5-4		2-3 K2-3				0-1 G6-3		3-2 K	3	0	0	0	0	1	4									
Dave Magadan, L (8, PH) OBP: 0.390, SLG: 0.367	1-2 2-3									1	0	0	0	0	1	2									
Mike Blowers, R (1, 5) OBP: 0.370, SLG: 0.505		2-2 FC1-5 E 1B			0-1 HR				4-2 1B SF8 BB	3	1	2	1	0	0	0									
Mackey Sasser, L (8, PH) OBP: 0.282, SLG: 0.354		2-2 E5 FC1-5			0-3 K				1-3 2-H 3-H 1B	0	1	0	0	1	0	0									
Omar Vizquel, S (9, 6) OBP: 0.326, SLG: 0.305		1-2 FC1-5			1-2 F8				0-0 SF8	2	0	0	1	1	0	2									
Bret Boone, R (1, 4) OBP: 0.322, SLG: 0.458		0-0 FC1-5			1-2 F8				3-H 2-2	3	0	0	0	0	0	3									
Dave Valle, R (1, 2) OBP: 0.346, SLG: 0.387		2-2 G5-4-3			1-1 L7				1-2 G4-3	1	0	0	0	0	0	1									
Greg Litton, R (1, 7) OBP: 0.326, SLG: 0.395		2-2 G5-4-3							1-2 L9	3	0	0	0	0	0	3									
Dann Howitt, L (8, PH) OBP: 0.286, SLG: 0.485		1-2 2-3								1	0	0	0	0	0	1									
Inning Stats	R: 0 E: 0 K: 0 S: 13	H: 1 LOB: 2 BB: 1 P: 22	R: 0 E: 1 K: 0 S: 10	H: 1 LOB: 0 BB: 0 P: 16	R: 0 E: 0 K: 2 S: 10	H: 0 LOB: 2 BB: 2 P: 21	R: 1 E: 0 K: 1 S: 10	H: 1 LOB: 0 BB: 0 P: 12	R: 0 E: 0 K: 0 S: 11	H: 0 LOB: 0 BB: 0 P: 17	R: 0 E: 0 K: 0 S: 7	H: 0 LOB: 0 BB: 0 P: 11	R: 0 E: 0 K: 0 S: 6	H: 0 LOB: 1 BB: 1 P: 13	R: 4 E: 0 K: 1 S: 16	H: 4 LOB: 1 BB: 1 P: 25	R: 0 E: 0 K: 1 S: 11	H: 0 LOB: 1 BB: 1 P: 18	1B: 3 2B: 3 3B: 0 HR: 1	SF: 1 SAC: 0 DP: 1 HBP: 0	WP: 0 PB: 0 SB: 1 CS: 0	PA: 36			
PITCHER	IP	WLS	BF	H	R	ER	SO	BB	IBB	HBP	BLK	WP	HR	S	P	ERA	WHIP								
Fernando Valenzuela, L (1, 1) ERA: 4.23	7.0	L	30	5	3	3	3	3	1	0	0	0	0	70	115	3.86	1.143								
Todd Frohwrth, R (8, 1) ERA: 3.89	0.0	L	1	1	0	0	0	0	0	0	0	0	0	2	2	-	-								
Jim Poole, L (8, 1) ERA: 2.15	0.1	L	1	0	0	0	1	0	0	0	0	0	0	4	7	0.00	0.000								
Alan Mills, R (8, 1) ERA: 3.83	0.2	L	4	1	2	2	0	1	0	0	0	0	0	7	13	27.00	3.000								

Baltimore Orioles @ Seattle Mariners
The Kingdome, Seattle, WA
Tue Aug 17 1993, 10:05 PM EDT
Att: 20,529 - Dome

AB 30
R 5
H 7
RBI 5
BB 5
SO 4
LOB 15



Batter	1	2	3	4	5	6	7	8	9	AB	R	H	RBI	BB	SO	LOB	TOP					
Brady Anderson, L (1, 7) OBP: 0.349, SLG: 0.419	G4-6-3 BB			K	1B	2B	FC6-4 1B	FC6		4	1	2	2	1	1	1	Baltimore Orioles @ Seattle Mariners The Kingdome, Seattle, WA Wed Aug 18 1993, 6:33 AM EDT Att: 21,917 - Dome					
Mark McLemore, S (1, 9) OBP: 0.365, SLG: 0.410	G4-6-3 1-2f		1B	1B	K	FC6-4 1-2f			G5-4-3 BB	4	0	1	0	1	1	4						
Mike Devereaux, R (1, 8) OBP: 0.326, SLG: 0.434	F7		1B	G4-6-3 1B	2H	1B		K	G5-4-3 1-2f	5	0	2	1	0	1	1						
Harold Baines, L (1, 10)		P5		G4-6-3 1-2f	G3			HR	P5	5	1	1	1	0	0	3						
Cal Ripken Jr., R (1, 6) OBP: 0.324, SLG: 0.413		G5-3			1B	1B	FC6-4 1B	G6-3		4	2	2	0	0	0	0						
Mike Pagliarulo, L (1, 3) OBP: 0.350, SLG: 0.421		K			HR	1B	F7	K		4	1	1	0	0	2	1						
Tim Lincecum, R (1, 5) OBP: 0.384, SLG: 0.403			G5-3		HR	1B	FC6-4 1B	F9		4	1	2	1	0	0	0						
Harold Reynolds, S (1, 4) OBP: 0.351, SLG: 0.330		F7			HR	HR	FC6-4 1B	FC6 BB		3	2	1	3	1	0	2						
Jeff Tackett, R (1, 2) OBP: 0.287, SLG: 0.213		G3-1		G6-3	G6-3	1B	BB	L8		3	0	0	0	1	0	1						
Inning Stats	R: 0 E: 0 K: 0 S: 4	H: 0 LOB: 0 BB: 1 P: 9	R: 0 E: 0 K: 1 S: 7	H: 0 LOB: 0 BB: 0 P: 10	R: 0 E: 0 K: 0 S: 7	H: 0 LOB: 0 BB: 0 P: 12	R: 0 E: 0 K: 1 S: 8	H: 2 LOB: 1 BB: 0 P: 14	R: 5 E: 0 K: 1 S: 15	H: 6 LOB: 1 BB: 0 P: 24	R: 2 E: 0 K: 0 S: 13	H: 3 LOB: 2 BB: 1 P: 24	R: 1 E: 0 K: 2 S: 11	H: 1 LOB: 0 BB: 0 P: 21	R: 0 E: 0 K: 0 S: 9	H: 0 LOB: 1 BB: 1 P: 15		R: 0 E: 0 K: 0 S: 4	H: 0 LOB: 0 BB: 1 P: 11	1B: 9 2B: 1 3B: 0 HR: 2	SF: 0 SAC: 0 DP: 3 HBP: 0	WP: 0 PB: 0 SB: 1 CS: 0
PITCHER	IP	WLS	BF	H	R	ER	SO	BB	IBB	HBP	BLK	WP	HR	S	P	ERA	WHIP					
Erik Hanson, R (1, 1) ERA: 3.22	4.2	L	21	8	5	5	3	1	0	0	0	0	0	1	40	68	9.64	1.929				
Russ Swan, L (5, 1) ERA: 8.69	1.1		8	3	2	2	0	1	0	0	0	0	0	1	14	25	13.50	3.000				
Dwayne Henry, R (7, 1) ERA: 6.79	2.0		8	1	1	1	2	1	0	0	0	0	0	1	20	36	4.50	1.000				
Tim Leary, R (9, 1) ERA: 5.03	1.0		3	0	0	0	0	1	0	0	0	0	0	4	11	0.00	1.000					

Batter	1	2	3	4	5	6	7	8	9	AB	R	H	RBI	BB	SO	LOB	BOTTOM				
Rich Amaral, R (1, 6) OBP: 0.352, SLG: 0.356	P4					K		1B		4	0	2	1	0	1	0	Baltimore Orioles @ Seattle Mariners The Kingdome, Seattle, WA Wed Aug 18 1993, 6:33 AM EDT Att: 21,917 - Dome				
Brian Turano, R (1, 8) OBP: 0.286, SLG: 0.476	G1-3		G6-3			F8		DI 1B		4	0	1	0	0	0	0					
Ken Griffey Jr., L (1, 10) OBP: 0.404, SLG: 0.621	BB			2B		K		K		3	0	1	0	1	2	2					
Jay Buhner, R (1, 9) OBP: 0.390, SLG: 0.496	K		G6-3			G5-3		K		4	0	0	0	0	2	2					
Mike Blowers, R (1, 5) OBP: 0.376, SLG: 0.509		CS 1B		K		1B		G5-4-3 1B		4	0	3	0	0	1	1					
Greg Pirtl, R (1, 3) OBP: 0.200, SLG: 0.350	F9		G6-3			L9		G5-4-3 1-2f		4	0	0	0	0	0	4					
Bret Boone, R (1, 4) OBP: 0.314, SLG: 0.445	K				F9		L8			3	0	0	0	0	1	2					
Bill Haselman, R (1, 2) OBP: 0.333, SLG: 0.470			L5		G6-3			G3-1		3	0	0	0	0	0	0					
Greg Litton, R (1, 7) OBP: 0.326, SLG: 0.402			1B		K			F9		3	1	1	0	0	1	0					
Inning Stats	R: 0 E: 0 K: 1 S: 14	H: 0 LOB: 1 BB: 1 P: 24	R: 0 E: 0 K: 1 S: 8	H: 1 LOB: 0 BB: 0 P: 12	R: 1 E: 0 K: 0 S: 10	H: 2 LOB: 0 BB: 0 P: 17	R: 0 E: 0 K: 1 S: 9	H: 1 LOB: 1 BB: 0 P: 16	R: 0 E: 0 K: 2 S: 10	H: 0 LOB: 0 BB: 0 P: 15	R: 0 E: 0 K: 0 S: 9	H: 1 LOB: 1 BB: 0 P: 13	R: 0 E: 0 K: 1 S: 13	H: 2 LOB: 2 BB: 0 P: 20	R: 0 E: 0 K: 1 S: 8	H: 1 LOB: 0 BB: 0 P: 13		1B: 6 2B: 3 3B: 0 HR: 0	SF: 0 SAC: 0 DP: 2 HBP: 0	WP: 0 PB: 0 SB: 0 CS: 1	PA: 33
PITCHER	IP	WLS	BF	H	R	ER	SO	BB	IBB	HBP	BLK	WP	HR	S	P	ERA	WHIP				
Jamie Moyer, L (1, 1) ERA: 4.05	9.0	W	33	8	1	1	8	1	0	0	0	0	0	87	138	1.00	1.000				



Batter	1	2	3	4	5	6	7	8	9	AB	R	H	RBI	BB	SO	LOB	TOP								
Brian Turang, R OBP: 0.320, SLG: 0.560 (1, 8)										4	1	2	0	0	0	2	Seattle Mariners @ Toronto Blue Jays SkyDome, Toronto, ON Fri Aug 20 1993, 7:05 PM EDT Att: 50,527 - Unknown - 75 F								
Bret Boone, R OBP: 0.312, SLG: 0.434 (1, 4)										3	0	0	0	1	0	2									
Ken Griffey Jr., L OBP: 0.403, SLG: 0.617 (1, 10)										3	0	0	0	1	1	3									
Jay Buhner, R OBP: 0.391, SLG: 0.505 (1, 9)										3	1	2	3	0	0	0									
Dave Magadan, L OBP: 0.388, SLG: 0.365 (1, 3)										4	1	1	0	0	1	3									
Mike Blowers, R OBP: 0.374, SLG: 0.504 (1, 5)										4	0	1	1	0	0	0									
Dann Howitt, L OBP: 0.282, SLG: 0.459 (1, 7)										4	0	1	0	0	1	1									
Dave Valle, R OBP: 0.342, SLG: 0.382 (1, 2)										4	0	0	0	0	0	2									
Omar Vizquel, S OBP: 0.330, SLG: 0.306 (1, 6)										2	1	1	0	1	0	0									
Inning Stats	R: 1 E: 0 K: 0 S: 4	H: 1 LOB: 1 BB: 1 P: 8	R: 0 E: 0 K: 0 S: 5	H: 0 LOB: 0 BB: 0 P: 7	R: 1 E: 0 K: 0 S: 10	H: 2 LOB: 2 BB: 1 P: 14	R: 0 E: 0 K: 0 S: 10	H: 0 LOB: 0 BB: 0 P: 15	R: 0 E: 0 K: 1 S: 13	H: 1 LOB: 1 BB: 0 P: 23	R: 2 E: 1 K: 1 S: 13	H: 3 LOB: 0 BB: 0 P: 20	R: 0 E: 0 K: 0 S: 7	H: 0 LOB: 0 BB: 1 P: 12	R: 0 E: 0 K: 2 S: 10	H: 0 LOB: 0 BB: 0 P: 16	R: 0 E: 0 K: 0 S: 6	H: 1 LOB: 0 BB: 0 P: 9	1B: 6 2B: 0 3B: 1 HR: 1	SF: 1 SAC: 0 DP: 3 HBP: 0	WP: 0 PB: 0 SB: 0 CS: 0	PA: 35			
PITCHER	IP	WLS	BF	H	R	ER	SO	BB	IBB	HBP	BLK	WP	HR	S	P	ERA	WHIP								
Pat Hentgen, R ERA: 3.72 (1, 1)	7.0	L	29	7	4	3	1	3	0	0	0	0	1	67	99	3.86	1.429								
Tony Castillo, L ERA: 2.59 (8, 1)	1.0		3	0	0	0	2	0	0	0	0	0	0	10	16	0.00	0.000								
Scott Brow, R ERA: 5.73 (9, 1)	1.0		3	1	0	0	0	0	0	0	0	0	0	6	9	0.00	1.000								

Batter	1	2	3	4	5	6	7	8	9	AB	R	H	RBI	BB	SO	LOB	BOTTOM								
Rickey Henderson, R OBP: 0.451, SLG: 0.510 (1, 7)										4	0	0	0	0	2	2	Seattle Mariners @ Toronto Blue Jays SkyDome, Toronto, ON Fri Aug 20 1993, 7:05 PM EDT Att: 50,527 - Unknown - 75 F								
Devon White, S OBP: 0.335, SLG: 0.450 (1, 8)										4	0	0	0	0	2	1									
Paul Molitor, R OBP: 0.402, SLG: 0.493 (1, 3)										4	0	1	0	0	2	0									
Joe Carter, R OBP: 0.306, SLG: 0.481 (1, 10)										4	1	1	1	0	1	1									
Roberto Alomar, S OBP: 0.388, SLG: 0.468 (1, 4)										3	0	0	0	1	1	0									
Tony Fernandez, S OBP: 0.345, SLG: 0.388 (1, 6)										3	0	0	0	0	0	1									
Darnell Coles, R OBP: 0.327, SLG: 0.377 (1, 9)										2	0	0	0	0	1	0									
Ed Sprague, R OBP: 0.302, SLG: 0.391 (1, 5)										3	0	1	0	0	1	1									
Pat Borders, R OBP: 0.277, SLG: 0.359 (1, 2)										3	0	0	0	0	1	2									
Inning Stats	R: 0 E: 0 K: 3 S: 10	H: 0 LOB: 0 BB: 0 P: 12	R: 0 E: 0 K: 1 S: 10	H: 0 LOB: 0 BB: 0 P: 17	R: 0 E: 0 K: 0 S: 15	H: 0 LOB: 1 BB: 0 P: 19	R: 1 E: 0 K: 2 S: 13	H: 1 LOB: 1 BB: 1 P: 19	R: 0 E: 0 K: 1 S: 15	H: 0 LOB: 0 BB: 0 P: 18	R: 0 E: 0 K: 0 S: 10	H: 1 LOB: 1 BB: 0 P: 13	R: 0 E: 0 K: 1 S: 7	H: 0 LOB: 0 BB: 0 P: 9	R: 0 E: 0 K: 2 S: 12	H: 1 LOB: 1 BB: 0 P: 17	R: 0 E: 0 K: 1 S: 7	H: 0 LOB: 0 BB: 0 P: 12	1B: 0 2B: 2 3B: 0 HR: 1	SF: 0 SAC: 0 DP: 0 HBP: 1	WP: 0 PB: 0 SB: 0 CS: 0	PA: 32			
PITCHER	IP	WLS	BF	H	R	ER	SO	BB	IBB	HBP	BLK	WP	HR	S	P	ERA	WHIP								
Randy Johnson, L ERA: 3.58 (1, 1)	9.0	W	32	3	1	1	11	1	0	1	0	0	1	99	136	1.00	0.444								

Batter	1	2	3	4	5	6	7	8	9	AB R H RBI BB SO LOB	TOP					
Brian Turang, R OBP: 0.333, SLG: 0.517	4-1 BB 2B BB	0-3 K			2-3 K		0-2 G4-3		0-2 SH5-3 1B	4 1 1 1 1 2 2	Seattle Mariners @ Toronto Blue Jays SkyDome, Toronto, ON Sat Aug 21 1993, 3:33 AM EDT Att: 50,519 - Sunny - 70 F					
Bret Boone, R OBP: 0.302, SLG: 0.419	0-3 K	1-2 G1-4-6-3			2-0 G6-3		3-2 G1-3		0-0 SH5-3	4 0 0 0 0 1 3						
Ken Griffey Jr., L OBP: 0.405, SLG: 0.623	0-2 P5				1-0 HR		2-1 1B		4-0 IBB	4 1 2 1 1 0 1						
Jay Buhner, R OBP: 0.389, SLG: 0.500	4-1 BB 2B BB			2-3 K	1-1 F7		0-0 P5		2-3 K	4 1 0 0 1 2 4						
Dave Magadan, L OBP: 0.388, SLG: 0.367	4-1 2B BB			1-0 G4-3				0-2 G4-3	1-2 G3-1	4 1 1 0 1 0 3						
Mike Blowers, R OBP: 0.372, SLG: 0.504	0-1 2B			1-3 K			0-1 G4-3		0-0 G6-3	4 0 1 2 0 1 1						
Mackey Sasser, L OBP: 0.281, SLG: 0.349	1-2 2B G6-3			4-1 BB			1-1 SF8		1-1 G1-4-3	2 0 0 1 1 0 2						
Dave Valle, R OBP: 0.346, SLG: 0.386				2-2 P6			2-2 FC6-4 HBP		0-0 1B 2B	2 1 1 0 1 0 1						
Omar Vizquel, S OBP: 0.331, SLG: 0.306				3-2 L8			2-1 FC6-4		2-0 SH5-3 1B	3 0 1 0 1 0 2						
Inning Stats	R: 2 H: 1 E: 0 K: 1 S: 14	H: 1 R: 0 ER: 0 LOB: 1 BB: 3 P: 29	R: 0 H: 0 E: 0 K: 1 S: 12	H: 0 R: 0 ER: 0 LOB: 0 BB: 2 P: 21	R: 0 H: 0 E: 0 K: 1 S: 8	H: 0 R: 0 ER: 0 LOB: 1 BB: 1 P: 22	R: 1 H: 1 E: 0 K: 0 S: 7	H: 1 R: 0 ER: 0 LOB: 1 BB: 0 P: 13	R: 0 H: 1 E: 0 K: 0 S: 11	H: 0 R: 0 ER: 0 LOB: 0 BB: 1 P: 8	R: 1 H: 3 E: 0 K: 1 S: 14	H: 3 R: 2 ER: 1 LOB: 3 BB: 1 P: 23	1B: 3 2B: 3 3B: 0 HR: 1	SF: 1 SAC: 1 DP: 1 HBP: 1	WP: 0 PB: 0 SB: 2 CS: 0	PA: 41
PITCHER	IP WLS BF H R ER SO BB IBB HBP BLK WP HR S P ERA WHIP											PITCHER	IP WLS BF H R ER SO BB IBB HBP BLK WP HR S P ERA WHIP			
Dave Stewart, R ERA: 4.92	(1, 1) 6.0 L 27 3 4 4 5 6 0 1 0 0 0 1 66 118 6.00 1.500															
Al Leiter, L ERA: 4.43	(7, 1) 2.1 12 4 1 1 0 0 1 0 0 0 0 24 36 3.86 1.714															
Mark Eichhorn, R ERA: 2.71	(9, 1) 0.1 1 0 0 0 0 0 0 0 0 0 0 3 5 0.00 0.000															
Tony Castillo, L ERA: 2.65	(9, 1) 0.1 1 0 0 0 0 0 0 0 0 0 0 5 6 0.00 0.000															

AB	31
R	5
H	7
RBI	5
BB	7
SO	6
LOB	19



Batter	1	2	3	4	5	6	7	8	9	AB R H RBI BB SO LOB	BOTTOM									
Rickey Henderson, R OBP: 0.450, SLG: 0.508	2-2 1B SF7		2-3 K			0-0 L5		1-0 BB 1B G3	1-1 F9	5 2 2 0 0 1 2	Seattle Mariners @ Toronto Blue Jays SkyDome, Toronto, ON Sat Aug 21 1993, 3:33 AM EDT Att: 50,519 - Sunny - 70 F									
Devon White, S OBP: 0.335, SLG: 0.450	2-2 CS 1B			0-1 F9		0-1 G6-3		0-0 G3 BB 1B	1-3 K	5 0 2 0 0 1 2										
Paul Molitor, R OBP: 0.404, SLG: 0.495	1-2 SF7			1-0 CS 1B		2-2 1B 1B		4-2 G3 BB 1B	1-2 2-3	2 0 2 1 1 0 0										
Joe Carter, R OBP: 0.307, SLG: 0.480	3-2 G5-3			4-2 HBP BB		1-0 1B		1-0 K	2-3 K	3 0 1 0 1 1 3										
John Olerud, L OBP: 0.486, SLG: 0.646		2-2 G6-3		2-1 HBP		2-2 P6		2-2 G3	1-2 2-3 3-H	3 0 0 1 0 0 4										
Tony Fernandez, S OBP: 0.342, SLG: 0.385		3-2 L7		0-0 G1-3				0-0 G5-3	0-2 G6-3	4 0 0 0 0 0 4										
Ed Sprague, R OBP: 0.302, SLG: 0.389		3-1 P4			2-3 K		1-0 FC6-4 1B		3-2 F7	4 0 1 0 0 1 0										
Pat Borders, R OBP: 0.276, SLG: 0.358			2-2 F8		1-2 F8		3-1 P6		1-1 1B 1B	4 0 1 0 0 0 1										
Alfredo Griffin, S OBP: 0.247, SLG: 0.266			0-2 G4-3		1-1 F7		0-0 FC6-4		1-0 1B	3 0 0 0 0 0 1										
Roberto Alomar, S (9, PH) OBP: 0.389, SLG: 0.469							1-2 1B		1-2 1B	1 0 1 0 0 0 0										
Inning Stats	R: 1 H: 2 E: 0 K: 0 S: 13	H: 2 R: 0 ER: 0 LOB: 0 BB: 0 P: 20	R: 0 H: 0 E: 0 K: 0 S: 14	H: 0 R: 0 ER: 0 LOB: 0 BB: 0 P: 22	R: 0 H: 1 E: 0 K: 0 S: 8	H: 1 R: 0 ER: 0 LOB: 2 BB: 1 P: 15	R: 0 H: 0 E: 0 K: 1 S: 10	H: 0 R: 0 ER: 0 LOB: 0 BB: 0 P: 14	R: 0 H: 2 E: 0 K: 0 S: 11	H: 2 R: 0 ER: 0 LOB: 2 BB: 0 P: 16	R: 0 H: 1 E: 0 K: 0 S: 5	H: 1 R: 0 ER: 0 LOB: 1 BB: 0 P: 9	R: 1 H: 2 E: 0 K: 1 S: 13	H: 2 R: 0 ER: 0 LOB: 2 BB: 1 P: 22	R: 0 H: 2 E: 0 K: 1 S: 11	H: 2 R: 0 ER: 0 LOB: 2 BB: 0 P: 18	1B: 10 2B: 0 3B: 0 HR: 0	SF: 1 SAC: 0 DP: 0 HBP: 1	WP: 0 PB: 0 SB: 0 CS: 2	PA: 38
PITCHER	IP WLS BF H R ER SO BB IBB HBP BLK WP HR S P ERA WHIP											PITCHER	IP WLS BF H R ER SO BB IBB HBP BLK WP HR S P ERA WHIP							
Dave Fleming, L ERA: 4.18	(1, 1) 7.0 W 30 8 2 2 2 2 2 0 1 0 0 0 75 119 2.57 1.429																			
Jeff Nelson, R ERA: 3.72	(8, 1) 0.1 1 0 0 0 1 0 0 0 0 0 0 3 5 0.00 0.000																			
Erik Platenberg, L ERA: 9.0	(8, 1) 0.2 2 0 0 0 0 0 0 0 0 0 0 6 8 0.00 0.000																			
Ted Power, R ERA: 5.22	(9, 1) 1.0 S 5 2 0 0 1 0 0 0 0 0 0 11 18 0.00 2.000																			

AB	34
R	2
H	10
RBI	2
BB	2
SO	4
LOB	17



Batter	1	2	3	4	5	6	7	8	9	AB	R	H	RBI	BB	SO	LOB	TOP																			
Brian Turang, R OBP: 0.371, SLG: 0.531	1-3 K		4-0 BB	4-1 BB		1-0 1B		1-3 K		3	1	1	1	2	2	0	Seattle Mariners @ Toronto Blue Jays SkyDome, Toronto, ON Sun Aug 22 1993, 3:33 AM EDT Att: 50,511 - Sunny - 72 F																			
Bret Boone, R OBP: 0.306, SLG: 0.418	2-2 E4		3-1 F9	1-2 BB		0-0 1B		2-0 F8		5	0	2	3	0	0	2																				
Ken Griffey Jr., L OBP: 0.405, SLG: 0.626	0-0 P6		2-2 P6	0-0 G3		0-0 1B		1-2 HR		4	1	1	1	1	0	6																				
Jay Buhner, R OBP: 0.385, SLG: 0.494	2-2 F8			1-1 F9	0-0 G5-3	1-3 K		0-3 K		5	0	0	0	0	2	3																				
Dave Magadan, L OBP: 0.389, SLG: 0.368		2-1 F9		1-1 BB	2-2 F8	0-0 F7		2-2 G5-3	1B	5	1	2	0	0	0	2																				
Mike Blowers, R OBP: 0.376, SLG: 0.504	1-3 K			4-2 E	0-0 F9		0-0 G4-3	WP	1B	4	1	2	0	1	1	0																				
Mackey Sasser, L OBP: 0.279, SLG: 0.344	3-2 G6-3			1-1 F7		0-0 FC1-5	1B	1B	F8	5	0	1	0	0	0	5																				
Dave Valle, R OBP: 0.347, SLG: 0.384			4-0 BB	0-1 E4	BB	1B	E	G4-3		4	2	1	0	1	0	3																				
Omar Vizquel, S OBP: 0.329, SLG: 0.304			0-2 F8	1-0 E7	1B	BB	1B	G6-3		4	1	0	0	0	0	5																				
Inning Stats	R: 0 E: 1 K: 1 S: 11	H: 0 LOB: 1 BB: 0 P: 16	R: 0 E: 0 K: 1 S: 8	H: 0 LOB: 0 BB: 0 P: 14	R: 0 E: 0 K: 0 S: 8	H: 0 LOB: 2 BB: 2 P: 21	R: 3 E: 2 K: 0 S: 16	H: 2 LOB: 3 BB: 2 P: 29	R: 0 E: 0 K: 1 S: 5	H: 0 LOB: 0 BB: 0 P: 7	R: 3 E: 0 K: 1 S: 11	H: 4 LOB: 2 BB: 1 P: 17	R: 0 E: 0 K: 0 S: 9	H: 1 LOB: 1 BB: 0 P: 12	R: 1 E: 0 K: 2 S: 10	H: 1 LOB: 0 BB: 0 P: 14	1B: 8 2B: 1 3B: 0 HR: 1	SF: 0 SAC: 0 DP: 1 HBP: 0	WP: 1 PB: 0 SB: 0 CS: 0	PA: 44																
PITCHER	IP	WLS	BF	H	R	ER	SO	BB	IBB	HBP	BLK	WP	HR	S	P	ERA	WHIP	PITCHER		IP	WLS	BF	H	R	ER	SO	BB	IBB	HBP	BLK	WP	HR	S	P	ERA	WHIP
Juan Guzman, R ERA: 4.06	(1, 1)	7.0	W	36	7	6	3	3	4	1	0	0	1	0	68	116	3.86	1.571																		
Danny Cox, R ERA: 2.59	(8, 1)	1.0		4	1	1	1	2	0	0	0	0	0	1	10	14	9.00	1.000																		
Duane Ward, R ERA: 1.71	(9, 1)	1.0		4	2	0	0	0	0	0	0	0	0	0	8	14	0.00	2.000																		

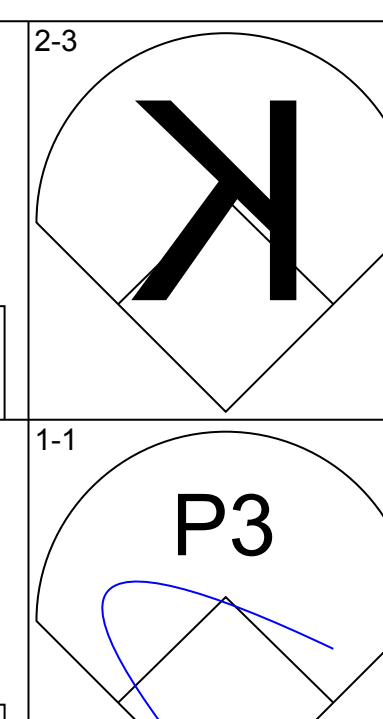
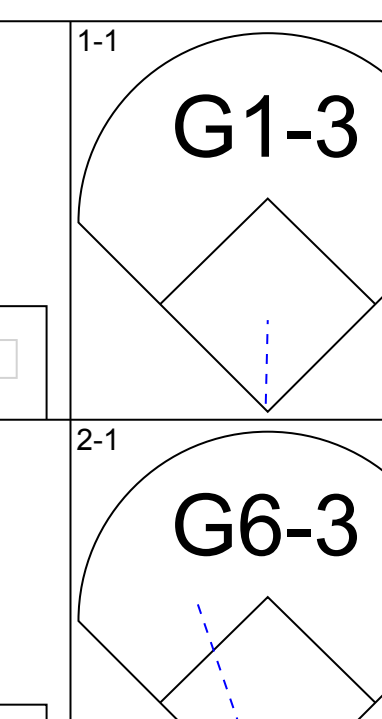
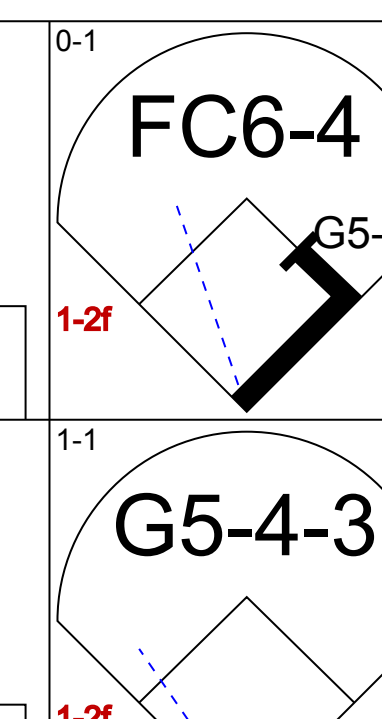
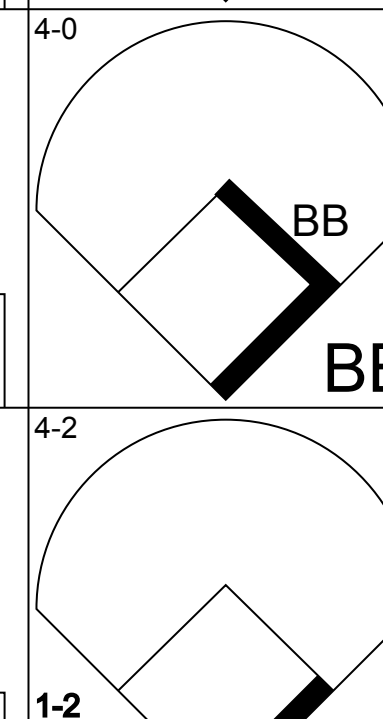
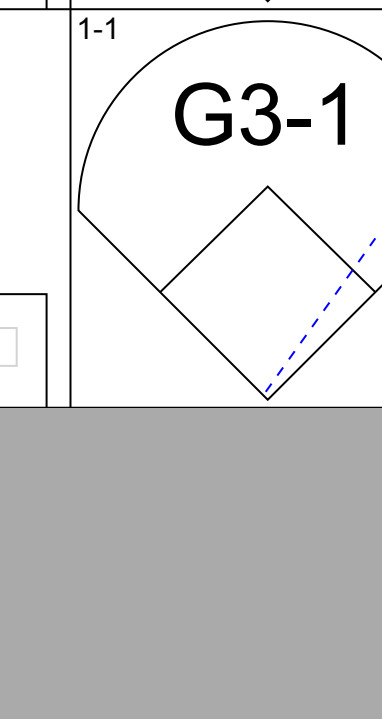

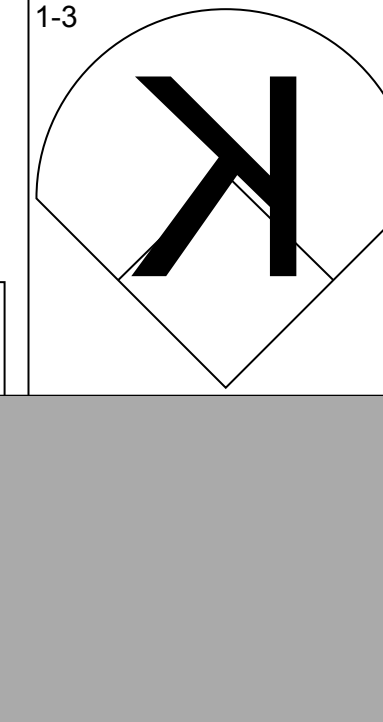

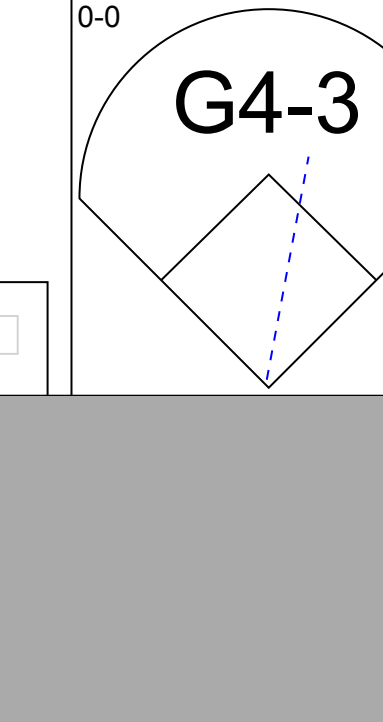

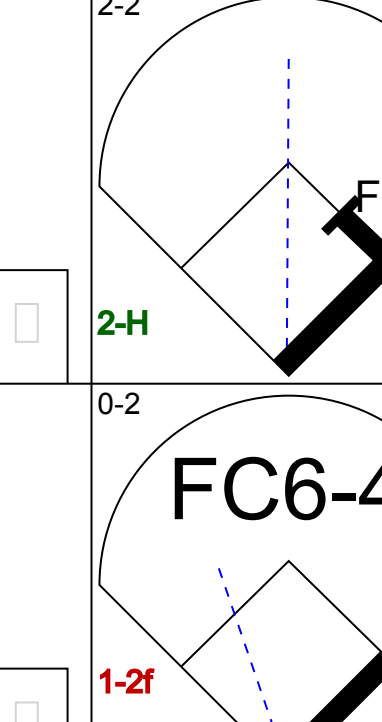


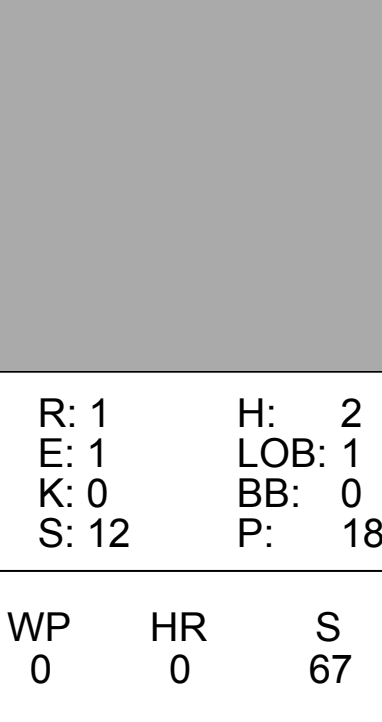

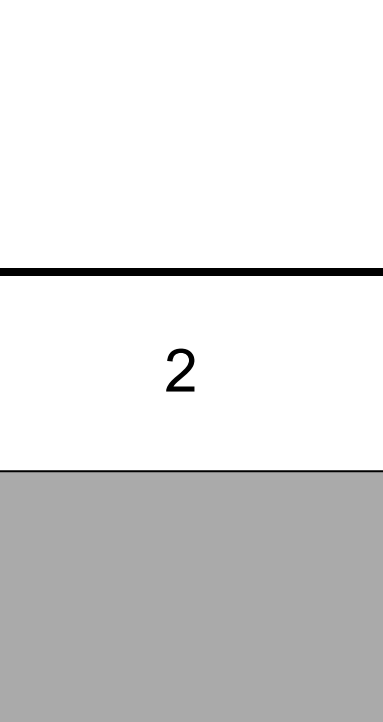
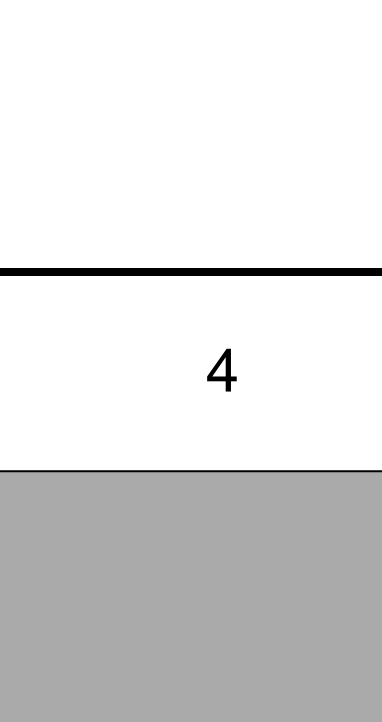



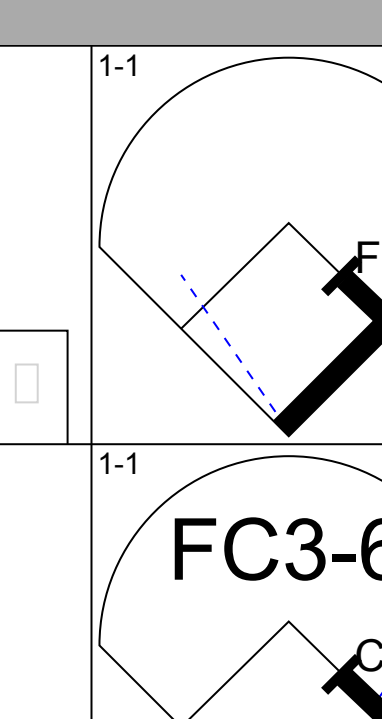
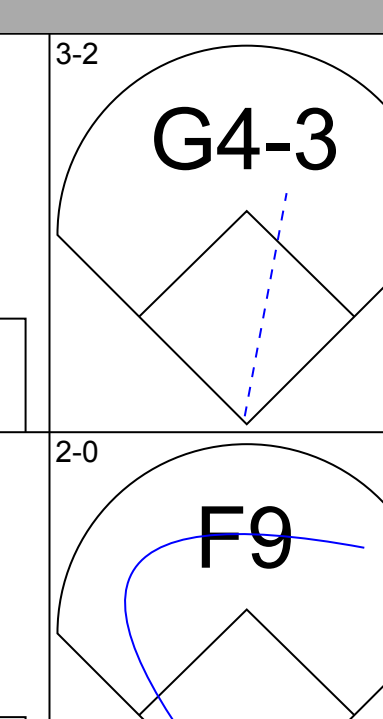
AB	39
R	7
H	10
RBI	5
BB	5
SO	5
LOB	26



Batter	1	2	3	4	5	6	7	8	9	AB	R	H	RBI	BB	SO	LOB	BOTTOM																				
Rickey Henderson, R OBP: 0.454, SLG: 0.507	4-1 S			4-0 S		0-3 K				1	1	0	0	3	1	1	Seattle Mariners @ Toronto Blue Jays SkyDome, Toronto, ON Sun Aug 22 1993, 3:33 AM EDT Att: 50,511 - Sunny - 72 F																				
Willie Canale, R OBP: 0.256, SLG: 0.257	BB			BB						0	0	0	0	0	0	0																					
Devon White, S OBP: 0.334, SLG: 0.453	2-2 F7			1-3 K						5	1	1	1	0	2	5																					
Roberto Alomar, S OBP: 0.389, SLG: 0.467	0-0 E3			0-1 F8						4	3	1	0	1	0	2																					
Joe Carter, R OBP: 0.308, SLG: 0.485	4-0 1B			3-2 HR		0-1 P2				4	2	1	1	1	0	2																					
John Olerud, L OBP: 0.489, SLG: 0.653	3-2 E			0-1 HR		1-2 F7				3	3	2	2	2	0	0																					
Paul Molitor, R OBP: 0.406, SLG: 0.494	1-3 2H			3-3 K		0-0 G5-3				3	1	1	1	1	1	0																					
Tony Fernandez, S OBP: 0.341, SLG: 0.382	0-0 E6			1-0 F8		0-0 G4-3				5	1	1	3	0	1	3																					
Ed Sprague, R OBP: 0.301, SLG: 0.389	1-2 G5-4-3			1-1 F9		3-2 F7				5	0	1	2	0	0	4																					
Pat Borders, R OBP: 0.276, SLG: 0.359		3-2 L8		2-2 G5-3		2-1 2B				4	0	1	0	0	0	1																					
Inning Stats	R: 3 E: 2 K: 0 S: 14	H: 1 LOB: 2 BB: 2 P: 29	R: 0 E: 0 K: 0 S: 12	H: 0 LOB: 1 BB: 1 P: 22	R: 2 E: 0 K: 1 S: 13	H: 2 LOB: 0 BB: 0 P: 21	R: 0 E: 0 K: 1 S: 9	H: 0 LOB: 1 BB: 1 P: 15	R: 0 E: 0 K: 1 S: 10	H: 1 LOB: 1 BB: 0 P: 15	R: 5 E: 0 K: 1 S: 14	H: 4 LOB: 2 BB: 2 P: 31	R: 2 E: 0 K: 1 S: 10	H: 1 LOB: 1 BB: 2 P: 21	1B: 4 2B: 2 3B: 0 HR: 3	SF: 0 SAC: 0 DP: 1 HBP: 2	WP: 1 PB: 0 SB: 3 CS: 0	PA: 44																			
PITCHER	IP	WLS	BF	H	R	ER	SO	BB	IBB	HBP	BLK	WP	HR	S	P	ERA	WHIP	PITCHER		IP	WLS	BF	H	R	ER	SO	BB	IBB	HBP	BLK	WP	HR	S	P	ERA	WHIP	
Chris Bosio, R ERA: 4.26	(1, 1)	6.0		29	5	6	4	3	4	0	1	0	0	0	67	112	6.00	1.500																			
Steve Ontiveros, R ERA: 3.95	(7, 1)	0.1	L	2	1	0	0	0	0	0	0	0	0	2	6	0.00	3.000																				
Russ Swan, L ERA: 9.15	(7, 1)	0.0		1	0	0	0	0	1	0	0	0	0	0	4	∞	∞																				
Jeff Nelson, R ERA: 4.05	(7, 1)	0.2		6	2	4	4	1	0	1	1	0	0	0	9	18	54.00	3.000																			
Dwayne Henry, R ERA: 7.0	(8, 1)	1.0		6	1	2	2	1	2	0	0	0	1	0	10	21	18.00	3.000																			

AB	34
R	12
H	9
RBI	10
BB	8
SO	5
LOB	18

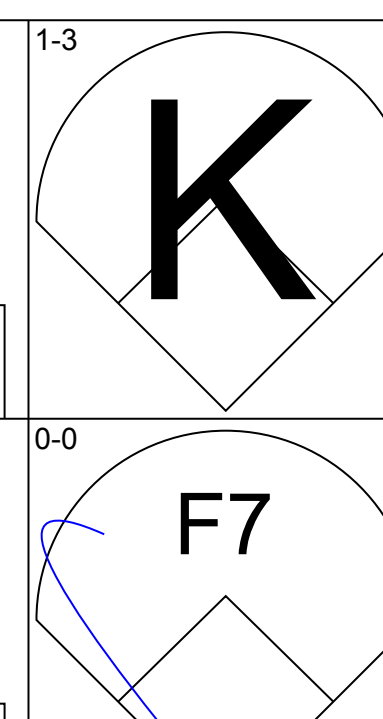
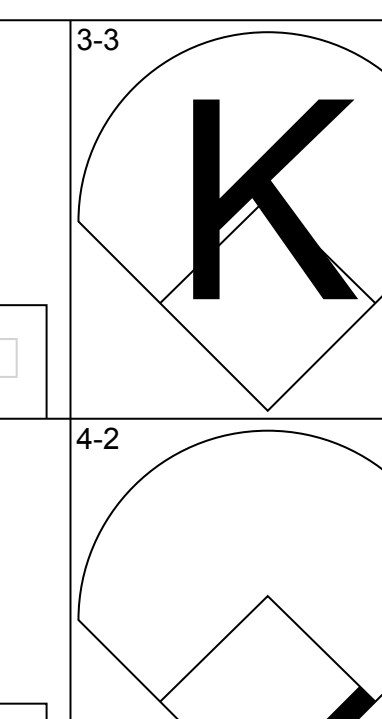
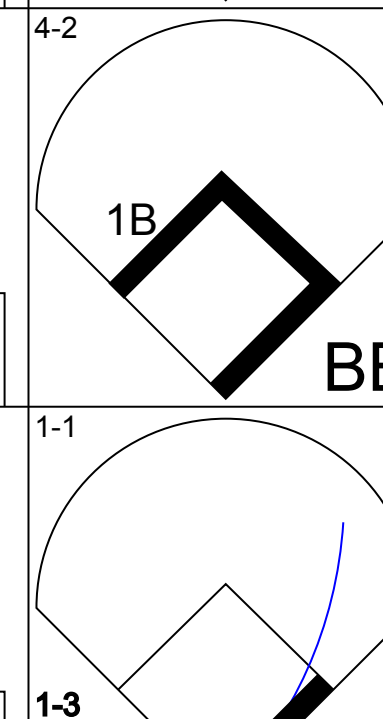
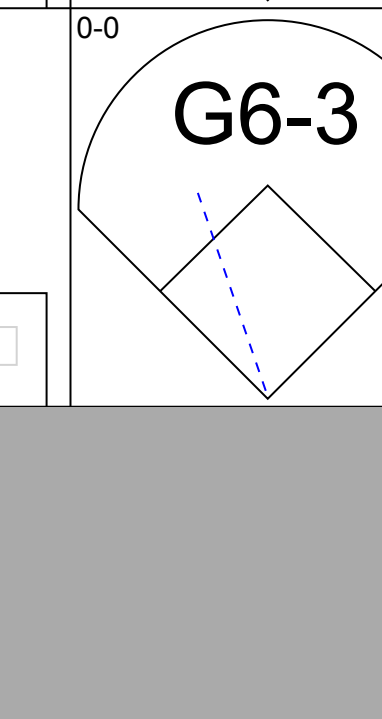
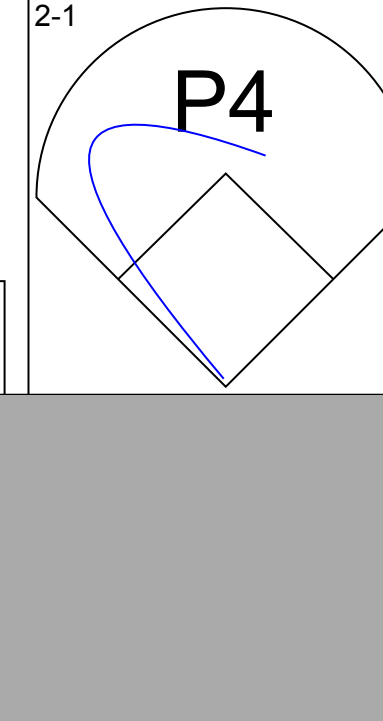




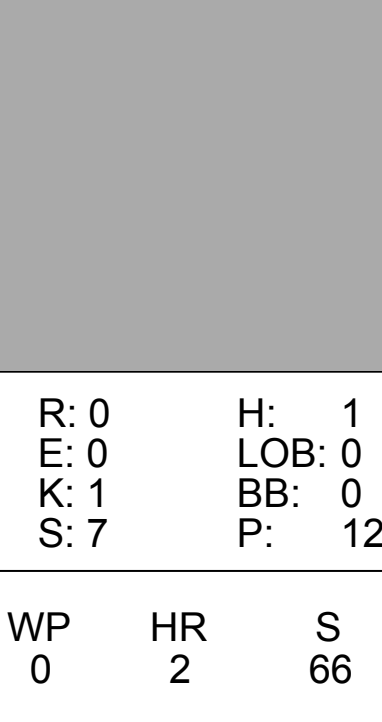




Batter	1	2	3	4	5	6	7	8	9	AB	R	H	RBI	BB	SO	LOB	TOP							
Brian Turang, R OBP: 0.359, SLG: 0.486 (1, 7)										3	0	0	0	1	1	1								
Bret Boone, R OBP: 0.297, SLG: 0.405 (1, 4)										4	0	0	0	0	0	2								
Ken Griffey Jr., L OBP: 0.403, SLG: 0.622 (1, 8)										3	0	0	0	1	2	0								
Jay Buhner, R OBP: 0.384, SLG: 0.491 (1, 10)										3	0	0	0	1	0	0								
Dave Magadan, L OBP: 0.387, SLG: 0.366 (1, 3)										4	1	1	0	0	1	2								
Mike Blowers, R OBP: 0.372, SLG: 0.498 (1, 5)										3	0	0	0	0	0	1								
Dann Howitt, L OBP: 0.286, SLG: 0.450 (1, 9)										3	0	1	1	0	0	0								
Dave Valle, R OBP: 0.347, SLG: 0.381 (1, 2)										2	0	0	0	1	0	1								
Omar Vizquel, S OBP: 0.329, SLG: 0.304 (1, 6)										3	0	1	0	0	0	1								
Inning Stats	R: 0 E: 0 K: 2 S: 10	H: 0 LOB: 2 BB: 2 P: 22	R: 0 E: 0 K: 0 S: 6	H: 0 LOB: 1 BB: 1 P: 15	R: 0 E: 0 K: 0 S: 6	H: 0 LOB: 0 BB: 0 P: 10	R: 1 E: 1 K: 0 S: 12	H: 2 LOB: 1 BB: 0 P: 18	R: 0 E: 0 K: 0 S: 8	H: 0 LOB: 0 BB: 1 P: 14	R: 0 E: 0 K: 1 S: 9	H: 0 LOB: 0 BB: 0 P: 14	R: 0 E: 0 K: 0 S: 5	H: 0 LOB: 0 BB: 0 P: 5	R: 0 E: 0 K: 0 S: 6	H: 1 LOB: 0 BB: 0 P: 7	R: 0 E: 0 K: 1 S: 5	H: 0 LOB: 0 BB: 0 P: 8	1B: 3 2B: 0 3B: 0 HR: 0	SF: 0 SAC: 0 DP: 1 HBP: 0	WP: 0 PB: 0 SB: 0 CS: 1	PA: 32		
PITCHER John Doherty, R ERA: 4.47 (1, 1)	IP: 9.0 WLS: W BF: 32 H: 3 R: 1 ER: 1 SO: 4 BB: 4 IBB: 0 HBP: 0 BLK: 0 WP: 0 HR: 0 S: 67 P: 113 ERA: 1.00 WHIP: 0.778																							

Seattle Mariners @ Detroit Tigers
Tiger Stadium, Detroit, MI
Tue Aug 24 1993, 7:05 PM EDT
Att: 21,071 - Unknown - 89 F

AB 28
R 1
H 3
RBI 1
BB 4
SO 4
LOB 8



Batter	1	2	3	4	5	6	7	8	9	AB	R	H	RBI	BB	SO	LOB	BOTTOM	
Tony Phillips, S OBP: 0.442, SLG: 0.398 (1, 9)										3	0	0	0	1	2	0		
Lou Whitaker, L OBP: 0.420, SLG: 0.466 (1, 4)										3	0	1	0	1	0	1		
Travis Fryman, R OBP: 0.364, SLG: 0.475 (1, 5)										3	0	0	0	1	0	3		
Cecil Fielder, R OBP: 0.372, SLG: 0.496 (1, 3)										4	0	2	0	0	1	1		
Kirk Gibson, L OBP: 0.339, SLG: 0.449 (1, 8)										4	0	0	0	0	0	4		
Mickey Tettleton, S OBP: 0.354, SLG: 0.496 (1, 2)										4	1	1	1	0	2	1		
Alan Trammell, R OBP: 0.389, SLG: 0.470 (1, 6)										3	2	2	0	0	0	0		
Scott Livingstone, L OBP: 0.332, SLG: 0.356 (1, 10)										1	0	0	1	0	0	0		
Dan Gladden, R OBP: 0.308, SLG: 0.452 (1, 7)										3	1	1	2	0	0	0		
Inning Stats	R: 0 E: 0 K: 1 S: 12	H: 1 LOB: 2 BB: 1 P: 20	R: 0 E: 0 K: 0 S: 7	H: 0 LOB: 0 BB: 0 P: 13	R: 0 E: 0 K: 1 S: 7	H: 1 LOB: 0 BB: 0 P: 12	R: 1 E: 0 K: 0 S: 5	H: 1 LOB: 0 BB: 0 P: 10	R: 0 E: 0 K: 0 S: 9	H: 1 LOB: 1 BB: 0 P: 13	R: 3 E: 0 K: 0 S: 11	H: 3 LOB: 1 BB: 1 P: 23	R: 0 E: 0 K: 2 S: 7	H: 0 LOB: 0 BB: 0 P: 10	1B: 2 2B: 2 3B: 1 HR: 2	SF: 1 SAC: 1 DP: 0 HBP: 0	WP: 0 PB: 0 SB: 0 CS: 1	PA: 33
PITCHER Erik Hanson, R ERA: 3.28 (1, 1)	IP: 8.0 WLS: L BF: 33 H: 7 R: 4 ER: 4 SO: 5 BB: 3 IBB: 0 HBP: 0 BLK: 0 WP: 0 HR: 2 S: 66 P: 117 ERA: 4.50 WHIP: 1.250																	

Seattle Mariners @ Detroit Tigers
Tiger Stadium, Detroit, MI
Tue Aug 24 1993, 7:05 PM EDT
Att: 21,071 - Unknown - 89 F

AB 28
R 4
H 7
RBI 4
BB 3
SO 5
LOB 10



Batter	1	2	3	4	5	6	7	8	9	AB	R	H	RBI	BB	SO	LOB	TOP										
Rich Amaral, R OBP: 0.354, SLG: 0.361 (1, 4)	2-1 L7-3 1B			1-1 B1-3	1-2 SAFE SAFE P4			1-0 2B		4	0	2	0	0	0	1	Seattle Mariners @ Detroit Tigers Tiger Stadium, Detroit, MI Wed Aug 25 1993, 3:33 AM EDT Att: 22,333 - Sunny - 90 F										
Dave Magadan, L OBP: 0.384, SLG: 0.362 (1, 3)	1-2 SAFE L7-3			2-2 L9			3-3 K	0-0 G6-3		4	0	0	0	0	1	2											
Ken Griffey Jr., L OBP: 0.404, SLG: 0.634 Greg Litton, R OBP: 0.326, SLG: 0.402 (1, 8) (8, 7)	0-0 F9			1-1 HR			2-1 HR	2-1 P6		4	2	2	2	0	0	1											
Jay Buhner, R OBP: 0.385, SLG: 0.494 (1, 9)		4-2 1B BB		2-0 P3			0-0 P3		0-1 3B	3	0	1	0	1	0	0											
Dann Howitt, L OBP: 0.283, SLG: 0.432 (1, 7) (8, 8)	1-0 F8				1-2 HR		0-0 P4		0-2 G3-1	4	1	1	0	0	0	2											
Mike Blowers, R OBP: 0.370, SLG: 0.494 (1, 5)	0-1 1-3 1B				0-3 K		1-0 P3		2-2 F9	4	0	1	0	0	1	2											
Greg Pirkel, R OBP: 0.174, SLG: 0.304 Mackey Sasser, L OBP: 0.277, SLG: 0.342 (1, 10) (9, PH)			2-1 F9		0-0 F7		0-3 K		1-1 G6-3	3	0	0	0	0	1	1											
Dave Valle, R OBP: 0.347, SLG: 0.390 (1, 2)			1-1 G5-3		0-0 HR		1-1 G5-3			3	1	1	2	0	0	0											
Omar Vizquel, S OBP: 0.329, SLG: 0.304 (1, 6)			0-1 F7		0-1 WP S 1B		1-2 F7			3	0	1	0	0	0	0											
Inning Stats	R: 0 E: 0 K: 0 S: 6	H: 1 LOB: 0 BB: 0 P: 9	R: 0 E: 0 K: 0 S: 6	H: 1 LOB: 2 BB: 1 P: 11	R: 0 E: 0 K: 0 S: 6	H: 0 LOB: 0 BB: 0 P: 9	R: 1 E: 0 K: 0 S: 9	H: 1 LOB: 0 BB: 0 P: 15	R: 2 E: 0 K: 1 S: 14	H: 3 LOB: 1 BB: 0 P: 16	R: 1 E: 0 K: 1 S: 10	H: 1 LOB: 0 BB: 0 P: 15	R: 0 E: 0 K: 1 S: 6	H: 0 LOB: 0 BB: 0 P: 8	R: 0 E: 0 K: 0 S: 7	H: 1 LOB: 1 BB: 0 P: 11		R: 0 E: 0 K: 0 S: 12	H: 1 LOB: 1 BB: 0 P: 15	1B: 4 2B: 2 3B: 1 HR: 3	SF: 0 SAC: 0 DP: 1 HBP: 0	WP: 1 PB: 0 SB: 0 CS: 1	PA: 34				
PITCHER	IP	WLS	BF	H	R	ER	SO	BB	IBB	HBP	BLK	WP	HR	S	P	ERA	WHIP										
Bill Gullickson, R ERA: 4.71 (1, 1)	6.0	W	23	7	4	4	2	1	0	0	0	1	3	51	75	6.00	1.333										
Joe Boever, R ERA: 3.67 (7, 1)	2.0		7	1	0	0	1	0	0	0	0	0	0	13	19	0.00	0.500										
Storm Davis, R ERA: 4.99 (9, 1)	1.0	S	4	1	0	0	0	0	0	0	0	0	0	12	15	0.00	1.000										

Batter	1	2	3	4	5	6	7	8	9	AB	R	H	RBI	BB	SO	LOB	BOTTOM										
Dan Gladden, R OBP: 0.306, SLG: 0.447 (1, 7)	0-1 L6		0-1 F8	1-1 FC6		0-2 BB 1B		0-0 G4-3		5	1	1	1	0	0	3	Seattle Mariners @ Detroit Tigers Tiger Stadium, Detroit, MI Wed Aug 25 1993, 3:33 AM EDT Att: 22,333 - Sunny - 90 F										
Lou Whitaker, L OBP: 0.422, SLG: 0.465 (1, 4)	4-1 HR BB		2-2 G4-6-3 1B		1-1 F8	4-2 1B BB		0-1 G4-3		3	2	1	0	2	0	0											
Travis Fryman, R OBP: 0.368, SLG: 0.487 (1, 5)	1-1 HR		1-2 G4-6-3 1-2 1B		0-0 2B	2-2 1B		2-2 1B		5	1	4	4	0	0	1											
Cecil Fielder, R OBP: 0.374, SLG: 0.502 (1, 10)	0-2 G3			0-0 HR	3-0 FC4-6 HBP	1-0 1B		3-1 L4		4	1	2	2	0	0	1											
Kirk Gibson, L OBP: 0.338, SLG: 0.447 (1, 8)	2-1 G4-3			0-0 1B	1-3 K	2-0 F7				4	0	1	0	0	1	4											
Mickey Tettleton, S OBP: 0.353, SLG: 0.494 (1, 9)		2-1 G4-3		0-1 1B	1-1 FC4-6	1-0 F8				4	0	1	0	0	0	4											
Skeeter Barnes, R OBP: 0.317, SLG: 0.398 (1, 3)		3-2 P6		1-0 FC5-2-5-1 1B		0-0 1B 1B	1-3 K			4	1	1	0	0	1	2											
Chad Kreuter, S OBP: 0.361, SLG: 0.470 (1, 2)		2-0 1B		4-0 FC6 IBB		1-1 F8	0-1 G6-3 1B			3	0	2	0	1	0	1											
Chris Gomez, R OBP: 0.324, SLG: 0.328 Alan Trammell, R OBP: 0.389, SLG: 0.468 (1, 6) (4, PH) (5, 6)		1-0 G4-3		1-1 L5		2-0 BB 1B	1-3 1B	0-0 G6-3		1	0	0	0	0	0	1											
Inning Stats	R: 2 E: 0 K: 0 S: 10	H: 1 LOB: 1 BB: 0 P: 17	R: 0 E: 0 K: 0 S: 7	H: 1 LOB: 0 BB: 0 P: 15	R: 0 E: 0 K: 0 S: 9	H: 1 LOB: 3 BB: 1 P: 12	R: 1 E: 0 K: 0 S: 9	H: 3 LOB: 2 BB: 0 P: 15	R: 4 E: 0 K: 0 S: 20	H: 5 LOB: 2 BB: 1 P: 33	R: 0 E: 0 K: 1 S: 6	H: 1 LOB: 0 BB: 0 P: 7	R: 0 E: 0 K: 0 S: 9	H: 1 LOB: 1 BB: 0 P: 14	R: 0 E: 0 K: 0 S: 12	H: 1 LOB: 1 BB: 0 P: 15		1B: 11 2B: 1 3B: 0 HR: 2	SF: 0 SAC: 0 DP: 2 HBP: 1	WP: 0 PB: 0 SB: 0 CS: 0	PA: 40						
PITCHER	IP	WLS	BF	H	R	ER	SO	BB	IBB	HBP	BLK	WP	HR	S	P	ERA	WHIP										
Tim Leary, R ERA: 5.31 (1, 1)	5.1	L	29	10	7	7	1	2	1	1	0	0	2	58	96	11.81	2.250										
Steve Ontiveros, R ERA: 1.6 (6, 1)	2.2		11	4	0	0	1	0	0	0	0	0	0	21	33	0.00	1.500										

AB	33
R	4
H	9
RBI	4
BB	1
SO	3
LOB	10


AB	36
R	7
H	14
RBI	7
BB	3
SO	2
LOB	21



Batter	1	2	3	4	5	6	7	8	9	AB	R	H	RBI	BB	SO	LOB	TOP							
Rickey Henderson, R OBP: 0.451, SLG: 0.501	0-3 K		1-2 K		4-2 2B 1B BB		1-3 K		1-0 G6-4-3	4	1	0	0	1	3	2								
Devon White, S OBP: 0.335, SLG: 0.450	3-2 2B		3-1 L8		0-1 1B 2B		3-3 K			4	1	2	0	0	1	1								
Paul Molitor, R OBP: 0.409, SLG: 0.501	1-3 K		1-0 1B 1B		2-0 G5-3		3-2 1B			4	0	2	0	0	1	3								
Joe Carter, R OBP: 0.307, SLG: 0.502	2-3 K		2-2 1B		2-3 K		0-3 K			4	0	1	0	0	3	4								
Roberto Alomar, S OBP: 0.395, SLG: 0.465		0-0 F7	1-2 1B		0-2 1B			1-2 G6-3		4	0	2	3	0	0	0								
Tony Fernandez, S OBP: 0.342, SLG: 0.377		1-0 FC6-4 1B	0-1 F7		2-3 3-H P4			0-0 G4-3		4	0	1	0	0	0	4								
Darnell Coles, R OBP: 0.328, SLG: 0.399		3-2 P6		1-1 F8				2-1 F7		4	0	0	0	0	0	1								
Ed Sprague, R OBP: 0.305, SLG: 0.392		2-2 FC6-4		1-0 F7			1-2 P3	1-2 G6-4-3 1B		4	0	1	0	0	0	1								
Alfredo Griffin, S OBP: 0.247, SLG: 0.266										0	0	0	0	0	0	0								
Pat Borders, R OBP: 0.281, SLG: 0.362			3-2 1B 1B		2-2 G5-3			0-1 P6		3	1	1	0	0	0	0								
John Olerud, L OBP: 0.492, SLG: 0.661										1	0	0	0	0	0	1								
Inning Stats	R: 0 E: 0 K: 3 S: 14	H: 1 LOB: 1 BB: 0 P: 20	R: 0 E: 0 K: 0 S: 11	H: 1 LOB: 1 BB: 0 P: 17	R: 1 E: 0 K: 1 S: 19	H: 4 LOB: 3 BB: 0 P: 30	R: 0 E: 0 K: 0 S: 7	H: 0 LOB: 0 BB: 0 P: 11	R: 2 E: 0 K: 1 S: 18	H: 2 LOB: 1 BB: 1 P: 26	R: 0 E: 0 K: 0 S: 8	H: 0 LOB: 0 BB: 0 P: 10	R: 0 E: 0 K: 3 S: 12	H: 1 LOB: 1 BB: 0 P: 19	R: 0 E: 0 K: 0 S: 7	H: 0 LOB: 0 BB: 0 P: 10	R: 0 E: 0 K: 0 S: 6	H: 1 LOB: 1 BB: 0 P: 8	1B: 8 2B: 2 3B: 0 HR: 0	SF: 0 SAC: 0 DP: 1 HBP: 0	WP: 0 PB: 0 SB: 0 CS: 0	PA: 37		
PITCHER	IP WLS BF H R ER SO BB IBB HBP BLK WP HR S P ERA WHIP	8.0 W 34 9 3 3 8 1 0 0 0 0 0 0 96 143 3.38 1.250	1.0 S 3 1 0 0 0 0 0 0 0 0 0 0 6 8 0.00 1.000																					

Toronto Blue Jays @ Seattle Mariners
The Kingdome, Seattle, WA
Thu Aug 26 1993, 10:05 PM EDT
Att: 28,463 - Dome


AB 36
R 3
H 10
RBI 3
BB 1
SO 8
LOB 17



Batter	1	2	3	4	5	6	7	8	9	AB	R	H	RBI	BB	SO	LOB	BOTTOM			
Brian Turang, R OBP: 0.349, SLG: 0.462	1-3 K	1-1 1B		0-1 G4-3		3-2 F9				4	0	1	0	0	1	1				
Bret Boone, R OBP: 0.303, SLG: 0.403	4-2 HR BB	1-0 1B		2-3 G6-3			1-1 F7			3	1	1	1	1	0	1				
Ken Griffey Jr., L OBP: 0.405, SLG: 0.646	3-0 1-H HR	2 SAFE G3			1-2 HR		0-0 F8			4	2	2	3	0	0	2				
Jay Buhner, R OBP: 0.386, SLG: 0.492	4-1 FC3-6 BB		4-1 CS BB		2-1 P2		1-1 F8			2	0	0	0	2	0	0				
Dave Magadan, L OBP: 0.382, SLG: 0.361	1 SAFE FC3-6	1-1 1B	3-1 F8		1-0 1B			0-1 F8		4	0	1	0	0	0	2				
Mike Blowers, R OBP: 0.372, SLG: 0.518	0-0 F8		3-1 HR		0-1 F8			3-1 HR		4	2	2	2	0	0	2				
Mackey Sasser, L OBP: 0.271, SLG: 0.333		2-1 G1-3	0-3 K		0-0 F8			0-0 F8		4	0	0	0	0	1	1				
Dave Valle, R OBP: 0.349, SLG: 0.388		4-2 FC4-6 BB		4-2 G4-3 SH3 BB		0-1 P6		3-3 K		2	0	0	0	2	1	0				
Omar Vizquel, S OBP: 0.327, SLG: 0.303		1-1 FC4-6 1B		0-0 SH3		0-0 P6				2	1	0	0	0	0	1				
Inning Stats	R: 2 E: 0 K: 1 S: 11	H: 1 LOB: 2 BB: 1 P: 24	R: 1 E: 0 K: 0 S: 12	H: 2 LOB: 2 BB: 1 P: 22	R: 1 E: 0 K: 1 S: 10	H: 1 LOB: 0 BB: 1 P: 19	R: 0 E: 0 K: 0 S: 7	H: 0 LOB: 1 BB: 1 P: 12	R: 1 E: 0 K: 0 S: 12	H: 2 LOB: 1 BB: 0 P: 16	R: 0 E: 0 K: 0 S: 6	H: 0 LOB: 0 BB: 0 P: 9	R: 0 E: 0 K: 0 S: 5	H: 0 LOB: 0 BB: 0 P: 7	R: 1 E: 0 K: 1 S: 8	H: 1 LOB: 0 BB: 0 P: 14	1B: 3 2B: 0 3B: 0 HR: 4	SF: 0 SAC: 1 DP: 0 HBP: 0	WP: 0 PB: 0 SB: 0 CS: 1	PA: 35
PITCHER	IP WLS BF H R ER SO BB IBB HBP BLK WP HR S P ERA WHIP	7.2 L 34 7 6 6 2 5 0 0 0 0 0 0 68 117 7.04 1.565	0.1 1 0 0 0 1 0 0 0 0 0 0 0 0 3 6 0.00 0.000																	

Toronto Blue Jays @ Seattle Mariners
The Kingdome, Seattle, WA
Thu Aug 26 1993, 10:05 PM EDT
Att: 28,463 - Dome

AB 29
R 6
H 7
RBI 6
BB 5
SO 3
LOB 10



Batter	1	2	3	4	5	6	7	8	9	AB	R	H	RBI	BB	SO	LOB	TOP					
Rickey Henderson, R OBP: 0.450, SLG: 0.499										4	1	1	0	1	0	2	Toronto Blue Jays @ Seattle Mariners The Kingdome, Seattle, WA Fri Aug 27 1993, 10:05 PM EDT Att: 31,771 - Dome					
Devon White, S OBP: 0.336, SLG: 0.452										4	2	2	2	0	1	1						
Paul Molitor, R OBP: 0.409, SLG: 0.499										4	1	1	0	1	1	1						
Joe Carter, R OBP: 0.310, SLG: 0.502										4	1	2	1	1	1	2						
John Olerud, L OBP: 0.491, SLG: 0.658										3	0	1	1	1	1	2						
Roberto Alomar, S OBP: 0.395, SLG: 0.466										5	0	2	2	0	1	5						
Tony Fernandez, S OBP: 0.340, SLG: 0.373										4	0	0	0	0	1	3						
Ed Sprague, R OBP: 0.304, SLG: 0.389										3	0	0	0	1	0	1						
Pat Borders, R OBP: 0.283, SLG: 0.368										4	1	2	0	0	0	2						
Inning Stats	R: 0 E: 0 K: 0 S: 13	H: 1 LOB: 3 BB: 2 P: 26	R: 0 E: 0 K: 1 S: 12	H: 1 LOB: 1 BB: 0 P: 21	R: 3 E: 0 K: 0 S: 14	H: 4 LOB: 2 BB: 1 P: 26	R: 1 E: 0 K: 1 S: 11	H: 0 LOB: 0 BB: 1 P: 18	R: 0 E: 0 K: 0 S: 7	H: 1 LOB: 1 BB: 0 P: 11	R: 2 E: 0 K: 1 S: 15	H: 3 LOB: 1 BB: 0 P: 24	R: 0 E: 0 K: 0 S: 6	H: 1 LOB: 0 BB: 0 P: 8	R: 0 E: 0 K: 1 S: 8	H: 0 LOB: 0 BB: 1 P: 12	R: 0 E: 0 K: 2 S: 9	H: 0 LOB: 1 BB: 1 P: 19	1B: 7 2B: 4 3B: 0 HR: 0	SF: 2 SAC: 0 DP: 1 HBP: 0	WP: 1 PB: 0 SB: 4 CS: 0	PA: 42
PITCHER	IP WLS BF H R ER SO BB IBB HBP BLK WP HR S P ERA WHIP	IP WLS BF H R ER SO BB IBB HBP BLK WP HR S P ERA WHIP															ERA WHIP					
Dave Fleming, L ERA: 4.44	(1, 1) 5.1 29 9 6 6 2 4 0 0 0 0 0 0 64 113 10.12 2.438																					
Steve Ontiveros, R ERA: 1.35	(6, 1) 1.2 2 2 0 0 1 0 0 0 0 0 1 0 14 21 0.00 1.200																					
Jeff Nelson, R ERA: 3.94	(8, 1) 1.1 W 5 0 0 0 2 1 0 0 0 0 0 0 0 12 23 0.00 0.750																					
Erik Platenberg, L ERA: 7.94	(9, 1) 0.2 S 2 0 0 0 1 0 0 0 0 0 0 0 0 5 8 0.00 0.000																					

AB	35
R	6
H	11
RBI	6
BB	5
SO	6
LOB	19



Batter	1	2	3	4	5	6	7	8	9	AB	R	H	RBI	BB	SO	LOB	BOTTOM					
Brian Turang, R OBP: 0.340, SLG: 0.429										3	0	0	0	1	1	1	Toronto Blue Jays @ Seattle Mariners The Kingdome, Seattle, WA Fri Aug 27 1993, 10:05 PM EDT Att: 31,771 - Dome					
Bret Boone, R OBP: 0.308, SLG: 0.429										4	2	2	1	0	0	1						
Ken Griffey Jr., L OBP: 0.407, SLG: 0.646										2	2	1	0	2	0	0						
Jay Buhner, R OBP: 0.387, SLG: 0.493										3	2	1	1	1	2	2						
Dave Magadan, L OBP: 0.382, SLG: 0.361										3	0	1	1	0	1	2						
Rich Amaral, R OBP: 0.353, SLG: 0.361										0	0	0	1	0	0	0						
Mike Blowers, R OBP: 0.371, SLG: 0.526										4	1	1	3	0	2	1						
Marc Newfield, R OBP: 0.283, SLG: 0.333										4	0	1	0	0	1	1						
Dave Valle, R OBP: 0.345, SLG: 0.383										4	0	0	0	0	2	1						
Omar Vizquel, S OBP: 0.327, SLG: 0.303										3	0	1	0	0	1	1						
Inning Stats	R: 0 E: 0 K: 0 S: 4	H: 0 LOB: 0 BB: 0 P: 6	R: 0 E: 0 K: 2 S: 8	H: 0 LOB: 0 BB: 0 P: 16	R: 0 E: 0 K: 2 S: 7	H: 0 LOB: 0 BB: 0 P: 12	R: 0 E: 0 K: 2 S: 11	H: 0 LOB: 2 BB: 2 P: 24	R: 0 E: 0 K: 1 S: 9	H: 1 LOB: 1 BB: 0 P: 14	R: 3 E: 0 K: 1 S: 14	H: 4 LOB: 1 BB: 0 P: 20	R: 0 E: 1 K: 1 S: 6	H: 1 LOB: 1 BB: 0 P: 10	R: 4 E: 0 K: 0 S: 12	H: 2 LOB: 0 BB: 2 P: 26	R: 0 E: 0 K: 2 S: 9	H: 0 LOB: 0 BB: 1 P: 19	1B: 4 2B: 2 3B: 0 HR: 2	SF: 1 SAC: 0 DP: 0 HBP: 0	WP: 0 PB: 0 SB: 0 CS: 0	PA: 35
PITCHER	IP WLS BF H R ER SO BB IBB HBP BLK WP HR S P ERA WHIP	IP WLS BF H R ER SO BB IBB HBP BLK WP HR S P ERA WHIP															ERA WHIP					
Juan Guzman, R ERA: 4.2	(1, 1) 7.0 31 7 6 6 10 4 0 0 0 0 0 0 64 116 7.71 1.571																					
Tony Castillo, L ERA: 2.75	(8, 1) 0.1 1 0 0 0 0 0 0 0 0 0 0 0 1 1 0.00 0.000																					
Woody Williams, R ERA: 4.76	(8, 1) 0.2 L 3 1 1 1 0 0 0 0 0 0 0 1 6 11 13.50 1.500																					

AB	30
R	7
H	8
RBI	7
BB	4
SO	10
LOB	10



Batter	1	2	3	4	5	6	7	8	9	AB	R	H	RBI	BB	SO	LOB	TOP								
Devon White, S (1, 8) OBP: 0.339, SLG: 0.454	2-1 G6-4-3 1B		1-3 K	0-2 2B		4-2 BB			2-1 1B	4	0	3	0	1	1	3	Toronto Blue Jays @ Seattle Mariners The Kingdom, Seattle, WA Sun Aug 29 1993, 6:33 AM EDT Att: 34,593 - Dome								
Roberto Alomar, S (1, 4) OBP: 0.393, SLG: 0.472	0-0 G6-4-3		2-0 HR	0-1 F8		0-0 G3-1			2-3 K	3	1	1	4	0	0	2									
Alfredo Griffin, S (6, FH) OBP: 0.241, SLG: 0.259	1-2		1-1 HR						1-2 K	2	0	0	0	0	1	3									
Paul Molitor, R (1, 10) OBP: 0.411, SLG: 0.505	0-1 G5-3		1-1 1B						4-1 BB	4	1	1	0	1	1	0									
Joe Carter, R (1, 9) OBP: 0.310, SLG: 0.498		1-1 G6-3	0-0 S						3-2 F8	5	0	1	1	0	0	2									
John Olerud, L (1, 3) OBP: 0.487, SLG: 0.650		1-3 K	2-0 3-H	4-1 1B					3-2 F8	3	0	0	0	1	1	0									
Tony Fernandez, S (1, 6) OBP: 0.336, SLG: 0.359		2-3 K	3-3 K						3-1 F7	3	0	0	0	1	1	0									
Darnell Coles, R (1, 7) OBP: 0.326, SLG: 0.395			HR						0-0 F8	4	1	1	0	0	1	2									
Ed Sprague, R (1, 5) OBP: 0.304, SLG: 0.390			3-2 1B	2-3 K					2-3 K	4	2	2	0	0	2	0									
Randy Knorr, R (1, 2) OBP: 0.264, SLG: 0.358			2-1 HR	1-1 G5-3					0-3 K	4	1	2	1	0	1	0									
Inning Stats	R: 0 E: 0 K: 0 S: 5	H: 1 LOB: 0 BB: 0 P: 7	R: 0 E: 0 K: 2 S: 8	H: 0 LOB: 0 BB: 0 P: 12	R: 5 E: 0 K: 3 S: 24	H: 6 LOB: 2 BB: 1 P: 41	R: 0 E: 0 K: 1 S: 10	H: 1 LOB: 1 BB: 0 P: 13	R: 0 E: 0 K: 0 S: 10	H: 0 LOB: 0 BB: 0 P: 14	R: 1 E: 0 K: 1 S: 11	H: 2 LOB: 2 BB: 1 P: 21	R: 0 E: 0 K: 1 S: 8	H: 0 LOB: 0 BB: 0 P: 15	R: 0 E: 0 K: 1 S: 7	H: 0 LOB: 0 BB: 0 P: 9	R: 0 E: 0 K: 2 S: 18	H: 1 LOB: 2 BB: 1 P: 28	1B: 7 2B: 2 3B: 1 HR: 1	SF: 0 SAC: 0 DP: 1 HBP: 0	WP: 0 PB: 0 SB: 2 CS: 0	PA: 40			
PITCHER	IP	WLS	BF	H	R	ER	SO	BB	IBB	HBP	BLK	WP	HR	S	P	ERA	WHIP								
Erik Hanson, R (1, 1) ERA: 3.46	6.0	L	29	10	6	6	7	1	1	0	0	0	1	68	108	9.00	1.833								
Brad Holman, R (7, 1) ERA: 1.13	2.0		6	0	0	0	2	0	0	0	0	0	0	15	24	0.00	0.000								
Dwayne Henry, R (9, 1) ERA: 6.87	1.0		5	1	0	0	2	1	0	0	0	0	0	18	28	0.00	2.000								

AB	37
R	6
H	11
RBI	6
BB	3
SO	11
LOB	14



Batter	1	2	3	4	5	6	7	8	9	AB	R	H	RBI	BB	SO	LOB	BOTTOM								
Brian Turang, R (1, 7) OBP: 0.352, SLG: 0.429	1-3 K		0-0 S						0-1 1B	4	1	2	0	0	1	0	Toronto Blue Jays @ Seattle Mariners The Kingdom, Seattle, WA Sun Aug 29 1993, 6:33 AM EDT Att: 34,593 - Dome								
Bret Boone, R (1, 4) OBP: 0.305, SLG: 0.447	3-2 HR		1-3 K						0-3 K	4	1	1	1	0	2	2									
Ken Griffey Jr., L (1, 8) OBP: 0.411, SLG: 0.644	1-2 WP		4-1 BB						3-1 G5-4-3	3	0	3	1	1	0	0									
Jay Buhner, R (1, 9) OBP: 0.385, SLG: 0.486	3-3 K		0-1 P6						1-0 G5-4-3	4	0	0	0	0	1	5									
Dave Magadan, L (1, 3) OBP: 0.380, SLG: 0.358	3-1 G4-3		2-0 1B						2-1 F7	4	0	1	0	0	1	2									
Mike Blowers, R (1, 5) OBP: 0.364, SLG: 0.512		0-1 G5-3	3-2 F9						1-0 G6-3	4	0	0	0	0	0	2									
Marc Newfield, R (1, 10) ERA: 4.93		1-1 G5-3	1-1 P4						2-3 K	3	0	0	0	0	0	1									
Dann Howitt, L (9, FH) OBP: 0.271, SLG: 0.413									0-1 G5-3	1	0	0	0	0	1	0									
Bill Haselman, R (1, 2) OBP: 0.326, SLG: 0.458		1-3 K	1-3 K						1-1 G2	3	0	0	0	0	2	1									
Omar Vizquel, S (1, 6) OBP: 0.326, SLG: 0.301			1-1 F8						3-2 F8	3	0	0	0	0	0	0									
Inning Stats	R: 1 E: 0 K: 2 S: 17	H: 2 LOB: 1 BB: 0 P: 28	R: 0 E: 0 K: 1 S: 7	H: 0 LOB: 0 BB: 0 P: 9	R: 0 E: 0 K: 1 S: 9	H: 1 LOB: 1 BB: 1 P: 15	R: 0 E: 0 K: 1 S: 10	H: 1 LOB: 1 BB: 0 P: 17	R: 0 E: 0 K: 0 S: 5	H: 0 LOB: 0 BB: 0 P: 7	R: 0 E: 0 K: 1 S: 10	H: 1 LOB: 1 BB: 0 P: 16	R: 0 E: 0 K: 0 S: 7	H: 0 LOB: 0 BB: 0 P: 11	R: 1 E: 0 K: 1 S: 8	H: 2 LOB: 0 BB: 0 P: 12	R: 0 E: 0 K: 1 S: 6	H: 0 LOB: 0 BB: 0 P: 11	1B: 6 2B: 0 3B: 0 HR: 1	SF: 0 SAC: 0 DP: 1 HBP: 0	WP: 1 PB: 0 SB: 3 CS: 0	PA: 34			
PITCHER	IP	WLS	BF	H	R	ER	SO	BB	IBB	HBP	BLK	WP	HR	S	P	ERA	WHIP								
Todd Stottlemyre, R (1, 1) ERA: 4.93	8.0	W	31	7	2	2	7	1	0	0	0	0	1	73	115	2.25	1.000								
Duane Ward, R (9, 1) ERA: 1.8	1.0		3	0	0	0	1	0	0	0	0	0	0	6	11	0.00	0.000								


AB	33
R	2
H	7
RBI	2
BB	1
SO	8
LOB	13



Batter	1	2	3	4	5	6	7	8	9	AB	R	H	RBI	BB	SO	LOB	TOP			
Tony Phillips, S OBP: 0.443, SLG: 0.392 (1, 7)	4-0 BLK BB BB		1-2 L3	0-0 G3		2-2 G4-3			0-0 L8	4	0	0	0	1	0	4				
Dan Gladden, R OBP: 0.317, SLG: 0.460 (1, 8)	1-3 K		1-0 G6-3		1-2 HR		3-2 G1-3		1-3 K	4	1	1	1	0	1	2				
Lou Whitaker, L OBP: 0.425, SLG: 0.467 (9, PH)			2-3							1	0	0	0	0	1	1				
Travis Fryman, R OBP: 0.370, SLG: 0.481 (1, 5)	2-2 P6		3-3 K		4-2 G6-4-3 BB		3-1 F9			3	0	0	0	1	1	2				
Cecil Fielder, R OBP: 0.377, SLG: 0.494 (1, 10)	4-0 BLK BB			4-0 1B BB	1-2 G6-4-3		3-2 K			2	1	0	0	2	1	1				
Alan Trammell, R OBP: 0.387, SLG: 0.477 (1, 6)	2-0 L8			0-2 E 1B BB	4-2 S BB			1-3 K		3	1	1	0	1	1	2				
Mickey Tettleton, S OBP: 0.358, SLG: 0.500 (1, 9)		2-3 K		2-3 K	3-3 K			2-3 K		4	0	0	0	0	4	3				
Skeeter Barnes, R OBP: 0.328, SLG: 0.415 (1, 3)		2-2 F9		0-1 E9 2B 1B		2-0 2B		2-2 F9		4	1	2	1	0	0	0				
Rich Rowland, R OBP: 0.348, SLG: 0.429 (9, PH)			2-3 K		0-0 2B		1-1 P3		4-2 BB	3	0	1	2	0	1	1				
Chad Kreuter, S OBP: 0.354, SLG: 0.464 (9, FR)					2H 3H					0	0	0	0	1	0	0				
Gary Thurman, R OBP: 0.319, SLG: 0.304 (9, FR)					2H 3H					0	0	0	0	0	0	0				
Chris Gomez, R OBP: 0.320, SLG: 0.338 (1, 4)					0-1 P4		1-1 F8		3-3 K	3	0	1	0	0	0	2				
Kirk Gibson, L OBP: 0.340, SLG: 0.451 (9, PH)			1-2 G6-3 2B							1	0	0	0	0	1	1				
Inning Stats	R: 0 E: 0 K: 1 S: 11	H: 0 LOB: 2 BB: 2 P: 24	R: 0 E: 0 K: 2 S: 11	H: 0 LOB: 0 BB: 0 P: 17	R: 0 E: 0 K: 1 S: 12	H: 1 LOB: 1 BB: 0 P: 18	R: 3 E: 1 K: 1 S: 12	H: 3 LOB: 1 BB: 1 P: 18	R: 1 E: 0 K: 1 S: 16	H: 1 LOB: 1 BB: 2 P: 29	R: 0 E: 0 K: 1 S: 8	H: 0 LOB: 0 BB: 0 P: 17	R: 0 E: 0 K: 2 S: 11	H: 0 LOB: 0 BB: 1 P: 16	R: 0 E: 0 K: 12 S: 12	H: 0 LOB: 1 BB: 1 P: 20	1B: 2 2B: 3 3B: 0 HR: 1	SF: 0 SAC: 0 DP: 1 HBP: 0	WP: 0 PB: 0 SB: 1 CS: 0	PA: 38
PITCHER	IP WLS BF H R ER SO	IP WLS BF H R ER SO	IP WLS BF H R ER SO	IP WLS BF H R ER SO	IP WLS BF H R ER SO	IP WLS BF H R ER SO	IP WLS BF H R ER SO	IP WLS BF H R ER SO	IP WLS BF H R ER SO	IP WLS BF H R ER SO	IP WLS BF H R ER SO	IP WLS BF H R ER SO	IP WLS BF H R ER SO	IP WLS BF H R ER SO	IP WLS BF H R ER SO	IP WLS BF H R ER SO	ERA WHIP	ERA WHIP		
Randy Johnson, L ERA: 3.63	7.0	31	6	4	4	7	5	0	0	1	0	1	78	137	5.14	1.571				
Jeff Nelson, R ERA: 4.21	1.0	W	3	0	0	2	0	0	0	0	0	0	11	16	0.00	0.000				
Erik Plandenberg, L ERA: 9.95	0.1	S	2	0	0	0	1	0	0	0	0	0	8	15	0.00	3.000				
Ted Power, R ERA: 4.88	0.2	S	2	0	0	0	0	0	0	0	0	0	4	5	0.00	0.000				

Detroit Tigers @ Seattle Mariners
The Kingdome, Seattle, WA
Tue Aug 31 1993, 10:05 PM EDT
Att. 15,203 - Dome


AB 32
R 4
H 6
RBI 4
BB 6
SO 11
LOB 19



Batter	1	2	3	4	5	6	7	8	9	AB	R	H	RBI	BB	SO	LOB	BOTTOM			
Rich Amaral, R OBP: 0.349, SLG: 0.357 (1, 6)	1-1 F8		0-0 F8		1-0 P4		3-2 2B WP 1B	2-2 1B		3	0	0	0	0	0	3				
Dave Magadan, L OBP: 0.386, SLG: 0.364 (7, PH)							1-3 2H			2	1	2	2	0	0	0				
Brian Turano, R OBP: 0.323, SLG: 0.375 (1, 7)	1-3 K		0-1 FC4-6		2-1 F9		2-2 WP 1B	2-1 G4-3		3	0	0	0	0	1	3				
Mackey Sasser, L OBP: 0.276, SLG: 0.340 (7, PH)			1-2				1-3 3H			2	0	1	1	0	0	1				
Omar Vizquel, S OBP: 0.326, SLG: 0.301 (9, 6)							1-3 3H			0	0	0	0	0	0	0				
Ken Griffey Jr., L OBP: 0.412, SLG: 0.642 (1, 8)	2-1 2B				1-1 WP 1B		1-0 F7			3	0	2	0	1	0	0				
Jay Buhner, R OBP: 0.381, SLG: 0.479 (1, 9)	1-3 K				2-1 F7		1-2 G5-3			3	0	0	0	1	1	2				
Mike Blowers, R OBP: 0.361, SLG: 0.502 (1, 5)		1-0 G3		2-2 P4		3-2 G6-3		2-3 K		4	0	0	0	0	1	4				
Bret Boone, R OBP: 0.301, SLG: 0.447 (1, 4)		1-3 K		0-2 F8			0-3 K		0-0 1B 2B	4	1	1	0	0	2	1				
Marc Newfield, R OBP: 0.250, SLG: 0.288 (1, 10)		2-3 K			0-0 2B 1B		0-1 G6-3		0-0 F9	4	0	1	0	0	1	1				
Dave Valle, R OBP: 0.353, SLG: 0.391 (1, 2)			1-2 FC4-6 1B		3-1 F8		0-2 BB 1B		1-0 WP 1B 1B	4	2	3	1	0	0	1				
Greg Litton, R OBP: 0.331, SLG: 0.408 (8, 6)			2-3 K		1-2 2B		4-1 1B 2B BB		3-2 F9	2	1	1	0	1	1	1				
Dann Howitt, L OBP: 0.245, SLG: 0.373 (9, 7)					1-3 2B				2-3	1	0	0	0	0	0	1				
Inning Stats	R: 0 E: 0 K: 2 S: 10	H: 1 LOB: 1 BB: 0 P: 15	R: 0 E: 0 K: 2 S: 8	H: 0 LOB: 0 BB: 0 P: 12	R: 0 E: 0 K: 1 S: 10	H: 1 LOB: 1 BB: 0 P: 13	R: 0 E: 0 K: 0 S: 10	H: 1 LOB: 1 BB: 0 P: 15	R: 0 E: 0 K: 0 S: 10	H: 2 LOB: 2 BB: 0 P: 17	R: 0 E: 0 K: 0 S: 8	H: 0 LOB: 0 BB: 0 P: 13	R: 3 E: 0 K: 2 S: 27	H: 3 LOB: 3 BB: 3 P: 46	R: 2 E: 0 K: 0 S: 11	H: 3 LOB: 1 BB: 0 P: 19	1B: 7 2B: 4 3B: 0 HR: 0	SF: 0 SAC: 0 DP: 0 HBP: 0	WP: 3 PB: 0 SB: 0 CS: 0	PA: 38
PITCHER	IP WLS BF H R ER SO	IP WLS BF H R ER SO	IP WLS BF H R ER SO	IP WLS BF H R ER SO	IP WLS BF H R ER SO	IP WLS BF H R ER SO	IP WLS BF H R ER SO	IP WLS BF H R ER SO	IP WLS BF H R ER SO	IP WLS BF H R ER SO	IP WLS BF H R ER SO	IP WLS BF H R ER SO	IP WLS BF H R ER SO	IP WLS BF H R ER SO	IP WLS BF H R ER SO	IP WLS BF H R ER SO	ERA WHIP	ERA WHIP		
David Wells, L ERA: 4.19	5.0	20	5	0	0	5	0	0	0	0	0	0	25	37	16.20	1.800				
Joe Boever, R ERA: 3.89	1.2	8	2	3	3	1	1	0	0	0	0	0	19	37	18.00	5.000				
Mike Henneman, R ERA: 2.44	1.0	L	9	4	2	2	1	1	1	0	0	2	0	19	37	18.00	5.000			
Bill Krueger, L ERA: 3.45	0.1	1	0	0	0	0	0	0	0	0	0	0	2	4	0.00	0.000				

Detroit Tigers @ Seattle Mariners
The Kingdome, Seattle, WA
Tue Aug 31 1993, 10:05 PM EDT
Att. 15,203 - Dome

AB 35
R 5
H 11
RBI 4
BB 3
SO 7
LOB 18



Batter	1	2	3	4	5	6	7	8	9	AB	R	H	RBI	BB	SO	LOB	TOP										
Darryl Hamilton, L (1, 7) OBP: 0.369, SLG: 0.413	G3		F7			G3-1 2B	L3			4	0	1	0	0	0	2	Milwaukee Brewers @ Seattle Mariners The Kingdome, Seattle, WA Thu Sep 02 1993, 10:05 PM EDT Att: 12,238 - Dome										
Robin Yount, R (1, 8) OBP: 0.324, SLG: 0.378 Alex Diaz, S (7, 8) OBP: 0.200, SLG: 0.240	K					G5-3	G6-3			3	0	1	0	0	1	1											
B.J. Surhoff, L (1, 5) OBP: 0.315, SLG: 0.371	G3-1		P5			G3-1 2-3	G4-3			4	0	0	0	0	2												
Greg Vaughn, R (1, 10) OBP: 0.374, SLG: 0.504		P4				G1-3				3	0	0	0	1	1												
Kevin Reimer, L (1, 9) OBP: 0.298, SLG: 0.403	G3						F9			4	0	0	0	0	1												
John Jaha, R (1, 3) OBP: 0.324, SLG: 0.400	1B HBP						HR			3	1	1	1	0	1	0											
Dave Nilsson, L (1, 2) OBP: 0.323, SLG: 0.357 Tom Lampkin, L (7, 2) OBP: 0.292, SLG: 0.357						F8	G4-1 1B BB			2	0	1	0	1	0	0											
Pat Listach, S (1, 6) OBP: 0.309, SLG: 0.300 Bill Spiers, L (7, 6) OBP: 0.307, SLG: 0.319						F8	G4-1 1B			3	0	1	0	0	1	2											
Juan Bell, R (1, 4) OBP: 0.327, SLG: 0.356			L7			K	G4-1 1-2 2-3			3	0	0	0	0	1	2											
Inning Stats	R: 0 E: 0 K: 1 S: 5	H: 0 LOB: 0 BB: 0 P: 10	R: 0 E: 0 K: 1 S: 10	H: 1 LOB: 2 BB: 0 P: 13	R: 0 E: 0 K: 0 S: 10	H: 1 LOB: 1 BB: 0 P: 13	R: 0 E: 0 K: 3 S: 10	H: 0 LOB: 0 BB: 0 P: 17	R: 0 E: 0 K: 1 S: 9	H: 0 LOB: 0 BB: 0 P: 13	R: 0 E: 0 K: 0 S: 7	H: 1 LOB: 1 BB: 0 P: 11	R: 1 E: 0 K: 0 S: 16	H: 2 LOB: 2 BB: 1 P: 28	R: 0 E: 0 K: 0 S: 9	H: 0 LOB: 1 BB: 0 P: 18		R: 0 E: 0 K: 0 S: 4	H: 0 LOB: 0 BB: 0 P: 5	1B: 2 2B: 2 3B: 0 HR: 1	SF: 0 SAC: 0 DP: 0 HBP: 1	WP: 0 PB: 0 SB: 0 CS: 0	PA: 35				
PITCHER	IP	WLS	BF	H	R	ER	SO	BB	IBB	HBP	BLK	WP	HR	S	P	ERA	WHIP										
Chris Bosio, R (1, 1) ERA: 3.84	7.0	W	28	5	1	1	6	1	0	1	0	0	1	67	105	1.29	0.857										
Erik Platenberg, L (8, 1) ERA: 8.59	1.0		4	0	0	0	0	1	0	0	0	0	0	9	18	0.00	1.000										
Kevin King, L (9, 1) ERA:	1.0		3	0	0	0	0	0	0	0	0	0	0	4	5	0.00	0.000										

Batter	1	2	3	4	5	6	7	8	9	AB	R	H	RBI	BB	SO	LOB	BOTTOM										
Brian Turang, R (1, 7) OBP: 0.361, SLG: 0.422	HR 1B		F9				F9			4	1	1	0	0	0	3	Milwaukee Brewers @ Seattle Mariners The Kingdome, Seattle, WA Thu Sep 02 1993, 10:05 PM EDT Att: 12,238 - Dome										
Bret Boone, R (1, 4) OBP: 0.308, SLG: 0.484	HR		2B			FC4 BB	G5-3			5	2	2	2	0	1	2											
Ken Griffey Jr., L (1, 8) OBP: 0.415, SLG: 0.646	G3-1		2B			K	1B BB			3	1	1	0	2	1	0											
Jay Buhner, R (1, 9) OBP: 0.386, SLG: 0.483 Dann Howitt, L (6, PH) OBP: 0.295, SLG: 0.377	K		G5-3 HR 2B			1B 2B	G4-3			3	2	2	2	0	1	0											
Mike Blowers, R (1, 5) OBP: 0.360, SLG: 0.507	FC6-4 1B		F9			2B 1B	G3-1			5	1	2	1	0	1	3											
Marc Newfield, R (1, 10) OBP: 0.282, SLG: 0.316	FC6-4		G5-3			FC5-4 2B	G3-1 BB 1B			5	0	2	1	0	0	2											
Greg Litton, R (1, 3) OBP: 0.340, SLG: 0.434			K			HR	BB			4	1	2	2	1	1	1											
Dave Valle, R (1, 2) OBP: 0.354, SLG: 0.387 Larry Sheets, L (8, PH) Chris Howard, R (9, 2)							G5-3 P5			2	0	0	0	1	0	2											
Omar Vizquel, S (1, 6) OBP: 0.328, SLG: 0.307			F9			FC4 HBP 1B	K2-3			4	0	2	0	0	1	3											
Inning Stats	R: 2 E: 0 K: 1 S: 13	H: 3 LOB: 1 BB: 0 P: 17	R: 0 E: 0 K: 1 S: 8	H: 0 LOB: 1 BB: 1 P: 16	R: 4 E: 0 K: 0 S: 17	H: 5 LOB: 2 BB: 0 P: 30	R: 2 E: 0 K: 2 S: 14	H: 3 LOB: 1 BB: 0 P: 25	R: 0 E: 0 K: 0 S: 9	H: 1 LOB: 3 BB: 1 P: 17	R: 0 E: 0 K: 1 S: 13	H: 1 LOB: 2 BB: 1 P: 24	R: 0 E: 0 K: 1 S: 10	H: 1 LOB: 2 BB: 1 P: 17	R: 0 E: 0 K: 0 S: 3	H: 1 LOB: 0 BB: 0 P: 4		1B: 9 2B: 4 3B: 0 HR: 2	SF: 0 SAC: 0 DP: 1 HBP: 2	WP: 0 PB: 0 SB: 0 CS: 0	PA: 44						
PITCHER	IP	WLS	BF	H	R	ER	SO	BB	IBB	HBP	BLK	WP	HR	S	P	ERA	WHIP										
Teddy Higuera, L (1, 1) ERA: 10.80	3.2	L	24	11	8	8	4	1	0	1	0	0	0	24	44	0.00	1.714										
Doug Henry, R (4, 1) ERA: 4.99	2.1		12	2	0	0	1	2	0	1	0	0	0	10	17	0.00	2.000										
Mike Ignasiak, R (7, 1) ERA: 5.06	1.0		5	1	0	0	1	1	0	0	0	0	0	3	4	0.00	1.000										
Carlos Maldonado, R (8, 1) ERA: 5.34	1.0		3	1	0	0	0	0	0	0	0	0	0	3	4	0.00	1.000										

Batter	1	2	3	4	5	6	7	8	9	AB	R	H	RBI	BB	SO	LOB	TOP					
Darryl Hamilton, L (1, 7) OBP: 0.372, SLG: 0.421	G1-3		BB														3 1 1 1 1 0 0					
Robin Yount, R (1, 8) OBP: 0.318, SLG: 0.368	CS BB		BB														3 0 0 0 1 1 3					
B.J. Surhoff, L (1, 5) OBP: 0.313, SLG: 0.367	P6																4 0 1 0 0 0 1					
Greg Vaughn, R (1, 10) OBP: 0.375, SLG: 0.499		G5-3															3 0 0 0 1 1 1					
Kevin Reimer, L (1, 9) OBP: 0.298, SLG: 0.401	G4-3																4 0 1 0 0 0 2					
Kevin Seitzer, R (1, 3) OBP: 0.344, SLG: 0.389	K																4 0 2 0 0 1 0					
Dave Nilsson, L (1, 2) OBP: 0.322, SLG: 0.352																	3 0 1 0 1 0 2					
Pat Listach, S (1, 6) OBP: 0.317, SLG: 0.307																	4 0 1 0 0 0 3					
Juan Bell, R (1, 4) OBP: 0.321, SLG: 0.348																	3 0 0 0 0 1 2					
Inning Stats	R: 0 E: 0 K: 0 S: 7	H: 0 LOB: 0 BB: 1 P: 14	R: 0 E: 0 K: 1 S: 7	H: 0 LOB: 0 BB: 0 P: 13	R: 0 E: 0 K: 0 S: 8	H: 2 LOB: 2 BB: 1 P: 15	R: 0 E: 0 K: 0 S: 6	H: 0 LOB: 0 BB: 1 P: 11	R: 0 E: 0 K: 0 S: 4	H: 0 LOB: 0 BB: 0 P: 7	R: 0 E: 0 K: 1 S: 6	H: 0 LOB: 0 BB: 0 P: 12	R: 0 E: 0 K: 1 S: 13	H: 2 LOB: 2 BB: 0 P: 20	R: 1 E: 0 K: 1 S: 9	H: 1 LOB: 0 BB: 0 P: 15	R: 0 E: 0 K: 0 S: 15	H: 2 LOB: 3 BB: 1 P: 28	1B: 6 2B: 0 3B: 0 HR: 1	SF: 0 SAC: 0 DP: 2 HBP: 0	WP: 0 PB: 0 CS: 1	PA: 35
PITCHER	IP	WLS	BF	H	R	ER	SO	BB	IBB	HBP	BLK	WP	HR	S	P	ERA	WHIP					
Tim Leary, R (1, 1) ERA: 5.3	8.2	W	34	7	1	1	4	4	0	0	0	0	1	72	129	1.04	1.269					
Ted Power, R (9, 1) ERA: 5.29	0.1	S	1	0	0	0	0	0	0	0	0	0	0	3	6	0.00	0.000					

Milwaukee Brewers @ Seattle Mariners
The Kingdome, Seattle, WA
Sat Sep 04 1993, 10:05 PM EDT
Att: 21,553 - Dome

AB	31
R	1
H	7
RBI	1
BB	4
SO	4
LOB	14



Batter	1	2	3	4	5	6	7	8	9	AB	R	H	RBI	BB	SO	LOB	BOTTOM					
Mike Felder, S (1, 7) OBP: 0.271, SLG: 0.281	BB 2B																4 1 1 0 0 1 0					
Bret Boone, R (1, 4) OBP: 0.308, SLG: 0.470	BB																3 1 0 0 1 0 0					
Ken Griffey Jr., L (1, 8) OBP: 0.417, SLG: 0.646	BB 2B																3 2 2 2 0 0 0					
Jay Buhner, R (1, 10) OBP: 0.383, SLG: 0.484	K																4 0 1 0 0 1 3					
Dave Magadan, L (1, 3) OBP: 0.388, SLG: 0.367	BB																4 0 2 2 0 0 2					
Mike Blowers, R (1, 5) OBP: 0.358, SLG: 0.496	K																3 1 0 0 1 1 2					
Mackey Sasser, L (1, 9) OBP: 0.282, SLG: 0.342																	2 1 1 0 1 1 0					
Dann Howitt, L (8, 9) OBP: 0.246, SLG: 0.364																	0 0 0 0 0 0 0					
Brian Turang, R (8, FH) OBP: 0.378, SLG: 0.431																	0 0 0 0 1 0 0					
Bill Haselman, R (1, 2) OBP: 0.316, SLG: 0.443																	4 0 0 0 0 1 5					
Omar Vizquel, S (1, 6) OBP: 0.327, SLG: 0.306																	2 0 0 1 0 0 0					
Inning Stats	R: 3 E: 0 K: 3 S: 23	H: 3 LOB: 2 BB: 2 P: 38	R: 0 E: 0 K: 1 S: 8	H: 0 LOB: 0 BB: 0 P: 10	R: 0 E: 0 K: 0 S: 5	H: 1 LOB: 0 BB: 0 P: 9	R: 2 E: 1 K: 0 S: 10	H: 1 LOB: 0 BB: 1 P: 16	R: 0 E: 0 K: 0 S: 5	H: 0 LOB: 1 BB: 0 P: 11	R: 0 E: 0 K: 1 S: 5	H: 0 LOB: 0 BB: 0 P: 7	R: 0 E: 0 K: 0 S: 5	H: 0 LOB: 0 BB: 0 P: 11	R: 1 E: 0 K: 0 S: 6	H: 2 LOB: 2 BB: 1 P: 16	R: 0 E: 0 K: 0 S: 6	H: 2 LOB: 2 BB: 1 P: 16	1B: 5 2B: 2 3B: 0 HR: 0	SF: 1 SAC: 0 DP: 1 HBP: 1	WP: 0 PB: 0 CS: 0	PA: 35
PITCHER	IP	WLS	BF	H	R	ER	SO	BB	IBB	HBP	BLK	WP	HR	S	P	ERA	WHIP					
21 Cal Eldred, R (1, 1) ERA: 4.06	7.1	L	31	6	6	5	5	3	0	1	0	0	0	64	106	6.14	1.227					
Graeme Lloyd, L (8, 1) ERA: 2.51	0.2		4	1	0	0	0	1	0	0	0	0	0	3	12	0.00	3.000					

Milwaukee Brewers @ Seattle Mariners
The Kingdome, Seattle, WA
Sat Sep 04 1993, 10:05 PM EDT
Att: 21,553 - Dome

AB	29
R	6
H	7
RBI	5
BB	4
SO	5
LOB	12



Batter	1	2	3	4	5	6	7	8	9	AB	R	H	RBI	BB	SO	LOB	TOP			
Pat Listach, S OBP: 0.316, SLG: 0.307 (1, 8)										4	0	1	2	0	1	0	Milwaukee Brewers @ Seattle Mariners The Kingdome, Seattle, WA Sun Sep 05 1993, 6:33 AM EDT Att: 17,616 - Dome			
Juan Bell, R OBP: 0.317, SLG: 0.344 (1, 4)										4	0	0	0	0	0	2				
Kevin Seitzer, R OBP: 0.343, SLG: 0.391 (1, 5)										4	0	1	0	0	0	0				
Dickie Thon, R OBP: 0.326, SLG: 0.333 (1, 10)										4	0	0	0	0	2	1				
John Jaha, R OBP: 0.326, SLG: 0.398 (1, 3)										4	1	2	0	0	1	0				
Matt Mieske, R OBP: 0.200, SLG: 0.379 Greg Vaughn, R OBP: 0.374, SLG: 0.498 (9, PH)										2	1	0	0	1	1	1				
Alex Diaz, S OBP: 0.241, SLG: 0.276 (1, 7)										3	0	1	0	0	2	0				
Jose Valentin, S (1, 6)										3	0	0	0	0	3	3				
Tom Lampkin, L OBP: 0.293, SLG: 0.352 (1, 2)										3	0	0	0	0	2	3				
Inning Stats	R: 0 E: 0 K: 1 S: 7	H: 0 LOB: 0 BB: 0 P: 11	R: 0 E: 0 K: 2 S: 10	H: 0 LOB: 0 BB: 0 P: 16	R: 0 E: 0 K: 2 S: 10	H: 0 LOB: 0 BB: 0 P: 14	R: 0 E: 0 K: 0 S: 7	H: 1 LOB: 1 BB: 0 P: 11	R: 2 E: 0 K: 2 S: 17	H: 3 LOB: 2 BB: 1 P: 28	R: 0 E: 0 K: 3 S: 6	H: 0 LOB: 0 BB: 0 P: 13	R: 0 E: 0 K: 0 S: 9	H: 0 LOB: 0 BB: 0 P: 9	R: 0 E: 0 K: 3 S: 10	H: 0 LOB: 0 BB: 0 P: 15	1B: 4 2B: 1 3B: 0 HR: 0	SF: 0 SAC: 0 DP: 0 HBP: 0	WP: 0 PB: 0 CS: 0	PA: 33
PITCHER	IP WLS BF H R ER SO BB IBB HBP BLK WP HR S P ERA WHIP	IP WLS BF H R ER SO BB IBB HBP BLK WP HR S P ERA WHIP																		
Randy Johnson, L ERA: 3.56 (1, 1)	9.0	W	33	5	2	2	13	1	0	0	0	0	0	0	82	128	2.00	0.667		
Randy Johnson, L ERA: 3.56 (9, 1)	9.0	W	33	5	2	2	13	1	0	0	0	0	0	82	128	2.00	0.667			

Batter	1	2	3	4	5	6	7	8	9	AB	R	H	RBI	BB	SO	LOB	BOTTOM			
Rich Amaral, R OBP: 0.348, SLG: 0.354 (1, 6)										3	1	0	0	1	0	2	Milwaukee Brewers @ Seattle Mariners The Kingdome, Seattle, WA Sun Sep 05 1993, 6:33 AM EDT Att: 17,616 - Dome			
Brian Turano, R OBP: 0.372, SLG: 0.435 (9, 7)										4	0	1	0	0	0	0				
Ken Griffey Jr., L OBP: 0.416, SLG: 0.642 (9, 8)										3	0	0	1	1	1	1				
Jay Buhner, R OBP: 0.382, SLG: 0.481 (1, 9)										3	0	0	0	1	1	1				
Mike Blowers, R OBP: 0.360, SLG: 0.495 (1, 5)										3	0	1	0	1	1	2				
Bret Boone, R OBP: 0.306, SLG: 0.462 (1, 4)										3	0	0	0	1	1	3				
Dave Magadan, L OBP: 0.389, SLG: 0.365 (1, 3)										2	1	0	0	2	0	3				
Dave Valle, R OBP: 0.352, SLG: 0.383 (1, 2)										4	1	1	0	0	0	2				
Greg Litton, R OBP: 0.345, SLG: 0.444 Larry Sheets, L (8, PH)										3	0	2	2	0	0	0				
Marc Newfield, R OBP: 0.258, SLG: 0.310 Randy Johnson, R (9, 1)										1	0	0	0	0	0	2				
Inning Stats	R: 1 E: 0 K: 1 S: 13	H: 1 LOB: 3 BB: 3 P: 30	R: 0 E: 0 K: 0 S: 3	H: 0 LOB: 0 BB: 0 P: 7	R: 0 E: 0 K: 2 S: 12	H: 0 LOB: 2 BB: 2 P: 23	R: 0 E: 0 K: 0 S: 8	H: 1 LOB: 1 BB: 0 P: 13	R: 0 E: 0 K: 0 S: 6	H: 0 LOB: 0 BB: 0 P: 10	R: 2 E: 0 K: 1 S: 11	H: 2 LOB: 1 BB: 1 P: 20	R: 0 E: 0 K: 1 S: 8	H: 0 LOB: 0 BB: 0 P: 14	R: 0 E: 0 K: 0 S: 8	H: 1 LOB: 2 BB: 1 P: 15	1B: 3 2B: 2 3B: 0 HR: 0	SF: 0 SAC: 0 DP: 0 HBP: 0	WP: 0 PB: 0 CS: 0	PA: 36
PITCHER	IP WLS BF H R ER SO BB IBB HBP BLK WP HR S P ERA WHIP	IP WLS BF H R ER SO BB IBB HBP BLK WP HR S P ERA WHIP																		
Angel Miranda, L ERA: 3.1 (1, 1)	7.0	L	31	4	3	3	4	6	0	0	0	0	0	0	61	117	3.86	1.429		
Carlos Maldonado, R ERA: 5.22 (8, 1)	0.2		4	1	0	0	0	0	1	0	0	0	0	0	7	12	0.00	1.500		
Jesse Orosco, L ERA: 3.22 (8, 1)	0.1		1	0	0	0	0	0	0	0	0	0	0	1	3	0.00	0.000			

Batter	1	2	3	4	5	6	7	8	9	AB	R	H	RBI	BB	SO	LOB	TOP										
Mike Felder, S OBP: 0.268, SLG: 0.277 (1, 7)	P5	G6-3			F7		G1-3			4	0	0	0	0	0	4	Seattle Mariners @ Baltimore Orioles Oriole Park at Camden Yards, Baltimore, MD Mon Sep 06 1993, 7:05 PM EDT Att: 46,085 - Unknown - 85 F										
Bret Boone, R OBP: 0.305, SLG: 0.454 (1, 4)	G4-3		G4-3		BB		K			3	0	0	0	1	1	0											
Ken Griffey Jr., L OBP: 0.415, SLG: 0.639 (1, 8)	K		P4		K2-3			1B	1B	4	0	1	0	0	2	2											
Jay Buhner, R OBP: 0.379, SLG: 0.476 (1, 9)		K	G5-3			G1-3		K		4	0	0	0	0	2	1											
Dave Magadan, L OBP: 0.392, SLG: 0.369 (1, 3)		1B			K			1B		4	1	3	0	0	1	0											
Mike Blowers, R OBP: 0.361, SLG: 0.493 (1, 5)		1B			G6-3		K			3	0	1	0	1	1	1											
Larry Sheets, L OBP: 0.250, SLG: 0.143 (1, 10)		1B			G1-3		F7		F8	4	0	1	0	0	0	2											
Dave Valle, R OBP: 0.354, SLG: 0.384 (1, 2)							P3		G4-6-3	4	0	2	1	0	0	1											
Omar Vizquel, S OBP: 0.325, SLG: 0.305 (1, 6)			F7		FC6-4		G1-3			3	0	0	0	0	0	4											
Inning Stats	R: 0 E: 0 K: 1 S: 11	H: 0 LOB: 0 BB: 0 P: 18	R: 1 E: 0 K: 1 S: 18	H: 3 LOB: 3 BB: 1 P: 32	R: 0 E: 0 K: 0 S: 9	H: 0 LOB: 0 BB: 0 P: 15	R: 0 E: 0 K: 1 S: 6	H: 0 LOB: 0 BB: 0 P: 10	R: 0 E: 0 K: 1 S: 10	H: 1 LOB: 2 BB: 1 P: 17	R: 0 E: 0 K: 1 S: 8	H: 1 LOB: 1 BB: 0 P: 14	R: 0 E: 0 K: 0 S: 7	H: 0 LOB: 0 BB: 0 P: 12	R: 0 E: 0 K: 2 S: 13	H: 2 LOB: 2 BB: 0 P: 21	R: 0 E: 0 K: 0 S: 6	H: 1 LOB: 0 BB: 0 P: 10	1B: 8 2B: 0 3B: 0 HR: 0	SF: 0 SAC: 0 DP: 1 HBP: 0	WP: 0 PB: 0 SB: 1 CS: 0	PA: 35					
PITCHER	IP	WLS	BF	H	R	ER	SO	BB	IBB	HBP	BLK	WP	HR	S	P	ERA	WHIP										
Ben McDonald, R ERA: 3.28 (1, 1)	7.1	W	30	6	1	1	6	2	0	0	0	0	0	73	126	1.23	1.091										
Alan Mills, R ERA: 3.36 (8, 1)	1.2	S	5	2	0	0	1	0	0	0	0	0	0	15	23	0.00	1.200										

AB	33
R	1
H	8
RBI	1
BB	2
SO	7
LOB	15



Batter	1	2	3	4	5	6	7	8	9	AB	R	H	RBI	BB	SO	LOB	BOTTOM										
Brady Anderson, L OBP: 0.364, SLG: 0.432 (1, 7)	F9			FC4-6		G3				3	0	0	0	2	0	2	Seattle Mariners @ Baltimore Orioles Oriole Park at Camden Yards, Baltimore, MD Mon Sep 06 1993, 7:05 PM EDT Att: 46,085 - Unknown - 85 F										
Mark McLemore, S OBP: 0.352, SLG: 0.386 (1, 4)	E5		FC6-4	FC5-4			P3			5	0	1	2	0	0	2											
Mike Devereaux, R OBP: 0.313, SLG: 0.413 (1, 8)										3	1	2	1	2	0	2											
Cal Ripken Jr., R OBP: 0.326, SLG: 0.424 (1, 6)										4	0	1	0	0	0	3											
Chris Hoiles, R OBP: 0.406, SLG: 0.558 (1, 2)										4	0	0	0	0	2	5											
Jeffrey Hammonds, R OBP: 0.372, SLG: 0.487 (1, 10)										4	0	0	0	0	0	2											
Mike Pagliarulo, L OBP: 0.357, SLG: 0.460 (1, 3)										4	2	1	0	0	0	2											
Tim Lueftl, R OBP: 0.365, SLG: 0.390 (1, 5)										3	1	1	0	1	0	1											
Jack Voigt, R OBP: 0.400, SLG: 0.514 (1, 9)										3	1	1	2	1	1	3											
Inning Stats	R: 0 E: 1 K: 0 S: 9	H: 0 LOB: 2 BB: 1 P: 15	R: 2 E: 1 K: 0 S: 10	H: 1 LOB: 1 BB: 1 P: 16	R: 0 E: 0 K: 1 S: 10	H: 1 LOB: 2 BB: 1 P: 19	R: 0 E: 0 K: 0 S: 7	H: 0 LOB: 1 BB: 1 P: 16	R: 1 E: 0 K: 1 S: 7	H: 1 LOB: 0 BB: 0 P: 12	R: 0 E: 0 K: 0 S: 7	H: 1 LOB: 1 BB: 0 P: 11	R: 0 E: 0 K: 0 S: 7	H: 1 LOB: 1 BB: 0 P: 11	R: 2 E: 0 K: 1 S: 15	H: 2 LOB: 2 BB: 2 P: 31	R: 2 E: 0 K: 1 S: 15	H: 2 LOB: 2 BB: 2 P: 31	1B: 4 2B: 1 3B: 0 HR: 2	SF: 0 SAC: 0 DP: 0 HBP: 0	WP: 0 PB: 0 SB: 0 CS: 0	PA: 39					
PITCHER	IP	WLS	BF	H	R	ER	SO	BB	IBB	HBP	BLK	WP	HR	S	P	ERA	WHIP										
Dave Fleming, L ERA: 4.16 (1, 1)	7.2	L	38	7	5	3	3	6	0	0	0	0	2	68	126	3.52	1.696										
Jeff Nelson, R ERA: 4.18 (8, 1)	0.1		1	0	0	0	0	0	0	0	0	0	0	4	5	0.00	0.000										



Batter	1	2	3	4	5	6	7	8	9	AB	R	H	RBI	BB	SO	LOB	TOP		
Rich Amaral, R OBP: 0.344, SLG: 0.349 (1, 10)	F8			G6-3		F8		F9		4	0	0	0	0	0	1	Seattle Mariners @ Baltimore Orioles Oriole Park at Camden Yards, Baltimore, MD Tue Sep 07 1993, 7:05 PM EDT Att: 45,704 - Unknown - 85 F		
Brian Turano, R OBP: 0.376, SLG: 0.423 (1, 7)	L4			G6-3			HR	BB	BB	2	1	0	0	2	0	0			
Ken Griffey Jr., L OBP: 0.412, SLG: 0.634 (1, 8)	P7			G3-1			SAFE	SAFE	G3-1	4	0	0	0	0	1	3			
Jay Buhner, R OBP: 0.379, SLG: 0.477 (1, 9)		L9			G4-3			K		4	0	1	0	0	1	1			
Mike Blowers, R OBP: 0.363, SLG: 0.503 (1, 5)		K			F7			FC6-4	BB	4	1	2	2	0	1	0			
Bret Boone, R OBP: 0.304, SLG: 0.446 (1, 4)		F9			BB		F9	FC6-4	BB	3	0	0	0	1	0	2			
Greg Litton, R OBP: 0.345, SLG: 0.437 (9, PH)				G6-4-3						2	0	0	0	1	1	1			
Dave Magadan, L OBP: 0.392, SLG: 0.368 (9, 3)					K					1	0	0	0	0	1	2			
Dave Valle, R OBP: 0.355, SLG: 0.393 (1, 2)				G6-4-3		G4-3		HR	FC5-4	3	1	1	1	1	0	1			
Omar Vizquel, S OBP: 0.323, SLG: 0.303 (9, PH)				G1-3		G6-3		E3	FC5-4	3	0	0	0	0	0	0			
Bill Haselman, R OBP: 0.314, SLG: 0.439 (9, 1)								BB		1	0	0	0	0	0	3			
Brad Holman, R (9, 1)										0	0	0	0	0	0	0			
Erik Plantenberg, R (9, 1)										0	0	0	0	0	0	0			
Ted Power, R (9, 1)										0	0	0	0	0	0	0			
Inning Stats	R: 0 H: 0 E: 0 K: 0 S: 9	H: 0 LOB: 0 BB: 0 P: 14	R: 0 H: 0 E: 0 K: 1 S: 8	H: 0 LOB: 0 BB: 0 P: 13	R: 0 H: 0 E: 0 K: 0 S: 4	H: 0 LOB: 0 BB: 1 P: 10	R: 0 H: 0 E: 0 K: 0 S: 7	H: 0 LOB: 1 BB: 1 P: 10	R: 2 H: 1 E: 0 K: 2 S: 10	H: 1 LOB: 0 BB: 1 P: 18	R: 1 H: 1 E: 1 K: 0 S: 10	H: 1 LOB: 2 BB: 1 P: 18	R: 0 H: 2 E: 0 K: 1 S: 12	H: 2 LOB: 3 BB: 1 P: 23	1B: 1 2B: 1 3B: 0 HR: 2	SF: 0 SAC: 0 DP: 1 HBP: 0	WP: 0 PB: 0 SB: 2 CS: 0	PA: 36	
PITCHER	IP	WLS	BF	H	R	ER	SO	BB	IBB	HBP	BLK	WP	HR	S	P	ERA	WHIP		
Arthur Rhodes, L ERA: 6.04 (1, 1)	8.0	L	30	2	3	3	4	4	0	0	0	0	2	64	109	3.38	0.750		
Todd Frohwrth, R ERA: 3.43 (9, 1)	0.1		3	2	0	0	0	0	0	0	0	0	0	6	9	0.00	6.000		
Jim Poole, L ERA: 1.77 (9, 1)	0.2		3	0	0	0	1	0	1	0	0	0	0	6	14	0.00	0.000		

AB	31
R	3
H	4
RBI	3
BB	5
SO	5
LOB	14



Batter	1	2	3	4	5	6	7	8	9	AB	R	H	RBI	BB	SO	LOB	BOTTOM			
Brady Anderson, L OBP: 0.365, SLG: 0.433 (1, 7)	G3			F7		2B			G4-6-3	3	0	1	0	1	0	0	Seattle Mariners @ Baltimore Orioles Oriole Park at Camden Yards, Baltimore, MD Tue Sep 07 1993, 7:05 PM EDT Att: 45,704 - Unknown - 85 F			
Mark McLemore, S OBP: 0.352, SLG: 0.385 (1, 9)	K			G6-4-3		K			G4-6-3	4	0	1	0	0	2	4				
Mike Devereaux, R OBP: 0.313, SLG: 0.414 (1, 8)	P4			G6-4-3			G3		2B	4	1	1	1	0	0	1				
Harold Baines, L OBP: 0.391, SLG: 0.477 (9, PR)		G4-3			G4-6-3		F8		2B	3	0	1	1	1	0	0				
Jeffrey Hammonds, R OBP: 0.312, SLG: 0.467 (9, PR)									WP	0	0	0	0	0	0	0				
Cal Ripken Jr., R OBP: 0.325, SLG: 0.423 (1, 6)				F7		F8			K	4	0	1	0	0	1	2				
Mike Pagliaro, L OBP: 0.353, SLG: 0.455 (1, 5)				G3-6-3		G4-6-3			F8	3	0	0	0	0	0	2				
Chris Hoiles, R OBP: 0.405, SLG: 0.556 (1, 2)				F9			2B		P3	3	0	1	0	0	0	0				
David Segui, S OBP: 0.374, SLG: 0.427 (1, 3)				L9			F8		L7	3	0	0	0	0	0	1				
Harold Reynolds, S OBP: 0.342, SLG: 0.321 (1, 4)				G4-3			F8		G4-6-3	2	1	0	0	1	0	1				
Inning Stats	R: 0 H: 0 E: 0 K: 1 S: 8	H: 1 LOB: 0 BB: 0 P: 12	R: 0 H: 1 E: 0 K: 0 S: 8	H: 0 LOB: 0 BB: 0 P: 10	R: 0 H: 0 E: 0 K: 0 S: 4	H: 0 LOB: 0 BB: 0 P: 6	R: 0 H: 1 E: 0 K: 0 S: 6	H: 1 LOB: 0 BB: 0 P: 9	R: 0 H: 2 E: 0 K: 1 S: 14	H: 2 LOB: 2 BB: 0 P: 20	R: 0 H: 0 E: 0 K: 0 S: 4	H: 0 LOB: 0 BB: 0 P: 5	R: 0 H: 0 E: 0 K: 0 S: 6	H: 0 LOB: 0 BB: 0 P: 11	R: 2 H: 2 E: 0 K: 1 S: 13	H: 2 LOB: 2 BB: 2 P: 24	1B: 3 2B: 3 3B: 0 HR: 0	SF: 0 SAC: 0 DP: 4 HBP: 0	WP: 1 PB: 0 SB: 0 CS: 0	PA: 32
PITCHER	IP	WLS	BF	H	R	ER	SO	BB	IBB	HBP	BLK	WP	HR	S	P	ERA	WHIP			
Chris Bosio, R ERA: 3.72 (1, 1)	4.0		13	2	0	0	1	1	0	0	0	0	0	28	43	0.00	0.750			
Brad Holman, R ERA: 4.38 (9, 1)	4.0	W	14	2	1	1	1	1	0	0	0	0	0	32	50	2.25	0.750			
Brad Holman, R ERA: 4.38 (9, 1)	4.0	W	14	2	1	1	1	1	0	0	0	0	0	32	50	2.25	0.750			
Erik Plantenberg, L ERA: 8.59 (9, 1)	0.0		1	0	0	0	0	1	0	0	0	0	0	4						
Ted Power, R ERA: 5.4 (9, 1)	1.0	S	4	2	1	1	1	0	0	0	0	1	0	10	13	9.00	2.000			



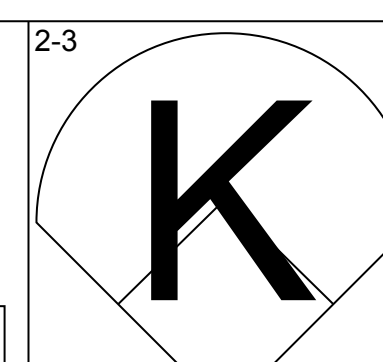
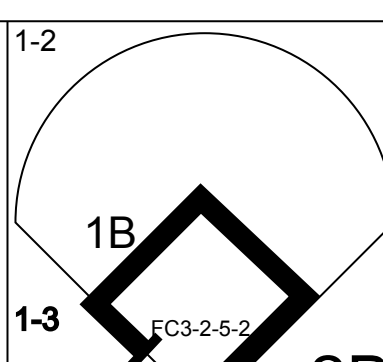
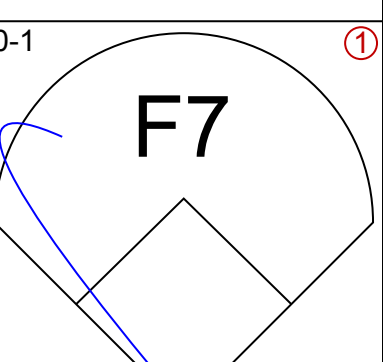
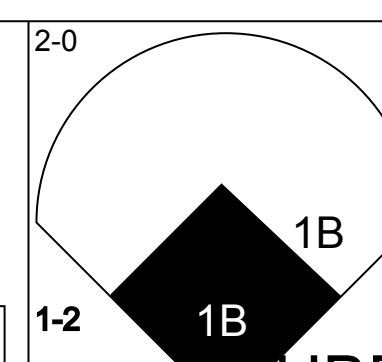
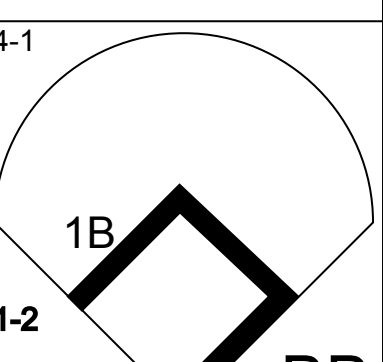
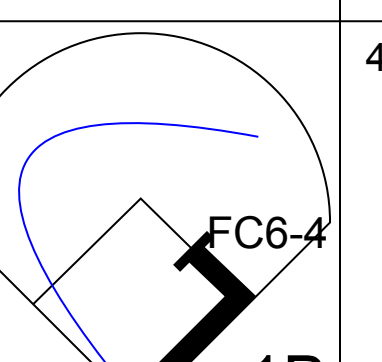
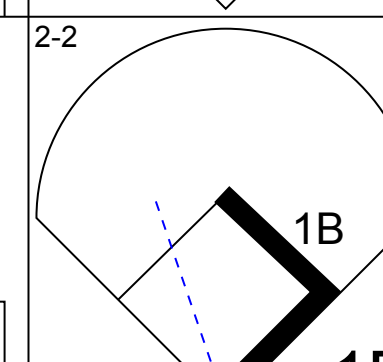
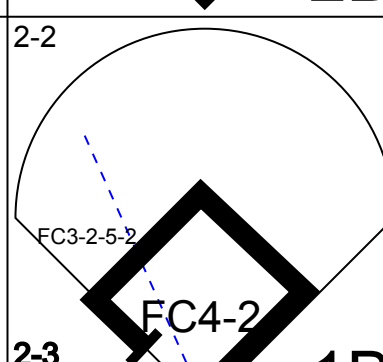
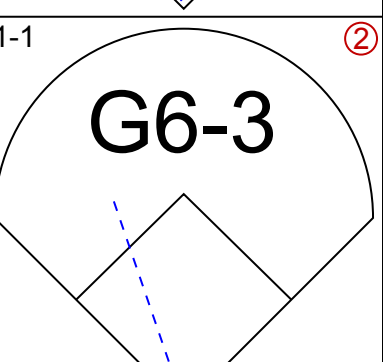
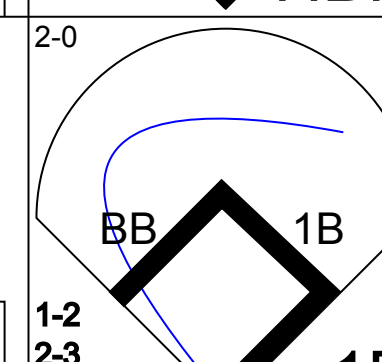
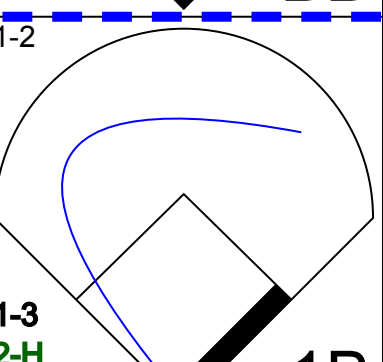
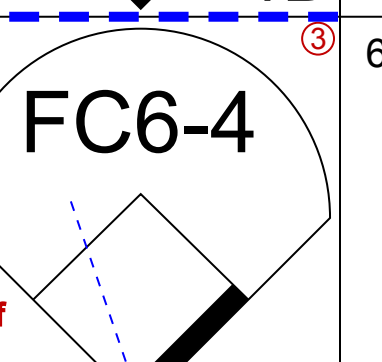
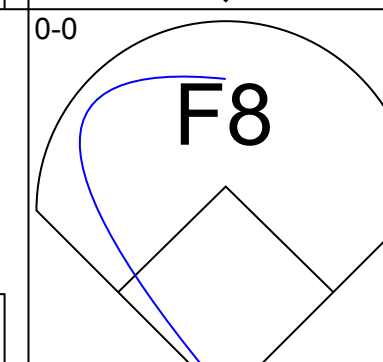
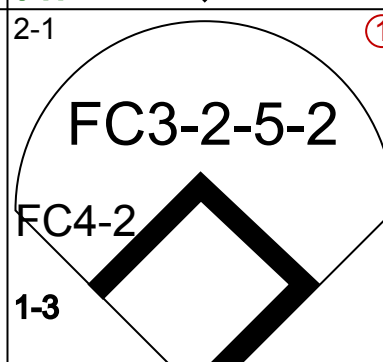
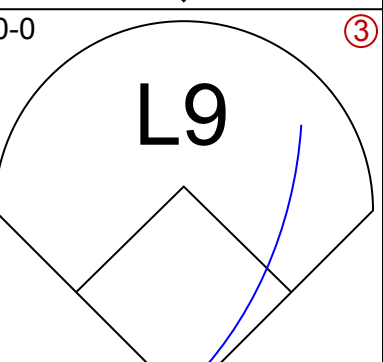
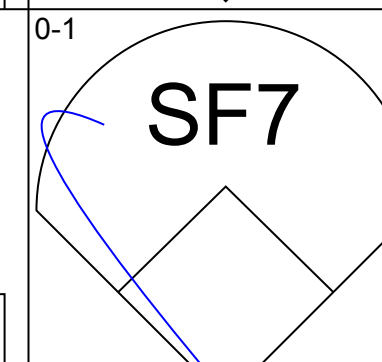
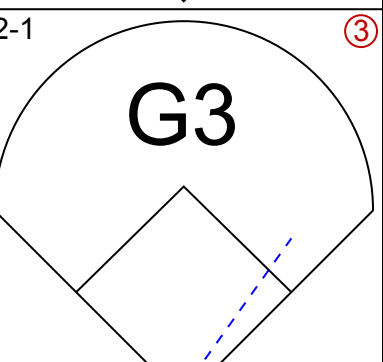
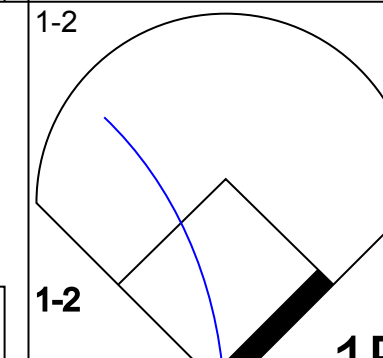
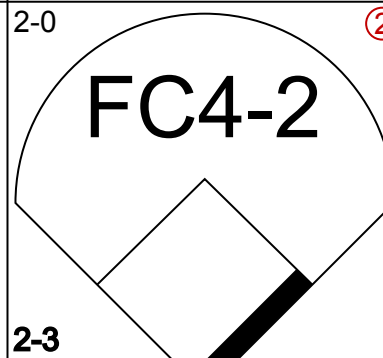
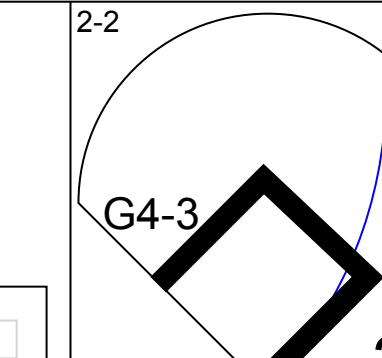
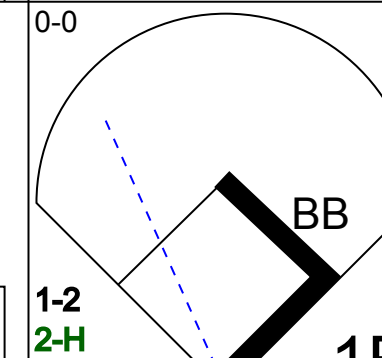
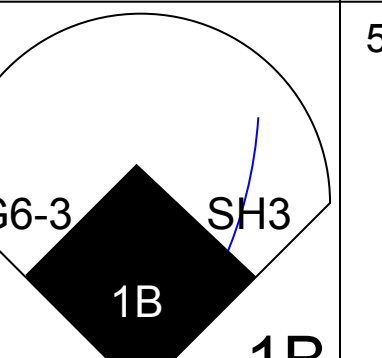
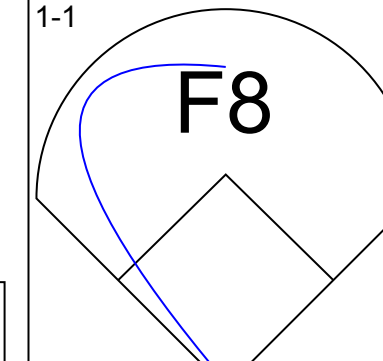
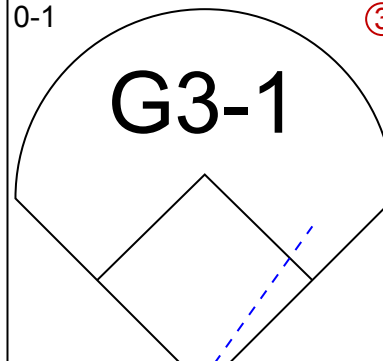
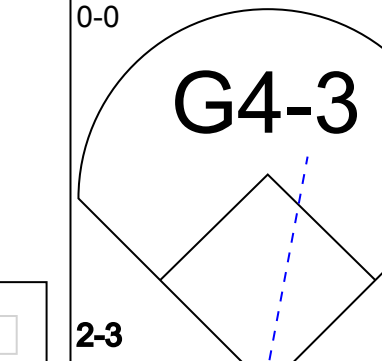
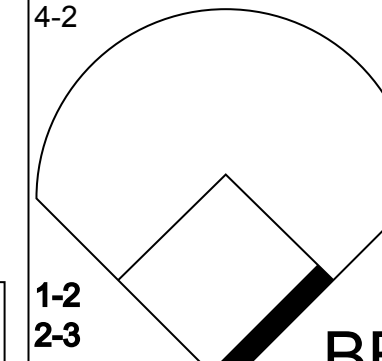
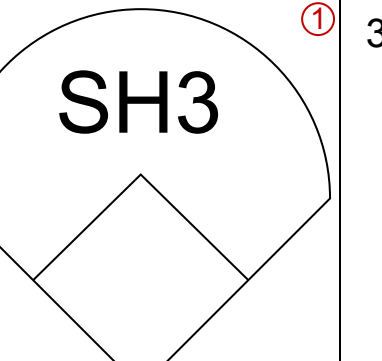
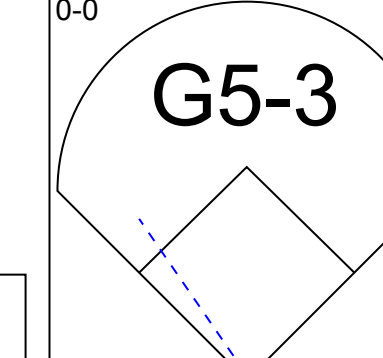
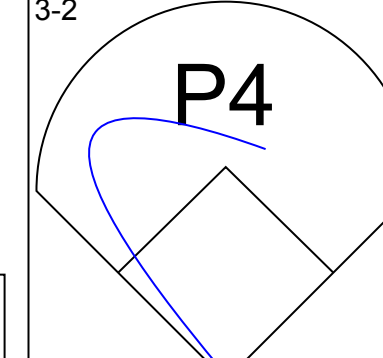
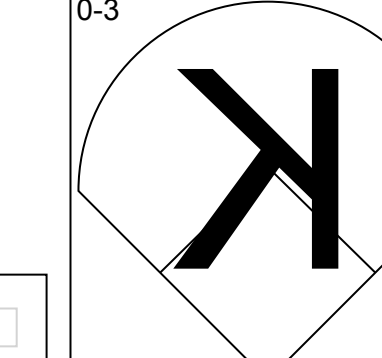
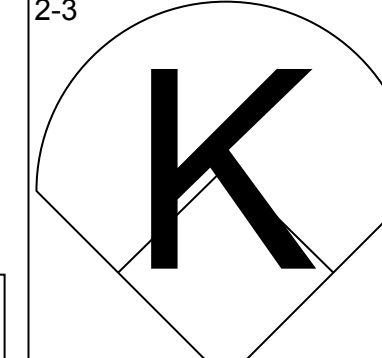
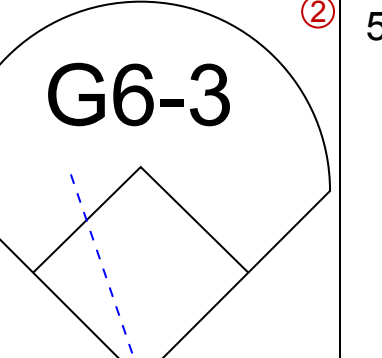
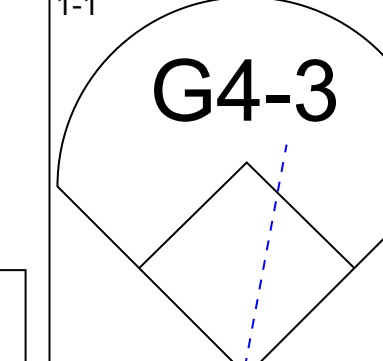
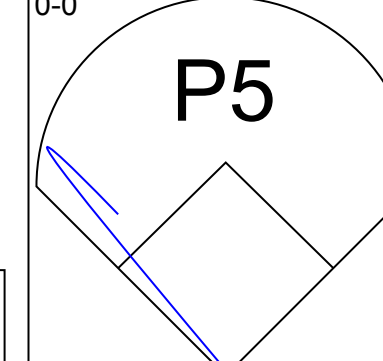
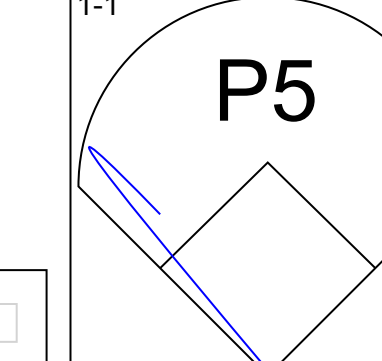
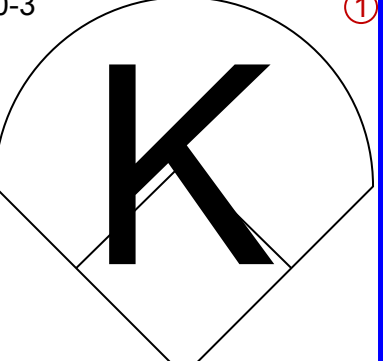
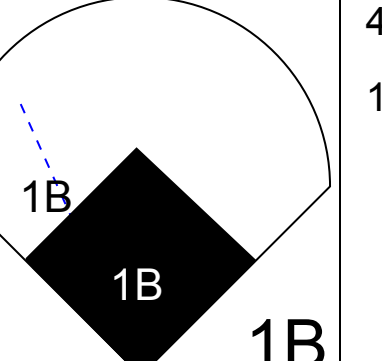
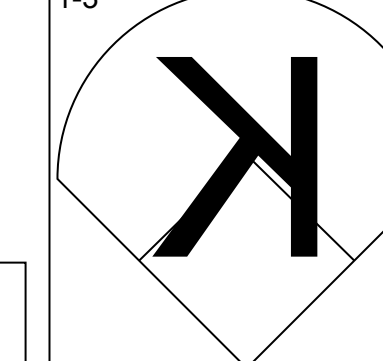
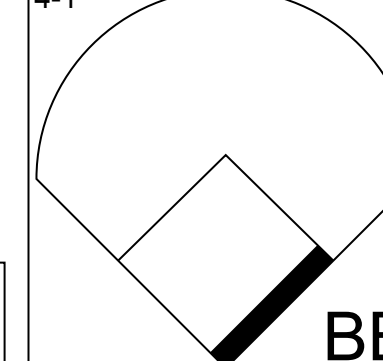
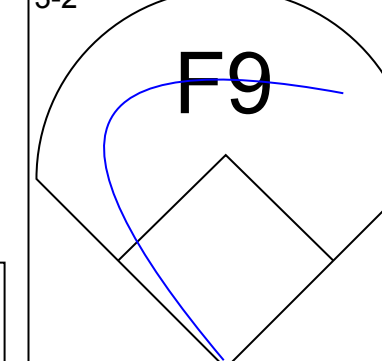
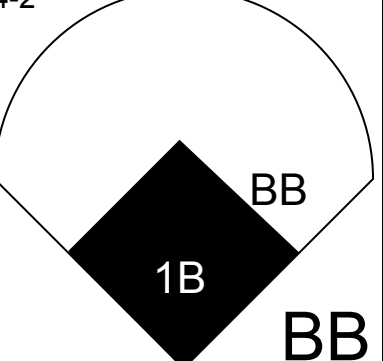
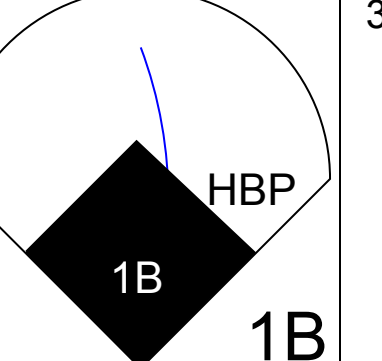
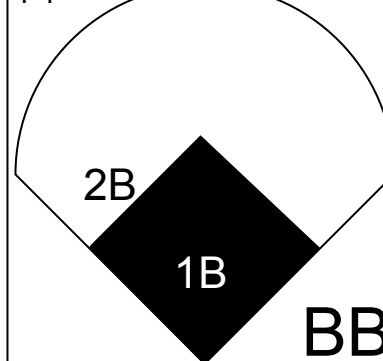
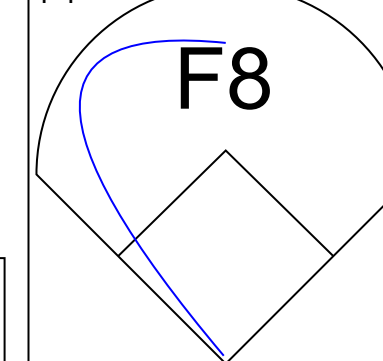
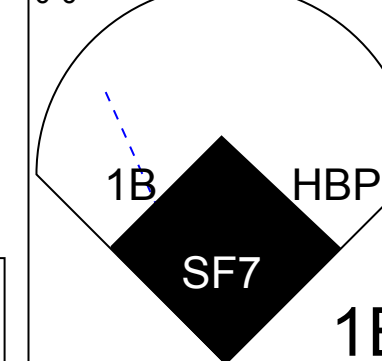
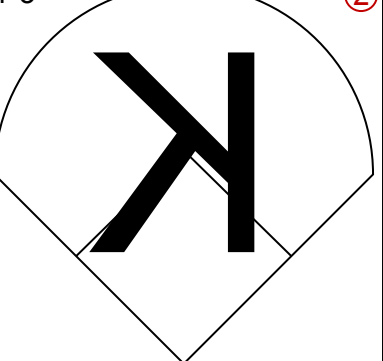
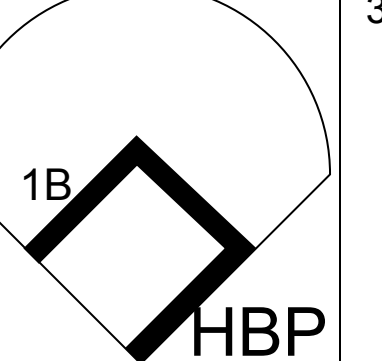
Batter	1	2	3	4	5	6	7	8	9	AB	R	H	RBI	BB	SO	LOB	TOP															
Brian Turang, R (1, 8) OBP: 0.384, SLG: 0.427										4	1	2	0	0	0	2	Seattle Mariners @ Baltimore Orioles Oriole Park at Camden Yards, Baltimore, MD Wed Sep 08 1993, 7:05 PM EDT Att: 45,944 - Unknown - 79 F livebaseballscorecards.com															
Bret Boone, R (1, 4) OBP: 0.298, SLG: 0.436										4	0	0	0	0	0	3																
Ken Griffey Jr., L (1, 10) OBP: 0.409, SLG: 0.629										4	0	0	0	0	3	3																
Jay Buhner, R (1, 9) OBP: 0.381, SLG: 0.484										3	1	2	2	1	0	0																
Mike Blowers, R (1, 5) OBP: 0.362, SLG: 0.500										4	0	1	0	0	1	3																
Greg Litton, R (1, 7) OBP: 0.344, SLG: 0.442										3	1	1	0	0	0	0																
Mackey Sasser, L (8, PH) OBP: 0.282, SLG: 0.342										0	0	0	0	0	0	0																
Bill Haselman, R (8, PH) OBP: 0.312, SLG: 0.435										1	0	0	0	0	0	2																
Dann Howitt, L (8, 7) OBP: 0.246, SLG: 0.364										0	0	0	0	0	0	0																
Dave Magadan, L (1, 3) OBP: 0.388, SLG: 0.364										4	0	0	0	0	1	1																
Dave Valle, R (1, 2) OBP: 0.354, SLG: 0.391										4	0	1	0	0	0	1																
Omar Vizquel, S (1, 6) OBP: 0.323, SLG: 0.303										3	0	1	1	0	0	0																
Inning Stats	R: 2 E: 0 K: 1 S: 13	H: 2 LOB: 0 BB: 0 P: 22	R: 0 E: 0 K: 1 S: 8	H: 0 LOB: 0 BB: 0 P: 12	R: 0 E: 0 K: 1 S: 11	H: 1 LOB: 3 BB: 1 P: 21	R: 1 E: 0 K: 0 S: 8	H: 2 LOB: 1 BB: 0 P: 11	R: 0 E: 0 K: 0 S: 7	H: 0 LOB: 0 BB: 0 P: 11	R: 0 E: 0 K: 0 S: 11	H: 0 LOB: 0 BB: 0 P: 19	R: 0 E: 0 K: 0 S: 8	H: 1 LOB: 1 BB: 0 P: 12	R: 0 E: 0 K: 1 S: 8	H: 2 LOB: 1 BB: 0 P: 11	R: 0 E: 0 K: 0 S: 3	H: 0 LOB: 0 BB: 0 P: 6	1B: 6 2B: 1 3B: 0 HR: 1	SF: 0 SAC: 1 DP: 1 HBP: 0	WP: 1 PB: 0 SB: 0 CS: 0	PA: 36										
PITCHER	IP WLS BF H R ER SO BB IBB HBP BLK WP HR S P ERA WHIP																															
Fernando Valenzuela, L (1, 1) ERA: 4.92	6.1	27	6	3	3	4	1	0	0	0	1	1	61	101	4.26	1.105																
Mark Williamson, R (7, 1) ERA: 4.48	1.0	5	2	0	0	1	0	0	0	0	0	0	12	17	0.00	2.000																
Jim Poole, L (8, 1) ERA: 1.71	1.2	W	4	0	0	0	0	0	0	0	0	0	4	7	0.00	0.000																

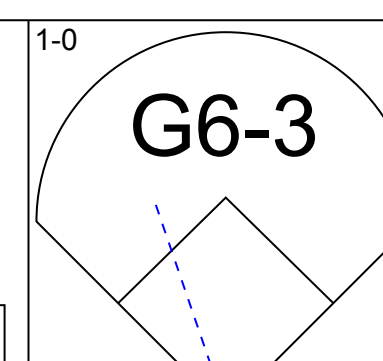
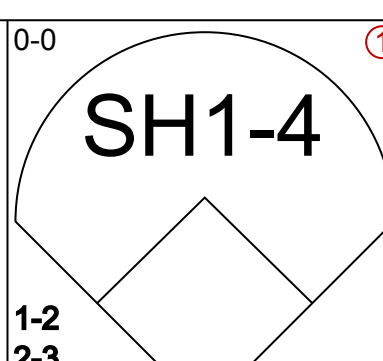
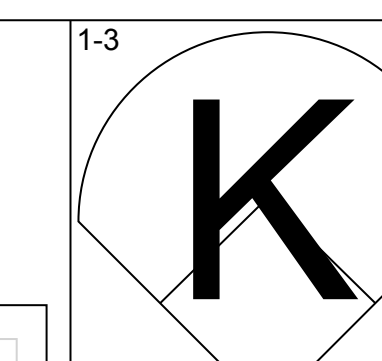
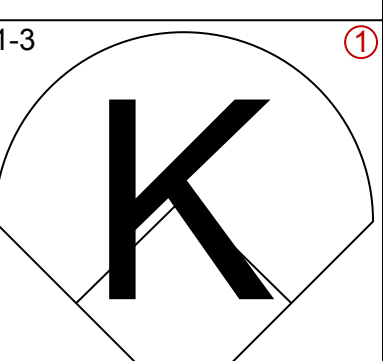
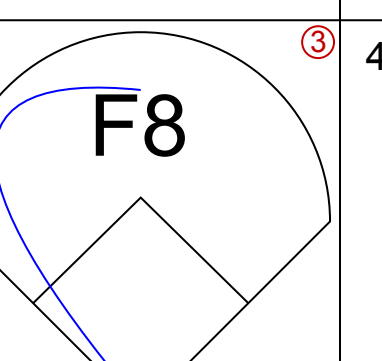
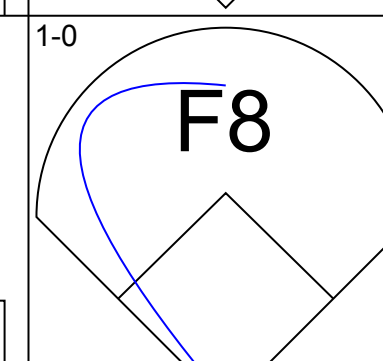
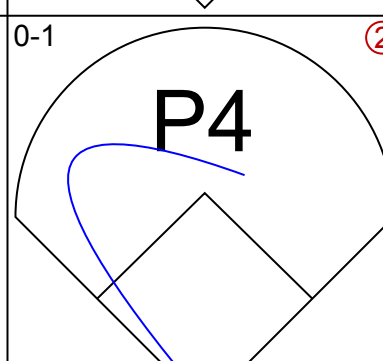
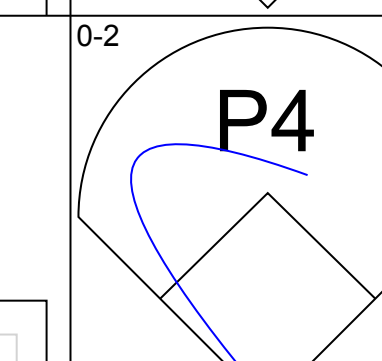
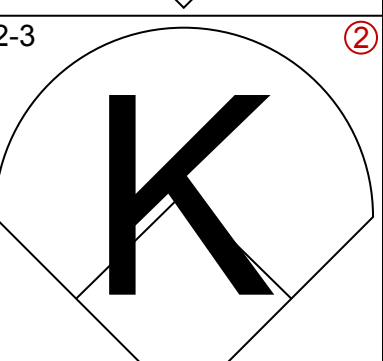
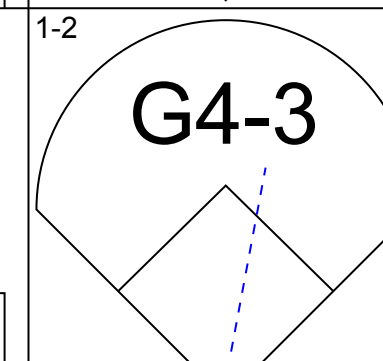
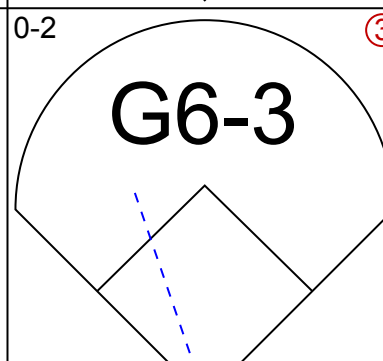
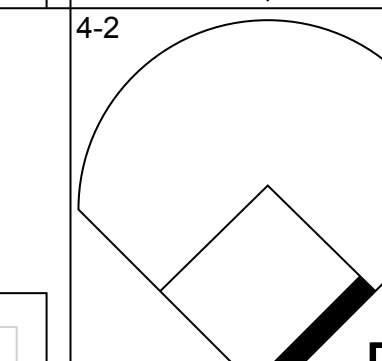
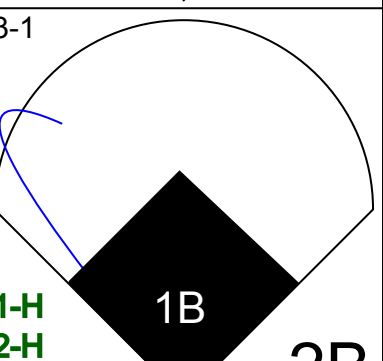

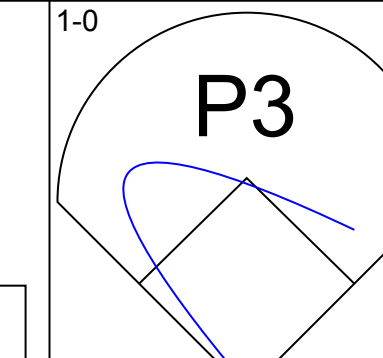
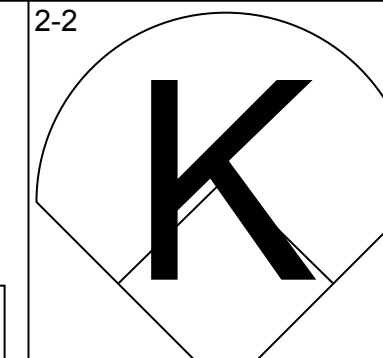
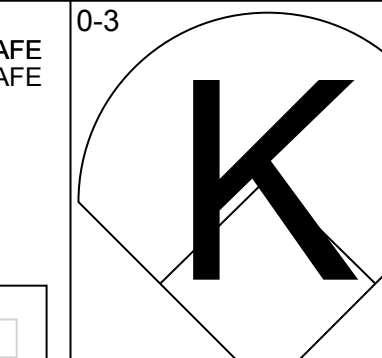
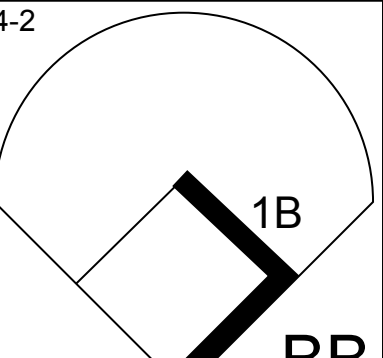

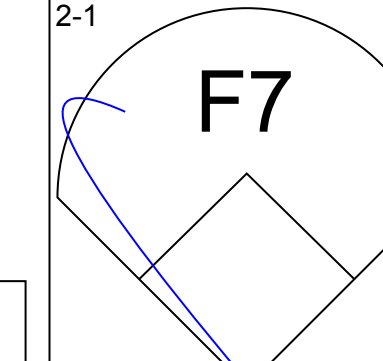
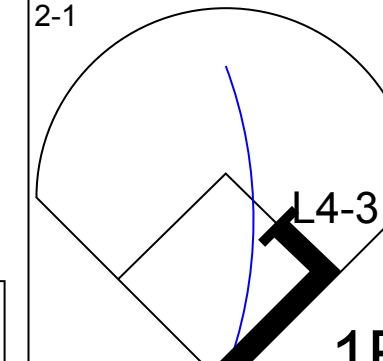
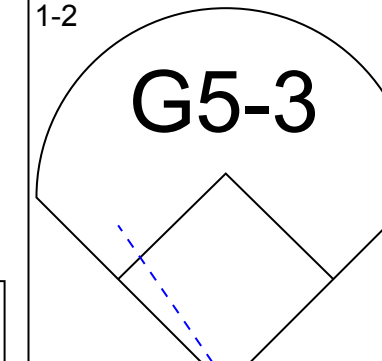
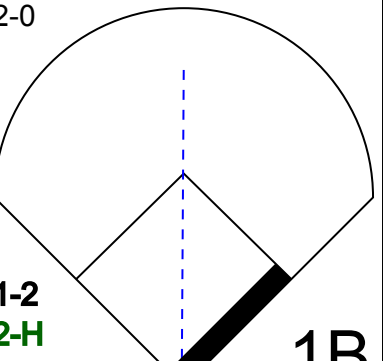
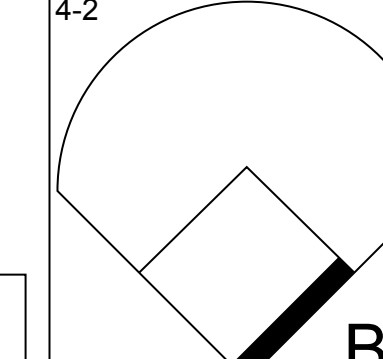
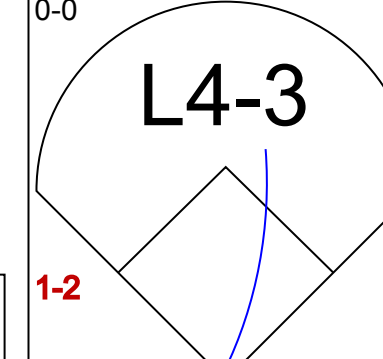
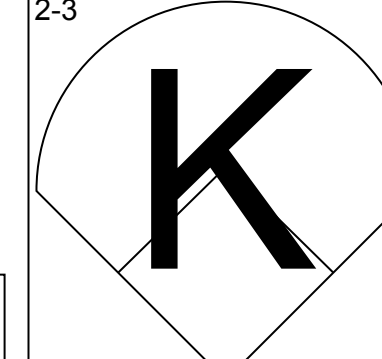
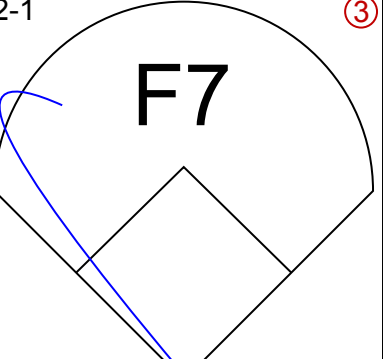
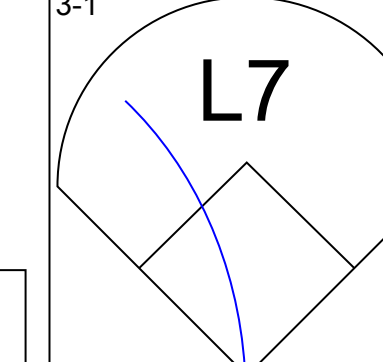
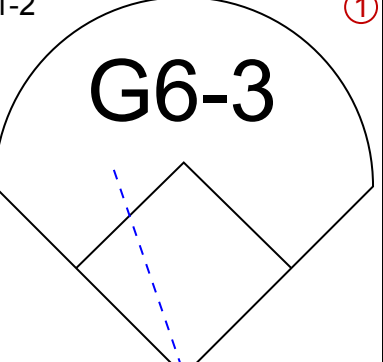
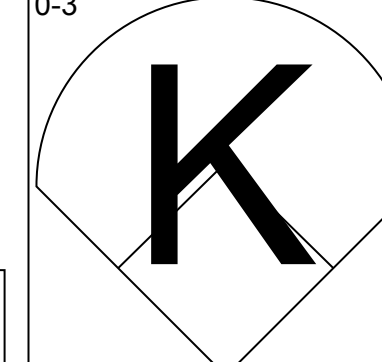
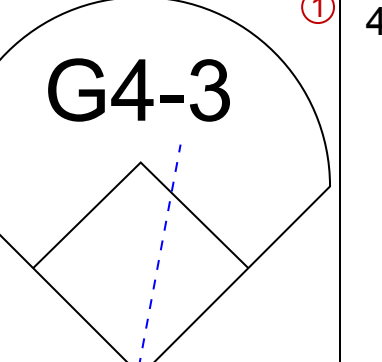
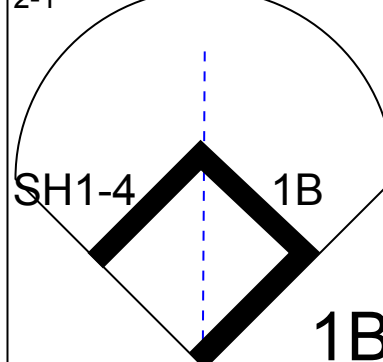
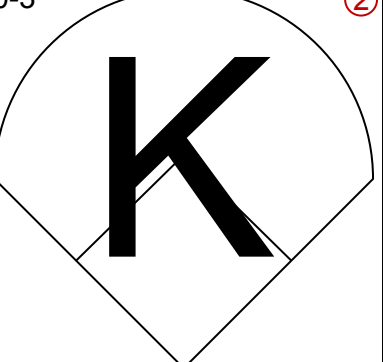
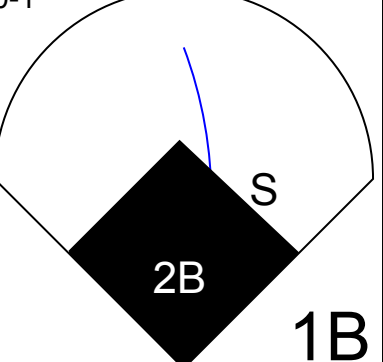
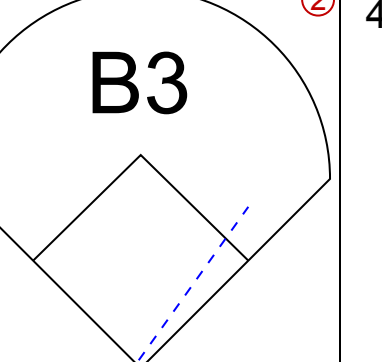
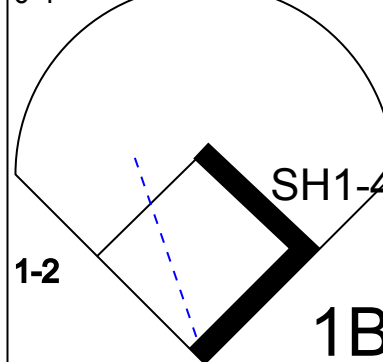
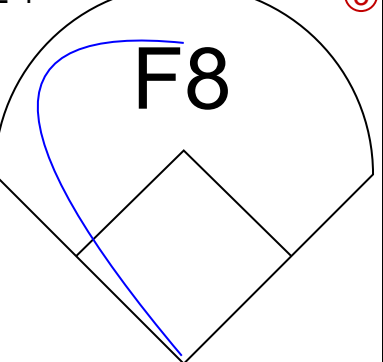
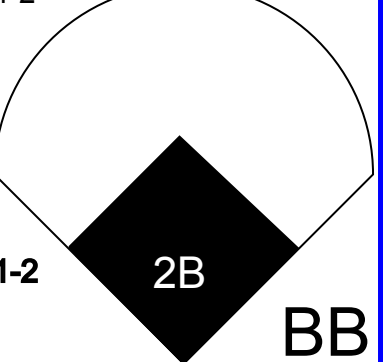
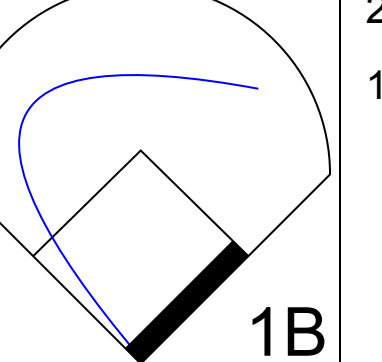
Batter	1	2	3	4	5	6	7	8	9	AB	R	H	RBI	BB	SO	LOB	BOTTOM																
Brady Anderson, L (1, 7) OBP: 0.365, SLG: 0.436										4	1	1	0	0	1	0	Seattle Mariners @ Baltimore Orioles Oriole Park at Camden Yards, Baltimore, MD Wed Sep 08 1993, 7:05 PM EDT Att: 45,944 - Unknown - 79 F livebaseballscorecards.com																
Mark McLemore, S (1, 9) OBP: 0.351, SLG: 0.384										4	0	1	0	0	1	1																	
Mike Devereaux, R (1, 8) OBP: 0.316, SLG: 0.414										2	1	1	1	2	0	0																	
Harold Baines, L (1, 10) OBP: 0.391, SLG: 0.475										3	1	1	0	0	0	3																	
Cal Ripken Jr., R (1, 6) OBP: 0.325, SLG: 0.420										3	1	0	0	1	1	1																	
Mike Pagliaro, L (1, 5) OBP: 0.353, SLG: 0.454										3	0	1	0	0	0	0																	
Tim Hulett, R (8, PH) OBP: 0.367, SLG: 0.390										0	1	0	0	1	0	0																	
Chris Hoiles, R (1, 2) OBP: 0.409, SLG: 0.566										3	1	2	3	1	0	2																	
David Segui, S (1, 3) OBP: 0.372, SLG: 0.428										4	0	1	1	0	0	2																	
Harold Reynolds, S (1, 4) OBP: 0.339, SLG: 0.318										4	0	0	0	0	2	3																	
Inning Stats	R: 0 E: 0 K: 2 S: 12	H: 0 LOB: 0 BB: 0 P: 15	R: 1 E: 0 K: 1 S: 14	H: 3 LOB: 2 BB: 0 P: 25	R: 1 E: 0 K: 0 S: 11	H: 2 LOB: 0 BB: 0 P: 18	R: 0 E: 0 K: 0 S: 7	H: 0 LOB: 1 BB: 1 P: 15	R: 0 E: 0 K: 0 S: 9	H: 1 LOB: 2 BB: 1 P: 16	R: 1 E: 0 K: 0 S: 5	H: 1 LOB: 0 BB: 0 P: 10	R: 0 E: 0 K: 1 S: 6	H: 0 LOB: 0 BB: 0 P: 9	R: 3 E: 0 K: 0 S: 11	H: 1 LOB: 1 BB: 3 P: 26	1B: 5 2B: 1 3B: 1 HR: 1	SF: 0 SAC: 1 DP: 1 HBP: 0	WP: 1 PB: 0 SB: 0 CS: 0	PA: 36													
PITCHER	IP WLS BF H R ER SO BB IBB HBP BLK WP HR S P ERA WHIP																																
Roger Salkeld, R (1, 1) ERA: 3.86	4.2	21	6	2	2	4	2	0	0	0	0	0	52	88	3.86	1.714																	
Kevin King, L (5, 1) ERA: 5.79	2.2	L	11	1	3	3	1	1	1	0	0	0	1	16	32	10.12	0.750																
Jeff Nelson, R (8, 1) ERA: 4.35	0.0	2	1	0	0	0	1	0	0	0	0	0	3	8	∞	∞																	
Erik Plantenberg, L (8, 1) ERA: 7.88	0.2	2	0	1	1	0	0	0	0	0	0	1	0	4	6	13.50	0.000																



Batter	1	2	3	4	5	6	7	8	9	AB	R	H	RBI	BB	SO	LOB	TOP			
Brian Turang, R OBP: 0.374, SLG: 0.425 (1, 7)	F9		G3-1			SH3 SF7 2B		F8		5	1	1	0	0	1	2	Seattle Mariners @ Milwaukee Brewers Milwaukee County Stadium, Milwaukee, WI Fri Sep 10 1993, 8:05 PM EDT Att: 19,807 - Unknown - 59 F			
Bret Boone, R OBP: 0.302, SLG: 0.465 (1, 4)	K				SH3			K		4	1	2	2	0	2	1				
Ken Griffey Jr., L OBP: 0.407, SLG: 0.625 (1, 8)	F8				F8	SF7				3	0	0	1	1	1	0				
Jay Buhner, R OBP: 0.383, SLG: 0.486 Dann Howitt, L OBP: 0.246, SLG: 0.364 (9, 9)					F9	G5-4-3				4	1	2	0	1	0	1				
Mike Blowers, R OBP: 0.368, SLG: 0.513 (1, 5)					HR					0	0	0	0	0	0	0				
Greg Litton, R OBP: 0.346, SLG: 0.448 (1, 3)					HR					4	2	3	2	1	1	1				
Marc Newfield, R OBP: 0.266, SLG: 0.333 Rich Amaral, R OBP: 0.343, SLG: 0.348 (6, PH)					HR					5	2	2	0	0	1	4				
Dave Valle, R OBP: 0.353, SLG: 0.392 (1, 2)					2B					2	0	1	1	0	0	2				
Omar Vizquel, S OBP: 0.323, SLG: 0.302 (1, 6)					2B					1	1	0	0	0	1					
Inning Stats	R: 0 E: 0 K: 1 S: 8	H: 0 LOB: 0 BB: 0 P: 15	R: 0 E: 0 K: 0 S: 14	H: 1 LOB: 2 BB: 1 P: 23	R: 0 E: 0 K: 1 S: 9	H: 1 LOB: 1 BB: 0 P: 14	R: 3 E: 0 K: 1 S: 13	H: 4 LOB: 1 BB: 0 P: 21	R: 1 E: 0 K: 0 S: 11	H: 1 LOB: 0 BB: 0 P: 14	R: 0 E: 0 K: 0 S: 7	H: 1 LOB: 0 BB: 0 P: 14	R: 0 E: 1 K: 1 S: 8	H: 0 LOB: 1 BB: 0 P: 14	R: 0 E: 0 K: 3 S: 10	H: 0 LOB: 1 BB: 1 P: 16		1B: 5 2B: 5 3B: 1 HR: 2	SF: 1 SAC: 2 DP: 2 HBP: 0	WP: 0 PB: 0 SB: 0 CS: 0
PITCHER	IP	WLS	BF	H	R	ER	SO	BB	IBB	HBP	BLK	WP	HR	S	P	ERA	WHIP			
Teddy Higuera, L ERA: 5.68 Doug Henry, R ERA: 5.5 Matt Maysey, R ERA: 3.15 Carlos Maldonado, R ERA: 5.04 Graeme Lloyd, L ERA: 2.47 (8, 1)	5.0	L	22	7	4	4	3	1	0	0	0	0	1	55	87	7.20	1.600			
PITCHER	IP	WLS	BF	H	R	ER	SO	BB	IBB	HBP	BLK	WP	HR	S	P	ERA	WHIP			
Mike Ignasiak, R ERA: 4.84 (9, 1)	1.0		4	0	0	0	3	1	0	0	0	0	0	10	19	18.00	3.000			

Batter	1	2	3	4	5	6	7	8	9	AB	R	H	RBI	BB	SO	LOB	BOTTOM					
Darryl Hamilton, L OBP: 0.373, SLG: 0.421 (1, 7)	S 1B		G3							4	1	2	1	1	0	1	Seattle Mariners @ Milwaukee Brewers Milwaukee County Stadium, Milwaukee, WI Fri Sep 10 1993, 8:05 PM EDT Att: 19,807 - Unknown - 59 F					
Robin Yount, R OBP: 0.313, SLG: 0.361 Troy O'Leary, L OBP: 0.412, SLG: 0.333 (8, 7)	F7				2B					4	0	0	0	0	2	6						
B.J. Surhoff, L OBP: 0.311, SLG: 0.363 (1, 5)										4	0	1	1	0	0	1						
Kevin Reimer, L OBP: 0.300, SLG: 0.398 (1, 10)										2	1	1	0	0	1	1						
John Jaha, R OBP: 0.330, SLG: 0.407 (1, 3)										3	0	1	0	1	1	2						
Dave Nilsson, L OBP: 0.317, SLG: 0.346 Dickie Thon, R OBP: 0.325, SLG: 0.332 Tom Lampkin, L OBP: 0.293, SLG: 0.352 (9, 2)										3	0	1	1	0	0	1						
Pat Listach, S OBP: 0.315, SLG: 0.314 (1, 6)										4	1	1	0	0	2	3						
Matt Mieske, R OBP: 0.257, SLG: 0.394 Alex Diaz, S OBP: 0.212, SLG: 0.242 (6, 9)										2	0	1	0	0	0	0						
Juan Bell, R OBP: 0.310, SLG: 0.336 Kevin Seitzer, R OBP: 0.338, SLG: 0.385 (9, PH)										2	0	0	0	0	1	2						
Inning Stats	R: 1 E: 0 K: 1 S: 13	H: 2 LOB: 0 BB: 0 P: 20	R: 0 E: 0 K: 0 S: 5	H: 0 LOB: 1 BB: 1 P: 11	R: 0 E: 1 K: 1 S: 15	H: 0 LOB: 0 BB: 0 P: 20	R: 0 E: 0 K: 0 S: 9	H: 1 LOB: 0 BB: 0 P: 12	R: 1 E: 0 K: 1 S: 13	H: 3 LOB: 3 BB: 0 P: 18	R: 1 E: 0 K: 0 S: 16	H: 2 LOB: 2 BB: 0 P: 27	R: 0 E: 0 K: 2 S: 10	H: 0 LOB: 1 BB: 1 P: 17	R: 0 E: 0 K: 2 S: 10	H: 0 LOB: 1 BB: 0 P: 17		R: 0 E: 0 K: 2 S: 9	H: 0 LOB: 0 BB: 0 P: 12	1B: 7 2B: 2 3B: 0 HR: 0	SF: 0 SAC: 0 DP: 2 HBP: 2	WP: 0 PB: 0 SB: 1 CS: 1
PITCHER	IP	WLS	BF	H	R	ER	SO	BB	IBB	HBP	BLK	WP	HR	S	P	ERA	WHIP					
Tim Leary, R ERA: 5.23 Kevin King, L ERA: 4.75 Steve Ontiveros, R ERA: 0.77 (9, 1)	7.0	W	30	8	3	3	6	2	0	1	0	0	0	10	17	0.00	0.000					
PITCHER	IP	WLS	BF	H	R	ER	SO	BB	IBB	HBP	BLK	WP	HR	S	P	ERA	WHIP					
	1.0		4	0	0	0	2	0	0	0	0	0	0	9	12	0.00	0.000					

Batter	1	2	3	4	5	6	7	8	9	AB	R	H	RBI	BB	SO	LOB	TOP			
Brian Turang, R OBP: 0.392, SLG: 0.440 (1, 7)										4	1	2	2	1	1	0	Seattle Mariners @ Milwaukee Brewers Milwaukee County Stadium, Milwaukee, WI Sat Sep 11 1993, 4:33 AM EDT Att: 19,782 - Cloudy - 69 F			
Bret Boone, R OBP: 0.313, SLG: 0.471 (1, 4)										6	0	4	2	0	0	2				
Ken Griffey Jr., L OBP: 0.404, SLG: 0.620 (1, 8)										4	0	0	1	0	0	5				
Jay Buhner, R OBP: 0.387, SLG: 0.492 (1, 9)										5	1	4	1	0	0	2				
Dave Magadan, L OBP: 0.387, SLG: 0.361 (1, 3)										3	0	0	0	1	0	5				
Mike Blowers, R OBP: 0.363, SLG: 0.505 (1, 5)										5	0	0	0	0	2	5				
Mackey Sasser, L OBP: 0.276, SLG: 0.333 (1, 10) Greg Litton, R OBP: 0.350, SLG: 0.451 (9, PH)										4	0	0	0	0	1	1				
Dave Valle, R OBP: 0.356, SLG: 0.392 (1, 2)										3	2	1	0	2	1	0				
Omar Vizquel, S OBP: 0.325, SLG: 0.303 (1, 6)										3	2	1	0	1	1	2				
Inning Stats	R: 0 E: 0 K: 1 S: 12	H: 2 LOB: 2 BB: 0 P: 18	R: 0 E: 0 K: 1 S: 6	H: 0 LOB: 0 BB: 0 P: 8	R: 1 E: 0 K: 0 S: 12	H: 2 LOB: 2 BB: 1 P: 23	R: 0 E: 0 K: 0 S: 7	H: 0 LOB: 1 BB: 1 P: 15	R: 0 E: 0 K: 1 S: 9	H: 1 LOB: 1 BB: 0 P: 12	R: 2 E: 0 K: 1 S: 18	H: 3 LOB: 3 BB: 1 P: 30	R: 1 E: 0 K: 2 S: 14	H: 1 LOB: 2 BB: 0 P: 26	R: 3 E: 0 K: 0 S: 16	H: 4 LOB: 2 BB: 0 P: 26	1B: 11 2B: 2 3B: 0 HR: 0	SF: 1 SAC: 1 DP: 0 HBP: 2	WP: 0 PB: 0 SB: 0 CS: 0	PA: 47
PITCHER	IP	WLS	BF	H	R	ER	SO	BB	IBB	HBP	BLK	WP	HR	S	P	ERA	WHIP			
21 Cal Eldred, R ERA: 4.08 (1, 1)	7.2	L	37	8	4	4	6	5	0	1	0	0	0	9	16	9.00	2.000			
Mike Fetters, R ERA: 3.39 (8, 1)	1.0		5	2	1	1	0	0	0	0	0	0	0	9	15	∞	∞			
Graeme Lloyd, L ERA: 2.76 (9, 1)	0.0		4	3	2	2	0	0	0	1	0	0	0	9	15	∞	∞			
Matt Maysey, R ERA: 3.12 (9, 1)	0.1		1	0	0	0	0	0	0	0	0	0	0	3	3	0.00	0.000			

Batter	1	2	3	4	5	6	7	8	9	AB	R	H	RBI	BB	SO	LOB	BOTTOM			
Darryl Hamilton, L OBP: 0.370, SLG: 0.418 (1, 7)										4	0	0	0	0	2	3	Seattle Mariners @ Milwaukee Brewers Milwaukee County Stadium, Milwaukee, WI Sat Sep 11 1993, 4:33 AM EDT Att: 19,782 - Cloudy - 69 F			
Pat Listach, S OBP: 0.312, SLG: 0.310 (1, 6)										4	0	0	0	0	1	4				
Kevin Seitzer, R OBP: 0.340, SLG: 0.387 (1, 5)										3	1	1	2	1	0	2				
John Jaha, R OBP: 0.329, SLG: 0.404 (1, 3)										3	0	0	0	1	2	1				
Dickie Thon, R OBP: 0.327, SLG: 0.335 (1, 10)										4	0	2	1	0	0	0				
Robin Yount, R OBP: 0.312, SLG: 0.359 (1, 8)										3	0	0	0	1	1	3				
Tom Lampkin, L OBP: 0.287, SLG: 0.342 (1, 2)										4	0	0	0	0	1	1				
Alex Diaz, S OBP: 0.243, SLG: 0.270 (1, 9)										4	1	2	0	0	1	0				
Juan Bell, R OBP: 0.314, SLG: 0.337 (1, 4) B.J. Surhoff, L OBP: 0.312, SLG: 0.364 (9, PH)										2	1	1	0	1	0	0				
Inning Stats	R: 0 E: 0 K: 0 S: 5	H: 0 LOB: 0 BB: 0 P: 8	R: 0 E: 0 K: 0 S: 8	H: 0 LOB: 1 BB: 1 P: 18	R: 0 E: 0 K: 0 S: 11	H: 2 LOB: 2 BB: 0 P: 13	R: 0 E: 0 K: 1 S: 7	H: 1 LOB: 0 BB: 0 P: 11	R: 0 E: 0 K: 2 S: 12	H: 0 LOB: 1 BB: 1 P: 17	R: 0 E: 0 K: 2 S: 9	H: 0 LOB: 0 BB: 0 P: 12	R: 3 E: 0 K: 2 S: 21	H: 3 LOB: 2 BB: 2 P: 39	R: 0 E: 0 K: 0 S: 10	H: 1 LOB: 1 BB: 0 P: 14	1B: 6 2B: 2 3B: 0 HR: 0	SF: 0 SAC: 1 DP: 1 HBP: 0	WP: 0 PB: 0 SB: 1 CS: 0	PA: 37
PITCHER	IP	WLS	BF	H	R	ER	SO	BB	IBB	HBP	BLK	WP	HR	S	P	ERA	WHIP			
Randy Johnson, L ERA: 3.56 (1, 1)	7.2	W	32	6	3	3	8	4	0	0	0	0	0	12	18	0.00	0.750			
Brad Holman, R ERA: 4.15 (8, 1)	1.1	S	5	1	0	0	0	0	0	0	0	0	0	12	18	0.00	0.750			

Batter	1	2	3	4	5	6	7	8	9	10	AB	R	H	RBI	BB	SO	LOB	TOP							
Rich Amaral, R OBP: 0.344, SLG: 0.349 (1, 6)											5	0	2	1	0	2	1	Seattle Mariners @ Milwaukee Brewers Milwaukee County Stadium, Milwaukee, WI Sun Sep 12 1993, 4:33 AM EDT Att: 20,381 - Cloudy - 75 F							
Brian Turang, R OBP: 0.373, SLG: 0.416 (1, 7)											5	0	0	0	0	0	4								
Ken Griffey Jr., L OBP: 0.402, SLG: 0.615 (1, 8)											4	0	0	0	1	1	1								
Jay Buhner, R OBP: 0.385, SLG: 0.488 (1, 9)											4	0	0	1	1	0	2								
Mike Blowers, R OBP: 0.353, SLG: 0.502 (1, 5)											4	2	1	0	1	0	3								
Bret Boone, R OBP: 0.315, SLG: 0.472 (1, 4)											4	1	1	1	1	1	2								
Dave Magadan, L OBP: 0.387, SLG: 0.361 Marc Newfield, R OBP: 0.262, SLG: 0.328 Omar Vizquel, S OBP: 0.325, SLG: 0.302 (8, PH)											3	0	1	0	0	0	1								
Dave Valle, R OBP: 0.357, SLG: 0.397 (1, 2)											5	1	2	0	0	2	4								
Greg Litton, R OBP: 0.354, SLG: 0.453 (1, 10)											4	1	2	0	0	1	1								
Inning Stats	R: 0 E: 0 K: 1 S: 7	H: 1 LOB: 0 BB: 0 P: 10	R: 0 E: 0 K: 1 S: 9	H: 2 LOB: 2 BB: 0 P: 13	R: 0 E: 0 K: 1 S: 9	H: 1 LOB: 1 BB: 0 P: 12	R: 0 E: 1 K: 0 S: 8	H: 0 LOB: 1 BB: 0 P: 11	R: 2 E: 0 K: 0 S: 18	H: 3 LOB: 2 BB: 1 P: 33	R: 0 E: 0 K: 1 S: 9	H: 1 LOB: 1 BB: 0 P: 13	R: 0 E: 0 K: 0 S: 8	H: 0 LOB: 0 BB: 0 P: 12	R: 2 E: 1 K: 2 S: 12	H: 1 LOB: 0 BB: 1 P: 24	R: 0 E: 0 K: 1 S: 10		H: 0 LOB: 0 BB: 0 P: 13	R: 1 E: 2 K: 1 S: 13	H: 0 LOB: 2 BB: 2 P: 25	1B: 6 2B: 3 3B: 0 HR: 0	SF: 0 SAC: 0 DP: 1 HBP: 0	WP: 1 PB: 0 SB: 0 CS: 0	PA: 44
PITCHER	IP WLS BF H R ER SO	IP WLS BF H R ER SO	IP WLS BF H R ER SO	IP WLS BF H R ER SO	IP WLS BF H R ER SO	IP WLS BF H R ER SO	IP WLS BF H R ER SO	IP WLS BF H R ER SO	IP WLS BF H R ER SO	IP WLS BF H R ER SO	IP WLS BF H R ER SO	IP WLS BF H R ER SO	IP WLS BF H R ER SO	IP WLS BF H R ER SO	IP WLS BF H R ER SO	IP WLS BF H R ER SO	IP WLS BF H R ER SO	IP WLS BF H R ER SO	IP WLS BF H R ER SO	IP WLS BF H R ER SO	ERA WHIP	ERA WHIP			
Angel Miranda, L ERA: 3.14 (1, 1)	7.1	0	33	9	4	3	4	2	0	0	0	0	0	0	0	0	0	0	0	0	0	3.68	1.500		
Jesse Orosco, L ERA: 2.94 (8, 1)	2.1	0	10	0	1	0	3	1	1	0	0	0	0	0	0	0	0	0	0	0	0	0.00	0.429		
Mike Ignasiak, R ERA: 4.76 (10, 1)	0.1	0	1	0	0	0	1	0	0	0	0	0	0	0	0	0	0	0	0	0	0.00	0.000			

AB	40
R	5
H	9
RBI	3
BB	4
SO	8
LOB	21



Batter	1	2	3	4	5	6	7	8	9	10	AB	R	H	RBI	BB	SO	LOB	BOTTOM						
Darryl Hamilton, L OBP: 0.371, SLG: 0.418 (1, 7)											4	1	2	0	0	0	1	Seattle Mariners @ Milwaukee Brewers Milwaukee County Stadium, Milwaukee, WI Sun Sep 12 1993, 4:33 AM EDT Att: 20,381 - Cloudy - 75 F						
Kevin Seltzer, R OBP: 0.338, SLG: 0.385 (1, 5)											5	0	1	0	0	1	2							
B.J. Surhoff, L OBP: 0.313, SLG: 0.367 (1, 3)											5	0	2	0	0	1	2							
Greg Vaughn, R OBP: 0.375, SLG: 0.484 (1, 10)											4	0	1	0	1	2	3							
Robin Yount, R OBP: 0.313, SLG: 0.362 (1, 8)											4	2	2	1	0	1	3							
Pat Listach, S OBP: 0.318, SLG: 0.316 (1, 6)											3	1	2	1	1	0	0							
Dave Nilsson, L OBP: 0.317, SLG: 0.346 Dickie Thon, R OBP: 0.326, SLG: 0.333 Tom Lampkin, L OBP: 0.285, SLG: 0.340 (8, 2)											3	0	1	2	0	0	2							
Alex Diaz, S OBP: 0.244, SLG: 0.268 John Jaha, R OBP: 0.329, SLG: 0.404 (10, PH)											1	0	0	0	0	0	0							
Juan Bell, R OBP: 0.314, SLG: 0.337 Kevin Reimer, L OBP: 0.301, SLG: 0.398 Bill Spiers, L OBP: 0.302, SLG: 0.313 (9, 4)											3	0	1	0	0	1	2							
Inning Stats	R: 0 E: 0 K: 1 S: 14	H: 1 LOB: 2 BB: 1 P: 26	R: 0 E: 0 K: 0 S: 6	H: 0 LOB: 0 BB: 1 P: 12	R: 0 E: 0 K: 0 S: 8	H: 1 LOB: 1 BB: 0 P: 12	R: 1 E: 0 K: 1 S: 10	H: 2 LOB: 1 BB: 0 P: 16	R: 0 E: 0 K: 1 S: 7	H: 1 LOB: 1 BB: 0 P: 9	R: 2 E: 0 K: 1 S: 16	H: 4 LOB: 1 BB: 0 P: 21	R: 1 E: 0 K: 1 S: 15	H: 3 LOB: 3 BB: 0 P: 19	R: 0 E: 0 K: 0 S: 6	H: 0 LOB: 1 BB: 1 P: 13	R: 0 E: 0 K: 2 S: 9		H: 1 LOB: 1 BB: 0 P: 13	R: 0 E: 0 K: 0 S: 8	H: 0 LOB: 0 BB: 0 P: 8	1B: 10 2B: 3 3B: 0 HR: 0	SF: 1 SAC: 1 DP: 3 HBP: 1	WP: 1 PB: 0 SB: 0 CS: 0
PITCHER	IP WLS BF H R ER SO	IP WLS BF H R ER SO	IP WLS BF H R ER SO	IP WLS BF H R ER SO	IP WLS BF H R ER SO	IP WLS BF H R ER SO	IP WLS BF H R ER SO	IP WLS BF H R ER SO	IP WLS BF H R ER SO	IP WLS BF H R ER SO	IP WLS BF H R ER SO	IP WLS BF H R ER SO	IP WLS BF H R ER SO	IP WLS BF H R ER SO	IP WLS BF H R ER SO	IP WLS BF H R ER SO	IP WLS BF H R ER SO	IP WLS BF H R ER SO	IP WLS BF H R ER SO	IP WLS BF H R ER SO	ERA WHIP	ERA WHIP		
Dave Fleming, L ERA: 4.24 (1, 1)	6.0	0	30	12	4	4	3	2	0	0	0	0	0	0	0	0	0	0	0	0	6.00	2.333		
Jeff Nelson, R ERA: 4.3 (7, 1)	0.2	0	3	0	0	0	1	0	0	0	0	0	0	0	0	0	0	0	0	0	0.00	0.000		
Erik Platenberg, L ERA: 7.56 (7, 1)	0.1	0	1	0	0	0	0	0	0	0	0	0	0	0	0	0	0	0	0	0	0.00	0.000		
Ted Power, R ERA: 4.95 (8, 1)	3.0	0	10	1	0	0	2	1	0	0	0	0	0	0	0	0	0	0	0	0	0.00	0.667		

AB	38
R	4
H	13
RBI	4
BB	3
SO	6
LOB	20



Batter	1	2	3	4	5	6	7	8	9	AB	R	H	RBI	BB	SO	LOB	TOP					
Rich Amaral, R (1, 10) OBP: 0.348, SLG: 0.357 Larry Sheets, L (8, FH) OBP: 0.222, SLG: 0.125										4	2	3	1	0	0	0	Seattle Mariners @ California Angels Anaheim Stadium, Anaheim, CA Mon Sep 13 1993, 10:05 PM EDT Att: 15,657 - Unknown - 68 F					
Brian Turano, R (1, 7) OBP: 0.374, SLG: 0.415										5	1	2	0	0	1	1						
Ken Griffey Jr., L (1, 8) OBP: 0.401, SLG: 0.619 Mike Felder, S (7, 7)										3	1	1	2	0	0	2						
Jay Buhner, R (1, 9) OBP: 0.386, SLG: 0.488 Dann Howitt, L (7, 9)										4	1	2	1	0	1	1						
Mike Blowers, R (1, 5)										5	0	2	1	0	1	1						
Bret Boone, R (1, 4)										4	2	1	1	0	1	3						
Greg Litton, R (1, 3)										3	2	1	0	1	0	2						
Dave Valle, R (1, 2) Bill Haselman, R (9, 2)										3	1	2	4	1	1	0						
Omar Vizquel, S (1, 6)										4	0	0	0	0	1	3						
Inning Stats	R: 2 E: 0 K: 1 S: 12	H: 3 LOB: 1 BB: 0 P: 17	R: 0 E: 0 K: 1 S: 6	H: 0 LOB: 0 BB: 0 P: 6	R: 0 E: 0 K: 0 S: 5	H: 0 LOB: 0 BB: 0 P: 6	R: 3 E: 0 K: 1 S: 11	H: 2 LOB: 0 BB: 1 P: 19	R: 1 E: 0 K: 0 S: 8	H: 4 LOB: 2 BB: 0 P: 11	R: 1 E: 0 K: 0 S: 13	H: 2 LOB: 1 BB: 1 P: 23	R: 3 E: 0 K: 2 S: 18	H: 3 LOB: 1 BB: 0 P: 25	R: 0 E: 0 K: 1 S: 7	H: 0 LOB: 0 BB: 0 P: 10	R: 0 E: 0 K: 0 S: 7	H: 0 LOB: 0 BB: 0 P: 12	1B: 9 2B: 2 3B: 0 HR: 3	SF: 1 SAC: 0 DP: 2 HBP: 1	WP: 1 PB: 0 SB: 0 CS: 0	PA: 42
PITCHER	IP WLS BF H R ER SO BB IBB HBP BLK WP HR S P ERA WHIP																					
Mark Langston, L (1, 1) ERA: 2.96	4.2 L 23 9 6 6 3 1 0 0 0 0 0 2 40 56 11.57 2.143																					
Paul Swingle, R (5, 1) ERA: 5.09	1.1 6 2 1 1 0 1 0 0 0 0 0 0 15 26 6.75 2.250																					
John Farrell, R (7, 1) ERA: 7.78	2.0 10 3 3 3 3 0 0 1 0 0 1 1 25 35 13.50 1.500																					
Scott Lewis, R (9, 1) ERA: 4.35	1.0 3 0 0 0 0 0 0 0 0 0 0 0 7 12 0.00 0.000																					

Batter	1	2	3	4	5	6	7	8	9	AB	R	H	RBI	BB	SO	LOB	BOTTOM					
Luis Polonia, L (1, 7)										3	0	0	0	1	1	0	Seattle Mariners @ California Angels Anaheim Stadium, Anaheim, CA Mon Sep 13 1993, 10:05 PM EDT Att: 15,657 - Unknown - 68 F					
Chad Curtis, R (1, 8) Stan Javier, S (8, 8)										3	0	0	0	0	1	0						
Tim Salmon, R (1, 9) Jim Edmonds, L (8, 9)										3	0	1	0	0	1	0						
Chili Davis, S (1, 10)										4	1	1	0	0	1	1						
Torey Lovullo, S (1, 4)										3	0	0	0	1	1	1						
Rene Gonzales, R (1, 5)										3	0	1	0	0	1	1						
J.T. Snow, L (1, 3) OBP: 0.308, SLG: 0.367										2	0	0	1	1	0	2						
Chris Turner, R (1, 2) OBP: 0.357, SLG: 0.459										3	0	0	0	0	0	3						
Rod Correia, R (1, 6) OBP: 0.337, SLG: 0.345										3	0	1	0	0	0	0						
Inning Stats	R: 0 E: 0 K: 0 S: 6	H: 0 LOB: 0 BB: 0 P: 10	R: 1 E: 0 K: 0 S: 11	H: 2 LOB: 1 BB: 1 P: 22	R: 0 E: 0 K: 2 S: 8	H: 0 LOB: 0 BB: 0 P: 10	R: 0 E: 0 K: 1 S: 8	H: 1 LOB: 1 BB: 0 P: 11	R: 0 E: 0 K: 0 S: 6	H: 0 LOB: 0 BB: 0 P: 11	R: 0 E: 0 K: 1 S: 7	H: 0 LOB: 0 BB: 0 P: 8	R: 0 E: 0 K: 1 S: 6	H: 0 LOB: 0 BB: 0 P: 11	R: 0 E: 0 K: 1 S: 12	H: 1 LOB: 2 BB: 2 P: 23	R: 0 E: 0 K: 1 S: 7	H: 0 LOB: 0 BB: 0 P: 12	1B: 4 2B: 1 3B: 0 HR: 0	SF: 0 SAC: 0 DP: 2 HBP: 0	WP: 0 PB: 0 SB: 0 CS: 0	PA: 32
PITCHER	IP WLS BF H R ER SO BB IBB HBP BLK WP HR S P ERA WHIP																					
Chris Bosio, R (1, 1) ERA: 3.57	8.0 W 29 4 1 1 6 3 0 0 0 0 0 0 64 106 1.12 0.875																					
Steve Ontiveros, R (9, 1) ERA: 0.71	1.0 3 0 0 0 1 0 0 0 0 0 0 0 7 12 0.00 0.000																					

Batter	1	2	3	4	5	6	7	8	9	AB	R	H	RBI	BB	SO	LOB	TOP										
Rich Amaral, R OBP: 0.350, SLG: 0.361 (1, 10)	1-1 B5-3		0-1 1B		0-0 2B		0-0 P1			4	0	2	1	0	0	2											
Brian Turano, R OBP: 0.350, SLG: 0.398 (1, 7) (8, 5)	0-2 K		1-1 F7		0-1 G5-3			1-1 G6-3		4	0	0	0	0	1	2											
Ken Griffey Jr., L OBP: 0.369, SLG: 0.614 Dann Howitt, L OBP: 0.241, SLG: 0.357 (1, 8) (8, 8)	2-1 G4-1			2-1 G4-3		0-0 G4-3		1-2 F8		4	0	0	0	0	0	0											
Jay Buhner, R OBP: 0.385, SLG: 0.486 Marc Newfield, R OBP: 0.292, SLG: 0.328 (1, 9) (8, 7)		1-3 K		2-3 K		2-2 P2		0-0 1B		4	0	1	0	0	2	0											
Mike Blowers, R OBP: 0.363, SLG: 0.509 Chris Howard, R (1, 5) (8, 2)		3-3 K		3-1 HR		0-1 G1-5-3		0-2 G3-1		4	1	1	1	0	1	1											
Bret Boone, R OBP: 0.317, SLG: 0.485 Mike Felder, S OBP: 0.266, SLG: 0.276 (1, 4) (9, PH)		0-1 2B		2-2 P4			1-2 F7		0-0 G1-3	3	0	1	0	0	0	0											
Greg Litton, R OBP: 0.357, SLG: 0.448 Dave Magadan, L OBP: 0.388, SLG: 0.363 (1, 3) (9, PH)		2-3 K		2-2 P3			2-2 1B		0-1 1B	3	0	1	0	0	1	1											
Dave Valle, R OBP: 0.361, SLG: 0.407 Bill Haselman, R OBP: 0.317, SLG: 0.440 (1, 2) (5, 2) (8, 9)			1-1 P6		4-0 FC5-4 BB		2-2 1B		1-0 L4	1	0	0	0	1	0	0											
Larry Sheets, L OBP: 0.200, SLG: 0.111 (9, PH)							1-2 1B			1	0	0	0	0	0	1											
Omar Vizquel, S OBP: 0.320, SLG: 0.297 (1, 6)			3-2 F9		0-1 FC5-4 2B		1-0 P5		0-0 G6-3	4	1	0	0	0	0	4											
Inning Stats	R: 0 E: 0 K: 1 S: 7	H: 0 LOB: 0 BB: 0 P: 10	R: 0 E: 0 K: 3 S: 13	H: 1 LOB: 1 BB: 0 P: 19	R: 0 E: 0 K: 0 S: 10	H: 1 LOB: 0 BB: 0 P: 15	R: 1 E: 0 K: 1 S: 10	H: 1 LOB: 0 BB: 0 P: 19	R: 1 E: 0 K: 0 S: 8	H: 1 LOB: 1 BB: 1 P: 14	R: 0 E: 0 K: 0 S: 6	H: 0 LOB: 0 BB: 0 P: 8	R: 0 E: 0 K: 0 S: 14	H: 2 LOB: 2 BB: 0 P: 20	R: 0 E: 0 K: 0 S: 9	H: 1 LOB: 1 BB: 0 P: 11	R: 0 E: 0 K: 0 S: 5	H: 1 LOB: 1 BB: 0 P: 6	1B: 5 2B: 2 3B: 0 HR: 1	SF: 0 SAC: 0 DP: 0 HBP: 0	WP: 0 PB: 0 SB: 0 CS: 0	PA: 36					
PITCHER	IP	WLS	BF	H	R	ER	SO	BB	IBB	HBP	BLK	WP	HR	S	P	ERA	WHIP										
Joe Magrane, L ERA: 4.48 (1, 1)	7.0	W	28	6	2	2	5	1	0	0	0	0	1	68	105	2.57	1.000										
Scott Lewis, R ERA: 4.22 (8, 1)	1.0		4	1	0	0	0	0	0	0	0	0	0	9	11	0.00	1.000										
Joe Grahe, R ERA: 2.94 (9, 1)	1.0		4	1	0	0	0	0	0	0	0	0	0	5	6	0.00	1.000										

Seattle Mariners @ California Angels
Anaheim Stadium, Anaheim, CA
Tue Sep 14 1993, 10:05 PM EDT
Att: 18,101 - Unknown - 69 F

AB 35
R 2
H 8
RBI 2
BB 1
SO 5
LOB 11



Batter	1	2	3	4	5	6	7	8	9	AB	R	H	RBI	BB	SO	LOB	BOTTOM										
Luis Polonia, L OBP: 0.325, SLG: 0.329 J.T. Snow, L OBP: 0.308, SLG: 0.367 (1, 7) (8, 3)	2-2 G6-3	0-0 FC5-4 1B		0-0 BB WP 1B	1-1 FC6-4		0-0 L8			5	1	2	0	0	0	1											
Chad Curtis, R OBP: 0.369, SLG: 0.373 (1, 8)	1-2 G6-3	2-1 FC5-4		4-2 BB 1B	1-3 K		1-1 1B			4	2	1	0	1	1	3											
Jim Edmonds, L OBP: 0.182, SLG: 0.273 (1, 9)	1-1 F7		1-1 G1-4-3	1-3 K		3-2 E5 2B	1-0 1B			5	0	1	1	0	1	3											
Tim Salmon, R OBP: 0.379, SLG: 0.528 (1, 10)		2-0 1B SH1-3 1B	2-1 2B	4-2 1B E BB		0-1 2B	2-3 K			4	2	3	1	1	1	1											
Rene Gonzales, R OBP: 0.356, SLG: 0.335 (1, 5)		0-0 SH1-3	0-0 P2	1-2 E 1B		0-1 P6		3-3 K		4	0	1	2	0	1	3											
Chris Turner, R OBP: 0.382, SLG: 0.439 (1, 2)		2-0 1B E	3-1 G5-3	2-0 E7		4-1 BB		1-2 F8		4	1	1	0	1	0	2											
Stan Javier, S OBP: 0.335, SLG: 0.342 (1, 3) (8, 7)		1-2 E8 1B		0-3 E5 1B	0-3 K		4-1 BB		4-1 BB	4	2	2	1	1	1	5											
Torey Lovullo, S OBP: 0.319, SLG: 0.356 (1, 4)		0-0 FC5-4 1B		0-1 G6-3	4-1 FC6-4 BB		2-2 F8		0-1 G3	4	0	1	1	1	0	5											
Rod Correia, R OBP: 0.333, SLG: 0.341 (1, 6)		3-H FC5-4 1B		1-0 WP BB 1B	1-0 P3		2-1 G4-3			4	1	1	1	0	0	2											
Inning Stats	R: 0 E: 0 K: 0 S: 8	H: 0 LOB: 0 BB: 0 P: 12	R: 3 E: 1 K: 0 S: 11	H: 5 LOB: 2 BB: 0 P: 19	R: 0 E: 0 K: 0 S: 7	H: 1 LOB: 1 BB: 0 P: 13	R: 5 E: 2 K: 1 S: 23	H: 4 LOB: 2 BB: 2 P: 37	R: 0 E: 0 K: 1 S: 8	H: 0 LOB: 1 BB: 1 P: 14	R: 0 E: 1 K: 1 S: 15	H: 1 LOB: 3 BB: 1 P: 24	R: 1 E: 0 K: 1 S: 10	H: 2 LOB: 1 BB: 0 P: 16	R: 0 E: 0 K: 1 S: 12	H: 0 LOB: 1 BB: 1 P: 20	1B: 10 2B: 3 3B: 0 HR: 0	SF: 0 SAC: 1 DP: 0 HBP: 0	WP: 1 PB: 0 SB: 0 CS: 0	PA: 44							
PITCHER	IP	WLS	BF	H	R	ER	SO	BB	IBB	HBP	BLK	WP	HR	S	P	ERA	WHIP										
Erik Hanson, R ERA: 3.63 (1, 1)	3.2	L	23	10	8	7	1	2	0	0	0	0	0	45	75	17.18	3.273										
Roger Salkeld, R ERA: 3.39 (4, 1)	3.1		17	3	1	1	3	2	0	0	0	0	0	37	60	2.70	1.500										
Dwayne Henry, R ERA: 6.55 (8, 1)	1.0		4	0	0	0	1	1	0	0	0	0	0	12	20	0.00	1.000										

Seattle Mariners @ California Angels
Anaheim Stadium, Anaheim, CA
Tue Sep 14 1993, 10:05 PM EDT
Att: 18,101 - Unknown - 69 F

AB 38
R 9
H 13
RBI 7
BB 5
SO 5
LOB 25



Batter	1	2	3	4	5	6	7	8	9	AB	R	H	RBI	BB	SO	LOB	TOP			
Brian Turang, R OBP: 0.365, SLG: 0.412	1-1 SH3-1 G4-3 2B		0-1 1B			0-1 G5-3			2-2 P9	4	1	2	0	0	0	0				
Bret Boone, R OBP: 0.318, SLG: 0.485 Greg Litton, R OBP: 0.355, SLG: 0.445	0-0 SH3-1 2-3		1-1 1B			3-2 P3			0-1 F8	2	0	1	0	0	0	0				
Ken Griffey Jr., L OBP: 0.396, SLG: 0.611 Mackey Sasser, L OBP: 0.275, SLG: 0.331	1-0 G4-3		3-2 F9			0-0 F8			0-2 F8	3	0	0	1	0	0	2				
Jay Buhner, R OBP: 0.384, SLG: 0.484 Dann Howitt, L OBP: 0.254, SLG: 0.357	0-2 F9					0-2 G5-3				2	0	0	0	0	0	0				
Dave Magadan, L OBP: 0.386, SLG: 0.360		1-0 G1-3				1-0 F8			2-1 G4-6-3 BB	3	0	0	0	0	0	1				
Mike Blowers, R OBP: 0.381, SLG: 0.506 Marc Newfield, R OBP: 0.258, SLG: 0.323		2-2 G3-1				2-3 K			1-1 G6-3	2	0	0	0	0	1	0				
Larry Sheets, L OBP: 0.154, SLG: 0.083		1-0 P4				0-0 E9			2-2 G3	3	0	0	0	0	0	0				
Dave Valle, R OBP: 0.359, SLG: 0.404 Bill Haselman, R OBP: 0.314, SLG: 0.437			1-2 G6-3			1-0 P6			1-0 F8	2	0	0	0	0	0	1				
Omar Vizquel, S OBP: 0.319, SLG: 0.295			1-2 G4-1			1-1 G6-4-3			3-1 G6-3	3	0	0	0	0	0	1				
Inning Stats	R: 1 E: 0 K: 0 S: 7	H: 1 LOB: 0 BB: 0 P: 9	R: 0 E: 0 K: 0 S: 6	H: 0 LOB: 0 BB: 0 P: 10	R: 0 E: 0 K: 0 S: 14	H: 2 LOB: 2 BB: 0 P: 20	R: 0 E: 0 K: 1 S: 7	H: 0 LOB: 0 BB: 0 P: 10	R: 0 E: 1 K: 0 S: 4	H: 0 LOB: 0 BB: 0 P: 6	R: 0 E: 0 K: 0 S: 5	H: 0 LOB: 0 BB: 1 P: 12	R: 0 E: 0 K: 0 S: 8	H: 0 LOB: 0 BB: 0 P: 14	R: 0 E: 0 K: 0 S: 11	H: 0 LOB: 0 BB: 0 P: 13	1B: 2 2B: 1 3B: 0 HR: 0	SF: 0 SAC: 1 DP: 2 HBP: 0	WP: 0 PB: 0 SB: 0 CS: 0	PA: 30
PITCHER	IP WLS BF H R ER SO BB IBB HBP BLK WP HR S P ERA WHIP	IP WLS BF H R ER SO BB IBB HBP BLK WP HR S P ERA WHIP																		
Phil Lottich, R ERA: 3.76	(1, 1) 7.0 W 24 3 1 1 1 1 0 0 0 0 0 0 49 76 1.29 0.571	(8, 1) 1.0 3 0 0 0 0 0 0 0 0 0 0 0 0 8 14 0.00 0.000	(9, 1) 1.0 3 0 0 0 0 0 0 0 0 0 0 0 0 11 13 0.00 0.000																	

Seattle Mariners @ California Angels
Anaheim Stadium, Anaheim, CA
Wed Sep 15 1993, 10:05 PM EDT
Att: 15,617 - Unknown

AB	28
R	1
H	3
RBI	1
BB	1
SO	1
LOB	5



Batter	1	2	3	4	5	6	7	8	9	AB	R	H	RBI	BB	SO	LOB	BOTTOM				
Luis Polonia, L OBP: 0.326, SLG: 0.328	4-1 3B BB		0-2 G1-3			4-0 HR IBB			2-3 K	3	2	0	0	2	1	2					
Jim Edmonds, L OBP: 0.313, SLG: 0.500	1-2 HR 3B		1-2 1B			0-3 K			3-1 G3-1	5	2	3	1	0	1	3					
Tim Salmon, R OBP: 0.392, SLG: 0.536 Stan Javier, S OBP: 0.341, SLG: 0.354	4-0 HR BB		1-1 CS 1B			1-2 HR			2-2 FC6-4 1B	2	2	2	4	1	0	0					
Chili Davis, S OBP: 0.325, SLG: 0.435	1-2 HR		1-0 L7			3-2 1B			1-0 F9	5	2	3	6	0	0	2					
Rene Gonzales, R OBP: 0.351, SLG: 0.329	1-1 F7		3-2 G6-3			0-3 K			0-1 FC6-4	5	0	0	0	0	1	3					
Chris Turner, R OBP: 0.380, SLG: 0.432 Greg Myers, L OBP: 0.308, SLG: 0.385	1-2 G1-3					3-2 1B SH 1B			2-2 G3	3	1	1	0	0	0	0					
J.T. Snow, L OBP: 0.314, SLG: 0.373	1-0 1B					0-0 F7			0-1 FC6-4 1B	5	1	4	0	0	0	1					
Torey Lovullo, S OBP: 0.322, SLG: 0.362 Jim Walewander, S OBP: 0.308, SLG: 0.385	1-2 G3					1-0 SH HR 1B			0-0 FC6-4 1B	3	1	2	0	0	0	1					
Rod Correia, R OBP: 0.320, SLG: 0.326		1-3 K				0-0 SH HR 1B			0-3 K	4	1	0	2	0	2	3					
Inning Stats	R: 4 E: 0 K: 0 S: 19	H: 3 LOB: 1 BB: 2 P: 33	R: 0 E: 0 K: 1 S: 10	H: 1 LOB: 1 BB: 0 P: 12	R: 0 E: 0 K: 0 S: 9	H: 1 LOB: 0 BB: 0 P: 14	R: 5 E: 1 K: 2 S: 22	H: 4 LOB: 1 BB: 1 P: 34	R: 1 E: 0 K: 0 S: 10	H: 2 LOB: 1 BB: 0 P: 16	R: 0 E: 0 K: 0 S: 9	H: 1 LOB: 1 BB: 0 P: 15	R: 1 E: 0 K: 2 S: 13	H: 2 LOB: 1 BB: 0 P: 15	R: 4 E: 0 K: 0 S: 22	H: 5 LOB: 1 BB: 0 P: 31	1B: 11 2B: 3 3B: 1 HR: 4	SF: 1 SAC: 1 DP: 0 HBP: 0	WP: 0 PB: 0 SB: 0 CS: 1	PA: 45	
PITCHER	IP WLS BF H R ER SO BB IBB HBP BLK WP HR S P ERA WHIP	IP WLS BF H R ER SO BB IBB HBP BLK WP HR S P ERA WHIP																			
Tim Leary, R ERA: 5.4	(1, 1) 3.2 L 22 9 9 5 2 2 1 0 0 0 0 0 2 57 90 12.27 3.000	(4, 1) 1.1 6 2 1 1 1 0 0 0 0 0 0 0 0 13 19 6.75 1.500	(6, 1) 1.0 4 1 0 0 0 0 0 0 0 0 0 0 0 9 15 0.00 1.000	(7, 1) 1.0 5 2 1 1 2 0 0 0 0 0 0 1 13 15 9.00 2.000	(8, 1) 1.0 8 5 4 4 0 0 0 0 0 0 0 1 22 31 36.00 5.000																


Seattle Mariners @ California Angels
Anaheim Stadium, Anaheim, CA
Wed Sep 15 1993, 10:05 PM EDT
Att: 15,617 - Unknown


AB	40
R	15
H	19
RBI	15
BB	3
SO	5
LOB	16

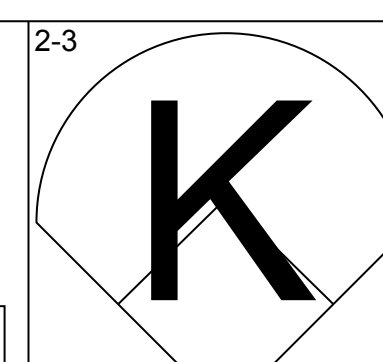
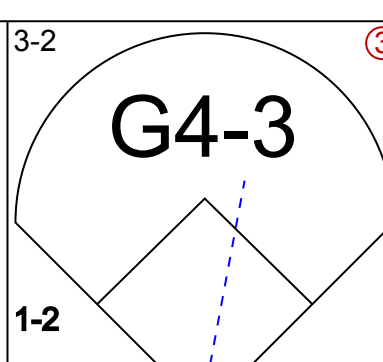
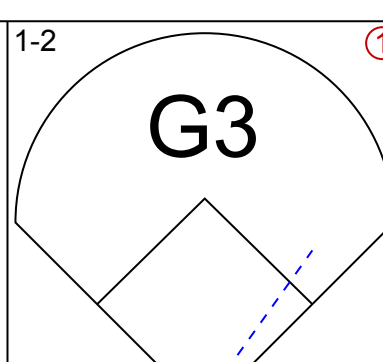
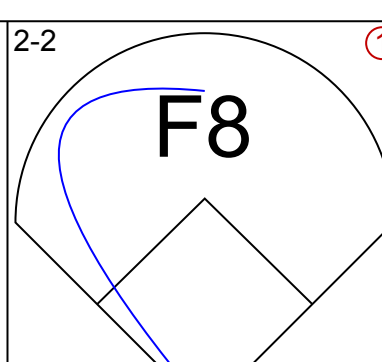
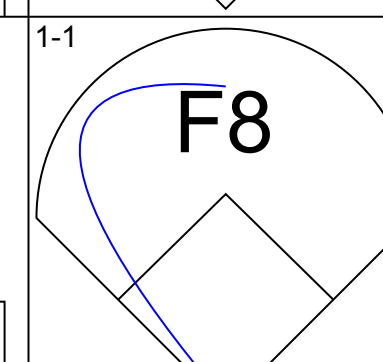
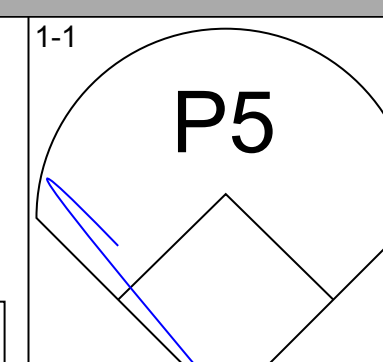
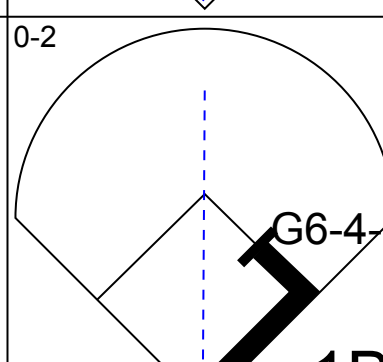
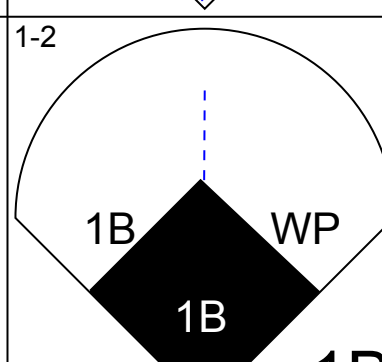
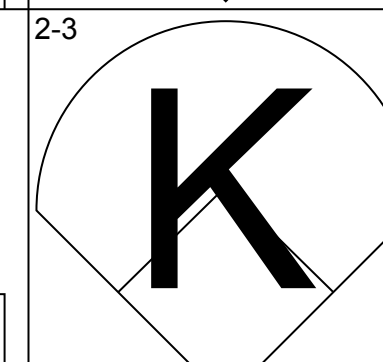
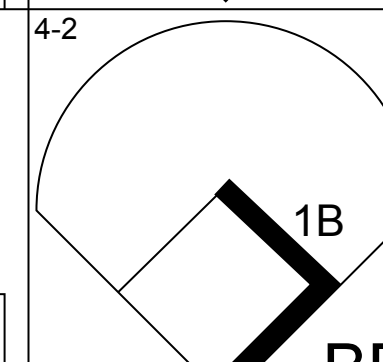
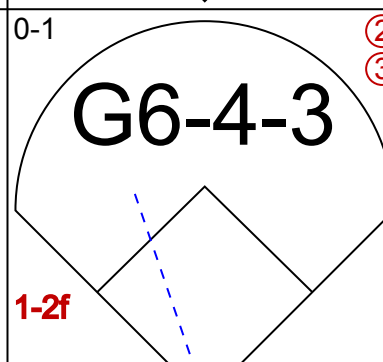
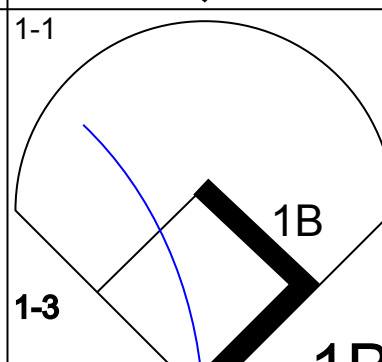
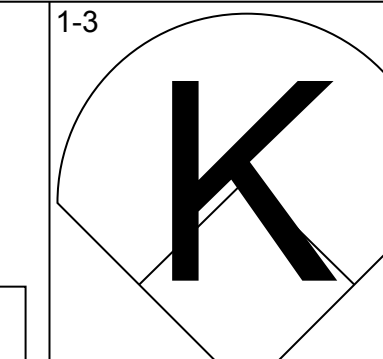
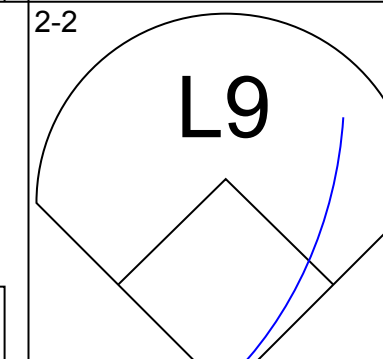
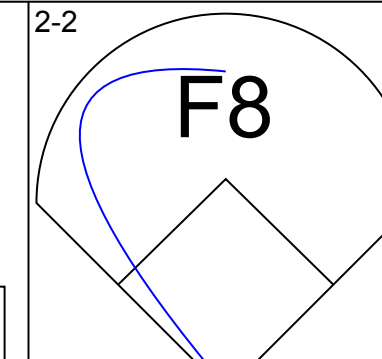
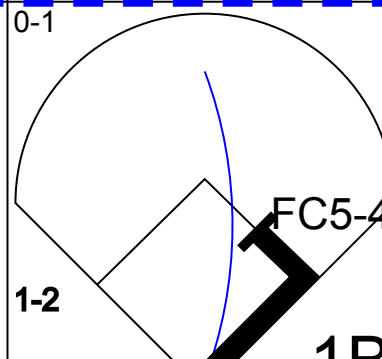

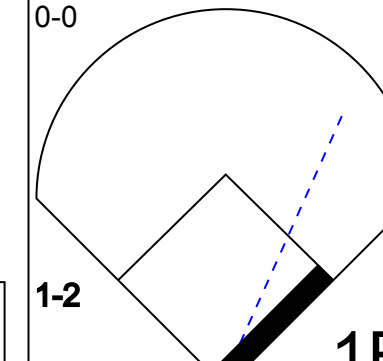
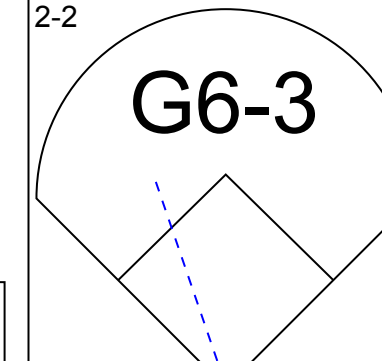
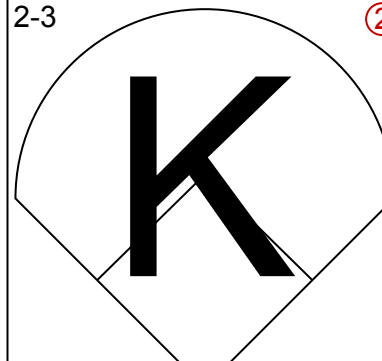
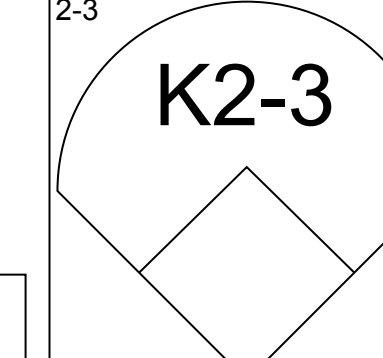
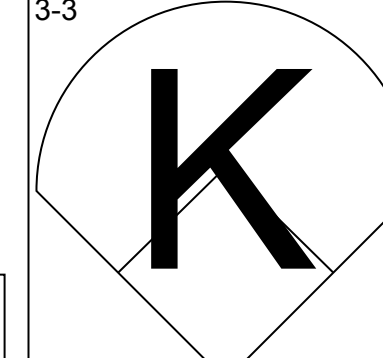
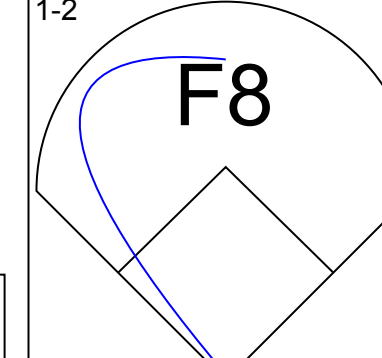
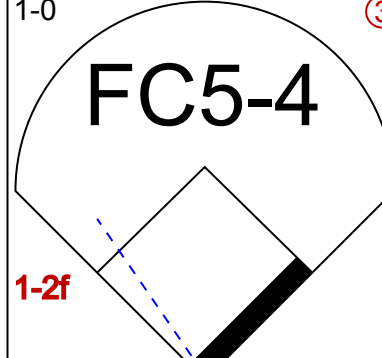
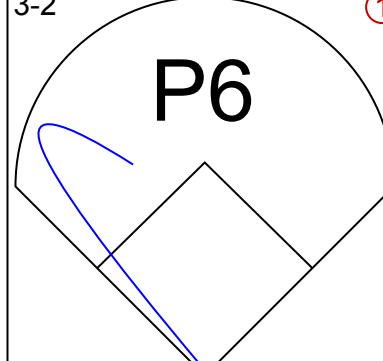
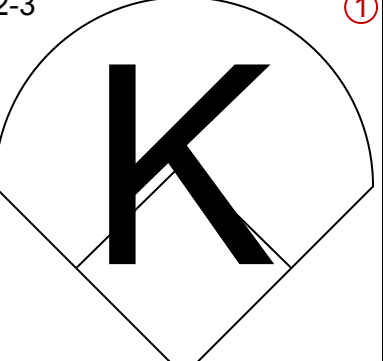
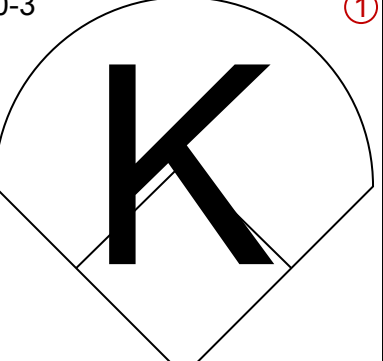
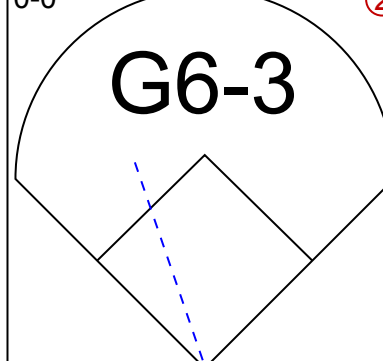
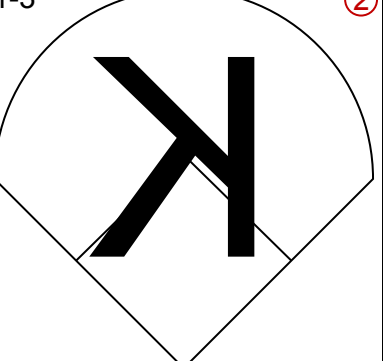
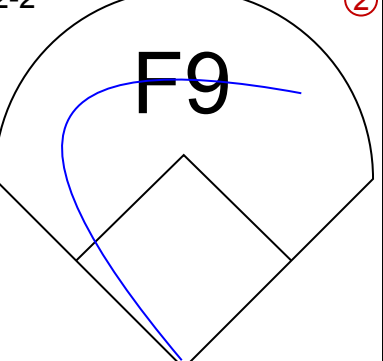
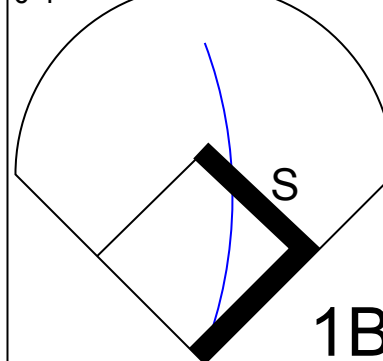
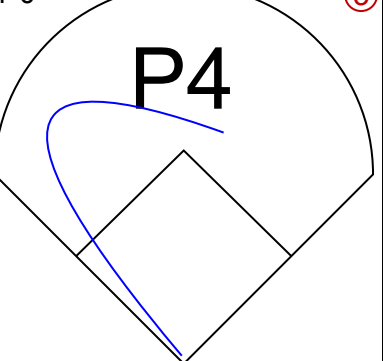
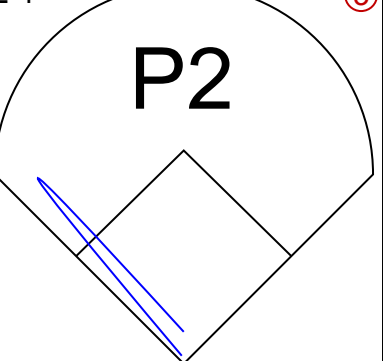


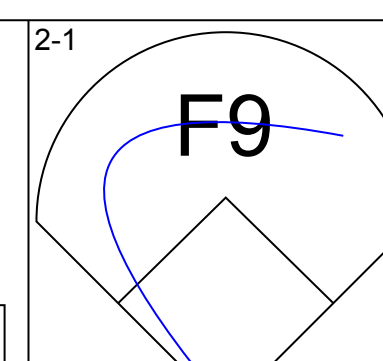
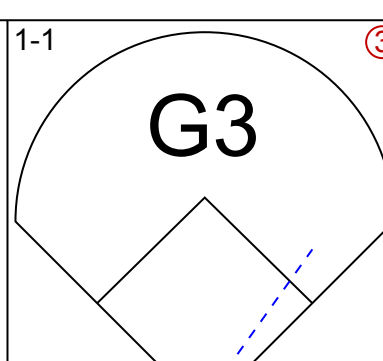
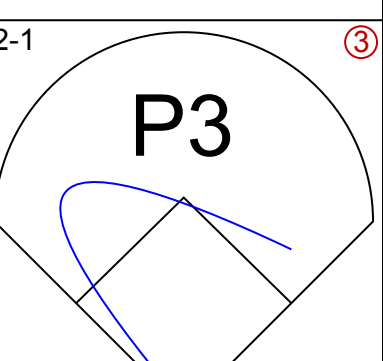
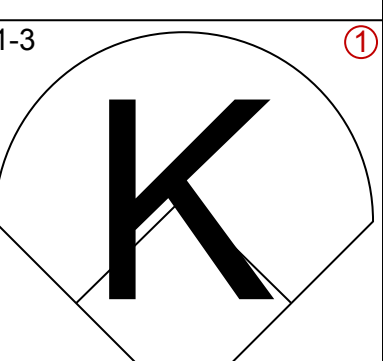
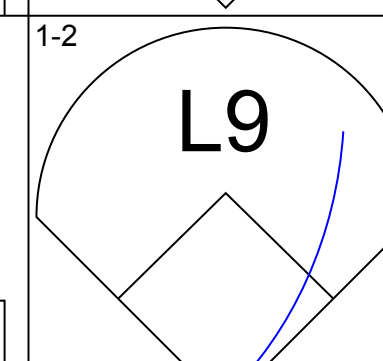
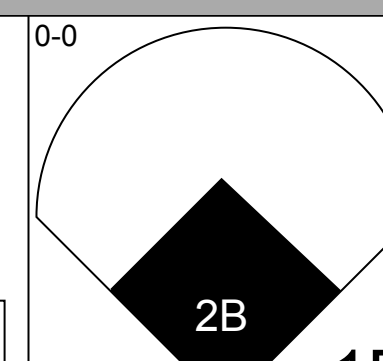
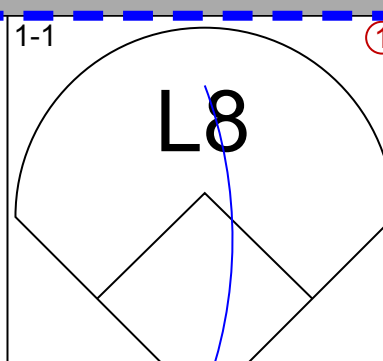
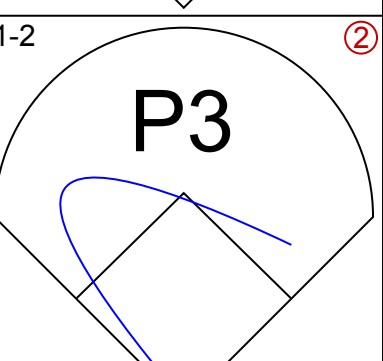
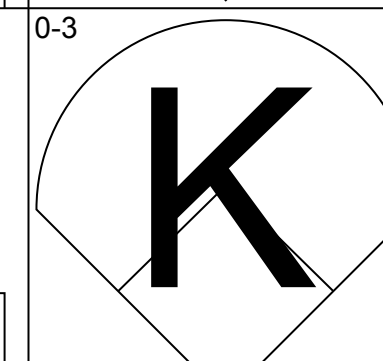
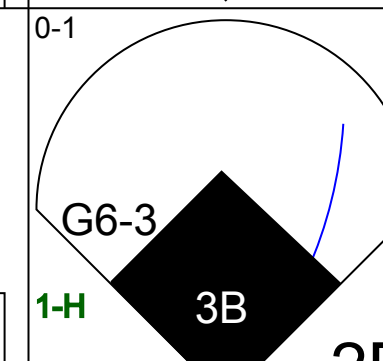
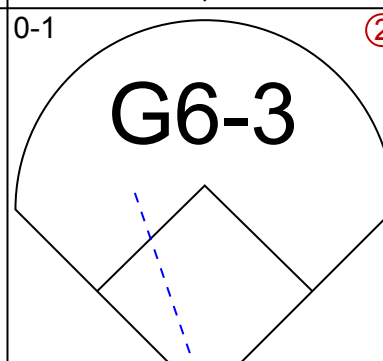
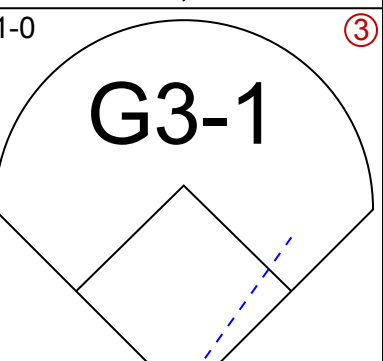
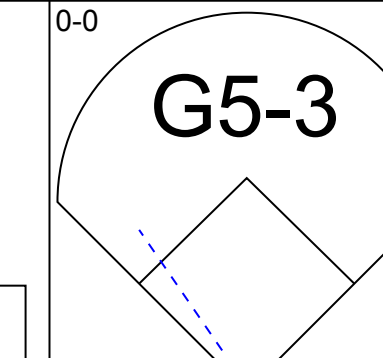
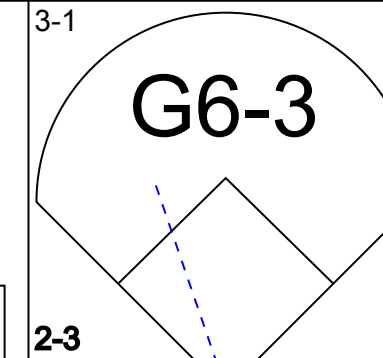
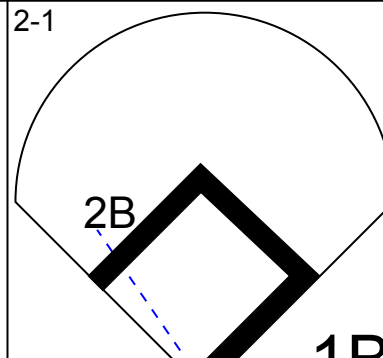
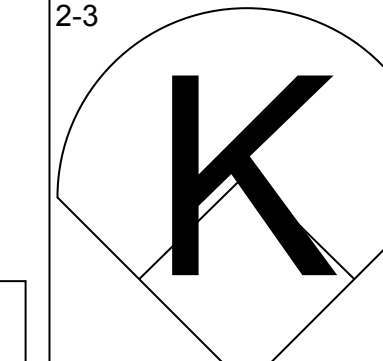
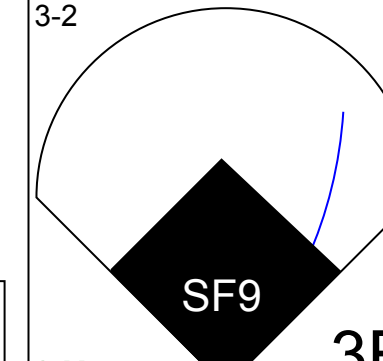
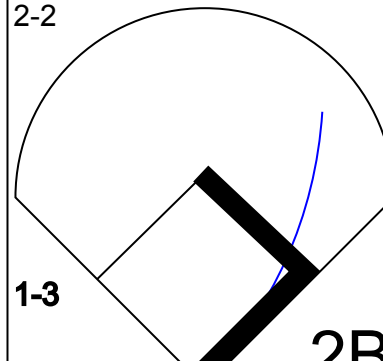
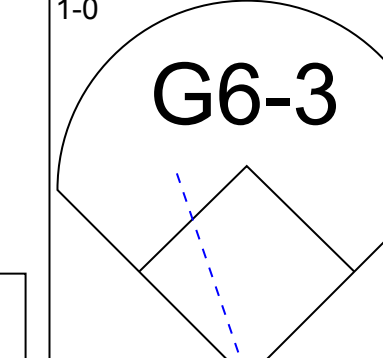
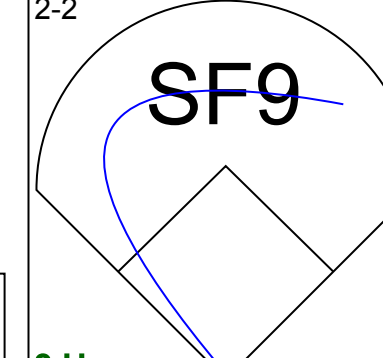
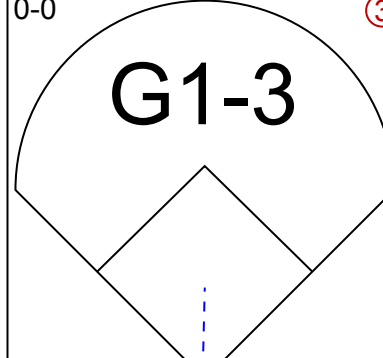
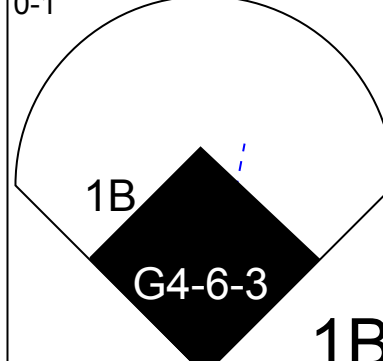
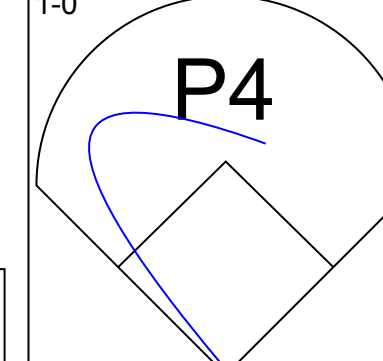
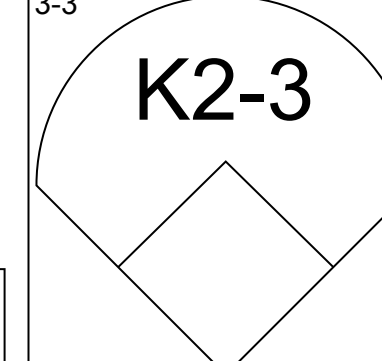
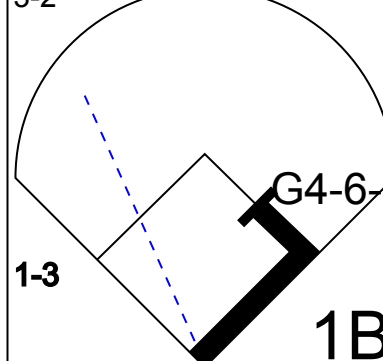
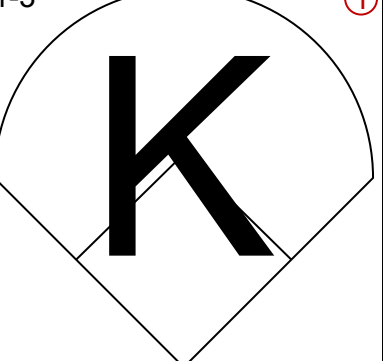
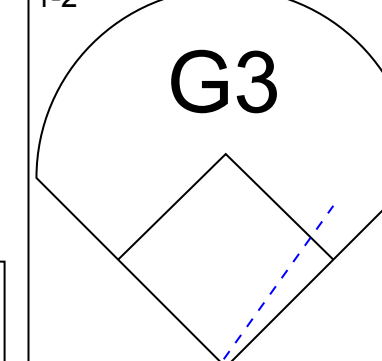
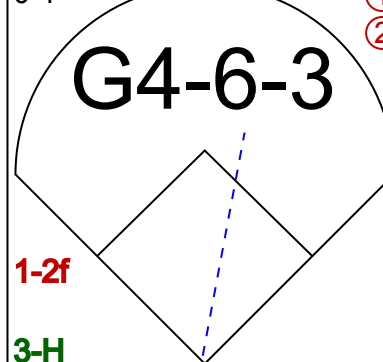
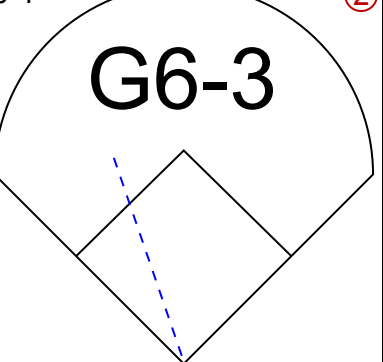
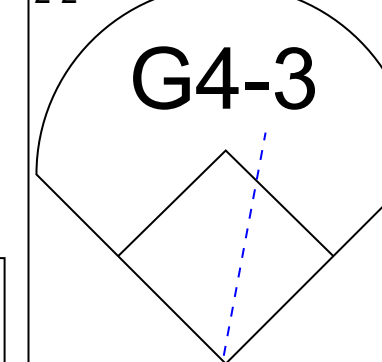
Batter	1	2	3	4	5	6	7	8	9	AB	R	H	RBI	BB	SO	LOB	TOP										
Greg Gagne, R OBP: 0.326, SLG: 0.413 Terry Shumpert, R (8, 4)	1-3 K		4-2 BB			2-3 K		0-3 K		3	0	0	0	1	3	1	Kansas City Royals @ Seattle Mariners The Kingdome, Seattle, WA Thu Sep 16 1993, 10:05 PM EDT Att. 14,125 - Dome										
Brian McRae, S OBP: 0.334, SLG: 0.433 David Howard, S OBP: 0.370, SLG: 0.417 (8, PH)	3-2 G5-3		1-3 K			0-3 K		3-2 2B		4	0	1	1	0	2	2											
Kevin McReynolds, R OBP: 0.317, SLG: 0.434 Phil Hiett, R OBP: 0.282, SLG: 0.366 (8, PH)	1-2 K			1-0 L8		2-2 P3		4-0 2B		3	0	0	0	1	1	0											
Mike Macfarlane, R OBP: 0.351, SLG: 0.503 Nelson Santovenia, R (5, 2)		3-3 K		1-1 F7			4-2 BB	1-1 P6		2	0	0	0	0	1	0											
Gary Gaetti, R OBP: 0.290, SLG: 0.422 Bob Hamelin, L (8, 3)		2-3 K		1-3 K			1-3 K		3-2 P5	3	0	0	0	0	3	1											
Hubie Brooks, R OBP: 0.328, SLG: 0.377 Kevin Koslofski, L (9, PH)	1-3 K				1-2 G4-3		0-3 K		2-2 P6	3	0	0	0	0	2	1											
Craig Wilson, R OBP: 0.324, SLG: 0.294 (8, 7)			0-3 K		3-2 G3-1		4-2 BB		3-1 2B	3	0	1	0	1	1	0											
Rico Rossy, R OBP: 0.315, SLG: 0.354 (8, 6)			4-1 BB		1-1 HBP		1-3 K		0-0 F9	2	0	0	0	1	1	3											
Keith Miller, R OBP: 0.223, SLG: 0.186 (1, 10)			1-1 F7		2-3 K			4-2 BB		2	1	0	0	1	1	2											
Inning Stats	R: 0 E: 0 K: 2 S: 11	H: 0 LOB: 0 BB: 0 P: 16	R: 0 E: 0 K: 3 S: 11	H: 0 LOB: 0 BB: 0 P: 17	R: 0 E: 0 K: 2 S: 13	H: 0 LOB: 2 BB: 0 P: 23	R: 0 E: 0 K: 1 S: 6	H: 0 LOB: 0 BB: 0 P: 9	R: 0 E: 0 K: 1 S: 10	H: 0 LOB: 1 BB: 0 P: 17	R: 0 E: 0 K: 2 S: 10	H: 0 LOB: 0 BB: 0 P: 14	R: 0 E: 0 K: 3 S: 15	H: 0 LOB: 2 BB: 2 P: 25	R: 1 E: 0 K: 0 S: 11	H: 1 LOB: 3 BB: 2 P: 23		R: 0 E: 0 K: 0 S: 10	H: 1 LOB: 1 BB: 0 P: 18	1B: 0 2B: 2 3B: 0 HR: 0	SF: 0 SAC: 0 DP: 0 HBP: 1	WP: 0 PB: 0 SB: 0 CS: 1	PA: 35				
PITCHER	IP	WLS	BF	H	R	ER	SO	BB	IBB	HBP	BLK	WP	HR	S	P	ERA	WHIP										
Randy Johnson, L ERA: 3.48 Jeff Nelson, R ERA: 4.33 Steve Ontiveros, R ERA: 1.2	7.1	W	30	1	1	1	15	6	0	1	0	0	0	85	141	1.23	0.955										

Batter	1	2	3	4	5	6	7	8	9	AB	R	H	RBI	BB	SO	LOB	BOTTOM										
Rich Amaral, R OBP: 0.352, SLG: 0.368 (1, 10)	2-1 L4-3		1-0 F9			2-3 K		0-0 G6-3		5	0	2	3	1	1	2	Kansas City Royals @ Seattle Mariners The Kingdome, Seattle, WA Thu Sep 16 1993, 10:05 PM EDT Att. 14,125 - Dome										
Brian Turano, R OBP: 0.372, SLG: 0.400 (9, 8)	2-1 L4-3	4-2 BB		1-3 K	0-1 P3		4-0 BB	4-2 BB		3	1	0	0	3	1	2											
Ken Griffey Jr., L OBP: 0.600, SLG: 0.610 Marc Newfield, R OBP: 0.254, SLG: 0.317 (9, 7)	4-2 BB	4-0 BB		4-0 SF7	1-1 G1-3		2-1 BB	2-2 FC5-4		2	2	1	0	3	0	1											
Jay Buhner, R OBP: 0.383, SLG: 0.481 Dann Howitt, L OBP: 0.254, SLG: 0.357 (9, 9)	1-3 K	0-0 F8		4-1 2B		0-0 G6-3	1-2 BB	0-1 F9		5	2	1	1	1	1	5											
Mike Blowers, R OBP: 0.369, SLG: 0.509 (1, 5)		4-2 BB		4-2 BB		0-1 BB	4-2 BB			2	4	2	0	3	0	0											
Bret Boone, R OBP: 0.325, SLG: 0.495 (1, 4)		3-2 F9		0-1 SF7		1-1 E7	0-2 BB			4	2	3	3	0	0	1											
Greg Litton, R OBP: 0.368, SLG: 0.462 (1, 3)		4-0 BB		0-0 BB		4-0 IBB	3-2 P3			3	2	2	4	2	0	2											
Dave Valle, R OBP: 0.360, SLG: 0.404 Bill Haselman, R OBP: 0.314, SLG: 0.437 (9, 2)		0-1 P3		1-2 BB		1-0 IBB	1-3 K			5	0	2	3	0	1	5											
Omar Vizquel, S OBP: 0.317, SLG: 0.295 (1, 6)		1-0 BB		0-1 G5-4-3		1-0 G4-3	1-1 F7	0-1 G5-3		5	1	1	0	0	0	5											
Inning Stats	R: 0 E: 0 K: 1 S: 9	H: 1 LOB: 1 BB: 1 P: 18	R: 3 E: 0 K: 0 S: 15	H: 2 LOB: 3 BB: 4 P: 37	R: 3 E: 0 K: 0 S: 9	H: 4 LOB: 0 BB: 0 P: 11	R: 3 E: 0 K: 1 S: 12	H: 1 LOB: 3 BB: 3 P: 27	R: 0 E: 0 K: 0 S: 5	H: 0 LOB: 1 BB: 1 P: 11	R: 2 E: 1 K: 1 S: 11	H: 3 LOB: 2 BB: 1 P: 20	R: 3 E: 0 K: 1 S: 20	H: 3 LOB: 2 BB: 2 P: 35	R: 0 E: 0 K: 0 S: 9	H: 0 LOB: 1 BB: 1 P: 15		1B: 10 2B: 4 3B: 1 HR: 0	SF: 1 SAC: 0 DP: 2 HBP: 0	WP: 0 PB: 1 SB: 2 CS: 0	PA: 49						
PITCHER	IP	WLS	BF	H	R	ER	SO	BB	IBB	HBP	BLK	WP	HR	S	P	ERA	WHIP										
Chris Haney, L ERA: 5.88 Mark Gardner, R ERA: 6.19 John Habyan, R ERA: 3.93 Jeff Granger, L ERA: 27.0 Greg Cadaret, L ERA: 4.47	2.0	L	17	7	6	6	1	5	0	0	0	0	0	15	31	13.50	2.000										

Batter	1	2	3	4	5	6	7	8	9	AB	R	H	RBI	BB	SO	LOB	TOP			
Felix Jose, S OBP: 0.305, SLG: 0.356 (1, 9)	G4-3		1-1 HR		1-0 SAFE 1-2 1B		0-0 L4			4	1	2	1	0	0	0	Kansas City Royals @ Seattle Mariners The Kingdome, Seattle, WA Sat Sep 18 1993, 10:05 PM EDT Att: 33,597 - Dome			
Brian McRae, S OBP: 0.331, SLG: 0.427 (1, 8)	FC4-6 BB		1-3		0-0 F7		0-1 G4-3			3	0	0	0	1	1	2				
George Brett, L OBP: 0.314, SLG: 0.427 (1, 10)	FC4-6 1-2		2-3 K2-3		0-1 L8		0-0 G6-4-3 1B			4	0	1	0	0	1	3				
Kevin McReynolds, R OBP: 0.317, SLG: 0.426 (1, 7)	F8				3-3 K		2-3 K		0-0 G6-4-3 1B	4	0	0	0	0	2	2				
Brent Mayne, L OBP: 0.312, SLG: 0.335 (1, 2)		2-1 G6-3		1-1 G1-3		0-2 P2		0-0 1B	4	0	1	0	0	0	0	0				
Bob Hamelin, L OBP: 0.333, SLG: 0.200 (1, 3)		3-1 F7		0-1 1B		4-2 FC6 BB		3-1 F8	3	0	1	0	1	0	0	0				
Craig Wilson, R OBP: 0.348, SLG: 0.310 (1, 5)		0-1 1B		1-3 K		0-0 FC6 1-2		2-0 G5-3	4	0	1	0	0	1	2	AB 31 R 1 H 6 RBI 1 BB 3 SO 5 LOB 10				
Greg Gagne, R OBP: 0.324, SLG: 0.409 (1, 6)		1-2 G3		0-0 G5-3		0-0 L8		0-0 L8	3	0	0	0	0	0	1	WP 0 PA 34 SB 0 CS 0				
Terry Shumpert, R (1, 4)			0-2 G5-3		4-0 1B BB		1-1 L4			2	0	0	0	1	0					
Inning Stats	R: 0 E: 0 K: 0 S: 9	H: 0 LOB: 1 BB: 1 P: 21	R: 0 E: 0 K: 0 S: 9	H: 1 LOB: 1 BB: 0 P: 15	R: 1 E: 0 K: 2 S: 11	H: 1 LOB: 0 BB: 0 P: 15	R: 0 E: 0 K: 2 S: 11	H: 1 LOB: 2 BB: 1 P: 16	R: 0 E: 0 K: 1 S: 10	H: 0 LOB: 1 BB: 1 P: 16	R: 0 E: 0 K: 0 S: 4	H: 0 LOB: 0 BB: 0 P: 5	R: 0 E: 0 K: 0 S: 4	H: 1 LOB: 0 BB: 0 P: 4	R: 0 E: 0 K: 0 S: 4	H: 1 LOB: 0 BB: 0 P: 9	1B: 5 2B: 0 3B: 0 HR: 1	SF: 0 SAC: 0 DP: 1 HBP: 0		
PITCHER Chris Bosio, R ERA: 3.42 (1, 1)	IP: 9.0 WLS: L BF: 34	H: 6 R: 1 ER: 1 SO: 5	BB: 3 IBB: 0 HBP: 0 BLK: 0	WP: 0 HR: 1 S: 67 P: 111	ERA: 1.00 WHIP: 1.000	PITCHER										IP: 9.0 WLS: W BF: 30	H: 3 R: 0 ER: 0 SO: 3	BB: 1 IBB: 0 HBP: 0 BLK: 0	WP: 0 HR: 0 S: 69 P: 113	ERA: 0.00 WHIP: 0.444

Batter	1	2	3	4	5	6	7	8	9	AB	R	H	RBI	BB	SO	LOB	BOTTOM			
Mike Felder, S OBP: 0.268, SLG: 0.281 (1, 7)	F7		3-1 F9			1-2 G6-3			3-2 F9	4	0	0	0	0	0	1	Kansas City Royals @ Seattle Mariners The Kingdome, Seattle, WA Sat Sep 18 1993, 10:05 PM EDT Att: 33,597 - Dome			
Dave Magadan, L OBP: 0.384, SLG: 0.357 (1, 3)	F8			1-2 F8		1-0 G3		1-0 F8	4	0	0	0	0	0	1	AB 27 R 0 H 3 RBI 0 BB 1 SO 3 LOB 7				
Ken Griffey Jr., L OBP: 0.399, SLG: 0.605 (1, 8)	P5		2-1 G6-4-3 1B		1-2 P5		2-1 F7		4	0	1	0	0	0	0					
Jay Buhner, R OBP: 0.380, SLG: 0.477 (1, 9)		3-2 G6-3		3-1 G6-4-3 1-2		2-3 K			3	0	0	0	0	1	1					
Mackey Sasser, L OBP: 0.275, SLG: 0.326 (1, 10)		1-2 1B		1-0 F9		0-0 G3			3	0	1	0	0	0	0					
Bret Boone, R OBP: 0.322, SLG: 0.484 (1, 4)		1-3 K		1-1 F7		0-0 SH1-4 1B		0-0 SH1-4	3	0	1	0	0	1	1					
Mike Blowers, R OBP: 0.362, SLG: 0.498 (1, 5)		2-2 G3		1-1 G5-3		2-1 SH1-4 BB		1-2 K	2	0	0	0	0	0	0					
Bill Haselman, R OBP: 0.317, SLG: 0.433 (8, PH) Larry Sheets, L OBP: 0.143, SLG: 0.077 (9, 2) Chris Howard, R (9, 2)			0-2 P6		4-2 G6-3 SH1-4 BB		1-3 K		3-1 G6-3	1	0	0	0	1	0	0				
Omar Vizquel, S OBP: 0.318, SLG: 0.296 (1, 6)			0-2 P5		0-0 SH1-4					2	0	0	0	0	1	WP 0 PA 30 SB 0 CS 0				
Inning Stats	R: 0 E: 0 K: 0 S: 7	H: 0 LOB: 0 BB: 0 P: 11	R: 0 E: 0 K: 1 S: 12	H: 1 LOB: 0 BB: 0 P: 19	R: 0 E: 0 K: 0 S: 8	H: 0 LOB: 0 BB: 0 P: 11	R: 0 E: 0 K: 0 S: 8	H: 1 LOB: 0 BB: 0 P: 14	R: 0 E: 0 K: 0 S: 5	H: 0 LOB: 0 BB: 0 P: 8	R: 0 E: 0 K: 1 S: 7	H: 0 LOB: 0 BB: 1 P: 13	R: 0 E: 0 K: 1 S: 7	H: 0 LOB: 0 BB: 0 P: 10	R: 0 E: 0 K: 1 S: 9	H: 1 LOB: 1 BB: 0 P: 15	R: 0 E: 0 K: 0 S: 6	H: 0 LOB: 0 BB: 0 P: 12	1B: 3 2B: 0 3B: 0 HR: 0	SF: 0 SAC: 2 DP: 1 HBP: 0
PITCHER Kevin Appier, R ERA: 2.62 (1, 1)	IP: 9.0 WLS: W BF: 30	H: 3 R: 0 ER: 0 SO: 3	BB: 1 IBB: 0 HBP: 0 BLK: 0	WP: 0 HR: 0 S: 69 P: 113	ERA: 0.00 WHIP: 0.444	PITCHER										IP: 9.0 WLS: W BF: 30	H: 3 R: 0 ER: 0 SO: 3	BB: 1 IBB: 0 HBP: 0 BLK: 0	WP: 0 HR: 0 S: 69 P: 113	ERA: 0.00 WHIP: 0.444

Batter	1	2	3	4	5	6	7	8	9	AB	R	H	RBI	BB	SO	LOB	TOP										
Felix Jose, S OBP: 0.302, SLG: 0.353 (1, 8)										4	0	0	0	0	1	1	Kansas City Royals @ Seattle Mariners The Kingdome, Seattle, WA Sun Sep 19, 1993, 6:33 AM EDT Att. 17,686 - Dome										
Greg Gagne, R OBP: 0.326, SLG: 0.410 (1, 6)										4	1	2	0	0	0	0											
George Brett, L OBP: 0.315, SLG: 0.426 (1, 10)										3	0	1	0	1	1	1											
Kevin McReynolds, R OBP: 0.316, SLG: 0.424 (1, 7)										4	0	1	1	0	1	1											
Chris Gwynn, L OBP: 0.353, SLG: 0.398 (1, 9)										4	0	1	0	0	2	2											
Gary Gaetti, R OBP: 0.285, SLG: 0.414 (1, 5)										4	0	0	0	0	2	4											
Bob Hamelin, L OBP: 0.222, SLG: 0.125 (1, 3)										3	0	0	0	0	2	0											
Brent Mayne, L OBP: 0.307, SLG: 0.330 (1, 2)										3	0	0	0	0	1	0											
Terry Shumpert, R OBP: 0.273, SLG: 0.111 (1, 4)										3	0	1	0	0	0	0											
Inning Stats	R: 0 E: 0 K: 2 S: 8	H: 0 LOB: 0 BB: 0 P: 13	R: 0 E: 0 K: 3 S: 10	H: 0 LOB: 0 BB: 0 P: 14	R: 0 E: 0 K: 0 S: 10	H: 1 LOB: 1 BB: 0 P: 15	R: 0 E: 0 K: 1 S: 14	H: 0 LOB: 0 BB: 0 P: 24	R: 0 E: 0 K: 2 S: 7	H: 0 LOB: 0 BB: 0 P: 11	R: 0 E: 0 K: 0 S: 10	H: 0 LOB: 0 BB: 0 P: 15	R: 0 E: 0 K: 1 S: 8	H: 0 LOB: 0 BB: 0 P: 12	R: 1 E: 0 K: 1 S: 15	H: 3 LOB: 2 BB: 0 P: 22	1B: 6 2B: 0 3B: 0 HR: 0	SF: 0 SAC: 0 DP: 1 HBP: 0	WP: 1 PB: 0 SB: 1 CS: 0	PA: 33							
PITCHER	IP	WLS	BF	H	R	ER	SO	BB	IBB	HBP	BLK	WP	HR	S	P	ERA	WHIP										
Erik Hanson, R ERA: 3.53 (1, 1)	8.1	W	30	5	1	1	9	1	0	0	0	1	0	84	126	1.08	0.720										
Ted Power, R ERA: 4.82 (9, 1)	0.2	S	3	1	0	0	1	0	0	0	0	0	0	6	9	0.00	1.500										

Batter	1	2	3	4	5	6	7	8	9	AB	R	H	RBI	BB	SO	LOB	BOTTOM										
Rich Amaral, R OBP: 0.349, SLG: 0.363 (1, 6)										4	0	0	0	0	1	0	Kansas City Royals @ Seattle Mariners The Kingdome, Seattle, WA Sun Sep 19, 1993, 6:33 AM EDT Att. 17,686 - Dome										
Brian Turano, R OBP: 0.365, SLG: 0.394 (1, 7)										4	1	1	0	0	0	0											
Ken Griffey Jr., L OBP: 0.398, SLG: 0.604 (1, 8)										4	1	1	1	0	1	0											
Jay Buhner, R OBP: 0.379, SLG: 0.477 (1, 9)										3	0	1	0	0	0	1											
Mike Blowers, R OBP: 0.365, SLG: 0.509 (1, 5)										3	1	2	1	0	1	0											
Bret Boone, R OBP: 0.318, SLG: 0.479 (1, 4)										2	0	0	1	0	0	2											
Greg Litton, R OBP: 0.370, SLG: 0.463 (1, 3)										3	1	1	0	0	1	0											
Marc Newfield, R OBP: 0.257, SLG: 0.318 (1, 10)										3	0	1	0	0	1	0											
Bill Haselman, R OBP: 0.310, SLG: 0.423 (1, 2)										3	0	0	0	0	0	1											
Inning Stats	R: 0 E: 0 K: 1 S: 8	H: 0 LOB: 0 BB: 0 P: 11	R: 0 E: 0 K: 1 S: 6	H: 0 LOB: 0 BB: 0 P: 9	R: 1 E: 0 K: 0 S: 10	H: 2 LOB: 0 BB: 0 P: 14	R: 3 E: 0 K: 0 S: 14	H: 3 LOB: 0 BB: 0 P: 23	R: 0 E: 0 K: 1 S: 7	H: 0 LOB: 0 BB: 0 P: 10	R: 0 E: 0 K: 0 S: 11	H: 2 LOB: 2 BB: 0 P: 15	R: 0 E: 0 K: 1 S: 9	H: 0 LOB: 0 BB: 0 P: 15	R: 0 E: 0 K: 1 S: 7	H: 0 LOB: 0 BB: 0 P: 10	1B: 4 2B: 2 3B: 1 HR: 0	SF: 1 SAC: 0 DP: 1 HBP: 0	WP: 0 PB: 0 SB: 0 CS: 0	PA: 30							
PITCHER	IP	WLS	BF	H	R	ER	SO	BB	IBB	HBP	BLK	WP	HR	S	P	ERA	WHIP										
Mike Magnante, L ERA: 4.38 (1, 1)	5.0	L	19	5	4	4	3	0	0	0	0	0	0	45	67	7.20	1.000										
Hipolito Pichardo, R ERA: 4.21 (6, 1)	3.0		11	2	0	0	2	0	0	0	0	0	0	27	40	0.00	0.667										



Batter	1	2	3	4	5	6	7	8	9	AB	R	H	RBI	BB	SO	LOB	TOP			
Chris James, R OBP: 0.339, SLG: 0.524 (1, 9)										4	0	0	0	0	2	1				
Doug Dasenczo, S OBP: 0.228, SLG: 0.287 (1, 7)										4	0	0	0	0	1	1				
Julio Franco, R OBP: 0.367, SLG: 0.446 (1, 10)										4	0	2	0	0	2	0				
John Russell, R OBP: 0.316, SLG: 0.412 (1, 3)										4	0	0	0	0	2	3				
Dean Palmer, R OBP: 0.325, SLG: 0.506 (1, 5)										4	0	0	0	0	2	2				
Donald Harris, R OBP: 0.283, SLG: 0.275 (1, 8)										3	0	0	0	0	1	1				
Ivan Rodriguez, R OBP: 0.316, SLG: 0.413 (1, 2)										3	0	0	0	0	1	0				
Billy Ripken, R OBP: 0.273, SLG: 0.220 (1, 4)										3	0	0	0	0	0	0				
Manuel Lee, S OBP: 0.270, SLG: 0.233 (1, 6)										2	0	1	0	1	0	0				
Inning Stats	R: 0 E: 0 K: 2 S: 9	H: 0 LOB: 0 BB: 0 P: 14	R: 0 E: 0 K: 1 S: 7	H: 0 LOB: 0 BB: 0 P: 11	R: 0 E: 0 K: 0 S: 16	H: 1 LOB: 0 BB: 0 P: 23	R: 0 E: 1 K: 1 S: 11	H: 1 LOB: 1 BB: 0 P: 18	R: 0 E: 0 K: 2 S: 12	H: 0 LOB: 1 BB: 0 P: 16	R: 0 E: 0 K: 2 S: 11	H: 1 LOB: 1 BB: 0 P: 18	R: 0 E: 0 K: 0 S: 13	H: 0 LOB: 1 BB: 1 P: 19	R: 0 E: 0 K: 2 S: 13	H: 0 LOB: 1 BB: 0 P: 15	1B: 3 2B: 0 3B: 0 HR: 0	SF: 0 SAC: 0 DP: 0 HBP: 0	WP: 1 PB: 1 SB: 0 CS: 1	PA: 33
PITCHER Randy Johnson, L ERA: 3.35 (1, 1)	IP: 9.0 WLS: W BF: 32 H: 3 R: 0 ER: 0 SO: 11 BB: 1 IBB: 0 HBP: 0 BLK: 0 WP: 1 HR: 0 S: 100 P: 147 ERA: 0.00 WHIP: 0.444															PITCHER				

Texas Rangers @ Seattle Mariners
The Kingdome, Seattle, WA
Tue Sep 21 1993, 10:05 PM EDT
Att: 14,781 - Dome

AB	31
R	0
H	3
RBI	0
BB	1
SO	11
LOB	8



Batter	1	2	3	4	5	6	7	8	9	AB	R	H	RBI	BB	SO	LOB	BOTTOM			
Rich Amaral, R OBP: 0.347, SLG: 0.364 (1, 10)										5	0	1	1	0	1	2				
Brian Turano, R OBP: 0.373, SLG: 0.393 (1, 7)										5	1	2	1	0	0	1				
Ken Griffey Jr., L OBP: 0.402, SLG: 0.610 (1, 8)										3	1	1	1	1	0	0				
Jay Buhner, R OBP: 0.380, SLG: 0.473 (1, 9)										2	2	1	0	2	0	0				
Mike Blowers, R OBP: 0.368, SLG: 0.507 (1, 5)										3	1	2	2	1	1	0				
Bret Boone, R OBP: 0.308, SLG: 0.462 (1, 4)										3	0	0	0	0	0	4				
Greg Litton, R OBP: 0.368, SLG: 0.455 (1, 3)										3	1	0	0	1	1	1				
Dave Valle, R OBP: 0.361, SLG: 0.404 (1, 2)										4	1	1	3	0	1	1				
Omar Vizquel, S OBP: 0.320, SLG: 0.298 (1, 6)										3	1	1	0	1	0	0				
Inning Stats	R: 0 E: 0 K: 0 S: 7	H: 2 LOB: 1 BB: 0 P: 10	R: 1 E: 1 K: 0 S: 14	H: 2 LOB: 1 BB: 0 P: 24	R: 1 E: 0 K: 0 S: 14	H: 2 LOB: 3 BB: 2 P: 34	R: 1 E: 0 K: 0 S: 11	H: 2 LOB: 1 BB: 0 P: 17	R: 1 E: 0 K: 1 S: 7	H: 1 LOB: 0 BB: 0 P: 11	R: 0 E: 0 K: 2 S: 8	H: 0 LOB: 0 BB: 0 P: 11	R: 0 E: 0 K: 0 S: 8	H: 0 LOB: 0 BB: 0 P: 11	R: 4 E: 0 K: 1 S: 11	H: 2 LOB: 2 BB: 4 P: 30	1B: 5 2B: 3 3B: 0 HR: 1	SF: 0 SAC: 1 DP: 0 HBP: 0	WP: 0 PB: 0 SB: 1 CS: 0	PA: 38
PITCHER Charlie Leibrandt, L ERA: 4.55 (1, 1)	IP: 3.2 WLS: L BF: 19 H: 6 R: 3 ER: 3 SO: 3 BB: 2 IBB: 0 HBP: 0 BLK: 0 WP: 0 HR: 0 S: 44 P: 82 ERA: 7.36 WHIP: 2.182															PITCHER				
Jeff Bronkney, R ERA: 4.5 (4, 1)	IP: 2.1 WLS: 8 BF: 1 H: 1 R: 1 ER: 1 SO: 3 BB: 0 IBB: 0 HBP: 0 BLK: 0 WP: 1 HR: 17 S: 25 P: 3.86 WHIP: 0.429															PITCHER				
Brian Bohanon, L ERA: 4.12 (7, 1)	IP: 2.0 WLS: 11 BF: 2 H: 4 R: 4 ER: 4 SO: 1 BB: 3 IBB: 1 HBP: 0 BLK: 0 WP: 0 HR: 19 S: 41 P: 18.00 WHIP: 2.500															PITCHER				

Texas Rangers @ Seattle Mariners
The Kingdome, Seattle, WA
Tue Sep 21 1993, 10:05 PM EDT
Att: 14,781 - Dome

AB	31
R	8
H	9
RBI	8
BB	6
SO	4
LOB	9



Batter	1	2	3	4	5	6	7	8	9	AB	R	H	RBI	BB	SO	LOB	TOP									
Donald Harris, R OBP: 0.263, SLG: 0.274 (1, 9)	F7			G5-3	K			SF8 BB		4	0	1	0	0	1	2	Texas Rangers @ Seattle Mariners The Kingdome, Seattle, WA Wed Sep 22 1993, 10:05 PM EDT Att: 40,184 - Dome									
Dan Peltier, L OBP: 0.362, SLG: 0.359 (9, PH)	F7			G5-3	K			SF8 BB		0	0	0	0	1	0	0										
Chris James, R OBP: 0.341, SLG: 0.513 (1, 7)	F8			1B BB	F8			FC5-4 BB	F7	3	1	0	0	2	0	4										
Rafael Palmeiro, L OBP: 0.377, SLG: 0.576 (1, 3)	L4			1B BB				K		4	0	1	0	0	1	3										
Julio Franco, R OBP: 0.366, SLG: 0.446 (1, 10)		K		1B				SF8		3	0	1	2	0	1	0										
Dean Palmer, R OBP: 0.323, SLG: 0.502 (1, 5)	P4			L6				FC5-4		4	0	0	0	0	1	3										
Ivan Rodriguez, R OBP: 0.315, SLG: 0.414 (1, 2)	G1-3				F7			L8	1B	4	1	1	0	0	0	0										
Doug Strange, S OBP: 0.318, SLG: 0.355 (1, 4)				K	2B			L9	G1-3	4	1	1	0	0	1	1										
Rob Ducey, L OBP: 0.388, SLG: 0.561 (5, PH)				K				P3	G6-3	1	0	0	0	0	1	0										
John Russell, R OBP: 0.318, SLG: 0.450 (5, 7)				K	2B			P3	G6-3	3	0	1	1	0	0	1										
Manuel Lee, S OBP: 0.280, SLG: 0.244 (1, 6)	G4-3			G4-3	1B			BB 1B SF8	1B	4	1	3	1	0	0	0										
Inning Stats	R: 0 E: 0 K: 0 S: 5	H: 0 LOB: 0 BB: 0 P: 9	R: 0 E: 0 K: 1 S: 7	H: 0 LOB: 0 BB: 0 P: 9	R: 0 E: 0 K: 2 S: 11	H: 0 LOB: 0 BB: 0 P: 15	R: 1 E: 0 K: 0 S: 12	H: 2 LOB: 1 BB: 1 P: 21	R: 1 E: 0 K: 1 S: 12	H: 3 LOB: 2 BB: 0 P: 15	R: 0 E: 0 K: 0 S: 7	H: 0 LOB: 0 BB: 0 P: 10	R: 0 E: 0 K: 0 S: 8	H: 0 LOB: 0 BB: 0 P: 10	R: 1 E: 0 K: 0 S: 15	H: 2 LOB: 2 BB: 1 P: 23	R: 1 E: 0 K: 0 S: 13	H: 2 LOB: 2 BB: 1 P: 21	1B: 6 2B: 3 3B: 0 HR: 0	SF: 1 SAC: 0 DP: 0 HBP: 0	WP: 0 PB: 0 SB: 0 CS: 0	PA: 38				
PITCHER	IP	WLS	BF	H	R	ER	SO	BB	IBB	HBP	BLK	WP	HR	S	P	ERA	WHIP									
Dave Fleming, L ERA: 4.44	(1, 1)	7.0	W	28	7	3	3	5	1	0	0	0	0	0	68	97	3.86	1.143								
Jeff Nelson, R ERA: 4.23	(8, 1)	0.0	1	0	0	0	0	1	0	0	0	0	0	2	6	∞	∞									
Kevin King, L ERA: 8.59	(8, 1)	0.1	1	0	0	0	1	0	0	0	0	0	0	3	3	0.00	0.000									
Ted Power, R ERA: 4.95	(8, 1)	1.2	S	8	2	1	1	0	1	0	0	0	0	17	27	5.40	1.800									

Batter	1	2	3	4	5	6	7	8	9	AB	R	H	RBI	BB	SO	LOB	BOTTOM								
Omar Vizquel, S OBP: 0.318, SLG: 0.297 (1, 6)	BB S	F7		G6-3	G4-3			F7		5	1	1	0	0	0	2	Texas Rangers @ Seattle Mariners The Kingdome, Seattle, WA Wed Sep 22 1993, 10:05 PM EDT Att: 40,184 - Dome								
Rich Amaral, R OBP: 0.348, SLG: 0.364 (1, 4)	BB BB	F7		P3				F9		3	1	1	0	1	0	0									
Mackey Sasser, L OBP: 0.277, SLG: 0.324 (8, PH)	BB BB	FC4-6		P3				K		1	0	0	0	0	1	1									
Bret Boone, R OBP: 0.308, SLG: 0.462 (9, 4)	HR BB	FC4-6		P3				K		0	0	0	0	0	0	0									
Ken Griffey Jr., L OBP: 0.402, SLG: 0.607 (1, 10)	HR BB	FC4-6		BB				K		2	1	0	0	2	1	1									
Jay Buhner, R OBP: 0.380, SLG: 0.470 (1, 9)	HR BB	K		G6-3				K		3	1	0	1	1	2	2									
Dann Howitt, L OBP: 0.254, SLG: 0.391 (1, 7)	HR			K				P6		4	1	1	4	0	1	0									
Dave Magadan, L OBP: 0.383, SLG: 0.357 (1, 3)	BB	BB		1B G6-3	1B			K		3	1	2	0	1	1	0									
Mike Blowers, R OBP: 0.369, SLG: 0.504 (1, 5)	G6-4-3	BB		G6-3	1B			F9		2	1	0	0	2	0	1									
Dave Valle, R OBP: 0.365, SLG: 0.408 (1, 2)	F7			G6-4	1B			SH1-4	1B	4	0	3	1	0	0	2									
Brian Turang, R OBP: 0.365, SLG: 0.383 (1, 8)	G6-4-3			FC6-4	1B			SH1-4		3	0	0	1	0	0	5									
Inning Stats	R: 5 E: 0 K: 0 S: 19	H: 2 LOB: 1 BB: 5 P: 41	R: 0 E: 0 K: 1 S: 13	H: 1 LOB: 0 BB: 0 P: 19	R: 0 E: 0 K: 1 S: 13	H: 2 LOB: 2 BB: 0 P: 20	R: 0 E: 0 K: 0 S: 6	H: 0 LOB: 1 BB: 1 P: 14	R: 2 E: 0 K: 0 S: 9	H: 2 LOB: 1 BB: 1 P: 15	R: 0 E: 0 K: 2 S: 10	H: 0 LOB: 0 BB: 0 P: 13	R: 0 E: 0 K: 1 S: 6	H: 0 LOB: 0 BB: 0 P: 8	R: 0 E: 0 K: 1 S: 13	H: 1 LOB: 1 BB: 0 P: 18	1B: 6 2B: 1 3B: 0 HR: 1	SF: 0 SAC: 1 DP: 1 HBP: 0	WP: 0 PB: 0 SB: 1 CS: 0	PA: 38					
PITCHER	IP	WLS	BF	H	R	ER	SO	BB	IBB	HBP	BLK	WP	HR	S	P	ERA	WHIP								
Nolan Ryan, R ERA: 4.88	(1, 1)	0.0	L	5	2	5	5	0	3	0	0	0	0	45	76	2.08	1.615								
Steve Dreyer, R ERA: 6.59	(1, 1)	4.1	19	4	1	1	2	3	0	0	0	0	0	8	15	9.00	2.000								
Matt Whiteside, R ERA: 4.11	(5, 1)	1.0	5	1	1	1	0	1	0	0	0	0	0	12	15	0.00	0.000								
Bob Patterson, L ERA: 4.3	(6, 1)	1.2	5	0	0	0	3	0	0	0	0	0	0	13	18	0.00	1.000								
Tom Henke, R ERA: 2.82	(8, 1)	1.0	4	1	0	0	1	0	0	0	0	0	0	13	18	0.00	1.000								

AB	34
R	4
H	9
RBI	4
BB	3
SO	6
LOB	14

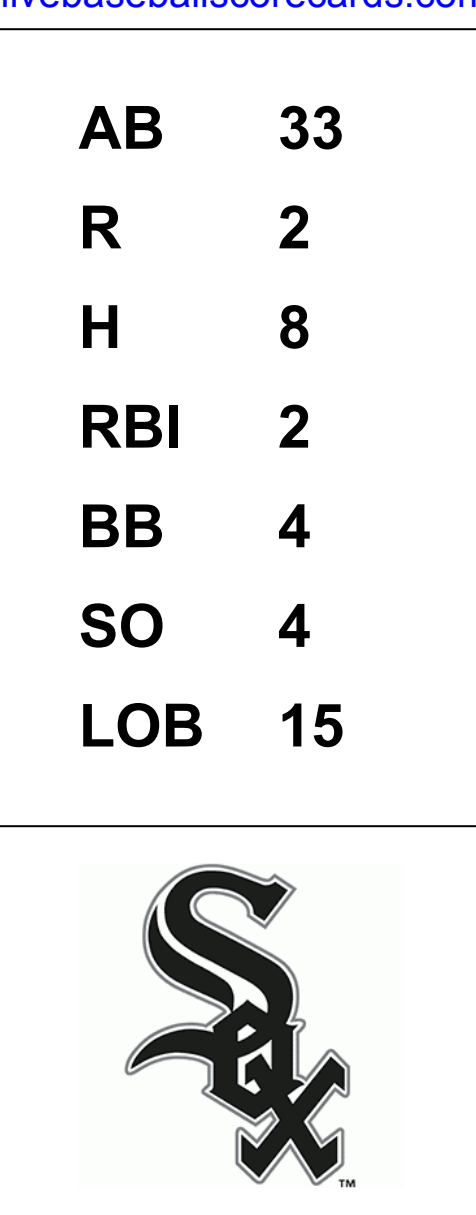


Batter	1	2	3	4	5	6	7	8	9	AB	R	H	RBI	BB	SO	LOB	TOP					
Mike Bordick, R OBP: 0.340, SLG: 0.320	G6-3		F9	G5-3			SF9 BB	HR BB		4	1	1	0	1	0	2	Oakland Athletics @ Seattle Mariners The Kingdome, Seattle, WA Sat Sep 25 1993, 10:05 PM EDT Att: 19,535 - Dome					
Dave Henderson, R OBP: 0.295, SLG: 0.394	1B		2B		P4		BB	P3		4	0	2	0	1	0	3						
Ruben Sierra, S OBP: 0.291, SLG: 0.393	K		K		F7		SF9	HR		4	1	1	5	0	2	2						
Mike Aldrete, L OBP: 0.360, SLG: 0.449	F8		G6-3		L8		FC6-4 BB	G3		4	0	0	0	1	0	2						
Brent Gates, S OBP: 0.346, SLG: 0.376		WP FC5-2 BB		1B 2B		K	FC6-4		L5	4	1	1	0	1	1	3						
Craig Panuette, R OBP: 0.295, SLG: 0.399	F8		F8		F8	K		G6-3 1B	K	5	1	1	0	0	2	2						
Scott Brosius, R OBP: 0.271, SLG: 0.364		S FC5-2 BB		S 1B		K		G6-3	L7	4	0	1	0	1	1	1						
Kurt Abbott, R OBP: 0.362, SLG: 0.545		FC5-2		S 1B			G4-3	1B HR 1B		4	1	2	2	0	0	2						
Henry Mercedes, R OBP: 0.231, SLG: 0.208	F9			K			BB SF9 HBP	HR 1B		3	2	1	0	0	1	4						
Inning Stats	R: 0 E: 0 K: 1 S: 10	H: 1 LOB: 1 BB: 0 P: 14	R: 0 E: 0 K: 0 S: 10	H: 0 LOB: 2 BB: 2 P: 20	R: 0 E: 0 K: 1 S: 10	H: 1 LOB: 1 BB: 0 P: 16	R: 1 E: 0 K: 1 S: 11	H: 3 LOB: 2 BB: 0 P: 15	R: 0 E: 0 K: 3 S: 12	H: 0 LOB: 0 BB: 0 P: 19	R: 0 E: 0 K: 3 S: 12	H: 0 LOB: 0 BB: 0 P: 19	R: 1 E: 0 K: 0 S: 15	H: 1 LOB: 3 BB: 2 P: 31	R: 5 E: 0 K: 0 S: 18	H: 4 LOB: 0 BB: 1 P: 30	R: 0 E: 0 K: 1 S: 12	H: 0 LOB: 0 BB: 0 P: 17	1B: 7 2B: 2 3B: 0 HR: 1	SF: 1 SAC: 0 DP: 0 HBP: 1	WP: 1 PB: 0 SB: 5 CS: 0	PA: 43
PITCHER	IP WLS BF H R ER SO BB IBB HBP BLK WP HR S P ERA WHIP																					
Erik Hanson, R ERA: 3.47	(1, 1) 6.0 25 5 1 1 6 2 0 0 0 1 0 60 95 1.50 1.167																					
Brad Holman, R ERA: 4.09	(7, 1) 0.1 3 1 1 1 0 0 0 1 0 0 0 7 14 27.00 3.000																					
Jeff Nelson, R ERA: 4.26	(7, 1) 0.0 1 0 0 0 0 1 0 0 0 0 0 2 6 ∞ ∞																					
Kevin King, L ERA: 7.88	(7, 1) 0.2 3 0 0 0 0 1 0 0 0 0 0 6 11 0.00 1.500																					
Ted Power, R ERA: 5.93	(8, 1) 1.0 L 8 4 5 5 0 1 0 0 0 0 1 18 30 45.00 5.000																					
Dwayne Henry, R ERA: 6.44	(9, 1) 1.0 3 0 0 0 1 0 0 0 0 0 0 7 16 27.00 3.000																					
Batter	1	2	3	4	5	6	7	8	9	AB	R	H	RBI	BB	SO	LOB	BOTTOM					
Mike Felder, S OBP: 0.264, SLG: 0.276	G4-3		F9	K			P4		F9	5	0	0	0	0	1	1	Oakland Athletics @ Seattle Mariners The Kingdome, Seattle, WA Sat Sep 25 1993, 10:05 PM EDT Att: 19,535 - Dome					
Bret Boone, R OBP: 0.304, SLG: 0.460	K		F9 2B		G5-3		G4-3		G5-3	5	0	1	0	0	1	0						
Ken Griffey Jr., L OBP: 0.406, SLG: 0.612				FC6 BB		S 2B BB		P5		1	1	0	0	3	0	0						
Jay Buhner, R OBP: 0.379, SLG: 0.469	F8		F9			1-H 2B		K		4	0	1	1	0	1	3						
Mackey Sasser, L OBP: 0.277, SLG: 0.322		P3-1	FC6			K		1B		4	0	1	0	0	1	3						
Mike Blowers, R OBP: 0.367, SLG: 0.496	F8			SH1-4 BB SF8 BB		P4		K		3	1	0	0	1	1	2						
Dave Magadan, L OBP: 0.389, SLG: 0.361		1B 2B		SH1-4 BB				1B		3	0	2	0	1	1	0						
Bill Haselman, R OBP: 0.318, SLG: 0.429				SH1-4				F8		3	0	2	0	0	0	2						
Rich Amaral, R OBP: 0.346, SLG: 0.361	F8			SF8				G5-3		3	0	0	1	0	1	3						
Inning Stats	R: 0 E: 0 K: 1 S: 9	H: 0 LOB: 1 BB: 1 P: 15	R: 0 E: 0 K: 0 S: 13	H: 2 LOB: 2 BB: 0 P: 23	R: 0 E: 0 K: 0 S: 8	H: 1 LOB: 2 BB: 1 P: 16	R: 1 E: 0 K: 1 S: 15	H: 0 LOB: 1 BB: 2 P: 27	R: 1 E: 0 K: 1 S: 13	H: 1 LOB: 1 BB: 1 P: 25	R: 0 E: 0 K: 2 S: 8	H: 1 LOB: 0 BB: 0 P: 12	R: 0 E: 0 K: 0 S: 9	H: 0 LOB: 0 BB: 0 P: 15	R: 0 E: 0 K: 2 S: 18	H: 2 LOB: 2 BB: 0 P: 27	R: 0 E: 0 K: 0 S: 6	H: 0 LOB: 0 BB: 0 P: 8	1B: 4 2B: 3 3B: 0 HR: 0	SF: 1 SAC: 1 DP: 0 HBP: 0	WP: 0 PB: 0 SB: 1 CS: 1	PA: 38
PITCHER	IP WLS BF H R ER SO BB IBB HBP BLK WP HR S P ERA WHIP																					
Todd Van Poppel, R ERA: 4.83	(1, 1) 5.0 24 4 2 2 3 5 0 0 0 0 0 0 8 12 0.00 1.000																					
Kelly Downs, R ERA: 5.15	(6, 1) 1.0 3 1 0 0 2 0 0 0 0 0 0 0 8 12 0.00 1.000																					
Vince Horsman, L ERA: 4.88	(7, 1) 1.0 W 3 0 0 0 0 0 0 0 0 0 0 0 9 15 0.00 0.000																					
Ed Nunez, R ERA: 3.93	(8, 1) 1.0 5 2 0 0 2 0 0 0 0 0 0 0 18 27 0.00 2.000																					
Rick Honeycutt, L ERA: 2.93	(9, 1) 1.0 3 0 0 0 0 0 0 0 0 0 0 0 6 8 0.00 0.000																					
Oakland Athletics																AB 36 R 7 H 10 RBI 7 BB 5 SO 7 LOB 21						
Seattle Mariners																AB 31 R 2 H 7 RBI 2 BB 5 SO 7 LOB 14						

Batter	1	2	3	4	5	6	7	8	9	AB	R	H	RBI	BB	SO	LOB	TOP										
Mike Felder, S OBP: 0.267, SLG: 0.277 (1, 7)										2	1	1	0	1	0	0	Seattle Mariners @ Chicago White Sox Comiskey Park, Chicago, IL Tue Sep 28 1993, 8:05 PM EDT Att: 34,813 - Unknown - 53 F										
Bret Boone, R OBP: 0.299, SLG: 0.458 (1, 4)										4	0	0	1	0	1	3											
Ken Griffey Jr., L OBP: 0.402, SLG: 0.602 (1, 8)										4	0	0	0	0	0	2											
Jay Buhner, R OBP: 0.381, SLG: 0.473 (1, 9)										3	1	1	2	1	2	0											
Mackey Sasser, L OBP: 0.278, SLG: 0.318 Greg Litton, R OBP: 0.366, SLG: 0.444 (5, PH)										1	1	0	0	1	0	0											
Dave Magadan, L OBP: 0.386, SLG: 0.363 (1, 3)										3	1	1	2	1	1	1											
Mike Blowers, R OBP: 0.365, SLG: 0.490 (1, 5)										4	0	2	0	0	0	1											
Dave Valle, R OBP: 0.356, SLG: 0.400 (1, 2)										4	0	0	0	0	1	2											
Omar Vizquel, S OBP: 0.318, SLG: 0.297 (1, 6)										3	1	1	0	0	0	0											
Inning Stats	R: 2 E: 1 K: 0 S: 16	H: 1 LOB: 0 BB: 1 P: 30	R: 0 E: 0 K: 0 S: 5	H: 0 LOB: 0 BB: 1 P: 13	R: 0 E: 0 K: 0 S: 6	H: 0 LOB: 0 BB: 0 P: 9	R: 2 E: 0 K: 1 S: 13	H: 2 LOB: 1 BB: 1 P: 22	R: 1 E: 2 K: 0 S: 12	H: 1 LOB: 1 BB: 1 P: 23	R: 0 E: 1 K: 1 S: 6	H: 1 LOB: 1 BB: 0 P: 13	R: 0 E: 0 K: 1 S: 5	H: 0 LOB: 0 BB: 0 P: 8	R: 0 E: 0 K: 1 S: 8	H: 0 LOB: 0 BB: 0 P: 15	R: 0 E: 0 K: 1 S: 6	H: 0 LOB: 0 BB: 0 P: 6	1B: 4 2B: 1 3B: 0 HR: 2	SF: 0 SAC: 1 DP: 2 HBP: 0	WP: 0 PB: 0 SB: 1 CS: 3	PA: 36					
PITCHER	IP	WLS	BF	H	R	ER	SO	BB	IBB	HBP	BLK	WP	HR	S	P	ERA	WHIP										
Scott Ruffcorn, R ERA: 8.1 (1, 1)	4.1	L	20	4	5	4	1	3	0	0	0	0	2	47	84	8.31	1.615										
Chris Howard, L ERA: (5, 1)	0.2		2	0	0	0	0	0	1	0	0	0	0	5	13	0.00	0.000										
Jeff Schwarz, R ERA: 3.78 (6, 1)	2.0		7	2	0	0	2	1	0	0	0	0	0	11	21	0.00	1.500										
Jose DeLeon, R ERA: 2.89 (8, 1)	1.0		3	0	0	0	1	0	0	0	0	0	0	8	15	0.00	0.000										
Brian Drahman, R ERA: (9, 1)	1.0		3	0	0	0	1	0	0	0	0	0	0	6	6	0.00	0.000										

Batter	1	2	3	4	5	6	7	8	9	AB	R	H	RBI	BB	SO	LOB	BOTTOM										
Steve Sax, R OBP: 0.285, SLG: 0.304 (1, 7)										5	0	0	0	0	1	4	Seattle Mariners @ Chicago White Sox Comiskey Park, Chicago, IL Tue Sep 28 1993, 8:05 PM EDT Att: 34,813 - Unknown - 53 F										
Joey Cora, S OBP: 0.348, SLG: 0.350 (1, 5)										3	0	1	0	1	0	2											
Warren Newson, L OBP: 0.405, SLG: 0.441 (1, 9)										3	1	1	1	1	0	1											
Ivan Calderon, R OBP: 0.275, SLG: 0.282 (1, 10)										4	0	0	0	0	0	2											
Dan Pasqua, L OBP: 0.293, SLG: 0.354 Drew Denson, S (8, PH)										3	1	1	0	0	1	0											
Norberto Martin, R OBP: 0.200, SLG: 0.200 (1, 4)										4	0	1	1	0	0	0											
Mike Huff, R OBP: 0.292, SLG: 0.308 (1, 8)										4	0	2	0	0	1	0											
Michael LaValliere, L OBP: 0.286, SLG: 0.283 (1, 2)										3	0	1	0	1	0	1											
Craig Grebeck, R OBP: 0.325, SLG: 0.287 (1, 6)										3	0	1	0	1	0	3											
Inning Stats	R: 0 E: 0 K: 1 S: 9	H: 1 LOB: 0 BB: 0 P: 12	R: 0 E: 0 K: 0 S: 4	H: 0 LOB: 0 BB: 0 P: 5	R: 0 E: 0 K: 0 S: 9	H: 2 LOB: 2 BB: 0 P: 16	R: 2 E: 0 K: 0 S: 13	H: 4 LOB: 2 BB: 1 P: 23	R: 0 E: 0 K: 1 S: 10	H: 0 LOB: 0 BB: 0 P: 12	R: 0 E: 0 K: 1 S: 7	H: 0 LOB: 0 BB: 0 P: 9	R: 0 E: 0 K: 1 S: 8	H: 0 LOB: 2 BB: 2 P: 20	R: 0 E: 1 K: 0 S: 12	H: 1 LOB: 2 BB: 1 P: 21	1B: 5 2B: 3 3B: 0 HR: 1	SF: 0 SAC: 0 DP: 2 HBP: 0	WP: 0 PB: 0 SB: 1 CS: 0	PA: 37							
PITCHER	IP	WLS	BF	H	R	ER	SO	BB	IBB	HBP	BLK	WP	HR	S	P	ERA	WHIP										
Tim Leary, R ERA: 5.03 (1, 1)	7.1		29	7	2	2	3	2	0	0	0	0	1	57	89	2.46	1.227										
Kevin King, L ERA: 6.75 (8, 1)	0.1		2	0	0	0	0	1	0	0	0	0	0	4	10	0.00	3.000										
Ted Power, R ERA: 5.74 (8, 1)	1.1	S	6	1	0	0	1	1	0	0	0	0	0	15	26	0.00	1.500										

AB	29
R	5
H	6
RBI	5
BB	5
SO	5
LOB	9



Batter	1	2	3	4	5	6	7	8	9	10	11	12	AB	R	H	RBI	BB	SO	LOB	TOP								
Mike Felder, S OBP: 0.263, SLG: 0.273 Brian Turang, R OBP: 0.347, SLG: 0.356	B1-3		F8		G4-3			K		F7		P4	5	0	0	0	0	1	1									
Bret Boone, R OBP: 0.300, SLG: 0.453	K							B2-3		G1-3			5	0	1	0	1	2	0									
Ken Griffey Jr., L OBP: 0.405, SLG: 0.610	G3-1											F8	6	1	4	2	0	0	2									
Jay Buhner, R OBP: 0.381, SLG: 0.472																												
Mackey Sasser, L OBP: 0.277, SLG: 0.313 Rich Amaral, R OBP: 0.345, SLG: 0.361																												
Dave Magadan, L OBP: 0.363, SLG: 0.360 Greg Litton, R OBP: 0.365, SLG: 0.442																												
Mike Blowers, R OBP: 0.360, SLG: 0.483																												
Dave Valle, R OBP: 0.358, SLG: 0.400 Dann Howitt, L OBP: 0.239, SLG: 0.368 Bill Haselman, R OBP: 0.318, SLG: 0.429																												
Omar Vizquel, S OBP: 0.317, SLG: 0.297																												
Inning Stats	R: 0 E: 0 K: 1 S: 10	H: 0 LOB: 0 BB: 15	R: 0 E: 0 K: 1 S: 15	H: 0 LOB: 1 BB: 24	R: 1 E: 0 K: 1 S: 14	H: 3 LOB: 2 BB: 0 P: 22	R: 0 E: 0 K: 0 S: 5	H: 0 LOB: 0 BB: 7	R: 0 E: 0 K: 0 S: 6	H: 0 LOB: 0 BB: 6	R: 0 E: 0 K: 2 S: 10	H: 1 LOB: 2 BB: 19	R: 0 E: 0 K: 2 S: 11	H: 0 LOB: 0 BB: 15	R: 1 E: 0 K: 1 S: 12	H: 2 LOB: 1 BB: 16	R: 0 E: 0 K: 1 S: 10	H: 1 LOB: 0 BB: 9	R: 0 E: 0 K: 0 S: 9	H: 1 LOB: 1 BB: 15	R: 0 E: 0 K: 0 S: 14	H: 1 LOB: 2 BB: 21	1B: 8 2B: 1 3B: 0 HR: 1	SF: 0 SAC: 1 DP: 0 HBP: 0	WP: 0 PB: 0 SB: 1 CS: 1	PA: 49		
PITCHER	IP WLS BF H R ER SO BB IBB HBP BLK WP HR S P ERA WHIP	IP WLS BF H R ER SO BB IBB HBP BLK WP HR S P ERA WHIP	IP WLS BF H R ER SO BB IBB HBP BLK WP HR S P ERA WHIP	IP WLS BF H R ER SO BB IBB HBP BLK WP HR S P ERA WHIP	IP WLS BF H R ER SO BB IBB HBP BLK WP HR S P ERA WHIP	IP WLS BF H R ER SO BB IBB HBP BLK WP HR S P ERA WHIP	IP WLS BF H R ER SO BB IBB HBP BLK WP HR S P ERA WHIP	IP WLS BF H R ER SO BB IBB HBP BLK WP HR S P ERA WHIP	IP WLS BF H R ER SO BB IBB HBP BLK WP HR S P ERA WHIP	IP WLS BF H R ER SO BB IBB HBP BLK WP HR S P ERA WHIP	IP WLS BF H R ER SO BB IBB HBP BLK WP HR S P ERA WHIP	IP WLS BF H R ER SO BB IBB HBP BLK WP HR S P ERA WHIP	IP WLS BF H R ER SO BB IBB HBP BLK WP HR S P ERA WHIP	IP WLS BF H R ER SO BB IBB HBP BLK WP HR S P ERA WHIP	IP WLS BF H R ER SO BB IBB HBP BLK WP HR S P ERA WHIP	IP WLS BF H R ER SO BB IBB HBP BLK WP HR S P ERA WHIP	IP WLS BF H R ER SO BB IBB HBP BLK WP HR S P ERA WHIP	IP WLS BF H R ER SO BB IBB HBP BLK WP HR S P ERA WHIP	IP WLS BF H R ER SO BB IBB HBP BLK WP HR S P ERA WHIP	IP WLS BF H R ER SO BB IBB HBP BLK WP HR S P ERA WHIP	IP WLS BF H R ER SO BB IBB HBP BLK WP HR S P ERA WHIP	IP WLS BF H R ER SO BB IBB HBP BLK WP HR S P ERA WHIP	IP WLS BF H R ER SO BB IBB HBP BLK WP HR S P ERA WHIP	IP WLS BF H R ER SO BB IBB HBP BLK WP HR S P ERA WHIP	IP WLS BF H R ER SO BB IBB HBP BLK WP HR S P ERA WHIP	IP WLS BF H R ER SO BB IBB HBP BLK WP HR S P ERA WHIP	IP WLS BF H R ER SO BB IBB HBP BLK WP HR S P ERA WHIP	IP WLS BF H R ER SO BB IBB HBP BLK WP HR S P ERA WHIP

Seattle Mariners @ Chicago White Sox
Comiskey Park, Chicago, IL
Wed Sep 29 1993, 8:05 PM EDT
Att. 29,752 - Unknown - 49 F

AB 44
R 2
H 10
RBI 2
BB 3
SO 9
LOB 17



Batter	1	2	3	4	5	6	7	8	9	10	11	12	AB	R	H	RBI	BB	SO	LOB	BOTTOM								
Tim Raines, S OBP: 0.403, SLG: 0.484	F7		F8					F8		F9		G3	6	0	1	0	0	0	1									
Joey Cora, S OBP: 0.350, SLG: 0.350	F8									L5			5	2	2	0	1	1	1									
Ellis Burks, R OBP: 0.355, SLG: 0.448	K												4	1	0	0	2	1	2									
Robin Ventura, L OBP: 0.377, SLG: 0.434																												
George Bell, R OBP: 0.251, SLG: 0.375 Norberto Martin, R OBP: 0.286, SLG: 0.286																												
Bo Jackson, R OBP: 0.286, SLG: 0.421 Mike Huff, R OBP: 0.292, SLG: 0.308																												
Dan Pasqua, L OBP: 0.302, SLG: 0.358																												
Ron Karkovics, R OBP: 0.290, SLG: 0.429 Warren Newton, L OBP: 0.395, SLG: 0.429 Michael LaValliere, L OBP: 0.353, SLG: 0.390																												
Craig Grebeck, R OBP: 0.322, SLG: 0.280																												
Inning Stats	R: 0 E: 0 K: 1 S: 7	H: 0 LOB: 0 BB: 10	R: 0 E: 0 K: 1 S: 9	H: 2 LOB: 2 BB: 16	R: 0 E: 0 K: 1 S: 9	H: 1 LOB: 0 BB: 14	R: 0 E: 0 K: 0 S: 7	H: 0 LOB: 0 BB: 9	R: 0 E: 1 K: 1 S: 12	H: 2 LOB: 3 BB: 19	R: 0 E: 0 K: 0 S: 6	H: 1 LOB: 1 BB: 17	R: 0 E: 0 K: 0 S: 7	H: 0 LOB: 0 BB: 11	R: 0 E: 0 K: 0 S: 5	H: 1 LOB: 2 BB: 11	R: 1 E: 0 K: 0 S: 7	H: 2 LOB: 2 BB: 15	1B: 9 2B: 3 3B: 0 HR: 0	SF: 0 SAC: 0 DP: 3 HBP: 0	WP: 0 PB: 1 SB: 0 CS: 0	PA: 50						
PITCHER	IP WLS BF H R ER SO BB IBB HBP BLK WP HR S P ERA WHIP	IP WLS BF H R ER SO BB IBB HBP BLK WP HR S P ERA WHIP	IP WLS BF H R ER SO BB IBB HBP BLK WP HR S P ERA WHIP	IP WLS BF H R ER SO BB IBB HBP BLK WP HR S P ERA WHIP	IP WLS BF H R ER SO BB IBB HBP BLK WP HR S P ERA WHIP	IP WLS BF H R ER SO BB IBB HBP BLK WP HR S P ERA WHIP	IP WLS BF H R ER SO BB IBB HBP BLK WP HR S P ERA WHIP	IP WLS BF H R ER SO BB IBB HBP BLK WP HR S P ERA WHIP	IP WLS BF H R ER SO BB IBB HBP BLK WP HR S P ERA WHIP	IP WLS BF H R ER SO BB IBB HBP BLK WP HR S P ERA WHIP	IP WLS BF H R ER SO BB IBB HBP BLK WP HR S P ERA WHIP	IP WLS BF H R ER SO BB IBB HBP BLK WP HR S P ERA WHIP	IP WLS BF H R ER SO BB IBB HBP BLK WP HR S P ERA WHIP	IP WLS BF H R ER SO BB IBB HBP BLK WP HR S P ERA WHIP	IP WLS BF H R ER SO BB IBB HBP BLK WP HR S P ERA WHIP	IP WLS BF H R ER SO BB IBB HBP BLK WP HR S P ERA WHIP	IP WLS BF H R ER SO BB IBB HBP BLK WP HR S P ERA WHIP	IP WLS BF H R ER SO BB IBB HBP BLK WP HR S P ERA WHIP	IP WLS BF H R ER SO BB IBB HBP BLK WP HR S P ERA WHIP	IP WLS BF H R ER SO BB IBB HBP BLK WP HR S P ERA WHIP	IP WLS BF H R ER SO BB IBB HBP BLK WP HR S P ERA WHIP	IP WLS BF H R ER SO BB IBB HBP BLK WP HR S P ERA WHIP	IP WLS BF H R ER SO BB IBB HBP BLK WP HR S P ERA WHIP	IP WLS BF H R ER SO BB IBB HBP BLK WP HR S P ERA WHIP	IP WLS BF H R ER SO BB IBB HBP BLK WP HR S P ERA WHIP	IP WLS BF H R ER SO BB IBB HBP BLK WP HR S P ERA WHIP	IP WLS BF H R ER SO BB IBB HBP BLK WP HR S P ERA WHIP	IP WLS BF H R ER SO BB IBB HBP BLK WP HR S P ERA WHIP

Seattle Mariners @ Chicago White Sox
Comiskey Park, Chicago, IL
Wed Sep 29 1993, 8:05 PM EDT
Att. 29,752 - Unknown - 49 F

AB 43
R 3
H 11
RBI 3
BB 7
SO 7
LOB 27



Batter	1	2	3	4	5	6	7	8	9	10	11	AB	R	H	RBI	BB	SO	LOB	TOP						
Mike Felder, S OBP: 0.265, SLG: 0.273 (1, 7)												4	0	1	1	1	2	2							
Bret Boone, R OBP: 0.298, SLG: 0.446 (1, 4)												4	0	0	0	1	1	3							
Ken Griffey Jr., L OBP: 0.496, SLG: 0.610 (1, 8)												5	0	3	0	0	0	2							
Jay Buhner, R OBP: 0.379, SLG: 0.469 (1, 9)												5	0	1	0	0	0	6							
Mackey Sasser, L OBP: 0.278, SLG: 0.314 Greg Litton, R OBP: 0.366, SLG: 0.448 Brian Turang, R OBP: 0.347, SLG: 0.356 (1, 10)												3	0	1	0	0	0	1							
Dave Magadan, L OBP: 0.351, SLG: 0.357 Rich Amaral, R OBP: 0.346, SLG: 0.363 (1, 3)												3	0	0	0	0	1	2							
Mike Blowers, R OBP: 0.363, SLG: 0.486 (1, 5)												4	1	2	1	1	2	0							
Dave Valle, R OBP: 0.355, SLG: 0.396 (1, 2)												5	0	0	0	0	0	6							
Omar Vizquel, S OBP: 0.316, SLG: 0.295 (1, 6)												4	0	0	0	1	1	2							
Inning Stats	R: 0 E: 0 K: 0 S: 5	H: 1 LOB: 1 BB: 2 P: 14	R: 0 E: 0 K: 2 S: 10	H: 0 LOB: 0 BB: 0 P: 14	R: 0 E: 0 K: 0 S: 7	H: 0 LOB: 0 BB: 0 P: 10	R: 0 E: 0 K: 1 S: 9	H: 1 LOB: 1 BB: 0 P: 9	R: 0 E: 0 K: 1 S: 9	H: 0 LOB: 0 BB: 0 P: 16	R: 0 E: 0 K: 2 S: 6	H: 2 LOB: 1 BB: 1 P: 14	R: 1 E: 0 K: 1 S: 12	H: 2 LOB: 1 BB: 0 P: 16	R: 0 E: 0 K: 0 S: 15	H: 2 LOB: 3 BB: 1 P: 22	R: 0 E: 1 K: 1 S: 12	H: 0 LOB: 2 BB: 0 P: 15	R: 1 E: 0 K: 0 S: 9	H: 2 LOB: 1 BB: 0 P: 11	1B: 8 2B: 2 3B: 0 HR: 0	SF: 0 SAC: 1 DP: 2 HBP: 0	WP: 0 PB: 0 SB: 0 CS: 2	PA: 45	
PITCHER	IP ERA WLS BF H R ER SO BB IBB HBP BLK WP HR S P ERA WHIP	IP ERA WLS BF H R ER SO BB IBB HBP BLK WP HR S P ERA WHIP	IP ERA WLS BF H R ER SO BB IBB HBP BLK WP HR S P ERA WHIP	IP ERA WLS BF H R ER SO BB IBB HBP BLK WP HR S P ERA WHIP	IP ERA WLS BF H R ER SO BB IBB HBP BLK WP HR S P ERA WHIP	IP ERA WLS BF H R ER SO BB IBB HBP BLK WP HR S P ERA WHIP	IP ERA WLS BF H R ER SO BB IBB HBP BLK WP HR S P ERA WHIP	IP ERA WLS BF H R ER SO BB IBB HBP BLK WP HR S P ERA WHIP	IP ERA WLS BF H R ER SO BB IBB HBP BLK WP HR S P ERA WHIP	IP ERA WLS BF H R ER SO BB IBB HBP BLK WP HR S P ERA WHIP	IP ERA WLS BF H R ER SO BB IBB HBP BLK WP HR S P ERA WHIP	IP ERA WLS BF H R ER SO BB IBB HBP BLK WP HR S P ERA WHIP	IP ERA WLS BF H R ER SO BB IBB HBP BLK WP HR S P ERA WHIP	IP ERA WLS BF H R ER SO BB IBB HBP BLK WP HR S P ERA WHIP	IP ERA WLS BF H R ER SO BB IBB HBP BLK WP HR S P ERA WHIP	IP ERA WLS BF H R ER SO BB IBB HBP BLK WP HR S P ERA WHIP	IP ERA WLS BF H R ER SO BB IBB HBP BLK WP HR S P ERA WHIP	IP ERA WLS BF H R ER SO BB IBB HBP BLK WP HR S P ERA WHIP	IP ERA WLS BF H R ER SO BB IBB HBP BLK WP HR S P ERA WHIP	IP ERA WLS BF H R ER SO BB IBB HBP BLK WP HR S P ERA WHIP	IP ERA WLS BF H R ER SO BB IBB HBP BLK WP HR S P ERA WHIP	IP ERA WLS BF H R ER SO BB IBB HBP BLK WP HR S P ERA WHIP	IP ERA WLS BF H R ER SO BB IBB HBP BLK WP HR S P ERA WHIP	IP ERA WLS BF H R ER SO BB IBB HBP BLK WP HR S P ERA WHIP	IP ERA WLS BF H R ER SO BB IBB HBP BLK WP HR S P ERA WHIP

Seattle Mariners @ Chicago White Sox
Comiskey Park, Chicago, IL
Thu Sep 30 1993, 8:05 PM EDT
Att: 32,566 - Unknown

AB 40
R 2
H 10
RBI 2
BB 4
SO 7
LOB 25



Batter	1	2	3	4	5	6	7	8	9	10	11	AB	R	H	RBI	BB	SO	LOB	BOTTOM						
Tim Raines, S OBP: 0.403, SLG: 0.483 (1, 7)												5	0	2	0	0	0	1							
Craig Grebeck, R OBP: 0.316, SLG: 0.274 (1, 6)												4	0	0	0	0	1	2							
Dan Pasqua, L OBP: 0.302, SLG: 0.364 Drew Denson, S (1, 3)												3	0	1	0	0	1	0							
Robin Ventura, L OBP: 0.377, SLG: 0.435 (1, 5)												5	1	2	0	0	1	1							
George Bell, R OBP: 0.248, SLG: 0.371 (1, 10)												5	0	0	0	0	1	3							
Bo Jackson, R OBP: 0.282, SLG: 0.415 (1, 9)												4	0	0	0	0	2	1							
Mike Huff, R OBP: 0.308, SLG: 0.293 (1, 8)												2	0	0	0	1	1	0							
Ron Karkovics, R OBP: 0.269, SLG: 0.428 Warren Newson, L OBP: 0.409, SLG: 0.444 Michael LaValliere, L OBP: 0.280, SLG: 0.277 (1, 2)												2	0	0	0	0	1	1							
Norberto Martin, R OBP: 0.364, SLG: 0.364 (1, 4)												4	0	2	0	0	0	3							
Inning Stats	R: 0 E: 0 K: 0 S: 6	H: 0 LOB: 0 BB: 0 P: 11	R: 0 E: 0 K: 2 S: 8	H: 0 LOB: 0 BB: 0 P: 14	R: 0 E: 0 K: 0 S: 7	H: 1 LOB: 1 BB: 0 P: 11	R: 0 E: 0 K: 1 S: 12	H: 2 LOB: 1 BB: 0 P: 19	R: 0 E: 0 K: 2 S: 6	H: 0 LOB: 0 BB: 0 P: 10	R: 1 E: 0 K: 0 S: 10	H: 2 LOB: 2 BB: 1 P: 21	R: 0 E: 0 K: 2 S: 10	H: 1 LOB: 1 BB: 0 P: 17	R: 0 E: 0 K: 1 S: 7	H: 0 LOB: 0 BB: 0 P: 11	R: 0 E: 0 K: 0 S: 10	H: 2 LOB: 1 BB: 0 P: 12	R: 0 E: 0 K: 0 S: 5	H: 0 LOB: 0 BB: 0 P: 8	1B: 6 2B: 2 3B: 0 HR: 0	SF: 0 SAC: 1 DP: 2 HBP: 1	WP: 0 PB: 0 SB: 0 CS: 0	PA: 41	
PITCHER	IP ERA WLS BF H R ER SO BB IBB HBP BLK WP HR S P ERA WHIP	IP ERA WLS BF H R ER SO BB IBB HBP BLK WP HR S P ERA WHIP	IP ERA WLS BF H R ER SO BB IBB HBP BLK WP HR S P ERA WHIP	IP ERA WLS BF H R ER SO BB IBB HBP BLK WP HR S P ERA WHIP	IP ERA WLS BF H R ER SO BB IBB HBP BLK WP HR S P ERA WHIP	IP ERA WLS BF H R ER SO BB IBB HBP BLK WP HR S P ERA WHIP	IP ERA WLS BF H R ER SO BB IBB HBP BLK WP HR S P ERA WHIP	IP ERA WLS BF H R ER SO BB IBB HBP BLK WP HR S P ERA WHIP	IP ERA WLS BF H R ER SO BB IBB HBP BLK WP HR S P ERA WHIP	IP ERA WLS BF H R ER SO BB IBB HBP BLK WP HR S P ERA WHIP	IP ERA WLS BF H R ER SO BB IBB HBP BLK WP HR S P ERA WHIP	IP ERA WLS BF H R ER SO BB IBB HBP BLK WP HR S P ERA WHIP	IP ERA WLS BF H R ER SO BB IBB HBP BLK WP HR S P ERA WHIP	IP ERA WLS BF H R ER SO BB IBB HBP BLK WP HR S P ERA WHIP	IP ERA WLS BF H R ER SO BB IBB HBP BLK WP HR S P ERA WHIP	IP ERA WLS BF H R ER SO BB IBB HBP BLK WP HR S P ERA WHIP	IP ERA WLS BF H R ER SO BB IBB HBP BLK WP HR S P ERA WHIP	IP ERA WLS BF H R ER SO BB IBB HBP BLK WP HR S P ERA WHIP	IP ERA WLS BF H R ER SO BB IBB HBP BLK WP HR S P ERA WHIP	IP ERA WLS BF H R ER SO BB IBB HBP BLK WP HR S P ERA WHIP	IP ERA WLS BF H R ER SO BB IBB HBP BLK WP HR S P ERA WHIP	IP ERA WLS BF H R ER SO BB IBB HBP BLK WP HR S P ERA WHIP	IP ERA WLS BF H R ER SO BB IBB HBP BLK WP HR S P ERA WHIP	IP ERA WLS BF H R ER SO BB IBB HBP BLK WP HR S P ERA WHIP	IP ERA WLS BF H R ER SO BB IBB HBP BLK WP HR S P ERA WHIP

Seattle Mariners @ Chicago White Sox
Comiskey Park, Chicago, IL
Thu Sep 30 1993, 8:05 PM EDT
Att: 32,566 - Unknown

AB 38
R 1
H 8
RBI 1
BB 1
SO 9
LOB 13



Batter	1	2	3	4	5	6	7	8	9	AB	R	H	RBI	BB	SO	LOB	TOP										
Mike Felder, S OBP: 0.262, SLG: 0.269 (1, 7)	P5	P6			G4-3		P2-3		F8	5	0	0	0	0	0	4	Seattle Mariners @ Minnesota Twins Hubert H. Humphrey Metrodome, Minneapolis, MN Fri Oct 01 1993, 8:05 PM EDT Att. 44,128 - Dome										
Bret Boone, R OBP: 0.307, SLG: 0.452 (1, 4)	2B PB SF8 1B		G1-3		FC4-6 1B			HR 1B	2B 1B	5	3	4	1	0	0												
Ken Griffey Jr., L OBP: 0.408, SLG: 0.618 (1, 8)	SF8 2B		L9		FC4-6 1B			HR	1B 2B	5	2	3	2	0	0	1											
Jay Buhner, R OBP: 0.380, SLG: 0.471 (1, 9)	SF8		K		K			2B 2B	2B 1B	4	1	2	2	0	2	1											
Mackey Sasser, L OBP: 0.274, SLG: 0.309 Greg Litton, R OBP: 0.366, SLG: 0.448 Larry Sheets, L OBP: 0.250, SLG: 0.176 Rich Amaral, R OBP: 0.348, SLG: 0.367 (1, 10)	K			K2-3		L8		2B 2B	2B 2B	3	0	0	0	0	2	1											
Dave Magadan, L OBP: 0.379, SLG: 0.354 (1, 3)		G4-3		L3		F8		K	BB	4	0	0	0	1	1												
Mike Blowers, R OBP: 0.359, SLG: 0.480 (1, 5)	L9		G5-3		G5-3			K	F9	5	0	0	0	0	1	4											
Dave Valle, R OBP: 0.356, SLG: 0.398 (1, 2)		1B HBP			E7 3B 2B		G3-1	G5-3		3	1	1	0	0	0	1											
Omar Vizquel, S OBP: 0.319, SLG: 0.300 (1, 6)	1B				1B 3B		P2-3 HBP	G6-3		3	1	2	1	0	0	0											
Inning Stats	R: 1 E: 0 K: 1 S: 11	H: 2 LOB: 1 BB: 0 P: 16	R: 0 E: 0 K: 0 S: 12	H: 1 LOB: 2 BB: 0 P: 20	R: 0 E: 0 K: 1 S: 5	H: 0 LOB: 0 BB: 0 P: 10	R: 0 E: 0 K: 1 S: 7	H: 0 LOB: 0 BB: 0 P: 11	R: 2 E: 1 K: 1 S: 16	H: 3 LOB: 1 BB: 0 P: 26	R: 0 E: 0 K: 0 S: 4	H: 0 LOB: 0 BB: 0 P: 7	R: 0 E: 0 K: 0 S: 6	H: 0 LOB: 0 BB: 0 P: 11	R: 3 E: 0 K: 2 S: 19	H: 4 LOB: 1 BB: 0 P: 25		R: 2 E: 0 K: 0 S: 17	H: 4 LOB: 3 BB: 1 P: 33	1B: 6 2B: 7 3B: 1 HR: 1	SF: 1 SAC: 0 DP: 1 HBP: 2	WP: 0 PB: 1 CS: 0	PA: 43				
PITCHER	IP	WLS	BF	H	R	ER	SO	BB	IBB	HBP	BLK	WP	HR	S	P	ERA	WHIP										
Mike Trombley, R ERA: 4.88 (1, 1)	6.1	L	27	6	3	3	4	0	0	2	0	0	0	59	96	4.26	0.947										
Larry Casian, L ERA: 3.05 (7, 1)	0.2	4	3	3	3	0	0	0	0	0	0	0	1	7	15	40.50	4.500										
Brett Merriman, R ERA: 10.3 (8, 1)	1.0	4	1	0	0	2	0	0	0	0	0	0	0	14	15	0.00	1.000										
George Tsamis, L ERA: 6.19 (9, 1)	1.0	8	4	2	2	0	1	0	0	0	0	0	0	17	33	18.00	5.000										

AB	39
R	8
H	14
RBI	8
BB	1
SO	6
LOB	13



Batter	1	2	3	4	5	6	7	8	9	AB	R	H	RBI	BB	SO	LOB	BOTTOM										
Chuck Knoblauch, R OBP: 0.354, SLG: 0.346 (1, 4)	P3		1B 1B		F9		G4-3-4		P4	5	0	1	0	0	0	0	Seattle Mariners @ Minnesota Twins Hubert H. Humphrey Metrodome, Minneapolis, MN Fri Oct 01 1993, 8:05 PM EDT Att. 44,128 - Dome										
Jeff Reboulet, R OBP: 0.297, SLG: 0.315 (1, 6)	F8		1B		G5-3 1B		F7			4	1	2	0	0	0	0											
Kirby Puckett, R OBP: 0.346, SLG: 0.468 (1, 8)	E S 1B			F7 1B BB	G5-3		K			3	1	1	0	1	1	1											
Dave Winfield, R OBP: 0.320, SLG: 0.438 (1, 9)	K			1B 1B 1B	1B BB		G4-3			3	0	1	0	1	1	1											
Brian Harper, R OBP: 0.352, SLG: 0.430 (1, 10)		F8		F7	1B			2B		4	0	2	1	0	0	2											
Pedro Munoz, R OBP: 0.297, SLG: 0.400 (1, 7)	G5-3			1B 1B	K		L9			4	0	1	1	0	1	3											
Dave McCarty, R OBP: 0.259, SLG: 0.280 (1, 3)	K			K			F7		K	4	0	0	0	0	3	3											
Terry Jorgensen, R OBP: 0.270, SLG: 0.289 (1, 5)			G5-3		1B		P4		P3	4	0	1	0	0	0	0											
Derek Parks, R OBP: 0.238, SLG: 0.200 (1, 2)	F9		F9		F9		K		G6-3	4	0	0	0	0	1	3											
Inning Stats	R: 0 E: 0 K: 1 S: 8	H: 1 LOB: 0 BB: 0 P: 15	R: 0 E: 0 K: 1 S: 10	H: 0 LOB: 0 BB: 0 P: 13	R: 0 E: 0 K: 0 S: 17	H: 2 LOB: 2 BB: 0 P: 25	R: 1 E: 0 K: 1 S: 22	H: 3 LOB: 3 BB: 1 P: 35	R: 1 E: 0 K: 1 S: 12	H: 2 LOB: 2 BB: 1 P: 23	R: 0 E: 0 K: 1 S: 7	H: 0 LOB: 0 BB: 0 P: 9	R: 0 E: 0 K: 1 S: 7	H: 0 LOB: 0 BB: 0 P: 8	R: 0 E: 0 K: 1 S: 8	H: 1 LOB: 1 BB: 0 P: 11		R: 0 E: 0 K: 0 S: 6	H: 0 LOB: 0 BB: 0 P: 11	1B: 8 2B: 1 3B: 0 HR: 0	SF: 0 SAC: 0 DP: 0 HBP: 0	WP: 0 PB: 0 CS: 0	PA: 37				
PITCHER	IP	WLS	BF	H	R	ER	SO	BB	IBB	HBP	BLK	WP	HR	S	P	ERA	WHIP										
Randy Johnson, L ERA: 3.24 (1, 1)	9.0	W	37	9	2	2	7	2	0	0	0	0	0	97	150	2.00	1.222										

AB	35
R	2
H	9
RBI	2
BB	2
SO	7
LOB	13




Batter	1	2	3	4	5	6	7	8	9	AB	R	H	RBI	BB	SO	LOB	TOP		
Brian Turang, R OBP: 0.342, SLG: 0.346 (1, 8)	4-1 G6-4-3 BB		0-1 G6-3		1-1 G5-3		1 SAFE 0-0 G3-1	1-1 E2		4	0	0	0	1	0	3	Seattle Mariners @ Minnesota Twins Hubert H. Humphrey Metrodome, Minneapolis, MN Sat Oct 02 1993, 4:33 AM EDT Att: 14,478 - Dome livebaseballscorecards.com		
Bret Boone, R OBP: 0.305, SLG: 0.449 (1, 4)	1 SAFE 2-2 G6-4-3		3-2 G6-4-3 1B		2-3 K		0-0 E6	0-0 SF8		4	0	1	1	0	1	2			
Ken Griffey Jr., L OBP: 0.408, SLG: 0.616 (1, 10) (9, 3)	2-2 HR		0-2 G6-4-3			1-2 F8	4-0 IBB	0-1 G5-3		4	1	1	0	1	0	2			
Jay Buhner, R OBP: 0.380, SLG: 0.476 (1, 9)	1-2 HR			1-3 K		0-0 1B	1-3 K		0-3 K	5	1	2	2	0	3	2			
Dann Howitt, L OBP: 0.263, SLG: 0.375 (1, 7)	0-1 1B			0-3 K		2-2 1B		4-2 1B BB	2-2 G4-3	4	1	2	0	1	1	0			
Dave Magadan, L OBP: 0.379, SLG: 0.355 Jeff Nelson, R (9, 1)	2-3 K			1-2 1B		2-3 K		0-0 BB 1B E 1B	1-0 G3	5	1	2	0	0	2	3			
Mike Blowers, R OBP: 0.358, SLG: 0.477 (1, 5)		2-3 K		2-3 K		3-3 K		0-0 BB E 1B		4	1	1	1	0	3	3			
Bill Haselman, R OBP: 0.316, SLG: 0.423 (1, 2)	1-2 G6-3				1-0 SH3-4 1B		0-0 F8	0-0 P5		4	0	1	0	0	0	2			
Omar Vizquel, S OBP: 0.321, SLG: 0.300 (1, 6)	3-2 L6				0-1 SH3-4		4-0 E BB	4-1 E SF8 BB		1	2	0	0	2	0	0			
Inning Stats	R: 2 H: 3 E: 0 K: 1 S: 15	H: 3 R: 1 BB: 1 P: 26	R: 0 H: 0 E: 0 K: 1 S: 9	H: 0 R: 0 BB: 0 P: 15	R: 0 H: 1 E: 0 K: 0 S: 10	H: 1 R: 0 BB: 0 P: 13	R: 0 H: 1 E: 0 K: 3 S: 14	H: 1 R: 0 BB: 0 P: 18	R: 0 H: 1 E: 0 K: 1 S: 8	H: 2 R: 0 BB: 0 P: 24	R: 1 H: 0 E: 1 K: 1 S: 6	H: 0 R: 0 BB: 2 P: 15	R: 4 H: 2 E: 1 K: 0 S: 11	H: 2 R: 1 BB: 2 P: 20	R: 0 H: 0 E: 0 K: 1 S: 7	H: 0 R: 0 BB: 0 P: 10	1B: 9 SF: 1 2B: 0 3B: 0 HR: 1	WP: 0 PA: 42 PB: 0 SB: 0 CS: 0	
PITCHER	IP	WLS	BF	H	R	ER	SO	BB	IBB	HBP	BLK	WP	HR	S	P	ERA	WHIP		
Willie Banks, R ERA: 4.04 (1, 1)	6.2	L	30	8	3	2	8	2	1	0	0	0	1	75	119	2.70	1.500		
Carl Willis, R ERA: 3.1 (7, 1)	0.2		7	2	4	1	1	2	0	0	0	0	0	11	21	13.50	6.000		
Brett Merriman, R ERA: 9.67 (8, 1)	1.2		5	0	0	0	1	0	0	0	0	0	0	10	13	0.00	0.000		

Batter	1	2	3	4	5	6	7	8	9	AB	R	H	RBI	BB	SO	LOB	BOTTOM		
Chuck Knoblauch, R OBP: 0.355, SLG: 0.346 (1, 4)	1-1 1B SF9	0-0 CS	0-1 G5-3		3-2 F8			4-1 G4-6-3 BB		3	1	1	0	1	0	0	Seattle Mariners @ Minnesota Twins Hubert H. Humphrey Metrodome, Minneapolis, MN Sat Oct 02 1993, 4:33 AM EDT Att: 14,478 - Dome livebaseballscorecards.com		
Jeff Reboulet, R OBP: 0.361, SLG: 0.309 (1, 5)	3-2 G1-3		3-3 K		1-1 F8		2-2 G4-6-3		4	0	0	0	0	1	2				
Kirby Puckett, R OBP: 0.349, SLG: 0.469 (1, 8)	4-1 SF9 1B BB		2-2 G6-3		1-0 BB 1B			0-1 2B 1B		3	1	2	0	1	0				
Dave Winfield, R OBP: 0.325, SLG: 0.442 (1, 10)	1-2 1B			0-0 1B		4-1 G4-6-3 BB		1-1 F8 1B 2B		3	1	3	1	1	0				
Brian Harper, R OBP: 0.350, SLG: 0.428 (1, 2)	0-1 SF9			1 SAFE 0-0 F9		2-2 G4-6-3		0-0 G1-3		3	0	0	1	0	4				
Kent Hrbek, L OBP: 0.351, SLG: 0.449 (1, 3)	2-3 K			0-1 L7		2-1 G3		0-1 F8		4	0	0	0	0	1				
Pedro Munoz, R OBP: 0.297, SLG: 0.398 Chip Hale, L OBP: 0.411, SLG: 0.429 (9, PH)		2-1 F8		2-2 G4-3		4-1 G6-4-3 BB		0-2 1B		2	0	0	0	1	1				
Dave McCarty, R OBP: 0.257, SLG: 0.277 Scott Stahoviak, L OBP: 0.211, SLG: 0.204 (9, PH)		1-0 G6-3			1-3 K		1-0 G6-4-3		0-3 K	3	0	0	0	0	1				
Pat Meares, R OBP: 0.266, SLG: 0.309 Denny Hocking, S OBP: 0.262, SLG: 0.167 (8, PH) (9, 6)		1-0 E9			0-0 G6-3			0-1 F8		2	0	0	0	0	0				
Inning Stats	R: 1 H: 2 E: 0 K: 1 S: 14	H: 2 R: 1 BB: 1 P: 25	R: 0 H: 0 E: 1 K: 0 S: 4	H: 0 R: 0 BB: 0 P: 8	R: 0 H: 0 E: 0 K: 1 S: 9	H: 0 R: 0 BB: 0 P: 14	R: 0 H: 1 E: 0 K: 0 S: 7	H: 1 R: 0 BB: 1 P: 9	R: 0 H: 0 E: 0 K: 1 S: 7	H: 1 R: 0 BB: 1 P: 15	R: 0 H: 0 E: 0 K: 0 S: 4	H: 0 R: 0 BB: 0 P: 11	R: 0 H: 0 E: 0 K: 0 S: 8	H: 0 R: 0 BB: 1 P: 14	R: 2 H: 3 E: 0 K: 1 S: 13	H: 3 R: 1 BB: 0 P: 14	1B: 6 SF: 1 2B: 1 3B: 0 HR: 0	WP: 0 PA: 36 PB: 0 SB: 1 CS: 1	
PITCHER	IP	WLS	BF	H	R	ER	SO	BB	IBB	HBP	BLK	WP	HR	S	P	ERA	WHIP		
Dave Fleming, L ERA: 4.36 (1, 1)	7.0	W	26	4	1	1	3	3	0	0	0	0	0	8	14	0.00	1.000		
Brad Holman, R ERA: 3.72 (8, 1)	1.0		3	0	0	0	0	1	0	0	0	0	0	8	14	0.00	1.000		
Jeff Nelson, R ERA: 4.35 (9, 1)	1.0		6	3	2	2	1	0	0	0	0	0	0	13	14	18.00	3.000		

Batter	1	2	3	4	5	6	7	8	9	AB	R	H	RBI	BB	SO	LOB	TOP										
Brian Turang, R (1, 7) OBP: 0.340, SLG: 0.343 Randy Johnson, R (8, 7)										4	0	1	0	0	2	0	Seattle Mariners @ Minnesota Twins Hubert H. Humphrey Metrodome, Minneapolis, MN Sun Oct 03 1993, 4:33 AM EDT Att: 15,066 - Dome										
Bret Boone, R (1, 4) OBP: 0.301, SLG: 0.443										4	0	0	0	0	1	1											
Ken Griffey Jr., L (1, 8) OBP: 0.408, SLG: 0.617										4	1	2	0	0	1												
Jay Buhner, R (1, 10) OBP: 0.379, SLG: 0.476										4	1	1	1	0	2	2											
Dann Howitt, L (1, 9) OBP: 0.250, SLG: 0.355											4	0	0	0	1	1											
Dave Magadan, L (1, 3) OBP: 0.378, SLG: 0.356											4	0	1	1	0	2											
Mike Blowers, R (1, 5) OBP: 0.357, SLG: 0.475											4	0	1	0	1	1											
Dave Valle, R (1, 2) OBP: 0.354, SLG: 0.395											3	0	0	0	0	2											
Omar Vizquel, S (1, 6) OBP: 0.319, SLG: 0.298											3	0	0	0	0	2											
Inning Stats	R: 0 E: 0 K: 2 S: 10	H: 0 LOB: 0 BB: 0 P: 11	R: 0 E: 0 K: 1 S: 6	H: 0 LOB: 0 BB: 0 P: 8	R: 0 E: 0 K: 0 S: 6	H: 0 LOB: 0 BB: 0 P: 7	R: 0 E: 0 K: 2 S: 11	H: 1 LOB: 1 BB: 0 P: 14	R: 0 E: 0 K: 0 S: 10	H: 0 LOB: 0 BB: 0 P: 13	R: 2 E: 1 K: 0 S: 17	H: 3 LOB: 2 BB: 0 P: 25	R: 0 E: 0 K: 2 S: 8	H: 1 LOB: 1 BB: 0 P: 12	R: 0 E: 0 K: 2 S: 9	H: 0 LOB: 0 BB: 0 P: 12	1B: 3 2B: 3 3B: 0 HR: 0	SF: 0 SAC: 0 DP: 0 HBP: 0	WP: 0 PB: 0 SB: 1 CS: 0	PA: 34							
PITCHER	IP	WLS	BF	H	R	ER	SO	BB	IBB	HBP	BLK	WP	HR	S	P	ERA	WHIP										
Kevin Tapani, R (1, 1) ERA: 4.43	7.1	W	29	6	2	2	7	0	0	0	0	0	0	74	97	2.46	0.818										
Larry Casian, L (8, 1) ERA: 3.02	0.2		2	0	0	0	0	0	0	0	0	0	0	4	7	0.00	0.000										
Rick Aguilera, R (9, 1) ERA: 3.11	1.0		3	0	0	0	2	0	0	0	0	0	0	9	12	0.00	0.000										

Batter	1	2	3	4	5	6	7	8	9	AB	R	H	RBI	BB	SO	LOB	BOTTOM											
Chuck Knoblauch, R (1, 4) OBP: 0.354, SLG: 0.346										4	1	1	1	0	0	1	Seattle Mariners @ Minnesota Twins Hubert H. Humphrey Metrodome, Minneapolis, MN Sun Oct 03 1993, 4:33 AM EDT Att: 15,066 - Dome											
Jeff Reboulet, R (1, 6) OBP: 0.356, SLG: 0.304										4	1	0	0	0	3													
Kirby Puckett, R (1, 8) OBP: 0.349, SLG: 0.474										4	1	2	1	0	3													
Kent Hrbek, L (1, 3) OBP: 0.357, SLG: 0.467										2	2	2	4	2	0													
Brian Harper, R (1, 2) OBP: 0.347, SLG: 0.425										4	0	0	0	0	4													
Pedro Munoz, R (1, 7) OBP: 0.294, SLG: 0.393										4	0	0	0	0	1	0												
Chip Hale, L (1, 10) OBP: 0.408, SLG: 0.425											4	0	1	0	0	0												
Dave McCarty, R (1, 9) OBP: 0.257, SLG: 0.286											4	1	1	1	0	1												
Scott Stahoviak, L (1, 5) OBP: 0.233, SLG: 0.263										3	1	2	0	0	1	0												
Inning Stats	R: 0 E: 0 K: 0 S: 12	H: 1 LOB: 2 BB: 1 P: 20	R: 0 E: 0 K: 0 S: 6	H: 0 LOB: 0 BB: 0 P: 9	R: 3 E: 0 K: 0 S: 14	H: 3 LOB: 0 BB: 0 P: 22	R: 1 E: 0 K: 2 S: 9	H: 1 LOB: 0 BB: 0 P: 12	R: 0 E: 0 K: 0 S: 6	H: 1 LOB: 2 BB: 1 P: 15	R: 0 E: 0 K: 0 S: 9	H: 1 LOB: 0 BB: 0 P: 11	R: 3 E: 1 K: 0 S: 12	H: 2 LOB: 0 BB: 0 P: 18	R: 0 E: 0 K: 1 S: 8	H: 0 LOB: 0 BB: 0 P: 12	1B: 3 2B: 2 3B: 0 HR: 4	SF: 0 SAC: 0 DP: 1 HBP: 0	WP: 1 PB: 0 SB: 1 CS: 0	PA: 35								
PITCHER	IP	WLS	BF	H	R	ER	SO	BB	IBB	HBP	BLK	WP	HR	S	P	ERA	WHIP											
Tim Leary, R (1, 1) ERA: 5.05	6.2	L	30	8	6	5	2	2	0	0	0	0	1	3	65	103	6.75	1.500										
Kevin King, L (7, 1) ERA: 6.17	1.1		5	1	1	0	1	0	0	0	0	0	1	11	16	0.00	0.750											

AB 34
R 2
H 6
RBI 2
BB 0
SO 9
LOB 10



AB 33
R 7
H 9
RBI 7
BB 2
SO 3
LOB 12

