

Seattle Mariners - 1995

Batter	1	2	3	4	5	6	7	8	9	AB R H RBI BB SO LOB	TOP																													
Chad Curtis, R OBP: 0.333, SLG: 0.375 (1, 8)	2-2 2B		3-2 F8		4-1 FC6-4 BB			1-3 K		3 0 1 0 1 1 0																														
Scott Fletcher, R (1, 4)	1-2 G5-3		1-3 K		0-0 FC6-4 1-2f			2-1 F9		4 0 0 0 0 1 2																														
Rudy Pemberton, R OBP: 0.571, SLG: 0.714 Franklin Stubbs, L (9, PH)	1-3 K2-3			2-2 PB 1B		1-3 K			3-1 G4-3	3 0 1 0 0 2 1 1 0 0 0 0 0 0																														
Cecil Fielder, R OBP: 0.250, SLG: 0.571 (1, 3)	1-0 F9			1-1 P4		0-0 G6-3			2-0 G5-3	4 0 0 0 0 0 2																														
Travis Fryman, R OBP: 0.375, SLG: 0.333 (1, 5)		3-3 K		3-3 K 1-2		2-0 G6-3			1-2 G6-3	4 0 0 0 0 2 1																														
Juan Samuel, R OBP: 0.500, SLG: 1.000 (1, 10)		1-2 G6-3		4-0 BB			1-1 G1-3			2 0 0 0 1 0 0																														
Danny Bautista, R OBP: 0.250, SLG: 0.250 Bobby Higginson, L (7, PH) (7, 9)		1-1 1B		1-3 K			2-3 K			2 0 1 0 0 1 2 1 0 0 0 0 1 0																														
Chris Gomez, R (1, 6)		1-3 SAFE K		1-3 K		1-3 K		0-1 G2-3		3 0 0 0 0 2 1																														
John Flaherty, R OBP: 0.143, SLG: 0.143 (1, 2)			0-1 P6		0-0 P6			1-3 K		3 0 0 0 0 1 0																														
Inning Stats	R: 0 E: 0 K: 1 S: 10	H: 1 LOB: 1 BB: 0 P: 15	R: 0 E: 0 K: 2 S: 11	H: 1 LOB: 1 BB: 0 P: 17	R: 0 E: 0 K: 1 S: 8	H: 0 LOB: 0 BB: 0 P: 12	R: 0 E: 0 K: 2 S: 11	H: 1 LOB: 2 BB: 1 P: 22	R: 0 E: 0 K: 1 S: 6	H: 0 LOB: 1 BB: 1 P: 11	R: 0 E: 0 K: 1 S: 5	H: 0 LOB: 0 BB: 0 P: 8	R: 0 E: 0 K: 1 S: 7	H: 0 LOB: 0 BB: 0 P: 10	R: 0 E: 0 K: 2 S: 10	H: 0 LOB: 0 BB: 0 P: 14	R: 0 E: 0 K: 0 S: 6	H: 0 LOB: 0 BB: 0 P: 12	1B: 2 2B: 1 3B: 0 HR: 0	SF: 0 SAC: 0 DP: 0 HBP: 0	WP: 0 PB: 1 SB: 0 CS: 0	PA: 32																		
PITCHER	IP	WLS	BF	H	R	ER	SO	BB	IBB	HBP	BLK	WP	HR	S	P	ERA	WHIP						PITCHER	IP	WLS	BF	H	R	ER	SO	BB	IBB	HBP	BLK	WP	HR	S	P	ERA	WHIP
Randy Johnson, L ERA:	(1, 1)	6.0	W	23	3	0	0	8	2	0	0	0	0	51	85	0.00	0.833																							
Bill Riskey, R ERA:	(7, 1)	2.0		6	0	0	0	3	0	0	0	0	0	17	24	0.00	0.000																							
Bobby Ayala, R ERA:	(9, 1)	1.0	S	3	0	0	0	0	0	0	0	0	0	6	12	0.00	0.000																							

Detroit Tigers @ Seattle Mariners
The Kingdome, Seattle, WA
Thu Apr 27 1995, 10:05 PM EDT
Att. 34,656 - Dome

livebaseballscorecards.com

AB	30
R	0
H	3
RBI	0
BB	2
SO	11
LOB	9



Batter	1	2	3	4	5	6	7	8	9
Darren Bragg, L (1, 7) OBP: 0.250, SLG: 0.250	0-3 K		1-0 1B		3-2 E6 1-2 HR		2-2 G6-3		
Joey Cora, S (1, 4)	0-0 G4-3		3-1 L7		2-1 P5			2-1 L7	
Ken Griffey Jr., L (1, 8) OBP: 0.250, SLG: 1.000	0-0 G3			1-1 G3	1-1 HR			3-3 K	
Jay Buhner, R (1, 9)			1-2 G3	1-0 F9	0-3 K			3-3 K	
Edgar Martinez, R (1, 10) OBP: 0.333, SLG: 0.333			1-3 K	0-0 1B		3-3 K			
Tino Martinez, L (1, 3) OBP: 0.667, SLG: 0.667			0-0 FC6-4 1B	0-1 1B		0-0 F8			
Mike Blowers, R (1, 5)			1-1 FC6-4 1-2f	0-3 K		1-3 K			
Dan Wilson, R (1, 2) OBP: 0.667, SLG: 0.667				0-1 G6-3 1B	1-1 FC1-6 1B		1-2 P3		
Felix Fermin, R (1, 6)			1-0 G6-3 1-2f		2-2 FC1-6 HR		0-0 L1		

Inning Stats	R: 0	H: 0	E: 0	K: 1	S: 6	R: 0	H: 1	E: 0	K: 1	S: 9	R: 0	H: 2	E: 0	K: 0	S: 7	R: 0	H: 2	E: 0	K: 1	S: 9	R: 3	H: 2	E: 1	K: 1	S: 17	R: 0	H: 0	E: 0	K: 2	S: 7	R: 0	H: 0	E: 0	K: 0	S: 7	R: 0	H: 0	E: 0	K: 2	S: 9
	LOB: 0	BB: 0	P: 6	LOB: 1	BB: 0	P: 12	LOB: 1	BB: 0	P: 11	LOB: 2	BB: 0	P: 11	LOB: 0	BB: 0	P: 26	LOB: 0	BB: 0	P: 11	LOB: 0	BB: 0	P: 10	LOB: 0	BB: 0	P: 17	LOB: 0	BB: 0	P: 10	LOB: 0	BB: 0	P: 17	LOB: 0	BB: 0	P: 17	LOB: 0	BB: 0	P: 17	LOB: 0	BB: 0	P: 17	

PITCHER	IP	WLS	BF	H	R	ER	SO	BB	IBB	HBP	BLK	WP	HR	S	P	ERA	WHIP
Sean Bergman, R (1, 1) ERA:	5.0	L	22	7	3	0	4	0	0	0	0	0	1	48	66	0.00	1.400
Felipe Lira, R (6, 1) ERA:	3.0		9	0	0	0	4	0	0	0	0	0	0	23	38	0.00	0.000


BOTTOM

Detroit Tigers @ Seattle Mariners
The Kingdom, Seattle, WA
Thu Apr 27 1995, 10:05 PM EDT
Att. 34,656 - Dome

AB	R	H	RBI	BB	SO	LOB
4	1	1	0	0	1	1
4	0	0	0	0	0	3
4	1	1	3	0	1	0
4	0	0	0	0	2	0
3	0	1	0	0	2	0
3	0	2	0	0	0	0
3	0	0	0	0	2	3
3	0	2	0	0	0	0
3	1	0	0	0	0	2

AB	31
R	3
H	7
RBI	3
BB	0
SO	8
LOB	9

livebaseballscorecards.com



WP	PA
0	31
PB	0
SB	0
CS	0

Batter	1	2	3	4	5	6	7	8	9	AB R H RBI BB SO LOB	TOP		
Chad Curtis, R (1, 8) OBP: 0.462, SLG: 0.455 	0-3 		4-2 			2-1 		2-2 		3 0 2 0 1 1 0	Detroit Tigers @ Seattle Mariners The Kingdome, Seattle, WA Fri Apr 28 1995, 10:05 PM EDT Att. 19,336 - Dome		
Shannon Penn, S (1, 4) OBP: 0.750, SLG: 0.750 	1-1 		0-1 			1-2 		3-2 		4 0 3 0 0 0 2			
Bobby Higginson, L (1, 9) Danny Bautista, R (6, PH) OBP: 0.333, SLG: 0.333 	2-2 			2-2 		0-1 		0-3 		2 0 0 0 0 0 1			
Cecil Fielder, R (1, 3) OBP: 0.167, SLG: 0.364 						1-2 		0-0 		2 0 1 1 0 1 2			
Kirk Gibson, L (1, 10) Rudy Pemberton, R (9, PH) OBP: 0.500, SLG: 0.625 						0-3 		1-2f 		4 0 0 0 0 3 5			
Travis Fryman, R (1, 5) OBP: 0.333, SLG: 0.400 						1-1 		0-0 		3 0 0 0 0 1 3			
Franklin Stubbs, L (1, 7) Todd Steverson, R (7, PR) OBP: 0.250, SLG: 0.250 						2-3 		1-2f 		1 0 0 0 0 0 0			
Chris Gomez, R (1, 6) Scott Fletcher, R (7, 6) OBP: 0.200, SLG: 0.444 						1-1 		2-3 		4 0 1 0 0 3 0			
Ron Tingley, R (1, 2) OBP: 0.667, SLG: 0.667 						1-0 		1-2 		3 0 1 0 0 0 0			
Ron Tingley, R (1, 2) OBP: 0.667, SLG: 0.667 						1-0 		1-2 		1 0 0 0 0 0 0			
Inning Stats	R: 0 H: 1 E: 0 LOB: 0 K: 1 BB: 0 S: 8 P: 11	R: 0 H: 1 E: 0 LOB: 1 K: 1 BB: 0 S: 8 P: 13	R: 1 H: 2 E: 0 LOB: 1 K: 0 BB: 1 S: 12 P: 20	R: 0 H: 0 E: 0 LOB: 0 K: 2 BB: 0 S: 10 P: 17	R: 0 H: 0 E: 0 LOB: 0 K: 1 BB: 0 S: 5 P: 7	R: 1 H: 4 E: 0 LOB: 2 K: 1 BB: 0 S: 14 P: 20	R: 0 H: 1 E: 0 LOB: 1 K: 2 BB: 0 S: 12 P: 21	R: 0 H: 2 E: 0 LOB: 1 K: 1 BB: 0 S: 10 P: 15	R: 0 H: 0 E: 0 LOB: 0 K: 1 BB: 0 S: 7 P: 10	1B: 9 SF: 0 2B: 1 SAC: 0 3B: 0 DP: 4 HR: 1 HBP: 0	WP: 0 PA: 34 PB: 0 SB: 0 CS: 0		
PITCHER	IP WLS BF H R ER SO BB IBB HBP BLK WP HR S P ERA WHIP											PITCHER	IP WLS BF H R ER SO BB IBB HBP BLK WP HR S P ERA WHIP
Chris Bosio, R (1, 1) ERA: 1.8	5.0 W 17 4 1 1 5 1 0 0 0 0 0 1 43 68 1.80 1.000											Lee Guetterman, L (6, 1) ERA:	0.0 3 3 1 1 0 0 0 0 0 0 0 0 7 12 ∞ ∞
Jeff Nelson, R (6, 1) ERA:	3.0 11 4 0 0 4 0 0 0 0 0 0 0 29 44 0.00 1.333											Ron Villone, L (9, 1) ERA:	1.0 3 0 0 0 1 0 0 0 0 0 0 0 7 10 0.00 0.000

livebaseballscorecards.com

AB	33
R	2
H	11
RBI	2
BB	1
SO	10
LOB	15




Batter	1	2	3	4	5	6	7	8	9	AB	R	H	RBI	BB	SO	LOB
Darren Bragg, L OBP: 0.333, SLG: 0.333 (1, 7)	3-1 G1-3	1-2 G1-3		1-2 HR 1B	1-3 K			2-2 1B 1B		5	1	2	1	0	1	2
Joey Cora, S OBP: 0.333, SLG: 0.625 (1, 4)	1-2 E 1B HBP		2-2 G1-3	1-0 HR		3-2 G6-4-3 1B		1-1 F7		4	2	2	2	0	0	2
Ken Griffey Jr., L OBP: 0.444, SLG: 0.750 (1, 8)	0-0 E9 1B 1-3 2B 1B		0-1 F7	4-2 BB		1-2 P5		3-2 1B		4	1	2	1	1	0	1
Jay Buhner, R OBP: 0.125, SLG: 0.125 (1, 9)	0-2 2B 1B		0-1 P6	1-2 P4		0-0 G6-4-3				4	0	1	1	0	0	2
Edgar Martinez, R OBP: 0.571, SLG: 0.667 (1, 10)	3-2 2B			1-0 1B 2B 1B	4-2 FC6-4 1B BB		1-0 L8			3	2	2	1	1	0	0
Tino Martinez, L OBP: 0.714, SLG: 0.667 (1, 3)	4-0 G6-4-3 IBB			2-0 2B 1B	2-2 FC6-4 1B		2-2 G4-3			3	1	2	0	1	0	0
Mike Blowers, R (1, 5)	0-0 G6-4-3			3-2 F7	0-0 FC6-4 1B		1-3 K			4	0	0	0	0	1	7
Dan Wilson, R OBP: 0.429, SLG: 0.571 (1, 2)		2-1 P4		0-0 G6-3 1B 2B	0-1 L6		1-1 P4			4	1	1	2	0	0	2
Felix Fermin, R OBP: 0.286, SLG: 0.286 (1, 6)		0-0 G3		1-1 G6-3	0-0 1B		1-0 1B 1B			4	1	2	1	0	0	1

Inning Stats	R: 2	H: 3	E: 1	K: 0	S: 13	LOB: 2	BB: 1	P: 24	R: 0	H: 0	E: 0	K: 0	S: 6	LOB: 0	BB: 0	P: 9	R: 0	H: 0	E: 0	K: 0	S: 7	LOB: 0	BB: 0	P: 9	R: 5	H: 5	E: 0	K: 0	S: 21	LOB: 1	BB: 1	P: 35	R: 1	H: 2	E: 0	K: 1	S: 13	LOB: 2	BB: 1	P: 20	R: 0	H: 1	E: 0	K: 0	S: 9	LOB: 0	BB: 0	P: 13	R: 0	H: 0	E: 0	K: 1	S: 10	LOB: 0	BB: 0	P: 14	R: 1	H: 3	E: 0	K: 0	S: 11	LOB: 2	BB: 0	P: 19
--------------	------	------	------	------	-------	--------	-------	-------	------	------	------	------	------	--------	-------	------	------	------	------	------	------	--------	-------	------	------	------	------	------	-------	--------	-------	-------	------	------	------	------	-------	--------	-------	-------	------	------	------	------	------	--------	-------	-------	------	------	------	------	-------	--------	-------	-------	------	------	------	------	-------	--------	-------	-------

PITCHER	IP	WLS	BF	H	R	ER	SO	BB	IBB	HBP	BLK	WP	HR	S	P	ERA	WHIP
John Doherty, R ERA: 17.18 (1, 1)	3.2	L	20	8	7	7	0	0	0	0	0	0	1	40	65	17.18	2.182
Joe Boever, R ERA: (4, 1)	0.1		2	0	0	0	0	1	0	0	0	0	0	7	12	0.00	3.000
Ben Blomdahl, R ERA: 3.0 (5, 1)	3.0		12	3	1	1	2	1	0	0	0	0	0	32	47	3.00	1.333
Mike Henneman, R ERA: 9.0 (8, 1)	1.0		5	3	1	1	0	0	0	0	0	0	0	11	19	9.00	3.000

DETROIT TIGERS @ SEATTLE MARINERS
The Kingdom, Seattle, WA
 Fri Apr 28 1995, 10:05 PM EDT
 Att. 19,336 - Dome

AB	35
R	9
H	14
RBI	9
BB	3
SO	2
LOB	17



WP	PA	ERA	WHIP
0	39		

BOTTOM

Detroit Tigers @ Seattle Mariners
The Kingdome, Seattle, WA

AB	37
R	11
H	14
RBI	11
BB	2
SO	2
LOB	12



WP	0	PA	40
PB	0	SB	0
CS	0		

WP	0	PA	40
ERA		WHIP	

Sat Apr 29 1995, 10:05 PM EDT
Att. 27,264 - Dome

livebaseballscorecards.com

AB	R	H	RBI	BB	SO	LOB
3	0	1	1	0	0	0
2	1	1	3	0	0	0
5	2	2	0	0	0	2
4	1	2	2	0	0	1
1	0	0	0	0	1	1
5	1	1	0	0	0	2
3	2	1	1	1	1	1
4	0	1	2	0	0	0
0	0	0	0	0	0	0
3	2	3	1	0	0	0
3	1	1	0	1	0	2
0	0	0	0	0	0	0
4	1	1	1	0	0	3
1B: 5	SF: 1					
2B: 6	SAC: 0					
3B: 0	DP: 1					
HR: 3	HBP: 0					

Batter	1	2	3	4	5	6	7	8	9
Rich Amaral, R OBP: 0.333, SLG: 0.667 Alex Diaz, S OBP: 0.500, SLG: 2.000	2-1 F7		0-2 F9		2-0 2B		0-0 HR	0-0 E4	
Felix Fermin, R OBP: 0.333, SLG: 0.417	0-1 2B		0-0 G1-3		0-1 G6-3		2-2 2B	1-2 G4-3	
Ken Griffey Jr., L OBP: 0.462, SLG: 1.000 Darren Bragg, L OBP: 0.300, SLG: 0.300	1-2 2B			0-2 P5		1-2 HR	1-0 P4	1-3 K	
Jay Buhner, R OBP: 0.154, SLG: 0.231	2-2 F9		1-2 F7		1-1 P6		0-0 2B	3-2 G6-3	
Edgar Martinez, R OBP: 0.545, SLG: 0.889	2-3 K		0-1 HR		1-0 G4-3		4-0 2B		
Mike Blowers, R OBP: 0.091, SLG: 0.182 Doug Strange, S		0-1 G4-3		1-0 P5		0-0 G4-3	1-1 2B		
Tino Martinez, L OBP: 0.727, SLG: 0.889		1-1 G4-6-3		1-1 2B			1-1 1B		
Dan Wilson, R OBP: 0.455, SLG: 0.500 Chad Kreuter, S		0-1 G4-6-3		0-2 G4-3			3-2 HR		
Luis Sojo, R OBP: 0.250, SLG: 0.250			0-0 G6-3		1-2 L8		0-1 HR		

Batter	1	2	3	4	5	6	7	8	9

Batter	1	2	3	4	5	6	7	8	9

Batter	1	2	3	4	5	6	7	8	9

Batter	1	2	3	4	5	6	7	8	9

Batter	1	2	3	4	5	6	7	8	9

Batter	1	2	3	4	5	6	7	8	9

Batter	1	2	3	4	5	6	7	8	9

Batter	1	2	3	4	5	6	7	8	9

Batter	1	2	3	4	5	6	7	8	9

Batter	1	2	3	4	5	6	7	8	9

PITCHER	IP	WLS	BF	H	R	ER	SO	BB	IBB	HBP	BLK	WP	HR	S	P	ERA	WHIP
David Wells, L ERA: 6.0	(1, 1)	6.0	L 24	7	4	4	1	0	0	0	0	0	2	59	76	6.00	1.167
Joe Boever, R ERA: 45.0	(7, 1)	0.0	5	5	5	5	0	0	0	0	0	0	1	13	19	∞	∞
Sean Whiteside, L ERA: 18.0	(7, 1)	1.0	7	2	2	2	0	1	1	0	0	0	0	8	21	18.00	3.000
Brian Bohanon, L ERA: 6.75	(8, 1)	1.0	4	0	0	0	1	0	0	0	0	0	0	11	16	0.00	0.000

Batter	1	2	3	4	5	6	7	8	9	AB R H RBI BB SO LOB	TOP		
Chad Curtis, R (1, 8) Milt Cuyler, S (8, 8)	0-0 P3		1-1 G5-3						0-0 P5	3 1 1 0 1 0 2 1 0 0 0 0 0 0			
Scott Fletcher, R (1, 4) OBP: 0.111, SLG: 0.059	3-2 F9		1-2 L3							4 1 0 0 1 1 6			
Bobby Higginson, L (1, 9) OBP: 0.091, SLG: 0.091	1-1 L7		2-1 F8							5 1 1 1 0 0 2			
Cecil Fielder, R (1, 3) Juan Samuel, R (8, 3) OBP: 0.238, SLG: 0.421 OBP: 0.500, SLG: 0.714		3-1 F9		0-2 2B						4 1 1 1 0 0 0 0 0 0 0 0 0 0			
Kirk Gibson, L (1, 10) Rudy Pemberton, R (6, PH) OBP: 0.333, SLG: 0.200 OBP: 0.500, SLG: 0.615		3-2 G3-1		2-2 2B						2 2 1 0 0 0 0 1 0 1 0 0 0 0			
Travis Fryman, R (1, 5) OBP: 0.190, SLG: 0.211		3-3 K		2-3 K						5 0 0 0 0 4 5			
Franklin Stubbs, L (1, 7) Danny Bautista, R (5, PH) OBP: 0.500, SLG: 0.833 OBP: 0.462, SLG: 0.417			1-0 1B	1-0 2B						2 1 2 1 0 0 0 3 1 1 1 0 2 0	AB 37 R 10 H 12 RBI 9 BB 3 SO 7 LOB 16		
Chris Gomez, R (1, 6) OBP: 0.294, SLG: 0.643		2-2 1B		3-2 SF7						3 2 2 3 1 0 0			
John Flaherty, R (1, 2) OBP: 0.333, SLG: 0.364		3-2 G5-3		3-2 P4						4 0 2 2 0 0 1			
Inning Stats	R: 0 H: 0 E: 0 LOB: 0 K: 0 BB: 0 S: 7 P: 11	R: 0 H: 0 E: 0 LOB: 0 K: 1 BB: 0 S: 9 P: 18	R: 1 H: 3 E: 0 LOB: 2 K: 0 BB: 0 S: 15 P: 25	R: 2 H: 2 E: 0 LOB: 1 K: 1 BB: 0 S: 20 P: 31	R: 6 H: 5 E: 1 LOB: 2 K: 1 BB: 3 S: 23 P: 47	R: 0 H: 0 E: 0 LOB: 1 K: 0 BB: 0 S: 8 P: 11	R: 0 H: 0 E: 0 LOB: 2 K: 2 BB: 0 S: 12 P: 19	R: 0 H: 1 E: 0 LOB: 1 K: 1 BB: 0 S: 18 P: 21	R: 1 H: 1 E: 0 LOB: 0 K: 1 BB: 0 S: 8 P: 15	1B: 7 SF: 2 2B: 4 SAC: 0 3B: 0 DP: 0 HR: 1 HBP: 4	WP: 0 PA: 46 PB: 0 SB: 0 CS: 0		
PITCHER	IP WLS BF H R ER SO BB IBB HBP BLK WP HR S P ERA WHIP											PITCHER	IP WLS BF H R ER SO BB IBB HBP BLK WP HR S P ERA WHIP
Bob Wells, R (1, 1) ERA: 6.75	4.0 L 18 5 3 3 2 0 0 1 0 0 0 0 51 85 6.75 1.250											Ron Villone, L (9, 1) ERA: 4.5	1.0 4 1 1 1 1 0 0 0 0 0 0 11 24 108.00 12.000
John Cummings, L (5, 1) ERA: 108.0	0.1 5 2 4 4 0 2 0 0 0 0 0 0 11 24 108.00 12.000												
Kevin King, L (5, 1) ERA: 10.8	1.2 10 3 2 2 1 1 0 1 0 0 0 0 20 34 10.80 2.400												
Lee Guetterman, L (7, 1) ERA: 9.0	1.0 5 0 0 0 2 0 0 2 0 0 0 0 12 19 0.00 0.000												
Bobby Ayala, R (8, 1) ERA:	1.0 4 1 0 0 1 0 0 0 0 0 0 0 18 21 0.00 1.000												

Detroit Tigers @ Seattle Mariners
 The Kingdome, Seattle, WA
 Sun Apr 30 1995, 10:05 PM EDT
 Att. 19,743 - Dome

livebaseballscorecards.com



Batter	1	2	3	4	5	6	7	8	9	AB	R	H	RBI	BB	SO	LOB
Darren Bragg, L (1, 7) OBP: 0.286, SLG: 0.231	4-1 1B FC3-2 BB		1-0 F7		2-3 K		1-1 G5-3			3	0	0	0	1	1	0
Joey Cora, S (1, 4) OBP: 0.385, SLG: 0.583	2-2 G5-3 FC3-2 1B		2-2 S 1B		3-2 G3			0-3 K		4	0	2	0	0	1	0
Ken Griffey Jr., L (1, 8) OBP: 0.353, SLG: 0.750 Alex Diaz, S (9, 8) OBP: 0.500, SLG: 2.000	3-0 FC3-2 G5-3 1-2 3-H		3-2 G4-3		0-3 K			0-3 K		4	0	0	0	0	2	3
Jay Buhner, R (1, 9) OBP: 0.176, SLG: 0.235 Rich Amaral, R (9, 9) OBP: 0.333, SLG: 0.667	0-2 G5-3 1-2 2-3		0-2 F9		3-2 K			2-1 FC6-4 1B		4	0	1	0	0	1	2
Edgar Martinez, R (1, 10) OBP: 0.467, SLG: 0.769	1-2 L4		1-0 1B 2B		2-3 K			0-2 FC6-4 1-2f		4	1	1	0	0	1	3
Tino Martinez, L (1, 3) OBP: 0.714, SLG: 0.818 Greg Pirkel, R (7, 3)		3-2 P5	1-1 FC6 1B		4-2 BB			4-0 FC6-4 BB		2	0	1	1	1	0	0
Doug Strange, S (1, 5)		0-1 L8	0-2 FC6 1B		0-1 F7			0-1 F8		4	0	0	0	0	0	3
Chad Kreuter, S (1, 2) OBP: 0.250, SLG: 0.250		3-1 G4-3	0-0 FC6-4 1B		1-1 G3-1			3-2 L7		4	0	1	0	0	0	1
Felix Fermin, R (1, 6) OBP: 0.286, SLG: 0.357 Luis Sojo, R (6, 6) OBP: 0.167, SLG: 0.167		2-1 G5-3	0-1 FC6-4		0-2 F8			0-1 FC6-4		2	0	0	0	0	0	2

Inning Stats	R: 0	H: 1	E: 0	K: 0	S: 12	R: 0	H: 0	E: 0	K: 0	S: 7	R: 0	H: 1	E: 0	K: 0	S: 10	R: 1	H: 3	E: 0	K: 0	S: 12	R: 0	H: 0	E: 0	K: 2	S: 9	R: 0	H: 0	E: 0	K: 2	S: 13	R: 0	H: 0	E: 0	K: 0	S: 7	R: 0	H: 1	E: 0	K: 2	S: 14	R: 0	H: 0	E: 0	K: 0	S: 8	1B: 5	SF: 0	2B: 1	SAC: 0	3B: 0	DP: 0	HR: 0	HBP: 0	WP: 0	PA: 36
--------------	------	------	------	------	-------	------	------	------	------	------	------	------	------	------	-------	------	------	------	------	-------	------	------	------	------	------	------	------	------	------	-------	------	------	------	------	------	------	------	------	------	-------	------	------	------	------	------	-------	-------	-------	--------	-------	-------	-------	--------	-------	--------

PITCHER	IP	WLS	BF	H	R	ER	SO	BB	IBB	HBP	BLK	WP	HR	S	P	ERA	WHIP
Mike Moore, R (1, 1) ERA: 2.25	6.0		25	5	1	1	4	2	0	0	0	0	0	63	103	1.50	1.167
Mike Gardiner, R (7, 1) ERA: 2.45	2.0		7	1	0	0	2	0	0	0	0	0	0	21	25	0.00	0.500
Mike Henneman, R (9, 1) ERA: 4.5	1.0		4	0	0	0	0	1	0	0	0	0	0	8	15	0.00	1.000

BOTTOM

Detroit Tigers @ Seattle Mariners
The Kingdom, Seattle, WA
Sun Apr 30 1995, 10:05 PM EDT
Att. 19,743 - Dome

livebaseballscorecards.com

AB	33
R	1
H	6
RBI	1
BB	3
SO	6
LOB	15



Batter	1	2	3	4	5	6	7	8	9	AB R H RBI BB SO LOB	TOP		
Rich Amaral, R (1, 7) OBP: 0.333, SLG: 0.400 Alex Diaz, S (6, PH) OBP: 0.500, SLG: 1.250 (6, 7)	0-3 K		4-2 FC1-8 BB		2-1 G5-3 1-2	1-2 F8			0-0 1B	2 0 0 0 1 1 1 2 0 1 0 0 0 1			
Felix Fermin, R (1, 6) OBP: 0.211, SLG: 0.263	0-1 G4-3		0-0 FC1-6 1-2f		2-3 K			0-1 G4-3	1-2 F7	5 0 0 0 0 1 4			
Ken Griffey Jr., L (1, 8) OBP: 0.364, SLG: 0.650	0-0 P3		2-3 K		0-1 WP BB 2-H 1B			4-1 K2-3-2 BB	1-2 P4	4 0 1 1 1 1 3			
Jay Buhner, R (1, 9) OBP: 0.190, SLG: 0.200		0-0 L7	2-3 K		4-0 WP BB 1-2			1-3 K2-3-2 1-2		3 0 0 0 1 2 2			
Edgar Martinez, R (1, 10) OBP: 0.421, SLG: 0.647		1-0 WP 1B 1B		1-1 G6-3	2-2 F8 1-2 2-3			3-2 G5-3		4 1 1 0 0 0 2			
Mike Blowers, R (1, 5) OBP: 0.133, SLG: 0.200		1-1 E6 WP 1B		2-3 K		3-1 FC6-4 1B		1-3 K		4 1 1 0 0 2 1			
Greg Pirkle, R (1, 3) OBP: 0.500, SLG: 0.333 Tino Martinez, L (8, PH) OBP: 0.667, SLG: 0.750 (8, 3)		2-2 F9		3-2 1B		2-1 FC6-4 1B 1-2f		0-3 K		3 1 1 0 0 0 3 1 0 0 0 0 1 0			
Dan Wilson, R (1, 2) OBP: 0.467, SLG: 0.500		2-1 1-H 2-H 1B		0-0 P6		0-0 1B 2-H		2-1 E4 1B		4 0 2 3 0 0 1			
Luis Sojo, R (1, 4) OBP: 0.200, SLG: 0.200		2-3 K		3-1 G5-3 1B		0-0 F9		2-2 F8		4 1 1 0 0 1 3			
Inning Stats	R: 0 E: 0 K: 1 S: 6 H: 0 LOB: 0 BB: 0 P: 6	R: 2 E: 2 K: 1 S: 12 H: 2 LOB: 1 BB: 0 P: 20	R: 0 E: 0 K: 2 S: 9 H: 0 LOB: 1 BB: 1 P: 17	R: 0 E: 0 K: 1 S: 10 H: 1 LOB: 1 BB: 0 P: 16	R: 1 E: 0 K: 1 S: 13 H: 2 LOB: 2 BB: 1 P: 26	R: 1 E: 1 K: 0 S: 9 H: 2 LOB: 1 BB: 0 P: 15	R: 0 E: 0 K: 1 S: 6 H: 0 LOB: 1 BB: 1 P: 11	R: 0 E: 0 K: 2 S: 9 H: 0 LOB: 0 BB: 0 P: 13	R: 0 E: 1 K: 0 S: 20 H: 1 LOB: 2 BB: 0 P: 26	1B: 8 2B: 1 3B: 0 HR: 0 SF: 0 SAC: 0 DP: 1 HBP: 0	WP: 2 PB: 0 SB: 0 CS: 0 PA: 39		
PITCHER	IP WLS BF H R ER SO BB IBB HBP BLK WP HR S P ERA WHIP											PITCHER	IP WLS BF H R ER SO BB IBB HBP BLK WP HR S P ERA WHIP
Kenny Rogers, L (1, 1) ERA: 5.4 Roger McDowell, R (6, 1) ERA: 12.0 Jeff Russell, R (9, 1) ERA:	5.1 L 9 1 0 0 3 1 0 0 0 0 0 20 30 0.00 0.750												

Seattle Mariners @ Texas Rangers
 The Ballpark at Arlington, Arlington, TX

Mon May 01 1995, 8:05 PM EDT
 Att. 19,104 - Unknown - 70 F

livebaseballscorecards.com

AB 36
 R 4
 H 8
 RBI 4
 BB 3
 SO 9
 LOB 21



Batter	1	2	3	4	5	6	7	8	9	AB	R	H	RBI	BB	SO	LOB
Otis Nixon, S <small>OBP: 0.310, SLG: 0.269</small> (1, 8)	1-0 		1-3 			2-2 		2-1 		4	0	1	0	0	1	1
Jeff Frye, R <small>OBP: 0.400, SLG: 0.423</small> (1, 4)	2-3 		2-1 			0-2 			0-1 	4	0	1	0	0	1	2
Mickey Tettleton, S <small>OBP: 0.500, SLG: 0.850</small> (1, 10)	2-2 			2-3 		4-1 			2-1 	3	0	0	0	1	1	1
Dean Palmer, R <small>OBP: 0.500, SLG: 0.789</small> (1, 5)		1-0 		2-3 		2-3 			1-3 	4	0	0	0	0	3	2
Ivan Rodriguez, R <small>OBP: 0.217, SLG: 0.227</small> (1, 2)		1-0 		0-0 			1-1 		0-1 	4	0	0	0	0	0	1
29 Rusty Greer, L <small>OBP: 0.360, SLG: 0.455</small> (1, 3)		3-3 			0-0 		0-0 			3	0	0	0	0	1	0
Billy Hatcher, R <small>OBP: 0.167, SLG: 0.333</small> (1, 9)			1-3 		3-1 		1-2 			3	0	0	0	0	1	0
Mark McLemore, S <small>OBP: 0.391, SLG: 0.550</small> (1, 7)			3-2 		1-0 			1-2 		3	1	2	0	0	0	0
Benji Gil, R <small>OBP: 0.158, SLG: 0.211</small> (1, 6)			1-1 		1-3 			1-3 		3	0	1	1	0	2	1

Inning Stats	R: 0	H: 0	E: 0	K: 1	S: 8	R: 0	H: 0	E: 0	K: 1	S: 5	R: 1	H: 2	E: 0	K: 2	S: 17	R: 0	H: 0	E: 0	K: 2	S: 8	R: 0	H: 1	E: 0	K: 1	S: 7	R: 0	H: 1	E: 0	K: 1	S: 12	R: 0	H: 0	E: 0	K: 0	S: 6	R: 0	H: 0	E: 0	K: 1	S: 9	R: 0	H: 1	E: 0	K: 1	S: 10	1B: 3	SF: 0	2B: 2	SAC: 0	3B: 0	DP: 0	HR: 0	HBP: 0	WP: 0	PA: 32
--------------	------	------	------	------	------	------	------	------	------	------	------	------	------	------	-------	------	------	------	------	------	------	------	------	------	------	------	------	------	------	-------	------	------	------	------	------	------	------	------	------	------	------	------	------	------	-------	-------	-------	-------	--------	-------	-------	-------	--------	-------	--------

PITCHER	IP	WLS	BF	H	R	ER	SO	BB	IBB	HBP	BLK	WP	HR	S	P	ERA	WHIP
Tim Davis, L <small>ERA: 1.59</small>	(1, 1)	5.2	21	4	1	1	7	1	0	0	0	0	0	54	87	1.59	0.882
Jeff Nelson, R <small>ERA:</small>	(6, 1)	0.2	2	0	0	0	1	0	0	0	0	0	0	5	8	0.00	0.000
Bill Risley, R <small>ERA:</small>	(7, 1)	1.2	5	0	0	0	1	0	0	0	0	0	0	13	18	0.00	0.000
Bobby Ayala, R <small>ERA:</small>	(9, 1)	1.0	S 4	1	0	0	1	0	0	0	0	0	0	10	13	0.00	1.000

BOTTOM

Seattle Mariners @ Texas Rangers
 The Ballpark at Arlington, Arlington, TX

Mon May 01 1995, 8:05 PM EDT
 Att: 19,104 - Unknown - 70 F

livebaseballscorecards.com

AB	31
R	1
H	5
RBI	1
BB	1
SO	10
LOB	8

Batter	1	2	3	4	5	6	7	8	9	AB R H RBI BB SO LOB	TOP		
Darren Bragg, L (1, 7) <small>OBP: 0.278, SLG: 0.188</small> Rich Amaral, R (8, PH) <small>OBP: 0.500, SLG: 0.500</small> (8, 7)	4-2 BB		3-3 K			2-1 G4-3	1-3 K	1-1 1B 1-2 2-H 3-H 1B	4-2 BB 1B G5-3 BB	3 0 0 0 1 2 4 1 2 1 2 1 0 0			
Joey Cora, S (1, 4) <small>OBP: 0.444, SLG: 0.647</small>	0-1 SH2-3 1-2		1-2 G6-3			1-3 K		1-1 SH2-4 1B 2B	0-0 G5-3 BB 1B 1-2 2-H 3-H	5 3 3 3 0 1 1			
Ken Griffey Jr., L (1, 10) <small>OBP: 0.464, SLG: 0.636</small>	0-0 L1-6 2-2			4-2 G6-4-3 BB			1-2 CS 1B	4-0 SH2-4 1B BB 1B	4-0 G5-3 BB 1B 1-2 2-3	2 2 1 0 4 0 1			
Jay Buhner, R (1, 9) <small>OBP: 0.231, SLG: 0.280</small>		0-1 F9		2-2 G6-4-3 1-2f			3-2 1B 2B 1-2	1-1 SH2-4 BB 1B	2-0 G5-3 1-2 2-3 3-H	5 0 2 3 0 0 3			
Edgar Martinez, R (1, 5) <small>OBP: 0.500, SLG: 0.611</small> Doug Strange, S (9, PH) <small>OBP: 0.200, SLG: 0.200</small> (9, 5)		4-0 BB		3-1 G4-3			4-2 1B 2B BB	4-0 1B 1BB BB 1B	0-0 2-H 3-H 1B	1 2 0 0 4 0 0 1 0 1 2 0 0 0			
Tino Martinez, L (1, 3) <small>OBP: 0.571, SLG: 0.611</small>		2-1 L9			2-2 P3		2-0 2B BB 1B 1-3 2-H	1-1 WP 1B 1B F9	0-2 F7	6 2 2 2 0 0 5			
Alex Diaz, S (1, 8) <small>OBP: 0.444, SLG: 0.889</small>		2-3 K			0-0 L9		0-2 BB 2B 1-3 3-H	0-0 WP 1B 1B	0-0 G4-3	5 1 2 2 0 1 1			
Dan Wilson, R (1, 2) <small>OBP: 0.500, SLG: 0.500</small>			2-2 SH3 1B		2-0 F7		4-1 BB BB	0-0 F8	1-0 WP 1B 1B	4 1 2 0 1 0 2			
Felix Fermin, R (1, 6) <small>OBP: 0.304, SLG: 0.286</small> Luis Sojo, R (9, 6) <small>OBP: 0.200, SLG: 0.200</small>			0-0 SH3 1-2			2-2 F7		4-1 BB BB 1-2 2-3 3-H	4-2 1B BB 1-2 2-3	0-0 WP 1B 1B	2 2 1 1 2 0 0 0 0 0 0 0 0 0		
Inning Stats	R: 0 H: 0 E: 0 LOB: 0 K: 0 BB: 1 S: 5 P: 9	R: 0 H: 0 E: 0 LOB: 1 K: 1 BB: 1 S: 7 P: 15	R: 0 H: 1 E: 0 LOB: 1 K: 1 BB: 0 S: 10 P: 16	R: 0 H: 0 E: 0 LOB: 0 K: 0 BB: 1 S: 7 P: 16	R: 0 H: 0 E: 0 LOB: 0 K: 0 BB: 0 S: 6 P: 10	R: 0 H: 0 E: 0 LOB: 0 K: 1 BB: 0 S: 8 P: 13	R: 2 H: 4 E: 0 LOB: 3 K: 1 BB: 3 S: 20 P: 39	R: 8 H: 6 E: 0 LOB: 3 K: 0 BB: 5 S: 18 P: 44	R: 5 H: 4 E: 0 LOB: 1 K: 0 BB: 2 S: 12 P: 23	1B: 12 SF: 0 2B: 4 SAC: 3 3B: 0 DP: 2 HR: 0 HBP: 0	WP: 2 PA: 51 PB: 0 SB: 0 CS: 1		
PITCHER	IP WLS BF H R ER SO BB IBB HBP BLK WP HR S P ERA WHIP											PITCHER	IP WLS BF H R ER SO BB IBB HBP BLK WP HR S P ERA WHIP
Kevin Gross, R (1, 1) <small>ERA: 8.64</small>	6.1 23 3 2 2 3 4 0 0 0 0 0 0 52 96 2.84 1.105												
Terry Burrows, L (7, 1) <small>ERA: 9.64</small>	0.1 2 2 0 0 0 0 0 0 0 0 0 0 4 6 0.00 6.000												
Wilson Heredia, R (7, 1) <small>ERA: 6.35</small>	0.2 L 7 1 3 3 1 2 2 0 0 0 0 0 10 29 40.50 4.500												
Darren Oliver, L (8, 1) <small>ERA: 13.5</small>	0.1 7 4 3 3 0 2 0 0 0 0 1 0 9 19 81.00 18.000												
Jose Alberro, R (8, 1) <small>ERA: 11.57</small>	1.1 12 5 7 7 0 3 0 0 0 0 1 0 18 35 47.25 6.000												

Seattle Mariners @ Texas Rangers
 The Ballpark at Arlington, Arlington, TX
 Tue May 02 1995, 8:05 PM EDT
 Att. 17,983 - Unknown - 66 F

livebaseballscorecards.com

AB	35
R	15
H	15
RBI	15
BB	13
SO	4
LOB	17



Batter	1	2	3	4	5	6	7	8	9	AB R H RBI BB SO LOB
Otis Nixon, S (1, 8) OBP: 0.353, SLG: 0.276	0-1 L9			4-2 G4-3 1B BB		4-1 CS BB	0-1 FC6-4		1-0 1B	3 1 1 2 2 0 2
Jeff Frye, R (1, 4) OBP: 0.343, SLG: 0.355	2-1 F9			2-1 G4-3		1-0 F7	1-2 F7		1-3 K	5 0 0 0 0 1 6
Mickey Tettleton, S (1, 10) OBP: 0.419, SLG: 0.680	2-3 K			3-3 K		2-0 E4 1B		3-1 F8	0-0 G4-3	5 0 0 0 0 2 3
Dean Palmer, R (1, 5) OBP: 0.500, SLG: 0.727			1-3 K	0-0 1B 1B		4-0 1B BB		3-1 G1-3		3 0 1 1 1 1 0
Ivan Rodriguez, R (1, 2) OBP: 0.296, SLG: 0.308 Dave Valle, R (9, 2) OBP: 0.250, SLG: 0.250			2-3 K	2-2 1B		1-1 1B		1-0 1B		4 0 3 0 0 1 0 0 0 0 0 0 0 0
29 Rusty Greer, L (1, 3) OBP: 0.310, SLG: 0.385			2-3 K	0-3 K			1-3 K	0-0 F8		4 0 0 0 0 3 3
Billy Hatcher, R (1, 9) OBP: 0.222, SLG: 0.250 Shawn Hare, L (9, PH) OBP: 0.333, SLG: 0.333			0-0 G4-3		3-2 F8		4-1 1B FC6-4 BB		2-1 FC6-4 1B	2 1 0 0 1 0 0 1 0 1 0 0 0 0
Mark McLemore, S (1, 7) OBP: 0.407, SLG: 0.542			1-1 L7		2-0 CS 1B		3-2 FC6-4 BB 1B		0-0 FC6-4 BB 1B	4 1 2 0 0 0 1
Benji Gil, R (1, 6) OBP: 0.217, SLG: 0.190			3-3 K		2-3 K		4-0 FC6-4 BB		4-2 1B BB	2 0 0 0 2 2 1

Inning Stats	R: 0 E: 0 K: 1 S: 7	H: 0 LOB: 0 BB: 0 P: 11	R: 0 E: 0 K: 3 S: 9	H: 0 LOB: 0 BB: 0 P: 14	R: 0 E: 0 K: 1 S: 6	H: 0 LOB: 0 BB: 0 P: 10	R: 1 E: 0 K: 2 S: 14	H: 2 LOB: 2 BB: 1 P: 25	R: 0 E: 0 K: 1 S: 8	H: 1 LOB: 0 BB: 0 P: 15	R: 0 E: 1 K: 0 S: 5	H: 1 LOB: 2 BB: 2 P: 17	R: 1 E: 0 K: 1 S: 12	H: 1 LOB: 2 BB: 2 P: 25	R: 0 E: 0 K: 0 S: 6	H: 1 LOB: 1 BB: 0 P: 13	R: 1 E: 0 K: 1 S: 13	H: 2 LOB: 2 BB: 1 P: 21	1B: 8 2B: 0 3B: 0 HR: 0	SF: 0 SAC: 0 DP: 0 HBP: 0
--------------	------------------------------	----------------------------------	------------------------------	----------------------------------	------------------------------	----------------------------------	-------------------------------	----------------------------------	------------------------------	----------------------------------	------------------------------	----------------------------------	-------------------------------	----------------------------------	------------------------------	----------------------------------	-------------------------------	----------------------------------	----------------------------------	------------------------------------

PITCHER	IP	WLS	BF	H	R	ER	SO	BB	IBB	HBP	BLK	WP	HR	S	P	ERA	WHIP
Randy Johnson, L ERA: 0.75	(1, 1)	6.0	23	4	1	1	8	3	0	0	0	0	0	49	92	1.50	1.167
Ron Villone, L ERA: 7.71	(7, 1)	0.1	4	1	1	1	1	2	0	0	0	0	0	7	19	27.00	9.000
Jeff Nelson, R ERA:	(7, 1)	0.2	W 2	0	0	0	0	0	0	0	0	0	0	5	6	0.00	0.000
Jim Converse, R ERA: 1.5	(8, 1)	2.0	10	3	1	1	1	1	0	0	0	0	0	19	34	4.50	2.000

BOTTOM

Seattle Mariners @ Texas Rangers
 The Ballpark at Arlington, Arlington, TX
 Tue May 02 1995, 8:05 PM EDT
 Att: 17,983 - Unknown - 66 F

livebaseballscorecards.com

AB	33
R	3
H	8
RBI	3
BB	6
SO	10
LOB	16



WP: 0	PA: 39
PB: 0	
SB: 1	
CS: 2	

Batter	1	2	3	4	5	6	7	8	9	AB	R	H	RBI	BB	SO	LOB
Otis Nixon, S <small>OBP: 0.316, SLG: 0.242</small> (1, 8)	1-1 B2-3 		0-0 G6-3 			0-3 K 		1-0 FC6-4 		4	0	0	0	0	1	3
Mark McLemore, S <small>OBP: 0.387, SLG: 0.500</small> (1, 4)	1-2 G6-3 		0-2 		0-1 F7 			1-0 G4-3 		4	0	1	0	0	0	2
29 Rusty Greer, L <small>OBP: 0.303, SLG: 0.400</small> (1, 9)	1-3 		0-0 G4-3 			2-2 		3-3 K 		4	0	1	0	0	2	1
Mickey Tettleton, S <small>OBP: 0.371, SLG: 0.586</small> (1, 10)		0-1 L7 		3-1 G3 		1-2 P5 		1-2 G4-3 		4	0	0	0	0	0	1
Ivan Rodriguez, R <small>OBP: 0.258, SLG: 0.267</small> (1, 2)		2-1 G4-3 		0-1 L8 		0-2 P2 			0-1 F7 	4	0	0	0	0	0	1
Dean Palmer, R <small>OBP: 0.471, SLG: 0.654</small> (1, 5)		0-1 		0-1 F7 		0-1 G5-3 			1-1 L4 	4	0	1	0	0	0	1
Mike Pagliarulo, L <small>OBP: 0.222, SLG: 0.333</small> (1, 3)		0-0 F8 			2-0 G3 		0-1 F7 		2-2 	4	0	1	0	0	0	1
Shawn Hare, L <small>OBP: 0.429, SLG: 0.333</small> (1, 7)			1-2 F9 		4-1 		3-1 		2-1 F8 	3	0	1	0	1	0	1
Benji Gil, R <small>OBP: 0.269, SLG: 0.348</small> (1, 6)			2-0 		4-2 		0-0 P2 			2	1	1	1	1	0	1

Inning Stats	R: 0	H: 0	E: 0	K: 1	S: 8	R: 0	H: 1	E: 0	K: 0	S: 7	R: 1	H: 2	E: 0	K: 0	S: 9	R: 0	H: 0	E: 0	K: 0	S: 6	R: 0	H: 0	E: 0	K: 1	S: 10	R: 0	H: 1	E: 0	K: 0	S: 11	R: 0	H: 1	E: 0	K: 0	S: 6	R: 0	H: 0	E: 0	K: 1	S: 7	R: 0	H: 1	E: 0	K: 0	S: 9	R: 0	H: 1	E: 0	K: 0	S: 14	R: 0	H: 0	E: 0	K: 1	S: 12	R: 0	H: 1	E: 0	K: 0	S: 14	1B: 4	SF: 0	2B: 1	SAC: 0	3B: 0	DP: 0	HR: 1	HBP: 0	WP: 0	PA: 35
--------------	------	------	------	------	------	------	------	------	------	------	------	------	------	------	------	------	------	------	------	------	------	------	------	------	-------	------	------	------	------	-------	------	------	------	------	------	------	------	------	------	------	------	------	------	------	------	------	------	------	------	-------	------	------	------	------	-------	------	------	------	------	-------	-------	-------	-------	--------	-------	-------	-------	--------	-------	--------

PITCHER	IP	WLS	BF	H	R	ER	SO	BB	IBB	HBP	BLK	WP	HR	S	P	ERA	WHIP
Chris Bosio, R <small>ERA: 1.74</small>	(1, 1)	5.1	22	4	1	1	2	2	0	0	0	0	1	46	70	1.69	1.125
Jeff Nelson, R <small>ERA:</small>	(6, 1)	0.2	2	0	0	0	0	0	0	0	0	0	0	5	5	0.00	0.000
Bill Risley, R <small>ERA:</small>	(7, 1)	1.2	6	1	0	0	1	0	0	0	0	0	0	10	18	0.00	0.600
Bobby Ayala, R <small>ERA:</small>	(8, 1)	1.1	5	1	0	0	0	0	0	0	0	0	0	12	18	0.00	0.750

Seattle Mariners @ Texas Rangers
 The Ballpark at Arlington, Arlington, TX

Wed May 03 1995, 8:05 PM EDT
 Att: 17,375 - Unknown - 67 F

AB	33
R	1
H	6
RBI	1
BB	2
SO	3
LOB	12

Seattle Mariners @ California Angels
 Anaheim Stadium, Anaheim, CA

Fri May 05 1995, 10:05 PM EDT
 Att. 30,230 - Unknown - 63 F

AB	31
R	0
H	8
RBI	0
BB	4
SO	7
LOB	22



Batter	1	2	3	4	5	6	7	8	9	AB	R	H	RBI	BB	SO	LOB
Rich Amaral, R (1, 7) OBP: 0.545, SLG: 0.556 Alex Diaz, S (8, PH) OBP: 0.385, SLG: 0.692 (8, 7)	2-2 G6-4-3 1B		0-0 F8		2-0 1B			2-2 FC4-6 FC5 BB 1-2f		3	0	2	0	0	0	2
Felix Fermin, R (1, 6) OBP: 0.286, SLG: 0.269 Joey Cora, S (2, 4) OBP: 0.423, SLG: 0.565 (8, 6)	1-2 G6-4-3 1-2f		0-2 F8		1-2 F7			4-1 BB		1	0	0	0	0	0	1
Ken Griffey Jr., L (1, 8) OBP: 0.459, SLG: 0.552	1-2 P2			0-0 G5-4-3 1B		4-2 G4-6-3 BB		3-3 K		3	0	1	0	1	1	2
Jay Buhner, R (1, 9) OBP: 0.229, SLG: 0.294		2-1 L5		1-1 G5-4-3 1-2f		2-3 K		1-0 FC5 2-3f		4	0	0	0	0	1	4
Edgar Martinez, R (1, 10) OBP: 0.484, SLG: 0.600 Greg Pirk, R (9, PH) OBP: 0.400, SLG: 0.250		1-2 G4-6-3 1B		2-1 G4-3		2-1 G4-6-3 1-2f		2-3 K	2-3 K	3	0	1	0	0	0	1
Mike Blowers, R (1, 5) OBP: 0.150, SLG: 0.158		0-0 G4-6-3 1-2f		1-2 F9		2-3 K		4-0 HBP BB		3	0	0	0	1	1	1
Tino Martinez, L (1, 3) OBP: 0.552, SLG: 0.565			1-1 P4		1-2 1B 1B 1B		0-2 K	3-0 HBP		3	0	1	0	0	1	0
Dan Wilson, R (1, 2) OBP: 0.481, SLG: 0.542 Chad Kreuter, S (7, 2) OBP: 0.200, SLG: 0.200			4-2 1B BB		2-2 F9		2-3 K	1-3 K		2	0	0	0	1	1	1
Luis Sojo, R (1, 4) OBP: 0.333, SLG: 0.333 Doug Strange, S (8, PH) OBP: 0.286, SLG: 0.286 (8, 4)		1 SAFE 2-1 1 SAFE 1-2 1B		2-1 1B		0-1 FC4-6 1B		1-1 L8		2	0	2	0	0	0	0

Inning Stats	R: 0	H: 1	R: 0	H: 1	R: 0	H: 1	R: 0	H: 3	R: 0	H: 0	R: 0	H: 0	R: 0	H: 1	R: 0	H: 0
	E: 0	LOB: 0	E: 0	LOB: 0	E: 0	LOB: 0	E: 0	LOB: 3	E: 0	LOB: 0	E: 0	LOB: 0	E: 0	LOB: 2	E: 0	LOB: 2
	K: 0	BB: 0	K: 0	BB: 0	K: 0	BB: 0	K: 3	BB: 0	K: 1	BB: 1	K: 3	BB: 0	K: 1	BB: 1	K: 2	BB: 1
	S: 11	P: 15	S: 6	P: 9	S: 11	P: 18	S: 18	P: 27	S: 11	P: 19	S: 11	P: 15	S: 12	P: 22	S: 8	P: 19

PITCHER	IP	WLS	BF	H	R	ER	SO	BB	IBB	HBP	BLK	WP	HR	S	P	ERA	WHIP
Brian Anderson, L (1, 1) ERA: 2.79	4.0		14	4	0	0	0	1	0	0	0	0	0	33	50	0.00	1.250
Bob Patterson, L (5, 1) ERA:	2.0	W	9	3	0	0	1	1	0	0	0	0	0	29	46	0.00	2.000
Troy Percival, R (7, 1) ERA: 3.38	1.0		3	0	0	0	3	0	0	0	0	0	0	11	15	0.00	0.000
Mike Butcher, R (8, 1) ERA:	1.0		5	1	0	0	1	1	0	0	0	0	0	12	22	0.00	2.000
Mitch Williams, L (9, 1) ERA:	1.0		5	0	0	0	2	1	0	1	0	0	0	8	19	0.00	1.000

WP: 0	PA: 36
PB: 0	
SB: 0	
CS: 0	

Seattle Mariners @ California Angels

Anaheim Stadium, Anaheim, CA

Sat May 06 1995, 10:05 PM EDT
Att. 21,882 - Unknown - 58 F

livebaseballscorecards.com



WP: 1 PA: 38
PB: 0
SB: 0
CS: 0

Batter	1	2	3	4	5	6	7	8	9	AB R H RBI BB SO LOB	TOP																									
Darren Bragg, L (1, 7) OBP: 0.357, SLG: 0.217	0-1 P3		0-0 FC4-6 1B		4-2 G3 G4-3 BB		4-1 L4-6 1B BB		3-3 K	3 0 1 0 2 1 0																										
Joey Cora, S (1, 4) OBP: 0.387, SLG: 0.500	2-2 F7		1-1 FC4-6 1B 1-2f		0-0 G4-3		3-2 BLK 1B		0-0 G3-1	5 0 1 0 0 0 2																										
Ken Griffey Jr., L (1, 8) OBP: 0.463, SLG: 0.636	3-2 HR		2-0 1B		0-0 G3		0-1 L4-6			4 1 2 1 0 0 3																										
Jay Buhner, R (1, 9) OBP: 0.231, SLG: 0.316	2-0 WP HR 2B		2-3 K		1-1 F8		2-3 K			4 1 1 0 0 2 4																										
Edgar Martinez, R (1, 10) OBP: 0.486, SLG: 0.679	3-1 HR		2-2 G4-3		2-1 F7		4-1 BB			3 1 1 2 1 0 2																										
Tino Martinez, L (1, 3) OBP: 0.485, SLG: 0.481	1-1 P5		2-1 G4-3		0-0 F9		0-3 K			4 0 0 0 0 1 1																										
Doug Strange, S (1, 5) OBP: 0.300, SLG: 0.400		0-0 L4	0-0 2B		1-1 G4-3		0-0 F9			3 0 1 0 0 0 0																										
Mike Blowers, R (8, PH) (8, 5) OBP: 0.143, SLG: 0.150										1 0 0 0 0 0 1																										
Chad Kreuter, S (1, 2) OBP: 0.222, SLG: 0.125		3-2 K	2-0 F7		4-2 HR BB		1-1 P5			3 1 0 0 1 1 2																										
Luis Sojo, R (1, 6) OBP: 0.333, SLG: 0.533		1-2 P6	2-0 L9		0-0 HR				2-2 G4-3	3 1 1 2 0 0 1																										
Alex Diaz, S (9, PH) OBP: 0.357, SLG: 0.643										1 0 0 0 0 0 0																										
Inning Stats	R: 3 E: 0 K: 0 S: 16	H: 3 LOB: 0 BB: 0 P: 27	R: 0 E: 0 K: 1 S: 8	H: 0 LOB: 0 BB: 0 P: 12	R: 0 E: 0 K: 1 S: 12	H: 2 LOB: 2 BB: 0 P: 19	R: 0 E: 0 K: 0 S: 5	H: 1 LOB: 1 BB: 0 P: 11	R: 0 E: 0 K: 0 S: 6	H: 0 LOB: 1 BB: 1 P: 11	R: 0 E: 0 K: 0 S: 5	H: 0 LOB: 0 BB: 0 P: 8	R: 2 E: 0 K: 1 S: 17	H: 2 LOB: 1 BB: 2 P: 30	R: 0 E: 0 K: 1 S: 8	H: 0 LOB: 1 BB: 1 P: 13	R: 0 E: 0 K: 1 S: 8	H: 0 LOB: 0 BB: 0 P: 13	1B: 3 2B: 3 3B: 0 HR: 3	SF: 0 SAC: 0 DP: 1 HBP: 0	WP: 1 PA: 38 PB: 0 SB: 0 CS: 0															
PITCHER	IP WLS BF H R ER SO BB IBB HBP BLK WP HR S P ERA WHIP																																			
Shawn Boskie, R (1, 1) ERA: 1.93	6.0		25	6	3	3	2	1	0	0	0	1	2	52	88	4.50	1.167																			
Russ Springer, R (7, 1) ERA: 15.75	0.0		2	1	2	2	0	1	0	0	0	0	1	6	10	∞	∞																			
Mike James, R (7, 1) ERA: 3.86	0.0		2	1	0	0	0	1	0	0	0	0	0	5	12	∞	∞																			
Mitch Williams, L (7, 1) ERA:	1.1	W	4	0	0	0	2	1	0	0	1	0	0	11	17	0.00	0.750																			
Troy Percival, R (8, 1) ERA: 3.0	0.2		2	0	0	0	0	0	0	0	0	0	0	3	4	0.00	0.000																			
PITCHER	IP WLS BF H R ER SO BB IBB HBP BLK WP HR S P ERA WHIP																																			
Lee Smith, R (9, 1) ERA:	1.0	S	3	0	0	0	1	0	0	0	0	0	0	8	13	0.00	0.000																			

Batter	1	2	3	4	5	6	7	8	9	AB R H RBI BB SO LOB	TOP
Rich Amaral, R (1, 7) OBP: 0.400, SLG: 0.385 Alex Diaz, S (8, 7) OBP: 0.357, SLG: 0.643	1-3 		0-3 		0-0 			1-0 		4 0 0 0 0 2 2 0 0 0 0 0 0 0	
Luis Sojo, R (1, 4) OBP: 0.316, SLG: 0.444	1-0 			4-0 	1-2 			3-3 		3 0 0 0 1 1 1	
Ken Griffey Jr., L (1, 8) OBP: 0.422, SLG: 0.568	0-3 			1-3 		0-3 		0-0 		4 0 0 0 0 3 1	
Jay Buhner, R (1, 9) OBP: 0.209, SLG: 0.286		2-1 		3-1 		0-1 			2-0 	4 0 0 0 0 0 1	
Edgar Martinez, R (1, 10) OBP: 0.487, SLG: 0.688		0-1 			2-1 	1-0 			0-2 	4 1 2 0 0 0 0	
Mike Blowers, R (1, 5) OBP: 0.200, SLG: 0.208		1-0 			2-2 		1-1 		0-0 	4 1 2 0 0 0 1	
Tino Martinez, L (1, 3) OBP: 0.486, SLG: 0.586		0-1 			1-0 		0-0 			2 1 1 2 0 0 1	
Dan Wilson, R (1, 2) OBP: 0.467, SLG: 0.519			3-2 		3-1 		1-1 			3 0 1 0 0 0 1	
Alex Rodriguez, R (1, 6) OBP: 0.333, SLG: 0.333			1-0 		1-2 		1-3 			3 0 1 0 0 1 2	
Inning Stats	R: 0 H: 0 E: 0 LOB: 0 K: 2 BB: 0 S: 7 P: 9	R: 0 H: 1 E: 0 LOB: 1 K: 0 BB: 0 S: 7 P: 10	R: 0 H: 1 E: 0 LOB: 0 K: 1 BB: 0 S: 8 P: 12	R: 0 H: 0 E: 0 LOB: 0 K: 1 BB: 1 S: 5 P: 13	R: 3 H: 4 E: 2 LOB: 1 K: 0 BB: 0 S: 16 P: 26	R: 0 H: 0 E: 0 LOB: 0 K: 1 BB: 0 S: 6 P: 7	R: 0 H: 1 E: 0 LOB: 1 K: 1 BB: 0 S: 8 P: 11	R: 0 H: 0 E: 0 LOB: 0 K: 0 BB: 0 S: 5 P: 9	R: 0 H: 0 E: 0 LOB: 0 K: 0 BB: 0 S: 5 P: 7	1B: 5 SF: 0 2B: 1 SAC: 1 3B: 0 DP: 1 HR: 1 HBP: 0	WP: 0 PA: 33 PB: 0 SB: 0 CS: 2
PITCHER Chuck Finley, L (1, 1) ERA: 3.79 Mike Butcher, R (9, 1) ERA:	IP WLS BF H R ER SO BB IBB HBP BLK WP HR S P ERA WHIP 8.0 L 30 7 3 3 7 1 0 0 0 0 1 62 97 3.38 1.000 1.0 3 0 0 0 0 0 0 0 0 0 0 5 7 0.00 0.000										

Seattle Mariners @ California Angels
 Anaheim Stadium, Anaheim, CA
 Sun May 07 1995, 10:05 PM EDT
 Att. 24,868 - Cloudy - 62 F

livebaseballscorecards.com

AB	31
R	3
H	7
RBI	2
BB	1
SO	7
LOB	10



Batter	1	2	3	4	5	6	7	8	9	AB	R	H	RBI	BB	SO	LOB
Tony Phillips, S OBP: 0.423, SLG: 0.317 (1, 8) C B B F B T (9, 7)	3-2 K ①		2-2 L9 ③		1-2 FC1-2 ① 1-2 2-3 3-HF		1-0 L8 ②			4	0	0	0	0	1	5
Damion Easley, R OBP: 0.326, SLG: 0.289 (1, 4) X	0-0 G4-3 ②			0-0 L4 ①	3-2 L4 ②		2-1 G4-3 ③			4	0	0	0	0	0	4
Rex Hudler, R OBP: 0.100, SLG: 0.100 Jim Edmonds, L OBP: 0.262, SLG: 0.263 (1, 7) B X (8, PH) (9, 8)	1-0 F8 ③			1-2 PB 1B	2-3 K ③			2-2 G3 ①		3	0	1	0	0	1	3
Chili Davis, S OBP: 0.417, SLG: 0.425 (1, 10)			1-3 K ①		4-0 BB 1-3		1-0 G6-3 G4-3 2B		0-0 F9 ②	3	1	1	0	1	1	0
Tim Salmon, R OBP: 0.408, SLG: 0.658 (1, 9)			1-3 K ②		2-3 K ②		1-2 G6-3 2-3		1-3 K ③	4	0	0	0	0	3	3
Eduardo Perez, R OBP: 0.400, SLG: 0.286 Spike Owen, S OBP: 0.222, SLG: 0.235 (1, 5) (9, PH)			0-1 F9 ③		3-3 SAFE K ③		1-2 G4-3 ② 3-H		0-0 P5 ①	3	0	0	1	0	1	2
J.T. Snow, L OBP: 0.370, SLG: 0.512 (1, 3)			2-3 K ①		0-0 1B FC1-2 1B		1-2 F9 ③		1-2 HR ①	4	1	2	1	0	1	0
Andy Allanson, R OBP: 0.182, SLG: 0.211 Greg Myers, L OBP: 0.400, SLG: 1.000 (1, 2) (9, PH)			3-2 K ②		4-0 FC1-2 1B 1-2 BB		1-3 K ①		1-1 G4-3 ②	2	0	0	0	1	2	0
Gary Disarcina, R OBP: 0.357, SLG: 0.659 (1, 6)			2-2 K 3B		0-0 FC1-2 1B 1-2 2-3		1-1 K 2B		0-2 G4-3 ③	4	0	3	0	0	0	0

Inning Stats	R: 0	H: 0	E: 0	K: 1	S: 5	LOB: 0	BB: 0	P: 9	R: 0	H: 0	E: 0	K: 2	S: 9	LOB: 0	BB: 0	P: 11	R: 0	H: 1	E: 0	K: 2	S: 13	LOB: 1	BB: 0	P: 22	R: 0	H: 1	E: 0	K: 2	S: 11	LOB: 2	BB: 1	P: 21	R: 0	H: 2	E: 0	K: 1	S: 13	LOB: 3	BB: 1	P: 23	R: 1	H: 1	E: 0	K: 0	S: 12	LOB: 0	BB: 0	P: 16	R: 0	H: 1	E: 0	K: 1	S: 8	LOB: 1	BB: 0	P: 13	R: 0	H: 0	E: 0	K: 1	S: 7	LOB: 0	BB: 0	P: 10	R: 1	H: 1	E: 0	K: 0	S: 9	LOB: 0	BB: 0	P: 11	1B: 3	2B: 2	3B: 1	SF: 0	SAC: 0	DP: 0	HBP: 0	WP: 0	PB: 2	SB: 0	CS: 0	PA: 36
PITCHER	IP	WLS	BF	H	R	ER	SO	BB	IBB	HBP	BLK	WP	HR	S	P	ERA	WHIP																																																																			
Randy Johnson, L ERA: 0.95 (1, 1)	7.0	W	29	6	1	1	9	2	0	0	0	0	0	71	115	1.29	1.143																																																																			
Bobby Ayala, R ERA: 1.42 (8, 1)	2.0	S	7	1	1	1	1	0	0	0	0	0	0	16	21	4.50	0.500																																																																			

BOTTOM

Seattle Mariners @ California Angels
Anaheim Stadium, Anaheim, CA

Sun May 07 1995, 10:05 PM EDT
Att. 24,868 - Cloudy - 62 F

livebaseballscorecards.com

AB	34
R	2
H	7
RBI	2
BB	2
SO	10
LOB	17



Batter	1	2	3	4	5	6	7	8	9	AB R H RBI BB SO LOB	TOP														
Darren Bragg, L (1, 7) OBP: 0.394, SLG: 0.259	2-3 K		1-0 G4-3 1B	1-3 K		0-0 S 2-H 1B		4-2 1B BB		4 1 2 1 1 2 1															
Joey Cora, S (1, 4) OBP: 0.361, SLG: 0.455	0-3 K		1-0 G4-3 1-2		0-0 F8	1-3 K		2-2 1B 1B		5 0 1 0 0 2 2															
Ken Griffey Jr., L (1, 8) OBP: 0.440, SLG: 0.538	4-1 BB		2-0 F9		4-2 S 1B BB	4-0 IBB		2-0 P5		2 1 0 0 3 0 3															
Jay Buhner, R (1, 9) OBP: 0.188, SLG: 0.255	1-3 K		1-3 K		0-3 K	2-3 K		0-1 F9		5 0 0 0 0 4 7															
Edgar Martinez, R (1, 10) OBP: 0.500, SLG: 0.757					3-2 HR	2-0 S 1B		0-0 1B		5 1 3 3 0 1 0															
Tino Martinez, L (1, 3) OBP: 0.500, SLG: 0.563					0-1 G3	4-0 1-2 IBB		4-2 BB BB		3 0 1 0 2 0 2															
Mike Blowers, R (1, 5) OBP: 0.200, SLG: 0.179					2-1 G6-3	2-3 K		4-0 1-2 BB		4 0 0 0 1 2 3															
Dan Wilson, R (1, 2) OBP: 0.486, SLG: 0.563					2-0 1B 2B	1-0 SH1-3 1B		0-1 F9		5 2 3 0 0 0 2															
Alex Rodriguez, R (1, 6) OBP: 0.286, SLG: 0.286					1-1 S 2-H 1B	0-1 SH1-3		0-1 L5		4 0 1 1 0 0 4															
Inning Stats	R: 0 E: 0 K: 3 S: 10	H: 0 LOB: 1 BB: 1 P: 17	R: 0 E: 0 K: 0 S: 10	H: 2 LOB: 2 BB: 0 P: 13	R: 0 E: 0 K: 1 S: 6	H: 1 LOB: 1 BB: 0 P: 11	R: 2 E: 0 K: 1 S: 14	H: 3 LOB: 1 BB: 0 P: 23	R: 1 E: 0 K: 2 S: 10	H: 1 LOB: 2 BB: 2 P: 22	R: 1 E: 0 K: 2 S: 10	H: 2 LOB: 2 BB: 1 P: 18	R: 0 E: 0 K: 1 S: 11	H: 0 LOB: 2 BB: 2 P: 21	R: 1 E: 0 K: 0 S: 13	H: 2 LOB: 2 BB: 1 P: 21	R: 0 E: 0 K: 1 S: 6	H: 0 LOB: 0 BB: 0 P: 8	1B: 9 2B: 1 3B: 0 HR: 1	SF: 0 SAC: 1 DP: 0 HBP: 0	WP: 0 PB: 0 SB: 4 CS: 0	PA: 45			
PITCHER	IP WLS BF H R ER SO BB IBB HBP BLK WP HR S P ERA WHIP																								
Todd Stottliemyre, R (1, 1) ERA: 8.82	6.1		34	9	4	4	10	4	2	0	0	0	1	67	121	5.68	2.053								
Mark Acre, R (7, 1) ERA: 8.22	0.2		4	1	1	1	0	1	0	0	0	0	0	10	16	13.50	3.000								
Chris Eddy, L (8, 1) ERA: 9.0	0.1		1	0	0	0	0	0	0	0	0	0	0	1	3	0.00	0.000								
Don Wengert, R (8, 1) ERA: 3.18	1.2	W	6	1	0	0	1	0	0	0	0	0	0	12	14	0.00	0.600								

Seattle Mariners @ Oakland Athletics
Oakland-Alameda County Coliseum, Oakland, CA

Tue May 09 1995, 7:05 PM PDT
Att: 8,125 - Unknown - 59 F

livebaseballscorecards.com

AB	37
R	5
H	11
RBI	5
BB	7
SO	11
LOB	24



Batter	1	2	3	4	5	6	7	8	9	AB R H RBI BB SO LOB
Andy Tomberlin, L (1, 9) OBP: 0.294, SLG: 0.438 Ruben Sierra, S (7, PH) OBP: 0.265, SLG: 0.422 (8, 9)	0-0 1B		2-3 K		2-2 E6		3-3 K		2-0 1B	3 0 1 0 0 1 0 2 1 1 0 0 1 0
Brent Gates, S (1, 4) OBP: 0.320, SLG: 0.350	3-1 L7		1-1 G4-3		1-1 G3		3-3 K		3-2 1B HR	5 1 1 1 0 1 2
Geronimo Berroa, R (1, 7) OBP: 0.462, SLG: 0.750	0-3 K		1-1 1B			1-0 2B BB	3-1 HR		3-2 1B HR	5 3 4 1 0 1 1
Mark McGwire, R (1, 3) OBP: 0.424, SLG: 0.587	2-1 1-2 1B		1-3 K			0-0 BB SF7	3-3 K		0-3 K	5 1 2 0 0 3 3
Jason Giambi, L (1, 10) OBP: 0.333, SLG: 0.143 Rickey Henderson, R (9, PH) OBP: 0.371, SLG: 0.379	1-1 G3			2-0 P6		4-1 FC6-4 BB		2-3 K	3-1 HR	3 0 0 0 1 1 2 1 1 1 3 0 0 0
Terry Steinbach, R (1, 2) OBP: 0.279, SLG: 0.359		1-3 K		2-3 K		4-2 FC6-4 BB		1-3 K		3 0 0 1 1 3 0
Scott Brosius, R (1, 5) OBP: 0.419, SLG: 0.371		2-0 2B		0-1 G6-3		1-0 SF7		1-2 1B		3 0 2 1 0 0 0
Mike Gallego, R (1, 6) OBP: 0.205, SLG: 0.114 Mike Aldrete, L (8, PH) OBP: 0.389, SLG: 0.214 Craig Paquette, R (9, 6) OBP: 0.118, SLG: 0.235		1-2 F8			2-1 P4	2-2 FC6-4		0-1 P5		3 0 0 0 0 0 3 1 0 0 0 0 0 1 0 0 0 0 0 0 0
Stan Javier, S (1, 8) OBP: 0.241, SLG: 0.167		1-1 G6-3			1-2 P6	0-3 K			1-2 G4-3	4 0 0 0 0 1 3

Inning Stats	R: 0 E: 0 K: 1 S: 10	H: 2 LOB: 2 BB: 0 P: 16	R: 0 E: 0 K: 1 S: 9	H: 1 LOB: 1 BB: 0 P: 14	R: 0 E: 0 K: 2 S: 10	H: 1 LOB: 1 BB: 0 P: 15	R: 0 E: 0 K: 1 S: 6	H: 0 LOB: 0 BB: 0 P: 10	R: 0 E: 1 K: 0 S: 11	H: 0 LOB: 1 BB: 0 P: 17	R: 2 E: 0 K: 1 S: 15	H: 2 LOB: 2 BB: 2 P: 27	R: 1 E: 0 K: 3 S: 13	H: 1 LOB: 0 BB: 0 P: 25	R: 0 E: 0 K: 2 S: 14	H: 1 LOB: 1 BB: 0 P: 18	R: 4 E: 0 K: 1 S: 18	H: 4 LOB: 0 BB: 0 P: 30	1B: 8 2B: 2 3B: 0 HR: 2	SF: 1 SAC: 0 DP: 0 HBP: 0	WP: 0 PB: 0 SB: 1 CS: 0	PA: 41
--------------	-------------------------------	----------------------------------	------------------------------	----------------------------------	-------------------------------	----------------------------------	------------------------------	----------------------------------	-------------------------------	----------------------------------	-------------------------------	----------------------------------	-------------------------------	----------------------------------	-------------------------------	----------------------------------	-------------------------------	----------------------------------	----------------------------------	------------------------------------	----------------------------------	--------

PITCHER	IP	WLS	BF	H	R	ER	SO	BB	IBB	HBP	BLK	WP	HR	S	P	ERA	WHIP
Chris Bosio, R (1, 1) ERA: 2.35	5.0		23	6	2	2	5	1	0	0	0	0	0	49	80	3.60	1.400
Jeff Nelson, R (6, 1) ERA:	1.0		4	0	0	0	1	1	0	0	0	0	0	12	19	0.00	1.000
Lee Guetterman, L (7, 1) ERA: 6.75	0.2		3	1	1	1	2	0	0	0	0	0	1	10	19	13.50	1.500
Bill Risley, R (7, 1) ERA:	1.1		5	1	0	0	3	0	0	0	0	0	0	17	24	0.00	0.750
Jim Converse, R (9, 1) ERA: 6.43	0.2	L	5	3	3	3	1	0	0	0	0	0	0	16	25	40.50	4.500

PITCHER	IP	WLS	BF	H	R	ER	SO	BB	IBB	HBP	BLK	WP	HR	S	P	ERA	WHIP
Ron Villone, L (9, 1) ERA: 6.23	0.0		1	1	1	1	0	0	0	0	0	0	0	1	5	∞	∞

BOTTOM

Seattle Mariners @ Oakland Athletics
 Oakland-Alameda County Coliseum, Oakland, CA

Tue May 09 1995, 7:05 PM PDT
 Att. 8,125 - Unknown - 59 F

livebaseballscores.com

AB	38
R	7
H	12
RBI	7
BB	2
SO	12
LOB	15



Batter	1	2	3	4	5	6	7	8	9	AB R H RBI BB SO LOB
Darren Bragg, L (1, 7) OBP: 0.351, SLG: 0.226	0-1 G5-3			0-0 G4-3		2-2 G4-3		1-2 G3-1		4 0 0 0 0 0 1
Joey Cora, S (1, 4) OBP: 0.400, SLG: 0.514	0-1 G3		0-2 1B HR		2-1 F9 2B		1-1 1B		4 1 3 1 0 0 0	
Ken Griffey Jr., L (1, 8) OBP: 0.426, SLG: 0.512	1-0 G3-4-1		1-2 1B HR		0-0 F9		0-2 F9		4 1 1 0 0 0 2	
Jay Buhner, R (1, 9) OBP: 0.192, SLG: 0.314		1-3 K		0-0 1B HR		2-1 F8		0-0 L4	4 1 1 3 0 1 1	
Edgar Martinez, R (1, 10) OBP: 0.458, SLG: 0.683		3-3 K		1-0 G1-3			0-1 L4	1-2 G6-3	4 0 0 0 0 1 0	
Tino Martinez, L (1, 3) OBP: 0.455, SLG: 0.500		1-1 F8		1-2 G3			0-1 G3-1	0-1 P3	4 0 0 0 0 0 0	
Mike Blowers, R (1, 5) OBP: 0.182, SLG: 0.161			1-1 G6-3		3-2 G6-3		2-2 G4-3		3 0 0 0 0 0 0	
Chad Kreuter, S (1, 2) OBP: 0.250, SLG: 0.273			1-3 K		3-2 K			0-0 G3-1 1B 2B	3 1 1 0 0 2 0	
Alex Rodriguez, R (1, 6) OBP: 0.200, SLG: 0.200			1-2 G4-3		0-1 F9			1-3 K	3 0 0 0 0 1 1	

Inning Stats	R: 0 E: 0 K: 0 S: 5	H: 0 LOB: 0 BB: 0 P: 6	R: 0 E: 0 K: 2 S: 10	H: 0 LOB: 0 BB: 0 P: 15	R: 0 E: 0 K: 1 S: 10	H: 0 LOB: 0 BB: 0 P: 13	R: 3 E: 0 K: 0 S: 13	H: 3 LOB: 0 BB: 0 P: 16	R: 0 E: 0 K: 1 S: 9	H: 0 LOB: 0 BB: 0 P: 14	R: 0 E: 0 K: 0 S: 8	H: 1 LOB: 1 BB: 0 P: 14	R: 0 E: 0 K: 0 S: 7	H: 0 LOB: 0 BB: 0 P: 9	R: 1 E: 0 K: 1 S: 12	H: 2 LOB: 1 BB: 0 P: 15	R: 0 E: 0 K: 0 S: 7	H: 0 LOB: 0 BB: 0 P: 8	1B: 3 2B: 2 3B: 0 HR: 1	SF: 0 SAC: 0 DP: 0 HBP: 0	WP: 0 PB: 0 SB: 0 CS: 0	PA: 33
--------------	------------------------------	---------------------------------	-------------------------------	----------------------------------	-------------------------------	----------------------------------	-------------------------------	----------------------------------	------------------------------	----------------------------------	------------------------------	----------------------------------	------------------------------	---------------------------------	-------------------------------	----------------------------------	------------------------------	---------------------------------	----------------------------------	------------------------------------	----------------------------------	--------

PITCHER	IP	WLS	BF	H	R	ER	SO	BB	IBB	HBP	BLK	WP	HR	S	P	ERA	WHIP
Steve Ontiveros, R (1, 1) ERA: 5.6	7.2	W	28	5	4	4	5	0	0	0	0	0	1	69	96	4.70	0.652
Rick Honeycutt, L (8, 1) ERA:	0.1		2	1	0	0	0	0	0	0	0	0	0	5	6	0.00	3.000
Dennis Eckersley, R (9, 1) ERA: 5.4	1.0	S	3	0	0	0	0	0	0	0	0	0	0	7	8	0.00	0.000

TOP

Seattle Mariners @ Oakland Athletics
Oakland-Alameda County Coliseum, Oakland, CA

Wed May 10 1995, 7:05 PM PDT
Att: 8,495 - Unknown - 60 F

AB	33
R	4
H	6
RBI	4
BB	0
SO	5
LOB	5



Batter	1	2	3	4	5	6	7	8	9	AB	R	H	RBI	BB	SO	LOB
Rickey Henderson, R (1, 10) OBP: 0.375, SLG: 0.394	2-1 F7		2-2 P6	3-2 2B		4-1 BB		3-3 K		4	0	1	2	1	1	1
Brent Gates, S (1, 4) OBP: 0.333, SLG: 0.304	1-2 F7		4-1 HR BB	3-2 G1-3		0-1 G1-2-3		4-2 BB BB		3	1	0	0	2	0	4
Geronimo Berroa, R (1, 7) OBP: 0.456, SLG: 0.702 Andy Tomberlin, L (8, PR) (9, 7) OBP: 0.294, SLG: 0.438	1-0 L7		1 SAFE 4-1 HR BB		2-1 G5-3	1-3 K		4-1 FC6-4 BB		3	1	0	0	2	1	2
Mark McGwire, R (1, 3) OBP: 0.422, SLG: 0.620		4-1 1B BB	2-1 HR		0-0 F9		0-0 G6-3	0-0 FC6-4		4	1	1	3	1	0	3
Ruben Sierra, S (1, 9) OBP: 0.302, SLG: 0.510		1-2 1B	0-0 P4		0-1 HR		0-0 WP 1B			4	1	3	1	0	0	0
Terry Steinbach, R (1, 2) OBP: 0.255, SLG: 0.326		0-1 L8		0-1 E7 1B FC1-2	1-0 F7		0-2 P3			4	0	0	0	0	0	3
Scott Brosius, R (1, 8) OBP: 0.426, SLG: 0.462		2-0 F7		1-2 FC5 FC1-2 1B		0-0 HR	3-1 F7			4	1	2	1	0	0	3
Craig Paquette, R (1, 5) OBP: 0.190, SLG: 0.333		0-0 F9		1-0 FC1-2 FC5 2B		0-1 BB 1B G1-2-3 1B		1-0 SH1 2B		4	1	2	0	0	0	4
Mike Gallego, R (1, 6) OBP: 0.214, SLG: 0.132			2-1 F8	2-0 FC5 2B		1 SAFE 1-0 G1-2-3 BB 1B		0-0 SH1		3	1	1	0	0	0	2

Inning Stats	R: 0	H: 0	E: 0	K: 8	S: 8	R: 0	H: 1	E: 0	K: 8	S: 8	R: 3	H: 1	E: 0	K: 10	S: 10	R: 2	H: 2	E: 1	K: 13	S: 13	R: 1	H: 1	E: 0	K: 6	S: 9	R: 1	H: 3	E: 0	K: 10	S: 10	R: 0	H: 1	E: 0	K: 7	S: 7	R: 0	H: 1	E: 0	K: 10	S: 10	R: 0	H: 1	E: 0	K: 10	S: 10	1B: 5	2B: 2	3B: 0	HR: 3	SF: 0	SAC: 1	DP: 1	HBP: 0	WP: 1	PB: 0	SB: 0	CS: 0	PA: 40
--------------	------	------	------	------	------	------	------	------	------	------	------	------	------	-------	-------	------	------	------	-------	-------	------	------	------	------	------	------	------	------	-------	-------	------	------	------	------	------	------	------	------	-------	-------	------	------	------	-------	-------	-------	-------	-------	-------	-------	--------	-------	--------	-------	-------	-------	-------	--------

PITCHER	IP	WLS	BF	H	R	ER	SO	BB	IBB	HBP	BLK	WP	HR	S	P	ERA	WHIP
Dave Fleming, L (1, 1) ERA: 7.36	5.0	L	27	8	7	5	0	3	0	0	0	0	3	49	88	9.00	2.200
John Cummings, L (6, 1) ERA: 11.25	2.2		11	2	0	0	2	2	0	0	0	1	0	21	37	0.00	1.500
Jeff Nelson, R (8, 1) ERA:	0.1		2	0	0	0	0	1	0	0	0	0	0	2	6	0.00	3.000

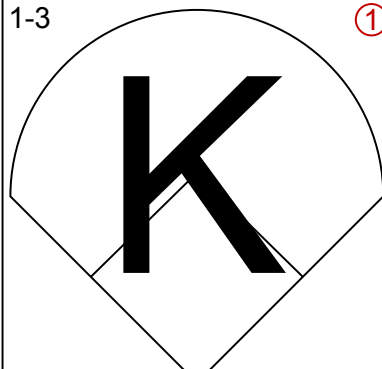
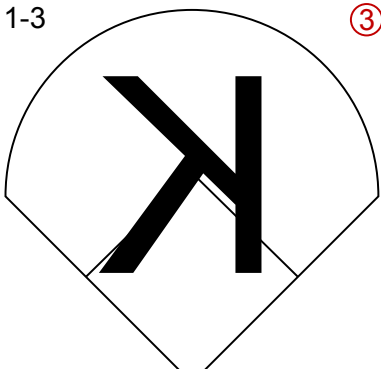
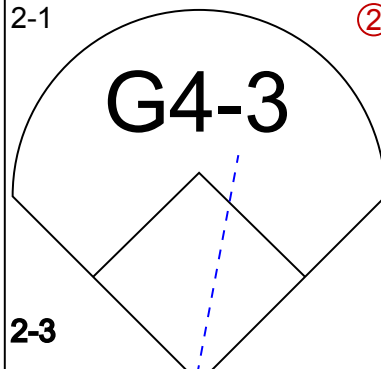
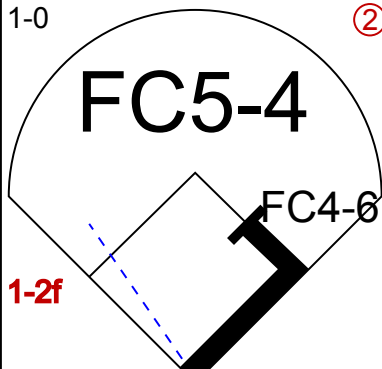
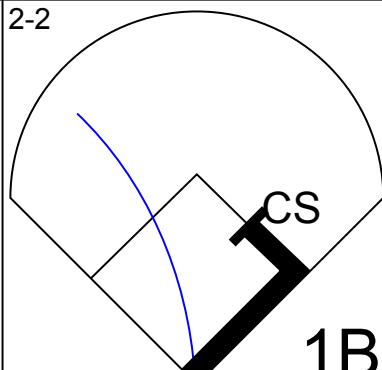
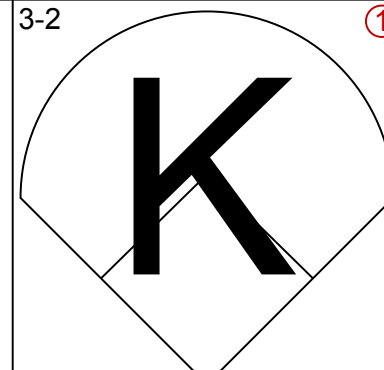
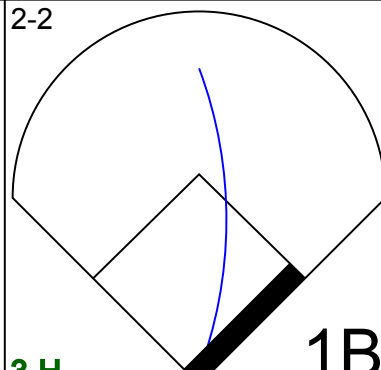
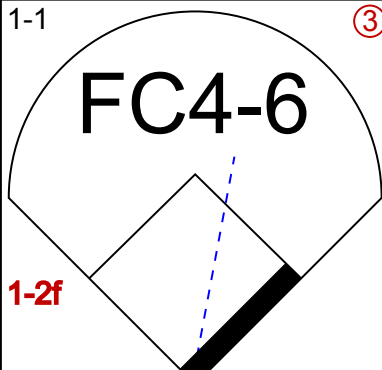
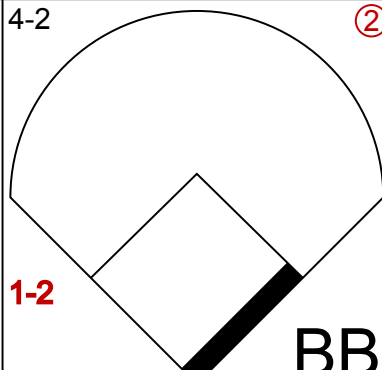
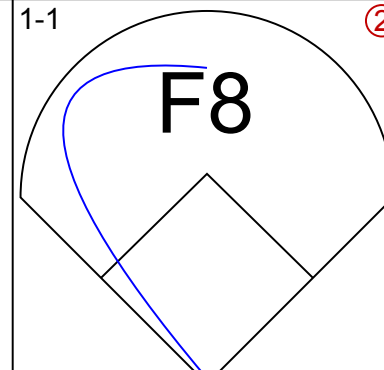
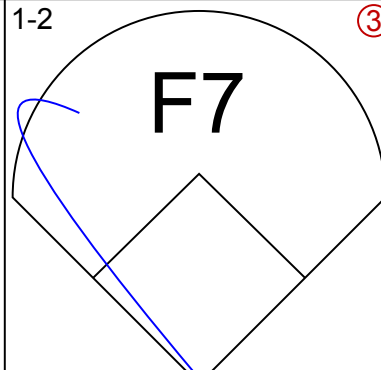
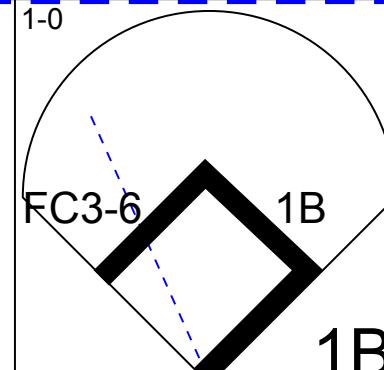
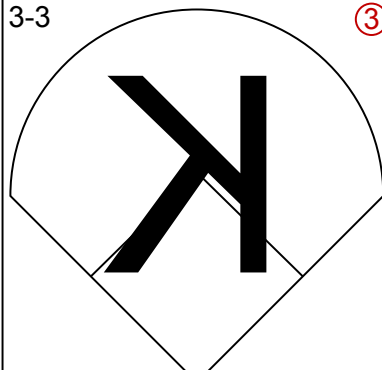
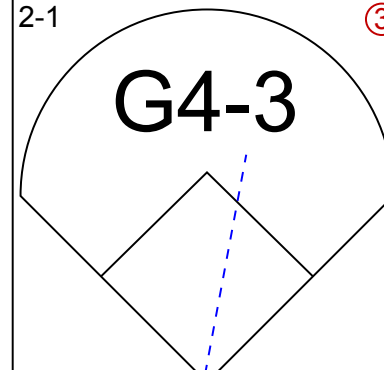
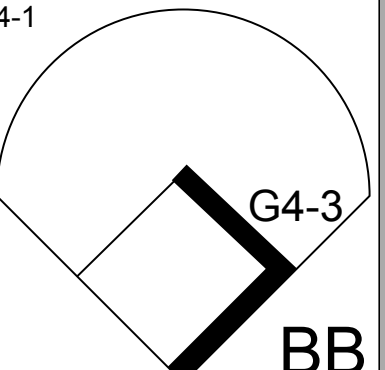
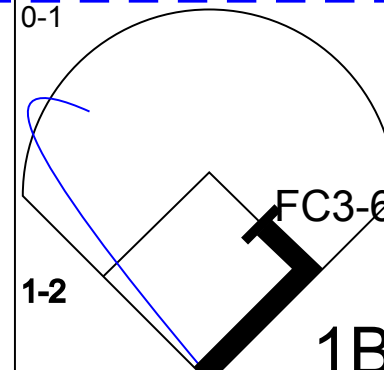
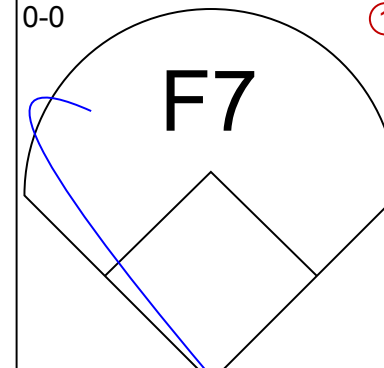
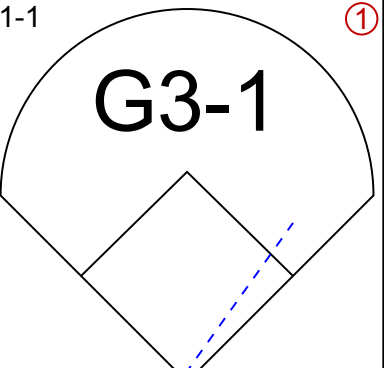
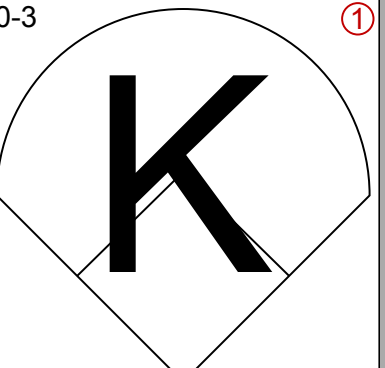
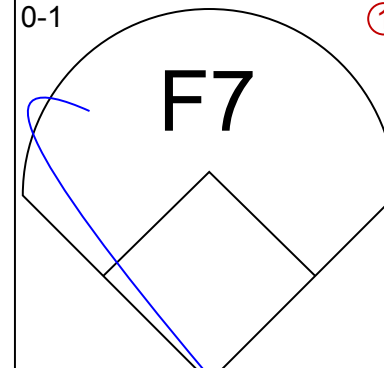
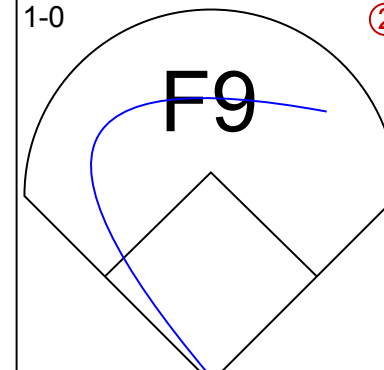
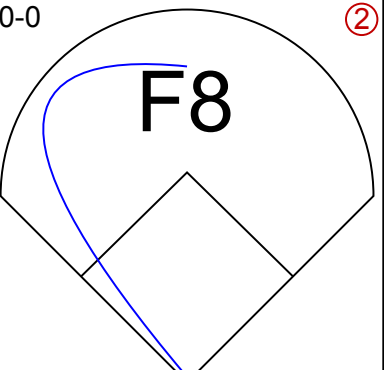
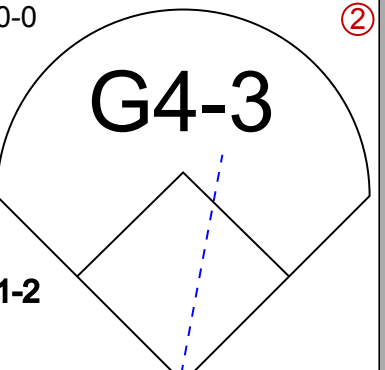
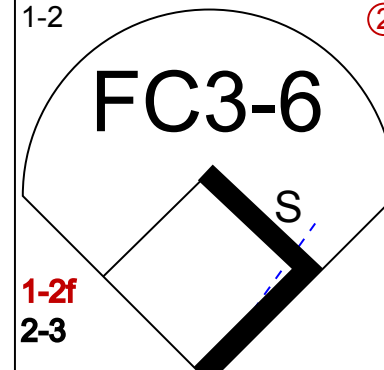
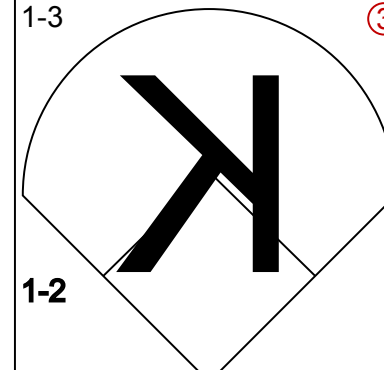
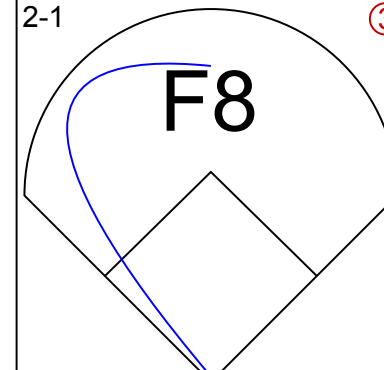
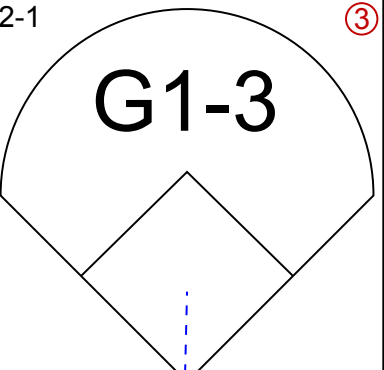
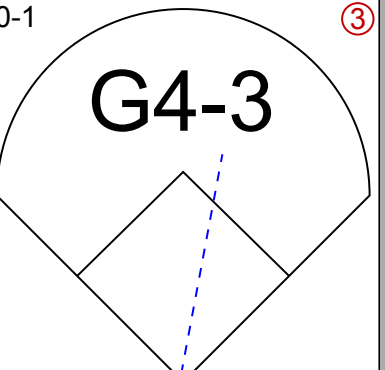
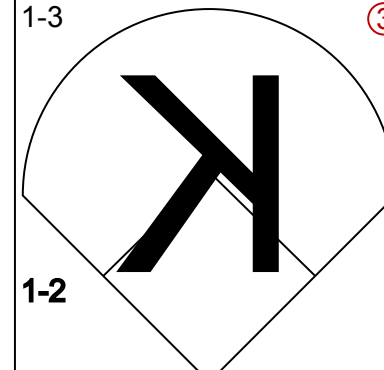
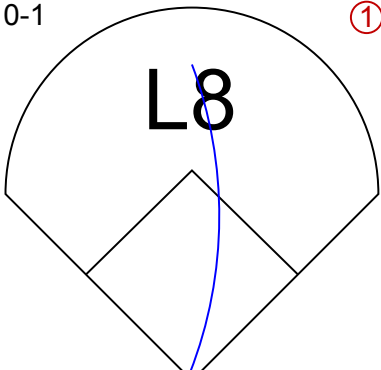
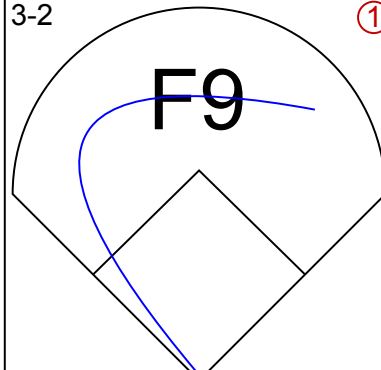
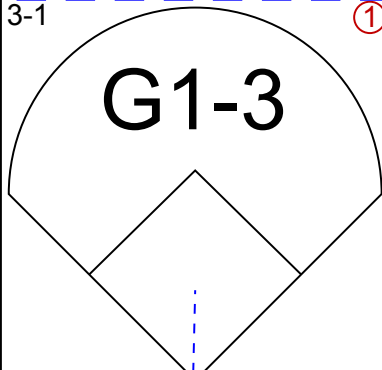
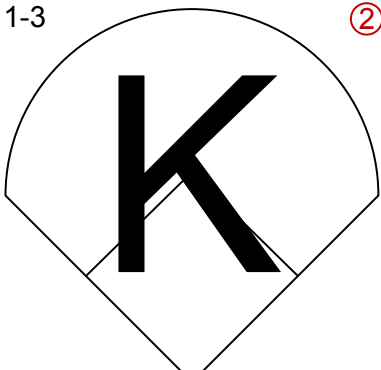
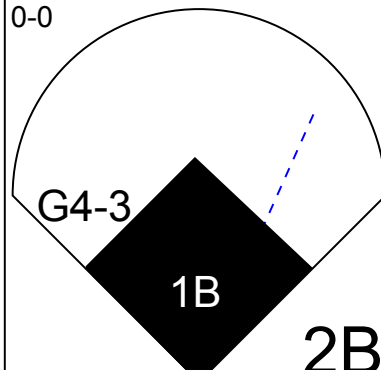
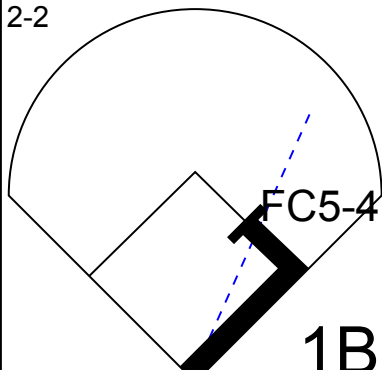
BOTTOM

Seattle Mariners @ Oakland Athletics
Oakland-Alameda County Coliseum, Oakland, CA
Wed May 10 1995, 7:05 PM PDT
Att. 8,495 - Unknown - 60 F

livebaseballscorecards.com

AB	33
R	7
H	10
RBI	7
BB	6
SO	2
LOB	22



Batter	1	2	3	4	5	6	7	8	9	AB R H RBI BB SO LOB	TOP											
Darren Bragg, L (1, 7) OBP: 0.317, SLG: 0.200	1-3 		1-3 			2-1 		1-0 		4 0 0 0 0 2 2												
Joey Cora, S (1, 4) OBP: 0.409, SLG: 0.512	2-2 		3-2 			2-2 		1-1 		4 0 2 1 0 1 1												
Ken Griffey Jr., L (1, 8) OBP: 0.431, SLG: 0.500	4-2 		1-1 			1-2 		1-0 		3 0 1 0 1 0 1												
Edgar Martinez, R (1, 10) OBP: 0.462, SLG: 0.659	3-3 		2-1 			4-1 		0-1 		3 0 1 0 1 1 1												
Tino Martinez, L (1, 3) OBP: 0.417, SLG: 0.450		0-0 		1-1 		0-3 		0-1 		4 0 0 0 0 1 3												
Doug Strange, S (1, 5) OBP: 0.214, SLG: 0.286		1-0 		0-0 		0-0 		1-2 		4 0 0 0 0 0 3												
Rich Amaral, R (9, PR) OBP: 0.400, SLG: 0.385								1-2 		0 0 0 0 0 0 0												
Alex Diaz, S (1, 9) OBP: 0.278, SLG: 0.500		2-1 		2-1 		0-1 		1-3 		4 0 0 0 0 1 3												
Dan Wilson, R (1, 2) OBP: 0.447, SLG: 0.514			0-1 			3-2 		3-1 		3 0 0 0 0 0 0												
Alex Rodriguez, R (1, 6) OBP: 0.250, SLG: 0.333			1-3 			0-0 		2-2 		2 1 1 0 0 1 0												
Chad Kreuter, S (8, PH) OBP: 0.308, SLG: 0.333										1 0 1 0 0 0 0												
Luis Sojo, R (8, PR) OBP: 0.316, SLG: 0.444										0 0 0 0 0 0 0												
Inning Stats	R: 0 E: 0 K: 2 S: 14	H: 1 LOB: 1 BB: 1 P: 24	R: 0 E: 0 K: 0 S: 4	H: 0 LOB: 0 BB: 0 P: 7	R: 0 E: 0 K: 2 S: 9	H: 0 LOB: 0 BB: 0 P: 11	R: 0 E: 0 K: 1 S: 7	H: 0 LOB: 0 BB: 0 P: 13	R: 0 E: 0 K: 0 S: 5	H: 0 LOB: 0 BB: 0 P: 8	R: 1 E: 0 K: 0 S: 13	H: 2 LOB: 1 BB: 0 P: 21	R: 0 E: 0 K: 1 S: 7	H: 0 LOB: 1 BB: 1 P: 11	R: 0 E: 0 K: 0 S: 8	H: 1 LOB: 1 BB: 0 P: 15	R: 0 E: 0 K: 1 S: 11	H: 2 LOB: 3 BB: 0 P: 14	1B: 5 2B: 1 3B: 0 HR: 0	SF: 0 SAC: 0 DP: 0 HBP: 0	WP: 0 PB: 0 SB: 1 CS: 1	PA: 34
PITCHER	IP WLS BF H R ER SO BB IBB HBP BLK WP HR S P ERA WHIP																					
Mike Harker, R (1, 1) ERA: 3.94	7.0 W 25 3 1 1 6 2 0 0 0 0 0 0 59 95 1.29 0.714																					
Jim Corsi, R (8, 1) ERA:	1.0 4 1 0 0 0 0 0 0 0 0 0 0 8 15 0.00 1.000																					
Rick Honeycutt, L (9, 1) ERA:	0.0 1 1 0 0 0 0 0 0 0 0 0 0 1 2 ∞ ∞																					
Dennis Eckersley, R (9, 1) ERA: 4.7	1.0 S 4 1 0 0 1 0 0 0 0 0 0 0 10 12 0.00 1.000																					

Seattle Mariners @ Oakland Athletics
Oakland-Alameda County Coliseum, Oakland, CA

Thu May 11 1995, 3:33 AM PDT
Att. 9,444 - Overcast - 58 F

AB	32
R	1
H	6
RBI	1
BB	2
SO	7
LOB	14



Batter	1	2	3	4	5	6	7	8	9	AB	R	H	RBI	BB	SO	LOB
Rickey Henderson, R OBP: 0.341, SLG: 0.361 (1, 10)	E3 G4-3	FC5 2-3f			P3		SF7			3	0	0	1	0	0	3
Brent Gates, S OBP: 0.324, SLG: 0.269 (1, 4)	G4-3		F7		G3		G6-4-3 IBB			3	0	0	0	1	0	1
Geronimo Berroa, R OBP: 0.426, SLG: 0.647 Terry Steinbach, R OBP: 0.255, SLG: 0.326 (1, 7) (8, 2)	F7		K				G6-4-3			4	0	0	0	0	2	4
Ruben Sierra, S OBP: 0.281, SLG: 0.472 (1, 9)	F7		F8							0	0	0	0	0	0	0
Jason Giambi, L OBP: 0.333, SLG: 0.200 Mark McGwire, R OBP: 0.431, SLG: 0.647 (1, 3) (8, 3)		G3-1			BB 1B		F8		WP 1B 2B	3	0	1	0	0	0	0
Scott Brosius, R OBP: 0.451, SLG: 0.463 (1, 5)		BB 1B			L4-3 BB			SH 1B BB	K	2	1	1	0	2	1	1
Andy Tomberlin, L OBP: 0.350, SLG: 0.474 (1, 8)		FC5 BB 1B			L4-3		SH BB 1B SF7		FC5-4 1B	3	1	2	1	0	0	2
Mike Gallego, R OBP: 0.217, SLG: 0.143 (1, 6)		F8			G5-3		SF7 BB 1B		FC5-4	4	0	1	1	0	0	4
Eric Helfand, L OBP: 0.400, SLG: 0.250 Stan Javier, S OBP: 0.255, SLG: 0.167 (1, 2) (7, PH) (8, 7)					F7		SF7 BB			1	0	0	0	1	0	0
										0	0	0	0	1	0	0

Inning Stats	R: 0	H: 0	E: 1	K: 0	S: 13	R: 0	H: 2	E: 0	K: 0	S: 13	R: 0	H: 0	E: 0	K: 1	S: 5	R: 0	H: 1	E: 0	K: 0	S: 12	R: 0	H: 0	E: 0	K: 2	S: 8	R: 2	H: 1	E: 1	K: 0	S: 11	R: 1	H: 2	E: 0	K: 1	S: 17	

PITCHER	IP	WLS	BF	H	R	ER	SO	BB	IBB	HBP	BLK	WP	HR	S	P	ERA	WHIP
Bob Wells, R ERA: 4.26 (1, 1)	5.1		21	3	0	0	2	2	0	0	0	0	0	56	96	0.00	0.938
Ron Villone, L ERA: 7.2 (6, 1)	0.2	L	6	1	2	1	1	2	0	0	0	0	0	13	24	13.50	4.500
Jeff Nelson, R ERA: 1.13 (7, 1)	1.2		6	1	1	1	1	0	1	0	0	1	0	14	24	5.40	0.600
Lee Guetterman, L ERA: 6.0 (8, 1)	0.1		2	1	0	0	0	0	0	0	0	0	0	6	9	0.00	3.000

BOTTOM

Seattle Mariners @ Oakland Athletics
Oakland-Alameda County Coliseum, Oakland, CA

livebaseballscores.com

AB	28
R	3
H	6
RBI	3
BB	5
SO	4
LOB	16



WP	HR	S	P	ERA	WHIP
WP: 1	HR: 0	S: 0	P: 35	ERA: 0.00	WHIP: 0.00

Thu May 11 1995, 3:33 AM PDT
Att. 9,444 - Overcast - 58 F

Batter	1	2	3	4	5	6	7	8	9	AB R H RBI BB SO LOB	TOP	
Norberto Martin, R (1, 9) OBP: 0.059, SLG: 0.063 Lance Johnson, L (9, PH) OBP: 0.279, SLG: 0.288	0-3 K	1-2 G3			0-2 F9		1-0 F8		1-0 G4-3	4 0 0 0 0 1 3 1 0 0 0 0 0 0		
Tim Raines, S (1, 7) OBP: 0.414, SLG: 0.566	1-3 K		2-1 G6-3		1-2 F8			0-3 K	1-1 K 1B	5 0 1 0 0 2 0		
Frank Thomas, R (1, 3) OBP: 0.448, SLG: 0.566	4-1 BB		0-3 K			3-3 K		1-1 G5-3	1-3 K 1-2	4 0 0 0 1 3 1		
Chris Sabo, R (1, 10) OBP: 0.291, SLG: 0.373	2-2 P2		0-0 P6		3-2 P6		2-0 BB 1B	2-0 BB 1B	4-2 BB	4 1 1 0 1 0 1		
Robin Ventura, L (1, 5) OBP: 0.365, SLG: 0.362		2-3 K		0-3 K		2-1 1B		4-2 BB 1B	2-3 K	4 1 1 0 1 3 2		
Mike Devereaux, R (1, 8) OBP: 0.340, SLG: 0.366		0-1 1B 2B		2-3 K		2-1 L9		4-2 1B BB		3 2 1 0 1 1 1		
Ray Durham, S (1, 4) OBP: 0.333, SLG: 0.302		0-0 1B		1-2 1B			3-2 1B	0-1 1B		4 0 4 3 0 0 0		
Ron Karkovice, R (1, 2) OBP: 0.317, SLG: 0.429 Warren Newson, L (8, PH) OBP: 0.619, SLG: 0.867 Michael LaValliere, L (8, 2) OBP: 0.250, SLG: 0.143 Barry Lyons, R (8, 2)		2-3 K		1-3 K			1-3 K	0-1 1B		3 0 0 0 0 3 3 0		
Craig Grebeck, R (1, 6) OBP: 0.429, SLG: 0.444		4-0 BB			1-0 F7		2-3 K	2-0 F8		3 0 0 0 1 1 3		
Inning Stats	R: 0 H: 0 E: 0 LOB: 1 K: 2 BB: 1 S: 10 P: 17	R: 1 H: 2 E: 0 LOB: 2 K: 2 BB: 1 S: 12 P: 21	R: 0 H: 0 E: 0 LOB: 0 K: 1 BB: 0 S: 6 P: 8	R: 0 H: 1 E: 0 LOB: 1 K: 3 BB: 0 S: 14 P: 18	R: 0 H: 0 E: 0 LOB: 0 K: 0 BB: 0 S: 7 P: 9	R: 0 H: 1 E: 0 LOB: 1 K: 1 BB: 0 S: 12 P: 22	R: 0 H: 1 E: 0 LOB: 1 K: 2 BB: 0 S: 12 P: 19	R: 3 H: 3 E: 0 LOB: 2 K: 1 BB: 2 S: 17 P: 30	R: 0 H: 1 E: 0 LOB: 2 K: 2 BB: 1 S: 15 P: 24	1B: 8 SF: 0 2B: 1 SAC: 0 3B: 0 DP: 0 HR: 0 HBP: 0	WP: 0 PA: 41 PB: 0 SB: 2 CS: 0	
PITCHER	IP WLS BF H R ER SO BB IBB HBP BLK WP HR S P ERA WHIP											
Randy Johnson, L (1, 1) ERA: 1.04	7.0 W 28 5 1 1 11 2 0 0 0 0 0 0 73 114 1.29 1.000											
Bobby Ayala, R (8, 1) ERA: 4.91	1.0 8 3 3 3 1 2 0 0 0 0 0 0 17 30 27.00 5.000											
Bill Risley, R (9, 1) ERA:	1.0 S 5 1 0 0 2 1 0 0 0 0 0 0 15 24 0.00 2.000											

Chicago White Sox @ Seattle Mariners
The Kingdome, Seattle, WA
Fri May 12 1995, 10:05 PM EDT
Att. 18,166 - Dome

livebaseballscorecards.com

AB 35
R 4
H 8
RBI 3
BB 5
SO 14
LOB 14



Chicago White Sox @ Seattle Mariners
 The Kingdome, Seattle, WA
 Sat May 13 1995, 10:05 PM EDT
 Att. 40,653 - Dome

livebaseballscorecards.com

AB	33
R	5
H	9
RBI	5
BB	2
SO	4
LOB	10



WP:	0	PA:	37
PB:	0		
SB:	0		
CS:	1		

AB R H RBI BB SO LOB

5	0	1	1	0	0	1
4	0	0	0	0	0	2
2	1	0	0	2	1	0
4	1	1	0	0	0	2
4	1	2	3	0	2	2
4	1	2	0	0	0	0
4	1	2	0	0	0	2
3	0	1	1	0	1	1
0	0	0	0	0	0	0
3	0	0	0	0	0	0

1B:	6	SF:	0
2B:	2	SAC:	1
3B:	0	DP:	0
HR:	1	HBP:	0

Batter	1	2	3	4	5	6	7	8	9
Lance Johnson, L (1, 8) OBP: 0.273, SLG: 0.281	3-2 G5-3 1B		1-2 G1-3		2-2 G6-3		2-2 G4-3		0-0 G4-3
Tim Raines, S (1, 7) OBP: 0.387, SLG: 0.526	2-0 G5-3		0-0 G6-3		2-2 F8		2-3 3-H 2-1 F8		
Frank Thomas, R (1, 3) OBP: 0.451, SLG: 0.545	4-0 IBB			4-2 1B HR BB		2-3 K		3-2 F9	
Chris Sabo, R (1, 10) OBP: 0.288, SLG: 0.364	1-0 P5			2-1 HR 1B		3-2 G3		2-1 F7	
Robin Ventura, L (1, 5) OBP: 0.373, SLG: 0.431	3-3 K			0-0 HR		2-3 K		2-2 1B 1B	
Mike Devereaux, R (1, 9) OBP: 0.353, SLG: 0.400		2-1 G6-3		1-0 G4-3			2-1 1B 1B 2B	0-0 1B	
Ray Durham, S (1, 4) OBP: 0.344, SLG: 0.333		0-1 G6-3		1-1 CS 2B			0-0 SH5-4 1B G4-3 1B	0-0 P5	
Ron Karkovice, R (1, 2) OBP: 0.318, SLG: 0.421		0-0 L1-3-1		1-3 K			1-2 G4-3 SH5-4 1B	1-1 G6-3	
Warren Newson, L (9, PH) OBP: 0.591, SLG: 0.813				2-3 K			1-0 SH5-4		
Ozzie Guillen, L (1, 6) OBP: 0.316, SLG: 0.324			3-2 G4-3		3-2 G4-3			0-0 G4-3	

Inning Stats	R: 0	H: 1	E: 0	K: 1	S: 8	P: 21	R: 0	H: 0	E: 0	K: 0	S: 5	P: 7	R: 0	H: 0	E: 0	K: 0	S: 10	P: 14	R: 3	H: 3	E: 0	K: 1	S: 11	P: 20	R: 0	H: 0	E: 0	K: 0	S: 9	P: 16	R: 0	H: 0	E: 0	K: 2	S: 13	P: 20	R: 2	H: 3	E: 0	K: 0	S: 12	P: 20	R: 0	H: 2	E: 0	K: 0	S: 11	P: 18	R: 0	H: 0	E: 0	K: 0	S: 4	P: 5	1B: 6	2B: 2	3B: 0	HR: 1	SF: 0	SAC: 1	DP: 0	HBP: 0	WP: 0	PA: 37
--------------	------	------	------	------	------	-------	------	------	------	------	------	------	------	------	------	------	-------	-------	------	------	------	------	-------	-------	------	------	------	------	------	-------	------	------	------	------	-------	-------	------	------	------	------	-------	-------	------	------	------	------	-------	-------	------	------	------	------	------	------	-------	-------	-------	-------	-------	--------	-------	--------	-------	--------

PITCHER	IP	WLS	BF	H	R	ER	SO	BB	IBB	HBP	BLK	WP	HR	S	P	ERA	WHIP
Tim Davis, L (1, 1) ERA: 5.02	5.0	W	20	4	3	3	2	1	1	0	0	0	1	43	78	5.40	1.000
Jeff Nelson, R (6, 1) ERA: 3.0	1.0		6	3	2	2	2	0	0	0	0	0	0	19	29	18.00	3.000
Lee Guetterman, L (7, 1) ERA: 4.91	0.2		2	0	0	0	0	0	0	0	0	0	0	4	7	0.00	0.000
Bill Risley, R (7, 1) ERA:	1.1		6	2	0	0	0	0	0	0	0	0	0	13	22	0.00	1.500
Bobby Ayala, R (9, 1) ERA: 4.32	1.0	S	3	0	0	0	0	0	0	0	0	0	0	4	5	0.00	0.000

PITCHER	IP	WLS	BF	H	R	ER	SO	BB	IBB	HBP	BLK	WP	HR	S	P	ERA	WHIP
---------	----	-----	----	---	---	----	----	----	-----	-----	-----	----	----	---	---	-----	------

Batter	1	2	3	4	5	6	7	8	9
Joey Cora, S (1, 4) <small>OBP: 0.377, SLG: 0.449</small>	1-2 	0-0 		1-1 	0-1 			4-1 	
Darren Bragg, L (1, 7) <small>OBP: 0.289, SLG: 0.179</small> Greg Pirk, R (8, PH) <small>OBP: 0.333, SLG: 0.200</small> Alex Diaz, S (9, 7) <small>OBP: 0.250, SLG: 0.450</small>	1-3 		1-1 	2-3 		1-3 		1-3 	
Ken Griffey Jr., L (1, 8) <small>OBP: 0.409, SLG: 0.519</small>	1-3 		0-1 	2-1 		1-0 			
Jay Buhner, R (1, 9) <small>OBP: 0.250, SLG: 0.373</small>		1-0 	0-3 	3-2 		0-3 			
Edgar Martinez, R (1, 10) <small>OBP: 0.467, SLG: 0.725</small>		1-0 	0-0 	4-2 		3-2 			
Tino Martinez, L (1, 3) <small>OBP: 0.446, SLG: 0.522</small>		4-2 	4-0 	0-1 		2-0 			
Mike Blowers, R (1, 5) <small>OBP: 0.195, SLG: 0.139</small>		1-0 	4-2 	3-1 		2-1 			
Dan Wilson, R (1, 2) <small>OBP: 0.435, SLG: 0.476</small>		2-1 	3-1 		0-1 		1-0 		
Alex Rodriguez, R (1, 6) <small>OBP: 0.250, SLG: 0.313</small>		1-3 		1-0 	0-3 		0-1 		

Inning Stats	R: 0	H: 0	E: 0	K: 2	S: 10	R: 2	H: 2	E: 1	K: 1	S: 12	R: 1	H: 2	E: 0	K: 1	S: 12	R: 3	H: 4	E: 0	K: 1	S: 19	R: 0	H: 0	E: 0	K: 2	S: 8	R: 0	H: 0	E: 0	K: 0	S: 6	R: 0	H: 0	E: 0	K: 1	S: 7	

PITCHER	IP	WLS	BF	H	R	ER	SO	BB	IBB	HBP	BLK	WP	HR	S	P	ERA	WHIP
Alex Fernandez, R (1, 1) <small>ERA: 6.05</small>	3.2	L	23	7	6	5	5	3	1	0	0	1	1	49	86	12.27	2.727
Atlee Hammaker, L (4, 1) <small>ERA: 18.0</small>	0.0		1	1	0	0	0	0	0	0	0	0	0	2	2	∞	∞
Jose DeLeon, R (4, 1) <small>ERA: 5.11</small>	4.0		13	0	0	0	3	1	0	0	0	0	0	29	46	0.00	0.250
Tim Fortugno, L (8, 1) <small>ERA: 2.16</small>	0.1		1	0	0	0	1	0	0	0	1	0	0	3	4	0.00	0.000

BOTTOM

Chicago White Sox @ Seattle Mariners
 The Kingdom, Seattle, WA
 Sat May 13 1995, 10:05 PM EDT
 Att. 40,653 - Dome

AB	R	H	RBI	BB	SO	LOB
4	1	1	0	1	0	2
4	0	0	0	0	3	2
1	0	0	0	0	1	1
0	0	0	0	0	0	0
4	1	1	1	0	1	2
4	2	2	2	0	2	0
3	1	1	0	1	0	1
2	0	1	1	2	0	0
2	0	0	1	1	0	2
4	0	1	1	0	0	3
4	1	1	0	0	2	2

AB	32
R	6
H	8
RBI	6
BB	5
SO	9
LOB	15

livebaseballscorecards.com

WP	PA
1	38

Batter	1	2	3	4	5	6	7	8	9	AB R H RBI BB SO LOB	TOP		
Lance Johnson, L (1, 8) OBP: 0.264, SLG: 0.271	0-0 G6-3		0-0 G4-3		1-1 HR 1B	0-0 E6 PB 1B BLK	0-2 F7		2-3 K	6 2 1 0 0 1 3			
Tim Raines, S (1, 7) OBP: 0.382, SLG: 0.571	3-3 K		1-1 F7		2-0 HR 1-H	0-1 L1	0-0 G6-3		2-2 1B 2B 1-H 2-H	6 2 2 4 0 1 2			
Frank Thomas, R (1, 3) OBP: 0.494, SLG: 0.579	4-1 BB		4-2 BB BB		4-2 FC7-5 WP BB	4-0 PB 1B IBB		0-1 WP 2B 2B	2-2 HBP 1B 2-H	2 2 2 1 4 0 0			
Warren Newson, L (1, 10) Chris Sabo, R (6, PH) OBP: 0.600, SLG: 0.765 OBP: 0.323, SLG: 0.393	2-3 K		4-2 BB		4-2 BB	4-0 1B IBB		1-2 2B 2-H	1-0 HBP G5-4-3 1-2	0 1 0 0 0 0 0 1 0 1 1 1 0 0			
Robin Ventura, L (1, 5) OBP: 0.370, SLG: 0.439		2-2 SH5-3 2B	3-3 K		1-3 K	0-0 1B 1-3 2-H 3-H		3-3 K 2-3	2-2 G5-4-3 1-2f	6 0 2 2 0 3 7			
Dave Martinez, L (1, 9) Mike Devereaux, R (5, PH) OBP: 0.222, SLG: 0.278 OBP: 0.333, SLG: 0.375		0-0 SH5-3		1-2 2B	1-1 FC7-5 BB BB		0-3 K			1 0 1 0 0 0 0 3 0 0 0 0 2 4			
Ray Durham, S (1, 4) OBP: 0.348, SLG: 0.328		0-3 K		0-0 B2	4-1 BB BB		2-2 2B WP SF9 1B	3-2 F8		4 1 1 0 1 1 3			
Ron Karkovics, R (1, 2) OBP: 0.367, SLG: 0.463		4-1 BB		1-3 K	4-0 BB BB		3-1 2B		2-1 1B 2B 1B	3 1 2 1 2 1 1			
Ozzie Guillen, L (1, 6) OBP: 0.302, SLG: 0.317		0-0 F8		2-1 F7	1-0 F9		0-1 SF9		1-2 2B 1B	4 1 1 1 0 0 6			
Inning Stats	R: 0 E: 0 K: 2 S: 8 H: 0 LOB: 1 BB: 1 P: 17	R: 0 E: 0 K: 1 S: 13 H: 1 LOB: 2 BB: 1 P: 19	R: 0 E: 0 K: 1 S: 11 H: 0 LOB: 2 BB: 2 P: 23	R: 0 E: 0 K: 1 S: 11 H: 1 LOB: 1 BB: 0 P: 15	R: 3 E: 0 K: 1 S: 14 H: 2 LOB: 3 BB: 4 P: 36	R: 2 E: 1 K: 1 S: 7 H: 1 LOB: 1 BB: 2 P: 15	R: 1 E: 0 K: 0 S: 11 H: 2 LOB: 1 BB: 0 P: 16	R: 1 E: 0 K: 2 S: 19 H: 2 LOB: 1 BB: 0 P: 27	R: 3 E: 0 K: 1 S: 18 H: 4 LOB: 1 BB: 0 P: 30	1B: 6 2B: 6 3B: 0 HR: 1 SF: 1 SAC: 1 DP: 1 HBP: 1	WP: 3 PB: 1 SB: 1 CS: 0 PA: 50		
PITCHER	IP WLS BF H R ER SO BB IBB HBP BLK WP HR S P ERA WHIP											PITCHER	IP WLS BF H R ER SO BB IBB HBP BLK WP HR S P ERA WHIP
Jim Converse, R (1, 1) ERA: 6.55	4.0 L 21 4 3 3 5 5 0 0 0 0 0 1 48 86 6.75 2.250												
Ron Villone, L (5, 1) ERA: 6.35	0.2 5 0 0 0 1 3 0 0 0 1 0 8 22 0.00 4.500												
John Cummings, L (5, 1) ERA: 11.81	1.1 9 3 3 2 1 0 2 0 1 1 0 13 27 13.50 2.250												
Kevin King, L (7, 1) ERA: 12.27	2.0 10 4 3 3 2 0 0 0 0 1 0 30 41 13.50 2.000												
Lee Guetterman, L (9, 1) ERA: 5.79	1.0 5 2 1 1 1 0 0 1 0 0 0 13 22 9.00 2.000												

Chicago White Sox @ Seattle Mariners
The Kingdome, Seattle, WA
Sun May 14 1995, 6:33 AM EDT
Att. 19,475 - Dome - 68 F

livebaseballscorecards.com

AB	36
R	10
H	13
RBI	10
BB	8
SO	9
LOB	26



Batter	1	2	3	4	5	6	7	8	9	AB	R	H	RBI	BB	SO	LOB
Rich Amaral, R (1, 7) OBP: 0.381, SLG: 0.389 Alex Diaz, S (8, PH) OBP: 0.286, SLG: 0.476 (9, 7)	3-2 G5-3		1-0 FC1-5 2B		0-3 K			0-1 FC6-4 1B		3	1	0	0	0	1	1
Luis Sojo, R (1, 4) OBP: 0.370, SLG: 0.500 (9, 6)	2-2 1B		1-1 1B 2B			0-2 L6		0-0 FC6-4 1-2f		4	0	2	1	0	0	1
Ken Griffey Jr., L (1, 8) OBP: 0.414, SLG: 0.569	0-1 F7		2-0 G6-4-3 1B			0-1 HR		1-1 P4		4	1	2	1	0	0	2
Jay Buhner, R (1, 9) OBP: 0.234, SLG: 0.349	1 SAFE K		0-0 G6-4-3 1-2f			3-2 F9		0-3 K		4	0	0	0	0	2	3
Edgar Martinez, R (1, 10) OBP: 0.453, SLG: 0.691		3-2 FC1-6 1B		1-1 G6-3		1-1 G4-3		1-1 F8		4	0	1	0	0	0	0
Mike Blowers, R (1, 5) OBP: 0.182, SLG: 0.128 Doug Strange, S (9, PH) OBP: 0.200, SLG: 0.267		2-1 L9		3-2 K			1-3 K		0-0 F8	3	0	0	0	0	2	1
Tino Martinez, L (1, 3) OBP: 0.424, SLG: 0.490		2-2 FC1-6 1-2f		3-3 K			0-0 G4-3			3	0	0	0	0	1	1
Chad Kreuter, S (1, 2) OBP: 0.250, SLG: 0.267		1-0 G3			0-0 B5-3		2-1 G5-3			3	0	0	0	0	0	1
Alex Rodriguez, R (1, 6) OBP: 0.278, SLG: 0.389 Joey Cora, S (8, PH) OBP: 0.370, SLG: 0.440 (9, 4)			1-0 FC1-5 2B		1-1 G4-3			0-3 K		2	0	1	0	0	0	0
										1	0	0	0	0	1	0

Inning Stats	R: 0	H: 1	E: 0	LOB: 1	K: 1	BB: 0	S: 11	R: 0	H: 1	E: 0	LOB: 1	K: 0	BB: 0	S: 9	R: 1	H: 3	E: 0	LOB: 1	K: 0	BB: 0	S: 6	R: 0	H: 0	E: 0	LOB: 0	K: 2	BB: 0	S: 8	R: 0	H: 0	E: 0	LOB: 0	K: 1	BB: 0	S: 6	R: 1	H: 1	E: 0	LOB: 0	K: 0	BB: 0	S: 10	R: 0	H: 0	E: 0	LOB: 0	K: 1	BB: 0	S: 6	R: 0	H: 1	E: 0	LOB: 1	K: 1	BB: 0	S: 8	R: 0	H: 0	E: 0	LOB: 0	K: 1	BB: 0	S: 6	R: 0	H: 0	E: 0	LOB: 0	K: 1	BB: 0	S: 9	R: 0	H: 1	E: 0	LOB: 1	K: 1	BB: 0	S: 7	R: 0	H: 0	E: 0	LOB: 0	K: 1	BB: 0	S: 7
--------------	------	------	------	--------	------	-------	-------	------	------	------	--------	------	-------	------	------	------	------	--------	------	-------	------	------	------	------	--------	------	-------	------	------	------	------	--------	------	-------	------	------	------	------	--------	------	-------	-------	------	------	------	--------	------	-------	------	------	------	------	--------	------	-------	------	------	------	------	--------	------	-------	------	------	------	------	--------	------	-------	------	------	------	------	--------	------	-------	------	------	------	------	--------	------	-------	------


PITCHER	IP	WLS	BF	H	R	ER	SO	BB	IBB	HBP	BLK	WP	HR	S	P	ERA	WHIP
Jim Abbott, L (1, 1) ERA: 3.09	7.0	W	26	6	2	2	5	0	0	0	0	0	1	56	90	2.57	0.857
Kirk McCaskill, R (8, 1) ERA: 5.06	1.0		4	1	0	0	1	0	0	0	0	0	0	8	9	0.00	1.000
Roberto Hernandez, R (9, 1) ERA: 2.35	1.0		3	0	0	0	1	0	0	0	0	0	0	6	7	0.00	0.000

BOTTOM

Chicago White Sox @ Seattle Mariners
The Kingdome, Seattle, WA

Sun May 14 1995, 6:33 AM EDT
Att. 19,475 - Dome - 68 F

AB	33
R	2
H	7
RBI	2
BB	0
SO	7
LOB	10



WP	PA	ERA	WHIP
0	33		
0			
0			

Batter	1	2	3	4	5	6	7	8	9	AB R H RBI BB SO LOB	TOP	
Rich Amaral, R OBP: 0.375, SLG: 0.350 (1, 7) C B X	1-1 P6 ①		3-2 F8 ①		4-2 E BB ①					2 0 0 0 1 0 0	Seattle Mariners @ Kansas City Royals Kauffman Stadium, Kansas City, MO Tue May 16 1995, 7:05 PM CDT Att. 12,330 - Unknown - 58 F livebaseballscorecards.com	
Luis Sojo, R OBP: 0.367, SLG: 0.483 (1, 4) B C B X	2-1 F8 ②		2-1 1B 1B ②		0-0 L5 ②					3 0 1 0 0 0 1		
Ken Griffey Jr., L OBP: 0.397, SLG: 0.541 (1, 8) X	0-0 G4-3 ③		2-2 F7 ②		1-0 E3 1-3 ③					3 0 0 0 0 0 2		
Jay Buhner, R OBP: 0.254, SLG: 0.364 (1, 9)		2-2 BB 2B 1B ①	1-1 1-2 1B ①		2-3 K ③					3 1 2 0 0 1 2		
Edgar Martinez, R OBP: 0.455, SLG: 0.679 (1, 10)		4-2 BB 2B 1-2 BB ①	2-1 G6-3 ③							1 1 0 0 1 0 2		
Mike Blowers, R OBP: 0.196, SLG: 0.171 (1, 5) X		0-0 1-H 2-H 2B ①		1-3 K ①						2 0 1 2 0 1 0		
Tino Martinez, L OBP: 0.410, SLG: 0.471 (1, 3) C B B B X		2-2 P5 ①		3-1 G6-3 ②						2 0 0 0 0 0 1		
Dan Wilson, R OBP: 0.417, SLG: 0.455 (1, 2) C B X		1-1 G6-3 ②		0-0 G1-3 ③						2 0 0 0 0 0 1		
Alex Rodriguez, R OBP: 0.250, SLG: 0.350 (1, 6) C B X		0-3 K ③			0-0 F9 ①					2 0 0 0 0 1 1		
Inning Stats	R: 0 E: 0 K: 0 S: 5 H: 0 LOB: 0 BB: 0 P: 8	R: 2 E: 0 K: 1 S: 18 H: 2 LOB: 1 BB: 1 P: 27	R: 0 E: 0 K: 1 S: 12 H: 2 LOB: 2 BB: 0 P: 22	R: 0 E: 0 K: 1 S: 7 H: 0 LOB: 0 BB: 0 P: 11	R: 0 E: 1 K: 1 S: 11 H: 0 LOB: 2 BB: 1 P: 18							1B: 3 2B: 1 3B: 0 HR: 0 SF: 0 SAC: 0 DP: 0 HBP: 0
PITCHER Chris Haney, L ERA: 1.59 (1, 1)	IP: 5.0 WLS: W BF: 22 H: 4 R: 2 ER: 2 SO: 3 BB: 2 IBB: 0 HBP: 0 BLK: 0 WP: 0 HR: 0 S: 53 P: 86 ERA: 3.60 WHIP: 1.200					PITCHER	IP: 0.0 WLS: 0 BF: 0 H: 0 R: 0 ER: 0 SO: 0 BB: 0 IBB: 0 HBP: 0 BLK: 0 WP: 0 HR: 0 S: 0 P: 0 ERA: 0.00 WHIP: 0.000					

AB	20
R	2
H	4
RBI	2
BB	2
SO	3
LOB	10



Seattle Mariners @ Kansas City Royals

Kauffman Stadium, Kansas City, MO

Wed May 17 1995, 7:05 PM CDT
Att. 12,020 - Unknown - 53 F

AB	34
R	4
H	9
RBI	4
BB	5
SO	5
LOB	15



WP:	0	PA:	40
PB:	0		
SB:	0		
CS:	1		

Batter	1	2	3	4	5	6	7	8	9	AB	R	H	RBI	BB	SO	LOB
Joey Cora, S OBP: 0.362, SLG: 0.426	G3		G4-3		SH3-4	1B			F8	4	0	1	0	0	0	0
Doug Strange, S OBP: 0.350, SLG: 0.450	2B		G3		2B	1B			FC5-4	5	1	4	1	0	0	0
Ken Griffey Jr., L OBP: 0.385, SLG: 0.508	K				2B	IBB			P4	4	1	0	0	1	1	4
Jay Buhner, R OBP: 0.264, SLG: 0.371	K				BB	2B			FC5-4	4	1	1	1	1	2	2
Edgar Martinez, R OBP: 0.457, SLG: 0.683					K	2B			G5-3	4	0	2	2	0	1	1
Tino Martinez, L OBP: 0.400, SLG: 0.444					BB	BB			G3	3	0	0	0	1	0	2
Darren Bragg, L OBP: 0.286, SLG: 0.167					BB	BB			K	3	0	0	0	1	1	2
Dan Wilson, R OBP: 0.385, SLG: 0.417					F7				G6-3	4	0	0	0	0	0	4
Luis Sojo, R OBP: 0.382, SLG: 0.469			L7		SH3-4	1B			G6-3	3	1	1	0	1	0	0

Batter	1	2	3	4	5	6	7	8	9
Joey Cora, S OBP: 0.362, SLG: 0.426	1-2		2-2		1-0	1-2			2-2
Doug Strange, S OBP: 0.350, SLG: 0.450	2-2		3-2		1-0	1-0			3-1
Ken Griffey Jr., L OBP: 0.385, SLG: 0.508	0-3				4-0	2-1			0-0
Jay Buhner, R OBP: 0.264, SLG: 0.371	1-3				4-2	0-2			0-2
Edgar Martinez, R OBP: 0.457, SLG: 0.683					2-3	0-0			3-1
Tino Martinez, L OBP: 0.400, SLG: 0.444					4-2	1-2			0-0
Darren Bragg, L OBP: 0.286, SLG: 0.167					4-1	1-1			2-3
Dan Wilson, R OBP: 0.385, SLG: 0.417					0-0	0-0			2-1
Luis Sojo, R OBP: 0.382, SLG: 0.469					4-2	1-0			0-1

Inning Stats																																																																					
R	H	E	K	S	R	H	E	K	S	R	H	E	K	S	R	H	E	K	S	R	H	E	K	S	R	H	E	K	S	R	H	E	K	S	R	H	E	K	S	R	H	E	K	S	1B	2B	3B	HR	SF	SAC	DP	HBP	WP	PA															
0	1	0	2	16	0	1	0	0	7	0	0	0	0	10	0	0	0	1	13	4	3	0	0	15	0	3	0	0	9	0	2	0	0	14	0	0	0	1	6	0	0	0	0	7	0	0	0	0	11	0	1	0	0	12	0	1	0	0	17	6	3	0	0	0	1	0	0	0	40

PITCHER																
IP	WLS	BF	H	R	ER	SO	BB	IBB	HBP	BLK	WP	HR	S	P	ERA	WHIP
4.1	L	21	3	3	3	3	4	1	0	0	0	0	52	89	6.23	1.615
0.0		2	2	1	1	0	0	0	0	0	0	0	4	4	∞	∞
0.2		2	0	0	0	0	0	0	0	0	0	0	5	7	0.00	0.000
3.0		11	3	0	0	2	0	0	0	0	0	0	22	34	0.00	1.000
1.0		4	1	0	0	0	0	0	0	0	0	0	12	17	0.00	1.000

Batter	1	2	3	4	5	6	7	8	9	10	11	12	13	14	AB R H RBI BB SO LOB	TOP																		
Joey Cora, S OBP: 0.344, SLG: 0.400 (1, 4)	G3		G4-3		1B			F7			G6-3			F9	6 0 1 0 0 0 2																			
Doug Strange, S OBP: 0.308, SLG: 0.423 (1, 5)	2B		G1-3			G1-3		CS	G6-3			K		K	6 0 1 0 0 2 0																			
Ken Griffey Jr., L OBP: 0.386, SLG: 0.493 (1, 8)	G6-3		F9			F8		F9			G6-3		1B		4 0 1 0 1 0 0																			
Jay Buhner, R OBP: 0.247, SLG: 0.347 (1, 9)	G6-3					G6-3					K		G6-3		5 0 0 0 0 2 3																			
Edgar Martinez, R OBP: 0.440, SLG: 0.646 (1, 10)			K			G1-3		K			1B		K		5 0 1 0 0 3 1																			
Tino Martinez, L OBP: 0.400, SLG: 0.508 (1, 3)			3B			2B		P6			L1-3			G3-1	5 2 2 1 0 0 1																			
Chad Kreuter, S OBP: 0.190, SLG: 0.200 (1, 2)			G1-3			HR		K			P5			K	5 0 0 0 0 2 1																			
Luis Sojo, R OBP: 0.395, SLG: 0.514 Alex Rodriguez, R OBP: 0.238, SLG: 0.333 (11, PR)			G1-3			G1-3		K						P3	3 0 1 1 1 0 0																			
Alex Diaz, S OBP: 0.280, SLG: 0.417 Mike Blowers, R OBP: 0.191, SLG: 0.167 Darren Bragg, L OBP: 0.286, SLG: 0.167 (14, 7)			3B			P3		P2			G6-3			P3	1 0 0 0 0 0 0																			
			P6			F7		CS			F8			G6-3	3 0 0 0 1 0 2																			
								BB							1 0 0 0 0 0 0																			
															0 0 0 0 0 0 0																			
Inning Stats	R: 0 E: 0 K: 0 S: 8	H: 1 LOB: 1 BB: 1 P: 16	R: 1 E: 0 K: 1 S: 12	H: 2 LOB: 1 BB: 0 P: 19	R: 0 E: 0 K: 0 S: 6	H: 0 LOB: 0 BB: 0 P: 13	R: 1 E: 0 K: 1 S: 10	H: 1 LOB: 0 BB: 0 P: 16	R: 0 E: 0 K: 0 S: 7	H: 1 LOB: 1 BB: 0 P: 13	R: 0 E: 0 K: 0 S: 6	H: 0 LOB: 0 BB: 0 P: 10	R: 0 E: 0 K: 1 S: 9	H: 0 LOB: 0 BB: 0 P: 12	R: 0 E: 0 K: 2 S: 12	H: 1 LOB: 0 BB: 0 P: 19	R: 0 E: 0 K: 0 S: 6	H: 0 LOB: 1 BB: 1 P: 13	R: 0 E: 0 K: 1 S: 10	H: 1 LOB: 1 BB: 0 P: 17	R: 0 E: 0 K: 1 S: 7	H: 0 LOB: 0 BB: 0 P: 12	R: 0 E: 0 K: 1 S: 12	H: 0 LOB: 0 BB: 0 P: 20	R: 0 E: 0 K: 1 S: 12	H: 0 LOB: 0 BB: 0 P: 20	1B: 3 2B: 3 3B: 1 HR: 1	SF: 0 SAC: 0 DP: 3 HBP: 0	WP: 0 PB: 0 SB: 0 CS: 1	PA: 48				
PITCHER	IP WLS BF H R ER SO BB IBB HBP BLK WP HR S P ERA WHIP																																	
Kevin Appier, R ERA: 2.3 (1, 1)	9.0		31	5	2	2	5	2	0	0	0	0	0	0	0	1	76	131	2.00	0.778														
Rusty Meacham, R ERA: 3.38 (10, 1)	1.0		3	1	0	0	0	0	0	0	0	0	0	0	0	0	12	19	0.00	1.000														
Jeff Montgomery, R ERA: 4.0 (11, 1)	2.0		7	1	0	0	2	1	0	0	0	0	0	0	0	0	16	30	0.00	1.000														
Billy Brewer, L ERA: 2.35 (13, 1)	2.0	W	6	0	0	0	2	0	0	0	0	0	0	0	0	0	19	32	0.00	0.000														

Seattle Mariners @ Kansas City Royals
Kauffman Stadium, Kansas City, MO
Thu May 18 1995, 7:05 PM CDT
Att. 14,793 - Unknown - 53 F

livebaseballscores.com

AB	44
R	2
H	7
RBI	2
BB	3
SO	9
LOB	10



Batter	1	2	3	4	5	6	7	8	9	AB R H RBI BB SO LOB	TOP	
Joey Cora, S (1, 4) <small>OBP: 0.333, SLG: 0.400</small>	1-1 		3-1 		2-2 		2-1 		3-2 	5 1 1 0 0 0 3	Seattle Mariners @ Minnesota Twins Hubert H. Humphrey Metrodome, Minneapolis, MN Fri May 19 1995, 8:05 PM EDT Att. 14,639 - Dome	
Luis Sojo, R (1, 6) <small>OBP: 0.381, SLG: 0.500</small>	2-1 		0-1 		0-0 			1-0 		3 1 1 1 0 0 1		
Ken Griffey Jr., L (1, 8) <small>OBP: 0.391, SLG: 0.548</small>	1-1 		2-0 		2-3 			0-0 		4 1 2 3 0 1 1		
Edgar Martinez, R (1, 10) <small>OBP: 0.418, SLG: 0.609</small>	0-1 		3-2 			0-1 		1-2 		4 0 0 0 0 0 1		
Tino Martinez, L (1, 3) <small>OBP: 0.405, SLG: 0.556</small>	2-3 		0-1 			0-1 		2-1 		4 1 2 1 0 1 1		
Jay Buhner, R (1, 9) <small>OBP: 0.259, SLG: 0.392</small>		2-2 		1-1 		0-3 		1-0 		4 1 2 1 0 1 1		
Mike Blowers, R (1, 5) <small>OBP: 0.180, SLG: 0.156</small> Alex Diaz, S (9, PH) <small>OBP: 0.308, SLG: 0.440</small>		0-1 		2-0 		1-2 		0-0 		3 0 0 0 0 0 2 1 0 1 0 0 0 0		
Dan Wilson, R (1, 2) <small>OBP: 0.382, SLG: 0.412</small> Doug Strange, S (9, PH) <small>OBP: 0.296, SLG: 0.407</small>		0-1 		0-1 			0-0 	0-3 		3 0 1 0 0 0 1 1 0 0 0 0 1 1		
Darren Bragg, L (1, 7) <small>OBP: 0.302, SLG: 0.178</small>			0-0 		4-1 		1-0 	1-3 		3 1 1 0 1 1 2		
Inning Stats	R: 2 H: 2 E: 0 LOB: 0 K: 1 BB: 0 S: 11 P: 17	R: 0 H: 1 E: 0 LOB: 0 K: 0 BB: 0 S: 7 P: 9	R: 2 H: 3 E: 0 LOB: 1 K: 0 BB: 0 S: 12 P: 20	R: 0 H: 0 E: 0 LOB: 0 K: 0 BB: 0 S: 5 P: 8	R: 0 H: 0 E: 0 LOB: 1 K: 1 BB: 1 S: 10 P: 18	R: 0 H: 1 E: 0 LOB: 1 K: 1 BB: 0 S: 10 P: 11	R: 0 H: 1 E: 0 LOB: 0 K: 0 BB: 0 S: 4 P: 7	R: 0 H: 0 E: 0 LOB: 0 K: 2 BB: 0 S: 6 P: 8	R: 2 H: 3 E: 0 LOB: 1 K: 2 BB: 0 S: 13 P: 20	1B: 6 SF: 1 2B: 2 SAC: 0 3B: 0 DP: 2 HR: 3 HBP: 0		WP: 0 PA: 37 PB: 0 SB: 1 CS: 0
PITCHER	IP WLS BF H R ER SO BB IBB HBP BLK WP HR S P ERA WHIP											IP WLS BF H R ER SO BB IBB HBP BLK WP HR S P ERA WHIP
Brad Radke, R (1, 1) <small>ERA: 5.14</small>	7.0 W 28 8 4 4 3 1 0 0 0 0 0 1 59 90 5.14 1.286											
Dave Stevens, R (8, 1) <small>ERA: 5.02</small>	1.0 5 2 2 2 0 0 0 0 0 0 0 2 9 14 18.00 2.000											
Rick Aguilera, R (9, 1) <small>ERA:</small>	1.0 S 4 1 0 0 2 0 0 0 0 0 0 0 10 14 0.00 1.000											

livebaseballscorecards.com

AB	35
R	6
H	11
RBI	6
BB	1
SO	5
LOB	14



Seattle Mariners @ Minnesota Twins
 Hubert H. Humphrey Metrodome, Minneapolis, MN
 Sat May 20 1995, 8:05 PM EDT
 Att. 13,762 - Dome

livebaseballscorecards.com



AB	41
R	10
H	15
RBI	9
BB	1
SO	5
LOB	11

WP:	0	PA:	43
PB:	0		
SB:	0		
CS:	0		

Batter	1	2	3	4	5	6	7	8	9	AB	R	H	RBI	BB	SO	LOB
Joey Cora, S (1, 4) OBP: 0.324, SLG: 0.386	0-0 L7		0-0 G4-3		0-0 L6		1-1 FC5-4	0-0 HBP 1B		5	0	1	1	0	0	1
Darren Bragg, L (1, 7) OBP: 0.293, SLG: 0.163	3-2 G3		2-2 K			2-1 G1-3	3-3 K	4-2 HBP		4	0	0	0	0	2	1
Ken Griffey Jr., L (1, 8) OBP: 0.391, SLG: 0.532	0-0 F7			2-0 P6		0-0 2B 1B		1B BB		4	2	1	0	1	0	3
Edgar Martinez, R (1, 10) OBP: 0.429, SLG: 0.635		1-3 K		2-1 HR 2B		1-2 1B 2B		3-2 1B 2B	3-2 G4-3	5	3	3	0	0	1	0
Tino Martinez, L (1, 3) OBP: 0.418, SLG: 0.559		0-1 G1-3		1-3 K		0-1 1B		2-1 2B 1B	1-1 1B	5	1	3	2	0	1	1
Jay Buhner, R (1, 9) OBP: 0.279, SLG: 0.488		3-1 HR		3-2 HR		3-0 F7		2-0 G3-1 1B 2B	0-2 F9	5	3	3	5	0	0	1
Doug Strange, S (1, 5) OBP: 0.281, SLG: 0.375		2-0 1B		1-1 F7			1-0 G6-3	0-1 G3-1	1-1 F7	5	0	1	0	0	0	2
Dan Wilson, R (1, 2) OBP: 0.390, SLG: 0.418		2-1 G4-3			0-0 G6-3		1-0 1B FC5-4 1B	1-1 HBP 1B		4	1	2	1	0	0	1
Luis Sojo, R (1, 6) OBP: 0.370, SLG: 0.476			1-1 G6-3			1-3 K	2-1 1B FC5-4 1B	1-0 P3		4	0	1	0	0	1	1

Inning Stats	R: 0 E: 0 K: 0 S: 5	H: 0 LOB: 0 BB: 0 P: 8	R: 1 E: 0 K: 1 S: 10	H: 2 LOB: 1 BB: 0 P: 18	R: 0 E: 0 K: 1 S: 6	H: 0 LOB: 0 BB: 0 P: 9	R: 2 E: 0 K: 1 S: 16	H: 2 LOB: 0 BB: 0 P: 25	R: 0 E: 0 K: 1 S: 6	H: 0 LOB: 0 BB: 0 P: 7	R: 2 E: 0 K: 0 S: 10	H: 3 LOB: 0 BB: 0 P: 16	R: 1 E: 0 K: 1 S: 9	H: 2 LOB: 1 BB: 0 P: 17	R: 4 E: 0 K: 0 S: 20	H: 5 LOB: 3 BB: 1 P: 40	R: 0 E: 0 K: 0 S: 13	H: 1 LOB: 1 BB: 0 P: 18	1B: 10 2B: 3 3B: 0 HR: 2	SF: 0 SAC: 0 DP: 0 HBP: 1	WP: 0 PB: 0 SB: 0 CS: 0	PA: 43	
PITCHER	IP	WLS	BF	H	R	ER	SO	BB	IBB	HBP	BLK	WP	HR	S	P	ERA	WHIP						
Scott Erickson, R (1, 1) ERA: 7.02	6.1	L	27	9	6	6	4	0	0	0	0	0	2	57	91	8.53	1.421						
Rich Robertson, L (7, 1) ERA: 9.0	0.2		5	2	3	3	1	1	0	0	0	0	0	13	26	40.50	4.500						
Erik Schullstrom, R (8, 1) ERA: 7.71	2.0		11	4	1	1	0	0	0	1	0	0	0	25	41	4.50	2.000						


Batter	1	2	3	4	5	6	7	8	9	AB R H RBI BB SO LOB	TOP																	
Joey Cora, S (1, 4) OBP: 0.342, SLG: 0.413	2-1 		1-0 		1-1 			0-0 	1-2 	5 2 3 1 0 0 0																		
Darren Bragg, L (1, 7) OBP: 0.302, SLG: 0.204	2-2 		0-1 		1-0 			2-2 	0-1 	5 1 2 2 0 0 1																		
Ken Griffey Jr., L (1, 8) OBP: 0.375, SLG: 0.506	1-2 		2-2 		2-3 			2-0 		4 0 0 0 0 1 3																		
Edgar Martinez, R (1, 10) OBP: 0.432, SLG: 0.623		2-2 		0-1 		1-3 		4-0 		3 1 1 0 1 1 0																		
Tino Martinez, L (1, 3) OBP: 0.422, SLG: 0.549		4-1 		3-3 		3-1 		1-1 		3 0 1 1 1 1 0																		
Jay Buhner, R (1, 9) OBP: 0.278, SLG: 0.471		2-2 		3-3 		2-1 		3-1 		3 0 0 0 1 1 2																		
Doug Strange, S (1, 5) OBP: 0.250, SLG: 0.333		1-2 			0-0 		0-3 	3-1 		4 0 0 1 0 1 4																		
Dan Wilson, R (1, 2) OBP: 0.365, SLG: 0.390		1-2 			2-3 		1-1 	1-3 		4 0 0 0 0 2 4																		
Luis Sojo, R (1, 6) OBP: 0.360, SLG: 0.478			2-2 		1-2 		1-0 		0-0 	4 1 1 0 0 0 0																		
Inning Stats	R: 0 E: 0 K: 0 S: 10	H: 0 LOB: 0 BB: 0 P: 15	R: 1 E: 0 K: 0 S: 16	H: 1 LOB: 1 BB: 1 P: 26	R: 0 E: 0 K: 2 S: 9	H: 0 LOB: 0 BB: 0 P: 15	R: 2 E: 0 K: 2 S: 13	H: 3 LOB: 1 BB: 0 P: 20	R: 0 E: 0 K: 1 S: 7	H: 0 LOB: 0 BB: 0 P: 13	R: 0 E: 0 K: 1 S: 7	H: 0 LOB: 0 BB: 0 P: 9	R: 2 E: 0 K: 1 S: 14	H: 3 LOB: 3 BB: 2 P: 31	R: 0 E: 0 K: 0 S: 7	H: 0 LOB: 0 BB: 0 P: 8	1B: 5 2B: 3 3B: 0 HR: 0	SF: 0 SAC: 0 DP: 0 HBP: 0	WP: 0 PB: 0 SB: 1 CS: 0	PA: 38								
PITCHER	IP WLS BF H R ER SO BB IBB HBP BLK WP HR S P ERA WHIP											PITCHER	IP WLS BF H R ER SO BB IBB HBP BLK WP HR S P ERA WHIP															
Kevin Tapani, R (1, 1) ERA: 5.25	7.0	L	28	6	4	4	6	1	0	0	0	0	0	0	73	114	5.14	1.000										
Mark Guthrie, L (8, 1) ERA: 6.92	0.1		4	2	1	1	0	0	1	0	0	0	0	0	6	15	27.00	6.000										
Dave Stevens, R (8, 1) ERA: 4.5	1.2		6	0	0	0	1	1	0	0	0	0	0	0	14	23	0.00	0.600										

Seattle Mariners @ Minnesota Twins
 Hubert H. Humphrey Metrodome, Minneapolis, MN
 Sun May 21 1995, 4:33 AM EDT
 Att. 12,918 - Dome

livebaseballscorecards.com

AB 35
R 5
H 8
RBI 5
BB 3
SO 7
LOB 14



Batter	1	2	3	4	5	6	7	8	9	AB R H RBI BB SO LOB	TOP
Rich Amaral, R (1, 7) OBP: 0.385, SLG: 0.364 Darren Bragg, L (3, PH) OBP: 0.318, SLG: 0.214 (3, 7)	1-0 SH5-3 WP 1B	2-1 G6-3	1-0 G3-1 2-3			2-2 S 1B 1B	4-1 1-2 IBB			2 1 1 0 0 0 1 2 0 1 0 1 0 1	
Luis Sojo, R (1, 4) OBP: 0.370, SLG: 0.480	2-1 SH5-3 1-3		1-1 1B 1B	3-0 G4-3 1-2 F8 1B 1B		0-0 S 1B 1B	1-2 P5			4 1 2 0 0 0 3	
Ken Griffey Jr., L (1, 8) OBP: 0.366, SLG: 0.488	0-1 P6		0-0 F8 1B 1B	3-0 G4-3		3-1 P6		1-3 K		5 1 1 0 0 1 3	
Jay Buhner, R (1, 9) OBP: 0.295, SLG: 0.473	1-0 1B 3-H		1-0 F8 1B 1B	4-1 G5-3 BB		3-3 K		2-3 K		4 1 2 2 1 2 2	
Edgar Martinez, R (1, 10) OBP: 0.419, SLG: 0.593	2-1 G4-3		1-1 F8 1-2 2-3	3-2 G5-3		4-0 IBB		1-0 F8		4 0 0 0 1 0 4	
Mike Blowers, R (1, 5) OBP: 0.185, SLG: 0.163 Joey Cora, S (9, PH) OBP: 0.338, SLG: 0.408			1-3 K	0-0 E 1B 1B	3-2 G3-1		3-3 K		3-2 G6-3	4 1 1 2 0 2 4 1 0 0 0 0 0 0	
Tino Martinez, L (1, 3) OBP: 0.409, SLG: 0.520		4-2 G5-3 2B BB	0-1 E3 1-3 1B		1-0 G3		1-1 F7		1-2 G3	4 2 0 0 1 0 1	AB 39 R 8 H 12 RBI 7 BB 5 SO 6 LOB 21
Chad Kreuter, S (1, 2) OBP: 0.231, SLG: 0.208		1-2 G5-3	4-2 1B E BB		1-3 K		3-1 L9		2-2 1B	4 1 1 0 1 1 1	
Alex Rodriguez, R (1, 6) OBP: 0.320, SLG: 0.440 Doug Strange, S (9, PH) OBP: 0.243, SLG: 0.324		2-0 2B 2-H	0-2 E8 G3-1 1B 1-H 2-H 3-H		3-2 P3		0-1 S 1B		0-1 F7	4 0 3 3 0 0 0 1 0 0 0 0 0 1	
Inning Stats	R: 1 H: 2 E: 0 LOB: 1 K: 0 BB: 0 S: 8 P: 14	R: 1 H: 1 E: 0 LOB: 1 K: 1 BB: 1 S: 11 P: 21	R: 6 H: 5 E: 2 LOB: 1 K: 0 BB: 1 S: 17 P: 26	R: 0 H: 0 E: 0 LOB: 1 K: 0 BB: 1 S: 10 P: 23	R: 0 H: 0 E: 0 LOB: 0 K: 1 BB: 0 S: 8 P: 13	R: 0 H: 2 E: 0 LOB: 3 K: 2 BB: 1 S: 12 P: 27	R: 0 H: 1 E: 0 LOB: 2 K: 0 BB: 1 S: 11 P: 19	R: 0 H: 0 E: 0 LOB: 0 K: 2 BB: 0 S: 9 P: 13	R: 0 H: 1 E: 0 LOB: 1 K: 0 BB: 0 S: 13 P: 19	1B: 11 SF: 0 2B: 1 SAC: 1 3B: 0 DP: 0 HR: 0 HBP: 0	WP: 1 PA: 45 PB: 0 SB: 3 CS: 0
PITCHER Buddy Groom, L (1, 1) ERA: 6.43 Felipe Lira, R (3, 1) ERA: 3.6 Joe Boever, R (6, 1) ERA: 4.6 Mike Henneman, R (9, 1) ERA: 1.0	IP WLS BF H R ER SO BB IBB HBP BLK WP HR S P ERA WHIP 2.1 0 16 7 7 6 1 1 0 0 0 1 0 27 47 23.14 3.429 3.1 0 15 3 1 0 2 2 0 0 0 0 0 36 67 0.00 1.500 2.1 W 10 1 0 0 3 0 2 0 0 0 0 0 23 42 0.00 0.429 1.0 S 4 1 0 0 0 0 0 0 0 0 0 0 0 13 19 0.00 1.000	PITCHER IP WLS BF H R ER SO BB IBB HBP BLK WP HR S P ERA WHIP									

Seattle Mariners @ Detroit Tigers
Tiger Stadium, Detroit, MI
 Mon May 22 1995, 3:33 AM EDT
 Att. 9,167 - Sunny - 69 F

livebaseballscorecards.com

Batter	1	2	3	4	5	6	7	8	9
Chad Curtis, R OBP: 0.360, SLG: 0.391 (1, 8)									
Scott Fletcher, R OBP: 0.240, SLG: 0.239 (1, 4)									
Franklin Stubbs, L OBP: 0.528, SLG: 0.519 (1, 7) (8, 3)									
Cecil Fielder, R OBP: 0.308, SLG: 0.506 (1, 3)									
Todd Steverson, R OBP: 0.353, SLG: 0.231 (8, 7)									
Kirk Gibson, L OBP: 0.449, SLG: 0.576 (1, 10)									
Travis Fryman, R OBP: 0.320, SLG: 0.287 (1, 5)									
Bobby Higginson, L OBP: 0.318, SLG: 0.453 (1, 9)									
Chris Gomez, R OBP: 0.281, SLG: 0.429 (1, 6)									
John Flaherty, R OBP: 0.370, SLG: 0.510 (1, 2)									

AB	R	H	RBI	BB	SO	LOB
5	1	2	0	0	1	1
4	1	1	0	1	0	2
4	1	1	0	1	1	2
2	2	1	4	2	0	0
0	0	0	0	0	0	0
3	2	1	2	1	1	2
4	1	1	0	0	2	0
3	2	1	1	0	2	0
3	0	1	1	1	1	0
4	0	0	0	0	1	2

AB	R	H	RBI	BB	SO	LOB
32	10	9	8	6	9	9


Inning Stats	R: 7	H: 5	E: 1	K: 0	S: 24	H: 0	LOB: 1	BB: 2	P: 43	R: 0	H: 0	E: 0	K: 2	S: 8	R: 0	H: 1	E: 0	K: 1	S: 8	R: 0	H: 1	E: 0	K: 0	S: 9	R: 0	H: 0	E: 0	K: 2	S: 11	R: 0	H: 0	E: 0	K: 1	S: 9	R: 2	H: 1	E: 0	K: 3	S: 14	R: 0	H: 1	E: 0	K: 0	S: 10
Bob Wells, R ERA: 6.75 (1, 1)	IP: 0.0	WLS: 0	BF: 6	H: 4	R: 6	ER: 6	SO: 0	BB: 2	IBB: 0	HBP: 0	BLK: 0	WP: 0	HR: 1	S: 10	P: 23	ERA: ∞	WHIP: ∞																											
Dave Fleming, L ERA: 6.48 (1, 1)	4.0		17	3	2	1	3	0	1	0	0	0	1	39	68	2.25	0.750																											
Rafael Carmona, R ERA: 3.52 (5, 1)	4.0	L	16	2	2	2	6	3	0	0	0	0	1	44	79	4.50	1.250																											

Seattle Mariners @ Detroit Tigers
Tiger Stadium, Detroit, MI
Mon May 22 1995, 3:33 AM EDT
Att. 9,167 - Sunny - 69 F

livebaseballscorecards.com

AB 32
R 10
H 9
RBI 8
BB 6
SO 9
LOB 9

WP: 0 **PA:** 40
PB: 0
SB: 1
CS: 1



Batter	1	2	3	4	5	6	7	8	9	10	AB R H RBI BB SO LOB	TOP												
Troy O'Leary, L (1, 9) OBP: 0.365, SLG: 0.588	1-2 G4-3		0-1 G3-6-3		2-0 2B		0-0 1B 3B		3-3 K		5 1 2 3 0 1 1	Boston Red Sox @ Seattle Mariners The Kingdom, Seattle, WA Tue May 23 1995, 10:05 PM EDT Att. 11,868 - Dome - 68 F												
John Valentin, R (1, 6) OBP: 0.440, SLG: 0.591	1-3 K		3-3 K		2-0 G5-3		3-1 1B		3-3 K		5 0 1 1 0 3 1													
Mo Vaughn, L (1, 3) OBP: 0.398, SLG: 0.685	1-3 K			2-1 G3		2-0 G3	4-1 BB			2-1 L8	4 0 0 0 1 1 0													
18 Reggie Jefferson, S (1, 10) Wes Chamberlain, R (10, PH) OBP: 0.306, SLG: 0.364 OBP: 0.375, SLG: 0.462				2-2 E1		1-0 G4-6-3 1B	3-3 K			1-2 G6-3	4 0 2 0 0 1 2 1 0 0 0 0 0 0													
Mike Greenwell, L (1, 7) OBP: 0.379, SLG: 0.398	2-0 L9		0-0 1B	0-0 F9		2-1 G4-6-3		0-0 L7		4-1 HBP BB BB	4 1 0 0 1 0 3													
Tim Lincecum, R (1, 5) OBP: 0.438, SLG: 0.529	4-1 BB		3-3 K				3-2 G5-3	3-2 1B 2B		4-1 BB HBP BB	3 0 1 0 2 1 1													
Bill Haselman, R (1, 2) OBP: 0.500, SLG: 0.429	1-3 K				3-2 G1-5-3 2B		0-1 2B 3B 1B	1-1 CS		2-2 BB	4 2 3 0 0 1 2													
Ron Mahay, L (1, 8) OBP: 0.400, SLG: 0.556	1-3 K				1-1 G1-5-3		0-1 3B 2B	0-3 K		4-2 BB	4 1 1 1 1 2 5													
Luis Alicea, S (1, 4) Mike Macfarlane, R (8, PH) Terry Shumpert, R (8, 4) OBP: 0.305, SLG: 0.167 OBP: 0.380, SLG: 0.569 OBP: 0.235, SLG: 0.200			0-1 G3-6-3 1B		1-3 K		1-3 K	2-2 CS	0-3 K	3-2 P3	3 0 1 0 0 2 3 0 0 0 0 0 0 0 2 0 0 0 0 1 3													
Inning Stats	R: 0 E: 0 K: 2 S: 10	H: 0 LOB: 0 BB: 0 P: 13	R: 0 E: 0 K: 2 S: 9	H: 1 LOB: 2 BB: 1 P: 17	R: 0 E: 0 K: 1 S: 7	H: 1 LOB: 0 BB: 0 P: 10	R: 0 E: 1 K: 1 S: 10	H: 0 LOB: 1 BB: 0 P: 17	R: 1 E: 0 K: 1 S: 11	H: 2 LOB: 1 BB: 0 P: 20	R: 0 E: 0 K: 0 S: 4		H: 1 LOB: 0 BB: 0 P: 9	R: 3 E: 0 K: 2 S: 20	H: 4 LOB: 2 BB: 1 P: 34	R: 0 E: 0 K: 1 S: 12	H: 2 LOB: 1 BB: 0 P: 18	R: 0 E: 0 K: 3 S: 10	H: 0 LOB: 0 BB: 0 P: 16	R: 1 E: 0 K: 0 S: 17	H: 0 LOB: 3 BB: 3 P: 37	1B: 6 2B: 4 3B: 1 HR: 0	SF: 0 SAC: 0 DP: 2 HBP: 1	WP: 0 PB: 0 SB: 1 CS: 1
PITCHER	IP WLS BF H R ER SO BB IBB HBP BLK WP HR S P ERA WHIP																							
Chris Bosio, R (1, 1) ERA: 2.36	6.1		7	3	3	7	1	0	0	0	0	0	0	58	96	4.26	1.263							
Bill Risley, R (7, 1) ERA: 0.66	1.2	9	4	1	1	3	1	0	0	0	0	0	0	25	42	5.40	3.000							
Bobby Ayala, R (9, 1) ERA: 2.7	1.0	3	0	0	0	3	0	0	0	0	0	0	0	10	16	0.00	0.000							
Steve Frey, L (10, 1) ERA: 5.14	0.2	L 6	0	1	1	0	3	0	1	0	0	0	0	14	31	13.50	4.500							
Jeff Nelson, R (10, 1) ERA: 2.08	0.1	1	0	0	0	0	0	0	0	0	0	0	0	3	6	0.00	0.000							

AB	39
R	5
H	11
RBI	5
BB	5
SO	13
LOB	21



BOTTOM

Boston Red Sox @ Seattle Mariners
The Kingdome, Seattle, WA
Tue May 23 1995, 10:05 PM EDT
Att. 11,868 - Dome - 68 F

livebaseballscorecards.com



AB R H RBI BB SO LOB

4	0	0	0	1	0	0	3	2	2	1	1	1	3	4	1	0	0	2	2	7	5	1	1	1	1	1	5	5	0	3	1	0	1	1	3	0	0	0	2	1	2	1	0	0	0	1	0	0	2	0	0	0	0	2	3	3	0	2	0	0	1	0	1	0	0	0	0	0	2	4	0	0	0	0	0	7
1B: 4	SF: 0	2B: 3	SAC: 1	3B: 0	DP: 1	HR: 2	HBP: 3	WP: 1	PA: 49																																																																			

AB 37
R 4
H 9
RBI 3
BB 8
SO 9
LOB 30

Batter	1	2	3	4	5	6	7	8	9	10
Joey Cora, S OBP: 0.337, SLG: 0.388 (1, 4)	F7	BB		P6		G4-3		HBP		F9
Darren Bragg, L OBP: 0.343, SLG: 0.305 (1, 7)	E	H		HR		BB		1B		P2
Rich Amaral, R OBP: 0.385, SLG: 0.364 (8, PH)	2B			HR		BB		1B		
Chad Kreuter, S OBP: 0.250, SLG: 0.231 (8, PH)	1B					P6				BB
Ken Griffey Jr., L OBP: 0.364, SLG: 0.467 (1, 8)	BB									
Jay Buhner, R OBP: 0.297, SLG: 0.490 (1, 9)	F8			HR				F9		F8
Edgar Martinez, R OBP: 0.429, SLG: 0.616 (1, 10)	1B									
Alex Rodriguez, R OBP: 0.320, SLG: 0.440 (9, PR)										
Tino Martinez, L OBP: 0.409, SLG: 0.500 (1, 3)	G3-1									
Doug Strange, S OBP: 0.275, SLG: 0.316 (1, 5)										
Mike Blowers, R OBP: 0.179, SLG: 0.157 (7, PH)										
Dan Wilson, R OBP: 0.388, SLG: 0.403 (1, 2)										
Alex Diaz, S OBP: 0.296, SLG: 0.423 (8, PR)										
Luis Sojo, R OBP: 0.345, SLG: 0.444 (1, 6)										

Inning Stats	R: 2	H: 2	E: 1	K: 0	S: 21	R: 0	H: 1	E: 0	K: 1	S: 8	R: 0	H: 3	E: 0	K: 1	S: 9	R: 2	H: 2	E: 0	K: 2	S: 14	R: 0	H: 0	E: 0	K: 2	S: 8	R: 0	H: 0	E: 0	K: 2	S: 6	R: 0	H: 0	E: 0	K: 1	S: 7	R: 0	H: 2	E: 0	K: 1	S: 14	R: 0	H: 1	E: 0	K: 1	S: 10	R: 0	H: 0	E: 0	K: 0	S: 12	1B: 4	2B: 3	3B: 0	HR: 2	SF: 0	SAC: 1	DP: 1	HBP: 3	WP: 1	PA: 49
--------------	------	------	------	------	-------	------	------	------	------	------	------	------	------	------	------	------	------	------	------	-------	------	------	------	------	------	------	------	------	------	------	------	------	------	------	------	------	------	------	------	-------	------	------	------	------	-------	------	------	------	------	-------	-------	-------	-------	-------	-------	--------	-------	--------	-------	--------

PITCHER	IP	WLS	BF	H	R	ER	SO	BB	IBB	HBP	BLK	WP	HR	S	P	ERA	WHIP
Aaron Sele, R ERA: 3.06 (1, 1)	4.0		23	6	4	3	4	3	0	2	0	1	2	52	96	6.75	2.250
Tim Van Eegmond, R ERA: 4.15 (5, 1)	2.0		8	0	0	0	2	2	0	0	0	0	0	14	27	0.00	1.000
Rheal Cormier, L ERA: 4.13 (7, 1)	1.1		6	1	0	0	1	1	0	1	0	0	0	13	21	0.00	1.500
Stan Belinda, R ERA: 2.53 (8, 1)	1.2	W	8	2	0	0	2	0	1	0	0	0	0	18	29	0.00	1.200
Ken Ryan, R ERA: 5.14 (10, 1)	1.0	S	4	0	0	0	0	1	0	0	0	0	0	12	25	0.00	1.000

Batter	1	2	3	4	5	6	7	8	9	AB R H RBI BB SO LOB	TOP											
Troy O'Leary, L (1, 9) OBP: 0.333, SLG: 0.536	1-1 L5		0-3 K		0-1 G6-3		0-1 L6		2-1 F7	5 0 0 0 0 1 2	Boston Red Sox @ Seattle Mariners The Kingdom, Seattle, WA Thu May 25 1995, 6:33 AM EDT Att. 12,194 - Dome - 68 F livebaseballscorecards.com											
John Valentin, R (1, 6) OBP: 0.454, SLG: 0.606	2-0 HR		4-2 BB		2-1 G1-6-3			0-1 G6-3		3 1 1 1 1 0 1												
Mo Vaughn, L (1, 3) OBP: 0.381, SLG: 0.636	2-3 K		1-2 SAFE G4-3			0-2 F7		3-3 K		4 0 0 0 0 2 1												
Mike Greenwell, L (1, 7) OBP: 0.384, SLG: 0.378	1-1 G4-3			1-3 K		2-3 K		0-0 E3 BB		4 0 0 0 0 2 0												
Mike Macfarlane, R (1, 2) OBP: 0.388, SLG: 0.531		1-2 K		1-2 G6-3		4-0 18 2B BB		4-0 1-2 BB		2 0 0 0 2 1 0												
18 Reggie Jefferson, S (1, 10) OBP: 0.279, SLG: 0.359		3-1 F8		2-0 G4-3		3-2 1-3 2B		1-3 K		4 0 1 0 0 1 2												
Tim Lincecum, R (1, 5) OBP: 0.438, SLG: 0.522		2-1 F9			2-1 G4-3 2B 1B		1-3 K		1-2 2B	4 1 2 0 0 1 2												
Terry Shumpert, R (9, PR) OBP: 0.348, SLG: 0.350										0 0 0 0 0 0 0												
Ron Mahay, L (1, 8) OBP: 0.278, SLG: 0.313			0-1 G6-3		1-2 SAFE G4-3		2-2 F7		2-3 K	3 0 0 0 0 0 1												
Bill Haselman, R (9, PH) OBP: 0.484, SLG: 0.435					1-2 G4-3					1 0 0 0 0 1 1												
Luis Alicea, S (1, 4) OBP: 0.318, SLG: 0.246			1-0 HR		3-1 G6-3 2-H 2B		2-2 G3		0-0 P3	3 1 2 2 0 0 0												
Wes Chamberlain, R (9, PH) OBP: 0.273, SLG: 0.316										1 0 0 0 0 0 1												
Inning Stats	R: 1 E: 0 K: 1 S: 9	H: 1 LOB: 0 BB: 0 P: 15	R: 0 E: 0 K: 1 S: 7	H: 0 LOB: 0 BB: 0 P: 13	R: 1 E: 0 K: 1 S: 13	H: 1 LOB: 1 BB: 1 P: 19	R: 0 E: 0 K: 1 S: 8	H: 0 LOB: 0 BB: 0 P: 12	R: 1 E: 0 K: 0 S: 11	H: 2 LOB: 1 BB: 0 P: 19	R: 0 E: 0 K: 2 S: 12	H: 1 LOB: 2 BB: 1 P: 22	R: 0 E: 0 K: 0 S: 8	H: 0 LOB: 0 BB: 0 P: 12	R: 0 E: 1 K: 2 S: 9	H: 0 LOB: 2 BB: 1 P: 17	R: 0 E: 0 K: 1 S: 10	H: 1 LOB: 1 BB: 0 P: 15	1B: 1 2B: 3 3B: 0 HR: 2	SF: 0 SAC: 0 DP: 0 HBP: 0	WP: 0 PB: 0 SB: 0 CS: 0	PA: 37
PITCHER	IP WLS BF H R ER SO BB IBB HBP BLK WP HR S P ERA WHIP																					
Tim Belcher, R (1, 1) ERA: 5.06	5.2 W 24 5 3 3 5 2 0 0 0 0 0 2 57 96 4.76 1.235																					
Bill Risley, R (6, 1) ERA: 0.59	1.2 5 0 0 0 1 0 0 0 0 0 0 0 13 18 0.00 0.000																					
Bobby Ayala, R (8, 1) ERA: 2.4	1.2 S 8 1 0 0 3 1 0 0 0 0 0 0 17 30 0.00 1.200																					



Batter	1	2	3	4	5	6	7	8	9	AB	R	H	RBI	BB	SO	LOB
Rich Amaral, R OBP: 0.361, SLG: 0.375 (1, 7)	2-1 G6-3	1 SAFE 0-0 CS	3-2 G6-3		3-1 S 2B		2-2 G4-3			4	0	1	0	0	0	0
Luis Sojo, R OBP: 0.358, SLG: 0.452 (1, 4)	2-1 G1-3		1-2 G6-3		3-2 HBP			0-0 G5-3		3	0	0	0	0	0	0
Ken Griffey Jr., L OBP: 0.371, SLG: 0.464 (1, 8)	1-0 G3		1-0 P3		0-2 F7			1-2 G3-1		4	0	0	0	0	0	2
Jay Buhner, R OBP: 0.299, SLG: 0.490 (1, 10)					0-0 P4		2-0 G6-3		0-0 G6-3	4	0	0	0	0	0	2
Edgar Martinez, R OBP: 0.443, SLG: 0.620 (1, 3)					0-1 1B 2B			3-2 G6-4-3 1B		3	1	2	0	0	0	0
Tino Martinez, L OBP: 0.408, SLG: 0.481 (9, 3)										0	0	0	0	0	0	0
Mike Blowers, R OBP: 0.234, SLG: 0.339 (1, 5)					1-1 G1-3		3-2 G6-4-3 1-2f			3	1	1	0	0	0	2
Alex Rodriguez, R OBP: 0.333, SLG: 0.424 (1, 6)					0-2 G1-3		0-0 G5-3			3	1	2	1	0	0	0
Chad Kreuter, S OBP: 0.258, SLG: 0.276 (1, 2)					0-0 G1-3			2-3 K		3	1	1	2	0	1	1
Alex Diaz, S OBP: 0.267, SLG: 0.379 (1, 9)					1-0 F7			1-0 F8		3	0	0	0	0	0	0

Inning Stats	R: 0	H: 0	E: 0	K: 0	S: 5	R: 3	H: 3	E: 1	K: 0	S: 14	R: 0	H: 0	E: 0	K: 0	S: 7	R: 1	H: 2	E: 0	K: 0	S: 9	R: 0	H: 1	E: 0	K: 0	S: 9	R: 0	H: 1	E: 0	K: 0	S: 7	R: 0	H: 0	E: 0	K: 1	S: 7	R: 0	H: 0	E: 0	K: 0	S: 5
	LOB: 0	BB: 0	P: 10	ER: 3	SO: 1	LOB: 0	BB: 0	P: 19	LOB: 1	BB: 0	LOB: 2	BB: 0	P: 18	LOB: 0	BB: 0	LOB: 0	BB: 0	P: 13	LOB: 0	BB: 0	LOB: 0	BB: 0	LOB: 0	BB: 0	P: 6	LOB: 0	BB: 0	LOB: 0	BB: 0	P: 6	1B: 4	SF: 0	2B: 3	SAC: 0	3B: 0	DP: 1	HR: 0	HBP: 1	WP: 0	PA: 32

PITCHER	IP	WLS	BF	H	R	ER	SO	BB	IBB	HBP	BLK	WP	HR	S	P	ERA	WHIP
Zane Smith, L ERA: 2.37 (1, 1)	7.0	L	28	7	4	3	1	0	0	1	0	0	0	58	94	3.86	1.000
Rheal Cormier, L ERA: 3.96 (8, 1)	1.0		3	0	0	0	0	0	0	0	0	0	0	5	6	0.00	0.000

BOTTOM

Boston Red Sox @ Seattle Mariners
The Kingdom, Seattle, WA

Thu May 25 1995, 6:33 AM EDT
Att. 12,194 - Dome - 68 F

livebaseballscorecards.com

AB	30
R	4
H	7
RBI	3
BB	0
SO	1
LOB	7



Batter	1	2	3	4	5	6	7	8	9	AB R H RBI BB SO LOB	TOP		
Brady Anderson, L OBP: 0.339, SLG: 0.500 (1, 7) (6, 8)	1-0 1B		0-3 K		1-3 K		1-3 K		0-3 K	5 0 1 0 0 4 0			
Kevin Bass, S OBP: 0.329, SLG: 0.384 (1, 9) (6, 7)	2-1 F7		2-2 G6-3			1-1 1B HR 2B	3-2 F8		0-0 G1-3 1B	5 1 2 0 0 0 1			
Cal Ripken Jr., R OBP: 0.348, SLG: 0.426 (1, 6)	1-2 1B		1-3 K			0-2 2-3 HR 1B	2-2 1B 2B		0-0 G1-3 1-2	5 1 3 0 0 1 1			
Chris Hoiles, R OBP: 0.366, SLG: 0.438 (1, 2)	1-3 K			2-3 K		3-2 1-H 3-H HR	4-1 1B BB		3-2 1B	4 1 2 3 1 2 2			
Jeff Manto, R OBP: 0.333, SLG: 0.561 Harold Baines, L OBP: 0.388, SLG: 0.507 (1, 10) (7, PH)	0-3 K			1-1 2B		4-2 G5-3 1B BB	2-1 1-2 2-3 1B		2-3 K	2 0 1 0 1 1 2 2 0 1 0 0 1 2			
Rafael Palmeiro, L OBP: 0.397, SLG: 0.580 (1, 3)		1-3 K		2-3 K		0-3 SAFE K	2-1 G6-3			4 0 0 0 0 3 5			
Leo Gomez, R OBP: 0.254, SLG: 0.236 (1, 5)		2-3 K		2-3 K		0-1 1-2 G5-3 1B		3-3 K		4 0 1 0 0 3 1			
Bret Barberie, S OBP: 0.352, SLG: 0.300 (1, 4)		4-2 BB				0-0 F7	1-1 G5-3		1-1 G6-3	3 0 0 0 1 0 2			
Damon Buford, R OBP: 0.205, SLG: 0.063 Jeffrey Hammonds, R OBP: 0.227, SLG: 0.333 (1, 8) (6, PH) (6, 9)	1-1 P6				0-0 B1-3	0-3 K		1-3 K		2 0 0 0 0 0 1 2 0 0 0 0 2 2			
Inning Stats	R: 0 E: 0 K: 2 S: 14 H: 2 LOB: 2 BB: 0 P: 19	R: 0 E: 0 K: 2 S: 12 H: 0 LOB: 1 BB: 1 P: 20	R: 0 E: 0 K: 2 S: 10 H: 0 LOB: 0 BB: 0 P: 13	R: 0 E: 0 K: 3 S: 11 H: 1 LOB: 1 BB: 0 P: 18	R: 0 E: 0 K: 1 S: 5 H: 0 LOB: 0 BB: 0 P: 6	R: 3 E: 0 K: 2 S: 28 H: 4 LOB: 2 BB: 1 P: 37	R: 0 E: 0 K: 1 S: 17 H: 2 LOB: 3 BB: 1 P: 31	R: 0 E: 0 K: 2 S: 8 H: 0 LOB: 0 BB: 0 P: 13	R: 0 E: 0 K: 2 S: 11 H: 2 LOB: 2 BB: 0 P: 16	1B: 7 2B: 3 3B: 0 HR: 1 SF: 0 SAC: 0 DP: 0 HBP: 0	WP: 0 PB: 0 SB: 0 CS: 0 PA: 41		
PITCHER	IP WLS BF H R ER SO BB IBB HBP BLK WP HR S P ERA WHIP											PITCHER	IP WLS BF H R ER SO BB IBB HBP BLK WP HR S P ERA WHIP
Randy Johnson, L ERA: 1.64 (1, 1)	6.2 W 30 8 3 3 13 2 0 0 0 0 1 92 131 4.05 1.500												
Jeff Nelson, R ERA: 1.69 (7, 1)	0.0 1 0 0 0 0 0 1 0 0 0 0 0 1 5 ∞ ∞												
Steve Frey, L ERA: 4.91 (7, 1)	0.1 2 1 0 0 0 0 0 0 0 0 0 0 4 8 0.00 3.000												
Dave Fleming, L ERA: 6.0 (8, 1)	2.0 8 2 0 0 0 4 0 0 0 0 0 0 19 29 0.00 1.000												

Baltimore Orioles @ Seattle Mariners
The Kingdome, Seattle, WA
Fri May 26 1995, 10:05 PM EDT
Att. 15,256 - Dome - 68 F

livebaseballscorecards.com

AB	38
R	3
H	11
RBI	3
BB	3
SO	17
LOB	19



Batter	1	2	3	4	5	6	7	8	9	AB	R	H	RBI	BB	SO	LOB
Joey Cora, S OBP: 0.319, SLG: 0.365 (1, 4)	0-1 F7	2-1 L8		2-3 K		2-1 L4	3-2 L5			5	0	0	0	0	1	4
Luis Sojo, R OBP: 0.347, SLG: 0.433 (1, 6)	2-2 1B		3-1 G5-3	3-2 F8		2-3 K		0-0 F9		5	0	1	0	0	1	1
Ken Griffey Jr., L OBP: 0.387, SLG: 0.505 (1, 8)	2-2 1B		4-0 2B		3-2 HR		1-2 L6	3-3 K		2	2	2	1	1	0	0
Rich Amaral, R OBP: 0.342, SLG: 0.353 (7, 7)	1-2 1B		1-H 2B		4-0 HR		1-0 2B	3-3 K		2	0	0	0	0	1	0
Jay Buhner, R OBP: 0.313, SLG: 0.500 (1, 10)	0-1 P5		2-2 2B		4-0 HR		1-2 2B	3-3 K		4	2	2	1	1	1	2
Edgar Martinez, R OBP: 0.436, SLG: 0.604 (1, 5)	0-3 K		2-2 F9		0-2 K		1-2 2B			4	1	1	0	0	2	4
Mike Blowers, R OBP: 0.234, SLG: 0.339 (8, 5)							1-2 2B			0	0	0	0	0	0	0
Tino Martinez, L OBP: 0.422, SLG: 0.536 (1, 3)		2-1 L4-3	4-0 IBB		1-2 HR		0-1 2B			3	2	2	3	1	0	0
Alex Diaz, S OBP: 0.294, SLG: 0.424 (1, 9)		1-0 FC1-2	1-1 G4-3		0-3 K		0-2 SF7			4	1	2	2	0	1	2
Dan Wilson, R OBP: 0.382, SLG: 0.391 (1, 2)		4-1 FC1-2		0-0 F8	2-0 G6-3		4-0 PB			2	0	0	0	2	0	0
Darren Bragg, L OBP: 0.338, SLG: 0.290 (1, 7)		1-1 FC1-2		4-1 S		2-1 G1-3	0-2 SF7			2	0	0	1	1	0	2

Inning Stats	R: 0	H: 2	E: 0	K: 13	S: 17	R: 0	H: 1	E: 1	K: 0	S: 8	R: 1	H: 1	E: 0	K: 0	S: 11	R: 0	H: 0	E: 0	K: 1	S: 8	R: 3	H: 2	E: 0	K: 14	S: 24	R: 0	H: 0	E: 0	K: 7	S: 13	R: 4	H: 4	E: 0	K: 19	S: 29	R: 0	H: 0	E: 0	K: 7	S: 13			
	LOB: 2	BB: 0				LOB: 2	BB: 1				LOB: 1	BB: 2				LOB: 0	BB: 1				LOB: 0	BB: 0		LOB: 1	BB: 1		LOB: 0	BB: 0		LOB: 1	BB: 1		LOB: 0	BB: 0		LOB: 0	BB: 0		LOB: 0	BB: 0		LOB: 0	BB: 0

PITCHER	IP	WLS	BF	H	R	ER	SO	BB	IBB	HBP	BLK	WP	HR	S	P	ERA	WHIP
Ben McDonald, R ERA: 5.64 (1, 1)	5.0	L	26	6	4	4	4	4	4	1	0	0	2	54	103	7.20	2.000
Jamie Moyer, L ERA: 4.76 (6, 1)	1.1		5	1	1	1	1	0	0	0	0	0	0	11	19	6.75	0.750
Mike Oquist, R ERA: 3.48 (7, 1)	0.0		1	1	0	0	0	0	0	0	0	0	0	3	4	∞	∞
Jesse Orosco, L ERA: 4.5 (7, 1)	0.2		5	2	3	3	0	0	1	0	0	0	0	12	19	40.50	3.000
Brad Pennington, L ERA: 5.06 (8, 1)	1.0		3	0	0	0	2	0	0	0	0	0	0	7	13	0.00	0.000


BOTTOM

Baltimore Orioles @ Seattle Mariners
The Kingdome, Seattle, WA

Fri May 26 1995, 10:05 PM EDT
Att. 15,256 - Dome - 68 F

livebaseballscorecards.com

AB	33
R	8
H	10
RBI	8
BB	6
SO	7
LOB	15



WP	PA	ERA	WHIP
0	40		

Batter	1	2	3	4	5	6	7	8	9	AB R H RBI BB SO LOB
Rich Amaral, R (1, 9) OBP: 0.381, SLG: 0.405 Chad Kreuter, S (9, PH) OBP: 0.250, SLG: 0.267	1-0 S 2B 2B		4-1 BB BB		1-0 2B 1B	3-2 F9 1-2			0-3 K	3 2 2 0 1 0 1 1 0 0 0 0 1 0
Luis Sojo, R (1, 4) OBP: 0.342, SLG: 0.437	2-3 K 2-3		1 SAFE 2-1 BB SAFE P3		1-0 1-H 1B 2B		0-0 P4			4 1 1 1 0 1 2
Edgar Martinez, R (1, 3) OBP: 0.421, SLG: 0.580	1-3 K		1-0 P3		2-1 P6		3-2 F9			4 0 0 0 0 1 3
Jay Buhner, R (1, 10) OBP: 0.328, SLG: 0.509	1-2 2B		4-1 BB 1-2 BB		4-0 1B IBB		1-0 F9			2 0 1 1 2 0 0
Mike Blowers, R (1, 5) OBP: 0.235, SLG: 0.333	3-H 2-3 K		2-2 P3		2-0 1-2 2-H 1B		3-3 K			4 0 1 1 0 2 3
Marc Newfield, R (1, 7)		0-3 K		2-3 K	1-3 K		1-0 F8			4 0 0 0 0 3 2
Felix Fermin, R (1, 6) OBP: 0.250, SLG: 0.233		1-0 E6 1B		1-1 F8		3-2 P4		1-1 L9		4 1 0 0 0 0 0
Dan Wilson, R (1, 2) OBP: 0.380, SLG: 0.389 Darren Bragg, L (9, PH) OBP: 0.333, SLG: 0.286		0-1 G5-4-3 2-H 1B		2-0 F8		0-0 L3		2-1 P4		3 0 1 1 0 0 0 1 0 0 0 0 0 0
Alex Diaz, S (1, 8) OBP: 0.289, SLG: 0.405		0-1 G5-4-3 1-2f		1-2 G5-3		2-1 S 1B		0-0 L4		4 0 1 0 0 0 1

Inning Stats	R: 1 E: 0 K: 3 S: 15	H: 2 LOB: 1 BB: 0 P: 22	R: 1 E: 1 K: 1 S: 8	H: 1 LOB: 0 BB: 0 P: 9	R: 0 E: 0 K: 0 S: 8	H: 0 LOB: 2 BB: 2 P: 21	R: 0 E: 0 K: 1 S: 6	H: 0 LOB: 0 BB: 0 P: 11	R: 2 E: 0 K: 1 S: 11	H: 3 LOB: 2 BB: 1 P: 23	R: 0 E: 0 K: 0 S: 10	H: 1 LOB: 1 BB: 0 P: 17	R: 0 E: 0 K: 0 S: 5	H: 0 LOB: 0 BB: 0 P: 9	R: 0 E: 0 K: 1 S: 8	H: 0 LOB: 0 BB: 0 P: 10	1B: 4 2B: 3 3B: 0 HR: 0	SF: 0 SAC: 0 DP: 1 HBP: 0	WP: 0 PB: 0 SB: 2 CS: 0	PA: 37
--------------	-------------------------------	----------------------------------	------------------------------	---------------------------------	------------------------------	----------------------------------	------------------------------	----------------------------------	-------------------------------	----------------------------------	-------------------------------	----------------------------------	------------------------------	---------------------------------	------------------------------	----------------------------------	----------------------------------	------------------------------------	----------------------------------	--------

PITCHER	IP	WLS	BF	H	R	ER	SO	BB	IBB	HBP	BLK	WP	HR	S	P	ERA	WHIP
Sid Fernandez, L (1, 1) ERA: 8.35	4.2		23	6	4	3	5	2	1	0	0	0	0	45	82	5.79	1.714
Alan Mills, R (5, 1) ERA: 5.19	3.1	W	11	1	0	0	2	0	0	0	0	0	0	25	42	0.00	0.300
Doug Jones, R (9, 1) ERA: 4.91	1.0		3	0	0	0	1	0	0	0	0	0	0	8	10	0.00	0.000


BOTTOM

Baltimore Orioles @ Seattle Mariners
The Kingdome, Seattle, WA

Sat May 27 1995, 10:05 PM EDT
Att. 20,797 - Dome - 68 F

livebaseballscores.com

AB	34
R	4
H	7
RBI	4
BB	3
SO	8
LOB	12



Batter	1	2	3	4	5	6	7	8	9	AB R H RBI BB SO LOB	TOP
Brady Anderson, L (1, 7) OBP: 0.341, SLG: 0.512 C B X	1-1 HR		4-1 BB		0-3 K		1-1 G4-3		3-1 L7	4 1 1 2 1 1 2	
Jeffrey Hammonds, R (1, 9) OBP: 0.258, SLG: 0.367 Kevin Bass, S (9, PH) OBP: 0.333, SLG: 0.387 B C B X	2-1 2B		3-2 BB		1-0 K		3-3 K		1-3 K	4 0 2 0 0 1 1 1 0 0 0 0 1 1	
Rafael Palmeiro, L (1, 3) OBP: 0.400, SLG: 0.596 B F B X	2-1 L7		3-2 BB		1-3 K		1-0 K			4 0 1 0 0 1 4	
Cal Ripken Jr., R (1, 6) OBP: 0.355, SLG: 0.436 C B X	1-1 G6-3		1-2 G6-3			0-0 P6			1-3 K	4 0 0 0 0 1 4	
Harold Baines, L (1, 10) OBP: 0.372, SLG: 0.468 B B B X	3-0 F9			4-0 BB		4-2 BB		2-2 F8		2 0 0 0 2 0 1	
Matt Nokes, L (1, 2) OBP: 0.139, SLG: 0.156 B C B B X		2-2 L9		1-0 P3		4-2 BB		3-3 K		3 0 0 0 1 1 1	
Andy Van Slyke, L (1, 8) OBP: 0.268, SLG: 0.392 C B B B X		3-2 F8		0-1 F8		0-0 F8		0-0 L6		4 0 0 0 0 0 3	
Jeff Manto, R (1, 5) OBP: 0.333, SLG: 0.571 C B B B X		1-3 K		1-1 FC6-4		2-3 K			0-2 FC4-6	4 0 1 0 0 2 3	
Bret Barberie, S (1, 4) OBP: 0.351, SLG: 0.333 C B B B X			3-3 K		2-2 WP		2-2 2B		1-1 FC4-6	4 1 2 0 0 1 1	
Inning Stats	R: 1 H: 2 E: 1 LOB: 1 K: 0 BB: 0 S: 9 P: 18	R: 0 H: 0 E: 0 LOB: 0 K: 1 BB: 0 S: 11 P: 17	R: 0 H: 1 E: 0 LOB: 2 K: 1 BB: 1 S: 15 P: 29	R: 0 H: 0 E: 0 LOB: 1 K: 0 BB: 1 S: 5 P: 11	R: 0 H: 1 E: 0 LOB: 1 K: 2 BB: 0 S: 10 P: 14	R: 0 H: 0 E: 0 LOB: 2 K: 1 BB: 2 S: 9 P: 19	R: 1 H: 2 E: 1 LOB: 1 K: 2 BB: 0 S: 12 P: 20	R: 0 H: 0 E: 0 LOB: 0 K: 1 BB: 0 S: 8 P: 13	R: 0 H: 1 E: 0 LOB: 1 K: 1 BB: 0 S: 11 P: 16	1B: 3 SF: 0 2B: 3 SAC: 0 3B: 0 DP: 0 HR: 1 HBP: 0	WP: 1 PA: 38 PB: 0 SB: 0 CS: 0
PITCHER Chris Bosio, R (1, 1) ERA: 2.25 Bill Risle, R (6, 1) ERA: 1.0 Bobby Ayala, R (9, 1) ERA: 2.25	IP WLS BF H R ER SO BB IBB HBP BLK WP HR S P ERA WHIP 5.1 W 24 4 1 1 4 4 0 0 0 1 1 55 102 1.69 1.500 2.2 10 2 1 1 4 0 0 0 0 0 0 24 39 3.38 0.750 1.0 S 4 1 0 0 1 0 0 0 0 0 0 0 11 16 0.00 1.000	PITCHER IP WLS BF H R ER SO BB IBB HBP BLK WP HR S P ERA WHIP									

Baltimore Orioles @ Seattle Mariners
 The Kingdome, Seattle, WA
 Sun May 28 1995, 10:05 PM EDT
 Att. 16,785 - Dome

livebaseballscorecards.com

AB	34
R	2
H	7
RBI	2
BB	4
SO	9
LOB	21



Batter	1	2	3	4	5	6	7	8	9
Joey Cora, S (1, 4) OBP: 0.319, SLG: 0.365 Mike Blowers, R (1, 5) OBP: 0.254, SLG: 0.348	3-3 		2-2 	0-0 			0-0 		
Darren Bragg, L (1, 9) OBP: 0.329, SLG: 0.284	0-0 		1-0 	1-2 			0-0 		
Edgar Martinez, R (1, 10) OBP: 0.415, SLG: 0.567	0-0 		3-3 		0-0 		2-3 		
Tino Martinez, L (1, 3) OBP: 0.415, SLG: 0.523		2-2 		1-0 	1-3 		1-2 		
Doug Strange, S (1, 5) OBP: 0.295, SLG: 0.333 Rich Amaral, R (1, 4) OBP: 0.381, SLG: 0.405 Rich Amaral, R (9, 7) OBP: 0.381, SLG: 0.405		0-1 		2-1 	0-0 		1-3 		
Marc Newfield, R (1, 7) Luis Sojo, R (9, 4) OBP: 0.342, SLG: 0.437		3-1 		3-2 		0-0 	1-3 		
Alex Diaz, S (1, 8) OBP: 0.293, SLG: 0.385		0-0 		4-0 		0-0 			
Dan Wilson, R (1, 2) OBP: 0.378, SLG: 0.387		1-3 		0-0 		2-3 			
Felix Fermin, R (1, 6) OBP: 0.257, SLG: 0.242			0-2 	0-0 		0-1 			

Inning Stats	R: 0	H: 1	E: 0	LOB: 0	K: 1	BB: 0	S: 7	R: 1	H: 1	E: 1	LOB: 1	K: 1	BB: 0	S: 13	R: 0	H: 1	E: 0	LOB: 1	K: 1	BB: 0	S: 14	R: 4	H: 4	E: 0	LOB: 1	K: 0	BB: 1	S: 12	R: 0	H: 1	E: 0	LOB: 0	K: 1	BB: 0	S: 5	R: 0	H: 0	E: 0	LOB: 0	K: 1	BB: 0	S: 5	R: 0	H: 1	E: 0	LOB: 1	K: 2	BB: 0	S: 13	R: 0	H: 0	E: 0	LOB: 0	K: 2	BB: 0	S: 16
--------------	------	------	------	--------	------	-------	------	------	------	------	--------	------	-------	-------	------	------	------	--------	------	-------	-------	------	------	------	--------	------	-------	-------	------	------	------	--------	------	-------	------	------	------	------	--------	------	-------	------	------	------	------	--------	------	-------	-------	------	------	------	--------	------	-------	-------

PITCHER	IP	WLS	BF	H	R	ER	SO	BB	IBB	HBP	BLK	WP	HR	S	P	ERA	WHIP
Kevin Brown, R (1, 1) ERA: 3.5	8.0	L	33	9	5	4	8	0	1	0	0	0	0	76	110	4.50	1.125

BOTTOM

Baltimore Orioles @ Seattle Mariners
 The Kingdome, Seattle, WA
 Sun May 28 1995, 10:05 PM EDT
 Att. 16,785 - Dome

AB	R	H	RBI	BB	SO	LOB
0	0	0	0	0	0	0
3	0	2	2	0	1	0
4	0	1	0	0	0	3
4	0	1	0	0	2	3
4	1	1	0	0	1	1
4	2	2	0	0	1	1
0	0	0	0	0	0	0
4	0	0	0	0	1	3
0	0	0	0	0	0	0
2	1	0	1	1	0	1
3	1	1	1	0	2	1
3	0	1	1	0	0	2

AB	31
R	5
H	9
RBI	5
BB	1
SO	8
LOB	15

WP: 0 PA: 33
 PB: 0
 SB: 0
 CS: 0

PITCHER	IP	WLS	BF	H	R	ER	SO	BB	IBB	HBP	BLK	WP	HR	S	P	ERA	WHIP
---------	----	-----	----	---	---	----	----	----	-----	-----	-----	----	----	---	---	-----	------

Batter	1	2	3	4	5	6	7	8	9	10	11	12	AB	R	H	RBI	BB	SO	LOB
Alex Diaz, S OBP: 0.319, SLG: 0.400	0-1 G3 3B PB 1B	1-2 FC5-4			0-0 L9	0-0 F8		1-0 S SH1-3 1B		2-2 CS 1B			6	2	3	0	0	0	2
Luis Sojo, R OBP: 0.346, SLG: 0.434	0-2 F7		1-2 G1-3 S 1B		3-2 S 2B 1B	0-1 G1-6-3		0-0 SH1-3		3-2 L9			5	1	2	0	0	0	3
Edgar Martinez, R OBP: 0.419, SLG: 0.573	2-1 G3		3-3 K		3-1 S 2B 1B		2-0 G4-3 1B 2B		2-2 2B 1B		0-1 F8		6	2	3	1	0	1	2
Tino Martinez, L OBP: 0.411, SLG: 0.527	0-1 3B		1-1 G1-3		3-3 K		3-2 G4-3		2-3 K		4-2 G6-4-3 BB		5	0	1	1	1	2	5
Doug Strange, S OBP: 0.319, SLG: 0.364	4-2 BB		1-3 K		0-0 1B 2B		3-2 2B 1B		0-3 K		2-2 G6-4-3		2	1	1	2	1	1	1
Mike Blowers, R OBP: 0.257, SLG: 0.348					2-H 3-H						1-2f		3	1	1	1	0	1	2
Marc Newfield, R OBP: 0.143, SLG: 0.214	1-1 F9			0-0 L5	1-2 2B 1B		0-1 G4-3 2B		2-2 G5-3		3-2 F9		6	0	2	2	0	0	2
Darren Bragg, L OBP: 0.349, SLG: 0.314		0-0 L7		0-0 1B	0-0 2B		4-2 G4-3 BB		4-2 S BB		1-0 HR		3	0	2	0	1	0	0
Jay Buhner, R OBP: 0.333, SLG: 0.509					1-3 2B								0	0	0	0	1	0	0
Rich Amaral, R OBP: 0.395, SLG: 0.500													1	1	1	1	0	0	0
Dan Wilson, R OBP: 0.356, SLG: 0.363		1-1 F8		3-2 F8	0-0 G5-3		1-1 G4-3		2-3 K				5	0	0	0	0	1	6
Felix Fermin, R OBP: 0.275, SLG: 0.263		2-1 FC5-4 1B		0-0 G4-3		1-1 G1-6-3 1B		0-0 G1-3		1-2 G4-3			5	0	2	0	0	0	5

Inning Stats	R: 1	H: 2	E: 0	K: 0	S: 13	R: 0	H: 1	E: 0	K: 0	S: 8	R: 0	H: 1	E: 0	K: 2	S: 13	R: 0	H: 1	E: 0	K: 0	S: 6	R: 0	H: 1	E: 0	K: 0	S: 5	R: 2	H: 3	E: 0	K: 0	S: 14	R: 1	H: 2	E: 0	K: 2	S: 12	R: 0	H: 0	E: 0	K: 1	S: 13	R: 0	H: 1	E: 0	K: 0	S: 10	R: 0	H: 0	E: 0	K: 0	S: 10	R: 1	H: 1	E: 0	K: 0	S: 1
	LOB: 2	BB: 1	P: 20	LOB: 1	BB: 0	P: 12	LOB: 1	BB: 0	P: 18	LOB: 1	BB: 0	P: 9	LOB: 2	BB: 0	P: 26	LOB: 0	BB: 0	P: 6	LOB: 2	BB: 1	P: 27	LOB: 2	BB: 1	P: 17	LOB: 2	BB: 1	P: 22	LOB: 0	BB: 1	P: 19	LOB: 0	BB: 0	P: 15	LOB: 0	BB: 0	P: 19	LOB: 0	BB: 0	P: 2	LOB: 0	BB: 0	P: 2	LOB: 0	BB: 0	P: 2	1B: 12	SF: 0	2B: 4	SAC: 1	3B: 1	DP: 2	HR: 1	HBP: 0	WP: 0	PA: 52

PITCHER	IP	WLS	BF	H	R	ER	SO	BB	IBB	HBP	BLK	WP	HR	S	P	ERA	WHIP
Jack McDowell, R ERA: 4.07	(1, 1)	6.0	30	12	5	5	3	1	0	0	0	0	0	62	94	7.50	2.167
Steve Howe, L ERA: 4.91	(7, 1)	0.1	4	2	1	1	0	1	0	0	0	0	0	10	20	27.00	9.000
Bob Wickman, R ERA: 4.74	(7, 1)	0.2	2	0	0	0	0	0	0	0	0	0	0	3	4	0.00	0.000
Joe Ausanio, R ERA: 6.59	(8, 1)	0.1	3	2	1	1	0	0	0	0	0	0	0	5	8	27.00	6.000
Bob MacDonald, L ERA: 4.7	(8, 1)	1.0	3	0	0	0	2	0	0	0	0	0	0	11	15	0.00	0.000
PITCHER	IP	WLS	BF	H	R	ER	SO	BB	IBB	HBP	BLK	WP	HR	S	P	ERA	WHIP
John Wetteland, R ERA: 4.02	(9, 1)	2.2	9	1	0	0	1	2	0	0	0	0	0	29	50	0.00	1.125
Scott Bankhead, R ERA: 4.8	(12, 1)	0.0	L	1	1	1	0	0	0	0	0	0	1	1	2	∞	∞

BOTTOM

New York Yankees @ Seattle Mariners
The Kingdome, Seattle, WA
Mon May 29 1995, 10:05 PM EDT
Att: 18,948 - Dome

livebaseballscorecards.com

AB	47
R	8
H	18
RBI	8
BB	4
SO	6
LOB	28



Batter	1	2	3	4	5	6	7	8	9	AB R H RBI BB SO LOB	TOP																
Luis Polonia, L OBP: 0.298, SLG: 0.349 (1, 7)	2-3 1B	2-2 1B			2-2 1B		1-0 1-2	0-0 1-2f 2-3		4 0 0 0 0 1 5																	
Wade Boggs, L OBP: 0.372, SLG: 0.326 (1, 5)	4-0 1B		0-0 1B		1-2 1-2		2-1 2-3	1-1 1-2		4 0 0 0 1 0 4																	
Paul O'Neill, L OBP: 0.429, SLG: 0.586 (1, 9)	2-1 1-2		0-0 1B		4-0 2B		0-0 3-H		2-3 1B	4 0 2 1 1 1 0																	
Jim Leyritz, R OBP: 0.392, SLG: 0.464 (1, 2)	2-2 1B		2-3 1B		0-0 1-3 2-H		3-2 1-2		3-2 1B	5 0 3 1 0 1 2																	
Don Mattingly, L OBP: 0.304, SLG: 0.400 (1, 3)	2-2 1B			0-0 2B	0-1 1B		2-2 1B		3-2 1B	5 0 1 0 0 0 7																	
Dion James, L OBP: 0.444, SLG: 0.524 (1, 10)		2-1 1B		0-0 2-3		2-0 1B		1-1 1B	2-1 1B	5 1 3 0 0 0 2																	
Randy Velarde, R OBP: 0.271, SLG: 0.338 (1, 4)		2-0 1B		2-0 1B		2-1 1-2f		0-0 1-2		3 0 0 0 0 0 3																	
Bernie Williams, S OBP: 0.301, SLG: 0.383 (1, 8)		0-2 1-3		1-0 1B		2-2 1B		1-2 2-H 1B		4 0 2 1 0 0 1																	
2 Derek Jeter, R OBP: 0.333, SLG: 0.250 (1, 6)		2-3 1 SAFE			0-0 2B 1B		2-2 1B SH5-4	4-1 1-2		3 2 2 0 1 1 2																	
Inning Stats	R: 0 E: 0 K: 1 S: 11	H: 1 LOB: 2 BB: 1 P: 23	R: 0 E: 0 K: 1 S: 12	H: 2 LOB: 2 BB: 0 P: 20	R: 0 E: 0 K: 1 S: 5	H: 0 LOB: 0 BB: 0 P: 7	R: 0 E: 0 K: 0 S: 4	H: 1 LOB: 1 BB: 0 P: 7	R: 1 E: 0 K: 0 S: 10	H: 2 LOB: 2 BB: 1 P: 17	R: 0 E: 0 K: 0 S: 6	H: 1 LOB: 0 BB: 0 P: 12	R: 1 E: 0 K: 0 S: 14	H: 3 LOB: 2 BB: 0 P: 24	R: 1 E: 0 K: 0 S: 12	H: 2 LOB: 2 BB: 1 P: 17	R: 0 E: 0 K: 1 S: 13	H: 1 LOB: 1 BB: 0 P: 23	1B: 11 2B: 2 3B: 0 HR: 0	SF: 0 SAC: 2 DP: 1 HBP: 0	WP: 0 PB: 0 SB: 2 CS: 0	PA: 42					
PITCHER	IP WLS BF H R ER SO BB IBB HBP BLK WP HR S P ERA WHIP																										
Tim Belcher, R ERA: 4.32 (1, 1)	6.0		27	8	2	2	3	2	0	0	0	0	0	52	92	3.00	1.667										
Ron Villone, L ERA: 6.75 (7, 1)	1.0		6	3	1	1	0	0	0	0	0	0	0	12	21	9.00	3.000										
Jeff Nelson, R ERA: 1.47 (8, 1)	1.0	W	5	1	0	0	0	1	0	0	0	0	0	10	14	0.00	2.000										
Steve Frey, L ERA: 3.48 (9, 1)	1.0		4	1	0	0	1	0	0	0	0	0	0	13	23	0.00	1.000										

New York Yankees @ Seattle Mariners
The Kingdome, Seattle, WA
Tue May 30 1995, 10:05 PM EDT
Att. 10,709 - Dome

livebaseballscorecards.com

AB	37
R	3
H	13
RBI	3
BB	3
SO	4
LOB	26



Batter	1	2	3	4	5	6	7	8	9	AB R H RBI BB SO LOB
Joey Cora, S OBP: 0.319, SLG: 0.364 (1, 4)	3-2 P6	3-2 1B			1-1 F7			1-0 SH3-4		3 0 1 0 0 0 0
Alex Diaz, S OBP: 0.314, SLG: 0.408 (1, 8)	1-0 1B 2B	1-2 G6-3			1-1 F8			2-2 G6-3		4 1 1 0 0 0 2
Tino Martinez, L OBP: 0.405, SLG: 0.510 (1, 3)	0-3 K		2-1 G1-3			2-3 K		4-0 BB 1B BB		3 1 0 0 1 2 1
Edgar Martinez, R OBP: 0.422, SLG: 0.570 (1, 10)	2-2 E WP 1B		3-1 P5			0-1 P5		2-0 BB 1B		4 2 2 2 0 0 0
Darren Bragg, L OBP: 0.337, SLG: 0.301 (1, 9)	1-2 E3 1B		0-1 G4-3			1-3 K		4-0 BB 1B BB		3 0 0 0 0 1 1
Jay Buhner, R OBP: 0.339, SLG: 0.509 (8, PH)								1-2 BB 1B		0 0 0 0 1 0 0
Doug Strange, S OBP: 0.319, SLG: 0.364 (8, PR)								1-2 BB 1B		0 1 0 0 0 0 0
Marc Newfield, R OBP: 0.176, SLG: 0.235 (1, 7)	1-2 1B			2-2 P3			0-1 G6-3	0-1 BB 1B		3 0 1 1 0 0 0
Rich Amaral, R OBP: 0.409, SLG: 0.513 (8, 7)								1-3 BB 1B		1 1 1 2 0 0 0
Luis Sojo, R OBP: 0.333, SLG: 0.418 (1, 6)	3-2 L8		0-2 G4-3				2-2 G6-3	1-0 BB 1B		3 0 0 0 0 0 2
Felix Fermin, R OBP: 0.293, SLG: 0.263 (8, 6)								1-2 HBP		0 0 0 0 0 0 0
Chad Kreuter, S OBP: 0.250, SLG: 0.265 (1, 2)			1-1 G3-1		0-2 G5-3		3-3 K	0-2 BB 1B		4 0 1 2 0 1 0
Mike Blowers, R OBP: 0.256, SLG: 0.342 (1, 5)			0-1 G5-3			2-0 F9		1-2 BB 1B		4 1 1 0 0 1 2


Inning Stats	R: 2	H: 3	E: 1	K: 1	S: 29	LOB: 2	BB: 0	P: 40	R: 0	H: 1	E: 0	K: 0	S: 11	LOB: 1	BB: 0	P: 16	R: 0	H: 0	E: 0	K: 0	S: 6	LOB: 0	BB: 0	P: 11	R: 0	H: 0	E: 0	K: 0	S: 9	LOB: 0	BB: 0	P: 11	R: 0	H: 0	E: 0	K: 0	S: 5	LOB: 0	BB: 0	P: 9	R: 0	H: 0	E: 0	K: 2	S: 10	LOB: 0	BB: 0	P: 13	R: 0	H: 0	E: 0	K: 1	S: 8	LOB: 0	BB: 0	P: 13	R: 5	H: 4	E: 0	K: 1	S: 15	LOB: 2	BB: 2	P: 32
--------------	------	------	------	------	-------	--------	-------	-------	------	------	------	------	-------	--------	-------	-------	------	------	------	------	------	--------	-------	-------	------	------	------	------	------	--------	-------	-------	------	------	------	------	------	--------	-------	------	------	------	------	------	-------	--------	-------	-------	------	------	------	------	------	--------	-------	-------	------	------	------	------	-------	--------	-------	-------

PITCHER	IP	WLS	BF	H	R	ER	SO	BB	IBB	HBP	BLK	WP	HR	S	P	ERA	WHIP
Melido Perez, R ERA: 4.93 (1, 1)	7.2	L	30	5	4	3	4	1	0	0	0	1	0	84	128	3.52	0.783
Bob Wickman, R ERA: 5.21 (8, 1)	0.0		1	1	0	0	0	0	0	0	0	0	0	1	3	∞	∞
Steve Howe, L ERA: 7.36 (8, 1)	0.0		4	2	3	3	0	1	0	1	0	0	0	5	10	∞	∞
Joe Ausanio, R ERA: 6.43 (8, 1)	0.1		1	0	0	0	1	0	0	0	0	0	0	3	4	0.00	0.000

BOTTOM

New York Yankees @ Seattle Mariners
The Kingdome, Seattle, WA
Tue May 30 1995, 10:05 PM EDT
Att. 10,709 - Dome

AB	32
R	7
H	8
RBI	7
BB	2
SO	5
LOB	8



1B	2B	3B	HR	SF	SAC	DP	HBP	WP	PA
7	1	0	0	0	1	0	1	1	36

New York Yankees @ Seattle Mariners
 The Kingdome, Seattle, WA
 Wed May 31 1995, 10:05 PM EDT
 Att. 13,035 - Dome

livebaseballscorecards.com

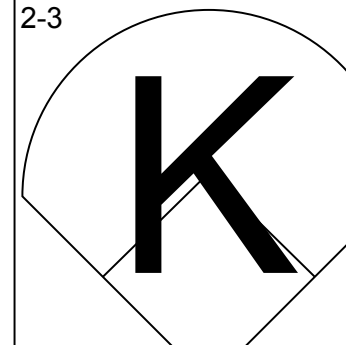
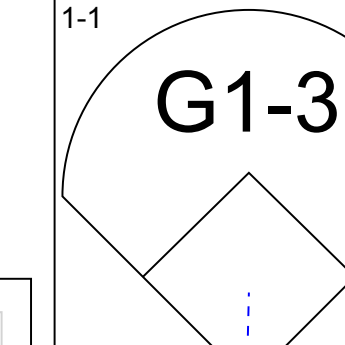
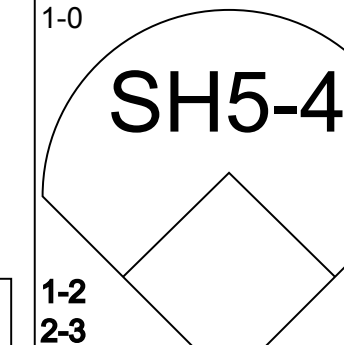
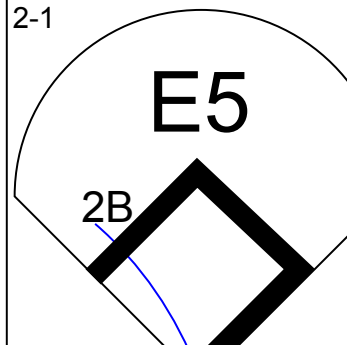
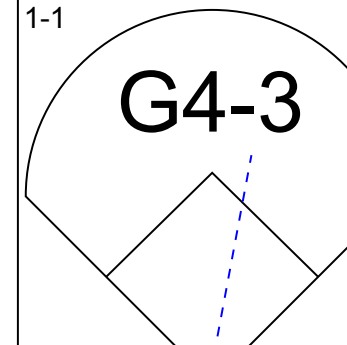
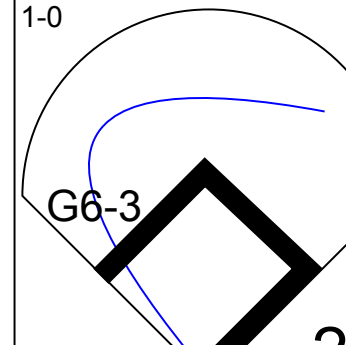
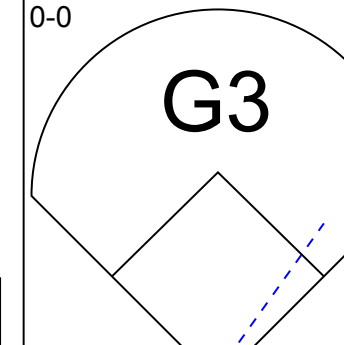
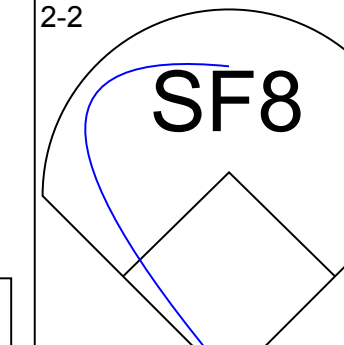
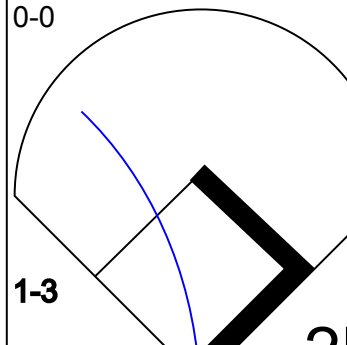
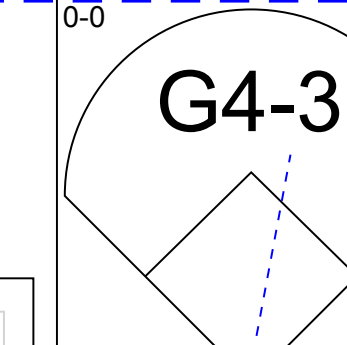
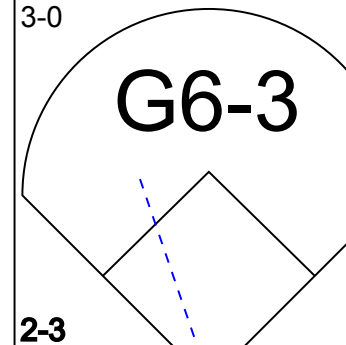
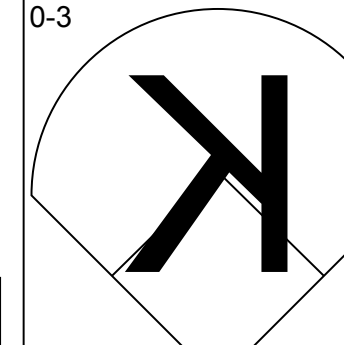
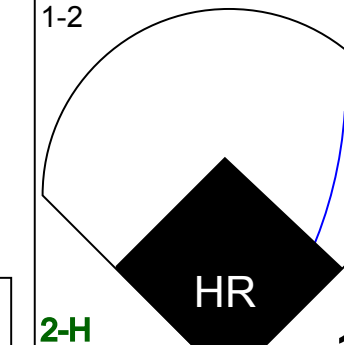
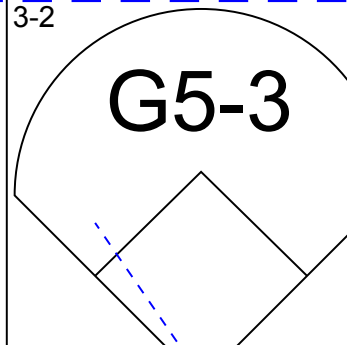
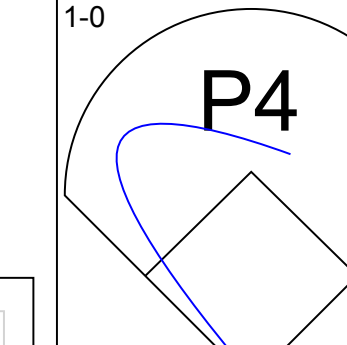
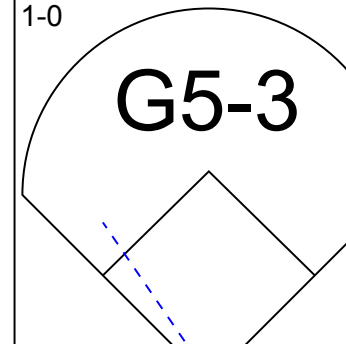
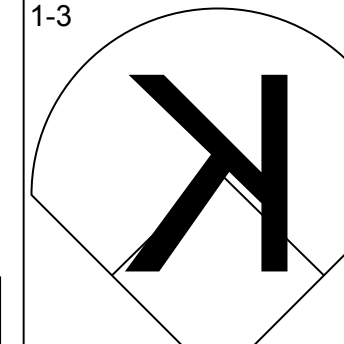
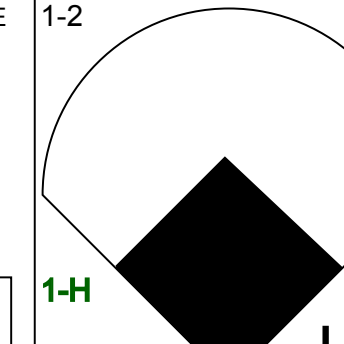
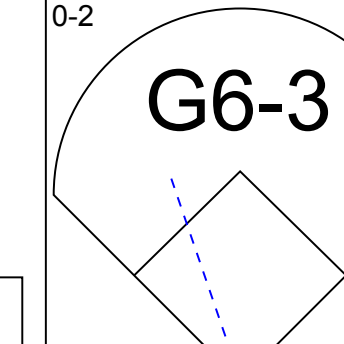
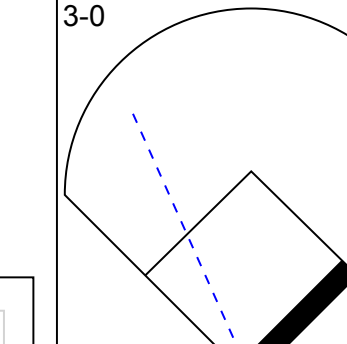
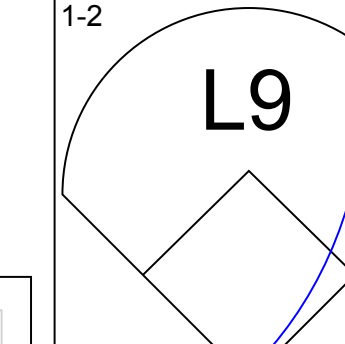
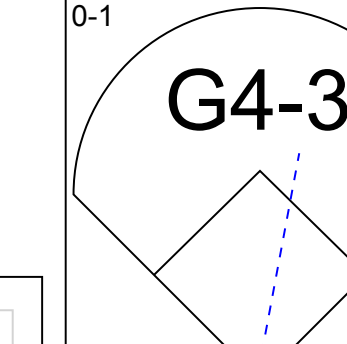
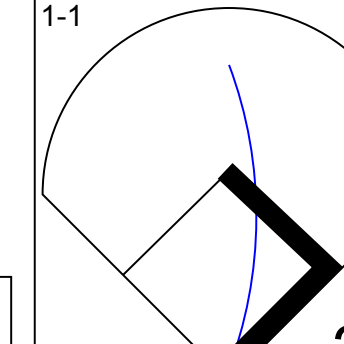
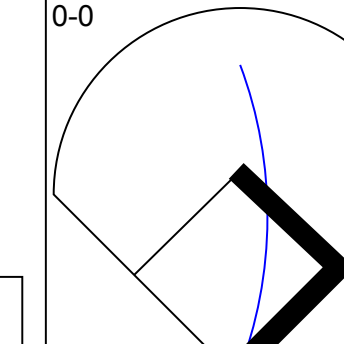
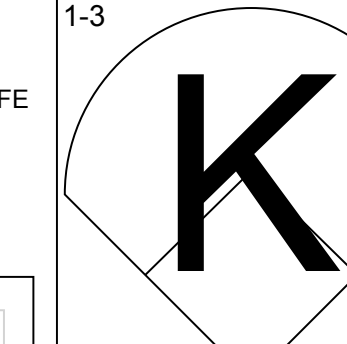
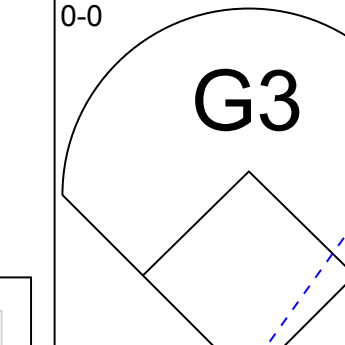
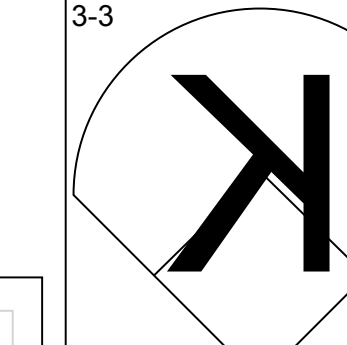
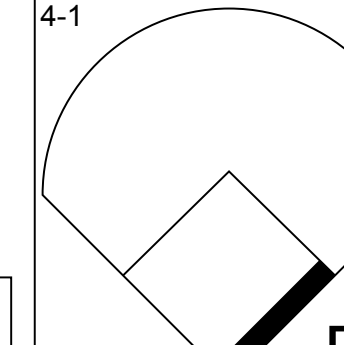
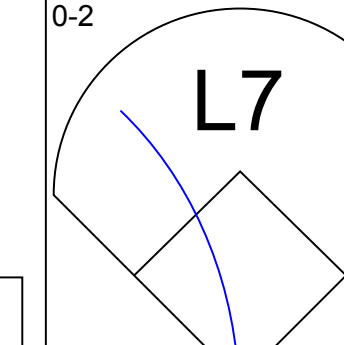
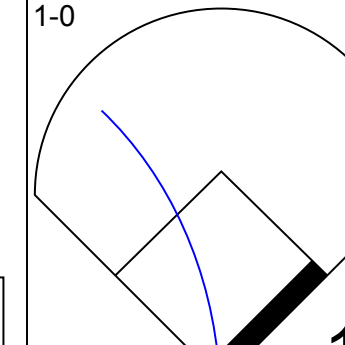
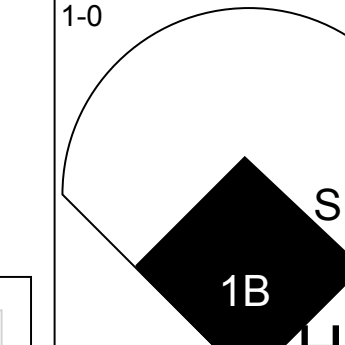
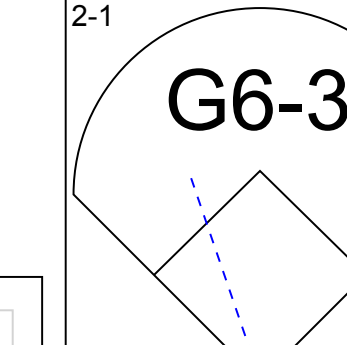
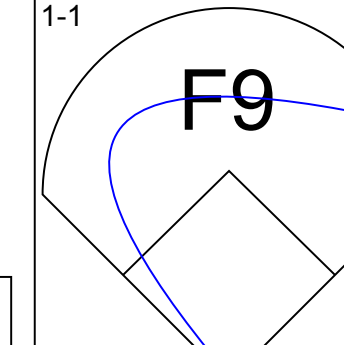
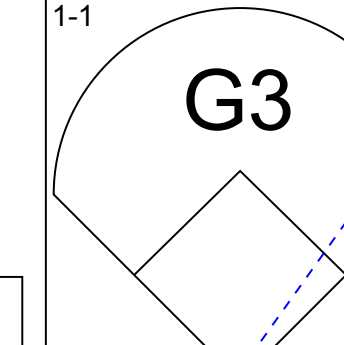
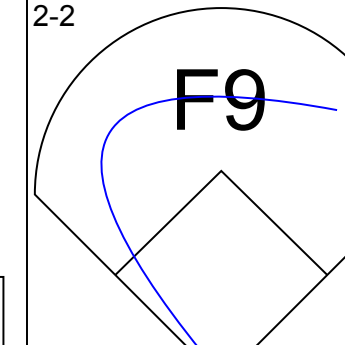
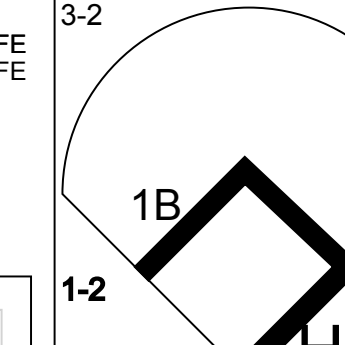

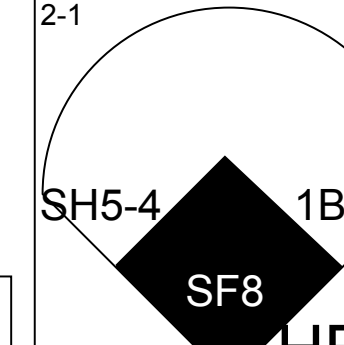
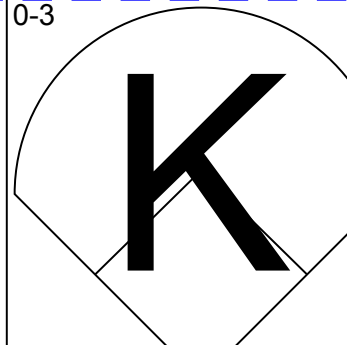
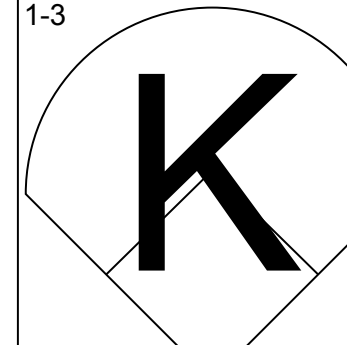
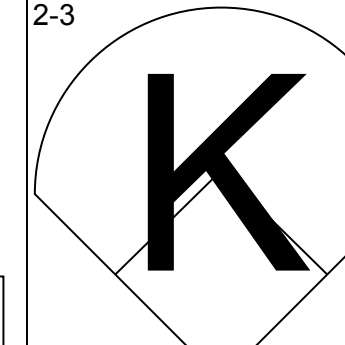
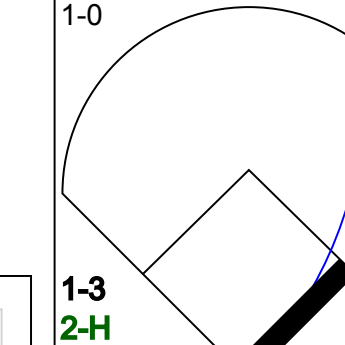

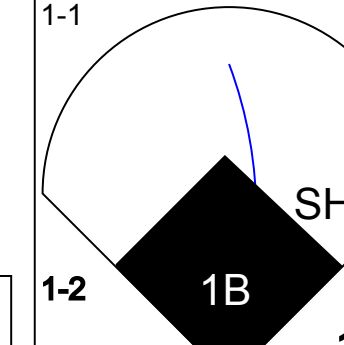
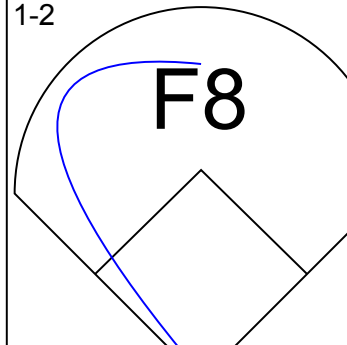
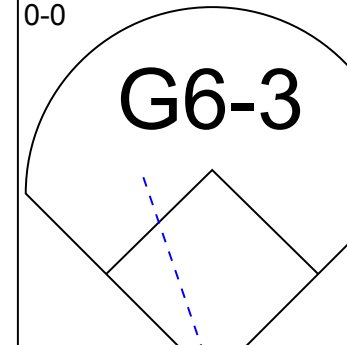
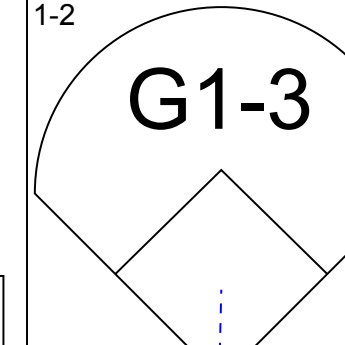
AB	40
R	9
H	13
RBI	9
BB	4
SO	13
LOB	21



Batter	1	2	3	4	5	6	7	8	9	AB	R	H	RBI	BB	SO	LOB
Bernie Williams, S (1, 8) OBP: 0.295, SLG: 0.389	 2-3		 1-2 1B 3B	 3-3		 0-0	 2-3		 1-1	6	1	1	0	0	3	1
Randy Velarde, R (1, 5) OBP: 0.293, SLG: 0.357	 3-2 1B		 2-1 FC5-4 1B		 1-0	 2-0	 0-0			5	2	3	1	0	0	0
Jim Leyritz, R (1, 2) OBP: 0.382, SLG: 0.443	 2-2		 1-1 FC5-4		 1-1	 4-0		 1-3		4	0	0	0	0	1	3
Mike Stanley, R (1, 10) OBP: 0.346, SLG: 0.396	 4-2 1-2		 3-3		 0-0 1-3	 0-3		 2-2		4	1	1	0	1	2	3
Danny Tartabull, R (1, 9) OBP: 0.318, SLG: 0.330	 1-1		 4-2		 3-1 1-3	 0-3		 0-0		4	1	2	1	1	1	2
Gerald Williams, R (1, 7) OBP: 0.314, SLG: 0.563		 0-2	 2-2		 4-0	 1-1		 2-3		2	0	1	1	1	0	2
Luis Polonia, L (7, PH) OBP: 0.302, SLG: 0.352			 2-2			 2-3		 2-3		2	1	1	0	0	1	1
Dave Silvestri, R (1, 3) OBP: 0.375, SLG: 0.800		 1-3	 1-3		 0-1	 1-1		 0-2		2	0	0	1	0	2	3
Don Mattingly, L (7, PH) OBP: 0.324, SLG: 0.448					 1-2	 1-1				2	1	2	1	0	0	0
Derek Jeter, R (1, 6) OBP: 0.385, SLG: 0.273		 3-3		 2-0	 0-0	 4-0		 0-3		3	1	1	1	1	1	1
Paul O'Neill, L (9, PH) OBP: 0.423, SLG: 0.576					 2-3	 0-0				1	0	0	0	0	1	1
Robert Eenhoorn, R (1, 4) OBP: 0.374, SLG: 0.362	 2-3		 0-0		 2-2	 2-2		 3-2		3	0	0	0	0	1	3
Wade Boggs, L (7, PH) OBP: 0.374, SLG: 0.362								 1-1		2	1	1	3	0	0	1

Inning Stats	R: 0	H: 1	E: 0	K: 1	S: 18	P: 30	R: 0	H: 1	E: 0	K: 3	S: 13	P: 19	R: 2	H: 2	E: 1	K: 2	S: 20	P: 34	R: 0	H: 0	E: 0	K: 1	S: 6	P: 11	R: 3	H: 4	E: 0	K: 0	S: 12	P: 23	R: 0	H: 0	E: 0	K: 1	S: 5	P: 11	R: 4	H: 3	E: 0	K: 2	S: 19	P: 29	R: 0	H: 1	E: 0	K: 2	S: 10	P: 15	R: 0	H: 1	E: 0	K: 1	S: 11	P: 13	1B: 7	SF: 1	2B: 4	SAC: 0	3B: 1	DP: 0	HR: 1	HBP: 1	WP: 0	PA: 46
--------------	------	------	------	------	-------	-------	------	------	------	------	-------	-------	------	------	------	------	-------	-------	------	------	------	------	------	-------	------	------	------	------	-------	-------	------	------	------	------	------	-------	------	------	------	------	-------	-------	------	------	------	------	-------	-------	------	------	------	------	-------	-------	-------	-------	-------	--------	-------	-------	-------	--------	-------	--------

PITCHER	IP	WLS	BF	H	R	ER	SO	BB	IBB	HBP	BLK	WP	HR	S	P	ERA	WHIP
Randy Johnson, L (1, 1) ERA: 2.16	6.0		31	8	5	4	8	2	1	1	0	0	0	74	128	6.00	1.667
Bob Wells, R (7, 1) ERA: 8.22	1.2	W	10	4	4	4	3	1	0	0	0	0	1	26	39	21.60	3.000
Bobby Ayala, R (8, 1) ERA: 1.89	1.1	S	5	1	0	0	2	0	0	0	0	0	0	14	18	0.00	0.750

Batter	1	2	3	4	5	6	7	8	9	10	AB R H RBI BB SO LOB	TOP												
Joey Cora, S OBP: 0.307, SLG: 0.347 (1, 4)											4 0 0 0 0 1 2													
Alex Diaz, S OBP: 0.345, SLG: 0.473 (1, 8)											4 0 2 1 0 0 0													
Edgar Martinez, R OBP: 0.420, SLG: 0.574 (1, 10)											5 1 1 1 0 1 3													
Jay Buhner, R OBP: 0.344, SLG: 0.559 (1, 9)											5 1 2 2 0 1 1													
Tino Martinez, L OBP: 0.413, SLG: 0.594 (1, 3)											5 0 2 0 0 1 1													
Doug Strange, S OBP: 0.314, SLG: 0.340 Mike Blowers, R OBP: 0.274, SLG: 0.346 (1, 5) (9, 5)											3 0 0 0 1 1 1 1 0 1 0 0 0 0													
Darren Bragg, L OBP: 0.330, SLG: 0.286 (1, 7)											4 1 0 0 0 0 4													
Chad Kreuter, S OBP: 0.268, SLG: 0.243 (1, 2)											3 1 0 0 0 3 1													
Felix Fermin, R OBP: 0.275, SLG: 0.250 (1, 6)											5 1 2 1 0 0 1													
Inning Stats	R: 0 E: 0 K: 1 S: 7	H: 1 LOB: 1 BB: 0 P: 14	R: 1 E: 0 K: 0 S: 10	H: 1 LOB: 2 BB: 0 P: 17	R: 0 E: 0 K: 2 S: 7	H: 0 LOB: 0 BB: 0 P: 8	R: 0 E: 0 K: 1 S: 7	H: 0 LOB: 0 BB: 0 P: 12	R: 4 E: 0 K: 0 S: 18	H: 4 LOB: 2 BB: 1 P: 32	R: 0 E: 1 K: 1 S: 13	H: 1 LOB: 2 BB: 0 P: 19	R: 0 E: 0 K: 0 S: 9	H: 1 LOB: 1 BB: 0 P: 10	R: 0 E: 0 K: 1 S: 7	H: 0 LOB: 0 BB: 0 P: 9	R: 0 E: 0 K: 1 S: 6	H: 1 LOB: 1 BB: 0 P: 11	R: 0 E: 0 K: 1 S: 13	H: 1 LOB: 1 BB: 0 P: 19	1B: 5 2B: 4 3B: 0 HR: 1	SF: 1 SAC: 1 DP: 0 HBP: 3	WP: 0 PB: 0 SB: 1 CS: 0	PA: 45
PITCHER	IP WLS BF H R ER SO BB IBB HBP BLK WP HR S P ERA WHIP																							
Roger Clemens, R ERA: 9.0 (1, 1)	5.0	25	6	5	5	4	1	0	0	0	0	0	0	0	49	83	9.00	1.400						
Derek Lilliquist, L ERA: 5.54 (6, 1)	0.2	4	1	0	0	1	0	0	0	0	0	0	0	0	10	13	0.00	1.500						
Mike Maddux, R ERA: 6.75 (6, 1)	2.1	8	1	0	0	1	0	0	0	0	0	0	0	19	25	0.00	0.429							
Stan Belinda, R ERA: 2.25 (9, 1)	2.0	W 8	2	0	0	2	0	0	0	0	0	0	0	19	30	0.00	1.000							

Seattle Mariners @ Boston Red Sox
Fenway Park, Boston, MA
Fri Jun 02 1995, 7:05 PM EDT
Att. 33,476 - Unknown - 79 F

livebaseballscorecards.com

AB 39
R 5
H 10
RBI 5
BB 1
SO 8
LOB 14



Batter	1	2	3	4	5	6	7	8	9	10	AB	R	H	RBI	BB	SO	LOB
Troy O'Leary, L OBP: 0.326, SLG: 0.458 (1, 9)	G4-3		P4		G4-3		K		G4-3		5	0	0	0	0	1	2
John Valentin, R OBP: 0.458, SLG: 0.667 (1, 6)	HR		HR			1B		HR		FC2-5	5	4	5	3	0	0	0
Mo Vaughn, L OBP: 0.414, SLG: 0.620 (1, 3)	1B		K			1B		F9		FC2-5	4	1	2	0	1	1	0
18 Reggie Jefferson, S OBP: 0.318, SLG: 0.450 (1, 10) Bill Haselman, R OBP: 0.417, SLG: 0.357 (8, PH) Steve Rodriguez, R OBP: 0.250, SLG: 0.143 (10, PH)	G6-4-3				2B	1B		G5-3		FC2-5	3	0	2	1	0	0	1
Mike Greenwell, L OBP: 0.361, SLG: 0.372 (1, 7)		L8			1B	2B		G4-3		1B	5	0	2	1	0	0	2
Tim Lincecum, R OBP: 0.444, SLG: 0.504 (1, 5)		K			G5-3			G5-3		G6-3	4	0	0	0	0	1	3
Mike Macfarlane, R OBP: 0.368, SLG: 0.512 (1, 2)		1B			F7-2			F9		HR	4	1	2	1	0	0	2
Karl Rhodes, L OBP: 0.143, SLG: 0.079 (1, 8)		L7			F7			1B		K	4	0	1	0	0	1	1
Luis Alica, S OBP: 0.358, SLG: 0.322 (1, 4)			F9		L4			K		BB	3	0	0	0	1	1	1

Inning Stats	R: 1	H: 2	E: 0	K: 0	S: 8	R: 0	H: 1	E: 0	K: 1	S: 10	R: 1	H: 1	E: 0	K: 1	S: 12	R: 0	H: 2	E: 0	K: 0	S: 9	R: 0	H: 0	E: 0	K: 0	S: 5	R: 1	H: 3	E: 0	K: 0	S: 10	R: 0	H: 1	E: 0	K: 2	S: 10	R: 1	H: 1	E: 0	K: 0	S: 7	R: 1	H: 1	E: 0	K: 1	S: 11	R: 1	H: 2	E: 0	K: 0	S: 9	1B: 8	2B: 4	3B: 0	HR: 4	SF: 0	SAC: 0	DP: 3	HBP: 0	WP: 0	PA: 41
PITCHER	IP	WLS	BF	H	R	ER	SO	BB	IBB	HBP	BLK	WP	HR	S	P	ERA	WHIP																																											
Chris Bosio, R ERA: 2.58 (1, 1)	6.1		26	10	3	3	2	0	0	0	0	0	2	58	95	4.26	1.579																																											
Ron Villone, L ERA: 6.48 (7, 1)	1.2		6	1	1	1	2	0	0	0	0	0	1	13	21	5.40	0.600																																											
Bobby Ayala, R ERA: 2.25 (9, 1)	1.0		5	1	1	1	1	1	0	0	0	0	1	11	18	9.00	2.000																																											
Salomon Torres, R ERA: 9.72 (10, 1)	0.1	L	4	2	1	1	0	0	1	0	0	0	0	9	16	27.00	6.000																																											

BOTTOM

Seattle Mariners @ Boston Red Sox
Fenway Park, Boston, MA
Fri Jun 02 1995, 7:05 PM EDT
Att. 33,476 - Unknown - 79 F

livebaseballscorecards.com

AB	39
R	6
H	14
RBI	6
BB	2
SO	5
LOB	14



Batter	1	2	3	4	5	6	7	8	9	AB R H RBI BB SO LOB	TOP																
Rich Amaral, R (1, 8) OBP: 0.400, SLG: 0.490	0-1 L8		0-1 G4-3	1-0 F9	0-0 1B			2-2 E6	0-2 FC5-4	6 0 1 0 0 0 3																	
Luis Sojo, R (1, 4) OBP: 0.348, SLG: 0.440	2-1 1B		3-2 1B SF9		1-1 1B 2B			1-2 G3		5 2 3 0 0 0 1																	
Edgar Martinez, R (1, 10) OBP: 0.434, SLG: 0.579	4-1 1-2 BB		1-1 1-3 1B		0-2 1B HR			1-1 P3		4 1 3 0 1 0 1																	
Jay Buhner, R (1, 9) OBP: 0.338, SLG: 0.549	2-1 G6-4-3 1-2f		2-0 SF9		1-0 1-2 HR 1B			1-1 P6		4 1 1 2 0 0 4																	
Mike Blowers, R (1, 5) OBP: 0.284, SLG: 0.346			3-2 G4-3 1B		2-1 L7			4-1 G4-3 BB		3 0 1 0 1 0 3																	
Alex Diaz, S (9, PH) OBP: 0.356, SLG: 0.473								1-2 BB		0 0 0 0 1 0 0																	
Marc Newfield, R (1, 7) OBP: 0.250, SLG: 0.435								4-2 BB		4 2 2 3 0 0 3																	
Joey Cora, S (9, PH) OBP: 0.314, SLG: 0.347								1-2 G4-3 BB		0 0 0 0 1 0 0																	
Tino Martinez, L (1, 3) OBP: 0.412, SLG: 0.604																											
Dan Wilson, R (1, 2) OBP: 0.358, SLG: 0.360																											
Darren Bragg, L (9, PH) OBP: 0.326, SLG: 0.282																											
Felix Fermin, R (1, 6) OBP: 0.273, SLG: 0.269																											
Doug Strange, S (9, PH) OBP: 0.327, SLG: 0.340																											
Inning Stats	R: 0 E: 0 K: 0 S: 7	H: 1 LOB: 1 BB: 1 P: 15	R: 0 E: 0 K: 1 S: 11	H: 1 LOB: 2 BB: 1 P: 18	R: 1 E: 0 K: 0 S: 13	H: 2 LOB: 1 BB: 0 P: 22	R: 2 E: 0 K: 0 S: 8	H: 2 LOB: 0 BB: 0 P: 14	R: 5 E: 0 K: 1 S: 17	H: 7 LOB: 2 BB: 0 P: 27	R: 0 E: 0 K: 0 S: 8	H: 1 LOB: 2 BB: 1 P: 13	R: 0 E: 0 K: 0 S: 7	H: 0 LOB: 0 BB: 0 P: 11	R: 0 E: 1 K: 0 S: 11	H: 0 LOB: 1 BB: 0 P: 16	R: 0 E: 0 K: 0 S: 14	H: 0 LOB: 3 BB: 3 P: 31	1B: 8 2B: 5 3B: 0 HR: 1	SF: 1 SAC: 0 DP: 1 HBP: 0	WP: 0 PB: 0 SB: 0 CS: 0	PA: 46					
PITCHER	IP WLS BF H R ER SO BB IBB HBP BLK WP HR S P ERA WHIP																										
Zane Smith, L (1, 1) ERA: 4.71	4.0		22	9	6	6	1	2	0	0	0	0	0	46	78	13.50	2.750										
Alejandro Pena, R (5, 1) ERA: 6.1	0.1		2	1	1	1	0	0	0	0	0	0	1	4	8	27.00	3.000										
Rheal Cormier, L (5, 1) ERA: 3.31	3.0	W	14	4	1	1	1	1	0	0	0	0	0	28	44	3.00	1.667										
Stan Belinda, R (8, 1) ERA: 2.16	0.2		2	0	0	0	0	0	0	0	0	0	0	4	6	0.00	0.000										
Ken Ryan, R (9, 1) ERA: 4.0	1.0	S	6	0	0	0	0	3	0	0	0	0	0	14	31	0.00	3.000										

Seattle Mariners @ Boston Red Sox
Fenway Park, Boston, MA
 Sat Jun 03 1995, 3:33 AM EDT
 Att. 27,301 - Overcast - 78 F

AB	39
R	8
H	14
RBI	8
BB	6
SO	2
LOB	24




Batter	1	2	3	4	5	6	7	8	9	AB R H RBI BB SO LOB
Troy O'Leary, L OBP: 0.330, SLG: 0.460 (1, 8) B F B X (8, 9)	2-2 E1 2B 18 1B	1-0 G3	0-1 2B 2-H 3-H		1-0 F8		4-2 BB			4 1 1 2 1 0 0
John Valentin, R OBP: 0.456, SLG: 0.661 (1, 6) B X	1-0 18 1B 1-3 2B	4-1 18 BB S BB	1-2 F9		2-2 L8		0-1 F8			4 1 1 0 1 0 2
Mo Vaughn, L OBP: 0.420, SLG: 0.614 (1, 3) B B C B	4-1 18 1B 2B BB	4-1 18 BB 1-2 BB		0-0 18 1B 3B 1B		1-2 G6-3		1-3 K		3 2 1 0 2 1 0
18 Reggie Jefferson, S OBP: 0.343, SLG: 0.460 Rich Rowland, R OBP: 0.095, SLG: 0.143 (1, 10) C B X (8, PH)	1-1 2B BLK 1B 1-2 2-H 3-H	4-2 BB 1-2 2-3 BB		1-1 SAFE 1-2 3B 1B		2-2 G4-3		1-1 G6-3		3 2 2 2 1 0 0 1 0 0 0 0 0 0
Mike Greenwell, L OBP: 0.369, SLG: 0.418 (1, 7) B X	1-0 L9	3-1 G4-3		1-0 SF8 3B 1-H 2-H		0-0 HR		2-1 1B 1B		5 2 3 3 0 0 5
Tim Naehring, R OBP: 0.457, SLG: 0.525 (1, 5) B C B X C B X C B X C B X	3-2 BLK 1-3 2-H 2B		1-1 WP 2B 1B		2-3 K 1B		2-2 1B	1-0 FC6-4 1B 1-2		5 1 4 1 0 1 1
Mike Macfarlane, R OBP: 0.360, SLG: 0.494 (1, 2) X	0-0 G3		4-1 WP 2B BB		2-1 SF8		2-2 G4-3	0-0 FC6-4		3 1 0 1 1 0 4
Wes Chamberlain, R OBP: 0.233, SLG: 0.259 Karl Rhodes, L OBP: 0.140, SLG: 0.077 (1, 9) C B B X (7, PH) (8, 8) X	3-2 G3-1		2-1 F7		0-0 L8		2-2 G4-3			3 0 0 0 0 0 3 1 0 0 0 0 0 0
Luis Alicea, S OBP: 0.345, SLG: 0.308 (1, 4) X		0-0 G4-3	2-2 P4		0-0 F7		1-2 P5			4 0 0 0 0 0 2

Inning Stats	R: 4	H: 3	LOB: 1	K: 0	P: 33	R: 0	H: 0	LOB: 3	K: 0	P: 25	R: 2	H: 2	LOB: 1	K: 0	P: 23	R: 3	H: 3	LOB: 0	K: 1	P: 18	R: 0	H: 0	LOB: 0	K: 0	P: 8	R: 1	H: 2	LOB: 1	K: 0	P: 22	R: 0	H: 0	LOB: 1	K: 0	P: 19	R: 0	H: 2	LOB: 2	K: 1	P: 15												
PITCHER	IP	WLS	BF	H	R	ER	SO	BB	IBB	HBP	BLK	WP	HR	S	P	ERA	WHIP													IP	WLS	BF	H	R	ER	SO	BB	IBB	HBP	BLK	WP	HR	S	P	ERA	WHIP						
Rafael Carmona, R ERA: 7.11	(1, 1)	3.0	L	20	5	6	5	0	5	0	0	1	0	40	81	15.00	3.333																																			
Bob Wells, R ERA: 8.77	(4, 1)	2.2		13	5	4	4	1	0	0	0	0	1	28	42	13.50	1.875																																			
Jeff Nelson, R ERA: 1.37	(6, 1)	1.1		5	0	0	0	0	1	0	0	0	0	16	25	0.00	0.750																																			
Steve Frey, L ERA: 3.18	(8, 1)	1.0		5	2	0	0	1	0	0	0	0	0	10	15	0.00	2.000																																			

BOTTOM

Seattle Mariners @ Boston Red Sox
Fenway Park, Boston, MA
Sat Jun 03 1995, 3:33 AM EDT
Att. 27,301 - Overcast - 78 F

AB	36
R	10
H	12
RBI	9
BB	6
SO	2
LOB	17



1B: 7	SF: 1	WP: 1	PA: 43
2B: 3	SAC: 0	PB: 0	
3B: 1	DP: 0	SB: 1	
HR: 1	HBP: 0	CS: 0	

livebaseballscores.com

Batter	1	2	3	4	5	6	7	8	9	10	AB R H RBI BB SO LOB	TOP
Joey Cora, S <small>(1, 4) OBP: 0.318, SLG: 0.350</small>											5 0 2 0 0 0 2	Seattle Mariners @ Boston Red Sox Fenway Park, Boston, MA Sun Jun 04 1995, 3:33 AM EDT Att. 28,512 - Sunny - 75 F
Alex Diaz, S <small>(1, 8) OBP: 0.328, SLG: 0.433</small>											5 0 0 0 0 1 4	
Edgar Martinez, R <small>(1, 10) OBP: 0.435, SLG: 0.570</small>											2 0 0 0 2 0 0	
Jay Buhner, R <small>(1, 9) OBP: 0.328, SLG: 0.532</small>											4 0 0 0 0 2 3	
Tino Martinez, L <small>(1, 3) OBP: 0.407, SLG: 0.591</small>											4 0 1 0 0 0 1	
Mike Blowers, R <small>(1, 5) OBP: 0.293, SLG: 0.353</small>											4 1 2 0 0 1 1	
Darren Bragg, L <small>(1, 7) OBP: 0.327, SLG: 0.284</small>											3 0 1 0 0 1 2	
Dan Wilson, R <small>(1, 2) OBP: 0.354, SLG: 0.348</small>											3 0 0 0 0 0 2	
Felix Fermin, R <small>(1, 6) OBP: 0.254, SLG: 0.250</small>											4 0 0 0 0 0 1	
Inning Stats	R: 0 H: 0 E: 0 LOB: 0 K: 1 BB: 0 S: 7 P: 11	R: 0 H: 2 E: 0 LOB: 2 K: 2 BB: 0 S: 13 P: 20	R: 0 H: 0 E: 0 LOB: 0 K: 0 BB: 0 S: 5 P: 10	R: 0 H: 0 E: 0 LOB: 1 K: 1 BB: 1 S: 12 P: 21	R: 0 H: 0 E: 0 LOB: 0 K: 0 BB: 0 S: 9 P: 12	R: 0 H: 1 E: 0 LOB: 1 K: 1 BB: 1 S: 6 P: 12	R: 0 H: 1 E: 0 LOB: 0 K: 0 BB: 0 S: 8 P: 13	R: 0 H: 1 E: 0 LOB: 1 K: 0 BB: 0 S: 9 P: 10	R: 0 H: 0 E: 0 LOB: 0 K: 0 BB: 0 S: 6 P: 8	R: 1 H: 1 E: 1 LOB: 2 K: 0 BB: 0 S: 11 P: 18	1B: 6 SF: 0 2B: 0 SAC: 1 3B: 0 DP: 0 HR: 0 HBP: 1	
PITCHER 49 Tim Wakefield, R <small>(1, 1) ERA: 0.37</small>	IP 10.0 WLS W BF 38 H 6 R 1 ER 0 SO 5 BB 2 IBB 0 HBP 1 BLK 0 WP 2 HR 0 S 86 P 135 ERA 0.00 WHIP 0.800											

livebaseballscorecards.com

AB	34
R	1
H	6
RBI	0
BB	2
SO	5
LOB	16



Batter	1	2	3	4	5	6	7	8	9	10	AB	R	H	RBI	BB	SO	LOB
Troy O'Leary, L (1, 8) OBP: 0.344, SLG: 0.522	0-2 G4-3		1-0 1B		1-0 L3			0-1 3B		1-1 HR	5	1	3	2	0	0	1
John Valentin, R (1, 6) OBP: 0.453, SLG: 0.651	3-3 K		1-2 L4			1-2 FC4-6 HBP		0-0 F9			2	0	0	0	0	1	2
Steve Rodriguez, R (6, PR) OBP: 0.222, SLG: 0.125											1	0	0	0	0	0	1
Mo Vaughn, L (1, 3) OBP: 0.416, SLG: 0.600	0-3 K				1-3 K			4-0 IBB			3	0	0	0	1	2	1
18 Reggie Jefferson, S (1, 10) OBP: 0.324, SLG: 0.433		0-0 G3-1		1-1 F9		1-3 K		0-0 F8			4	0	0	0	0	1	3
Mike Greenwell, L (1, 7) OBP: 0.366, SLG: 0.413		0-0 F7		1-0 FC4-6 1B		0-1 F7			0-0 P2		4	0	1	0	0	0	1
Tim Lincecum, R (1, 5) OBP: 0.444, SLG: 0.508		3-2 G6-3		0-0 FC4-6			0-2 P4		1-0 G5-3		4	0	0	0	0	0	1
Mike Macfarlane, R (1, 2) OBP: 0.357, SLG: 0.495			1-1 L5		2-0 G4-3 2B		0-0 G5-3		0-1 F8		4	0	1	0	0	0	0
Wes Chamberlain, R (1, 9) OBP: 0.206, SLG: 0.226			0-1 L3		0-1 G4-3		2-1 F7			0-3 K	4	0	0	0	0	1	1
Luis Alica, S (1, 4) OBP: 0.345, SLG: 0.309			1-1 1B		1-1 G4-3			2-3 K		3-2 HR	3	0	1	0	0	1	1
Bill Haselman, R (10, PH) OBP: 0.432, SLG: 0.379											1	0	1	0	0	0	0
Terry Shumpert, R (10, PR) OBP: 0.348, SLG: 0.350											0	1	0	0	0	0	0

Inning Stats	R: 0	H: 0	R: 0	H: 0	R: 0	H: 2	R: 0	H: 1	R: 0	H: 1	R: 0	H: 0	R: 0	H: 1	R: 0	H: 0	R: 0	H: 1	R: 2	H: 2	1B: 4	SF: 0	WP: 0	PA: 37
E: 0	LOB: 0	E: 0	LOB: 0	E: 0	LOB: 2	E: 0	LOB: 1	E: 0	LOB: 1	E: 0	LOB: 0	E: 0	LOB: 0	E: 0	LOB: 0	E: 0	LOB: 0	E: 0	LOB: 0	E: 0	LOB: 1	2B: 1	SAC: 0	PB: 0
K: 2	BB: 0	K: 0	BB: 0	K: 0	BB: 0	K: 1	BB: 0	K: 0	BB: 0	K: 1	BB: 0	K: 0	BB: 0	K: 1	BB: 1	K: 0	BB: 0	K: 0	BB: 0	K: 1	BB: 0	3B: 1	DP: 0	SB: 0
S: 9	P: 12	S: 5	P: 8	S: 10	P: 14	S: 11	P: 14	S: 6	P: 10	S: 9	P: 13	S: 6	P: 8	S: 7	P: 13	S: 4	P: 5	S: 8	P: 12	S: 8	P: 12	HR: 1	HBP: 1	CS: 0


PITCHER	IP	WLS	BF	H	R	ER	SO	BB	IBB	HBP	BLK	WP	HR	S	P	ERA	WHIP
Tim Belcher, R (1, 1) ERA: 2.81	9.0		34	5	0	0	5	0	1	1	0	0	0	67	97	0.00	0.556
Bobby Ayala, R (10, 1) ERA: 3.1	0.1	L	3	2	2	2	1	0	0	0	0	0	1	8	12	54.00	6.000

PITCHER	IP	WLS	BF	H	R	ER	SO	BB	IBB	HBP	BLK	WP	HR	S	P	ERA	WHIP

Seattle Mariners @ Boston Red Sox
Fenway Park, Boston, MA
 Sun Jun 04 1995, 3:33 AM EDT
 Att. 28,512 - Sunny - 75 F

livebaseballscorecards.com

AB	35
R	2
H	7
RBI	2
BB	1
SO	6
LOB	12



Batter	1	2	3	4	5	6	7	8	9	AB R H RBI BB SO LOB	TOP	
Joey Cora, S (1, 4) OBP: 0.306, SLG: 0.337 C C B B X	2-2 F8 1		0-0 L3 1-1 1 SAFE X			1-1 G4-3 B X	1-0 G6-3 3			4 0 0 0 0 0 2		
Alex Diaz, S (1, 8) OBP: 0.309, SLG: 0.406 C C F F S	0-3 K 2			1-0 L4 B X		3-2 G6-3 B B B B X		0-0 G1-3 X		4 0 0 0 0 1 0		
Edgar Martinez, R (1, 10) OBP: 0.437, SLG: 0.576 C B X	1-1 2B X			1-0 G4-3 B X		1-1 HR 1B B C X		3-2 F8 C B B B F F X		4 1 2 0 0 0 0		
Jay Buhner, R (1, 9) OBP: 0.333, SLG: 0.562 Rich Amaral, R (8, 7) OBP: 0.400, SLG: 0.490 B B C B X	3-2 G5-3 3			0-0 2B X		1-0 HR 1-H B X		3-2 G6-3 B B B B S F X		4 1 2 2 0 0 1 0 0 0 0 0 0 0		
Tino Martinez, L (1, 3) OBP: 0.403, SLG: 0.576 X		0-0 P7 X		4-0 IBB B B B		1-0 E7 B X		2-1 G4-3 C B B X	2-1 1	3 0 0 0 1 0 0		
Darren Bragg, L (1, 7) OBP: 0.324, SLG: 0.282 (8, 9) B B B C C X		3-2 G6-4-3 1B X		1-3 K 3		2-1 G1-3 F B B X		1-2 G2-3 S C B X	1-2 2	4 0 1 0 0 1 3		
Mike Blowers, R (1, 5) OBP: 0.281, SLG: 0.337 1 SAFE X C		0-1 G6-4-3 1-2f X		1-3 K 1			1-3 K G4-3 F B B C		3-1 F8 B B B C X	3-1 3	4 0 0 0 0 2 1	
Dan Wilson, R (1, 2) OBP: 0.343, SLG: 0.337 9 T C			0-3 K 1		1-3 K 2		1-1 G4-3 1 SAFE 1 SAFE B 1 SAFE X			1-2 1	3 0 0 0 0 2 1	
Felix Fermin, R (1, 6) OBP: 0.258, SLG: 0.241 B B B			4-0 L3 BB B B		1-0 G6-3 B X		0-0 G4-3 X			2-2 2	2 0 0 0 1 0 1	
Inning Stats	R: 0 H: 1 E: 0 LOB: 1 K: 1 BB: 0 S: 13 P: 19	R: 0 H: 1 E: 0 LOB: 0 K: 0 BB: 0 S: 6 P: 9	R: 0 H: 0 E: 0 LOB: 0 K: 1 BB: 1 S: 4 P: 8	R: 0 H: 1 E: 0 LOB: 2 K: 1 BB: 1 S: 6 P: 13	R: 0 H: 0 E: 0 LOB: 0 K: 2 BB: 0 S: 8 P: 11	R: 2 H: 2 E: 1 LOB: 1 K: 0 BB: 0 S: 11 P: 20	R: 0 H: 0 E: 0 LOB: 1 K: 1 BB: 0 S: 7 P: 10	R: 0 H: 0 E: 0 LOB: 0 K: 0 BB: 0 S: 8 P: 14	R: 0 H: 0 E: 0 LOB: 0 K: 0 BB: 0 S: 7 P: 13	1B: 2 SF: 0 2B: 3 SAC: 0 3B: 0 DP: 2 HR: 1 HBP: 0	WP: 1 PA: 34 PB: 0 SB: 0 CS: 0	
PITCHER Ben McDonald, R (1, 1) ERA: 4.37	IP WLS BF H R ER SO BB IBB HBP BLK WP HR S P ERA WHIP 9.0 L 34 5 2 2 6 1 1 0 0 1 1 70 117 2.00 0.667											

Seattle Mariners @ Baltimore Orioles
 Oriole Park at Camden Yards, Baltimore, MD

Mon Jun 05 1995, 7:05 PM EDT
 Att. 36,732 - Unknown - 81 F

livebaseballscorecards.com

AB	32
R	2
H	5
RBI	2
BB	2
SO	6
LOB	9



Batter	1	2	3	4	5	6	7	8	9	AB R H RBI BB SO LOB
--------	---	---	---	---	---	---	---	---	---	----------------------

Curtis Goodwin, L <small>OBP: 0.353, SLG: 0.353</small> (1, 8)	3-3 		0-3 			1-3 			2-3 	4 0 0 0 0 4 1
Kevin Bass, S <small>OBP: 0.317, SLG: 0.363</small> (1, 7)	2-2 		2-2 			1-2 			1-3 	4 0 0 0 0 1 1
Cal Ripken Jr., R <small>OBP: 0.342, SLG: 0.441</small> (1, 6)	2-2 		2-2 			0-0 			1-3 	4 0 1 0 0 1 1
Chris Hoiles, R <small>OBP: 0.355, SLG: 0.393</small> (1, 2)	0-0 			2-1 					1-3 	3 0 1 0 0 1 1
Jeffrey Hammonds, R <small>OBP: 0.298, SLG: 0.473</small> (1, 9)		3-3 		3-3 					0-1 	3 0 0 0 0 2 1
Jeff Manto, R <small>OBP: 0.299, SLG: 0.493</small> (1, 3)		2-0 		3-2 					3-1 	3 0 0 0 0 0 1
Leo Gomez, R <small>OBP: 0.254, SLG: 0.242</small> (1, 5)		4-2 			3-3 				0-0 	2 0 0 0 1 1 0
Bret Barberie, S <small>OBP: 0.347, SLG: 0.337</small> (1, 10)		1-0 			1-3 				2-2 	3 0 0 0 0 1 1
Manny Alexander, R <small>OBP: 0.211, SLG: 0.189</small> (1, 4)			1-0 		3-3 				0-2 	3 0 1 0 0 1 0

Inning Stats	R: 0 E: 0 K: 1 S: 14	H: 1 LOB: 1 BB: 0 P: 21	R: 0 E: 0 K: 1 S: 10	H: 0 LOB: 1 BB: 1 P: 20	R: 0 E: 0 K: 1 S: 11	H: 1 LOB: 1 BB: 0 P: 16	R: 0 E: 0 K: 1 S: 11	H: 1 LOB: 0 BB: 0 P: 19	R: 0 E: 0 K: 3 S: 11	H: 0 LOB: 0 BB: 0 P: 18	R: 0 E: 0 K: 1 S: 7	H: 0 LOB: 0 BB: 0 P: 9	R: 0 E: 0 K: 1 S: 8	H: 0 LOB: 0 BB: 0 P: 12	R: 0 E: 0 K: 0 S: 9	H: 0 LOB: 0 BB: 0 P: 11	R: 0 E: 0 K: 3 S: 11	H: 0 LOB: 0 BB: 0 P: 15	1B: 3 2B: 0 3B: 0 HR: 0	SF: 0 SAC: 0 DP: 1 HBP: 0
--------------	-------------------------------	----------------------------------	-------------------------------	----------------------------------	-------------------------------	----------------------------------	-------------------------------	----------------------------------	-------------------------------	----------------------------------	------------------------------	---------------------------------	------------------------------	----------------------------------	------------------------------	----------------------------------	-------------------------------	----------------------------------	----------------------------------	------------------------------------

PITCHER	IP	WLS	BF	H	R	ER	SO	BB	IBB	HBP	BLK	WP	HR	S	P	ERA	WHIP	PITCHER	IP	WLS	BF	H	R	ER	SO	BB	IBB	HBP	BLK	WP	HR	S	P	ERA	WHIP	
Randy Johnson, L <small>ERA: 1.83</small> (1, 1)	9.0	W	30	3	0	0	12	1	0	0	0	0	0	92	141	0.00	0.444																			

BOTTOM

Seattle Mariners @ Baltimore Orioles
 Oriole Park at Camden Yards, Baltimore, MD

livebaseballscores.com

AB	29
R	0
H	3
RBI	0
BB	1
SO	12
LOB	7



WP: 0	PA: 30
PB: 0	
SB: 0	
CS: 0	

Mon Jun 05 1995, 7:05 PM EDT
 Att: 36,732 - Unknown - 81 F

Batter	1	2	3	4	5	6	7	8	9	AB R H RBI BB SO LOB	TOP											
Rich Amaral, R (1, 8) OBP: 0.383, SLG: 0.463	1-2 K			0-0 S BB 1B		0-0 B2-3		0-3 K	0-0 G3	5 1 1 0 0 2 2												
Darren Bragg, L (1, 9) OBP: 0.327, SLG: 0.281	0-0 G3			4-2 S 1B BB		0-2 HR 1B		0-1 F8	2-2 F9	4 2 1 0 1 0 2												
Edgar Martinez, R (1, 10) OBP: 0.439, SLG: 0.570	0-2 G6-3			2-1 FC5-4 1B		0-0 F7		4-1 BB		3 0 1 2 1 0 1												
Marc Newfield, R (1, 7) OBP: 0.250, SLG: 0.519		0-2 L5		2-1 FC5-4 1B		1-1 HR		2-0 F9		4 1 1 2 0 0 2												
Mike Blowers, R (1, 5) OBP: 0.273, SLG: 0.326		2-2 L3		0-0 P2		1-1 G5-3		0-0 E 1B 1B		3 0 0 0 0 0 1												
Doug Strange, S (9, PH) OBP: 0.340, SLG: 0.354				1 SAFE P2						1 1 1 0 0 0 0												
Luis Sojo, R (1, 4) OBP: 0.337, SLG: 0.425		3-1 P4		0-1 FC4-6			1-1 L7		2-1 E 1B	3 0 0 0 0 0 1												
Chad Kreuter, S (9, PH) OBP: 0.286, SLG: 0.263				1 SAFE FC4-6					1-2 1B 1B	1 1 1 0 0 0 0												
Tino Martinez, L (1, 3) OBP: 0.406, SLG: 0.579			4-0 G6-4-3 BB		2-3 K		0-1 G4-3 2B		1-3 K	3 0 1 0 1 2 2												
Dan Wilson, R (1, 2) OBP: 0.333, SLG: 0.326			1 SAFE G6-4-3		1-0 F7		2-1 G4-3		0-1 E5 1B	3 0 0 0 0 0 2												
Joey Cora, S (9, PH) OBP: 0.304, SLG: 0.333				1-2f					1-2 2-3 G3 1B	1 0 0 0 0 0 2												
Felix Fermin, R (1, 6) OBP: 0.246, SLG: 0.230			1-2 F8		2-1 G1-3		0-0 G5-3		1-1 G3 1B	3 0 0 0 0 0 1												
Alex Diaz, S (9, PH) OBP: 0.319, SLG: 0.415									1-2 2-H 3-H	1 0 1 2 0 0 0												
Inning Stats	R: 0 E: 0 K: 1 S: 7	H: 0 LOB: 0 BB: 0 P: 8	R: 0 E: 0 K: 0 S: 8	H: 0 LOB: 0 BB: 0 P: 13	R: 0 E: 0 K: 0 S: 6	H: 0 LOB: 0 BB: 1 P: 11	R: 2 E: 0 K: 0 S: 11	H: 2 LOB: 1 BB: 1 P: 19	R: 0 E: 0 K: 1 S: 8	H: 0 LOB: 0 BB: 0 P: 13	R: 2 E: 0 K: 0 S: 9	H: 2 LOB: 0 BB: 0 P: 11	R: 0 E: 0 K: 0 S: 7	H: 1 LOB: 1 BB: 0 P: 10	R: 0 E: 0 K: 1 S: 7	H: 0 LOB: 1 BB: 1 P: 13	R: 2 E: 1 K: 1 S: 16	H: 3 LOB: 2 BB: 0 P: 22	1B: 6 2B: 1 3B: 0 HR: 1	SF: 0 SAC: 0 DP: 1 HBP: 0	WP: 0 PB: 0 SB: 2 CS: 0	PA: 38
PITCHER	IP WLS BF H R ER SO BB IBB HBP BLK WP HR S P ERA WHIP																					
Jamie Moyer, L (1, 1) ERA: 4.91	7.0 W 27 5 4 4 2 2 0 0 0 0 0 1 56 85 5.14 1.000																					
Alan Mills, R (8, 1) ERA: 6.75	1.0 4 0 0 0 1 1 0 0 0 0 0 0 7 13 0.00 1.000																					
Doug Jones, R (9, 1) ERA: 4.5	1.0 7 3 2 1 1 0 0 0 0 0 0 0 16 22 9.00 3.000																					

Seattle Mariners @ Baltimore Orioles
Oriole Park at Camden Yards, Baltimore, MD

Tue Jun 06 1995, 7:05 PM EDT
Att. 33,556 - Unknown - 77 F

AB	35
R	6
H	8
RBI	6
BB	3
SO	4
LOB	16



Batter	1	2	3	4	5	6	7	8	9
Brady Anderson, L (1, 7) OBP: 0.356, SLG: 0.510	0-0 F7		3-1 2B 1B	0-0 HR	4-1 2B BB	4-2 BB		1-1 G6-3	
Kevin Bass, S (1, 10) OBP: 0.330, SLG: 0.396	2-2 1B		2-0 2B	2-3 K	1-2 2B	3-3 K			
Rafael Palmeiro, L (1, 3) OBP: 0.406, SLG: 0.590	0-1 P6		1-0 F9		2-2 HR			0-0 G3	
Cal Ripken Jr., R (1, 6) OBP: 0.351, SLG: 0.446	2-1 G4-3		4-0 IBB		4-2 BB			1-3 K	
Chris Hoiles, R (1, 2) OBP: 0.348, SLG: 0.376 Cesar Devarez, R (9, 2)			3-3 K	3-3 K	0-0 F9			4-2 HR BB	
Jeffrey Hammonds, R (1, 9) OBP: 0.306, SLG: 0.517			1-1 1B 1B	3-2 P4	1-1 FC5-4 1B	1-1 G6-3		2-0 HR	
Jeff Manto, R (1, 5) OBP: 0.305, SLG: 0.488			3-1 FC6-4 1B		2-3 K	2-1 HR 1B	1-2 G1-3	1-0 P6	
Manny Alexander, R (1, 4) OBP: 0.256, SLG: 0.293			0-0 P3		0-0 HR 1B	0-0 HR	4-0 S 1B BB	0-1 F7	
Curtis Goodwin, L (1, 8) OBP: 0.364, SLG: 0.364			1-2 FC6-4		3-1 G3	1-0 WP 2B 1B	2-1 BB 1B	2-3 K	

Inning Stats	R: 0	H: 1	E: 0	LOB: 1	K: 0	S: 8	P: 12	R: 0	H: 2	E: 0	LOB: 2	K: 1	S: 13	P: 21	R: 0	H: 2	E: 0	LOB: 3	K: 1	S: 10	P: 26	R: 2	H: 2	E: 0	LOB: 0	K: 2	S: 12	P: 19	R: 7	H: 6	E: 0	LOB: 2	K: 0	S: 21	P: 42	R: 1	H: 1	E: 0	LOB: 2	K: 1	S: 13	P: 28	R: 2	H: 1	E: 0	LOB: 0	K: 1	S: 8	P: 16	R: 0	H: 0	E: 0	LOB: 0	K: 1	S: 7	P: 10
--------------	------	------	------	--------	------	------	-------	------	------	------	--------	------	-------	-------	------	------	------	--------	------	-------	-------	------	------	------	--------	------	-------	-------	------	------	------	--------	------	-------	-------	------	------	------	--------	------	-------	-------	------	------	------	--------	------	------	-------	------	------	------	--------	------	------	-------

PITCHER	IP	WLS	BF	H	R	ER	SO	BB	IBB	HBP	BLK	WP	HR	S	P	ERA	WHIP
Dave Fleming, L (1, 1) ERA: 7.02	4.2	L	28	11	8	8	4	2	1	0	0	1	3	55	103	15.43	2.786
Bob Wells, R (5, 1) ERA: 9.11	1.0		8	3	2	2	0	2	0	0	0	0	0	16	32	18.00	5.000
Ron Villone, L (6, 1) ERA: 6.75	1.0		5	0	1	1	2	2	0	0	0	0	0	12	24	9.00	2.000
Jeff Nelson, R (7, 1) ERA: 1.74	1.0		4	1	1	1	1	0	0	0	0	1	7	12	9.00	1.000	
Steve Frey, L (8, 1) ERA: 3.09	0.1		1	0	0	0	0	0	0	0	0	0	0	2	3	0.00	0.000

BOTTOM

AB R H RBI BB SO LOB


4	2	2	2	2	0	0
5	1	3	2	0	2	2
4	1	1	1	1	0	3
3	0	1	1	2	1	1
4	1	0	0	1	2	6
0	0	0	0	0	0	0
5	2	2	2	0	0	4
5	1	2	1	0	1	0
4	3	2	2	1	0	2
5	1	2	1	0	1	3

WP: 1 PA: 46
PB: 0
SB: 2
CS: 0

Seattle Mariners @ Baltimore Orioles
Oriole Park at Camden Yards, Baltimore, MD

livebaseballscorecards.com

AB 39
R 12
H 15
RBI 12
BB 7
SO 7
LOB 21



Tue Jun 06 1995, 7:05 PM EDT
Att: 33,556 - Unknown - 77 F

Batter	1	2	3	4	5	6	7	8	9	AB R H RBI BB SO LOB	TOP
Joey Cora, S (1, 4) OBP: 0.308, SLG: 0.345	1-1 		0-2 			1-1 		1-0 	2-2 	5 1 2 3 0 0 0	
Alex Diaz, S (1, 8) OBP: 0.311, SLG: 0.391	1-0 			1-2 			1-3 	4-0 	0-1 	4 1 0 0 1 1 1	
Edgar Martinez, R (1, 10) OBP: 0.450, SLG: 0.597	1-1 			0-3 			2-1 	0-0 	4-0 	4 1 3 4 1 1 0	
Tino Martinez, L (1, 3) OBP: 0.399, SLG: 0.560	3-2 			1-3 			2-2 	1-0 	2-3 	4 1 0 0 0 2 4	
Doug Strange, S (1, 5) OBP: 0.351, SLG: 0.412		0-0 			1-2 			1-0 		3 2 1 2 0 0 0	
Marc Newfield, R (1, 7) OBP: 0.281, SLG: 0.500		0-1 			1-0 			1-2 		3 0 1 0 0 0 0	
Darren Bragg, L (1, 9) OBP: 0.324, SLG: 0.272		1-3 			0-0 			1-2 	0-0 	3 1 0 0 1 1 1	
Chad Kreuter, S (1, 2) OBP: 0.283, SLG: 0.262		2-2 			2-3 			3-2 	2-2 	4 2 1 1 0 1 2	
Felix Fermin, R (1, 6) OBP: 0.232, SLG: 0.215		2-1 			2-3 			1-1 	0-0 	4 1 0 0 0 1 4	
Inning Stats	R: 0 H: 1 E: 0 LOB: 1 K: 0 BB: 0 S: 9 P: 15	R: 0 H: 0 E: 0 LOB: 0 K: 1 BB: 0 S: 6 P: 7	R: 0 H: 0 E: 0 LOB: 0 K: 0 BB: 0 S: 10 P: 14	R: 0 H: 0 E: 0 LOB: 0 K: 2 BB: 0 S: 12 P: 14	R: 0 H: 0 E: 0 LOB: 0 K: 0 BB: 0 S: 5 P: 7	R: 0 H: 0 E: 0 LOB: 0 K: 2 BB: 0 S: 10 P: 15	R: 0 H: 1 E: 0 LOB: 0 K: 1 BB: 0 S: 9 P: 14	R: 9 H: 4 E: 1 LOB: 0 K: 0 BB: 2 S: 17 P: 38	R: 1 H: 2 E: 0 LOB: 2 K: 1 BB: 1 S: 16 P: 26	1B: 5 SF: 0 2B: 1 SAC: 0 3B: 0 DP: 2 HR: 2 HBP: 3	WP: 0 PA: 40 PB: 0 SB: 0 CS: 0
Kevin Brown, R (1, 1) ERA: 3.36	IP: 7.1 WLS: L BF: 28 H: 4 R: 5 ER: 4 SO: 6 BB: 1 IBB: 0 HBP: 2 BLK: 0 WP: 0 HR: 0 S: 72 P: 109 ERA: 4.91 WHIP: 0.682										
Armando Benitez, R (8, 1) ERA: 5.66	IP: 0.0 WLS: L BF: 3 H: 1 R: 2 ER: 2 SO: 0 BB: 1 IBB: 0 HBP: 1 BLK: 0 WP: 0 HR: 1 S: 1 P: 6 ERA: ∞ WHIP: ∞										
Alan Mills, R (8, 1) ERA: 6.98	IP: 0.2 WLS: L BF: 3 H: 1 R: 2 ER: 2 SO: 0 BB: 0 IBB: 0 HBP: 0 BLK: 0 WP: 0 HR: 1 S: 5 P: 9 ERA: 27.00 WHIP: 1.500										
Jesse Orosco, L (9, 1) ERA: 3.72	IP: 1.0 WLS: L BF: 6 H: 2 R: 1 ER: 1 SO: 1 BB: 0 IBB: 1 HBP: 0 BLK: 0 WP: 0 HR: 0 S: 16 P: 26 ERA: 9.00 WHIP: 2.000										

Seattle Mariners @ Baltimore Orioles
 Oriole Park at Camden Yards, Baltimore, MD

Wed Jun 07 1995, 7:05 PM EDT
 Att. 38,407 - Unknown - 83 F

livebaseballscorecards.com

AB	34
R	10
H	8
RBI	10
BB	3
SO	7
LOB	12



Batter	1	2	3	4	5	6	7	8	9	AB	R	H	RBI	BB	SO	LOB
Curtis Goodwin, L OBP: 0.385, SLG: 0.385 (1, 8)	0-0 CS 1B	0-1 P6			1-2 SAFE 1-3 G4-6-3 1B			3-3 S K		4	0	2	0	0	1	1
Brady Anderson, L OBP: 0.348, SLG: 0.497 (1, 7)	2-1 SAFE SAFE SAFE 1-2 G4-3		1-0 F8		2-1 SAFE 1-2f G4-6-3			3-1 G6-3		4	0	0	0	0	0	3
Rafael Palmeiro, L OBP: 0.409, SLG: 0.594 (1, 3)	1-1 1B 2B		2-0 F8		2-2 G1-3 1B			1-1 F8		4	1	2	0	0	0	0
Cal Ripken Jr., R OBP: 0.348, SLG: 0.441 (1, 6)	1-0 2-H 1B		2-1 G4-3		0-1 F7			1-1 G6-3		4	0	1	1	0	0	1
Harold Baines, L OBP: 0.385, SLG: 0.505 (1, 10)	3-2 G4-3		1-0 F7		0-0 1-2f G1-3			3-2 G4-3		4	0	0	0	0	0	2
Jeffrey Hammonds, R OBP: 0.318, SLG: 0.531 (1, 9)		1-1 L9	1-0 L9-6 2B		1-1 G4-6-3 1B			2-1 G5-3		4	0	2	0	0	0	0
Matt Nokes, L OBP: 0.163, SLG: 0.282 (1, 2)		2-1 1B 2B	0-1 L9-6		1-1 SAFE SAFE 1-2f G4-6-3			3-1 SAFE SAFE G4-6-3		3	1	1	0	0	0	2
Jeff Manto, R OBP: 0.306, SLG: 0.482 (1, 5)		1-2 G5-3			0-0 G6-3			2-2 1B		3	0	1	0	0	0	1
Manny Alexander, R OBP: 0.283, SLG: 0.302 (1, 4)		1-1 2-H 1B			4-1 1B BB			2-1 L7		2	0	1	1	1	0	1

Inning Stats	R: 1	H: 3	E: 0	K: 0	S: 9	LOB: 1	BB: 0	P: 16	R: 1	H: 2	E: 0	K: 0	S: 11	LOB: 1	BB: 0	P: 16	R: 0	H: 0	E: 0	K: 0	S: 4	LOB: 0	BB: 0	P: 9	R: 0	H: 1	E: 0	K: 0	S: 4	LOB: 0	BB: 0	P: 6	R: 0	H: 1	E: 0	K: 0	S: 7	LOB: 1	BB: 1	P: 14	R: 0	H: 1	E: 0	K: 0	S: 6	LOB: 0	BB: 0	P: 8	R: 0	H: 2	E: 0	K: 0	S: 10	LOB: 1	BB: 0	P: 16	R: 0	H: 0	E: 0	K: 1	S: 11	LOB: 0	BB: 0	P: 18	R: 0	H: 0	E: 0	K: 0	S: 7	LOB: 0	BB: 0	P: 13	1B: 7	SF: 0	2B: 4	SAC: 0	3B: 0	DP: 4	HR: 0	HBP: 0	WP: 0	PA: 33
--------------	------	------	------	------	------	--------	-------	-------	------	------	------	------	-------	--------	-------	-------	------	------	------	------	------	--------	-------	------	------	------	------	------	------	--------	-------	------	------	------	------	------	------	--------	-------	-------	------	------	------	------	------	--------	-------	------	------	------	------	------	-------	--------	-------	-------	------	------	------	------	-------	--------	-------	-------	------	------	------	------	------	--------	-------	-------	-------	-------	-------	--------	-------	-------	-------	--------	-------	--------

PITCHER	IP	WLS	BF	H	R	ER	SO	BB	IBB	HBP	BLK	WP	HR	S	P	ERA	WHIP
Chris Bosio, R ERA: 2.58 (1, 1)	7.0		27	10	2	2	0	1	0	0	0	0	0	51	85	2.57	1.571
Steve Frey, L ERA: 2.84 (8, 1)	1.0		3	0	0	0	1	0	0	0	0	0	0	11	18	0.00	0.000
Jeff Nelson, R ERA: 1.66 (9, 1)	1.0		3	0	0	0	0	0	0	0	0	0	0	7	13	0.00	0.000

BOTTOM

Seattle Mariners @ Baltimore Orioles
Oriole Park at Camden Yards, Baltimore, MD

Wed Jun 07 1995, 7:05 PM EDT
Att: 38,407 - Unknown - 83 F

livebaseballscores.com

AB	32
R	2
H	10
RBI	2
BB	1
SO	1
LOB	11



Batter	1	2	3	4	5	6	7	8	9	AB R H RBI BB SO LOB	TOP
Joey Cora, S (1, 4) OBP: 0.298, SLG: 0.333 	3-3 		0-3 			2-3 		1-1 		4 0 0 0 0 3 0	
Alex Diaz, S (1, 8) OBP: 0.308, SLG: 0.375 	4-2 		1-1 			0-1 		1-2 		3 0 0 0 1 0 0	
Edgar Martinez, R (1, 10) OBP: 0.451, SLG: 0.615 	1-1 		0-2 			1-1 		2-2 		4 1 2 1 0 0 1	
Tino Martinez, L (1, 3) OBP: 0.395, SLG: 0.550 		2-1 		0-0 		1-1 		2-0 		4 0 1 0 0 0 1	
Doug Strange, S (1, 5) OBP: 0.344, SLG: 0.400 		2-1 		1-3 		1-3 		0-2 		4 0 1 0 0 2 1	
Marc Newfield, R (1, 7) OBP: 0.278, SLG: 0.471 		2-0 		2-1 			0-0 		2-2 	4 1 1 0 0 0 1	
Mike Blowers, R (1, 9) OBP: 0.275, SLG: 0.326 		2-1 			1-2 		0-0 			3 0 1 0 0 0 0	
Dan Wilson, R (1, 2) OBP: 0.333, SLG: 0.337 		1-2 			0-1 		1-1 			3 0 1 1 0 0 0	
Alex Rodriguez, R (1, 6) OBP: 0.306, SLG: 0.389 		0-1 			0-3 			0-0 		3 0 0 0 0 1 2	
Inning Stats	R: 0 H: 0 E: 0 LOB: 0 K: 1 BB: 1 S: 9 P: 17	R: 1 H: 3 E: 0 LOB: 2 K: 0 BB: 0 S: 12 P: 21	R: 0 H: 0 E: 0 LOB: 0 K: 1 BB: 0 S: 8 P: 9	R: 0 H: 0 E: 0 LOB: 0 K: 1 BB: 0 S: 6 P: 9	R: 0 H: 0 E: 0 LOB: 0 K: 1 BB: 0 S: 9 P: 10	R: 1 H: 2 E: 0 LOB: 1 K: 2 BB: 0 S: 13 P: 18	R: 0 H: 0 E: 0 LOB: 0 K: 0 BB: 0 S: 4 P: 5	R: 0 H: 0 E: 0 LOB: 0 K: 0 BB: 0 S: 6 P: 8	R: 0 H: 2 E: 0 LOB: 1 K: 0 BB: 0 S: 11 P: 17	1B: 5 SF: 0 2B: 1 SAC: 0 3B: 0 DP: 2 HR: 1 HBP: 0	WP: 0 PA: 33 PB: 0 SB: 0 CS: 0
PITCHER 35 Mike Mussina, R (1, 1) ERA: 3.9 Terry Clark, R (9, 1) ERA: 3.86	IP WLS BF H R ER SO BB IBB HBP BLK WP HR S P ERA WHIP 8.0 W 29 5 2 2 6 1 0 0 0 0 0 1 67 97 2.25 0.750 1.0 4 2 0 0 0 0 0 0 0 0 0 0 11 17 0.00 2.000	PITCHER IP WLS BF H R ER SO BB IBB HBP BLK WP HR S P ERA WHIP									

Seattle Mariners @ Baltimore Orioles
 Oriole Park at Camden Yards, Baltimore, MD

Thu Jun 08 1995, 3:33 AM EDT
 Att. 40,730 - Cloudy - 85 F

AB	32
R	2
H	7
RBI	2
BB	1
SO	6
LOB	6



Batter	1	2	3	4	5	6	7	8	9
Brady Anderson, L OBP: 0.349, SLG: 0.510 (1, 7)	2-0 HR	1 SAFE 3-2 G4-3		2-0 P5		1 SAFE 4-0 BB		3-3 K	
Kevin Bass, S OBP: 0.342, SLG: 0.430 (1, 9)	1-1 HR	1-2 G6-3		4-0 BB		2-2 F7		1-2 1B	
Rafael Palmeiro, L OBP: 0.396, SLG: 0.573 (1, 3)	1-1 F8		2-3 K	1-2 G1-3		1-0 G4-3		2-0 F8	
Cal Ripken Jr., R OBP: 0.350, SLG: 0.456 (1, 6)	2-2 G5-3		2-2 HR		0-0 G6-3		4-2 2B BB	1-3 K	
Harold Baines, L OBP: 0.397, SLG: 0.515 (1, 10)	4-1 BB BB		4-1 HR BB		1-2 G6-3		1-0 1-H HR 2B		
Chris Hoiles, R OBP: 0.345, SLG: 0.365 (1, 2)	4-1 1-2 BB		2-1 F8		3-2 L5		1-1 G5-3		
Jeff Manto, R OBP: 0.315, SLG: 0.552 (1, 5)	3-3 K		1-1 1-H HR			3-1 P6		0-0 2-H HR	
Manny Alexander, R OBP: 0.280, SLG: 0.283 (1, 4)		1-0 G5-3	2-3 K			2-1 F7		4-1 BB	
Curtis Goodwin, L OBP: 0.400, SLG: 0.400 (1, 8)		2-1 WP S 1B		0-3 K		1-1 BB 1B		0-0 G6-3	

Inning Stats	R: 2	H: 2	E: 0	K: 1	S: 13	LOB: 2	BB: 2	P: 30
	R: 0	H: 1	E: 0	K: 0	S: 10	LOB: 1	BB: 0	P: 17
	R: 3	H: 2	E: 0	K: 2	S: 15	LOB: 0	BB: 1	P: 28
	R: 0	H: 0	E: 0	K: 1	S: 8	LOB: 1	BB: 1	P: 15
	R: 0	H: 0	E: 0	K: 0	S: 7	LOB: 0	BB: 0	P: 11
	R: 0	H: 1	E: 0	K: 0	S: 11	LOB: 2	BB: 1	P: 21
	R: 3	H: 2	E: 0	K: 0	S: 9	LOB: 1	BB: 2	P: 20
	R: 0	H: 1	E: 0	K: 2	S: 12	LOB: 1	BB: 0	P: 19

PITCHER	IP	WLS	BF	H	R	ER	SO	BB	IBB	HBP	BLK	WP	HR	S	P	ERA	WHIP
Salomon Torres, R ERA: 9.45 (1, 1)	5.0	L	24	5	5	5	4	4	0	0	0	1	4	53	101	9.00	1.800
Rafael Carmona, R ERA: 7.71 (6, 1)	2.0		12	3	3	3	0	3	0	0	0	0	1	20	41	13.50	3.000
Bobby Ayala, R ERA: 2.95 (8, 1)	1.0		4	1	0	0	2	0	0	0	0	0	0	12	19	0.00	1.000

AB R H RBI BB SO LOB

4	1	1	1	1	1	1
4	1	2	1	1	0	3
5	0	0	0	0	1	2
4	2	1	1	1	1	1
2	2	1	1	2	0	0
3	0	0	0	1	0	2
4	2	2	4	0	1	2
3	0	0	0	1	1	0
4	0	2	0	0	1	1

1B: 3	SF: 0	WP: 1	PA: 40
2B: 1	SAC: 0	PB: 0	
3B: 0	DP: 0	SB: 1	
HR: 5	HBP: 0	CS: 0	

PITCHER	IP	WLS	BF	H	R	ER	SO	BB	IBB	HBP	BLK	WP	HR	S	P	ERA	WHIP
---------	----	-----	----	---	---	----	----	----	-----	-----	-----	----	----	---	---	-----	------

Seattle Mariners @ Baltimore Orioles
 Oriole Park at Camden Yards, Baltimore, MD
 Thu Jun 08 1995, 3:33 AM EDT
 Att: 40,730 - Cloudy - 85 F

livebaseballscorecards.com

AB	33
R	8
H	9
RBI	8
BB	7
SO	6
LOB	12



Batter	1	2	3	4	5	6	7	8	9	AB R H RBI BB SO LOB	TOP
Joey Cora, S (1, 4) <small>OBP: 0.302, SLG: 0.336</small>	1-0 		0-0 		1-1 	0-0 			1-2 	5 1 2 1 0 0 0	
Alex Diaz, S (1, 8) <small>OBP: 0.313, SLG: 0.377</small>	1-1 		2-2 		0-1 	0-0 			1-2 	5 1 2 0 0 0 2	
Edgar Martinez, R (1, 10) <small>OBP: 0.450, SLG: 0.626</small>	2-1 			3-3 	4-2 	2-3 			1-1 	4 2 1 2 1 2 2	
Tino Martinez, L (1, 3) <small>OBP: 0.395, SLG: 0.575</small>		1-1 		0-3 	3-2 		2-3 		2-2 	5 2 2 4 0 2 0	
Marc Newfield, R (1, 7) Rich Amaral, R (7, 7) <small>OBP: 0.275, SLG: 0.447</small> <small>OBP: 0.393, SLG: 0.473</small>		0-2 		0-0 	1-0 		0-3 		1-0 	4 0 1 1 0 1 0 1 1 1 0 0 0 0	
Darren Bragg, L (1, 9) <small>OBP: 0.336, SLG: 0.313</small>		0-0 		2B 	4-2 		0-0 		1-0 	4 2 2 2 1 0 0	
Mike Blowers, R (1, 5) <small>OBP: 0.271, SLG: 0.320</small>		3-2 		1-2 	1-3 			0-0 	0-0 	5 0 1 0 0 2 3	
Chad Kreuter, S (1, 2) <small>OBP: 0.280, SLG: 0.283</small>		0-3 		0-0 	0-0 			1-0 		4 1 1 0 0 1 1	
Alex Rodriguez, R (1, 6) <small>OBP: 0.300, SLG: 0.375</small>			0-3 	0-0 	1-3 			2-1 		4 1 1 1 0 2 0	
Inning Stats	R: 0 H: 0 E: 0 LOB: 0 K: 0 BB: 0 S: 5 P: 9	R: 1 H: 2 E: 0 LOB: 1 K: 1 BB: 0 S: 12 P: 16	R: 0 H: 0 E: 0 LOB: 0 K: 1 BB: 0 S: 7 P: 9	R: 0 H: 0 E: 0 LOB: 0 K: 2 BB: 0 S: 8 P: 11	R: 6 H: 6 E: 0 LOB: 2 K: 2 BB: 2 S: 24 P: 41	R: 0 H: 2 E: 0 LOB: 2 K: 2 BB: 0 S: 10 P: 13	R: 0 H: 0 E: 0 LOB: 0 K: 2 BB: 0 S: 8 P: 10	R: 0 H: 0 E: 0 LOB: 0 K: 0 BB: 0 S: 4 P: 7	R: 4 H: 4 E: 0 LOB: 0 K: 0 BB: 0 S: 15 P: 22	1B: 9 SF: 0 2B: 2 SAC: 0 3B: 0 DP: 0 HR: 3 HBP: 0	WP: 0 PA: 43 PB: 0 SB: 0 CS: 0
PITCHER Melido Perez, R (1, 1) <small>ERA: 5.36</small> Bob MacDonald, L (5, 1) <small>ERA: 5.73</small> Scott Bankhead, R (8, 1) <small>ERA: 5.66</small>	IP WLS BF H R ER SO BB IBB HBP BLK WP HR S P ERA WHIP 4.2 L 23 8 7 7 5 1 0 0 0 0 1 51 76 13.50 1.929 2.1 10 2 0 0 5 1 0 0 0 0 0 23 33 0.00 1.286 2.0 10 4 4 4 0 0 0 0 0 0 0 2 19 29 18.00 2.000	PITCHER IP WLS BF H R ER SO BB IBB HBP BLK WP HR S P ERA WHIP									

Seattle Mariners @ New York Yankees
 Yankee Stadium, Bronx, NY
 Fri Jun 09 1995, 7:05 PM EDT
 Att. 19,650 - Unknown - 71 F

livebaseballscorecards.com



Batter	1	2	3	4	5	6	7	8	9	AB R H RBI BB SO LOB	TOP				
Rich Amaral, R OBP: 0.364, SLG: 0.433 (1, 9) C X S	0-2 G6-3 ①		X 0-0 F8 ②		B B X 2-0 F8 ③			B X 1-0 F8 ① X	0-0 F7 ③	5 0 0 0 0 0 1					
Alex Diaz, S OBP: 0.310, SLG: 0.370 (1, 8) F X	0-1 G5-3 ②		X 0-0 G4-3 ③			C X 0-1 G5-3 ①		X 0-0 E S FC1 1B		4 1 1 0 0 0 0					
Edgar Martinez, R OBP: 0.445, SLG: 0.613 (1, 10) C X	0-1 G5-3 ③			B B C C X 3-2 F8 ①		B B C C X 4-1 PB BB		1 SAFE B 1 SAFE C 1 SAFE X 1-2 FC1 FC4-8 1-H		3 0 0 1 1 0 0					
Marc Newfield, R OBP: 0.250, SLG: 0.405 Darren Bragg, L OBP: 0.336, SLG: 0.313 (1, 7) (9, 9)		C X T B B 1-2 G5-3 ①		X 0-0 E6 BB ②		B C X 1-1 F8 ②		1 SAFE C 0-3 C 0-3 S 0-3 X 0-3 K ②		4 0 0 0 0 1 2 0 0 0 0 0 0 0					
Mike Blowers, R OBP: 0.273, SLG: 0.314 Doug Strange, S OBP: 0.339, SLG: 0.393 (1, 5) (8, PH) (8, 5)		C B B 1-2 G3 ②		1 SAFE C 4-2 B 1 SAFE C 4-2 B 1 SAFE X 1-2 BB ②		B C X 2-3 K ③		B F X 2-1 FC4-6 1-2f ③		2 0 0 0 1 1 1 1 0 0 0 0 0 1					
Greg Pirkel, R OBP: 0.444, SLG: 0.375 Tino Martinez, L OBP: 0.392, SLG: 0.570 (1, 3) (9, PH) (9, 3)		S C B X 1-2 PB 1B 1B		B 2 SAFE C 1-3 S 1-3 X 1-3 K ②		F B B C X 1-2 1B G6-4-3 1B		C X 0-1 P6 ①		3 1 2 0 0 1 2 1 0 0 0 0 0 0					
Felix Fermin, R OBP: 0.247, SLG: 0.232 (1, 4) (9, 6)		B B X 2-0 PB 1B		X 0-0 G3 ③		C C X 0-2 G6-4-3 1B		F X 0-1 G4-3 ②		4 0 2 0 0 0 2					
Dan Wilson, R OBP: 0.330, SLG: 0.333 Joey Cora, S OBP: 0.302, SLG: 0.336 (1, 2) (9, PR) (9, 4)		X C B F 1-2 G4-3 ③		C T B F 1-3 K ①		F X 0-1 G6-4-3 ① ②		B C X 1-1 S 1B 1B		4 0 1 0 0 1 3 0 1 0 0 0 0 0					
Alex Rodriguez, R OBP: 0.279, SLG: 0.349 Chad Kreuter, S OBP: 0.294, SLG: 0.298 (1, 6) (9, PH) (9, 2)		S T B F 1-3 K ①		X 0-0 G5-3 ②		B B B C X 3-3 K ③		1 SAFE 1 SAFE C 1-2 F 1-2 X 1-2 1-H 1B		3 0 0 0 0 2 0 1 0 1 1 0 0 0					
Inning Stats	R: 0 E: 0 K: 0 S: 7 H: 0 LOB: 0 BB: 0 P: 7	R: 0 E: 0 K: 0 S: 14 H: 2 LOB: 2 BB: 0 P: 20	R: 0 E: 0 K: 1 S: 6 H: 0 LOB: 0 BB: 0 P: 7	R: 0 E: 1 K: 1 S: 12 H: 0 LOB: 2 BB: 1 P: 20	R: 0 E: 0 K: 1 S: 6 H: 0 LOB: 0 BB: 0 P: 9	R: 0 E: 0 K: 1 S: 8 H: 0 LOB: 1 BB: 1 P: 15	R: 1 E: 0 K: 1 S: 14 H: 2 LOB: 0 BB: 0 P: 18	R: 1 E: 0 K: 1 S: 10 H: 1 LOB: 1 BB: 0 P: 14	R: 1 E: 0 K: 0 S: 10 H: 2 LOB: 1 BB: 0 P: 12	1B: 7 2B: 0 3B: 0 HR: 0 SF: 0 SAC: 0 DP: 1 HBP: 0	WP: 0 PB: 2 SB: 2 CS: 0 PA: 37				
PITCHER	IP WLS BF H R ER SO BB IBB HBP BLK WP HR S P ERA WHIP											PITCHER	IP WLS BF H R ER SO BB IBB HBP BLK WP HR S P ERA WHIP		
Sterling Hitchcock, L ERA: 5.48 (1, 1)	7.0			4 1 1 5 2 0 0 0 0 0 0 0 67 96 1.29 0.857											
Bob Wickman, R ERA: 5.04 (8, 1)	1.0			5 1 1 0 1 0 0 0 0 0 0 0 10 14 0.00 1.000											
Steve Howe, L ERA: 7.84 (9, 1)	0.2	L		3 1 1 1 0 0 0 0 0 0 0 0 6 7 13.50 1.500											
John Wetteland, R ERA: 3.5 (9, 1)	0.1			2 1 0 0 0 0 0 0 0 0 0 0 4 5 0.00 3.000											

Seattle Mariners @ New York Yankees
 Yankee Stadium, Bronx, NY
 Sat Jun 10 1995, 3:33 AM EDT
 Att. 25,279 - Sunny - 74 F

livebaseballscorecards.com

AB	35
R	3
H	7
RBI	2
BB	2
SO	6
LOB	12



BOTTOM

Seattle Mariners @ New York Yankees
 Yankee Stadium, Bronx, NY
 Sat Jun 10 1995, 3:33 AM EDT
 Att. 25,279 - Sunny - 74 F

livebaseballscorecards.com

AB	35
R	2
H	6
RBI	2
BB	5
SO	14
LOB	21



WP: 0	PA: 40
PB: 0	
SB: 1	
CS: 0	

AB R H RBI BB SO LOB

4	1	1	0	1	2	2
4	1	0	0	0	0	2
0	0	0	0	1	0	0
4	0	0	0	1	3	3
5	0	2	0	0	3	5
3	0	0	1	1	2	3
0	0	0	0	0	0	0
3	0	1	1	0	1	2
1	0	0	0	0	0	0
2	0	0	0	1	2	0
1	0	0	0	0	0	0
4	0	1	0	0	0	3
3	0	1	0	0	1	1
1	0	0	0	0	0	0

Batter	1	2	3	4	5	6	7	8	9
Bernie Williams, S OBP: 0.307, SLG: 0.377 (1, 8)	4-0 BB FC5 G6-3 BB	1-2 E4 G6-3		2-3 K		1-3 K			0-1 BB 1B
Randy Velarde, R OBP: 0.295, SLG: 0.351 Paul O'Neill, L OBP: 0.429, SLG: 0.575 (9, PH)	1-2 FC5 G6-3 BB 1-2 1B	0-2 G6-3			1-0 F9		0-2 G6-3		4-2 BB 1-2 BB
Jim Leyritz, R OBP: 0.376, SLG: 0.435 (1, 2)	4-0 1B G6-3 1-2 2-3 BB	0-1 F8			2-3 K		3-3 K		2-3 K
Mike Stanley, R OBP: 0.360, SLG: 0.420 (1, 10)	1-3 K		3-3 K		0-0 BB 1B		2-2 1B		1-3 K2-3
Danny Tartabull, R OBP: 0.317, SLG: 0.367 Luis Polonia, L OBP: 0.331, SLG: 0.384 (8, 7)	0-1 G6-3 1-2 2-3 3-H		2-3 K		4-0 BB 1-2 BB		0-3 K		
Gerald Williams, R OBP: 0.286, SLG: 0.467 (8, 9) Dion James, L OBP: 0.383, SLG: 0.418 (8, PH) (9, 9)	1-2 S 2-3 3-H 1B		3-3 K		2-2 F8			0-0 G4-3	
Dave Silvestri, R OBP: 0.294, SLG: 0.333 Don Mattingly, L OBP: 0.313, SLG: 0.430 (9, 3)	4-2 BB 1-2 BB			2-3 K		1-2 K		2-1 F9	
Tony Fernandez, S OBP: 0.309, SLG: 0.263 (1, 4)	0-2 G6-3			2-2 G5-3		1-2 2B		2-1 L5	
Derek Jeter, R OBP: 0.283, SLG: 0.349 Wade Boggs, L OBP: 0.392, SLG: 0.390 (9, PH)		1-2 G4-3		2-2 2B		2-3 K		1-2 F7	

Inning Stats	R: 2 H: 1 E: 0 K: 1 S: 18	H: 1 LOB: 3 BB: 3 P: 33	R: 0 H: 0 E: 1 K: 0 S: 12	H: 0 LOB: 1 BB: 0 P: 14	R: 0 H: 0 E: 0 K: 3 S: 9	H: 0 LOB: 0 BB: 0 P: 17	R: 0 H: 1 E: 0 K: 2 S: 16	H: 1 LOB: 1 BB: 0 P: 24	R: 0 H: 1 E: 0 K: 1 S: 9	H: 1 LOB: 2 BB: 1 P: 18	R: 0 H: 1 E: 0 K: 3 S: 13	H: 1 LOB: 1 BB: 0 P: 18	R: 0 H: 1 E: 0 K: 2 S: 12	H: 1 LOB: 1 BB: 0 P: 17	R: 0 H: 0 E: 0 K: 0 S: 5	H: 0 LOB: 0 BB: 0 P: 9	R: 0 H: 1 E: 0 K: 2 S: 15	H: 1 LOB: 2 BB: 1 P: 23	1B: 4 2B: 2 3B: 0 HR: 0	SF: 0 SAC: 0 DP: 0 HBP: 0
---------------------	---------------------------	-------------------------	---------------------------	-------------------------	--------------------------	-------------------------	---------------------------	-------------------------	--------------------------	-------------------------	---------------------------	-------------------------	---------------------------	-------------------------	--------------------------	------------------------	---------------------------	-------------------------	-------------------------	---------------------------

PITCHER	IP	WLS	BF	H	R	ER	SO	BB	IBB	HBP	BLK	WP	HR	S	P	ERA	WHIP
Randy Johnson, L ERA: 1.91 (1, 1)	7.0		32	5	2	2	12	4	0	0	0	0	0	89	141	2.57	1.286
Jeff Nelson, R ERA: 1.59 (8, 1)	1.0	W	3	0	0	0	0	0	0	0	0	0	0	5	9	0.00	0.000
Bobby Ayala, R ERA: 2.82 (9, 1)	1.0	S	5	1	0	0	2	1	0	0	0	0	0	15	23	0.00	2.000

Seattle Mariners @ New York Yankees

Yankee Stadium, Bronx, NY

Sun Jun 11 1995, 3:33 AM EDT
Att. 26,037 - Cloudy - 85 F

AB	36
R	7
H	12
RBI	7
BB	3
SO	2
LOB	16



WP:	0	PA:	42
PB:	0		
SB:	1		
CS:	3		

AB R H RBI BB SO LOB

5	1	3	0	0	0	1
5	1	1	0	0	0	3
4	2	2	3	0	0	0
5	2	2	1	0	1	1
2	0	0	0	1	0	2
2	0	0	0	0	1	1
3	0	1	2	1	0	1
0	0	0	0	0	0	0
2	0	2	0	1	0	0
4	1	1	1	0	0	5
4	0	0	0	0	0	2

1B:	9	SF:	0
2B:	1	SAC:	0
3B:	0	DP:	1
HR:	3	HBP:	2

Batter	1	2	3	4	5	6	7	8	9
Joey Cora, S (1, 4) OBP: 0.313, SLG: 0.347	1-2 1B HR 1B	0-2 G1-3		1-1 F8		0-1 1B		2-2 1B L4-3	
Alex Diaz, S (1, 8) OBP: 0.304, SLG: 0.360	1-0 1B HR 1B		1-0 F8	0-2 G6-3		0-0 F8		1-0 1B L4-3	
Edgar Martinez, R (1, 10) OBP: 0.449, SLG: 0.630	2-1 1B HR 1B		3-2 FC3 1B 1B		3-1 G5-3		1-2 HBP G5-3 HBP		1-2 F8
Tino Martinez, L (1, 3) OBP: 0.393, SLG: 0.586	3-2 G3		2-2 1B E 1B		1-1 HR		0-3 K		1-1 P5
Doug Strange, S (1, 5) OBP: 0.338, SLG: 0.379	4-2 CS BB		0-0 FC3 CS 1B		0-0 F7		3-2 G5-3		1-3 K
Mike Blowers, R (7, PH) OBP: 0.268, SLG: 0.308			1-2 2-3				1-2		
Marc Newfield, R (1, 7) OBP: 0.271, SLG: 0.400	3-2 F8		1-2 CS 1B 1B		0-2 G5-3		4-0 HBP IBB		
Rich Amaral, R (7, PR) OBP: 0.364, SLG: 0.433			1-2 2-H 3-H						
Darren Bragg, L (1, 9) OBP: 0.358, SLG: 0.327	3-2 CS 1-2	2-1 S 1B	2-2 1B 1-2 2-3			4-1 FC5-4 BB		1-2 1-2 2-3 HBP	
Chad Kreuter, S (1, 2) OBP: 0.291, SLG: 0.353		1-2 F7		3-1 HR		0-0 FC5-4 1B		1-1 F9	
Alex Rodriguez, R (1, 6) OBP: 0.255, SLG: 0.319		2-2 P2		2-2 F8		1-0 F8		2-2 G4-3	

Inning Stats	R: 3	H: 3	E: 0	LOB: 0	K: 0	S: 18	P: 35	R: 0	H: 1	E: 0	LOB: 1	K: 0	BB: 0	S: 12	P: 17	R: 2	H: 4	E: 1	LOB: 2	K: 0	BB: 0	S: 15	P: 24	R: 1	H: 1	E: 0	LOB: 0	K: 0	BB: 0	S: 11	P: 17	R: 1	H: 1	E: 0	LOB: 0	K: 0	BB: 0	S: 8	P: 12	R: 0	H: 1	E: 0	LOB: 2	K: 0	BB: 1	S: 6	P: 11	R: 0	H: 0	E: 0	LOB: 3	K: 1	BB: 1	S: 14	P: 24	R: 0	H: 1	E: 0	LOB: 0	K: 0	BB: 0	S: 7	P: 12	R: 0	H: 0	E: 0	LOB: 0	K: 1	BB: 0	S: 9	P: 12
--------------	------	------	------	--------	------	-------	-------	------	------	------	--------	------	-------	-------	-------	------	------	------	--------	------	-------	-------	-------	------	------	------	--------	------	-------	-------	-------	------	------	------	--------	------	-------	------	-------	------	------	------	--------	------	-------	------	-------	------	------	------	--------	------	-------	-------	-------	------	------	------	--------	------	-------	------	-------	------	------	------	--------	------	-------	------	-------

PITCHER	IP	WLS	BF	H	R	ER	SO	BB	IBB	HBP	BLK	WP	HR	S	P	ERA	WHIP
42 Mariano Rivera, R (1, 1) ERA: 10.2	2.1		15	7	5	4	0	1	0	0	0	0	1	41	70	15.43	3.429
Bob MacDonald, L (3, 1) ERA: 6.08	2.1		8	3	2	2	0	0	0	0	0	0	2	20	32	7.71	1.286
Josias Manzanillo, R (5, 1) ERA: 6.1	1.1		7	1	0	0	0	1	0	1	0	0	0	11	17	0.00	1.500
Steve Howe, L (7, 1) ERA: 6.57	2.0	W	8	1	0	0	1	0	1	1	0	0	0	19	33	0.00	0.500
John Wetteland, R (9, 1) ERA: 3.32	1.0	S	3	0	0	0	1	0	0	0	0	0	0	9	12	0.00	0.000

PITCHER IP WLS BF H R ER SO BB IBB HBP BLK WP HR S P ERA WHIP

PITCHER	IP	WLS	BF	H	R	ER	SO	BB	IBB	HBP	BLK	WP	HR	S	P	ERA	WHIP
---------	----	-----	----	---	---	----	----	----	-----	-----	-----	----	----	---	---	-----	------

BOTTOM

Seattle Mariners @ New York Yankees
Yankee Stadium, Bronx, NY
Sun Jun 11 1995, 3:33 AM EDT
Att. 26,037 - Cloudy - 85 F

livebaseballscorecards.com

AB 34
R 10
H 13
RBI 9
BB 6
SO 6
LOB 19



WP: 0 PA: 43
PB: 1
SB: 0
CS: 0

AB R H RBI BB SO LOB

4 2 3 2 0 0 0

4 0 0 0 0 1 2

4 2 2 0 1 1 1

5 1 4 2 0 1 1

5 0 2 0 0 0 5

1 1 0 0 1 1 1

1 0 0 1 1 1 1

4 1 0 1 1 0 5

2 1 1 3 0 0 0
0 0 0 0 1 0 0
0 1 0 0 1 0 0

1B: 9 SF: 1
2B: 2 SAC: 1
3B: 0 DP: 1
HR: 2 HBP: 1

9

1-0
SH1-3
1B
1B

1-0
SH1-3
1B
1B

4-0
1B
PB
IBB

0-0
1B
PB
SF8
1B

2-2
SF8
1B

0-1
SF8

0-0
F8

4-1
2B
1B
BB

1-1
SH1-3
1B
1B

R: 5 H: 4
E: 0 LOB: 1
K: 0 BB: 2
S: 12 P: 25

8

1-0
SH1-3
1B
1B

1-0
SH1-3
1B
1B

4-0
1B
PB
IBB

0-0
1B
PB
SF8
1B

2-2
SF8
1B

0-1
SF8

0-0
F8

4-1
2B
1B
BB

1-1
SH1-3
1B
1B

R: 5 H: 4
E: 0 LOB: 1
K: 0 BB: 2
S: 12 P: 25

7

1-0
SH1-3
1B
1B

1-0
SH1-3
1B
1B

4-0
1B
PB
IBB

0-0
1B
PB
SF8
1B

2-2
SF8
1B

0-1
SF8

0-0
F8

4-1
2B
1B
BB

1-1
SH1-3
1B
1B

R: 5 H: 4
E: 0 LOB: 1
K: 0 BB: 2
S: 12 P: 25

6

2-2
FC4
HBP

3-1
FC4
1-2f

2-3
FC1-6
1B
G5-3
1B

1-3
K

1-0
FC1-6
G5-3
BB

4-1
G5-3
BB

1-2
G5-3

3-2
P2
IBB

0-3
K

R: 1 H: 2
E: 0 LOB: 3
K: 1 BB: 2
S: 15 P: 29

5

2-2
FC4
HBP

3-1
FC4
1-2f

2-3
FC1-6
1B
G5-3
1B

1-3
K

1-0
FC1-6
G5-3
BB

4-1
G5-3
BB

1-2
G5-3

3-2
P2
IBB

0-3
K

R: 1 H: 2
E: 0 LOB: 3
K: 1 BB: 2
S: 15 P: 29

4

3-2
2B

1-1
P3

2-2
FC1-6
1B
G5-3
1B

1-2
FC1-6
1B

1-0
FC1-6
G5-3
BB

4-1
G5-3
BB

1-2
G5-3

3-2
P2
IBB

0-1
G4-3

R: 0 H: 1
E: 0 LOB: 1
K: 0 BB: 0
S: 11 P: 18

3

1-0
HR

2-3
K

2-1
G6-3

2-0
L9
2B

0-0
L9

1-3
K

3-2
G6-3

3-2
P2
IBB

0-1
G4-3

R: 0 H: 1
E: 0 LOB: 1
K: 1 BB: 0
S: 8 P: 14

2

1-0
HR

2-3
K

2-1
G6-3

1-0
L9
2B

0-0
L9

1-3
K

3-2
G6-3

3-2
P2
IBB

0-1
G4-3

R: 4 H: 2
E: 0 LOB: 0
K: 1 BB: 2
S: 15 P: 31

1

2-0
F8

1-0
G4-3

1-1
1B
1B

1-0
1B
1B

3-2
G4-3

4-2
BB
HR
BB

4-0
HR
BB

3-2
P2
IBB

0-0
L1

R: 4 H: 2
E: 0 LOB: 0
K: 1 BB: 2
S: 15 P: 31

Batter

Bernie Williams, S (1, 8)
OBP: 0.322, SLG: 0.413

Randy Velarde, R (1, 7)
OBP: 0.284, SLG: 0.337

Wade Boggs, L (1, 5)
OBP: 0.399, SLG: 0.394

Jim Leyritz, R (1, 2)
OBP: 0.391, SLG: 0.458

Don Mattingly, L (1, 3)
OBP: 0.317, SLG: 0.429

Dave Silvestri, R (1, 10)
OBP: 0.316, SLG: 0.308

Paul O'Neill, L (5, PH)
OBP: 0.426, SLG: 0.568

Tony Fernandez, S (1, 4)
OBP: 0.303, SLG: 0.250

Gerald Williams, R (1, 9)
OBP: 0.294, SLG: 0.532

Dion James, L (5, PH)
OBP: 0.393, SLG: 0.418

Danny Tartabull, R (8, PH)
OBP: 0.323, SLG: 0.367

(9, 9)

2 Derek Jeter, R (1, 6)
OBP: 0.280, SLG: 0.340

Inning Stats

PITCHER	IP	WLS	BF	H	R	ER	SO	BB	IBB	HBP	BLK	WP	HR	S	P	ERA	WHIP
Dave Fleming, L (1, 1) ERA: 7.79	1.1		10	4	4	4	0	2	0	0	0	0	0	16	36	27.00	4.500
Bob Wells, R (2, 1) ERA: 8.49	3.0		13	4	1	1	2	0	0	0	0	0	0	33	55	3.00	1.333
Ron Villone, L (5, 1) ERA: 5.4	0.1		2	0	0	0	0	1	0	0	0	0	0	5	10	0.00	3.000
Jeff Nelson, R (5, 1) ERA: 1.5	1.1		6	0	0	0	3	0	1	1	0	0	0	15	26	0.00	0.000
Steve Frey, L (7, 1) ERA: 5.14	1.1	L	8	3	4	4	1	1	1	0	0	0	0	12	26	27.00	3.000

PITCHER	IP	WLS	BF	H	R	ER	SO	BB	IBB	HBP	BLK	WP	HR	S	P	ERA	WHIP
Bobby Ayala, R (8, 1) ERA: 2.74	0.2		4	2	1	0	0	0	0	0	0	0	0	7	9	0.00	3.000

Batter	1	2	3	4	5	6	7	8	9	AB R H RBI BB SO LOB	TOP																									
Vince Coleman, S OBP: 0.397, SLG: 0.495 (1, 7)										0 1 0 0 0 0 0																										
Tom Goodwin, L OBP: 0.363, SLG: 0.328 (1, 8)										5 1 2 1 1 0 2																										
Wally Joyner, L OBP: 0.424, SLG: 0.478 (1, 3)										3 3 2 2 3 1 2																										
Gary Gaetti, R OBP: 0.359, SLG: 0.579 (1, 5)										3 0 1 2 2 0 4																										
Greg Gagne, R OBP: 0.361, SLG: 0.449 (1, 6)										4 1 1 0 1 2 3																										
Jeff Grotewold, L Les Norman, R (8, PH) OBP: 0.308, SLG: 0.250 (1, 10)										1 1 0 0 3 0 2 1 0 0 0 0 0 0																										
Jon Nunnally, L Phil Hiatt, R (8, PH) OBP: 0.286, SLG: 0.438 (1, 9)										4 1 1 2 0 1 7 1 0 0 0 0 1 0																										
Edgar Caceres, S Chris Stynes, R (8, 4) OBP: 0.455, SLG: 0.727 (1, 4)										4 1 2 2 0 1 3 0 1 0 0 1 0 0																										
Brent Mayne, L OBP: 0.321, SLG: 0.360 (1, 2)										4 0 1 1 0 1 4																										
Inning Stats	R: 7 E: 0 K: 0 S: 19	H: 6 LOB: 0 BB: 2 P: 37	R: 1 E: 0 K: 0 S: 12	H: 1 LOB: 2 BB: 2 P: 25	R: 0 E: 0 K: 1 S: 7	H: 1 LOB: 1 BB: 0 P: 10	R: 0 E: 0 K: 1 S: 12	H: 0 LOB: 2 BB: 2 P: 24	R: 0 E: 0 K: 0 S: 6	H: 1 LOB: 1 BB: 0 P: 12	R: 1 E: 0 K: 3 S: 13	H: 2 LOB: 3 BB: 2 P: 24	R: 0 E: 0 K: 0 S: 7	H: 0 LOB: 1 BB: 3 P: 19	R: 0 E: 0 K: 2 S: 9	H: 0 LOB: 0 BB: 0 P: 14	R: 1 E: 0 K: 2 S: 13	H: 1 LOB: 2 BB: 1 P: 20	1B: 8 2B: 3 3B: 0 HR: 1	SF: 1 SAC: 1 DP: 1 HBP: 0	WP: 2 PB: 0 SB: 1 CS: 1	PA: 49														
PITCHER	IP WLS BF H R ER SO BB IBB HBP BLK WP HR S P ERA WHIP																																			
Chris Bosio, R ERA: 4.05 (1, 1)	1.1		12	6	8	8	0	3	0	0	0	0	0	22	46	54.00	6.750																			
Rafael Carmona, R ERA: 6.93 (2, 1)	3.2		21	5	1	1	2	5	0	0	0	2	1	38	74	2.46	2.727																			
Ron Villone, L ERA: 4.7 (6, 1)	3.2	L	15	1	1	1	7	4	0	0	0	0	0	35	61	2.46	1.364																			
Bobby Ayala, R ERA: 2.7 (9, 1)	0.1		1	0	0	0	0	0	0	0	0	0	0	3	4	0.00	0.000																			

Kansas City Royals @ Seattle Mariners
The Kingdome, Seattle, WA
Mon Jun 12 1995, 10:05 PM EDT
Att: 11,628 - Dome - 68 F

livebaseballscorecards.com

AB	30
R	10
H	10
RBI	10
BB	11
SO	7
LOB	27



Batter	1	2	3	4	5	6	7	8	9	AB	R	H	RBI	BB	SO	LOB
Joey Cora, S OBP: 0.314, SLG: 0.346 (1, 4)	F8		G5-3	G6-3		S BLK 1B		SH 1B	G6-4-3	6	1	2	0	0	0	2
Alex Diaz, S OBP: 0.292, SLG: 0.344 (1, 8)	E7 1B		G1-3		L7	K		SH G4-3		4	2	0	0	0	1	1
Edgar Martinez, R OBP: 0.459, SLG: 0.635 (1, 10)	1B BB		DI HR BB		2B			G4-3		2	2	1	1	3	0	0
Tino Martinez, L OBP: 0.399, SLG: 0.614 (1, 3)	1B		HR		2B			F8		5	1	3	4	0	0	2
Doug Strange, S OBP: 0.343, SLG: 0.383 (1, 5)	L4		1B		CI			1B		2	0	1	0	0	0	2
Rich Amaral, R OBP: 0.368, SLG: 0.435 (7, PH)										2	0	1	0	0	1	0
Marc Newfield, R OBP: 0.264, SLG: 0.380 (1, 7)	F9		K		K			P4		5	0	1	0	0	2	6
Darren Bragg, L OBP: 0.350, SLG: 0.317 (1, 9)					G4-3				G6-3	3	0	0	0	0	1	2
Mike Blowers, R OBP: 0.263, SLG: 0.302 (7, PH)										2	0	0	0	0	1	1
Chad Kreuter, S OBP: 0.300, SLG: 0.364 (1, 2)	F8									4	1	1	0	1	2	1
Felix Fermin, R OBP: 0.247, SLG: 0.232 (9, PR)						1B BLK 2B				0	0	0	0	0	0	0
Alex Rodriguez, R OBP: 0.288, SLG: 0.404 (1, 6)	F8					K		1B SH 1B	G6-4-3	5	2	3	1	0	1	1

Inning Stats	R: 1	H: 1	E: 1	K: 0	S: 13	LOB: 2	BB: 1	P: 21	R: 0	H: 0	E: 0	K: 1	S: 5	LOB: 0	BB: 0	P: 9	R: 2	H: 2	E: 0	K: 1	S: 17	LOB: 1	BB: 1	P: 28	R: 1	H: 1	E: 0	K: 1	S: 8	LOB: 0	BB: 0	P: 14	R: 1	H: 2	E: 1	K: 1	S: 18	LOB: 2	BB: 0	P: 25	R: 0	H: 1	E: 0	K: 3	S: 14	LOB: 1	BB: 0	P: 19	R: 3	H: 3	E: 1	K: 0	S: 19	LOB: 1	BB: 0	P: 28	R: 0	H: 1	E: 0	K: 0	S: 6	LOB: 2	BB: 1	P: 14	1B: 8	2B: 3	3B: 0	HR: 2	SF: 0	SAC: 1	DP: 1	HBP: 0	WP: 0	PB: 0	SB: 1	CS: 0	PA: 46
--------------	------	------	------	------	-------	--------	-------	-------	------	------	------	------	------	--------	-------	------	------	------	------	------	-------	--------	-------	-------	------	------	------	------	------	--------	-------	-------	------	------	------	------	-------	--------	-------	-------	------	------	------	------	-------	--------	-------	-------	------	------	------	------	-------	--------	-------	-------	------	------	------	------	------	--------	-------	-------	-------	-------	-------	-------	-------	--------	-------	--------	-------	-------	-------	-------	--------

PITCHER	IP	WLS	BF	H	R	ER	SO	BB	IBB	HBP	BLK	WP	HR	S	P	ERA	WHIP
Tom Gordon, R ERA: 5.28 (1, 1)	5.0		25	6	5	4	4	2	0	0	0	0	2	61	97	7.20	1.600
Billy Brewer, L ERA: 4.6 (6, 1)	1.1		8	3	1	1	3	1	0	0	1	0	0	23	37	6.75	3.000
Rusty Meacham, R ERA: 5.63 (7, 1)	1.2	W	9	3	3	1	2	0	0	0	0	0	0	26	37	5.40	1.800
Jeff Montgomery, R ERA: 3.66 (9, 1)	1.0	S	4	1	0	0	0	1	0	0	0	0	0	6	14	0.00	2.000

BOTTOM

Kansas City Royals @ Seattle Mariners
The Kingdom, Seattle, WA
Mon Jun 12 1995, 10:05 PM EDT
Att. 11,628 - Dome - 68 F

livebaseballscores.com

AB	40
R	9
H	13
RBI	6
BB	4
SO	9
LOB	18



Batter	1	2	3	4	5	6	7	8	9	AB	R	H	RBI	BB	SO	LOB
Rich Amaral, R OBP: 0.375, SLG: 0.439 (1, 8) C C C F F X	0-2 S G1-3 1B		1-3 K			3-1 2B SF9 1B		2-0 FC3-6 G6-4-3 1-2f		4	1	2	0	0	1	3
Felix Fermin, R OBP: 0.250, SLG: 0.250 (1, 4) Doug Strange, S OBP: 0.338, SLG: 0.377 (8, PH) (9, 4) 1 SAFE B B C C X	2-1 G1-3 1-2		0-1 G4-6-3 1-2f			0-0 SF9 1-3 2B		2-1 G6-4-3 1-2f		3	0	1	0	0	0	3
Edgar Martinez, R OBP: 0.455, SLG: 0.627 (1, 5) C B B F F F F X	3-2 G4-3 2-3				1-1 F8	0-0 SF9 2-3 3-H		4-2 G3-6-1 BLK BB		2	0	0	1	1	0	1
Greg Pirk, R OBP: 0.333, SLG: 0.273 (1, 3) Joey Cora, S OBP: 0.319, SLG: 0.346 (9, PH) F B B S S S	2-3 K				0-2 G6-3	0-0 F8		4-0 G3-6-1 1-2 BB		3	0	0	0	0	1	2
Tino Martinez, L OBP: 0.395, SLG: 0.601 (1, 10) B B B C C C C					0-1 L7	1-1 G4-3		1-0 G3-6-1 1-2f 2-3		3	0	0	0	1	0	3
Mike Blowers, R OBP: 0.263, SLG: 0.309 (1, 9) C C C B B C C X					3-2 F8 2B			2-0 G6-3		4	0	1	0	0	1	2
Marc Newfield, R OBP: 0.250, SLG: 0.358 (1, 7) X					1-3 K			3-3 K		3	0	0	0	0	1	2
Dan Wilson, R OBP: 0.330, SLG: 0.327 (1, 2) B B B C C C C					0-0 G5-4-3 1-2f			0-0 G1-3		2	0	0	0	1	1	1
Alex Rodriguez, R OBP: 0.309, SLG: 0.418 (1, 6) B B B C C C C					4-2 1B BB			2-3 K		3	0	0	0	1	1	1
					2-2 L9			1-2 FC3-6 1B		3	0	2	0	0	0	1

Inning Stats		R: 0	H: 1	E: 0	LOB: 1	K: 1	S: 15	R: 0	H: 0	E: 0	LOB: 0	K: 0	S: 8	R: 0	H: 1	E: 0	LOB: 1	K: 1	S: 16	R: 0	H: 0	E: 0	LOB: 0	K: 0	S: 9	R: 0	H: 1	E: 0	LOB: 1	K: 1	S: 11	R: 1	H: 2	E: 0	LOB: 1	K: 0	S: 7	R: 0	H: 0	E: 0	LOB: 0	K: 2	S: 8	R: 0	H: 1	E: 0	LOB: 0	K: 0	S: 10	R: 0	H: 0	E: 0	LOB: 1	K: 0	S: 4	1B: 4	SF: 1	2B: 2	SAC: 0	3B: 0	DP: 4	HR: 0	HBP: 0	WP: 0	PA: 33
Chris Haney, L ERA: 2.34 (1, 1)	IP	WLS	BF	H	R	ER	SO	BB	IBB	HBP	BLK	WP	HR	S	P	ERA	WHIP																																																
Hipolito Pichardo, R ERA: 4.84 (8, 1)	1.0		4	1	0	0	0	1	0	0	0	0	0	12	21	0.00	2.000																																																
Jeff Montgomery, R ERA: 3.48 (9, 1)	1.0	S	3	0	0	0	0	1	0	0	1	0	0	2	9	0.00	1.000																																																
PITCHER	IP	WLS	BF	H	R	ER	SO	BB	IBB	HBP	BLK	WP	HR	S	P	ERA	WHIP	PITCHER	IP	WLS	BF	H	R	ER	SO	BB	IBB	HBP	BLK	WP	HR	S	P	ERA	WHIP																														


BOTTOM

Kansas City Royals @ Seattle Mariners
The Kingdom, Seattle, WA

Tue Jun 13 1995, 10:05 PM EDT
Att. 10,223 - Dome - 68 F

livebaseballscorecards.com

AB 28
R 1
H 6
RBI 1
BB 4
SO 5
LOB 19



Batter	1	2	3	4	5	6	7	8	9	AB R H RBI BB SO LOB	TOP																
Vince Coleman, S OBP: 0.392, SLG: 0.479 (1, 7) X	0-0 G4-3		2-3 K	1-1 G1-3			0-0 G3			0 0 0 0 0 0 0																	
Tom Goodwin, L OBP: 0.368, SLG: 0.331 (1, 8) C B F X	1-2 BB 1B		1-0 G3			2-1 F8	2-2 F7			4 0 1 0 0 0 0																	
Wally Joyner, L OBP: 0.425, SLG: 0.469 (1, 3) B B 1 SAFE B B	4-0 1-2 BB		2-2 1B			4-2 WP BB		2-2 F8		2 0 1 0 2 0 0																	
Gary Gaetti, R OBP: 0.346, SLG: 0.550 (1, 10) S F F X	1-2 P4		0-0 P4			3-3 K	2-1 L8	2-1 L8		4 0 0 0 0 1 4																	
Keith Lockhart, L OBP: 0.400, SLG: 0.480 (1, 4) (9, 5) B C F S	2-3 K			0-0 1B 3B		0-1 P6		2-2 L6		4 1 1 0 0 1 3																	
Greg Gagne, R OBP: 0.355, SLG: 0.438 (1, 6)		1-1 G6-3		1-0 G5-3 1B		0-0 P2		0-0 1B 1B		4 0 2 1 0 0 0																	
Jon Nunnally, L OBP: 0.411, SLG: 0.639 (1, 9) B C X		1-1 HR		0-1 G5-3		1-2 G4-3		1-3 K		4 1 1 1 0 1 2																	
Brent Mayne, L OBP: 0.319, SLG: 0.356 (1, 2) C B B B		2-3 K		1-0 L8		0-1 G3		1-1 G6-4-3 1B		4 0 1 0 0 1 1																	
Joe Randa, R OBP: 0.220, SLG: 0.237 (1, 5) C B B B		3-3 K		4-2 BB		0-1 F8		2-2 G6-4-3		2 0 0 0 1 1 0																	
Jeff Grotewold, L OBP: 0.400, SLG: 0.143 (9, PH) C B B B								1-3 1B		1 0 0 0 0 0 2																	
Edgar Caceres, S OBP: 0.455, SLG: 0.727 (9, 4) C B B B								1-2f		0 0 0 0 0 0 0																	
Inning Stats	R: 0 E: 0 K: 1 S: 12	H: 1 LOB: 2 BB: 1 P: 20	R: 1 E: 0 K: 2 S: 10	H: 1 LOB: 0 BB: 0 P: 17	R: 0 E: 0 K: 1 S: 8	H: 1 LOB: 1 BB: 0 P: 13	R: 1 E: 0 K: 0 S: 10	H: 2 LOB: 2 BB: 1 P: 17	R: 0 E: 0 K: 1 S: 11	H: 0 LOB: 1 BB: 1 P: 20	R: 0 E: 0 K: 0 S: 6	H: 0 LOB: 0 BB: 0 P: 7	R: 0 E: 0 K: 0 S: 6	H: 0 LOB: 0 BB: 0 P: 8	R: 0 E: 0 K: 1 S: 11	H: 0 LOB: 0 BB: 0 P: 17	R: 0 E: 0 K: 1 S: 12	H: 2 LOB: 1 BB: 0 P: 16	1B: 5 2B: 0 3B: 1 HR: 1	SF: 0 SAC: 0 DP: 1 HBP: 0	WP: 1 PB: 0 SB: 0 CS: 0	PA: 36					
PITCHER	IP	WLS	BF	H	R	ER	SO	BB	IBB	HBP	BLK	WP	HR	S	P	ERA	WHIP										
Tim Belcher, R ERA: 2.41 (1, 1)	8.1	L	35	7	2	2	6	3	0	0	0	1	1	82	129	2.16	1.200										
Bill Risley, R ERA: 0.96 (9, 1)	0.2		1	0	0	0	0	0	0	0	0	0	0	4	6	0.00	0.000										

Kansas City Royals @ Seattle Mariners
 The Kingdome, Seattle, WA
 Wed Jun 14 1995, 6:33 AM EDT
 Att. 12,585 - Dome - 68 F

livebaseballscorecards.com

AB	29
R	2
H	7
RBI	2
BB	3
SO	5
LOB	12



Batter	1	2	3	4	5	6	7	8	9	AB R H RBI BB SO LOB	TOP																								
Pat Meares, R (1, 6) OBP: 0.319, SLG: 0.519	0-2 FC5-4 1B	0-3 SAFE K		1-1 2-H HR		2-3 K	4-0 1-2 2-3 3-H BB		2-1 1-2 1B	5 2 3 3 1 2 3																									
Jeff Reboulet, R (1, 4) OBP: 0.330, SLG: 0.427	1-2 FC5-4 1B		0-0 S 1B	1-1 L9		4-0 HR BB	2-2 F7		0-3 K	5 2 2 0 1 1 5																									
Kirby Puckett, R (1, 9) OBP: 0.358, SLG: 0.436	2-2 P6		2-3 SAFE K	0-0 L6		1-1 HR		1-0 G5-3		5 1 1 4 0 1 3																									
Jerald Clark, R (1, 3) OBP: 0.357, SLG: 0.556 Scott Stahoviak, L (6, 3) OBP: 0.323, SLG: 0.391	1-2 FC5-4 BLK S 1-2f 3-H		1-3 SAFE K	1-2 L6		0-1 P4	1-0 G6-3		3-2 G3-1	4 0 0 1 0 1 2 1 0 0 0 0 0 0																									
Scott Leius, R (1, 5) OBP: 0.309, SLG: 0.378	4-0 1-3 BB		4-2 1B BB			2-2 F7		2-2 F8	1-0 F8	3 0 0 0 2 0 0																									
Pedro Munoz, R (1, 10) OBP: 0.326, SLG: 0.523 Chip Hale, L (9, PH) OBP: 0.318, SLG: 0.421	2-0 L8		2-2 1-3 2-H 1B			1-1 G6-3		2-0 G3-1 HBP BB 1B	2-0 HR	4 1 2 1 0 0 2 1 1 1 1 0 0 0																									
Marty Cordova, R (1, 7) OBP: 0.341, SLG: 0.500		X	0-0 G4-3				0-1 BB HR 2B	2-0 BB G3-1 HBP	1-1 F7	4 1 1 0 0 1 2																									
Matt Walbeck, S (1, 2) OBP: 0.282, SLG: 0.306			1-2 1B			2-1 HR 2B	4-2 BB HR BB	2-1 G3-1	0-0 G3	4 2 2 0 1 0 2																									
Rich Becker, L (1, 8) OBP: 0.286, SLG: 0.268			0-3 K			1-3 K	1-3 K	4-0 BB BB	3-1 1B 1B	4 0 1 0 1 3 4																									
Inning Stats	R: 1 E: 0 K: 0 S: 13	H: 2 LOB: 2 BB: 1 P: 23	R: 0 E: 0 K: 2 S: 13	H: 1 LOB: 1 BB: 0 P: 14	R: 1 E: 0 K: 3 S: 18	H: 2 LOB: 2 BB: 1 P: 30	R: 2 E: 0 K: 1 S: 11	H: 2 LOB: 0 BB: 0 P: 16	R: 0 E: 0 K: 0 S: 7	H: 0 LOB: 0 BB: 0 P: 10	R: 4 E: 0 K: 2 S: 16	H: 2 LOB: 0 BB: 2 P: 29	R: 1 E: 0 K: 0 S: 9	H: 1 LOB: 3 BB: 2 P: 27	R: 0 E: 0 K: 0 S: 5	H: 0 LOB: 0 BB: 0 P: 10	R: 1 E: 0 K: 1 S: 14	H: 3 LOB: 2 BB: 0 P: 22	1B: 8 2B: 2 3B: 0 HR: 3	SF: 0 SAC: 0 DP: 0 HBP: 1	WP: 0 PB: 0 SB: 2 CS: 0	PA: 47													
PITCHER Randy Johnson, L (1, 1) ERA: 2.75 Rafael Carmona, R (7, 1) ERA: 6.83	IP 6.0	WLS L	BF 31	H 9	R 8	ER 8	SO 8	BB 4	IBB 0	HBP 0	BLK 1	WP 0	HR 2	S 78	P 122	ERA 12.00	WHIP 2.167																		
											PITCHER	IP 3.0	WLS L	BF 16	H 4	R 2	ER 2	SO 1	BB 2	IBB 0	HBP 1	BLK 0	WP 0	HR 1	S 28	P 59	ERA 6.00	WHIP 2.000							

Minnesota Twins @ Seattle Mariners
The Kingdome, Seattle, WA
Fri Jun 16 1995, 10:05 PM EDT
Att. 20,762 - Dome

livebaseballscorecards.com

AB	40
R	10
H	13
RBI	10
BB	6
SO	9
LOB	23



Batter	1	2	3	4	5	6	7	8	9	AB	R	H	RBI	BB	SO	LOB
Alex Diaz, S OBP: 0.295, SLG: 0.343 (1, 8)	1-0 F7		2-2 F7		1-0 FC4-6			3-2 F8		4	0	0	0	0	0	2
Joey Cora, S OBP: 0.327, SLG: 0.343 (1, 4)	1-2 F7		4-2 BB		1-1 CS	2-3 K		0-1 F7		3	0	0	0	1	1	1
Edgar Martinez, R OBP: 0.449, SLG: 0.624 (1, 10)	2-2 HR		1-0 P3			3-1 F9		1-0 G5-3		4	1	1	1	0	0	2
Tino Martinez, L OBP: 0.387, SLG: 0.580 (1, 3)	0-1 1B			2-3 K		1-2 F7			0-2 P4	4	0	1	0	0	1	0
Marc Newfield, R OBP: 0.250, SLG: 0.361 (1, 7)	0-3 K			2-2 P6			1-1 G6-3		3-2 F9	4	0	0	0	0	1	1
Darren Bragg, L OBP: 0.344, SLG: 0.306 (1, 9)		0-1 P6		2-2 1B		0-0 F7			4-0 BB	3	0	1	0	1	0	0
Mike Blowers, R OBP: 0.270, SLG: 0.316 (1, 5)		0-0 F9		2-0 G4-3		1-1 1B			4-2 BB	3	0	1	0	1	0	1
Dan Wilson, R OBP: 0.328, SLG: 0.318 (1, 2)		1-0 L4			4-2 FC4-6		0-0 L4		0-0 FC6-4	3	0	0	0	1	0	3
Alex Rodriguez, R OBP: 0.290, SLG: 0.387 (1, 6)			3-3 K		1-0 F7			1-1 F8		3	0	1	0	0	1	1

Inning Stats	R: 1	H: 2	E: 0	K: 1	S: 14	LOB: 1	BB: 0	P: 18	R: 0	H: 0	E: 0	K: 0	S: 4	LOB: 0	BB: 0	P: 5	R: 0	H: 0	E: 0	K: 1	S: 11	LOB: 1	BB: 1	P: 21	R: 0	H: 1	E: 0	K: 1	S: 25	LOB: 0	BB: 0	P: 33	R: 0	H: 0	E: 0	K: 0	S: 6	LOB: 0	BB: 1	P: 13	R: 0	H: 0	E: 0	K: 1	S: 9	LOB: 0	BB: 0	P: 15	R: 0	H: 1	E: 0	K: 0	S: 6	LOB: 1	BB: 0	P: 8	R: 0	H: 1	E: 0	K: 0	S: 9	LOB: 1	BB: 0	P: 14	R: 0	H: 0	E: 0	K: 0	S: 10	LOB: 2	BB: 2	P: 21	1B: 4	2B: 0	3B: 0	HR: 1	SF: 0	SAC: 0	DP: 0	HBP: 0	WP: 1	PB: 0	SB: 0	CS: 1	PA: 36
--------------	------	------	------	------	-------	--------	-------	-------	------	------	------	------	------	--------	-------	------	------	------	------	------	-------	--------	-------	-------	------	------	------	------	-------	--------	-------	-------	------	------	------	------	------	--------	-------	-------	------	------	------	------	------	--------	-------	-------	------	------	------	------	------	--------	-------	------	------	------	------	------	------	--------	-------	-------	------	------	------	------	-------	--------	-------	-------	-------	-------	-------	-------	-------	--------	-------	--------	-------	-------	-------	-------	--------

PITCHER	IP	WLS	BF	H	R	ER	SO	BB	IBB	HBP	BLK	WP	HR	S	P	ERA	WHIP
Brad Radke, R ERA: 6.33 (1, 1)	7.0	W	26	4	1	1	4	2	0	0	0	0	1	75	113	1.29	0.857
Erik Schullstrom, R ERA: 10.95 (8, 1)	2.0		9	1	0	0	0	2	0	0	0	1	0	19	35	0.00	1.500


BOTTOM

Minnesota Twins @ Seattle Mariners
The Kingdom, Seattle, WA

Fri Jun 16 1995, 10:05 PM EDT
Att. 20,762 - Dome

livebaseballscorecards.com

AB	31
R	1
H	5
RBI	1
BB	4
SO	4
LOB	11



Batter	1	2	3	4	5	6	7	8	9	AB R H RBI BB SO LOB	TOP
Chuck Knoblauch, R (1, 4) <small>OBP: 0.413, SLG: 0.419</small>	0-2 		2-2 			4-0 	1-3 		0-0 	4 1 0 0 1 1 1	
Rich Becker, L (1, 8) <small>OBP: 0.284, SLG: 0.267</small>	0-1 			0-0 		3-2 		0-3 		4 1 1 0 0 1 0	
Kirby Puckett, R (1, 9) <small>OBP: 0.361, SLG: 0.454</small>	3-1 			0-0 		1-2 		2-1 		4 1 2 3 0 0 0	
Kevin Maas, L (1, 10) Pedro Munoz, R (6, PH) <small>OBP: 0.304, SLG: 0.360</small> <small>OBP: 0.328, SLG: 0.519</small>		0-0 		3-1 		1-0 		1-3 		2 0 1 0 0 0 1 1 1 0 0 0 1 1	
Scott Leius, R (1, 5) <small>OBP: 0.308, SLG: 0.370</small>	2-0 			2-3 		0-1 		4-2 		3 0 0 0 1 1 3	
Scott Stahoviak, L (1, 3) <small>OBP: 0.330, SLG: 0.389</small>	2-1 			2-2 		4-0 		0-0 		3 0 1 0 1 0 2	
Marty Cordova, R (1, 7) <small>OBP: 0.344, SLG: 0.512</small>	0-2 			2-3 		0-2 		0-1 		4 0 2 1 0 1 1	
Matt Walbeck, S (1, 2) <small>OBP: 0.274, SLG: 0.296</small>			1-0 		1-3 		3-3 		2-3 	4 0 0 0 0 3 1	
Pat Meares, R (1, 6) Chip Hale, L (7, PH) <small>OBP: 0.314, SLG: 0.511</small> <small>OBP: 0.292, SLG: 0.381</small>			3-3 		1-0 		0-3 		3-3 	2 0 0 0 0 1 0 2 0 0 0 0 2 1	
Inning Stats	R: 0 H: 0 E: 0 LOB: 0 K: 0 BB: 0 S: 8 P: 11	R: 0 H: 2 E: 0 LOB: 1 K: 0 BB: 0 S: 7 P: 11	R: 0 H: 0 E: 0 LOB: 0 K: 1 BB: 0 S: 8 P: 14	R: 0 H: 1 E: 1 LOB: 1 K: 1 BB: 0 S: 7 P: 12	R: 0 H: 0 E: 0 LOB: 0 K: 2 BB: 0 S: 10 P: 15	R: 4 H: 3 E: 0 LOB: 2 K: 0 BB: 2 S: 12 P: 26	R: 0 H: 0 E: 0 LOB: 0 K: 3 BB: 0 S: 10 P: 14	R: 0 H: 0 E: 1 LOB: 2 K: 2 BB: 1 S: 14 P: 21	R: 0 H: 1 E: 0 LOB: 1 K: 2 BB: 0 S: 10 P: 15	1B: 4 SF: 0 2B: 2 SAC: 0 3B: 0 DP: 0 HR: 1 HBP: 1	WP: 0 PA: 37 PB: 0 SB: 0 CS: 0
PITCHER Chris Bosio, R (1, 1) <small>ERA: 4.15</small> Ron Villone, L (6, 1) <small>ERA: 5.17</small> Jeff Nelson, R (6, 1) <small>ERA: 1.32</small> Bill Risley, R (8, 1) <small>ERA: 0.93</small> Bobby Ayala, R (8, 1) <small>ERA: 2.55</small>	IP WLS BF H R ER SO BB IBB HBP BLK WP HR S P ERA WHIP 5.1 W 21 5 3 3 4 1 0 0 0 0 1 47 79 5.06 1.125 0.1 3 0 0 0 0 1 0 1 0 0 0 2 7 0.00 3.000 1.1 4 1 1 1 3 0 0 0 0 0 0 13 17 6.75 0.750 0.2 4 0 0 0 2 1 0 0 0 0 0 13 20 0.00 1.500 1.1 S 5 1 0 0 2 0 0 0 0 0 0 11 16 0.00 0.750	PITCHER IP WLS BF H R ER SO BB IBB HBP BLK WP HR S P ERA WHIP									

Minnesota Twins @ Seattle Mariners
 The Kingdome, Seattle, WA
 Sat Jun 17 1995, 10:05 PM EDT
 Att. 16,751 - Dome

livebaseballscorecards.com

AB	33
R	4
H	7
RBI	4
BB	3
SO	11
LOB	11



Batter	1	2	3	4	5	6	7	8	9
Alex Diaz, S OBP: 0.303, SLG: 0.343 (1, 8)	4-1 BB 1B	0-1 P6		3-2 G1-3			0-0 BB SH2-4 1B		
Joey Cora, S OBP: 0.333, SLG: 0.345 (1, 4)	4-1 1B 1-2 G5-3 BB	0-0 HR 1B			0-1 P5		1-1 SH2-4 1-2		
Edgar Martinez, R OBP: 0.460, SLG: 0.647 (1, 10)	0-1 G5-3 1-3 2-H 1B	3-1 HR			4-0 FC5-4 BB		4-0 BB IBB		
Tino Martinez, L OBP: 0.384, SLG: 0.569 (1, 3)	1-2 G5-3 1-2 3-H	1-1 P2			2-2 FC5-4 1-2f		4-1 BB 1-2 2-3 BB		
Doug Strange, S OBP: 0.324, SLG: 0.359 Greg Pirkl, R OBP: 0.308, SLG: 0.250 Darren Bragg, L OBP: 0.344, SLG: 0.306 (1, 5) (7, PH) (8, 9)	3-3 K			0-0 G1-3		1-3 K	1-2 K		
Rich Amaral, R OBP: 0.355, SLG: 0.414 (1, 9) (8, 7)	2-1 E5 2-H			1-1 F7		1-1 L6	3-1 L7		
Chad Kreuter, S OBP: 0.294, SLG: 0.355 (1, 2)	2-3 K			2-0 L3		2-2 2B	1-3 K		
Mike Blowers, R OBP: 0.277, SLG: 0.317 (1, 7) (8, 5)		4-0 1B SH3-4 HR BB		0-0 G6-3 1B		2-3 K	0-0 L4		
Felix Fermin, R OBP: 0.241, SLG: 0.240 (1, 6)		0-0 SH3-4 1-2		2-1 G6-3 1-2f		0-2 L8	0-2 G3		

Inning Stats	R: 3	H: 1	E: 1	LOB: 1	K: 2	P: 36	R: 3	H: 2	E: 0	LOB: 0	K: 0	P: 16	R: 0	H: 0	E: 0	LOB: 0	K: 0	P: 7	R: 0	H: 1	E: 0	LOB: 0	K: 0	P: 11	R: 0	H: 0	E: 0	LOB: 1	K: 1	P: 17	R: 0	H: 1	E: 0	LOB: 1	K: 1	P: 16	R: 0	H: 1	E: 0	LOB: 3	K: 1	P: 22	R: 0	H: 0	E: 0	LOB: 0	K: 1	P: 8	
1B: 4	SF: 0	2B: 1	SAC: 2	3B: 0	DP: 1	HR: 1	HBP: 0	WP: 0	PA: 36	1B: 1	SF: 0	2B: 0	SAC: 0	3B: 0	DP: 0	HR: 0	HBP: 0	WP: 0	PA: 0	1B: 1	SF: 0	2B: 0	SAC: 0	3B: 0	DP: 0	HR: 0	HBP: 0	WP: 0	PA: 0	1B: 1	SF: 0	2B: 0	SAC: 0	3B: 0	DP: 0	HR: 0	HBP: 0	WP: 0	PA: 0	1B: 1	SF: 0	2B: 0	SAC: 0	3B: 0	DP: 0	HR: 0	HBP: 0	WP: 0	PA: 0


PITCHER	IP	WLS	BF	H	R	ER	SO	BB	IBB	HBP	BLK	WP	HR	S	P	ERA	WHIP
Mike Trombley, R ERA: 6.75 (1, 1)	6.0	L	28	6	6	5	4	4	0	0	0	0	1	60	104	7.50	1.667
Rich Robertson, L ERA: 5.73 (7, 1)	2.0		8	0	0	0	2	1	1	0	0	0	0	15	29	0.00	0.500

BOTTOM

Minnesota Twins @ Seattle Mariners
The Kingdom, Seattle, WA
Sat Jun 17 1995, 10:05 PM EDT
Att. 16,751 - Dome

livebaseballscorecards.com

AB	28
R	6
H	6
RBI	5
BB	6
SO	6
LOB	15





Batter	1	2	3	4	5	6	7	8	9	AB	R	H	RBI	BB	SO	LOB
Alex Diaz, S OBP: 0.310, SLG: 0.349 (1, 8)	1-0 1B G6-4-3 1B		0-0 B3-1			2-2 SH1-4 1B		0-0 F8		4	1	2	0	0	0	0
Joey Cora, S OBP: 0.346, SLG: 0.366 (1, 4)	0-1 1-3 1B G6-4-3			1-2 G3 1B		0-0 SH1-4 1-2		1-1 2B		3	0	3	0	0	0	0
Edgar Martinez, R OBP: 0.456, SLG: 0.635 (1, 10)	2-1 G6-4-3 1-2f 3-H			0-1 L7		3-2 L9		4-0 IBB		3	0	0	0	1	0	3
Tino Martinez, L OBP: 0.376, SLG: 0.555 (1, 3)	1-1 P4			0-0 G3 1-2		1-1 G3-1		2-2 G1-3		4	0	0	0	0	0	4
Marc Newfield, R OBP: 0.239, SLG: 0.344 (1, 7)		0-0 G5-3		3-2 F7			1-2 G6-3		1-2 F7	3	0	0	0	0	0	1
Darren Bragg, L OBP: 0.341, SLG: 0.303 (8, 9)										1	0	0	0	0	0	0
Rich Amaral, R OBP: 0.363, SLG: 0.446 (1, 9) (8, 7)		1-2 F8		2-3 K		1-2 G6-3 2B		2-0 SH 2B	4	1	2	0	0	1	0	
Chad Kreuter, S OBP: 0.296, SLG: 0.354 (1, 2)		3-2 P1		1-2 FC6-4 1B		1-2 G6-3 2-3		1-2 SH 2-H	3	0	1	1	0	0	1	
Mike Blowers, R OBP: 0.271, SLG: 0.309 (1, 5)			0-3 K		2-2 L9		1-3 K			3	0	0	0	0	2	2
Felix Fermin, R OBP: 0.232, SLG: 0.231 (1, 6)			0-1 G5-3		1-0 FC6-4 1-2f			3-2 P4		3	0	0	0	0	0	1

Inning Stats	R: 1	H: 2	E: 0	LOB: 0	K: 0	S: 7	P: 11	R: 0	H: 0	E: 0	LOB: 0	K: 0	S: 11	R: 0	H: 0	E: 0	LOB: 0	K: 1	S: 6	R: 0	H: 1	E: 0	LOB: 1	K: 0	S: 10	R: 0	H: 1	E: 0	LOB: 1	K: 1	S: 10	R: 0	H: 1	E: 0	LOB: 1	K: 1	S: 9	R: 0	H: 1	E: 0	LOB: 1	K: 1	S: 12	R: 0	H: 1	E: 0	LOB: 2	K: 0	S: 10	R: 1	H: 1	E: 0	LOB: 1	K: 0	S: 8	1B: 5	2B: 3	3B: 0	HR: 0	SF: 0	SAC: 2	DP: 1	HBP: 0	WP: 0	PA: 34
PITCHER Kevin Tapani, R ERA: 4.41 (1, 1)	IP	WLS	BF	H	R	ER	SO	BB	IBB	HBP	BLK	WP	HR	S	P	ERA	WHIP																																																

MINNESOTA TWINS @ SEATTLE MARINERS
The Kingdom, Seattle, WA
Sun Jun 18 1995, 6:33 AM EDT
Att. 24,707 - Dome

AB 31
R 2
H 8
RBI 1
BB 1
SO 3
LOB 12



Batter	1	2	3	4	5	6	7	8	9	AB R H RBI BB SO LOB	TOP																			
Alex Diaz, S (1, 8) OBP: 0.305, SLG: 0.336	3-3 K		4-2 BB		0-0 FC6 1B		1-3 K		0-0 F7	4 1 0 1 1 2 3																				
Joey Cora, S (1, 4) OBP: 0.348, SLG: 0.367	2-2 F8		1-1 F9		1-1 1B HR 1B		0-0 F7		0-2 G6-3 1B	5 1 2 1 0 0 1																				
Edgar Martinez, R (1, 10) OBP: 0.455, SLG: 0.626	0-1 G1-3				0-1 G6-3 HR 1B		4-1 BB		1-1 G6-3	4 1 1 1 1 0 2																				
Tino Martinez, L (1, 3) OBP: 0.381, SLG: 0.571 Alex Rodriguez, R (9, PR) OBP: 0.290, SLG: 0.387		1-1 P6		2-1 1B	0-1 HR		0-1 F9		1-1 IBB	4 1 2 3 1 0 1 0 0 0 0 0 0 0																				
Rich Amaral, R (1, 7) OBP: 0.365, SLG: 0.456		2-1 1B		1-2 L4	2-1 2B			3-3 K	0-0 F7	5 0 2 0 0 1 4																				
Darren Bragg, L (1, 9) OBP: 0.331, SLG: 0.292		3-2 K		3-3 K	3-2 G6-3			1-1 G3		4 0 0 0 0 2 3																				
Mike Blowers, R (1, 5) OBP: 0.270, SLG: 0.302		2-3 K			4-2 F9 1B FC6 BB	2-2 G4-3		2-0 G6-3		3 1 0 0 1 1 1	AB 37 R 6 H 10 RBI 6 BB 4 SO 6 LOB 17																			
Dan Wilson, R (1, 2) OBP: 0.333, SLG: 0.324			1-0 F8		1-2 1B FC6	0-2 F7			2-1 1B 1B G6-3 1B	4 1 2 0 0 0 0																				
Felix Fermin, R (1, 6) OBP: 0.224, SLG: 0.222 Doug Strange, S (9, PH) OBP: 0.333, SLG: 0.369			1-0 G6-3		1-1 F9	0-1 G5-3			1-2 G6-3 1B	3 0 0 0 0 0 2 1 0 1 0 0 0 0																				
Inning Stats	R: 0 E: 0 K: 1 S: 9 H: 0 LOB: 0 BB: 0 P: 14	R: 0 E: 0 K: 2 S: 12 H: 1 LOB: 1 BB: 0 P: 20	R: 0 E: 0 K: 0 S: 8 H: 0 LOB: 1 BB: 1 P: 15	R: 0 E: 0 K: 1 S: 14 H: 1 LOB: 1 BB: 0 P: 20	R: 5 E: 0 K: 0 S: 24 H: 5 LOB: 1 BB: 1 P: 36	R: 0 E: 0 K: 0 S: 11 H: 0 LOB: 0 BB: 0 P: 13	R: 0 E: 0 K: 1 S: 7 H: 0 LOB: 1 BB: 1 P: 12	R: 0 E: 0 K: 1 S: 6 H: 0 LOB: 0 BB: 0 P: 12	R: 1 E: 0 K: 0 S: 13 H: 3 LOB: 3 BB: 1 P: 21	1B: 8 2B: 1 3B: 0 HR: 1 SF: 0 SAC: 0 DP: 0 HBP: 0	WP: 0 PB: 0 SB: 2 CS: 0 PA: 41																			
PITCHER	IP WLS BF H R ER SO BB IBB HBP BLK WP HR S P ERA WHIP												PITCHER	IP WLS BF H R ER SO BB IBB HBP BLK WP HR S P ERA WHIP																
Alex Fernandez, R (1, 1) ERA: 5.16	6.2		30	7	5	5	5	3	0	0	0	0	0	1	83	128	6.75	1.500												
Tim Fortugno, L (7, 1) ERA: 3.08	0.1		1	0	0	0	0	0	0	0	0	0	0	2	2	0.00	0.000													
Kirk McCaskill, R (8, 1) ERA: 4.5	1.0	W	4	1	1	1	1	0	0	0	0	0	0	8	16	9.00	1.000													
Roberto Hernandez, R (9, 1) ERA: 5.14	1.0	S	6	2	0	0	0	0	1	0	0	0	0	11	17	0.00	2.000													

Seattle Mariners @ Chicago White Sox
Comiskey Park, Chicago, IL
Mon Jun 19 1995, 8:05 PM EDT
Att. 22,406 - Unknown - 85 F

livebaseballscorecards.com

Seattle Mariners @ Chicago White Sox

Comiskey Park, Chicago, IL

Tue Jun 20 1995, 8:05 PM EDT
Att. 25,868 - Unknown - 86 F

livebaseballscorecards.com



AB 34
R 9
H 9
RBI 9
BB 7
SO 3
LOB 13

WP: 0 PA: 43
PB: 0
SB: 3
CS: 0

Batter	1	2	3	4	5	6	7	8	9	AB	R	H	RBI	BB	SO	LOB
Rich Amaral, R OBP: 0.356, SLG: 0.434 (1, 8) C L B F F B B S	2-3 K ①		3-2 P4 ①		4-2 SH1-3 BB		1-1 G3-1 ①	1-0 FC3 G6-3 S 1B		4	1	0	1	1	1	1
Felix Fermin, R OBP: 0.213, SLG: 0.212 (1, 4) C X	0-1 G4-3 ②		1-0 L9 ②		0-0 SH1-3 ①		1-0 F7 ②	2-1 G6-3 ②		4	0	0	0	0	0	2
Edgar Martinez, R OBP: 0.467, SLG: 0.631 (1, 10) C B B B B B	4-2 HR BB		2-2 1B ②-H		4-0 G6-4-3 IBB		4-1 BB BB	2-0 FC1-4 1B		2	1	2	2	3	0	0
Mike Blowers, R OBP: 0.275, SLG: 0.323 (1, 5) X	0-0 HR ①-H		1-3 K ③		3-2 G6-4-3 ② ③ 1-2f		4-2 BB ①-2	1-0 FC1-4 ③		4	1	1	2	1	1	4
Marc Newfield, R OBP: 0.239, SLG: 0.338 Alex Diaz, S OBP: 0.303, SLG: 0.333 (1, 7) C X (7, 8)	0-1 G6-3 ③			0-1 3B 1B		3-3 K ①	1-1 F9 ③		0-0 G6-3 ①	4	1	1	0	0	1	2
Alex Rodriguez, R OBP: 0.299, SLG: 0.424 (1, 6) B B X		2-0 P9 ①		2-2 L8 ①		0-0 HR		4-1 E S 1B BB	1-1 P3 ②	4	2	1	1	1	0	1
Tino Martinez, L OBP: 0.382, SLG: 0.578 (1, 3) C X		0-1 P6 ②		3-2 1-H 3B ②		0-1 G3-1 ②		2-2 2B 1-H SF9 1B	3-2 P5 ③	5	1	2	2	0	0	0
Dan Wilson, R OBP: 0.339, SLG: 0.333 (1, 2) C X T H O C		0-2 F9 ③		1-0 G5-3 ②		4-1 BB		0-0 SF9 FC3 2B		3	1	1	0	1	0	1
Gary Thurman, R OBP: 0.250, SLG: 0.333 (1, 9) C B X			1-1 S 1B ①		1-0 G3-1 ③		0-0 P9 ③		1-0 SF9 ① 2-3 3-H	3	1	1	1	0	0	2

Inning Stats	R: 2	H: 1	E: 0	LOB: 0	K: 1	BB: 1	S: 12	P: 18	R: 0	H: 0	E: 0	LOB: 0	K: 0	BB: 0	S: 7	P: 9	R: 1	H: 2	E: 0	LOB: 1	K: 1	BB: 0	S: 13	P: 21	R: 1	H: 2	E: 0	LOB: 1	K: 0	BB: 0	S: 12	P: 19	R: 0	H: 0	E: 0	LOB: 1	K: 0	BB: 2	S: 6	P: 17	R: 1	H: 1	E: 0	LOB: 1	K: 1	BB: 1	S: 8	P: 15	R: 0	H: 0	E: 0	LOB: 2	K: 0	BB: 2	S: 8	P: 19	R: 4	H: 3	E: 0	LOB: 1	K: 0	BB: 1	S: 11	P: 24	R: 0	H: 0	E: 0	LOB: 0	K: 0	BB: 0	S: 6	P: 10	1B: 5	SF: 1	2B: 1	SAC: 1	3B: 1	DP: 1	HR: 2	HBP: 0	WP: 0	PA: 43
--------------	------	------	------	--------	------	-------	-------	-------	------	------	------	--------	------	-------	------	------	------	------	------	--------	------	-------	-------	-------	------	------	------	--------	------	-------	-------	-------	------	------	------	--------	------	-------	------	-------	------	------	------	--------	------	-------	------	-------	------	------	------	--------	------	-------	------	-------	------	------	------	--------	------	-------	-------	-------	------	------	------	--------	------	-------	------	-------	-------	-------	-------	--------	-------	-------	-------	--------	-------	--------

PITCHER	IP	WLS	BF	H	R	ER	SO	BB	IBB	HBP	BLK	WP	HR	S	P	ERA	WHIP
Wilson Alvarez, L ERA: 6.18 (1, 1)	7.0	L	34	7	7	7	3	6	1	0	0	0	2	70	128	9.00	1.857
Scott Radinsky, L ERA: 5.51 (8, 1)	0.0		1	1	0	0	0	0	0	0	0	0	1	1	∞	∞	
Rob Dibble, R ERA: 7.36 (8, 1)	2.0		8	1	2	2	0	0	0	0	0	0	0	12	23	9.00	0.500

Batter	1	2	3	4	5	6	7	8	9	AB R H RBI BB SO LOB
Lance Johnson, L (1, 8) OBP: 0.294, SLG: 0.286	3-1 G4-3		2-3 K		0-1 E6		0-1 G4-3		3-1 1B	5 0 1 1 0 1 3
Tim Raines, S (1, 7) OBP: 0.365, SLG: 0.489	4-1 HR BB		2-3 K		1-3 K		1-2 L4-3		1-0 F8	4 1 0 1 1 2 5
Frank Thomas, R (1, 3) OBP: 0.496, SLG: 0.642	3-0 1-H HR		3-2 F9			2-1 L9			0-0 1B	5 1 2 3 0 1 1
Mike Devereaux, R (1, 9) OBP: 0.327, SLG: 0.408 John Kruk, L (9, PH) OBP: 0.358, SLG: 0.318	1-3 K			2-2 G5-3		1-3 K			0-3 K	4 0 0 0 0 3 0 1 0 0 0 0 1 2
Robin Ventura, L (1, 5) OBP: 0.394, SLG: 0.545	1-3 K			1-0 F7		4-2 BB BB			3-2 P5	3 0 0 0 1 1 0
Craig Grebeck, R (1, 6) OBP: 0.403, SLG: 0.423				2-1 L5		4-1 BB			2-1 L8	3 0 0 0 1 0 0
Ray Durham, S (1, 4) OBP: 0.310, SLG: 0.329					1-1 P2		0-0 F7		1-2 G6-3	4 0 1 0 0 0 2
Ron Karkovice, R (1, 2) OBP: 0.277, SLG: 0.388 Warren Newson, L (9, PH) OBP: 0.457, SLG: 0.468					0-1 E		0-2 G4-3 1B L4-3 1B		4-2 BB	3 1 2 0 0 1 1 0 0 0 0 1 0 0
Norberto Martin, R (1, 10) OBP: 0.180, SLG: 0.130 Dave Martinez, L (9, PH) OBP: 0.329, SLG: 0.400					1-3 K		0-0 L4-3 1B G4-3 1B		2-1 F8 1B 1B 1B	3 0 1 0 0 2 2 1 1 1 0 0 0 0

Inning Stats	R: 2 E: 0 K: 2 S: 10	H: 1 LOB: 0 BB: 1 P: 22	R: 0 E: 0 K: 2 S: 12	H: 1 LOB: 1 BB: 0 P: 20	R: 0 E: 0 K: 2 S: 11	H: 0 LOB: 0 BB: 0 P: 18	R: 0 E: 0 K: 0 S: 7	H: 0 LOB: 0 BB: 0 P: 12	R: 0 E: 1 K: 2 S: 13	H: 1 LOB: 2 BB: 0 P: 16	R: 0 E: 0 K: 1 S: 9	H: 0 LOB: 2 BB: 2 P: 20	R: 1 E: 0 K: 1 S: 14	H: 2 LOB: 1 BB: 0 P: 15	R: 0 E: 0 K: 1 S: 8	H: 0 LOB: 0 BB: 0 P: 14	R: 2 E: 0 K: 1 S: 15	H: 3 LOB: 2 BB: 1 P: 26	1B: 7 2B: 0 3B: 0 HR: 1	SF: 0 SAC: 0 DP: 0 HBP: 0
--------------	-------------------------------	----------------------------------	-------------------------------	----------------------------------	-------------------------------	----------------------------------	------------------------------	----------------------------------	-------------------------------	----------------------------------	------------------------------	----------------------------------	-------------------------------	----------------------------------	------------------------------	----------------------------------	-------------------------------	----------------------------------	----------------------------------	------------------------------------


PITCHER	IP	WLS	BF	H	R	ER	SO	BB	IBB	HBP	BLK	WP	HR	S	P	ERA	WHIP
Randy Johnson, L (1, 1) ERA: 2.85	7.0		30	5	3	3	10	3	0	0	0	0	1	76	123	3.86	1.143
Jeff Nelson, R (8, 1) ERA: 1.19	1.0		3	0	0	0	1	0	0	0	0	0	0	8	14	0.00	0.000
Bobby Ayala, R (9, 1) ERA: 3.16	1.0		7	3	2	2	1	1	0	0	0	0	0	15	26	18.00	4.000

BOTTOM


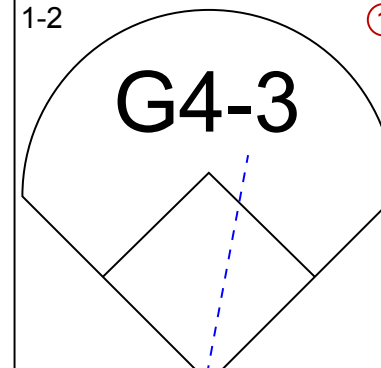
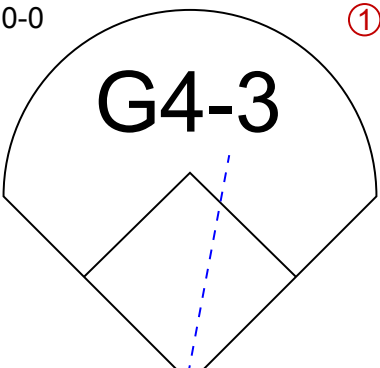
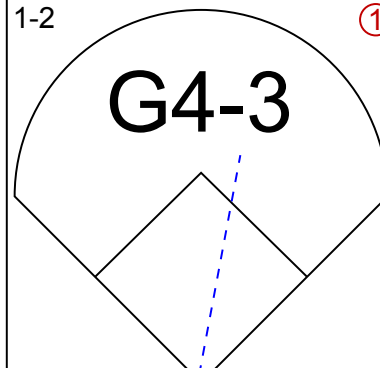
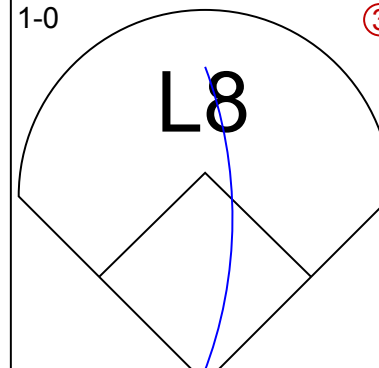
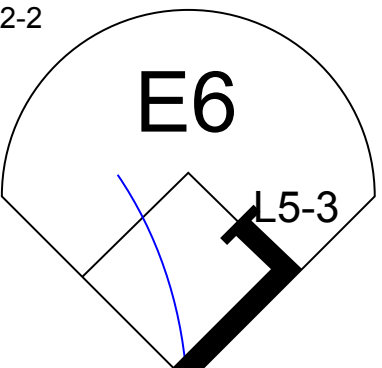

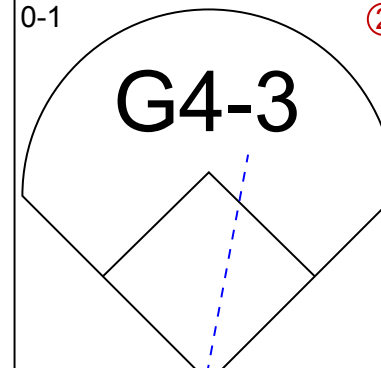
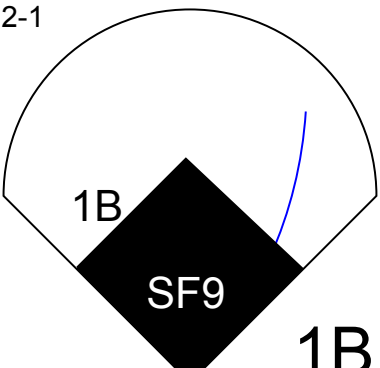
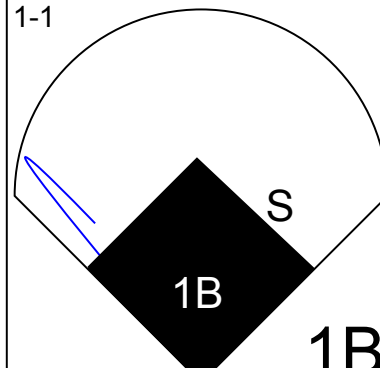
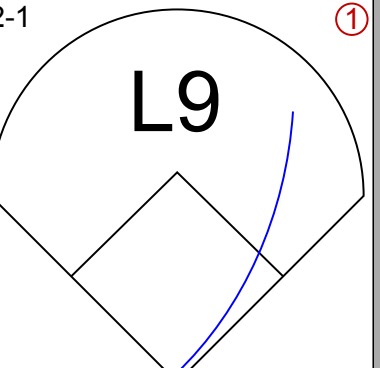
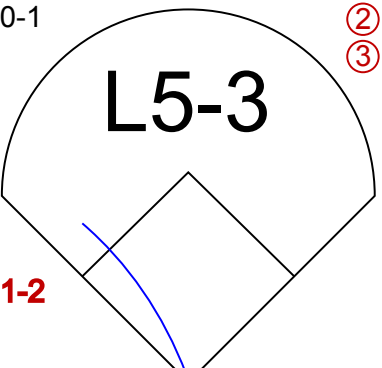

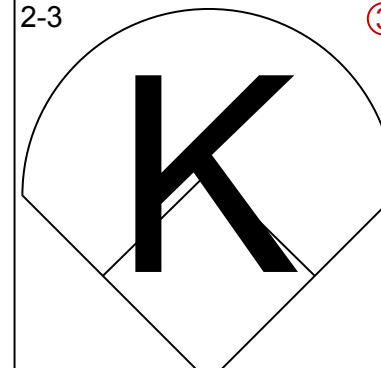
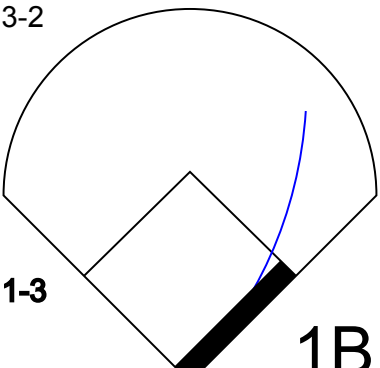
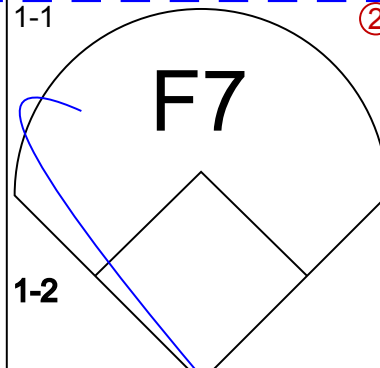
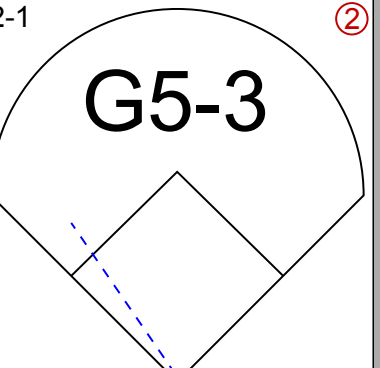

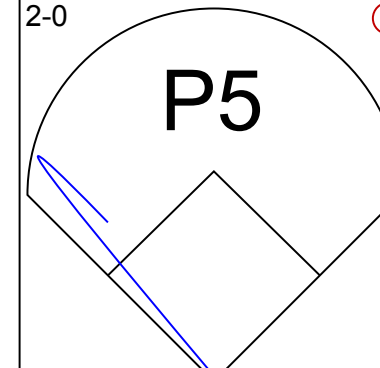
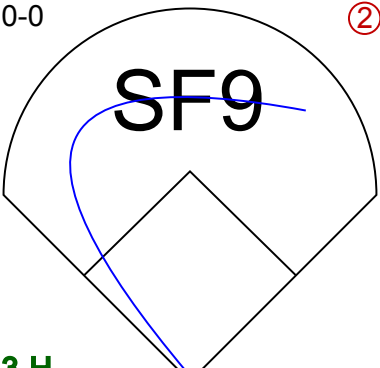
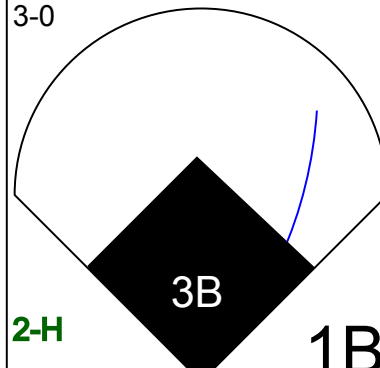
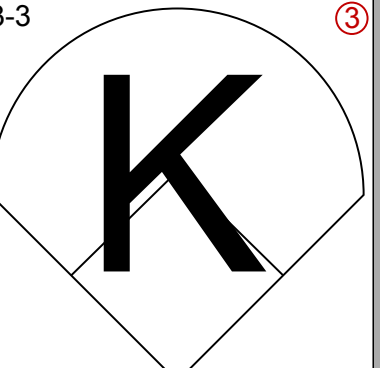



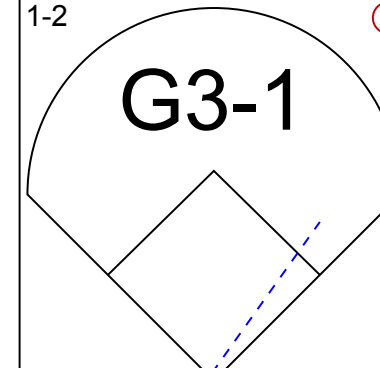
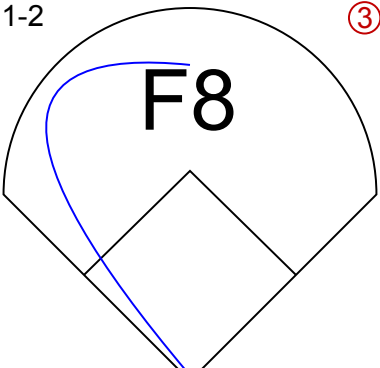
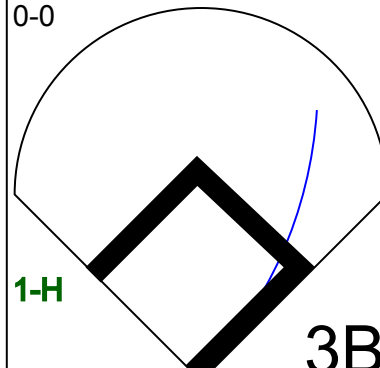
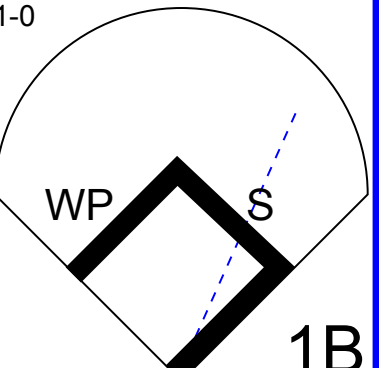


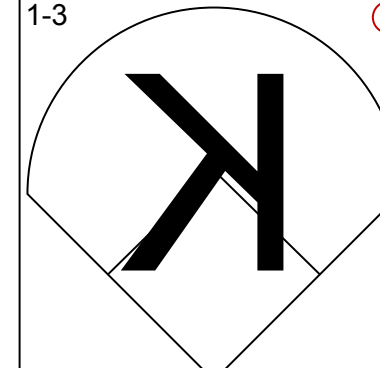
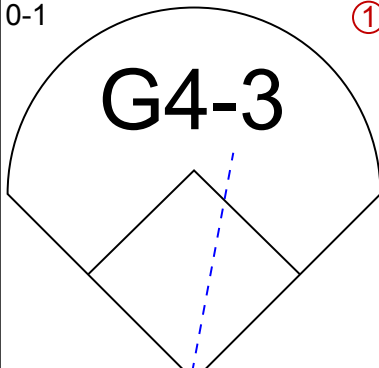
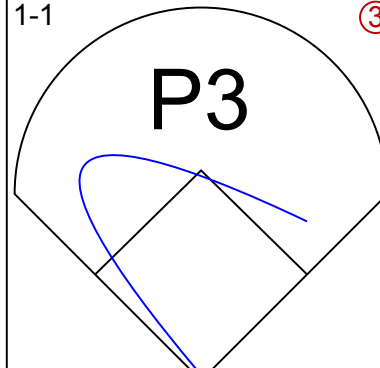
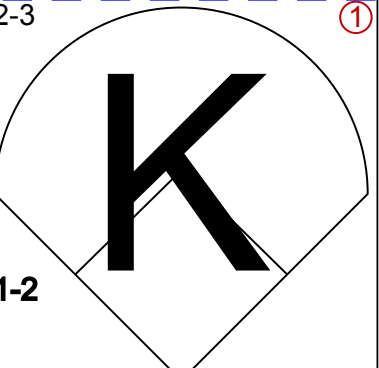


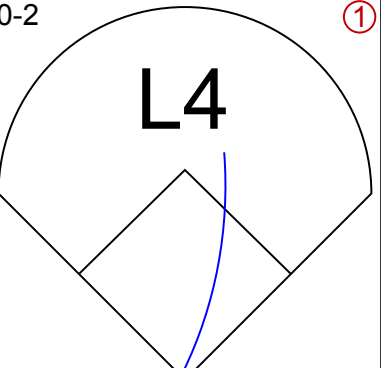
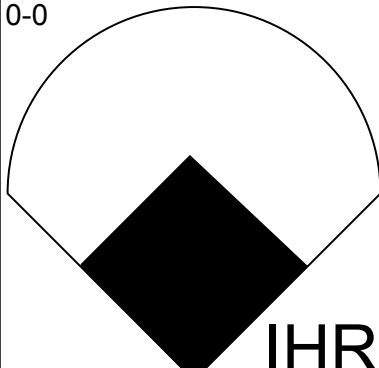
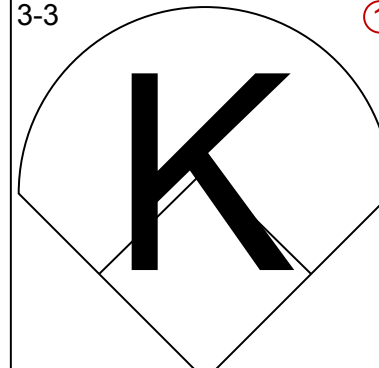
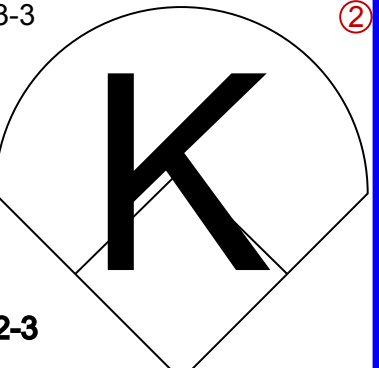

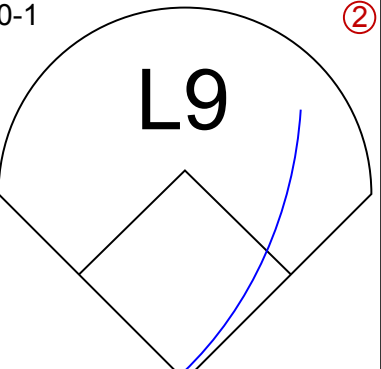
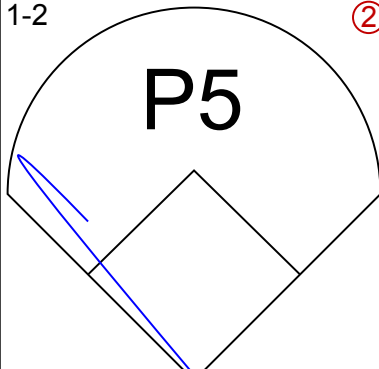
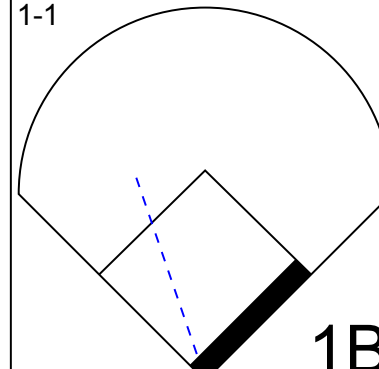
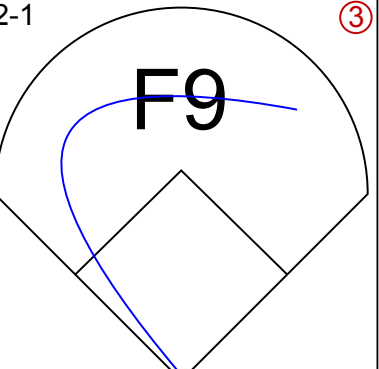

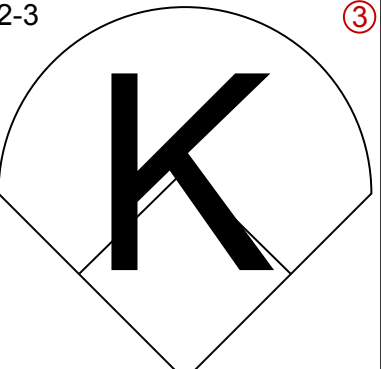
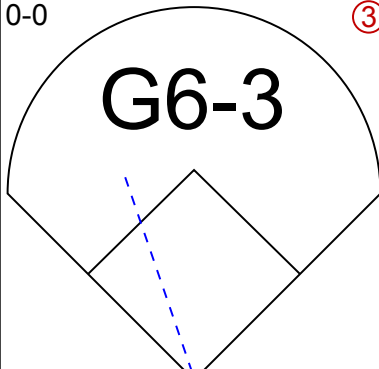
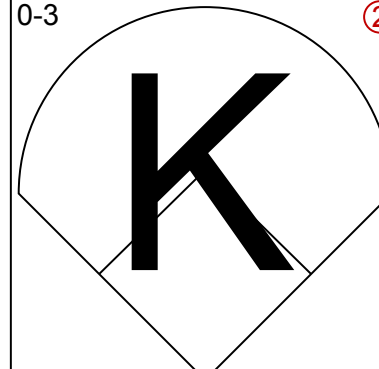
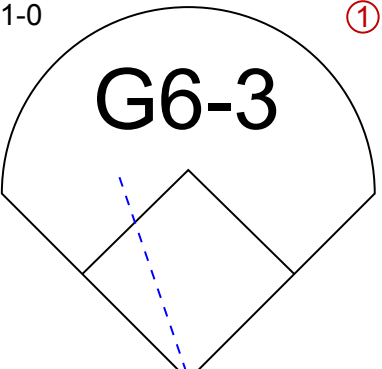
Seattle Mariners @ Chicago White Sox
Comiskey Park, Chicago, IL

Tue Jun 20 1995, 8:05 PM EDT
Att: 25,868 - Unknown - 86 F

AB	36
R	4
H	8
RBI	5
BB	4
SO	12
LOB	16



WP	PA	ERA	WHIP
0	40		

Batter	1	2	3	4	5	6	7	8	9	10	AB R H RBI BB SO LOB	TOP														
Alex Diaz, S OBP: 0.290, SLG: 0.319 (1, 8) 	1-2 			0-0 		1-2 	1-0 			2-2 	5 0 0 0 0 0 1	Seattle Mariners @ Chicago White Sox Comiskey Park, Chicago, IL Wed Jun 21 1995, 8:05 PM EDT Att. 21,228 - Unknown - 74 F														
Joey Cora, S OBP: 0.350, SLG: 0.368 (1, 4) 	0-1 			2-1 		1-1 		2-1 	0-1 	5 2 2 0 0 0 1																
Edgar Martinez, R OBP: 0.463, SLG: 0.622 (1, 10) 	2-3 			3-2 		1-1 		2-1 		4 0 1 0 0 1 1																
Tino Martinez, L OBP: 0.379, SLG: 0.574 (1, 3) 		2-0 		0-0 		3-0 		3-3 		3 1 1 2 0 1 0																
Doug Strange, S OBP: 0.342, SLG: 0.406 Gary Thurman, R OBP: 0.250, SLG: 0.333 (1, 5)  (9, PR)  (9, 9) 	1-2 			1-2 		0-0 			1-0 	4 0 2 1 0 0 1 0 0 0 0 0 0 0																
Rich Amaral, R OBP: 0.340, SLG: 0.414 (1, 9)  (9, 7) 	1-3 				0-1 	1-1 			2-3 	4 0 0 0 0 2 2																
Marc Newfield, R OBP: 0.240, SLG: 0.375 Mike Blowers, R OBP: 0.275, SLG: 0.323 (1, 7)  (9, 5) 			0-2 		0-0 		3-3 		3-3 	4 1 1 1 0 2 2 0 0 0 0 0 0 0																
Dan Wilson, R OBP: 0.336, SLG: 0.331 (1, 2) 			0-1 		1-2 		1-1 		2-1 	4 0 1 0 0 0 2																
Alex Rodriguez, R OBP: 0.282, SLG: 0.400 (1, 6) 			2-3 		0-0 		0-3 		1-0 	4 0 0 0 0 2 1																
Inning Stats	R: 0 E: 0 K: 1 S: 9	H: 0 LOB: 0 BB: 0 P: 12	R: 0 E: 0 K: 1 S: 7	H: 0 LOB: 0 BB: 0 P: 11	R: 0 E: 0 K: 1 S: 8	H: 0 LOB: 0 BB: 0 P: 10	R: 1 E: 0 K: 0 S: 11	H: 2 LOB: 1 BB: 0 P: 17	R: 1 E: 0 K: 0 S: 8	H: 1 LOB: 0 BB: 0 P: 9	R: 2 E: 0 K: 0 S: 11		H: 3 LOB: 1 BB: 0 P: 18	R: 0 E: 0 K: 2 S: 9	H: 1 LOB: 1 BB: 0 P: 14	R: 0 E: 0 K: 1 S: 8	H: 0 LOB: 0 BB: 0 P: 15	R: 0 E: 0 K: 2 S: 12	H: 1 LOB: 2 BB: 0 P: 19	R: 0 E: 1 K: 0 S: 8	H: 0 LOB: 0 BB: 0 P: 11	1B: 6 2B: 1 3B: 1 HR: 1	SF: 1 SAC: 0 DP: 1 HBP: 0	WP: 1 PB: 0 SB: 2 CS: 0	PA: 38	
PITCHER	IP WLS BF H R ER SO BB IBB HBP BLK WP HR S P ERA WHIP																									
Brian Keyser, R ERA: 6.53 (1, 1)	5.1																									
Jose DeLeon, R ERA: 4.75 (6, 1)	2.2	12	4	1	1	3	0	0	0	0	0	0	0	24	42	3.38	1.500									
Kirk McCaskill, R ERA: 4.2 (9, 1)	2.0	W	6	0	0	0	2	0	0	0	0	1	0	19	28	0.00	0.000									

livebaseballscorecards.com

AB	37
R	4
H	8
RBI	4
BB	0
SO	8
LOB	11



Batter	1	2	3	4	5	6	7	8	9	AB R H RBI BB SO LOB	TOP											
Tony Phillips, S OBP: 0.409, SLG: 0.469 Carlos Martinez, R OBP: 0.280, SLG: 0.256	3-2 G4-3	3-1 HR		4-0 FC5-2 1B BB	2-1 SF8		3-2 G4-3		2-1 G5-3	3 2 1 4 1 0 0 1 0 0 1 0 0 1												
Jim Edmonds, L OBP: 0.357, SLG: 0.503	1-0 HR	2-3 K		0-0 FC5-2 1B BB	3-2 SF8		1-0 F8		2-2 1B	5 2 2 3 0 1 3												
Greg Myers, L OBP: 0.341, SLG: 0.467	0-1 G6-3			4-0 CS BB 1B	3-2 1B		0-0 G3-1		2-1 F8	5 0 2 3 1 0 1												
Tim Salmon, R OBP: 0.416, SLG: 0.526	4-2 BB			3-3 K	3-2 G5-3				0-1 L7	4 0 0 0 2 1 3												
J.T. Snow, L OBP: 0.357, SLG: 0.460	3-2 F8			4-2 BB					1-1 2B	3 1 1 0 2 0 3												
16 Garret Anderson, L OBP: 0.354, SLG: 0.500				0-0 F7					4-2 G6-4-3 BB	3 1 1 2 2 0 1												
Damion Easley, R OBP: 0.279, SLG: 0.304				0-0 P4	4-2 BB 2B BB				1-2 G6-4-3	4 1 0 0 1 1 3												
Jorge Fabregas, L OBP: 0.342, SLG: 0.420				1-2 1B FC5-2 1B	1-2 2B SF8 BB				0-1 1B G5-3 2B	3 3 2 0 2 0 1												
Gary Disarcina, R OBP: 0.356, SLG: 0.476				2-2 FC5-2 BB 1B	1-0 SF8 BB 2B				0-2 G5-3 1B	5 4 4 1 0 0 1												
Inning Stats	R: 1 E: 0 K: 0 S: 12	H: 1 LOB: 1 BB: 1 P: 23	R: 3 E: 0 K: 2 S: 20	H: 2 LOB: 0 BB: 1 P: 35	R: 0 E: 0 K: 1 S: 6	H: 0 LOB: 1 BB: 2 P: 17	R: 3 E: 0 K: 0 S: 17	H: 3 LOB: 1 BB: 1 P: 30	R: 5 E: 0 K: 0 S: 16	H: 3 LOB: 2 BB: 4 P: 41	R: 0 E: 0 K: 0 S: 15	H: 0 LOB: 1 BB: 1 P: 20	R: 0 E: 0 K: 0 S: 5	H: 0 LOB: 0 BB: 0 P: 9	R: 0 E: 0 K: 0 S: 8	H: 1 LOB: 1 BB: 1 P: 14	R: 2 E: 0 K: 0 S: 15	H: 3 LOB: 1 BB: 0 P: 21	1B: 7 2B: 4 3B: 0 HR: 3	SF: 2 SAC: 0 DP: 2 HBP: 0	WP: 0 PB: 0 SB: 0 CS: 1	PA: 49
PITCHER	IP WLS BF H R ER SO BB IBB HBP BLK WP HR S P ERA WHIP																					
Tim Belcher, R ERA: 4.22	(1, 1) 4.0 L 22 6 7 7 3 5 0 0 0 0 2 55 105 15.75 2.750																					
Ron Villone, L ERA: 7.0	(5, 1) 0.0 4 1 4 4 0 3 0 0 0 0 1 5 18 ∞ ∞																					
Rafael Carmona, R ERA: 6.61	(5, 1) 5.0 23 6 3 3 0 3 0 0 0 0 0 54 87 5.40 1.800																					

California Angels @ Seattle Mariners
The Kingdome, Seattle, WA
Fri Jun 23 1995, 10:05 PM EDT
Att. 14,282 - Dome

livebaseballscorecards.com

AB	36
R	14
H	13
RBI	14
BB	11
SO	3
LOB	17



Batter	1	2	3	4	5	6	7	8	9	AB	R	H	RBI	BB	SO	LOB
Rich Amaral, R OBP: 0.333, SLG: 0.411 Gary Thurman, R OBP: 0.556, SLG: 0.625	(1, 8) P5		(1, 0) F8		(1, 2) G4-3		(1, 1) P5			3	0	0	0	0	0	1
Luis Sojo, R OBP: 0.333, SLG: 0.418	(1, 6) P3		(1, 2) G6-3			(2, 1) 2B 1B		(2, 2) P4		4	1	1	0	0	0	0
Edgar Martinez, R OBP: 0.465, SLG: 0.620	(1, 10) 1B			(2, 2) G4-3		(1, 1) 1B 2B		(4, 0) BB		3	1	2	1	1	0	0
Jay Buhner, R OBP: 0.326, SLG: 0.549 Alex Diaz, S OBP: 0.268, SLG: 0.316	(1, 9) K		(0, 3) K	(0, 0) F9		(2, 3) K		(1, 0) F8		3	0	0	0	0	2	2
Mike Blowers, R OBP: 0.267, SLG: 0.333	(1, 5) K		(2, 3) K	(0, 0) HR		(2, 3) K		(2, 3) K		4	1	1	1	0	3	2
Marc Newfield, R OBP: 0.229, SLG: 0.350	(1, 7) G5-3		(0, 2) G5-3	(0, 3) K		(1, 0) 1B			(0, 0) F7	4	0	1	1	0	1	0
Tino Martinez, L OBP: 0.378, SLG: 0.564 Doug Strange, S OBP: 0.333, SLG: 0.394	(1, 3) K		(0, 3) K		(3, 2) 1B		(1, 1) P2		(1, 2) G4-3	2	0	1	0	0	1	0
Dan Wilson, R OBP: 0.336, SLG: 0.379 Chris Widger, R	(1, 2) HR		(1, 2) HR		(0, 1) F9		(0, 1) L7		(0, 0) P4	2	1	1	1	0	0	1
Felix Fermin, R OBP: 0.219, SLG: 0.217	(1, 4) G6-3		(1, 2) G6-3		(1, 1) L9		(2, 1) F9			3	0	0	0	0	0	1

Inning Stats		R: 0	H: 1	R: 0	H: 0	R: 1	H: 1	R: 0	H: 1	R: 2	H: 3	R: 0	H: 0	R: 0	H: 0	R: 0	H: 0	R: 0	H: 0	1B: 4	SF: 0	WP: 0	PA: 35				
		E: 0	LOB: 1	E: 0	LOB: 0	E: 0	LOB: 0	E: 0	LOB: 1	E: 0	LOB: 1	E: 0	LOB: 0	E: 0	LOB: 1	E: 0	LOB: 0	E: 0	LOB: 0	2B: 1	SAC: 0	PB: 0					
		K: 1	BB: 0	K: 2	BB: 0	K: 1	BB: 0	K: 0	BB: 0	K: 2	BB: 0	K: 0	BB: 0	K: 1	BB: 1	K: 0	BB: 0	K: 0	BB: 0	3B: 0	DP: 0	SB: 0					
		S: 9	P: 13	S: 11	P: 13	S: 11	P: 15	S: 10	P: 15	S: 14	P: 23	S: 6	P: 9	S: 12	P: 21	S: 5	P: 6	S: 5	P: 6	HR: 2	HBP: 0	CS: 0					
PITCHER	IP	WLS	BF	H	R	ER	SO	BB	IBB	HBP	BLK	WP	HR	S	P	ERA	WHIP										
Mark Langston, L ERA: 4.7	(1, 1)	7.0	28	7	4	4	6	0	0	0	0	0	2	69	98	5.14	1.000										
Mike Butcher, R ERA: 7.32	(8, 1)	1.0	4	0	0	0	1	1	0	0	0	0	0	12	21	0.00	1.000										
Russ Springer, R ERA: 8.37	(9, 1)	1.0	3	0	0	0	0	0	0	0	0	0	0	5	6	0.00	0.000										


BOTTOM

California Angels @ Seattle Mariners
The Kingdome, Seattle, WA

Fri Jun 23 1995, 10:05 PM EDT
Att. 14,282 - Dome

livebaseballscorecards.com

AB	34
R	4
H	7
RBI	4
BB	1
SO	7
LOB	9



Batter	1	2	3	4	5	6	7	8	9	AB R H RBI BB SO LOB	TOP
Tony Phillips, S OBP: 0.415, SLG: 0.472 (1, 7) BB	4-1 BB		0-1 1-3 1B		0-2 1-2 2B 1B		2-2 G5-3			3 1 2 0 1 0 0	
Spike Owen, S OBP: 0.300, SLG: 0.330 (1, 5) SAFE SAFE	0-3 K		2-3 K		4-0 1-2 2-3 2B BB		2-0 L1			3 0 0 0 1 2 3	
Rex Hudler, R OBP: 0.290, SLG: 0.448 (1, 8) SAFE	0-3 K		1-3 K		0-1 1-3 2-H 3-H 2B			1-3 K2-3		4 0 1 2 0 3 3	
Tim Salmon, R OBP: 0.409, SLG: 0.515 (1, 9) SAFE	3-3 K		3-2 G6-3		1-0 G3			1-3 K		4 0 0 0 0 2 5	
J.T. Snow, L OBP: 0.355, SLG: 0.461 (1, 3) 2B		0-1 2B		1-3 K	1-3 K			2-1 P4		4 0 1 0 0 2 2	
Carlos Martinez, R OBP: 0.259, SLG: 0.234 (1, 10) G6-3		1-0 G6-3		2-2 G1-3		0-0 P3		2-3 K		4 0 0 0 0 1 1	
Damion Easley, R OBP: 0.272, SLG: 0.296 (1, 4) G6-3		2-1 G6-3		2-1 F9		0-0 G6-3		0-3 K		4 0 0 0 0 1 1	
Chris Turner, R OBP: 0.100, SLG: 0.200 (1, 2) Mark Dalesandro, R (9, PH)		0-3 K			2-3 K	2-3 K		0-3 K		3 0 0 0 0 3 1 1 0 0 0 0 1 0	
Gary Disarcina, R OBP: 0.361, SLG: 0.477 (1, 6) 1B			0-0 1B		4-1 BB 1B 2B BB		0-0 G4-3			2 1 1 0 1 0 0	
Inning Stats	R: 0 E: 0 K: 3 S: 13 H: 0 LOB: 1 P: 20	R: 0 E: 0 K: 1 S: 8 H: 1 LOB: 1 P: 11	R: 0 E: 0 K: 2 S: 12 H: 2 LOB: 2 P: 18	R: 0 E: 0 K: 1 S: 10 H: 0 LOB: 0 P: 15	R: 2 E: 0 K: 2 S: 13 H: 2 LOB: 2 P: 25	R: 0 E: 0 K: 1 S: 5 H: 0 LOB: 0 P: 7	R: 0 E: 0 K: 0 S: 5 H: 0 LOB: 0 P: 9	R: 0 E: 0 K: 2 S: 9 H: 0 LOB: 0 P: 13	R: 0 E: 0 K: 3 S: 14 H: 0 LOB: 0 P: 16	1B: 3 2B: 2 3B: 0 HR: 0 SF: 0 SAC: 0 DP: 0 HBP: 0	WP: 0 PB: 0 SB: 0 CS: 0 PA: 35
PITCHER Randy Johnson, L ERA: 2.76 (1, 1)	IP 9.0 WLS W BF 35 H 5 R 2 ER 2 SO 15 BB 3 IBB 0 HBP 0 BLK 0 WP 0 HR 0 S 89 P 134 ERA 2.00 WHIP 0.889										

California Angels @ Seattle Mariners
The Kingdome, Seattle, WA
Sat Jun 24 1995, 10:05 PM EDT
Att. 31,275 - Dome

livebaseballscorecards.com

AB	32
R	2
H	5
RBI	2
BB	3
SO	15
LOB	16



Batter	1	2	3	4	5	6	7	8	9	AB R H RBI BB SO LOB
--------	---	---	---	---	---	---	---	---	---	----------------------

Rich Amaral, R <small>OBP: 0.340, SLG: 0.424</small> (1, 8) (7, 7)	0-0 G3 		0-2 G1-6-3 1B 			2-1 HR 2B 	0-1 G6-4-3 1-2f 			4 1 2 0 0 0 1
Luis Sojo, R <small>OBP: 0.330, SLG: 0.404</small> (1, 6)	3-2 L7 		2-2 G1-6-3 1-2f 			4-1 HR BB 		1-1 G3 		3 1 0 0 1 0 1
Edgar Martinez, R <small>OBP: 0.465, SLG: 0.639</small> (1, 10)	2-1 2B			3-2 L6 		3-2 HR 1-H 2-H 		3-2 G5-3 		4 1 2 3 0 0 0
Jay Buhner, R <small>OBP: 0.324, SLG: 0.547</small> (1, 9)	2-2 G6-3 			1-1 F8 		3-2 F9 		0-1 2B		4 0 1 0 0 0 1
Mike Blowers, R <small>OBP: 0.273, SLG: 0.345</small> (1, 5)		3-2 2B		2-3 K 		2-2 FC4-6 1B		2-1 G6-3 		4 0 2 0 0 1 1
Tino Martinez, L <small>OBP: 0.373, SLG: 0.554</small> (1, 3)		0-3 K 			1-3 K 	1-1 SAFE FC4-6 FC5-4 1-2f 				3 0 0 0 0 2 2
Marc Newfield, R <small>OBP: 0.233, SLG: 0.341</small> Alex Diaz, S <small>OBP: 0.288, SLG: 0.316</small> (7, 8)		3-3 K 			4-2 BB	1-1 FC5-4 1-2f 				2 0 0 0 1 1 2 0 0 0 0 0 0 0
Dan Wilson, R <small>OBP: 0.329, SLG: 0.370</small> (1, 2)		1-1 G6-3 			1-0 L9 		1-3 K 			3 0 0 0 0 1 2
Felix Fermin, R <small>OBP: 0.222, SLG: 0.213</small> Joey Cora, S <small>OBP: 0.350, SLG: 0.368</small> (7, PR) (8, 4)			0-0 G2-3 		2-1 F9 		1-2 G6-4-3 HBP			2 0 0 0 0 0 1 0 0 0 0 0 0 0

Inning Stats	R: 0 H: 1 E: 0 K: 11 S: 18	R: 0 H: 1 E: 0 K: 2 S: 13	R: 0 H: 1 E: 0 K: 7 S: 9	R: 0 H: 0 E: 0 K: 1 S: 8	R: 0 H: 0 E: 0 K: 1 S: 8	R: 3 H: 3 E: 0 K: 18 S: 34	R: 0 H: 0 E: 0 K: 7 S: 9	R: 0 H: 1 E: 0 K: 10 S: 16	1B: 2 2B: 4 3B: 0 HR: 1	SF: 0 SAC: 0 DP: 2 HBP: 1	WP: 0 PA: 32
--------------	----------------------------	---------------------------	--------------------------	--------------------------	--------------------------	----------------------------	--------------------------	----------------------------	-------------------------	---------------------------	--------------

PITCHER	Chuck Finley, L <small>ERA: 2.9</small> (1, 1)	IP: 8.0 WLS: L BF: 32 H: 7 R: 3 ER: 3 SO: 5 BB: 2 IBB: 0 HBP: 1 BLK: 0 WP: 0 HR: 1 S: 82 P: 136 ERA: 3.38 WHIP: 1.125	PITCHER	IP: 8.0 WLS: L BF: 32 H: 7 R: 3 ER: 3 SO: 5 BB: 2 IBB: 0 HBP: 1 BLK: 0 WP: 0 HR: 1 S: 82 P: 136 ERA: 3.38 WHIP: 1.125
---------	---	---	---------	---

BOTTOM

California Angels @ Seattle Mariners
 The Kingdome, Seattle, WA
 Sat Jun 24 1995, 10:05 PM EDT
 Att. 31,275 - Dome

livebaseballscorecards.com

AB	29
R	3
H	7
RBI	3
BB	2
SO	5
LOB	11



Batter	1	2	3	4	5	6	7	8	9	AB R H RBI BB SO LOB	TOP											
Tony Phillips, S (1, 5) OBP: 0.418, SLG: 0.468	1-0 G4-3		4-2 1B BB	4-0 1B BB		4-2 CS BB		2-3 K		2 1 0 0 3 1 1												
Jim Edmonds, L (1, 8) OBP: 0.358, SLG: 0.500	1-1 G1-5-3		2-2 1B G5-3 1B	1-1 1-2 2-3 1B		3-1 F7		1-3 K		5 1 2 0 0 1 2												
Greg Myers, L (1, 10) OBP: 0.356, SLG: 0.481	1-1 1B		1-1 G5-3 1B 1-3 3-H	1-1 SF8		2-2 G1-3 1-2		0-0 BB BB 1-3 1B		4 1 3 2 0 0 1												
Tim Salmon, R (1, 9) OBP: 0.413, SLG: 0.510		4-1 1B 16 FC5-2 BB	0-0 G5-3	1-0 L6			4-2 G3-1 WP SF7 BB	4-2 BB BB		2 1 0 1 3 0 3												
J.T. Snow, L (1, 3) OBP: 0.361, SLG: 0.462		0-1 16 FC5-2 1B	0-0 16 2B 1B		1-0 F7		1-0 G3-1	4-0 1-2 2-3 3-H BB		4 0 2 2 1 0 1												
16 Garret Anderson, L (1, 7) OBP: 0.358, SLG: 0.500		1-2 FC5-2	0-0 1-3 2B		0-0 F7		4-0 S IBB	2-3 K		4 0 1 0 1 1 5												
Damion Easley, R (1, 4) OBP: 0.276, SLG: 0.301		1-3 K	3-1 G3-1		1-0 1B		1-1 SF7		0-0 G3-6 1B	4 0 2 1 0 1 4	AB 34											
Jorge Fabregas, L (1, 2) OBP: 0.321, SLG: 0.392		0-0 G4-3		2-3 K 1B SH1-3 SF8		2-3 K		3-2 F7 1-2	3-3 K	5 1 0 0 0 3 5	R 7											
Gary Disarcina, R (1, 6) OBP: 0.363, SLG: 0.492			2-2 F8	1-1 SH1-3 1-2		0-1 HR		1-1 1B BB 1B	2-1 G3-6 1-2f	4 2 2 1 0 0 1	H 12											
Inning Stats	R: 0 E: 0 K: 0 S: 5	H: 1 LOB: 1 BB: 0 P: 8	R: 0 E: 0 K: 0 S: 10	H: 1 LOB: 2 BB: 1 P: 16	R: 3 E: 0 K: 0 S: 19	H: 4 LOB: 2 BB: 1 P: 31	R: 1 E: 0 K: 1 S: 10	H: 1 LOB: 2 BB: 1 P: 20	R: 0 E: 0 K: 1 S: 6	H: 1 LOB: 1 BB: 0 P: 10	R: 1 E: 0 K: 0 S: 12	H: 1 LOB: 0 BB: 1 P: 21	R: 1 E: 0 K: 0 S: 8	H: 0 LOB: 1 BB: 2 P: 21	R: 1 E: 0 K: 3 S: 16	H: 2 LOB: 3 BB: 2 P: 30	R: 0 E: 0 K: 1 S: 6	H: 1 LOB: 0 BB: 0 P: 11	1B: 10 2B: 1 3B: 0 HR: 1	SF: 2 SAC: 1 DP: 1 HBP: 0	WP: 2	PA: 45
PITCHER	IP WLS BF H R ER SO BB IBB HBP BLK WP HR S P ERA WHIP																					
Chris Bosio, R (1, 1) ERA: 4.65	3.0 L 16 6 3 3 1 2 0 0 0 0 0 0 34 55 9.00 2.667																					
Dave Fleming, L (4, 1) ERA: 7.29	3.1 17 3 3 3 2 3 1 0 0 2 1 31 63 8.10 1.800																					
Bob Wells, R (7, 1) ERA: 8.42	0.2 3 1 1 1 0 0 0 0 0 0 0 7 12 13.50 1.500																					
Bill Risley, R (8, 1) ERA: 1.52	1.0 6 1 0 0 3 2 0 0 0 0 0 14 27 0.00 3.000																					
Jeff Nelson, R (9, 1) ERA: 1.14	1.0 3 1 0 0 1 0 0 0 0 0 0 6 11 0.00 1.000																					

California Angels @ Seattle Mariners
The Kingdome, Seattle, WA
Sun Jun 25 1995, 6:33 AM EDT
Att. 14,325 - Dome

livebaseballscorecards.com



Batter	1	2	3	4	5	6	7	8	9	AB R H RBI BB SO LOB	TOP											
Tony Phillips, S OBP: 0.418, SLG: 0.478 (1, 5) C B X	1-1 HR	0-2 G4-6-3 1-2f			2-1 G3 3-H		4-0 BB		3-3 K	4 1 1 2 1 1 3												
Jim Edmonds, L OBP: 0.357, SLG: 0.495 (1, 8) B C B X	3-1 BB 1B		3-2 F8		3-2 G4-3		1-3 K			4 0 1 0 0 1 3												
Greg Myers, L OBP: 0.340, SLG: 0.458 (1, 10) B B X	2-0 F7		2-0 L9		1-0 G3-1			2-2 F8		4 0 0 0 0 0 1												
Tim Salmon, R OBP: 0.410, SLG: 0.502 (1, 9) 1 SAFE B B C C C B	4-2 BB		3-1 P3		1-3 K			0-0 G6-3		3 0 0 0 1 1 0												
J.T. Snow, L OBP: 0.354, SLG: 0.453 (1, 3) B B F X	3-1 F7			1-1 G4-3		2-0 G4-3		1-3 K		4 0 0 0 0 1 2												
16 Garret Anderson, L OBP: 0.351, SLG: 0.500 (1, 7) B B F S	2-3 K			0-1 G3			2-3 K		0-1 G4-3 1B 2B	4 1 1 0 0 2 2												
Damion Easley, R OBP: 0.281, SLG: 0.306 (1, 4) C B S X		1-2 BB 1B		0-3 K			3-2 1B 1B		0-0 L9	4 0 2 0 0 1 1												
Jorge Fabregas, L OBP: 0.317, SLG: 0.397 (1, 2) 1 SAFE C B 1 1 B F X		3-2 F8			0-1 G3-1 G3 2B		2-3 K		1-0 G4-3	4 1 1 0 0 1 3												
Gary Disarcina, R OBP: 0.370, SLG: 0.495 (1, 6) B B B C B		4-1 G4-6-3 BB			0-0 G3-1		0-0 BB 1B		0-1 BB 1B	3 0 2 1 1 0 1												
Inning Stats	R: 1 E: 0 K: 1 S: 12	H: 2 LOB: 2 BB: 1 P: 27	R: 0 E: 0 K: 0 S: 10	H: 1 LOB: 1 BB: 1 P: 18	R: 0 E: 0 K: 0 S: 6	H: 0 LOB: 0 BB: 0 P: 14	R: 0 E: 0 K: 1 S: 7	H: 0 LOB: 0 BB: 0 P: 8	R: 1 E: 0 K: 0 S: 8	H: 1 LOB: 0 BB: 0 P: 13	R: 0 E: 0 K: 1 S: 6	H: 0 LOB: 0 BB: 0 P: 10	R: 0 E: 0 K: 3 S: 14	H: 2 LOB: 3 BB: 1 P: 26	R: 0 E: 0 K: 1 S: 8	H: 0 LOB: 0 BB: 0 P: 11	R: 1 E: 0 K: 1 S: 11	H: 2 LOB: 1 BB: 0 P: 15	1B: 5 2B: 2 3B: 0 HR: 1	SF: 0 SAC: 0 DP: 1 HBP: 0	WP: 0 PB: 0 SB: 0 CS: 0	PA: 37
PITCHER	IP WLS BF H R ER SO BB IBB HBP BLK WP HR S P ERA WHIP																					
Salomon Torres, R ERA: 4.85 (1, 1)	6.2 W 27 6 2 2 5 2 0 0 0 0 0 1 60 108 2.70 1.200																					
Bill Risley, R ERA: 1.44 (7, 1)	1.1 5 0 0 0 2 1 0 0 0 0 0 0 11 19 0.00 0.750																					
Bobby Ayala, R ERA: 3.18 (9, 1)	1.0 5 2 1 1 1 0 0 0 0 0 0 0 11 15 9.00 2.000																					

California Angels @ Seattle Mariners
The Kingdome, Seattle, WA
Mon Jun 26 1995, 10:05 PM EDT
Att. 18,126 - Dome - 68 F

AB	34
R	3
H	8
RBI	3
BB	3
SO	8
LOB	16



Batter	1	2	3	4	5	6	7	8	9	AB R H RBI BB SO LOB	TOP	
Rickey Henderson, R OBP: 0.380, SLG: 0.399 (1, 7)	1-2 P3	0-0 P6		0-2 G3		2-1 BB E 2-3 1B		0-0 P3		5 0 1 0 0 0 2		
Stan Javier, S OBP: 0.316, SLG: 0.318 (1, 8)	0-1 1B	2-1 SF7		4-2 BB		2-1 E3 1-2 BB 3-H		1-1 G3		3 0 1 2 1 0 1		
Geronimo Berroa, R OBP: 0.357, SLG: 0.441 (1, 9)	2-1 F8	0-0 1B		0-0 F7		4-2 BB			1-1 G6-3	4 0 1 0 1 0 2 0 0 0 0 0 0 0		
Andy Tomberlin, L OBP: 0.261, SLG: 0.361 (9, 9)		1-2 1B				1-2 BB						
Mark McGwire, R OBP: 0.449, SLG: 0.655 (1, 3)	3-2 P6	0-0 P4			1-2 P5	0-1 P3			0-0 F8	5 0 0 0 0 0 6		
Ruben Sierra, S OBP: 0.338, SLG: 0.521 (1, 10)		1-1 2B		2-2 G4-3	0-0 HR	1-0 P4			0-1 2B	5 2 3 1 0 0 3		
Brent Gates, S OBP: 0.315, SLG: 0.323 (1, 4)		1-1 HR		0-1 P5			1-0 F8		4-0 IBB	4 1 1 1 1 0 0		
Craig Paquette, R OBP: 0.315, SLG: 0.596 (1, 5)		0-0 HR		3-2 1B			3-2 G5-3		2-2 K	5 1 2 2 0 1 2		
Mike Bordick, R OBP: 0.329, SLG: 0.321 (1, 6)		1-0 1B SF7		2-1 L7		4-0 1B SH1-3 E BB				3 2 1 0 1 0 1		
Eric Helfand, L OBP: 0.231, SLG: 0.292 (1, 2)		2-0 1B		0-0 F8		0-0 SH1-3		1-3 K		3 0 1 0 0 1 0		
Inning Stats	R: 0 H: 1 E: 0 LOB: 1 K: 0 BB: 0 S: 11 P: 17	R: 4 H: 6 E: 0 LOB: 2 K: 0 BB: 0 S: 12 P: 19	R: 0 H: 1 E: 0 LOB: 1 K: 0 BB: 0 S: 10 P: 17	R: 0 H: 0 E: 0 LOB: 1 K: 0 BB: 1 S: 7 P: 11	R: 1 H: 1 E: 0 LOB: 0 K: 0 BB: 0 S: 10 P: 15	R: 1 H: 1 E: 1 LOB: 3 K: 0 BB: 2 S: 12 P: 25	R: 0 H: 0 E: 0 LOB: 0 K: 0 BB: 0 S: 9 P: 16	R: 0 H: 0 E: 0 LOB: 0 K: 1 BB: 0 S: 6 P: 8	R: 0 H: 1 E: 0 LOB: 2 K: 1 BB: 1 S: 8 P: 15	1B: 6 SF: 1 2B: 3 SAC: 1 3B: 0 DP: 0 HR: 2 HBP: 0	WP: 0 PA: 43 PB: 0 SB: 0 CS: 0	
PITCHER	IP WLS BF H R ER SO BB IBB HBP BLK WP HR S P ERA WHIP											
Tim Belcher, R ERA: 4.8 (1, 1)	5.1 L 28 10 6 6 0 2 2 0 0 0 0 2 53 88 10.12 2.250											
Bob Wells, R ERA: 7.53 (6, 1)	3.2 15 1 0 0 2 1 1 0 0 0 0 0 32 55 0.00 0.545											

Oakland Athletics @ Seattle Mariners
The Kingdome, Seattle, WA
Tue Jun 27 1995, 10:05 PM EDT
Att. 9,767 - Dome - 68 F

livebaseballscorecards.com

AB	37
R	6
H	11
RBI	6
BB	4
SO	2
LOB	17



Batter	1	2	3	4	5	6	7	8	9	AB	R	H	RBI	BB	SO	LOB
Rich Amaral, R OBP: 0.339, SLG: 0.421 (1, 7) C C B B B X	3-2 SH3-4 SF7 2B		2-2 WP 1B		1-2 G6-3		1-3 K			4	2	2	0	0	1	0
Joey Cora, S OBP: 0.343, SLG: 0.356 (1, 4) B B B C X	3-1 SH3-4 2-3		4-2 SAFE 1B 1-2 BB		1-2 F8		3-2 1B			2	0	1	0	1	0	0
Edgar Martinez, R OBP: 0.480, SLG: 0.670 (1, 10) B C C C X	2-2 SF7 3-H		1-1 G4-3 1-3 2-H 1B		2-1 L6		3-3 K			3	0	1	2	0	1	1
Jay Buhner, R OBP: 0.323, SLG: 0.533 (1, 9) C B B X	2-1 1B		2-2 G4-3 1-2f		2-1 F8		1-0 F9			4	0	1	0	0	0	2
Tino Martinez, L OBP: 0.378, SLG: 0.585 (1, 3) C X	0-1 F9		1-2 G4-3		3-2 HR		2-2 F8			4	1	1	1	0	0	1
Alex Diaz, S OBP: 0.289, SLG: 0.336 (1, 8) B B C C X		1-2 G3	4-1 BB BB		1-1 HR		1-2 G3			3	1	1	1	1	0	0
Mike Blowers, R OBP: 0.273, SLG: 0.338 (1, 5) Doug Strange, S OBP: 0.345, SLG: 0.403 (9, PH)		1-1 G5-3	1-3 SAFE SAFE K		3-2 F8		0-1 G4-6-3 1B			3	0	0	0	0	1	1
Dan Wilson, R OBP: 0.329, SLG: 0.362 (1, 2) C X		0-1 G1-6-3	4-2 FC6-4 1-2 BB		1-0 F8		1-2 G4-6-3 1-2f			3	0	0	0	1	0	1
Luis Sojo, R OBP: 0.301, SLG: 0.393 (1, 6) F C C X			0-2 F8 1-2f		0-1 FC6-4		1-1 F8		2-2 K	4	0	0	0	0	1	2

Inning Stats	R: 1	H: 2	E: 0	K: 0	S: 12	LOB: 1	BB: 0	P: 22	R: 0	H: 0	E: 0	K: 0	S: 7	LOB: 0	BB: 0	P: 9	R: 1	H: 2	E: 0	K: 0	S: 16	LOB: 1	BB: 1	P: 25	R: 0	H: 0	E: 0	K: 1	S: 14	LOB: 2	BB: 2	P: 24	R: 0	H: 0	E: 0	K: 0	S: 9	LOB: 0	BB: 0	P: 13	R: 2	H: 2	E: 0	K: 0	S: 16	LOB: 0	BB: 0	P: 26	R: 0	H: 1	E: 0	K: 2	S: 11	LOB: 1	BB: 0	P: 19	R: 0	H: 0	E: 0	K: 0	S: 8	LOB: 0	BB: 0	P: 12	R: 0	H: 1	E: 0	K: 1	S: 9	LOB: 0	BB: 0	P: 12	1B: 5	SF: 1	2B: 1	SAC: 1	3B: 0	DP: 2	HR: 2	HBP: 0	WP: 1	PA: 36
--------------	------	------	------	------	-------	--------	-------	-------	------	------	------	------	------	--------	-------	------	------	------	------	------	-------	--------	-------	-------	------	------	------	------	-------	--------	-------	-------	------	------	------	------	------	--------	-------	-------	------	------	------	------	-------	--------	-------	-------	------	------	------	------	-------	--------	-------	-------	------	------	------	------	------	--------	-------	-------	------	------	------	------	------	--------	-------	-------	-------	-------	-------	--------	-------	-------	-------	--------	-------	--------

PITCHER	IP	WLS	BF	H	R	ER	SO	BB	IBB	HBP	BLK	WP	HR	S	P	ERA	WHIP
Mike Harkey, R ERA: 6.07 (1, 1)	5.1	W	24	6	4	4	1	3	0	0	0	1	2	70	111	6.75	1.688
Carlos Reyes, R ERA: 4.15 (6, 1)	2.2		9	1	0	0	2	0	0	0	0	0	0	23	39	0.00	0.375
Dennis Eckersley, R ERA: 2.88 (9, 1)	1.0	S	3	1	0	0	1	0	0	0	0	0	0	9	12	0.00	1.000


BOTTOM

Oakland Athletics @ Seattle Mariners
The Kingdome, Seattle, WA

Tue Jun 27 1995, 10:05 PM EDT
Att. 9,767 - Dome - 68 F

livebaseballscorecards.com

AB	31
R	4
H	8
RBI	4
BB	3
SO	4
LOB	8



Batter	1	2	3	4	5	6	7	8	9	AB R H RBI BB SO LOB	TOP	
Rickey Henderson, R OBP: 0.378, SLG: 0.395 Andy Tomberlin, L OBP: 0.258, SLG: 0.357	0-0 P3		2-2 F9		2-1 L8		3-2 CS 1B 1-2 2-3 3-H 1B		1-1 FC3-2 S 1-2	4 0 1 1 0 0 1 1 0 0 0 0 0 1		
Geronimo Berroa, R OBP: 0.362, SLG: 0.439	0-0 F8			4-2 HR BB	0-2 FC4		2-1 CS 1-2 2-H 3-H 1B		4-2 FC3-2 1-2 2-3 BB	3 1 1 2 2 0 1		
Ruben Sierra, S OBP: 0.331, SLG: 0.509	3-2 P3			1-1 F8		0-2 L7	3-3 K		2-2 FC3-2 1-2 2-3 3-H G6-4-3	5 0 0 0 0 1 6		
Mark McGwire, R OBP: 0.452, SLG: 0.687		1-1 1B		1-1 HR		2-2 F8		2-1 HR	2-2 G6-4-3 1-2f	5 2 3 3 0 0 3		
Terry Steinbach, R OBP: 0.313, SLG: 0.463		0-0 F9		1-1 1B 2B		1-3 K		2-3 K		4 0 1 0 0 2 1		
Craig Paquette, R OBP: 0.313, SLG: 0.581 Brent Gates, S OBP: 0.315, SLG: 0.323		1-3 K		2-2 P6			0-1 1B HBP 1B	2-3 K		4 1 1 0 0 2 2 0 0 0 0 0 0 0		
Stan Javier, S OBP: 0.320, SLG: 0.339		1-2 L7		0-0 2-H 1B		1-3 K	2-2 HR			4 1 2 1 0 1 2		
Scott Brosius, R OBP: 0.355, SLG: 0.406			2-3 K		2-2 P2		1-1 1B 1B 1-2 1B HBP	1-1 F8		3 1 0 0 0 1 0		
Mike Bordick, R OBP: 0.340, SLG: 0.333			0-0 F8		0-0 FC4 1B		2-2 1B 1B 1-2 2-3	2-2 S E FC3-2 1B		4 1 3 0 0 0 0		
Inning Stats	R: 0 H: 0 E: 0 LOB: 0 K: 0 BB: 0 S: 6 P: 9	R: 0 H: 1 E: 0 LOB: 1 K: 1 BB: 0 S: 10 P: 13	R: 0 H: 0 E: 0 LOB: 0 K: 1 BB: 0 S: 10 P: 14	R: 2 H: 3 E: 0 LOB: 2 K: 0 BB: 1 S: 13 P: 22	R: 0 H: 1 E: 0 LOB: 1 K: 0 BB: 0 S: 12 P: 16	R: 0 H: 0 E: 0 LOB: 0 K: 1 BB: 0 S: 9 P: 12	R: 3 H: 4 E: 0 LOB: 1 K: 2 BB: 0 S: 17 P: 29	R: 2 H: 2 E: 0 LOB: 0 K: 2 BB: 0 S: 14 P: 23	R: 0 H: 1 E: 1 LOB: 2 K: 0 BB: 1 S: 17 P: 27	1B: 8 SF: 0 2B: 1 SAC: 0 3B: 0 DP: 1 HR: 3 HBP: 1	WP: 0 PA: 40 PB: 0 SB: 2 CS: 2	
PITCHER	IP WLS BF H R ER SO BB IBB HBP BLK WP HR S P ERA WHIP											
Randy Johnson, L ERA: 3.05	(1, 1) 6.1											
Bill Risle, R ERA: 1.4	(7, 1) 0.2											
Jeff Nelson, R ERA: 1.6	(8, 1) 2.0 L 10											

Oakland Athletics @ Seattle Mariners
The Kingdome, Seattle, WA
Wed Jun 28 1995, 10:05 PM EDT
Att. 15,165 - Dome - 68 F

livebaseballscorecards.com

AB	37
R	7
H	12
RBI	7
BB	2
SO	7
LOB	17



Batter	1	2	3	4	5	6	7	8	9	AB R H RBI BB SO LOB
Rich Amaral, R OBP: 0.342, SLG: 0.414 (1, 7)	1-3 K	4-1 SAFE 1-2 BB		0-0 1-2 1B		0-0 F9			2-3 K	4 0 1 0 1 2 1
Joey Cora, S OBP: 0.335, SLG: 0.347 (1, 4)	0-0 G5-3	2-1 P5-4 2-2f		2-1 F7			1-2 L6			4 0 0 0 0 0 4
Edgar Martinez, R OBP: 0.476, SLG: 0.662 (1, 10)	2-2 HR 1B		1-3 K		0-2 L9		1-2 G5-3			4 1 1 0 0 1 0
Jay Buhner, R OBP: 0.321, SLG: 0.545 (1, 9)	3-0 1-H HR		3-2 G5-3		3-2 F8		2-3 K			4 1 1 2 0 1 0
Tino Martinez, L OBP: 0.376, SLG: 0.576 (1, 3)	4-2 BB		1-3 K		1-1 L5			3-3 K		3 0 0 0 1 2 0
Alex Diaz, S OBP: 0.295, SLG: 0.349 (1, 8)	2-3 K			0-0 WP 1B 2B		0-1 S SH3 1B		0-3 K		4 2 2 0 0 2 1
Mike Blowers, R OBP: 0.280, SLG: 0.344 (1, 5)		2-2 SH1-3 1B 1B		3-2 F 2-H 1B 1B		1-1 SAFE SH3 1-2		3-1 G6-3		3 1 2 1 0 0 0
Dan Wilson, R OBP: 0.331, SLG: 0.364 (1, 2)		0-0 SH1-3		0-2 SAFE F7		2-0 2-H 1B		1-3 K	2 0 1 1 0 0 1	
Gary Thurman, R OBP: 0.444, SLG: 0.563 (9, PH)		1-2 SH1-3		1-0 P3		2-2 SAFE F7			1 0 0 0 0 1 0	
Luis Sojo, R OBP: 0.302, SLG: 0.391 (1, 6)		0-1 P5-4 E 2-H 1B						1-3 K	3 0 1 1 0 0 2	
Doug Strange, S OBP: 0.341, SLG: 0.397 (9, PH)									1 0 0 0 0 1 0	

Inning Stats	R: 2	H: 2	E: 0	K: 2	S: 14	LOB: 1	BB: 1	P: 26	R: 1	H: 2	E: 1	K: 0	S: 10	LOB: 1	BB: 1	P: 18	R: 0	H: 0	E: 0	K: 2	S: 10	LOB: 0	BB: 0	P: 15	R: 1	H: 3	E: 0	K: 0	S: 16	LOB: 2	BB: 0	P: 22	R: 0	H: 0	E: 0	K: 0	S: 9	LOB: 0	BB: 0	P: 13	R: 1	H: 2	E: 0	K: 0	S: 9	LOB: 1	BB: 0	P: 14	R: 0	H: 0	E: 0	K: 1	S: 10	LOB: 0	BB: 0	P: 14	R: 0	H: 0	E: 0	K: 2	S: 8	LOB: 0	BB: 0	P: 14	R: 0	H: 0	E: 0	K: 3	S: 9	LOB: 0	BB: 0	P: 13	1B: 7	2B: 2	3B: 0	HR: 1	SF: 0	SAC: 2	DP: 1	HBP: 0	WP: 1	PB: 0	SB: 1	CS: 0	PA: 37
--------------	------	------	------	------	-------	--------	-------	-------	------	------	------	------	-------	--------	-------	-------	------	------	------	------	-------	--------	-------	-------	------	------	------	------	-------	--------	-------	-------	------	------	------	------	------	--------	-------	-------	------	------	------	------	------	--------	-------	-------	------	------	------	------	-------	--------	-------	-------	------	------	------	------	------	--------	-------	-------	------	------	------	------	------	--------	-------	-------	-------	-------	-------	-------	-------	--------	-------	--------	-------	-------	-------	-------	--------

PITCHER	IP	WLS	BF	H	R	ER	SO	BB	IBB	HBP	BLK	WP	HR	S	P	ERA	WHIP
Dave Stewart, R ERA: 6.85 (1, 1)	5.1		26	9	5	5	4	2	0	0	0	1	1	64	102	8.44	2.062
Todd Van Poppel, R ERA: 2.67 (6, 1)	3.2	W	11	0	0	0	6	0	0	0	0	0	0	31	47	0.00	0.000

BOTTOM

Oakland Athletics @ Seattle Mariners
The Kingdome, Seattle, WA
Wed Jun 28 1995, 10:05 PM EDT
Att: 15,165 - Dome - 68 F

livebaseballscorecards.com

AB	33
R	5
H	9
RBI	5
BB	2
SO	10
LOB	9



Batter	1	2	3	4	5	6	7	8	9	AB R H RBI BB SO LOB	TOP
Scott Brosius, R (1, 5) OBP: 0.353, SLG: 0.408 P3			2-0 2B 2B	1-2 G5-4-3 1-2f			0-2 G5-3			4 1 1 0 0 0 2	Oakland Athletics @ Seattle Mariners The Kingdome, Seattle, WA Thu Jun 29 1995, 6:33 AM EDT Att. 13,701 - Dome - 68 F
Brent Gates, S (1, 4) OBP: 0.314, SLG: 0.327 G6-3			0-0 2B 2-H 2B		2-2 F8		0-2 L7			4 0 1 1 0 0 0	
Geronimo Berroa, R (1, 10) OBP: 0.360, SLG: 0.436 G6-3			2-2 G6-3		3-2 CS 1B		0-0 G1-3			4 0 1 0 0 0 1	
Mark McGwire, R (1, 3) OBP: 0.445, SLG: 0.672 E4 1B G6-3			2-3 K		1-2 F8		0-0 P4			4 1 0 0 0 1 2	
Ruben Sierra, S (1, 9) OBP: 0.333, SLG: 0.507 G4-3 G6-3 1-3 1B			4-0 IBB		2-1 CS 1-2	2-2 F9		1-3 K		3 0 1 0 1 1 0	
Terry Steinbach, R (1, 2) OBP: 0.311, SLG: 0.456 G6-3 1-2 3-H			0-0 G1-3			4-2 CS BB		0-3 K		3 0 0 1 1 1 3	
Stan Javier, S (1, 8) OBP: 0.318, SLG: 0.337 G4-3 2-3 1B 1B				2-2 1B 1B		2-3 K 1-2		1-2 G3		4 0 1 0 0 1 2	
Craig Paquette, R (1, 7) OBP: 0.313, SLG: 0.568 FC5-4 BB			0-3 K			3-2 F9				2 0 0 0 1 1 1	
Mike Bordick, R (1, 6) OBP: 0.340, SLG: 0.333 FC5-4 1-2f 1B			2-2 G5-4-3 1B			1-0 F8				3 0 1 0 0 0 2	
Inning Stats	R: 0 E: 0 K: 0 S: 8 H: 0 LOB: 0 BB: 0 P: 8	R: 1 E: 1 K: 0 S: 11 H: 1 LOB: 2 BB: 1 P: 20	R: 1 E: 0 K: 1 S: 10 H: 2 LOB: 2 BB: 1 P: 20	R: 0 E: 0 K: 1 S: 14 H: 2 LOB: 1 BB: 0 P: 19	R: 0 E: 0 K: 0 S: 10 H: 1 LOB: 0 BB: 0 P: 18	R: 0 E: 0 K: 1 S: 10 H: 0 LOB: 1 BB: 1 P: 18	R: 0 E: 0 K: 0 S: 7 H: 0 LOB: 0 BB: 0 P: 11	R: 0 E: 0 K: 2 S: 10 H: 0 LOB: 0 BB: 0 P: 12	1B: 4 2B: 3 3B: 0 HR: 0 SF: 0 SAC: 0 DP: 2 HBP: 0	WP: 0 PB: 0 SB: 0 CS: 2	PA: 35
PITCHER Chris Bosio, R (1, 1) ERA: 4.24 Bobby Ayala, R (9, 1) ERA: 3.07	IP: 8.0 WLS: W BF: 31 H: 6 R: 2 ER: 1 SO: 3 BB: 2 IBB: 1 HBP: 0 BLK: 0 WP: 0 HR: 0 S: 75 P: 119 ERA: 1.12 WHIP: 1.000										

livebaseballscorecards.com

AB	31
R	2
H	6
RBI	2
BB	3
SO	5
LOB	13



Batter	1	2	3	4	5	6	7	8	9
Alex Diaz, S OBP: 0.287, SLG: 0.338 (1, 8)	1-2 P3		2-1 G3-1		1-1 FC4-6		2-3 K		
Joey Cora, S OBP: 0.333, SLG: 0.341 (1, 4)	2-3 K			0-0 G1-3		1-1 G4-3		2-2 G2 1B HBP	
Edgar Martinez, R OBP: 0.476, SLG: 0.668 (1, 10)	1-0 2B			3-2 2B		1-1 F9		2-3 K	
Jay Buhner, R OBP: 0.320, SLG: 0.535 (1, 9)	2-3 K2-3			1-1 G6-3		4-2 BB		1-2 G2	
Tino Martinez, L OBP: 0.378, SLG: 0.572 (1, 3)		1-2 G6-3 1B		3-1 G6-3		3-0 F8		4-0 1B HR IBB	
Rich Amaral, R OBP: 0.342, SLG: 0.414 (8, PR) (9, 7)									
Marc Newfield, R OBP: 0.225, SLG: 0.329 (1, 7)		2-2 G6-3			0-1 F8		1-2 G5-3	0-0 HR 1B	
Doug Strange, S OBP: 0.349, SLG: 0.405 (8, PH) (9, 5)									
Mike Blowers, R OBP: 0.286, SLG: 0.364 (1, 5) (9, 3)		0-0 P4			4-1 BB BB		0-1 F9	1-1 HR	
Dan Wilson, R OBP: 0.329, SLG: 0.368 (1, 2)			0-1 L4		1-3 K		3-2 1B 2B	0-2 L8	
Luis Sojo, R OBP: 0.311, SLG: 0.393 (1, 6)			1-1 G6-3		4-2 FC4-6 BB		1-1 1B		

AB	R	H	RBI	BB	SO	LOB
4	0	0	0	0	1	3
3	1	0	0	0	1	0
4	0	2	0	0	1	1
3	0	0	0	1	1	3
3	0	1	0	1	0	2
0	1	0	0	0	0	0
3	0	0	0	0	0	1
1	1	1	1	0	0	0
3	1	1	3	1	0	0
4	1	1	0	0	1	2
2	0	1	1	1	0	0


AB	R	H	RBI	BB	SO	LOB
30	5	7	5	4	5	12

Inning Stats		R: 0	H: 1	R: 0	H: 1	R: 0	H: 0	R: 0	H: 0	R: 0	H: 0	R: 1	H: 2	R: 4	H: 2
E: 0		LOB: 1		E: 0		LOB: 0		E: 0		LOB: 2		E: 0		LOB: 1	
K: 2		BB: 0		K: 0		BB: 0		K: 1		BB: 2		K: 1		BB: 1	
S: 10		P: 16		S: 7		P: 10		S: 6		P: 9		S: 7		P: 16	
S: 10		P: 16		S: 7		P: 10		S: 6		P: 9		S: 7		P: 16	

WP	HR	S	P	ERA	WHIP
0	1	22	35	27.00	2.250

Oakland Athletics @ Seattle Mariners
The Kingdome, Seattle, WA
Thu Jun 29 1995, 6:33 AM EDT
Att: 13,701 - Dome - 68 F

livebaseballscorecards.com



Batter	1	2	3	4	5	6	7	8	9	AB R H RBI BB SO LOB
Rich Amaral, R OBP: 0.352, SLG: 0.426 (1, 7)	1-0 PB 2B		4-2 S BB		2-2 F8		0-0 FC6-4 1B		1-0 P3	4 0 2 0 1 0 1
Joey Cora, S OBP: 0.326, SLG: 0.333 (1, 4)	3-2 G1-3 2-3		2-1 F8		0-2 G3-1		1-0 FC6-4 1-2f			4 0 0 0 0 0 3
Edgar Martinez, R OBP: 0.480, SLG: 0.665 (1, 10)	4-1 BB		1 SAFE 4-2 S 1-2 BB			4-2 F8 1B BB		2-1 F7		1 0 0 0 3 0 0
Jay Buhner, R OBP: 0.318, SLG: 0.528 (1, 9) Marc Newfield, R OBP: 0.225, SLG: 0.329 (9, 9)	3-2 P2		3-3 K 1-2 2-3			0-1 FC6-4 1-2 1B		3-1 P2		4 0 1 0 0 1 4 0 0 0 0 0 0 0
Tino Martinez, L OBP: 0.371, SLG: 0.561 (1, 3)	3-3 K		2-1 G6-3			0-1 F9		1-1 G4-3		4 0 0 0 0 1 6
Alex Diaz, S OBP: 0.286, SLG: 0.331 (1, 8)		2-2 CS HBP		1-0 G3-1		1-0 F8 2-3		0-0 F8		3 0 0 0 0 0 2
Mike Blowers, R OBP: 0.291, SLG: 0.405 (1, 5)		1 SAFE 1 SAFE 1 SAFE 1-2 HR		3-3 K		1-1 FC6-4 1-2f		2-0 HR		4 2 2 2 0 1 2
Dan Wilson, R OBP: 0.325, SLG: 0.363 (1, 2) Chris Widger, R OBP: 0.250, SLG: 0.250 (7, PH) (8, 2)		1-2 K		1-0 L9			2-1 F9		0-0 FC5-4 1B	2 0 0 0 0 1 0 2 0 1 0 0 0 0
Luis Sojo, R OBP: 0.301, SLG: 0.379 (1, 6)		1-1 P3			0-1 G4-3		2-0 P5		2-1 FC5-4 1-2f	4 0 0 0 0 0 1

Inning Stats	R: 0 E: 0 K: 1 S: 11	H: 1 LOB: 2 BB: 1 P: 25	R: 1 E: 0 K: 1 S: 9	H: 1 LOB: 0 BB: 0 P: 14	R: 0 E: 0 K: 1 S: 12	H: 0 LOB: 2 BB: 2 P: 27	R: 0 E: 0 K: 1 S: 6	H: 0 LOB: 0 BB: 0 P: 11	R: 0 E: 0 K: 0 S: 9	H: 0 LOB: 0 BB: 0 P: 11	R: 0 E: 0 K: 0 S: 11	H: 1 LOB: 2 BB: 1 P: 17	R: 0 E: 0 K: 0 S: 5	H: 1 LOB: 1 BB: 0 P: 10	R: 0 E: 0 K: 0 S: 6	H: 0 LOB: 0 BB: 0 P: 12	R: 1 E: 0 K: 0 S: 6	H: 2 LOB: 1 BB: 0 P: 11	1B: 3 2B: 1 3B: 0 HR: 2	SF: 0 SAC: 0 DP: 0 HBP: 1
PITCHER Kevin Gross, R ERA: 8.11 (1, 1)	IP: 9.0 WLS: W BF: 37 H: 6 R: 2 ER: 2 SO: 4 BB: 4 IBB: 0 HBP: 1 BLK: 0 WP: 0 HR: 2 S: 75 P: 138 ERA: 2.00 WHIP: 1.111																		WP: 0 PB: 1 SB: 2 CS: 1	PA: 37 ERA WHIP

Texas Rangers @ Seattle Mariners
The Kingdome, Seattle, WA
Fri Jun 30 1995, 10:05 PM EDT
Att. 12,137 - Dome

livebaseballscorecards.com

AB	32
R	2
H	6
RBI	2
BB	4
SO	4
LOB	19



Texas Rangers @ Seattle Mariners
 The Kingdome, Seattle, WA
 Sat Jul 01 1995, 10:05 PM EDT
 Att. 17,323 - Dome

livebaseballscorecards.com

AB	30
R	0
H	6
RBI	0
BB	4
SO	4
LOB	17



WP:	0	PA:	35
PB:	0		
SB:	0		
CS:	0		

AB R H RBI BB SO LOB

3	0	1	0	1	1	0
4	0	2	0	0	0	2
4	0	0	0	0	0	3
4	0	0	0	0	0	2
4	0	1	0	0	0	0
2	0	0	0	1	1	1
0	0	0	0	0	0	0
3	0	2	0	1	0	1
3	0	0	0	1	1	4
3	0	0	0	0	1	4

Batter	1	2	3	4	5	6	7	8	9
Otis Nixon, S (1, 8) OBP: 0.339, SLG: 0.311	0-3 K		4-2 FC3-6 1B BB		0-2 F7		2-2 1-2 1B		
Mark McLemore, S (1, 4) OBP: 0.397, SLG: 0.390	1-1 G4-6-3 1B		0-0 FC3-6 1B		0-2 G3-1		2-2 P5		
Will Clark, L (1, 3) OBP: 0.382, SLG: 0.468	2-2 G4-6-3 1-2f		2-2 FC3-6 1-2f 2-3		0-1 G3-1			1-1 F8	
Juan Gonzalez, R (1, 10) OBP: 0.283, SLG: 0.608		2-0 P2	1-1 P3		1-1 P4			0-2 F7	
29 Rusty Greer, L (1, 7) OBP: 0.374, SLG: 0.428		1-0 1B 1B		3-1 F9		3-1 P5		1-0 P5	
Mickey Tettleton, S (1, 9) Esteban Beltre, R (9, PR) OBP: 0.241, SLG: 0.286		0-3 K		4-1 BB 1B BB		1-0 G4-3		2-2 G4-6-3 HBP	
Ivan Rodriguez, R (1, 2) OBP: 0.349, SLG: 0.478		1-0 FC6 1B		1-1 BB 1B			4-2 1B BB	1-0 F9	
Mike Pagliarulo, L (1, 5) OBP: 0.302, SLG: 0.318		1-2 FC6 1-2f		4-2 G6-3 BB 1-2 2-3			0-3 K	0-1 G4-6-3 1-2f	
Benji Gil, R (1, 6) OBP: 0.297, SLG: 0.409			1-3 K		2-2 G6-3 1-2f		0-0 P4		

Inning Stats	R: 0	H: 1	E: 0	LOB: 0	K: 1	BB: 0	S: 8	P: 11	R: 0	H: 2	E: 0	LOB: 2	K: 1	BB: 0	S: 10	P: 15	R: 0	H: 1	E: 0	LOB: 2	K: 1	BB: 1	S: 14	P: 22	R: 0	H: 1	E: 0	LOB: 2	K: 0	BB: 2	S: 11	P: 25	R: 0	H: 0	E: 0	LOB: 0	K: 0	BB: 0	S: 8	P: 8	R: 0	H: 0	E: 0	LOB: 0	K: 0	BB: 0	S: 5	P: 10	R: 0	H: 1	E: 0	LOB: 2	K: 1	BB: 1	S: 13	P: 21	R: 0	H: 0	E: 0	LOB: 0	K: 0	BB: 0	S: 6	P: 8	R: 0	H: 0	E: 0	LOB: 1	K: 0	BB: 0	S: 5	P: 8	1B: 6	SF: 0	2B: 0	SAC: 0	3B: 0	DP: 3	HR: 0	HBP: 1	WP: 0	PA: 35
--------------	------	------	------	--------	------	-------	------	-------	------	------	------	--------	------	-------	-------	-------	------	------	------	--------	------	-------	-------	-------	------	------	------	--------	------	-------	-------	-------	------	------	------	--------	------	-------	------	------	------	------	------	--------	------	-------	------	-------	------	------	------	--------	------	-------	-------	-------	------	------	------	--------	------	-------	------	------	------	------	------	--------	------	-------	------	------	-------	-------	-------	--------	-------	-------	-------	--------	-------	--------

PITCHER	IP	WLS	BF	H	R	ER	SO	BB	IBB	HBP	BLK	WP	HR	S	P	ERA	WHIP
Tim Belcher, R (1, 1) ERA: 4.19	8.0	W	32	6	0	0	4	4	0	0	0	0	0	75	120	0.00	1.250
Bobby Ayala, R (9, 1) ERA: 2.97	1.0	S	3	0	0	0	0	0	0	1	0	0	0	5	8	0.00	0.000

PITCHER	IP	WLS	BF	H	R	ER	SO	BB	IBB	HBP	BLK	WP	HR	S	P	ERA	WHIP
---------	----	-----	----	---	---	----	----	----	-----	-----	-----	----	----	---	---	-----	------

Batter	1	2	3	4	5	6	7	8	9	AB R H RBI BB SO LOB
Alex Diaz, S OBP: 0.288, SLG: 0.345 (1, 8)	2-2 2B	0-0 1B		0-0 G4-3			0-0 G3-1		0-0 P4	5 0 2 0 0 0 2
Joey Cora, S OBP: 0.328, SLG: 0.341 (1, 4)	0-1 2B	0-0 G6-3		1-1 L6			2-2 G5-3		1-0 1B	5 0 2 1 0 0 3
Edgar Martinez, R OBP: 0.473, SLG: 0.653 (1, 10)	3-1 G2-3		2-2 G4-3 2B		2-1 F8		0-1 G3			4 1 1 0 0 0 1
Tino Martinez, L OBP: 0.387, SLG: 0.563 (1, 3)	1-0 G3-1		1-2 G4-3		2-2 G6-3			0-1 G2-3 1B		4 0 1 0 0 0 2
Gary Thurman, R OBP: 0.444, SLG: 0.563 (8, PR)			2-3							0 0 0 0 0 0 0
Doug Strange, S OBP: 0.360, SLG: 0.400 (9, 5)										0 0 0 0 0 0 0
Jay Buhner, R OBP: 0.320, SLG: 0.521 (1, 9)		0-0 1B E	0-2 G1-3		2-1 1B		2-0 G2-3		1-2	4 1 2 0 0 0 2
Darren Bragg, L OBP: 0.336, SLG: 0.308 (1, 7)		1-2 E6 1B	0-1 S 2B		1-2 L8		3-3 K			4 1 2 1 0 1 3
Mike Blowers, R OBP: 0.300, SLG: 0.406 (1, 5)		0-0 1B	3-2 G6-3			2-3 K		2-2 L9		4 0 1 1 0 1 3
Dan Wilson, R OBP: 0.329, SLG: 0.380 (1, 2)		1-1 L8		0-1 SH2-3 2B		1-2 F8			3-2 FC1-5-6-2 2B	4 0 2 0 0 0 1
Rich Amaral, R OBP: 0.341, SLG: 0.412 (9, PR)										0 0 0 0 0 0 0
Felix Fermin, R OBP: 0.226, SLG: 0.220 (1, 6)		1-2 F7		0-0 SH2-3		1-1 G6-3			0-1 FC1-5-6-2 1B	3 1 0 0 0 0 2

Inning Stats	R: 0	H: 2	E: 0	K: 8	S: 8	R: 2	H: 4	E: 1	K: 0	S: 12	R: 1	H: 2	E: 0	K: 0	S: 16	R: 0	H: 1	E: 0	K: 0	S: 6	R: 0	H: 1	E: 0	K: 11	S: 11	R: 0	H: 0	E: 0	K: 8	S: 8	R: 0	H: 1	E: 0	K: 10	S: 10	R: 1	H: 2	E: 0	K: 0	S: 9	1B: 7	2B: 6	3B: 0	HR: 0	SF: 0	SAC: 1	DP: 0	HBP: 0	WP: 0	PB: 0	SB: 1	CS: 0	PA: 38
--------------	------	------	------	------	------	------	------	------	------	-------	------	------	------	------	-------	------	------	------	------	------	------	------	------	-------	-------	------	------	------	------	------	------	------	------	-------	-------	------	------	------	------	------	-------	-------	-------	-------	-------	--------	-------	--------	-------	-------	-------	-------	--------

PITCHER	IP	WLS	BF	H	R	ER	SO	BB	IBB	HBP	BLK	WP	HR	S	P	ERA	WHIP
Bob Tewksbury, R ERA: 3.61 (1, 1)	7.0		31	11	3	2	1	0	0	0	0	0	0	70	99	2.57	1.571
Matt Whiteside, R ERA: 3.42 (8, 1)	1.2	L	7	2	1	1	1	0	0	0	0	0	0	17	28	5.40	1.200

BOTTOM

Texas Rangers @ Seattle Mariners
The Kingdome, Seattle, WA
Sun Jul 02 1995, 6:33 AM EDT
Att. 19,404 - Dome

livebaseballscorecards.com

AB	37
R	4
H	13
RBI	3
BB	0
SO	2
LOB	19



Batter	1	2	3	4	5	6	7	8	9	AB R H RBI BB SO LOB	TOP
Rich Amaral, R (1, 8) OBP: 0.346, SLG: 0.410	4-1 FC1-6 BB			0-1 G5-3		0-3 K			1-1 1B 1B 1B	3 1 1 0 1 1 0	
Gary Thurman, R (1, 7) OBP: 0.409, SLG: 0.500	0-1 FC1-6 CS 1-2f			2-2 F7			0-0 L8		0-2 1B 1B 1B	4 1 1 0 0 0 1	
Edgar Martinez, R (1, 10) OBP: 0.478, SLG: 0.655	1-2 F7 1-2			2-2 WP 1B			1-2 1B		1-1 G5-4-3 1B 1B 1B 1B 1-2 2-3	4 0 3 0 0 0 1	
Jay Buhner, R (1, 9) OBP: 0.319, SLG: 0.514				1-0 G6-3 1-2			1-3 K		1-0 G5-4-3 1B 1B 1B 1-2 2-H 3-H	4 0 1 2 0 2 2	
Mike Blowers, R (1, 5) OBP: 0.293, SLG: 0.396				2-2 G5-3		1-1 F8			2-0 G5-4-3 1B 1-2f 2-3	4 0 0 0 0 0 3	
Tino Martinez, L (1, 3) OBP: 0.361, SLG: 0.553				2-3 K		3-3 K			0-3 K	4 0 0 0 0 3 1	
Luis Sojo, R (1, 6) OBP: 0.294, SLG: 0.370				1-2 F7		0-0 G1-3			1-0 F7	3 0 0 0 0 0 0	
Dan Wilson, R (1, 2) OBP: 0.329, SLG: 0.379				1-3 K					1-2 1B	3 0 1 0 0 1 0	
Felix Fermin, R (1, 4) OBP: 0.220, SLG: 0.214				0-0 L9					0-1 G5-3	3 0 0 0 0 0 1	
Inning Stats	R: 0 E: 0 K: 0 S: 6 H: 0 LOB: 0 BB: 1 P: 11	R: 0 E: 0 K: 2 S: 10 H: 0 LOB: 0 BB: 0 P: 16	R: 0 E: 0 K: 1 S: 7 H: 0 LOB: 0 BB: 0 P: 9	R: 0 E: 0 K: 2 S: 10 H: 1 LOB: 1 BB: 0 P: 15	R: 0 E: 0 K: 1 S: 10 H: 0 LOB: 0 BB: 0 P: 14	R: 0 E: 0 K: 1 S: 8 H: 0 LOB: 0 BB: 0 P: 11	R: 0 E: 0 K: 1 S: 10 H: 1 LOB: 1 BB: 0 P: 14	R: 0 E: 0 K: 0 S: 10 H: 1 LOB: 1 BB: 0 P: 15	R: 2 E: 0 K: 1 S: 14 H: 4 LOB: 1 BB: 0 P: 19	1B: 7 2B: 0 3B: 0 HR: 0 SF: 0 SAC: 0 DP: 1 HBP: 0	WP: 1 PB: 0 SB: 0 CS: 1 PA: 33
PITCHER	IP WLS BF H R ER SO BB IBB HBP BLK WP HR S P ERA WHIP										
David Wells, L (1, 1) ERA: 3.18	8.0 W 30 6 2 2 6 1 0 0 0 1 0 80 116 2.25 0.875										
Mike Henneman, R (9, 1) ERA: 2.01	1.0 S 3 1 0 0 1 0 0 0 0 0 0 0 5 8 0.00 1.000										

Seattle Mariners @ Detroit Tigers
Tiger Stadium, Detroit, MI
Mon Jul 03 1995, 7:05 PM EDT
Att. 23,780 - Unknown - 80 F

livebaseballscorecards.com

AB 32
R 2
H 7
RBI 2
BB 1
SO 7
LOB 9



Seattle Mariners @ Detroit Tigers
 Tiger Stadium, Detroit, MI
 Tue Jul 04 1995, 7:05 PM EDT
 Att. 20,188 - Unknown - 81 F

livebaseballscorecards.com



Batter	1	2	3	4	5	6	7	8	9	AB	R	H	RBI	BB	SO	LOB	TOP								
Alex Diaz, S OBP: 0.298, SLG: 0.360 (1, 8)	F7	G1-4-3 1B		F9 2B		S 1B	F8			5	1	3	2	0	0	1									
Joey Cora, S OBP: 0.330, SLG: 0.342 (1, 4)	G3-1 1B	G1-4-3		F9		E 1B		K		5	1	2	1	0	1	3									
Edgar Martinez, R OBP: 0.476, SLG: 0.646 (1, 10)	G3-1 1B		G6-3	G5-3		FC5		CS HBP		3	1	0	0	1	0	2									
Tino Martinez, L OBP: 0.362, SLG: 0.548 (1, 3)	G3-1		G4-6-3 BB			F7		K		4	0	1	0	1	1	5									
Jay Buhner, R OBP: 0.321, SLG: 0.511 (1, 9)	BB 1B		G4-6-3			P4			F8	5	0	2	2	0	0	3									
Darren Bragg, L OBP: 0.338, SLG: 0.331 (1, 7)	BB			HR			G3-1		F8	4	1	1	1	1	1	2									
Mike Blowers, R OBP: 0.296, SLG: 0.402 (1, 5)	F9		SH5-4 1B	1B		G6-3		3B 2B	G6-3	5	2	2	0	0	0	4									
Dan Wilson, R OBP: 0.327, SLG: 0.376 (1, 2)		G5-3		SH5-4 1B		F8		K		4	1	1	0	0	1	1									
Felix Fermin, R OBP: 0.220, SLG: 0.214 (1, 6)										0	0	0	0	0	0	0									
Luis Sojo, R OBP: 0.310, SLG: 0.405 (2, PH) (2, 6)				SH5-4				E 2B		2	1	2	1	1	0	0									
Inning Stats	R: 2 E: 0 K: 0 S: 15	H: 2 LOB: 2 BB: 2 P: 29	R: 0 E: 0 K: 0 S: 8	H: 1 LOB: 1 BB: 1 P: 14	R: 0 E: 0 K: 0 S: 4	H: 0 LOB: 0 BB: 1 P: 10	R: 3 E: 0 K: 0 S: 16	H: 4 LOB: 1 BB: 0 P: 26	R: 0 E: 0 K: 1 S: 15	H: 2 LOB: 1 BB: 0 P: 23	R: 2 E: 1 K: 0 S: 12	H: 3 LOB: 2 BB: 0 P: 19	R: 1 E: 0 K: 1 S: 12	H: 2 LOB: 1 BB: 0 P: 18	R: 0 E: 0 K: 2 S: 8	H: 0 LOB: 1 BB: 0 P: 15	R: 0 E: 0 K: 0 S: 10	H: 0 LOB: 0 BB: 0 P: 15	1B: 9 2B: 4 3B: 1 HR: 1	SF: 0 SAC: 1 DP: 4 HBP: 1	WP: 0 PB: 0 SB: 3 CS: 1	PA: 43			
PITCHER	IP	WLS	BF	H	R	ER	SO	BB	IBB	HBP	BLK	WP	HR	S	P	ERA	WHIP								
Mike Moore, R ERA: 6.25 (1, 1)	3.1		19	7	5	5	0	4	0	0	0	0	1	35	68	13.50	3.300								
John Doherty, R ERA: 5.53 (4, 1)	2.2		13	5	2	2	1	0	0	0	0	0	0	35	53	6.75	1.875								
Joe Boever, R ERA: 4.37 (7, 1)	2.0		8	2	1	1	3	0	0	1	0	0	0	20	33	4.50	1.000								
Mike Christopher, R ERA: (9, 1)	1.0	W	3	0	0	0	0	0	0	0	0	0	0	10	15	0.00	0.000								

BOTTOM

Seattle Mariners @ Detroit Tigers
Tiger Stadium, Detroit, MI

Tue Jul 04 1995, 7:05 PM EDT
Att: 20,188 - Unknown - 81 F

livebaseballscorecards.com

AB	37
R	9
H	11
RBI	8
BB	4
SO	9
LOB	21



WP:	0	PA:	44
PB:	0	SB:	0
CS:	0		

AB R H RBI BB SO LOB

4 2 1 2 0 1 2

3 1 1 1 1 1 0
1 0 0 0 0 0 0

5 1 2 3 0 2 1

3 1 1 0 2 1 0

4 0 1 0 1 1 6
0 1 0 0 0 0 0

4 0 0 0 0 1 6

5 0 1 1 0 2 4

4 1 2 1 0 0 1

4 2 2 0 0 0 1

1B:	6	SF:	0
2B:	2	SAC:	1
3B:	1	DP:	1
HR:	2	HBP:	2

Batter	1	2	3	4	5	6	7	8	9
Chad Curtis, R OBP: 0.358, SLG: 0.466 (1, 8)	4-1 BB HR HBP	0-1 SAFE G4-3		0-0 P4		2-3 K		0-1 HR	
Scott Fletcher, R OBP: 0.329, SLG: 0.286 Lou Whitaker, L OBP: 0.387, SLG: 0.517 (8, PH) (9, 4)	4-1 SAFE HR BB	2-1 E6 1B		3-3 K		2-1 BB 1B		0-0 G4-3	
Travis Fryman, R OBP: 0.343, SLG: 0.355 (1, 5)	2-1 SAFE HR	3-1 P4		3-3 K		0-2 BB 1B		1-3 K	
Cecil Fielder, R OBP: 0.373, SLG: 0.541 (1, 3)	3-1 E6 FC4-6 1B	2-2 1B		4-0 3B BB		4-2 1-2 2-3 BB		2-3 K	
Franklin Stubbs, L OBP: 0.350, SLG: 0.298 Joe Hall, R OBP: 0.182, SLG: 0.100 (9, PR) (1, 10)	0-0 FC4-6 1B	2-1 F7		0-1 P5		3-3 K		4-2 SH1-4 1B BB	
Bobby Higginson, L OBP: 0.341, SLG: 0.461 (1, 7)	2-2 FC4-6 G1-6-3 1-2f 2-3		2-3 K		3-1 P6	0-1 P5		1-1 SH1-4	
Chris Gomez, R OBP: 0.332, SLG: 0.436 (1, 6)	0-1 G1-6-3 1-2f		2-3 K		2-1 1H 3B		1-0 P3	2-3 K	
John Flaherty, R OBP: 0.357, SLG: 0.566 (1, 2)		1-1 1B G4-3 2B	1-2 HBP		0-0 P2		0-2 G6-3	0-1 1B	
Danny Bautista, R OBP: 0.267, SLG: 0.288 (1, 9)		1-0 G4-3 E 1B	2-2 F9			2-2 1B 2B	2-2 G1-3		

Inning Stats	R	H	E	K	S	R	H	E	K	S	R	H	E	K	S	R	H	E	K	S	R	H	E	K	S	R	H	E	K	S	R	H	E	K	S	R	H	E	K	S	
	3	2	1	0	12	2	3	2	0	14	0	0	0	2	10	1	1	0	2	7	0	0	0	0	9	1	1	0	12	1	1	0	13	1	1	0	17	1	1	0	17

PITCHER	IP	WLS	BF	H	R	ER	SO	BB	IBB	HBP	BLK	WP	HR	S	P	ERA	WHIP
Salomon Torres, R ERA: 6.39 (1, 1)	1.0		8	3	4	4	0	1	0	1	0	0	0	14	30	36.00	4.000
Bob Wells, R ERA: 7.22 (2, 1)	4.0		19	4	3	2	4	1	0	1	0	0	0	46	80	4.50	1.250
Bill Risley, R ERA: 1.52 (6, 1)	2.0		9	2	0	0	2	1	0	0	0	0	0	28	42	0.00	1.500
Bobby Ayala, R ERA: 3.27 (8, 1)	1.2	L	8	2	2	2	3	1	0	0	0	0	1	20	30	10.80	1.800

Seattle Mariners @ Detroit Tigers

Tiger Stadium, Detroit, MI

Wed Jul 05 1995, 3:33 AM EDT

Att: 17,224 - Cloudy - 84 F

livebaseballscorecards.com

AB	34
R	8
H	10
RBI	7
BB	5
SO	9
LOB	23



WP:	0	PA:	40
PB:	0		
SB:	3		
CS:	0		

Batter	1	2	3	4	5	6	7	8	9
Chad Curtis, R OBP: 0.359, SLG: 0.467 (1, 8)	4-1 G5-3 1B BB	2-1 F8		2-2 G5-3		2-3 K		3-2 E 2B	
Scott Fletcher, R OBP: 0.322, SLG: 0.280 (1, 4)	2-1 G5-3 1-2		1-0 BB FC6-4 1B	2-3 K		2-3 K		1-2 E4 1B 2-H	
Travis Fryman, R OBP: 0.347, SLG: 0.357 (1, 5)	3-2 2-H 1B		4-0 FC6-4 1-2 1B BB	2-3 K		1-2 G5-3		3-2 1-3 1B	
Cecil Fielder, R OBP: 0.370, SLG: 0.532 (1, 10)	0-1 G5-3		4-2 1-2 2-3 FC6-4 BB		2-3 K		0-1 E5 L1-3	1-3 K	
Juan Samuel, R OBP: 0.446, SLG: 0.718 (1, 3)	3-3 K		1-1 FC6-4 1B 1-2f 2-3 3-H		4-1 2B BB		1-2 P6		
Chris Gomez, R OBP: 0.340, SLG: 0.450 (1, 6)		0-0 FC3-5 1B	1-0 1B 1B	1-2 3-H 2B	2-2 SAFE 1-2 SAFE L1-3		1-2 L1-3		
Joe Hall, R OBP: 0.214, SLG: 0.083 (1, 7)		4-2 FC3-5 BB	2-0 F7	2-3 K			3-2 SF7 3B		
Bobby Higginson, L OBP: 0.344, SLG: 0.474 (8, PH) (9, 9)		1-2 FC3-5 BB	1-2 2-3						
Danny Bautista, R OBP: 0.268, SLG: 0.288 (1, 9)		0-0 FC3-5	2-1 FC5-4 1B		0-0 G4-3		0-1 SF7		
Kirk Gibson, L OBP: 0.359, SLG: 0.478 (8, PH)			2-H 3-H				3-H		
Franklin Stubbs, L OBP: 0.350, SLG: 0.298 (9, 7)			1-2 2-3f						
Ron Tingley, R OBP: 0.275, SLG: 0.246 (1, 2)		0-2 P6	0-0 FC5-4			1-2 1B		2-3 K	

Inning Stats	R: 1 E: 0 K: 1 S: 13	H: 1 LOB: 1 BB: 1 P: 25	R: 0 E: 0 K: 0 S: 10	H: 1 LOB: 2 BB: 1 P: 16	R: 4 E: 0 K: 0 S: 10	H: 3 LOB: 1 BB: 2 P: 25	R: 0 E: 0 K: 2 S: 9	H: 0 LOB: 0 BB: 0 P: 15	R: 1 E: 0 K: 2 S: 12	H: 1 LOB: 1 BB: 1 P: 22	R: 0 E: 0 K: 2 S: 15	H: 1 LOB: 1 BB: 0 P: 21	R: 0 E: 1 K: 0 S: 9	H: 0 LOB: 0 BB: 0 P: 11	R: 2 E: 1 K: 2 S: 25	H: 3 LOB: 2 BB: 0 P: 38
--------------	-------------------------------	----------------------------------	-------------------------------	----------------------------------	-------------------------------	----------------------------------	------------------------------	----------------------------------	-------------------------------	----------------------------------	-------------------------------	----------------------------------	------------------------------	----------------------------------	-------------------------------	----------------------------------

PITCHER	IP	WLS	BF	H	R	ER	SO	BB	IBB	HBP	BLK	WP	HR	S	P	ERA	WHIP
Dave Fleming, L ERA: 7.5 (1, 1)	4.2		25	6	6	6	5	5	0	0	0	0	0	53	102	11.57	2.357
Rafael Carmona, R ERA: 6.21 (5, 1)	2.1	L	9	2	1	1	2	0	0	0	0	0	0	28	39	3.86	0.857
Steve Frey, L ERA: 4.91 (8, 1)	0.2		5	2	1	0	1	0	0	0	0	0	0	18	27	0.00	3.000
Jeff Nelson, R ERA: 1.5 (8, 1)	0.1		1	0	0	0	1	0	0	0	0	0	0	4	5	0.00	0.000

1B:	7	SF:	1
2B:	3	SAC:	0
3B:	1	DP:	1
HR:	0	HBP:	0

Batter	1	2	3	4	5	6	7	8	9	AB R H RBI BB SO LOB	TOP		
Rich Amaral, R (1, 8) OBP: 0.348, SLG: 0.405	2-1 CS 1B	1-3 K		2-2 F9	3-3 K			4-2 1B BB		4 0 1 0 1 2 5			
Joey Cora, S (1, 4) OBP: 0.336, SLG: 0.338	2-2 HR 1B	0-1 F7		0-1 G6-3		4-0 S BB		0-0 L8		4 1 1 0 1 0 4			
Edgar Martinez, R (1, 10) OBP: 0.481, SLG: 0.648	0-1 HR		4-1 G4-1 BB BB		4-0 1B BB	4-2 G1-4-3 BB		2-0 1-2 1B		2 2 2 2 3 0 0			
Tino Martinez, L (1, 3) OBP: 0.375, SLG: 0.598	0-1 2B		2-2 P6		1-2 2B 1B	3-3 K		3-2 F8		5 1 2 0 0 1 5			
Jay Buhner, R (1, 9) OBP: 0.315, SLG: 0.492	2-3 K		4-2 G4-1 BB 1-2 SAFE		2-1 G3 1B 2B 1-H 2-H	1-2 G1-4-3		0-1 G4-3		4 1 1 2 1 1 3			
Darren Bragg, L (1, 7) OBP: 0.335, SLG: 0.351	3-3 K		1-1 G4-1		0-0 G3		1-2 G4-3		0-2 2B	5 0 1 0 0 1 4			
Mike Blowers, R (1, 5) OBP: 0.286, SLG: 0.386		2-1 L7	3-3 K		2-1 FC4 S 1B 3-H		1-0 G6-3		0-3 K	5 0 1 1 0 2 3			
Dan Wilson, R (1, 2) OBP: 0.324, SLG: 0.372		3-1 2B		0-1 F9	4-2 FC4 BB		1-1 F7		1-0 F8	4 0 1 0 1 0 1			
Luis Sojo, R (1, 6) OBP: 0.314, SLG: 0.397		4-0 BB		1-1 1B	2-2 FC4 S 1-2f 2-3			1-1 G1-3		3 0 1 0 1 0 2			
Inning Stats	R: 2 E: 0 K: 2 S: 16 H: 4 LOB: 1 P: 24	R: 0 E: 0 K: 1 S: 9 H: 1 LOB: 2 BB: 1 P: 19	R: 0 E: 0 K: 1 S: 14 H: 0 LOB: 2 BB: 2 P: 28	R: 0 E: 0 K: 0 S: 11 H: 1 LOB: 1 BB: 0 P: 14	R: 3 E: 0 K: 1 S: 18 H: 3 LOB: 2 BB: 2 P: 36	R: 0 E: 0 K: 1 S: 8 H: 0 LOB: 1 BB: 2 P: 20	R: 0 E: 0 K: 0 S: 7 H: 0 LOB: 0 BB: 0 P: 10	R: 0 E: 0 K: 0 S: 11 H: 1 LOB: 2 BB: 1 P: 21	R: 0 E: 0 K: 1 S: 10 H: 1 LOB: 1 BB: 0 P: 11	1B: 6 2B: 4 3B: 0 HR: 1 SF: 0 SAC: 0 DP: 1 HBP: 0	WP: 0 PB: 0 SB: 3 CS: 1 PA: 44		
PITCHER	IP WLS BF H R ER SO BB IBB HBP BLK WP HR S P ERA WHIP											PITCHER	IP WLS BF H R ER SO BB IBB HBP BLK WP HR S P ERA WHIP
Mark Clark, R (1, 1) ERA: 7.46	4.1 L 25 9 5 5 4 4 0 0 0 0 1 58 102 10.38 3.000												
Jason Grimsley, R (5, 1) ERA: 6.09	2.2 10 0 0 0 2 3 0 0 0 0 0 25 49 0.00 1.125												
Julian Tavarez, R (8, 1) ERA: 1.18	2.0 9 2 0 0 1 1 0 0 0 0 0 21 32 0.00 1.500												

Seattle Mariners @ Cleveland Indians
Jacobs Field, Cleveland, OH
 Fri Jul 07 1995, 7:05 PM EDT
 Att. 41,741 - Unknown - 74 F

AB	36
R	5
H	11
RBI	5
BB	8
SO	7
LOB	27



Batter	1	2	3	4	5	6	7	8	9	AB R H RBI BB SO LOB	TOP
Joey Cora, S (1, 4) OBP: 0.335, SLG: 0.337 C B C B X	2-2 		0-0 		2-1 			1-1 		4 0 1 0 0 0 1	
Rich Amaral, R (1, 7) OBP: 0.352, SLG: 0.398 C B B B B B	4-2 		4-2 		3-3 			1-3 		2 1 0 0 2 2 0	
Edgar Martinez, R (1, 10) OBP: 0.474, SLG: 0.637 B C C 1 SAFE 1 SAFE S	1-3 		2-3 			0-0 			0-1 	4 0 0 0 0 2 2	
Tino Martinez, L (1, 3) OBP: 0.373, SLG: 0.592 B B F B X	3-2 		0-0 			1-2 			0-2 	4 1 1 1 0 0 1	
Jay Buhner, R (1, 9) OBP: 0.319, SLG: 0.508 X	0-0 			2-2 		0-0 			1-3 	4 1 2 2 0 1 0	
Chad Kreuter, S (1, 2) OBP: 0.284, SLG: 0.338 B C X	1-1 			2-2 			3-2 			3 0 0 0 0 0 1	
Mike Blowers, R (1, 5) OBP: 0.287, SLG: 0.382 B C C B B B		2-3 		4-1 			0-1 			2 0 0 0 1 1 0	
Luis Sojo, R (1, 6) OBP: 0.308, SLG: 0.388 C C C C		1-3 		0-2 			2-2 			3 0 0 0 0 1 2	
Alex Diaz, S (1, 8) OBP: 0.289, SLG: 0.346 B F B X		2-1 		2-1 			1-2 			3 0 1 0 0 0 0	
Inning Stats	R: 3 H: 2 E: 0 LOB: 0 K: 1 BB: 1 S: 15 P: 26	R: 0 H: 0 E: 0 LOB: 0 K: 2 BB: 0 S: 8 P: 13	R: 0 H: 1 E: 0 LOB: 1 K: 1 BB: 1 S: 8 P: 13	R: 0 H: 1 E: 0 LOB: 1 K: 0 BB: 1 S: 11 P: 19	R: 0 H: 1 E: 0 LOB: 0 K: 1 BB: 0 S: 8 P: 15	R: 0 H: 0 E: 0 LOB: 0 K: 0 BB: 0 S: 5 P: 6	R: 0 H: 0 E: 0 LOB: 0 K: 0 BB: 0 S: 11 P: 16	R: 0 H: 0 E: 0 LOB: 0 K: 1 BB: 0 S: 8 P: 11	R: 0 H: 0 E: 0 LOB: 0 K: 1 BB: 0 S: 9 P: 10	1B: 4 SF: 0 2B: 0 SAC: 0 3B: 0 DP: 2 HR: 1 HBP: 0	WP: 0 PA: 32 PB: 0 SB: 1 CS: 1
PITCHER Charles Nagy, R (1, 1) ERA: 3.61	IP WLS BF H R ER SO BB IBB HBP BLK WP HR S P ERA WHIP 9.0 W 32 5 3 3 7 3 0 0 0 0 1 83 129 3.00 0.889										

Seattle Mariners @ Cleveland Indians
 Jacobs Field, Cleveland, OH
 Sat Jul 08 1995, 3:33 AM EDT
 Att. 41,893 - Overcast - 66 F

AB	29
R	3
H	5
RBI	3
BB	3
SO	7
LOB	7



Batter	1	2	3	4	5	6	7	8	9
Kenny Lofton, L OBP: 0.359, SLG: 0.480 Ruben Amaro Jr, S OBP: 0.250, SLG: 0.400	2-1 G4-1		1-0 SF9 3B		0-0 S 3B	2-1 F8		2-1 F9	
Omar Vizquel, S OBP: 0.320, SLG: 0.332	2-2 G4-3		1-2 SF9		4-0 S BB	0-0 G4-3			
Carlos Baerga, S OBP: 0.368, SLG: 0.520	2-0 G4-3		1-0 F9		1-1 F9		1-0 P5		
Albert Belle, R OBP: 0.386, SLG: 0.586		3-2 HR		1-2 G6-3	3-1 BB 1B		1-1 G6-3		
Jim Thome, L OBP: 0.448, SLG: 0.627		2-0 1B		4-0 BB HBP SF7 BB	4-2 BB		2-2 1B		
Manny Ramirez, R OBP: 0.411, SLG: 0.626		2-2 G6-3		3-2 CS BB HBP	1-3 H		1-2 G5-3		
Paul Sorrento, L OBP: 0.346, SLG: 0.551		3-0 G3-1		4-1 BB	2-2 G4-3		2-2 F8		
Sandy Alomar Jr., R OBP: 0.522, SLG: 0.750			3-1 FC6-4 1B	2-2 SF7		2-1 FC1-6 1B	2-1 F7		
Wayne Kirby, L OBP: 0.266, SLG: 0.337			1-1 FC6-4 3B	1-0 CS	1-0 3B	2-1 FC1-6	4-2 BB		

Inning Stats	R: 0	H: 0	E: 0	K: 0	S: 6	P: 12	R: 1	H: 2	E: 0	K: 0	S: 10	R: 2	H: 2	E: 0	K: 0	S: 10	R: 1	H: 0	E: 0	K: 0	S: 9	R: 3	H: 3	E: 0	K: 1	S: 14	R: 0	H: 1	E: 0	K: 0	S: 7	R: 0	H: 1	E: 0	K: 0	S: 9	R: 0	H: 0	E: 0	K: 0	S: 9
	LOB: 0	BB: 0		LOB: 0	BB: 0		LOB: 0	BB: 0		LOB: 1	BB: 2	LOB: 1	BB: 0		LOB: 2	BB: 2	LOB: 1	BB: 1		LOB: 1	BB: 0	LOB: 1	LOB: 1	LOB: 1	LOB: 1	LOB: 1	LOB: 1	LOB: 1	LOB: 1	LOB: 1	LOB: 1	LOB: 1	LOB: 1	LOB: 1	LOB: 1	LOB: 1	LOB: 1	LOB: 1	LOB: 1	LOB: 1	LOB: 1

PITCHER	IP	WLS	BF	H	R	ER	SO	BB	IBB	HBP	BLK	WP	HR	S	P	ERA	WHIP
Chris Bosio, R ERA: 4.85	(1, 1)	4.0	L	19	6	6	0	2	0	1	0	0	1	37	76	13.50	2.000
Bob Wells, R ERA: 6.54	(5, 1)	4.0		18	3	1	0	3	0	0	0	0	0	37	73	0.00	1.500

AB R H RBI BB SO LOB

4	2	2	2	0	0	1
1	0	0	0	0	0	1
2	1	0	1	1	0	1
4	0	0	0	0	0	2
4	1	2	1	0	0	0
2	1	2	0	2	0	0
3	0	0	0	0	1	3
3	0	0	0	1	0	2
3	0	2	1	0	0	0
3	2	1	0	1	0	2

WP	HR	S	P	ERA	WHIP
0	1	1	38	0.00	1.500

Seattle Mariners @ Cleveland Indians
 Jacobs Field, Cleveland, OH
 Sat Jul 08 1995, 3:33 AM EDT
 Att. 41,893 - Overcast - 66 F

livebaseballscorecards.com

AB	29
R	7
H	9
RBI	5
BB	5
SO	1
LOB	12



Batter	1	2	3	4	5	6	7	8	9	AB R H RBI BB SO LOB	TOP										
Joey Cora, S OBP: 0.336, SLG: 0.343 (1, 4)	0-0 F8		2-2 FC6-4		0-0 1B 2B		2-2 2B HR 1B	0-0 F8		5 2 2 0 0 0 2											
Alex Diaz, S OBP: 0.298, SLG: 0.359 (1, 8)	1-0 G5-4-3 1B			3-2 F7	1-0 2B 1B		1-2 HR 2B		0-0 G5-3	5 2 3 1 0 0 0											
Edgar Martinez, R OBP: 0.476, SLG: 0.638 (1, 10)	1-1 G5-4-3			4-0 HR BB	0-2 2B		4-0 HR IBB		1-1 F8	3 2 1 1 2 0 1											
Tino Martinez, L OBP: 0.377, SLG: 0.602 (1, 3)		2-1 G1-3		4-0 HR BB	4-1 FC6-4 BB		2-2 HR		2-3 K	3 2 1 4 2 1 0											
Jay Buhner, R OBP: 0.318, SLG: 0.518 (1, 9)		2-3 K		0-1 HR	2-0 FC6-4		3-3 K			4 1 1 3 0 2 2											
Darren Bragg, L OBP: 0.327, SLG: 0.341 (1, 7)		0-0 G1-3		3-2 G4-3		2-1 F7	2-3 K			4 0 0 0 0 1 0											
Mike Blowers, R OBP: 0.282, SLG: 0.374 (1, 5)			2-3 K	1-1 G5-3		0-0 L6		2-1 L3		4 0 0 0 0 1 0											
Dan Wilson, R OBP: 0.322, SLG: 0.369 (1, 2)			1-0 G6-3		1-2 P3	2-2 G5-3		0-1 FC1-6 1B		4 0 1 0 0 0 0											
Luis Sojo, R OBP: 0.306, SLG: 0.384 (1, 6)			0-2 FC6-4 1B		2-1 F9		1-1 P3	0-1 FC1-6		4 0 1 0 0 0 1											
Inning Stats	R: 0 E: 0 K: 0 S: 4	H: 1 LOB: 0 BB: 0 P: 6	R: 0 E: 0 K: 1 S: 6	H: 0 LOB: 0 BB: 0 P: 10	R: 0 E: 0 K: 1 S: 10	H: 1 LOB: 1 BB: 0 P: 15	R: 3 E: 0 K: 0 S: 13	H: 1 LOB: 0 BB: 2 P: 28	R: 2 E: 0 K: 0 S: 12	H: 3 LOB: 2 BB: 1 P: 22	R: 0 E: 0 K: 0 S: 6	H: 0 LOB: 0 BB: 0 P: 10	R: 4 E: 0 K: 2 S: 17	H: 3 LOB: 0 BB: 1 P: 32	R: 0 E: 0 K: 0 S: 7	H: 1 LOB: 1 BB: 0 P: 9	R: 0 E: 0 K: 1 S: 6	H: 0 LOB: 0 BB: 0 P: 9	1B: 5 2B: 3 3B: 0 HR: 2	SF: 0 SAC: 0 DP: 1 HBP: 0	WP: 0 PA: 40 PB: 0 SB: 0 CS: 0
PITCHER	IP WLS BF H R ER SO BB IBB HBP BLK WP HR S P ERA WHIP																				
Orel Hershiser, R ERA: 4.11 (1, 1)	5.0 L 23 6 5 5 2 3 0 0 0 0 0 1 45 81 9.00 1.800																				
Bud Black, L ERA: 6.85 (6, 1)	2.0 10 3 4 4 2 0 1 0 0 0 0 1 23 42 18.00 1.500																				
Eric Plunk, R ERA: 1.85 (8, 1)	1.0 4 1 0 0 0 0 0 0 0 0 0 0 7 9 0.00 1.000																				
Paul Assenmacher, L ERA: 1.98 (9, 1)	1.0 3 0 0 0 0 1 0 0 0 0 0 0 6 9 0.00 0.000																				

Seattle Mariners @ Cleveland Indians
 Jacobs Field, Cleveland, OH
 Sun Jul 09 1995, 3:33 AM EDT
 Att. 41,897 - Overcast - 75 F

livebaseballscorecards.com

AB	36
R	9
H	10
RBI	9
BB	4
SO	5
LOB	6



BOTTOM

Seattle Mariners @ Cleveland Indians
Jacobs Field, Cleveland, OH
Sun Jul 09 1995, 3:33 AM EDT
Att. 41,897 - Overcast - 75 F

livebaseballscorecards.com

AB	35
R	3
H	9
RBI	3
BB	3
SO	4
LOB	14



WP:	0	PA:	38
PB:	1	SB:	0
CS:	0		

AB R H RBI BB SO LOB

5	1	1	0	0	0	1
4	0	1	0	1	0	1
4	0	1	1	0	2	2
4	1	1	0	0	0	3
3	1	0	0	1	1	1
4	0	1	0	0	1	2
3	0	2	2	1	0	0
4	0	0	0	0	0	4
4	0	2	0	0	0	0

1B 4 2B 5 3B 0 SF 0

1B:	4	SF:	0
2B:	5	SAC:	0
3B:	0	DP:	0
HR:	0	HBP:	0

Batter	1	2	3	4	5	6	7	8	9
Kenny Lofton, L OBP: 0.356, SLG: 0.474 (1, 8)	3-1 G6-3		3-1 BB 1B		0-0 G5-3		0-0 F7		1-2 G4-3
Omar Vizquel, S OBP: 0.321, SLG: 0.335 (1, 6)	3-1 PB 2B		4-1 1B BB		2-2 G6-3		1-2 P4		0-0 G4-3
Carlos Baerga, S OBP: 0.367, SLG: 0.516 (1, 4)	0-3 K		1-0 1B		0-1 G3-1		0-3 K		
Albert Belle, R OBP: 0.384, SLG: 0.585 (1, 7)	1-2 G6-3		3-2 G6-3		2-1 G6-3 1B 2B		0-0 F7		
Jim Thome, L OBP: 0.445, SLG: 0.618 (1, 5)		3-2 G4-3		4-0 2B BB		0-0 G6-3		3-3 K	
Manny Ramirez, R OBP: 0.409, SLG: 0.623 (1, 10)		1-3 K		0-0 P2		2-2 F8		2-2 2B	
Paul Sorrento, L OBP: 0.355, SLG: 0.560 (1, 3)		3-2 F9		3-1 1B 2B		3-2 FC4-6 1B		4-2 BB	
Tony Peña, R OBP: 0.282, SLG: 0.344 (1, 2)			2-2 F7		0-0 P6		1-1 FC4-6		3-2 P4
Wayne Kirby, L OBP: 0.276, SLG: 0.356 (1, 9)			0-1 F7		1-2 1B		1-2 2B		2-1 G3-1

Inning Stats	R: 0	H: 1	E: 0	K: 1	S: 10	R: 0	H: 0	E: 0	K: 1	S: 12	R: 1	H: 2	E: 0	K: 0	S: 15	R: 1	H: 2	E: 0	K: 0	S: 7	R: 0	H: 0	E: 0	K: 0	S: 6	R: 1	H: 2	E: 0	K: 0	S: 11	R: 0	H: 1	E: 0	K: 1	S: 13	R: 0	H: 1	E: 0	K: 1	S: 18	R: 0	H: 0	E: 0	K: 0	S: 6	R: 0	H: 1	E: 0	K: 0	S: 9	1B: 4	2B: 5	3B: 0	HR: 0	SF: 0	SAC: 0	DP: 0	HBP: 0	WP: 0	PA: 38
--------------	------	------	------	------	-------	------	------	------	------	-------	------	------	------	------	-------	------	------	------	------	------	------	------	------	------	------	------	------	------	------	-------	------	------	------	------	-------	------	------	------	------	-------	------	------	------	------	------	------	------	------	------	------	-------	-------	-------	-------	-------	--------	-------	--------	-------	--------

PITCHER	IP	WLS	BF	H	R	ER	SO	BB	IBB	HBP	BLK	WP	HR	S	P	ERA	WHIP
Salomon Torres, R ERA: 6.16 (1, 1)	6.0		26	7	3	3	2	2	0	0	0	0	0	61	105	4.50	1.500
Bill Risley, R ERA: 1.42 (7, 1)	2.0		9	2	0	0	2	1	0	0	0	0	0	31	45	0.00	1.500
Bobby Ayala, R ERA: 3.18 (9, 1)	1.0		3	0	0	0	0	0	0	0	0	0	0	6	9	0.00	0.000

Batter	1	2	3	4	5	6	7	8	9	AB R H RBI BB SO LOB	TOP	
Devon White, S OBP: 0.338, SLG: 0.474 (1, 8)	1-0 F7		0-0 F7		2-0 L9		3-1 G4-3	2-3 K		5 0 0 0 0 1 4		
Paul Molitor, R OBP: 0.322, SLG: 0.379 (1, 10)	2-1 1B 2B		1-2 E 2B		2-2 G6-3		2-2 1B		1-2 2B 2B	5 3 4 0 0 0 0		
Roberto Alomar, S OBP: 0.384, SLG: 0.534 (1, 4)	4-1 1B BB		2-2 E9 1B 2B		1-2 1B		0-2 SF8		1-1 2B	3 1 3 3 1 0 0 0 0 0 0 0 0 0		
Domingo Cedeño, S OBP: 0.370, SLG: 0.415 (9, 4)												
Joe Carter, R OBP: 0.323, SLG: 0.466 (1, 7)	2-0 F9		1-1 1B		1-0 G5-3		1-2 P3		4-1 G4-3 BB	4 0 1 1 1 0 4		
John Olerud, L OBP: 0.346, SLG: 0.364 (1, 3)	1-1 FC6-4 1B		1-3 K			0-0 F7		2-0 1B FC3-2 2B	1-1 G4-3	5 0 2 1 0 1 2		
Ed Sprague, R OBP: 0.332, SLG: 0.440 (1, 5)	1-1 FC6-4		0-0 P9			3-1 F8		3-2 F9	4-0 BB	4 0 0 0 1 0 4		
Shawn Green, L OBP: 0.303, SLG: 0.450 (1, 9)					0-2 K		1-1 1B		1-0 FC3-2 1B	5 0 2 0 0 1 2		
Alex Gonzalez, R OBP: 0.345, SLG: 0.412 (1, 6)					2-0 G6-3		1-3 K		4-0 FC3-2 BB	3 0 0 0 1 2 1		
Sandy Martinez, L OBP: 0.256, SLG: 0.385 (1, 2)					0-0 1B		1-1 1B G4-3 SF8 1B		2-2 FC3-2	4 1 2 0 0 0 3		
Inning Stats	R: 1 H: 2 E: 0 LOB: 2 K: 0 BB: 1 S: 9 P: 20	R: 0 H: 0 E: 0 LOB: 0 K: 1 BB: 0 S: 8 P: 12	R: 2 H: 3 E: 1 LOB: 1 K: 1 BB: 0 S: 14 P: 19	R: 0 H: 1 E: 0 LOB: 1 K: 1 BB: 0 S: 6 P: 8	R: 0 H: 1 E: 0 LOB: 1 K: 0 BB: 0 S: 9 P: 15	R: 0 H: 1 E: 0 LOB: 1 K: 1 BB: 0 S: 8 P: 13	R: 1 H: 2 E: 0 LOB: 1 K: 0 BB: 0 S: 14 P: 21	R: 0 H: 2 E: 0 LOB: 3 K: 1 BB: 1 S: 12 P: 26	R: 1 H: 2 E: 0 LOB: 2 K: 0 BB: 2 S: 10 P: 21	1B: 8 SF: 1 2B: 6 SAC: 0 3B: 0 DP: 0 HR: 0 HBP: 0	WP: 0 PA: 43 PB: 0 SB: 1 CS: 0	
PITCHER	IP WLS BF H R ER SO BB IBB HBP BLK WP HR S P ERA WHIP											
Chris Bosio, R ERA: 4.87 (1, 1)	7.0 L 31 10 4 4 4 4 1 0 0 0 0 0 68 108 5.14 1.571											
Steve Frey, L ERA: 4.8 (8, 1)	0.1 3 2 0 0 0 0 0 0 0 0 0 0 5 11 0.00 6.000											
Bob Wells, R ERA: 6.5 (8, 1)	1.2 9 2 1 1 1 1 3 0 0 0 0 0 17 36 5.40 3.000											

Toronto Blue Jays @ Seattle Mariners
The Kingdome, Seattle, WA
Fri Jul 14 1995, 10:05 PM EDT
Att. 14,850 - Dome

livebaseballscorecards.com

AB	38
R	5
H	14
RBI	5
BB	4
SO	5
LOB	20



Batter	1	2	3	4	5	6	7	8	9	AB	R	H	RBI	BB	SO	LOB
Joey Cora, S OBP: 0.325, SLG: 0.330 (1, 4)	L7		FC4 CS G4-3		G4-3			F7		4	0	0	0	0	0	1
Alex Diaz, S OBP: 0.290, SLG: 0.349 (1, 8)	G4-3		G4-3		G3-1			P3		4	0	0	1	0	0	1
Edgar Martinez, R OBP: 0.480, SLG: 0.637 (1, 10)	2B		BB		G5-3			BB BB		2	0	1	0	2	0	0
Tino Martinez, L OBP: 0.380, SLG: 0.592 (1, 3)	BB		K		G4-3			BB		2	0	0	0	2	1	1
Jay Buhner, R OBP: 0.311, SLG: 0.517 (1, 9)	K				K			F7		4	0	0	0	0	2	4
Doug Strange, S OBP: 0.337, SLG: 0.372 (1, 7)		G1-3			P6			G3		3	0	0	0	0	0	0
Rich Amaral, R OBP: 0.347, SLG: 0.392 (9, PH)										1	0	0	0	0	0	0
Mike Blowers, R OBP: 0.280, SLG: 0.365 (1, 5)		K			1B BB			F7		3	0	0	0	1	2	0
Dan Wilson, R OBP: 0.321, SLG: 0.366 (1, 2)		K			1B			F9		4	0	1	0	0	1	0
Luis Sojo, R OBP: 0.301, SLG: 0.382 (1, 6)			FC4 G4-3		K			G4-3		3	1	1	0	0	1	2

Inning Stats	R: 0	H: 1	E: 0	K: 1	S: 12	LOB: 2	BB: 1	P: 22	R: 0	H: 0	E: 0	K: 2	S: 7	LOB: 0	BB: 0	P: 11	R: 1	H: 1	E: 0	K: 1	S: 10	LOB: 1	BB: 1	P: 20	R: 0	H: 1	E: 0	K: 2	S: 10	LOB: 2	BB: 1	P: 18	R: 0	H: 0	E: 0	K: 0	S: 9	LOB: 0	BB: 0	P: 13	R: 0	H: 0	E: 0	K: 0	S: 8	LOB: 0	BB: 0	P: 12	R: 0	H: 0	E: 0	K: 0	S: 8	LOB: 0	BB: 0	P: 11	R: 0	H: 0	E: 0	K: 1	S: 9	LOB: 0	BB: 0	P: 9	R: 0	H: 0	E: 0	K: 1	S: 9	LOB: 0	BB: 0	P: 9
--------------	------	------	------	------	-------	--------	-------	-------	------	------	------	------	------	--------	-------	-------	------	------	------	------	-------	--------	-------	-------	------	------	------	------	-------	--------	-------	-------	------	------	------	------	------	--------	-------	-------	------	------	------	------	------	--------	-------	-------	------	------	------	------	------	--------	-------	-------	------	------	------	------	------	--------	-------	------	------	------	------	------	------	--------	-------	------


PITCHER	IP	WLS	BF	H	R	ER	SO	BB	IBB	HBP	BLK	WP	HR	S	P	ERA	WHIP
Juan Guzman, R ERA: 6.52 (1, 1)	8.0		32	3	1	1	6	5	0	0	0	0	0	74	129	1.12	1.000
Tony Castillo, L ERA: 2.64 (9, 1)	1.0		3	0	0	0	1	0	0	0	0	0	0	9	9	0.00	0.000

BOTTOM

Toronto Blue Jays @ Seattle Mariners
The Kingdom, Seattle, WA
Fri Jul 14 1995, 10:05 PM EDT
Att. 14,850 - Dome

livebaseballscorecards.com

AB	30
R	1
H	3
RBI	1
BB	5
SO	7
LOB	9



WP	PA	ERA	WHIP
0	35		

Batter	1	2	3	4	5	6	7	8	9	AB R H RBI BB SO LOB	TOP											
Devon White, S (1, 8) OBP: 0.333, SLG: 0.466	2-3 K		0-0 L6			1-3 K		2-3 K		4 0 0 0 0 3 2												
Paul Molitor, R (1, 10) OBP: 0.321, SLG: 0.374	2-2 G6-3			0-0 G5-3		4-2 BB 1-2 BB			1-2 G5-3	3 0 0 0 1 0 0												
Roberto Alomar, S (1, 4) OBP: 0.382, SLG: 0.528	2-3 K			2-3 K		4-2 BB 1-2 2-3 BB			1-2 G6-3	3 0 0 0 1 2 0												
Joe Carter, R (1, 7) OBP: 0.318, SLG: 0.460		2-2 P3		1-3 K		0-2 P3			1-2 P4	4 0 0 0 0 1 3												
Ed Sprague, R (1, 3) OBP: 0.332, SLG: 0.439		1-2 K			1-0 L8-3 1B		2-3 K			3 0 1 0 0 2 0												
Candy Maldonado, R (1, 9) OBP: 0.355, SLG: 0.452		1-3 K			2-1 L8-3 1-2		1-3 K			3 0 0 0 0 2 1												
Alex Gonzalez, R (1, 5) OBP: 0.340, SLG: 0.406			2-1 G5-3		2-3 K		2-3 K			3 0 0 0 0 2 0												
Lance Parrish, R (1, 2) OBP: 0.258, SLG: 0.298		2-3 K			0-3 K			2-3 K		3 0 0 0 0 3 0												
Domingo Ceden0, S (1, 6) OBP: 0.382, SLG: 0.426			1-1 E4 1B			1-1 BB BB 1B		1-3 K		3 0 2 0 0 1 0												
Inning Stats	R: 0 E: 0 K: 2 S: 13	H: 0 LOB: 0 BB: 0 P: 19	R: 0 E: 0 K: 2 S: 10	H: 0 LOB: 0 BB: 0 P: 14	R: 0 E: 1 K: 1 S: 8	H: 1 LOB: 1 BB: 0 P: 13	R: 0 E: 0 K: 2 S: 7	H: 0 LOB: 0 BB: 0 P: 10	R: 0 E: 0 K: 1 S: 7	H: 1 LOB: 0 BB: 0 P: 12	R: 0 E: 0 K: 2 S: 17	H: 1 LOB: 3 BB: 2 P: 27	R: 0 E: 0 K: 3 S: 12	H: 0 LOB: 0 BB: 0 P: 17	R: 0 E: 0 K: 3 S: 9	H: 0 LOB: 0 BB: 0 P: 14	R: 0 E: 0 K: 0 S: 11	H: 0 LOB: 0 BB: 0 P: 14	1B: 3 2B: 1 3B: 0 HR: 0	SF: 0 SAC: 0 DP: 1 HBP: 0	WP: 0 PB: 0 SB: 0 CS: 0	PA: 31
PITCHER Randy Johnson, L (1, 1) ERA: 2.66	IP: 9.0 WLS: W BF: 31 H: 3 R: 0 ER: 0 SO: 16 BB: 2 IBB: 0 HBP: 0 BLK: 0 WP: 0 HR: 0 S: 94 P: 140 ERA: 0.00 WHIP: 0.556											PITCHER	IP: 9.0 WLS: W BF: 31 H: 3 R: 0 ER: 0 SO: 16 BB: 2 IBB: 0 HBP: 0 BLK: 0 WP: 0 HR: 0 S: 94 P: 140 ERA: 0.00 WHIP: 0.556									

Toronto Blue Jays @ Seattle Mariners
The Kingdom, Seattle, WA
Sat Jul 15 1995, 10:05 PM EDT
Att. 36,037 - Dome

livebaseballscorecards.com

AB	29
R	0
H	3
RBI	0
BB	2
SO	16
LOB	6



Batter	1	2	3	4	5	6	7	8	9
Joey Cora, S OBP: 0.326, SLG: 0.332 (1, 4)	1-1 1B 2B 1B		1-0 B5-3	3-1 1-2 FC6-4 1B	1-1 FC6		1-3 K2-3		
Luis Sojo, R OBP: 0.310, SLG: 0.389 (1, 6)	2-2 1-2 2B 1B		1-1 BB BB 1B	0-1 FC6-4		2-1 BB BB G1-2-3 1B		0-0 F9	
Edgar Martinez, R OBP: 0.482, SLG: 0.637 (1, 10)	0-0 1-3 2-H 2B		4-0 1-2 BB BB		2-3 K	4-2 1-2 BB BB		2-1 P5	
Tino Martinez, L OBP: 0.377, SLG: 0.582 (1, 3)	2-3 K		1-3 K		4-2 BB 1B BB	0-1 P5		3-1 F8	
Jay Buhner, R OBP: 0.318, SLG: 0.515 (1, 9)	0-3 K		4-0 1-2 2-3 BB		4-2 BB 1B BB	4-2 1-2 2-3 BB			
Alex Diaz, S OBP: 0.284, SLG: 0.341 (1, 8)	1-0 G4-3		0-0 L5		1-0 P5	3-2 G1-2-3			
Mike Blowers, R OBP: 0.284, SLG: 0.365 (1, 5)		2-1 G5-3		4-0 1B BB	0-0 1B BB 1B		1-3 K		
Dan Wilson, R OBP: 0.325, SLG: 0.362 (1, 2)		4-0 G4-6-3 BB		1-2 P4	4-2 1B BB		0-2 F7		
Darren Bragg, L OBP: 0.323, SLG: 0.336 (1, 7)		1-2 G4-6-3		0-3 K	2-0 FC6 1B		0-3 K		
Doug Strange, S OBP: 0.344, SLG: 0.379 (5, PH)									
Gary Thurman, R OBP: 0.391, SLG: 0.476 (6, 7)									

AB	R	H	RBI	BB	SO	LOB
5	1	2	0	0	1	4
5	0	3	0	0	0	2
3	0	1	1	2	1	0
4	1	0	0	1	2	6
1	1	0	0	3	1	2
4	0	0	0	0	0	10
3	0	1	1	1	1	0
2	0	0	0	2	0	2
2	0	0	0	0	1	2
1	0	1	1	0	0	0
1	0	0	0	0	1	1

BOTTOM	
AB	31
R	3
H	8
RBI	3
BB	9
SO	8
LOB	29

Inning Stats	
R: 1	H: 3
E: 0	LOB: 2
K: 2	BB: 0
S: 13	P: 19
R: 0	H: 0
E: 0	LOB: 0
K: 0	BB: 1
S: 5	P: 12
R: 0	H: 1
E: 0	LOB: 3
K: 1	BB: 2
S: 7	P: 18
R: 0	H: 1
E: 0	LOB: 2
K: 1	BB: 1
S: 10	P: 18
R: 2	H: 2
E: 0	LOB: 3
K: 1	BB: 3
S: 15	P: 33
R: 0	H: 1
E: 0	LOB: 2
K: 0	BB: 2
S: 15	P: 28
R: 0	H: 0
E: 0	LOB: 1
K: 3	BB: 0
S: 12	P: 14
R: 0	H: 0
E: 0	LOB: 0
K: 0	BB: 0
S: 5	P: 10

PITCHER	IP	WLS	BF	H	R	ER	SO	BB	IBB	HBP	BLK	WP	HR	S	P	ERA	WHIP
Pat Hentgen, R ERA: 5.77 (1, 1)	6.0	L	33	8	3	3	5	9	0	0	0	0	0	65	128	4.50	2.833
Danny Cox, R ERA: 6.75 (7, 1)	2.0		7	0	0	0	3	0	0	0	0	1	0	17	24	0.00	0.000

PITCHER		IP	WLS	BF	H	R	ER	SO	BB	IBB	HBP	BLK	WP	HR	S	P	ERA	WHIP
WP: 1	PA: 40																	
PB: 0	CS: 0																	

Toronto Blue Jays @ Seattle Mariners
The Kingdome, Seattle, WA
Sat Jul 15 1995, 10:05 PM EDT
Att. 36,037 - Dome

livebaseballscorecards.com



Batter	1	2	3	4	5	6	7	8	9	AB R H RBI BB SO LOB	TOP											
Devon White, S OBP: 0.335, SLG: 0.463 (1, 8)	3-3 K		1-2 G4-6-3		4-1 S WP 2B BB	0-3 K			1-2 S HR 1B	4 2 1 0 1 2 2												
Paul Molitor, R OBP: 0.319, SLG: 0.368 (1, 10)	2-2 G6-3			4-2 1B 1B HR BB	2-2 L3		2-1 P6	3-3 K	4 1 0 0 1 1 2													
Roberto Alomar, S OBP: 0.385, SLG: 0.539 (1, 4)	0-1 F9			1-0 1B HR 1B	4-0 S 2B BB		1-2 G3	0-0 HR	4 3 2 2 1 0 0													
Joe Carter, R OBP: 0.320, SLG: 0.462 (1, 7)		1-2 F8		1-1 HR 1B	2-1 1B 2B		1-2 G5-3	1-3 K	5 1 2 2 0 1 0													
John Olerud, L OBP: 0.351, SLG: 0.393 (1, 3)		2-3 K		2-2 HR	0-1 1B			0-1 HR	4 2 3 5 0 1 0													
Ed Sprague, R OBP: 0.334, SLG: 0.438 (1, 5)		4-2 BB		0-0 G6-4-3 1B	3-1 F8			2-3 K	3 0 1 0 1 1 2													
Shawn Green, L OBP: 0.302, SLG: 0.451 (1, 9)		0-3 K		0-3 K		1-0 2B		0-1 F7	4 0 1 0 0 2 2													
Alex Gonzalez, R OBP: 0.335, SLG: 0.398 (1, 6)			2-1 P4	0-0 G6-4-3		0-3 K		1-3 K	4 0 0 0 0 2 2													
Sandy Martinez, L OBP: 0.256, SLG: 0.372 (1, 2)			3-2 G4-6-3 1B		2-3 K	0-3 K		2-3 K	4 0 1 0 0 3 1													
Inning Stats	R: 0 E: 0 K: 1 S: 9	H: 0 LOB: 0 BB: 0 P: 14	R: 0 E: 0 K: 2 S: 14	H: 0 LOB: 1 BB: 1 P: 21	R: 0 E: 0 K: 0 S: 9	H: 1 LOB: 0 BB: 0 P: 15	R: 4 E: 0 K: 1 S: 13	H: 4 LOB: 0 BB: 1 P: 21	R: 2 E: 0 K: 1 S: 13	H: 2 LOB: 2 BB: 2 P: 30	R: 0 E: 0 K: 3 S: 10	H: 1 LOB: 1 BB: 0 P: 11	R: 0 E: 0 K: 0 S: 8	H: 0 LOB: 0 BB: 0 P: 12	R: 1 E: 0 K: 2 S: 10	H: 1 LOB: 0 BB: 0 P: 13	R: 2 E: 0 K: 3 S: 17	H: 2 LOB: 0 BB: 0 P: 24	1B: 6 2B: 2 3B: 0 HR: 3	SF: 0 SAC: 0 DP: 2 HBP: 0	WP: 1 PB: 0 SB: 3 CS: 0	PA: 40
PITCHER	IP WLS BF H R ER SO BB IBB HBP BLK WP HR S P ERA WHIP																					
Rafael Carmona, R ERA: 6.53 (1, 1)	3.0 L 15 5 4 4 3 2 0 0 0 0 0 1 41 67 12.00 2.333																					
Norm Charlton, L ERA: 7.61 (4, 1)	1.2 8 2 2 2 2 2 0 0 0 0 1 0 15 29 10.80 2.400																					
Jeff Nelson, R ERA: 1.37 (5, 1)	2.1 8 1 0 0 3 0 0 0 0 0 0 0 20 28 0.00 0.429																					
Bill Risley, R ERA: 1.65 (8, 1)	1.0 4 1 1 1 2 0 0 0 0 0 0 1 10 13 9.00 1.000																					
Bobby Ayala, R ERA: 3.6 (9, 1)	1.0 5 2 2 2 3 0 0 0 0 0 0 1 17 24 18.00 2.000																					

Toronto Blue Jays @ Seattle Mariners
The Kingdome, Seattle, WA
Sun Jul 16 1995, 6:33 AM EDT
Att. 17,632 - Dome

livebaseballscorecards.com

AB	36
R	9
H	11
RBI	9
BB	4
SO	13
LOB	11



Batter	1	2	3	4	5	6	7	8	9	AB	R	H	RBI	BB	SO	LOB
Joey Cora, S OBP: 0.329, SLG: 0.339 (1, 4)	0-2 2B	2-1 G1-6-3			3-2 G3 1B		1-2 G5-3			4	1	2	0	0	0	3
Luis Sojo, R OBP: 0.309, SLG: 0.392 (1, 7)	2-0 2B		2-2 P4		0-2 G3		3-2 L4			4	1	1	1	0	0	2
Edgar Martinez, R OBP: 0.479, SLG: 0.635 (1, 10)	0-1 G4-3 2-H		3-3 K		1-0 G4-3			2-0 F9		4	0	1	1	0	1	1
Tino Martinez, L OBP: 0.372, SLG: 0.573 (1, 3)	1-2 G4-3		1-3 K		0-0 L4			0-1 F8		4	0	0	0	0	1	1
Jay Buhner, R OBP: 0.322, SLG: 0.526 (1, 9)	1-1 P6			4-1 L4-6 WP BB		3-3 K		2-1 HR		3	1	1	1	1	1	1
Chad Kreuter, S OBP: 0.293, SLG: 0.333 (1, 2)	2-3 K			1-1 F9		0-1 1B		0-0 G5-3		4	0	1	0	0	1	2
Mike Blowers, R OBP: 0.288, SLG: 0.361 (1, 5)		4-2 S BB		4-2 BB		1-1 G6-3			1-3 K	2	0	0	0	2	1	1
Felix Fermin, R OBP: 0.221, SLG: 0.215 (1, 6)		1-1 SAFE L9		0-0 L4-6			1-2 G5-3 1B		1-1 G6-3	4	0	1	0	0	0	3
Rich Amaral, R OBP: 0.345, SLG: 0.383 (1, 8)		4-2 G1-6-3 BB			1-0 L8		0-0 G5-3		1-1 G6-3	3	0	0	0	1	0	1

Inning Stats	R: 2	H: 3	E: 0	K: 1	S: 17	H: 3	LOB: 1	BB: 0	P: 23	R: 0	H: 0	E: 0	K: 0	S: 9	H: 0	LOB: 0	BB: 0	P: 15	R: 0	H: 0	E: 0	K: 2	S: 9	H: 0	LOB: 1	BB: 2	P: 15	R: 0	H: 1	E: 0	K: 0	S: 12	H: 1	LOB: 1	BB: 0	P: 17	R: 0	H: 1	E: 0	K: 1	S: 9	H: 1	LOB: 1	BB: 0	P: 13	R: 0	H: 1	E: 0	K: 0	S: 11	H: 1	LOB: 1	BB: 0	P: 16	R: 1	H: 1	E: 0	K: 0	S: 6	H: 1	LOB: 0	BB: 0	P: 10	R: 0	H: 0	E: 0	K: 1	S: 8	H: 0	LOB: 0	BB: 0	P: 11	1B: 3	SF: 0	2B: 4	SAC: 0	3B: 0	DP: 2	HR: 1	HBP: 0	WP: 1	PA: 36
--------------	------	------	------	------	-------	------	--------	-------	-------	------	------	------	------	------	------	--------	-------	-------	------	------	------	------	------	------	--------	-------	-------	------	------	------	------	-------	------	--------	-------	-------	------	------	------	------	------	------	--------	-------	-------	------	------	------	------	-------	------	--------	-------	-------	------	------	------	------	------	------	--------	-------	-------	------	------	------	------	------	------	--------	-------	-------	-------	-------	-------	--------	-------	-------	-------	--------	-------	--------

PITCHER	IP	WLS	BF	H	R	ER	SO	BB	IBB	HBP	BLK	WP	HR	S	P	ERA	WHIP
Woody Williams, R ERA: 3.69 (1, 1)	1.1		9	3	2	2	1	2	0	0	0	0	0	24	39	13.50	3.750
Edwin Hurtado, R ERA: 2.84 (2, 1)	6.2	W	24	4	1	1	3	2	0	0	0	1	1	55	90	1.35	0.900
Tim Crabtree, R ERA: (9, 1)	1.0		3	0	0	0	1	0	0	0	0	0	0	8	11	0.00	0.000


BOTTOM

Toronto Blue Jays @ Seattle Mariners
The Kingdome, Seattle, WA

Sun Jul 16 1995, 6:33 AM EDT
Att. 17,632 - Dome

livebaseballscorecards.com

AB	32
R	3
H	7
RBI	3
BB	4
SO	5
LOB	15



Batter	1	2	3	4	5	6	7	8	9	10	AB R H RBI BB SO LOB	TOP														
Chad Curtis, R (1, 8) OBP: 0.364, SLG: 0.474	1-1 G4-3		3-1 HR	1-2 P4			2-2 F9		2-2 G4-6-3 1-2f		5 1 1 1 0 0 1															
Scott Fletcher, R (1, 4) OBP: 0.330, SLG: 0.319 Lou Whitaker, L (10, PH) OBP: 0.384, SLG: 0.526	3-2 G5-3		3-2 G4-3		0-1 F8		2-1 P3			0-0 P5	4 0 0 0 0 0 0 1 0 0 0 0 0 0															
Travis Fryman, R (1, 5) OBP: 0.353, SLG: 0.371	1-3 K2-3		3-0 1B E 1B		0-1 G5-3		1-3 K			2-1 2B	5 1 2 0 0 2 0															
Cecil Fielder, R (1, 3) OBP: 0.362, SLG: 0.507		4-2 BB BB	2-0 E 1B		4-2 BB			3-3 K		3-2 P4	3 0 1 0 2 1 1															
Juan Samuel, R (1, 7) OBP: 0.427, SLG: 0.670 Bobby Higginson, L (8, PH) OBP: 0.339, SLG: 0.450		2-3 K	3-2 E6 1-3 2-H		1-3 K			2-3 K		3-3 K	3 0 0 0 0 2 3 2 0 0 0 0 2 1															
Alan Trammell, R (1, 10) OBP: 0.396, SLG: 0.420		4-0 BB G6-4-3		0-0 G5-3		0-3 K		4-1 BB			2 0 0 0 2 1 0															
John Flaherty, R (1, 2) OBP: 0.337, SLG: 0.551		0-0 G6-4-3 1-2f		2-0 P4		0-0 HR		0-2 P6			4 1 1 1 0 0 3															
Chris Gomez, R (1, 6) OBP: 0.327, SLG: 0.432			1-1 HR	2-1 HR 1B		1-3 K			2-2 G4-6-3 HBP		3 2 2 1 0 1 0															
Danny Bautista, R (1, 9) OBP: 0.253, SLG: 0.282 Kirk Gibson, L (9, PH) OBP: 0.365, SLG: 0.474			0-0 G5-3	1-0 HR		2-1 F7			2-3 K		3 1 1 2 0 0 0 1 0 0 0 0 1 1															
Inning Stats	R: 0 E: 0 K: 1 S: 8	H: 0 LOB: 0 BB: 0 P: 13	R: 0 E: 0 K: 1 S: 6	H: 0 LOB: 1 BB: 2 P: 16	R: 3 E: 1 K: 0 S: 13	H: 4 LOB: 2 BB: 0 P: 28	R: 2 E: 0 K: 0 S: 8	H: 2 LOB: 0 BB: 0 P: 14	R: 0 E: 0 K: 1 S: 10	H: 0 LOB: 1 BB: 1 P: 15	R: 1 E: 0 K: 2 S: 11	H: 1 LOB: 0 BB: 0 P: 14	R: 0 E: 0 K: 1 S: 8	H: 0 LOB: 0 BB: 0 P: 13	R: 0 E: 0 K: 2 S: 12	H: 0 LOB: 1 BB: 1 P: 21	R: 0 E: 0 K: 1 S: 10	H: 0 LOB: 0 BB: 0 P: 16	R: 0 E: 0 K: 1 S: 9	H: 1 LOB: 1 BB: 0 P: 17	1B: 3 2B: 1 3B: 0 HR: 4	SF: 0 SAC: 0 DP: 2 HBP: 1	WP: 0 PB: 0 SB: 0 CS: 0	PA: 41		
PITCHER	IP WLS BF H R ER SO BB IBB HBP BLK WP HR S P ERA WHIP																									
Bill Krueger, L (1, 1) ERA: 7.71	4.0	19	6	5	4	2	2	0	0	0	0	3	35	71	9.00	2.000										
Bob Wells, R (5, 1) ERA: 6.14	4.0	15	1	1	1	6	2	0	0	0	0	1	41	63	2.25	0.750										
Bill Risley, R (9, 1) ERA: 1.57	1.2	6	1	0	0	1	0	0	1	0	0	0	16	27	0.00	0.600										
Bobby Ayala, R (10, 1) ERA: 3.57	0.1	W 1	0	0	0	1	0	0	0	0	0	0	3	6	0.00	0.000										

Detroit Tigers @ Seattle Mariners
 The Kingdom, Seattle, WA
 Mon Jul 17 1995, 10:05 PM EDT
 Att. 14,358 - Dome

livebaseballscorecards.com

AB 36
R 6
H 8
RBI 5
BB 4
SO 10
LOB 10



BOTTOM

Detroit Tigers @ Seattle Mariners
The Kingdome, Seattle, WA
Mon Jul 17 1995, 10:05 PM EDT
Att. 14,358 - Dome

livebaseballscorecards.com



AB R H RBI BB SO LOB

5	2	1	0	1	0	2
6	0	0	0	0	0	6
4	3	2	0	2	1	1
5	2	3	6	1	0	0
4	1	4	2	0	0	0
3	0	1	1	1	1	4
5	0	1	1	0	2	9
3	0	0	0	1	0	1
1	1	1	0	0	0	0
4	1	1	0	0	1	1

AB	40
R	10
H	14
RBI	10
BB	6
SO	5
LOB	24

WP: 0	PA: 49
PB: 0	
SB: 0	
CS: 0	

1B: 10	SF: 1
2B: 3	SAC: 1
3B: 0	DP: 2
HR: 1	HBP: 1

WP	HR	S	P	ERA	WHIP
0	0	0	0	10.12	2.625
0	0	0	0	8.10	1.200
0	0	0	0	0.00	1.667
0	1	15	25	54.00	4.500

Batter	1	2	3	4	5	6	7	8	9	10
Joey Cora, S OBP: 0.329, SLG: 0.336 (1, 4)	F9		BB 1B BB	F7		L3		F8		IBB HR 1B
Alex Diaz, S OBP: 0.276, SLG: 0.330 (1, 8)	E5		F8		G1-3	G4-3		F9		F8
Edgar Martinez, R OBP: 0.483, SLG: 0.637 (1, 10)	G5-4-3		1B BB		2B 2B		HBP 1B		K	HR IBB
Tino Martinez, L OBP: 0.378, SLG: 0.585 (1, 3)		G4-3	BB 1B		2B SF9 BB		HBP 1B		G3-1	HR
Jay Buhner, R OBP: 0.336, SLG: 0.545 (1, 9)		G4-3	BB 1B		SF9 1B 2B		G4-6-3 HBP		1B	
Chris Widger, R OBP: 0.412, SLG: 0.357 (1, 7) (9, 2)		F8			SF9		K		1B	
Mike Blowers, R OBP: 0.286, SLG: 0.357 (1, 5)		G4-3			FC6-4 1B		G4-6-3		K	
Dan Wilson, R OBP: 0.323, SLG: 0.356 Rich Amaral, R OBP: 0.349, SLG: 0.388 (1, 2) (8, PR) (9, 7)			L8		FC6-4			F8 SH3-4 BB		IBB HR 1B
Felix Fermin, R OBP: 0.222, SLG: 0.216 (1, 6)			BB 1B		G6-3		F9		SH3-4	K

Inning Stats	R: 0	H: 0	E: 1	K: 0	S: 7	R: 0	H: 1	E: 0	K: 0	S: 9	R: 3	H: 3	E: 0	K: 1	S: 11	R: 0	H: 0	E: 0	K: 0	S: 5	R: 3	H: 3	E: 0	K: 0	S: 11	R: 0	H: 0	E: 0	K: 0	S: 4	R: 0	H: 2	E: 0	K: 1	S: 10	R: 0	H: 0	E: 0	K: 0	S: 10	R: 0	H: 2	E: 0	K: 2	S: 13	R: 4	H: 3	E: 0	K: 1	S: 15	1B: 10	SF: 1					
	0	0	0	0	7	0	1	0	0	9	3	3	0	1	11	0	0	0	0	5	3	3	0	0	11	0	0	0	0	4	0	2	0	1	10	0	0	0	0	13	0	0	0	1	15	0	2	0	2	18	0	3	0	1	25	10	1

PITCHER	IP	WLS	BF	H	R	ER	SO	BB	IBB	HBP	BLK	WP	HR	S	P	ERA	WHIP
Sean Bergman, R ERA: 5.1 (1, 1)	2.2		15	4	3	3	0	3	0	0	0	0	0	24	49	10.12	2.625
John Doherty, R ERA: 5.4 (3, 1)	3.1		14	3	3	3	1	1	0	0	0	0	0	23	39	8.10	1.200
Mike Christopher, R ERA: 2.25 (7, 1)	3.0		14	4	0	0	3	1	0	1	0	0	0	33	48	0.00	1.667
Buddy Groom, L ERA: 7.08 (10, 1)	0.2	L	6	3	4	4	1	0	1	0	0	0	1	15	25	54.00	4.500

Batter	1	2	3	4	5	6	7	8	9	AB R H RBI BB SO LOB	TOP											
Chad Curtis, R OBP: 0.367, SLG: 0.489 (1, 8)	3-2 G5-3		0-0 1B	1-0 3B		2-3 K			1-0 HR	5 3 3 1 0 1 0												
Lou Whitaker, L OBP: 0.378, SLG: 0.522 (1, 4)	1-1 G3-1		1-0 1B	1-0 L4		2-2 G4-3			1-2 F7	5 1 1 0 0 0 1												
Travis Fryman, R OBP: 0.357, SLG: 0.380 (1, 5)	4-1 BB		0-0 1B	0-0 3B			3-3 K		1-1 G1-3	4 0 2 3 1 1 0												
Cecil Fielder, R OBP: 0.359, SLG: 0.500 (1, 3)	2-2 L8		4-1 BB	1-0 F8			3-3 K		3-3 K	4 0 0 0 1 2 2												
Kirk Gibson, L OBP: 0.362, SLG: 0.474 (1, 10)		2-1 L8	0-3 K		2-3 K					4 0 1 0 0 3 2												
Bobby Higginson, L OBP: 0.341, SLG: 0.446 (1, 7)		4-1 BB	3-3 K		1-2 HBP			2-2 G4-3		2 0 0 0 1 1 2												
John Flaherty, R OBP: 0.330, SLG: 0.539 (1, 2)		0-1 L8		2-3 K	0-0 F8			3-3 K		4 0 0 0 0 2 3												
Chris Gomez, R OBP: 0.330, SLG: 0.436 (1, 6)		1-3 K		3-2 HR	3-1 F9			4-2 BB		3 1 1 0 1 1 3												
Danny Bautista, R OBP: 0.253, SLG: 0.297 (1, 9)			1-0 P6	1-1 HR		2-3 K		2-3 K		4 1 1 2 0 2 1												
Inning Stats	R: 0 E: 0 K: 0 S: 10	H: 0 LOB: 1 BB: 1 P: 20	R: 0 E: 0 K: 1 S: 8	H: 1 LOB: 1 BB: 1 P: 15	R: 2 E: 0 K: 2 S: 11	H: 3 LOB: 2 BB: 1 P: 20	R: 3 E: 0 K: 1 S: 12	H: 4 LOB: 1 BB: 0 P: 21	R: 0 E: 0 K: 1 S: 10	H: 0 LOB: 1 BB: 0 P: 16	R: 0 E: 0 K: 2 S: 9	H: 0 LOB: 0 BB: 0 P: 15	R: 0 E: 0 K: 3 S: 10	H: 0 LOB: 0 BB: 0 P: 19	R: 0 E: 0 K: 2 S: 13	H: 0 LOB: 1 BB: 1 P: 24	R: 1 E: 0 K: 1 S: 9	H: 1 LOB: 0 BB: 0 P: 15	1B: 2 2B: 4 3B: 1 HR: 2	SF: 0 SAC: 0 DP: 0 HBP: 1	WP: 0 PB: 0 SB: 0 CS: 1	PA: 40
PITCHER	IP WLS BF H R ER SO BB IBB HBP BLK WP HR S P ERA WHIP																					
Tim Belcher, R ERA: 4.68 (1, 1)	5.0 W 26 8 5 5 5 3 0 1 0 0 1 51 92 9.00 2.200																					
Jeff Nelson, R ERA: 1.28 (6, 1)	3.0 10 0 0 0 7 1 0 0 0 0 0 32 58 0.00 0.333																					
Bobby Ayala, R ERA: 3.72 (9, 1)	1.0 4 1 1 1 1 0 0 0 0 0 1 9 15 9.00 1.000																					

Detroit Tigers @ Seattle Mariners
 The Kingdome, Seattle, WA
 Tue Jul 18 1995, 6:33 AM EDT
 Att. 14,667 - Dome

livebaseballscorecards.com

AB 35
R 6
H 9
RBI 6
BB 4
SO 13
LOB 14



Batter	1	2	3	4	5	6	7	8	9
Joey Cora, S <small>OBP: 0.335, SLG: 0.342</small> (1, 4)									
Rich Amaral, R <small>OBP: 0.351, SLG: 0.403</small> (1, 7)									
Edgar Martinez, R <small>OBP: 0.481, SLG: 0.636</small> (1, 10)									
Tino Martinez, L <small>OBP: 0.385, SLG: 0.598</small> (1, 3)									
Jay Buhner, R <small>OBP: 0.342, SLG: 0.544</small> (1, 9)									
Doug Strange, S <small>OBP: 0.337, SLG: 0.370</small> (1, 5)									
Luis Sojo, R <small>OBP: 0.307, SLG: 0.389</small> (1, 6)									
Dan Wilson, R <small>OBP: 0.327, SLG: 0.376</small> (1, 2)									
Alex Diaz, S <small>OBP: 0.270, SLG: 0.323</small> (1, 8)									

Inning Stats	R: 0	H: 1	E: 0	K: 14	S: 14	R: 0	H: 1	E: 0	K: 11	S: 11	R: 1	H: 1	E: 0	K: 10	S: 10	R: 5	H: 6	E: 0	K: 24	S: 24	R: 0	H: 0	E: 0	K: 7	S: 7	R: 4	H: 4	E: 0	K: 15	S: 15	R: 0	H: 2	E: 0	K: 9	S: 9	
	LOB: 2	BB: 1				LOB: 1	BB: 0				LOB: 0	BB: 0				LOB: 3	BB: 2				LOB: 0	BB: 0				LOB: 0	BB: 0				LOB: 0	BB: 0				

PITCHER	IP	WLS	BF	H	R	ER	SO	BB	IBB	HBP	BLK	WP	HR	S	P	ERA	WHIP
Jose Lima, R <small>ERA: 9.35</small> (1, 1)	3.1	L	19	8	6	6	2	0	0	0	0	0	0	50	77	16.20	2.400
Joe Boever, R <small>ERA: 5.5</small> (4, 1)	1.2		11	4	3	3	0	1	1	0	0	0	0	23	43	16.20	3.000
Brian Bohanon, L <small>ERA: 6.42</small> (6, 1)	3.0		12	3	1	1	2	0	0	0	0	0	1	23	34	3.00	1.000

AB R H RBI BB SO LOB

5 2 3 1 0 0 0

5 2 2 1 0 0 2

5 1 2 3 0 1 1

3 1 2 3 2 1 0

4 1 2 0 1 1 2

5 1 1 0 0 0 5

4 1 1 1 0 0 0

4 1 2 1 0 0 0

4 0 0 0 0 1 3

AB 39

R 10

H 15

RBI 10

BB 3

SO 4

LOB 13

WP: 0 PA: 42

PB: 0

SB: 1

CS: 0

1B: 10 SF: 0

2B: 2 SAC: 0

3B: 2 DP: 0

HR: 1 HBP: 0

SEATTLE MARINERS

Detroit Tigers @ Seattle Mariners

The Kingdom, Seattle, WA

Tue Jul 18 1995, 6:33 AM EDT

Att. 14,667 - Dome

livebaseballscorecards.com

Batter	1	2	3	4	5	6	7	8	9	10	11	12	AB	R	H	RBI	BB	SO	LOB	TOP						
Joey Cora, S OBP: 0.335, SLG: 0.339 (1, 4)	G1-3	G3		FC5-4 BB			G4-3		L7-3			1B 2B 1B	5	1	1	1	1	0	2							
Rich Amaral, R OBP: 0.356, SLG: 0.403 (1, 8) (8, 7)	FC4-6 HBP	1B		FC5-4			L4			1B		F8	5	0	2	1	0	0	3							
Edgar Martinez, R OBP: 0.476, SLG: 0.625 (1, 10)	K	L8					P4			F9		2B 1B	6	0	1	0	0	1	3							
Tino Martinez, L OBP: 0.391, SLG: 0.592 (1, 3)	FC4-6						G4-3		G6-3		K	1B 2B	6	0	1	1	0	1	2							
Jay Buhner, R OBP: 0.350, SLG: 0.572 (1, 9)		HR					1B		HR		F9	IBB	5	2	3	2	1	1	1							
Warren Newson, L OBP: 0.398, SLG: 0.382 Alex Diaz, S OBP: 0.267, SLG: 0.319 (1, 7) (8, 8)	1B 2B 1B	G6-3					L7		K		G6-3	G3-1	4	1	1	0	0	1	1							
Luis Sojo, R OBP: 0.310, SLG: 0.389 (1, 6)		2B G3 1B					1B 1B		G4-3		G6-3		5	1	2	0	0	0	0							
Dan Wilson, R OBP: 0.328, SLG: 0.376 (1, 2)		P6					1B		G4-3		G3		5	0	2	0	0	0	2							
Doug Strange, S OBP: 0.343, SLG: 0.385 Gary Thurman, R OBP: 0.391, SLG: 0.476 Mike Blowers, R OBP: 0.285, SLG: 0.356 (1, 5) (9, PR) (9, 5)	G3 1B 2B						F7		G6-4-3		L7-3 1B	G6-3	4	1	2	1	0	0	2							
Inning Stats	R: 0 E: 0 K: 1 S: 8	H: 0 LOB: 1 BB: 0 P: 10	R: 4 E: 0 K: 0 S: 16	H: 5 LOB: 1 BB: 0 P: 25	R: 0 E: 0 K: 1 S: 8	H: 0 LOB: 0 BB: 0 P: 12	R: 0 E: 0 K: 0 S: 9	H: 2 LOB: 2 BB: 1 P: 18	R: 0 E: 0 K: 0 S: 8	H: 1 LOB: 0 BB: 0 P: 13	R: 0 E: 0 K: 0 S: 6	H: 0 LOB: 0 BB: 0 P: 8	R: 1 E: 0 K: 1 S: 8	H: 1 LOB: 0 BB: 0 P: 15	R: 0 E: 0 K: 0 S: 5	H: 1 LOB: 1 BB: 0 P: 8	R: 0 E: 0 K: 1 S: 8	H: 1 LOB: 1 BB: 0 P: 14	R: 0 E: 0 K: 0 S: 6	H: 0 LOB: 0 BB: 0 P: 11	R: 1 E: 0 K: 0 S: 16	H: 3 LOB: 3 BB: 1 P: 31	1B: 11 2B: 3 3B: 0 HR: 2	SF: 0 SAC: 0 DP: 2 HBP: 1	WP: 0 PB: 0 SB: 0 CS: 0	PA: 51
PITCHER	IP	WLS	BF	H	R	ER	SO	BB	IBB	HBP	BLK	WP	HR	S	P	ERA	WHIP									
Ricky Bones, R ERA: 4.06 (1, 1)	8.0		34	10	5	5	3	1	0	1	0	0	2	72	116	5.62	1.375									
Mike Ignasiak, R ERA: 4.2 (9, 1)	1.1		5	2	0	0	0	0	0	0	0	0	0	8	15	0.00	1.500									
Graeme Lloyd, L ERA: 4.35 (10, 1)	1.2		5	0	0	0	1	0	0	0	0	0	0	11	18	0.00	0.000									
Bill Wegman, R ERA: 6.04 (12, 1)	1.0	W	7	3	1	1	0	0	1	0	0	0	0	16	31	9.00	3.000									

Seattle Mariners @ Milwaukee Brewers
Milwaukee County Stadium, Milwaukee, WI

Wed Jul 19 1995, 8:05 PM EDT
Att. 14,175 - Unknown - 75 F

AB	48
R	6
H	15
RBI	6
BB	2
SO	4
LOB	19



livebaseballscorecards.com

Batter	1	2	3	4	5	6	7	8	9	10	11	12	AB R H RBI BB SO LOB
Fernando Vina, L OBP: 0.339, SLG: 0.374	1-1 G4-3 HBP	1-1 FC6-4		0-2 G4-3		1-0 G3-1		2-1 1B			0-1 SH1-4 1B	2-1 1B	6 1 3 2 0 0 1
Darryl Hamilton, L OBP: 0.358, SLG: 0.395	1-1 G4-3 1B		1-1 1B SF8 1B	1-0 G4-3			3-2 L8	0-1 P8			1-1 SH1-4 1B		5 1 2 0 0 0 2
Jeff Cirillo, R OBP: 0.391, SLG: 0.470	0-1 G4-3		0-0 FC6-4 1B		2-2 G6-3 1B		3-1 1B	1-3 K			1-2 G5-3		6 0 3 0 0 1 4
Dave Nilsson, L OBP: 0.316, SLG: 0.414	0-1 BB 1B		0-1 SF8		0-0 G6-3		2-1 F7		1-1 F8		3-2 G3-1		5 0 1 1 0 0 3
Greg Vaughn, R OBP: 0.313, SLG: 0.400	4-0 BB		3-2 FC6-4 1B		4-2 BB 2B BB		1-3 K		2-2 P3		4-2 BB 1B BB		3 2 1 0 3 1 1
B.J. Surhoff, L OBP: 0.429, SLG: 0.583	1-0 F7		0-0 FC6-4 BB		4-2 2B BB		4-1 WP 1B BB		2-1 F7		1-3 K		4 1 0 0 2 1 5
David Hulse, L OBP: 0.330, SLG: 0.376		0-1 G4-3	4-2 FC6-4 BB		1-1 2B		3-1 E4 1B WP 1B			3-0 L9		0-3 K	2 0 1 1 1 0 0 3 1 0 0 0 1 2
Turner Ward, S OBP: 0.336, SLG: 0.397			1-2 BB		1-H 2-H 2B		1-3 K					4-2 1B 1B BB	3 0 0 0 0 1 3 1 0 1 1 0 0 0 0 0 0 0 0 0 0 1 1 0 0 1 0 0
Mike Matheny, R OBP: 0.333, SLG: 0.378		1-1 E6	2-1 FC6-4			1-3 K		3-2 1B 1B		2-1 F7		1-2 1B BB	6 0 1 1 0 0 3
Kevin Seitzer, R OBP: 0.399, SLG: 0.438			1-2f					1-3 2-H 1B					
Pat Listach, S OBP: 0.284, SLG: 0.240													
Matt Mieske, R OBP: 0.375, SLG: 0.454													
Jose Valentin, S OBP: 0.291, SLG: 0.403		0-1 P3		2-2 P6		1-2 F8		3-1 P3		0-0 L9		2-2 1B DI 1B	

Inning Stats	R: 1	H: 2	E: 0	LOB: 2	K: 0	P: 15	R: 0	H: 0	E: 1	LOB: 1	K: 0	P: 10	R: 1	H: 3	E: 0	LOB: 3	K: 0	P: 23	R: 0	H: 0	E: 0	LOB: 0	K: 0	P: 11	R: 1	H: 2	E: 0	LOB: 2	K: 1	P: 21	R: 0	H: 0	E: 0	LOB: 0	K: 1	P: 11	R: 2	H: 2	E: 1	LOB: 2	K: 1	P: 34	R: 0	H: 0	E: 0	LOB: 0	K: 0	P: 13	R: 0	H: 0	E: 0	LOB: 0	K: 0	P: 9	R: 0	H: 1	E: 0	LOB: 1	K: 2	P: 18	R: 2	H: 2	E: 0	LOB: 2	K: 2	P: 31	1B: 12	2B: 1	3B: 0	HR: 0	SF: 1	SAC: 1	DP: 2	HBP: 1	WP: 1	PA: 55
--------------	------	------	------	--------	------	-------	------	------	------	--------	------	-------	------	------	------	--------	------	-------	------	------	------	--------	------	-------	------	------	------	--------	------	-------	------	------	------	--------	------	-------	------	------	------	--------	------	-------	------	------	------	--------	------	-------	------	------	------	--------	------	------	------	------	------	--------	------	-------	------	------	------	--------	------	-------	--------	-------	-------	-------	-------	--------	-------	--------	-------	--------

PITCHER	IP	WLS	BF	H	R	ER	SO	BB	IBB	HBP	BLK	WP	HR	S	P	ERA	WHIP
Chris Bosio, R ERA: 4.83	(1, 1)	6.1	30	8	3	3	1	4	0	1	0	0	0	61	103	4.26	1.895
Norm Charlton, L ERA: 7.77	(7, 1)	0.2	4	0	2	1	1	1	0	0	0	0	0	8	18	13.50	1.500
Bill Risley, R ERA: 1.45	(8, 1)	3.0	11	2	0	0	1	0	0	0	0	1	0	27	46	0.00	0.667
Steve Frey, L ERA: 4.5	(11, 1)	1.0	4	1	0	0	0	0	0	0	0	0	0	13	18	0.00	1.000
Bobby Ayala, R ERA: 4.14	(12, 1)	0.2	L 6	2	2	2	2	2	0	0	0	0	0	18	31	27.00	6.000

Seattle Mariners @ Milwaukee Brewers
Milwaukee County Stadium, Milwaukee, WI
 Wed Jul 19 1995, 8:05 PM EDT
 Att: 14,175 - Unknown - 75 F

AB	45
R	7
H	13
RBI	6
BB	7
SO	5
LOB	24



Batter	1	2	3	4	5	6	7	8	9	10	11	12	13	AB R H RBI BB SO LOB
Pat Listach, S OBP: 0.275, SLG: 0.233 (1, 6)	G6-3			G6-3		K	K		FC4		F9			6 0 0 0 0 2 3
Jeff Cirillo, R OBP: 0.401, SLG: 0.482 (1, 5)	G6-3			K		G3 2B	1B		BB		G6-3 1B			5 0 3 1 1 1 0
Kevin Seitzer, R OBP: 0.395, SLG: 0.429 (1, 3)	P4			1B BB		G3	F8		F7		G6-3 1B			5 0 0 0 1 0 6
Greg Vaughn, R OBP: 0.316, SLG: 0.400 (1, 10)		K		1B		BB	G4-3			G6-3 SH3-4 1B		G6-3		5 0 2 0 1 1 0
Matt Mieske, R OBP: 0.367, SLG: 0.443 Darryl Hamilton, L OBP: 0.355, SLG: 0.392 (8, PH) (9, 8)		G5-3		F9		G6-3	L6			SH3-4		F8		3 0 0 0 0 0 4 2 0 0 0 0 0 0
Turner Ward, S OBP: 0.348, SLG: 0.408 Dave Nilsson, L OBP: 0.321, SLG: 0.417 (8, PR) (9, 9)		K		FC6-4 1B		G4-3 1B	L6 1B		G6-3		G6-3		DI 1B	4 1 3 0 0 1 0 2 0 1 0 0 0 1
David Hulse, L OBP: 0.320, SLG: 0.363 (9, 7)		G4-3		P6		G4-3	L6			K		F8		6 0 0 0 0 1 5
Mike Matheny, R OBP: 0.333, SLG: 0.375 B.J. Surhoff, L OBP: 0.422, SLG: 0.573 (9, PH) (10, 2)		K		K		K	HBP 1B		F8		G6-3		P5	3 1 1 1 0 2 1 3 0 0 0 0 0 1
Fernando Vina, L OBP: 0.341, SLG: 0.371 (1, 4)		K		FC6-4		HBP 1B			FC4 1B		K			4 0 1 0 0 2 1


Inning Stats	R: 0	H: 0	R: 0	H: 0	R: 0	H: 0	R: 0	H: 1	R: 0	H: 1	R: 0	H: 1	R: 0	H: 1	R: 0	H: 1	R: 0	H: 1	R: 0	H: 1	R: 0	H: 1	R: 0	H: 1	R: 0	H: 1	AB	R	H	RBI	BB	SO	LOB
	E: 0	LOB: 0	E: 0	LOB: 0	E: 0	LOB: 0	E: 0	LOB: 2	E: 0	LOB: 1	E: 0	LOB: 1	E: 0	LOB: 1	E: 0	LOB: 0	E: 0	LOB: 0	E: 0	LOB: 0	E: 0	LOB: 0	E: 0	LOB: 1	E: 0	LOB: 1	1B: 10	SF: 0	WP: 0	PA: 53			
	K: 0	BB: 0	K: 2	BB: 0	K: 1	BB: 0	K: 1	BB: 1	K: 1	BB: 0	K: 0	BB: 0	K: 1	BB: 0	K: 1	BB: 0	K: 0	BB: 0	K: 0	BB: 0	K: 0	BB: 0	K: 0	BB: 0	K: 0	BB: 0	2B: 1	SAC: 1	PB: 0				
	S: 9	P: 15	S: 10	P: 15	S: 11	P: 17	S: 15	P: 27	S: 12	P: 16	S: 15	P: 24	S: 10	P: 20	S: 15	P: 25	S: 8	P: 14	S: 6	P: 9	S: 7	P: 11	S: 7	P: 12	S: 7	P: 12	3B: 0	DP: 1	SB: 2				

PITCHER	IP	WLS	BF	H	R	ER	SO	BB	IBB	HBP	BLK	WP	HR	S	P	ERA	WHIP
Randy Johnson, L ERA: 2.66 (1, 1)	7.0		30	6	2	2	8	2	0	1	0	0	0	90	137	2.57	1.143
Jeff Nelson, R ERA: 1.25 (8, 1)	1.0		4	1	0	0	0	0	0	0	0	0	0	10	20	0.00	1.000
Steve Frey, L ERA: 4.32 (9, 1)	0.2		3	1	0	0	0	0	0	0	0	0	0	10	16	0.00	1.500
Bob Wells, R ERA: 6.1 (9, 1)	0.1		3	1	0	0	0	1	0	0	0	0	0	8	14	0.00	6.000
Bill Krueger, L ERA: 5.74 (10, 1)	4.0	W	13	2	0	0	2	0	0	0	0	0	0	25	41	0.00	0.500

Seattle Mariners @ Milwaukee Brewers
Milwaukee County Stadium, Milwaukee, WI
 Thu Jul 20 1995, 4:33 AM EDT
 Att. 21,211 - Cloudy - 67 F

livebaseballscorecards.com

AB	48
R	2
H	11
RBI	2
BB	3
SO	10
LOB	22



Batter	1	2	3	4	5	6	7	8	9	AB R H RBI BB SO LOB	TOP	
Joey Cora, S (1, 4) OBP: 0.324, SLG: 0.328 C F B B B X	3-2 F7 ①		0-1 G4-3 ② X		2-1 L3 ① ② 1-1 B B C X		1-1 G6-3 ③ B C X			4 0 0 0 0 0 1		
Rich Amaral, R (1, 8) OBP: 0.355, SLG: 0.399 B C C F S	1-3 K ②		0-0 1B X		1-0 G5-3 ③ B X			3-2 2B 1B B B C C X		4 1 2 0 0 1 0		
Edgar Martinez, R (1, 10) OBP: 0.482, SLG: 0.629 H	1-0 HBP X		1-0 F8 ③ 1 SAFE B X		0-1 1B 1B G6-4-3 C X		2-1 2B G3 1-H B B C X			3 0 2 1 0 0 1		
Tino Martinez, L (1, 3) OBP: 0.378, SLG: 0.594 C B B B F S	3-3 K ③			0-0 HR X		2-0 1B G6-4-3 B B X		3-1 2B G3 ① B F B X		4 1 2 1 0 1 2		
Jay Buhner, R (1, 9) OBP: 0.352, SLG: 0.557 B B B B		2-3 K ①		4-0 BB FC3-6 B B B		2-1 1B G6-4-3 ① ② 1-2f 2-3 B F B X		4-0 BB G4-6-3 B B B		2 0 0 0 2 1 2		
Warren Newson, L (1, 7) OBP: 0.381, SLG: 0.362 Mike Blowers, R (8, PH) OBP: 0.292, SLG: 0.358 (8, 7)		3-3 K ② C B B B T B T B		0-0 BB FC3-6 FC6-4 1-2f X		1-1 F8 ③ B S X		2-2 BB G4-6-3 ② ③ 1-2f B C C X		3 0 0 0 0 1 2 1 0 0 0 0 0 2		
Doug Strange, S (1, 5) OBP: 0.336, SLG: 0.386 Alex Diaz, S (9, PH) OBP: 0.265, SLG: 0.316		2-1 2B B B B X		0-0 P4 ② X		2-2 1B G5-3 ① B B C X			2-2 G3 ① C B B B X		3 0 1 0 0 0 1 1 0 0 0 0 0 0	
Chris Widger, R (1, 2) OBP: 0.318, SLG: 0.263 X	0-0 F8 ③		1-0 BB FC6-4 1-2f B X			2-3 K ② B B C X			0-0 F9 ② X		4 0 0 0 0 1 2	
Alex Rodriguez, R (1, 6) OBP: 0.278, SLG: 0.416 B B X			2-0 F8 ① B B X		4-2 BB L3 B B C X		1-0 HR B X		3-2 F8 ③ B B C X		3 1 1 1 1 0 0	
Inning Stats	R: 0 H: 0 E: 0 LOB: 1 K: 2 BB: 0 S: 10 P: 18	R: 0 H: 1 E: 0 LOB: 1 K: 2 BB: 0 S: 10 P: 17	R: 0 H: 1 E: 0 LOB: 1 K: 0 BB: 0 S: 5 P: 8	R: 1 H: 1 E: 0 LOB: 1 K: 0 BB: 1 S: 4 P: 9	R: 0 H: 0 E: 0 LOB: 0 K: 0 BB: 1 S: 5 P: 12	R: 0 H: 2 E: 0 LOB: 1 K: 0 BB: 0 S: 7 P: 12	R: 1 H: 1 E: 0 LOB: 0 K: 1 BB: 0 S: 9 P: 15	R: 1 H: 2 E: 0 LOB: 1 K: 0 BB: 1 S: 10 P: 24	R: 0 H: 0 E: 0 LOB: 0 K: 0 BB: 0 S: 11 P: 16	1B: 4 SF: 0 2B: 3 SAC: 0 3B: 0 DP: 3 HR: 2 HBP: 1	WP: 0 PA: 36 PB: 0 SB: 0 CS: 0	
PITCHER Edwin Hurtado, R (1, 1) ERA: 3.2 Tony Castillo, L (8, 1) ERA: 2.45	IP WLS BF H R ER SO BB IBB HBP BLK WP HR S P ERA WHIP 7.0 W 30 8 3 3 5 2 0 1 0 0 2 55 101 3.86 1.429 2.0 S 6 0 0 0 0 1 0 0 0 0 0 0 16 30 0.00 0.500	PITCHER IP WLS BF H R ER SO BB IBB HBP BLK WP HR S P ERA WHIP										

Seattle Mariners @ Toronto Blue Jays
 SkyDome, Toronto, ON
 Fri Jul 21 1995, 7:05 PM EDT
 Att. 36,490 - Unknown - 77 F

AB	32
R	3
H	8
RBI	3
BB	3
SO	5
LOB	13




Batter	1	2	3	4	5	6	7	8	9	AB	R	H	RBI	BB	SO	LOB
Devon White, S OBP: 0.338, SLG: 0.465 (1, 8)	G1-3 2B		E HR 2B			F7				4	1	3	0	0	0	1
Paul Molitor, R OBP: 0.322, SLG: 0.374 (1, 10)	G6-3		G5-3			F8				4	0	0	0	0	0	3
Roberto Alomar, S OBP: 0.376, SLG: 0.528 (1, 4)	G1-3		E6 G5-3 HR			G4-3 1B				4	1	1	0	0	0	2
Joe Carter, R OBP: 0.302, SLG: 0.434 (1, 7)	P6		G5-3			K				4	0	0	0	0	2	4
John Olerud, L OBP: 0.352, SLG: 0.387 (1, 3)			F8 HR IBB			G4-3				3	1	0	0	1	0	1
Ed Sprague, R OBP: 0.348, SLG: 0.478 (1, 5)			K HR			G5-3				4	1	1	4	0	1	1
Shawn Green, L OBP: 0.312, SLG: 0.476 (1, 9)			P5			FC4-6 1B				4	0	2	0	0	1	0
Sandy Martinez, L OBP: 0.259, SLG: 0.351 (1, 2)						F7				2	0	0	0	1	1	1
Tomas Perez, S OBP: 0.143, SLG: 0.214 (1, 6)			G5-3			P5				3	0	0	0	0	0	3

Inning Stats	R: 0	H: 1	E: 0	LOB: 1	K: 0	S: 14	R: 0	H: 1	E: 0	LOB: 2	K: 1	S: 13	R: 4	H: 2	E: 0	LOB: 0	K: 0	S: 11	R: 0	H: 1	E: 0	LOB: 1	K: 0	S: 7	R: 0	H: 1	E: 0	LOB: 1	K: 1	S: 9	R: 0	H: 1	E: 0	LOB: 1	K: 1	S: 10	R: 0	H: 0	E: 0	LOB: 0	K: 1	S: 10	R: 0	H: 0	E: 0	LOB: 0	K: 1	S: 7	R: 0	H: 0	E: 0	LOB: 0	K: 1	S: 8
	1B: 3	SF: 0	2B: 3	SAC: 0	3B: 0	DP: 0	HR: 1	HBP: 0	WP: 0	PA: 34	CS: 0																																											

PITCHER	IP	WLS	BF	H	R	ER	SO	BB	IBB	HBP	BLK	WP	HR	S	P	ERA	WHIP
Salomon Torres, R ERA: 5.31 (1, 1)	8.0	L	34	7	4	0	5	1	1	0	0	0	1	81	128	0.00	1.000

Seattle Mariners @ Toronto Blue Jays
 SkyDome, Toronto, ON
 Fri Jul 21 1995, 7:05 PM EDT
 Att: 36,490 - Unknown - 77 F

AB	32
R	4
H	7
RBI	4
BB	2
SO	5
LOB	16



Batter	1	2	3	4	5	6	7	8	9	AB	R	H	RBI	BB	SO	LOB
Devon White, S OBP: 0.340, SLG: 0.466 (1, 8)	3-2 1B		0-1 P4			2-2 G6-3	2-0 1B			4	0	2	2	0	0	1
Paul Molitor, R OBP: 0.318, SLG: 0.369 (1, 10)	1-3 K		0-2 F7			2-2 G5-3	1-3 K			4	0	0	0	0	2	4
Roberto Alomar, S OBP: 0.377, SLG: 0.526 (1, 4)	2-2 L9				3-1 G3	4-2 BB		0-1 G1-4-3 1B		3	0	1	0	1	0	1
Joe Carter, R OBP: 0.298, SLG: 0.429 (1, 7)	0-2 F9				1-2 G4-3	0-0 P4		1-1 G1-4-3		4	0	0	0	0	0	3
John Olerud, L OBP: 0.354, SLG: 0.386 (1, 3)		0-1 G6-3			4-1 BB		0-0 1B	1-0 G6-3		3	1	1	0	1	0	1
Ed Sprague, R OBP: 0.344, SLG: 0.471 (1, 5)		1-1 G6-3			3-2 P5		3-2 F8	1-2 F8		4	0	0	0	0	0	3
Shawn Green, L OBP: 0.311, SLG: 0.477 (1, 9)		3-2 F8			1-2 G6-3		1-1 1B 2B	2-0 F8		4	1	1	0	0	0	0
Lance Parrish, R OBP: 0.259, SLG: 0.291 (1, 2)			4-2 BB		2-3 K		0-3 K	3-2 G3		3	0	0	0	1	2	2
Alex Gonzalez, R OBP: 0.326, SLG: 0.380 (1, 6)			3-2 P5		0-3 K		4-1 1B BB	2-2 G3		3	0	0	0	1	1	1

Inning Stats	R: 0	H: 1	E: 0	K: 1	S: 12	LOB: 1	BB: 0	P: 18	R: 0	H: 0	E: 0	K: 0	S: 10	LOB: 0	BB: 0	P: 14	R: 0	H: 0	E: 0	K: 0	S: 14	LOB: 1	BB: 1	P: 21	R: 0	H: 0	E: 0	K: 0	S: 9	LOB: 1	BB: 1	P: 20	R: 0	H: 0	E: 0	K: 2	S: 10	LOB: 0	BB: 0	P: 13	R: 0	H: 0	E: 0	K: 0	S: 10	LOB: 1	BB: 1	P: 18	R: 2	H: 3	E: 0	K: 2	S: 17	LOB: 2	BB: 1	P: 28	R: 0	H: 1	E: 0	K: 0	S: 8	LOB: 1	BB: 0	P: 11	R: 0	H: 0	E: 0	K: 0	S: 10	LOB: 0	BB: 0	P: 17	1B: 4	SF: 0	2B: 1	SAC: 0	3B: 0	DP: 0	HR: 0	HBP: 0	WP: 0	PA: 36
PITCHER	IP	WLS	BF	H	R	ER	SO	BB	IBB	HBP	BLK	WP	HR	S	P	ERA	WHIP																																																																	
Tim Belcher, R ERA: 4.53 (1, 1)	6.2	W	27	3	2	2	4	4	0	0	0	0	0	78	125	2.70	1.050																																																																	
Jeff Nelson, R ERA: 1.18 (7, 1)	2.1		9	2	0	0	1	0	0	0	0	0	0	22	35	0.00	0.857																																																																	

BOTTOM

Seattle Mariners @ Toronto Blue Jays
 SkyDome, Toronto, ON
 Sat Jul 22 1995, 3:33 AM EDT
 Att. 43,483 - Sunny - 79 F

livebaseballscores.com

AB	32
R	2
H	5
RBI	2
BB	4
SO	5
LOB	16



Batter	1	2	3	4	5	6	7	8	9	AB R H RBI BB SO LOB	TOP
Joey Cora, S (1, 4) <small>OBP: 0.326, SLG: 0.329</small>	0-0 	1-1 		0-0 		0-2 			1-2 	5 1 2 0 0 0 0	
Alex Diaz, S (1, 8) <small>OBP: 0.277, SLG: 0.338</small>	0-1 	2-2 		1-2 		2-2 			4-0 	4 0 1 0 1 0 2	
Edgar Martinez, R (1, 10) <small>OBP: 0.483, SLG: 0.623</small>	1-2 		0-0 	0-1 		2-2 			4-1 	4 1 1 0 1 0 2	
Tino Martinez, L (1, 3) <small>OBP: 0.385, SLG: 0.609</small>	4-1 		1-2 	4-0 		3-2 			3-2 	3 1 2 2 2 0 0	
Jay Buhner, R (1, 9) <small>OBP: 0.354, SLG: 0.551</small>	2-1 		4-2 	1-1 		0-1 			4-0 	3 1 1 1 2 0 2	
Warren Newson, L (1, 7) Rich Amaral, R (9, PH) <small>OBP: 0.354, SLG: 0.396</small>		0-1 	4-0 	0-0 		2-3 			0-1 	3 2 1 0 1 1 3 1 0 1 0 0 0 0	
Doug Strange, S (1, 5) Mike Blowers, R (8, PH) <small>OBP: 0.297, SLG: 0.385</small>		0-0 	3-2 		3-3 			2-2 		3 0 1 1 0 1 2 1 0 0 0 0 0 0	AB 35 R 6 H 12 RBI 6 BB 7 SO 4 LOB 13
Dan Wilson, R (1, 2) <small>OBP: 0.321, SLG: 0.362</small>	2-1 		0-0 		1-2 			0-3 		4 0 1 2 0 1 1	
Alex Rodriguez, R (1, 6) <small>OBP: 0.273, SLG: 0.407</small>	1-2 		1-3 		3-2 			2-2 		4 0 1 0 0 1 1	
Inning Stats	R: 0 H: 1 E: 0 LOB: 2 K: 0 BB: 1 S: 9 P: 16	R: 1 H: 4 E: 0 LOB: 2 K: 0 BB: 0 S: 15 P: 20	R: 3 H: 2 E: 0 LOB: 1 K: 1 BB: 2 S: 18 P: 31	R: 1 H: 3 E: 0 LOB: 2 K: 0 BB: 1 S: 11 P: 17	R: 0 H: 0 E: 0 LOB: 0 K: 1 BB: 0 S: 12 P: 19	R: 0 H: 0 E: 0 LOB: 0 K: 0 BB: 0 S: 11 P: 15	R: 0 H: 0 E: 0 LOB: 0 K: 1 BB: 0 S: 8 P: 13	R: 0 H: 0 E: 0 LOB: 0 K: 1 BB: 0 S: 9 P: 13	R: 1 H: 2 E: 0 LOB: 2 K: 0 BB: 3 S: 11 P: 27	1B: 7 SF: 0 2B: 4 SAC: 0 3B: 0 DP: 1 HR: 1 HBP: 0	WP: 0 PA: 42 PB: 0 SB: 0 CS: 3
PITCHER David Cone, R (1, 1) <small>ERA: 3.38</small> Ricardo Jordan, L (8, 1) <small>ERA: 5.87</small> Darren Hall, R (8, 1) <small>ERA: 4.41</small> Tony Castillo, L (9, 1) <small>ERA: 2.42</small>	IP WLS BF H R ER SO BB IBB HBP BLK WP HR S P ERA WHIP 7.0 L 33 10 5 5 3 3 1 0 0 0 1 84 131 6.43 1.857 0.1 1 0 0 0 0 0 0 0 0 0 0 3 5 0.00 0.000 1.0 5 0 1 1 1 2 0 0 0 0 0 11 22 9.00 2.000 0.2 3 2 0 0 0 0 0 1 0 0 0 6 13 0.00 3.000	PITCHER IP WLS BF H R ER SO BB IBB HBP BLK WP HR S P ERA WHIP									

Seattle Mariners @ Toronto Blue Jays
 SkyDome, Toronto, ON
 Sun Jul 23 1995, 3:33 AM EDT
 Att. 39,163 - Overcast - 76 F

livebaseballscorecards.com

Milwaukee Brewers @ Seattle Mariners
 The Kingdome, Seattle, WA
 Mon Jul 24 1995, 10:05 PM EDT
 Att. 10,491 - Dome

livebaseballscorecards.com

AB	37
R	6
H	9
RBI	4
BB	6
SO	7
LOB	26



WP:	1	PA:	44
PB:	0		
SB:	0		
CS:	0		

Batter	1	2	3	4	5	6	7	8	9	AB	R	H	RBI	BB	SO	LOB	TOP		
Fernando Vina, L (1, 4) OBP: 0.349, SLG: 0.392	2-2 E 3B	1-1 G4-3 3B		3-2 F7		2-0 P2		4-2 F8 BB		4	2	2	0	1	0	0			
Darryl Hamilton, L (1, 8) OBP: 0.364, SLG: 0.390	4-2 E 2B BB	4-0 G4-3 BB		2-2 G1-3		2-1 G1-6-3 1B		4-2 BB		2	1	1	0	3	0	0			
Jeff Cirillo, R (1, 5) OBP: 0.392, SLG: 0.480	1-0 E7 2B	1-1 G4-3			1-1 E5 2B	0-0 G1-6-3		1-0 F8		5	1	0	0	0	0	5			
Dave Nilsson, L (1, 9) OBP: 0.341, SLG: 0.438	0-1 1B FC6-4 2B	1-1 FC6-4 HBP			3-1 F7		1-1 WP BB 1B	2-2 G1-3		4	1	2	2	0	0	3			
Matt Mieske, R (8, 9) OBP: 0.357, SLG: 0.450										0	0	0	0	0	0	0			
Greg Vaughn, R (1, 10) OBP: 0.305, SLG: 0.392	2-0 G5-3	3-1 FC6-4			2-3 K		4-1 WP BB		0-0 E5 G3	4	0	0	0	1	1	3			
B.J. Surhoff, L (1, 3) OBP: 0.418, SLG: 0.571	2-0 FC6-4 1B		2-3 K		2-0 2B		0-0 P5		1-0 G3	5	0	2	0	0	1	3			
David Hulse, L (1, 7) OBP: 0.307, SLG: 0.344	1-0 FC6-4 1B		1-2 L6		4-0 IBB		1-3 K		1-0 G3	4	0	0	1	1	1	4			
Mike Matheny, R (1, 2) OBP: 0.323, SLG: 0.361	1-1 1B		1-3 K		2-2 G5-3		2-3 K		1-0 G6-3	5	0	1	0	0	2	6			
Jose Valentin, S (1, 6) OBP: 0.294, SLG: 0.409	1-2 K			2-2 G3		2-2 HR		3-3 K		4	1	1	1	0	2	2			
Inning Stats	R: 4 E: 1 K: 1 S: 18	H: 4 LOB: 2 BB: 1 P: 32	R: 1 E: 0 K: 2 S: 7	H: 1 LOB: 1 BB: 1 P: 17	R: 0 E: 0 K: 2 S: 10	H: 0 LOB: 0 BB: 0 P: 14	R: 0 E: 0 K: 0 S: 10	H: 1 LOB: 3 BB: 1 P: 27	R: 1 E: 0 K: 0 S: 7	H: 2 LOB: 0 BB: 0 P: 13	R: 0 E: 0 K: 2 S: 11	H: 1 LOB: 2 BB: 1 P: 19	R: 0 E: 0 K: 1 S: 11	H: 0 LOB: 2 BB: 2 P: 25	R: 0 E: 1 K: 0 S: 4	H: 0 LOB: 1 BB: 0 P: 7	1B: 4 2B: 2 3B: 2 HR: 1	SF: 0 SAC: 0 DP: 2 HBP: 1	WP: 1 PA: 44
PITCHER	IP	WLS	BF	H	R	ER	SO	BB	IBB	HBP	BLK	WP	HR	S	P	ERA	WHIP		
Chris Bosio, R (1, 1) ERA: 4.9	6.0	L	30	8	6	4	4	2	1	1	0	0	1	65	120	6.00	1.667		
Norm Charlton, L (7, 1) ERA: 6.91	3.0		14	1	0	0	3	3	0	0	0	1	0	26	51	0.00	1.333		

Batter	1	2	3	4	5	6	7	8	9	AB	R	H	RBI	BB	SO	LOB
Joey Cora, S OBP: 0.327, SLG: 0.331 (1, 4)	2-2 F8	2-1 G5-3		0-0 FC4 1B		2-2 G4-1		2-1 WP 1B		5	0	2	0	0	0	2
Alex Diaz, S OBP: 0.280, SLG: 0.337 (1, 8)	2-2 WP 1B HBP	2-1 G1-3		1-1 FC4 HR		0-0 1B		1-3 K		4	2	1	0	0	1	5
Edgar Martinez, R OBP: 0.487, SLG: 0.644 (1, 10)	4-0 1B WP 1-2 BB			1-1 HR		4-1 2B BB		2-0 F7		3	2	2	3	2	0	2
Tino Martinez, L OBP: 0.382, SLG: 0.606 (1, 3)	2-2 F7			2-2 F7		1-0 1-3 2B		3-2 G3		5	0	1	0	0	0	4
Jay Buhner, R OBP: 0.354, SLG: 0.546 (1, 9)	2-1 1B			2-0 G1-3		0-1 G3-1				4	0	1	1	1	0	2
Warren Newson, L OBP: 0.391, SLG: 0.373 (1, 7)	1-0 G4-3			1-2 BB 1B		2-1 S 1B		1-1 G3		5	0	2	0	0	0	3
Doug Strange, S OBP: 0.339, SLG: 0.380 (1, 5)				2-2 BB 1-2 1B		0-0 F9		0-0 G4-3		4	0	1	0	1	1	2
Dan Wilson, R OBP: 0.324, SLG: 0.367 (1, 2)				4-0 K		3-3 K		0-1 P4		3	0	1	0	1	1	1
Mike Blowers, R OBP: 0.300, SLG: 0.388 (9, PH)				1-2 2B		1-2 K		1-2 1B		1	0	1	0	0	0	0
Rich Amaral, R OBP: 0.354, SLG: 0.396 (9, PR)				1-2 BB						0	0	0	0	0	0	0
Alex Rodriguez, R OBP: 0.269, SLG: 0.396 (1, 6)				1-2 G4-3		0-0 F7		0-1 WP 1B		5	0	1	0	0	2	8

Inning Stats	R: 1	H: 1	E: 0	LOB: 2	K: 0	S: 11	R: 0	H: 1	E: 0	LOB: 2	K: 1	S: 12	R: 1	H: 3	E: 0	LOB: 3	K: 0	S: 20	R: 2	H: 2	E: 0	LOB: 0	K: 0	S: 10	R: 0	H: 1	E: 0	LOB: 1	K: 1	S: 7	R: 0	H: 2	E: 0	LOB: 2	K: 0	S: 8	R: 0	H: 0	E: 0	LOB: 0	K: 0	S: 5	R: 0	H: 2	E: 0	LOB: 2	K: 1	S: 11	R: 0	H: 1	E: 0	LOB: 2	K: 2	S: 13	1B: 9	2B: 2	3B: 0	HR: 2	SF: 0	SAC: 0	DP: 0	HBP: 1
--------------	------	------	------	--------	------	-------	------	------	------	--------	------	-------	------	------	------	--------	------	-------	------	------	------	--------	------	-------	------	------	------	--------	------	------	------	------	------	--------	------	------	------	------	------	--------	------	------	------	------	------	--------	------	-------	------	------	------	--------	------	-------	-------	-------	-------	-------	-------	--------	-------	--------

PITCHER	IP	WLS	BF	H	R	ER	SO	BB	IBB	HBP	BLK	WP	HR	S	P	ERA	WHIP
Ricky Bones, R ERA: 4.19 (1, 1)	5.0		27	8	4	4	2	3	0	1	0	1	2	60	106	7.20	2.200
Bill Wegman, R ERA: 5.51 (6, 1)	2.2		12	4	0	0	1	1	0	0	0	0	0	21	34	0.00	1.875
Graeme Lloyd, L ERA: 4.22 (8, 1)	0.1		1	0	0	0	0	0	0	0	0	1	0	3	6	0.00	0.000
Mike Fetters, R ERA: 1.37 (9, 1)	1.0	S	5	1	0	0	2	1	0	0	0	0	0	13	20	0.00	2.000

BOTTOM

Milwaukee Brewers @ Seattle Mariners

The Kingdom, Seattle, WA

Mon Jul 24 1995, 10:05 PM EDT
Att. 10,491 - Dome

AB	39
R	4
H	13
RBI	4
BB	5
SO	5
LOB	29

WP: 2 PA: 45
PB: 0
SB: 2
CS: 0



PITCHER	IP	WLS	BF	H	R	ER	SO	BB	IBB	HBP	BLK	WP	HR	S	P	ERA	WHIP
---------	----	-----	----	---	---	----	----	----	-----	-----	-----	----	----	---	---	-----	------

Batter	1	2	3	4	5	6	7	8	9	AB R H RBI BB SO LOB	TOP											
Pat Listach, S OBP: 0.285, SLG: 0.257 (1, 8) FFFBSS	2-3 K			1-3 K	2-1 2B		0-0 2B		1-1 P6	5 0 2 2 0 2 1												
Fernando Vina, L OBP: 0.340, SLG: 0.380 (1, 4) FX	0-1 B1-3			2-2 G6-3	1-0 F8		0-3 K		2-3 K	5 0 0 0 0 2 3												
Jeff Cirillo, R OBP: 0.389, SLG: 0.471 (1, 5) CSBBS	2-3 K			1-2 F7		1-3 K		4-2 BB		3 0 0 0 1 2 0												
Greg Vaughn, R OBP: 0.304, SLG: 0.390 (1, 10)			1-3 K		3-1 HR	1-2 G4-3		2-3 K		4 1 1 0 0 2 1												
B.J. Surhoff, L OBP: 0.415, SLG: 0.562 (1, 3) (8, 2)			3-1 G1		0-1 FC5	0-0 G5-3		4-2 SAFE		3 1 0 0 1 0 1												
Matt Mieske, R OBP: 0.363, SLG: 0.477 Dave Nilsson, L OBP: 0.337, SLG: 0.432 (8, 3) (8, 3)			1-3 K		0-0 HR		0-0 3B	2-0 F7		3 2 2 3 0 1 0 1 0 0 0 0 0 2												
Mike Matheny, R OBP: 0.324, SLG: 0.349 Darryl Hamilton, L OBP: 0.363, SLG: 0.388 (8, 8) (8, 8)			1-2 G6-3		4-0 G1-3		2-3 K	0-3 K		2 1 0 0 1 1 1 1 0 0 0 0 1 2												
David Hulse, L OBP: 0.311, SLG: 0.358 (1, 7)			1-1 G3		2-1 G1-3		0-1 2B		1-0 E	4 1 2 1 0 0 1												
Jose Valentin, S OBP: 0.290, SLG: 0.402 (1, 6)			2-2 G5-3		2-1 G5-3		1-3 K		2-3 K	4 0 0 0 0 2 3												
Inning Stats	R: 0 E: 0 K: 2 S: 11	H: 0 LOB: 0 BB: 0 P: 15	R: 0 E: 0 K: 2 S: 8	H: 0 LOB: 0 BB: 0 P: 13	R: 0 E: 0 K: 0 S: 8	H: 0 LOB: 0 BB: 0 P: 12	R: 0 E: 0 K: 1 S: 10	H: 0 LOB: 0 BB: 0 P: 14	R: 4 E: 1 K: 0 S: 12	H: 3 LOB: 1 BB: 1 P: 26	R: 0 E: 0 K: 1 S: 7	H: 0 LOB: 0 BB: 0 P: 9	R: 2 E: 0 K: 3 S: 18	H: 3 LOB: 1 BB: 0 P: 21	R: 0 E: 0 K: 2 S: 14	H: 0 LOB: 2 BB: 2 P: 26	R: 0 E: 0 K: 2 S: 11	H: 1 LOB: 1 BB: 0 P: 17	1B: 3 2B: 2 3B: 1 HR: 1	SF: 0 SAC: 0 DP: 0 HBP: 0	WP: 0 PB: 0 SB: 1 CS: 0	PA: 38
PITCHER	IP WLS BF H R ER SO BB IBB HBP BLK WP HR S P ERA WHIP																					
Randy Johnson, L ERA: 2.79 (1, 1)	7.0 W 29 6 6 4 9 1 0 0 0 0 0 1 74 110 5.14 1.000																					
Bill Risley, R ERA: 1.41 (8, 1)	0.1 3 0 0 0 1 2 0 0 0 0 0 0 10 20 0.00 6.000																					
Bobby Ayala, R ERA: 3.76 (8, 1)	1.2 S 6 1 0 0 3 0 0 0 0 0 0 0 15 23 0.00 0.600																					

Milwaukee Brewers @ Seattle Mariners
The Kingdome, Seattle, WA
Tue Jul 25 1995, 10:05 PM EDT
Att. 13,427 - Dome

livebaseballscorecards.com

AB	35
R	6
H	7
RBI	6
BB	3
SO	13
LOB	15



Batter	1	2	3	4	5	6	7	8	9
Rich Amaral, R OBP: 0.361, SLG: 0.399 (1, 7)	3-2 G4-3		1-2 HR 1B	0-0 2B 1B		4-1 G4-3 S BB		3-2 G6-3	
Luis Sojo, R OBP: 0.309, SLG: 0.408 (1, 4)	1-2 L7		2-2 HR	2-1 2B 2B		0-2 P4		0-1 G6-3	
Edgar Martinez, R OBP: 0.485, SLG: 0.639 (1, 10)	3-3 K		0-0 1B 1B	2-3 K		3-0 G4-3			
Jay Buhner, R OBP: 0.357, SLG: 0.543 (1, 9)			0-2 FC6 1B	4-0 2B IBB		0-0 F7			
Mike Blowers, R OBP: 0.303, SLG: 0.392 (1, 5)			4-2 FC4-6 BB	1-0 2B		1-1 G6-3			
Tino Martinez, L OBP: 0.380, SLG: 0.599 (1, 3)			3-2 FC4-6 PB E			0-2 P6			
Alex Rodriguez, R OBP: 0.278, SLG: 0.432 (1, 6)			2-1 E9 2B			3-3 K			
Dan Wilson, R OBP: 0.327, SLG: 0.369 (1, 2)			1-0 L7						
Alex Diaz, S OBP: 0.281, SLG: 0.337 (1, 8)			1-1 G6-3						

AB	R	H	RBI	BB	SO	LOB
4	1	2	0	1	0	1
5	2	2	4	0	0	2
4	0	1	0	0	2	2
3	0	1	0	1	1	1
3	0	1	1	1	0	2
3	2	0	0	1	0	2
4	1	2	2	0	1	0
4	1	2	1	0	0	1
3	1	1	0	0	0	0

BOTTOM

Milwaukee Brewers @ Seattle Mariners
The Kingdom, Seattle, WA
Tue Jul 25 1995, 10:05 PM EDT
Att. 13,427 - Dome

livebaseballscorecards.com

AB	33
R	8
H	12
RBI	8
BB	4
SO	4
LOB	11



1B: 7	SF: 0
2B: 3	SAC: 1
3B: 1	DP: 0
HR: 1	HBP: 0

WP: 1	PA: 38
PB: 1	
SB: 1	
CS: 0	

Inning Stats	R	H	E	K	S	R	H	E	K	S	R	H	E	K	S	R	H	E	K	S	R	H	E	K	S
	0	0	0	1	9	1	1	0	1	13	1	1	0	1	13	1	1	0	1	13	1	1	0	1	13

PITCHER	IP	WLS	BF	H	R	ER	SO	BB	IBB	HBP	BLK	WP	HR	S	P	ERA	WHIP
Scott Karl, L ERA: 4.22 (1, 1)	5.0	L	27	11	8	7	3	2	1	0	0	0	1	55	98	12.60	2.600
Jeff Bronkey, R ERA: 4.5 (6, 1)	3.0		11	1	0	0	1	1	0	0	0	1	0	23	38	0.00	0.667

Batter	1	2	3	4	5	6	7	8	9	AB R H RBI BB SO LOB	TOP
Fernando Vina, L (1, 4) OBP: 0.337, SLG: 0.375	2-2 1B 1B	2-3 K		0-0 G3			2-2 L8		0-2 F8	5 1 1 0 0 1 3	
Darryl Hamilton, L (1, 8) OBP: 0.368, SLG: 0.394	3-2 1B 1B		2-2 HR 1B		2-2 G1 1B		1-2 G6-3			4 2 3 0 0 0 0	
Jeff Cirillo, R (1, 5) OBP: 0.380, SLG: 0.459	0-2 F9		1-2 L8		2-2 G1		1-2 G5-3			4 0 0 0 0 0 4	
Dave Nilsson, L (1, 9) OBP: 0.344, SLG: 0.471 Matt Mieske, R (8, 9) OBP: 0.363, SLG: 0.477	1-1 G6-4-3 1B		0-0 HR		1-3 K		3-1 G6-3			4 1 2 4 0 1 1 0 0 0 0 0 0 0	
Greg Vaughn, R (1, 10) OBP: 0.304, SLG: 0.386	0-0 G6-4-3		2-1 G1-3		0-1 F7		4-2 1B BB			3 0 0 0 1 0 2	
B.J. Surhoff, L (1, 3) OBP: 0.416, SLG: 0.566		1-0 2B	1-2 F7		3-1 G6-3		2-1 1B			4 0 2 0 0 0 0	
David Hulse, L (1, 7) OBP: 0.305, SLG: 0.350		1-1 FC1		1-0 G1-3		1-2 G4-3		0-0 L6		4 0 0 0 0 0 3	
Mike Matheny, R (1, 2) OBP: 0.306, SLG: 0.328		0-0 B3		0-0 E6		2-2 G6-3				4 0 0 0 0 1 2	
Jose Valentin, S (1, 6) OBP: 0.286, SLG: 0.396		2-3 K		0-0 F7			0-0 G4-3			4 0 0 0 0 2 3	
Inning Stats	R: 2 H: 3 E: 0 LOB: 0 K: 0 BB: 0 S: 14 P: 19	R: 0 H: 1 E: 0 LOB: 2 K: 2 BB: 0 S: 11 P: 17	R: 2 H: 2 E: 0 LOB: 0 K: 0 BB: 0 S: 13 P: 19	R: 0 H: 0 E: 1 LOB: 1 K: 0 BB: 0 S: 4 P: 5	R: 0 H: 1 E: 0 LOB: 1 K: 1 BB: 0 S: 11 P: 16	R: 0 H: 0 E: 0 LOB: 0 K: 0 BB: 0 S: 10 P: 16	R: 0 H: 0 E: 0 LOB: 0 K: 0 BB: 0 S: 7 P: 10	R: 0 H: 1 E: 0 LOB: 2 K: 0 BB: 1 S: 10 P: 20	R: 0 H: 0 E: 0 LOB: 0 K: 2 BB: 0 S: 11 P: 13	1B: 6 SF: 0 2B: 1 SAC: 0 3B: 0 DP: 1 HR: 1 HBP: 0	WP: 0 PA: 37 PB: 0 SB: 1 CS: 0
PITCHER Salomon Torres, R (1, 1) ERA: 5.21 Jeff Nelson, R (9, 1) ERA: 1.16	IP WLS BF H R ER SO BB IBB HBP BLK WP HR S P ERA WHIP										
	8.0 L 34 8 4 4 3 1 0 0 0 0 0 1 80 122 4.50 1.125										
	1.0 3 0 0 0 2 0 0 0 0 0 0 0 11 13 0.00 0.000										

Milwaukee Brewers @ Seattle Mariners
The Kingdome, Seattle, WA
Wed Jul 26 1995, 10:05 PM EDT
Att. 11,315 - Unknown

livebaseballscorecards.com

AB	36
R	4
H	8
RBI	4
BB	1
SO	5
LOB	18



Batter	1	2	3	4	5	6	7	8	9	AB	R	H	RBI	BB	SO	LOB
Rich Amaral, R OBP: 0.359, SLG: 0.395 (1, 8) (9, 7)	2-2 1B 2B 1B	1-1 G3			1-2 G5-3			2-0 FC6-4 1-2f		4	1	1	0	0	0	1
Luis Sojo, R OBP: 0.308, SLG: 0.405 (1, 7) (9, 4)	3-2 2B 1B		0-1 F8			1-3 K		0-1 G3-1		4	1	1	0	0	1	1
Edgar Martinez, R OBP: 0.482, SLG: 0.634 Joey Cora, S OBP: 0.327, SLG: 0.331 (1, 10) (9, PR)	3-3 K		1-0 G6-3			1-1 G5-3			2-2 G4-3 1B	4	0	1	0	0	1	2
Jay Buhner, R OBP: 0.351, SLG: 0.534 (1, 9)	3-3 K		1-1 F9			3-3 K			0-3 K	4	0	0	0	0	3	3
Mike Blowers, R OBP: 0.302, SLG: 0.394 (1, 5)	1-1 2B			3-3 K			2-2 G5-3		3-2 G4-3 1-2	4	0	1	2	0	1	1
Tino Martinez, L OBP: 0.376, SLG: 0.591 (1, 3)	2-1 L7		2-2 G6-3			0-0 G4-3			2-3 K	4	0	0	0	0	1	3
Alex Rodriguez, R OBP: 0.270, SLG: 0.418 (1, 6)		1-1 F9		2-1 G6-3			0-2 L7			3	0	0	0	0	0	0
Chris Widger, R OBP: 0.345, SLG: 0.423 (1, 2)		1-0 HR			2-1 F9			2-2 G6-3		3	1	1	1	0	0	0
Felix Fermin, R OBP: 0.233, SLG: 0.236 Alex Diaz, S OBP: 0.281, SLG: 0.337 (1, 4) (8, PR) (9, 8)		2-1 L8			1-1 G5-3			0-0 FC6-4 1B		3	0	1	0	0	0	0
										0	0	0	0	0	0	0

Inning Stats	R: 2	H: 3	E: 0	K: 2	S: 17	H: 3	LOB: 1	BB: 0	P: 31	R: 1	H: 1	E: 0	K: 0	S: 7	H: 1	LOB: 0	BB: 0	P: 12	R: 0	H: 0	E: 0	K: 0	S: 5	R: 0	H: 0	E: 0	K: 1	S: 9	R: 0	H: 0	E: 0	K: 0	S: 7	R: 0	H: 0	E: 0	K: 2	S: 8	R: 0	H: 0	E: 0	K: 0	S: 7	R: 0	H: 1	E: 0	K: 0	S: 7	R: 0	H: 1	E: 0	K: 2	S: 12	1B: 4	SF: 0	2B: 1	SAC: 0	3B: 0	DP: 0	HR: 1	HBP: 0	WP: 0	PA: 33
--------------	------	------	------	------	-------	------	--------	-------	-------	------	------	------	------	------	------	--------	-------	-------	------	------	------	------	------	------	------	------	------	------	------	------	------	------	------	------	------	------	------	------	------	------	------	------	------	------	------	------	------	------	------	------	------	------	-------	-------	-------	-------	--------	-------	-------	-------	--------	-------	--------

PITCHER	IP	WLS	BF	H	R	ER	SO	BB	IBB	HBP	BLK	WP	HR	S	P	ERA	WHIP
Brian Givens, L ERA: 4.81 (1, 1)	7.2	W	28	5	3	3	5	0	0	0	0	0	1	65	108	3.52	0.652
Mike Ignasiak, R ERA: 4.5 (8, 1)	0.1		1	0	0	0	0	0	0	0	0	0	0	2	2	0.00	0.000
Mike Fetters, R ERA: 1.31 (9, 1)	1.0	S	4	1	0	0	2	0	0	0	0	0	0	12	19	0.00	1.000

BOTTOM

Milwaukee Brewers @ Seattle Mariners
The Kingdom, Seattle, WA

Wed Jul 26 1995, 10:05 PM EDT
Att. 11,315 - Unknown

livebaseballscorecards.com

AB	33
R	3
H	6
RBI	3
BB	0
SO	7
LOB	11



Batter	1	2	3	4	5	6	7	8	9	AB R H RBI BB SO LOB	TOP									
Wayne Kirby, L (1, 8) OBP: 0.247, SLG: 0.297	0-2 G3-1	1-2 G1-3			0-1 F7		0-0 L9			4 0 0 0 0 0 1										
Omar Vizquel, S (1, 6) Alvaro Espinoza, R (8, PH) OBP: 0.314, SLG: 0.344 OBP: 0.283, SLG: 0.302	0-2 2B	1-2 L4			0-0 L9			2-3 K		3 1 1 0 0 0 1 1 0 0 0 0 1 0										
Carlos Baerga, S (1, 4) OBP: 0.369, SLG: 0.499	1-0 HR			1-0 G3-1		1-1 G3-1		0-0 E4		4 1 1 1 0 0 1										
Albert Belle, R (1, 7) OBP: 0.374, SLG: 0.560	0-0 F8			3-3 K		0-0 F8		0-3 K		4 0 0 0 0 2 2										
Jim Thome, L (1, 5) OBP: 0.434, SLG: 0.605	4-0 HR			0-3 K		4-2 BB		1-3 K		2 1 0 0 2 2 1										
Manny Ramirez, R (1, 9) OBP: 0.414, SLG: 0.630	2-2 HR			1-0 P3		1-0 P4			2-2 G5-3	4 1 1 3 0 0 1										
Paul Sorrento, L (1, 3) OBP: 0.357, SLG: 0.525	3-3 K			0-3 K		0-0 G4-3			1-0 G3	4 0 0 0 0 2 1										
Dave Winfield, R (1, 10) OBP: 0.299, SLG: 0.325		0-2 HR		2-1 P6			0-0 G6-3		0-0 1B	4 1 2 1 0 0 0										
Sandy Alomar Jr., R (1, 2) Tony Peña, R (8, 2) OBP: 0.409, SLG: 0.672 OBP: 0.279, SLG: 0.358		0-0 P4			0-1 WP		2-1 L9		1-1 F9	3 0 1 0 0 0 0 1 0 0 0 0 0 1										
Inning Stats	R: 4 E: 0 K: 1 S: 16	H: 3 LOB: 0 BB: 1 P: 26	R: 1 E: 0 K: 0 S: 10	H: 1 LOB: 0 BB: 0 P: 12	R: 0 E: 0 K: 2 S: 10	H: 0 LOB: 0 BB: 0 P: 14	R: 0 E: 0 K: 1 S: 6	H: 0 LOB: 0 BB: 0 P: 9	R: 0 E: 0 K: 0 S: 7	H: 1 LOB: 1 BB: 0 P: 8	R: 0 E: 0 K: 0 S: 7	H: 0 LOB: 1 BB: 1 P: 12	R: 0 E: 1 K: 3 S: 10	H: 0 LOB: 1 BB: 0 P: 13	R: 0 E: 0 K: 0 S: 9	H: 1 LOB: 1 BB: 0 P: 13	1B: 1 2B: 3 3B: 0 HR: 2	SF: 0 SAC: 0 DP: 0 HBP: 0	WP: 1 PB: 0 SB: 0 CS: 0	PA: 36
PITCHER Tim Belcher, R (1, 1) ERA: 4.58	IP: 9.0 WLS: W BF: 36 H: 6 R: 5 ER: 5 SO: 7 BB: 2 IBB: 0 HBP: 0 BLK: 0 WP: 1 HR: 2 S: 79 P: 113 ERA: 5.00 WHIP: 0.889																			

Cleveland Indians @ Seattle Mariners
The Kingdome, Seattle, WA
Thu Jul 27 1995, 10:05 PM EDT
Att. 20,121 - Dome

livebaseballscorecards.com

AB 34
R 5
H 6
RBI 5
BB 2
SO 7
LOB 9



Batter	1	2	3	4	5	6	7	8	9
Joey Cora, S <small>OBP: 0.332, SLG: 0.331</small> (1, 4)	2-1 	1-2 SAFE 		0-0 		4-1 	4-0 		
Alex Diaz, S <small>OBP: 0.283, SLG: 0.338</small> (1, 8)	2-2 		1-1 	1-3 		1-2 	2-2 		
Edgar Martinez, R <small>OBP: 0.486, SLG: 0.634</small> (1, 10)	1-2 		2-2 	4-1 		4-2 	2-1 		
Tino Martinez, L <small>OBP: 0.373, SLG: 0.584</small> (1, 3)		0-2 	2-0 	1-3 		1-1 	3-2 		
Jay Buhner, R <small>OBP: 0.352, SLG: 0.544</small> (1, 9)		4-2 	2-2 		0-0 	3-2 		0-0 	
Warren Newson, L <small>OBP: 0.406, SLG: 0.410</small> (1, 7)		0-1 		4-2 	3-2 	2-3 		4-2 	
Mike Blowers, R <small>OBP: 0.308, SLG: 0.422</small> (1, 5)		2-1 		1-1 	4-2 	0-3 		2-3 	
Dan Wilson, R <small>OBP: 0.329, SLG: 0.385</small> (1, 2)		2-1 		3-1 	1-0 		2-1 	1-3 	
Felix Fermin, R <small>OBP: 0.233, SLG: 0.236</small> (1, 6)		1-0 		0-2 	1-0 		1-0 		

Inning Stats	R: 0	H: 0	E: 0	K: 10	S: 10	R: 3	H: 3	E: 0	K: 15	S: 15	R: 1	H: 2	E: 0	K: 11	S: 11	R: 2	H: 3	E: 0	K: 2	S: 27	R: 2	H: 2	E: 0	K: 9	S: 9	R: 2	H: 2	E: 0	K: 20	S: 20	R: 1	H: 2	E: 0	K: 12	S: 12	R: 0	H: 0	E: 0	K: 9	S: 9
	0	0	0	10	10	3	3	0	15	15	1	2	0	11	11	2	3	0	2	27	2	2	0	9	9	2	2	0	20	20	1	2	0	12	12	0	0	0	9	9

AB R H RBI BB SO LOB

3	1	1	0	2	0	1
5	2	2	0	0	1	3
3	0	2	0	2	0	0
5	0	1	1	0	1	6
3	2	1	2	1	0	0
3	3	2	1	2	1	2
4	2	2	5	1	2	3
5	1	2	1	0	1	2
4	0	1	0	0	0	1

Cleveland Indians @ Seattle Mariners
 The Kingdome, Seattle, WA
 Thu Jul 27 1995, 10:05 PM EDT
 Att. 20,121 - Dome

AB	35
R	11
H	14
RBI	10
BB	8
SO	6
LOB	18



PITCHER	IP	WLS	BF	H	R	ER	SO	BB	IBB	HBP	BLK	WP	HR	S	P	ERA	WHIP
Chad Ogea, R <small>ERA: 3.28</small>	(1, 1)	3.1	19	8	6	6	0	2	0	0	0	0	2	51	81	16.20	3.000
Albie Lopez, R <small>ERA: 2.3</small>	(4, 1)	0.2	6	2	2	2	2	2	0	0	0	1	2	19	31	27.00	6.000
Jim Poole, L <small>ERA: 4.7</small>	(5, 1)	3.0	15	4	3	3	2	3	0	0	0	0	1	34	65	9.00	2.333
Eric Plunk, R <small>ERA: 1.64</small>	(8, 1)	1.0	4	0	0	0	2	1	0	0	0	0	0	9	16	0.00	1.000

WP	HR	S	P	ERA	WHIP
1	1	26	26	16.20	3.000
0	0	31	31	27.00	6.000
0	1	65	65	9.00	2.333
0	0	16	16	0.00	1.000

Batter	1	2	3	4	5	6	7	8	9	AB R H RBI BB SO LOB	TOP																									
Ruben Amaro Jr, S OBP: 0.289, SLG: 0.308 (1, 8) (9, 9)	0-0 L6	2-2 F8		2-0 FC3-6 CS 1-2f		1-0 2B		2-1 1B		5 0 2 2 0 0 1																										
Omar Vizquel, S OBP: 0.316, SLG: 0.344 (1, 6) (9, 9)	2-0 2B 1B		1-0 P3	2-1 CS 1-2	4-1 FC3-6 BB	1-2 SF8		0-0 F9		3 1 1 1 1 0 1																										
Carlos Baerga, S OBP: 0.367, SLG: 0.497 (1, 4) (9, 9)	1-0 1B 2B		1-0 G6-3		1-1 FC3-6 FC5-4 1-2f	0-1 F9		1-1 G1-3		5 1 1 0 0 0 3																										
Albert Belle, R OBP: 0.377, SLG: 0.561 (1, 7) (9, 9)	4-0 1B IBB		4-2 2B BB		1-0 FC5-4 1-2f		0-0 2B		2-1 G5-3	3 0 1 0 2 0 1																										
Manny Ramirez, R OBP: 0.411, SLG: 0.626 Wayne Kirby, L OBP: 0.247, SLG: 0.297 (1, 9) (9, 8)	3-3 K		2-1 2B	1-3 2B	3-2 G5-3		1-1 E3 G6-4-3 2-3		3-3 K	5 0 1 0 0 2 5 0 0 0 0 0 0 0																										
Herbert Perry, R OBP: 0.387, SLG: 0.514 (1, 3) (9, 9)	0-1 1B		4-0 BB			0-1 G1		0-0 P4	1-3 K	4 0 1 2 1 1 2																										
Dave Winfield, R OBP: 0.297, SLG: 0.333 (1, 10) (9, 9)	0-3 K		1-1 F9			1-0 1B 2B		1-0 G6-4-3 1-2f		4 1 1 0 0 1 7																										
Jim Thome, L OBP: 0.441, SLG: 0.610 (1, 5) (9, 9)		0-0 G1-6-3 1B		3-2 FC3-6 1B		4-0 1B 2B IBB		1-0 SH1-4 1B		3 2 3 0 1 0 0																										
Sandy Alomar Jr., R OBP: 0.406, SLG: 0.656 Tony Peña, R OBP: 0.279, SLG: 0.358 (1, 2) (8, 2)		1-1 G1-6-3 1-2f		0-0 P5		0-1 2B SF8 1B		0-0 SH1-4 1-2		3 1 1 1 0 0 2 0 0 0 0 0 0 0																										
Inning Stats	R: 2 E: 0 K: 2 S: 12	H: 3 LOB: 2 BB: 1 P: 22	R: 0 E: 0 K: 0 S: 6	H: 1 LOB: 0 BB: 2 P: 9	R: 0 E: 0 K: 0 S: 9	H: 1 LOB: 3 BB: 2 P: 22	R: 0 E: 0 K: 0 S: 7	H: 1 LOB: 0 BB: 0 P: 13	R: 0 E: 0 K: 0 S: 9	H: 0 LOB: 1 BB: 1 P: 18	R: 3 E: 0 K: 0 S: 11	H: 3 LOB: 1 BB: 1 P: 18	R: 0 E: 1 K: 0 S: 5	H: 1 LOB: 1 BB: 0 P: 7	R: 1 E: 0 K: 0 S: 7	H: 2 LOB: 1 BB: 0 P: 11	R: 0 E: 0 K: 2 S: 10	H: 0 LOB: 0 BB: 0 P: 16	1B: 7 2B: 5 3B: 0 HR: 0	SF: 1 SAC: 1 DP: 2 HBP: 0	WP: 0 PB: 0 SB: 0 CS: 1	PA: 43														
PITCHER	IP WLS BF H R ER SO BB IBB HBP BLK WP HR S P ERA WHIP																																			
Bill Krueger, L ERA: 7.32 (1, 1)	2.2		14	5	2	2	2	1	1	0	0	0	0	25	46	6.75	2.250																			
Bob Wells, R ERA: 5.59 (3, 1)	4.1		20	5	3	3	0	2	1	0	0	0	0	34	63	6.23	1.615																			
Steve Frey, L ERA: 4.58 (8, 1)	1.0	L	5	2	1	1	0	0	0	0	0	0	0	7	11	9.00	2.000																			
Jeff Nelson, R ERA: 1.13 (9, 1)	1.0		3	0	0	0	2	0	0	0	0	0	0	10	16	0.00	0.000																			

Cleveland Indians @ Seattle Mariners
The Kingdome, Seattle, WA
Fri Jul 28 1995, 10:05 PM EDT
Att. 17,609 - Dome

livebaseballscorecards.com

AB	35
R	6
H	12
RBI	6
BB	5
SO	4
LOB	22



Batter	1	2	3	4	5	6	7	8	9	AB R H RBI BB SO LOB	TOP											
Wayne Kirby, L (1, 8) OBP: 0.239, SLG: 0.287	0-3 K		1-0 P6	0-0 FC6-4			3-2 G4-3		2-2 G2-3	5 0 0 0 0 1 4	Cleveland Indians @ Seattle Mariners The Kingdome, Seattle, WA Sat Jul 29 1995, 10:05 PM EDT Att. 43,874 - Dome livebaseballscorecards.com											
Omar Vizquel, S (1, 6) OBP: 0.317, SLG: 0.343	2-3 K		4-1 1B HR BB	1-1 P5			0-1 1B	0-0 F7	4 1 1 0 1 1 4													
Carlos Baerga, S (1, 4) OBP: 0.368, SLG: 0.497	3-2 1B		1-1 1-2 HR 1B				1-0 P3		4 1 2 0 0 0 1													
Albert Belle, R (1, 7) OBP: 0.378, SLG: 0.569	0-2 1B		0-2 1-H 2-H HR				1-1 G6-3		4 1 2 3 0 0 0													
Jim Thome, L (1, 5) OBP: 0.436, SLG: 0.601	0-0 G4-1		1-2 F8				0-0 G5-3		4 0 0 0 0 1 2													
Manny Ramirez, R (1, 9) OBP: 0.409, SLG: 0.621			2-2 G5-3				0-0 F7	1-3 K	4 0 1 0 0 1 0													
Paul Sorrento, L (1, 3) OBP: 0.351, SLG: 0.515			0-0 FC3-6	1-1 F8			2-2 G4-3	2-3 K	4 0 0 0 0 1 1													
Dave Winfield, R (1, 10) OBP: 0.305, SLG: 0.333			2-3 K	4-1 FC6-4 1B BB			3-2 F7	3-2 G2-3 1B	3 0 1 0 1 1 1													
Tony Peña, R (1, 2) OBP: 0.280, SLG: 0.357 Sandy Alomar Jr., R (9, PH) OBP: 0.414, SLG: 0.662 Alvaro Espinoza, R (9, PR) OBP: 0.283, SLG: 0.302			1-1 G5-3	2-0 FC6-4 1B			2-2 G5-3	1-1 G2-3 1B	3 0 1 0 0 0 1 1 0 1 0 0 0 0 0 0 0 0 0 0 0													
Inning Stats	R: 0 E: 0 K: 2 S: 13	H: 2 LOB: 2 BB: 0 P: 18	R: 0 E: 0 K: 1 S: 8	H: 1 LOB: 1 BB: 0 P: 11	R: 3 E: 0 K: 0 S: 13	H: 2 LOB: 0 BB: 1 P: 22	R: 0 E: 0 K: 0 S: 7	H: 1 LOB: 2 BB: 1 P: 15	R: 0 E: 0 K: 1 S: 5	H: 0 LOB: 0 BB: 0 P: 7	R: 0 E: 0 K: 0 S: 8	H: 0 LOB: 0 BB: 0 P: 13	R: 0 E: 0 K: 0 S: 11	H: 1 LOB: 1 BB: 0 P: 17	R: 0 E: 0 K: 1 S: 7	H: 0 LOB: 0 BB: 0 P: 9	R: 0 E: 0 K: 1 S: 12	H: 2 LOB: 2 BB: 0 P: 20	1B: 8 2B: 0 3B: 0 HR: 1	SF: 0 SAC: 0 DP: 0 HBP: 0	WP: 0 PB: 0 SB: 0 CS: 0	PA: 38
PITCHER	IP WLS BF H R ER SO BB IBB HBP BLK WP HR S P ERA WHIP																					
Chris Bosio, R (1, 1) ERA: 4.83	7.0 W 30 7 3 3 4 2 0 0 0 0 0 1 65 103 3.86 1.286																					
Norm Charlton, L (8, 1) ERA: 6.67	1.0 3 0 0 0 1 0 0 0 0 0 0 0 7 9 0.00 0.000																					
Bobby Ayala, R (9, 1) ERA: 3.67	1.0 S 5 2 0 0 1 0 0 0 0 0 0 0 12 20 0.00 2.000																					



Batter	1	2	3	4	5	6	7	8	9	AB	R	H	RBI	BB	SO	LOB							
Rich Amaral, R OBP: 0.354, SLG: 0.390 (1, 8) C C B B X (9, 7)	2-2 BB 1B		3-1 SAFE G6-3 1-2f			3-2 P4		0-0 F8								5	0	1	0	0	0	4	
Luis Sojo, R OBP: 0.298, SLG: 0.391 (1, 4) C X	0-1 L9		0-2 G3-1			2-2 G5-3			1-2 FC3-6 BB FC5								5	1	0	0	0	0	1
Edgar Martinez, R OBP: 0.483, SLG: 0.623 (1, 10) B 1 SAFE C 1 SAFE C X	2-2 P5				2-3 K			2-1 F8	4-1 FC3-6 BB 1-2								3	0	0	0	1	1	1
Tino Martinez, L OBP: 0.375, SLG: 0.581 (1, 3) B C B B B	4-1 1-2 BB			0-1 G3		3-1 1B G5-3 1B		3-1 FC3-6 FC5 2B									3	2	1	0	1	0	2
Jay Buhner, R OBP: 0.345, SLG: 0.529 (1, 9) B C X	2-1 L4			4-1 BB 1B BB		2-2 G5-3		0-1 FC5 2B									3	1	0	1	1	0	4
Warren Newson, L OBP: 0.423, SLG: 0.423 Alex Diaz, S OBP: 0.277, SLG: 0.330 (1, 7) (9, 8)			2-0 G3		4-0 1B BB		4-1 1B BB	3-1 2B									2	1	1	1	2	0	0
Mike Blowers, R OBP: 0.324, SLG: 0.435 (1, 5) B B B B			4-1 G4-6-3 BB		1-2 1-3 2-H 1B		1-2 1B 1B	2-2 G4-3									3	0	2	1	1	0	2
Dan Wilson, R OBP: 0.331, SLG: 0.381 (1, 2) B X			1-0 G4-6-3		2-3 K2-3		1-2 1B	1-2 P4									4	0	1	2	0	1	5
Alex Rodriguez, R OBP: 0.279, SLG: 0.416 (1, 6) B B C X			2-2 G6-3 1B			0-0 L7		4-1 BB BB									3	0	1	0	1	0	0

Inning Stats	R: 0	H: 1	E: 0	K: 0	S: 11	LOB: 2	BB: 1	P: 21	R: 0	H: 0	E: 0	K: 0	S: 3	LOB: 0	BB: 1	P: 10	R: 0	H: 1	E: 0	K: 0	S: 8	LOB: 0	BB: 0	P: 13	R: 1	H: 1	E: 0	K: 2	S: 13	LOB: 2	BB: 2	P: 26	R: 0	H: 0	E: 0	K: 0	S: 7	LOB: 0	BB: 0	P: 12	R: 2	H: 3	E: 0	K: 0	S: 16	LOB: 3	BB: 2	P: 33	R: 2	H: 1	E: 1	K: 0	S: 17	LOB: 2	BB: 1	P: 31	R: 0	H: 0	E: 0	K: 0	S: 5	LOB: 0	BB: 0	P: 8
--------------	------	------	------	------	-------	--------	-------	-------	------	------	------	------	------	--------	-------	-------	------	------	------	------	------	--------	-------	-------	------	------	------	------	-------	--------	-------	-------	------	------	------	------	------	--------	-------	-------	------	------	------	------	-------	--------	-------	-------	------	------	------	------	-------	--------	-------	-------	------	------	------	------	------	--------	-------	------

PITCHER	IP	WLS	BF	H	R	ER	SO	BB	IBB	HBP	BLK	WP	HR	S	P	ERA	WHIP
Charles Nagy, R ERA: 4.1 (1, 1)	5.2		26	6	3	3	2	5	0	0	0	0	0	56	109	4.76	1.941
Alan Embree, L ERA: 1.8 (6, 1)	0.2	L	5	0	2	0	0	2	0	0	0	0	0	8	20	0.00	3.000
Julian Tavarez, R ERA: 1.72 (7, 1)	1.2		7	1	0	0	0	0	0	0	0	0	0	16	25	0.00	0.600

BOTTOM

Cleveland Indians @ Seattle Mariners
The Kingdome, Seattle, WA
Sat Jul 29 1995, 10:05 PM EDT
Att. 43,874 - Dome

AB	31
R	5
H	7
RBI	5
BB	7
SO	2
LOB	19



1B: 6	SF: 0	WP: 0	PA: 38
2B: 1	SAC: 0	PB: 0	
3B: 0	DP: 2	SB: 0	
HR: 0	HBP: 0	CS: 0	

PITCHER	IP	WLS	BF	H	R	ER	SO	BB	IBB	HBP	BLK	WP	HR	S	P	ERA	WHIP
---------	----	-----	----	---	---	----	----	----	-----	-----	-----	----	----	---	---	-----	------

Batter	1	2	3	4	5	6	7	8	9	AB R H RBI BB SO LOB	TOP											
Wayne Kirby, L OBP: 0.238, SLG: 0.284 (1, 8)	3-2 G4-3	2-1 1B		1-3 K		0-2 F7			1-0 G4-3	5 0 1 0 0 1 1												
Omar Vizquel, S OBP: 0.318, SLG: 0.344 (1, 6)	2-2 FC1-4 1B BB	0-1 P6		3-2 F8			1-3 K		0-1 1B	5 1 2 0 0 1 3												
Carlos Baerga, S OBP: 0.372, SLG: 0.499 (1, 4)	1-1 FC1-4 1B	1-0 1B			4-2 HR BB		2-1 G4-1		1-3 K	3 1 2 1 1 0 0 1 0 0 0 0 1 1												
Alvaro Espinoza, R OBP: 0.277, SLG: 0.295 (7, 4)	1-2 1B	1-2 1B							1-2 K													
Albert Belle, R OBP: 0.374, SLG: 0.562 (1, 7)	1-1 FC1-4 BB BB	2-0 L9			1-1 F8		3-1 F7			4 0 0 0 0 0 5												
Jim Thome, L OBP: 0.433, SLG: 0.594 (1, 5)	4-2 BB 1-2 BB		2-2 P5		1-0 F7			3-2 F8		3 0 0 0 1 0 1												
Manny Ramirez, R OBP: 0.410, SLG: 0.628 (1, 9)	4-2 BB		0-0 G6-3		0-0 HR			2-3 K		3 1 1 3 1 1 0												
Paul Sorrento, L OBP: 0.350, SLG: 0.524 (1, 3)	1-3 K		1-3 K		1-1 G1-3			0-0 HR		4 1 1 1 0 2 3												
Dave Winfield, R OBP: 0.303, SLG: 0.322 (1, 10)			0-0 F7		1-2 P3		4-2 BB G3-6-3		1-3 K	3 0 0 0 1 1 0												
Tony Peña, R OBP: 0.279, SLG: 0.351 (1, 2)		4-1 1B BB		0-0 E5			1-1 G3-6-3		1-2 G4-3	3 1 0 0 1 0 1												
Inning Stats	R: 1 E: 0 K: 1 S: 19	H: 2 LOB: 3 BB: 2 P: 35	R: 1 E: 0 K: 0 S: 8	H: 2 LOB: 2 BB: 1 P: 17	R: 0 E: 0 K: 1 S: 9	H: 0 LOB: 0 BB: 0 P: 12	R: 0 E: 1 K: 1 S: 14	H: 0 LOB: 1 BB: 0 P: 19	R: 2 E: 0 K: 0 S: 10	H: 1 LOB: 0 BB: 1 P: 17	R: 0 E: 0 K: 0 S: 8	H: 0 LOB: 0 BB: 1 P: 13	R: 0 E: 0 K: 1 S: 7	H: 0 LOB: 0 BB: 0 P: 13	R: 1 E: 0 K: 2 S: 10	H: 1 LOB: 0 BB: 0 P: 16	R: 0 E: 0 K: 1 S: 9	H: 1 LOB: 1 BB: 0 P: 12	1B: 5 2B: 0 3B: 0 HR: 2	SF: 0 SAC: 0 DP: 1 HBP: 0	WP: 0 PB: 0 SB: 1 CS: 0	PA: 39
PITCHER	IP WLS BF H R ER SO BB IBB HBP BLK WP HR S P ERA WHIP																					
Salomon Torres, R ERA: 5.35 (1, 1)	5.0 L 25 5 4 4 3 4 0 0 0 0 1 60 100 7.20 1.800																					
Bill Risley, R ERA: 1.52 (6, 1)	3.0 10 1 1 1 3 1 0 0 0 0 1 25 42 3.00 0.667																					
Jeff Nelson, R ERA: 1.11 (9, 1)	1.0 4 1 0 0 1 0 0 0 0 0 0 9 12 0.00 1.000																					

Cleveland Indians @ Seattle Mariners
The Kingdome, Seattle, WA
Sun Jul 30 1995, 6:33 AM EDT
Att. 24,089 - Dome - 68 F

livebaseballscorecards.com

AB	34
R	5
H	7
RBI	5
BB	5
SO	7
LOB	15



Batter	1	2	3	4	5	6	7	8	9	AB	R	H	RBI	BB	SO	LOB
Joey Cora, S OBP: 0.332, SLG: 0.331 (1, 4)	2-2 G4-3		1-1 G5-3			2-2 L8		2-1 G6-3		4	0	0	0	0	0	0
Rich Amaral, R OBP: 0.352, SLG: 0.386 (1, 8)	1-0 F8			0-0 G6-3		2-1 1B		1-3 K		4	0	1	0	0	1	0
Edgar Martinez, R OBP: 0.480, SLG: 0.621 (1, 10)	2-2 G5-3			3-0 F8 2B		2-1 F8		2-2 P4		4	0	1	0	0	0	1
Tino Martinez, L OBP: 0.374, SLG: 0.577 (1, 3)		3-2 G3-1		0-0 F8 2-3		3-3 K		1-2 F8-3 1B		4	0	1	0	0	1	2
Jay Buhner, R OBP: 0.347, SLG: 0.538 (1, 9)		3-1 HR		4-2 BB		2-3 K		2-1 F8-3 1-1		3	1	1	1	1	1	1
Warren Newson, L OBP: 0.414, SLG: 0.412 (1, 7)		1-3 K		0-1 G6-3		1-1 G3		1-2 HR		3	0	0	0	0	1	2
Mike Blowers, R OBP: 0.325, SLG: 0.446 (1, 5)		0-0 G4-3		0-0 G1-3		1-2 HR		2-2 G4-3		3	1	1	1	0	0	0
Dan Wilson, R OBP: 0.326, SLG: 0.376 (1, 2)		2-2 G6-3		2-3 K		1-1 F7		1-2 P3		3	0	0	0	0	1	0
Alex Rodriguez, R OBP: 0.274, SLG: 0.408 (1, 6)		2-3 K								2	0	0	0	0	1	0
Alex Diaz, S OBP: 0.276, SLG: 0.329 (8, PH)										1	0	0	0	0	0	0
Felix Fermin, R OBP: 0.235, SLG: 0.238 (9, 6)										0	0	0	0	0	0	0

Inning Stats	R: 0	H: 0	E: 0	K: 0	S: 8	R: 1	H: 1	E: 0	K: 1	S: 11	R: 0	H: 0	E: 0	K: 1	S: 12	R: 0	H: 1	E: 0	K: 0	S: 7	R: 0	H: 0	E: 0	K: 1	S: 8	R: 1	H: 1	E: 0	K: 1	S: 12	R: 0	H: 0	E: 0	K: 1	S: 8	R: 1	H: 1	E: 0	K: 1	S: 12	R: 0	H: 0	E: 0	K: 0	S: 8	R: 0	H: 1	E: 0	K: 0	S: 8	R: 0	H: 1	E: 0	K: 0	S: 13	R: 1	H: 1	E: 0	K: 0	S: 13	R: 0	H: 1	E: 0	K: 0	S: 13								
	0	0	0	0	8	1	1	0	1	11	0	0	0	0	12	0	1	0	0	7	0	0	0	0	8	1	1	0	1	12	0	0	0	1	8	1	1	0	1	12	0	0	0	8	0	0	0	8	0	1	0	0	13	0	1	0	0	13	0	1	0	0	13	1	1	0	0	13	0	1	0	0	13

PITCHER	IP	WLS	BF	H	R	ER	SO	BB	IBB	HBP	BLK	WP	HR	S	P	ERA	WHIP
Orel Hershiser, R ERA: 4.18 (1, 1)	7.0	W	26	4	2	2	5	1	0	0	0	0	2	69	111	2.57	0.714
Eric Plunk, R ERA: 1.55 (8, 1)	1.0		3	0	0	0	1	0	0	0	0	0	0	8	12	0.00	0.000
Jose Mesa, R ERA: 1.41 (9, 1)	1.0	S	3	1	0	0	0	0	0	0	0	0	0	8	13	0.00	1.000

BOTTOM

Cleveland Indians @ Seattle Mariners
The Kingdome, Seattle, WA

Sun Jul 30 1995, 6:33 AM EDT
Att. 24,089 - Dome - 68 F

livebaseballscorecards.com

AB	31
R	2
H	5
RBI	2
BB	1
SO	6
LOB	6



WP	PA	3B	SF	SAC	DP	HBP
0	32	0	0	0	1	0

Seattle Mariners @ California Angels

Anaheim Stadium, Anaheim, CA

Tue Aug 01 1995, 10:05 PM EDT
Att. 22,074 - Unknown - 80 F

AB	31
R	2
H	7
RBI	2
BB	1
SO	6
LOB	9



Batter	1	2	3	4	5	6	7	8	9	AB R H RBI BB SO LOB	TOP											
Rich Amaral, R OBP: 0.350, SLG: 0.383 (1, 7)	1-0 F8		0-1 P4			2-1 G5-4-3 1B		3-3 K		4 0 1 0 0 1 1												
Luis Sojo, R OBP: 0.297, SLG: 0.388 (1, 4)	3-2 G5-3		3-2 FC4-6 1B			0-1 G5-4-3 1-2f		2-1 G4-3		4 0 1 0 0 0 1												
Edgar Martinez, R OBP: 0.481, SLG: 0.629 (1, 10)	2-1 CS 1B		1-2 FC4-6 1-2f			3-2 HR		1-2 G6-3		4 1 2 1 0 0 2												
Jay Buhner, R OBP: 0.342, SLG: 0.530 (1, 9)	0-2 CS 1-2	2-3 K		0-1 F8		2-2 F7		0-0 G6-3		4 0 0 0 0 1 0												
Mike Blowers, R OBP: 0.323, SLG: 0.443 (1, 5)		2-3 K		0-0 G4-3		1-2 SH5-4 1B		2-3 K		4 0 1 0 0 2 0												
Tino Martinez, L OBP: 0.375, SLG: 0.585 (1, 3)		1-0 HR		3-2 L8		1-1 SH5-4 1B		1-2 F7		4 1 2 1 0 0 0												
Felix Fermin, R OBP: 0.232, SLG: 0.235 (1, 6)		0-0 G1-3			1-1 F9		1-1 SH5-4			2 0 0 0 0 0 0												
Dan Wilson, R OBP: 0.328, SLG: 0.374 (1, 2)			4-1 1B BB		0-3 K		1-2 K			1 0 0 0 1 1 0												
Warren Newson, L OBP: 0.414, SLG: 0.412 (7, PH)										0 0 0 0 0 0 0												
Chris Widger, R OBP: 0.333, SLG: 0.407 (7, 2)										1 0 0 0 0 1 2												
Alex Diaz, S OBP: 0.272, SLG: 0.324 (1, 8)			1-0 F8		1-2 G6-3		0-0 F8			3 0 0 0 0 0 3												
Inning Stats	R: 0 E: 0 K: 0 S: 13	H: 1 LOB: 0 BB: 0 P: 19	R: 1 E: 0 K: 2 S: 8	H: 1 LOB: 0 BB: 0 P: 13	R: 0 E: 0 K: 0 S: 10	H: 1 LOB: 2 BB: 1 P: 19	R: 0 E: 0 K: 0 S: 9	H: 0 LOB: 0 BB: 0 P: 12	R: 0 E: 0 K: 1 S: 10	H: 0 LOB: 0 BB: 0 P: 12	R: 1 E: 0 K: 0 S: 10	H: 2 LOB: 0 BB: 0 P: 17	R: 0 E: 0 K: 1 S: 14	H: 2 LOB: 2 BB: 0 P: 18	R: 0 E: 0 K: 1 S: 8	H: 0 LOB: 0 BB: 0 P: 14	R: 0 E: 0 K: 1 S: 7	H: 0 LOB: 0 BB: 0 P: 10	1B: 5 2B: 0 3B: 0 HR: 2	SF: 0 SAC: 1 DP: 1 HBP: 0	WP: 0 PB: 0 SB: 0 CS: 1	PA: 34
PITCHER	IP WLS BF H R ER SO BB IBB HBP BLK WP HR S P ERA WHIP																					
Brian Anderson, L ERA: 3.86 (1, 1)	6.0 W 22 5 2 2 3 1 0 0 0 0 0 2 60 92 3.00 1.000																					
John Habyan, R ERA: 2.81 (7, 1)	0.1 3 2 0 0 0 0 0 0 0 0 0 0 10 13 0.00 6.000																					
Bob Patterson, L ERA: 1.73 (7, 1)	0.1 1 0 0 0 0 1 0 0 0 0 0 0 3 4 0.00 0.000																					
Troy Percival, R ERA: 1.79 (7, 1)	1.1 4 0 0 0 0 1 0 0 0 0 0 0 9 15 0.00 0.000																					
Mike James, R ERA: 3.34 (9, 1)	1.0 3 0 0 0 0 1 0 0 0 0 0 0 7 10 0.00 0.000																					

livebaseballscorecards.com

Batter	1	2	3	4	5	6	7	8	9
Tony Phillips, S (1, 5) OBP: 0.419, SLG: 0.495	1-3 K		2-2 G3		1-3 K		2-2 F9	2-3 K	
Jim Edmonds, L (1, 8) OBP: 0.370, SLG: 0.557	2-0 G5-3		2-1 2B		3-1 G4-3		0-2 G1-3		
Tim Salmon, R (1, 9) OBP: 0.437, SLG: 0.583	2-0 HR		1-3 K		0-2 1B		1-0 1B	1-0 1B	
Chili Davis, S (1, 10) OBP: 0.465, SLG: 0.563	1-3 K			1-0 P3	4-2 BB		1-3 BB	1-0 1B	1-3 1B
J.T. Snow, L (1, 3) OBP: 0.380, SLG: 0.491		4-2 BB		2-2 1B	1-3 K		1-1 G6-3	0-1 E4	
16 Garret Anderson, L (1, 7) OBP: 0.390, SLG: 0.606		1-3 K		1-3 K		1-1 G6-3	0-1 E4	1-2 2B	
Damion Easley, R (1, 4) OBP: 0.297, SLG: 0.306		2-2 L4		0-0 G1-3		1-0 G5-3	0-1 2B	1-2 2B	
Greg Myers, L (1, 2) OBP: 0.317, SLG: 0.373		0-3 K			1-2 G4-3	0-3 K	0-3 K	0-2 2B	
Gary Disarcina, R (1, 6) OBP: 0.354, SLG: 0.474			2-0 G6-3		0-1 G4-3		3-2 F9	0-1 P6	

Inning Stats	R: 1	H: 1	E: 0	K: 2	S: 8	LOB: 0	BB: 0	P: 14
	R: 0	H: 0	E: 0	K: 2	S: 13 <td>LOB: 1</td> <td>BB: 1</td> <td>P: 20</td>	LOB: 1	BB: 1	P: 20
	R: 0	H: 1	E: 0	K: 1	S: 10 <td>LOB: 1</td> <td>BB: 0</td> <td>P: 17</td>	LOB: 1	BB: 0	P: 17
	R: 0	H: 1	E: 0	K: 1	S: 8 <td>LOB: 1</td> <td>BB: 0</td> <td>P: 12</td>	LOB: 1	BB: 0	P: 12
	R: 2	H: 3	E: 0	K: 2	S: 20 <td>LOB: 2</td> <td>BB: 1</td> <td>P: 30</td>	LOB: 2	BB: 1	P: 30
	R: 0	H: 0	E: 0	K: 1	S: 8 <td>LOB: 0</td> <td>BB: 0</td> <td>P: 10</td>	LOB: 0	BB: 0	P: 10
	R: 0	H: 0	E: 0	K: 0	S: 10 <td>LOB: 0</td> <td>BB: 0</td> <td>P: 15</td>	LOB: 0	BB: 0	P: 15
	R: 4	H: 4	E: 1	K: 2	S: 17 <td>LOB: 1</td> <td>BB: 0</td> <td>P: 21</td>	LOB: 1	BB: 0	P: 21

PITCHER	IP	WLS	BF	H	R	ER	SO	BB	IBB	HBP	BLK	WP	HR	S	P	ERA	WHIP
Randy Johnson, L (1, 1) ERA: 3.03	7.1	L	35	10	7	6	10	2	0	0	0	0	1	89	132	7.36	1.636
Jeff Nelson, R (8, 1) ERA: 1.09	0.2		2	0	0	0	1	0	0	0	0	0	0	5	7	0.00	0.000

AB R H RBI BB SO LOB

5	0	0	0	0	3	3
4	0	1	1	0	0	1
4	2	3	2	0	1	1
3	1	1	0	1	1	0
3	0	1	0	1	2	4
4	1	0	1	0	2	3
4	1	1	1	0	0	2
4	1	2	2	0	2	1
4	1	1	0	0	0	1

1B: 6	SF: 0	WP: 0	PA: 37
2B: 3	SAC: 0	PB: 0	
3B: 0	DP: 0	SB: 1	
HR: 1	HBP: 0	CS: 0	

AB	R	H	RBI	BB	SO	LOB
35	7	10	7	2	11	16



Seattle Mariners @ California Angels
Anaheim Stadium, Anaheim, CA
 Tue Aug 01 1995, 10:05 PM EDT
 Att: 22,074 - Unknown - 80 F

livebaseballscorecards.com

Seattle Mariners @ California Angels
 Anaheim Stadium, Anaheim, CA


Wed Aug 02 1995, 10:05 PM EDT
 Att. 23,253 - Unknown - 75 F

AB	38
R	4
H	11
RBI	4
BB	1
SO	5
LOB	17



Batter	1	2	3	4	5	6	7	8	9	AB R H RBI BB SO LOB	TOP		
Joey Cora, S (1, 4) OBP: 0.330, SLG: 0.328 C B B B C F B B C	2-3 		1-1 G6-3 1-2 1 SAFE 1 SAFE 1 SAFE		0-0 G4-3 X		2-2 L7 B B B B C F B B C X		3-2 1B C B B B C F B B C X	5 0 1 0 0 1 4			
Rich Amaral, R (1, 8) OBP: 0.345, SLG: 0.377 Doug Strange, S (7, PH) OBP: 0.336, SLG: 0.376 Luis Sojo, R (7, PH) OBP: 0.299, SLG: 0.389 (7, 7) B B C C B X	3-1 F7		1-1 G6-3			1-2 G3 B F C F X	2-2 1B 1-2 3-H		3-2 G5-3 1-2	3 0 0 0 0 0 1 0 0 0 0 0 0 0 2 0 1 1 0 0 1			
Edgar Martinez, R (1, 10) OBP: 0.474, SLG: 0.619 C B B B X F T C C X	2-2 G6-3			2-1 F9 B B C C X		2-0 G6-3 B B C X	1-0 L8 B B C X		1-2 F8 F C C B B B X	5 0 0 0 0 0 3			
Tino Martinez, L (1, 3) OBP: 0.376, SLG: 0.587 X		0-0 G4-3		0-1 1B C X		2-1 2B B B C C X		1-2 F9 B S C C X		4 0 2 0 0 0 0			
Jay Buhner, R (1, 9) OBP: 0.344, SLG: 0.539 C C B C X		1-3 K		0-0 L7 X		4-0 BB B B B B		1-2 HR C B B C X		3 1 1 1 1 1 1			
Warren Newson, L (1, 7) OBP: 0.409, SLG: 0.407 (7, 8) C X		0-1 F7		1-0 F7 B X		2-3 K C C B B C		2-1 1B B S B B X		4 0 1 0 0 1 3			
Mike Blowers, R (1, 5) OBP: 0.322, SLG: 0.440 B S X			1-1 E6 2B 1B		2-2 G5-3 C B B C C B B C X		1-2 1B S B B C X	0-3 K S 1 SAFE 1 SAFE 1 SAFE		4 2 1 0 0 1 1			
Dan Wilson, R (1, 2) OBP: 0.331, SLG: 0.381 S X			0-1 1B 1-3 2B		1-3 K C C B C C B B C X		0-1 1B F X	3-2 F7 B C C 1 SAFE 1 B B B		4 0 2 0 0 1 1			
Alex Rodriguez, R (1, 6) OBP: 0.282, SLG: 0.439 S F X			0-2 CS 1B 2-3 3-H		1-1 HR C B C X		1-0 P2 B X		0-1 F8 S X	4 1 2 2 0 0 2			
Inning Stats	R: 0 H: 0 E: 0 LOB: 0 K: 1 BB: 0 S: 10 P: 17	R: 0 H: 0 E: 0 LOB: 0 K: 1 BB: 0 S: 6 P: 7	R: 1 H: 2 E: 1 LOB: 1 K: 0 BB: 0 S: 11 P: 14	R: 0 H: 1 E: 0 LOB: 1 K: 0 BB: 0 S: 6 P: 9	R: 1 H: 1 E: 0 LOB: 0 K: 1 BB: 0 S: 14 P: 18	R: 0 H: 1 E: 0 LOB: 2 K: 1 BB: 1 S: 10 P: 21	R: 1 H: 3 E: 0 LOB: 2 K: 0 BB: 0 S: 16 P: 23	R: 1 H: 2 E: 0 LOB: 1 K: 1 BB: 0 S: 19 P: 26	R: 0 H: 1 E: 0 LOB: 1 K: 0 BB: 0 S: 15 P: 22	1B: 7 SF: 0 2B: 2 SAC: 0 3B: 0 DP: 0 HR: 2 HBP: 0	WP: 0 PA: 39 PB: 0 SB: 1 CS: 1		
PITCHER	IP WLS BF H R ER SO BB IBB HBP BLK WP HR S P ERA WHIP											PITCHER	IP WLS BF H R ER SO BB IBB HBP BLK WP HR S P ERA WHIP
Mike Harkey, R (1, 1) ERA: 5.75	6.0 W 26 7 3 2 4 1 0 0 0 0 0 1 62 92 3.00 1.333												
Mike James, R (7, 1) ERA: 3.27	0.2 2 0 0 0 0 0 0 0 0 0 0 0 4 7 0.00 0.000												
Bob Patterson, L (7, 1) ERA: 1.73	0.0 1 1 0 0 0 0 0 0 0 0 0 0 6 8 ∞ ∞												
Troy Percival, R (7, 1) ERA: 1.93	1.1 6 2 1 1 1 0 0 0 0 0 0 1 20 28 6.75 1.500												
Lee Smith, R (9, 1) ERA: 4.7	1.0 S 4 1 0 0 0 0 0 0 0 0 0 0 15 22 0.00 1.000												

livebaseballscorecards.com

Batter	1	2	3	4	5	6	7	8	9	AB R H RBI BB SO LOB	TOP										
Rich Amaral, R OBP: 0.340, SLG: 0.370 (1, 8) (7, 7)	0-1 F7		1-2 E 2B 1B		0-1 G6-3	2-1 G6-3	0-0 F9		3-2 F9	6 1 1 0 0 0 4											
Luis Sojo, R OBP: 0.303, SLG: 0.392 Alex Diaz, S OBP: 0.275, SLG: 0.327 (1, 7) (7, 8)	0-2 G6-3		1-2 E5 2B SF9		3-2 1B 1B		1-2 1B 1B			4 2 2 0 0 0 1 1 1 1 1 0 0 0											
Edgar Martinez, R OBP: 0.478, SLG: 0.624 (1, 10)	4-1 BB 2B BB		0-0 SF9 2B		3-0 1B 1B		1-2 1B K			4 2 3 1 1 1 3											
Jay Buhner, R OBP: 0.345, SLG: 0.535 (1, 9)	4-2 2B 1-2 BB		1-0 SF9		3-3 K		4-2 HR BB	0-0 F8		2 1 0 1 2 1 2											
Mike Blowers, R OBP: 0.327, SLG: 0.458 (1, 5)	1-0 2B		2-3 K		0-0 1B		2-1 HR	0-1 G4-3		5 1 3 6 0 1 1											
Tino Martinez, L OBP: 0.379, SLG: 0.591 (1, 3)	1-1 F7		3-2 F8		2-2 2B SF9 1B		2-2 E 1B 1B	2-0 2B		5 2 3 0 0 0 3											
Alex Rodriguez, R OBP: 0.276, SLG: 0.438 (1, 6)					2-1 P4		1-1 SF9 2B	2-3 K	0-2 F8	5 0 1 0 0 1 2	AB 41 R 10 H 15 RBI 10 BB 3 SO 5 LOB 20										
Dan Wilson, R OBP: 0.328, SLG: 0.377 (1, 2)			1-1 F8		0-1 G5-3		1-1 G6-3		1-3 K	5 0 1 0 0 1 2											
Felix Fermin, R OBP: 0.224, SLG: 0.228 (1, 4)			1-0 G5-3		1-2 P3		0-0 SF9		1-2 E5 1B	4 0 0 1 0 0 2											
Inning Stats	R: 1 E: 0 K: 0 S: 12	H: 1 LOB: 2 BB: 2 P: 22	R: 0 E: 0 K: 0 S: 7	H: 0 LOB: 0 BB: 0 P: 12	R: 2 E: 1 K: 1 S: 14	H: 2 LOB: 1 BB: 0 P: 22	R: 0 E: 0 K: 0 S: 7	H: 0 LOB: 0 BB: 0 P: 10	R: 1 E: 0 K: 1 S: 11	H: 3 LOB: 2 BB: 0 P: 20	R: 5 E: 1 K: 2 S: 23	H: 6 LOB: 3 BB: 1 P: 38	R: 0 E: 0 K: 0 S: 7	H: 1 LOB: 1 BB: 0 P: 9	R: 0 E: 0 K: 1 S: 9	H: 0 LOB: 0 BB: 0 P: 14	1B: 10 2B: 4 3B: 0 HR: 1	SF: 2 SAC: 0 DP: 0 HBP: 0	WP: 0 PB: 0 SB: 0 CS: 0	PA: 46	
PITCHER	IP WLS BF H R ER SO BB IBB HBP BLK WP HR S P ERA WHIP																				
Jim Abbott, L ERA: 3.47 Mike Butcher, R ERA: 4.97	(1, 1) 6.0 L 30 10 7 6 2 2 0 0 0 0 0 66 111 9.00 2.000	(7, 1) 3.0 16 5 3 2 3 1 0 0 0 0 1 34 52 6.00 2.000																			

Seattle Mariners @ California Angels
Anaheim Stadium, Anaheim, CA
Thu Aug 03 1995, 10:05 PM EDT
Att. 34,674 - Unknown - 79 F

livebaseballscorecards.com

Batter	1	2	3	4	5	6	7	8	9	AB	R	H	RBI	BB	SO	LOB	TOP																
Rich Amaral, R (1, 8) <small>OBP: 0.343, SLG: 0.370</small> Alex Diaz, S (8, PH) <small>OBP: 0.278, SLG: 0.327</small> (8, 8)	3-2 BB 1B G6-4-3 1B		3-1 G3 1-2	1-0 F8			4-1 1B BB	4-0 BB 1B 1-2 2-3 IBB		3	1	1	0	1	0	1																	
Luis Sojo, R (1, 7) <small>OBP: 0.308, SLG: 0.411</small> Warren Newson, L (7, PH) <small>OBP: 0.413, SLG: 0.412</small> (7, 7) Dan Wilson, R (8, PH) <small>OBP: 0.331, SLG: 0.380</small> (8, 2)	1-0 G6-4-3 BB 1-2 1B		2-1 HR 2-H		1-1 G1-3		3-2 1B BB SAFE SAFE 1-3 1B	2-2 BB 1B 1-2 2-H 3-H		3	1	2	2	0	0	0																	
Edgar Martinez, R (1, 10) <small>OBP: 0.483, SLG: 0.626</small>	4-0 G6-4-3 BB 1-2 2-3 BB		1-0 1B FC5-4 2B		4-0 G5-3 E BB		3-3 P2	4-1 BB 1-2 2-3		2	1	1	0	3	1	2																	
Jay Buhner, R (1, 9) <small>OBP: 0.343, SLG: 0.529</small>	2-1 G6-4-3 1-2f 2-3 3-H		1-1 FC5-4 1B 2-3		2-2 FC5 1-2		2-1 P2 1-3	1-3 K 1-2 2-3		5	0	1	0	0	1	8																	
Mike Blowers, R (1, 5) <small>OBP: 0.322, SLG: 0.450</small>	2-3 K 1-2f 2-3 3-H		2-2 FC5-4 1B 1-2f 2-3 3-H		1-0 G5-3 2-3f		2-1 P3 2-3f		0-0 F8		5	0	0	1	0	1	6																
Tino Martinez, L (1, 3) <small>OBP: 0.380, SLG: 0.597</small>		0-1 P2 1-2 1B	2-2 1B		1-1 F8		1-1 G4-3	1-0 HR		5	1	2	1	0	0	0																	
Alex Rodriguez, R (1, 6) <small>OBP: 0.275, SLG: 0.453</small>		2-2 P4 1-2	0-0 F7 1-2		2-1 HR		3-2 G5-3	3-3 K 1-2		5	1	1	1	0	1	2																	
Chris Widger, R (1, 2) <small>OBP: 0.324, SLG: 0.367</small> (8, 7) Doug Strange, S (9, PH) <small>OBP: 0.333, SLG: 0.373</small> (9, 7)		1-3 K 1-2		2-2 G5-3 1-2		0-2 F7 1-2		4-2 WP 1B BB	3-3 K 1-2		3	1	0	0	1	1	0																
Felix Fermin, R (1, 4) <small>OBP: 0.226, SLG: 0.230</small> Joey Cora, S (8, PH) <small>OBP: 0.332, SLG: 0.331</small> (8, 4)			1-1 G3 HR 1B	0-0 G6-3 1-2		1-0 G6-3 1-2		1-0 WP 1B 1-2		3	1	1	0	0	0	0																	
Inning Stats	R: 1 H: 2 E: 0 LOB: 1 K: 1 BB: 1 S: 9 P: 21	R: 0 H: 0 E: 0 LOB: 0 K: 1 BB: 0 S: 8 P: 11	R: 3 H: 5 E: 0 LOB: 2 K: 0 BB: 0 S: 18 P: 30	R: 0 H: 0 E: 0 LOB: 0 K: 0 BB: 0 S: 5 P: 8	R: 0 H: 0 E: 1 LOB: 1 K: 0 BB: 1 S: 6 P: 14	R: 1 H: 1 E: 0 LOB: 0 K: 0 BB: 0 S: 8 P: 12	R: 0 H: 1 E: 0 LOB: 2 K: 1 BB: 1 S: 12 P: 26	R: 2 H: 2 E: 0 LOB: 3 K: 1 BB: 3 S: 17 P: 37	R: 1 H: 1 E: 0 LOB: 0 K: 2 BB: 0 S: 8 P: 15	1B: 8 SF: 0 2B: 1 SAC: 0 3B: 0 DP: 2 HR: 3 HBP: 0	WP: 1 PA: 44 PB: 0 SB: 0 CS: 0																						
PITCHER	IP WLS BF H R ER SO BB IBB HBP BLK WP HR S P ERA WHIP																	PITCHER	IP WLS BF H R ER SO BB IBB HBP BLK WP HR S P ERA WHIP														
Steve Wojciechowski, L (1, 1) <small>ERA: 7.02</small>	5.2		26	8	5	5	2	2	0	0	0	0	2	53	94	7.94	1.765																
Carlos Reyes, R (6, 1) <small>ERA: 4.18</small>	2.0		11	2	2	2	1	2	1	0	0	1	0	21	49	9.00	2.000																
Mike Mohler, L (8, 1) <small>ERA: 6.35</small>	0.0		2	1	0	0	0	1	0	0	0	0	0	4	10	∞	∞																
John Briscoe, R (8, 1) <small>ERA: 27.0</small>	0.1		1	0	0	0	1	0	0	0	0	0	0	5	6	0.00	0.000																
Dennis Eckersley, R (9, 1) <small>ERA: 4.54</small>	1.0	W	4	1	1	1	2	0	0	0	0	0	1	8	15	9.00	1.000																

Seattle Mariners @ Oakland Athletics
 Oakland-Alameda County Coliseum, Oakland, CA
 Fri Aug 04 1995, 7:05 PM PDT
 Att. 11,794 - Unknown - 73 F

livebaseballscorecards.com

AB	38
R	8
H	12
RBI	7
BB	6
SO	6
LOB	19



Batter	1	2	3	4	5	6	7	8	9	AB	R	H	RBI	BB	SO	LOB
Rickey Henderson, R (1, 7) OBP: 0.405, SLG: 0.448	2-0 FC6-4 1B		2-2 G5-3		1-2 FC6-4 1B		3-2 F8	4-0 S 1B BB	0-2 1B	5	1	3	1	1	0	0
Brent Gates, S (1, 4) OBP: 0.289, SLG: 0.313	1-2 L8		1-2 G4-3		1-1 FC6-4 1-2f		4-0 WP FC5-2 1B BB	0-0 SF8		3	0	0	1	1	0	3
Mark McGwire, R (1, 3) OBP: 0.439, SLG: 0.661 Mike Aldrete, L (6, PR) OBP: 0.367, SLG: 0.433 (7, 3)	0-0 P3			3-3 K		4-2 BB E SF8 BB	0-2 FC5-2 WP 1-2 1B	4-2 1B BB		2	0	0	0	1	1	1
Geronimo Berroa, R (1, 10) OBP: 0.350, SLG: 0.451	0-1 FC6-4 1-2f			2-2 F9		0-0 E7 BB HR 1-2	2-2 FC5-2 BB 1-3 2-H	3-2 1B 1-2 2-H		5	1	1	1	0	0	4
Jason Giambi, L (1, 5) OBP: 0.360, SLG: 0.337		0-0 G3		0-1 F7		4-0 HR BB 1-2 2-3	4-0 BB 1-2 BB	2-3 K		3	1	0	0	2	1	2
Terry Steinbach, R (1, 2) OBP: 0.305, SLG: 0.440 Ernie Young, R (9, PR) OBP: 0.316, SLG: 0.388		0-1 F8			0-1 G6-3	0-0 SF8	1-1 F8		1-0 1B 3B	4	0	1	1	0	0	3
Scott Brosius, R (1, 9) OBP: 0.339, SLG: 0.430		0-1 FC6 1B			2-0 E6 G4-3 1B 1B	0-1 HR 1-H 2-H		1-1 1B 2B		5	3	4	3	0	0	1
Stan Javier, S (1, 8) OBP: 0.309, SLG: 0.349		1-1 FC6 1-2f			1-1 G4-3	1-1 G6-3		1-0 S SH3-4 SF8 1B	4-0 1B DI IBB	4	1	1	1	1	0	3
Mike Bordick, R (1, 6) OBP: 0.316, SLG: 0.305			0-0 F7		2-1 1B 1B 3-H	0-1 G5-3		0-0 SH3-4	4-0 1B IBB	3	0	1	1	1	0	1

Inning Stats	R: 0	H: 1	E: 0	LOB: 1	K: 0	BB: 0	S: 8	R: 0	H: 1	E: 0	LOB: 1	K: 0	BB: 0	S: 7	R: 0	H: 0	E: 0	LOB: 0	K: 0	BB: 0	S: 9	R: 0	H: 0	E: 0	LOB: 0	K: 1	BB: 0	S: 8	R: 1	H: 3	E: 1	LOB: 2	K: 0	BB: 0	S: 12	R: 4	H: 1	E: 1	LOB: 1	K: 0	BB: 2	S: 10	R: 0	H: 1	E: 0	LOB: 3	K: 0	BB: 2	S: 11	R: 3	H: 3	E: 0	LOB: 2	K: 1	BB: 2	S: 17	R: 1	H: 2	E: 0	LOB: 3	K: 0	BB: 2	S: 5	R: 1	H: 2	E: 0	LOB: 3	K: 0	BB: 2	S: 5	1B: 9	SF: 2	2B: 1	SAC: 1	3B: 1	DP: 0	HR: 1	HBP: 0	WP: 1	PA: 46
--------------	------	------	------	--------	------	-------	------	------	------	------	--------	------	-------	------	------	------	------	--------	------	-------	------	------	------	------	--------	------	-------	------	------	------	------	--------	------	-------	-------	------	------	------	--------	------	-------	-------	------	------	------	--------	------	-------	-------	------	------	------	--------	------	-------	-------	------	------	------	--------	------	-------	------	------	------	------	--------	------	-------	------	-------	-------	-------	--------	-------	-------	-------	--------	-------	--------

PITCHER	IP	WLS	BF	H	R	ER	SO	BB	IBB	HBP	BLK	WP	HR	S	P	ERA	WHIP	
Chris Bosio, R (1, 1) ERA: 4.89	6.0		27	6	5	4	1	2	0	0	0	0	1	0	11	25	0.00	3.000
Bob Wells, R (7, 1) ERA: 5.49	1.0		6	1	0	0	0	2	0	0	0	1	0	11	25	0.00	3.000	
Jeff Nelson, R (8, 1) ERA: 1.63	0.1		4	2	3	3	0	1	0	0	0	0	0	4	10	81.00	9.000	
Bobby Ayala, R (8, 1) ERA: 3.98	1.0	L	9	3	1	1	1	1	2	0	0	0	0	18	36	9.00	4.000	

BOTTOM

Seattle Mariners @ Oakland Athletics
Oakland-Alameda County Coliseum, Oakland, CA

livebaseballscores.com

AB	35
R	9
H	12
RBI	9
BB	8
SO	2
LOB	18



Fri Aug 04 1995, 7:05 PM PDT
Att: 11,794 - Unknown - 73 F

Batter	1	2	3	4	5	6	7	8	9	AB	R	H	RBI	BB	SO	LOB
Rickey Henderson, R (1, 10) OBP: 0.408, SLG: 0.446	2-1 FC5-4 1B		2-2 G1-3		3-2 P4		4-1 1B 1B BB	4-0 1B BB		3	1	1	0	2	0	0
Brent Gates, S (1, 4) OBP: 0.294, SLG: 0.316	0-0 FC5-4 1-2f			4-2 G4-6-3 BB	2-3 K		0-0 1-3 1B 1B	1-0 1-3 1B		4	1	2	0	1	1	1
Jason Giambi, L (1, 5) OBP: 0.364, SLG: 0.337 Ernie Young, R (8, PH) OBP: 0.310, SLG: 0.380 (9, 7)	2-3 SAFE K			3-2 G4-6-3 1-2f	4-2 BB BB BB		1-1 1-2 3-H WP 1B	3-2 F8		3	1	1	1	1	1	2
Geronimo Berroa, R (1, 9) OBP: 0.354, SLG: 0.451	1-2 F8			2-2 S 1B	4-1 BB BB		3-2 1-2 2-H WP SF8 1B		2-2 P6	4	1	2	1	1	0	1
Mike Aldrete, L (1, 3) OBP: 0.366, SLG: 0.425 Craig Paquette, R (7, PH) OBP: 0.250, SLG: 0.437 (8, 3)		2-1 G4-3		3-2 G4-3 1-2	4-1 BB BB		1-3 1-3 2-H K		1-1 P6	2	0	0	0	1	0	1
George Williams, S (1, 2) OBP: 0.381, SLG: 0.684		2-2 P4			1-2 2-3 BB		2-1 3-H SF8		3-1 HR	4	2	2	2	0	0	3
Scott Brosius, R (1, 7) OBP: 0.337, SLG: 0.424 (9, 5)		0-0 G5-3			1-2 HR HBP	1-0 F8	1-0 3-H F9		1-2 L7	4	1	0	0	0	0	0
Stan Javier, S (1, 8) OBP: 0.309, SLG: 0.345			2-3 K		4-2 1-2 2-3 HR BB	2-1 F8		0-0 G3		3	1	0	0	1	1	0
Mike Bordick, R (1, 6) OBP: 0.315, SLG: 0.316			2-3 K		3-1 1-H 2-H 3-H HR	2-3 K		2-3 K		4	1	1	4	0	3	0

Inning Stats	R: 0	H: 1	E: 0	K: 1	S: 9	H: 0	LOB: 1	BB: 0	P: 14	R: 0	H: 0	E: 0	K: 0	S: 7	R: 0	H: 0	E: 0	K: 2	S: 9	R: 0	H: 1	E: 0	K: 0	S: 15	R: 4	H: 3	E: 0	K: 1	S: 24	R: 0	H: 0	E: 0	K: 1	S: 6	R: 4	H: 3	E: 0	K: 1	S: 15	R: 0	H: 1	E: 0	K: 1	S: 9	R: 1	H: 1	E: 0	K: 0	S: 10	1B: 7	2B: 0	3B: 0	HR: 2	SF: 1	SAC: 0	DP: 1	HBP: 1	WP: 1	PB: 0	SB: 3	CS: 0	PA: 43
--------------	------	------	------	------	------	------	--------	-------	-------	------	------	------	------	------	------	------	------	------	------	------	------	------	------	-------	------	------	------	------	-------	------	------	------	------	------	------	------	------	------	-------	------	------	------	------	------	------	------	------	------	-------	-------	-------	-------	-------	-------	--------	-------	--------	-------	-------	-------	-------	--------

PITCHER	IP	WLS	BF	H	R	ER	SO	BB	IBB	HBP	BLK	WP	HR	S	P	ERA	WHIP
Salomon Torres, R ERA: 5.5	(1, 1)	4.2	23	4	4	4	4	5	0	1	0	0	1	62	115	7.71	1.929
Bob Wells, R ERA: 5.97	(5, 1)	1.1	8	3	4	4	1	1	0	0	0	0	0	16	29	27.00	3.000
Norm Charlton, L ERA: 5.67	(7, 1)	2.0	8	1	0	0	2	1	0	0	0	1	0	16	30	0.00	1.000
Jeff Nelson, R ERA: 1.78	(9, 1)	1.0	4	1	1	1	0	0	0	0	0	0	1	10	17	9.00	1.000

BOTTOM

Seattle Mariners @ Oakland Athletics
Oakland-Alameda County Coliseum, Oakland, CA

Sat Aug 05 1995, 3:33 AM PDT
Att: 20,787 - Sunny - 68 F

livebaseballscorecards.com

AB	34
R	9
H	9
RBI	8
BB	7
SO	7
LOB	11



Batter	1	2	3	4	5	6	7	8	9	AB R H RBI BB SO LOB	TOP		
Joey Cora, S (1, 4) OBP: 0.343, SLG: 0.336	3-2 		3-2 	0-1 			3-2 	0-1 	2-2 	5 1 3 1 0 0 0			
Warren Newson, L (1, 9) OBP: 0.415, SLG: 0.405	0-3 		1-1 	3-3 			2-2 	4-2 	4-0 	4 3 1 0 2 2 4			
Edgar Martinez, R (1, 10) OBP: 0.485, SLG: 0.620	2-1 			3-1 	0-0 		1-0 	2-1 	1-1 	5 2 2 0 0 0 3			
Tino Martinez, L (1, 3) OBP: 0.378, SLG: 0.595		1-0 		0-0 	1-1 		0-3 	1-2 	2-1 	6 2 2 3 0 1 3			
Doug Strange, S (1, 7) Alex Diaz, S (7, 8) OBP: 0.331, SLG: 0.363 OBP: 0.281, SLG: 0.329		4-2 		0-0 	1-3 		1-3 	1-0 	0-1 	3 1 0 1 1 2 3 2 1 1 1 0 0 1			
Mike Blowers, R (1, 5) OBP: 0.328, SLG: 0.466		1-0 		3-2 		4-1 	2-0 	1-1 		4 2 2 4 1 0 3			
Dan Wilson, R (1, 2) OBP: 0.337, SLG: 0.382			0-2 	2-2 		2-0 	1-3 	0-0 		5 1 3 2 0 1 1			
Rich Amaral, R (1, 8) OBP: 0.355, SLG: 0.388			2-2 	1-1 		2-0 		4-2 		4 1 2 2 1 0 2			
Alex Rodriguez, R (1, 6) OBP: 0.262, SLG: 0.421			2-3 	3-2 		0-0 		4-0 	2-1 	4 1 0 0 1 1 6			
Inning Stats	R: 0 H: 0 E: 0 LOB: 0 K: 1 BB: 0 S: 10 P: 15	R: 0 H: 0 E: 0 LOB: 0 K: 0 BB: 1 S: 4 P: 10	R: 0 H: 2 E: 0 LOB: 2 K: 1 BB: 0 S: 15 P: 23	R: 4 H: 3 E: 2 LOB: 2 K: 1 BB: 0 S: 20 P: 35	R: 0 H: 0 E: 0 LOB: 0 K: 1 BB: 0 S: 6 P: 8	R: 0 H: 1 E: 0 LOB: 1 K: 0 BB: 1 S: 6 P: 12	R: 4 H: 4 E: 1 LOB: 0 K: 3 BB: 0 S: 17 P: 27	R: 6 H: 5 E: 0 LOB: 2 K: 0 BB: 3 S: 22 P: 44	R: 1 H: 1 E: 0 LOB: 1 K: 0 BB: 1 S: 9 P: 18	1B: 15 SF: 0 2B: 0 SAC: 1 3B: 0 DP: 1 HR: 1 HBP: 1	WP: 1 PA: 50 PB: 0 SB: 1 CS: 1		
PITCHER	IP WLS BF H R ER SO BB IBB HBP BLK WP HR S P ERA WHIP											PITCHER	IP WLS BF H R ER SO BB IBB HBP BLK WP HR S P ERA WHIP
Todd Stottlemyre, R (1, 1) ERA: 3.91	6.0 L 30 9 7 4 4 2 0 1 0 0 0 0 68 116 6.00 1.833												
Steve Phoenix, R (7, 1) ERA: 32.4	1.2 11 3 6 6 3 3 0 0 0 0 1 24 44 32.40 3.600												
Ramon Fernin, R (8, 1) ERA: 13.5	1.1 9 4 2 2 0 1 0 0 0 1 0 17 32 13.50 3.750												
Ramon Fernin, R (9, 1) ERA: 13.5	1.1 9 4 2 2 0 1 0 0 0 1 0 17 32 13.50 3.750												

Seattle Mariners @ Oakland Athletics
 Oakland-Alameda County Coliseum, Oakland, CA

Sun Aug 06 1995, 3:33 AM PDT
 Att. 20,368 - Sunny - 67 F

AB	42
R	15
H	16
RBI	14
BB	6
SO	7
LOB	26



Batter	1	2	3	4	5	6	7	8	9	AB	R	H	RBI	BB	SO	LOB
Rickey Henderson, R OBP: 0.409, SLG: 0.447 Mike Aldrete, L OBP: 0.371, SLG: 0.425 Ramon Fermin, R (9, 1)	1-0 G6-3		1-0 E 1B		2-2 S 1B 1B		1-1 G5-3	4-2 BB		4	1	2	1	0	0	1
Brent Gates, S OBP: 0.292, SLG: 0.314 (1, 4)	2-1 F9		1-3 K		0-0 G5-4-3 1B		3-3 K	1-3 K		5	0	1	0	0	3	4
Scott Brosius, R OBP: 0.341, SLG: 0.438 (1, 3) (9, 7)	0-0 1B 1B		0-0 G6-3 1B		2-1 G5-4-3 1-2f 2-3		2-2 HR		3-2 F8	5	1	3	2	0	0	2
Geronimo Berroa, R OBP: 0.352, SLG: 0.448 (1, 9)	2-0 1B		1-1 G6-3		1-0 G5-3		2-3 K		3-3 K	5	0	1	0	0	2	1
Terry Steinbach, R OBP: 0.308, SLG: 0.449 Jason Giambi, L OBP: 0.367, SLG: 0.350 (8, PH) (9, 3)	1-3 K			1-1 2B		0-1 WP 2B		2-2 P5	0-2 1B 2B	3	0	2	0	0	1	2
George Williams, S OBP: 0.423, SLG: 0.652 (1, 10) (9, 2)		0-0 G6-3 1B		0-2 F8		0-3 K		4-2 2B BB	0-2 BB 1B	4	1	2	1	1	1	2
Mike Bordick, R OBP: 0.316, SLG: 0.318 (1, 6)		1-1 G6-3 1-2f		3-1 F9		2-1 F9		1-1 2B 2B	4-1 BB	4	1	1	0	1	0	3
Stan Javier, S OBP: 0.310, SLG: 0.353 (1, 8)		1-2 G6-3		2-2 G4-3			1-0 2B 2B	0-0 G6-3 2B	0-3 K	5	1	2	2	0	1	3
Craig Paquette, R OBP: 0.256, SLG: 0.445 (1, 5)			3-2 E4 1B 1B		2-3 K		1-2 HR 2B	0-0 G6-3		4	2	2	1	0	1	1

Inning Stats	R: 0	H: 2	E: 0	K: 1	S: 9	R: 0	H: 1	E: 0	K: 0	S: 6	R: 2	H: 3	E: 2	K: 1	S: 10	R: 0	H: 1	E: 0	K: 0	S: 11	R: 0	H: 2	E: 0	K: 1	S: 10	R: 3	H: 3	E: 0	K: 2	S: 15	R: 2	H: 2	E: 0	K: 1	S: 14	R: 1	H: 2	E: 0	K: 2	S: 16	1B: 9	2B: 7	3B: 0	HR: 1	SF: 0	SAC: 0	DP: 2	HBP: 0	WP: 1	PB: 0	SB: 1	CS: 0	PA: 44
PITCHER	IP	WLS	BF	H	R	ER	SO	BB	IBB	HBP	BLK	WP	HR	S	P	ERA	WHIP																																				
Bill Krueger, L ERA: 6.04 (1, 1)	5.2		24	10	2	1	4	0	0	0	0	1	0	52	78	1.59	1.765																																				
Bill Risley, R ERA: 2.86 (6, 1)	1.0		6	3	3	3	1	0	0	0	0	0	1	14	24	27.00	3.000																																				
Bobby Ayala, R ERA: 4.26 (7, 1)	1.1		8	2	2	2	2	2	0	0	0	0	0	17	31	13.50	3.000																																				
Jeff Nelson, R ERA: 1.92 (9, 1)	1.0		6	2	1	1	2	1	0	0	0	0	0	16	26	9.00	3.000																																				

BOTTOM

Seattle Mariners @ Oakland Athletics
Oakland-Alameda County Coliseum, Oakland, CA

livebaseballscores.com

AB 41
R 8
H 17
RBI 7
BB 3
SO 9
LOB 19



Sun Aug 06 1995, 3:33 AM PDT
Att. 20,368 - Sunny - 67 F

Batter	1	2	3	4	5	6	7	8	9
Rich Amaral, R (1, 7) OBP: 0.348, SLG: 0.380 Warren Newson, L (8, PH) OBP: 0.413, SLG: 0.402 (9, 7)	2-3 1	3-3 3		1-2 2		0-0 3		2-3 2	
Luis Sojo, R (1, 4) OBP: 0.306, SLG: 0.406	0-1 2		1-2 1B	1-0 3			2-2 1	1-1 3	
Edgar Martinez, R (1, 10) OBP: 0.488, SLG: 0.622	1-2 2B		4-1 SF8 BB		2-1 1		4-2 BB		
Jay Buhner, R (1, 9) OBP: 0.346, SLG: 0.532	0-2 2-H		4-2 BB	1-2 2-3	0-0 2		4-2 1-2		
Mike Blowers, R (1, 5) OBP: 0.330, SLG: 0.476	2-3 3		4-2 BB	1-2 2-3 3-H	1-1 HR		3-1 3		
Tino Martinez, L (1, 3) OBP: 0.379, SLG: 0.604		4-2 1B BB	0-1 1	1-2 3			1-0 HR		
Alex Rodriguez, R (1, 6) OBP: 0.289, SLG: 0.414		1-3 1	3-3 2		4-2 BB		4-2 SH1-4 BB		
Dan Wilson, R (1, 2) OBP: 0.337, SLG: 0.382		2-0 1B	0-0 3		1 SAFE 1 SAFE 1		0-0 1		
Alex Diaz, S (1, 8) OBP: 0.280, SLG: 0.328	0-0 2			2-3 1		1-0 2		1-0 1B	

AB	R	H	RBI	BB	SO	LOB
4	0	0	0	0	2	3
1	0	0	0	0	1	2
5	1	1	0	0	0	2
2	2	1	0	2	0	0
2	1	1	2	2	0	0
3	1	1	2	1	1	1
2	1	1	2	1	0	0
2	0	0	0	2	2	3
3	0	1	0	0	0	3
4	0	1	0	0	1	3

WP	PA
0	38

1B	2B	3B	HR	SF	SAC	DP	HBP
3	1	0	3	1	1	0	0

Inning Stats														
R	H	E	K	S	R	H	E	K	S	R	H	E	K	S
2	2	0	14	19	0	1	0	2	11	0	0	0	1	16
0	0	0	2	19	1	2	0	2	21	0	0	0	0	32
0	0	0	1	11	0	0	1	11	7	0	0	0	0	11
1	1	0	9	13	0	0	0	0	11	0	0	0	0	11
0	0	0	6	13	0	0	0	0	11	0	0	0	0	11
0	0	0	12	25	0	0	0	0	25	0	0	0	0	19

PITCHER	IP	WLS	BF	H	R	ER	SO	BB	IBB	HBP	BLK	WP	HR	S	P	ERA	WHIP
Wilson Alvarez, L (1, 1) ERA: 4.65	6.1	L	30	5	5	5	6	6	0	0	0	0	2	71	121	7.11	1.737
Jose DeLeon, R (7, 1) ERA: 4.89	0.2		2	0	0	0	0	1	0	0	0	0	0	4	11	0.00	1.500
Atlee Hammaker, L (8, 1) ERA: 12.6	0.1		4	2	1	1	0	1	0	0	0	0	1	5	11	27.00	9.000
Matt Karchner, R (8, 1) ERA:	0.2		2	0	0	0	1	0	0	0	0	0	0	5	8	0.00	0.000

Chicago White Sox @ Seattle Mariners
 The Kingdome, Seattle, WA
 Mon Aug 07 1995, 10:05 PM EDT
 Att. 18,852 - Dome

livebaseballscorecards.com

AB	28
R	6
H	7
RBI	6
BB	8
SO	7
LOB	17



Batter	1	2	3	4	5	6	7	8	9	AB R H RBI BB SO LOB	TOP																
Lance Johnson, L OBP: 0.332, SLG: 0.392 (1, 8) X	0-0 HR	2-0 BB S 1B		0-0 G6-3 2B	1-1 1B 2B		1-1 F7		0-0 F8	6 3 4 2 0 0 0																	
Dave Martinez, L OBP: 0.379, SLG: 0.458 (1, 7) S F F B B B B X	3-2 F7	4-2 BB BB		2-2 G6-3 2B	2-2 1B 1B		2-1 L8		1-2 G4-3	5 1 1 1 1 0 1																	
Tim Raines, S OBP: 0.365, SLG: 0.447 (1, 10) C F C	0-3 K	4-2 BB BB		0-0 WP 1B 2B	0-1 1B 1B		2-3 K		3-2 G1-3	5 1 2 1 1 2 0																	
Frank Thomas, R OBP: 0.476, SLG: 0.653 (1, 3) B F C C B B	4-2 1B BB BB	3-2 P3		4-2 WP 1B BB	3-2 P3			2-1 E4 G4-3 2B 1B		3 2 1 0 2 0 5																	
Robin Ventura, L OBP: 0.371, SLG: 0.480 (1, 5) B B C C B B	4-1 1B BB	2-2 G4-3		4-0 1B IBB	2-0 1B			0-1 G4-3		3 0 1 1 2 0 4																	
Mike Devereaux, R OBP: 0.351, SLG: 0.452 (1, 9) B B C X	2-1 1B 2-3		2-2 CS 1B	3-2 1B 1B	1-1 F8			0-2 1B 2B		5 0 4 3 0 0 2																	
Ray Durham, S OBP: 0.329, SLG: 0.412 (1, 4) B C F F S	2-3 K		1-1 SAFE P5	2-3 K		2-1 F7		1-2 1B		5 0 1 0 0 2 6																	
Barry Lyons, R OBP: 0.300, SLG: 0.556 (1, 2) B C F		1-2 HR	2-0 F9		0-0 G6-3 2B 1B	0-3 K		1-3 SAFE K		5 2 2 1 0 2 3																	
Ozzie Guillen, L OBP: 0.277, SLG: 0.318 (1, 6) B B B F F C F X		3-2 G6-3		0-0 G6-3	2-2 G6-3	0-1 F7		3-1 F8		5 0 0 0 0 0 3																	
Inning Stats	R: 1 E: 0 K: 2 S: 17	H: 2 LOB: 3 BB: 2 P: 32	R: 1 E: 0 K: 0 S: 21	H: 2 LOB: 3 BB: 2 P: 40	R: 0 E: 0 K: 0 S: 6	H: 1 LOB: 0 BB: 0 P: 11	R: 3 E: 0 K: 1 S: 16	H: 3 LOB: 2 BB: 2 P: 31	R: 3 E: 0 K: 0 S: 19	H: 5 LOB: 2 BB: 0 P: 30	R: 0 E: 0 K: 1 S: 7	H: 0 LOB: 0 BB: 0 P: 9	R: 0 E: 0 K: 1 S: 7	H: 0 LOB: 0 BB: 0 P: 12	R: 1 E: 1 K: 1 S: 16	H: 3 LOB: 2 BB: 0 P: 22	R: 0 E: 0 K: 0 S: 7	H: 0 LOB: 0 BB: 0 P: 11	1B: 10 2B: 4 3B: 0 HR: 2	SF: 0 SAC: 0 DP: 0 HBP: 0	WP: 1 PB: 0 SB: 1 CS: 1	PA: 48					
PITCHER	IP WLS BF H R ER SO BB IBB HBP BLK WP HR S P ERA WHIP																										
Andy Benes, R ERA: 4.35 (1, 1)	3.2		23	7	5	5	2	5	1	0	0	1	2	52	101	12.27	3.273										
Salomon Torres, R ERA: 5.8 (4, 1)	0.2		6	4	3	3	1	0	0	0	0	0	0	18	28	40.50	6.000										
Bill Risley, R ERA: 2.7 (5, 1)	2.2		10	2	0	0	2	0	0	0	0	0	0	23	36	0.00	0.750										
Jeff Nelson, R ERA: 2.06 (8, 1)	0.2		5	3	1	1	1	0	0	0	0	0	0	14	17	13.50	4.500										
Bobby Ayala, R ERA: 4.14 (8, 1)	1.1	W	4	0	0	0	0	0	0	0	0	0	0	9	16	0.00	0.000										

Chicago White Sox @ Seattle Mariners
The Kingdome, Seattle, WA
Tue Aug 08 1995, 10:05 PM EDT
Att. 16,875 - Dome - 68 F

livebaseballscorecards.com

AB	42
R	9
H	16
RBI	9
BB	6
SO	6
LOB	24



Batter	1	2	3	4	5	6	7	8	9	AB	R	H	RBI	BB	SO	LOB
Rich Amaral, R OBP: 0.358, SLG: 0.388 (1, 8) (6, 7)	1-0 FC5-4 1B		4-0 1B BB	0-0 BB BB HR 1B	1-1 S 1B		1 SAFE 1-0 G1-3			4	1	3	2	1	0	1
Luis Sojo, R OBP: 0.313, SLG: 0.405 (1, 7) (6, 6)	1-1 FC5-4 1B		3-1 BB 1B	4-0 BB HR BB	2-1 L8 1B			4-2 BB		3	1	1	0	2	0	2
Edgar Martinez, R OBP: 0.485, SLG: 0.615 (1, 10)	2-3 K		3-1 L5	4-1 HR BB		1-2 P4		2-3 K		4	1	0	1	1	2	4
Jay Buhner, R OBP: 0.347, SLG: 0.540 (1, 9)	1-1 1B		0-3 K	2-0 HR		1-1 F9		1-3 K		5	1	2	4	0	2	3
Mike Blowers, R OBP: 0.331, SLG: 0.484 (1, 5)	3-0 F9		4-0 BB	2-3 K		1-1 HR		1-3 K		4	1	1	1	1	2	3
Tino Martinez, L OBP: 0.377, SLG: 0.601 (1, 3)		2-2 BLK 2B	3-3 K		0-3 K	0-2 P3		1-3 K		5	0	1	0	0	3	3
Alex Rodriguez, R OBP: 0.285, SLG: 0.408 Alex Diaz, S OBP: 0.289, SLG: 0.333 (5, PH) (6, 8)		2-3 K		2-3 K	0-1 G5-3 1B 1B		0-0 SH1 1B 1B		4-1 S 1B BB	2	0	0	0	0	2	1
Dan Wilson, R OBP: 0.337, SLG: 0.381 Doug Strange, S OBP: 0.336, SLG: 0.363 (1, 2) (9, PH)		0-1 P3		1-2 F9	0-0 G5-3 1B 1B		0-0 SH1		4-2 1B BB	3	1	1	0	0	0	1
Felix Fermin, R OBP: 0.228, SLG: 0.232 Joey Cora, S OBP: 0.348, SLG: 0.340 (7, PH) (8, 4)		1-2 G6-3		0-0 BB 1B 1B	0-1 G5-3		1-1 CS 1B		1-0 1B	3	1	1	0	0	0	3

Inning Stats	R: 0	H: 2	E: 0	K: 10	S: 10	LOB: 2	BB: 0	P: 18	R: 0	H: 1	E: 0	K: 1	S: 11	LOB: 1	BB: 0	P: 16	R: 0	H: 1	E: 0	K: 2	S: 11	LOB: 3	BB: 2	P: 28	R: 5	H: 3	E: 0	K: 2	S: 14	LOB: 0	BB: 2	P: 29	R: 2	H: 3	E: 0	K: 1	S: 13	LOB: 1	BB: 0	P: 15	R: 1	H: 1	E: 0	K: 10	S: 10	LOB: 0	BB: 0	P: 13	R: 1	H: 2	E: 0	K: 0	S: 5	LOB: 0	BB: 0	P: 7	R: 0	H: 0	E: 0	K: 3	S: 11	LOB: 1	BB: 1	P: 19	R: 1	H: 1	E: 0	K: 1	S: 7	LOB: 2	BB: 2	P: 17	1B: 11	SF: 0	2B: 1	SAC: 1	3B: 0	DP: 0	HR: 2	HBP: 0	WP: 0	PA: 45
--------------	------	------	------	-------	-------	--------	-------	-------	------	------	------	------	-------	--------	-------	-------	------	------	------	------	-------	--------	-------	-------	------	------	------	------	-------	--------	-------	-------	------	------	------	------	-------	--------	-------	-------	------	------	------	-------	-------	--------	-------	-------	------	------	------	------	------	--------	-------	------	------	------	------	------	-------	--------	-------	-------	------	------	------	------	------	--------	-------	-------	--------	-------	-------	--------	-------	-------	-------	--------	-------	--------

PITCHER	IP	WLS	BF	H	R	ER	SO	BB	IBB	HBP	BLK	WP	HR	S	P	ERA	WHIP
Mike Bertotti, L ERA: 9.24 (1, 1)	3.2		22	7	5	5	5	4	0	0	1	0	1	43	86	12.27	3.000
Jose DeLeon, R ERA: 5.16 (4, 1)	2.1		11	4	3	3	2	0	0	0	0	0	1	26	33	11.57	1.714
Kirk McCaskill, R ERA: 5.3 (7, 1)	2.0		8	2	1	1	3	1	0	0	0	0	0	16	26	4.50	1.500
Roberto Hernandez, R ERA: 4.05 (9, 1)	0.1	L	4	1	1	1	1	2	0	0	0	0	0	7	17	27.00	9.000

BOTTOM

Chicago White Sox @ Seattle Mariners
The Kingdome, Seattle, WA
Tue Aug 08 1995, 10:05 PM EDT
Att: 16,875 - Dome - 68 F

livebaseballscorecards.com

AB	37
R	10
H	14
RBI	10
BB	7
SO	11
LOB	21



Batter	1	2	3	4	5	6	7	8	9	AB R H RBI BB SO LOB	TOP		
Lance Johnson, L OBP: 0.330, SLG: 0.390 (1, 8) B X	1-0 G3 1	0-1 F8 3		2-2 P5 3		1-2 G6-3 2		0-2 FC6-4 1B		5 0 1 0 0 0 5			
Norberto Martin, R OBP: 0.294, SLG: 0.344 (1, 4) C B F X	1-2 G5-3 2		2-2 G6-3 1		0-0 SF8 3B	2-2 1B		0-0 FC6-4 1-2f		5 1 2 0 0 0 1			
Dave Martinez, L OBP: 0.374, SLG: 0.452 (1, 7) C B X	1-1 L4 3		2-2 G4-3 2		0-0 SF8 3-H	0-0 L7 3			2-2 HR 1B	4 1 1 1 0 0 1			
Frank Thomas, R OBP: 0.477, SLG: 0.670 (1, 3) C B B B B		4-1 1B 2B BB	1-3 K 3		0-0 P4 2		3-1 HR		3-1 HR 1-H	4 3 2 3 1 1 0			
Robin Ventura, L OBP: 0.377, SLG: 0.482 (1, 5) B B F X		2-1 2B G3 1B		4-0 WP 1B BB	3-1 HR 1B		3-3 K 1		4-1 FC1-6 BB	3 2 2 0 2 1 0			
Mike Devereaux, R OBP: 0.355, SLG: 0.469 (1, 9) B X		1-0 G3 1B 2B		2-2 WP 1B	0-2 HR 1-H		0-2 L9 2		1-2 F7 1	5 1 3 3 0 0 1			
Lyle Mouton, R OBP: 0.380, SLG: 0.477 (1, 10) Tim Raines, S OBP: 0.384, SLG: 0.445 (9, PH) B X		1-0 G3 2-3 3-H 1		1-3 K 1	2-2 1B 2		2-3 K 3		0-0 FC1-6 1-2f 2	4 0 1 1 0 2 3 1 0 0 0 0 0 1			
Craig Grebeck, R OBP: 0.392, SLG: 0.393 (1, 6) Ray Durham, S OBP: 0.328, SLG: 0.410 (9, PH) C B C C C		1-3 K 2		1-3 K 2	0-1 L4 3			0-0 P6 1	2-3 K 3	4 0 0 0 0 2 4 1 0 0 0 0 1 1			
Ron Karkovics, R OBP: 0.312, SLG: 0.405 (1, 2) B B B B B		4-1 BB		1-3 K 1-2 2-3		2-2 P4 1		0-0 P2 2		3 0 0 0 1 1 2			
Inning Stats	R: 0 E: 0 K: 0 S: 6 H: 0 LOB: 0 BB: 0 P: 9	R: 2 E: 0 K: 1 S: 11 H: 2 LOB: 2 BB: 2 P: 24	R: 0 E: 0 K: 1 S: 9 H: 0 LOB: 0 BB: 0 P: 14	R: 0 E: 0 K: 3 S: 15 H: 1 LOB: 3 BB: 1 P: 26	R: 3 E: 0 K: 0 S: 13 H: 4 LOB: 1 BB: 0 P: 18	R: 0 E: 0 K: 0 S: 12 H: 1 LOB: 1 BB: 0 P: 17	R: 1 E: 0 K: 2 S: 12 H: 1 LOB: 0 BB: 0 P: 20	R: 0 E: 0 K: 0 S: 7 H: 1 LOB: 1 BB: 0 P: 7	R: 2 E: 0 K: 1 S: 16 H: 2 LOB: 1 BB: 1 P: 28	1B: 7 2B: 1 3B: 1 HR: 3 SF: 1 SAC: 0 DP: 0 HBP: 0	WP: 1 PB: 0 SB: 0 CS: 0 PA: 44		
PITCHER	IP WLS BF H R ER SO BB IBB HBP BLK WP HR S P ERA WHIP											PITCHER	IP WLS BF H R ER SO BB IBB HBP BLK WP HR S P ERA WHIP
Chris Bosio, R ERA: 5.07 (1, 1)	5.0 W 26 7 5 5 5 3 0 0 0 1 1 54 91 9.00 2.000												
Bob Wells, R ERA: 6.11 (6, 1)	3.0 14 5 3 3 2 0 0 0 0 0 2 36 54 9.00 1.667												
Bobby Ayala, R ERA: 4.05 (9, 1)	1.0 S 4 0 0 0 1 1 0 0 0 0 0 0 11 18 0.00 1.000												

Chicago White Sox @ Seattle Mariners
The Kingdome, Seattle, WA
Wed Aug 09 1995, 10:05 PM EDT
Att. 16,401 - Dome

livebaseballscorecards.com

AB	39
R	8
H	12
RBI	8
BB	4
SO	8
LOB	19




Batter	1	2	3	4	5	6	7	8	9	AB	R	H	RBI	BB	SO	LOB
Joey Cora, S OBP: 0.352, SLG: 0.343 (1, 4)	F7		G4-6-3 1B	HBP 1B			L8			4	2	2	1	1	0	0
Warren Newson, L OBP: 0.418, SLG: 0.405 (1, 7)	1B		1B	BB			G3			4	0	2	1	1	1	1
Edgar Martinez, R OBP: 0.488, SLG: 0.618 (1, 10)	G4-3 1B		G4-6-3 BB	HBP		G3 2B		F7		3	0	2	1	1	0	0
Tino Martinez, L OBP: 0.378, SLG: 0.597 (1, 3)	G4-3		G4-6-3	HR 1B		G3		BB 2B		4	2	1	2	1	0	5
Jay Buhner, R OBP: 0.353, SLG: 0.551 (1, 9)		WP BB	G6-3	HR		BB BB		BB 2B		2	2	1	2	3	0	1
Mike Blowers, R OBP: 0.332, SLG: 0.491 (1, 5)		G6-3		HR		K		K		4	1	1	1	1	2	5
Dan Wilson, R OBP: 0.338, SLG: 0.383 (1, 2)		F8		G3-1 BB		BB		BB 2B		4	0	1	2	1	0	2
Luis Sojo, R OBP: 0.312, SLG: 0.399 (1, 6)		G3-1		1B BB		F8		K		3	1	0	0	1	1	4
Alex Rodriguez, R OBP: 0.283, SLG: 0.405 (7, 6)				1B BB		K		K		1	0	0	0	0	1	1
Alex Diaz, S OBP: 0.292, SLG: 0.333 (1, 8)			BB 1B	HBP 1B		K		G5-3		3	2	1	0	1	1	0

Inning Stats	R: 0	H: 2	E: 0	K: 0	S: 7	R: 0	H: 0	E: 0	K: 0	S: 9	R: 2	H: 1	E: 0	K: 0	S: 9	R: 7	H: 5	E: 0	K: 0	S: 19	R: 0	H: 1	E: 0	K: 2	S: 8	R: 0	H: 0	E: 0	K: 0	S: 7	R: 2	H: 1	E: 0	K: 2	S: 13
	LOB: 1	BB: 0	P: 10	LOB: 1	BB: 1	P: 19	LOB: 1	BB: 3	P: 26	LOB: 1	BB: 3	P: 42	LOB: 3	BB: 2	P: 29	LOB: 0	BB: 0	P: 11	LOB: 1	BB: 2	P: 25	LOB: 0	BB: 0	P: 11	LOB: 1	BB: 2	P: 25	LOB: 0	BB: 0	P: 11	LOB: 1	BB: 2	P: 25		


PITCHER	IP	WLS	BF	H	R	ER	SO	BB	IBB	HBP	BLK	WP	HR	S	P	ERA	WHIP
Rodney Bolton, R ERA: 9.0 (1, 1)	2.0		12	3	2	2	0	4	0	0	0	1	0	21	47	9.00	3.500
Brian Keyser, R ERA: 5.18 (3, 1)	1.2	L	12	5	7	7	0	3	0	1	0	0	2	22	49	37.80	4.800
Kirk McCaskill, R ERA: 5.17 (4, 1)	1.1		5	1	0	0	2	0	0	0	0	0	0	9	14	0.00	0.750
Matt Karchner, R ERA: (6, 1)	1.0		6	1	0	0	2	2	0	0	0	0	0	16	29	0.00	3.000
Atlee Hammaker, L ERA: 12.79 (7, 1)	1.1		6	0	2	2	0	2	0	0	0	0	0	11	24	13.50	1.500

Chicago White Sox @ Seattle Mariners
The Kingdom, Seattle, WA
Wed Aug 09 1995, 10:05 PM EDT
Att. 16,401 - Dome

AB	32
R	10
H	11
RBI	10
BB	11
SO	6
LOB	19



PITCHER	IP	WLS	BF	H	R	ER	SO	BB	IBB	HBP	BLK	WP	HR	S	P	ERA	WHIP
Roberto Hernandez, R ERA: 3.98 (8, 1)	0.2		3	1	0	0	2	0	0	0	0	0	0	9	12	0.00	1.500

Batter	1	2	3	4	5	6	7	8	9	AB R H RBI BB SO LOB	TOP		
Joey Cora, S (1, 4) OBP: 0.349, SLG: 0.340 C X	0-1 F7 ①		0-0 F7 ②		0-0 L7 ②		2-1 CS 1B C B B X		3-2 L3 ②	5 0 1 0 0 0 2	Seattle Mariners @ Kansas City Royals Kauffman Stadium, Kansas City, MO Fri Aug 11 1995, 7:05 PM CDT Att. 19,955 - Unknown - 93 F livebaseballscorecards.com AB 33 R 2 H 9 RBI 2 BB 2 SO 4 LOB 18 		
Warren Newson, L (1, 7) OBP: 0.408, SLG: 0.393 Rich Amaral, R (9, PH) OBP: 0.357, SLG: 0.386 (9, 7) C B F B X	2-2 F7 ②		1-0 G6-3 ③		3-3 K ③		3-3 S ② ③ B 1 SAFE B 1 SAFE C 1 SAFE F 1 SAFE	1-0 G4-3 ③	4 0 0 0 0 2 2 1 0 0 0 0 0 1				
Edgar Martinez, R (1, 10) OBP: 0.488, SLG: 0.619 B C C C B X	3-2 G1-3 ③			1-0 3B HBP		0-1 G3 SF7 2B		2-1 G6-3 ①	3 2 1 0 0 0 0				
Tino Martinez, L (1, 3) OBP: 0.376, SLG: 0.598 B C C B X		1-2 G6-3 ①		3-2 1-H 3B C B 1 SAFE B 1 SAFE B 1 SAFE F X		0-0 G3 ①		2-2 G4-3 ②	4 0 1 1 0 0 1				
Jay Buhner, R (1, 9) OBP: 0.355, SLG: 0.554 B C B B B X		4-2 1B BB		0-0 E5 G6-3		3-1 SF7 ②		1-0 2B	2 0 1 1 1 0 1				
Mike Blowers, R (1, 5) OBP: 0.334, SLG: 0.493 C B B C		1-3 K ②		1-3 K ①		1-0 1B 2B		4-1 BB	3 0 1 0 1 2 3				
Luis Sojo, R (1, 6) OBP: 0.315, SLG: 0.401 1 SAFE C B C C B X		1-2 1B		1-1 G6-3 ② ③ 1-2f		3-1 FC6-4 1B 2-3		2-1 P4 ③	4 0 2 0 0 0 4				
Dan Wilson, R (1, 2) OBP: 0.337, SLG: 0.381 B X		1-0 P3 ③		0-1 G5-3 ①		2-1 FC6-4 1-2f ③			4 0 1 0 0 0 4				
Alex Diaz, S (1, 8) OBP: 0.293, SLG: 0.338 B F F B X			1-2 F7 ①		1-2 2B		1-2 G4-3 ①	0-1 SH2-4 1B 1-2	3 0 1 0 0 0 0				
Inning Stats	R: 0 H: 0 E: 0 LOB: 0 K: 0 BB: 0 S: 8 P: 13	R: 0 H: 1 E: 0 LOB: 2 K: 1 BB: 1 S: 13 P: 21	R: 0 H: 0 E: 0 LOB: 0 K: 0 BB: 0 S: 5 P: 7	R: 1 H: 1 E: 1 LOB: 1 K: 1 BB: 0 S: 9 P: 15	R: 0 H: 1 E: 0 LOB: 1 K: 1 BB: 0 S: 9 P: 13	R: 1 H: 3 E: 0 LOB: 2 K: 0 BB: 0 S: 10 P: 19	R: 0 H: 1 E: 0 LOB: 1 K: 1 BB: 0 S: 8 P: 14	R: 0 H: 1 E: 0 LOB: 2 K: 0 BB: 1 S: 10 P: 21	R: 0 H: 1 E: 0 LOB: 1 K: 0 BB: 0 S: 9 P: 14	1B: 4 SF: 1 2B: 5 SAC: 1 3B: 1 DP: 2 HR: 0 HBP: 1	WP: 0 PA: 38 PB: 0 SB: 0 CS: 1		
PITCHER	IP WLS BF H R ER SO BB IBB HBP BLK WP HR S P ERA WHIP											PITCHER	IP WLS BF H R ER SO BB IBB HBP BLK WP HR S P ERA WHIP
Mark Gubicza, R (1, 1) ERA: 3.41	7.2 L 33 8 2 2 4 2 0 0 0 0 0 0 70 119 2.35 1.304												
Mike Magnante, L (8, 1) ERA: 2.42	1.0 4 1 0 0 0 0 0 0 0 0 0 0 10 16 0.00 1.000												
Hipolito Pichardo, R (9, 1) ERA: 3.79	0.1 1 0 0 0 0 0 0 0 0 0 0 0 1 2 0.00 0.000												

Batter	1	2	3	4	5	6	7	8	9	AB R H RBI BB SO LOB
Vince Coleman, S (1, 7) OBP: 0.348, SLG: 0.399	0-2 G4-3			3-3 K		2-2 1B		1-2 G1-3		4 0 1 0 0 1 2
Tom Goodwin, L (1, 8) OBP: 0.337, SLG: 0.316	2-3 K			0-0 B1-3		0-3 K		2-1 G3		4 0 0 0 0 2 1
Chris James, R (1, 10) OBP: 0.373, SLG: 0.466 Keith Lockhart, L (9, PH) OBP: 0.371, SLG: 0.507	3-2 G4-3			0-3 K		1-0 F7		1-2 G6-3		3 0 0 0 0 1 0 1 0 0 0 0 0 0
Gary Gaetti, R (1, 5) OBP: 0.335, SLG: 0.538		1-3 K		2-3 K		2-2 P5		3-1 G5-3		4 0 0 0 0 2 0
Greg Gagne, R (1, 6) OBP: 0.332, SLG: 0.395		1-1 CS 1B		2-1 E WP 1B		1-3 K				3 0 2 0 0 1 0
Joe Vitiello, R (1, 3) OBP: 0.286, SLG: 0.281 Jon Nunnally, L (8, PR) OBP: 0.368, SLG: 0.560 Wally Joyner, L (9, 3) OBP: 0.389, SLG: 0.421		1-3 K		3-2 SAFE L3		1-3 K		1-2 SH5-4 WP 1B		3 0 1 0 0 1 2 0 1 0 0 0 0 0 0 0 0 0 0 0 0
Phil Hiatt, R (1, 9) OBP: 0.262, SLG: 0.363		1-0 CS 1-2	0-0 F9	1-3 K		1-3 K		0-2 WP SH5-4 1B		3 0 1 0 0 1 1
David Howard, S (1, 4) OBP: 0.290, SLG: 0.346			1-3 K		1-0 P4		0-1 SH5-4			2 0 0 0 0 1 0
Brent Mayne, L (1, 2) OBP: 0.271, SLG: 0.292 Pat Borders, R (8, PH) OBP: 0.267, SLG: 0.385			1-1 G5-3		2-3 K		2-3 K			2 0 0 0 0 1 0 1 0 0 0 0 1 1

Inning Stats	R: 0 E: 0 K: 1 S: 10	H: 0 LOB: 0 BB: 0 P: 15	R: 0 E: 0 K: 2 S: 9	H: 1 LOB: 0 BB: 0 P: 13	R: 0 E: 0 K: 1 S: 6	H: 0 LOB: 0 BB: 0 P: 8	R: 0 E: 0 K: 2 S: 9	H: 0 LOB: 0 BB: 0 P: 12	R: 0 E: 1 K: 2 S: 16	H: 1 LOB: 1 BB: 0 P: 24	R: 0 E: 0 K: 2 S: 10	H: 1 LOB: 1 BB: 0 P: 15	R: 0 E: 0 K: 1 S: 7	H: 0 LOB: 0 BB: 0 P: 11	R: 1 E: 0 K: 1 S: 17	H: 2 LOB: 2 BB: 0 P: 21	R: 0 E: 0 K: 0 S: 8	H: 0 LOB: 0 BB: 0 P: 14	1B: 5 2B: 0 3B: 0 HR: 0	SF: 0 SAC: 1 DP: 0 HBP: 0
--------------	-------------------------------	----------------------------------	------------------------------	----------------------------------	------------------------------	---------------------------------	------------------------------	----------------------------------	-------------------------------	----------------------------------	-------------------------------	----------------------------------	------------------------------	----------------------------------	-------------------------------	----------------------------------	------------------------------	----------------------------------	----------------------------------	------------------------------------

PITCHER	IP	WLS	BF	H	R	ER	SO	BB	IBB	HBP	BLK	WP	HR	S	P	ERA	WHIP
Randy Johnson, L (1, 1) ERA: 2.88	7.0	W	23	3	0	0	11	0	0	0	0	1	0	67	98	0.00	0.429
Norm Charlton, L (8, 1) ERA: 5.4	1.0		5	2	1	1	1	0	0	0	0	1	0	17	21	9.00	2.000
Bobby Ayala, R (9, 1) ERA: 3.97	1.0	S	3	0	0	0	0	0	0	0	0	0	0	8	14	0.00	0.000


BOTTOM

Seattle Mariners @ Kansas City Royals
Kauffman Stadium, Kansas City, MO

Fri Aug 11 1995, 7:05 PM CDT
Att: 19,955 - Unknown - 93 F

livebaseballscorecards.com

AB	30
R	1
H	5
RBI	0
BB	0
SO	12
LOB	7



Batter	1	2	3	4	5	6	7	8	9	AB R H RBI BB SO LOB	TOP		
Joey Cora, S (1, 4) OBP: 0.348, SLG: 0.342	0-1 F9			2-1 L3	0-0 F9			2-1 G4-3 G6-3 1-3 2B		4 1 1 0 0 0 2			
Alex Diaz, S (1, 8) OBP: 0.292, SLG: 0.336	0-0 G6-3			1-1 G6-3		0-0 E4 G6-3 1B		0-0 G4-3		4 0 1 1 0 0 1			
Edgar Martinez, R (1, 10) OBP: 0.486, SLG: 0.613	1-1 G6-3			4-2 BB BB		1-0 G6-3		0-1 G6-3		3 0 0 1 1 0 1			
Tino Martinez, L (1, 3) OBP: 0.375, SLG: 0.593			3-2 G3-1	4-2 FC6-4 BB		3-1 P5		0-1 G1-3		3 0 0 0 1 0 1			
Jay Buhner, R (1, 9) OBP: 0.351, SLG: 0.546			2-2 L9	0-1 FC6-4 1-2f		1-3 K			2-3 K	4 0 0 0 0 2 3			
Mike Blowers, R (1, 5) OBP: 0.330, SLG: 0.486			3-1 G6-3		0-0 F9		2-3 K		1-3 K	4 0 0 0 0 2 0			
Warren Newson, L (1, 7) OBP: 0.405, SLG: 0.384			2-3 K		4-2 F8 1B BB		0-0 G6-3		2-2 F7	3 0 0 0 1 1 0			
Dan Wilson, R (1, 2) OBP: 0.337, SLG: 0.380			1-3 K		2-0 1B		2-0 L4			3 0 1 0 0 1 0			
Felix Fermin, R (1, 6) OBP: 0.230, SLG: 0.229			1-1 F8		0-0 F8			4-0 2B G4-3 BB		2 1 0 0 1 0 2			
Inning Stats	R: 0 E: 0 K: 0 S: 5 H: 0 LOB: 0 BB: 0 P: 6	R: 0 E: 0 K: 0 S: 10 H: 0 LOB: 0 BB: 0 P: 18	R: 0 E: 0 K: 2 S: 8 H: 0 LOB: 0 BB: 0 P: 12	R: 0 E: 0 K: 0 S: 10 H: 0 LOB: 2 BB: 2 P: 21	R: 0 E: 0 K: 0 S: 6 H: 1 LOB: 2 BB: 1 P: 12	R: 0 E: 1 K: 1 S: 7 H: 1 LOB: 1 BB: 0 P: 12	R: 0 E: 0 K: 1 S: 5 H: 0 LOB: 0 BB: 0 P: 9	R: 2 E: 0 K: 0 S: 7 H: 1 LOB: 0 BB: 1 P: 13	R: 0 E: 0 K: 2 S: 11 H: 0 LOB: 0 BB: 0 P: 16	1B: 2 2B: 1 3B: 0 HR: 0 SF: 0 SAC: 0 DP: 0 HBP: 0	WP: 0 PB: 0 SB: 0 CS: 0 PA: 34		
PITCHER	IP WLS BF H R ER SO BB IBB HBP BLK WP HR S P ERA WHIP											PITCHER	IP WLS BF H R ER SO BB IBB HBP BLK WP HR S P ERA WHIP
Kevin Appier, R (1, 1) ERA: 3.55	6.0 W 23 2 0 0 3 3 0 0 0 0 0 0 46 81 0.00 0.833												
Rusty Meacham, R (7, 1) ERA: 5.03	3.0 S 11 1 2 2 3 1 0 0 0 0 0 0 23 38 6.00 0.667												

Seattle Mariners @ Kansas City Royals
Kauffman Stadium, Kansas City, MO

Sat Aug 12 1995, 7:05 PM CDT
Att. 20,572 - Unknown - 91 F

livebaseballscorecards.com

AB	30
R	2
H	3
RBI	2
BB	4
SO	6
LOB	10



Batter	1	2	3	4	5	6	7	8	9	AB R H RBI BB SO LOB	TOP
Joey Cora, S (1, 4) OBP: 0.346, SLG: 0.340	0-2 		0-0 		0-0 		0-0 		1-1 	5 0 1 0 0 0 1	
Warren Newson, L (1, 8) OBP: 0.409, SLG: 0.386 Rich Amaral, R (7, PH) OBP: 0.353, SLG: 0.382 (7, 8)	1-2 		4-2 			1-2 	1-1 		2-3 	2 0 1 0 1 0 0 2 0 0 0 0 1 3	
Edgar Martinez, R (1, 10) OBP: 0.486, SLG: 0.620	0-1 		1-1 			1-2 	4-0 			3 1 1 2 1 0 2	
Tino Martinez, L (1, 3) OBP: 0.371, SLG: 0.587	2-2 			0-1 		2-1 	1-3 			4 0 0 0 0 1 4	
Jay Buhner, R (1, 9) OBP: 0.350, SLG: 0.542		1-3 		3-2 		2-2 		1-0 		4 0 1 0 0 1 0	
Doug Strange, S (1, 7) OBP: 0.333, SLG: 0.359		2-2 		0-0 			1-0 	2-1 		4 1 1 0 0 0 1	
Mike Blowers, R (1, 5) OBP: 0.335, SLG: 0.491		1-0 			3-2 		4-1 	0-3 		3 1 2 0 1 1 1	
Chris Widger, R (1, 2) OBP: 0.289, SLG: 0.324		2-2 			2-3 		2-1 	1-3 		4 0 0 0 0 2 5	
Alex Rodriguez, R (1, 6) OBP: 0.264, SLG: 0.403 Alex Diaz, S (9, PH) OBP: 0.291, SLG: 0.335			0-3 		1-2 		1-1 		1-3 	3 0 1 1 0 1 1 1 0 0 0 0 1 0	
Inning Stats	R: 0 H: 1 E: 0 LOB: 1 K: 0 BB: 0 S: 11 P: 14	R: 0 H: 1 E: 0 LOB: 1 K: 1 BB: 0 S: 10 P: 16	R: 0 H: 0 E: 0 LOB: 1 K: 1 BB: 1 S: 9 P: 14	R: 0 H: 0 E: 0 LOB: 0 K: 0 BB: 0 S: 6 P: 9	R: 0 H: 1 E: 0 LOB: 1 K: 1 BB: 0 S: 11 P: 17	R: 1 H: 1 E: 0 LOB: 0 K: 0 BB: 0 S: 11 P: 17	R: 2 H: 3 E: 0 LOB: 3 K: 1 BB: 2 S: 12 P: 26	R: 0 H: 1 E: 0 LOB: 1 K: 2 BB: 0 S: 9 P: 13	R: 0 H: 0 E: 0 LOB: 0 K: 2 BB: 0 S: 9 P: 13	1B: 6 SF: 0 2B: 1 SAC: 0 3B: 0 DP: 0 HR: 1 HBP: 0	WP: 0 PA: 38 PB: 0 SB: 0 CS: 0
PITCHER Tom Gordon, R (1, 1) ERA: 3.99 Mike Magnante, L (7, 1) ERA: 2.36 Jeff Montgomery, R (8, 1) ERA: 2.53	IP WLS BF H R ER SO BB IBB HBP BLK WP HR S P ERA WHIP 6.1 W 28 7 3 3 3 2 0 0 0 0 1 65 102 4.26 1.421 0.2 3 0 0 0 1 1 0 0 0 0 0 5 11 0.00 1.500 2.0 S 7 1 0 0 4 0 0 0 0 0 0 0 18 26 0.00 0.500	PITCHER IP WLS BF H R ER SO BB IBB HBP BLK WP HR S P ERA WHIP 0.0 0 0 0 0 0 0 0 0 0 0 0 0 0 0.00 1.000 0.0 0 0 0 0 0 0 0 0 0 0 0 0 0 0.00 1.000									

Seattle Mariners @ Kansas City Royals
 Kauffman Stadium, Kansas City, MO

Sun Aug 13 1995, 3:33 AM CDT
 Att. 19,489 - Cloudy - 91 F

livebaseballscorecards.com

AB	35
R	3
H	8
RBI	3
BB	3
SO	8
LOB	18



Batter	1	2	3	4	5	6	7	8	9	AB	R	H	RBI	BB	SO	LOB
Johnny Damon, L OBP: 0.400, SLG: 0.600 (1, 8)	0-1 G3	SAFE 2-2 SAFE SAFE SAFE 1B		1-0 P6		0-1 G1-3		3-3 K		5	0	1	0	0	1	1
Wally Joyner, L OBP: 0.395, SLG: 0.424 (1, 3)	2-2 FC5-4 1B	SAFE 1-0 SAFE SAFE SAFE 1B		1-2 HBP		4-2 BB		0-0 2-H 1B		3	0	2	1	1	0	1
Greg Gagne, R OBP: 0.336, SLG: 0.392 (1, 6)	1-1 FC5-4 1-2f	SAFE 1-0 SAFE SAFE SAFE L6		0-0 F8		0-0 F7		2-3 K		5	0	0	0	0	1	5
Gary Gaetti, R OBP: 0.333, SLG: 0.534 (1, 5)	SAFE 0-0 FC5-4 1-2f		1-1 G6-3	3-3 K		0-0 L7				4	0	0	0	0	1	3
Joe Vitiello, R OBP: 0.308, SLG: 0.322 (1, 10)		2-0 E 1B 2B	2-1 1B 1B		1-1 HR		4-0 G4-3 BB			2	1	2	0	0	0	0
Michael Tucker, L OBP: 0.287, SLG: 0.302 (3, PR)										1	1	1	1	1	0	0
Edgar Caceres, S OBP: 0.352, SLG: 0.463 (1, 4)		0-1 E3 S G4-3 1B	2-1 1B 1B		2-2 F7		3-2 G4-3 1-2f			4	1	1	0	0	0	2
Brent Mayne, L OBP: 0.270, SLG: 0.291 (8, 2)		2-3 G4-3 1B	1-2 1B							0	0	0	0	0	0	0
David Howard, S OBP: 0.299, SLG: 0.361 (1, 9)		SAFE 1-0 G4-3 S 1B 1B	0-1 1B 1B		3-2 2B		2-3 K			4	1	3	1	0	1	0
Henry Mercedes, R OBP: 0.363, SLG: 0.490 (1, 2)		3-2 G4-3	3-3 K		0-0 P5					3	0	0	1	0	1	5
Keith Lockhart, L OBP: 0.363, SLG: 0.490 (8, 4)		1-3 2-H G4-3								1	0	0	0	0	0	0
Jon Nunnally, L OBP: 0.364, SLG: 0.552 (9, 9)		1-2 1B PB 1B	2-0 G3		2-1 G4-3					0	0	0	0	0	0	0
Tom Goodwin, L OBP: 0.339, SLG: 0.319 (1, 7)		SAFE 1-2 1B PB 1B								4	2	2	1	0	0	4

Inning Stats	R: 0	H: 1	E: 0	LOB: 1	K: 0	BB: 0	S: 8	P: 11	R: 4	H: 4	E: 1	LOB: 1	K: 0	BB: 0	S: 19	P: 30	R: 0	H: 3	E: 0	LOB: 3	K: 1	BB: 0	S: 12	P: 22	R: 0	H: 0	E: 0	LOB: 1	K: 1	BB: 0	S: 9	P: 14	R: 1	H: 2	E: 0	LOB: 1	K: 0	BB: 0	S: 12	P: 20	R: 0	H: 0	E: 0	LOB: 1	K: 1	BB: 1	S: 8	P: 12	R: 0	H: 0	E: 0	LOB: 0	K: 1	BB: 1	S: 8	P: 16	R: 1	H: 2	E: 0	LOB: 1	K: 2	BB: 0	S: 11	P: 16
--------------	------	------	------	--------	------	-------	------	-------	------	------	------	--------	------	-------	-------	-------	------	------	------	--------	------	-------	-------	-------	------	------	------	--------	------	-------	------	-------	------	------	------	--------	------	-------	-------	-------	------	------	------	--------	------	-------	------	-------	------	------	------	--------	------	-------	------	-------	------	------	------	--------	------	-------	-------	-------


PITCHER	IP	WLS	BF	H	R	ER	SO	BB	IBB	HBP	BLK	WP	HR	S	P	ERA	WHIP
Bill Krueger, L ERA: 6.18 (1, 1)	2.1	L	15	7	4	2	0	0	0	0	0	0	0	33	52	7.71	3.000
Bob Wells, R ERA: 5.91 (3, 1)	3.2		16	3	1	1	2	1	0	1	0	0	1	35	57	2.46	1.091
Bill Risley, R ERA: 2.64 (7, 1)	1.0		3	0	0	0	1	1	0	0	0	0	0	8	16	0.00	1.000
Norm Charlton, L ERA: 5.5 (8, 1)	1.0		5	2	1	1	2	0	0	0	0	0	0	11	16	9.00	2.000

BOTTOM

Seattle Mariners @ Kansas City Royals
Kauffman Stadium, Kansas City, MO

Sun Aug 13 1995, 3:33 AM CDT
Att. 19,489 - Cloudy - 91 F

AB	36
R	6
H	12
RBI	5
BB	2
SO	5
LOB	21



WP	PA	3B	HR	DP	HBP	SF	SAC	CS
0	39	0	1	1	1	0	0	0

Batter	1	2	3	4	5	6	7	8	9	AB R H RBI BB SO LOB	TOP		
Joey Cora, S (1, 4) OBP: 0.350, SLG: 0.355 										4 2 2 1 0 1 1			
Warren Newson, L (1, 7) OBP: 0.409, SLG: 0.382 Alex Diaz, S (9, 8) OBP: 0.291, SLG: 0.335 										4 1 1 0 1 1 1 0 0 0 0 0 0 0			
Edgar Martinez, R (1, 10) OBP: 0.488, SLG: 0.621 										4 1 2 1 1 1 3			
Jay Buhner, R (1, 9) OBP: 0.351, SLG: 0.537 										3 1 0 0 2 2 4			
Mike Blowers, R (1, 3) OBP: 0.337, SLG: 0.500 										3 1 1 4 1 0 3			
Doug Strange, S (1, 5) OBP: 0.323, SLG: 0.347 										4 0 0 0 0 1 2			
Luis Sojo, R (1, 6) OBP: 0.309, SLG: 0.393 										4 0 0 0 0 0 2			
Dan Wilson, R (1, 2) OBP: 0.332, SLG: 0.375 										4 0 0 0 0 1 1			
Rich Amaral, R (1, 8) OBP: 0.352, SLG: 0.380 										4 0 1 0 0 1 0			
Inning Stats	R: 0 H: 1 E: 0 LOB: 1 K: 2 BB: 0 S: 12 P: 22	R: 0 H: 0 E: 0 LOB: 1 K: 1 BB: 1 S: 18 P: 26	R: 1 H: 1 E: 1 LOB: 2 K: 0 BB: 1 S: 10 P: 16	R: 0 H: 0 E: 0 LOB: 0 K: 0 BB: 0 S: 5 P: 8	R: 0 H: 1 E: 0 LOB: 1 K: 2 BB: 0 S: 11 P: 16	R: 0 H: 0 E: 0 LOB: 1 K: 0 BB: 1 S: 8 P: 15	R: 5 H: 3 E: 0 LOB: 0 K: 2 BB: 1 S: 29 P: 44	R: 0 H: 0 E: 0 LOB: 0 K: 0 BB: 0 S: 5 P: 7	R: 0 H: 1 E: 0 LOB: 1 K: 1 BB: 1 S: 6 P: 11	1B: 3 SF: 0 2B: 2 SAC: 0 3B: 0 DP: 1 HR: 2 HBP: 1	WP: 0 PA: 40 PB: 0 SB: 0 CS: 0		
PITCHER	IP WLS BF H R ER SO BB IBB HBP BLK WP HR S P ERA WHIP											PITCHER	IP WLS BF H R ER SO BB IBB HBP BLK WP HR S P ERA WHIP
Mike Trombley, R (1, 1) ERA: 5.57	6.2 L 29 4 3 3 7 3 0 1 0 0 0 1 76 120 4.05 1.050												
Pat Mahomes, R (7, 1) ERA: 6.92	0.1 4 2 3 3 0 1 0 0 0 0 0 1 17 27 81.00 9.000												
Erik Schullstrom, R (8, 1) ERA: 5.76	1.0 3 0 0 0 0 0 0 0 0 0 0 0 5 7 0.00 0.000												
Oscar Munoz, R (9, 1) ERA: 7.71	1.0 4 1 0 0 0 1 1 0 0 0 0 0 6 11 0.00 2.000												

Seattle Mariners @ Minnesota Twins
 Hubert H. Humphrey Metrodome, Minneapolis, MN
 Mon Aug 14 1995, 8:05 PM EDT
 Att. 16,637 - Dome

livebaseballscorecards.com

AB	34
R	6
H	7
RBI	6
BB	5
SO	8
LOB	17



Batter	1	2	3	4	5	6	7	8	9	AB	R	H	RBI	BB	SO	LOB
Chuck Knoblauch, R OBP: 0.412, SLG: 0.456 (1, 4)	0-1 F7	3-2 L8			0-1 F8		3-3 K			4	0	0	0	0	1	2
Rich Becker, L OBP: 0.285, SLG: 0.259 (1, 8)	4-2 E S 2B BB		0-0 F9		1-2 CS 1B			1-1 G1-3		3	1	1	0	1	0	0
Kirby Puckett, R OBP: 0.370, SLG: 0.493 (1, 10)	1-1 P3		3-3 K		3-2 L6			2-1 G1-6-3 1B		4	0	1	0	0	1	2
Pedro Munoz, R OBP: 0.337, SLG: 0.541 Chip Hale, L OBP: 0.333, SLG: 0.365 (1, 9) (8, PH) (9, 5)	2-2 1-H 2B		0-0 F8			2-3 K		0-0 G1-6-3		3	0	1	1	0	1	0
Dan Masteller, L OBP: 0.286, SLG: 0.307 (1, 3) (9, 9)	2-0 P2			1-0 G6-3		0-0 P6			2-2 G4-3 2B	4	0	1	0	0	0	1
Marty Cordova, R OBP: 0.349, SLG: 0.478 (1, 7)		4-1 BB BB		2-2 G5-3		3-2 HR		2-3 K		3	1	1	1	1	1	1
Matt Merullo, L OBP: 0.333, SLG: 0.377 (1, 2)		1 SAFE SAFE SAFE BB BB	4-2 1B 1B		3-2 1B 1B		1-0 G5-3		0-0 G4-3	3	0	1	0	1	0	1
Pat Meares, R OBP: 0.308, SLG: 0.437 Matt Walbeck, S OBP: 0.291, SLG: 0.313 (1, 6) (9, PH)		1-3 K		3-2 1B		1-3 1B		1-3 K	3-2 P6	3	0	1	0	0	2	2
Scott Stahoviak, L OBP: 0.328, SLG: 0.353 (1, 5) (9, 3)		2-3 K		0-1 G4-3		2-2 F7				1	0	0	0	0	1	4

Inning Stats	R: 1	H: 1	E: 0	LOB: 1	K: 0	P: 19	R: 0	H: 0	E: 0	LOB: 2	K: 2	P: 15	R: 0	H: 0	E: 0	LOB: 0	K: 1	P: 10	R: 0	H: 2	E: 0	LOB: 2	K: 0	P: 21	R: 0	H: 1	E: 0	LOB: 0	K: 0	P: 12	R: 1	H: 1	E: 0	LOB: 0	K: 1	P: 18	R: 0	H: 0	E: 0	LOB: 0	K: 2	P: 16	R: 0	H: 1	E: 0	LOB: 0	K: 0	P: 8	R: 0	H: 1	E: 0	LOB: 1	K: 1	P: 18	1B: 4	SF: 0	2B: 2	SAC: 0	3B: 0	DP: 1	HR: 1	HBP: 0	WP: 0	PA: 35
PITCHER	IP	WLS	BF	H	R	ER	SO	BB	IBB	HBP	BLK	WP	HR	S	P	ERA	WHIP																																															
Andy Benes, R ERA: 4.29 (1, 1)	6.0	W	25	5	2	2	4	3	0	0	0	0	0	64	109	3.00	1.333																																															
Jeff Nelson, R ERA: 1.95 (7, 1)	3.0	S	10	2	0	0	3	0	0	0	0	0	0	26	42	0.00	0.667																																															

BOTTOM

Seattle Mariners @ Minnesota Twins
 Hubert H. Humphrey Metrodome, Minneapolis, MN
 Mon Aug 14 1995, 8:05 PM EDT
 Att. 16,637 - Dome

livebaseballscorecards.com

AB	32
R	2
H	7
RBI	2
BB	3
SO	7
LOB	15



Batter	1	2	3	4	5	6	7	8	9	AB	R	H	RBI	BB	SO	LOB
Chuck Knoblauch, R (1, 4) <small>OBP: 0.414, SLG: 0.457</small>	4-2 	1-0 			0-1 		2-2 		0-1 	4	2	2	1	1	0	2
Rich Becker, L (1, 8) <small>OBP: 0.287, SLG: 0.262</small>	2-1 		1-2 		2-1 		2-1 		1-1 	5	1	2	1	0	0	1
Kirby Puckett, R (1, 9) <small>OBP: 0.370, SLG: 0.501</small>	0-0 		2-3 		0-0 			2-3 		4	1	2	4	0	2	0
Marty Cordova, R (1, 7) <small>OBP: 0.345, SLG: 0.472</small>	1-2 		2-1 		2-1 			0-0 		4	0	0	0	0	0	2
Dan Masteller, L (1, 10) <small>OBP: 0.277, SLG: 0.297</small>	1-2 			0-0 		2-0 		2-0 		4	0	0	0	0	0	1
Scott Leius, R (1, 5) Chip Hale, L (9, PH) <small>OBP: 0.320, SLG: 0.321</small> <small>OBP: 0.329, SLG: 0.359</small>		2-1 		3-1 		2-0 			0-0 	3	0	0	0	0	0	0
Scott Stahoviak, L (1, 3) <small>OBP: 0.335, SLG: 0.360</small>		0-2 		2-2 		0-0 			1-3 	4	1	3	0	0	1	1
Matt Walbeck, S (1, 2) <small>OBP: 0.297, SLG: 0.319</small>		0-0 		1-0 		0-0 			0-0 	4	1	3	0	0	0	1
Pat Meares, R (1, 6) Matt Merullo, L (9, PH) <small>OBP: 0.308, SLG: 0.435</small> <small>OBP: 0.331, SLG: 0.375</small>		0-3 		0-2 			1-0 		1-3 	3	0	1	1	0	1	2

Inning Stats	R: 1	H: 1	E: 0	K: 0	S: 11	H: 1	LOB: 1	BB: 1	P: 19	R: 0	H: 2	E: 0	K: 1	S: 10	H: 2	LOB: 2	BB: 0	P: 13	R: 0	H: 0	E: 0	K: 1	S: 9	R: 1	H: 3	E: 0	K: 0	S: 10	R: 0	H: 2	E: 0	K: 0	S: 8	R: 0	H: 1	E: 0	K: 0	S: 4	R: 0	H: 0	E: 0	K: 0	S: 6	R: 0	H: 0	E: 0	K: 1	S: 6	R: 5	H: 4	E: 1	K: 2	S: 16	H: 4	LOB: 0	BB: 0	P: 21	1B: 12	SF: 1	2B: 1	3B: 0	HR: 1	SAC: 0	DP: 1	HBP: 0	WP: 1	PB: 0	SB: 1	CS: 0	PA: 39
--------------	------	------	------	------	-------	------	--------	-------	-------	------	------	------	------	-------	------	--------	-------	-------	------	------	------	------	------	------	------	------	------	-------	------	------	------	------	------	------	------	------	------	------	------	------	------	------	------	------	------	------	------	------	------	------	------	------	-------	------	--------	-------	-------	--------	-------	-------	-------	-------	--------	-------	--------	-------	-------	-------	-------	--------

PITCHER	IP	WLS	BF	H	R	ER	SO	BB	IBB	HBP	BLK	WP	HR	S	P	ERA	WHIP
Chris Bosio, R (1, 1) <small>ERA: 4.93</small>	7.0		29	9	2	2	2	1	0	0	0	1	0	58	92	2.57	1.429
Bill Risley, R (8, 1) <small>ERA: 2.59</small>	1.0		3	0	0	0	1	0	0	0	0	0	0	6	10	0.00	0.000
Bobby Ayala, R (9, 1) <small>ERA: 3.91</small>	0.2	L	7	4	5	0	2	0	0	0	0	0	1	16	21	0.00	6.000

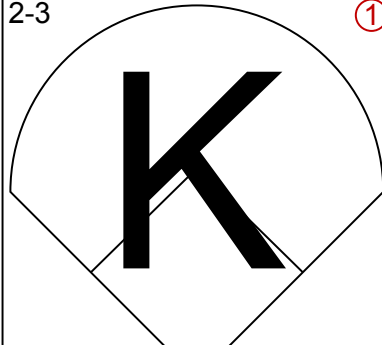
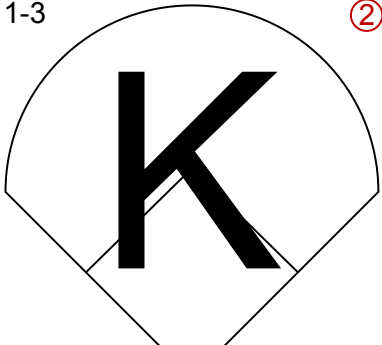
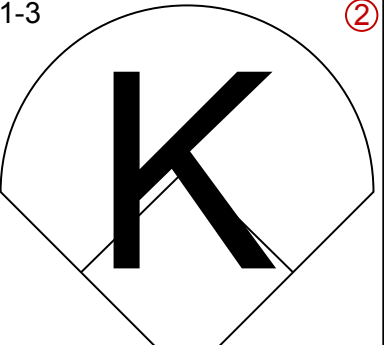
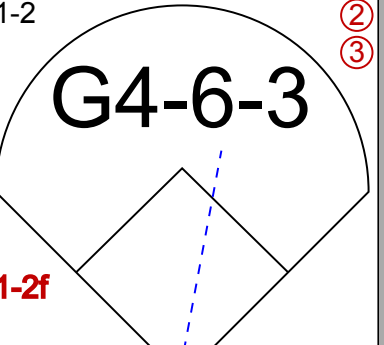
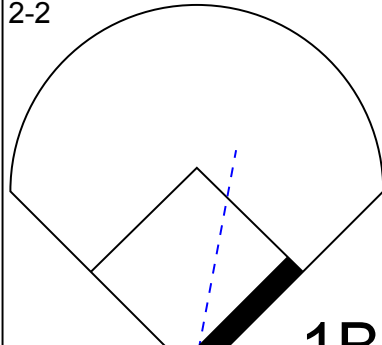
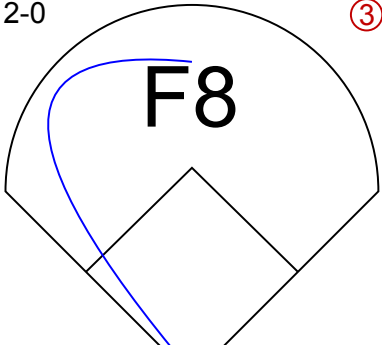
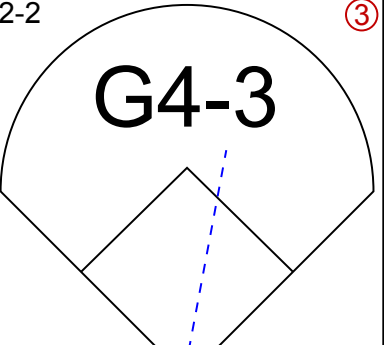
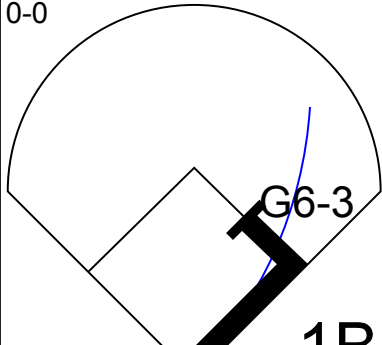
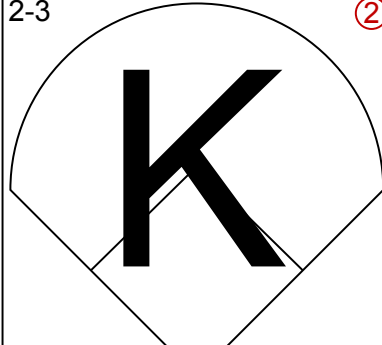
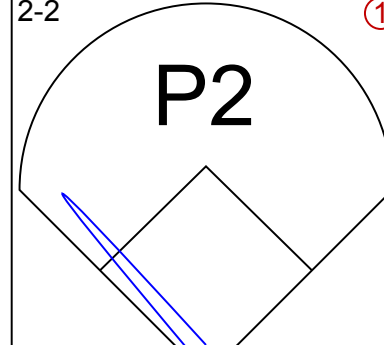
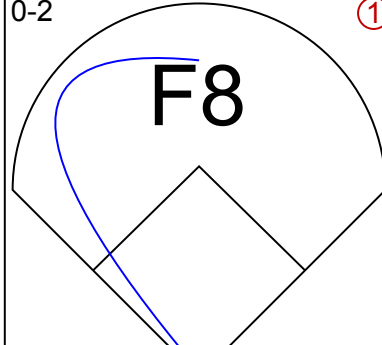
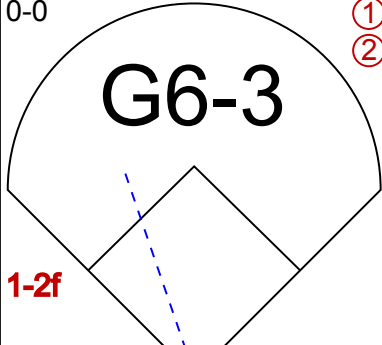
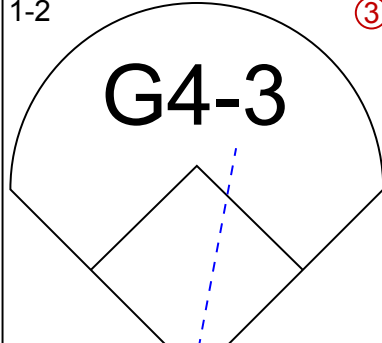
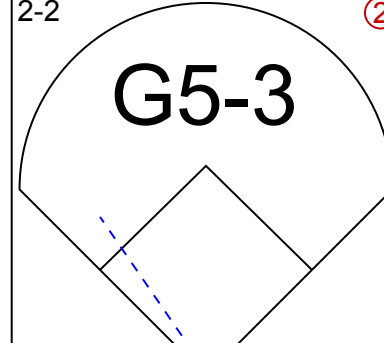
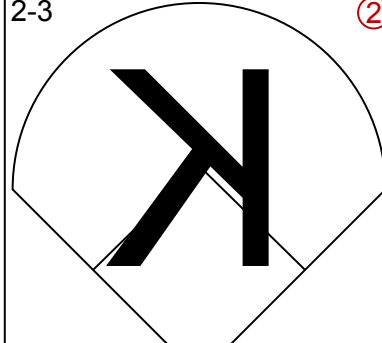
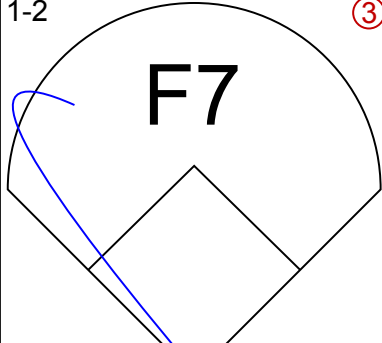
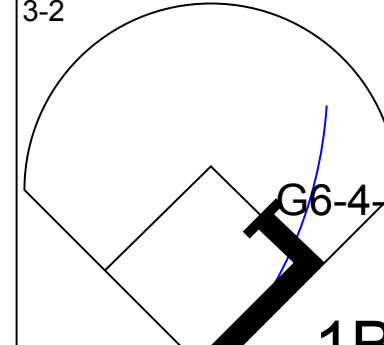
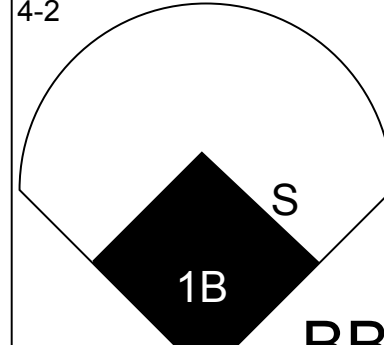
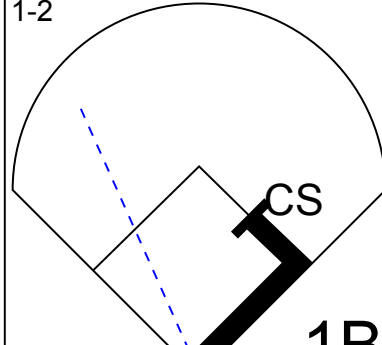
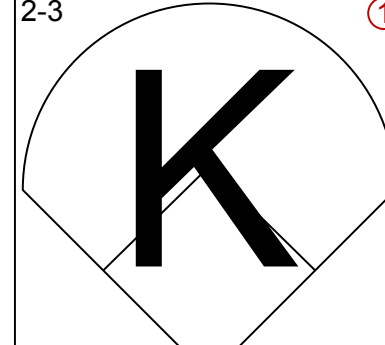
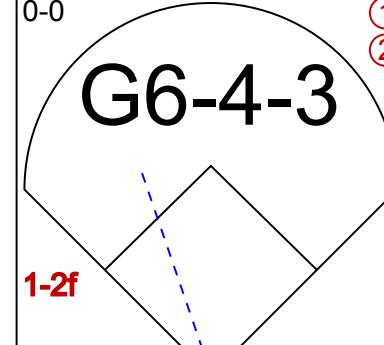
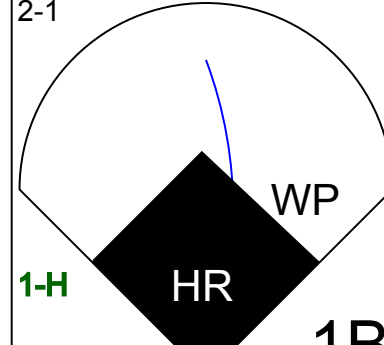
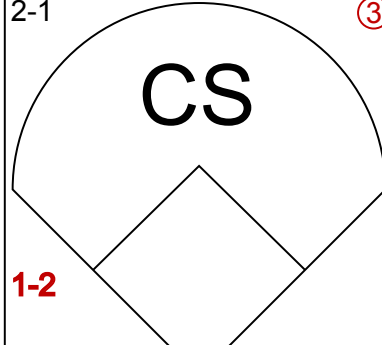
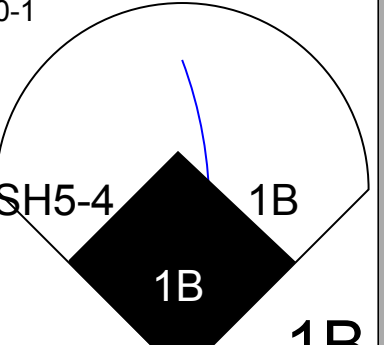
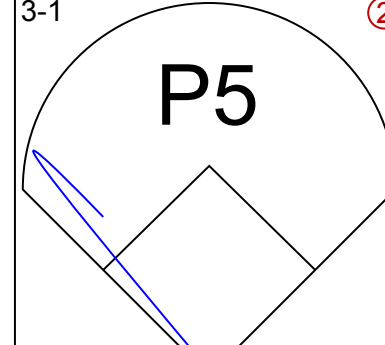
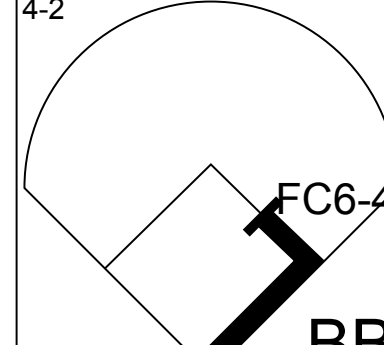
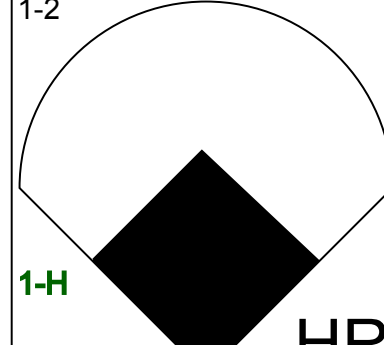
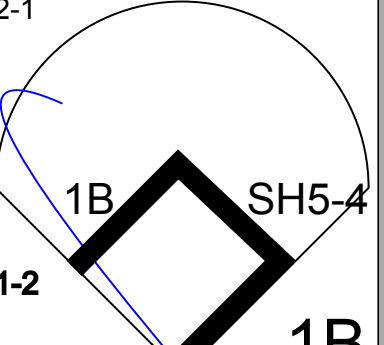
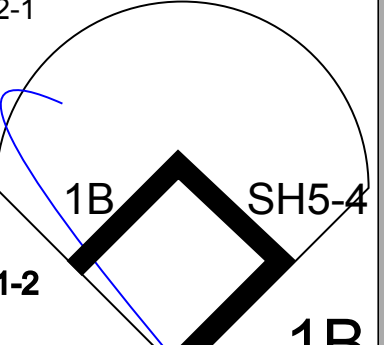
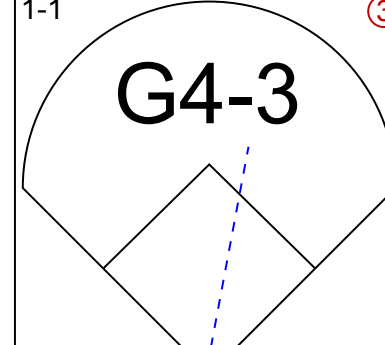
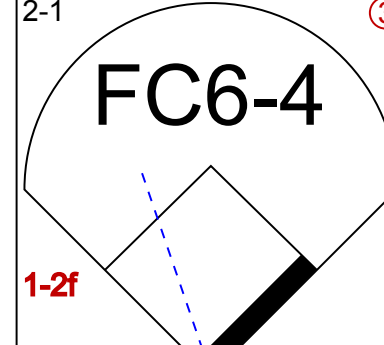
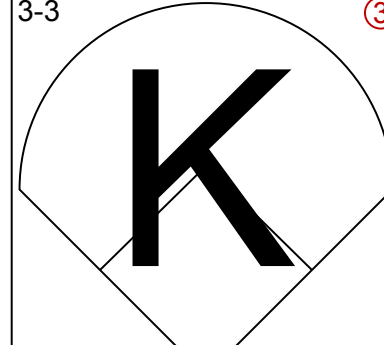
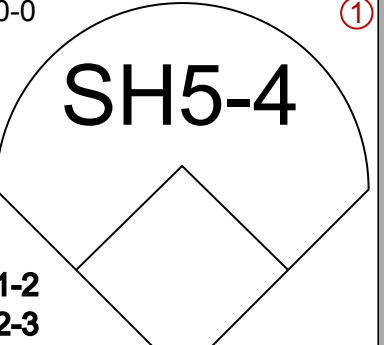
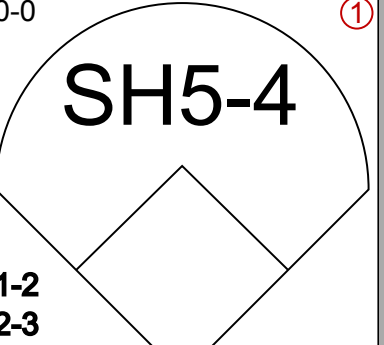
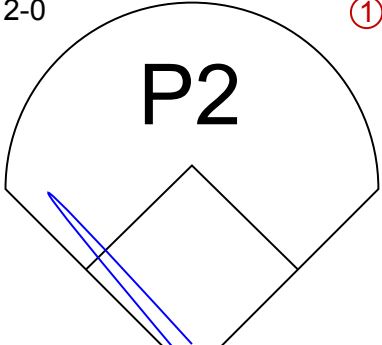
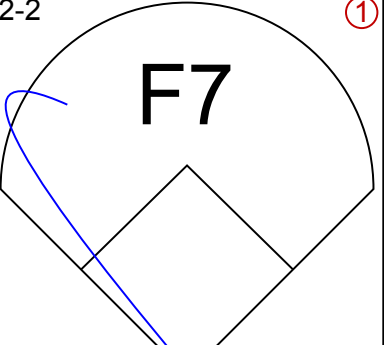
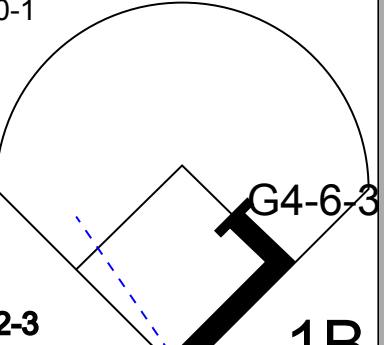
BOTTOM

Seattle Mariners @ Minnesota Twins
 Hubert H. Humphrey Metrodome, Minneapolis, MN
 Tue Aug 15 1995, 8:05 PM EDT
 Att. 12,595 - Dome

livebaseballscorecards.com

AB	37
R	7
H	13
RBI	7
BB	1
SO	5
LOB	12



Batter	1	2	3	4	5	6	7	8	9	AB	R	H	RBI	BB	SO	LOB
Chuck Knoblauch, R (1, 4) <small>OBP: 0.410, SLG: 0.452</small>										4	0	0	0	0	3	2
Jeff Reboulet, R (1, 3) <small>OBP: 0.366, SLG: 0.399</small> Chip Hale, L (8, PH) <small>OBP: 0.338, SLG: 0.369</small>										3	0	1	0	0	0	0
Kirby Puckett, R (1, 8) <small>OBP: 0.367, SLG: 0.496</small>										4	0	0	0	0	1	2
Pedro Munoz, R (1, 9) <small>OBP: 0.333, SLG: 0.534</small> Rich Becker, L (8, 8) <small>OBP: 0.286, SLG: 0.261</small>										3	0	0	0	0	1	1
Marty Cordova, R (1, 7) <small>OBP: 0.349, SLG: 0.474</small>										3	1	2	0	1	1	0
Scott Leius, R (1, 5) <small>OBP: 0.323, SLG: 0.325</small> Matt Merullo, L (9, PH) <small>OBP: 0.329, SLG: 0.373</small>										3	2	2	1	0	0	1
Ron Coomer, R (1, 10) <small>OBP: 0.360, SLG: 0.381</small> Dan Masteller, L (7, PH) <small>OBP: 0.280, SLG: 0.300</small>										1	1	1	2	1	0	0
Matt Walbeck, S (1, 2) <small>OBP: 0.295, SLG: 0.317</small>										2	0	0	0	0	1	1
Pat Meares, R (1, 6) <small>OBP: 0.308, SLG: 0.434</small>										3	0	1	1	0	0	0

Inning Stats	R: 0	H: 1	E: 0	LOB: 1	K: 2	BB: 0	S: 15	R: 0	H: 1	E: 0	LOB: 1	K: 0	BB: 1	S: 8	R: 0	H: 0	E: 0	LOB: 0	K: 1	BB: 0	S: 9	R: 3	H: 2	E: 0	LOB: 0	K: 1	BB: 1	S: 24	R: 0	H: 0	E: 0	LOB: 0	K: 1	BB: 0	S: 11	R: 0	H: 1	E: 0	LOB: 0	K: 1	BB: 0	S: 14	R: 1	H: 3	E: 0	LOB: 1	K: 0	BB: 0	S: 11	R: 0	H: 1	E: 0	LOB: 0	K: 1	BB: 0	S: 5	R: 0	H: 0	E: 0	LOB: 0	K: 1	BB: 0	S: 7	1B: 8	SF: 0	2B: 0	SAC: 1	3B: 0	DP: 3	HR: 1	HBP: 0
--------------	------	------	------	--------	------	-------	-------	------	------	------	--------	------	-------	------	------	------	------	--------	------	-------	------	------	------	------	--------	------	-------	-------	------	------	------	--------	------	-------	-------	------	------	------	--------	------	-------	-------	------	------	------	--------	------	-------	-------	------	------	------	--------	------	-------	------	------	------	------	--------	------	-------	------	-------	-------	-------	--------	-------	-------	-------	--------

PITCHER	IP	WLS	BF	H	R	ER	SO	BB	IBB	HBP	BLK	WP	HR	S	P	ERA	WHIP
Randy Johnson, L (1, 1) <small>ERA: 2.95</small>	6.0		23	5	3	3	6	2	0	0	0	1	1	81	126	4.50	1.167
Bill Risley, R (7, 1) <small>ERA: 2.72</small>	1.0	W	5	3	1	1	0	0	0	0	0	0	0	11	13	9.00	3.000
Bobby Ayala, R (8, 1) <small>ERA: 3.75</small>	2.0	S	6	1	0	0	1	0	0	0	0	0	0	12	19	0.00	0.500


BOTTOM

Seattle Mariners @ Minnesota Twins
 Hubert H. Humphrey Metrodome, Minneapolis, MN

Wed Aug 16 1995, 8:05 PM EDT
 Att. 13,426 - Dome

livebaseballscorecards.com

AB	31
R	4
H	9
RBI	4
BB	2
SO	7
LOB	7



WP	PA	ERA	WHIP
1	35		
0			
1			
1			

Batter	1	2	3	4	5	6	7	8	9	AB R H RBI BB SO LOB
Vince Coleman, S (1, 7) OBP: 0.346, SLG: 0.396	3-2 F8 F8		3-1 P5 P5		3-2 F7 F7		1-2 1B 1B		1-0 L8 L8	5 0 1 0 0 0 3
Ken Griffey Jr., L (1, 8) OBP: 0.396, SLG: 0.482	3-2 FC4-6 BB 1B		1-0 P4-1 P4-1		2-3 K K		3-3 K K		4-2 BB BB	4 0 1 1 1 2 3
Edgar Martinez, R (1, 10) OBP: 0.489, SLG: 0.627	4-0 FC4-6 BB 1-2 BB		3-1 G6-3 G6-3			3-1 HR HR		4-2 FC6-4 BB G1-2-3 BB	4-1 BB BB	2 1 1 1 3 0 0
Tino Martinez, L (1, 3) OBP: 0.371, SLG: 0.582	1-1 FC4-6 1-2f 2-3			1-3 K K		1-3 K K		2-1 FC6-4 BB 1-2 1B	1-2 G3-1 G3-1	5 0 1 0 0 2 5
Jay Buhner, R (1, 9) OBP: 0.351, SLG: 0.543	3-2 F9 F9			4-2 BB BB		0-0 F7 F7		3-1 FC6-4 BB 1-2f 2-3		3 0 0 0 1 0 4
Mike Blowers, R (1, 5) OBP: 0.336, SLG: 0.488		3-1 G6-4-3 1B		3-2 F8 F8		1-3 K2-3 K2-3		4-0 BB BB		3 0 1 0 1 1 1
Luis Sojo, R (1, 6) OBP: 0.311, SLG: 0.387		1-1 L8 L8		2-2 P1-3 P1-3			0-0 F9 F9	0-0 G1-2-3 G1-2-3		4 0 0 0 0 0 5
Dan Wilson, R (1, 2) OBP: 0.328, SLG: 0.365		1-2 G6-4-3 1-2f			3-2 F7 F7		2-1 1B 1B		4-2 BB SH1-3 BB	3 0 1 0 1 0 1
Joey Cora, S (1, 4) OBP: 0.352, SLG: 0.361			3-2 P4-1 3B		4-1 BB BB		1-2 P6 P6		1-1 SH1-3 SH1-3	2 1 1 0 1 0 1

TOP	
Seattle Mariners @ Oakland Athletics Oakland-Alameda County Coliseum, Oakland, CA	Thu Aug 17 1995, 7:05 PM PDT Att. 10,191 - Unknown - 65 F
AB 31 R 2 H 7 RBI 2 BB 8 SO 5 LOB 23	WP: 0 PA: 40 PB: 0 SB: 0 CS: 0

Inning Stats	R: 0	H: 1	R: 0	H: 1	R: 1	H: 1	R: 0	H: 0	R: 1	H: 1	R: 0	H: 2	R: 0	H: 1	R: 0	H: 0	1B: 5	SF: 0	WP: 0	PA: 40
E: 0	LOB: 2	E: 0	LOB: 0	E: 0	LOB: 1	E: 0	LOB: 1	E: 0	LOB: 0	E: 0	LOB: 2	E: 0	LOB: 2	E: 0	LOB: 3	E: 0	LOB: 3	2B: 0	SAC: 1	PB: 0
K: 0	BB: 1	K: 0	BB: 0	K: 1	BB: 1	K: 1	BB: 1	K: 1	BB: 0	K: 1	BB: 0	K: 1	BB: 2	K: 0	BB: 3	K: 0	BB: 3	3B: 1	DP: 2	SB: 0
S: 17	P: 31	S: 7	P: 12	S: 8	P: 18	S: 14	P: 24	S: 15	P: 27	S: 9	P: 14	S: 12	P: 19	S: 7	P: 20	S: 18	P: 33	HR: 1	HBP: 0	CS: 0

PITCHER	IP	WLS	BF	H	R	ER	SO	BB	IBB	HBP	BLK	WP	HR	S	P	ERA	WHIP
Todd Van Poppel, R (1, 1) ERA: 3.77	7.0		29	6	2	2	5	3	0	0	0	0	1	82	145	2.57	1.286
Jim Corsi, R (8, 1) ERA: 2.05	1.0		5	1	0	0	0	2	0	0	0	0	0	7	20	0.00	3.000
John Briscoe, R (9, 1) ERA: 13.5	0.2		5	0	0	0	0	3	0	0	0	0	0	13	27	0.00	4.500
Rick Honeycutt, L (9, 1) ERA: 2.18	0.1	W	1	0	0	0	0	0	0	0	0	0	0	5	6	0.00	0.000



Batter	1	2	3	4	5	6	7	8	9	AB R H RBI BB SO LOB
Scott Brosius, R OBP: 0.351, SLG: 0.449 (1, 3)	F7						F8		F8	4 0 2 1 1 0 0
Jose Herrera, L OBP: 0.360, SLG: 0.409 (1, 8)	G1-3		K						K	4 0 1 0 0 2 2
Brent Gates, S OBP: 0.298, SLG: 0.325 (1, 4)	L6								K	4 0 2 0 0 1 0
Geronimo Berroa, R OBP: 0.353, SLG: 0.446 (1, 9)			P4						G6-3	4 1 1 0 0 0 1
George Williams, S OBP: 0.413, SLG: 0.604 (1, 10)			G6-3						K	4 0 1 0 0 2 1
Craig Paquette, R OBP: 0.259, SLG: 0.451 (1, 5)			K						E5	3 1 1 1 0 1 1
Stan Javier, S OBP: 0.313, SLG: 0.344 (1, 7)			G3						E5	4 1 0 0 0 0 1
Mike Bordick, R OBP: 0.313, SLG: 0.320 (1, 6)			G3-1						G4-3	1 0 0 0 0 0 0
Mike Gallego, R OBP: 0.269, SLG: 0.208 (5, PH) (6, 6)										3 0 0 0 0 1 2
Eric Helfand, L OBP: 0.241, SLG: 0.191 (1, 2)									P4	2 0 0 0 2 0 1

Inning Stats	R: 0	H: 0	E: 0	LOB: 0	K: 0	S: 7	P: 10	R: 0	H: 0	E: 0	LOB: 0	K: 1	S: 6	P: 12	R: 0	H: 1	E: 0	LOB: 2	K: 1	S: 15	P: 26	R: 0	H: 1	E: 0	LOB: 1	K: 1	S: 8	P: 14	R: 0	H: 1	E: 1	LOB: 2	K: 1	S: 18	P: 30	R: 1	H: 3	E: 0	LOB: 1	K: 0	S: 10	P: 16	R: 0	H: 0	E: 0	LOB: 0	K: 0	S: 4	P: 5	R: 0	H: 0	E: 0	LOB: 0	K: 2	S: 11	P: 17	R: 2	H: 2	E: 2	LOB: 2	K: 1	S: 14	P: 24	1B: 7	SF: 1	2B: 1	SAC: 0	3B: 0	DP: 0	HR: 0	HBP: 0
PITCHER	IP	WLS	BF	H	R	ER	SO	BB	IBB	HBP	BLK	WP	HR	S	P	ERA	WHIP																																																						
Tim Belcher, R ERA: 4.54 (1, 1)	7.0		28	6	1	1	4	2	0	0	0	1	0	68	113	1.29	1.143																																																						
Norm Charlton, L ERA: 5.26 (8, 1)	1.2	L	9	2	2	0	3	1	0	0	0	0	0	25	41	0.00	1.800																																																						

BOTTOM

Seattle Mariners @ Oakland Athletics
Oakland-Alameda County Coliseum, Oakland, CA

livebaseballscorecards.com

AB	33
R	3
H	8
RBI	2
BB	3
SO	7
LOB	9



WP: 1	PA: 37
PB: 0	SB: 0
CS: 2	
ERA	WHIP

Thu Aug 17 1995, 7:05 PM PDT
Att: 10,191 - Unknown - 65 F

Batter	1	2	3	4	5	6	7	8	9	AB R H RBI BB SO LOB	TOP											
Lee Tinsley, S (1, 8) OBP: 0.367, SLG: 0.410	1-1 FC6-4 1B		0-0 G6-3	4-2 BB		1-1 F9		0-3 K		4 0 1 0 1 1 0												
Troy O'Leary, L (1, 9) OBP: 0.383, SLG: 0.548	1-3 SAFE K		3-2 BB 1B	1-2 P5		0-2 G4-3		1-2 K		5 1 1 0 0 2 3												
Mo Vaughn, L (1, 3) OBP: 0.392, SLG: 0.577 Chris James, R (8, 7) OBP: 0.371, SLG: 0.450	2-2 SAFE F8		4-2 SAFE 1B 1-2 BB	3-3 K		1-1 2B 1B		1-3 K		3 0 1 0 1 1 3 1 0 0 0 0 1 0												
Jose Canseco, R (1, 10) OBP: 0.388, SLG: 0.553	2-0 FC6-4 1-2f		1-0 F7		0-2 G4-3 SF8 2B		2-1 2B 1-3 2B		1-0 1B 2B	5 2 3 0 0 0 3												
Mike Greenwell, L (1, 7) OBP: 0.352, SLG: 0.453 Chris Donnels, L (8, 5) OBP: 0.302, SLG: 0.330		1-0 F8	2-0 BB 1-3 2-H 1B		1-0 G4-3		1-0 F8		0-2 1B 2-H	4 0 1 1 0 0 3 1 0 1 1 0 0 0												
Tim Lincecum, R (1, 5) OBP: 0.425, SLG: 0.465 Bill Haselman, R (8, 3) OBP: 0.336, SLG: 0.364		2-2 FC6-4 1B	4-0 1-2 BB		4-2 1B HBP		2-0 L7		2-3 K	2 0 1 0 1 0 2 1 0 0 0 0 1 1												
Mike Macfarlane, R (1, 2) OBP: 0.331, SLG: 0.412		1-2 SAFE FC6-4 BB 1-2f	0-0 F7		0-0 SF8		2-3 K			3 0 0 1 0 1 6												
Luis Alicaia, S (1, 4) OBP: 0.362, SLG: 0.365		4-0 BB 1-2 BB		0-0 F8	3-2 CS 1B		1-0 F7			3 0 1 0 1 0 0												
Juan Bell, R (1, 6) OBP: 0.214, SLG: 0.360		1-0 F9	3-2 2B		1-0 SAFE CS 1-2	2-1 G6-3		3-3 K		4 0 1 0 0 1 2												
Inning Stats	R: 0 E: 0 K: 1 S: 9	H: 1 LOB: 1 BB: 0 P: 15	R: 0 E: 0 K: 0 S: 9	H: 1 LOB: 2 BB: 1 P: 18	R: 1 E: 0 K: 0 S: 10	H: 2 LOB: 3 BB: 2 P: 24	R: 0 E: 0 K: 1 S: 17	H: 1 LOB: 2 BB: 1 P: 28	R: 1 E: 0 K: 0 S: 11	H: 2 LOB: 1 BB: 0 P: 20	R: 0 E: 0 K: 0 S: 7	H: 0 LOB: 0 BB: 0 P: 10	R: 0 E: 0 K: 1 S: 10	H: 2 LOB: 2 BB: 0 P: 18	R: 0 E: 0 K: 2 S: 7	H: 0 LOB: 0 BB: 0 P: 11	R: 1 E: 0 K: 3 S: 13	H: 2 LOB: 1 BB: 0 P: 18	1B: 7 2B: 4 3B: 0 HR: 0	SF: 1 SAC: 0 DP: 0 HBP: 1	WP: 0 PB: 0 SB: 0 CS: 1	PA: 43
PITCHER	IP WLS BF H R ER SO BB IBB HBP BLK WP HR S P ERA WHIP																					
Bob Wolcott, R (1, 1) ERA: 3.6	5.0 W 26 7 2 2 2 4 0 1 0 0 0 56 105 3.60 2.200																					
Lee Guetterman, L (6, 1) ERA: 7.71	1.1 6 2 0 0 0 0 0 0 0 0 0 0 12 19 0.00 1.500																					
Jeff Nelson, R (7, 1) ERA: 2.02	2.2 10 2 1 1 6 0 0 0 0 0 0 0 25 38 3.38 0.750																					

Boston Red Sox @ Seattle Mariners
The Kingdom, Seattle, WA
Fri Aug 18 1995, 10:05 PM EDT
Att. 27,256 - Dome

livebaseballscorecards.com

AB	36
R	3
H	11
RBI	3
BB	4
SO	8
LOB	23



Batter	1	2	3	4	5	6	7	8	9	AB R H RBI BB SO LOB
Vince Coleman, S (1, 7) OBP: 0.346, SLG: 0.392	3-1 S HR 1B		0-1 G4-3		0-3 K			0-0 G4-3		4 1 1 0 0 1 0
Ken Griffey Jr., L (1, 8) OBP: 0.385, SLG: 0.458	1 SAFE 1 SAFE 1 SAFE 1 SAFE 1 SAFE 1 SAFE 1 SAFE 1 SAFE	2-3 1 SAFE S K	1-0 F9		0-0 G6-3			4-2 BB 1B BB		3 1 0 0 1 1 1
Edgar Martinez, R (1, 10) OBP: 0.494, SLG: 0.634	1 SAFE B B B X	2-0 1-H HR	4-0 BB		1-1 F9			4-2 1B 1-2 BB		2 1 1 2 2 0 0
Tino Martinez, L (1, 3) OBP: 0.373, SLG: 0.580	B F B B F S X	3-3 K	2-2 G4-3		0-3 K			1-0 1-3 2-H 1B		4 0 1 1 0 2 1
Jay Buhner, R (1, 9) OBP: 0.343, SLG: 0.530	X	0-0 G3		2-3 K		3-3 K		3-2 G6-3		4 0 0 0 0 2 1
Mike Blowers, R (1, 5) OBP: 0.334, SLG: 0.502		1-3 K		3-3 K		2-2 F8		3-2 F9		4 0 0 0 0 2 0
Luis Sojo, R (1, 6) OBP: 0.314, SLG: 0.383		4-1 FC4-6 BB		4-2 1B BB		1-1 L9		3-3 K		1 0 0 0 2 0 0
Doug Strange, S (9, PH) OBP: 0.336, SLG: 0.374										1 0 0 0 0 1 0
Dan Wilson, R (1, 2) OBP: 0.323, SLG: 0.360		0-1 FC4-6		1-1 1-2 1B		0-0 G6-3		4-2 BB		3 0 1 0 0 0 1
Warren Newson, L (9, PH) OBP: 0.412, SLG: 0.399										0 0 0 0 1 0 0
Rich Amaral, R (9, PR) OBP: 0.352, SLG: 0.380										0 0 0 0 0 0 0
Joey Cora, S (1, 4) OBP: 0.350, SLG: 0.364		0-0 F8		2-3 K		3-2 G4-3		1-1 F8		4 0 0 0 0 1 4

Inning Stats	R: 2	H: 2	E: 0	K: 2	S: 10	LOB: 0	BB: 0	P: 20	R: 0	H: 0	E: 0	K: 1	S: 7	LOB: 1	BB: 1	P: 12	R: 0	H: 0	E: 0	K: 0	S: 6	LOB: 1	BB: 1	P: 13	R: 0	H: 1	E: 0	K: 3	S: 15	LOB: 2	BB: 1	P: 27	R: 0	H: 0	E: 0	K: 1	S: 7	LOB: 0	BB: 0	P: 8	R: 0	H: 0	E: 0	K: 2	S: 10	LOB: 0	BB: 0	P: 15	R: 0	H: 0	E: 0	K: 0	S: 6	LOB: 0	BB: 0	P: 10	R: 1	H: 1	E: 0	K: 0	S: 13	LOB: 1	BB: 2	P: 25	R: 0	H: 0	E: 0	K: 1	S: 12	LOB: 1	BB: 1	P: 23	1B: 3	2B: 0	3B: 0	HR: 1	SF: 0	SAC: 0	DP: 0	HBP: 0
--------------	------	------	------	------	-------	--------	-------	-------	------	------	------	------	------	--------	-------	-------	------	------	------	------	------	--------	-------	-------	------	------	------	------	-------	--------	-------	-------	------	------	------	------	------	--------	-------	------	------	------	------	------	-------	--------	-------	-------	------	------	------	------	------	--------	-------	-------	------	------	------	------	-------	--------	-------	-------	------	------	------	------	-------	--------	-------	-------	-------	-------	-------	-------	-------	--------	-------	--------

PITCHER	IP	WLS	BF	H	R	ER	SO	BB	IBB	HBP	BLK	WP	HR	S	P	ERA	WHIP
Erik Hanson, R (1, 1) ERA: 3.55	7.1	W	29	3	3	3	9	4	0	0	0	0	1	65	113	3.68	0.955
Stan Belinda, R (8, 1) ERA: 3.18	0.0		1	0	0	0	0	1	0	0	0	0	0	3	7	∞	∞
Eric Gunderson, L (8, 1) ERA: 3.18	0.1		1	1	0	0	0	0	0	0	0	0	0	1	2	0.00	3.000
Joe Hudson, R (8, 1) ERA: 3.29	0.1		1	0	0	0	0	0	0	0	0	0	0	5	8	0.00	0.000
Rick Aguilera, R (9, 1) ERA: 2.66	1.0	S	4	0	0	0	1	1	0	0	0	0	0	12	23	0.00	1.000

BOTTOM

Boston Red Sox @ Seattle Mariners
The Kingdom, Seattle, WA

Sat Aug 19 1995, 10:05 PM EDT
Att. 36,007 - Dome

livebaseballscorecards.com

AB	30
R	3
H	4
RBI	3
BB	6
SO	10
LOB	8



WP	HR	S	P	ERA	WHIP
0	0	0	0	0.00	0.000
0	0	0	0	0.00	0.000
0	0	0	0	0.00	0.000
0	0	0	0	0.00	0.000
0	0	0	0	0.00	0.000

Batter	1	2	3	4	5	6	7	8	9	AB R H RBI BB SO LOB	TOP											
Lee Tinsley, S (1, 8) OBP: 0.365, SLG: 0.407	1-0 G4-3	0-0 SH3-4		1-0 G1-3		2-1 SF8			4-0 PB BB G5-3 BB	2 1 0 1 1 0 1												
John Valentin, R (1, 6) OBP: 0.396, SLG: 0.527	2-2 L8	2-1 G6-3		1-0 P2		3-0 P6			4-1 SAFE BB BB SAFE BB 1-2 1B BB G5-3	4 1 0 0 1 0 4												
Mo Vaughn, L (1, 3) OBP: 0.390, SLG: 0.571	4-1 BB 1B BB	1-2 2-H 3-H 2B			0-0 F7			0-1 G4-3	0-3 K	4 1 1 2 1 1 2												
Jose Canseco, R (1, 10) OBP: 0.388, SLG: 0.548	4-1 1B BB	1-0 G5-3			3-2 2B			1-0 P3	1-1 G5-3	4 0 1 1 1 0 2												
Mike Greenwell, L (1, 7) OBP: 0.356, SLG: 0.456	1-0 1-2 2-H 1B			0-0 F9		2-0 L8		0-0 G4-3	1-1 2-H 1B	5 0 2 2 0 0 1												
Troy O'Leary, L (1, 9) OBP: 0.380, SLG: 0.541	1-0 G4-1			0-1 G4-3		1-1 F7			1-0 G4-3	3 0 0 0 0 0 3												
Willie McGee, S (8, PH) OBP: 0.351, SLG: 0.472									0-2 G3	2 0 0 0 0 0 1												
Mike Macfarlane, R (1, 2) OBP: 0.330, SLG: 0.410		0-1 1B 1B		2-3 K		1-2 F8			3-1 G5-3	4 1 1 0 0 1 0	AB 35											
Chris Donnels, L (1, 5) OBP: 0.320, SLG: 0.341		1-0 SH3-4 1B 1-3 2B 1B		0-0 G4-3		3-2 2B SF8 1B			4-2 BB	3 2 2 0 1 0 0	R 7											
Luis Alicea, S (1, 4) OBP: 0.365, SLG: 0.369		0-1 2B SH3-4 1-2 3-H 1B		2-1 G1-3 1B		1-1 SAFE SF8 2B			1-0 G4-3	4 1 3 1 0 0 1	H 10											
Inning Stats	R: 1 E: 0 K: 0 S: 9	H: 1 LOB: 2 BB: 2 P: 22	R: 3 E: 0 K: 0 S: 12	H: 4 LOB: 1 BB: 0 P: 17	R: 0 E: 0 K: 1 S: 6	H: 0 LOB: 0 BB: 0 P: 8	R: 0 E: 0 K: 0 S: 5	H: 1 LOB: 1 BB: 0 P: 9	R: 0 E: 0 K: 0 S: 8	H: 1 LOB: 1 BB: 0 P: 14	R: 1 E: 0 K: 0 S: 12	H: 2 LOB: 1 BB: 0 P: 22	R: 0 E: 0 K: 0 S: 4	H: 0 LOB: 0 BB: 0 P: 5	R: 0 E: 0 K: 0 S: 6	H: 0 LOB: 1 BB: 1 P: 15	R: 2 E: 0 K: 1 S: 11	H: 1 LOB: 1 BB: 2 P: 21	1B: 7 2B: 3 3B: 0 HR: 0	SF: 1 SAC: 1 DP: 0 HBP: 0	WP: 0 PB: 1 SB: 0 CS: 0	PA: 42
PITCHER	IP WLS BF H R ER SO BB IBB HBP BLK WP HR S P ERA WHIP																					
Chris Bosio, R (1, 1) ERA: 5.05	6.0 L 29 9 5 5 1 2 0 0 0 0 0 0 52 92 7.50 1.833																					
Lee Guetterman, L (7, 1) ERA: 8.0	2.0 9 0 2 2 0 3 0 0 0 0 0 0 11 29 9.00 1.500																					
Bobby Ayala, R (9, 1) ERA: 3.68	1.0 4 1 0 0 0 1 0 0 0 0 0 0 10 12 0.00 1.000																					

Boston Red Sox @ Seattle Mariners
The Kingdom, Seattle, WA
Sun Aug 20 1995, 6:33 AM EDT
Att. 21,813 - Dome

livebaseballscorecards.com



Batter	1	2	3	4	5	6	7	8	9	AB R H RBI BB SO LOB	TOP	
Brady Anderson, L (1, 8) OBP: 0.371, SLG: 0.445	3-2 BB 1B		3-2 G6-3		2-1 2B		4-1 FC6-4 BB		2-3 K	4 0 2 0 1 1 2		
Manny Alexander, R (1, 4) OBP: 0.328, SLG: 0.356 Harold Baines, L (9, PH) OBP: 0.407, SLG: 0.567	4-2 BB 1-2 BB		4-1 BB BB		3-2 F9		0-1 P6		0-0 F8	2 0 0 0 2 0 3 1 0 0 0 0 0 2		
Cal Ripken Jr., R (1, 6) OBP: 0.316, SLG: 0.416	3-1 P3		4-2 SAFE 1-2 BB		2-2 K		2-1 FC6-4 1-2f			3 0 0 0 1 1 5		
Bobby Bonilla, S (1, 5) OBP: 0.377, SLG: 0.570	2-3 K		0-3 K		0-2 L6			1-3 K		4 0 0 0 0 3 5		
Chris Hoiles, R (1, 10) OBP: 0.325, SLG: 0.403	3-3 K		2-3 K			1-2 P6		3-2 G5-3		4 0 0 0 0 2 4		
Jeff Manto, R (1, 3) OBP: 0.314, SLG: 0.522		2-1 2B		0-1 1B		2-0 CS HBP		2-3 K		3 0 2 0 0 1 0		
Mark Smith, R (1, 7) OBP: 0.429, SLG: 0.364		2-3 K		0-2 F8		0-3 K			1-1 1B 1B	4 0 1 0 0 2 3		
Kevin Bass, S (1, 9) OBP: 0.304, SLG: 0.326 Rafael Palmeiro, L (9, PH) OBP: 0.360, SLG: 0.549		1-1 G6-3		1-3 K		1-2 CS 1-2	3-2 SH3-4 1B		0-3 K	3 0 1 0 0 1 2 1 0 0 0 0 1 1		
Gregg Zaun, S (1, 2) OBP: 0.347, SLG: 0.386		0-3 K		1-3 K			0-0 SH3-4 1-2		0-2 1B	3 0 1 0 0 2 2		
Inning Stats	R: 0 E: 0 K: 2 S: 16 H: 1 LOB: 2 BB: 1 P: 31	R: 0 E: 0 K: 2 S: 10 H: 1 LOB: 1 BB: 0 P: 15	R: 0 E: 0 K: 2 S: 13 H: 0 LOB: 2 BB: 2 P: 26	R: 0 E: 0 K: 2 S: 11 H: 1 LOB: 1 BB: 0 P: 13	R: 0 E: 0 K: 1 S: 14 H: 1 LOB: 1 BB: 0 P: 21	R: 0 E: 0 K: 1 S: 8 H: 0 LOB: 0 BB: 0 P: 12	R: 0 E: 0 K: 0 S: 10 H: 1 LOB: 2 BB: 1 P: 19	R: 0 E: 0 K: 2 S: 10 H: 0 LOB: 0 BB: 0 P: 16	R: 0 E: 0 K: 2 S: 12 H: 2 LOB: 2 BB: 0 P: 15	1B: 5 2B: 2 3B: 0 HR: 0 SF: 0 SAC: 1 DP: 0 HBP: 1	WP: 0 PB: 0 SB: 0 CS: 1 PA: 39	
PITCHER Randy Johnson, L (1, 1) ERA: 2.84 Jeff Nelson, R (7, 1) ERA: 1.92	IP WLS BF H R ER SO BB IBB HBP BLK WP HR S P ERA WHIP											
	6.0 25 4 0 0 10 3 0 1 0 0 0 0 72 118 0.00 1.167											
	3.0 13 3 0 0 4 1 0 0 0 0 0 0 32 50 0.00 1.333											

Baltimore Orioles @ Seattle Mariners
The Kingdome, Seattle, WA
Mon Aug 21 1995, 10:05 PM EDT
Att. 32,525 - Dome


livebaseballscorecards.com

AB	32
R	0
H	7
RBI	0
BB	4
SO	14
LOB	29



Batter	1	2	3	4	5	6	7	8	9
Vince Coleman, S OBP: 0.347, SLG: 0.390 (1, 7)	2-3 K		1 SAFE 0-0 HBP 1-2 1B		4-1 CS BB		2-0 SH5-4 1-2	1-3 K	
Ken Griffey Jr., L OBP: 0.399, SLG: 0.508 (1, 8)	2-1 G3-1		3-2 P3		4-2 G6-4-3 BB		1-3 K	2-0 HR	
Edgar Martinez, R OBP: 0.496, SLG: 0.641 (1, 10)	2-3 K		3-0 HBP		3-1 G6-4-3		4-0 BB 1B IBB	2-1 G4-3 2B	
Tino Martinez, L OBP: 0.372, SLG: 0.573 (1, 3)		1-3 K	2-2 P5		2-2 P2		4-1 1B BB	1-0 G4-3	
Jay Buhner, R OBP: 0.350, SLG: 0.526 (1, 9)		4-0 1B BB	0-0 G1-3		4-1 BB		2-0 1B BB	4-2 BB	
Mike Blowers, R OBP: 0.337, SLG: 0.500 (1, 5)		4-0 1B BB		2-0 G4-3 2B		4-2 BB	3-2 1B BB	1-1 G4-3	
Joey Cora, S OBP: 0.353, SLG: 0.366 (1, 4)		1-1 G6-3 1B		2-1 G4-3		0-3 K	1-2 1B	1-3 1B	
Dan Wilson, R OBP: 0.322, SLG: 0.358 (1, 2)		1-0 G6-3		0-2 G5-3		0-3 K	0-1 1B		
Felix Fermin, R OBP: 0.239, SLG: 0.240 (1, 6)			3-2 HBP 1B		1-2 F7		BB SH5-4 HBP	L9	


AB	R	H	RBI	BB	SO	LOB
3	0	1	0	1	2	0
4	1	1	1	1	1	3
3	1	1	0	1	1	1
4	1	0	0	1	1	4
2	1	1	2	3	0	3
3	1	2	1	2	0	2
4	0	2	1	0	1	3
4	0	1	1	0	1	6
3	1	1	0	0	0	3

BOTTOM	
Baltimore Orioles @ Seattle Mariners The Kingdome, Seattle, WA Mon Aug 21 1995, 10:05 PM EDT Att. 32,525 - Dome	
AB	30
R	6
H	10
RBI	6
BB	9
SO	7
LOB	25
	
WP: 0	PA: 42
PB: 0	
SB: 0	
CS: 1	

Inning Stats		R: 0	H: 0	R: 0	H: 1	R: 0	H: 2	R: 0	H: 0	R: 0	H: 0	R: 5	H: 4	R: 1	H: 2
		E: 0	LOB: 0	E: 0	LOB: 2	E: 0	LOB: 3	E: 0	LOB: 1	E: 0	LOB: 2	E: 0	LOB: 2	E: 0	LOB: 2
		K: 2	BB: 0	K: 1	BB: 2	K: 0	BB: 0	K: 0	BB: 0	K: 2	BB: 2	K: 1	BB: 2	K: 1	BB: 1
		S: 10	P: 16	S: 7	P: 18	S: 14	P: 25	S: 9	P: 14	S: 6	P: 17	S: 21	P: 42	S: 12	P: 23

PITCHER		IP	WLS	BF	H	R	ER	SO	BB	IBB	HBP	BLK	WP	HR	S	P	ERA	WHIP
Kevin Brown, R	(1, 1)	3.0		14	3	0	0	3	2	0	1	0	0	0	31	59	0.00	1.667
Jim Dedrick, R	(4, 1)	2.1		10	1	0	0	0	4	0	0	0	0	0	21	47	0.00	2.143
Mark Lee, L	(6, 1)	0.1		1	0	0	0	1	0	0	0	0	0	0	3	3	0.00	0.000
Armando Benitez, R	(6, 1)	1.0	L	5	0	2	2	2	0	1	1	0	0	0	9	17	18.00	0.000
Jesse Orosco, L	(7, 1)	0.0		1	0	0	0	0	1	0	0	0	0	0	1	5	∞	∞

PITCHER		IP	WLS	BF	H	R	ER	SO	BB	IBB	HBP	BLK	WP	HR	S	P	ERA	WHIP
Terry Clark, R	(7, 1)	0.1		5	4	3	3	0	0	0	0	0	0	0	14	23	81.00	12.000
Scott Erickson, R	(8, 1)	1.0		6	2	1	1	1	1	0	0	0	0	1	12	23	9.00	3.000

Batter	1	2	3	4	5	6	7	8	9	AB R H RBI BB SO LOB	TOP														
Brady Anderson, L (1, 8) OBP: 0.370, SLG: 0.443	0-1 F8		2-2 G4-3			0-2 F8	0-1 1B			4 0 1 0 0 0 0	<p>Baltimore Orioles @ Seattle Mariners The Kingdome, Seattle, WA Tue Aug 22 1995, 10:05 PM EDT Att. 13,631 - Dome</p> <p>livebaseballscorecards.com</p> <table> <tr><td>AB</td><td>30</td></tr> <tr><td>R</td><td>2</td></tr> <tr><td>H</td><td>6</td></tr> <tr><td>RBI</td><td>2</td></tr> <tr><td>BB</td><td>3</td></tr> <tr><td>SO</td><td>3</td></tr> <tr><td>LOB</td><td>8</td></tr> </table> 	AB	30	R	2	H	6	RBI	2	BB	3	SO	3	LOB	8
AB	30																								
R	2																								
H	6																								
RBI	2																								
BB	3																								
SO	3																								
LOB	8																								
Manny Alexander, R (1, 4) OBP: 0.330, SLG: 0.355	0-2 F7		2-1 G4-3			4-2 1B SF8 BB		1-1 1B G5-4-3		3 1 1 0 1 0 0															
Rafael Palmeiro, L (1, 3) OBP: 0.361, SLG: 0.555	1-0 HR				1-0 F7	2-0 2B 1B		0-0 F9		4 1 2 1 0 0 1															
Bobby Bonilla, S (1, 9) OBP: 0.373, SLG: 0.566	2-1 F7				3-2 G3	0-0 SF8		0-1 G5-4-3 1-2f		3 0 0 1 0 0 1															
Cal Ripken Jr., R (1, 6) OBP: 0.315, SLG: 0.417					3-2 P6	3-1 2B		0-3 K		4 0 1 0 0 1 0															
Harold Baines, L (1, 10) OBP: 0.405, SLG: 0.561					3-2 P5	4-0 IBB		3-3 K		3 0 0 0 1 1 0															
Chris Hoiles, R (1, 2) OBP: 0.328, SLG: 0.402					2-1 1B	3-2 F9		2-3 K		3 0 1 0 1 1 3															
Mark Smith, R (1, 7) OBP: 0.353, SLG: 0.286					3-2 L8			1-1 G5-3		3 0 0 0 0 0 2															
Jeff Huson, L (1, 5) OBP: 0.368, SLG: 0.317					1-0 F8			0-0 G6-3		3 0 0 0 0 0 1															
Inning Stats	R: 1 E: 0 K: 0 S: 8	H: 1 LOB: 0 BB: 0 P: 11	R: 0 E: 0 K: 0 S: 9	H: 0 LOB: 1 BB: 1 P: 16	R: 0 E: 0 K: 0 S: 7	H: 0 LOB: 0 BB: 0 P: 14	R: 0 E: 0 K: 0 S: 9	H: 0 LOB: 0 BB: 0 P: 16	R: 0 E: 0 K: 0 S: 11	H: 1 LOB: 1 BB: 0 P: 20	R: 1 E: 0 K: 0 S: 15	H: 2 LOB: 3 BB: 2 P: 31	R: 0 E: 0 K: 0 S: 5	H: 1 LOB: 1 BB: 0 P: 6	R: 0 E: 0 K: 0 S: 5	H: 1 LOB: 0 BB: 0 P: 6	R: 0 E: 0 K: 3 S: 10	H: 0 LOB: 0 BB: 0 P: 15	1B: 4 2B: 1 3B: 0 HR: 1	SF: 1 SAC: 0 DP: 1 HBP: 0	WP: 0 PB: 0 SB: 0 CS: 0	PA: 34			
PITCHER	IP WLS BF H R ER SO BB IBB HBP BLK WP HR S P ERA WHIP																								
Tim Belcher, R (1, 1) ERA: 4.43	7.0 L 29 6 2 2 0 2 2 1 0 0 0 1 66 117 2.57 1.143																								
Norm Charlton, L (8, 1) ERA: 4.74	2.0 5 0 0 0 3 0 0 0 0 0 0 0 13 18 0.00 0.000																								

Batter	1	2	3	4	5	6	7	8	9	AB R H RBI BB SO LOB
Vince Coleman, S OBP: 0.346, SLG: 0.395 (1, 7)	0-0 F7		1-2 F8		1 SAFE 2-0 3B			2-1 P6		4 0 1 0 0 0 1
Ken Griffey Jr., L OBP: 0.389, SLG: 0.492 (1, 8)	1-2 K		1 SAFE 2-2 G4-6-3		1-2 F9			1-2 P2		4 0 0 0 0 1 2
Edgar Martinez, R OBP: 0.498, SLG: 0.644 (1, 10)	2-1 1B			1-2 2B		2-2 G5-3		4-1 BB		3 0 2 0 1 0 0
Tino Martinez, L OBP: 0.369, SLG: 0.567 (1, 3)	3-2 F9			0-0 P6		2-2 G4-3		2-3 K		4 0 0 0 0 1 3
Jay Buhner, R OBP: 0.346, SLG: 0.520 (1, 9)		2-2 K		0-3 K		3-2 G6-3			2-2 G6-3	4 0 0 0 0 2 1
Mike Blowers, R OBP: 0.336, SLG: 0.497 (1, 5)		1-2 1B		2-1 P4			3-3 K		2-3 K	4 0 1 0 0 2 1
Luis Sojo, R OBP: 0.315, SLG: 0.386 (1, 6)		1-2 P5			0-0 G6-3 1B 2B		1-2 G1-3		3-3 K	3 1 1 0 0 0 1 1 0 0 0 0 1 0
Doug Strange, S OBP: 0.338, SLG: 0.383 (9, PH)		1-2 SAFE P5								
Dan Wilson, R OBP: 0.323, SLG: 0.358 (1, 2)		2-2 F9			2-2 G6-3		1-1 1B			3 0 1 0 0 0 2
Joey Cora, S OBP: 0.356, SLG: 0.369 (1, 4)			3-2 G4-6-3 1B		1-1 CS 1B		1-0 F8			3 0 2 1 0 0 1

Inning Stats	R: 0 E: 0 K: 1 S: 10	H: 1 LOB: 1 BB: 0 P: 16	R: 0 E: 0 K: 1 S: 14	H: 1 LOB: 1 BB: 0 P: 20	R: 0 E: 0 K: 1 S: 11	H: 1 LOB: 0 BB: 0 P: 16	R: 0 E: 0 K: 1 S: 10	H: 1 LOB: 1 BB: 0 P: 13	R: 1 E: 0 K: 0 S: 11	H: 3 LOB: 1 BB: 0 P: 17	R: 0 E: 0 K: 1 S: 10	H: 0 LOB: 0 BB: 0 P: 17	R: 0 E: 0 K: 1 S: 11	H: 1 LOB: 1 BB: 0 P: 17	R: 0 E: 0 K: 1 S: 10	H: 0 LOB: 1 BB: 1 P: 19	R: 0 E: 0 K: 2 S: 9	H: 0 LOB: 0 BB: 0 P: 16	1B: 5 2B: 2 3B: 1 HR: 0	SF: 0 SAC: 0 DP: 1 HBP: 0	WP: 0 PB: 0 SB: 0 CS: 1	PA: 34
--------------	-------------------------------	----------------------------------	-------------------------------	----------------------------------	-------------------------------	----------------------------------	-------------------------------	----------------------------------	-------------------------------	----------------------------------	-------------------------------	----------------------------------	-------------------------------	----------------------------------	-------------------------------	----------------------------------	------------------------------	----------------------------------	----------------------------------	------------------------------------	----------------------------------	--------


PITCHER	IP	WLS	BF	H	R	ER	SO	BB	IBB	HBP	BLK	WP	HR	S	P	ERA	WHIP
35 Mike Mussina, R ERA: 3.72 (1, 1)	7.2	W	30	8	1	1	4	1	0	0	0	0	0	84	130	1.17	1.174
Jesse Orosco, L ERA: 3.43 (8, 1)	0.1		1	0	0	0	1	0	0	0	0	0	0	3	5	0.00	0.000
Doug Jones, R ERA: 5.31 (9, 1)	1.0	S	3	0	0	0	2	0	0	0	0	0	0	9	16	0.00	0.000

BOTTOM

Baltimore Orioles @ Seattle Mariners
The Kingdome, Seattle, WA
Tue Aug 22 1995, 10:05 PM EDT
Att. 13,631 - Dome

livebaseballscorecards.com

AB	33
R	1
H	8
RBI	1
BB	1
SO	7
LOB	12



Batter	1	2	3	4	5	6	7	8	9	AB R H RBI BB SO LOB
Vince Coleman, S OBP: 0.344, SLG: 0.395 (1, 7)	1-3 K		1-1 G5-3		0-0 P3		1-1 2B		3-2 F7	5 0 1 0 0 1 0
Luis Sojo, R OBP: 0.319, SLG: 0.394 Joey Cora, S OBP: 0.354, SLG: 0.367 (7, PH) (8, 4)	0-1 1B 2B		2-2 L9		0-1 1B		3-2 F8		2-2 G4-3	3 1 2 0 0 0 0 2 0 0 0 0 0 2
Ken Griffey Jr., L OBP: 0.391, SLG: 0.489 (1, 8)	3-2 P6		2-1 1B		4-0 1-2 BB		0-2 F7			3 0 1 0 1 0 3
Edgar Martinez, R OBP: 0.496, SLG: 0.639 (1, 10)	0-1 1B 2-H		2-0 F8		0-1 F7		3-2 G6-3			4 0 1 1 0 0 5
Jay Buhner, R OBP: 0.343, SLG: 0.514 (1, 9)	2-3 K			2-0 G5-3		1-3 K		1-0 P3		4 0 0 0 0 2 1
Mike Blowers, R OBP: 0.343, SLG: 0.503 (1, 5)		3-1 1B		4-0 BB		0-0 2B		4-0 1B BB		2 0 2 0 2 0 0
Tino Martinez, L OBP: 0.368, SLG: 0.563 (1, 3)		3-3 SAFE K		0-3 K		1-3 K		2-2 G5-4-3 1B		4 0 1 0 0 3 3
Chris Widger, R OBP: 0.273, SLG: 0.300 Doug Strange, S OBP: 0.336, SLG: 0.381 Dan Wilson, R OBP: 0.323, SLG: 0.358 (8, PH) (9, 2)		3-3 SAFE K		1-3 K		2-3 K		1-2 G5-4-3 1-2f		3 0 0 0 0 3 3 1 0 0 0 0 0 2 0 0 0 0 0 0 0
Felix Fermin, R OBP: 0.239, SLG: 0.240 (8, 6)		1 SAFE 3-2 G6-3			0-0 G6-3		0-2 2B 1B		1-2 P3	4 0 1 0 0 0 1


Inning Stats	R: 1	H: 2	E: 0	K: 2	S: 14	LOB: 1	BB: 0	P: 20	R: 0	H: 1	E: 0	K: 2	S: 13	LOB: 1	BB: 0	P: 25	R: 0	H: 1	E: 0	K: 0	S: 10	LOB: 1	BB: 0	P: 17	R: 0	H: 0	E: 0	K: 2	S: 8	LOB: 1	BB: 1	P: 15	R: 0	H: 1	E: 0	K: 3	S: 10	LOB: 2	BB: 1	P: 10	R: 0	H: 1	E: 0	K: 0	S: 15	LOB: 2	BB: 0	P: 22	R: 0	H: 1	E: 0	K: 0	S: 7	LOB: 1	BB: 1	P: 15	R: 0	H: 0	E: 0	K: 0	S: 9	LOB: 0	BB: 0	P: 15	1B: 6	SF: 0	2B: 3	SAC: 0	3B: 0	DP: 1	HR: 0	HBP: 0	WP: 0	PA: 38
PITCHER	IP	WLS	BF	H	R	ER	SO	BB	IBB	HBP	BLK	WP	HR	S	P	ERA	WHIP																			IP	WLS	BF	H	R	ER	SO	BB	IBB	HBP	BLK	WP	HR	S	P	ERA	WHIP																						
Rick Krivda, L ERA: 3.64 Armando Benitez, R ERA: 5.65	(1, 1)	6.0	W	28	8	1	1	9	2	0	0	0	0	66	107	1.50	1.667																			(7, 1)	3.0	S	10	1	0	0	0	1	0	0	0	0	0	26	46	0.00	0.667																					

BOTTOM

Baltimore Orioles @ Seattle Mariners
The Kingdome, Seattle, WA
Wed Aug 23 1995, 10:05 PM EDT
Att. 14,937 - Dome

livebaseballscorecards.com

AB	35
R	1
H	9
RBI	1
BB	3
SO	9
LOB	20



Batter	1	2	3	4	5	6	7	8	9	AB R H RBI BB SO LOB	TOP															
Wade Boggs, L OBP: 0.397, SLG: 0.405 (1, 5) (4, 3)	0-0 F8	4-0 BB BB		0-2 SAFE 2B 1B	2-2 G3-1			2-2 G4-3		4 1 1 0 1 0 0																
Bernie Williams, S OBP: 0.360, SLG: 0.460 (1, 8)	4-2 BB BB	4-1 BB		4-1 2B BB		2-2 G4-3		2-1 G4-6-3 1B		2 1 1 0 3 0 0																
Paul O'Neill, L OBP: 0.398, SLG: 0.540 (1, 7) (8, 9)	1-3 K	1-2 G3		0-0 1B 2B		1-0 G3 1B		1-1 G4-6-3 1-2f		5 1 2 3 0 1 5																
Ruben Sierra, S OBP: 0.313, SLG: 0.437 (1, 10)	4-0 BB		1-3 K	3-2 2B 1B		1-1 G3		1-3 K		4 1 1 1 1 2 1																
Darryl Strawberry, L OBP: 0.352, SLG: 0.440 Gerald Williams, R OBP: 0.346, SLG: 0.515 (1, 9) (8, 7)	3-3 K		1-2 G1-5-3	2-1 2B 2B		4-0 IBB		1-1 G3		3 1 1 1 1 1 2 1 0 0 0 0 0 0																
Don Mattingly, L OBP: 0.338, SLG: 0.400 Russ Davis, R OBP: 0.396, SLG: 0.488 (1, 3) (4, PH) (4, 5)		0-2 P6	2-0 P6	3-2 2B		0-3 K		1-0 G5-3		2 0 0 0 0 0 0 3 0 1 1 0 1 2																
Mike Stanley, R OBP: 0.369, SLG: 0.510 (1, 2)		2-1 2B SF9 1B		P4 F7			2-1 G6-3			4 1 1 0 0 0 1																
Tony Fernandez, S OBP: 0.308, SLG: 0.325 (1, 6)		0-0 SF9 2B		1-2 BB 1B 2B HBP		2-2 G4-3		0-0 L8		3 1 1 0 0 0 0																
Pat Kelly, R OBP: 0.327, SLG: 0.357 (1, 4)		0-0 SF9		0-3 K		3-2 F9		3-2 G1-3		3 0 0 1 0 1 1																
Inning Stats	R: 0 E: 0 K: 2 S: 13	H: 0 LOB: 2 BB: 2 P: 25	R: 1 E: 0 K: 0 S: 12	H: 2 LOB: 3 BB: 2 P: 23	R: 0 E: 0 K: 1 S: 8	H: 0 LOB: 0 BB: 0 P: 12	R: 6 E: 0 K: 1 S: 22	H: 5 LOB: 1 BB: 1 P: 38	R: 0 E: 0 K: 0 S: 13	H: 0 LOB: 0 BB: 0 P: 20	R: 0 E: 0 K: 1 S: 10	H: 1 LOB: 2 BB: 1 P: 18	R: 0 E: 0 K: 0 S: 9	H: 0 LOB: 0 BB: 0 P: 14	R: 0 E: 0 K: 0 S: 7	H: 1 LOB: 0 BB: 0 P: 12	R: 0 E: 0 K: 1 S: 6	H: 0 LOB: 0 BB: 0 P: 9	1B: 5 2B: 4 3B: 0 HR: 0	SF: 1 SAC: 0 DP: 1 HBP: 1	WP: 0 PB: 0 SB: 0 CS: 0	PA: 42				
PITCHER	IP WLS BF H R ER SO BB IBB HBP BLK WP HR S P ERA WHIP																									
Andy Benes, R ERA: 4.66 (1, 1)	7.0	36	8	7	7	5	5	1	1	0	0	0	87	150	9.00	1.857										
Norm Charlton, L ERA: 4.63 (8, 1)	1.0	3	1	0	0	0	0	0	0	0	0	0	7	12	0.00	1.000										
Jeff Nelson, R ERA: 1.89 (9, 1)	1.0	W 3	0	0	0	1	0	0	0	0	0	0	6	9	0.00	0.000										

New York Yankees @ Seattle Mariners
The Kingdom, Seattle, WA
Thu Aug 24 1995, 6:33 AM EDT
Att. 17,592 - Dome

livebaseballscorecards.com

AB	34
R	7
H	9
RBI	7
BB	6
SO	6
LOB	12



Batter	1	2	3	4	5	6	7	8	9	AB R H RBI BB SO LOB
Vince Coleman, S OBP: 0.342, SLG: 0.390 (1, 7)	1-3 K	1-1 G6-3			0-0 F8		1-3 K		4-2 S 1B BB	4 1 0 0 1 2 0
Joey Cora, S OBP: 0.357, SLG: 0.373 (1, 4)	0-0 BB HR 1B		3-2 F8		0-1 1B 2B		1-0 F7		2-1 1-H HR 1B	5 3 3 1 0 0 0
Ken Griffey Jr., L OBP: 0.386, SLG: 0.500 (1, 8)	0-0 P4		0-0 L4		1-2 G1-3		1-0 G3-1		0-0 1-H HR	5 1 1 2 0 0 2
Edgar Martinez, R OBP: 0.500, SLG: 0.649 (1, 10)	4-2 BB HR BB		4-1 2B BB		2-2 2-H 1B		3-2 HR			2 2 2 2 2 0 0
Tino Martinez, L OBP: 0.369, SLG: 0.564 (1, 3)	4-1 HR BB		2-2 2B		0-1 P4		2-2 F8			3 1 1 0 1 0 1
Jay Buhner, R OBP: 0.342, SLG: 0.519 (1, 9)	0-0 HR		1-3 K		1-0 F8		0-3 K			4 1 1 4 0 2 2
Mike Blowers, R OBP: 0.340, SLG: 0.497 (1, 5)	1-3 K			1-0 G4-3		0-3 K		3-3 K		4 0 0 0 0 3 0
Dan Wilson, R OBP: 0.323, SLG: 0.361 (1, 2)		2-3 K		2-3 K		0-1 2B			1-2 G4-3	3 0 1 0 0 2 0
Doug Strange, S OBP: 0.333, SLG: 0.378 (9, PH)										1 0 0 0 0 0 0
Felix Fermin, R OBP: 0.238, SLG: 0.239 (1, 6)		2-1 G6-3		1-2 P4		1-3 K			2-3 K	1 0 0 0 0 0 0
Luis Sojo, R OBP: 0.316, SLG: 0.391 (3, 6)										2 0 0 0 0 1 1
Warren Newson, L OBP: 0.407, SLG: 0.393 (9, PH)										1 0 0 0 0 1 0

Inning Stats	R: 4 E: 0 K: 2 S: 14	H: 2 LOB: 0 BB: 2 P: 24	R: 0 E: 0 K: 1 S: 7	H: 0 LOB: 0 BB: 0 P: 12	R: 0 E: 0 K: 1 S: 16	H: 1 LOB: 2 BB: 1 P: 26	R: 0 E: 0 K: 1 S: 9	H: 0 LOB: 0 BB: 0 P: 13	R: 1 E: 0 K: 0 S: 12	H: 2 LOB: 1 BB: 0 P: 15	R: 0 E: 0 K: 2 S: 10	H: 1 LOB: 1 BB: 0 P: 12	R: 0 E: 0 K: 1 S: 6	H: 0 LOB: 0 BB: 0 P: 9	R: 1 E: 0 K: 2 S: 14	H: 1 LOB: 0 BB: 0 P: 22	R: 3 E: 0 K: 1 S: 12	H: 2 LOB: 0 BB: 1 P: 21	1B: 3 2B: 3 3B: 0 HR: 3	SF: 0 SAC: 0 DP: 0 HBP: 0
--------------	-------------------------------	----------------------------------	------------------------------	----------------------------------	-------------------------------	----------------------------------	------------------------------	----------------------------------	-------------------------------	----------------------------------	-------------------------------	----------------------------------	------------------------------	---------------------------------	-------------------------------	----------------------------------	-------------------------------	----------------------------------	----------------------------------	------------------------------------


PITCHER	IP	WLS	BF	H	R	ER	SO	BB	IBB	HBP	BLK	WP	HR	S	P	ERA	WHIP
David Cone, R ERA: 3.46 (1, 1)	8.0		34	7	6	6	10	3	0	0	0	0	2	88	133	6.75	1.250
John Wetteland, R ERA: 3.35 (9, 1)	0.2	L	5	2	3	3	1	1	0	0	0	0	1	12	21	40.50	4.500

BOTTOM

New York Yankees @ Seattle Mariners
The Kingdom, Seattle, WA
Thu Aug 24 1995, 6:33 AM EDT
Att. 17,592 - Dome

livebaseballscorecards.com

AB	35
R	9
H	9
RBI	9
BB	4
SO	11
LOB	6



WP	PA	ERA	WHIP
0	39		

Batter	1	2	3	4	5	6	7	8	9	AB R H RBI BB SO LOB	TOP									
Wade Boggs, L (1, 5) OBP: 0.392, SLG: 0.399	1-1 G1-3	2-1 F7		1-2 FC4-6		2-0 G4-3			2-3 K	5 0 0 0 0 1 5										
Bernie Williams, S (1, 8) OBP: 0.356, SLG: 0.455	1-1 G3	2-1 F8		2-2 F7			0-3 K		0-2 F7	5 0 0 0 0 1 4										
Paul O'Neill, L (1, 7) OBP: 0.401, SLG: 0.542	2-2 2B		0-0 E3		0-2 HBP 1B		0-0 G4-3		4-2 DI HR BB	4 1 2 0 1 0 0										
Ruben Sierra, S (1, 10) OBP: 0.311, SLG: 0.442	2-2 L8		1-3 K		3-2 F7		1-0 G5-3		0-2 1-H HR	5 1 1 2 0 1 3										
Darryl Strawberry, L (1, 9) OBP: 0.356, SLG: 0.426		2-0 1B 1B 1B	3-3 K	1-2 K	3-2 G6-4-3 HBP			3-1 F8	2-3 K	4 1 1 0 0 2 1										
Mike Stanley, R (1, 2) OBP: 0.367, SLG: 0.506		2-3 K	1-3 K		1-1 G6-4-3			0-1 1B 1B		4 0 1 0 0 2 4										
Dion James, L (1, 3) OBP: 0.375, SLG: 0.381		1-0 SAFE SAFE 1B 1B		1-0 FC4-6 G4-1 1B		1-1 F8		3-2 1-2 1B 1B		4 1 3 0 0 0 0										
Tony Fernandez, S (1, 6) OBP: 0.310, SLG: 0.330		0-2 S 1B 1B		2-2 G4-1		3-1 2B		0-0 F9		4 0 2 1 0 0 3										
Randy Velarde, R (1, 4) OBP: 0.352, SLG: 0.366		1-1 S 1B		4-1 FC4-6 BB		0-1 P2		2-3 K		3 0 1 1 1 1 3										
Inning Stats	R: 0 E: 0 K: 0 S: 10	H: 1 LOB: 1 BB: 0 P: 16	R: 2 E: 0 K: 1 S: 14	H: 4 LOB: 2 BB: 0 P: 24	R: 0 E: 1 K: 3 S: 10	H: 0 LOB: 1 BB: 0 P: 15	R: 0 E: 0 K: 0 S: 12	H: 1 LOB: 2 BB: 1 P: 22	R: 0 E: 0 K: 0 S: 7	H: 1 LOB: 1 BB: 0 P: 13	R: 0 E: 0 K: 1 S: 5	H: 0 LOB: 0 BB: 0 P: 6	R: 0 E: 0 K: 1 S: 12	H: 2 LOB: 2 BB: 0 P: 20	R: 2 E: 0 K: 2 S: 14	H: 1 LOB: 0 BB: 1 P: 22	1B: 8 2B: 2 3B: 0 HR: 1	SF: 0 SAC: 0 DP: 1 HBP: 1	WP: 0 PB: 0 SB: 3 CS: 0	PA: 41
PITCHER	IP WLS BF H R ER SO BB IBB HBP BLK WP HR S P ERA WHIP																			
Chris Bosio, R (1, 1) ERA: 4.97	5.2 W 27 8 2 2 4 1 0 1 0 0 0 63 105 3.18 1.588																			
Norm Charlton, L (6, 1) ERA: 4.4	2.1 9 2 0 0 2 0 0 0 0 0 0 18 29 0.00 0.857																			
Bobby Ayala, R (9, 1) ERA: 4.05	1.0 5 1 2 2 2 1 0 0 0 0 0 1 14 22 18.00 2.000																			

New York Yankees @ Seattle Mariners
The Kingdom, Seattle, WA
Fri Aug 25 1995, 10:05 PM EDT
Att. 28,130 - Dome

livebaseballscorecards.com

AB	38
R	4
H	11
RBI	4
BB	2
SO	8
LOB	23



Batter	1	2	3	4	5	6	7	8	9
Rich Amaral, R OBP: 0.339, SLG: 0.364 (1, 7)	3-2 G5-3	2-1 G1-3	0-0 F9			2-0 P3		1-2 F9	
Luis Sojo, R OBP: 0.315, SLG: 0.393 (1, 6)	1-1 G4-3		3-2 HR 2B		1-0 P4	2-0 F9			
Ken Griffey Jr., L OBP: 0.388, SLG: 0.493 (1, 8)	3-3 K		4-2 HR BB		4-1 BB BB	2-0 P6			
Edgar Martinez, R OBP: 0.504, SLG: 0.667 (1, 10)		4-2 G5-3 1B WP BB	0-0 1-H 2-H HR		4-2 SAFE BB		3-2 HR		
Jay Buhner, R OBP: 0.343, SLG: 0.516 (1, 9)		4-2 SAFE G5-3 1B BB	4-2 1B G6-4-3 BB		2-3 K	2-2 G5-3			
Mike Blowers, R OBP: 0.339, SLG: 0.494 (1, 5)		0-2 G5-3 1-2 2-3	1-0 G6-4-3 1B		1-2 K	1-3 K			
Tino Martinez, L OBP: 0.368, SLG: 0.560 (1, 3)		4-0 1B BB	3-1 G6-4-3 1-2f 3-H		0-3 K	2-2 F7			
Dan Wilson, R OBP: 0.325, SLG: 0.363 (1, 2)		0-1 1-2 2-H 3-H 1B	1-2 1B 1B		0-1 G4-3		1-3 K		
Felix Fermin, R OBP: 0.238, SLG: 0.239 (1, 4)		1-0 F9	1-2 1B		1-1 G4-3		0-1 G6-3		

Inning Stats	R: 0	H: 0	E: 0	K: 1	S: 11	R: 2	H: 1	E: 0	K: 0	S: 14	R: 4	H: 5	E: 0	K: 0	S: 19	R: 0	H: 0	E: 0	K: 2	S: 10	R: 0	H: 0	E: 0	K: 1	S: 7	R: 0	H: 0	E: 0	K: 0	S: 9	R: 1	H: 1	E: 0	K: 1	S: 17	R: 0	H: 0	E: 0	K: 1	S: 8	R: 0	H: 0	E: 0	K: 1	S: 8
	LOB: 0	BB: 0	P: 18	LOB: 2	BB: 3	P: 29	LOB: 2	BB: 2	P: 36	LOB: 0	BB: 0	P: 8	LOB: 0	BB: 0	P: 8	LOB: 0	BB: 0	P: 9	LOB: 0	BB: 0	LOB: 0	BB: 0	P: 10	LOB: 0	BB: 0	LOB: 0	BB: 0	P: 2	LOB: 0	BB: 0	P: 25	LOB: 0	BB: 0	LOB: 0	BB: 0	P: 10	LOB: 0	BB: 0	LOB: 0	BB: 0	P: 2				

PITCHER	IP	WLS	BF	H	R	ER	SO	BB	IBB	HBP	BLK	WP	HR	S	P	ERA	WHIP
Andy Pettitte, L ERA: 4.73 (1, 1)	2.2	L	17	5	6	6	1	5	0	0	0	1	1	40	78	20.25	3.750
42 Mariano Rivera, R ERA: 5.43 (3, 1)	5.1		20	2	1	1	5	2	0	0	0	0	1	49	79	1.69	0.750

BOTTOM

New York Yankees @ Seattle Mariners
The Kingdome, Seattle, WA

Fri Aug 25 1995, 10:05 PM EDT
Att. 28,130 - Dome

AB	30
R	7
H	7
RBI	6
BB	7
SO	6
LOB	13



1B:	4	SF:	0	WP:	1	PA:	37
2B:	1	SAC:	0	PB:	0		
3B:	0	DP:	1	SB:	0		
HR:	2	HBP:	0	CS:	0		

Batter	1	2	3	4	5	6	7	8	9	AB	R	H	RBI	BB	SO	LOB
Vince Coleman, S OBP: 0.345, SLG: 0.393 (1, 7)	1-0 S 1B		1-1 S SH5-3 1B	1-2 3-H 1B		0-0 FC3-2 1B	2-3 K			5	0	3	1	0	1	5
Luis Sojo, R OBP: 0.314, SLG: 0.390 (1, 6)	3-3 SAFE K		0-1 SAFE SH5-3 1-2	0-1 SAFE G3		1-0 1-2 2-H 3-H 1B		0-0 F8		4	0	1	2	0	1	2
Ken Griffey Jr., L OBP: 0.383, SLG: 0.479 (1, 8)	2-0 L9		4-2 BB		2-0 P4	0-1 G3-1		0-0 G6-3		4	0	0	0	1	0	3
Edgar Martinez, R OBP: 0.503, SLG: 0.663 (1, 10)	2-3 K		1-2 P5		2-3 K		3-2 G3-1 BB 1B	1-0 1B		5	1	2	0	0	2	3
Jay Buhner, R OBP: 0.344, SLG: 0.522 (1, 9)		3-2 F9		3-1 HR	3-2 G5-3		4-1 G3-1 1B BB	2-2 L8		4	2	1	1	1	0	1
Mike Blowers, R OBP: 0.343, SLG: 0.505 (1, 5)		2-2 1B		0-0 HR		4-0 1B FC3-2 BB	2-2 F7			3	1	2	1	1	0	2
Tino Martinez, L OBP: 0.369, SLG: 0.559 (1, 3)		3-2 P5		1-2 G4-3 SH1-3 1B 1B		2-2 FC3-2 BB 1B	0-1 G3-1			4	2	2	0	0	0	3
Dan Wilson, R OBP: 0.328, SLG: 0.362 (1, 2)		1 SAFE 1 SAFE 1 SAFE P4		0-0 SH1-3 1-2		4-2 1B FC3-2 BB	4-0 1B BB			1	1	0	0	2	0	1
Felix Fermin, R OBP: 0.238, SLG: 0.239 (1, 4)			0-0 F9	0-1 G4-3		0-1 P6	1-2 1B			4	0	1	2	0	0	4

Inning Stats		R: 0	H: 1	R: 0	H: 1	R: 0	H: 1	R: 3	H: 4	R: 0	H: 0	R: 2	H: 2	R: 2	H: 2	R: 0	H: 1	
		E: 0	LOB: 1	E: 0	LOB: 1	E: 0	LOB: 2	E: 0	LOB: 1	E: 0	LOB: 2	E: 0	LOB: 2	E: 0	LOB: 2	E: 0	LOB: 1	
		K: 2	BB: 0	K: 0	BB: 0	K: 0	BB: 1	K: 0	BB: 1	K: 1	BB: 0	K: 1	BB: 2	K: 1	BB: 2	K: 0	BB: 0	
		S: 10	P: 18	S: 13	P: 23	S: 12	P: 18	S: 14	P: 19	S: 8	P: 15	S: 12	P: 23	S: 15	P: 31	S: 7	P: 10	
PITCHER		IP	WLS	BF	H	R	ER	SO	BB	IBB	HBP	BLK	WP	HR	S	P	ERA	WHIP
Sterling Hitchcock, L ERA: 4.92		(1, 1)	5.0	L	26	8	5	5	3	3	0	0	0	0	2	63	9.00	2.200
Joe Ausanio, R ERA: 6.06		(6, 1)	2.0		11	3	2	2	1	2	0	0	0	0	21	38	9.00	2.500
Steve Howe, L ERA: 4.71		(8, 1)	1.0		4	1	0	0	0	0	0	0	0	0	7	10	0.00	1.000

BOTTOM

New York Yankees @ Seattle Mariners
The Kingdome, Seattle, WA

Sat Aug 26 1995, 10:05 PM EDT
Att. 41,182 - Dome

livebaseballscorecards.com

AB	34
R	7
H	12
RBI	7
BB	5
SO	4
LOB	24



1B:	10	SF:	0	WP:	0	PA:	41
2B:	0	SAC:	2	PB:	0		
3B:	0	DP:	0	SB:	2		
HR:	2	HBP:	0	CS:	0		

Batter	1	2	3	4	5	6	7	8	9	AB R H RBI BB SO LOB	TOP											
Wade Boggs, L OBP: 0.396, SLG: 0.405 (1, 5) (9, 3)	1-2 F7		3-3 K	1-2 1B		0-0 2B		0-2 CS 1B	4-1 BB	5 0 3 1 1 1 0												
Bernie Williams, S OBP: 0.361, SLG: 0.456 (1, 8) (8, 9)	0-0 1B		4-2 1B	2-2 1B		1-2 L8		0-1 CS 1B	4-2 BB	4 0 3 2 2 0 1												
Paul O'Neill, L OBP: 0.399, SLG: 0.538 (1, 7) (8, 9)	3-2 1B		0-0 1B	2-0 P6		1-0 L5		3-3 K	1-0 F9	6 0 2 0 0 1 8												
Ruben Sierra, S OBP: 0.314, SLG: 0.436 (1, 10)	1-1 FC3-2-5-2-6-2-6		1-2 G3-1		1-0 F8		4-0 1B	4-1 BB		3 1 0 0 2 0 4												
Darryl Strawberry, L OBP: 0.344, SLG: 0.407 Gerald Williams, R OBP: 0.350, SLG: 0.507 (1, 9) (8, 7)	1-2 G1-3		0-0 BB	1-0 G3-1		2-2 F8		3-3 K		5 1 1 0 0 1 5 0 0 0 0 0 0 0												
Mike Stanley, R OBP: 0.364, SLG: 0.497 (1, 2)		3-2 P4	3-1 P5	4-2 1B		1-0 1B		2-3 K		4 0 1 0 1 1 1												
Dion James, L OBP: 0.369, SLG: 0.374 Pat Kelly, R OBP: 0.323, SLG: 0.351 (1, 3) (9, 4)		3-2 G4-6-3 1B	1-1 F8	1-2 1B		1-1 L6		1-0 G4-3		5 0 2 0 0 0 3 0 0 0 0 0 0 0												
Tony Fernandez, S OBP: 0.311, SLG: 0.329 (1, 6)		1-0 G4-6-3	4-0 1B	1-1 G3		1-2 1B		0-1 BB		4 2 2 1 1 0 3												
Randy Velarde, R OBP: 0.354, SLG: 0.366 (1, 4) (9, 5)		2-2 F9	2-0 1B	2-2 G6-3		2-3 K		2-2 BB		4 1 1 1 0 1 2												
Inning Stats	R: 0 E: 0 K: 0 S: 14	H: 2 LOB: 2 BB: 0 P: 20	R: 0 E: 0 K: 0 S: 7	H: 1 LOB: 0 BB: 0 P: 14	R: 0 E: 0 K: 1 S: 13	H: 1 LOB: 2 BB: 1 P: 23	R: 3 E: 0 K: 0 S: 13	H: 4 LOB: 2 BB: 1 P: 28	R: 0 E: 0 K: 0 S: 9	H: 1 LOB: 2 BB: 1 P: 17	R: 0 E: 0 K: 0 S: 12	H: 1 LOB: 1 BB: 0 P: 16	R: 1 E: 0 K: 1 S: 13	H: 2 LOB: 2 BB: 1 P: 24	R: 0 E: 0 K: 2 S: 14	H: 2 LOB: 2 BB: 1 P: 24	R: 1 E: 0 K: 1 S: 12	H: 1 LOB: 3 BB: 2 P: 26	1B: 14 2B: 2 3B: 0 HR: 0	SF: 0 SAC: 0 DP: 2 HBP: 1	WP: 0 PB: 0 SB: 0 CS: 2	PA: 48
PITCHER	IP WLS BF H R ER SO BB IBB HBP BLK WP HR S P ERA WHIP																			PITCHER	IP WLS BF H R ER SO BB IBB HBP BLK WP HR S P ERA WHIP	
Tim Belcher, R ERA: 4.49 (1, 1)	6.1 L 33 11 4 4 1 4 0 0 0 0 0 72 129 5.68 2.368																					
Jeff Nelson, R ERA: 1.84 (7, 1)	1.2 8 3 0 0 3 1 0 0 0 0 0 0 23 37 0.00 2.400																					
Bobby Ayala, R ERA: 4.14 (9, 1)	1.0 7 1 1 1 1 2 0 1 0 0 0 0 12 26 9.00 3.000																					

New York Yankees @ Seattle Mariners
The Kingdom, Seattle, WA
Sun Aug 27 1995, 6:33 AM EDT
Att. 24,913 - Dome

livebaseballscorecards.com

AB	40
R	5
H	15
RBI	5
BB	7
SO	5
LOB	27



Batter	1	2	3	4	5	6	7	8	9	AB R H RBI BB SO LOB
Vince Coleman, S (1, 7) OBP: 0.343, SLG: 0.389	2-1 G4-3		0-1 G4-3		4-1 BB		2-0 G6-3		1-3 K	4 0 0 0 1 1 2
Joey Cora, S (1, 4) OBP: 0.361, SLG: 0.379	3-2 G4-3 2B			4-1 BB S BB	2-2 P4			1-1 1B G5-3 1B		3 1 2 0 1 0 1
Ken Griffey Jr., L (1, 8) OBP: 0.380, SLG: 0.473	1-2 G4-3			1-1 F9		3-1 P5		3-1 G3 G5-3 1B 1B		4 1 1 0 0 0 2
Edgar Martinez, R (1, 10) OBP: 0.501, SLG: 0.658	3-1 L5			4-0 BB 1-2 BB		0-2 P4		3-2 G5-3		3 0 0 1 1 0 2
Tino Martinez, L (1, 3) OBP: 0.366, SLG: 0.554		3-2 P3		0-0 F7		1-1 P5		3-H 0-1 G3		4 0 0 0 0 0 3
Jay Buhner, R (1, 9) OBP: 0.348, SLG: 0.523		3-2 CS 1B		4-1 1-2 2-3 BB		0-0 L9		0-0 3-H 1B		3 0 2 1 1 0 0
Mike Blowers, R (1, 5) OBP: 0.342, SLG: 0.500		3-3 SAFE K		2-3 K		4-0 G1-3 BB BB		2-3 K		3 0 0 0 1 3 5
Dan Wilson, R (1, 2) OBP: 0.328, SLG: 0.359			1-3 K		3-2 G4-3		4-2 G1-3 BB		1-3 K	2 0 0 0 1 1 0
Warren Newson, L (9, PH) OBP: 0.405, SLG: 0.391										1 0 0 0 0 1 0
Luis Sojo, R (1, 6) OBP: 0.311, SLG: 0.386			2-1 G4-3		1-2 L4		2-2 G1-3		2-2 F7	3 0 0 0 0 0 2
Doug Strange, S (9, PH) OBP: 0.331, SLG: 0.375										1 0 0 0 0 0 0

Inning Stats	R: 0 E: 0 K: 13	H: 1 LOB: 1 BB: 0 P: 22	R: 0 E: 0 K: 12	H: 1 LOB: 1 BB: 0 P: 21	R: 0 E: 0 K: 1 S: 9	H: 0 LOB: 0 BB: 0 P: 12	R: 0 E: 0 K: 1 S: 9	H: 0 LOB: 3 BB: 3 P: 24	R: 0 E: 0 K: 0 S: 11	H: 0 LOB: 1 BB: 1 P: 21	R: 0 E: 0 K: 0 S: 7	H: 0 LOB: 0 BB: 0 P: 11	R: 0 E: 0 K: 0 S: 12	H: 0 LOB: 2 BB: 2 P: 24	R: 2 E: 0 K: 1 S: 15	H: 3 LOB: 1 BB: 0 P: 24	R: 0 E: 0 K: 2 S: 10	H: 0 LOB: 0 BB: 0 P: 14	1B: 4 2B: 2 3B: 0 HR: 0	SF: 0 SAC: 0 DP: 1 HBP: 0	WP: 0 PB: 0 SB: 1 CS: 1	PA: 37
--------------	-----------------------	----------------------------------	-----------------------	----------------------------------	------------------------------	----------------------------------	------------------------------	----------------------------------	-------------------------------	----------------------------------	------------------------------	----------------------------------	-------------------------------	----------------------------------	-------------------------------	----------------------------------	-------------------------------	----------------------------------	----------------------------------	------------------------------------	----------------------------------	--------


PITCHER	IP	WLS	BF	H	R	ER	SO	BB	IBB	HBP	BLK	WP	HR	S	P	ERA	WHIP
Scott Kamieniecki, R (1, 1) ERA: 5.06	6.1	W	25	2	0	0	3	5	0	0	0	0	0	62	116	0.00	1.105
Bob Wickman, R (7, 1) ERA: 4.08	1.0		6	2	2	2	0	1	0	0	0	0	0	19	34	18.00	3.000
Steve Howe, L (8, 1) ERA: 4.68	0.1		2	1	0	0	0	0	0	0	0	0	0	3	3	0.00	3.000
John Wetteland, R (8, 1) ERA: 3.26	1.1	S	4	0	0	0	3	0	0	0	0	0	0	14	20	0.00	0.000

BOTTOM

New York Yankees @ Seattle Mariners
The Kingdome, Seattle, WA
 Sun Aug 27 1995, 6:33 AM EDT
 Att. 24,913 - Dome

livebaseballscorecards.com

AB	31
R	2
H	5
RBI	2
BB	6
SO	6
LOB	17



Batter	1	2	3	4	5	6	7	8	9	AB R H RBI BB SO LOB	TOP											
Vince Coleman, S (1, 7) OBP: 0.345, SLG: 0.390	2-2 L8		1-1 G6-3		1-0 PO 1B		1-0 SH5-4 1B		1-1 SH5-4	4 0 2 0 0 0 0												
Joey Cora, S (1, 4) OBP: 0.360, SLG: 0.378	2-2 G4-3		0-0 G6-3		0-0 SF8		1-1 SH5-4		2-0 L8-4 BB 1B	3 0 1 2 0 0 0												
Ken Griffey Jr., L (1, 8) OBP: 0.380, SLG: 0.470	1-2 1B		3-1 G3		2-2 PO 1-2	1-0 F8	3-2 SF8		4-1 BB 1-2	3 0 1 1 1 0 0												
Edgar Martinez, R (1, 10) OBP: 0.498, SLG: 0.652	1-2 K			3-1 F7		3-3 K	4-0 FC3-6 IBB		1-2 L8-4 2-3	4 0 0 0 1 2 3												
Tino Martinez, L (1, 3) OBP: 0.369, SLG: 0.556		4-1 HR BB		4-2 BB BB		0-1 1B 2B	3-1 FC3-6 1-2f			2 2 1 0 2 0 2												
Jay Buhner, R (1, 9) OBP: 0.350, SLG: 0.521		1-3 K		4-2 G5-4-3 BB 1-2		1-1 BB 1B 2-H		0-2 K		3 0 1 1 1 2 1												
Mike Blowers, R (1, 5) OBP: 0.341, SLG: 0.496		2-2 P4		0-2 G5-4-3 1-2f		4-1 BB 1-2		2-3 K		3 0 0 0 1 1 3												
Dan Wilson, R (1, 2) OBP: 0.327, SLG: 0.368		1-0 HR		1-0 G6-3		2-0 L9		0-0 G6-3		4 1 1 2 0 0 2												
Felix Fermin, R (1, 6) OBP: 0.250, SLG: 0.251		1-1 F9		3-2 1B SF8 1B			1-1 SH5-4 1B SF8 1B		0-0 SH5-4 1B	4 3 3 0 0 0 0												
Inning Stats	R: 0 E: 0 K: 1 S: 18	H: 1 LOB: 1 BB: 0 P: 24	R: 2 E: 0 K: 1 S: 12	H: 1 LOB: 0 BB: 1 P: 21	R: 0 E: 0 K: 0 S: 5	H: 0 LOB: 1 BB: 2 P: 9	R: 0 E: 0 K: 0 S: 10	H: 0 LOB: 1 BB: 2 P: 21	R: 1 E: 0 K: 1 S: 9	H: 2 LOB: 0 BB: 0 P: 15	R: 1 E: 0 K: 1 S: 10	H: 2 LOB: 2 BB: 1 P: 21	R: 1 E: 0 K: 0 S: 11	H: 2 LOB: 2 BB: 1 P: 24	R: 0 E: 0 K: 2 S: 10	H: 0 LOB: 0 BB: 0 P: 12	R: 1 E: 0 K: 0 S: 8	H: 2 LOB: 1 BB: 1 P: 16	1B: 8 2B: 2 3B: 0 HR: 1	SF: 2 SAC: 2 DP: 2 HBP: 0	WP: 0 PB: 0 SB: 0 CS: 0	PA: 41
PITCHER	IP WLS BF H R ER SO BB IBB HBP BLK WP HR S P ERA WHIP																					
49 Tim Wakefield, R (1, 1) ERA: 2.51	6.0 L 28 8 5 5 3 4 0 0 0 0 0 1 67 116 7.50 2.000																					
Eric Gunderson, L (7, 1) ERA: 2.81	1.0 4 0 0 0 0 0 0 1 0 0 0 0 8 19 0.00 0.000																					
Joe Hudson, R (8, 1) ERA: 4.06	1.1 6 2 1 1 2 0 0 0 0 0 0 0 14 19 6.75 1.500																					
Mike Stanton, L (9, 1) ERA: 4.94	0.2 2 0 0 0 0 1 0 0 0 0 0 0 4 9 0.00 1.500																					

Seattle Mariners @ Boston Red Sox
Fenway Park, Boston, MA

Tue Aug 29 1995, 7:05 PM EDT
Att. 31,328 - Unknown - 75 F

livebaseballscorecards.com

AB	30
R	6
H	10
RBI	6
BB	6
SO	5
LOB	11



Batter	1	2	3	4	5	6	7	8	9	AB	R	H	RBI	BB	SO	LOB
Willie McGee, S OBP: 0.326, SLG: 0.434 (1, 8)	L7		2B		1B		F8			4	1	2	1	0	0	0
John Valentin, R OBP: 0.391, SLG: 0.519 (1, 6)	G5-3		P4		SF9			K2-3		3	0	0	1	0	1	1
Mo Vaughn, L OBP: 0.384, SLG: 0.559 (1, 3)	G4-3		F7		1B			G6-3		4	0	1	1	0	0	1
Jose Canseco, R OBP: 0.384, SLG: 0.584 (1, 10)		SF7		P3	F8			G5-3		4	1	1	0	0	0	1
Mike Greenwell, L OBP: 0.354, SLG: 0.457 (1, 7)		SF7		G4-3		G3		G4-6-3		3	0	1	1	0	0	0
Tim Lincecum, R OBP: 0.418, SLG: 0.443 (1, 5)		K		G6-3		K		K		4	0	0	0	0	3	1
Troy O'Leary, L OBP: 0.374, SLG: 0.534 (1, 9)					1B					3	1	2	0	0	1	0
Chris James, R OBP: 0.333, SLG: 0.408 (9, PH)					3B					1	0	0	0	0	0	1
Mike Macfarlane, R OBP: 0.331, SLG: 0.419 (1, 2)										3	0	0	0	0	2	2
Luis Alicea, S OBP: 0.374, SLG: 0.380 (1, 4)			P4		SF9			G3-1		2	1	0	0	1	0	0

Inning Stats	R: 0	H: 0	E: 0	K: 0	S: 5	R: 1	H: 2	E: 0	K: 2	S: 17	R: 0	H: 1	E: 0	K: 0	S: 9	R: 0	H: 0	E: 0	K: 0	S: 4	R: 3	H: 3	E: 0	K: 0	S: 13	R: 0	H: 0	E: 0	K: 2	S: 8	R: 0	H: 0	E: 0	K: 1	S: 12	R: 0	H: 0	E: 0	K: 1	S: 6	R: 0	H: 1	E: 0	K: 1	S: 7	1B: 3	SF: 2	2B: 2	SAC: 0	3B: 2	DP: 1	HR: 0	HBP: 0	WP: 0	PA: 34
--------------	------	------	------	------	------	------	------	------	------	-------	------	------	------	------	------	------	------	------	------	------	------	------	------	------	-------	------	------	------	------	------	------	------	------	------	-------	------	------	------	------	------	------	------	------	------	------	-------	-------	-------	--------	-------	-------	-------	--------	-------	--------

PITCHER	IP	WLS	BF	H	R	ER	SO	BB	IBB	HBP	BLK	WP	HR	S	P	ERA	WHIP
Andy Benes, R ERA: 4.68 (1, 1)	7.0	W	28	6	4	4	5	1	0	0	0	0	0	68	114	5.14	1.000
Norm Charlton, L ERA: 4.22 (8, 1)	2.0	S	6	1	0	0	2	0	0	0	0	0	0	13	16	0.00	0.500

BOTTOM

Seattle Mariners @ Boston Red Sox
Fenway Park, Boston, MA
Tue Aug 29 1995, 7:05 PM EDT
Att: 31,328 - Unknown - 75 F

livebaseballscorecards.com

AB	31
R	4
H	7
RBI	4
BB	1
SO	7
LOB	7



Batter	1	2	3	4	5	6	7	8	9	AB	R	H	RBI	BB	SO	LOB
Willie McGee, S OBP: 0.315, SLG: 0.418 (1, 8)	0-1 G1-3	0-0 G4-3		0-0 G4-3		2-1 G3	0-0 FC4			5	0	0	0	0	0	5
John Valentin, R OBP: 0.389, SLG: 0.518 (1, 6)	1-3 K		2-2 L8		2-2 L5		3-2 G4-3	1-1 2B		5	0	1	0	0	1	0
Mo Vaughn, L OBP: 0.384, SLG: 0.556 (1, 3)	2-1 2B 1B		0-0 F7		2-1 F8		4-1 1B 2B BB	0-0 P5		4	1	1	0	1	0	1
Jose Canseco, R OBP: 0.391, SLG: 0.593 (1, 10)	3-1 2B		4-0 BB		0-0 2B		1-2 2B 1B	1-3 K		4	1	3	0	1	1	1
Mike Greenwell, L OBP: 0.353, SLG: 0.457 (1, 7)	3-1 G1-3		0-0 F7		1-1 G3-1		1-0 2B 2B	1-1 F8		5	1	1	1	0	0	5
Troy O'Leary, L OBP: 0.381, SLG: 0.541 (1, 9)		3-2 SH1-3 BB 1B		2-2 HR 1B		0-0 2B	4-0 2B IBB			3	2	3	0	1	0	0
Bill Haselman, R OBP: 0.341, SLG: 0.416 (1, 2)		4-0 SH1-3 BB		0-0 HR		3-2 G6-3	1-0 WP 1B 2B			2	1	1	2	1	0	1
Matt Stairs, L OBP: 0.344, SLG: 0.467 (7, PH)		1-2 SH1-3 BB		1-H HR		0-0 G3-1	3-3 K			1	1	1	3	0	0	0
Mike Macfarlane, R OBP: 0.331, SLG: 0.419 (8, 2)		0-0 SH1-3		0-2 G3-1		0-0 1B	0-2 K			3	0	1	0	0	1	1
Luis Alicea, S OBP: 0.373, SLG: 0.380 (1, 4)		1-2 2-3 SH1-3		3-1 L7		0-0 P6	0-2 FC4 1B			3	0	0	0	0	0	4
Chris Donnels, L OBP: 0.305, SLG: 0.323 (1, 5)		2-2 P6								1	0	1	1	0	0	0
Tim Naehring, R OBP: 0.420, SLG: 0.444 (8, 5)										1	0	1	1	0	0	0

Inning Stats	R: 0	H: 2	E: 0	K: 1	S: 11	LOB: 2	BB: 0	P: 20	R: 0	H: 1	E: 0	K: 0	S: 9	LOB: 2	BB: 1	P: 18	R: 0	H: 0	E: 0	K: 0	S: 7	LOB: 1	BB: 1	P: 13	R: 2	H: 2	E: 0	K: 0	S: 12	LOB: 0	BB: 0	P: 17	R: 0	H: 1	E: 0	K: 0	S: 9	LOB: 1	BB: 0	P: 14	R: 0	H: 2	E: 0	K: 0	S: 10	LOB: 2	BB: 0	P: 15	R: 5	H: 4	E: 0	K: 1	S: 16	LOB: 1	BB: 2	P: 33	R: 0	H: 1	E: 0	K: 1	S: 8	LOB: 1	BB: 0	P: 11
1B: 6	SF: 0	2B: 6	SAC: 1	3B: 0	DP: 0	HR: 1	HBP: 0	1B: 6	SF: 0	2B: 6	SAC: 1	3B: 0	DP: 0	HR: 1	HBP: 0	WP: 1	PA: 41																																															

PITCHER	IP	WLS	BF	H	R	ER	SO	BB	IBB	HBP	BLK	WP	HR	S	P	ERA	WHIP
Chris Bosio, R ERA: 4.93 (1, 1)	1.0		5	2	0	0	1	0	0	0	0	0	0	11	20	0.00	2.000
Bob Wells, R ERA: 5.45 (2, 1)	4.0		19	5	2	2	0	2	0	0	0	0	1	38	63	4.50	1.750
Jeff Nelson, R ERA: 2.35 (6, 1)	1.1	L	9	3	4	4	0	1	1	0	0	0	0	17	35	27.00	3.000
Bobby Ayala, R ERA: 4.18 (7, 1)	1.2		8	3	1	1	2	0	0	0	0	1	0	16	23	5.40	1.800

BOTTOM

Seattle Mariners @ Boston Red Sox
Fenway Park, Boston, MA
Wed Aug 30 1995, 7:05 PM EDT
Att: 32,356 - Unknown - 77 F

livebaseballscorecards.com

AB 36
R 7
H 13
RBI 7
BB 4
SO 3
LOB 18



Batter	1	2	3	4	5	6	7	8	9	AB R H RBI BB SO LOB	TOP									
Vince Coleman, S OBP: 0.349, SLG: 0.394 (1, 7)	1-0 WP 1B 2B	1-0 E5 1B 1B 1-2 2-H	2-2 1B 1B		0-1 1B 1B		0-3 K	0-2 G4-3		6 2 3 0 0 1 2										
Luis Sojo, R OBP: 0.319, SLG: 0.390 (1, 6)	0-0 G5-3	2-1 BB 1B 1-3 2-H	1-1 SAFE SAFE SAFE 1B		0-0 G4-6-3 1B			4-0 HBP BB	3-2 G3	5 2 3 1 1 0 1										
Ken Griffey Jr., L OBP: 0.373, SLG: 0.453 (1, 8)	2-1 2B 1B	4-0 G1-3 1B 1-2 BB	0-3 K		0-0 G4-6-3 1B 1-2f			3-2 P2	1-2 2B	4 1 1 1 1 1 5 1 0 1 0 0 0 0										
Edgar Martinez, R OBP: 0.501, SLG: 0.661 (1, 10)	1-1 1-H 2B	2-0 G1-3 1B 1-2 2-H 3-H		1-2 PB G1-2-3 1B		1-1 G4-3		3-2 HR HBP	1-2 L6	4 1 3 3 0 0 0 1 0 0 0 0 0 1										
Chris Widger, R OBP: 0.267, SLG: 0.293 (9, PH)																				
Jay Buhner, R OBP: 0.351, SLG: 0.529 (1, 9)	2 SAFE F8	2-1 G1-3 1-2 2-3		0-2 SAFE PB 1B 1-2		1-1 F8		3-1 HR	1-2 P3	6 1 2 3 0 0 4										
Mike Blowers, R OBP: 0.344, SLG: 0.494 (1, 5)	0-0 G3-1	4-2 BB		0-3 K 1-2 2-3		0-1 1B		4-2 E 1B BB		3 1 1 0 2 1 3										
Tino Martinez, L OBP: 0.371, SLG: 0.560 (1, 3)																				
Dan Wilson, R OBP: 0.331, SLG: 0.373 (1, 2)		1-1 E 1B 1B	0-1 L4-3 1B	0-1 G1-2-3				2-3 K	0-0 FC6-4 1B	4 1 1 0 1 1 5 5 1 3 1 0 1 3										
Felix Fermin, R OBP: 0.245, SLG: 0.246 (1, 4)		1-0 E 1B 1B	2-1 L4-3		1-2 G1-3			0-1 G1-3	0-0 FC6-4	5 1 1 1 0 0 2										
Inning Stats	R: 2 E: 0 K: 0 S: 9	H: 3 LOB: 1 BB: 0 P: 15	R: 4 E: 1 K: 0 S: 14	H: 5 LOB: 3 BB: 2 P: 33	R: 0 E: 0 K: 1 S: 12	H: 3 LOB: 2 BB: 0 P: 17	R: 0 E: 0 K: 1 S: 11	H: 2 LOB: 2 BB: 1 P: 16	R: 0 E: 0 K: 0 S: 7	H: 2 LOB: 1 BB: 0 P: 8	R: 0 E: 0 K: 2 S: 10	H: 0 LOB: 0 BB: 0 P: 12	R: 5 E: 1 K: 0 S: 24	H: 2 LOB: 1 BB: 2 P: 43	R: 0 E: 0 K: 0 S: 16	H: 1 LOB: 1 BB: 0 P: 22	1B: 15 2B: 4 3B: 0 HR: 1	SF: 0 SAC: 0 DP: 3 HBP: 1	WP: 1 PB: 1 SB: 0 CS: 0	PA: 50
PITCHER	IP WLS BF H R ER SO BB IBB HBP BLK WP HR S P ERA WHIP											PITCHER	IP WLS BF H R ER SO BB IBB HBP BLK WP HR S P ERA WHIP							
Rheal Cormier, L ERA: 3.92 (1, 1)	1.1 L 12 7 6 5 0 1 0 0 0 1 0 17 33 33.75 6.000																			
Joe Hudson, R ERA: 3.63 (2, 1)	3.2 18 8 0 0 2 1 1 0 0 0 0 36 56 0.00 2.455																			
Eric Gunderson, L ERA: 3.12 (6, 1)	2.1 10 1 2 2 3 1 0 1 0 0 0 27 43 7.71 0.857																			
Mike Stanton, L ERA: 4.96 (8, 1)	1.2 10 3 3 1 0 1 0 0 0 0 0 32 47 5.40 2.400																			

Seattle Mariners @ Boston Red Sox
Fenway Park, Boston, MA
Thu Aug 31 1995, 7:05 PM EDT
Att. 30,627 - Unknown - 78 F

AB	44
R	11
H	19
RBI	10
BB	5
SO	5
LOB	26



Batter	1	2	3	4	5	6	7	8	9	AB	R	H	RBI	BB	SO	LOB
Willie McGee, S OBP: 0.312, SLG: 0.407 (1, 8) C B B S X	2-2 G4-3 ① X	0-0 G5-3 ③		1-1 G4-3 ③		2-2 G3 ③			4-2 L1-3 BB	4	0	0	0	1	0	3
John Valentin, R OBP: 0.390, SLG: 0.524 Carlos Rodriguez, S (1, 6) (9, 6) B B X	2-0 F9 ②		4-2 BB 1B BB		0-1 L7 ①		2-0 HR	2-1 L1-3 ② ③ 1-2	3 1 1 1 1 0 0 1 0 0 0 0 0 1	3	1	1	1	1	0	0
Mo Vaughn, L OBP: 0.385, SLG: 0.558 Chris Donnels, L OBP: 0.305, SLG: 0.323 (1, 3) (9, 3) B X	1-0 2B		2-0 F7 ①		2-0 1B 1B		0-2 G6-3 ①		4 1 2 0 0 0 0 0 0 0 0 0 0 0	4	1	2	0	0	0	1
Jose Canseco, R OBP: 0.389, SLG: 0.591 (1, 10) F B C B X	2-2 2B 2-H		0-3 K ②		3-2 F9 ②		3-2 F7 ②		4 0 1 1 0 1 1 2	4	0	1	1	0	1	2
Troy O'Leary, L OBP: 0.382, SLG: 0.541 (1, 9) F F S	1-3 K ③		0-0 BB 1B		1-2 1B 1B		1-1 F8 ③		4 0 2 0 0 0 1 1	4	0	2	0	0	1	1
Tim Lincecum, R OBP: 0.420, SLG: 0.443 (1, 5) B X		1-0 2B 1B	4-1 BB C C B	1-2 2-3 BB	2-3 K ③			2-1 G4-3 ①	3 0 1 0 1 1 2	3	0	1	0	1	1	2
Matt Stairs, L OBP: 0.338, SLG: 0.469 (1, 7) C B X		1-1 L9 ①	1-0 F7 ③			0-0 2B		0-1 F7 ②	4 0 1 0 0 0 4	4	0	1	0	0	0	4
Mike Macfarlane, R OBP: 0.328, SLG: 0.414 (1, 2) C SAFE C SAFE B S SAFE S		2-3 K ②		0-0 G6-3 ①		1-2 P4 ①		0-0 G1-3 ③	4 0 0 0 0 0 1 2	4	0	0	0	0	1	2
Luis Alicaia, S OBP: 0.372, SLG: 0.381 (1, 4) B X		1-0 2B		1-2 G3 ②		0-0 F8 ②		1-2 F9 ①	4 0 1 0 0 0 1	4	0	1	0	0	0	1

Inning Stats	R: 1	H: 2	E: 0	K: 1	S: 11	LOB: 1	BB: 0	P: 19	R: 0	H: 2	E: 0	K: 1	S: 9	LOB: 2	BB: 0	P: 14	R: 0	H: 1	E: 0	K: 1	S: 10	LOB: 3	BB: 2	P: 21	R: 0	H: 0	E: 0	K: 0	S: 6	LOB: 0	BB: 0	P: 8	R: 0	H: 2	E: 0	K: 1	S: 12	LOB: 2	BB: 0	P: 20	R: 0	H: 1	E: 0	K: 0	S: 11	LOB: 1	BB: 0	P: 14	R: 1	H: 1	E: 0	K: 0	S: 11	LOB: 0	BB: 0	P: 17	R: 0	H: 0	E: 0	K: 0	S: 5	LOB: 0	BB: 0	P: 7	R: 0	H: 0	E: 0	K: 0	S: 8	LOB: 0	BB: 1	P: 15	1B: 4	2B: 5	3B: 0	HR: 1	SF: 0	SAC: 0	DP: 1	HBP: 0	WP: 0	PB: 0	SB: 0	CS: 0	PA: 38
--------------	------	------	------	------	-------	--------	-------	-------	------	------	------	------	------	--------	-------	-------	------	------	------	------	-------	--------	-------	-------	------	------	------	------	------	--------	-------	------	------	------	------	------	-------	--------	-------	-------	------	------	------	------	-------	--------	-------	-------	------	------	------	------	-------	--------	-------	-------	------	------	------	------	------	--------	-------	------	------	------	------	------	------	--------	-------	-------	-------	-------	-------	-------	-------	--------	-------	--------	-------	-------	-------	-------	--------

PITCHER	IP	WLS	BF	H	R	ER	SO	BB	IBB	HBP	BLK	WP	HR	S	P	ERA	WHIP
Bob Wolcott, R ERA: 5.02 (1, 1)	6.0	W	29	9	2	2	4	2	0	0	0	0	1	60	99	3.00	1.833
Lee Guetterman, L ERA: 6.75 (7, 1)	3.0	S	9	0	0	0	0	1	0	0	0	0	0	23	36	0.00	0.333

BOTTOM

Seattle Mariners @ Boston Red Sox
Fenway Park, Boston, MA
 Thu Aug 31 1995, 7:05 PM EDT
 Att: 30,627 - Unknown - 78 F

AB	35
R	2
H	9
RBI	2
BB	3
SO	4
LOB	17



PITCHER	IP	WLS	BF	H	R	ER	SO	BB	IBB	HBP	BLK	WP	HR	S	P	ERA	WHIP
---------	----	-----	----	---	---	----	----	----	-----	-----	-----	----	----	---	---	-----	------

Batter	1	2	3	4	5	6	7	8	9	AB	R	H	RBI	BB	SO	LOB
Brady Anderson, L (1, 7) OBP: 0.364, SLG: 0.438	0-0 L7		0-1 CS	1-2 1B 3B	0-0 G4-3		2-1 G4-3			4	1	1	0	0	0	4
Jarvis Brown, R (1, 8) OBP: 0.500, SLG: 0.333	4-2 CS BB			1-3 K		2-1 G1-6-3 1B 1B		3-1 F8		3	0	1	0	1	1	1
Rafael Palmeiro, L (1, 3) OBP: 0.372, SLG: 0.581	1-1 F7			0-0 G1-6-3 1B		0-0 G1-6-3 1B		0-1 F9		4	0	2	1	0	0	1
Bobby Bonilla, S (1, 9) OBP: 0.380, SLG: 0.566	2-2 CS	3-3 K		0-0 G1-6-3 1-2f		2-1 G1-6-3 1-2f 2-3		1-0 E5 2B 1B		4	1	1	0	0	1	3
Cal Ripken Jr., R (1, 6) OBP: 0.321, SLG: 0.419		1-0 F8			1-2 1B 1B 2B	1-2 G4-3		1-2 2B		4	1	2	1	0	0	1
Harold Baines, L (1, 10) OBP: 0.401, SLG: 0.538		0-0 F7			2-1 G3-6-1 1B 1B		1-0 P3	1-2 G4-3		4	0	1	0	0	0	1
Chris Hoiles, R (1, 2) OBP: 0.352, SLG: 0.465			0-1 L6		1-1 G3-6-1 1B		4-1 BB BB		0-3 K	3	0	1	1	1	1	0
Jeff Manto, R (1, 5) OBP: 0.318, SLG: 0.492			4-0 FC1-6 BB		1-1 G3-6-1 1-2f 2-3		1-2 F8		2-3 K	3	0	0	0	1	1	3
Jeff Huson, L (1, 4) Mark Smith, R (9, PH) OBP: 0.355, SLG: 0.296 OBP: 0.333, SLG: 0.410			0-1 FC1-6 CS		4-2 BB		4-2 BB		2-3 K	1	0	0	0	2	0	1
			1-2f							1	0	0	0	0	1	0

Inning Stats	R: 0	H: 0	E: 0	K: 0	S: 8	R: 0	H: 0	E: 0	K: 1	S: 5	R: 0	H: 0	E: 0	K: 0	S: 5	R: 1	H: 2	E: 0	K: 1	S: 10	R: 1	H: 3	E: 0	K: 0	S: 13	R: 0	H: 2	E: 0	K: 0	S: 9	R: 0	H: 0	E: 0	K: 0	S: 10	R: 1	H: 2	E: 1	K: 0	S: 12	R: 0	H: 0	E: 0	K: 3	S: 9	R: 0	H: 0	E: 0	K: 3	S: 9	1B: 6	2B: 2	3B: 1	SF: 0	SAC: 0	DP: 3	HBP: 0	WP: 0	PB: 0	SB: 0	CS: 2	PA: 38
--------------	------	------	------	------	------	------	------	------	------	------	------	------	------	------	------	------	------	------	------	-------	------	------	------	------	-------	------	------	------	------	------	------	------	------	------	-------	------	------	------	------	-------	------	------	------	------	------	------	------	------	------	------	-------	-------	-------	-------	--------	-------	--------	-------	-------	-------	-------	--------

PITCHER	IP	WLS	BF	H	R	ER	SO	BB	IBB	HBP	BLK	WP	HR	S	P	ERA	WHIP
Tim Belcher, R (1, 1) ERA: 4.42	6.1	W	25	7	2	2	2	4	0	0	0	0	0	52	88	2.84	1.737
Jeff Nelson, R (7, 1) ERA: 2.34	0.1		2	0	0	0	0	1	0	0	0	0	0	6	11	0.00	3.000
Norm Charlton, L (7, 1) ERA: 4.03	2.1	S	9	2	1	0	3	0	0	0	0	0	0	23	35	0.00	0.857

BOTTOM

Seattle Mariners @ Baltimore Orioles
 Oriole Park at Camden Yards, Baltimore, MD

Fri Sep 01 1995, 7:05 PM EDT
 Att: 43,447 - Unknown - 87 F

livebaseballscores.com

AB	31
R	3
H	9
RBI	3
BB	5
SO	5
LOB	15



Batter	1	2	3	4	5	6	7	8	9	AB R H RBI BB SO LOB	TOP											
Vince Coleman, S OBP: 0.344, SLG: 0.391 (1, 7)	1-0 G4-3			0-1 B1		0-1 FC4-6		0-0 FC6-4		4 0 0 0 0 0 3												
Joey Cora, S OBP: 0.362, SLG: 0.392 (1, 4)	0-1 F8			1-1 L8		1-3 K		4-2 BB		3 0 0 0 1 1 1												
Ken Griffey Jr., L OBP: 0.358, SLG: 0.431 (1, 8)	3-1 G1-3			0-0 G6-3			2-0 G3	3-3 K		4 0 0 0 0 1 3												
Edgar Martinez, R OBP: 0.497, SLG: 0.659 (1, 10)		0-2 P3			2-0 HR		2-1 F9		4-0 BB	3 1 1 1 1 0 0												
Tino Martinez, L OBP: 0.367, SLG: 0.554 (1, 3)		1-0 G4-3			2-2 G3-1		1-2 G4-3		1-2 BB	4 0 0 0 0 0 1												
Jay Buhner, R OBP: 0.351, SLG: 0.529 (1, 9)		3-2 G6-3			3-2 G5-3			1-2 BB	2-2 BB	4 1 2 0 0 0 0												
Alex Diaz, S OBP: 0.291, SLG: 0.335 (9, PR)								1B FC3-6	1B	0 0 0 0 0 0 0												
Mike Blowers, R OBP: 0.343, SLG: 0.493 (1, 5)				1-3 K		1-3 K		0-0 BB	1-3 BB	3 0 1 0 0 2 0												
Rich Amaral, R OBP: 0.341, SLG: 0.372 (8, PR)								1B FC3-6		0 0 0 0 0 0 0												
Felix Fermin, R OBP: 0.239, SLG: 0.240 (8, 6)								1B		0 0 0 0 0 0 0												
Greg Pirkel, R OBP: 0.286, SLG: 0.231 (9, PH)										1 0 0 0 0 1 1												
Dan Wilson, R OBP: 0.334, SLG: 0.385 (1, 2)				2-2 G5-3		2-1 G5-3		0-0 FC3-6		2 0 0 0 0 0 0												
Doug Strange, S OBP: 0.327, SLG: 0.370 (8, 5)								1B FC6-4		1 0 0 1 0 0 1												
Luis Sojo, R OBP: 0.320, SLG: 0.391 (1, 6)				0-2 G3-1		1-0 BB		2-2 BB		2 0 1 0 0 0 0												
Warren Newson, L OBP: 0.406, SLG: 0.392 (8, PH)								1B FC4-6		1 0 1 0 0 0 0												
Chris Widger, R OBP: 0.267, SLG: 0.293 (8, 2)								1B FC6-4		0 0 0 0 0 0 0												
Inning Stats	R: 0 E: 0 K: 0 S: 5	H: 0 LOB: 0 BB: 0 P: 9	R: 0 E: 0 K: 0 S: 7	H: 0 LOB: 0 BB: 0 P: 11	R: 0 E: 0 K: 1 S: 11	H: 0 LOB: 0 BB: 0 P: 14	R: 0 E: 0 K: 0 S: 5	H: 0 LOB: 0 BB: 0 P: 6	R: 1 E: 0 K: 1 S: 12	H: 1 LOB: 0 BB: 0 P: 20	R: 0 E: 0 K: 1 S: 8	H: 1 LOB: 1 BB: 0 P: 12	R: 0 E: 0 K: 0 S: 6	H: 0 LOB: 0 BB: 0 P: 11	R: 1 E: 0 K: 1 S: 15	H: 3 LOB: 3 BB: 1 P: 25	R: 0 E: 0 K: 1 S: 10	H: 1 LOB: 1 BB: 1 P: 18	1B: 5 2B: 0 3B: 0 HR: 1	SF: 0 SAC: 0 DP: 1 HBP: 0	WP: 0 PB: 0 SB: 0 CS: 0	PA: 34
PITCHER	IP WLS BF H R ER SO BB IBB HBP BLK WP HR S P ERA WHIP																					
Kevin Brown, R ERA: 3.92 (1, 1)	7.2 W 29 5 2 2 3 1 0 0 0 0 1 66 102 2.35 0.783																					
Jesse Orosco, L ERA: 3.24 (8, 1)	1.0 3 0 0 0 1 1 0 0 0 0 0 7 15 0.00 1.000																					
Doug Jones, R ERA: 5.36 (9, 1)	0.1 S 2 1 0 0 1 0 0 0 0 0 0 6 9 0.00 3.000																					

Seattle Mariners @ Baltimore Orioles
Oriole Park at Camden Yards, Baltimore, MD

Sat Sep 02 1995, 7:05 PM EDT
Att. 46,731 - Unknown - 85 F

livebaseballscorecards.com

AB	32
R	2
H	6
RBI	2
BB	2
SO	5
LOB	10



Batter	1	2	3	4	5	6	7	8	9
Brady Anderson, L (1, 7) OBP: 0.363, SLG: 0.434	1-1 G6-3	0-0 L9		3-2 G3-1		4-0 1B IBB		2-1 F9	
Jeff Huseon, L (1, 5) OBP: 0.361, SLG: 0.306	2-2 G4-3		2-2 G4-3		2-2 1B G6-3	0-0 1B		1-3 2-H 3-H 1B	
Rafael Palmeiro, L (1, 3) OBP: 0.373, SLG: 0.580	2-2 1B		3-2 G3		0-0 1B G6-3	2-2 F7			
Bobby Bonilla, S (1, 9) OBP: 0.378, SLG: 0.562	1-1 P4		4-2 BB		2-1 G6-3	2-2 F7			
Cal Ripken Jr., R (1, 6) OBP: 0.321, SLG: 0.416		4-2 FC3-6 BB	2-2 P5		2-0 F8	2-1 F8			
Harold Baines, L (1, 10) OBP: 0.402, SLG: 0.534		4-1 FC3-6 BB		0-1 P3		4-1 G6-4-3 BB	2-2 P5		
Chris Hoiles, R (1, 2) OBP: 0.350, SLG: 0.466		0-1 F8		0-2 WP 2B		0-0 G6-4-3	3-2 G5-3		
Bret Barberie, S (1, 4) OBP: 0.341, SLG: 0.343		0-0 FC3-6 BB		4-1 SAFE BB		1-1 2B 1B	4-0 BB		
Jarvis Brown, R (1, 8) OBP: 0.500, SLG: 0.500		4-1 BB		0-0 P6		1-0 1B 2B	0-3 K		

Inning Stats	R: 0	H: 1	E: 0	K: 0	S: 10	R: 0	H: 0	E: 0	K: 0	S: 10	R: 0	H: 0	E: 0	K: 0	S: 14	R: 0	H: 1	E: 0	K: 0	S: 10	R: 1	H: 2	E: 0	K: 0	S: 7	R: 2	H: 3	E: 0	K: 0	S: 10	R: 0	H: 0	E: 0	K: 1	S: 8	R: 0	H: 0	E: 0	K: 1	S: 8
	LOB: 1	BB: 1	BB: 0	BB: 0	BB: 0	LOB: 3	BB: 3	LOB: 1	BB: 1	LOB: 2	BB: 1	LOB: 0	BB: 0	LOB: 2	BB: 2	LOB: 0	LOB: 2	BB: 2	LOB: 1	BB: 1	LOB: 0	LOB: 0	LOB: 0	LOB: 0	LOB: 0	LOB: 2	LOB: 2	LOB: 0	LOB: 0	LOB: 1	LOB: 1	LOB: 0	LOB: 0	LOB: 0	LOB: 0	LOB: 0	LOB: 1	LOB: 1		

PITCHER	IP	WLS	BF	H	R	ER	SO	BB	IBB	HBP	BLK	WP	HR	S	P	ERA	WHIP
Chris Bosio, R (1, 1) ERA: 4.91	6.0	L	30	7	3	3	0	6	1	0	0	1	0	61	115	4.50	2.167
Bill Risley, R (7, 1) ERA: 2.5	1.0		3	0	0	0	0	0	0	0	0	0	0	8	14	0.00	0.000
Bobby Ayala, R (8, 1) ERA: 4.11	1.0		4	0	0	0	1	1	0	0	0	0	0	8	17	0.00	1.000

AB R H RBI BB SO LOB

4	0	0	0	1	0	6
4	1	2	2	0	0	0
4	0	2	0	0	0	2
3	0	0	0	1	0	2
3	0	0	0	1	0	1
2	0	0	0	2	0	0
4	0	1	0	0	0	3
2	1	1	0	2	0	2
3	1	1	0	1	1	3

AB	29
R	3
H	7
RBI	2
BB	8
SO	1
LOB	19



WP	HR	S	P	ERA	WHIP
1	0	1	37		

Seattle Mariners @ Baltimore Orioles
Oriole Park at Camden Yards, Baltimore, MD

Sat Sep 02 1995, 7:05 PM EDT
 Att: 46,731 - Unknown - 85 F

livebaseballscores.com

Batter	1	2	3	4	5	6	7	8	9	AB R H RBI BB SO LOB	TOP											
Vince Coleman, S OBP: 0.345, SLG: 0.391 (1, 7)	2-2 P6		0-1 SF8 1B		2-0 HR 1B	1-0 G1-3		1-0 F7		5 2 2 0 0 0 0												
Rich Amaral, R OBP: 0.343, SLG: 0.383 (1, 8)	4-2 FC1 BB SF7 BB		1-3 SAFE 1-2		0-0 HR	0-0 G6-3		1-2 G6-3		4 2 1 3 1 1 1 0 0 0 0 0 0 0												
Edgar Martinez, R OBP: 0.498, SLG: 0.661 (1, 10)	4-2 SAFE 1-2 BB		2-0 SF8 2-H		4-2 1B G6-4-3 BB		2-0 1B 2B		1-3 K	2 2 1 1 2 1 0												
Jay Buhner, R OBP: 0.352, SLG: 0.527 (1, 9)	0-2 FC1 1-2 2-3		0-1 L4		0-1 G6-4-3 1B		2-0 FC5 PB 2-H 1B		2-3 K	5 0 2 1 0 1 2												
Mike Blowers, R OBP: 0.341, SLG: 0.489 (1, 5)	1-0 SF7 3-H			2-3 K	1-2 G6-4-3 1-2f 3-H		0-3 K		4-2 2B BB	3 1 0 1 1 2 2												
Tino Martinez, L OBP: 0.371, SLG: 0.558 (1, 3)	3-2 F9			0-0 FC6-4 1B	0-0 1B		4-1 FC5 1-2 IBB		2-0 1-H E 2B	4 1 3 1 1 0 2												
Luis Sojo, R OBP: 0.321, SLG: 0.391 (1, 6)		1-1 CS 1B		0-2 F8	1-2 FC4-6 1B		0-1 L7		0-2 E1 2-H	5 0 2 0 0 0 3												
Dan Wilson, R OBP: 0.328, SLG: 0.379 (1, 2)		3-3 SAFE K 1-2		2-2 FC6-4 1-2f	1-1 FC4-6 1-2f		0-0 FC5 1-2 2-3f		1-3 K	5 0 0 0 0 2 7												
Felix Fermin, R OBP: 0.240, SLG: 0.240 (1, 4)		2-1 G6-3			0-1 1B HR 1B		2-3 K		1-0 G6-3	4 1 1 0 0 1 0												
Inning Stats	R: 1 E: 1 K: 0 S: 17	H: 0 LOB: 2 BB: 2 P: 31	R: 0 E: 0 K: 1 S: 7	H: 1 LOB: 0 BB: 0 P: 13	R: 1 E: 0 K: 1 S: 8	H: 1 LOB: 1 BB: 0 P: 14	R: 0 E: 0 K: 1 S: 10	H: 1 LOB: 1 BB: 0 P: 14	R: 4 E: 0 K: 0 S: 19	H: 6 LOB: 2 BB: 1 P: 28	R: 0 E: 0 K: 1 S: 5	H: 0 LOB: 0 BB: 0 P: 8	R: 1 E: 0 K: 1 S: 9	H: 2 LOB: 2 BB: 1 P: 17	R: 0 E: 0 K: 0 S: 5	H: 0 LOB: 0 BB: 0 P: 8	R: 2 E: 1 K: 3 S: 15	H: 1 LOB: 1 BB: 1 P: 25	1B: 9 2B: 3 3B: 0 HR: 1	SF: 2 SAC: 0 DP: 2 HBP: 0	WP: 0 PB: 1 SB: 2 CS: 1	PA: 44
PITCHER	IP WLS BF H R ER SO BB IBB HBP BLK WP HR S P ERA WHIP																					
Rick Krivda, L ERA: 3.83 (1, 1)	4.0 L 21 6 6 5 3 3 0 0 0 0 0 1 48 81 11.25 2.250																					
Mike Hartley, R ERA: 8.0 (5, 1)	2.0 9 4 1 1 1 0 0 0 0 0 0 0 19 27 4.50 2.000																					
Terry Clark, R ERA: 3.51 (7, 1)	2.0 8 1 0 0 1 0 1 0 0 0 0 0 13 22 0.00 0.500																					
Armando Benitez, R ERA: 5.59 (9, 1)	1.0 6 1 2 1 3 1 0 0 0 0 0 0 15 25 9.00 2.000																					

Seattle Mariners @ Baltimore Orioles
 Oriole Park at Camden Yards, Baltimore, MD

Sun Sep 03 1995, 3:33 AM EDT
 Att. 46,269 - Cloudy - 85 F

AB	37
R	9
H	12
RBI	7
BB	5
SO	8
LOB	17



Batter	1	2	3	4	5	6	7	8	9	AB	R	H	RBI	BB	SO	LOB
Brady Anderson, L (1, 7) OBP: 0.367, SLG: 0.437 (9, 8)	1-2 BB 1B	3-2 1B SF8 1B	4-1 1B BB		3-2 G1-3			2-1 1B 1-2 1B		4	3	3	0	1	0	0
Jeff Husion, L (1, 5) OBP: 0.376, SLG: 0.318 (8, PH) Jeff Manto, R (8, PH) OBP: 0.321, SLG: 0.494 (8, PR) Manny Alexander, R (9, 4) OBP: 0.311, SLG: 0.332	4-1 1B 1B BB	3-2 2B 1-3 1B	3-2 BB 1-3 1B		0-0 G3			1-0 1B 1-2 2-H 1B		3	1	2	0	1	0	0
Rafael Palmeiro, L (1, 3) OBP: 0.371, SLG: 0.576	2-0 P5	1-2 SF8	4-1 BB 1-2 BB			3-2 G4-3		2-3 K		3	0	0	1	1	1	4
Bobby Bonilla, S (1, 9) OBP: 0.379, SLG: 0.563	3-2 1B 1-2 BB 2-H 1B	0-1 1-3 2B	0-1 G4-3			0-1 G6-3		2-3 K		5	1	2	1	0	1	5
Cal Ripken Jr., R (1, 6) OBP: 0.321, SLG: 0.416	3-2 BB 1-3 BB 2-H 1B	3-1 G4-3		1-2 G3		1-0 F8		0-1 1-2 2-H 1B		5	0	2	2	0	0	2
Harold Baines, L (1, 10) OBP: 0.403, SLG: 0.531 (8, PH) Chris Hoiles, R (8, PH) OBP: 0.349, SLG: 0.464	4-1 BB 1-2 BB	4-0 IBB		3-3 K			2-1 G1	2-3 K		2	0	0	0	2	1	0
Bret Barberie, S (1, 4) OBP: 0.343, SLG: 0.338 (9, 5)	4-2 BB 1-2 BB 2-3 3-H BB	1-3 K		2-1 HBP			1-2 F9		0-2 G6-3	3	0	0	1	1	1	3
Gregg Zaun, S (1, 2) OBP: 0.345, SLG: 0.378 (9, 5)	1-3 K		2-1 G3	0-1 F7			2-1 F7		1-1 L9	5	0	0	0	0	1	4
Jarvis Brown, R (1, 8) OBP: 0.364, SLG: 0.333 (8, PH) Mark Smith, R (9, 7) OBP: 0.341, SLG: 0.400	1-3 K		0-2 F7		2-2 F7			4-2 1B BB	2-3 K	3	0	0	0	0	1	3
										1	1	0	0	1	1	0

Inning Stats	R: 3	H: 3	E: 0	LOB: 3	K: 2	P: 51	R: 1	H: 3	E: 0	LOB: 3	K: 1	P: 33	R: 0	H: 1	E: 0	LOB: 3	K: 0	P: 25	R: 0	H: 0	E: 0	LOB: 1	K: 1	P: 16	R: 0	H: 0	E: 0	LOB: 0	K: 0	P: 13	R: 0	H: 0	E: 0	LOB: 0	K: 0	P: 11	R: 0	H: 0	E: 0	LOB: 0	K: 0	P: 12	R: 2	H: 3	E: 0	LOB: 2	K: 3	P: 30	R: 0	H: 0	E: 0	LOB: 0	K: 1	P: 13	1B: 9	SF: 1	2B: 1	SAC: 0	3B: 0	DP: 0	HR: 0	HBP: 1	WP: 0	PA: 45
--------------	------	------	------	--------	------	-------	------	------	------	--------	------	-------	------	------	------	--------	------	-------	------	------	------	--------	------	-------	------	------	------	--------	------	-------	------	------	------	--------	------	-------	------	------	------	--------	------	-------	------	------	------	--------	------	-------	------	------	------	--------	------	-------	-------	-------	-------	--------	-------	-------	-------	--------	-------	--------

PITCHER	IP	WLS	BF	H	R	ER	SO	BB	IBB	HBP	BLK	WP	HR	S	P	ERA	WHIP
Andy Benes, R (1, 1) ERA: 4.89	1.0		11	5	4	4	2	3	0	0	0	0	0	35	64	36.00	8.000
Rafael Carmona, R (2, 1) ERA: 6.04	3.1	W	16	2	0	0	2	2	1	1	0	0	0	36	66	0.00	1.200
Lee Guetterman, L (5, 1) ERA: 5.87	2.0		6	0	0	0	0	0	0	0	0	0	0	14	23	0.00	0.000
Bobby Ayala, R (7, 1) ERA: 4.37	0.2		4	1	2	2	0	1	0	0	0	0	0	9	18	27.00	3.000
Norm Charlton, L (8, 1) ERA: 3.88	2.0	S	8	2	0	0	4	0	0	0	0	0	0	23	33	0.00	1.000


BOTTOM

Seattle Mariners @ Baltimore Orioles
Oriole Park at Camden Yards, Baltimore, MD

Sun Sep 03 1995, 3:33 AM EDT
 Att: 46,269 - Cloudy - 85 F

livebaseballscorecards.com

AB	36
R	6
H	10
RBI	6
BB	7
SO	8
LOB	23



Batter	1	2	3	4	5	6	7	8	9	AB R H RBI BB SO LOB	TOP		
Vince Coleman, S (1, 7) OBP: 0.343, SLG: 0.389 Alex Diaz, S (3, 7) OBP: 0.288, SLG: 0.331	1-0 F8		1-3 K		0-0 G3		0-0 G6-3		1-2 G3-1	2 0 0 0 0 1 0 3 0 0 0 0 0 2			
Luis Sojo, R (1, 6) OBP: 0.326, SLG: 0.399 Alex Rodriguez, R (4, 6) OBP: 0.261, SLG: 0.397	2-1 HR 1B		2-0 2B			1-3 K		0-0 G5-3		2 1 2 0 0 0 0 2 0 0 0 0 1 0			
Ken Griffey Jr., L (1, 8) OBP: 0.358, SLG: 0.429 Rich Amaral, R (6, 8) OBP: 0.341, SLG: 0.381	2-2 P4		2-1 F7			2-1 BB 1B		0-1 F8		3 0 1 0 0 0 2 1 0 0 0 0 0 0			
Edgar Martinez, R (1, 10) OBP: 0.497, SLG: 0.666 Doug Strange, S (8, PH) OBP: 0.331, SLG: 0.381	1-2 1-H HR		1-3 K			1-2 P6 1B		2-2 1B 2B		3 1 1 2 0 1 2 1 1 1 0 0 0 0			
Jay Buhner, R (1, 9) OBP: 0.350, SLG: 0.524 Warren Newson, L (4, 9) OBP: 0.412, SLG: 0.396	1-0 G6-3			0-0 P2		4-2 1-2 BB		1-1 1B		2 0 0 0 0 0 0 1 0 1 1 1 0 0			
Mike Blowers, R (1, 5) OBP: 0.337, SLG: 0.483		2-3 K		0-0 P4		1-3 K		1-3 K		4 0 0 0 0 3 3			
Tino Martinez, L (1, 3) OBP: 0.372, SLG: 0.559 Greg Pirkel, R (4, PH) OBP: 0.294, SLG: 0.250		2-1 FC6-4 1B		1-0 P3			0-0 FC4-6 1B		1-1 P5	1 0 1 0 0 0 0 3 0 1 0 0 0 0			
Chris Widger, R (1, 2) OBP: 0.245, SLG: 0.267		2-2 FC6-4 1-2f			1-0 P6		1-2 FC4-6 G4-3		1-3 K	4 0 0 0 0 1 2			
Felix Fermin, R (1, 4) OBP: 0.240, SLG: 0.241		0-0 G1-3			2-2 P6		0-1 G4-3		3-2 1B	4 0 1 0 0 0 2			
Inning Stats	R: 2 H: 2 E: 0 LOB: 0 K: 0 BB: 0 S: 10 P: 17	R: 0 H: 1 E: 0 LOB: 1 K: 1 BB: 0 S: 9 P: 15	R: 0 H: 1 E: 0 LOB: 1 K: 2 BB: 0 S: 11 P: 17	R: 0 H: 0 E: 0 LOB: 0 K: 0 BB: 0 S: 3 P: 4	R: 0 H: 0 E: 0 LOB: 0 K: 0 BB: 0 S: 5 P: 8	R: 0 H: 1 E: 0 LOB: 2 K: 2 BB: 1 S: 14 P: 23	R: 0 H: 1 E: 0 LOB: 1 K: 0 BB: 0 S: 11 P: 12	R: 1 H: 2 E: 0 LOB: 1 K: 1 BB: 0 S: 12 P: 16	R: 0 H: 1 E: 0 LOB: 1 K: 1 BB: 0 S: 13 P: 19	1B: 6 SF: 0 2B: 2 SAC: 0 3B: 0 DP: 0 HR: 1 HBP: 0	WP: 0 PA: 37 PB: 0 SB: 0 CS: 0		
PITCHER	IP WLS BF H R ER SO BB IBB HBP BLK WP HR S P ERA WHIP											PITCHER	IP WLS BF H R ER SO BB IBB HBP BLK WP HR S P ERA WHIP
Andy Pettitte, L (1, 1) ERA: 4.4	8.0 W 33 8 3 3 6 1 0 0 0 0 1 75 112 3.38 1.125												
Joe Ausanio, R (9, 1) ERA: 5.89	1.0 4 1 0 0 1 0 0 0 0 0 0 0 13 19 0.00 1.000												

Seattle Mariners @ New York Yankees
 Yankee Stadium, Bronx, NY
 Mon Sep 04 1995, 3:33 AM EDT
 Att. 24,885 - Sunny - 85 F

livebaseballscorecards.com

AB	36
R	3
H	9
RBI	3
BB	1
SO	7
LOB	13



Batter	1	2	3	4	5	6	7	8	9	AB R H RBI BB SO LOB	TOP											
Vince Coleman, S OBP: 0.342, SLG: 0.385 (1, 7)	2-2 P4		0-3 K		4-0 CS BB	3-2 F9			1-0 G6-3	4 0 0 0 1 1 1												
Joey Cora, S OBP: 0.360, SLG: 0.389 (1, 4)	1-2 K		1-0 F8		1-2 BB 1B	2-2 F8			1-1 L1	5 1 1 0 0 1 1												
Ken Griffey Jr., L OBP: 0.365, SLG: 0.448 (1, 8)	4-2 BB		1-1 HR		4-0 1B HR BB				3-2 K	2 2 1 1 2 1 0												
Edgar Martinez, R OBP: 0.497, SLG: 0.667 (1, 10)	1-3 K		0-0 2B		3-2 HR 1B			1-0 L9		4 1 2 1 0 1 1												
Tino Martinez, L OBP: 0.369, SLG: 0.554 (1, 3)			0-0 F8		1-1 P6			1-2 G4-3		4 0 0 0 0 1 3												
Jay Buhner, R OBP: 0.349, SLG: 0.529 (1, 9)			1-2 F8		1-0 F8			1-1 P3		4 1 1 3 0 0 0												
Doug Strange, S OBP: 0.335, SLG: 0.392 (1, 5)			1-1 2B		0-1 1B			1-3 K		4 0 2 0 0 1 0												
Dan Wilson, R OBP: 0.326, SLG: 0.374 (1, 2)			1-2 L9		2-2 K			0-1 F7		4 0 0 0 0 1 2												
Luis Sojo, R OBP: 0.329, SLG: 0.410 (1, 6)			0-0 HR		2-2 F9			4-2 BB		3 1 1 1 1 0 1												
Inning Stats	R: 0 E: 0 K: 2 S: 14	H: 0 LOB: 1 BB: 1 P: 22	R: 0 E: 0 K: 0 S: 9	H: 1 LOB: 1 BB: 0 P: 12	R: 2 E: 0 K: 2 S: 12	H: 3 LOB: 1 BB: 0 P: 17	R: 0 E: 0 K: 1 S: 9	H: 1 LOB: 1 BB: 0 P: 14	R: 4 E: 0 K: 0 S: 14	H: 3 LOB: 0 BB: 2 P: 29	R: 0 E: 0 K: 0 S: 11	H: 0 LOB: 1 BB: 1 P: 22	R: 0 E: 0 K: 1 S: 7	H: 0 LOB: 0 BB: 0 P: 12	R: 0 E: 0 K: 1 S: 7	H: 0 LOB: 0 BB: 0 P: 9	R: 0 E: 0 K: 0 S: 7	H: 0 LOB: 0 BB: 0 P: 11	1B: 3 2B: 2 3B: 0 HR: 3	SF: 0 SAC: 0 DP: 0 HBP: 0	WP: 0 PB: 0 SB: 0 CS: 1	PA: 38
PITCHER	IP WLS BF H R ER SO BB IBB HBP BLK WP HR S P ERA WHIP																					
42 Mariano Rivera, R ERA: 5.61 (1, 1)	4.1 L 22 7 5 5 5 3 0 0 0 0 0 2 52 85 10.38 2.308																					
Bob MacDonald, L ERA: 5.15 (5, 1)	2.0 8 1 1 1 1 1 0 0 0 0 0 1 20 37 4.50 1.000																					
Scott Kamieniecki, R ERA: 5.37 (7, 1)	2.2 8 0 0 0 1 0 0 0 0 0 0 0 18 26 0.00 0.000																					

Seattle Mariners @ New York Yankees
 Yankee Stadium, Bronx, NY
 Tue Sep 05 1995, 7:05 PM EDT
 Att. 15,340 - Unknown - 80 F

livebaseballscorecards.com

AB	34
R	6
H	8
RBI	6
BB	4
SO	7
LOB	9



Batter	1	2	3	4	5	6	7	8	9	AB	R	H	RBI	BB	SO	LOB
Wade Boggs, L OBP: 0.410, SLG: 0.431 (1, 5)	G4-3 2B		G4-3		K	1B		K		5	0	2	1	0	2	0
Bernie Williams, S OBP: 0.379, SLG: 0.482 (1, 8)	P4		2B 1B		SF7 3B	P3		F9		5	1	2	0	0	0	3
Paul O'Neill, L OBP: 0.398, SLG: 0.552 (1, 9)	G4-3		1-3 2B		SF7			BB		3	0	1	1	1	1	1
Ruben Sierra, S OBP: 0.321, SLG: 0.438 (1, 10)	G3		K		L5		1B BB SF4 1B	K		5	1	1	0	0	2	4
Dion James, L OBP: 0.390, SLG: 0.419 (1, 7)		G3-1		BB 1B		HR		HBP 1B BB		3	1	2	1	1	0	0
Gerald Williams, R OBP: 0.337, SLG: 0.477 (9, 7)									K	1	0	0	0	0	1	0
Don Mattingly, L OBP: 0.340, SLG: 0.402 (1, 3)		F7		L8		L3		HBP 1B		5	1	2	1	0	0	1
Mike Stanley, R OBP: 0.361, SLG: 0.506 (1, 2)		FC4-6 1B		K		K		SF4		4	0	1	1	0	2	1
Tony Fernandez, S OBP: 0.330, SLG: 0.362 (1, 6)		FC4-6		BB		BB 1B		HBP		3	1	1	0	1	0	1
Randy Velarde, R OBP: 0.362, SLG: 0.371 (1, 4)			G6-3		F7		1B BB	K		3	0	0	0	1	1	5

Inning Stats	R: 0	H: 1	E: 0	LOB: 1	K: 0	BB: 0	S: 8	P: 10	R: 0	H: 1	E: 0	LOB: 1	K: 0	BB: 0	S: 10	P: 17	R: 0	H: 2	E: 0	LOB: 2	K: 1	BB: 0	S: 8	P: 13	R: 0	H: 1	E: 0	LOB: 2	K: 1	BB: 1	S: 11	R: 1	H: 1	E: 0	LOB: 0	K: 1	BB: 0	S: 10	P: 15	R: 2	H: 3	E: 0	LOB: 2	K: 1	BB: 1	S: 13	P: 23	R: 1	H: 2	E: 0	LOB: 3	K: 2	BB: 1	S: 19	P: 30	R: 0	H: 0	E: 0	LOB: 1	K: 2	BB: 1	S: 7	P: 15	R: 1	H: 1	E: 0	LOB: 0	K: 1	BB: 0	S: 9	P: 10	1B: 7	SF: 2	2B: 2	SAC: 0	3B: 1	DP: 0	HR: 2	HBP: 1	WP: 0	PA: 44	PB: 0	SB: 0	CS: 0
--------------	------	------	------	--------	------	-------	------	-------	------	------	------	--------	------	-------	-------	-------	------	------	------	--------	------	-------	------	-------	------	------	------	--------	------	-------	-------	------	------	------	--------	------	-------	-------	-------	------	------	------	--------	------	-------	-------	-------	------	------	------	--------	------	-------	-------	-------	------	------	------	--------	------	-------	------	-------	------	------	------	--------	------	-------	------	-------	-------	-------	-------	--------	-------	-------	-------	--------	-------	--------	-------	-------	-------

PITCHER	IP	WLS	BF	H	R	ER	SO	BB	IBB	HBP	BLK	WP	HR	S	P	ERA	WHIP
Bob Wolcott, R ERA: 4.95 (1, 1)	5.2		26	8	3	3	4	1	0	0	0	0	1	55	88	4.76	1.588
Bill Risley, R ERA: 2.63 (6, 1)	0.2		6	2	1	1	1	2	0	0	0	0	0	13	25	13.50	6.000
Lee Guetterman, L ERA: 5.87 (7, 1)	0.0		1	1	0	0	0	0	0	0	0	0	0	4	5	∞	∞
Jeff Nelson, R ERA: 2.32 (7, 1)	0.2		3	0	0	0	1	0	0	1	0	0	0	7	9	0.00	0.000
Norm Charlton, L ERA: 3.9 (8, 1)	2.0	S	8	1	1	1	3	1	0	0	0	0	1	16	25	4.50	1.000

BOTTOM

Seattle Mariners @ New York Yankees
Yankee Stadium, Bronx, NY
Tue Sep 05 1995, 7:05 PM EDT
Att: 15,340 - Unknown - 80 F

livebaseballscorecards.com

AB	37
R	5
H	12
RBI	5
BB	4
SO	9
LOB	16



Batter	1	2	3	4	5	6	7	8	9	AB R H RBI BB SO LOB	TOP
Vince Coleman, S (1, 7) OBP: 0.338, SLG: 0.381	3-3 K		0-0 F9		2-3 K		1-3 K			4 0 0 0 0 3 3	
Joey Cora, S (1, 4) OBP: 0.356, SLG: 0.385	1-0 P6		1-2 L8		0-0 G2-3		0-1 P5			4 0 0 0 0 0 3	
Ken Griffey Jr., L (1, 8) OBP: 0.368, SLG: 0.446	4-1 FC6-4 BB			1-2 G4-3		3-1 BB 1B		1-3 K		3 1 1 0 1 1 0	
Edgar Martinez, R (1, 10) OBP: 0.495, SLG: 0.662	1-0 FC6-4 1-2f			2-3 K		4-2 1B SF7 BB		0-1 G4-3		3 1 0 0 1 1 1	
Tino Martinez, L (1, 3) OBP: 0.372, SLG: 0.563		1-0 HR		0-0 FC5-4 1B		1-1 L3 1B		2-2 F7		4 1 3 2 0 0 0	
Jay Buhner, R (1, 9) OBP: 0.346, SLG: 0.525		0-3 K		0-0 FC5-4 1-2f		0-0 SF7		1-0 P3		3 0 0 1 0 1 1	
Doug Strange, S (1, 5) OBP: 0.327, SLG: 0.381		0-3 K			2-2 P6	1-2 L3		1-1 F9		4 0 0 0 0 1 1	
Dan Wilson, R (1, 2) OBP: 0.326, SLG: 0.373		0-3 K			0-1 1B			1-2 G6-3		3 0 1 0 0 2 0	
Alex Diaz, S (9, PH) OBP: 0.287, SLG: 0.329										1 0 0 0 0 0 0	
Luis Sojo, R (1, 6) OBP: 0.332, SLG: 0.410			1-0 F7		0-1 1B		4-1 BB			2 0 1 0 1 0 0	
Inning Stats	R: 0 E: 0 K: 1 S: 6 H: 0 LOB: 1 BB: 1 P: 15	R: 1 E: 0 K: 3 S: 10 H: 1 LOB: 0 BB: 0 P: 11	R: 0 E: 0 K: 0 S: 5 H: 0 LOB: 0 BB: 0 P: 7	R: 0 E: 0 K: 1 S: 8 H: 1 LOB: 1 BB: 0 P: 11	R: 0 E: 0 K: 1 S: 12 H: 2 LOB: 2 BB: 0 P: 16	R: 2 E: 0 K: 0 S: 13 H: 2 LOB: 0 BB: 1 P: 22	R: 0 E: 0 K: 2 S: 10 H: 0 LOB: 1 BB: 1 P: 16	R: 0 E: 0 K: 1 S: 8 H: 0 LOB: 0 BB: 0 P: 11	R: 0 E: 0 K: 0 S: 7 H: 0 LOB: 0 BB: 0 P: 10	1B: 5 2B: 1 3B: 0 HR: 1 SF: 1 SAC: 0 DP: 1 HBP: 0	WP: 0 PB: 0 SB: 0 CS: 0 PA: 35
PITCHER Jack McDowell, R (1, 1) ERA: 3.9	IP: 9.0 WLS: W BF: 35 H: 6 R: 3 ER: 3 SO: 9 BB: 3 IBB: 0 HBP: 0 BLK: 0 WP: 0 HR: 1 S: 79 P: 119 ERA: 3.00 WHIP: 1.000										

Seattle Mariners @ New York Yankees
 Yankee Stadium, Bronx, NY
 Wed Sep 06 1995, 7:05 PM EDT
 Att. 15,426 - Unknown - 77 F

livebaseballscorecards.com

AB	31
R	3
H	6
RBI	3
BB	3
SO	9
LOB	9



Batter	1	2	3	4	5	6	7	8	9	AB R H RBI BB SO LOB	TOP		
Vince Coleman, S (1, 7) OBP: 0.337, SLG: 0.378 Darren Bragg, L (8, 7) OBP: 0.323, SLG: 0.336	0-0 L8		4-1 G4-3 S BB		0-1 G4-3		2-2 L7			3 0 0 0 1 0 1 0 0 0 0 0 0 0	Seattle Mariners @ Cleveland Indians Jacobs Field, Cleveland, OH Thu Sep 07 1995, 7:05 PM EDT Att. 41,450 - Unknown - 68 F livebaseballscorecards.com		
Joey Cora, S (1, 4) OBP: 0.358, SLG: 0.385	4-0 S BB		2-1 G4-3			2-1 G4-3		1-1 2B 1B	3 0 1 0 1 0 1				
Ken Griffey Jr., L (1, 8) OBP: 0.366, SLG: 0.441	3-2 F9		2-3 K			0-1 1B 1B		3-3 K	4 0 1 0 0 2 3				
Edgar Martinez, R (1, 10) OBP: 0.494, SLG: 0.658	1-3 K			2-0 G4-6-3 1B		0-3 K		3-2 F9	4 0 1 0 0 2 3				
Tino Martinez, L (1, 3) OBP: 0.373, SLG: 0.564		2-2 G4-3		1-2 G4-6-3 1-2f		2-1 1B 1B		1-2 2B	4 0 2 0 0 0 1				
Jay Buhner, R (1, 9) OBP: 0.345, SLG: 0.530		0-3 K		0-2 HR		0-3 K		2-2 G5-3	4 1 1 1 0 2 4				
Mike Blowers, R (1, 5) OBP: 0.337, SLG: 0.479		4-1 BB		2-1 F9		2-2 L1-3		2-3 K	3 0 0 0 1 1 0				
Dan Wilson, R (1, 2) OBP: 0.326, SLG: 0.373 Alex Diaz, S (9, PH) OBP: 0.286, SLG: 0.328		0-3 K		3-1 G6-3		3-2 S 1B		1-1 F7	3 0 1 0 0 1 1 1 0 0 0 0 0 0				
Luis Sojo, R (1, 6) OBP: 0.329, SLG: 0.406 Doug Strange, S (9, PH) OBP: 0.325, SLG: 0.378			0-0 F9		3-1 G6-3		3-3 K	3-2 F8	3 0 0 0 0 1 1 1 0 0 0 0 0 0				
Inning Stats	R: 0 E: 0 K: 1 S: 7 H: 0 LOB: 1 BB: 1 P: 15	R: 0 E: 0 K: 2 S: 12 H: 0 LOB: 1 BB: 1 P: 18	R: 0 E: 0 K: 1 S: 7 H: 0 LOB: 1 BB: 1 P: 15	R: 1 E: 0 K: 0 S: 9 H: 2 LOB: 0 BB: 0 P: 14	R: 0 E: 0 K: 0 S: 6 H: 0 LOB: 0 BB: 0 P: 12	R: 0 E: 0 K: 2 S: 13 H: 2 LOB: 2 BB: 0 P: 17	R: 0 E: 0 K: 1 S: 13 H: 1 LOB: 1 BB: 0 P: 23	R: 0 E: 0 K: 1 S: 16 H: 2 LOB: 2 BB: 0 P: 26	R: 0 E: 0 K: 1 S: 8 H: 0 LOB: 0 BB: 0 P: 14	1B: 5 2B: 1 3B: 0 HR: 1 SF: 0 SAC: 0 DP: 1 HBP: 0	WP: 0 PB: 0 SB: 3 CS: 0 PA: 36		
PITCHER	IP WLS BF H R ER SO BB IBB HBP BLK WP HR S P ERA WHIP											PITCHER	IP WLS BF H R ER SO BB IBB HBP BLK WP HR S P ERA WHIP
Charles Nagy, R (1, 1) ERA: 4.6	7.0 W 28 5 1 1 7 3 0 0 0 0 0 1 67 114 1.29 1.143												
Alan Embree, L (8, 1) ERA: 1.53	0.2 4 2 0 0 1 0 0 0 0 0 0 0 13 21 0.00 3.000												
Julian Tavarez, R (8, 1) ERA: 2.12	0.1 1 0 0 0 0 0 0 0 0 0 0 0 3 5 0.00 0.000												
Jose Mesa, R (9, 1) ERA: 1.29	1.0 S 3 0 0 0 1 0 0 0 0 0 0 0 8 14 0.00 0.000												



BOTTOM

Seattle Mariners @ Cleveland Indians
Jacobs Field, Cleveland, OH
Thu Sep 07 1995, 7:05 PM EDT
Att: 41,450 - Unknown - 68 F

livebaseballscorecards.com

AB 31
R 4
H 8
RBI 4
BB 2
SO 6
LOB 17



WP: 1 PA: 34
PB: 0
SB: 0
CS: 0

AB R H RBI BB SO LOB

4 1 1 0 0 0 0

4 1 2 0 0 0 2

3 2 2 2 1 0 1

3 0 0 0 0 0 3

3 0 0 0 1 1 3

4 0 0 0 0 2 5

0 0 0 0 0 0 0

3 0 0 0 0 1 1

3 0 1 0 0 2 0

1B: 6 SF: 0
2B: 2 SAC: 0
3B: 0 DP: 1
HR: 1 HBP: 1

Batter	1	2	3	4	5	6	7	8	9
Kenny Lofton, L OBP: 0.355, SLG: 0.467 (1, 8)	1-1 G3	2-1 F7			3-2 HR 1B		2-2 G4-3		
Omar Vizquel, S OBP: 0.328, SLG: 0.352 (1, 6)	0-1 G6-3 1B 2B 1B		2-2 1B		1-2 G3-2		1-2 G4-3		
Carlos Baerga, S OBP: 0.359, SLG: 0.467 (1, 4)	1-0 G6-3 2B 1B		0-0 P6		2-0 HR		4-2 G4-3 HBP BB		
Albert Belle, R OBP: 0.399, SLG: 0.645 (1, 7)	0-2 G6-3		1-2 P5		2-2 G1-3		1-0 G4-3 HBP		
Eddie Murray, S OBP: 0.368, SLG: 0.493 (1, 10)	4-0 2B BB		3-1 F7		2-0 G4-3		2-3 K		
Jim Thome, L OBP: 0.454, SLG: 0.565 (1, 5)	2-2 2B		2-1 L8		2-2 WP 1B		2-1 G4-3		
Manny Ramirez, R OBP: 0.417, SLG: 0.600 Wayne Kirby, L OBP: 0.236, SLG: 0.288 (1, 9) (9, 9)	2-1 F8		2-3 K		3-3 K		1-0 F9		
Herbert Perry, R OBP: 0.375, SLG: 0.480 (1, 3)		1-3 K	0-1 F7		0-1 G6-3				
Tony Peña, R OBP: 0.285, SLG: 0.349 (1, 2)		1-3 K			0-0 1B G3-2 1B		1-3 K		

Inning Stats	R: 2	H: 3	E: 0	LOB: 2	K: 0	S: 13	P: 23
	R: 0	H: 0	E: 0	LOB: 0	K: 2	S: 8	P: 12
	R: 0	H: 1	E: 0	LOB: 1	K: 0	S: 9	P: 15
	R: 0	H: 0	E: 0	LOB: 0	K: 1	S: 7	P: 11
	R: 2	H: 3	E: 0	LOB: 0	K: 0	S: 12	P: 20
	R: 0	H: 1	E: 0	LOB: 1	K: 1	S: 10	P: 17
	R: 0	H: 0	E: 0	LOB: 0	K: 1	S: 11	P: 15
	R: 0	H: 0	E: 0	LOB: 2	K: 1	S: 9	P: 19

PITCHER	IP	WLS	BF	H	R	ER	SO	BB	IBB	HBP	BLK	WP	HR	S	P	ERA	WHIP
Chris Bosio, R ERA: 4.93 (1, 1)	7.0	L	29	8	4	4	5	1	0	0	0	1	1	70	113	5.14	1.286
Bobby Ayala, R ERA: 4.68 (8, 1)	1.0		5	0	0	0	1	1	0	1	0	0	0	9	19	0.00	1.000

Batter	1	2	3	4	5	6	7	8	9	AB R H RBI BB SO LOB	TOP	
David Howard, S OBP: 0.301, SLG: 0.335 (1, 4) B C S F X (8, 7)	2-2 G6-3 ①		0-0 P4 ②		2-2 P6 ②		0-3 K ③		2-3 K ③	5 0 0 0 0 2 5		
Wally Joyner, L OBP: 0.392, SLG: 0.435 (1, 3) C B X	1-1 G4-3 ②		1 SAFE 4-0 1-2 BB ②		3-3 K ③			4-1 FC5-4 1B BB ②		2 0 0 0 2 1 1		
Greg Gagne, R OBP: 0.325, SLG: 0.398 (1, 6) B C C B S	2-3 K ③		2-3 K ③		0-0 L8 WP L4-5 1B ①			1-3 K ①		4 0 1 0 0 3 3		
Gary Gaetti, R OBP: 0.356, SLG: 0.572 (1, 5) S B B T B X		2-2 WP SH3-4 G4-3 1B ①		0-0 G1-3 ①		1-0 L8 1-3 ①		1-0 FC5-4 1B ①		4 1 2 0 0 0 1		
Brent Cookson, R OBP: 0.280, SLG: 0.261 (1, 7) Keith Lockhart, L OBP: 0.346, SLG: 0.443 (8, PH) Edgar Caceres, S OBP: 0.307, SLG: 0.387 (8, 4)		0-0 SH3-4 1-2 ①		2-2 F8 ②		2-1 L4-5 3-3 ②		1-1 FC5-4 FC6-4 1-2f 2-3 ②		2 0 0 0 0 0 1 0 0 0 0 0 0 0 1 0 0 0 0 0 2		
Joe Vitiello, R OBP: 0.327, SLG: 0.356 (1, 10) B B B X		3-1 G4-3 2-H ②		2-2 1B ②			1-3 K ①	0-0 FC6-4 1-2f ③		4 0 1 1 0 1 2		
Les Norman, R OBP: 0.296, SLG: 0.320 (1, 9) B C C B S		1-3 K ③		0-1 F8 ③			3-2 BB 1B ②		1-3 K ①	4 0 1 0 0 2 1		
Brent Mayne, L OBP: 0.277, SLG: 0.291 (1, 2) Henry Mercedes, R OBP: 0.400, SLG: 0.357 (9, PH) B X			1-0 G3 ①		4-0 BB ②		0-3 K ②		0-3 K ②	2 0 0 0 1 1 1 1 0 0 0 0 1 0		
Tom Goodwin, L OBP: 0.346, SLG: 0.342 (1, 8) Bob Hamelin, L OBP: 0.290, SLG: 0.319 (9, PH) B B B B			4-0 S S BB ①		2-3 K ①		4-1 BB ①		4-2 BB ①	1 0 0 0 2 1 1 0 0 0 0 1 0 0		
Inning Stats	R: 0 E: 0 K: 1 S: 9 H: 0 LOB: 0 BB: 0 P: 14	R: 1 E: 0 K: 1 S: 11 H: 1 LOB: 0 BB: 0 P: 17	R: 0 E: 0 K: 1 S: 7 H: 0 LOB: 2 BB: 2 P: 18	R: 0 E: 0 K: 0 S: 11 H: 1 LOB: 1 BB: 0 P: 15	R: 0 E: 0 K: 2 S: 10 H: 0 LOB: 1 BB: 1 P: 21	R: 0 E: 0 K: 0 S: 4 H: 1 LOB: 0 BB: 0 P: 7	R: 0 E: 0 K: 3 S: 14 H: 1 LOB: 2 BB: 1 P: 22	R: 0 E: 0 K: 1 S: 8 H: 1 LOB: 2 BB: 1 P: 15	R: 0 E: 0 K: 3 S: 13 H: 0 LOB: 1 BB: 1 P: 20	1B: 5 2B: 1 3B: 0 HR: 0 SF: 0 SAC: 1 DP: 1 HBP: 0	WP: 2 PB: 0 SB: 2 CS: 0 PA: 37	
PITCHER	IP WLS BF H R ER SO BB IBB HBP BLK WP HR S P ERA WHIP											
Randy Johnson, L ERA: 2.63 (1, 1)	7.0 W 29 4 1 1 8 5 0 0 0 2 0 67 119 1.29 1.286											
Jeff Nelson, R ERA: 2.24 (8, 1)	0.1 2 1 0 0 1 0 0 0 0 0 0 4 6 0.00 3.000											
Norm Charlton, L ERA: 3.79 (8, 1)	1.2 S 6 0 0 0 3 1 0 0 0 0 0 0 16 24 0.00 0.600											

Kansas City Royals @ Seattle Mariners
 The Kingdome, Seattle, WA
 Fri Sep 08 1995, 10:05 PM EDT
 Att. 19,350 - Dome - 68 F

livebaseballscorecards.com

AB	30
R	1
H	5
RBI	1
BB	6
SO	12
LOB	18



Batter	1	2	3	4	5	6	7	8	9
Rich Amaral, R OBP: 0.344, SLG: 0.387 (1, 7) S F X	0-2 G6-3 ①		3-2 HR 1B		0-1 P3 ②		2-2 2B		
Luis Sojo, R OBP: 0.334, SLG: 0.423 (1, 6) C F X	0-2 P4 ②		0-1 HR 1-H		4-1 BB 1-2		1-1 1B 2B 2-H		
Ken Griffey Jr., L OBP: 0.368, SLG: 0.443 (1, 8) X	0-0 1B		1-3 K ②		1-3 K ③		3-1 1B 1B 2-H		
Edgar Martinez, R OBP: 0.492, SLG: 0.654 (1, 10) B X	1-0 L6 ③		1-3 K ③		1-0 L9		1-2 1B 1-3		
Jay Buhner, R OBP: 0.347, SLG: 0.532 (1, 9) S X		0-1 G1-6-3 1B		1-3 K ①		3-2 1B 2B		3-3 K ③	
Mike Blowers, R OBP: 0.338, SLG: 0.478 (1, 5) B B X		2-0 G1-6-3 1-2		0-0 G6-3 ②		2-2 FC5-4 1B 2-H		4-2 G4-3 BB	
Tino Martinez, L OBP: 0.371, SLG: 0.559 (1, 3) B B X		3-1 F7		0-1 F7 ③		0-1 FC5-4 FC5-4 1-2f		1-3 K ①	
Dan Wilson, R OBP: 0.325, SLG: 0.372 (1, 2) B B X		2-2 F9 ③		1-2 BB 1B		1-0 FC5-4 1-2f		0-0 G4-3 ②	
Felix Fermin, R OBP: 0.235, SLG: 0.236 (1, 4) X			0-0 P4 ①		0-2 F7 ①		1-0 G5-3 ①	2-2 G4-3 ③	

Inning Stats	R: 0	H: 1	E: 0	LOB: 1	K: 0	BB: 0	S: 9	R: 0	H: 1	E: 0	LOB: 1	K: 0	BB: 0	S: 11	R: 2	H: 2	E: 0	LOB: 0	K: 2	BB: 0	S: 12	R: 0	H: 0	E: 0	LOB: 0	K: 1	BB: 0	S: 6	R: 0	H: 1	E: 0	LOB: 2	K: 1	BB: 1	S: 12	R: 1	H: 2	E: 0	LOB: 1	K: 0	BB: 0	S: 12	R: 1	H: 4	E: 0	LOB: 2	K: 1	BB: 0	S: 15	R: 0	H: 0	E: 0	LOB: 1	K: 1	BB: 1	S: 9	R: 0	H: 0	E: 0	LOB: 0	K: 1	BB: 0	S: 9						
	0	1	0	1	0	0	9	0	1	0	1	0	0	11	2	2	0	0	2	0	0	12	0	0	0	0	6	0	1	0	2	1	2	1	12	1	2	0	1	0	0	12	1	4	0	2	0	0	15	0	0	0	0	1	0	9	0	0	0	0	9	0	0	0	0	1	0	0	9

PITCHER	IP	WLS	BF	H	R	ER	SO	BB	IBB	HBP	BLK	WP	HR	S	P	ERA	WHIP
Jason Jacome, L ERA: 6.06 (1, 1)	6.2	L	30	10	4	4	4	1	0	0	0	0	1	70	104	5.40	1.650
Gregg Olson, R ERA: 3.65 (7, 1)	1.1		6	1	0	0	2	1	0	0	0	0	0	16	27	0.00	1.500

BOTTOM

Kansas City Royals @ Seattle Mariners
The Kingdom, Seattle, WA

livebaseballscores.com

AB	34
R	4
H	11
RBI	4
BB	2
SO	6
LOB	15

WP: 0 PA: 36
PB: 0
SB: 1
CS: 0



Fri Sep 08 1995, 10:05 PM EDT
Att: 19,350 - Dome - 68 F

Batter	1	2	3	4	5	6	7	8	9
Alex Diaz, S OBP: 0.288, SLG: 0.329 (1, 7)	1-1 F8	1-1 G4-6-3 1B		1-2 F8		0-0 G4-3		0-0 BB 1B	
Joey Cora, S OBP: 0.361, SLG: 0.386 (1, 4)	2-1 1B	1-1 G4-6-3 1-2f		1-3 K			0-0 2B 1B	4-0 BB 1-2	
Ken Griffey Jr., L OBP: 0.369, SLG: 0.447 (1, 8)	3-1 1-3 1B		0-1 1B HR 2B	1-3 K			1-1 F9	2-3 K	
Edgar Martinez, R OBP: 0.492, SLG: 0.655 (1, 10)	0-0 P6		2-1 HR 1B		1-2 K		2-1 1-3 2B		
Tino Martinez, L OBP: 0.374, SLG: 0.569 (1, 3)	3-2 F8		0-1 1-H 3-H HR		1-1 2B		4-0 IBB		
Jay Buhner, R OBP: 0.348, SLG: 0.538 (1, 9)		4-2 1B 2B BB	2-1 HR		2-0 F8		1-3 K		
Mike Blowers, R OBP: 0.335, SLG: 0.473 (1, 5)		0-3 K	2-3 K		3-1 G6-3		2-3 K		
Luis Sojo, R OBP: 0.333, SLG: 0.421 (1, 6)		0-0 2B 1-2 1B	1-2 G5-3			2-3 K		1-1 L7	
Dan Wilson, R OBP: 0.324, SLG: 0.373 (1, 2)		2-1 1B 1-3 2-H 2B	0-3 K			1-1 G3-1		0-1 G4-1	

AB	R	H	RBI	BB	SO	LOB
5	0	2	1	0	0	0
4	0	2	0	1	1	2
5	1	2	0	0	2	3
4	1	2	0	0	1	2
3	1	2	3	1	0	2
3	2	1	1	1	1	4
4	0	0	0	0	3	5
4	1	1	0	0	1	0
4	0	1	1	0	1	0

BOTTOM

Kansas City Royals @ Seattle Mariners
The Kingdom, Seattle, WA
Sat Sep 09 1995, 10:05 PM EDT
Att: 39,157 - Dome - 68 F

livebaseballscorecards.com


AB	36
R	6
H	13
RBI	6
BB	3
SO	10
LOB	18



Inning	R	H	E	K	S	P	IP	WLS	BF	H	R	ER	SO	BB	IBB	HBP	BLK	WP	HR	S	P	ERA	WHIP
1	0	2	0	11	20		2.0	L	15	9	6	6	1	1	0	0	0	0	2	31	52	27.00	5.000
2	0	0	0	12	20		3.0		10	1	0	0	5	0	0	0	0	0	0	27	40	0.00	0.333
3	0	0	0	11	20		2.2		13	3	0	0	3	1	1	0	0	0	0	25	41	0.00	1.500
4	0	0	0	12	20		0.1		1	0	0	0	1	0	0	0	0	0	3	5	0.00	0.000	

PITCHER	IP	WLS	BF	H	R	ER	SO	BB	IBB	HBP	BLK	WP	HR	S	P	ERA	WHIP
Mark Gubicza, R ERA: 3.71 (1, 1)	2.0	L	15	9	6	6	1	1	0	0	0	0	2	31	52	27.00	5.000
Rick Huisman, R ERA: 1.8 (3, 1)	3.0		10	1	0	0	5	0	0	0	0	0	0	27	40	0.00	0.333
Rusty Meacham, R ERA: 5.07 (6, 1)	2.2		13	3	0	0	3	1	1	0	0	0	0	25	41	0.00	1.500
Mike Magnante, L ERA: 2.97 (8, 1)	0.1		1	0	0	0	1	0	0	0	0	0	0	3	5	0.00	0.000

WP	PA	ERA	WHIP
0	39		
0			
0			
0			

Batter	1	2	3	4	5	6	7	8	9	AB R H RBI BB SO LOB	TOP																					
Johnny Damon, L (1, 8) OBP: 0.375, SLG: 0.534	1-1 P6	2-2 F9			1-0 F9		1-0 1B		1-2 G1-3	5 0 1 0 0 0 2																						
Tom Goodwin, L (1, 7) OBP: 0.346, SLG: 0.341 Brent Cookson, R (9, PH) OBP: 0.269, SLG: 0.250	4-1 2B BB		2-2 P6		1-3 K		2-1 1B		0-1 F8	3 1 1 0 1 1 1 1 0 0 0 0 0 0																						
Wally Joyner, L (1, 3) OBP: 0.391, SLG: 0.438	0-0 FC3-6 2B		1-0 F8		1-0 2B		0-0 SF7		0-0 F7	4 1 2 3 0 0 0																						
Gary Gaetti, R (1, 5) OBP: 0.354, SLG: 0.566	4-1 FC3-6 BB		2-2 F8		0-0 F8		2-1 1B			3 0 1 0 1 0 1																						
Bob Hamelin, L (1, 10) OBP: 0.286, SLG: 0.310 Juan Samuel, R (6, PH) OBP: 0.372, SLG: 0.520	2-2 FC3-6 2B			3-2 G3		2-2 G1-3	0-3 K			2 0 0 0 0 0 2 2 0 0 0 0 1 3																						
Keith Lockhart, L (1, 4) OBP: 0.346, SLG: 0.444 Greg Gagne, R (6, PH) OBP: 0.323, SLG: 0.397	1-0 2B		2-1 G5-3 1B		3-1 2B		1-3 K			2 0 2 1 0 0 0 2 0 1 0 0 1 3																						
Jon Nunnally, L (1, 9) OBP: 0.357, SLG: 0.493 Les Norman, R (6, PH) OBP: 0.296, SLG: 0.320 Michael Tucker, L (6, PH) OBP: 0.321, SLG: 0.349		3-1 L8		2-1 G5-3 1B		0-3 K		0-3 K		2 0 0 0 0 0 1 0 0 0 0 0 0 0 2 0 0 0 0 2 1	AB 35 R 4 H 10 RBI 4 BB 2 SO 8 LOB 16																					
David Howard, S (1, 6) OBP: 0.296, SLG: 0.329		1-0 F7		0-3 K		2-3 K		0-0 F7		4 0 0 0 0 2 2																						
Brent Mayne, L (1, 2) OBP: 0.281, SLG: 0.293 Edgar Caceres, S (7, PR) OBP: 0.307, SLG: 0.387 Henry Mercedes, R (7, 2) OBP: 0.389, SLG: 0.345		2-0 1B			1-2 2B HBP		2-2 1B SF7 1B		1-3 K	2 1 2 0 0 0 0 0 1 0 0 0 0 0 1 0 0 0 0 1 0																						
Inning Stats	R: 2 H: 2 E: 0 LOB: 2 K: 0 BB: 2 S: 10 P: 22	R: 0 H: 1 E: 0 LOB: 1 K: 0 BB: 0 P: 15	R: 0 H: 0 E: 0 LOB: 0 K: 0 BB: 0 P: 17	R: 0 H: 1 E: 0 LOB: 1 K: 1 BB: 0 P: 17	R: 1 H: 1 E: 0 LOB: 1 K: 1 BB: 0 P: 13	R: 0 H: 1 E: 0 LOB: 1 K: 2 BB: 0 P: 18	R: 1 H: 4 E: 0 LOB: 3 K: 2 BB: 0 P: 25	R: 0 H: 0 E: 0 LOB: 0 K: 2 BB: 0 P: 8	R: 0 H: 0 E: 0 LOB: 0 K: 0 BB: 0 P: 8	1B: 6 SF: 1 2B: 4 SAC: 0 3B: 0 DP: 0 HR: 0 HBP: 1	WP: 0 PA: 39 PB: 0 SB: 0 CS: 0																					
PITCHER	IP WLS BF H R ER SO BB IBB HBP BLK WP HR S P ERA WHIP	PITCHER																														
Bob Wolcott, R (1, 1) ERA: 5.04	5.0	22	5	3	3	2	2	0	1	0	0	0	0	48	84	5.40	1.400	Norm Charlton, L (9, 1) ERA: 3.72	1.0	S	3	0	0	0	0	0	0	0	7	8	0.00	0.000
Lee Guetterman, L (6, 1) ERA: 5.51	0.1	2	1	0	0	0	0	0	0	0	0	0	0	5	10	0.00	3.000															
Bill Risley, R (6, 1) ERA: 2.75	1.0	6	3	1	1	2	0	0	0	0	0	0	0	15	22	9.00	3.000															
Jeff Nelson, R (7, 1) ERA: 2.22	0.2	3	1	0	0	2	0	0	0	0	0	0	0	8	11	0.00	1.500															
Bobby Ayala, R (8, 1) ERA: 4.52	1.0	W	3	0	0	0	2	0	0	0	0	0	0	7	8	0.00	0.000															

Kansas City Royals @ Seattle Mariners
 The Kingdome, Seattle, WA
 Sun Sep 10 1995, 6:33 AM EDT
 Att. 18,066 - Dome - 68 F

livebaseballscorecards.com

Batter	1	2	3	4	5	6	7	8	9
Alex Diaz, S OBP: 0.284, SLG: 0.324 (1, 7)	F9		F9		K	FC4-6		SH3-4	
Joey Cora, S OBP: 0.361, SLG: 0.387 (1, 4)	F9		G4-3		E S BB	G4-3		2B	
Ken Griffey Jr., L OBP: 0.378, SLG: 0.447 (1, 8)	FC5-4 BB		G4-3		E BB		S G4-3 1B	IBB	
Edgar Martinez, R OBP: 0.489, SLG: 0.649 (1, 10)	FC5-4			HR BB	E5		P2	P3	
Tino Martinez, L OBP: 0.372, SLG: 0.565 (1, 3)				K	G3-1		G4-3	G3	
Jay Buhner, R OBP: 0.349, SLG: 0.544 (1, 9)		P3		HR		F7	BB BB		
Mike Blowers, R OBP: 0.336, SLG: 0.472 (1, 5)		K		G6-3		PB FC4-6 1B	BB		
Luis Sojo, R OBP: 0.333, SLG: 0.420 (1, 6)						FC4-6 PB 1B	G4-3		
Doug Strange, S OBP: 0.323, SLG: 0.376 (7, PH)	F9								
Felix Fermin, R OBP: 0.235, SLG: 0.236 (8, 6)									
Dan Wilson, R OBP: 0.329, SLG: 0.383 (1, 2)									
Vince Coleman, S OBP: 0.337, SLG: 0.378 (8, PR)									
Chris Widger, R OBP: 0.245, SLG: 0.267 (9, 2)			HR		L4	FC4-6 BB		BB	

Inning Stats	R: 0 E: 0 K: 10	H: 0 LOB: 1 BB: 1 P: 19	R: 0 E: 0 K: 1 S: 9	H: 1 LOB: 1 BB: 0 P: 15	R: 1 E: 0 K: 0 S: 16	H: 1 LOB: 0 BB: 0 P: 23	R: 2 E: 0 K: 1 S: 11	H: 1 LOB: 0 BB: 1 P: 18	R: 0 E: 1 K: 1 S: 11	H: 0 LOB: 3 BB: 2 P: 23	R: 1 E: 0 K: 0 S: 9	H: 2 LOB: 2 BB: 1 P: 22	R: 0 E: 0 K: 0 S: 7	H: 1 LOB: 3 BB: 2 P: 22	R: 1 E: 0 K: 0 S: 10	H: 1 LOB: 2 BB: 2 P: 24
--------------	-----------------------	----------------------------------	------------------------------	----------------------------------	-------------------------------	----------------------------------	-------------------------------	----------------------------------	-------------------------------	----------------------------------	------------------------------	----------------------------------	------------------------------	----------------------------------	-------------------------------	----------------------------------

PITCHER	IP	WLS	BF	H	R	ER	SO	BB	IBB	HBP	BLK	WP	HR	S	P	ERA	WHIP
Kevin Appier, R ERA: 4.11 (1, 1)	4.2		22	3	3	3	3	4	0	0	0	0	2	55	94	5.79	1.500
Mike Magnante, L ERA: 3.15 (5, 1)	0.2		3	1	1	1	0	0	0	0	0	0	0	5	10	13.50	1.500
Hipolito Pichardo, R ERA: 4.95 (6, 1)	0.2		5	2	0	0	0	1	0	0	0	0	0	7	18	0.00	4.500
Gregg Olson, R ERA: 3.71 (7, 1)	2.0	L	11	1	1	1	0	3	1	0	0	0	0	16	44	4.50	2.000

BOTTOM

Kansas City Royals @ Seattle Mariners
The Kingdom, Seattle, WA

Sun Sep 10 1995, 6:33 AM EDT
Att. 18,066 - Dome - 68 F

AB	R	H	RBI	BB	SO	LOB
4	0	0	1	0	1	2
4	0	1	1	1	0	2
2	0	1	0	3	0	0
4	1	0	0	1	0	6
5	0	1	0	0	1	7
3	1	1	2	1	0	1
3	1	1	0	1	1	1
3	0	1	0	0	0	1
1	0	0	0	0	0	3
0	0	0	0	0	0	0
2	1	1	1	2	0	0
0	0	0	0	0	0	0
0	0	0	0	0	0	0

AB	31
R	4
H	7
RBI	5
BB	9
SO	3
LOB	23

WP	PA
0	41
PB	1
SB	4
CS	0



Batter	1	2	3	4	5	6	7	8	9	AB	R	H	RBI	BB	SO	LOB	TOP										
Chuck Knoblauch, R (1, 4) <small>OBP: 0.426, SLG: 0.504</small>	3-1 G1-3	1-0 F8		0-0 3B 2B		0-0 1B	2-2 HR	0-2 2B 1B		6	3	4	3	0	0	1											
Rich Becker, L (1, 8) <small>OBP: 0.309, SLG: 0.308</small>	4-1 CS BB		0-0 WP 2B	1-2 3B		1-1 F8	3-2 1B	1-0 2B		5	1	4	4	1	0	2											
Kirby Puckett, R (1, 9) <small>OBP: 0.380, SLG: 0.536</small>	3-2 BB 1B		4-2 WP BB	4-2 BB		4-0 FC6-4 BB	2-3 K	4-1 BB		2	0	1	0	4	1	1											
Pedro Munoz, R (1, 10) Matt Lawton, L (8, PH) <small>OBP: 0.345, SLG: 0.515</small> <small>OBP: 0.333, SLG: 0.143</small>	0-0 BB 1B		2-3 K	0-0 F9		0-0 FC6-4		E4 1B		4	0	1	0	0	1	7											
Marty Cordova, R (1, 7) <small>OBP: 0.354, SLG: 0.483</small>	4-0 BB		4-2 G4-3 BB		1-1 G6-3		2-2 G5-3 1B	0-0 E 1B	3-3 K	4	2	2	0	2	1	0											
Dan Masteller, L (1, 3) Pat Meares, R (8, PH) <small>OBP: 0.287, SLG: 0.320</small> <small>OBP: 0.294, SLG: 0.407</small>	1-3 K		1-1 G4-3		2-2 P5		1-0 G5-3 1B	1-0 E9 1B	0-0 L6	4	1	1	0	0	1	5											
Scott Leius, R (1, 5) Chip Hale, L (8, PH) <small>OBP: 0.330, SLG: 0.345</small> <small>OBP: 0.354, SLG: 0.386</small>		2-1 1B		4-2 2B 3B BB		2-2 P4		4-2 G5-3 1B	3-2 F7	3	1	1	0	1	0	2											
Jeff Reboulet, R (1, 6) Matt Merullo, L (8, PH) <small>OBP: 0.373, SLG: 0.415</small> <small>OBP: 0.327, SLG: 0.365</small>		1-2 K		1-3 K		3-2 FC1-5-6 2B		1-3 K	2-2 K	4	0	1	0	0	3	4											
Matt Walbeck, S (1, 2) <small>OBP: 0.290, SLG: 0.307</small>		2-1 F8		0-0 L7		0-0 FC1-5-6 1B	1-1 HR 2B	1-3 K		5	1	1	2	0	1	5											
Inning Stats	R: 0 E: 0 K: 1 S: 10	H: 2 LOB: 3 BB: 2 P: 25	R: 0 E: 0 K: 1 S: 8	H: 1 LOB: 1 BB: 0 P: 14	R: 1 E: 0 K: 1 S: 13	H: 1 LOB: 1 BB: 2 P: 24	R: 2 E: 0 K: 1 S: 15	H: 2 LOB: 2 BB: 2 P: 25	R: 0 E: 0 K: 0 S: 8	H: 0 LOB: 0 BB: 0 P: 13	R: 0 E: 0 K: 0 S: 9	H: 2 LOB: 3 BB: 1 P: 17	R: 4 E: 0 K: 2 S: 22	H: 5 LOB: 1 BB: 0 P: 34	R: 5 E: 2 K: 3 S: 19	H: 4 LOB: 2 BB: 2 P: 32	R: 0 E: 0 K: 1 S: 9	H: 0 LOB: 0 BB: 0 P: 15	1B: 10 2B: 5 3B: 1 HR: 1	SF: 0 SAC: 0 DP: 1 HBP: 0	WP: 2 PB: 1 SB: 1 CS: 1	PA: 52					
PITCHER	IP	WLS	BF	H	R	ER	SO	BB	IBB	HBP	BLK	WP	HR	S	P	ERA	WHIP										
Tim Belcher, R (1, 1) ERA: 4.4	5.1		28	8	3	3	4	6	0	0	0	2	0	60	110	5.06	2.625										
Bob Wells, R (6, 1) ERA: 5.4	0.2		3	0	0	0	0	1	0	0	0	0	0	3	8	0.00	1.500										
Bill Risley, R (7, 1) ERA: 3.36	0.2		7	5	4	4	1	0	0	0	0	0	1	18	29	54.00	7.500										
Jeff Nelson, R (7, 1) ERA: 2.21	0.1	L	3	1	2	2	1	0	0	0	0	0	0	6	7	54.00	3.000										
Lee Guetterman, L (8, 1) ERA: 6.06	0.0		1	1	0	0	0	0	0	0	0	0	0	1	2	∞	∞										
PITCHER	IP	WLS	BF	H	R	ER	SO	BB	IBB	HBP	BLK	WP	HR	S	P	ERA	WHIP										
Bobby Ayala, R (8, 1) ERA: 4.74	1.0		7	2	3	1	3	2	0	0	0	0	0	16	28	9.00	4.000										
Scott Davison, R (9, 1) ERA: 8.1	1.0		3	0	0	0	1	0	0	0	0	0	0	9	15	0.00	0.000										

Minnesota Twins @ Seattle Mariners
The Kingdom, Seattle, WA
Mon Sep 11 1995, 10:05 PM EDT
Att. 18,193 - Dome - 68 F

livebaseballscorecards.com

AB 43
R 12
H 17
RBI 10
BB 9
SO 10
LOB 31



Batter	1	2	3	4	5	6	7	8	9	AB R H RBI BB SO LOB	TOP
Chuck Knoblauch, R (1, 4) <small>OBP: 0.424, SLG: 0.501</small> Dan Masteller, L (7, 3) <small>OBP: 0.286, SLG: 0.318</small>	4-0 		3-1 F7	0-0 F8		1-2 L4		1-0 G3-1	3 0 0 0 1 0 3 1 0 0 0 0 0 0		
Rich Becker, L (1, 8) <small>OBP: 0.313, SLG: 0.313</small>	0-1 FC3-6 <small>1-2f</small>		0-1 		2-3 K		0-0 	1-0 	5 0 3 0 0 1 1		
Kirby Puckett, R (1, 9) <small>OBP: 0.380, SLG: 0.537</small> Matt Lawton, L (5, 9) <small>OBP: 0.350, SLG: 0.188</small>	1-0 P4		3-3 		1-2 		3-3 	0-1 	3 0 1 0 0 1 3 2 0 1 0 0 1 1		
Pedro Munoz, R (1, 10) <small>OBP: 0.342, SLG: 0.510</small> Chip Hale, L (7, PH) <small>OBP: 0.356, SLG: 0.389</small>	0-0 G5-3		2-3 		1-3 K		3-2 G4-6-3 <small>1-2f</small>	0-0 	3 0 0 0 0 2 4 2 0 1 0 0 0 1		
Marty Cordova, R (1, 7) <small>OBP: 0.355, SLG: 0.482</small>		0-0 		3-2 	2-1 G6-3		0-0 F9	2-3 K	5 1 2 0 0 1 4		
Scott Leius, R (1, 5) <small>OBP: 0.334, SLG: 0.350</small>		2-3 K		0-2 		1-1 	0-1 		4 1 3 0 0 1 1		
Matt Walbeck, S (1, 2) <small>OBP: 0.288, SLG: 0.304</small> Matt Merullo, L (7, 2) <small>OBP: 0.325, SLG: 0.363</small>		3-1 F7		0-0 G3		1-2 FC5-4 <small>G1-3 1B 1-2f</small>	1-3 K		3 0 0 0 0 0 4 1 0 0 0 0 1 1		
Jeff Reboulet, R (1, 3) <small>OBP: 0.371, SLG: 0.411</small> <small>(7, 4)</small>		3-2 G6-3 <small>SAFE</small>		0-2 P4		1-1 	2-1 FC4-6 <small>1-2f</small>		4 0 1 0 0 0 4		
Pat Meares, R (1, 6) <small>OBP: 0.297, SLG: 0.416</small>			0-1 	1-0 		1-2 G1-3		0-0 G5-3	4 1 2 3 0 0 2		
Inning Stats	R: 0 H: 0 E: 0 LOB: 1 K: 0 BB: 1 S: 4 P: 9	R: 0 H: 1 E: 0 LOB: 1 K: 1 BB: 0 S: 9 P: 17	R: 0 H: 2 E: 0 LOB: 2 K: 2 BB: 0 S: 13 P: 21	R: 3 H: 3 E: 0 LOB: 0 K: 0 BB: 0 S: 12 P: 16	R: 0 H: 1 E: 0 LOB: 1 K: 2 BB: 0 S: 11 P: 17	R: 0 H: 2 E: 0 LOB: 2 K: 0 BB: 0 S: 15 P: 20	R: 0 H: 1 E: 0 LOB: 0 K: 1 BB: 0 S: 10 P: 16	R: 0 H: 1 E: 0 LOB: 1 K: 1 BB: 0 S: 8 P: 11	R: 0 H: 3 E: 0 LOB: 3 K: 1 BB: 0 S: 9 P: 13	1B: 12 SF: 0 2B: 1 SAC: 0 3B: 0 DP: 1 HR: 1 HBP: 0	WP: 2 PA: 41 PB: 0 SB: 0 CS: 0
PITCHER	Chris Bosio, R (1, 1) <small>ERA: 4.91</small> Rafael Carmona, R (7, 1) <small>ERA: 5.66</small>	IP WLS BF H R ER SO BB IBB HBP BLK WP HR S P ERA WHIP	6.0 W 28 9 3 3 5 1 0 0 0 2 1 64 100 4.50 1.667	3.0 S 13 5 0 0 3 0 0 0 0 0 0 0 27 40 0.00 1.667	PITCHER	IP WLS BF H R ER SO BB IBB HBP BLK WP HR S P ERA WHIP	ERA WHIP				

Minnesota Twins @ Seattle Mariners
 The Kingdom, Seattle, WA
 Tue Sep 12 1995, 10:05 PM EDT
 Att. 12,102 - Dome

livebaseballscorecards.com

AB	40
R	3
H	14
RBI	3
BB	1
SO	8
LOB	29



Batter	1	2	3	4	5	6	7	8	9	AB R H RBI BB SO LOB	TOP
Chuck Knoblauch, R (1, 4) <small>OBP: 0.423, SLG: 0.501</small>										4 1 1 0 0 1 0	Minnesota Twins @ Seattle Mariners The Kingdome, Seattle, WA Wed Sep 13 1995, 10:05 PM EDT Att. 16,469 - Dome
Jeff Reboulet, R (1, 3) <small>OBP: 0.369, SLG: 0.413</small>										4 1 1 1 0 3 0	
Kirby Puckett, R (1, 9) <small>OBP: 0.379, SLG: 0.533</small>										3 1 0 0 1 2 0	
Marty Cordova, R (1, 7) <small>OBP: 0.356, SLG: 0.483</small>										3 0 1 2 0 1 0	
Pedro Munoz, R (1, 10) <small>OBP: 0.344, SLG: 0.518</small> Chip Hale, L (8, PH) <small>OBP: 0.353, SLG: 0.385</small>										3 0 2 0 0 1 1 1 0 0 0 0 1 1	
Pat Meares, R (1, 6) <small>OBP: 0.296, SLG: 0.423</small>										4 1 1 1 0 2 3	
Matt Walbeck, S (1, 2) <small>OBP: 0.287, SLG: 0.301</small>										3 0 0 0 1 3 1	
Scott Leius, R (1, 5) <small>OBP: 0.331, SLG: 0.346</small>										4 0 0 0 0 1 2	
Rich Becker, L (1, 8) <small>OBP: 0.310, SLG: 0.310</small> Ron Coomer, R (9, PH) <small>OBP: 0.356, SLG: 0.462</small>										3 0 0 0 0 2 0 1 0 0 0 0 1 0	
Inning Stats	R: 0 H: 0 E: 0 LOB: 0 K: 2 BB: 0 S: 9 P: 11	R: 0 H: 1 E: 0 LOB: 1 K: 2 BB: 0 S: 12 P: 16	R: 3 H: 3 E: 0 LOB: 1 K: 2 BB: 1 S: 17 P: 27	R: 1 H: 1 E: 0 LOB: 0 K: 2 BB: 0 S: 11 P: 20	R: 0 H: 0 E: 0 LOB: 0 K: 2 BB: 0 S: 12 P: 16	R: 0 H: 1 E: 0 LOB: 2 K: 2 BB: 1 S: 16 P: 23	R: 0 H: 0 E: 0 LOB: 0 K: 1 BB: 0 S: 5 P: 9	R: 0 H: 0 E: 0 LOB: 1 K: 2 BB: 0 S: 10 P: 15	R: 0 H: 0 E: 0 LOB: 0 K: 3 BB: 0 S: 11 P: 13	1B: 0 SF: 0 2B: 5 SAC: 0 3B: 0 DP: 0 HR: 1 HBP: 1	
PITCHER Randy Johnson, L (1, 1) <small>ERA: 2.72</small> Jeff Nelson, R (8, 1) <small>ERA: 2.18</small> Norm Charlton, L (9, 1) <small>ERA: 3.66</small>	IP WLS BF H R ER SO BB IBB HBP BLK WP HR S P ERA WHIP 7.0 0 29 6 4 4 13 2 0 0 0 0 1 82 122 5.14 1.143 1.0 W 4 0 0 0 2 0 0 0 1 0 0 0 10 15 0.00 0.000 1.0 S 3 0 0 0 0 3 0 0 0 0 0 0 0 11 13 0.00 0.000	PITCHER IP WLS BF H R ER SO BB IBB HBP BLK WP HR S P ERA WHIP									

livebaseballscorecards.com

AB	33
R	4
H	6
RBI	4
BB	2
SO	18
LOB	8



Batter	1	2	3	4	5	6	7	8	9	AB	R	H	RBI	BB	SO	LOB
Vince Coleman, S (1, 7) OBP: 0.338, SLG: 0.379	1-2 G1-3 HBP		2-2 L7			3-2 FC5-4		0-1 F7		3	0	0	0	0	0	2
Joey Cora, S (1, 4) OBP: 0.362, SLG: 0.385	3-2 G1-3			2-3 K		2-2 FC5-4		2-1 1B		4	1	1	0	0	1	3
Ken Griffey Jr., L (1, 8) OBP: 0.383, SLG: 0.452	1-3 K			0-0 G1-3		1-2 F7		3-3 K		4	0	0	0	0	2	4
Edgar Martinez, R (1, 10) OBP: 0.485, SLG: 0.641 Darren Bragg, L (8, PR) OBP: 0.327, SLG: 0.340	1-0 G3			1-3 K			1-1 G4-3 1B	4-1 1B HR		3	1	1	0	1	1	1
Tino Martinez, L (1, 3) OBP: 0.374, SLG: 0.567		1-1 G6-3			1-2 G6-3		2-2 G4-3	0-1 HR		4	1	1	1	0	0	1
Jay Buhner, R (1, 9) OBP: 0.354, SLG: 0.571		2-3 K			2-3 K		0-0 HR	1-2 2-H 1B		4	2	2	4	0	2	0
Mike Blowers, R (1, 5) OBP: 0.338, SLG: 0.486		1-2 K			1-0 G5-3		1-1 HR	0-0 F8		4	1	1	2	0	1	1
Luis Sojo, R (1, 6) OBP: 0.329, SLG: 0.416			0-0 G5-3			3-1 FC5-4 2B	1-1 F9			3	0	1	0	0	0	0
Dan Wilson, R (1, 2) OBP: 0.332, SLG: 0.399			3-2 F9			1-1 FC5-4 1B	2-3 K			3	0	1	0	0	1	0

Inning Stats	R: 0	H: 0	E: 0	K: 1	S: 10	LOB: 1	BB: 0	P: 16	R: 0	H: 0	E: 0	K: 2	S: 8	LOB: 0	BB: 0	P: 12	R: 0	H: 0	E: 0	K: 0	S: 8	LOB: 0	BB: 0	P: 13	R: 0	H: 0	E: 0	K: 2	S: 7	LOB: 0	BB: 0	P: 10	R: 0	H: 0	E: 0	K: 1	S: 9	LOB: 0	BB: 0	P: 13	R: 3	H: 3	E: 0	K: 1	S: 13	LOB: 0	BB: 0	P: 20	R: 4	H: 3	E: 0	K: 1	S: 12	LOB: 1	BB: 1	P: 22
--------------	------	------	------	------	-------	--------	-------	-------	------	------	------	------	------	--------	-------	-------	------	------	------	------	------	--------	-------	-------	------	------	------	------	------	--------	-------	-------	------	------	------	------	------	--------	-------	-------	------	------	------	------	-------	--------	-------	-------	------	------	------	------	-------	--------	-------	-------

PITCHER	IP	WLS	BF	H	R	ER	SO	BB	IBB	HBP	BLK	WP	HR	S	P	ERA	WHIP
Jose Parra, R (1, 1) ERA: 6.29	6.1		25	5	3	3	6	0	0	1	0	0	1	63	99	4.26	0.789
Pat Mahomes, R (7, 1) ERA: 6.62	1.1	L	6	1	2	2	2	1	0	0	0	0	0	13	25	13.50	1.500
Scott Watkins, L (8, 1) ERA: 7.36	0.0		1	1	0	0	0	0	0	0	0	0	0	2	2	∞	∞
Dave Stevens, R (8, 1) ERA: 5.49	0.1		2	1	2	2	0	0	0	0	0	0	1	2	3	54.00	3.000


BOTTOM

Minnesota Twins @ Seattle Mariners
The Kingdom, Seattle, WA

Wed Sep 13 1995, 10:05 PM EDT
Att. 16,469 - Dome

livebaseballscorecards.com

AB	32
R	7
H	8
RBI	7
BB	1
SO	8
LOB	12



WP: 0	PA: 34
PB: 0	
SB: 1	
CS: 0	

Batter	1	2	3	4	5	6	7	8	9	AB R H RBI BB SO LOB	TOP											
Vince Coleman, S OBP: 0.346, SLG: 0.393 (1, 7)	4-1 PB S 1B BB		2-2 S E 1B		0-0 BB 1B		0-1 3-H 2B		0-1 3B	4 2 4 1 1 0 0												
Joey Cora, S OBP: 0.366, SLG: 0.387 (1, 4)	3-1 SAFE F9 BB 1-H 1B		2-0 SH5-3		4-1 BB		2-1 L8		3-1 S 1B	3 0 2 1 1 0 1												
Ken Griffey Jr., L OBP: 0.383, SLG: 0.446 (1, 8)	4-1 BB 1-2 BB		4-0 BB		2-3 K		0-1 F8		3-3 K 1-2	3 0 0 0 2 2 4												
Edgar Martinez, R OBP: 0.484, SLG: 0.640 (1, 10)	2-1 F9 2-3		0-1 F7		0-0 F9		0-1 F8 2B		4-0 FC4 IBB	4 0 1 0 1 0 3												
Tino Martinez, L OBP: 0.371, SLG: 0.561 (1, 3)	0-3 K		0-1 P5		2-3 K		0-0 F8 2-3		1-1 FC4 1-2f	5 0 0 0 0 2 7												
Jay Buhner, R OBP: 0.351, SLG: 0.566 (1, 9)	1-3 K		0-0 P4		1-2 E6 FC4-6		1-1 G5-3			4 0 0 0 0 1 3												
Mike Blowers, R OBP: 0.337, SLG: 0.482 (1, 5)		1-0 P2		1-1 G4-3		0-0 FC4-6 1-2f		4-1 BB		3 0 0 0 1 0 1												
Luis Sojo, R OBP: 0.328, SLG: 0.417 (1, 6)		0-0 F8		1-2 G4-3		0-0 G4-3 2B		3-1 G1-3		4 1 1 0 0 0 2												
Dan Wilson, R OBP: 0.329, SLG: 0.394 (1, 2)		1-3 K		2-3 K		0-2 G4-3		0-0 F9		4 0 0 0 0 2 1												
Inning Stats	R: 1 E: 0 K: 2 S: 14	H: 1 LOB: 2 BB: 2 P: 28	R: 0 E: 0 K: 1 S: 5	H: 0 LOB: 0 BB: 0 P: 7	R: 1 E: 1 K: 0 S: 11	H: 1 LOB: 1 BB: 1 P: 19	R: 0 E: 0 K: 0 S: 6	H: 0 LOB: 0 BB: 0 P: 8	R: 0 E: 0 K: 2 S: 9	H: 1 LOB: 1 BB: 1 P: 16	R: 0 E: 1 K: 1 S: 9	H: 0 LOB: 1 BB: 0 P: 12	R: 1 E: 0 K: 0 S: 10	H: 2 LOB: 1 BB: 0 P: 12	R: 0 E: 0 K: 0 S: 8	H: 1 LOB: 2 BB: 1 P: 16	R: 0 E: 0 K: 1 S: 10	H: 2 LOB: 3 BB: 1 P: 21	1B: 4 2B: 3 3B: 1 HR: 0	SF: 0 SAC: 1 DP: 0 HBP: 0	WP: 0 PB: 1 SB: 3 CS: 0	PA: 41
PITCHER	IP WLS BF H R ER SO BB IBB HBP BLK WP HR S P ERA WHIP																					
Jason Bere, R ERA: 6.98 (1, 1)	6.1 L 28 5 3 3 6 4 0 0 0 0 0 60 96 4.26 1.421																					
Scott Radinsky, L ERA: 5.35 (7, 1)	0.2 2 0 0 0 0 0 0 0 0 0 0 4 6 0.00 0.000																					
Matt Karchner, R ERA: 1.59 (8, 1)	1.0 5 1 0 0 0 1 0 0 0 0 0 8 16 0.00 2.000																					
Roberto Hernandez, R ERA: 4.2 (9, 1)	1.0 6 2 0 0 1 0 1 0 0 0 0 10 21 0.00 2.000																					

Seattle Mariners @ Chicago White Sox
Comiskey Park, Chicago, IL
Fri Sep 15 1995, 8:05 PM EDT
Att. 19,100 - Unknown - 71 F

livebaseballscorecards.com

AB	34
R	3
H	8
RBI	2
BB	6
SO	7
LOB	22



Batter	1	2	3	4	5	6	7	8	9	AB	R	H	RBI	BB	SO	LOB
Lance Johnson, L OBP: 0.337, SLG: 0.418 (1, 8)	0-1 F7		0-0 F8		1-0 F9		1-0 G4-3			4	0	0	0	0	0	1
Tim Raines, S OBP: 0.379, SLG: 0.440 (1, 7)	3-2 G6-3 1B		1-0 L7		1-1 1B 3B		2-2 CS 1B			4	1	3	0	0	0	1
Dave Martinez, L OBP: 0.386, SLG: 0.464 (1, 3)	0-1 G6-3			0-0 G5-3	2-0 1B		2-2 CS	0-0 3B		4	0	2	1	0	0	1
Frank Thomas, R OBP: 0.466, SLG: 0.620 (1, 10)	2-3 K			1-0 P6	2-0 F7			2-3 K		4	0	0	0	0	2	3
Robin Ventura, L OBP: 0.384, SLG: 0.512 (1, 5)		2-3 K		4-0 BB 1B BB		1-2 F7		1-3 K		3	1	0	0	1	2	1
Lyle Mouton, R OBP: 0.400, SLG: 0.519 (1, 9)		1-3 K		4-0 1B 1-2 BB		0-1 F9		1-3 K		3	0	0	0	1	2	1
Ray Durham, S OBP: 0.320, SLG: 0.406 (1, 4)		1-0 F8		3-1 1-3 2-H 1B		2-2 1B			1-0 F8	4	0	2	1	0	0	0
Ron Karkovice, R OBP: 0.317, SLG: 0.400 Norberto Martin, R OBP: 0.290, SLG: 0.412 (1, 2) (9, PH)			2-3 K	2-0 P5		0-0 F7		3-2 K		3	0	0	0	0	1	3
Ozzie Guillen, L OBP: 0.264, SLG: 0.309 Barry Lyons, R OBP: 0.372, SLG: 0.615 (1, 6) (9, PH)			1-0 1B		0-0 P5		1-1 L7		3-1 G6-3	1	0	0	0	0	0	0
										1	0	0	0	0	0	0

Inning Stats	R: 0	H: 1	E: 0	K: 1	S: 14	H: 1	LOB: 1	BB: 0	P: 19	R: 0	H: 0	E: 0	K: 2	S: 9	H: 0	LOB: 0	BB: 0	P: 13	R: 0	H: 1	E: 0	K: 1	S: 6	H: 1	LOB: 1	BB: 0	P: 10	R: 1	H: 1	E: 0	K: 0	S: 5	H: 1	LOB: 2	BB: 2	P: 19	R: 1	H: 2	E: 0	K: 0	S: 6	H: 1	LOB: 1	BB: 0	P: 12	R: 0	H: 1	E: 0	K: 0	S: 9	H: 1	LOB: 0	BB: 0	P: 15	R: 0	H: 1	E: 0	K: 3	S: 11	H: 1	LOB: 1	BB: 0	P: 15	R: 0	H: 0	E: 0	K: 1	S: 7	H: 0	LOB: 0	BB: 0	P: 14	1B: 6	2B: 0	3B: 2	HR: 0	SF: 0	SAC: 0	DP: 0	HBP: 0	WP: 0	PB: 0	SB: 0	CS: 1	PA: 37
--------------	------	------	------	------	-------	------	--------	-------	-------	------	------	------	------	------	------	--------	-------	-------	------	------	------	------	------	------	--------	-------	-------	------	------	------	------	------	------	--------	-------	-------	------	------	------	------	------	------	--------	-------	-------	------	------	------	------	------	------	--------	-------	-------	------	------	------	------	-------	------	--------	-------	-------	------	------	------	------	------	------	--------	-------	-------	-------	-------	-------	-------	-------	--------	-------	--------	-------	-------	-------	-------	--------

PITCHER	IP	WLS	BF	H	R	ER	SO	BB	IBB	HBP	BLK	WP	HR	S	P	ERA	WHIP
Andy Benes, R ERA: 4.66 (1, 1)	7.0		30	8	2	2	4	2	0	0	0	0	0	59	101	2.57	1.429
Jeff Nelson, R ERA: 2.17 (8, 1)	0.1		1	0	0	0	1	0	0	0	0	0	0	3	5	0.00	0.000
Lee Guetterman, L ERA: 5.94 (8, 1)	0.1		1	0	0	0	1	0	0	0	0	0	0	3	4	0.00	0.000
Bill Risley, R ERA: 3.34 (8, 1)	0.1		1	0	0	0	1	0	0	0	0	0	0	4	5	0.00	0.000
Norm Charlton, L ERA: 3.6 (9, 1)	1.0	S	3	0	0	0	1	0	0	0	0	0	0	7	14	0.00	0.000

BOTTOM

Seattle Mariners @ Chicago White Sox
Comiskey Park, Chicago, IL

Fri Sep 15 1995, 8:05 PM EDT
Att: 19,100 - Unknown - 71 F

livebaseballscorecards.com

AB	34
R	2
H	8
RBI	2
BB	2
SO	8
LOB	11



Batter	1	2	3	4	5	6	7	8	9	AB R H RBI BB SO LOB	TOP
Vince Coleman, S OBP: 0.349, SLG: 0.398 (1, 7) C X	0-1 F7		0-1 FC1-5-6-1 E FC4-2		0-0 1-3 1B		2-2 2-H 2B		3-2 CS 1B	5 1 3 1 0 0 1	
Joey Cora, S OBP: 0.364, SLG: 0.386 Felix Fermin, R OBP: 0.239, SLG: 0.236 (1, 4) C X (7, 4) C X	1-1 1B		3-1 FC4-2 1-H		2-3 K		0-0 F8		4-0 E5 WP BB 1-H	4 0 1 0 0 1 4 0 0 0 0 1 0 0	
Ken Griffey Jr., L OBP: 0.375, SLG: 0.435 (1, 8) C B C F F F F	1-3 K		2-3 K		1-1 F9		0-0 P5		1-3 K 1-2	5 0 0 0 0 3 3	
Edgar Martinez, R OBP: 0.482, SLG: 0.634 (1, 10) C X	0-1 F8			2-1 P3		0-3 K		3-1 F7	4-0 IBB	4 0 0 0 1 1 1	
Tino Martinez, L OBP: 0.369, SLG: 0.560 (1, 3) C B B T C		2-3 K		1-3 K		0-2 G1-3		3-2 FC5 2B	0-3 K	5 0 1 0 0 3 2	
Jay Buhner, R OBP: 0.354, SLG: 0.576 (1, 9) B C T C X		1-2 HR		1-1 G1-3		0-1 2B		4-0 IBB		3 2 2 1 1 0 0	
Mike Blowers, R OBP: 0.334, SLG: 0.477 (1, 5) B C C C C C S		2-3 K			3-3 K		1-3 K		1-2 FC5 2-3f	4 0 0 0 0 3 3	
Luis Sojo, R OBP: 0.327, SLG: 0.418 (1, 6) X		0-0 G4-3			1-1 F9		1-1 2B 2-H		0-0 G5-3	4 1 1 1 0 0 0	
Dan Wilson, R OBP: 0.333, SLG: 0.410 (1, 2) B F F S X			2-2 FC1-5-6-1 2B		2-2 1B		1-3 K		2-2 HR	4 1 3 1 0 1 1	
Inning Stats	R: 0 E: 0 K: 1 S: 11 H: 1 LOB: 1 BB: 0 P: 13	R: 1 E: 0 K: 2 S: 10 H: 1 LOB: 0 BB: 0 P: 15	R: 0 E: 1 K: 1 S: 10 H: 1 LOB: 1 BB: 0 P: 17	R: 0 E: 0 K: 1 S: 7 H: 0 LOB: 0 BB: 0 P: 11	R: 0 E: 0 K: 2 S: 18 H: 2 LOB: 2 BB: 0 P: 25	R: 0 E: 0 K: 1 S: 9 H: 0 LOB: 0 BB: 0 P: 10	R: 2 E: 0 K: 2 S: 16 H: 3 LOB: 1 BB: 0 P: 21	R: 0 E: 0 K: 0 S: 9 H: 1 LOB: 2 BB: 1 P: 20	R: 2 E: 1 K: 2 S: 14 H: 2 LOB: 2 BB: 2 P: 28	1B: 4 2B: 5 3B: 0 HR: 2 SF: 0 SAC: 0 DP: 0 HBP: 0	WP: 1 PB: 0 SB: 1 CS: 1 PA: 41
PITCHER Alex Fernandez, R ERA: 4.35 Matt Karchner, R ERA: 1.88 Larry Thomas, L ERA: 1.69	IP WLS BF H R ER SO BB IBB HBP BLK WP HR S P ERA WHIP	IP WLS BF H R ER SO BB IBB HBP BLK WP HR S P ERA WHIP	IP WLS BF H R ER SO BB IBB HBP BLK WP HR S P ERA WHIP	IP WLS BF H R ER SO BB IBB HBP BLK WP HR S P ERA WHIP	IP WLS BF H R ER SO BB IBB HBP BLK WP HR S P ERA WHIP	IP WLS BF H R ER SO BB IBB HBP BLK WP HR S P ERA WHIP	IP WLS BF H R ER SO BB IBB HBP BLK WP HR S P ERA WHIP	IP WLS BF H R ER SO BB IBB HBP BLK WP HR S P ERA WHIP	IP WLS BF H R ER SO BB IBB HBP BLK WP HR S P ERA WHIP	ERA WHIP	ERA WHIP

Seattle Mariners @ Chicago White Sox
Comiskey Park, Chicago, IL
Sat Sep 16 1995, 8:05 PM EDT
Att. 26,073 - Unknown - 83 F

livebaseballscorecards.com

AB	38
R	5
H	11
RBI	4
BB	3
SO	12
LOB	15



Batter	1	2	3	4	5	6	7	8	9	AB	R	H	RBI	BB	SO	LOB
Lance Johnson, L OBP: 0.335, SLG: 0.415 (1, 8)	L3		E4 G4-3 1-3		F7 1-2		B1-3			4	0	0	0	0	0	2
Tim Raines, S OBP: 0.378, SLG: 0.439 (1, 7)	G3-1		G4-3			1B 1B		G4-3		4	1	1	1	0	0	1
Dave Martinez, L OBP: 0.388, SLG: 0.460 (1, 9)	F9		BB			1B E BB		G6-3		2	1	0	0	2	0	0
Frank Thomas, R OBP: 0.463, SLG: 0.615 Barry Lyons, R OBP: 0.364, SLG: 0.600 (1, 10) (8, PH)		G5-3	F7			BB BB		K		3	0	0	0	0	1	4
Robin Ventura, L OBP: 0.385, SLG: 0.511 (1, 3)		1B			F9			G3-1		4	0	2	1	0	0	0
Chris Snopce, R OBP: 0.436, SLG: 0.290 Craig Grebeck, R OBP: 0.366, SLG: 0.364 (1, 5) (6, 5)		K			G5-3			G5-3		2	0	0	0	0	1	1
Ray Durham, S OBP: 0.317, SLG: 0.403 (1, 4)		G4-3			G4-3			G1-6-3		4	0	0	0	0	1	3
Michael LaValiere, L OBP: 0.295, SLG: 0.319 (1, 2)			FC6-4 1B		G4-3			G6-3		3	0	1	0	0	0	0
Ozzie Guillen, L OBP: 0.265, SLG: 0.309 (1, 6)			FC6-4 E G4-3 1-2f		G4-3 CS 1B			G6-3		3	1	1	0	0	0	1

Inning Stats	R: 0	H: 0	E: 0	K: 0	S: 5	R: 0	H: 1	E: 0	K: 1	S: 6	R: 1	H: 1	E: 1	K: 0	S: 8	R: 0	H: 0	E: 0	K: 0	S: 7	R: 0	H: 1	E: 0	K: 0	S: 8	R: 2	H: 2	E: 1	K: 1	S: 13	R: 0	H: 0	E: 0	K: 0	S: 5	R: 0	H: 0	E: 0	K: 1	S: 8	R: 0	H: 0	E: 0	K: 1	S: 7	R: 0	H: 0	E: 0	K: 1	S: 10	1B: 5	2B: 0	3B: 0	HR: 0	SF: 0	SAC: 0	DP: 1	HBP: 0	WP: 0	PB: 0	SB: 0	CS: 1	PA: 34
PITCHER	IP	WLS	BF	H	R	ER	SO	BB	IBB	HBP	BLK	WP	HR	S	P	ERA	WHIP															IP	WLS	BF	H	R	ER	SO	BB	IBB	HBP	BLK	WP	HR	S	P	ERA	WHIP															
Tim Belcher, R ERA: 4.3 (1, 1)	8.0	W	31	5	3	2	3	2	0	0	0	0	0	60	101	2.25	0.875																																														
Norm Charlton, L ERA: 3.54 (9, 1)	1.0	S	3	0	0	0	1	0	0	0	0	0	0	7	10	0.00	0.000																																														

BOTTOM

Seattle Mariners @ Chicago White Sox
Comiskey Park, Chicago, IL
Sat Sep 16 1995, 8:05 PM EDT
Att: 26,073 - Unknown - 83 F

livebaseballscorecards.com

AB	32
R	3
H	5
RBI	3
BB	2
SO	4
LOB	13



Batter	1	2	3	4	5	6	7	8	9	AB R H RBI BB SO LOB	TOP											
Otis Nixon, S (1, 8) OBP: 0.356, SLG: 0.330 B C B B B B 4-2 S SH1-4 E BB			B X 1-0 E4 BLK		C C B B B B 1-3 K		B X 1-0 L3			3 1 0 0 1 1 0												
Mark McLemore, S (1, 4) OBP: 0.355, SLG: 0.365 L B 1 SAFE B 1 SAFE X SAFE 1-1 SH1-4			C B 1 SAFE B X 2-1 L8		B B B C C B B X 4-2 BB		C C B B B B 2-3 K			2 0 0 0 1 1 1												
Will Clark, L (1, 3) OBP: 0.384, SLG: 0.467 B F C X 1-2 FC5-4 2-H 1B			1 SAFE C B F F S B X 1-3 K		B S S T S S 1-3 K		C B S C B X 1-2 F9			4 0 1 0 0 2 2												
Juan Gonzalez, R (1, 10) OBP: 0.318, SLG: 0.601 X 0-0 F7			B F C B X 2-2 P3		C F S 0-3 K		F B S S S S 1-3 K			4 0 0 0 0 2 2												
Mickey Tettleton, S (1, 9) OBP: 0.380, SLG: 0.466 C X 0-1 FC5-4 1-2f				C X 0-1 3B		B C C X 1-1 L9		C B S B B F S S 3-3 K		4 0 1 0 0 1 1												
Ivan Rodriguez, R (1, 2) OBP: 0.332, SLG: 0.451 B X T U B 1-2 L8			S B B L L L X 1-2 P3		C F B X 1-2 E5		F S X 0-2 G5-3			4 0 0 0 0 0 1												
Lou Frazier, S (1, 7) OBP: 0.282, SLG: 0.228 X 0-0 B1-3			C B B C C B B B X 2-3 K		X 0-0 F7		B B S S B B C C 3-3 K			4 0 0 0 0 2 2												
Craig Worthington, R (1, 5) OBP: 0.309, SLG: 0.432 B C B B B X 2-2 2B			C B B C C B B B X 1-3 K		C B B C C B B B X 2-3 K		B C C X 1-1 P4			3 0 1 0 0 1 1												
Esteban Beltre, R (1, 6) OBP: 0.250, SLG: 0.304 C B C C C 1-3 K				C B B C C B B B X 2-3 K		B C C X 2-2 G5-3				3 0 0 0 0 2 1												
Inning Stats	R: 1 E: 0 K: 0 S: 11	H: 1 LOB: 1 BB: 1 P: 17	R: 0 E: 0 K: 1 S: 10	H: 1 LOB: 1 BB: 0 P: 14	R: 0 E: 1 K: 1 S: 10	H: 0 LOB: 1 BB: 0 P: 16	R: 0 E: 0 K: 2 S: 16	H: 1 LOB: 1 BB: 0 P: 20	R: 0 E: 0 K: 3 S: 12	H: 0 LOB: 1 BB: 1 P: 20	R: 0 E: 1 K: 1 S: 9	H: 0 LOB: 1 BB: 0 P: 11	R: 0 E: 0 K: 0 S: 7	H: 0 LOB: 0 BB: 0 P: 11	R: 0 E: 0 K: 2 S: 9	H: 0 LOB: 0 BB: 0 P: 13	R: 0 E: 0 K: 2 S: 10	H: 0 LOB: 0 BB: 0 P: 16	1B: 1 2B: 1 3B: 1 HR: 0	SF: 0 SAC: 1 DP: 0 HBP: 0	WP: 0 PB: 0 SB: 1 CS: 0	PA: 34
PITCHER	IP WLS BF H R ER SO BB IBB HBP BLK WP HR S P ERA WHIP																					
Randy Johnson, L (1, 1) ERA: 2.66	8.0 W 31 3 1 1 10 2 0 0 1 0 0 84 122 1.12 0.625																					
Bobby Ayala, R (9, 1) ERA: 4.66	1.0 3 0 0 0 2 0 0 0 0 0 0 10 16 0.00 0.000																					

Texas Rangers @ Seattle Mariners
 The Kingdome, Seattle, WA
 Mon Sep 18 1995, 10:05 PM EDT
 Att. 29,515 - Dome - 68 F

livebaseballscorecards.com

AB 31
 R 1
 H 3
 RBI 0
 BB 2
 SO 12
 LOB 11



Batter	1	2	3	4	5	6	7	8	9	10	11	AB R H RBI BB SO LOB	TOP				
Otis Nixon, S (1, 8) OBP: 0.357, SLG: 0.333												5 1 2 0 0 1 1	Texas Rangers @ Seattle Mariners The Kingdome, Seattle, WA Tue Sep 19 1995, 10:05 PM EDT Att. 20,410 - Dome - 68 F				
Mark McLemore, S (1, 4) OBP: 0.354, SLG: 0.371												4 1 1 2 0 0 1					
Will Clark, L (1, 3) OBP: 0.383, SLG: 0.464												3 0 0 1 1 0 0					
Juan Gonzalez, R (1, 10) OBP: 0.316, SLG: 0.594												5 0 1 0 0 1 1					
Mickey Tettleton, S (1, 9) OBP: 0.381, SLG: 0.464 Lou Frazier, S (8, 7) OBP: 0.287, SLG: 0.233												2 0 0 0 2 1 0 1 0 1 0 0 0 0					
Ivan Rodriguez, R (1, 2) OBP: 0.335, SLG: 0.455												5 0 3 0 0 1 4					
29 Rusty Greer, L (1, 7) OBP: 0.353, SLG: 0.416 (8, 9) Jeff Frye, R (11, PH) OBP: 0.328, SLG: 0.364 Esteban Beltre, R (11, 6) OBP: 0.250, SLG: 0.304												4 1 1 0 0 1 4 1 0 0 0 0 0 0 0 0 0 0 0 0 0					
Mike Pagliarulo, L (1, 5) OBP: 0.264, SLG: 0.342 Luis Ortiz, R (11, PH) OBP: 0.272, SLG: 0.346 (11, 5)												4 1 1 1 0 0 0 1 0 0 0 0 0 0					
Benji Gil, R (1, 6) OBP: 0.263, SLG: 0.343 Candy Maldonado, R (11, PH) OBP: 0.380, SLG: 0.506 (11, 9)												3 0 0 0 0 1 0 1 0 0 0 0 1 0					
Inning Stats	R: 1 H: 2 E: 0 LOB: 2 K: 0 BB: 1 S: 10 P: 18	R: 1 H: 1 E: 0 LOB: 0 K: 0 BB: 0 S: 9 P: 15	R: 0 H: 0 E: 0 LOB: 0 K: 0 BB: 0 S: 8 P: 15	R: 0 H: 1 E: 0 LOB: 0 K: 0 BB: 0 S: 5 P: 7	R: 0 H: 1 E: 0 LOB: 1 K: 1 BB: 0 S: 6 P: 9	R: 0 H: 1 E: 0 LOB: 2 K: 1 BB: 1 S: 9 P: 21	R: 2 H: 2 E: 0 LOB: 0 K: 0 BB: 0 S: 10 P: 17	R: 0 H: 1 E: 0 LOB: 1 K: 2 BB: 0 S: 13 P: 19	R: 0 H: 0 E: 0 LOB: 0 K: 1 BB: 0 S: 5 P: 12	R: 0 H: 1 E: 0 LOB: 2 K: 1 BB: 1 S: 7 P: 15	R: 0 H: 0 E: 0 LOB: 0 K: 1 BB: 0 S: 9 P: 13	1B: 6 SF: 1 2B: 3 SAC: 2 3B: 0 DP: 1 HR: 1 HBP: 0		WP: 1 PA: 45 PB: 0 SB: 0 CS: 0			
PITCHER	IP WLS BF H R ER SO BB IBB HBP BLK WP HR S P ERA WHIP																
Chris Bosio, R (1, 1) ERA: 4.92	7.0	30	8	4	4	2	2	0	0	0	0	1	1	57	102	5.14	1.429
Bobby Ayala, R (8, 1) ERA: 4.52	2.0	7	1	0	0	3	0	0	0	0	0	0	0	18	31	0.00	0.500
Norm Charlton, L (10, 1) ERA: 3.43	2.0	W 8	1	0	0	2	1	0	0	0	0	0	0	16	28	0.00	1.000

livebaseballscores.com



Batter	1	2	3	4	5	6	7	8	9	10	11	AB R H RBI BB SO LOB
Vince Coleman, S (1, 7) OBP: 0.342, SLG: 0.388 Chris Widger, R (10, 2) OBP: 0.245, SLG: 0.267 Darren Bragg, L (11, PH) OBP: 0.337, SLG: 0.345	3-3 K	0-3 K			0-0 G3		0-1 1B		1-2 F7		1-0 1B	5 0 1 0 0 2 2 0 0 0 0 0 0 0 1 0 1 0 0 0 0
Joey Cora, S (1, 4) OBP: 0.362, SLG: 0.381	1-0 G4-3		4-1 FC3-6 BB		0-2 G4-3		2-2 G4-3		2-2 G3		2-1 L9	5 0 0 0 1 0 3
Ken Griffey Jr., L (1, 8) OBP: 0.378, SLG: 0.450	3-2 2B 1B		1-0 FC3-6 L9-3			2-3 K		2-0 HR		0-0 L4	2-2 1B	6 1 3 2 0 1 1
Edgar Martinez, R (1, 10) OBP: 0.481, SLG: 0.635	2-2 2B		3-2 L9-3		4-2 2B G4-3 BB		1-2 G5-3			4-0 1B BB		3 1 1 0 2 0 1
Tino Martinez, L (1, 3) OBP: 0.371, SLG: 0.558	1-1 G4-3			2-2 L8		0-0 G4-3 2B		1-2 G3		3-1 SAFE 1-2 FC5-4 1B		5 0 2 0 0 0 2
Jay Buhner, R (1, 9) OBP: 0.351, SLG: 0.564		1-2 G6-3		4-1 BB		1-0 G4-3		0-2 G6-3		0-1 L9		4 0 0 1 1 0 3
Mike Blowers, R (1, 5) OBP: 0.333, SLG: 0.479 Alex Diaz, S (9, PH) OBP: 0.286, SLG: 0.323		3-2 L6-3		0-0 F8		3-2 G6-3			4-0 HR BB	2-1 FC5-4		3 0 0 0 0 0 2 1 1 0 0 1 0 2
Luis Sojo, R (1, 6) OBP: 0.325, SLG: 0.413 Warren Newson, L (9, PH) OBP: 0.408, SLG: 0.391 Felix Fermin, R (10, 6) OBP: 0.240, SLG: 0.233		0-0 1B		2-0 L4-3			0-0 P6		0-3 K		0-0 G4-3	3 0 1 0 0 0 1 1 0 0 0 0 1 1 1 0 0 0 0 0 0
Dan Wilson, R (1, 2) OBP: 0.335, SLG: 0.416 Doug Strange, S (9, PH) OBP: 0.329, SLG: 0.401		1-1 1B		3-2 L7			1-1 P4		0-0 HR		0-0 1B 1B	3 0 1 0 0 0 0 2 2 2 2 0 0 0

Inning Stats	R: 0	H: 2	E: 0	K: 1	S: 14	H: 2	LOB: 2	BB: 0	P: 24	R: 0	H: 2	E: 0	K: 1	S: 13	H: 0	LOB: 0	BB: 1	P: 13	R: 0	H: 0	E: 0	K: 0	S: 5	R: 0	H: 0	E: 0	K: 0	S: 8	H: 0	LOB: 0	BB: 0	P: 10	R: 1	H: 1	E: 0	K: 1	S: 10	H: 1	LOB: 1	BB: 1	P: 20	R: 0	H: 1	E: 0	K: 0	S: 8	H: 1	LOB: 1	BB: 0	P: 11	R: 1	H: 1	E: 0	K: 0	S: 10	H: 1	LOB: 0	BB: 0	P: 14	R: 2	H: 1	E: 0	K: 1	S: 11	H: 1	LOB: 0	BB: 1	P: 18	R: 0	H: 1	E: 0	K: 0	S: 7	H: 1	LOB: 2	BB: 0	P: 13	1B: 8	SF: 0	2B: 3	SAC: 0	3B: 0	DP: 1	HR: 2	HBP: 0	WP: 0	PA: 48
--------------	------	------	------	------	-------	------	--------	-------	-------	------	------	------	------	-------	------	--------	-------	-------	------	------	------	------	------	------	------	------	------	------	------	--------	-------	-------	------	------	------	------	-------	------	--------	-------	-------	------	------	------	------	------	------	--------	-------	-------	------	------	------	------	-------	------	--------	-------	-------	------	------	------	------	-------	------	--------	-------	-------	------	------	------	------	------	------	--------	-------	-------	-------	-------	-------	--------	-------	-------	-------	--------	-------	--------

PITCHER	IP	WLS	BF	H	R	ER	SO	BB	IBB	HBP	BLK	WP	HR	S	P	ERA	WHIP
Kevin Gross, R (1, 1) ERA: 5.66	8.0		33	7	2	2	3	3	0	0	0	0	1	75	126	2.25	1.250
Jeff Russell, R (9, 1) ERA: 3.13	1.0		5	1	2	2	1	1	0	0	0	0	1	11	18	18.00	2.000
Ed Vosberg, L (10, 1) ERA: 3.15	0.1		3	1	0	0	0	1	0	0	0	0	0	3	10	0.00	6.000
Roger McDowell, R (10, 1) ERA: 4.2	1.1	L	6	2	1	1	0	0	0	0	0	0	0	9	14	6.75	1.500
Dennis Cook, L (11, 1) ERA: 4.31	0.0		1	1	0	0	0	0	0	0	0	0	0	3	5	∞	∞

BOTTOM

Texas Rangers @ Seattle Mariners
The Kingdome, Seattle, WA
Tue Sep 19 1995, 10:05 PM EDT
Att. 20,410 - Dome - 68 F

livebaseballscores.com

AB	43
R	5
H	12
RBI	5
BB	5
SO	4
LOB	18



Batter	1	2	3	4	5	6	7	8	9	AB R H RBI BB SO LOB	TOP											
Otis Nixon, S OBP: 0.359, SLG: 0.337 (1, 8)	1-2 CS 1B		0-0 F7		1-0 1-H 2B			1-2 G4-3 1B	0-3 K	5 0 3 1 0 1 3												
Mark McLemore, S OBP: 0.353, SLG: 0.369 (1, 4)	SAFE 2-3 1-2 K		0-1 1B		1-2 F7			0-0 G4-3 1-2	0-3 K	5 0 1 0 0 2 6												
Will Clark, L OBP: 0.382, SLG: 0.461 (1, 3)	4-2 BB		0-0 F9			2-1 F7		2-3 K		3 0 0 0 1 1 2												
Juan Gonzalez, R OBP: 0.313, SLG: 0.587 (1, 10)	2-0 F9			1-2 F7		0-2 F8		0-2 P2		4 0 0 0 0 0 2												
Mickey Tettleton, S OBP: 0.382, SLG: 0.465 (1, 9)		4-2 29 G4-3 BB		1-3 K		0-3 K			3-1 29 PB 2B	3 1 1 0 1 2 0												
Ivan Rodriguez, R OBP: 0.334, SLG: 0.453 (1, 2)		0-1 F8		0-1 P4			0-0 F8		0-1 29 PB BB 1B	4 0 1 0 0 0 1												
29 Rusty Greer, L OBP: 0.355, SLG: 0.423 (1, 7)		3-2 G4-3 1-2			2-1 F8		1-0 HR		4-2 BB BB	3 1 1 1 1 0 1												
Mike Pagliarulo, L OBP: 0.267, SLG: 0.342 (1, 5)		0-3 K			1-2 2B 1B		1-0 F8		4-2 BB	3 1 1 0 1 1 1												
Benji Gil, R OBP: 0.261, SLG: 0.340 Sam Horn, L OBP: 0.200, SLG: 0.111 (1, 6) (9, PH)			2-3 K		2-2 P5		1-1 L6		1-3 K	3 0 0 0 0 1 1 1 0 0 0 0 1 3												
Inning Stats	R: 0 E: 0 K: 1 S: 12	H: 1 LOB: 1 BB: 1 P: 21	R: 0 E: 0 K: 1 S: 11	H: 0 LOB: 1 BB: 1 P: 18	R: 0 E: 0 K: 1 S: 7	H: 1 LOB: 1 BB: 0 P: 9	R: 0 E: 0 K: 1 S: 8	H: 0 LOB: 0 BB: 0 P: 10	R: 1 E: 0 K: 0 S: 13	H: 2 LOB: 1 BB: 0 P: 20	R: 0 E: 0 K: 1 S: 8	H: 0 LOB: 0 BB: 0 P: 10	R: 1 E: 0 K: 0 S: 5	H: 1 LOB: 0 BB: 0 P: 8	R: 0 E: 0 K: 1 S: 10	H: 1 LOB: 1 BB: 0 P: 13	R: 1 E: 0 K: 3 S: 18	H: 2 LOB: 3 BB: 2 P: 30	1B: 5 2B: 2 3B: 0 HR: 1	SF: 0 SAC: 0 DP: 0 HBP: 0	WP: 0 PB: 1 SB: 0 CS: 1	PA: 38
PITCHER	IP WLS BF H R ER SO BB IBB HBP BLK WP HR S P ERA WHIP																					
Andy Benes, R ERA: 4.58 (1, 1)	7.0 W 27 5 2 2 5 2 0 0 0 0 0 1 64 96 2.57 1.000																					
Bill Risley, R ERA: 3.28 (8, 1)	1.0 4 1 0 0 1 0 0 0 0 0 0 0 10 13 0.00 1.000																					
Bob Wells, R ERA: 5.52 (9, 1)	0.0 4 2 1 1 0 2 0 0 0 0 0 0 9 20 ∞ ∞																					
Jeff Nelson, R ERA: 2.11 (9, 1)	1.0 3 0 0 0 0 3 0 0 0 0 0 0 9 10 0.00 0.000																					

Texas Rangers @ Seattle Mariners
The Kingdome, Seattle, WA
Wed Sep 20 1995, 10:05 PM EDT
Att. 26,524 - Dome - 68 F

livebaseballscorecards.com

AB	34
R	3
H	8
RBI	2
BB	4
SO	9
LOB	20



Batter	1	2	3	4	5	6	7	8	9	AB R H RBI BB SO LOB	TOP
Rickey Henderson, R OBP: 0.404, SLG: 0.442 (1, 7)	2-2 G5-3	1-0 2B		3-2 L8			2-1 1B 2B		1-0 F8	5 1 2 3 0 0 0	
Geronimo Berroa, R OBP: 0.355, SLG: 0.465 (1, 9)	0-3 K	2-3 K		3-1 L8			3-3 K		2-1 G6-3	5 0 0 0 0 3 2	
Brent Gates, S OBP: 0.319, SLG: 0.360 (1, 4)	1-2 1B			3-2 HR 1B			1-1 2-H 1B			4 1 3 1 0 0 0	
Mark McGwire, R OBP: 0.437, SLG: 0.672 (1, 3)	1-3 K			0-0 1-H HR			2-2 P6			4 1 1 2 0 1 2	
Jason Giambi, L OBP: 0.364, SLG: 0.398 (1, 5)				0-2 G5-3			0-0 F8			4 0 0 0 0 0 1	
Danny Tartabull, R OBP: 0.334, SLG: 0.383 (1, 10)				1-3 K			1-1 G6-3			4 0 0 0 0 0 1	
Jose Herrera, L OBP: 0.328, SLG: 0.350 (8, PR)				4-2 BB 1B 2B BB			3-1 G5-3			3 1 1 0 1 1 0	
Terry Steinbach, R OBP: 0.318, SLG: 0.456 (1, 2)				0-1 E4 1B 1B			3-2 F8			0 0 0 0 0 0 0	
Stan Javier, S OBP: 0.351, SLG: 0.385 (1, 8)				1-2 2B 1B			1-0 G3-1			4 2 3 0 0 0 0	
Mike Bordick, R OBP: 0.326, SLG: 0.352 (1, 6)				1-2 2B BB			1-2 G4-6-3			3 1 1 1 1 0 1	
				2-3 1B			1-0 G3-1			4 2 3 0 0 0 0	
				2-3 1B			1-2 G4-6-3			3 1 1 1 1 0 1	
				1-2 2B BB			1-0 G3-1			4 2 3 0 0 0 0	
				1-2 2B BB			1-2 G4-6-3			3 1 1 1 1 0 1	
				1-2 2B BB			1-0 G3-1			4 2 3 0 0 0 0	
				1-2 2B BB			1-2 G4-6-3			3 1 1 1 1 0 1	
				1-2 2B BB			1-0 G3-1			4 2 3 0 0 0 0	
				1-2 2B BB			1-2 G4-6-3			3 1 1 1 1 0 1	
				1-2 2B BB			1-0 G3-1			4 2 3 0 0 0 0	
				1-2 2B BB			1-2 G4-6-3			3 1 1 1 1 0 1	
				1-2 2B BB			1-0 G3-1			4 2 3 0 0 0 0	
				1-2 2B BB			1-2 G4-6-3			3 1 1 1 1 0 1	
				1-2 2B BB			1-0 G3-1			4 2 3 0 0 0 0	
				1-2 2B BB			1-2 G4-6-3			3 1 1 1 1 0 1	
				1-2 2B BB			1-0 G3-1			4 2 3 0 0 0 0	
				1-2 2B BB			1-2 G4-6-3			3 1 1 1 1 0 1	
				1-2 2B BB			1-0 G3-1			4 2 3 0 0 0 0	
				1-2 2B BB			1-2 G4-6-3			3 1 1 1 1 0 1	
				1-2 2B BB			1-0 G3-1			4 2 3 0 0 0 0	
				1-2 2B BB			1-2 G4-6-3			3 1 1 1 1 0 1	
				1-2 2B BB			1-0 G3-1			4 2 3 0 0 0 0	
				1-2 2B BB			1-2 G4-6-3			3 1 1 1 1 0 1	
				1-2 2B BB			1-0 G3-1			4 2 3 0 0 0 0	
				1-2 2B BB			1-2 G4-6-3			3 1 1 1 1 0 1	
				1-2 2B BB			1-0 G3-1			4 2 3 0 0 0 0	
				1-2 2B BB			1-2 G4-6-3			3 1 1 1 1 0 1	
				1-2 2B BB			1-0 G3-1			4 2 3 0 0 0 0	
				1-2 2B BB			1-2 G4-6-3			3 1 1 1 1 0 1	
				1-2 2B BB			1-0 G3-1			4 2 3 0 0 0 0	
				1-2 2B BB			1-2 G4-6-3			3 1 1 1 1 0 1	
				1-2 2B BB			1-0 G3-1			4 2 3 0 0 0 0	
				1-2 2B BB			1-2 G4-6-3			3 1 1 1 1 0 1	
				1-2 2B BB			1-0 G3-1			4 2 3 0 0 0 0	
				1-2 2B BB			1-2 G4-6-3			3 1 1 1 1 0 1	
				1-2 2B BB			1-0 G3-1			4 2 3 0 0 0 0	
				1-2 2B BB			1-2 G4-6-3			3 1 1 1 1 0 1	
				1-2 2B BB			1-0 G3-1			4 2 3 0 0 0 0	
				1-2 2B BB			1-2 G4-6-3			3 1 1 1 1 0 1	
				1-2 2B BB			1-0 G3-1			4 2 3 0 0 0 0	
				1-2 2B BB			1-2 G4-6-3			3 1 1 1 1 0 1	
				1-2 2B BB			1-0 G3-1			4 2 3 0 0 0 0	
				1-2 2B BB			1-2 G4-6-3			3 1 1 1 1 0 1	
				1-2 2B BB			1-0 G3-1			4 2 3 0 0 0 0	
				1-2 2B BB			1-2 G4-6-3			3 1 1 1 1 0 1	
				1-2 2B BB			1-0 G3-1			4 2 3 0 0 0 0	
				1-2 2B BB			1-2 G4-6-3			3 1 1 1 1 0 1	
				1-2 2B BB			1-0 G3-1			4 2 3 0 0 0 0	
				1-2 2B BB			1-2 G4-6-3			3 1 1 1 1 0 1	
				1-2 2B BB			1-0 G3-1			4 2 3 0 0 0 0	
				1-2 2B BB			1-2 G4-6-3			3 1 1 1 1 0 1	
				1-2 2B BB			1-0 G3-1			4 2 3 0 0 0 0	
				1-2 2B BB			1-2 G4-6-3			3 1 1 1 1 0 1	
				1-2 2B BB			1-0 G3-1			4 2 3 0 0 0 0	
				1-2 2B BB			1-2 G4-6-3			3 1 1 1 1 0 1	
				1-2 2B BB			1-0 G3-1			4 2 3 0 0 0 0	
				1-2 2B BB			1-2 G4-6-3			3 1 1 1 1 0 1	
				1-2 2B BB			1-0 G3-1			4 2 3 0 0 0 0	
				1-2 2B BB			1-2 G4-6-3			3 1 1 1 1 0 1	
				1-2 2B BB			1-0 G3-1			4 2 3 0 0 0 0	
				1-2 2B BB			1-2 G4-6-3			3 1 1 1 1 0 1	
				1-2 2B BB			1-0 G3-1			4 2 3 0 0 0 0	
				1-2 2B BB			1-2 G4-6-3			3 1 1 1 1 0 1	
				1-2 2B BB			1-0 G3-1			4 2 3 0 0 0 0	
				1-2 2B BB			1-2 G4-6-3			3 1 1 1 1 0 1	
				1-2 2B BB			1-0 G3-1			4 2 3 0 0 0 0	
				1-2 2B BB			1-2 G4-6-3			3 1 1 1 1 0 1	
				1-2 2B BB			1-0 G3-1			4 2 3 0 0 0 0	
				1-2 2B BB			1-2 G4-6-3			3 1 1 1 1 0 1	
				1-2 2B BB			1-0 G3-1			4 2 3 0 0 0 0	
				1-2 2B BB			1-2 G4-6-3			3 1 1 1 1 0 1	
				1-2 2B BB			1-0 G3-1			4 2 3 0 0 0 0	
				1-2 2B BB			1-2 G4-6-3			3 1 1 1 1 0 1	
				1-2 2B BB			1-0 G3-1			4 2 3 0 0 0 0	
				1-2 2B BB			1-2 G4-6-3			3 1 1 1 1 0 1	
				1-2 2B BB			1-0 G3-1			4 2 3 0 0 0 0	
				1-2 2B BB			1-2 G4-6-3			3 1 1 1 1 0 1	
				1-2 2B BB			1-0 G3-1			4 2 3 0 0 0 0	
				1-2 2B BB			1-2 G4-6-3			3 1 1 1 1 0 1	
				1-2 2B BB			1-0 G3-1			4 2 3 0 0 0 0	
				1-2 2B BB			1-2 G4-6-3			3 1 1 1 1 0 1	
				1-2 2B BB			1-0 G3-1			4 2 3 0 0 0 0	
				1-2 2B BB			1-2 G4-6-3			3 1 1 1 1 0 1	
				1-2 2B BB			1-0 G3-1			4 2 3 0 0 0 0	
				1-2 2B BB			1-2 G4-6-3			3 1 1 1 1 0 1	
				1-2 2B BB			1-0 G3-1			4 2 3 0 0 0 0	
				1-2 2B BB			1-2 G4-6-3			3 1 1 1 1 0 1	
				1-2 2B BB			1-0 G3-1			4 2 3 0 0 0 0	
				1-2 2B BB			1-2 G4-6-3			3 1 1 1 1 0 1	
				1-2 2B BB			1-0 G3-1			4 2 3 0 0 0 0	
				1-2 2B BB			1-2 G4-6-3			3 1 1 1 1 0 1	
				1-2 2B BB			1-0 G3-1			4 2 3 0 0 0 0	
				1-2 2B BB			1-2 G4-6-3			3 1 1 1 1 0 1	
				1-2 2B BB			1-0 G3-1			4 2 3 0 0 0 0	
				1-2 2B BB			1-2 G4-6-3			3 1 1 1 1 0 1	
				1-2 2B BB			1-0 G3-1			4 2 3 0 0 0 0	
				1-2 2B BB			1-2 G4-6-3			3 1 1 1 1 0 1	
				1-2 2B BB			1-0 G3-1			4 2 3 0 0 0 0	
				1-2 2B BB			1-2 G4-6-3			3 1 1 1 1 0 1	
				1-2 2B BB			1-0 G3-1			4 2 3 0 0 0 0	
				1-2 2B BB			1-2 G4-6-3			3 1 1 1 1 0 1	
				1-2 2B BB			1-0 G3-1			4 2 3 0 0 0 0	
				1-2 2B BB			1-2 G4-6-3			3 1 1 1 1 0 1	
				1-2 2B BB			1-0 G3-1			4 2 3 0 0 0 0	
				1-2 2B BB			1-2 G4-6-3			3 1 1 1 1 0 1	
				1-2 2B BB			1-0 G3-1			4 2 3 0 0 0 0	
				1-2 2B BB			1-2 G4-6-3			3 1 1 1 1 0 1	
				1-2 2B BB			1-0 G3-1			4 2 3 0 0 0 0	
				1-2 2B BB			1				

Batter	1	2	3	4	5	6	7	8	9	AB R H RBI BB SO LOB	TOP																
Mike Gallego, R (1, 5) OBP: 0.292, SLG: 0.234	0-3 K		2-3 K		3-3 K		3-3 K			4 0 0 0 0 4 1																	
Geronimo Berroa, R (1, 9) OBP: 0.354, SLG: 0.463	1-2 G5-3		0-0 F8			1-2 1B 1B		2-2 F9		4 0 1 0 0 0 0																	
Brent Gates, S (1, 4) OBP: 0.319, SLG: 0.358	1-3 K			4-0 FC1-6 BB		2-3 K		2-3 K G5-4-3		3 0 0 0 1 3 1																	
Mark McGwire, R (1, 3) OBP: 0.435, SLG: 0.666		4-2 1B BB		2-3 K		1-0 F8		1-0 G5-4-3 1-2f		3 0 0 0 1 1 3																	
Terry Steinbach, R (1, 2) OBP: 0.318, SLG: 0.455		0-2 L9		0-1 FC1-6 BB 1-2f		1-1 1B		0-0 F8		3 0 1 0 0 0 2																	
Eric Helfand, L (6, 2) OBP: 0.274, SLG: 0.217						1-2 1B				1 0 0 0 0 0 0																	
Danny Tartabull, R (1, 10) OBP: 0.337, SLG: 0.383		2-1 1B		4-1 BB		2-3 K		0-0 G3-1		3 0 1 0 1 1 2																	
Stan Javier, S (1, 8) OBP: 0.349, SLG: 0.382		2-3 K		0-0 L8			2-3 K		0-3 K	3 0 0 0 0 2 4																	
Jose Herrera, L (7, 8) OBP: 0.324, SLG: 0.344										1 0 0 0 0 1 0																	
Mike Bordick, R (1, 6) OBP: 0.326, SLG: 0.351		1-3 K			1-2 G1-3		1-0 1B			3 0 1 0 0 1 2																	
Craig Paquette, R (1, 7) OBP: 0.259, SLG: 0.428			2-3 K			1-3 K		0-3 K		3 0 0 0 0 3 1																	
Inning Stats	R: 0 E: 0 K: 2 S: 10	H: 0 LOB: 0 BB: 0 P: 12	R: 0 E: 0 K: 2 S: 13	H: 1 LOB: 2 BB: 1 P: 22	R: 0 E: 0 K: 2 S: 9	H: 0 LOB: 0 BB: 0 P: 13	R: 0 E: 0 K: 1 S: 7	H: 0 LOB: 2 BB: 2 P: 17	R: 0 E: 0 K: 2 S: 9	H: 0 LOB: 0 BB: 0 P: 14	R: 0 E: 0 K: 2 S: 12	H: 2 LOB: 2 BB: 0 P: 19	R: 0 E: 0 K: 3 S: 14	H: 1 LOB: 1 BB: 0 P: 20	R: 0 E: 0 K: 1 S: 7	H: 0 LOB: 0 BB: 0 P: 12	R: 0 E: 0 K: 1 S: 5	H: 0 LOB: 0 BB: 0 P: 5	1B: 4 2B: 0 3B: 0 HR: 0	SF: 0 SAC: 0 DP: 1 HBP: 0	WP: 0 PB: 1 SB: 0 CS: 0	PA: 34					
PITCHER	IP	WLS	BF	H	R	ER	SO	BB	IBB	HBP	BLK	WP	HR	S	P	ERA	WHIP										
Randy Johnson, L (1, 1) ERA: 2.56	7.1	W	30	4	0	0	15	3	0	0	0	0	0	80	127	0.00	0.955										
Bobby Ayala, R (8, 1) ERA: 4.41	1.2		4	0	0	0	1	0	0	0	0	0	0	6	7	0.00	0.000										

Oakland Athletics @ Seattle Mariners
The Kingdome, Seattle, WA
Sat Sep 23 1995, 10:05 PM EDT
Att. 54,589 - Dome

livebaseballscorecards.com

AB 31
R 0
H 4
RBI 0
BB 3
SO 16
LOB 16



Batter	1	2	3	4	5	6	7	8	9	AB R H RBI BB SO LOB	TOP																																			
Rickey Henderson, R OBP: 0.407, SLG: 0.447 Stan Javier, S OBP: 0.347, SLG: 0.380	2-0 G4-3 G3 1B		2-1 G4-3 2B	4-0 1B BB		0-0 L7		1-3 K		2 0 2 0 1 0 0 2 0 0 0 0 1 2																																				
Geronimo Berroa, R OBP: 0.353, SLG: 0.461	0-1 G3 1-2		0-2 G4-3 2-3	1-2 1B 1-H 2-H		2-3 K		1-1 G1-3		5 0 1 1 0 1 4																																				
Brent Gates, S OBP: 0.318, SLG: 0.357	0-1 G4-3 2-3		2-3 K		2-2 HR 1B		2-2 F8		1-3 K	5 1 1 0 0 2 2																																				
Mark McGwire, R OBP: 0.434, SLG: 0.670	0-3 K			2-3 K 1-H	2-0 HR		0-1 G4-3		4-2 HR BB	4 2 1 2 1 2 1																																				
Danny Tartabull, R OBP: 0.338, SLG: 0.392		1-2 G5-3		4-1 1B 2B BB	0-2 G6-3		1-3 K		1-1 HR 1-H	4 2 1 2 1 1 0																																				
Terry Steinbach, R OBP: 0.319, SLG: 0.455		2-3 K		1-0 2B 1B	2-1 FC3-6 1B		1-0 G6-3		1-2 L9	5 1 2 0 0 1 0																																				
Scott Brosius, R OBP: 0.341, SLG: 0.459		1-2 1B		4-1 2B BB	1-0 FC3-6 1-2f		2-2 BB 1B		1-3 K2-3	4 1 2 0 1 1 1																																				
Mike Gallego, R OBP: 0.285, SLG: 0.228 Jose Herrera, L OBP: 0.324, SLG: 0.344 Craig Paquette, R OBP: 0.259, SLG: 0.426		0-3 K		1-3 K	1-0 E4		3-3 K			3 0 0 0 0 2 5 0 0 0 0 0 0 0 1 0 0 0 0 1 1																																				
Mike Bordick, R OBP: 0.327, SLG: 0.354			0-0 G5-3	2-2 1B 2B	1-3 K		4-0 BB			3 1 1 3 1 1 2																																				
Inning Stats	R: 0 E: 0 K: 1 S: 8	H: 1 LOB: 1 BB: 0 P: 10	R: 0 E: 0 K: 2 S: 13	H: 1 LOB: 1 BB: 0 P: 17	R: 0 E: 0 K: 1 S: 9	H: 1 LOB: 1 BB: 0 P: 13	R: 4 E: 0 K: 2 S: 15	H: 3 LOB: 2 BB: 3 P: 34	R: 2 E: 1 K: 1 S: 14	H: 3 LOB: 2 BB: 0 P: 23	R: 0 E: 0 K: 1 S: 7	H: 0 LOB: 0 BB: 0 P: 11	R: 0 E: 0 K: 1 S: 6	H: 0 LOB: 0 BB: 0 P: 8	R: 0 E: 0 K: 2 S: 11	H: 1 LOB: 2 BB: 1 P: 22	R: 2 E: 0 K: 2 S: 13	H: 1 LOB: 0 BB: 1 P: 21	1B: 7 2B: 2 3B: 0 HR: 2	SF: 0 SAC: 0 DP: 0 HBP: 0	WP: 0 PB: 0 SB: 0 CS: 0	PA: 43																								
PITCHER	IP	WLS	BF	H	R	ER	SO	BB	IBB	HBP	BLK	WP	HR	S	P	ERA	WHIP	PITCHER								IP	WLS	BF	H	R	ER	SO	BB	IBB	HBP	BLK	WP	HR	S	P	ERA	WHIP				
Chris Bosio, R ERA: 5.02	(1, 1)	4.0		20	6	4	4	6	3	0	0	0	0	45	74	9.00	2.250																													
Bob Wells, R ERA: 5.75	(5, 1)	0.0		2	2	2	0	0	0	0	0	0	0	4	8	∞	∞																													
Jeff Nelson, R ERA: 2.0	(5, 1)	3.0		11	1	0	0	3	0	0	0	0	0	23	34	0.00	0.333																													
Bill Risley, R ERA: 3.24	(8, 1)	0.0		1	1	0	0	0	0	0	0	0	0	3	5	∞	∞																													
Norm Charlton, L ERA: 3.55	(8, 1)	2.0	W	9	1	2	2	4	2	0	0	0	0	1	21	38	9.00	1.500																												

Oakland Athletics @ Seattle Mariners
The Kingdome, Seattle, WA
Sun Sep 24 1995, 6:33 AM EDT
Att. 46,714 - Dome - 68 F

livebaseballscorecards.com

AB	38
R	8
H	11
RBI	8
BB	5
SO	13
LOB	18



Batter	1	2	3	4	5	6	7	8	9	AB	R	H	RBI	BB	SO	LOB
Vince Coleman, S (1, 7) OBP: 0.347, SLG: 0.406	2-1 G3		0-2 BB 1B	0-0 G4-3			1-3 K	0-1 E6 FC5		5	1	1	0	0	1	3
Joey Cora, S (1, 4) OBP: 0.358, SLG: 0.374 Rich Amaral, R (8, PH) OBP: 0.341, SLG: 0.384 Felix Fermin, R (9, 4) OBP: 0.237, SLG: 0.230	0-0 G1-3		4-0 BB 1B		1-0 G4-3		4-1 BB 1B 2B	2-2 FC5		2	1	0	0	2	0	0
Ken Griffey Jr., L (1, 8) OBP: 0.386, SLG: 0.479	4-2 BB		1-2 BB 1B		1-0 E6 CS		0-2 BB 1B		1-1 L7	4	1	2	1	1	0	0
Edgar Martinez, R (1, 10) OBP: 0.480, SLG: 0.639 Darren Bragg, L (9, PR) OBP: 0.331, SLG: 0.345	1-3 K		2-3 K		0-2 K		1-2 BB 2B		0-1 HR 1B	5	0	2	2	0	3	4
Tino Martinez, L (1, 3) OBP: 0.371, SLG: 0.561		2-3 K		4-2 BB 1B	0-1 CS	0-0 HR	2-3 K		2-1 HR	4	3	2	3	1	2	1
Jay Buhner, R (1, 9) OBP: 0.350, SLG: 0.568 Alex Diaz, S (8, PR) OBP: 0.289, SLG: 0.337		0-0 F9		3-3 K		2-3 K		0-0 E5 SH3-4 1B		4	0	0	0	0	2	1
Mike Blowers, R (1, 5) OBP: 0.333, SLG: 0.474		3-3 K		0-0 L6		2-0 P4		0-1 SH3-4		3	0	0	0	0	1	1
Dan Wilson, R (1, 2) OBP: 0.337, SLG: 0.420			2-2 F7	1-0 BB 1B 2B		0-1 F7		3-1 FC5 E 1B		4	1	2	1	0	0	0
Alex Rodriguez, R (1, 6) OBP: 0.264, SLG: 0.408			2-2 G6-3	0-2 BB 1B			0-3 K	3-3 K		4	0	1	2	0	2	2

Inning Stats	R: 0	H: 0	E: 0	K: 1	S: 8	H: 0	LOB: 1	BB: 1	P: 15	R: 0	H: 0	E: 0	K: 2	S: 7	H: 0	LOB: 0	BB: 0	P: 12	R: 1	H: 2	E: 0	K: 1	S: 20	R: 2	H: 2	E: 0	K: 1	S: 11	R: 0	H: 0	E: 1	K: 1	S: 6	R: 1	H: 1	E: 0	K: 1	S: 7	R: 2	H: 2	E: 0	K: 3	S: 17	R: 1	H: 1	E: 2	K: 1	S: 13	R: 2	H: 2	E: 0	K: 0	S: 6	R: 2	H: 2	E: 0	K: 0	S: 9	1B: 6	2B: 2	3B: 0	HR: 2	SF: 0	SAC: 1	DP: 0	HBP: 0	WP: 0	PB: 0	SB: 0	CS: 1	PA: 42
--------------	------	------	------	------	------	------	--------	-------	-------	------	------	------	------	------	------	--------	-------	-------	------	------	------	------	-------	------	------	------	------	-------	------	------	------	------	------	------	------	------	------	------	------	------	------	------	-------	------	------	------	------	-------	------	------	------	------	------	------	------	------	------	------	-------	-------	-------	-------	-------	--------	-------	--------	-------	-------	-------	-------	--------

PITCHER	IP	WLS	BF	H	R	ER	SO	BB	IBB	HBP	BLK	WP	HR	S	P	ERA	WHIP
Steve Ontiveros, R (1, 1) ERA: 4.15	6.2		29	5	5	5	9	4	0	0	0	0	0	66	108	6.75	1.350
Mike Mohler, L (7, 1) ERA: 3.32	0.1		3	2	1	1	1	0	0	0	0	0	0	10	13	27.00	6.000
Jim Corsi, R (8, 1) ERA: 2.32	0.2		4	1	1	0	1	0	0	0	0	0	0	8	14	0.00	1.500
Rick Honeycutt, L (8, 1) ERA: 2.42	0.2		3	0	0	0	0	0	0	0	0	0	0	7	10	0.00	0.000
Dennis Eckersley, R (9, 1) ERA: 4.96	0.0	L	2	2	2	2	0	0	0	0	0	0	1	4	6	∞	∞

BOTTOM


Oakland Athletics @ Seattle Mariners
The Kingdome, Seattle, WA

Sun Sep 24 1995, 6:33 AM EDT
Att. 46,714 - Dome - 68 F

livebaseballscorecards.com

AB	36
R	9
H	10
RBI	9
BB	4
SO	11
LOB	14



Batter	1	2	3	4	5	6	7	8	9	AB R H RBI BB SO LOB	TOP	
Tony Phillips, S (1, 5) OBP: 0.393, SLG: 0.460	0-1 F7		4-2 BB		2-2 FC3-2		0-0 F7		2-3 K	4 0 0 0 1 1 2		
Gary Disarcina, R (1, 6) OBP: 0.352, SLG: 0.471 Mike Aldrete, L (8, PH) OBP: 0.351, SLG: 0.403 Rex Hudler, R (8, 4) OBP: 0.269, SLG: 0.373	3-2 F8		0-0 L4-6		1-1 F8			3-2 G1-3 BB 1B		3 0 0 0 0 0 3 1 0 1 0 0 0 0 0 0 0 0 0 0 0		
Jim Edmonds, L (1, 8) OBP: 0.356, SLG: 0.537	2-2 G4-3			1-1 1B		3-2 FC4-6 1B		4-1 G1-3 BB		3 0 2 0 1 0 0		
Tim Salmon, R (1, 9) OBP: 0.435, SLG: 0.605		0-0 F9		1-2 F8		2-3 K		0-1 G1-3		4 0 0 0 0 1 4		
Chili Davis, S (1, 10) OBP: 0.426, SLG: 0.499		0-0 1B		1-2 F8		2-1 FC4-6 1-2f		1-3 K		4 0 1 0 0 1 4		
J.T. Snow, L (1, 3) OBP: 0.349, SLG: 0.456		0-0 F8		1-1 L3		1-1 G4-3		1-2 F8		4 0 0 0 0 0 5		
16 Garret Anderson, L (1, 7) OBP: 0.354, SLG: 0.518		1-1 G4-3			2-1 HR		1-2 1B		1-1 G3-1	4 1 2 1 0 0 1	AB 35 R 2 H 9 RBI 2 BB 2 SO 4 LOB 23	
Greg Myers, L (1, 2) OBP: 0.312, SLG: 0.430		2-2 L4-6 BB 1B		0-0 FC3-2 3B		0-0 F9		0-0 HR		4 1 3 1 0 0 1		
Damion Easley, R (1, 4) OBP: 0.288, SLG: 0.300 Spike Owen, S (5, PH) OBP: 0.291, SLG: 0.315		0-0 F8		0-1 F7		2-2 F8		0-3 K2-3		1 0 0 0 0 0 1 3 0 0 0 0 1 2		
Inning Stats	R: 0 H: 0 E: 0 LOB: 0 K: 0 BB: 0 S: 9 P: 14	R: 0 H: 1 E: 0 LOB: 1 K: 0 BB: 0 S: 5 P: 6	R: 0 H: 1 E: 0 LOB: 1 K: 0 BB: 1 S: 8 P: 14	R: 0 H: 1 E: 0 LOB: 1 K: 0 BB: 0 S: 10 P: 14	R: 1 H: 2 E: 0 LOB: 1 K: 0 BB: 0 S: 10 P: 15	R: 0 H: 1 E: 0 LOB: 1 K: 1 BB: 0 S: 10 P: 18	R: 0 H: 1 E: 0 LOB: 1 K: 0 BB: 0 S: 9 P: 12	R: 0 H: 1 E: 0 LOB: 2 K: 1 BB: 1 S: 18 P: 27	R: 1 H: 1 E: 0 LOB: 0 K: 2 BB: 0 S: 9 P: 12	1B: 6 SF: 0 2B: 1 SAC: 0 3B: 1 DP: 1 HR: 2 HBP: 0	WP: 0 PA: 37 PB: 0 SB: 0 CS: 0	
PITCHER Andy Benes, R (1, 1) ERA: 4.44 Bobby Ayala, R (8, 1) ERA: 4.43	IP WLS BF H R ER SO BB IBB HBP BLK WP HR S P ERA WHIP	7.1 W 31 8 1 1 1 1 2 0 0 0 0 0 1 73 112 1.23 1.364	1.2 6 1 1 1 3 0 0 0 0 0 0 1 15 20 5.40 0.600	PITCHER IP WLS BF H R ER SO BB IBB HBP BLK WP HR S P ERA WHIP								

California Angels @ Seattle Mariners
The Kingdome, Seattle, WA
Tue Sep 26 1995, 6:33 AM EDT
Att. 46,935 - Dome - 68 F

livebaseballscorecards.com

Batter	1	2	3	4	5	6	7	8	9	AB R H RBI BB SO LOB	TOP
Tony Phillips, S (1, 5) OBP: 0.393, SLG: 0.458 Rene Gonzales, R (9, 5) OBP: 0.294, SLG: 0.471	4-2 G6-3 1B BB	2-2 L3			4-1 G1-3 SH3-4 BB		0-0 FC4-6 CS 1-2f			2 1 0 0 2 0 2 0 0 0 0 0 0 0	
Gary Disarcina, R (1, 6) OBP: 0.349, SLG: 0.466	1-0 G6-3 1-2		1-0 G6-3		0-1 SH3-4 1-2		1-2 G5-3 1-2			3 0 0 0 0 0 2	
Jim Edmonds, L (1, 8) OBP: 0.353, SLG: 0.533	3-2 F9		0-0 G3-1		0-1 G1-3 2-3			1-1 G4-3		4 0 0 0 0 0 2	
Tim Salmon, R (1, 9) OBP: 0.433, SLG: 0.602	0-1 2B 1B		2-1 L7		1-3 K			1-2 G5-3		4 1 1 1 0 1 1	
Chili Davis, S (1, 10) OBP: 0.426, SLG: 0.504	2-2 2B			0-1 G4-3 2B		0-3 K		2-0 P5		4 0 2 1 0 1 0	
J.T. Snow, L (1, 3) OBP: 0.348, SLG: 0.455	1-1 G4-3		3-2 G4-3 2-3		0-0 F8			2-2 BLK 16 SH1 1B		4 0 1 0 0 0 2	
16 Garret Anderson, L (1, 7) OBP: 0.354, SLG: 0.515		2-1 L7		2-1 G4-3		4-0 BB		0-0 SH1 1-2		2 0 0 0 1 0 1	
Rex Hudler, R (1, 4) OBP: 0.273, SLG: 0.372		1-2 G1-3 1B		2-1 S HBP		0-0 L6		3-1 F8		3 0 1 0 0 0 2	
Greg Myers, L (1, 2) OBP: 0.308, SLG: 0.424		1-0 G1-3 1-2		2-1 F8			0-0 E8 FC4-6		2-3 K	4 0 0 0 0 1 4	
Inning Stats	R: 2 H: 2 E: 0 LOB: 1 K: 0 BB: 1 S: 16 P: 27	R: 0 H: 1 E: 0 LOB: 1 K: 0 BB: 0 S: 11 P: 17	R: 0 H: 0 E: 0 LOB: 0 K: 0 BB: 0 S: 4 P: 7	R: 0 H: 1 E: 0 LOB: 2 K: 0 BB: 0 S: 11 P: 20	R: 0 H: 0 E: 0 LOB: 1 K: 1 BB: 1 S: 8 P: 13	R: 0 H: 0 E: 0 LOB: 1 K: 1 BB: 1 S: 5 P: 9	R: 0 H: 0 E: 1 LOB: 0 K: 0 BB: 0 S: 5 P: 6	R: 0 H: 0 E: 0 LOB: 0 K: 0 BB: 0 S: 6 P: 10	R: 0 H: 1 E: 0 LOB: 1 K: 1 BB: 0 S: 9 P: 16	1B: 3 SF: 0 2B: 2 SAC: 2 3B: 0 DP: 0 HR: 0 HBP: 1	WP: 0 PA: 36 PB: 0 SB: 1 CS: 1
PITCHER	IP WLS BF H R ER SO BB IBB HBP BLK WP HR S P ERA WHIP										
Tim Belcher, R (1, 1) ERA: 4.35 Norm Charlton, L (9, 1) ERA: 3.49	8.0 L 33 5 2 2 2 3 0 1 0 0 0 69 114 2.25 1.000										

California Angels @ Seattle Mariners
The Kingdome, Seattle, WA
Wed Sep 27 1995, 6:33 AM EDT
Att. 50,212 - Dome - 68 F

livebaseballscorecards.com

AB	30
R	2
H	5
RBI	2
BB	3
SO	3
LOB	16



Batter	1	2	3	4	5	6	7	8	9	AB	R	H	RBI	BB	SO	LOB
Vince Coleman, S (1, 7) OBP: 0.345, SLG: 0.404	0-0 L7		3-2 G6-3			3-3 K	2-3 K			4	0	0	0	0	2	2
Luis Sojo, R (1, 6) OBP: 0.331, SLG: 0.418	0-2 L3		4-1 BB			2-1 G6-3		2-2 F9		3	0	0	0	1	0	0
Ken Griffey Jr., L (1, 8) OBP: 0.388, SLG: 0.492	3-0 L8		0-1 L9			4-2 FC5 1B BB		4-2 BB		2	0	0	0	2	0	1
Edgar Martinez, R (1, 10) OBP: 0.480, SLG: 0.634		2-2 F8		1-2 G5-4-3 1B		1-2 FC5 1B		0-0 F7		4	0	2	0	0	0	1
Jay Buhner, R (1, 9) OBP: 0.350, SLG: 0.571		0-1 F8		0-1 G5-4-3 1-2f		1-2 FC5 1-2 2-3f		0-3 K		4	0	0	0	0	1	4
Mike Blowers, R (1, 5) OBP: 0.334, SLG: 0.470		2-1 E 1B		1-3 K			4-2 BB BB		3-3 K	2	0	1	0	1	1	0
Joey Cora, S (9, PH) OBP: 0.359, SLG: 0.374										1	0	0	0	0	1	0
Tino Martinez, L (1, 3) OBP: 0.371, SLG: 0.559		4-2 BB 1-3 BB		0-1 G4-3			2-3 K		0-1 F8	3	0	0	0	1	1	1
Felix Fermin, R (1, 4) OBP: 0.234, SLG: 0.227		0-0 G4-3		0-1 G6-3			4-2 BB 1-2 BB		2-2 L9	2	0	0	0	0	0	2
Rich Amaral, R (7, PH) OBP: 0.344, SLG: 0.384										0	0	0	0	1	0	0
Chris Widger, R (8, 2) OBP: 0.245, SLG: 0.267										0	0	0	0	0	0	0
Alex Diaz, S (9, PH) OBP: 0.288, SLG: 0.336										1	0	0	0	0	0	0
Dan Wilson, R (1, 2) OBP: 0.337, SLG: 0.419			2-3 K				2-2 K			2	0	0	0	0	1	0
Doug Strange, S (7, PH) OBP: 0.327, SLG: 0.399										1	0	0	0	0	1	2

Inning Stats	R: 0	H: 0	E: 0	K: 0	S: 5	R: 0	H: 1	E: 1	K: 0	S: 12	R: 0	H: 0	E: 0	K: 1	S: 9	R: 0	H: 1	E: 0	K: 1	S: 8	R: 0	H: 0	E: 0	K: 0	S: 7	R: 0	H: 1	E: 0	K: 1	S: 13	R: 0	H: 0	E: 0	K: 3	S: 17	R: 0	H: 0	E: 0	K: 1	S: 14	R: 0	H: 0	E: 0	K: 1	S: 11	1B: 3	2B: 0	3B: 0	HR: 0	SF: 0	SAC: 0	DP: 1	HBP: 0	WP: 0	PB: 0	SB: 0	CS: 0	PA: 35
--------------	------	------	------	------	------	------	------	------	------	-------	------	------	------	------	------	------	------	------	------	------	------	------	------	------	------	------	------	------	------	-------	------	------	------	------	-------	------	------	------	------	-------	------	------	------	------	-------	-------	-------	-------	-------	-------	--------	-------	--------	-------	-------	-------	-------	--------

PITCHER	IP	WLS	BF	H	R	ER	SO	BB	IBB	HBP	BLK	WP	HR	S	P	ERA	WHIP
Chuck Finley, L (1, 1) ERA: 4.28	6.1	W	26	3	0	0	4	5	0	0	0	0	0	63	108	0.00	1.263
Troy Percival, R (7, 1) ERA: 2.06	1.2		6	0	0	0	3	1	0	0	0	0	0	22	32	0.00	0.600
Lee Smith, R (9, 1) ERA: 3.61	1.0	S	3	0	0	0	1	0	0	0	0	0	0	11	16	0.00	0.000

BOTTOM

California Angels @ Seattle Mariners
The Kingdome, Seattle, WA
Wed Sep 27 1995, 6:33 AM EDT
Att: 50,212 - Dome - 68 F

livebaseballscorecards.com

AB	29
R	0
H	3
RBI	0
BB	6
SO	8
LOB	13



Batter	1	2	3	4	5	6	7	8	9	AB R H RBI BB SO LOB
Otis Nixon, S (1, 8) OBP: 0.357, SLG: 0.339 										5 0 1 0 0 1 4
Lou Frazier, S (1, 7) OBP: 0.286, SLG: 0.228 										3 0 0 0 1 0 2
Will Clark, L (1, 3) OBP: 0.388, SLG: 0.476 										4 0 1 0 0 1 0
Juan Gonzalez, R (1, 10) OBP: 0.316, SLG: 0.591 										4 1 1 0 0 0 1
Mickey Tettleton, S (1, 9) OBP: 0.386, SLG: 0.487 										4 1 2 2 0 1 0
Ivan Rodriguez, R (1, 2) OBP: 0.329, SLG: 0.445 										4 0 1 0 0 0 2
Craig Worthington, R (1, 5) OBP: 0.305, SLG: 0.395 										3 0 1 0 1 1 0
Jeff Frye, R (1, 4) OBP: 0.329, SLG: 0.364 										4 0 2 0 0 0 2
Benji Gil, R (1, 6) Candy Maldonado, R (9, PH) OBP: 0.258, SLG: 0.333 OBP: 0.372, SLG: 0.492 										3 0 0 0 0 3 3 1 0 0 0 0 0 2

BOTTOM

Seattle Mariners @ Texas Rangers
 The Ballpark at Arlington, Arlington, TX

Thu Sep 28 1995, 8:05 PM EDT
 Att: 21,502 - Unknown - 83 F

livebaseballscorecards.com

AB	35
R	2
H	9
RBI	2
BB	2
SO	7
LOB	16



Inning Stats	R: 0	H: 0	E: 0	K: 0	S: 9	H: 0	LOB: 0	BB: 0	P: 12	R: 2	H: 3	E: 0	K: 2	S: 22	H: 2	LOB: 2	BB: 1	P: 34	R: 0	H: 2	E: 0	K: 0	S: 11	H: 2	LOB: 2	BB: 0	P: 15	R: 0	H: 2	E: 0	K: 2	S: 15	R: 0	H: 0	E: 0	K: 1	S: 9	H: 0	LOB: 0	BB: 0	P: 11	R: 0	H: 0	E: 0	K: 0	S: 8	H: 0	LOB: 0	BB: 0	P: 9	R: 0	H: 0	E: 0	K: 1	S: 8	H: 0	LOB: 0	BB: 1	P: 13	R: 0	H: 0	E: 0	K: 1	S: 7	H: 0	LOB: 0	BB: 0	P: 10	R: 0	H: 2	E: 0	K: 0	S: 11	H: 2	LOB: 2	BB: 0	P: 21	1B: 8	SF: 0	2B: 0	SAC: 0	3B: 0	DP: 0	HR: 1	HBP: 0	WP: 0	PA: 38
--------------	------	------	------	------	------	------	--------	-------	-------	------	------	------	------	-------	------	--------	-------	-------	------	------	------	------	-------	------	--------	-------	-------	------	------	------	------	-------	------	------	------	------	------	------	--------	-------	-------	------	------	------	------	------	------	--------	-------	------	------	------	------	------	------	------	--------	-------	-------	------	------	------	------	------	------	--------	-------	-------	------	------	------	------	-------	------	--------	-------	-------	-------	-------	-------	--------	-------	-------	-------	--------	-------	--------

PITCHER	IP	WLS	BF	H	R	ER	SO	BB	IBB	HBP	BLK	WP	HR	S	P	ERA	WHIP
Randy Johnson, L (1, 1) ERA: 2.54	8.1	W	35	9	2	2	7	2	0	0	0	0	1	95	134	2.16	1.320
Norm Charlton, L (9, 1) ERA: 3.46	0.2	S	2	0	0	0	0	0	0	0	0	0	0	5	11	0.00	0.000

PITCHER	IP	WLS	BF	H	R	ER	SO	BB	IBB	HBP	BLK	WP	HR	S	P	ERA	WHIP
---------	----	-----	----	---	---	----	----	----	-----	-----	-----	----	----	---	---	-----	------

Batter	1	2	3	4	5	6	7	8	9	AB R H RBI BB SO LOB	TOP												
Vince Coleman, S (1, 7) OBP: 0.346, SLG: 0.402	0-3 K		0-1 G1-3			1-2 1B		0-0 SF9 1B		4 1 2 1 0 1 0													
Joey Cora, S (1, 4) OBP: 0.358, SLG: 0.372	0-0 CS 1B			3-2 L3 1B		0-1 F8		0-1 E5 SF9 S SF8		3 0 2 0 0 0 1													
Rich Amaral, R (8, PH) OBP: 0.342, SLG: 0.382										1 1 0 0 0 0 1													
Felix Fermin, R (8, 4) OBP: 0.234, SLG: 0.227										0 0 0 0 0 0 0													
Ken Griffey Jr., L (1, 8) OBP: 0.387, SLG: 0.498	3-3 K			1-0 L3		1-0 S 1B		4-2 BB		3 0 1 0 1 1 2													
Edgar Martinez, R (1, 10) OBP: 0.477, SLG: 0.631		4-2 BB		2-2 G6-3		3-3 K		1-0 SF9		2 0 0 1 1 1 2													
Tino Martinez, L (1, 3) OBP: 0.367, SLG: 0.553		0-0 P5			0-1 G4-3		0-0 F7		1-1 SF8	3 0 0 1 0 0 3													
Jay Buhner, R (1, 9) OBP: 0.347, SLG: 0.570		0-1 L8			2-2 L7		0-1 G6-3		1-2 F9	4 0 0 0 0 0 2													
Luis Sojo, R (1, 6) OBP: 0.328, SLG: 0.411		3-2 P4			1-0 G5-3		0-1 F9		1-2 F9	4 0 0 0 0 0 1													
Dan Wilson, R (1, 2) OBP: 0.338, SLG: 0.419			1-2 G5-3			1-1 WP 2B 1B		2-2 1B		4 1 2 0 0 0 0													
Mike Blowers, R (1, 5) OBP: 0.331, SLG: 0.466			2-3 K			2-0 WP 1B 2B		3-1 F8		4 1 1 1 0 2 1													
Inning Stats	R: 0 E: 0 K: 2 S: 8	H: 1 LOB: 0 BB: 0 P: 11	R: 0 E: 0 K: 0 S: 8	H: 0 LOB: 1 BB: 1 P: 15	R: 0 E: 0 K: 1 S: 9	H: 0 LOB: 0 BB: 0 P: 12	R: 0 E: 0 K: 0 S: 11	H: 1 LOB: 0 BB: 0 P: 17	R: 0 E: 0 K: 0 S: 6	H: 0 LOB: 0 BB: 0 P: 9	R: 2 E: 0 K: 1 S: 13	H: 4 LOB: 2 BB: 0 P: 21	R: 0 E: 0 K: 0 S: 10	H: 1 LOB: 1 BB: 0 P: 15	R: 2 E: 1 K: 0 S: 12	H: 1 LOB: 1 BB: 1 P: 19	R: 0 E: 0 K: 1 S: 9	H: 0 LOB: 0 BB: 0 P: 12	1B: 7 2B: 2 3B: 0 HR: 0	SF: 2 SAC: 0 DP: 1 HBP: 0	WP: 2 PB: 0 SB: 3 CS: 1	PA: 36	
PITCHER	IP WLS BF H R ER SO BB IBB HBP BLK WP HR S P ERA WHIP																						
Bobby Witt, R (1, 1) ERA: 4.13	7.0		28	8	3	3	4	1	0	0	0	2	0	66	101	3.86	1.286						
Ed Vosberg, L (8, 1) ERA: 3.0	0.0	L	2	0	0	0	0	1	0	0	0	0	0	5	9	∞	∞						
Roger McDowell, R (8, 1) ERA: 4.12	0.1		1	0	0	0	0	0	0	0	0	0	0	1	2	0.00	0.000						
Dennis Cook, L (8, 1) ERA: 4.53	0.1		1	0	1	0	0	0	0	0	0	0	0	2	3	0.00	0.000						
Matt Whiteside, R (8, 1) ERA: 4.32	1.1		4	0	0	0	1	0	0	0	0	0	0	12	16	0.00	0.000						

Seattle Mariners @ Texas Rangers
The Ballpark at Arlington, Arlington, TX

Fri Sep 29 1995, 8:05 PM EDT
Att. 25,336 - Unknown - 80 F

livebaseballscorecards.com

AB	32
R	4
H	8
RBI	4
BB	2
SO	5
LOB	13



Batter	1	2	3	4	5	6	7	8	9	AB	R	H	RBI	BB	SO	LOB
Otis Nixon, S (1, 8) OBP: 0.356, SLG: 0.337 C F B X	1-2 G6-3 X	0-0 FC6-4 1-2f 2-3 X		2-1 L7 B B F X		0-1 SF8 2-3 1B C X	0-0 G3 X			5	1	1	0	0	0	4
Jeff Frye, R (1, 4) OBP: 0.333, SLG: 0.364 B B B B	4-0 1B BB C 1 SAFE X	0-2 G6-3 1-2 X			1-2 F8 1 SAFE 1 SAFE SAFE C C C X	1-2 1B 1-3 3-H 1B B B F X		3-2 HBP HBP C B B F H		3	0	1	0	1	0	2
Will Clark, L (1, 3) OBP: 0.388, SLG: 0.482 X	0-0 F7 X		0-0 L6 X		2-0 HR B B F X	2-1 SF8 3-H B B F X		3-2 FC5-4 HBP C B B F H		3	1	1	2	0	0	1
Juan Gonzalez, R (1, 10) OBP: 0.320, SLG: 0.594 C S 1 SAFE B 1 SAFE B F X	2-2 BB 1-3 1B C S 1 SAFE B 1 SAFE B F X		0-0 1B 2B X		2-0 F8 B B F X	1-1 BB 1-3 1B B B F X		1-3 K B B F H		5	0	3	0	0	1	2
Mickey Tettleton, S (1, 9) OBP: 0.390, SLG: 0.487 C B B B S B	4-2 BB 1-2 C B B B S B		0-0 29 G6-4-3 1B X		4-2 29 1B BB C B B B S B	4-0 BB 1-2 B B B B		1-3 K C B B F H		2	0	1	0	3	1	2
29 Rusty Greer, L (1, 7) OBP: 0.357, SLG: 0.428 Ivan Rodriguez, R (8, PH) OBP: 0.328, SLG: 0.444 Lou Frazier, S (9, 7) OBP: 0.286, SLG: 0.228 B B F S	2-3 K 1-2f B B F S		3-0 G6-4-3 1-2f B B F X		1-1 1B 1-2 C B F X	0-2 K 1-2f C B F X		0-1 FC5-4 1-2f B B F X		4	0	1	0	0	2	8
Mike Pagliarulo, L (1, 5) OBP: 0.274, SLG: 0.350 Luis Ortiz, R (9, PH) OBP: 0.270, SLG: 0.343 C B X		1-1 FC6-4 1B 1B C B X		1-2 G6-3 1B C B F S	1-3 K 1-3 F B S		1-0 G6-3 B X		3-2 K B B C C S T	4	0	2	0	0	1	2
John Marzano, R (1, 2) OBP: 0.333, SLG: 0.333 X		0-0 FC6-4 1B X		0-0 G6-3 1-2 X		3-2 1B SH3 E 1B C B B C C F F X	1-2 F7 2 F C B X		2-2 G4-3 S B B F X	5	1	2	0	0	0	1
Benji Gil, R (1, 6) OBP: 0.261, SLG: 0.338 Candy Maldonado, R (9, PH) OBP: 0.370, SLG: 0.489 B X		1-0 B2 X		1-2 1B 2-H F T B X		0-0 SH3 1-2 X	0-0 2B X		1-3 K F B S	3	0	2	0	0	0	2

Inning Stats	R: 0	H: 1	E: 0	K: 1	S: 13	LOB: 3	BB: 2	P: 26	R: 0	H: 2	E: 0	K: 0	S: 8	LOB: 2	BB: 0	P: 10	R: 0	H: 2	E: 0	K: 0	S: 4	LOB: 1	BB: 0	P: 7	R: 0	H: 2	E: 0	K: 0	S: 9	LOB: 1	BB: 0	P: 13	R: 1	H: 2	E: 0	K: 1	S: 12	LOB: 2	BB: 1	P: 23	R: 2	H: 4	E: 1	K: 1	S: 20	LOB: 3	BB: 1	P: 30	R: 0	H: 1	E: 0	K: 0	S: 6	LOB: 1	BB: 0	P: 8	R: 0	H: 0	E: 0	K: 2	S: 12	LOB: 2	BB: 0	P: 20	R: 0	H: 0	E: 0	K: 2	S: 9	LOB: 0	BB: 0	P: 15	1B: 11	SF: 1	2B: 2	SAC: 1	3B: 0	DP: 1	HR: 1	HBP: 2	WP: 0	PA: 45
--------------	------	------	------	------	-------	--------	-------	-------	------	------	------	------	------	--------	-------	-------	------	------	------	------	------	--------	-------	------	------	------	------	------	------	--------	-------	-------	------	------	------	------	-------	--------	-------	-------	------	------	------	------	-------	--------	-------	-------	------	------	------	------	------	--------	-------	------	------	------	------	------	-------	--------	-------	-------	------	------	------	------	------	--------	-------	-------	--------	-------	-------	--------	-------	-------	-------	--------	-------	--------


PITCHER	IP	WLS	BF	H	R	ER	SO	BB	IBB	HBP	BLK	WP	HR	S	P	ERA	WHIP
Chris Bosio, R (1, 1) ERA: 4.92	5.0		25	9	1	1	2	3	0	0	0	0	1	46	79	1.80	2.400
Bobby Ayala, R (6, 1) ERA: 4.44	2.0	W	13	5	2	1	1	1	0	1	0	0	0	28	43	4.50	3.000
Norm Charlton, L (8, 1) ERA: 3.36	2.0	S	7	0	0	0	4	0	0	1	0	0	0	19	30	0.00	0.000

BOTTOM

Seattle Mariners @ Texas Rangers
 The Ballpark at Arlington, Arlington, TX

Fri Sep 29 1995, 8:05 PM EDT
 Att: 25,336 - Unknown - 80 F

AB	37
R	3
H	14
RBI	2
BB	4
SO	7
LOB	26



PITCHER	IP	WLS	BF	H	R	ER	SO	BB	IBB	HBP	BLK	WP	HR	S	P	ERA	WHIP
---------	----	-----	----	---	---	----	----	----	-----	-----	-----	----	----	---	---	-----	------

Batter	1	2	3	4	5	6	7	8	9	AB R H RBI BB SO LOB	TOP									
Vince Coleman, S OBP: 0.344, SLG: 0.400 (1, 7)	1-0 G6-3	1-2 FC5-4		0-0 CS			1-1 P4		0-0 L8	5 0 1 0 0 0 3										
Joey Cora, S OBP: 0.359, SLG: 0.374 (1, 4)	0-2 F7	0-0 1B		1-0 CS	3-2 G6-3		2-1 1B			4 0 2 1 0 0 0										
Ken Griffey Jr., L OBP: 0.386, SLG: 0.494 (1, 8)	2-0 2B	1-1 L6			0-2 F8		2-0 F7			4 1 1 0 0 0 3										
Edgar Martinez, R OBP: 0.477, SLG: 0.629 (1, 10)	4-2 2B		1-2 1B		1-2 G6-3			2-3 K		3 0 1 0 1 1 0										
Tino Martinez, L OBP: 0.368, SLG: 0.554 (1, 3)	0-1 2B		3-1 F8		4-0 G6-3		1-1 G4-3			3 0 1 1 1 0 1										
Jay Buhner, R OBP: 0.344, SLG: 0.565 (1, 9)	2-1 F7		0-3 K		0-0 G6-3		3-1 G5-3			4 0 0 0 0 1 4										
Mike Blowers, R OBP: 0.331, SLG: 0.465 (1, 5)		1-1 FC5-4	3-1 G5-3		1-1 G1-3			1-0 F8	3 1 1 0 0 0 2		AB 35									
Alex Diaz, S OBP: 0.287, SLG: 0.335 (9, PH)		1B	1B						1 0 0 0 0 0 0		R 2									
Luis Sojo, R OBP: 0.328, SLG: 0.410 (1, 6)		2-2 FC5-4		0-0 G6-3		2-0 G5-3		3-1 FC3-6	3 0 1 0 0 0 1		H 9									
Warren Newson, L OBP: 0.411, SLG: 0.395 (9, PH)		1-2 1B						1B	1 0 1 0 0 0 0		RBI 2									
Dan Wilson, R OBP: 0.336, SLG: 0.416 (1, 2)		2-3 K		1-0 P3			1-2 K		0-0 FC3-6	3 0 0 0 0 2 2										
Doug Strange, S OBP: 0.325, SLG: 0.396 (9, PH)									1-2	1 0 0 0 0 0 1										
Inning Stats	R: 1 E: 0 K: 0 S: 12	H: 2 LOB: 2 BB: 1 P: 21	R: 1 E: 0 K: 1 S: 16	H: 3 LOB: 2 BB: 0 P: 23	R: 0 E: 0 K: 1 S: 11	H: 1 LOB: 1 BB: 0 P: 18	R: 0 E: 0 K: 0 S: 3	H: 1 LOB: 0 BB: 0 P: 5	R: 0 E: 0 K: 0 S: 9	H: 0 LOB: 0 BB: 0 P: 13	R: 0 E: 0 K: 1 S: 8	H: 1 LOB: 1 BB: 0 P: 14	R: 0 E: 0 K: 1 S: 8	H: 0 LOB: 0 BB: 0 P: 14	R: 0 E: 0 K: 0 S: 5	H: 1 LOB: 1 BB: 0 P: 9	1B: 8 2B: 1 3B: 0 HR: 0	SF: 0 SAC: 0 DP: 0 HBP: 0	WP: 0 PB: 0 SB: 0 CS: 1	PA: 38
PITCHER	IP WLS BF H R ER SO BB IBB HBP BLK WP HR S P ERA WHIP																			
Kevin Gross, R ERA: 5.54 (1, 1)	7.0 W 30 8 2 2 3 2 0 0 0 0 0 0 63 105 2.57 1.429																			
Roger McDowell, R ERA: 4.02 (8, 1)	2.0 7 1 0 0 1 0 0 0 0 0 0 0 13 23 0.00 0.500																			

Seattle Mariners @ Texas Rangers
The Ballpark at Arlington, Arlington, TX

Sat Sep 30 1995, 8:05 PM EDT
Att. 33,792 - Unknown - 80 F

livebaseballscorecards.com



Batter	1	2	3	4	5	6	7	8	9
Otis Nixon, S <small>(1, 8)</small> <small>OBP: 0.355, SLG: 0.337</small>	2-0 1B	2-1 SH1-4 1-2 2-3	0-0 G6-3			2-1 G6-3		1-2 K	
Jeff Frye, R <small>(1, 4)</small> <small>OBP: 0.331, SLG: 0.368</small>	1-0 G5-3 1-2	3-2 1B 3B 2-H 3-H		0-2 G4-3			3-1 G2	2-1 L3	
Will Clark, L <small>(1, 3)</small> <small>OBP: 0.389, SLG: 0.481</small>	0-0 HR 1B 2-H	4-2 BB 1B BB		1-1 G3-1			2-2 F7		
Juan Gonzalez, R <small>(1, 10)</small> <small>OBP: 0.322, SLG: 0.593</small>	1-0 HR 1B 1-2	0-1 BB 1B 1-2 3-H		0-1 G6-3			0-0 G6-3		
Mickey Tettleton, S <small>(1, 9)</small> <small>OBP: 0.395, SLG: 0.505</small> Lou Frazier, S <small>(9, 7)</small> <small>OBP: 0.286, SLG: 0.228</small>	1-1 HR 1-2 2-H	4-2 BB 1-2 2-3		2-1 FC5-4 1B			3-2 HR		
Ivan Rodriguez, R <small>(1, 2)</small> <small>OBP: 0.327, SLG: 0.449</small>	1-0 G1-3	1-3 K		1-0 FC5-4 29 L3 1-2f			0-0 HR		
29 Rusty Greer, L <small>(1, 7)</small> <small>(9, 9)</small> <small>OBP: 0.356, SLG: 0.426</small>	1-1 P6	0-3 K		0-1 L3 1-1			3-2 1B 1B		
Mike Pagliarulo, L <small>(1, 5)</small> <small>OBP: 0.273, SLG: 0.349</small>		1-0 SH1-4 1B 3B 1B	2-1 G6-3			1-0 G5-3		3-2 F8	
Benji Gil, R <small>(1, 6)</small> <small>OBP: 0.263, SLG: 0.340</small>		1-2 SH1-4 3B 1B 1-2	1-3 K			1-3 K		1-2 1B	

AB	R	H	RBI	BB	SO	LOB
4	1	1	0	0	1	2
5	1	1	2	0	0	3
3	1	1	1	1	0	0
4	1	2	1	0	0	0
3	2	3	4	1	0	0
0	0	0	0	0	0	0
4	1	1	1	0	1	4
4	0	1	0	0	1	4
4	1	1	0	0	0	1
4	1	2	0	0	2	0

AB	R	H	RBI	BB	SO	LOB
35	9	13	9	2	5	14

Inning Stats		R: 4	H: 4	E: 0	LOB: 0	K: 0	BB: 0	S: 9	P: 16
Inning Stats		R: 3	H: 4	E: 0	LOB: 3	K: 2	BB: 2	S: 23	P: 39
Inning Stats		R: 0	H: 0	E: 0	LOB: 0	K: 1	BB: 0	S: 6	P: 9
Inning Stats		R: 0	H: 0	E: 0	LOB: 0	K: 0	BB: 0	S: 8	P: 9
Inning Stats		R: 0	H: 1	E: 0	LOB: 0	K: 0	BB: 0	S: 5	P: 8
Inning Stats		R: 0	H: 0	E: 0	LOB: 0	K: 1	BB: 0	S: 7	P: 11
Inning Stats		R: 0	H: 0	E: 0	LOB: 0	K: 0	BB: 0	S: 6	P: 11
Inning Stats		R: 2	H: 4	E: 0	LOB: 2	K: 1	BB: 0	S: 23	P: 36

PITCHER	IP	WLS	BF	H	R	ER	SO	BB	IBB	HBP	BLK	WP	HR	S	P	ERA	WHIP
Andy Benes, R <small>(1, 1)</small> <small>ERA: 4.76</small>	1.1	L	11	7	7	7	0	0	0	0	0	0	1	19	33	47.25	5.250
Lee Guetterman, L <small>(2, 1)</small> <small>ERA: 5.82</small>	0.0		1	0	0	0	0	1	0	0	0	0	0	2	6	∞	∞
Jeff Nelson, R <small>(2, 1)</small> <small>ERA: 1.98</small>	0.2		4	1	0	0	2	1	0	0	0	0	0	11	16	0.00	3.000
Bob Wolcott, R <small>(3, 1)</small> <small>ERA: 4.42</small>	5.0		17	3	2	2	2	0	0	0	0	0	2	37	56	3.60	0.600
Scott Davison, R <small>(8, 1)</small> <small>ERA: 6.23</small>	1.0		5	2	0	0	1	0	0	0	0	0	0	18	28	0.00	2.000

PITCHER	IP	WLS	BF	H	R	ER	SO	BB	IBB	HBP	BLK	WP	HR	S	P	ERA	WHIP
WP: 0																	
PA: 38																	

Seattle Mariners @ Texas Rangers
 The Ballpark at Arlington, Arlington, TX
 Sat Sep 30 1995, 8:05 PM EDT
 Att: 33,792 - Unknown - 80 F

livebaseballscorecards.com



Batter	1	2	3	4	5	6	7	8	9	AB R H RBI BB SO LOB	TOP	
Vince Coleman, S (1, 7) OBP: 0.343, SLG: 0.398	0-1 L1		3-2 L7		0-1 G4-3		0-0 FC6-4 1B		0-0 1-2 1B	5 0 1 0 0 0 1		
Luis Sojo, R (1, 6) OBP: 0.332, SLG: 0.411 Doug Strange, S (9, PH) OBP: 0.323, SLG: 0.394	4-1 G6-3 BB		4-1 FC5-4 BB		1-1 F8		0-0 1-2 1B		0-1 G3	2 0 1 0 2 0 0 1 0 0 0 0 0 2		
Ken Griffey Jr., L (1, 8) OBP: 0.381, SLG: 0.486	1-0 G6-3		0-0 FC5-4 1B		1-0 G4-3		0-0 F7			4 0 0 0 0 0 4		
Edgar Martinez, R (1, 10) OBP: 0.477, SLG: 0.628	2-1 G5-3		3-1 1-3 1B		2-1 HR 1B		0-1 L9			4 1 2 0 0 0 1		
Jay Buhner, R (1, 9) OBP: 0.343, SLG: 0.569		1-2 HR	0-0 F8		0-0 P3		3-2 P4			4 1 1 1 0 0 3		
Mike Blowers, R (1, 5) OBP: 0.332, SLG: 0.472		2-2 1B		0-0 G5-3		0-1 HR		3-2 F8		4 1 2 2 0 0 0		
Tino Martinez, L (1, 3) OBP: 0.367, SLG: 0.551		0-3 K		2-1 L7		3-3 K			0-0 1B 1B	4 0 1 0 0 2 1		
Dan Wilson, R (1, 2) OBP: 0.336, SLG: 0.414 Alex Diaz, S (9, PH) OBP: 0.286, SLG: 0.333		2-3 K		3-1 G6-3		4-2 FC6-4 BB			0-2 K	2 0 0 0 1 1 1 1 0 0 0 0 1 1		
Felix Fermin, R (1, 4) OBP: 0.232, SLG: 0.225 Joey Cora, S (7, PH) OBP: 0.357, SLG: 0.372 (7, 4)		1-2 F9		0-1 F8		1-1 F7			1-0 L8	2 0 0 0 0 0 1 2 0 0 0 0 0 2		
Inning Stats	R: 0 H: 0 E: 0 LOB: 1 K: 0 BB: 1 S: 6 P: 13	R: 1 H: 2 E: 0 LOB: 1 K: 2 BB: 0 S: 17 P: 23	R: 0 H: 1 E: 0 LOB: 2 K: 0 BB: 1 S: 8 P: 18	R: 0 H: 0 E: 0 LOB: 0 K: 0 BB: 0 S: 5 P: 10	R: 0 H: 0 E: 0 LOB: 0 K: 0 BB: 0 S: 6 P: 7	R: 2 H: 2 E: 0 LOB: 0 K: 1 BB: 0 S: 9 P: 15	R: 0 H: 1 E: 0 LOB: 2 K: 0 BB: 1 S: 8 P: 13	R: 0 H: 0 E: 0 LOB: 0 K: 0 BB: 0 S: 9 P: 15	R: 0 H: 2 E: 0 LOB: 2 K: 1 BB: 0 S: 8 P: 9	1B: 6 SF: 0 2B: 0 SAC: 0 3B: 0 DP: 0 HR: 2 HBP: 0	WP: 0 PA: 38 PB: 0 SB: 0 CS: 0	
PITCHER Kenny Rogers, L (1, 1) ERA: 3.38 Matt Whiteside, R (7, 1) ERA: 4.08	IP WLS BF H R ER SO BB IBB HBP BLK WP HR S P ERA WHIP	6.0 W 25 5 3 3 3 2 0 0 0 0 0 2 51 86 4.50 1.167	3.0 S 13 3 0 0 1 1 0 0 0 0 0 0 25 37 0.00 1.333	PITCHER IP WLS BF H R ER SO BB IBB HBP BLK WP HR S P ERA WHIP								

Seattle Mariners @ Texas Rangers
The Ballpark at Arlington, Arlington, TX

Sun Oct.01 1995, 4:33 AM EDT
Att. 25,714 - Sunny - 85 F

livebaseballscorecards.com

AB	35
R	3
H	8
RBI	3
BB	3
SO	4
LOB	17



Batter	1	2	3	4	5	6	7	8	9
Otis Nixon, S <small>(1, 8)</small> <small>OBP: 0.357, SLG: 0.338</small>									
Jeff Frye, R <small>(1, 4)</small> <small>OBP: 0.335, SLG: 0.377</small>									
Will Clark, L <small>(1, 3)</small> <small>OBP: 0.389, SLG: 0.480</small>									
Juan Gonzalez, R <small>(1, 10)</small> <small>OBP: 0.324, SLG: 0.594</small>									
Mickey Tettleton, S <small>(1, 9)</small> <small>OBP: 0.396, SLG: 0.510</small>									
Lou Frazier, S <small>(8, 7)</small> <small>OBP: 0.286, SLG: 0.228</small>									
Ivan Rodriguez, R <small>(1, 2)</small> <small>OBP: 0.327, SLG: 0.449</small>									
29 Rusty Greer, L <small>(1, 7)</small> <small>(8, 9)</small> <small>OBP: 0.355, SLG: 0.424</small>									
Mike Pagliarulo, L <small>(1, 5)</small> <small>OBP: 0.277, SLG: 0.349</small>									
Benji Gil, R <small>(1, 6)</small> <small>OBP: 0.266, SLG: 0.347</small>									

Inning Stats	R: 3	H: 3	E: 0	K: 1	S: 15	LOB: 0	BB: 1	P: 24	R: 0	H: 1	E: 0	K: 1	S: 10	LOB: 1	BB: 0	P: 15	R: 0	H: 0	E: 0	K: 0	S: 10	LOB: 0	BB: 0	P: 16	R: 2	H: 3	E: 0	K: 1	S: 11	LOB: 1	BB: 0	P: 17	R: 2	H: 3	E: 0	K: 1	S: 12	LOB: 0	BB: 0	P: 18	R: 2	H: 2	E: 0	K: 0	S: 17	LOB: 2	BB: 2	P: 32	R: 0	H: 0	E: 0	K: 0	S: 3	LOB: 0	BB: 0	P: 5	R: 0	H: 1	E: 0	K: 1	S: 9	LOB: 2	BB: 1	P: 20
--------------	------	------	------	------	-------	--------	-------	-------	------	------	------	------	-------	--------	-------	-------	------	------	------	------	-------	--------	-------	-------	------	------	------	------	-------	--------	-------	-------	------	------	------	------	-------	--------	-------	-------	------	------	------	------	-------	--------	-------	-------	------	------	------	------	------	--------	-------	------	------	------	------	------	------	--------	-------	-------

AB	R	H	RBI	BB	SO	LOB
4	0	2	0	1	1	2
3	2	2	1	1	0	0
5	1	2	1	0	1	3
3	1	1	2	1	0	2
3	1	1	3	0	1	1
0	0	0	0	0	0	0
4	1	1	0	0	0	1
4	1	1	0	0	0	1
3	2	1	1	1	2	0
3	0	2	1	0	0	0

WP	PA	ERA	WHIP
0	39		
0			
1			
1			

PITCHER	IP	WLS	BF	H	R	ER	SO	BB	IBB	HBP	BLK	WP	HR	S	P	ERA	WHIP
Tim Belcher, R <small>ERA: 4.52</small>	(1, 1)	3.2	17	6	5	5	2	1	0	1	0	0	1	41	65	12.27	1.909
Jeff Nelson, R <small>ERA: 2.17</small>	(4, 1)	1.1	7	4	2	2	2	0	0	0	0	0	0	17	25	13.50	3.000
Lee Guetterman, L <small>ERA: 6.88</small>	(6, 1)	0.0	2	1	2	2	0	1	0	0	0	0	0	6	10	∞	∞
Bill Risley, R <small>ERA: 3.13</small>	(6, 1)	2.0	8	1	0	0	0	0	1	0	0	0	0	14	27	0.00	0.500
Jim Mecir, R <small>ERA:</small>	(8, 1)	1.0	5	1	0	0	1	1	0	0	0	0	0	9	20	0.00	2.000

Seattle Mariners @ Texas Rangers
The Ballpark at Arlington, Arlington, TX
Sun Oct 01 1995, 4:33 AM EDT
Att. 25,714 - Sunny - 85 F

livebaseballscorecards.com

AB	32
R	9
H	13
RBI	9
BB	4
SO	5
LOB	10



Batter	1	2	3	4	5	6	7	8	9	AB R H RBI BB SO LOB	TOP	
Tony Phillips, S (1, 5) OBP: 0.394, SLG: 0.459	0-0 P3			2-0 F8		2-3 K			1-2 HR	4 1 1 1 0 1 1		
Gary Disarcina, R (1, 6) OBP: 0.344, SLG: 0.459 Spike Owen, S (9, PH) OBP: 0.288, SLG: 0.312	2-2 G5-3			2-1 G4-3			1-1 G5-3		2-1 F8	3 0 0 0 0 0 0 1 0 0 0 0 0 0		
Jim Edmonds, L (1, 8) OBP: 0.352, SLG: 0.536 Eduardo Perez, R (9, PH) OBP: 0.302, SLG: 0.296	1-3 K			2-3 K			3-2 F8		0-2 G1-2-3	3 0 0 0 0 2 0 1 0 0 0 0 0 0		
Tim Salmon, R (1, 9) OBP: 0.429, SLG: 0.594		0-3 K			1-3 K		2-3 K		1-3 K	4 0 0 0 0 4 0		
Chili Davis, S (1, 10) OBP: 0.429, SLG: 0.514		0-1 P4			2-3 K			4-2 FC5-4 BB		2 0 0 0 1 1 0		
J.T. Snow, L (1, 3) OBP: 0.353, SLG: 0.465		0-0 F8			1-3 K			0-0 FC5-4 2B 1-2f		3 0 0 0 0 1 1		
16 Garret Anderson, L (1, 7) OBP: 0.352, SLG: 0.505 Dave Gallagher, R (8, PH) OBP: 0.370, SLG: 0.399 (8, 7)			1-3 K			2-2 G5-3		1-0 L9		2 0 0 0 0 1 0 1 0 0 0 0 0 1	AB 30 R 1 H 3 RBI 1 BB 1 SO 12 LOB 5	
Andy Allanson, R (1, 2) OBP: 0.244, SLG: 0.317 Rene Gonzales, R (8, PH) OBP: 0.333, SLG: 0.556 Jorge Fabregas, L (8, 2) OBP: 0.298, SLG: 0.304			1-3 K			1-2 G5-3		0-1 2B		2 0 0 0 0 1 0 1 0 1 0 0 0 0 0 0 0 0 0 0 0		
Rex Hudler, R (1, 4) OBP: 0.310, SLG: 0.417			2-3 K			2-1 K 1B		1-2 G6-3		3 0 1 0 0 1 2		
Inning Stats	R: 0 H: 0 E: 0 LOB: 0 K: 1 BB: 0 S: 7 P: 10	R: 0 H: 0 E: 0 LOB: 0 K: 1 BB: 0 S: 6 P: 6	R: 0 H: 0 E: 0 LOB: 0 K: 3 BB: 0 S: 13 P: 17	R: 0 H: 0 E: 0 LOB: 0 K: 1 BB: 0 S: 6 P: 12	R: 0 H: 0 E: 0 LOB: 0 K: 3 BB: 0 S: 10 P: 14	R: 0 H: 1 E: 0 LOB: 1 K: 1 BB: 0 S: 12 P: 19	R: 0 H: 0 E: 0 LOB: 0 K: 1 BB: 0 S: 10 P: 16	R: 0 H: 1 E: 0 LOB: 2 K: 0 BB: 1 S: 10 P: 16	R: 1 H: 1 E: 0 LOB: 0 K: 1 BB: 0 S: 11 P: 15	1B: 1 SF: 0 2B: 1 SAC: 0 3B: 0 DP: 0 HR: 1 HBP: 0	WP: 0 PA: 31 PB: 0 SB: 0 CS: 0	
PITCHER Randy Johnson, L (1, 1) ERA: 2.48	IP WLS BF H R ER SO BB IBB HBP BLK WP HR S P ERA WHIP	9.0 W 31 3 1 1 12 1 0 0 0 0 1 85 125 1.00 0.444										

California Angels @ Seattle Mariners
The Kingdome, Seattle, WA
Mon Oct 02 1995, 6:33 AM EDT
Att. 52,356 - Dome - 68 F

livebaseballscorecards.com



Batter	1	2	3	4	5	6	7	8	9	AB R H RBI BB SO LOB	TOP		
Vince Coleman, S (1, 7) C F B C	1-3 K		0-1 F7		1-1 G4-3		1-1 G3-1		4-2 1B BB	4 1 0 0 1 1 2			
Joey Cora, S (1, 4) B B X	2-1 F7		1-0 L9		0-0 G3		4-1 HR BB		0-2 F7	4 1 0 0 1 0 3			
Ken Griffey Jr., L (1, 8) OBP: 0.600, SLG: 1.800 S B X	1-1 P3			2-2 HR		2-0 F9	0-0 HR		1-0 1B 1B	5 3 3 3 0 0 0			
Edgar Martinez, R (1, 10) OBP: 0.800, SLG: 0.750 F S X		0-2 L7		3-2 BB 1B		2-2 1B BB 1B	4-2 BB BB BB		0-0 1B 1B	4 1 3 1 1 0 0			
Tino Martinez, L (1, 3) OBP: 0.600, SLG: 0.333 B C B T C X		2-2 F9		4-1 1-2 BB		4-2 BB 1B BB	1-2 K		2-2 1B	3 0 1 1 2 1 1			
Jay Buhner, R (1, 9) OBP: 0.200, SLG: 0.200 B C B X		2-1 G5-3		0-0 F8		1-1 BB 1B	2-1 F9		1-2 P5	5 0 1 0 0 0 5			
Mike Blowers, R (1, 5) B S S B B			4-2 1B BB	1-3 K		3-3 K		3-2 F7	0-3 K	4 0 0 0 1 3 7	AB 36 R 6 H 9 RBI 6 BB 7 SO 6 LOB 24		
Dan Wilson, R (1, 2) C 1 SAFE C C C X			1-3 K	0-0 L5		4-2 BB		0-0 F8		3 0 0 1 1 1 3			
Luis Sojo, R (1, 6) OBP: 0.250, SLG: 0.250 1 SAFE X			0-0 1B		0-0 G6-3	2-2 F9		0-0 G6-3		4 0 1 0 0 0 3			
Inning Stats	R: 0 E: 0 K: 1 S: 7 H: 0 LOB: 0 BB: 0 P: 11	R: 0 E: 0 K: 0 S: 9 H: 0 LOB: 0 BB: 0 P: 13	R: 0 E: 0 K: 1 S: 9 H: 1 LOB: 2 BB: 1 P: 15	R: 1 E: 0 K: 1 S: 12 H: 2 LOB: 2 BB: 1 P: 22	R: 0 E: 0 K: 0 S: 4 H: 0 LOB: 0 BB: 0 P: 5	R: 1 E: 0 K: 1 S: 20 H: 2 LOB: 3 BB: 2 P: 38	R: 2 E: 0 K: 1 S: 11 H: 1 LOB: 1 BB: 2 P: 23	R: 0 E: 0 K: 0 S: 5 H: 0 LOB: 0 BB: 0 P: 8	R: 2 E: 0 K: 1 S: 20 H: 3 LOB: 2 BB: 1 P: 28	1B: 7 2B: 0 3B: 0 HR: 2 SF: 0 SAC: 0 DP: 0 HBP: 0	WP: 0 PB: 0 SB: 0 CS: 0 PA: 43		
PITCHER	IP WLS BF H R ER SO BB IBB HBP BLK WP HR S P ERA WHIP											PITCHER	IP WLS BF H R ER SO BB IBB HBP BLK WP HR S P ERA WHIP
David Cone, R (1, 1) ERA: 4.5	8.0 W 36 6 4 4 5 6 0 0 0 0 2 77 135 4.50 1.500												
John Wetteland, R (9, 1) ERA: 18.0	1.0 7 3 2 2 1 1 0 0 0 0 0 20 28 18.00 4.000												

Seattle Mariners @ New York Yankees
 Yankee Stadium, Bronx, NY
 Tue Oct 03 1995, 7:05 PM EDT
 Att. 57,178 - Unknown - 75 F

livebaseballscorecards.com



Batter	1	2	3	4	5	6	7	8	9
Wade Boggs, L OBP: 0.600, SLG: 1.400 Pat Kelly, R (8, PR) (9, 4)	2-0 F8		1-0 HR		2-2 L7		1-1 2B SF7 1B	1-1 1B 2B	
Bernie Williams, S OBP: 0.600, SLG: 0.800	1-0 L7		0-0 G3			1-0 1B G4-3 1B	0-1 HR 2B	2-2 BB 1B	
Paul O'Neill, L OBP: 0.400, SLG: 0.333	1-1 1B		2-2 G4-3			0-1 G4-3	2-2 SF7	4-1 BB	
Ruben Sierra, S OBP: 0.200, SLG: 0.800	0-3 K			0-0 G6-3		2-1 P2	2-1 HR	2-2 G4-3	
Don Mattingly, L OBP: 0.500, SLG: 0.750		1-1 F9		1-2 L8		3-1 1B 1B	3-2 2B		
Dion James, L OBP: 0.333, SLG: 0.333 Gerald Williams, R (6, PR) (7, 7)		1-2 L3		0-0 G3-1		1-2 1B 1B	1-3 K		
Mike Stanley, R OBP: 0.250, SLG: 0.250		0-1 F8			1-1 G5-3	2-1 SAFE FC4-6 1B	3-0 F9		
Tony Fernandez, S (1, 6)			2-2 G3		4-2 BB	0-1 FC4-6		2-2 G3	
Randy Velarde, R OBP: 0.500, SLG: 0.333 (9, 5)			0-1 HR 1B		0-0 F9		2-1 1B 2B HBP	3-1 F9	

Inning Stats	R: 0 E: 0 K: 1 S: 7	H: 1 LOB: 1 BB: 0 P: 11	R: 0 E: 0 K: 0 S: 7	H: 0 LOB: 0 BB: 0 P: 9	R: 2 E: 0 K: 0 S: 11	H: 2 LOB: 0 BB: 0 P: 16	R: 0 E: 0 K: 0 S: 5	H: 0 LOB: 0 BB: 0 P: 6	R: 0 E: 0 K: 0 S: 10	H: 0 LOB: 1 BB: 1 P: 17	R: 2 E: 0 K: 0 S: 14	H: 4 LOB: 2 BB: 0 P: 23	R: 4 E: 0 K: 1 S: 19	H: 4 LOB: 1 BB: 0 P: 33	R: 1 E: 0 K: 0 S: 18	H: 2 LOB: 2 BB: 1 P: 32
--------------	------------------------------	----------------------------------	------------------------------	---------------------------------	-------------------------------	----------------------------------	------------------------------	---------------------------------	-------------------------------	----------------------------------	-------------------------------	----------------------------------	-------------------------------	----------------------------------	-------------------------------	----------------------------------

PITCHER	IP	WLS	BF	H	R	ER	SO	BB	IBB	HBP	BLK	WP	HR	S	P	ERA	WHIP
Chris Bosio, R ERA: 6.35	(1, 1)	5.2	24	6	4	4	1	1	0	0	0	0	1	50	76	6.35	1.235
Jeff Nelson, R ERA: 27.0	(6, 1)	0.1	3	1	1	1	0	0	0	1	0	0	0	5	9	27.00	3.000
Bobby Ayala, R ERA: 81.0	(7, 1)	0.1	5	4	3	3	0	0	0	0	0	0	1	14	22	81.00	12.000
Bill Risley, R ERA:	(7, 1)	0.2	2	0	0	0	1	0	0	0	0	0	0	4	8	0.00	0.000
Bob Wells, R ERA: 9.0	(8, 1)	1.0	6	2	1	1	0	1	0	0	0	0	0	18	32	9.00	3.000

BOTTOM

AB	R	H	RBI	BB	SO	LOB
5	2	3	2	0	0	1
0	1	0	0	0	0	0
5	2	3	2	0	0	0
3	0	1	1	1	0	1
5	1	1	2	0	1	4
4	1	2	1	0	0	0
3	0	1	0	0	0	0
1	0	0	0	0	1	1
4	0	1	1	0	0	1
3	0	0	0	1	0	2
3	2	1	0	0	0	1


AB 36
R 9
H 13
RBI 9
BB 2
SO 2
LOB 11

WP: 0 PA: 40
PB: 0
SB: 0
CS: 0

1B: 8 SF: 1
2B: 3 SAC: 0
3B: 0 DP: 0
HR: 2 HBP: 1

Seattle Mariners @ New York Yankees
Yankee Stadium, Bronx, NY

Tue Oct 03 1995, 7:05 PM EDT
Att: 57,178 - Unknown - 75 F



PITCHER	IP	WLS	BF	H	R	ER	SO	BB	IBB	HBP	BLK	WP	HR	S	P	ERA	WHIP
---------	----	-----	----	---	---	----	----	----	-----	-----	-----	----	----	---	---	-----	------

Batter	1	2	3	4	5	6	7	8	9	10	11	12	13	14	15	AB R H RBI BB SO LOB	TOP																
Vince Coleman, S OBP: 0.300, SLG: 0.556 Chris Widger, R (9, 2)	G6-3		HR		FC5-4		1B		K			K		K		5 2 2 1 0 1 2 2 0 0 0 0 2 0																	
Luis Sojo, R OBP: 0.182, SLG: 0.182 (1, 6)	G6-3		P5		FC5-4		1B		K			P2		K		7 0 1 1 0 2 2																	
Ken Griffey Jr., L OBP: 0.417, SLG: 1.273 (1, 8)	F8		BB 1B		G4-3		SF7-5-4				P4		HR		F8	6 1 2 2 0 0 1																	
Edgar Martinez, R OBP: 0.667, SLG: 0.700 (1, 10)		L9				F9 1B 2B		K		F7		1B		1B 1B		6 1 3 0 1 1 0																	
Jay Buhner, R OBP: 0.417, SLG: 0.455 (1, 9)		CS BB			P6		F9					K		1B		6 0 3 0 1 1 4																	
Mike Blowers, R Doug Strange, S (1, 5) (10, PH) (10, 5)		1B BB		G4-3		G6-4-3		L4		G4-1				P2		3 0 0 0 1 0 2 3 0 0 0 0 1 3																	
Tino Martinez, L OBP: 0.417, SLG: 0.300 (1, 3)		FC6-4 1B		G4-3		CS 1B		K			F8		G4-3		F8	7 0 2 1 0 1 3																	
Dan Wilson, R Alex Diaz, S OBP: 0.333, SLG: 0.333 (9, PH) (9, 7)		FC6-4		G1-3		CS			SH1-3 1B		K		G3			3 0 0 0 0 0 2 3 0 1 0 0 1 0																	
Joey Cora, S Felix Fermin, R OBP: 0.333, SLG: 0.375 (13, 4)			G5-3				1B 2B		SH1-3		G3			K		4 1 2 0 0 0 0 1 0 0 0 0 1 0																	
Inning Stats	R: 0 E: 0 K: 0 S: 8	H: 0 LOB: 0 BB: 0 P: 11	R: 0 E: 0 K: 0 S: 15	H: 1 LOB: 2 BB: 2 P: 26	R: 1 E: 0 K: 0 S: 11	H: 2 LOB: 2 BB: 1 P: 21	R: 0 E: 0 K: 0 S: 9	H: 0 LOB: 0 BB: 0 P: 15	R: 0 E: 0 K: 0 S: 14	H: 1 LOB: 1 BB: 0 P: 17	R: 0 E: 0 K: 2 S: 13	H: 3 LOB: 0 BB: 0 P: 17	R: 0 E: 0 K: 2 S: 10	H: 1 LOB: 1 BB: 0 P: 13	R: 0 E: 0 K: 1 S: 8	H: 0 LOB: 0 BB: 0 P: 14	R: 1 E: 0 K: 2 S: 12	H: 2 LOB: 1 BB: 0 P: 19	R: 0 E: 0 K: 0 S: 6	H: 0 LOB: 0 BB: 0 P: 6	R: 0 E: 0 K: 3 S: 12	H: 0 LOB: 2 BB: 0 P: 14	R: 0 E: 0 K: 1 S: 14	H: 2 LOB: 0 BB: 0 P: 25	R: 0 E: 0 K: 1 S: 14	H: 2 LOB: 0 BB: 0 P: 25	1B: 11 2B: 4 3B: 0 HR: 2	SF: 1 SAC: 1 DP: 1 HBP: 0	WP: 0 PB: 0 SB: 0 CS: 2	PA: 62			
PITCHER	IP WLS BF H R ER SO	IP WLS BF H R ER SO	IP WLS BF H R ER SO	IP WLS BF H R ER SO	IP WLS BF H R ER SO	IP WLS BF H R ER SO	IP WLS BF H R ER SO	IP WLS BF H R ER SO	IP WLS BF H R ER SO	IP WLS BF H R ER SO	IP WLS BF H R ER SO	IP WLS BF H R ER SO	IP WLS BF H R ER SO	IP WLS BF H R ER SO	IP WLS BF H R ER SO	IP WLS BF H R ER SO	IP WLS BF H R ER SO	IP WLS BF H R ER SO	IP WLS BF H R ER SO	IP WLS BF H R ER SO	IP WLS BF H R ER SO	IP WLS BF H R ER SO	IP WLS BF H R ER SO	IP WLS BF H R ER SO	IP WLS BF H R ER SO	IP WLS BF H R ER SO	IP WLS BF H R ER SO	ERA WHIP	ERA WHIP	ERA WHIP			
Andy Pettitte, L ERA: 5.14	(1, 1) 7.0																																
Bob Wickman, R ERA:	(8, 1) 1.1	6	2	0	0	2	0	0	0	0	0	0	0	0	0	0	0	0	0	0	0	0	0	0	0	0	0	0	0	0	0	0.00	1.500
John Wetteland, R ERA: 6.23	(9, 1) 3.1	13	3	1	1	4	0	0	0	0	0	0	0	0	0	0	0	0	0	0	0	0	0	0	0	0	0	0	0	0	0	2.70	0.900
42 Mariano Rivera, R ERA:	(12, 1) 3.1	W 12	2	0	0	5	0	0	0	0	0	0	0	0	0	0	0	0	0	0	0	0	0	0	0	0	0	0	0	0	0	0.00	0.600

Seattle Mariners @ New York Yankees
Yankee Stadium, Bronx, NY
Wed Oct 04 1995, 7:05 PM EDT
Att: 57,126 - Unknown - 72 F

livebaseballscores.com

AB	56
R	5
H	16
RBI	5
BB	3
SO	11
LOB	19




Batter	1	2	3	4	5	6	7	8	9	10	11	12	13	14	15	AB	R	H	RBI	BB	SO	LOB	BOTTOM
Wade Boggs, L (1, 5) 20 Jorge Posada, S (12, PR) Russ Davis, R (13, 5) OBP: 1.000, SLG: 1.000	1-2 L8		0-1 F7		4-2 2B BB		0-1 G6-3		0-3 K			4-2 BB 2B BB		2-2 L4-3 1B		4	1	0	0	2	1	1	
Bernie Williams, S (1, 8) OBP: 0.417, SLG: 0.545	1-2 P6		3-2 P6		2-0 1-H 2B		1-2 F9		1-3 K			4-2 BB 2B BB		3-2 L4-3 1B		6	0	1	1	1	1	2	
Paul O'Neill, L (1, 9) OBP: 0.417, SLG: 0.667	0-0 1B		3-3 K		0-0 P4		2-1 HR		2-3 K			2-0 F7		4-0 BB		6	1	2	1	1	2	4	
Ruben Sierra, S (1, 10) OBP: 0.250, SLG: 0.833	0-0 F8				2-3 K		1-3 K		0-0 E4			1-1 1-H 2-H 2B		1-1 G4-3		7	1	2	2	0	2	2	
Don Mattingly, L (1, 3) OBP: 0.543, SLG: 0.900					4-0 K		1-0 HR		2-0 G3-6-3					2-2 SH3-4 1B		6	1	3	1	1	1	1	
Dion James, L (1, 7) Gerald Williams, R (7, 7) Darryl Strawberry, L (11, PH) Pat Kelly, R (12, 4)					2-3 FC6-4 BB		1-0 G4-3		1-2 G6-3					0-0 SH3-4 1B		3	0	0	0	0	0	1	2
Jim Leyritz, R (1, 2) OBP: 0.286, SLG: 0.667					0-0 FC6-4 1-2		1-0 HBP		0-0 E6					2-0 G1-3		6	1	1	2	0	0	3	
Tony Fernandez, S (1, 6) OBP: 0.300, SLG: 0.125					0-1 F8		0-0 1B		1-0 FC5-4					4-0 IBB		5	0	1	0	1	1	3	
Randy Velarde, R (1, 4) OBP: 0.300, SLG: 0.125 (12, 7)					4-0 BB		1-2 F8		2-2 F8					1-2 P3		5	0	0	0	1	1	3	
Inning Stats	R:0 H:1 E:0 K:0 S:8	R:0 H:1 E:0 K:0 S:7	R:0 H:0 E:0 K:1 S:9	R:0 H:0 E:0 K:2 S:8	R:1 H:2 E:0 K:0 S:14	R:2 H:2 E:0 K:0 S:8	R:1 H:1 E:0 K:1 S:10	R:0 H:0 E:1 K:1 S:9	R:0 H:0 E:0 K:2 S:8	R:0 H:0 E:1 K:1 S:5	R:0 H:0 E:0 K:2 S:8	R:1 H:1 E:0 K:1 S:11	R:0 H:1 E:0 K:0 S:11	R:0 H:1 E:0 K:0 S:8	R:2 H:1 E:0 K:0 S:6	1B:5 2B:3 3B:0 HR:4	SF:0 SAC:1 DP:2 HBP:1	WP:0 PB:0 SB:0 CS:0	PA: 61				

Seattle Mariners @ New York Yankees
 Yankee Stadium, Bronx, NY
 Wed Oct 04 1995, 7:05 PM EDT
 Att. 57,126 - Unknown - 72 F

AB	51
R	7
H	11
RBI	7
BB	8
SO	11
LOB	21



PITCHER	IP	WLS	BF	H	R	ER	SO	BB	IBB	HBP	BLK	WP	HR	S	P	ERA	WHIP
Andy Benes, R (1, 1) ERA: 5.4	5.0		23	6	3	3	3	3	0	0	0	0	2	49	84	5.40	1.800
Bill Ritsley, R (6, 1) ERA:	1.0		4	0	0	0	0	0	0	1	0	0	0	5	9	0.00	0.000
Norm Charlton, L (7, 1) ERA: 2.25	4.0		14	1	1	1	5	0	0	0	0	0	1	32	45	2.25	0.250
Jeff Nelson, R (11, 1) ERA: 10.8	1.1		5	0	1	1	3	1	0	0	0	0	0	14	23	6.75	0.750
Tim Belcher, R (12, 1) ERA: 6.0	3.0	L	15	4	2	2	0	3	1	0	0	0	1	30	64	6.00	2.333

Batter	1	2	3	4	5	6	7	8	9	AB R H RBI BB SO LOB	TOP	
Randy Velarde, R (1, 7) OBP: 0.286, SLG: 0.091	1-0 F9		0-1 G4-3			4-1 1B BB	3-3 K			3 0 0 0 1 1 1		
Bernie Williams, S (1, 8) OBP: 0.563, SLG: 1.071	4-1 S BB			1-1 HR		1-1 BB 1B		1-0 HR		3 2 3 2 1 0 0		
Mike Stanley, R (1, 2) OBP: 0.375, SLG: 0.750	3-0 F8			2-2 L7		1-2 SAFE BB 1B		0-0 HR		4 1 2 1 0 0 1		
Ruben Sierra, S (1, 10) OBP: 0.250, SLG: 0.667	1-1 P4			3-1 G4-3		4-0 BB 1-2 2-3 BB		1-2 G6-3		3 0 0 0 1 0 1		
Don Mattingly, L (1, 3) OBP: 0.400, SLG: 0.643		2-3 K		1-3 K		0-3 K		3-2 L7		4 0 0 0 0 3 3		
Gerald Williams, R (1, 9) Paul O'Neill, L (8, PH) OBP: 0.385, SLG: 0.600 (8, 9)		2-2 G6-3			1-3 K		4-2 1B SF7 BB	2-3 K		2 1 0 0 1 1 0 1 0 0 0 0 1 0		
Russ Davis, R (1, 5) OBP: 0.200, SLG: 0.200		3-3 K			2-0 P3		2-3 K		1-0 G5-3	4 0 0 0 0 2 1	AB 31 R 4 H 6 RBI 4 BB 4 SO 12 LOB 7	
Tony Fernandez, S (1, 6) OBP: 0.286, SLG: 0.167			0-0 G4-3		2-3 K		0-0 1-3 1B		1-1 F9	4 0 1 0 0 1 0		
Pat Kelly, R (1, 4)			1-3 K			1-3 K	3-1 SF7		2-3 K	3 0 0 1 0 3 0		
Inning Stats	R: 0 E: 0 K: 0 S: 5 H: 0 LOB: 1 BB: 1 P: 14	R: 0 E: 0 K: 2 S: 10 H: 0 LOB: 0 BB: 0 P: 17	R: 0 E: 0 K: 1 S: 7 H: 0 LOB: 0 BB: 0 P: 8	R: 1 E: 0 K: 1 S: 11 H: 1 LOB: 0 BB: 0 P: 18	R: 0 E: 0 K: 2 S: 8 H: 0 LOB: 0 BB: 0 P: 13	R: 0 E: 0 K: 2 S: 13 H: 2 LOB: 3 BB: 2 P: 24	R: 1 E: 0 K: 2 S: 11 H: 1 LOB: 1 BB: 1 P: 23	R: 2 E: 0 K: 1 S: 16 H: 2 LOB: 0 BB: 0 P: 23	R: 0 E: 0 K: 1 S: 6 H: 0 LOB: 0 BB: 0 P: 10	1B: 3 2B: 0 3B: 0 HR: 3 SF: 1 SAC: 0 DP: 0 HBP: 0	WP: 0 PB: 0 SB: 1 CS: 0 PA: 36	
PITCHER	IP WLS BF H R ER SO BB IBB HBP BLK WP HR S P ERA WHIP											
Randy Johnson, L (1, 1) ERA: 2.57	7.0 W 28 4 2 2 10 4 0 0 0 0 0 1 65 117 2.57 1.143											
Bill Risley, R (8, 1) ERA: 7.71	0.2 4 2 2 2 0 0 0 0 0 0 0 2 13 18 27.00 3.000											
Norm Charlton, L (8, 1) ERA: 1.69	1.1 S 4 0 0 0 2 0 0 0 0 0 0 0 9 15 0.00 0.000											

New York Yankees @ Seattle Mariners
The Kingdome, Seattle, WA
Fri Oct 06 1995, 10:05 PM EDT
Att: 57,944 - Dome - 68 F

livebaseballscorecards.com

Batter	1	2	3	4	5	6	7	8	9	10	11	AB R H RBI BB SO LOB	TOP											
Wade Boggs, L (1, 5) <small>OBP: 0.364, SLG: 0.526</small> Jim Leyritz, R (11, PH) <small>OBP: 0.250, SLG: 0.571</small> (11, 2)	2-3 K			1-1 F7		2-3 K	1-2 G3-1		0-3 K		1-3 K	5 0 0 0 0 3 2 1 0 0 0 0 1 2												
Bernie Williams, S (1, 8) <small>OBP: 0.571, SLG: 0.810</small>	1-3 K			4-1 HR BB		4-1 BB 2B BB	4-1 BB		2-0 P4		4-0 IBB	2 2 0 0 4 1 2												
Paul O'Neill, L (1, 9) <small>OBP: 0.458, SLG: 0.833</small>	3-1 F7			0-0 HR		4-0 BB 2B BB	1-0 F7		0-1 P2		1-3 K	5 2 1 2 1 1 5												
Ruben Sierra, S (1, 10) <small>OBP: 0.231, SLG: 0.522</small>			2-0 F8	0-0 F8		4-1 BB 2B BB			0-3 K		2-3 K	4 0 0 0 1 2 0												
Don Mattingly, L (1, 3) <small>OBP: 0.440, SLG: 0.708</small>			3-2 F7	1-0 F9		0-0 BB 2B			3-2 F7		1-3 K	5 0 1 2 0 1 0												
Dion James, L (1, 7) <small>OBP: 0.154, SLG: 0.083</small> Gerald Williams, R (6, PR) (6, 7)			2-2 G3		1-1 G3	4-0 IBB			4-2 BB FC6-4		1-3 K	2 0 0 0 1 0 0 1 0 0 0 1 1 0												
Mike Stanley, R (1, 2) <small>OBP: 0.389, SLG: 0.500</small> Pat Kelly, R (11, PR) (11, 4)			1-0 1B		0-0 G5-3	3-2 P2			0-0 BB FC6-4		4-0 BB SH3-4	4 0 1 0 1 0 4 0 1 0 0 0 0 0												
Tony Fernandez, S (1, 6) <small>OBP: 0.304, SLG: 0.333</small>			1-1 G6-3		0-1 2B	3-2 F7			1-0 2B		0-0 SH3-4	4 0 2 0 0 0 4												
Randy Velarde, R (1, 4) <small>OBP: 0.417, SLG: 0.176</small> (11, 5)			2-3 K		0-0 P2		3-3 K		4-2 BB		1-0 1B	4 0 1 1 1 2 1												
Inning Stats	R: 0 E: 0 K: 2 S: 8	H: 0 LOB: 0 BB: 0 P: 14	R: 0 E: 0 K: 0 S: 8	H: 0 LOB: 0 BB: 0 P: 15	R: 0 E: 0 K: 1 S: 8	H: 1 LOB: 0 BB: 0 P: 12	R: 2 E: 0 K: 0 S: 6	H: 1 LOB: 0 BB: 1 P: 12	R: 0 E: 0 K: 0 S: 6	H: 1 LOB: 1 BB: 0 P: 7	R: 2 E: 0 K: 1 S: 16	H: 1 LOB: 3 BB: 4 P: 40	R: 0 E: 0 K: 1 S: 11	H: 0 LOB: 1 BB: 1 P: 18	R: 0 E: 0 K: 1 S: 9	H: 1 LOB: 2 BB: 1 P: 16	R: 0 E: 0 K: 3 S: 11	H: 0 LOB: 0 BB: 0 P: 15	R: 1 E: 0 K: 2 S: 10	H: 1 LOB: 2 BB: 2 P: 21	1B: 2 2B: 3 3B: 0 HR: 1	SF: 0 SAC: 1 DP: 1 HBP: 0	WP: 0 PB: 0 SB: 0 CS: 0	PA: 48
PITCHER	IP WLS BF H R ER SO BB IBB HBP BLK WP HR S P ERA WHIP																							
Andy Benes, R (1, 1) <small>ERA: 5.4</small>	6.2		29	4	4	4	5	5	1	0	0	0	0	1	59	115	5.40	1.350						
Norm Charlton, L (7, 1) <small>ERA: 2.45</small>	1.1		7	1	0	0	1	2	0	0	0	0	0	0	15	28	0.00	2.250						
Randy Johnson, L (9, 1) <small>ERA: 2.7</small>	3.0	W	12	1	1	1	6	1	1	0	0	0	0	0	27	44	3.00	0.667						

New York Yankees @ Seattle Mariners
 The Kingdome, Seattle, WA
 Sun Oct 08 1995, 6:33 AM EDT
 Att. 57,411 - Dome - 68 F


AB	37
R	5
H	6
RBI	5
BB	10
SO	12
LOB	20



WP: 0	PA: 48
PB: 0	
SB: 0	
CS: 0	

1B: 2	SF: 0
2B: 3	SAC: 1
3B: 0	DP: 1
HR: 1	HBP: 0

livebaseballscores.com

Batter	1	2	3	4	5	6	7	8	9	10	11	AB R H RBI BB SO LOB	BOTTOM																
Vince Coleman, S OBP: 0.280, SLG: 0.435 (1, 7)	F7		F8		L6		L3		SH3-4 1B	FC3-6		6 0 1 0 0 0 2	<p>New York Yankees @ Seattle Mariners The Kingdome, Seattle, WA</p> <p>Sun Oct 08 1995, 6:33 AM EDT Att. 57,411 - Dome - 68 F</p> <p>livebaseballscores.com</p> <table border="1"> <tr><td>AB</td><td>44</td></tr> <tr><td>R</td><td>6</td></tr> <tr><td>H</td><td>15</td></tr> <tr><td>RBI</td><td>6</td></tr> <tr><td>BB</td><td>4</td></tr> <tr><td>SO</td><td>12</td></tr> <tr><td>LOB</td><td>23</td></tr> </table> 	AB	44	R	6	H	15	RBI	6	BB	4	SO	12	LOB	23		
AB	44																												
R	6																												
H	15																												
RBI	6																												
BB	4																												
SO	12																												
LOB	23																												
Joey Cora, S OBP: 0.409, SLG: 0.526 (1, 4)	F8		HR		P4			F9	SH3-4		1B 2B 1B	5 2 2 1 0 0 0																	
Ken Griffey Jr., L OBP: 0.444, SLG: 1.043 (1, 8)	P6		F9		K			HR	FC6-4 IBB		1B 2B 1B	5 2 2 1 1 1 0																	
Edgar Martinez, R OBP: 0.667, SLG: 1.000 (1, 10)		WP 1B 1B			P3			G6-3	K		1B 2B	6 0 3 2 0 1 2																	
Tino Martinez, L OBP: 0.480, SLG: 0.591 Alex Rodriguez, R (8, PR) (9, 6)		WP 1B			WP 1B 2B			BB 1B BB	FC6-4		1B	3 1 2 0 1 1 1 1 1 0 0 0 0 2																	
Jay Buhner, R OBP: 0.500, SLG: 0.625 (1, 9)		K			1B 2H 1B			BB 1B BB			FC4-6 1B	5 0 3 1 0 2 3																	
Luis Sojo, R OBP: 0.227, SLG: 0.250 Warren Newson, L (6, PH) Felix Fermin, R (7, 6) Alex Diaz, S OBP: 0.500, SLG: 0.333 Chris Widger, R (9, 2)		K			L4			BB BB			K	2 0 0 0 0 1 3 1 0 0 0 0 1 1 0 0 0 0 0 0 0 1 0 0 0 0 1 1																	
Dan Wilson, R OBP: 0.211, SLG: 0.118 Doug Strange, S (8, PH) (9, 5)		K			FC6 1B			BB BB			FC4-6 1B	3 0 1 0 0 2 2 1 0 0 1 1 0 1																	
Mike Blowers, R OBP: 0.318, SLG: 0.167 (9, 3)			F9		FC6			K			FC3-6 1B	5 0 1 0 0 2 5																	
Inning Stats	R: 0 H: 0 E: 0 K: 0 S: 5	H: 0 LOB: 0 BB: 0 P: 8	R: 0 H: 2 E: 0 K: 3 S: 15	H: 2 LOB: 2 BB: 0 P: 25	R: 1 H: 1 E: 0 K: 0 S: 12	H: 1 LOB: 0 BB: 0 P: 21	R: 1 H: 3 E: 0 K: 0 S: 14	H: 3 LOB: 2 BB: 0 P: 25	R: 0 H: 0 E: 0 K: 1 S: 8	H: 0 LOB: 0 BB: 0 P: 12	R: 0 H: 1 E: 0 K: 3 S: 13	H: 1 LOB: 1 BB: 0 P: 18	R: 0 H: 0 E: 0 K: 2 S: 7	H: 0 LOB: 0 BB: 0 P: 9	R: 2 H: 2 E: 0 K: 1 S: 15	H: 2 LOB: 3 BB: 3 P: 32	R: 0 H: 1 E: 0 K: 1 S: 10	H: 1 LOB: 2 BB: 1 P: 16	R: 0 H: 2 E: 0 K: 1 S: 11	H: 2 LOB: 2 BB: 0 P: 13	R: 2 H: 3 E: 0 K: 0 S: 5	H: 3 LOB: 1 BB: 0 P: 8	1B: 10 SF: 0 2B: 3 SAC: 1 3B: 0 DP: 0 HR: 2 HBP: 0	WP: 2 PA: 49 PB: 0 SB: 0 CS: 0					
PITCHER	IP WLS BF H R ER SO BB IBB HBP BLK WP HR S P ERA WHIP														IP WLS BF H R ER SO BB IBB HBP BLK WP HR S P ERA WHIP														
David Cone, R ERA: 4.6 (1, 1)	7.2	35	9	4	4	9	3	0	0	0	2	2	86	147	4.70	1.565													
42 Mariano Rivera, R ERA: (8, 1)	0.2	4	1	0	0	1	0	1	0	0	0	0	8	12	0.00	1.500													
Jack McDowell, R ERA: 9.0 (9, 1)	1.2	L 10	5	2	2	2	0	0	0	0	0	0	21	28	10.80	3.000													


Batter	1	2	3	4	5	6	7	8	9	AB R H RBI BB SO LOB	TOP									
Kenny Lofton, L (1, 8) OBP: 0.450, SLG: 0.438	4-0 BB BB BB	4-1 BB		3-2 1B		0-0 3B		1-1 1B		3 0 3 0 2 0 0										
Omar Vizquel, S (1, 6) OBP: 0.263, SLG: 0.188	4-1 BB 1-2 BB	1-1 G3-1		0-2 F8		3-1 G1-3		0-0 F7		4 0 0 0 1 0 6										
Carlos Baerga, S (1, 4) OBP: 0.350, SLG: 0.333	4-0 BB 1-2 2-3 BB		1-1 BB 1B	1-0 P2			0-2 F9		2-3 K	4 1 1 0 1 1 1										
Albert Belle, R (1, 7) OBP: 0.450, SLG: 0.733	2-3 K		4-0 1B 1-2 BB		0-0 L7		0-0 HR		1-3 K	4 1 1 1 1 2 3										
Eddie Murray, S (1, 10) OBP: 0.350, SLG: 0.556	0-0 P5		0-1 L5		0-2 P5		0-3 K		0-1 G6-3	5 0 0 0 0 1 5										
Jim Thome, L (1, 5) OBP: 0.278, SLG: 0.412	0-1 G4-3		2-2 1B 1-2 2-H 1B		0-1 1B		2-2 G4-3			4 0 2 1 0 0 3										
Manny Ramirez, R (1, 9) OBP: 0.167, SLG: 0.063			1-0 F9	0-0 G6-3 1B		1-1 F7		2-1 P4		4 0 1 0 0 0 1										
Paul Sorrento, L (1, 3) OBP: 0.412, SLG: 0.357			0-0 G6-3	0-1 G6-3		2-0 G4-3		3-3 K		4 0 1 0 0 1 3										
Sandy Alomar Jr., R (1, 2) OBP: 0.200, SLG: 0.267 Ruben Amaro Jr, S (8, PR) Tony Peña, R (8, 2) OBP: 0.500, SLG: 2.000			1-2 P4		0-0 F7		0-2 F9	0-1 1B		4 0 1 0 0 0 1 0 0 0 0 0 0 0 0 0 0 0 0 0 0										
Inning Stats	R: 0 E: 0 K: 1 S: 8	H: 0 LOB: 3 BB: 3 P: 22	R: 0 E: 0 K: 0 S: 8	H: 1 LOB: 2 BB: 1 P: 15	R: 1 E: 0 K: 0 S: 11	H: 3 LOB: 2 BB: 1 P: 18	R: 0 E: 0 K: 0 S: 8	H: 1 LOB: 1 BB: 0 P: 12	R: 0 E: 0 K: 0 S: 7	H: 1 LOB: 1 BB: 0 P: 12	R: 1 E: 0 K: 1 S: 12	H: 1 LOB: 0 BB: 0 P: 14	R: 0 E: 0 K: 1 S: 10	H: 2 LOB: 2 BB: 0 P: 16	R: 0 E: 0 K: 2 S: 8	H: 0 LOB: 0 BB: 0 P: 11	1B: 7 2B: 1 3B: 1 HR: 1	SF: 0 SAC: 0 DP: 1 HBP: 0	WP: 0 PB: 0 SB: 0 CS: 0	PA: 41
PITCHER	IP WLS BF H R ER SO BB IBB HBP BLK WP HR S P ERA WHIP																			
Bob Wolcott, R (1, 1) ERA: 2.57	7.0 W 33 8 2 2 2 5 0 0 0 0 0 1 62 102 2.57 1.857																			
Jeff Nelson, R (8, 1) ERA: 2.84	0.2 3 1 0 0 1 0 0 0 0 0 0 0 7 12 0.00 1.500																			
Norm Charlton, L (8, 1) ERA: 2.08	1.1 S 5 1 0 0 2 0 0 0 0 0 0 0 11 15 0.00 0.750																			

Cleveland Indians @ Seattle Mariners
The Kingdome, Seattle, WA
Tue Oct 10 1995, 10:05 PM EDT
Att: 57,065 - Dome - 68 F

livebaseballscorecards.com

AB	36
R	2
H	10
RBI	2
BB	5
SO	5
LOB	23



Batter	1	2	3	4	5	6	7	8	9	AB R H RBI BB SO LOB	TOP											
Kenny Lofton, L (1, 8) OBP: 0.440, SLG: 0.400	1-0 F8		1-0 L4		1-0 BB 1B	3-3 K		4-1 BB		4 1 1 0 1 1 1												
Omar Vizquel, S (1, 6) OBP: 0.292, SLG: 0.158	1-2 P6		3-1 G3-1		4-0 1B BB		4-2 1B S BB	3-1 F7		3 0 0 0 2 0 1												
Carlos Baerga, S (1, 4) OBP: 0.360, SLG: 0.348	1-0 BB 1B			1-0 L7	1-0 1B		1-2 F9		1-1 G3	5 0 2 2 0 0 1												
Albert Belle, R (1, 7) OBP: 0.480, SLG: 0.667	4-2 1B BB			2-1 1B	3-1 P5		4-1 1B BB		2-2 P2	3 0 1 0 2 0 2												
Eddie Murray, S (1, 10) OBP: 0.360, SLG: 0.522	1-2 F8			0-0 L8		3-2 G3	0-2 1B		0-2 1B	5 0 2 0 0 0 3												
Jim Thome, L (1, 5) Alvaro Espinoza, R (8, 5)		2-2 G3		3-3 K		3-1 F7	0-2 G4-6-3 1B		1-0 F9	4 0 0 0 0 1 4 1 0 0 0 0 0 1												
Manny Ramirez, R (1, 9) Wayne Kirby, L (8, 9)		0-0 G3-6-3 1B			0-0 FC3-6 1B	2-2 HR		1-1 HR		4 2 4 2 0 0 0 0 0 0 0 0 0 0	AB 37 R 5 H 12 RBI 5 BB 5 SO 3 LOB 16											
Paul Sorrento, L (1, 3)		3-1 G3-6-3		0-2 FC3-6 BB 1B	1-1 3B 1B			0-0 F7		4 2 1 0 0 0 2												
Sandy Alomar Jr., R (1, 2) OBP: 0.211, SLG: 0.368			3-2 G6-3		1-2 F9	1-0 3B		1-3 K		4 0 1 1 0 1 1												
Inning Stats	R: 0 E: 0 K: 0 S: 10	H: 1 LOB: 2 BB: 1 P: 18	R: 0 E: 0 K: 0 S: 6	H: 1 LOB: 0 BB: 0 P: 11	R: 0 E: 0 K: 0 S: 9	H: 0 LOB: 0 BB: 0 P: 16	R: 0 E: 0 K: 1 S: 7	H: 1 LOB: 1 BB: 0 P: 13	R: 2 E: 0 K: 0 S: 11	H: 3 LOB: 2 BB: 1 P: 21	R: 2 E: 0 K: 1 S: 16	H: 3 LOB: 1 BB: 0 P: 29	R: 0 E: 0 K: 0 S: 13	H: 1 LOB: 2 BB: 2 P: 22	R: 1 E: 0 K: 1 S: 12	H: 1 LOB: 1 BB: 1 P: 19	R: 0 E: 0 K: 0 S: 10	H: 1 LOB: 1 BB: 0 P: 14	1B: 9 2B: 0 3B: 1 HR: 2	SF: 0 SAC: 0 DP: 2 HBP: 0	WP: 0 PB: 0 SB: 1 CS: 0	PA: 42
PITCHER	IP WLS BF H R ER SO BB IBB HBP BLK WP HR S P ERA WHIP																					
Tim Belcher, R (1, 1) ERA: 6.3	5.2 L 27 9 4 4 1 2 0 0 0 0 0 1 55 101 6.35 1.941																					
Bobby Ayala, R (6, 1) ERA: 13.5	2.2 12 2 1 1 2 3 0 0 0 0 0 1 31 51 3.38 1.875																					
Bill Risley, R (9, 1) ERA: 4.91	0.2 3 1 0 0 0 0 0 0 0 0 0 0 8 11 0.00 1.500																					

Cleveland Indians @ Seattle Mariners
The Kingdome, Seattle, WA
 Wed Oct 11 1995, 10:05 PM EDT
 Att. 58,144 - Dome - 68 F

livebaseballscorecards.com

Batter	1	2	3	4	5	6	7	8	9	AB	R	H	RBI	BB	SO	LOB
Vince Coleman, S OBP: 0.242, SLG: 0.355 (1, 7)	2-1 G4-3 1B		0-3 K		2-3 K			1-3 K		4	0	1	0	0	3	0
Joey Cora, S OBP: 0.400, SLG: 0.500 (1, 4)	1 SAFE 1 SAFE 2-2 1 SAFE F8		1-0 G1-3 HBP		0-2 G4-3			0-0 G3		3	0	0	0	0	0	2
Ken Griffey Jr., L OBP: 0.486, SLG: 1.067 (1, 8)	3-1 G4-3		0-2 G1-3			1-0 HR		3-1 1B		4	1	2	1	0	0	2
Edgar Martinez, R OBP: 0.571, SLG: 0.778 (1, 10)	4-0 IBB		1-1 F9			2-2 F8		3-2 F8		3	0	0	0	1	0	2
Tino Martinez, L OBP: 0.394, SLG: 0.448 (1, 3)	0-3 K			0-3 K		1-1 G4-3		0-1 G4-3		4	0	0	0	0	2	2
Jay Buhner, R OBP: 0.471, SLG: 0.677 (1, 9)		0-1 F9		1-2 G6-3		0-3 K		0-0 HR		4	1	1	1	0	1	0
Mike Blowers, R OBP: 0.300, SLG: 0.308 (1, 5)		1-1 1B		0-3 K			1-2 G5-3		2-2 L4	4	0	1	0	0	1	0
Luis Sojo, R OBP: 0.214, SLG: 0.269 Alex Diaz, S OBP: 0.600, SLG: 0.500 (9, PH)		0-2 F9			1-2 G6-3		1-0 G6-3		2-1 1B	3	0	0	0	0	0	1
Dan Wilson, R OBP: 0.160, SLG: 0.087 Doug Strange, S (9, PH)		0-1 G4-3			2-1 G6-3		1-2 G5-3		0-1 G1-3	1	0	0	0	0	0	1


Inning Stats	R: 0	H: 1	E: 0	K: 1	S: 10	LOB: 2	BB: 1	P: 21	
R: 0 H: 1 E: 0 K: 0 S: 9	R: 0 H: 0 E: 0 K: 1 S: 8	R: 0 H: 0 E: 0 K: 2 S: 9	R: 0 H: 0 E: 0 K: 1 S: 12	R: 1 H: 1 E: 0 K: 1 S: 9	R: 0 H: 0 E: 0 K: 0 S: 7	R: 0 H: 1 E: 0 K: 1 S: 10	R: 1 H: 2 E: 0 K: 0 S: 10	1B: 4 2B: 0 3B: 0 HR: 2	SF: 0 SAC: 0 DP: 0 HBP: 1
PITCHER Orel Hershiser, R ERA: 0.59 Jose Mesa, R ERA: 3.0	IP: 8.0 WLS: W BF: 31 H: 4 R: 1 ER: 1 SO: 7	IP: 1.0 WLS: W BF: 5 H: 2 R: 1 ER: 1 SO: 0	IP: 1.0 WLS: W BF: 5 H: 2 R: 1 ER: 1 SO: 0	IP: 1.0 WLS: W BF: 5 H: 2 R: 1 ER: 1 SO: 0	IP: 1.0 WLS: W BF: 5 H: 2 R: 1 ER: 1 SO: 0	IP: 1.0 WLS: W BF: 5 H: 2 R: 1 ER: 1 SO: 0	IP: 1.0 WLS: W BF: 5 H: 2 R: 1 ER: 1 SO: 0	IP: 1.0 WLS: W BF: 5 H: 2 R: 1 ER: 1 SO: 0	IP: 1.0 WLS: W BF: 5 H: 2 R: 1 ER: 1 SO: 0

BOTTOM

Cleveland Indians @ Seattle Mariners
The Kingdome, Seattle, WA
Wed Oct 11 1995, 10:05 PM EDT
Att: 58,144 - Dome - 68 F

livebaseballscorecards.com

AB	34
R	2
H	6
RBI	2
BB	1
SO	7
LOB	11



WP: 1	PA: 36
PB: 0	
SB: 1	
CS: 0	

Batter	1	2	3	4	5	6	7	8	9	10	11	AB R H RBI BB SO LOB	TOP	
Vince Coleman, S Chris Widger, R	G6-3		G3		G1-3			B2-3		FC4		5 0 0 0 0 0 1 0 0 0 0 0 0 0	Seattle Mariners @ Cleveland Indians Jacobs Field, Cleveland, OH Fri Oct 13 1995, 7:05 PM EDT Att: 43,643 - Unknown - 73 F	
Joey Cora, S Felix Fermin, R	HBP		G4-3		G6-3			G4-3			HR	4 1 1 0 0 0 0 0 0 0 0 0 0 0		
Ken Griffey Jr., L	1B		E					G3			F8	5 1 2 0 0 1 1		
Edgar Martinez, R	P4		E5								P3	5 0 0 0 0 1 3		
Tino Martinez, L	G4-3		CS		L9			K			HR	4 1 1 0 1 1 2		
Jay Buhner, R		HR			G6-3			K			HR	5 2 2 4 0 1 1		
Mike Blowers, R Alex Diaz, S		G5-3			1B			F8		G4-3	K	3 0 1 0 0 0 0 2 0 0 0 0 1 0		
Luis Sojo, R		L6			G4-3			1B		FC4	1B	4 0 2 0 0 0 1		
Dan Wilson, R Doug Strange, S		K			K			L9		F9		3 0 0 0 0 2 1 1 0 0 0 0 0 1		
Inning Stats	R: 0 H: 1 E: 0 LOB: 2 K: 0 BB: 0 S: 11 P: 17	R: 1 H: 1 E: 0 LOB: 0 K: 1 BB: 0 S: 12 P: 20	R: 1 H: 1 E: 1 LOB: 0 K: 0 BB: 0 S: 10 P: 15	R: 0 H: 1 E: 0 LOB: 1 K: 0 BB: 0 S: 5 P: 9	R: 0 H: 0 E: 0 LOB: 0 K: 1 BB: 0 S: 6 P: 8	R: 0 H: 0 E: 0 LOB: 0 K: 3 BB: 0 S: 10 P: 15	R: 0 H: 1 E: 0 LOB: 1 K: 1 BB: 0 S: 8 P: 15	R: 0 H: 0 E: 0 LOB: 0 K: 0 BB: 0 S: 8 P: 12	R: 0 H: 1 E: 0 LOB: 0 K: 0 BB: 0 S: 9 P: 12	R: 0 H: 1 E: 0 LOB: 1 K: 0 BB: 0 S: 8 P: 12	R: 3 H: 2 E: 0 LOB: 0 K: 1 BB: 1 S: 11 P: 16	1B: 7 SF: 0 2B: 1 SAC: 0 3B: 0 DP: 1 HR: 2 HBP: 1		WP: 0 PA: 44 PB: 0 SB: 2 CS: 1
PITCHER	IP WLS BF H R ER SO BB IBB HBP BLK WP HR S P ERA WHIP													
Charles Nagy, R	(1, 1) 8.0 30 5 2 1 6 0 0 0 0 0 0 1 70 111 1.12 0.625													
Jose Mesa, R	(9, 1) 1.0 3 1 0 0 0 0 0 0 0 0 0 0 9 12 0.00 1.000													
Julian Tavarez, R	(10, 1) 1.0 L 5 2 1 1 0 0 0 0 0 0 0 0 10 15 9.00 2.000													
Paul Assenmacher, L	(11, 1) 0.1 1 0 0 0 0 0 0 0 0 0 0 0 2 2 0.00 0.000													
Eric Plunk, R	(11, 1) 0.2 4 1 2 2 1 0 1 0 0 0 0 1 7 11 27.00 1.500													

AB	41
R	5
H	9
RBI	4
BB	1
SO	7
LOB	11



Batter	1	2	3	4	5	6	7	8	9	10	11	AB R H RBI BB SO LOB	BOTTOM												
Kenny Lofton, L OBP: 0.433, SLG: 0.480 (1, 8)	2-2 G2-3			1-0 SF8 3B	0-3 K			1-1 2-H 1B		1-3 K		5 1 2 1 0 2 2	Seattle Mariners @ Cleveland Indians Jacobs Field, Cleveland, OH Fri Oct 13 1995, 7:05 PM EDT Att: 43,643 - Unknown - 73 F												
Omar Vizquel, S OBP: 0.241, SLG: 0.130 (1, 6)	1-1 F9			1-0 SF8		0-1 G1-3		1-1 SAFE B2		1-1 F8		4 0 0 1 0 0 2													
Carlos Baerga, S OBP: 0.333, SLG: 0.321 (1, 4)	1-3 K			2-1 3-H FC5-4 1B		2-2 G5-3		1-0 G6-3			1-0 G5-3	5 0 1 0 0 1 1													
Albert Belle, R OBP: 0.433, SLG: 0.545 (1, 7)			1-1 G6-3	0-1 FC5-4 1-2		0-0 P9			1-2 FC6-4 HBP		0-0 F9	4 0 0 0 0 0 1													
Eddie Murray, S OBP: 0.310, SLG: 0.444 Ruben Amaro Jr, S (9, PR)			2-2 G5-3	0-0 P4			1-3 K		1-2 FC6-4 BB		1-2 P6	4 0 0 0 0 1 2 1 0 0 0 0 0 0													
Manny Ramirez, R OBP: 0.308, SLG: 0.478 (1, 9)			1-3 K		1-3 K		0-1 G4-3		4-2 SAFE BB			3 0 0 0 1 2 0													
Herbert Perry, R (1, 3)			3-2 G6-3		0-1 G5-3		4-2 CS BB		0-3 K			3 0 0 0 1 1 2													
Sandy Alomar Jr., R OBP: 0.217, SLG: 0.318 (1, 2)			0-1 G3-1		4-1 1B BB		1-1 CS	0-1 L9	0-0 G5-3			3 0 0 0 1 0 2													
Alvaro Espinoza, R OBP: 0.200, SLG: 0.200 Wayne Kirby, L OBP: 1.000, SLG: 1.000 Jim Thome, L OBP: 0.217, SLG: 0.318 (8, PR) (9, 5)			2-3 K		0-0 1B			1-0 E9 1B		2-0 P5		3 0 1 0 0 1 0 0 1 0 0 0 0 0 1 0 0 0 0 0 0													
Inning Stats	R: 0 E: 0 K: 1 S: 8	H: 0 LOB: 0 BB: 0 P: 12	R: 0 E: 0 K: 1 S: 9	H: 0 LOB: 0 BB: 0 P: 13	R: 0 E: 0 K: 1 S: 9	H: 0 LOB: 0 BB: 0 P: 14	R: 1 E: 0 K: 0 S: 7	H: 2 LOB: 1 BB: 0 P: 11	R: 0 E: 0 K: 2 S: 10	H: 1 LOB: 2 BB: 1 P: 15	R: 0 E: 0 K: 0 S: 6	H: 0 LOB: 0 BB: 0 P: 8		R: 0 E: 1 K: 0 S: 8	H: 0 LOB: 1 BB: 0 P: 12	R: 0 E: 0 K: 1 S: 11	H: 0 LOB: 2 BB: 1 P: 17	R: 0 E: 0 K: 1 S: 6	H: 0 LOB: 0 BB: 0 P: 10	R: 0 E: 0 K: 0 S: 6	H: 0 LOB: 0 BB: 0 P: 8	1B: 3 2B: 0 3B: 1 HR: 0	SF: 1 SAC: 0 DP: 0 HBP: 1	WP: 0 PB: 0 SB: 1 CS: 1	PA: 42
PITCHER	IP WLS BF H R ER SO BB IBB HBP BLK WP HR S P ERA WHIP																								
Randy Johnson, L ERA: 2.0 Norm Charlton, L ERA: 1.54	(1, 1) 8.0 30 4 2 1 6 2 0 0 0 0 0 0 67 101 1.12 0.750																								
	(9, 1) 3.0 11 0 0 0 2 1 0 1 0 0 0 23 35 0.00 0.333																								

AB	36
R	2
H	4
RBI	2
BB	3
SO	8
LOB	12



BOTTOM

Seattle Mariners @ Cleveland Indians
Jacobs Field, Cleveland, OH
Sat Oct 14 1995, 7:05 PM EDT
Att: 43,686 - Unknown - 53 F

livebaseballscorecards.com

AB 30
R 7
H 9
RBI 7
BB 7
SO 6
LOB 20



WP: 0 PA: 38
PB: 0
SB: 2
CS: 0

AB R H RBI BB SO LOB

3 1 1 1 1 0 1

4 1 1 1 1 2 1

4 1 2 1 0 0 2

3 1 1 2 1 1 2

3 1 1 2 1 1 2

3 0 1 0 1 1 3

3 0 0 0 1 1 3

3 1 1 0 1 0 4

4 1 1 0 0 0 2
1B: 6 SF: 1
2B: 1 SAC: 0
3B: 0 DP: 2
HR: 2 HBP: 0

Batter	1	2	3	4	5	6	7	8	9
Kenny Lofton, L OBP: 0.429, SLG: 0.464 (1, 8)	1-1 E S G4-3 1B	3-1 SF9		2-0 G6-3		3-1 L8		4-2 BB	
Omar Vizquel, S OBP: 0.265, SLG: 0.185 (1, 6)	1 SAFE 1 SAFE 1 SAFE 1 SAFE 1 SAFE 1 SAFE 1 SAFE 1 SAFE	4-2 G4-3 HR BB	2-3 K	2-3 K		1-2 G6-3 1-H 2B		2-2 G4-3	
Carlos Baerga, S OBP: 0.353, SLG: 0.344 (1, 4)	0-1 G4-3		1-2 HR 1B		0-1 BB BB 1B	0-1 G6-3		2-3	
Eddie Murray, S OBP: 0.333, SLG: 0.533 (1, 10)	2-1 HR		0-0 P5		4-2 BB BB	1-3 K			
Jim Thome, L OBP: 0.259, SLG: 0.440 (1, 5)	4-2 BB		3-2 HR		1-3 K		3-2 G6-3		
Manny Ramirez, R OBP: 0.333, SLG: 0.462 (1, 9)	2-3 K		2-1 1B		2-2 P2		4-2 G1-4-3 BB		
Paul Sorrento, L OBP: 0.360, SLG: 0.286 (1, 3)	2-3 K		2-1 F7		4-0 BB		0-1 G1-4-3 1-2f		
Tony Peña, R OBP: 0.500, SLG: 1.000 (1, 2)		3-2 G5-3 SF9 1B	0-1 B1-3		0-1 G5-3		4-2 G1-6-3 BB		
Wayne Kirby, L OBP: 0.400, SLG: 0.400 (1, 7)		3-2 G5-3		1-0 P2		1-1 S 2B 1B		3-2 G1-6-3 1-2f	
Inning Stats	R: 3 H: 2 E: 0 LOB: 1 K: 2 BB: 2 S: 18 P: 33	R: 1 H: 1 E: 0 LOB: 0 K: 1 BB: 0 S: 11 P: 22	R: 2 H: 3 E: 0 LOB: 1 K: 0 BB: 0 S: 13 P: 21	R: 0 H: 0 E: 0 LOB: 0 K: 1 BB: 0 S: 5 P: 10	R: 0 H: 1 E: 0 LOB: 3 K: 1 BB: 2 S: 20 P: 31	R: 1 H: 2 E: 0 LOB: 1 K: 1 BB: 0 S: 13 P: 19	R: 0 H: 0 E: 0 LOB: 0 K: 0 BB: 1 S: 8 P: 15	R: 0 H: 0 E: 0 LOB: 1 K: 0 BB: 2 S: 13 P: 26	

PITCHER	IP	WLS	BF	H	R	ER	SO	BB	IBB	HBP	BLK	WP	HR	S	P	ERA	WHIP
Andy Benes, R ERA: 8.36 (1, 1)	2.1	L	15	6	6	6	3	2	0	0	0	0	2	38	70	23.14	3.429
Bob Wells, R ERA: 4.5 (3, 1)	3.0		13	2	1	1	2	2	0	0	0	0	0	33	55	3.00	1.333
Bobby Ayala, R ERA: 10.38 (6, 1)	1.0		4	1	0	0	1	0	0	0	0	0	0	13	18	0.00	1.000
Jeff Nelson, R ERA: 2.35 (7, 1)	1.1		4	0	0	0	0	2	0	0	0	0	0	12	23	0.00	1.500
Bill Risley, R ERA: 4.5 (8, 1)	0.1		2	0	0	0	0	1	0	0	0	0	0	5	11	0.00	3.000

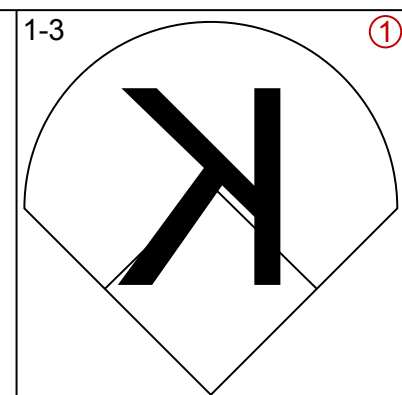
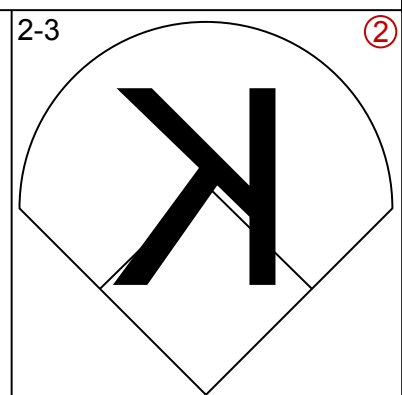
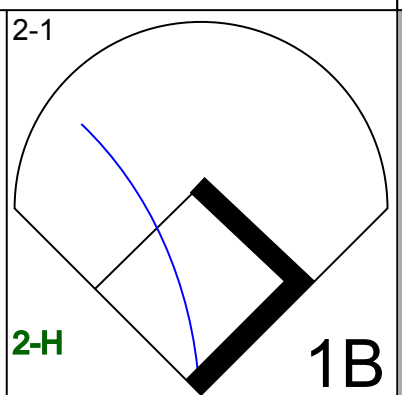
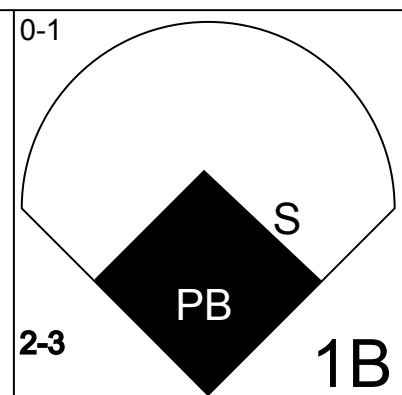
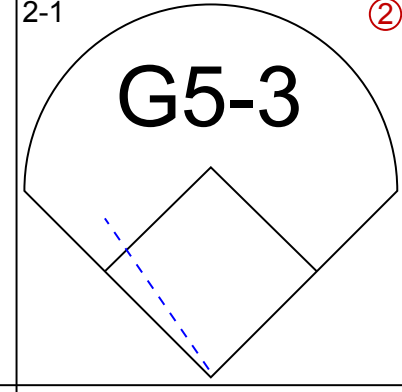
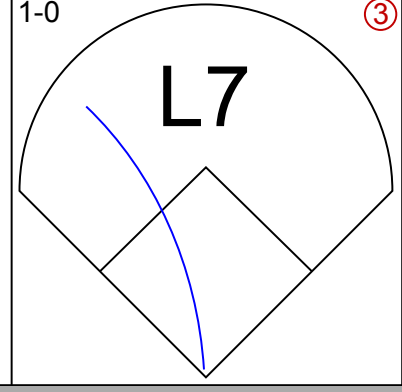
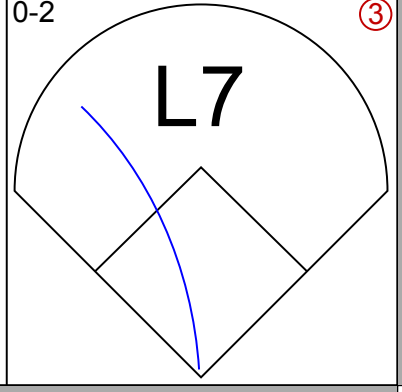
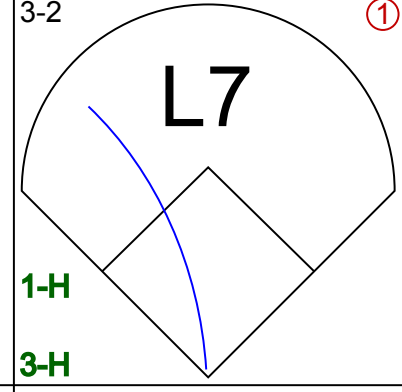
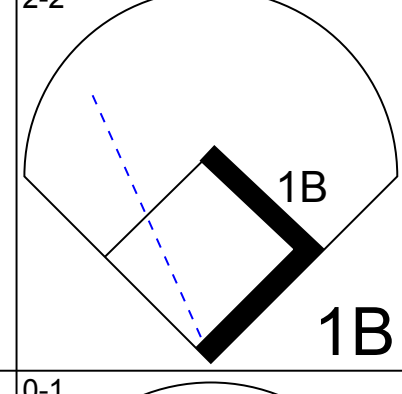
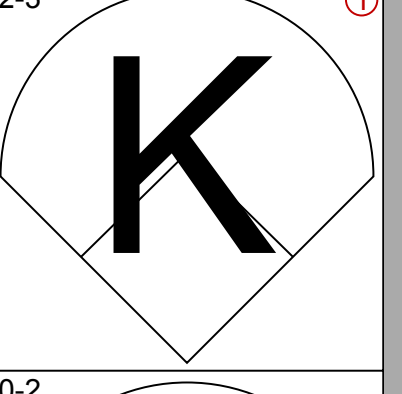
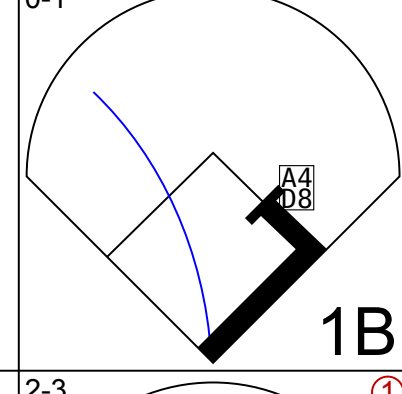
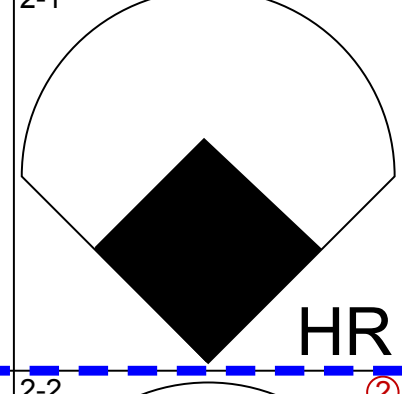
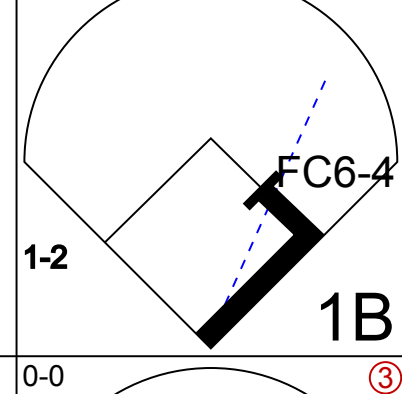
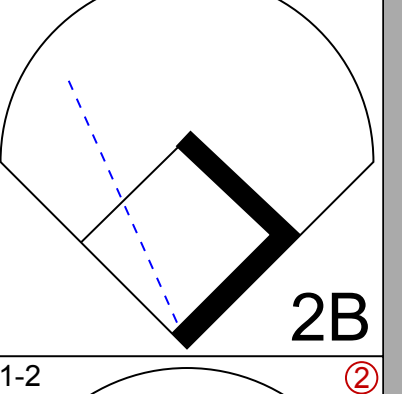
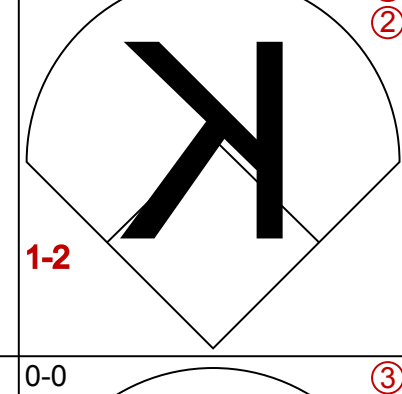
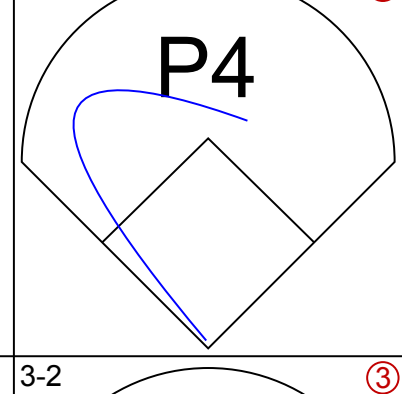
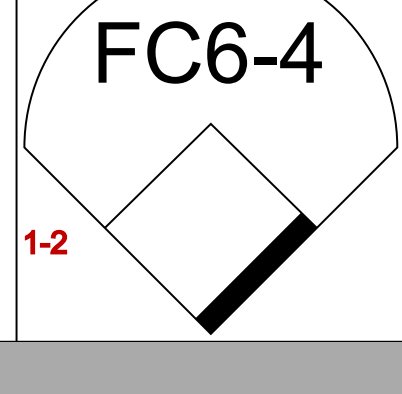
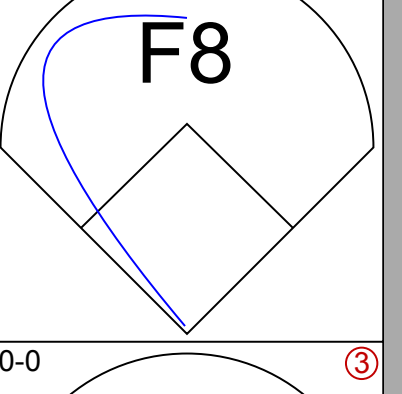
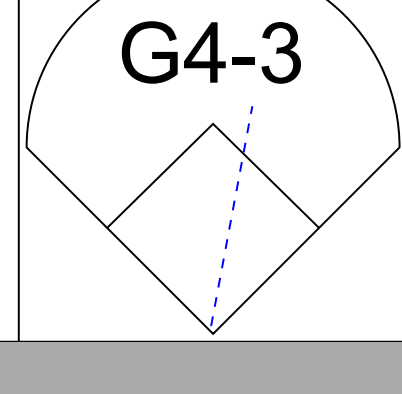
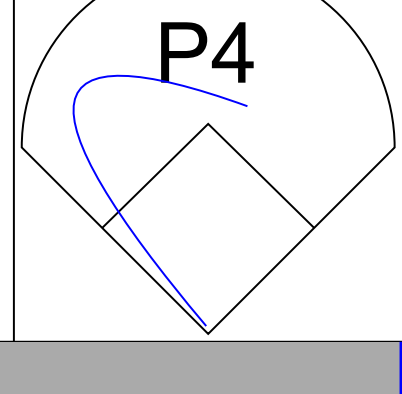
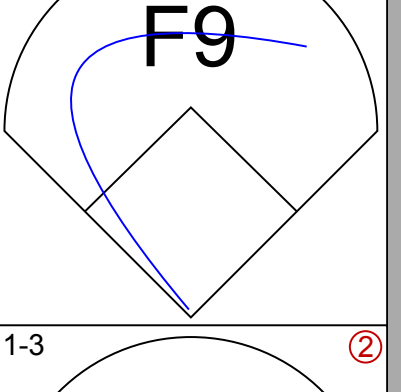
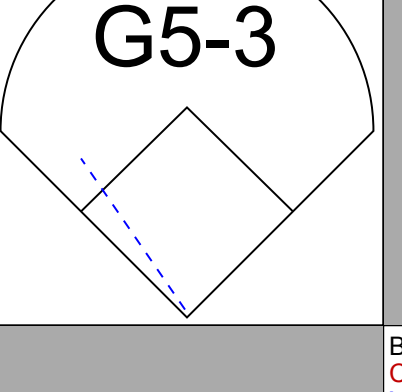
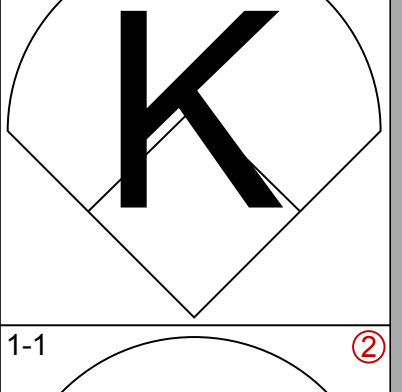
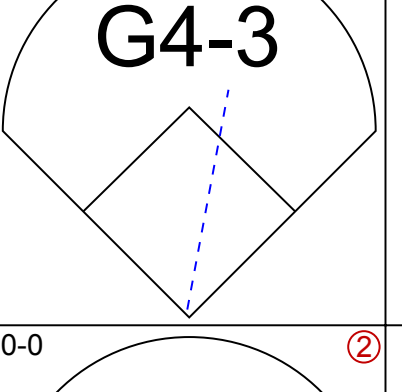
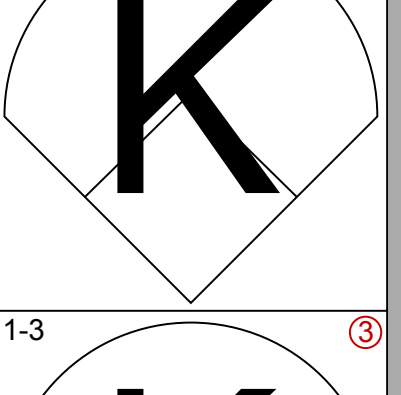
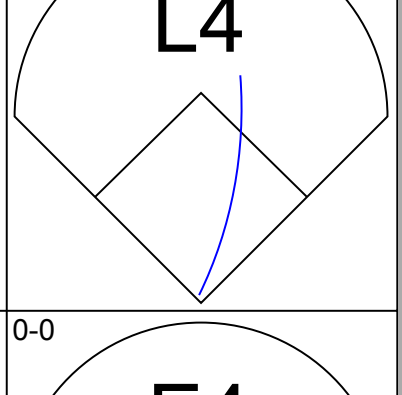
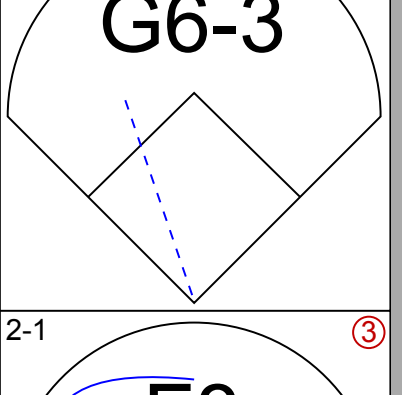
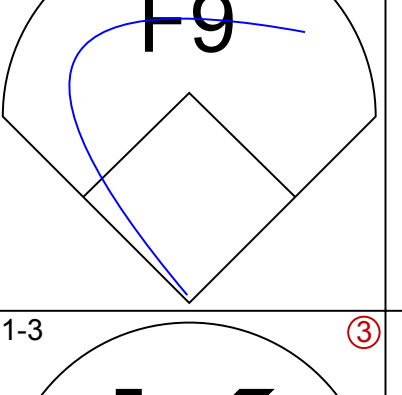

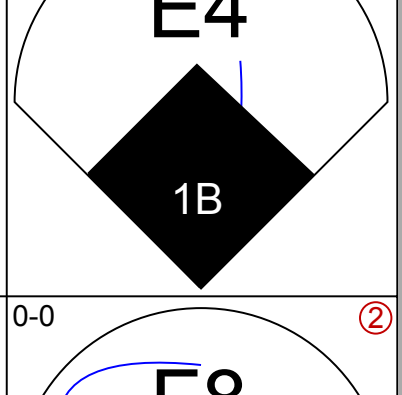
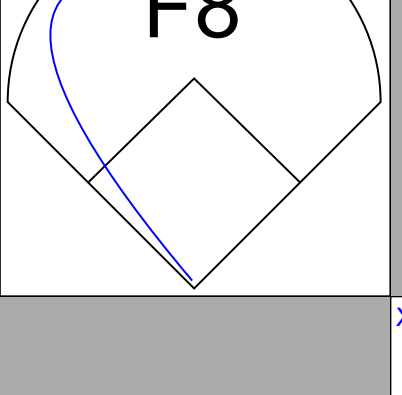
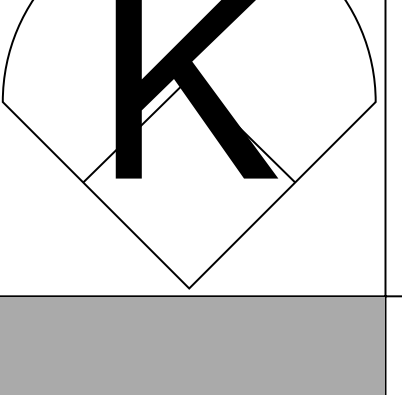
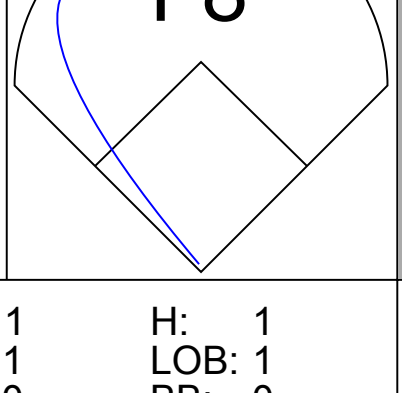
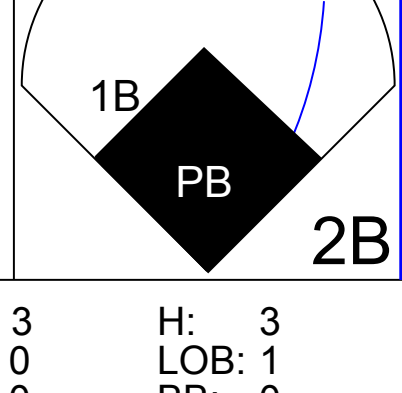
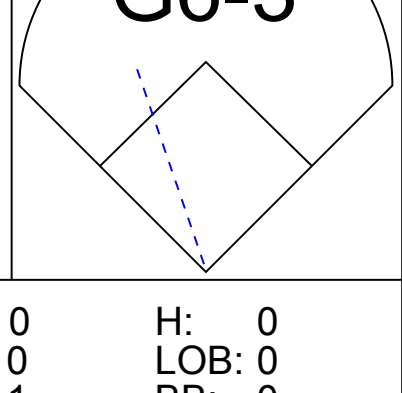
Batter	1	2	3	4	5	6	7	8	9	AB R H RBI BB SO LOB	TOP		
Joey Cora, S (1, 4) OBP: 0.364, SLG: 0.395	1-2 		4-1 		1-0 		0-0 		0-1 	4 2 1 0 1 0 1			
Edgar Martinez, R (1, 10) OBP: 0.429, SLG: 0.537	3-2 		2-3 		1-3 		2-0 		3-2 	5 0 0 0 0 2 4			
Ken Griffey Jr., L (1, 8) OBP: 0.458, SLG: 0.878	4-2 		1-0 		0-1 		1-3 			3 0 1 1 1 1 2			
Jay Buhner, R (1, 9) OBP: 0.468, SLG: 0.767	1-2 		0-3 		1-3 		2-3 			4 0 0 0 0 3 5			
Tino Martinez, L (1, 3) OBP: 0.370, SLG: 0.390		2-1 		0-3 		0-0 		1-2 		4 0 1 0 0 1 0			
Doug Strange, S (1, 5) Vince Coleman, S (8, PH) Mike Blowers, R (8, 5) OBP: 0.233, SLG: 0.282 OBP: 0.270, SLG: 0.273		1-3 		0-3 		0-1 		4-1 		2 0 0 0 0 2 0 0 0 0 0 0 1 0 0 0 0 0 0 0 0 0 0			
Alex Diaz, S (1, 7) OBP: 0.545, SLG: 0.556		2-1 		0-2 		0-1 		4-1 		3 0 2 0 1 0 1			
Luis Sojo, R (1, 6) OBP: 0.231, SLG: 0.270		0-1 		0-2 		2-2 		3-2 		4 0 0 0 0 0 5			
Dan Wilson, R (1, 2) Rich Amaral, R (9, PH) OBP: 0.121, SLG: 0.065			1-3 		1-1 		1-1 		1-0 	3 0 0 0 0 1 0 1 0 0 0 0 0 0			
Inning Stats	R: 0 H: 0 E: 0 LOB: 1 K: 0 BB: 1 S: 11 P: 20	R: 0 H: 1 E: 0 LOB: 1 K: 1 BB: 0 S: 9 P: 14	R: 1 H: 1 E: 0 LOB: 1 K: 3 BB: 1 S: 13 P: 21	R: 0 H: 1 E: 0 LOB: 1 K: 2 BB: 0 S: 13 P: 13	R: 1 H: 1 E: 1 LOB: 1 K: 2 BB: 0 S: 12 P: 16	R: 0 H: 1 E: 0 LOB: 1 K: 0 BB: 0 S: 8 P: 10	R: 0 H: 0 E: 2 LOB: 2 K: 2 BB: 0 S: 10 P: 16	R: 0 H: 0 E: 0 LOB: 1 K: 0 BB: 2 S: 11 P: 23	R: 0 H: 0 E: 0 LOB: 0 K: 0 BB: 0 S: 10 P: 14	1B: 3 SF: 0 2B: 3 SAC: 1 3B: 0 DP: 1 HR: 0 HBP: 0	WP: 0 PA: 38 PB: 0 SB: 2 CS: 0		
PITCHER	IP WLS BF H R ER SO BB IBB HBP BLK WP HR S P ERA WHIP Orel Hershiser, R (1, 1) ERA: 0.84 Julian Tavaréz, R (7, 1) ERA: 5.4 Paul Assenmacher, L (7, 1) ERA: Eric Plunk, R (8, 1) ERA: 5.4 Jose Mesa, R (9, 1) ERA: 1.8											PITCHER	IP WLS BF H R ER SO BB IBB HBP BLK WP HR S P ERA WHIP

Seattle Mariners @ Cleveland Indians
 Jacobs Field, Cleveland, OH
 Sun Oct 15 1995, 7:05 PM EDT
 Att. 43,607 - Unknown - 55 F

livebaseballscorecards.com

AB	33
R	2
H	5
RBI	1
BB	4
SO	10
LOB	18



Batter	1	2	3	4	5	6	7	8	9	AB R H RBI BB SO LOB	TOP											
Kenny Lofton, L (1, 8) OBP: 0.432, SLG: 0.459	1-3 		2-3 		2-1 			0-1 		4 1 2 1 0 2 0	Cleveland Indians @ Seattle Mariners The Kingdome, Seattle, WA Tue Oct 17 1995, 10:05 PM EDT Att. 58,489 - Dome - 68 F											
Omar Vizquel, S (1, 6) OBP: 0.256, SLG: 0.171	2-1 G5-3 		1-0 L7 		0-2 L7 			3-2 L7 	4 0 0 0 0 0 2													
Carlos Baerga, S (1, 4) OBP: 0.405, SLG: 0.462	2-2 			2-3 		0-1 		2-1 	4 1 3 1 0 1 0													
Albert Belle, R (1, 7) OBP: 0.405, SLG: 0.517	0-1 			0-2 		2-3 		2-2 P4 	4 0 2 0 0 1 2													
Eddie Murray, S (1, 10) OBP: 0.366, SLG: 0.541	0-0 FC6-4 			1-2 F8 		0-0 G4-3 		3-2 P4 	4 0 0 0 0 0 4													
Manny Ramirez, R (1, 9) OBP: 0.270, SLG: 0.364		2-2 F9 		0-0 G5-3 			1-3 		0-1 G4-3 	3 0 0 0 0 1 1												
Wayne Kirby, L (8, 9) OBP: 0.333, SLG: 0.333									1 0 0 0 0 0 0													
Herbert Perry, R (1, 3)			1-3 		1-1 L4 		1-1 G6-3 		0-0 F9 	4 0 0 0 0 1 0												
Alvaro Espinoza, R (1, 5) OBP: 0.111, SLG: 0.111			1-3 		0-0 E4 		2-1 F8 		1-3 	4 1 0 0 0 2 0												
Tony Peña, R (1, 2) OBP: 0.444, SLG: 0.875					0-0 F8 			0-0 	3 0 1 0 0 0 1													
Ruben Amaro Jr, S (8, PR)									0 1 0 0 0 0 0													
Sandy Alomar Jr., R (8, 2) OBP: 0.259, SLG: 0.385			1-1 G6-3 						0 0 0 0 0 0 0													
Inning Stats	R: 0 E: 0 K: 1 S: 12	H: 2 LOB: 2 BB: 0 P: 17	R: 0 E: 0 K: 2 S: 14	H: 0 LOB: 0 BB: 0 P: 18	R: 0 E: 0 K: 1 S: 7	H: 0 LOB: 0 BB: 0 P: 11	R: 0 E: 0 K: 1 S: 12	H: 1 LOB: 1 BB: 0 P: 15	R: 1 E: 1 K: 0 S: 10	H: 1 LOB: 1 BB: 0 P: 13	R: 0 E: 0 K: 1 S: 6	H: 1 LOB: 0 BB: 0 P: 8	R: 0 E: 0 K: 1 S: 9	H: 0 LOB: 0 BB: 0 P: 13	R: 3 E: 0 K: 0 S: 16	H: 3 LOB: 1 BB: 0 P: 26	R: 0 E: 0 K: 1 S: 6	H: 0 LOB: 0 BB: 0 P: 7	1B: 5 2B: 2 3B: 0 HR: 1	SF: 0 SAC: 0 DP: 0 HBP: 0	WP: 0 PB: 2 SB: 1 CS: 0	PA: 35
PITCHER	IP WLS BF H R ER SO BB IBB HBP BLK WP HR S P ERA WHIP																					
Randy Johnson, L (1, 1) ERA: 2.49	7.1 L 30 8 4 3 7 0 0 0 0 0 0 1 78 108 3.68 1.091																					
Norm Charlton, L (8, 1) ERA: 1.35	1.2 5 0 0 0 1 0 0 0 0 0 0 0 14 20 0.00 0.000																					

livebaseballscorecards.com

AB	35
R	4
H	8
RBI	2
BB	0
SO	8
LOB	10



Batter	1	2	3	4	5	6	7	8	9	AB	R	H	RBI	BB	SO	LOB
Vince Coleman, S OBP: 0.234, SLG: 0.279 Chris Widger, R (1, 7)	0-0 G4-3		0-1 G3			1-2 F8 S 1B		0-3 K		4	0	1	0	0	1	1
Joey Cora, S OBP: 0.333, SLG: 0.357 (1, 4)	0-2 G2-3		3-1 G4-3			2-1 B3		0-0 G4-3		4	0	0	0	0	0	2
Ken Griffey Jr., L OBP: 0.442, SLG: 0.818 (1, 8)	4-0 FC5-4 BB				0-1 F8	0-1 F8		0-1 G4-3		3	0	0	0	1	0	1
Edgar Martinez, R OBP: 0.434, SLG: 0.523 (1, 10)	0-2 FC5-4			1-0 FC4-6 1B		1-0 S HBP		1-3 K		3	0	1	0	0	1	1
Tino Martinez, L OBP: 0.360, SLG: 0.364 (1, 3)		1-1 L7		2-2 FC4-6		2-3 K		4-0 BB		3	0	0	0	1	1	3
Jay Buhner, R OBP: 0.431, SLG: 0.702 (1, 9)		2-3 K		1-0 P4			1-1 F7		0-1 G5-3		4	0	0	0	1	2
Mike Blowers, R OBP: 0.275, SLG: 0.278 (1, 5)		3-2 L8			3-2 G6-4-3 1B		2-2 G1-3			3	0	1	0	0	0	0
Luis Sojo, R OBP: 0.238, SLG: 0.300 Felix Fermin, R (1, 6)			3-2 G3 2B		0-0 G6-4-3		0-3 K			3	0	1	0	0	1	1
Dan Wilson, R OBP: 0.114, SLG: 0.061 Alex Diaz, S OBP: 0.500, SLG: 0.500 (8, PH)			0-0 G6-3		2-1 G6-3			3-2 G6-3		0	0	0	0	0	0	0
										1	0	0	0	0	0	0

Inning Stats	R: 0	H: 0	E: 0	K: 0	S: 7	R: 0	H: 0	E: 0	K: 1	S: 8	R: 0	H: 1	E: 0	K: 0	S: 9	R: 0	H: 1	E: 0	K: 0	S: 7	R: 0	H: 1	E: 0	K: 1	S: 11	R: 0	H: 0	E: 0	K: 1	S: 9	R: 0	H: 0	E: 0	K: 1	S: 7	R: 0	H: 0	E: 0	K: 1	S: 7	R: 0	H: 0	E: 0	K: 1	S: 7	1B: 3	SF: 0	2B: 1	SAC: 0	3B: 0	DP: 1	HR: 0	HBP: 1	WP: 0	PA: 33
--------------	------	------	------	------	------	------	------	------	------	------	------	------	------	------	------	------	------	------	------	------	------	------	------	------	-------	------	------	------	------	------	------	------	------	------	------	------	------	------	------	------	------	------	------	------	------	-------	-------	-------	--------	-------	-------	-------	--------	-------	--------

PITCHER	IP	WLS	BF	H	R	ER	SO	BB	IBB	HBP	BLK	WP	HR	S	P	ERA	WHIP
Dennis Martinez, R ERA: 2.33 (1, 1)	7.0	W	26	4	0	0	3	1	0	1	0	0	0	57	90	0.00	0.714
Julian Tavarez, R ERA: 4.5 (8, 1)	1.0		3	0	0	0	1	0	0	0	0	0	0	7	10	0.00	0.000
Jose Mesa, R ERA: 1.5 (9, 1)	1.0		4	0	0	0	1	1	0	0	0	0	0	7	12	0.00	1.000

BOTTOM

Cleveland Indians @ Seattle Mariners
The Kingdome, Seattle, WA

Tue Oct 17 1995, 10:05 PM EDT
Att: 58,489 - Dome - 68 F

livebaseballscorecards.com

AB	30
R	0
H	4
RBI	0
BB	2
SO	5
LOB	12

