

# Seattle Mariners - 1995

Batter	1	2	3	4	5	6	7	8	9	AB	R	H	RBI	BB	SO	LOB	TOP					
Chad Curtis, R OBP: 0.333, SLG: 0.375	2-2 2B		3-2 F8		4-1 FC6-4 BB			1-3 K		3	0	1	0	1	1	0	<b>Detroit Tigers @ Seattle Mariners</b> The Kingdome, Seattle, WA Thu Apr 27 1995, 10:05 PM EDT Att: 34,656 - Dome					
Scott Fletcher, R (1, 4)	1-2 G5-3		1-3 K		0-0 FC6-4 1-2			2-1 F9		4	0	0	0	0	1	2						
Rudy Pemberton, R OBP: 0.371, SLG: 0.714 Franklin Stubbs, L (9, PH)	1-3 K2-3			2-2 PB 1B			1-3 K		3-1 G4-3	3	0	1	0	0	2	1						
Cecil Fielder, R OBP: 0.250, SLG: 0.571	1-0 F9			1-1 P4			0-0 G6-3		2-0 G5-3	4	0	0	0	0	0	2						
Travis Fryman, R OBP: 0.375, SLG: 0.333		3-3 K		3-3 K			2-0 G6-3		1-2 G6-3	4	0	0	0	0	2	1						
Juan Samuel, R OBP: 0.500, SLG: 1.000		1-2 G6-3		4-0 BB			1-1 G1-3			2	0	0	0	1	0	0						
Danny Bautista, R OBP: 0.250, SLG: 0.250 Bobby Higginson, L (7, PH)		1-1 1B		1-3 K			2-3 K			2	0	1	0	0	1	2						
Chris Gomez, R (1, 6)		1-3 K			1-3 K		0-1 G2-3			3	0	0	0	0	2	1						
John Flaherty, R OBP: 0.143, SLG: 0.143			0-1 P6		0-0 P6			1-3 K		3	0	0	0	0	1	0						
<b>Inning Stats</b>	R: 0 E: 0 K: 1 S: 10	H: 1 LOB: 1 BB: 0 P: 15	R: 0 E: 0 K: 2 S: 11	H: 1 LOB: 1 BB: 0 P: 17	R: 0 E: 0 K: 1 S: 8	H: 0 LOB: 0 BB: 0 P: 12	R: 0 E: 0 K: 2 S: 11	H: 1 LOB: 2 BB: 1 P: 22	R: 0 E: 0 K: 1 S: 6	H: 0 LOB: 0 BB: 0 P: 11	R: 0 E: 0 K: 1 S: 5	H: 0 LOB: 0 BB: 0 P: 8	R: 0 E: 0 K: 1 S: 7	H: 0 LOB: 0 BB: 0 P: 10	R: 0 E: 0 K: 2 S: 10	H: 0 LOB: 0 BB: 0 P: 14		R: 0 E: 0 K: 0 S: 6	H: 0 LOB: 0 BB: 0 P: 12	1B: 2 2B: 1 3B: 0 HR: 0	SF: 0 SAC: 0 DP: 0 HBP: 0	WP: 0 PB: 1 SB: 0 CS: 0
<b>PITCHER</b>	IP	WLS	BF	H	R	ER	SO	BB	IBB	HBP	BLK	WP	HR	S	P	ERA	WHIP					
Randy Johnson, L ERA:	(1, 1)	6.0	W	23	3	0	0	8	2	0	0	0	0	51	85	0.00	0.833					
Bill Riskey, R ERA:	(7, 1)	2.0		6	0	0	0	3	0	0	0	0	0	17	24	0.00	0.000					
Bobby Ayala, R ERA:	(9, 1)	1.0	S	3	0	0	0	0	0	0	0	0	0	6	12	0.00	0.000					

Batter	1	2	3	4	5	6	7	8	9	AB	R	H	RBI	BB	SO	LOB	BOTTOM				
Darren Bragg, L OBP: 0.250, SLG: 0.250	0-3 K		1-0 1B		3-2 E6 HR		2-2 G6-3			4	1	1	0	0	1	1	<b>Detroit Tigers @ Seattle Mariners</b> The Kingdome, Seattle, WA Thu Apr 27 1995, 10:05 PM EDT Att: 34,656 - Dome				
Joey Cora, S (1, 4)	0-0 G4-3		1 SAFE IP 1 SAFE P 1 SAFE B 1 SAFE C B X	3-1 L7	2-1 P5			2-1 L7		4	0	0	0	0	0	3					
Ken Griffey Jr., L OBP: 0.250, SLG: 1.000	0-0 G3			1-1 G3	1-1 HR			3-3 K		4	1	1	3	0	1	0					
Jay Buhner, R (1, 9)		1-2 G3		1-0 F9	0-3 K			3-3 K		4	0	0	0	0	2	0					
Edgar Martinez, R OBP: 0.333, SLG: 0.333		1-3 K		0-0 1B 1B			3-3 K			3	0	1	0	0	2	0					
Tino Martinez, L OBP: 0.667, SLG: 0.667		0-0 FC6-4 1B		0-1 1B	1-3 1B		0-0 F8			3	0	2	0	0	0	0					
Mike Blowers, R (1, 5)		1-1 FC6-4 1-2		0-3 K			1-3 K			3	0	0	0	0	2	3					
Dan Wilson, R OBP: 0.667, SLG: 0.667			0-1 G6-3 1B		1-1 FC1-6 1B			1-2 P3		3	0	2	0	0	0	0					
Felix Fermin, R (1, 6)		1-0 G6-3		1-0 G6-3	2-2 FC1-6 HR			0-0 L1		3	1	0	0	0	0	2					
<b>Inning Stats</b>	R: 0 E: 0 K: 1 S: 6	H: 0 LOB: 0 BB: 0 P: 6	R: 0 E: 0 K: 1 S: 9	H: 1 LOB: 1 BB: 0 P: 12	R: 0 E: 0 K: 0 S: 7	H: 2 LOB: 1 BB: 0 P: 11	R: 0 E: 0 K: 1 S: 9	H: 2 LOB: 2 BB: 0 P: 11	R: 3 E: 1 K: 1 S: 17	H: 2 LOB: 0 BB: 0 P: 26	R: 0 E: 0 K: 2 S: 7	H: 0 LOB: 0 BB: 0 P: 11	R: 0 E: 0 K: 0 S: 7	H: 0 LOB: 0 BB: 0 P: 10	R: 0 E: 0 K: 2 S: 9	H: 0 LOB: 0 BB: 0 P: 17		1B: 6 2B: 0 3B: 0 HR: 1	SF: 0 SAC: 0 DP: 1 HBP: 0	WP: 0 PB: 0 SB: 0 CS: 0	PA: 31
<b>PITCHER</b>	IP	WLS	BF	H	R	ER	SO	BB	IBB	HBP	BLK	WP	HR	S	P	ERA	WHIP				
Sean Bergman, R ERA:	(1, 1)	5.0	L	22	7	3	0	4	0	0	0	0	0	23	38	0.00	1.400				
Felipe Lira, R ERA:	(6, 1)	3.0		9	0	0	0	4	0	0	0	0	0	23	38	0.00	0.000				

Batter	1	2	3	4	5	6	7	8	9	AB	R	H	RBI	BB	SO	LOB	TOP				
Chad Curtis, R OBP: 0.462, SLG: 0.455 (1, 8)										3	0	2	0	1	1	0	<b>Detroit Tigers @ Seattle Mariners</b> The Kingdome, Seattle, WA Fri Apr 28 1995, 10:05 PM EDT Att: 19,336 - Dome				
Shannon Penn, S OBP: 0.750, SLG: 0.750 (1, 4)										4	0	3	0	0	0	2					
Bobby Higginson, L (1, 9)										2	0	0	0	0	0	1					
Danny Bautista, R OBP: 0.333, SLG: 0.333 (6, PH) (6, 9)										2	0	1	1	0	1	2					
Cecil Fielder, R OBP: 0.167, SLG: 0.364 (1, 3)										4	0	0	0	0	3	5					
Kirk Gibson, L (1, 10)										3	0	0	0	0	1	3					
Rudy Pemberton, R OBP: 0.500, SLG: 0.625 (9, PH)										1	0	0	0	0	0	0					
Travis Fryman, R OBP: 0.333, SLG: 0.400 (1, 5)										4	0	1	0	0	3	0					
Franklin Stubbs, L OBP: 0.250, SLG: 0.250 (7, PR) (7, 7)										3	0	1	0	0	0	0					
Chris Gomez, R OBP: 0.200, SLG: 0.444 (1, 6) Scott Fletcher, R (7, 6)										3	1	1	1	0	0	1					
Ron Tingley, R OBP: 0.667, SLG: 0.667 (1, 2)										3	1	2	0	0	1	1					
<b>Inning Stats</b>	R: 0 E: 0 K: 1 S: 8	H: 1 LOB: 0 BB: 0 P: 11	R: 0 E: 0 K: 1 S: 8	H: 1 LOB: 1 BB: 0 P: 13	R: 1 E: 0 K: 0 S: 12	H: 2 LOB: 1 BB: 1 P: 20	R: 0 E: 0 K: 2 S: 10	H: 0 LOB: 0 BB: 0 P: 17	R: 0 E: 0 K: 1 S: 5	H: 0 LOB: 0 BB: 0 P: 7	R: 1 E: 0 K: 1 S: 14	H: 4 LOB: 2 BB: 0 P: 20	R: 0 E: 0 K: 2 S: 12	H: 1 LOB: 1 BB: 0 P: 21	R: 0 E: 0 K: 1 S: 10	H: 0 LOB: 0 BB: 0 P: 10	1B: 9 2B: 1 3B: 0 HR: 1	SF: 0 SAC: 0 DP: 4 HBP: 0	WP: 0 PB: 0 SB: 0 CS: 0	PA: 34	
<b>PITCHER</b>	IP	WLS	BF	H	R	ER	SO	BB	IBB	HBP	BLK	WP	HR	S	P	ERA	WHIP				
Chris Bosio, R ERA: 1.8 (1, 1)	5.0	W	17	4	1	1	5	1	0	0	0	0	1	43	68	1.80	1.000				
Lee Guetterman, L ERA: (6, 1)	0.0		3	3	1	1	0	0	0	0	0	0	0	7	12	∞	∞				
Jeff Nelson, R ERA: (6, 1)	3.0		11	4	0	0	4	0	0	0	0	0	0	29	44	0.00	1.333				
Ron Villone, L ERA: (9, 1)	1.0		3	0	0	0	1	0	0	0	0	0	0	7	10	0.00	0.000				

Batter	1	2	3	4	5	6	7	8	9	AB	R	H	RBI	BB	SO	LOB	BOTTOM				
Darren Bragg, L OBP: 0.333, SLG: 0.333 (1, 7)										5	1	2	1	0	1	2	<b>Detroit Tigers @ Seattle Mariners</b> The Kingdome, Seattle, WA Fri Apr 28 1995, 10:05 PM EDT Att: 19,336 - Dome				
Joey Cora, S OBP: 0.333, SLG: 0.625 (1, 4)										4	2	2	2	0	0	2					
Ken Griffey Jr., L OBP: 0.444, SLG: 0.750 (1, 8)										4	1	2	1	1	0	1					
Jay Buhner, R OBP: 0.125, SLG: 0.125 (1, 9)										4	0	1	1	0	0	2					
Edgar Martinez, R OBP: 0.571, SLG: 0.667 (1, 10)										3	2	2	1	1	0	0					
Tino Martinez, L OBP: 0.714, SLG: 0.667 (1, 3)										3	1	2	0	1	0	0					
Mike Blowers, R (1, 5)										4	0	0	0	0	1	7					
Dan Wilson, R OBP: 0.429, SLG: 0.571 (1, 2)										4	1	1	2	0	0	2					
Felix Fermin, R OBP: 0.286, SLG: 0.286 (1, 6)										4	1	2	1	0	0	1					
<b>Inning Stats</b>	R: 2 E: 1 K: 0 S: 13	H: 3 LOB: 2 BB: 1 P: 24	R: 0 E: 0 K: 0 S: 6	H: 0 LOB: 0 BB: 0 P: 9	R: 0 E: 0 K: 0 S: 7	H: 0 LOB: 0 BB: 0 P: 9	R: 5 E: 0 K: 0 S: 21	H: 5 LOB: 1 BB: 1 P: 35	R: 1 E: 0 K: 1 S: 13	H: 2 LOB: 2 BB: 1 P: 20	R: 0 E: 0 K: 0 S: 9	H: 1 LOB: 0 BB: 0 P: 13	R: 0 E: 0 K: 1 S: 10	H: 0 LOB: 0 BB: 0 P: 14	R: 1 E: 0 K: 0 S: 11	H: 3 LOB: 2 BB: 0 P: 19		1B: 11 2B: 2 3B: 0 HR: 1	SF: 0 SAC: 0 DP: 2 HBP: 1	WP: 0 PB: 0 SB: 1 CS: 0	PA: 39
<b>PITCHER</b>	IP	WLS	BF	H	R	ER	SO	BB	IBB	HBP	BLK	WP	HR	S	P	ERA	WHIP				
John Doherty, R ERA: 17.18 (1, 1)	3.2	L	20	8	7	7	0	0	0	0	0	0	0	7	12	0.00	3.000				
Joe Boever, R ERA: (4, 1)	0.1		2	0	0	0	0	1	0	0	0	0	0	7	12	0.00	3.000				
Ben Blomdahl, R ERA: 3.0 (5, 1)	3.0		12	3	1	1	2	1	0	0	0	0	0	32	47	3.00	1.333				
Mike Henneman, R ERA: 9.0 (8, 1)	1.0		5	3	1	1	0	0	0	0	0	0	0	11	19	9.00	3.000				

AB	33
R	2
H	11
RBI	2
BB	1
SO	10
LOB	15



Batter	1	2	3	4	5	6	7	8	9	AB	R	H	RBI	BB	SO	LOB	TOP				
<b>Chad Curtis, R</b> OBP: 0.412, SLG: 0.600 (1, 8)										4	1	1	1	0	0	2	<b>Detroit Tigers @ Seattle Mariners</b> The Kingdome, Seattle, WA Sat Apr 29 1995, 10:05 PM EDT Att: 27,264 - Dome				
<b>Scott Fletcher, R</b> OBP: 0.077, SLG: 0.077 (1, 4) (7, 6)										4	0	1	0	0	0	0					
<b>Rudy Pemberton, R</b> OBP: 0.417, SLG: 0.583 (1, 7)										4	0	1	0	0	0	1					
<b>Cecil Fielder, R</b> OBP: 0.250, SLG: 0.400 (1, 3)										4	0	2	0	0	0	1					
<b>Travis Fryman, R</b> OBP: 0.250, SLG: 0.286 (1, 5)										4	0	0	0	0	0	3					
<b>Juan Samuel, R</b> OBP: 0.500, SLG: 0.714 (1, 10)										2	0	0	0	2	0	2					
<b>Danny Bautista, R</b> OBP: 0.500, SLG: 0.444 (1, 9)										3	0	2	0	1	0	1					
<b>Chris Gomez, R</b> OBP: 0.167, SLG: 0.364 <b>Bobby Higginson, L</b> (7, PH)										2	0	0	0	0	0	3					
<b>Shannon Penn, S</b> OBP: 0.600, SLG: 0.600 (7, 4)										1	0	0	0	0	0	1					
<b>Ron Tingley, R</b> OBP: 0.500, SLG: 0.400 (1, 2)										1	0	0	0	0	1	2					
<b>Ron Tingley, R</b> OBP: 0.500, SLG: 0.400 (1, 2)										2	0	0	0	1	1	1					
<b>Inning Stats</b>	R: 1 E: 1 K: 0 S: 12	H: 2 LOB: 1 BB: 0 P: 24	R: 0 E: 0 K: 0 S: 13	H: 0 LOB: 2 BB: 2 P: 27	R: 0 E: 0 K: 0 S: 6	H: 1 LOB: 1 BB: 1 P: 17	R: 0 E: 0 K: 0 S: 6	H: 0 LOB: 0 BB: 0 P: 11	R: 0 E: 0 K: 0 S: 6	H: 1 LOB: 1 BB: 0 P: 10	R: 0 E: 0 K: 0 S: 7	H: 1 LOB: 0 BB: 0 P: 9	R: 0 E: 0 K: 0 S: 7	H: 1 LOB: 0 BB: 1 P: 13	R: 0 E: 0 K: 1 S: 8	H: 1 LOB: 2 BB: 1 P: 15	1B: 5 2B: 2 3B: 0 HR: 1	SF: 0 SAC: 0 DP: 3 HBP: 0	WP: 0 PB: 0 SB: 0 CS: 0	PA: 35	
<b>PITCHER</b>	IP	WLS	BF	H	R	ER	SO	BB	IBB	HBP	BLK	WP	HR	S	P	ERA	WHIP				
<b>Dave Fleming, L</b> ERA: 1.8	5.0	W	20	3	1	1	1	3	0	0	0	0	1	46	90	1.80	1.200				
<b>Jim Converse, R</b> ERA:	4.0	S	15	4	0	0	1	1	0	0	0	0	0	28	47	0.00	1.250				

Batter	1	2	3	4	5	6	7	8	9	AB	R	H	RBI	BB	SO	LOB	BOTTOM					
<b>Rich Amaral, R</b> OBP: 0.333, SLG: 0.667 <b>Alex Diaz, S</b> OBP: 0.500, SLG: 2.000 (9, 8)										3	0	1	1	0	0	0	<b>Detroit Tigers @ Seattle Mariners</b> The Kingdome, Seattle, WA Sat Apr 29 1995, 10:05 PM EDT Att: 27,264 - Dome					
<b>Felix Fermin, R</b> OBP: 0.333, SLG: 0.417 (1, 6)										5	2	2	0	0	0	2						
<b>Ken Griffey Jr., L</b> OBP: 0.462, SLG: 1.000 <b>Darren Bragg, L</b> OBP: 0.300, SLG: 0.300 (9, 7)										4	1	2	2	0	0	1						
<b>Jay Buhner, R</b> OBP: 0.154, SLG: 0.231 (1, 9)										5	1	1	0	0	0	2						
<b>Edgar Martinez, R</b> OBP: 0.545, SLG: 0.889 (1, 10)										3	2	1	1	1	1	1						
<b>Mike Blowers, R</b> OBP: 0.091, SLG: 0.182 <b>Doug Strange, S</b> (8, 5)										4	0	1	2	0	0	0						
<b>Tino Martinez, L</b> OBP: 0.727, SLG: 0.889 (1, 3)										3	2	3	1	0	0	0						
<b>Dan Wilson, R</b> OBP: 0.455, SLG: 0.500 <b>Chad Kreuter, S</b> (9, 2)										3	1	1	0	1	0	2						
<b>Luis Sojo, R</b> OBP: 0.250, SLG: 0.250 (1, 4)										4	1	1	1	0	0	3						
<b>Inning Stats</b>	R: 1 E: 0 K: 1 S: 18	H: 2 LOB: 1 BB: 0 P: 25	R: 0 E: 0 K: 0 S: 6	H: 1 LOB: 0 BB: 0 P: 7	R: 0 E: 0 K: 0 S: 5	H: 1 LOB: 0 BB: 0 P: 11	R: 1 E: 0 K: 0 S: 9	H: 1 LOB: 1 BB: 0 P: 18	R: 7 E: 0 K: 0 S: 21	H: 7 LOB: 2 BB: 2 P: 40	R: 0 E: 1 K: 1 S: 11	H: 0 LOB: 1 BB: 0 P: 16	1B: 5 2B: 6 3B: 0 HR: 3	SF: 1 SAC: 0 DP: 1 HBP: 0	WP: 0 PB: 0 SB: 0 CS: 0	PA: 40						
<b>PITCHER</b>	IP	WLS	BF	H	R	ER	SO	BB	IBB	HBP	BLK	WP	HR	S	P	ERA	WHIP					
<b>David Wells, L</b> ERA: 6.0	6.0	L	24	7	4	4	1	0	0	0	0	0	1	13	19	6.00	1.167					
<b>Joe Boever, R</b> ERA: 45.0	0.0		5	5	5	5	0	0	0	0	0	0	0	1	13	19	45.00	3.000				
<b>Sean Whiteside, L</b> ERA: 18.0	1.0		7	2	2	2	0	1	1	0	0	0	0	8	21	18.00	3.000					
<b>Brian Bohanon, L</b> ERA: 6.75	1.0		4	0	0	0	1	0	0	0	0	0	0	11	16	0.00	0.000					

AB	31
R	1
H	7
RBI	1
BB	4
SO	2
LOB	17



AB	37
R	11
H	14
RBI	11
BB	2
SO	2
LOB	12





Batter	1	2	3	4	5	6	7	8	9	AB	R	H	RBI	BB	SO	LOB	TOP										
<b>Rich Amaral, R</b> OBP: 0.333, SLG: 0.400 <b>Alex Diaz, S</b> OBP: 0.500, SLG: 1.250										2	0	0	0	1	1	1											
<b>Felix Fermin, R</b> OBP: 0.211, SLG: 0.263										5	0	0	0	0	1	4											
<b>Ken Griffey Jr., L</b> OBP: 0.364, SLG: 0.650										4	0	1	1	1	1	3											
<b>Jay Buhner, R</b> OBP: 0.190, SLG: 0.200										3	0	0	0	1	2	2											
<b>Edgar Martinez, R</b> OBP: 0.421, SLG: 0.647										4	1	1	0	0	0	2											
<b>Mike Blowers, R</b> OBP: 0.133, SLG: 0.200										4	1	1	0	0	2	1											
<b>Greg Pirkle, R</b> OBP: 0.500, SLG: 0.333 <b>Tino Martinez, L</b> OBP: 0.667, SLG: 0.750										3	1	1	0	0	0	3											
<b>Dan Wilson, R</b> OBP: 0.467, SLG: 0.500										4	0	2	3	0	0	1											
<b>Luis Sojo, R</b> OBP: 0.200, SLG: 0.200										4	1	1	0	0	1	3											
<b>Inning Stats</b>	R: 0 E: 0 K: 1 S: 6	H: 0 LOB: 0 BB: 0 P: 6	R: 2 E: 2 K: 1 S: 12	H: 2 LOB: 1 BB: 0 P: 20	R: 0 E: 0 K: 2 S: 9	H: 0 LOB: 1 BB: 1 P: 17	R: 0 E: 0 K: 1 S: 10	H: 1 LOB: 1 BB: 0 P: 16	R: 1 E: 0 K: 1 S: 13	H: 2 LOB: 2 BB: 1 P: 26	R: 0 E: 0 K: 1 S: 6	H: 0 LOB: 1 BB: 1 P: 11	R: 0 E: 0 K: 2 S: 9	H: 0 LOB: 0 BB: 0 P: 13	R: 0 E: 1 K: 0 S: 20	H: 1 LOB: 2 BB: 0 P: 26	1B: 8 2B: 1 3B: 0 HR: 0	SF: 0 SAC: 0 DP: 1 HBP: 0	WP: 2 PB: 0 SB: 0 CS: 0	PA: 39							
<b>PITCHER</b>	IP	WLS	BF	H	R	ER	SO	BB	IBB	HBP	BLK	WP	HR	S	P	ERA	WHIP										
<b>Kenny Rogers, L</b> ERA: 5.4	5.1	L	25	6	4	1	6	2	0	0	0	2	0	54	94	1.69	1.500										
<b>Roger McDowell, R</b> ERA: 12.0	2.2		9	1	0	0	3	1	0	0	0	0	0	20	30	0.00	0.750										
<b>Jeff Russell, R</b> ERA:	1.0		5	1	0	0	0	0	0	0	0	0	0	20	26	0.00	1.000										

**Seattle Mariners @ Texas Rangers**  
The Ballpark at Arlington, Arlington, TX  
Mon May 01 1995, 8:05 PM EDT  
Att: 19,104 - Unknown - 70 F

AB	36
R	4
H	8
RBI	4
BB	3
SO	9
LOB	21



Batter	1	2	3	4	5	6	7	8	9	AB	R	H	RBI	BB	SO	LOB	BOTTOM										
<b>Otis Nixon, S</b> OBP: 0.310, SLG: 0.269										4	0	1	0	0	1	1											
<b>Jeff Eves, R</b> OBP: 0.400, SLG: 0.423										4	0	1	0	0	1	2											
<b>Mickey Tettleton, S</b> OBP: 0.500, SLG: 0.650										3	0	0	0	1	1	1											
<b>Dean Palmer, R</b> OBP: 0.500, SLG: 0.789										4	0	0	0	0	3	2											
<b>Ivan Rodriguez, R</b> OBP: 0.217, SLG: 0.227										4	0	0	0	0	0	1											
<b>29 Rusty Greer, L</b> OBP: 0.380, SLG: 0.455										3	0	0	0	0	1	0											
<b>Billy Hatcher, R</b> OBP: 0.167, SLG: 0.333										3	0	0	0	0	1	0											
<b>Mark McLemore, S</b> OBP: 0.391, SLG: 0.550										3	1	2	0	0	0	0											
<b>Benji Gil, R</b> OBP: 0.158, SLG: 0.211										3	0	1	1	0	2	1											
<b>Inning Stats</b>	R: 0 E: 0 K: 1 S: 8	H: 0 LOB: 0 BB: 0 P: 13	R: 0 E: 0 K: 1 S: 5	H: 0 LOB: 0 BB: 0 P: 10	R: 1 E: 0 K: 2 S: 17	H: 2 LOB: 1 BB: 0 P: 25	R: 0 E: 0 K: 2 S: 8	H: 0 LOB: 0 BB: 0 P: 12	R: 0 E: 0 K: 1 S: 7	H: 1 LOB: 1 BB: 0 P: 12	R: 0 E: 0 K: 1 S: 12	H: 1 LOB: 1 BB: 1 P: 20	R: 0 E: 0 K: 1 S: 6	H: 0 LOB: 0 BB: 0 P: 8	R: 0 E: 0 K: 1 S: 9	H: 0 LOB: 0 BB: 0 P: 13	R: 0 E: 0 K: 1 S: 10	H: 1 LOB: 1 BB: 0 P: 13	1B: 3 2B: 2 3B: 0 HR: 0	SF: 0 SAC: 0 DP: 0 HBP: 0	WP: 0 PB: 0 SB: 0 CS: 1	PA: 32					
<b>PITCHER</b>	IP	WLS	BF	H	R	ER	SO	BB	IBB	HBP	BLK	WP	HR	S	P	ERA	WHIP										
<b>Tim Davis, L</b> ERA: 1.59	5.2	W	21	4	1	1	7	1	0	0	0	0	0	54	87	1.59	0.882										
<b>Jeff Nelson, R</b> ERA:	0.2		2	0	0	0	1	0	0	0	0	0	0	5	8	0.00	0.000										
<b>Bill Risley, R</b> ERA:	1.2		5	0	0	0	1	0	0	0	0	0	0	13	18	0.00	0.000										
<b>Bobby Ayala, R</b> ERA:	1.0	S	4	1	0	0	1	0	0	0	0	0	0	10	13	0.00	1.000										

**Seattle Mariners @ Texas Rangers**  
The Ballpark at Arlington, Arlington, TX  
Mon May 01 1995, 8:05 PM EDT  
Att: 19,104 - Unknown - 70 F

AB	31
R	1
H	5
RBI	1
BB	1
SO	10
LOB	8



Batter	1	2	3	4	5	6	7	8	9	AB	R	H	RBI	BB	SO	LOB	TOP										
Darren Bragg, L (1, 7) OBP: 0.278, SLG: 0.188 Rich Amaral, R (8, PH) OBP: 0.500, SLG: 0.500	L1-6 SH2-3 BB		K			G4-3	K	1B 1B	BB 1B	3	0	0	0	1	2	4											
Joey Cora, S (1, 4) OBP: 0.444, SLG: 0.647	SH2-3		G6-3			K		1B 2B	G5-3 BB	5	3	3	3	0	1	1											
Ken Griffey Jr., L (1, 10) OBP: 0.464, SLG: 0.636	L1-6							CS 1B	G5-3 BB	2	2	1	0	4	0	1											
Jay Buhner, R (1, 9) OBP: 0.231, SLG: 0.280		F9				G6-4-3		SH2-4 1B	G5-3	5	0	2	3	0	0	3											
Edgar Martinez, R (1, 5) OBP: 0.500, SLG: 0.611 Doug Strange, S (9, PH) OBP: 0.200, SLG: 0.200						G4-3		1B 2B		1	2	0	0	4	0	0											
Tino Martinez, L (1, 3) OBP: 0.571, SLG: 0.611	L9					P3		2B BB	F7	6	2	2	2	0	0	5											
Alex Diaz, S (1, 8) OBP: 0.444, SLG: 0.889						L9		BB 2B	G4-3	5	1	2	2	0	1	1											
Dan Wilson, R (1, 2) OBP: 0.500, SLG: 0.500						F7		BB	WP 1B	4	1	2	0	1	0	2											
Felix Fermin, R (1, 6) OBP: 0.304, SLG: 0.286 Luis Sojo, R (9, 6) OBP: 0.200, SLG: 0.200						SH3		1B	WP 1B	2	2	1	1	2	0	0											
						SH3			WP 1B	0	0	0	0	0	0	0											
<b>Inning Stats</b>	R: 0 E: 0 K: 0 S: 5	H: 0 LOB: 0 BB: 1 P: 9	R: 0 E: 0 K: 1 S: 7	H: 0 LOB: 1 BB: 1 P: 15	R: 0 E: 0 K: 1 S: 10	H: 1 LOB: 1 BB: 0 P: 16	R: 0 E: 0 K: 0 S: 7	H: 0 LOB: 0 BB: 0 P: 16	R: 0 E: 0 K: 0 S: 6	H: 0 LOB: 0 BB: 0 P: 10	R: 0 E: 0 K: 1 S: 8	H: 0 LOB: 0 BB: 0 P: 13	R: 2 E: 0 K: 1 S: 20	H: 4 LOB: 3 BB: 3 P: 39	R: 8 E: 0 K: 0 S: 18	H: 6 LOB: 3 BB: 5 P: 44	R: 5 E: 0 K: 0 S: 12	H: 4 LOB: 1 BB: 2 P: 23	1B: 12 2B: 4 3B: 0 HR: 0	SF: 0 SAC: 3 DP: 2 HBP: 0	WP: 2 PB: 0 SB: 0 CS: 1	PA: 51					
<b>PITCHER</b>	IP	WLS	BF	H	R	ER	SO	BB	IBB	HBP	BLK	WP	HR	S	P	ERA	WHIP										
Kevin Gross, R (1, 1) ERA: 8.64	6.1		23	3	2	2	3	4	0	0	0	0	0	52	96	2.84	1.105										
Tery Burrows, L (7, 1) ERA: 9.64	0.1		2	2	0	0	0	0	0	0	0	0	0	4	6	0.00	6.000										
Wilson Heredia, R (7, 1) ERA: 6.35	0.2	L	7	1	3	3	1	2	2	0	0	0	0	10	29	40.50	4.500										
Darren Oliver, L (8, 1) ERA: 13.5	0.1		7	4	3	3	0	2	0	0	0	1	0	9	19	81.00	18.000										
Jose Alberso, R (8, 1) ERA: 11.57	1.1		12	5	7	7	0	3	0	0	0	1	0	18	35	47.25	6.000										

Seattle Mariners @ Texas Rangers  
The Ballpark at Arlington, Arlington, TX  
Tue May 02 1995, 8:05 PM EDT  
Att: 17,983 - Unknown - 66 F

AB 35  
R 15  
H 15  
RBI 15  
BB 13  
SO 4  
LOB 17



Batter	1	2	3	4	5	6	7	8	9	AB	R	H	RBI	BB	SO	LOB	BOTTOM										
Otis Nixon, S (1, 8) OBP: 0.353, SLG: 0.276	L9			G4-3 S 1B BB		CS BB	FC6-4		1B	3	1	1	2	2	0	2											
Jeff Eves, R (1, 4) OBP: 0.343, SLG: 0.355	F9			G4-3		F7	F7		K	5	0	0	0	0	1	6											
Mickey Tettleton, S (1, 10) OBP: 0.419, SLG: 0.680	K			K		E4 1B			G4-3	5	0	0	0	0	2	3											
Dean Palmer, R (1, 5) OBP: 0.500, SLG: 0.727				K		1B			G1-3	3	0	1	1	1	1	0											
Ivan Rodriguez, R (1, 2) OBP: 0.296, SLG: 0.308 Dave Valle, R (9, 2) OBP: 0.250, SLG: 0.250				K		1B				4	0	3	0	0	1	0											
29 Rusty Greer, L (1, 3) OBP: 0.310, SLG: 0.385				K		1B				0	0	0	0	0	0	0											
Billy Hatcher, R (1, 9) OBP: 0.222, SLG: 0.250 Shawn Hare, L (9, PH) OBP: 0.333, SLG: 0.333				G4-3		F8			FC6-4 1B	2	1	0	0	1	0	0											
Mark McLemore, S (1, 7) OBP: 0.407, SLG: 0.542				L7		CS			FC6-4 BB	4	1	2	0	0	0	1											
Benji Gil, R (1, 6) OBP: 0.217, SLG: 0.190				K		K			1B	2	0	0	0	2	2	1											
<b>Inning Stats</b>	R: 0 E: 0 K: 1 S: 7	H: 0 LOB: 0 BB: 0 P: 11	R: 0 E: 0 K: 3 S: 9	H: 0 LOB: 0 BB: 0 P: 14	R: 0 E: 0 K: 1 S: 6	H: 0 LOB: 0 BB: 0 P: 10	R: 1 E: 0 K: 2 S: 14	H: 2 LOB: 2 BB: 1 P: 25	R: 0 E: 0 K: 0 S: 5	H: 1 LOB: 2 BB: 2 P: 17	R: 1 E: 0 K: 1 S: 12	H: 1 LOB: 2 BB: 2 P: 25	R: 0 E: 0 K: 0 S: 6	H: 1 LOB: 0 BB: 0 P: 13	R: 1 E: 0 K: 1 S: 13	H: 2 LOB: 2 BB: 1 P: 21	1B: 8 2B: 0 3B: 0 HR: 0	SF: 0 SAC: 0 DP: 0 HBP: 0	WP: 0 PB: 0 SB: 1 CS: 2	PA: 39							
<b>PITCHER</b>	IP	WLS	BF	H	R	ER	SO	BB	IBB	HBP	BLK	WP	HR	S	P	ERA	WHIP										
Randy Johnson, L (1, 1) ERA: 0.75	6.0		23	4	1	1	8	3	0	0	0	0	0	7	19	27.00	9.000										
Ron Villone, L (7, 1) ERA: 7.71	0.1		4	1	1	1	1	2	0	0	0	0	0	5	6	0.00	0.000										
Jeff Nelson, R (7, 1) ERA: 1.5	0.2	W	2	0	0	0	0	0	0	0	0	0	0	5	6	0.00	0.000										
Jim Converse, R (8, 1) ERA: 1.5	2.0		10	3	1	1	1	1	0	0	0	0	0	19	34	4.50	2.000										

Seattle Mariners @ Texas Rangers  
The Ballpark at Arlington, Arlington, TX  
Tue May 02 1995, 8:05 PM EDT  
Att: 17,983 - Unknown - 66 F

AB 33  
R 3  
H 8  
RBI 3  
BB 6  
SO 10  
LOB 16



Batter	1	2	3	4	5	6	7	8	9	AB	R	H	RBI	BB	SO	LOB	TOP										
<b>Darren Bragg, L</b> OBP: 0.304, SLG: 0.200 (1, 7)											4	1	1	0	0	1	2										
<b>Joey Cora, S</b> OBP: 0.435, SLG: 0.619 (1, 4)											4	1	1	0	1	0	3										
<b>Ken Griffey Jr., L</b> OBP: 0.455, SLG: 0.577 (1, 10)											4	1	1	0	1	2	1										
<b>Jay Buhner, R</b> OBP: 0.258, SLG: 0.333 (1, 9)											5	1	2	1	0	0	4										
<b>Edgar Martinez, R</b> OBP: 0.500, SLG: 0.636 <b>Mike Blowers, R</b> OBP: 0.125, SLG: 0.188 (1, 5) (7, 5)											4	0	2	2	0	0	1										
<b>Tino Martinez, L</b> OBP: 0.580, SLG: 0.600 (1, 3)											2	1	1	1	1	1											
<b>Alex Diaz, S</b> OBP: 0.417, SLG: 0.750 (1, 8)											3	0	1	0	0	0	2										
<b>Dan Wilson, R</b> OBP: 0.500, SLG: 0.591 (1, 2)											4	0	2	0	0	1	3										
<b>Felix Fermin, R</b> OBP: 0.296, SLG: 0.280 (1, 6)											4	0	1	1	0	0	4										
<b>Inning Stats</b>	R: 4 E: 0 K: 0 S: 17	H: 5 LOB: 2 BB: 1 P: 29	R: 0 E: 0 K: 1 S: 6	H: 0 LOB: 0 BB: 0 P: 7	R: 0 E: 0 K: 1 S: 9	H: 1 LOB: 1 BB: 0 P: 13	R: 0 E: 0 K: 0 S: 9	H: 1 LOB: 3 BB: 1 P: 19	R: 0 E: 0 K: 0 S: 8	H: 1 LOB: 0 BB: 0 P: 13	R: 0 E: 0 K: 1 S: 13	H: 1 LOB: 1 BB: 0 P: 17	R: 0 E: 0 K: 1 S: 8	H: 1 LOB: 0 BB: 0 P: 10	R: 1 E: 0 K: 1 S: 7	H: 1 LOB: 1 BB: 1 P: 16	R: 0 E: 0 K: 0 S: 5	H: 1 LOB: 1 BB: 0 P: 8	1B: 8 2B: 4 3B: 1 HR: 0	SF: 1 SAC: 1 DP: 2 HBP: 1	WP: 1 PB: 0 SB: 1 CS: 0	PA: 41					
<b>PITCHER</b>	IP	WLS	BF	H	R	ER	SO	BB	IBB	HBP	BLK	WP	HR	S	P	ERA	WHIP										
<b>Roger Pavlik, R</b> ERA: 7.5 (1, 1)	7.0	L	32	10	4	4	4	1	1	1	0	0	0	70	108	5.14	1.571										
<b>Matt Whiteside, R</b> ERA: 4.7 (8, 1)	1.0	5	1	1	1	1	1	1	0	0	0	1	0	7	16	9.00	2.000										
<b>Ed Vosberg, L</b> ERA: (9, 1)	0.1	2	1	0	0	0	0	0	0	0	0	0	0	2	4	0.00	3.000										
<b>Roger McDowell, R</b> ERA: 9.82 (9, 1)	0.2	2	0	0	0	0	0	0	0	0	0	0	0	3	4	0.00	0.000										

Seattle Mariners @ Texas Rangers  
The Ballpark at Arlington, Arlington, TX  
Wed May 03 1995, 8:05 PM EDT  
Att: 17,375 - Unknown - 67 F

AB	35
R	5
H	12
RBI	5
BB	3
SO	5
LOB	22



Batter	1	2	3	4	5	6	7	8	9	AB	R	H	RBI	BB	SO	LOB	BOTTOM										
<b>Otis Nixon, S</b> OBP: 0.316, SLG: 0.242 (1, 8)											4	0	0	0	0	1	3										
<b>Mark McLemore, S</b> OBP: 0.387, SLG: 0.500 (1, 4)											4	0	1	0	0	0	2										
<b>29 Rusty Greer, L</b> OBP: 0.303, SLG: 0.400 (1, 9)											4	0	1	0	0	2	1										
<b>Mickey Tettleton, S</b> OBP: 0.371, SLG: 0.586 (1, 10)											4	0	0	0	0	0	1										
<b>Ivan Rodriguez, R</b> OBP: 0.258, SLG: 0.267 (1, 2)											4	0	0	0	0	0	1										
<b>Dean Palmer, R</b> OBP: 0.471, SLG: 0.654 (1, 5)											4	0	1	0	0	0	1										
<b>Mike Pagliarulo, L</b> OBP: 0.222, SLG: 0.333 (1, 3)											4	0	1	0	0	0	1										
<b>Shawn Hare, L</b> OBP: 0.429, SLG: 0.333 (1, 7)											3	0	1	0	1	0	1										
<b>Benji Gil, R</b> OBP: 0.269, SLG: 0.348 (1, 6)											2	1	1	1	1	0	1										
<b>Inning Stats</b>	R: 0 E: 0 K: 1 S: 8	H: 0 LOB: 0 BB: 0 P: 11	R: 0 E: 0 K: 0 S: 7	H: 1 LOB: 1 BB: 0 P: 9	R: 1 E: 0 K: 0 S: 9	H: 2 LOB: 1 BB: 0 P: 12	R: 0 E: 0 K: 0 S: 6	H: 0 LOB: 0 BB: 0 P: 9	R: 0 E: 0 K: 1 S: 10	H: 0 LOB: 2 BB: 2 P: 20	R: 0 E: 0 K: 0 S: 11	H: 1 LOB: 1 BB: 0 P: 14	R: 0 E: 0 K: 0 S: 6	H: 1 LOB: 1 BB: 0 P: 10	R: 0 E: 0 K: 1 S: 7	H: 0 LOB: 0 BB: 0 P: 12	R: 0 E: 0 K: 0 S: 9	H: 1 LOB: 1 BB: 0 P: 14	1B: 4 2B: 1 3B: 0 HR: 1	SF: 0 SAC: 0 DP: 0 HBP: 0	WP: 0 PB: 0 SB: 0 CS: 0	PA: 35					
<b>PITCHER</b>	IP	WLS	BF	H	R	ER	SO	BB	IBB	HBP	BLK	WP	HR	S	P	ERA	WHIP										
<b>Chris Bosio, R</b> ERA: 1.74 (1, 1)	5.1	W	22	4	1	1	2	2	0	0	0	0	1	46	70	1.69	1.125										
<b>Jeff Nelson, R</b> ERA: (6, 1)	0.2	2	0	0	0	0	0	0	0	0	0	0	0	5	5	0.00	0.000										
<b>Bill Risley, R</b> ERA: (7, 1)	1.2	6	1	0	0	1	0	0	0	0	0	0	0	10	18	0.00	0.600										
<b>Bobby Ayala, R</b> ERA: (8, 1)	1.1	5	1	0	0	0	0	0	0	0	0	0	0	12	18	0.00	0.750										

Seattle Mariners @ Texas Rangers  
The Ballpark at Arlington, Arlington, TX  
Wed May 03 1995, 8:05 PM EDT  
Att: 17,375 - Unknown - 67 F

AB	33
R	1
H	6
RBI	1
BB	2
SO	3
LOB	12





Batter	1	2	3	4	5	6	7	8	9	AB	R	H	RBI	BB	SO	LOB	TOP										
<b>Rich Amaral, R</b> OBP: 0.545, SLG: 0.556 <b>Alex Diaz, S</b> OBP: 0.385, SLG: 0.692	2-2 G6-4-3 1B		0-0 F8		2-0 1B			2-2 FC4-6 FC5 BB 1-2f		3	0	2	0	0	0	2											
<b>Felix Fermin, R</b> OBP: 0.286, SLG: 0.269 <b>Joey Cora, S</b> OBP: 0.423, SLG: 0.565	1-2 G6-4-3 1-2f		0-2 F8		1-2 F7			4-1 BB		1	0	0	0	0	0	1											
<b>Ken Griffey Jr., L</b> OBP: 0.459, SLG: 0.552	1-2 P2			0-0 G5-4-3 1B			4-2 G4-6-3 BB	3-3 K		3	0	1	0	1	1	2											
<b>Jay Buhner, R</b> OBP: 0.229, SLG: 0.294		2-1 L5		1-1 G5-4-3 1-2f			2-3 K	1-0 FC5 2-3f		4	0	0	0	0	1	4											
<b>Edgar Martinez, R</b> OBP: 0.484, SLG: 0.600 <b>Greg Pirk, R</b> OBP: 0.400, SLG: 0.250	1-2 G4-6-3 1B		2-1 G4-3		2-1 G4-6-3 1-2f			2-3 K		3	0	1	0	0	0	1											
<b>Mike Blowers, R</b> OBP: 0.150, SLG: 0.158	0-0 G4-6-3 1-2f				1-2 F9		2-3 K	4-0 HBP BB		3	0	0	0	1	1	1											
<b>Tino Martinez, L</b> OBP: 0.552, SLG: 0.565			1-1 P4		1-2 1B 1B 1B		0-2 K	3-0 HBP BB		3	0	1	0	0	1	0											
<b>Dan Wilson, R</b> OBP: 0.481, SLG: 0.542 <b>Chad Kreuter, S</b> OBP: 0.200, SLG: 0.200			4-2 1B BB		2-2 F9		2-3 K	1-3 K		2	0	0	0	1	1	1											
<b>Luis Sojo, R</b> OBP: 0.333, SLG: 0.333 <b>Doug Strange, S</b> OBP: 0.286, SLG: 0.286	1-2 1B		2-1 1B		1-2 1B			0-1 FC4-6 1B	1-1 L8	2	0	2	0	0	0	0											
<b>Inning Stats</b>	R: 0 E: 0 K: 0 S: 11	H: 1 LOB: 0 BB: 0 P: 15	R: 0 E: 0 K: 0 S: 6	H: 1 LOB: 0 BB: 0 P: 9	R: 0 E: 0 K: 0 S: 11	H: 1 LOB: 2 BB: 1 P: 18	R: 0 E: 0 K: 0 S: 5	H: 1 LOB: 0 BB: 0 P: 8	R: 0 E: 0 K: 1 S: 18	H: 3 LOB: 3 BB: 0 P: 27	R: 0 E: 0 K: 3 S: 11	H: 0 LOB: 0 BB: 0 P: 15	R: 0 E: 0 K: 3 S: 12	H: 0 LOB: 0 BB: 0 P: 22	R: 0 E: 0 K: 2 S: 8	H: 0 LOB: 2 BB: 1 P: 19	1B: 8 2B: 0 3B: 0 HR: 0	SF: 0 SAC: 0 DP: 4 HBP: 1	WP: 0 PB: 0 SB: 0 CS: 0	PA: 36							
<b>PITCHER</b>	IP	WLS	BF	H	R	ER	SO	BB	IBB	HBP	BLK	WP	HR	S	P	ERA	WHIP										
<b>Brian Anderson, L</b> ERA: 2.79	4.0		14	4	0	0	0	1	0	0	0	0	0	33	50	0.00	1.250										
<b>Bob Patterson, L</b> ERA:	2.0	W	9	3	0	0	1	1	0	0	0	0	0	29	46	0.00	2.000										
<b>Troy Percival, R</b> ERA: 3.38	1.0		3	0	0	0	3	0	0	0	0	0	0	11	15	0.00	0.000										
<b>Mike Butcher, R</b> ERA:	1.0		5	1	0	0	1	1	0	0	0	0	0	12	22	0.00	2.000										
<b>Mitch Williams, L</b> ERA:	1.0		5	0	0	0	2	1	0	1	0	0	0	8	19	0.00	1.000										
<b>Batter</b>	<b>1</b>	<b>2</b>	<b>3</b>	<b>4</b>	<b>5</b>	<b>6</b>	<b>7</b>	<b>8</b>	<b>9</b>	<b>AB</b>	<b>R</b>	<b>H</b>	<b>RBI</b>	<b>BB</b>	<b>SO</b>	<b>LOB</b>	<b>BOTTOM</b>										
<b>Tony Phillips, S</b> OBP: 0.419, SLG: 0.343 <b>16 Garret Anderson, L</b> OBP: 0.324, SLG: 0.267	1-0 F9		2-1 G2-3 SF7 2B		4-1 1B HR BB	4-2 FC5-4 BB		4-2 1B BB		2	2	1	0	2	0	0											
<b>Damon Easley, R</b> OBP: 0.324, SLG: 0.267	0-0 E6 G6-3 1B		1-2 G2-3		1-1 F9	3-1 FC5-4 1-2f		1-0 1B		5	1	1	1	0	0	4											
<b>Jim Edmonds, L</b> OBP: 0.278, SLG: 0.303	3-1 G6-3		2-0 SF7		1-1 HR 1B	2-3 K		1-3 K		4	1	1	2	0	2	4											
<b>Chili Davis, S</b> OBP: 0.436, SLG: 0.455 <b>Kevin Flora, R</b> OBP: 0.436, SLG: 0.455	1-0 1B		0-0 G3-1		3-1 HR		1-0 WP SF8 1B	1-3 K		4	2	3	4	0	0	0											
<b>Tim Salmon, R</b> OBP: 0.450, SLG: 0.800	2-2 G6-3			0-0 G6-3	4-0 BB 2B BB		3-3 K	1-0 G4-3		4	1	0	0	1	1	4											
<b>Eduardo Perez, R</b> OBP: 0.435, SLG: 0.333		4-1 CS BB		3-1 G6-3	4-2 2B BB		4-2 BB			1	1	0	0	3	0	0											
<b>J.T. Snow, L</b> OBP: 0.316, SLG: 0.324	2-1 G6-3		3-3 K		2-2 2B		3-1 SF8			3	0	1	3	0	1	1											
<b>Andy Allanson, R</b> OBP: 0.158, SLG: 0.235		4-2 BB			1-1 P5 K		3-1 F9			3	0	0	0	1	1	2											
<b>Gary Disarcina, R</b> OBP: 0.294, SLG: 0.545	2-1 G5-3				1-0 1B 2B	2-1 G1-3		1-1 E6 16 BB 1B		4	2	1	0	0	0	1											
<b>Inning Stats</b>	R: 1 E: 1 K: 0 S: 8	H: 1 LOB: 1 BB: 0 P: 15	R: 0 E: 0 K: 0 S: 7	H: 0 LOB: 2 BB: 2 P: 19	R: 1 E: 0 K: 0 S: 7	H: 1 LOB: 0 BB: 0 P: 12	R: 0 E: 0 K: 1 S: 6	H: 0 LOB: 0 BB: 0 P: 12	R: 6 E: 0 K: 1 S: 19	H: 4 LOB: 1 BB: 3 P: 43	R: 0 E: 0 K: 1 S: 9	H: 0 LOB: 1 BB: 1 P: 20	R: 1 E: 0 K: 1 S: 10	H: 1 LOB: 1 BB: 1 P: 21	R: 1 E: 1 K: 2 S: 13	H: 1 LOB: 2 BB: 1 P: 22	1B: 4 2B: 3 3B: 0 HR: 1	SF: 2 SAC: 0 DP: 0 HBP: 0	WP: 2 PB: 0 SB: 0 CS: 1	PA: 41							
<b>PITCHER</b>	IP	WLS	BF	H	R	ER	SO	BB	IBB	HBP	BLK	WP	HR	S	P	ERA	WHIP										
<b>Dave Fleming, L</b> ERA: 6.52	4.2	L	23	5	7	6	1	4	0	0	0	0	0	8	16	27.00	6.000										
<b>Jim Converse, R</b> ERA: 2.84	0.1		3	1	1	1	1	1	0	0	0	0	0	9	20	0.00	1.000										
<b>Lee Guetterman, L</b> ERA: 4.5	1.0		4	0	0	0	1	1	0	0	0	0	0	10	21	9.00	2.000										
<b>John Cummings, L</b> ERA: 33.75	1.0		5	1	1	1	1	1	0	0	0	2	0	10	21	9.00	2.000										
<b>Ron Villone, L</b> ERA: 5.4	1.0		6	1	1	0	2	1	0	0	0	0	0	13	22	0.00	2.000										

Seattle Mariners @ California Angels  
Anaheim Stadium, Anaheim, CA  
Fri May 05 1995, 10:05 PM EDT  
Att: 30,230 - Unknown - 63 F

AB 31  
R 0  
H 8  
RBI 0  
BB 4  
SO 7  
LOB 22



Seattle Mariners @ California Angels  
Anaheim Stadium, Anaheim, CA  
Fri May 05 1995, 10:05 PM EDT  
Att: 30,230 - Unknown - 63 F

AB 31  
R 10  
H 8  
RBI 10  
BB 8  
SO 6  
LOB 18





Batter	1	2	3	4	5	6	7	8	9	AB	R	H	RBI	BB	SO	LOB	TOP					
<b>Rich Amaral, R</b> OBP: 0.400, SLG: 0.385 <b>Alex Diaz, S</b> OBP: 0.357, SLG: 0.643										4	0	0	0	0	2	2	<b>Seattle Mariners @ California Angels</b> Anaheim Stadium, Anaheim, CA Sun May 07 1995, 10:05 PM EDT Att: 24,868 - Cloudy - 62 F					
<b>Luis Sojo, R</b> OBP: 0.316, SLG: 0.444										3	0	0	0	1	1							
<b>Ken Griffey Jr., L</b> OBP: 0.422, SLG: 0.568										4	0	0	0	0	3	1						
<b>Jay Buhner, R</b> OBP: 0.209, SLG: 0.286										4	0	0	0	0	1							
<b>Edgar Martinez, R</b> OBP: 0.487, SLG: 0.688										4	1	2	0	0	0	0						
<b>Mike Blowers, R</b> OBP: 0.200, SLG: 0.208										4	1	2	0	0	0	1						
<b>Tino Martinez, L</b> OBP: 0.486, SLG: 0.586										2	1	1	2	0	0	1						
<b>Dan Wilson, R</b> OBP: 0.467, SLG: 0.519										3	0	1	0	0	0	1						
<b>Alex Rodriguez, R</b> OBP: 0.333, SLG: 0.333										3	0	1	0	0	1	2						
<b>Inning Stats</b>	R: 0 E: 0 K: 2 S: 7	H: 0 LOB: 0 BB: 0 P: 9	R: 0 E: 0 K: 0 S: 7	H: 1 LOB: 1 BB: 0 P: 10	R: 0 E: 0 K: 1 S: 8	H: 1 LOB: 0 BB: 0 P: 12	R: 0 E: 0 K: 1 S: 5	H: 0 LOB: 0 BB: 1 P: 13	R: 3 E: 2 K: 0 S: 16	H: 4 LOB: 1 BB: 0 P: 26	R: 0 E: 0 K: 1 S: 6	H: 0 LOB: 0 BB: 0 P: 7	R: 0 E: 0 K: 1 S: 8	H: 1 LOB: 1 BB: 0 P: 11	R: 0 E: 0 K: 1 S: 5	H: 0 LOB: 0 BB: 0 P: 9	R: 0 E: 0 K: 0 S: 5	H: 0 LOB: 0 BB: 0 P: 7	1B: 5 2B: 1 3B: 0 HR: 1	SF: 0 SAC: 1 DP: 1 HBP: 0	WP: 0 PB: 0 SB: 0 CS: 2	PA: 33
<b>PITCHER</b> <b>Chuck Finley, L</b> ERA: 3.79 <b>Mike Butcher, R</b> ERA:	IP: 8.0 WLS: L BF: 30	H: 7 R: 3 ER: 3 SO: 7	BB: 1 IBB: 0 HBP: 0 BLK: 0	WP: 0 HR: 1 S: 62 P: 97	ERA: 3.38 WHIP: 1.000											ERA: 0.00 WHIP: 0.000						

**Seattle Mariners @ California Angels**  
 Anaheim Stadium, Anaheim, CA  
 Sun May 07 1995, 10:05 PM EDT  
 Att: 24,868 - Cloudy - 62 F

AB	31
R	3
H	7
RBI	2
BB	1
SO	7
LOB	10



Batter	1	2	3	4	5	6	7	8	9	AB	R	H	RBI	BB	SO	LOB	BOTTOM					
<b>Tony Phillips, S</b> OBP: 0.423, SLG: 0.317										4	0	0	0	0	1	5	<b>Seattle Mariners @ California Angels</b> Anaheim Stadium, Anaheim, CA Sun May 07 1995, 10:05 PM EDT Att: 24,868 - Cloudy - 62 F					
<b>Damon Easley, R</b> OBP: 0.328, SLG: 0.289										4	0	0	0	0	4							
<b>Rex Hudler, R</b> OBP: 0.100, SLG: 0.100 <b>Jim Edmonds, L</b> OBP: 0.262, SLG: 0.263										3	0	1	0	0	1	3						
<b>Chili Davis, S</b> OBP: 0.417, SLG: 0.425										3	1	1	0	1	1	0						
<b>Tim Salmon, R</b> OBP: 0.408, SLG: 0.658										4	0	0	0	0	3	3						
<b>Eduardo Perez, R</b> OBP: 0.400, SLG: 0.286 <b>Spike Owen, S</b> OBP: 0.222, SLG: 0.235										3	0	0	1	0	1	2						
<b>J.T. Snow, L</b> OBP: 0.370, SLG: 0.512										4	1	2	1	0	1	0						
<b>Andy Allanson, R</b> OBP: 0.182, SLG: 0.211 <b>Greg Myers, L</b> OBP: 0.400, SLG: 1.000										2	0	0	0	1	2	0						
<b>Gary Disarcina, R</b> OBP: 0.357, SLG: 0.659										4	0	3	0	0	0	0						
<b>Inning Stats</b>	R: 0 E: 0 K: 1 S: 5	H: 0 LOB: 0 BB: 0 P: 9	R: 0 E: 0 K: 2 S: 9	H: 0 LOB: 0 BB: 0 P: 11	R: 0 E: 0 K: 2 S: 13	H: 1 LOB: 1 BB: 0 P: 22	R: 0 E: 0 K: 2 S: 11	H: 1 LOB: 2 BB: 1 P: 21	R: 0 E: 0 K: 1 S: 13	H: 2 LOB: 3 BB: 1 P: 23	R: 1 E: 0 K: 0 S: 12	H: 1 LOB: 1 BB: 0 P: 16	R: 0 E: 0 K: 1 S: 8	H: 1 LOB: 1 BB: 0 P: 13	R: 0 E: 0 K: 1 S: 7	H: 0 LOB: 0 BB: 0 P: 10	R: 1 E: 0 K: 0 S: 9	H: 1 LOB: 0 BB: 0 P: 11	1B: 3 2B: 2 3B: 1 HR: 1	SF: 0 SAC: 0 DP: 0 HBP: 0	WP: 0 PB: 2 SB: 0 CS: 0	PA: 36
<b>PITCHER</b> <b>Randy Johnson, L</b> ERA: 0.95 <b>Bobby Ayala, R</b> ERA: 1.42	IP: 7.0 WLS: W BF: 29	H: 6 R: 1 ER: 1 SO: 9	BB: 2 IBB: 0 HBP: 0 BLK: 0	WP: 0 HR: 0 S: 16 P: 21	ERA: 1.29 WHIP: 1.143											ERA: 4.50 WHIP: 0.500						

**Seattle Mariners @ California Angels**  
 Anaheim Stadium, Anaheim, CA  
 Sun May 07 1995, 10:05 PM EDT  
 Att: 24,868 - Cloudy - 62 F

AB	34
R	2
H	7
RBI	2
BB	2
SO	10
LOB	17



Batter	1	2	3	4	5	6	7	8	9	AB	R	H	RBI	BB	SO	LOB	TOP					
<b>Darren Bragg, L</b> OBP: 0.394, SLG: 0.259 (1, 7)										4	1	2	1	1	2	1	Seattle Mariners @ Oakland Athletics Oakland-Alameda County Coliseum, Oakland, CA Tue May 09 1995, 7:05 PM PDT Alt: 8,125 - Unknown - 59 F					
<b>Joey Cora, S</b> OBP: 0.361, SLG: 0.455 (1, 4)										5	0	1	0	0	2	2						
<b>Ken Griffey Jr., L</b> OBP: 0.440, SLG: 0.538 (1, 8)										2	1	0	0	3	0	3						
<b>Jay Buhner, R</b> OBP: 0.188, SLG: 0.255 (1, 9)										5	0	0	0	0	4	7						
<b>Edgar Martinez, R</b> OBP: 0.500, SLG: 0.757 (1, 10)										5	1	3	3	0	1	0						
<b>Tino Martinez, L</b> OBP: 0.500, SLG: 0.563 (1, 3)										3	0	1	0	2	0	2						
<b>Mike Blowers, R</b> OBP: 0.200, SLG: 0.179 (1, 5)										4	0	0	0	1	2	3						
<b>Dan Wilson, R</b> OBP: 0.486, SLG: 0.563 (1, 2)										5	2	3	0	0	0	2						
<b>Alex Rodriguez, R</b> OBP: 0.286, SLG: 0.286 (1, 6)										4	0	1	1	0	0	4						
<b>Inning Stats</b>	R: 0 E: 0 K: 3 S: 10	H: 0 LOB: 1 BB: 1 P: 17	R: 0 E: 0 K: 0 S: 10	H: 2 LOB: 2 BB: 0 P: 13	R: 0 E: 0 K: 1 S: 6	H: 1 LOB: 1 BB: 0 P: 11	R: 2 E: 0 K: 1 S: 14	H: 3 LOB: 1 BB: 0 P: 23	R: 1 E: 0 K: 2 S: 10	H: 1 LOB: 2 BB: 1 P: 22	R: 1 E: 0 K: 1 S: 10	H: 2 LOB: 2 BB: 1 P: 18	R: 0 E: 0 K: 1 S: 11	H: 0 LOB: 2 BB: 2 P: 21	R: 1 E: 0 K: 0 S: 13	H: 2 LOB: 2 BB: 1 P: 21	R: 0 E: 0 K: 1 S: 6	H: 0 LOB: 0 BB: 0 P: 8	1B: 9 2B: 1 3B: 0 HR: 1	SF: 0 SAC: 1 DP: 0 HBP: 0	WP: 0 PB: 0 SB: 4 CS: 0	PA: 45
<b>PITCHER</b>	IP	WLS	BF	H	R	ER	SO	BB	IBB	HBP	BLK	WP	HR	S	P	ERA	WHIP					
<b>Todd Stottlemyre, R</b> ERA: 8.82 (1, 1)	6.1	34	9	4	4	10	4	2	0	0	0	0	1	67	121	5.68	2.053					
<b>Mark Acze, R</b> ERA: 8.22 (7, 1)	0.2	4	1	1	1	0	1	0	0	0	0	0	0	10	16	13.50	3.000					
<b>Chris Eddy, L</b> ERA: 9.0 (8, 1)	0.1	1	0	0	0	0	0	0	0	0	0	0	0	3	0	0.00	0.000					
<b>Don Wengert, R</b> ERA: 3.18 (8, 1)	1.2	W 6	1	0	0	1	0	0	0	0	0	0	0	12	14	0.00	0.600					

Batter	1	2	3	4	5	6	7	8	9	AB	R	H	RBI	BB	SO	LOB	BOTTOM					
<b>Andy Tomberlin, L</b> OBP: 0.294, SLG: 0.438 (1, 9)										3	0	1	0	0	1	0	Seattle Mariners @ Oakland Athletics Oakland-Alameda County Coliseum, Oakland, CA Tue May 09 1995, 7:05 PM PDT Alt: 8,125 - Unknown - 59 F					
<b>Ruben Sierra, S</b> OBP: 0.265, SLG: 0.422 (7, PH) (8, 9)										2	1	1	0	0	1	0						
<b>Brent Gates, S</b> OBP: 0.320, SLG: 0.350 (1, 4)										5	1	1	1	0	1	2						
<b>Geronimo Berroa, R</b> OBP: 0.462, SLG: 0.750 (1, 7)										5	3	4	1	0	1	1						
<b>Mark McGwire, R</b> OBP: 0.424, SLG: 0.587 (1, 3)										5	1	2	0	0	3	3						
<b>Jason Giambi, L</b> OBP: 0.333, SLG: 0.143 (1, 10)										3	0	0	0	1	1	2						
<b>Rickey Henderson, R</b> OBP: 0.371, SLG: 0.379 (9, PH)										1	1	1	3	0	0	0						
<b>Terry Steinbach, R</b> OBP: 0.279, SLG: 0.359 (1, 2)										3	0	0	1	1	3	0						
<b>Scott Brosius, R</b> OBP: 0.419, SLG: 0.371 (1, 5)										3	0	2	1	0	0	0						
<b>Mike Gallego, R</b> OBP: 0.205, SLG: 0.114 (1, 6)										3	0	0	0	0	0	3						
<b>Mike Aldrete, L</b> OBP: 0.389, SLG: 0.214 (8, PH)										1	0	0	0	0	0	1						
<b>Craig Paquette, R</b> OBP: 0.118, SLG: 0.235 (9, 6)										0	0	0	0	0	0	0						
<b>Stan Javier, S</b> OBP: 0.241, SLG: 0.167 (1, 8)										4	0	0	0	0	1	3						
<b>Inning Stats</b>	R: 0 E: 0 K: 1 S: 10	H: 2 LOB: 2 BB: 0 P: 16	R: 0 E: 0 K: 1 S: 9	H: 1 LOB: 1 BB: 0 P: 14	R: 0 E: 0 K: 2 S: 10	H: 1 LOB: 1 BB: 0 P: 15	R: 0 E: 0 K: 1 S: 6	H: 0 LOB: 0 BB: 0 P: 10	R: 0 E: 0 K: 0 S: 11	H: 0 LOB: 1 BB: 0 P: 17	R: 2 E: 0 K: 1 S: 15	H: 2 LOB: 2 BB: 2 P: 27	R: 1 E: 0 K: 3 S: 13	H: 1 LOB: 0 BB: 0 P: 25	R: 0 E: 0 K: 2 S: 14	H: 1 LOB: 1 BB: 0 P: 18	R: 4 E: 0 K: 1 S: 18	H: 4 LOB: 0 BB: 0 P: 30	1B: 8 2B: 2 3B: 0 HR: 2	SF: 1 SAC: 0 DP: 0 HBP: 0	WP: 0 PB: 0 SB: 1 CS: 0	PA: 41
<b>PITCHER</b>	IP	WLS	BF	H	R	ER	SO	BB	IBB	HBP	BLK	WP	HR	S	P	ERA	WHIP					
<b>Chris Bosio, R</b> ERA: 2.35 (1, 1)	5.0	23	6	2	2	5	1	0	0	0	0	0	0	12	19	0.00	1.000					
<b>Jeff Nelson, R</b> ERA: (6, 1)	1.0	4	0	0	0	1	1	0	0	0	0	0	0	1	10	13.50	1.500					
<b>Lee Guetterman, L</b> ERA: 6.75 (7, 1)	0.2	3	1	1	1	2	0	0	0	0	0	0	0	17	24	0.00	0.750					
<b>Bill Risley, R</b> ERA: (7, 1)	1.1	5	1	0	0	3	0	0	0	0	0	0	0	16	25	40.50	4.500					
<b>Jim Converse, R</b> ERA: 6.43 (9, 1)	0.2	L 5	3	3	3	1	0	0	0	0	0	0	0	16	25	40.50	4.500					
<b>PITCHER</b>	IP	WLS	BF	H	R	ER	SO	BB	IBB	HBP	BLK	WP	HR	S	P	ERA	WHIP					
<b>Ron Villone, L</b> ERA: 6.23 (9, 1)	0.0	0	1	1	1	0	0	0	0	0	0	0	0	1	5	8.00	2.000					

AB	37
R	5
H	11
RBI	5
BB	7
SO	11
LOB	24



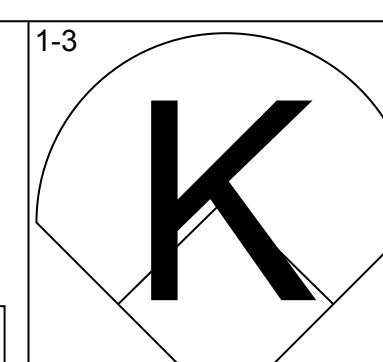
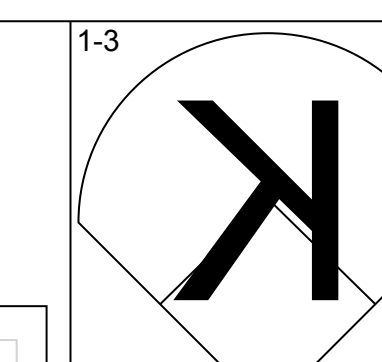
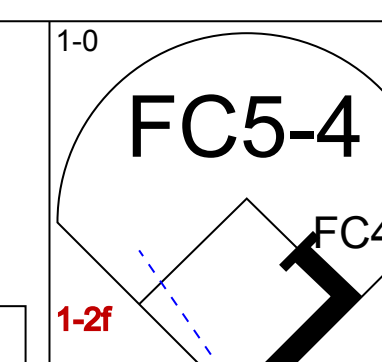
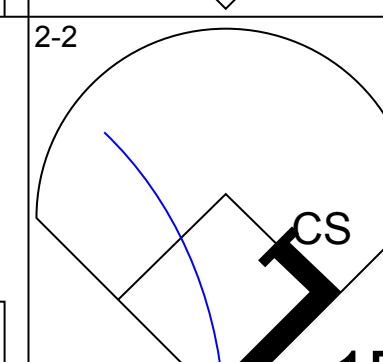
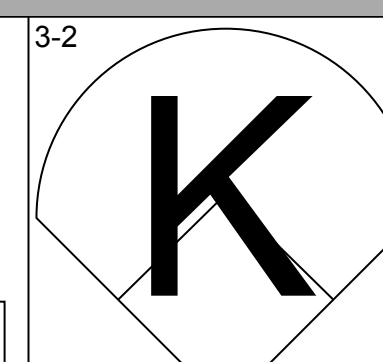
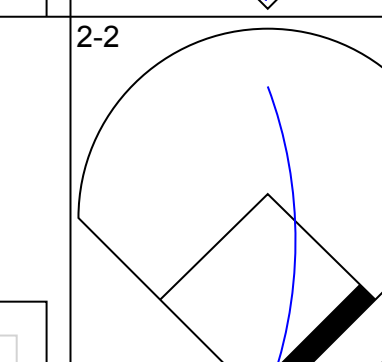
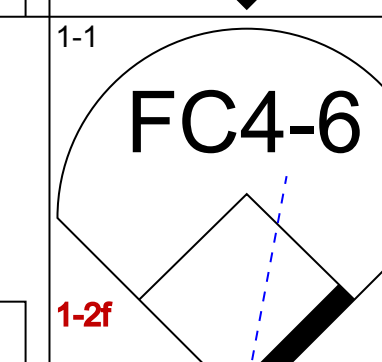
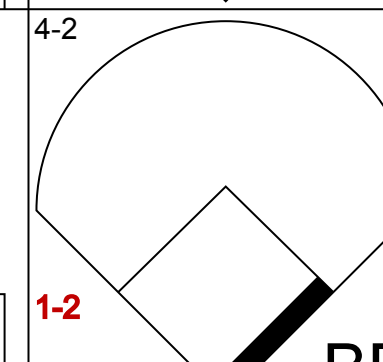
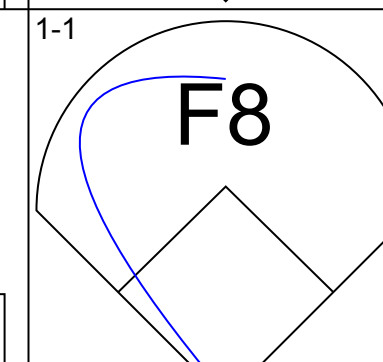
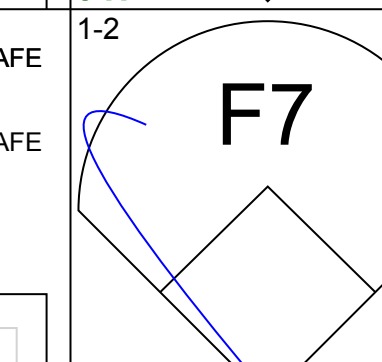
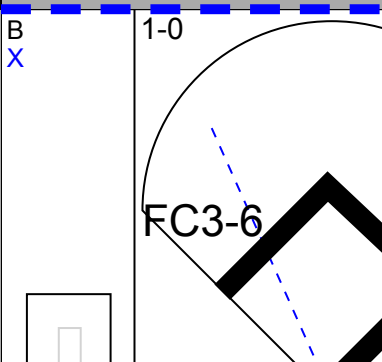
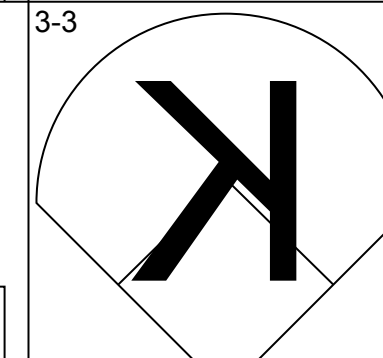
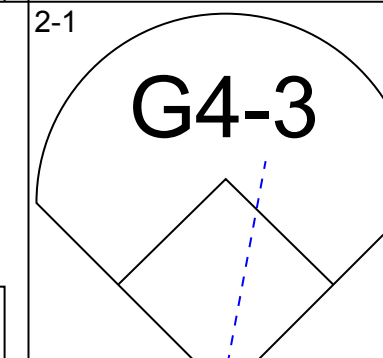
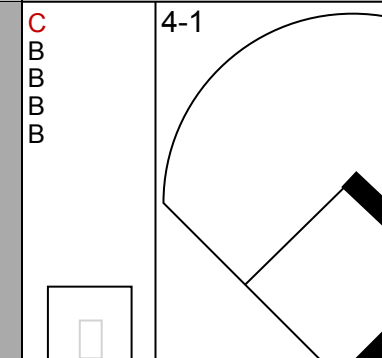
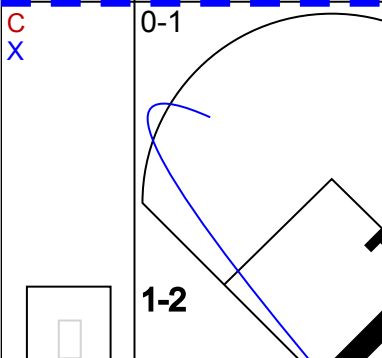
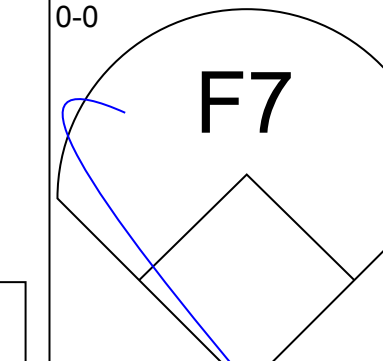
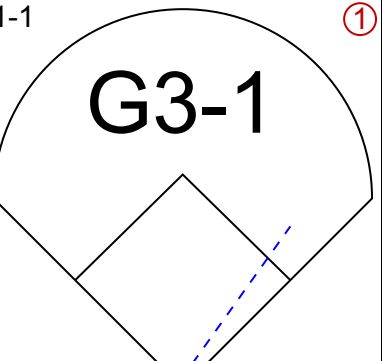
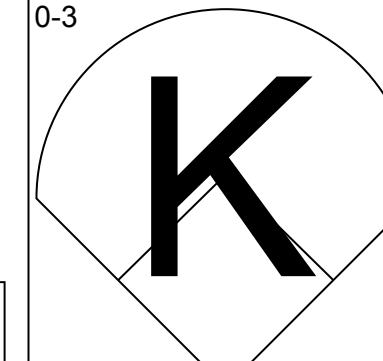
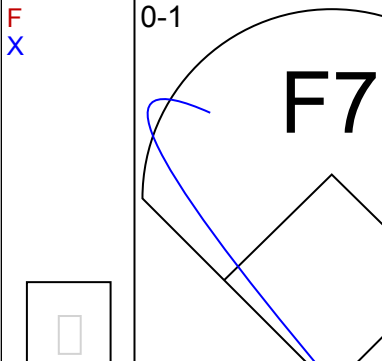
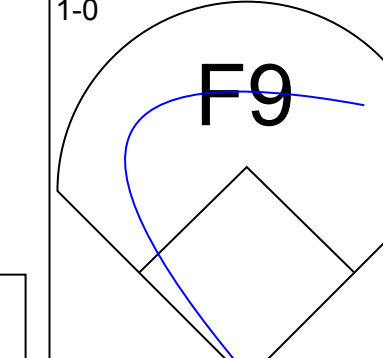
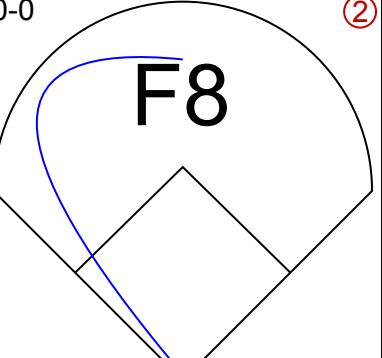
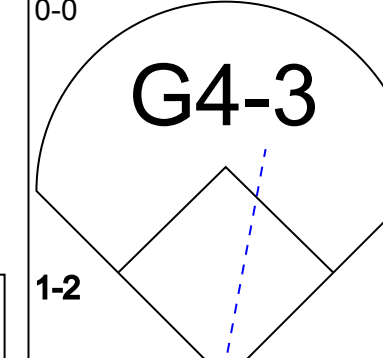
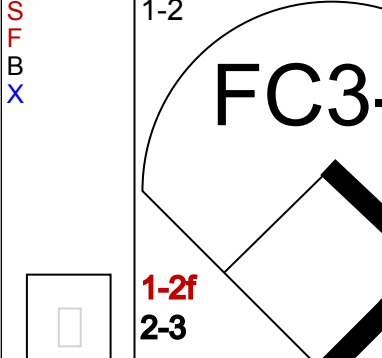
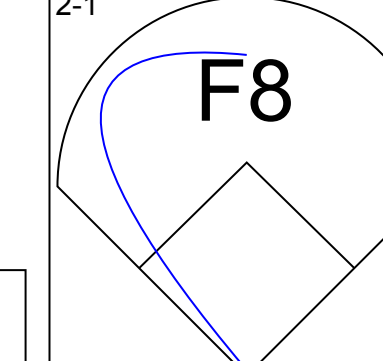
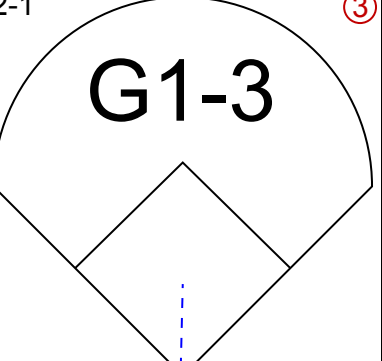
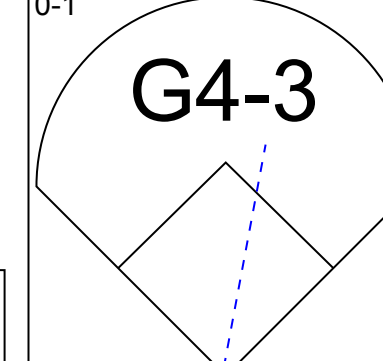
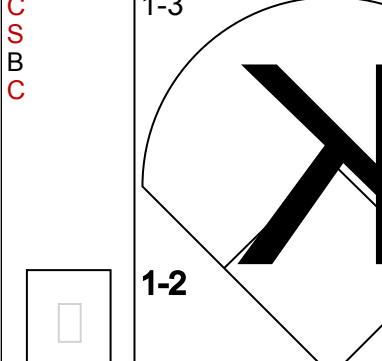
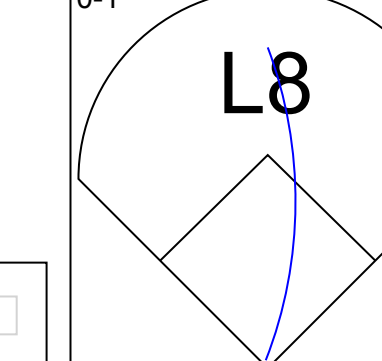
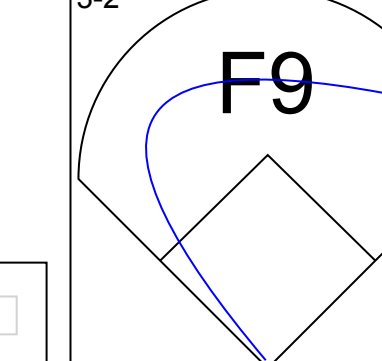
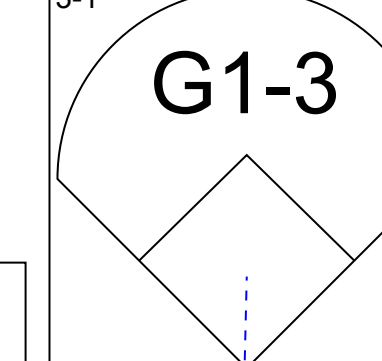
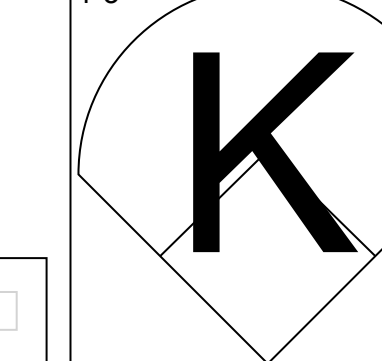
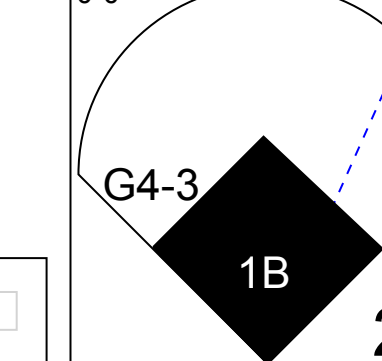
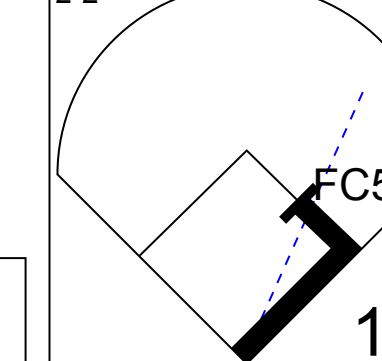
AB	38
R	7
H	12
RBI	7
BB	2
SO	12
LOB	15



Batter	1	2	3	4	5	6	7	8	9	AB	R	H	RBI	BB	SO	LOB	TOP				
<b>Darren Bragg, L</b> OBP: 0.351, SLG: 0.226 (1, 7)	G5-3			G4-3		G4-3		G3-1		4	0	0	0	0	0	1	<b>Seattle Mariners @ Oakland Athletics</b> Oakland-Alameda County Coliseum, Oakland, CA Wed May 10 1995, 7:05 PM PDT Att: 8,495 - Unknown - 60 F				
<b>Joey Cora, S</b> OBP: 0.400, SLG: 0.514 (1, 4)	G3			HR 1B		F9 2B		2-3 1B		4	1	3	1	0	0	0					
<b>Ken Griffey Jr., L</b> OBP: 0.426, SLG: 0.512 (1, 8)	G3-4-1			HR 1B		F9		F9		4	1	1	0	0	0	2					
<b>Jay Buhner, R</b> OBP: 0.192, SLG: 0.314 (1, 9)		K		HR		F8			L4	4	1	1	3	0	1	1					
<b>Edgar Martinez, R</b> OBP: 0.458, SLG: 0.683 (1, 10)	K			G1-3				L4	G6-3	4	0	0	0	0	1	0					
<b>Tino Martinez, L</b> OBP: 0.455, SLG: 0.500 (1, 3)	F8			G3				G3-1	P3	4	0	0	0	0	0	0					
<b>Mike Blowers, R</b> OBP: 0.182, SLG: 0.161 (1, 5)				G6-3		G6-3		G4-3		3	0	0	0	0	0	0					
<b>Chad Kreuter, S</b> OBP: 0.250, SLG: 0.273 (1, 2)				K		K		G3-1 1B 2B		3	1	1	0	0	2	0					
<b>Alex Rodriguez, R</b> OBP: 0.200, SLG: 0.200 (1, 6)				G4-3		F9		K		3	0	0	0	0	1	1					
<b>Inning Stats</b>	R: 0 E: 0 K: 0 S: 5	H: 0 LOB: 0 BB: 0 P: 6	R: 0 E: 0 K: 2 S: 10	H: 0 LOB: 0 BB: 0 P: 15	R: 0 E: 0 K: 1 S: 10	H: 0 LOB: 0 BB: 0 P: 13	R: 3 E: 0 K: 0 S: 13	H: 3 LOB: 0 BB: 0 P: 16	R: 0 E: 0 K: 1 S: 9	H: 1 LOB: 1 BB: 0 P: 14	R: 0 E: 0 K: 0 S: 7	H: 0 LOB: 0 BB: 0 P: 9	R: 1 E: 0 K: 1 S: 12	H: 2 LOB: 1 BB: 0 P: 15	R: 0 E: 0 K: 0 S: 7	H: 0 LOB: 0 BB: 0 P: 8	1B: 3 2B: 2 3B: 0 HR: 1	SF: 0 SAC: 0 DP: 0 HBP: 0	WP: 0 PB: 0 SB: 0 CS: 0	PA: 33	
<b>PITCHER</b>	IP	WLS	BF	H	R	ER	SO	BB	IBB	HBP	BLK	WP	HR	S	P	ERA	WHIP				
<b>Steve Ontiveros, R</b> ERA: 5.8 (1, 1)	7.2	W	28	5	4	4	5	0	0	0	0	0	1	69	96	4.70	0.652				
<b>Rick Honeycutt, L</b> ERA: (8, 1)	0.1		2	1	0	0	0	0	0	0	0	0	0	5	6	0.00	3.000				
<b>Dennis Eckersley, R</b> ERA: 5.4 (9, 1)	1.0	S	3	0	0	0	0	0	0	0	0	0	0	7	8	0.00	0.000				

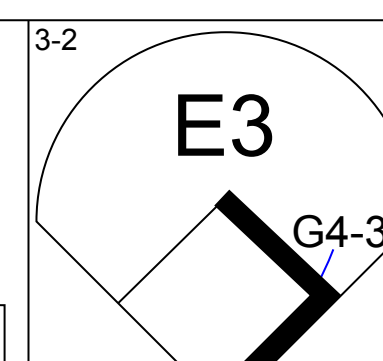
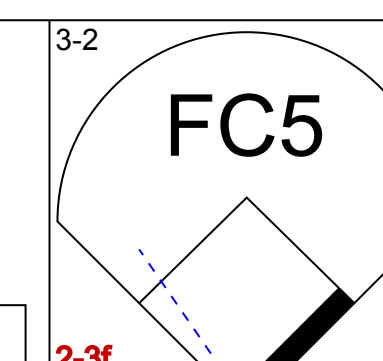
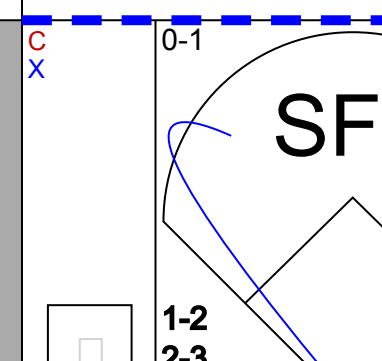
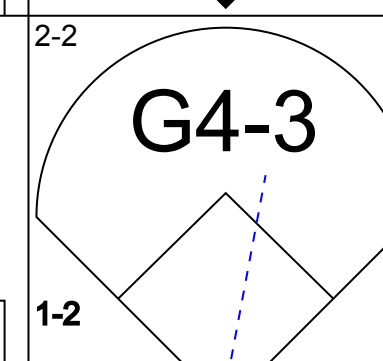
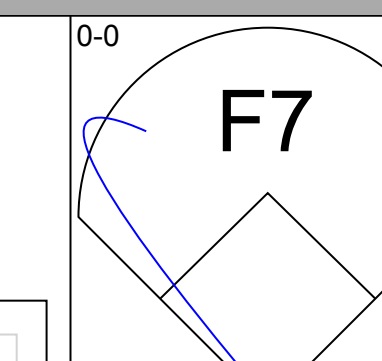
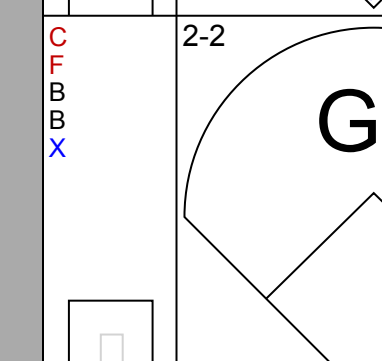
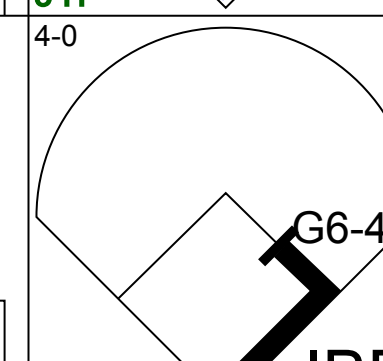
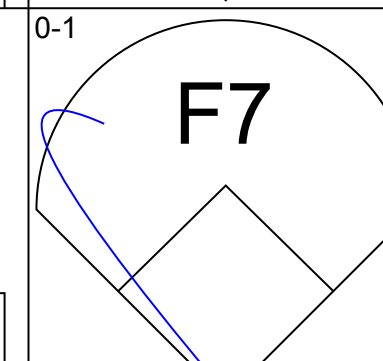
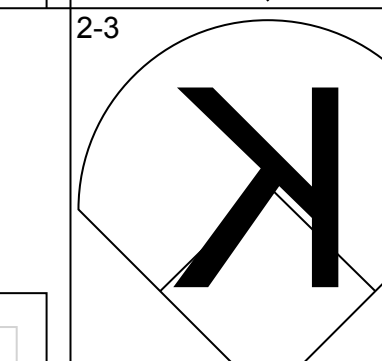
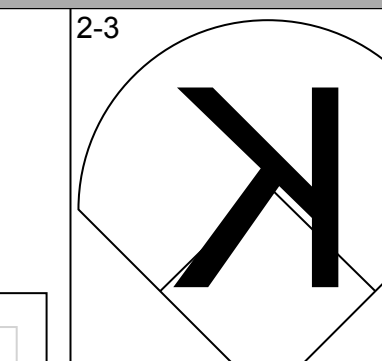
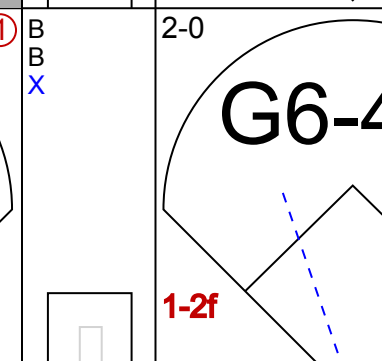
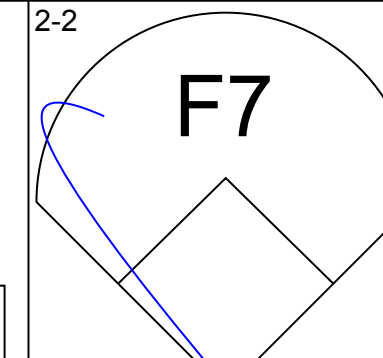
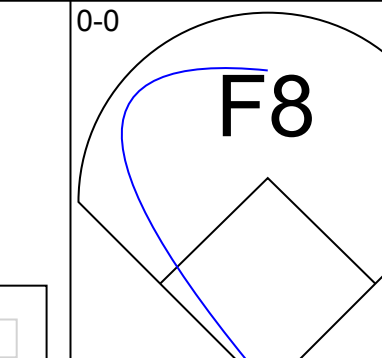
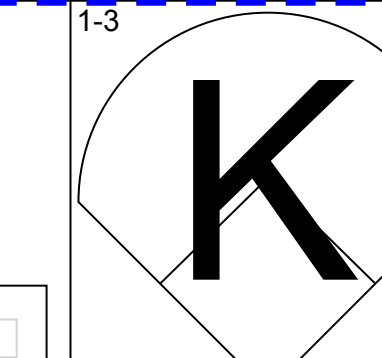
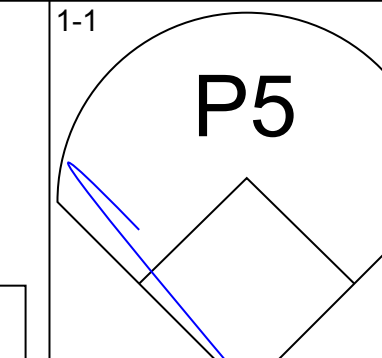
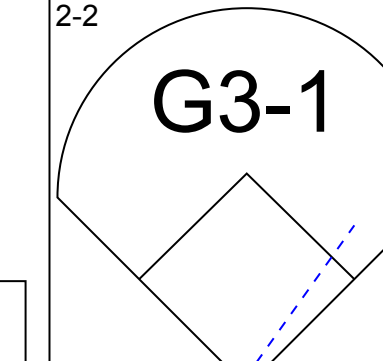
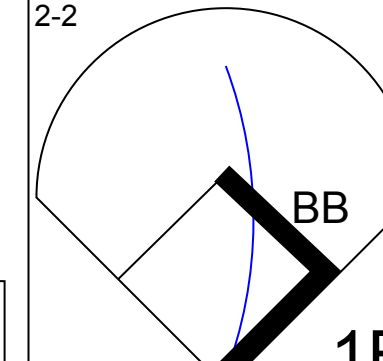
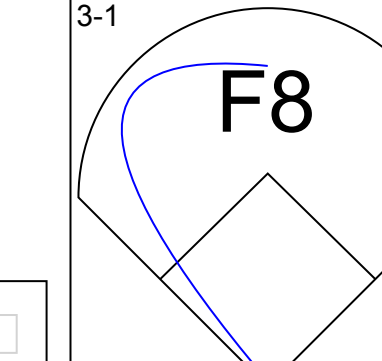
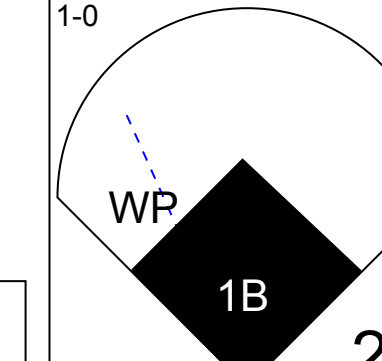
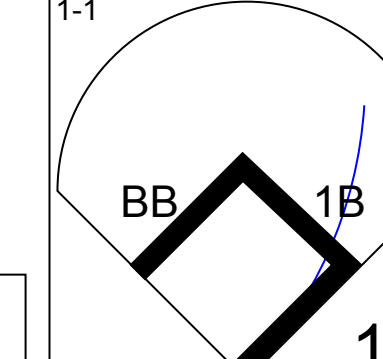
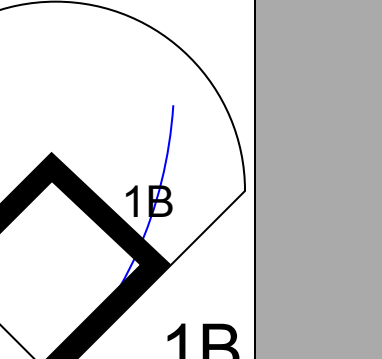
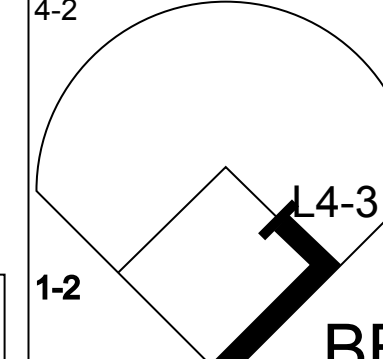
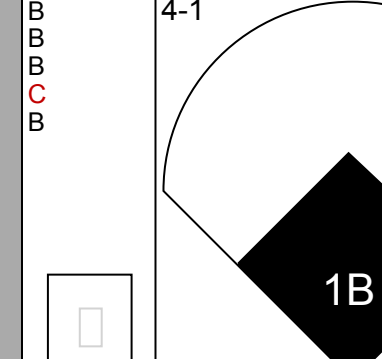
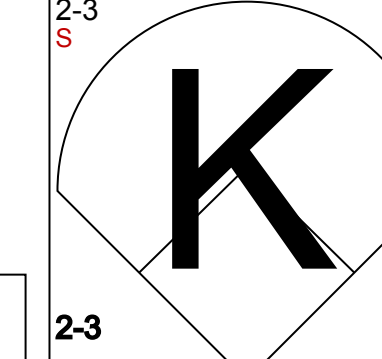
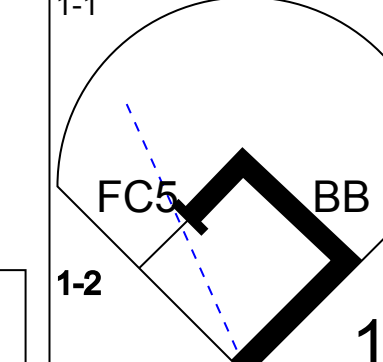
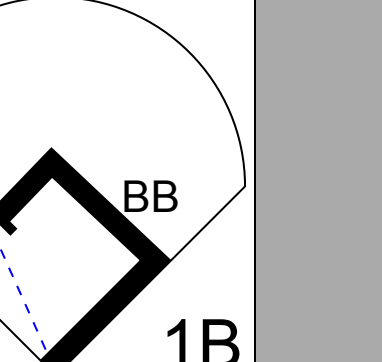
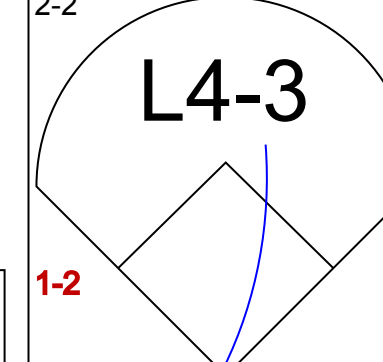
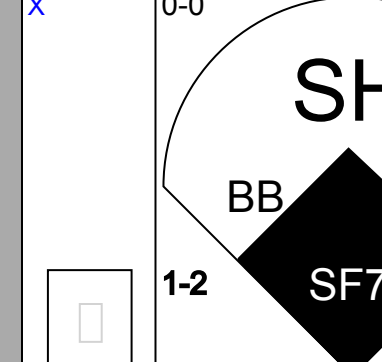
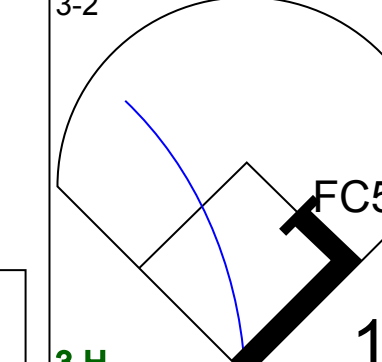
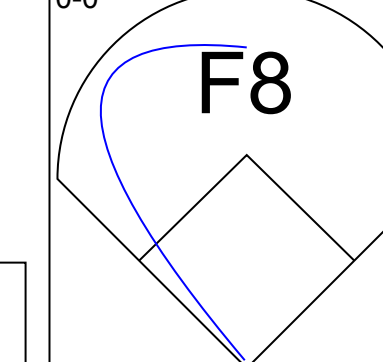
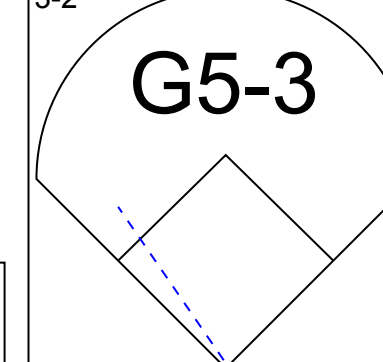
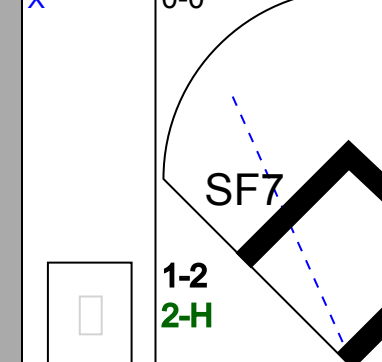
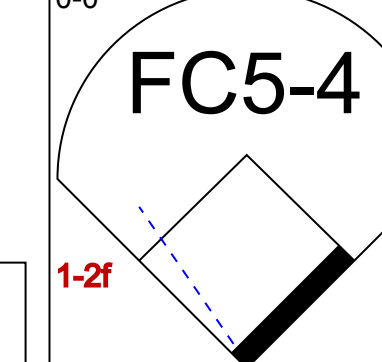
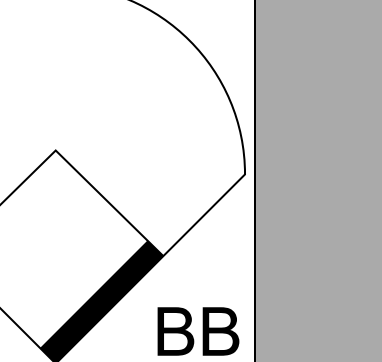
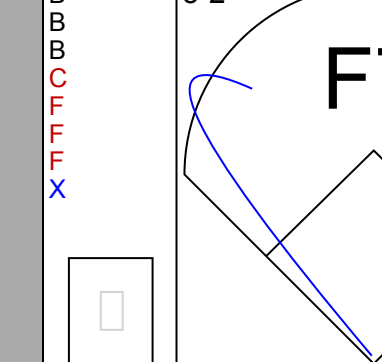
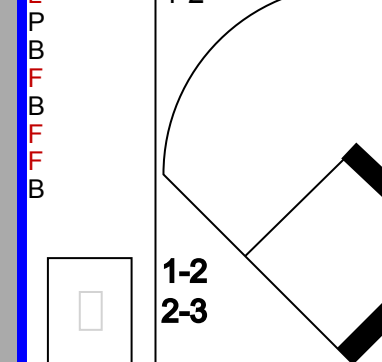
Batter	1	2	3	4	5	6	7	8	9	AB	R	H	RBI	BB	SO	LOB	BOTTOM				
<b>Rickey Henderson, R</b> OBP: 0.375, SLG: 0.394 (1, 10)	F7		P6	2B		G1-2-3 BB		K		4	0	1	2	1	1	1	<b>Seattle Mariners @ Oakland Athletics</b> Oakland-Alameda County Coliseum, Oakland, CA Wed May 10 1995, 7:05 PM PDT Att: 8,495 - Unknown - 60 F				
<b>Brent Gates, S</b> OBP: 0.333, SLG: 0.304 (1, 4)	F7		HR BB	G1-3		G1-2-3		BB		3	1	0	0	2	0	4					
<b>Geronimo Berroa, R</b> OBP: 0.456, SLG: 0.702 (1, 7)			1 SAFE 4-1	HR BB		G5-3		FC6-4 BB		3	1	0	0	2	1	2					
<b>Andy Tomberlin, L</b> OBP: 0.294, SLG: 0.438 (6, PR) (9, 7)	L7		1-2 HR BB			K				0	0	0	0	0	0	0					
<b>Mark McGwire, R</b> OBP: 0.422, SLG: 0.620 (1, 3)			1B BB	HR		F9		FC6-4		4	1	1	3	1	0	3					
<b>Ruben Sierra, S</b> OBP: 0.302, SLG: 0.510 (1, 9)			1-2 SAFE	P4		HR		WP 1B		4	1	3	1	0	0	0					
<b>Terry Steinbach, R</b> OBP: 0.255, SLG: 0.326 (1, 2)	L8		1-2 SAFE	1B		E7 1B FC1-2		P3		4	0	0	0	0	0	3					
<b>Scott Brosius, R</b> OBP: 0.426, SLG: 0.462 (1, 8)	F7		FC5 1B	FC1-2		HR		F7		4	1	2	1	0	0	3					
<b>Craig Paquette, R</b> OBP: 0.190, SLG: 0.333 (1, 5)	F9		FC1-2 2B	FC5		BB 1B		SH1 2B		4	1	2	0	0	0	4					
<b>Mike Gallego, R</b> OBP: 0.214, SLG: 0.132 (1, 6)			F8	FC5		G1-2-3 BB		SH1		3	1	1	0	0	0	2					
<b>Inning Stats</b>	R: 0 E: 0 K: 0 S: 8	H: 1 LOB: 2 BB: 1 P: 12	R: 0 E: 0 K: 0 S: 8	H: 1 LOB: 1 BB: 1 P: 15	R: 3 E: 0 K: 0 S: 10	H: 1 LOB: 0 BB: 2 P: 24	R: 2 E: 1 K: 0 S: 13	H: 2 LOB: 1 BB: 0 P: 23	R: 1 E: 0 K: 1 S: 6	H: 1 LOB: 0 BB: 0 P: 9	R: 0 E: 0 K: 0 S: 7	H: 1 LOB: 1 BB: 0 P: 10	R: 0 E: 0 K: 1 S: 10	H: 1 LOB: 3 BB: 2 P: 22	R: 0 E: 0 K: 1 S: 10	H: 1 LOB: 2 BB: 2 P: 22	1B: 5 2B: 2 3B: 0 HR: 3	SF: 0 SAC: 1 DP: 1 HBP: 0	WP: 1 PB: 0 SB: 0 CS: 0	PA: 40	
<b>PITCHER</b>	IP	WLS	BF	H	R	ER	SO	BB	IBB	HBP	BLK	WP	HR	S	P	ERA	WHIP				
<b>Dave Fleming, L</b> ERA: 7.36 (1, 1)	5.0	L	27	8	7	5	0	3	0	0	0	0	3	49	88	9.00	2.200				
<b>John Cummings, L</b> ERA: 11.25 (6, 1)	2.2		11	2	0	0	2	2	0	0	0	1	0	21	37	0.00	1.500				
<b>Jeff Nelson, R</b> ERA: (8, 1)	0.1		2	0	0	0	0	1	0	0	0	0	0	2	6	0.00	3.000				



Batter	1	2	3	4	5	6	7	8	9	AB	R	H	RBI	BB	SO	LOB	TOP									
<b>Darren Bragg, L</b> OBP: 0.317, SLG: 0.200 (1, 7)										4	0	0	0	0	2	2	<b>Seattle Mariners @ Oakland Athletics</b> Oakland-Alameda County Coliseum, Oakland, CA Thu May 11 1995, 3:33 AM PDT Att. 9,444 - Overcast - 58 F									
<b>Joey Cora, S</b> OBP: 0.409, SLG: 0.512 (1, 4)										4	0	2	1	0	1	1										
<b>Ken Griffey Jr., L</b> OBP: 0.431, SLG: 0.500 (1, 8)										3	0	1	0	1	0	1										
<b>Edgar Martinez, R</b> OBP: 0.462, SLG: 0.659 (1, 10)										3	0	1	0	1	1	1										
<b>Tino Martinez, L</b> OBP: 0.417, SLG: 0.450 (1, 3)										4	0	0	0	0	1	3										
<b>Doug Strange, S</b> OBP: 0.214, SLG: 0.286 <b>Rich Amaral, R</b> OBP: 0.400, SLG: 0.385 (9, PR)										4	0	0	0	0	0	3										
<b>Alex Diaz, S</b> OBP: 0.278, SLG: 0.500 (1, 9)										4	0	0	0	0	1	3										
<b>Dan Wilson, R</b> OBP: 0.447, SLG: 0.514 (1, 2)										3	0	0	0	0	0	0										
<b>Alex Rodriguez, R</b> OBP: 0.250, SLG: 0.333 <b>Chad Kreuter, S</b> OBP: 0.308, SLG: 0.333 <b>Luis Sojo, R</b> OBP: 0.316, SLG: 0.444 (8, 6)										2	1	1	0	0	1	0										
<b>Inning Stats</b>	R: 0 E: 0 K: 2 S: 14	H: 1 LOB: 1 BB: 1 P: 24	R: 0 E: 0 K: 0 S: 4	H: 0 LOB: 0 BB: 0 P: 7	R: 0 E: 0 K: 2 S: 9	H: 0 LOB: 0 BB: 0 P: 11	R: 0 E: 0 K: 1 S: 7	H: 0 LOB: 0 BB: 0 P: 13	R: 0 E: 0 K: 0 S: 5	H: 0 LOB: 0 BB: 0 P: 8	R: 1 E: 0 K: 0 S: 13	H: 2 LOB: 1 BB: 0 P: 21	R: 0 E: 0 K: 1 S: 7	H: 0 LOB: 1 BB: 1 P: 11	R: 0 E: 0 K: 0 S: 8	H: 1 LOB: 1 BB: 0 P: 15		R: 0 E: 0 K: 1 S: 11	H: 2 LOB: 3 BB: 0 P: 14	1B: 5 2B: 1 3B: 0 HR: 0	SF: 0 SAC: 0 DP: 0 HBP: 0	WP: 0 PB: 0 SB: 1 CS: 1	PA: 34			
<b>PITCHER</b>	IP	WLS	BF	H	R	ER	SO	BB	IBB	HBP	BLK	WP	HR	S	P	ERA	WHIP									
<b>Mike Harkey, R</b> ERA: 3.94 <b>Jim Corsi, R</b> ERA: <b>Rick Honeycutt, L</b> ERA: <b>Dennis Eckersley, R</b> ERA: 4.7	(1, 1) (8, 1) (9, 1) (9, 1)	7.0	W	25	3	1	1	6	2	0	0	0	0	0	8	15	0.00	1.000								

AB 32  
R 1  
H 6  
RBI 1  
BB 2  
SO 7  
LOB 14



Batter	1	2	3	4	5	6	7	8	9	AB	R	H	RBI	BB	SO	LOB	BOTTOM									
<b>Rickey Henderson, R</b> OBP: 0.341, SLG: 0.381 (1, 10)										3	0	0	1	0	0	3	<b>Seattle Mariners @ Oakland Athletics</b> Oakland-Alameda County Coliseum, Oakland, CA Thu May 11 1995, 3:33 AM PDT Att. 9,444 - Overcast - 58 F									
<b>Brent Gates, S</b> OBP: 0.324, SLG: 0.269 (1, 4)										3	0	0	0	1	0	1										
<b>Geronimo Berroa, R</b> OBP: 0.426, SLG: 0.647 <b>Terry Steinbach, R</b> OBP: 0.255, SLG: 0.326 (8, 2)										4	0	0	0	0	2	4										
<b>Ruben Sierra, S</b> OBP: 0.281, SLG: 0.472 (1, 9)										4	0	0	0	0	1	1										
<b>Jason Giambi, L</b> OBP: 0.333, SLG: 0.200 <b>Mark McGwire, R</b> OBP: 0.431, SLG: 0.647 (8, 3)										3	0	1	0	0	0	0										
<b>Scott Brosius, R</b> OBP: 0.451, SLG: 0.463 (1, 5)										2	1	1	0	2	1	1										
<b>Andy Tomberlin, L</b> OBP: 0.350, SLG: 0.474 (1, 8)										3	1	2	1	0	0	2										
<b>Mike Gallego, R</b> OBP: 0.217, SLG: 0.143 (1, 6)										4	0	1	1	0	0	4										
<b>Eric Helfand, L</b> OBP: 0.400, SLG: 0.250 <b>Stan Javier, S</b> OBP: 0.255, SLG: 0.167 (8, 7)										1	0	0	0	1	0	0										
<b>Inning Stats</b>	R: 0 E: 1 K: 0 S: 13	H: 0 LOB: 1 BB: 0 P: 20	R: 0 E: 0 K: 0 S: 13	H: 2 LOB: 3 BB: 1 P: 24	R: 0 E: 0 K: 1 S: 5	H: 0 LOB: 0 BB: 0 P: 7	R: 0 E: 0 K: 0 S: 12	H: 1 LOB: 1 BB: 1 P: 23	R: 0 E: 0 K: 0 S: 10	H: 0 LOB: 0 BB: 0 P: 17	R: 0 E: 0 K: 2 S: 8	H: 0 LOB: 0 BB: 0 P: 14	R: 2 E: 1 K: 0 S: 11	H: 1 LOB: 2 BB: 3 P: 24	R: 1 E: 0 K: 1 S: 17	H: 2 LOB: 1 BB: 0 P: 24		1B: 5 2B: 2 3B: 0 HR: 0	SF: 1 SAC: 1 DP: 2 HBP: 0	WP: 1 PB: 0 SB: 0 CS: 0	PA: 35					
<b>PITCHER</b>	IP	WLS	BF	H	R	ER	SO	BB	IBB	HBP	BLK	WP	HR	S	P	ERA	WHIP									
<b>Bob Wells, R</b> ERA: 4.26 <b>Ron Villone, L</b> ERA: 7.2 <b>Jeff Nelson, R</b> ERA: 1.13 <b>Lee Guetterman, L</b> ERA: 6.0	(1, 1) (6, 1) (7, 1) (8, 1)	5.1	L	6	1	2	1	1	2	0	0	0	0	0	13	24	13.50	4.500								

AB 28  
R 3  
H 6  
RBI 3  
BB 5  
SO 4  
LOB 16



Batter	1	2	3	4	5	6	7	8	9	AB	R	H	RBI	BB	SO	LOB	TOP					
Norberto Martin, R (1, 9) OBP: 0.059, SLG: 0.063 Lance Johnson, L (9, PH) OBP: 0.279, SLG: 0.288										4	0	0	0	0	1	3	Chicago White Sox @ Seattle Mariners The Kingdome, Seattle, WA Fri May 12 1995, 10:05 PM EDT Att: 18,166 - Dome					
Tim Raines, S (1, 7) OBP: 0.414, SLG: 0.566										5	0	1	0	0	2	0						
Frank Thomas, R (1, 3) OBP: 0.448, SLG: 0.566										4	0	0	0	1	3	1						
Chris Sabo, R (1, 10) OBP: 0.291, SLG: 0.373										4	1	1	0	1	0	1						
Robin Ventura, L (1, 5) OBP: 0.365, SLG: 0.362										4	1	1	0	1	3	2						
Mike Devereaux, R (1, 8) OBP: 0.340, SLG: 0.366										3	2	1	0	1	1	1						
Ray Durham, S (1, 4) OBP: 0.333, SLG: 0.302										4	0	4	3	0	0	0						
Ron Karkovics, R (1, 2) OBP: 0.317, SLG: 0.429 Warren Newson, L (8, PH) OBP: 0.619, SLG: 0.867 Michael LaValliere, L (8, 2) OBP: 0.230, SLG: 0.143 Barry Lyons, R (8, 2)										3	0	0	0	0	3	3						
Craig Grebeck, R (1, 6) OBP: 0.429, SLG: 0.444										3	0	0	0	1	1	3						
<b>Inning Stats</b>	R: 0 E: 0 K: 2 S: 10	H: 0 LOB: 1 BB: 1 P: 17	R: 1 E: 0 K: 2 S: 12	H: 2 LOB: 2 BB: 1 P: 21	R: 0 E: 0 K: 1 S: 6	H: 0 LOB: 0 BB: 0 P: 8	R: 0 E: 0 K: 3 S: 14	H: 1 LOB: 1 BB: 0 P: 18	R: 0 E: 0 K: 0 S: 7	H: 0 LOB: 0 BB: 0 P: 9	R: 0 E: 0 K: 1 S: 12	H: 1 LOB: 1 BB: 0 P: 22	R: 0 E: 0 K: 2 S: 12	H: 1 LOB: 1 BB: 0 P: 19	R: 3 E: 0 K: 1 S: 17	H: 3 LOB: 2 BB: 2 P: 30		R: 0 E: 0 K: 2 S: 15	H: 1 LOB: 2 BB: 1 P: 24	1B: 8 2B: 1 3B: 0 HR: 0	SF: 0 SAC: 0 DP: 0 HBP: 0	WP: 0 PB: 0 SB: 2 CS: 0
<b>PITCHER</b>	IP WLS BF H R ER SO BB IBB HBP BLK WP HR S P ERA WHIP																					
Randy Johnson, L (1, 1) ERA: 1.04	7.0 W 28 5 1 1 11 2 0 0 0 0 0 0 73 114 1.29 1.000																					
Bobby Ayala, R (8, 1) ERA: 4.91	1.0 8 3 3 3 1 2 0 0 0 0 0 0 17 30 27.00 5.000																					
Bill Risley, R (9, 1) ERA:	1.0 S 5 1 0 0 2 1 0 0 0 0 0 0 15 24 0.00 2.000																					

Batter	1	2	3	4	5	6	7	8	9	AB	R	H	RBI	BB	SO	LOB	BOTTOM			
Rich Amaral, R (1, 7) OBP: 0.444, SLG: 0.467 Alex Diaz, S (6, PH) OBP: 0.250, SLG: 0.450										2	3	1	0	1	0	0	Chicago White Sox @ Seattle Mariners The Kingdome, Seattle, WA Fri May 12 1995, 10:05 PM EDT Att: 18,166 - Dome			
Joey Cora, S (1, 4) OBP: 0.375, SLG: 0.467										4	0	0	0	0	5					
Ken Griffey Jr., L (1, 8) OBP: 0.419, SLG: 0.480										4	1	1	1	0	2					
Jay Buhner, R (1, 9) OBP: 0.232, SLG: 0.345										4	0	3	1	0	0	1				
Edgar Martinez, R (1, 10) OBP: 0.464, SLG: 0.729										4	1	2	3	0	1	1				
Mike Blowers, R (1, 5) OBP: 0.189, SLG: 0.147										3	0	0	0	1	1	0				
Tino Martinez, L (1, 3) OBP: 0.423, SLG: 0.523										4	1	2	1	0	0	1				
Dan Wilson, R (1, 2) OBP: 0.452, SLG: 0.500										3	0	1	0	1	0	1				
Luis Sojo, R (1, 6) OBP: 0.348, SLG: 0.455										4	0	2	0	0	0	2				
<b>Inning Stats</b>	R: 3 E: 1 K: 1 S: 15	H: 2 LOB: 0 BB: 0 P: 23	R: 0 E: 0 K: 0 S: 5	H: 0 LOB: 0 BB: 0 P: 9	R: 1 E: 0 K: 0 S: 13	H: 2 LOB: 1 BB: 0 P: 21	R: 0 E: 0 K: 0 S: 12	H: 1 LOB: 1 BB: 1 P: 19	R: 1 E: 0 K: 0 S: 9	H: 2 LOB: 2 BB: 1 P: 18	R: 1 E: 0 K: 0 S: 12	H: 2 LOB: 2 BB: 1 P: 22	R: 0 E: 0 K: 1 S: 6	H: 1 LOB: 0 BB: 0 P: 12	R: 0 E: 0 K: 0 S: 10	H: 2 LOB: 2 BB: 0 P: 14		1B: 8 2B: 2 3B: 0 HR: 2	SF: 0 SAC: 0 DP: 1 HBP: 0	WP: 0 PB: 0 SB: 0 CS: 0
<b>PITCHER</b>	IP WLS BF H R ER SO BB IBB HBP BLK WP HR S P ERA WHIP																			
Wilson Alvarez, L (1, 1) ERA: 3.18	5.0 L 23 7 5 2 1 0 1 0 0 0 0 0 1 12 22 3.60 1.800																			
Isidro Marquez, R (6, 1) ERA: 8.75	1.0 6 2 1 1 0 1 0 0 0 0 0 0 1 12 22 9.00 3.000																			
James Baldwin, R (7, 1) ERA: 14.29	1.1 4 1 0 0 1 0 0 0 0 0 0 0 7 14 0.00 0.750																			
Scott Radinsky, L (8, 1) ERA: 4.91	0.2 4 2 0 0 0 0 0 0 0 0 0 0 9 12 0.00 3.000																			





Batter	1	2	3	4	5	6	7	8	9	AB	R	H	RBI	BB	SO	LOB	TOP					
Lance Johnson, L OBP: 0.264, SLG: 0.271 (1, 8)	G6-3		G4-3			E6 PB 1B BLK	F7		K	6	2	1	0	0	1	3	Chicago White Sox @ Seattle Mariners The Kingdome, Seattle, WA Sun May 14, 1995, 6:33 AM EDT Att: 19,475 - Dome - 68 F					
Tim Raines, S OBP: 0.382, SLG: 0.571 (1, 7)	K		F7			HR	G6-3		1B	6	2	2	4	0	1	2						
Frank Thomas, R OBP: 0.494, SLG: 0.579 (1, 3)									2B	2	2	2	1	4	0	0						
Warren Newson, L OBP: 0.600, SLG: 0.765 Chris Sabo, R OBP: 0.323, SLG: 0.393 (6, PH)									1B	0	1	0	0	0	0	0						
Robin Ventura, L OBP: 0.370, SLG: 0.439 (1, 5)									2B	1	0	1	0	0	0	0						
Dave Martinez, L OBP: 0.222, SLG: 0.278 Mike Devereaux, R OBP: 0.333, SLG: 0.375 (5, PH)										3	0	0	0	0	2	4						
Ray Durham, S OBP: 0.348, SLG: 0.328 (1, 4)										4	1	1	0	1	1	3						
Ron Karkovics, R OBP: 0.367, SLG: 0.463 (1, 2)										3	1	2	1	2	1	1						
Ozzie Guillen, L OBP: 0.302, SLG: 0.317 (1, 6)										4	1	1	1	0	0	6						
<b>Inning Stats</b>	R: 0 E: 0 K: 2 S: 8	H: 0 LOB: 1 BB: 1 P: 17	R: 0 E: 0 K: 1 S: 13	H: 1 LOB: 2 BB: 1 P: 19	R: 0 E: 0 K: 1 S: 11	H: 0 LOB: 2 BB: 2 P: 23	R: 0 E: 0 K: 1 S: 11	H: 1 LOB: 1 BB: 0 P: 15	R: 3 E: 0 K: 1 S: 14	H: 2 LOB: 3 BB: 4 P: 36	R: 2 E: 1 K: 1 S: 7	H: 1 LOB: 1 BB: 2 P: 15	R: 1 E: 0 K: 0 S: 11	H: 2 LOB: 1 BB: 0 P: 16	R: 3 E: 0 K: 1 S: 18	H: 4 LOB: 1 BB: 0 P: 30		1B: 6 2B: 6 3B: 0 HR: 1	SF: 1 SAC: 1 DP: 1 HBP: 1	WP: 3 PB: 1 SB: 1 CS: 0	PA: 50	
<b>PITCHER</b>	IP	WLS	BF	H	R	ER	SO	BB	IBB	HBP	BLK	WP	HR	S	P	ERA	WHIP					
Jim Converse, R ERA: 6.55 (1, 1)	4.0	L	21	4	3	3	5	5	0	0	0	0	1	0	8	27	6.75	2.250				
Ron Villone, L ERA: 6.35 (5, 1)	0.2		5	0	0	0	1	3	0	0	0	1	0	8	22	0.00	4.500					
John Cummings, L ERA: 11.81 (7, 1)	1.1		9	3	3	2	1	0	2	0	1	1	0	13	27	13.50	2.250					
Kevin King, L ERA: 12.27 (9, 1)	2.0		10	4	3	3	2	0	0	0	0	1	0	30	41	13.50	2.000					
Lee Guetterman, L ERA: 5.79 (9, 1)	1.0		5	2	1	1	1	0	0	1	0	0	0	13	22	9.00	2.000					

Batter	1	2	3	4	5	6	7	8	9	AB	R	H	RBI	BB	SO	LOB	BOTTOM					
Rich Amaral, R OBP: 0.381, SLG: 0.389 Alex Diaz, S OBP: 0.286, SLG: 0.476 (8, PH)	G5-3		FC1-5 2B							3	1	0	0	0	1	1	Chicago White Sox @ Seattle Mariners The Kingdome, Seattle, WA Sun May 14, 1995, 6:33 AM EDT Att: 19,475 - Dome - 68 F					
Luis Sojo, R OBP: 0.370, SLG: 0.500 (1, 4)										4	0	2	1	0	0	1						
Ken Griffey Jr., L OBP: 0.414, SLG: 0.569 (1, 8)										4	1	2	1	0	0	2						
Jay Buhner, R OBP: 0.234, SLG: 0.349 (1, 9)										4	0	0	0	0	2	3						
Edgar Martinez, R OBP: 0.453, SLG: 0.691 (1, 10)										4	0	1	0	0	0	0						
Mike Blowers, R OBP: 0.182, SLG: 0.128 Doug Strange, S OBP: 0.200, SLG: 0.267 (8, PH)										3	0	0	0	0	2	1						
Tino Martinez, L OBP: 0.424, SLG: 0.490 (1, 3)										3	0	0	0	0	1	1						
Chad Kreuter, S OBP: 0.250, SLG: 0.267 (1, 2)										3	0	0	0	0	0	1						
Alex Rodriguez, R OBP: 0.276, SLG: 0.389 Joey Cora, S OBP: 0.370, SLG: 0.440 (8, PH)										2	0	1	0	0	0	0						
										1	0	0	0	0	1	0						
<b>Inning Stats</b>	R: 0 E: 0 K: 1 S: 11	H: 1 LOB: 0 BB: 0 P: 17	R: 0 E: 0 K: 0 S: 9	H: 1 LOB: 0 BB: 0 P: 17	R: 1 E: 0 K: 0 S: 6	H: 3 LOB: 1 BB: 0 P: 11	R: 0 E: 0 K: 2 S: 8	H: 0 LOB: 0 BB: 0 P: 15	R: 0 E: 0 K: 1 S: 6	H: 0 LOB: 0 BB: 0 P: 7	R: 1 E: 0 K: 0 S: 10	H: 1 LOB: 0 BB: 0 P: 14	R: 0 E: 0 K: 1 S: 6	H: 0 LOB: 1 BB: 0 P: 9	R: 0 E: 0 K: 1 S: 8	H: 1 LOB: 0 BB: 0 P: 9	R: 0 E: 0 K: 1 S: 6	H: 0 LOB: 0 BB: 0 P: 7	1B: 4 2B: 2 3B: 0 HR: 1	SF: 0 SAC: 0 DP: 1 HBP: 0	WP: 0 PB: 0 SB: 0 CS: 0	PA: 33
<b>PITCHER</b>	IP	WLS	BF	H	R	ER	SO	BB	IBB	HBP	BLK	WP	HR	S	P	ERA	WHIP					
Jim Abbott, L ERA: 3.09 (8, 1)	7.0	W	26	6	2	2	5	0	0	0	0	0	0	8	9	0.00	1.000					
Kirk McCaskill, R ERA: 5.06 (9, 1)	1.0		4	1	0	0	1	0	0	0	0	0	0	6	7	0.00	0.000					
Roberto Hernandez, R ERA: 2.35 (9, 1)	1.0		3	0	0	0	1	0	0	0	0	0	0	6	7	0.00	0.000					

Batter	1	2	3	4	5	6	7	8	9	AB	R	H	RBI	BB	SO	LOB	TOP
<b>Rich Amaral, R</b> OBP: 0.375, SLG: 0.350 (1, 7)	1-1 P6		3-2 F8		4-2 E BB					2	0	0	0	1	0	0	<b>Seattle Mariners @ Kansas City Royals</b> Kauffman Stadium, Kansas City, MO Tue May 16 1995, 7:05 PM CDT Att: 12,330 - Unknown - 58 F <a href="http://livebaseballscorecards.com">livebaseballscorecards.com</a>
<b>Luis Sojo, R</b> OBP: 0.367, SLG: 0.483 (1, 4)	2-1 F8		2-1 1B		0-0 L5					3	0	1	0	0	0	1	
<b>Ken Griffey Jr., L</b> OBP: 0.397, SLG: 0.541 (1, 8)	0-0 G4-3		2-2 F7		1-0 E3					3	0	0	0	0	0	2	
<b>Jay Buhner, R</b> OBP: 0.254, SLG: 0.364 (1, 9)		2-2 BB 2B	1-1 1B		2-3 K					3	1	2	0	0	1	2	
<b>Edgar Martinez, R</b> OBP: 0.455, SLG: 0.679 (1, 10)		4-2 BB 2B	2-1 G6-3							1	1	0	0	1	0	2	
<b>Mike Blowers, R</b> OBP: 0.196, SLG: 0.171 (1, 5)		0-0 1-H 2-H 2B		1-3 K						2	0	1	2	0	1	0	
<b>Tino Martinez, L</b> OBP: 0.410, SLG: 0.471 (1, 3)		2-2 P5		3-1 G6-3						2	0	0	0	0	0	1	
<b>Dan Wilson, R</b> OBP: 0.417, SLG: 0.455 (1, 2)		1-1 G6-3		0-0 G1-3						2	0	0	0	0	0	1	
<b>Alex Rodriguez, R</b> OBP: 0.250, SLG: 0.350 (1, 6)		0-3 K			0-0 F9					2	0	0	0	0	1	1	
<b>Inning Stats</b>	R: 0 E: 0 K: 0 S: 5	H: 0 LOB: 0 BB: 0 P: 8	R: 2 E: 0 K: 1 S: 18	H: 2 LOB: 1 BB: 1 P: 27	R: 0 E: 0 K: 0 S: 12	H: 2 LOB: 2 BB: 0 P: 22	R: 0 E: 0 K: 1 S: 7	H: 0 LOB: 0 BB: 0 P: 11	R: 0 E: 1 K: 1 S: 11	H: 0 LOB: 2 BB: 1 P: 18							
<b>PITCHER</b> <b>Chris Haney, L</b> ERA: 1.59 (1, 1)	IP: 5.0 WLS: W BF: 22 H: 4 R: 2 ER: 2 SO: 3 BB: 2 IBB: 0 HBP: 0 BLK: 0 WP: 0 HR: 0 S: 53 P: 86 ERA: 3.60 WHIP: 1.200																

Batter	1	2	3	4	5	6	7	8	9	AB	R	H	RBI	BB	SO	LOB	BOTTOM
<b>Vince Coleman, S</b> OBP: 0.323, SLG: 0.556 (1, 9)	0-1 G1-3	1-0 CS	0-0 3B		0-1 F9					3	0	1	0	0	0	0	<b>Seattle Mariners @ Kansas City Royals</b> Kauffman Stadium, Kansas City, MO Tue May 16 1995, 7:05 PM CDT Att: 12,330 - Unknown - 58 F <a href="http://livebaseballscorecards.com">livebaseballscorecards.com</a>
<b>David Howard, S</b> OBP: 0.100, SLG: 0.100 (1, 8)	1-1 G6-4-3 1B		2-2 G5-3		1-2 F7					3	0	1	0	0	0	1	
<b>Greg Gagne, R</b> OBP: 0.373, SLG: 0.456 (1, 6)	2-1 G6-4-3 1-2		2-1 SF9		1-0 2B					2	0	1	1	0	0	1	
<b>Gary Gaetti, R</b> OBP: 0.297, SLG: 0.414 (1, 3)		4-1 HR BB	4-2 1B BB							0	1	0	0	2	0	0	
<b>Pat Borders, R</b> OBP: 0.385, SLG: 0.731 (1, 2)		0-0 1-H HR	0-0 1-2 1B							2	1	2	2	0	0	0	
<b>Joe Vitiello, R</b> (1, 10)		0-0 F9	2-3 K							2	0	0	0	0	1	2	
<b>Joe Randa, R</b> OBP: 0.143, SLG: 0.357 (1, 5)		2-0 HR		2-2 F8						2	1	1	1	0	0	0	
<b>Michael Tucker, L</b> OBP: 0.271, SLG: 0.267 (1, 7)		1-1 F8		2-2 F9						2	0	0	0	0	0	0	
<b>Jose Lind, R</b> OBP: 0.333, SLG: 0.346 (1, 4)		3-1 CS 1B		3-1 F9						2	0	1	0	0	0	0	
<b>Inning Stats</b>	R: 0 E: 0 K: 0 S: 6	H: 1 LOB: 0 BB: 0 P: 9	R: 3 E: 0 K: 0 S: 8	H: 3 LOB: 0 BB: 1 P: 19	R: 1 E: 0 K: 0 S: 13	H: 2 LOB: 1 BB: 1 P: 23	R: 0 E: 0 K: 0 S: 8	H: 0 LOB: 0 BB: 0 P: 15	R: 0 E: 0 K: 0 S: 6	H: 1 LOB: 1 BB: 0 P: 8							
<b>PITCHER</b> <b>Dave Fleming, L</b> ERA: 7.45 (1, 1)	IP: 4.2 WLS: L BF: 21 H: 7 R: 4 ER: 4 SO: 1 BB: 2 IBB: 0 HBP: 0 BLK: 0 WP: 0 HR: 2 S: 41 P: 74 ERA: 7.71 WHIP: 1.929																

AB	20
R	2
H	4
RBI	2
BB	2
SO	3
LOB	10



WP: 0	PA: 22
SB: 0	
CS: 0	

AB	18
R	3
H	7
RBI	4
BB	2
SO	1
LOB	4



WP: 0	PA: 22
SB: 0	
CS: 1	



Batter	1	2	3	4	5	6	7	8	9	10	11	12	13	14	AB	R	H	BB	SO	LOB	TOP											
Joey Coza, S OBP: 0.344, SLG: 0.400 (1, 4)	G3		G4-3		1B			F7			G6-3			F9	6	0	1	0	0	0	2											
Doug Strange, S OBP: 0.308, SLG: 0.423 (1, 5)	2B		G1-3			G1-3		CS	G6-3			K		K	6	0	1	0	0	2	0											
Ken Griffey Jr., L OBP: 0.386, SLG: 0.493 (1, 8)	G6-3 BB		F9			F8		F9				G6-3 1B			4	0	1	0	1	0	0											
Jay Buhner, R OBP: 0.247, SLG: 0.347 (1, 9)	G6-3			K		G6-3			K			G6-3			5	0	0	0	0	2	3											
Edgar Martinez, R OBP: 0.440, SLG: 0.646 (1, 10)		K		G1-3					K						5	0	1	0	0	3	1											
Tino Martinez, L OBP: 0.400, SLG: 0.508 (1, 3)		3B 2B		HR				P6			L1-3			G3-1	5	2	2	1	0	0	1											
Chad Kreuter, S OBP: 0.190, SLG: 0.200 (1, 2)		G1-3		G1-3							P5				5	0	0	0	0	2	1											
Luis Sojo, R OBP: 0.395, SLG: 0.514 (1, 6)					P3										3	0	1	1	1	0	0											
Alex Rodriguez, R OBP: 0.235, SLG: 0.333 (11, PR) (11, 6)								P2							1	0	0	0	0	0	0											
Alex Diaz, S OBP: 0.280, SLG: 0.417 (1, 7)											G6-3 BB				3	0	0	0	1	0	2											
Mike Blowers, R OBP: 0.191, SLG: 0.167 (14, PH)															1	0	0	0	0	0	0											
Darren Braces, L OBP: 0.288, SLG: 0.167 (14, 7)														G6-3	0	0	0	0	0	0	0											
<b>Inning Stats</b>	R: 0 E: 0 K: 0 S: 8	H: 1 LOB: 1 BB: 1 P: 16	R: 1 E: 0 K: 1 S: 12	H: 2 LOB: 1 BB: 0 P: 19	R: 0 E: 0 K: 0 S: 6	H: 0 LOB: 0 BB: 0 P: 13	R: 1 E: 0 K: 1 S: 10	H: 1 LOB: 0 BB: 0 P: 16	R: 0 E: 0 K: 0 S: 7	H: 1 LOB: 1 BB: 0 P: 13	R: 0 E: 0 K: 2 S: 6	H: 0 LOB: 0 BB: 0 P: 10	R: 0 E: 0 K: 2 S: 9	H: 0 LOB: 0 BB: 0 P: 14	R: 0 E: 0 K: 1 S: 9	H: 0 LOB: 0 BB: 1 P: 18	R: 0 E: 0 K: 1 S: 9	H: 0 LOB: 0 BB: 0 P: 12	R: 0 E: 0 K: 1 S: 12	H: 1 LOB: 1 BB: 1 P: 19	R: 0 E: 0 K: 2 S: 10	H: 1 LOB: 1 BB: 1 P: 17	R: 0 E: 0 K: 1 S: 7	H: 0 LOB: 0 BB: 0 P: 12	R: 0 E: 0 K: 1 S: 12	H: 0 LOB: 0 BB: 0 P: 20	R: 0 E: 0 K: 1 S: 12	H: 0 LOB: 0 BB: 0 P: 20	1B: 3 2B: 3 3B: 1 HR: 1	SF: 0 SAC: 0 DP: 3 HBP: 0	WP: 0 PB: 0 SB: 0 CS: 1	PA: 48
<b>PITCHER</b>	IP	WLS	BF	H	R	ER	SO	BB	IBB	HBP	BLK	WP	HR	S	P	ERA	WHIP															
Kevin Appier, R ERA: 2.3	(1, 1)	9.0	31	5	2	0	5	2	0	0	0	0	0	12	131	0.00	1.000															
Rusty Meacham, R ERA: 3.98	(10, 1)	1.0	3	1	0	0	0	0	0	0	0	0	0	12	19	0.00	1.000															
Jeff Montgomery, R ERA: 4.0	(11, 1)	2.0	7	1	0	0	2	1	0	0	0	0	0	16	30	0.00	1.000															
Billy Brewer, L ERA: 2.35	(13, 1)	2.0	W	6	0	0	2	0	0	0	0	0	0	19	32	0.00	0.000															

Seattle Mariners @ Kansas City Royals  
Kauffman Stadium, Kansas City, MO  
Thu May 18 1995, 7:05 PM CDT  
Att. 14,793 - Unknown - 53 F


AB	44
R	2
H	7
RBI	2
BB	3
SO	9
LOB	10



Batter	1	2	3	4	5	6	7	8	9	10	11	12	13	14	AB	R	H	BB	SO	LOB	BOTTOM						
Vince Coleman, S OBP: 0.333, SLG: 0.514 (1, 9)	K							F8				SH1-3	G3		6	0	3	0	1	1	4						
Tom Goodwin, L OBP: 0.266, SLG: 0.207 (1, 8)	G6-3				1B			E4			L6 IBB 1B				4	0	0	0	0	0	6						
Jon Nunnally, L OBP: 0.400, SLG: 0.667 (10, PH) (11, 8)			F7		SH1-3	G4-3						P5			3	1	2	1	0	0	1						
Wally Joyner, L OBP: 0.368, SLG: 0.333 (1, 3)	G6-3		P6												3	0	0	0	4	0	3						
Bob Hamelin, L OBP: 0.316, SLG: 0.234 (1, 10)		G4-3		CI 1B				G4-6-3 BB			L6				5	1	0	0	1	0	9						
Gary Gaetti, R OBP: 0.333, SLG: 0.515 (1, 5)															7	1	3	1	0	2	2						
Brent Mayne, L OBP: 0.356, SLG: 0.350 (1, 2)		P4													6	0	2	0	0	1	3						
Michael Tucker, L OBP: 0.296, SLG: 0.302 (1, 7)															6	0	3	1	1	0	3						
David Howard, S OBP: 0.143, SLG: 0.100 (1, 6)															6	0	1	0	1	2	4						
Jose Lind, R OBP: 0.344, SLG: 0.356 (1, 4)			G3												4	0	1	0	0	0	4						
Joe Randa, R OBP: 0.222, SLG: 0.353 (10, 4)			E5 2B		G5-3										2	0	1	0	1	1	0						
<b>Inning Stats</b>	R: 0 E: 0 K: 1 S: 8	H: 0 LOB: 0 BB: 0 P: 10	R: 0 E: 0 K: 0 S: 5	H: 1 LOB: 1 BB: 0 P: 8	R: 1 E: 1 K: 0 S: 14	H: 3 LOB: 2 BB: 0 P: 22	R: 0 E: 0 K: 1 S: 15	H: 1 LOB: 2 BB: 1 P: 13	R: 0 E: 0 K: 0 S: 7	H: 1 LOB: 3 BB: 1 P: 22	R: 1 E: 0 K: 0 S: 7	H: 2 LOB: 1 BB: 1 P: 17	R: 0 E: 0 K: 1 S: 9	H: 0 LOB: 0 BB: 0 P: 14	R: 0 E: 0 K: 1 S: 9	H: 0 LOB: 1 BB: 1 P: 17	R: 0 E: 0 K: 1 S: 11	H: 1 LOB: 2 BB: 2 P: 19	R: 0 E: 0 K: 1 S: 11	H: 1 LOB: 3 BB: 2 P: 26	R: 1 E: 0 K: 0 S: 3	H: 1 LOB: 0 BB: 0 P: 4	1B: 10 2B: 5 3B: 0 HR: 2	SF: 0 SAC: 3 DP: 2 HBP: 0	WP: 1 PB: 1 SB: 0 CS: 1	PA: 65	
<b>PITCHER</b>	IP	WLS	BF	H	R	ER	SO	BB	IBB	HBP	BLK	WP	HR	S	P	ERA	WHIP										
Chris Bosio, R ERA: 1.77	(1, 1)	5.0	23	6	1	0	2	1	0	0	0	0	0	9	10	0.00	6.000										
Lee Guetterman, L ERA: 0.96	(6, 1)	0.1	3	2	0	0	1	0	0	0	0	0	0	9	10	0.00	6.000										
Rafael Carmona, R ERA: 2.45	(6, 1)	3.2	18	3	1	1	1	3	0	0	0	0	1	33	64	2.46	1.636										
Jeff Nielson, R ERA: 2.31	(10, 1)	2.2	13	3	0	0	2	1	2	0	0	0	0	25	48	0.00	1.500										
Bobby Ayala, R ERA: 3.38	(12, 1)	1.1	7	1	0	0	1	1	1	0	0	1	0	15	31	0.00	1.500										
<b>PITCHER</b>	IP	WLS	BF	H	R	ER	SO	BB	IBB	HBP	BLK	WP	HR	S	P	ERA	WHIP										
Jim Converse, R ERA: 7.36	(14, 1)	0.0	0	0	0	0	0	0	0	0	0	0	0	3	4												

Seattle Mariners @ Kansas City Royals  
Kauffman Stadium, Kansas City, MO  
Thu May 18 1995, 7:05 PM CDT  
Att. 14,793 - Unknown - 53 F

AB	52
R	3
H	16
RBI	3
BB	9
SO	7
LOB	39



Batter	1	2	3	4	5	6	7	8	9	AB	R	H	RBI	BB	SO	LOB	TOP				
Joey Cora, S OBP: 0.333, SLG: 0.400 (1, 4)										5	1	1	0	0	0	3	<b>Seattle Mariners @ Minnesota Twins</b> Hubert H. Humphrey Metrodome, Minneapolis, MN Fri May 19 1995, 8:05 PM EDT Att: 14,639 - Dome				
Luis Sojo, R OBP: 0.381, SLG: 0.500 (1, 6)										3	1	1	1	0	0	1					
Ken Griffey Jr., L OBP: 0.391, SLG: 0.548 (1, 8)										4	1	2	3	0	1	1					
Edgar Martinez, R OBP: 0.418, SLG: 0.609 (1, 10)										4	0	0	0	0	0	1					
Tino Martinez, L OBP: 0.405, SLG: 0.556 (1, 3)										4	1	2	1	0	1	1					
Jay Buhner, R OBP: 0.259, SLG: 0.392 (1, 9)										4	1	2	1	0	1	1					
Mike Blowers, R OBP: 0.180, SLG: 0.156 (1, 5)										3	0	0	0	0	0	2					
Alex Diaz, S OBP: 0.308, SLG: 0.440 (9, PH)										1	0	1	0	0	0	0					
Dan Wilson, R OBP: 0.382, SLG: 0.412 (1, 2)										3	0	1	0	0	0	1					
Doug Strange, S OBP: 0.256, SLG: 0.407 (9, PH)										1	0	0	0	0	1	1					
Darren Bragg, L OBP: 0.302, SLG: 0.178 (1, 7)										3	1	1	0	1	1	2					
<b>Inning Stats</b>	R: 2 E: 0 K: 1 S: 11	H: 2 LOB: 0 BB: 0 P: 17	R: 0 E: 0 K: 0 S: 7	H: 1 LOB: 0 BB: 0 P: 9	R: 2 E: 0 K: 0 S: 12	H: 3 LOB: 1 BB: 0 P: 20	R: 0 E: 0 K: 0 S: 5	H: 0 LOB: 0 BB: 0 P: 8	R: 0 E: 0 K: 1 S: 10	H: 1 LOB: 1 BB: 0 P: 11	R: 0 E: 0 K: 0 S: 4	H: 1 LOB: 0 BB: 0 P: 7	R: 0 E: 0 K: 0 S: 6	H: 0 LOB: 0 BB: 0 P: 8	R: 2 E: 0 K: 2 S: 13	H: 3 LOB: 1 BB: 0 P: 20	1B: 6 2B: 2 3B: 0 HR: 3	SF: 1 SAC: 0 DP: 2 HBP: 0	WP: 0 PB: 0 SB: 1 CS: 0	PA: 37	
<b>PITCHER</b>	IP	WLS	BF	H	R	ER	SO	BB	IBB	HBP	BLK	WP	HR	S	P	ERA	WHIP				
Brad Radke, R ERA: 5.14 (1, 1)	7.0	W	28	8	4	4	3	1	0	0	0	0	1	59	90	5.14	1.286				
Dave Stevens, R ERA: 5.02 (8, 1)	1.0		5	2	2	2	0	0	0	0	0	0	2	9	14	18.00	2.000				
Rick Aguilera, R ERA: (9, 1)	1.0	S	4	1	0	0	2	0	0	0	0	0	0	10	14	0.00	1.000				

Batter	1	2	3	4	5	6	7	8	9	AB	R	H	RBI	BB	SO	LOB	BOTTOM				
Chuck Knoblauch, R OBP: 0.340, SLG: 0.348 (1, 4)										5	0	0	0	0	3	0	<b>Seattle Mariners @ Minnesota Twins</b> Hubert H. Humphrey Metrodome, Minneapolis, MN Fri May 19 1995, 8:05 PM EDT Att: 14,639 - Dome				
Pat Meares, R OBP: 0.356, SLG: 0.500 (1, 6)										5	1	2	1	0	1	0					
Kirby Puckett, R OBP: 0.323, SLG: 0.384 (1, 9)										3	1	1	0	1	0	1					
Pedro Munoz, R OBP: 0.352, SLG: 0.580 (1, 10)										3	1	1	0	1	0	2					
Jerald Clark, R OBP: 0.400, SLG: 0.667 (1, 8)										4	3	1	0	0	0	3					
Marty Cordova, R OBP: 0.383, SLG: 0.631 (1, 7)										4	1	3	4	0	0	0					
Scott Leius, R OBP: 0.354, SLG: 0.403 (1, 5)										3	1	1	1	1	0	3					
Dave McCarty, R OBP: 0.250, SLG: 0.278 (1, 3)										4	0	2	1	0	1	3					
Matt Walbeck, S OBP: 0.359, SLG: 0.424 (1, 2)										4	0	1	1	0	0	2					
<b>Inning Stats</b>	R: 0 E: 0 K: 0 S: 4	H: 0 LOB: 0 BB: 0 P: 6	R: 2 E: 1 K: 1 S: 11	H: 3 LOB: 1 BB: 0 P: 14	R: 0 E: 0 K: 2 S: 8	H: 0 LOB: 1 BB: 1 P: 16	R: 1 E: 0 K: 0 S: 8	H: 1 LOB: 1 BB: 1 P: 17	R: 0 E: 0 K: 0 S: 4	H: 1 LOB: 1 BB: 0 P: 4	R: 1 E: 0 K: 0 S: 9	H: 3 LOB: 1 BB: 0 P: 16	R: 4 E: 0 K: 1 S: 11	H: 4 LOB: 1 BB: 1 P: 21	R: 0 E: 0 K: 1 S: 8	H: 0 LOB: 0 BB: 0 P: 12		1B: 7 2B: 2 3B: 1 HR: 2	SF: 0 SAC: 0 DP: 0 HBP: 0	WP: 1 PB: 0 SB: 0 CS: 0	PA: 38
<b>PITCHER</b>	IP	WLS	BF	H	R	ER	SO	BB	IBB	HBP	BLK	WP	HR	S	P	ERA	WHIP				
Tim Davis, L ERA: 5.66 (1, 1)	6.1	L	31	10	7	5	4	3	0	0	0	1	1	50	86	7.11	2.053				
Dave Fleming, L ERA: 7.29 (7, 1)	1.2		7	2	1	1	1	0	0	0	0	1	1	13	20	5.40	1.200				

AB	35
R	6
H	11
RBI	6
BB	1
SO	5
LOB	14



AB	35
R	8
H	12
RBI	8
BB	3
SO	5
LOB	14







Batter	1	2	3	4	5	6	7	8	9	AB	R	H	RBI	BB	SO	LOB	TOP			
<b>Rich Amaral, R</b> OBP: 0.385, SLG: 0.364 <b>Darren Bragg, L</b> OBP: 0.318, SLG: 0.214	1-0 SH5-3 WP 1B	2-1 G6-3	1-0 G3-1			2-2 S 1B	4-1 1B			2	1	1	0	0	0	1				
<b>Luis Sojo, R</b> OBP: 0.370, SLG: 0.480	1-4 SAFE SH5-3					0-0 S 1B	1-2 P5			4	1	2	0	0	0	3				
<b>Ken Griffey Jr., L</b> OBP: 0.366, SLG: 0.488	0-1 P6		0-0 F8 1B	3-0 G4-3		3-1 P6		1-3 K		5	1	1	0	0	1	3				
<b>Jay Buhner, R</b> OBP: 0.295, SLG: 0.473	1-0 1B		1-0 F8 1B	4-1 G5-3 BB		3-3 K		2-3 K		4	1	2	2	1	2	2				
<b>Edgar Martinez, R</b> OBP: 0.419, SLG: 0.593	1-10 G4-3		1-1 F8	3-2 G5-3		4-0 1B		1-0 F8		4	0	0	0	1	0	4				
<b>Mike Blowers, R</b> OBP: 0.185, SLG: 0.163 <b>Joey Cora, S</b> OBP: 0.338, SLG: 0.408			0-0 E 1B	3-2 G3-1		3-3 K			3-2 G6-3	4	1	1	2	0	2	4				
<b>Tino Martinez, L</b> OBP: 0.409, SLG: 0.520		4-2 G5-3 BB	0-1 E3 1B		1-0 G3		1-1 F7		1-2 G3	4	2	0	0	1	0	1	AB 39			
<b>Chad Kreuter, S</b> OBP: 0.231, SLG: 0.208		1-2 G5-3	4-2 E BB		1-3 K		3-1 L9		2-2 1B	4	1	1	0	1	1	1	R 8			
<b>Alex Rodriguez, R</b> OBP: 0.320, SLG: 0.440 <b>Doug Strange, S</b> OBP: 0.243, SLG: 0.324		2-0 2B	0-2 E8 1B		3-2 P3		0-1 S 1B		0-1 F7	4	0	3	3	0	0	0	H 12			
<b>Inning Stats</b>	R: 1 E: 0 K: 0 S: 8	H: 2 LOB: 1 BB: 0 P: 14	R: 1 E: 0 K: 1 S: 11	H: 1 LOB: 1 BB: 1 P: 21	R: 6 E: 2 K: 0 S: 17	H: 5 LOB: 1 BB: 1 P: 26	R: 0 E: 0 K: 0 S: 10	H: 0 LOB: 1 BB: 1 P: 23	R: 0 E: 0 K: 1 S: 12	H: 0 LOB: 0 BB: 0 P: 13	R: 0 E: 0 K: 2 S: 9	H: 0 LOB: 0 BB: 0 P: 13	R: 0 E: 0 K: 0 S: 13	H: 1 LOB: 1 BB: 0 P: 19	R: 0 E: 0 K: 0 S: 13	H: 1 LOB: 1 BB: 0 P: 19	1B: 11 2B: 1 3B: 0 HR: 0	SF: 0 SAC: 1 DP: 0 HBP: 0	WP: 1 PB: 0 SB: 3 CS: 0	PA: 45
<b>PITCHER</b>	IP	WLS	BF	H	R	ER	SO	BB	IBB	HBP	BLK	WP	HR	S	P	ERA	WHIP			
<b>Buddy Groom, L</b> ERA: 6.43	2.1		16	7	7	6	1	1	0	0	0	1	0	27	47	23.14	3.429			
<b>Felipe Lira, R</b> ERA: 3.5	3.1		15	3	1	0	2	2	0	0	0	0	0	36	67	0.00	1.500			
<b>Joe Boever, R</b> ERA: 4.6	2.1	W	10	1	0	0	3	0	2	0	0	0	0	23	42	0.00	0.429			
<b>Mike Henneman, R</b> ERA: 1.0	1.0	S	4	1	0	0	0	0	0	0	0	0	0	13	19	0.00	1.000			

Seattle Mariners @ Detroit Tigers  
Tiger Stadium, Detroit, MI  
Mon May 22, 1995, 3:33 AM EDT  
Att: 9,167 - Sunny - 69 F

AB 39  
R 8  
H 12  
RBI 7  
BB 5  
SO 6  
LOB 21



Batter	1	2	3	4	5	6	7	8	9	AB	R	H	RBI	BB	SO	LOB	BOTTOM			
<b>Chad Curtis, R</b> OBP: 0.360, SLG: 0.391				3-2 S 1B		3-3 K		1-0 L8		5	1	2	0	0	1	1				
<b>Scott Fletcher, R</b> OBP: 0.240, SLG: 0.239				1-0 F8		4-2 BB		2-2 G4-3		4	1	1	0	1	0	2				
<b>Franklin Stubbs, L</b> OBP: 0.528, SLG: 0.519	4-0 HR BB		1-3 K		2-2 F8		2-0 G3	1-2 CS 1B		4	1	1	0	1	1	2				
<b>Cecil Fielder, R</b> OBP: 0.308, SLG: 0.506 <b>Todd Staverson, R</b> OBP: 0.353, SLG: 0.231	0-0 HR		3-1 F8		4-0 1B		4-1 HR BB	0-2 CS		2	2	1	4	2	0	0				
<b>Kirk Gibson, L</b> OBP: 0.449, SLG: 0.576	4-0 SH BB		2-3 K		2-1 F7		3-1 HR			3	2	1	2	1	1	2				
<b>Travis Fryman, R</b> OBP: 0.320, SLG: 0.287	1-1 SH		1-0 G6-3		1-3 K		2-3 K			4	1	1	0	0	2	0				
<b>Bobby Higginson, L</b> OBP: 0.318, SLG: 0.453	2-1 SH 2B		1-0 HR		2-3 K		3-3 K			3	2	1	1	0	2	0	AB 32			
<b>Chris Gomez, R</b> OBP: 0.281, SLG: 0.429	1-1 2B		2-3 K		2-2 G5-3		4-1 BB			3	0	1	1	1	1	0	R 10			
<b>John Flaherty, R</b> OBP: 0.370, SLG: 0.510	3-1 L7		1-1 F8		0-0 P5		1-3 K			4	0	0	0	0	1	2	H 9			
<b>Inning Stats</b>	R: 7 E: 1 K: 0 S: 24	H: 5 LOB: 1 BB: 2 P: 43	R: 0 E: 0 K: 2 S: 8	H: 0 LOB: 0 BB: 0 P: 14	R: 1 E: 0 K: 1 S: 8	H: 1 LOB: 0 BB: 0 P: 13	R: 0 E: 0 K: 0 S: 9	H: 1 LOB: 2 BB: 1 P: 21	R: 0 E: 0 K: 2 S: 11	H: 0 LOB: 0 BB: 0 P: 16	R: 0 E: 0 K: 1 S: 9	H: 0 LOB: 1 BB: 1 P: 18	R: 2 E: 0 K: 3 S: 14	H: 1 LOB: 1 BB: 2 P: 31	R: 0 E: 0 K: 0 S: 10	H: 1 LOB: 0 BB: 0 P: 14	1B: 5 2B: 1 3B: 0 HR: 3	SF: 0 SAC: 1 DP: 0 HBP: 0	WP: 0 PB: 0 SB: 1 CS: 1	PA: 40
<b>PITCHER</b>	IP	WLS	BF	H	R	ER	SO	BB	IBB	HBP	BLK	WP	HR	S	P	ERA	WHIP			
<b>Bob Wells, R</b> ERA: 6.75	0.0		6	4	6	6	0	2	0	0	0	0	1	10	23	∞	∞			
<b>Dave Fleming, L</b> ERA: 6.48	4.0		17	3	2	1	3	0	1	0	0	0	1	39	68	2.25	0.750			
<b>Rafael Carmona, R</b> ERA: 3.52	4.0	L	16	2	2	2	6	3	0	0	0	0	1	44	79	4.50	1.250			

Seattle Mariners @ Detroit Tigers  
Tiger Stadium, Detroit, MI  
Mon May 22, 1995, 3:33 AM EDT  
Att: 9,167 - Sunny - 69 F

AB 32  
R 10  
H 9  
RBI 8  
BB 6  
SO 9  
LOB 9





Batter	1	2	3	4	5	6	7	8	9	10	AB	R	H	RBI	BB	SO	LOB	TOP									
Troy O'Leary, L OBP: 0.365, SLG: 0.588 (1, 9)	G4-3		G3-6-3															5	1	2	3	0	1	1			
John Valentin, R OBP: 0.440, SLG: 0.591 (1, 6)	K		K															5	0	1	1	0	3	1			
Mo Vaughn, L OBP: 0.398, SLG: 0.685 (1, 3)	K																	4	0	0	0	1	1	0			
18 Reggie Jefferson, S OBP: 0.305, SLG: 0.364 (10, PH)																		4	0	2	0	0	1	2			
Wes Chamberlain, R OBP: 0.375, SLG: 0.462 (10, PH)																		1	0	0	0	0	0	0			
Mike Greenwell, L OBP: 0.379, SLG: 0.398 (1, 7)	L9																	4	1	0	0	1	0	3			
Tim Lincecum, R OBP: 0.438, SLG: 0.529 (1, 5)																		3	0	1	0	2	1	1			
Bill Haselman, R OBP: 0.500, SLG: 0.429 (1, 2)																		4	2	3	0	0	1	2			
Ron Mahay, L OBP: 0.400, SLG: 0.556 (1, 8)																		4	1	1	1	1	2	5			
Luis Alica, S OBP: 0.305, SLG: 0.167 (8, PH)																		3	0	1	0	0	2	3			
Mike Macfarlane, R OBP: 0.360, SLG: 0.569 (8, PH)																		0	0	0	0	0	0	0			
Terry Shumpert, R OBP: 0.235, SLG: 0.200 (8, 4)																		2	0	0	0	0	1	3			
<b>Inning Stats</b>	R: 0 E: 0 K: 2 S: 10	H: 0 LOB: 0 BB: 0 P: 13	R: 0 E: 0 K: 2 S: 9	H: 1 LOB: 2 BB: 1 P: 17	R: 0 E: 0 K: 1 S: 7	H: 1 LOB: 0 BB: 0 P: 10	R: 0 E: 1 K: 1 S: 10	H: 0 LOB: 1 BB: 0 P: 17	R: 1 E: 0 K: 1 S: 11	H: 2 LOB: 1 BB: 0 P: 20	R: 0 E: 0 K: 0 S: 4	H: 1 LOB: 0 BB: 0 P: 9	R: 3 E: 0 K: 2 S: 20	H: 4 LOB: 2 BB: 1 P: 34	R: 0 E: 0 K: 1 S: 12	H: 2 LOB: 1 BB: 0 P: 18	R: 0 E: 0 K: 3 S: 10	H: 0 LOB: 0 BB: 0 P: 16	R: 1 E: 0 K: 0 S: 17	H: 0 LOB: 3 BB: 3 P: 37	1B: 6 2B: 4 3B: 1 HR: 0	SF: 0 SAC: 0 DP: 2 HBP: 1	WP: 0 PB: 0 SB: 1 CS: 1	PA: 46			
<b>PITCHER</b>	IP	WLS	BF	H	R	ER	SO	BB	IBB	HBP	BLK	WP	HR	S	P	ERA	WHIP										
Chris Bosio, R ERA: 2.38 (1, 1)	6.1		26	7	3	3	7	1	0	0	0	0	0	58	96	4.26	1.263										
Bill Rife, R ERA: 0.60 (7, 1)	1.2		9	4	1	1	3	1	0	0	0	0	0	25	42	5.40	3.000										
Bobby Ayala, R ERA: 2.7 (9, 1)	1.0		3	0	0	0	3	0	0	0	0	0	0	10	16	0.00	0.000										
Steve Frey, L ERA: 5.14 (10, 1)	0.2	L	6	0	1	1	0	3	0	1	0	0	0	14	31	13.50	4.500										
Jeff Nelson, R ERA: 2.09 (10, 1)	0.1		1	0	0	0	0	0	0	0	0	0	0	3	6	0.00	0.000										

**Boston Red Sox @ Seattle Mariners**  
The Kingdom, Seattle, WA  
Tue May 23 1995, 10:05 PM EDT  
Att. 11,868 - Dome - 68 F

AB	39
R	5
H	11
RBI	5
BB	5
SO	13
LOB	21



Batter	1	2	3	4	5	6	7	8	9	10	AB	R	H	RBI	BB	SO	LOB	BOTTOM									
Joey Cora, S OBP: 0.337, SLG: 0.388 (1, 4)	F7																	4	0	0	0	1	0	0			
Darren Bragg, L OBP: 0.343, SLG: 0.305 (1, 7)																		3	2	2	1	1	1	3			
Rich Amaral, R OBP: 0.385, SLG: 0.364 (8, PH)																		0	0	0	0	0	0	0			
Chad Kreuter, S OBP: 0.250, SLG: 0.231 (9, 2)																		2	0	1	0	0	0	0			
Ken Griffey Jr., L OBP: 0.364, SLG: 0.467 (1, 8)																		4	1	0	0	2	2	7			
Jay Buhner, R OBP: 0.297, SLG: 0.490 (1, 9)																		5	1	1	1	1	1	5			
Edgar Martinez, R OBP: 0.429, SLG: 0.616 (1, 10)																		5	0	3	1	0	1	1			
Alex Rodriguez, R OBP: 0.320, SLG: 0.440 (9, PR)																		0	0	0	0	0	0	0			
Tino Martinez, L OBP: 0.409, SLG: 0.500 (1, 3)																		3	0	0	0	2	1	2			
Doug Strange, S OBP: 0.275, SLG: 0.316 (1, 5)																		1	0	0	0	1	0	0			
Mike Blowers, R OBP: 0.179, SLG: 0.157 (8, 5)																		2	0	0	0	0	2	3			
Dan Wilson, R OBP: 0.388, SLG: 0.403 (1, 2)																		3	0	2	0	0	1	0			
Alex Diaz, S OBP: 0.296, SLG: 0.423 (9, 7)																		1	0	0	0	0	0	2			
Luis Sojo, R OBP: 0.345, SLG: 0.444 (1, 6)																		4	0	0	0	0	0	7			
<b>Inning Stats</b>	R: 2 E: 1 K: 0 S: 21	H: 2 LOB: 1 BB: 1 P: 33	R: 0 E: 0 K: 1 S: 8	H: 1 LOB: 3 BB: 1 P: 18	R: 0 E: 0 K: 1 S: 9	H: 1 LOB: 3 BB: 1 P: 19	R: 2 E: 0 K: 2 S: 14	H: 2 LOB: 0 BB: 0 P: 26	R: 0 E: 0 K: 2 S: 8	H: 0 LOB: 0 BB: 1 P: 9	R: 0 E: 0 K: 1 S: 6	H: 0 LOB: 1 BB: 1 P: 14	R: 0 E: 0 K: 1 S: 7	H: 0 LOB: 1 BB: 2 P: 16	R: 0 E: 0 K: 1 S: 14	H: 2 LOB: 3 BB: 0 P: 20	R: 0 E: 0 K: 1 S: 10	H: 1 LOB: 2 BB: 1 P: 18	R: 0 E: 0 K: 0 S: 12	H: 0 LOB: 1 BB: 1 P: 25	1B: 4 2B: 3 3B: 0 HR: 2	SF: 0 SAC: 1 DP: 1 HBP: 3	WP: 1 PB: 0 SB: 1 CS: 0	PA: 49			
<b>PITCHER</b>	IP	WLS	BF	H	R	ER	SO	BB	IBB	HBP	BLK	WP	HR	S	P	ERA	WHIP										
Aaron Sele, R ERA: 3.06 (1, 1)	4.0		23	6	4	3	4	2	0	0	0	1	0	52	96	6.75	2.250										
Tim Van Emdon, R ERA: 4.15 (5, 1)	2.0		8	0	0	0	2	2	0	0	0	0	0	14	27	0.00	1.000										
Rheal Cormier, L ERA: 4.13 (7, 1)	1.1		6	1	0	0	1	1	0	1	0	0	0	13	21	0.00	1.500										
Stan Belinda, R ERA: 2.53 (8, 1)	1.2	W	8	2	0	0	2	0	1	0	0	0	0	18	29	0.00	1.200										
Ken Ryan, R ERA: 5.14 (10, 1)	1.0	S	4	0	0	0	0	1	0	0	0	0	0	12	25	0.00	1.000										

**Boston Red Sox @ Seattle Mariners**  
The Kingdom, Seattle, WA  
Tue May 23 1995, 10:05 PM EDT  
Att. 11,868 - Dome - 68 F

AB	37
R	4
H	9
RBI	3
BB	8
SO	9
LOB	30






Batter	1	2	3	4	5	6	7	8	9	AB	R	H	RBI	BB	SO	LOB	TOP								
Troy O'Leary, L (1, 9) OBP: 0.333, SLG: 0.536	1-1 L5		0-3 K		0-1 G6-3		0-1 L6		2-1 F7	5	0	0	0	0	1	2									
John Valentin, R (1, 6) OBP: 0.454, SLG: 0.666	2-0 HR		4-2 BB		2-1 G1-6-3			0-1 G6-3		3	1	1	1	1	0	1									
Mo Vaughn, L (1, 3) OBP: 0.381, SLG: 0.636	2-3 K		1-2 G4-3			0-2 F7		3-3 K		4	0	0	0	0	2	1									
Mike Greenwell, L (1, 7) OBP: 0.384, SLG: 0.378	1-1 G4-3			1-3 K		2-3 K		0-0 E3 BB		4	0	0	0	0	2	0									
Mike Macfarlane, R (1, 2) OBP: 0.388, SLG: 0.531		1-2 K		1-2 G6-3		4-0 18 2B BB		4-0 BB		2	0	0	0	2	1	0									
18 Reggie Jefferson, S (1, 10) OBP: 0.279, SLG: 0.399		3-1 F8		2-0 G4-3		3-2 BB		1-3 BB		4	0	1	0	0	1	2									
Tim Lincecum, R (1, 5) OBP: 0.438, SLG: 0.522		2-1 F9			2-1 G4-3 2B		1-3 K		1-2 BB	4	1	2	0	0	1	2									
Terry Shumpert, R (9, PR) OBP: 0.348, SLG: 0.350										0	0	0	0	0	0	0									
Ron Mahay, L (1, 8) OBP: 0.278, SLG: 0.313			0-1 G6-3		1-2 G4-3		2-2 F7		2-3 K	3	0	0	0	0	0	1									
Bill Haselman, R (9, PH) OBP: 0.434, SLG: 0.435					1-2 G4-3					1	0	0	0	0	1	1									
Luis Alica, S (1, 4) OBP: 0.318, SLG: 0.246		1-0 HR			3-1 G6-3 2H		2-2 G3		0-0 P3	3	1	2	2	0	0	0									
Wes Chamberlain, R (9, PH) OBP: 0.273, SLG: 0.316										1	0	0	0	0	0	1									
<b>Inning Stats</b>	R: 1 E: 0 K: 1 S: 9	H: 1 LOB: 0 BB: 0 P: 15	R: 0 E: 0 K: 1 S: 7	H: 0 LOB: 0 BB: 0 P: 13	R: 1 E: 0 K: 1 S: 13	H: 1 LOB: 1 BB: 1 P: 19	R: 0 E: 0 K: 1 S: 8	H: 0 LOB: 0 BB: 0 P: 12	R: 1 E: 0 K: 0 S: 11	H: 2 LOB: 1 BB: 0 P: 19	R: 0 E: 0 K: 2 S: 12	H: 1 LOB: 2 BB: 1 P: 22	R: 0 E: 0 K: 0 S: 8	H: 0 LOB: 0 BB: 0 P: 12	R: 0 E: 1 K: 2 S: 9	H: 0 LOB: 2 BB: 1 P: 17	R: 0 E: 0 K: 1 S: 10	H: 1 LOB: 1 BB: 0 P: 15	1B: 1 2B: 3 3B: 0 HR: 2	SF: 0 SAC: 0 DP: 0 HBP: 0	WP: 0 PB: 0 SB: 0 CS: 0	PA: 37			
<b>PITCHER</b>	IP	WLS	BF	H	R	ER	SO	BB	IBB	HBP	BLK	WP	HR	S	P	ERA	WHIP								
Tim Lincecum, R (1, 1) ERA: 5.06	5.2	W	24	5	3	3	5	2	0	0	0	0	2	57	96	4.76	1.235								
Bill Haselman, R (6, 1) ERA: 0.59	1.2		5	0	0	0	1	0	0	0	0	0	0	13	18	0.00	0.000								
Bobby Ayala, R (8, 1) ERA: 2.4	1.2	S	8	1	0	0	3	1	0	0	0	0	0	17	30	0.00	1.200								

**Boston Red Sox @ Seattle Mariners**  
The Kingdom, Seattle, WA  
Thu May 25 1995, 6:33 AM EDT  
Att. 12,194 - Dome - 68 F

livebaseballscores.com

AB 34  
R 3  
H 6  
RBI 3  
BB 3  
SO 9  
LOB 11




Batter	1	2	3	4	5	6	7	8	9	AB	R	H	RBI	BB	SO	LOB	BOTTOM								
Rich Amaral, R (1, 7) OBP: 0.361, SLG: 0.375	2-1 G6-3	0-0 CS	3-2 G6-3		3-1 2B		2-2 G4-3			4	0	1	0	0	0	0									
Luis Sojo, R (1, 4) OBP: 0.358, SLG: 0.452	2-1 G1-3		1-2 G6-3		3-2 HBP			0-0 G5-3		3	0	0	0	0	0	0									
Ken Griffey Jr., L (1, 8) OBP: 0.371, SLG: 0.464	1-0 G3		1-0 P3		0-2 F7			1-2 G3-1		4	0	0	0	0	0	2									
Jay Buhner, R (1, 10) OBP: 0.299, SLG: 0.490		1-2 G3-1		0-0 P4	2-0 G6-3			0-0 G6-3		4	0	0	0	0	0	2									
Edgar Martinez, R (1, 3) OBP: 0.443, SLG: 0.620		2-2 G1-3		0-1 1B		3-2 G6-4-3 1B				3	1	2	0	0	0	0									
Tino Martinez, L (9, 3) OBP: 0.408, SLG: 0.481										0	0	0	0	0	0	0									
Mike Blowers, R (1, 5) OBP: 0.234, SLG: 0.339		1-0 1B 2B 1B		1-1 G1-3		3-2 G6-4-3 1-2				3	1	1	0	0	0	2									
Alex Rodriguez, R (1, 6) OBP: 0.333, SLG: 0.424		1-2 2B 1B		0-2 2H 1B		0-0 G5-3				3	1	2	1	0	0	0									
Chad Kreuter, S (1, 2) OBP: 0.258, SLG: 0.276		0-0 E 2H 2B		0-0 G1-3			2-3 K			3	1	1	2	0	1	1									
Alex Diaz, S (1, 9) OBP: 0.267, SLG: 0.379		0-0 E4 CS			1-0 F7		1-0 F8			3	0	0	0	0	0	0									
<b>Inning Stats</b>	R: 0 E: 0 K: 0 S: 5	H: 0 LOB: 0 BB: 0 P: 10	R: 3 E: 1 K: 0 S: 14	H: 3 LOB: 0 BB: 0 P: 19	R: 0 E: 0 K: 0 S: 7	H: 0 LOB: 0 BB: 0 P: 12	R: 1 E: 0 K: 0 S: 9	H: 2 LOB: 1 BB: 0 P: 10	R: 0 E: 0 K: 0 S: 9	H: 1 LOB: 2 BB: 0 P: 18	R: 0 E: 0 K: 1 S: 7	H: 1 LOB: 0 BB: 0 P: 13	R: 0 E: 0 K: 1 S: 7	H: 0 LOB: 0 BB: 0 P: 12	R: 0 E: 0 K: 0 S: 5	H: 0 LOB: 0 BB: 0 P: 6	R: 0 E: 0 K: 0 S: 5	H: 0 LOB: 0 BB: 0 P: 6	1B: 4 2B: 3 3B: 0 HR: 0	SF: 0 SAC: 0 DP: 1 HBP: 1	WP: 0 PB: 0 SB: 1 CS: 1	PA: 32			
<b>PITCHER</b>	IP	WLS	BF	H	R	ER	SO	BB	IBB	HBP	BLK	WP	HR	S	P	ERA	WHIP								
Zane Smith, L (1, 1) ERA: 2.37	7.0	L	28	7	4	3	1	0	0	0	0	0	0	58	94	3.86	1.000								
Rheal Cormier, L (8, 1) ERA: 3.95	1.0		3	0	0	0	0	0	0	0	0	0	0	5	6	0.00	0.000								

**Boston Red Sox @ Seattle Mariners**  
The Kingdom, Seattle, WA  
Thu May 25 1995, 6:33 AM EDT  
Att. 12,194 - Dome - 68 F

livebaseballscores.com

AB 30  
R 4  
H 7  
RBI 3  
BB 0  
SO 1  
LOB 7



Batter	1	2	3	4	5	6	7	8	9	AB	R	H	RBI	BB	SO	LOB	TOP										
<b>Brady Anderson, L</b> (1, 7) OBP: 0.339, SLG: 0.500	1-0 1B		0-3 K		1-3 K		1-3 K		0-3 K	5	0	1	0	0	4	0	<b>Baltimore Orioles @ Seattle Mariners</b> The Kingdome, Seattle, WA Fri May 26 1995, 10:05 PM EDT Att: 15,256 - Dome - 68 F										
<b>Kevin Bass, S</b> (1, 9) OBP: 0.329, SLG: 0.384	2-1 F7		2-2 G6-3			1-1 1B HR	3-2 F8		0-0 G1-3 1B	5	1	2	0	0	0	1											
<b>Cal Ripken Jr., R</b> (1, 6) OBP: 0.348, SLG: 0.426	1-2 1B		1-3 K			0-2 HR	2-2 1B		0-0 G1-3 1B	5	1	3	0	0	1	1											
<b>Chris Hoiles, R</b> (1, 2) OBP: 0.366, SLG: 0.438	1-3 K			2-3 K		3-2 HR	4-1 1B		3-2 1B	4	1	2	3	1	2	2											
<b>Jeff Manto, R</b> (1, 10) OBP: 0.333, SLG: 0.561	0-3 K			1-1 2B		1-H 3-H HR	BB		2-3 1B	2	0	1	0	1	1	2											
<b>Harold Baines, L</b> (7, PH) OBP: 0.388, SLG: 0.507						4-2 G5-3 1B	BB		1-2 2-3 1B	2	0	1	0	0	1	2											
<b>Rafael Palmeiro, L</b> (1, 3) OBP: 0.397, SLG: 0.580						0-3 K			2-1 G6-3	4	0	0	0	0	3	5											
<b>Leo Gomez, R</b> (1, 5) OBP: 0.254, SLG: 0.236						0-1 G5-3 1B			3-3 K	4	0	1	0	0	3	1											
<b>Bret Barberie, S</b> (1, 4) OBP: 0.352, SLG: 0.300						0-0 F7	1-1 G5-3		1-1 G6-3	3	0	0	0	1	0	2											
<b>Damon Buford, R</b> (1, 8) OBP: 0.205, SLG: 0.063						1-1 B1-3			1-3 K	2	0	0	0	0	0	1											
<b>Jeffrey Hammonds, R</b> (6, PH) OBP: 0.227, SLG: 0.333										2	0	0	0	0	2	2											
<b>Inning Stats</b>	R: 0 E: 0 K: 2 S: 14	H: 2 LOB: 2 BB: 0 P: 19	R: 0 E: 0 K: 2 S: 12	H: 0 LOB: 1 BB: 1 P: 20	R: 0 E: 0 K: 2 S: 10	H: 0 LOB: 0 BB: 0 P: 13	R: 0 E: 0 K: 3 S: 11	H: 1 LOB: 1 BB: 0 P: 18	R: 0 E: 0 K: 1 S: 5	H: 0 LOB: 0 BB: 0 P: 6	R: 3 E: 0 K: 2 S: 28	H: 4 LOB: 2 BB: 1 P: 37	R: 0 E: 0 K: 1 S: 17	H: 2 LOB: 3 BB: 1 P: 31	R: 0 E: 0 K: 2 S: 8	H: 0 LOB: 0 BB: 0 P: 13	R: 0 E: 0 K: 2 S: 11	H: 2 LOB: 2 BB: 0 P: 16	1B: 7 2B: 3 3B: 0 HR: 1	SF: 0 SAC: 0 DP: 0 HBP: 0	WP: 0 PB: 0 SB: 0 CS: 0	PA: 41					
<b>PITCHER</b>	IP	WLS	BF	H	R	ER	SO	BB	IBB	HBP	BLK	WP	HR	S	P	ERA	WHIP										
<b>Randy Johnson, L</b> (1, 1) ERA: 1.64	6.2	W	30	8	3	3	13	2	0	0	0	0	1	92	131	4.05	1.500										
<b>Jeff Nelson, R</b> (7, 1) ERA: 1.99	0.0	1	0	0	0	0	1	0	0	0	0	0	0	1	5	∞	∞										
<b>Steve Frey, L</b> (7, 1) ERA: 4.91	0.1	2	1	0	0	0	0	0	0	0	0	0	0	4	8	0.00	3.000										
<b>Dave Fleming, L</b> (8, 1) ERA: 6.0	2.0	8	2	0	0	4	4	0	0	0	0	0	0	19	29	0.00	1.000										

Batter	1	2	3	4	5	6	7	8	9	AB	R	H	RBI	BB	SO	LOB	BOTTOM											
<b>Joey Cora, S</b> (1, 4) OBP: 0.319, SLG: 0.365	0-1 F7	2-1 L8		2-3 K		2-1 L4	3-2 L5			5	0	0	0	0	1	4	<b>Baltimore Orioles @ Seattle Mariners</b> The Kingdome, Seattle, WA Fri May 26 1995, 10:05 PM EDT Att: 15,256 - Dome - 68 F											
<b>Luis Sojo, R</b> (1, 6) OBP: 0.347, SLG: 0.433	2-2 1B		3-1 G5-3	3-2 F8		2-3 K		0-0 F9		5	0	1	0	0	1	1												
<b>Ken Griffey Jr., L</b> (1, 8) OBP: 0.387, SLG: 0.505	2-2 1B		4-0 2B		3-2 HR		1-2 L6	3-3 K		2	2	2	1	1	0	0												
<b>Rich Amaral, R</b> (7, 7) OBP: 0.342, SLG: 0.353	1-2 1B		2-2 2B	1-H 2B	4-0 HR		1-0 2B	3-3 K		2	0	0	0	0	1	0												
<b>Jay Buhner, R</b> (1, 10) OBP: 0.313, SLG: 0.500	0-1 P5		2-2 2B	1-H 2B	4-0 HR		1-0 2B	3-3 K		4	2	2	1	1	1	2												
<b>Edgar Martinez, R</b> (1, 5) OBP: 0.436, SLG: 0.604	0-3 K		2-2 F9		0-2 K		1-2 2B	1B		4	1	1	0	0	2	4												
<b>Mike Blowers, R</b> (8, 5) OBP: 0.234, SLG: 0.339							1-2 2B	1B		0	0	0	0	0	0	0												
<b>Tino Martinez, L</b> (1, 3) OBP: 0.422, SLG: 0.536		2-1 L4-3	4-0 IBB		1-2 HR		0-1 2B	2B		3	2	2	3	1	0	0												
<b>Alex Diaz, S</b> (1, 9) OBP: 0.294, SLG: 0.424		1-0 FC1-2 1B	1-1 G4-3		0-3 K		0-2 SF7 2B			4	1	2	2	0	1	2												
<b>Dan Wilson, R</b> (1, 2) OBP: 0.382, SLG: 0.391		4-1 FC1-2 BB			0-0 F8		2-0 G6-3			2	0	0	0	2	0	0												
<b>Darren Bragg, L</b> (1, 7) OBP: 0.338, SLG: 0.290		1-1 FC1-2			4-1 S BB		2-1 G1-3		0-2 SF7	2	0	0	1	1	0	2												
<b>Inning Stats</b>	R: 0 E: 1 K: 1 S: 13	H: 2 LOB: 2 BB: 0 P: 17	R: 0 E: 1 K: 0 S: 8	H: 1 LOB: 1 BB: 1 P: 18	R: 1 E: 0 K: 0 S: 11	H: 1 LOB: 2 BB: 2 P: 27	R: 0 E: 0 K: 1 S: 8	H: 0 LOB: 1 BB: 1 P: 17	R: 3 E: 0 K: 2 S: 14	H: 2 LOB: 0 BB: 1 P: 24	R: 0 E: 0 K: 1 S: 7	H: 0 LOB: 0 BB: 0 P: 13	R: 4 E: 0 K: 0 S: 19	H: 4 LOB: 1 BB: 1 P: 29	R: 0 E: 0 K: 2 S: 7	H: 0 LOB: 0 BB: 0 P: 13	R: 0 E: 0 K: 2 S: 7	H: 0 LOB: 0 BB: 0 P: 13	1B: 5 2B: 3 3B: 0 HR: 2	SF: 1 SAC: 0 DP: 0 HBP: 0	WP: 0 PB: 1 SB: 2 CS: 0	PA: 40						
<b>PITCHER</b>	IP	WLS	BF	H	R	ER	SO	BB	IBB	HBP	BLK	WP	HR	S	P	ERA	WHIP											
<b>Ben McDonald, R</b> (1, 1) ERA: 5.64	5.0	L	26	6	4	4	4	4	1	0	0	0	0	2	54	103	7.20	2.000										
<b>Jamie Moyer, L</b> (6, 1) ERA: 4.79	1.1	5	1	1	1	1	1	0	0	0	0	0	0	11	19	6.75	0.750											
<b>Mike Oquist, R</b> (7, 1) ERA: 3.48	0.0	1	1	0	0	0	0	0	0	0	0	0	0	3	4	∞	∞											
<b>Jesse Orosco, L</b> (7, 1) ERA: 4.5	0.2	5	2	3	3	0	0	0	1	0	0	0	0	12	19	40.50	3.000											
<b>Brad Pennington, L</b> (8, 1) ERA: 5.06	1.0	3	0	0	0	2	2	0	0	0	0	0	0	7	13	0.00	0.000											

AB	38
R	3
H	11
RBI	3
BB	3
SO	17
LOB	19

AB	33
R	8
H	10
RBI	8
BB	6
SO	7
LOB	15



Batter	1	2	3	4	5	6	7	8	9	AB	R	H	RBI	BB	SO	LOB	TOP								
<b>Brady Anderson, L</b> (1, 7) OBP: 0.339, SLG: 0.496	1-1 G4-3		1-1 G3-1		1-0 P4	4-1 BB	2-1 2B		2-0 G3	5	0	1	1	1	0	0	<b>Baltimore Orioles @ Seattle Mariners</b> The Kingdome, Seattle, WA Sat May 27 1995, 10:05 PM EDT Att: 20,797 - Dome - 68 F								
<b>Jeffrey Hammonds, R</b> (1, 9) OBP: 0.272, SLG: 0.398 <b>Damon Buford, R</b> (7, 9) OBP: 0.205, SLG: 0.063	1-2 2B 1B		0-1 G5-3		3-2 P2	3-2 F7	2-1 L6			5	1	1	0	0	0	4									
<b>Rafael Palmeiro, L</b> (1, 3) OBP: 0.405, SLG: 0.610	1-0 1B SF8 2B		0-1 1B 3B		0-0 F7		1-3 K	1-0 G3 1B 1B		5	3	3	1	0	1	0									
<b>Cal Ripken Jr., R</b> (1, 6) OBP: 0.368, SLG: 0.453	1-0 1B		1-2 FC6 1B		2-1 1B 2B	2-2 1B 1B	0-0 F8			5	2	4	1	0	0	1									
<b>Harold Baines, L</b> (1, 10) OBP: 0.367, SLG: 0.481	0-2 SF8		3-H FC6 1B		1-0 K	3-1 F9	2-0 G3			4	0	0	1	0	1	4									
<b>Chris Hoiles, R</b> (1, 2) OBP: 0.391, SLG: 0.456	3-H K		1-0 1B		2-1 F7	2-1 1B BB	4-1 1B HR BB	1-2 1B		4	2	3	1	1	1	1									
<b>Andy Van Slyke, L</b> (1, 8) OBP: 0.288, SLG: 0.426		2-2 F8		2-1 F7	2-3 K	1-2 HR 1B	1-2 G4-3			5	1	1	1	0	1	4									
<b>Jeff Manto, R</b> (1, 5) OBP: 0.340, SLG: 0.600		3-2 P3		0-1 F9	4-1 BB 1B	2-1 BB		2-1 G6-3		4	1	1	3	1	0	1									
<b>Bret Barberie, S</b> (1, 4) OBP: 0.342, SLG: 0.290 <b>Kevin Bass, S</b> (6, PH) OBP: 0.337, SLG: 0.392 <b>Manny Alexander, R</b> (6, 4) OBP: 0.219, SLG: 0.194		0-1 G4-3		1-3 K	1-0 BB 1B	0-2 HR S 2B 1B		0-2 F7		2	0	0	0	0	1	1									
<b>Inning Stats</b>	R: 2 E: 0 K: 1 S: 14	H: 3 LOB: 1 BB: 0 P: 21	R: 0 E: 0 K: 0 S: 8	H: 0 LOB: 0 BB: 0 P: 13	R: 1 E: 0 K: 0 S: 10	H: 2 LOB: 1 BB: 0 P: 13	R: 0 E: 0 K: 1 S: 9	H: 1 LOB: 1 BB: 0 P: 13	R: 0 E: 0 K: 0 S: 6	H: 0 LOB: 0 BB: 0 P: 10	R: 2 E: 0 K: 2 S: 17	H: 3 LOB: 3 BB: 2 P: 38	R: 5 E: 0 K: 1 S: 23	H: 5 LOB: 1 BB: 1 P: 40	R: 1 E: 0 K: 0 S: 11	H: 2 LOB: 1 BB: 0 P: 16		R: 0 E: 0 K: 0 S: 6	H: 0 LOB: 0 BB: 0 P: 10	1B: 11 2B: 3 3B: 1 HR: 1	SF: 1 SAC: 0 DP: 0 HBP: 0	WP: 0 PB: 0 SB: 1 CS: 0	PA: 46		
<b>PITCHER</b>	IP	WLS	BF	H	R	ER	SO	BB	IBB	HBP	BLK	WP	HR	S	P	ERA	WHIP								
<b>Bob Wells, R</b> (1, 1) ERA: 7.17	5.1	L	24	8	5	5	3	0	0	0	0	0	0	54	84	8.44	1.500								
<b>Dave Fleming, L</b> (6, 1) ERA: 5.93	0.1		4	1	0	0	1	2	0	0	0	0	0	6	17	0.00	9.000								
<b>Tim Harikkala, R</b> (6, 1) ERA: 16.2	3.1		18	7	6	6	1	1	0	0	0	0	1	44	73	16.20	2.400								

Batter	1	2	3	4	5	6	7	8	9	AB	R	H	RBI	BB	SO	LOB	BOTTOM								
<b>Rich Amaral, R</b> (1, 9) OBP: 0.381, SLG: 0.405 <b>Chad Kreuter, S</b> (9, PH) OBP: 0.250, SLG: 0.267	1-0 S 2B 2B		4-1 BB BB		1-0 2B 1B	3-2 F9			0-3 K	3	2	2	0	1	0	1	<b>Baltimore Orioles @ Seattle Mariners</b> The Kingdome, Seattle, WA Sat May 27 1995, 10:05 PM EDT Att: 20,797 - Dome - 68 F								
<b>Luis Sojo, R</b> (1, 4) OBP: 0.342, SLG: 0.437	2-3 K		1 SAFE 2-1 P3		1-0 1B 2B		0-0 P4			4	1	1	1	0	1	2									
<b>Edgar Martinez, R</b> (1, 3) OBP: 0.421, SLG: 0.580	1-3 K		1-0 P3		2-1 P6	3-2 F9				4	0	0	0	0	1	3									
<b>Jay Buhner, R</b> (1, 10) OBP: 0.328, SLG: 0.509	1-2 2B		4-1 BB		4-0 1B IBB	1-0 F9				2	0	1	1	2	0	0									
<b>Mike Blowers, R</b> (1, 5) OBP: 0.235, SLG: 0.333	3-H K		2-2 P3		2-0 1B		3-3 K			4	0	1	1	0	2	3									
<b>Marc Newfield, R</b> (1, 7)		0-3 K		2-3 K	1-3 K		1-0 F8			4	0	0	0	0	3	2									
<b>Felix Fermin, R</b> (1, 6) OBP: 0.250, SLG: 0.233		1-0 E6 1B		1-1 F8		3-2 P4	1-1 L9			4	1	0	0	0	0	0									
<b>Dan Wilson, R</b> (1, 2) OBP: 0.380, SLG: 0.389 <b>Darren Bragg, L</b> (9, PH) OBP: 0.333, SLG: 0.286		0-1 G5-4-3 2H 1B		2-0 F8		0-0 L3	2-1 P4			3	0	1	1	0	0	0									
<b>Alex Diaz, S</b> (1, 8) OBP: 0.289, SLG: 0.405		0-1 G5-4-3		1-2 G5-3	2-1 S 1B		0-0 L4			4	0	1	0	0	0	1									
<b>Inning Stats</b>	R: 1 E: 0 K: 3 S: 15	H: 2 LOB: 1 BB: 0 P: 22	R: 1 E: 1 K: 1 S: 8	H: 1 LOB: 0 BB: 0 P: 9	R: 0 E: 0 K: 1 S: 6	H: 0 LOB: 0 BB: 0 P: 11	R: 2 E: 0 K: 1 S: 11	H: 3 LOB: 2 BB: 1 P: 23	R: 0 E: 0 K: 0 S: 10	H: 1 LOB: 1 BB: 0 P: 17	R: 0 E: 0 K: 0 S: 5	H: 0 LOB: 0 BB: 0 P: 9	R: 0 E: 0 K: 1 S: 7	H: 0 LOB: 0 BB: 0 P: 12	R: 0 E: 0 K: 1 S: 8	H: 0 LOB: 0 BB: 0 P: 10		1B: 4 2B: 3 3B: 0 HR: 0	SF: 0 SAC: 0 DP: 1 HBP: 0	WP: 0 PB: 0 SB: 2 CS: 0	PA: 37				
<b>PITCHER</b>	IP	WLS	BF	H	R	ER	SO	BB	IBB	HBP	BLK	WP	HR	S	P	ERA	WHIP								
<b>Sid Fernandez, L</b> (1, 1) ERA: 8.35	4.2		23	6	4	3	5	2	1	0	0	0	0	45	82	5.79	1.714								
<b>Alan Mills, R</b> (5, 1) ERA: 5.19	3.1	W	11	1	0	0	2	0	0	0	0	0	0	25	42	0.00	0.300								
<b>Doug Jones, R</b> (9, 1) ERA: 4.91	1.0		3	0	0	0	1	0	0	0	0	0	0	8	10	0.00	0.000								

AB	42
R	11
H	16
RBI	11
BB	3
SO	5
LOB	16



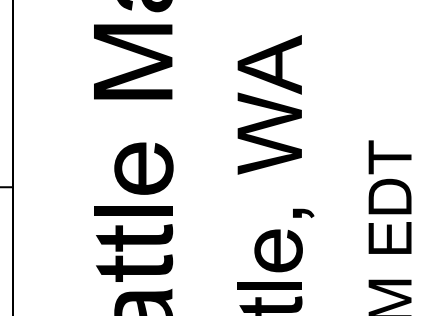
Batter	1	2	3	4	5	6	7	8	9	AB	R	H	RBI	BB	SO	LOB	TOP										
<b>Brady Anderson, L</b> (1, 7) OBP: 0.341, SLG: 0.512	1-1 HR		4-1 1B FC3-2-3		0-3 K		1-1 G4-3		3-1 L7	4	1	2	1	1	2		<b>Baltimore Orioles @ Seattle Mariners</b> <b>The Kingdome, Seattle, WA</b> Sun May 28 1995, 10:05 PM EDT Att: 16,785 - Dome										
<b>Jeffrey Hammonds, R</b> (1, 9) OBP: 0.238, SLG: 0.387 <b>Kevin Bass, S</b> (9, PH) OBP: 0.333, SLG: 0.387	2-1 E5 2B		3-2 1B FC3-2-3		1-0 G5-3		3-3 K		1-3 K	4	0	2	0	0	1	1											
<b>Rafael Palmeiro, L</b> (1, 3) OBP: 0.400, SLG: 0.596	2-1 L7		3-2 1B FC3-2-5-2		1-3 K		1-0 1B			4	0	1	0	0	1	4											
<b>Cal Ripken Jr., R</b> (1, 6) OBP: 0.355, SLG: 0.436	1-1 G6-3		3-2 G6-3		0-0 P6		1-3 K			4	0	0	0	0	1	4											
<b>Harold Baines, L</b> (1, 10) OBP: 0.372, SLG: 0.468	3-0 F9			4-0 BB FC6-4		4-2 BB BB		2-2 F8		2	0	0	0	2	0	1											
<b>Matt Nokes, L</b> (1, 2) OBP: 0.139, SLG: 0.156		2-2 L9		1-0 P3		4-2 BB BB		3-3 K		3	0	0	0	1	1	1											
<b>Andy Van Slyke, L</b> (1, 8) OBP: 0.268, SLG: 0.392		3-2 F8		0-1 F8		0-0 F8		0-0 L6		4	0	0	0	0	0	3											
<b>Jeff Manto, R</b> (1, 5) OBP: 0.333, SLG: 0.571		1-3 K		1-1 FC6-4		2-3 K			0-2 FC4-6 1B	4	0	1	0	0	2	3											
<b>Bret Barberie, S</b> (1, 4) OBP: 0.351, SLG: 0.333			3-3 K		2-2 WP 2B		2-2 E8 G4-3 2B		1-1 FC4-6 1B	4	1	2	0	0	1	1											
<b>Inning Stats</b>	R: 1 E: 1 K: 0 S: 9	H: 2 LOB: 1 BB: 0 P: 18	R: 0 E: 0 K: 1 S: 11	H: 0 LOB: 0 BB: 0 P: 17	R: 0 E: 0 K: 1 S: 15	H: 1 LOB: 2 BB: 1 P: 29	R: 0 E: 0 K: 0 S: 5	H: 0 LOB: 1 BB: 0 P: 11	R: 0 E: 0 K: 1 S: 10	H: 0 LOB: 2 BB: 0 P: 14	R: 0 E: 0 K: 1 S: 9	H: 0 LOB: 2 BB: 2 P: 19	R: 1 E: 1 K: 2 S: 12	H: 2 LOB: 1 BB: 0 P: 20	R: 0 E: 0 K: 1 S: 8	H: 0 LOB: 0 BB: 0 P: 13	R: 0 E: 0 K: 1 S: 11	H: 1 LOB: 1 BB: 0 P: 16	1B: 3 2B: 3 3B: 0 HR: 1	SF: 0 SAC: 0 DP: 0 HBP: 0	WP: 1 PB: 0 SB: 0 CS: 0	PA: 38					
<b>PITCHER</b>	IP	WLS	BF	H	R	ER	SO	BB	IBB	HBP	BLK	WP	HR	S	P	ERA	WHIP										
<b>Chris Bosio, R</b> (1, 1) ERA: 2.25	5.1	W	24	4	1	1	4	4	0	0	0	1	1	55	102	1.69	1.500										
<b>Bill Riskey, R</b> (6, 1) ERA: 1.0	2.2		10	2	1	1	4	0	0	0	0	0	0	24	39	3.38	0.750										
<b>Bobby Ayala, R</b> (9, 1) ERA: 2.25	1.0	S	4	1	0	0	1	0	0	0	0	0	0	11	16	0.00	1.000										

Batter	1	2	3	4	5	6	7	8	9	AB	R	H	RBI	BB	SO	LOB	BOTTOM										
<b>Joey Cora, S</b> (1, 4) OBP: 0.319, SLG: 0.365 <b>Mike Blowers, R</b> (1, 5) OBP: 0.254, SLG: 0.348	3-3 K		2-2 G4-3 1B	0-0 1B			0-0 SH3-4			0	0	0	0	0	0	0	<b>Baltimore Orioles @ Seattle Mariners</b> <b>The Kingdome, Seattle, WA</b> Sun May 28 1995, 10:05 PM EDT Att: 16,785 - Dome										
<b>Darren Bragg, L</b> (1, 9) OBP: 0.323, SLG: 0.284	0-0 G4-6-3 1B		1-0 G4-3	1-2 P2			0-0 G6-3			4	0	1	0	0	0	3											
<b>Edgar Martinez, R</b> (1, 10) OBP: 0.415, SLG: 0.567	0-0 G4-6-3		3-3 K		0-0 1B-3 1B		2-3 K			4	0	1	0	0	2	3											
<b>Tino Martinez, L</b> (1, 3) OBP: 0.415, SLG: 0.523		2-2 G4-3		1-0 G1-4-3 1B 1B		1-3 K		1-2 P6		4	1	1	0	0	1	1											
<b>Doug Strange, S</b> (1, 5) OBP: 0.295, SLG: 0.333		0-1 E		2-1 1B G1-4-3		0-0 L8-3		1-3 K		4	2	2	0	0	1	1											
<b>Rich Amaral, R</b> (9, 7) OBP: 0.381, SLG: 0.405		G6-3 1B		1-2 G3-1 1B		1-2 K				0	0	0	0	0	0	0											
<b>Marc Newfield, R</b> (1, 7) <b>Luis Sojo, R</b> (9, 4) OBP: 0.342, SLG: 0.437		3-1 E4 G5-3		3-2 G1-4-3		0-0 F8		1-3 K		4	0	0	0	0	1	3											
<b>Alex Diaz, S</b> (1, 8) OBP: 0.293, SLG: 0.385		0-0 G5-3		4-0 G3-1 1B IBB		0-0 G6-3				2	1	0	1	1	0	1											
<b>Dan Wilson, R</b> (1, 2) OBP: 0.378, SLG: 0.387		1-2 3-H K		0-0 G3-1 1B		2-3 K				3	1	1	1	0	2	1											
<b>Felix Fermin, R</b> (1, 6) OBP: 0.257, SLG: 0.242			0-2 G3		0-0 G3-1		0-1 G6-3 SH3-4 1B			3	0	1	1	0	0	2											
<b>Inning Stats</b>	R: 0 E: 0 K: 1 S: 7	H: 1 LOB: 0 BB: 0 P: 10	R: 1 E: 1 K: 1 S: 13	H: 1 LOB: 1 BB: 0 P: 19	R: 0 E: 0 K: 1 S: 14	H: 1 LOB: 1 BB: 0 P: 20	R: 4 E: 0 K: 0 S: 12	H: 4 LOB: 1 BB: 1 P: 23	R: 0 E: 0 K: 1 S: 5	H: 0 LOB: 0 BB: 0 P: 7	R: 0 E: 0 K: 1 S: 7	H: 1 LOB: 1 BB: 0 P: 9	R: 0 E: 0 K: 2 S: 13	H: 0 LOB: 0 BB: 0 P: 16	R: 0 E: 0 K: 2 S: 13	H: 0 LOB: 0 BB: 0 P: 16	1B: 9 2B: 1 3B: 0 HR: 0	SF: 0 SAC: 1 DP: 2 HBP: 0	WP: 0 PB: 0 SB: 0 CS: 0	PA: 33							
<b>PITCHER</b>	IP	WLS	BF	H	R	ER	SO	BB	IBB	HBP	BLK	WP	HR	S	P	ERA	WHIP										
<b>Kevin Brown, R</b> (1, 1) ERA: 3.5	8.0	L	33	9	5	4	8	0	1	0	0	0	0	76	110	4.50	1.125										

AB 34  
R 2  
H 7  
RBI 2  
BB 4  
SO 9  
LOB 21




AB 31  
R 5  
H 9  
RBI 5  
BB 1  
SO 8  
LOB 15



Batter	1	2	3	4	5	6	7	8	9	10	11	12	AB	R	H	RBI	BB	SO	LOB	TOP				
Luis Polonia, L OBP: 0.311, SLG: 0.366	4-1 S 2B BB		1-3 K		2-2 SF7 3B	F7			2-2 G1-3			1-0 G4-3	5	2	1	0	1	1	1					
Wade Boggs, L OBP: 0.380, SLG: 0.341	0-1 1B G5-4-3 2B		3-2 1B		1-2 SF7					1-0 F7		3-2 G3-1	5	1	3	2	0	0	0					
Paul O'Neill, L OBP: 0.415, SLG: 0.593	1-2 G5-4-3 1B		0-1 P4		2-1 2B					1-0 F7		1-1 P6	6	0	2	0	0	1	2					
Mike Stanley, R OBP: 0.343, SLG: 0.402	1-1 G5-4-3			0-0 HR 1B	2-0 G5-3			1-2 G4-6-3 1B		4-0 BB			4	1	1	0	1	0	3					
Don Mattingly, L OBP: 0.313, SLG: 0.400	0-1 G1-3			1-1 P5				1-0 HR 2B		0-0 G4-3			5	1	1	0	0	0	2					
Dion James, L OBP: 0.425, SLG: 0.514		2-0 G3		2-0 G4-3				1-1 HR		2-3 K		4-1 G3-1 G5-3 BB	4	1	1	2	0	1	1					
Danny Tartabull, R OBP: 0.304, SLG: 0.310				1-2 HR				2-3 K					0	0	0	0	1	0	0					
Gerald Williams, R OBP: 0.281, SLG: 0.533				1-2 HR				2-0 G3-1					0	0	0	0	0	0	0					
Randy Velarde, R OBP: 0.284, SLG: 0.355		1-1 G5-3		2-1 HR				3-3 K		2-0 G3-1		2-1 G5-3	5	1	1	2	0	1	1					
Bernie Williams, S OBP: 0.284, SLG: 0.379		2-2 G6-3		2-2 F8				0-0 1B				1-0 G3-1	5	0	1	0	0	0	2					
2 Derek Jeter, R OBP: 0.313, SLG: 0.400				0-2 F9				1-0 G6-3 L9		2-1 G4-3		2-3 K	5	0	0	0	0	1	3					
<b>Inning Stats</b>	R: 2 E: 0 K: 10 S: 10	H: 2 LOB: 0 BB: 1 P: 16	R: 0 E: 0 K: 7 S: 7	H: 0 LOB: 0 BB: 0 P: 12	R: 0 E: 0 K: 1 S: 13	H: 1 LOB: 1 BB: 0 P: 17	R: 2 E: 0 K: 0 S: 7	H: 2 LOB: 0 BB: 0 P: 12	R: 1 E: 0 K: 0 S: 11	H: 2 LOB: 1 BB: 0 P: 19	R: 0 E: 0 K: 1 S: 9	H: 1 LOB: 0 BB: 0 P: 14	R: 0 E: 0 K: 1 S: 8	H: 0 LOB: 0 BB: 0 P: 13	R: 0 E: 0 K: 0 S: 9	H: 0 LOB: 1 BB: 1 P: 9	R: 0 E: 0 K: 1 S: 8	H: 0 LOB: 2 BB: 1 P: 17	R: 0 E: 0 K: 0 S: 6	H: 0 LOB: 0 BB: 0 P: 11	1B: 5 2B: 3 3B: 1 HR: 2	SF: 1 SAC: 0 DP: 2 HBP: 0	WP: 0 PB: 0 CS: 1	PA: 48
<b>PITCHER</b>	IP WLS BF H R ER SO BB IBB HBP BLK WP HR S P ERA WHIP	5.2 2 27 10 7 0 2 0 0 0 0 0 23 34 0.00 0.500	2.0 6 1 0 0 2 0 0 0 0 0 0 0 10 16 0.00 0.000	1.1 4 0 0 0 0 2 0 0 0 0 0 0 6 18 0.00 1.500	1.2 W 5 0 0 0 1 0 0 0 0 0 0 11 19 0.00 0.000																			

**New York Yankees @ Seattle Mariners**  
The Kingdom, Seattle, WA  
Mon May 29 1995, 10:05 PM EDT  
Att. 18,948 - Dome


AB 44  
R 7  
H 11  
RBI 6  
BB 3  
SO 5  
LOB 15



Batter	1	2	3	4	5	6	7	8	9	10	11	12	AB	R	H	RBI	BB	SO	LOB	BOTTOM								
Alex Diaz, S OBP: 0.319, SLG: 0.400	0-1 G3 PB 3B 1B	1-2 FC5-4			0-0 L9	0-0 F8		1-0 S SH1-3 1B		2-2 CS 1B			6	2	3	0	0	0	2									
Luis Sojo, R OBP: 0.346, SLG: 0.434	0-2 F7		1-2 G1-3 S 1B		3-2 S 1B 2B 1B	0-1 G1-6-3		0-0 SH1-3		3-2 L9		1-2 F8	5	1	2	0	0	0	3									
Edgar Martinez, R OBP: 0.419, SLG: 0.573	2-1 G3		3-3 K		3-1 S 2B 1B			2-0 G4-3 2B		2-2 1B		0-1 F8	6	2	3	1	0	1	2									
Tino Martinez, L OBP: 0.411, SLG: 0.527	0-1 3B		1-1 G1-3		3-3 K			3-2 G4-3		2-3 K		4-2 G6-4-3 BB	5	0	1	1	1	2	5									
Doug Strange, S OBP: 0.316, SLG: 0.364	4-2 BB		1-3 K		0-0 1B 2B			3-2 2B 1B		0-3 K		2-2 G6-4-3	2	1	1	2	1	1	1									
Mike Blowers, R OBP: 0.257, SLG: 0.348					2-2 1B 2B			3-2 2B 1B				1-2 F8	3	1	1	1	0	1	2									
Marc Newfield, R OBP: 0.143, SLG: 0.214	1-1 F9				0-0 L5	1-2 2B 1B		0-1 G4-3 1B		2-2 G5-3		3-2 F9	6	0	2	2	0	0	2									
Darren Bragg, L OBP: 0.348, SLG: 0.314								4-2 2B		4-2 S BB			3	0	2	0	1	0	0									
Jay Buhner, R OBP: 0.333, SLG: 0.509								1-3 2B		G4-3 BB			0	0	0	0	1	0	0									
Rich Amaral, R OBP: 0.395, SLG: 0.500													1	1	1	1	0	0	0									
Dan Wilson, R OBP: 0.356, SLG: 0.363		1-1 F8		3-2 F8		0-0 G5-3		1-1 G4-3		2-3 K			5	0	0	0	0	1	6									
Felix Fermin, R OBP: 0.275, SLG: 0.263		2-1 FC5-4 1B			0-0 G4-3			1-1 G1-6-3 1B		0-0 G1-3		1-2 G4-3	5	0	2	0	0	0	5									
<b>Inning Stats</b>	R: 1 E: 0 K: 13 S: 13	H: 2 LOB: 2 BB: 1 P: 20	R: 0 E: 0 K: 8 S: 8	H: 1 LOB: 1 BB: 0 P: 12	R: 0 E: 0 K: 2 S: 13	H: 1 LOB: 1 BB: 0 P: 18	R: 0 E: 0 K: 0 S: 6	H: 1 LOB: 0 BB: 0 P: 9	R: 3 E: 0 K: 1 S: 16	H: 5 LOB: 2 BB: 0 P: 26	R: 0 E: 0 K: 2 S: 5	H: 1 LOB: 0 BB: 0 P: 6	R: 2 E: 0 K: 0 S: 14	H: 3 LOB: 2 BB: 1 P: 27	R: 1 E: 0 K: 2 S: 12	H: 2 LOB: 1 BB: 0 P: 17	R: 0 E: 0 K: 1 S: 13	H: 0 LOB: 2 BB: 1 P: 22	R: 0 E: 0 K: 0 S: 10	H: 1 LOB: 0 BB: 0 P: 15	R: 0 E: 0 K: 0 S: 10	H: 0 LOB: 0 BB: 0 P: 19	R: 1 E: 0 K: 0 S: 1	H: 1 LOB: 0 BB: 0 P: 2	1B: 12 2B: 4 3B: 1 HR: 1	SF: 0 SAC: 1 DP: 2 HBP: 0	WP: 0 PB: 1 CS: 5	PA: 52
<b>PITCHER</b>	IP WLS BF H R ER SO BB IBB HBP BLK WP HR S P ERA WHIP	6.0 0 30 12 5 5 3 1 0 0 0 0 0 10 20 27.00 9.000	0.2 2 0 0 0 0 0 0 0 0 0 0 0 3 4 0.00 0.000	0.1 3 2 1 1 0 0 0 0 0 0 0 0 5 8 27.00 6.000	1.0 3 0 0 0 2 0 0 0 0 0 0 0 11 15 0.00 0.000																							

**New York Yankees @ Seattle Mariners**  
The Kingdom, Seattle, WA  
Mon May 29 1995, 10:05 PM EDT  
Att. 18,948 - Dome

AB 47  
R 8  
H 18  
RBI 8  
BB 4  
SO 6  
LOB 28



Batter	1	2	3	4	5	6	7	8	9	AB	R	H	RBI	BB	SO	LOB	TOP																	
Luis Polonia, L OBP: 0.298, SLG: 0.349										4	0	0	0	0	1	5	<b>New York Yankees @ Seattle Mariners</b> The Kingdome, Seattle, WA Tue May 30 1995, 10:05 PM EDT Att: 10,709 - Dome																	
Wade Boggs, L OBP: 0.372, SLG: 0.326										4	0	0	0	1	0	4																		
Paul O'Neill, L OBP: 0.429, SLG: 0.586										4	0	2	1	1	1	0																		
Jim Leyritz, R OBP: 0.392, SLG: 0.464										5	0	3	1	0	1	2																		
Don Mattingly, L OBP: 0.304, SLG: 0.400										5	0	1	0	0	0	7																		
Dion James, L OBP: 0.444, SLG: 0.524										5	1	3	0	0	0	2																		
Randy Velarde, R OBP: 0.271, SLG: 0.338										3	0	0	0	0	0	3																		
Bernie Williams, S OBP: 0.301, SLG: 0.383										4	0	2	1	0	0	1																		
Derek Jeter, R OBP: 0.333, SLG: 0.250										3	2	2	0	1	1	2																		
<b>Inning Stats</b>	R: 0 E: 0 K: 1 S: 11	H: 1 LOB: 2 BB: 1 P: 23	R: 0 E: 0 K: 1 S: 12	H: 2 LOB: 2 BB: 0 P: 20	R: 0 E: 0 K: 1 S: 5	H: 0 LOB: 0 BB: 0 P: 7	R: 0 E: 0 K: 0 S: 4	H: 1 LOB: 1 BB: 0 P: 7	R: 1 E: 0 K: 0 S: 10	H: 2 LOB: 2 BB: 1 P: 17	R: 0 E: 0 K: 0 S: 6	H: 1 LOB: 0 BB: 0 P: 12	R: 1 E: 0 K: 0 S: 14	H: 3 LOB: 2 BB: 0 P: 24	R: 1 E: 0 K: 0 S: 12	H: 2 LOB: 2 BB: 1 P: 17	R: 0 E: 0 K: 1 S: 13	H: 1 LOB: 1 BB: 0 P: 23	1B: 11 2B: 2 3B: 0 HR: 0	SF: 0 SAC: 2 DP: 1 HBP: 0	WP: 0 PB: 0 CS: 0	PA: 42												
<b>PITCHER</b>	IP WLS BF H R ER SO BB IBB HBP BLK WP HR S P ERA WHIP																																	
Tim Belcher, R (1, 1)	6.0	27	8	2	2	3	2	0	0	0	0	0	0	0	52	92	3.00	1.667																
Ron Villone, L (7, 1)	1.0	6	3	1	1	0	0	0	0	0	0	0	0	12	21	9.00	3.000																	
Jeff Nelson, R (8, 1)	1.0	W	5	1	0	0	0	1	0	0	0	0	0	10	14	0.00	2.000																	
Steve Frey, L (9, 1)	1.0	4	1	0	0	1	0	0	0	0	0	0	0	13	23	0.00	1.000																	

Batter	1	2	3	4	5	6	7	8	9	AB	R	H	RBI	BB	SO	LOB	BOTTOM																
Joey Cora, S OBP: 0.319, SLG: 0.364										3	0	1	0	0	0	0	<b>New York Yankees @ Seattle Mariners</b> The Kingdome, Seattle, WA Tue May 30 1995, 10:05 PM EDT Att: 10,709 - Dome																
Alex Diaz, S OBP: 0.314, SLG: 0.408										4	1	1	0	0	0	2																	
Tino Martinez, L OBP: 0.405, SLG: 0.510										3	1	0	0	1	2	1																	
Edgar Martinez, R OBP: 0.422, SLG: 0.570										4	2	2	2	0	0	0																	
Darren Bragg, L OBP: 0.337, SLG: 0.301										3	0	0	0	0	1	1																	
Jay Buhner, R OBP: 0.338, SLG: 0.509										0	0	0	0	1	0	0																	
Doug Strange, S OBP: 0.318, SLG: 0.364										0	1	0	0	0	0	0																	
Marc Newfield, R OBP: 0.176, SLG: 0.235										3	0	1	1	0	0	0																	
Rich Amaral, R OBP: 0.409, SLG: 0.513										1	1	1	2	0	0	0																	
Luis Sojo, R OBP: 0.333, SLG: 0.418										3	0	0	0	0	0	2																	
Felix Fermin, R OBP: 0.293, SLG: 0.263										0	0	0	0	0	0	0																	
Chad Kreuter, S OBP: 0.250, SLG: 0.265										4	0	1	2	0	1	0																	
Mike Blowers, R OBP: 0.256, SLG: 0.342										4	1	1	0	0	1	2																	
<b>Inning Stats</b>	R: 2 E: 1 K: 1 S: 29	H: 3 LOB: 2 BB: 0 P: 40	R: 0 E: 0 K: 0 S: 11	H: 1 LOB: 1 BB: 0 P: 16	R: 0 E: 0 K: 0 S: 6	H: 0 LOB: 0 BB: 0 P: 11	R: 0 E: 0 K: 0 S: 9	H: 0 LOB: 0 BB: 0 P: 11	R: 0 E: 0 K: 2 S: 10	H: 0 LOB: 0 BB: 0 P: 13	R: 0 E: 0 K: 1 S: 8	H: 0 LOB: 0 BB: 0 P: 13	R: 0 E: 0 K: 1 S: 15	H: 4 LOB: 2 BB: 2 P: 32	R: 5 E: 0 K: 1 S: 15	H: 7 LOB: 2 3B: 0 HR: 0	SF: 0 SAC: 1 DP: 0 HBP: 1	WP: 1 PB: 0 CS: 0	PA: 36														
<b>PITCHER</b>	IP WLS BF H R ER SO BB IBB HBP BLK WP HR S P ERA WHIP																																
Melido Perez, R (1, 1)	7.2	30	5	4	3	4	1	0	0	0	0	0	0	1	3	3.52	0.783																
Bob Wickman, R (8, 1)	0.0	1	1	0	0	0	0	0	0	0	0	0	0	1	3	∞	∞																
Steve Howe, L (8, 1)	0.0	4	2	3	3	0	1	0	1	0	0	0	0	5	10	∞	∞																
Joe Ausanio, R (8, 1)	0.1	1	0	0	0	1	0	0	0	0	0	0	0	3	4	0.00	0.000																

AB	37
R	3
H	13
RBI	3
BB	3
SO	4
LOB	26






Batter	1	2	3	4	5	6	7	8	9	AB	R	H	RBI	BB	SO	LOB	TOP					
<b>Bernie Williams, S</b> OBP: 0.295, SLG: 0.389 (1, 8)										6	1	1	0	0	3	1						
<b>Randy Velarde, R</b> OBP: 0.283, SLG: 0.357 (1, 5) (7, 4)										5	2	3	1	0	0	0						
<b>Jim Leyritz, R</b> OBP: 0.382, SLG: 0.443 (1, 2)										4	0	0	0	0	1	3						
<b>Mike Stanley, R</b> OBP: 0.345, SLG: 0.396 (1, 10)										4	1	1	0	1	2	3						
<b>Danny Tartabull, R</b> OBP: 0.318, SLG: 0.330 (1, 9)										4	1	2	1	1	1	2						
<b>Gerald Williams, R</b> OBP: 0.314, SLG: 0.563 (7, PH) (7, 7)										2	0	1	1	1	0	2						
<b>Luis Polonia, L</b> OBP: 0.302, SLG: 0.352 (7, 7)										2	1	2	1	0	0	0						
<b>Dave Silvestri, R</b> OBP: 0.375, SLG: 0.800 <b>Don Mattingly, L</b> OBP: 0.324, SLG: 0.448 (7, 3) (7, 3)										2	0	0	1	0	2	3						
<b>2 Derek Jeter, R</b> OBP: 0.385, SLG: 0.273 <b>Paul O'Neill, L</b> OBP: 0.423, SLG: 0.576 (9, PH) (7, 5)										3	1	1	1	1	1	1						
<b>Robert Eenhoorn, R</b> (1, 4) <b>Wade Boggs, L</b> OBP: 0.374, SLG: 0.362 (7, PH) (7, 5)										3	0	0	0	0	1	3						
<b>Inning Stats</b>	R: 0 E: 0 K: 1 S: 18	H: 1 LOB: 2 BB: 1 P: 30	R: 0 E: 0 K: 3 S: 13	H: 1 LOB: 1 BB: 0 P: 19	R: 2 E: 1 K: 2 S: 20	H: 2 LOB: 2 BB: 1 P: 34	R: 0 E: 0 K: 1 S: 6	H: 0 LOB: 0 BB: 0 P: 11	R: 3 E: 0 K: 0 S: 12	H: 4 LOB: 2 BB: 1 P: 23	R: 0 E: 0 K: 1 S: 5	H: 0 LOB: 1 BB: 0 P: 11	R: 4 E: 0 K: 2 S: 19	H: 3 LOB: 0 BB: 1 P: 29	R: 0 E: 0 K: 2 S: 10	H: 1 LOB: 1 BB: 0 P: 15	R: 0 E: 0 K: 1 S: 11	H: 1 LOB: 1 BB: 0 P: 13	1B: 7 2B: 4 3B: 1 HR: 1	SF: 1 SAC: 0 DP: 0 HBP: 1	WP: 0 PB: 0 SB: 2 CS: 0	PA: 46
<b>PITCHER</b>	IP	WLS	BF	H	R	ER	SO	BB	IBB	HBP	BLK	WP	HR	S	P	ERA	WHIP					
<b>Randy Johnson, L</b> ERA: 2.16 (1, 1)	6.0		31	8	5	4	8	2	1	1	0	0	0	74	128	6.00	1.667					
<b>Bob Wells, R</b> ERA: 8.22 (7, 1)	1.2	W	10	4	4	4	3	1	0	0	0	0	1	26	39	21.60	3.000					
<b>Bobby Ayala, R</b> ERA: 1.89 (8, 1)	1.1	S	5	1	0	0	2	0	0	0	0	0	0	14	18	0.00	0.750					

**New York Yankees @ Seattle Mariners**  
The Kingdome, Seattle, WA  
Wed May 31 1995, 10:05 PM EDT  
Att: 13,035 - Dome

AB 40  
R 9  
H 13  
RBI 9  
BB 4  
SO 13  
LOB 21



Batter	1	2	3	4	5	6	7	8	9	AB	R	H	RBI	BB	SO	LOB	BOTTOM					
<b>Rich Amaral, R</b> OBP: 0.429, SLG: 0.535 (1, 8) (7, 7)										4	1	2	1	1	1	1						
<b>Felix Fermin, R</b> OBP: 0.281, SLG: 0.233 (1, 6)										5	0	0	0	0	1	4						
<b>Edgar Martinez, R</b> OBP: 0.429, SLG: 0.590 (1, 10)										3	1	1	1	2	0	1						
<b>Jay Buhner, R</b> OBP: 0.341, SLG: 0.540 (1, 9)										5	2	2	1	0	3	3						
<b>Mike Blowers, R</b> OBP: 0.265, SLG: 0.338 (1, 5)										4	1	1	1	1	1	1						
<b>Marc Newfield, R</b> OBP: 0.200, SLG: 0.211 <b>Alex Diaz, S</b> OBP: 0.340, SLG: 0.431 (1, 7) (7, 8)										2	1	0	0	1	1	2						
<b>Tino Martinez, L</b> OBP: 0.413, SLG: 0.584 (1, 3)										5	3	3	5	0	0	1						
<b>Dan Wilson, R</b> OBP: 0.363, SLG: 0.373 (1, 2)										3	1	1	2	1	1	0						
<b>Joey Cora, S</b> OBP: 0.320, SLG: 0.363 (1, 4)										3	0	1	0	0	1	1						
<b>Inning Stats</b>	R: 1 E: 0 K: 2 S: 16	H: 1 LOB: 2 BB: 2 P: 31	R: 0 E: 0 K: 2 S: 9	H: 0 LOB: 1 BB: 1 P: 17	R: 1 E: 0 K: 1 S: 8	H: 1 LOB: 0 BB: 0 P: 10	R: 1 E: 0 K: 2 S: 9	H: 1 LOB: 0 BB: 0 P: 15	R: 0 E: 0 K: 1 S: 8	H: 0 LOB: 1 BB: 1 P: 16	R: 4 E: 0 K: 0 S: 13	H: 3 LOB: 2 BB: 2 P: 29	R: 3 E: 0 K: 0 S: 17	H: 5 LOB: 2 BB: 0 P: 26	R: 1 E: 0 K: 1 S: 12	H: 2 LOB: 1 BB: 0 P: 21	1B: 5 2B: 4 3B: 0 HR: 4	SF: 0 SAC: 1 DP: 0 HBP: 0	WP: 0 PB: 0 SB: 4 CS: 0	PA: 43		
<b>PITCHER</b>	IP	WLS	BF	H	R	ER	SO	BB	IBB	HBP	BLK	WP	HR	S	P	ERA	WHIP					
<b>Sterling Hitchcock, L</b> ERA: 5.0 (1, 1)	5.1		27	5	7	7	8	6	0	0	0	0	0	12	19	18.00	3.000					
<b>Bob Wickman, R</b> ERA: 5.85 (6, 1)	1.0		6	3	2	2	0	0	0	0	0	0	1	10	15	27.00	9.000					
<b>Bob MacDonald, L</b> ERA: 5.63 (7, 1)	0.1	L	4	3	1	1	0	0	0	0	0	0	1	9	17	9.00	1.000					
<b>Joe Ausanio, R</b> ERA: 6.6 (7, 1)	1.0		4	1	1	1	1	0	0	0	0	0	1	1	7	9.00	1.000					
<b>Steve Howe, L</b> ERA: 7.04 (8, 1)	0.1		2	1	0	0	0	0	0	0	0	0	0	5	7	0.00	3.000					

**New York Yankees @ Seattle Mariners**  
The Kingdome, Seattle, WA  
Wed May 31 1995, 10:05 PM EDT  
Att: 13,035 - Dome

AB 36  
R 11  
H 13  
RBI 11  
BB 6  
SO 9  
LOB 14



Batter	1	2	3	4	5	6	7	8	9	10	AB	R	H	RBI	BB	SO	LOB	TOP	
Joey Cora, S OBP: 0.307, SLG: 0.347 (1,4)	K	G1-3			SH5-4	E5		G4-3			4	0	0	0	0	1	2		
Alex Diaz, S OBP: 0.345, SLG: 0.473 (1,8)	G6-3		G3		SF8			G4-3			4	0	2	1	0	0	0		
Edgar Martinez, R OBP: 0.420, SLG: 0.574 (1,10)	G6-3		K		HR	G5-3		P4			5	1	1	1	0	1	3		
Jay Buhner, R OBP: 0.344, SLG: 0.559 (1,9)	G5-3		K		HR			G6-3			5	1	2	2	0	1	1		
Tino Martinez, L OBP: 0.413, SLG: 0.594 (1,3)		L9		G4-3		HR		G6-3			5	0	2	0	0	1	1		
Doug Strange, S OBP: 0.314, SLG: 0.340 Mike Blowers, R OBP: 0.274, SLG: 0.346 (9,5)		G3		K				L7			3	0	0	0	1	1	1		
Darren Bragg, L OBP: 0.330, SLG: 0.286 (1,7)				G6-3		F9		G3			4	1	0	0	0	0	4		
Chad Kreuter, S OBP: 0.288, SLG: 0.243 (1,2)		HR				SH5-4		K			3	1	0	0	0	3	1		
Felix Fermin, R OBP: 0.275, SLG: 0.250 (1,6)				G6-3		HR		F8			5	1	2	1	0	0	1		
<b>Inning Stats</b>	R: 0 E: 0 K: 1 S: 7	H: 1 LOB: 1 BB: 0 P: 14	R: 1 E: 0 K: 1 S: 10	H: 1 LOB: 0 BB: 0 P: 17	R: 0 E: 0 K: 1 S: 7	H: 0 LOB: 0 BB: 0 P: 12	R: 4 E: 0 K: 2 S: 18	H: 4 LOB: 2 BB: 1 P: 32	R: 0 E: 1 K: 0 S: 13	H: 1 LOB: 1 BB: 0 P: 10	R: 0 E: 0 K: 1 S: 7	H: 0 LOB: 0 BB: 0 P: 9	R: 0 E: 0 K: 1 S: 6	H: 1 LOB: 1 BB: 0 P: 11	R: 0 E: 0 K: 1 S: 13	H: 1 LOB: 1 BB: 0 P: 19	1B: 5 2B: 4 3B: 0 HR: 1	SF: 1 SAC: 1 DP: 0 HBP: 3	WP: 0 PA: 45 PB: 0 SB: 1 CS: 0
<b>PITCHER</b>	IP	WLS	BF	H	R	ER	SO	BB	IBB	HBP	BLK	WP	HR	S	P	ERA	WHIP		
Roger Clemens, R ERA: 9.0 Derek Lilliquist, L ERA: 3.54 Mike Maddux, R ERA: 6.75 Stan Seisinda, R ERA: 2.25	(1,1) (6,1) (6,1) (9,1)	5.0 0.2 2.1 2.0	25 4 8 8	6 1 1 2	5 0 0 0	5 0 0 0	4 1 0 2	0 0 0 0	0 0 0 0	0 0 0 0	0 0 0 0	0 0 0 0	0 0 0 0	1 10 19 19	49 13 25 30	9.00 0.00 0.429 0.00	1.400 1.500 0.429 1.000		

Seattle Mariners @ Boston Red Sox  
Fenway Park, Boston, MA  
Fri Jun 02 1995, 7:05 PM EDT  
Att: 33,476 - Unknown - 79 F

AB 39  
R 5  
H 10  
RBI 5  
BB 1  
SO 8  
LOB 14



Batter	1	2	3	4	5	6	7	8	9	10	AB	R	H	RBI	BB	SO	LOB	BOTTOM			
Troy O'Leary, L OBP: 0.326, SLG: 0.458 (1,9)	G4-3		P4		G4-3		K		G4-3		5	0	0	0	0	1	2				
John Valentin, R OBP: 0.458, SLG: 0.667 (1,6)	HR		HR			HR		HR			5	4	5	3	0	0	0				
Mo Vaughn, L OBP: 0.414, SLG: 0.620 (1,3)	G6-4-3		K			HR		F9			4	1	2	0	1	1	0				
18 Reggie Jefferson, S OBP: 0.318, SLG: 0.450 Bill Haselman, R OBP: 0.417, SLG: 0.357 Steve Rodriguez, R OBP: 0.250, SLG: 0.143 (1,10)	G6-4-3				HR			G5-3			3	0	2	1	0	0	1				
Mike Greenwell, L OBP: 0.351, SLG: 0.372 (1,7)		L8						G4-3			5	0	2	1	0	0	2				
Tim Lincecum, R OBP: 0.444, SLG: 0.504 (1,5)		K		G5-3				G5-3			4	0	0	0	0	1	3				
Mike Macfarlane, R OBP: 0.368, SLG: 0.512 (1,2)				F7-2				F9			4	1	2	1	0	0	2				
Karl Rhodes, L OBP: 0.143, SLG: 0.079 (1,8)		L7						F7			4	0	1	0	0	1	1				
Luis Alica, S OBP: 0.358, SLG: 0.322 (1,4)								L4			3	0	0	0	1	1	1				
<b>Inning Stats</b>	R: 1 E: 0 K: 0 S: 8	H: 2 LOB: 0 BB: 0 P: 14	R: 0 E: 0 K: 1 S: 10	H: 1 LOB: 1 BB: 0 P: 13	R: 1 E: 0 K: 1 S: 12	H: 1 LOB: 0 BB: 0 P: 18	R: 0 E: 0 K: 0 S: 9	H: 2 LOB: 1 BB: 0 P: 17	R: 0 E: 0 K: 0 S: 5	H: 0 LOB: 0 BB: 0 P: 9	R: 1 E: 0 K: 2 S: 10	H: 1 LOB: 1 BB: 0 P: 15	R: 1 E: 0 K: 0 S: 7	H: 1 LOB: 0 BB: 0 P: 14	R: 1 E: 0 K: 1 S: 11	H: 2 LOB: 2 BB: 1 P: 18	R: 1 E: 0 K: 0 S: 9	H: 2 LOB: 2 BB: 1 P: 16	1B: 8 2B: 4 3B: 0 HR: 4	SF: 0 SAC: 0 DP: 3 HBP: 0	WP: 0 PA: 41 PB: 0 SB: 0 CS: 0
<b>PITCHER</b>	IP	WLS	BF	H	R	ER	SO	BB	IBB	HBP	BLK	WP	HR	S	P	ERA	WHIP				
Chris Bosio, R ERA: 2.58 Ron Villone, L ERA: 6.43 Bobby Ayala, R ERA: 2.25 Salomon Torres, R ERA: 9.72	(1,1) (7,1) (9,1) (10,1)	6.1 1.2 1.0 0.1	26 6 5 4	10 1 1 2	3 1 1 1	3 2 1 0	2 2 1 0	0 0 0 0	0 0 0 0	0 0 0 0	0 0 0 0	0 0 0 0	0 0 0 0	2 13 11 9	58 21 18 16	95 4.26 9.00 27.00	1.579 0.600 2.000 6.000				

Seattle Mariners @ Boston Red Sox  
Fenway Park, Boston, MA  
Fri Jun 02 1995, 7:05 PM EDT  
Att: 33,476 - Unknown - 79 F

AB 39  
R 6  
H 14  
RBI 6  
BB 2  
SO 5  
LOB 14



Batter	1	2	3	4	5	6	7	8	9	AB	R	H	RBI	BB	SO	LOB	TOP										
<b>Rich Amaral, R</b> OBP: 0.400, SLG: 0.490 (1, 8)	L8		G4-3	F9				E6	FC5-4	6	0	1	0	0	0	3	<b>Seattle Mariners @ Boston Red Sox</b> Fenway Park, Boston, MA Sat Jun 03 1995, 3:33 AM EDT Att: 27,301 - Overcast - 78 F										
<b>Luis Sojo, R</b> OBP: 0.348, SLG: 0.440 (1, 4)	BB		1B	SF9	1B		G1-3	G3		5	2	3	0	0	0	1											
<b>Edgar Martinez, R</b> OBP: 0.434, SLG: 0.579 (1, 10)	G6-4-3		1B	1B	1B		HR	P3		4	1	3	0	1	0	1											
<b>Jay Buhner, R</b> OBP: 0.338, SLG: 0.549 (1, 9)	G6-4-3		SF9		HR		F8	P6		4	1	1	2	0	0	4											
<b>Mike Blowers, R</b> OBP: 0.284, SLG: 0.346 <b>Alex Diaz, S</b> OBP: 0.356, SLG: 0.473 (9, PH)			G6-3		L7			G4-3	BB	3	0	1	0	1	0	3											
<b>Marc Newfield, R</b> OBP: 0.290, SLG: 0.435 <b>Joey Cora, S</b> OBP: 0.314, SLG: 0.347 (9, PH)			G4-3		2B		HR	P6		4	2	3	0	0	3												
<b>Tino Martinez, L</b> OBP: 0.412, SLG: 0.604 (1, 3)	K		G6-3	2B	2B			L8		5	2	2	1	0	1	3											
<b>Dan Wilson, R</b> OBP: 0.358, SLG: 0.360 <b>Darren Bragg, L</b> OBP: 0.326, SLG: 0.282 (9, PH)			G6-3	K			P4	G4-3		3	0	0	0	1	1	2											
<b>Felix Fermin, R</b> OBP: 0.273, SLG: 0.269 <b>Doug Strange, S</b> OBP: 0.327, SLG: 0.340 (9, PH)	FC6-4		G6-3	G6-3	2B		G1-3	FC5-4	BB	4	0	1	2	0	0	2											
<b>Inning Stats</b>	R: 0 E: 0 K: 0 S: 7	H: 1 LOB: 1 BB: 1 P: 15	R: 0 E: 0 K: 1 S: 11	H: 1 LOB: 2 BB: 1 P: 18	R: 1 E: 0 K: 0 S: 13	H: 2 LOB: 0 BB: 0 P: 22	R: 2 E: 0 K: 0 S: 8	H: 2 LOB: 0 BB: 0 P: 14	R: 5 E: 0 K: 1 S: 17	H: 7 LOB: 2 BB: 1 P: 27	R: 0 E: 0 K: 0 S: 8	H: 1 LOB: 2 BB: 1 P: 13	R: 0 E: 1 K: 0 S: 11	H: 0 LOB: 1 BB: 0 P: 16	R: 0 E: 0 K: 0 S: 14	H: 0 LOB: 3 BB: 3 P: 31		1B: 8 2B: 5 3B: 0 HR: 1	SF: 1 SAC: 0 DP: 1 HBP: 0	WP: 0 PB: 0 SB: 0 CS: 0	PA: 46						
<b>PITCHER</b>	IP	WLS	BF	H	R	ER	SO	BB	IBB	HBP	BLK	WP	HR	S	P	ERA	WHIP										
<b>Zane Smith, L</b> ERA: 4.71 (1, 1)	4.0		22	9	6	6	1	2	0	0	0	0	0	46	78	13.50	2.750										
<b>Alejandro Pena, R</b> ERA: 6.1 (5, 1)	0.1	2	1	1	1	1	0	0	0	0	0	0	1	4	8	27.00	3.000										
<b>Rheal Cormier, L</b> ERA: 3.31 (5, 1)	3.0	W	14	4	1	1	1	1	0	0	0	0	0	28	44	3.00	1.667										
<b>Stan Belinda, R</b> ERA: 2.16 (8, 1)	0.2		2	0	0	0	0	0	0	0	0	0	0	4	6	0.00	0.000										
<b>Ken Ryan, R</b> ERA: 4.0 (9, 1)	1.0	S	6	0	0	0	0	3	0	0	0	0	0	14	31	0.00	3.000										

Batter	1	2	3	4	5	6	7	8	9	AB	R	H	RBI	BB	SO	LOB	BOTTOM										
<b>Troy O'Leary, L</b> OBP: 0.330, SLG: 0.460 (1, 8)	E1		G3		F8					4	1	1	2	1	0	0	<b>Seattle Mariners @ Boston Red Sox</b> Fenway Park, Boston, MA Sat Jun 03 1995, 3:33 AM EDT Att: 27,301 - Overcast - 78 F										
<b>John Valentin, R</b> OBP: 0.456, SLG: 0.661 (1, 6)	BB		2B		L8		F8			4	1	1	0	1	0	2											
<b>Mo Vaughn, L</b> OBP: 0.420, SLG: 0.614 (1, 3)	BB		BB		1B			K		3	2	1	0	2	1	0											
<b>18 Reggie Jefferson, S</b> OBP: 0.343, SLG: 0.460 <b>Rich Rowland, R</b> OBP: 0.095, SLG: 0.143 (8, PH)	BB		BB		1B			G6-3		3	2	2	2	1	0	0											
<b>Mike Greenwell, L</b> OBP: 0.369, SLG: 0.418 (1, 7)	BB		BB		1B			G6-3		1	0	0	0	0	0	0											
<b>Mike Macfarlane, R</b> OBP: 0.360, SLG: 0.494 (1, 2)	L9		G4-3		3B			1B		5	2	3	3	0	0	5											
<b>Tim Lincecum, R</b> OBP: 0.457, SLG: 0.525 (1, 5)	BB		BB		1B			1B		5	1	4	1	0	1	1											
<b>Mike Macfarlane, R</b> OBP: 0.360, SLG: 0.494 (1, 2)	G3		BB		1B			1B		3	1	0	1	1	0	4											
<b>Wes Chamberlain, R</b> OBP: 0.233, SLG: 0.259 <b>Karl Rhoades, L</b> OBP: 0.140, SLG: 0.077 (7, PH)	G3-1		F7		L8			G4-3		3	0	0	0	0	0	3											
<b>Luis Alicea, S</b> OBP: 0.345, SLG: 0.308 (1, 4)	G4-3		P4		F7			P5		4	0	0	0	0	0	2											
<b>Inning Stats</b>	R: 4 E: 1 K: 0 S: 18	H: 3 LOB: 1 BB: 1 P: 33	R: 0 E: 0 K: 0 S: 9	H: 0 LOB: 3 BB: 3 P: 25	R: 2 E: 0 K: 0 S: 13	H: 2 LOB: 1 BB: 1 P: 23	R: 3 E: 0 K: 1 S: 12	H: 3 LOB: 0 BB: 0 P: 18	R: 0 E: 0 K: 0 S: 5	H: 0 LOB: 0 BB: 0 P: 8	R: 1 E: 0 K: 0 S: 15	H: 2 LOB: 1 BB: 0 P: 22	R: 0 E: 0 K: 1 S: 10	H: 0 LOB: 1 BB: 1 P: 19	R: 0 E: 0 K: 1 S: 10	H: 2 LOB: 2 BB: 0 P: 15	1B: 7 2B: 3 3B: 1 HR: 1	SF: 1 SAC: 0 DP: 0 HBP: 0	WP: 1 PB: 0 SB: 1 CS: 0	PA: 43							
<b>PITCHER</b>	IP	WLS	BF	H	R	ER	SO	BB	IBB	HBP	BLK	WP	HR	S	P	ERA	WHIP										
<b>Rafael Carmona, R</b> ERA: 7.11 (1, 1)	3.0	L	20	5	6	5	0	5	0	0	0	0	1	28	41	15.00	3.333										
<b>Bob Wells, R</b> ERA: 8.77 (4, 1)	2.2		13	5	4	4	1	0	0	0	0	0	1	28	42	13.50	1.875										
<b>Jeff Nelson, R</b> ERA: 1.37 (6, 1)	1.1		5	0	0	0	0	1	0	0	0	0	0	16	25	0.00	0.750										
<b>Steve Frey, L</b> ERA: 3.18 (8, 1)	1.0		5	2	0	0	1	0	0	0	0	0	0	10	15	0.00	2.000										

AB	39
R	8
H	14
RBI	8
BB	6
SO	2
LOB	24



Batter	1	2	3	4	5	6	7	8	9	10	AB	R	H	RBI	BB	SO	LOB	TOP			
Joey Cora, S OBP: 0.318, SLG: 0.350 (1, 4)	G4-3		P5			WP 1B		1B		B5-3	5	0	2	0	0	0	2	<b>Seattle Mariners @ Boston Red Sox</b> Fenway Park, Boston, MA Sun Jun 04 1995, 3:33 AM EDT Att. 28,512 - Sunny - 75 F			
Alex Diaz, S OBP: 0.328, SLG: 0.433 (1, 8)	K		F9			F8		B2-3		G4-3	5	0	0	0	0	1	4				
Edgar Martinez, R OBP: 0.435, SLG: 0.570 (1, 10)	P3			L9 WP BB		BB				G1-3	2	0	0	0	2	0	0				
Jay Buhner, R OBP: 0.328, SLG: 0.532 (1, 9)		K		L9		K				G5-3	4	0	0	0	0	2	3				
Tino Martinez, L OBP: 0.407, SLG: 0.591 (1, 3)		1B		P4				G4-3		P3	4	0	1	0	0	0	1				
Mike Blowers, R OBP: 0.253, SLG: 0.353 (1, 5)		1B		K				L7		FC1 SH3-4 E 1B	4	1	2	0	0	1	1				
Darren Bragg, L OBP: 0.327, SLG: 0.284 (1, 7)										SH3-4	3	0	1	0	0	1	2				
Dan Wilson, R OBP: 0.354, SLG: 0.348 (1, 2)	G1-3							PO		B5-3 E HBP	3	0	0	0	0	0	2				
Felix Fermin, R OBP: 0.254, SLG: 0.250 (1, 6)			P6					L8		FC1 B5-3	4	0	0	0	0	0	1				
<b>Inning Stats</b>	R: 0 E: 0 K: 1 S: 7	H: 0 LOB: 0 BB: 0 P: 11	R: 0 E: 0 K: 2 S: 13	H: 2 LOB: 2 BB: 0 P: 20	R: 0 E: 0 K: 0 S: 5	H: 0 LOB: 0 BB: 0 P: 10	R: 0 E: 0 K: 1 S: 12	H: 0 LOB: 1 BB: 1 P: 21	R: 0 E: 0 K: 0 S: 9	H: 1 LOB: 0 BB: 0 P: 13	R: 0 E: 0 K: 0 S: 6	H: 1 LOB: 0 BB: 0 P: 13	R: 0 E: 0 K: 0 S: 9	H: 1 LOB: 1 BB: 0 P: 10	R: 0 E: 0 K: 0 S: 6	H: 0 LOB: 0 BB: 0 P: 8	R: 1 E: 1 K: 0 S: 11		H: 1 LOB: 2 BB: 0 P: 18	1B: 6 2B: 0 3B: 0 HR: 0	SF: 0 SAC: 1 DP: 0 HBP: 1
<b>PITCHER</b> 49 Tim Wakefield, R ERA: 0.37 (1, 1)	IP 10.0	WLS W 38	BF H 6	R ER 0	SO 5	BB 2	IBB 0	HBP 1	BLK 0	WP 2	HR 0	S 86	P 135	ERA 0.00	WHIP 0.800						

AB	34
R	1
H	6
RBI	0
BB	2
SO	5
LOB	16



Batter	1	2	3	4	5	6	7	8	9	10	AB	R	H	RBI	BB	SO	LOB	BOTTOM					
Troy O'Leary, L OBP: 0.344, SLG: 0.522 (1, 8)	G4-3		1B		L3			3B		HR	5	1	3	2	0	0	1	<b>Seattle Mariners @ Boston Red Sox</b> Fenway Park, Boston, MA Sun Jun 04 1995, 3:33 AM EDT Att. 28,512 - Sunny - 75 F					
John Valentin, R OBP: 0.453, SLG: 0.651 Steve Rodriguez, R OBP: 0.222, SLG: 0.125 (6, PR) (7, 6)	K		L4			FC4-6 HBP		F9			2	0	0	0	0	1	2						
Mo Vaughn, L OBP: 0.416, SLG: 0.600 (1, 3)	K					FC4-6		IBB			3	0	0	0	1	2	1						
18 Reggie Jefferson, S OBP: 0.324, SLG: 0.433 (1, 10)		G3-1		F9		K		F8			4	0	0	0	0	1	3						
Mike Greenwell, L OBP: 0.366, SLG: 0.413 (1, 7)		F7				F7				P2	4	0	1	0	0	0	1						
Tim Lincecum, R OBP: 0.444, SLG: 0.508 (1, 5)		G6-3				FC4-6		P4		G5-3	4	0	0	0	0	0	1						
Mike Macfarlane, R OBP: 0.357, SLG: 0.495 (1, 2)			L5			G4-3		G5-3		F8	4	0	1	0	0	0	0						
Wes Chamberlain, R OBP: 0.206, SLG: 0.226 (1, 9)			L3			G4-3		F7		K	4	0	0	0	0	1	1						
Luis Alicea, S OBP: 0.345, SLG: 0.309 Bill Haselman, R OBP: 0.522, SLG: 0.379 Terry Shumpert, R OBP: 0.348, SLG: 0.350 (10, PH) (10, PR)						G4-3		K		HR	3	0	1	0	0	0	1						
<b>Inning Stats</b>	R: 0 E: 0 K: 2 S: 9	H: 0 LOB: 0 BB: 0 P: 12	R: 0 E: 0 K: 0 S: 5	H: 0 LOB: 0 BB: 0 P: 8	R: 0 E: 0 K: 0 S: 10	H: 2 LOB: 2 BB: 0 P: 14	R: 0 E: 0 K: 1 S: 11	H: 1 LOB: 1 BB: 0 P: 14	R: 0 E: 0 K: 0 S: 6	H: 1 LOB: 1 BB: 0 P: 10	R: 0 E: 0 K: 1 S: 9	H: 0 LOB: 0 BB: 0 P: 13	R: 0 E: 0 K: 0 S: 6	H: 0 LOB: 0 BB: 0 P: 8	R: 0 E: 0 K: 1 S: 7	H: 1 LOB: 2 BB: 1 P: 13	R: 0 E: 0 K: 0 S: 4		H: 0 LOB: 0 BB: 0 P: 5	R: 2 E: 0 K: 1 S: 8	H: 2 LOB: 1 BB: 0 P: 12	1B: 4 2B: 1 3B: 1 HR: 1	SF: 0 SAC: 0 DP: 0 HBP: 1
<b>PITCHER</b> Tim Belcher, R ERA: 2.81 Bobby Ayala, R ERA: 3.1 (1, 1) (10, 1)	IP 9.0 0.1	WLS L 3	BF H 5	R ER 0	SO 5	BB 0	IBB 1	HBP 1	BLK 0	WP 0	HR 0	S 67	P 97	ERA 0.00	WHIP 0.556								

AB	35
R	2
H	7
RBI	2
BB	1
SO	6
LOB	12



Batter	1	2	3	4	5	6	7	8	9	AB R H RBI BB SO LOB	TOP											
<b>Joey Cora, S</b> (1,4) <small>OBP: 0.306, SLG: 0.337</small>	F8		L3			G4-3	G6-3			4 0 0 0 0 0 2	<b>Seattle Mariners @ Baltimore Orioles</b> Oriole Park at Camden Yards, Baltimore, MD Mon Jun 05 1995, 7:05 PM EDT Att: 36,732 - Unknown - 81 F											
<b>Alex Diaz, S</b> (1,8) <small>OBP: 0.309, SLG: 0.406</small>	K			L4		G6-3		G1-3		4 0 0 0 0 1 0												
<b>Edgar Martinez, R</b> (1,10) <small>OBP: 0.437, SLG: 0.576</small>				G4-3			HR	F8		4 1 2 0 0 0 0												
<b>Jay Buhner, R</b> (1,9) <small>OBP: 0.333, SLG: 0.562</small> <b>Rich Amaral, R</b> (8,7) <small>OBP: 0.400, SLG: 0.490</small>								G6-3		4 1 2 2 0 0 1 0 0 0 0 0 0 0												
<b>Tino Martinez, L</b> (1,3) <small>OBP: 0.403, SLG: 0.576</small>			P7						G4-3	3 0 0 0 1 0 0												
<b>Darren Brown, L</b> (1,7) <small>OBP: 0.324, SLG: 0.282</small>									G2-3	4 0 1 0 0 1 3												
<b>Mike Blowers, R</b> (1,5) <small>OBP: 0.281, SLG: 0.337</small>									F8	4 0 0 0 0 2 1												
<b>Dan Wilson, R</b> (1,2) <small>OBP: 0.343, SLG: 0.337</small>										3 0 0 0 0 2 1												
<b>Felix Fermin, R</b> (1,6) <small>OBP: 0.258, SLG: 0.241</small>										2 0 0 0 1 0 1												
<b>Inning Stats</b>	R: 0 E: 0 K: 1 S: 13	H: 1 LOB: 1 BB: 0 P: 19	R: 0 E: 0 K: 0 S: 6	H: 1 LOB: 0 BB: 0 P: 9	R: 0 E: 0 K: 1 S: 4	H: 0 LOB: 0 BB: 1 P: 8	R: 0 E: 0 K: 1 S: 6	H: 1 LOB: 2 BB: 1 P: 13	R: 0 E: 0 K: 2 S: 8	H: 0 LOB: 0 BB: 0 P: 11		R: 2 E: 1 K: 0 S: 11	H: 2 LOB: 1 BB: 0 P: 20	R: 0 E: 0 K: 1 S: 7	H: 0 LOB: 1 BB: 0 P: 10	R: 0 E: 0 K: 0 S: 8	H: 0 LOB: 0 BB: 0 P: 14	R: 0 E: 0 K: 0 S: 7	H: 0 LOB: 0 BB: 0 P: 13	1B: 2 2B: 3 3B: 0 HR: 1	SF: 0 SAC: 0 DP: 2 HBP: 0	WP: 1 PB: 0 SB: 0 CS: 0
<b>PITCHER</b> <b>Ben McDonald, R</b> (1,1) <small>ERA: 4.37</small>	IP: 9.0 WLS: L BF: 34 H: 5 R: 2 ER: 2 SO: 6 BB: 1 IBB: 1 HBP: 0 BLK: 0 WP: 1 HR: 1 S: 70 P: 117 ERA: 2.00 WHIP: 0.667											<b>PITCHER</b> IP: 9.0 WLS: W BF: 30 H: 3 R: 0 ER: 0 SO: 12 BB: 1 IBB: 0 HBP: 0 BLK: 0 WP: 0 HR: 0 S: 92 P: 141 ERA: 0.00 WHIP: 0.444										

AB 32  
R 2  
H 5  
RBI 2  
BB 2  
SO 6  
LOB 9



Batter	1	2	3	4	5	6	7	8	9	AB R H RBI BB SO LOB	BOTTOM											
<b>Curtis Goodwin, L</b> (1,8) <small>OBP: 0.353, SLG: 0.353</small>	K		K			K			K	4 0 0 0 0 4 1	<b>Seattle Mariners @ Baltimore Orioles</b> Oriole Park at Camden Yards, Baltimore, MD Mon Jun 05 1995, 7:05 PM EDT Att: 36,732 - Unknown - 81 F											
<b>Kevin Bass, S</b> (1,7) <small>OBP: 0.317, SLG: 0.363</small>	G6-3		G5-3			G1-3			K	4 0 0 0 0 1 1												
<b>Cal Ripken Jr., R</b> (1,6) <small>OBP: 0.342, SLG: 0.441</small>			G5-3			G3			K	4 0 1 0 0 1 1												
<b>Chris Hoiles, R</b> (1,2) <small>OBP: 0.355, SLG: 0.393</small>									K	3 0 1 0 0 1 1												
<b>Jeffrey Hammonds, R</b> (1,9) <small>OBP: 0.298, SLG: 0.473</small>									F7	3 0 0 0 0 2 1												
<b>Jeff Manto, R</b> (1,3) <small>OBP: 0.299, SLG: 0.493</small>									F8	3 0 0 0 0 0 1												
<b>Leo Gomez, R</b> (1,5) <small>OBP: 0.254, SLG: 0.242</small>									L9	2 0 0 0 1 1 0												
<b>Bret Barberie, S</b> (1,10) <small>OBP: 0.347, SLG: 0.337</small>									G6-3	3 0 0 0 0 1 1												
<b>Manny Alexander, R</b> (1,4) <small>OBP: 0.211, SLG: 0.189</small>									L3	3 0 1 0 0 1 0												
<b>Inning Stats</b>	R: 0 E: 0 K: 1 S: 14	H: 1 LOB: 1 BB: 0 P: 21	R: 0 E: 0 K: 1 S: 10	H: 0 LOB: 1 BB: 1 P: 20	R: 0 E: 0 K: 1 S: 11	H: 1 LOB: 0 BB: 0 P: 16	R: 0 E: 0 K: 1 S: 11	H: 1 LOB: 0 BB: 0 P: 19	R: 0 E: 0 K: 3 S: 11	H: 0 LOB: 0 BB: 0 P: 18		R: 0 E: 0 K: 1 S: 7	H: 0 LOB: 0 BB: 0 P: 9	R: 0 E: 0 K: 1 S: 8	H: 0 LOB: 0 BB: 0 P: 12	R: 0 E: 0 K: 0 S: 9	H: 0 LOB: 0 BB: 0 P: 11	R: 0 E: 0 K: 3 S: 11	H: 0 LOB: 0 BB: 0 P: 15	1B: 3 2B: 0 3B: 0 HR: 0	SF: 0 SAC: 0 DP: 1 HBP: 0	WP: 0 PB: 0 SB: 0 CS: 0
<b>PITCHER</b> <b>Randy Johnson, L</b> (1,1) <small>ERA: 1.83</small>	IP: 9.0 WLS: W BF: 30 H: 3 R: 0 ER: 0 SO: 12 BB: 1 IBB: 0 HBP: 0 BLK: 0 WP: 0 HR: 0 S: 92 P: 141 ERA: 0.00 WHIP: 0.444											<b>PITCHER</b> IP: 9.0 WLS: W BF: 30 H: 3 R: 0 ER: 0 SO: 12 BB: 1 IBB: 0 HBP: 0 BLK: 0 WP: 0 HR: 0 S: 92 P: 141 ERA: 0.00 WHIP: 0.444										



Batter	1	2	3	4	5	6	7	8	9	AB	R	H	RBI	BB	SO	LOB	TOP									
<b>Rich Amaral, R</b> OBP: 0.383, SLG: 0.463	1-2 <b>K</b>			0-0 <b>S</b> <b>BB</b> 1B		0-0 <b>B2-3</b>		0-3 <b>K</b>	0-0 <b>G3</b>	5	1	1	0	0	2	2	<b>Seattle Mariners @ Baltimore Orioles</b> Oriole Park at Camden Yards, Baltimore, MD Tue Jun 06 1995, 7:05 PM EDT Att: 33,556 - Unknown - 77 F									
<b>Darren Bragg, L</b> OBP: 0.327, SLG: 0.281	0-0 <b>G3</b>			4-2 <b>S</b> 1B <b>BB</b>		0-2 <b>HR</b> 1B		0-1 <b>F8</b>	2-2 <b>F9</b>	4	2	1	0	1	0	2										
<b>Edgar Martinez, R</b> OBP: 0.439, SLG: 0.570	0-2 <b>G6-3</b>			2-1 <b>FC5-4</b> 1B 1-H 2-H		0-0 <b>F7</b>		4-1 <b>BB</b>		3	0	1	2	1	0	1										
<b>Marc Newfield, R</b> OBP: 0.250, SLG: 0.519		0-2 <b>L5</b>		2-1 <b>FC5-4</b> 1B 1-2		1-1 <b>HR</b>		2-0 <b>F9</b>		4	1	1	2	0	0	2										
<b>Mike Blowers, R</b> OBP: 0.273, SLG: 0.326		2-2 <b>L3</b>		0-0 <b>P2</b>		1-1 <b>G5-3</b>			0-0 <b>E</b> <b>BB</b> 1B	3	0	0	0	0	0	1										
<b>Doug Strange, S</b> OBP: 0.340, SLG: 0.354				1 SAFE 0-0 <b>P2</b>					1-2 <b>BB</b> 1B	1	1	1	0	0	0	0										
<b>Luis Sojo, R</b> OBP: 0.337, SLG: 0.425				1 SAFE 0-1 <b>FC4-6</b>					2-1 <b>E</b> <b>BB</b> 1B	3	0	0	0	0	0	1										
<b>Chad Kreuter, S</b> OBP: 0.286, SLG: 0.263				1 SAFE 0-1 <b>FC4-6</b>					1-2 <b>BB</b> 1B	1	1	1	0	0	0	0										
<b>Tino Martinez, L</b> OBP: 0.406, SLG: 0.579				4-0 <b>G6-4-3</b> <b>BB</b>		2-3 <b>K</b>		0-1 <b>G4-3</b> 2B	1-3 <b>K</b>	3	0	1	0	1	2	2										
<b>Dan Wilson, R</b> OBP: 0.333, SLG: 0.326				1 SAFE 0-1 <b>G6-4-3</b>		1-0 <b>F7</b>		2-1 <b>G4-3</b>	0-1 <b>E5</b> <b>G3</b> <b>BB</b> 1B	3	0	0	0	0	0	2										
<b>Joey Cora, S</b> OBP: 0.304, SLG: 0.333				1-2 <b>G6-4-3</b>				2-3 <b>G4-3</b>	1-2 <b>G3</b> <b>BB</b> 1B	1	0	0	0	0	0	2										
<b>Felix Fermin, R</b> OBP: 0.246, SLG: 0.230				1-2 <b>F8</b>		2-1 <b>G1-3</b>		0-0 <b>G5-3</b>	1-1 <b>G3</b> 1B	3	0	0	0	0	0	1										
<b>Alex Diaz, S</b> OBP: 0.319, SLG: 0.415									1-2 <b>G3</b> 1B	1	0	1	2	0	0	0										
<b>Inning Stats</b>	R: 0 E: 0 K: 1 S: 7	H: 0 LOB: 0 BB: 0 P: 8	R: 0 E: 0 K: 0 S: 8	H: 0 LOB: 0 BB: 0 P: 13	R: 0 E: 0 K: 0 S: 6	H: 0 LOB: 0 BB: 1 P: 11	R: 2 E: 0 K: 0 S: 11	H: 2 LOB: 1 BB: 1 P: 19	R: 0 E: 0 K: 1 S: 8	H: 0 LOB: 0 BB: 0 P: 13	R: 2 E: 0 K: 0 S: 9	H: 2 LOB: 0 BB: 0 P: 11	R: 0 E: 0 K: 0 S: 7	H: 1 LOB: 1 BB: 0 P: 10	R: 0 E: 0 K: 1 S: 7	H: 0 LOB: 1 BB: 1 P: 13	R: 2 E: 1 K: 1 S: 16	H: 3 LOB: 2 BB: 0 P: 22	1B: 6 2B: 1 3B: 0 HR: 1	SF: 0 SAC: 0 DP: 1 HBP: 0	WP: 0 PB: 0 SB: 2 CS: 0	PA: 38				
<b>PITCHER</b>	IP	WLS	BF	H	R	ER	SO	BB	IBB	HBP	BLK	WP	HR	S	P	ERA	WHIP									
<b>Jamie Moyer, L</b> ERA: 4.91	(1, 1)	7.0	W	27	5	4	4	2	2	0	0	0	0	1	56	85	5.14	1.000								
<b>Alan Mills, R</b> ERA: 6.75	(8, 1)	1.0		4	0	0	0	1	1	0	0	0	0	0	7	13	0.00	1.000								
<b>Doug Jones, R</b> ERA: 4.5	(9, 1)	1.0		7	3	2	1	1	0	0	0	0	0	0	16	22	9.00	3.000								

Batter	1	2	3	4	5	6	7	8	9	AB	R	H	RBI	BB	SO	LOB	BOTTOM									
<b>Brady Anderson, L</b> OBP: 0.356, SLG: 0.510	0-0 <b>F7</b>			0-0 <b>HR</b>		4-2 <b>BB</b>		1-1 <b>G6-3</b>		4	2	2	2	2	0	0	<b>Seattle Mariners @ Baltimore Orioles</b> Oriole Park at Camden Yards, Baltimore, MD Tue Jun 06 1995, 7:05 PM EDT Att: 33,556 - Unknown - 77 F									
<b>Kevin Bass, S</b> OBP: 0.330, SLG: 0.396	2-2 <b>BB</b>			2-H <b>HR</b>		1-2 <b>BB</b>				5	1	3	2	0	2	2										
<b>Rafael Palmeiro, L</b> OBP: 0.406, SLG: 0.590	0-1 <b>P6</b>			1-3 <b>2B</b>		1-2 <b>BB</b>				4	1	1	1	1	0	3										
<b>Cal Ripken Jr., R</b> OBP: 0.351, SLG: 0.446	2-1 <b>G4-3</b>			1-0 <b>F9</b>		4-1 <b>BB</b>		0-0 <b>G3</b>		3	0	1	1	2	1	1										
<b>Chris Hoiles, R</b> OBP: 0.348, SLG: 0.376				3-3 <b>K</b>		4-2 <b>HR</b> <b>BB</b>				4	1	0	0	1	2	6										
<b>Cesar Devarez, R</b>				3-3 <b>K</b>		1-1 <b>F9</b>				0	0	0	0	0	0	0										
<b>Jeffrey Hammonds, R</b> OBP: 0.308, SLG: 0.517				1-1 <b>BB</b>		3-2 <b>P4</b>		1-1 <b>FC5-4</b> <b>S</b> 1B	1-1 <b>G6-3</b>	5	2	2	2	0	0	4										
<b>Jeff Manto, R</b> OBP: 0.305, SLG: 0.488				3-1 <b>FC6-4</b> 1B		2-3 <b>K</b>		2-1 <b>HR</b> 1B	1-2 <b>G1-3</b>	5	1	2	1	0	1	0										
<b>Manny Alexander, R</b> OBP: 0.256, SLG: 0.293				0-0 <b>P3</b>		0-0 <b>G3</b> <b>HR</b> 1B		0-0 <b>HR</b> 1B	4-0 <b>S</b> <b>BB</b>	4	3	2	2	1	0	2										
<b>Curtis Goodwin, L</b> OBP: 0.364, SLG: 0.364				1-2 <b>FC6-4</b>		3-1 <b>G3</b>		1-0 <b>WP</b> <b>2B</b> 1B	2-1 <b>BB</b> 1B	5	1	2	1	0	1	3										
<b>Inning Stats</b>	R: 0 E: 0 K: 0 S: 8	H: 1 LOB: 1 BB: 0 P: 12	R: 0 E: 0 K: 1 S: 13	H: 2 LOB: 0 BB: 0 P: 21	R: 0 E: 0 K: 1 S: 10	H: 2 LOB: 3 BB: 1 P: 26	R: 2 E: 0 K: 2 S: 12	H: 2 LOB: 0 BB: 0 P: 19	R: 7 E: 0 K: 0 S: 21	H: 6 LOB: 2 BB: 3 P: 42	R: 1 E: 0 K: 1 S: 13	H: 1 LOB: 2 BB: 2 P: 28	R: 2 E: 0 K: 1 S: 8	H: 1 LOB: 0 BB: 1 P: 16	R: 0 E: 0 K: 1 S: 7	H: 0 LOB: 0 BB: 0 P: 10	1B: 8 2B: 3 3B: 0 HR: 4	SF: 0 SAC: 0 DP: 0 HBP: 0	WP: 1 PB: 0 SB: 2 CS: 0	PA: 46						
<b>PITCHER</b>	IP	WLS	BF	H	R	ER	SO	BB	IBB	HBP	BLK	WP	HR	S	P	ERA	WHIP									
<b>Dave Fleming, L</b> ERA: 7.02	(1, 1)	4.2	L	28	11	8	8	4	2	0	0	0	0	0	16	32	18.00	5.000								
<b>Bob Wells, R</b> ERA: 9.11	(5, 1)	1.0		8	3	2	2	0	2	0	0	0	0	0	12	24	9.00	2.000								
<b>Ron Villone, L</b> ERA: 6.75	(6, 1)	1.0		5	0	1	1	2	2	0	0	0	0	0	7	12	9.00	1.000								
<b>Jeff Nelson, R</b> ERA: 1.74	(7, 1)	1.0		4	1	1	1	1	0	0	0	0	0	1	7	12	9.00	1.000								
<b>Steve Frey, L</b> ERA: 3.09	(8, 1)	0.1		1	0	0	0	0	0	0	0	0	0	2	3	0.00	0.000									

AB	35
R	6
H	8
RBI	6
BB	3
SO	4
LOB	16



AB	39
R	12
H	15
RBI	12
BB	7
SO	7
LOB	21



Batter	1	2	3	4	5	6	7	8	9	AB	R	H	RBI	BB	SO	LOB	TOP					
Joey Cora, S OBP: 0.308, SLG: 0.345	G1-3		G3-1			G6-3		HR	2B	5	1	2	3	0	0	0						
Alex Diaz, S OBP: 0.311, SLG: 0.391	G6-3			G6-3			K	HR	G5-3	4	1	0	0	1	1	1						
Edgar Martinez, R OBP: 0.450, SLG: 0.597	1B			K			G3-6	HR	IBB	4	1	3	4	1	1	0						
Tino Martinez, L OBP: 0.399, SLG: 0.560	G3-1			K			G3-6	HR	K	4	1	0	0	0	2	4						
Doug Strange, S OBP: 0.351, SLG: 0.412		G1-3				G3		HBP		3	2	1	2	0	0	0						
Marc Newfield, R OBP: 0.281, SLG: 0.500		G1-5-3				G6-4-3		1B	G6-3	3	0	1	0	0	0	0						
Darren Bragg, L OBP: 0.324, SLG: 0.272				K		G6-4-3		1B	F7	3	1	0	0	1	1	1						
Chad Kreuter, S OBP: 0.283, SLG: 0.262			G6-3				K	FC3-2	G1-3	4	2	1	1	0	1	2						
Felix Fermin, R OBP: 0.232, SLG: 0.215			G3-1				K	FC3-2	G1-3	4	1	0	0	0	1	4						
<b>Inning Stats</b>	R: 0 H: 1 E: 0 K: 0 S: 9	WLS: 1 BF: 15 LOB: 1 BB: 0 P: 15	R: 0 H: 0 E: 0 K: 1 S: 6	ER: 0 LOB: 0 BB: 7 P: 7	R: 0 H: 0 E: 0 K: 0 S: 10	ER: 0 LOB: 0 BB: 0 P: 14	R: 0 H: 0 E: 0 K: 2 S: 12	ER: 0 LOB: 0 BB: 0 P: 14	R: 0 H: 0 E: 0 K: 2 S: 10	ER: 0 LOB: 0 BB: 0 P: 15	R: 0 H: 1 E: 0 K: 1 S: 9	ER: 0 LOB: 0 BB: 0 P: 14	R: 9 H: 4 E: 1 K: 0 S: 17	ER: 1 LOB: 2 BB: 2 P: 38	R: 1 H: 2 E: 0 K: 1 S: 16	ER: 0 LOB: 2 BB: 1 P: 26	1B: 5 2B: 1 3B: 0 HR: 2	SF: 0 SAC: 0 DP: 2 HBP: 3	WP: 0 PB: 0 SB: 0 CS: 0	PA: 40		
<b>PITCHER</b>	IP	WLS	BF	H	R	ER	SO	BB	IBB	HBP	BLK	WP	HR	S	P	ERA	WHIP					
Kevin Brown, R ERA: 3.36	(1, 1)	7.1	L	28	4	5	4	6	1	0	2	0	0	0	72	109	4.91	0.682				
Armando Benitez, R ERA: 5.95	(8, 1)	0.0		3	1	2	2	0	1	0	1	0	0	1	1	6	∞	∞				
Alan Mills, R ERA: 6.98	(8, 1)	0.2		3	1	2	2	0	0	0	0	0	0	1	5	9	27.00	1.500				
Jesse Orosco, L ERA: 3.72	(9, 1)	1.0		6	2	1	1	1	0	1	0	0	0	0	16	26	9.00	2.000				

Seattle Mariners @ Baltimore Orioles  
Oriole Park at Camden Yards, Baltimore, MD  
Wed Jun 07 1995, 7:05 PM EDT  
Att: 38,407 - Unknown - 83 F

AB 34  
R 10  
H 8  
RBI 10  
BB 3  
SO 7  
LOB 12



Batter	1	2	3	4	5	6	7	8	9	AB	R	H	RBI	BB	SO	LOB	BOTTOM					
Curtis Goodwin, L OBP: 0.385, SLG: 0.385	CS	P6						K		4	0	2	0	0	1	1						
Brady Anderson, L OBP: 0.348, SLG: 0.497	G4-3		F8		G4-6-3			G6-3		4	0	0	0	0	0	3						
Rafael Palmeiro, L OBP: 0.409, SLG: 0.594	2B		F8					F8		4	1	2	0	0	0	0						
Cal Ripken Jr., R OBP: 0.348, SLG: 0.441	1B		G4-3					F7		4	0	1	1	0	0	1						
Harold Baines, L OBP: 0.385, SLG: 0.505	G4-3			F7				G1-3		4	0	0	0	0	0	2						
Jeffrey Hammonds, R OBP: 0.318, SLG: 0.531		L9		L9-6				G4-6-3		4	0	2	0	0	0	0						
Matt Nokes, L OBP: 0.163, SLG: 0.282		2B		L9-6				G4-6-3		3	1	1	0	0	0	2						
Jeff Manto, R OBP: 0.306, SLG: 0.482		G5-3						G6-3		3	0	1	0	0	0	1						
Manny Alexander, R OBP: 0.283, SLG: 0.302								1B	L7	2	0	1	1	1	0	1						
<b>Inning Stats</b>	R: 1 H: 3 E: 0 K: 0 S: 9	WLS: 3 BF: 27 LOB: 1 BB: 0 P: 16	R: 1 H: 2 E: 0 K: 0 S: 11	ER: 2 LOB: 1 BB: 0 P: 16	R: 0 H: 0 E: 0 K: 0 S: 4	ER: 0 LOB: 0 BB: 0 P: 9	R: 0 H: 1 E: 0 K: 0 S: 4	ER: 0 LOB: 0 BB: 0 P: 6	R: 0 H: 1 E: 0 K: 0 S: 7	ER: 0 LOB: 1 BB: 1 P: 14	R: 0 H: 1 E: 0 K: 0 S: 6	ER: 0 LOB: 0 BB: 0 P: 8	R: 0 H: 2 E: 0 K: 0 S: 10	ER: 0 LOB: 1 BB: 0 P: 16	R: 0 H: 0 E: 0 K: 1 S: 11	ER: 0 LOB: 0 BB: 0 P: 18	R: 0 H: 0 E: 0 K: 0 S: 7	ER: 0 LOB: 0 BB: 0 P: 13	1B: 7 2B: 4 3B: 0 HR: 0	SF: 0 SAC: 0 DP: 4 HBP: 0	WP: 0 PB: 0 SB: 0 CS: 1	PA: 33
<b>PITCHER</b>	IP	WLS	BF	H	R	ER	SO	BB	IBB	HBP	BLK	WP	HR	S	P	ERA	WHIP					
Chris Bosio, R ERA: 2.58	(1, 1)	7.0	W	27	10	2	2	0	0	0	0	0	0	51	85	2.57	1.571					
Steve Frey, L ERA: 2.54	(8, 1)	1.0		3	0	0	0	1	0	0	0	0	0	11	18	0.00	0.000					
Jeff Nelson, R ERA: 1.66	(9, 1)	1.0		3	0	0	0	0	0	0	0	0	0	7	13	0.00	0.000					

Seattle Mariners @ Baltimore Orioles  
Oriole Park at Camden Yards, Baltimore, MD  
Wed Jun 07 1995, 7:05 PM EDT  
Att: 38,407 - Unknown - 83 F

AB 32  
R 2  
H 10  
RBI 2  
BB 1  
SO 1  
LOB 11









Batter	1	2	3	4	5	6	7	8	9	AB	R	H	RBI	BB	SO	LOB	TOP			
<b>Rich Amaral, R</b> OBP: 0.364, SLG: 0.433 (1, 9)	G6-3		F8		F8			F8	F7	5	0	0	0	0	0	1				
<b>Alex Diaz, S</b> OBP: 0.310, SLG: 0.370 (1, 8)	G5-3		G4-3			G5-3		FC1		4	1	1	0	0	0	0				
<b>Edgar Martinez, R</b> OBP: 0.445, SLG: 0.613 (1, 10)	G5-3			F8		PB BB		FC1	FC4-6	3	0	0	1	1	0	0				
<b>Marc Newfield, R</b> OBP: 0.250, SLG: 0.405 <b>Darren Bragg, L</b> OBP: 0.336, SLG: 0.313 (9, 9)		G5-3		E6		F8				4	0	0	0	0	1	2				
<b>Mike Blowers, R</b> OBP: 0.273, SLG: 0.314 <b>Doug Strange, S</b> OBP: 0.339, SLG: 0.393 (8, PH) (8, 5)		G3								2	0	0	0	1	1	1				
<b>Greg Pirtl, R</b> OBP: 0.444, SLG: 0.375 <b>Tino Martinez, L</b> OBP: 0.392, SLG: 0.570 (9, PH) (9, 3)										3	1	2	0	0	1	2				
<b>Felix Fermin, R</b> OBP: 0.247, SLG: 0.232 (9, 6)										4	0	2	0	0	0	2				
<b>Dan Wilson, R</b> OBP: 0.330, SLG: 0.333 <b>Joey Cora, S</b> OBP: 0.302, SLG: 0.336 (9, PR) (9, 4)										4	0	1	0	0	1	3				
<b>Alex Rodriguez, R</b> OBP: 0.279, SLG: 0.349 <b>Chad Kreuter, S</b> OBP: 0.294, SLG: 0.298 (9, PH) (9, 2)										3	0	0	0	0	2	0				
<b>Inning Stats</b>	R: 0 E: 0 K: 0 S: 7	H: 0 LOB: 0 BB: 7	R: 0 E: 0 K: 0 S: 14	H: 2 LOB: 2 BB: 0	R: 0 E: 0 K: 1 S: 6	H: 0 LOB: 0 BB: 0	R: 0 E: 0 K: 1 S: 12	H: 0 LOB: 2 BB: 1	R: 0 E: 0 K: 1 S: 8	H: 0 LOB: 1 BB: 1	R: 1 E: 0 K: 1 S: 14	H: 2 LOB: 0 BB: 0	R: 1 E: 0 K: 1 S: 10	H: 1 LOB: 1 BB: 0	R: 1 E: 0 K: 0 S: 10	H: 2 LOB: 1 BB: 0	1B: 7 2B: 0 3B: 0 HR: 0	SF: 0 SAC: 0 DP: 1 HBP: 0	WP: 0 PB: 2 CS: 0	PA: 37
<b>PITCHER</b>	IP WLS BF H R ER SO BB IBB HBP BLK WP HR S P ERA WHIP																			
<b>Sterling Hitchcock, L</b> ERA: 5.48	(1, 1) 7.0 27 4 1 1 5 2 0 0 0 0 0 0 67 96 1.29 0.857																			
<b>Bob Wickman, R</b> ERA: 5.04	(8, 1) 1.0 5 1 1 0 1 0 0 0 0 0 0 0 10 14 0.00 1.000																			
<b>Steve Howe, L</b> ERA: 7.84	(9, 1) 0.2 L 3 1 1 1 0 0 0 0 0 0 0 0 6 7 13.50 1.500																			
<b>John Wetteland, R</b> ERA: 3.5	(9, 1) 0.1 2 1 0 0 0 0 0 0 0 0 0 0 4 5 0.00 3.000																			

Seattle Mariners @ New York Yankees  
Yankee Stadium, Bronx, NY  
Sat Jun 10 1995, 3:33 AM EDT  
Att: 25,279 - Sunny - 74 F

AB 35  
R 3  
H 7  
RBI 2  
BB 2  
SO 6  
LOB 12



Batter	1	2	3	4	5	6	7	8	9	AB	R	H	RBI	BB	SO	LOB	BOTTOM			
<b>Bernie Williams, S</b> OBP: 0.307, SLG: 0.377 (1, 8)	BB FC5 G6-3	E4								4	1	1	0	1	2	2				
<b>Randy Velarde, R</b> OBP: 0.295, SLG: 0.351 <b>Paul O'Neill, L</b> OBP: 0.429, SLG: 0.575 (9, PH) (9, 1)	FC5 G6-3 BB	G6-3								4	1	0	0	0	2	0				
<b>Jim Leyritz, R</b> OBP: 0.376, SLG: 0.435 (1, 2)	BB G6-3	F8								4	0	0	0	1	3	3				
<b>Mike Stanley, R</b> OBP: 0.360, SLG: 0.420 (1, 10)	K									5	0	2	0	0	3	5				
<b>Danny Tartabull, R</b> OBP: 0.317, SLG: 0.367 <b>Luis Polonia, L</b> OBP: 0.331, SLG: 0.384 (8, 7)	G6-3									3	0	0	1	1	2	3				
<b>Gerald Williams, R</b> OBP: 0.286, SLG: 0.467 (8, 9)										3	0	1	1	0	1	2				
<b>Dion James, L</b> OBP: 0.363, SLG: 0.418 (8, PH) (9, 9)	S									1	0	0	0	0	0	0				
<b>Dave Silvestri, R</b> OBP: 0.294, SLG: 0.333 <b>Don Mattingly, L</b> OBP: 0.313, SLG: 0.430 (6, PH) (9, 3)										2	0	0	0	1	2	0				
<b>Tony Fernandez, S</b> OBP: 0.309, SLG: 0.263 (1, 4)	G6-3									4	0	1	0	0	0	3				
<b>Derek Jeter, R</b> OBP: 0.283, SLG: 0.349 <b>Wade Boggs, L</b> OBP: 0.392, SLG: 0.390 (9, PH) (9, 6)	G4-3									3	0	1	0	0	1	1				
<b>Inning Stats</b>	R: 2 E: 0 K: 1 S: 18	H: 1 LOB: 3 BB: 3	R: 0 E: 0 K: 0 S: 12	H: 0 LOB: 0 BB: 0	R: 0 E: 0 K: 3 S: 9	H: 0 LOB: 0 BB: 0	R: 0 E: 0 K: 2 S: 16	H: 1 LOB: 1 BB: 0	R: 0 E: 0 K: 1 S: 9	H: 1 LOB: 2 BB: 1	R: 0 E: 0 K: 2 S: 12	H: 1 LOB: 1 BB: 0	R: 0 E: 0 K: 0 S: 5	H: 0 LOB: 0 BB: 0	R: 0 E: 0 K: 2 S: 15	H: 1 LOB: 2 BB: 1	1B: 4 2B: 2 3B: 0 HR: 0	SF: 0 SAC: 0 DP: 0 HBP: 0	WP: 0 PB: 0 CS: 0	PA: 40
<b>PITCHER</b>	IP WLS BF H R ER SO BB IBB HBP BLK WP HR S P ERA WHIP																			
<b>Randy Johnson, L</b> ERA: 1.91	(1, 1) 7.0 32 5 2 2 12 4 0 0 0 0 0 0 89 141 2.57 1.286																			
<b>Jeff Nelson, R</b> ERA: 1.59	(8, 1) 1.0 W 3 0 0 0 0 0 0 0 0 0 0 5 9 0.00 0.000																			
<b>Bobby Ayala, R</b> ERA: 2.82	(9, 1) 1.0 S 5 1 0 0 2 1 0 0 0 0 0 0 15 23 0.00 2.000																			

Seattle Mariners @ New York Yankees  
Yankee Stadium, Bronx, NY  
Sat Jun 10 1995, 3:33 AM EDT  
Att: 25,279 - Sunny - 74 F

AB 35  
R 2  
H 6  
RBI 2  
BB 5  
SO 14  
LOB 21



Batter	1	2	3	4	5	6	7	8	9	AB	R	H	RBI	BB	SO	LOB	TOP																																																																																
<b>Joey Cora, S</b> (1, 4) <small>OBP: 0.313, SLG: 0.347</small>										5	1	3	0	0	0	1	<b>Seattle Mariners @ New York Yankees</b> Yankee Stadium, Bronx, NY Sun Jun 11 1995, 3:33 AM EDT Att: 26,037 - Cloudy - 85 F																																																																																
<b>Alex Diaz, S</b> (1, 8) <small>OBP: 0.304, SLG: 0.360</small>										5	1	1	0	0	0	3																																																																																	
<b>Edgar Martinez, R</b> (1, 10) <small>OBP: 0.449, SLG: 0.630</small>										4	2	2	3	0	0	0																																																																																	
<b>Tino Martinez, L</b> (1, 3) <small>OBP: 0.393, SLG: 0.586</small>										5	2	2	1	0	1	1																																																																																	
<b>Doug Strange, S</b> (1, 5) <small>OBP: 0.338, SLG: 0.379</small> <b>Mike Blowers, R</b> (7, PH) <small>OBP: 0.268, SLG: 0.308</small>										2	0	0	0	1	0	2																																																																																	
<b>Marc Newfield, R</b> (1, 7) <small>OBP: 0.271, SLG: 0.400</small> <b>Rich Amaral, R</b> (7, PR) <small>OBP: 0.364, SLG: 0.433</small>										3	0	1	2	1	0	1																																																																																	
<b>Darren Bragg, L</b> (1, 9) <small>OBP: 0.358, SLG: 0.327</small>										2	0	2	0	1	0	0																																																																																	
<b>Chad Kreuter, S</b> (1, 2) <small>OBP: 0.291, SLG: 0.353</small>										4	1	1	1	0	0	5																																																																																	
<b>Alex Rodriguez, R</b> (1, 6) <small>OBP: 0.255, SLG: 0.319</small>										4	0	0	0	0	0	2																																																																																	
<b>Inning Stats</b>	R: 3 E: 0 K: 0 S: 18	H: 3 LOB: 0 BB: 1 P: 35	R: 0 E: 0 K: 0 S: 12	H: 1 LOB: 1 BB: 0 P: 17	R: 2 E: 1 K: 0 S: 15	H: 4 LOB: 2 BB: 0 P: 24	R: 1 E: 0 K: 0 S: 11	H: 1 LOB: 0 BB: 0 P: 17	R: 1 E: 0 K: 0 S: 8	H: 1 LOB: 0 BB: 0 P: 12	R: 0 E: 0 K: 0 S: 6	H: 1 LOB: 2 BB: 1 P: 11	R: 0 E: 0 K: 1 S: 14	H: 0 LOB: 3 BB: 1 P: 24	R: 0 E: 0 K: 0 S: 7	H: 1 LOB: 0 BB: 0 P: 12		R: 0 E: 0 K: 1 S: 9	H: 0 LOB: 0 BB: 0 P: 12	1B: 9 2B: 1 3B: 0 HR: 3	SF: 0 SAC: 0 DP: 1 HBP: 2	WP: 0 PB: 0 SB: 1 CS: 3	PA: 42																																																																										
<b>PITCHER</b>	IP WLS BF H R ER SO BB IBB HBP BLK WP HR S P ERA WHIP	IP WLS BF H R ER SO BB IBB HBP BLK WP HR S P ERA WHIP	IP WLS BF H R ER SO BB IBB HBP BLK WP HR S P ERA WHIP	IP WLS BF H R ER SO BB IBB HBP BLK WP HR S P ERA WHIP	IP WLS BF H R ER SO BB IBB HBP BLK WP HR S P ERA WHIP	IP WLS BF H R ER SO BB IBB HBP BLK WP HR S P ERA WHIP	IP WLS BF H R ER SO BB IBB HBP BLK WP HR S P ERA WHIP	IP WLS BF H R ER SO BB IBB HBP BLK WP HR S P ERA WHIP	IP WLS BF H R ER SO BB IBB HBP BLK WP HR S P ERA WHIP	IP WLS BF H R ER SO BB IBB HBP BLK WP HR S P ERA WHIP	IP WLS BF H R ER SO BB IBB HBP BLK WP HR S P ERA WHIP	IP WLS BF H R ER SO BB IBB HBP BLK WP HR S P ERA WHIP	IP WLS BF H R ER SO BB IBB HBP BLK WP HR S P ERA WHIP	IP WLS BF H R ER SO BB IBB HBP BLK WP HR S P ERA WHIP	IP WLS BF H R ER SO BB IBB HBP BLK WP HR S P ERA WHIP	IP WLS BF H R ER SO BB IBB HBP BLK WP HR S P ERA WHIP	IP WLS BF H R ER SO BB IBB HBP BLK WP HR S P ERA WHIP	IP WLS BF H R ER SO BB IBB HBP BLK WP HR S P ERA WHIP	IP WLS BF H R ER SO BB IBB HBP BLK WP HR S P ERA WHIP	IP WLS BF H R ER SO BB IBB HBP BLK WP HR S P ERA WHIP	IP WLS BF H R ER SO BB IBB HBP BLK WP HR S P ERA WHIP	IP WLS BF H R ER SO BB IBB HBP BLK WP HR S P ERA WHIP	IP WLS BF H R ER SO BB IBB HBP BLK WP HR S P ERA WHIP	IP WLS BF H R ER SO BB IBB HBP BLK WP HR S P ERA WHIP	IP WLS BF H R ER SO BB IBB HBP BLK WP HR S P ERA WHIP	IP WLS BF H R ER SO BB IBB HBP BLK WP HR S P ERA WHIP	IP WLS BF H R ER SO BB IBB HBP BLK WP HR S P ERA WHIP	IP WLS BF H R ER SO BB IBB HBP BLK WP HR S P ERA WHIP	IP WLS BF H R ER SO BB IBB HBP BLK WP HR S P ERA WHIP	IP WLS BF H R ER SO BB IBB HBP BLK WP HR S P ERA WHIP	IP WLS BF H R ER SO BB IBB HBP BLK WP HR S P ERA WHIP	IP WLS BF H R ER SO BB IBB HBP BLK WP HR S P ERA WHIP	IP WLS BF H R ER SO BB IBB HBP BLK WP HR S P ERA WHIP	IP WLS BF H R ER SO BB IBB HBP BLK WP HR S P ERA WHIP	IP WLS BF H R ER SO BB IBB HBP BLK WP HR S P ERA WHIP	IP WLS BF H R ER SO BB IBB HBP BLK WP HR S P ERA WHIP	IP WLS BF H R ER SO BB IBB HBP BLK WP HR S P ERA WHIP	IP WLS BF H R ER SO BB IBB HBP BLK WP HR S P ERA WHIP	IP WLS BF H R ER SO BB IBB HBP BLK WP HR S P ERA WHIP	IP WLS BF H R ER SO BB IBB HBP BLK WP HR S P ERA WHIP	IP WLS BF H R ER SO BB IBB HBP BLK WP HR S P ERA WHIP	IP WLS BF H R ER SO BB IBB HBP BLK WP HR S P ERA WHIP	IP WLS BF H R ER SO BB IBB HBP BLK WP HR S P ERA WHIP	IP WLS BF H R ER SO BB IBB HBP BLK WP HR S P ERA WHIP	IP WLS BF H R ER SO BB IBB HBP BLK WP HR S P ERA WHIP	IP WLS BF H R ER SO BB IBB HBP BLK WP HR S P ERA WHIP	IP WLS BF H R ER SO BB IBB HBP BLK WP HR S P ERA WHIP	IP WLS BF H R ER SO BB IBB HBP BLK WP HR S P ERA WHIP	IP WLS BF H R ER SO BB IBB HBP BLK WP HR S P ERA WHIP	IP WLS BF H R ER SO BB IBB HBP BLK WP HR S P ERA WHIP	IP WLS BF H R ER SO BB IBB HBP BLK WP HR S P ERA WHIP	IP WLS BF H R ER SO BB IBB HBP BLK WP HR S P ERA WHIP	IP WLS BF H R ER SO BB IBB HBP BLK WP HR S P ERA WHIP	IP WLS BF H R ER SO BB IBB HBP BLK WP HR S P ERA WHIP	IP WLS BF H R ER SO BB IBB HBP BLK WP HR S P ERA WHIP	IP WLS BF H R ER SO BB IBB HBP BLK WP HR S P ERA WHIP	IP WLS BF H R ER SO BB IBB HBP BLK WP HR S P ERA WHIP	IP WLS BF H R ER SO BB IBB HBP BLK WP HR S P ERA WHIP	IP WLS BF H R ER SO BB IBB HBP BLK WP HR S P ERA WHIP	IP WLS BF H R ER SO BB IBB HBP BLK WP HR S P ERA WHIP	IP WLS BF H R ER SO BB IBB HBP BLK WP HR S P ERA WHIP	IP WLS BF H R ER SO BB IBB HBP BLK WP HR S P ERA WHIP	IP WLS BF H R ER SO BB IBB HBP BLK WP HR S P ERA WHIP	IP WLS BF H R ER SO BB IBB HBP BLK WP HR S P ERA WHIP	IP WLS BF H R ER SO BB IBB HBP BLK WP HR S P ERA WHIP	IP WLS BF H R ER SO BB IBB HBP BLK WP HR S P ERA WHIP	IP WLS BF H R ER SO BB IBB HBP BLK WP HR S P ERA WHIP	IP WLS BF H R ER SO BB IBB HBP BLK WP HR S P ERA WHIP	IP WLS BF H R ER SO BB IBB HBP BLK WP HR S P ERA WHIP	IP WLS BF H R ER SO BB IBB HBP BLK WP HR S P ERA WHIP	IP WLS BF H R ER SO BB IBB HBP BLK WP HR S P ERA WHIP	IP WLS BF H R ER SO BB IBB HBP BLK WP HR S P ERA WHIP	IP WLS BF H R ER SO BB IBB HBP BLK WP HR S P ERA WHIP	IP WLS BF H R ER SO BB IBB HBP BLK WP HR S P ERA WHIP	IP WLS BF H R ER SO BB IBB HBP BLK WP HR S P ERA WHIP	IP WLS BF H R ER SO BB IBB HBP BLK WP HR S P ERA WHIP	IP WLS BF H R ER SO BB IBB HBP BLK WP HR S P ERA WHIP	IP WLS BF H R ER SO BB IBB HBP BLK WP HR S P ERA WHIP	IP WLS BF H R ER SO BB IBB HBP BLK WP HR S P ERA WHIP	IP WLS BF H R ER SO BB IBB HBP BLK WP HR S P ERA WHIP	IP WLS BF H R ER SO BB IBB HBP BLK WP HR S P ERA WHIP	IP WLS BF H R ER SO BB IBB HBP BLK WP HR S P ERA WHIP	IP WLS BF H R ER SO BB IBB HBP BLK WP HR S P ERA WHIP	IP WLS BF H R ER SO BB IBB HBP BLK WP HR S P ERA WHIP	IP WLS BF H R ER SO BB IBB HBP BLK WP HR S P ERA WHIP	IP WLS BF H R ER SO BB IBB HBP BLK WP HR S P ERA WHIP	IP WLS BF H R ER SO BB IBB HBP BLK WP HR S P ERA WHIP	IP WLS BF H R ER SO BB IBB HBP BLK WP HR S P ERA WHIP	IP WLS BF H R ER SO BB IBB HBP BLK WP HR S P ERA WHIP	IP WLS BF H R ER SO BB IBB HBP BLK WP HR S P ERA WHIP	IP WLS BF H R ER SO BB IBB HBP BLK WP HR S P ERA WHIP	IP WLS BF H R ER SO BB IBB HBP BLK WP HR S P ERA WHIP	IP WLS BF H R ER SO BB IBB HBP BLK WP HR S P ERA WHIP	IP WLS BF H R ER SO BB IBB HBP BLK WP HR S P ERA WHIP	IP WLS BF H R ER SO BB IBB HBP BLK WP HR S P ERA WHIP	IP WLS BF H R ER SO BB IBB HBP BLK WP HR S P ERA WHIP	IP WLS BF H R ER SO BB IBB HBP

Batter	1	2	3	4	5	6	7	8	9	AB	R	H	RBI	BB	SO	LOB	TOP															
Vince Coleman, S (1, 7) OBP: 0.397, SLG: 0.495										0	1	0	0	0	0	0	<b>Kansas City Royals @ Seattle Mariners</b> The Kingdome, Seattle, WA Mon Jun 12 1995, 10:05 PM EDT Att: 11,628 - Dome - 68 F															
Tom Goodwin, L (1, 8) OBP: 0.363, SLG: 0.328										5	1	2	1	1	0	2																
Wally Joyner, L (1, 3) OBP: 0.424, SLG: 0.478										3	3	2	2	3	1	2																
Gary Gaetti, R (1, 5) OBP: 0.359, SLG: 0.579										3	0	1	2	2	0	4																
Greg Gagne, R (1, 6) OBP: 0.361, SLG: 0.449										4	1	1	0	1	2	3																
Jeff Grotewold, L (1, 10) Les Norman, R (8, PH) OBP: 0.308, SLG: 0.250										1	1	0	0	3	0	2																
Jon Nunnally, L (1, 9) Phil Hiatt, R (8, PH) OBP: 0.286, SLG: 0.438										4	1	1	2	0	1	7																
Edgar Caceres, S (1, 4) Chris Stynes, R (8, 4) OBP: 0.333, SLG: 0.200										4	1	2	2	0	1	3																
Brent Mayne, L (1, 2) OBP: 0.321, SLG: 0.360										4	0	1	1	0	1	4																
<b>Inning Stats</b>	R: 7 E: 0 K: 0 S: 19	H: 6 LOB: 0 BB: 2 P: 37	R: 1 E: 0 K: 0 S: 12	H: 1 LOB: 2 BB: 2 P: 25	R: 0 E: 0 K: 1 S: 7	H: 1 LOB: 1 BB: 0 P: 10	R: 0 E: 0 K: 1 S: 12	H: 0 LOB: 2 BB: 2 P: 24	R: 0 E: 0 K: 0 S: 6	H: 1 LOB: 1 BB: 0 P: 12	R: 1 E: 0 K: 3 S: 13	H: 2 LOB: 3 BB: 2 P: 24	R: 0 E: 0 K: 0 S: 7	H: 0 LOB: 1 BB: 3 P: 19	R: 0 E: 0 K: 2 S: 9	H: 0 LOB: 0 BB: 0 P: 14		R: 1 E: 0 K: 2 S: 13	H: 1 LOB: 2 BB: 1 P: 20	1B: 8 2B: 3 HR: 1	SF: 1 SAC: 1 DP: 1 HBP: 0	WP: 2 PB: 0 SB: 1 CS: 1	PA: 49									
<b>PITCHER</b>	IP WLS BF H R ER SO BB IBB HBP BLK WP HR S P ERA WHIP																															
Chris Bosio, R (1, 1) ERA: 4.05	1.1	12	6	8	8	0	3	0	0	0	0	0	22	46	54.00	6.750																
Rafael Carmona, R (2, 1) ERA: 6.93	3.2	21	5	1	1	2	5	0	0	0	2	1	38	74	2.46	2.727																
Ron Villone, L (6, 1) ERA: 4.7	3.2	L 15	1	1	1	7	4	0	0	0	0	0	35	61	2.46	1.364																
Bobby Ayala, R (9, 1) ERA: 2.7	0.1	1	0	0	0	0	0	0	0	0	0	0	3	4	0.00	0.000																

Batter	1	2	3	4	5	6	7	8	9	AB	R	H	RBI	BB	SO	LOB	BOTTOM															
Joey Cora, S (1, 4) OBP: 0.314, SLG: 0.346										6	1	2	0	0	0	2	<b>Kansas City Royals @ Seattle Mariners</b> The Kingdome, Seattle, WA Mon Jun 12 1995, 10:05 PM EDT Att: 11,628 - Dome - 68 F															
Alex Diaz, S (1, 8) OBP: 0.292, SLG: 0.344										4	2	0	0	0	1	1																
Edgar Martinez, R (1, 10) OBP: 0.459, SLG: 0.635										2	2	1	1	3	0	0																
Tino Martinez, L (1, 3) OBP: 0.399, SLG: 0.614										5	1	3	4	0	0	2																
Doug Strange, S (1, 5) OBP: 0.343, SLG: 0.383										2	0	1	0	0	0	2																
Rich Amaral, R (7, PH) OBP: 0.368, SLG: 0.435										2	0	1	0	0	1	0																
Marc Newfield, R (1, 7) OBP: 0.264, SLG: 0.380										5	0	1	0	0	2	6																
Darren Bragg, L (1, 9) OBP: 0.350, SLG: 0.317										3	0	0	0	0	1	2																
Mike Blowers, R (7, PH) OBP: 0.263, SLG: 0.302										2	0	0	0	0	1	1																
Chad Kreuter, S (1, 2) OBP: 0.300, SLG: 0.364										4	1	1	0	1	2	1																
Felix Fermin, R (9, PR) OBP: 0.247, SLG: 0.232										0	0	0	0	0	0	0																
Alex Rodriguez, R (1, 6) OBP: 0.288, SLG: 0.404										5	2	3	1	0	1	1																
<b>Inning Stats</b>	R: 1 E: 1 K: 0 S: 13	H: 1 LOB: 2 BB: 1 P: 21	R: 0 E: 0 K: 1 S: 5	H: 0 LOB: 0 BB: 0 P: 9	R: 2 E: 0 K: 1 S: 17	H: 2 LOB: 1 BB: 1 P: 28	R: 1 E: 0 K: 1 S: 8	H: 1 LOB: 0 BB: 0 P: 14	R: 1 E: 0 K: 1 S: 18	H: 2 LOB: 2 BB: 0 P: 25	R: 1 E: 0 K: 2 S: 16	H: 2 LOB: 1 BB: 1 P: 27	R: 0 E: 0 K: 3 S: 14	H: 1 LOB: 1 BB: 0 P: 19	R: 3 E: 1 K: 0 S: 19	H: 3 LOB: 1 BB: 0 P: 28	R: 0 E: 0 K: 0 S: 6	H: 1 LOB: 2 BB: 1 P: 14	1B: 8 2B: 3 HR: 2	SF: 0 SAC: 1 DP: 1 HBP: 0	WP: 0 PB: 0 SB: 1 CS: 0	PA: 46										
<b>PITCHER</b>	IP WLS BF H R ER SO BB IBB HBP BLK WP HR S P ERA WHIP																															
Tom Gordon, R (1, 1) ERA: 5.28	5.0	25	6	5	4	4	2	0	0	0	0	2	61	97	7.20	1.600																
Billy Brewer, L (6, 1) ERA: 4.5	1.1	8	3	1	1	3	1	0	0	1	0	0	23	37	6.75	3.000																
Rusty Meacham, R (7, 1) ERA: 5.63	1.2	W 9	3	3	1	2	0	0	0	0	0	0	26	37	5.40	1.800																
Jeff Montgomery, R (9, 1) ERA: 3.86	1.0	S 4	1	0	0	0	1	0	0	0	0	0	6	14	0.00	2.000																







Batter	1	2	3	4	5	6	7	8	9	AB	R	H	RBI	BB	SO	LOB	TOP										
Vince Coleman, S (1, 7) OBP: 0.392, SLG: 0.479	G4-3		K	G1-3			G3			0	0	0	0	0	0	0	<b>Kansas City Royals @ Seattle Mariners</b> The Kingdome, Seattle, WA Wed Jun 14 1995, 6:33 AM EDT Att. 12,585 - Dome - 68 F										
Tom Goodwin, L (1, 8) OBP: 0.368, SLG: 0.331	BB 1B		G3			F8	F7			4	0	1	0	0	0	0											
Wally Joyner, L (1, 3) OBP: 0.425, SLG: 0.469	SAFE BB		BB	1B		WP BB		F8		2	0	1	0	2	0	0											
Gary Gaetti, R (1, 10) OBP: 0.346, SLG: 0.550	P4		P4			K		L8		4	0	0	0	0	1	4											
Keith Lockhart, L (1, 4) (9, 5) OBP: 0.400, SLG: 0.480	K			1B 3B		P6		L6		4	1	1	0	0	1	3											
Greg Gagne, R (1, 6) OBP: 0.355, SLG: 0.438		G6-3		G5-3 1B		P2		1B		4	0	2	1	0	0	0											
Jon Nunnally, L (1, 9) OBP: 0.411, SLG: 0.639		HR		G5-3		G4-3		K		4	1	1	1	0	1	2											
Brent Mayne, L (1, 2) OBP: 0.319, SLG: 0.356		K		L8		G3		G6-4-3 1B		4	0	1	0	0	1	1											
Joe Randa, R (1, 5) OBP: 0.220, SLG: 0.237									G6-4-3	2	0	0	0	1	1	0											
Jeff Grotewold, L (9, PH) OBP: 0.400, SLG: 0.143										1	0	0	0	0	0	2											
Edgar Caceres, S (9, 4) OBP: 0.455, SLG: 0.727										0	0	0	0	0	0	0											
<b>Inning Stats</b>	R: 0 H: 1 E: 0 K: 1 S: 12	L: 35 BB: 1 P: 20	R: 1 H: 1 E: 0 K: 2 S: 10	L: 0 LOB: 0 BB: 0 P: 17	R: 0 H: 1 E: 0 K: 1 S: 8	L: 0 LOB: 1 BB: 0 P: 13	R: 1 H: 2 E: 0 K: 0 S: 10	L: 2 LOB: 2 BB: 1 P: 17	R: 0 H: 0 E: 0 K: 0 S: 6	L: 0 LOB: 0 BB: 0 P: 7	R: 0 H: 0 E: 0 K: 0 S: 6	L: 0 LOB: 0 BB: 0 P: 8	R: 0 H: 0 E: 0 K: 0 S: 11	L: 0 LOB: 0 BB: 0 P: 17	R: 0 H: 2 E: 0 K: 1 S: 12	L: 1 LOB: 1 BB: 0 P: 16	1B: 5 2B: 0 3B: 1 HR: 1	SF: 0 SAC: 0 DP: 1 HBP: 0	WP: 1 PB: 0 SB: 0 CS: 0	PA: 36							
<b>PITCHER</b>	IP	WLS	BF	H	R	ER	SO	BB	IBB	HBP	BLK	WP	HR	S	P	ERA	WHIP										
Tim Belcher, R (1, 1) ERA: 2.41	8.1	L	35	7	2	2	6	3	0	0	0	1	1	82	129	2.16	1.200										
Bill Risley, R (9, 1) ERA: 0.96	0.2	1	0	0	0	0	0	0	0	0	0	0	0	4	6	0.00	0.000										

Batter	1	2	3	4	5	6	7	8	9	AB	R	H	RBI	BB	SO	LOB	BOTTOM										
Alex Diaz, S (1, 8) OBP: 0.307, SLG: 0.358	FC6-3 BB 1B		F8				K			5	0	3	0	0	1	0	<b>Kansas City Royals @ Seattle Mariners</b> The Kingdome, Seattle, WA Wed Jun 14 1995, 6:33 AM EDT Att. 12,585 - Dome - 68 F										
Joey Cora, S (1, 4) OBP: 0.329, SLG: 0.351	SAFE FC6-3 BB		F8				K			4	0	2	1	1	1	0											
Edgar Martinez, R (1, 10) OBP: 0.453, SLG: 0.615	FC6-3 1-2 2-3		4-2 BB				K			3	0	0	0	2	2	4											
Tino Martinez, L (1, 3) OBP: 0.390, SLG: 0.588	K		1-2 F9				K			5	0	1	0	0	2	8											
Marc Newfield, R (1, 7) OBP: 0.267, SLG: 0.386										4	0	2	0	0	0	3											
Rich Amaral, R (8, PR) OBP: 0.375, SLG: 0.439	G1-3						FC6-4 1-2 1B			0	0	0	0	0	0	0											
Darren Bragg, L (1, 9) OBP: 0.338, SLG: 0.305							K			4	0	0	0	0	3	3											
Mike Blowers, R (1, 5) OBP: 0.262, SLG: 0.316							K			4	0	1	0	0	2	2											
Chad Kreuter, S (1, 2) OBP: 0.297, SLG: 0.345							K			3	1	0	0	1	1	3											
Alex Rodriguez, R (1, 6) OBP: 0.288, SLG: 0.390							G4-3			4	0	0	0	0	1	2											
<b>Inning Stats</b>	R: 0 H: 1 E: 0 K: 1 S: 16	L: 1 LOB: 1 BB: 0 P: 26	R: 0 H: 1 E: 0 K: 3 S: 12	L: 0 LOB: 0 BB: 0 P: 17	R: 0 H: 0 E: 0 K: 0 S: 8	L: 0 LOB: 1 BB: 1 P: 16	R: 0 H: 1 E: 0 K: 2 S: 13	L: 1 LOB: 0 BB: 0 P: 21	R: 0 H: 0 E: 0 K: 2 S: 9	L: 0 LOB: 0 BB: 0 P: 14	R: 0 H: 1 E: 0 K: 2 S: 12	L: 0 LOB: 1 BB: 0 P: 16	R: 1 H: 2 E: 0 K: 1 S: 16	L: 2 LOB: 3 BB: 2 P: 32	R: 0 H: 1 E: 0 K: 0 S: 9	L: 0 LOB: 1 BB: 0 P: 15	R: 0 H: 2 E: 0 K: 2 S: 11	L: 2 LOB: 2 BB: 0 P: 16	1B: 7 2B: 2 3B: 0 HR: 0	SF: 0 SAC: 0 DP: 0 HBP: 0	WP: 0 PB: 0 SB: 0 CS: 0	PA: 40					
<b>PITCHER</b>	IP	WLS	BF	H	R	ER	SO	BB	IBB	HBP	BLK	WP	HR	S	P	ERA	WHIP										
Kevin Appier, R (1, 1) ERA: 2.06	6.2	W	30	4	0	0	0	4	0	0	0	0	0	85	141	1.35	1.500										
Billy Brewer, L (7, 1) ERA: 4.5	0.1	1	0	0	0	0	0	0	0	0	0	0	0	1	1	0.00	0.000										
Rusty Meacham, R (8, 1) ERA: 5.29	1.0	4	1	0	0	0	0	0	0	0	0	0	0	9	15	0.00	1.000										
Jeff Montgomery, R (9, 1) ERA: 3.32	1.0	S	5	2	0	0	2	0	0	0	0	0	0	11	16	0.00	2.000										

**AB** 29  
**R** 2  
**H** 7  
**RBI** 2  
**BB** 3  
**SO** 5  
**LOB** 12



**AB** 36  
**R** 1  
**H** 9  
**RBI** 1  
**BB** 4  
**SO** 13  
**LOB** 25



Batter	1	2	3	4	5	6	7	8	9	AB	R	H	RBI	BB	SO	LOB	TOP					
Pat Meares, R OBP: 0.319, SLG: 0.519 (1, 6)										5	2	3	3	1	2	3	<b>Minnesota Twins @ Seattle Mariners</b> The Kingdome, Seattle, WA Fri Jun 16 1995, 10:05 PM EDT Att: 20,762 - Dome					
Jeff Reboulet, R OBP: 0.326, SLG: 0.427 (1, 4)										5	2	2	0	1	1	5						
Kirby Puckett, R OBP: 0.358, SLG: 0.436 (1, 9)										5	1	1	4	0	1	3						
Jerald Clark, R OBP: 0.357, SLG: 0.556 (1, 3)										4	0	0	1	0	1	2						
Scott Stahovick, L OBP: 0.323, SLG: 0.391 (6, 3)										1	0	0	0	0	0	0						
Scott Leius, R OBP: 0.309, SLG: 0.378 (1, 5)										3	0	0	0	2	0	0						
Pedro Munoz, R OBP: 0.326, SLG: 0.523 (1, 10)										4	1	2	1	0	0	2						
Chip Hale, L OBP: 0.318, SLG: 0.421 (9, PH)										1	1	1	1	0	0	0						
Marty Cordova, R OBP: 0.341, SLG: 0.500 (1, 7)										4	1	1	0	0	1	2						
Matt Walbeck, S OBP: 0.282, SLG: 0.306 (1, 2)										4	2	2	0	1	0	2						
Rich Becker, L OBP: 0.286, SLG: 0.268 (1, 8)										4	0	1	0	1	3	4						
<b>Inning Stats</b>	R: 1 E: 0 K: 0 S: 13	H: 2 LOB: 2 BB: 1 P: 23	R: 0 E: 0 K: 0 S: 13	H: 1 LOB: 1 BB: 0 P: 14	R: 1 E: 0 K: 3 S: 18	H: 2 LOB: 2 BB: 1 P: 30	R: 2 E: 0 K: 1 S: 11	H: 2 LOB: 0 BB: 0 P: 16	R: 0 E: 0 K: 0 S: 7	H: 0 LOB: 0 BB: 0 P: 10	R: 4 E: 0 K: 2 S: 16	H: 2 LOB: 0 BB: 2 P: 29	R: 1 E: 0 K: 0 S: 9	H: 1 LOB: 3 BB: 2 P: 27	R: 0 E: 0 K: 0 S: 5	H: 0 LOB: 0 BB: 0 P: 10	R: 1 E: 0 K: 1 S: 14	H: 3 LOB: 2 BB: 0 P: 22	1B: 8 2B: 2 3B: 0 HR: 3	SF: 0 SAC: 0 DP: 0 HBP: 1	WP: 0 PB: 0 CS: 0	PA: 47
<b>PITCHER</b>	IP WLS BF H R ER SO BB IBB HBP BLK WP HR S P ERA WHIP																					
Randy Johnson, L ERA: 2.75 (1, 1)	6.0 L 31 9 8 8 8 4 0 0 1 0 0 2 78 122 12.00 2.167																					
Rafael Carmona, R ERA: 6.83 (7, 1)	3.0 16 4 2 2 1 2 0 1 0 0 1 28 59 6.00 2.000																					

Batter	1	2	3	4	5	6	7	8	9	AB	R	H	RBI	BB	SO	LOB	BOTTOM					
Alex Diaz, S OBP: 0.295, SLG: 0.343 (1, 8)										4	0	0	0	0	0	2	<b>Minnesota Twins @ Seattle Mariners</b> The Kingdome, Seattle, WA Fri Jun 16 1995, 10:05 PM EDT Att: 20,762 - Dome					
Joey Cora, S OBP: 0.327, SLG: 0.343 (1, 4)										3	0	0	0	1	1							
Edgar Martinez, R OBP: 0.449, SLG: 0.624 (1, 10)										4	1	1	1	0	0	2						
Tino Martinez, L OBP: 0.387, SLG: 0.580 (1, 3)										4	0	1	0	0	1	0						
Marc Newfield, R OBP: 0.250, SLG: 0.361 (1, 7)										4	0	0	0	0	1	1						
Darren Bragg, L OBP: 0.344, SLG: 0.306 (1, 9)										3	0	1	0	1	0	0						
Mike Blowers, R OBP: 0.270, SLG: 0.316 (1, 5)										3	0	1	0	1	0	1						
Dan Wilson, R OBP: 0.328, SLG: 0.318 (1, 2)										3	0	0	0	1	0	3						
Alex Rodriguez, R OBP: 0.290, SLG: 0.387 (1, 6)										3	0	1	0	0	1	1						
<b>Inning Stats</b>	R: 1 E: 0 K: 1 S: 14	H: 2 LOB: 1 BB: 0 P: 18	R: 0 E: 0 K: 0 S: 4	H: 0 LOB: 0 BB: 0 P: 5	R: 0 E: 0 K: 1 S: 11	H: 0 LOB: 1 BB: 1 P: 21	R: 0 E: 0 K: 1 S: 25	H: 1 LOB: 1 BB: 0 P: 33	R: 0 E: 0 K: 0 S: 6	H: 0 LOB: 0 BB: 1 P: 13	R: 0 E: 0 K: 1 S: 9	H: 0 LOB: 0 BB: 0 P: 15	R: 0 E: 0 K: 0 S: 6	H: 1 LOB: 1 BB: 0 P: 8	R: 0 E: 0 K: 0 S: 9	H: 1 LOB: 1 BB: 0 P: 14	R: 0 E: 0 K: 0 S: 10	H: 0 LOB: 2 BB: 2 P: 21	1B: 4 2B: 0 3B: 0 HR: 1	SF: 0 SAC: 0 DP: 0 HBP: 0	WP: 1 PB: 0 CS: 1	PA: 36
<b>PITCHER</b>	IP WLS BF H R ER SO BB IBB HBP BLK WP HR S P ERA WHIP																					
Brad Radke, R ERA: 6.33 (1, 1)	7.0 W 26 4 1 1 4 2 0 0 0 0 1 75 113 1.29 0.857																					
Erik Schultstrom, R ERA: 10.95 (8, 1)	2.0 9 1 0 0 0 2 0 0 0 0 1 0 19 35 0.00 1.500																					

Batter	1	2	3	4	5	6	7	8	9	AB	R	H	RBI	BB	SO	LOB	TOP										
<b>Chuck Knoblauch R</b> (1,4) OBP: 0.413, SLG: 0.419	G1-3		F8			1B HR BB	K		P3	4	1	0	0	1	1	1	<b>Minnesota Twins @ Seattle Mariners</b> The Kingdome, Seattle, WA Sat Jun 17 1995, 10:05 PM EDT Att: 16,751 - Dome										
<b>Rich Becker L</b> (1,8) OBP: 0.284, SLG: 0.267	G5-3			F7		HR	1B			4	1	1	0	0	1	0											
<b>Kirby Puckett R</b> (1,9) OBP: 0.361, SLG: 0.454	P6			E2	1B	HR		E5		4	1	2	3	0	0	0											
<b>Kevin Maas L</b> (1,10) OBP: 0.304, SLG: 0.360 <b>Pedro Munoz R</b> (6,PH) OBP: 0.326, SLG: 0.519		1B		G1-3		2B		K		2	0	1	0	0	0	1											
<b>Scott Leius R</b> (1,5) OBP: 0.308, SLG: 0.370 (7,6)	L5			K		F7				3	0	0	0	1	1	3											
<b>Scott Stahovjak L</b> (1,3) OBP: 0.330, SLG: 0.389		1B			G4-3	2B		G3-1		3	0	1	0	1	0	2											
<b>Marty Cordova R</b> (1,7) OBP: 0.344, SLG: 0.512			F8			2B				4	0	2	1	0	1	1											
<b>Matt Walbeck S</b> (1,2) OBP: 0.274, SLG: 0.296			G4-3				K			4	0	0	0	0	3	1											
<b>Pat Meares R</b> (1,6) OBP: 0.314, SLG: 0.511 <b>Chip Hale L</b> (7,PH) OBP: 0.292, SLG: 0.381 (7,5)			K			G1-3		K		2	0	0	0	0	1	0											
<b>Inning Stats</b>	R: 0 H: 0 E: 0 K: 0 S: 8	H: 0 LOB: 0 BB: 0 P: 11	R: 0 H: 2 E: 0 K: 0 S: 7	LOB: 1 BB: 0 P: 11	R: 0 H: 0 E: 0 K: 1 S: 8	LOB: 0 BB: 0 P: 14	R: 0 H: 1 E: 1 K: 1 S: 7	LOB: 1 BB: 0 P: 12	R: 0 H: 0 E: 0 K: 2 S: 10	LOB: 0 BB: 0 P: 15	R: 4 H: 3 E: 0 K: 0 S: 12	H: 3 LOB: 2 BB: 2 P: 26	R: 0 H: 0 E: 0 K: 3 S: 10	H: 0 LOB: 0 BB: 0 P: 14	R: 0 H: 0 E: 1 K: 2 S: 14	LOB: 0 BB: 1 P: 21		R: 0 H: 1 E: 0 K: 2 S: 10	LOB: 1 BB: 0 P: 15	1B: 4 2B: 2 3B: 0 HR: 1	SF: 0 SAC: 0 DP: 0 HBP: 1	WP: 0 PB: 0 CS: 0	PA: 37				
<b>PITCHER</b>	IP	WLS	BF	H	R	ER	SO	BB	IBB	HBP	BLK	WP	HR	S	P	ERA	WHIP										
<b>Chris Bosio R</b> (1,1) ERA: 4.15	5.1	W	21	5	3	3	4	1	0	0	0	0	1	47	79	5.06	1.125										
<b>Ron Villone L</b> (6,1) ERA: 5.17	0.1		3	0	0	0	0	1	0	1	0	0	0	2	7	0.00	3.000										
<b>Jeff Nelson R</b> (6,1) ERA: 1.32	1.1		4	1	1	1	3	0	0	0	0	0	0	13	17	6.75	0.750										
<b>Bill Risley R</b> (8,1) ERA: 0.93	0.2		4	0	0	0	2	1	0	0	0	0	0	13	20	0.00	1.500										
<b>Bobby Ayala R</b> (8,1) ERA: 2.55	1.1	S	5	1	0	0	2	0	0	0	0	0	0	11	16	0.00	0.750										

Batter	1	2	3	4	5	6	7	8	9	AB	R	H	RBI	BB	SO	LOB	BOTTOM										
<b>Alex Diaz S</b> (1,8) OBP: 0.303, SLG: 0.343	1B BB	P6		G1-3			BB SH2-4			3	1	1	0	1	0	1	<b>Minnesota Twins @ Seattle Mariners</b> The Kingdome, Seattle, WA Sat Jun 17 1995, 10:05 PM EDT Att: 16,751 - Dome										
<b>Joey Cora S</b> (1,4) OBP: 0.333, SLG: 0.345	1B BB	G5-3			P5	SH2-4				2	2	1	0	1	0	0											
<b>Edgar Martinez R</b> (1,10) OBP: 0.460, SLG: 0.647	G5-3	HR			FC5-4	BB	IBB			2	2	2	4	2	0	0											
<b>Tino Martinez L</b> (1,3) OBP: 0.384, SLG: 0.569	G5-3	P2			FC5-4	BB				3	0	0	1	1	0	2											
<b>Doug Strange S</b> (1,5) OBP: 0.324, SLG: 0.359 <b>Greg Pirkki R</b> (7,PH) OBP: 0.308, SLG: 0.250 <b>Darren Bragg L</b> (8,9) OBP: 0.344, SLG: 0.306	K			G1-3		K				3	0	0	0	0	2	2											
<b>Rich Amaral R</b> (1,9) OBP: 0.355, SLG: 0.414 (8,7)	E5			F7			L6	L7		4	0	0	0	0	0	3											
<b>Chad Kreuter S</b> (1,2) OBP: 0.294, SLG: 0.355	K			L3						4	0	1	0	0	2	1											
<b>Mike Blowers R</b> (1,7) OBP: 0.277, SLG: 0.317 (8,5)		1B SH3-4				K				3	1	1	0	1	1	1											
<b>Felix Fermin R</b> (1,6) OBP: 0.241, SLG: 0.240		SH3-4			G6-3		L8			3	0	0	0	0	0	2											
<b>Inning Stats</b>	R: 3 H: 1 E: 1 K: 2 S: 20	H: 1 LOB: 1 BB: 2 P: 36	R: 3 H: 2 E: 0 K: 0 S: 8	LOB: 0 BB: 1 P: 16	R: 0 H: 0 E: 0 K: 0 S: 4	LOB: 0 BB: 0 P: 7	R: 0 H: 1 E: 0 K: 0 S: 6	LOB: 0 BB: 0 P: 11	R: 0 H: 1 E: 0 K: 1 S: 11	LOB: 1 BB: 0 P: 16	R: 0 H: 1 E: 0 K: 1 S: 9	H: 1 LOB: 3 BB: 2 P: 22	R: 0 H: 0 E: 0 K: 1 S: 7	LOB: 0 BB: 0 P: 8	1B: 4 2B: 1 3B: 0 HR: 1	SF: 0 SAC: 2 DP: 1 HBP: 0		WP: 0 PB: 0 CS: 0	PA: 36								
<b>PITCHER</b>	IP	WLS	BF	H	R	ER	SO	BB	IBB	HBP	BLK	WP	HR	S	P	ERA	WHIP										
<b>Mike Trombley R</b> (1,1) ERA: 6.75	6.0	L	28	6	6	5	4	4	0	0	0	0	1	60	104	7.50	1.667										
<b>Rich Robertson L</b> (7,1) ERA: 5.73	2.0		8	0	0	0	2	1	1	0	0	0	0	15	29	0.00	0.500										

AB	33
R	4
H	7
RBI	4
BB	3
SO	11
LOB	11



AB	28
R	6
H	6
RBI	5
BB	6
SO	6
LOB	15





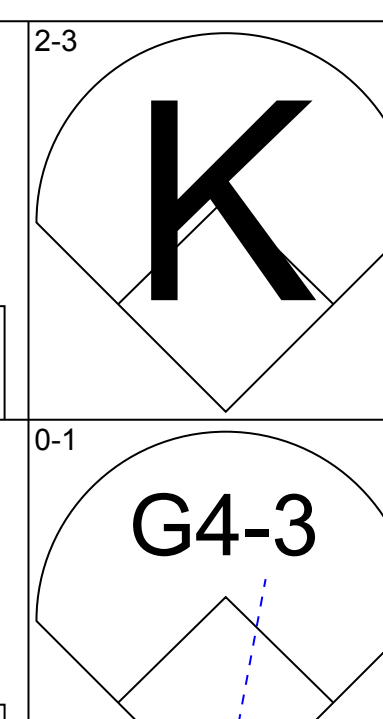
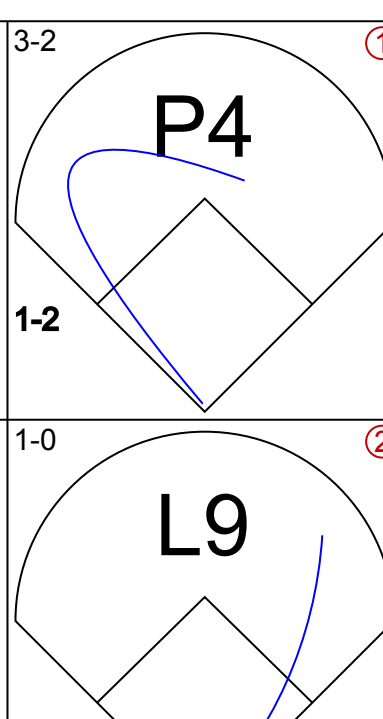
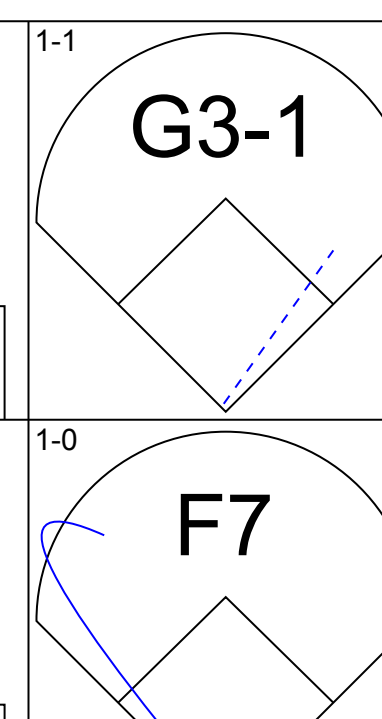
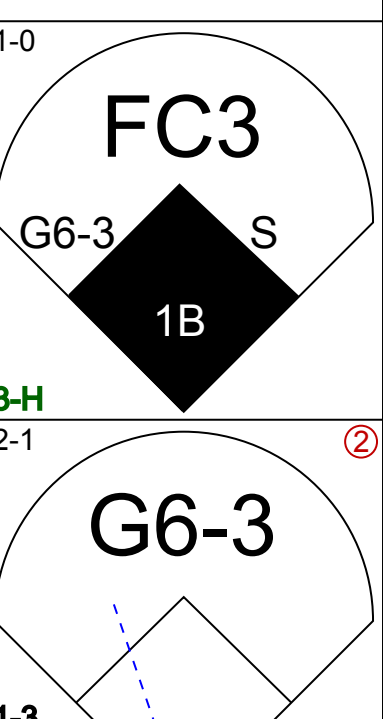
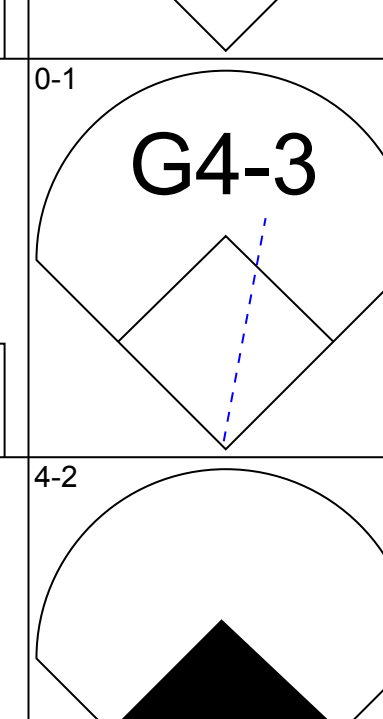
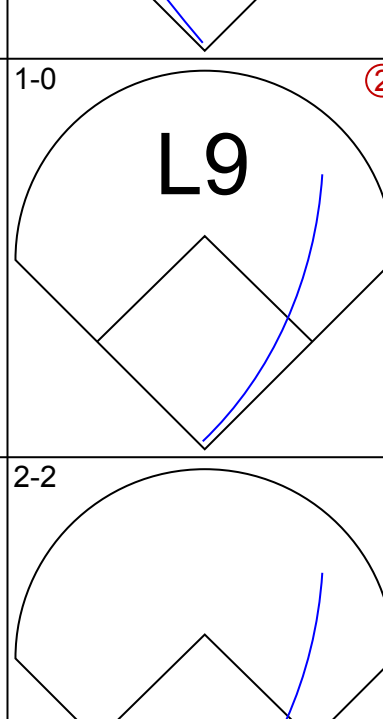
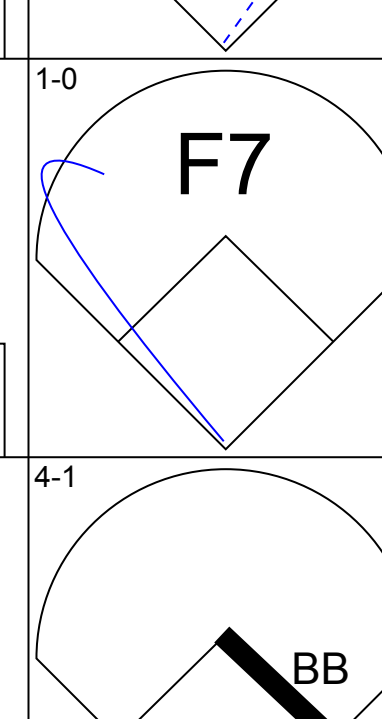
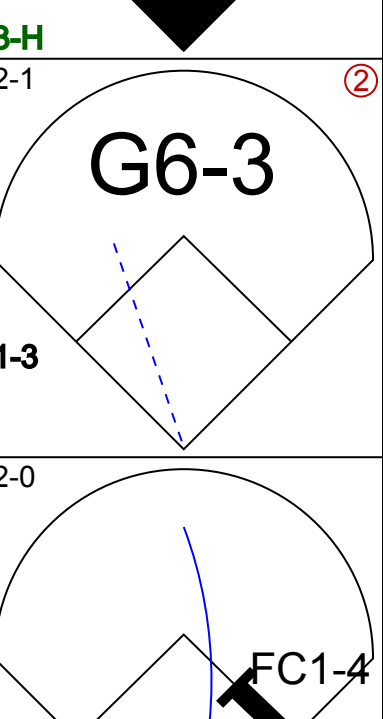
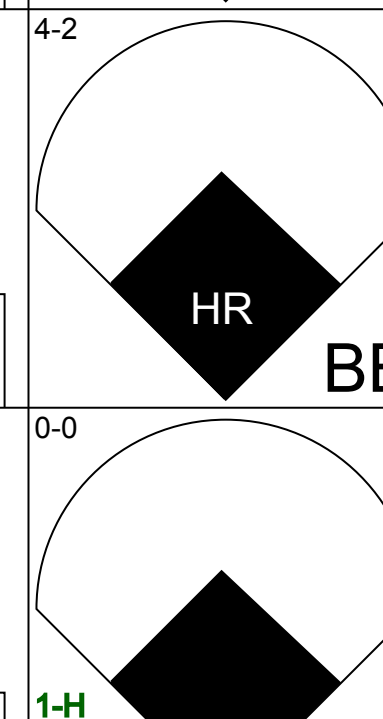
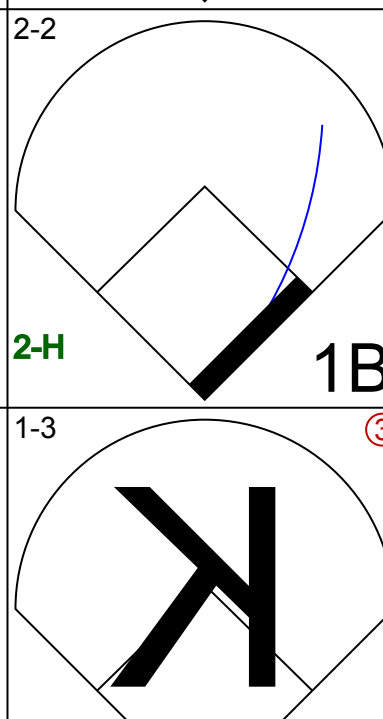
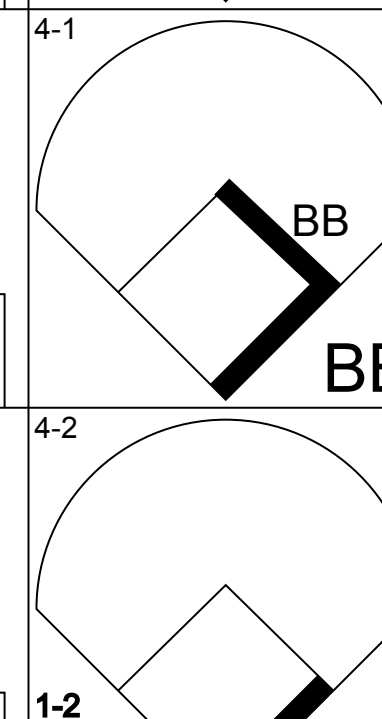
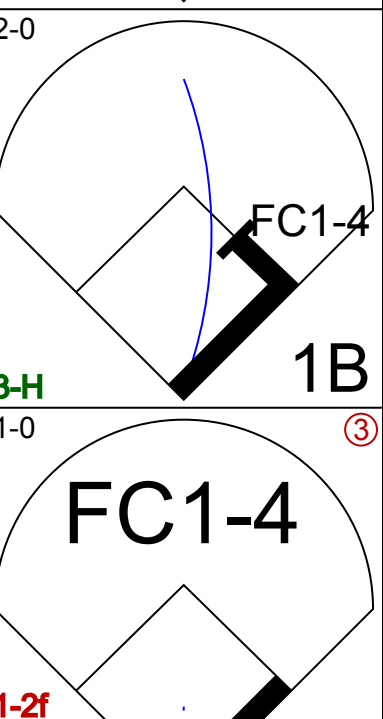
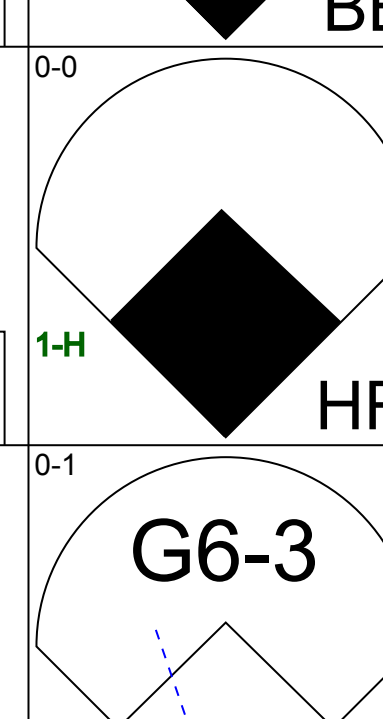

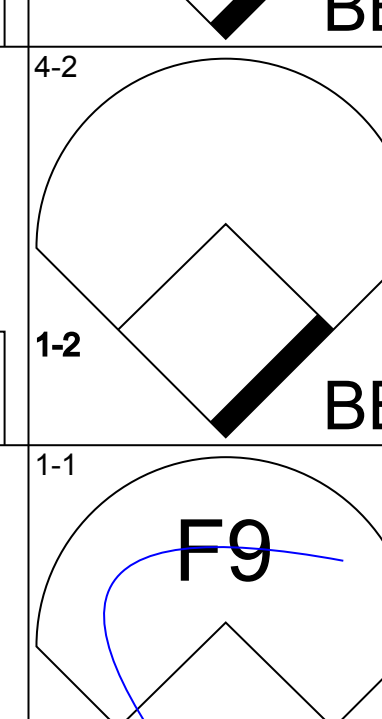
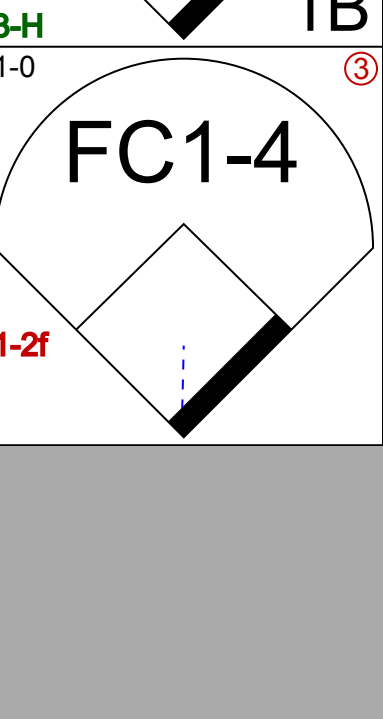
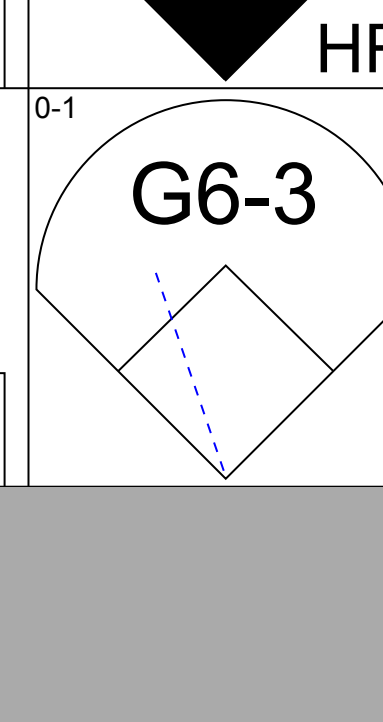
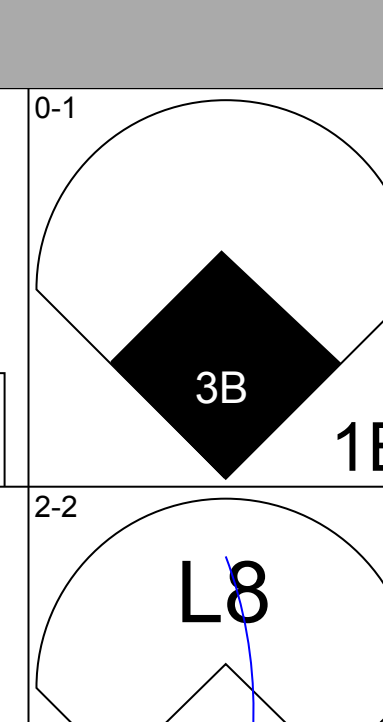
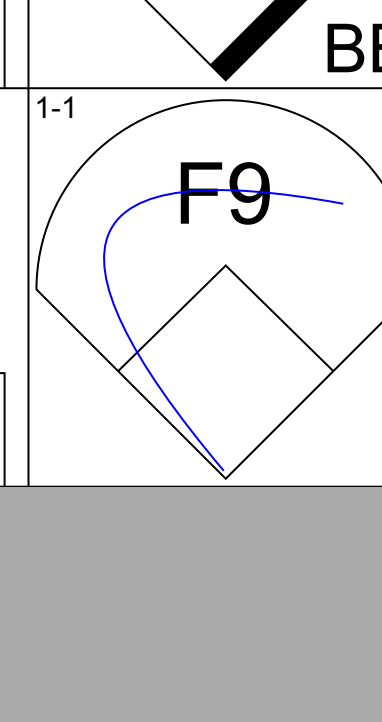
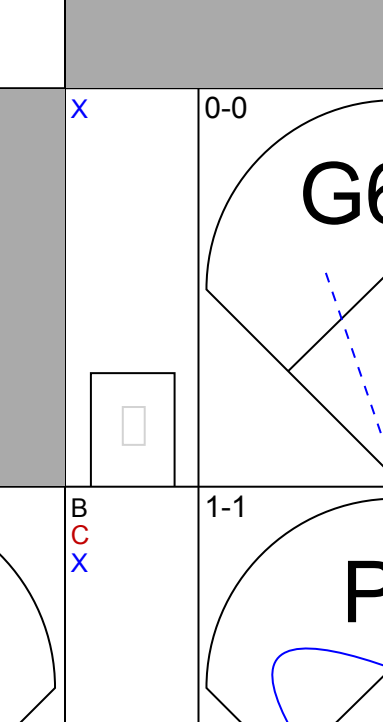
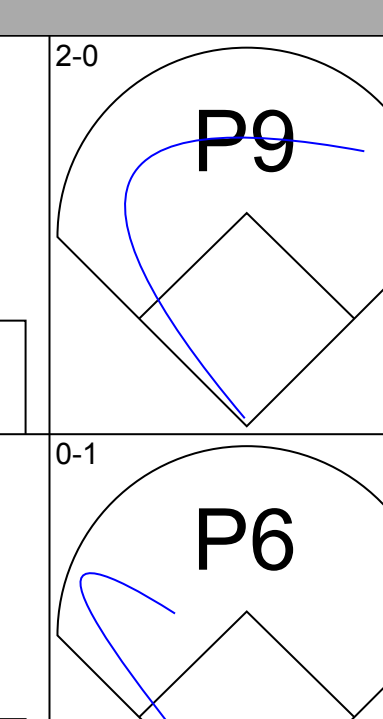
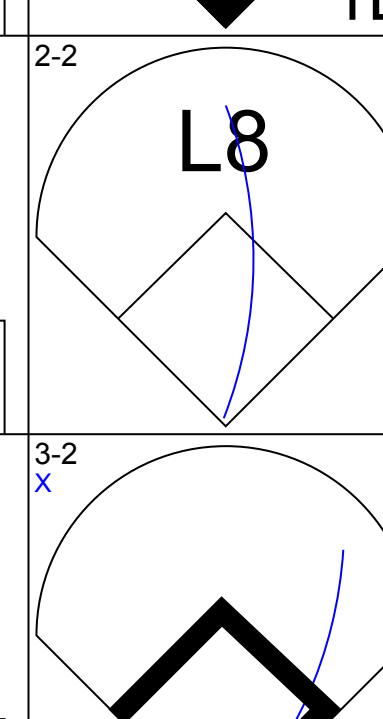
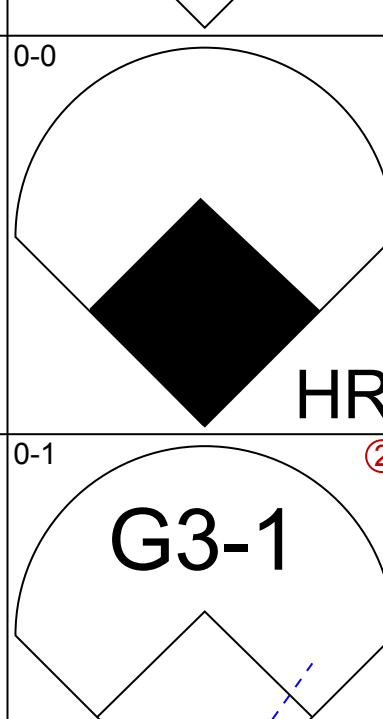
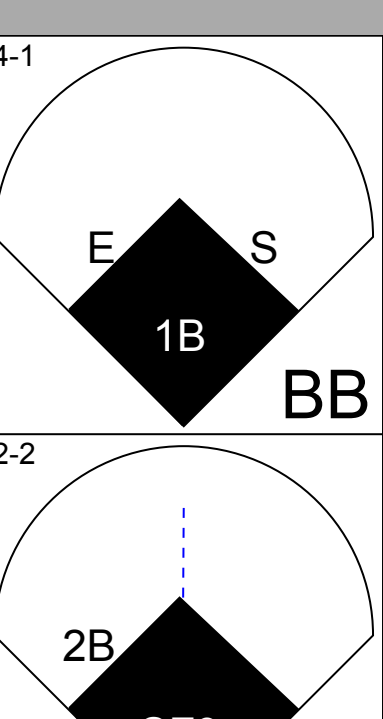
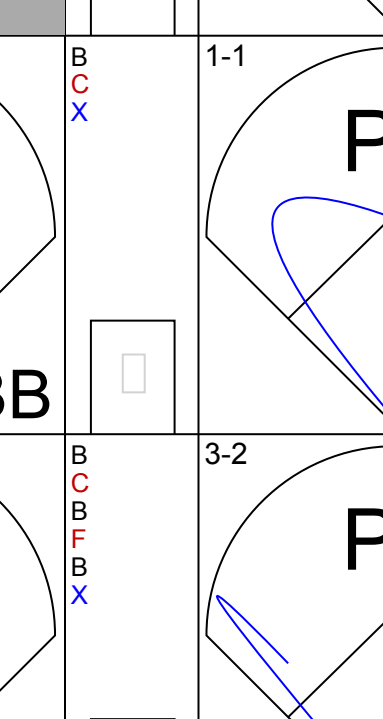
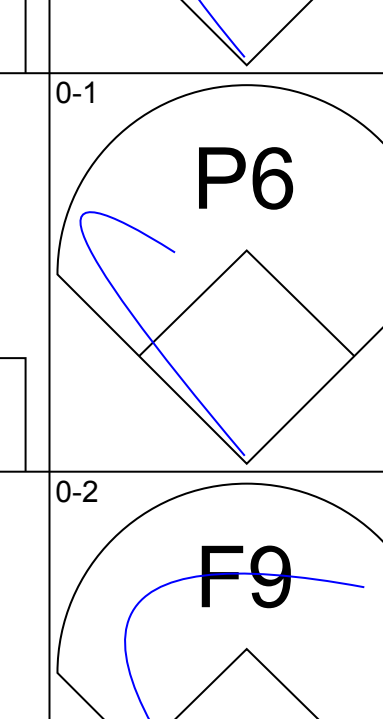
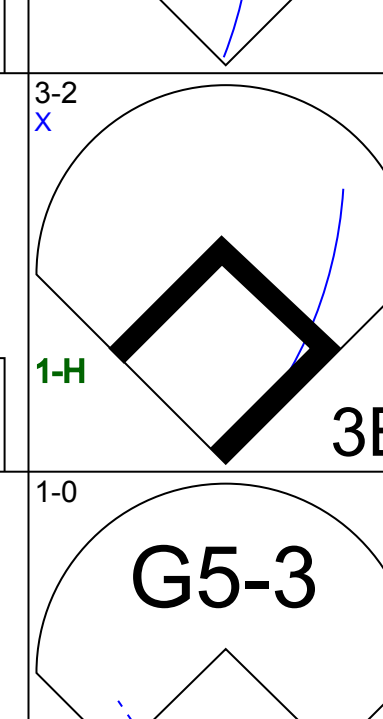
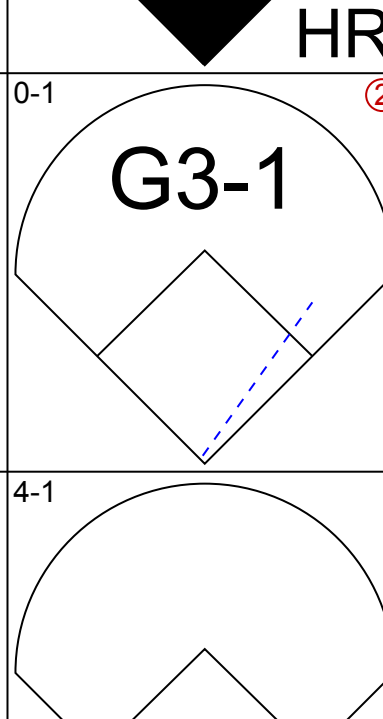
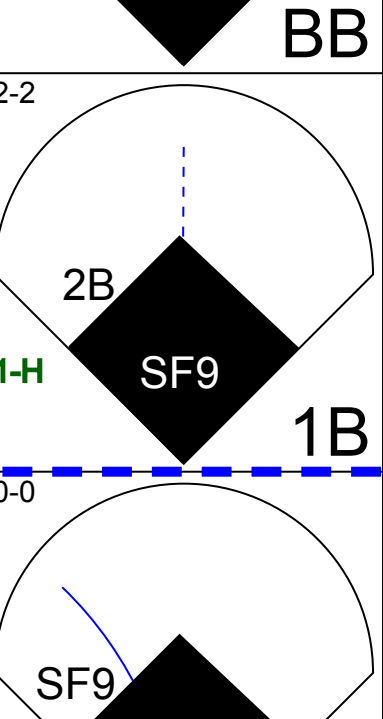
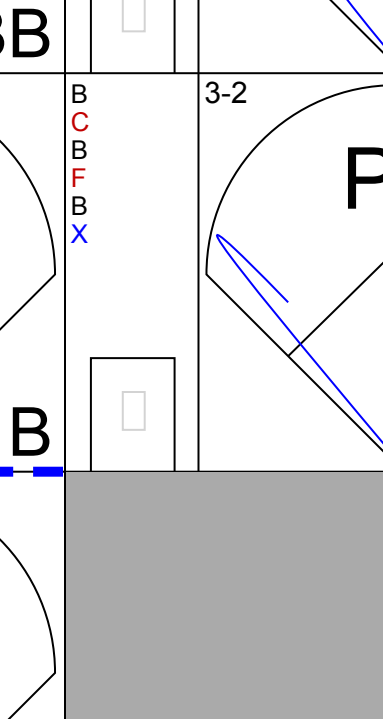
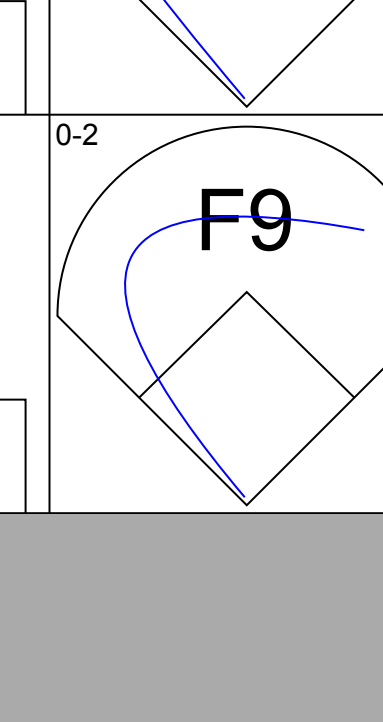
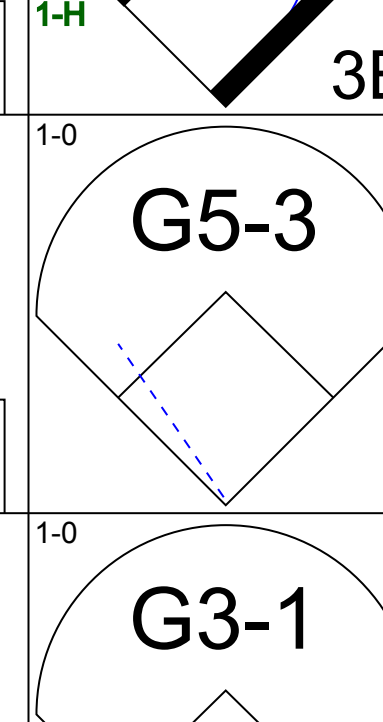
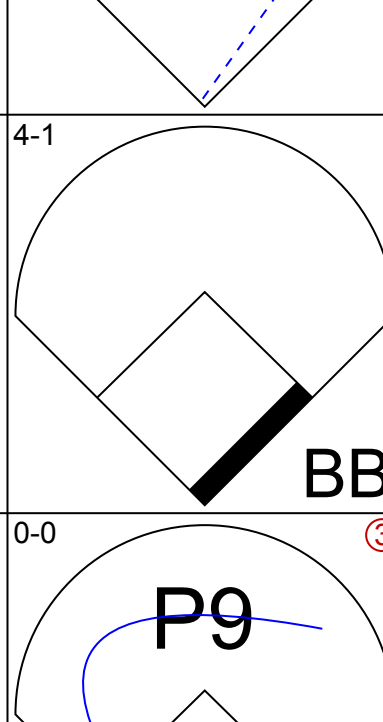
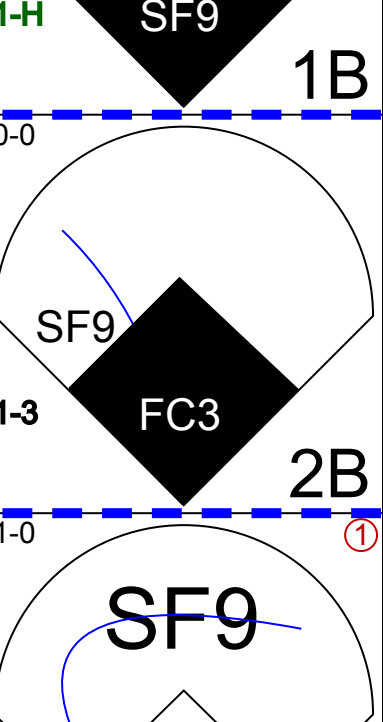
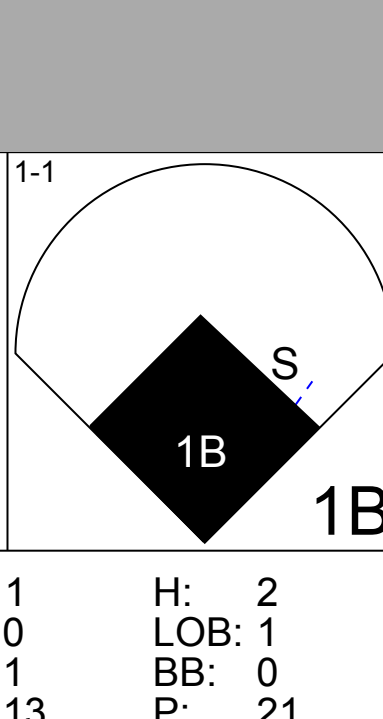
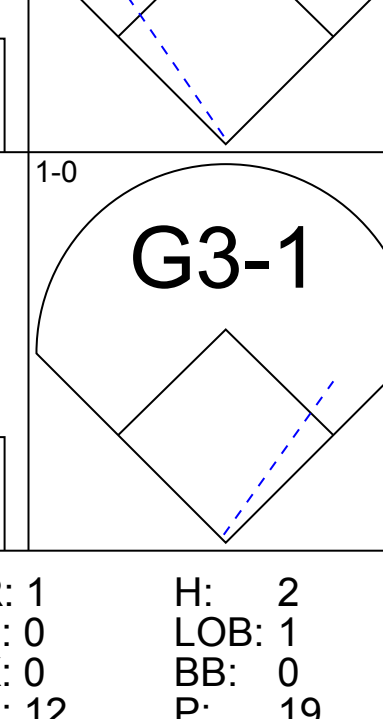
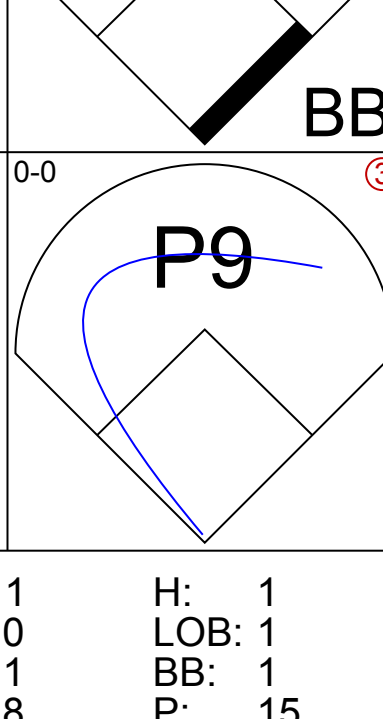
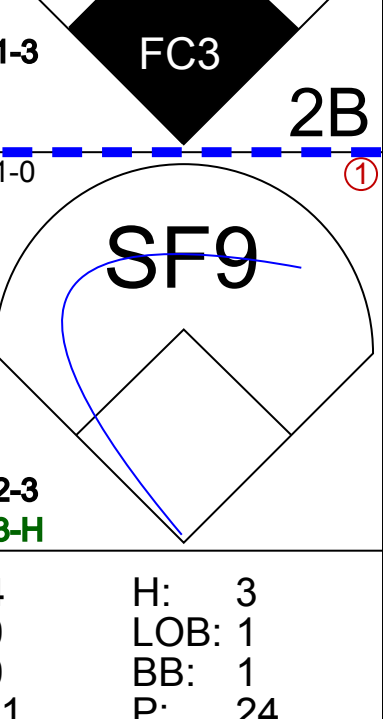


Batter	1	2	3	4	5	6	7	8	9	AB	R	H	RBI	BB	SO	LOB	TOP								
Alex Diaz, S OBP: 0.305, SLG: 0.336 (1, 8)										4	1	0	1	1	2	3	<b>Seattle Mariners @ Chicago White Sox</b> Comiskey Park, Chicago, IL Mon Jun 19 1995, 8:05 PM EDT Att: 22,406 - Unknown - 85 F								
Joey Cora, S OBP: 0.348, SLG: 0.367 (1, 4)										5	1	2	1	0	0	1									
Edgar Martinez, R OBP: 0.495, SLG: 0.626 (1, 10)										4	1	1	1	1	0	2									
Tino Martinez, L OBP: 0.381, SLG: 0.571 Alex Rodriguez, R OBP: 0.290, SLG: 0.387 (9, PR)										4	1	2	3	1	0	1									
Rich Amaral, R OBP: 0.365, SLG: 0.456 (1, 7)										5	0	2	0	0	1	4									
Darren Bragg, L OBP: 0.331, SLG: 0.292 (1, 9)										4	0	0	0	0	2	3									
Mike Blowers, R OBP: 0.270, SLG: 0.302 (1, 5)										3	1	0	0	1	1										
Dan Wilson, R OBP: 0.333, SLG: 0.324 (1, 2)										4	1	2	0	0	0	0									
Felix Fermin, R OBP: 0.224, SLG: 0.222 Doug Strange, S OBP: 0.333, SLG: 0.369 (9, PH)										3	0	0	0	0	0	2									
										1	0	1	0	0	0	0									
<b>Inning Stats</b>	R: 0 E: 0 K: 1 S: 9	H: 0 LOB: 0 BB: 0 P: 14	R: 0 E: 0 K: 2 S: 12	H: 1 LOB: 1 BB: 0 P: 20	R: 0 E: 0 K: 0 S: 8	H: 0 LOB: 1 BB: 1 P: 15	R: 0 E: 0 K: 1 S: 14	H: 1 LOB: 1 BB: 0 P: 20	R: 5 E: 0 K: 0 S: 24	H: 5 LOB: 1 BB: 1 P: 36	R: 0 E: 0 K: 0 S: 11	H: 0 LOB: 0 BB: 0 P: 13	R: 0 E: 0 K: 1 S: 7	H: 0 LOB: 1 BB: 1 P: 12	R: 0 E: 0 K: 1 S: 6	H: 0 LOB: 0 BB: 0 P: 12	R: 1 E: 0 K: 0 S: 13	H: 3 LOB: 3 BB: 1 P: 21	1B: 8 2B: 1 3B: 0 HR: 1	SF: 0 SAC: 0 DP: 0 HBP: 0	WP: 0 PB: 0 SB: 2 CS: 0	PA: 41			
<b>PITCHER</b>	IP	WLS	BF	H	R	ER	SO	BB	IBB	HBP	BLK	WP	HR	S	P	ERA	WHIP								
Alex Fernandez, R ERA: 5.16 (1, 1)	6.2		30	7	5	5	5	3	0	0	0	0	1	83	128	6.75	1.500								
Tim Lincecum, L ERA: 3.06 (7, 1)	0.1		1	0	0	0	0	0	0	0	0	0	0	2	2	0.00	0.000								
Kirk McCaskill, R ERA: 4.5 (8, 1)	1.0	W	4	1	1	1	1	0	0	0	0	0	0	8	16	9.00	1.000								
Roberto Hernandez, R ERA: 5.14 (9, 1)	1.0	S	6	2	0	0	0	0	1	0	0	0	0	11	17	0.00	2.000								

Batter	1	2	3	4	5	6	7	8	9	AB	R	H	RBI	BB	SO	LOB	BOTTOM								
Lance Johnson, L OBP: 0.296, SLG: 0.289 (1, 8)										5	1	2	1	0	0	3	<b>Seattle Mariners @ Chicago White Sox</b> Comiskey Park, Chicago, IL Mon Jun 19 1995, 8:05 PM EDT Att: 22,406 - Unknown - 85 F								
Tim Raines, S OBP: 0.369, SLG: 0.500 (1, 7)										4	2	3	0	1	0	1									
Frank Thomas, R OBP: 0.498, SLG: 0.631 (1, 3)										3	2	2	2	2	0	2									
Robin Ventura, L OBP: 0.397, SLG: 0.555 (1, 5)										5	0	2	2	0	2	4									
John Kruk, L OBP: 0.365, SLG: 0.326 (1, 10)										5	0	1	1	0	3	1									
Dave Martinez, L OBP: 0.319, SLG: 0.391 Mike Devereaux, R OBP: 0.335, SLG: 0.420 (7, PH)										2	0	0	0	1	0	0									
Ray Durham, S OBP: 0.311, SLG: 0.331 (1, 4)										5	0	1	0	0	2	3									
Michael LaValliere, L OBP: 0.326, SLG: 0.289 (1, 2)										2	1	0	0	2	0	1									
Ozzie Guillen, L OBP: 0.331, SLG: 0.385 (1, 6)										4	1	3	1	0	0	0									
										1	0	1	0	0	0										
<b>Inning Stats</b>	R: 1 E: 0 K: 1 S: 10	H: 3 LOB: 1 BB: 0 P: 13	R: 2 E: 0 K: 1 S: 13	H: 3 LOB: 3 BB: 2 P: 25	R: 0 E: 0 K: 0 S: 7	H: 1 LOB: 1 BB: 0 P: 12	R: 2 E: 0 K: 0 S: 15	H: 4 LOB: 3 BB: 1 P: 26	R: 0 E: 0 K: 0 S: 7	H: 1 LOB: 1 BB: 0 P: 10	R: 0 E: 0 K: 2 S: 7	H: 0 LOB: 0 BB: 1 P: 15	R: 0 E: 0 K: 1 S: 13	H: 1 LOB: 2 BB: 1 P: 21	R: 3 E: 0 K: 3 S: 16	H: 2 LOB: 0 BB: 1 P: 31	1B: 11 2B: 2 3B: 1 HR: 2	SF: 0 SAC: 0 DP: 2 HBP: 0	WP: 0 PB: 0 SB: 1 CS: 1	PA: 43					
<b>PITCHER</b>	IP	WLS	BF	H	R	ER	SO	BB	IBB	HBP	BLK	WP	HR	S	P	ERA	WHIP								
Tim Lincecum, R ERA: 3.2 (1, 1)	4.0		25	11	5	5	2	3	0	0	0	0	0	45	76	11.25	3.500								
Dave Fleming, L ERA: 7.41 (5, 1)	3.0	L	13	2	1	1	3	3	0	0	0	0	0	28	51	3.00	1.667								
Bill Riskey, R ERA: 1.31 (8, 1)	0.1		2	1	1	1	1	0	0	0	0	0	1	5	9	27.00	3.000								
Ron Villone, L ERA: 5.51 (8, 1)	0.2		3	1	1	1	2	0	0	0	0	0	1	10	17	13.50	1.500								

AB	37
R	6
H	10
RBI	6
BB	4
SO	6
LOB	17



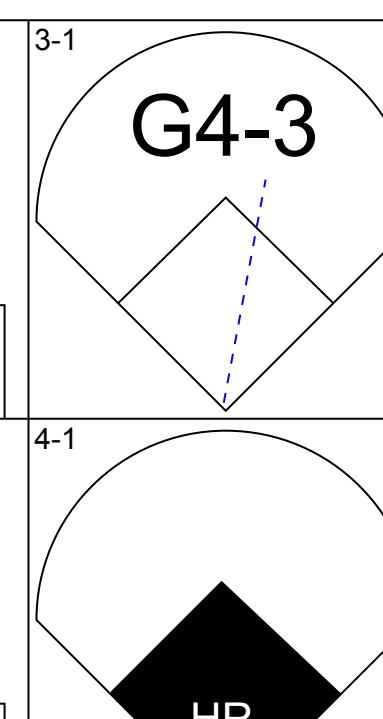
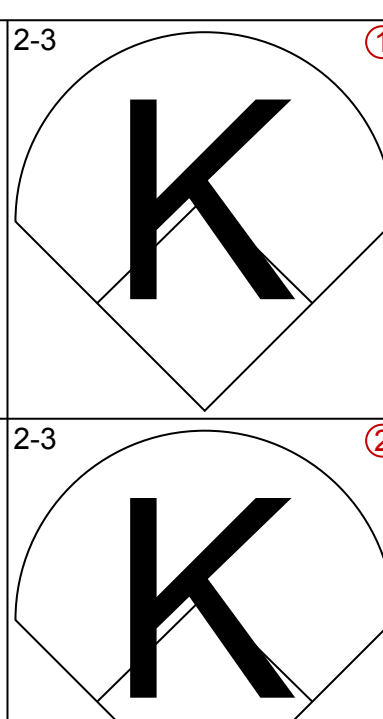
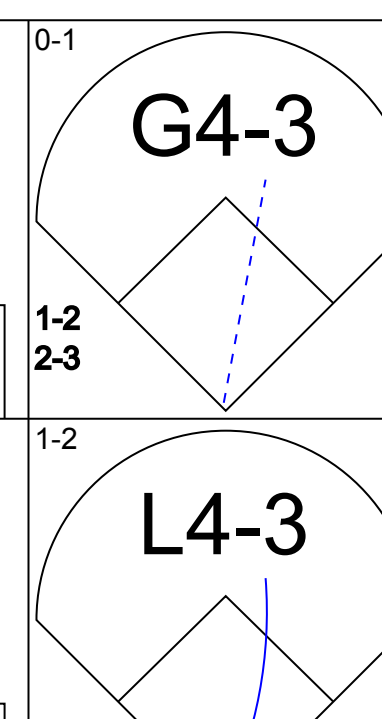
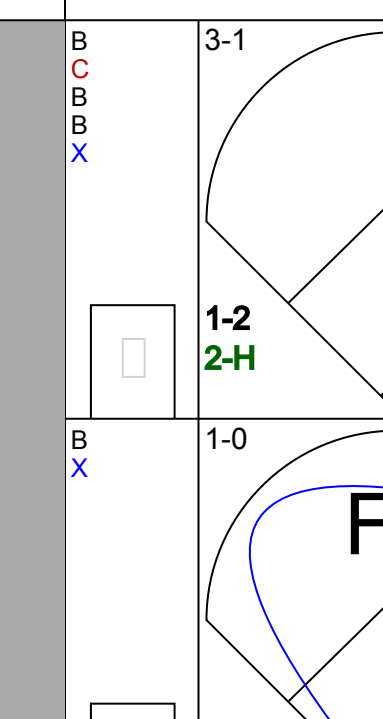
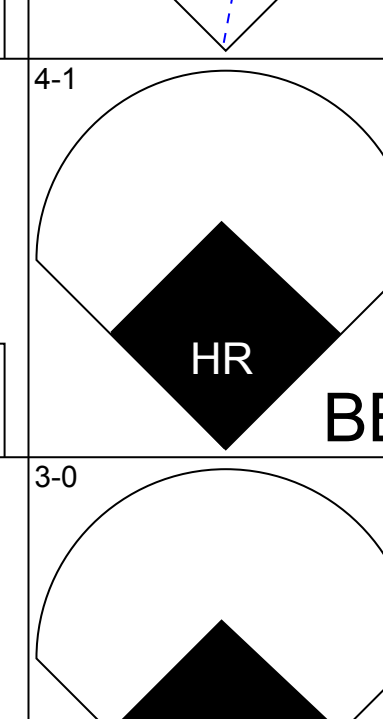
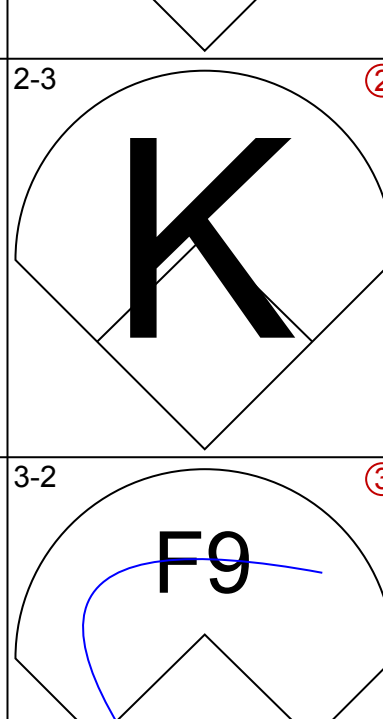
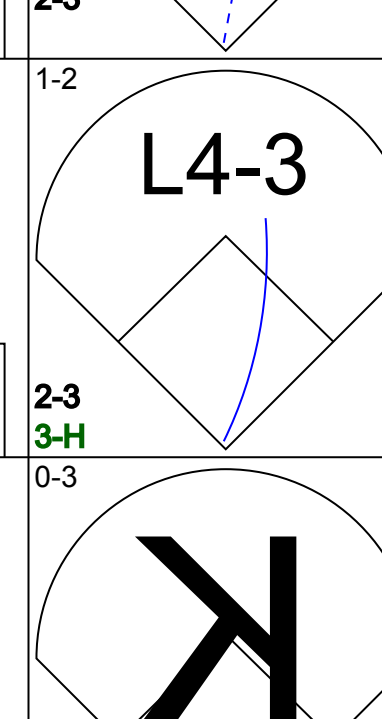
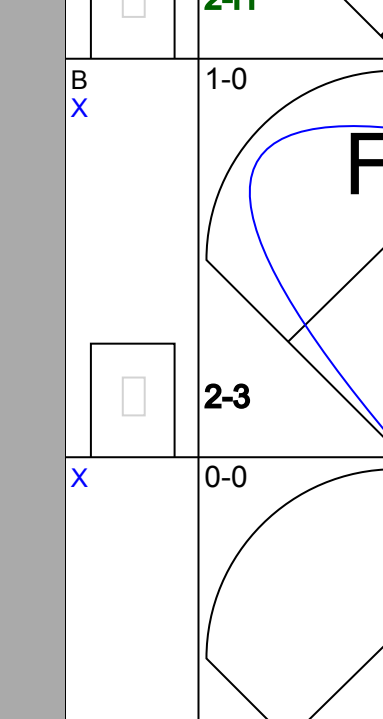
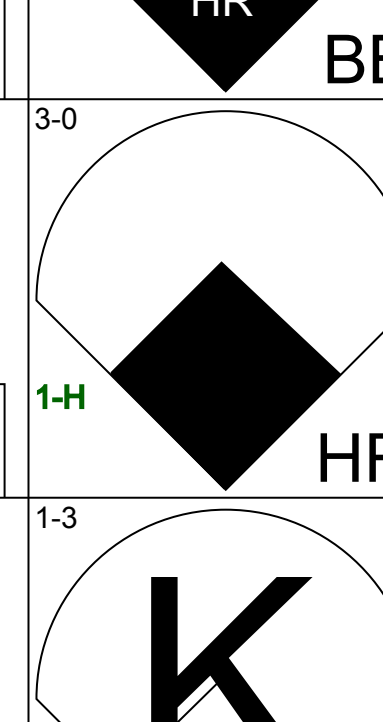
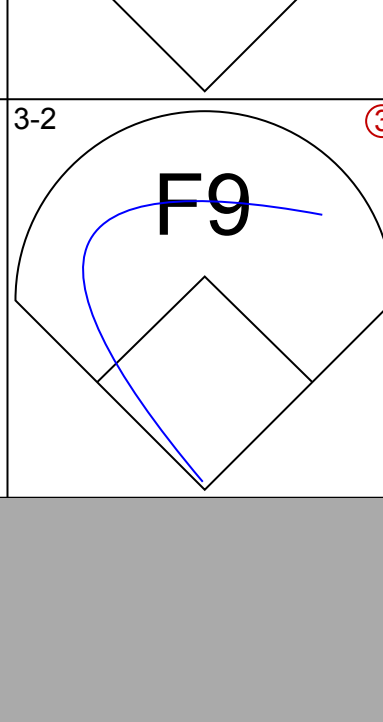
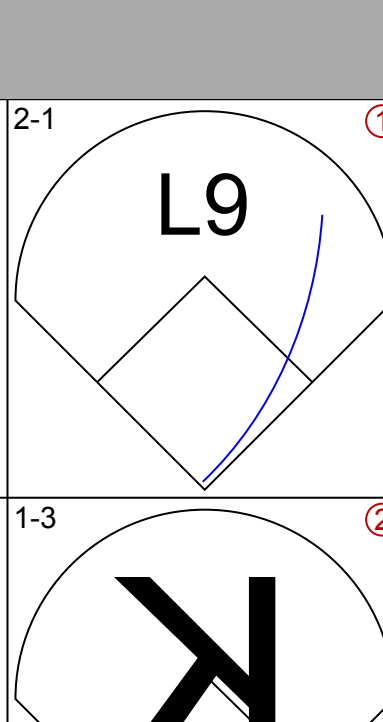
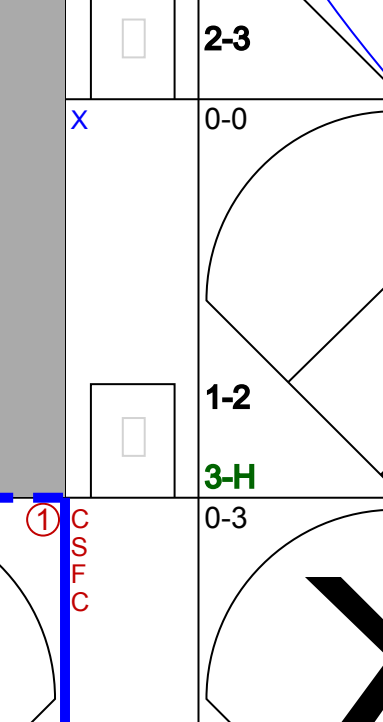
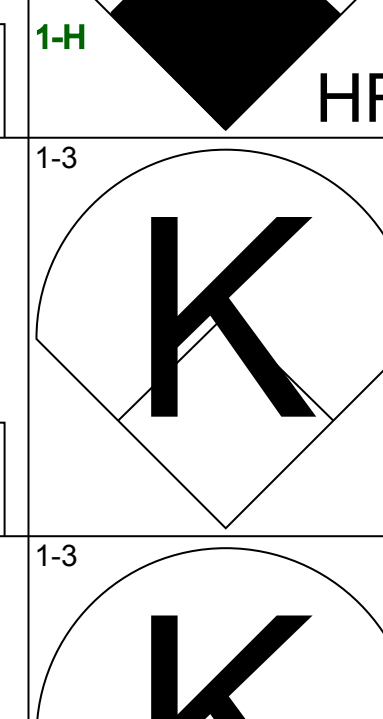
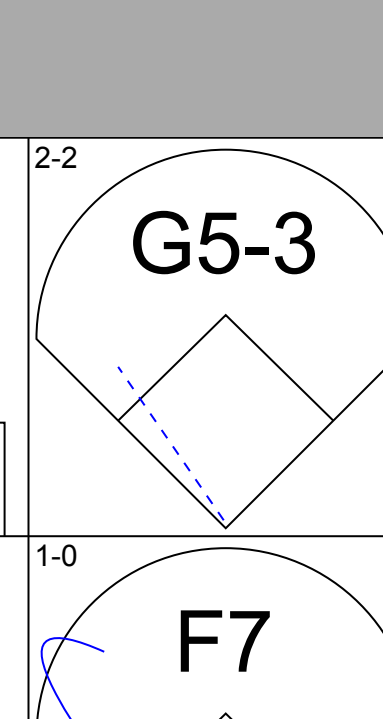
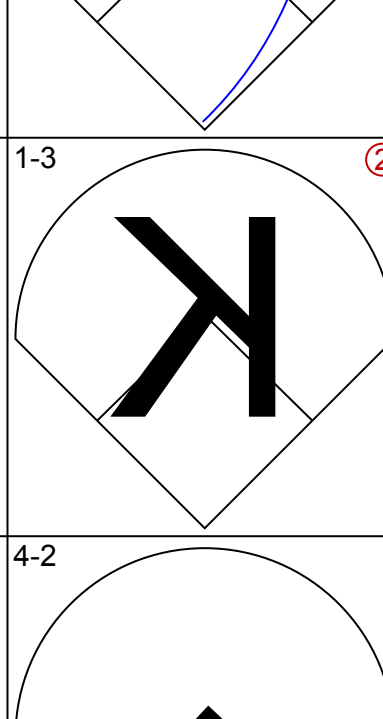
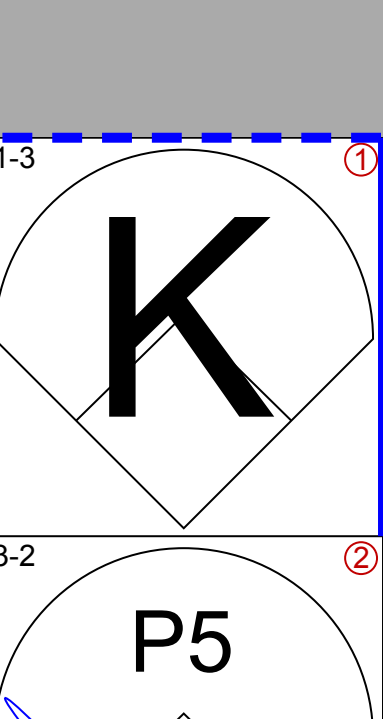
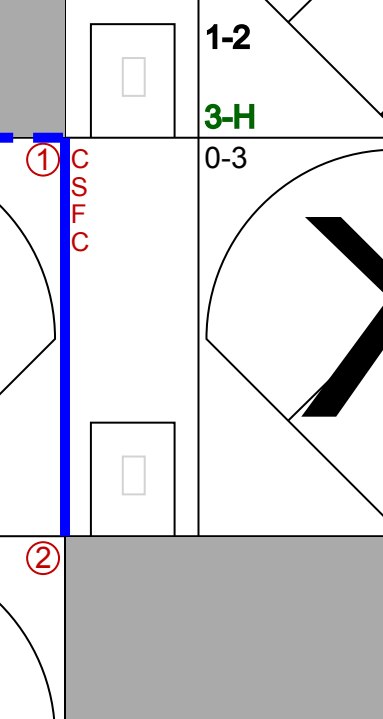
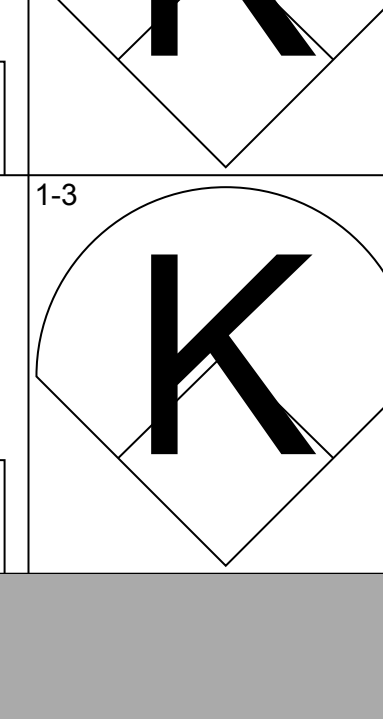
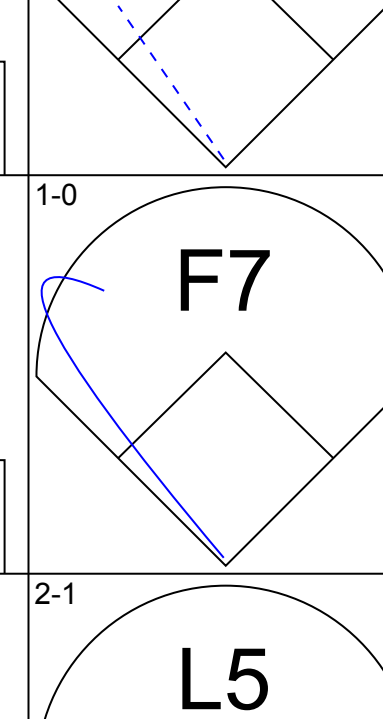
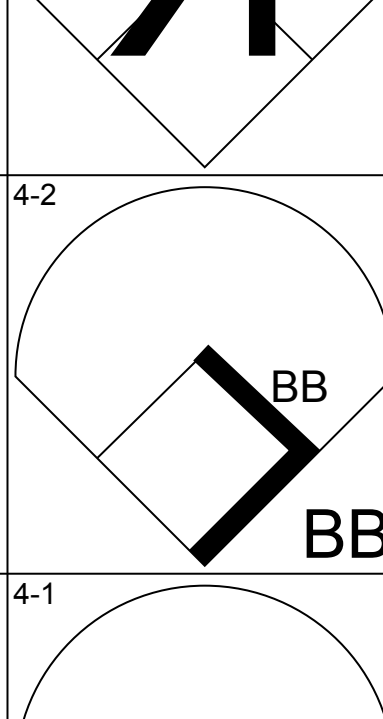
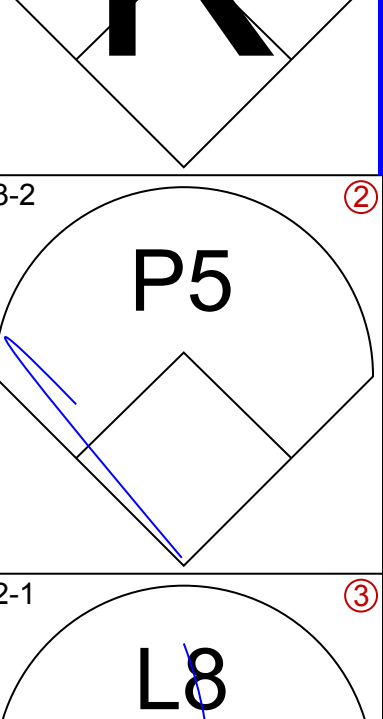
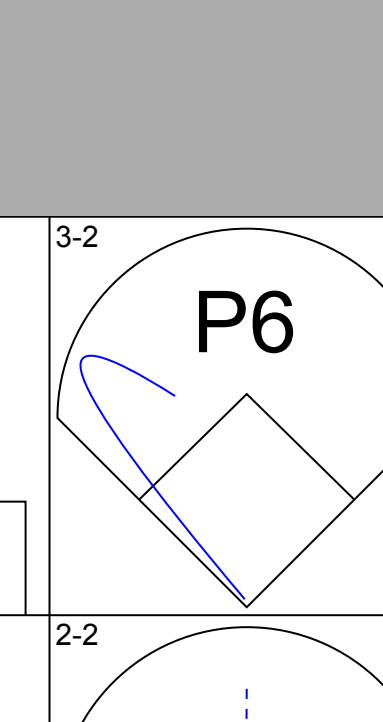
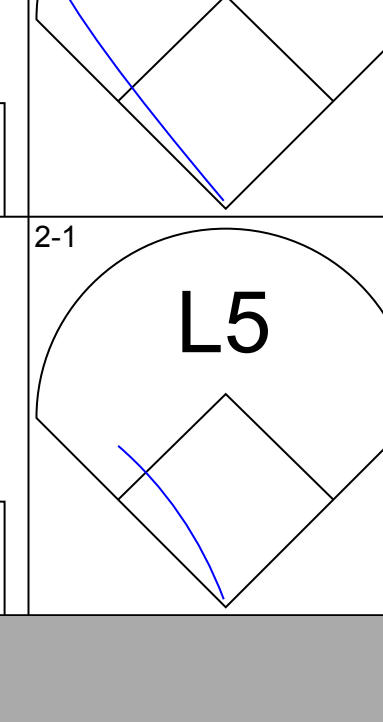
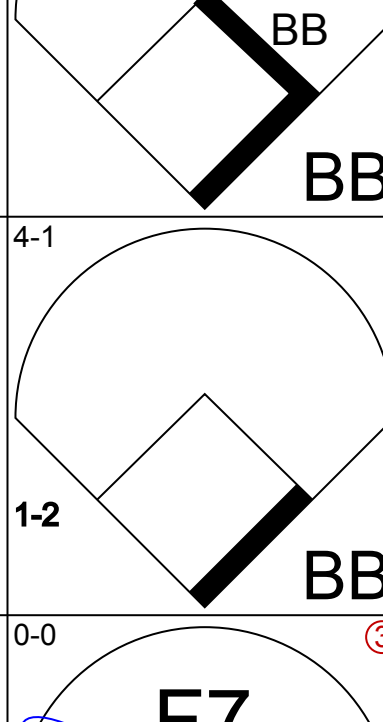
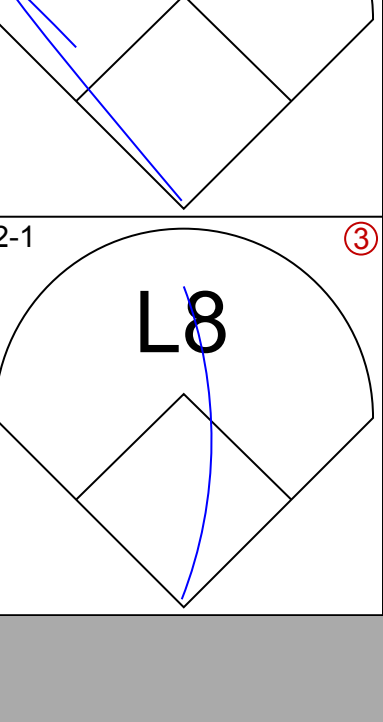
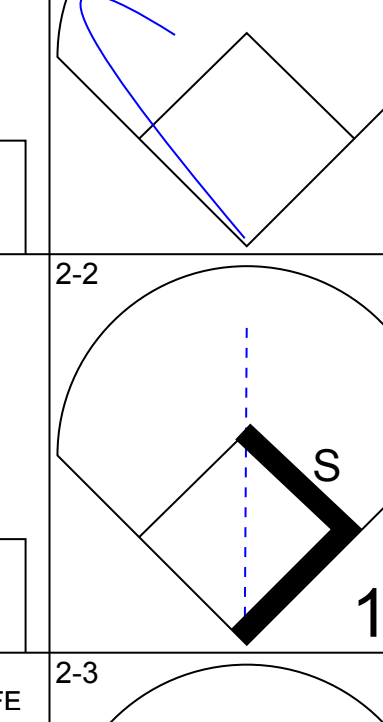
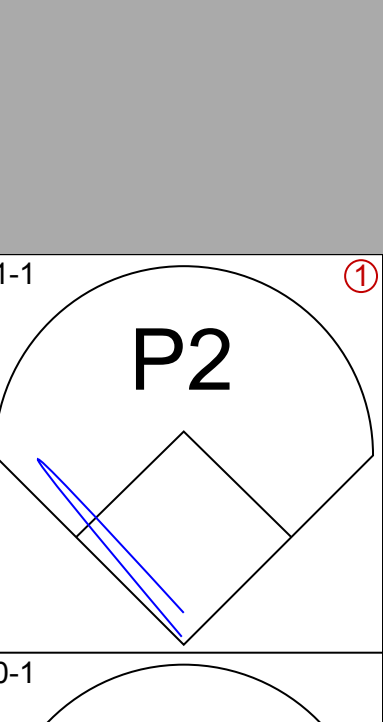
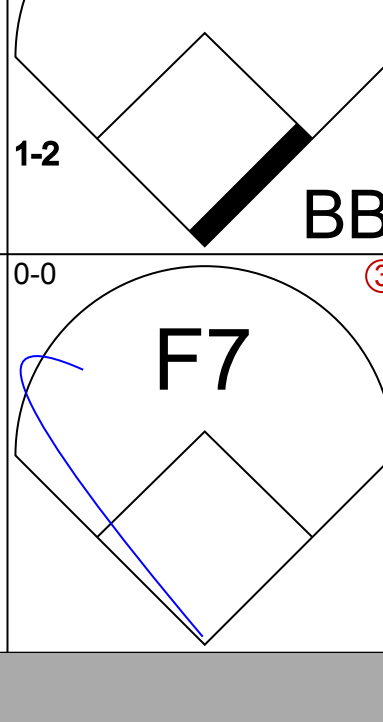
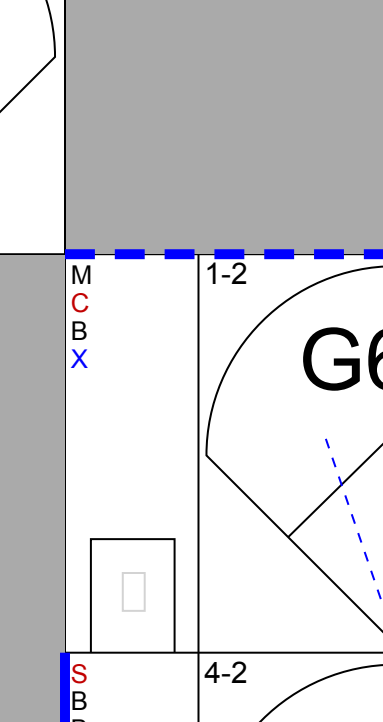

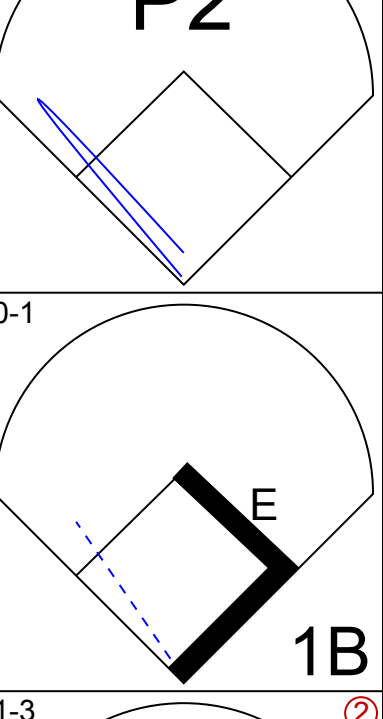
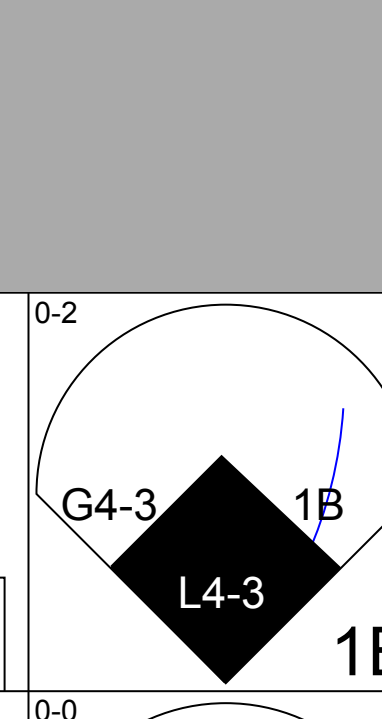

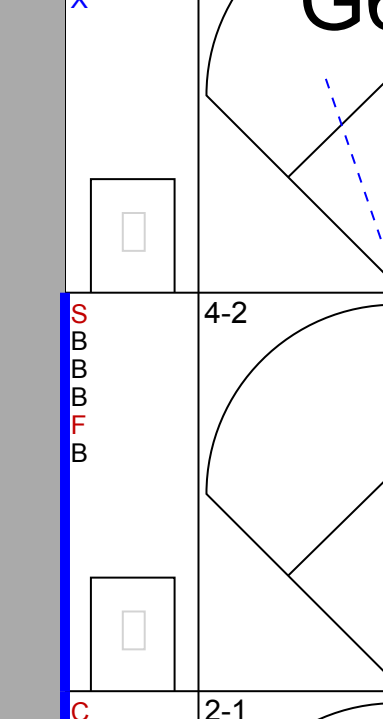

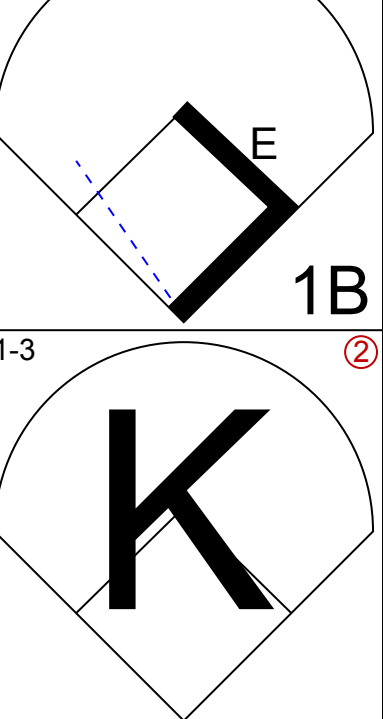
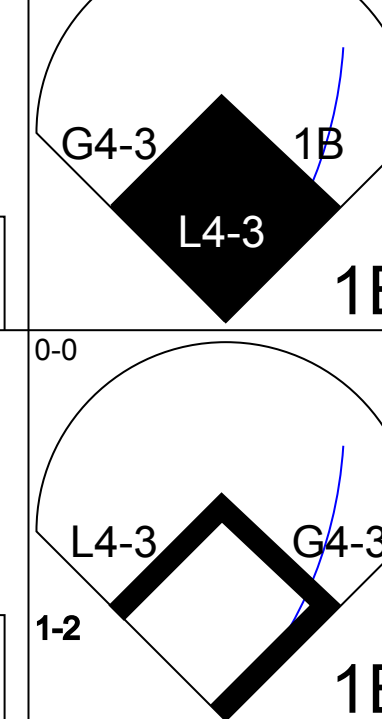

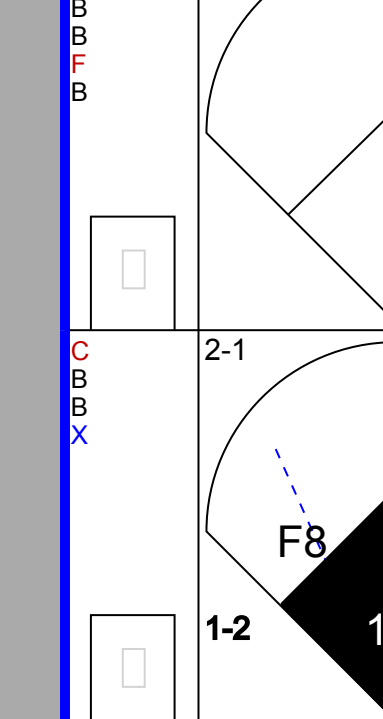
Batter	1	2	3	4	5	6	7	8	9	AB	R	H	RBI	BB	SO	LOB	TOP					
<b>Rich Amaral, R</b> OBP: 0.356, SLG: 0.434 (1, 8)										4	1	0	1	1	1	1						
<b>Felix Fermin, R</b> OBP: 0.213, SLG: 0.212 (1, 4)										4	0	0	0	0	0	2						
<b>Edgar Martinez, R</b> OBP: 0.467, SLG: 0.631 (1, 10)										2	1	2	2	3	0	0						
<b>Mike Blowers, R</b> OBP: 0.275, SLG: 0.323 (1, 5)										4	1	1	2	1	1	4						
<b>Marc Newfield, R</b> OBP: 0.239, SLG: 0.338 <b>Alex Diaz, S</b> OBP: 0.303, SLG: 0.333 (1, 7)											4	1	1	0	0	1	2					
<b>Alex Rodriguez, R</b> OBP: 0.299, SLG: 0.424 (1, 6)											4	2	1	1	1	0	1					
<b>Tino Martinez, L</b> OBP: 0.382, SLG: 0.578 (1, 3)											5	1	2	2	0	0						
<b>Dan Wilson, R</b> OBP: 0.339, SLG: 0.333 (1, 2)										3	1	1	0	1	0	1						
<b>Gary Thurman, R</b> OBP: 0.250, SLG: 0.333 (1, 9)										3	1	1	1	0	0	2						
<b>Inning Stats</b>	R: 2 E: 0 K: 1 S: 1	H: 1 LOB: 0 BB: 1 P: 18	R: 0 E: 0 K: 0 S: 7	H: 0 LOB: 0 BB: 0 P: 9	R: 1 E: 0 K: 1 S: 13	H: 2 LOB: 1 BB: 0 P: 21	R: 1 E: 0 K: 0 S: 12	H: 2 LOB: 1 BB: 0 P: 19	R: 0 E: 0 K: 0 S: 6	H: 0 LOB: 1 BB: 2 P: 17	R: 1 E: 0 K: 1 S: 8	H: 1 LOB: 1 BB: 1 P: 15	R: 0 E: 0 K: 0 S: 8	H: 0 LOB: 2 BB: 2 P: 19	R: 4 E: 0 K: 0 S: 11	H: 3 LOB: 1 BB: 1 P: 24	R: 0 E: 0 K: 0 S: 6	H: 0 LOB: 0 BB: 0 P: 10	1B: 5 2B: 1 3B: 1 HR: 2	SF: 1 SAC: 1 DP: 1 HBP: 0	WP: 0 PB: 0 SB: 3 CS: 0	PA: 43
<b>PITCHER</b>	IP	WLS	BF	H	R	ER	SO	BB	IBB	HBP	BLK	WP	HR	S	P	ERA	WHIP					
<b>Wilson Alvarez, L</b> ERA: 6.18 (1, 1)	7.0	L	34	7	7	7	3	6	1	0	0	0	2	70	128	9.00	1.857					
<b>Scott Radinsky, L</b> ERA: 5.51 (8, 1)	0.0		1	1	0	0	0	0	0	0	0	0	0	1	1	∞	∞					
<b>Rob Dibble, R</b> ERA: 7.36 (8, 1)	2.0		8	1	2	2	0	0	0	0	0	0	0	12	23	9.00	0.500					

**Seattle Mariners @ Chicago White Sox**  
Comiskey Park, Chicago, IL  
Tue Jun 20 1995, 8:05 PM EDT  
Att: 25,868 - Unknown - 86 F

livebaseballscores.com

AB 34  
R 9  
H 9  
RBI 9  
BB 7  
SO 3  
LOB 13



Batter	1	2	3	4	5	6	7	8	9	AB	R	H	RBI	BB	SO	LOB	BOTTOM				
<b>Lance Johnson, L</b> OBP: 0.294, SLG: 0.286 (1, 8)										5	0	1	1	0	1	3					
<b>Tim Raines, S</b> OBP: 0.365, SLG: 0.489 (1, 7)										4	1	0	1	1	2	5					
<b>Frank Thomas, R</b> OBP: 0.496, SLG: 0.642 (1, 3)										5	1	2	3	0	1	1					
<b>Mike Devereaux, R</b> OBP: 0.327, SLG: 0.408 <b>John Kruk, L</b> OBP: 0.356, SLG: 0.318 (9, PH)										4	0	0	0	0	3	0					
<b>Robin Ventura, L</b> OBP: 0.394, SLG: 0.545 (1, 5)										3	0	0	0	1	1	0					
<b>Craig Grebeck, R</b> OBP: 0.403, SLG: 0.423 (1, 6)										3	0	0	0	1	0	0					
<b>Ray Durham, S</b> OBP: 0.310, SLG: 0.329 (1, 4)										4	0	1	0	0	0	2					
<b>Ron Karkovics, R</b> OBP: 0.277, SLG: 0.388 <b>Warren Newson, L</b> OBP: 0.457, SLG: 0.468 (9, PH)										3	1	2	0	0	1	1					
<b>Norberto Martin, R</b> OBP: 0.180, SLG: 0.130 <b>Dave Martinez, L</b> OBP: 0.329, SLG: 0.400 (9, PH)										3	0	1	0	0	2	2					
<b>Inning Stats</b>	R: 2 E: 0 K: 2 S: 10	H: 1 LOB: 1 BB: 1 P: 22	R: 0 E: 0 K: 2 S: 12	H: 1 LOB: 0 BB: 0 P: 20	R: 0 E: 0 K: 0 S: 11	H: 0 LOB: 0 BB: 0 P: 18	R: 0 E: 1 K: 2 S: 13	H: 1 LOB: 2 BB: 0 P: 16	R: 0 E: 0 K: 1 S: 9	H: 0 LOB: 2 BB: 2 P: 20	R: 1 E: 0 K: 1 S: 14	H: 2 LOB: 1 BB: 0 P: 15	R: 0 E: 0 K: 1 S: 8	H: 0 LOB: 0 BB: 0 P: 14	R: 2 E: 0 K: 1 S: 15	H: 3 LOB: 2 BB: 1 P: 26	1B: 7 2B: 0 3B: 0 HR: 1	SF: 0 SAC: 0 DP: 0 HBP: 0	WP: 0 PB: 1 SB: 1 CS: 0	PA: 40	
<b>PITCHER</b>	IP	WLS	BF	H	R	ER	SO	BB	IBB	HBP	BLK	WP	HR	S	P	ERA	WHIP				
<b>Randy Johnson, L</b> ERA: 2.85 (1, 1)	7.0	W	30	5	3	3	10	3	0	0	0	0	0	8	14	0.00	0.000				
<b>Jeff Nelson, R</b> ERA: 1.19 (8, 1)	1.0		3	0	0	0	1	0	0	0	0	0	0	8	14	0.00	0.000				
<b>Bobby Ayala, R</b> ERA: 3.16 (9, 1)	1.0		7	3	2	2	1	1	0	0	0	0	0	15	26	18.00	4.000				

**Seattle Mariners @ Chicago White Sox**  
Comiskey Park, Chicago, IL  
Tue Jun 20 1995, 8:05 PM EDT  
Att: 25,868 - Unknown - 86 F

livebaseballscores.com

AB 36  
R 4  
H 8  
RBI 5  
BB 4  
SO 12  
LOB 16





Batter	1	2	3	4	5	6	7	8	9	AB	R	H	RBI	BB	SO	LOB	TOP					
<b>Rich Amaral, R</b> OBP: 0.343, SLG: 0.424 (1, 8)										5	1	2	0	0	1	4	<b>Seattle Mariners @ Chicago White Sox</b> Comiskey Park, Chicago, IL Thu Jun 22 1995, 4:33 AM EDT Att: 20,836 - Sunny - 84 F					
<b>Gary Thurman, R</b> OBP: 0.625, SLG: 0.714 (1, 9)										4	0	4	1	0	0	0						
<b>Edgar Martinez, R</b> OBP: 0.459, SLG: 0.614 (1, 10)										4	1	1	0	0	0	3						
<b>Mike Blowers, R</b> OBP: 0.267, SLG: 0.313 (1, 5)										4	0	0	0	0	0	4						
<b>Marc Newfield, R</b> OBP: 0.228, SLG: 0.355 <b>Alex Diaz, S</b> OBP: 0.290, SLG: 0.319 (1, 7)										4	0	0	1	0	0	3						
<b>Alex Rodriguez, R</b> OBP: 0.297, SLG: 0.378 (1, 6)										4	0	0	0	0	4	1						
<b>Tino Martinez, L</b> OBP: 0.377, SLG: 0.564 (1, 3)										3	0	0	0	1	2	0						
<b>Dan Wilson, R</b> OBP: 0.333, SLG: 0.352 (1, 2)										4	1	1	1	0	0	1						
<b>Felix Fermin, R</b> OBP: 0.226, SLG: 0.225 (1, 4)										4	0	2	0	0	0	2						
<b>Inning Stats</b>	R: 2 E: 1 K: 1 S: 14	H: 3 LOB: 1 BB: 0 P: 19	R: 0 E: 0 K: 1 S: 7	H: 0 LOB: 0 BB: 0 P: 8	R: 0 E: 0 K: 0 S: 10	H: 2 LOB: 0 BB: 0 P: 15	R: 0 E: 0 K: 1 S: 8	H: 0 LOB: 0 BB: 0 P: 11	R: 0 E: 0 K: 0 S: 8	H: 1 LOB: 1 BB: 0 P: 12	R: 0 E: 1 K: 0 S: 8	H: 1 LOB: 1 BB: 0 P: 14	R: 1 E: 0 K: 2 S: 11	H: 2 LOB: 1 BB: 0 P: 13	R: 0 E: 0 K: 0 S: 7	H: 1 LOB: 1 BB: 0 P: 11	R: 0 E: 1 K: 2 S: 9	H: 0 LOB: 2 BB: 1 P: 16	1B: 8 2B: 1 3B: 0 HR: 1	SF: 0 SAC: 0 DP: 0 HBP: 0	WP: 0 PB: 0 SB: 1 CS: 2	PA: 37
<b>PITCHER</b> <b>Jim Abbott, L</b> ERA: 3.23 (1, 1)	IP: 9.0 WLS: L BF: 37	H: 10 R: 3 ER: 3 SO: 7	BB: 1 IBB: 0 HBP: 0 BLK: 0	WP: 0 HR: 1 S: 82 P: 119	ERA: 3.00 WHIP: 1.222	<b>PITCHER</b>										IP: 9.0 WLS: L BF: 37	H: 10 R: 3 ER: 3 SO: 7	BB: 1 IBB: 0 HBP: 0 BLK: 0	WP: 0 HR: 1 S: 82 P: 119	ERA: 3.00 WHIP: 1.222		

AB	36
R	3
H	10
RBI	3
BB	1
SO	7
LOB	18



Batter	1	2	3	4	5	6	7	8	9	AB	R	H	RBI	BB	SO	LOB	BOTTOM			
<b>Lance Johnson, L</b> OBP: 0.314, SLG: 0.293 (1, 8)										2	0	1	0	2	0	0	<b>Seattle Mariners @ Chicago White Sox</b> Comiskey Park, Chicago, IL Thu Jun 22 1995, 4:33 AM EDT Att: 20,836 - Sunny - 84 F			
<b>Warren Newson, L</b> OBP: 0.460, SLG: 0.485 <b>Norberto Martin, R</b> OBP: 0.196, SLG: 0.130 <b>Dave Martinez, L</b> OBP: 0.320, SLG: 0.388 (1, 7)										2	0	0	0	1	1	2				
<b>Frank Thomas, R</b> OBP: 0.394, SLG: 0.618 <b>Tim Raines, S</b> OBP: 0.364, SLG: 0.481 (1, 3)										3	0	0	0	1	0	5				
<b>Robin Ventura, L</b> OBP: 0.384, SLG: 0.525 (1, 5)										4	0	0	1	0	1	5				
<b>John Kruk, L</b> OBP: 0.365, SLG: 0.346 (1, 10)										3	1	1	0	1	1	2				
<b>Mike Devereaux, R</b> OBP: 0.325, SLG: 0.408 (1, 9)										4	0	1	0	0	0	3				
<b>Craig Grebeck, R</b> OBP: 0.394, SLG: 0.490 <b>Ray Durham, S</b> OBP: 0.326, SLG: 0.341 (1, 4)										3	0	0	0	0	0	1				
<b>Michael LaValliere, L</b> OBP: 0.298, SLG: 0.262 (1, 2)										4	0	0	0	0	0	1				
<b>Ozzie Guillen, L</b> OBP: 0.331, SLG: 0.372 (1, 6)										3	1	0	0	1	1	1				
<b>Inning Stats</b>	R: 0 E: 0 K: 1 S: 10	H: 0 LOB: 1 BB: 1 P: 21	R: 1 E: 0 K: 0 S: 7	H: 2 LOB: 0 BB: 0 P: 11	R: 1 E: 0 K: 0 S: 7	H: 1 LOB: 3 BB: 3 P: 21	R: 0 E: 0 K: 1 S: 9	H: 0 LOB: 0 BB: 0 P: 9	R: 0 E: 0 K: 0 S: 10	H: 0 LOB: 1 BB: 1 P: 21	R: 0 E: 1 K: 1 S: 10	H: 0 LOB: 2 BB: 1 P: 21	R: 0 E: 1 K: 1 S: 10	H: 0 LOB: 1 BB: 0 P: 16	R: 0 E: 0 K: 0 S: 12	H: 1 LOB: 1 BB: 0 P: 16	1B: 2 2B: 2 3B: 0 HR: 0	SF: 0 SAC: 0 DP: 1 HBP: 0	WP: 0 PB: 0 SB: 1 CS: 0	PA: 36
<b>PITCHER</b> <b>Salomon Torres, R</b> ERA: 5.29 <b>Dave Fleming, L</b> ERA: 7.22 <b>Jeff Nelson, R</b> ERA: 1.17 <b>Bobby Ayala, R</b> ERA: 2.96 (1, 1)	IP: 6.0 WLS: W BF: 25	H: 3 R: 2 ER: 2 SO: 3	BB: 5 IBB: 0 HBP: 0 BLK: 0	WP: 0 HR: 0 S: 50 P: 96	ERA: 3.00 WHIP: 1.333	<b>PITCHER</b>										IP: 6.0 WLS: W BF: 25	H: 3 R: 2 ER: 2 SO: 3	BB: 5 IBB: 0 HBP: 0 BLK: 0	WP: 0 HR: 0 S: 50 P: 96	ERA: 3.00 WHIP: 1.333

AB	30
R	2
H	4
RBI	1
BB	6
SO	4
LOB	20



Batter	1	2	3	4	5	6	7	8	9	AB	R	H	RBI	BB	SO	LOB	TOP								
<b>Tony Phillips, S</b> (1, 5) OBP: 0.408, SLG: 0.469 <b>Carlos Martinez, R</b> (7, 5) OBP: 0.280, SLG: 0.256	G4-3	HR		FC5-2 1B	SF8		G4-3		G5-3	3	2	1	4	1	0	0									
<b>Jim Edmonds, L</b> (1, 8) OBP: 0.357, SLG: 0.503	HR	K		FC5-2 1B	SF8		F8		1B	5	2	2	3	0	1	3									
<b>Greg Myers, L</b> (1, 10) OBP: 0.341, SLG: 0.467	G6-3			CS BB	1B		G3-1		F8	5	0	2	3	1	0	1									
<b>Tim Salmon, R</b> (1, 9) OBP: 0.416, SLG: 0.526	BB			K	G5-3				L7	4	0	0	0	2	1	3									
<b>J.T. Snow, L</b> (1, 3) OBP: 0.357, SLG: 0.460	F8			BB					2B	3	1	1	0	2	0	3									
<b>16 Garrett Anderson, L</b> (1, 7) OBP: 0.354, SLG: 0.500		G4-3	F7		HR	G3-1 BB		G6-4-3 BB		3	1	1	2	2	0	1									
<b>Damon Easley, R</b> (1, 4) OBP: 0.279, SLG: 0.304		K		P4	BB	G3-1		G6-4-3		4	1	0	0	1	1	3									
<b>Jorge Fabregas, L</b> (1, 2) OBP: 0.342, SLG: 0.420	1B HR BB			1B FC5-2 1B	2B SF8 BB		P5		1B G5-3 2B	3	3	2	0	2	0	1									
<b>Gary Disarcina, R</b> (1, 6) OBP: 0.356, SLG: 0.476	HR 1B			FC5-2 1B	SF8 2B		G4-3		G5-3 1B	5	4	4	1	0	0	1									
<b>Inning Stats</b>	R: 1 E: 0 K: 0 S: 12	H: 1 LOB: 1 BB: 1 P: 23	R: 3 E: 0 K: 2 S: 20	H: 2 LOB: 0 BB: 1 P: 35	R: 0 E: 0 K: 1 S: 6	H: 0 LOB: 1 BB: 2 P: 17	R: 3 E: 0 K: 0 S: 17	H: 3 LOB: 1 BB: 1 P: 30	R: 5 E: 0 K: 0 S: 15	H: 3 LOB: 2 BB: 4 P: 41	R: 0 E: 0 K: 0 S: 15	H: 0 LOB: 0 BB: 0 P: 20	R: 0 E: 0 K: 0 S: 5	H: 0 LOB: 0 BB: 0 P: 9	R: 0 E: 0 K: 0 S: 8	H: 1 LOB: 1 BB: 1 P: 14	R: 2 E: 0 K: 0 S: 15	H: 3 LOB: 1 BB: 0 P: 21	1B: 7 2B: 4 3B: 0 HR: 3	SF: 2 SAC: 0 DP: 2 HBP: 0	WP: 0 PB: 0 SB: 0 CS: 1	PA: 49			
<b>PITCHER</b>	IP	WLS	BF	H	R	ER	SO	BB	IBB	HBP	BLK	WP	HR	S	P	ERA	WHIP								
<b>Tim Belcher, R</b> (1, 1) ERA: 4.22	4.0	L	22	6	7	7	3	5	0	0	0	0	2	55	105	15.75	2.750								
<b>Ron Villone, L</b> (5, 1) ERA: 7.0	0.0		4	1	4	4	0	3	0	0	0	0	1	5	18	∞	∞								
<b>Rafael Carmona, R</b> (5, 1) ERA: 6.61	5.0		23	6	3	3	0	3	0	0	0	0	0	54	87	5.40	1.800								

California Angels @ Seattle Mariners  
The Kingdome, Seattle, WA  
Fri Jun 23 1995, 10:05 PM EDT  
Att: 14,282 - Dome

AB 36  
R 14  
H 13  
RBI 14  
BB 11  
SO 3  
LOB 17



Batter	1	2	3	4	5	6	7	8	9	AB	R	H	RBI	BB	SO	LOB	BOTTOM								
<b>Rich Amaral, R</b> (1, 8) OBP: 0.333, SLG: 0.411 <b>Gary Thurman, R</b> (6, 8) OBP: 0.556, SLG: 0.625	P5		F8		G4-3		P5			3	0	0	0	0	0	1									
<b>Luis Sejo, R</b> (1, 6) OBP: 0.333, SLG: 0.418	P3		G6-3			2B 1B		P4		4	1	1	0	0	0	0									
<b>Edgar Martinez, R</b> (1, 10) OBP: 0.465, SLG: 0.620	1B			G4-3		1B 2B		BB		3	1	2	1	1	0	0									
<b>Jay Buhner, R</b> (1, 9) OBP: 0.326, SLG: 0.549 <b>Alex Diaz, S</b> (7, 8) OBP: 0.288, SLG: 0.316	K			F9		K		F8		3	0	0	0	0	2	2									
<b>Mike Blowers, R</b> (1, 5) OBP: 0.267, SLG: 0.333		K		HR		K		K		4	1	1	1	0	3	2									
<b>Marc Newfield, R</b> (1, 7) OBP: 0.225, SLG: 0.350	G5-3			K				1B		4	0	1	1	0	1	0									
<b>Tino Martinez, L</b> (1, 3) OBP: 0.378, SLG: 0.564 <b>Doug Strange, S</b> (6, 5) OBP: 0.333, SLG: 0.394	K				1B		P2		G4-3	2	0	1	0	0	1	0									
<b>Dan Wilson, R</b> (1, 2) OBP: 0.336, SLG: 0.379 <b>Chris Widger, R</b> (6, 2)				HR			L7		P4	2	1	1	1	0	0	1									
<b>Felix Fermin, R</b> (1, 4) OBP: 0.219, SLG: 0.217	G6-3				L9		F9			3	0	0	0	0	0	1									
<b>Inning Stats</b>	R: 0 E: 0 K: 1 S: 9	H: 1 LOB: 0 BB: 0 P: 13	R: 0 E: 0 K: 2 S: 11	H: 0 LOB: 0 BB: 0 P: 13	R: 1 E: 0 K: 0 S: 11	H: 1 LOB: 0 BB: 0 P: 15	R: 1 E: 0 K: 1 S: 8	H: 1 LOB: 0 BB: 0 P: 10	R: 0 E: 0 K: 2 S: 14	H: 3 LOB: 1 BB: 0 P: 23	R: 0 E: 0 K: 0 S: 6	H: 0 LOB: 0 BB: 0 P: 9	R: 0 E: 0 K: 1 S: 12	H: 0 LOB: 1 BB: 1 P: 21	R: 0 E: 0 K: 0 S: 5	H: 0 LOB: 0 BB: 0 P: 6	1B: 4 2B: 1 3B: 0 HR: 2	SF: 0 SAC: 0 DP: 0 HBP: 0	WP: 0 PB: 0 SB: 0 CS: 0	PA: 35					
<b>PITCHER</b>	IP	WLS	BF	H	R	ER	SO	BB	IBB	HBP	BLK	WP	HR	S	P	ERA	WHIP								
<b>Mark Langston, L</b> (1, 1) ERA: 4.7	7.0	W	28	7	4	4	6	0	0	0	0	0	2	69	98	5.14	1.000								
<b>Mike Butcher, R</b> (8, 1) ERA: 7.32	1.0		4	0	0	0	1	1	0	0	0	0	0	12	21	0.00	1.000								
<b>Russ Springer, R</b> (9, 1) ERA: 8.37	1.0		3	0	0	0	0	0	0	0	0	0	0	5	6	0.00	0.000								

California Angels @ Seattle Mariners  
The Kingdome, Seattle, WA  
Fri Jun 23 1995, 10:05 PM EDT  
Att: 14,282 - Dome

AB 34  
R 4  
H 7  
RBI 4  
BB 1  
SO 7  
LOB 9



Batter	1	2	3	4	5	6	7	8	9	AB	R	H	RBI	BB	SO	LOB	TOP					
<b>Tony Phillips, S</b> OBP: 0.415, SLG: 0.472 (1, 7)	4-1 BB		0-1 1-3 1B		0-2 1-2 2B 1B		2-2 G5-3			3	1	2	0	1	0	0						
<b>Spike Owen, S</b> OBP: 0.300, SLG: 0.330 (1, 5)	0-3 K		2-3 K		4-0 2B 1-2 2-3 BB		2-0 L1			3	0	0	0	1	2	3						
<b>Rex Hudler, R</b> OBP: 0.290, SLG: 0.448 (1, 8)	0-3 K		1-3 K		0-1 1-3 2-H 2-H 3-H 1-0 2B			1-3 K2-3		4	0	1	2	0	3	3						
<b>Tim Salmon, R</b> OBP: 0.409, SLG: 0.515 (1, 9)	3-3 K		3-2 G6-3					1-3 K		4	0	0	0	0	2	5						
<b>J.T. Snow, L</b> OBP: 0.355, SLG: 0.461 (1, 3)				1-3 K				2-1 P4		4	0	1	0	0	2	2						
<b>Carlos Martinez, R</b> OBP: 0.259, SLG: 0.234 (1, 10)		1-0 G6-3		2-2 G1-3				0-0 P3	2-3 K	4	0	0	0	0	1	1						
<b>Damon Easley, R</b> OBP: 0.272, SLG: 0.296 (1, 4)		2-1 G6-3		2-1 F9				0-0 G6-3	0-3 K	4	0	0	0	0	1	1						
<b>Chris Turner, R</b> (1, 2)									0-3 K	3	0	0	0	0	3	1						
<b>Mark Dalesandro, R</b> OBP: 0.100, SLG: 0.200 (9, PH)									0-3 K	1	0	0	0	0	1	0						
<b>Gary Disarcina, R</b> OBP: 0.361, SLG: 0.477 (1, 6)					0-0 1B 1B			4-1 BB 1B 2B BB		2	1	1	0	1	0	0						
<b>Inning Stats</b>	R: 0 E: 0 K: 3 S: 13	H: 0 LOB: 1 BB: 1 P: 20	R: 0 E: 0 K: 1 S: 8	H: 1 LOB: 1 BB: 0 P: 11	R: 0 E: 0 K: 2 S: 12	H: 2 LOB: 2 BB: 0 P: 18	R: 0 E: 0 K: 1 S: 10	H: 0 LOB: 0 BB: 0 P: 15	R: 2 E: 0 K: 2 S: 13	H: 2 LOB: 2 BB: 2 P: 25	R: 0 E: 0 K: 1 S: 5	H: 0 LOB: 0 BB: 0 P: 7	R: 0 E: 0 K: 0 S: 5	H: 0 LOB: 0 BB: 0 P: 9	R: 0 E: 0 K: 2 S: 9	H: 0 LOB: 0 BB: 0 P: 13	R: 0 E: 0 K: 3 S: 14	H: 0 LOB: 0 BB: 0 P: 16	1B: 3 2B: 2 3B: 0 HR: 0	SF: 0 SAC: 0 DP: 0 HBP: 0	WP: 0 PB: 0 SB: 0 CS: 0	PA: 35
<b>PITCHER</b> <b>Randy Johnson, L</b> ERA: 2.76 (1, 1)	IP: 9.0 WLS: W BF: 35 H: 5 R: 2 ER: 2 SO: 15 BB: 3 IBB: 0 HBP: 0 BLK: 0 WP: 0 HR: 0 S: 89 P: 134 ERA: 2.00 WHIP: 0.889																					

California Angels @ Seattle Mariners  
The Kingdome, Seattle, WA  
Sat Jun 24 1995, 10:05 PM EDT  
Att: 31,275 - Dome

AB 32  
R 2  
H 5  
RBI 2  
BB 3  
SO 15  
LOB 16



Batter	1	2	3	4	5	6	7	8	9	AB	R	H	RBI	BB	SO	LOB	BOTTOM			
<b>Rich Amaral, R</b> OBP: 0.340, SLG: 0.424 (1, 8) (7, 7)	0-0 G3		0-2 G1-6-3 1B			2-1 HR 2B	1-2 G6-4-3			4	1	2	0	0	0	1				
<b>Luis Sejo, R</b> OBP: 0.330, SLG: 0.404 (1, 6)	3-2 L7		2-2 G1-6-3 1-2			4-1 HR BB		1-1 G3		3	1	0	0	1	0	1				
<b>Edgar Martinez, R</b> OBP: 0.465, SLG: 0.639 (1, 10)	2-1 2B			3-2 L6		3-2 HR		3-2 G5-3		4	1	2	3	0	0	0				
<b>Jay Buhner, R</b> OBP: 0.324, SLG: 0.547 (1, 9)	2-2 G6-3			1-1 F8		3-2 F9		0-1 2B		4	0	1	0	0	0	1				
<b>Mike Blowers, R</b> OBP: 0.273, SLG: 0.345 (1, 5)		3-2 2B		2-3 K		2-2 FC4-6 1B		2-1 G6-3		4	0	2	0	0	1	1				
<b>Tino Martinez, L</b> OBP: 0.373, SLG: 0.554 (1, 3)		0-3 K			1-3 K	1-1 FC4-6 FC5-4 1-2				3	0	0	0	0	2	2				
<b>Marc Newfield, R</b> OBP: 0.233, SLG: 0.341 <b>Alex Diaz, S</b> OBP: 0.288, SLG: 0.316 (7, 8)		3-3 K			4-2 BB	1-1 FC5-4 1-2				2	0	0	0	1	1	2				
<b>Dan Wilson, R</b> OBP: 0.329, SLG: 0.370 (1, 2)		1-1 G6-3			1-0 L9			1-3 K		3	0	0	0	0	1	2				
<b>Felix Fermin, R</b> OBP: 0.222, SLG: 0.213 <b>Joey Cora, S</b> OBP: 0.350, SLG: 0.368 (7, PR) (8, 4)			0-0 G2-3		1-3 F9			1-2 G6-4-3 HBP		2	0	0	0	0	0	1				
<b>Inning Stats</b>	R: 0 E: 0 K: 0 S: 11	H: 1 LOB: 1 BB: 0 P: 18	R: 0 E: 0 K: 2 S: 13	H: 1 LOB: 0 BB: 0 P: 20	R: 0 E: 0 K: 0 S: 7	H: 1 LOB: 0 BB: 0 P: 9	R: 0 E: 0 K: 1 S: 8	H: 0 LOB: 0 BB: 0 P: 14	R: 0 E: 0 K: 1 S: 8	H: 0 LOB: 1 BB: 1 P: 16	R: 3 E: 0 K: 0 S: 18	H: 3 LOB: 1 BB: 1 P: 34	R: 0 E: 0 K: 1 S: 7	H: 0 LOB: 1 BB: 0 P: 9	R: 0 E: 0 K: 0 S: 10	H: 1 LOB: 1 BB: 0 P: 16	1B: 2 2B: 4 3B: 0 HR: 1	SF: 0 SAC: 0 DP: 2 HBP: 1	WP: 0 PB: 0 SB: 0 CS: 0	PA: 32
<b>PITCHER</b> <b>Chuck Finley, L</b> ERA: 2.9 (1, 1)	IP: 8.0 WLS: L BF: 32 H: 7 R: 3 ER: 3 SO: 5 BB: 2 IBB: 0 HBP: 1 BLK: 0 WP: 0 HR: 1 S: 82 P: 136 ERA: 3.38 WHIP: 1.125																			


California Angels @ Seattle Mariners  
The Kingdome, Seattle, WA  
Sat Jun 24 1995, 10:05 PM EDT  
Att: 31,275 - Dome


AB 29  
R 3  
H 7  
RBI 3  
BB 2  
SO 5  
LOB 11







Batter	1	2	3	4	5	6	7	8	9	AB R H RBI BB SO LOB	TOP											
<b>Tony Phillips, S</b> OBP: 0.418, SLG: 0.478 (1, 5)	1-1 HR	0-2 G4-6-3			2-1 G3		4-0 BB		3-3 K	4 1 1 2 1 1 3	<b>California Angels @ Seattle Mariners</b> The Kingdome, Seattle, WA Mon Jun 26 1995, 10:05 PM EDT Att: 18,126 - Dome - 68 F  <b>AB 34</b> <b>R 3</b> <b>H 8</b> <b>RBI 3</b> <b>BB 3</b> <b>SO 8</b> <b>LOB 16</b> 											
<b>Jim Edmonds, L</b> OBP: 0.397, SLG: 0.495 (1, 8)	3-1 BB 1B		3-2 F8		3-2 G4-3		1-3 K			4 0 1 0 0 1 3												
<b>Greg Myers, L</b> OBP: 0.340, SLG: 0.458 (1, 10)	2-0 F7		2-0 L9		1-0 G3-1			2-2 F8		4 0 0 0 0 0 1												
<b>Tim Salmon, R</b> OBP: 0.410, SLG: 0.502 (1, 9)	4-2 BB 1-2		3-1 P3		1-3 K			0-0 G6-3		3 0 0 0 1 1 0												
<b>J.T. Snow, L</b> OBP: 0.394, SLG: 0.453 (1, 3)	3-1 F7			1-1 G4-3		2-0 G4-3		1-3 K		4 0 0 0 0 1 2												
<b>16 Garret Anderson, L</b> OBP: 0.391, SLG: 0.500 (1, 7)	2-3 K			0-1 G3			2-3 K		0-1 G4-3 1B 2B	4 1 1 0 0 2 2												
<b>Damion Easley, R</b> OBP: 0.281, SLG: 0.306 (1, 4)		1-2 BB 1B		0-3 K		3-2 1B 1B		0-0 L9		4 0 2 0 0 1 1												
<b>Jorge Fabregas, L</b> OBP: 0.317, SLG: 0.397 (1, 2)		3-2 F8			0-1 G3-1 G3 2B		2-3 K		1-0 G4-3	4 1 1 0 0 1 3												
<b>Gary Disarcina, R</b> OBP: 0.370, SLG: 0.495 (1, 6)		4-1 BB 1-2			0-0 G3-1		0-0 BB 1B		0-1 BB 1B	3 0 2 1 1 0 1												
<b>Inning Stats</b>	R: 1 E: 0 K: 1 S: 12	H: 2 LOB: 2 BB: 1 P: 27	R: 0 E: 0 K: 0 S: 10	H: 1 LOB: 1 BB: 1 P: 18	R: 0 E: 0 K: 0 S: 6	H: 0 LOB: 0 BB: 0 P: 14	R: 0 E: 0 K: 1 S: 7	H: 0 LOB: 0 BB: 0 P: 8	R: 1 E: 0 K: 0 S: 8	H: 1 LOB: 0 BB: 0 P: 13	R: 0 E: 0 K: 1 S: 6	H: 0 LOB: 0 BB: 0 P: 10	R: 0 E: 0 K: 3 S: 14	H: 2 LOB: 3 BB: 1 P: 26	R: 0 E: 0 K: 1 S: 8	H: 0 LOB: 0 BB: 0 P: 11	R: 1 E: 0 K: 1 S: 11	H: 2 LOB: 1 BB: 0 P: 15	1B: 5 2B: 2 3B: 0 HR: 1	SF: 0 SAC: 0 DP: 1 HBP: 0	WP: 0 PB: 0 SB: 0 CS: 0	PA: 37
<b>PITCHER</b>	IP WLS BF H R ER SO BB IBB HBP BLK WP HR S P ERA WHIP											<b>PITCHER</b>	IP WLS BF H R ER SO BB IBB HBP BLK WP HR S P ERA WHIP									
<b>Salomon Torres, R</b> ERA: 4.85 (1, 1)	6.2 W 27 6 2 2 5 2 0 0 0 0 1 60 108 2.70 1.200																					
<b>Bill Riskey, R</b> ERA: 1.44 (7, 1)	1.1 5 0 0 0 2 1 0 0 0 0 0 11 19 0.00 0.750																					
<b>Bobby Ayala, R</b> ERA: 3.18 (9, 1)	1.0 5 2 1 1 1 0 0 0 0 0 0 11 15 9.00 2.000																					

Batter	1	2	3	4	5	6	7	8	9	AB R H RBI BB SO LOB	BOTTOM									
<b>Rich Amaral, R</b> OBP: 0.333, SLG: 0.408 (1, 8)	0-1 L7	2-1 G5-3		1-0 P5		2-1 P3		4-2 1B BB		4 0 0 0 1 0 1	<b>California Angels @ Seattle Mariners</b> The Kingdome, Seattle, WA Mon Jun 26 1995, 10:05 PM EDT Att: 18,126 - Dome - 68 F  <b>AB 34</b> <b>R 7</b> <b>H 10</b> <b>RBI 7</b> <b>BB 5</b> <b>SO 4</b> <b>LOB 15</b> 									
<b>Gary Thurman, R</b> OBP: 0.471, SLG: 0.600 (1, 7)	0-1 S 1B 2B	0-0 F8		2-2 P3		1-3 K		0-1 1B 1B		4 1 1 0 0 1 1 1 0 1 0 0 0 0										
<b>Edgar Martinez, R</b> OBP: 0.483, SLG: 0.675 (1, 10)	1-1 1B 2H 1B		4-0 1B HR BB		0-0 HR		4-1 BB BB	1-2 F9		3 2 2 2 2 0 2										
<b>Jay Buhner, R</b> OBP: 0.325, SLG: 0.541 (1, 9)	2-2 1B 1-2		0-0 F7		1-1 F9		3-2 P4			4 0 1 0 0 0 2										
<b>Mike Blowers, R</b> OBP: 0.278, SLG: 0.345 (1, 5)	1-3 K		1-2 HR 1B		4-2 2B G6-3 BB		1-0 P4			3 2 1 0 1 1 3										
<b>Tino Martinez, L</b> OBP: 0.380, SLG: 0.576 (1, 3)	2-2 P5		0-1 HR 1H 3H		0-2 2B		4-2 BB 1-2			3 1 2 3 1 0 2										
<b>Luis Sojo, R</b> OBP: 0.312, SLG: 0.408 (1, 6)		2-0 HR		1-1 F8		1-1 G6-3		0-0 F9		4 1 1 2 0 0 3										
<b>Dan Wilson, R</b> OBP: 0.331, SLG: 0.370 (1, 2)		2-1 F8		1-1 F7		3-2 K		1-0 G5-3		4 0 0 0 0 1 1										
<b>Joey Cora, S</b> OBP: 0.337, SLG: 0.354 (1, 4)		0-1 G5-3 1B		2-3 K		3-2 G4-3		2-2 G6-3		4 0 1 0 0 1 0										
<b>Inning Stats</b>	R: 1 E: 0 K: 1 S: 16	H: 3 LOB: 2 BB: 0 P: 22	R: 1 E: 0 K: 0 S: 9	H: 2 LOB: 1 BB: 0 P: 14	R: 3 E: 0 K: 0 S: 10	H: 2 LOB: 0 BB: 1 P: 19	R: 0 E: 0 K: 1 S: 7	H: 0 LOB: 0 BB: 0 P: 12	R: 2 E: 0 K: 1 S: 15	H: 2 LOB: 1 BB: 1 P: 22	R: 0 E: 0 K: 1 S: 8	H: 0 LOB: 0 BB: 0 P: 14	R: 0 E: 0 K: 0 S: 12	H: 0 LOB: 2 BB: 2 P: 24	R: 0 E: 0 K: 0 S: 13	H: 1 LOB: 2 BB: 1 P: 21	1B: 5 2B: 2 3B: 0 HR: 3	SF: 0 SAC: 0 DP: 0 HBP: 0	WP: 0 PB: 0 SB: 1 CS: 0	PA: 39
<b>PITCHER</b>	IP WLS BF H R ER SO BB IBB HBP BLK WP HR S P ERA WHIP											<b>PITCHER</b>	IP WLS BF H R ER SO BB IBB HBP BLK WP HR S P ERA WHIP							
<b>Brian Anderson, L</b> ERA: 4.87 (1, 1)	4.1 L 23 8 7 7 2 2 0 0 0 0 0 3 49 79 14.54 2.308																			
<b>Russ Springer, R</b> ERA: 7.52 (5, 1)	2.2 11 1 0 0 2 2 0 0 0 0 0 28 48 0.00 1.125																			
<b>Mike James, R</b> ERA: 4.26 (8, 1)	1.0 5 1 0 0 0 1 0 0 0 0 0 13 21 0.00 2.000																			

Batter	1	2	3	4	5	6	7	8	9	AB	R	H	RBI	BB	SO	LOB	TOP			
Rickey Henderson, R OBP: 0.380, SLG: 0.399	1-2 P3	0-0 P6		0-2 G3		2-1 BB E		0-0 P3		5	0	1	0	0	0	2				
Stan Javier, S OBP: 0.316, SLG: 0.318	0-1 1B	2-1 SF7		4-2 BB		2-1 E3 BB		1-1 G3		3	0	1	2	1	0	1				
Geronimo Berroa, R OBP: 0.357, SLG: 0.441 Andy Tomberlin, L OBP: 0.261, SLG: 0.361	2-1 F8	0-0 1B		0-0 F7					1-1 G6-3	4	0	1	0	1	0	2				
Mark McGwire, R OBP: 0.449, SLG: 0.655	3-2 P6	0-0 P4			1-2 P5	0-1 P3			0-0 F8	5	0	0	0	0	0	6				
Ruben Sierra, S OBP: 0.338, SLG: 0.521		1-1 2B	2-2 G4-3		0-0 HR	1-0 P4			0-1 2B	5	2	3	1	0	0	3				
Brent Gates, S OBP: 0.315, SLG: 0.323		1-1 HR	0-1 P5		1-1 F8		1-0 F8		4-0 2B	4	1	1	1	1	0	0				
Craig Paquette, R OBP: 0.315, SLG: 0.596		0-0 HR	3-2 1B		3-2 G5-3		3-2 G5-3		2-2 IBB	5	1	2	2	0	1	2				
Mike Bordick, R OBP: 0.329, SLG: 0.321		1-0 1B	2-1 L7			4-0 1B SH1-3 E BB				3	2	1	0	1	0	1				
Eric Helfand, L OBP: 0.231, SLG: 0.292		2-0 1B		0-0 F8		1-2 SH1-3		1-3 K		3	0	1	0	0	1	0				
<b>Inning Stats</b>	R: 0 E: 0 K: 0 S: 11	H: 1 LOB: 1 BB: 0 P: 17	R: 4 E: 0 K: 0 S: 12	H: 6 LOB: 2 BB: 0 P: 19	R: 0 E: 0 K: 0 S: 10	H: 1 LOB: 1 BB: 0 P: 17	R: 0 E: 0 K: 0 S: 7	H: 0 LOB: 1 BB: 1 P: 11	R: 1 E: 1 K: 0 S: 10	H: 1 LOB: 3 BB: 2 P: 15	R: 0 E: 0 K: 0 S: 9	H: 0 LOB: 0 BB: 0 P: 16	R: 0 E: 0 K: 1 S: 6	H: 0 LOB: 0 BB: 1 P: 8	R: 0 E: 0 K: 1 S: 8	H: 1 LOB: 2 BB: 1 P: 15	1B: 6 2B: 3 3B: 0 HR: 2	SF: 1 SAC: 1 DP: 0 HBP: 0	WP: 0 PB: 0 SB: 0 CS: 0	PA: 43
<b>PITCHER</b>	IP WLS BF H R ER SO BB IBB HBP BLK WP HR S P ERA WHIP																			
Tim Belcher, R ERA: 4.8	(1, 1) 5.1 L 28 10 6 6 0 2 2 0 0 0 0 2 53 88 10.12 2.250																			
Bob Wells, R ERA: 7.53	(6, 1) 3.2 15 1 0 0 2 1 1 0 0 0 0 32 55 0.00 0.545																			

Oakland Athletics @ Seattle Mariners  
The Kingdome, Seattle, WA  
Tue Jun 27 1995, 10:05 PM EDT  
Att. 9,767 - Dome - 68 F

AB 37  
R 6  
H 11  
RBI 6  
BB 4  
SO 2  
LOB 17



Batter	1	2	3	4	5	6	7	8	9	AB	R	H	RBI	BB	SO	LOB	BOTTOM					
Rich Amaral, R OBP: 0.339, SLG: 0.421	3-2 SH3-4 SF7 2B		2-2 WP 1B		1-2 G6-3		1-3 K			4	2	2	0	0	1	0						
Joey Cora, S OBP: 0.343, SLG: 0.356	3-1 SH3-4		4-2 1B BB		1-2 F8		3-2 1B			2	0	1	0	1	0	0						
Edgar Martinez, R OBP: 0.480, SLG: 0.670	2-2 SF7		1-1 G4-3 1B		2-1 L6		3-3 K			3	0	1	2	0	1	1						
Jay Buhner, R OBP: 0.323, SLG: 0.533	3-H 1B		2-2 G4-3			2-1 F8		1-0 F9		4	0	1	0	0	0	2						
Tino Martinez, L OBP: 0.378, SLG: 0.585	0-1 F9			1-2 G4-3		3-2 HR		2-2 F8		4	1	1	1	0	0	1						
Alex Diaz, S OBP: 0.289, SLG: 0.336		1-2 G3		4-1 BB BB		1-1 HR		1-2 G3		3	1	1	1	1	0	0						
Mike Blowers, R OBP: 0.273, SLG: 0.338 Doug Strange, S OBP: 0.345, SLG: 0.403		1-1 G5-3		1-3 K		3-2 F8			0-1 G4-6-3 1B	3	0	0	0	0	1	1						
Dan Wilson, R OBP: 0.329, SLG: 0.362		0-1 G1-6-3		4-2 FC6-4 BB		1-0 F8			1-2 G4-6-3	3	0	0	0	1	0	1						
Luis Sojo, R OBP: 0.301, SLG: 0.393			0-2 F8	0-1 FC6-4			1-1 F8			4	0	0	0	0	1	2						
<b>Inning Stats</b>	R: 1 E: 0 K: 0 S: 12	H: 2 LOB: 1 BB: 0 P: 22	R: 0 E: 0 K: 0 S: 7	H: 0 LOB: 0 BB: 0 P: 9	R: 1 E: 0 K: 0 S: 16	H: 2 LOB: 1 BB: 1 P: 25	R: 0 E: 0 K: 1 S: 14	H: 0 LOB: 2 BB: 2 P: 24	R: 0 E: 0 K: 0 S: 9	H: 0 LOB: 0 BB: 0 P: 13	R: 2 E: 0 K: 0 S: 16	H: 2 LOB: 0 BB: 0 P: 26	R: 0 E: 0 K: 2 S: 11	H: 1 LOB: 1 BB: 0 P: 19	R: 0 E: 0 K: 0 S: 8	H: 0 LOB: 0 BB: 0 P: 12	R: 0 E: 0 K: 1 S: 9	H: 1 LOB: 0 BB: 0 P: 12	1B: 5 2B: 1 3B: 0 HR: 2	SF: 1 SAC: 1 DP: 2 HBP: 0	WP: 1 PB: 0 SB: 0 CS: 0	PA: 36
<b>PITCHER</b>	IP WLS BF H R ER SO BB IBB HBP BLK WP HR S P ERA WHIP																					
Mike Harkey, R ERA: 6.07	(1, 1) 5.1 W 24 6 4 4 1 3 0 0 0 0 0 2 70 111 6.75 1.688																					
Carlos Reyes, R ERA: 4.15	(6, 1) 2.2 9 1 0 0 2 0 0 0 0 0 0 23 39 0.00 0.375																					
Dennis Eckersley, R ERA: 2.88	(9, 1) 1.0 S 3 1 0 0 1 0 0 0 0 0 0 9 12 0.00 1.000																					

Oakland Athletics @ Seattle Mariners  
The Kingdome, Seattle, WA  
Tue Jun 27 1995, 10:05 PM EDT  
Att. 9,767 - Dome - 68 F

AB 31  
R 4  
H 8  
RBI 4  
BB 3  
SO 4  
LOB 8



Batter	1	2	3	4	5	6	7	8	9	AB	R	H	RBI	BB	SO	LOB	TOP							
Rickey Henderson, R OBP: 0.378, SLG: 0.395 Andy Tomberlin, L OBP: 0.259, SLG: 0.357	P3		F9		L8		CS 1B 1B		E1 FC3-2 S	4	0	1	1	0	0	1								
Gerónimo Berroa, R OBP: 0.362, SLG: 0.439	F8			HR BB	FC4		CS 1B		FC3-2 BB	3	1	1	2	2	0	1								
Ruben Sierra, S OBP: 0.331, SLG: 0.509	P3			F8		L7			FC3-2 G6-4-3	5	0	0	0	0	1	6								
Mark McGwire, R OBP: 0.452, SLG: 0.687				HR		F8			G6-4-3	5	2	3	3	0	0	3								
Terry Steinbach, R OBP: 0.313, SLG: 0.463	F9			1B 2B		K				4	0	1	0	0	2	1								
Craig Paquette, R OBP: 0.313, SLG: 0.581 Brent Gates, S OBP: 0.315, SLG: 0.323	K			P6			1B HBP 1B			4	1	1	0	0	2	2								
Stan Javier, S OBP: 0.320, SLG: 0.339	L7			1B			K			4	1	2	1	0	1	2								
Scott Brosius, R OBP: 0.355, SLG: 0.406					P2		1B HBP 1B		F8	3	1	0	0	0	1	0								
Mike Bordick, R OBP: 0.340, SLG: 0.333	F8						1B 1B		S E FC3-2 1B	4	1	3	0	0	0	0								
<b>Inning Stats</b>	R: 0 E: 0 K: 0 S: 6	H: 0 LOB: 0 BB: 0 P: 9	R: 0 E: 0 K: 1 S: 10	H: 1 LOB: 1 BB: 0 P: 13	R: 0 E: 0 K: 1 S: 10	H: 0 LOB: 0 BB: 0 P: 14	R: 2 E: 0 K: 0 S: 13	H: 3 LOB: 2 BB: 1 P: 22	R: 0 E: 0 K: 0 S: 12	H: 1 LOB: 1 BB: 0 P: 16	R: 0 E: 0 K: 1 S: 9	H: 0 LOB: 0 BB: 0 P: 12	R: 3 E: 0 K: 2 S: 17	H: 4 LOB: 1 BB: 0 P: 29	R: 2 E: 0 K: 2 S: 14	H: 2 LOB: 0 BB: 0 P: 23	R: 0 E: 1 K: 0 S: 17	H: 1 LOB: 2 BB: 1 P: 27	1B: 8 2B: 1 3B: 0 HR: 3	SF: 0 SAC: 0 DP: 1 HBP: 1	WP: 0 PB: 0 SB: 2 CS: 2	PA: 40		
<b>PITCHER</b>	IP	WLS	BF	H	R	ER	SO	BB	IBB	HBP	BLK	WP	HR	S	P	ERA	WHIP							
Randy Johnson, L ERA: 3.05	(1, 1)	6.1	27	7	5	5	4	1	0	1	0	0	1	69	99	7.11	1.263							
Bill Riskey, R ERA: 1.4	(7, 1)	0.2	3	2	0	0	1	0	0	0	0	0	0	8	16	0.00	3.000							
Jeff Nelson, R ERA: 1.6	(8, 1)	2.0	L	10	3	2	2	2	1	0	0	0	2	31	50	9.00	2.000							

Oakland Athletics @ Seattle Mariners  
The Kingdome, Seattle, WA  
Wed Jun 28 1995, 10:05 PM EDT  
Att: 15,165 - Dome - 68 F

AB 37  
R 7  
H 12  
RBI 7  
BB 2  
SO 7  
LOB 17



Batter	1	2	3	4	5	6	7	8	9	AB	R	H	RBI	BB	SO	LOB	BOTTOM							
Rich Amaral, R OBP: 0.342, SLG: 0.414	K					F9			K	4	0	1	0	1	2	1								
Joey Cora, S OBP: 0.335, SLG: 0.347	G5-3			F7			L6			4	0	0	0	0	0	4								
Edgar Martínez, R OBP: 0.476, SLG: 0.662	HR 1B				L9		G5-3			4	1	1	0	0	1	0								
Jay Buhner, R OBP: 0.321, SLG: 0.545	HR			G5-3		F8				4	1	1	2	0	1	0								
Tino Martínez, L OBP: 0.376, SLG: 0.576				K		L5				3	0	0	0	1	2	0								
Alex Diaz, S OBP: 0.295, SLG: 0.349	K			WP 1B 2B		S SH3 1B				4	2	2	0	0	2	1								
Mike Blowers, R OBP: 0.280, SLG: 0.344				SH1-3 1B 1B		SH3			G6-3	3	1	2	1	0	0	0								
Dan Wilson, R OBP: 0.331, SLG: 0.364 Gary Thurman, R OBP: 0.444, SLG: 0.563	SH1-3			F7						2	0	1	1	0	0	1								
Luis Sojo, R OBP: 0.302, SLG: 0.391 Doug Strange, S OBP: 0.341, SLG: 0.397	P5-4 E 1B			P3		F7				3	0	1	1	0	0	2								
<b>Inning Stats</b>	R: 2 E: 0 K: 2 S: 14	H: 2 LOB: 1 BB: 1 P: 26	R: 1 E: 1 K: 0 S: 10	H: 2 LOB: 1 BB: 1 P: 18	R: 0 E: 0 K: 2 S: 10	H: 0 LOB: 0 BB: 0 P: 15	R: 1 E: 0 K: 0 S: 16	H: 3 LOB: 2 BB: 0 P: 22	R: 0 E: 0 K: 0 S: 9	H: 0 LOB: 0 BB: 0 P: 13	R: 1 E: 0 K: 0 S: 9	H: 2 LOB: 1 BB: 0 P: 14	R: 0 E: 0 K: 1 S: 10	H: 0 LOB: 0 BB: 0 P: 14	R: 0 E: 0 K: 2 S: 8	H: 0 LOB: 0 BB: 0 P: 14	R: 0 E: 0 K: 3 S: 9	H: 0 LOB: 0 BB: 0 P: 13	1B: 7 2B: 2 3B: 0 HR: 1	SF: 0 SAC: 2 DP: 1 HBP: 0	WP: 1 PB: 0 SB: 1 CS: 0	PA: 37		
<b>PITCHER</b>	IP	WLS	BF	H	R	ER	SO	BB	IBB	HBP	BLK	WP	HR	S	P	ERA	WHIP							
Dave Stewart, R ERA: 6.85	(1, 1)	5.1	26	9	5	5	4	2	0	0	0	0	0	64	102	8.44	2.062							
Todd Van Poppel, R ERA: 2.67	(6, 1)	3.2	W	11	0	0	6	0	0	0	0	0	0	31	47	0.00	0.000							

Oakland Athletics @ Seattle Mariners  
The Kingdome, Seattle, WA  
Wed Jun 28 1995, 10:05 PM EDT  
Att: 15,165 - Dome - 68 F

AB 33  
R 5  
H 9  
RBI 5  
BB 2  
SO 10  
LOB 9



Batter	1	2	3	4	5	6	7	8	9	AB	R	H	RBI	BB	SO	LOB	TOP			
Scott Brosius, R OBP: 0.353, SLG: 0.408 (1, 5)	P3		G5-4-3 2B	G5-4-3 1-2			G5-3			4	1	1	0	0	0	2	<b>Oakland Athletics @ Seattle Mariners</b> The Kingdome, Seattle, WA Thu Jun 29 1995, 6:33 AM EDT Att: 13,701 - Dome - 68 F			
Brent Gates, S OBP: 0.314, SLG: 0.327 (1, 4)	G6-3		2B		F8			L7		4	0	1	1	0	0	0				
Geronimo Berroa, R OBP: 0.360, SLG: 0.436 (1, 10)	G6-3		G6-3		3-2			G1-3		4	0	1	0	0	0	1				
Mark McGwire, R OBP: 0.445, SLG: 0.672 (1, 3)		E4 1B G6-3	K		1-2			F8		4	1	0	0	0	1	2				
Ruben Sierra, S OBP: 0.333, SLG: 0.507 (1, 9)	G4-3 1-3 1B				2-1			F9		3	0	1	0	1	1	0				
Terry Steinbach, R OBP: 0.311, SLG: 0.456 (1, 2)	G6-3		G1-3		4-2			CS BB		3	0	0	1	1	1	3				
Stan Javier, S OBP: 0.318, SLG: 0.337 (1, 8)	G4-3				2-2			K		4	0	1	0	0	1	2				
Craig Paquette, R OBP: 0.313, SLG: 0.568 (1, 7)					0-3			F9		2	0	0	0	1	1	1				
Mike Bordick, R OBP: 0.340, SLG: 0.333 (1, 6)	FC5-4 1-2				2-2			F8		3	0	1	0	0	0	2				
<b>Inning Stats</b>	R: 0 E: 0 K: 0 S: 8	H: 0 LOB: 0 BB: 0 P: 8	R: 1 E: 1 K: 0 S: 11	H: 1 LOB: 2 BB: 1 P: 20	R: 1 E: 0 K: 1 S: 10	H: 2 LOB: 2 BB: 1 P: 20	R: 0 E: 0 K: 1 S: 14	H: 2 LOB: 1 BB: 0 P: 19	R: 0 E: 0 K: 1 S: 10	H: 0 LOB: 0 BB: 1 P: 18	R: 0 E: 0 K: 0 S: 7	H: 0 LOB: 0 BB: 0 P: 11	R: 0 E: 0 K: 2 S: 5	H: 0 LOB: 0 BB: 0 P: 5	R: 0 E: 0 K: 2 S: 10	H: 0 LOB: 0 BB: 0 P: 12		1B: 4 2B: 3 3B: 0 HR: 0	SF: 0 SAC: 0 DP: 2 HBP: 0	WP: 0 PB: 0 SB: 0 CS: 2
<b>PITCHER</b>	IP	WLS	BF	H	R	ER	SO	BB	IBB	HBP	BLK	WP	HR	S	P	ERA	WHIP			
Chris Bosio, R ERA: 4.24 (1, 1)	8.0	W	31	6	2	1	3	2	1	0	0	0	0	75	119	1.12	1.000			
Bobby Ayala, R ERA: 3.07 (9, 1)	1.0	S	3	0	0	0	2	0	0	0	0	0	0	10	12	0.00	0.000			

AB	31
R	2
H	6
RBI	2
BB	3
SO	5
LOB	13



Batter	1	2	3	4	5	6	7	8	9	AB	R	H	RBI	BB	SO	LOB	BOTTOM			
Alex Diaz, S OBP: 0.287, SLG: 0.338 (1, 8)	P3		G3-1		FC4-6 1-2					4	0	0	0	0	1	3	<b>Oakland Athletics @ Seattle Mariners</b> The Kingdome, Seattle, WA Thu Jun 29 1995, 6:33 AM EDT Att: 13,701 - Dome - 68 F			
Joey Cora, S OBP: 0.333, SLG: 0.341 (1, 4)	K				G1-3			G4-3		3	1	0	0	0	1	0				
Edgar Martinez, R OBP: 0.476, SLG: 0.668 (1, 10)					3-2			F9		4	0	2	0	0	1	1				
Jay Buhner, R OBP: 0.320, SLG: 0.535 (1, 9)	K2-3				1-1			G6-3		3	0	0	0	1	1	3				
Tino Martinez, L OBP: 0.378, SLG: 0.572 (8, PR) Rich Amaral, R OBP: 0.342, SLG: 0.414 (9, 7)					3-1			G6-3		3	0	1	0	1	0	2				
Marc Newfield, R OBP: 0.225, SLG: 0.329 (8, PH) Doug Strange, S OBP: 0.349, SLG: 0.405 (9, 5)					1-2			F8		0	1	0	0	0	0	0				
Marc Newfield, R OBP: 0.225, SLG: 0.329 (8, PH) Doug Strange, S OBP: 0.349, SLG: 0.405 (9, 5)					2-2			G6-3		3	0	0	0	0	0	1				
Marc Newfield, R OBP: 0.225, SLG: 0.329 (8, PH) Doug Strange, S OBP: 0.349, SLG: 0.405 (9, 5)					1-2			G5-3		1	1	1	1	0	0	0				
Mike Blowers, R OBP: 0.286, SLG: 0.364 (9, 3)					0-0			P4		3	1	1	3	1	0	0				
Dan Wilson, R OBP: 0.329, SLG: 0.368 (1, 2)					0-1			L4		4	1	1	0	0	1	2				
Luis Sojo, R OBP: 0.311, SLG: 0.393 (1, 6)					1-1			G6-3		2	0	1	1	1	0	0				
<b>Inning Stats</b>	R: 0 E: 0 K: 2 S: 10	H: 1 LOB: 1 BB: 0 P: 16	R: 0 E: 0 K: 0 S: 7	H: 1 LOB: 0 BB: 0 P: 10	R: 0 E: 0 K: 0 S: 6	H: 0 LOB: 0 BB: 0 P: 9	R: 0 E: 0 K: 0 S: 8	H: 1 LOB: 1 BB: 0 P: 15	R: 0 E: 0 K: 1 S: 11	H: 0 LOB: 2 BB: 2 P: 21	R: 0 E: 0 K: 0 S: 7	H: 0 LOB: 1 BB: 1 P: 16	R: 1 E: 0 K: 1 S: 13	H: 2 LOB: 1 BB: 0 P: 20	R: 4 E: 0 K: 1 S: 17	H: 2 LOB: 1 BB: 1 P: 27	1B: 3 2B: 3 3B: 0 HR: 1	SF: 0 SAC: 0 DP: 1 HBP: 1	WP: 0 PB: 0 SB: 0 CS: 0	PA: 35
<b>PITCHER</b>	IP	WLS	BF	H	R	ER	SO	BB	IBB	HBP	BLK	WP	HR	S	P	ERA	WHIP			
Ron Darling, R ERA: 5.98 (7, 1)	6.2	L	26	4	1	1	3	3	0	0	0	0	1	22	35	27.00	2.250			
Mark Acree, R ERA: 5.33 (7, 1)	1.1	L	9	3	4	4	2	0	1	1	0	0	1	22	35	27.00	2.250			

AB	30
R	5
H	7
RBI	5
BB	4
SO	5
LOB	12






Batter	1	2	3	4	5	6	7	8	9	AB	R	H	RBI	BB	SO	LOB	TOP					
<b>Otis Nixon, S</b> <small>OBP: 0.339, SLG: 0.311</small> 										3	0	1	0	1	1	0						
<b>Mark McLemore, S</b> <small>OBP: 0.397, SLG: 0.390</small> 										4	0	2	0	0	0	2						
<b>Will Clark, L</b> <small>OBP: 0.382, SLG: 0.468</small> 										4	0	0	0	0	0	3						
<b>Juan Gonzalez, R</b> <small>OBP: 0.283, SLG: 0.608</small> 										4	0	0	0	0	2							
<b>29 Rusty Greer, L</b> <small>OBP: 0.374, SLG: 0.428</small> 										4	0	1	0	0	0	0						
<b>Mickey Tettleton, S</b> <small>OBP: 0.365, SLG: 0.423</small> <b>Esteban Beltre, R</b> <small>OBP: 0.241, SLG: 0.286</small> 										2	0	0	0	1	1	1						
<b>Ivan Rodriguez, R</b> <small>OBP: 0.349, SLG: 0.478</small> 										3	0	2	0	1	0	1						
<b>Mike Pagliarulo, L</b> <small>OBP: 0.302, SLG: 0.318</small> 										3	0	0	0	1	1	4						
<b>Benji Gil, R</b> <small>OBP: 0.297, SLG: 0.409</small> 										3	0	0	0	0	1	4						
<b>Inning Stats</b>	R: 0 E: 0 K: 1 S: 8	H: 1 LOB: 0 BB: 0 P: 11	R: 0 E: 0 K: 1 S: 10	H: 2 LOB: 2 BB: 0 P: 15	R: 0 E: 0 K: 1 S: 14	H: 1 LOB: 2 BB: 1 P: 22	R: 0 E: 0 K: 0 S: 11	H: 1 LOB: 2 BB: 2 P: 25	R: 0 E: 0 K: 0 S: 13	H: 1 LOB: 2 BB: 1 P: 21	R: 0 E: 0 K: 0 S: 6	H: 0 LOB: 0 BB: 0 P: 8	R: 0 E: 0 K: 0 S: 5	H: 0 LOB: 1 BB: 0 P: 8	R: 0 E: 0 K: 0 S: 5	H: 0 LOB: 0 BB: 0 P: 8	1B: 6 2B: 0 3B: 0 HR: 0	SF: 0 SAC: 0 DP: 3 HBP: 1	WP: 0 PB: 0 SB: 0 CS: 0	PA: 35		
<b>PITCHER</b>	IP: 8.0 WLS: W BF: 32 ERA: 4.19	IP: 1.0 WLS: S BF: 3 ERA: 2.97																				

Texas Rangers @ Seattle Mariners  
The Kingdome, Seattle, WA  
Sat Jul 01 1995, 10:05 PM EDT  
Att: 17,323 - Dome


AB	30
R	0
H	6
RBI	0
BB	4
SO	4
LOB	17



Batter	1	2	3	4	5	6	7	8	9	AB	R	H	RBI	BB	SO	LOB	BOTTOM					
<b>Rich Amaral, R</b> <small>OBP: 0.341, SLG: 0.412</small> 										4	0	0	0	0	0	4						
<b>Alex Diaz, S</b> <small>OBP: 0.285, SLG: 0.336</small> 										4	0	1	0	0	1	1						
<b>Edgar Martinez, R</b> <small>OBP: 0.477, SLG: 0.656</small> 										3	0	0	0	1	1	1						
<b>Tino Martinez, L</b> <small>OBP: 0.369, SLG: 0.569</small> 										4	1	1	1	0	2	2						
<b>Jay Buhner, R</b> <small>OBP: 0.316, SLG: 0.521</small> 										4	1	1	0	0	2	0						
<b>Doug Strange, S</b> <small>OBP: 0.360, SLG: 0.400</small> <b>Joey Cora, S</b> <small>OBP: 0.326, SLG: 0.333</small> 										1	0	0	0	2	0	0						
<b>Mike Blowers, R</b> <small>OBP: 0.301, SLG: 0.410</small> 										3	0	2	1	1	0	1						
<b>Chris Widger, R</b> <small>OBP: 0.375, SLG: 0.375</small> 										4	0	2	0	0	0	3						
<b>Felix Fermin, R</b> <small>OBP: 0.233, SLG: 0.227</small> 										3	0	1	0	0	0	2						
<b>Inning Stats</b>	R: 0 E: 0 K: 0 S: 6	H: 0 LOB: 0 BB: 0 P: 7	R: 0 E: 0 K: 1 S: 11	H: 0 LOB: 2 BB: 2 P: 22	R: 0 E: 0 K: 1 S: 8	H: 1 LOB: 1 BB: 0 P: 12	R: 1 E: 0 K: 0 S: 15	H: 3 LOB: 3 BB: 0 P: 24	R: 0 E: 0 K: 2 S: 8	H: 0 LOB: 0 BB: 1 P: 11	R: 0 E: 0 K: 1 S: 13	H: 0 LOB: 1 BB: 1 P: 19	R: 0 E: 0 K: 1 S: 10	H: 1 LOB: 2 BB: 1 P: 21	R: 1 E: 0 K: 0 S: 9	H: 3 LOB: 1 BB: 0 P: 13	1B: 5 2B: 3 3B: 0 HR: 1	SF: 0 SAC: 1 DP: 1 HBP: 1	WP: 0 PB: 0 SB: 0 CS: 0	PA: 36		
<b>PITCHER</b>	IP: 6.2 WLS: L BF: 30 ERA: 5.97	IP: 0.1 WLS: 1 BF: 1 ERA: 3.52	IP: 1.0 WLS: 5 BF: 3 ERA: 3.76																			

Texas Rangers @ Seattle Mariners  
The Kingdome, Seattle, WA  
Sat Jul 01 1995, 10:05 PM EDT  
Att: 17,323 - Dome

AB	30
R	2
H	8
RBI	2
BB	4
SO	6
LOB	14



Batter	1	2	3	4	5	6	7	8	9	AB	R	H	RBI	BB	SO	LOB	TOP										
<b>Otis Nixon, S</b> OBP: 0.348, SLG: 0.322	1-1 BB BB 1B	0-0 E 1-3 1B		4-1 CS BB		1-1 S 2B		2-3 K		4	0	3	0	1	1	0											
<b>Mark McLemore, S</b> OBP: 0.402, SLG: 0.390	4-1 SAFE BB	1-1 E HBP		4-1 SAFE BB		2-2 F7			1-1 G6-3	0	0	0	0	1	0	0											
<b>Esteban Beltre, R</b> OBP: 0.250, SLG: 0.267	1-2 BB			1-2 BB		2-3				2	0	0	0	1	0	1											
<b>Will Clark, L</b> OBP: 0.379, SLG: 0.464	2-2 F7	1-2 E6							1-1 G6-4-3 1B	2	0	0	0	0	0	4											
<b>Dave Valle, R</b> OBP: 0.317, SLG: 0.264										2	1	1	0	0	1	1											
<b>Mike Pagliarulo, L</b> OBP: 0.308, SLG: 0.324		1-2 2-3 3-H 1-2								1	0	1	0	0	0	0											
<b>Juan Gonzalez, R</b> OBP: 0.279, SLG: 0.617	0-3 K	2-3 F8							1-1 G6-4-3 1B	5	1	1	2	0	1	6											
<b>Mickey Tettleton, S</b> OBP: 0.363, SLG: 0.417	4-0 BB 1-2 2-3 BB		2-3 K			2-1 G5-3			1-1 G6-3	3	0	0	0	1	1	0											
<b>Ivan Rodriguez, R</b> OBP: 0.352, SLG: 0.484	1-2 G1-3		1-1 2B			2-2 1B			2-2 F7	4	0	2	0	0	0	3											
<b>Jack Voigt, R</b> OBP: 0.227, SLG: 0.237		2-3 K	1-1 F8			1-1 P4			3-1 P5	3	0	0	0	0	1	2											
<b>29 Rusty Greer, L</b> OBP: 0.373, SLG: 0.425										1	0	0	0	0	0	0											
<b>Luis Ortiz, R</b> OBP: 0.300, SLG: 0.517		2-2 1B E 1B	0-1 P3			1-3 K			1-1 F8	4	1	1	0	0	1	1											
<b>Benji Gil, R</b> OBP: 0.291, SLG: 0.401		2-3 K		1-3 K					1-3 K	4	0	0	0	0	4	1											
<b>Inning Stats</b>	R: 0 E: 0 K: 1 S: 15	H: 1 LOB: 3 BB: 2 P: 27	R: 1 E: 1 K: 2 S: 18	H: 2 LOB: 3 BB: 0 P: 27	R: 0 E: 0 K: 1 S: 9	H: 1 LOB: 1 BB: 2 P: 13	R: 0 E: 0 K: 2 S: 8	H: 0 LOB: 1 BB: 2 P: 17	R: 0 E: 0 K: 0 S: 12	H: 1 LOB: 1 BB: 0 P: 18	R: 0 E: 0 K: 1 S: 13	H: 1 LOB: 1 BB: 0 P: 19	R: 2 E: 0 K: 0 S: 11	H: 2 LOB: 0 BB: 0 P: 20	R: 0 E: 0 K: 2 S: 9	H: 1 LOB: 0 BB: 0 P: 9	1B: 6 2B: 2 3B: 0 HR: 1	SF: 0 SAC: 0 DP: 1 HBP: 1	WP: 0 PB: 0 SB: 1 CS: 1	PA: 40							
<b>PITCHER</b>	IP	WLS	BF	H	R	ER	SO	BB	IBB	HBP	BLK	WP	HR	S	P	ERA	WHIP										
<b>Randy Johnson, L</b> ERA: 2.96	(1, 1)	6.0	30	7	2	1	8	4	0	0	0	0	0	76	122	1.50	1.833										
<b>Bill Riskey, R</b> ERA: 1.53	(7, 1)	2.0	7	1	1	1	2	0	0	0	0	0	1	19	32	4.50	0.500										
<b>Bobby Ayala, R</b> ERA: 2.87	(9, 1)	1.0	W	3	1	0	0	0	0	0	0	0	0	6	9	0.00	1.000										

Texas Rangers @ Seattle Mariners  
The Kingdome, Seattle, WA  
Sun Jul 02 1995, 6:33 AM EDT  
Att: 19,404 - Dome

AB 35  
R 3  
H 9  
RBI 2  
BB 4  
SO 10  
LOB 19



Batter	1	2	3	4	5	6	7	8	9	AB	R	H	RBI	BB	SO	LOB	BOTTOM										
<b>Alex Diaz, S</b> OBP: 0.288, SLG: 0.345	2-2 2B	0-0 1B		0-0 G4-3					0-0 P4	5	0	2	0	0	0	2											
<b>Joey Cora, S</b> OBP: 0.328, SLG: 0.341	0-1 2B	0-0 G6-3		1-1 L6					2-2 G5-3	5	0	2	1	0	0	3											
<b>Edgar Martinez, R</b> OBP: 0.473, SLG: 0.653	3-1 G2-3		2-2 G4-3 2B			2-1 F8			0-1 G3	4	1	1	0	0	0	1											
<b>Tino Martinez, L</b> OBP: 0.367, SLG: 0.563	1-0 G3-1		1-2 G4-3			2-2 G6-3			0-1 G2-3 1B	4	0	1	0	0	0	2											
<b>Gary Thorman, R</b> OBP: 0.444, SLG: 0.563										0	0	0	0	0	0	0											
<b>Doug Strange, S</b> OBP: 0.360, SLG: 0.400			2-3							0	0	0	0	0	0	0											
<b>Jay Buhner, R</b> OBP: 0.320, SLG: 0.521		0-0 1B E 1B	0-2 G1-3			2-1 1B			2-0 G2-3	4	1	2	0	0	0	2											
<b>Darren Bragg, L</b> OBP: 0.338, SLG: 0.308		1-2 E6 1B	0-1 S 2B			1-2 L8			3-3 K	4	1	2	1	0	1	3											
<b>Mike Blowers, R</b> OBP: 0.300, SLG: 0.406		0-0 1B 2H 1B	3-2 G6-3						2-2 L9	4	0	1	1	0	1	3											
<b>Dan Wilson, R</b> OBP: 0.329, SLG: 0.380		1-1 L8		0-1 SH2-3 2B					3-2 FC1-5-6-2 2B	4	0	2	0	0	0	1											
<b>Rich Amaral, R</b> OBP: 0.341, SLG: 0.412										0	0	0	0	0	0	0											
<b>Felix Fermin, R</b> OBP: 0.226, SLG: 0.220		1-2 F7		0-0 SH2-3					1-1 G6-3	3	1	0	0	0	0	2											
<b>Inning Stats</b>	R: 0 E: 0 K: 0 S: 8	H: 2 LOB: 1 BB: 0 P: 14	R: 2 E: 1 K: 0 S: 12	H: 4 LOB: 2 BB: 0 P: 15	R: 1 E: 0 K: 0 S: 16	H: 2 LOB: 1 BB: 0 P: 22	R: 0 E: 0 K: 0 S: 6	H: 1 LOB: 1 BB: 0 P: 7	R: 0 E: 0 K: 0 S: 11	H: 1 LOB: 1 BB: 0 P: 18	R: 0 E: 0 K: 1 S: 8	H: 0 LOB: 0 BB: 0 P: 12	R: 0 E: 0 K: 0 S: 7	H: 0 LOB: 0 BB: 0 P: 9	R: 0 E: 0 K: 1 S: 10	H: 1 LOB: 2 BB: 0 P: 17	R: 1 E: 0 K: 0 S: 9	H: 2 LOB: 2 BB: 0 P: 13	1B: 7 2B: 6 3B: 0 HR: 0	SF: 0 SAC: 1 DP: 0 HBP: 0	WP: 0 PB: 0 SB: 1 CS: 0	PA: 38					
<b>PITCHER</b>	IP	WLS	BF	H	R	ER	SO	BB	IBB	HBP	BLK	WP	HR	S	P	ERA	WHIP										
<b>Bob Tewksbury, R</b> ERA: 3.61	(1, 1)	7.0	31	11	3	2	1	0	0	0	0	0	0	70	99	2.57	1.571										
<b>Matt Whiteside, R</b> ERA: 3.42	(8, 1)	1.2	L	7	2	1	1	0	0	0	0	0	0	17	28	5.40	1.200										

Texas Rangers @ Seattle Mariners  
The Kingdome, Seattle, WA  
Sun Jul 02 1995, 6:33 AM EDT  
Att: 19,404 - Dome

AB 37  
R 4  
H 13  
RBI 3  
BB 0  
SO 2  
LOB 19



Batter	1	2	3	4	5	6	7	8	9	AB	R	H	RBI	BB	SO	LOB	TOP										
<b>Rich Amaral, R</b> OBP: 0.346, SLG: 0.410 (1, 8)	4-1 FC1-6 BB			0-1 G5-3					1-1 1B 1B	3	1	1	0	1	1	0											
<b>Gary Thurman, R</b> OBP: 0.409, SLG: 0.500 (1, 7)	0-1 FC1-6 CS			2-2 F7					0-2 1B 1B	4	1	1	0	0	0	1											
<b>Edgar Martinez, R</b> OBP: 0.478, SLG: 0.655 (1, 10)	1-2 F7			2-2 WP 1B					1-1 G5-4-3 1B 1B	4	0	3	0	0	0	1											
<b>Jay Buhner, R</b> OBP: 0.319, SLG: 0.514 (1, 9)				1-0 G6-3					1-0 G5-4-3 1B	4	0	1	2	0	2	2											
<b>Mike Blowers, R</b> OBP: 0.293, SLG: 0.396 (1, 5)				2-2 G5-3					1-1 F8	4	0	0	0	0	0	3											
<b>Tino Martinez, L</b> OBP: 0.361, SLG: 0.553 (1, 3)				2-3 K					3-3 K	4	0	0	0	0	3	1											
<b>Luis Sojo, R</b> OBP: 0.294, SLG: 0.370 (1, 6)				1-2 F7					0-0 G1-3	3	0	0	0	0	0	0											
<b>Dan Wilson, R</b> OBP: 0.329, SLG: 0.379 (1, 2)				1-3 K					1-2 G5-3	3	0	1	0	0	1	0											
<b>Felix Fermin, R</b> OBP: 0.220, SLG: 0.214 (1, 4)				0-0 L9					2-1 G6-3	3	0	0	0	0	0	1											
<b>Inning Stats</b>	R: 0 H: 0 E: 0 K: 0 S: 6	H: 0 LOB: 0 BB: 1 P: 11	R: 0 H: 0 E: 0 K: 2 S: 10	H: 0 LOB: 0 BB: 0 P: 16	R: 0 H: 0 E: 0 K: 1 S: 7	H: 0 LOB: 0 BB: 0 P: 9	R: 0 H: 1 E: 0 K: 0 S: 10	H: 1 LOB: 1 BB: 0 P: 15	R: 0 H: 0 E: 0 K: 1 S: 10	H: 0 LOB: 0 BB: 0 P: 14	R: 0 H: 0 E: 0 K: 1 S: 8	H: 0 LOB: 0 BB: 0 P: 11	R: 0 H: 1 E: 0 K: 1 S: 10	H: 1 LOB: 1 BB: 0 P: 14	R: 0 H: 1 E: 0 K: 0 S: 10	H: 1 LOB: 1 BB: 0 P: 15	R: 2 H: 4 E: 0 K: 1 S: 14	H: 4 LOB: 1 BB: 0 P: 19	1B: 7 2B: 0 3B: 0 HR: 0	SF: 0 SAC: 0 DP: 1 HBP: 0	WP: 1 PB: 0 SB: 0 CS: 1	PA: 33					
<b>PITCHER</b>	IP	WLS	BF	H	R	ER	SO	BB	IBB	HBP	BLK	WP	HR	S	P	ERA	WHIP										
<b>David Wells, L</b> ERA: 3.18 (1, 1)	8.0	W	30	6	2	2	6	1	0	0	0	1	0	80	116	2.25	0.875										
<b>Mike Henneman, R</b> ERA: 2.01 (9, 1)	1.0	S	3	1	0	0	1	0	0	0	0	0	0	5	8	0.00	1.000										

Seattle Mariners @ Detroit Tigers  
Tiger Stadium, Detroit, MI  
Mon Jul 03 1995, 7:05 PM EDT  
Att: 23,780 - Unknown - 80 F

AB	32
R	2
H	7
RBI	2
BB	1
SO	7
LOB	9



Batter	1	2	3	4	5	6	7	8	9	AB	R	H	RBI	BB	SO	LOB	BOTTOM										
<b>Chad Curtis, R</b> OBP: 0.358, SLG: 0.458 (1, 8)	4-0 G6-4-3 BB			2-0 SF8					1-2 F8	2	0	0	1	1	0	1											
<b>Chris Gomez, R</b> OBP: 0.335, SLG: 0.431 (1, 4)	4-2 G6-4-3 BB			3-H 1-0					3-1 HR	3	1	2	1	1	0	0											
<b>Travis Fryman, R</b> OBP: 0.342, SLG: 0.341 (1, 5)	1-0 G6-4-3			2-0 F9					3-1 HR	4	1	1	1	0	1	3											
<b>Cecil Fielder, R</b> OBP: 0.369, SLG: 0.544 (1, 3)	0-3 K			1-0 G1-3					0-3 K	4	0	0	0	0	2	1											
<b>Kirk Gibson, L</b> OBP: 0.361, SLG: 0.478 (1, 10)				1-0 G4-3					3-1 F7	3	0	0	0	0	0	0											
<b>Bobby Higginson, L</b> OBP: 0.347, SLG: 0.471 (1, 7)				2-2 L9					3-2 P6	3	0	0	0	0	0	0											
<b>Alan Trammell, R</b> OBP: 0.391, SLG: 0.412 (1, 6)				1-2 G5-3					0-0 G6-3	3	0	0	0	0	0	0											
<b>John Flaherty, R</b> OBP: 0.349, SLG: 0.561 (1, 2)				1-1 SH3-4 SF8 2B					1-0 HR	3	2	3	1	0	0	0											
<b>Danny Bautista, R</b> OBP: 0.261, SLG: 0.275 (1, 9)				1-1 SH3-4					0-1 L4	2	0	0	0	0	1	1											
<b>Inning Stats</b>	R: 0 H: 0 E: 0 K: 1 S: 6	H: 0 LOB: 1 BB: 2 P: 15	R: 0 H: 0 E: 0 K: 0 S: 7	H: 0 LOB: 0 BB: 0 P: 11	R: 1 H: 2 E: 0 K: 0 S: 7	H: 2 LOB: 1 BB: 0 P: 14	R: 0 H: 0 E: 0 K: 0 S: 8	H: 0 LOB: 0 BB: 0 P: 15	R: 1 H: 1 E: 0 K: 0 S: 7	H: 1 LOB: 0 BB: 0 P: 9	R: 2 H: 2 E: 0 K: 1 S: 10	H: 2 LOB: 0 BB: 0 P: 20	R: 0 H: 1 E: 0 K: 1 S: 12	H: 1 LOB: 1 BB: 0 P: 18	R: 0 H: 0 E: 0 K: 1 S: 7	H: 0 LOB: 0 BB: 0 P: 11	1B: 2 2B: 1 3B: 0 HR: 3	SF: 1 SAC: 1 DP: 1 HBP: 0	WP: 0 PB: 0 SB: 1 CS: 0	PA: 31							
<b>PITCHER</b>	IP	WLS	BF	H	R	ER	SO	BB	IBB	HBP	BLK	WP	HR	S	P	ERA	WHIP										
<b>Chris Bosio, R</b> ERA: 4.38 (1, 1)	6.0	L	24	5	4	4	2	2	0	0	0	0	3	45	84	6.00	1.167										
<b>Jeff Nelson, R</b> ERA: 1.51 (7, 1)	2.0		7	1	0	0	2	0	0	0	0	0	0	19	29	0.00	0.500										

Seattle Mariners @ Detroit Tigers  
Tiger Stadium, Detroit, MI  
Mon Jul 03 1995, 7:05 PM EDT  
Att: 23,780 - Unknown - 80 F

AB	27
R	4
H	6
RBI	4
BB	2
SO	4
LOB	6





Batter	1	2	3	4	5	6	7	8	9	AB	R	H	RBI	BB	SO	LOB	TOP										
Alex Diaz, S OBP: 0.298, SLG: 0.360	F7	G1-4-3		F9		S	F8			5	1	3	2	0	0	1											
Joey Cora, S OBP: 0.330, SLG: 0.342	G3-1	G1-4-3		F9		E		K		5	1	2	1	0	1	3											
Edgar Martinez, R OBP: 0.476, SLG: 0.646	G3-1		G6-3	G5-3		FC5				3	1	0	0	1	0	2											
Tino Martinez, L OBP: 0.362, SLG: 0.548	G3-1		G4-6-3			F7				4	0	1	0	1	1	5											
Jay Buhner, R OBP: 0.321, SLG: 0.511	BB		G4-6-3			P4				5	0	2	2	0	0	3											
Darren Bragg, L OBP: 0.338, SLG: 0.331	BB					G3-1				4	1	1	1	1	1	2											
Mike Blowers, R OBP: 0.296, SLG: 0.402	F9		SH5-4	1B	G6-3			G6-3		5	2	2	0	0	0	4											
Dan Wilson, R OBP: 0.327, SLG: 0.376		G5-3		SH5-4		F8				4	1	1	0	0	1	1											
Felix Fermin, R OBP: 0.220, SLG: 0.214										0	0	0	0	0	0	0											
Luis Sojo, R OBP: 0.310, SLG: 0.405		1B		SH5-4		1B				2	1	2	1	1	0	0											
<b>Inning Stats</b>	R: 2 H: 2 E: 0 K: 0 S: 15	H: 2 R: 2 ER: 2 LOB: 2 BB: 2 P: 29	R: 0 H: 1 E: 0 K: 0 S: 8	H: 1 R: 1 ER: 1 LOB: 1 BB: 1 P: 14	R: 0 H: 0 E: 0 K: 0 S: 4	H: 0 R: 0 ER: 0 LOB: 0 BB: 1 P: 10	R: 3 H: 4 E: 0 K: 1 S: 16	H: 2 R: 1 ER: 1 LOB: 1 BB: 0 P: 23	R: 2 H: 3 E: 1 K: 2 S: 12	H: 3 R: 2 ER: 2 LOB: 2 BB: 0 P: 19	R: 1 H: 2 E: 0 K: 1 S: 12	H: 2 R: 1 ER: 1 LOB: 1 BB: 0 P: 18	R: 0 H: 0 E: 0 K: 2 S: 8	H: 0 R: 0 ER: 0 LOB: 0 BB: 0 P: 15	R: 0 H: 0 E: 0 K: 0 S: 10	H: 0 R: 0 ER: 0 LOB: 0 BB: 0 P: 15	1B: 9 2B: 4 3B: 1 HR: 1	SF: 0 SAC: 1 DP: 4 HBP: 1	WP: 0 PB: 0 SB: 3 CS: 1	PA: 43							
<b>PITCHER</b>	IP	WLS	BF	H	R	ER	SO	BB	IBB	HBP	BLK	WP	HR	S	P	ERA	WHIP										
Mike Moore, R ERA: 6.25	3.1	19	7	5	5	5	0	4	0	0	0	0	1	35	68	13.50	3.300										
John Doherty, R ERA: 5.53	2.2	13	5	2	2	1	0	0	0	0	0	0	0	25	53	6.75	1.875										
Joe Boever, R ERA: 4.37	2.0	8	2	1	1	3	0	0	0	1	0	0	0	30	33	4.50	1.000										
Mike Christopher, R ERA:	1.0	W	3	0	0	0	0	0	0	0	0	0	0	10	15	0.00	0.000										

Seattle Mariners @ Detroit Tigers  
Tiger Stadium, Detroit, MI  
Tue Jul 04 1995, 7:05 PM EDT  
Att: 20,188 - Unknown - 81 F

AB 37  
R 8  
H 14  
RBI 7  
BB 4  
SO 4  
LOB 21



Batter	1	2	3	4	5	6	7	8	9	AB	R	H	RBI	BB	SO	LOB	BOTTOM										
Chad Curtis, R OBP: 0.358, SLG: 0.466	G4-3			P4		K				4	2	1	2	0	1	2											
Scott Fletcher, R OBP: 0.329, SLG: 0.286	HR	E6		K		BB				3	1	1	1	1	1	0											
Lou Whitaker, L OBP: 0.387, SLG: 0.517	HR	1B		K		1B		G4-3		1	0	0	0	0	0	0											
Travis Fryman, R OBP: 0.343, SLG: 0.355	HR	P4		K		BB		K		5	1	2	3	0	2	1											
Cecil Fielder, R OBP: 0.373, SLG: 0.541	E6	1B				3B		K		3	1	1	0	2	1	0											
Franklin Stubbs, L OBP: 0.350, SLG: 0.298	FC4-6	1B				3B				4	0	1	0	1	1	6											
Joe Hall, R OBP: 0.182, SLG: 0.100	FC4-6	1B		P5		K				0	1	0	0	0	0	0											
Bobby Higginson, L OBP: 0.341, SLG: 0.461	FC4-6	G1-6-3				P5		SH1-4	BB	4	0	0	0	0	1	6											
Chris Gomez, R OBP: 0.332, SLG: 0.436	G1-6-3			K						5	0	1	1	0	2	4											
John Flaherty, R OBP: 0.357, SLG: 0.566		G4-3				P2				4	1	2	1	0	0	1											
Danny Bautista, R OBP: 0.267, SLG: 0.288		G4-3		F9		G1-3				4	2	2	0	0	0	1											
<b>Inning Stats</b>	R: 3 H: 2 E: 1 K: 0 S: 12	H: 3 R: 4 ER: 4 LOB: 2 BB: 0 P: 25	R: 0 H: 0 E: 0 K: 2 S: 14	H: 0 R: 0 ER: 0 LOB: 1 BB: 0 P: 21	R: 0 H: 0 E: 0 K: 2 S: 10	H: 1 R: 0 ER: 0 LOB: 0 BB: 1 P: 16	R: 1 H: 3 E: 0 K: 2 S: 22	H: 3 R: 1 ER: 1 LOB: 3 BB: 1 P: 35	R: 0 H: 0 E: 0 K: 0 S: 9	H: 0 R: 0 ER: 0 LOB: 0 BB: 0 P: 12	R: 1 H: 1 E: 0 K: 2 S: 10	H: 1 R: 0 ER: 0 LOB: 0 BB: 0 P: 13	R: 1 H: 1 E: 0 K: 1 S: 10	H: 1 R: 0 ER: 0 LOB: 1 BB: 1 P: 17	1B: 6 2B: 2 3B: 1 HR: 2	SF: 0 SAC: 1 DP: 1 HBP: 2	WP: 0 PB: 0 SB: 0 CS: 0	PA: 44									
<b>PITCHER</b>	IP	WLS	BF	H	R	ER	SO	BB	IBB	HBP	BLK	WP	HR	S	P	ERA	WHIP										
Salomon Torres, R ERA: 6.39	1.0	8	4	3	2	4	1	0	1	0	0	0	0	46	80	4.50	1.250										
Bob Wells, R ERA: 7.22	2.0	9	2	0	0	2	1	0	0	0	0	0	0	28	42	0.00	1.500										
Bill Risle, R ERA: 1.52	1.2	L	8	2	2	2	3	1	0	0	0	0	1	20	30	10.80	1.800										

Seattle Mariners @ Detroit Tigers  
Tiger Stadium, Detroit, MI  
Tue Jul 04 1995, 7:05 PM EDT  
Att: 20,188 - Unknown - 81 F

AB 37  
R 9  
H 11  
RBI 8  
BB 4  
SO 9  
LOB 21





Batter	1	2	3	4	5	6	7	8	9	AB	R	H	RBI	BB	SO	LOB	TOP					
Joey Cora, S OBP: 0.335, SLG: 0.340 (1, 4)	F7		S 1B			F8			F7	4	0	1	0	0	0	0						
Alex Diaz, S OBP: 0.288, SLG: 0.346 (1, 8)	F8		SAFE SAFE K			K			P6	4	0	0	0	0	2	1						
Edgar Martinez, R OBP: 0.472, SLG: 0.632 (1, 10)	G4-3					K			F8	4	0	0	0	0	1	0						
Tino Martinez, L OBP: 0.374, SLG: 0.598 (1, 3)		G5-3				HR			L3	3	1	1	1	0	0	0						
Jay Buhner, R OBP: 0.313, SLG: 0.492 (1, 9)		F9				G6-3			G6-3	3	0	0	0	0	0	0						
Darren Brown, L OBP: 0.340, SLG: 0.349 (1, 7)						L8			G1-3	3	0	1	0	0	0	0						
Mike Blowers, R OBP: 0.289, SLG: 0.391 (1, 5)		G4-3							L9	3	0	0	0	0	0	1						
Dan Wilson, R OBP: 0.322, SLG: 0.369 (1, 2)						F8			L8	3	0	0	0	0	0	0						
Luis Sojo, R OBP: 0.309, SLG: 0.398 (1, 6)						G6-3			F7	3	0	0	0	0	0	0						
<b>Inning Stats</b>	R: 0 E: 0 K: 0 S: 3	H: 0 LOB: 0 BB: 0 P: 3	R: 0 E: 0 K: 0 S: 4	H: 1 LOB: 1 BB: 0 P: 4	R: 0 E: 0 K: 1 S: 9	H: 1 LOB: 1 BB: 0 P: 13	R: 1 E: 0 K: 0 S: 9	H: 1 LOB: 0 BB: 0 P: 16	R: 0 E: 0 K: 0 S: 7	H: 0 LOB: 0 BB: 0 P: 10	R: 0 E: 0 K: 2 S: 7	H: 0 LOB: 0 BB: 0 P: 10	R: 0 E: 0 K: 0 S: 5	H: 0 LOB: 0 BB: 0 P: 8	R: 0 E: 0 K: 0 S: 8	H: 0 LOB: 0 BB: 0 P: 12	R: 0 E: 0 K: 0 S: 5	H: 0 LOB: 0 BB: 0 P: 6	1B: 2 2B: 0 3B: 0 HR: 1	SF: 0 SAC: 0 DP: 0 HBP: 0	WP: 0 PB: 0 SB: 1 CS: 0	PA: 30
<b>PITCHER</b> Chad Ogea, R ERA: 2.19 (1, 1)	IP: 9.0 WLS: W BF: 30 H: 3 R: 1 ER: 1 SO: 3 BB: 0 IBB: 0 HBP: 0 BLK: 0 WP: 0 HR: 1 S: 57 P: 82 ERA: 1.00 WHIP: 0.333															<b>PITCHER</b>						

Seattle Mariners @ Cleveland Indians  
Jacobs Field, Cleveland, OH  
Thu Jul 06 1995, 7:05 PM EDT  
Att: 41,661 - Unknown - 81 F

AB	30
R	1
H	3
RBI	1
BB	0
SO	3
LOB	2



Batter	1	2	3	4	5	6	7	8	9	AB	R	H	RBI	BB	SO	LOB	BOTTOM			
Kenny Lofton, L OBP: 0.358, SLG: 0.466 (1, 8)	K		G6-3			F9			P4	4	0	0	0	0	1	2				
Omar Vizquel, S OBP: 0.318, SLG: 0.332 (1, 6)						F8			K	4	0	0	0	0	1	0				
Carlos Baerga, S OBP: 0.375, SLG: 0.532 (1, 4)						G4-3			L9	3	1	0	0	1	0	0				
Albert Belle, R OBP: 0.390, SLG: 0.585 (1, 7)						F8			F8	3	2	1	2	1	0	0				
Jim Thome, L OBP: 0.440, SLG: 0.623 (1, 5)						L4				3	2	2	0	1	0	0				
Manny Ramirez, R OBP: 0.420, SLG: 0.645 (1, 10)						HR				3	3	2	4	1	1	1				
Paul Sorrento, L OBP: 0.348, SLG: 0.562 (1, 3)						HR			K	4	0	2	2	0	1	0				
Sandy Alomar Jr., R OBP: 0.533, SLG: 0.846 (1, 2)						G6-3			F7	3	0	2	0	1	0	1				
Wayne Kirby, L OBP: 0.256, SLG: 0.313 (1, 9)						F8			P4	4	0	0	0	0	1	4				
<b>Inning Stats</b>	R: 0 E: 0 K: 1 S: 5	H: 0 LOB: 0 BB: 0 P: 5	R: 1 E: 0 K: 1 S: 6	H: 1 LOB: 0 BB: 0 P: 6	R: 0 E: 0 K: 0 S: 4	H: 1 LOB: 0 BB: 0 P: 9	R: 3 E: 0 K: 0 S: 14	H: 3 LOB: 1 BB: 1 P: 25	R: 0 E: 0 K: 1 S: 7	H: 0 LOB: 0 BB: 0 P: 12	R: 0 E: 0 K: 1 S: 9	H: 0 LOB: 1 BB: 1 P: 17	R: 0 E: 0 K: 1 S: 8	H: 1 LOB: 1 BB: 0 P: 11	R: 4 E: 0 K: 0 S: 13	H: 3 LOB: 1 BB: 3 P: 32	1B: 5 2B: 1 3B: 0 HR: 3	SF: 0 SAC: 0 DP: 2 HBP: 0	WP: 0 PB: 0 SB: 0 CS: 0	PA: 36
<b>PITCHER</b> Tim Belcher, R ERA: 4.78 Rafael Carmona, R ERA: 6.1 (8, 1)	IP: 7.1 WLS: L BF: 33 H: 8 R: 8 ER: 8 SO: 5 BB: 4 IBB: 0 HBP: 0 BLK: 0 WP: 0 HR: 3 S: 63 P: 108 ERA: 9.82 WHIP: 1.636															<b>PITCHER</b>				

Seattle Mariners @ Cleveland Indians  
Jacobs Field, Cleveland, OH  
Thu Jul 06 1995, 7:05 PM EDT  
Att: 41,661 - Unknown - 81 F

AB	31
R	8
H	9
RBI	8
BB	5
SO	5
LOB	8



Batter	1	2	3	4	5	6	7	8	9	AB	R	H	RBI	BB	SO	LOB	TOP										
<b>Rich Amaral, R</b> OBP: 0.348, SLG: 0.405	2-1 CS 1B	1-3 K		2-2 F9	3-3 K			4-2 1B BB		4	0	1	0	1	2	5											
<b>Joey Coza, S</b> OBP: 0.336, SLG: 0.338	2-2 HR 1B	0-1 F7		0-1 G6-3		4-0 S BB		0-0 L8		4	1	1	0	1	0	4											
<b>Edgar Martinez, R</b> OBP: 0.481, SLG: 0.648	0-1 HR		4-1 G4-1 BB		4-0 1B BB	4-2 G1-4-3 BB		2-0 1B		2	2	2	2	3	0	0											
<b>Tino Martinez, L</b> OBP: 0.375, SLG: 0.598	0-1 2B		2-2 P6		1-2 2B 1B	3-3 K		3-2 F8		5	1	2	0	0	1	5											
<b>Jay Buhner, R</b> OBP: 0.315, SLG: 0.492	2-3 K		4-2 G4-1 BB	1-2 BB	2-1 G3 1B 2B	1-2 G1-4-3		0-1 G4-3		4	1	1	2	1	1	3											
<b>Darren Bragg, L</b> OBP: 0.335, SLG: 0.351	3-3 K		1-1 G4-1	1-2 2-3	0-0 G3		1-2 G4-3		0-2 2B	5	0	1	0	0	1	4											
<b>Mike Blowers, R</b> OBP: 0.286, SLG: 0.386		2-1 L7	3-3 K		2-1 FC4 S 1B		1-0 G6-3		0-3 K	5	0	1	1	0	2	3											
<b>Dan Wilson, R</b> OBP: 0.324, SLG: 0.372		3-1 2B		0-1 F9	4-2 FC4 BB		1-1 F7		1-0 F8	4	0	1	0	1	0	1											
<b>Luis Sojo, R</b> OBP: 0.314, SLG: 0.397		4-0 BB		1-1 1B	2-2 FC4 S			1-1 G1-3		3	0	1	0	1	0	2											
<b>Inning Stats</b>	R: 2 H: 4 E: 0 K: 2 S: 16	H: 4 LOB: 1 BB: 0 P: 24	R: 0 H: 1 E: 0 K: 1 S: 9	LOB: 2 BB: 1 P: 19	R: 0 H: 0 E: 0 K: 1 S: 14	LOB: 2 BB: 2 P: 28	R: 0 H: 1 E: 0 K: 0 S: 11	LOB: 1 BB: 0 P: 14	R: 3 H: 3 E: 0 K: 1 S: 18	H: 3 LOB: 2 BB: 2 P: 36	R: 0 H: 0 E: 0 K: 0 S: 8	H: 0 LOB: 0 BB: 0 P: 10	R: 0 H: 1 E: 0 K: 1 S: 11	H: 1 LOB: 2 BB: 1 P: 21	R: 0 H: 1 E: 0 K: 1 S: 10	H: 1 LOB: 1 BB: 0 P: 11	1B: 6 2B: 4 3B: 0 HR: 1	SF: 0 SAC: 0 DP: 1 HBP: 0	WP: 0 PB: 0 SB: 3 CS: 1	PA: 44							
<b>PITCHER</b>	IP	WLS	BF	H	R	ER	SO	BB	IBB	HBP	BLK	WP	HR	S	P	ERA	WHIP										
<b>Mark Clark, R</b> ERA: 7.46	4.1	L	25	9	5	5	4	4	0	0	0	0	1	58	102	10.38	3.000										
<b>Jason Grimsley, R</b> ERA: 6.09	2.2		10	0	0	0	2	3	0	0	0	0	0	25	49	0.00	1.125										
<b>Julian Tavarez, R</b> ERA: 1.18	2.0		9	2	0	0	1	1	0	0	0	0	0	21	32	0.00	1.500										

Seattle Mariners @ Cleveland Indians  
Jacobs Field, Cleveland, OH  
Fri Jul 07 1995, 7:05 PM EDT  
Att: 41,741 - Unknown - 74 F

AB 36  
R 5  
H 11  
RBI 5  
BB 8  
SO 7  
LOB 27



Batter	1	2	3	4	5	6	7	8	9	AB	R	H	RBI	BB	SO	LOB	BOTTOM										
<b>Kenny Lofton, L</b> OBP: 0.357, SLG: 0.463	2-2 1B E 1B	0-2 CS	2-2 G6-3		2-3 K			2-3 K		4	1	1	0	0	2	0											
<b>Omar Vizquel, S</b> OBP: 0.321, SLG: 0.335	0-1 S E G5-3 1B		0-1 1B			3-2 G5-3		1-1 G6-3		4	1	2	0	0	0	0											
<b>Carlos Baerga, S</b> OBP: 0.373, SLG: 0.527	0-2 E5 S 1-2 3H		0-2 1B	1-3 1B		1-3 K		2-2 G6-3		4	0	1	1	0	1	1											
<b>Albert Belle, R</b> OBP: 0.385, SLG: 0.575	2-3 K		3-3 K			3-2 G4-3			2-3 K	4	0	0	0	0	3	3											
<b>Manny Ramirez, R</b> OBP: 0.414, SLG: 0.634	1-2 G5-3			2-1 G5-3			1-3 K		1-3 K	4	0	0	1	0	2	1											
<b>Herbert Perry, R</b> OBP: 0.333, SLG: 0.636	1-3 K			2-2 L1			1-2 1B 2B		3-2 FC6-4 1B	4	1	2	0	0	1	1											
<b>Sandy Alomar Jr., R</b> OBP: 0.528, SLG: 0.765		2-2 CS 1B		3-1 F9			1-0 2H 1B		0-0 FC6-4	4	0	2	1	0	0	1											
<b>Alvaro Espinoza, R</b> OBP: 0.257, SLG: 0.250		1-3 SAFE			0-3 K		0-3 K			3	0	0	0	0	3	2											
<b>Ruben Amaro Jr., S</b> OBP: 0.267, SLG: 0.429		1-3 K			2-2 G4-3		3-2 P6			3	0	0	0	0	1	2											
<b>Inning Stats</b>	R: 2 H: 2 E: 1 K: 2 S: 20	H: 2 LOB: 1 BB: 0 P: 26	R: 0 H: 1 E: 0 K: 2 S: 14	LOB: 0 BB: 0 P: 18	R: 0 H: 2 E: 0 K: 1 S: 12	LOB: 1 BB: 0 P: 17	R: 0 H: 0 E: 0 K: 0 S: 7	LOB: 0 BB: 0 P: 14	R: 0 H: 0 E: 0 K: 2 S: 9	LOB: 0 BB: 0 P: 13	R: 0 H: 0 E: 0 K: 1 S: 10	H: 0 LOB: 0 BB: 0 P: 17	R: 1 H: 2 E: 0 K: 2 S: 14	H: 2 LOB: 1 BB: 0 P: 20	R: 0 H: 0 E: 0 K: 1 S: 11	H: 0 LOB: 0 BB: 0 P: 16	R: 0 H: 1 E: 0 K: 2 S: 13	H: 1 LOB: 1 BB: 0 P: 19	1B: 7 2B: 1 3B: 0 HR: 0	SF: 0 SAC: 0 DP: 0 HBP: 0	WP: 0 PB: 0 SB: 2 CS: 1	PA: 35					
<b>PITCHER</b>	IP	WLS	BF	H	R	ER	SO	BB	IBB	HBP	BLK	WP	HR	S	P	ERA	WHIP										
<b>Randy Johnson, L</b> ERA: 2.88	9.0	W	34	8	3	2	13	0	0	0	0	0	0	110	160	2.00	0.889										

Seattle Mariners @ Cleveland Indians  
Jacobs Field, Cleveland, OH  
Fri Jul 07 1995, 7:05 PM EDT  
Att: 41,741 - Unknown - 74 F

AB 34  
R 3  
H 8  
RBI 3  
BB 0  
SO 13  
LOB 11



Batter	1	2	3	4	5	6	7	8	9	AB	R	H	RBI	BB	SO	LOB	TOP					
Joey Cora, S OBP: 0.335, SLG: 0.337 (1, 4)	G3		CS 1B		G4-6-3			G6-3		4	0	1	0	0	0	1	Seattle Mariners @ Cleveland Indians Jacobs Field, Cleveland, OH Sat Jul 08 1995, 3:33 AM EDT Att: 41,893 - Overcast - 66 F					
Rich Amaral, R OBP: 0.392, SLG: 0.398 (1, 7)	1B BB		BB		K			K		2	1	0	0	2	2	0						
Edgar Martinez, R OBP: 0.474, SLG: 0.637 (1, 10)	K		K		K			G6-3	G5-3	4	0	0	0	0	2	2						
Tino Martinez, L OBP: 0.373, SLG: 0.592 (1, 3)	HR 1B		P5					F8	F8	4	1	1	1	0	0	1						
Jay Buhner, R OBP: 0.319, SLG: 0.508 (1, 9)	HR				G3-6-3 1B			G6-3	K	4	1	2	2	0	1	0						
Chad Kreuter, S OBP: 0.284, SLG: 0.338 (1, 2)	F7				G3-6-3			G4-3		3	0	0	0	0	0	1						
Mike Blowers, R OBP: 0.287, SLG: 0.382 (1, 5)		K			G4-6-3 BB			L9		2	0	0	0	1	1	0						
Luis Sojo, R OBP: 0.308, SLG: 0.388 (1, 6)		K			G4-6-3			G3-1		3	0	0	0	0	1	2						
Alex Diaz, S OBP: 0.289, SLG: 0.346 (1, 8)	G6-3							G1-3		3	0	1	0	0	0	0						
<b>Inning Stats</b>	R: 3 E: 0 K: 1 S: 15	H: 2 LOB: 0 BB: 1 P: 26	R: 0 E: 0 K: 2 S: 8	H: 0 LOB: 0 BB: 0 P: 13	R: 0 E: 0 K: 1 S: 8	H: 1 LOB: 1 BB: 1 P: 13	R: 0 E: 0 K: 0 S: 11	H: 1 LOB: 1 BB: 1 P: 19	R: 0 E: 0 K: 1 S: 8	H: 1 LOB: 0 BB: 0 P: 15	R: 0 E: 0 K: 0 S: 5	H: 0 LOB: 0 BB: 0 P: 6	R: 0 E: 0 K: 0 S: 11	H: 0 LOB: 0 BB: 0 P: 16	R: 0 E: 0 K: 1 S: 8	H: 0 LOB: 0 BB: 0 P: 11	R: 0 E: 0 K: 1 S: 9	H: 0 LOB: 0 BB: 0 P: 10	1B: 4 2B: 0 3B: 0 HR: 1	SF: 0 SAC: 0 DP: 2 HBP: 0	WP: 0 PB: 0 SB: 1 CS: 1	PA: 32
<b>PITCHER</b> Charles Nagy, R ERA: 3.61 (1, 1)	IP: 9.0 WLS: W BF: 32	H: 5 R: 3 ER: 3 SO: 7	BB: 3 IBB: 0 HBP: 0 BLK: 0	WP: 0 HR: 1 S: 83 P: 129	ERA: 3.00 WHIP: 0.889	<b>PITCHER</b>										IP: 9.0 WLS: W BF: 32	H: 5 R: 3 ER: 3 SO: 7	BB: 3 IBB: 0 HBP: 0 BLK: 0	WP: 0 HR: 1 S: 83 P: 129	ERA: 3.00 WHIP: 0.889		

Batter	1	2	3	4	5	6	7	8	9	AB	R	H	RBI	BB	SO	LOB	BOTTOM			
Kenny Lofton, L OBP: 0.359, SLG: 0.480 Ruben Amaro Jr, S OBP: 0.250, SLG: 0.400 (1, 8)	G4-1		SF9 3B		S	F8		F9		4	2	2	2	0	0	1	Seattle Mariners @ Cleveland Indians Jacobs Field, Cleveland, OH Sat Jul 08 1995, 3:33 AM EDT Att: 41,893 - Overcast - 66 F			
Omar Vizquel, S OBP: 0.320, SLG: 0.332 (1, 6)	G4-3		SF9		S	G4-3				2	1	0	1	1	0	1				
Carlos Baerga, S OBP: 0.368, SLG: 0.520 (1, 4)	G4-3		F9		F9			P5		4	0	0	0	0	0	2				
Albert Belle, R OBP: 0.386, SLG: 0.586 (1, 7)		HR			G6-3	BB		G6-3		4	1	2	1	0	0	0				
Jim Thome, L OBP: 0.448, SLG: 0.627 (1, 5)		1B			BB HBP SF7 BB	1B		1B		2	1	2	0	2	0	0				
Manny Ramirez, R OBP: 0.411, SLG: 0.626 (1, 10)		G6-3			CS BB HBP	BB		G5-3		3	0	0	0	0	1	3				
Paul Sorrento, L OBP: 0.346, SLG: 0.551 (1, 3)	G3-1				BB	G4-3		F8		3	0	0	0	1	0	2				
Sandy Alomar Jr., R OBP: 0.522, SLG: 0.750 (1, 2)			FC6-4 1B		SF7	FC1-6 1B		F7		3	0	2	1	0	0	0				
Wayne Kirby, L OBP: 0.266, SLG: 0.337 (1, 9)			FC6-4 3B		CS	3B		FC1-6 S		3	2	1	0	1	0	2				
<b>Inning Stats</b>	R: 0 E: 0 K: 0 S: 6	H: 0 LOB: 0 BB: 0 P: 12	R: 1 E: 0 K: 0 S: 10	H: 2 LOB: 0 BB: 0 P: 20	R: 2 E: 0 K: 0 S: 10	H: 2 LOB: 0 BB: 0 P: 17	R: 1 E: 0 K: 0 S: 9	H: 0 LOB: 1 BB: 2 P: 24	R: 3 E: 0 K: 1 S: 14	H: 3 LOB: 2 BB: 2 P: 30	R: 0 E: 0 K: 0 S: 7	H: 1 LOB: 1 BB: 0 P: 13	R: 0 E: 0 K: 0 S: 9	H: 1 LOB: 1 BB: 0 P: 14	R: 0 E: 0 K: 0 S: 9	H: 0 LOB: 1 BB: 1 P: 19	1B: 5 2B: 0 3B: 3 HR: 1	SF: 2 SAC: 0 DP: 0 HBP: 1	WP: 0 PB: 0 SB: 3 CS: 1	PA: 38
<b>PITCHER</b> Chris Bosio, R ERA: 4.85 Bob Wells, R ERA: 6.54 (5, 1)	IP: 4.0 WLS: L BF: 18	H: 6 R: 6 ER: 6 SO: 0	BB: 2 IBB: 0 HBP: 1 BLK: 0	WP: 0 HR: 1 S: 37 P: 76	ERA: 13.50 WHIP: 2.000	<b>PITCHER</b>										IP: 4.0 WLS: L BF: 18	H: 6 R: 6 ER: 6 SO: 0	BB: 2 IBB: 0 HBP: 1 BLK: 0	WP: 0 HR: 1 S: 37 P: 76	ERA: 13.50 WHIP: 2.000

Batter	1	2	3	4	5	6	7	8	9	AB	R	H	RBI	BB	SO	LOB	TOP									
Joey Cora, S OBP: 0.336, SLG: 0.343	F8		FC6-4		1B		2B	F8		5	2	2	0	0	0	2										
Alex Diaz, S OBP: 0.298, SLG: 0.359	G5-4-3			F7	2B		HR		G5-3	5	2	3	1	0	0	0										
Edgar Martinez, R OBP: 0.476, SLG: 0.638	G5-4-3			HR	BB		HR		F8	3	2	1	1	2	0	1										
Tino Martinez, L OBP: 0.377, SLG: 0.602		G1-3		HR	BB		HR		K	3	2	1	4	2	1	0										
Jay Buhner, R OBP: 0.318, SLG: 0.518		K		HR	BB		K			4	1	1	3	0	2	2										
Darren Brown, L OBP: 0.327, SLG: 0.341		G1-3		G4-3			K			4	0	0	0	0	1	0										
Mike Blowers, R OBP: 0.282, SLG: 0.374			K	G5-3			L6		L3	4	0	0	0	0	1	0										
Dan Wilson, R OBP: 0.322, SLG: 0.369			G6-3		P3		G5-3		FC1-6	4	0	1	0	0	0	0										
Luis Sojo, R OBP: 0.306, SLG: 0.384			FC6-4		F9		P3		FC1-6	4	0	1	0	0	0	1										
<b>Inning Stats</b>	R: 0 E: 0 K: 0 S: 4	H: 1 LOB: 0 BB: 0 P: 6	R: 0 E: 0 K: 1 S: 6	H: 0 LOB: 0 BB: 0 P: 10	R: 0 E: 0 K: 1 S: 10	H: 1 LOB: 1 BB: 0 P: 15	R: 3 E: 0 K: 0 S: 13	H: 1 LOB: 0 BB: 2 P: 28	R: 2 E: 0 K: 0 S: 12	H: 3 LOB: 2 BB: 1 P: 22	R: 0 E: 0 K: 0 S: 6	H: 0 LOB: 0 BB: 0 P: 10	R: 4 E: 0 K: 2 S: 17	H: 3 LOB: 0 BB: 1 P: 32	R: 0 E: 0 K: 0 S: 7	H: 1 LOB: 1 BB: 0 P: 9	R: 0 E: 0 K: 1 S: 6	H: 0 LOB: 0 BB: 0 P: 9	1B: 5 2B: 3 3B: 0 HR: 2	SF: 0 SAC: 0 DP: 1 HBP: 0	WP: 0 PB: 0 SB: 0 CS: 0	PA: 40				
<b>PITCHER</b>	IP	WLS	BF	H	R	ER	SO	BB	IBB	HBP	BLK	WP	HR	S	P	ERA	WHIP									
Orel Hershiser, R ERA: 4.11	(1, 1)	5.0	L	23	6	5	5	2	3	0	0	0	0	1	45	81	9.00	1.800								
Bud Black, L ERA: 6.85	(6, 1)	2.0		10	3	4	4	2	0	1	0	0	0	1	23	42	18.00	1.500								
Eric Plunk, R ERA: 1.85	(8, 1)	1.0		4	1	0	0	0	0	0	0	0	0	7	9	0.00	1.000									
Paul Assenmacher, L ERA: 1.98	(9, 1)	1.0		3	0	0	0	1	0	0	0	0	0	6	9	0.00	0.000									

Seattle Mariners @ Cleveland Indians  
Jacobs Field, Cleveland, OH

Sun Jul 09 1995, 3:33 AM EDT  
Att: 41,897 - Overcast - 75 F

AB 36  
R 9  
H 10  
RBI 9  
BB 4  
SO 5  
LOB 6



Batter	1	2	3	4	5	6	7	8	9	AB	R	H	RBI	BB	SO	LOB	BOTTOM								
Kenny Lofton, L OBP: 0.356, SLG: 0.474	G6-3		BB		G5-3		F7		G4-3	5	1	1	0	0	0	1									
Omar Vizquel, S OBP: 0.321, SLG: 0.335	PB		1B		G6-3		P4		G4-3	4	0	1	0	1	0	1									
Carlos Baerga, S OBP: 0.367, SLG: 0.516	K		1B		G3-1		K			4	0	1	1	0	2	2									
Albert Belle, R OBP: 0.384, SLG: 0.585	G6-3		G6-3			G6-3		F7		4	1	1	0	0	0	3									
Jim Thome, L OBP: 0.445, SLG: 0.618		G4-3		2B		G6-3		K		3	1	0	0	1	1	1									
Manny Ramirez, R OBP: 0.409, SLG: 0.623		K		P2		F8		2B		4	0	1	0	0	1	2									
Paul Sorrento, L OBP: 0.356, SLG: 0.560		F9		1B		FC4-6		BB		3	0	2	2	1	0	0									
Tony Peña, R OBP: 0.282, SLG: 0.344			F7		P6		FC4-6		P4	4	0	0	0	0	0	4									
Wayne Kirby, L OBP: 0.276, SLG: 0.356			F7						G3-1	4	0	2	0	0	0	0									
<b>Inning Stats</b>	R: 0 E: 0 K: 1 S: 10	H: 1 LOB: 1 BB: 0 P: 17	R: 0 E: 0 K: 1 S: 12	H: 0 LOB: 0 BB: 0 P: 19	R: 1 E: 0 K: 0 S: 15	H: 2 LOB: 2 BB: 1 P: 27	R: 1 E: 0 K: 0 S: 7	H: 2 LOB: 2 BB: 1 P: 15	R: 0 E: 0 K: 0 S: 6	H: 0 LOB: 0 BB: 0 P: 8	R: 1 E: 0 K: 0 S: 11	H: 2 LOB: 1 BB: 0 P: 19	R: 0 E: 0 K: 1 S: 13	H: 1 LOB: 1 BB: 0 P: 15	R: 0 E: 0 K: 1 S: 18	H: 1 LOB: 2 BB: 1 P: 30	R: 0 E: 0 K: 0 S: 6	H: 0 LOB: 0 BB: 0 P: 9	1B: 4 2B: 5 3B: 0 HR: 0	SF: 0 SAC: 0 DP: 0 HBP: 0	WP: 0 PB: 1 SB: 0 CS: 0	PA: 38			
<b>PITCHER</b>	IP	WLS	BF	H	R	ER	SO	BB	IBB	HBP	BLK	WP	HR	S	P	ERA	WHIP								
Salomon Torres, R ERA: 6.16	(1, 1)	6.0	W	26	7	3	3	2	2	0	0	0	0	61	105	4.50	1.500								
Bill Riskey, R ERA: 1.42	(7, 1)	2.0		9	2	0	0	2	1	0	0	0	0	31	45	0.00	1.500								
Bobby Ayala, R ERA: 3.18	(9, 1)	1.0		3	0	0	0	0	0	0	0	0	0	6	9	0.00	0.000								

Seattle Mariners @ Cleveland Indians  
Jacobs Field, Cleveland, OH

Sun Jul 09 1995, 3:33 AM EDT  
Att: 41,897 - Overcast - 75 F

AB 35  
R 3  
H 9  
RBI 3  
BB 3  
SO 4  
LOB 14



Batter	1	2	3	4	5	6	7	8	9	AB	R	H	RBI	BB	SO	LOB	TOP								
<b>Devon White, S</b> OBP: 0.345, SLG: 0.483 (1, 8)	G3-1			G5-3		K		WP FC4-6 1B		4	1	1	1	0	1	0	<b>Toronto Blue Jays @ Seattle Mariners</b> The Kingdom, Seattle, WA Thu Jul 13 1995, 10:05 PM EDT Att: 18,616 - Dome								
<b>Paul Molitor, R</b> OBP: 0.314, SLG: 0.357 (1, 10)	P3			G6-3		E4		SF9		3	0	0	1	0	0	0									
<b>Roberto Alomar, S</b> OBP: 0.376, SLG: 0.521 (1, 4)	G3			E5 1B		F7		FC4-6 BB		3	0	1	0	1	0	1									
<b>Joe Carter, R</b> OBP: 0.322, SLG: 0.470 (1, 7)		P2		K			F7	FC4-6 BB		4	0	0	1	0	1	2									
<b>John Olerud, L</b> OBP: 0.345, SLG: 0.360 (1, 3)	P6				HR					2	1	1	1	2	0	0									
<b>Ed Sprague, R</b> OBP: 0.335, SLG: 0.447 (1, 5)	K				P5		P4	P2		4	0	0	0	0	1	3									
<b>Shawn Green, L</b> OBP: 0.300, SLG: 0.451 (1, 9)			K				G6-3		B1-6-3 1B	4	0	1	0	0	2	1									
<b>Alex Gonzalez, R</b> OBP: 0.346, SLG: 0.418 (1, 6)			K					E4 1B	B1-6-3 1B	4	1	1	0	0	2	0									
<b>Sandy Martinez, L</b> OBP: 0.229, SLG: 0.371 (1, 2)			P3				P6	E3 1B SF9	B1-6-3	4	1	0	0	0	0	3									
<b>Inning Stats</b>	R: 0 E: 0 K: 0 S: 11	H: 0 LOB: 0 BB: 0 P: 19	R: 0 E: 0 K: 1 S: 6	H: 0 LOB: 0 BB: 0 P: 8	R: 0 E: 0 K: 2 S: 8	H: 0 LOB: 0 BB: 0 P: 9	R: 0 E: 1 K: 1 S: 9	H: 1 LOB: 1 BB: 0 P: 12	R: 1 E: 0 K: 2 S: 8	H: 1 LOB: 0 BB: 0 P: 10	R: 0 E: 1 K: 1 S: 8	H: 0 LOB: 1 BB: 0 P: 14	R: 0 E: 0 K: 0 S: 7	H: 0 LOB: 1 BB: 1 P: 13	R: 3 E: 2 K: 0 S: 13	H: 1 LOB: 2 BB: 2 P: 24	R: 0 E: 0 K: 0 S: 6	H: 2 LOB: 0 BB: 0 P: 11	1B: 4 2B: 0 3B: 1 HR: 1	SF: 1 SAC: 0 DP: 0 HBP: 0	WP: 1 PB: 0 SB: 0 CS: 0	PA: 36			
<b>PITCHER</b>	IP	WLS	BF	H	R	ER	SO	BB	IBB	HBP	BLK	WP	HR	S	P	ERA	WHIP								
<b>Tim Lincecum, R</b> ERA: 4.4 (1, 1)	8.0	L	35	5	4	1	7	3	0	0	0	1	1	75	119	1.12	1.000								
<b>Jeff Nelson, R</b> ERA: 1.46 (9, 1)	1.0	S	1	0	0	0	0	0	0	0	0	0	0	1	1	0.00	0.000								

AB	32
R	4
H	5
RBI	4
BB	3
SO	7
LOB	10



Batter	1	2	3	4	5	6	7	8	9	AB	R	H	RBI	BB	SO	LOB	BOTTOM								
<b>Joey Cora, S</b> OBP: 0.330, SLG: 0.337 (1, 4)	G6-3		F8			P5		K		4	0	0	0	0	1	0	<b>Toronto Blue Jays @ Seattle Mariners</b> The Kingdom, Seattle, WA Thu Jul 13 1995, 10:05 PM EDT Att: 18,616 - Dome								
<b>Alex Diaz, S</b> OBP: 0.297, SLG: 0.357 (1, 8)			F8			G6-3		G4-3		4	0	1	0	0	0	0									
<b>Edgar Martinez, R</b> OBP: 0.477, SLG: 0.634 (1, 10)				FC3-6 1B			BB	G6-3		3	0	1	0	1	1	1									
<b>Tino Martinez, L</b> OBP: 0.379, SLG: 0.597 (1, 3)				FC3-6 1-2		G4-3			1B 1B F9-3-2 BB	2	0	0	0	2	0	2									
<b>Jay Buhner, R</b> OBP: 0.316, SLG: 0.527 (1, 9)			F9				HR		P3	4	1	1	1	0	1	4									
<b>Chad Kreuter, S</b> OBP: 0.295, SLG: 0.338 (1, 2)		L7					HR			3	0	1	0	1	1	1									
<b>Mike Blowers, R</b> OBP: 0.281, SLG: 0.371 (1, 5)										4	0	1	0	0	0	1									
<b>Gary Thurman, R</b> OBP: 0.409, SLG: 0.500 (9, PH)		F7				F9		FC3-6 1B		0	0	0	0	0	0	0									
<b>Darren Bragg, L</b> OBP: 0.327, SLG: 0.340 (1, 7)										3	0	1	0	0	1	0									
<b>Rich Amaral, R</b> OBP: 0.350, SLG: 0.395 (9, PH)		G3				K			F9-3-2 1B	1	0	0	0	0	0	3									
<b>Luis Sojo, R</b> OBP: 0.300, SLG: 0.376 (1, 6)				L8						3	0	0	0	0	1	1									
<b>Inning Stats</b>	R: 0 E: 0 K: 1 S: 11	H: 1 LOB: 2 BB: 1 P: 22	R: 0 E: 0 K: 0 S: 4	H: 0 LOB: 0 BB: 0 P: 7	R: 0 E: 0 K: 0 S: 10	H: 0 LOB: 0 BB: 0 P: 15	R: 0 E: 0 K: 2 S: 11	H: 1 LOB: 1 BB: 0 P: 16	R: 0 E: 0 K: 0 S: 8	H: 0 LOB: 1 BB: 1 P: 14	R: 1 E: 1 K: 0 S: 10	H: 2 LOB: 1 BB: 1 P: 18	R: 0 E: 0 K: 1 S: 9	H: 0 LOB: 0 BB: 0 P: 14	R: 0 E: 0 K: 0 S: 16	H: 2 LOB: 2 BB: 1 P: 25	1B: 5 2B: 1 3B: 0 HR: 1	SF: 0 SAC: 0 DP: 1 HBP: 0	WP: 0 PB: 0 SB: 1 CS: 0	PA: 35					
<b>PITCHER</b>	IP	WLS	BF	H	R	ER	SO	BB	IBB	HBP	BLK	WP	HR	S	P	ERA	WHIP								
<b>David Cone, R</b> ERA: 3.46 (1, 1)	8.0	W	30	4	1	1	6	3	0	0	0	0	1	71	121	1.12	0.875								
<b>Tony Castillo, L</b> ERA: 2.7 (9, 1)	1.0	S	5	2	0	0	0	1	0	0	0	0	0	16	25	0.00	3.000								

AB	31
R	1
H	6
RBI	1
BB	4
SO	6
LOB	13




Batter	1	2	3	4	5	6	7	8	9	AB	R	H	RBI	BB	SO	LOB	TOP										
Devon White, S OBP: 0.338, SLG: 0.474	F7		F7		L9		G4-3	K		5	0	0	0	0	1	4											
Paul Molitor, R OBP: 0.322, SLG: 0.379	1B 2B		E	2B	G6-3		1B	2B	2B	5	3	4	0	0	0	0											
Roberto Alomar, S Domingo Cadeno, S OBP: 0.384, SLG: 0.534 OBP: 0.370, SLG: 0.415	1B BB		E9 1B 2B	2B	1B		SF8	2B	2B	3	1	3	3	1	0	0											
Joe Carter, R OBP: 0.323, SLG: 0.466	F9		1B	1B	G5-3		P3	G4-3 BB		4	0	1	1	1	0	4											
John Olerud, L OBP: 0.346, SLG: 0.364	FC6-4 1B		K		F7			1B FC3-2 2B	G4-3	5	0	2	1	0	1	2											
Ed Sprague, R OBP: 0.332, SLG: 0.440	FC6-4		P9		F8		F9	BB		4	0	0	0	1	0	4											
Shawn Green, L OBP: 0.303, SLG: 0.450			F8		K		1B	FC3-2 1B	F9	5	0	2	0	0	1	2											
Alex Gonzalez, R OBP: 0.345, SLG: 0.412			K		G6-3		K	FC3-2 BB		3	0	0	0	1	2	1											
Sandy Martinez, L OBP: 0.256, SLG: 0.385			G4-3				1B SF8 1B	FC3-2		4	1	2	0	0	0	3											
<b>Inning Stats</b>	R: 1 E: 0 K: 0 S: 9	H: 2 LOB: 2 BB: 1 P: 20	R: 0 E: 0 K: 1 S: 8	H: 0 LOB: 0 BB: 0 P: 12	R: 2 E: 1 K: 1 S: 14	H: 3 LOB: 1 BB: 0 P: 19	R: 0 E: 0 K: 1 S: 6	H: 1 LOB: 1 BB: 0 P: 8	R: 0 E: 0 K: 0 S: 9	H: 1 LOB: 1 BB: 0 P: 15	R: 0 E: 0 K: 1 S: 8	H: 1 LOB: 1 BB: 0 P: 13	R: 1 E: 0 K: 0 S: 14	H: 2 LOB: 1 BB: 0 P: 21	R: 0 E: 0 K: 1 S: 12	H: 2 LOB: 3 BB: 1 P: 26	R: 1 E: 0 K: 0 S: 10	H: 2 LOB: 2 BB: 2 P: 21	1B: 8 2B: 6 3B: 0 HR: 0	SF: 1 SAC: 0 DP: 0 HBP: 0	WP: 0 PB: 0 SB: 1 CS: 0	PA: 43					
<b>PITCHER</b>	IP	WLS	BF	H	R	ER	SO	BB	IBB	HBP	BLK	WP	HR	S	P	ERA	WHIP										
Chris Bosio, R ERA: 4.87	7.0	L	31	10	4	4	4	1	0	0	0	0	0	68	108	5.14	1.571										
Steve Frey, L ERA: 4.5	0.1		3	2	0	0	0	0	0	0	0	0	0	5	11	0.00	6.000										
Bob Wells, R ERA: 6.5	1.2		9	2	1	1	1	3	0	0	0	0	0	17	36	5.40	3.000										
Batter	1	2	3	4	5	6	7	8	9	AB	R	H	RBI	BB	SO	LOB	BOTTOM										
Joey Cora, S OBP: 0.325, SLG: 0.330	L7		FC4 CS G4-3		G4-3			F7		4	0	0	0	0	0	1											
Alex Diaz, S OBP: 0.290, SLG: 0.349	G4-3		G4-3		G3-1		P3			4	0	0	1	0	0	1											
Edgar Martinez, R OBP: 0.480, SLG: 0.637	2B		BB		G5-3		BB BB			2	0	1	0	2	0	0											
Tino Martinez, L OBP: 0.380, SLG: 0.592	BB		K		G4-3		BB BB			2	0	0	0	2	1	1											
Jay Buhner, R OBP: 0.311, SLG: 0.517	K				K		F9			4	0	0	0	0	2	4											
Doug Strange, S OBP: 0.337, SLG: 0.372			G1-3		P6		G3			3	0	0	0	0	0	0											
Rich Amaral, R OBP: 0.347, SLG: 0.392										1	0	0	0	0	0	0											
Mike Blowers, R OBP: 0.280, SLG: 0.365			K		1B BB		F7			3	0	0	0	1	2	0											
Dan Wilson, R OBP: 0.321, SLG: 0.366			K		1B		F9			4	0	1	0	0	1	0											
Luis Sojo, R OBP: 0.301, SLG: 0.382			FC4 G4-3 2B		K		G4-3			3	1	1	0	0	1	2											
<b>Inning Stats</b>	R: 0 E: 0 K: 1 S: 12	H: 1 LOB: 2 BB: 1 P: 22	R: 0 E: 0 K: 2 S: 7	H: 0 LOB: 0 BB: 0 P: 11	R: 1 E: 0 K: 1 S: 10	H: 1 LOB: 1 BB: 1 P: 20	R: 0 E: 0 K: 2 S: 10	H: 1 LOB: 2 BB: 1 P: 18	R: 0 E: 0 K: 0 S: 8	H: 0 LOB: 0 BB: 0 P: 12	R: 0 E: 0 K: 0 S: 8	H: 0 LOB: 0 BB: 0 P: 11	R: 0 E: 0 K: 0 S: 10	H: 0 LOB: 2 BB: 2 P: 22	R: 0 E: 0 K: 1 S: 9	H: 0 LOB: 0 BB: 0 P: 9	1B: 1 2B: 2 3B: 0 HR: 0	SF: 0 SAC: 0 DP: 0 HBP: 0	WP: 0 PB: 0 SB: 0 CS: 1	PA: 35							
<b>PITCHER</b>	IP	WLS	BF	H	R	ER	SO	BB	IBB	HBP	BLK	WP	HR	S	P	ERA	WHIP										
Juan Guzman, R ERA: 6.52	8.0	W	32	3	1	1	6	5	0	0	0	0	0	74	129	1.12	1.000										
Tony Castillo, L ERA: 2.64	1.0		3	0	0	0	1	0	0	0	0	0	0	9	9	0.00	0.000										

Toronto Blue Jays @ Seattle Mariners  
The Kingdome, Seattle, WA  
Fri Jul 14 1995, 10:05 PM EDT  
Att. 14,850 - Dome

livebaseballscores.com


AB	38
R	5
H	14
RBI	5
BB	4
SO	5
LOB	20



Toronto Blue Jays @ Seattle Mariners  
The Kingdome, Seattle, WA  
Fri Jul 14 1995, 10:05 PM EDT  
Att. 14,850 - Dome

livebaseballscores.com

AB	30
R	1
H	3
RBI	1
BB	5
SO	7
LOB	9





Batter	1	2	3	4	5	6	7	8	9	AB	R	H	RBI	BB	SO	LOB	TOP			
Devon White, S (1, 8) OBP: 0.333, SLG: 0.466										4	0	0	0	0	3	2				
Paul Molitor, R (1, 10) OBP: 0.321, SLG: 0.374										3	0	0	0	1	0	0				
Roberto Alomar, S (1, 4) OBP: 0.382, SLG: 0.528										3	0	0	0	1	2	0				
Joe Carter, R (1, 7) OBP: 0.318, SLG: 0.460										4	0	0	0	0	1	3				
Ed Sprague, R (1, 3) OBP: 0.332, SLG: 0.439										3	0	1	0	0	2	0				
Candy Maldonado, R (1, 9) OBP: 0.355, SLG: 0.452										3	0	0	0	0	2	1				
Alex Gonzalez, R (1, 5) OBP: 0.340, SLG: 0.406										3	0	0	0	0	2	0				
Lance Parrish, R (1, 2) OBP: 0.258, SLG: 0.298										3	0	0	0	0	3	0				
Domingo Cedenio, S (1, 6) OBP: 0.382, SLG: 0.426										3	0	2	0	0	1	0				
<b>Inning Stats</b>	R: 0 H: 0 E: 0 K: 2 S: 13	H: 0 LOB: 0 BB: 0 P: 19	R: 0 H: 0 E: 0 K: 2 S: 10	H: 0 LOB: 0 BB: 1 P: 14	R: 0 H: 1 E: 1 K: 1 S: 8	LOB: 1 BB: 0 P: 13	R: 0 H: 0 E: 0 K: 2 S: 7	H: 0 LOB: 0 BB: 0 P: 10	R: 0 H: 1 E: 0 K: 1 S: 7	LOB: 3 BB: 2 P: 12	R: 0 H: 0 E: 0 K: 3 S: 12	H: 0 LOB: 0 BB: 0 P: 17	R: 0 H: 0 E: 0 K: 3 S: 9	H: 0 LOB: 0 BB: 0 P: 14	R: 0 H: 0 E: 0 K: 0 S: 11	H: 0 LOB: 0 BB: 0 P: 14	1B: 3 2B: 1 3B: 0 HR: 0	SF: 0 SAC: 0 DP: 1 HBP: 0	WP: 0 PB: 0 SB: 0 CS: 0	PA: 31
<b>PITCHER</b> Randy Johnson, L (1, 1) ERA: 2.66	IP: 9.0 WLS: W BF: 31 H: 3 R: 0 ER: 0 SO: 16 BB: 2 IBB: 0 HBP: 0 BLK: 0 WP: 0 HR: 0 S: 94 P: 140 ERA: 0.00 WHIP: 0.556															<b>PITCHER</b>				

Toronto Blue Jays @ Seattle Mariners  
The Kingdome, Seattle, WA  
Sat Jul 15 1995, 10:05 PM EDT  
Att: 36,037 - Dome

AB 29  
R 0  
H 3  
RBI 0  
BB 2  
SO 16  
LOB 6

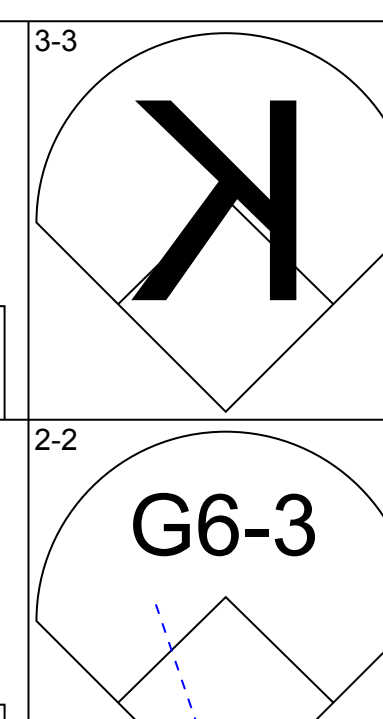
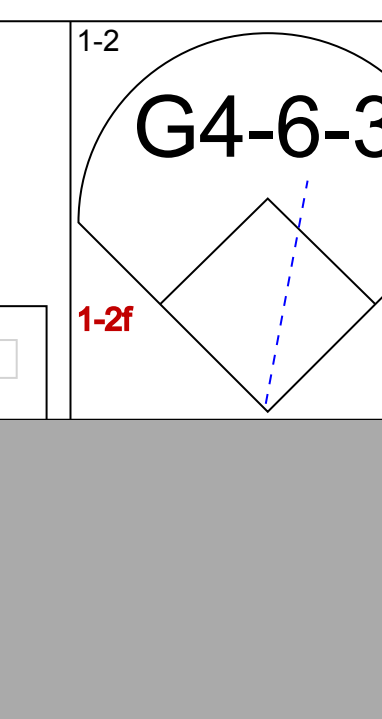
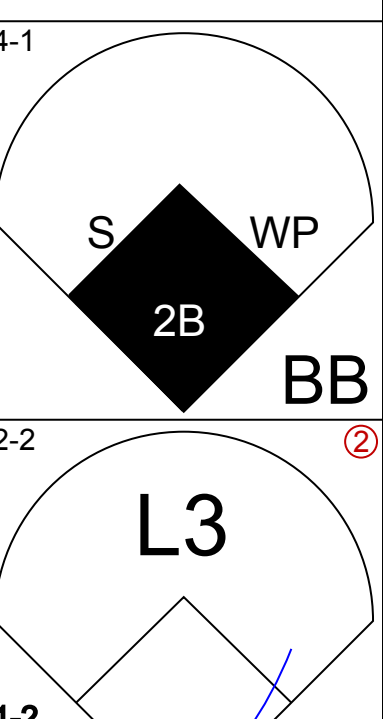

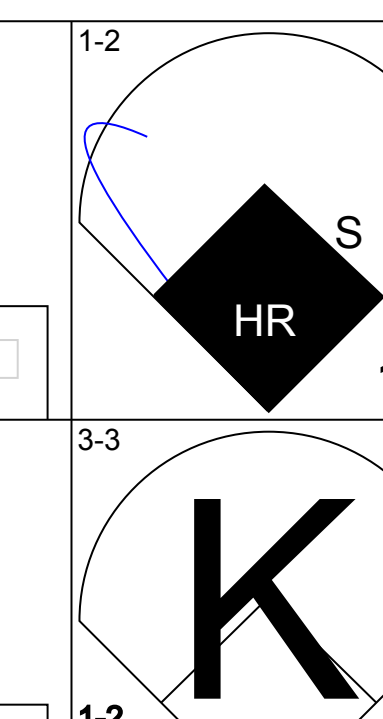
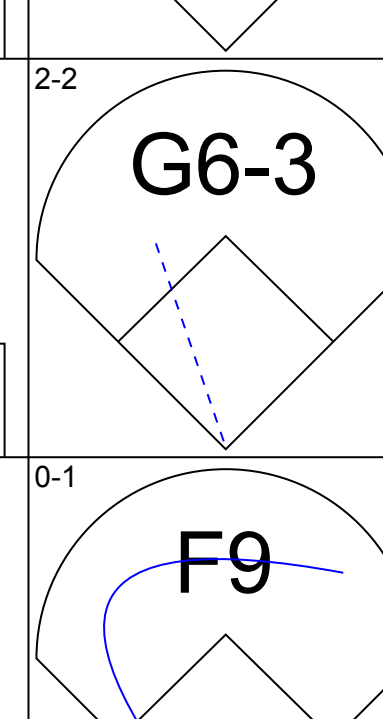
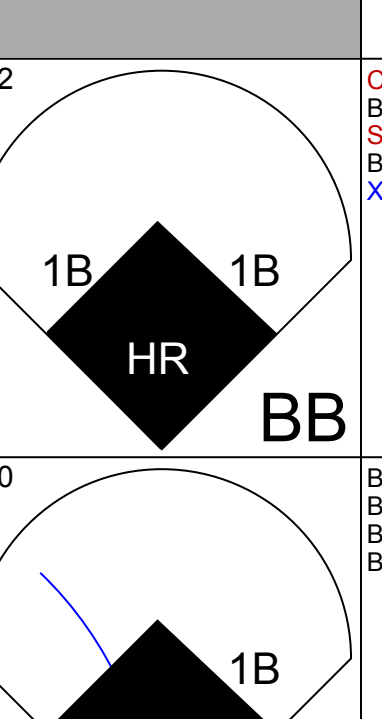
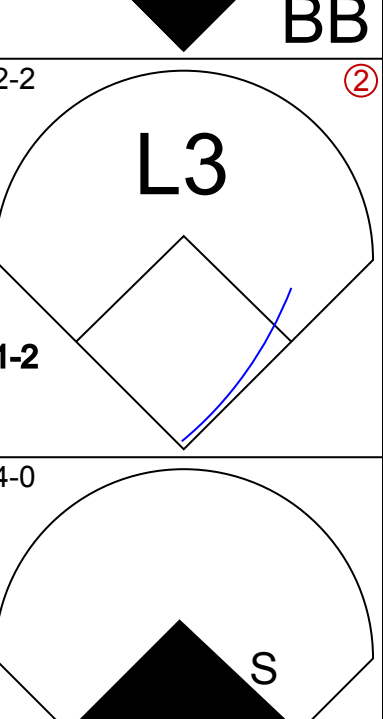
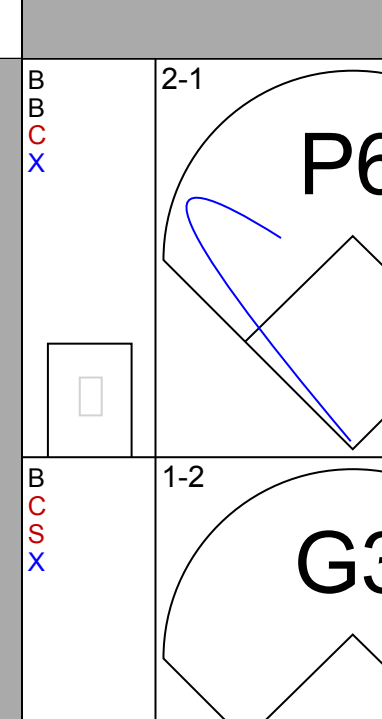
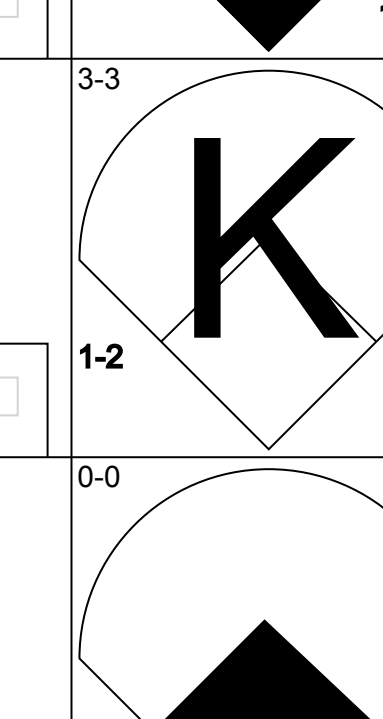
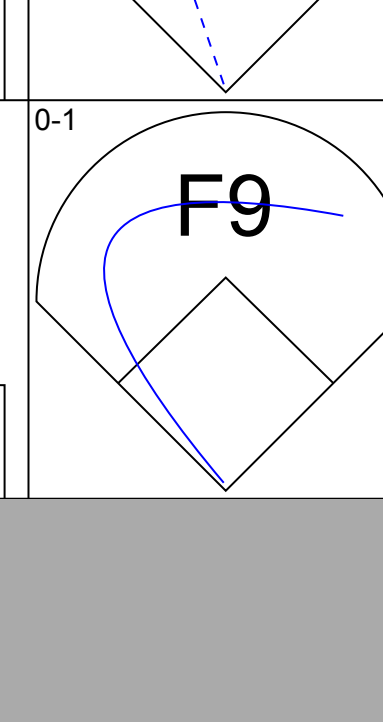
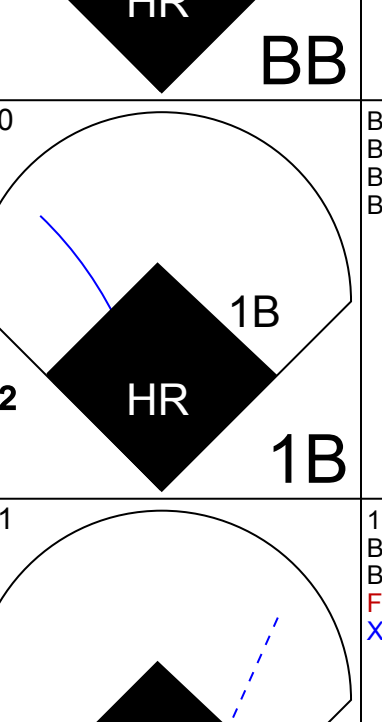
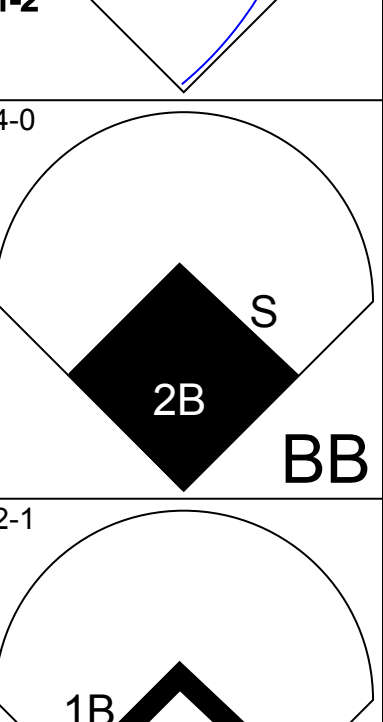
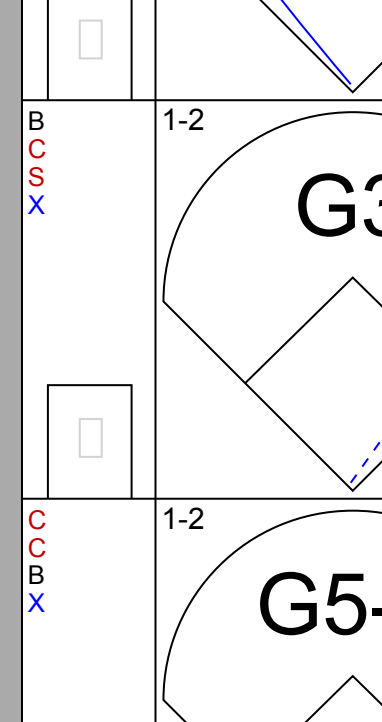
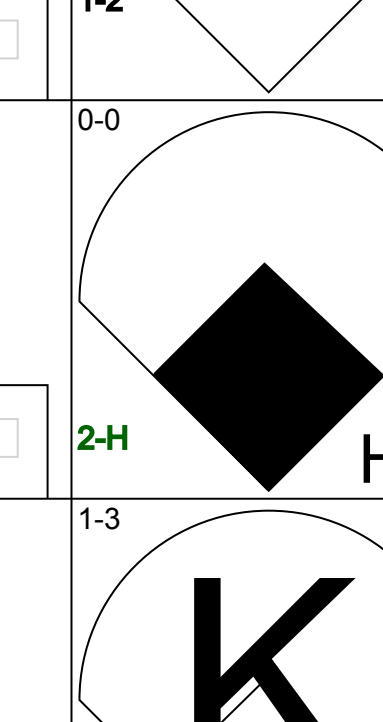
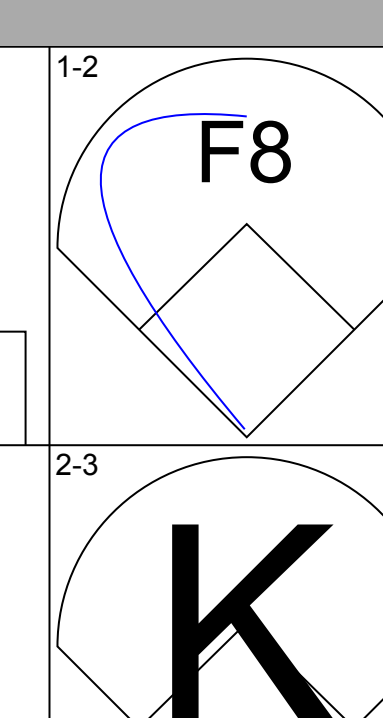
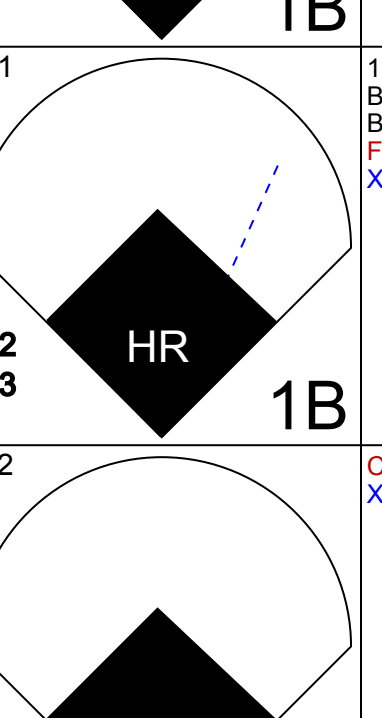
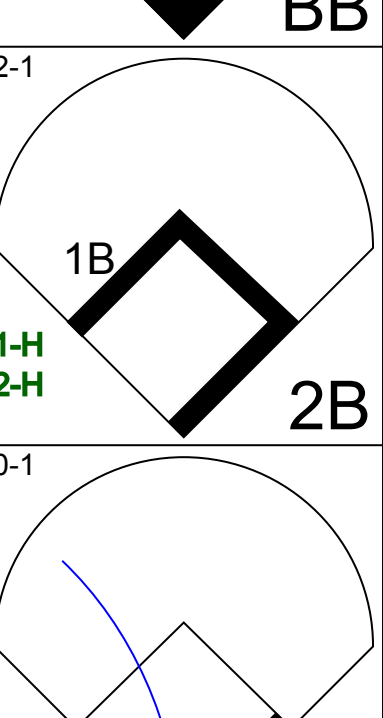
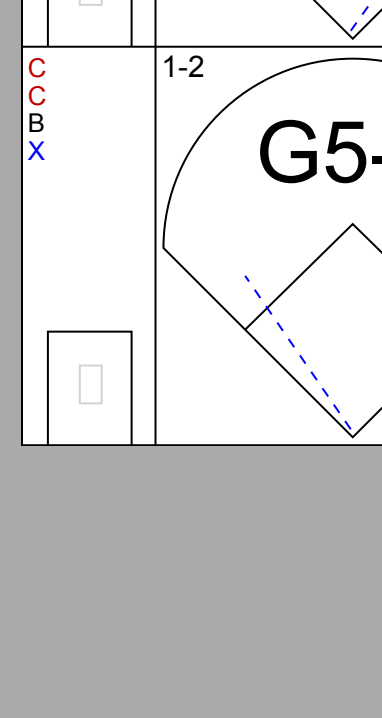
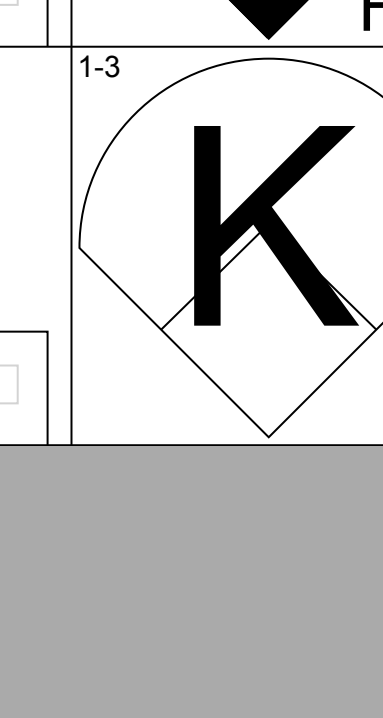
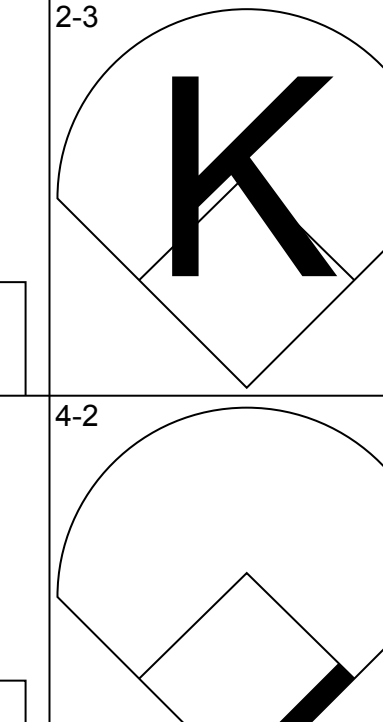
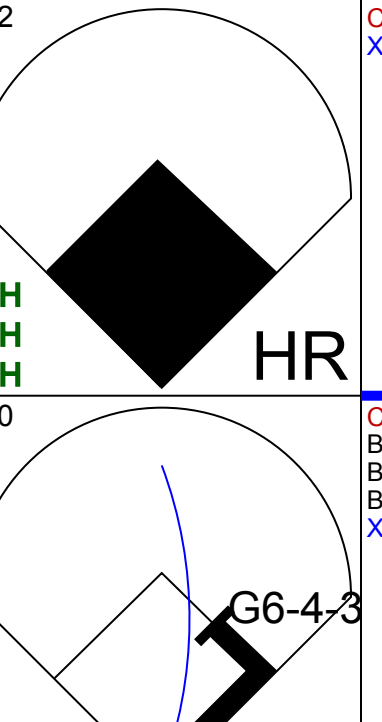
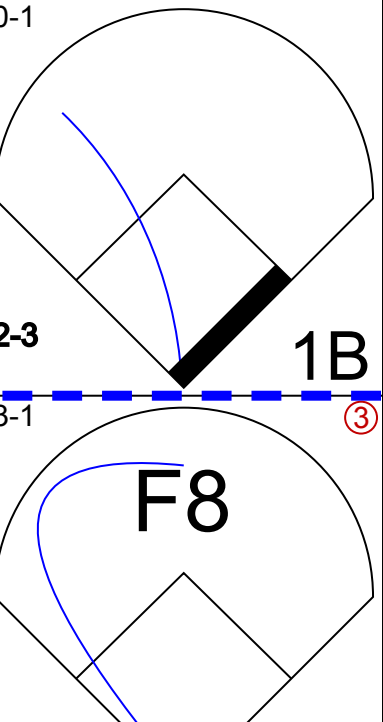
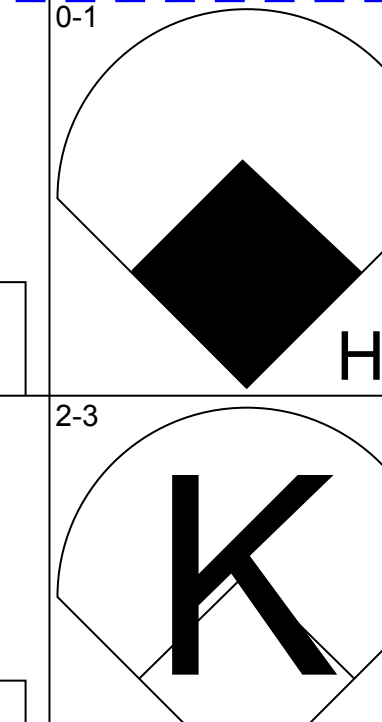
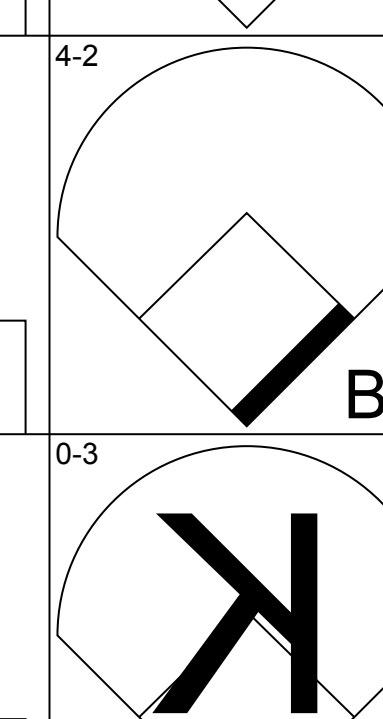
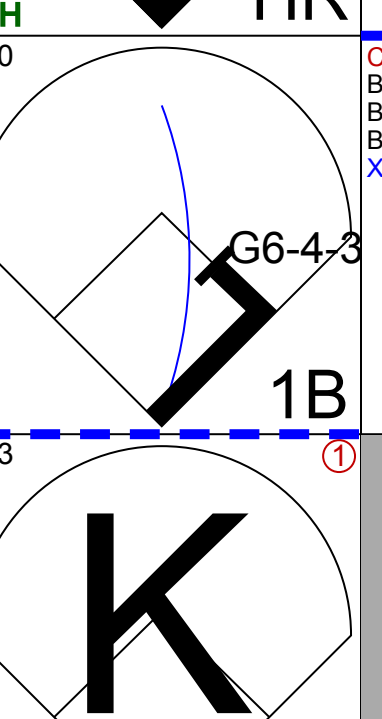
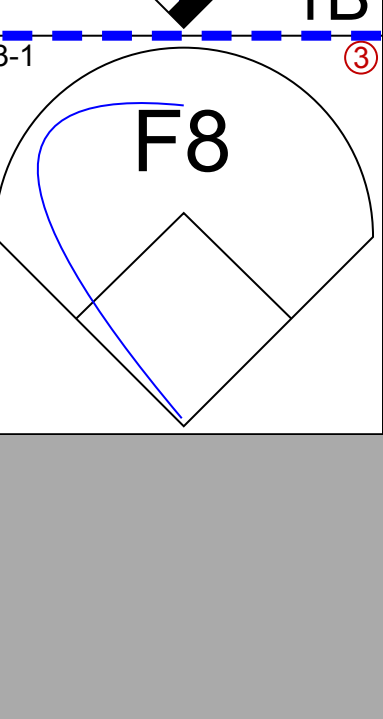
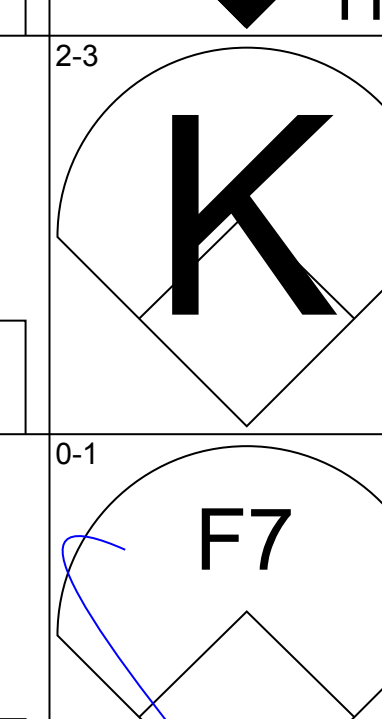
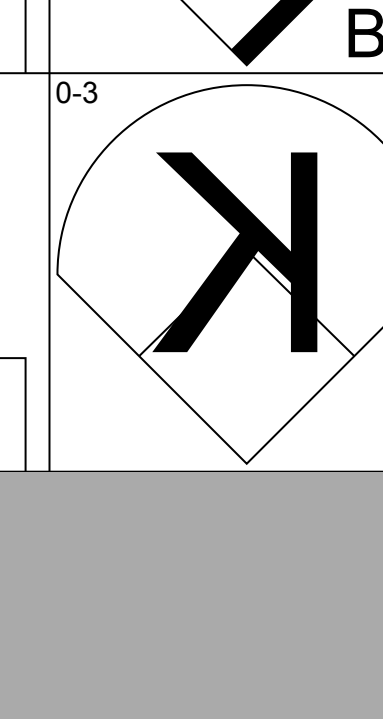
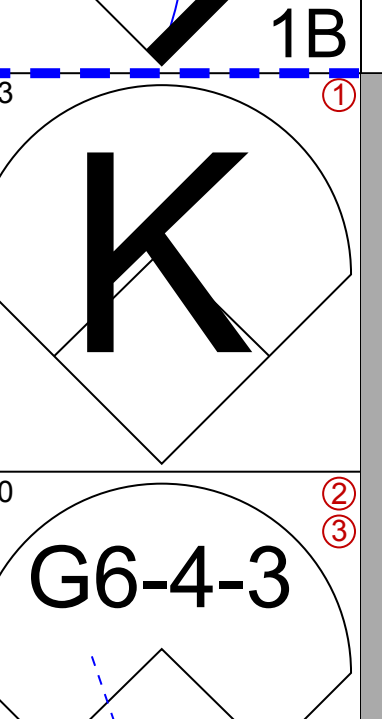
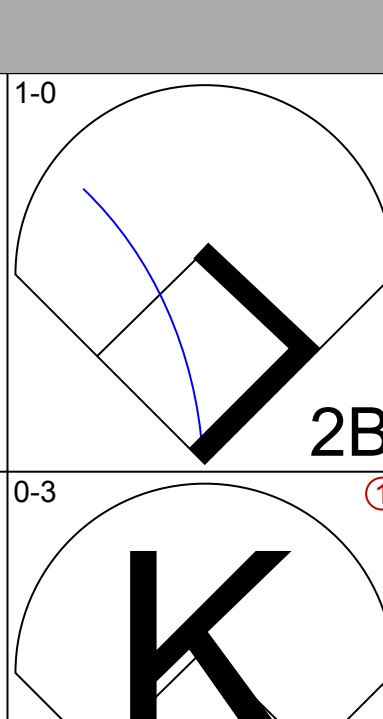
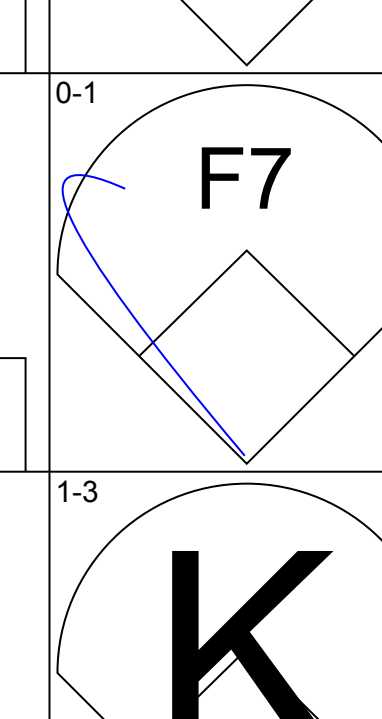
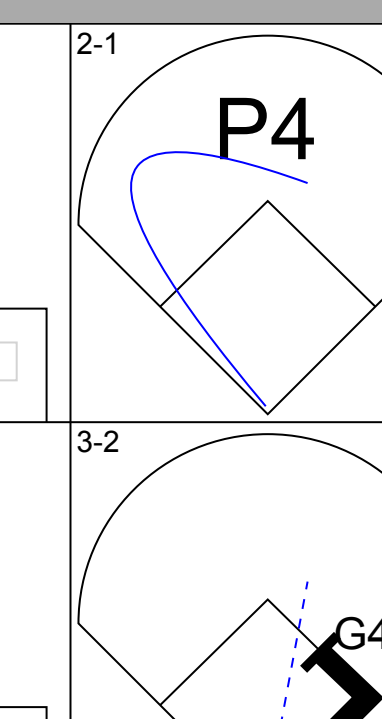
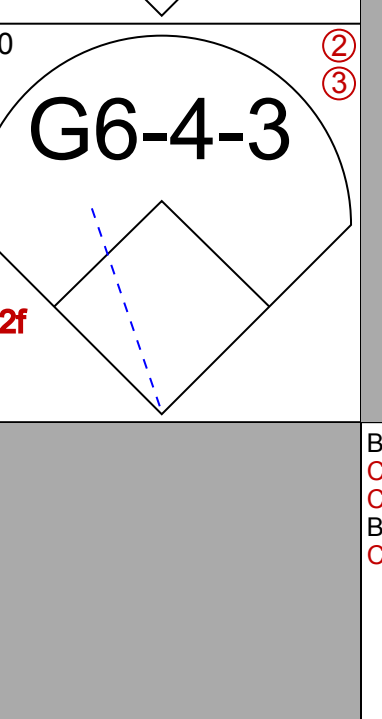
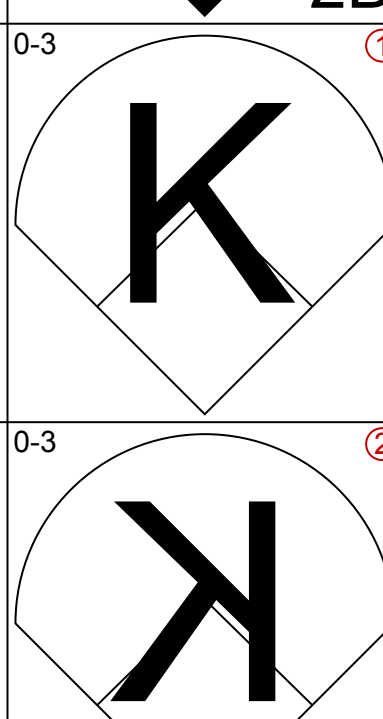
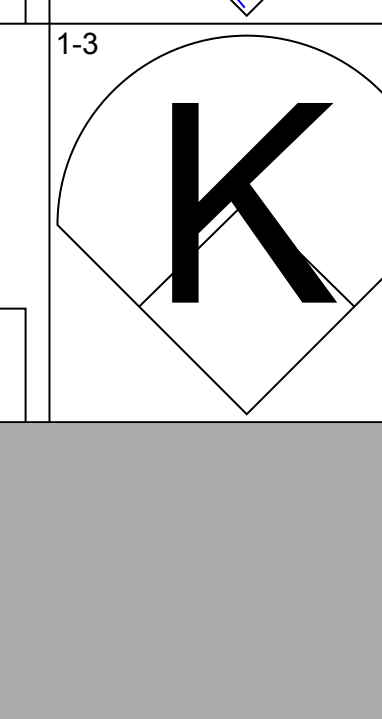
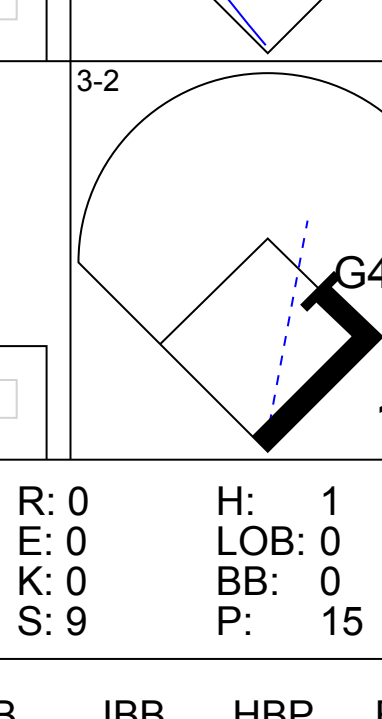
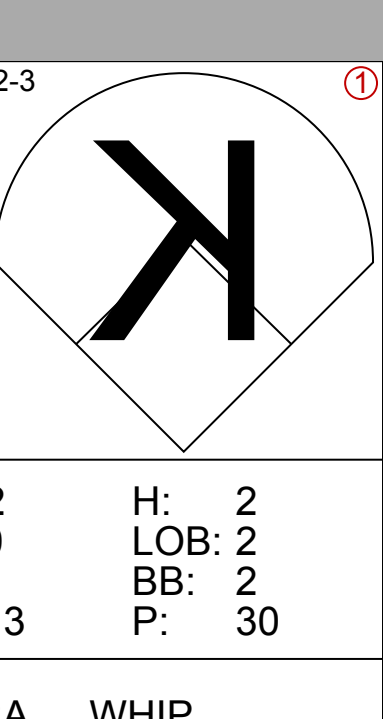
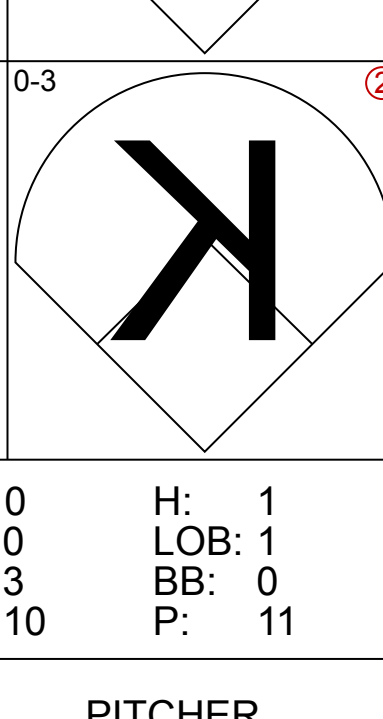
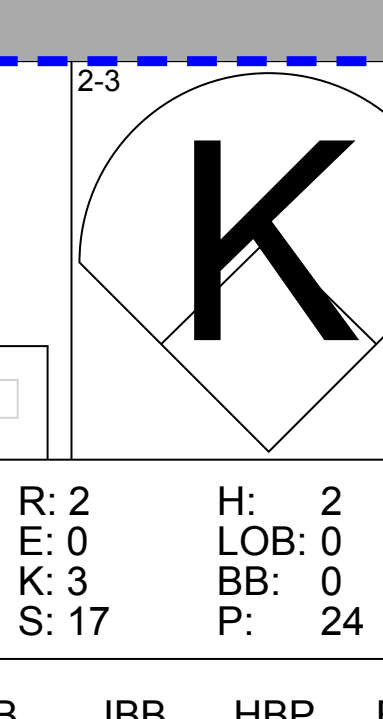


Batter	1	2	3	4	5	6	7	8	9	AB	R	H	RBI	BB	SO	LOB	BOTTOM			
Joey Cora, S (1, 4) OBP: 0.326, SLG: 0.332										5	1	2	0	0	1	4				
Luis Sejo, R (1, 6) OBP: 0.310, SLG: 0.389										5	0	3	0	0	0	2				
Edgar Martinez, R (1, 10) OBP: 0.482, SLG: 0.637										3	0	1	1	2	1	0				
Tino Martinez, L (1, 3) OBP: 0.377, SLG: 0.582										4	1	0	0	1	2	6				
Jay Buhner, R (1, 9) OBP: 0.318, SLG: 0.515										1	1	0	0	3	1	2				
Alex Diaz, S (1, 8) OBP: 0.284, SLG: 0.341										4	0	0	0	0	0	10				
Mike Blowers, R (1, 5) OBP: 0.284, SLG: 0.365										3	0	1	1	1	1	0				
Dan Wilson, R (1, 2) OBP: 0.325, SLG: 0.362										2	0	0	0	2	0	2				
Darren Bragg, L (1, 7) OBP: 0.323, SLG: 0.336										2	0	0	0	0	1	2				
Doug Strange, S (5, PH) OBP: 0.344, SLG: 0.379										1	0	1	1	0	0	0				
Gary Thurman, R (6, 7) OBP: 0.391, SLG: 0.476										1	0	0	0	0	1	1				
<b>Inning Stats</b>	R: 1 H: 3 E: 0 K: 2 S: 13	H: 3 LOB: 2 BB: 0 P: 19	R: 0 H: 0 E: 0 K: 0 S: 5	H: 0 LOB: 1 BB: 1 P: 12	R: 0 H: 1 E: 0 K: 1 S: 7	LOB: 3 BB: 2 P: 18	R: 0 H: 1 E: 0 K: 1 S: 10	H: 1 LOB: 2 BB: 1 P: 18	R: 2 H: 2 E: 0 K: 1 S: 15	LOB: 3 BB: 3 P: 33	R: 0 H: 1 E: 0 K: 0 S: 15	H: 0 LOB: 1 BB: 2 P: 28	R: 0 H: 0 E: 0 K: 3 S: 12	H: 0 LOB: 1 BB: 0 P: 14	R: 0 H: 0 E: 0 K: 0 S: 5	H: 0 LOB: 0 BB: 0 P: 10	1B: 7 2B: 1 3B: 0 HR: 0	SF: 0 SAC: 0 DP: 2 HBP: 0	WP: 1 PB: 0 SB: 0 CS: 0	PA: 40
<b>PITCHER</b> Pat Hentgen, R (1, 1) ERA: 5.77	IP: 6.0 WLS: L BF: 33 H: 8 R: 3 ER: 3 SO: 3 BB: 9 IBB: 0 HBP: 0 BLK: 0 WP: 0 HR: 0 S: 65 P: 128 ERA: 4.50 WHIP: 2.833															<b>PITCHER</b>				
Danny Cox, R (7, 1) ERA: 6.75	IP: 2.0 WLS: 7 BF: 7 H: 0 R: 0 ER: 0 SO: 3 BB: 0 IBB: 0 HBP: 0 BLK: 0 WP: 1 HR: 0 S: 17 P: 24 ERA: 0.00 WHIP: 0.000															<b>PITCHER</b>				

Toronto Blue Jays @ Seattle Mariners  
The Kingdome, Seattle, WA  
Sat Jul 15 1995, 10:05 PM EDT  
Att: 36,037 - Dome

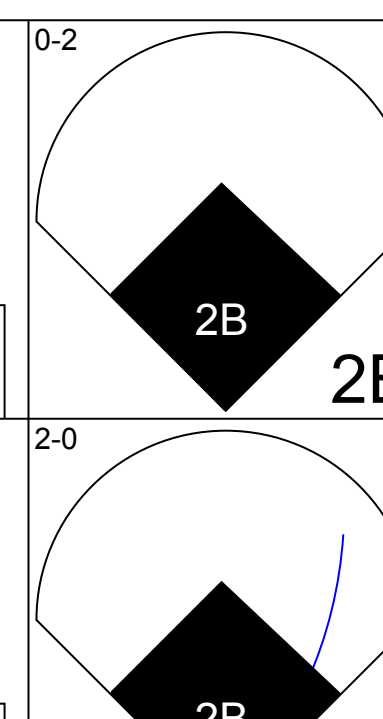
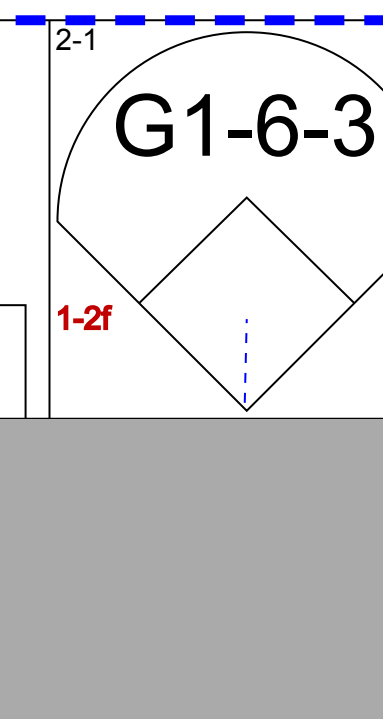
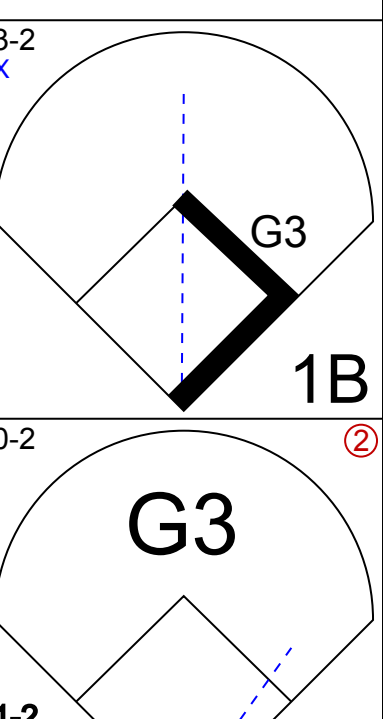
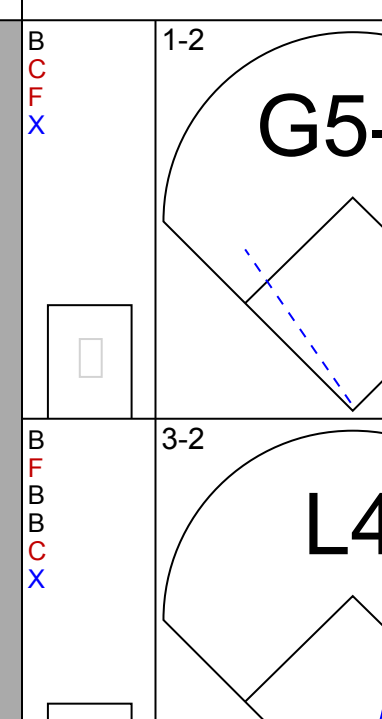
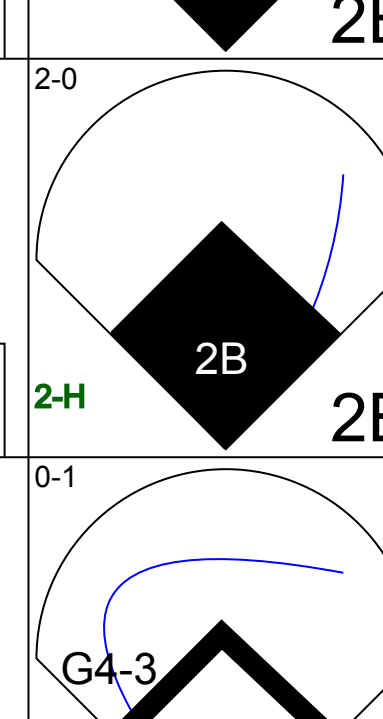
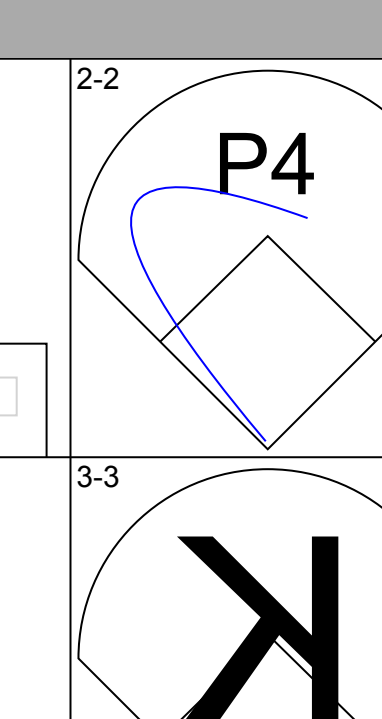
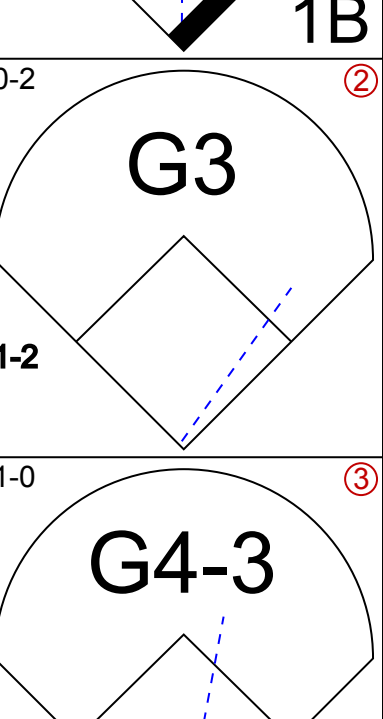
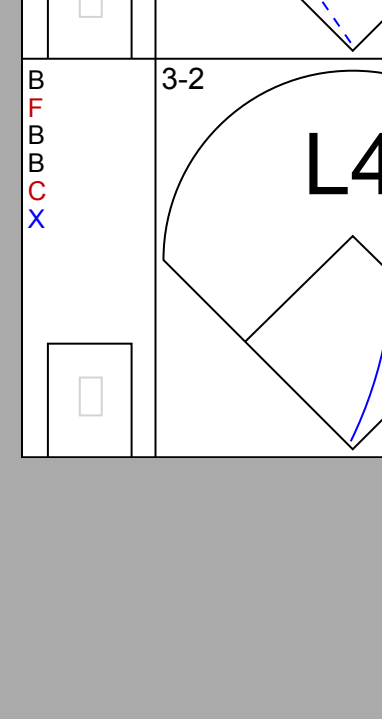
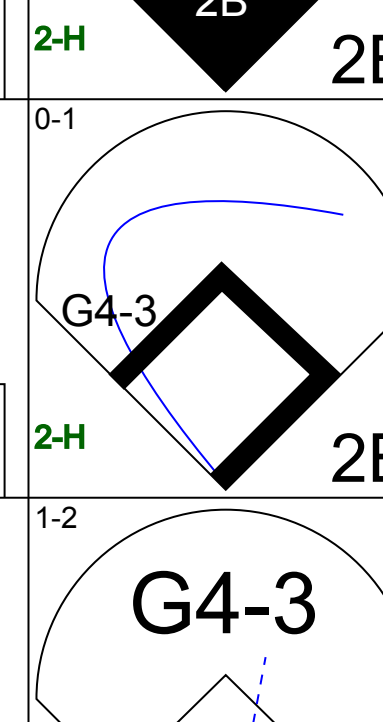
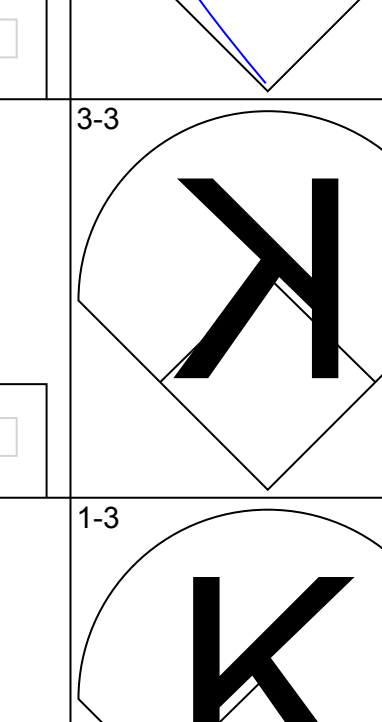
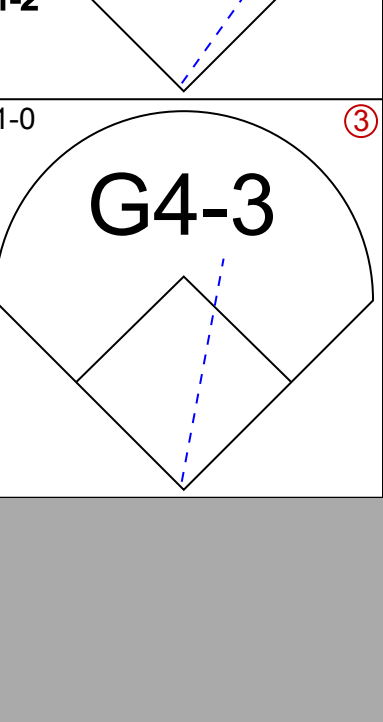
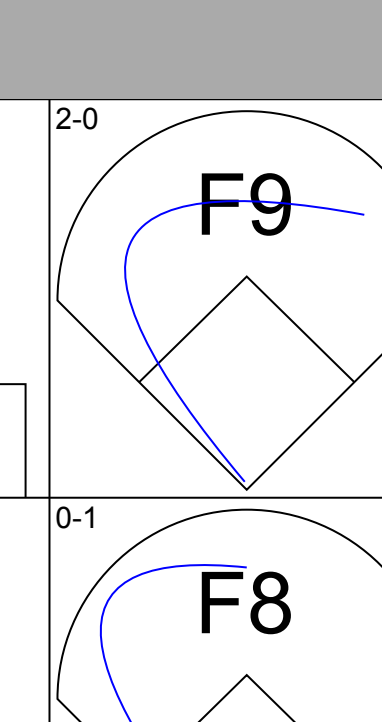
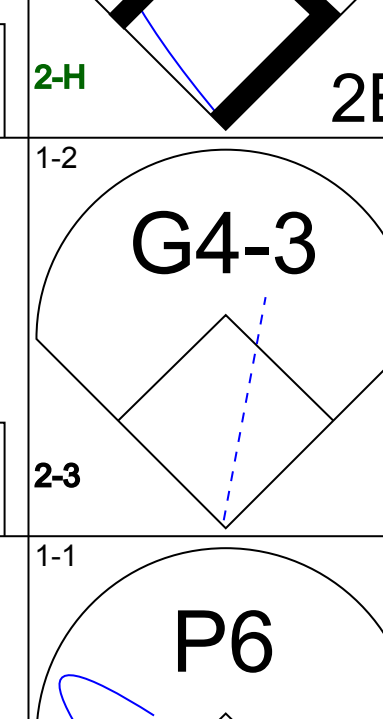
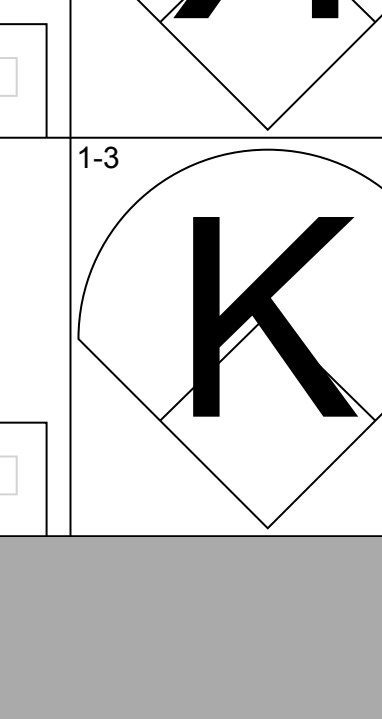
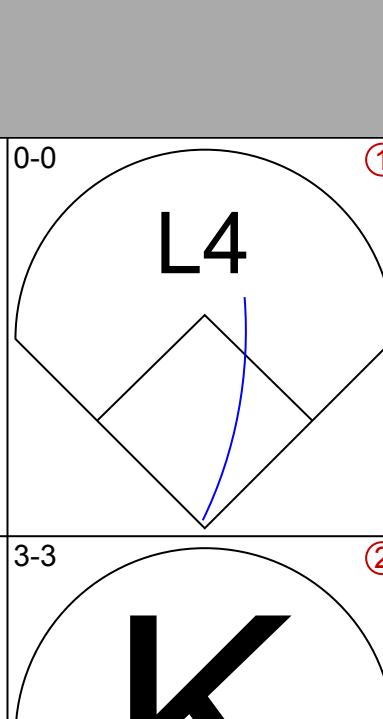
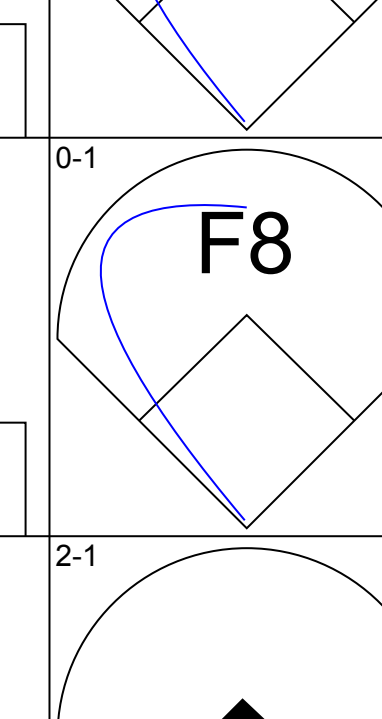
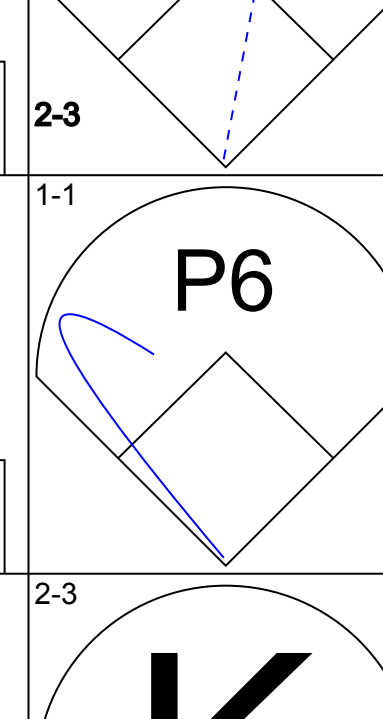
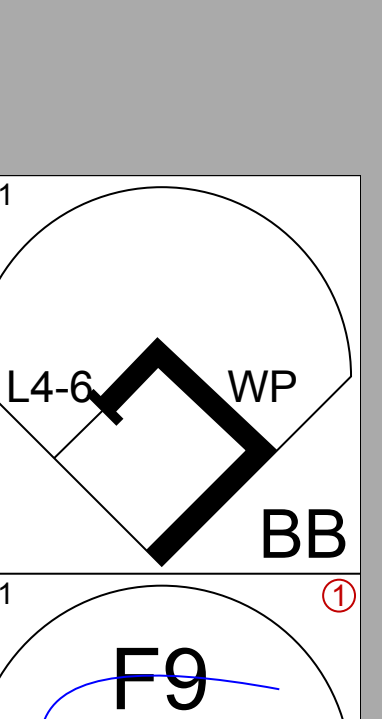
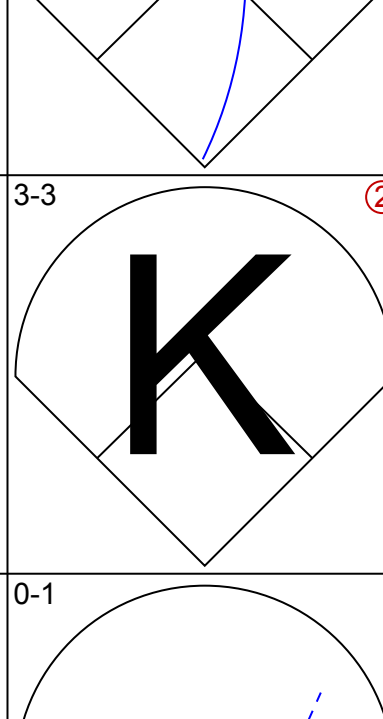
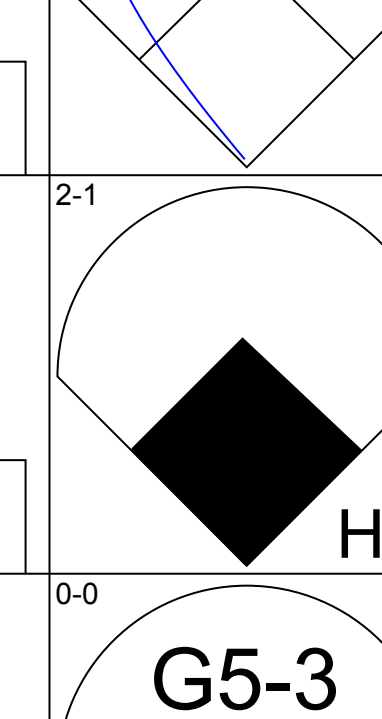
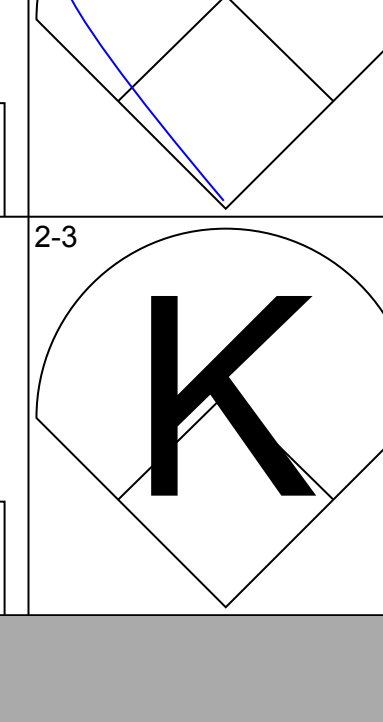
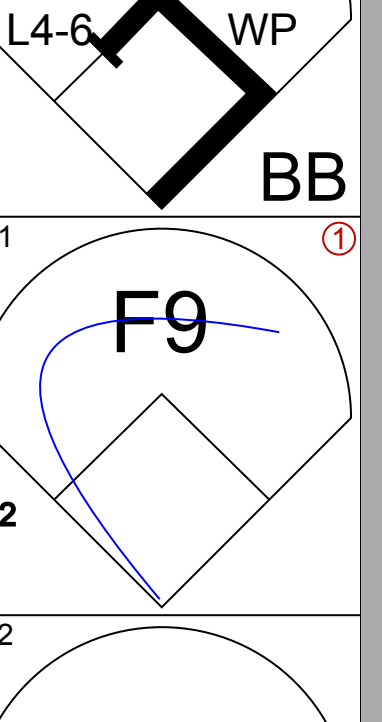
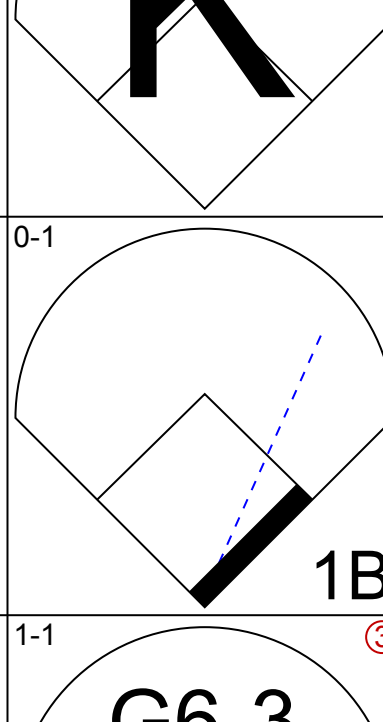
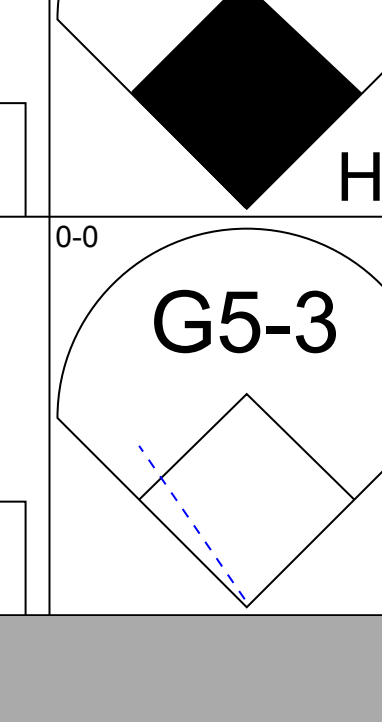
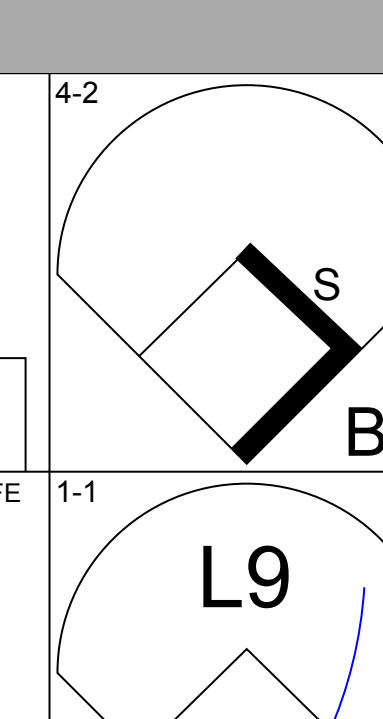
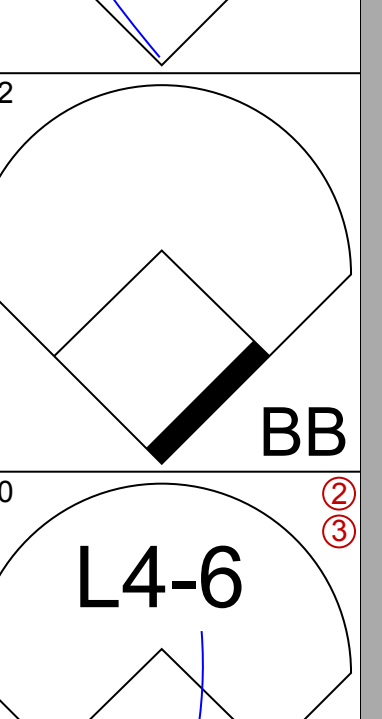
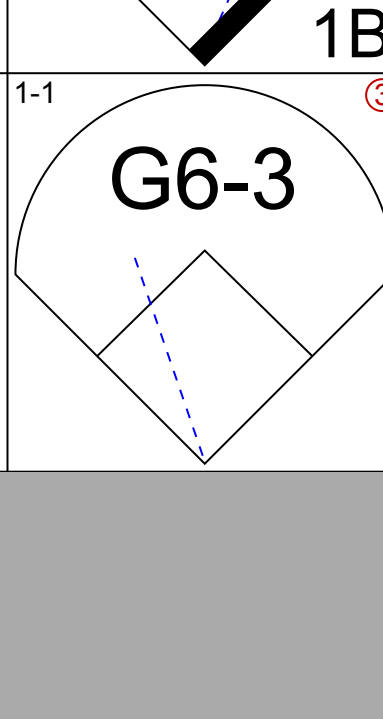
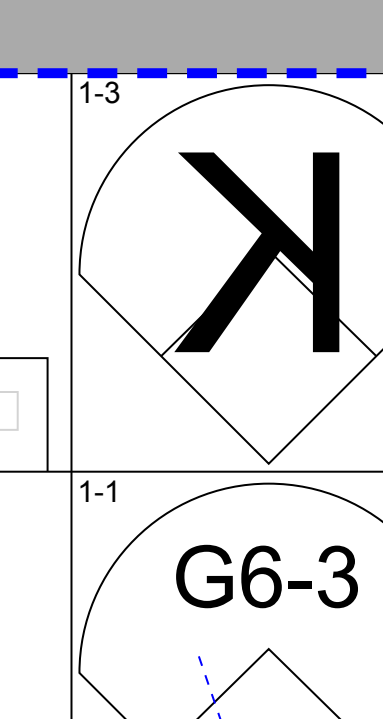
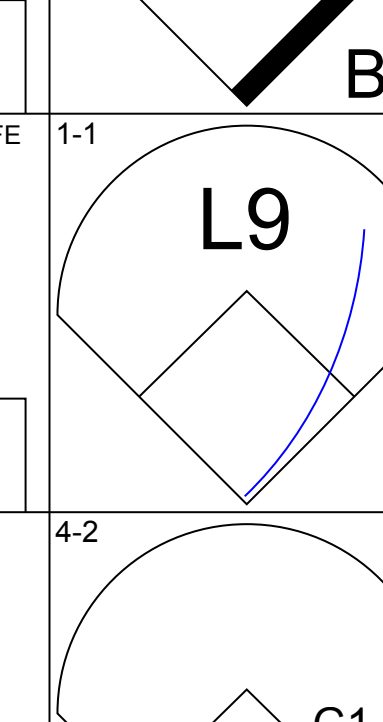
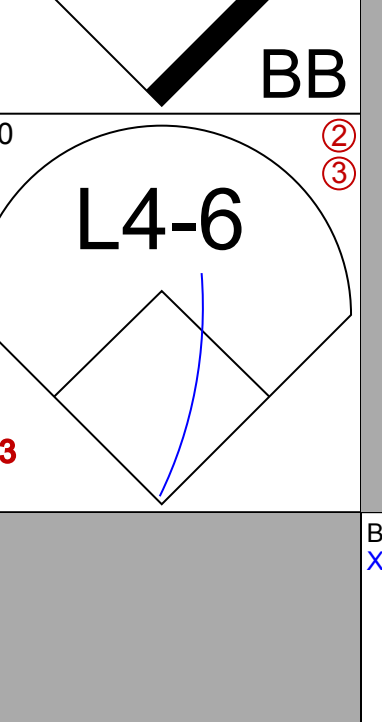
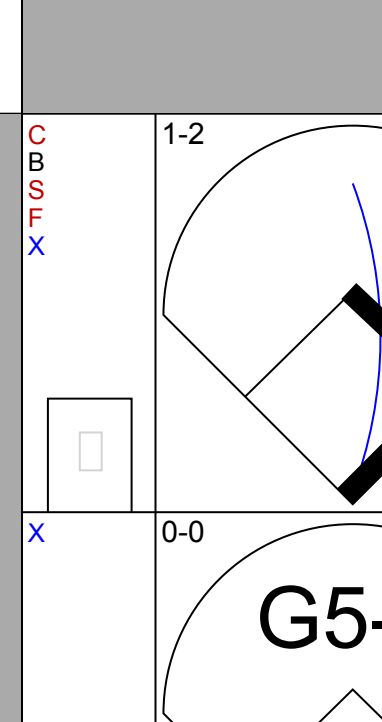
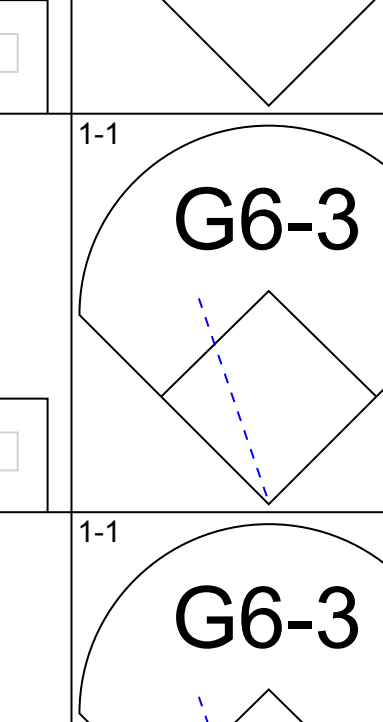
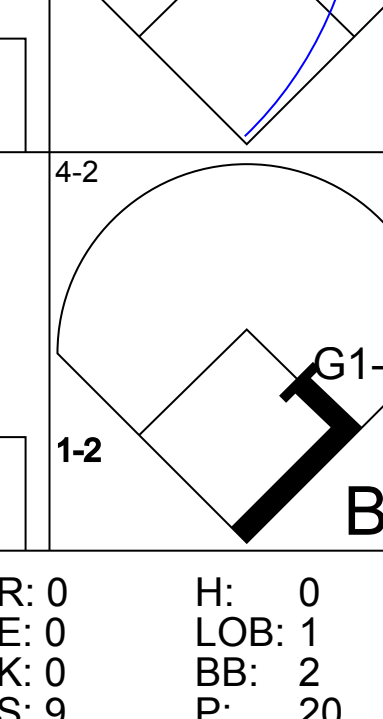
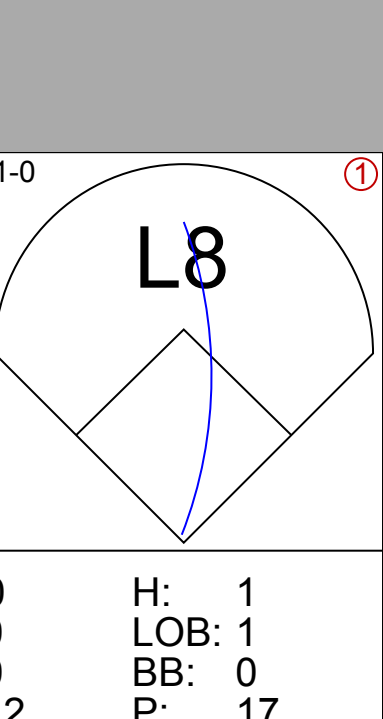
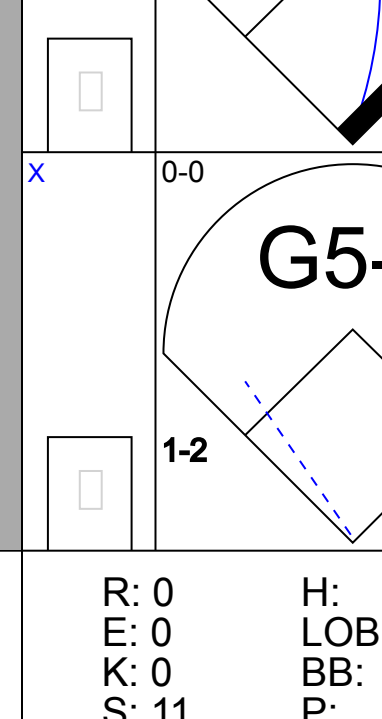
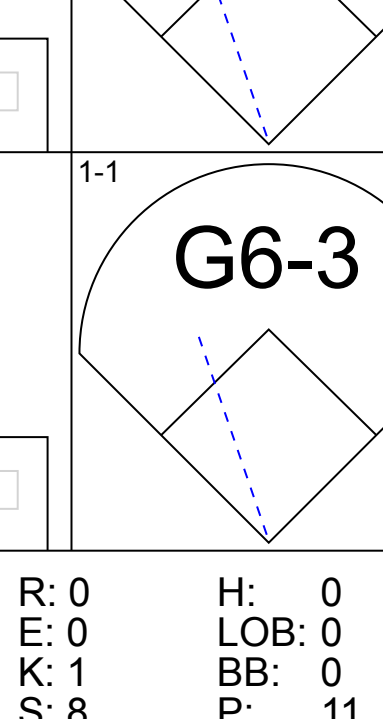
AB 31  
R 3  
H 8  
RBI 3  
BB 9  
SO 8  
LOB 29



Batter	1	2	3	4	5	6	7	8	9	AB	R	H	RBI	BB	SO	LOB	TOP			
<b>Devon White, S</b> OBP: 0.335, SLG: 0.463 (1, 8)										4	2	1	0	1	2	2	<b>Toronto Blue Jays @ Seattle Mariners</b> <b>The Kingdom, Seattle, WA</b> Sun Jul 16 1995, 6:33 AM EDT Att: 17,632 - Dome			
<b>Paul Molitor, R</b> OBP: 0.319, SLG: 0.368 (1, 10)										4	1	0	0	1	1	2				
<b>Roberto Alomar, S</b> OBP: 0.385, SLG: 0.539 (1, 4)										4	3	2	2	1	0	0				
<b>Joe Carter, R</b> OBP: 0.320, SLG: 0.462 (1, 7)										5	1	2	2	0	1	0				
<b>John Olerud, L</b> OBP: 0.351, SLG: 0.393 (1, 3)										4	2	3	5	0	1	0				
<b>Ed Sprague, R</b> OBP: 0.334, SLG: 0.438 (1, 5)										3	0	1	0	1	1	2				
<b>Shawn Green, L</b> OBP: 0.302, SLG: 0.451 (1, 9)										4	0	1	0	0	2	2				
<b>Alex Gonzalez, R</b> OBP: 0.335, SLG: 0.398 (1, 6)										4	0	0	0	0	2	2				
<b>Sandy Martinez, L</b> OBP: 0.256, SLG: 0.372 (1, 2)										4	0	1	0	0	3	1				
<b>Inning Stats</b>	R: 0 E: 0 K: 1 S: 9	H: 0 LOB: 0 BB: 0 P: 14	R: 0 E: 0 K: 2 S: 14	H: 0 LOB: 1 BB: 1 P: 21	R: 0 E: 0 K: 0 S: 9	H: 1 LOB: 0 BB: 0 P: 15	R: 4 E: 0 K: 1 S: 13	H: 4 LOB: 0 BB: 1 P: 21	R: 2 E: 0 K: 3 S: 10	H: 2 LOB: 1 BB: 0 P: 11	R: 0 E: 0 K: 0 S: 8	H: 0 LOB: 0 BB: 0 P: 12	R: 1 E: 0 K: 2 S: 10	H: 1 LOB: 0 BB: 0 P: 13	R: 2 E: 0 K: 3 S: 17	H: 2 LOB: 0 BB: 0 P: 24	1B: 6 2B: 2 3B: 0 HR: 3	SF: 0 SAC: 0 DP: 2 HBP: 0	WP: 1 PB: 0 SB: 3 CS: 0	PA: 40
<b>PITCHER</b>	IP WLS BF H R ER SO BB IBB HBP BLK WP HR S P ERA WHIP																			
<b>Rafael Carmona, R</b> ERA: 6.53 (1, 1)	3.0 L 15 5 4 4 3 2 0 0 0 0 0 1 0 15 29 12.00 2.333																			
<b>Norm Charlton, L</b> ERA: 7.51 (4, 1)	1.2 8 2 2 2 2 2 0 0 0 0 1 0 15 29 10.80 2.400																			
<b>Jeff Nelson, R</b> ERA: 1.37 (5, 1)	2.1 8 1 0 0 3 0 0 0 0 0 0 0 20 28 0.00 0.429																			
<b>Bill Risley, R</b> ERA: 1.65 (8, 1)	1.0 4 1 1 1 2 0 0 0 0 0 0 1 10 13 9.00 1.000																			
<b>Bobby Ayala, R</b> ERA: 3.6 (9, 1)	1.0 5 2 2 2 3 0 0 0 0 0 0 1 17 24 18.00 2.000																			

AB	36
R	9
H	11
RBI	9
BB	4
SO	13
LOB	11



Batter	1	2	3	4	5	6	7	8	9	AB	R	H	RBI	BB	SO	LOB	BOTTOM			
<b>Joey Cora, S</b> OBP: 0.329, SLG: 0.339 (1, 4)										4	1	2	0	0	0	3	<b>Toronto Blue Jays @ Seattle Mariners</b> <b>The Kingdom, Seattle, WA</b> Sun Jul 16 1995, 6:33 AM EDT Att: 17,632 - Dome			
<b>Luis Sojo, R</b> OBP: 0.309, SLG: 0.392 (1, 7)										4	1	1	1	0	0	2				
<b>Edgar Martinez, R</b> OBP: 0.479, SLG: 0.635 (1, 10)										4	0	1	1	0	1	1				
<b>Tino Martinez, L</b> OBP: 0.372, SLG: 0.573 (1, 3)										4	0	0	0	0	1	1				
<b>Jay Buhner, R</b> OBP: 0.322, SLG: 0.526 (1, 9)										3	1	1	1	1	1	1				
<b>Chad Kreuter, S</b> OBP: 0.293, SLG: 0.333 (1, 2)										4	0	1	0	0	1	2				
<b>Mike Blowers, R</b> OBP: 0.288, SLG: 0.361 (1, 5)										2	0	0	0	2	1	1				
<b>Felix Fermin, R</b> OBP: 0.221, SLG: 0.215 (1, 6)										4	0	1	0	0	0	3				
<b>Rich Amaral, R</b> OBP: 0.345, SLG: 0.383 (1, 8)										3	0	0	0	1	0	1				
<b>Inning Stats</b>	R: 2 E: 0 K: 1 S: 17	H: 3 LOB: 1 BB: 0 P: 23	R: 0 E: 0 K: 0 S: 9	H: 0 LOB: 2 BB: 2 P: 20	R: 0 E: 0 K: 2 S: 9	H: 0 LOB: 0 BB: 0 P: 15	R: 0 E: 0 K: 0 S: 6	H: 0 LOB: 1 BB: 2 P: 15	R: 0 E: 0 K: 1 S: 9	H: 1 LOB: 1 BB: 0 P: 13	R: 0 E: 0 K: 0 S: 11	H: 1 LOB: 0 BB: 0 P: 16	R: 1 E: 0 K: 0 S: 6	H: 1 LOB: 0 BB: 0 P: 10	R: 0 E: 0 K: 1 S: 8	H: 0 LOB: 0 BB: 0 P: 11	1B: 3 2B: 4 3B: 0 HR: 1	SF: 0 SAC: 0 DP: 2 HBP: 0	WP: 1 PB: 0 SB: 1 CS: 0	PA: 36
<b>PITCHER</b>	IP WLS BF H R ER SO BB IBB HBP BLK WP HR S P ERA WHIP																			
<b>Woody Williams, R</b> ERA: 3.69 (1, 1)	1.1 W 24 4 1 1 3 2 0 0 0 0 1 1 55 90 1.35 0.900																			
<b>Edwin Hurtado, R</b> ERA: 2.54 (2, 1)	6.2 W 24 4 1 1 3 2 0 0 0 0 1 1 55 90 1.35 0.900																			
<b>Tim Crabtree, R</b> ERA: (9, 1)	1.0 3 0 0 0 1 0 0 0 0 0 0 0 8 11 0.00 0.000																			

AB	32
R	3
H	7
RBI	3
BB	4
SO	5
LOB	15



Batter	1	2	3	4	5	6	7	8	9	10	AB	R	H	RBI	BB	SO	LOB	TOP	
Chad Curtis, R OBP: 0.364, SLG: 0.474 (1, 8)	G4-3		HR	P4			F9		G4-6-3		5	1	1	1	0	0	1		
Scott Fletcher, R OBP: 0.330, SLG: 0.319 Lou Whitaker, L OBP: 0.384, SLG: 0.526 (10, PH) (10, 4)	G5-3		G4-3				P3			P5	4	0	0	0	0	0	0		
Travis Fryman, R OBP: 0.353, SLG: 0.371 (1, 5)	K2-3		1B				G5-3			2B	5	1	2	0	0	2	0		
Cecil Fielder, R OBP: 0.362, SLG: 0.507 (1, 3)		BB	1B				BB			P4	3	0	1	0	2	1	1		
Juan Samuel, R OBP: 0.427, SLG: 0.670 Bobby Higginson, L OBP: 0.339, SLG: 0.450 (8, PH) (8, 7)	K		E6				K			K	3	0	0	0	0	2	3		
Alan Trammell, R OBP: 0.396, SLG: 0.420 (1, 10)	BB										2	0	0	0	2	1	0		
John Flaherty, R OBP: 0.337, SLG: 0.551 (1, 2)	G6-4-3						HR			P6	4	1	1	1	0	0	3		
Chris Gomez, R OBP: 0.327, SLG: 0.432 (1, 6)			HR				K			G4-6-3	3	2	2	1	0	1	0		
Danny Bautista, R OBP: 0.253, SLG: 0.282 Kirk Gibson, L OBP: 0.365, SLG: 0.474 (9, PH) (9, 9)	G5-3		HR				F7			K	3	1	1	2	0	0	0		
											1	0	0	0	0	1	1		
<b>Inning Stats</b>	R: 0 E: 0 K: 1 S: 8	H: 0 LOB: 0 BB: 0 P: 13	R: 0 E: 0 K: 1 S: 6	H: 0 LOB: 1 BB: 2 P: 16	R: 3 E: 1 K: 0 S: 13	H: 4 LOB: 2 BB: 0 P: 28	R: 2 E: 0 K: 0 S: 8	H: 2 LOB: 0 BB: 0 P: 14	R: 0 E: 0 K: 1 S: 11	H: 0 LOB: 0 BB: 0 P: 13	R: 0 E: 0 K: 2 S: 12	H: 0 LOB: 1 BB: 1 P: 21	R: 0 E: 0 K: 1 S: 10	H: 0 LOB: 0 BB: 0 P: 16	R: 0 E: 0 K: 1 S: 9	H: 1 LOB: 1 BB: 0 P: 17	1B: 3 2B: 1 3B: 0 HR: 4	SF: 0 SAC: 0 DP: 2 HBP: 1	WP: 0 PA: 41
<b>PITCHER</b>	IP WLS BF H R ER SO ERA WHIP	IP WLS BF H R ER SO ERA WHIP	IP WLS BF H R ER SO ERA WHIP	IP WLS BF H R ER SO ERA WHIP	IP WLS BF H R ER SO ERA WHIP	IP WLS BF H R ER SO ERA WHIP	IP WLS BF H R ER SO ERA WHIP	IP WLS BF H R ER SO ERA WHIP	IP WLS BF H R ER SO ERA WHIP	IP WLS BF H R ER SO ERA WHIP	IP WLS BF H R ER SO ERA WHIP	IP WLS BF H R ER SO ERA WHIP	IP WLS BF H R ER SO ERA WHIP	IP WLS BF H R ER SO ERA WHIP	IP WLS BF H R ER SO ERA WHIP	IP WLS BF H R ER SO ERA WHIP	IP WLS BF H R ER SO ERA WHIP	IP WLS BF H R ER SO ERA WHIP	
Bill Krueger, L ERA: 7.71 Bob Wells, R ERA: 6.14 Bill Riskey, R ERA: 1.57 Bobby Ayala, R ERA: 3.57	4.0 15 6 1 0 1 0 0.00 2.000	4.0 15 6 1 0 1 0 0.00 2.000	4.0 15 6 1 0 1 0 0.00 2.000	4.0 15 6 1 0 1 0 0.00 2.000	4.0 15 6 1 0 1 0 0.00 2.000	4.0 15 6 1 0 1 0 0.00 2.000	4.0 15 6 1 0 1 0 0.00 2.000	4.0 15 6 1 0 1 0 0.00 2.000	4.0 15 6 1 0 1 0 0.00 2.000	4.0 15 6 1 0 1 0 0.00 2.000	4.0 15 6 1 0 1 0 0.00 2.000	4.0 15 6 1 0 1 0 0.00 2.000	4.0 15 6 1 0 1 0 0.00 2.000	4.0 15 6 1 0 1 0 0.00 2.000	4.0 15 6 1 0 1 0 0.00 2.000	4.0 15 6 1 0 1 0 0.00 2.000	4.0 15 6 1 0 1 0 0.00 2.000	4.0 15 6 1 0 1 0 0.00 2.000	

Detroit Tigers @ Seattle Mariners  
The Kingdom, Seattle, WA  
Mon Jul 17 1995, 10:05 PM EDT  
Att. 14,358 - Dome

AB	36
R	6
H	8
RBI	5
BB	4
SO	10
LOB	10



Batter	1	2	3	4	5	6	7	8	9	10	AB	R	H	RBI	BB	SO	LOB	BOTTOM	
Joey Cora, S OBP: 0.329, SLG: 0.336 (1, 4)	F9		1B	F7		L3		F8		IBB	5	2	1	0	1	0	2		
Alex Diaz, S OBP: 0.276, SLG: 0.330 (1, 8)	E5		F8			G1-3		G4-3		F8	6	0	0	0	0	0	6		
Edgar Martinez, R OBP: 0.463, SLG: 0.637 (1, 10)	G5-4-3		1B			2B		HBP		1B	4	3	2	0	2	1	1		
Tino Martinez, L OBP: 0.378, SLG: 0.585 (1, 3)	G4-3		1B			2B		HBP		1B	5	2	3	6	1	0	0		
Jay Buhner, R OBP: 0.336, SLG: 0.545 (1, 9)	G4-3		1B			SF9		HBP		1B	4	1	4	2	0	0	0		
Chris Widger, R OBP: 0.412, SLG: 0.357 (1, 7) (9, 2)	F8		BB			SF9		K		1B	3	0	1	1	1	1	4		
Mike Blowers, R OBP: 0.286, SLG: 0.357 (1, 5)	G4-3		K			FC6-4		G4-6-3		K	5	0	1	1	0	2	9		
Dan Wilson, R OBP: 0.323, SLG: 0.356 Rich Amaral, R OBP: 0.349, SLG: 0.388 (8, PR) (9, 7)	L8		F9			FC6-4		F8		SH3-4	3	0	0	0	1	0	1		
Felix Fermin, R OBP: 0.222, SLG: 0.216 (1, 6)	BB		1B			G6-3		F9		SH3-4	4	1	1	0	0	1	1		
											1	1	1	0	0	0	0		
<b>Inning Stats</b>	R: 0 E: 1 K: 0 S: 7	H: 0 LOB: 0 BB: 0 P: 11	R: 0 E: 0 K: 0 S: 9	H: 1 LOB: 1 BB: 0 P: 13	R: 3 E: 0 K: 1 S: 11	H: 3 LOB: 3 BB: 3 P: 30	R: 0 E: 0 K: 0 S: 5	H: 0 LOB: 0 BB: 0 P: 8	R: 3 E: 0 K: 0 S: 11	H: 3 LOB: 1 BB: 0 P: 21	R: 0 E: 0 K: 1 S: 10	H: 0 LOB: 2 BB: 0 P: 16	R: 0 E: 0 K: 2 S: 13	H: 2 LOB: 2 BB: 0 P: 18	R: 4 E: 0 K: 1 S: 15	H: 3 LOB: 0 BB: 1 P: 25	1B: 10 2B: 3 3B: 0 HR: 1	SF: 1 SAC: 1 DP: 2 HBP: 1	WP: 0 PA: 49
<b>PITCHER</b>	IP WLS BF H R ER SO ERA WHIP	IP WLS BF H R ER SO ERA WHIP	IP WLS BF H R ER SO ERA WHIP	IP WLS BF H R ER SO ERA WHIP	IP WLS BF H R ER SO ERA WHIP	IP WLS BF H R ER SO ERA WHIP	IP WLS BF H R ER SO ERA WHIP	IP WLS BF H R ER SO ERA WHIP	IP WLS BF H R ER SO ERA WHIP	IP WLS BF H R ER SO ERA WHIP	IP WLS BF H R ER SO ERA WHIP	IP WLS BF H R ER SO ERA WHIP	IP WLS BF H R ER SO ERA WHIP	IP WLS BF H R ER SO ERA WHIP	IP WLS BF H R ER SO ERA WHIP	IP WLS BF H R ER SO ERA WHIP	IP WLS BF H R ER SO ERA WHIP	IP WLS BF H R ER SO ERA WHIP	
Sean Bergman, R ERA: 5.1 John Doherty, R ERA: 5.4 Mike Christopher, R ERA: 2.29 Buddy Groom, L ERA: 7.08	2.2 14 3 3 3 1 0 8.10 1.200	2.2 14 3 3 3 1 0 8.10 1.200	2.2 14 3 3 3 1 0 8.10 1.200	2.2 14 3 3 3 1 0 8.10 1.200	2.2 14 3 3 3 1 0 8.10 1.200	2.2 14 3 3 3 1 0 8.10 1.200	2.2 14 3 3 3 1 0 8.10 1.200	2.2 14 3 3 3 1 0 8.10 1.200	2.2 14 3 3 3 1 0 8.10 1.200	2.2 14 3 3 3 1 0 8.10 1.200	2.2 14 3 3 3 1 0 8.10 1.200	2.2 14 3 3 3 1 0 8.10 1.200	2.2 14 3 3 3 1 0 8.10 1.200	2.2 14 3 3 3 1 0 8.10 1.200	2.2 14 3 3 3 1 0 8.10 1.200	2.2 14 3 3 3 1 0 8.10 1.200	2.2 14 3 3 3 1 0 8.10 1.200	2.2 14 3 3 3 1 0 8.10 1.200	

Detroit Tigers @ Seattle Mariners  
The Kingdom, Seattle, WA  
Mon Jul 17 1995, 10:05 PM EDT  
Att. 14,358 - Dome


AB	40
R	10
H	14
RBI	10
BB	6
SO	5
LOB	24



Batter	1	2	3	4	5	6	7	8	9	AB	R	H	RBI	BB	SO	LOB	TOP					
<b>Chad Curtis, R</b> OBP: 0.367, SLG: 0.489 (1, 8)	G5-3		2B 1B	3B 2B		K			HR	5	3	3	1	0	1	0						
<b>Lou Whitaker, L</b> OBP: 0.376, SLG: 0.522 (1, 4)	G3-1		1B 2B	L4		G4-3			F7	5	1	1	0	0	0	1						
<b>Travis Fryman, R</b> OBP: 0.357, SLG: 0.380 (1, 5)	BB		2H 3H 1B	2H 3B			K		G1-3	4	0	2	3	1	1	0						
<b>Cecil Fielder, R</b> OBP: 0.359, SLG: 0.500 (1, 3)	L8		BB	F8			K		K	4	0	0	0	1	2	2						
<b>Kirk Gibson, L</b> OBP: 0.362, SLG: 0.474 (1, 10)		L8 2B	K				K			4	0	1	0	0	3	2						
<b>Bobby Higginson, L</b> OBP: 0.341, SLG: 0.446 (1, 7)		CS BB	K				HBP		G4-3	2	0	0	0	1	1	2						
<b>John Flaherty, R</b> OBP: 0.330, SLG: 0.539 (1, 2)	L8			K		F8			K	4	0	0	0	0	2	3						
<b>Chris Gomez, R</b> OBP: 0.330, SLG: 0.436 (1, 6)	K			HR 2B		F9			BB	3	1	1	0	1	1	3						
<b>Danny Bautista, R</b> OBP: 0.253, SLG: 0.297 (1, 9)			P6	HR		K			K	4	1	1	2	0	2	1						
<b>Inning Stats</b>	R: 0 E: 0 K: 0 S: 10	H: 0 LOB: 1 BB: 1 P: 20	R: 0 E: 0 K: 1 S: 8	H: 1 LOB: 1 BB: 1 P: 15	R: 2 E: 0 K: 2 S: 11	H: 3 LOB: 2 BB: 1 P: 20	R: 3 E: 0 K: 1 S: 12	H: 4 LOB: 1 BB: 0 P: 21	R: 0 E: 0 K: 1 S: 10	H: 0 LOB: 1 BB: 0 P: 16	R: 0 E: 0 K: 2 S: 9	H: 0 LOB: 0 BB: 0 P: 15	R: 0 E: 0 K: 3 S: 10	H: 0 LOB: 0 BB: 0 P: 19	R: 0 E: 0 K: 2 S: 13	H: 0 LOB: 1 BB: 1 P: 24	R: 1 E: 0 K: 1 S: 9	H: 1 LOB: 0 BB: 0 P: 15	1B: 2 2B: 4 3B: 1 HR: 2	SF: 0 SAC: 0 DP: 0 HBP: 1	WP: 0 PB: 0 SB: 0 CS: 1	PA: 40
<b>PITCHER</b>	IP	WLS	BF	H	R	ER	SO	BB	IBB	HBP	BLK	WP	HR	S	P	ERA	WHIP					
<b>Tim Belcher, R</b> ERA: 4.68 (1, 1)	5.0	W	26	8	5	5	5	3	0	1	0	0	1	51	92	9.00	2.200					
<b>Jeff Nelson, R</b> ERA: 1.29 (6, 1)	3.0		10	0	0	0	7	1	0	0	0	0	0	32	58	0.00	0.333					
<b>Bobby Ayala, R</b> ERA: 3.72 (9, 1)	1.0		4	1	1	1	1	0	0	0	0	0	1	9	15	9.00	1.000					

**Detroit Tigers @ Seattle Mariners**  
The Kingdome, Seattle, WA  
Tue Jul 18 1995, 6:33 AM EDT  
Att: 14,667 - Dome


**AB 35**  
**R 6**  
**H 9**  
**RBI 6**  
**BB 4**  
**SO 13**  
**LOB 14**



Batter	1	2	3	4	5	6	7	8	9	AB	R	H	RBI	BB	SO	LOB	BOTTOM				
<b>Joey Cora, S</b> OBP: 0.335, SLG: 0.342 (1, 4)	FC6-4 1B		L9	G5-3 2B 1B		1B 1B	G4-3			5	2	3	1	0	0	0					
<b>Rich Amaral, R</b> OBP: 0.351, SLG: 0.403 (1, 7)	FC6-4 1-2		G4-3 3B	G5-3 1-2 3H		1B HR 1B		G5-3		5	2	2	1	0	0	2					
<b>Edgar Martinez, R</b> OBP: 0.481, SLG: 0.636 (1, 10)	K		G4-3	BB 2B		HR 1B		L4		5	1	2	3	0	1	1					
<b>Tino Martinez, L</b> OBP: 0.385, SLG: 0.598 (1, 3)	IBB		K	BB IBB		HR 1B		1B 1B		3	1	2	3	2	1	0					
<b>Jay Buhner, R</b> OBP: 0.342, SLG: 0.544 (1, 9)	F9			1B BB		K		1B		4	1	2	0	1	1	2					
<b>Doug Strange, S</b> OBP: 0.337, SLG: 0.370 (1, 5)		F7		1B P4		G5-3		G5-3		5	1	1	0	0	0	5					
<b>Luis Sojo, R</b> OBP: 0.307, SLG: 0.389 (1, 6)		F9		2B 1B 1B		G6-3 G1-3				4	1	1	1	0	0	0					
<b>Dan Wilson, R</b> OBP: 0.327, SLG: 0.376 (1, 2)		3B		1B G5-3 2B		F8		F7		4	1	2	1	0	0	0					
<b>Alex Diaz, S</b> OBP: 0.270, SLG: 0.323 (1, 8)	G4-3		G4-3	P6		G6-3		K		4	0	0	0	0	1	3					
<b>Inning Stats</b>	R: 0 E: 0 K: 1 S: 14	H: 1 LOB: 2 BB: 1 P: 23	R: 0 E: 0 K: 0 S: 11	H: 1 LOB: 0 BB: 0 P: 17	R: 1 E: 0 K: 1 S: 10	H: 1 LOB: 0 BB: 0 P: 15	R: 5 E: 0 K: 0 S: 24	H: 6 LOB: 3 BB: 2 P: 42	R: 0 E: 0 K: 0 S: 7	H: 0 LOB: 0 BB: 0 P: 10	R: 4 E: 0 K: 1 S: 15	H: 4 LOB: 0 BB: 0 P: 23	R: 0 E: 0 K: 1 S: 6	H: 0 LOB: 0 BB: 0 P: 8	R: 0 E: 0 K: 0 S: 9	H: 2 LOB: 2 BB: 0 P: 16	1B: 10 2B: 2 3B: 2 HR: 1	SF: 0 SAC: 0 DP: 0 HBP: 0	WP: 0 PB: 0 SB: 1 CS: 0	PA: 42	
<b>PITCHER</b>	IP	WLS	BF	H	R	ER	SO	BB	IBB	HBP	BLK	WP	HR	S	P	ERA	WHIP				
<b>Jose Lima, R</b> ERA: 9.35 (1, 1)	3.1	L	19	8	6	6	2	0	1	0	0	0	0	50	77	16.20	2.400				
<b>Joe Boever, R</b> ERA: 5.5 (4, 1)	1.2		11	4	3	3	0	1	1	0	0	0	0	23	43	16.20	3.000				
<b>Brian Bohanon, L</b> ERA: 6.42 (6, 1)	3.0		12	3	1	1	2	0	0	0	0	0	1	23	34	3.00	1.000				

**Detroit Tigers @ Seattle Mariners**  
The Kingdome, Seattle, WA  
Tue Jul 18 1995, 6:33 AM EDT  
Att: 14,667 - Dome

**AB 39**  
**R 10**  
**H 15**  
**RBI 10**  
**BB 3**  
**SO 4**  
**LOB 13**





Batter	1	2	3	4	5	6	7	8	9	10	11	12	13	AB R H RBI BB SO LOB	TOP																			
Rich Amaral, R OBP: 0.352, SLG: 0.396 (1, 8)	G5-3		FC6-4 1B		G6-3			G1-3		F8			SH	5 1 1 0 0 0 1	<b>Seattle Mariners @ Milwaukee Brewers</b> <b>Milwaukee County Stadium, Milwaukee, WI</b> Thu Jul 20 1995, 4:33 AM EDT Att. 21,211 - Cloudy - 67 F <a href="http://livebaseballscores.com">livebaseballscores.com</a>																			
Gary Thurman, R OBP: 0.333, SLG: 0.400 Warren Newson, L (11, PH) OBP: 0.391, SLG: 0.374 (11, 7)	G5-3		FC6-4		G6-3			F8			K		F7	4 0 0 0 0 0 2 2 0 0 0 0 1 1																				
Edgar Martinez, R OBP: 0.479, SLG: 0.625 (1, 10)	1B				BB 1B			F9		P5			FC3-2 IBB	5 1 3 0 1 0 0																				
Jay Buhner, R OBP: 0.349, SLG: 0.562 (1, 9)	G4-3				BB 1B			G6-3		F8			K	4 1 0 0 2 1 2																				
Mike Blowers, R OBP: 0.293, SLG: 0.360 Doug Strange, S (11, PH) OBP: 0.336, SLG: 0.378 (11, 5)					BB			P3					E3 FC3-2	3 0 2 1 1 0 0 2 0 0 1 0 0 3																				
Tino Martinez, L OBP: 0.377, SLG: 0.585 (1, 3)	G4-3				1B								FC3-2	5 0 1 1 0 0 5																				
Luis Sojo, R OBP: 0.306, SLG: 0.384 Joey Gaa, S (4, PH) OBP: 0.329, SLG: 0.333 (4, 4)	G3				K			G4-3		G4-3			FC6-4	1 0 0 0 0 0 0 5 0 0 0 0 1 6																				
Dan Wilson, R OBP: 0.329, SLG: 0.372 Alex Diaz, S (10, PH) OBP: 0.266, SLG: 0.316 Chris Widger, R OBP: 0.389, SLG: 0.333 (10, 2)					K			G6-3						2 0 0 0 1 1 0 1 0 0 0 0 0 0 1 0 0 0 0 0 0																				
Felix Fermin, R OBP: 0.223, SLG: 0.226 (4, 6)	K				SH3-4 BB			L5		G6-3			SH 2B	4 1 1 0 0 1 0																				
<b>Inning Stats</b>	R: 0 E: 0 K: 0 S: 8	H: 1 LOB: 1 BB: 0 P: 12	R: 0 E: 0 K: 2 S: 6	H: 1 LOB: 0 BB: 0 P: 9	R: 0 E: 0 K: 2 S: 14	H: 1 LOB: 1 BB: 0 P: 17	R: 2 E: 0 K: 1 S: 13	H: 2 LOB: 0 BB: 1 P: 21	R: 0 E: 0 K: 0 S: 4	H: 0 LOB: 1 BB: 0 P: 8	R: 0 E: 0 K: 0 S: 7	H: 0 LOB: 0 BB: 0 P: 13	R: 0 E: 0 K: 2 S: 10	H: 0 LOB: 0 BB: 0 P: 9		R: 0 E: 1 K: 0 S: 10	H: 1 LOB: 2 BB: 1 P: 19	R: 0 E: 0 K: 0 S: 7	H: 0 LOB: 0 BB: 0 P: 13	R: 0 E: 0 K: 2 S: 8	H: 1 LOB: 1 BB: 0 P: 10	R: 0 E: 0 K: 0 S: 8	H: 1 LOB: 0 BB: 0 P: 12	R: 2 E: 2 K: 0 S: 12	H: 1 LOB: 3 BB: 2 P: 26	1B: 7 2B: 2 3B: 0 HR: 0	SF: 1 SAC: 2 DP: 3 HBP: 0	W/P: 0 PB: 0 SB: 2 CS: 0	PA: 52					
<b>PITCHER</b>	IP WLS BF H R ER SO BB IBB HBP BLK WP HR S P ERA WHIP																																	
Scott Karl, L (1, 1) ERA: 2.89	7.0	26	5	2	2	3	2	0	0	0	0	0	0	0		0	0	63	97	2.57	1.000													
Ron Rignthorwar, R (8, 1) ERA: 5.96	1.0	3	0	0	0	0	0	0	0	0	0	0	0	0		0	0	7	9	0.00	0.000													
Mike Fetters, R (9, 1) ERA: 1.53	1.0	5	0	0	0	0	0	0	0	0	0	0	0	0	0	0	10	19	0.00	1.000														
Mike Ignasiak, R (10, 1) ERA: 4.06	1.0	3	0	0	0	0	0	0	0	0	0	0	0	0	0	0	7	13	0.00	0.000														
Jamie McAndrew, R (11, 1) ERA: 1.59	3.0	15	3	2	0	2	0	2	0	0	0	0	0	0	0	0	28	48	0.00	1.000														

Batter	1	2	3	4	5	6	7	8	9	10	11	12	13	AB R H RBI BB SO LOB	BOTTOM																			
Pat Listach, S OBP: 0.275, SLG: 0.233 (1, 6)	G6-3				G6-3			K		FC4			F9	6 0 0 0 0 2 3	<b>Seattle Mariners @ Milwaukee Brewers</b> <b>Milwaukee County Stadium, Milwaukee, WI</b> Thu Jul 20 1995, 4:33 AM EDT Att. 21,211 - Cloudy - 67 F <a href="http://livebaseballscores.com">livebaseballscores.com</a>																			
Jeff Cirillo, R OBP: 0.401, SLG: 0.482 (1, 9)	G6-3				K			G3					G6-3 1B	5 0 3 1 1 1 0																				
Kevin Seitzer, R OBP: 0.395, SLG: 0.429 (1, 3)	P4				BB			G3		F8			F7	5 0 0 0 1 0 6																				
Greg Vaughn, R OBP: 0.316, SLG: 0.400 (1, 10)					BB			G4-3					G6-3	5 0 2 0 1 1 0																				
Matt Mieske, R OBP: 0.367, SLG: 0.443 Darryl Hamilton, L (8, PH) OBP: 0.355, SLG: 0.392 (8, 8)	G5-3				1B			G6-3					SH3-4 1B	3 0 0 0 0 0 4 2 0 0 0 0 0 0																				
Turner Ward, S (1, 7) OBP: 0.348, SLG: 0.408 Dave Nilsson, L (8, PH) OBP: 0.321, SLG: 0.417 (8, 9)					1B			G6-3		L6			F8	4 1 3 0 0 1 0 2 0 1 0 0 0 1																				
David Hulse, L (1, 8) OBP: 0.320, SLG: 0.363 (9, 7)	G4-3				BB			G4-3		L6			K	6 0 0 0 0 1 5																				
Mike Matheny, R (1, 2) OBP: 0.333, SLG: 0.375 B.J. Surhoff, L (9, PH) OBP: 0.424, SLG: 0.573 (10, 2)	K				K			HBP 1B		F8			G6-3	3 1 1 1 0 2 1 3 0 0 0 0 0 1																				
Fernando Vina, L (1, 4) OBP: 0.341, SLG: 0.371 (10, 1)	K				FC6-4			HBP 1B					K	4 0 1 0 0 2 1																				
<b>Inning Stats</b>	R: 0 E: 0 K: 0 S: 9	H: 0 LOB: 0 BB: 0 P: 15	R: 0 E: 0 K: 2 S: 10	H: 0 LOB: 0 BB: 0 P: 15	R: 0 E: 0 K: 2 S: 11	H: 1 LOB: 1 BB: 0 P: 17	R: 0 E: 0 K: 1 S: 15	H: 1 LOB: 2 BB: 1 P: 27	R: 0 E: 0 K: 1 S: 18	H: 1 LOB: 2 BB: 0 P: 23	R: 0 E: 0 K: 0 S: 10	H: 1 LOB: 1 BB: 0 P: 20	R: 0 E: 0 K: 1 S: 15	H: 1 LOB: 2 BB: 1 P: 25		R: 0 E: 0 K: 1 S: 8	H: 0 LOB: 0 BB: 0 P: 14	R: 0 E: 0 K: 1 S: 6	H: 0 LOB: 0 BB: 0 P: 9	R: 0 E: 0 K: 0 S: 7	H: 1 LOB: 0 BB: 0 P: 11	R: 0 E: 0 K: 0 S: 7	H: 1 LOB: 1 BB: 0 P: 12	1B: 10 2B: 1 3B: 0 HR: 0	SF: 0 SAC: 1 DP: 1 HBP: 1	W/P: 0 PB: 0 SB: 2 CS: 0	PA: 53							
<b>PITCHER</b>	IP WLS BF H R ER SO BB IBB HBP BLK WP HR S P ERA WHIP																																	
Randy Johnson, L (1, 1) ERA: 2.66	7.0	30	6	2	2	8	2	0	0	0	0	0	0	0		0	0	90	137	2.57	1.143													
Jeff Nielson, R (8, 1) ERA: 1.25	1.0	4	1	0	0	0	0	0	0	0	0	0	0	0		0	0	10	20	0.00	1.000													
Steve Frey, L (9, 1) ERA: 4.32	0.2	3	1	0	0	0	0	0	0	0	0	0	0	0	0	0	10	16	0.00	1.500														
Bob Weis, R (8, 1) ERA: 6.1	0.1	3	1	0	0	0	1	0	0	0	0	0	0	0	0	0	8	14	0.00	6.000														
Bill Krueger, L (10, 1) ERA: 5.74	4.0	13	2	0	0	2	0	0	0	0	0	0	0	0	0	0	25	41	0.00	0.500														

AB	44
R	4
H	8
RBI	3
BB	5
SO	5
LOB	20



AB	48
R	2
H	11
RBI	2
BB	3
SO	10
LOB	22









Batter	1	2	3	4	5	6	7	8	9	AB	R	H	RBI	BB	SO	LOB	TOP										
Joey Cora, S OBP: 0.326, SLG: 0.329	0-0 P6	1-1 SAFE SAFE 1B		0-0 2B 1B 1B		0-2 F9			1-2 P6	5	1	2	0	0	0	0											
Alex Diaz, S OBP: 0.277, SLG: 0.338	0-1 F9	2-2 F8		1-2 SAFE SAFE 1B 2B		2-2 G3			4-0 CS BB BB	4	0	1	0	1	0	2											
Edgar Martinez, R OBP: 0.483, SLG: 0.623	1-2 2B		0-0 G5-3	0-1 G5-3		2-2 F7			4-1 SAFE SAFE SAFE 1-2 CS 2B BB	4	1	1	0	1	0	2											
Tino Martinez, L OBP: 0.385, SLG: 0.609	4-1 BB		1-2 HR	4-0 1B IBB			3-2 F9		3-2 1B 2B	3	1	2	2	2	0	0											
Jay Buhner, R OBP: 0.354, SLG: 0.551	2-1 G4-3		4-2 F9 1B BB	1-1 G4-6-3 1B		0-1 G6-3			4-0 1B IBB	3	1	1	1	2	0	2											
Warren Newson, L OBP: 0.390, SLG: 0.371		0-1 1B	4-0 1B BB	0-0 G4-6-3		2-3 K			0-1 1B	3	2	1	0	1	1	3											
Rich Amaral, R OBP: 0.354, SLG: 0.396			1-2 1B	1-2 1B					1-2 2-H 1B	1	0	1	0	0	0	0											
Doug Strange, S OBP: 0.336, SLG: 0.385		0-0 CS 1B	3-2 F9		3-3 K			2-2 F8		3	0	1	1	0	1	2											
Mike Blowers, R OBP: 0.297, SLG: 0.385		2-H 1B	1-2 2-3							1	0	0	0	0	0	0											
Dan Wilson, R OBP: 0.321, SLG: 0.362		2-1 P4	0-0 1B	1-2 F9				0-3 K		4	0	1	2	0	1	1											
Alex Rodriguez, R OBP: 0.273, SLG: 0.407		1-2 1B	1-3 K	3-2 F9				2-2 G6-3		4	0	1	0	0	1	1											
<b>Inning Stats</b>	R: 0 E: 0 K: 0 S: 9	H: 1 LOB: 2 BB: 1 P: 16	R: 1 E: 0 K: 0 S: 15	H: 4 LOB: 2 BB: 0 P: 20	R: 3 E: 0 K: 1 S: 18	H: 2 LOB: 1 BB: 2 P: 31	R: 1 E: 0 K: 0 S: 11	H: 3 LOB: 2 BB: 1 P: 17	R: 0 E: 0 K: 1 S: 12	H: 0 LOB: 0 BB: 0 P: 19	R: 0 E: 0 K: 0 S: 11	H: 0 LOB: 0 BB: 0 P: 15	R: 0 E: 0 K: 1 S: 8	H: 0 LOB: 0 BB: 0 P: 13	R: 0 E: 0 K: 1 S: 9	H: 0 LOB: 0 BB: 0 P: 13	R: 1 E: 0 K: 0 S: 11	H: 2 LOB: 2 BB: 3 P: 27	1B: 7 2B: 4 3B: 0 HR: 1	SF: 0 SAC: 0 DP: 1 HBP: 0	WP: 0 PB: 0 SB: 0 CS: 3	PA: 42					
<b>PITCHER</b>	IP	WLS	BF	H	R	ER	SO	BB	IBB	HBP	BLK	WP	HR	S	P	ERA	WHIP										
David Cone, R ERA: 3.38	7.0	L	33	10	5	5	3	3	1	0	0	0	1	84	131	6.43	1.857										
Ricardo Jordan, L ERA: 5.97	0.1		1	0	0	0	0	0	0	0	0	0	0	3	5	0.00	0.000										
Darren Hall, R ERA: 4.41	1.0		5	0	1	1	1	2	0	0	0	0	0	11	22	9.00	2.000										
Tony Castillo, L ERA: 2.42	0.2		3	2	0	0	0	0	1	0	0	0	0	6	13	0.00	3.000										

Seattle Mariners @ Toronto Blue Jays  
SkyDome, Toronto, ON  
Sun Jul 23 1995, 3:33 AM EDT  
Att: 39,163 - Overcast - 76 F

AB 35  
R 6  
H 12  
RBI 6  
BB 7  
SO 4  
LOB 13



Batter	1	2	3	4	5	6	7	8	9	AB	R	H	RBI	BB	SO	LOB	BOTTOM										
Devon White, S OBP: 0.338, SLG: 0.461	2-1 G5-3	1-0 G5-3		1-2 1B		1-2 G1		1-3 K		5	0	1	0	0	1	1											
Alex Gonzalez, R OBP: 0.331, SLG: 0.386	2-1 1B 2B	1-0 1B		2-0 P4		2-2 G6-3		2-1 FC6-4 BB HBP		4	0	2	0	0	0	1											
Paul Moltitor, R OBP: 0.323, SLG: 0.371	2-0 S 1B	3-2 F9		2-2 G1-3		2-1 BB 1B		4-1 FC6-4 BB		4	0	2	0	1	0	2											
Joe Carter, R OBP: 0.297, SLG: 0.423	0-2 P4	0-1 F8		4-2 FC5-4 BB		0-0 P2		0-1 FC6-4 G6-4-3		4	0	0	0	1	0	6											
Ed Sprague, R OBP: 0.342, SLG: 0.465	2-2 G5-3		1-0 F8	1-2 FC5-4		4-2 BB		2-2 G6-4-3		4	0	0	0	1	0	5											
Candy Maldonado, R OBP: 0.352, SLG: 0.459		1-0 2B 2B	0-1 2B	1-3 K		0-1 F7				3	1	2	0	0	1	1											
Roberto Alomar, S OBP: 0.376, SLG: 0.524		2-2 1B HR 2B	1-0 P4	3-2 P4				2-1 B2		4	1	1	1	0	0	2											
Mike Huff, R OBP: 0.349, SLG: 0.277		2-H HR 2B																									
Lance Parrish, R OBP: 0.259, SLG: 0.290		1-2 HR 1B	1-0 G5-3			0-0 F9		1-0 P4		4	1	1	0	0	0	1											
Domingo Cedenio, S OBP: 0.388, SLG: 0.486		0-0 HR		1-0 F7		3-3 K		0-0 2B		4	1	2	3	0	1	0											
<b>Inning Stats</b>	R: 0 E: 0 K: 0 S: 11	H: 2 LOB: 0 BB: 0 P: 19	R: 4 E: 0 K: 0 S: 15	H: 5 LOB: 1 BB: 0 P: 24	R: 0 E: 0 K: 0 S: 5	H: 1 LOB: 1 BB: 0 P: 8	R: 0 E: 0 K: 1 S: 8	H: 1 LOB: 1 BB: 0 P: 14	R: 0 E: 0 K: 1 S: 7	H: 0 LOB: 0 BB: 0 P: 11	R: 0 E: 0 K: 0 S: 12	H: 1 LOB: 2 BB: 1 P: 20	R: 0 E: 0 K: 1 S: 7	H: 1 LOB: 1 BB: 0 P: 11	R: 0 E: 0 K: 0 S: 8	H: 0 LOB: 1 BB: 1 P: 16	1B: 5 2B: 5 3B: 0 HR: 1	SF: 0 SAC: 0 DP: 1 HBP: 1	WP: 0 PB: 0 SB: 1 CS: 0	PA: 41							
<b>PITCHER</b>	IP	WLS	BF	H	R	ER	SO	BB	IBB	HBP	BLK	WP	HR	S	P	ERA	WHIP										
Bill Krueger, L ERA: 7.41	1.1		11	7	4	4	0	0	0	0	0	0	0	21	35	27.00	5.250										
Bob Wells, R ERA: 5.53	5.0	W	19	3	0	0	2	1	0	0	0	0	0	45	74	0.00	0.800										
Bill Risle, R ERA: 1.42	0.2		3	0	0	0	0	1	0	0	0	0	0	7	11	0.00	1.500										
Bobby Ayala, R ERA: 3.92	2.0	S	8	1	0	0	1	1	0	1	0	0	0	15	27	0.00	1.000										

Seattle Mariners @ Toronto Blue Jays  
SkyDome, Toronto, ON  
Sun Jul 23 1995, 3:33 AM EDT  
Att: 39,163 - Overcast - 76 F

AB 37  
R 4  
H 11  
RBI 4  
BB 3  
SO 3  
LOB 21



Batter	1	2	3	4	5	6	7	8	9	AB	R	H	RBI	BB	SO	LOB	TOP					
Fernando Vina, L OBP: 0.349, SLG: 0.392	2-2 E 3B	1-1 G4-3 3B		3-2 F7		2-0 P2		4-2 F8 BB BB		4	2	2	0	1	0	0	<b>Milwaukee Brewers @ Seattle Mariners</b> The Kingdome, Seattle, WA Mon Jul 24 1995, 10:05 PM EDT Att: 10,491 - Dome					
Darryl Hamilton, L OBP: 0.394, SLG: 0.390	4-2 F 2B BB	4-0 G4-3 BB		2-2 G1-3		2-1 G1-6-3 1B		4-2 BB 1-2 BB		2	1	1	0	3	0	0						
Jeff Cirillo, R OBP: 0.392, SLG: 0.480	1-0 E7 2B	1-1 G4-3			1-1 E5 2B	0-0 G1-6-3		1-0 F8		5	1	0	0	0	0	5						
Dave Nilsson, L OBP: 0.341, SLG: 0.438 Matt Mieske, R OBP: 0.357, SLG: 0.450	0-1 1B FC6-4 2B	1-1 FC6-4 HBP			3-1 F7		1-1 WP BB 1B	2-2 G1-3		4	1	2	2	0	0	3						
Greg Vaughn, R OBP: 0.305, SLG: 0.392	2-0 G5-3	3-1 FC6-4			2-3 K		4-1 WP BB	0-0 E5 G3 G3		4	0	0	0	1	1	3						
B.J. Surhoff, L OBP: 0.418, SLG: 0.571	2-0 FC6-4 1B		2-3 K		2-0 2B		0-0 P5	1-0 G3		5	0	2	0	0	1	3						
David Hulse, L OBP: 0.307, SLG: 0.344	1-0 FC6-4 1B		1-2 L6		4-0 IBB		1-3 K	1-0 G3		4	0	0	1	1	1	4						
Mike Matheny, R OBP: 0.323, SLG: 0.361	1-1 1-2 1B		1-3 K		2-2 G5-3		2-3 K	1-0 G6-3		5	0	1	0	0	2	6						
Jose Valentin, S OBP: 0.294, SLG: 0.409	1-2 K			2-2 G3		2-2 HR		3-3 K		4	1	1	1	0	2	2						
<b>Inning Stats</b>	R: 4 E: 1 K: 1 S: 18	H: 4 LOB: 2 BB: 1 P: 32	R: 1 E: 0 K: 0 S: 7	H: 1 LOB: 1 BB: 1 P: 17	R: 0 E: 0 K: 2 S: 10	H: 0 LOB: 0 BB: 0 P: 14	R: 0 E: 0 K: 0 S: 10	H: 0 LOB: 0 BB: 0 P: 17	R: 0 E: 1 K: 1 S: 13	H: 1 LOB: 3 BB: 1 P: 27	R: 0 E: 0 K: 0 S: 7	H: 2 LOB: 0 BB: 0 P: 13	R: 0 E: 0 K: 2 S: 11	H: 1 LOB: 2 BB: 1 P: 19	R: 0 E: 1 K: 1 S: 11	H: 0 LOB: 1 BB: 0 P: 25		R: 0 E: 0 K: 0 S: 4	H: 0 LOB: 1 BB: 0 P: 7	1B: 4 2B: 2 3B: 2 HR: 1	SF: 0 SAC: 0 DP: 2 HBP: 1	WP: 1 PB: 0 CS: 0
<b>PITCHER</b>	IP WLS BF H R ER SO BB IBB HBP BLK WP HR S P ERA WHIP	IP WLS BF H R ER SO BB IBB HBP BLK WP HR S P ERA WHIP															IP WLS BF H R ER SO BB IBB HBP BLK WP HR S P ERA WHIP					
Chris Bosio, R ERA: 4.9	(1, 1) 6.0 L 30 8 6 4 4 2 1 1 0 0 1 1 65 120 6.00 1.667	(7, 1) 3.0 14 1 0 0 3 3 0 0 0 1 0 26 51 0.00 1.333																				
Norm Charlton, L ERA: 6.91																						
<b>Batter</b>	<b>1</b>	<b>2</b>	<b>3</b>	<b>4</b>	<b>5</b>	<b>6</b>	<b>7</b>	<b>8</b>	<b>9</b>	<b>AB</b>	<b>R</b>	<b>H</b>	<b>RBI</b>	<b>BB</b>	<b>SO</b>	<b>LOB</b>	<b>BOTTOM</b>					
Joey Cora, S OBP: 0.327, SLG: 0.331	2-2 F8	2-1 G5-3		0-0 FC4 1B		2-2 G4-1		2-1 WP 1B		5	0	2	0	0	0	2	<b>Milwaukee Brewers @ Seattle Mariners</b> The Kingdome, Seattle, WA Mon Jul 24 1995, 10:05 PM EDT Att: 10,491 - Dome					
Alex Diaz, S OBP: 0.280, SLG: 0.337	2-2 WP BB 1B HBP	2-1 G1-3		1-1 FC4 HR		0-0 1B		2 SAFE 1-3 K		4	2	1	0	0	1	5						
Edgar Martinez, R OBP: 0.487, SLG: 0.644	4-0 1B WP BB		3-2 HR	1-1 1-H HR		4-1 2B BB		2-0 F7		3	2	2	3	2	0	2						
Tino Martinez, L OBP: 0.382, SLG: 0.606	2-2 F7		1-1 L7	2-2 F7		1-0 1B		3-2 G3		5	0	1	0	0	0	4						
Jay Buhner, R OBP: 0.354, SLG: 0.546	2-1 1B		2-1 P5	2-0 G1-3		0-1 G3-1		4-2 FC3-6 BB		4	0	1	1	1	0	2						
Warren Newson, L OBP: 0.391, SLG: 0.373	1-0 G4-3		1-2 BB 1B		2-1 S 1B		1-1 G3	0-2 FC3-6 1B		5	0	2	0	0	0	3						
Doug Strange, S OBP: 0.339, SLG: 0.380		4-2 2B BB	2-2 BB 1B		0-0 F9		0-0 G4-3	1-3 K		4	0	1	0	1	1	2						
Dan Wilson, R OBP: 0.324, SLG: 0.367 Mike Blowers, R OBP: 0.300, SLG: 0.388 Rich Amaral, R OBP: 0.354, SLG: 0.396	0-2 1B		4-0 BB 1B		3-3 K		0-1 P4	2-0 1B		3	0	1	0	1	1	1						
Alex Rodriguez, R OBP: 0.269, SLG: 0.396	1-3 K		1-2 G4-3		0-0 F7		0-1 WP 1B	0-3 K		5	0	1	0	0	2	8						
<b>Inning Stats</b>	R: 1 E: 0 K: 0 S: 11	H: 1 LOB: 2 BB: 1 P: 24	R: 0 E: 0 K: 1 S: 12	H: 1 LOB: 2 BB: 1 P: 21	R: 1 E: 0 K: 0 S: 20	H: 3 LOB: 3 BB: 1 P: 33	R: 2 E: 0 K: 0 S: 10	H: 2 LOB: 0 BB: 0 P: 16	R: 0 E: 0 K: 1 S: 7	H: 1 LOB: 1 BB: 0 P: 12	R: 0 E: 0 K: 0 S: 8	H: 2 LOB: 2 BB: 1 P: 15	R: 0 E: 0 K: 0 S: 5	H: 0 LOB: 0 BB: 0 P: 6	R: 0 E: 0 K: 1 S: 11	H: 2 LOB: 2 BB: 0 P: 19		R: 0 E: 0 K: 2 S: 13	H: 1 LOB: 2 BB: 1 P: 20	1B: 9 2B: 2 3B: 0 HR: 2	SF: 0 SAC: 0 DP: 0 HBP: 1	WP: 2 PB: 0 CS: 0
<b>PITCHER</b>	IP WLS BF H R ER SO BB IBB HBP BLK WP HR S P ERA WHIP	IP WLS BF H R ER SO BB IBB HBP BLK WP HR S P ERA WHIP															IP WLS BF H R ER SO BB IBB HBP BLK WP HR S P ERA WHIP					
Ricky Bones, R ERA: 4.19	(1, 1) 5.0 W 27 8 4 4 2 1 0 0 0 0 0 21 34 0.00 1.875	(6, 1) 2.2 12 4 0 0 1 1 0 0 0 0 0 0 21 34 0.00 1.875																				
Bill Wegman, R ERA: 5.51	(8, 1) 0.1 1 0 0 0 0 0 0 0 0 0 0 3 6 0.00 0.000	(9, 1) 1.0 S 5 1 0 0 2 1 0 0 0 0 0 13 20 0.00 2.000																				
Mike Fetters, R ERA: 1.37																						

Batter	1	2	3	4	5	6	7	8	9	AB	R	H	RBI	BB	SO	LOB	TOP								
Pat Listach, S OBP: 0.285, SLG: 0.257 (1, 8)										5	0	2	2	0	2	1									
Fernando Vina, L OBP: 0.340, SLG: 0.380 (1, 4)										5	0	0	0	0	2	3									
Jeff Cirillo, R OBP: 0.389, SLG: 0.471 (1, 5)										3	0	0	0	1	2	0									
Greg Vaughn, R OBP: 0.304, SLG: 0.390 (1, 10)										4	1	1	0	0	2	1									
B.J. Surhoff, L OBP: 0.415, SLG: 0.562 (1, 3)										3	1	0	0	1	0	1									
Matt Mieske, R OBP: 0.383, SLG: 0.477 (8, PH)										3	2	3	0	1	0										
Dave Nilsson, L OBP: 0.337, SLG: 0.432 (8, 3)										1	0	0	0	0	2										
Mike Matheny, R OBP: 0.324, SLG: 0.349 (8, PH)										2	1	0	0	1	1										
Darryl Hamilton, L OBP: 0.363, SLG: 0.388 (8, 8)										1	0	0	0	0	1										
David Hulse, L OBP: 0.311, SLG: 0.358 (1, 7)										4	1	2	1	0	0	1									
Jose Valentin, S OBP: 0.290, SLG: 0.402 (1, 6)										4	0	0	0	0	2	3									
<b>Inning Stats</b>	R: 0 E: 0 K: 2 S: 11	H: 0 LOB: 0 BB: 0 P: 15	R: 0 E: 0 K: 2 S: 8	H: 0 LOB: 0 BB: 0 P: 13	R: 0 E: 0 K: 0 S: 8	H: 0 LOB: 0 BB: 0 P: 12	R: 0 E: 0 K: 1 S: 10	H: 0 LOB: 0 BB: 0 P: 14	R: 4 E: 1 K: 0 S: 12	H: 3 LOB: 1 BB: 1 P: 26	R: 0 E: 0 K: 1 S: 7	H: 0 LOB: 0 BB: 0 P: 9	R: 2 E: 0 K: 3 S: 18	H: 3 LOB: 1 BB: 0 P: 21	R: 0 E: 0 K: 2 S: 14	H: 0 LOB: 2 BB: 2 P: 26	R: 0 E: 0 K: 1 S: 11	H: 1 LOB: 1 BB: 0 P: 17	1B: 3 2B: 2 3B: 1 HR: 1	SF: 0 SAC: 0 DP: 0 HBP: 0	WP: 0 PB: 0 SB: 1 CS: 0	PA: 38			
<b>PITCHER</b>	IP	WLS	BF	H	R	ER	SO	BB	IBB	HBP	BLK	WP	HR	S	P	ERA	WHIP								
Randy Johnson, L ERA: 2.79 (1, 1)	7.0	W	29	6	6	4	9	1	0	0	0	0	1	74	110	5.14	1.000								
Bill Riskey, R ERA: 1.51 (8, 1)	0.1		3	0	0	0	1	2	0	0	0	0	0	10	20	0.00	6.000								
Bobby Ayala, R ERA: 3.76 (8, 1)	1.2	S	6	1	0	0	3	0	0	0	0	0	0	15	23	0.00	0.600								

Milwaukee Brewers @ Seattle Mariners  
The Kingdome, Seattle, WA  
Tue Jul 25 1995, 10:05 PM EDT  
Att: 13,427 - Dome

AB 35  
R 6  
H 7  
RBI 6  
BB 3  
SO 13  
LOB 15



Batter	1	2	3	4	5	6	7	8	9	AB	R	H	RBI	BB	SO	LOB	BOTTOM								
Rich Amaral, R OBP: 0.361, SLG: 0.399 (1, 7)										4	1	2	0	1	0	1									
Luis Sojo, R OBP: 0.309, SLG: 0.408 (1, 4)										5	2	2	4	0	0	2									
Edgar Martinez, R OBP: 0.485, SLG: 0.639 (1, 10)										4	0	1	0	0	2	2									
Jay Buhner, R OBP: 0.357, SLG: 0.543 (1, 9)										3	0	1	0	1	1										
Mike Blowers, R OBP: 0.303, SLG: 0.392 (1, 5)										3	0	1	1	1	0	2									
Tino Martinez, L OBP: 0.380, SLG: 0.599 (1, 3)										3	2	0	0	1	0	2									
Alex Rodriguez, R OBP: 0.278, SLG: 0.432 (1, 6)										4	1	2	2	0	1	0									
Dan Wilson, R OBP: 0.327, SLG: 0.369 (1, 2)										4	1	2	1	0	0	1									
Alex Diaz, S OBP: 0.281, SLG: 0.337 (1, 8)										3	1	1	0	0	0	0									
<b>Inning Stats</b>	R: 0 E: 0 K: 1 S: 9	H: 0 LOB: 0 BB: 0 P: 16	R: 1 E: 1 K: 1 S: 13	H: 1 LOB: 1 BB: 1 P: 26	R: 1 E: 0 K: 0 S: 14	H: 4 LOB: 2 BB: 0 P: 17	R: 6 E: 0 K: 1 S: 15	H: 6 LOB: 1 BB: 2 P: 32	R: 0 E: 0 K: 0 S: 4	H: 0 LOB: 0 BB: 0 P: 7	R: 0 E: 0 K: 0 S: 6	H: 0 LOB: 1 BB: 1 P: 13	R: 0 E: 0 K: 1 S: 8	H: 0 LOB: 0 BB: 0 P: 12	R: 0 E: 0 K: 0 S: 9	H: 1 LOB: 1 BB: 0 P: 13	1B: 7 2B: 3 3B: 1 HR: 1	SF: 0 SAC: 1 DP: 0 HBP: 0	WP: 1 PB: 1 SB: 1 CS: 0	PA: 38					
<b>PITCHER</b>	IP	WLS	BF	H	R	ER	SO	BB	IBB	HBP	BLK	WP	HR	S	P	ERA	WHIP								
Scott Karl, L ERA: 4.22 (1, 1)	5.0	L	27	11	8	7	3	2	1	0	0	1	0	55	98	12.60	2.600								
Jeff Bronkay, R ERA: 4.5 (6, 1)	3.0		11	1	0	0	1	1	0	0	0	1	0	23	38	0.00	0.667								

Milwaukee Brewers @ Seattle Mariners  
The Kingdome, Seattle, WA  
Tue Jul 25 1995, 10:05 PM EDT  
Att: 13,427 - Dome

AB 33  
R 8  
H 12  
RBI 8  
BB 4  
SO 4  
LOB 11



Batter	1	2	3	4	5	6	7	8	9	AB	R	H	RBI	BB	SO	LOB	TOP											
<b>Fernando Vina, L</b> OBP: 0.337, SLG: 0.375 (1, 4)										5	1	1	0	0	1	3												
<b>Darryl Hamilton, L</b> OBP: 0.388, SLG: 0.394 (1, 8)										4	2	3	0	0	0	0												
<b>Jeff Cirillo, R</b> OBP: 0.380, SLG: 0.459 (1, 5)										4	0	0	0	0	0	4												
<b>Dave Nilsson, L</b> OBP: 0.344, SLG: 0.471 <b>Matt Mieske, R</b> OBP: 0.363, SLG: 0.477 (8, 9)										4	1	2	4	0	1	1												
<b>Greg Vaughn, R</b> OBP: 0.304, SLG: 0.386 (1, 10)										3	0	0	0	1	0	2												
<b>B.J. Surhoff, L</b> OBP: 0.416, SLG: 0.566 (1, 3)										4	0	2	0	0	0	0												
<b>David Hulse, L</b> OBP: 0.305, SLG: 0.350 (1, 7)										4	0	0	0	0	0	3												
<b>Mike Matheny, R</b> OBP: 0.305, SLG: 0.328 (1, 2)										4	0	0	0	0	1	2												
<b>Jose Valentin, S</b> OBP: 0.286, SLG: 0.396 (1, 6)										4	0	0	0	0	2	3												
<b>Inning Stats</b>	R: 2 H: 3 E: 0 K: 0 S: 14	H: 3 LOB: 0 BB: 0 P: 19	R: 0 H: 1 E: 0 K: 2 S: 11	LOB: 2 BB: 0 P: 17	R: 2 H: 2 E: 0 K: 0 S: 13	H: 2 LOB: 0 BB: 0 P: 19	R: 0 H: 0 E: 1 K: 1 S: 4	LOB: 1 BB: 0 P: 5	R: 0 H: 1 E: 0 K: 1 S: 11	LOB: 1 BB: 0 P: 16	R: 0 H: 0 E: 0 K: 0 S: 10	H: 0 LOB: 0 BB: 0 P: 16	R: 0 H: 0 E: 0 K: 0 S: 7	H: 0 LOB: 0 BB: 0 P: 10	R: 0 H: 1 E: 0 K: 0 S: 10	LOB: 2 BB: 0 P: 20	R: 0 H: 0 E: 0 K: 0 S: 11	H: 0 LOB: 0 BB: 0 P: 13	1B: 6 2B: 1 3B: 0 HR: 1	SF: 0 SAC: 0 DP: 1 HBP: 0	WP: 0 PB: 0 SB: 1 CS: 0	PA: 37						
<b>PITCHER</b>	IP	WLS	BF	H	R	ER	SO	BB	IBB	HBP	BLK	WP	HR	S	P	ERA	WHIP											
<b>Salomon Torres, R</b> ERA: 5.21 <b>Jeff Nelson, R</b> ERA: 1.16	(1, 1)	8.0	L	34	8	4	4	3	1	0	0	0	0	1	80	122	4.50	1.125										
(9, 1)	1.0		3	0	0	0	2	0	0	0	0	0	0	0	11	13	0.00	0.000										

Milwaukee Brewers @ Seattle Mariners  
The Kingdome, Seattle, WA  
Wed Jul 26 1995, 10:05 PM EDT  
Att: 11,315 - Unknown

AB 36  
R 4  
H 8  
RBI 4  
BB 1  
SO 5  
LOB 18



Batter	1	2	3	4	5	6	7	8	9	AB	R	H	RBI	BB	SO	LOB	BOTTOM										
<b>Rich Amaral, R</b> OBP: 0.359, SLG: 0.395 (1, 8)										4	1	1	0	0	0	1											
<b>Luis Sejo, R</b> OBP: 0.308, SLG: 0.405 (1, 7)										4	1	1	0	0	1	1											
<b>Edgar Martinez, R</b> OBP: 0.492, SLG: 0.634 <b>Joey Cora, S</b> OBP: 0.327, SLG: 0.331 (9, PR)										4	0	1	0	0	1	2											
<b>Jay Buhner, R</b> OBP: 0.351, SLG: 0.534 (1, 9)										4	0	0	0	0	3	3											
<b>Mike Blowers, R</b> OBP: 0.302, SLG: 0.394 (1, 5)										4	0	1	2	0	1	1											
<b>Tino Martinez, L</b> OBP: 0.376, SLG: 0.591 (1, 3)										4	0	0	0	0	1	3											
<b>Alex Rodriguez, R</b> OBP: 0.270, SLG: 0.418 (1, 6)										3	0	0	0	0	0	0											
<b>Chris Widger, R</b> OBP: 0.345, SLG: 0.423 (1, 2)										3	1	1	1	0	0	0											
<b>Felix Fermin, R</b> OBP: 0.233, SLG: 0.236 <b>Alex Diaz, S</b> OBP: 0.281, SLG: 0.337 (8, PR)										3	0	1	0	0	0	0											
<b>Inning Stats</b>	R: 2 H: 3 E: 0 K: 2 S: 17	H: 3 LOB: 1 BB: 0 P: 31	R: 1 H: 1 E: 0 K: 0 S: 7	LOB: 0 BB: 0 P: 12	R: 0 H: 0 E: 0 K: 0 S: 5	H: 0 LOB: 0 BB: 0 P: 7	R: 0 H: 0 E: 0 K: 1 S: 9	LOB: 0 BB: 0 P: 16	R: 0 H: 0 E: 0 K: 0 S: 7	H: 0 LOB: 0 BB: 0 P: 11	R: 0 H: 0 E: 0 K: 2 S: 8	H: 0 LOB: 0 BB: 0 P: 13	R: 0 H: 0 E: 0 K: 0 S: 7	H: 0 LOB: 0 BB: 0 P: 9	R: 0 H: 1 E: 0 K: 0 S: 7	LOB: 1 BB: 0 P: 11	R: 0 H: 1 E: 0 K: 2 S: 12	LOB: 2 BB: 0 P: 19	1B: 4 2B: 1 3B: 0 HR: 1	SF: 0 SAC: 0 DP: 0 HBP: 0	WP: 0 PB: 0 SB: 0 CS: 0	PA: 33					
<b>PITCHER</b>	IP	WLS	BF	H	R	ER	SO	BB	IBB	HBP	BLK	WP	HR	S	P	ERA	WHIP										
<b>Brian Givens, L</b> ERA: 4.81 <b>Mike Ignasiak, R</b> ERA: 4.5 <b>Mike Fetters, R</b> ERA: 1.31	(1, 1)	7.2	W	28	5	3	3	5	0	0	0	0	0	65	108	3.52	0.652										
(8, 1)	0.1		1	0	0	0	0	0	0	0	0	0	0	2	2	0.00	0.000										
(9, 1)	1.0	S	4	1	0	0	2	0	0	0	0	0	0	12	19	0.00	1.000										

Milwaukee Brewers @ Seattle Mariners  
The Kingdome, Seattle, WA  
Wed Jul 26 1995, 10:05 PM EDT  
Att: 11,315 - Unknown

AB 33  
R 3  
H 6  
RBI 3  
BB 0  
SO 7  
LOB 11



Batter	1	2	3	4	5	6	7	8	9	AB	R	H	RBI	BB	SO	LOB	TOP			
Wayne Kirby, L (1, 8) OBP: 0.247, SLG: 0.297	G3-1	G1-3			F7		L9			4	0	0	0	0	0	1	<b>Cleveland Indians @ Seattle Mariners</b> The Kingdome, Seattle, WA Thu Jul 27 1995, 10:05 PM EDT Att. 20,121 - Dome			
Omar Vizquel, S (1, 6) OBP: 0.314, SLG: 0.344					L9			K	3	1	1	0	0	0	1					
Alvaro Espinoza, R (8, PH) OBP: 0.283, SLG: 0.302	2B	L4			L9				1	0	0	0	0	1	0					
Carlos Baerga, S (1, 4) OBP: 0.369, SLG: 0.499	HR		G3-1		G3-1			E4	4	1	1	1	0	0	1					
Albert Belle, R (1, 7) OBP: 0.374, SLG: 0.560	F8			K		F8		K	4	0	0	0	0	2	2					
Jim Thome, L (1, 5) OBP: 0.434, SLG: 0.605	HR			K				K	2	1	0	0	2	2	1					
Manny Ramirez, R (1, 9) OBP: 0.414, SLG: 0.630	HR				P3	P4		G5-3	4	1	1	3	0	0	1					
Paul Sorrento, L (1, 3) OBP: 0.357, SLG: 0.525	K				K	G4-3		G3	4	0	0	0	0	2	1					
Dave Winfield, R (1, 10) OBP: 0.299, SLG: 0.325					P6		G6-3			4	1	2	1	0	0					
Sandy Alomar Jr., R (1, 2) OBP: 0.409, SLG: 0.672							L9			3	0	1	0	0	0					
Tony Peña, R (8, 2) OBP: 0.276, SLG: 0.358	P4				WP			F9	1	0	0	0	0	0	1					
<b>Inning Stats</b>	R: 4 E: 0 K: 1 S: 16	H: 3 LOB: 0 BB: 1 P: 26	R: 1 E: 0 K: 0 S: 10	H: 1 LOB: 0 BB: 0 P: 12	R: 0 E: 0 K: 2 S: 10	H: 0 LOB: 0 BB: 0 P: 14	R: 0 E: 0 K: 1 S: 6	H: 0 LOB: 1 BB: 0 P: 9	R: 0 E: 0 K: 0 S: 7	H: 1 LOB: 1 BB: 0 P: 8	R: 0 E: 0 K: 0 S: 4	H: 0 LOB: 0 BB: 0 P: 6	R: 0 E: 1 K: 3 S: 10	H: 0 LOB: 1 BB: 0 P: 13	R: 0 E: 0 K: 0 S: 9	H: 1 LOB: 1 BB: 0 P: 13	1B: 1 2B: 3 3B: 0 HR: 2	SF: 0 SAC: 0 DP: 0 HBP: 0	WP: 1 PB: 0 SB: 0 CS: 0	PA: 36
<b>PITCHER</b> Tim Belcher, R (1, 1) ERA: 4.88	IP: 9.0 WLS: W BF: 36 H: 6 R: 5 ER: 5 SO: 7 BB: 2 IBB: 0 HBP: 0 BLK: 0 WP: 1 HR: 2 S: 79 P: 113 ERA: 5.00 WHIP: 0.889																			

Batter	1	2	3	4	5	6	7	8	9	AB	R	H	RBI	BB	SO	LOB	BOTTOM			
Joey Cora, S (1, 4) OBP: 0.332, SLG: 0.331	P5	L6		WP		S	1B			3	1	1	0	2	0	1	<b>Cleveland Indians @ Seattle Mariners</b> The Kingdome, Seattle, WA Thu Jul 27 1995, 10:05 PM EDT Att. 20,121 - Dome			
Alex Diaz, S (1, 8) OBP: 0.283, SLG: 0.338	G1-3		1B	K		1B	SF7	1B	FC5-4	5	2	2	0	0	1	3				
Edgar Martinez, R (1, 10) OBP: 0.486, SLG: 0.634	G5-3		1B			1B		1B	1B	3	0	2	0	2	0	0				
Tino Martinez, L (1, 3) OBP: 0.373, SLG: 0.584		G3	G4-6-3	K		1B		L8		5	0	1	1	0	1	6				
Jay Buhner, R (1, 9) OBP: 0.352, SLG: 0.544		HR	L8			SF7		G5-3		3	2	1	2	1	0	0				
Warren Newson, L (1, 7) OBP: 0.406, SLG: 0.410		HR		HR		K				3	3	2	1	2	1	2				
Mike Blowers, R (1, 5) OBP: 0.308, SLG: 0.422		HR		HR		K		K		4	2	2	5	1	2	3				
Dan Wilson, R (1, 2) OBP: 0.329, SLG: 0.385				G5-3	G6-4-3			K		5	1	2	1	0	1	2				
Felix Fermin, R (1, 6) OBP: 0.233, SLG: 0.236	F7			1B	F9			F8		4	0	1	0	0	0	1				
<b>Inning Stats</b>	R: 0 E: 0 K: 0 S: 10	H: 0 LOB: 0 BB: 0 P: 15	R: 3 E: 0 K: 0 S: 15	H: 3 LOB: 1 BB: 1 P: 25	R: 1 E: 0 K: 0 S: 11	H: 2 LOB: 0 BB: 0 P: 18	R: 2 E: 0 K: 2 S: 27	H: 3 LOB: 3 BB: 2 P: 40	R: 2 E: 0 K: 0 S: 9	H: 2 LOB: 0 BB: 1 P: 18	R: 2 E: 0 K: 2 S: 20	H: 2 LOB: 2 BB: 1 P: 35	R: 1 E: 0 K: 0 S: 12	H: 2 LOB: 2 BB: 1 P: 26	R: 0 E: 0 K: 2 S: 9	H: 0 LOB: 1 BB: 1 P: 16	1B: 9 2B: 0 3B: 0 HR: 5	SF: 1 SAC: 0 DP: 2 HBP: 0	WP: 1 PB: 0 SB: 2 CS: 0	PA: 44
<b>PITCHER</b> Chad Ogea, R (1, 1) ERA: 3.28	IP: 3.1 WLS: L BF: 19 H: 8 R: 6 ER: 6 SO: 6 BB: 2 IBB: 0 HBP: 0 BLK: 0 WP: 1 HR: 2 S: 51 P: 81 ERA: 16.20 WHIP: 3.000																			
Albie Lopez, R (4, 1) ERA: 2.3	0.2	6	2	2	2	2	0	0	0	1	2	19	31	27.00	6.000					
Jim Poole, L (5, 1) ERA: 4.7	3.0	15	4	3	3	2	3	0	0	0	1	34	65	9.00	2.333					
Eric Plunk, R (8, 1) ERA: 1.84	1.0	4	0	0	0	2	1	0	0	0	0	9	16	0.00	1.000					



Batter	1	2	3	4	5	6	7	8	9	AB	R	H	RBI	BB	SO	LOB	TOP					
Ruben Amaro Jr. S OBP: 0.289, SLG: 0.308 (1, 8)	L6	F8		FC3-6													5 0 2 2 0 0 1					
Omar Vizquel S OBP: 0.316, SLG: 0.344 (1, 6)	2B		P3	CS				F9									3 1 1 1 1 0 1					
Carlos Baerga S OBP: 0.367, SLG: 0.497 (1, 4)	1B		G6-3					G1-3									5 1 1 0 0 0 3					
Albert Belle R OBP: 0.377, SLG: 0.561 (1, 7)	1B		2B														3 0 1 0 2 0 1					
Manny Ramirez R OBP: 0.411, SLG: 0.626 Wayne Kirby L OBP: 0.247, SLG: 0.297 (1, 9)	IBB		BB														5 0 1 0 0 2 5					
Herbert Perry R OBP: 0.387, SLG: 0.514 (1, 3)	K		2B														0 0 0 0 0 0 0					
Dave Winfield R OBP: 0.297, SLG: 0.333 (1, 10)	1B		BB														4 0 1 2 1 1 2					
Jim Thome L OBP: 0.441, SLG: 0.610 (1, 5)	K		F9														4 1 1 0 0 1 7					
Sandy Alomar Jr. R OBP: 0.406, SLG: 0.656 Tony Peña R OBP: 0.275, SLG: 0.358 (1, 2)			G1-6-3														3 2 3 0 1 0 0					
Inning Stats	R: 2 E: 0 K: 2 S: 12	H: 3 LOB: 2 BB: 1 P: 22	R: 0 E: 0 K: 0 S: 6	H: 1 LOB: 0 BB: 0 P: 9	R: 0 E: 0 K: 0 S: 9	H: 1 LOB: 3 BB: 2 P: 22	R: 0 E: 0 K: 0 S: 7	H: 1 LOB: 0 BB: 0 P: 13	R: 0 E: 0 K: 0 S: 9	H: 0 LOB: 1 BB: 1 P: 18	R: 3 E: 0 K: 0 S: 11	H: 3 LOB: 1 BB: 1 P: 18	R: 0 E: 1 K: 0 S: 5	H: 1 LOB: 1 BB: 0 P: 7	R: 1 E: 0 K: 0 S: 7	H: 2 LOB: 1 BB: 0 P: 11	R: 0 E: 0 K: 2 S: 10	H: 0 LOB: 0 BB: 0 P: 16	1B: 7 2B: 5 3B: 0 HR: 0	SF: 1 SAC: 1 DP: 2 HBP: 0	WP: 0 PB: 0 SB: 0 CS: 1	PA: 43
PITCHER	IP	WLS	BF	H	R	ER	SO	BB	IBB	HBP	BLK	WP	HR	S	P	ERA	WHIP					
Bill Krueger L ERA: 7.32 Bob Wells R ERA: 5.59 Steve Frey L ERA: 4.58 Jeff Nelson R ERA: 1.13	2.2		14	5	2	2	2	1	1	0	0	0	0	25	46	6.75	2.250					

Cleveland Indians @ Seattle Mariners  
The Kingdome, Seattle, WA  
Fri Jul 28 1995, 10:05 PM EDT  
Att: 17,609 - Dome

AB	35
R	6
H	12
RBI	6
BB	5
SO	4
LOB	22

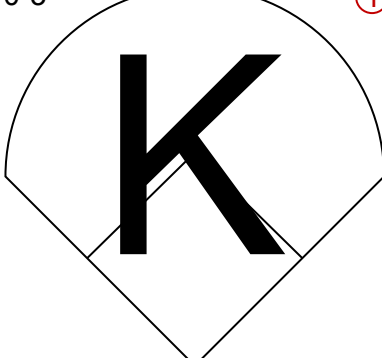
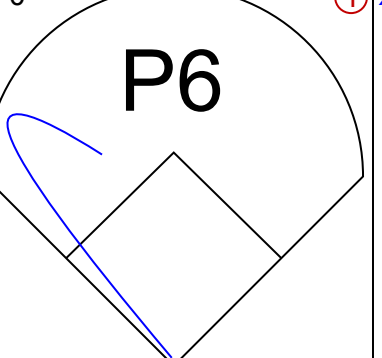
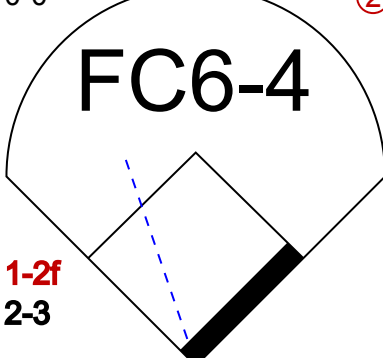
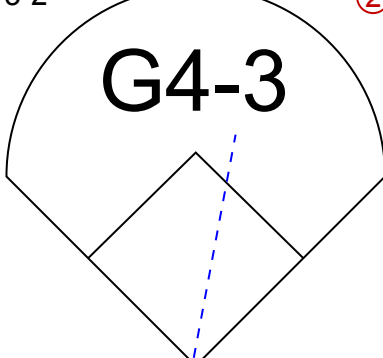
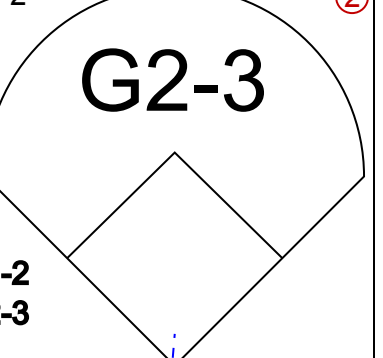
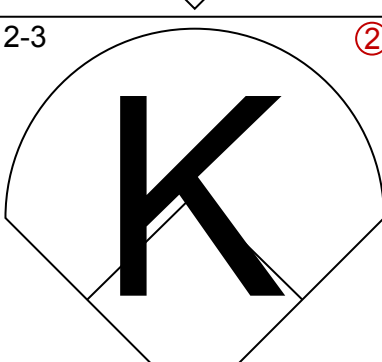
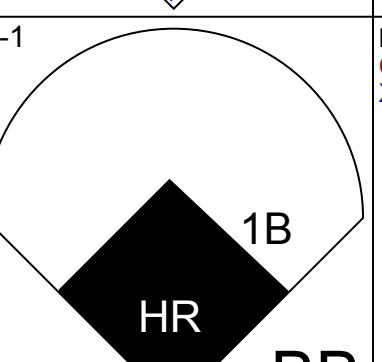
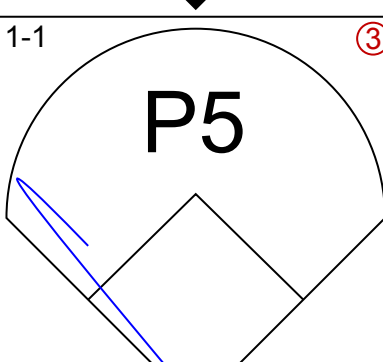
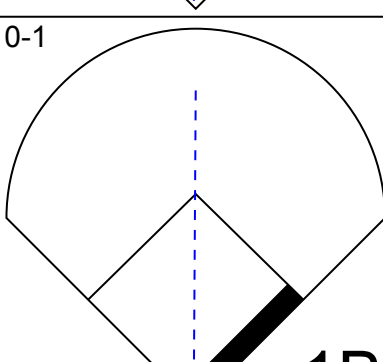
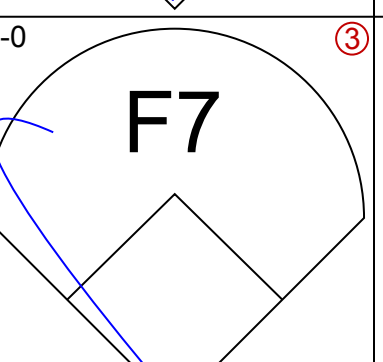
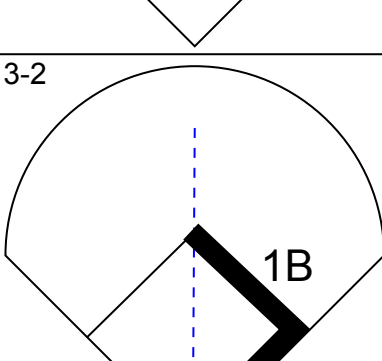
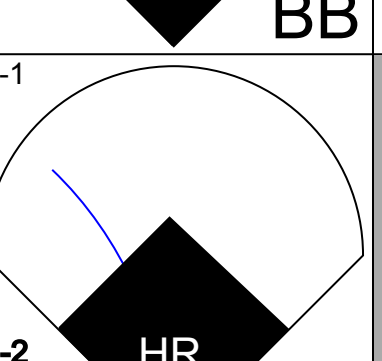
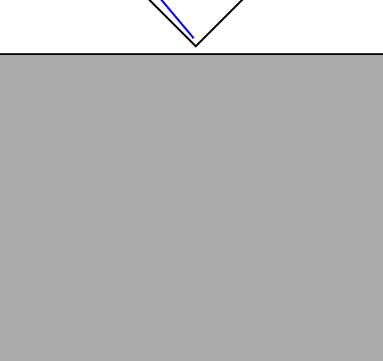
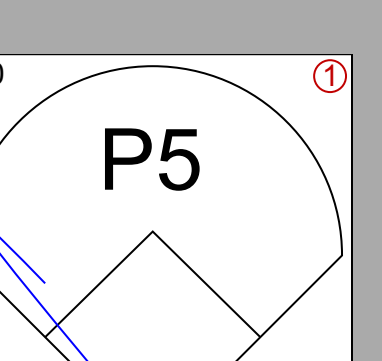
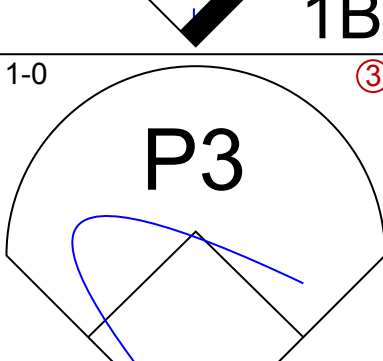
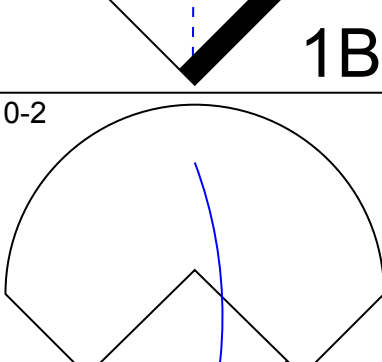
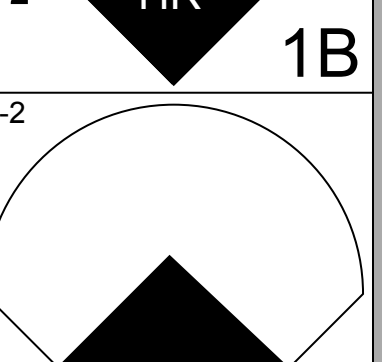

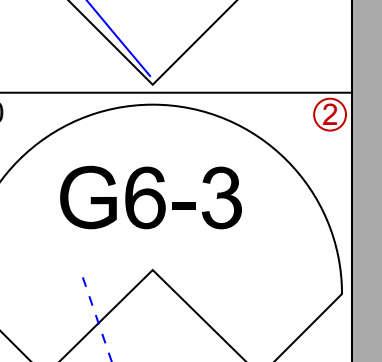
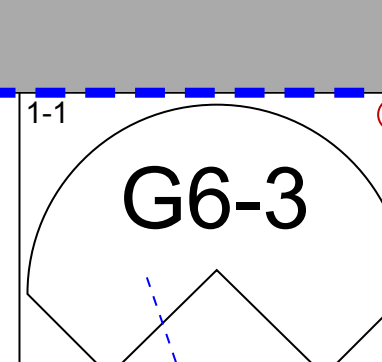
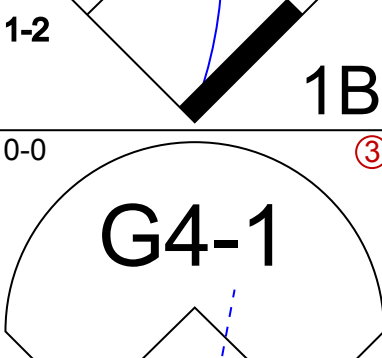
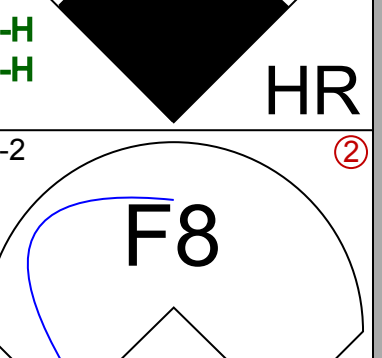
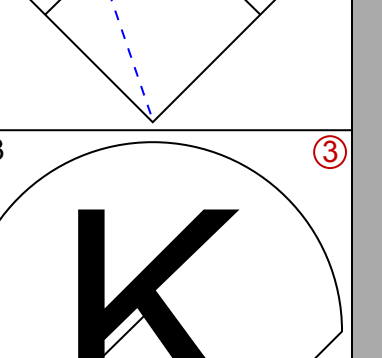
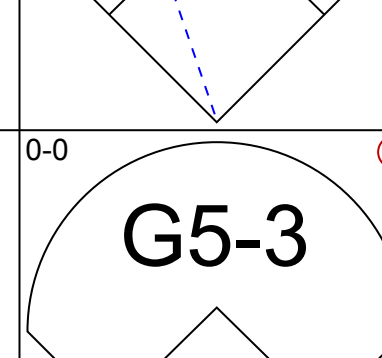
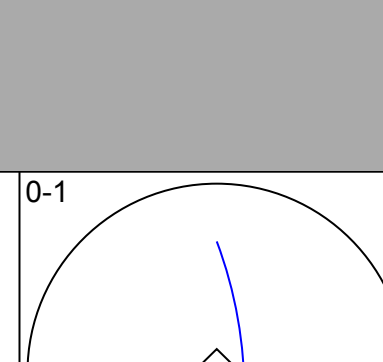
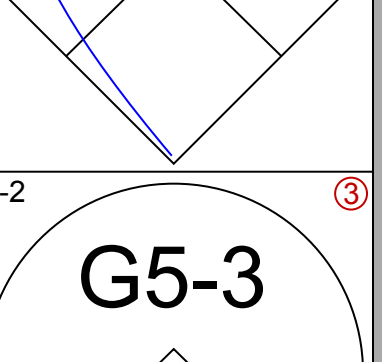
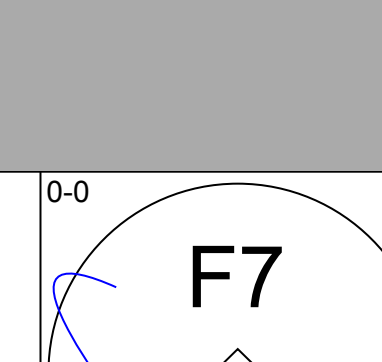
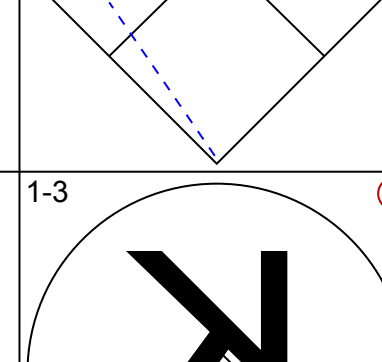
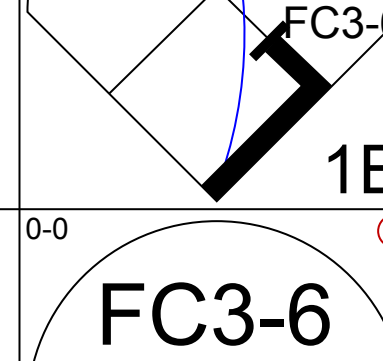
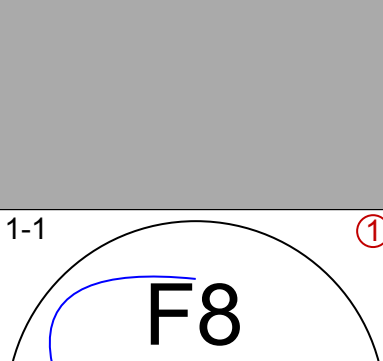
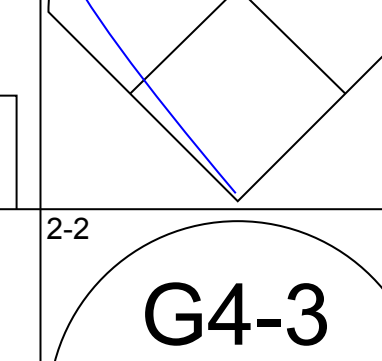
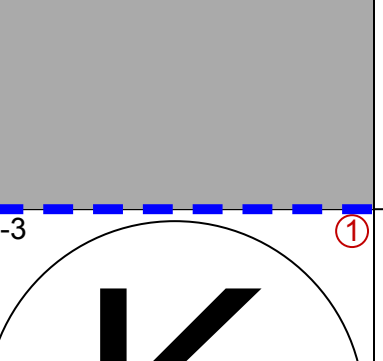
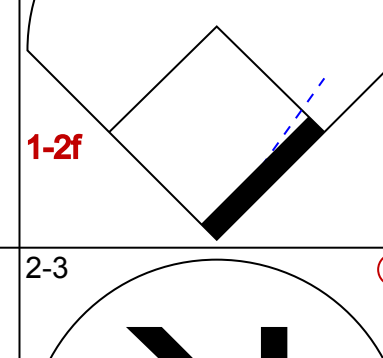
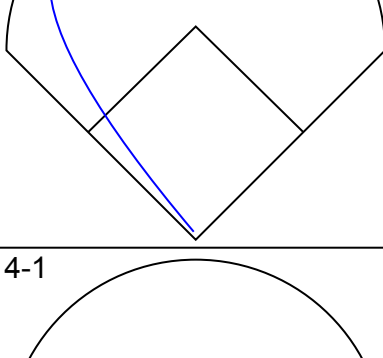
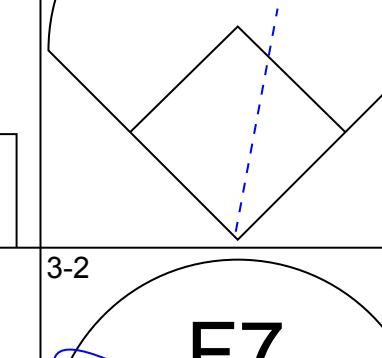
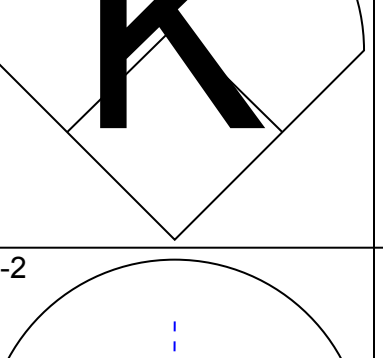
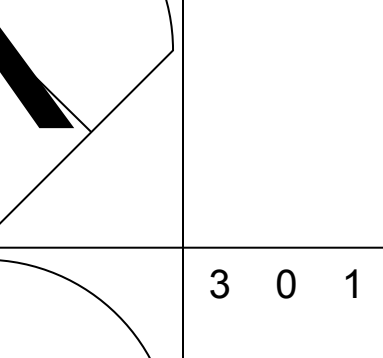
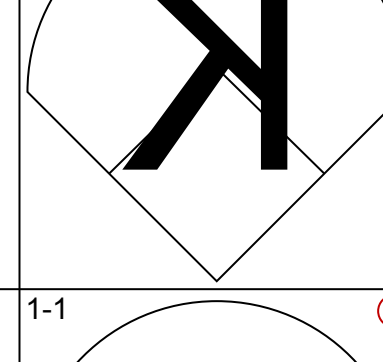
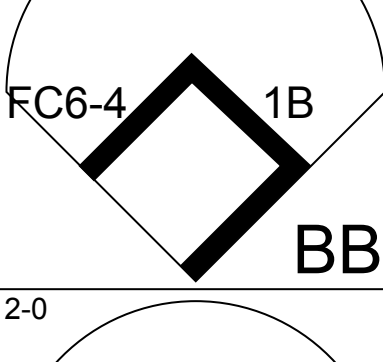
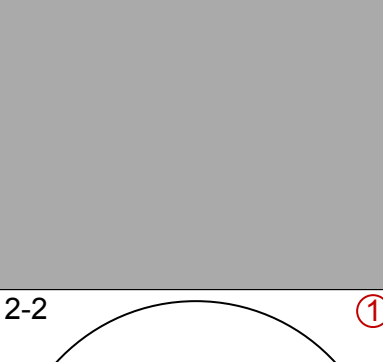
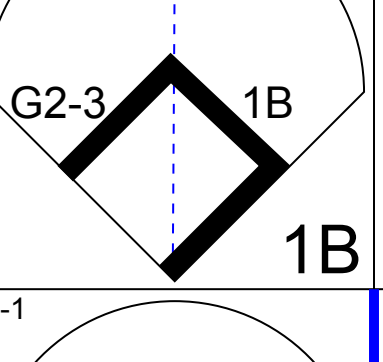


Batter	1	2	3	4	5	6	7	8	9	AB	R	H	RBI	BB	SO	LOB	BOTTOM						
Joey Cora S OBP: 0.337, SLG: 0.336 (1, 4)	F7		L4														5 1 3 0 0 0 3						
Alex Diaz S OBP: 0.277, SLG: 0.330 (1, 8)	1B		F8														5 1 0 0 0 0 4						
Edgar Martinez R OBP: 0.485, SLG: 0.629 (1, 10)	F8		F8														4 1 1 2 1 2 2						
Tino Martinez L OBP: 0.374, SLG: 0.583 Rich Amaral R OBP: 0.359, SLG: 0.395 (1, 3)	K																4 1 1 0 1 1 3						
Jay Buhner R OBP: 0.346, SLG: 0.535 Chris Widger R OBP: 0.345, SLG: 0.423 (9, PR)	K		2B														0 0 0 0 0 0 0						
Jay Buhner R OBP: 0.346, SLG: 0.535 Chris Widger R OBP: 0.345, SLG: 0.423 (9, PR)	G1-3		K														4 0 0 1 0 2 3						
Warren Newson L OBP: 0.413, SLG: 0.413 (1, 7)	G6-3		FC4-6														0 0 0 0 0 0 0						
Mike Blowers R OBP: 0.318, SLG: 0.432 (1, 5)	G1-3		2B														4 1 2 0 1 0 0						
Dan Wilson R OBP: 0.332, SLG: 0.384 Luis Sojo R OBP: 0.306, SLG: 0.402 (9, PH)	G6-3		G3														4 0 3 1 1 0 1						
Felix Fermin R OBP: 0.235, SLG: 0.238 Doug Strange S OBP: 0.306, SLG: 0.376 Alex Rodriguez R OBP: 0.270, SLG: 0.418 (1, 6)	BB		G3														4 0 3 1 1 0 1						
Dan Wilson R OBP: 0.332, SLG: 0.384 Luis Sojo R OBP: 0.306, SLG: 0.402 (9, PH)	G1-3		2B														4 0 3 1 1 0 1						
Inning Stats	R: 0 E: 0 K: 2 S: 10	H: 1 LOB: 1 BB: 0 P: 15	R: 0 E: 0 K: 0 S: 7	H: 0 LOB: 1 BB: 1 P: 17	R: 0 E: 0 K: 0 S: 7	H: 1 LOB: 1 BB: 0 P: 12	R: 2 E: 0 K: 1 S: 11	H: 2 LOB: 2 BB: 2 P: 26	R: 0 E: 0 K: 0 S: 8	H: 0 LOB: 1 BB: 1 P: 16	R: 0 E: 0 K: 0 S: 8	H: 2 LOB: 1 BB: 0 P: 10	R: 3 E: 1 K: 0 S: 15	H: 3 LOB: 1 BB: 0 P: 23	R: 0 E: 0 K: 2 S: 9	H: 1 LOB: 1 BB: 0 P: 9	R: 0 E: 0 K: 2 S: 19	H: 2 LOB: 3 BB: 1 P: 30	1B: 10 2B: 2 3B: 0 HR: 0	SF: 1 SAC: 0 DP: 1 HBP: 0	WP: 2 PB: 0 SB: 1 CS: 0	PA: 44	
PITCHER	IP	WLS	BF	H	R	ER	SO	BB	IBB	HBP	BLK	WP	HR	S	P	ERA	WHIP						
Ken Hill R ERA: 4.95 Julian Tavaraz R ERA: 1.77 Eric Plunk R ERA: 1.59 Jose Mesa R ERA: 1.45	6.0		27	6	2	2	4	4	0	0	0	1	1	0	13	20	13.50	4.500					

Cleveland Indians @ Seattle Mariners  
The Kingdome, Seattle, WA  
Fri Jul 28 1995, 10:05 PM EDT  
Att: 17,609 - Dome

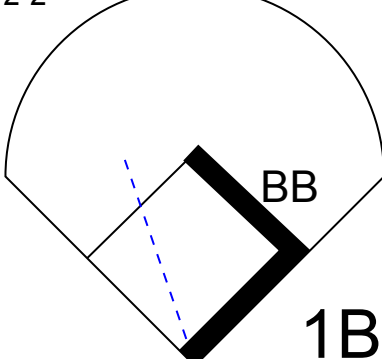
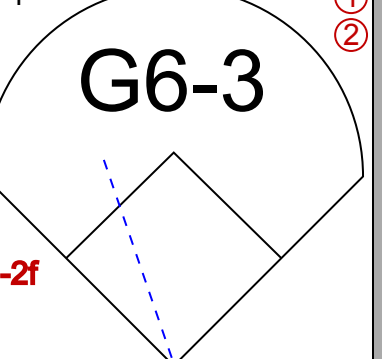
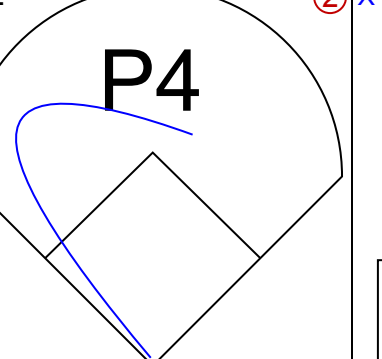
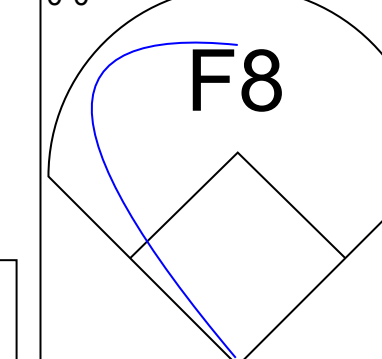
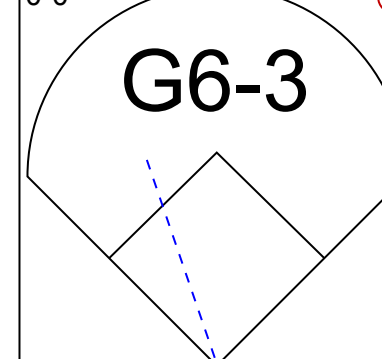
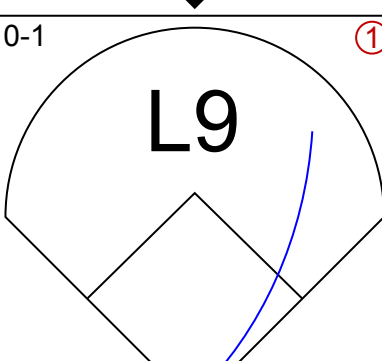
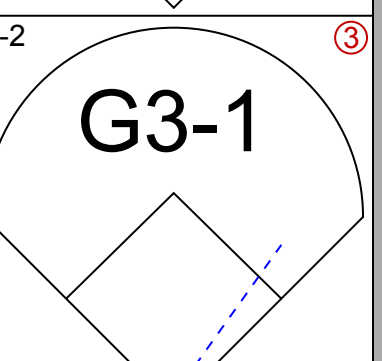
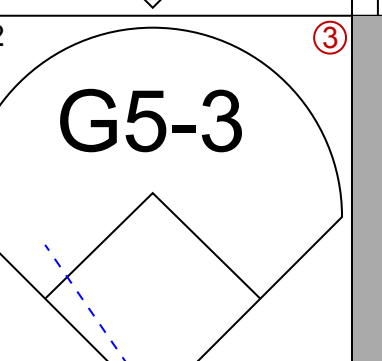
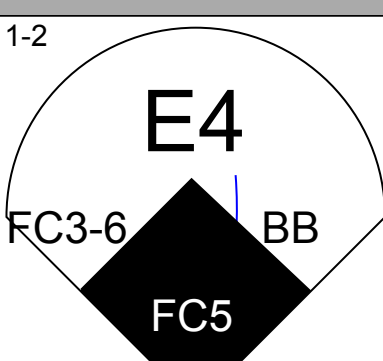
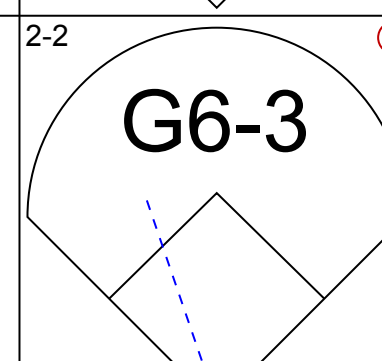
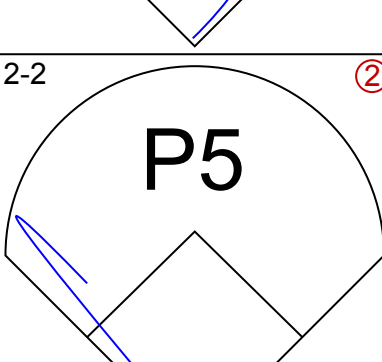
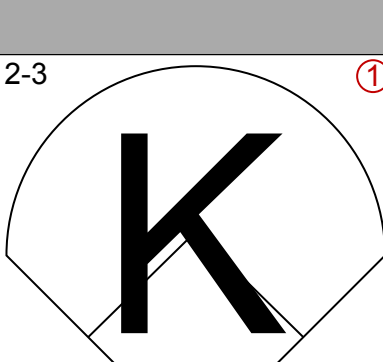
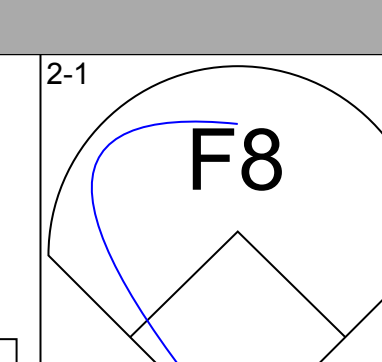
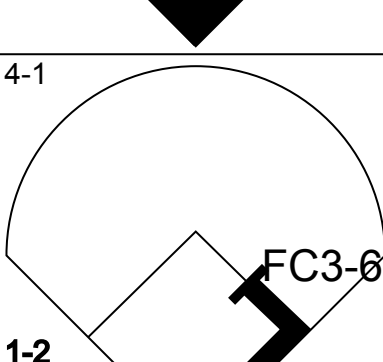

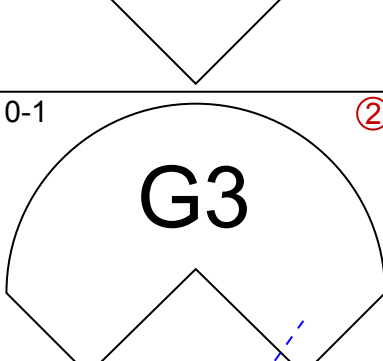
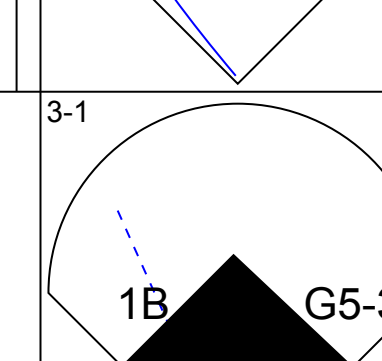
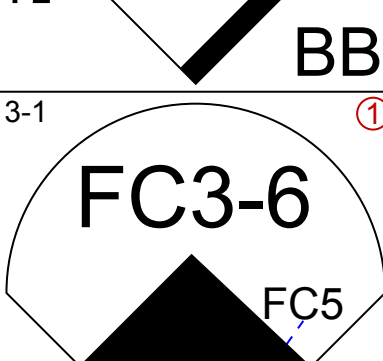
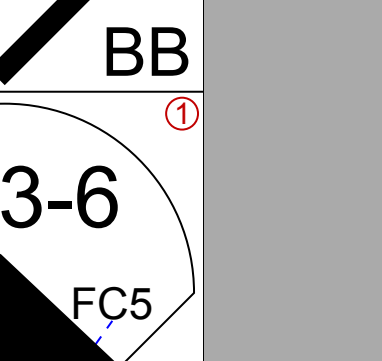
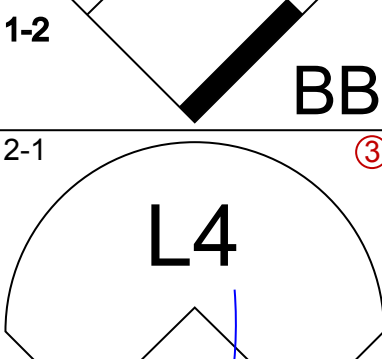
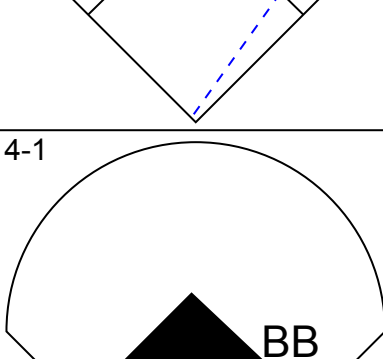
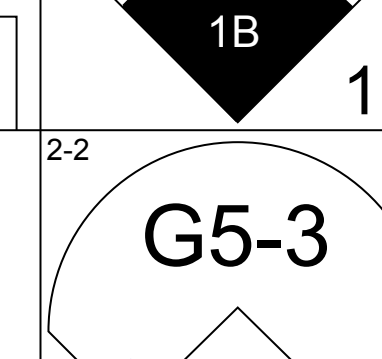
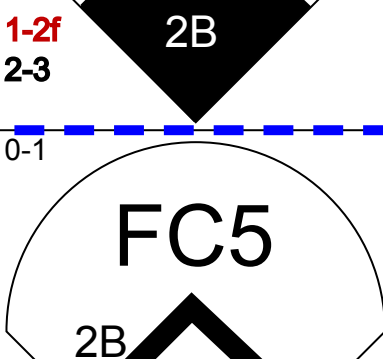
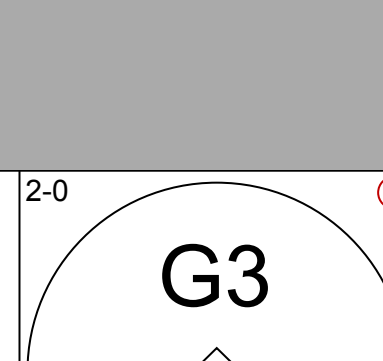
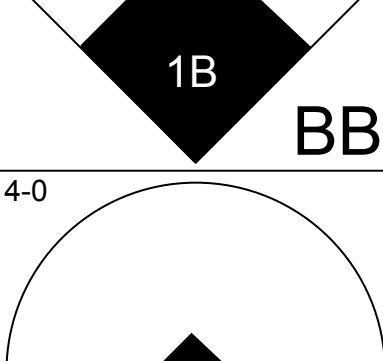
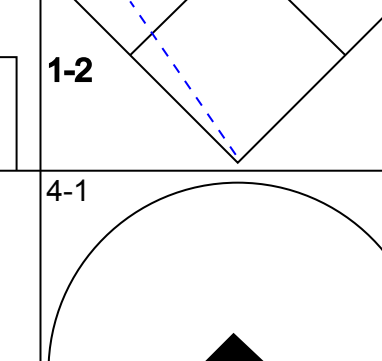
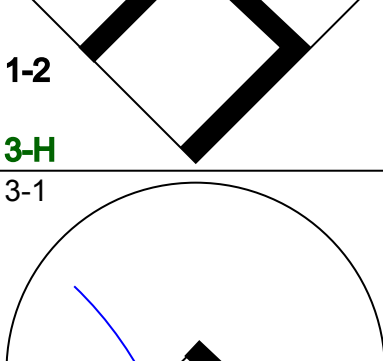
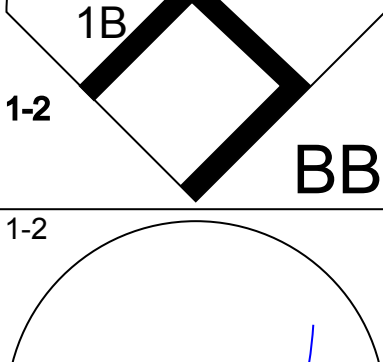
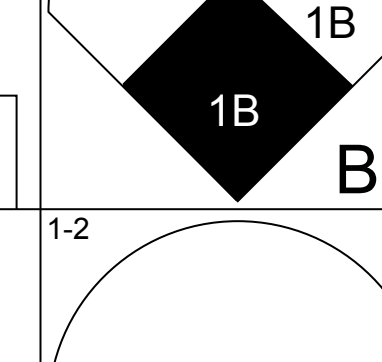
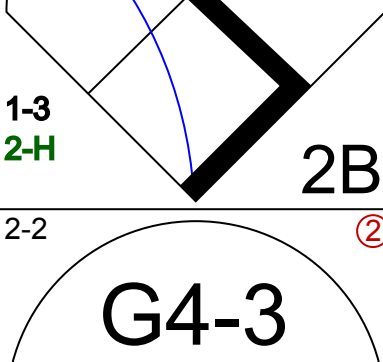
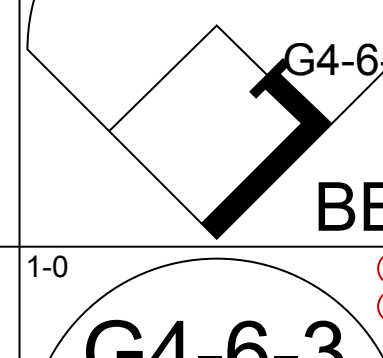
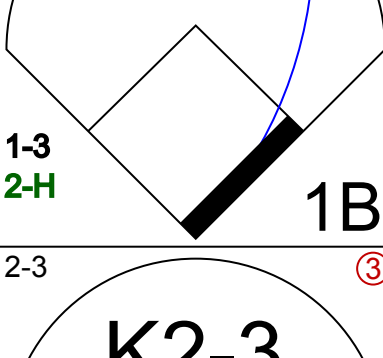
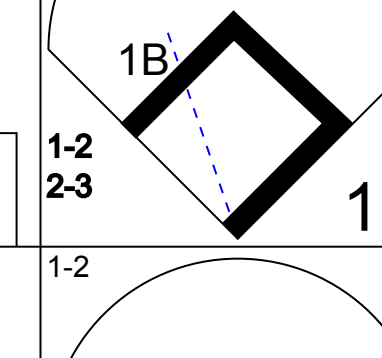
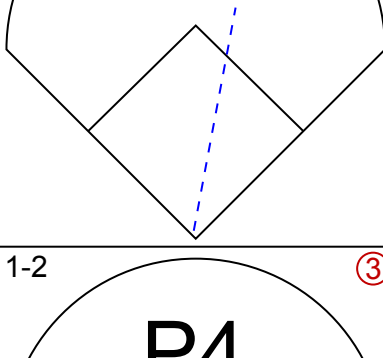
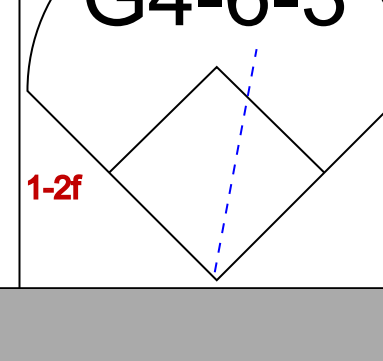
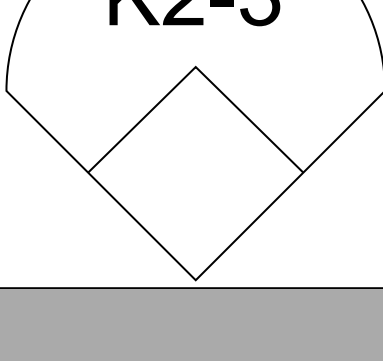
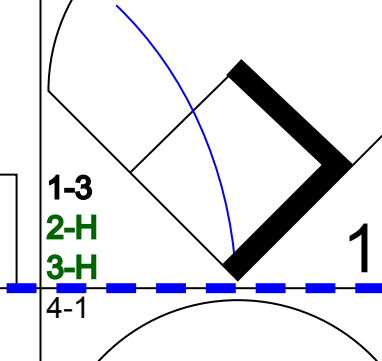
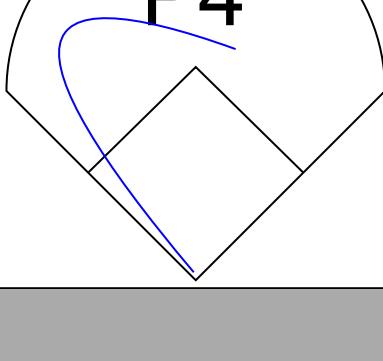
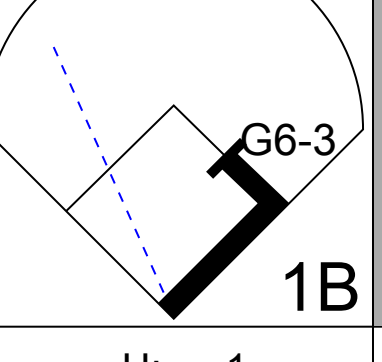
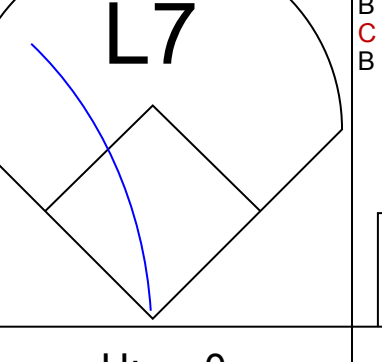
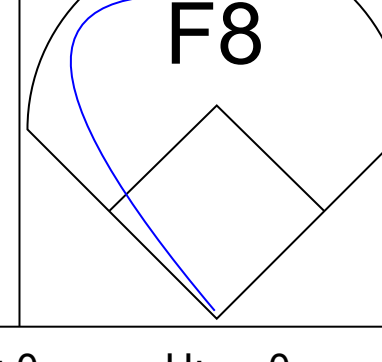
AB	38
R	5
H	12
RBI	5
BB	5
SO	8
LOB	24



Batter	1	2	3	4	5	6	7	8	9	AB	R	H	RBI	BB	SO	LOB	TOP					
Wayne Kirby, L (1, 8) OBP: 0.239, SLG: 0.287										5	0	0	0	0	1	4	<b>Cleveland Indians @ Seattle Mariners</b> The Kingdome, Seattle, WA Sat Jul 29 1995, 10:05 PM EDT Att: 43,874 - Dome					
Omar Vizquel, S (1, 6) OBP: 0.317, SLG: 0.343										4	1	1	0	1	1	4						
Carlos Baerga, S (1, 4) OBP: 0.368, SLG: 0.497										4	1	2	0	0	0	1						
Albert Belle, R (1, 7) OBP: 0.378, SLG: 0.569										4	1	2	3	0	0	0						
Jim Thome, L (1, 5) OBP: 0.436, SLG: 0.601										4	0	0	0	0	1	2						
Manny Ramirez, R (1, 9) OBP: 0.409, SLG: 0.621										4	0	1	0	0	1	0						
Paul Sorrento, L (1, 3) OBP: 0.351, SLG: 0.515										4	0	0	0	0	1	1						
Dave Winfield, R (1, 10) OBP: 0.305, SLG: 0.333										3	0	1	0	1	1	1						
Tony Peña, R (1, 2) OBP: 0.280, SLG: 0.357										3	0	1	0	0	0	1						
Sandy Alomar, Jr., R (9, PH) OBP: 0.414, SLG: 0.662										1	0	1	0	0	0	0						
Alvaro Espinoza, R (9, PR) OBP: 0.283, SLG: 0.302										0	0	0	0	0	0	0						
<b>Inning Stats</b>	R: 0 E: 0 K: 2 S: 13	H: 2 LOB: 2 BB: 0 P: 18	R: 0 E: 0 K: 1 S: 8	H: 1 LOB: 1 BB: 0 P: 11	R: 3 E: 0 K: 0 S: 13	H: 2 LOB: 0 BB: 1 P: 22	R: 0 E: 0 K: 0 S: 7	H: 1 LOB: 2 BB: 1 P: 15	R: 0 E: 0 K: 1 S: 5	H: 0 LOB: 0 BB: 0 P: 7	R: 0 E: 0 K: 0 S: 8	H: 0 LOB: 0 BB: 0 P: 13	R: 0 E: 0 K: 0 S: 11	H: 1 LOB: 1 BB: 0 P: 17	R: 0 E: 0 K: 1 S: 7	H: 0 LOB: 0 BB: 0 P: 9	R: 0 E: 0 K: 1 S: 12	H: 2 LOB: 2 BB: 0 P: 20	1B: 8 2B: 0 3B: 0 HR: 1	SF: 0 SAC: 0 DP: 0 HBP: 0	WP: 0 PB: 0 SB: 0 CS: 0	PA: 38
<b>PITCHER</b>	IP	WLS	BF	H	R	ER	SO	BB	IBB	HBP	BLK	WP	HR	S	P	ERA	WHIP					
Chris Bosio, R (1, 1) ERA: 4.83	7.0	W	30	7	3	3	4	2	0	0	0	0	1	65	103	3.86	1.286					
Norm Charlton, L (8, 1) ERA: 6.67	1.0		3	0	0	0	1	0	0	0	0	0	0	7	9	0.00	0.000					
Bobby Ayala, R (9, 1) ERA: 3.67	1.0	S	5	2	0	0	1	0	0	0	0	0	0	12	20	0.00	2.000					

AB 36  
R 3  
H 9  
RBI 3  
BB 2  
SO 6  
LOB 14



Batter	1	2	3	4	5	6	7	8	9	AB	R	H	RBI	BB	SO	LOB	BOTTOM				
Rich Amaral, R (1, 8) OBP: 0.354, SLG: 0.390										5	0	1	0	0	0	4	<b>Cleveland Indians @ Seattle Mariners</b> The Kingdome, Seattle, WA Sat Jul 29 1995, 10:05 PM EDT Att: 43,874 - Dome				
Luis Sojo, R (1, 4) OBP: 0.298, SLG: 0.391										5	1	0	0	0	0	1					
Edgar Martinez, R (1, 10) OBP: 0.483, SLG: 0.623										3	0	0	0	1	1	1					
Tino Martinez, L (1, 3) OBP: 0.375, SLG: 0.581										3	2	1	0	1	0	2					
Jay Buhner, R (1, 9) OBP: 0.345, SLG: 0.529										3	1	0	1	1	0	4					
Warren Newson, L (1, 7) OBP: 0.423, SLG: 0.423										2	1	1	1	2	0	0					
Alex Diaz, S (9, 8) OBP: 0.277, SLG: 0.330										0	0	0	0	0	0	0					
Mike Blowers, R (1, 5) OBP: 0.324, SLG: 0.435										3	0	2	1	1	0	2					
Dan Wilson, R (1, 2) OBP: 0.331, SLG: 0.381										4	0	1	2	0	1	5					
Alex Rodriguez, R (1, 6) OBP: 0.279, SLG: 0.416										3	0	1	0	1	0	0					
<b>Inning Stats</b>	R: 0 E: 0 K: 0 S: 11	H: 1 LOB: 2 BB: 1 P: 21	R: 0 E: 0 K: 0 S: 3	H: 0 LOB: 0 BB: 1 P: 10	R: 0 E: 0 K: 0 S: 8	H: 1 LOB: 0 BB: 0 P: 13	R: 1 E: 0 K: 2 S: 13	H: 1 LOB: 2 BB: 2 P: 26	R: 0 E: 0 K: 0 S: 7	H: 0 LOB: 0 BB: 0 P: 12	R: 2 E: 0 K: 0 S: 16	H: 3 LOB: 3 BB: 2 P: 33	R: 2 E: 1 K: 0 S: 17	H: 1 LOB: 2 BB: 1 P: 31	R: 0 E: 0 K: 0 S: 5	H: 0 LOB: 0 BB: 0 P: 8	1B: 6 2B: 1 3B: 0 HR: 0	SF: 0 SAC: 0 DP: 2 HBP: 0	WP: 0 PB: 0 SB: 0 CS: 0	PA: 38	
<b>PITCHER</b>	IP	WLS	BF	H	R	ER	SO	BB	IBB	HBP	BLK	WP	HR	S	P	ERA	WHIP				
Charles Nagy, R (1, 1) ERA: 4.1	5.2		26	6	3	3	2	5	0	0	0	0	0	56	109	4.76	1.941				
Alan Embree, L (6, 1) ERA: 1.8	0.2	L	5	0	2	0	0	2	0	0	0	0	0	8	20	0.00	3.000				
Julian Tavarez, R (7, 1) ERA: 1.72	1.2		7	1	0	0	0	0	0	0	0	0	0	16	25	0.00	0.600				

AB 31  
R 5  
H 7  
RBI 5  
BB 7  
SO 2  
LOB 19



Batter	1	2	3	4	5	6	7	8	9	AB	R	H	RBI	BB	SO	LOB	TOP										
Wayne Kirby, L (1, 8) OBP: 0.238, SLG: 0.284	G4-3	1B		K		F7			G4-3	5	0	1	0	0	1	1	Cleveland Indians @ Seattle Mariners The Kingdome, Seattle, WA Sun Jul 30 1995, 6:33 AM EDT Att: 24,089 - Dome - 68 F										
Omar Vizquel, S (1, 6) OBP: 0.318, SLG: 0.344	FC1-4	1B		F8			K		1B	5	1	2	0	0	1	3											
Carlos Baerga, S (1, 4) OBP: 0.272, SLG: 0.499	FC1-4	1B					G4-1		K	3	1	2	1	1	0	0											
Alvaro Espinoza, R (7, 4) OBP: 0.277, SLG: 0.295	1B	1B							K	1	0	0	0	0	1	1											
Albert Belle, R (1, 7) OBP: 0.374, SLG: 0.562	FC1-4	1B		F8			F7			4	0	0	0	0	5												
Jim Thome, L (1, 5) OBP: 0.433, SLG: 0.594	1B			P5			F7		F8	3	0	0	0	1	0	1											
Manny Ramirez, R (1, 9) OBP: 0.410, SLG: 0.628	1B			G6-3					K	3	1	1	3	1	1	0											
Paul Sorrento, L (1, 3) OBP: 0.350, SLG: 0.524	K									4	1	1	1	0	2	3											
Dave Winfield, R (1, 10) OBP: 0.303, SLG: 0.322				P3					K	3	0	0	0	1	1	0											
Tony Peña, R (1, 2) OBP: 0.279, SLG: 0.351	1B	1B		E5			G3-6-3		G4-3	3	1	0	0	1	0	1											
<b>Inning Stats</b>	R: 1 H: 2 E: 0 K: 1 S: 19	H: 2 LOB: 3 BB: 2 P: 35	R: 1 H: 2 E: 0 K: 0 S: 8	H: 2 LOB: 2 BB: 1 P: 17	R: 0 H: 0 E: 0 K: 1 S: 9	H: 0 LOB: 0 BB: 0 P: 12	R: 0 H: 0 E: 1 K: 1 S: 14	H: 0 LOB: 1 BB: 0 P: 19	R: 2 H: 1 E: 0 K: 0 S: 10	H: 1 LOB: 0 BB: 1 P: 17	R: 0 H: 0 E: 0 K: 1 S: 7	H: 0 LOB: 0 BB: 0 P: 13	R: 0 H: 0 E: 0 K: 1 S: 10	H: 1 LOB: 0 BB: 0 P: 16	R: 0 H: 1 E: 0 K: 1 S: 9	H: 1 LOB: 1 BB: 0 P: 12	1B: 5 2B: 0 3B: 0 HR: 2	SF: 0 SAC: 0 DP: 1 HBP: 0	WP: 0 PB: 0 SB: 1 CS: 0	PA: 39							
<b>PITCHER</b>	IP	WLS	BF	H	R	ER	SO	BB	IBB	HBP	BLK	WP	HR	S	P	ERA	WHIP										
Salomon Torres, R (1, 1) ERA: 5.35	5.0	L	25	5	4	4	3	4	0	0	0	0	1	60	100	7.20	1.800										
Bill Ristley, R (6, 1) ERA: 1.52	3.0		10	1	1	1	3	1	0	0	0	0	1	25	42	3.00	0.667										
Jeff Nelson, R (9, 1) ERA: 1.11	1.0		4	1	0	0	1	0	0	0	0	0	0	9	12	0.00	1.000										

Batter	1	2	3	4	5	6	7	8	9	AB	R	H	RBI	BB	SO	LOB	BOTTOM										
Joey Cora, S (1, 4) OBP: 0.332, SLG: 0.331	G4-3		G5-3			L8		G6-3		4	0	0	0	0	0	0	Cleveland Indians @ Seattle Mariners The Kingdome, Seattle, WA Sun Jul 30 1995, 6:33 AM EDT Att: 24,089 - Dome - 68 F										
Rich Amaral, R (1, 8) OBP: 0.352, SLG: 0.386	F8			G6-3				K		4	0	1	0	0	1	0											
Edgar Martinez, R (1, 10) OBP: 0.480, SLG: 0.621	G5-3			F8	2B					4	0	1	0	0	0	1											
Tino Martinez, L (1, 3) OBP: 0.374, SLG: 0.577		G3-1		F8			K			4	0	1	0	0	1	2											
Jay Buhner, R (1, 9) OBP: 0.347, SLG: 0.538		HR			BB					3	1	1	1	1	1	1											
Warren Newson, L (1, 7) OBP: 0.414, SLG: 0.412		K		G6-3			G3			3	0	0	0	0	1	2											
Mike Blowers, R (1, 5) OBP: 0.325, SLG: 0.446		G4-3			G1-3			HR		3	1	1	1	0	0	0											
Dan Wilson, R (1, 2) OBP: 0.326, SLG: 0.376			G6-3					G4-3		3	0	0	0	0	1	0											
Alex Rodriguez, R (1, 6) OBP: 0.274, SLG: 0.408										2	0	0	0	0	1	0											
Alex Diaz, S (8, PH) ERA: 1.55									P3	1	0	0	0	0	0	0											
Felix Fermin, R (9, 6) OBP: 0.235, SLG: 0.238										0	0	0	0	0	0	0											
<b>Inning Stats</b>	R: 0 H: 0 E: 0 K: 0 S: 8	H: 0 LOB: 0 BB: 0 P: 13	R: 1 H: 1 E: 0 K: 1 S: 11	H: 1 LOB: 0 BB: 0 P: 18	R: 0 H: 0 E: 0 K: 1 S: 12	H: 0 LOB: 0 BB: 0 P: 17	R: 0 H: 1 E: 0 K: 0 S: 7	H: 1 LOB: 2 BB: 1 P: 14	R: 0 H: 0 E: 0 K: 1 S: 8	H: 0 LOB: 0 BB: 0 P: 11	R: 0 H: 1 E: 0 K: 1 S: 11	H: 1 LOB: 1 BB: 0 P: 20	R: 1 H: 1 E: 0 K: 1 S: 12	H: 1 LOB: 0 BB: 0 P: 18	R: 0 H: 0 E: 0 K: 1 S: 8	H: 0 LOB: 0 BB: 0 P: 12	R: 0 H: 1 E: 0 K: 0 S: 8	H: 1 LOB: 0 BB: 0 P: 13	1B: 2 2B: 2 3B: 0 HR: 2	SF: 0 SAC: 0 DP: 1 HBP: 0	WP: 0 PB: 0 SB: 0 CS: 0	PA: 32					
<b>PITCHER</b>	IP	WLS	BF	H	R	ER	SO	BB	IBB	HBP	BLK	WP	HR	S	P	ERA	WHIP										
Orel Hershiser, R (1, 1) ERA: 4.18	7.0		26	4	2	2	5	1	0	0	0	0	2	69	111	2.57	0.714										
Eric Plunk, R (8, 1) ERA: 1.55	1.0		3	0	0	0	1	0	0	0	0	0	0	8	12	0.00	0.000										
Jose Mesa, R (9, 1) ERA: 1.41	1.0	S	3	1	0	0	0	0	0	0	0	0	0	8	13	0.00	1.000										






Batter	1	2	3	4	5	6	7	8	9	AB	R	H	RBI	BB	SO	LOB	TOP										
<b>Rich Amaral, R</b> OBP: 0.350, SLG: 0.383 (1, 7)	F8		P4			G5-4-3 1B		K		4	0	1	0	0	1	1	<b>Seattle Mariners @ California Angels</b> Anaheim Stadium, Anaheim, CA Tue Aug 01 1995, 10:05 PM EDT Att: 22,074 - Unknown - 80 F										
<b>Luis Sojo, R</b> OBP: 0.297, SLG: 0.388 (1, 4)	G5-3		FC4-6 1B			G5-4-3 1-2		G4-3		4	0	1	0	0	0	1											
<b>Edgar Martinez, R</b> OBP: 0.481, SLG: 0.629 (1, 10)	CS 1B		FC4-6 1-2			HR		G6-3		4	1	2	1	0	0	2											
<b>Jay Buhner, R</b> OBP: 0.342, SLG: 0.530 (1, 9)	CS 1-2				F8	F7		G6-3		4	0	0	0	0	1	0											
<b>Mike Blowers, R</b> OBP: 0.323, SLG: 0.443 (1, 5)					G4-3		SH5-4 1B	K		4	0	1	0	0	2	0											
<b>Tino Martinez, L</b> OBP: 0.375, SLG: 0.585 (1, 3)					L8		SH5-4 1-2	F7		4	1	2	1	0	0	0											
<b>Felix Fermin, R</b> OBP: 0.232, SLG: 0.235 (1, 6)					G1-3		SH5-4 1-2			2	0	0	0	0	0	0											
<b>Dan Wilson, R</b> OBP: 0.328, SLG: 0.374 (7, PH)							K			1	0	0	0	1	1	0											
<b>Warren Newson, L</b> OBP: 0.414, SLG: 0.412 (7, PH)										0	0	0	0	0	0	0											
<b>Chris Widger, R</b> OBP: 0.333, SLG: 0.407 (7, 2)			1B BB				K			1	0	0	0	0	1	2											
<b>Alex Diaz, S</b> OBP: 0.272, SLG: 0.324 (1, 8)			F8			G6-3		F8		3	0	0	0	0	0	3											
<b>Inning Stats</b>	R: 0 E: 0 K: 0 S: 13	H: 1 LOB: 0 BB: 0 P: 19	R: 1 E: 0 K: 2 S: 8	H: 1 LOB: 0 BB: 0 P: 13	R: 0 E: 0 K: 0 S: 10	H: 1 LOB: 2 BB: 1 P: 19	R: 0 E: 0 K: 0 S: 9	H: 0 LOB: 0 BB: 0 P: 12	R: 0 E: 0 K: 1 S: 10	H: 0 LOB: 0 BB: 0 P: 12	R: 1 E: 0 K: 0 S: 10	H: 2 LOB: 0 BB: 0 P: 17	R: 0 E: 0 K: 1 S: 14	H: 2 LOB: 2 BB: 0 P: 18	R: 0 E: 0 K: 1 S: 8	H: 0 LOB: 0 BB: 0 P: 14	R: 0 E: 0 K: 1 S: 7	H: 0 LOB: 0 BB: 0 P: 10	1B: 5 2B: 0 3B: 0 HR: 2	SF: 0 SAC: 1 DP: 1 HBP: 0	WP: 0 PB: 0 SB: 0 CS: 1	PA: 34					
<b>PITCHER</b>	IP	WLS	BF	H	R	ER	SO	BB	IBB	HBP	BLK	WP	HR	S	P	ERA	WHIP										
<b>Brian Anderson, L</b> ERA: 3.86 (1, 1)	6.0	W	22	5	2	2	3	1	0	0	0	0	2	60	92	3.00	1.000										
<b>John Habyan, R</b> ERA: 2.51 (7, 1)	0.1		3	2	0	0	0	0	0	0	0	0	0	10	13	0.00	6.000										
<b>Bob Patterson, L</b> ERA: 1.73 (7, 1)	0.1		1	0	0	0	1	0	0	0	0	0	0	3	4	0.00	0.000										
<b>Troy Percival, R</b> ERA: 1.79 (7, 1)	1.1		4	0	0	0	1	0	0	0	0	0	0	9	15	0.00	0.000										
<b>Mike James, R</b> ERA: 3.34 (9, 1)	1.0		3	0	0	0	1	0	0	0	0	0	0	7	10	0.00	0.000										

AB	31
R	2
H	7
RBI	2
BB	1
SO	6
LOB	9



Batter	1	2	3	4	5	6	7	8	9	AB	R	H	RBI	BB	SO	LOB	BOTTOM										
<b>Tony Phillips, S</b> OBP: 0.419, SLG: 0.495 (1, 5)	K		G3				F9	K		5	0	0	0	0	3	3	<b>Seattle Mariners @ California Angels</b> Anaheim Stadium, Anaheim, CA Tue Aug 01 1995, 10:05 PM EDT Att: 22,074 - Unknown - 80 F										
<b>Jim Edmonds, L</b> OBP: 0.370, SLG: 0.557 (1, 8)	G5-3		2B				G1-3			4	0	1	1	0	0	1											
<b>Tim Salmon, R</b> OBP: 0.437, SLG: 0.583 (1, 9)	HR		K			BB 1B		16 E 1B		4	2	3	2	0	1	1											
<b>Chili Davis, S</b> OBP: 0.465, SLG: 0.563 (1, 10)	K							16 E 1B		3	1	1	0	1	1	0											
<b>J.T. Snow, L</b> OBP: 0.380, SLG: 0.491 (1, 3)								K		3	0	1	0	1	2	4											
<b>16 Garrett Anderson, L</b> OBP: 0.390, SLG: 0.606 (1, 7)								1B 2B		4	1	0	1	0	2	3											
<b>Damion Easley, R</b> OBP: 0.297, SLG: 0.306 (1, 4)								2B 1B		4	1	1	1	0	0	2											
<b>Greg Myers, L</b> OBP: 0.317, SLG: 0.373 (1, 2)								2B 2B		4	1	2	2	0	2	1											
<b>Gary Disarcina, R</b> OBP: 0.354, SLG: 0.474 (1, 6)								P6		4	1	1	0	0	0	1											
<b>Inning Stats</b>	R: 1 E: 0 K: 2 S: 8	H: 1 LOB: 0 BB: 0 P: 14	R: 0 E: 0 K: 2 S: 13	H: 0 LOB: 1 BB: 1 P: 20	R: 0 E: 0 K: 1 S: 10	H: 1 LOB: 1 BB: 0 P: 17	R: 0 E: 0 K: 1 S: 8	H: 1 LOB: 0 BB: 0 P: 12	R: 2 E: 0 K: 2 S: 20	H: 3 LOB: 2 BB: 1 P: 30	R: 0 E: 0 K: 1 S: 8	H: 0 LOB: 0 BB: 0 P: 10	R: 0 E: 0 K: 0 S: 10	H: 0 LOB: 0 BB: 0 P: 15	R: 4 E: 1 K: 2 S: 17	H: 4 LOB: 1 BB: 0 P: 21		R: 0 E: 0 K: 2 S: 11	H: 0 LOB: 1 BB: 0 P: 10	1B: 6 2B: 3 3B: 0 HR: 1	SF: 0 SAC: 0 DP: 0 HBP: 0	WP: 0 PB: 0 SB: 1 CS: 0	PA: 37				
<b>PITCHER</b>	IP	WLS	BF	H	R	ER	SO	BB	IBB	HBP	BLK	WP	HR	S	P	ERA	WHIP										
<b>Randy Johnson, L</b> ERA: 3.03 (1, 1)	7.1	L	35	10	7	6	10	2	0	0	0	0	0	89	132	7.36	1.636										
<b>Jeff Nelson, R</b> ERA: 1.09 (8, 1)	0.2		2	0	0	0	1	0	0	0	0	0	0	5	7	0.00	0.000										

AB	35
R	7
H	10
RBI	7
BB	2
SO	11
LOB	16



Batter	1	2	3	4	5	6	7	8	9	AB	R	H	RBI	BB	SO	LOB	TOP										
<b>Joey Cora, S</b> (1, 4) <small>OBP: 0.330, SLG: 0.328</small>										5	0	1	0	0	1	4	<b>Seattle Mariners @ California Angels</b> Anaheim Stadium, Anaheim, CA Wed Aug 02 1995, 10:05 PM EDT Att: 23,253 - Unknown - 75 F										
<b>Rich Amaral, R</b> (1, 8) <small>OBP: 0.345, SLG: 0.377</small>									3	0	0	0	0	0	1												
<b>Doug Strange, S</b> (7, PH) <small>OBP: 0.336, SLG: 0.376</small>									0	0	0	0	0	0	0												
<b>Luis Sojo, R</b> (7, PH) <small>OBP: 0.299, SLG: 0.389</small>									2	0	1	1	0	0	1												
<b>Edgar Martinez, R</b> (1, 10) <small>OBP: 0.474, SLG: 0.619</small>									5	0	0	0	0	0	3												
<b>Tino Martinez, L</b> (1, 3) <small>OBP: 0.376, SLG: 0.587</small>									4	0	2	0	0	0	0												
<b>Jay Buhner, R</b> (1, 9) <small>OBP: 0.344, SLG: 0.539</small>									3	1	1	1	1	1	1												
<b>Warren Newson, L</b> (1, 7) <small>OBP: 0.409, SLG: 0.407</small>									4	0	1	0	0	1	3												
<b>Mike Blowers, R</b> (1, 5) <small>OBP: 0.322, SLG: 0.440</small>									4	2	1	0	0	1	1	<b>AB</b> 38 <b>R</b> 4 <b>H</b> 11 <b>RBI</b> 4 <b>BB</b> 1 <b>SO</b> 5 <b>LOB</b> 17											
<b>Dan Wilson, R</b> (1, 2) <small>OBP: 0.331, SLG: 0.381</small>									4	0	2	0	0	1	1												
<b>Alex Rodriguez, R</b> (1, 6) <small>OBP: 0.282, SLG: 0.439</small>									4	1	2	2	0	0	2												
<b>Inning Stats</b>	R: 0 E: 0 K: 1 S: 10	H: 0 LOB: 0 BB: 0 P: 17	R: 0 E: 0 K: 1 S: 6	H: 0 LOB: 0 BB: 0 P: 7	R: 1 E: 1 K: 0 S: 11	H: 2 LOB: 1 BB: 0 P: 14	R: 0 E: 0 K: 0 S: 6	H: 1 LOB: 1 BB: 0 P: 9	R: 1 E: 0 K: 1 S: 14	H: 1 LOB: 0 BB: 1 P: 18	R: 0 E: 0 K: 1 S: 10	H: 1 LOB: 2 BB: 1 P: 21	R: 1 E: 0 K: 0 S: 16	H: 3 LOB: 2 BB: 0 P: 23	R: 1 E: 0 K: 1 S: 19	H: 2 LOB: 1 BB: 0 P: 26	R: 0 E: 0 K: 0 S: 15	H: 1 LOB: 1 BB: 0 P: 22	1B: 7 2B: 2 3B: 0 HR: 2	SF: 0 SAC: 0 DP: 0 HBP: 0	WP: 0 PB: 0 SB: 1 CS: 1	PA: 39					
<b>PITCHER</b>	IP	WLS	BF	H	R	ER	SO	BB	IBB	HBP	BLK	WP	HR	S	P	ERA	WHIP										
<b>Mike Harkey, R</b> (1, 1) <small>ERA: 5.75</small>	6.0	W	26	7	3	2	4	1	0	0	0	0	1	62	92	3.00	1.333										
<b>Mike James, R</b> (7, 1) <small>ERA: 3.27</small>	0.2		2	0	0	0	0	0	0	0	0	0	0	4	7	0.00	0.000										
<b>Bob Patterson, L</b> (7, 1) <small>ERA: 1.73</small>	0.0		1	1	0	0	0	0	0	0	0	0	0	6	8	∞	∞										
<b>Troy Percival, R</b> (7, 1) <small>ERA: 1.93</small>	1.1	S	6	2	1	1	1	0	0	0	0	0	1	20	28	6.75	1.500										
<b>Lee Smith, R</b> (9, 1) <small>ERA: 4.7</small>	1.0	S	4	1	0	0	0	0	0	0	0	0	0	15	22	0.00	1.000										

Batter	1	2	3	4	5	6	7	8	9	AB	R	H	RBI	BB	SO	LOB	BOTTOM										
<b>Tony Phillips, S</b> (1, 5) <small>OBP: 0.416, SLG: 0.491</small>										5	1	1	1	0	1	1	<b>Seattle Mariners @ California Angels</b> Anaheim Stadium, Anaheim, CA Wed Aug 02 1995, 10:05 PM EDT Att: 23,253 - Unknown - 75 F										
<b>Jim Edmonds, L</b> (1, 8) <small>OBP: 0.370, SLG: 0.553</small>									4	1	1	0	1	2	1												
<b>Tim Salmon, R</b> (1, 9) <small>OBP: 0.440, SLG: 0.584</small>									3	0	2	1	1	0	1												
<b>Chili Davis, S</b> (1, 10) <small>OBP: 0.466, SLG: 0.560</small>									3	0	1	0	1	1	3												
<b>J.T. Snow, L</b> (1, 3) <small>OBP: 0.376, SLG: 0.485</small>									4	0	0	1	0	0	5												
<b>16 Garret Anderson, L</b> (1, 7) <small>OBP: 0.398, SLG: 0.631</small>									3	2	2	1	1	0	0												
<b>Damion Easley, R</b> (1, 4) <small>OBP: 0.298, SLG: 0.311</small>									3	0	1	0	0	1	2	<b>AB</b> 32 <b>R</b> 5 <b>H</b> 9 <b>RBI</b> 4 <b>BB</b> 5 <b>SO</b> 5 <b>LOB</b> 16											
<b>Jorge Fabregas, L</b> (1, 2) <small>OBP: 0.294, SLG: 0.327</small>									3	1	0	0	1	0	2												
<b>Gary Disarcina, R</b> (1, 6) <small>OBP: 0.352, SLG: 0.471</small>									4	0	1	0	0	0	1												
<b>Inning Stats</b>	R: 0 E: 0 K: 1 S: 13	H: 1 LOB: 2 BB: 1 P: 24	R: 1 E: 1 K: 1 S: 11	H: 1 LOB: 0 BB: 0 P: 18	R: 1 E: 0 K: 2 S: 8	H: 1 LOB: 2 BB: 2 P: 16	R: 2 E: 0 K: 0 S: 15	H: 3 LOB: 2 BB: 2 P: 28	R: 1 E: 0 K: 0 S: 6	H: 1 LOB: 0 BB: 0 P: 9	R: 0 E: 0 K: 0 S: 9	H: 1 LOB: 1 BB: 0 P: 15	R: 0 E: 0 K: 0 S: 6	H: 1 LOB: 1 BB: 0 P: 12	R: 0 E: 0 K: 1 S: 9	H: 0 LOB: 0 BB: 0 P: 13	R: 0 E: 0 K: 0 S: 15	H: 0 LOB: 0 BB: 0 P: 13	1B: 6 2B: 2 3B: 0 HR: 1	SF: 0 SAC: 1 DP: 0 HBP: 0	WP: 0 PB: 0 SB: 1 CS: 0	PA: 38					
<b>PITCHER</b>	IP	WLS	BF	H	R	ER	SO	BB	IBB	HBP	BLK	WP	HR	S	P	ERA	WHIP										
<b>Tim Belcher, R</b> (1, 1) <small>ERA: 4.74</small>	6.0	L	31	8	5	5	4	4	1	0	0	0	0	110	110	7.50	2.000										
<b>Norm Charlton, L</b> (7, 1) <small>ERA: 6.23</small>	2.0		7	1	0	0	1	0	0	0	0	0	0	15	25	0.00	0.500										

Batter	1	2	3	4	5	6	7	8	9	AB	R	H	RBI	BB	SO	LOB	TOP					
<b>Rich Amaral, R</b> OBP: 0.340, SLG: 0.370 (1, 8)	F7		E 2B 1B		G6-3	G6-3	F9		F9	6	1	1	0	0	0	4						
<b>Luis Seo R</b> OBP: 0.303, SLG: 0.392 (1, 7)	G6-3		E5 2B SF9							4	2	2	0	0	0	1						
<b>Alex Diaz, S</b> OBP: 0.275, SLG: 0.327 (7, 8)										1	1	1	1	0	0	0						
<b>Edgar Martinez, R</b> OBP: 0.478, SLG: 0.624 (1, 10)	BB 2B BB		SF9 1-3 2-H		1B 1-2					4	2	3	1	1	1	3						
<b>Jay Buhner, R</b> OBP: 0.345, SLG: 0.535 (1, 9)	2B 1-2 BB		SF9 2-3 3-H		K					2	1	0	1	2	1	2						
<b>Mike Blowers, R</b> OBP: 0.327, SLG: 0.458 (1, 5)	1-3 2-H 2B		K							5	1	3	6	0	1	1						
<b>Tino Martinez, L</b> OBP: 0.379, SLG: 0.591 (1, 3)	F7		F8							5	2	3	0	0	0	3						
<b>Alex Rodriguez, R</b> OBP: 0.278, SLG: 0.438 (1, 6)		L7			P4					5	0	1	0	0	1	2						
<b>Dan Wilson, R</b> OBP: 0.328, SLG: 0.377 (1, 2)		F8			G5-3					5	0	1	0	0	1	2						
<b>Felix Fermin, R</b> OBP: 0.224, SLG: 0.228 (1, 4)		G5-3			P3					4	0	0	1	0	0	2						
<b>Inning Stats</b>	R: 1 H: 1 E: 0 K: 0 S: 12	L: 1 LOB: 2 BB: 2 P: 22	R: 0 H: 0 E: 0 K: 0 S: 7	H: 0 LOB: 0 BB: 0 P: 12	R: 2 H: 2 E: 1 K: 1 S: 14	H: 2 LOB: 1 BB: 0 P: 22	R: 0 H: 0 E: 0 K: 0 S: 7	H: 0 LOB: 0 BB: 0 P: 10	R: 1 H: 3 E: 0 K: 1 S: 11	H: 3 LOB: 2 BB: 0 P: 20	R: 1 H: 2 E: 0 K: 0 S: 10	H: 2 LOB: 1 BB: 0 P: 16	R: 5 H: 6 E: 1 K: 2 S: 23	H: 6 LOB: 3 BB: 1 P: 38	R: 0 H: 1 E: 0 K: 0 S: 7	H: 1 LOB: 1 BB: 0 P: 9	R: 0 H: 0 E: 0 K: 1 S: 9	H: 0 LOB: 0 BB: 0 P: 14	1B: 10 2B: 4 3B: 0 HR: 1	SF: 2 SAC: 0 DP: 0 HBP: 0	WP: 0 PB: 0 SB: 0 CS: 0	PA: 46
<b>PITCHER</b>	IP	WLS	BF	H	R	ER	SO	BB	IBB	HBP	BLK	WP	HR	S	P	ERA	WHIP					
<b>Jim Abbott, L</b> ERA: 3.47 (1, 1)	6.0	L	30	10	7	6	2	2	0	0	0	0	0	66	111	9.00	2.000					
<b>Mike Butcher, R</b> ERA: 4.97 (7, 1)	3.0		16	5	3	2	3	1	0	0	0	0	1	34	52	6.00	2.000					

Seattle Mariners @ California Angels  
Anaheim Stadium, Anaheim, CA  
Thu Aug 03 1995, 10:05 PM EDT  
Att: 34,674 - Unknown - 79 F

AB 41  
R 10  
H 15  
RBI 10  
BB 3  
SO 5  
LOB 20



Batter	1	2	3	4	5	6	7	8	9	AB	R	H	RBI	BB	SO	LOB	BOTTOM					
<b>Tony Phillips, S</b> OBP: 0.414, SLG: 0.485 (1, 5)	K		K				FC4-6 HR			4	1	0	0	0	3	4						
<b>Jim Edmonds, L</b> OBP: 0.371, SLG: 0.558 (1, 8)	K		K					HBP		4	2	1	3	0	2	3						
<b>Tim Salmon, R</b> OBP: 0.442, SLG: 0.583 (1, 9)	BB 1B				F9					4	2	2	0	1	1	0						
<b>Chili Davis, S</b> OBP: 0.468, SLG: 0.559 (1, 10)	1-2 BB				P6					4	0	2	0	1	0	0						
<b>J.T. Snow, L</b> OBP: 0.371, SLG: 0.478 (1, 3)	K				G3					5	0	0	0	0	4	7						
<b>16 Garret Anderson, L</b> OBP: 0.392, SLG: 0.618 (1, 7)		F8			F8					5	1	1	1	0	0	4						
<b>Damion Easley, R</b> OBP: 0.296, SLG: 0.308 (1, 4)										2	0	0	0	0	1	0						
<b>Spike Owen, S</b> OBP: 0.305, SLG: 0.316 (6, PH) (7, 4) (8, 6)		K			B1-3					3	0	1	2	0	0	2						
<b>Jorge Fabregas, L</b> OBP: 0.305, SLG: 0.333 (1, 2)		F9								3	1	2	1	1	0	0						
<b>Gary Disarcina, R</b> OBP: 0.355, SLG: 0.473 (1, 6)										3	0	2	0	0	1	0						
<b>Rex Hudler, R</b> OBP: 0.317, SLG: 0.449 (8, 4)					K					1	0	1	0	0	0	0						
<b>Inning Stats</b>	R: 0 H: 1 E: 0 K: 3 S: 15	H: 1 LOB: 2 BB: 1 P: 28	R: 0 H: 0 E: 0 K: 1 S: 9	H: 0 LOB: 0 BB: 0 P: 12	R: 0 H: 0 E: 0 K: 3 S: 11	H: 0 LOB: 0 BB: 0 P: 18	R: 0 H: 0 E: 0 K: 0 S: 9	H: 0 LOB: 0 BB: 0 P: 17	R: 0 H: 2 E: 0 K: 1 S: 11	H: 2 LOB: 2 BB: 0 P: 20	R: 2 H: 3 E: 0 K: 1 S: 17	H: 3 LOB: 2 BB: 0 P: 27	R: 3 H: 2 E: 0 K: 1 S: 18	H: 2 LOB: 0 BB: 1 P: 34	R: 1 H: 3 E: 0 K: 1 S: 19	H: 3 LOB: 3 BB: 0 P: 36	R: 1 H: 1 E: 0 K: 1 S: 7	H: 1 LOB: 1 BB: 1 P: 16	1B: 10 2B: 1 3B: 0 HR: 1	SF: 0 SAC: 0 DP: 0 HBP: 2	WP: 0 PB: 0 SB: 0 CS: 0	PA: 43
<b>PITCHER</b>	IP	WLS	BF	H	R	ER	SO	BB	IBB	HBP	BLK	WP	HR	S	P	ERA	WHIP					
<b>Andy Benes, R</b> ERA: 4.11 (1, 1)	6.0	W	25	6	2	2	9	1	0	0	0	0	0	72	122	3.00	1.167					
<b>Bill Risle, R</b> ERA: 2.3 (7, 1)	1.2		9	3	4	4	2	1	0	0	0	0	1	30	55	21.60	2.400					
<b>Bobby Ayala, R</b> ERA: 3.86 (8, 1)	0.1		6	3	1	1	0	1	0	1	0	0	0	9	24	27.00	12.000					
<b>Norm Charlton, L</b> ERA: 6.03 (9, 1)	1.0	S	3	0	0	0	1	0	0	0	0	0	0	5	7	0.00	0.000					

Seattle Mariners @ California Angels  
Anaheim Stadium, Anaheim, CA  
Thu Aug 03 1995, 10:05 PM EDT  
Att: 34,674 - Unknown - 79 F

AB 38  
R 7  
H 12  
RBI 7  
BB 3  
SO 12  
LOB 20




Batter	1	2	3	4	5	6	7	8	9	AB	R	H	RBI	BB	SO	LOB	TOP										
<b>Rich Amaral, R</b> OBP: 0.343, SLG: 0.370 <b>Alex Diaz, S</b> OBP: 0.278, SLG: 0.327	3-2 BB 1B G6-4-3		G3	F8			1B BB	BB 1B IBB		3	1	1	0	1	0	1											
<b>Luis Seo, R</b> OBP: 0.308, SLG: 0.411 <b>Warren Newson, L</b> OBP: 0.413, SLG: 0.412	1-0 G6-4-3 BB 1B		1-2		G1-3		3-2 BB 1B	2-2 BB 1B		3	1	2	2	0	0	0											
<b>Dan Wilson, R</b> OBP: 0.331, SLG: 0.380	1-2 1B		2-H HR				1-3 1B	1-2 2-H 3-H 1B		1	0	1	2	0	0	0											
<b>Edgar Martinez, R</b> OBP: 0.483, SLG: 0.626	4-0 G6-4-3 BB		1-0 1B FC5-4 2B		4-0 G5-3 E BB		3-3 BB K	4-1 BB 1B		2	1	1	0	3	1	2											
<b>Jay Buhner, R</b> OBP: 0.343, SLG: 0.529	2-1 G6-4-3		1-1 FC5-4 1B		2-2 FC5		2-1 P2	1-3 K		5	0	1	0	0	1	8											
<b>Mike Blowers, R</b> OBP: 0.322, SLG: 0.450	2-3 K		2-2 FC5-4 1B		1-0 G5-3		2-1 P3		0-0 F8	5	0	0	1	0	1	6											
<b>Tino Martinez, L</b> OBP: 0.380, SLG: 0.597		0-1 P2	1-2 1B		1-1 F8			1-1 G4-3	1-0 HR	5	1	2	1	0	0	0											
<b>Alex Rodriguez, R</b> OBP: 0.275, SLG: 0.453		2-2 P4	0-0 F7		2-1 HR			3-2 G5-3	3-3 K	5	1	1	1	0	1	2											
<b>Chris Widger, R</b> OBP: 0.324, SLG: 0.367		1-3 K		2-2 G5-3		0-2 F7		4-2 WP 1B BB	3-3 K	3	1	0	0	1	1	0											
<b>Doug Strange, S</b> OBP: 0.333, SLG: 0.373										1	0	0	0	0	1	0											
<b>Felix Fermin, R</b> OBP: 0.226, SLG: 0.230 <b>Joey Cora, S</b> OBP: 0.332, SLG: 0.331			1-1 HR 1B		0-0 G6-3		1-0 G6-3	1-0 WP 1B 1B		3	1	1	0	0	0	0											
<b>Inning Stats</b>	R: 1 E: 0 K: 1 S: 9	H: 2 LOB: 1 BB: 1 P: 21	R: 0 E: 0 K: 1 S: 8	H: 0 LOB: 0 BB: 0 P: 11	R: 3 E: 0 K: 0 S: 18	H: 5 LOB: 2 BB: 0 P: 30	R: 0 E: 0 K: 0 S: 5	H: 0 LOB: 0 BB: 0 P: 8	R: 0 E: 1 K: 0 S: 6	H: 1 LOB: 1 BB: 1 P: 14	R: 0 E: 0 K: 1 S: 12	H: 1 LOB: 2 BB: 1 P: 26	R: 2 E: 0 K: 1 S: 17	H: 2 LOB: 3 BB: 3 P: 37	R: 1 E: 0 K: 2 S: 8	H: 1 LOB: 0 BB: 0 P: 15	1B: 8 2B: 1 3B: 0 HR: 3	SF: 0 SAC: 0 DP: 2 HBP: 0	WP: 1 PB: 0 CS: 0	PA: 44							
<b>PITCHER</b>	IP	WLS	BF	H	R	ER	SO	BB	IBB	HBP	BLK	WP	HR	S	P	ERA	WHIP										
<b>Steve Wojciechowski, L</b> ERA: 7.02	5.2		26	8	5	5	2	2	0	0	0	0	2	53	94	7.94	1.765										
<b>Carlos Reyes, R</b> ERA: 4.16	2.0		11	2	2	2	1	2	1	0	0	1	0	21	49	9.00	2.000										
<b>Mike Mohler, L</b> ERA: 9.35	0.0		2	1	0	0	0	1	0	0	0	0	0	4	10	∞	∞										
<b>John Briscoe, R</b> ERA: 27.0	0.1		1	0	0	0	1	0	0	0	0	0	0	5	6	0.00	0.000										
<b>Dennis Eckersley, R</b> ERA: 4.54	1.0	W	4	1	1	1	2	0	0	0	0	0	1	8	15	9.00	1.000										

Seattle Mariners @ Oakland Athletics  
Oakland-Alameda County Coliseum, Oakland, CA  
Fri Aug 04 1995, 7:05 PM PDT  
Att: 11,794 - Unknown - 73 F

livebaseballscorecards.com

AB	38
R	8
H	12
RBI	7
BB	6
SO	6
LOB	19




Batter	1	2	3	4	5	6	7	8	9	AB	R	H	RBI	BB	SO	LOB	BOTTOM										
<b>Rickey Henderson, R</b> OBP: 0.405, SLG: 0.448	2-0 FC6-4 1B		2-2 G5-3		1-2 FC6-4 1B		3-2 F8	4-0 S 1B BB	0-2 1B	5	1	3	1	1	0	0											
<b>Brent Gates, S</b> OBP: 0.289, SLG: 0.313	1-2 L8		1-2 G4-3		1-1 FC6-4		4-0 WP FC5-2 BB	0-0 SF8		3	0	0	1	1	0	3											
<b>Mark McGwire, R</b> OBP: 0.439, SLG: 0.661 <b>Mike Aldrete, L</b> OBP: 0.367, SLG: 0.433	0-0 P3			3-3 K		4-2 BB SF8 BB	0-2 FC5-2 WP 1B	4-2 1B BB		2	0	0	0	1	1	1											
<b>Geronimo Berroa, R</b> OBP: 0.350, SLG: 0.451	0-1 FC6-4			2-2 F9		0-0 E7 BB HR	2-2 FC5-2 BB	3-2 1B BB		5	1	1	1	0	0	4											
<b>Jason Giambi, L</b> OBP: 0.360, SLG: 0.337				0-1 F7		4-0 HR BB	4-0 BB BB	2-3 K		3	1	0	0	2	1	2											
<b>Terry Steinbach, R</b> OBP: 0.305, SLG: 0.440 <b>Ernie Young, R</b> OBP: 0.316, SLG: 0.388		0-1 F8			0-1 G6-3		1-1 F8		1-0 1B 3B	4	0	1	1	0	0	3											
<b>Scott Brosius, R</b> OBP: 0.339, SLG: 0.430		0-1 FC6 1B			2-0 E6 G4-3 1B 1B		0-1 SF8		1-1 F8	5	3	4	3	0	0	1											
<b>Stan Javier, S</b> OBP: 0.309, SLG: 0.349		1-1 FC6			1-1 G4-3		1-1 G6-3		1-0 S SH3-4 SF8 1B	4	1	1	1	1	0	3											
<b>Mike Bordick, R</b> OBP: 0.316, SLG: 0.305					2-1 1B		0-1 G5-3		0-0 SH3-4 1B	3	0	1	1	1	0	1											
<b>Inning Stats</b>	R: 0 E: 0 K: 0 S: 8	H: 1 LOB: 1 BB: 0 P: 11	R: 0 E: 0 K: 0 S: 7	H: 1 LOB: 0 BB: 0 P: 8	R: 0 E: 0 K: 0 S: 9	H: 0 LOB: 0 BB: 0 P: 12	R: 0 E: 0 K: 1 S: 8	H: 0 LOB: 0 BB: 0 P: 13	R: 1 E: 1 K: 0 S: 12	H: 3 LOB: 2 BB: 0 P: 19	R: 4 E: 1 K: 0 S: 10	H: 1 LOB: 1 BB: 2 P: 19	R: 0 E: 0 K: 0 S: 11	H: 1 LOB: 3 BB: 2 P: 25	R: 3 E: 0 K: 1 S: 17	H: 3 LOB: 2 BB: 2 P: 31	R: 1 E: 0 K: 0 S: 5	H: 2 LOB: 3 BB: 2 P: 15	1B: 9 2B: 1 3B: 1 HR: 1	SF: 2 SAC: 1 DP: 0 HBP: 0	WP: 1 PB: 0 CS: 0	PA: 46					
<b>PITCHER</b>	IP	WLS	BF	H	R	ER	SO	BB	IBB	HBP	BLK	WP	HR	S	P	ERA	WHIP										
<b>Chris Bosio, R</b> ERA: 4.89	6.0		27	6	1	0	0	2	0	0	0	1	0	11	25	0.00	3.000										
<b>Bob Wells, R</b> ERA: 5.49	1.0		6	1	0	0	0	2	0	0	0	1	0	11	25	0.00	3.000										
<b>Jeff Nelson, R</b> ERA: 1.63	0.1		4	2	3	3	0	1	0	0	0	0	0	4	10	81.00	9.000										
<b>Bobby Ayala, R</b> ERA: 3.98	1.0	L	9	3	1	1	1	1	2	0	0	0	0	18	36	9.00	4.000										

Seattle Mariners @ Oakland Athletics  
Oakland-Alameda County Coliseum, Oakland, CA  
Fri Aug 04 1995, 7:05 PM PDT  
Att: 11,794 - Unknown - 73 F

livebaseballscorecards.com

AB	35
R	9
H	12
RBI	9
BB	8
SO	2
LOB	18



Batter	1	2	3	4	5	6	7	8	9	AB	R	H	RBI	BB	SO	LOB	TOP											
<b>Joey Cora, S</b> (1, 4) <small>OBP: 0.339, SLG: 0.331</small>										3	2	1	0	3	1	1												
<b>Warren Newson, L</b> (1, 7) <small>OBP: 0.412, SLG: 0.410</small> <b>Alex Diaz, S</b> (6, PH) <small>OBP: 0.279, SLG: 0.327</small>										3	1	1	0	0	0	3												
<b>Edgar Martinez, R</b> (1, 10) <small>OBP: 0.485, SLG: 0.623</small>										3	3	1	1	3	1	2												
<b>Tino Martinez, L</b> (1, 3) <small>OBP: 0.379, SLG: 0.600</small>										5	2	1	3	0	1	5												
<b>Jay Buhner, R</b> (1, 9) <small>OBP: 0.341, SLG: 0.522</small>										4	2	0	1	1	0	5												
<b>Mike Blowers, R</b> (1, 5) <small>OBP: 0.323, SLG: 0.454</small>										4	1	2	4	0	2	1												
<b>Dan Wilson, R</b> (1, 2) <small>OBP: 0.332, SLG: 0.378</small>										4	2	1	2	1	0	2												
<b>Rich Amaral, R</b> (1, 8) <small>OBP: 0.349, SLG: 0.386</small>										5	1	3	2	0	0	2												
<b>Alex Rodriguez, R</b> (1, 6) <small>OBP: 0.264, SLG: 0.434</small>										5	0	0	0	0	2	5												
<b>Inning Stats</b>	R: 1 E: 1 K: 1 S: 18	H: 1 LOB: 1 BB: 1 P: 27	R: 0 E: 0 K: 0 S: 10	H: 1 LOB: 1 BB: 0 P: 17	R: 3 E: 0 K: 1 S: 16	H: 2 LOB: 0 BB: 1 P: 28	R: 0 E: 0 K: 0 S: 8	H: 1 LOB: 2 BB: 1 P: 19	R: 0 E: 0 K: 1 S: 12	H: 1 LOB: 1 BB: 0 P: 18	R: 7 E: 0 K: 2 S: 21	H: 4 LOB: 1 BB: 4 P: 46	R: 0 E: 0 K: 0 S: 7	H: 0 LOB: 0 BB: 0 P: 9	R: 4 E: 1 K: 2 S: 20	H: 1 LOB: 1 BB: 1 P: 32	R: 0 E: 0 K: 0 S: 5	H: 0 LOB: 0 BB: 0 P: 8	1B: 8 2B: 1 3B: 1 HR: 1	SF: 1 SAC: 0 DP: 1 HBP: 1	WP: 1 PB: 0 SB: 1 CS: 0	PA: 49						
<b>PITCHER</b>	IP	WLS	BF	H	R	ER	SO	BB	IBB	HBP	BLK	WP	HR	S	P	ERA	WHIP											
<b>Ron Darling, R</b> (1, 1) <small>ERA: 6.11</small>	5.0		24	6	4	3	3	3	0	0	0	0	1	0	10	18	5.40	1.800										
<b>John Briscoe, R</b> (6, 1) <small>ERA: 30.38</small>	0.1	L	3	1	2	2	1	1	0	0	0	1	0	10	18	54.00	6.000											
<b>Doug Johns, L</b> (6, 1) <small>ERA: 10.57</small>	1.2		13	3	7	7	1	4	0	1	0	0	0	20	45	37.80	4.200											
<b>Mark Acree, R</b> (8, 1) <small>ERA: 5.65</small>	1.0		6	1	2	1	2	0	0	0	0	0	0	18	24	9.00	1.000											
<b>Rick Honeycutt, L</b> (9, 1) <small>ERA: 2.43</small>	1.0		3	0	0	0	0	0	0	0	0	0	0	5	8	0.00	0.000											
<b>Batter</b>	<b>1</b>	<b>2</b>	<b>3</b>	<b>4</b>	<b>5</b>	<b>6</b>	<b>7</b>	<b>8</b>	<b>9</b>	<b>AB</b>	<b>R</b>	<b>H</b>	<b>RBI</b>	<b>BB</b>	<b>SO</b>	<b>LOB</b>	<b>BOTTOM</b>											
<b>Rickey Henderson, R</b> (1, 10) <small>OBP: 0.408, SLG: 0.446</small>										3	1	1	0	2	0	0												
<b>Brent Gates, S</b> (1, 4) <small>OBP: 0.294, SLG: 0.316</small>										4	1	2	0	1	1	1												
<b>Jason Giambi, L</b> (1, 5) <small>OBP: 0.364, SLG: 0.337</small> <b>Ernie Young, R</b> (6, PH) <small>OBP: 0.310, SLG: 0.380</small>										3	1	1	1	1	1	2												
<b>Geronimo Berroa, R</b> (1, 9) <small>OBP: 0.354, SLG: 0.451</small>										4	1	2	1	1	0	1												
<b>Mike Aldrete, L</b> (1, 3) <small>OBP: 0.366, SLG: 0.425</small> <b>Craig Paquette, R</b> (7, PH) <small>OBP: 0.250, SLG: 0.437</small>										2	0	0	0	1	0	1												
<b>George Williams, S</b> (1, 2) <small>OBP: 0.381, SLG: 0.684</small>										4	2	2	2	0	0	3												
<b>Scott Brosius, R</b> (1, 7) <small>OBP: 0.337, SLG: 0.424</small>										4	1	0	0	0	0	0												
<b>Stan Javier, S</b> (1, 8) <small>OBP: 0.309, SLG: 0.345</small>										3	1	0	0	1	1	0												
<b>Mike Bordick, R</b> (1, 6) <small>OBP: 0.315, SLG: 0.316</small>										4	1	1	4	0	3	0												
<b>Inning Stats</b>	R: 0 E: 0 K: 1 S: 9	H: 1 LOB: 0 BB: 0 P: 14	R: 0 E: 0 K: 0 S: 7	H: 0 LOB: 0 BB: 0 P: 11	R: 0 E: 0 K: 2 S: 9	H: 0 LOB: 0 BB: 0 P: 15	R: 0 E: 0 K: 0 S: 15	H: 1 LOB: 1 BB: 1 P: 27	R: 4 E: 0 K: 1 S: 24	H: 2 LOB: 3 BB: 4 P: 50	R: 0 E: 0 K: 1 S: 6	H: 0 LOB: 0 BB: 0 P: 11	R: 4 E: 0 K: 1 S: 15	H: 3 LOB: 0 BB: 1 P: 27	R: 0 E: 0 K: 1 S: 9	H: 1 LOB: 2 BB: 1 P: 19	R: 1 E: 0 K: 0 S: 10	H: 1 LOB: 0 BB: 0 P: 17	1B: 7 2B: 0 3B: 0 HR: 2	SF: 1 SAC: 0 DP: 1 HBP: 1	WP: 1 PB: 0 SB: 3 CS: 0	PA: 43						
<b>PITCHER</b>	IP	WLS	BF	H	R	ER	SO	BB	IBB	HBP	BLK	WP	HR	S	P	ERA	WHIP											
<b>Salomon Torres, R</b> (1, 1) <small>ERA: 5.5</small>	4.2		23	4	4	4	4	4	4	4	4	1	1	0	0	0	7.71	1.929										
<b>Bob Wells, R</b> (5, 1) <small>ERA: 5.97</small>	1.1	W	8	3	4	4	1	1	0	0	0	0	0	16	29	27.00	3.000											
<b>Norm Charlton, L</b> (7, 1) <small>ERA: 5.67</small>	2.0		8	1	0	0	2	1	0	0	0	1	0	16	30	0.00	1.000											
<b>Jeff Nelson, R</b> (9, 1) <small>ERA: 1.78</small>	1.0		4	1	1	1	0	0	0	0	0	0	1	10	17	9.00	1.000											

Seattle Mariners @ Oakland Athletics  
Oakland-Alameda County Coliseum, Oakland, CA  
Sat Aug 05 1995, 3:33 AM PDT  
Att: 20,787 - Sunny - 68 F

AB 39  
R 15  
H 11  
RBI 14  
BB 8  
SO 7  
LOB 26



Seattle Mariners @ Oakland Athletics  
Oakland-Alameda County Coliseum, Oakland, CA  
Sat Aug 05 1995, 3:33 AM PDT  
Att: 20,787 - Sunny - 68 F

AB 34  
R 9  
H 9  
RBI 8  
SO 7  
LOB 11



Batter	1	2	3	4	5	6	7	8	9	AB	R	H	RBI	BB	SO	LOB	TOP											
Joey Cora, S OBP: 0.343, SLG: 0.336 (1, 4)	G1-3							SH5-4	F7	5	1	3	1	0	0	0												
Warren Newson, L OBP: 0.415, SLG: 0.405 (1, 9)	K									4	3	1	0	2	2	4												
Edgar Martinez, R OBP: 0.485, SLG: 0.620 (1, 10)	F9									5	2	2	0	0	0	3												
Tino Martinez, L OBP: 0.378, SLG: 0.595 (1, 3)		F9								6	2	2	3	0	1	3												
Doug Strange, S OBP: 0.331, SLG: 0.363 Alex Diaz, S OBP: 0.281, SLG: 0.329 (7, 8)										3	1	0	1	1	2	3												
Mike Blowers, R OBP: 0.328, SLG: 0.466 (1, 5)										2	1	1	1	0	0	1												
Mike Blowers, R OBP: 0.328, SLG: 0.466 (1, 5)	G6-4-3									4	2	2	4	1	0	3												
Dan Wilson, R OBP: 0.337, SLG: 0.382 (1, 2)										5	1	3	2	0	1	1												
Rich Amaral, R OBP: 0.355, SLG: 0.388 (7, 7)										4	1	2	2	1	0	2												
Rich Amaral, R OBP: 0.355, SLG: 0.388 (7, 7)										4	1	2	2	1	0	2												
Alex Rodriguez, R OBP: 0.282, SLG: 0.421 (1, 6)										4	1	0	0	1	1	6												
<b>Inning Stats</b>	R: 0 E: 0 K: 1 S: 10	H: 0 LOB: 0 BB: 0 P: 15	R: 0 E: 0 K: 0 S: 4	H: 0 LOB: 0 BB: 1 P: 10	R: 0 E: 0 K: 1 S: 15	H: 2 LOB: 0 BB: 0 P: 23	R: 4 E: 2 K: 1 S: 20	H: 3 LOB: 2 BB: 0 P: 35	R: 0 E: 0 K: 0 S: 6	H: 1 LOB: 1 BB: 1 P: 12	R: 4 E: 1 K: 3 S: 17	H: 4 LOB: 0 BB: 0 P: 27	R: 6 E: 0 K: 0 S: 22	H: 5 LOB: 3 BB: 3 P: 44	R: 1 E: 0 K: 0 S: 9	H: 1 LOB: 1 BB: 1 P: 18	1B: 15 2B: 0 3B: 0 HR: 1	SF: 0 SAC: 1 DP: 1 HBP: 1	WP: 1 PB: 0 SB: 1 CS: 1	PA: 50								
<b>PITCHER</b>	IP	WLS	BF	H	R	ER	SO	BB	IBB	HBP	BLK	WP	HR	S	P	ERA	WHIP											
Todd Stottlemire, R ERA: 3.91 Steve Phoenix, R ERA: 32.4 Ramon Fermin, R ERA: 13.5 Ramon Fermin, R ERA: 13.5	(1, 1)	6.0	L	30	9	7	4	4	2	0	1	0	0	0	68	116	6.00	1.833										
(7, 1)	1.2		11	3	6	6	3	3	0	0	0	0	1	24	44	32.40	3.600											
(8, 1)	1.1		9	4	2	2	0	1	0	0	0	1	0	17	32	13.50	3.750											
(9, 1)	1.1		9	4	2	2	0	1	0	0	0	1	0	17	32	13.50	3.750											

Seattle Mariners @ Oakland Athletics  
Oakland-Alameda County Coliseum, Oakland, CA  
Sun Aug 06 1995, 3:33 AM PDT  
Att: 20,368 - Sunny - 67 F

AB	42
R	15
H	16
RBI	14
BB	6
SO	7
LOB	26



Batter	1	2	3	4	5	6	7	8	9	AB	R	H	RBI	BB	SO	LOB	BOTTOM											
Rickey Henderson, R OBP: 0.409, SLG: 0.447 Mike Aldrete, R OBP: 0.371, SLG: 0.425 Ramon Fermin, R (8, 1)	G6-3									4	1	2	1	0	0	1												
Brent Gates, S OBP: 0.292, SLG: 0.314 (1, 4)	F9									5	0	1	0	0	3	4												
Scott Brosius, R OBP: 0.341, SLG: 0.438 (9, 7)										5	1	3	2	0	0	2												
Geronimo Berroa, R OBP: 0.352, SLG: 0.448 (1, 9)										5	0	1	0	0	2	1												
Terry Steinbach, R OBP: 0.308, SLG: 0.449 Jason Giambi, L OBP: 0.367, SLG: 0.350 (8, 3)										3	0	2	0	0	1	2												
George Williams, S OBP: 0.423, SLG: 0.652 (9, 2)										4	1	2	1	1	1	2												
Mike Bordick, R OBP: 0.316, SLG: 0.318 (1, 6)										4	1	1	0	1	0	3												
Stan Javier, S OBP: 0.310, SLG: 0.353 (1, 8)										5	1	2	2	0	1	3												
Craig Paquette, R OBP: 0.256, SLG: 0.445 (1, 5)										4	2	2	1	0	1	1												
<b>Inning Stats</b>	R: 0 E: 0 K: 1 S: 9	H: 2 LOB: 2 BB: 0 P: 14	R: 0 E: 0 K: 0 S: 6	H: 1 LOB: 0 BB: 0 P: 8	R: 2 E: 2 K: 1 S: 10	H: 3 LOB: 1 BB: 0 P: 16	R: 0 E: 0 K: 0 S: 11	H: 1 LOB: 1 BB: 0 P: 17	R: 0 E: 0 K: 1 S: 10	H: 2 LOB: 1 BB: 0 P: 16	R: 0 E: 0 K: 1 S: 8	H: 1 LOB: 1 BB: 0 P: 11	R: 3 E: 0 K: 2 S: 15	H: 3 LOB: 0 BB: 0 P: 25	R: 2 E: 0 K: 1 S: 14	H: 2 LOB: 2 BB: 2 P: 26	R: 1 E: 0 K: 2 S: 16	H: 2 LOB: 2 BB: 1 P: 26	1B: 9 2B: 7 3B: 0 HR: 1	SF: 0 SAC: 0 DP: 2 HBP: 0	WP: 1 PB: 0 SB: 1 CS: 0	PA: 44						
<b>PITCHER</b>	IP	WLS	BF	H	R	ER	SO	BB	IBB	HBP	BLK	WP	HR	S	P	ERA	WHIP											
Bill Krueger, L ERA: 6.04 Bill Riskey, R ERA: 2.96 Bobby Ayala, R ERA: 4.26 Jeff Nelson, R ERA: 1.92	(1, 1)	5.2	W	24	10	2	1	4	0	0	0	0	0	1	14	24	27.00	3.000										
(6, 1)	1.0		6	3	3	3	1	0	0	0	0	0	0	1	14	24	27.00	3.000										
(7, 1)	1.1		8	2	2	2	2	2	0	0	0	0	0	17	31	13.50	3.000											
(9, 1)	1.0		6	2	1	1	2	1	0	0	0	0	0	16	26	9.00	3.000											

Seattle Mariners @ Oakland Athletics  
Oakland-Alameda County Coliseum, Oakland, CA  
Sun Aug 06 1995, 3:33 AM PDT  
Att: 20,368 - Sunny - 67 F


AB	41
R	8
H	17
RBI	7
BB	3
SO	9
LOB	19



Batter	1	2	3	4	5	6	7	8	9	AB	R	H	RBI	BB	SO	LOB	TOP			
Lance Johnson, L (1, 8) OBP: 0.327, SLG: 0.375	1-0 P4	4-2 BB			2-1 F8		2-1 F8		1-3 K	4	0	0	0	1	1	0				
Dave Martinez, L (1, 3) OBP: 0.380, SLG: 0.466	1-0 BB	3-2 P5			2-1 G3		2-2 E4		1-3 K	4	2	1	0	0	0	1				
Norberto Martin, R (9, PH) OBP: 0.289, SLG: 0.319	BB	1B					2B			1	0	0	0	0	1	0				
Tim Raines, S (1, 7) OBP: 0.363, SLG: 0.444	2-2 BB	1B			2-1 P5		2-2 G3		1-1 F7	5	1	2	0	0	0	0				
Frank Thomas, R (1, 10) OBP: 0.474, SLG: 0.656	3-0 F9				1-0 F8		4-0 FC6-4			2	0	0	0	2	0	2				
Robin Ventura, L (1, 5) OBP: 0.368, SLG: 0.481	4-1 E				0-1 G4-3		0-0 FC6-4			2	1	1	0	2	0	0				
Mike Devereaux, R (1, 9) OBP: 0.343, SLG: 0.442	1-2 FC5				1-1 2B		1-2 P3			4	0	1	0	0	0	5				
Ray Durham, S (1, 4) OBP: 0.330, SLG: 0.415	1-0 G3				1-0 F7		0-1 FC6-4		1-3 K	4	0	0	0	0	1	4				
Ron Karkovics, R (1, 2) OBP: 0.313, SLG: 0.411		0-2 F9			2-2 P6		1-0 P3		2-2 F8	3	0	0	0	0	0	3				
Lyle Mouton, R (8, PH) OBP: 0.391, SLG: 0.500										1	0	0	0	0	0	0				
Barry Lyons, R (8, 2)										0	0	0	0	0	0	0				
Ozzie Guillen, L (1, 6) OBP: 0.282, SLG: 0.324	1-2 CS				3-3 K				1-2 G3	4	0	1	0	0	1	1				
<b>Inning Stats</b>	R: 3 H: 2 E: 1 K: 0 S: 13	H: 2 LOB: 1 BB: 1 P: 26	R: 0 H: 1 E: 0 K: 0 S: 14	H: 1 LOB: 1 BB: 2 P: 22	R: 0 H: 0 E: 0 K: 1 S: 5	H: 0 LOB: 0 BB: 0 P: 8	R: 0 H: 1 E: 0 K: 1 S: 10	H: 1 LOB: 1 BB: 0 P: 17	R: 0 H: 0 E: 0 K: 0 S: 7	H: 0 LOB: 0 BB: 0 P: 13	R: 0 H: 1 E: 1 K: 0 S: 13	H: 1 LOB: 3 BB: 2 P: 30	R: 0 H: 0 E: 0 K: 1 S: 9	H: 0 LOB: 0 BB: 0 P: 13	R: 0 H: 0 E: 0 K: 2 S: 8	H: 0 LOB: 0 BB: 0 P: 11	1B: 4 2B: 2 3B: 0 HR: 0	SF: 0 SAC: 0 DP: 0 HBP: 0	WP: 1 PB: 0 SB: 0 CS: 1	PA: 39
<b>PITCHER</b>	IP WLS BF H R ER SO BB IBB HBP BLK WP HR S P ERA WHIP																			
Tim Belcher, R (1, 1) ERA: 4.46	6.2 W 31 6 4 0 1 3 1 0 0 0 0 67 121 0.00 1.350																			
Norm Charlton, L (7, 1) ERA: 5.3	2.1 S 8 0 0 0 3 1 0 0 0 1 0 20 33 0.00 0.429																			

Chicago White Sox @ Seattle Mariners  
The Kingdome, Seattle, WA  
Mon Aug 07 1995, 10:05 PM EDT  
Att: 18,852 - Dome


AB 34  
R 4  
H 6  
RBI 0  
BB 5  
SO 4  
LOB 16



Batter	1	2	3	4	5	6	7	8	9	AB	R	H	RBI	BB	SO	LOB	BOTTOM			
Rich Amaral, R (1, 7) OBP: 0.348, SLG: 0.380	2-3 K				1-2 L4				2-3 K	4	0	0	0	0	2	3				
Warren Newson, L (8, PH) OBP: 0.413, SLG: 0.402										1	0	0	0	1	2					
Luis Sojo, R (1, 4) OBP: 0.306, SLG: 0.406	0-1 P4				1-0 F7				1-1 F9	5	1	1	0	0	2					
Edgar Martinez, R (1, 10) OBP: 0.488, SLG: 0.622	1-2 HR				4-1 BB				2-1 P3	2	2	1	0	2	0	0				
Jay Buhner, R (1, 9) OBP: 0.346, SLG: 0.532	0-2 HR				4-2 BB				0-0 G6-3	2	1	1	2	2	0	0				
Mike Blowers, R (1, 5) OBP: 0.330, SLG: 0.476	2-3 K				4-2 BB				1-1 G6-3	3	1	1	2	1	1	1				
Tino Martinez, L (1, 3) OBP: 0.379, SLG: 0.604					1-2 HR				1-2 G1-3	2	1	1	2	1	0	0				
Alex Rodriguez, R (1, 6) OBP: 0.289, SLG: 0.414					4-2 SF8				4-2 HR	2	0	0	0	2	3					
Dan Wilson, R (1, 2) OBP: 0.337, SLG: 0.382					1-3 K				4-2 FC1-6	3	0	1	0	0	3					
Alex Diaz, S (1, 8) OBP: 0.280, SLG: 0.328					2-0 F7				0-0 FC1-6	4	0	1	0	0	1	3				
<b>Inning Stats</b>	R: 2 H: 2 E: 0 K: 2 S: 14	H: 2 LOB: 0 BB: 0 P: 19	R: 0 H: 1 E: 0 K: 2 S: 11	H: 1 LOB: 2 BB: 1 P: 21	R: 2 H: 1 E: 0 K: 1 S: 16	H: 1 LOB: 3 BB: 3 P: 32	R: 0 H: 0 E: 0 K: 1 S: 7	H: 0 LOB: 0 BB: 0 P: 11	R: 1 H: 1 E: 0 K: 0 S: 9	H: 1 LOB: 0 BB: 0 P: 13	R: 0 H: 0 E: 0 K: 0 S: 6	H: 0 LOB: 1 BB: 1 P: 11	R: 0 H: 0 E: 0 K: 0 S: 12	H: 0 LOB: 2 BB: 2 P: 25	R: 1 H: 2 E: 0 K: 1 S: 10	H: 2 LOB: 2 BB: 1 P: 19	1B: 3 2B: 1 3B: 0 HR: 3	SF: 1 SAC: 1 DP: 0 HBP: 0	WP: 0 PB: 0 SB: 0 CS: 1	PA: 38
<b>PITCHER</b>	IP WLS BF H R ER SO BB IBB HBP BLK WP HR S P ERA WHIP																			
Wilson Alvarez, L (1, 1) ERA: 4.65	6.1 L 30 5 5 0 0 6 6 0 0 0 0 2 71 121 7.11 1.737																			
Jose DeLeon, R (7, 1) ERA: 4.59	0.2 2 0 0 0 0 1 0 0 0 0 0 4 11 0.00 1.500																			
Atlee Hammaker, L (8, 1) ERA: 12.6	0.1 4 2 1 1 0 1 0 0 0 0 1 5 11 27.00 9.000																			
Matt Karchner, R (8, 1) ERA:	0.2 2 0 0 0 1 0 0 0 0 0 0 5 8 0.00 0.000																			

Chicago White Sox @ Seattle Mariners  
The Kingdome, Seattle, WA  
Mon Aug 07 1995, 10:05 PM EDT  
Att: 18,852 - Dome

AB 28  
R 6  
H 7  
RBI 6  
BB 8  
SO 7  
LOB 17








Batter	1	2	3	4	5	6	7	8	9	AB	R	H	RBI	BB	SO	LOB	TOP				
Lance Johnson, L (1, 8) OBP: 0.330, SLG: 0.390	G3	F8		P5		G6-3		FC6-4 1B		5	0	1	0	0	0	5	Chicago White Sox @ Seattle Mariners The Kingdome, Seattle, WA Wed Aug 09 1995, 10:05 PM EDT Att: 16,401 - Dome				
Norberto Martin, R (1, 4) OBP: 0.294, SLG: 0.344	G5-3		G6-3		SF8 3B			FC6-4 1-2		5	1	2	0	0	0	1					
Dave Martinez, L (1, 7) OBP: 0.374, SLG: 0.452	L4		G4-3		SF8 3H			HR 1B		4	1	1	1	0	0	1					
Frank Thomas, R (1, 3)		1B 2B BB	K		P4			HR		4	3	2	3	1	1	0					
Robin Ventura, L (1, 5) OBP: 0.377, SLG: 0.482	2B G3 1B			WP 1B BB	HR 1B		K	FC1-6 BB		3	2	2	0	2	1	0					
Mike Devereaux, R (1, 9) OBP: 0.355, SLG: 0.469	G3 1-3 2B			WP 1B	HR		L9	F7		5	1	3	3	0	0	1					
Lyle Mouton, R (1, 10) OBP: 0.380, SLG: 0.477 Tim Raines, S (9, PH) ERA: 5.11 OBP: 0.364, SLG: 0.445	G3			K				FC1-6 1-2		4	0	1	1	0	2	3					
Craig Grebeck, R (1, 6) OBP: 0.392, SLG: 0.393 Ray Durham, S (9, PH) ERA: 5.11 OBP: 0.326, SLG: 0.410	2-3 3-H			K				K		1	0	0	0	0	0	1					
Ron Karkovice, R (1, 2) OBP: 0.312, SLG: 0.405				K				P6		4	0	0	0	0	2	4					
				1-2 2-3				P2		1	0	0	0	0	1	1					
<b>Inning Stats</b>	R: 0 E: 0 K: 0 S: 6	H: 0 LOB: 0 BB: 0 P: 9	R: 2 E: 0 K: 1 S: 11	H: 2 LOB: 2 BB: 2 P: 24	R: 0 E: 0 K: 1 S: 9	H: 0 LOB: 0 BB: 0 P: 14	R: 0 E: 0 K: 3 S: 15	H: 1 LOB: 3 BB: 1 P: 26	R: 3 E: 0 K: 0 S: 13	H: 4 LOB: 1 BB: 0 P: 18	R: 1 E: 0 K: 2 S: 12	H: 1 LOB: 0 BB: 0 P: 20	R: 0 E: 0 K: 0 S: 7	H: 1 LOB: 1 BB: 0 P: 7	R: 2 E: 0 K: 1 S: 16	H: 2 LOB: 1 BB: 1 P: 28	1B: 7 2B: 1 3B: 1 HR: 3	SF: 1 SAC: 0 DP: 0 HBP: 0	WP: 1 PB: 0 SB: 0 CS: 0	PA: 44	
<b>PITCHER</b>	IP	WLS	BF	H	R	ER	SO	BB	IBB	HBP	BLK	WP	HR	S	P	ERA	WHIP				
Chris Bosio, R (1, 1) ERA: 5.07	5.0	W	26	7	5	5	5	3	0	0	0	1	1	54	91	9.00	2.000				
Bob Wells, R (6, 1)	3.0		14	5	3	3	2	0	0	0	0	0	2	36	54	9.00	1.667				
Bobby Ayala, R (9, 1) ERA: 4.05	1.0	S	4	0	0	0	1	1	0	0	0	0	0	11	18	0.00	1.000				

Batter	1	2	3	4	5	6	7	8	9	AB	R	H	RBI	BB	SO	LOB	BOTTOM				
Joey Cora, S (1, 4) OBP: 0.352, SLG: 0.343	F7		1B G4-6-3 BB	HBP BB 1B			L8			4	2	2	1	1	0	0	Chicago White Sox @ Seattle Mariners The Kingdome, Seattle, WA Wed Aug 09 1995, 10:05 PM EDT Att: 16,401 - Dome				
Warren Newson, L (1, 7) OBP: 0.418, SLG: 0.405				1-3 2-H			G3			4	0	2	1	1	1	1					
Edgar Martinez, R (1, 10) OBP: 0.488, SLG: 0.618	1B			1-2 2-H						3	0	2	1	1	0	0					
Tino Martinez, L (1, 3) OBP: 0.378, SLG: 0.597	G4-3 1-2		G4-6-3 BB	1B HBP			F7			4	2	1	2	1	0	5					
Jay Buhner, R (1, 9) OBP: 0.353, SLG: 0.551				1-2 2-3 3-H				2B BB		2	2	1	2	3	0	1					
Mike Blowers, R (1, 5) OBP: 0.332, SLG: 0.491				HR				2B BB		4	1	1	1	1	2	5					
Dan Wilson, R (1, 2) OBP: 0.338, SLG: 0.383				HR				K		4	0	1	2	1	0	2					
Luis Sojo, R (1, 6) OBP: 0.312, SLG: 0.399 Alex Rodriguez, R (7, 6) OBP: 0.263, SLG: 0.405				FC6-4 BB				1-3 2-H		3	1	0	0	1	1	4					
Alex Diaz, S (1, 8) OBP: 0.292, SLG: 0.333				G3-1				1-2 2-H		1	0	0	0	0	1	1					
				1B HBP 1B				K		3	2	1	0	1	1	0					
<b>Inning Stats</b>	R: 0 E: 0 K: 0 S: 7	H: 2 LOB: 1 BB: 0 P: 10	R: 0 E: 0 K: 0 S: 9	H: 0 LOB: 1 BB: 1 P: 19	R: 2 E: 0 K: 0 S: 9	H: 1 LOB: 3 BB: 3 P: 26	R: 7 E: 0 K: 0 S: 19	H: 5 LOB: 1 BB: 3 P: 42	R: 0 E: 0 K: 2 S: 16	H: 1 LOB: 3 BB: 2 P: 29	R: 0 E: 0 K: 0 S: 7	H: 0 LOB: 0 BB: 0 P: 11	R: 2 E: 0 K: 2 S: 13	H: 1 LOB: 1 BB: 2 P: 25	1B: 7 2B: 2 3B: 0 HR: 2	SF: 0 SAC: 0 DP: 2 HBP: 1	WP: 1 PB: 0 SB: 0 CS: 0	PA: 44			
<b>PITCHER</b>	IP	WLS	BF	H	R	ER	SO	BB	IBB	HBP	BLK	WP	HR	S	P	ERA	WHIP				
Rodney Bolton, R (1, 1) ERA: 9.0	2.0		12	3	2	2	0	4	0	0	0	0	0	21	47	9.00	3.500				
Brian Keyser, R (3, 1) ERA: 5.18	1.2	L	12	5	7	7	0	3	0	1	0	0	2	22	49	37.80	4.800				
Kirk McCaskill, R (4, 1) ERA: 5.17	1.1		5	1	0	0	2	0	0	0	0	0	0	9	14	0.00	0.750				
Matt Karchner, R (6, 1) ERA	1.0		6	1	0	0	2	2	0	0	0	0	0	16	29	0.00	3.000				
Altee Hammaker, L (7, 1) ERA: 12.75	1.1		6	0	2	2	0	2	0	0	0	0	0	11	24	13.50	1.500				
<b>PITCHER</b>	IP	WLS	BF	H	R	ER	SO	BB	IBB	HBP	BLK	WP	HR	S	P	ERA	WHIP				
Roberto Hernandez, R (8, 1) ERA: 3.98	0.2		3	1	0	0	2	0	0	0	0	0	0	9	12	0.00	1.500				

AB	39
R	8
H	12
RBI	8
BB	4
SO	8
LOB	19



AB	32
R	10
H	11
RBI	10
BB	11
SO	6
LOB	19



Batter	1	2	3	4	5	6	7	8	9	AB	R	H	RBI	BB	SO	LOB	TOP				
Joey Cora, S OBP: 0.349, SLG: 0.340 (1, 4)	F7		F7		L7		CS 1B		L3	5	0	1	0	0	0	2					
Warren Newson, L OBP: 0.408, SLG: 0.393 Rich Amaral, R OBP: 0.357, SLG: 0.386 (9, PH)	F7		G6-3		K		K		G4-3	4	0	0	0	0	2	2					
Edgar Martinez, R OBP: 0.488, SLG: 0.619 (1, 10)	G1-3				3B HBP		G3 2B		G6-3	3	2	1	0	0	0	0					
Tino Martinez, L OBP: 0.376, SLG: 0.598 (1, 3)		G6-3			G3		G3		G4-3	4	0	1	1	0	0	1					
Jay Buhner, R OBP: 0.355, SLG: 0.554 (1, 9)					E5		SF7			2	0	1	1	1	0	1					
Mike Blowers, R OBP: 0.334, SLG: 0.493 (1, 5)					K		1B 2B			3	0	1	0	1	2	3					
Luis Sojo, R OBP: 0.315, SLG: 0.401 (1, 6)					G6-3		FC6-4 1B		P4	4	0	2	0	0	0	4					
Dan Wilson, R OBP: 0.337, SLG: 0.381 (1, 2)					G5-3		FC6-4 1B			4	0	1	0	0	0	4					
Alex Diaz, S OBP: 0.293, SLG: 0.338 (1, 8)					F7		G4-3		SH2-4 1B	3	0	1	0	0	0	0					
<b>Inning Stats</b>	R: 0 E: 0 K: 0 S: 8	H: 0 LOB: 0 BB: 0 P: 13	R: 0 E: 0 K: 1 S: 13	H: 1 LOB: 2 BB: 1 P: 21	R: 0 E: 0 K: 0 S: 5	H: 0 LOB: 0 BB: 0 P: 7	R: 1 E: 1 K: 1 S: 9	H: 1 LOB: 1 BB: 0 P: 15	R: 0 E: 0 K: 1 S: 10	H: 3 LOB: 2 BB: 0 P: 19	R: 0 E: 0 K: 1 S: 8	H: 1 LOB: 1 BB: 0 P: 14	R: 0 E: 0 K: 0 S: 10	H: 1 LOB: 2 BB: 1 P: 21	R: 0 E: 0 K: 0 S: 9	H: 1 LOB: 1 BB: 0 P: 14	1B: 4 2B: 5 3B: 1 HR: 0	SF: 1 SAC: 1 DP: 2 HBP: 1	WP: 0 PB: 0 SB: 0 CS: 1	PA: 38	
<b>PITCHER</b>	IP WLS BF H R ER SO BB IBB HBP BLK WP HR S P ERA WHIP	IP WLS BF H R ER SO BB IBB HBP BLK WP HR S P ERA WHIP	IP WLS BF H R ER SO BB IBB HBP BLK WP HR S P ERA WHIP	IP WLS BF H R ER SO BB IBB HBP BLK WP HR S P ERA WHIP	IP WLS BF H R ER SO BB IBB HBP BLK WP HR S P ERA WHIP	IP WLS BF H R ER SO BB IBB HBP BLK WP HR S P ERA WHIP	IP WLS BF H R ER SO BB IBB HBP BLK WP HR S P ERA WHIP	IP WLS BF H R ER SO BB IBB HBP BLK WP HR S P ERA WHIP	IP WLS BF H R ER SO BB IBB HBP BLK WP HR S P ERA WHIP	IP WLS BF H R ER SO BB IBB HBP BLK WP HR S P ERA WHIP	IP WLS BF H R ER SO BB IBB HBP BLK WP HR S P ERA WHIP	IP WLS BF H R ER SO BB IBB HBP BLK WP HR S P ERA WHIP	IP WLS BF H R ER SO BB IBB HBP BLK WP HR S P ERA WHIP	IP WLS BF H R ER SO BB IBB HBP BLK WP HR S P ERA WHIP	IP WLS BF H R ER SO BB IBB HBP BLK WP HR S P ERA WHIP	IP WLS BF H R ER SO BB IBB HBP BLK WP HR S P ERA WHIP	IP WLS BF H R ER SO BB IBB HBP BLK WP HR S P ERA WHIP	IP WLS BF H R ER SO BB IBB HBP BLK WP HR S P ERA WHIP	IP WLS BF H R ER SO BB IBB HBP BLK WP HR S P ERA WHIP	IP WLS BF H R ER SO BB IBB HBP BLK WP HR S P ERA WHIP	IP WLS BF H R ER SO BB IBB HBP BLK WP HR S P ERA WHIP

Seattle Mariners @ Kansas City Royals  
Kauffman Stadium, Kansas City, MO

AB 33  
R 2  
H 9  
RBI 2  
BB 2  
SO 4  
LOB 18



WP: 0 PA: 38  
PB: 0  
SB: 0  
CS: 1

Seattle Mariners @ Kansas City Royals  
Kauffman Stadium, Kansas City, MO

AB 30  
R 1  
H 5  
RBI 0  
BB 0  
SO 12  
LOB 7



WP: 2 PA: 32  
PB: 0  
SB: 1  
CS: 1

Batter	1	2	3	4	5	6	7	8	9	AB	R	H	RBI	BB	SO	LOB	BOTTOM					
Vince Coleman, S OBP: 0.348, SLG: 0.399 (1, 7)	G4-3				K				G1-3	4	0	1	0	0	1	2						
Tom Goodwin, L OBP: 0.337, SLG: 0.316 (1, 8)	K				B1-3				G3	4	0	0	0	0	2	1						
Chris James, R OBP: 0.373, SLG: 0.466 Keith Lockhart, L OBP: 0.371, SLG: 0.507 (9, PH)	G4-3				K				G6-3	3	0	0	0	0	1	0						
Gary Gaetti, R OBP: 0.335, SLG: 0.538 (1, 5)					K				G5-3	4	0	0	0	0	2	0						
Greg Gagne, R OBP: 0.332, SLG: 0.395 (1, 6)					CS 1B					3	0	2	0	0	1	0						
Joe Vithello, R OBP: 0.286, SLG: 0.281 Jon Nunnally, L OBP: 0.368, SLG: 0.560 Wally Joyner, L OBP: 0.389, SLG: 0.421 (9, 3)					K				SH5-4 1B WP 1B	3	0	1	0	0	1	2						
Phil Hiett, R OBP: 0.262, SLG: 0.363 (1, 9)					CS				WP SH5-4 1B	3	0	1	0	0	1	1						
David Howard, S OBP: 0.290, SLG: 0.346 (1, 4)					F9				SH5-4 1B	2	0	0	0	0	1	0						
Brent Mayne, L OBP: 0.271, SLG: 0.292 Pat Borders, R OBP: 0.267, SLG: 0.385 (9, 2)					K				SH5-4 1B	2	0	0	0	0	1	0						
<b>Inning Stats</b>	R: 0 E: 0 K: 1 S: 10	H: 0 LOB: 0 BB: 0 P: 15	R: 0 E: 0 K: 2 S: 9	H: 1 LOB: 0 BB: 0 P: 13	R: 0 E: 0 K: 1 S: 6	H: 0 LOB: 0 BB: 0 P: 8	R: 0 E: 0 K: 2 S: 9	H: 0 LOB: 0 BB: 0 P: 12	R: 0 E: 0 K: 2 S: 16	H: 1 LOB: 1 BB: 0 P: 24	R: 0 E: 0 K: 2 S: 10	H: 1 LOB: 1 BB: 0 P: 15	R: 0 E: 0 K: 1 S: 7	H: 0 LOB: 0 BB: 0 P: 11	R: 0 E: 0 K: 1 S: 17	H: 2 LOB: 2 BB: 0 P: 21	R: 0 E: 0 K: 0 S: 8	H: 0 LOB: 0 BB: 0 P: 14	1B: 5 2B: 0 3B: 0 HR: 0	SF: 0 SAC: 1 DP: 0 HBP: 0	WP: 2 PB: 0 SB: 1 CS: 1	PA: 32
<b>PITCHER</b>	IP WLS BF H R ER SO BB IBB HBP BLK WP HR S P ERA WHIP	IP WLS BF H R ER SO BB IBB HBP BLK WP HR S P ERA WHIP	IP WLS BF H R ER SO BB IBB HBP BLK WP HR S P ERA WHIP	IP WLS BF H R ER SO BB IBB HBP BLK WP HR S P ERA WHIP	IP WLS BF H R ER SO BB IBB HBP BLK WP HR S P ERA WHIP	IP WLS BF H R ER SO BB IBB HBP BLK WP HR S P ERA WHIP	IP WLS BF H R ER SO BB IBB HBP BLK WP HR S P ERA WHIP	IP WLS BF H R ER SO BB IBB HBP BLK WP HR S P ERA WHIP	IP WLS BF H R ER SO BB IBB HBP BLK WP HR S P ERA WHIP	IP WLS BF H R ER SO BB IBB HBP BLK WP HR S P ERA WHIP	IP WLS BF H R ER SO BB IBB HBP BLK WP HR S P ERA WHIP	IP WLS BF H R ER SO BB IBB HBP BLK WP HR S P ERA WHIP	IP WLS BF H R ER SO BB IBB HBP BLK WP HR S P ERA WHIP	IP WLS BF H R ER SO BB IBB HBP BLK WP HR S P ERA WHIP	IP WLS BF H R ER SO BB IBB HBP BLK WP HR S P ERA WHIP	IP WLS BF H R ER SO BB IBB HBP BLK WP HR S P ERA WHIP	IP WLS BF H R ER SO BB IBB HBP BLK WP HR S P ERA WHIP	IP WLS BF H R ER SO BB IBB HBP BLK WP HR S P ERA WHIP	IP WLS BF H R ER SO BB IBB HBP BLK WP HR S P ERA WHIP	IP WLS BF H R ER SO BB IBB HBP BLK WP HR S P ERA WHIP	IP WLS BF H R ER SO BB IBB HBP BLK WP HR S P ERA WHIP	

Att: 19,955 - Unknown - 93 F

Batter	1	2	3	4	5	6	7	8	9	AB	R	H	RBI	BB	SO	LOB	TOP																			
Joey Cora, S OBP: 0.348, SLG: 0.342	F9			L3	F9			G4-3 G6-3 2B		4	1	1	0	0	0	2	Seattle Mariners @ Kansas City Royals Kauffman Stadium, Kansas City, MO Sat Aug 12 1995, 7:05 PM CDT Att: 20,572 - Unknown - 91 F																			
Alex Diaz, S OBP: 0.292, SLG: 0.336	G6-3			G6-3		E4 G6-3 1B		G4-3		4	0	1	1	0	0	1																				
Edgar Martinez, R OBP: 0.486, SLG: 0.613	G6-3			BB BB		G6-3		G6-3		3	0	0	1	1	0	1																				
Tino Martinez, L OBP: 0.375, SLG: 0.593		G3-1		FC6-4 BB		P5		G1-3		3	0	0	0	1	0	1																				
Jay Buhner, R OBP: 0.351, SLG: 0.546		L9		FC6-4 BB		K			K	4	0	0	0	0	2	3																				
Mike Blowers, R OBP: 0.330, SLG: 0.486		G6-3					K		K	4	0	0	0	0	2	0																				
Warren Newson, L OBP: 0.405, SLG: 0.384				K		F8 1B BB		G6-3	F7	3	0	0	0	1	1	0																				
Dan Wilson, R OBP: 0.337, SLG: 0.380				K			L4			3	0	1	0	0	1	0																				
Felix Fermin, R OBP: 0.230, SLG: 0.229				F8		F8			2B G4-3 BB	2	1	0	0	1	0	2																				
<b>Inning Stats</b>	R: 0 E: 0 K: 0 S: 5	H: 0 LOB: 0 BB: 0 P: 6	R: 0 E: 0 K: 0 S: 10	H: 0 LOB: 0 BB: 0 P: 18	R: 0 E: 0 K: 2 S: 8	H: 0 LOB: 0 BB: 2 P: 12	R: 0 E: 0 K: 0 S: 10	H: 1 LOB: 2 BB: 1 P: 12	R: 0 E: 1 K: 1 S: 7	H: 1 LOB: 1 BB: 0 P: 12	R: 0 E: 0 K: 1 S: 5	H: 0 LOB: 0 BB: 0 P: 9	R: 2 E: 0 K: 0 S: 7	H: 1 LOB: 0 BB: 1 P: 13	R: 0 E: 0 K: 2 S: 11	H: 0 LOB: 0 BB: 0 P: 16	1B: 2 2B: 1 3B: 0 HR: 0	SF: 0 SAC: 0 DP: 0 HBP: 0	WP: 0 PB: 0 SB: 0 CS: 0	PA: 34																
<b>PITCHER</b>	IP	WLS	BF	H	R	ER	SO	BB	IBB	HBP	BLK	WP	HR	S	P	ERA	WHIP	<b>PITCHER</b>		IP	WLS	BF	H	R	ER	SO	BB	IBB	HBP	BLK	WP	HR	S	P	ERA	WHIP
Kevin Appier, R ERA: 3.55	(1, 1)	6.0	W	23	2	0	3	3	0	0	0	0	0	46	81	0.00	0.833			6.0	W	23	2	0	3	3	0	0	0	0	0	0	46	81	0.00	0.833
Rusty Meacham, R ERA: 5.03	(7, 1)	3.0	S	11	1	2	3	1	0	0	0	0	0	23	38	6.00	0.667			3.0	S	11	1	2	3	1	0	0	0	0	0	23	38	6.00	0.667	

Batter	1	2	3	4	5	6	7	8	9	AB	R	H	RBI	BB	SO	LOB	BOTTOM																			
Johnny Damon, L OBP: 0.600, SLG: 1.000	P6		F8			SF7 3B		1B 1B		5	1	3	1	0	0	0	Seattle Mariners @ Kansas City Royals Kauffman Stadium, Kansas City, MO Sat Aug 12 1995, 7:05 PM CDT Att: 20,572 - Unknown - 91 F																			
Keith Lockhart, L OBP: 0.365, SLG: 0.493	K		G3		S BB		P5	F7		4	0	0	0	1	1	4																				
Wally Joyner, L OBP: 0.390, SLG: 0.422	F8			SH2-3 1B BB		SF7		G3		4	1	2	2	0	0	2																				
Gary Gaetti, R OBP: 0.337, SLG: 0.541		G3 1B 2B		BB SH2-3		L7		P5	FC3-6	4	2	2	0	0	0	1																				
David Howard, S OBP: 0.298, SLG: 0.344				HBP 1B					1-2 1B	1	0	0	0	0	0	2																				
Jon Nunnally, L OBP: 0.364, SLG: 0.552		G3		SH2-3		L4		K		3	0	0	0	0	1	2																				
Greg Gagne, R OBP: 0.341, SLG: 0.399				HBP BB IBB		2B BB		1B		2	1	2	1	2	0	0																				
Brent Cookson, R OBP: 0.697, SLG: 1.000				HBP BB		2B FC1 2B		G1-3		2	0	1	2	1	1	1																				
Edgar Caceres, S OBP: 0.357, SLG: 0.474		K		1-2 2-3 3-H		1-2 2B 2B				1	0	0	0	0	0	1																				
Michael Tucker, L OBP: 0.272, SLG: 0.259		G4-3				FC1 1B 2B			F9	3	1	1	1	0	0	1																				
Brent Mayne, L OBP: 0.270, SLG: 0.291				G4-3	G4-6-3	FC1 1B 2B			1B 1B	4	1	1	0	0	0	5																				
<b>Inning Stats</b>	R: 0 E: 0 K: 1 S: 8	H: 2 LOB: 1 BB: 0 P: 8	R: 1 E: 0 K: 1 S: 11	H: 2 LOB: 1 BB: 0 P: 17	R: 0 E: 0 K: 0 S: 6	H: 0 LOB: 0 BB: 0 P: 8	R: 2 E: 0 K: 0 S: 12	H: 2 LOB: 2 BB: 2 P: 24	R: 1 E: 0 K: 0 S: 10	H: 1 LOB: 1 BB: 1 P: 19	R: 2 E: 0 K: 0 S: 17	H: 3 LOB: 2 BB: 1 P: 30	R: 0 E: 0 K: 1 S: 19	H: 1 LOB: 1 BB: 0 P: 26	R: 1 E: 0 K: 0 S: 8	H: 3 LOB: 2 BB: 0 P: 12	1B: 8 2B: 3 3B: 1 HR: 0	SF: 1 SAC: 1 DP: 1 HBP: 1	WP: 0 PB: 0 SB: 1 CS: 0	PA: 40																
<b>PITCHER</b>	IP	WLS	BF	H	R	ER	SO	BB	IBB	HBP	BLK	WP	HR	S	P	ERA	WHIP	<b>PITCHER</b>		IP	WLS	BF	H	R	ER	SO	BB	IBB	HBP	BLK	WP	HR	S	P	ERA	WHIP
Tim Belcher, R ERA: 4.73	(1, 1)	5.0	L	25	6	6	2	3	1	1	0	0	0	53	89	10.80	1.800			5.0	L	25	6	6	2	3	1	1	0	0	53	89	10.80	1.800		
Salomon Torres, R ERA: 5.7	(6, 1)	3.0		15	6	1	1	0	0	0	0	0	0	38	55	3.00	2.000			3.0		15	6	1	1	0	0	0	0	0	38	55	3.00	2.000		

AB	30
R	2
H	3
RBI	2
BB	4
SO	6
LOB	10



Batter	1	2	3	4	5	6	7	8	9	AB	R	H	RBI	BB	SO	LOB	TOP										
Joey Cora, S OBP: 0.346, SLG: 0.340 (1, 4)	G6-3		G4-3		G4-3				F9	5	0	1	0	0	0	1	<b>Seattle Mariners @ Kansas City Royals</b> Kauffman Stadium, Kansas City, MO Sun Aug 13 1995, 3:33 AM CDT Att: 19,489 - Cloudy - 91 F										
Warren Newson, L OBP: 0.409, SLG: 0.386 (1, 8) Rich Amaral, R OBP: 0.353, SLG: 0.382 (7, PH) (7, 8)	FC5-4 1B					G3-1	F8		K	2	0	1	0	1	0	0											
Edgar Martinez, R OBP: 0.486, SLG: 0.620 (1, 10)	FC5-4 1-2		L4							3	1	1	2	1	0	2											
Tino Martinez, L OBP: 0.371, SLG: 0.587 (1, 3)	G4-3				L9	G4-3	K			4	0	0	0	0	1	4											
Jay Buhner, R OBP: 0.350, SLG: 0.542 (1, 9)		K				F8				4	0	1	0	0	1	0											
Doug Strange, S OBP: 0.333, SLG: 0.359 (1, 7)		G3			P6					4	1	1	0	0	0	1											
Mike Blowers, R OBP: 0.335, SLG: 0.491 (1, 5)										3	1	2	0	1	1	1											
Chris Widger, R OBP: 0.289, SLG: 0.324 (1, 2)		FC6-4 1B								4	0	0	0	0	2	5											
Alex Rodriguez, R OBP: 0.264, SLG: 0.403 (1, 6) Alex Diaz, S OBP: 0.291, SLG: 0.335 (9, PH)									K	3	0	1	1	0	1	1											
<b>Inning Stats</b>	R: 0 E: 0 K: 0 S: 11	H: 1 LOB: 1 BB: 0 P: 14	R: 0 E: 0 K: 1 S: 10	H: 1 LOB: 1 BB: 0 P: 16	R: 0 E: 0 K: 1 S: 9	H: 0 LOB: 1 BB: 1 P: 14	R: 0 E: 0 K: 0 S: 6	H: 0 LOB: 0 BB: 0 P: 9	R: 0 E: 0 K: 1 S: 11	H: 1 LOB: 1 BB: 0 P: 17	R: 1 E: 0 K: 0 S: 11	H: 1 LOB: 0 BB: 0 P: 17	R: 2 E: 0 K: 1 S: 12	H: 3 LOB: 3 BB: 2 P: 26	R: 0 E: 0 K: 2 S: 9	H: 1 LOB: 1 BB: 0 P: 13	R: 0 E: 0 K: 2 S: 9	H: 0 LOB: 0 BB: 0 P: 13	1B: 6 2B: 1 3B: 0 HR: 1	SF: 0 SAC: 0 DP: 0 HBP: 0	WP: 0 PB: 0 SB: 0 CS: 0	PA: 38					
<b>PITCHER</b>	IP	WLS	BF	H	R	ER	SO	BB	IBB	HBP	BLK	WP	HR	S	P	ERA	WHIP										
Tom Gordon, R ERA: 3.99 (1, 1)	6.1	W	28	7	3	3	3	2	0	0	0	0	1	65	102	4.26	1.421										
Mike Magnante, L ERA: 2.39 (7, 1)	0.2		3	0	0	0	1	1	0	0	0	0	0	5	11	0.00	1.500										
Jeff Montgomery, R ERA: 2.53 (8, 1)	2.0	S	7	1	0	0	4	0	0	0	0	0	0	18	26	0.00	0.500										

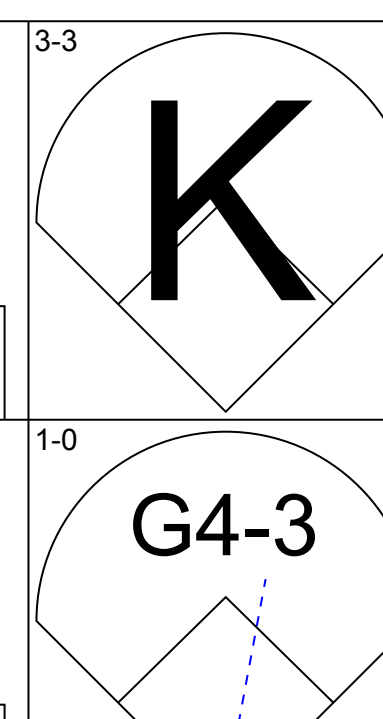
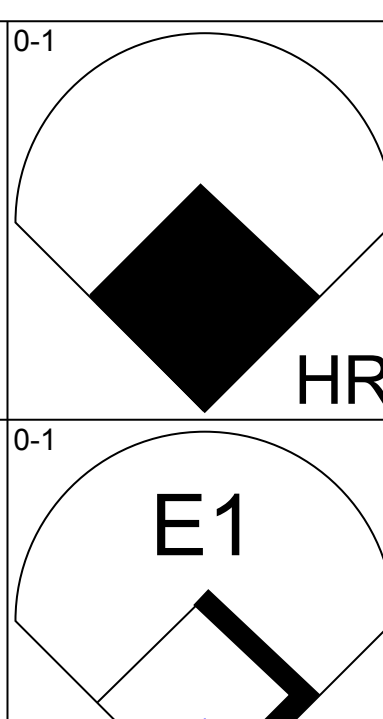
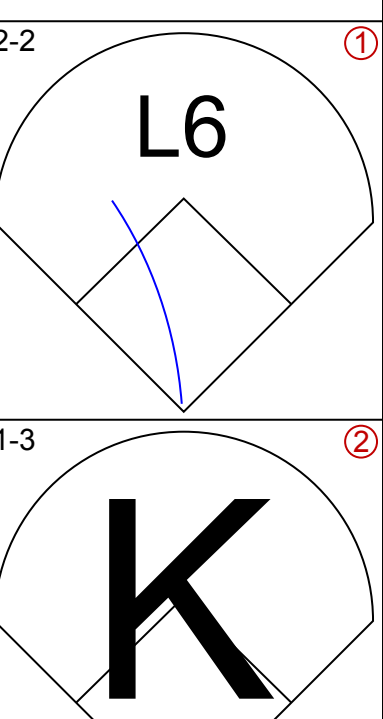
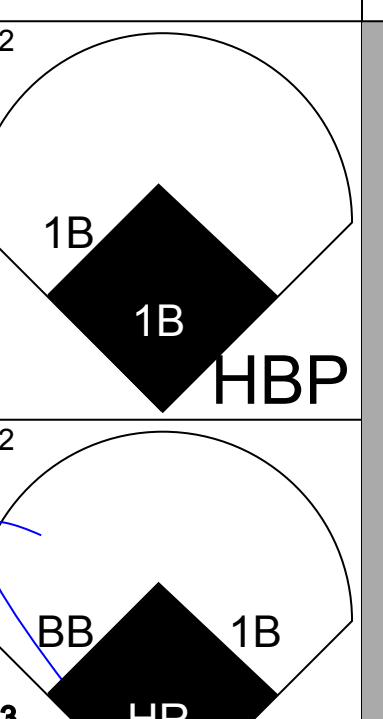
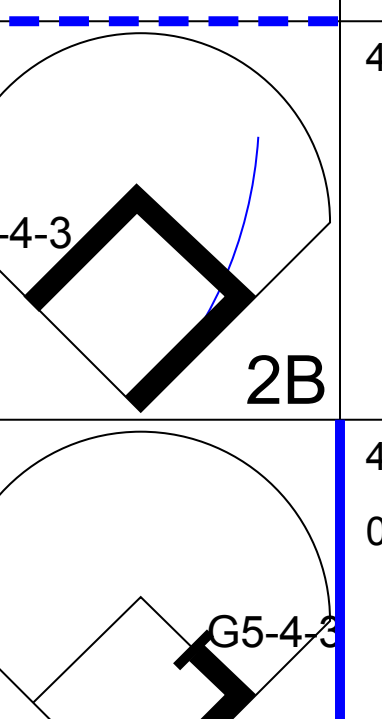
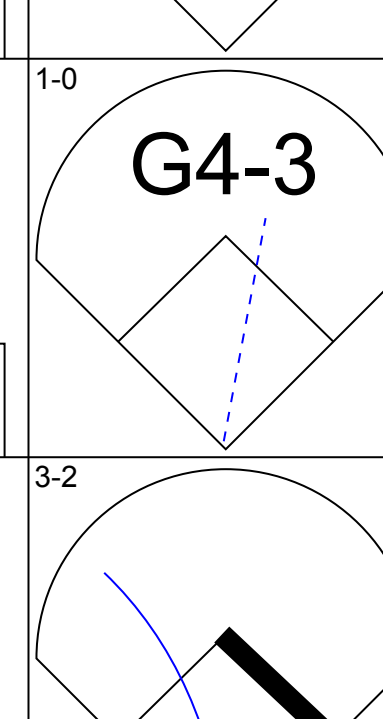
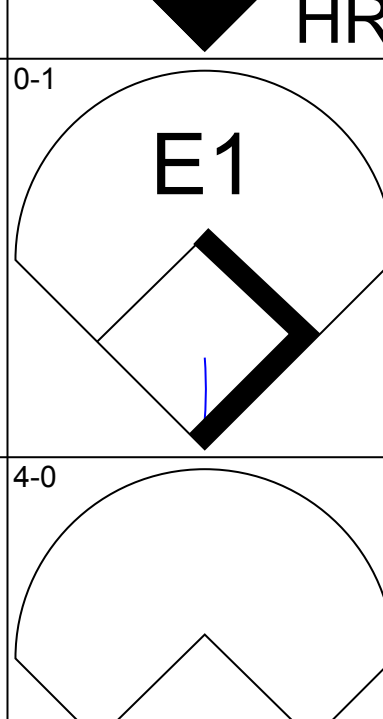
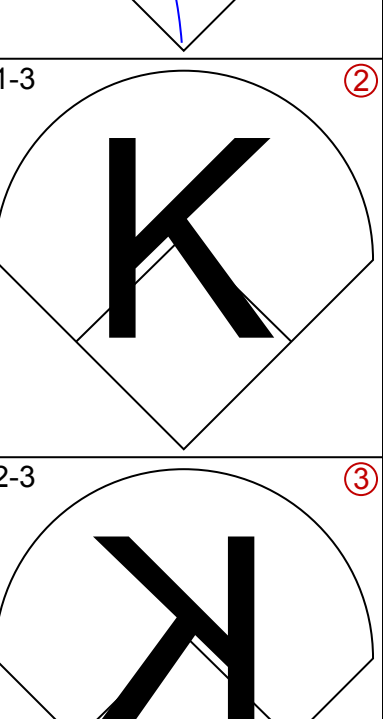
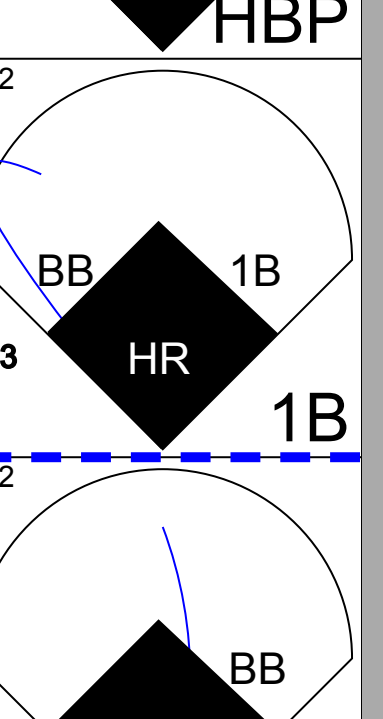
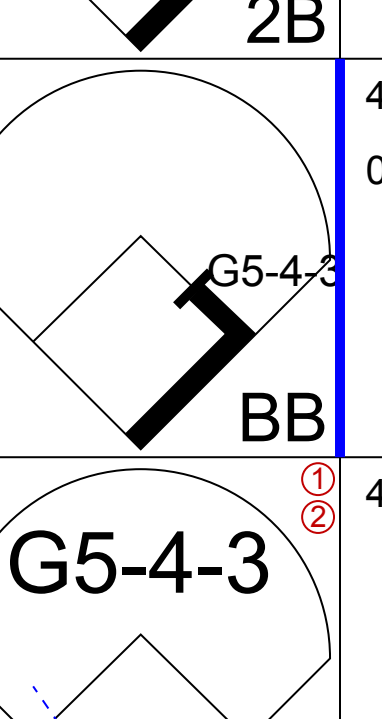
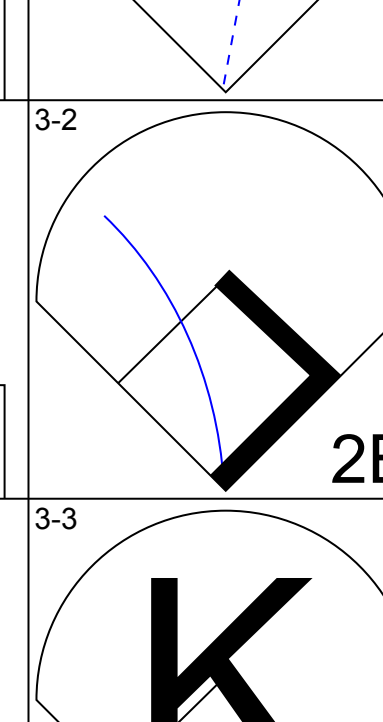
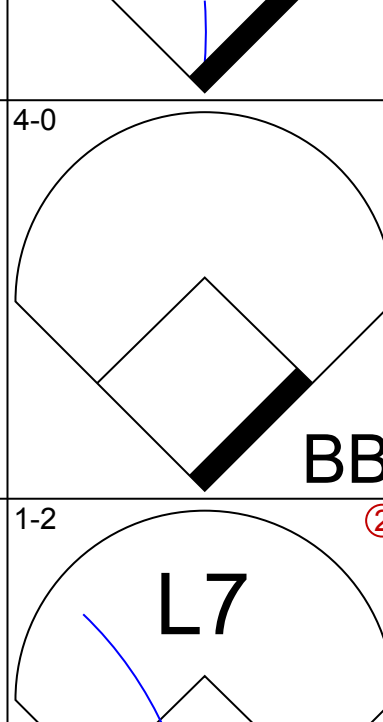
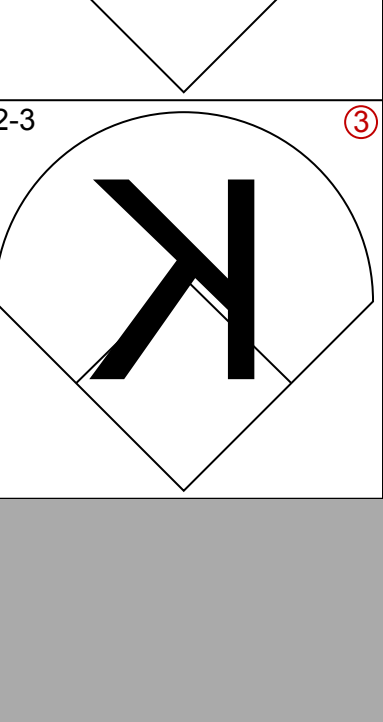
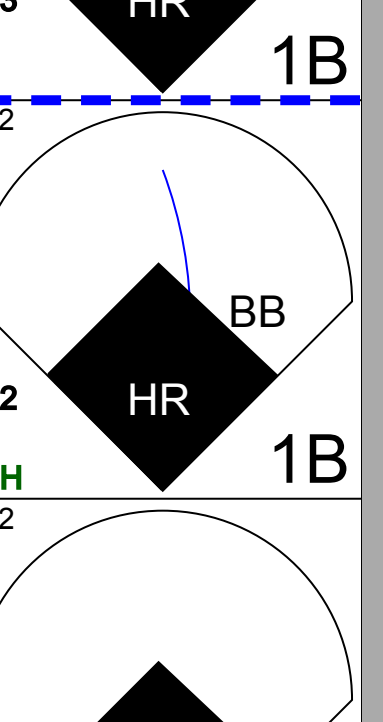
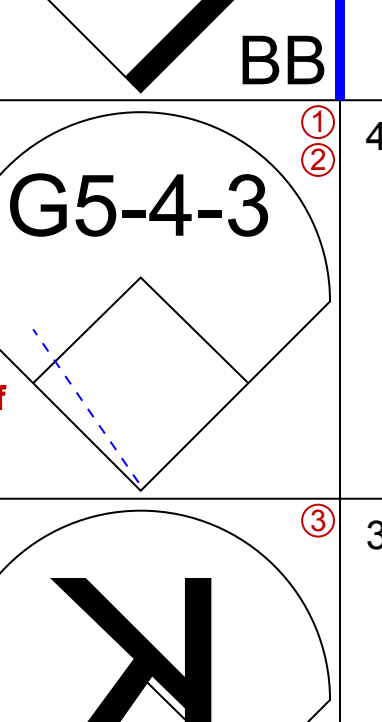
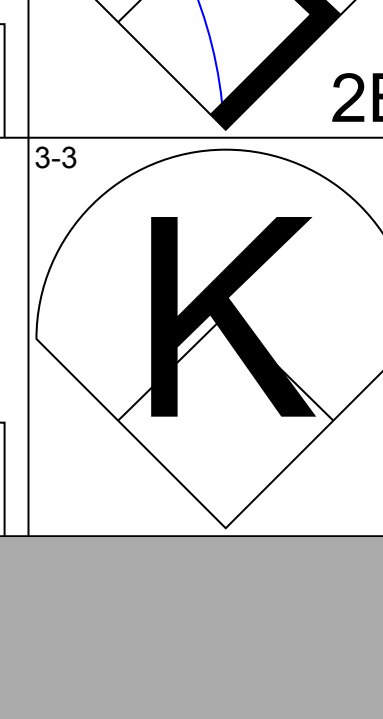
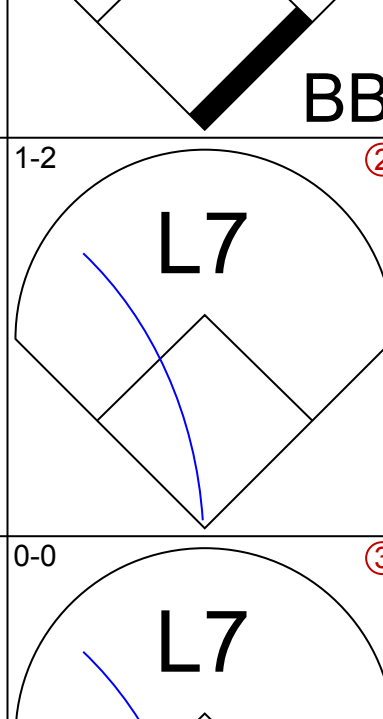
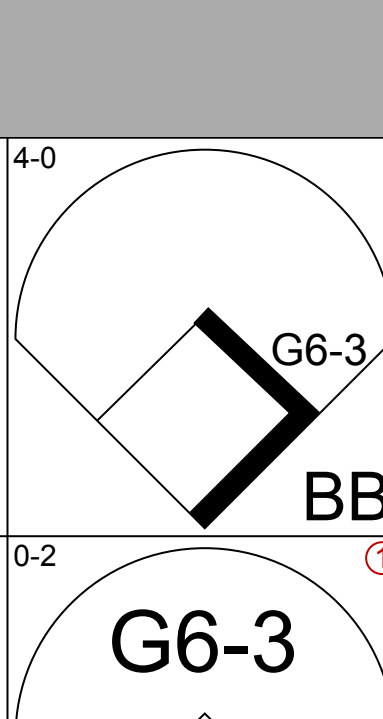
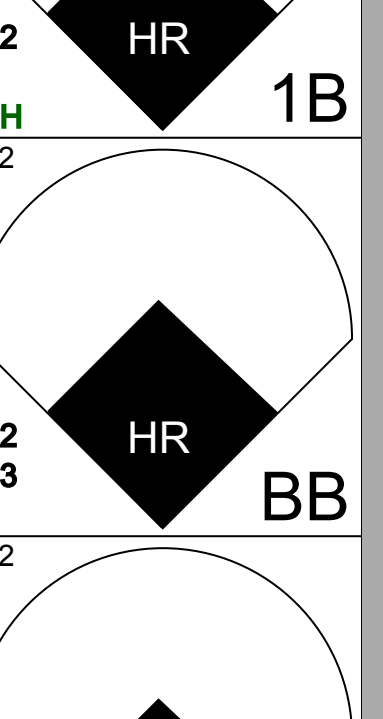

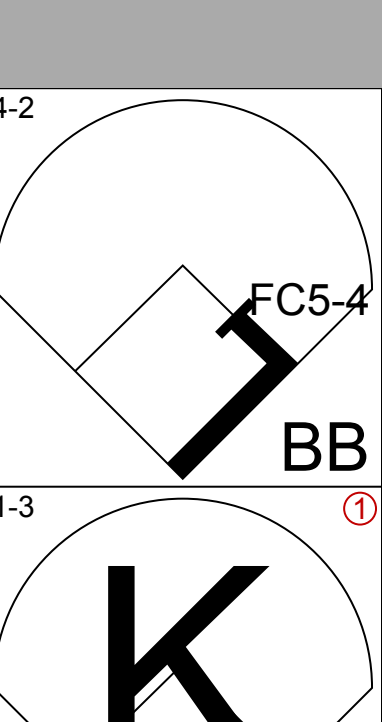
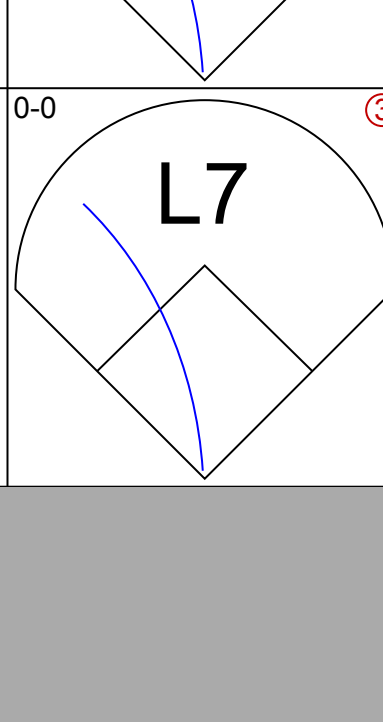
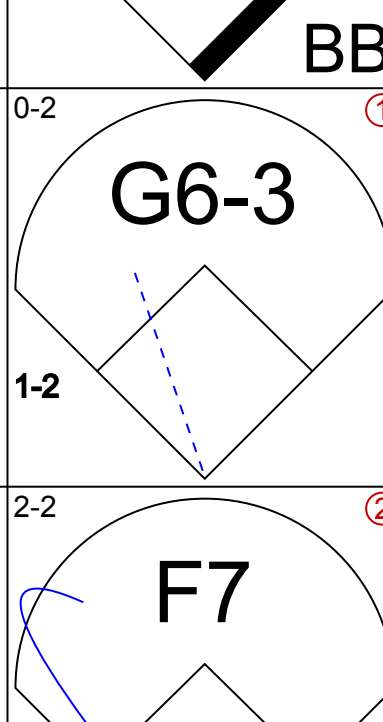
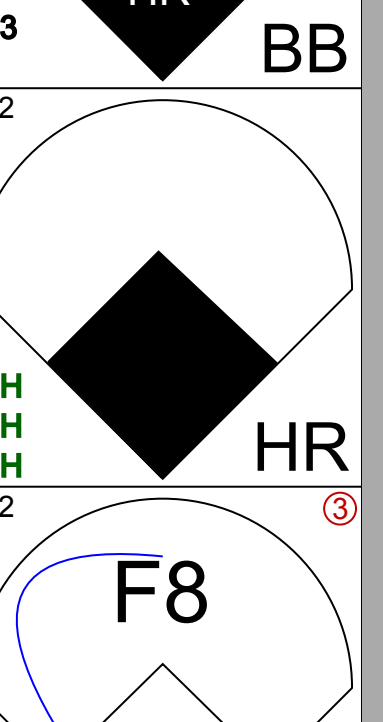

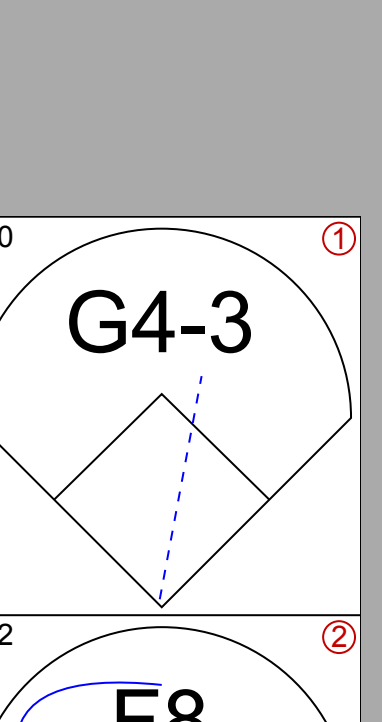
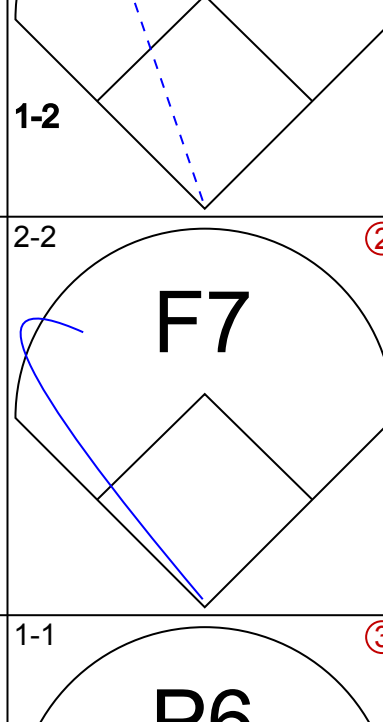
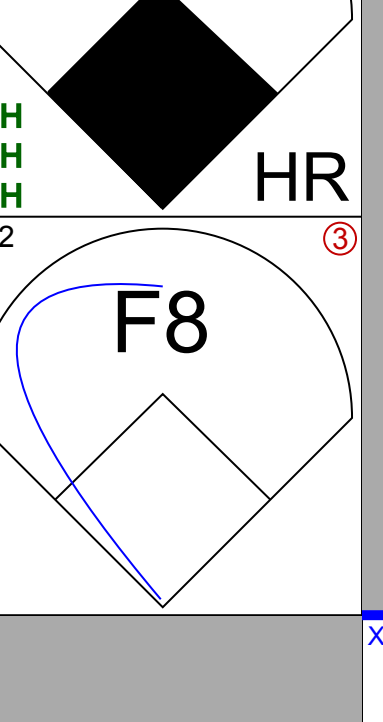

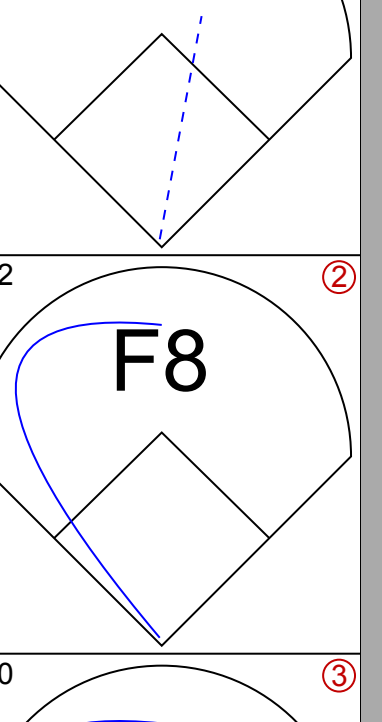
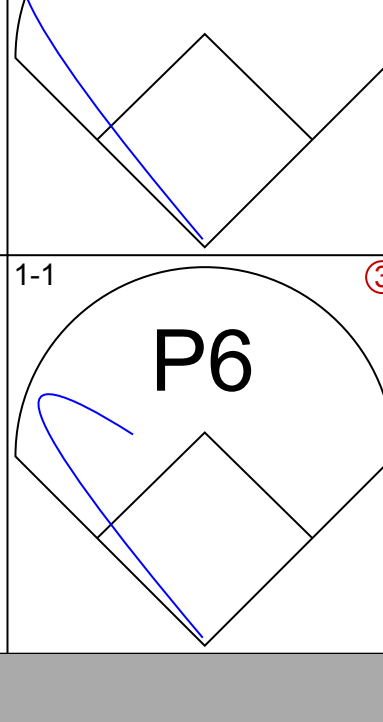
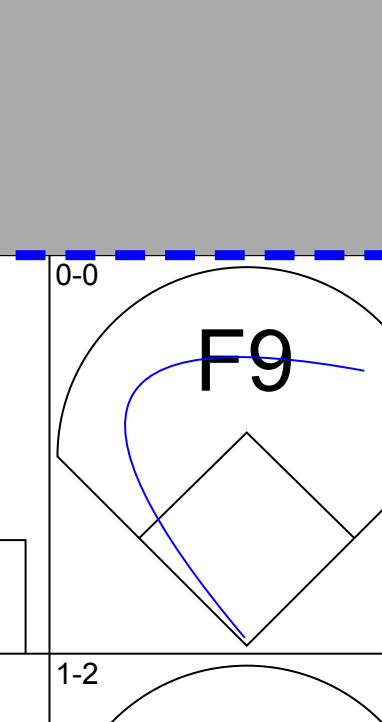

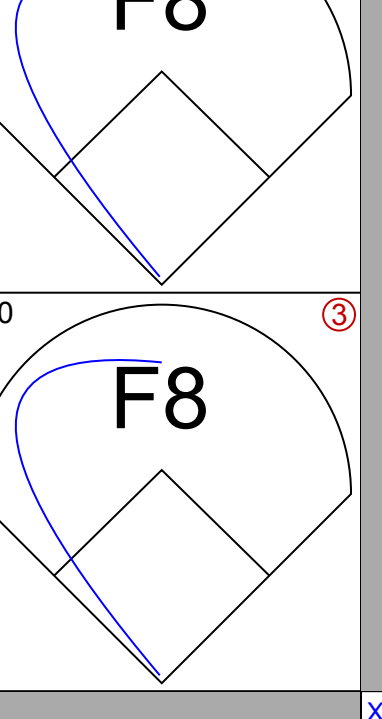
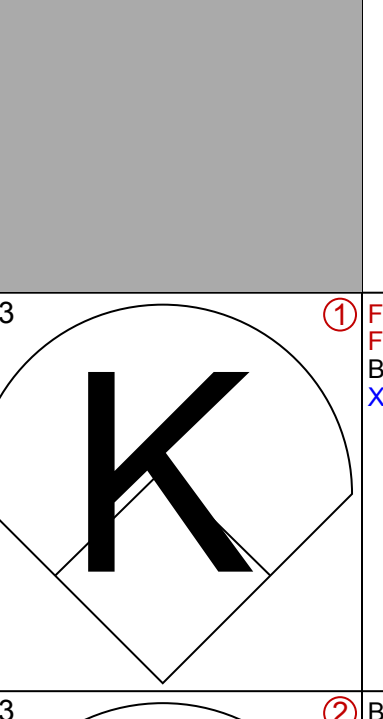
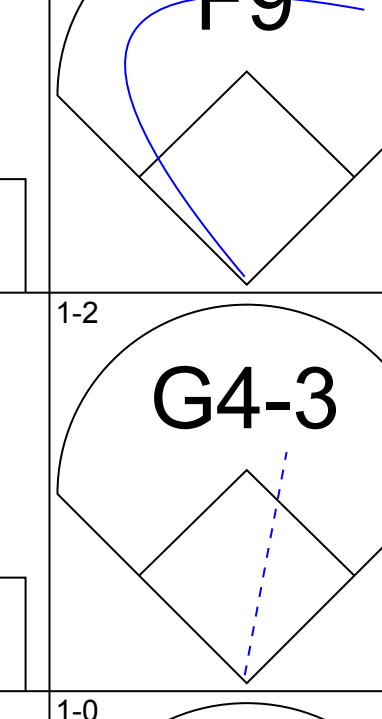
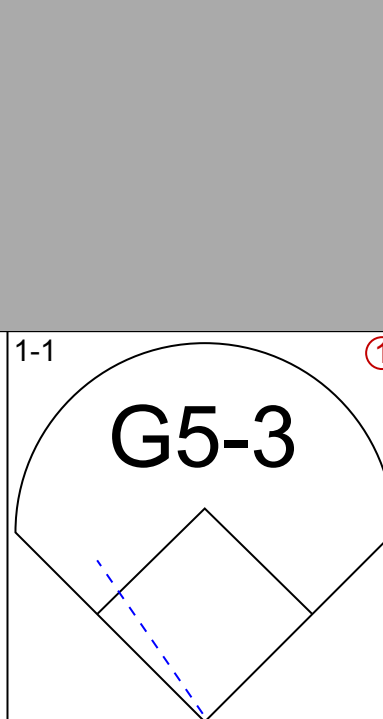
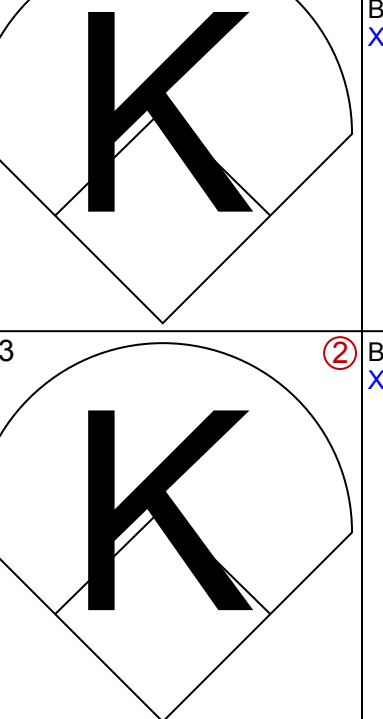
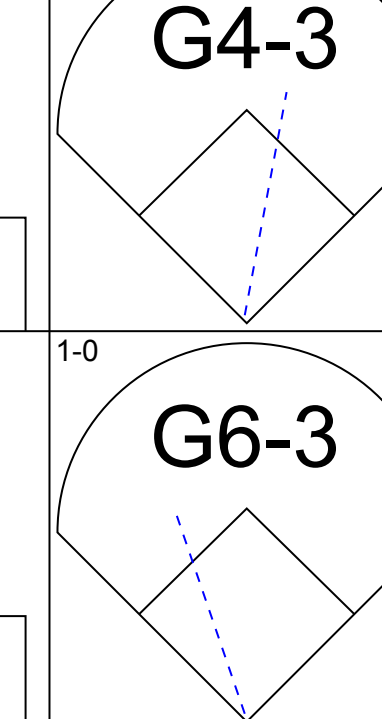
Batter	1	2	3	4	5	6	7	8	9	AB	R	H	RBI	BB	SO	LOB	BOTTOM										
Johnny Damon, L OBP: 0.400, SLG: 0.600 (1, 8)	G3					P6				5	0	1	0	0	1	1	<b>Seattle Mariners @ Kansas City Royals</b> Kauffman Stadium, Kansas City, MO Sun Aug 13 1995, 3:33 AM CDT Att: 19,489 - Cloudy - 91 F										
Wally Joyner, L OBP: 0.395, SLG: 0.424 (1, 3)	FC5-4 1B									3	0	2	1	1	0	1											
Greg Gagne, R OBP: 0.336, SLG: 0.392 (1, 6)	FC5-4 1-2		L6			F8				5	0	0	0	0	1	5											
Gary Gaetti, R OBP: 0.333, SLG: 0.534 (1, 5)	FC5-4 1-2					G6-3				4	0	0	0	0	1	3											
Joe Vitiello, R OBP: 0.308, SLG: 0.322 (1, 10) Michael Tucker, L OBP: 0.287, SLG: 0.302 (3, PR)		E 1B 2B								2	1	2	0	0	0	0											
Edgar Caceres, S OBP: 0.352, SLG: 0.463 (1, 4) Brent Mayne, L OBP: 0.270, SLG: 0.291 (8, 2)		E3 S 1B G4-3								4	1	1	0	0	0	2											
David Howard, S OBP: 0.299, SLG: 0.361 (1, 9) (9, 4)		G4-3 S 1B 1B								4	1	3	1	0	1	0											
Henry Mercedes, R (1, 2) Keith Lockhart, L OBP: 0.363, SLG: 0.490 (8, 4) Jon Nunnally, L OBP: 0.364, SLG: 0.552 (9, 9)		G4-3 S 1B 1B								3	0	0	1	0	1	5											
Tom Goodwin, L OBP: 0.339, SLG: 0.319 (1, 7)		G4-3 S 1B 1B								4	2	2	1	0	0	4											
<b>Inning Stats</b>	R: 0 E: 0 K: 0 S: 8	H: 1 LOB: 1 BB: 0 P: 11	R: 4 E: 1 K: 0 S: 19	H: 4 LOB: 1 BB: 0 P: 30	R: 0 E: 0 K: 1 S: 12	H: 3 LOB: 3 BB: 0 P: 22	R: 0 E: 0 K: 1 S: 9	H: 0 LOB: 0 BB: 0 P: 14	R: 1 E: 0 K: 0 S: 12	H: 2 LOB: 1 BB: 0 P: 20	R: 0 E: 0 K: 0 S: 8	H: 0 LOB: 1 BB: 1 P: 12	R: 0 E: 0 K: 1 S: 8	H: 0 LOB: 0 BB: 1 P: 16	R: 1 E: 0 K: 2 S: 11	H: 2 LOB: 1 BB: 0 P: 16	1B: 9 2B: 2 3B: 0 HR: 1	SF: 0 SAC: 0 DP: 1 HBP: 1	WP: 0 PB: 1 SB: 3 CS: 0	PA: 39							
<b>PITCHER</b>	IP	WLS	BF	H	R	ER	SO	BB	IBB	HBP	BLK	WP	HR	S	P	ERA	WHIP										
Bill Krueger, L ERA: 6.18 (1, 1)	2.1	L	15	7	4	2	0	0	0	0	0	0	1	33	52	7.71	3.000										
Bob Wells, R ERA: 5.91 (3, 1)	3.2		16	3	1	1	2	1	0	1	0	0	1	35	57	2.46	1.091										
Bill Risley, R ERA: 2.64 (7, 1)	1.0		3	0	0	0	1	1	0	0	0	0	0	8	16	0.00	1.000										
Norm Charlton, L ERA: 5.5 (8, 1)	1.0		5	2	1	1	2	0	0	0	0	0	0	11	16	9.00	2.000										

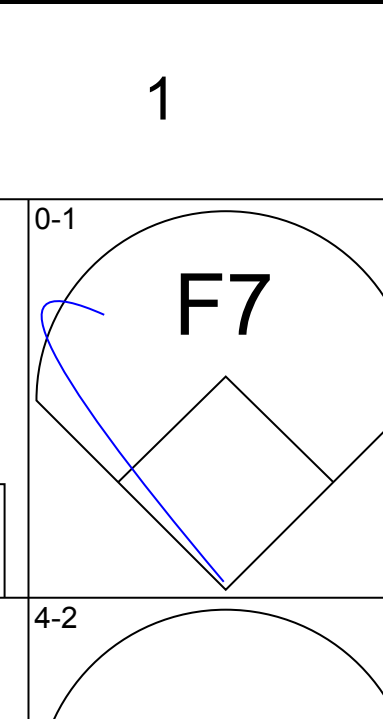
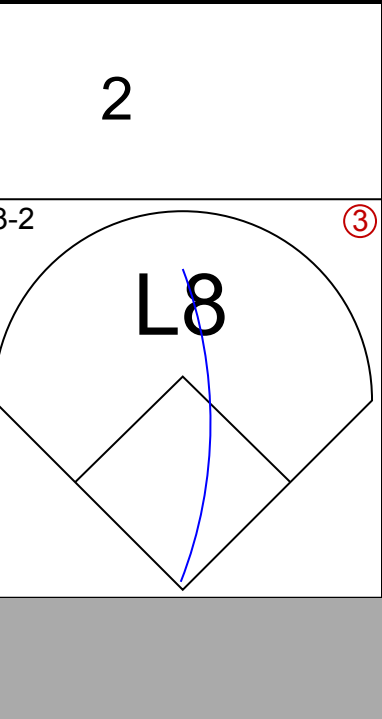
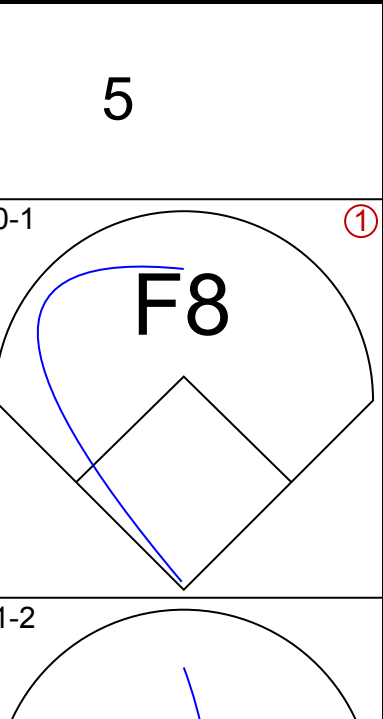
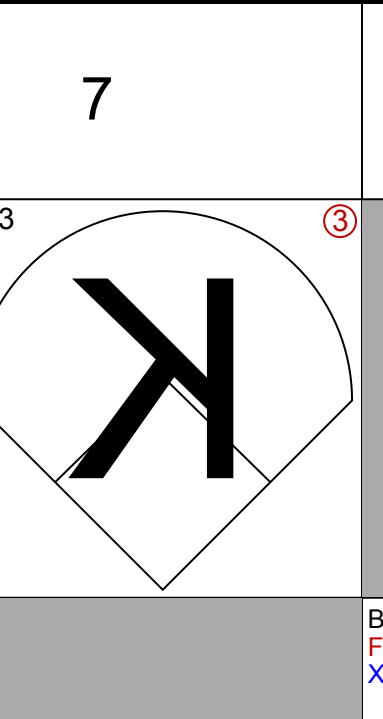
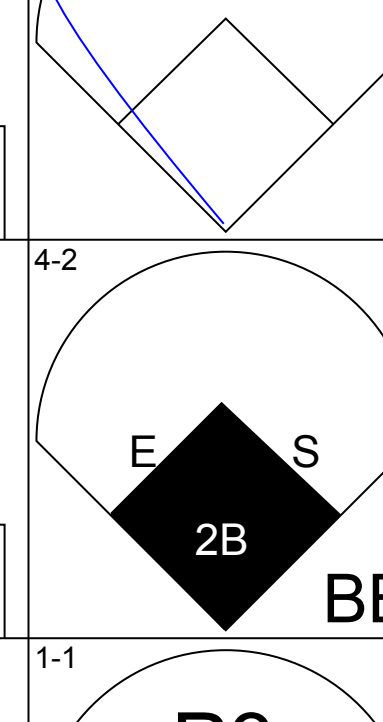
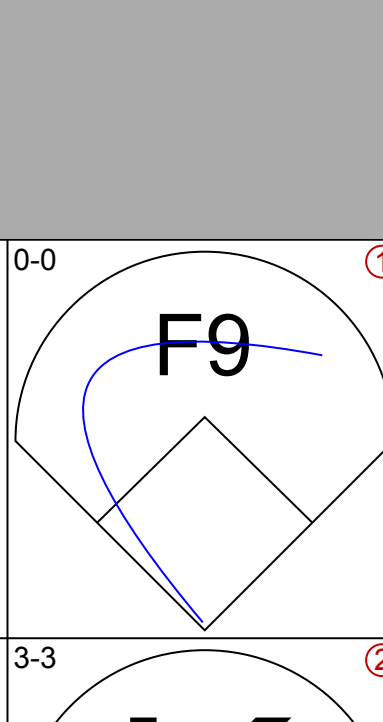
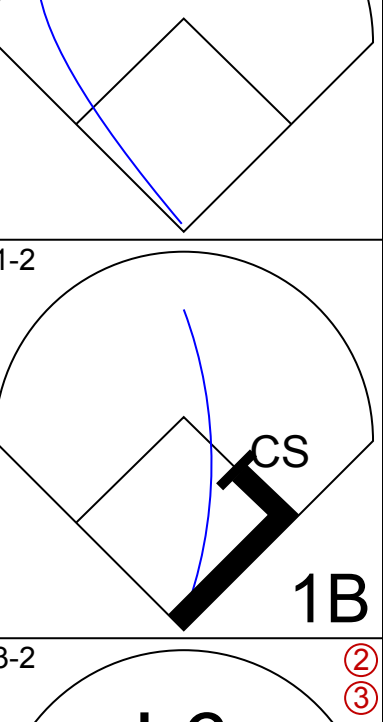
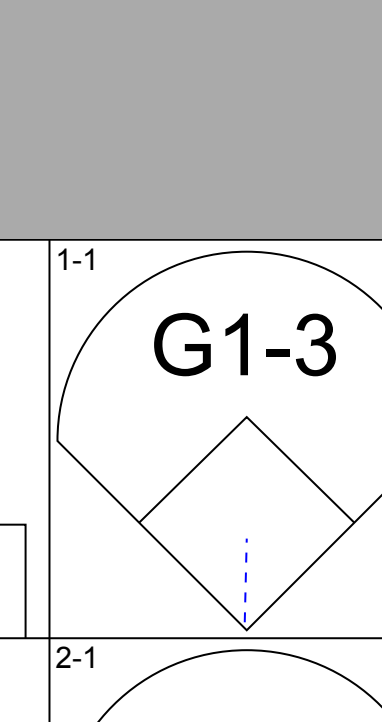
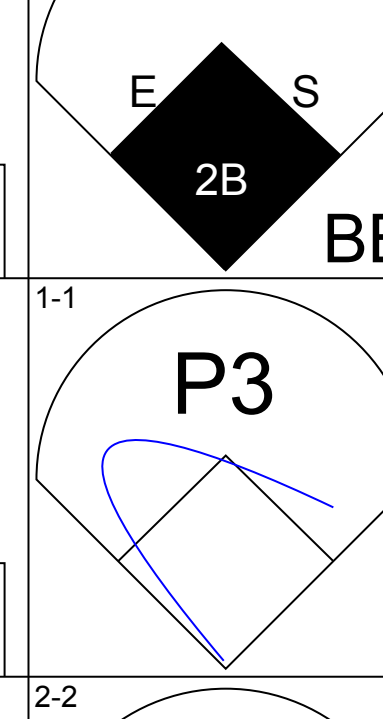
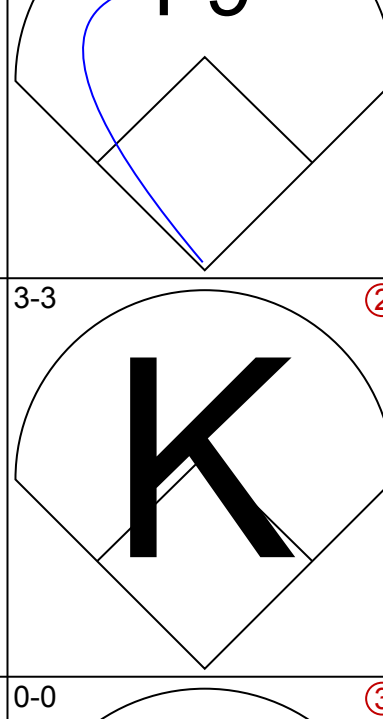
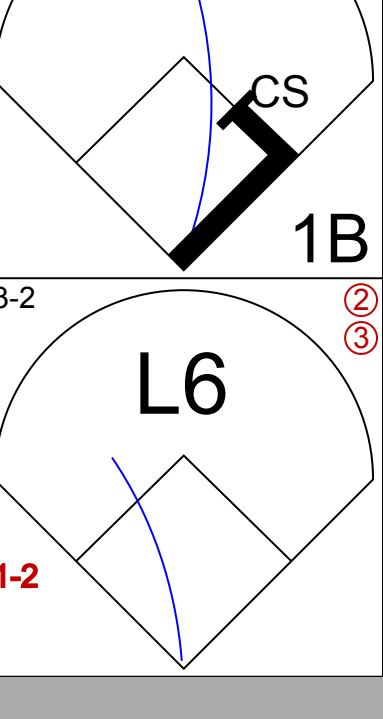
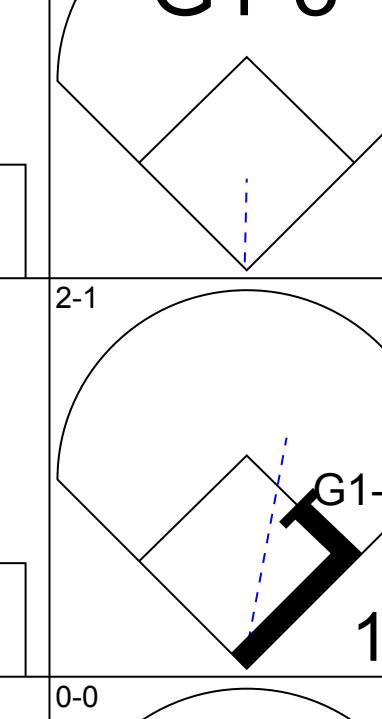
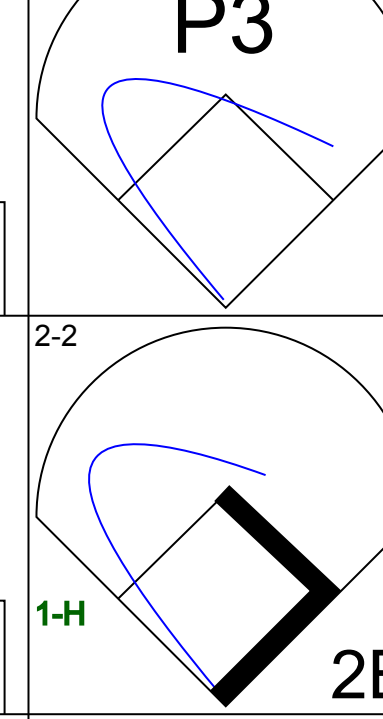
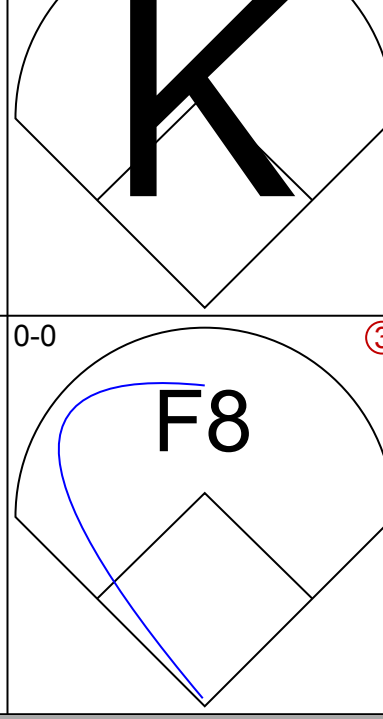
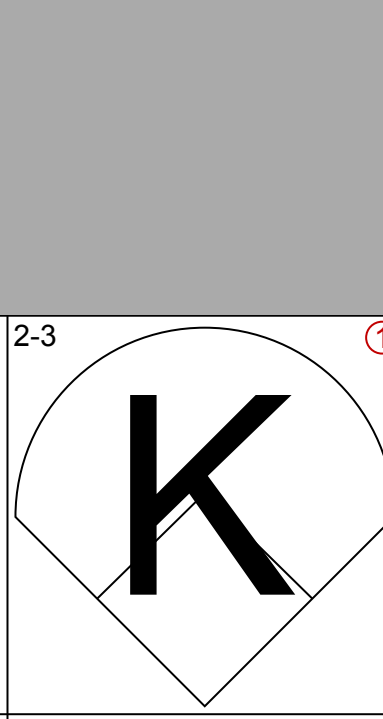
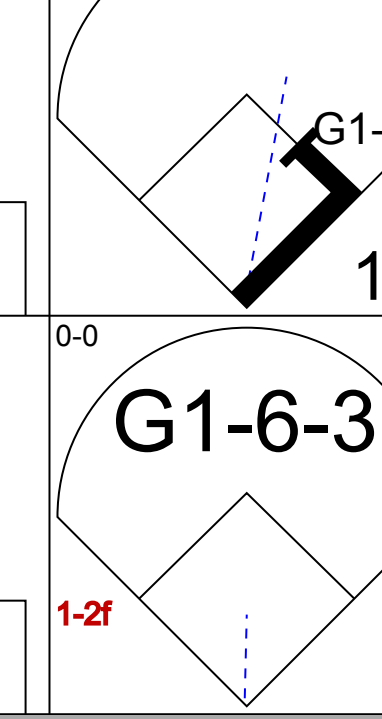
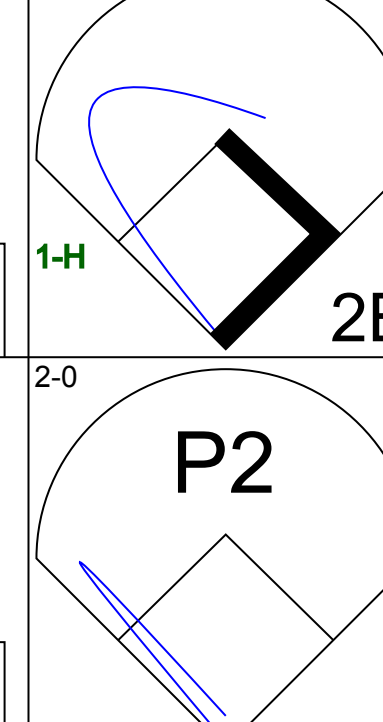
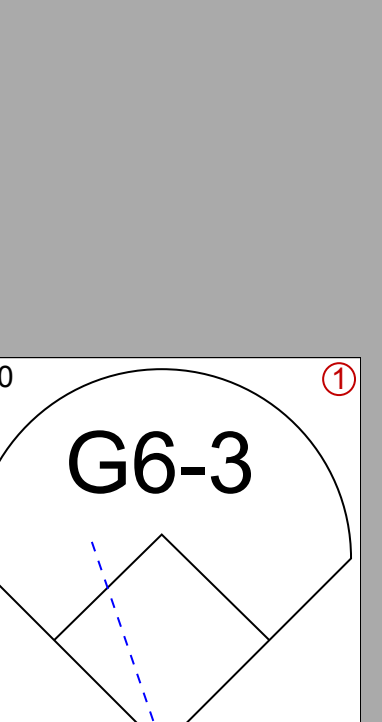
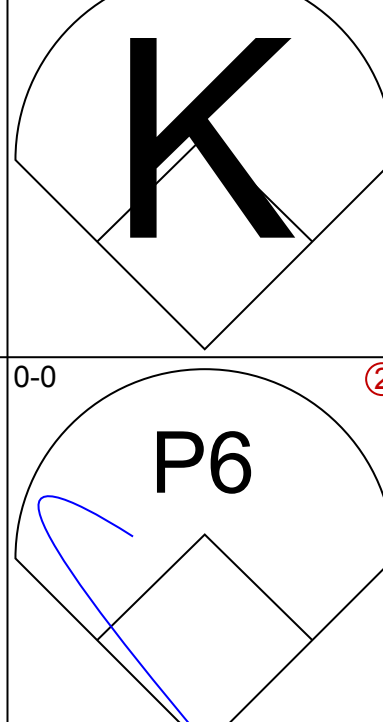
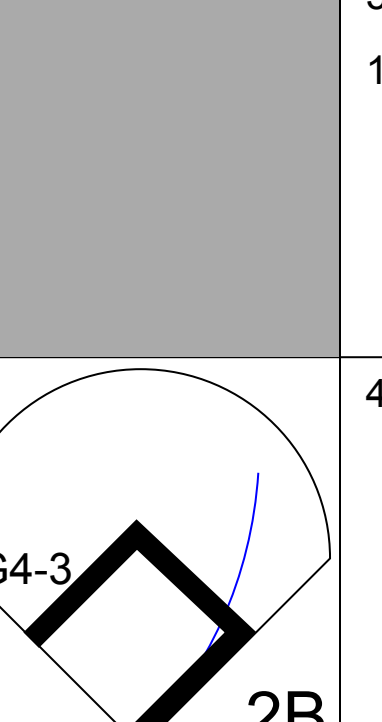
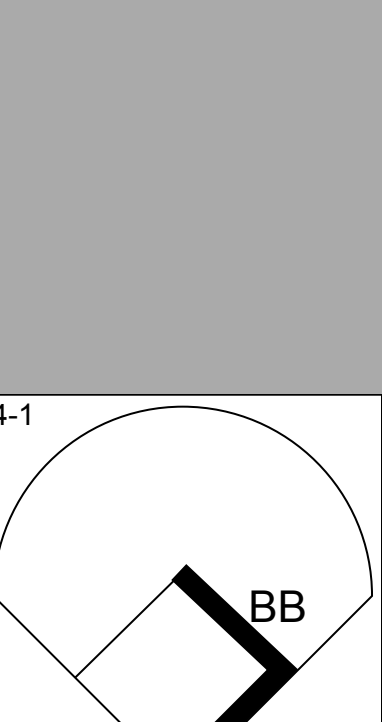
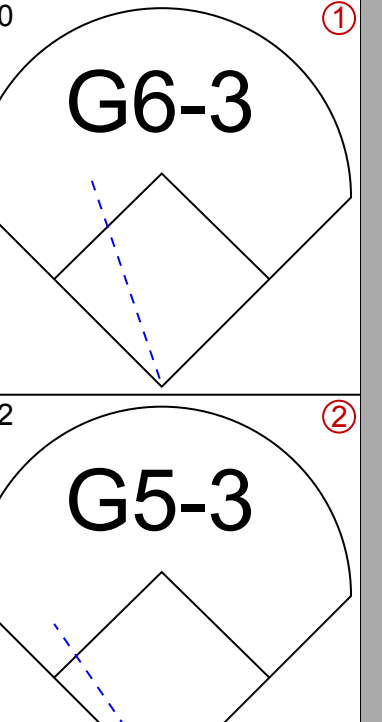
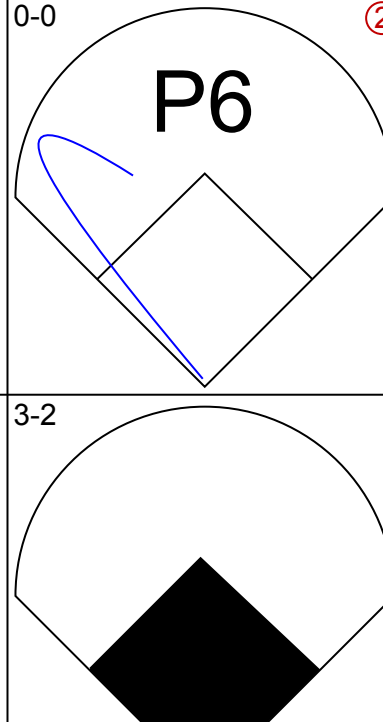
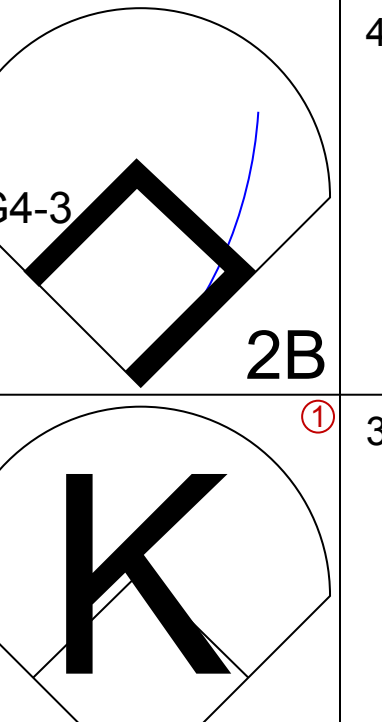
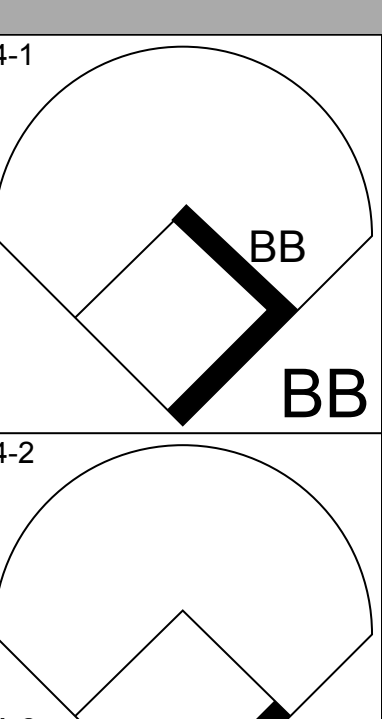
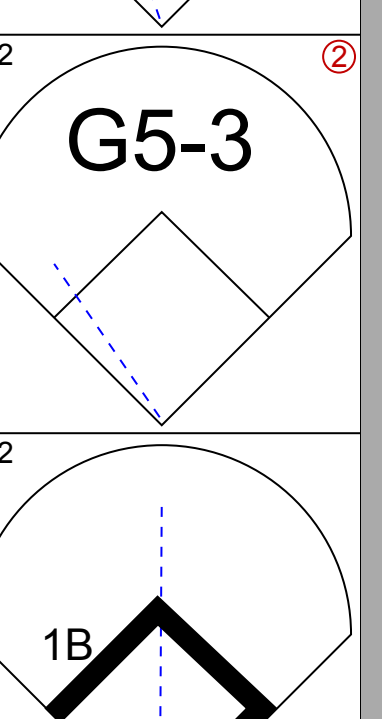
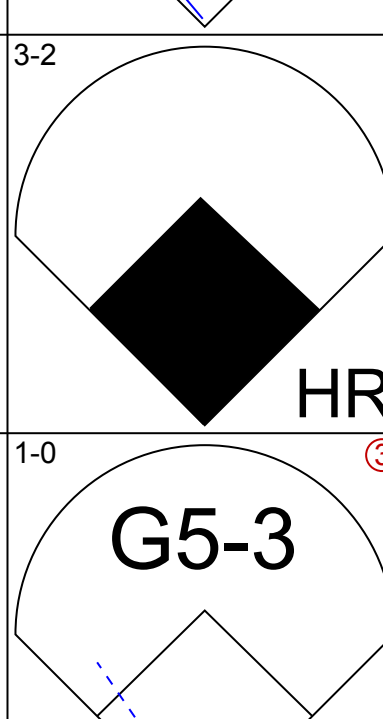
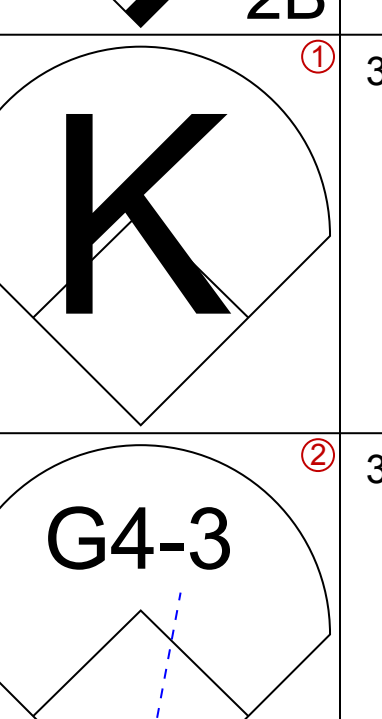
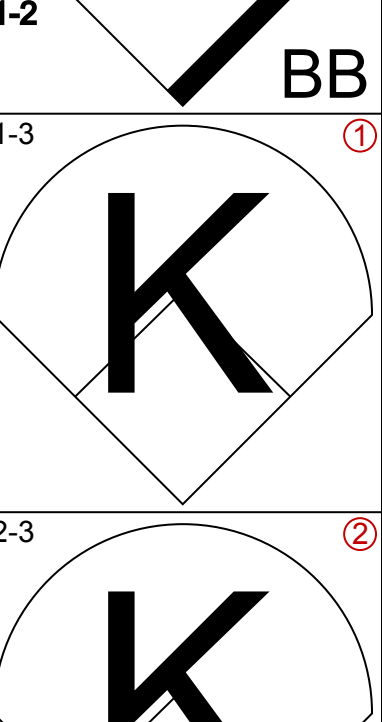
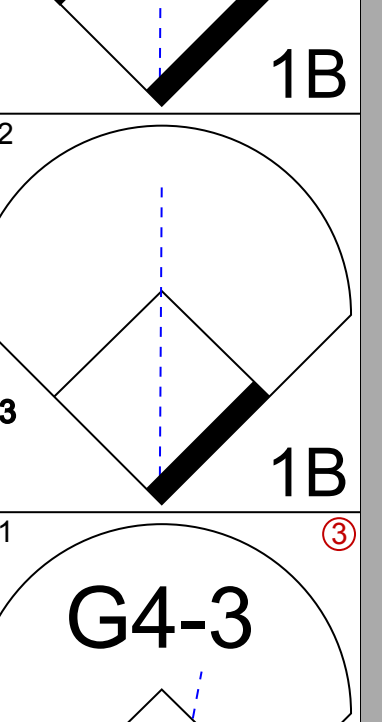
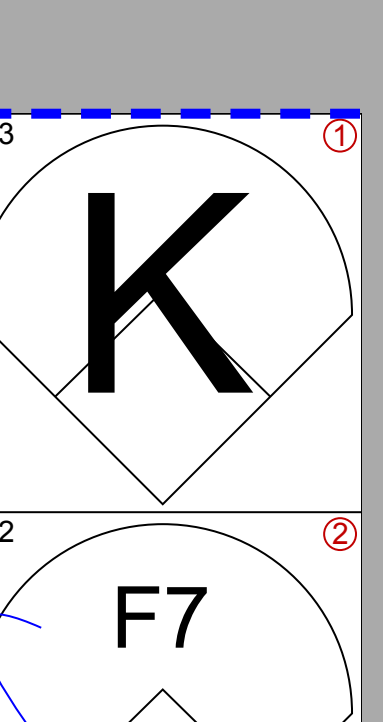
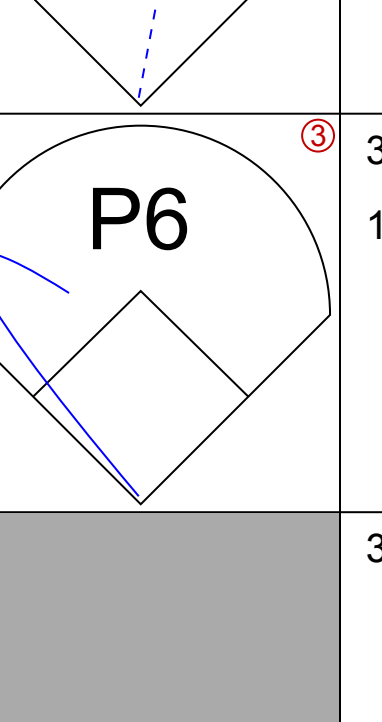
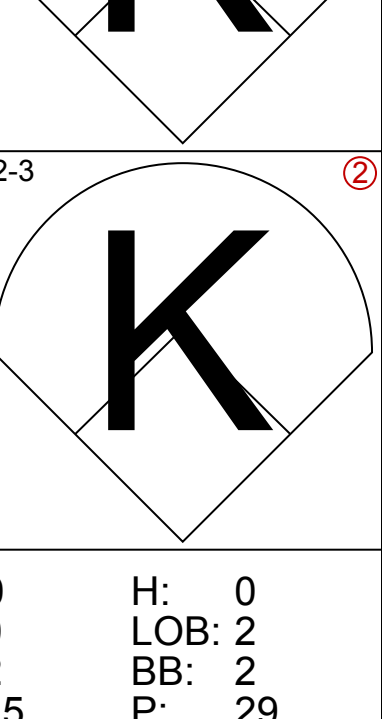
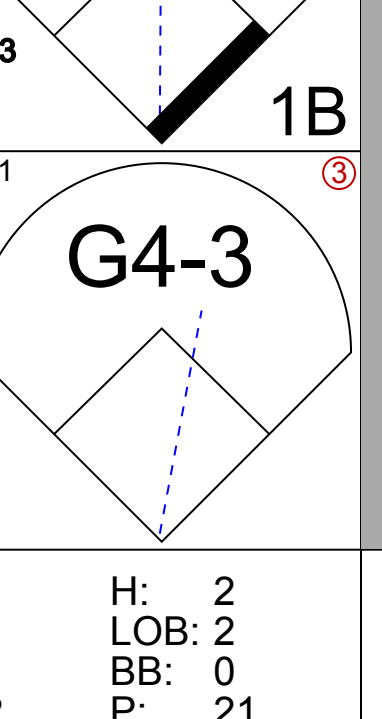
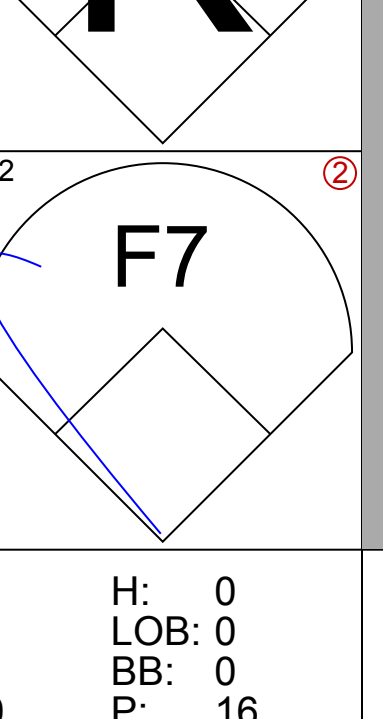
AB 35  
R 3  
H 8  
RBI 3  
BB 3  
SO 8  
LOB 18



AB 36  
R 6  
H 12  
RBI 5  
BB 2  
SO 5  
LOB 21



Batter	1	2	3	4	5	6	7	8	9	AB	R	H	RBI	BB	SO	LOB	TOP					
Joey Cora, S OBP: 0.350, SLG: 0.355 (1, 4)										4	2	2	1	0	1	1	<b>Seattle Mariners @ Minnesota Twins</b> Hubert H. Humphrey Metrodome, Minneapolis, MN Mon Aug 14, 1995, 8:05 PM EDT Att. 16,637 - Dome					
Warren Newson, L OBP: 0.409, SLG: 0.382 Alex Diaz, S OBP: 0.291, SLG: 0.335 (1, 7) (9, 8)										4	1	1	0	1	1	1						
Edgar Martinez, R OBP: 0.488, SLG: 0.621 (1, 10)										4	1	2	1	1	1	3						
Jay Buhner, R OBP: 0.351, SLG: 0.537 (1, 9)										3	1	0	0	2	2	4						
Mike Blowers, R OBP: 0.309, SLG: 0.500 (1, 3)										3	1	1	4	1	0	3						
Doug Strange, S OBP: 0.323, SLG: 0.347 (1, 5)										4	0	0	0	0	1	2						
Luis Sojo, R OBP: 0.309, SLG: 0.393 (1, 6)										4	0	0	0	0	0	2						
Dan Wilson, R OBP: 0.332, SLG: 0.375 (1, 2)										4	0	0	0	0	1	1						
Rich Amaral, R OBP: 0.352, SLG: 0.380 (1, 8) (9, 7)										4	0	1	0	0	1	0						
<b>Inning Stats</b>	R: 0 E: 0 K: 2 S: 12	H: 1 LOB: 1 BB: 0 P: 22	R: 0 E: 0 K: 1 S: 18	H: 0 LOB: 1 BB: 1 P: 26	R: 1 E: 1 K: 0 S: 10	H: 1 LOB: 2 BB: 1 P: 16	R: 0 E: 0 K: 0 S: 5	H: 0 LOB: 0 BB: 0 P: 8	R: 0 E: 0 K: 0 S: 11	H: 1 LOB: 1 BB: 0 P: 16	R: 0 E: 0 K: 0 S: 8	H: 0 LOB: 1 BB: 1 P: 15	R: 5 E: 0 K: 2 S: 29	H: 3 LOB: 0 BB: 1 P: 44	R: 0 E: 0 K: 0 S: 5	H: 0 LOB: 0 BB: 0 P: 7	R: 0 E: 0 K: 1 S: 6	H: 1 LOB: 1 BB: 1 P: 11	1B: 3 2B: 2 3B: 0 HR: 2	SF: 0 SAC: 0 DP: 1 HBP: 1	WP: 0 PB: 0 SB: 0 CS: 0	PA: 40
<b>PITCHER</b>	IP	WLS	BF	H	R	ER	SO	BB	IBB	HBP	BLK	WP	HR	S	P	ERA	WHIP					
Mike Trombley, R ERA: 5.97 (1, 1)	6.2	L	29	4	3	3	7	3	0	1	0	0	1	76	120	4.05	1.050					
Pat Mahomes, R ERA: 6.92 (7, 1)	0.1		4	2	3	3	0	1	0	0	0	0	1	17	27	81.00	9.000					
Erik Schullstrom, R ERA: 5.78 (8, 1)	1.0		3	0	0	0	0	0	0	0	0	0	0	5	7	0.00	0.000					
Oscar Munoz, R ERA: 7.71 (9, 1)	1.0		4	1	0	0	1	1	0	0	0	0	0	6	11	0.00	2.000					

Batter	1	2	3	4	5	6	7	8	9	AB	R	H	RBI	BB	SO	LOB	BOTTOM					
Chuck Knoblauch, R OBP: 0.412, SLG: 0.456 (1, 4)										4	0	0	0	0	1	2	<b>Seattle Mariners @ Minnesota Twins</b> Hubert H. Humphrey Metrodome, Minneapolis, MN Mon Aug 14, 1995, 8:05 PM EDT Att. 16,637 - Dome					
Rich Becker, L OBP: 0.285, SLG: 0.259 (1, 8)										3	1	1	0	1	0	0						
Kirby Puckett, R OBP: 0.370, SLG: 0.493 (1, 10)										4	0	1	0	0	1	2						
Pedro Munoz, R OBP: 0.337, SLG: 0.541 Chip Hale, L OBP: 0.353, SLG: 0.365 (1, 9) (9, 5)										3	0	1	1	0	1	0						
Dan Masteller, L OBP: 0.286, SLG: 0.307 (1, 3) (9, 9)										4	0	1	0	0	0	1						
Marty Cordova, R OBP: 0.348, SLG: 0.478 (1, 7)										3	1	1	1	1	1	1						
Matt Merullo, L OBP: 0.333, SLG: 0.377 (1, 2)										3	0	1	0	1	0	1						
Pat Meares, R OBP: 0.308, SLG: 0.437 Matt Walbeck, S OBP: 0.291, SLG: 0.313 (1, 6) (9, PH)										3	0	1	0	0	2	2						
Scott Stahoviak, L OBP: 0.328, SLG: 0.353 (1, 5) (9, 3)										3	0	0	0	0	1	4						
<b>Inning Stats</b>	R: 1 E: 0 K: 0 S: 10	H: 1 LOB: 1 BB: 1 P: 19	R: 0 E: 0 K: 2 S: 15	H: 0 LOB: 2 BB: 2 P: 29	R: 0 E: 0 K: 1 S: 7	H: 0 LOB: 0 BB: 0 P: 10	R: 0 E: 0 K: 0 S: 12	H: 2 LOB: 2 BB: 0 P: 21	R: 0 E: 0 K: 1 S: 8	H: 1 LOB: 0 BB: 0 P: 12	R: 1 E: 0 K: 1 S: 12	H: 1 LOB: 0 BB: 0 P: 18	R: 0 E: 0 K: 2 S: 10	H: 0 LOB: 0 BB: 0 P: 16	R: 0 E: 0 K: 0 S: 5	H: 1 LOB: 0 BB: 0 P: 8	R: 0 E: 0 K: 1 S: 11	H: 1 LOB: 1 BB: 0 P: 18	1B: 4 2B: 2 3B: 0 HR: 1	SF: 0 SAC: 0 DP: 1 HBP: 0	WP: 0 PB: 0 SB: 1 CS: 1	PA: 35
<b>PITCHER</b>	IP	WLS	BF	H	R	ER	SO	BB	IBB	HBP	BLK	WP	HR	S	P	ERA	WHIP					
Andy Benes, R ERA: 4.29 (1, 1)	6.0	W	25	5	2	2	4	3	0	0	0	0	0	64	109	3.00	1.333					
Jeff Nelson, R ERA: 1.95 (7, 1)	3.0	S	10	2	0	0	3	0	0	0	0	0	0	26	42	0.00	0.667					

AB	34
R	6
H	7
RBI	6
BB	5
SO	8
LOB	17



AB	32
R	2
H	7
RBI	2
BB	3
SO	7
LOB	15



Batter	1	2	3	4	5	6	7	8	9	AB	R	H	RBI	BB	SO	LOB	TOP										
Joey Cora, S OBP: 0.350, SLG: 0.357	G3-1	1-H 2B		4-0 1-2 2-3 BB		F7	G3			4	0	1	0	1	0	2											
Ken Griffey Jr., L OBP: 0.387, SLG: 0.495	BB BB BB		K	F7		1B HR		K		4	1	1	0	1	2	3											
Edgar Martinez, R OBP: 0.487, SLG: 0.617	BB 1-2 BB		P4		K	HR		K		4	1	1	1	1	2	0											
Jay Buhner, R OBP: 0.354, SLG: 0.556	K		HR		K	HR		BB		4	2	2	4	1	2	2											
Mike Blowers, R OBP: 0.338, SLG: 0.497	1-2 2-3 BB		L8		1B	HR		F8		4	0	1	0	1	1	1											
Doug Strange, S OBP: 0.326, SLG: 0.349	F8				FC5-4 1B	1B		F7		5	0	2	0	0	0	3											
Warren Newson, L OBP: 0.409, SLG: 0.399		F8		FC5-4 1B		G4-3				4	1	1	1	1	0	3											
Alex Diaz, S OBP: 0.291, SLG: 0.335				1-2 1B				HR		0	0	0	0	0	0	0											
Dan Wilson, R OBP: 0.330, SLG: 0.371	G4-3			1-2 1B		G4-3		L5		5	0	1	0	0	0	1											
Luis Sojo, R OBP: 0.316, SLG: 0.395	2B 1B			F8		1B BB		1B		4	1	2	0	1	0	4											
<b>Inning Stats</b>	R: 0 E: 0 K: 1 S: 14	H: 0 LOB: 3 BB: 3 P: 31	R: 0 E: 0 K: 0 S: 7	H: 2 LOB: 2 BB: 0 P: 14	R: 1 E: 0 K: 1 S: 9	H: 1 LOB: 0 BB: 0 P: 19	R: 0 E: 0 K: 0 S: 7	H: 2 LOB: 3 BB: 1 P: 13	R: 0 E: 0 K: 2 S: 13	H: 2 LOB: 2 BB: 0 P: 18	R: 4 E: 0 K: 1 S: 14	H: 3 LOB: 1 BB: 1 P: 24	R: 1 E: 0 K: 0 S: 12	H: 2 LOB: 1 BB: 0 P: 22	R: 0 E: 0 K: 2 S: 13	H: 0 LOB: 1 BB: 1 P: 20	R: 0 E: 0 K: 0 S: 5	H: 0 LOB: 2 BB: 1 P: 13	1B: 8 2B: 1 3B: 0 HR: 3	SF: 0 SAC: 0 DP: 0 HBP: 0	WP: 0 PB: 0 CS: 0	PA: 45					
<b>PITCHER</b>	IP	WLS	BF	H	R	ER	SO	BB	IBB	HBP	BLK	WP	HR	S	P	ERA	WHIP										
Scott Klasing, R ERA: 4.35	(1, 1)	5.2	31	10	5	5	4	5	0	0	0	0	2	61	114	7.94	2.647										
Erik Schullstrom, R ERA: 5.81	(6, 1)	1.1	6	2	1	1	1	0	0	0	0	0	1	15	27	6.75	1.500										
Oscar Munoz, R ERA: 5.4	(8, 1)	2.0	W	8	0	0	2	2	0	0	0	0	0	18	33	0.00	1.000										

Seattle Mariners @ Minnesota Twins  
Hubert H. Humphrey Metrodome, Minneapolis, MN  
Tue Aug 15, 1995, 8:05 PM EDT  
Att: 12,595 - Dome

AB 38  
R 6  
H 12  
RBI 6  
BB 7  
SO 7  
LOB 19




Batter	1	2	3	4	5	6	7	8	9	AB	R	H	RBI	BB	SO	LOB	BOTTOM										
Chuck Knoblauch, R OBP: 0.414, SLG: 0.457	1B WP SF8 BB	F8			L4-3 1B		P3		1B HR	4	2	2	1	1	0	2											
Rich Becker, L OBP: 0.287, SLG: 0.262	FC4 1B		G3-1		L4-3		G1-4-3		HR	5	1	2	1	0	0	1											
Kirby Puckett, R OBP: 0.370, SLG: 0.501	SF8		K		1B				HR	4	1	2	4	0	2	0											
Marty Cordova, R OBP: 0.345, SLG: 0.472	FC4		G5-3		F9				HR	4	0	0	0	0	0	2											
Dan Masteller, L OBP: 0.277, SLG: 0.297	G4-3				G4-3		G3-1		F9	4	0	0	0	0	0	1											
Scott Leius, R OBP: 0.320, SLG: 0.321			G6-3		F7		F9		E3 1B	3	0	0	0	0	0	0											
Chip Hale, L OBP: 0.329, SLG: 0.359									1B	1	1	0	0	0	0	0											
Scott Stahoviak, L OBP: 0.335, SLG: 0.360		1B 1B			1B 1B		FC6-4 1B		K	4	1	3	0	0	1	1											
Matt Walbeck, S OBP: 0.297, SLG: 0.319		1B			1B		FC6-4		1B 1B	4	1	3	0	0	0	1											
Pat Meares, R OBP: 0.308, SLG: 0.435									K	3	0	1	1	0	1	2											
Matt Merullo, L OBP: 0.331, SLG: 0.375							P3		K	1	0	0	0	0	1	2											
<b>Inning Stats</b>	R: 1 E: 0 K: 0 S: 11	H: 1 LOB: 1 BB: 1 P: 19	R: 0 E: 0 K: 1 S: 10	H: 2 LOB: 2 BB: 0 P: 13	R: 0 E: 0 K: 1 S: 9	H: 0 LOB: 0 BB: 0 P: 14	R: 1 E: 0 K: 0 S: 10	H: 3 LOB: 2 BB: 0 P: 16	R: 0 E: 0 K: 0 S: 8	H: 2 LOB: 1 BB: 0 P: 11	R: 0 E: 0 K: 0 S: 4	H: 1 LOB: 1 BB: 0 P: 8	R: 0 E: 0 K: 0 S: 6	H: 0 LOB: 0 BB: 0 P: 11	R: 0 E: 0 K: 1 S: 6	H: 0 LOB: 0 BB: 0 P: 10	R: 5 E: 1 K: 2 S: 16	H: 4 LOB: 0 BB: 0 P: 21	1B: 12 2B: 1 3B: 0 HR: 1	SF: 1 SAC: 0 DP: 1 HBP: 0	WP: 1 PB: 0 SB: 1 CS: 0	PA: 39					
<b>PITCHER</b>	IP	WLS	BF	H	R	ER	SO	BB	IBB	HBP	BLK	WP	HR	S	P	ERA	WHIP										
Chris Bosio, R ERA: 4.93	(1, 1)	7.0	29	9	2	2	2	1	0	0	0	0	0	58	92	2.57	1.429										
Bill Riskey, R ERA: 2.59	(8, 1)	1.0	3	0	0	0	1	0	0	0	0	0	0	6	10	0.00	0.000										
Bobby Ayala, R ERA: 3.91	(9, 1)	0.2	L	7	4	5	0	2	0	0	0	0	1	16	21	0.00	6.000										


Seattle Mariners @ Minnesota Twins  
Hubert H. Humphrey Metrodome, Minneapolis, MN  
Tue Aug 15, 1995, 8:05 PM EDT  
Att: 12,595 - Dome

AB 37  
R 7  
H 13  
RBI 7  
BB 1  
SO 5  
LOB 12





Batter	1	2	3	4	5	6	7	8	9	AB	R	H	RBI	BB	SO	LOB	TOP					
Vince Coleman, S (1, 7) OBP: 0.346, SLG: 0.396	F8		P5		F7		1B		L8	5	0	1	0	0	0	3	Seattle Mariners @ Oakland Athletics Oakland-Alameda County Coliseum, Oakland, CA Thu Aug 17 1995, 7:05 PM PDT Att: 10,191 - Unknown - 65 F <a href="http://livebaseballscorecards.com">livebaseballscorecards.com</a>					
Ken Griffey Jr., L (1, 8) OBP: 0.396, SLG: 0.482	FC4-6 BB 1B		P4-1		K		K		BB	4	0	1	1	1	2	3						
Edgar Martinez, R (1, 10) OBP: 0.489, SLG: 0.627	FC4-6 BB 1-2		G6-3		HR		FC6-4 BB G1-2-3		BB	2	1	1	1	3	0	0						
Tino Martinez, L (1, 3) OBP: 0.371, SLG: 0.582	FC4-6 1-2 2-3		K		K		FC6-4 1B		G3-1	5	0	1	0	0	2	5						
Jay Buhner, R (1, 9) OBP: 0.351, SLG: 0.543	F9				F7		FC6-4 BB 1-2 2-3			3	0	0	0	1	0	4						
Mike Blowers, R (1, 5) OBP: 0.336, SLG: 0.488		G6-4-3 1B		F8		K2-3		BB		3	0	1	0	1	1							
Luis Sojo, R (1, 6) OBP: 0.311, SLG: 0.387	L8		P1-3				F9		G1-2-3	4	0	0	0	0	0	5						
Dan Wilson, R (1, 2) OBP: 0.328, SLG: 0.365	G6-4-3 1-2				F7		1B 1B		BB SH1-3 BB	3	0	1	0	1	0	1						
Joey Cora, S (1, 4) OBP: 0.352, SLG: 0.361			P4-1 3B				P6		SH1-3	2	1	1	0	1	0	1						
<b>Inning Stats</b>	R: 0 E: 0 K: 0 S: 17	H: 1 LOB: 2 BB: 1 P: 31	R: 0 E: 0 K: 0 S: 7	H: 1 LOB: 0 BB: 0 P: 12	R: 1 E: 0 K: 0 S: 8	H: 1 LOB: 0 BB: 0 P: 18	R: 0 E: 0 K: 1 S: 14	H: 0 LOB: 1 BB: 1 P: 24	R: 0 E: 0 K: 1 S: 9	H: 0 LOB: 1 BB: 0 P: 14	R: 1 E: 0 K: 2 S: 9	H: 1 LOB: 0 BB: 0 P: 14	R: 0 E: 0 K: 1 S: 12	H: 2 LOB: 2 BB: 0 P: 19	R: 0 E: 0 K: 0 S: 7	H: 1 LOB: 2 BB: 2 P: 20	R: 0 E: 0 K: 0 S: 18	H: 0 LOB: 3 BB: 3 P: 33	1B: 5 2B: 0 3B: 1 HR: 1	SF: 0 SAC: 1 DP: 2 HBP: 0	WP: 0 PB: 0 SB: 0 CS: 0	PA: 40
<b>PITCHER</b>	IP WLS BF H R ER SO BB IBB HBP BLK WP HR S P ERA WHIP																					
Todd Van Poppel, R (1, 1) ERA: 3.77	7.0	29	6	2	2	5	3	0	0	0	0	0	0	0	1	82	145	2.57	1.286			
Jim Corsi, R (8, 1) ERA: 2.05	1.0	5	1	0	0	0	2	0	0	0	0	0	0	0	7	20	0.00	3.000				
John Briscoe, R (9, 1) ERA: 13.5	0.2	5	0	0	0	0	3	0	0	0	0	0	0	0	13	27	0.00	4.500				
Rick Honeycutt, L (9, 1) ERA: 2.18	0.1	W 1	0	0	0	0	0	0	0	0	0	0	0	0	5	6	0.00	0.000				


Batter	1	2	3	4	5	6	7	8	9	AB	R	H	RBI	BB	SO	LOB	BOTTOM					
Scott Brosius, R (1, 3) OBP: 0.351, SLG: 0.449	F7		2B		1B BB		F8		1B	4	0	2	1	1	0	0	Seattle Mariners @ Oakland Athletics Oakland-Alameda County Coliseum, Oakland, CA Thu Aug 17 1995, 7:05 PM PDT Att: 10,191 - Unknown - 65 F <a href="http://livebaseballscorecards.com">livebaseballscorecards.com</a>					
Jose Herrera, L (1, 8) OBP: 0.360, SLG: 0.409	G1-3		K		1B				K	4	0	1	0	0	2	2						
Brent Gates, S (1, 4) OBP: 0.298, SLG: 0.325	L6				WP 1B		CS 1B		K	4	0	2	0	0	1	0						
Geronimo Berroa, R (1, 9) OBP: 0.353, SLG: 0.446		P4		F9		1B CS SF9		G6-3		4	1	1	0	0	0	1						
George Williams, S (1, 10) OBP: 0.413, SLG: 0.604	G6-3		K		1B		1B		K	4	0	1	0	0	2	1						
Craig Paquette, R (1, 5) OBP: 0.299, SLG: 0.451	K		F8		SF9				E5 E	3	1	1	1	0	1	1						
Stan Javier, S (1, 7) OBP: 0.313, SLG: 0.344			G3		E4 1B		F7		E5 1B	4	1	0	0	0	0	1						
Mike Bordick, R (1, 6) OBP: 0.313, SLG: 0.320			G3-1		K				G4-3	1	0	0	0	0	0	0						
Mike Gallego, R (5, PH) OBP: 0.269, SLG: 0.208							P2			3	0	0	0	0	1	2						
Eric Helfand, L (1, 2) OBP: 0.241, SLG: 0.191			2B BB		L7		P4		1B BB	2	0	0	0	2	0	1						
<b>Inning Stats</b>	R: 0 E: 0 K: 0 S: 7	H: 0 LOB: 0 BB: 0 P: 10	R: 0 E: 0 K: 1 S: 6	H: 0 LOB: 0 BB: 0 P: 12	R: 0 E: 0 K: 1 S: 15	H: 1 LOB: 2 BB: 1 P: 26	R: 0 E: 0 K: 1 S: 8	H: 1 LOB: 1 BB: 0 P: 14	R: 0 E: 0 K: 1 S: 18	H: 1 LOB: 2 BB: 1 P: 30	R: 1 E: 0 K: 0 S: 10	H: 3 LOB: 1 BB: 0 P: 16	R: 0 E: 0 K: 0 S: 4	H: 0 LOB: 0 BB: 0 P: 5	R: 0 E: 0 K: 2 S: 11	H: 0 LOB: 0 BB: 0 P: 17	R: 2 E: 2 K: 1 S: 14	H: 2 LOB: 2 BB: 1 P: 24	1B: 7 2B: 1 3B: 0 HR: 0	SF: 1 SAC: 0 DP: 0 HBP: 0	WP: 1 PB: 0 SB: 0 CS: 2	PA: 37
<b>PITCHER</b>	IP WLS BF H R ER SO BB IBB HBP BLK WP HR S P ERA WHIP																					
Tim Lincecum, R (1, 1) ERA: 4.54	7.0	28	6	1	1	4	2	0	0	0	0	0	0	0	25	41	0.00	1.800				
Norm Charlton, L (8, 1) ERA: 5.26	1.2	L 9	2	2	0	3	1	0	0	0	0	0	0	0	25	41	0.00	1.800				



Batter	1	2	3	4	5	6	7	8	9	AB	R	H	RBI	BB	SO	LOB	TOP								
Lee Tinsley, S OBP: 0.367, SLG: 0.410 (1, 8)	1-1 FC6-4 1B		0-0 G6-3	4-2 BB		1-1 F9		0-3 K		4	0	1	0	1	1	0									
Troy O'Leary, L OBP: 0.383, SLG: 0.548 (1, 9)	1-3 K		3-2 BB 1B	1-2 P5		0-2 G4-3			1-2 K	5	1	1	0	0	2	3									
Mo Vaughn, L OBP: 0.392, SLG: 0.577 Chris James, R OBP: 0.371, SLG: 0.450 (8, 7)	2-2 F8		4-2 1B 1-2 BB	3-3 K			1-1 2B 1B		1-3 K	3	0	1	0	1	1	3									
Jose Canseco, R OBP: 0.388, SLG: 0.553 (1, 10)	2-0 FC6-4 1-2		1-0 F7		0-2 G4-3 SF8 2B		2-1 1B		1-0 1B 2B	5	2	3	0	0	0	3									
Mike Greenwell, L OBP: 0.352, SLG: 0.453 Chris Donnels, L OBP: 0.302, SLG: 0.330 (8, 5)		1-0 F8	2-0 BB 1B		1-0 G4-3		1-0 F8		0-2 1B	4	0	1	1	0	0	3									
Tim Lincecum, R OBP: 0.425, SLG: 0.465 Bill Haselman, R OBP: 0.336, SLG: 0.364 (8, 3)		2-2 FC6-4 1B	4-0 BB 1-2 BB		4-2 1B HBP		2-0 L7		2-3 K	2	0	1	0	1	0	2									
Mike Macfarlane, R OBP: 0.331, SLG: 0.412 (1, 2)	1-2 FC6-4 1-2		0-0 F7		0-0 SF8		2-3 K			3	0	0	1	0	1	6									
Luis Alicaia, S OBP: 0.362, SLG: 0.365 (1, 4)	4-0 BB		0-0 F8		3-2 CS 1B			1-0 F7		3	0	1	0	1	0	0									
Juan Bell, R OBP: 0.214, SLG: 0.360 (1, 6)	1-0 F9		3-2 2B		1-0 CS		2-1 G6-3		3-3 K	4	0	1	0	0	1	2									
<b>Inning Stats</b>	R: 0 E: 0 K: 1 S: 9	H: 1 LOB: 1 BB: 0 P: 15	R: 0 E: 0 K: 0 S: 9	H: 1 LOB: 2 BB: 1 P: 18	R: 1 E: 0 K: 0 S: 10	H: 2 LOB: 3 BB: 2 P: 24	R: 0 E: 0 K: 1 S: 17	H: 1 LOB: 2 BB: 1 P: 28	R: 1 E: 0 K: 0 S: 11	H: 2 LOB: 1 BB: 0 P: 20	R: 0 E: 0 K: 0 S: 7	H: 0 LOB: 0 BB: 0 P: 10	R: 0 E: 0 K: 1 S: 10	H: 2 LOB: 2 BB: 0 P: 18	R: 0 E: 0 K: 2 S: 7	H: 0 LOB: 0 BB: 0 P: 11	R: 1 E: 0 K: 3 S: 13	H: 2 LOB: 1 BB: 0 P: 18	1B: 7 2B: 4 3B: 0 HR: 0	SF: 1 SAC: 0 DP: 0 HBP: 1	WP: 0 PB: 0 SB: 0 CS: 1	PA: 43			
<b>PITCHER</b>	IP	WLS	BF	H	R	ER	SO	BB	IBB	HBP	BLK	WP	HR	S	P	ERA	WHIP								
Bob Wolcott, R ERA: 3.6 (1, 1)	5.0	W	26	7	2	2	2	4	0	1	0	0	0	56	105	3.60	2.200								
Lee Guetterman, L ERA: 7.71 (6, 1)	1.1		6	2	0	0	0	0	0	0	0	0	0	12	19	0.00	1.500								
Jeff Nelson, R ERA: 2.02 (7, 1)	2.2		10	2	1	1	6	0	0	0	0	0	0	25	38	3.38	0.750								

**Boston Red Sox @ Seattle Mariners**  
The Kingdom, Seattle, WA  
Fri Aug 18 1995, 10:05 PM EDT  
Att: 27,256 - Dome


AB	36
R	3
H	11
RBI	3
BB	4
SO	8
LOB	23



Batter	1	2	3	4	5	6	7	8	9	AB	R	H	RBI	BB	SO	LOB	BOTTOM								
Vince Coleman, S OBP: 0.347, SLG: 0.394 (1, 7)	4-0 BB PB HR BB		3-2 L9	2-3 K		0-0 1B		0-0 P3		4	1	1	0	1	1	2									
Ken Griffey Jr., L OBP: 0.388, SLG: 0.470 (1, 8)	1-3 K		2-0 F7	0-3 K		0-0 1B		3-1 F7		5	0	1	0	0	2	3									
Edgar Martinez, R OBP: 0.491, SLG: 0.626 (1, 10)	4-1 HR BB		4-2 WP HR BB	2-1 1B		3-1 F8				2	2	1	1	2	0	2									
Tino Martinez, L OBP: 0.374, SLG: 0.583 (1, 3)	4-0 HR BB		2-2 WP HR 1B	2-2 F8		1-2 E4 G6-3 1B				3	3	2	0	1	0	1									
Jay Buhner, R OBP: 0.347, SLG: 0.537 (1, 9)	1-0 F8		3-3 K		1-3 K		0-0 G6-3		0-0 G6-3	4	0	0	0	0	2	6									
Mike Blowers, R OBP: 0.338, SLG: 0.508 (1, 5)	2-1 HR		0-0 HR		1-2 G5-3		0-3 K		0-3 K	4	2	2	7	0	1	1									
Luis Sojo, R OBP: 0.310, SLG: 0.385 (1, 6)	1-2 G4-3		3-2 G4-3		0-1 L8		1-0 PB 1B		3-1 G6-3 G5-3	4	0	1	1	0	0	0									
Dan Wilson, R OBP: 0.323, SLG: 0.360 (1, 2)		2-3 K	2-0 G3-1		0-1 G6-3		3-1 G5-3			4	0	0	0	0	1	1									
Joey Cora, S OBP: 0.354, SLG: 0.369 (1, 4)		3-2 2B		3-1 1B 2B		0-2 F8		0-2 P3		4	1	2	0	0	0	0									
<b>Inning Stats</b>	R: 4 E: 0 K: 1 S: 10	H: 1 LOB: 3 BB: 0 P: 29	R: 0 E: 0 K: 1 S: 12	H: 1 LOB: 0 BB: 0 P: 22	R: 3 E: 0 K: 1 S: 14	H: 2 LOB: 1 BB: 1 P: 25	R: 1 E: 0 K: 2 S: 15	H: 2 LOB: 0 BB: 0 P: 24	R: 0 E: 0 K: 1 S: 8	H: 0 LOB: 0 BB: 0 P: 10	R: 0 E: 0 K: 0 S: 9	H: 2 LOB: 2 BB: 0 P: 12	R: 1 E: 1 K: 1 S: 10	H: 2 LOB: 1 BB: 0 P: 15	R: 0 E: 0 K: 0 S: 6	H: 0 LOB: 0 BB: 0 P: 9	R: 0 E: 0 K: 3 S: 13	H: 0 LOB: 0 BB: 0 P: 18	1B: 6 2B: 2 3B: 0 HR: 2	SF: 0 SAC: 0 DP: 0 HBP: 0	WP: 1 PB: 2 SB: 0 CS: 0	PA: 38			
<b>PITCHER</b>	IP	WLS	BF	H	R	ER	SO	BB	IBB	HBP	BLK	WP	HR	S	P	ERA	WHIP								
49 Tim Wakefield, R ERA: 2.08 (1, 1)	3.0	L	17	4	7	7	3	4	0	0	0	0	0	42	61	2.25	1.500								
Mike Maddux, R ERA: 4.02 (4, 1)	4.0		18	6	2	1	4	0	0	0	0	0	0	6	9	0.00	0.000								
Mike Stanton, L ERA: 5.67 (8, 1)	1.0		3	0	0	0	0	0	0	0	0	0	0	6	9	0.00	0.000								

**Boston Red Sox @ Seattle Mariners**  
The Kingdom, Seattle, WA  
Fri Aug 18 1995, 10:05 PM EDT  
Att: 27,256 - Dome

AB	34
R	9
H	10
RBI	9
BB	4
SO	7
LOB	16



Batter	1	2	3	4	5	6	7	8	9	AB	R	H	RBI	BB	SO	LOB	TOP					
<b>Willie McGee, S</b> OBP: 0.397, SLG: 0.481 (1, 8)										4	1	1	0	0	0	0						
<b>John Valentin, R</b> OBP: 0.398, SLG: 0.533 (1, 6)										4	1	1	2	1	0	1						
<b>Mo Vaughn, L</b> OBP: 0.390, SLG: 0.571 (1, 3)										4	2	0	0	1	1	2						
<b>Jose Canseco, R</b> OBP: 0.388, SLG: 0.549 (1, 10)										4	0	1	0	1	1	1						
<b>Mike Greenwell, L</b> OBP: 0.355, SLG: 0.456 (1, 7)										4	0	2	1	1	0	1						
<b>Troy O'Leary, L</b> OBP: 0.383, SLG: 0.547 <b>Chris James, R</b> OBP: 0.361, SLG: 0.435 (7, 9)										1	0	0	1	1	0	0						
<b>Lee Tinsley, S</b> OBP: 0.367, SLG: 0.410 (9, 8)										0	0	0	0	0	0	0						
<b>Tim Lincecum, R</b> OBP: 0.428, SLG: 0.466 (1, 5)										2	0	1	0	2	0	3						
<b>Bill Haselman, R</b> OBP: 0.333, SLG: 0.353 (1, 2)										3	0	0	0	1	0	3						
<b>Luis Alicaia, S</b> OBP: 0.361, SLG: 0.361 (1, 4)										3	0	0	0	1	1	4						
<b>Inning Stats</b>	R: 3 E: 1 K: 1 S: 23	H: 2 LOB: 3 BB: 3 P: 44	R: 1 E: 0 K: 0 S: 18	H: 2 LOB: 3 BB: 2 P: 36	R: 0 E: 0 K: 0 S: 6	H: 0 LOB: 0 BB: 0 P: 10	R: 0 E: 0 K: 0 S: 8	H: 0 LOB: 1 BB: 2 P: 19	R: 0 E: 0 K: 1 S: 13	H: 1 LOB: 1 BB: 0 P: 21	R: 0 E: 0 K: 1 S: 7	H: 1 LOB: 2 BB: 1 P: 17	R: 0 E: 0 K: 0 S: 9	H: 0 LOB: 1 BB: 1 P: 18	R: 0 E: 0 K: 0 S: 12	H: 0 LOB: 0 BB: 0 P: 19	1B: 4 2B: 1 3B: 0 HR: 1	SF: 1 SAC: 1 DP: 1 HBP: 0	WP: 0 PB: 0 SB: 0 CS: 0	PA: 42		
<b>PITCHER</b>	IP WLS BF H R ER SO BB IBB HBP BLK WP HR S P ERA WHIP	IP WLS BF H R ER SO BB IBB HBP BLK WP HR S P ERA WHIP	IP WLS BF H R ER SO BB IBB HBP BLK WP HR S P ERA WHIP	IP WLS BF H R ER SO BB IBB HBP BLK WP HR S P ERA WHIP	IP WLS BF H R ER SO BB IBB HBP BLK WP HR S P ERA WHIP	IP WLS BF H R ER SO BB IBB HBP BLK WP HR S P ERA WHIP	IP WLS BF H R ER SO BB IBB HBP BLK WP HR S P ERA WHIP	IP WLS BF H R ER SO BB IBB HBP BLK WP HR S P ERA WHIP	IP WLS BF H R ER SO BB IBB HBP BLK WP HR S P ERA WHIP	IP WLS BF H R ER SO BB IBB HBP BLK WP HR S P ERA WHIP	IP WLS BF H R ER SO BB IBB HBP BLK WP HR S P ERA WHIP	IP WLS BF H R ER SO BB IBB HBP BLK WP HR S P ERA WHIP	IP WLS BF H R ER SO BB IBB HBP BLK WP HR S P ERA WHIP	IP WLS BF H R ER SO BB IBB HBP BLK WP HR S P ERA WHIP	IP WLS BF H R ER SO BB IBB HBP BLK WP HR S P ERA WHIP	IP WLS BF H R ER SO BB IBB HBP BLK WP HR S P ERA WHIP	IP WLS BF H R ER SO BB IBB HBP BLK WP HR S P ERA WHIP	IP WLS BF H R ER SO BB IBB HBP BLK WP HR S P ERA WHIP	IP WLS BF H R ER SO BB IBB HBP BLK WP HR S P ERA WHIP	IP WLS BF H R ER SO BB IBB HBP BLK WP HR S P ERA WHIP	IP WLS BF H R ER SO BB IBB HBP BLK WP HR S P ERA WHIP	
<b>Andy Benes, R</b> ERA: 4.43 (1, 1)	<b>Bob Wells, R</b> ERA: 5.59 (2, 1)	<b>Norm Charlton, L</b> ERA: 4.97 (6, 1)	<b>Bill Risley, R</b> ERA: 2.66 (9, 1)																			
<b>Vince Coleman, S</b> OBP: 0.346, SLG: 0.392 (1, 7)										4	1	1	0	0	1	0						
<b>Ken Griffey Jr., L</b> OBP: 0.385, SLG: 0.458 (1, 8)										3	1	0	0	1	1	1						
<b>Edgar Martinez, R</b> OBP: 0.494, SLG: 0.634 (1, 10)										2	1	1	2	2	0	0						
<b>Tino Martinez, L</b> OBP: 0.373, SLG: 0.580 (1, 3)										4	0	1	1	0	2	1						
<b>Jay Buhner, R</b> OBP: 0.343, SLG: 0.530 (1, 9)										4	0	0	0	0	2	1						
<b>Mike Blowers, R</b> OBP: 0.334, SLG: 0.502 (1, 5)										4	0	0	0	0	2	0						
<b>Luis Sojo, R</b> OBP: 0.314, SLG: 0.383 <b>Doug Strange, S</b> OBP: 0.336, SLG: 0.374 (9, PH)										1	0	0	0	2	0	0						
<b>Dan Wilson, R</b> OBP: 0.323, SLG: 0.360 <b>Warren Newton, L</b> OBP: 0.412, SLG: 0.399 <b>Rich Amaral, R</b> OBP: 0.352, SLG: 0.380 (9, FR)										1	0	0	0	0	1	0						
<b>Joey Cora, S</b> OBP: 0.350, SLG: 0.364 (1, 4)										0	0	0	0	0	0	0						
<b>Inning Stats</b>	R: 2 E: 0 K: 2 S: 10	H: 2 LOB: 0 BB: 0 P: 20	R: 0 E: 0 K: 1 S: 7	H: 0 LOB: 1 BB: 1 P: 12	R: 0 E: 0 K: 0 S: 6	H: 0 LOB: 1 BB: 1 P: 13	R: 0 E: 0 K: 3 S: 15	H: 1 LOB: 2 BB: 1 P: 27	R: 0 E: 0 K: 1 S: 7	H: 0 LOB: 0 BB: 0 P: 8	R: 0 E: 0 K: 2 S: 10	H: 0 LOB: 0 BB: 0 P: 15	R: 0 E: 0 K: 0 S: 6	H: 0 LOB: 1 BB: 2 P: 10	R: 1 E: 0 K: 0 S: 13	H: 1 LOB: 1 BB: 2 P: 25	R: 0 E: 0 K: 1 S: 12	H: 0 LOB: 1 BB: 1 P: 23	1B: 3 2B: 0 3B: 0 HR: 1	SF: 0 SAC: 0 DP: 0 HBP: 0	WP: 0 PB: 0 SB: 1 CS: 0	PA: 36
<b>PITCHER</b>	IP WLS BF H R ER SO BB IBB HBP BLK WP HR S P ERA WHIP	IP WLS BF H R ER SO BB IBB HBP BLK WP HR S P ERA WHIP	IP WLS BF H R ER SO BB IBB HBP BLK WP HR S P ERA WHIP	IP WLS BF H R ER SO BB IBB HBP BLK WP HR S P ERA WHIP	IP WLS BF H R ER SO BB IBB HBP BLK WP HR S P ERA WHIP	IP WLS BF H R ER SO BB IBB HBP BLK WP HR S P ERA WHIP	IP WLS BF H R ER SO BB IBB HBP BLK WP HR S P ERA WHIP	IP WLS BF H R ER SO BB IBB HBP BLK WP HR S P ERA WHIP	IP WLS BF H R ER SO BB IBB HBP BLK WP HR S P ERA WHIP	IP WLS BF H R ER SO BB IBB HBP BLK WP HR S P ERA WHIP	IP WLS BF H R ER SO BB IBB HBP BLK WP HR S P ERA WHIP	IP WLS BF H R ER SO BB IBB HBP BLK WP HR S P ERA WHIP	IP WLS BF H R ER SO BB IBB HBP BLK WP HR S P ERA WHIP	IP WLS BF H R ER SO BB IBB HBP BLK WP HR S P ERA WHIP	IP WLS BF H R ER SO BB IBB HBP BLK WP HR S P ERA WHIP	IP WLS BF H R ER SO BB IBB HBP BLK WP HR S P ERA WHIP	IP WLS BF H R ER SO BB IBB HBP BLK WP HR S P ERA WHIP	IP WLS BF H R ER SO BB IBB HBP BLK WP HR S P ERA WHIP	IP WLS BF H R ER SO BB IBB HBP BLK WP HR S P ERA WHIP	IP WLS BF H R ER SO BB IBB HBP BLK WP HR S P ERA WHIP	IP WLS BF H R ER SO BB IBB HBP BLK WP HR S P ERA WHIP	
<b>Erik Hanson, R</b> ERA: 3.55 (1, 1)	<b>Stan Belinda, R</b> ERA: 3.18 (8, 1)	<b>Eric Gunderson, L</b> ERA: 3.18 (8, 1)	<b>Joe Hudson, R</b> ERA: 3.29 (8, 1)	<b>Rick Aquilera, R</b> ERA: 2.66 (9, 1)																		
<b>Seattle Mariners</b>																						

**Boston Red Sox @ Seattle Mariners**  
The Kingdom, Seattle, WA  
Sat Aug 19 1995, 10:05 PM EDT  
Att: 36,007 - Dome

AB 31  
R 4  
H 6  
RBI 4  
BB 9  
SO 3  
LOB 16



**Boston Red Sox @ Seattle Mariners**  
The Kingdom, Seattle, WA  
Sat Aug 19 1995, 10:05 PM EDT  
Att: 36,007 - Dome


AB 30  
R 3  
H 4  
RBI 3  
BB 6  
SO 10  
LOB 8



Batter	1	2	3	4	5	6	7	8	9	AB	R	H	RBI	BB	SO	LOB	TOP								
<b>Lee Tinsley, S</b> OBP: 0.365, SLG: 0.407 (1, 8)	G4-3	SH3-4		G1-3		SF8			PB BB G5-3 BB	2	1	0	1	1	0	1									
<b>John Valentin, R</b> OBP: 0.396, SLG: 0.527 (1, 6)	L8	G6-3		P2		P6			4-1 BB G5-3 1B BB	4	1	0	0	1	0	4									
<b>Mo Vaughn, L</b> OBP: 0.390, SLG: 0.571 (1, 3)	BB 1B BB	2B			F7		G4-3		0-3 K	4	1	1	2	1	1	2									
<b>Jose Canseco, R</b> OBP: 0.388, SLG: 0.548 (1, 10)	1B BB	G5-3			2B		P3		1-1 G5-3 1-2 2H BB	4	0	1	1	1	0	2									
<b>Mike Greenwell, L</b> OBP: 0.356, SLG: 0.456 (1, 7)	1-2 2H 1B			F9		L8		G4-3	1-1 2H 1B	5	0	2	2	0	0	1									
<b>Troy O'Leary, L</b> OBP: 0.380, SLG: 0.541 (8, PH) <b>Willie McGee, S</b> OBP: 0.351, SLG: 0.472 (8, 9)	G4-1			G4-3		F7			0-2 G3	3	0	0	0	0	0	3									
<b>Mike MacFarlane, R</b> OBP: 0.330, SLG: 0.410 (1, 2)		1B 1B		K		F8			3-1 G5-3	4	1	1	0	0	1	0									
<b>Chris Donnels, L</b> OBP: 0.320, SLG: 0.341 (1, 5)		SH3-4 1B 2B 1B		G4-3		2B SF8 1B			4-2 BB	3	2	2	0	1	0	0									
<b>Luis Allicea, S</b> OBP: 0.365, SLG: 0.369 (1, 4)		1-2 3H 2B 1B		G1-3 1B		SF8 2B			1-0 G4-3	4	1	3	1	0	0	1									
<b>Inning Stats</b>	R: 1 E: 0 K: 0 S: 9	H: 1 LOB: 2 BB: 2 P: 22	R: 3 E: 0 K: 0 S: 12	H: 4 LOB: 1 BB: 0 P: 17	R: 0 E: 0 K: 1 S: 6	H: 0 LOB: 0 BB: 0 P: 8	R: 0 E: 0 K: 0 S: 5	H: 1 LOB: 1 BB: 0 P: 9	R: 0 E: 0 K: 0 S: 8	H: 1 LOB: 1 BB: 0 P: 14	R: 1 E: 0 K: 0 S: 12	H: 2 LOB: 1 BB: 0 P: 22	R: 0 E: 0 K: 0 S: 4	H: 0 LOB: 0 BB: 0 P: 5	R: 0 E: 0 K: 0 S: 6	H: 0 LOB: 1 BB: 1 P: 15	R: 2 E: 0 K: 1 S: 11	H: 1 LOB: 1 BB: 2 P: 21	1B: 7 2B: 3 3B: 0 HR: 0	SF: 1 SAC: 1 DP: 0 HBP: 0	WP: 0 PB: 1 SB: 0 CS: 0	PA: 42			
<b>PITCHER</b>	IP	WLS	BF	H	R	ER	SO	BB	IBB	HBP	BLK	WP	HR	S	P	ERA	WHIP								
<b>Chris Bosio, R</b> ERA: 5.05 (1, 1)	6.0	L	29	9	5	5	1	2	0	0	0	0	0	52	92	7.50	1.833								
<b>Lee Guetterman, L</b> ERA: 8.0 (7, 1)	2.0		9	0	2	2	0	3	0	0	0	0	0	11	29	9.00	1.500								
<b>Bobby Ayala, R</b> ERA: 3.68 (9, 1)	1.0		4	1	0	0	1	0	0	0	0	0	0	10	12	0.00	1.000								

**Boston Red Sox @ Seattle Mariners**  
The Kingdom, Seattle, WA  
Sun Aug 20 1995, 6:33 AM EDT  
Att: 21,813 - Dome


AB 35  
R 7  
H 10  
RBI 7  
BB 5  
SO 2  
LOB 15



Batter	1	2	3	4	5	6	7	8	9	AB	R	H	RBI	BB	SO	LOB	BOTTOM								
<b>Rich Amaral, R</b> OBP: 0.346, SLG: 0.373 (1, 7)	P4		G4-6-3			F9			G3	4	0	0	0	0	0	2									
<b>Warren Newson, L</b> OBP: 0.410, SLG: 0.396 (9, PH)			1-2				P4		2-3 3H G3	1	0	0	1	0	0	1									
<b>Ken Griffey Jr., L</b> OBP: 0.396, SLG: 0.492 (1, 8)	G6-4-3 1B			1B		K			4-0 DI HR BB	4	2	3	1	1	1	0									
<b>Edgar Martinez, R</b> OBP: 0.495, SLG: 0.641 (1, 10)	G6-4-3			P3		1B			4-1 G1-3 BB	4	1	2	3	1	0	2									
<b>Jay Buhner, R</b> OBP: 0.344, SLG: 0.526 (1, 9)				1-3 K		FC6-4 1B			1-3 K	4	0	1	0	1	3	2									
<b>Mike Blowers, R</b> OBP: 0.330, SLG: 0.495 (1, 5)	L3			K		FC6-4			2-1 G1-3	4	0	0	0	0	1	5									
<b>Tino Martinez, L</b> OBP: 0.374, SLG: 0.579 (1, 3)							P5		2-1 F7	4	0	2	0	0	0	1									
<b>Luis Sojo, R</b> OBP: 0.314, SLG: 0.383 (1, 6)									4-1 FC6-4 BB	3	1	1	0	0	0	2									
<b>Joey Cora, S</b> OBP: 0.351, SLG: 0.364 (9, PH)									1-2 2B 1B	0	0	0	0	1	0	0									
<b>Chris Widger, R</b> OBP: 0.293, SLG: 0.324 (1, 2)				FC4-6 1B		L7			0-1 FC6-4 G3	3	0	1	0	0	0	2									
<b>Vince Coleman, S</b> OBP: 0.345, SLG: 0.391 (9, PH)									1-2 2B G3	1	1	0	0	0	0	1									
<b>Felix Fermin, R</b> OBP: 0.232, SLG: 0.238 (1, 4)				FC4-6 1B		G4-3			1-0 G3 HR	3	0	1	1	0	0	2									
<b>Doug Strange, S</b> OBP: 0.340, SLG: 0.386 (9, PH)									1-3 HR 2B	1	1	1	0	0	0	0									
<b>Inning Stats</b>	R: 0 E: 0 K: 0 S: 10	H: 1 LOB: 0 BB: 0 P: 15	R: 0 E: 0 K: 0 S: 8	H: 1 LOB: 1 BB: 1 P: 17	R: 0 E: 0 K: 0 S: 7	H: 1 LOB: 0 BB: 0 P: 9	R: 0 E: 0 K: 2 S: 11	H: 1 LOB: 1 BB: 0 P: 14	R: 0 E: 0 K: 0 S: 10	H: 1 LOB: 1 BB: 0 P: 15	R: 0 E: 0 K: 1 S: 11	H: 2 LOB: 2 BB: 0 P: 18	R: 1 E: 0 K: 0 S: 10	H: 2 LOB: 1 BB: 0 P: 11	R: 0 E: 0 K: 1 S: 10	H: 1 LOB: 1 BB: 1 P: 19	R: 4 E: 0 K: 1 S: 11	H: 2 LOB: 0 BB: 2 P: 24	1B: 8 2B: 3 3B: 0 HR: 2	SF: 0 SAC: 0 DP: 3 HBP: 0	WP: 0 PB: 0 SB: 0 CS: 0	PA: 40			
<b>PITCHER</b>	IP	WLS	BF	H	R	ER	SO	BB	IBB	HBP	BLK	WP	HR	S	P	ERA	WHIP								
<b>Rheal Cormier, L</b> ERA: 3.22 (1, 1)	7.0		29	10	2	2	3	1	0	0	0	0	0	69	101	2.57	1.571								
<b>Stan Belinda, R</b> ERA: 3.14 (8, 1)	0.2		3	0	0	0	1	1	0	0	0	0	0	6	13	0.00	1.500								
<b>Mike Stanton, L</b> ERA: 5.6 (8, 1)	0.1		1	0	0	0	0	0	0	0	0	0	0	2	4	0.00	0.000								
<b>Joe Hudson, R</b> ERA: 4.18 (9, 1)	0.2		5	1	3	3	0	2	0	0	0	0	0	6	16	40.50	4.500								
<b>Rick Aquilera, R</b> ERA: 2.85 (9, 1)	0.1	S	2	1	1	1	1	0	0	0	0	0	1	5	8	27.00	3.000								


**Boston Red Sox @ Seattle Mariners**  
The Kingdom, Seattle, WA  
Sun Aug 20 1995, 6:33 AM EDT  
Att: 21,813 - Dome

AB 36  
R 6  
H 12  
RBI 6  
BB 4  
SO 5  
LOB 20



Batter	1	2	3	4	5	6	7	8	9	AB	R	H	RBI	BB	SO	LOB	TOP										
<b>Brady Anderson, L</b> (1, 8) OBP: 0.371, SLG: 0.445	3-2 BB 1B		3-2 G6-3				2-1 2B		2-3 K	4	0	2	0	1	1	2	<b>Baltimore Orioles @ Seattle Mariners</b> The Kingdome, Seattle, WA Mon Aug 21 1995, 10:05 PM EDT Att: 32,525 - Dome										
<b>Manny Alexander, R</b> (1, 4) OBP: 0.328, SLG: 0.356 <b>Harold Baines, L</b> (9, PH) OBP: 0.407, SLG: 0.567	4-2 SAFE SAFE 1B		4-1 BB BB			3-2 F9	0-1 P6		0-0 F8	2	0	0	0	2	0	3											
<b>Cal Ripken Jr., R</b> (1, 6) OBP: 0.316, SLG: 0.416	3-1 P3		4-2 SAFE 1-2 BB			2-2 K	2-1 FC6-4		1-2 K	3	0	0	0	1	1	5											
<b>Bobby Bonilla, S</b> (1, 5) OBP: 0.377, SLG: 0.570	2-3 K		0-3 K			0-2 L6			1-3 K	4	0	0	0	0	3	5											
<b>Chris Hoiles, R</b> (1, 10) OBP: 0.325, SLG: 0.403	3-3 K		2-3 K			1-2 P6			3-2 G5-3	4	0	0	0	0	2	4											
<b>Jeff Manto, R</b> (1, 3) OBP: 0.314, SLG: 0.522		2-1 2B				0-1 1B			2-3 K	3	0	2	0	0	1	0											
<b>Mark Smith, R</b> (1, 7) OBP: 0.429, SLG: 0.364		2-3 K				0-2 F8			1-1 1B	4	0	1	0	0	2	3											
<b>Kevin Bass, S</b> (1, 9) OBP: 0.304, SLG: 0.326 <b>Rafael Palmeiro, L</b> (9, PH) OBP: 0.360, SLG: 0.549		1-1 G6-3				1-3 K			0-3 K	3	0	1	0	0	1	2											
<b>Gregg Zaun, S</b> (1, 2) OBP: 0.347, SLG: 0.386		0-3 K				1-3 K			0-2 1B	3	0	1	0	0	2	2											
<b>Inning Stats</b>	R: 0 E: 0 K: 2 S: 16	H: 1 LOB: 2 BB: 1 P: 31	R: 0 E: 0 K: 2 S: 10	H: 1 LOB: 1 BB: 0 P: 15	R: 0 E: 0 K: 2 S: 13	H: 0 LOB: 2 BB: 2 P: 26	R: 0 E: 0 K: 2 S: 11	H: 1 LOB: 1 BB: 0 P: 13	R: 0 E: 0 K: 1 S: 14	H: 0 LOB: 0 BB: 0 P: 12	R: 0 E: 0 K: 0 S: 10	H: 1 LOB: 2 BB: 0 P: 19	R: 0 E: 0 K: 2 S: 10	H: 0 LOB: 0 BB: 0 P: 16	R: 0 E: 0 K: 12 S: 12	H: 2 LOB: 2 BB: 0 P: 15	1B: 5 2B: 2 3B: 0 HR: 0	SF: 0 SAC: 1 DP: 0 HBP: 1	WP: 0 PB: 0 SB: 0 CS: 1	PA: 39							
<b>PITCHER</b>	IP	WLS	BF	H	R	ER	SO	BB	IBB	HBP	BLK	WP	HR	S	P	ERA	WHIP										
<b>Randy Johnson, L</b> (1, 1) ERA: 2.84	6.0		25	4	0	0	10	3	0	1	0	0	0	72	118	0.00	1.167										
<b>Jeff Nelson, R</b> (7, 1) ERA: 1.92	3.0	W	13	3	0	0	4	1	0	0	0	0	0	32	50	0.00	1.333										

Batter	1	2	3	4	5	6	7	8	9	AB	R	H	RBI	BB	SO	LOB	BOTTOM										
<b>Vince Coleman, S</b> (1, 7) OBP: 0.347, SLG: 0.390	2-3 K		0-0 HBP 1-2 1B				4-1 CS BB		2-0 SH5-4	3	0	1	0	1	2	0	<b>Baltimore Orioles @ Seattle Mariners</b> The Kingdome, Seattle, WA Mon Aug 21 1995, 10:05 PM EDT Att: 32,525 - Dome										
<b>Ken Griffey Jr., L</b> (1, 8) OBP: 0.399, SLG: 0.508	2-1 G3-1		3-2 P3			4-2 G6-4-3 BB	1-3 K	2-0 HR	1-3 K	4	1	1	1	1	1	3											
<b>Edgar Martinez, R</b> (1, 10) OBP: 0.496, SLG: 0.641	2-3 K		3-0 HBP			3-1 G6-4-3	4-0 BB IBB	2-1 G4-3 2B	4-0 BB IBB	3	1	1	0	1	1	1											
<b>Tino Martinez, L</b> (1, 3) OBP: 0.372, SLG: 0.573		1-3 K	2-2 P5			2-2 P2	4-1 1B BB	1-0 G4-3	2-2 BB	4	1	0	0	1	1	4											
<b>Jay Buhner, R</b> (1, 9) OBP: 0.350, SLG: 0.526		4-0 1B BB BB	0-0 G1-3			4-1 BB	2-0 1B BB	4-2 BB	4-1 BB	2	1	1	2	3	0	3											
<b>Mike Blowers, R</b> (1, 5) OBP: 0.337, SLG: 0.500		4-0 1B BB				4-2 G4-3 2B	3-2 1B BB	1-1 G4-3	4-2 BB	3	1	2	1	2	0	2											
<b>Joey Cora, S</b> (1, 4) OBP: 0.353, SLG: 0.366		1-1 G6-3 1B				2-1 G4-3	1-2 1B BB		0-3 K	4	0	2	1	0	1	3											
<b>Dan Wilson, R</b> (1, 2) OBP: 0.322, SLG: 0.358		1-0 G6-3				0-2 G5-3	0-3 K		1-3 1B	4	0	1	1	0	1	6											
<b>Felix Fermin, R</b> (1, 6) OBP: 0.239, SLG: 0.240			3-2 HBP 1B			1-2 F7			BB SH5-4 HBP	3	1	1	0	0	0	3											
<b>Inning Stats</b>	R: 0 E: 0 K: 2 S: 10	H: 0 LOB: 0 BB: 0 P: 16	R: 0 E: 0 K: 1 S: 7	H: 1 LOB: 2 BB: 2 P: 18	R: 0 E: 0 K: 0 S: 14	H: 2 LOB: 3 BB: 0 P: 25	R: 0 E: 0 K: 0 S: 9	H: 1 LOB: 1 BB: 0 P: 14	R: 0 E: 0 K: 0 S: 6	H: 0 LOB: 0 BB: 2 P: 17	R: 0 E: 0 K: 2 S: 12	H: 0 LOB: 2 BB: 2 P: 22	R: 5 E: 0 K: 1 S: 21	H: 4 LOB: 2 BB: 2 P: 42	R: 1 E: 0 K: 1 S: 12	H: 2 LOB: 2 BB: 1 P: 23	1B: 7 2B: 2 3B: 0 HR: 1	SF: 0 SAC: 1 DP: 2 HBP: 2	WP: 0 PB: 0 SB: 0 CS: 1	PA: 42							
<b>PITCHER</b>	IP	WLS	BF	H	R	ER	SO	BB	IBB	HBP	BLK	WP	HR	S	P	ERA	WHIP										
<b>Kevin Brown, R</b> (1, 1) ERA: 4.2	3.0		14	3	0	0	3	2	0	1	0	0	0	31	59	0.00	1.667										
<b>Jim Dedrick, R</b> (4, 1) ERA:	2.1		10	1	0	0	0	4	0	0	0	0	0	21	47	0.00	2.143										
<b>Mark Lee, L</b> (6, 1) ERA: 5.47	0.1	L	1	0	0	0	1	0	0	0	0	0	0	3	3	0.00	0.000										
<b>Armando Benitez, R</b> (6, 1) ERA: 6.08	1.0	L	5	0	2	2	2	0	1	1	0	0	0	9	17	18.00	0.000										
<b>Jesse Orosco, L</b> (7, 1) ERA: 3.46	0.0		1	0	0	0	0	1	0	0	0	0	0	1	5	∞	∞										
<b>PITCHER</b>	IP	WLS	BF	H	R	ER	SO	BB	IBB	HBP	BLK	WP	HR	S	P	ERA	WHIP										
<b>Terry Clark, R</b> (7, 1) ERA: 3.15	0.1		5	4	3	3	0	0	0	0	0	0	0	14	23	81.00	12.000										
<b>Scott Erickson, R</b> (8, 1) ERA: 5.77	1.0		6	2	1	1	1	1	0	0	0	0	0	12	23	9.00	3.000										



Batter	1	2	3	4	5	6	7	8	9	AB	R	H	RBI	BB	SO	LOB	TOP										
<b>Brady Anderson, L</b> (1, 8) OBP: 0.370, SLG: 0.443	0-1 F8		2-2 G4-3			0-2 F8	0-1 1B			4	0	1	0	0	0	0											
<b>Manny Alexander, R</b> (1, 4) OBP: 0.330, SLG: 0.355	0-2 F7		2-1 G4-3			4-2 1B SF8 BB		1-1 G5-4-3 1B		3	1	1	0	1	0	0											
<b>Rafael Palmeiro, L</b> (1, 3) OBP: 0.361, SLG: 0.555	1-0 HR			1-0 F7		2-0 2B 1B		0-0 F9		4	1	2	1	0	0	1											
<b>Bobby Bonilla, S</b> (1, 9) OBP: 0.373, SLG: 0.566	2-1 F7			3-2 G3		0-0 SF8		0-1 G5-4-3 1-2		3	0	0	1	0	0	1											
<b>Cal Ripken Jr., R</b> (1, 6) OBP: 0.315, SLG: 0.417		1-1 F9		3-2 P6		3-1 2B			0-3 K	4	0	1	0	0	1	0											
<b>Harold Baines, L</b> (1, 10) OBP: 0.405, SLG: 0.561		2-1 F8			3-2 P5	4-0 2B			3-3 K	3	0	0	0	1	1	0											
<b>Chris Hoiles, R</b> (1, 2) OBP: 0.328, SLG: 0.402		4-1 BB			2-1 1B	3-2 F9			2-3 K	3	0	1	0	1	1	3											
<b>Mark Smith, R</b> (1, 7) OBP: 0.353, SLG: 0.286		0-2 F9			3-2 L8		1-1 G5-3			3	0	0	0	0	0	2											
<b>Jeff Huson, L</b> (1, 5) OBP: 0.368, SLG: 0.317			3-1 F9		1-0 F8		0-0 G6-3			3	0	0	0	0	0	1											
<b>Inning Stats</b>	R: 1 E: 0 K: 0 S: 8	H: 1 LOB: 0 BB: 0 P: 11	R: 0 E: 0 K: 0 S: 9	H: 0 LOB: 1 BB: 1 P: 16	R: 0 E: 0 K: 0 S: 7	H: 0 LOB: 0 BB: 0 P: 14	R: 0 E: 0 K: 0 S: 9	H: 0 LOB: 0 BB: 0 P: 16	R: 0 E: 0 K: 0 S: 11	H: 1 LOB: 1 BB: 0 P: 20	R: 1 E: 0 K: 0 S: 15	H: 2 LOB: 3 BB: 2 P: 31	R: 0 E: 0 K: 0 S: 5	H: 1 LOB: 1 BB: 0 P: 6	R: 0 E: 0 K: 3 S: 10	H: 0 LOB: 0 BB: 0 P: 15	R: 0 E: 0 K: 3 S: 10	H: 0 LOB: 0 BB: 0 P: 15	1B: 4 2B: 1 3B: 0 HR: 1	SF: 1 SAC: 0 DP: 1 HBP: 0	WP: 0 PB: 0 SB: 0 CS: 0	PA: 34					
<b>PITCHER</b>	IP	WLS	BF	H	R	ER	SO	BB	IBB	HBP	BLK	WP	HR	S	P	ERA	WHIP										
<b>Tim Lincecum, R</b> (1, 1) ERA: 4.43	7.0	L	29	6	2	2	0	2	1	0	0	0	1	66	117	2.57	1.143										
<b>Norm Charlton, L</b> (8, 1) ERA: 4.74	2.0		5	0	0	0	3	0	0	0	0	0	0	13	18	0.00	0.000										

Baltimore Orioles @ Seattle Mariners  
The Kingdome, Seattle, WA  
Tue Aug 22 1995, 10:05 PM EDT  
Att: 13,631 - Dome

AB 30  
R 2  
H 6  
RBI 2  
BB 3  
SO 3  
LOB 8



Batter	1	2	3	4	5	6	7	8	9	AB	R	H	RBI	BB	SO	LOB	BOTTOM										
<b>Vince Coleman, S</b> (1, 7) OBP: 0.346, SLG: 0.395	0-0 F7		1-2 F8		1 SAFE 2-0 3B			2-1 P6		4	0	1	0	0	0	1											
<b>Ken Griffey Jr., L</b> (1, 8) OBP: 0.388, SLG: 0.492	1-2 K		2-2 G4-6-3		1-2 F9			1-2 P2		4	0	0	0	0	1	2											
<b>Edgar Martinez, R</b> (1, 10) OBP: 0.498, SLG: 0.644	2-1 1B			1-2 2B		2-2 G5-3		4-1 BB		3	0	2	0	1	0	0											
<b>Tino Martinez, L</b> (1, 3) OBP: 0.369, SLG: 0.567	3-2 F9			0-0 P6		2-2 G4-3		2-3 K		4	0	0	0	0	1	3											
<b>Jay Buhner, R</b> (1, 9) OBP: 0.346, SLG: 0.520		2-2 K		0-3 K		3-2 G6-3			2-2 G6-3	4	0	0	0	0	2	1											
<b>Mike Blowers, R</b> (1, 5) OBP: 0.336, SLG: 0.497		1-2 1B		2-1 P4			3-3 K		2-3 K	4	0	1	0	0	2	1											
<b>Luis Sojo, R</b> (1, 6) OBP: 0.315, SLG: 0.386		1-2 P5			0-0 G6-3 1B 2B		1-2 G1-3		3-3 K	3	1	1	0	0	0	1											
<b>Doug Strange, S</b> (9, PH) OBP: 0.338, SLG: 0.383										1	0	0	0	0	1	0											
<b>Dan Wilson, R</b> (1, 2) OBP: 0.323, SLG: 0.358		2-2 F9			2-2 G6-3		1-1 1B			3	0	1	0	0	0	2											
<b>Joey Cora, S</b> (1, 4) OBP: 0.356, SLG: 0.369			3-2 G4-6-3 1B		1-1 CS 1B		1-0 F8			3	0	2	1	0	0	1											
<b>Inning Stats</b>	R: 0 E: 0 K: 1 S: 10	H: 1 LOB: 1 BB: 0 P: 16	R: 0 E: 0 K: 1 S: 14	H: 1 LOB: 1 BB: 0 P: 20	R: 0 E: 0 K: 0 S: 11	H: 1 LOB: 0 BB: 0 P: 16	R: 0 E: 0 K: 1 S: 10	H: 1 LOB: 1 BB: 0 P: 13	R: 0 E: 0 K: 0 S: 11	H: 3 LOB: 1 BB: 0 P: 17	R: 0 E: 0 K: 0 S: 10	H: 0 LOB: 0 BB: 0 P: 17	R: 0 E: 0 K: 1 S: 11	H: 1 LOB: 1 BB: 0 P: 17	R: 0 E: 0 K: 1 S: 10	H: 0 LOB: 1 BB: 1 P: 19	R: 0 E: 0 K: 2 S: 9	H: 0 LOB: 0 BB: 0 P: 16	1B: 5 2B: 2 3B: 1 HR: 0	SF: 0 SAC: 0 DP: 1 HBP: 0	WP: 0 PB: 0 SB: 0 CS: 1	PA: 34					
<b>PITCHER</b>	IP	WLS	BF	H	R	ER	SO	BB	IBB	HBP	BLK	WP	HR	S	P	ERA	WHIP										
<b>35 Mike Mussina, R</b> (1, 1) ERA: 3.72	7.2	W	30	8	1	1	4	1	0	0	0	0	0	84	130	1.17	1.174										
<b>Jesse Orosco, L</b> (8, 1) ERA: 3.43	0.1		1	0	0	0	1	0	0	0	0	0	0	3	5	0.00	0.000										
<b>Doug Jones, R</b> (9, 1) ERA: 5.31	1.0	S	3	0	0	0	2	0	0	0	0	0	0	9	16	0.00	0.000										

Baltimore Orioles @ Seattle Mariners  
The Kingdome, Seattle, WA  
Tue Aug 22 1995, 10:05 PM EDT  
Att: 13,631 - Dome

AB 33  
R 1  
H 8  
RBI 1  
BB 1  
SO 7  
LOB 12



Batter	1	2	3	4	5	6	7	8	9	AB	R	H	RBI	BB	SO	LOB	TOP										
<b>Brady Anderson, L</b> OBP: 0.369, SLG: 0.442 (1, 8)	G3	F8		K		F7		2B		5	0	1	0	0	1	2	<b>Baltimore Orioles @ Seattle Mariners</b> The Kingdome, Seattle, WA Wed Aug 23 1995, 10:05 PM EDT Att: 14,937 - Dome										
<b>Manny Alexander, R</b> OBP: 0.324, SLG: 0.347 (1, 4)	P4		F7	F8		K		L9		5	0	0	0	0	1	3											
<b>Rafael Palmeiro, L</b> OBP: 0.362, SLG: 0.561 (1, 3)	HR		3B	1B		F8		F7		5	2	2	1	0	1	2											
<b>Bobby Bonilla, S</b> OBP: 0.376, SLG: 0.572 (1, 9)	2B		G6-3	3B		FC6-4		G3-1	G6-3	4	1	2	1	1	0	0											
<b>Cal Ripken Jr., R</b> OBP: 0.318, SLG: 0.418 (1, 6)	BB		G6-3	FC6-4	1B	3B		1B	2B	4	2	2	1	1	0	1											
<b>Harold Baines, L</b> OBP: 0.402, SLG: 0.555 (1, 10)	F7		P5	3B	1B		F7		P6	5	1	1	0	0	0	4											
<b>Chris Hoiles, R</b> OBP: 0.336, SLG: 0.424 (1, 2)		BB	G6-3	1B	2B	3B		K		4	1	3	3	1	1	1											
<b>Jeff Manto, R</b> OBP: 0.316, SLG: 0.517 (1, 5)	K		G6-3					2B	K	4	0	1	0	1	2	3											
<b>Mark Smith, R</b> OBP: 0.333, SLG: 0.278 (1, 7)	F8			S	1B		K		P2	4	0	1	1	0	1	4											
<b>Inning Stats</b>	R: 1 E: 0 K: 0 S: 11	H: 2 LOB: 2 BB: 1 P: 22	R: 0 E: 0 K: 1 S: 10	H: 0 LOB: 1 BB: 1 P: 16	R: 2 E: 0 K: 0 S: 12	H: 2 LOB: 0 BB: 0 P: 16	R: 1 E: 0 K: 1 S: 9	H: 2 LOB: 1 BB: 0 P: 12	R: 2 E: 0 K: 2 S: 18	H: 2 LOB: 2 BB: 2 P: 30	R: 0 E: 0 K: 1 S: 6	H: 0 LOB: 0 BB: 0 P: 12	R: 0 E: 0 K: 1 S: 8	H: 1 LOB: 1 BB: 0 P: 14	R: 0 E: 0 K: 0 S: 12	H: 2 LOB: 2 BB: 0 P: 15	R: 1 E: 0 K: 1 S: 9	H: 2 LOB: 1 BB: 0 P: 16	1B: 6 2B: 4 3B: 2 HR: 1	SF: 0 SAC: 0 DP: 0 HBP: 0	WP: 0 PB: 0 SB: 1 CS: 0	PA: 44					
<b>PITCHER</b>	IP	WLS	BF	H	R	ER	SO	BB	IBB	HBP	BLK	WP	HR	S	P	ERA	WHIP										
<b>Bob Wolcott, R</b> ERA: 6.48 (1, 1)	3.1	L	18	6	4	4	1	2	0	0	0	0	1	37	59	10.80	2.400										
<b>Lee Guetterman, L</b> ERA: 8.71 (4, 1)	1.1		8	2	2	2	2	2	0	0	0	0	0	20	34	13.50	3.000										
<b>Bill Risley, R</b> ERA: 2.55 (5, 1)	2.1		8	1	0	0	3	0	0	0	0	0	0	17	29	0.00	0.429										
<b>Bob Wells, R</b> ERA: 5.5 (8, 1)	1.0		5	2	0	0	0	0	0	0	0	0	0	12	15	0.00	2.000										
<b>Bobby Ayala, R</b> ERA: 3.79 (9, 1)	1.0		5	2	1	1	1	0	0	0	0	0	0	9	16	9.00	2.000										
<b>Batter</b>	<b>1</b>	<b>2</b>	<b>3</b>	<b>4</b>	<b>5</b>	<b>6</b>	<b>7</b>	<b>8</b>	<b>9</b>	<b>AB</b>	<b>R</b>	<b>H</b>	<b>RBI</b>	<b>BB</b>	<b>SO</b>	<b>LOB</b>	<b>BOTTOM</b>										
<b>Vince Coleman, S</b> OBP: 0.344, SLG: 0.395 (1, 7)	K		G5-3		P3				F7	5	0	1	0	0	1	0	<b>Baltimore Orioles @ Seattle Mariners</b> The Kingdome, Seattle, WA Wed Aug 23 1995, 10:05 PM EDT Att: 14,937 - Dome										
<b>Luis Sojo, R</b> OBP: 0.319, SLG: 0.394 (1, 6)			L9		BB				G4-3	3	1	2	0	0	0	0											
<b>Joey Cora, S</b> OBP: 0.354, SLG: 0.367 (7, PH) (8, 4)	1B				1B					2	0	0	0	0	0	2											
<b>Ken Griffey Jr., L</b> OBP: 0.391, SLG: 0.489 (1, 8)	P6									3	0	1	0	1	0	3											
<b>Edgar Martinez, R</b> OBP: 0.496, SLG: 0.639 (1, 10)			F8		F7					4	0	1	1	0	0	5											
<b>Jay Buhner, R</b> OBP: 0.343, SLG: 0.514 (1, 9)	K				G5-3				P3	4	0	0	0	0	2	1											
<b>Mike Blowers, R</b> OBP: 0.343, SLG: 0.503 (1, 5)										2	0	2	0	2	0	0											
<b>Tino Martinez, L</b> OBP: 0.368, SLG: 0.563 (1, 3)										4	0	1	0	0	3	3											
<b>Chris Widger, R</b> OBP: 0.273, SLG: 0.300 (8, PH) (8, PH) (9, 2)										3	0	0	0	0	3	3											
<b>Doug Strange, S</b> OBP: 0.336, SLG: 0.381 (8, PH) (9, 2)										1	0	0	0	0	0	2											
<b>Dan Wilson, R</b> OBP: 0.323, SLG: 0.358 (9, 2)										0	0	0	0	0	0	0											
<b>Felix Fermin, R</b> OBP: 0.239, SLG: 0.240 (8, 6)										4	0	1	0	0	0	1											
<b>Inning Stats</b>	R: 1 E: 0 K: 2 S: 14	H: 2 LOB: 1 BB: 0 P: 20	R: 0 E: 0 K: 2 S: 13	H: 1 LOB: 0 BB: 0 P: 25	R: 0 E: 0 K: 0 S: 10	H: 1 LOB: 1 BB: 0 P: 17	R: 0 E: 0 K: 2 S: 8	H: 0 LOB: 1 BB: 1 P: 15	R: 0 E: 0 K: 0 S: 6	H: 1 LOB: 2 BB: 1 P: 10	R: 0 E: 0 K: 3 S: 10	H: 1 LOB: 1 BB: 0 P: 14	R: 0 E: 0 K: 0 S: 15	H: 2 LOB: 2 BB: 0 P: 22	R: 0 E: 0 K: 0 S: 7	H: 1 LOB: 1 BB: 1 P: 15	R: 0 E: 0 K: 0 S: 9	H: 0 LOB: 0 BB: 0 P: 15	1B: 6 2B: 3 3B: 0 HR: 0	SF: 0 SAC: 0 DP: 1 HBP: 0	WP: 0 PB: 0 SB: 0 CS: 0	PA: 38					
<b>PITCHER</b>	IP	WLS	BF	H	R	ER	SO	BB	IBB	HBP	BLK	WP	HR	S	P	ERA	WHIP										
<b>Rick Krivda, L</b> ERA: 3.64 (7, 1)	6.0	W	28	8	1	1	9	2	0	0	0	0	0	66	107	1.50	1.667										
<b>Armando Benitez, R</b> ERA: 5.65 (7, 1)	3.0	S	10	1	0	0	0	1	0	0	0	0	0	26	46	0.00	0.667										

AB 40  
R 7  
H 13  
RBI 7  
BB 4  
SO 7  
LOB 20



WP: 0  
PB: 0  
SB: 1  
CS: 0

AB 35  
R 1  
H 9  
RBI 1  
BB 3  
SO 9  
LOB 20



Batter	1	2	3	4	5	6	7	8	9	AB	R	H	RBI	BB	SO	LOB	TOP			
Wade Boggs, L (1,5) OBP: 0.397, SLG: 0.405	F8	BB		BB	G3-1			G4-3		4	1	1	0	1	0	0	<b>New York Yankees @ Seattle Mariners</b> The Kingdome, Seattle, WA Thu Aug 24 1995, 6:33 AM EDT Att: 17,592 - Dome			
Bernie Williams, S (1,8) OBP: 0.360, SLG: 0.460	BB	BB		BB	BB			G4-3		2	1	1	0	3	0	0				
Paul O'Neill, L (1,7) OBP: 0.398, SLG: 0.540	K	G3		BB	BB			G4-6-3		5	1	2	3	0	1	5				
Ruben Sierra, S (1,10) OBP: 0.313, SLG: 0.437	BB			BB	BB			G3		4	1	1	1	1	2	1				
Darryl Strawberry, L (1,9) OBP: 0.352, SLG: 0.440	BB			BB	BB			G3		3	1	1	1	1	1	2				
Gerald Williams, R (8,7)	BB			BB	BB			G3		1	0	0	0	0	0	0				
Don Mattingly, L (1,3) OBP: 0.338, SLG: 0.400				BB	BB			G5-3		2	0	0	0	0	0	0				
Russ Davis, R (4,PH) OBP: 0.396, SLG: 0.488				BB	BB			G5-3		3	0	1	1	0	1	2				
Mike Stanley, R (1,2) OBP: 0.369, SLG: 0.510				BB	BB			G6-3		4	1	1	0	0	0	1				
Tony Fernandez, S (1,6) OBP: 0.308, SLG: 0.325				BB	BB			L8		3	1	1	0	0	0	0				
Pat Kelly, R (1,4) OBP: 0.327, SLG: 0.357				BB	BB			G1-3		3	0	0	1	0	1	1				
<b>Inning Stats</b>	R: 0 E: 0 K: 2 S: 13	H: 0 LOB: 2 BB: 2 P: 25	R: 1 E: 0 K: 0 S: 12	H: 2 LOB: 3 BB: 2 P: 23	R: 0 E: 0 K: 1 S: 8	H: 0 LOB: 0 BB: 0 P: 12	R: 6 E: 0 K: 1 S: 22	H: 5 LOB: 1 BB: 1 P: 38	R: 0 E: 0 K: 0 S: 13	H: 1 LOB: 2 BB: 1 P: 18	R: 0 E: 0 K: 0 S: 9	H: 0 LOB: 0 BB: 0 P: 14	R: 0 E: 0 K: 0 S: 7	H: 1 LOB: 0 BB: 0 P: 12	R: 0 E: 0 K: 1 S: 6	H: 0 LOB: 0 BB: 0 P: 9	1B: 5 2B: 4 3B: 0 HR: 0	SF: 1 SAC: 0 DP: 1 HBP: 1	WP: 0 PB: 0 CS: 0	PA: 42
<b>PITCHER</b>	IP WLS BF H R ER SO BB IBB HBP BLK WP HR S P ERA WHIP	IP WLS BF H R ER SO BB IBB HBP BLK WP HR S P ERA WHIP	IP WLS BF H R ER SO BB IBB HBP BLK WP HR S P ERA WHIP	IP WLS BF H R ER SO BB IBB HBP BLK WP HR S P ERA WHIP	IP WLS BF H R ER SO BB IBB HBP BLK WP HR S P ERA WHIP	IP WLS BF H R ER SO BB IBB HBP BLK WP HR S P ERA WHIP	IP WLS BF H R ER SO BB IBB HBP BLK WP HR S P ERA WHIP	IP WLS BF H R ER SO BB IBB HBP BLK WP HR S P ERA WHIP	IP WLS BF H R ER SO BB IBB HBP BLK WP HR S P ERA WHIP	IP WLS BF H R ER SO BB IBB HBP BLK WP HR S P ERA WHIP	IP WLS BF H R ER SO BB IBB HBP BLK WP HR S P ERA WHIP	IP WLS BF H R ER SO BB IBB HBP BLK WP HR S P ERA WHIP	IP WLS BF H R ER SO BB IBB HBP BLK WP HR S P ERA WHIP	IP WLS BF H R ER SO BB IBB HBP BLK WP HR S P ERA WHIP	IP WLS BF H R ER SO BB IBB HBP BLK WP HR S P ERA WHIP	IP WLS BF H R ER SO BB IBB HBP BLK WP HR S P ERA WHIP	IP WLS BF H R ER SO BB IBB HBP BLK WP HR S P ERA WHIP			

AB	34
R	7
H	9
RBI	7
BB	6
SO	6
LOB	12




Batter	1	2	3	4	5	6	7	8	9	AB	R	H	RBI	BB	SO	LOB	BOTTOM					
Vince Coleman, S (1,7) OBP: 0.342, SLG: 0.390	K	G6-3			F8			K		4	1	0	0	1	2	0	<b>New York Yankees @ Seattle Mariners</b> The Kingdome, Seattle, WA Thu Aug 24 1995, 6:33 AM EDT Att: 17,592 - Dome					
Joey Cora, S (1,4) OBP: 0.357, SLG: 0.373	BB			BB	BB			F7		5	3	3	1	0	0	0						
Ken Griffey Jr., L (1,8) OBP: 0.386, SLG: 0.500	P4			L4	G1-3			G3-1		5	1	1	2	0	0	2						
Edgar Martinez, R (1,10) OBP: 0.500, SLG: 0.649	BB	BB		BB	BB			BB		2	2	2	2	2	0	0						
Tino Martinez, L (1,3) OBP: 0.369, SLG: 0.564	HR	BB		BB	BB			P4		3	1	1	0	1	0	1						
Jay Buhner, R (1,9) OBP: 0.342, SLG: 0.519	HR	BB		BB	BB			F8		4	1	1	4	0	2	2						
Mike Blowers, R (1,5) OBP: 0.340, SLG: 0.497	HR	BB		BB	BB			K		4	0	0	0	0	3	0						
Dan Wilson, R (1,2) OBP: 0.323, SLG: 0.361				BB	BB			K		3	0	1	0	0	2	0						
Doug Strange, S (9,PH) OBP: 0.335, SLG: 0.378				BB	BB			G4-3		1	0	0	0	0	0	0						
Felix Fermin, R (1,6) OBP: 0.238, SLG: 0.239				BB	BB			BB		1	0	0	0	0	0	0						
Luis Sojo, R (3,6) OBP: 0.316, SLG: 0.391				BB	BB			BB		2	0	0	0	0	1	1						
Warren Newson, L (9,PH) OBP: 0.407, SLG: 0.393				BB	BB			BB		1	0	0	0	0	1	0						
<b>Inning Stats</b>	R: 4 E: 0 K: 2 S: 14	H: 2 LOB: 0 BB: 2 P: 24	R: 0 E: 0 K: 1 S: 7	H: 0 LOB: 0 BB: 0 P: 12	R: 0 E: 0 K: 1 S: 16	H: 1 LOB: 2 BB: 1 P: 26	R: 0 E: 0 K: 1 S: 9	H: 0 LOB: 0 BB: 0 P: 13	R: 1 E: 0 K: 0 S: 12	H: 2 LOB: 1 BB: 0 P: 15	R: 0 E: 0 K: 2 S: 10	H: 1 LOB: 0 BB: 0 P: 12	R: 0 E: 0 K: 1 S: 6	H: 0 LOB: 0 BB: 0 P: 9	R: 1 E: 0 K: 2 S: 14	H: 1 LOB: 0 BB: 0 P: 22	R: 3 E: 0 K: 1 S: 12	H: 2 LOB: 1 BB: 1 P: 21	1B: 3 2B: 3 3B: 0 HR: 3	SF: 0 SAC: 0 DP: 0 HBP: 0	WP: 0 PB: 0 CS: 0	PA: 39
<b>PITCHER</b>	IP WLS BF H R ER SO BB IBB HBP BLK WP HR S P ERA WHIP	IP WLS BF H R ER SO BB IBB HBP BLK WP HR S P ERA WHIP	IP WLS BF H R ER SO BB IBB HBP BLK WP HR S P ERA WHIP	IP WLS BF H R ER SO BB IBB HBP BLK WP HR S P ERA WHIP	IP WLS BF H R ER SO BB IBB HBP BLK WP HR S P ERA WHIP	IP WLS BF H R ER SO BB IBB HBP BLK WP HR S P ERA WHIP	IP WLS BF H R ER SO BB IBB HBP BLK WP HR S P ERA WHIP	IP WLS BF H R ER SO BB IBB HBP BLK WP HR S P ERA WHIP	IP WLS BF H R ER SO BB IBB HBP BLK WP HR S P ERA WHIP	IP WLS BF H R ER SO BB IBB HBP BLK WP HR S P ERA WHIP	IP WLS BF H R ER SO BB IBB HBP BLK WP HR S P ERA WHIP	IP WLS BF H R ER SO BB IBB HBP BLK WP HR S P ERA WHIP	IP WLS BF H R ER SO BB IBB HBP BLK WP HR S P ERA WHIP	IP WLS BF H R ER SO BB IBB HBP BLK WP HR S P ERA WHIP	IP WLS BF H R ER SO BB IBB HBP BLK WP HR S P ERA WHIP	IP WLS BF H R ER SO BB IBB HBP BLK WP HR S P ERA WHIP	IP WLS BF H R ER SO BB IBB HBP BLK WP HR S P ERA WHIP					



Batter	1	2	3	4	5	6	7	8	9	AB	R	H	RBI	BB	SO	LOB	TOP										
Wade Boggs, L (1, 5) OBP: 0.392, SLG: 0.399	1-1 G1-3	2-1 F7		1-2 FC4-6		2-0 G4-3			2-3 K	5	0	0	0	0	1	5											
Bernie Williams, S (1, 8) OBP: 0.356, SLG: 0.455	1-1 G3	2-1 F8		2-2 F7				0-3 K	0-2 F7	5	0	0	0	0	1	4											
Paul O'Neill, L (1, 7) OBP: 0.401, SLG: 0.542	2-2 2B		0-0 E3		0-2 HBP		0-0 G4-3		4-2 DI HR	4	1	2	0	1	0	0											
Ruben Sierra, S (1, 10) OBP: 0.311, SLG: 0.442	2-2 L8		1-3 K		3-2 F7		1-0 G5-3		0-2 HR	5	1	1	2	0	1	3											
Darryl Strawberry, L (1, 9) OBP: 0.356, SLG: 0.426		2-0 1B	3-3 K		3-2 HBP		3-1 F8		2-3 K	4	1	1	0	0	2	1											
Mike Stanley, R (1, 2) OBP: 0.367, SLG: 0.506		2-3 K	1-3 K		1-1 G6-4-3		0-1 1B			4	0	1	0	0	2	4											
Dion James, L (1, 3) OBP: 0.375, SLG: 0.381	1-0 1B		1-3 1B		1-0 FC4-6		1-1 F8		3-2 1B	4	1	3	0	0	0	0											
Tony Fernandez, S (1, 6) OBP: 0.310, SLG: 0.330	0-2 1B		2-2 G4-1		2-2 G4-1		3-1 1B		0-0 F9	4	0	2	1	0	0	3											
Randy Velarde, R (1, 4) OBP: 0.352, SLG: 0.366	1-1 1B		4-1 FC4-6		0-1 P2		0-1 P2		2-3 K	3	0	1	1	1	1	3											
<b>Inning Stats</b>	R: 0 E: 0 K: 0 S: 10	H: 1 LOB: 1 BB: 0 P: 16	R: 2 E: 0 K: 1 S: 14	H: 4 LOB: 2 BB: 0 P: 24	R: 0 E: 1 K: 3 S: 10	H: 0 LOB: 1 BB: 0 P: 15	R: 0 E: 0 K: 0 S: 12	H: 1 LOB: 2 BB: 1 P: 22	R: 0 E: 0 K: 0 S: 11	H: 1 LOB: 1 BB: 0 P: 18	R: 0 E: 0 K: 0 S: 7	H: 1 LOB: 1 BB: 0 P: 13	R: 0 E: 0 K: 1 S: 5	H: 0 LOB: 0 BB: 0 P: 6	R: 0 E: 0 K: 1 S: 12	H: 2 LOB: 2 BB: 0 P: 20	R: 2 E: 0 K: 2 S: 14	H: 1 LOB: 0 BB: 1 P: 22	1B: 8 2B: 2 3B: 0 HR: 1	SF: 0 SAC: 0 DP: 1 HBP: 1	WP: 0 PB: 0 CS: 0	PA: 41					
<b>PITCHER</b>	IP	WLS	BF	H	R	ER	SO	BB	IBB	HBP	BLK	WP	HR	S	P	ERA	WHIP										
Chris Bosio, R (1, 1) ERA: 4.97	5.2	W	27	8	2	2	4	1	0	1	0	0	0	63	105	3.18	1.588										
Norm Charlton, L (6, 1) ERA: 4.4	2.1		9	2	0	0	2	0	0	0	0	0	0	18	29	0.00	0.857										
Bobby Ayala, R (9, 1) ERA: 4.05	1.0		5	1	2	2	2	1	0	0	0	0	1	14	22	18.00	2.000										

**New York Yankees @ Seattle Mariners**  
The Kingdome, Seattle, WA  
Fri Aug 25 1995, 10:05 PM EDT  
Att: 28,130 - Dome


**AB 38**  
**R 4**  
**H 11**  
**RBI 4**  
**BB 2**  
**SO 8**  
**LOB 23**



Batter	1	2	3	4	5	6	7	8	9	AB	R	H	RBI	BB	SO	LOB	BOTTOM										
Rich Amaral, R (1, 7) OBP: 0.339, SLG: 0.364	3-2 G5-3	2-1 G1-3	0-0 F9			2-0 P3		1-2 F9		5	0	0	0	0	0	4											
Luis Sojo, R (1, 6) OBP: 0.315, SLG: 0.393	1-1 G4-3		3-2 HR		1-0 P4		2-0 F9			4	1	1	0	0	0	0											
Ken Griffey Jr., L (1, 8) OBP: 0.388, SLG: 0.493	3-3 K		4-2 HR		4-1 BB		2-0 P6			2	1	0	0	2	1	0											
Edgar Martinez, R (1, 10) OBP: 0.504, SLG: 0.667		4-2 G5-3	0-0 HR		4-2 BB		3-2 HR			2	3	2	4	2	0	0											
Jay Buhner, R (1, 9) OBP: 0.343, SLG: 0.516		4-2 G5-3	4-2 1B		2-3 K		2-2 G5-3			2	2	0	0	2	1	2											
Mike Blowers, R (1, 5) OBP: 0.339, SLG: 0.494		0-2 G5-3	1-0 G6-4-3		1-2 K		1-3 K			4	0	1	0	0	2	4											
Tino Martinez, L (1, 3) OBP: 0.368, SLG: 0.560		4-0 1B	3-1 G6-4-3		0-3 K		2-2 F7			3	0	0	0	1	1	1											
Dan Wilson, R (1, 2) OBP: 0.325, SLG: 0.363		0-1 1B	1-2 1B		0-1 G4-3				1-3 K	4	0	2	2	0	1	0											
Felix Fermin, R (1, 4) OBP: 0.238, SLG: 0.239		1-0 F9	1-2 1B		1-1 G4-3				0-1 G6-3	4	0	1	0	0	0	2											
<b>Inning Stats</b>	R: 0 E: 0 K: 1 S: 11	H: 0 LOB: 0 BB: 0 P: 18	R: 2 E: 0 K: 0 S: 14	H: 1 LOB: 2 BB: 3 P: 29	R: 4 E: 0 K: 0 S: 19	H: 5 LOB: 2 BB: 2 P: 36	R: 0 E: 0 K: 2 S: 10	H: 0 LOB: 2 BB: 2 P: 22	R: 0 E: 0 K: 1 S: 7	H: 0 LOB: 0 BB: 0 P: 8	R: 0 E: 0 K: 0 S: 3	H: 0 LOB: 0 BB: 0 P: 9	R: 1 E: 0 K: 1 S: 17	H: 1 LOB: 0 BB: 0 P: 25	R: 0 E: 0 K: 1 S: 8	H: 0 LOB: 0 BB: 0 P: 10	R: 0 E: 0 K: 1 S: 8	H: 0 LOB: 0 BB: 0 P: 10	1B: 4 2B: 1 3B: 0 HR: 2	SF: 0 SAC: 0 DP: 1 HBP: 0	WP: 1 PB: 0 CS: 0	PA: 37					
<b>PITCHER</b>	IP	WLS	BF	H	R	ER	SO	BB	IBB	HBP	BLK	WP	HR	S	P	ERA	WHIP										
Andy Pettitte, L (1, 1) ERA: 4.73	2.2	L	17	5	6	6	1	5	0	0	0	0	1	40	78	20.25	3.750										
42 Mariano Rivera, R (3, 1) ERA: 5.43	5.1		20	2	1	1	5	2	0	0	0	0	1	49	79	1.69	0.750										

**New York Yankees @ Seattle Mariners**  
The Kingdome, Seattle, WA  
Fri Aug 25 1995, 10:05 PM EDT  
Att: 28,130 - Dome

**AB 30**  
**R 7**  
**H 7**  
**RBI 6**  
**BB 7**  
**SO 6**  
**LOB 13**





Batter	1	2	3	4	5	6	7	8	9	AB	R	H	RBI	BB	SO	LOB	TOP					
<b>Bernie Williams, S</b> (1, 8) OBP: 0.395, SLG: 0.453	G6-3			F8		G6-4-3 1B		K		4	0	1	0	0	1	0	<b>New York Yankees @ Seattle Mariners</b> The Kingdome, Seattle, WA Sat Aug 26 1995, 10:05 PM EDT Att: 41,182 - Dome					
<b>Randy Velarde, R</b> (1, 7) OBP: 0.394, SLG: 0.368	L8			BB 1B		L9		1B		4	0	2	0	0	0	1						
<b>Mike Stanley, R</b> (1, 2) OBP: 0.363, SLG: 0.500	K			P4		G6-4-3 1-2		F7		4	0	0	0	0	1	3						
<b>Ruben Sierra, S</b> (1, 10)		G6-3		BB 1-2 BB				BB BB		2	0	0	0	2	1	0						
<b>Gerald Williams, R</b> (1, 9) OBP: 0.350, SLG: 0.507	L7			BB 1-2 BB				F7		2	0	0	0	2	0	0						
<b>Russ Davis, R</b> (1, 5) OBP: 0.379, SLG: 0.464	P2			BB 1-3 K				F9		4	0	0	0	0	1	5						
<b>Dion James, L</b> (1, 3) OBP: 0.368, SLG: 0.373			G4-3			K2-3		K		3	0	0	0	0	2	2						
<b>Tony Fernandez, S</b> (1, 6) OBP: 0.307, SLG: 0.327			G6-3			G6-3		L1-3		3	0	0	0	0	0	2						
<b>Pat Kelly, R</b> (1, 4) OBP: 0.323, SLG: 0.351			K			G6-3		G6-3		3	0	0	0	0	1	0						
<b>Inning Stats</b>	R: 0 E: 0 K: 1 S: 8	H: 0 LOB: 0 BB: 0 P: 15	R: 0 E: 0 K: 0 S: 5	H: 0 LOB: 0 BB: 0 P: 8	R: 0 E: 0 K: 1 S: 8	H: 0 LOB: 0 BB: 0 P: 12	R: 0 E: 0 K: 1 S: 16	H: 1 LOB: 3 BB: 2 P: 29	R: 0 E: 0 K: 1 S: 6	H: 0 LOB: 0 BB: 0 P: 7	R: 0 E: 0 K: 0 S: 5	H: 1 LOB: 0 BB: 0 P: 10	R: 0 E: 0 K: 1 S: 11	H: 0 LOB: 2 BB: 2 P: 21	R: 0 E: 0 K: 1 S: 11	H: 1 LOB: 1 BB: 0 P: 16	R: 0 E: 0 K: 1 S: 8	H: 0 LOB: 0 BB: 0 P: 13	1B: 3 2B: 0 3B: 0 HR: 0	SF: 0 SAC: 0 DP: 1 HBP: 0	WP: 0 PB: 0 CS: 0	PA: 33
<b>PITCHER</b> <b>Randy Johnson, L</b> (1, 1) ERA: 2.68	IP: 9.0 WLS: W BF: 33 H: 3 R: 0 ER: 0 SO: 7 BB: 4 IBB: 0 HBP: 0 BLK: 0 WP: 0 HR: 0 S: 78 P: 131 ERA: 0.00 WHIP: 0.778															<b>PITCHER</b>						

Batter	1	2	3	4	5	6	7	8	9	AB	R	H	RBI	BB	SO	LOB	BOTTOM			
<b>Vince Coleman, S</b> (1, 7) OBP: 0.345, SLG: 0.393	S 1B		S SH5-3 1B	1-2 1B		FC3-2 1B	K			5	0	3	1	0	1	5	<b>New York Yankees @ Seattle Mariners</b> The Kingdome, Seattle, WA Sat Aug 26 1995, 10:05 PM EDT Att: 41,182 - Dome			
<b>Luis Sojo, R</b> (1, 6) OBP: 0.314, SLG: 0.390	K		SH5-3 1-2	G3		1-2 2-3 3-H 1B		F8		4	0	1	2	0	1	2				
<b>Ken Griffey Jr., L</b> (1, 8) OBP: 0.383, SLG: 0.479	L9		4-2 BB		P4	G3-1		G6-3		4	0	0	0	1	0	3				
<b>Edgar Martinez, R</b> (1, 10) OBP: 0.503, SLG: 0.663	K		1-2 P5		K			G3-1 1B BB		5	1	2	0	0	2	3				
<b>Jay Buhner, R</b> (1, 9) OBP: 0.344, SLG: 0.522		F9		3-1 HR	G5-3		4-1 G3-1 1B BB	L8		4	2	1	1	1	0	1				
<b>Mike Blowers, R</b> (1, 5) OBP: 0.343, SLG: 0.505		1B		0-0 HR		1B FC3-2 BB		F7		3	1	2	1	1	0	2				
<b>Tino Martinez, L</b> (1, 3) OBP: 0.369, SLG: 0.559		P5		1-2 HR 1B		FC3-2 1B BB		G3-1		4	2	2	0	0	0	3				
<b>Dan Wilson, R</b> (1, 2) OBP: 0.328, SLG: 0.362		P4		G4-3 SH1-3 1B 1B		FC3-2 1B BB		1B BB		1	1	0	0	2	0	1				
<b>Felix Fermin, R</b> (1, 4) OBP: 0.238, SLG: 0.239			F9	G4-3		P6		1-2 2-H 3-H 1B		4	0	1	2	0	0	4				
<b>Inning Stats</b>	R: 0 E: 0 K: 2 S: 10	H: 1 LOB: 1 BB: 0 P: 18	R: 0 E: 0 K: 0 S: 13	H: 1 LOB: 1 BB: 0 P: 23	R: 0 E: 0 K: 0 S: 12	H: 1 LOB: 2 BB: 1 P: 18	R: 3 E: 0 K: 0 S: 14	H: 4 LOB: 1 BB: 0 P: 19	R: 0 E: 0 K: 1 S: 8	H: 0 LOB: 0 BB: 0 P: 15	R: 2 E: 0 K: 0 S: 12	H: 2 LOB: 2 BB: 2 P: 23	R: 2 E: 0 K: 1 S: 15	H: 2 LOB: 2 BB: 2 P: 31	R: 0 E: 0 K: 0 S: 7	H: 1 LOB: 1 BB: 0 P: 10	1B: 10 2B: 0 3B: 0 HR: 2	SF: 0 SAC: 2 DP: 0 HBP: 0	WP: 0 PB: 0 CS: 0	PA: 41
<b>PITCHER</b> <b>Sterling Hitchcock, L</b> (1, 1) ERA: 4.92 <b>Joe Ausanio, R</b> (6, 1) ERA: 6.06 <b>Steve Howe, L</b> (8, 1) ERA: 4.71	IP: 5.0 WLS: L BF: 26 H: 5 R: 5 ER: 5 SO: 3 BB: 3 IBB: 0 HBP: 0 BLK: 0 WP: 0 HR: 2 S: 63 P: 109 ERA: 9.00 WHIP: 2.200															<b>PITCHER</b>				

AB 29  
R 0  
H 3  
RBI 0  
BB 4  
SO 7  
LOB 13



AB 34  
R 7  
H 12  
RBI 7  
BB 5  
SO 4  
LOB 24



Batter	1	2	3	4	5	6	7	8	9	AB	R	H	RBI	BB	SO	LOB	TOP
<b>Wade Boggs, L</b> OBP: 0.396, SLG: 0.405 (1, 5)	F7		K	1B				CS 1B	BB	5	0	3	1	1	1	0	<b>New York Yankees @ Seattle Mariners</b> The Kingdome, Seattle, WA Sun Aug 27 1995, 6:33 AM EDT Att: 24,913 - Dome
<b>Bernie Williams, S</b> OBP: 0.361, SLG: 0.456 (1, 8)	1B		1B	1B		L8		CS	BB	4	0	3	2	2	0	1	
<b>Paul O'Neill, L</b> OBP: 0.399, SLG: 0.538 (1, 7)	1B		BB	1B		L5		K	F9	6	0	2	0	0	1	8	
<b>Ruben Sierra, S</b> OBP: 0.314, SLG: 0.436 (1, 10)	FC3-2-5-2-6-2-6		G3-1			F8		1B	BB	3	1	0	0	2	0	4	
<b>Darryl Strawberry, L</b> OBP: 0.344, SLG: 0.407 <b>Gerald Williams, R</b> OBP: 0.350, SLG: 0.507 (1, 9)	G1-3			BB		G3-1		F8	K	5	1	1	0	0	1	5	
<b>Mike Stanley, R</b> OBP: 0.354, SLG: 0.497 (1, 2)		P4		1B		P5		1B	K	4	0	1	0	1	1	1	
<b>Dion James, L</b> OBP: 0.374, SLG: 0.374 <b>Pat Kelly, R</b> OBP: 0.323, SLG: 0.351 (1, 3)		G4-6-3		F8		F8		L6	G4-3	5	0	2	0	0	0	3	
<b>Tony Fernandez, S</b> OBP: 0.311, SLG: 0.329 (1, 6)		G4-6-3		1B		G3		1B	BB	4	2	2	1	1	0	3	
<b>Randy Velarde, R</b> OBP: 0.354, SLG: 0.366 (1, 4)				1B		F9		G6-3	K	4	1	1	1	0	1	2	
<b>Inning Stats</b>	R: 0 H: 2 E: 0 K: 0 S: 14	H: 1 R: 0 ER: 0 LOB: 0 BB: 0 P: 20	H: 1 R: 0 ER: 0 LOB: 2 BB: 1 P: 23	H: 4 R: 3 ER: 0 LOB: 2 BB: 1 P: 28	H: 1 R: 0 ER: 0 LOB: 1 BB: 1 P: 17	H: 1 R: 0 ER: 0 LOB: 1 BB: 0 P: 16	H: 2 R: 1 ER: 0 LOB: 2 BB: 1 P: 24	H: 2 R: 0 ER: 0 LOB: 2 BB: 2 P: 24	H: 1 R: 1 ER: 0 LOB: 3 BB: 2 P: 26	1B: 14 2B: 2 3B: 0 HR: 0	SF: 0 SAC: 0 DP: 2 HBP: 1	WP: 0 PB: 0 SB: 0 CS: 2	PA: 48				
<b>PITCHER</b>	IP WLS BF H R ER SO BB IBB HBP BLK WP HR S P ERA WHIP																
<b>Tim Belcher, R</b> ERA: 4.49 (1, 1)	6.1 L 33 11 4 4 1 4 0 0 0 0 0 72 129 5.68 2.368																
<b>Jeff Nelson, R</b> ERA: 1.94 (7, 1)	1.2 8 3 0 0 3 1 0 0 0 0 0 23 37 0.00 2.400																
<b>Bobby Ayala, R</b> ERA: 4.14 (9, 1)	1.0 7 1 1 1 1 2 0 1 0 0 0 12 26 9.00 3.000																

Batter	1	2	3	4	5	6	7	8	9	AB	R	H	RBI	BB	SO	LOB	BOTTOM
<b>Vince Coleman, S</b> OBP: 0.343, SLG: 0.389 (1, 7)	G4-3		G4-3					G6-3	K	4	0	0	0	1	1	2	<b>New York Yankees @ Seattle Mariners</b> The Kingdome, Seattle, WA Sun Aug 27 1995, 6:33 AM EDT Att: 24,913 - Dome
<b>Joey Cora, S</b> OBP: 0.361, SLG: 0.379 (1, 4)	G4-3			BB		P4		1B	G5-3	3	1	2	0	1	0	1	
<b>Ken Griffey Jr., L</b> OBP: 0.380, SLG: 0.473 (1, 8)	G4-3			F9		P5		G3	G5-3	4	1	1	0	0	0	2	
<b>Edgar Martinez, R</b> OBP: 0.501, SLG: 0.658 (1, 10)	L5			BB		P4		G5-3	G5-3	3	0	0	1	1	0	2	
<b>Tino Martinez, L</b> OBP: 0.366, SLG: 0.554 (1, 3)		P3		F7		P5		G3	G3	4	0	0	0	0	0	3	
<b>Jay Buhner, R</b> OBP: 0.348, SLG: 0.523 (1, 9)		CS		1B		L9		1B	1B	3	0	2	1	1	0	0	
<b>Mike Blowers, R</b> OBP: 0.342, SLG: 0.500 (1, 5)		K		K		G1-3		K	K	3	0	0	0	1	3	5	
<b>Dan Wilson, R</b> OBP: 0.328, SLG: 0.359 <b>Warren Newson, L</b> OBP: 0.405, SLG: 0.391 (9, PH)				K		G4-3		G1-3	K	2	0	0	0	1	1	0	
<b>Luis Sojo, R</b> OBP: 0.311, SLG: 0.386 <b>Doug Strange, S</b> OBP: 0.331, SLG: 0.375 (9, PH)		G4-3		G4-3		L4		G1-3	F7	3	0	0	0	0	0	2	
<b>Inning Stats</b>	R: 0 H: 1 E: 0 K: 0 S: 13	H: 1 R: 0 ER: 0 LOB: 1 BB: 0 P: 22	H: 0 R: 0 ER: 0 LOB: 0 BB: 0 P: 12	H: 0 R: 0 ER: 0 LOB: 3 BB: 3 P: 24	H: 0 R: 0 ER: 0 LOB: 1 BB: 1 P: 21	H: 0 R: 0 ER: 0 LOB: 0 BB: 0 P: 11	H: 0 R: 0 ER: 0 LOB: 2 BB: 2 P: 24	H: 3 R: 2 ER: 0 LOB: 1 BB: 0 P: 24	H: 0 R: 0 ER: 0 LOB: 0 BB: 0 P: 14	1B: 4 2B: 2 3B: 0 HR: 0	SF: 0 SAC: 0 DP: 1 HBP: 0	WP: 0 PB: 0 SB: 0 CS: 1	PA: 37				
<b>PITCHER</b>	IP WLS BF H R ER SO BB IBB HBP BLK WP HR S P ERA WHIP																
<b>Scott Kamieniecki, R</b> ERA: 5.08 (1, 1)	6.1 W 25 2 0 0 3 5 0 0 0 0 0 62 116 0.00 1.105																
<b>Bob Wickman, R</b> ERA: 4.08 (7, 1)	1.0 6 2 2 2 0 1 0 0 0 0 0 19 34 18.00 3.000																
<b>Steve Howe, L</b> ERA: 4.68 (8, 1)	0.1 2 1 0 0 0 0 0 0 0 0 0 3 3 0.00 3.000																
<b>John Wetteland, R</b> ERA: 3.26 (8, 1)	1.1 S 4 0 0 0 3 0 0 0 0 0 0 14 20 0.00 0.000																

Batter	1	2	3	4	5	6	7	8	9	AB	R	H	RBI	BB	SO	LOB	TOP					
Vince Coleman, S (1, 7) OBP: 0.345, SLG: 0.390	L8		G6-3						SH5-4	4	0	2	0	0	0	0	<b>Seattle Mariners @ Boston Red Sox</b> Fenway Park, Boston, MA Tue Aug 29 1995, 7:05 PM EDT Att: 31,328 - Unknown - 75 F					
Joey Cora, S (1, 4) OBP: 0.360, SLG: 0.378	G4-3		G6-3						L8-4	3	0	1	2	0	0							
Ken Griffey Jr., L (1, 8) OBP: 0.380, SLG: 0.470			G3							3	0	1	1	1	0							
Edgar Martinez, R (1, 10) OBP: 0.498, SLG: 0.652	K								L8-4	4	0	0	0	1	2	3						
Tino Martinez, L (1, 3)										2	2	1	0	2	0	2						
Jay Buhner, R (1, 9) OBP: 0.350, SLG: 0.521	K									3	0	1	1	1	2	1						
Mike Blowers, R (1, 5) OBP: 0.341, SLG: 0.496										3	0	0	0	1	1	3						
Dan Wilson, R (1, 2) OBP: 0.327, SLG: 0.368										4	1	1	2	0	0	2						
Felix Fermin, R (1, 6) OBP: 0.250, SLG: 0.251										4	3	3	0	0	0	0						
<b>Inning Stats</b>	R: 0 E: 0 K: 1 S: 18	H: 1 LOB: 1 BB: 0 P: 24	R: 2 E: 0 K: 1 S: 12	H: 1 LOB: 0 BB: 1 P: 21	R: 0 E: 0 K: 0 S: 5	H: 0 LOB: 0 BB: 0 P: 9	R: 0 E: 0 K: 0 S: 10	H: 0 LOB: 1 BB: 0 P: 21	R: 1 E: 0 K: 0 S: 9	H: 2 LOB: 0 BB: 0 P: 15	R: 1 E: 0 K: 1 S: 10	H: 2 LOB: 2 BB: 1 P: 21	R: 1 E: 0 K: 0 S: 11	H: 2 LOB: 2 BB: 1 P: 24	R: 0 E: 0 K: 2 S: 10	H: 0 LOB: 0 BB: 0 P: 12	R: 1 E: 0 K: 0 S: 8	H: 2 LOB: 1 BB: 1 P: 16	1B: 8 2B: 2 3B: 0 HR: 1	SF: 2 SAC: 2 DP: 2 HBP: 0	WP: 0 PB: 0 SB: 0 CS: 0	PA: 41
<b>PITCHER</b>	IP WLS BF H R ER SO BB IBB HBP BLK WP HR S P ERA WHIP																					
49 Tim Wakefield, R (1, 1) ERA: 2.51	6.0 L 28 8 5 5 3 4 0 0 0 0 0 1 67 116 7.50 2.000																					
Eric Gunderson, L (7, 1) ERA: 2.51	1.0 4 0 0 0 0 0 1 0 0 0 0 0 8 19 0.00 0.000																					
Joe Hudson, R (8, 1) ERA: 4.06	1.1 6 2 1 1 2 0 0 0 0 0 0 0 14 19 6.75 1.500																					
Mike Stanton, L (9, 1) ERA: 4.94	0.2 2 0 0 0 0 1 0 0 0 0 0 0 4 9 0.00 1.500																					


Batter	1	2	3	4	5	6	7	8	9	AB	R	H	RBI	BB	SO	LOB	BOTTOM					
Willie McGee, S (1, 8) OBP: 0.326, SLG: 0.434	L7									4	1	2	1	0	0	0	<b>Seattle Mariners @ Boston Red Sox</b> Fenway Park, Boston, MA Tue Aug 29 1995, 7:05 PM EDT Att: 31,328 - Unknown - 75 F					
John Valentin, R (1, 6) OBP: 0.391, SLG: 0.519	G5-3		P4							3	0	0	1	0	1	1						
Mo Vaughn, L (1, 3) OBP: 0.384, SLG: 0.559	G4-3		F7							4	0	1	1	0	0	1						
Jose Canseco, R (1, 10) OBP: 0.384, SLG: 0.584										4	1	1	0	0	0	1						
Mike Greenwell, L (1, 7) OBP: 0.354, SLG: 0.457										3	0	1	1	0	0	0						
Tim Lincecum, R (1, 5) OBP: 0.416, SLG: 0.443										4	0	0	0	0	3	1						
Troy O'Leary, L (1, 9) OBP: 0.374, SLG: 0.534										3	1	2	0	0	1	0						
Chris James, R (9, PH) OBP: 0.333, SLG: 0.408										1	0	0	0	0	0	1						
Mike Macfarlane, R (1, 2) OBP: 0.331, SLG: 0.419										3	0	0	0	0	2	2						
Luis Alicea, S (1, 4) OBP: 0.374, SLG: 0.380										2	1	0	0	1	0	0						
<b>Inning Stats</b>	R: 0 E: 0 K: 0 S: 5	H: 0 LOB: 0 BB: 0 P: 10	R: 1 E: 0 K: 2 S: 17	H: 2 LOB: 1 BB: 0 P: 23	R: 0 E: 0 K: 0 S: 9	H: 1 LOB: 1 BB: 0 P: 18	R: 0 E: 0 K: 0 S: 4	H: 0 LOB: 0 BB: 0 P: 7	R: 3 E: 0 K: 0 S: 13	H: 3 LOB: 1 BB: 1 P: 25	R: 0 E: 0 K: 2 S: 8	H: 0 LOB: 0 BB: 0 P: 11	R: 0 E: 0 K: 1 S: 12	H: 0 LOB: 0 BB: 0 P: 20	R: 0 E: 0 K: 1 S: 6	H: 0 LOB: 0 BB: 0 P: 8	R: 0 E: 0 K: 1 S: 7	H: 1 LOB: 0 BB: 0 P: 8	1B: 3 2B: 2 3B: 2 HR: 0	SF: 2 SAC: 0 DP: 1 HBP: 0	WP: 0 PB: 0 SB: 1 CS: 0	PA: 34
<b>PITCHER</b>	IP WLS BF H R ER SO BB IBB HBP BLK WP HR S P ERA WHIP																					
Andy Benes, R (1, 1) ERA: 4.68	7.0 W 28 6 4 4 4 1 0 0 0 0 0 0 13 14 5.14 1.000																					
Norm Charlton, L (8, 1) ERA: 4.22	2.0 S 6 1 0 0 2 0 0 0 0 0 0 0 0 13 16 0.00 0.500																					



Batter	1	2	3	4	5	6	7	8	9	AB	R	H	RBI	BB	SO	LOB	TOP			
Vince Coleman, S (1, 7) OBP: 0.349, SLG: 0.394	1-0 WP 1B 2B	1-0 E5 1B 1B	2-2 1B 1B		0-1 1B 1B		0-3 K	0-2 G4-3		6	2	3	0	0	1	2				
Luis Sojo, R (1, 6) OBP: 0.319, SLG: 0.390	0-0 G5-3	2-1 1B 1B	1-1 1B 1B		0-0 G4-6-3 1B			4-0 HR HBP BB	3-2 G3	5	2	3	1	1	0	1				
Ken Griffey Jr., L (1, 8) OBP: 0.373, SLG: 0.453	2-1 2B 1B	4-0 G1-3 1B BB	0-3 K		0-0 G4-6-3 1B			3-2 P2	1-2 2B	4	1	1	1	1	1	5				
Rich Amaral, R (8, 8) OBP: 0.341, SLG: 0.372										1	0	1	0	0	0	0				
Edgar Martinez, R (1, 10) OBP: 0.501, SLG: 0.661	1-1 1H 2B	2-0 G1-3 1B			1-2 PB G1-2-3 1B			3-2 HR HBP	1-2 L6	4	1	3	3	0	0	0				
Chris Widger, R (9, PH) OBP: 0.287, SLG: 0.293										1	0	0	0	0	0	1				
Jay Buhner, R (1, 9) OBP: 0.351, SLG: 0.529	2-1 F8	2-1 G1-3			0-2 PB 1B			3-1 HR	1-2 P3	6	1	2	3	0	0	4				
Mike Blowers, R (1, 5) OBP: 0.344, SLG: 0.494	0-0 G3-1	4-2 BB			0-3 K			1-1 HR		3	1	1	0	2	1	3				
Tino Martinez, L (1, 3) OBP: 0.371, SLG: 0.560					4-0 IBB			4-2 E 1B BB	2-2 E7 1B FC6-4	4	1	1	0	1	1	5				
Dan Wilson, R (1, 2) OBP: 0.331, SLG: 0.373		1-1 E 1B 1B	0-1 L4-3 1B		0-1 G1-2-3			2-3 K	0-0 FC6-4 1B	5	1	3	1	0	1	3				
Felix Fermin, R (1, 4) OBP: 0.245, SLG: 0.246	1-0 E 1B 1B	2-1 L4-3			1-2 G1-3			0-1 G1-3	0-0 FC6-4	5	1	1	1	0	0	2				
<b>Inning Stats</b>	R: 2 E: 0 K: 0 S: 9	H: 3 LOB: 1 BB: 0 P: 15	R: 4 E: 1 K: 0 S: 14	H: 5 LOB: 3 BB: 2 P: 33	R: 0 E: 0 K: 1 S: 12	H: 3 LOB: 2 BB: 0 P: 17	R: 0 E: 0 K: 1 S: 11	H: 2 LOB: 2 BB: 1 P: 16	R: 0 E: 0 K: 1 S: 7	H: 1 LOB: 1 BB: 0 P: 13	R: 0 E: 0 K: 2 S: 10	H: 0 LOB: 0 BB: 0 P: 12	R: 5 E: 1 K: 0 S: 24	H: 2 LOB: 1 BB: 2 P: 43	R: 0 E: 0 K: 0 S: 16	H: 1 LOB: 1 BB: 0 P: 22	1B: 15 2B: 4 3B: 0 HR: 1	SF: 0 SAC: 0 DP: 3 HBP: 1	WP: 1 PB: 1 CS: 0	PA: 50
<b>PITCHER</b>	IP WLS BF H R ER SO BB IBB HBP BLK WP HR S P ERA WHIP																			
Rheal Cormier, L (1, 1) ERA: 3.92	1.1 L 12 7 6 5 0 1 0 0 0 0 1 0 17 33 33.75 6.000																			
Joe Hudson, R (2, 1) ERA: 3.53	3.2 18 8 0 0 2 1 1 0 0 0 0 0 36 56 0.00 2.455																			
Eric Gunderson, L (6, 1) ERA: 3.12	2.1 10 1 2 2 3 1 0 1 0 0 0 0 27 43 7.71 0.857																			
Mike Stanton, L (8, 1) ERA: 4.96	1.2 10 3 3 1 0 1 0 0 0 0 0 1 32 47 5.40 2.400																			

Seattle Mariners @ Boston Red Sox  
Fenway Park, Boston, MA  
Thu Aug 31, 1995, 7:05 PM EDT  
Att: 30,627 - Unknown - 78 F


AB 44  
R 11  
H 19  
RBI 10  
BB 5  
SO 5  
LOB 26



Batter	1	2	3	4	5	6	7	8	9	AB	R	H	RBI	BB	SO	LOB	BOTTOM					
Willie McGee, S (1, 8) OBP: 0.312, SLG: 0.407	2-2 G4-3	0-0 G5-3		1-1 G4-3		2-2 G3			4-2 L1-3 BB	4	0	0	0	1	0	3						
John Valentin, R (1, 6) OBP: 0.390, SLG: 0.524	2-0 F9		4-2 BB 1B BB		0-1 L7		2-0 HR		2-1 L1-3	3	1	1	1	1	0	0						
Carlos Rodriguez, S (9, 6)										1	0	0	0	0	0	1						
Mo Vaughn, L (1, 3) OBP: 0.365, SLG: 0.558	1-0 2B		2-0 F7		2-0 1B 1B		0-2 G6-3			4	1	2	0	0	0	1						
Chris Donnels, L (9, 3) OBP: 0.305, SLG: 0.323										0	0	0	0	0	0	0						
Jose Canseco, R (1, 10) OBP: 0.389, SLG: 0.591	2-2 2B		0-3 K		3-2 F9		3-2 F7			4	0	1	1	0	1	2						
Troy O'Leary, L (1, 9) OBP: 0.382, SLG: 0.541	1-3 K		0-0 BB 1B		1-2 1B		1-1 F8			4	0	2	0	0	1	1						
Tim Lincecum, R (1, 5) OBP: 0.420, SLG: 0.443		1-0 2B 1B	4-1 BB		2-3 K			2-1 G4-3		3	0	1	0	1	1	2						
Matt Stairs, L (1, 7) OBP: 0.338, SLG: 0.469		1-1 L9	1-0 F7			0-0 2B		0-1 F7		4	0	1	0	0	0	4						
Mike Macfarlane, R (1, 2) OBP: 0.328, SLG: 0.414		2-3 K			0-0 G6-3		1-2 P4		0-0 G1-3	4	0	0	0	0	1	2						
Luis Alica, S (1, 4) OBP: 0.372, SLG: 0.381		1-0 2B			1-2 G3		0-0 F8		1-2 F9	4	0	1	0	0	0	1						
<b>Inning Stats</b>	R: 1 E: 0 K: 1 S: 11	H: 2 LOB: 1 BB: 0 P: 19	R: 0 E: 0 K: 1 S: 9	H: 2 LOB: 2 BB: 0 P: 14	R: 0 E: 0 K: 1 S: 10	H: 1 LOB: 3 BB: 2 P: 21	R: 0 E: 0 K: 0 S: 6	H: 0 LOB: 0 BB: 0 P: 8	R: 0 E: 0 K: 1 S: 12	H: 2 LOB: 2 BB: 0 P: 20	R: 0 E: 0 K: 0 S: 11	H: 1 LOB: 1 BB: 0 P: 14	R: 1 E: 0 K: 0 S: 11	H: 1 LOB: 0 BB: 0 P: 17	R: 0 E: 0 K: 0 S: 5	H: 0 LOB: 0 BB: 0 P: 7	R: 0 E: 0 K: 0 S: 8	H: 0 LOB: 0 BB: 1 P: 15	1B: 4 2B: 5 3B: 0 HR: 1	SF: 0 SAC: 0 DP: 1 HBP: 0	WP: 0 PB: 0 CS: 0	PA: 38
<b>PITCHER</b>	IP WLS BF H R ER SO BB IBB HBP BLK WP HR S P ERA WHIP																					
Bob Wolcott, R (1, 1) ERA: 5.02	6.0 W 29 6 2 2 4 2 0 0 0 0 0 1 60 99 3.00 1.833																					
Lee Guetterman, L (7, 1) ERA: 6.75	3.0 S 9 0 0 0 0 1 0 0 0 0 0 0 23 36 0.00 0.333																					

Seattle Mariners @ Boston Red Sox  
Fenway Park, Boston, MA  
Thu Aug 31, 1995, 7:05 PM EDT  
Att: 30,627 - Unknown - 78 F

AB 35  
R 2  
H 9  
RBI 2  
BB 3  
SO 4  
LOB 17



Batter	1	2	3	4	5	6	7	8	9	AB	R	H	RBI	BB	SO	LOB	TOP					
Vince Coleman, S (1, 7) OBP: 0.348, SLG: 0.395	G4-3		1B 2B		G4-3		K			4	1	1	0	0	1	1	<b>Seattle Mariners @ Baltimore Orioles</b> Oriole Park at Camden Yards, Baltimore, MD Fri Sep 01 1995, 7:05 PM EDT Att: 43,447 - Unknown - 87 F					
Joey Coors, S (1, 4) OBP: 0.363, SLG: 0.395	HR		2H 1B		F7		G6-3			4	1	2	2	0	0	1						
Ken Griffey Jr., L (1, 8) OBP: 0.365, SLG: 0.442	P4		G4-3			P2		K		4	0	0	0	0	1	1						
Edgar Martinez, R (1, 10)	G5-3				G3		F9		G5-3	4	0	0	0	0	0	0						
Tino Martinez, L (1, 3)		F7		L6				F8		4	0	1	0	0	0	0						
Jay Buhner, R (1, 9) OBP: 0.350, SLG: 0.529		K		2B		P3			G6-3	4	0	1	0	0	1	1						
Mike Blowers, R (1, 5) OBP: 0.343, SLG: 0.494		K		F9					K	4	1	1	0	0	2	1						
Dan Wilson, R (1, 2) OBP: 0.336, SLG: 0.387			P4		HR		G3		FC6-4	4	1	3	1	0	0	0						
Felix Fermin, R (1, 6) OBP: 0.239, SLG: 0.240			F9		G5-3		G3		FC6-4	4	0	0	1	0	0	2						
<b>Inning Stats</b>	R: 1 E: 0 K: 0 S: 13	H: 1 LOB: 0 BB: 0 P: 20	R: 0 E: 0 K: 2 S: 8	H: 0 LOB: 0 BB: 0 P: 12	R: 1 E: 0 K: 0 S: 12	H: 2 LOB: 1 BB: 0 P: 20	R: 0 E: 0 K: 0 S: 11	H: 1 LOB: 1 BB: 0 P: 15	R: 1 E: 0 K: 0 S: 9	H: 1 LOB: 0 BB: 0 P: 13	R: 0 E: 0 K: 0 S: 6	H: 1 LOB: 1 BB: 0 P: 9	R: 1 E: 0 K: 1 S: 18	H: 2 LOB: 1 BB: 0 P: 23	R: 0 E: 0 K: 1 S: 8	H: 0 LOB: 1 BB: 0 P: 11	R: 0 E: 0 K: 1 S: 8	H: 1 LOB: 1 BB: 0 P: 11	1B: 3 2B: 4 3B: 0 HR: 2	SF: 0 SAC: 0 DP: 0 HBP: 0	WP: 0 PB: 0 SB: 0 CS: 0	PA: 36
<b>PITCHER</b> 35 Mike Mussina, R (1, 1) ERA: 3.54	IP: 9.0 WLS: L BF: 36 H: 9 R: 4 ER: 4 SO: 5 BB: 0 IBB: 0 HBP: 0 BLK: 0 WP: 0 HR: 2 S: 93 P: 134 ERA: 4.00 WHIP: 1.000															<b>PITCHER</b>						

Batter	1	2	3	4	5	6	7	8	9	AB	R	H	RBI	BB	SO	LOB	BOTTOM					
Brady Anderson, L (1, 7) OBP: 0.364, SLG: 0.438	L7		CS	1B 3B	G4-3		G4-3			4	1	1	0	0	0	4	<b>Seattle Mariners @ Baltimore Orioles</b> Oriole Park at Camden Yards, Baltimore, MD Fri Sep 01 1995, 7:05 PM EDT Att: 43,447 - Unknown - 87 F					
Jarvis Brown, R (1, 8) OBP: 0.500, SLG: 0.333	CS			K		G1-6-3	1B		F8	3	0	1	0	1	1	1						
Rafael Palmeiro, L (1, 3) OBP: 0.372, SLG: 0.581	F7			G1-6-3	1B		G1-6-3		F9	4	0	2	1	0	0	1						
Bobby Bonilla, S (1, 9) OBP: 0.380, SLG: 0.566	CS		K	G1-6-3		G1-6-3		E5	2B	4	1	1	0	0	1	3						
Cal Ripken Jr., R (1, 6) OBP: 0.321, SLG: 0.419		F8		1B	2B		G4-3		2B	4	1	2	1	0	0	1						
Harold Baines, L (1, 10) OBP: 0.401, SLG: 0.538		F7		G3-6-1	1B		P3		G4-3	4	0	1	0	0	0	1						
Chris Hoiles, R (1, 2) OBP: 0.352, SLG: 0.465			L6		G3-6-1	1B		K		3	0	1	1	1	1	0						
Jeff Manto, R (1, 5) OBP: 0.318, SLG: 0.492			FC1-6	BB	G3-6-1		F8		K	3	0	0	0	1	1	3						
Jeff Huson, L (1, 4) OBP: 0.355, SLG: 0.296 Mark Smith, R (9, PH) OBP: 0.333, SLG: 0.410			FC1-6	CS		BB		K		1	0	0	0	2	0	1						
<b>Inning Stats</b>	R: 0 E: 0 K: 0 S: 8	H: 0 LOB: 0 BB: 1 P: 15	R: 0 E: 0 K: 1 S: 5	H: 0 LOB: 0 BB: 0 P: 9	R: 0 E: 0 K: 0 S: 5	H: 0 LOB: 0 BB: 1 P: 9	R: 1 E: 0 K: 1 S: 10	H: 2 LOB: 0 BB: 0 P: 12	R: 1 E: 0 K: 0 S: 13	H: 3 LOB: 2 BB: 1 P: 22	R: 0 E: 0 K: 0 S: 9	H: 2 LOB: 1 BB: 0 P: 14	R: 0 E: 0 K: 0 S: 10	H: 0 LOB: 2 BB: 2 P: 22	R: 1 E: 1 K: 0 S: 12	H: 2 LOB: 1 BB: 0 P: 18	R: 0 E: 0 K: 3 S: 9	H: 0 LOB: 0 BB: 0 P: 13	1B: 6 2B: 2 3B: 1 HR: 0	SF: 0 SAC: 0 DP: 3 HBP: 0	WP: 0 PB: 0 SB: 0 CS: 2	PA: 38
<b>PITCHER</b> Tim Belcher, R (1, 1) ERA: 4.42 Jeff Nielson, R (7, 1) ERA: 2.34 Norm Charlton, L (7, 1) ERA: 4.03	IP: 6.1 WLS: W BF: 25 H: 7 R: 2 ER: 2 SO: 2 BB: 4 IBB: 0 HBP: 0 BLK: 0 WP: 0 HR: 0 S: 52 P: 88 ERA: 2.84 WHIP: 1.737															<b>PITCHER</b>						



Batter	1	2	3	4	5	6	7	8	9	AB	R	H	RBI	BB	SO	LOB	TOP					
Vince Coleman, S (1, 7) OBP: 0.344, SLG: 0.391	G4-3			B1		FC4-6		FC6-4		4	0	0	0	0	0	3	<b>Seattle Mariners @ Baltimore Orioles</b> Oriole Park at Camden Yards, Baltimore, MD Sat Sep 02 1995, 7:05 PM EDT Att: 46,731 - Unknown - 85 F <a href="http://livebaseballscorecards.com">livebaseballscorecards.com</a>					
Joey Cora, S (1, 4) OBP: 0.362, SLG: 0.392	F8			L8		K				3	0	0	0	1	1							
Ken Griffey Jr., L (1, 8) OBP: 0.358, SLG: 0.431	G1-3			G6-3				G3		4	0	0	0	0	1							
Edgar Martinez, R (1, 10) OBP: 0.497, SLG: 0.659		P3			HR			F9		3	1	1	1	1	0							
Tino Martinez, L (1, 3) OBP: 0.367, SLG: 0.554	G4-3			G3-1				G4-3		4	0	0	0	0	0							
Jay Buhner, R (1, 9) OBP: 0.351, SLG: 0.529				G5-3						4	1	2	0	0	0							
Alex Diaz, S (9, PR) OBP: 0.291, SLG: 0.335	G6-3							1B		0	0	0	0	0	0							
Mike Blowers, R (1, 5) OBP: 0.343, SLG: 0.493								1B		3	0	1	0	0	2							
Rich Amaral, R (8, PR) OBP: 0.341, SLG: 0.372				K						0	0	0	0	0	0							
Felix Fermin, R (8, 6) OBP: 0.239, SLG: 0.240								FC3-6		0	0	0	0	0	0							
Greg Pirtle, R (9, PH) OBP: 0.286, SLG: 0.231								1B		1	0	0	0	0	1							
Dan Wilson, R (1, 2) OBP: 0.334, SLG: 0.385				G5-3						2	0	0	0	0	0							
Doug Strange, S (8, PH) OBP: 0.327, SLG: 0.370								FC3-6		1	0	0	1	0	0							
Luis Sojo, R (1, 6) OBP: 0.320, SLG: 0.391				G3-1						2	0	1	0	0	0							
Warren Newson, L (8, PH) OBP: 0.406, SLG: 0.392								FC4-6		1	0	1	0	0	0							
Chris Widger, R (8, 2) OBP: 0.267, SLG: 0.293								1B		0	0	0	0	0	0							
<b>Inning Stats</b>	R: 0 E: 0 K: 0 S: 5	H: 0 LOB: 0 BB: 0 P: 9	R: 0 E: 0 K: 0 S: 7	H: 0 LOB: 0 BB: 0 P: 11	R: 0 E: 0 K: 1 S: 11	H: 0 LOB: 0 BB: 0 P: 14	R: 0 E: 0 K: 0 S: 5	H: 0 LOB: 0 BB: 0 P: 6	R: 1 E: 0 K: 1 S: 12	H: 1 LOB: 0 BB: 0 P: 20	R: 0 E: 0 K: 1 S: 8	H: 1 LOB: 1 BB: 0 P: 12	R: 0 E: 0 K: 0 S: 6	H: 0 LOB: 0 BB: 0 P: 11	R: 1 E: 0 K: 1 S: 15	H: 3 LOB: 3 BB: 1 P: 25	R: 0 E: 0 K: 1 S: 10	H: 1 LOB: 1 BB: 1 P: 18	1B: 5 2B: 0 3B: 0 HR: 1	SF: 0 SAC: 0 DP: 1 HBP: 0	WP: 0 PB: 0 SB: 0 CS: 0	PA: 34
<b>PITCHER</b>	IP WLS BF H R ER SO BB IBB HBP BLK WP HR S P ERA WHIP																					
Kevin Brown, R (1, 1) ERA: 3.92	7.2 W 29 5 2 2 3 1 0 0 0 0 1 66 102 2.35 0.783																					
Jesse Orosco, L (8, 1) ERA: 3.24	1.0 3 0 0 0 1 1 0 0 0 0 0 7 15 0.00 1.000																					
Doug Jones, R (9, 1) ERA: 5.36	0.1 S 2 1 0 0 1 0 0 0 0 0 0 6 9 0.00 3.000																					

Batter	1	2	3	4	5	6	7	8	9	AB	R	H	RBI	BB	SO	LOB	BOTTOM				
Brady Anderson, L (1, 7) OBP: 0.363, SLG: 0.434	G6-3	L9		G3-1		1B		F9		4	0	0	0	1	0	6	<b>Seattle Mariners @ Baltimore Orioles</b> Oriole Park at Camden Yards, Baltimore, MD Sat Sep 02 1995, 7:05 PM EDT Att: 46,731 - Unknown - 85 F <a href="http://livebaseballscorecards.com">livebaseballscorecards.com</a>				
Jeff Huson, L (1, 5) OBP: 0.361, SLG: 0.306	G4-3		G4-3		1B					4	1	2	2	0	0						
Rafael Palmeiro, L (1, 3) OBP: 0.373, SLG: 0.580	1B		G3					F7		4	0	2	0	0	2						
Bobby Bonilla, S (1, 9) OBP: 0.378, SLG: 0.562	P4				G6-3					3	0	0	0	1	0						
Cal Ripken Jr., R (1, 6) OBP: 0.321, SLG: 0.416			FC3-6		P5			F8		3	0	0	0	1	0						
Harold Baines, L (1, 10) OBP: 0.402, SLG: 0.534			FC3-6		P3					2	0	0	0	2	0						
Chris Hoiles, R (1, 2) OBP: 0.350, SLG: 0.466	F8				WP			G6-4-3		4	0	1	0	0	0						
Bret Barberie, S (1, 4) OBP: 0.341, SLG: 0.343	FC3-6									2	1	1	0	2	0						
Jarvis Brown, R (1, 8) OBP: 0.500, SLG: 0.500					P6					3	1	1	0	1	1						
<b>Inning Stats</b>	R: 0 E: 0 K: 0 S: 10	H: 1 LOB: 1 BB: 0 P: 16	R: 0 E: 0 K: 0 S: 10	H: 0 LOB: 3 BB: 3 P: 22	R: 0 E: 0 K: 0 S: 14	H: 0 LOB: 1 BB: 1 P: 25	R: 0 E: 0 K: 0 S: 10	H: 1 LOB: 2 BB: 1 P: 17	R: 1 E: 0 K: 0 S: 7	H: 2 LOB: 0 BB: 0 P: 13	R: 2 E: 0 K: 0 S: 10	H: 3 LOB: 2 BB: 2 P: 22	R: 0 E: 0 K: 0 S: 8	H: 0 LOB: 0 BB: 0 P: 14	R: 0 E: 0 K: 1 S: 8	H: 0 LOB: 1 BB: 1 P: 17		1B: 5 2B: 2 3B: 0 HR: 0	SF: 0 SAC: 0 DP: 2 HBP: 0	WP: 1 PB: 0 SB: 0 CS: 0	PA: 37
<b>PITCHER</b>	IP WLS BF H R ER SO BB IBB HBP BLK WP HR S P ERA WHIP																				
Chris Bosio, R (1, 1) ERA: 4.91	6.0 L 30 7 3 3 0 6 1 0 0 0 0 61 115 4.50 2.167																				
Bill Riskey, R (7, 1) ERA: 2.5	1.0 3 0 0 0 0 0 0 0 0 0 0 8 14 0.00 0.000																				
Bobby Ayala, R (8, 1) ERA: 4.11	1.0 4 0 0 0 1 1 0 0 0 0 0 8 17 0.00 1.000																				

AB 32  
R 2  
H 6  
RBI 2  
BB 2  
SO 5  
LOB 10



AB 29  
R 3  
H 7  
RBI 2  
BB 8  
SO 1  
LOB 19








Batter	1	2	3	4	5	6	7	8	9	AB	R	H	RBI	BB	SO	LOB	TOP				
Vince Coleman, S (1, 7) Alex Diaz, S (3, 7) OBP: 0.343, SLG: 0.389 OBP: 0.288, SLG: 0.331	F8		K		G3		G6-3		G3-1	2	0	0	0	0	1	0					
Luis Sojo, R (1, 6) Alex Rodriguez, R (4, 6) OBP: 0.326, SLG: 0.399 OBP: 0.261, SLG: 0.397	HR		2B				K		G5-3	2	1	2	0	0	0	0					
Ken Griffey Jr., L (1, 8) Rich Amaral, R (6, 8) OBP: 0.372, SLG: 0.429 OBP: 0.341, SLG: 0.381	P4		F7				BB		F8	3	0	1	0	0	0	2					
Edgar Martinez, R (1, 10) Doug Strange, S (8, PH) OBP: 0.497, SLG: 0.666 OBP: 0.331, SLG: 0.381	HR		K				P6		1B	3	1	1	2	0	1	2					
Jay Buhner, R (1, 9) Warren Newson, L (4, 9) OBP: 0.350, SLG: 0.524 OBP: 0.412, SLG: 0.396	G6-3				P2				2B	2	0	0	0	0	0	0					
Mike Blowers, R (1, 5)					P4				1B	4	0	0	0	0	3	3					
Tino Martinez, L (1, 3) Greg Pirkil, R (4, PH) OBP: 0.359, SLG: 0.559 OBP: 0.294, SLG: 0.250			FC6-4		P3				P5	1	0	1	0	0	0	0					
Chris Widger, R (1, 2)			1B		P6				K	4	0	0	0	0	1	2					
Felix Fermin, R (1, 4)			G1-3		P6				1B	4	0	1	0	0	0	2					
<b>Inning Stats</b>	R: 2 E: 0 K: 0 S: 10	H: 2 LOB: 0 BB: 0 P: 17	R: 0 E: 0 K: 1 S: 9	H: 1 LOB: 1 BB: 0 P: 15	R: 0 E: 0 K: 2 S: 11	H: 1 LOB: 1 BB: 0 P: 17	R: 0 E: 0 K: 0 S: 3	H: 0 LOB: 0 BB: 0 P: 4	R: 0 E: 0 K: 0 S: 5	H: 1 LOB: 2 BB: 1 P: 23	R: 0 E: 0 K: 0 S: 14	H: 1 LOB: 1 BB: 0 P: 12	R: 1 E: 0 K: 1 S: 12	H: 2 LOB: 1 BB: 0 P: 16	R: 0 E: 0 K: 1 S: 13	H: 1 LOB: 1 BB: 0 P: 19	1B: 6 2B: 2 3B: 0 HR: 1	SF: 0 SAC: 0 DP: 0 HBP: 0	WP: 0 PB: 0 SB: 0 CS: 0	PA: 37	
<b>PITCHER</b>	IP	WLS	BF	H	R	ER	SO	BB	IBB	HBP	BLK	WP	HR	S	P	ERA	WHIP				
Andy Pettitte, L (1, 1) ERA: 4.4	8.0	W	33	8	3	3	6	1	0	0	0	0	1	75	112	3.38	1.125				
Joe Ausanio, R (9, 1) ERA: 5.89	1.0		4	1	0	0	1	0	0	0	0	0	0	13	19	0.00	1.000				

Seattle Mariners @ New York Yankees  
Yankee Stadium, Bronx, NY  
Mon Sep 04 1995, 3:33 AM EDT  
Att: 24,885 - Sunny - 85 F


AB 36  
R 3  
H 9  
RBI 3  
BB 1  
SO 7  
LOB 13



Batter	1	2	3	4	5	6	7	8	9	AB	R	H	RBI	BB	SO	LOB	BOTTOM				
Wade Boggs, L (1, 5) Russ Davis, R (9, 5) OBP: 0.410, SLG: 0.429 OBP: 0.378, SLG: 0.460	2B		3B			FC6		G3		5	3	3	1	1	0	4					
Bernie Williams, S (1, 8)	K		2B		G4-3		F8		HR	6	3	3	4	0	1	2					
Paul O'Neill, L (1, 9) Ruben Rivera, R (8, PR) OBP: 0.387, SLG: 0.551 OBP: 0.378, SLG: 0.479	1B		G4-3				FC3-6		1B	5	2	3	3	1	1	0					
Ruben Sierra, S (1, 10)	1B		F8				FC3-6		K	5	2	2	1	1	1	2					
Dion James, L (1, 7) OBP: 0.382, SLG: 0.395	P6		1B		G4-6-3		1B			5	0	3	1	0	0	2					
Don Mattingly, L (1, 3) Gerald Williams, R (9, 9) OBP: 0.338, SLG: 0.394 OBP: 0.339, SLG: 0.480	BB		K2-3		G3		F9		G1-3	5	0	1	0	0	1	5					
Jim Leyritz, R (1, 2) 20 Jorge Posada, S (9, 2) OBP: 0.387, SLG: 0.425 OBP: 0.299, SLG: 0.340	BB				G6-3				F8	4	0	1	1	1	0	0					
Tony Fernandez, S (1, 6) 2 Derek Jeter, R (9, 6) OBP: 0.326, SLG: 0.362 OBP: 0.299, SLG: 0.340	BB		P5		K				G3	4	1	2	0	1	1	3					
Randy Velarde, R (1, 4)	K		G4-3		E7				G3	4	2	1	0	1	1	5					
<b>Inning Stats</b>	R: 3 E: 0 K: 2 S: 22	H: 5 LOB: 3 BB: 1 P: 37	R: 4 E: 1 K: 1 S: 18	H: 3 LOB: 2 BB: 3 P: 38	R: 2 E: 0 K: 0 S: 16	H: 3 LOB: 1 BB: 0 P: 28	R: 1 E: 1 K: 1 S: 11	H: 1 LOB: 1 BB: 0 P: 17	R: 0 E: 0 K: 1 S: 8	H: 1 LOB: 0 BB: 0 P: 12	R: 0 E: 0 K: 0 S: 11	H: 1 LOB: 2 BB: 1 P: 17	R: 0 E: 0 K: 0 S: 12	H: 1 LOB: 2 BB: 1 P: 22	R: 3 E: 0 K: 1 S: 13	H: 4 LOB: 1 BB: 0 P: 17	1B: 13 2B: 3 3B: 2 HR: 1	SF: 0 SAC: 0 DP: 1 HBP: 0	WP: 1 PB: 0 SB: 0 CS: 0	PA: 49	
<b>PITCHER</b>	IP	WLS	BF	H	R	ER	SO	BB	IBB	HBP	BLK	WP	HR	S	P	ERA	WHIP				
Salomon Torres, R (1, 1) ERA: 6.3	1.0	L	12	7	6	6	2	2	0	0	0	1	0	28	48	54.00	9.000				
Bobby Ayala, R (2, 1) ERA: 4.72	1.0		8	3	3	3	1	1	1	0	0	1	0	21	41	27.00	4.000				
Jim Mecir, R (3, 1) ERA: 11.57	3.2		16	4	1	0	2	1	0	0	0	0	0	34	57	0.00	1.364				
Scott Davison, R (6, 1)	2.1		13	5	3	3	1	1	0	0	0	0	1	28	42	11.57	2.571				

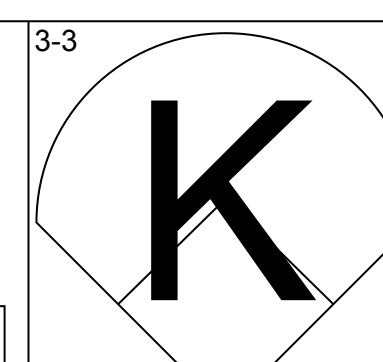
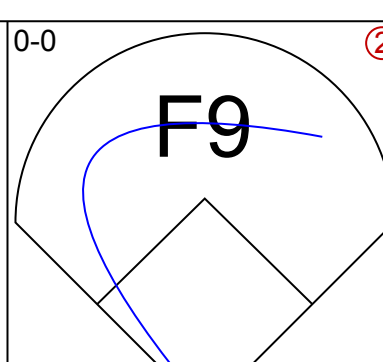
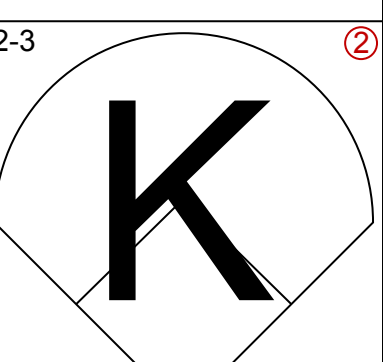
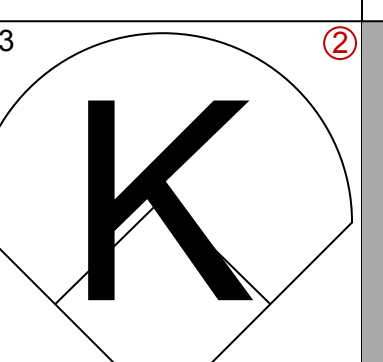

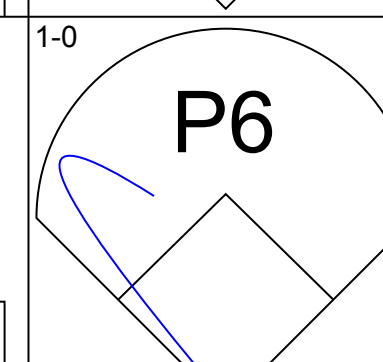
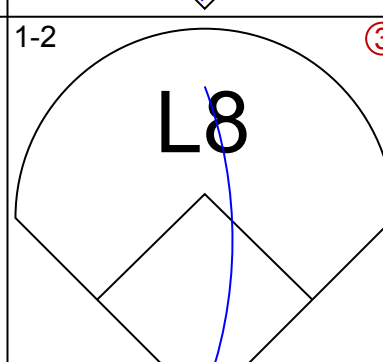
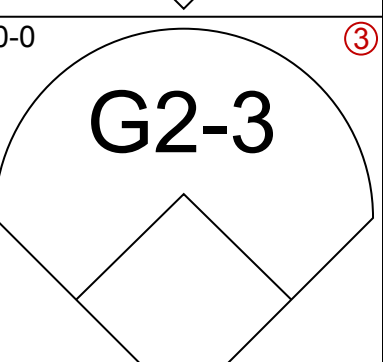
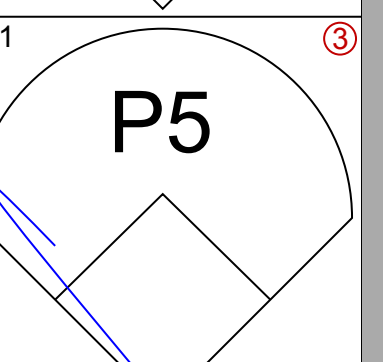
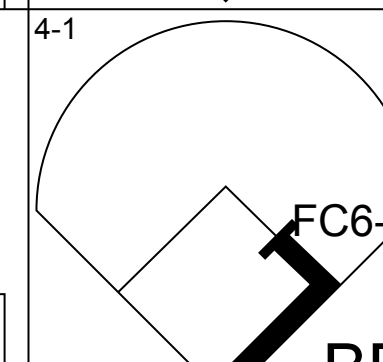
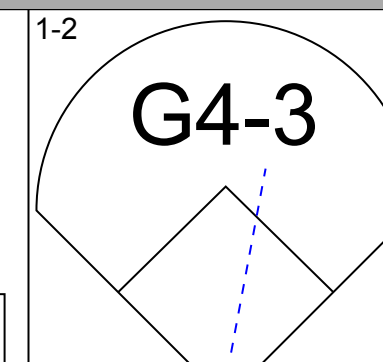
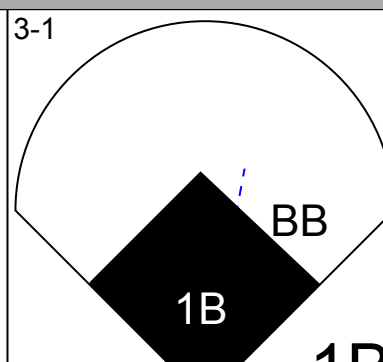
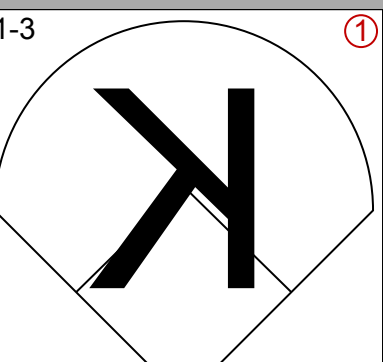
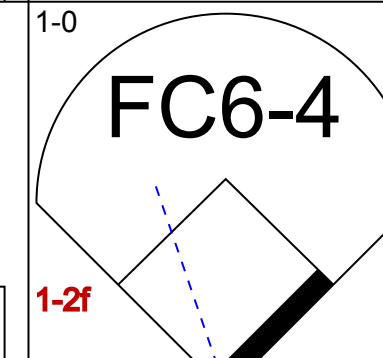
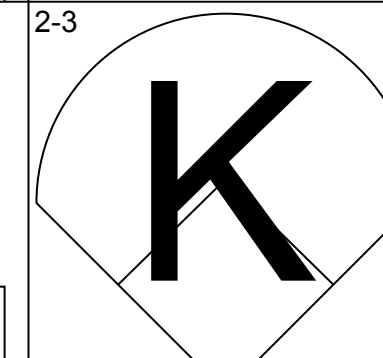
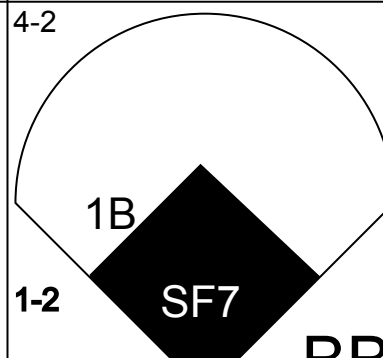
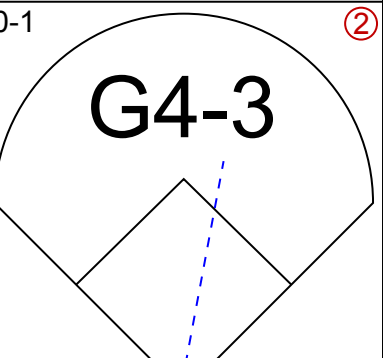
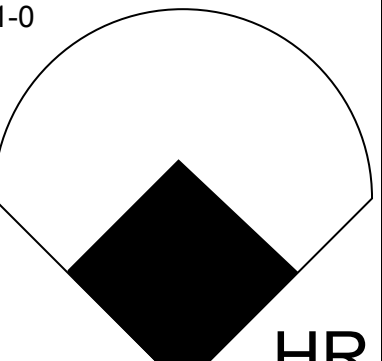
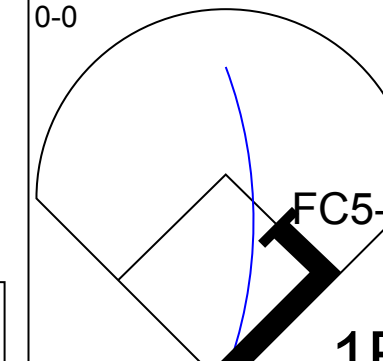
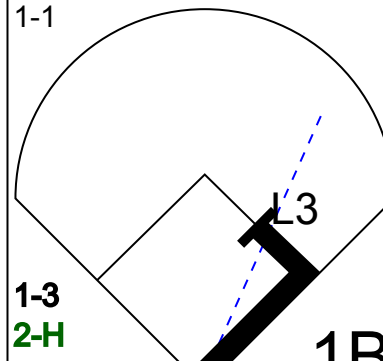
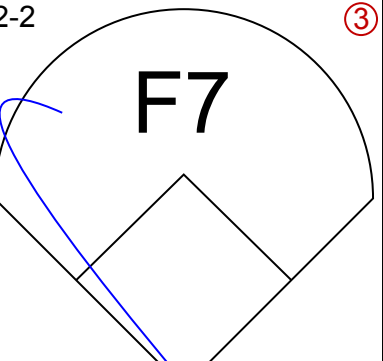
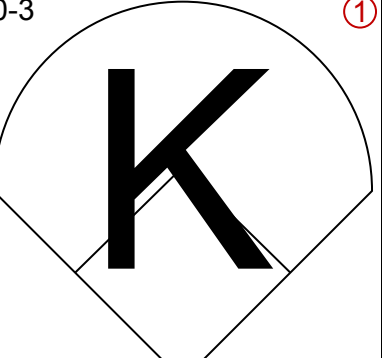
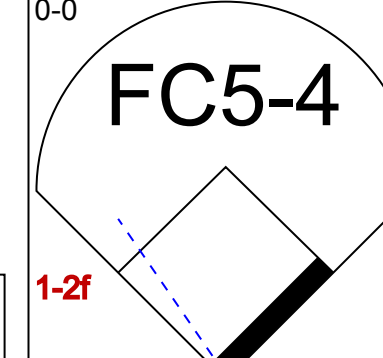
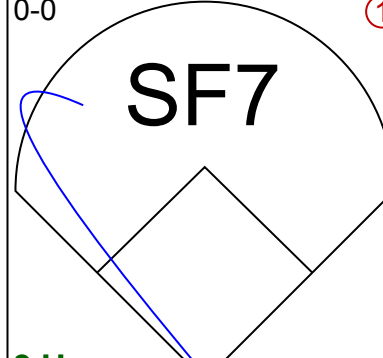
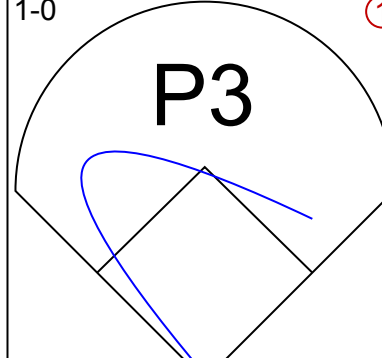
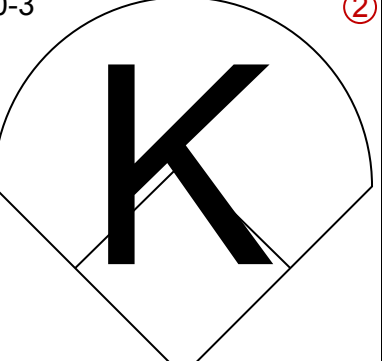
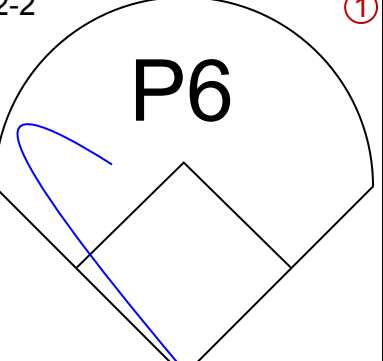
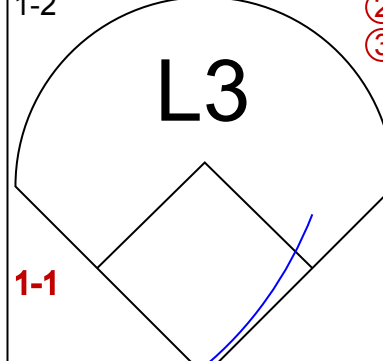
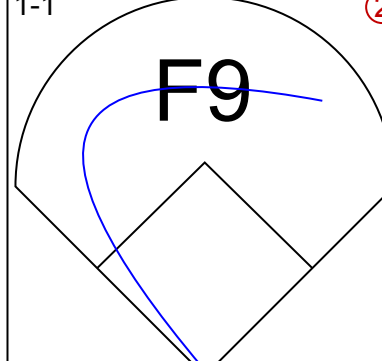
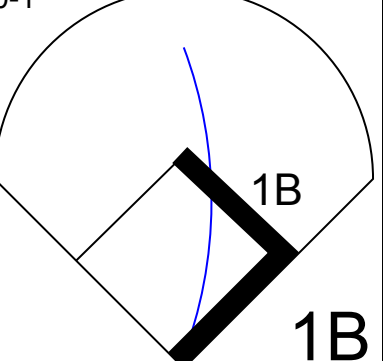
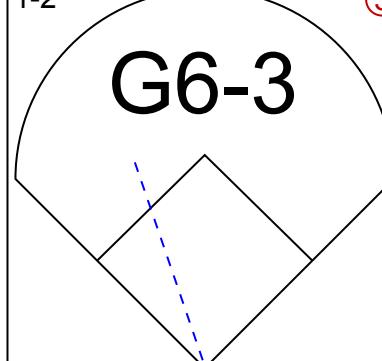
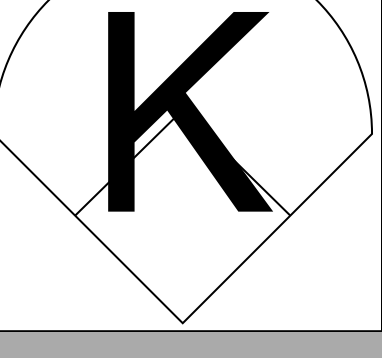
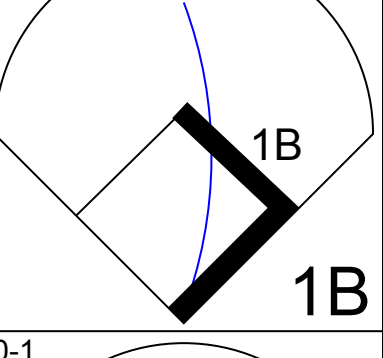
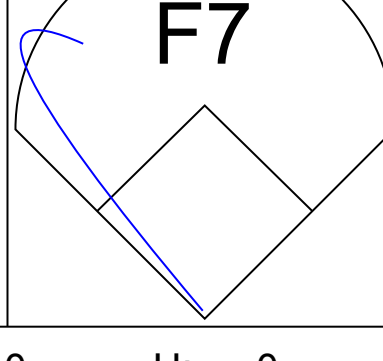
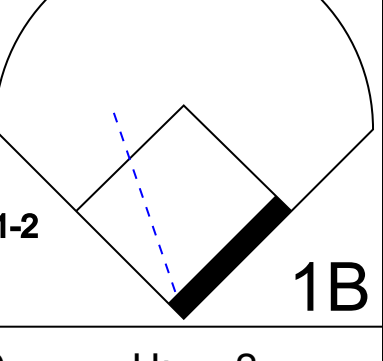
Seattle Mariners @ New York Yankees  
Yankee Stadium, Bronx, NY  
Mon Sep 04 1995, 3:33 AM EDT  
Att: 24,885 - Sunny - 85 F

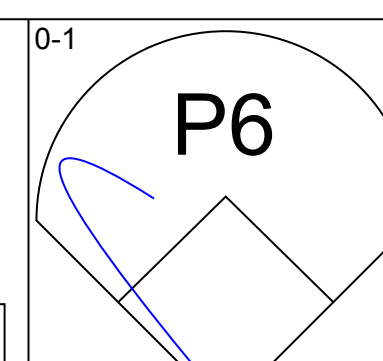
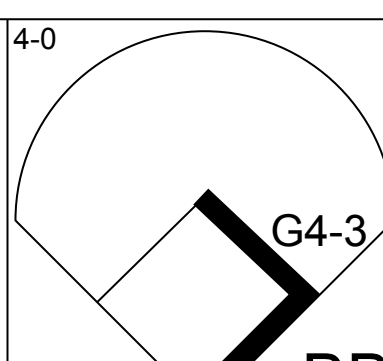
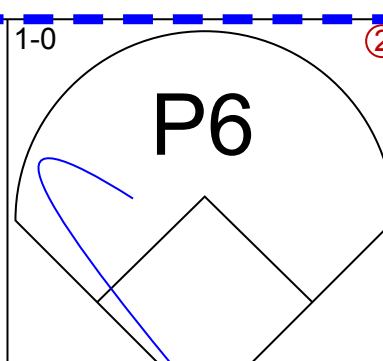

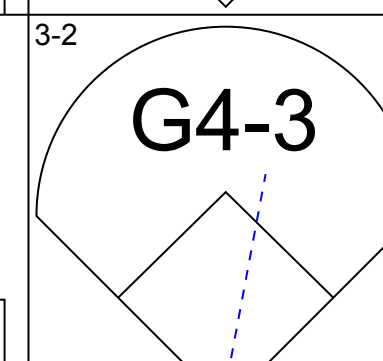
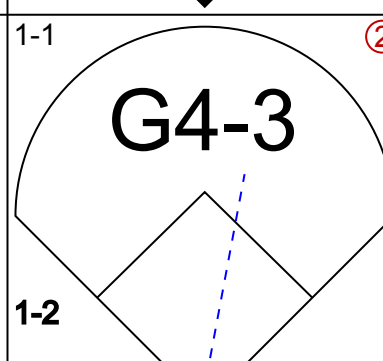
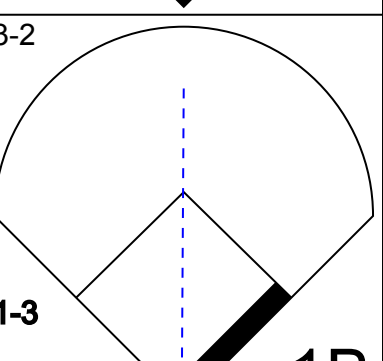
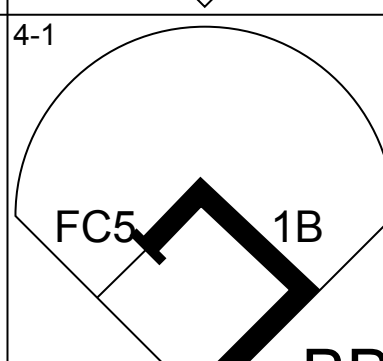
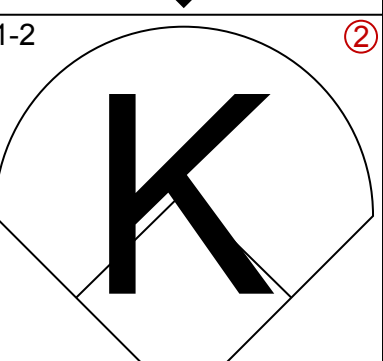
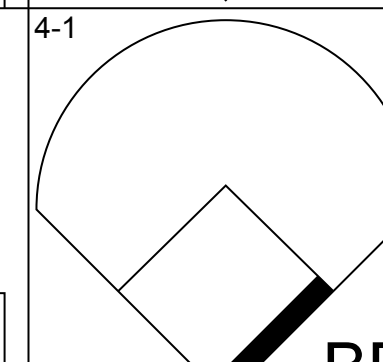
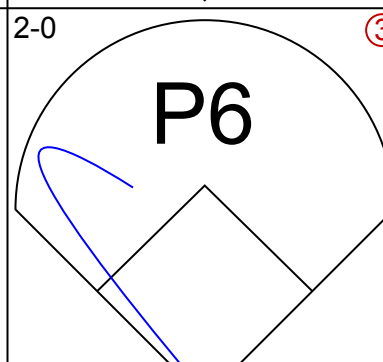
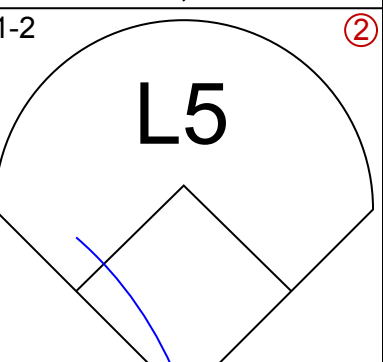
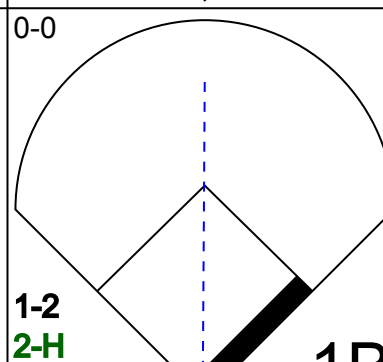
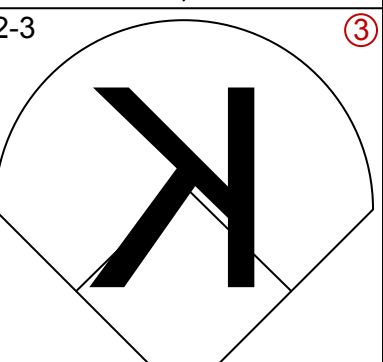
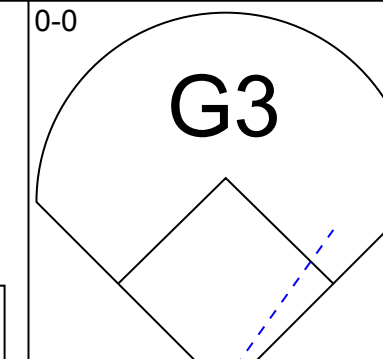
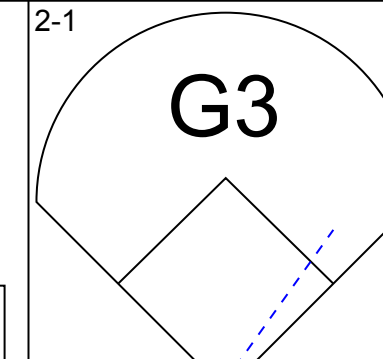
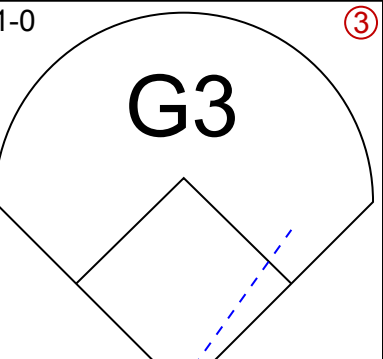
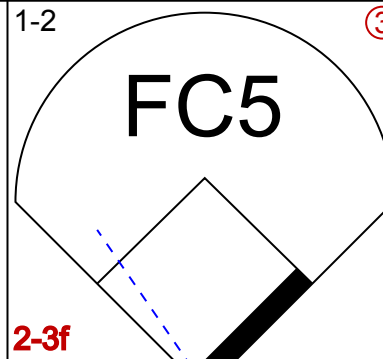
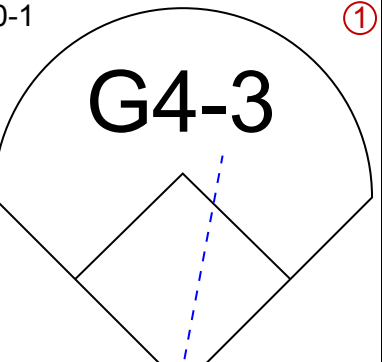
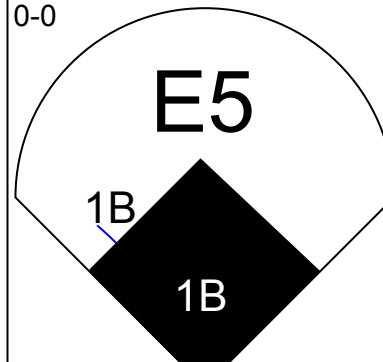
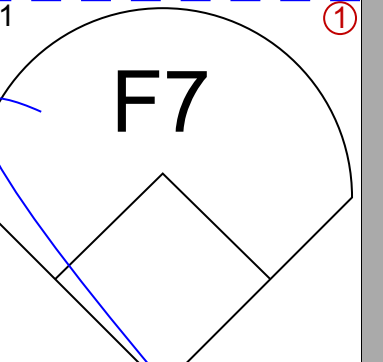
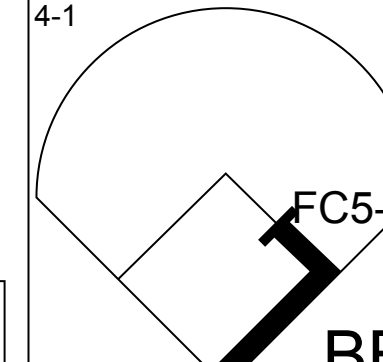
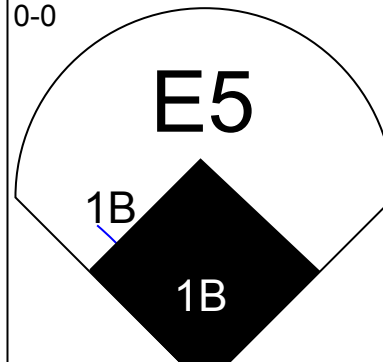
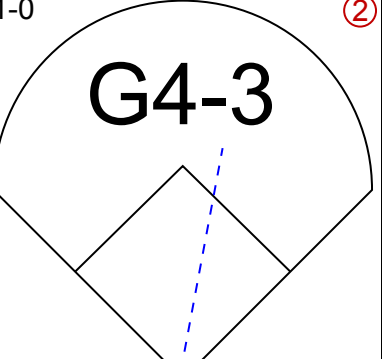
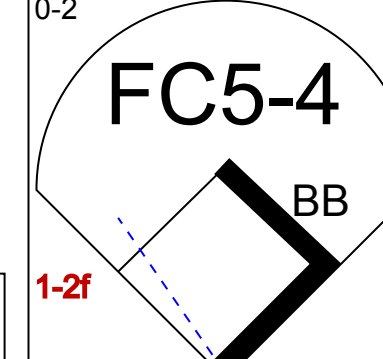
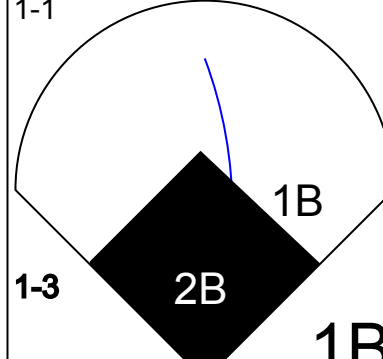
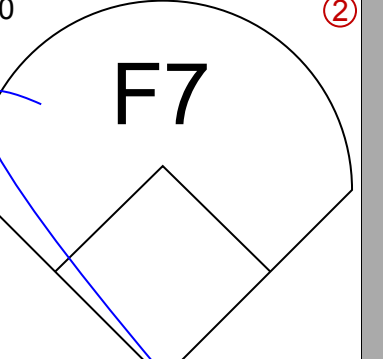
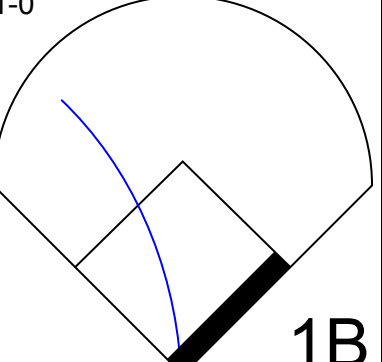
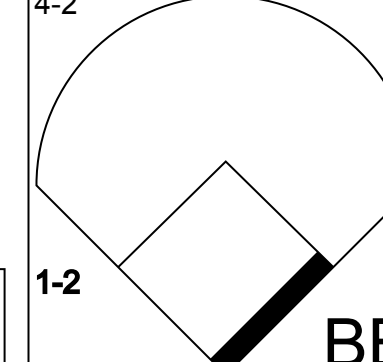
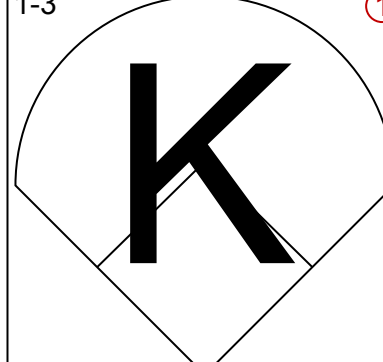
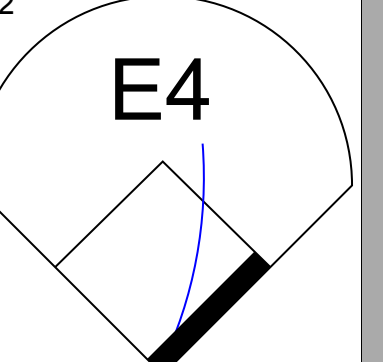
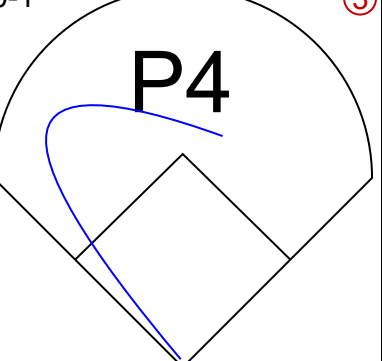
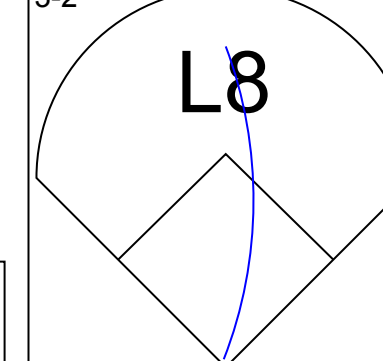
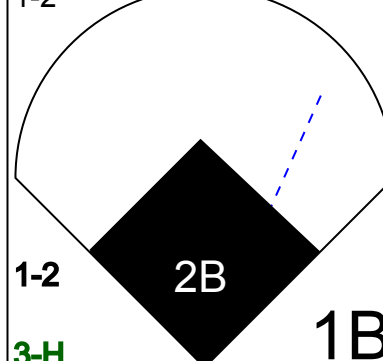
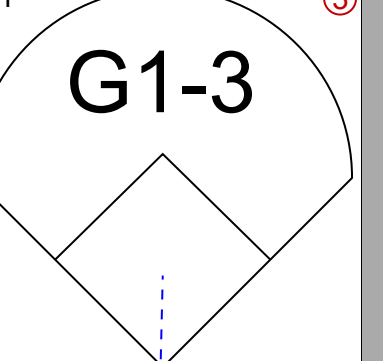
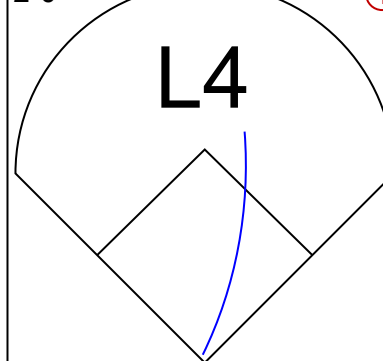
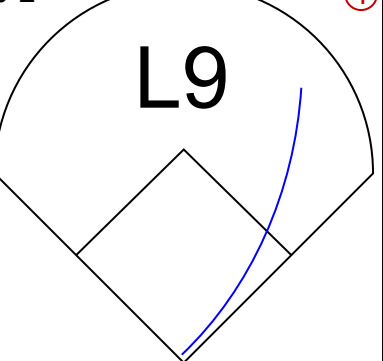
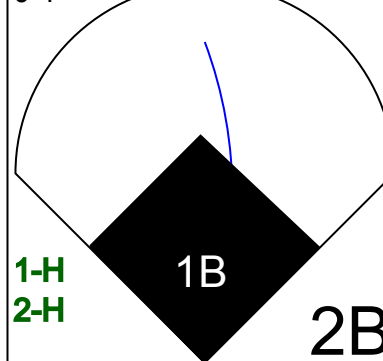
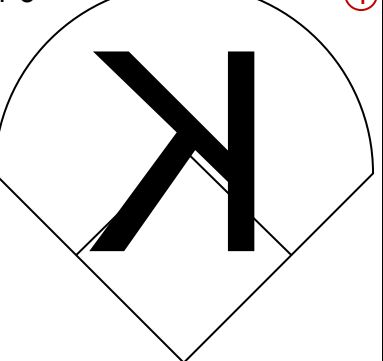
AB 43  
R 13  
H 19  
RBI 11  
BB 6  
SO 6  
LOB 23



Batter	1	2	3	4	5	6	7	8	9	AB	R	H	RBI	BB	SO	LOB	TOP					
Vince Coleman, S (1, 7) OBP: 0.342, SLG: 0.385	P4		K			F9			G6-3	4	0	0	0	1	1	1	<b>Seattle Mariners @ New York Yankees</b> Yankee Stadium, Bronx, NY Tue Sep 05 1995, 7:05 PM EDT Att: 15,340 - Unknown - 80 F					
Joey Cora, S (1, 4) OBP: 0.360, SLG: 0.389	K		F8			F8			L1	5	1	1	0	0	1	1						
Ken Griffey Jr., L (1, 8) OBP: 0.365, SLG: 0.448			HR							2	2	1	1	2	1	0						
Edgar Martinez, R (1, 10) OBP: 0.497, SLG: 0.667										4	1	2	1	0	1	1						
Tino Martinez, L (1, 3) OBP: 0.369, SLG: 0.554										4	0	0	0	0	1	3						
Jay Buhner, R (1, 9) OBP: 0.348, SLG: 0.529										4	1	1	3	0	0	0						
Doug Strange, S (1, 5) OBP: 0.335, SLG: 0.392										4	0	2	0	0	1	0						
Dan Wilson, R (1, 2) OBP: 0.326, SLG: 0.374										4	0	0	0	0	1	2						
Luis Sojo, R (1, 6) OBP: 0.329, SLG: 0.410										3	1	1	1	1	0	1						
<b>Inning Stats</b>	R: 0 E: 0 K: 2 S: 14	H: 0 LOB: 1 BB: 1 P: 22	R: 0 E: 0 K: 0 S: 9	H: 1 LOB: 1 BB: 0 P: 12	R: 2 E: 0 K: 2 S: 12	H: 3 LOB: 1 BB: 0 P: 17	R: 0 E: 0 K: 1 S: 9	H: 1 LOB: 1 BB: 0 P: 14	R: 4 E: 0 K: 0 S: 14	H: 3 LOB: 0 BB: 2 P: 29	R: 0 E: 0 K: 1 S: 11	H: 0 LOB: 0 BB: 1 P: 22	R: 0 E: 0 K: 1 S: 7	H: 0 LOB: 0 BB: 0 P: 12	R: 0 E: 0 K: 1 S: 7	H: 0 LOB: 0 BB: 0 P: 9		R: 0 E: 0 K: 0 S: 7	H: 0 LOB: 0 BB: 0 P: 11	1B: 3 2B: 2 3B: 0 HR: 3	SF: 0 SAC: 0 DP: 0 HBP: 0	WP: 0 PB: 0 SB: 0 CS: 1
<b>PITCHER</b>	IP WLS BF H R ER SO BB IBB HBP BLK WP HR S P ERA WHIP																					
42 Mariano Rivera, R (1, 1) ERA: 5.61	4.1 L 22 7 5 5 5 3 0 0 0 0 0 2 52 85 10.38 2.308																					
Bob MacDonald, L (5, 1) ERA: 5.15	2.0 8 1 1 1 1 1 0 0 0 0 0 1 20 37 4.50 1.000																					
Scott Kamieniecki, R (7, 1) ERA: 5.37	2.2 8 0 0 0 1 0 0 0 0 0 0 0 18 26 0.00 0.000																					

Batter	1	2	3	4	5	6	7	8	9	AB	R	H	RBI	BB	SO	LOB	BOTTOM					
Wade Boggs, L (1, 5) OBP: 0.410, SLG: 0.431	G4-3		G4-3			K				5	0	2	1	0	2	0	<b>Seattle Mariners @ New York Yankees</b> Yankee Stadium, Bronx, NY Tue Sep 05 1995, 7:05 PM EDT Att: 15,340 - Unknown - 80 F					
Bernie Williams, S (1, 8) OBP: 0.378, SLG: 0.482	P4					SF7			F9	5	1	2	0	0	0	3						
Paul O'Neill, L (1, 9) OBP: 0.398, SLG: 0.552	G4-3					SF7				3	0	1	1	1	1	1						
Ruben Sierra, S (1, 10) OBP: 0.321, SLG: 0.438	G3					L5				5	1	1	0	0	2	4						
Dion James, L (1, 7) OBP: 0.390, SLG: 0.419										3	1	2	1	1	0	0						
Gerald Williams, R (9, 7) OBP: 0.337, SLG: 0.477										1	0	0	0	0	1	0						
Don Mattingly, L (1, 3) OBP: 0.340, SLG: 0.402										5	1	2	1	0	0	1						
Mike Stanley, R (1, 2) OBP: 0.361, SLG: 0.506										4	0	1	1	0	2	1						
Tony Fernandez, S (1, 6) OBP: 0.330, SLG: 0.362										3	1	1	0	1	0	1						
Randy Velarde, R (1, 4) OBP: 0.362, SLG: 0.371										3	0	0	0	1	1	5						
<b>Inning Stats</b>	R: 0 E: 0 K: 0 S: 8	H: 1 LOB: 1 BB: 0 P: 10	R: 0 E: 0 K: 0 S: 10	H: 1 LOB: 0 BB: 0 P: 17	R: 0 E: 0 K: 1 S: 8	H: 2 LOB: 2 BB: 0 P: 13	R: 0 E: 0 K: 1 S: 11	H: 1 LOB: 2 BB: 1 P: 19	R: 1 E: 0 K: 1 S: 10	H: 1 LOB: 0 BB: 0 P: 15	R: 2 E: 0 K: 1 S: 13	H: 3 LOB: 2 BB: 1 P: 23	R: 1 E: 0 K: 2 S: 19	H: 2 LOB: 3 BB: 1 P: 30	R: 0 E: 0 K: 2 S: 7	H: 0 LOB: 1 BB: 1 P: 15	R: 1 E: 0 K: 1 S: 9	H: 1 LOB: 0 BB: 0 P: 10	1B: 7 2B: 2 3B: 1 HR: 2	SF: 2 SAC: 0 DP: 0 HBP: 1	WP: 0 PB: 0 SB: 0 CS: 0	PA: 44
<b>PITCHER</b>	IP WLS BF H R ER SO BB IBB HBP BLK WP HR S P ERA WHIP																					
Bob Wolcott, R (1, 1) ERA: 4.95	5.2 W 26 8 3 3 4 1 0 0 0 0 0 1 55 88 4.76 1.588																					
Bill Riskey, R (6, 1) ERA: 2.63	0.2 6 2 1 1 1 2 0 0 0 0 0 0 13 25 13.50 6.000																					
Lee Guetterman, L (7, 1) ERA: 5.87	0.0 1 1 0 0 0 0 0 0 0 0 0 0 4 5 ∞ ∞																					
Jeff Nelson, R (7, 1) ERA: 2.32	0.2 3 0 0 0 1 0 0 0 1 0 0 0 7 9 0.00 0.000																					
Norm Charlton, L (8, 1) ERA: 3.9	2.0 S 8 1 1 1 3 1 0 0 0 0 0 1 16 25 4.50 1.000																					

Batter	1	2	3	4	5	6	7	8	9	AB	R	H	RBI	BB	SO	LOB	TOP					
Vince Coleman, S (1, 7) OBP: 0.338, SLG: 0.381										4	0	0	0	0	3	3	<p>Seattle Mariners @ New York Yankees Yankee Stadium, Bronx, NY Wed Sep 06 1995, 7:05 PM EDT Att: 15,426 - Unknown - 77 F</p> <p>livebaseballscorecards.com</p> <p>AB 31 R 3 H 6 RBI 3 BB 3 SO 9 LOB 9</p> 					
Joey Cora, S (1, 4) OBP: 0.356, SLG: 0.385									4	0	0	0	0	0	3							
Ken Griffey Jr., L (1, 8) OBP: 0.368, SLG: 0.446										3	1	1	0	1	1	0						
Edgar Martinez, R (1, 10) OBP: 0.495, SLG: 0.662										3	1	0	0	1	1	1						
Tino Martinez, L (1, 3) OBP: 0.372, SLG: 0.563										4	1	3	2	0	0	0						
Jay Buhner, R (1, 9) OBP: 0.346, SLG: 0.525										3	0	0	1	0	1	1						
Doug Strange, S (1, 5) OBP: 0.327, SLG: 0.381										4	0	0	0	0	1	1						
Dan Wilson, R (1, 2) OBP: 0.326, SLG: 0.373										3	0	1	0	0	2	0						
Alex Diaz, S (9, PH) OBP: 0.287, SLG: 0.329										1	0	0	0	0	0	0						
Luis Sojo, R (1, 6) OBP: 0.332, SLG: 0.410										2	0	1	0	1	0	0						
<b>Inning Stats</b>	R: 0 E: 0 K: 1 S: 6	H: 0 LOB: 1 BB: 1 P: 15	R: 1 E: 0 K: 3 S: 10	H: 1 LOB: 0 BB: 0 P: 11	R: 0 E: 0 K: 0 S: 5	H: 0 LOB: 0 BB: 0 P: 7	R: 0 E: 0 K: 1 S: 8	H: 1 LOB: 1 BB: 0 P: 11	R: 0 E: 0 K: 1 S: 12	H: 2 LOB: 2 BB: 0 P: 16	R: 2 E: 0 K: 0 S: 13	H: 2 LOB: 2 BB: 1 P: 22	R: 0 E: 0 K: 2 S: 10	H: 0 LOB: 1 BB: 1 P: 16	R: 0 E: 0 K: 1 S: 8	H: 0 LOB: 0 BB: 0 P: 11	R: 0 E: 0 K: 0 S: 7	H: 0 LOB: 0 BB: 0 P: 10	1B: 5 2B: 1 3B: 0 HR: 1	SF: 1 SAC: 0 DP: 1 HBP: 0	WP: 0 PB: 0 SB: 0 CS: 0	PA: 35
<b>PITCHER</b> Jack McDowell, R (1, 1) ERA: 3.9	IP: 9.0 WLS: W BF: 35 H: 6 R: 3 ER: 3 SO: 9 BB: 3 IBB: 0 HBP: 0 BLK: 0 WP: 0 HR: 1 S: 79 P: 119 ERA: 3.00 WHIP: 1.000															<b>PITCHER</b>						

Batter	1	2	3	4	5	6	7	8	9	AB	R	H	RBI	BB	SO	LOB	BOTTOM			
Wade Boggs, L (1, 5) OBP: 0.372, SLG: 0.430										3	0	1	0	2	0	1	<p>Seattle Mariners @ New York Yankees Yankee Stadium, Bronx, NY Wed Sep 06 1995, 7:05 PM EDT Att: 15,426 - Unknown - 77 F</p> <p>livebaseballscorecards.com</p> <p>AB 33 R 4 H 7 RBI 4 BB 6 SO 4 LOB 19</p> 			
Bernie Williams, S (1, 8) OBP: 0.380, SLG: 0.480										4	0	1	0	1	1	2				
Paul O'Neill, L (1, 9) OBP: 0.398, SLG: 0.549										4	0	1	1	1	1	4				
Ruben Sierra, S (1, 10) OBP: 0.318, SLG: 0.434										4	0	0	0	0	0	5				
Dion James, L (1, 7) OBP: 0.389, SLG: 0.414										2	1	0	0	1	0	0				
Gerald Williams, R (7, 7) OBP: 0.335, SLG: 0.474										1	0	0	0	0	0	0				
Don Mattingly, L (1, 3) OBP: 0.338, SLG: 0.400										4	1	1	0	0	0	1				
Mike Stanley, R (1, 2) OBP: 0.363, SLG: 0.504										3	0	1	0	1	1	2				
Tony Fernandez, S (1, 6) OBP: 0.329, SLG: 0.361										4	1	1	1	0	0	4				
Randy Velarde, R (1, 4) OBP: 0.360, SLG: 0.372										4	1	1	2	0	1	0				
<b>Inning Stats</b>	R: 0 E: 0 K: 0 S: 7	H: 0 LOB: 1 BB: 1 P: 14	R: 0 E: 0 K: 0 S: 6	H: 1 LOB: 1 BB: 0 P: 8	R: 0 E: 0 K: 0 S: 4	H: 0 LOB: 1 BB: 1 P: 13	R: 0 E: 0 K: 0 S: 11	H: 0 LOB: 2 BB: 2 P: 24	R: 0 E: 0 K: 1 S: 13	H: 2 LOB: 2 BB: 0 P: 19	R: 4 E: 1 K: 1 S: 20	H: 4 LOB: 1 BB: 1 P: 29	R: 0 E: 1 K: 0 S: 9	H: 0 LOB: 1 BB: 0 P: 13	R: 0 E: 0 K: 3 S: 10	H: 0 LOB: 1 BB: 1 P: 18	1B: 6 2B: 1 3B: 0 HR: 0	SF: 0 SAC: 0 DP: 0 HBP: 0	WP: 0 PB: 0 SB: 0 CS: 0	PA: 39
<b>PITCHER</b> Tim Belcher, R (1, 1) ERA: 4.38	IP: 5.1 WLS: L BF: 27 H: 6 R: 4 ER: 2 SO: 1 BB: 4 IBB: 0 HBP: 0 BLK: 0 WP: 0 HR: 0 S: 55 P: 95 ERA: 3.38 WHIP: 1.875															<b>PITCHER</b>				
Lee Guetterman, L (6, 1) ERA: 5.63	0.2	4	1	0	0	0	1	0	0	0	0	6	12	0.00	3.000					
Jeff Nelson, R (7, 1) ERA: 2.25	2.0	8	0	0	0	3	1	0	0	0	0	19	31	0.00	0.500					

Batter	1	2	3	4	5	6	7	8	9	AB	R	H	RBI	BB	SO	LOB	TOP				
Vince Coleman, S OBP: 0.337, SLG: 0.378 Darren Bragg, L OBP: 0.323, SLG: 0.336	L8		G4-3 S BB		G4-3		L7			3	0	0	0	1	0	1	Seattle Mariners @ Cleveland Indians Jacobs Field, Cleveland, OH Thu Sep 07 1995, 7:05 PM EDT Att: 41,450 - Unknown - 68 F				
Joey Cora, S OBP: 0.358, SLG: 0.385			G4-3			G4-3		2B 1B	3	0	1	0	1	0	1						
Ken Griffey Jr., L OBP: 0.366, SLG: 0.441	F9		K			1B 1B		K	4	0	1	0	0	2	3						
Edgar Martinez, R OBP: 0.494, SLG: 0.658	K				G4-6-3 1B	K		F9	4	0	1	0	0	2	3						
Tino Martinez, L OBP: 0.373, SLG: 0.564		G4-3		G4-6-3 1-2		1B		1-2 2B	4	0	2	0	0	0	1						
Jay Buhner, R OBP: 0.345, SLG: 0.530		K		HR		K		G5-3	4	1	1	1	0	2	4						
Mike Blowers, R OBP: 0.337, SLG: 0.479				F9				L1-3	3	0	0	0	1	1	0						
Dan Wilson, R OBP: 0.326, SLG: 0.373 Alex Diaz, S OBP: 0.296, SLG: 0.328					G6-3			F7	3	0	1	0	0	1	1						
Luis Sojo, R OBP: 0.329, SLG: 0.406 Doug Strange, S OBP: 0.325, SLG: 0.378			F9		G6-3			F8	3	0	0	0	0	1	1						
<b>Inning Stats</b>	R: 0 E: 0 K: 1 S: 7	H: 0 LOB: 1 BB: 1 P: 15	R: 0 E: 0 K: 2 S: 12	H: 0 LOB: 1 BB: 1 P: 18	R: 0 E: 0 K: 1 S: 7	H: 0 LOB: 1 BB: 1 P: 15	R: 1 E: 0 K: 0 S: 9	H: 2 LOB: 0 BB: 0 P: 14	R: 0 E: 0 K: 2 S: 13	H: 2 LOB: 2 BB: 0 P: 17	R: 0 E: 0 K: 1 S: 13	H: 1 LOB: 1 BB: 0 P: 23	R: 0 E: 0 K: 1 S: 16	H: 2 LOB: 2 BB: 0 P: 26	R: 0 E: 0 K: 1 S: 8	H: 0 LOB: 0 BB: 0 P: 14		1B: 5 2B: 1 3B: 0 HR: 1	SF: 0 SAC: 0 DP: 1 HBP: 0	WP: 0 PB: 0 SB: 3 CS: 0	PA: 36
<b>PITCHER</b>	IP	WLS	BF	H	R	ER	SO	BB	IBB	HBP	BLK	WP	HR	S	P	ERA	WHIP				
Charles Nagy, R ERA: 4.6	(1, 1)	7.0	W	28	5	1	1	7	3	0	0	0	0	67	114	1.29	1.143				
Alan Embree, L ERA: 1.53	(8, 1)	0.2		4	2	0	0	1	0	0	0	0	0	13	21	0.00	3.000				
Julian Tavarez, R ERA: 2.12	(8, 1)	0.1		1	0	0	0	0	0	0	0	0	0	3	5	0.00	0.000				
Jose Mesa, R ERA: 1.29	(9, 1)	1.0	S	3	0	0	0	1	0	0	0	0	0	8	14	0.00	0.000				

Batter	1	2	3	4	5	6	7	8	9	AB	R	H	RBI	BB	SO	LOB	BOTTOM				
Kenny Lofton, L OBP: 0.355, SLG: 0.467	G3		F7		G3-2 HR 1B		G4-3			4	1	1	0	0	0	0	Seattle Mariners @ Cleveland Indians Jacobs Field, Cleveland, OH Thu Sep 07 1995, 7:05 PM EDT Att: 41,450 - Unknown - 68 F				
Omar Vizquel, S OBP: 0.328, SLG: 0.352	G6-3 2B 1B				G3-2		G4-3			4	1	2	0	0	2						
Carlos Baerga, S OBP: 0.359, SLG: 0.467					3-H 2-H HR					3	2	2	2	1	0						
Albert Belle, R OBP: 0.399, SLG: 0.645	G6-3 1B		P6		G1-3			G4-3 HBP BB	3	0	0	0	0	0	3						
Eddie Murray, S OBP: 0.368, SLG: 0.493	G6-3		P5					G4-3 HBP	3	0	0	0	0	3							
Jim Thome, L OBP: 0.454, SLG: 0.565	2B BB		F7		G4-3			K	3	0	0	0	1	1	3						
Manny Ramirez, R OBP: 0.417, SLG: 0.600 Wayne Kirby, L OBP: 0.236, SLG: 0.288	2B BB				WP 1B			G4-3	4	0	2	2	0	0	2						
Herbert Perry, R OBP: 0.375, SLG: 0.480					K			F9	4	0	0	0	0	2	5						
Tony Peña, R OBP: 0.285, SLG: 0.349					K				0	0	0	0	0	0	0						
<b>Inning Stats</b>	R: 2 E: 0 K: 0 S: 13	H: 3 LOB: 2 BB: 1 P: 23	R: 0 E: 0 K: 2 S: 8	H: 0 LOB: 0 BB: 0 P: 12	R: 0 E: 0 K: 0 S: 9	H: 1 LOB: 1 BB: 0 P: 15	R: 0 E: 0 K: 1 S: 7	H: 0 LOB: 0 BB: 0 P: 11	R: 2 E: 0 K: 0 S: 12	H: 3 LOB: 0 BB: 0 P: 20	R: 0 E: 0 K: 1 S: 10	H: 1 LOB: 1 BB: 0 P: 17	R: 0 E: 0 K: 1 S: 11	H: 0 LOB: 0 BB: 0 P: 15	R: 0 E: 0 K: 1 S: 9	H: 0 LOB: 2 BB: 1 P: 19		1B: 6 2B: 2 3B: 0 HR: 1	SF: 0 SAC: 0 DP: 1 HBP: 1	WP: 1 PB: 0 SB: 0 CS: 0	PA: 34
<b>PITCHER</b>	IP	WLS	BF	H	R	ER	SO	BB	IBB	HBP	BLK	WP	HR	S	P	ERA	WHIP				
Chris Bosio, R ERA: 4.93	(1, 1)	7.0	L	29	8	4	4	5	1	0	0	0	0	70	113	5.14	1.286				
Bobby Ayala, R ERA: 4.69	(8, 1)	1.0		5	0	0	0	1	1	0	1	0	0	9	19	0.00	1.000				

Batter	1	2	3	4	5	6	7	8	9	AB	R	H	RBI	BB	SO	LOB	TOP										
David Howard, S OBP: 0.301, SLG: 0.335 (1, 4)	G6-3		P4		P6		K		K	5	0	0	0	0	2	5	<b>Kansas City Royals @ Seattle Mariners</b> The Kingdome, Seattle, WA Fri Sep 08 1995, 10:05 PM EDT Att: 19,350 - Dome - 68 F										
Wally Joyner, L OBP: 0.392, SLG: 0.435 (1, 3)	G4-3		BB		K			FC5-4 1B BB		2	0	0	0	2	1	1											
Greg Gagne, R OBP: 0.325, SLG: 0.398 (1, 6)	K		K			L8 L4-5 1B		K		4	0	1	0	0	3	3											
Gary Gaetti, R OBP: 0.356, SLG: 0.572 (1, 5)		WP SH3-4 G4-3 1B		G1-3		L8		FC5-4 1B		4	1	2	0	0	0	1											
Brent Cookson, R OBP: 0.280, SLG: 0.261 Keith Lockhart, L OBP: 0.346, SLG: 0.443 Edgar Caceres, S OBP: 0.307, SLG: 0.387 (1, 7)	SH3-4		F8		L4-5			FC5-4 FC6-4		2	0	0	0	0	0	1											
Joe Vitiello, R OBP: 0.327, SLG: 0.356 (1, 10)	G4-3		BB				K	FC6-4		4	0	1	1	0	1	2											
Les Norman, R OBP: 0.296, SLG: 0.320 (1, 9)	K		F8				BB 1B			4	0	1	0	0	2	1											
Brent Mayne, L OBP: 0.277, SLG: 0.291 Henry Mercedes, R OBP: 0.400, SLG: 0.357 (1, 2)			G3		BB		K			2	0	0	0	1	1	1											
Tom Goodwin, L OBP: 0.346, SLG: 0.342 Bob Hamelin, L OBP: 0.290, SLG: 0.319 (1, 8)			BB		K		BB			1	0	0	0	2	1	1											
			BB		K		BB			0	0	0	0	1	0	0											
<b>Inning Stats</b>	R: 0 E: 0 K: 1 S: 9	H: 0 LOB: 0 BB: 0 P: 14	R: 1 E: 0 K: 1 S: 11	H: 1 LOB: 0 BB: 0 P: 17	R: 0 E: 0 K: 1 S: 7	H: 0 LOB: 2 BB: 2 P: 18	R: 0 E: 0 K: 0 S: 11	H: 1 LOB: 1 BB: 0 P: 15	R: 0 E: 0 K: 2 S: 10	H: 0 LOB: 1 BB: 1 P: 21	R: 0 E: 0 K: 0 S: 4	H: 1 LOB: 0 BB: 0 P: 7	R: 0 E: 0 K: 3 S: 14	H: 1 LOB: 2 BB: 1 P: 22	R: 0 E: 0 K: 1 S: 8	H: 1 LOB: 2 BB: 1 P: 15	R: 0 E: 0 K: 3 S: 13	H: 0 LOB: 1 BB: 1 P: 20	1B: 5 2B: 1 3B: 0 HR: 0	SF: 0 SAC: 1 DP: 1 HBP: 0	WP: 2 PB: 0 SB: 2 CS: 0	PA: 37					
<b>PITCHER</b>	IP	WLS	BF	H	R	ER	SO	BB	IBB	HBP	BLK	WP	HR	S	P	ERA	WHIP										
Randy Johnson, L ERA: 2.63 (1, 1)	7.0	W	29	4	1	1	8	5	0	0	0	2	0	67	119	1.29	1.286										
Jeff Nelson, R ERA: 2.24 (8, 1)	0.1		2	1	0	0	1	0	0	0	0	0	0	4	6	0.00	3.000										
Norm Charlton, L ERA: 3.79 (8, 1)	1.2	S	6	0	0	0	3	1	0	0	0	0	0	16	24	0.00	0.600										

Batter	1	2	3	4	5	6	7	8	9	AB	R	H	RBI	BB	SO	LOB	BOTTOM										
Rich Amaral, R OBP: 0.344, SLG: 0.387 (1, 7)	G6-3		HR		P3		2B			4	2	2	0	0	0	1	<b>Kansas City Royals @ Seattle Mariners</b> The Kingdome, Seattle, WA Fri Sep 08 1995, 10:05 PM EDT Att: 19,350 - Dome - 68 F										
Luis Sejo, R OBP: 0.334, SLG: 0.423 (1, 6)	P4		HR		BB		2B			3	1	2	3	1	0	0											
Ken Griffey Jr., L OBP: 0.368, SLG: 0.443 (1, 8)	BB		K		K		1B S			4	0	2	0	0	2	2											
Edgar Martinez, R OBP: 0.492, SLG: 0.654 (1, 10)	L6		K			L9		1B		4	0	1	0	0	1	1											
Jay Buhner, R OBP: 0.347, SLG: 0.532 (1, 9)		G1-6-3 1B		K		1B 2B		K		4	1	2	0	0	2	2											
Mike Blowers, R OBP: 0.338, SLG: 0.478 (1, 5)	G1-6-3		G6-3		G6-3		FC5-4 1B		G4-3 BB	3	0	1	1	1	0	1											
Tino Martinez, L OBP: 0.371, SLG: 0.559 (1, 3)	F7		F7		F7		FC5-4 FC5-4		K	4	0	0	0	0	1	3											
Dan Wilson, R OBP: 0.325, SLG: 0.372 (1, 2)	F9				BB 1B		FC5-4		G4-3	4	0	1	0	0	0	3											
Felix Fermin, R OBP: 0.235, SLG: 0.236 (1, 4)			P4		F7		G5-3		G4-3	4	0	0	0	0	0	2											
<b>Inning Stats</b>	R: 0 E: 0 K: 0 S: 9	H: 1 LOB: 1 BB: 0 P: 10	R: 0 E: 0 K: 0 S: 11	H: 1 LOB: 0 BB: 0 P: 18	R: 2 E: 0 K: 2 S: 12	H: 2 LOB: 0 BB: 0 P: 17	R: 0 E: 0 K: 1 S: 6	H: 0 LOB: 0 BB: 0 P: 7	R: 0 E: 0 K: 1 S: 12	H: 1 LOB: 2 BB: 1 P: 18	R: 1 E: 0 K: 0 S: 12	H: 2 LOB: 1 BB: 0 P: 19	R: 1 E: 0 K: 1 S: 15	H: 4 LOB: 2 BB: 0 P: 26	R: 0 E: 0 K: 1 S: 9	H: 0 LOB: 1 BB: 1 P: 16	1B: 7 2B: 3 3B: 0 HR: 1	SF: 0 SAC: 0 DP: 0 HBP: 0	WP: 0 PB: 0 SB: 1 CS: 0	PA: 36							
<b>PITCHER</b>	IP	WLS	BF	H	R	ER	SO	BB	IBB	HBP	BLK	WP	HR	S	P	ERA	WHIP										
Jason Jacome, L ERA: 6.06 (1, 1)	6.2	L	30	10	4	4	4	1	0	0	0	0	0	70	104	5.40	1.650										
Gregg Olson, R ERA: 3.65 (7, 1)	1.1		6	1	0	0	2	1	0	0	0	0	0	16	27	0.00	1.500										

AB	30
R	1
H	5
RBI	1
BB	6
SO	12
LOB	18




Batter	1	2	3	4	5	6	7	8	9	AB	R	H	RBI	BB	SO	LOB	TOP				
<b>Johnny Damon, L</b> OBP: 0.382, SLG: 0.550	1-0 HR	0-1 P5			1-1 G4-3			1-0 1B 2B		4	2	2	1	0	0	1					
<b>Tom Goodwin, L</b> OBP: 0.345, SLG: 0.341	1-3 K		2-3 K			1-0 G3		2-0 2H 1B		4	0	1	1	0	2	0					
<b>Wally Joyner, L</b> OBP: 0.391, SLG: 0.432	4-1 WP BB		0-3 K			0-0 F8		2-2 F7		3	0	0	0	1	1	1					
<b>Gary Gaetti, R</b> OBP: 0.353, SLG: 0.567	2-3 K		1-1 P6			1-3 K			2-2 L8	4	0	0	0	0	2	1					
<b>Bob Hamelin, L</b> OBP: 0.289, SLG: 0.314	4-2 BB			1-2 F7			0-1 F8		0-0 G4-3	3	0	0	0	1	0	0					
<b>Keith Lockhart, L</b> OBP: 0.340, SLG: 0.435	1-0 F8			2-2 L9			0-0 F8		0-2 E6	4	0	0	0	0	0	2					
<b>Greg Gagne, R</b> OBP: 0.322, SLG: 0.393		0-0 F9			0-0 F9			2-2 F7		1-3 K	4	0	0	0	0	1					
<b>Jon Nunnally, L</b> OBP: 0.360, SLG: 0.496		4-0 BB			3-2 F7			3-3 K		2	0	0	0	1	1	0					
<b>Brent Mayne, L</b> OBP: 0.274, SLG: 0.288		0-2 K			1-0 P3			1-1 P5		3	0	0	0	0	1	1					
<b>Inning Stats</b>	R: 1 E: 0 K: 2 S: 11	H: 1 LOB: 2 BB: 2 P: 24	R: 0 E: 0 K: 1 S: 6	H: 0 LOB: 1 BB: 1 P: 10	R: 0 E: 0 K: 2 S: 8	H: 0 LOB: 0 BB: 0 P: 11	R: 0 E: 0 K: 0 S: 7	H: 0 LOB: 0 BB: 0 P: 10	R: 0 E: 0 K: 0 S: 5	H: 0 LOB: 0 BB: 0 P: 7	R: 0 E: 0 K: 0 S: 7	H: 0 LOB: 0 BB: 0 P: 9	R: 1 E: 0 K: 1 S: 12	H: 2 LOB: 1 BB: 0 P: 21	R: 0 E: 1 K: 1 S: 13	H: 0 LOB: 1 BB: 0 P: 16	1B: 1 2B: 1 3B: 0 HR: 1	SF: 0 SAC: 0 DP: 0 HBP: 0	WP: 1 PB: 0 SB: 0 CS: 0	PA: 34	
<b>PITCHER</b>	IP	WLS	BF	H	R	ER	SO	BB	IBB	HBP	BLK	WP	HR	S	P	ERA	WHIP				
<b>Andy Benes, R</b> ERA: 4.75	(1, 1)	8.0	W	30	3	2	2	7	3	0	0	0	1	1	63	104	2.25	0.750			
<b>Bobby Ayala, R</b> ERA: 4.6	(9, 1)	1.0		4	0	0	0	1	0	0	0	0	0	0	13	16	0.00	0.000			

**Kansas City Royals @ Seattle Mariners**  
The Kingdome, Seattle, WA  
Sat Sep 09 1995, 10:05 PM EDT  
Att: 39,157 - Dome - 68 F

livebaseballscores.com

AB 31  
R 2  
H 3  
RBI 2  
BB 3  
SO 8  
LOB 7






Batter	1	2	3	4	5	6	7	8	9	AB	R	H	RBI	BB	SO	LOB	BOTTOM				
<b>Alex Diaz, S</b> OBP: 0.288, SLG: 0.329	1-1 F8	1-1 G4-6-3 1B		1-2 F8		0-0 G4-3		0-0 BB 1B		5	0	2	1	0	0	0					
<b>Joey Cora, S</b> OBP: 0.361, SLG: 0.386	2-1 1B	2-3 3H G4-6-3 1B		1-3 K			0-0 2B	1-1 SAFE SAFE SAFE 1B BB	4-0 1-2 BB	4	0	2	0	1	1	2					
<b>Ken Griffey Jr., L</b> OBP: 0.369, SLG: 0.447	3-1 1B		0-1 1B HR 2B	1-3 K			1-1 F9	2-3 K		5	1	2	0	0	2	3					
<b>Edgar Martinez, R</b> OBP: 0.492, SLG: 0.655	0-0 P6		2-1 HR 1B		1-2 K		2-1 BB	1-3 2B		4	1	2	0	0	1	2					
<b>Tino Martinez, L</b> OBP: 0.374, SLG: 0.569	3-2 F8		0-1 HR		1-1 2B		4-0 IBB			3	1	2	3	1	0	2					
<b>Jay Buhner, R</b> OBP: 0.348, SLG: 0.538		4-2 1B 2B BB	2-1 HR		2-0 F8		1-3 K	2-1 K		3	2	1	1	1	1	4					
<b>Mike Blowers, R</b> OBP: 0.335, SLG: 0.473		0-3 K	2-3 K		3-1 G6-3		2-3 K			4	0	0	0	0	3	5					
<b>Luis Sojo, R</b> OBP: 0.333, SLG: 0.421		0-0 2B 1B	1-2 G5-3			2-3 K		1-1 L7		4	1	1	0	0	1	0					
<b>Dan Wilson, R</b> OBP: 0.324, SLG: 0.373	2-1 1B 2B		0-3 K		1-1 G3-1			0-1 G4-1		4	0	1	1	0	1	0					
<b>Inning Stats</b>	R: 0 E: 0 K: 0 S: 11	H: 2 LOB: 2 BB: 0 P: 20	R: 2 E: 0 K: 1 S: 12	H: 3 LOB: 1 BB: 1 P: 20	R: 4 E: 0 K: 2 S: 17	H: 4 LOB: 0 BB: 0 P: 24	R: 0 E: 0 K: 2 S: 10	H: 0 LOB: 0 BB: 0 P: 13	R: 0 E: 0 K: 1 S: 8	H: 1 LOB: 1 BB: 0 P: 15	R: 0 E: 0 K: 1 S: 7	H: 0 LOB: 0 BB: 0 P: 10	R: 0 E: 0 K: 2 S: 11	H: 2 LOB: 3 BB: 1 P: 21	R: 0 E: 0 K: 1 S: 10	H: 1 LOB: 2 BB: 1 P: 15	1B: 7 2B: 4 3B: 0 HR: 2	SF: 0 SAC: 0 DP: 1 HBP: 0	WP: 0 PB: 0 SB: 0 CS: 0	PA: 39	
<b>PITCHER</b>	IP	WLS	BF	H	R	ER	SO	BB	IBB	HBP	BLK	WP	HR	S	P	ERA	WHIP				
<b>Mark Gubicza, R</b> ERA: 3.71	(1, 1)	2.0	L	15	9	6	6	1	1	0	0	0	0	27	31	52	27.00	5.000			
<b>Rick Huisman, R</b> ERA: 1.5	(3, 1)	3.0		10	1	0	0	5	0	0	0	0	0	27	40	0.00	0.333				
<b>Rusty Meacham, R</b> ERA: 5.07	(6, 1)	2.2		13	3	0	0	3	1	1	0	0	0	25	41	0.00	1.500				
<b>Mike Magnante, L</b> ERA: 2.97	(8, 1)	0.1		1	0	0	0	1	0	0	0	0	0	3	5	0.00	0.000				

**Kansas City Royals @ Seattle Mariners**  
The Kingdome, Seattle, WA  
Sat Sep 09 1995, 10:05 PM EDT  
Att: 39,157 - Dome - 68 F

livebaseballscores.com

AB 36  
R 6  
H 13  
RBI 6  
BB 3  
SO 10  
LOB 18



Batter	1	2	3	4	5	6	7	8	9	AB	R	H	RBI	BB	SO	LOB	TOP								
<b>Johnny Damon, L</b> (1, 8) OBP: 0.375, SLG: 0.534	1-1 P6	2-2 F9			1-0 F9		1-0 1B		1-2 G1-3	5	0	1	0	0	0	2	<b>Kansas City Royals @ Seattle Mariners</b> The Kingdome, Seattle, WA Sun Sep 10 1995, 6:33 AM EDT Att: 18,066 - Dome - 68 F  <b>livebaseballscores.com</b>  <b>AB 35</b> <b>R 4</b> <b>H 10</b> <b>RBI 4</b> <b>BB 2</b> <b>SO 8</b> <b>LOB 16</b> 								
<b>Tom Goodwin, L</b> (1, 7) OBP: 0.346, SLG: 0.341	4-1 2B		2-2 P6		1-3 K		2-1 1B		0-1 F8	3	1	1	0	1	1	1									
<b>Brent Cookson, R</b> (9, PH) OBP: 0.269, SLG: 0.250							1-2 1B			1	0	0	0	0	0	0									
<b>Wally Joyner, L</b> (1, 3) OBP: 0.391, SLG: 0.438	0-0 FC3-6 1-H 2B		1-0 F8		1-0 2B		0-0 SF7		0-0 F7	4	1	2	3	0	0	0									
<b>Gary Gaetti, R</b> (1, 5) OBP: 0.354, SLG: 0.566	4-1 FC3-6 BB		2-2 F8		0-0 F8		3-H 2-1 1B			3	0	1	0	1	0	1									
<b>Bob Hamelin, L</b> (1, 10) OBP: 0.286, SLG: 0.310	2-2 FC3-6 2B			3-2 G3		2-2 G1-3		0-3 K		2	0	0	0	0	0	2									
<b>Juan Samuel, R</b> (6, PH) OBP: 0.372, SLG: 0.520	1-2 2-3 2B									2	0	0	0	0	1	3									
<b>Keith Lockhart, L</b> (1, 4) OBP: 0.346, SLG: 0.444	1-0 1-H 2B			2-1 G5-3 1B		3-1 2B		1-3 K		2	0	2	1	0	0	0									
<b>Greg Gagne, R</b> (6, PH) OBP: 0.323, SLG: 0.397										2	0	1	0	0	1	3									
<b>Jon Nunnally, L</b> (1, 9) OBP: 0.357, SLG: 0.493		3-1 L8		2-1 G5-3		0-3 K		0-3 K		2	0	0	0	0	0	1									
<b>Les Norman, R</b> (6, PH) OBP: 0.296, SLG: 0.320										0	0	0	0	0	0	0									
<b>Michael Tucker, L</b> (6, PH) OBP: 0.321, SLG: 0.349										2	0	0	0	0	2	1									
<b>David Howard, S</b> (1, 6) OBP: 0.296, SLG: 0.329		1-0 F7		0-3 K		2-3 K		0-0 F7		4	0	0	0	0	2	2									
<b>Brent Mayne, L</b> (1, 2) OBP: 0.281, SLG: 0.293		2-0 1B			1-2 2B		2-2 1B		1-3 K	2	1	2	0	0	0	0									
<b>Edgar Caceres, S</b> (7, PR) OBP: 0.307, SLG: 0.387										0	1	0	0	0	0	0									
<b>Henry Mercedes, R</b> (7, 2) OBP: 0.389, SLG: 0.345										1	0	0	0	0	1	0									
<b>Inning Stats</b>	R: 2 E: 0 K: 0 S: 10	H: 2 LOB: 2 BB: 2 P: 22	R: 0 E: 0 K: 0 S: 7	H: 1 LOB: 1 BB: 0 P: 15	R: 0 E: 0 K: 0 S: 12	H: 0 LOB: 0 BB: 0 P: 17	R: 0 E: 0 K: 1 S: 10	H: 1 LOB: 1 BB: 0 P: 17	R: 1 E: 0 K: 1 S: 9	H: 1 LOB: 1 BB: 0 P: 13	R: 0 E: 0 K: 2 S: 11	H: 1 LOB: 1 BB: 0 P: 18	R: 1 E: 0 K: 2 S: 17	H: 4 LOB: 3 BB: 0 P: 25	R: 0 E: 0 K: 2 S: 7	H: 0 LOB: 0 BB: 0 P: 8	R: 0 E: 0 K: 0 S: 7	H: 0 LOB: 0 BB: 0 P: 8	1B: 6 2B: 4 3B: 0 HR: 0	SF: 1 SAC: 0 DP: 0 HBP: 1	WP: 0 PB: 0 SB: 0 CS: 0	PA: 39			
<b>PITCHER</b>	IP	WLS	BF	H	R	ER	SO	BB	IBB	HBP	BLK	WP	HR	S	P	ERA	WHIP								
<b>Bob Wolcott, R</b> (1, 1) ERA: 5.04	5.0		22	5	3	3	2	2	0	1	0	0	0	48	84	5.40	1.400								
<b>Lee Guetterman, L</b> (6, 1) ERA: 5.51	0.1		2	1	0	0	0	0	0	0	0	0	0	5	10	0.00	3.000								
<b>Bill Risley, R</b> (6, 1) ERA: 2.75	1.0		6	3	1	1	2	0	0	0	0	0	0	15	22	9.00	3.000								
<b>Jeff Nelson, R</b> (7, 1) ERA: 2.22	0.2		3	1	0	0	2	0	0	0	0	0	0	8	11	0.00	1.500								
<b>Bobby Ayala, R</b> (8, 1) ERA: 4.22	1.0	W	3	0	0	0	2	0	0	0	0	0	0	7	8	0.00	0.000								
Batter	1	2	3	4	5	6	7	8	9	AB	R	H	RBI	BB	SO	LOB	BOTTOM								
<b>Alex Diaz, S</b> (1, 7) OBP: 0.284, SLG: 0.324	1-0 F9		3-2 F9		1-3 K		1-0 FC4-6		2-1 SH3-4	4	0	0	1	0	1	2	<b>Kansas City Royals @ Seattle Mariners</b> The Kingdome, Seattle, WA Sun Sep 10 1995, 6:33 AM EDT Att: 18,066 - Dome - 68 F  <b>livebaseballscores.com</b>  <b>AB 31</b> <b>R 4</b> <b>H 7</b> <b>RBI 5</b> <b>BB 9</b> <b>SO 3</b> <b>LOB 23</b> 								
<b>Joey Cora, S</b> (1, 4) OBP: 0.361, SLG: 0.387	2-1 F9		1-2 G4-3		4-0 E S BB		3-2 G4-3		1-1 2B	4	0	1	1	1	0	2									
<b>Ken Griffey Jr., L</b> (1, 8) OBP: 0.378, SLG: 0.447	4-2 FC5-4 BB		1-2 G4-3		4-1 E BB		1-0 S G4-3 1B		4-0 IBB	2	0	1	0	3	0	0									
<b>Edgar Martinez, R</b> (1, 10) OBP: 0.489, SLG: 0.649	2-2 FC5-4			4-2 HR BB		0-1 E5		2-1 P2		3-2 P3	4	1	0	0	1	0									
<b>Tino Martinez, L</b> (1, 3) OBP: 0.372, SLG: 0.565		1-1 1B		1-3 K		2-1 G3-1		1-0 G4-3		0-0 G3	5	0	1	0	0	1									
<b>Jay Buhner, R</b> (1, 9) OBP: 0.348, SLG: 0.544		2-1 P3		2-2 HR		2-1 F7		4-1 BB		2-3 BB	3	1	1	2	1	0									
<b>Mike Blowers, R</b> (1, 5) OBP: 0.336, SLG: 0.472	1-1 SAFE K		2-3 K		0-0 G6-3		1-0 PB FC4-6 1B		4-0 BB	3	1	1	0	1	1	1									
<b>Luis Sojo, R</b> (1, 6) OBP: 0.333, SLG: 0.420		1-1 F9		0-0 P3		2-1 FC4-6 PB 1B		3-1 G4-3			3	0	1	0	0	0									
<b>Doug Strange, S</b> (7, PH) OBP: 0.323, SLG: 0.376										1	0	0	0	0	0	3									
<b>Felix Fermin, R</b> (8, 6) OBP: 0.235, SLG: 0.236										0	0	0	0	0	0	0									
<b>Dan Wilson, R</b> (1, 2) OBP: 0.329, SLG: 0.383			2-2 HR		1-2 L4		4-0 FC4-6 BB		4-2 BB	2	1	1	1	2	0	0									
<b>Vince Coleman, S</b> (8, PR) OBP: 0.337, SLG: 0.378										0	0	0	0	0	0	0									
<b>Chris Widger, R</b> (9, 2) OBP: 0.245, SLG: 0.267										0	0	0	0	0	0	0									
<b>Inning Stats</b>	R: 0 E: 0 K: 0 S: 10	H: 0 LOB: 1 BB: 1 P: 19	R: 0 E: 0 K: 1 S: 9	H: 1 LOB: 1 BB: 0 P: 15	R: 1 E: 0 K: 0 S: 16	H: 1 LOB: 0 BB: 0 P: 23	R: 2 E: 1 K: 1 S: 11	H: 1 LOB: 3 BB: 2 P: 23	R: 0 E: 0 K: 0 S: 9	H: 2 LOB: 2 BB: 1 P: 22	R: 0 E: 0 K: 0 S: 7	H: 1 LOB: 3 BB: 2 P: 22	R: 1 E: 0 K: 0 S: 10	H: 1 LOB: 2 BB: 2 P: 24	R: 0 E: 0 K: 0 S: 10	H: 0 LOB: 0 BB: 0 P: 24		1B: 4 2B: 1 3B: 0 HR: 2	SF: 0 SAC: 1 DP: 0 HBP: 0	WP: 0 PB: 1 SB: 4 CS: 0	PA: 41				
<b>PITCHER</b>	IP	WLS	BF	H	R	ER	SO	BB	IBB	HBP	BLK	WP	HR	S	P	ERA		WHIP							
<b>Kevin Appier, R</b> (1, 1) ERA: 4.11	4.2		22	3	3	3	3	4	0	0	0	0	0	55	94	5.79	1.500								
<b>Mike Magnante, L</b> (5, 1) ERA: 3.15	0.2		3	1	1	1	0	0	0	0	0	0	0	5	10	13.50	1.500								
<b>Hipolito Pichardo, R</b> (6, 1) ERA: 4.35	0.2		5	2	0	0	0	1	0	0	0	0	0	7	18	0.00	4.500								
<b>Gregg Olson, R</b> (7, 1) ERA: 3.71	2.0	L	11	1	1	1	0	3	1	0	0	0	0	16	44	4.50	2.000								





Batter	1	2	3	4	5	6	7	8	9	AB	R	H	RBI	BB	SO	LOB	TOP				
<b>Chuck Knoblauch, R</b> (1, 4) <small>OBP: 0.424, SLG: 0.501</small> <b>Dan Masteller, L</b> (7, 3) <small>OBP: 0.286, SLG: 0.318</small>										3	0	0	0	1	0	3					
<b>Rich Becker, L</b> (1, 8) <small>OBP: 0.313, SLG: 0.313</small>										5	0	3	0	0	0	1					
<b>Kirby Puckett, R</b> (1, 9) <small>OBP: 0.360, SLG: 0.537</small> <b>Matt Lawton, L</b> (5, 9) <small>OBP: 0.350, SLG: 0.188</small>										3	0	1	0	0	1	3					
<b>Pedro Munoz, R</b> (1, 10) <small>OBP: 0.342, SLG: 0.510</small> <b>Chip Hale, L</b> (7, PH) <small>OBP: 0.356, SLG: 0.389</small>										3	0	0	0	0	2	4					
<b>Marty Cordova, R</b> (1, 7) <small>OBP: 0.355, SLG: 0.482</small>										5	1	2	0	0	1	4					
<b>Scott Leius, R</b> (1, 5) <small>OBP: 0.334, SLG: 0.350</small>										4	1	3	0	0	1	1					
<b>Matt Walbeck, S</b> (1, 2) <small>OBP: 0.304, SLG: 0.304</small> <b>Matt Merullo, L</b> (7, 2) <small>OBP: 0.325, SLG: 0.363</small>										3	0	0	0	0	0	4					
<b>Jeff Reboulet, R</b> (1, 3) <small>OBP: 0.371, SLG: 0.411</small>										4	0	1	0	0	0	4					
<b>Pat Meares, R</b> (1, 6) <small>OBP: 0.297, SLG: 0.416</small>										4	1	2	3	0	0	2					
<b>Inning Stats</b>	R: 0 E: 0 K: 0 S: 4	H: 0 LOB: 1 BB: 1 P: 9	R: 0 E: 0 K: 1 S: 9	H: 1 LOB: 1 BB: 0 P: 17	R: 0 E: 0 K: 2 S: 13	H: 2 LOB: 2 BB: 0 P: 21	R: 3 E: 0 K: 0 S: 12	H: 3 LOB: 0 BB: 0 P: 16	R: 0 E: 0 K: 2 S: 11	H: 1 LOB: 1 BB: 0 P: 17	R: 0 E: 0 K: 1 S: 10	H: 1 LOB: 1 BB: 0 P: 16	R: 0 E: 0 K: 1 S: 8	H: 1 LOB: 1 BB: 0 P: 11	R: 0 E: 0 K: 1 S: 9	H: 3 LOB: 3 BB: 0 P: 13	1B: 12 2B: 1 3B: 0 HR: 1	SF: 0 SAC: 0 DP: 1 HBP: 0	WP: 2 PB: 0 SB: 0 CS: 0	PA: 41	
<b>PITCHER</b>	IP WLS BF H R ER SO BB IBB HBP BLK WP HR S P ERA WHIP	IP WLS BF H R ER SO BB IBB HBP BLK WP HR S P ERA WHIP	IP WLS BF H R ER SO BB IBB HBP BLK WP HR S P ERA WHIP	IP WLS BF H R ER SO BB IBB HBP BLK WP HR S P ERA WHIP	IP WLS BF H R ER SO BB IBB HBP BLK WP HR S P ERA WHIP	IP WLS BF H R ER SO BB IBB HBP BLK WP HR S P ERA WHIP	IP WLS BF H R ER SO BB IBB HBP BLK WP HR S P ERA WHIP	IP WLS BF H R ER SO BB IBB HBP BLK WP HR S P ERA WHIP	IP WLS BF H R ER SO BB IBB HBP BLK WP HR S P ERA WHIP	IP WLS BF H R ER SO BB IBB HBP BLK WP HR S P ERA WHIP	IP WLS BF H R ER SO BB IBB HBP BLK WP HR S P ERA WHIP	IP WLS BF H R ER SO BB IBB HBP BLK WP HR S P ERA WHIP	IP WLS BF H R ER SO BB IBB HBP BLK WP HR S P ERA WHIP	IP WLS BF H R ER SO BB IBB HBP BLK WP HR S P ERA WHIP	IP WLS BF H R ER SO BB IBB HBP BLK WP HR S P ERA WHIP	IP WLS BF H R ER SO BB IBB HBP BLK WP HR S P ERA WHIP	IP WLS BF H R ER SO BB IBB HBP BLK WP HR S P ERA WHIP	IP WLS BF H R ER SO BB IBB HBP BLK WP HR S P ERA WHIP	IP WLS BF H R ER SO BB IBB HBP BLK WP HR S P ERA WHIP	IP WLS BF H R ER SO BB IBB HBP BLK WP HR S P ERA WHIP	IP WLS BF H R ER SO BB IBB HBP BLK WP HR S P ERA WHIP

Minnesota Twins @ Seattle Mariners  
The Kingdome, Seattle, WA  
Tue Sep 12 1995, 10:05 PM EDT  
Att: 12,102 - Dome

AB 40  
R 3  
H 14  
RBI 3  
BB 1  
SO 8  
LOB 29



Batter	1	2	3	4	5	6	7	8	9	AB	R	H	RBI	BB	SO	LOB	BOTTOM				
<b>Vince Coleman, S</b> (1, 7) <small>OBP: 0.339, SLG: 0.382</small> <b>Alex Diaz, S</b> (7, PH) <small>OBP: 0.285, SLG: 0.325</small>										4	2	2	0	0	0	1					
<b>Joey Cora, S</b> (1, 4) <small>OBP: 0.363, SLG: 0.386</small> <b>Arquimede Pozo, R</b> (7, PH) <small>OBP: 0.285, SLG: 0.325</small>										2	1	1	1	2	0	0					
<b>Ken Griffey Jr., L</b> (1, 8) <small>OBP: 0.369, SLG: 0.462</small> <b>Darren Bragg, L</b> (7, PH) <small>OBP: 0.327, SLG: 0.340</small>										3	2	1	1	1	1	2					
<b>Edgar Martinez, R</b> (1, 10) <small>OBP: 0.485, SLG: 0.641</small> <b>Rich Amaral, R</b> (7, PH) <small>OBP: 0.342, SLG: 0.386</small>										4	1	0	0	0	1	6					
<b>Tino Martinez, L</b> (1, 3) <small>OBP: 0.375, SLG: 0.570</small> <b>Greg Pirkki, R</b> (8, 3) <small>OBP: 0.278, SLG: 0.235</small>										4	1	2	4	0	1	1					
<b>Jay Buhner, R</b> (1, 9) <small>OBP: 0.353, SLG: 0.564</small> <b>Warren Newson, L</b> (9, 9) <small>OBP: 0.410, SLG: 0.394</small>										5	2	2	4	0	3	1					
<b>Mike Blowers, R</b> (1, 5) <small>OBP: 0.480, SLG: 0.480</small> <b>Doug Strange, S</b> (9, 5) <small>OBP: 0.323, SLG: 0.376</small>										4	2	2	1	1	1	1					
<b>Luis Sojo, R</b> (1, 6) <small>OBP: 0.329, SLG: 0.413</small> <b>Alex Rodriguez, R</b> (8, 6) <small>OBP: 0.251, SLG: 0.397</small>										4	1	1	0	0	0	1					
<b>Dan Wilson, R</b> (1, 2) <small>OBP: 0.332, SLG: 0.399</small> <b>Chris Widger, R</b> (8, 2) <small>OBP: 0.245, SLG: 0.267</small>										2	2	1	3	2	0	0					
<b>Inning Stats</b>	R: 4 E: 1 K: 0 S: 22	H: 3 LOB: 1 BB: 1 P: 37	R: 1 E: 0 K: 0 S: 11	H: 2 LOB: 1 BB: 0 P: 21	R: 1 E: 0 K: 1 S: 7	H: 1 LOB: 0 BB: 0 P: 12	R: 4 E: 0 K: 2 S: 12	H: 3 LOB: 1 BB: 2 P: 24	R: 0 E: 0 K: 3 S: 12	H: 0 LOB: 1 BB: 1 P: 20	R: 4 E: 0 K: 0 S: 14	H: 4 LOB: 1 BB: 1 P: 24	R: 0 E: 0 K: 2 S: 14	H: 0 LOB: 0 BB: 0 P: 20	R: 0 E: 0 K: 2 S: 14	H: 0 LOB: 0 BB: 0 P: 20	1B: 5 2B: 4 3B: 0 HR: 4	SF: 0 SAC: 0 DP: 1 HBP: 0	WP: 0 PB: 0 SB: 0 CS: 0	PA: 43	
<b>PITCHER</b>	IP WLS BF H R ER SO BB IBB HBP BLK WP HR S P ERA WHIP	IP WLS BF H R ER SO BB IBB HBP BLK WP HR S P ERA WHIP	IP WLS BF H R ER SO BB IBB HBP BLK WP HR S P ERA WHIP	IP WLS BF H R ER SO BB IBB HBP BLK WP HR S P ERA WHIP	IP WLS BF H R ER SO BB IBB HBP BLK WP HR S P ERA WHIP	IP WLS BF H R ER SO BB IBB HBP BLK WP HR S P ERA WHIP	IP WLS BF H R ER SO BB IBB HBP BLK WP HR S P ERA WHIP	IP WLS BF H R ER SO BB IBB HBP BLK WP HR S P ERA WHIP	IP WLS BF H R ER SO BB IBB HBP BLK WP HR S P ERA WHIP	IP WLS BF H R ER SO BB IBB HBP BLK WP HR S P ERA WHIP	IP WLS BF H R ER SO BB IBB HBP BLK WP HR S P ERA WHIP	IP WLS BF H R ER SO BB IBB HBP BLK WP HR S P ERA WHIP	IP WLS BF H R ER SO BB IBB HBP BLK WP HR S P ERA WHIP	IP WLS BF H R ER SO BB IBB HBP BLK WP HR S P ERA WHIP	IP WLS BF H R ER SO BB IBB HBP BLK WP HR S P ERA WHIP	IP WLS BF H R ER SO BB IBB HBP BLK WP HR S P ERA WHIP	IP WLS BF H R ER SO BB IBB HBP BLK WP HR S P ERA WHIP	IP WLS BF H R ER SO BB IBB HBP BLK WP HR S P ERA WHIP	IP WLS BF H R ER SO BB IBB HBP BLK WP HR S P ERA WHIP	IP WLS BF H R ER SO BB IBB HBP BLK WP HR S P ERA WHIP	IP WLS BF H R ER SO BB IBB HBP BLK WP HR S P ERA WHIP

Minnesota Twins @ Seattle Mariners  
The Kingdome, Seattle, WA  
Tue Sep 12 1995, 10:05 PM EDT  
Att: 12,102 - Dome

AB 37  
R 14  
H 13  
RBI 14  
BB 6  
SO 8  
LOB 14



Batter	1	2	3	4	5	6	7	8	9	AB	R	H	RBI	BB	SO	LOB	TOP										
<b>Chuck Knoblauch, R</b> OBP: 0.423, SLG: 0.501										4	1	1	0	0	1	0	<b>Minnesota Twins @ Seattle Mariners</b> The Kingdome, Seattle, WA Wed Sep 13 1995, 10:05 PM EDT Att: 16,469 - Dome										
<b>Jeff Reboulet, R</b> OBP: 0.366, SLG: 0.413										4	1	1	1	0	3	0											
<b>Kirby Puckett, R</b> OBP: 0.379, SLG: 0.533										3	1	0	0	1	2	0											
<b>Marty Cordova, R</b> OBP: 0.356, SLG: 0.483										3	0	1	2	0	1	0											
<b>Pedro Munoz, R</b> OBP: 0.344, SLG: 0.518										3	0	2	0	0	1	1											
<b>Chip Hale, L</b> OBP: 0.353, SLG: 0.385										1	0	0	0	0	1	1											
<b>Pat Meares, R</b> OBP: 0.296, SLG: 0.423										4	1	1	1	0	2	3											
<b>Matt Walbeck, S</b> OBP: 0.287, SLG: 0.301										3	0	0	0	1	3	1											
<b>Scott Leius, R</b> OBP: 0.331, SLG: 0.346										4	0	0	0	0	1	2											
<b>Rich Becker, L</b> OBP: 0.310, SLG: 0.310										3	0	0	0	0	2	0											
<b>Ron Coomer, R</b> OBP: 0.356, SLG: 0.462										1	0	0	0	0	1	0											
<b>Inning Stats</b>	R: 0 H: 0 E: 0 K: 2 S: 9	H: 0 R: 0 ER: 0 LOB: 0 P: 11	R: 0 H: 1 E: 0 K: 2 S: 12	H: 1 R: 0 ER: 0 LOB: 1 P: 16	R: 3 H: 3 E: 0 K: 2 S: 17	H: 3 R: 0 ER: 0 LOB: 1 P: 27	R: 1 H: 1 E: 0 K: 2 S: 11	H: 1 R: 0 ER: 0 LOB: 0 P: 20	R: 0 H: 0 E: 0 K: 1 S: 12	H: 0 R: 0 ER: 0 LOB: 0 P: 16	R: 0 H: 1 E: 0 K: 2 S: 16	H: 1 R: 0 ER: 0 LOB: 2 P: 23	R: 0 H: 0 E: 0 K: 1 S: 5	H: 0 R: 0 ER: 0 LOB: 0 P: 9	R: 0 H: 0 E: 0 K: 2 S: 10	H: 0 R: 0 ER: 0 LOB: 1 P: 15	R: 0 H: 0 E: 0 K: 3 S: 11	H: 0 R: 0 ER: 0 LOB: 0 P: 13	1B: 0 2B: 5 3B: 0 HR: 1	SF: 0 SAC: 0 DP: 0 HBP: 1	WP: 0 PB: 0 SB: 1 CS: 0	PA: 36					
<b>PITCHER</b>	IP	WLS	BF	H	R	ER	SO	BB	IBB	HBP	BLK	WP	HR	S	P	ERA	WHIP										
<b>Randy Johnson, L</b> ERA: 2.72	(1, 1)	7.0	29	6	4	4	13	2	0	0	0	0	1	82	122	5.14	1.143										
<b>Jeff Nelson, R</b> ERA: 2.19	(8, 1)	1.0	W	4	0	0	2	0	0	1	0	0	0	10	15	0.00	0.000										
<b>Norm Charlton, L</b> ERA: 3.66	(9, 1)	1.0	S	3	0	0	3	0	0	0	0	0	0	11	13	0.00	0.000										

AB	33
R	4
H	6
RBI	4
BB	2
SO	18
LOB	8



Batter	1	2	3	4	5	6	7	8	9	AB	R	H	RBI	BB	SO	LOB	BOTTOM										
<b>Vince Coleman, S</b> OBP: 0.338, SLG: 0.379										3	0	0	0	0	0	2	<b>Minnesota Twins @ Seattle Mariners</b> The Kingdome, Seattle, WA Wed Sep 13 1995, 10:05 PM EDT Att: 16,469 - Dome										
<b>Joey Cora, S</b> OBP: 0.362, SLG: 0.385										4	1	1	0	0	1	3											
<b>Ken Griffey Jr., L</b> OBP: 0.383, SLG: 0.452										4	0	0	0	0	2	4											
<b>Edgar Martinez, R</b> OBP: 0.485, SLG: 0.641										3	1	1	0	1	1	1											
<b>Darren Bragg, L</b> OBP: 0.327, SLG: 0.340										0	1	0	0	0	0	0											
<b>Tino Martinez, L</b> OBP: 0.374, SLG: 0.567										4	1	1	1	0	0	1											
<b>Jay Buhner, R</b> OBP: 0.354, SLG: 0.571										4	2	2	4	0	2	0											
<b>Mike Blowers, R</b> OBP: 0.338, SLG: 0.486										4	1	1	2	0	1	1											
<b>Luis Sojo, R</b> OBP: 0.329, SLG: 0.416										3	0	1	0	0	0	0											
<b>Dan Wilson, R</b> OBP: 0.332, SLG: 0.399										3	0	1	0	0	1	0											
<b>Inning Stats</b>	R: 0 H: 0 E: 0 K: 1 S: 10	H: 0 R: 0 ER: 0 LOB: 0 P: 16	R: 0 H: 0 E: 0 K: 2 S: 8	H: 0 R: 0 ER: 0 LOB: 0 P: 12	R: 0 H: 0 E: 0 K: 0 S: 8	H: 0 R: 0 ER: 0 LOB: 0 P: 13	R: 0 H: 0 E: 0 K: 2 S: 7	H: 0 R: 0 ER: 0 LOB: 0 P: 10	R: 0 H: 0 E: 0 K: 1 S: 9	H: 0 R: 0 ER: 0 LOB: 0 P: 13	R: 0 H: 2 E: 0 K: 0 S: 13	H: 2 R: 0 ER: 0 LOB: 2 P: 23	R: 3 H: 3 E: 0 K: 1 S: 13	H: 3 R: 0 ER: 0 LOB: 0 P: 20	R: 4 H: 3 E: 0 K: 1 S: 12	H: 3 R: 0 ER: 0 LOB: 1 P: 22	1B: 4 2B: 2 3B: 0 HR: 2	SF: 0 SAC: 0 DP: 0 HBP: 1	WP: 0 PB: 0 SB: 1 CS: 0	PA: 34							
<b>PITCHER</b>	IP	WLS	BF	H	R	ER	SO	BB	IBB	HBP	BLK	WP	HR	S	P	ERA	WHIP										
<b>Jose Parra, R</b> ERA: 6.29	(1, 1)	6.1	25	5	3	3	6	1	0	0	0	0	0	13	25	13.50	1.500										
<b>Pat Mahomes, R</b> ERA: 6.62	(7, 1)	1.1	L	6	1	2	2	1	0	0	0	0	0	13	25	13.50	1.500										
<b>Scott Watkins, L</b> ERA: 7.36	(8, 1)	0.0		1	0	0	0	0	0	0	0	0	0	2	2	∞	∞										
<b>Dave Stevens, R</b> ERA: 5.49	(8, 1)	0.1		2	1	2	2	0	0	0	0	0	1	2	3	54.00	3.000										

AB	32
R	7
H	8
RBI	7
BB	1
SO	8
LOB	12






Batter	1	2	3	4	5	6	7	8	9	AB	R	H	RBI	BB	SO	LOB	TOP								
Vince Coleman, S (1,7) OBP: 0.349, SLG: 0.398	F7		FC1-5-6-1 E FC4-2				2B		CS 1B	5	1	3	1	0	0	1									
Joey Cors, S (1,4) OBP: 0.384, SLG: 0.386			FC4-2				F8		E5 WP BB	4	0	1	0	0	1	4									
Felix Fermin, R (7,4) OBP: 0.239, SLG: 0.236	1B									0	0	0	0	1	0	0									
Ken Griffey Jr., L (1,8) OBP: 0.375, SLG: 0.435			K				F9		K	5	0	0	0	0	3	3									
Edgar Martinez, R (1,10) OBP: 0.482, SLG: 0.634	F8								K	4	0	0	0	1	1	1									
Tino Martinez, L (1,3)									IBB	4	0	0	0	1	1	1									
Jay Duhner, R (1,9) OBP: 0.354, SLG: 0.576									K	5	0	1	0	0	3	2									
Mike Blowers, R (1,5) OBP: 0.334, SLG: 0.477									IBB	3	2	2	1	1	0	0									
Luis Sojo, R (1,6) OBP: 0.327, SLG: 0.418									FC5 2B	4	0	0	0	0	3	3									
Dan Wilson, R (1,2) OBP: 0.333, SLG: 0.410									K	4	1	1	1	0	0	0									
									G5-3	4	1	1	1	0	0	0									
									HR	4	1	3	1	0	1	1									
<b>Inning Stats</b>	R: 0 E: 0 K: 1 S: 11	H: 1 LOB: 1 BB: 0 P: 13	R: 1 E: 0 K: 2 S: 10	H: 1 LOB: 0 BB: 0 P: 15	R: 0 E: 1 K: 1 S: 10	H: 1 LOB: 1 BB: 0 P: 17	R: 0 E: 0 K: 1 S: 7	H: 0 LOB: 0 BB: 0 P: 11	R: 0 E: 0 K: 2 S: 18	H: 2 LOB: 2 BB: 0 P: 25	R: 0 E: 0 K: 1 S: 9	H: 0 LOB: 0 BB: 0 P: 10	R: 2 E: 0 K: 2 S: 16	H: 3 LOB: 1 BB: 0 P: 21	R: 0 E: 0 K: 0 S: 9	H: 1 LOB: 2 BB: 1 P: 20	R: 2 E: 1 K: 2 S: 14	H: 2 LOB: 2 BB: 2 P: 28	1B: 4 2B: 5 HR: 2	SF: 0 SAC: 0 DP: 0 HBP: 0	WP: 1 PB: 0 SB: 1 CS: 1	PA: 41			
<b>PITCHER</b>	IP	WLS	BF	H	R	ER	SO	BB	IBB	HBP	BLK	WP	HR	S	P	ERA	WHIP								
Alex Fernandez, R (1,1) ERA: 4.35	8.0		34	9	3	3	10	0	1	0	0	0	1	90	132	3.38	1.125								
Matt Karchner, R (9,1) ERA: 1.89	0.1	L	4	2	2	1	0	1	0	0	0	0	1	7	16	27.00	9.000								
Larry Thomas, L (9,1) ERA: 1.69	0.2		3	0	0	0	2	0	1	0	0	1	0	7	12	0.00	0.000								

Seattle Mariners @ Chicago White Sox  
Comiskey Park, Chicago, IL  
Sat Sep 16 1995, 8:05 PM EDT  
Att: 26,073 - Unknown - 83 F

AB 38  
R 5  
H 11  
RBI 4  
BB 3  
SO 12  
LOB 15



Batter	1	2	3	4	5	6	7	8	9	AB	R	H	RBI	BB	SO	LOB	BOTTOM								
Lance Johnson, L (1,8) OBP: 0.335, SLG: 0.415	L3		E4 G4-3				B1-3			4	0	0	0	0	0	2									
Tim Raines, S (1,7) OBP: 0.378, SLG: 0.439	G3-1		G4-3						G4-3	4	1	1	1	0	0	1									
Dave Martinez, L (1,9) OBP: 0.388, SLG: 0.460	F9									2	1	0	0	2	0	0									
Frank Thomas, R (1,10) OBP: 0.463, SLG: 0.615										3	0	0	0	0	1	4									
Barry Lyons, R (8,PH) OBP: 0.394, SLG: 0.600			F7							1	0	0	0	0	1	0									
Robin Ventura, L (1,3) OBP: 0.385, SLG: 0.511									G3-1	4	0	2	1	0	0	0									
Chris Snopce, R (1,5) OBP: 0.436, SLG: 0.290										2	0	0	0	0	1	1									
Craig Grebeck, R (6,5) OBP: 0.366, SLG: 0.364									G5-3	2	0	0	1	0	0	1									
Ray Durham, S (1,4) OBP: 0.317, SLG: 0.493										4	0	0	0	0	1	3									
Michael LaValliere, L (1,2) OBP: 0.295, SLG: 0.319										3	0	1	0	0	0	0									
Ozzie Guillen, L (1,6) OBP: 0.265, SLG: 0.309										3	1	1	0	0	0	1									
<b>Inning Stats</b>	R: 0 E: 0 K: 0 S: 5	H: 0 LOB: 0 BB: 0 P: 9	R: 0 E: 0 K: 1 S: 6	H: 1 LOB: 1 BB: 0 P: 8	R: 1 E: 1 K: 0 S: 8	H: 1 LOB: 2 BB: 1 P: 16	R: 0 E: 0 K: 0 S: 7	H: 0 LOB: 0 BB: 0 P: 12	R: 0 E: 0 K: 0 S: 8	H: 1 LOB: 0 BB: 0 P: 12	R: 2 E: 1 K: 1 S: 13	H: 2 LOB: 1 BB: 1 P: 26	R: 0 E: 0 K: 0 S: 5	H: 0 LOB: 0 BB: 0 P: 7	R: 0 E: 0 K: 1 S: 8	H: 0 LOB: 0 BB: 0 P: 11	R: 0 E: 0 K: 1 S: 7	H: 0 LOB: 0 BB: 0 P: 10	1B: 5 2B: 0 3B: 0 HR: 0	SF: 0 SAC: 0 DP: 1 HBP: 0	WP: 0 PB: 0 SB: 0 CS: 1	PA: 34			
<b>PITCHER</b>	IP	WLS	BF	H	R	ER	SO	BB	IBB	HBP	BLK	WP	HR	S	P	ERA	WHIP								
Tim Belcher, R (1,1) ERA: 4.3	8.0		31	5	3	2	3	0	0	0	0	0	0	60	101	2.25	0.875								
Norm Charlton, L (9,1) ERA: 3.54	1.0	S	3	0	0	0	1	0	0	0	0	0	0	7	10	0.00	0.000								

Seattle Mariners @ Chicago White Sox  
Comiskey Park, Chicago, IL  
Sat Sep 16 1995, 8:05 PM EDT  
Att: 26,073 - Unknown - 83 F

AB 32  
R 3  
H 5  
RBI 3  
BB 2  
SO 4  
LOB 13





Batter	1	2	3	4	5	6	7	8	9	AB	R	H	RBI	BB	SO	LOB	TOP
<b>Otis Nixon, S</b> <small>OBP: 0.356, SLG: 0.330</small> 										3	1	0	0	1	1	0	
<b>Mark McLemore, S</b> <small>OBP: 0.355, SLG: 0.365</small> 										2	0	0	0	1	1	1	
<b>Will Clark, L</b> <small>OBP: 0.384, SLG: 0.467</small> 										4	0	1	0	0	2	2	
<b>Juan Gonzalez, R</b> <small>OBP: 0.318, SLG: 0.601</small> 										4	0	0	0	0	2	2	
<b>Mickey Tettleton, S</b> <small>OBP: 0.380, SLG: 0.466</small> 										4	0	1	0	0	1	1	
<b>Ivan Rodriguez, R</b> <small>OBP: 0.332, SLG: 0.451</small> 										4	0	0	0	0	0	1	
<b>Lou Frazier, S</b> <small>OBP: 0.282, SLG: 0.228</small> 										4	0	0	0	0	2	2	
<b>Craig Worthington, R</b> <small>OBP: 0.309, SLG: 0.432</small> 										3	0	1	0	0	1	1	
<b>Esteban Beltre, R</b> <small>OBP: 0.250, SLG: 0.304</small> 										3	0	0	0	0	2	1	
<b>Inning Stats</b> <small>R: 1 H: 1 E: 0 LOB: 1 K: 0 BB: 1 S: 11</small>	<small>R: 0 H: 1 E: 0 LOB: 1 K: 1 BB: 0 S: 10</small>	<small>R: 0 H: 1 E: 0 LOB: 1 K: 1 BB: 0 S: 10</small>	<small>R: 0 H: 0 E: 1 LOB: 1 K: 1 BB: 0 S: 10</small>	<small>R: 0 H: 1 E: 0 LOB: 1 K: 2 BB: 0 S: 16</small>	<small>R: 0 H: 0 E: 0 LOB: 1 K: 3 BB: 1 S: 12</small>	<small>R: 0 H: 0 E: 1 LOB: 1 K: 1 BB: 0 S: 9</small>	<small>R: 0 H: 0 E: 0 LOB: 0 K: 0 BB: 0 S: 7</small>	<small>R: 0 H: 0 E: 0 LOB: 0 K: 2 BB: 0 S: 9</small>	<small>R: 0 H: 0 E: 0 LOB: 0 K: 2 BB: 0 S: 10</small>	<small>1B: 1 SF: 0 2B: 1 SAC: 1 3B: 1 DP: 0 HR: 0 HBP: 0</small>	<small>WP: 0 PA: 34</small>						
<b>PITCHER</b> <b>Randy Johnson, L</b> <small>ERA: 2.66</small> <b>Bobby Ayala, R</b> <small>ERA: 4.66</small>	<small>IP: 8.0 WLS: 3 BF: 31 H: 3 R: 1 ER: 1 SO: 10 BB: 2 IBB: 0 HBP: 0 BLK: 1 WP: 0 HR: 0 S: 84 P: 122 ERA: 1.12 WHIP: 0.625</small>																

Texas Rangers @ Seattle Mariners  
The Kingdome, Seattle, WA  
Mon Sep 18 1995, 10:05 PM EDT  
Att: 29,515 - Dome - 68 F

AB	31
R	1
H	3
RBI	0
BB	2
SO	12
LOB	11



Batter	1	2	3	4	5	6	7	8	9	AB	R	H	RBI	BB	SO	LOB	BOTTOM
<b>Vince Coleman, S</b> <small>OBP: 0.343, SLG: 0.391</small> 										5	0	1	0	0	1	2	
<b>Joey Cora, S</b> <small>OBP: 0.365, SLG: 0.386</small> 										4	1	2	1	0	0	1	
<b>Ken Griffey Jr., L</b> <small>OBP: 0.375, SLG: 0.435</small> 										3	1	1	1	1	1	2	
<b>Edgar Martinez, R</b> <small>OBP: 0.480, SLG: 0.635</small> 										3	1	1	2	1	0	0	
<b>Tino Martinez, L</b> <small>OBP: 0.371, SLG: 0.558</small> 										4	1	1	0	0	1	2	
<b>Jay Buhner, R</b> <small>OBP: 0.352, SLG: 0.570</small> 										4	1	1	0	0	0	3	
<b>Mike Blowers, R</b> <small>OBP: 0.335, SLG: 0.483</small> 										4	1	2	3	0	1	0	
<b>Luis Sojo, R</b> <small>OBP: 0.325, SLG: 0.414</small> 										4	1	1	0	0	1	1	
<b>Dan Wilson, R</b> <small>OBP: 0.335, SLG: 0.417</small> 										4	1	1	1	0	2	1	
<b>Inning Stats</b> <small>R: 1 H: 2 E: 0 LOB: 2 K: 1 BB: 1 S: 13</small>	<small>R: 2 H: 3 E: 0 LOB: 1 K: 2 BB: 0 S: 13</small>	<small>R: 3 H: 2 E: 1 LOB: 0 K: 1 BB: 0 S: 17</small>	<small>R: 0 H: 1 E: 0 LOB: 0 K: 0 BB: 0 S: 5</small>	<small>R: 0 H: 0 E: 0 LOB: 0 K: 0 BB: 0 S: 3</small>	<small>R: 0 H: 0 E: 0 LOB: 0 K: 0 BB: 0 S: 10</small>	<small>R: 2 H: 2 E: 0 LOB: 1 K: 3 BB: 1 S: 12</small>	<small>R: 0 H: 1 E: 0 LOB: 1 K: 3 BB: 0 S: 12</small>	<small>1B: 8 SF: 0 2B: 0 SAC: 0 3B: 1 DP: 0 HR: 2 HBP: 0</small>	<small>WP: 1 PA: 38</small>								
<b>PITCHER</b> <b>Bobby Witt, R</b> <small>ERA: 4.08</small> <b>Danny Darwin, R</b> <small>ERA: 7.45</small> <b>Mark Brandenburg, R</b> <small>ERA: 6.74</small>	<small>IP: 2.1 WLS: 1 BF: 16 H: 7 R: 6 ER: 5 SO: 7 BB: 1 IBB: 0 HBP: 0 BLK: 0 WP: 1 HR: 1 S: 37 P: 66 ERA: 4.15 WHIP: 0.923</small>																

Texas Rangers @ Seattle Mariners  
The Kingdome, Seattle, WA  
Mon Sep 18 1995, 10:05 PM EDT  
Att: 29,515 - Dome - 68 F

AB	35
R	8
H	11
RBI	8
BB	2
SO	7
LOB	12



Batter	1	2	3	4	5	6	7	8	9	10	11	AB	R	H	RBI	BB	SO	LOB	TOP					
<b>Otis Nixon, S</b> <small>OBP: 0.357, SLG: 0.333</small> (1, 8)												5	1	2	0	0	1	1						
<b>Mark McLemore, S</b> <small>OBP: 0.354, SLG: 0.371</small> (1, 4)												4	1	1	2	0	0	1						
<b>Will Clark, L</b> <small>OBP: 0.383, SLG: 0.464</small> (1, 3)												3	0	0	1	1	0	0						
<b>Juan Gonzalez, R</b> <small>OBP: 0.316, SLG: 0.594</small> (1, 10)												5	0	1	0	0	1	1						
<b>Mickey Tettleton, S</b> <small>OBP: 0.381, SLG: 0.464</small> <b>Lou Frazier, S</b> <small>OBP: 0.287, SLG: 0.233</small> (8, 7)												2	0	0	0	2	1	0						
<b>Ivan Rodriguez, R</b> <small>OBP: 0.355, SLG: 0.455</small> (1, 2)												5	0	3	0	0	1	4						
<b>29 Rusty Greer, L</b> <small>OBP: 0.353, SLG: 0.416</small> (8, 9)												4	1	1	0	0	1	4						
<b>Jeff Frye, R</b> <small>OBP: 0.328, SLG: 0.364</small> <b>Esteban Beltre, R</b> <small>OBP: 0.290, SLG: 0.304</small> (11, 6)												1	0	0	0	0	0	0						
<b>Mike Pagliarulo, L</b> <small>OBP: 0.264, SLG: 0.342</small> <b>Luis Ortiz, R</b> <small>OBP: 0.272, SLG: 0.346</small> (11, 5)													4	1	1	1	0	0	0					
<b>Benji Gil, R</b> <small>OBP: 0.233, SLG: 0.343</small> <b>Candy Maldonado, R</b> <small>OBP: 0.380, SLG: 0.506</small> (11, 9)													3	0	0	0	0	1	0					
<b>Inning Stats</b>	R: 1 E: 0 K: 0 S: 10	H: 2 LOB: 2 BB: 1 P: 18	R: 1 E: 0 K: 0 S: 9	H: 1 LOB: 0 BB: 0 P: 15	R: 0 E: 0 K: 0 S: 8	H: 0 LOB: 0 BB: 0 P: 15	R: 0 E: 0 K: 1 S: 5	H: 1 LOB: 0 BB: 0 P: 7	R: 0 E: 0 K: 1 S: 6	H: 1 LOB: 1 BB: 0 P: 9	R: 2 E: 0 K: 0 S: 10	H: 2 LOB: 0 BB: 0 P: 17	R: 0 E: 0 K: 2 S: 13	H: 1 LOB: 1 BB: 0 P: 19	R: 0 E: 0 K: 1 S: 5	H: 0 LOB: 0 BB: 0 P: 12	R: 0 E: 0 K: 1 S: 7	H: 1 LOB: 2 BB: 1 P: 15	R: 0 E: 0 K: 1 S: 9	H: 0 LOB: 0 BB: 0 P: 13	1B: 6 2B: 3 3B: 0 HR: 1	SF: 1 SAC: 2 DP: 1 HBP: 0	WP: 1 PB: 0 SB: 0 CS: 0	PA: 45
<b>PITCHER</b>	IP: 7.0 WLS: 7 ERA: 4.52	WLS: 7 BF: 30 ERA: 4.52	WLS: 8 BF: 1 ERA: 3.43	WLS: 8 BF: 1 ERA: 3.43	WLS: 8 BF: 1 ERA: 3.43	WLS: 8 BF: 1 ERA: 3.43	WLS: 8 BF: 1 ERA: 3.43	WLS: 8 BF: 1 ERA: 3.43	WLS: 8 BF: 1 ERA: 3.43	WLS: 8 BF: 1 ERA: 3.43	WLS: 8 BF: 1 ERA: 3.43	WLS: 8 BF: 1 ERA: 3.43	WLS: 8 BF: 1 ERA: 3.43	WLS: 8 BF: 1 ERA: 3.43	WLS: 8 BF: 1 ERA: 3.43	WLS: 8 BF: 1 ERA: 3.43	WLS: 8 BF: 1 ERA: 3.43	WLS: 8 BF: 1 ERA: 3.43	WLS: 8 BF: 1 ERA: 3.43	WLS: 8 BF: 1 ERA: 3.43	WLS: 8 BF: 1 ERA: 3.43	WLS: 8 BF: 1 ERA: 3.43	WLS: 8 BF: 1 ERA: 3.43	
<b>Chris Bostic, R</b> <small>ERA: 4.52</small> (1, 1)	<b>Bobby Ayala, R</b> <small>ERA: 4.52</small> (8, 1)	<b>Norm Charlton, L</b> <small>ERA: 3.43</small> (10, 1)																						

**Texas Rangers @ Seattle Mariners**  
 The Kingdom, Seattle, WA  
 Tue Sep 19 1995, 10:05 PM EDT  
 Att: 20,410 - Dome - 68 F

AB	39
R	4
H	10
RBI	4
BB	3
SO	7
LOB	11

Batter	1	2	3	4	5	6	7	8	9	10	11	AB	R	H	RBI	BB	SO	LOB	BOTTOM							
<b>Vince Coleman, S</b> <small>OBP: 0.342, SLG: 0.388</small> (1, 7)												5	0	1	0	0	2	2								
<b>Chris Widger, R</b> <small>OBP: 0.245, SLG: 0.267</small> <b>Darren Bragg, L</b> <small>OBP: 0.331, SLG: 0.345</small> (11, PH)												0	0	0	0	0	0	0								
<b>Joey Cora, S</b> <small>OBP: 0.362, SLG: 0.381</small> (1, 4)												5	0	0	0	1	0	3								
<b>Ken Griffey Jr., L</b> <small>OBP: 0.378, SLG: 0.450</small> (1, 8)												6	1	3	2	0	1	1								
<b>Edgar Martinez, R</b> <small>OBP: 0.481, SLG: 0.635</small> (1, 10)												3	1	1	1	0	2	0	1							
<b>Tino Martinez, L</b> <small>OBP: 0.371, SLG: 0.558</small> (1, 3)												5	0	2	0	0	0	2								
<b>Jay Buhner, R</b> <small>OBP: 0.351, SLG: 0.584</small> (1, 9)												4	0	0	1	1	0	3								
<b>Mike Blowers, R</b> <small>OBP: 0.333, SLG: 0.479</small> <b>Alex Diaz, S</b> <small>OBP: 0.286, SLG: 0.323</small> (10, 7)												3	0	0	0	0	0	2								
<b>Luis Sojo, R</b> <small>OBP: 0.325, SLG: 0.413</small> <b>Warren Newton, L</b> <small>OBP: 0.408, SLG: 0.391</small> <b>Felix Fermin, R</b> <small>OBP: 0.240, SLG: 0.233</small> (10, 6)												3	0	1	0	0	0	1								
<b>Dan Wilson, R</b> <small>OBP: 0.325, SLG: 0.416</small> <b>Doug Strange, S</b> <small>OBP: 0.329, SLG: 0.401</small> (10, 5)												2	2	2	2	0	0	0								
<b>Inning Stats</b>	R: 0 E: 0 K: 1 S: 14	H: 2 LOB: 2 BB: 0 P: 24	R: 0 E: 0 K: 1 S: 13	H: 2 LOB: 2 BB: 0 P: 18	R: 0 E: 0 K: 0 S: 5	H: 0 LOB: 0 BB: 0 P: 13	R: 0 E: 0 K: 0 S: 8	H: 0 LOB: 1 BB: 1 P: 16	R: 0 E: 0 K: 0 S: 7	H: 1 LOB: 0 BB: 0 P: 10	R: 1 E: 0 K: 1 S: 10	H: 1 LOB: 1 BB: 1 P: 20	R: 0 E: 0 K: 0 S: 8	H: 1 LOB: 1 BB: 0 P: 11	R: 1 E: 0 K: 0 S: 10	H: 1 LOB: 0 BB: 0 P: 14	R: 2 E: 0 K: 1 S: 11	H: 1 LOB: 0 BB: 1 P: 18	R: 0 E: 0 K: 0 S: 7	H: 1 LOB: 2 BB: 1 P: 16	R: 1 E: 0 K: 0 S: 8	H: 3 LOB: 2 BB: 0 P: 13	1B: 8 2B: 3 3B: 0 HR: 2	SF: 0 SAC: 0 DP: 1 HBP: 0	WP: 0 PB: 0 SB: 0 CS: 0	PA: 48
<b>PITCHER</b>	IP: 8.0 WLS: 5 ERA: 5.66	IP: 8.0 WLS: 5 ERA: 5.66	IP: 8.0 WLS: 5 ERA: 5.66	IP: 8.0 WLS: 5 ERA: 5.66	IP: 8.0 WLS: 5 ERA: 5.66	IP: 8.0 WLS: 5 ERA: 5.66	IP: 8.0 WLS: 5 ERA: 5.66	IP: 8.0 WLS: 5 ERA: 5.66	IP: 8.0 WLS: 5 ERA: 5.66	IP: 8.0 WLS: 5 ERA: 5.66	IP: 8.0 WLS: 5 ERA: 5.66	IP: 8.0 WLS: 5 ERA: 5.66	IP: 8.0 WLS: 5 ERA: 5.66	IP: 8.0 WLS: 5 ERA: 5.66	IP: 8.0 WLS: 5 ERA: 5.66	IP: 8.0 WLS: 5 ERA: 5.66	IP: 8.0 WLS: 5 ERA: 5.66	IP: 8.0 WLS: 5 ERA: 5.66	IP: 8.0 WLS: 5 ERA: 5.66	IP: 8.0 WLS: 5 ERA: 5.66	IP: 8.0 WLS: 5 ERA: 5.66	IP: 8.0 WLS: 5 ERA: 5.66				
<b>Kevin Gross, R</b> <small>ERA: 5.66</small> (8, 1)	<b>Jeff Russell, R</b> <small>ERA: 3.13</small> (10, 1)	<b>Roger McDowell, R</b> <small>ERA: 4.2</small> (11, 1)																								

**Texas Rangers @ Seattle Mariners**  
 The Kingdom, Seattle, WA  
 Tue Sep 19 1995, 10:05 PM EDT  
 Att: 20,410 - Dome - 68 F

AB	43
R	5
H	12
RBI	5
BB	5
SO	4
LOB	18





Batter	1	2	3	4	5	6	7	8	9	AB	R	H	RBI	BB	SO	LOB	TOP										
<b>Rickey Henderson, R</b> OBP: 0.404, SLG: 0.442 (1, 7)	G5-3			L8			S		F8	5	1	2	3	0	0	0	<b>Oakland Athletics @ Seattle Mariners</b> The Kingdome, Seattle, WA Fri Sep 22 1995, 10:05 PM EDT Att: 51,500 - Unknown - 68 F										
<b>Geronimo Berroa, R</b> OBP: 0.355, SLG: 0.465 (1, 9)	K	K		L8			K		G6-3	5	0	0	0	0	3	2											
<b>Brent Gates, S</b> OBP: 0.319, SLG: 0.360 (1, 4)										4	1	3	1	0	0	0											
<b>Mark McGwire, R</b> OBP: 0.437, SLG: 0.672 (1, 3)	K									4	1	1	2	0	1	2											
<b>Jason Giambi, L</b> OBP: 0.364, SLG: 0.398 (1, 5)										4	0	0	0	0	0	1											
<b>Danny Tartabull, R</b> OBP: 0.334, SLG: 0.383 <b>Jose Herrera, L</b> OBP: 0.328, SLG: 0.350 (8, FR)										3	1	1	0	1	1	0											
<b>Terry Steinbach, R</b> OBP: 0.318, SLG: 0.456 (1, 2)										0	0	0	0	0	0	0											
<b>Stan Javier, S</b> OBP: 0.351, SLG: 0.385 (1, 8)										4	2	3	0	0	0	0											
<b>Mike Bordick, R</b> OBP: 0.326, SLG: 0.352 (1, 6)										3	1	1	1	1	0	1											
<b>Inning Stats</b>	R: 0 E: 0 K: 2 S: 13	H: 1 LOB: 1 BB: 0 P: 17	R: 3 E: 0 K: 2 S: 14	H: 2 LOB: 1 BB: 2 P: 27	R: 3 E: 1 K: 2 S: 17	H: 4 LOB: 1 BB: 0 P: 25	R: 0 E: 0 K: 0 S: 8	H: 0 LOB: 0 BB: 0 P: 15	R: 0 E: 0 K: 1 S: 5	H: 0 LOB: 0 BB: 0 P: 9	R: 0 E: 0 K: 1 S: 8	H: 0 LOB: 0 BB: 0 P: 13	R: 1 E: 0 K: 1 S: 16	H: 2 LOB: 1 BB: 0 P: 26	R: 0 E: 0 K: 0 S: 8	H: 2 LOB: 1 BB: 0 P: 12		R: 0 E: 0 K: 0 S: 5	H: 0 LOB: 0 BB: 0 P: 8	1B: 8 2B: 2 3B: 0 HR: 1	SF: 0 SAC: 0 DP: 1 HBP: 0	WP: 0 PB: 0 SB: 1 CS: 1	PA: 38				
<b>PITCHER</b>	IP	WLS	BF	H	R	ER	SO	BB	IBB	HBP	BLK	WP	HR	S	P	ERA	WHIP										
<b>Tim Lincecum, R</b> ERA: 4.46 (1, 1)	6.1		29	8	7	6	8	2	0	0	0	0	1	70	116	8.53	1.579										
<b>Bill Rife, R</b> ERA: 3.24 (7, 1)	0.2		3	1	0	0	0	0	0	0	0	0	0	11	16	0.00	1.500										
<b>Jeff Nelson, R</b> ERA: 2.08 (8, 1)	1.0	W	3	2	0	0	0	0	0	0	0	0	0	8	12	0.00	2.000										
<b>Norm Charlton, L</b> ERA: 3.38 (9, 1)	1.0	S	3	0	0	0	0	0	0	0	0	0	0	5	8	0.00	0.000										

Batter	1	2	3	4	5	6	7	8	9	AB	R	H	RBI	BB	SO	LOB	BOTTOM										
<b>Vince Coleman, S</b> OBP: 0.347, SLG: 0.405 <b>Felix Fermin, R</b> OBP: 0.240, SLG: 0.233 (9, 6)	F7						K		F7	5	1	2	4	0	1	1	<b>Oakland Athletics @ Seattle Mariners</b> The Kingdome, Seattle, WA Fri Sep 22 1995, 10:05 PM EDT Att: 51,500 - Unknown - 68 F										
<b>Joey Cora, S</b> OBP: 0.357, SLG: 0.376 (1, 4)	F8						G6-3			4	0	0	0	0	0	2											
<b>Ken Griffey Jr., L</b> OBP: 0.377, SLG: 0.472 (1, 8)	F8									4	1	1	1	0	0	0											
<b>Edgar Martinez, R</b> OBP: 0.483, SLG: 0.640 (1, 10)										4	1	2	1	0	0	0											
<b>Tino Martinez, L</b> OBP: 0.371, SLG: 0.553 <b>Rich Amaral, R</b> OBP: 0.342, SLG: 0.386 <b>Doug Strange, S</b> OBP: 0.328, SLG: 0.401 (8, FR)										3	1	1	0	1	0	1											
<b>Jay Buhner, R</b> OBP: 0.351, SLG: 0.560 (1, 9)										0	1	0	0	0	0	0											
<b>Mike Blowers, R</b> OBP: 0.335, SLG: 0.478 (9, 3)										3	2	1	1	1	1	1											
<b>Luis Sojo, R</b> OBP: 0.335, SLG: 0.429 <b>Alex Diaz, S</b> OBP: 0.289, SLG: 0.337 (8, PH)										2	1	1	0	1	0	0											
<b>Dan Wilson, R</b> OBP: 0.337, SLG: 0.419 (1, 2)										1	1	1	3	0	0	0											
<b>Inning Stats</b>	R: 0 E: 0 K: 0 S: 7	H: 0 LOB: 0 BB: 0 P: 9	R: 0 E: 0 K: 1 S: 9	H: 1 LOB: 1 BB: 0 P: 13	R: 0 E: 0 K: 0 S: 10	H: 2 LOB: 1 BB: 0 P: 16	R: 6 E: 0 K: 0 S: 22	H: 4 LOB: 0 BB: 2 P: 35	R: 0 E: 0 K: 0 S: 11	H: 0 LOB: 0 BB: 0 P: 16	R: 0 E: 0 K: 0 S: 6	H: 1 LOB: 1 BB: 0 P: 9	R: 0 E: 0 K: 1 S: 9	H: 0 LOB: 0 BB: 0 P: 13	R: 4 E: 0 K: 0 S: 12	H: 3 LOB: 1 BB: 1 P: 23		1B: 5 2B: 3 3B: 0 HR: 4	SF: 0 SAC: 1 DP: 1 HBP: 0	WP: 0 PB: 0 SB: 2 CS: 0	PA: 37						
<b>PITCHER</b>	IP	WLS	BF	H	R	ER	SO	BB	IBB	HBP	BLK	WP	HR	S	P	ERA	WHIP										
<b>Todd Van Poppel, R</b> ERA: 4.46 (1, 1)	6.0		27	8	6	6	1	0	0	0	0	0	0	9	13	0.00	0.000										
<b>Mike Mohler, L</b> ERA: 2.95 (7, 1)	1.0		3	0	0	0	1	0	0	0	0	0	0	6	14	81.00	9.000										
<b>Jim Corsi, R</b> ERA: 2.36 (8, 1)	0.1	L	4	2	3	3	0	1	0	0	0	0	1	6	9	13.50	1.500										
<b>Rick Honeycutt, L</b> ERA: 2.45 (8, 1)	0.2		3	1	1	1	0	0	0	0	0	0	1	6	9	13.50	1.500										

AB 36  
R 7  
H 11  
RBI 7  
BB 2  
SO 8  
LOB 10



AB 33  
R 10  
H 11  
RBI 10  
BB 3  
SO 2  
LOB 9



Batter	1	2	3	4	5	6	7	8	9	AB	R	H	RBI	BB	SO	LOB	TOP	
Mike Gallego, R OBP: 0.292, SLG: 0.234 (1, 5)										4	0	0	0	0	4	1		
Geronimo Berroa, R OBP: 0.354, SLG: 0.463 (1, 9)										4	0	1	0	0	0	0		
Brent Gates, S OBP: 0.319, SLG: 0.358 (1, 4)										3	0	0	0	1	3	1		
Mark McGwire, R OBP: 0.435, SLG: 0.666 (1, 3)										3	0	0	0	1	1	3		
Terry Steinbach, R OBP: 0.318, SLG: 0.455 Eric Helfand, L OBP: 0.274, SLG: 0.217 (1, 2) (6, 2)										3	0	1	0	0	0	2		
Danny Tartabull, R OBP: 0.337, SLG: 0.383 (1, 10)										3	0	1	0	1	1	2		
Stan Javier, S OBP: 0.349, SLG: 0.382 Jose Herrera, L OBP: 0.324, SLG: 0.344 (1, 8) (7, 8)										3	0	0	0	0	2	4		
Mike Bordick, R OBP: 0.326, SLG: 0.351 (1, 6)										3	0	1	0	0	1	2		
Craig Paquette, R OBP: 0.259, SLG: 0.428 (1, 7)										3	0	0	0	0	3	1		
<b>Inning Stats</b>	R: 0 H: 0 E: 0 K: 2 S: 10	H: 0 LOB: 0 BB: 0 P: 12	R: 0 H: 1 E: 0 K: 2 S: 13	LOB: 2 BB: 1 P: 22	R: 0 H: 0 E: 0 K: 2 S: 9	H: 0 LOB: 0 BB: 0 P: 13	R: 0 H: 0 E: 0 K: 1 S: 7	H: 0 LOB: 2 BB: 2 P: 17	R: 0 H: 2 E: 0 K: 2 S: 12	H: 1 LOB: 1 BB: 0 P: 19	R: 0 H: 1 E: 0 K: 3 S: 14	H: 0 LOB: 0 BB: 0 P: 20	R: 0 H: 0 E: 0 K: 1 S: 5	H: 0 LOB: 0 BB: 0 P: 5	1B: 4 2B: 0 3B: 0 HR: 0	SF: 0 SAC: 0 DP: 1 HBP: 0	WP: 0 PB: 1 SB: 0 CS: 0	PA: 34
<b>PITCHER</b>	IP WLS BF H R ER SO BB IBB HBP BLK WP HR S P ERA WHIP																	
Randy Johnson, L ERA: 2.56 Bobby Ayala, R ERA: 4.41 (1, 1) (8, 1)	7.1 W 30 4 0 0 15 3 0 0 0 0 0 0 80 127 0.00 0.955																	

Oakland Athletics @ Seattle Mariners  
The Kingdome, Seattle, WA  
Sat Sep 23 1995, 10:05 PM EDT  
Att: 54,589 - Dome

AB 31  
R 0  
H 4  
RBI 0  
BB 3  
SO 16  
LOB 16



Batter	1	2	3	4	5	6	7	8	9	AB	R	H	RBI	BB	SO	LOB	BOTTOM			
Vince Coleman, S OBP: 0.349, SLG: 0.409 (1, 7)										4	2	2	0	0	1	0				
Luis Sejo, R OBP: 0.336, SLG: 0.428 Alex Rodriguez, R OBP: 0.264, SLG: 0.413 (1, 6) (5, 6)										1	0	0	0	1	0	1				
Ken Griffey Jr., L OBP: 0.382, SLG: 0.478 (1, 8)										3	1	2	1	1	0	0				
Edgar Martinez, R OBP: 0.481, SLG: 0.639 (1, 10)										4	1	1	1	1	0	1				
Jay Buhner, R OBP: 0.352, SLG: 0.573 (1, 9)										4	2	2	4	0	0	1				
Mike Blowers, R OBP: 0.335, SLG: 0.477 (1, 5)										3	0	1	0	0	1	0				
Tino Martinez, L OBP: 0.369, SLG: 0.550 (1, 3)										3	0	0	0	0	0	1				
Felix Fermin, R OBP: 0.237, SLG: 0.230 (1, 4)										3	0	0	0	0	0	1				
Dan Wilson, R OBP: 0.335, SLG: 0.416 (1, 2)										3	0	0	0	0	0	0				
<b>Inning Stats</b>	R: 4 H: 3 E: 0 K: 0 S: 19	H: 3 LOB: 0 BB: 1 P: 32	R: 0 H: 0 E: 0 K: 0 S: 13	H: 0 LOB: 0 BB: 0 P: 18	R: 0 H: 1 E: 0 K: 0 S: 4	H: 1 LOB: 0 BB: 1 P: 12	R: 1 H: 1 E: 0 K: 1 S: 10	H: 1 LOB: 0 BB: 0 P: 15	R: 2 H: 3 E: 0 K: 0 S: 13	H: 3 LOB: 1 BB: 0 P: 24	R: 0 H: 1 E: 0 K: 0 S: 6	H: 0 LOB: 0 BB: 0 P: 10	R: 0 H: 0 E: 0 K: 1 S: 11	H: 0 LOB: 0 BB: 0 P: 17	R: 0 H: 0 E: 0 K: 1 S: 10	H: 0 LOB: 0 BB: 0 P: 15	1B: 3 2B: 3 3B: 1 HR: 2	SF: 0 SAC: 0 DP: 2 HBP: 0	WP: 0 PB: 0 SB: 1 CS: 0	PA: 32
<b>PITCHER</b>	IP WLS BF H R ER SO BB IBB HBP BLK WP HR S P ERA WHIP																			
Doug Johns, L ERA: 4.84 Mark Acree, R ERA: 5.51 Ariel Prieto, R ERA: 5.14 John Wasdin, R ERA: 2.51 (1, 1) (5, 1) (6, 1) (8, 1)	4.1 L 19 6 2 1 1 0 0 0 0 0 0 0 9 17 13.50 3.000																			

Oakland Athletics @ Seattle Mariners  
The Kingdome, Seattle, WA  
Sat Sep 23 1995, 10:05 PM EDT  
Att: 54,589 - Dome

AB 30  
R 7  
H 9  
RBI 7  
BB 2  
SO 3  
LOB 6



Batter	1	2	3	4	5	6	7	8	9	AB	R	H	RBI	BB	SO	LOB	TOP										
Rickey Henderson, R OBP: 0.407, SLG: 0.447 Stan Javier, S OBP: 0.347, SLG: 0.380	G4-3 1B		G4-3 2B	1B BB		L7		K		2	0	2	0	1	0	0											
Gerónimo Berroa, R OBP: 0.353, SLG: 0.461	G3 1-2		G4-3 2-3	1B 1-H 2-H		K		G1-3		5	0	1	1	0	1	4											
Brent Gates, S OBP: 0.318, SLG: 0.357	G4-3 2-3		K		HR 1B	F8			K	5	1	1	0	0	2	2											
Mark McGwire, R OBP: 0.434, SLG: 0.670	K			K	HR 1B		G4-3		HR BB	4	2	1	2	1	2	1											
Danny Tartabull, R OBP: 0.338, SLG: 0.392		G5-3		1B 2B BB	G6-3		K		HR BB	4	2	1	2	1	1	0											
Terry Steinbach, R OBP: 0.319, SLG: 0.455	K			BB 1B	FC3-6 1B		G6-3		L9	5	1	2	0	0	1	0											
Scott Brosius, R OBP: 0.341, SLG: 0.459	1B			BB 2B BB	FC3-6 1-2			BB 1B	K2-3	4	1	2	0	1	1	1											
Mike Gallego, R OBP: 0.285, SLG: 0.228 Jose Herrera, L OBP: 0.324, SLG: 0.344 Craig Paquette, R OBP: 0.259, SLG: 0.426	K			K	E4			K		3	0	0	0	0	2	5											
Mike Bordick, R OBP: 0.327, SLG: 0.354			G5-3	1B 2B	K					3	0	0	0	0	0	0											
<b>Inning Stats</b>	R: 0 E: 0 K: 1 S: 8	H: 1 LOB: 1 BB: 0 P: 10	R: 0 E: 0 K: 2 S: 13	H: 1 LOB: 1 BB: 0 P: 17	R: 0 E: 0 K: 1 S: 9	H: 1 LOB: 1 BB: 0 P: 13	R: 4 E: 0 K: 2 S: 15	H: 3 LOB: 2 BB: 3 P: 34	R: 2 E: 0 K: 1 S: 14	H: 3 LOB: 0 BB: 0 P: 23	R: 0 E: 0 K: 1 S: 7	H: 0 LOB: 0 BB: 0 P: 11	R: 0 E: 0 K: 1 S: 6	H: 0 LOB: 0 BB: 0 P: 8	R: 0 E: 0 K: 2 S: 11	H: 1 LOB: 2 BB: 1 P: 22	R: 2 E: 0 K: 2 S: 13	H: 1 LOB: 0 BB: 1 P: 21	1B: 7 2B: 2 3B: 0 HR: 2	SF: 0 SAC: 0 DP: 0 HBP: 0	WP: 0 PB: 0 SB: 0 CS: 0	PA: 43					
<b>PITCHER</b>	IP	WLS	BF	H	R	ER	SO	BB	IBB	HBP	BLK	WP	HR	S	P	ERA	WHIP										
Chris Bosio, R ERA: 5.02	4.0		20	6	4	4	6	3	0	0	0	0	0	45	74	9.00	2.250										
Bob Wells, R ERA: 5.75	0.0		2	2	2	2	0	0	0	0	0	0	1	4	8	∞	∞										
Jeff Nelson, R ERA: 2.0	3.0		11	1	0	0	3	0	0	0	0	0	0	23	34	0.00	0.333										
Bill Risley, R ERA: 3.24	0.0		1	1	0	0	0	0	0	0	0	0	0	3	5	∞	∞										
Norm Charlton, L ERA: 3.55	2.0	W	9	1	2	2	4	2	0	0	0	0	1	21	38	9.00	1.500										

Oakland Athletics @ Seattle Mariners  
The Kingdome, Seattle, WA  
Sun Sep 24 1995, 6:33 AM EDT  
Att: 46,714 - Dome - 68 F

livebaseballscores.com

AB 38  
R 8  
H 11  
RBI 8  
BB 5  
SO 13  
LOB 18



Batter	1	2	3	4	5	6	7	8	9	AB	R	H	RBI	BB	SO	LOB	BOTTOM										
Vince Coleman, S OBP: 0.347, SLG: 0.406	G3		BB 1B	G4-3		K		E6 FC5		5	1	1	0	0	1	3											
Joey Cora, S OBP: 0.358, SLG: 0.374 Rich Amaral, R OBP: 0.341, SLG: 0.384 Felix Fermin, R OBP: 0.297, SLG: 0.230	G1-3		1B BB		G4-3		BB 2B	FC5		2	1	0	0	2	0	0											
Ken Griffey Jr., L OBP: 0.386, SLG: 0.479				BB	E6 CS		BB 1B		L7	4	1	2	1	1	0	0											
Edgar Martínez, R OBP: 0.480, SLG: 0.639 Darren Bragg, L OBP: 0.331, SLG: 0.345	K			BB	K		BB 2B		HR 1B	5	0	2	2	0	3	4											
Tino Martínez, L OBP: 0.371, SLG: 0.561		K		BB 2B 1B BB	CS		K		HR	4	3	2	3	1	2	1											
Jay Buhner, R OBP: 0.350, SLG: 0.568 Alex Diaz, S OBP: 0.289, SLG: 0.337	F9			K		K		E5 SH3-4 1B		4	0	0	0	0	2	1											
Mike Blowers, R OBP: 0.333, SLG: 0.474	K			L6		P4		SH3-4		3	0	0	0	0	1	1											
Dan Wilson, R OBP: 0.337, SLG: 0.420				F7		F7		FC5 E 1B		4	1	2	1	0	0	0											
Alex Rodríguez, R OBP: 0.264, SLG: 0.408			G6-3		1B		K		K	4	0	1	2	0	2	2											
<b>Inning Stats</b>	R: 0 E: 0 K: 1 S: 8	H: 0 LOB: 1 BB: 1 P: 15	R: 0 E: 0 K: 2 S: 7	H: 0 LOB: 0 BB: 0 P: 12	R: 1 E: 0 K: 1 S: 20	H: 2 LOB: 1 BB: 1 P: 31	R: 2 E: 0 K: 1 S: 11	H: 2 LOB: 1 BB: 1 P: 19	R: 0 E: 1 K: 1 S: 6	H: 0 LOB: 0 BB: 0 P: 8	R: 1 E: 0 K: 1 S: 7	H: 1 LOB: 0 BB: 0 P: 11	R: 2 E: 0 K: 3 S: 17	H: 2 LOB: 1 BB: 1 P: 25	R: 1 E: 2 K: 1 S: 13	H: 1 LOB: 2 BB: 0 P: 21	R: 2 E: 0 K: 0 S: 6	H: 2 LOB: 1 BB: 0 P: 9	1B: 6 2B: 2 3B: 0 HR: 2	SF: 0 SAC: 1 DP: 0 HBP: 0	WP: 0 PB: 0 SB: 0 CS: 1	PA: 42					
<b>PITCHER</b>	IP	WLS	BF	H	R	ER	SO	BB	IBB	HBP	BLK	WP	HR	S	P	ERA	WHIP										
Steve Ontiveros, R ERA: 4.15	6.2		29	5	5	5	9	4	0	0	0	0	0	10	13	27.00	6.000										
Mike Mohler, L ERA: 3.32	0.1		3	2	1	1	1	0	0	0	0	0	0	8	14	0.00	1.500										
Jim Corsi, R ERA: 2.32	0.2		4	1	1	0	1	0	0	0	0	0	0	7	10	0.00	0.000										
Rick Honeycutt, L ERA: 2.42	0.2		3	0	0	0	0	0	0	0	0	0	0	4	6	∞	∞										
Dennis Eckersley, R ERA: 4.98	0.0	L	2	2	2	2	0	0	0	0	0	0	1	4	6	∞	∞										

Oakland Athletics @ Seattle Mariners  
The Kingdome, Seattle, WA  
Sun Sep 24 1995, 6:33 AM EDT  
Att: 46,714 - Dome - 68 F

livebaseballscores.com

AB 36  
R 9  
H 10  
RBI 9  
BB 4  
SO 11  
LOB 14



Batter	1	2	3	4	5	6	7	8	9	AB	R	H	RBI	BB	SO	LOB	TOP				
<b>Tony Phillips, S</b> (1,5) OBP: 0.393, SLG: 0.460	F7		4-2 BB		2-2 FC3-2		0-0 F7		2-3 K	4	0	0	0	1	1	2					
<b>Gary Disarcina, R</b> (1,6) OBP: 0.352, SLG: 0.471	F8		0-0 L4-6		1-1 F8			3-2 G1-3 BB		3	0	0	0	0	0	3					
<b>Mike Aldrete, L</b> (8,PH) OBP: 0.351, SLG: 0.403			2-2					1B		1	0	1	0	0	0	0					
<b>Rex Hudler, R</b> (8,4) OBP: 0.269, SLG: 0.373										0	0	0	0	0	0	0					
<b>Jim Edmonds, L</b> (1,8) OBP: 0.356, SLG: 0.537	G4-3			1-1 1B		3-2 FC4-6 1B		4-1 G1-3 BB		3	0	2	0	1	0	0					
<b>Tim Salmon, R</b> (1,9) OBP: 0.435, SLG: 0.605		0-0 F9		1-2 F8		2-3 K		0-1 G1-3		4	0	0	0	0	1	4					
<b>Chili Davis, S</b> (1,10) OBP: 0.426, SLG: 0.499		0-0 1B		1-2 F8		2-1 FC4-6		1-3 K		4	0	1	0	0	1	4					
<b>J.T. Snow, L</b> (1,3) OBP: 0.349, SLG: 0.456	F8			1-1 L3		1-1 G4-3		1-2 F8		4	0	0	0	0	0	5					
<b>16 Garret Anderson, L</b> (1,7) OBP: 0.354, SLG: 0.518	G4-3				2-1 HR		1-2 1B		1-1 G3-1	4	1	2	1	0	0	1					
<b>Greg Myers, L</b> (1,2) OBP: 0.312, SLG: 0.430			2-2 L4-6 BB		0-0 FC3-2 3B		0-1 F9		0-0 HR	4	1	3	1	0	0	1					
<b>Damon Easley, R</b> (1,4) OBP: 0.288, SLG: 0.300			0-0 F8		0-1 F7		2-2 F8		0-3 K2-3	1	0	0	0	0	0	1					
<b>Spike Owen, S</b> (5,PH) OBP: 0.291, SLG: 0.315										3	0	0	0	0	1	2					
<b>Inning Stats</b>	R: 0 E: 0 K: 0 S: 9	H: 0 LOB: 0 BB: 0 P: 14	R: 0 E: 0 K: 0 S: 5	H: 1 LOB: 1 BB: 0 P: 6	R: 0 E: 0 K: 0 S: 8	H: 1 LOB: 1 BB: 1 P: 14	R: 0 E: 0 K: 0 S: 10	H: 1 LOB: 1 BB: 0 P: 14	R: 1 E: 0 K: 1 S: 10	H: 2 LOB: 1 BB: 0 P: 15	R: 0 E: 0 K: 1 S: 10	H: 1 LOB: 1 BB: 0 P: 18	R: 0 E: 0 K: 1 S: 18	H: 1 LOB: 2 BB: 1 P: 27	R: 1 E: 0 K: 2 S: 9	H: 1 LOB: 0 BB: 0 P: 12	1B: 6 2B: 1 3B: 1 HR: 2	SF: 0 SAC: 0 DP: 1 HBP: 0	WP: 0 PB: 0 SB: 0 CS: 0	PA: 37	
<b>PITCHER</b>	IP	WLS	BF	H	R	ER	SO	BB	IBB	HBP	BLK	WP	HR	S	P	ERA	WHIP				
<b>Andy Benes, R</b> (1,1) ERA: 4.44	7.1	W	31	8	1	1	1	2	0	0	0	0	1	73	112	1.23	1.364				
<b>Bobby Ayala, R</b> (8,1) ERA: 4.43	1.2		6	1	1	1	3	0	0	0	0	0	1	15	20	5.40	0.600				

California Angels @ Seattle Mariners  
The Kingdome, Seattle, WA  
Tue Sep 26 1995, 6:33 AM EDT  
Att: 46,935 - Dome - 68 F

AB 35  
R 2  
H 9  
RBI 2  
BB 2  
SO 4  
LOB 23



Batter	1	2	3	4	5	6	7	8	9	AB	R	H	RBI	BB	SO	LOB	BOTTOM				
<b>Vince Coleman, S</b> (1,7) OBP: 0.348, SLG: 0.408	K		3-2 F8	0-0 SH2-3		4-1 SH5-4 2B		1-1 G4-3 SF7 2B		3	2	1	0	1	1	0					
<b>Joey Cora, S</b> (1,4) OBP: 0.360, SLG: 0.375		0-0 1B	2-0 2B	1-2 SF9		1-0 SH5-4		3-2 G4-3		2	1	1	1	0	0	1					
<b>Felix Fermin, R</b> (9,4) OBP: 0.237, SLG: 0.230			HBP	3-H		1-2 2-3		2-3		0	0	0	0	0	0	0					
<b>Ken Griffey Jr., L</b> (1,8) OBP: 0.386, SLG: 0.496	F7		1-0 E 2B	1-0 HR		2-1 P6		2-2 SF7		4	2	2	3	0	0	3					
<b>Edgar Martinez, R</b> (1,10) OBP: 0.480, SLG: 0.635	G5-3		2-2 E2 1B	3-3 K		4-0 2B		3-H G1-3		4	2	1	1	1	1	1					
<b>Tino Martinez, L</b> (1,3) OBP: 0.371, SLG: 0.562		1-1 F8	1-2 BB 1B		2-3 K	1-1 2B				3	0	1	3	0	1	0					
<b>Jay Buhner, R</b> (1,9) OBP: 0.353, SLG: 0.576		0-0 1B	0-0 BB	1-2 2H 1B		2-2 HR		1-1 F8		4	1	3	2	0	0	1					
<b>Mike Blowers, R</b> (1,5) OBP: 0.332, SLG: 0.470		1-2 F8	4-2 1B		0-3 K					3	0	0	0	1	1	1					
<b>Luis Sojo, R</b> (1,6) OBP: 0.332, SLG: 0.422		1-2 G1-3	1-2 F9		2-0 G4-3		0-1 F9			4	0	0	0	0	0	4					
<b>Dan Wilson, R</b> (1,2) OBP: 0.338, SLG: 0.421			3-2 P5	3-1 SH2-3 SF9 2B		4-0 SH5-4 2B		G4-3		3	2	1	0	1	0	0					
<b>Inning Stats</b>	R: 0 E: 0 K: 1 S: 8	H: 1 LOB: 1 BB: 0 P: 12	R: 0 E: 0 K: 0 S: 9	H: 1 LOB: 0 BB: 0 P: 12	R: 3 E: 1 K: 0 S: 22	H: 3 LOB: 3 BB: 1 P: 39	R: 2 E: 0 K: 1 S: 11	H: 2 LOB: 0 BB: 0 P: 19	R: 1 E: 0 K: 2 S: 8	H: 1 LOB: 0 BB: 0 P: 12	R: 3 E: 0 K: 0 S: 10	H: 1 LOB: 1 BB: 3 P: 30	R: 0 E: 0 K: 0 S: 7	H: 0 LOB: 0 BB: 0 P: 11	R: 1 E: 0 K: 0 S: 12	H: 1 LOB: 0 BB: 0 P: 19	1B: 4 2B: 4 3B: 0 HR: 2	SF: 2 SAC: 2 DP: 0 HBP: 2	WP: 0 PB: 0 SB: 0 CS: 0	PA: 40	
<b>PITCHER</b>	IP	WLS	BF	H	R	ER	SO	BB	IBB	HBP	BLK	WP	HR	S	P	ERA	WHIP				
<b>Shawn Boskie, R</b> (1,1) ERA: 5.48	2.2	L	14	4	3	3	1	0	0	0	0	0	0	29	48	10.12	1.500				
<b>Rich Monteleone, R</b> (3,1) ERA: 2.0	1.0		7	3	2	2	0	1	0	0	0	0	1	17	27	18.00	4.000				
<b>Mike James, R</b> (4,1) ERA: 3.42	1.1		7	1	3	3	3	2	0	0	0	0	1	13	28	20.25	2.250				
<b>Bob Patterson, L</b> (6,1) ERA: 3.1	0.2		4	1	1	1	0	0	1	0	0	0	0	6	16	13.50	1.500				
<b>John Habyan, R</b> (6,1) ERA: 3.58	1.1		4	0	0	0	0	0	0	0	0	0	0	10	16	0.00	0.000				

California Angels @ Seattle Mariners  
The Kingdome, Seattle, WA  
Tue Sep 26 1995, 6:33 AM EDT  
Att: 46,935 - Dome - 68 F

AB 30  
R 10  
H 10  
RBI 10  
BB 4  
SO 4  
LOB 11



Batter	1	2	3	4	5	6	7	8	9	AB	R	H	RBI	BB	SO	LOB	TOP										
<b>Tony Phillips, S</b> (1, 5) OBP: 0.393, SLG: 0.458 <b>Rene Gonzales, R</b> (9, 5) OBP: 0.294, SLG: 0.471	4-2 G6-3 1B BB	2-2 L3			4-1 G1-3 SH3-4 BB		0-0 FC4-6 CS			2	1	0	0	2	0	2											
<b>Gary Disarcina, R</b> (1, 6) OBP: 0.349, SLG: 0.466	1-0 G6-3 1-2		1-0 G6-3		0-1 SH3-4 1-2		1-2 G5-3 1-2			3	0	0	0	0	0	2											
<b>Jim Edmonds, L</b> (1, 8) OBP: 0.353, SLG: 0.533	3-2 F9		0-0 G3-1		0-1 G1-3 2-3			1-1 G4-3		4	0	0	0	0	0	2											
<b>Tim Salmon, R</b> (1, 9) OBP: 0.433, SLG: 0.602	0-1 2H 2B 1B		2-1 L7		1-3 K			1-2 G5-3		4	1	1	1	0	1	1											
<b>Chili Davis, S</b> (1, 10) OBP: 0.426, SLG: 0.504	2-2 1-H 2B		0-1 G4-3 2B		0-3 K			2-0 P5		4	0	2	1	0	1	0											
<b>J.T. Snow, L</b> (1, 3) OBP: 0.348, SLG: 0.455	1-1 G4-3		3-2 G4-3 2-3		0-0 F8			2-2 BLK 16 SH1 1B		4	0	1	0	0	2												
<b>16 Garret Anderson, L</b> (1, 7) OBP: 0.354, SLG: 0.515		2-1 L7		2-1 G4-3		4-0 BB		0-0 SH1 1-2		2	0	0	0	1	0	1											
<b>Rex Hudler, R</b> (1, 4) OBP: 0.273, SLG: 0.372		1-2 G1-3 1B		2-1 S HBP		0-0 L6		3-1 F8		3	0	1	0	0	0	2											
<b>Greg Myers, L</b> (1, 2) OBP: 0.308, SLG: 0.424		1-0 G1-3		2-1 F8			0-0 E8 FC4-6		2-3 K	4	0	0	0	0	1	4											
<b>Inning Stats</b>	R: 2 E: 0 K: 0 S: 16	H: 2 LOB: 1 BB: 1 P: 27	R: 0 E: 0 K: 0 S: 11	H: 1 LOB: 1 BB: 0 P: 17	R: 0 E: 0 K: 0 S: 4	H: 0 LOB: 0 BB: 0 P: 7	R: 0 E: 0 K: 0 S: 11	H: 1 LOB: 2 BB: 0 P: 20	R: 0 E: 0 K: 1 S: 8	H: 0 LOB: 1 BB: 1 P: 13	R: 0 E: 0 K: 0 S: 5	H: 0 LOB: 0 BB: 0 P: 6	R: 0 E: 0 K: 0 S: 6	H: 0 LOB: 0 BB: 0 P: 10	R: 0 E: 0 K: 1 S: 9	H: 1 LOB: 1 BB: 0 P: 16	1B: 3 2B: 2 3B: 0 HR: 0	SF: 0 SAC: 0 DP: 0 HBP: 1	WP: 0 PB: 0 SB: 1 CS: 1	PA: 36							
<b>PITCHER</b>	IP	WLS	BF	H	R	ER	SO	BB	IBB	HBP	BLK	WP	HR	S	P	ERA	WHIP										
<b>Tim Belcher, R</b> (1, 1) ERA: 4.35	8.0	L	33	5	2	2	2	3	0	1	0	0	0	69	114	2.25	1.000										
<b>Norm Charlton, L</b> (9, 1) ERA: 3.49	1.0	S	3	0	0	0	1	0	0	0	1	0	0	6	11	0.00	0.000										

California Angels @ Seattle Mariners  
The Kingdome, Seattle, WA  
Wed Sep 27 1995, 6:33 AM EDT  
Att: 50,212 - Dome - 68 F

AB 30  
R 2  
H 5  
RBI 2  
BB 3  
SO 3  
LOB 16



Batter	1	2	3	4	5	6	7	8	9	AB	R	H	RBI	BB	SO	LOB	BOTTOM										
<b>Vince Coleman, S</b> (1, 7) OBP: 0.345, SLG: 0.404	0-0 L7		3-2 G6-3			3-3 K	2-3 K			4	0	0	0	0	2	2											
<b>Luis Sojo, R</b> (1, 6) OBP: 0.331, SLG: 0.418	0-2 L3		4-1 BB			2-1 G6-3		2-2 F9		3	0	0	0	1	0	0											
<b>Ken Griffey Jr., L</b> (1, 8) OBP: 0.388, SLG: 0.492	3-0 L8		0-1 L9			4-2 FC5 1B BB		4-2 BB BB		2	0	0	0	2	0	1											
<b>Edgar Martinez, R</b> (1, 10) OBP: 0.480, SLG: 0.634		2-2 F8		1-2 G5-4-3 1B		1-2 FC5 1B		0-0 F7		4	0	2	0	0	0	1											
<b>Jay Buhner, R</b> (1, 9) OBP: 0.350, SLG: 0.571		0-1 F8		0-1 G5-4-3 1-2		1-2 FC5		0-3 K		4	0	0	0	0	1	4											
<b>Mike Blowers, R</b> (1, 5) OBP: 0.334, SLG: 0.470 <b>Joey Cora, S</b> (9, PH) OBP: 0.359, SLG: 0.374		2-1 E 1B		1-3 K		4-2 BB BB		3-3 K		2	0	1	0	1	1	0											
<b>Tino Martinez, L</b> (1, 3) OBP: 0.371, SLG: 0.559		4-2 BB 1B			0-1 G4-3		2-3 K		0-1 F8	3	0	0	0	1	1	1											
<b>Felix Fermin, R</b> (1, 4) OBP: 0.234, SLG: 0.227 <b>Rich Amaral, R</b> (7, PH) OBP: 0.344, SLG: 0.384 <b>Chris Widger, R</b> (8, 2) OBP: 0.245, SLG: 0.267 <b>Alex Diaz, S</b> (9, PH) OBP: 0.288, SLG: 0.336		0-0 G4-3			0-1 G6-3		4-2 BB BB		2-2 L9	2	0	0	0	0	0	2											
<b>Dan Wilson, R</b> (1, 2) OBP: 0.337, SLG: 0.419 <b>Doug Strange, S</b> (7, PH) OBP: 0.327, SLG: 0.399			2-3 K		2-2 F9		2-2 K			2	0	0	0	0	1	0											
<b>Inning Stats</b>	R: 0 E: 0 K: 0 S: 5	H: 0 LOB: 0 BB: 0 P: 8	R: 0 E: 1 K: 0 S: 12	H: 1 LOB: 2 BB: 1 P: 20	R: 0 E: 0 K: 1 S: 9	H: 0 LOB: 0 BB: 1 P: 18	R: 0 E: 0 K: 1 S: 8	H: 1 LOB: 0 BB: 0 P: 10	R: 0 E: 0 K: 0 S: 7	H: 0 LOB: 0 BB: 0 P: 9	R: 0 E: 0 K: 1 S: 13	H: 1 LOB: 2 BB: 1 P: 24	R: 0 E: 0 K: 3 S: 17	H: 0 LOB: 2 BB: 2 P: 31	R: 0 E: 0 K: 1 S: 14	H: 0 LOB: 1 BB: 1 P: 20	R: 0 E: 0 K: 1 S: 11	H: 0 LOB: 0 BB: 0 P: 16	1B: 3 2B: 0 3B: 0 HR: 0	SF: 0 SAC: 0 DP: 1 HBP: 0	WP: 0 PB: 0 SB: 0 CS: 0	PA: 35					
<b>PITCHER</b>	IP	WLS	BF	H	R	ER	SO	BB	IBB	HBP	BLK	WP	HR	S	P	ERA	WHIP										
<b>Chuck Finley, L</b> (1, 1) ERA: 4.28	6.1	W	26	3	0	0	4	5	0	0	0	0	0	63	108	0.00	1.263										
<b>Troy Percival, R</b> (7, 1) ERA: 2.06	1.2	S	6	0	0	0	3	1	0	0	0	0	0	22	32	0.00	0.600										
<b>Lee Smith, R</b> (9, 1) ERA: 3.61	1.0	S	3	0	0	0	1	0	0	0	0	0	0	11	16	0.00	0.000										

California Angels @ Seattle Mariners  
The Kingdome, Seattle, WA  
Wed Sep 27 1995, 6:33 AM EDT  
Att: 50,212 - Dome - 68 F

AB 29  
R 0  
H 3  
RBI 0  
BB 6  
SO 8  
LOB 13



Batter	1	2	3	4	5	6	7	8	9	AB	R	H	RBI	BB	SO	LOB	TOP										
Vince Coleman, S (1,7) OBP: 0.345, SLG: 0.401	G3-1			B4-3		K		HR		3	1	0	0	1	1	0	<b>Seattle Mariners @ Texas Rangers</b> The Ballpark at Arlington, Arlington, TX Thu Sep 28 1995, 8:05 PM EDT Att: 21,502 - Unknown - 83 F										
Joey Cora, S (1,4) OBP: 0.356, SLG: 0.370	F9			G4-3		G3		F7		4	0	0	0	0	0	3											
Ken Griffey Jr., L (1,8) OBP: 0.386, SLG: 0.500	L9			G4-3			P6	HR		4	1	1	4	0	0	0											
Edgar Martinez, R (1,10)		G3-1			G3-1	HR	K	G6-3		4	1	1	0	0	1	1											
Tino Martinez, L (1,3) OBP: 0.370, SLG: 0.556		F8			G3-1				F9	4	0	1	0	0	0	1											
Jay Buhner, R (1,9) OBP: 0.348, SLG: 0.575		G5-3				HR	K		K	4	1	1	2	0	2	1											
Mike Blowers, R (1,5) OBP: 0.331, SLG: 0.466			G5-3		F8				K	4	0	0	0	0	2	0											
Luis Sojo, R (1,6) OBP: 0.331, SLG: 0.416			G5-3		G5-3					2	0	0	0	1	0	0											
Rich Amaral, R (8, PR) OBP: 0.344, SLG: 0.384			G5-3		G5-3				HR	0	1	0	0	0	0	0											
Felix Fermin, R (8, PR) OBP: 0.234, SLG: 0.227			G5-3		G5-3				BB	0	0	0	0	0	0	0											
Dan Wilson, R (1,2) OBP: 0.336, SLG: 0.419			F7				K	E6	HR	3	1	1	0	0	1	0											
<b>Inning Stats</b>	R: 0 E: 0 K: 0 S: 9	H: 0 LOB: 0 BB: 0 P: 15	R: 0 E: 0 K: 0 S: 5	H: 0 LOB: 0 BB: 0 P: 8	R: 0 E: 0 K: 0 S: 5	H: 0 LOB: 0 BB: 0 P: 7	R: 0 E: 0 K: 0 S: 6	H: 0 LOB: 0 BB: 0 P: 8	R: 2 E: 0 K: 0 S: 9	H: 2 LOB: 0 BB: 0 P: 14	R: 0 E: 0 K: 2 S: 12	H: 0 LOB: 0 BB: 0 P: 16	R: 0 E: 0 K: 2 S: 10	H: 1 LOB: 1 BB: 0 P: 16	R: 4 E: 1 K: 1 S: 11	H: 2 LOB: 1 BB: 2 P: 25	R: 0 E: 0 K: 2 S: 9	H: 0 LOB: 0 BB: 0 P: 13	1B: 2 2B: 1 3B: 0 HR: 2	SF: 0 SAC: 0 DP: 0 HBP: 0	WP: 0 PB: 0 SB: 0 CS: 0	PA: 34					
<b>PITCHER</b>	IP	WLS	BF	H	R	ER	SO	BB	IBB	HBP	BLK	WP	HR	S	P	ERA	WHIP										
Roger Pavlik, R (1,1) ERA: 4.37	9.0	L	34	5	6	6	7	1	1	0	0	0	2	76	122	6.00	0.667										

Batter	1	2	3	4	5	6	7	8	9	AB	R	H	RBI	BB	SO	LOB	BOTTOM										
Otis Nixon, S (1,8) OBP: 0.357, SLG: 0.339	G6-3			K			G4-3		L9	5	0	1	0	0	1	4	<b>Seattle Mariners @ Texas Rangers</b> The Ballpark at Arlington, Arlington, TX Thu Sep 28 1995, 8:05 PM EDT Att: 21,502 - Unknown - 83 F										
Lou Frazier, S (1,7) OBP: 0.286, SLG: 0.228	G6-3			G4-3	G5-3					3	0	0	0	1	0	2											
Will Clark, L (1,3) OBP: 0.388, SLG: 0.476	G1-3			1B		K		CS	G5-3	4	0	1	0	0	1	0											
Juan Gonzalez, R (1,10) OBP: 0.316, SLG: 0.591		HR		F8		G5-3		G3		4	1	1	0	0	0	1											
Mickey Tettleton, S (1,9) OBP: 0.386, SLG: 0.487		HR		G4-3		G4-3		K		4	1	2	2	0	1	0											
Ivan Rodriguez, R (1,2) OBP: 0.329, SLG: 0.445		G3-1		P4		L6		F8		4	0	1	0	0	0	2											
Craig Worthington, R (1,5) OBP: 0.305, SLG: 0.395		G3-1			K		G4-3		1B	3	0	1	0	1	1	0											
Jeff Frye, R (1,4) OBP: 0.329, SLG: 0.364		G3-1		1B		G4-3		1B		4	0	2	0	0	0	2											
Benji Gil, R (1,6) OBP: 0.258, SLG: 0.333				1B					1B	3	0	0	0	0	3	3											
Candy Maldonado, R (9, PH) OBP: 0.372, SLG: 0.492				K					P8	1	0	0	0	0	0	2											
<b>Inning Stats</b>	R: 0 E: 0 K: 0 S: 9	H: 0 LOB: 0 BB: 0 P: 12	R: 2 E: 0 K: 2 S: 22	H: 3 LOB: 2 BB: 1 P: 34	R: 0 E: 0 K: 0 S: 11	H: 2 LOB: 2 BB: 0 P: 15	R: 0 E: 0 K: 2 S: 15	H: 2 LOB: 2 BB: 0 P: 20	R: 0 E: 0 K: 1 S: 9	H: 0 LOB: 0 BB: 0 P: 11	R: 0 E: 0 K: 0 S: 8	H: 0 LOB: 0 BB: 0 P: 9	R: 0 E: 0 K: 1 S: 8	H: 0 LOB: 0 BB: 1 P: 13	R: 0 E: 0 K: 1 S: 7	H: 0 LOB: 0 BB: 0 P: 10	R: 0 E: 0 K: 0 S: 11	H: 2 LOB: 2 BB: 0 P: 21	1B: 8 2B: 0 3B: 0 HR: 1	SF: 0 SAC: 0 DP: 0 HBP: 0	WP: 0 PB: 0 SB: 1 CS: 1	PA: 38					
<b>PITCHER</b>	IP	WLS	BF	H	R	ER	SO	BB	IBB	HBP	BLK	WP	HR	S	P	ERA	WHIP										
Randy Johnson, L (1,1) ERA: 2.54	8.1	W	35	9	2	2	7	2	0	0	0	0	1	95	134	2.16	1.320										
Norm Charlton, L (9,1) ERA: 3.46	0.2	S	2	0	0	0	0	0	0	0	0	0	0	5	11	0.00	0.000										

AB	32
R	6
H	5
RBI	6
BB	2
SO	7
LOB	6



AB	35
R	2
H	9
RBI	2
BB	2
SO	7
LOB	16



Batter	1	2	3	4	5	6	7	8	9	AB	R	H	RBI	BB	SO	LOB	TOP										
Vince Coleman, S (1.7) OBP: 0.346, SLG: 0.402										4	1	2	1	0	1	0	<b>Seattle Mariners @ Texas Rangers</b> The Ballpark at Arlington, Arlington, TX Fri Sep 29 1995, 8:05 PM EDT Att: 25,336 - Unknown - 80 F										
Joey Cora, S (1.4) OBP: 0.358, SLG: 0.372										3	0	2	0	0	0	1											
Rich Amaral, R (8, PH) OBP: 0.342, SLG: 0.382										1	1	0	0	0	0	1											
Felix Fermin, R (8.4) OBP: 0.234, SLG: 0.227										0	0	0	0	0	0	0											
Ken Griffey Jr., L (1.8) OBP: 0.387, SLG: 0.498										3	0	1	0	1	1	2											
Edgar Martinez, R (1.10) OBP: 0.477, SLG: 0.631										2	0	0	1	1	1	2											
Tino Martinez, L (1.3) OBP: 0.367, SLG: 0.553										3	0	0	1	0	0	3											
Jay Buhner, R (1.9) OBP: 0.347, SLG: 0.570										4	0	0	0	0	0	2											
Luis Sojo, R (1.6) OBP: 0.328, SLG: 0.411										4	0	0	0	0	0	1											
Dan Wilson, R (1.2) OBP: 0.338, SLG: 0.419										4	1	2	0	0	0	0											
Mike Blowers, R (1.5) OBP: 0.331, SLG: 0.466										4	1	1	1	0	2	1											
<b>Inning Stats</b>	R: 0 E: 0 K: 2 S: 8	H: 1 LOB: 0 BB: 0 P: 11	R: 0 E: 0 K: 0 S: 8	H: 0 LOB: 1 BB: 1 P: 15	R: 0 E: 0 K: 1 S: 9	H: 0 LOB: 0 BB: 0 P: 12	R: 0 E: 0 K: 0 S: 11	H: 1 LOB: 0 BB: 0 P: 17	R: 0 E: 0 K: 0 S: 6	H: 0 LOB: 0 BB: 0 P: 9	R: 2 E: 0 K: 1 S: 13	H: 4 LOB: 2 BB: 0 P: 21	R: 0 E: 0 K: 0 S: 10	H: 1 LOB: 1 BB: 0 P: 15	R: 2 E: 0 K: 0 S: 12	H: 1 LOB: 1 BB: 1 P: 19	R: 0 E: 0 K: 1 S: 9	H: 0 LOB: 0 BB: 0 P: 12	1B: 7 2B: 2 3B: 0 HR: 0	SF: 2 SAC: 0 DP: 1 HBP: 0	WP: 2 PB: 0 SB: 3 CS: 1	PA: 36					
<b>PITCHER</b>	IP	WLS	BF	H	R	ER	SO	BB	IBB	HBP	BLK	WP	HR	S	P	ERA	WHIP										
Bobby Witt, R (1.1) ERA: 4.13	7.0		28	8	3	3	4	1	0	0	0	2	0	66	101	3.86	1.286										
Ed Vosberg, L (8.1) ERA: 3.0	0.0	L	2	0	0	0	0	1	0	0	0	0	0	5	9	∞	∞										
Roger McDowell, R (8.1) ERA: 4.12	0.1		1	0	0	0	0	0	0	0	0	0	0	1	2	0.00	0.000										
Dennis Cook, L (8.1) ERA: 4.53	0.1		1	0	1	0	0	0	0	0	0	0	0	2	3	0.00	0.000										
Matt Whiteside, R (8.1) ERA: 4.32	1.1		4	0	0	0	1	0	0	0	0	0	0	12	16	0.00	0.000										

Batter	1	2	3	4	5	6	7	8	9	AB	R	H	RBI	BB	SO	LOB	BOTTOM										
Otis Nixon, S (1.8) OBP: 0.356, SLG: 0.337										5	1	1	0	0	0	4	<b>Seattle Mariners @ Texas Rangers</b> The Ballpark at Arlington, Arlington, TX Fri Sep 29 1995, 8:05 PM EDT Att: 25,336 - Unknown - 80 F										
Jeff Eves, R (1.4) OBP: 0.333, SLG: 0.364										3	0	1	0	1	0	2											
Will Clark, L (1.3) OBP: 0.388, SLG: 0.482										3	1	1	2	0	0	1											
Juan Gonzalez, R (1.10) OBP: 0.320, SLG: 0.594										5	0	3	0	0	1	2											
Mickey Tettleton, S (1.9) OBP: 0.390, SLG: 0.487										2	0	1	0	3	1	2											
29 Rusty Greer, L (1.7) OBP: 0.357, SLG: 0.428										4	0	1	0	0	2	8											
Ivan Rodriguez, R (8, PH) OBP: 0.328, SLG: 0.444										1	0	0	0	0	0	2											
Lou Frazier, S (9.7) OBP: 0.286, SLG: 0.228										0	0	0	0	0	0	0											
Mike Pagliarulo, L (1.5) OBP: 0.274, SLG: 0.350										4	0	2	0	0	1	2											
Luis Ortiz, R (9, PH) OBP: 0.270, SLG: 0.343										1	0	0	0	0	1	0											
John Marzano, R (1.2) OBP: 0.333, SLG: 0.333										5	1	2	0	0	0	1											
Benji Gil, R (1.6) OBP: 0.261, SLG: 0.338										3	0	2	0	0	0	2											
Candy Maldonado, R (9, PH) OBP: 0.370, SLG: 0.489										1	0	0	0	0	1	0											
<b>Inning Stats</b>	R: 0 E: 0 K: 1 S: 13	H: 1 LOB: 3 BB: 2 P: 26	R: 0 E: 0 K: 0 S: 8	H: 2 LOB: 2 BB: 0 P: 10	R: 0 E: 0 K: 0 S: 4	H: 2 LOB: 1 BB: 0 P: 7	R: 0 E: 0 K: 0 S: 9	H: 2 LOB: 1 BB: 0 P: 13	R: 1 E: 0 K: 1 S: 12	H: 2 LOB: 2 BB: 1 P: 23	R: 2 E: 1 K: 1 S: 20	H: 4 LOB: 3 BB: 1 P: 30	R: 0 E: 0 K: 0 S: 6	H: 1 LOB: 1 BB: 0 P: 8	R: 0 E: 0 K: 2 S: 12	H: 0 LOB: 2 BB: 0 P: 20	R: 0 E: 0 K: 2 S: 9	H: 0 LOB: 0 BB: 0 P: 15	1B: 11 2B: 2 3B: 0 HR: 1	SF: 1 SAC: 1 DP: 1 HBP: 2	WP: 0 PB: 0 SB: 1 CS: 0	PA: 45					
<b>PITCHER</b>	IP	WLS	BF	H	R	ER	SO	BB	IBB	HBP	BLK	WP	HR	S	P	ERA	WHIP										
Chris Bosio, R (1.1) ERA: 4.92	5.0		25	9	1	1	2	3	0	0	0	0	0	28	43	4.50	3.000										
Bobby Ayala, R (6.1) ERA: 4.44	2.0	W	13	5	2	1	1	1	0	1	0	0	0	28	43	4.50	3.000										
Norm Charlton, L (8.1) ERA: 3.36	2.0	S	7	0	0	0	4	0	0	1	0	0	0	19	30	0.00	0.000										

AB 32  
R 4  
H 8  
RBI 4  
BB 2  
SO 5  
LOB 13



AB 37  
R 3  
H 14  
RBI 2  
BB 4  
SO 7  
LOB 26



WP: 0  
PB: 0  
SB: 1  
CS: 0







Batter	1	2	3	4	5	6	7	8	9	AB	R	H	RBI	BB	SO	LOB	TOP						
Tony Phillips, S OBP: 0.394, SLG: 0.459 (1, 5)	P3			F8		K			HR	4	1	1	1	0	1	1	<b>California Angels @ Seattle Mariners</b> The Kingdome, Seattle, WA Mon Oct 02 1995, 6:33 AM EDT Att: 52,356 - Dome - 68 F						
Gary Disarcina, R OBP: 0.344, SLG: 0.459 (1, 6)	G5-3			G4-3			G5-3		F8	3	0	0	0	0	0	0							
Spike Owen, S OBP: 0.288, SLG: 0.312 (9, PH)										1	0	0	0	0	0	0							
Jim Edmonds, L OBP: 0.352, SLG: 0.536 (8, PH)							F8		G1-2-3	3	0	0	0	0	2	0							
Eduardo Perez, R OBP: 0.302, SLG: 0.296 (9, PH)										1	0	0	0	0	0	0							
Tim Salmon, R OBP: 0.429, SLG: 0.594 (1, 9)		K								4	0	0	0	0	4	0							
Chili Davis, S OBP: 0.429, SLG: 0.514 (1, 10)		P4								2	0	0	0	1	1	0							
J.T. Snow, L OBP: 0.353, SLG: 0.465 (1, 3)										3	0	0	0	0	1	1							
16 Garret Anderson, L OBP: 0.352, SLG: 0.505 (8, PH)										2	0	0	0	0	1	0							
Dave Gallagher, R OBP: 0.370, SLG: 0.399 (8, 7)										1	0	0	0	0	0	1							
Andy Allanson, R OBP: 0.244, SLG: 0.317 (8, PH)										2	0	0	0	0	1	0							
Rene Gonzales, R OBP: 0.333, SLG: 0.556 (8, PH)										1	0	1	0	0	0	0							
Jorge Fabregas, L OBP: 0.298, SLG: 0.304 (8, 2)										0	0	0	0	0	0	0							
Rex Hudler, R OBP: 0.310, SLG: 0.417 (1, 4)										3	0	1	0	0	1	2							
<b>Inning Stats</b>	R: 0 E: 0 K: 1 S: 7	H: 0 LOB: 0 BB: 0 P: 10	R: 0 E: 0 K: 1 S: 6	H: 0 LOB: 0 BB: 0 P: 6	R: 0 E: 0 K: 3 S: 13	H: 0 LOB: 0 BB: 0 P: 17	R: 0 E: 0 K: 1 S: 6	H: 0 LOB: 0 BB: 0 P: 12	R: 0 E: 0 K: 3 S: 10	H: 0 LOB: 0 BB: 0 P: 14	R: 0 E: 0 K: 1 S: 12	H: 1 LOB: 1 BB: 0 P: 19	R: 0 E: 0 K: 1 S: 10	H: 0 LOB: 0 BB: 0 P: 16	R: 0 E: 0 K: 0 S: 10	H: 1 LOB: 2 BB: 1 P: 16		R: 1 E: 0 K: 1 S: 11	H: 1 LOB: 0 BB: 0 P: 15	1B: 1 2B: 1 3B: 0 HR: 1	SF: 0 SAC: 0 DP: 0 HBP: 0	WP: 0 PB: 0 SB: 0 CS: 0	PA: 31
<b>PITCHER</b> Randy Johnson, L ERA: 2.48 (1, 1)	IP: 9.0 WLS: W BF: 31 H: 3 R: 1 ER: 1 SO: 12 BB: 1 IBB: 0 HBP: 0 BLK: 0 WP: 0 HR: 1 S: 85 P: 125 ERA: 1.00 WHIP: 0.444															<b>PITCHER</b>		IP: 9.0 WLS: W BF: 31 H: 3 R: 1 ER: 1 SO: 12 BB: 1 IBB: 0 HBP: 0 BLK: 0 WP: 0 HR: 1 S: 85 P: 125 ERA: 1.00 WHIP: 0.444					

Batter	1	2	3	4	5	6	7	8	9	AB	R	H	RBI	BB	SO	LOB	BOTTOM				
Vince Coleman, S OBP: 0.343, SLG: 0.398 (1, 7)			P3							5	0	2	1	0	1	3	<b>California Angels @ Seattle Mariners</b> The Kingdome, Seattle, WA Mon Oct 02 1995, 6:33 AM EDT Att: 52,356 - Dome - 68 F				
Luis Sojo, R OBP: 0.335, SLG: 0.416 (1, 6)	SH1-3									3	1	2	3	0	0	2					
Ken Griffey Jr., L OBP: 0.379, SLG: 0.481 (1, 8)										3	0	0	0	1	1	1					
Edgar Martinez, R OBP: 0.479, SLG: 0.628 (1, 10)										3	1	2	0	1	1	0					
Jay Buhner, R OBP: 0.343, SLG: 0.566 (1, 9)										4	1	1	0	0	1	3					
Mike Blowers, R OBP: 0.335, SLG: 0.474 (1, 5)										3	2	2	0	1	0	1					
Tino Martinez, L OBP: 0.369, SLG: 0.551 (1, 3)										2	2	1	1	1	0	1					
Dan Wilson, R OBP: 0.336, SLG: 0.416 (1, 2)										3	1	1	2	0	0	2					
Joey Cora, S OBP: 0.359, SLG: 0.372 (1, 4)										2	1	1	1	0	0	0					
<b>Inning Stats</b>	R: 0 E: 0 K: 0 S: 9	H: 2 LOB: 2 BB: 1 P: 20	R: 0 E: 0 K: 0 S: 5	H: 0 LOB: 0 BB: 1 P: 11	R: 0 E: 0 K: 0 S: 10	H: 1 LOB: 1 BB: 0 P: 14	R: 0 E: 0 K: 1 S: 7	H: 1 LOB: 0 BB: 0 P: 12	R: 1 E: 0 K: 0 S: 7	H: 2 LOB: 1 BB: 1 P: 14	R: 0 E: 0 K: 1 S: 8	H: 0 LOB: 0 BB: 0 P: 11	R: 4 E: 1 K: 1 S: 18	H: 2 LOB: 0 BB: 0 P: 30	R: 4 E: 0 K: 1 S: 17	H: 4 LOB: 0 BB: 1 P: 28		1B: 10 2B: 3 3B: 0 HR: 0	SF: 1 SAC: 3 DP: 4 HBP: 1	WP: 0 PB: 0 SB: 0 CS: 1	PA: 37
<b>PITCHER</b> Mark Langston, L ERA: 4.63 (7, 1)	IP: 6.2 WLS: L BF: 29 H: 8 R: 5 ER: 4 SO: 4 BB: 3 IBB: 0 HBP: 1 BLK: 0 WP: 0 HR: 0 S: 60 P: 107 ERA: 5.40 WHIP: 1.650															<b>PITCHER</b>		IP: 6.2 WLS: L BF: 29 H: 8 R: 5 ER: 4 SO: 4 BB: 3 IBB: 0 HBP: 1 BLK: 0 WP: 0 HR: 0 S: 60 P: 107 ERA: 5.40 WHIP: 1.650			
Bob Patterson, L ERA: 3.04 (8, 1)	0.1	1	0	0	0	1	0	0	0	0	0	4	5	0.00	0.000						
Mike James, R ERA: 3.88 (8, 1)	0.0	3	2	3	3	0	1	0	0	0	0	7	13	∞	∞						
Mark Holzemer, L ERA: 5.4 (8, 1)	0.0	1	1	0	0	0	0	0	0	0	0	2	3	∞	∞						
John Habyan, R ERA: 3.44 (8, 1)	1.0	3	1	1	1	1	0	0	0	0	0	8	12	9.00	1.000						





Batter	1	2	3	4	5	6	7	8	9	AB	R	H	RBI	BB	SO	LOB	TOP								
Randy Velarde, R OBP: 0.286, SLG: 0.091 (1, 7)	F9		G4-3			1B	K			3	0	0	0	1	1	1	<b>New York Yankees @ Seattle Mariners</b> The Kingdome, Seattle, WA Fri Oct 06 1995, 10:05 PM EDT Att: 57,944 - Dome - 68 F								
Bernie Williams, S OBP: 0.563, SLG: 1.071 (1, 8)	BB			HR		BB	1B	HR		3	2	3	2	1	0	0									
Mike Stanley, R OBP: 0.375, SLG: 0.750 (1, 2)	F8			L7		BB	1B	HR		4	1	2	1	0	0	1									
Ruben Sierra, S OBP: 0.250, SLG: 0.667 (1, 10)	P4		G4-3			BB		G6-3		3	0	0	0	1	0	1									
Don Mattingly, L OBP: 0.400, SLG: 0.643 (1, 3)		K		K		K		L7		4	0	0	0	0	3	3									
Gerald Williams, R (1, 9)	G6-3									2	1	0	0	1	1	0									
Paul O'Neill, L OBP: 0.385, SLG: 0.600 (8, PH) (8, 9)					K			K		1	0	0	0	0	1	0									
Russ Davis, R OBP: 0.200, SLG: 0.200 (1, 5)	K				P3			K		4	0	0	0	0	2	1									
Tony Fernandez, S OBP: 0.286, SLG: 0.167 (1, 6)			G4-3			K		F9		4	0	1	0	0	1	0									
Pat Kelly, R (1, 4)			K			K	SF7	K		3	0	0	1	0	3	0									
<b>Inning Stats</b>	R: 0 H: 0 E: 0 K: 0 S: 5	H: 0 LOB: 1 BB: 1 P: 14	R: 0 H: 0 E: 0 K: 2 S: 10	H: 0 LOB: 0 BB: 0 P: 17	R: 0 H: 0 E: 0 K: 1 S: 7	H: 0 LOB: 0 BB: 0 P: 8	R: 1 H: 1 E: 0 K: 1 S: 11	H: 1 LOB: 0 BB: 0 P: 18	R: 0 H: 0 E: 0 K: 2 S: 8	H: 0 LOB: 0 BB: 0 P: 13	R: 0 H: 2 E: 0 K: 2 S: 13	H: 2 LOB: 1 BB: 1 P: 24	R: 1 H: 1 E: 0 K: 2 S: 11	H: 1 LOB: 1 BB: 1 P: 23	R: 2 H: 2 E: 0 K: 1 S: 16	H: 2 LOB: 0 BB: 0 P: 23	R: 0 H: 0 E: 0 K: 1 S: 6	H: 0 LOB: 0 BB: 0 P: 10	1B: 3 2B: 0 3B: 0 HR: 3	SF: 1 SAC: 0 DP: 0 HBP: 0	WP: 0 PB: 0 SB: 1 CS: 0	PA: 36			
<b>PITCHER</b>	IP	WLS	BF	H	R	ER	SO	BB	IBB	HBP	BLK	WP	HR	S	P	ERA	WHIP								
Randy Johnson, L ERA: 2.57 (1, 1)	7.0	W	28	4	2	2	10	4	0	0	0	0	1	65	117	2.57	1.143								
Bill Riskey, R ERA: 7.71 (8, 1)	0.2		4	2	2	2	0	0	0	0	0	0	2	13	18	27.00	3.000								
Norm Charlton, L ERA: 1.69 (8, 1)	1.1	S	4	0	0	0	2	0	0	0	0	0	0	9	15	0.00	0.000								

AB	31
R	4
H	6
RBI	4
BB	4
SO	12
LOB	7



Batter	1	2	3	4	5	6	7	8	9	AB	R	H	RBI	BB	SO	LOB	BOTTOM								
Vince Coleman, S OBP: 0.357, SLG: 0.692 (1, 7)	K			G3		1B	S			4	2	2	0	0	1	0	<b>New York Yankees @ Seattle Mariners</b> The Kingdome, Seattle, WA Fri Oct 06 1995, 10:05 PM EDT Att: 57,944 - Dome - 68 F								
Joey Cora, S OBP: 0.333, SLG: 0.300 (1, 4)	F9			G4-3		1B	SH1-3			2	1	0	0	1	0	0									
Ken Griffey Jr., L OBP: 0.375, SLG: 1.000 (1, 8)	F8			P6		K	E			3	0	0	0	1	1	2									
Edgar Martinez, R OBP: 0.688, SLG: 0.636 (1, 10)		G6-3				HR	1B	1B		1	2	0	0	3	0	0									
Tino Martinez, L OBP: 0.500, SLG: 0.643 (1, 3)		G6-4-3		HR		1B	SF9	1B		4	2	3	3	0	0	2									
Jay Buhner, R OBP: 0.375, SLG: 0.400 (1, 9)	G6-4-3			K		E	1B	F8		4	0	1	1	0	1	3									
Mike Blowers, R OBP: 0.385, SLG: 0.111 (1, 5)			G4-6-3	BB		WP	G5-3			2	0	1	1	1	1	0									
Luis Sojo, R OBP: 0.133, SLG: 0.143 (1, 6)			G4-6-3			G5-3	SF9			3	0	0	1	0	0	2									
Dan Wilson, R (1, 2)			F8			K	K			4	0	0	0	0	3	3									
<b>Inning Stats</b>	R: 0 H: 0 E: 1 K: 1 S: 9	H: 0 LOB: 0 BB: 0 P: 12	R: 0 H: 1 E: 0 K: 0 S: 4	H: 1 LOB: 0 BB: 0 P: 7	R: 0 H: 0 E: 0 K: 0 S: 4	H: 0 LOB: 1 BB: 1 P: 9	R: 0 H: 0 E: 0 K: 0 S: 7	H: 0 LOB: 0 BB: 0 P: 12	R: 2 H: 1 E: 0 K: 2 S: 16	H: 1 LOB: 1 BB: 1 P: 26	R: 4 H: 4 E: 1 K: 2 S: 16	H: 4 LOB: 2 BB: 2 P: 33	R: 1 H: 1 E: 1 K: 0 S: 9	H: 1 LOB: 2 BB: 2 P: 23	R: 0 H: 0 E: 0 K: 2 S: 8	H: 0 LOB: 0 BB: 0 P: 10		1B: 5 2B: 0 3B: 1 HR: 1	SF: 1 SAC: 1 DP: 2 HBP: 1	WP: 1 PB: 0 SB: 3 CS: 0	PA: 36				
<b>PITCHER</b>	IP	WLS	BF	H	R	ER	SO	BB	IBB	HBP	BLK	WP	HR	S	P	ERA	WHIP								
Jack McDowell, R ERA: 8.44 (1, 1)	5.1	L	22	3	5	5	4	3	1	1	0	0	1	46	85	8.44	1.125								
Steve Howe, L ERA: (6, 1)	0.0		1	1	0	0	0	0	0	0	0	0	0	1	1										
Bob Wickman, R ERA: (6, 1)	0.2		4	2	1	1	1	0	0	0	0	0	0	9	13	13.50	3.000								
Sterling Hitchcock, L ERA: (7, 1)	0.2		5	1	1	0	0	1	1	0	0	0	0	7	20	0.00	3.000								
42 Mariano Rivera, R ERA: (7, 1)	1.1		4	0	0	0	2	0	0	0	0	0	0	10	13	0.00	0.000								

AB	27
R	7
H	7
RBI	6
BB	6
SO	7
LOB	12







Batter	1	2	3	4	5	6	7	8	9	AB	R	H	RBI	BB	SO	LOB	TOP			
<b>Kenny Lofton, L</b> OBP: 0.450, SLG: 0.438 (1, 8)	4-0 BB BB BB	4-1 BB		3-2 1B		0-0 3B		1-1 1B		3	0	3	0	2	0	0	<b>Cleveland Indians @ Seattle Mariners</b> The Kingdome, Seattle, WA Tue Oct 10 1995, 10:05 PM EDT Att: 57,065 - Dome - 68 F			
<b>Omar Vizquel, S</b> OBP: 0.283, SLG: 0.188 (1, 6)	4-1 BB	1-1 G3-1		0-2 F8		3-1 G1-3		0-0 F7		4	0	0	0	1	0	6				
<b>Carlos Baerga, S</b> OBP: 0.350, SLG: 0.333 (1, 4)	4-0 BB		1-1 BB 1B	1-0 P2			0-2 F9		2-3 K	4	1	1	0	1	1	1				
<b>Albert Belle, R</b> OBP: 0.450, SLG: 0.733 (1, 7)	2-3 K		4-0 1B 1B BB		0-0 L7		0-0 HR		1-3 K	4	1	1	1	1	2	3				
<b>Eddie Murray, S</b> OBP: 0.350, SLG: 0.556 (1, 10)	0-0 P5		0-1 L5		0-2 P5		0-3 K		0-1 G6-3	5	0	0	0	0	1	5				
<b>Jim Thome, L</b> OBP: 0.278, SLG: 0.412 (1, 5)	0-1 G4-3		2-2 1B		0-1 1B		2-2 G4-3			4	0	2	1	0	0	3				
<b>Manny Ramirez, R</b> OBP: 0.167, SLG: 0.063 (1, 9)		1-0 F9	0-0 G6-3 1B		1-1 F7		2-1 P4			4	0	1	0	0	0	1				
<b>Paul Sorrento, L</b> OBP: 0.412, SLG: 0.357 (1, 3)		0-0 G6-3 2B				2-0 G4-3		3-3 K		4	0	1	0	0	1	3				
<b>Sandy Alomar Jr., R</b> OBP: 0.200, SLG: 0.267 <b>Ruben Amaro Jr., S</b> OBP: 0.500, SLG: 2.000 (8, 2)	1-2 P4		0-0 F7		0-2 F9		0-1 1B			4	0	1	0	0	0	1				
<b>Inning Stats</b>	R: 0 E: 0 K: 1 S: 8	H: 0 LOB: 3 BB: 3 P: 22	R: 0 E: 0 K: 0 S: 8	H: 1 LOB: 2 BB: 1 P: 15	R: 1 E: 0 K: 0 S: 11	H: 3 LOB: 2 BB: 1 P: 18	R: 0 E: 0 K: 0 S: 8	H: 1 LOB: 1 BB: 0 P: 12	R: 0 E: 0 K: 0 S: 7	H: 1 LOB: 1 BB: 0 P: 12	R: 1 E: 0 K: 1 S: 12	H: 1 LOB: 0 BB: 0 P: 14	R: 0 E: 0 K: 1 S: 10	H: 2 LOB: 2 BB: 0 P: 16	R: 0 E: 0 K: 2 S: 8	H: 0 LOB: 0 BB: 0 P: 11	1B: 7 2B: 1 3B: 1 HR: 1	SF: 0 SAC: 0 DP: 1 HBP: 0	WP: 0 PB: 0 SB: 0 CS: 0	PA: 41
<b>PITCHER</b>	IP	WLS	BF	H	R	ER	SO	BB	IBB	HBP	BLK	WP	HR	S	P	ERA	WHIP			
<b>Bob Wolcott, R</b> ERA: 2.57 (1, 1)	7.0	W	33	8	2	2	2	5	0	0	0	0	1	62	102	2.57	1.857			
<b>Jeff Nelson, R</b> ERA: 2.94 (8, 1)	0.2		3	1	0	0	1	0	0	0	0	0	0	7	12	0.00	1.500			
<b>Norm Charlton, L</b> ERA: 2.08 (8, 1)	1.1	S	5	1	0	0	2	0	0	0	0	0	0	11	15	0.00	0.750			

Batter	1	2	3	4	5	6	7	8	9	AB	R	H	RBI	BB	SO	LOB	BOTTOM			
<b>Vince Coleman, S</b> OBP: 0.241, SLG: 0.370 (1, 7)	2-2 G4-3		0-3 K			3-2 L4	2-3 K			4	0	0	0	0	2	2	<b>Cleveland Indians @ Seattle Mariners</b> The Kingdome, Seattle, WA Tue Oct 10 1995, 10:05 PM EDT Att: 57,065 - Dome - 68 F			
<b>Joey Cora, S</b> OBP: 0.423, SLG: 0.565 (1, 4)	0-0 G6-3		2-1 2B			1-1 1B 1B		1-2 L5		4	0	2	0	0	0	0				
<b>Ken Griffey Jr., L</b> OBP: 0.484, SLG: 1.038 (1, 8)	4-2 CS BB		1-3 K			2-2 G6-4-3 1B		2-2 BB 2B		3	0	2	0	1	1	1				
<b>Edgar Martinez, R</b> OBP: 0.613, SLG: 0.875 (1, 10)	1-1 CS	0-1 G6-3		2-1 G4-3		0-0 G6-4-3		4-0 BB IBB		3	0	0	0	1	0	2				
<b>Tino Martinez, L</b> OBP: 0.448, SLG: 0.520 (1, 3)		2-1 G6-3		0-1 G3			0-1 G6-3	4-1 FC6-4 BB		3	0	0	0	1	0	0				
<b>Jay Buhner, R</b> OBP: 0.500, SLG: 0.630 (1, 9)		4-1 HR BB		3-3 K			3-2 2B 2B	1-3 K		3	2	1	0	1	2	3				
<b>Mike Blowers, R</b> OBP: 0.308, SLG: 0.318 (1, 5)		1-1 HR			1-0 F8		3-2 E5 2B	0-1 FC6-4		4	1	1	2	0	0	4				
<b>Luis Sojo, R</b> OBP: 0.240, SLG: 0.304 (1, 6)		1-0 G6-3			2-2 L1		2-1 1B 2B			3	0	1	1	0	0	0				
<b>Dan Wilson, R</b> OBP: 0.182, SLG: 0.100 (1, 2)			1-3 K				0-0 F7			3	0	0	0	0	1	2				
<b>Inning Stats</b>	R: 0 E: 0 K: 0 S: 7	H: 0 LOB: 1 BB: 1 P: 14	R: 2 E: 0 K: 0 S: 8	H: 1 LOB: 1 BB: 1 P: 16	R: 0 E: 0 K: 3 S: 12	H: 1 LOB: 0 BB: 0 P: 16	R: 0 E: 0 K: 1 S: 7	H: 0 LOB: 0 BB: 0 P: 12	R: 0 E: 0 K: 0 S: 5	H: 0 LOB: 0 BB: 0 P: 8	R: 0 E: 0 K: 0 S: 10	H: 2 LOB: 1 BB: 0 P: 16	R: 1 E: 1 K: 1 S: 14	H: 2 LOB: 2 BB: 0 P: 24	R: 0 E: 0 K: 1 S: 15	H: 1 LOB: 3 BB: 2 P: 27	1B: 2 2B: 4 3B: 0 HR: 1	SF: 0 SAC: 0 DP: 1 HBP: 0	WP: 0 PB: 0 SB: 0 CS: 1	PA: 35
<b>PITCHER</b>	IP	WLS	BF	H	R	ER	SO	BB	IBB	HBP	BLK	WP	HR	S	P	ERA	WHIP			
<b>Dennis Martinez, R</b> ERA: 3.85 (1, 1)	6.1	L	26	6	3	3	4	2	0	0	0	0	1	59	100	4.26	1.263			
<b>Julian Tavarez, R</b> ERA: 4.91 (7, 1)	1.0		5	1	0	0	1	0	1	0	0	0	0	13	22	0.00	1.000			
<b>Paul Assenmacher, L</b> ERA: (8, 1)	0.0		1	0	0	0	0	1	0	0	0	0	0	1	5	*	*			
<b>Eric Plunk, R</b> ERA: (8, 1)	0.2		2	0	0	0	1	0	0	0	0	0	0	5	6	0.00	0.000			





Batter	1	2	3	4	5	6	7	8	9	AB	R	H	RBI	BB	SO	LOB	TOP								
<b>Kenny Lofton, L</b> OBP: 0.440, SLG: 0.400 (1, 8)										4	1	1	0	1	1	1	<b>Cleveland Indians @ Seattle Mariners</b> The Kingdome, Seattle, WA Wed Oct 11 1995, 10:05 PM EDT Att: 58,144 - Dome - 68 F								
<b>Omar Vizquel, S</b> OBP: 0.232, SLG: 0.158 (1, 6)										3	0	0	0	2	0	1									
<b>Carlos Baerga, S</b> OBP: 0.360, SLG: 0.348 (1, 4)										5	0	2	2	0	0	1									
<b>Albert Belle, R</b> OBP: 0.480, SLG: 0.667 (1, 7)										3	0	1	0	2	0	2									
<b>Eddie Murray, S</b> OBP: 0.360, SLG: 0.522 (1, 10)										5	0	2	0	0	0	3									
<b>Jim Thome, L</b> OBP: 0.227, SLG: 0.333 (1, 5)										4	0	0	0	0	1	4									
<b>Wayne Kirby, L</b> OBP: 1.000, SLG: 1.000 (8, 9)										4	2	4	2	0	0	0									
<b>Paul Sorrento, L</b> OBP: 0.381, SLG: 0.333 (1, 3)										4	2	1	0	0	0	2									
<b>Sandy Alomar Jr., R</b> OBP: 0.211, SLG: 0.368 (1, 2)										4	0	1	1	0	1	1									
<b>Inning Stats</b>	R: 0 E: 0 K: 0 S: 10	H: 1 LOB: 2 BB: 1 P: 18	R: 0 E: 0 K: 0 S: 6	H: 1 LOB: 0 BB: 0 P: 11	R: 0 E: 0 K: 1 S: 9	H: 0 LOB: 0 BB: 0 P: 16	R: 0 E: 0 K: 1 S: 7	H: 1 LOB: 1 BB: 0 P: 13	R: 2 E: 0 K: 0 S: 11	H: 3 LOB: 2 BB: 1 P: 21	R: 2 E: 0 K: 1 S: 16	H: 3 LOB: 1 BB: 0 P: 29	R: 0 E: 0 K: 0 S: 13	H: 1 LOB: 2 BB: 2 P: 22	R: 1 E: 0 K: 1 S: 12	H: 1 LOB: 1 BB: 0 P: 19	R: 0 E: 0 K: 0 S: 10	H: 1 LOB: 1 BB: 0 P: 14	1B: 9 2B: 0 3B: 1 HR: 2	SF: 0 SAC: 0 DP: 2 HBP: 0	WP: 0 PB: 0 SB: 1 CS: 0	PA: 42			
<b>PITCHER</b>	IP	WLS	BF	H	R	ER	SO	BB	IBB	HBP	BLK	WP	HR	S	P	ERA	WHIP								
<b>Tim Belcher, R</b> ERA: 6.3 (1, 1)	5.2	L	27	9	4	4	1	2	0	0	0	0	1	55	101	6.35	1.941								
<b>Bobby Ayala, R</b> ERA: 13.5 (6, 1)	2.2		12	2	1	1	2	3	0	0	0	0	1	31	51	3.38	1.875								
<b>Bill Risley, R</b> ERA: 4.91 (9, 1)	0.2		3	1	0	0	0	0	0	0	0	0	0	8	11	0.00	1.500								

AB	37
R	5
H	12
RBI	5
BB	5
SO	3
LOB	16



Batter	1	2	3	4	5	6	7	8	9	AB	R	H	RBI	BB	SO	LOB	BOTTOM								
<b>Vince Coleman, S</b> OBP: 0.242, SLG: 0.355 (1, 7)										4	0	1	0	0	3	0	<b>Cleveland Indians @ Seattle Mariners</b> The Kingdome, Seattle, WA Wed Oct 11 1995, 10:05 PM EDT Att: 58,144 - Dome - 68 F								
<b>Joey Cora, S</b> OBP: 0.400, SLG: 0.500 (1, 4)										3	0	0	0	0	0	2									
<b>Ken Griffey Jr., L</b> OBP: 0.486, SLG: 1.067 (1, 8)										4	1	2	1	0	0	2									
<b>Edgar Martinez, R</b> OBP: 0.571, SLG: 0.778 (1, 10)										3	0	0	0	1	0	2									
<b>Tino Martinez, L</b> OBP: 0.394, SLG: 0.448 (1, 3)										4	0	0	0	0	2	2									
<b>Jay Buhner, R</b> OBP: 0.471, SLG: 0.677 (1, 9)										4	1	1	1	0	1	0									
<b>Mike Blowers, R</b> OBP: 0.300, SLG: 0.308 (1, 5)										4	0	1	0	0	1	0									
<b>Luis Sojo, R</b> OBP: 0.214, SLG: 0.269 (1, 6)										3	0	0	0	0	0	1									
<b>Alex Diaz, S</b> OBP: 0.500, SLG: 0.500 (9, PH)										1	0	1	0	0	0	0									
<b>Dan Wilson, R</b> OBP: 0.160, SLG: 0.087 (1, 2)										3	0	0	0	0	0	1									
<b>Doug Strange, S</b> OBP: 0.160, SLG: 0.087 (9, PH)										1	0	0	0	0	0	1									
<b>Inning Stats</b>	R: 0 E: 0 K: 1 S: 10	H: 1 LOB: 2 BB: 1 P: 21	R: 0 E: 0 K: 0 S: 9	H: 1 LOB: 0 BB: 0 P: 10	R: 0 E: 0 K: 1 S: 8	H: 0 LOB: 0 BB: 0 P: 10	R: 0 E: 0 K: 2 S: 9	H: 0 LOB: 0 BB: 0 P: 10	R: 0 E: 0 K: 1 S: 12	H: 0 LOB: 1 BB: 0 P: 17	R: 1 E: 0 K: 1 S: 9	H: 1 LOB: 0 BB: 0 P: 13	R: 0 E: 0 K: 0 S: 7	H: 0 LOB: 0 BB: 0 P: 10	R: 0 E: 0 K: 1 S: 10	H: 1 LOB: 1 BB: 0 P: 17	R: 1 E: 0 K: 0 S: 10	H: 2 LOB: 1 BB: 0 P: 14	1B: 4 2B: 0 3B: 0 HR: 2	SF: 0 SAC: 0 DP: 0 HBP: 1	WP: 1 PB: 0 SB: 1 CS: 0	PA: 36			
<b>PITCHER</b>	IP	WLS	BF	H	R	ER	SO	BB	IBB	HBP	BLK	WP	HR	S	P	ERA	WHIP								
<b>Orel Hershiser, R</b> ERA: 0.59 (1, 1)	8.0	W	31	4	1	1	7	1	1	0	0	0	1	74	108	1.12	0.500								
<b>Jose Mesa, R</b> ERA: 3.0 (9, 1)	1.0		5	2	1	1	0	0	0	0	0	0	1	10	14	9.00	2.000								

AB	34
R	2
H	6
RBI	2
BB	1
SO	7
LOB	11





Batter	1	2	3	4	5	6	7	8	9	AB	R	H	RBI	BB	SO	LOB	TOP			
Vince Coleman, S (1, 7) OBP: 0.214, SLG: 0.282	1-0 P6		4-2 S G3 BB		0-1 G5-3		0-2 F7			3	0	0	0	1	0	1	<b>Seattle Mariners @ Cleveland Indians</b> Jacobs Field, Cleveland, OH Sat Oct 14 1995, 7:05 PM EDT Att: 43,686 - Unknown - 53 F			
Joey Cora, S (1, 4) OBP: 0.359, SLG: 0.412	1-2 P7		1-1 G3		3-2 F8		1-2 G1-3			4	0	0	0	0	2					
Ken Griffey Jr., L (1, 8) OBP: 0.455, SLG: 0.895	3-3 K		4-0 S BB		0-0 P6			1-0 G1-6-3		3	0	0	0	1	1					
Edgar Martinez, R (1, 10) OBP: 0.477, SLG: 0.611		0-2 BB 1B	1-2 G4-3			1-2 L8		2-3 K		4	0	1	0	0	1					
Tino Martinez, L (1, 3) OBP: 0.381, SLG: 0.405		2-3 K		0-0 2B 1B		1-2 F7		2-3 K		4	0	1	0	0	2					
Jay Buhner, R (1, 9) OBP: 0.512, SLG: 0.846		4-1 BB		2-2 2B		0-0 FC5-4 1B			3-2 WP 1B	3	0	3	0	1	0					
Mike Blowers, R (1, 5) OBP: 0.270, SLG: 0.273		1-3 K		2-3 K		1-2 FC5-4 1B			2-2 K	4	0	0	0	0	3					
Luis Sojo, R (1, 6) OBP: 0.257, SLG: 0.303 Rich Amaral, R (9, PH)	0-1 P9			1-3 K					1-3 K	3	0	1	0	0	1					
Dan Wilson, R (1, 2) OBP: 0.133, SLG: 0.071 Chris Widger, R (4, 2) Doug Strange, S (9, PH) Alex Rodriguez, R (9, PH)			3-2 P3	2-1 G3-1					1-2 K	2	0	0	0	0	2					
									2-3 K	1	0	0	0	0	1					
									1-2 K	1	0	0	0	0	0					
										1	0	0	0	0	1					
<b>Inning Stats</b>	R: 0 E: 0 K: 1 S: 9	H: 0 LOB: 0 BB: 0 P: 14	R: 0 E: 0 K: 2 S: 13	H: 1 LOB: 2 BB: 1 P: 20	R: 0 E: 0 K: 0 S: 12	H: 0 LOB: 2 BB: 2 P: 25	R: 0 E: 0 K: 2 S: 13	H: 2 LOB: 0 BB: 0 P: 20	R: 0 E: 0 K: 0 S: 12	H: 1 LOB: 1 BB: 0 P: 15	R: 0 E: 0 K: 1 S: 14	H: 1 LOB: 1 BB: 0 P: 18	R: 0 E: 0 K: 3 S: 7	H: 0 LOB: 0 BB: 0 P: 12	R: 0 E: 0 K: 3 S: 12	H: 1 LOB: 1 BB: 0 P: 20	1B: 5 2B: 1 3B: 0 HR: 0	SF: 0 SAC: 0 DP: 0 HBP: 0	WP: 1 PB: 0 SB: 2 CS: 0	PA: 36
<b>PITCHER</b>	IP WLS BF H R ER SO BB IBB HBP BLK WP HR S P ERA WHIP																			
Ken Hill, R (1, 1) ERA: 3.38	7.0 W 29 5 0 0 6 3 0 0 0 0 0 0 0 79 121 0.00 1.143																			
Jim Poole, L (8, 1) ERA: 3.38	1.0 3 0 0 0 2 0 0 0 0 0 0 0 7 12 0.00 0.000																			
Chad Ogea, R (9, 1) ERA: 3.38	0.2 3 1 0 0 2 0 0 0 0 0 1 0 9 15 0.00 1.500																			
Alan Embree, L (9, 1) ERA: 3.38	0.1 1 0 0 0 1 0 0 0 0 0 0 0 3 5 0.00 0.000																			

Batter	1	2	3	4	5	6	7	8	9	AB	R	H	RBI	BB	SO	LOB	BOTTOM			
Kenny Lofton, L (1, 8) OBP: 0.429, SLG: 0.464	1-1 E S G4-3 1B		3-1 SF9		2-0 G6-3		3-1 L8		4-2 BB	3	1	1	1	1	0	1	<b>Seattle Mariners @ Cleveland Indians</b> Jacobs Field, Cleveland, OH Sat Oct 14 1995, 7:05 PM EDT Att: 43,686 - Unknown - 53 F			
Omar Vizquel, S (1, 6) OBP: 0.285, SLG: 0.185	1-2 HR G4-3 BB	3-1 K	2-3 K		2-3 K		1-2 G6-3 1B		2-2 G4-3	4	1	1	1	1	2					
Carlos Baerga, S (1, 4) OBP: 0.353, SLG: 0.344	0-1 G4-3		1-2 HR 1B		0-1 BB 1B		0-1 G6-3			4	1	2	1	0	2					
Eddie Murray, S (1, 10) OBP: 0.333, SLG: 0.533	2-1 HR		0-0 P5		4-2 BB 1B		1-3 K			3	1	1	2	1	1					
Jim Thome, L (1, 5) OBP: 0.259, SLG: 0.440	4-2 BB		3-2 HR		1-3 K		3-2 G6-3			3	1	1	2	1	1					
Manly Ramirez, R (1, 9) OBP: 0.333, SLG: 0.462	2-3 K		2-1 1B		2-2 P2		4-2 G1-4-3 BB			3	0	1	0	1	3					
Paul Sorrento, L (1, 3) OBP: 0.360, SLG: 0.286	2-3 K		2-1 F7		4-0 BB		0-1 G1-4-3			3	0	0	0	1	3					
Tony Peña, R (1, 2) OBP: 0.500, SLG: 1.000		3-2 G5-3 SF9 1B	0-1 B1-3		0-1 G5-3			4-2 G1-6-3 BB		3	1	1	0	1	0					
Wayne Kirby, L (1, 7) OBP: 0.400, SLG: 0.400		3-2 G5-3		1-0 P2		1-1 S 2B 1B		3-2 G1-6-3		4	1	1	0	0	2					
<b>Inning Stats</b>	R: 3 E: 0 K: 2 S: 18	H: 2 LOB: 1 BB: 2 P: 33	R: 1 E: 0 K: 1 S: 11	H: 1 LOB: 0 BB: 0 P: 22	R: 2 E: 0 K: 0 S: 13	H: 3 LOB: 1 BB: 0 P: 21	R: 0 E: 0 K: 1 S: 5	H: 0 LOB: 0 BB: 0 P: 10	R: 0 E: 0 K: 1 S: 20	H: 1 LOB: 2 BB: 2 P: 31	R: 1 E: 0 K: 1 S: 13	H: 2 LOB: 1 BB: 0 P: 19	R: 0 E: 0 K: 0 S: 8	H: 0 LOB: 0 BB: 1 P: 15	R: 0 E: 0 K: 0 S: 13	H: 0 LOB: 1 BB: 2 P: 26	1B: 6 2B: 1 3B: 0 HR: 2	SF: 1 SAC: 0 DP: 2 HBP: 0	WP: 0 PB: 0 SB: 2 CS: 0	PA: 38
<b>PITCHER</b>	IP WLS BF H R ER SO BB IBB HBP BLK WP HR S P ERA WHIP																			
Andy Benes, R (1, 1) ERA: 8.36	2.1 L 15 6 6 6 3 2 0 0 0 0 0 0 33 55 3.00 1.333																			
Bob Wells, R (3, 1) ERA: 4.5	3.0 13 2 1 1 2 2 0 0 0 0 0 0 33 55 3.00 1.333																			
Bobby Ayala, R (6, 1) ERA: 10.38	1.0 4 1 0 0 1 0 0 0 0 0 0 0 13 18 0.00 1.000																			
Jeff Nelson, R (7, 1) ERA: 2.35	1.1 4 0 0 0 0 2 0 0 0 0 0 0 12 23 0.00 1.500																			
Bill Risle, R (8, 1) ERA: 4.5	0.1 2 0 0 0 0 1 0 0 0 0 0 0 5 11 0.00 3.000																			

AB 33  
R 0  
H 6  
RBI 0  
BB 3  
SO 11  
LOB 21



AB 30  
R 7  
H 9  
RBI 7  
BB 7  
SO 6  
LOB 20



Batter	1	2	3	4	5	6	7	8	9	AB	R	H	RBI	BB	SO	LOB	TOP										
Joey Cora, S OBP: 0.364, SLG: 0.395	G4-3		2B				FC3		F8	4	2	1	0	1	0	1	<b>Seattle Mariners @ Cleveland Indians</b> Jacobs Field, Cleveland, OH Sun Oct 15 1995, 7:05 PM EDT Att: 43,607 - Unknown - 55 F										
Edgar Martinez, R OBP: 0.429, SLG: 0.537	L8		K				FC5-4		L8	5	0	0	0	0	2	4											
Ken Griffey Jr., L OBP: 0.458, SLG: 0.878										3	0	1	1	1	1	2											
Jay Buhner, R OBP: 0.468, SLG: 0.767	F9		K				K			4	0	0	0	0	3	5											
Tino Martinez, L OBP: 0.370, SLG: 0.390		L7							P6	4	0	1	0	0	1	0											
Doug Strange, S										2	0	0	0	0	2	0											
Vince Coleman, S OBP: 0.233, SLG: 0.282		K					SH1-4			0	0	0	0	1	0	0											
Mike Blowers, R OBP: 0.270, SLG: 0.273									S	0	0	0	0	0	0	0											
Alex Diaz, S OBP: 0.545, SLG: 0.556							L8		L6	3	0	2	0	1	0	1											
Luis Sojo, R OBP: 0.231, SLG: 0.270							G1-3		L6	4	0	0	0	0	0	5											
Dan Wilson, R OBP: 0.121, SLG: 0.065									G6-3	3	0	0	0	0	1	0											
Rich Amaral, R										1	0	0	0	0	0	0											
<b>Inning Stats</b>	R: 0 E: 0 K: 0 S: 11	H: 0 LOB: 1 BB: 1 P: 20	R: 0 E: 0 K: 1 S: 9	H: 1 LOB: 1 BB: 0 P: 14	R: 1 E: 0 K: 3 S: 13	H: 1 LOB: 1 BB: 1 P: 21	R: 0 E: 0 K: 2 S: 13	H: 1 LOB: 1 BB: 0 P: 13	R: 1 E: 1 K: 2 S: 12	H: 1 LOB: 2 BB: 0 P: 16	R: 0 E: 0 K: 0 S: 8	H: 0 LOB: 1 BB: 0 P: 10	R: 0 E: 2 K: 2 S: 10	H: 0 LOB: 2 BB: 0 P: 16	R: 0 E: 0 K: 0 S: 11	H: 0 LOB: 1 BB: 2 P: 23	R: 0 E: 0 K: 0 S: 10	H: 0 LOB: 0 BB: 0 P: 14	1B: 3 2B: 3 3B: 0 HR: 0	SF: 0 SAC: 1 DP: 1 HBP: 0	WP: 0 PB: 0 SB: 2 CS: 0	PA: 38					
<b>PITCHER</b>	IP	WLS	BF	H	R	ER	SO	BB	IBB	HBP	BLK	WP	HR	S	P	ERA	WHIP										
Orel Hershisser, R ERA: 0.84	(1, 1)	6.0	W	26	5	2	1	8	2	0	0	0	0	66	94	1.50	1.167										
Julian Tavarez, R ERA: 5.4	(7, 1)	0.1		3	0	0	0	0	0	0	0	0	0	4	7	0.00	0.000										
Paul Assenmacher, L ERA: 5.4	(7, 1)	1.0		3	0	0	0	2	0	0	0	0	0	9	13	0.00	0.000										
Eric Plunk, R ERA: 5.4	(8, 1)	0.2		3	0	0	0	2	0	0	0	0	0	8	19	0.00	3.000										
Jose Mesa, R ERA: 1.8	(9, 1)	1.0	S	3	0	0	0	0	0	0	0	0	0	10	14	0.00	0.000										

AB	33
R	2
H	5
RBI	1
BB	4
SO	10
LOB	18



Batter	1	2	3	4	5	6	7	8	9	AB	R	H	RBI	BB	SO	LOB	BOTTOM										
Kenny Lofton, L OBP: 0.425, SLG: 0.455	L7	L4-6								5	0	2	0	0	1	3	<b>Seattle Mariners @ Cleveland Indians</b> Jacobs Field, Cleveland, OH Sun Oct 15 1995, 7:05 PM EDT Att: 43,607 - Unknown - 55 F										
Omar Vizquel, S OBP: 0.282, SLG: 0.194	E3		G4-3						L8	4	1	1	0	1	0	1											
Carlos Baerga, S OBP: 0.368, SLG: 0.343			G1-3							3	0	1	0	1	0	2											
Albert Belle, R OBP: 0.394, SLG: 0.480										3	0	0	0	0	2	2											
Wayne Kirby, L OBP: 0.400, SLG: 0.400										0	0	0	0	0	0	0											
Eddie Murray, S OBP: 0.405, SLG: 0.606										3	1	3	1	1	0	0											
Jim Thome, L OBP: 0.290, SLG: 0.536										3	1	1	2	1	1	4											
Alvaro Espinoza, R OBP: 0.200, SLG: 0.200										0	0	0	0	0	0	0											
Manny Ramirez, R OBP: 0.294, SLG: 0.400										4	0	0	0	0	1	7											
Paul Sorrento, L OBP: 0.357, SLG: 0.261										2	0	0	0	1	1	0											
Herbert Perry, R										1	0	0	0	0	1	0											
Sandy Alomar Jr., R OBP: 0.259, SLG: 0.385										4	0	2	0	0	0	0											
Tony Peña, R OBP: 0.500, SLG: 1.000										0	0	0	0	0	0	0											
<b>Inning Stats</b>	R: 1 E: 1 K: 1 S: 15	H: 2 LOB: 3 BB: 1 P: 24	R: 0 E: 0 K: 1 S: 6	H: 1 LOB: 0 BB: 0 P: 13	R: 0 E: 0 K: 1 S: 7	H: 0 LOB: 0 BB: 0 P: 10	R: 0 E: 0 K: 0 S: 6	H: 1 LOB: 0 BB: 0 P: 8	R: 0 E: 0 K: 0 S: 10	H: 1 LOB: 2 BB: 1 P: 18	R: 2 E: 0 K: 2 S: 15	H: 3 LOB: 2 BB: 1 P: 28	R: 0 E: 0 K: 1 S: 13	H: 1 LOB: 3 BB: 2 P: 26	R: 0 E: 1 K: 1 S: 16	H: 1 LOB: 1 BB: 0 P: 25	1B: 7 2B: 3 3B: 0 HR: 1	SF: 0 SAC: 1 DP: 2 HBP: 0	WP: 0 PB: 0 SB: 4 CS: 0	PA: 38							
<b>PITCHER</b>	IP	WLS	BF	H	R	ER	SO	BB	IBB	HBP	BLK	WP	HR	S	P	ERA	WHIP										
Chris Bosio, R ERA: 7.62	(1, 1)	5.1	L	24	7	3	2	3	2	0	0	0	1	47	79	3.38	1.688										
Jeff Nelson, R ERA: 2.08	(6, 1)	1.0		8	2	0	0	2	2	1	0	0	0	20	40	0.00	4.000										
Bill Risley, R ERA: 3.18	(7, 1)	1.2		6	1	0	0	2	0	0	0	0	0	21	33	0.00	0.600										



Batter	1	2	3	4	5	6	7	8	9	AB	R	H	RBI	BB	SO	LOB	TOP								
<b>Kenny Lofton, L</b> OBP: 0.432, SLG: 0.459 (1, 8)	1-3 K		2-3 K		2-1 1B			0-1 S PB 1B		4	1	2	1	0	2	0	<b>Cleveland Indians @ Seattle Mariners</b> The Kingdome, Seattle, WA Tue Oct 17 1995, 10:05 PM EDT Att: 58,489 - Dome - 68 F								
<b>Omar Vizquel, S</b> OBP: 0.256, SLG: 0.171 (1, 6)	2-1 G5-3		1-0 L7		0-2 L7			3-2 L7		4	0	0	0	0	2										
<b>Carlos Baerga, S</b> OBP: 0.405, SLG: 0.462 (1, 4)	2-2 1B			2-3 K		0-1 1B		2-1 HR		4	1	3	1	0	1	0									
<b>Albert Belle, R</b> OBP: 0.405, SLG: 0.517 (1, 7)	0-1 FC6-4 1B			0-2 1B		2-3 K		2-2 P4		4	0	2	0	0	1	2									
<b>Eddie Murray, S</b> OBP: 0.366, SLG: 0.541 (1, 10)	0-0 FC6-4			1-2 2B		0-0 G4-3		3-2 P4		4	0	0	0	0	4										
<b>Manny Ramirez, R</b> OBP: 0.270, SLG: 0.364 <b>Wayne Kirby, L</b> OBP: 0.333, SLG: 0.333 (1, 9) (8, 9)		2-2 F9		0-0 G5-3			1-3 K		0-1 G4-3	3	0	0	0	0	1	1									
<b>Herbert Perry, R</b> (1, 3)		1-3 K			1-1 L4		1-1 G6-3		0-0 F9	4	0	0	0	0	1	0									
<b>Alvaro Espinoza, R</b> OBP: 0.111, SLG: 0.111 (1, 5)		1-3 K			0-0 E4 1B		2-1 F8		1-3 K	4	1	0	0	0	2	0									
<b>Tony Peña, R</b> OBP: 0.444, SLG: 0.875 <b>Ruben Amaro Jr, S</b> (8, PR) <b>Sandy Alomar Jr, R</b> OBP: 0.259, SLG: 0.385 (8, 2) (8, 2)			1-1 G6-3		0-0 F8			0-0 1B PB 2B		3	0	1	0	0	0	1									
<b>Inning Stats</b>	R: 0 E: 0 K: 1 S: 12	H: 2 LOB: 2 BB: 0 P: 17	R: 0 E: 0 K: 2 S: 14	H: 0 LOB: 0 BB: 0 P: 18	R: 0 E: 0 K: 1 S: 7	H: 0 LOB: 0 BB: 0 P: 11	R: 0 E: 0 K: 1 S: 12	H: 1 LOB: 1 BB: 0 P: 15	R: 1 E: 1 K: 0 S: 10	H: 1 LOB: 1 BB: 0 P: 13	R: 0 E: 0 K: 1 S: 6	H: 1 LOB: 0 BB: 0 P: 8	R: 0 E: 0 K: 1 S: 9	H: 0 LOB: 0 BB: 0 P: 13	R: 3 E: 0 K: 0 S: 16	H: 3 LOB: 1 BB: 0 P: 26		R: 0 E: 0 K: 1 S: 6	H: 0 LOB: 0 BB: 0 P: 7	1B: 5 2B: 2 3B: 0 HR: 1	SF: 0 SAC: 0 DP: 0 HBP: 0	WP: 0 PB: 2 SB: 1 CS: 0	PA: 35		
<b>PITCHER</b>	IP	WLS	BF	H	R	ER	SO	BB	IBB	HBP	BLK	WP	HR	S	P	ERA	WHIP								
<b>Randy Johnson, L</b> ERA: 2.49 <b>Norm Charlton, L</b> ERA: 1.35	(1, 1) (8, 1)	7.1 1.2	L 5	30 0	8 0	4 0	3 0	7 1	0 0	0 0	0 0	0 0	1 0	14 20	108 20	3.68 0.00	1.091 0.000								

AB	35
R	4
H	8
RBI	2
BB	0
SO	8
LOB	10



Batter	1	2	3	4	5	6	7	8	9	AB	R	H	RBI	BB	SO	LOB	BOTTOM								
<b>Vince Coleman, S</b> OBP: 0.234, SLG: 0.279 <b>Chris Widger, R</b> (1, 7) (9, 2)	0-0 G4-3		0-1 G3			1-2 F8 S 1B		0-3 K		4	0	1	0	0	1	1	<b>Cleveland Indians @ Seattle Mariners</b> The Kingdome, Seattle, WA Tue Oct 17 1995, 10:05 PM EDT Att: 58,489 - Dome - 68 F								
<b>Joey Coxa, S</b> OBP: 0.333, SLG: 0.357 (1, 4)	0-2 G2-3		3-1 G4-3			2-1 B3		0-0 G4-3		4	0	0	0	0	2										
<b>Ken Griffey Jr., L</b> OBP: 0.442, SLG: 0.818 (1, 8)	4-0 FC5-4 BB			0-1 F8		0-1 F8		0-1 G4-3		3	0	0	0	1	0	1									
<b>Edgar Martinez, R</b> OBP: 0.434, SLG: 0.523 (1, 10)	0-2 FC5-4			1-0 FC4-6 1B		1-0 S HBP		1-3 K		3	0	1	0	0	1	1									
<b>Tino Martinez, L</b> OBP: 0.360, SLG: 0.364 (1, 3)		1-1 L7		2-2 FC4-6		2-3 K		4-0 BB		3	0	0	0	1	1	3									
<b>Jay Buhner, R</b> OBP: 0.431, SLG: 0.702 (1, 9)		2-3 K		1-0 P4			1-1 F7		0-1 G5-3	4	0	0	0	0	1	2									
<b>Mike Blowers, R</b> OBP: 0.275, SLG: 0.278 (1, 5)		3-2 L8			3-2 G6-4-3 1B		2-2 G1-3			3	0	1	0	0	0	0									
<b>Luis Sojo, R</b> OBP: 0.238, SLG: 0.300 <b>Felix Fermin, R</b> (1, 6) (8, 6)			3-2 G3 2B		0-0 G6-4-3		0-3 K			3	0	1	0	0	1	1									
<b>Dan Wilson, R</b> OBP: 0.114, SLG: 0.061 <b>Alex Diaz, S</b> OBP: 0.500, SLG: 0.500 (1, 2) (8, PH) (9, 7)			0-0 G6-3		2-1 G6-3			3-2 G6-3		2	0	0	0	0	0	1									
<b>Inning Stats</b>	R: 0 E: 0 K: 0 S: 7	H: 0 LOB: 1 BB: 1 P: 11	R: 0 E: 0 K: 1 S: 8	H: 0 LOB: 0 BB: 0 P: 14	R: 0 E: 0 K: 0 S: 9	H: 1 LOB: 1 BB: 0 P: 15	R: 0 E: 0 K: 0 S: 7	H: 1 LOB: 1 BB: 0 P: 11	R: 0 E: 0 K: 1 S: 11	H: 1 LOB: 2 BB: 0 P: 16	R: 0 E: 0 K: 1 S: 9	H: 0 LOB: 0 BB: 0 P: 12	R: 0 E: 0 K: 1 S: 7	H: 0 LOB: 1 BB: 1 P: 10	R: 0 E: 0 K: 1 S: 7	H: 0 LOB: 1 BB: 1 P: 12		1B: 3 2B: 1 3B: 0 HR: 0	SF: 0 SAC: 0 DP: 1 HBP: 1	WP: 0 PB: 0 SB: 2 CS: 0	PA: 33				
<b>PITCHER</b>	IP	WLS	BF	H	R	ER	SO	BB	IBB	HBP	BLK	WP	HR	S	P	ERA	WHIP								
<b>Dennis Martinez, R</b> ERA: 2.33 <b>Julian Tavarez, R</b> ERA: 4.5 <b>Jose Mesa, R</b> ERA: 1.5	(1, 1) (8, 1) (9, 1)	7.0 1.0 1.0	W 3	26 0	4 0	0 0	0 1	3 1	1 0	0 0	0 0	0 0	0 0	7 7	10 12	0.00 0.00 0.00	0.714 0.000 1.000								

AB	30
R	0
H	4
RBI	0
BB	2
SO	5
LOB	12

