

Seattle Mariners - 1996

Batter	1	2	3	4	5	6	7	8	9	10	11	12	AB	R	H	RBI	BB	SO	LOB	TOP				
Tony Phillips, S (1,7)	4-2 HR BB		0-1 G6-3		1-2 P6-3			4-1 BB			2-1 L8		3	1	0	0	2	0	1					
Ray Durham, S (1,4) OBP: 0.400, SLG: 0.500	2-3 K		2-2 2B			2-3 K		3-3 K			4-1 L7 1B BB		4	0	1	0	1	3	2					
Frank Thomas, R (1,3) OBP: 0.400, SLG: 1.000	0-0 HR		3-3 K			1-3 K		3-2 F9			3-1 L7 1B		5	1	2	2	0	2	2					
Danny Tartabull, R (1,9) Dave Martinez, L (9,9)	4-2 BB		2-2 G3			4-1 PB BB			1-3 K		3-1 L7		2	0	0	0	2	1	1					
Lyle Mouton, R (1,10) Norberto Martin, R (9,PR)	0-3 K			1-3 K		3-3 K		2-1 G6-4-3 1B			0-1 G3		4	0	1	0	0	3	2					
Robin Ventura, L (1,5)	1-3 K			0-3 K			2-1 G1-3		2-0 G6-4-3		0-3 K		5	0	0	0	0	3	2					
Ron Karkovice, R (1,2)		3-3 K		3-3 K			1-3 K			0-3 K		1-3 K		5	0	0	0	0	5	0				
Darren Lewis, R (1,8)		0-3 K			3-2 G3		2-3 K			1-3 K			4	0	0	0	0	3	0					
Ozzie Guillen, L (1,6) OBP: 0.600, SLG: 0.333		2-2 P4			1-2 P6-3 1B			4-0 CS BB		3-3 K			3	0	1	0	1	1	0					
Inning Stats	R: 2 E: 0 K: 3 S: 17	H: 1 LOB: 1 BB: 2 P: 28	R: 0 E: 0 K: 2 S: 12	H: 0 LOB: 0 BB: 0 P: 17	R: 0 E: 0 K: 1 S: 12	H: 1 LOB: 1 BB: 0 P: 19	R: 0 E: 0 K: 3 S: 10	H: 0 LOB: 0 BB: 1 P: 14	R: 0 E: 0 K: 2 S: 9	H: 0 LOB: 0 BB: 0 P: 14	R: 0 E: 0 K: 1 S: 6	H: 1 LOB: 1 BB: 0 P: 11	R: 0 E: 0 K: 3 S: 10	H: 0 LOB: 0 BB: 0 P: 14	R: 0 E: 0 K: 0 S: 7	H: 1 LOB: 2 BB: 1 P: 19	R: 0 E: 0 K: 2 S: 8	H: 0 LOB: 0 BB: 0 P: 9	1B: 3 2B: 2 3B: 0 HR: 1	SF: 0 SAC: 0 DP: 2 HBP: 0	WP: 0 PB: 1 SB: 0 CS: 0	PA: 43		
PITCHER	IP WLS BF H R ER SO BB IBB HBP BLK WP HR S P ERA WHIP	PITCHER												IP WLS BF H R ER SO BB IBB HBP BLK WP HR S P ERA WHIP										
Randy Johnson, L (1,1) ERA: 2.57	7.0 26 3 2 0 0 14													129 15 82 15 2.57 0.857										
Bobby Ayala, R (8,1) ERA:	0.2 3 0 0 0 1													2 0 0 0 0 0										
Michael Jackson, R (8,1) ERA:	0.2 3 1 0 0 1													0 0 0 0 0 0										
Norm Charlton, L (9,1) ERA:	1.2 4 0 0 0 3													0 0 0 0 0 0										
Edwin Hurtado, R (11,1) ERA:	2.0 W 7 1 0 0 2													1 0 0 0 0 0										

Chicago White Sox @ Seattle Mariners
The Kingdome, Seattle, WA
Sun Mar 31 1996, 10:05 PM EST
Att.: 57,467 - Dome

AB 37
R 2
H 5
RBI 2
BB 6
SO 21
LOB 12



Batter	1	2	3	4	5	6	7	8	9	10	11	12	AB	R	H	RBI	BB	SO	LOB	BOTTOM				
Darren Bragg, L (1,7) OBP: 0.500, SLG: 1.333	1-1 P8		3-1 L7		1-0 HR		4-1 SH2-3 BB		4-0 1B PB 2B BB	1-3 K			3	1	1	1	1	0	0					
Luis Sojo, R (9,PH) Alex Diaz, S (9,PR) (10,7)	2-0 G3		2-1 1B		0-0 P6		3-1 SH2-3		1-2 2B 1B		4-1 L3 BB		4	0	2	0	1	0	0					
Ken Griffey Jr., L (1,8)	4-2 BB		0-0 L7		4-2 BB BB		3-2 P6		0-2 P7		3-2 P5		4	0	0	0	2	0	5					
Edgar Martinez, R (1,10) OBP: 0.500, SLG: 0.500	0-0 F9			2-2 L9	4-1 BB		4-2 BB		1-2 1B 2B		2-2 L3		4	0	1	1	2	0	2					
Jay Buhner, R (1,9) OBP: 0.500, SLG: 0.250		2-2 WP G4-3 1B		4-2 1B BB	1-3 K		2-1 G6-3		2-1 G6-3			0-3 K	4	0	1	0	2	2	4					
Paul Sorrento, L (1,3) Rich Amaral, R (8,PR) (9,3) Doug Strange, S (9,PH) (10,3)		1-2 G4-3		0-0 1B		3-2 P3		4-1 FC6 BB		2-3 3H IBB		0-0 E4 2B 1B	3	0	1	0	1	0	1					
Russ Davis, R (1,5) OBP: 0.500, SLG: 0.600		3-1 G6-3		2-3 K		3-2 G4-3 1B		1-3 K		4-0 SH2-3 BB		1-2 1B 2B	5	0	2	0	1	2	4					
Dan Wilson, R (1,2)		3-3 K		3-2 P9		2-1 G4-3		1-3 K		0-0 SH2-3		4-0 1B	4	0	0	0	1	2	5					
Alex Rodriguez, R (1,6) OBP: 0.167, SLG: 0.167			1-2 L4		2-3 K		3-2 G4-3		1-1 FC6		2-0 G6-3		1-2 1B	6	0	1	1	0	1	3				
Inning Stats	R: 0 E: 0 K: 0 S: 8	H: 0 LOB: 1 BB: 1 P: 15	R: 0 E: 0 K: 1 S: 11	H: 1 LOB: 1 BB: 0 P: 20	R: 0 E: 0 K: 0 S: 14	H: 1 LOB: 2 BB: 1 P: 25	R: 1 E: 0 K: 2 S: 13	H: 1 LOB: 2 BB: 2 P: 25	R: 0 E: 0 K: 0 S: 12	H: 0 LOB: 2 BB: 2 P: 26	R: 0 E: 0 K: 1 S: 10	H: 0 LOB: 1 BB: 1 P: 17	R: 1 E: 0 K: 0 S: 5	H: 2 LOB: 2 BB: 2 P: 20	R: 0 E: 0 K: 1 S: 5	H: 0 LOB: 1 BB: 1 P: 12	R: 0 E: 0 K: 1 S: 10	H: 0 LOB: 0 BB: 1 P: 17	R: 1 E: 1 K: 1 S: 10	H: 2 LOB: 3 BB: 1 P: 16	1B: 6 2B: 3 3B: 0 HR: 1	SF: 0 SAC: 2 DP: 1 HBP: 0	WP: 1 PB: 1 SB: 0 CS: 0	PA: 54
PITCHER	IP WLS BF H R ER SO BB IBB HBP BLK WP HR S P ERA WHIP	PITCHER												IP WLS BF H R ER SO BB IBB HBP BLK WP HR S P ERA WHIP										
Alex Fernandez, R (1,1) ERA:	5.1 2 25 5 1 1 4													111 11 60 11 1.69 1.688										
Kirk McCaskill, R (6,1) ERA:	0.2 2 0 0 0 0													0 0 0 0 0 0										
Larry Thomas, L (7,1) ERA:	0.2 3 0 0 0 0													1 0 0 0 0 0										
Matt Karchner, R (7,1) ERA:	1.1 6 0 0 0 2													2 0 0 0 0 0										
Joe Magrane, L (9,1) ERA: 27.0	0.1 3 1 1 1 0													1 0 0 0 0 0										

Chicago White Sox @ Seattle Mariners
The Kingdome, Seattle, WA
Sun Mar 31 1996, 10:05 PM EST
Att.: 57,467 - Dome

AB 40
R 3
H 9
RBI 3
BB 12
SO 8
LOB 27



Batter	1	2	3	4	5	6	7	8	9	AB	R	H	RBI	BB	SO	LOB	TOP				
Tony Phillips, S (1, 7)	G6-3		K		L8			E3		4	0	0	0	0	1	1	Chicago White Sox @ Seattle Mariners The Kingdome, Seattle, WA Tue Apr 02 1996, 10:05 PM EST Att: 38,570 - Dome - 68 F				
Dave Martinez, L (1, 8)	L7		F7			G6-3		SH5-3		3	0	0	0	0	0	0					
Frank Thomas, R (1, 3) OBP: 0.444, SLG: 0.875	G5-3			L4-6		G6-4-3		FC1-5		3	0	1	0	1	0	1					
Danny Tartabull, R (1, 9)		K			BB	G6-4-3		FC5-4		3	0	0	0	1	1	2					
Robin Ventura, L (1, 5) Darren Lewis, R (9, PR)	F7			L4-6			G2-3		SH1-3	4	0	1	0	0	0	2					
Harold Baines, L (1, 10) Norberto Martin, R (9, PH)	G4-3			G3			G4-3		SH1-3	0	0	0	0	0	0	0					
Ron Karkovics, R (1, 2) Lyle Mouton, R (9, PH)			HR		P4		E5		K2-3	3	1	1	0	0	0	0					
Ray Durham, S (1, 4) OBP: 0.667, SLG: 1.167			HR							1	0	0	0	0	1	2					
Ozzie Guillen, L (1, 6) Chris Snopce, R (9, PH)	F7		F7		P4		F7		G1-3	3	0	0	0	0	0	3					
										1	0	0	0	0	0	2					
Inning Stats	R: 0 E: 0 K: 0 S: 6	H: 0 LOB: 0 BB: 0 P: 11	R: 0 E: 0 K: 1 S: 9	H: 0 LOB: 0 BB: 0 P: 17	R: 2 E: 0 K: 1 S: 15	H: 2 LOB: 0 BB: 0 P: 23	R: 0 E: 0 K: 0 S: 9	H: 1 LOB: 1 BB: 1 P: 16	R: 0 E: 0 K: 0 S: 7	H: 1 LOB: 1 BB: 0 P: 12	R: 0 E: 0 K: 0 S: 5	H: 0 LOB: 0 BB: 1 P: 11	R: 0 E: 1 K: 0 S: 10	H: 0 LOB: 1 BB: 0 P: 13	R: 0 E: 0 K: 1 S: 10	H: 1 LOB: 2 BB: 1 P: 18	1B: 3 2B: 2 3B: 0 HR: 1	SF: 0 SAC: 2 DP: 2 HBP: 0	WP: 0 PB: 0 SB: 0 CS: 0	PA: 36	
PITCHER	IP	WLS	BF	H	R	ER	SO	BB	IBB	HBP	BLK	WP	HR	S	P	ERA	WHIP				
Sterling Hitchcock, L (1, 1) ERA: 2.57	7.0	W	27	4	2	2	2	3	0	0	0	0	1	60	106	2.57	1.000				
Bobby Ayala, R (8, 1) ERA:	0.1		2	0	0	0	0	0	0	0	0	0	0	4	5	0.00	0.000				
Michael Jackson, R (8, 1) ERA:	0.2		2	0	0	0	0	0	0	0	0	0	0	6	8	0.00	0.000				
Norm Charlton, L (9, 1) ERA:	1.0	S	5	1	0	0	1	1	0	0	0	0	0	10	18	0.00	2.000				

Batter	1	2	3	4	5	6	7	8	9	AB	R	H	RBI	BB	SO	LOB	BOTTOM				
Rich Amaral, R (1, 7) (9, 3)	G5-3		2B		F9		K			3	1	0	0	1	1	3	Chicago White Sox @ Seattle Mariners The Kingdome, Seattle, WA Tue Apr 02 1996, 10:05 PM EST Att: 38,570 - Dome - 68 F				
Luis Sojo, R (1, 4) OBP: 0.600, SLG: 0.750	F8		F9		F8			G4-6-3		4	0	2	3	0	0	1					
Ken Griffey Jr., L (1, 8)	K		F9			L9		G4-6-3		4	0	0	0	0	1	2					
Edgar Martinez, R (1, 3) Darren Bragg, L (9, 7) OBP: 0.500, SLG: 1.333	G5-3		K			P3		G6-3		4	0	0	0	0	1	1					
Jay Buhner, R (1, 9) OBP: 0.333, SLG: 0.143	G4-3				K		K			3	0	0	0	0	2	0					
Ricky Jordan, R (1, 10) OBP: 0.333, SLG: 0.333	G4-3				K		SH3			3	0	1	0	0	1	0					
Russ Davis, R (1, 5) OBP: 0.375, SLG: 0.429			K		G4-3		SH3			2	0	0	0	0	1	0					
Dan Wilson, R (1, 2) OBP: 0.250, SLG: 0.143			BB		E6		K			3	1	1	0	0	1	1					
Alex Rodriguez, R (1, 6) OBP: 0.333, SLG: 0.143			BB		FC6-4					1	1	0	0	2	0	1					
			BB		FC6-4																
Inning Stats	R: 0 E: 0 K: 1 S: 5	H: 0 LOB: 0 BB: 0 P: 8	R: 0 E: 0 K: 0 S: 8	H: 0 LOB: 0 BB: 0 P: 14	R: 3 E: 0 K: 2 S: 17	H: 2 LOB: 1 BB: 2 P: 33	R: 0 E: 0 K: 2 S: 9	H: 0 LOB: 0 BB: 0 P: 12	R: 0 E: 1 K: 0 S: 7	H: 0 LOB: 1 BB: 0 P: 8	R: 0 E: 0 K: 1 S: 11	H: 0 LOB: 0 BB: 0 P: 16	R: 0 E: 0 K: 2 S: 16	H: 1 LOB: 2 BB: 1 P: 25	R: 0 E: 0 K: 0 S: 8	H: 1 LOB: 0 BB: 0 P: 14	1B: 3 2B: 1 3B: 0 HR: 0	SF: 0 SAC: 1 DP: 1 HBP: 0	WP: 0 PB: 0 SB: 0 CS: 0	PA: 31	
PITCHER	IP	WLS	BF	H	R	ER	SO	BB	IBB	HBP	BLK	WP	HR	S	P	ERA	WHIP				
Wilson Alvarez, L (1, 1) ERA: 3.86	7.0	L	28	3	3	3	8	3	0	0	0	0	0	73	116	3.86	0.857				
Kirk McCaskill, R (8, 1) ERA:	0.0		1	1	0	0	0	0	0	0	0	0	0	3	3	∞	∞				
Larry Thomas, L (8, 1) ERA:	0.2		1	0	0	0	0	0	0	0	0	0	0	3	6	0.00	0.000				
41 Bill Simas, R (8, 1) ERA:	0.1		1	0	0	0	0	0	0	0	0	0	0	2	5	0.00	0.000				

Batter	1	2	3	4	5	6	7	8	9	AB	R	H	RBI	BB	SO	LOB	TOP										
Tony Phillips, S OBP: 0.357, SLG: 0.583 (1, 7)	1-2 HR		1-3 K		1-1 E9 3B 2B		1-1 G1-4-3 1B		2-1 G1-3	5	2	3	1	0	1	2											
Darren Lewis, R OBP: 0.250, SLG: 0.429 (1, 8)	0-0 B1-3		4-1 BB		3-2 1B 3B		0-0 B3			3	1	1	1	1	0	2											
Frank Thomas, R OBP: 0.385, SLG: 0.667 (1, 3)	2-2 F9		0-0 F9		1-1 G3-6-1 1B		3-2 G1-4-3 1-2			4	0	1	1	0	0	3											
Robin Ventura, L OBP: 0.077, SLG: 0.077 (1, 5)	0-2 G1-3		1-2 F7		3-0 G3-6-1 1-2				1-0 G3-1	4	0	0	0	0	0	2											
Danny Tartabull, R Dave Martinez, L (1, 9) (8, 9)		2-1 G4-3		2-2 G1-3		4-1 G4-3 WP BB		1-3 K		3	0	0	0	1	1	0											
Harold Baines, L OBP: 0.143, SLG: 0.286 (1, 10)		1-1 2B		3-2 P6		1 SAFE 2-2 G4-3		3-1 G4-3		4	1	1	0	0	0	1											
Chad Kreuter, S Norberto Martin, R Ron Karkovics, R OBP: 0.750, SLG: 0.500 (9, PR) (9, 2) OBP: 0.125, SLG: 0.125		4-1 2B BB		2-1 1B		2-1 G4-3		4-2 G3-1 SH3 BB		2	0	1	0	2	0	1	AB 32										
Ray Durham, S OBP: 0.500, SLG: 0.778 (1, 4)		1-3 K		2-1 F8		3-3 K		1-0 SH3		3	0	0	0	0	2	4	R 4										
Ozzie Guillen, L OBP: 0.364, SLG: 0.400 (1, 6)		0-0 1-H 2-H 2B			0-3 K		0-1 1B		1-1 G3-1		4	0	2	1	0	1	2	H 9									
Inning Stats	R: 1 E: 0 K: 0 S: 10	H: 1 LOB: 0 BB: 0 P: 13	R: 1 E: 0 K: 1 S: 9	H: 2 LOB: 2 BB: 1 P: 17	R: 0 E: 0 K: 1 S: 9	H: 0 LOB: 1 BB: 1 P: 14	R: 0 E: 0 K: 0 S: 11	H: 1 LOB: 1 BB: 0 P: 20	R: 2 E: 1 K: 1 S: 14	H: 3 LOB: 0 BB: 1 P: 19	R: 0 E: 0 K: 1 S: 10	H: 0 LOB: 1 BB: 1 P: 21	R: 0 E: 0 K: 0 S: 8	H: 2 LOB: 0 BB: 0 P: 12	R: 0 E: 0 K: 1 S: 6	H: 0 LOB: 0 BB: 0 P: 11	R: 0 E: 0 K: 0 S: 7	H: 0 LOB: 2 BB: 1 P: 15	1B: 4 2B: 3 3B: 1 HR: 1	SF: 0 SAC: 1 DP: 2 HBP: 0	WP: 1 PB: 0 SB: 0 CS: 0	PA: 37					
PITCHER	IP	WLS	BF	H	R	ER	SO	BB	IBB	HBP	BLK	WP	HR	S	P	ERA	WHIP										
Bob Wolcott, R ERA: 8.31 Paul Menhart, R ERA:	(1, 1) (5, 1)	4.1 4.2	L 16	7 2	4 0	4 0	3 2	3 2	0 0	0 0	0 0	0 1	1 0	52 32	82 60	8.31 0.00	2.077 0.857										

Chicago White Sox @ Seattle Mariners
The Kingdome, Seattle, WA
Wed Apr 03 1996, 6:33 AM EST
Att: 22,783 - Dome - 68 F


AB 32
R 4
H 9
RBI 4
BB 4
SO 5
LOB 17



Batter	1	2	3	4	5	6	7	8	9	AB	R	H	RBI	BB	SO	LOB	BOTTOM										
Darren Bragg, L OBP: 0.333, SLG: 0.571 (1, 7)	1-2 G1-3		4-1 BB		3-3 K		2-1 G4-3		3-3 K	4	0	0	0	1	2	2											
Joey Cora, S OBP: 0.400, SLG: 0.667 (1, 4)	1-2 HR		0-1 F7		2-3 K		0-0 G4-3		1-2 F8	5	1	1	1	0	1	2											
Ken Griffey Jr., L OBP: 0.214, SLG: 0.083 (1, 8)	0-1 G4-3		2-3 K		0-0 2B 1B		0-0 F9			4	0	1	1	0	1	1											
Edgar Martinez, R OBP: 0.429, SLG: 0.455 (1, 10)	2-2 HBP 1B		3-3 K		0-1 2B		4-2 BB			3	0	2	0	1	1	1											
Jay Buhner, R OBP: 0.462, SLG: 0.125 (1, 9)	3-1 HBP			4-2 G3 HBP		4-0 IBB		0-0 G4-3		1	0	0	0	1	0	1											
Paul Sorrento, L OBP: 0.250, SLG: 0.143 (1, 3)	2-2 G3		0-0 G3		3-2 F9			3-3 K		4	0	0	0	0	1	6											
Russ Davis, R OBP: 0.250, SLG: 0.273 (1, 5)		1-3 K		3-3 K		0-1 G6-3		1-3 K		4	0	0	0	0	3	1											
Dan Wilson, R OBP: 0.250, SLG: 0.273 (1, 2)		0-1 F8		0-1 P4		3-2 2B		0-2 F8		4	0	1	0	0	0	1											
Alex Rodriguez, R Alex Diaz, S OBP: 0.333, SLG: 0.300 (9, PH)		3-1 G6-3		2-1 E 1B 2B		3-2 L7		1-3 K		3	1	1	0	0	0	1											
Inning Stats	R: 1 E: 0 K: 0 S: 17	H: 2 LOB: 2 BB: 0 P: 26	R: 0 E: 0 K: 1 S: 7	H: 0 LOB: 0 BB: 0 P: 11	R: 0 E: 0 K: 2 S: 9	H: 0 LOB: 1 BB: 1 P: 18	R: 0 E: 0 K: 1 S: 9	H: 0 LOB: 1 BB: 0 P: 16	R: 1 E: 1 K: 2 S: 14	H: 3 LOB: 3 BB: 1 P: 28	R: 0 E: 0 K: 0 S: 11	H: 1 LOB: 1 BB: 0 P: 19	R: 0 E: 0 K: 0 S: 6	H: 0 LOB: 1 BB: 1 P: 10	R: 0 E: 0 K: 2 S: 10	H: 0 LOB: 0 BB: 0 P: 14	R: 0 E: 0 K: 2 S: 10	H: 0 LOB: 0 BB: 0 P: 15	1B: 2 2B: 3 3B: 0 HR: 1	SF: 0 SAC: 0 DP: 0 HBP: 2	WP: 0 PB: 0 SB: 0 CS: 0	PA: 38					
PITCHER	IP	WLS	BF	H	R	ER	SO	BB	IBB	HBP	BLK	WP	HR	S	P	ERA	WHIP										
Kevin Tapani, R ERA: 3.0 Kirk McCaskill, R ERA: 5.4 Joe Magrane, L ERA: 3.0 Matt Karchner, R ERA: Roberto Hernandez, R ERA:	(1, 1) (4, 1) (5, 1) (7, 1) (9, 1)	3.0 1.0 2.2 1.1 1.0	W 5	13 5	1 1	1 1	1 1	3 1	0 1	0 0	0 0	0 0	0 0	0 25	33 45	3.00 9.00	1.000 1.125 0.750 0.000										

Chicago White Sox @ Seattle Mariners
The Kingdome, Seattle, WA
Wed Apr 03 1996, 6:33 AM EST
Att: 22,783 - Dome - 68 F

AB 33
R 2
H 6
RBI 2
BB 3
SO 10
LOB 16



Batter	1	2	3	4	5	6	7	8	9	AB R H RBI BB SO LOB	TOP											
Chuck Carr, S OBP: 0.438, SLG: 0.714	4-0 S 1B BB	2-2 G4-3		2-2 E 2B		2-3 K		1-3 K		4 2 1 0 1 2 0	<p>Milwaukee Brewers @ Seattle Mariners</p> <p>The Kingdome, Seattle, WA</p> <p>Fri Apr 05 1996, 10:05 PM EST</p> <p>Att: 27,768 - Dome - 68 F</p>											
Jeff Cirillo, R OBP: 0.400, SLG: 0.571	4-2 SAFE 1B BB	0-1 L8		1-0 E5 CS 2H 1B		2-1 F7		1-3 K		4 1 1 0 1 1 0												
Kevin Seitzer, R OBP: 0.533, SLG: 1.077	1-1 1B HR	4-0 BB		3-1 SAFE CS 1-2	1-1 HR		3-1 HR	1-3 K		4 3 3 3 1 1 0												
Greg Vaughn, R OBP: 0.438, SLG: 0.857	1-2 3H HR	3-3 K			3-2 HR		2-1 G6-3	2-0 G5-3		5 2 2 2 0 1 1 0 0 0 0 0 0 0												
David Hulse, L (9, 7)	1-2 2H HR				1-1 HR																	
John Jaha, R OBP: 0.400, SLG: 0.500	1-0 1H 2H HR		0-1 G3		3-2 G4-3		2-3 K			4 1 1 3 0 1 0												
Turner Ward, S OBP: 0.167, SLG: 0.167	2-3 K		3-2 P6		3-2 BB 1B		2-2 G3-1			4 0 1 0 0 1 0												
Jose Valentin, S OBP: 0.357, SLG: 0.538	1-3 K		1-0 G4-3		4-1 G4-6-3 BB			2-2 F7		3 0 0 0 1 1 0												
Fernando Vina, L OBP: 0.250, SLG: 0.250	3-1 1B			2-1 G4-3	1-0 G4-6-3			3-1 G4-3		4 0 1 0 0 0 2												
Mike Matheny, R OBP: 0.333, SLG: 0.636	2-2 SAFE P6		1-0 P3		1-2 G5-3			3-1 HR		4 1 1 1 0 0 1												
Inning Stats	R: 5 E: 0 K: 2 S: 26	H: 4 LOB: 1 BB: 2 P: 44	R: 0 E: 0 K: 1 S: 10	H: 0 LOB: 1 BB: 1 P: 19	R: 0 E: 0 K: 0 S: 7	H: 0 LOB: 0 BB: 0 P: 11	R: 1 E: 1 K: 0 S: 8	H: 2 LOB: 0 BB: 0 P: 17	R: 2 E: 0 K: 0 S: 13	H: 3 LOB: 1 BB: 1 P: 26	R: 0 E: 0 K: 1 S: 8	H: 0 LOB: 0 BB: 0 P: 13	R: 1 E: 0 K: 1 S: 11	H: 1 LOB: 0 BB: 0 P: 20	R: 1 E: 0 K: 1 S: 11	H: 1 LOB: 0 BB: 0 P: 20	R: 0 E: 0 K: 2 S: 7	H: 0 LOB: 0 BB: 0 P: 11	1B: 5 2B: 1 3B: 0 HR: 5	SF: 0 SAC: 0 DP: 1 HBP: 0	WP: 0 PB: 0 CS: 1	PA: 41
PITCHER	IP WLS BF H R ER SO BB IBB HBP BLK WP HR S P ERA WHIP											PITCHER	IP WLS BF H R ER SO BB IBB HBP BLK WP HR S P ERA WHIP									
Edwin Hurtado, R ERA: 10.5	(1, 1) 4.0 L 22 8 8 7 3 3 0 0 0 0 3 56 100 15.75 2.750																					
Bob Wells, R ERA: 3.6	(5, 1) 5.0 18 3 2 2 5 1 0 0 0 0 2 45 81 3.60 0.800																					

AB	36
R	10
H	11
RBI	9
BB	4
SO	8
LOB	4



Batter	1	2	3	4	5	6	7	8	9	AB R H RBI BB SO LOB	BOTTOM											
Rich Amaral, R OBP: 0.250, SLG: 0.286	3-3 K		0-0 2B			1-2 G6-3		1-0 G6-3		4 0 1 0 0 1 0	<p>Milwaukee Brewers @ Seattle Mariners</p> <p>The Kingdome, Seattle, WA</p> <p>Fri Apr 05 1996, 10:05 PM EST</p> <p>Att: 27,768 - Dome - 68 F</p>											
Luis Sejo, R OBP: 0.444, SLG: 0.429	2-0 P3		1-2 P2			4-1 HR BB		0-0 F8		3 1 0 0 1 0 1												
Ken Griffey Jr., L OBP: 0.222, SLG: 0.313	2-3 K		0-0 G4-3			0-1 1H HR		1-0 L9		4 1 1 2 0 1 1												
Edgar Martinez, R OBP: 0.389, SLG: 0.400		0-1 L7		1-3 K		0-0 F8		2-2 BB 2B 1B		4 1 1 0 0 1 0												
Jay Buhner, R OBP: 0.412, SLG: 0.417		0-0 HR		1-3 K		1-3 K		0-0 F8		4 1 1 1 0 2 1												
Ricky Jordan, R OBP: 0.143, SLG: 0.143		2-3 K		0-0 G4-3			0-0 L4	0-0 E6 BB 2B		4 1 0 0 0 1 1												
Russ Davis, R OBP: 0.313, SLG: 0.286		1-0 1B			1-2 P4		2-3 K	4-2 2B BB		3 1 1 0 1 1 0												
Dan Wilson, R OBP: 0.250, SLG: 0.333		0-2 L6			0-1 F9		0-0 G6-3	1-1 2B		4 0 1 3 0 0 1												
Alex Rodriguez, R OBP: 0.250, SLG: 0.214			1-0 L9		2-3 K			0-0 F8	1-2 2H 3H 2-2 2B	4 0 0 0 0 1 1												
Inning Stats	R: 0 E: 0 K: 2 S: 9	H: 0 LOB: 0 BB: 0 P: 16	R: 1 E: 0 K: 1 S: 10	H: 2 LOB: 1 BB: 0 P: 13	R: 0 E: 0 K: 0 S: 6	H: 1 LOB: 0 BB: 0 P: 8	R: 0 E: 0 K: 2 S: 7	H: 0 LOB: 0 BB: 0 P: 9	R: 0 E: 0 K: 1 S: 8	H: 0 LOB: 0 BB: 0 P: 11		R: 2 E: 0 K: 1 S: 10	H: 1 LOB: 0 BB: 1 P: 16	R: 0 E: 0 K: 1 S: 5	H: 0 LOB: 0 BB: 0 P: 7	R: 0 E: 0 K: 0 S: 3	H: 0 LOB: 0 BB: 0 P: 4	R: 3 E: 1 K: 0 S: 14	H: 2 LOB: 1 BB: 1 P: 24	1B: 2 2B: 2 3B: 0 HR: 2	SF: 0 SAC: 0 DP: 0 HBP: 0	WP: 0 PB: 0 CS: 0
PITCHER	IP WLS BF H R ER SO BB IBB HBP BLK WP HR S P ERA WHIP											PITCHER	IP WLS BF H R ER SO BB IBB HBP BLK WP HR S P ERA WHIP									
Scott Karl, L ERA: 3.12	(1, 1) 8.2 W 35 6 6 3 8 2 0 0 0 0 2 68 102 3.12 0.923																					
Cris Carpenter, R ERA: 10.5	(9, 1) 0.1 1 0 0 0 0 0 0 0 0 0 0 4 6 0.00 0.000																					

AB	34
R	6
H	6
RBI	6
BB	2
SO	8
LOB	6




Batter	1	2	3	4	5	6	7	8	9	AB	R	H	RBI	BB	SO	LOB	TOP				
Pat Listach, S OBP: 0.188, SLG: 0.133	E4 BB	K			G4-3		BB	K		4	1	0	0	1	2	2	Milwaukee Brewers @ Seattle Mariners The Kingdome, Seattle, WA Sat Apr 06 1996, 10:05 PM EST Att: 56,892 - Dome - 68 F				
Chuck Carr, S OBP: 0.333, SLG: 0.526	F7		F7		P4		P6		K	5	0	0	0	0	1	2					
Kevin Seitzer, R OBP: 0.500, SLG: 0.882	BB		L8		HR		K		G6-3	4	1	1	0	1	1	1					
Greg Vaughn, R OBP: 0.476, SLG: 1.111	K		G5-3		HR		2B		HR	4	3	2	3	1	1	2					
John Jaha, R OBP: 0.450, SLG: 0.533	BB			2B	K		2B		K	3	0	1	2	2	2	0					
Matt Mieske, R OBP: 0.417, SLG: 0.300	P4					G1-4-3	F7			2	0	0	0	1	0	4					
Turner Ward, S OBP: 0.143, SLG: 0.143										1	0	0	0	0	0	1					
Jeff Cirillo, R OBP: 0.316, SLG: 0.444		L4			L9		K		L5	4	0	0	0	0	1	2					
Mike Matheny, R OBP: 0.375, SLG: 0.667						G1-4-3		K		4	0	2	0	0	1	1					
Jose Valentin, S OBP: 0.333, SLG: 0.438	F7			G5-3		K				3	0	0	0	1	1	4					
Inning Stats	R: 0 E: 1 K: 1 S: 12	H: 0 LOB: 3 BB: 2 P: 23	R: 0 E: 0 K: 1 S: 8	H: 1 LOB: 1 BB: 0 P: 15	R: 0 E: 0 K: 0 S: 9	H: 0 LOB: 0 BB: 0 P: 13	R: 0 E: 0 K: 0 S: 9	H: 1 LOB: 2 BB: 1 P: 17	R: 2 E: 1 K: 2 S: 10	H: 0 LOB: 1 BB: 1 P: 19	R: 2 E: 0 K: 1 S: 14	H: 1 LOB: 1 BB: 2 P: 30	R: 0 E: 0 K: 2 S: 10	H: 0 LOB: 1 BB: 1 P: 17	R: 1 E: 0 K: 2 S: 10	H: 1 LOB: 0 BB: 0 P: 15	1B: 2 2B: 2 3B: 0 HR: 2	SF: 0 SAC: 0 DP: 0 HBP: 0	WP: 0 PB: 0 SB: 0 CS: 0	PA: 41	
PITCHER	IP	WLS	BF	H	R	ER	SO	BB	IBB	HBP	BLK	WP	HR	S	P	ERA	WHIP				
Randy Johnson, L ERA: 3.95	(1, 1)	6.2	W	31	4	4	6	6	0	0	0	0	1	67	122	5.40	1.500				
Michael Jackson, R ERA:	(7, 1)	1.1		6	1	0	2	1	0	0	0	0	0	15	28	0.00	1.500				
Norm Charlton, L ERA: 2.45	(9, 1)	1.0		4	1	1	2	0	0	0	0	0	1	10	15	9.00	1.000				

Batter	1	2	3	4	5	6	7	8	9	AB	R	H	RBI	BB	SO	LOB	BOTTOM				
Darren Bragg, L OBP: 0.308, SLG: 0.455	HR	G3-1		PO	G4-3		F7			4	1	1	0	0	0	0	Milwaukee Brewers @ Seattle Mariners The Kingdome, Seattle, WA Sat Apr 06 1996, 10:05 PM EST Att: 56,892 - Dome - 68 F				
Joey Cora, S OBP: 0.286, SLG: 0.462	G6-3	G6-3			G3		K			4	0	0	0	0	1	1					
Ken Griffey Jr., L OBP: 0.273, SLG: 0.474	HR		F8		G4-3		HR			3	2	1	1	1	0	0					
Edgar Martinez, R OBP: 0.364, SLG: 0.368	HR		K			F7	P6			4	1	1	0	0	1	0					
Jay Buhner, R OBP: 0.476, SLG: 0.429	P4			HBP		HR		L8-4		2	1	1	0	1	0	3					
Paul Sorrento, L OBP: 0.333, SLG: 0.818	HR		L3			HR		F7		4	2	2	6	0	0	2					
Russ Davis, R OBP: 0.350, SLG: 0.500	HR			P2		G6-3				4	1	2	1	0	0	0					
Dan Wilson, R OBP: 0.250, SLG: 0.278	G1-3			F8		WP		L8-4		3	0	0	0	1	0	2					
Alex Rodriguez, R OBP: 0.211, SLG: 0.176		F9		E6		K				3	0	0	0	0	1	1					
Inning Stats	R: 5 E: 0 K: 0 S: 17	H: 4 LOB: 0 BB: 1 P: 29	R: 0 E: 0 K: 0 S: 9	H: 0 LOB: 0 BB: 0 P: 15	R: 0 E: 1 K: 0 S: 8	H: 0 LOB: 0 BB: 0 P: 13	R: 0 E: 1 K: 0 S: 4	H: 0 LOB: 0 BB: 0 P: 6	R: 2 E: 0 K: 1 S: 9	H: 1 LOB: 1 BB: 2 P: 24	R: 1 E: 0 K: 1 S: 9	H: 1 LOB: 0 BB: 0 P: 17	R: 0 E: 0 K: 0 S: 8	H: 2 LOB: 1 BB: 0 P: 14	R: 0 E: 0 K: 0 S: 8	H: 0 LOB: 0 BB: 0 P: 15		1B: 4 2B: 1 3B: 0 HR: 4	SF: 0 SAC: 0 DP: 1 HBP: 1	WP: 1 PB: 0 SB: 1 CS: 0	PA: 36
PITCHER	IP	WLS	BF	H	R	ER	SO	BB	IBB	HBP	BLK	WP	HR	S	P	ERA	WHIP				
Steve Sparks, R ERA: 11.12	(1, 1)	5.2	L	26	5	7	7	3	0	1	0	0	3	53	97	11.12	1.412				
Angel Miranda, L ERA: 6.75	(6, 1)	1.1		5	1	1	2	0	0	0	0	1	1	12	23	6.75	0.750				
Mike Potts, L ERA:	(8, 1)	1.0		4	2	0	0	0	0	0	0	0	0	8	14	0.00	2.000				

Batter	1	2	3	4	5	6	7	8	9	AB	R	H	RBI	BB	SO	LOB	TOP										
Pat Listach, S OBP: 0.200, SLG: 0.111	L8			P3		FC3-6			1B WP FC5-4 BB	3	1	0	0	1	0	1											
Chuck Carr, S OBP: 0.333, SLG: 0.476 David Hulse, L	G5-3			CS BB		G3-1			L8	2	0	0	0	1	0	1											
Kevin Seitzer, R OBP: 0.458, SLG: 0.762	K			B2					F9	4	0	1	0	0	1	1											
Greg Vaughn, R OBP: 0.400, SLG: 0.909		K		CS	F7				FC5-4 1B	4	0	0	1	0	2	1											
John Jaha, R OBP: 0.458, SLG: 0.500		F8							K	3	0	1	0	1	1	1											
Matt Mieske, R OBP: 0.333, SLG: 0.231		K							FC6-4 BB	3	0	0	0	0	2	2											
Jeff Cirillo, R OBP: 0.273, SLG: 0.381									FC6-4 1B	3	0	0	0	0	1	1											
Mike Matheny, R OBP: 0.368, SLG: 0.588									L8	2	0	0	0	1	0	0											
Jose Valentin, S OBP: 0.333, SLG: 0.421									G1-3	3	0	1	0	0	1	1											
									F9	3	0	1	0	0	1	1											
Inning Stats	R: 0 E: 0 K: 1 S: 6	H: 0 LOB: 0 BB: 0 P: 8	R: 0 E: 0 K: 2 S: 10	H: 0 LOB: 0 BB: 0 P: 17	R: 0 E: 0 K: 2 S: 9	H: 0 LOB: 0 BB: 1 P: 18	R: 0 E: 0 K: 0 S: 6	H: 0 LOB: 0 BB: 1 P: 10	R: 0 E: 0 K: 1 S: 10	H: 1 LOB: 1 BB: 0 P: 14	R: 0 E: 0 K: 0 S: 6	H: 1 LOB: 1 BB: 0 P: 9	R: 0 E: 0 K: 1 S: 7	H: 0 LOB: 1 BB: 1 P: 17	R: 0 E: 0 K: 0 S: 6	H: 0 LOB: 0 BB: 0 P: 8	R: 1 E: 0 K: 1 S: 11	H: 1 LOB: 1 BB: 1 P: 22	1B: 3 2B: 0 3B: 0 HR: 0	SF: 0 SAC: 0 DP: 0 HBP: 0	WP: 1 PB: 0 CS: 2	PA: 33					
PITCHER	IP	WLS	BF	H	R	ER	SO	BB	IBB	HBP	BLK	WP	HR	S	P	ERA	WHIP										
Sterling Hitchcock, L ERA: 1.2	(1, 1)	8.0	W	27	2	0	7	3	0	0	0	0	0	60	101	0.00	0.625										
Norm Charlton, L ERA: 4.5	(9, 1)	0.1		3	1	1	1	1	0	0	0	1	0	6	15	27.00	6.000										
Michael Jackson, R ERA:	(9, 1)	0.2	S	2	0	0	1	0	0	0	0	0	0	5	7	0.00	0.000										

Milwaukee Brewers @ Seattle Mariners
The Kingdome, Seattle, WA
Sun Apr 07 1996, 6:33 AM EDT
Att: 21,004 - Dome - 68 F


AB 28
R 1
H 3
RBI 1
BB 4
SO 8
LOB 10



Batter	1	2	3	4	5	6	7	8	9	AB	R	H	RBI	BB	SO	LOB	BOTTOM										
Darren Bragg, L OBP: 0.313, SLG: 0.385 Rich Amaral, R OBP: 0.222, SLG: 0.250	P6		G3							2	0	0	0	1	0	0											
Joey Cora, S	S 2B									4	2	2	0	0	0	2											
Edgar Martinez, R OBP: 0.385, SLG: 0.409	1B		2B							3	1	1	1	1	0	1											
Paul Sorrento, L OBP: 0.313, SLG: 0.667	1H 2B		P5							4	0	1	1	0	1	1											
Jay Buhner, R OBP: 0.440, SLG: 0.389	K									4	0	1	0	0	1	1											
Doug Strange, S OBP: 0.167, SLG: 0.167	L7									4	0	1	0	0	0	2											
Alex Diaz, S OBP: 0.167, SLG: 0.167	F7									4	0	1	0	0	0	3											
Dan Wilson, R OBP: 0.273, SLG: 0.263	G3-1									1	0	0	0	1	1	0											
Alex Rodriguez, R OBP: 0.227, SLG: 0.158	K									2	0	0	0	1	0	1											
										4	0	1	0	0	0	3											
										1	0	0	0	1	1	0											
										2	0	0	0	1	0	1											
Inning Stats	R: 1 E: 0 K: 1 S: 11	H: 2 LOB: 1 BB: 0 P: 19	R: 0 E: 0 K: 1 S: 9	H: 0 LOB: 0 BB: 0 P: 15	R: 0 E: 0 K: 0 S: 10	H: 1 LOB: 1 BB: 0 P: 19	R: 0 E: 0 K: 1 S: 8	H: 0 LOB: 0 BB: 0 P: 12	R: 0 E: 0 K: 0 S: 5	H: 1 LOB: 2 BB: 1 P: 12	R: 0 E: 0 K: 0 S: 6	H: 0 LOB: 0 BB: 0 P: 7	R: 0 E: 0 K: 1 S: 11	H: 1 LOB: 2 BB: 2 P: 20	R: 2 E: 1 K: 0 S: 14	H: 2 LOB: 1 BB: 1 P: 22	1B: 5 2B: 2 3B: 0 HR: 0	SF: 0 SAC: 1 DP: 1 HBP: 0	WP: 3 PB: 0 CS: 1	PA: 34							
PITCHER	IP	WLS	BF	H	R	ER	SO	BB	IBB	HBP	BLK	WP	HR	S	P	ERA	WHIP										
Ricky Bones, R ERA: 3.97	(1, 1)	6.2	L	27	5	1	3	3	0	0	0	0	0	56	99	1.35	1.200										
Kevin Wickander, L ERA:	(7, 1)	0.1		2	0	1	1	0	0	0	0	0	0	6	7	27.00	0.000										
Mike Fetters, R ERA: 9.0	(8, 1)	1.0		5	2	1	0	1	0	0	0	3	0	12	20	0.00	3.000										

Milwaukee Brewers @ Seattle Mariners
The Kingdome, Seattle, WA
Sun Apr 07 1996, 6:33 AM EDT
Att: 21,004 - Dome - 68 F

AB 29
R 3
H 7
RBI 2
BB 4
SO 4
LOB 13



Batter	1	2	3	4	5	6	7	8	9	AB	R	H	RBI	BB	SO	LOB	TOP									
Rich Amaral, R OBP: 0.167, SLG: 0.182 (1, 7)	G5-3	F8		G3				K		3	0	0	0	0	0	0	Seattle Mariners @ Detroit Tigers Tiger Stadium, Detroit, MI Tue Apr 09 1996, 3:33 AM EDT Att: 42,932 - Cloudy - 34 F									
Paul Sorrento, L OBP: 0.333, SLG: 0.625 (6, PH)						BB				1	0	0	0	1	1											
Luis Sojo, R OBP: 0.500, SLG: 0.667 (1, 4)	3B	2B	L8	BB		F9		2H	2B	5	1	3	1	0	0	2										
Ken Griffey Jr., L OBP: 0.296, SLG: 0.522 (1, 8)	2B	3B	L8	BB		G6-3		K		4	1	1	1	1	1	3										
Edgar Martinez, R OBP: 0.387, SLG: 0.360 (1, 10)	2B	E	P6	L3				G6-3	BB	3	1	0	0	2	0	2										
Jay Buhner, R OBP: 0.433, SLG: 0.409 (1, 9)	E7			HR		F7		K	K	4	1	1	1	1	2	2										
Ricky Jordan, R OBP: 0.222, SLG: 0.556 (1, 3)	F8			HR		F7		1B	2B	2	1	1	2	0	0	1										
Alex Diaz, S OBP: 0.222, SLG: 0.333 (4, 7)									P3	3	1	1	0	0	0	0										
Russ Davis, R OBP: 0.375, SLG: 0.476 (9, PH)	K			FC2-6		K		G3		3	0	1	1	1	2	1										
Joey Cora, S OBP: 0.316, SLG: 0.500 (9, PH)				BB		2H		1B		1	0	0	0	0	0	0										
Dan Wilson, R OBP: 0.231, SLG: 0.217 (1, 2)		P4		HR		G4-3		K		4	1	0	0	0	1	2										
Doug Strange, S OBP: 0.266, SLG: 0.571 (9, PH)								3B		1	0	1	0	0	0	0										
Alex Rodriguez, R OBP: 0.296, SLG: 0.458 (1, 6)	K			HR				2B	L4	5	2	3	2	0	1	1										
Inning Stats	R: 3 E: 1 K: 1 S: 19	H: 3 LOB: 1 BB: 1 P: 29	R: 0 E: 0 K: 1 S: 7	H: 0 LOB: 0 BB: 0 P: 13	R: 0 E: 0 K: 0 S: 7	H: 0 LOB: 0 BB: 0 P: 11	R: 4 E: 0 K: 0 S: 19	H: 3 LOB: 2 BB: 3 P: 38	R: 0 E: 0 K: 1 S: 5	H: 1 LOB: 2 BB: 1 P: 15	R: 1 E: 0 K: 2 S: 9	H: 2 LOB: 1 BB: 0 P: 18	R: 1 E: 0 K: 3 S: 16	H: 2 LOB: 2 BB: 1 P: 30	R: 0 E: 0 K: 0 S: 10	H: 1 LOB: 1 BB: 0 P: 16	1B: 2 2B: 6 3B: 2 HR: 2	SF: 0 SAC: 0 DP: 0 HBP: 0	WP: 0 PB: 0 SB: 0 CS: 0	PA: 45						
PITCHER	IP	WLS	BF	H	R	ER	SO	BB	IBB	HBP	BLK	WP	HR	S	P	ERA	WHIP									
Scott Aldred, L ERA: 15.95 (1, 1)	3.1		18	5	7	7	2	3	0	0	0	0	0	2	44	76	18.90	2.400								
Greg Keagle, R ERA: 2.79 (4, 1)	3.2	W	18	5	2	2	3	2	0	0	0	0	0	0	32	64	4.91	1.909								
Mike Myers, L ERA: 6.35 (8, 1)	0.2		3	1	0	0	2	0	0	0	0	0	0	0	8	13	0.00	1.500								
Richie Lewis, R ERA: (8, 1)	0.1		2	0	0	0	1	1	0	0	0	0	0	5	11	0.00	3.000									
Brian Williams, R ERA: 4.15 (9, 1)	1.0	S	4	1	0	0	0	0	0	0	0	0	0	10	16	0.00	1.000									
Chad Curtis, R OBP: 0.512, SLG: 0.645 (1, 8)	HR	K						HR	BB					F7						3	2	0	1	2	2	0
Bobby Higginson, L OBP: 0.494, SLG: 0.800 (1, 9)	HR	BB						FC4-5	2B					K						3	2	1	1	2	1	0
Travis Fryman, R OBP: 0.317, SLG: 0.595 (1, 5)	HR							FC4-5	P6					P4						4	1	1	3	0	0	4
Cecil Fielder, R OBP: 0.350, SLG: 0.500 (1, 3)	F9							P6						HR						3	1	1	4	1	0	1
Melvin Nieves, S OBP: 0.385, SLG: 0.618 (1, 7)	G5-3							G4-3						HBP	BB					3	0	0	0	1	1	2
Eddie Williams, R OBP: 0.281, SLG: 0.333 (1, 10)	P3													E6	CS					2	1	0	0	1	0	0
Kimera Barteo, R (7, FR)																				0	0	0	0	0	0	0
Mark Lewis, R OBP: 0.343, SLG: 0.375 (1, 4)								F9						F9						4	0	0	0	0	1	4
John Flaherty, R OBP: 0.321, SLG: 0.292 (1, 2)														P3						3	1	0	0	1	0	1
Alan Trammell, R OBP: 0.333, SLG: 0.409 (1, 6)														F9						3	2	1	1	1	0	0
Inning Stats	R: 3 E: 0 K: 0 S: 11	H: 1 LOB: 2 BB: 2 P: 26	R: 1 E: 0 K: 1 S: 11	H: 1 LOB: 0 BB: 0 P: 18	R: 0 E: 0 K: 0 S: 8	H: 1 LOB: 1 BB: 0 P: 14	R: 6 E: 0 K: 0 S: 18	H: 1 LOB: 2 BB: 6 P: 50	R: 0 E: 0 K: 2 S: 8	H: 0 LOB: 1 BB: 1 P: 18	R: 0 E: 1 K: 1 S: 8	H: 0 LOB: 1 BB: 0 P: 10	R: 0 E: 0 K: 1 S: 6	H: 0 LOB: 0 BB: 0 P: 12	R: 0 E: 0 K: 0 S: 10	H: 0 LOB: 0 BB: 0 P: 16	1B: 0 2B: 1 3B: 0 HR: 3	SF: 0 SAC: 0 DP: 0 HBP: 1	WP: 0 PB: 0 SB: 0 CS: 1	PA: 39						
PITCHER	IP	WLS	BF	H	R	ER	SO	BB	IBB	HBP	BLK	WP	HR	S	P	ERA	WHIP									
Bob Wolcott, R ERA: 11.74 (1, 1)	3.1		17	3	6	6	1	4	0	0	0	0	0	3	15											
Paul Menhart, R ERA: 5.79 (4, 1)	0.0	L	3	0	0	0	0	3	0	0	0	0	0	3	15											
Bob Wells, R ERA: 3.12 (4, 1)	3.2		15	1	4	4	3	2	0	1	0	0	1	32	60	9.82	0.818									
Bobby Ayala, R ERA: (8, 1)	1.0		3	0	0	0	1	0	0	0	0	0	0	6	12	0.00	0.000									

AB	39
R	9
H	12
RBI	8
BB	6
SO	8
LOB	15




AB	28
R	10
H	4
RBI	10
BB	9
SO	5
LOB	12



Batter	1	2	3	4	5	6	7	8	9	AB	R	H	RBI	BB	SO	LOB	TOP			
Joey Cora, S OBP: 0.348, SLG: 0.636 (1,4)			G4-3					G3		4	2	2	1	0	0	1	Seattle Mariners @ Detroit Tigers Tiger Stadium, Detroit, MI Wed Apr 10 1996, 3:33 AM EDT Att: 9,299 - Sunny - 52 F			
Alex Diaz, S OBP: 0.231, SLG: 0.333 (1,7)	G3		SF9					L8		3	0	1	1	0	0	0				
Ken Griffey Jr., L OBP: 0.290, SLG: 0.481 (1,8)	G6-3		K					G3-1		4	0	1	1	0	1	0				
Edgar Martinez, R OBP: 0.343, SLG: 0.310 (1,10)	G6-3			K					G1-3	4	0	0	0	0	1	1				
Jay Buhner, R OBP: 0.382, SLG: 0.346 (1,9)		K		K					K	4	0	0	0	0	4	1				
Paul Sorrento, L OBP: 0.318, SLG: 0.526 (1,3)		F7		G4-3					F7	3	0	0	0	1	0	0				
Russ Davis, R OBP: 0.370, SLG: 0.435 (1,5)					P5					2	0	0	0	1	1	1				
John Marzano, R (1,2)		G4-3			G5-3					2	0	0	0	0	0	1				
Alex Rodriguez, R OBP: 0.300, SLG: 0.481 (1,6)			G4-3		K					3	1	1	0	0	1	2				
Inning Stats	R: 1 E: 0 K: 0 S: 9	H: 1 LOB: 0 BB: 0 P: 19	R: 0 E: 0 K: 1 S: 9	H: 0 LOB: 1 BB: 1 P: 18	R: 1 E: 0 K: 1 S: 8	H: 1 LOB: 0 BB: 0 P: 12	R: 0 E: 0 K: 2 S: 7	H: 0 LOB: 0 BB: 0 P: 11	R: 0 E: 0 K: 1 S: 8	H: 3 LOB: 1 BB: 1 P: 20	R: 0 E: 0 K: 1 S: 8	H: 0 LOB: 1 BB: 1 P: 16	R: 0 E: 0 K: 0 S: 5	H: 0 LOB: 0 BB: 0 P: 9	R: 0 E: 0 K: 1 S: 7	H: 0 LOB: 0 BB: 0 P: 11	1B: 3 2B: 1 3B: 0 HR: 1	SF: 1 SAC: 0 DP: 1 HBP: 1	WP: 0 PB: 0 SB: 0 CS: 0	PA: 33
PITCHER Omar Olivares, R ERA: 3.86 (1,1)	IP: 9.0 WLS: W BF: 33 H: 5 R: 3 ER: 3 SO: 8 BB: 2 IBB: 0 HBP: 1 BLK: 0 WP: 0 HR: 1 S: 74 P: 130 ERA: 3.00 WHIP: 0.778															PITCHER				

Batter	1	2	3	4	5	6	7	8	9	AB	R	H	RBI	BB	SO	LOB	BOTTOM			
Chad Curtis, R OBP: 0.478, SLG: 0.571 (1,8)	L7		K					L8		4	0	0	0	1	1	0	Seattle Mariners @ Detroit Tigers Tiger Stadium, Detroit, MI Wed Apr 10 1996, 3:33 AM EDT Att: 9,299 - Sunny - 52 F			
Bobby Higginson, L OBP: 0.500, SLG: 0.759 (1,9)	F9			E9				K		4	0	2	0	1	1	0				
Travis Fryman, R OBP: 0.378, SLG: 0.615 (1,5)										2	1	2	0	2	0	0				
Cecil Fielder, R OBP: 0.341, SLG: 0.556 (1,3)	F9		G1-4-3	G5-3						4	1	1	2	0	0	7				
Melvin Nieves, S OBP: 0.395, SLG: 0.676 (1,7)				G6-3		G3				3	1	1	1	1	0	0				
Curtis Pride, L (1,10)	FC6-4				P5					3	1	0	0	1	0	3				
Mark Lewis, R OBP: 0.359, SLG: 0.389 (1,4)		K					K			4	1	2	1	0	2	0				
Mark Parent, R OBP: 0.182, SLG: 0.455 (1,2)		K			K		G5-3			4	1	1	2	0	2	1				
Chris Gomez, R OBP: 0.462, SLG: 0.222 (1,6)		P3						G5-3		3	1	0	0	1	0	1				
Inning Stats	R: 0 E: 0 K: 0 S: 15	H: 1 LOB: 3 BB: 2 P: 27	R: 0 E: 0 K: 2 S: 8	H: 0 LOB: 0 BB: 0 P: 14	R: 0 E: 0 K: 1 S: 10	H: 1 LOB: 1 BB: 1 P: 18	R: 4 E: 1 K: 0 S: 18	H: 3 LOB: 2 BB: 4 P: 40	R: 1 E: 0 K: 1 S: 11	H: 2 LOB: 1 BB: 0 P: 14	R: 2 E: 0 K: 0 S: 10	H: 2 LOB: 0 BB: 0 P: 21	R: 0 E: 0 K: 1 S: 7	H: 0 LOB: 0 BB: 0 P: 12	R: 0 E: 0 K: 1 S: 10	H: 0 LOB: 0 BB: 0 P: 14	1B: 6 2B: 0 3B: 0 HR: 3	SF: 0 SAC: 0 DP: 2 HBP: 0	WP: 0 PB: 0 SB: 1 CS: 0	PA: 38
PITCHER Edwin Hurtado, R ERA: 9.82 (1,1) Paul Menhart, R ERA: 5.87 (6,1)	IP: 5.0 WLS: L BF: 27 H: 7 R: 5 ER: 5 SO: 4 BB: 6 IBB: 0 HBP: 0 BLK: 0 WP: 0 HR: 2 S: 62 P: 113 ERA: 9.00 WHIP: 2.600															PITCHER				

AB 29
R 3
H 5
RBI 3
BB 2
SO 8
LOB 7



AB 31
R 7
H 9
RBI 6
BB 7
SO 6
LOB 12



Batter	1	2	3	4	5	6	7	8	9	AB	R	H	RBI	BB	SO	LOB	TOP				
Joey Cora, S OBP: 0.321, SLG: 0.556 (1, 4)										5	0	1	0	0	0	0					
Alex Diaz, S OBP: 0.167, SLG: 0.235 (1, 7)										5	0	0	0	0	0	2					
Ken Griffey Jr., L OBP: 0.306, SLG: 0.548 (1, 8)										4	1	1	1	1	1	2					
Edgar Martinez, R OBP: 0.400, SLG: 0.424 (1, 10)										4	2	3	0	1	1	1					
Jay Buhner, R OBP: 0.385, SLG: 0.333 (1, 9)										4	0	1	0	1	0	3					
Paul Sorrento, L OBP: 0.333, SLG: 0.478 (1, 3)										4	1	1	1	1	1	3					
Russ Davis, R OBP: 0.344, SLG: 0.500 (1, 5)										5	2	1	3	0	1	5					
Dan Wilson, R OBP: 0.300, SLG: 0.630 (1, 2)										4	3	3	4	0	0	0					
Alex Rodriguez, R OBP: 0.294, SLG: 0.433 (1, 6)										3	0	0	0	1	1	0					
Inning Stats	R: 0 E: 0 K: 1 S: 9	H: 0 LOB: 1 BB: 1 P: 17	R: 2 E: 0 K: 0 S: 10	H: 1 LOB: 0 BB: 1 P: 20	R: 0 E: 0 K: 1 S: 9	H: 0 LOB: 0 BB: 0 P: 12	R: 0 E: 0 K: 1 S: 13	H: 1 LOB: 1 BB: 0 P: 19	R: 0 E: 0 K: 2 S: 10	H: 1 LOB: 1 BB: 0 P: 14	R: 1 E: 0 K: 1 S: 11	H: 1 LOB: 0 BB: 0 P: 18	R: 4 E: 0 K: 2 S: 15	H: 3 LOB: 0 BB: 1 P: 27	R: 2 E: 0 K: 0 S: 16	H: 3 LOB: 2 BB: 1 P: 27	1B: 4 2B: 2 3B: 0 HR: 5	SF: 0 SAC: 0 DP: 0 HBP: 0	WP: 0 PB: 0 SB: 0 CS: 0	PA: 43	
PITCHER	IP	WLS	BF	H	R	ER	SO	BB	IBB	HBP	BLK	WP	HR	S	P	ERA	WHIP				
Greg Gohr, R ERA: 9.0 (1, 1)	5.2	L	24	4	2	2	4	3	0	0	0	0	1	58	96	3.18	1.235				
Mike Christopher, R ERA: 15.85 (6, 1)	2.1		12	4	5	5	4	0	1	0	0	0	3	29	50	19.29	1.714				
Randy Veres, R ERA: 15.43 (9, 1)	1.0		7	3	2	2	0	1	0	0	0	0	1	16	27	18.00	4.000				

Seattle Mariners @ Detroit Tigers
Tiger Stadium, Detroit, MI
Thu Apr 11 1996, 3:33 AM EDT
Att. 12,272 - Sunny - 68 F

AB	38
R	9
H	11
RBI	9
BB	5
SO	8
LOB	16



Batter	1	2	3	4	5	6	7	8	9	AB	R	H	RBI	BB	SO	LOB	BOTTOM					
Chad Curtis, R OBP: 0.440, SLG: 0.513 (1, 8)										4	0	0	0	0	2	2						
Mark Lewis, R OBP: 0.326, SLG: 0.350 (1, 4)										4	0	0	0	0	2	2						
Travis Fryman, R OBP: 0.367, SLG: 0.571 (1, 5)										3	0	0	0	1	2	1						
Cecil Fielder, R OBP: 0.313, SLG: 0.500 (1, 3)										4	0	0	0	0	2	1						
Eddie Williams, R OBP: 0.286, SLG: 0.310 (1, 10)										2	0	0	0	1	1	0						
Curtis Pride, L (9, PH)										0	0	0	0	1	0	0						
Melvin Nieves, S OBP: 0.382, SLG: 0.610 (1, 7)										0	0	0	0	1	0	0						
Melvin Nieves, S OBP: 0.382, SLG: 0.610 (1, 7)										4	0	0	0	0	2	2						
Danny Bautista, R OBP: 0.364, SLG: 0.490 (1, 9)										2	1	1	0	1	0	0						
John Flaherty, R OBP: 0.290, SLG: 0.259 (1, 2)										3	0	0	0	0	2	3						
John Flaherty, R OBP: 0.290, SLG: 0.259 (1, 2)										3	0	0	0	0	2	3						
Alan Trammell, R OBP: 0.370, SLG: 0.440 (1, 6)										3	0	2	1	0	0	0						
Chris Gomez, R OBP: 0.462, SLG: 0.222 (9, 6)										0	0	0	0	0	0	0						
Inning Stats	R: 0 E: 0 K: 1 S: 9	H: 0 LOB: 0 BB: 0 P: 17	R: 0 E: 0 K: 2 S: 10	H: 0 LOB: 2 BB: 2 P: 21	R: 0 E: 0 K: 1 S: 9	H: 0 LOB: 0 BB: 0 P: 17	R: 0 E: 0 K: 2 S: 11	H: 0 LOB: 0 BB: 0 P: 16	R: 0 E: 0 K: 1 S: 10	H: 0 LOB: 0 BB: 0 P: 13	R: 0 E: 0 K: 2 S: 8	H: 1 LOB: 1 BB: 0 P: 13	R: 0 E: 0 K: 2 S: 9	H: 0 LOB: 0 BB: 0 P: 13	R: 1 E: 0 K: 2 S: 15	H: 2 LOB: 1 BB: 0 P: 24	R: 0 E: 0 K: 0 S: 7	H: 0 LOB: 1 BB: 2 P: 19	1B: 2 2B: 1 3B: 0 HR: 0	SF: 0 SAC: 0 DP: 1 HBP: 0	WP: 1 PB: 0 SB: 0 CS: 0	PA: 33
PITCHER	IP	WLS	BF	H	R	ER	SO	BB	IBB	HBP	BLK	WP	HR	S	P	ERA	WHIP					
Randy Johnson, L ERA: 3.0 (1, 1)	7.1	W	27	3	1	1	12	2	0	0	0	0	0	74	123	1.23	0.682					
Michael Jackson, R ERA: (8, 1)	1.2		6	0	0	0	1	2	0	0	0	0	0	14	30	0.00	1.200					

Seattle Mariners @ Detroit Tigers
Tiger Stadium, Detroit, MI
Thu Apr 11 1996, 3:33 AM EDT
Att. 12,272 - Sunny - 68 F

AB	29
R	1
H	3
RBI	1
BB	4
SO	13
LOB	11



Batter	1	2	3	4	5	6	7	8	9	AB	R	H	RBI	BB	SO	LOB	TOP								
Joey Cora, S OBP: 0.333, SLG: 0.581 (1, 4)	F7	L6		L8		CS	1B HR BB	3B		4	1	1	0	1	0	1									
Rich Amaral, R OBP: 0.235, SLG: 0.200 (1, 7)	1B E BB		F9				HR 1B	K		4	2	1	0	1	2	1									
Ken Griffey Jr., L OBP: 0.366, SLG: 0.743 (1, 8)	E 1B			HR		G4-3	HR			4	3	3	4	1	0	0									
Edgar Martinez, R OBP: 0.378, SLG: 0.474 (1, 10)	E6 1B SF7		G1-3			HR	K	F9		5	2	1	1	0	1	3									
Jay Buhner, R OBP: 0.432, SLG: 0.471 (1, 9)				1B			HR			4	1	3	2	1	1	0									
Paul Sorrento, L OBP: 0.281, SLG: 0.407 (1, 3)	SF7		G3			G4-3	F8			4	0	0	1	0	0	2									
Russ Davis, R OBP: 0.378, SLG: 0.500 (1, 5)	F8			SH1-4 BB		G4-3	1B			4	0	2	0	1	0	1									
Dan Wilson, R OBP: 0.294, SLG: 0.581 (1, 2)		L4		SH1-4			K			4	0	1	0	0	1	2									
Alex Rodriguez, R OBP: 0.289, SLG: 0.441 (1, 6)						K	FC6-4 1B			4	0	1	0	0	1	2									
Inning Stats	R: 3 E: 1 K: 0 S: 21	H: 2 LOB: 1 BB: 1 P: 32	R: 0 E: 0 K: 0 S: 5	H: 1 LOB: 0 BB: 0 P: 6	R: 1 E: 0 K: 1 S: 11	H: 2 LOB: 1 BB: 0 P: 21	R: 0 E: 0 K: 1 S: 9	H: 0 LOB: 1 BB: 1 P: 18	R: 1 E: 0 K: 1 S: 12	H: 1 LOB: 0 BB: 0 P: 20	R: 0 E: 0 K: 0 S: 9	H: 1 LOB: 0 BB: 0 P: 11	R: 4 E: 0 K: 2 S: 21	H: 4 LOB: 1 BB: 1 P: 38	R: 0 E: 0 K: 1 S: 10	H: 1 LOB: 2 BB: 1 P: 20	R: 0 E: 0 K: 1 S: 10	H: 1 LOB: 1 BB: 0 P: 15	1B: 7 2B: 1 3B: 1 HR: 4	SF: 1 SAC: 1 DP: 0 HBP: 0	WP: 0 PB: 0 SB: 0 CS: 1	PA: 45			
PITCHER	IP	WLS	BF	H	R	ER	SO	BB	IBB	HBP	BLK	WP	HR	S	P	ERA	WHIP								
Paul Quantill, R ERA: 7.15 (1, 1)	5.0	L	24	6	5	3	2	3	0	0	0	0	2	58	97	5.40	1.800								
Giovanni Carrara, R ERA: 12.0 (6, 1)	2.0		11	5	4	4	2	1	0	0	0	0	2	30	49	18.00	3.000								
Bill Risle, R ERA: (8, 1)	2.0		9	2	0	0	2	1	0	0	0	0	0	20	35	0.00	1.500								

Seattle Mariners @ Toronto Blue Jays
 SkyDome, Toronto, ON
 Fri Apr 12 1996, 7:05 PM EDT
 Att: 31,293 - Dome - 70 F

AB	37
R	9
H	13
RBI	8
BB	5
SO	6
LOB	12



Batter	1	2	3	4	5	6	7	8	9	AB	R	H	RBI	BB	SO	LOB	BOTTOM								
Otis Nixon, S OBP: 0.395, SLG: 0.405 (1, 8)	CS 1B	1-2 2-3 BB			G3-1 1B BB	G6-3		G6-3		3	1	1	0	2	0	3									
Tilson Brito, R OBP: 0.353, SLG: 0.345 (1, 4)	1B 2B	G6-3			G3-1 1B		P6			5	1	2	0	0	1	3									
Joe Carter, R OBP: 0.341, SLG: 0.410 Robert Perez, R OBP: 0.400, SLG: 0.600 (6, 7)				F8	F7		G6-3		F8	4	0	1	0	0	0	2									
John Olerud, L OBP: 0.342, SLG: 0.516 (1, 3)				G3	G3-1		HR		HR 1B	5	2	2	1	0	1	4									
Ed Sprague, R OBP: 0.375, SLG: 0.588 (1, 5)							F7			5	1	3	4	0	1	2									
Carlos Delgado, L OBP: 0.400, SLG: 0.483 (1, 10)			FC4-6 BB					K	K	4	0	0	0	1	4	2									
Juan Samuel, R OBP: 0.500, SLG: 0.917 (1, 9)		FC4-6 BB BB			F8		G6-3			4	1	1	0	0	0	1									
Charlie O'Brien, R OBP: 0.350, SLG: 0.438 (1, 2)		F7			F7		G4-3			3	0	0	0	1	0	1									
Alex Gonzalez, R OBP: 0.412, SLG: 0.613 (1, 6)					K					2	0	1	1	1	1	0									
Inning Stats	R: 0 E: 0 K: 2 S: 17	H: 3 LOB: 2 BB: 0 P: 27	R: 0 E: 0 K: 0 S: 11	H: 0 LOB: 3 BB: 3 P: 27	R: 0 E: 0 K: 1 S: 9	H: 1 LOB: 1 BB: 0 P: 13	R: 0 E: 0 K: 1 S: 6	H: 0 LOB: 0 BB: 0 P: 7	R: 2 E: 0 K: 1 S: 13	H: 2 LOB: 1 BB: 1 P: 24	R: 0 E: 0 K: 0 S: 10	H: 0 LOB: 0 BB: 0 P: 18	R: 1 E: 0 K: 0 S: 10	H: 1 LOB: 0 BB: 0 P: 19	R: 1 E: 0 K: 1 S: 12	H: 2 LOB: 1 BB: 1 P: 23	R: 2 E: 0 K: 2 S: 11	H: 2 LOB: 0 BB: 0 P: 14	1B: 7 2B: 2 3B: 0 HR: 2	SF: 0 SAC: 0 DP: 1 HBP: 1	WP: 0 PB: 0 SB: 0 CS: 1	PA: 42			
PITCHER	IP	WLS	BF	H	R	ER	SO	BB	IBB	HBP	BLK	WP	HR	S	P	ERA	WHIP								
Sterling Hitchcock, L ERA: 2.08 (1, 1)	6.2	W	31	7	3	3	5	4	0	1	0	0	1	73	130	4.05	1.650								
Rafael Carmona, R ERA: 13.5 (7, 1)	0.2		4	1	1	1	1	1	0	0	0	0	0	13	24	13.50	3.000								
Bobby Ayala, R ERA: 4.91 (8, 1)	1.2		7	3	2	2	2	0	0	0	0	0	1	13	18	10.80	1.800								

Seattle Mariners @ Toronto Blue Jays
 SkyDome, Toronto, ON
 Fri Apr 12 1996, 7:05 PM EDT
 Att: 31,293 - Dome - 70 F

AB	36
R	6
H	11
RBI	6
BB	5
SO	8
LOB	18



Batter	1	2	3	4	5	6	7	8	9	AB	R	H	RBI	BB	SO	LOB	TOP							
Joey Cora, S (1,4) <small>OBP: 0.342, SLG: 0.529</small> Doug Strange, S (9,PH) <small>OBP: 0.291, SLG: 0.500</small>	4-0 F9 2B BB	4-1 BB 1B BB		2-2 P4		1-2 F9 2-3	0-0 G6-3		2-2 F7	3 2 0 0 2 0 2 1 0 0 0 0 0 0														
Rich Amaral, R (1,7) <small>OBP: 0.291, SLG: 0.211</small>	4-2 2B BB	3-1 BB 1B BB		0-0 L6		0-0 SF9		0-0 F9	3-3 K	4 2 1 1 1 1 0														
Ken Griffey Jr., L (1,8) <small>OBP: 0.333, SLG: 0.667</small> Alex Diaz, S (7,8) <small>OBP: 0.211, SLG: 0.235</small>	3-1 F9 2-3	0-1 F7		1-1 P6		3-H 2-1 P6		4-2 FC6-4 1B BB		4 0 0 0 0 0 4 0 1 0 0 1 0 0														
Edgar Martinez, R (1,10) <small>OBP: 0.400, SLG: 0.500</small>	3-2 1-H 3-H 1B 2B	4-1 1B BB			2-1 F9		1-1 P6	0-0 FC6-4 1B		4 1 2 2 1 0 0														
Jay Buhner, R (1,9) <small>OBP: 0.449, SLG: 0.474</small>	1-0 1B HR	1-0 1B			3-1 P4		4-1 2B BB	2-2 FC6-4 BB BB		4 2 2 3 1 0 2														
Paul Sorrento, L (1,3) <small>OBP: 0.278, SLG: 0.387</small> Ricky Jordan, R (8,PH) <small>OBP: 0.300, SLG: 0.556</small>	2-2 HR 1B	2-1 G6-4-3			0-1 E4		0-1 F8	4-0 BB BB		4 1 1 0 0 0 3 0 0 0 0 1 0 0														
Russ Davis, R (1,5) <small>OBP: 0.405, SLG: 0.528</small>	2-1 P4			2-2 G5-4-3 1B		0-3 K		4-2 1-3 2B	1-2 2-3 3-H BB	4 1 2 1 1 1 3														
Dan Wilson, R (1,2) <small>OBP: 0.333, SLG: 0.657</small> John Marzano, R (8,2)	2-1 1-H 2-H HR			0-3 K		1-1 2B 1B	4-1 2B BB	2-1 L4		4 3 2 3 1 1 4 0 0 0 0 0 0 0														
Alex Rodriguez, R (1,6) <small>OBP: 0.302, SLG: 0.487</small>	2-0 P2			3-1 G5-4-3		1 SAFE 3-2 1-H SF9 2B	2-1 1-H 2-H 3-H 2B		1-1 F8	5 1 2 4 0 0 1														
Inning Stats	R: 6 E: 0 K: 0 S: 18	H: 4 LOB: 0 BB: 2 P: 41	R: 2 E: 0 K: 0 S: 9	H: 2 LOB: 1 BB: 2 P: 23	R: 0 E: 0 K: 1 S: 8	H: 1 LOB: 0 BB: 0 P: 13	R: 0 E: 0 K: 0 S: 7	H: 0 LOB: 0 BB: 0 P: 10	R: 0 E: 1 K: 1 S: 9	H: 0 LOB: 1 BB: 0 P: 14	R: 2 E: 0 K: 0 S: 12	H: 2 LOB: 0 BB: 0 P: 19	R: 3 E: 0 K: 0 S: 10	H: 2 LOB: 1 BB: 2 P: 21	R: 1 E: 0 K: 0 S: 12	H: 1 LOB: 3 BB: 3 P: 28	R: 0 E: 0 K: 1 S: 12	H: 0 LOB: 0 BB: 0 P: 18	1B: 7 2B: 4 3B: 0 HR: 1	SF: 1 SAC: 0 DP: 2 HBP: 0	WP: 1 PB: 0 SB: 0 CS: 0	PA: 47		
PITCHER	IP WLS BF H R ER SO BB IBB HBP BLK WP HR S P ERA WHIP																							
Jeff Ware, R (1,1) <small>ERA: 18.0</small> Tony Castillo, L (2,1) <small>ERA: 7.94</small> Brian Bohanon, L (6,1) <small>ERA: 8.31</small> Tim Crabtree, R (9,1) <small>ERA:</small>	1.0 4.1 2.2 1.0	0 17 16 3	0 2 4 0	0 2 4 0	0 2 2 1	0 2 2 0	0 1 0 0	0 0 0 0	0 0 0 0	0 1 0 0	0 39 25 12	51 64 54 18	72.00 4.15 13.50 0.00	8.000 1.154 3.000 0.000										

Seattle Mariners @ Toronto Blue Jays
SkyDome, Toronto, ON
Sat Apr 13 1996, 3:33 AM EDT
Att: 33,645 - Dome

AB 37
R 14
H 12
RBI 14
BB 9
SO 3
LOB 19



Batter	1	2	3	4	5	6	7	8	9	AB	R	H	RBI	BB	SO	LOB	BOTTOM						
Otis Nixon, S (1,8) <small>OBP: 0.383, SLG: 0.390</small> Robert Perez, R (9,9) <small>OBP: 0.400, SLG: 0.600</small>	2-1 G6-3		1-1 HR 1B		3-1 G5-4-3			1-1 G6-3		4 1 1 0 0 0 1 0 0 0 0 0 0 0													
Tilson Brito, R (1,4) <small>OBP: 0.395, SLG: 0.452</small>	2-3 K		0-1 1-H HR			4-0 CS BB		4-1 BB BB		2 1 1 2 2 1 0													
Joe Carter, R (1,7) <small>OBP: 0.311, SLG: 0.372</small>	1-1 G3-1		2-1 F8			0-0 P6		1-2 L9		4 0 0 0 0 0 2													
John Olerud, L (1,10) <small>OBP: 0.333, SLG: 0.471</small>		1-0 F9		2-2 G4-3		2-1 P5		4-2 BB		3 0 0 0 1 0 1													
Ed Sprague, R (1,5) <small>OBP: 0.364, SLG: 0.541</small>		2-1 F8		1-3 K		2-1 CS	4-2 FC3-6 BB	1-2 K		3 0 0 0 1 2 1													
Carlos Delgado, L (1,3) <small>OBP: 0.410, SLG: 0.576</small>		2-0 HR		2-1 1B		2-3 K		0-3 K		4 1 2 1 0 2 2													
Shawn Green, L (1,9) <small>OBP: 0.206, SLG: 0.156</small>		1-0 L4		2-0 G3		0-0 FC3-6	1-2 K	0-0 F7		4 0 0 0 0 0 3													
Sandy Martinez, L (1,2) <small>OBP: 0.316, SLG: 0.333</small>			2-2 G1-3		4-0 FC6-4 BB		3-3 K			2 0 0 0 1 1 1													
Alex Gonzalez, R (1,6) <small>OBP: 0.378, SLG: 0.559</small>			1-3 K		1-0 FC6-4			3-3 K		3 0 0 0 0 2 1													
Inning Stats	R: 0 E: 1 K: 1 S: 7	H: 0 LOB: 0 BB: 0 P: 12	R: 1 E: 0 K: 0 S: 5	H: 1 LOB: 0 BB: 0 P: 11	R: 2 E: 0 K: 1 S: 12	H: 2 LOB: 0 BB: 0 P: 18	R: 0 E: 0 K: 1 S: 9	H: 1 LOB: 1 BB: 0 P: 16	R: 0 E: 0 K: 0 S: 3	H: 0 LOB: 0 BB: 1 P: 11	R: 0 E: 0 K: 0 S: 4	H: 0 LOB: 0 BB: 1 P: 12	R: 0 E: 0 K: 2 S: 18	H: 0 LOB: 1 BB: 1 P: 27	R: 0 E: 0 K: 1 S: 9	H: 0 LOB: 1 BB: 1 P: 18	R: 0 E: 0 K: 2 S: 9	H: 0 LOB: 1 BB: 1 P: 14	1B: 2 2B: 0 3B: 0 HR: 2	SF: 0 SAC: 0 DP: 1 HBP: 0	WP: 0 PB: 0 SB: 0 CS: 1	PA: 35	
PITCHER	IP WLS BF H R ER SO BB IBB HBP BLK WP HR S P ERA WHIP																						
Chris Bosio, R (1,1) <small>ERA: 5.06</small> Bob Wells, R (6,1) <small>ERA: 2.39</small> Rafael Carmona, R (9,1) <small>ERA: 5.4</small>	5.1 2.2 1.0	0 9 4	0 0 0	0 0 0	0 3 2	0 0 0	0 0 0	0 0 0	0 0 0	0 30 9	52 14	5.06 0.00 0.00	1.125 0.750 1.000										

Seattle Mariners @ Toronto Blue Jays
SkyDome, Toronto, ON
Sat Apr 13 1996, 3:33 AM EDT
Att: 33,645 - Dome

AB 29
R 3
H 4
RBI 3
BB 5
SO 8
LOB 12



Batter	1	2	3	4	5	6	7	8	9	AB	R	H	RBI	BB	SO	LOB	TOP					
Joey Cora, S OBP: 0.349, SLG: 0.615 (1, 4)										5	2	2	2	0	0	2						
Alex Diaz, S OBP: 0.167, SLG: 0.182 (1, 7)										5	0	0	0	0	0	3						
Ken Griffey Jr., L OBP: 0.327, SLG: 0.634 (1, 8)										2	0	0	1	1	0	1						
Edgar Martinez, R OBP: 0.407, SLG: 0.533 (1, 10)										3	1	1	0	1	0	0						
Jay Buhner, R OBP: 0.434, SLG: 0.452 (1, 9)										4	1	1	1	0	1	2						
Paul Sorrento, L OBP: 0.282, SLG: 0.412 (8, PR)										3	0	1	0	0	0	0						
Rich Amaral, R OBP: 0.292, SLG: 0.300 (8, 3)										1	2	1	0	0	0	0						
Doug Strange, S OBP: 0.333, SLG: 0.750 (1, 5)										4	2	2	4	0	0	0						
Dan Wilson, R OBP: 0.357, SLG: 0.649 (1, 2)										2	0	1	0	1	0	0						
Luis Sojo, R OBP: 0.444, SLG: 0.563 (1, 6)										4	1	1	1	0	0	2						
Inning Stats	R: 1 E: 0 K: 0 S: 7	H: 1 LOB: 0 BB: 0 P: 11	R: 0 E: 0 K: 1 S: 6	H: 0 LOB: 0 BB: 8	R: 0 E: 0 K: 0 S: 7	H: 1 LOB: 0 BB: 14	R: 0 E: 0 K: 0 S: 8	H: 0 LOB: 1 BB: 2 P: 17	R: 0 E: 0 K: 0 S: 4	H: 0 LOB: 0 BB: 0 P: 7	R: 0 E: 0 K: 0 S: 6	H: 0 LOB: 0 BB: 0 P: 10	R: 0 E: 0 K: 0 S: 4	H: 0 LOB: 0 BB: 0 P: 9	R: 4 E: 0 K: 0 S: 8	H: 4 LOB: 1 BB: 0 P: 11	R: 4 E: 0 K: 0 S: 12	H: 4 LOB: 1 BB: 1 P: 18	1B: 4 2B: 5 3B: 1 HR: 2	SF: 1 SAC: 1 DP: 2 HBP: 0	WP: 0 PB: 0 SB: 0 CS: 0	PA: 38
PITCHER	IP WLS BF H R ER SO BB IBB HBP BLK WP HR S P ERA WHIP																					
Pat Hentgen, R ERA: 3.13 (1, 1)	8.0 L 30 6 5 5 1 2 0 0 0 0 1 50 87 5.62 1.000																					
Bill Risley, R ERA: 9.0 (9, 1)	1.0 8 4 4 3 0 1 0 0 0 0 1 12 18 27.00 5.000																					

Seattle Mariners @ Toronto Blue Jays
SkyDome, Toronto, ON
Sun Apr 14 1996, 3:33 AM EDT
Att: 29,301 - Dome

AB 33
R 9
H 10
RBI 9
BB 3
SO 1
LOB 10



Batter	1	2	3	4	5	6	7	8	9	AB	R	H	RBI	BB	SO	LOB	BOTTOM					
Otis Nixon, S OBP: 0.385, SLG: 0.391 (1, 8)										5	0	2	0	0	1	1						
Tilson Brito, R OBP: 0.366, SLG: 0.412 (1, 4)										3	0	0	0	0	2	1						
Joe Carter, R OBP: 0.306, SLG: 0.362 (1, 7)										4	0	1	0	0	0	1						
John Olerud, L OBP: 0.326, SLG: 0.432 (1, 3)										3	0	0	0	1	0	2						
Ed Sprague, R OBP: 0.333, SLG: 0.488 (1, 5)										4	0	0	0	0	1	2						
Carlos Delgado, L OBP: 0.418, SLG: 0.543 (1, 10)										2	0	0	0	2	0	0						
Shawn Green, L OBP: 0.211, SLG: 0.194 (1, 9)										4	2	1	0	0	0	2						
Charlie O'Brien, R OBP: 0.375, SLG: 0.450 (1, 2)										4	1	2	2	0	1	1						
Alex Gonzalez, R OBP: 0.366, SLG: 0.605 (1, 6)										4	1	1	2	0	1	1						
Inning Stats	R: 0 E: 0 K: 1 S: 11	H: 1 LOB: 2 BB: 1 P: 21	R: 1 E: 0 K: 1 S: 19	H: 2 LOB: 1 BB: 0 P: 27	R: 0 E: 0 K: 1 S: 5	H: 0 LOB: 0 BB: 0 P: 7	R: 0 E: 0 K: 1 S: 9	H: 0 LOB: 1 BB: 1 P: 17	R: 0 E: 0 K: 0 S: 10	H: 0 LOB: 0 BB: 0 P: 14	R: 0 E: 0 K: 0 S: 4	H: 0 LOB: 0 BB: 0 P: 5	R: 0 E: 0 K: 0 S: 4	H: 0 LOB: 0 BB: 0 P: 7	R: 0 E: 0 K: 2 S: 12	H: 2 LOB: 2 BB: 0 P: 18	R: 3 E: 0 K: 0 S: 15	H: 2 LOB: 0 BB: 1 P: 29	1B: 5 2B: 1 3B: 0 HR: 1	SF: 0 SAC: 1 DP: 0 HBP: 0	WP: 0 PB: 0 SB: 0 CS: 0	PA: 37
PITCHER	IP WLS BF H R ER SO BB IBB HBP BLK WP HR S P ERA WHIP																					
Bob Wolcott, R ERA: 6.75 (1, 1)	7.0 W 26 3 1 1 4 2 0 0 0 0 0 62 98 1.29 0.714																					
Michael Jackson, R ERA: (8, 1)	1.0 5 2 0 0 2 0 0 0 0 0 0 12 18 0.00 2.000																					
Bobby Ayala, R ERA: 9.64 (9, 1)	1.0 6 2 3 3 0 1 0 0 0 0 0 1 15 29 27.00 3.000																					

Seattle Mariners @ Toronto Blue Jays
SkyDome, Toronto, ON
Sun Apr 14 1996, 3:33 AM EDT
Att: 29,301 - Dome

AB 33
R 4
H 7
RBI 4
BB 3
SO 6
LOB 11



Batter	1	2	3	4	5	6	7	8	9	AB	R	H	RBI	BB	SO	LOB	TOP				
Randy Velarde, R OBP: 0.347, SLG: 0.349 (1, 4)										5	2	2	0	0	1	1					
Mike Aldrete, L OBP: 0.500, SLG: 1.429 (1, 10)										3	3	2	5	1	0	1					
Tim Wallach, R OBP: 0.333, SLG: 0.625 (9, PH)										1	0	0	0	0	0	0					
Jim Edmonds, L OBP: 0.364, SLG: 0.680 (1, 8)										5	2	3	2	0	0	1					
Tim Salmon, R OBP: 0.364, SLG: 0.500 (1, 9)										4	0	1	1	1	1	1					
J.T. Snow, L OBP: 0.353, SLG: 0.273 (1, 3)										4	0	2	1	1	2	2					
16 Garrett Anderson, L OBP: 0.333, SLG: 0.396 (1, 7)										3	0	1	0	1	0	3					
George Arias, R OBP: 0.294, SLG: 0.313 (1, 5)										5	1	1	0	0	2	5					
Jorge Fabregas, L OBP: 0.379, SLG: 0.320 (8, PH)										3	1	1	0	1	0	2					
Don Slaught, R OBP: 0.500, SLG: 0.929 (8, 2)										1	0	1	0	0	0	0					
Gary Disarcina, R OBP: 0.220, SLG: 0.211 (1, 6)										5	1	3	1	0	0	3					
Inning Stats	R: 1 E: 0 K: 1 S: 18	H: 1 LOB: 2 BB: 2 P: 31	R: 0 E: 0 K: 0 S: 7	H: 1 LOB: 0 BB: 0 P: 13	R: 2 E: 0 K: 0 S: 10	H: 3 LOB: 1 BB: 0 P: 17	R: 6 E: 0 K: 1 S: 28	H: 6 LOB: 2 BB: 1 P: 48	R: 1 E: 0 K: 0 S: 8	H: 1 LOB: 0 BB: 0 P: 13	R: 0 E: 0 K: 1 S: 10	H: 2 LOB: 1 BB: 0 P: 19	R: 0 E: 0 K: 1 S: 10	H: 1 LOB: 2 BB: 1 P: 16	R: 0 E: 0 K: 0 S: 6	H: 1 LOB: 0 BB: 0 P: 11	1B: 11 2B: 3 3B: 1 HR: 2	SF: 1 SAC: 1 DP: 2 HBP: 1	WP: 0 PB: 0 SB: 1 CS: 0	PA: 48	
PITCHER	IP WLS BF H R ER SO BB IBB HBP BLK WP HR S P ERA WHIP	IP WLS BF H R ER SO BB IBB HBP BLK WP HR S P ERA WHIP	IP WLS BF H R ER SO BB IBB HBP BLK WP HR S P ERA WHIP	IP WLS BF H R ER SO BB IBB HBP BLK WP HR S P ERA WHIP	IP WLS BF H R ER SO BB IBB HBP BLK WP HR S P ERA WHIP	IP WLS BF H R ER SO BB IBB HBP BLK WP HR S P ERA WHIP	IP WLS BF H R ER SO BB IBB HBP BLK WP HR S P ERA WHIP	IP WLS BF H R ER SO BB IBB HBP BLK WP HR S P ERA WHIP	IP WLS BF H R ER SO BB IBB HBP BLK WP HR S P ERA WHIP	IP WLS BF H R ER SO BB IBB HBP BLK WP HR S P ERA WHIP	IP WLS BF H R ER SO BB IBB HBP BLK WP HR S P ERA WHIP	IP WLS BF H R ER SO BB IBB HBP BLK WP HR S P ERA WHIP	IP WLS BF H R ER SO BB IBB HBP BLK WP HR S P ERA WHIP	IP WLS BF H R ER SO BB IBB HBP BLK WP HR S P ERA WHIP	IP WLS BF H R ER SO BB IBB HBP BLK WP HR S P ERA WHIP	IP WLS BF H R ER SO BB IBB HBP BLK WP HR S P ERA WHIP	IP WLS BF H R ER SO BB IBB HBP BLK WP HR S P ERA WHIP	IP WLS BF H R ER SO BB IBB HBP BLK WP HR S P ERA WHIP	IP WLS BF H R ER SO BB IBB HBP BLK WP HR S P ERA WHIP	IP WLS BF H R ER SO BB IBB HBP BLK WP HR S P ERA WHIP	IP WLS BF H R ER SO BB IBB HBP BLK WP HR S P ERA WHIP

California Angels @ Seattle Mariners
The Kingdome, Seattle, WA
Mon Apr 15 1996, 10:05 PM EDT
Att: 36,960 - Dome - 68 F

AB	39
R	10
H	17
RBI	10
BB	5
SO	6
LOB	19



Batter	1	2	3	4	5	6	7	8	9	AB	R	H	RBI	BB	SO	LOB	BOTTOM				
Joey Cora, S OBP: 0.333, SLG: 0.568 (1, 4)										5	0	1	1	0	0	2					
Rich Amaral, R OBP: 0.310, SLG: 0.292 (1, 7)										4	1	1	0	1	0	2					
Ken Griffey Jr., L OBP: 0.352, SLG: 0.614 (1, 8)										3	1	1	1	2	1	0					
Edgar Martinez, R OBP: 0.390, SLG: 0.500 (1, 10)										5	1	1	0	0	1	4					
Jay Buhner, R OBP: 0.448, SLG: 0.444 (1, 9)										3	1	1	1	1	1	0					
Paul Sorrento, L OBP: 0.310, SLG: 0.500 (1, 3)										2	2	1	1	1	1	1					
Ricky Jordan, R OBP: 0.364, SLG: 0.556 (7, PH)										0	1	0	1	0	0	0					
Doug Strange, S OBP: 0.308, SLG: 0.692 (8, PH)										1	0	0	0	0	1	3					
Alex Diaz, S OBP: 0.167, SLG: 0.182 (9, 7)										0	0	0	0	0	0	0					
Russ Davis, R OBP: 0.426, SLG: 0.550 (1, 5)										4	2	2	3	1	1	4					
Dan Wilson, R OBP: 0.364, SLG: 0.641 (1, 2)										2	0	1	0	0	0	1					
John Marzano, R OBP: 0.364, SLG: 0.641 (5, 2)										2	0	0	0	0	0	5					
Alex Rodriguez, R OBP: 0.319, SLG: 0.558 (1, 6)										4	2	2	3	0	0	2					
Inning Stats	R: 0 E: 0 K: 1 S: 8	H: 0 LOB: 0 BB: 0 P: 15	R: 0 E: 0 K: 1 S: 9	H: 0 LOB: 1 BB: 1 P: 15	R: 1 E: 0 K: 1 S: 15	H: 3 LOB: 2 BB: 0 P: 23	R: 3 E: 0 K: 0 S: 13	H: 2 LOB: 0 BB: 1 P: 23	R: 0 E: 0 K: 0 S: 5	H: 0 LOB: 0 BB: 0 P: 5	R: 2 E: 0 K: 1 S: 20	H: 3 LOB: 2 BB: 1 P: 35	R: 4 E: 0 K: 0 S: 12	H: 2 LOB: 1 BB: 1 P: 22	R: 1 E: 1 K: 2 S: 18	H: 1 LOB: 3 BB: 2 P: 31	1B: 8 2B: 1 3B: 0 HR: 2	SF: 0 SAC: 1 DP: 0 HBP: 2	WP: 0 PB: 0 SB: 1 CS: 0	PA: 44	
PITCHER	IP WLS BF H R ER SO BB IBB HBP BLK WP HR S P ERA WHIP	IP WLS BF H R ER SO BB IBB HBP BLK WP HR S P ERA WHIP	IP WLS BF H R ER SO BB IBB HBP BLK WP HR S P ERA WHIP	IP WLS BF H R ER SO BB IBB HBP BLK WP HR S P ERA WHIP	IP WLS BF H R ER SO BB IBB HBP BLK WP HR S P ERA WHIP	IP WLS BF H R ER SO BB IBB HBP BLK WP HR S P ERA WHIP	IP WLS BF H R ER SO BB IBB HBP BLK WP HR S P ERA WHIP	IP WLS BF H R ER SO BB IBB HBP BLK WP HR S P ERA WHIP	IP WLS BF H R ER SO BB IBB HBP BLK WP HR S P ERA WHIP	IP WLS BF H R ER SO BB IBB HBP BLK WP HR S P ERA WHIP	IP WLS BF H R ER SO BB IBB HBP BLK WP HR S P ERA WHIP	IP WLS BF H R ER SO BB IBB HBP BLK WP HR S P ERA WHIP	IP WLS BF H R ER SO BB IBB HBP BLK WP HR S P ERA WHIP	IP WLS BF H R ER SO BB IBB HBP BLK WP HR S P ERA WHIP	IP WLS BF H R ER SO BB IBB HBP BLK WP HR S P ERA WHIP	IP WLS BF H R ER SO BB IBB HBP BLK WP HR S P ERA WHIP	IP WLS BF H R ER SO BB IBB HBP BLK WP HR S P ERA WHIP	IP WLS BF H R ER SO BB IBB HBP BLK WP HR S P ERA WHIP	IP WLS BF H R ER SO BB IBB HBP BLK WP HR S P ERA WHIP	IP WLS BF H R ER SO BB IBB HBP BLK WP HR S P ERA WHIP	IP WLS BF H R ER SO BB IBB HBP BLK WP HR S P ERA WHIP

California Angels @ Seattle Mariners
The Kingdome, Seattle, WA
Mon Apr 15 1996, 10:05 PM EDT
Att: 36,960 - Dome - 68 F

AB	35
R	11
H	11
RBI	11
BB	6
SO	6
LOB	24



Batter	1	2	3	4	5	6	7	8	9	AB	R	H	RBI	BB	SO	LOB	TOP					
Randy Velarde, R (1,4) OBP: 0.333, SLG: 0.319										4	0	0	0	1	3	2	California Angels @ Seattle Mariners The Kingdome, Seattle, WA Tue Apr 16 1996, 10:05 PM EDT Att: 25,404 - Dome - 68 F					
Jim Edmonds, L (1,8) OBP: 0.356, SLG: 0.642										3	0	0	0	0	2	2						
Tim Salmon, R (1,9) OBP: 0.356, SLG: 0.481										4	0	1	0	0	0	1						
Tim Wallach, R (1,10) OBP: 0.308, SLG: 0.500										4	0	1	0	0	2	3						
J.T. Snow, L (1,3) OBP: 0.345, SLG: 0.271										4	1	1	0	0	1	1						
Rex Hudler, R (1,7) OBP: 0.286, SLG: 0.786										4	1	1	1	0	2	2						
George Arias, R (1,5) OBP: 0.270, SLG: 0.286										3	0	0	0	0	0	2						
Jack Howell, L (0, PH) OBP: 0.308, SLG: 0.500										1	0	0	0	0	1	1						
Don Slaught, R (1,2) OBP: 0.474, SLG: 0.824										3	0	1	0	0	1	0						
Mike Aldrete, L (0, PH) OBP: 0.545, SLG: 1.750										1	1	1	2	0	0	0						
Gary Disarcina, R (1,6) OBP: 0.227, SLG: 0.220										3	0	1	0	0	0	0						
Inning Stats	R: 0 E: 0 K: 1 S: 10	H: 0 LOB: 1 BB: 0 P: 16	R: 0 E: 0 K: 1 S: 9	H: 0 LOB: 0 BB: 0 P: 15	R: 0 E: 0 K: 2 S: 13	H: 1 LOB: 1 BB: 0 P: 20	R: 0 E: 0 K: 1 S: 11	H: 1 LOB: 2 BB: 0 P: 17	R: 0 E: 0 K: 0 S: 4	H: 0 LOB: 0 BB: 0 P: 7	R: 0 E: 0 K: 1 S: 11	H: 0 LOB: 0 BB: 0 P: 18	R: 1 E: 0 K: 1 S: 11	H: 1 LOB: 0 BB: 0 P: 18	R: 0 E: 0 K: 3 S: 10	H: 1 LOB: 2 BB: 1 P: 17	R: 2 E: 0 K: 3 S: 16	H: 3 LOB: 1 BB: 0 P: 23	1B: 5 2B: 0 3B: 0 HR: 2	SF: 0 SAC: 1 DP: 0 HBP: 1	WP: 1 PB: 0 SB: 1 CS: 0	PA: 37
PITCHER	IP WLS BF H R ER SO BB IBB HBP BLK WP HR S P ERA WHIP																					
Randy Johnson, L (1,1) ERA: 2.48	8.0 W 31 4 1 1 9 1 0 1 0 1 1 79 128 1.12 0.625																					
Michael Jackson, R (0,1) ERA: 2.57	1.0 6 3 2 2 3 0 0 0 0 0 1 16 23 18.00 3.000																					

Batter	1	2	3	4	5	6	7	8	9	AB	R	H	RBI	BB	SO	LOB	BOTTOM			
Rich Amaral, R (1,7) OBP: 0.333, SLG: 0.296										3	0	1	0	0	0	0	California Angels @ Seattle Mariners The Kingdome, Seattle, WA Tue Apr 16 1996, 10:05 PM EDT Att: 25,404 - Dome - 68 F			
Luis Sojo, R (1,4) OBP: 0.364, SLG: 0.450										4	0	0	0	0	1	2				
Ken Griffey Jr., L (1,8) OBP: 0.345, SLG: 0.583										4	0	1	0	0	0	0				
Edgar Martinez, R (1,10) OBP: 0.397, SLG: 0.509										3	2	1	0	1	0	1				
Jay Buhner, R (1,9) OBP: 0.435, SLG: 0.449										4	1	1	0	0	1	2				
Ricky Jordan, R (1,3) OBP: 0.286, SLG: 0.417										3	0	0	0	0	1	3				
Alex Diaz, S (0,7) OBP: 0.160, SLG: 0.174										1	0	0	0	0	0	1				
Russ Davis, R (1,5) OBP: 0.440, SLG: 0.548										2	1	1	0	1	1	0				
Dan Wilson, R (1,2) OBP: 0.383, SLG: 0.714										3	1	2	5	0	0	0				
Alex Rodriguez, R (1,6) OBP: 0.300, SLG: 0.522										3	0	0	0	0	0	2				
Inning Stats	R: 0 E: 0 K: 0 S: 4	H: 1 LOB: 0 BB: 0 P: 5	R: 0 E: 0 K: 0 S: 8	H: 0 LOB: 0 BB: 0 P: 12	R: 0 E: 0 K: 1 S: 8	H: 0 LOB: 0 BB: 0 P: 12	R: 0 E: 0 K: 0 S: 11	H: 0 LOB: 0 BB: 0 P: 14	R: 1 E: 0 K: 2 S: 13	H: 2 LOB: 2 BB: 1 P: 23	R: 0 E: 0 K: 0 S: 6	H: 0 LOB: 0 BB: 0 P: 8	R: 4 E: 0 K: 1 S: 18	H: 3 LOB: 1 BB: 1 P: 33	R: 0 E: 0 K: 0 S: 10	H: 1 LOB: 1 BB: 0 P: 16	1B: 4 2B: 2 3B: 0 HR: 1	SF: 0 SAC: 0 DP: 1 HBP: 1	WP: 0 PB: 0 SB: 2 CS: 0	PA: 33
PITCHER	IP WLS BF H R ER SO BB IBB HBP BLK WP HR S P ERA WHIP																			
Jim Abbott, L (1,1) ERA: 7.71	6.1 L 26 6 5 5 3 2 0 0 0 0 0 0 9 16 0.00 1.263																			
Mike James, R (7,1) ERA: 2.25	0.2 3 0 0 0 1 0 0 1 0 0 0 9 16 0.00 0.000																			
Todd Frohwirth, R (0,1) ERA:	1.0 4 1 0 0 0 0 0 0 0 0 0 10 16 0.00 1.000																			

Batter	1	2	3	4	5	6	7	8	9	AB R H RBI BB SO LOB	TOP										
Chad Curtis, R OBP: 0.425, SLG: 0.469 (1, 8)	3-3 K	1-2 SF7							4-1 BB	3 0 1 1 1 2 0	Detroit Tigers @ Seattle Mariners The Kingdome, Seattle, WA Wed Apr 17 1996, 10:05 PM EDT Att: 18,008 - Unknown - 68 F										
Mark Lewis, R OBP: 0.343, SLG: 0.418 (1, 4)	3-2 2B	1-0 FC5-4							1-3 K	5 1 2 0 0 3 3											
Travis Fryman, R OBP: 0.307, SLG: 0.424 (1, 5)	2-1 2B	0-0 FC5-4							1-1 F9	5 1 1 0 0 1 5											
Cecil Fielder, R OBP: 0.370, SLG: 0.733 Kimera Barteo, R (8, PR)	2-1 2B								0-1 P3	3 0 1 1 0 0 0 0 0 0 0 0 0 0 1 0 0 0 0 0 2											
Mark Parent, R OBP: 0.300, SLG: 0.632 (8, 2)	1-3 2H								1-0 F7	2 0 0 1 0 0 1											
Melvin Nieves, S OBP: 0.389, SLG: 0.619 (1, 7)	SF9																				
Eddie Williams, R OBP: 0.320, SLG: 0.349 (1, 10)	F9									4 0 2 0 0 0 2											
Danny Bautista, R OBP: 0.400, SLG: 0.421 Bobby Higginson, L OBP: 0.346, SLG: 0.600 (8, PH)		1-1 1B								3 1 2 0 0 0 0 1 0 0 0 0 1 2											
John Flaherty, R OBP: 0.304, SLG: 0.415 Tim Hyers, L OBP: 0.375, SLG: 0.167 (8, PH)		2-2 1B								3 0 1 0 0 1 2 1 0 0 0 0 0 2											
Alan Trammell, R OBP: 0.366, SLG: 0.410 (1, 6)	2-0 1B									4 0 2 0 0 1 0											
Inning Stats	R: 2 E: 0 K: 1 S: 16	H: 3 LOB: 1 BB: 0 P: 27	R: 1 E: 0 K: 0 S: 13	H: 4 LOB: 2 BB: 0 P: 20	R: 0 E: 0 K: 0 S: 6	H: 0 LOB: 0 BB: 0 P: 10	R: 0 E: 0 K: 1 S: 8	H: 0 LOB: 0 BB: 0 P: 11	R: 0 E: 0 K: 2 S: 10	H: 2 LOB: 2 BB: 0 P: 14		R: 0 E: 0 K: 1 S: 12	H: 1 LOB: 1 BB: 0 P: 18	R: 0 E: 0 K: 1 S: 11	H: 1 LOB: 2 BB: 1 P: 20	R: 0 E: 0 K: 1 S: 13	H: 1 LOB: 2 BB: 1 P: 21	1B: 11 2B: 1 3B: 0 HR: 0	SF: 2 SAC: 0 DP: 1 HBP: 2	WP: 0 PB: 0 SB: 3 CS: 0	PA: 40
PITCHER	IP WLS BF H R ER SO BB IBB HBP BLK WP HR S P ERA WHIP											IP WLS BF H R ER SO BB IBB HBP BLK WP HR S P ERA WHIP									
Sterling Hitchcock, L ERA: 2.91	(1, 1) 7.0 30 10 3 3 7 0 0 0 1 0 0 0 0 76 120 3.86 1.429																				
Bobby Ayala, R ERA: 8.44	(8, 1) 0.2 4 1 0 0 1 0 0 0 1 0 0 0 0 9 17 0.00 1.500																				
Michael Jackson, R ERA: 2.45	(8, 1) 0.1 W 1 0 0 0 0 0 0 0 0 0 0 0 2 3 0.00 0.000																				
Rafael Carmona, R ERA: 2.45	(9, 1) 1.0 5 1 0 0 1 1 0 0 0 0 0 0 0 13 21 0.00 2.000																				

Batter	1	2	3	4	5	6	7	8	9	AB R H RBI BB SO LOB	BOTTOM										
Joey Cora, S OBP: 0.358, SLG: 0.592 (1, 4)	2-3 K									5 2 3 1 0 1 0	Detroit Tigers @ Seattle Mariners The Kingdome, Seattle, WA Wed Apr 17 1996, 10:05 PM EDT Att: 18,008 - Unknown - 68 F										
Rich Amaral, R OBP: 0.316, SLG: 0.258 (1, 7)	0-0 G5-3									4 0 0 0 1 0 3											
Ken Griffey Jr., L OBP: 0.349, SLG: 0.558 (1, 8)	3-2 1B									4 1 1 0 1 2 5											
Edgar Martinez, R OBP: 0.426, SLG: 0.509 (1, 10)	4-2 BB									2 1 1 1 3 1 0											
Jay Buhner, R OBP: 0.433, SLG: 0.442 (1, 9)	2-1 FC6-4									3 1 1 2 1 0 2											
Paul Sorrento, L OBP: 0.340, SLG: 0.564 (1, 3)										3 1 1 2 1 1 2											
Russ Davis, R OBP: 0.423, SLG: 0.523 Doug Strange, S OBP: 0.333, SLG: 0.667 (7, PH)										2 0 0 0 0 2 2 2 0 1 2 0 0 3											
Dan Wilson, R OBP: 0.346, SLG: 0.638 (1, 2)	3-2 L7									5 0 0 0 0 3 3											
Alex Rodriguez, R OBP: 0.333, SLG: 0.571 (1, 6)										3 2 2 0 1 0 0											
Inning Stats	R: 0 E: 1 K: 1 S: 11	H: 1 LOB: 2 BB: 1 P: 22	R: 0 E: 0 K: 2 S: 9	H: 0 LOB: 0 BB: 0 P: 17	R: 0 E: 0 K: 0 S: 6	H: 0 LOB: 0 BB: 0 P: 13	R: 0 E: 0 K: 2 S: 13	H: 2 LOB: 2 BB: 0 P: 21	R: 0 E: 0 K: 1 S: 13	H: 2 LOB: 2 BB: 0 P: 21		R: 1 E: 1 K: 2 S: 14	H: 1 LOB: 1 BB: 0 P: 17	R: 2 E: 0 K: 0 S: 12	H: 1 LOB: 3 BB: 4 P: 32	R: 5 E: 0 K: 2 S: 12	H: 3 LOB: 3 BB: 3 P: 31	1B: 6 2B: 3 3B: 0 HR: 1	SF: 1 SAC: 0 DP: 0 HBP: 1	WP: 1 PB: 0 SB: 0 CS: 0	PA: 44
PITCHER	IP WLS BF H R ER SO BB IBB HBP BLK WP HR S P ERA WHIP											IP WLS BF H R ER SO BB IBB HBP BLK WP HR S P ERA WHIP									
Felipe Lira, R ERA: 5.48	(1, 1) 6.0 28 7 3 3 8 2 0 0 0 0 0 0 0 70 120 4.50 1.500																				
Mike Myers, L ERA: 3.72	(7, 1) 0.1 2 0 0 0 0 1 0 0 0 0 0 0 2 6 0.00 3.000																				
Richie Lewis, R ERA:	(7, 1) 0.2 4 0 0 0 0 2 0 0 0 0 0 0 6 17 0.00 3.000																				
Randy Veres, R ERA: 14.46	(8, 1) 1.0 L 10 3 5 5 2 1 2 1 0 1 0 0 12 31 45.00 4.000																				



Batter	1	2	3	4	5	6	7	8	9	AB	R	H	RBI	BB	SO	LOB	TOP									
Chad Curtis, R OBP: 0.429, SLG: 0.471 Kimera Barteo, R (8, 8)	1-1 G4-3 1B		0-1 1B SF8	0-3 SAFE			1-3 K		3-3 K	4	2	2	0	0	2	2										
Bobby Higginson, L OBP: 0.426, SLG: 0.560	2-1 G4-3		0-0 1B		2-3 K		2-3 K		1-2 G1	5	0	1	0	0	2	2										
Travis Fryman, R OBP: 0.316, SLG: 0.478	0-1 F7		0-0 SF8		1-0 HR		2-0 1B		1-2 1B	3	1	2	2	0	0	1										
Cecil Fielder, R OBP: 0.398, SLG: 0.734	3-1 2H 1B		3-H 1-1 1B		2-2 G6-3		1-0 1B		1-2 1B	4	0	3	1	0	0	0										
Melvin Nieves, S OBP: 0.368, SLG: 0.582	2-3 K		2-3 K		0-0 G4-3		2-2 K		2-2 K	4	0	0	0	0	3	6										
Eddie Williams, R OBP: 0.302, SLG: 0.326 Tim Hyers, L OBP: 0.333, SLG: 0.143		1-1 G5-3	2-3 K		0-6 F9		0-3 K			3	0	0	0	0	1	2										
Mark Lewis, R OBP: 0.338, SLG: 0.408		1-2 P3		3-2 F8		0-1 G5-4-3 1B		2-0 F9	4	0	1	0	0	0	0											
John Flaherty, R OBP: 0.300, SLG: 0.400		1-1 1B		3-2 L6		2-1 G5-4-3 1-2		2-1 G1-3	4	0	1	0	0	0	1											
Chris Gomez, R OBP: 0.462, SLG: 0.350		3-2 L7		2-2 1B			0-1 1B 1B		3-2 L9	4	0	2	0	0	0	1										
Inning Stats	R: 1 E: 0 K: 1 S: 11	H: 2 LOB: 1 BB: 0 P: 19	R: 0 E: 0 K: 0 S: 10	H: 1 LOB: 1 BB: 0 P: 16	R: 1 E: 0 K: 2 S: 13	H: 3 LOB: 2 BB: 0 P: 18	R: 0 E: 0 K: 1 S: 12	H: 1 LOB: 1 BB: 0 P: 20	R: 1 E: 0 K: 0 S: 10	H: 1 LOB: 0 BB: 0 P: 15	R: 0 E: 0 K: 0 S: 5	H: 1 LOB: 0 BB: 0 P: 7	R: 0 E: 0 K: 3 S: 13	H: 3 LOB: 3 BB: 0 P: 21	R: 0 E: 0 K: 1 S: 6	H: 0 LOB: 0 BB: 0 P: 10	R: 0 E: 0 K: 1 S: 11	H: 0 LOB: 0 BB: 0 P: 18	1B: 11 2B: 0 3B: 0 HR: 1	SF: 1 SAC: 0 DP: 1 HBP: 0	WP: 0 PB: 0 SB: 0 CS: 0	PA: 38				
PITCHER	IP	WLS	BF	H	R	ER	SO	BB	IBB	HBP	BLK	WP	HR	S	P	ERA	WHIP									
Chris Bosio, R ERA: 5.23	(1, 1)	5.0	W	23	8	3	3	5	0	0	0	0	0	1	56	88	5.40	1.600								
Edwin Hurtado, R ERA: 7.5	(6, 1)	4.0	S	15	4	0	0	5	0	0	0	0	0	0	35	56	0.00	1.000								

Detroit Tigers @ Seattle Mariners
The Kingdome, Seattle, WA
Thu Apr 18 1996, 10:05 PM EDT
Att. 17,536 - Dome - 68 F

AB 37
R 3
H 12
RBI 3
BB 0
SO 10
LOB 15



Batter	1	2	3	4	5	6	7	8	9	AB	R	H	RBI	BB	SO	LOB	BOTTOM								
Joey Cora, S OBP: 0.345, SLG: 0.556	2-2 G5-3	1-1 F9		2-2 G4-3		0-0 G3		0-0 BB 1B		5	0	1	0	0	0	0									
Alex Diaz, S OBP: 0.200, SLG: 0.214	2-1 G6-3	0-0 F8			0-0 2B SF9 1B		0-1 HR 1B		0-2 F9	5	2	2	0	0	0	2									
Ken Griffey Jr., L OBP: 0.324, SLG: 0.509	3-2 F9	3-2 L6			0-0 SAFE SAFE F7		2-0 E3 HR 1B		3-3 K	5	1	0	0	0	1	4									
Edgar Martinez, R OBP: 0.466, SLG: 0.603		4-1 BB 1B BB	1-1 1B		0-1 SAFE SAFE 2B		0-0 1-H 3-H HR 1B		4-1 1-2 2-3 BB	3	2	3	3	2	0	0									
Jay Buhner, R OBP: 0.444, SLG: 0.491		4-0 1B 1B BB	1-1 F9		4-1 BB		3-0 HR		1-0 F9	3	2	1	1	2	0	4									
Paul Sorrento, L OBP: 0.333, SLG: 0.548	1-2 1B HR 1B	1-2 2-H 1B		0-0 F7		0-0 SF9		3-3 K		3	1	1	2	0	1	1									
Russ Davis, R OBP: 0.411, SLG: 0.500		3-2 1B HR 1B	1-0 F8		0-1 3-H F8		2-2 F7			4	1	1	0	0	0	3									
Dan Wilson, R OBP: 0.339, SLG: 0.608		1-1 HR 1B		3-3 K		0-3 K		1-3 K		4	1	1	1	0	3	0									
Alex Rodriguez, R OBP: 0.345, SLG: 0.623		1-2 2-3 3-H HR		0-1 G4-3		3-3 K		0-0 BB 1B		4	1	2	4	0	1	0									
Inning Stats	R: 0 E: 0 K: 0 S: 8	H: 0 LOB: 0 BB: 0 P: 15	R: 6 E: 0 K: 0 S: 18	H: 4 LOB: 2 BB: 2 P: 37	R: 0 E: 0 K: 0 S: 6	H: 1 LOB: 1 BB: 0 P: 9	R: 0 E: 0 K: 1 S: 10	H: 0 LOB: 0 BB: 0 P: 15	R: 1 E: 0 K: 0 S: 8	H: 2 LOB: 1 BB: 1 P: 12	R: 0 E: 0 K: 2 S: 7	H: 0 LOB: 0 BB: 0 P: 10	R: 4 E: 1 K: 2 S: 14	H: 3 LOB: 0 BB: 0 P: 25	R: 0 E: 0 K: 1 S: 10	H: 2 LOB: 3 BB: 1 P: 18	1B: 8 2B: 1 3B: 0 HR: 3	SF: 1 SAC: 0 DP: 0 HBP: 0	WP: 0 PB: 0 SB: 0 CS: 0	PA: 41					
PITCHER	IP	WLS	BF	H	R	ER	SO	BB	IBB	HBP	BLK	WP	HR	S	P	ERA	WHIP								
Clint Sodowsky, R ERA: 9.0	(1, 1)	1.0	L	9	4	6	0	2	0	0	0	0	0	20	42	54.00	6.000								
Mike Christopher, R ERA: 8.79	(2, 1)	5.0		19	3	1	1	3	1	0	0	0	0	37	56	1.80	0.800								
Mike Myers, L ERA: 5.91	(7, 1)	1.0		7	3	4	3	2	0	0	0	0	2	14	25	27.00	3.000								
Brian Williams, R ERA: 4.26	(8, 1)	1.0		6	2	0	0	1	1	0	0	0	0	10	18	0.00	3.000								

Detroit Tigers @ Seattle Mariners
The Kingdome, Seattle, WA
Thu Apr 18 1996, 10:05 PM EDT
Att. 17,536 - Dome - 68 F

AB 36
R 11
H 12
RBI 11
BB 4
SO 6
LOB 14



Batter	1	2	3	4	5	6	7	8	9	AB	R	H	RBI	BB	SO	LOB	TOP					
Otis Nixon, S <small>OBP: 0.368, SLG: 0.388</small> 										5	1	2	0	0	0	1						
Domingo Cadeno, S <small>OBP: 0.462, SLG: 0.769</small> 										5	2	3	0	0	1	3						
Carlos Delgado, L <small>OBP: 0.394, SLG: 0.527</small> 										4	3	2	3	1	0	3						
Joe Carter, R <small>OBP: 0.347, SLG: 0.537</small> 										5	2	2	4	0	1	3						
Ed Sprague, R <small>OBP: 0.300, SLG: 0.393</small> 										4	1	0	0	1	1	0						
John Olerud, L <small>OBP: 0.359, SLG: 0.481</small> 										4	0	1	2	0	0	0						
Shawn Green, L <small>OBP: 0.255, SLG: 0.245</small> 										3	0	1	1	0	0	0						
Charlie O'Brien, R <small>OBP: 0.400, SLG: 0.536</small> 										2	0	0	0	0	0	2						
Alex Gonzalez, R <small>OBP: 0.339, SLG: 0.491</small> 										3	1	1	0	0	0	2						
Inning Stats	R: 2 E: 0 K: 0 S: 10	H: 2 LOB: 0 BB: 0 P: 16	R: 0 E: 0 K: 0 S: 7	H: 1 LOB: 1 BB: 0 P: 10	R: 0 E: 0 K: 0 S: 18	H: 2 LOB: 1 BB: 0 P: 23	R: 0 E: 0 K: 0 S: 5	H: 0 LOB: 0 BB: 0 P: 8	R: 0 E: 0 K: 0 S: 10	H: 0 LOB: 1 BB: 0 P: 15	R: 2 E: 0 K: 0 S: 12	H: 1 LOB: 0 BB: 0 P: 21	R: 0 E: 0 K: 0 S: 6	H: 0 LOB: 0 BB: 0 P: 9	R: 3 E: 0 K: 1 S: 15	H: 3 LOB: 1 BB: 1 P: 23	R: 3 E: 0 K: 2 S: 13	H: 3 LOB: 0 BB: 0 P: 18	1B: 7 2B: 2 3B: 0 HR: 3	SF: 1 SAC: 1 DP: 1 HBP: 2	WP: 0 PB: 0 SB: 0 CS: 0	PA: 41
PITCHER	IP WLS BF H R ER SO BB IBB HBP BLK WP HR S P ERA WHIP																					
Bob Wolcott, R <small>ERA: 6.23</small>	(1, 1)	7.0	L	28	6	4	4	0	1	0	2	0	0	0	0	2	68	102	5.14	1.000		
Bobby Ayala, R <small>ERA: 13.5</small>	(8, 1)	2.0		13	6	6	6	3	1	0	0	0	0	0	1	28	41	27.00	3.500			

Toronto Blue Jays @ Seattle Mariners
The Kingdom, Seattle, WA
Fri Apr 19 1996, 10:05 PM EDT
Att: 32,189 - Dome - 68 F

AB 35
R 10
H 12
RBI 10
BB 2
SO 3
LOB 14



Batter	1	2	3	4	5	6	7	8	9	AB	R	H	RBI	BB	SO	LOB	BOTTOM					
Joey Cora, S <small>OBP: 0.349, SLG: 0.534</small> 										4	1	1	0	1	0	2						
Alex Diaz, S <small>OBP: 0.229, SLG: 0.242</small> 										5	1	2	0	0	0	2						
Ken Griffey Jr., L <small>OBP: 0.329, SLG: 0.492</small> 										4	1	1	0	1	0	4						
Edgar Martinez, R <small>OBP: 0.474, SLG: 0.661</small> 										4	1	2	4	1	1	2						
Jay Buhner, R <small>OBP: 0.429, SLG: 0.458</small> 										4	0	0	0	1	2	4						
Paul Sorrento, L <small>OBP: 0.352, SLG: 0.535</small>										1	0	0	0	2	0	1						
Ricky Jordan, R <small>OBP: 0.313, SLG: 0.429</small> <small>(7, PH)</small>										2	0	1	0	0	1	1						
Russ Davis, R <small>OBP: 0.377, SLG: 0.453</small> 										5	0	0	0	0	4	5						
Dan Wilson, R <small>OBP: 0.350, SLG: 0.593</small> 										3	0	1	0	1	0	1						
Alex Rodriguez, R <small>OBP: 0.339, SLG: 0.596</small> 										4	0	1	0	0	1	4						
Inning Stats	R: 0 E: 0 K: 0 S: 9	H: 0 LOB: 1 BB: 1 P: 18	R: 0 E: 0 K: 1 S: 10	H: 0 LOB: 2 BB: 2 P: 26	R: 0 E: 0 K: 1 S: 11	H: 1 LOB: 1 BB: 1 P: 19	R: 0 E: 0 K: 1 S: 11	H: 0 LOB: 1 BB: 1 P: 22	R: 2 E: 0 K: 1 S: 15	H: 3 LOB: 2 BB: 1 P: 24	R: 0 E: 0 K: 1 S: 10	H: 1 LOB: 1 BB: 0 P: 12	R: 0 E: 0 K: 3 S: 10	H: 0 LOB: 1 BB: 1 P: 19	R: 0 E: 0 K: 0 S: 9	H: 1 LOB: 1 BB: 0 P: 15	R: 2 E: 0 K: 1 S: 12	H: 3 LOB: 1 BB: 0 P: 15	1B: 7 2B: 1 3B: 0 HR: 1	SF: 0 SAC: 0 DP: 0 HBP: 0	WP: 1 PB: 0 SB: 2 CS: 0	PA: 43
PITCHER	IP WLS BF H R ER SO BB IBB HBP BLK WP HR S P ERA WHIP																					
Pat Hentgen, R <small>ERA: 3.1</small>	(1, 1)	6.0	W	29	5	2	2	0	5	1	0	0	0	0	0	0	66	121	3.00	1.667		
Bill Risle, R <small>ERA: 7.94</small>	(7, 1)	0.2		3	0	0	0	2	1	0	0	0	0	0	7	16	0.00	1.500				
Brian Bohanon, L <small>ERA: 7.45</small>	(7, 1)	2.1	S	11	4	2	2	2	0	0	0	0	0	1	24	33	7.71	1.714				

Toronto Blue Jays @ Seattle Mariners
The Kingdom, Seattle, WA
Fri Apr 19 1996, 10:05 PM EDT
Att: 32,189 - Dome - 68 F

AB 36
R 4
H 9
RBI 4
BB 7
SO 9
LOB 26



Batter	1	2	3	4	5	6	7	8	9	AB	R	H	RBI	BB	SO	LOB	TOP							
Otis Nixon, S <small>OBP: 0.358, SLG: 0.366</small> 										4	1	0	0	1	1	2								
Domingo Cadeno, S <small>OBP: 0.529, SLG: 0.750</small> 										3	0	2	0	1	1	1								
Carlos Delgado, L <small>OBP: 0.371, SLG: 0.492</small> 										4	0	0	0	0	0	5								
Joe Carter, R <small>OBP: 0.342, SLG: 0.521</small> 										4	0	1	1	0	1	1								
Ed Sprague, R <small>OBP: 0.311, SLG: 0.415</small> 										4	1	2	0	0	1	1								
John Olerud, L <small>OBP: 0.353, SLG: 0.455</small> 										3	0	0	0	1	0	3								
Shawn Green, L <small>OBP: 0.271, SLG: 0.340</small> 										4	1	2	2	0	0	1								
Sandy Martinez, L <small>OBP: 0.281, SLG: 0.367</small> 										4	0	1	0	0	0	2								
Alex Gonzalez, R <small>OBP: 0.333, SLG: 0.492</small> 										4	0	1	0	0	0	1								
Inning Stats	R: 1 H: 2 E: 0 K: 0 S: 18	H: 2 LOB: 2 BB: 2 P: 32	R: 1 H: 1 E: 0 K: 0 S: 7	H: 1 LOB: 0 BB: 0 P: 13	R: 0 H: 1 E: 1 K: 2 S: 11	H: 1 LOB: 1 BB: 0 P: 15	R: 0 H: 0 E: 0 K: 0 S: 5	H: 0 LOB: 0 BB: 1 P: 10	R: 0 H: 1 E: 0 K: 1 S: 10	H: 1 LOB: 1 BB: 0 P: 14	R: 1 H: 2 E: 0 K: 0 S: 13	H: 2 LOB: 1 BB: 0 P: 17	R: 0 H: 1 E: 0 K: 0 S: 9	H: 1 LOB: 1 BB: 0 P: 12	R: 0 H: 0 E: 0 K: 0 S: 8	H: 0 LOB: 0 BB: 0 P: 11	R: 0 H: 1 E: 0 K: 1 S: 8	H: 1 LOB: 1 BB: 0 P: 10	1B: 4 2B: 4 3B: 0 HR: 1	SF: 0 SAC: 0 DP: 2 HBP: 0	WP: 0 PB: 0 SB: 0 CS: 0	PA: 37		
PITCHER	IP WLS BF H R ER SO BB IBB HBP BLK WP HR S P ERA WHIP	6.0 L 26 7 3 3 3 3 0 0 0 0 0 1 64 101 4.50 1.667	3.0 S 11 2 0 0 1 0 0 0 0 0 0 25 33 0.00 0.667																					

Toronto Blue Jays @ Seattle Mariners
The Kingdome, Seattle, WA
Sat Apr 20 1996, 10:05 PM EDT
Att: 47,487 - Dome - 68 F

AB	34
R	3
H	9
RBI	3
BB	3
SO	4
LOB	17



Batter	1	2	3	4	5	6	7	8	9	AB	R	H	RBI	BB	SO	LOB	BOTTOM							
Joey Cora, S <small>OBP: 0.328, SLG: 0.500</small> 										4	0	0	0	0	0	1								
Luis Sojo, R <small>OBP: 0.346, SLG: 0.417</small> 										4	0	1	0	0	0	1								
Ken Griffey Jr., L <small>OBP: 0.325, SLG: 0.523</small> 										4	1	1	1	0	1	2								
Edgar Martinez, R <small>OBP: 0.476, SLG: 0.646</small> 										3	0	1	0	1	0	1								
Jay Buhner, R <small>OBP: 0.407, SLG: 0.429</small> 										4	0	0	0	0	2	3								
Paul Sorrento, L <small>OBP: 0.362, SLG: 0.522</small> 										3	0	1	0	1	0	0								
Doug Strange, S <small>OBP: 0.276, SLG: 0.556</small> 										3	0	0	0	0	1	4								
John Marzano, R 										3	0	0	0	0	2	0								
Rich Amaral, R <small>OBP: 0.317, SLG: 0.265</small> 										3	0	1	0	0	2	0								
Inning Stats	R: 1 H: 1 E: 1 K: 0 S: 15	H: 1 LOB: 3 BB: 2 P: 28	R: 0 H: 0 E: 1 K: 1 S: 9	H: 0 LOB: 0 BB: 0 P: 14	R: 0 H: 1 E: 0 K: 1 S: 11	H: 1 LOB: 1 BB: 0 P: 17	R: 0 H: 0 E: 0 K: 2 S: 9	H: 0 LOB: 0 BB: 0 P: 14	R: 0 H: 1 E: 0 K: 1 S: 10	H: 1 LOB: 0 BB: 0 P: 16	R: 0 H: 1 E: 0 K: 1 S: 6	H: 1 LOB: 0 BB: 0 P: 8	R: 0 H: 1 E: 0 K: 0 S: 9	H: 1 LOB: 1 BB: 0 P: 13	R: 0 H: 0 E: 0 K: 1 S: 7	H: 0 LOB: 0 BB: 0 P: 10	R: 0 H: 0 E: 0 K: 1 S: 7	H: 0 LOB: 0 BB: 0 P: 10	1B: 4 2B: 0 3B: 0 HR: 1	SF: 0 SAC: 0 DP: 2 HBP: 0	WP: 0 PB: 0 SB: 0 CS: 0	PA: 33		
PITCHER	IP WLS BF H R ER SO BB IBB HBP BLK WP HR S P ERA WHIP	8.0 W 30 5 1 1 7 2 0 0 0 0 0 1 78 126 1.12 0.875	1.0 S 3 0 0 0 1 0 0 0 0 0 0 7 10 0.00 0.000																					

Toronto Blue Jays @ Seattle Mariners
The Kingdome, Seattle, WA
Sat Apr 20 1996, 10:05 PM EDT
Att: 47,487 - Dome - 68 F

AB	31
R	1
H	5
RBI	1
BB	2
SO	8
LOB	12



Batter	1	2	3	4	5	6	7	8	9	AB	R	H	RBI	BB	SO	LOB	TOP										
Otis Nixon, S <small>OBP: 0.372, SLG: 0.373</small> (1, 8)	G1-3		K				1B		1B	4	1	2	0	1	1	1	Toronto Blue Jays @ Seattle Mariners The Kingdome, Seattle, WA Sun Apr 21 1996, 6:33 AM EDT Att: 34,915 - Dome - 68 F										
Tilson Brito, R <small>OBP: 0.373, SLG: 0.375</small> Carlos Delgado, L <small>OBP: 0.375, SLG: 0.500</small> (7, PH)	K								SF8	2	0	0	0	1	2	1											
Juan Samuel, R <small>OBP: 0.333, SLG: 0.714</small> (1, 7)	P4		K						K	5	1	1	2	0	3	5											
Joe Carter, R <small>OBP: 0.338, SLG: 0.507</small> (1, 3)		L7								4	1	1	0	0	0	2											
Ed Sprague, R <small>OBP: 0.321, SLG: 0.403</small> (1, 5)										2	0	0	0	2	2	0											
Robert Perez, R <small>OBP: 0.384, SLG: 0.545</small> Shawn Green, L <small>OBP: 0.267, SLG: 0.333</small> (8, 9)	E9								G1-3	3	1	1	0	0	0	3											
Charlie O'Brien, R <small>OBP: 0.385, SLG: 0.531</small> (1, 2)	G4-3								F8	4	0	1	1	0	0	1											
Alex Gonzalez, R <small>OBP: 0.328, SLG: 0.492</small> (1, 6)										4	1	1	0	0	1	2											
Miguel Cairo, R <small>OBP: 0.250, SLG: 0.500</small> (1, 4)									K2-3	4	0	1	0	0	1	1											
Inning Stats	R: 0 E: 0 K: 1 S: 10	H: 0 LOB: 0 BB: 0 P: 19	R: 1 E: 1 K: 1 S: 11	H: 1 LOB: 0 BB: 0 P: 20	R: 0 E: 0 K: 2 S: 13	H: 1 LOB: 2 BB: 1 P: 21	R: 1 E: 0 K: 1 S: 13	H: 2 LOB: 1 BB: 1 P: 26	R: 2 E: 0 K: 1 S: 13	H: 2 LOB: 0 BB: 0 P: 20	R: 0 E: 0 K: 0 S: 8	H: 0 LOB: 1 BB: 1 P: 16	R: 0 E: 0 K: 1 S: 13	H: 1 LOB: 2 BB: 1 P: 20	R: 0 E: 0 K: 1 S: 7	H: 0 LOB: 0 BB: 0 P: 9		R: 1 E: 0 K: 2 S: 14	H: 2 LOB: 1 BB: 0 P: 21	1B: 4 2B: 4 3B: 0 HR: 1	SF: 1 SAC: 0 DP: 1 HBP: 0	WP: 0 PB: 0 SB: 0 CS: 0	PA: 39				
PITCHER	IP	WLS	BF	H	R	ER	SO	BB	IBB	HBP	BLK	WP	HR	S	P	ERA	WHIP										
Randy Johnson, L <small>ERA: 2.91</small> (1, 1)	5.0	W	22	6	4	3	6	2	0	0	0	0	1	60	106	5.40	1.600										
Bob Wells, R <small>ERA: 1.89</small> (6, 1)	3.0		12	1	0	0	2	2	0	0	0	0	0	28	45	0.00	1.000										
Norm Charlton, L <small>ERA: 3.86</small> (9, 1)	1.0		5	2	1	1	2	0	0	0	0	0	0	14	21	9.00	2.000										

AB	34
R	5
H	9
RBI	4
BB	4
SO	10
LOB	16



Batter	1	2	3	4	5	6	7	8	9	AB	R	H	RBI	BB	SO	LOB	BOTTOM										
Joey Cora, S <small>OBP: 0.306, SLG: 0.463</small> (1, 4)	F8	P5	P6		G6-3		P6			5	0	0	0	0	0	4	Toronto Blue Jays @ Seattle Mariners The Kingdome, Seattle, WA Sun Apr 21 1996, 6:33 AM EDT Att: 34,915 - Dome - 68 F										
Alex Diaz, S <small>OBP: 0.250, SLG: 0.270</small> (1, 7)	S	HR	G4-6-3			F8		G4-3	4	2	1	1	0	0	3												
Ken Griffey Jr., L <small>OBP: 0.341, SLG: 0.609</small> (1, 8)	P5	HR			HR			P2	4	3	2	3	1	0	1												
Edgar Martinez, R <small>OBP: 0.494, SLG: 0.754</small> (1, 10)	1B	HR			HR	G6-3		G2-3	4	2	3	2	1	0	0												
Jay Buhner, R <small>OBP: 0.412, SLG: 0.433</small> (1, 9)	1B	1B			G5-3	G6-3			4	0	2	2	0	0	1												
Paul Sorrento, L <small>OBP: 0.355, SLG: 0.490</small> (1, 3)	F8	K			G4-3			IBB	3	0	0	0	1	1	3												
Russ Davis, R <small>OBP: 0.385, SLG: 0.491</small> (1, 5)		1B	2B		P5			K	4	1	2	0	0	1	2												
Dan Wilson, R <small>OBP: 0.359, SLG: 0.579</small> (1, 2)		K				G5-3		G4-6-3	3	0	1	0	1	1	1												
Alex Rodriguez, R <small>OBP: 0.349, SLG: 0.603</small> Luis Sojo, R <small>OBP: 0.345, SLG: 0.407</small> (3, 6)		E	1B			F8		G4-6-3	1	1	1	1	0	0	0												
Inning Stats	R: 1 E: 0 K: 0 S: 9	H: 1 LOB: 2 BB: 1 P: 17	R: 5 E: 1 K: 2 S: 22	H: 6 LOB: 1 BB: 0 P: 33	R: 0 E: 0 K: 0 S: 9	H: 2 LOB: 2 BB: 1 P: 15	R: 2 E: 0 K: 0 S: 13	H: 2 LOB: 0 BB: 0 P: 16	R: 0 E: 0 K: 1 S: 7	H: 0 LOB: 0 BB: 0 P: 10	R: 1 E: 0 K: 0 S: 17	H: 1 LOB: 2 BB: 2 P: 31	R: 0 E: 0 K: 0 S: 5	H: 1 LOB: 0 BB: 0 P: 8	R: 0 E: 0 K: 0 S: 7	H: 0 LOB: 0 BB: 0 P: 10		1B: 5 2B: 4 3B: 0 HR: 4	SF: 0 SAC: 0 DP: 2 HBP: 1	WP: 0 PB: 0 SB: 1 CS: 0	PA: 40						
PITCHER	IP	WLS	BF	H	R	ER	SO	BB	IBB	HBP	BLK	WP	HR	S	P	ERA	WHIP										
Erik Hanson, R <small>ERA: 8.64</small> (1, 1)	4.0	L	25	11	8	8	2	2	0	1	0	0	0	53	81	18.00	3.250										
Giovanni Carrara, R <small>ERA: 8.0</small> (5, 1)	4.0		15	2	1	1	1	1	1	0	0	0	0	36	59	2.25	0.750										

AB	35
R	9
H	13
RBI	9
BB	4
SO	3
LOB	16



Batter	1	2	3	4	5	6	7	8	9	AB	R	H	RBI	BB	SO	LOB	TOP					
Otis Nixon, S (1, 8) <small>OBP: 0.385, SLG: 0.380</small> Juan Samuel, R (7, 8) <small>OBP: 0.318, SLG: 0.682</small>											4	1	2	1	1	0	0	Toronto Blue Jays @ Seattle Mariners The Kingdome, Seattle, WA Mon Apr 22 1996, 10:05 PM EDT Att: 18,467 - Dome - 68 F				
Tilson Brito, R (1, 4) <small>OBP: 0.371, SLG: 0.360</small> Domingo Cedeno, S (5, PH) <small>OBP: 0.550, SLG: 0.789</small>										2	0	0	0	1	0	1						
Carlos Delgado, L (1, 10) <small>OBP: 0.385, SLG: 0.476</small>										3	2	0	0	3	1	3						
Joe Carter, R (1, 7) <small>OBP: 0.353, SLG: 0.563</small> Robert Perez, R (7, 7) <small>OBP: 0.333, SLG: 0.500</small>										5	3	3	5	0	1	1						
Ed Sprague, R (1, 5) <small>OBP: 0.345, SLG: 0.534</small>										6	4	4	5	0	1	0						
John Olerud, L (1, 3) <small>OBP: 0.342, SLG: 0.424</small>										4	1	0	0	1	1	1						
Charlie O'Brien, R (1, 2) <small>OBP: 0.432, SLG: 0.568</small>										5	1	4	1	0	0	1						
Shawn Green, L (1, 9) <small>OBP: 0.277, SLG: 0.328</small>										4	2	1	1	1	2	3						
Alex Gonzalez, R (1, 6) <small>OBP: 0.319, SLG: 0.471</small>										5	0	1	1	0	2	4						
Inning Stats	R: 0 E: 0 K: 1 S: 6	H: 1 LOB: 0 BB: 0 P: 11	R: 3 E: 0 K: 1 S: 26	H: 5 LOB: 3 BB: 1 P: 45	R: 2 E: 0 K: 0 S: 12	H: 3 LOB: 1 BB: 0 P: 18	R: 0 E: 0 K: 1 S: 10	H: 0 LOB: 1 BB: 1 P: 19	R: 7 E: 0 K: 0 S: 19	H: 3 LOB: 0 BB: 4 P: 44	R: 0 E: 0 K: 2 S: 9	H: 1 LOB: 1 BB: 0 P: 13	R: 4 E: 0 K: 1 S: 18	H: 4 LOB: 1 BB: 1 P: 32	R: 0 E: 0 K: 2 S: 10	H: 0 LOB: 0 BB: 0 P: 10	R: 0 E: 0 K: 1 S: 6	H: 0 LOB: 0 BB: 0 P: 11	1B: 11 2B: 2 3B: 1 HR: 3	SF: 0 SAC: 0 DP: 0 HBP: 0	WP: 0 PB: 0 SB: 0 CS: 1	PA: 50
PITCHER	IP WLS BF H R ER SO BB IBB HBP BLK WP HR S P ERA WHIP	IP WLS BF H R ER SO BB IBB HBP BLK WP HR S P ERA WHIP	IP WLS BF H R ER SO BB IBB HBP BLK WP HR S P ERA WHIP	IP WLS BF H R ER SO BB IBB HBP BLK WP HR S P ERA WHIP	IP WLS BF H R ER SO BB IBB HBP BLK WP HR S P ERA WHIP	IP WLS BF H R ER SO BB IBB HBP BLK WP HR S P ERA WHIP	IP WLS BF H R ER SO BB IBB HBP BLK WP HR S P ERA WHIP	IP WLS BF H R ER SO BB IBB HBP BLK WP HR S P ERA WHIP	IP WLS BF H R ER SO BB IBB HBP BLK WP HR S P ERA WHIP	IP WLS BF H R ER SO BB IBB HBP BLK WP HR S P ERA WHIP	IP WLS BF H R ER SO BB IBB HBP BLK WP HR S P ERA WHIP	IP WLS BF H R ER SO BB IBB HBP BLK WP HR S P ERA WHIP	IP WLS BF H R ER SO BB IBB HBP BLK WP HR S P ERA WHIP	IP WLS BF H R ER SO BB IBB HBP BLK WP HR S P ERA WHIP	IP WLS BF H R ER SO BB IBB HBP BLK WP HR S P ERA WHIP	IP WLS BF H R ER SO BB IBB HBP BLK WP HR S P ERA WHIP	IP WLS BF H R ER SO BB IBB HBP BLK WP HR S P ERA WHIP					
Sterling Hitchcock, L (1, 1) <small>ERA: 3.77</small> Edwin Hurtado, R (3, 1) <small>ERA: 8.41</small> Tim Davis, L (5, 1) <small>ERA: 9.23</small> Bobby Ayala, R (7, 1) <small>ERA: 13.06</small>	IP WLS BF H R ER SO BB IBB HBP BLK WP HR S P ERA WHIP	IP WLS BF H R ER SO BB IBB HBP BLK WP HR S P ERA WHIP	IP WLS BF H R ER SO BB IBB HBP BLK WP HR S P ERA WHIP	IP WLS BF H R ER SO BB IBB HBP BLK WP HR S P ERA WHIP	IP WLS BF H R ER SO BB IBB HBP BLK WP HR S P ERA WHIP	IP WLS BF H R ER SO BB IBB HBP BLK WP HR S P ERA WHIP	IP WLS BF H R ER SO BB IBB HBP BLK WP HR S P ERA WHIP	IP WLS BF H R ER SO BB IBB HBP BLK WP HR S P ERA WHIP	IP WLS BF H R ER SO BB IBB HBP BLK WP HR S P ERA WHIP	IP WLS BF H R ER SO BB IBB HBP BLK WP HR S P ERA WHIP	IP WLS BF H R ER SO BB IBB HBP BLK WP HR S P ERA WHIP	IP WLS BF H R ER SO BB IBB HBP BLK WP HR S P ERA WHIP	IP WLS BF H R ER SO BB IBB HBP BLK WP HR S P ERA WHIP	IP WLS BF H R ER SO BB IBB HBP BLK WP HR S P ERA WHIP	IP WLS BF H R ER SO BB IBB HBP BLK WP HR S P ERA WHIP	IP WLS BF H R ER SO BB IBB HBP BLK WP HR S P ERA WHIP						

AB	43
R	16
H	17
RBI	16
BB	7
SO	9
LOB	14



Batter	1	2	3	4	5	6	7	8	9	AB	R	H	RBI	BB	SO	LOB	BOTTOM			
Joey Cora, S (1, 4) <small>OBP: 0.341, SLG: 0.443</small> Andy Sheets, R (7, 4) <small>OBP: 0.318, SLG: 0.682</small>										3	0	0	0	0	1	0	Toronto Blue Jays @ Seattle Mariners The Kingdome, Seattle, WA Mon Apr 22 1996, 10:05 PM EDT Att: 18,467 - Dome - 68 F			
Luis Sojo, R (1, 6) <small>OBP: 0.294, SLG: 0.344</small>										5	0	0	0	0	1					
Ken Griffey Jr., L (1, 8) <small>OBP: 0.341, SLG: 0.611</small> Rich Amaral, R (7, PH) <small>OBP: 0.326, SLG: 0.257</small>										3	1	1	0	0	1					
Edgar Martinez, R (1, 10) <small>OBP: 0.489, SLG: 0.736</small> Ricky Jordan, R (7, PH) <small>OBP: 0.333, SLG: 0.438</small>										3	1	1	1	0	0					
Jay Buhner, R (1, 9) <small>OBP: 0.409, SLG: 0.471</small> Doug Strange, S (7, PH) <small>OBP: 0.250, SLG: 0.500</small>										2	0	1	2	0	1					
Paul Sorrento, L (1, 3) <small>OBP: 0.388, SLG: 0.566</small>										4	2	3	1	0	2					
Russ Davis, R (1, 5) <small>OBP: 0.391, SLG: 0.533</small>										3	1	1	2	1	1					
Dan Wilson, R (1, 2) <small>OBP: 0.358, SLG: 0.567</small> John Marzano, R (8, 2) <small>OBP: 0.318, SLG: 0.682</small>										3	0	1	0	0	1					
Alex Diaz, S (1, 7) <small>OBP: 0.273, SLG: 0.366</small>										4	1	2	1	0	3					
Inning Stats	R: 0 E: 0 K: 2 S: 9	H: 0 LOB: 0 BB: 0 P: 12	R: 0 E: 1 K: 0 S: 14	H: 2 LOB: 3 BB: 0 P: 23	R: 4 E: 0 K: 0 S: 14	H: 4 LOB: 1 BB: 1 P: 25	R: 1 E: 0 K: 0 S: 7	H: 1 LOB: 0 BB: 0 P: 10	R: 0 E: 0 K: 2 S: 8	H: 1 LOB: 1 BB: 0 P: 11	R: 0 E: 0 K: 0 S: 5	H: 0 LOB: 0 BB: 0 P: 6	R: 2 E: 0 K: 2 S: 14	H: 1 LOB: 2 BB: 0 P: 20	R: 0 E: 0 K: 1 S: 11	H: 1 LOB: 1 BB: 1 P: 21	1B: 6 2B: 1 3B: 0 HR: 4	SF: 0 SAC: 0 DP: 0 HBP: 1	WP: 1 PB: 0 SB: 1 CS: 0	PA: 42
PITCHER	IP WLS BF H R ER SO BB IBB HBP BLK WP HR S P ERA WHIP	IP WLS BF H R ER SO BB IBB HBP BLK WP HR S P ERA WHIP	IP WLS BF H R ER SO BB IBB HBP BLK WP HR S P ERA WHIP	IP WLS BF H R ER SO BB IBB HBP BLK WP HR S P ERA WHIP	IP WLS BF H R ER SO BB IBB HBP BLK WP HR S P ERA WHIP	IP WLS BF H R ER SO BB IBB HBP BLK WP HR S P ERA WHIP	IP WLS BF H R ER SO BB IBB HBP BLK WP HR S P ERA WHIP	IP WLS BF H R ER SO BB IBB HBP BLK WP HR S P ERA WHIP	IP WLS BF H R ER SO BB IBB HBP BLK WP HR S P ERA WHIP	IP WLS BF H R ER SO BB IBB HBP BLK WP HR S P ERA WHIP	IP WLS BF H R ER SO BB IBB HBP BLK WP HR S P ERA WHIP	IP WLS BF H R ER SO BB IBB HBP BLK WP HR S P ERA WHIP	IP WLS BF H R ER SO BB IBB HBP BLK WP HR S P ERA WHIP	IP WLS BF H R ER SO BB IBB HBP BLK WP HR S P ERA WHIP	IP WLS BF H R ER SO BB IBB HBP BLK WP HR S P ERA WHIP	IP WLS BF H R ER SO BB IBB HBP BLK WP HR S P ERA WHIP				
Paul Quantrill, R (1, 1) <small>ERA: 8.14</small> Tony Castillo, L (5, 1) <small>ERA: 4.39</small> Brian Bohanon, L (8, 1) <small>ERA: 8.44</small> Bill Risley, R (9, 1) <small>ERA: 6.75</small>	IP WLS BF H R ER SO BB IBB HBP BLK WP HR S P ERA WHIP	IP WLS BF H R ER SO BB IBB HBP BLK WP HR S P ERA WHIP	IP WLS BF H R ER SO BB IBB HBP BL																	

Batter	1	2	3	4	5	6	7	8	9	AB	R	H	RBI	BB	SO	LOB	TOP																			
Rich Amaral, R OBP: 0.319, SLG: 0.237 (1, 7)	F7			G4-3		G3 BB		K		3	0	0	0	1	1	1	Seattle Mariners @ Chicago White Sox Comiskey Park, Chicago, IL Wed Apr 24 1996, 8:05 PM EDT Att: 15,882 - Cloudy - 50 F																			
Luis Sojo, R OBP: 0.263, SLG: 0.306 (1, 4)	G4-3			F9		G3		G5-3		4	0	0	0	0	0	2																				
Ken Griffey Jr., L OBP: 0.326, SLG: 0.579 (1, 8)	P6			G3		L4			K	4	0	0	0	0	1	1																				
Edgar Martinez, R OBP: 0.479, SLG: 0.711 (1, 10)		K			G6-3 BB 1B	K			G4-3	4	1	1	0	0	2	1																				
Jay Buhner, R OBP: 0.413, SLG: 0.466 Alex Diaz, S OBP: 0.273, SLG: 0.366 (9, PR)	K				G6-3 BB 1B		F8			3	0	1	0	1	1	0																				
Ricky Jordan, R OBP: 0.286, SLG: 0.368 Paul Sorrento, L OBP: 0.382, SLG: 0.556 (9, PH)	P3				G6-3		F8			3	0	0	0	0	0	2																				
Dan Wilson, R OBP: 0.343, SLG: 0.540 (1, 2)			K				F9			3	0	0	0	0	1	2																				
Russ Davis, R OBP: 0.389, SLG: 0.516 (1, 5)			G4-3			1B IBB		K		2	0	0	0	1	1	0																				
Andy Sheets, R OBP: 0.400, SLG: 0.250 (1, 6)			G6-3							2	0	1	1	1	0	0																				
Inning Stats	R: 0 E: 0 K: 0 S: 3	H: 0 LOB: 0 BB: 0 P: 3	R: 0 E: 0 K: 2 S: 7	H: 0 LOB: 0 BB: 0 P: 7	R: 0 E: 0 K: 1 S: 5	H: 0 LOB: 0 BB: 0 P: 5	R: 0 E: 0 K: 0 S: 3	H: 0 LOB: 0 BB: 0 P: 3	R: 1 E: 0 K: 0 S: 4	H: 2 LOB: 2 BB: 2 P: 12	R: 0 E: 0 K: 0 S: 5	H: 0 LOB: 1 BB: 1 P: 9	R: 0 E: 0 K: 2 S: 7	H: 0 LOB: 1 BB: 1 P: 11	R: 0 E: 0 K: 2 S: 8	H: 1 LOB: 1 BB: 0 P: 8	1B: 3 2B: 0 3B: 0 HR: 0	SF: 0 SAC: 0 DP: 0 HBP: 0	WP: 0 PB: 0 SB: 0 CS: 0	PA: 33																
PITCHER	IP	WLS	BF	H	R	ER	SO	BB	IBB	HBP	BLK	WP	HR	S	P	ERA	WHIP	PITCHER		IP	WLS	BF	H	R	ER	SO	BB	IBB	HBP	BLK	WP	HR	S	P	ERA	WHIP
Wilson Alvarez, L ERA: 3.45 (1, 1)	8.0	W	29	2	1	1	6	3	1	0	0	0	0	0	37	53	1.12	0.625	Roberto Hernandez, R ERA: (9, 1)		1.0	S	4	1	0	0	2	0	0	0	0	0	8	8	0.00	1.000

AB	29
R	1
H	3
RBI	1
BB	4
SO	8
LOB	10



Batter	1	2	3	4	5	6	7	8	9	AB	R	H	RBI	BB	SO	LOB	BOTTOM																			
Tony Phillips, S OBP: 0.392, SLG: 0.483 (1, 7)	G1-4-3 HBP 1B		L3		CS	FC2-6 BB		K		3	0	1	0	1	1	1	Seattle Mariners @ Chicago White Sox Comiskey Park, Chicago, IL Wed Apr 24 1996, 8:05 PM EDT Att: 15,882 - Cloudy - 50 F																			
Ray Durham, S OBP: 0.387, SLG: 0.563 (1, 4)	G1-4-3 HBP		G6-4-3 1B			FC2-6		G6-3		3	0	1	1	0	0	1																				
Frank Thomas, R OBP: 0.474, SLG: 0.722 (1, 3)	G1-4-3		G6-4-3			F7		1B		4	0	1	0	0	0	4																				
Harold Baines, L OBP: 0.419, SLG: 0.587 (1, 10)	K			G1-3		G3		1B		4	0	1	0	0	1	2																				
Robin Ventura, L OBP: 0.300, SLG: 0.383 (1, 5)		F7		P6			K	L8		4	0	0	0	0	1	2																				
Danny Tartabull, R OBP: 0.321, SLG: 0.382 Dave Martinez, L OBP: 0.295, SLG: 0.400 (9, 9)					K			F8 1B 2B		2	1	1	0	1	1	0																				
Ron Karkovics, R OBP: 0.302, SLG: 0.375 (1, 2)						G6-3		F8		3	0	0	0	0	0	2																				
Darren Lewis, R OBP: 0.418, SLG: 0.333 (1, 8)						G6-3			1B	3	0	1	1	0	0	1																				
Ozzie Guillen, L OBP: 0.268, SLG: 0.400 (1, 6)								G6-3		2	1	1	0	1	0	1																				
Inning Stats	R: 0 E: 0 K: 1 S: 5	H: 1 LOB: 1 BB: 0 P: 6	R: 0 E: 0 K: 0 S: 3	H: 0 LOB: 1 BB: 1 P: 7	R: 1 E: 0 K: 0 S: 4	H: 2 LOB: 0 BB: 0 P: 4	R: 0 E: 0 K: 1 S: 5	H: 0 LOB: 0 BB: 0 P: 5	R: 0 E: 0 K: 0 S: 3	H: 0 LOB: 1 BB: 1 P: 7	R: 1 E: 0 K: 1 S: 7	H: 2 LOB: 1 BB: 0 P: 7	R: 0 E: 0 K: 1 S: 7	H: 2 LOB: 2 BB: 0 P: 7	1B: 5 2B: 2 3B: 0 HR: 0	SF: 0 SAC: 0 DP: 2 HBP: 1	WP: 0 PB: 0 SB: 0 CS: 1	PA: 33																		
PITCHER	IP	WLS	BF	H	R	ER	SO	BB	IBB	HBP	BLK	WP	HR	S	P	ERA	WHIP	PITCHER		IP	WLS	BF	H	R	ER	SO	BB	IBB	HBP	BLK	WP	HR	S	P	ERA	WHIP
Chris Bosio, R ERA: 4.15 (1, 1)	7.0	L	27	5	2	2	3	3	0	1	0	0	0	0	29	42	2.57	1.143	Tim Davis, L ERA: 5.4 (8, 1)		0.2		2	0	0	0	1	0	0	0	0	4	4	0.00	0.000	
Michael Jackson, R ERA: 2.45 (8, 1)	0.0		2	2	0	0	0	0	0	0	0	0	0	0	2	2	∞	∞	Norm Charlton, L ERA: 3.88 (8, 1)		0.1		1	0	0	0	0	0	0	0	1	1	0.00	0.000		

AB	28
R	2
H	7
RBI	2
BB	3
SO	4
LOB	14



Batter	1	2	3	4	5	6	7	8	9	AB	R	H	RBI	BB	SO	LOB	TOP																						
Joey Cora, S OBP: 0.278, SLG: 0.419 (1,4)	G5-3		F7		P6			L5		4	0	0	0	0	0	0																							
Luis Sojo, R OBP: 0.262, SLG: 0.300 (1,6)	2B 1B		G6-3			G4-3		L9		4	1	1	0	0	0	0																							
Ken Griffey Jr., L OBP: 0.333, SLG: 0.600 (1,8)	P4		G3							4	0	2	0	0	0	1																							
Edgar Martinez, R OBP: 0.490, SLG: 0.734 (1,10)	1H 1B 2B				1B SF7 2B			L8		3	2	2	1	1	0	1																							
Jay Buhner, R OBP: 0.417, SLG: 0.468 (1,9)	2H 1B				G4-6-3 1B			K		4	0	2	1	0	2	3																							
Paul Sorrento, L OBP: 0.361, SLG: 0.526 (1,3)	P5				SF7			L8		3	0	0	1	0	0	2																							
Russ Davis, R OBP: 0.373, SLG: 0.492 (1,5)			G6-3		G4-6-3			P4		3	0	0	0	0	0	1																							
Dan Wilson, R OBP: 0.329, SLG: 0.515 (1,2)			F8					F9		3	0	0	0	0	1	0																							
Alex Diaz, S OBP: 0.255, SLG: 0.341 (1,7)			G6-3					F7		3	0	0	0	0	0	0																							
Inning Stats	R: 2 E: 0 K: 0 S: 6	H: 3 LOB: 1 BB: 0 P: 6	R: 0 E: 0 K: 0 S: 3	H: 0 LOB: 0 BB: 0 P: 3	R: 0 E: 0 K: 0 S: 3	H: 0 LOB: 0 BB: 0 P: 3	R: 1 E: 0 K: 0 S: 4	H: 2 LOB: 0 BB: 0 P: 4	R: 0 E: 0 K: 1 S: 5	H: 0 LOB: 2 BB: 1 P: 9	R: 0 E: 0 K: 0 S: 3	H: 0 LOB: 0 BB: 0 P: 3	R: 0 E: 0 K: 0 S: 3	H: 0 LOB: 0 BB: 0 P: 3	R: 0 E: 0 K: 1 S: 6	H: 1 LOB: 1 BB: 0 P: 6	1B: 4 2B: 3 3B: 1 HR: 0	SF: 1 SAC: 0 DP: 2 HBP: 0	WP: 0 PB: 0 SB: 0 CS: 1	PA: 33																			
PITCHER	IP	WLS	BF	H	R	ER	SO	BB	IBB	HBP	BLK	WP	HR	S	P	ERA	WHIP	PITCHER				IP	WLS	BF	H	R	ER	SO	BB	IBB	HBP	BLK	WP	HR	S	P	ERA	WHIP	
Kevin Tapani, R ERA: 3.85 (1,1)	8.0	W	29	6	3	3	2	0	1	0	0	0	0	32	36	3.38	0.750					8.0	W	29	6	3	3	2	0	1	0	0	0	0	0	32	36	3.38	0.750
Roberto Hernandez, R ERA: (9,1)	1.0	S	4	1	0	0	1	0	0	0	0	0	0	6	6	0.00	1.000					1.0	S	4	1	0	0	1	0	0	0	0	0	6	6	0.00	1.000		

Seattle Mariners @ Chicago White Sox
Comiskey Park, Chicago, IL
Thu Apr 25 1996, 8:05 PM EDT
Att: 14,679 - Unknown - 61 F

AB 31
R 3
H 7
RBI 3
BB 1
SO 3
LOB 8



Batter	1	2	3	4	5	6	7	8	9	AB	R	H	RBI	BB	SO	LOB	BOTTOM																					
Tony Phillips, S OBP: 0.396, SLG: 0.495 (1,7)	G3		SH2-4 1B					K		4	0	2	1	0	1	0																						
Ray Durham, S OBP: 0.385, SLG: 0.552 (1,4)	F8		SH2-4 1B					1B		3	0	1	0	0	0	1																						
Frank Thomas, R OBP: 0.465, SLG: 0.699 (1,3)	K		G4-3					1B		4	0	1	1	0	1	2																						
Harold Baines, L OBP: 0.429, SLG: 0.606 (1,10)								2B		3	1	2	0	0	0	1																						
Lyle Mouton, R OBP: 0.346, SLG: 0.409 (7, PH)			F7					K		1	0	0	0	0	1	2																						
Robin Ventura, L OBP: 0.298, SLG: 0.388 (1,5)			1B					2B		4	1	1	1	0	0	3																						
Danny Tartabull, R OBP: 0.305, SLG: 0.361 (1,9)			F8					F8		4	1	1	1	0	0	3																						
Dave Martinez, L OBP: 0.295, SLG: 0.400 (9,9)			1B					2B		4	0	0	0	0	1	2																						
Ron Karkovics, R OBP: 0.299, SLG: 0.367 (1,2)			L8					K		0	0	0	0	0	0	0																						
Darren Lewis, R OBP: 0.441, SLG: 0.364 (1,8)			P4					F8		4	0	1	0	0	0	2																						
Ozzie Guillen, L OBP: 0.267, SLG: 0.391 (1,6)			1B BB					F8		2	1	1	1	2	0	1																						
			1B BB					L5		4	0	0	0	0	1	2																						
			SH2-4 1B					F8		4	1	1	0	0	0	2																						
			1B BB					G3		4	1	1	0	0	0	2																						
			SH2-4 1B					F9		4	1	1	0	0	0	2																						
			1B BB					F7		4	1	1	0	0	0	2																						
			1B BB					G3		4	1	1	0	0	0	2																						
Inning Stats	R: 0 E: 0 K: 1 S: 5	H: 0 LOB: 0 BB: 0 P: 5	R: 0 E: 0 K: 0 S: 4	H: 1 LOB: 1 BB: 0 P: 4	R: 2 E: 0 K: 0 S: 5	H: 2 LOB: 1 BB: 1 P: 9	R: 0 E: 0 K: 0 S: 4	H: 1 LOB: 1 BB: 0 P: 4	R: 0 E: 0 K: 0 S: 6	H: 3 LOB: 1 BB: 0 P: 6	R: 0 E: 0 K: 2 S: 9	H: 2 LOB: 2 BB: 0 P: 9	R: 0 E: 1 K: 1 S: 5	H: 0 LOB: 1 BB: 1 P: 9	1B: 6 2B: 4 3B: 0 HR: 0	SF: 0 SAC: 1 DP: 0 HBP: 0	WP: 0 PB: 0 SB: 0 CS: 0	PA: 36																				
PITCHER	IP	WLS	BF	H	R	ER	SO	BB	IBB	HBP	BLK	WP	HR	S	P	ERA	WHIP	PITCHER				IP	WLS	BF	H	R	ER	SO	BB	IBB	HBP	BLK	WP	HR	S	P	ERA	WHIP
Bob Wolcott, R ERA: 6.33 (1,1)	5.1	L	24	7	4	4	1	0	0	0	0	0	0	8	8	0.00	3.000					5.1	L	24	7	4	4	1	0	0	0	0	0	8	8	0.00	3.000	
Bob Weils, R ERA: 1.75 (6,1)	1.0		6	3	0	0	1	0	0	0	0	0	0	8	8	0.00	3.000					1.0		6	3	0	0	1	0	0	0	0	0	8	8	0.00	3.000	
Tim Davis, L ERA: 4.76 (7,1)	0.2		2	0	0	0	1	0	0	0	0	0	0	4	4	0.00	0.000					0.2		2	0	0	0	1	0	0	0	0	4	4	0.00	0.000		
Michael Jackson, R ERA: 2.16 (8,1)	1.0		4	0	0	0	1	1	0	0	0	0	0	5	9	0.00	1.000					1.0		4	0	0	0	1	1	0	0	0	5	9	0.00	1.000		

Seattle Mariners @ Chicago White Sox
Comiskey Park, Chicago, IL
Thu Apr 25 1996, 8:05 PM EDT
Att: 14,679 - Unknown - 61 F

AB 33
R 4
H 10
RBI 4
BB 2
SO 4
LOB 16



Batter	1	2	3	4	5	6	7	8	9	AB	R	H	RBI	BB	SO	LOB	TOP										
Joey Cora, S OBP: 0.292, SLG: 0.409 (1, 4)										5	0	3	3	0	0	1											
Luis Sojo, R OBP: 0.333, SLG: 0.383 (1, 6)										6	0	2	0	0	0	4											
Ken Griffey Jr., L OBP: 0.381, SLG: 0.593 (1, 8)										4	1	2	0	2	0	1											
Edgar Martinez, R OBP: 0.466, SLG: 0.684 (1, 10)										6	1	3	1	0	0	5											
Jay Buhner, R OBP: 0.421, SLG: 0.548 (1, 9)										5	1	3	0	0	1	1											
Paul Sorrento, L OBP: 0.337, SLG: 0.500 (1, 3)										5	2	1	2	0	2	5											
Doug Strange, S OBP: 0.276, SLG: 0.429 (1, 5)										4	1	1	0	1	1	6											
Dan Wilson, R OBP: 0.349, SLG: 0.595 (1, 2)										5	2	2	1	0	2	2											
Rich Amaral, R OBP: 0.321, SLG: 0.298 (1, 7)										4	0	2	1	0	0	0											
Inning Stats	R: 0 E: 0 K: 0 S: 9	H: 1 LOB: 0 BB: 0 P: 14	R: 3 E: 0 K: 0 S: 14	H: 3 LOB: 1 BB: 1 P: 27	R: 1 E: 0 K: 1 S: 12	H: 3 LOB: 2 BB: 0 P: 20	R: 1 E: 0 K: 0 S: 8	H: 2 LOB: 2 BB: 1 P: 14	R: 0 E: 0 K: 3 S: 10	H: 1 LOB: 1 BB: 0 P: 13	R: 0 E: 0 K: 0 S: 8	H: 2 LOB: 1 BB: 0 P: 12	R: 3 E: 1 K: 1 S: 15	H: 4 LOB: 2 BB: 0 P: 21	R: 0 E: 0 K: 0 S: 9	H: 2 LOB: 2 BB: 0 P: 17	R: 0 E: 1 K: 1 S: 19	H: 1 LOB: 3 BB: 1 P: 31	1B: 12 2B: 6 3B: 0 HR: 1	SF: 1 SAC: 1 DP: 0 HBP: 0	WP: 0 PB: 0 SB: 0 CS: 1	PA: 50					
PITCHER	IP	WLS	BF	H	R	ER	SO	BB	IBB	HBP	BLK	WP	HR	S	P	ERA	WHIP										
Kevin Gross, R ERA: 6.75 (1, 1)	3.2	L	21	9	5	5	1	1	1	0	0	0	1	40	72	12.27	2.727										
Mark Brandenburg, R ERA: 1.23 (4, 1)	3.1		17	7	3	0	4	0	0	0	0	0	0	36	49	0.00	2.100										
Ed Vosberg, L ERA: 2.25 (8, 1)	1.0		5	2	0	0	0	0	0	0	0	0	0	9	17	0.00	2.000										
Gi Heredia, R ERA: 4.29 (9, 1)	1.0		6	1	0	0	1	1	0	0	0	0	0	19	31	0.00	2.000										

Seattle Mariners @ Texas Rangers
The Ballpark at Arlington, Arlington, TX

Tue Apr 30 1996, 8:05 PM EDT
Att: 27,272 - Unknown - 74 F

AB 44
R 8
H 19
RBI 8
BB 3
SO 6
LOB 25



Batter	1	2	3	4	5	6	7	8	9	AB	R	H	RBI	BB	SO	LOB	BOTTOM										
Darryl Hamilton, L OBP: 0.359, SLG: 0.351 (1, 8)										3	0	0	0	0	0	1											
Damon Buford, R OBP: 0.368, SLG: 0.313 (8, 8)										1	0	0	0	0	0	0											
Ivan Rodriguez, R OBP: 0.374, SLG: 0.509 (1, 2)										4	0	0	0	0	0	1											
Will Clark, L OBP: 0.434, SLG: 0.477 (1, 3)										3	0	0	0	1	0	0											
Juan Gonzalez, R OBP: 0.371, SLG: 0.529 (1, 9)										4	0	1	0	0	0	2											
Warren Newson, L OBP: 0.400, SLG: 0.368 (1, 10)										3	0	1	0	1	1	1											
Dean Palmer, R OBP: 0.400, SLG: 0.610 (1, 5)										4	0	1	0	0	1	3											
29 Rusty Greer, L OBP: 0.364, SLG: 0.417 (1, 7)										4	0	0	0	0	1	4											
Mark McLemore, S OBP: 0.387, SLG: 0.349 (1, 4)										3	0	0	0	0	1	2											
Kevin Elster, R OBP: 0.301, SLG: 0.547 (1, 6)										3	0	1	0	0	1	0											
Inning Stats	R: 0 E: 0 K: 0 S: 6	H: 0 LOB: 0 BB: 0 P: 9	R: 0 E: 0 K: 0 S: 9	H: 2 LOB: 2 BB: 0 P: 15	R: 0 E: 0 K: 1 S: 12	H: 0 LOB: 2 BB: 2 P: 23	R: 0 E: 0 K: 0 S: 14	H: 1 LOB: 1 BB: 0 P: 20	R: 0 E: 0 K: 2 S: 8	H: 0 LOB: 0 BB: 0 P: 14	R: 0 E: 1 K: 0 S: 7	H: 0 LOB: 1 BB: 0 P: 12	R: 0 E: 0 K: 2 S: 9	H: 0 LOB: 0 BB: 0 P: 14	R: 0 E: 0 K: 2 S: 9	H: 0 LOB: 0 BB: 0 P: 14	1B: 4 2B: 0 3B: 0 HR: 0	SF: 0 SAC: 0 DP: 0 HBP: 0	WP: 0 PB: 0 SB: 0 CS: 0	PA: 34							
PITCHER	IP	WLS	BF	H	R	ER	SO	BB	IBB	HBP	BLK	WP	HR	S	P	ERA	WHIP										
Chris Bosio, R ERA: 3.09 (1, 1)	6.0	W	24	4	0	0	2	0	0	0	0	0	0	10	18	0.00	0.000										
Tim Davis, L ERA: 6.23 (7, 1)	1.1		4	0	0	0	2	0	0	0	0	0	0	14	22	0.00	0.000										
Bob Wells, R ERA: 1.37 (8, 1)	1.2		6	0	0	0	2	0	0	0	0	0	0	14	22	0.00	0.000										

Seattle Mariners @ Texas Rangers
The Ballpark at Arlington, Arlington, TX

Tue Apr 30 1996, 8:05 PM EDT
Att: 27,272 - Unknown - 74 F

AB 32
R 0
H 4
RBI 0
BB 2
SO 5
LOB 14



Batter	1	2	3	4	5	6	7	8	9	AB	R	H	RBI	BB	SO	LOB	TOP			
Rich Amaral, R OBP: 0.311, SLG: 0.275 (1, 7) (8, 3)	L8	L8		G1-3			F8		G6-4-3 BB	4	0	0	0	1	0	1				
Luis Sojo, R OBP: 0.324, SLG: 0.385 (1, 4) (8, 6)	L8		F8		G5-3 2B		G4-3		G6-4-3 1-2	5	0	1	0	0	0	1				
Ken Griffey Jr., L OBP: 0.373, SLG: 0.573 (1, 8)	K		F8		P4				G1	5	0	1	0	0	1	1				
Edgar Martinez, R OBP: 0.484, SLG: 0.722 (1, 10)										2	2	2	1	2	0	0				
Jay Buhner, R OBP: 0.415, SLG: 0.531 (1, 9)										3	0	0	0	1	1	5				
Ricky Jordan, R OBP: 0.321, SLG: 0.400 (1, 3) Paul Sorrento, L OBP: 0.345, SLG: 0.507 (8, PR) Alex Diaz, S OBP: 0.250, SLG: 0.327 (8, 7)										3	1	2	0	0	0	2				
Russ Davis, R OBP: 0.383, SLG: 0.450 (1, 5)										3	1	0	0	0	2	3				
Dan Wilson, R OBP: 0.344, SLG: 0.578 (1, 2)										4	0	1	2	0	0	1				
Andy Sheets, R OBP: 0.364, SLG: 0.556 (8, PH) Joey Cora, S OBP: 0.289, SLG: 0.404 (8, 4)										2	0	0	1	0	0	0				
Inning Stats	R: 0 H: 0 E: 0 K: 1 S: 9	H: 0 LOB: 0 BB: 0 P: 13	R: 3 H: 2 E: 1 K: 1 S: 17	H: 2 LOB: 1 BB: 1 P: 29	R: 1 H: 2 E: 0 K: 0 S: 9	H: 2 LOB: 2 BB: 1 P: 22	R: 0 H: 0 E: 0 K: 1 S: 5	H: 1 LOB: 2 BB: 1 P: 13	R: 0 H: 0 E: 0 K: 1 S: 5	H: 0 LOB: 0 BB: 0 P: 5	R: 0 H: 2 E: 0 K: 0 S: 5	H: 2 LOB: 2 BB: 0 P: 5	R: 0 H: 1 E: 0 K: 1 S: 6	H: 2 LOB: 2 BB: 1 P: 6	R: 0 H: 0 E: 0 K: 0 S: 2	H: 0 LOB: 0 BB: 1 P: 6	1B: 6 2B: 1 3B: 0 HR: 1	SF: 1 SAC: 0 DP: 1 HBP: 1	WP: 0 PA: 39 PB: 0 SB: 0 CS: 0	
PITCHER	IP	WLS	BF	H	R	ER	SO	BB	IBB	HBP	BLK	WP	HR	S	P	ERA	WHIP			
Darren Oliver, L ERA: 5.4	(1, 1)	5.0		24	5	4	4	2	2	1	0	0	1	45	86	7.20	1.400			
Jeff Russell, R ERA:	(6, 1)	3.0	W	12	3	0	0	2	0	0	0	0	0	16	16	0.00	1.000			
Mike Henneman, R ERA: 5.63	(9, 1)	1.0	S	3	0	0	0	0	1	0	0	0	0	2	6	0.00	1.000			

Seattle Mariners @ Texas Rangers
The Ballpark at Arlington, Arlington, TX
Wed May 01 1996, 8:05 PM EDT
Att: 31,775 - Unknown - 76 F

AB 33
R 4
H 8
RBI 4
BB 4
SO 4
LOB 16



Batter	1	2	3	4	5	6	7	8	9	AB	R	H	RBI	BB	SO	LOB	BOTTOM			
Damon Buford, R OBP: 0.409, SLG: 0.333 (8, PH) Mickey Tettleton, S OBP: 0.444, SLG: 0.532 (8, PR) Darryl Hamilton, L OBP: 0.364, SLG: 0.351 (7, 8)	HR	G4-3 BB		K						2	1	1	0	1	1	0				
Ivan Rodriguez, R OBP: 0.397, SLG: 0.523 (1, 2)		G4-3		L9						5	1	1	3	0	0	5				
Will Clark, L OBP: 0.432, SLG: 0.500 (1, 3)										4	1	1	1	1	2	2				
Juan Gonzalez, R OBP: 0.376, SLG: 0.538 (1, 9)										4	0	2	0	0	0	2				
Dean Palmer, R OBP: 0.384, SLG: 0.581 (1, 10) (9, 5)										4	0	0	0	0	2	2				
Craig Worthington, R OBP: 0.346, SLG: 0.333 (8, PR) Mark McLemore, S OBP: 0.383, SLG: 0.345 (7, 4)										2	0	1	0	1	0	0				
29 Rusty Greer, L OBP: 0.377, SLG: 0.424 (1, 7)										3	0	2	0	1	1	2				
Kevin Elster, R OBP: 0.299, SLG: 0.533 (1, 6)										4	1	1	0	0	1	5				
Kurt Stillwell, S OBP: 0.235, SLG: 0.313 (7, 5) Mike Henneman, R (9, 1)										4	1	1	1	0	0	2				
Inning Stats	R: 2 H: 4 E: 0 K: 3 S: 21	H: 4 LOB: 2 BB: 0 P: 30	R: 2 H: 2 E: 0 K: 0 S: 11	H: 2 LOB: 1 BB: 1 P: 21	R: 0 H: 1 E: 0 K: 0 S: 6	H: 1 LOB: 0 BB: 0 P: 9	R: 0 H: 0 E: 0 K: 1 S: 7	H: 0 LOB: 0 BB: 0 P: 11	R: 0 H: 0 E: 0 K: 1 S: 9	H: 0 LOB: 3 BB: 2 P: 14	R: 1 H: 2 E: 0 K: 0 S: 5	H: 2 LOB: 2 BB: 1 P: 9	R: 0 H: 0 E: 0 K: 1 S: 5	H: 0 LOB: 1 BB: 1 P: 9	R: 0 H: 0 E: 0 K: 0 S: 2	H: 0 LOB: 0 BB: 1 P: 6	1B: 6 2B: 2 3B: 0 HR: 2	SF: 0 SAC: 0 DP: 1 HBP: 0	WP: 0 PA: 39 PB: 0 SB: 1 CS: 0	
PITCHER	IP	WLS	BF	H	R	ER	SO	BB	IBB	HBP	BLK	WP	HR	S	P	ERA	WHIP			
Randy Johnson, L ERA: 4.08	(1, 1)	2.0		13	6	4	4	3	1	0	0	0	1	32	51	18.00	3.500			
Rafael Carmona, R ERA: 2.79	(3, 1)	3.2		15	2	0	0	3	2	1	0	0	0	27	49	0.00	1.091			
Michael Jackson, R ERA: 4.76	(6, 1)	1.1	L	7	2	1	1	0	0	1	0	0	1	6	10	6.75	1.500			
Tim Davis, L ERA: 5.79	(8, 1)	0.2		3	0	0	0	0	1	0	0	0	0	2	6	0.00	1.500			
Norm Charlton, L ERA: 2.61	(8, 1)	0.1		1	0	0	0	1	0	0	0	0	0	3	3	0.00	0.000			

Seattle Mariners @ Texas Rangers
The Ballpark at Arlington, Arlington, TX
Wed May 01 1996, 8:05 PM EDT
Att: 31,775 - Unknown - 76 F

AB 33
R 5
H 10
RBI 5
BB 6
SO 7
LOB 21



Batter	1	2	3	4	5	6	7	8	9	AB	R	H	RBI	BB	SO	LOB	TOP								
Kenny Lofton, L OBP: 0.394, SLG: 0.430 (1, 8)	 3-3 S		 1-0 X	 1-0 X		 3-2 X			 2-1 X	5	0	1	0	0	1	3	Cleveland Indians @ Seattle Mariners The Kingdome, Seattle, WA Fri May 03 1996, 10:05 PM EDT Att: 38,086 - Dome - 68 F								
Julio Franco, R OBP: 0.430, SLG: 0.514 (1, 3)	 1-1 X		 1-1 X		 3-2 X		 1-1 X	 0-1 X	 1-2 X	5	2	2	1	0	0	1									
Carlos Baerga, S OBP: 0.295, SLG: 0.377 (1, 4)	 3-2 X		 1-0 X		 1-0 X		 1-1 X	 0-1 X	 0-1 X	5	0	0	0	0	0	2									
Albert Belle, R OBP: 0.413, SLG: 0.733 (1, 7)		 2-2 X	 2-2 X		 0-2 X		 0-0 X	 1-1 X	 1-1 X	5	1	2	1	0	1	1									
Eddie Murray, S OBP: 0.296, SLG: 0.245 (1, 10)		 0-0 X		 1-0 X	 3-0 X		 0-0 X	 1-0 X	 1-0 X	5	0	1	0	0	0	2									
Manny Ramirez, R OBP: 0.362, SLG: 0.533 (1, 9)		 0-0 X		 4-1 X		 0-0 X		 0-2 X		3	0	1	1	1	0	0									
Jim Thome, L OBP: 0.476, SLG: 0.584 Alvaro Espinoza, R OBP: 0.444, SLG: 0.750 (9, 5)		 1-3 X		 4-2 X		 1-1 X		 2-3 X		3	1	1	0	1	2	2									
Tony Peña, R OBP: 0.423, SLG: 0.522 (1, 2)		 1-1 X		 3-2 X		 1-0 X		 0-0 X		4	1	2	2	0	0	2									
Omar Vizquel, S OBP: 0.330, SLG: 0.479 (1, 6)		 0-0 X		 1-3 X		 1-3 X		 2-2 X		4	0	0	0	0	2	6									
Inning Stats	R: 0 E: 0 K: 1 S: 16	H: 0 LOB: 0 BB: 0 P: 23	R: 1 E: 1 K: 1 S: 12	H: 2 LOB: 2 BB: 0 P: 16	R: 0 E: 0 K: 0 S: 8	H: 1 LOB: 1 BB: 0 P: 13	R: 0 E: 0 K: 1 S: 12	H: 1 LOB: 3 BB: 2 P: 26	R: 1 E: 0 K: 1 S: 11	H: 1 LOB: 0 BB: 0 P: 18	R: 2 E: 0 K: 1 S: 14	H: 2 LOB: 0 BB: 0 P: 20	R: 0 E: 0 K: 0 S: 6	H: 1 LOB: 1 BB: 0 P: 8	R: 0 E: 1 K: 1 S: 10	H: 0 LOB: 1 BB: 0 P: 14	R: 1 E: 1 K: 0 S: 9	H: 2 LOB: 1 BB: 0 P: 13	1B: 5 2B: 3 3B: 0 HR: 2	SF: 0 SAC: 0 DP: 0 HBP: 0	WP: 0 PB: 0 SB: 0 CS: 0	PA: 41			
PITCHER	IP	WLS	BF	H	R	ER	SO	BB	IBB	HBP	BLK	WP	HR	S	P	ERA	WHIP					ERA	WHIP		
Sterling Hitchcock, L ERA: 4.43 Michael Jackson, R ERA: 4.73	(1, 1)	7.0	L	32	8	4	3	5	2	0	0	0	0	0	2	79	124	3.86	1.429						

AB	39
R	5
H	10
RBI	5
BB	2
SO	6
LOB	19



Batter	1	2	3	4	5	6	7	8	9	AB	R	H	RBI	BB	SO	LOB	BOTTOM						
Rich Amaral, R OBP: 0.292, SLG: 0.255 (1, 7)	 1-0 X		 3-2 X		 1-1 X			 0-1 X		4	0	0	1	0	0	1	Cleveland Indians @ Seattle Mariners The Kingdome, Seattle, WA Fri May 03 1996, 10:05 PM EDT Att: 38,086 - Dome - 68 F						
Joey Cora, S OBP: 0.267, SLG: 0.371 (1, 4)	 1-3 X		 0-3 X		 0-0 X		 2-2 X	 2-2 X		4	0	0	0	0	2	1							
Ken Griffey Jr., L OBP: 0.373, SLG: 0.558 (1, 8)	 1-1 X		 1-2 X		 1-0 X		 1-2 X	 1-2 X		4	0	1	0	0	0	1							
Edgar Martinez, R OBP: 0.469, SLG: 0.712 (1, 10)		 1-1 X	 2-2 X		 1-1 X		 4-2 X	 4-2 X		3	0	0	0	1	0	1							
Jay Buhner, R OBP: 0.405, SLG: 0.538 (1, 9)		 0-0 X		 0-3 X		 3-1 X		 3-3 X		4	0	1	0	0	2	2							
Paul Sorrento, L OBP: 0.358, SLG: 0.557 (1, 3)		 3-1 X		 0-0 X		 3-3 X		 0-3 X		4	0	2	0	0	2	1							
Luis Sojo, R OBP: 0.289, SLG: 0.342 (1, 6)		 0-1 X		 0-1 X		 2-0 X		 3-3 X		4	0	0	0	0	1	2							
Russ Davis, R OBP: 0.347, SLG: 0.425 (1, 5)			 1-1 X		 0-2 X		 1-0 X	 1-2 X		4	1	1	0	0	0	0							
John Marzano, R OBP: 0.267, SLG: 0.286 (1, 2)			 1-0 X		 0-0 X		 3-2 X			3	1	2	0	0	0	0							
Inning Stats	R: 0 E: 0 K: 1 S: 7	H: 0 LOB: 0 BB: 0 P: 10	R: 0 E: 0 K: 0 S: 7	H: 1 LOB: 1 BB: 0 P: 11	R: 2 E: 0 K: 1 S: 16	H: 3 LOB: 1 BB: 0 P: 24	R: 0 E: 0 K: 1 S: 6	H: 1 LOB: 0 BB: 0 P: 6	R: 0 E: 0 K: 0 S: 7	H: 1 LOB: 1 BB: 0 P: 8	R: 0 E: 0 K: 1 S: 8	H: 1 LOB: 1 BB: 0 P: 16	R: 0 E: 0 K: 0 S: 5	H: 0 LOB: 0 BB: 0 P: 11	R: 0 E: 1 K: 1 S: 18	H: 0 LOB: 2 BB: 1 P: 28	R: 0 E: 0 K: 2 S: 12	H: 0 LOB: 0 BB: 0 P: 16	1B: 5 2B: 2 3B: 0 HR: 0	SF: 0 SAC: 0 DP: 1 HBP: 0	WP: 0 PB: 0 SB: 0 CS: 0	PA: 35	
PITCHER	IP	WLS	BF	H	R	ER	SO	BB	IBB	HBP	BLK	WP	HR	S	P	ERA	WHIP					ERA	WHIP
Charles Nagy, R ERA: 4.54 Jim Poole, L ERA: 2.7 Eric Plunk, R ERA: 3.38 Jose Mesa, R ERA: 1.8	(1, 1)	7.1	W	29	7	2	2	4	0	0	0	0	0	4	5	0.00	0.000						



Batter	1	2	3	4	5	6	7	8	9	AB	R	H	RBI	BB	SO	LOB	TOP								
Kenny Lofton, L OBP: 0.385, SLG: 0.413 (1, 8)	L6		FC4-6				K			4	0	1	0	0	1	3	Cleveland Indians @ Seattle Mariners The Kingdome, Seattle, WA Sun May 05 1996, 6:33 AM EDT Att: 56,883 - Dome - 68 F								
Julio Franco, R OBP: 0.419, SLG: 0.522 (1, 3)	G6-3		K				G1-3			4	0	0	0	0	1	4									
Carlos Baerga, S OBP: 0.292, SLG: 0.364 (1, 4)	HBP									3	0	1	0	0	0	0									
Albert Belle, R OBP: 0.411, SLG: 0.708 (1, 7)	F8									4	0	1	0	0	0	2									
Eddie Murray, S OBP: 0.301, SLG: 0.282 (1, 10)										4	1	2	1	0	0	0									
Manny Ramirez, R OBP: 0.351, SLG: 0.510 Alvaro Espinoza, R OBP: 0.444, SLG: 0.750 (9, 5)	K									4	1	1	0	0	3	2									
Jim Thome, L OBP: 0.454, SLG: 0.554 Wayne Kirby, L OBP: 0.286, SLG: 0.286 (9, 9)	G6-3									0	0	0	0	0	0	0									
Tony Peña, R OBP: 0.433, SLG: 0.519 (1, 2)										4	0	2	1	0	1	0									
Omar Vizquel, S OBP: 0.318, SLG: 0.455 (1, 6)										3	0	0	0	0	0	1									
Inning Stats	R: 0 H: 0 E: 0 K: 0 S: 9	H: 0 LOB: 1 BB: 0 P: 15	R: 0 H: 0 E: 0 K: 1 S: 6	H: 0 LOB: 0 BB: 0 P: 12	R: 0 H: 1 E: 0 K: 1 S: 8	H: 1 LOB: 1 BB: 0 P: 14	R: 0 H: 2 E: 0 K: 1 S: 12	H: 2 LOB: 2 BB: 0 P: 18	R: 0 H: 1 E: 0 K: 1 S: 12	H: 1 LOB: 1 BB: 0 P: 17	R: 0 H: 0 E: 0 K: 0 S: 7	H: 0 LOB: 0 BB: 0 P: 10	R: 1 H: 3 E: 0 K: 1 S: 13	H: 3 LOB: 2 BB: 0 P: 23	R: 1 H: 2 E: 0 K: 1 S: 9	H: 2 LOB: 0 BB: 0 P: 15		R: 0 H: 0 E: 0 K: 0 S: 8	H: 0 LOB: 0 BB: 0 P: 12	1B: 8 2B: 0 3B: 0 HR: 1	SF: 0 SAC: 1 DP: 1 HBP: 1	WP: 0 PB: 0 SB: 0 CS: 0	PA: 36		
PITCHER	IP	WLS	BF	H	R	ER	SO	BB	IBB	HBP	BLK	WP	HR	S	P	ERA	WHIP								
Chris Bosio, R ERA: 2.76 (1, 1)	6.0	L	25	6	1	1	4	0	0	0	0	0	0	59	94	1.50	1.000								
Bob Wells, R ERA: 1.29 (7, 1)	0.1		2	1	0	0	0	0	0	0	0	0	0	2	3	0.00	3.000								
Tim Davis, L ERA: 4.91 (7, 1)	0.1		1	0	0	0	1	0	0	0	0	0	0	3	6	0.00	0.000								
Michael Jackson, R ERA: 4.91 (7, 1)	1.1		5	2	1	1	1	0	0	0	0	0	1	12	21	6.75	1.500								
Norm Charlton, L ERA: 2.19 (9, 1)	1.0		3	0	0	0	0	0	0	0	0	0	0	8	12	0.00	0.000								

AB	34
R	2
H	9
RBI	2
BB	0
SO	6
LOB	14



Batter	1	2	3	4	5	6	7	8	9	AB	R	H	RBI	BB	SO	LOB	BOTTOM								
Darren Bragg, L OBP: 0.375, SLG: 0.571 (1, 7)	G3									4	0	2	0	0	0	0	Cleveland Indians @ Seattle Mariners The Kingdome, Seattle, WA Sun May 05 1996, 6:33 AM EDT Att: 56,883 - Dome - 68 F								
Joey Cora, S OBP: 0.257, SLG: 0.362 (1, 4)	K									4	0	0	0	0	1	3									
Ken Griffey Jr., L OBP: 0.366, SLG: 0.541 (1, 8)	F9									4	0	1	0	0	1	1									
Edgar Martinez, R OBP: 0.464, SLG: 0.741 (1, 10)										4	0	1	0	0	0	2									
Jay Buhner, R OBP: 0.388, SLG: 0.509 (1, 9)										4	0	0	0	0	0	2									
Paul Sorrento, L OBP: 0.360, SLG: 0.554 Brian Hunter, R (7, PH) (8, 3)	G3-1									1	0	0	0	1	0	0									
Doug Strange, S OBP: 0.313, SLG: 0.433 (9, PH)										0	0	0	0	1	0	0									
Dan Wilson, R OBP: 0.323, SLG: 0.533 (1, 2)										4	0	1	0	0	1	2									
Luis Sojo, R OBP: 0.280, SLG: 0.329 (1, 6)										3	0	1	0	0	0	1									
Russ Davis, R OBP: 0.327, SLG: 0.398 (1, 5)										3	0	0	0	0	1	1									
Inning Stats	R: 0 H: 0 E: 0 K: 1 S: 7	H: 0 LOB: 0 BB: 0 P: 11	R: 0 H: 0 E: 0 K: 0 S: 7	H: 0 LOB: 0 BB: 0 P: 9	R: 0 H: 0 E: 0 K: 1 S: 7	H: 0 LOB: 0 BB: 0 P: 14	R: 0 H: 1 E: 0 K: 1 S: 11	H: 1 LOB: 1 BB: 0 P: 19	R: 0 H: 1 E: 0 K: 0 S: 9	H: 1 LOB: 1 BB: 1 P: 17	R: 0 H: 0 E: 0 K: 0 S: 7	H: 0 LOB: 0 BB: 0 P: 11	R: 0 H: 1 E: 0 K: 1 S: 10	H: 1 LOB: 1 BB: 0 P: 14	R: 0 H: 2 E: 0 K: 1 S: 10	H: 2 LOB: 2 BB: 0 P: 15	R: 0 H: 1 E: 0 K: 0 S: 10	H: 1 LOB: 2 BB: 1 P: 20	1B: 6 2B: 0 3B: 0 HR: 0	SF: 0 SAC: 0 DP: 0 HBP: 0	WP: 0 PB: 0 SB: 1 CS: 1	PA: 34			
PITCHER	IP	WLS	BF	H	R	ER	SO	BB	IBB	HBP	BLK	WP	HR	S	P	ERA	WHIP								
Dennis Martinez, R ERA: 4.08 (7, 1)	0.1		1	0	0	0	1	0	0	0	0	0	0	4	5	0.00	0.000								
Julian Tavarez, R ERA: 2.04 (8, 1)	1.0		5	2	0	0	1	0	0	0	0	0	0	10	15	0.00	2.000								
Jose Mesa, R ERA: 1.69 (9, 1)	1.0	S	5	1	0	0	0	1	0	0	0	0	0	10	20	0.00	2.000								



Batter	1	2	3	4	5	6	7	8	9	AB	R	H	RBI	BB	SO	LOB	TOP										
Rich Becker, L OBP: 0.324, SLG: 0.328 (1, 9)										3	1	1	0	1	0	1	Minnesota Twins @ Seattle Mariners The Kingdome, Seattle, WA Mon May 06 1996, 10:05 PM EDT Att: 32,203 - Dome - 68 F										
Jeff Reboulet, R OBP: 0.250, SLG: 0.208 (1, 4)										3	0	0	1	0	2	2											
Paul Molitor, R OBP: 0.393, SLG: 0.463 (1, 10)										4	0	1	0	0	0	1											
Marty Cordova, R OBP: 0.436, SLG: 0.523 (1, 7)										4	0	0	0	0	0	2											
Greg Myers, L OBP: 0.323, SLG: 0.477 (1, 2)										3	1	1	0	0	1	0											
Ron Coomer, R OBP: 0.286, SLG: 0.378 (8, PH)										1	0	0	0	0	0	0											
Mike Durant, R OBP: 0.406, SLG: 0.393 (8, 2)										0	0	0	0	0	0	0											
Dave Hollins, S OBP: 0.423, SLG: 0.535 (1, 5)										3	1	1	0	1	1	0											
Roberto Kelly, R OBP: 0.356, SLG: 0.360 (1, 8)										4	1	1	1	0	1	0											
Scott Stahoviak, L OBP: 0.394, SLG: 0.603 (9, PH)										3	0	2	1	0	0	0											
Denny Hocking, S OBP: 0.227, SLG: 0.158 (9, PH)										1	0	0	0	0	0	0											
Pat Meares, R OBP: 0.358, SLG: 0.531 (1, 6)										3	0	1	1	0	0	1											
Inning Stats	R: 0 E: 0 K: 1 S: 8	H: 0 LOB: 1 BB: 1 P: 13	R: 1 E: 0 K: 0 S: 9	H: 2 LOB: 0 BB: 0 P: 17	R: 1 E: 0 K: 0 S: 7	H: 1 LOB: 0 BB: 0 P: 13	R: 2 E: 0 K: 0 S: 9	H: 3 LOB: 2 BB: 1 P: 19	R: 0 E: 0 K: 1 S: 10	H: 1 LOB: 1 BB: 0 P: 14	R: 0 E: 0 K: 2 S: 14	H: 1 LOB: 1 BB: 0 P: 19	R: 0 E: 0 K: 0 S: 6	H: 0 LOB: 0 BB: 0 P: 11	R: 0 E: 0 K: 1 S: 10	H: 0 LOB: 0 BB: 0 P: 14	1B: 7 2B: 1 3B: 0 HR: 0	SF: 1 SAC: 0 DP: 0 HBP: 0	WP: 1 PB: 0 SB: 1 CS: 0	PA: 35							
PITCHER	IP	WLS	BF	H	R	ER	SO	BB	IBB	HBP	BLK	WP	HR	S	P	ERA	WHIP										
Edwin Hurtado, R ERA: 7.85 (1, 1)	4.0		18	6	4	4	1	2	0	0	0	1	0	33	62	9.00	2.000										
Bob Wells, R ERA: 1.99 (5, 1)	3.2	W	13	2	0	0	3	0	0	0	0	0	0	37	59	0.00	0.545										
Tim Davis, L ERA: 4.76 (8, 1)	0.1		1	0	0	0	0	0	0	0	0	0	0	2	3	0.00	0.000										
Norm Charlton, L ERA: 2.03 (9, 1)	1.0	S	3	0	0	0	1	0	0	0	0	0	0	10	14	0.00	0.000										

livebaseballscores.com

AB 32
R 4
H 8
RBI 4
BB 2
SO 5
LOB 7



Batter	1	2	3	4	5	6	7	8	9	AB	R	H	RBI	BB	SO	LOB	BOTTOM										
Darren Bragg, L OBP: 0.407, SLG: 0.696 (1, 7)										2	1	1	1	1	0	0	Minnesota Twins @ Seattle Mariners The Kingdome, Seattle, WA Mon May 06 1996, 10:05 PM EDT Att: 32,203 - Dome - 68 F										
Rich Amaral, R OBP: 0.303, SLG: 0.268 (7, PH)										1	0	1	2	0	0	0											
Joey Cora, S OBP: 0.256, SLG: 0.358 (1, 4)										4	0	1	0	0	0	2											
Ken Griffey Jr., L OBP: 0.355, SLG: 0.522 (1, 8)										4	0	0	0	0	2	3											
Edgar Martinez, R OBP: 0.465, SLG: 0.730 (1, 10)										3	0	1	0	1	1	1											
Jay Buhner, R OBP: 0.384, SLG: 0.526 (1, 9)										4	1	1	1	0	2	2											
Paul Sorrento, L OBP: 0.356, SLG: 0.575 (1, 3)										4	1	1	1	0	1	1											
Dan Wilson, R OBP: 0.324, SLG: 0.521 (1, 2)										2	1	0	0	1	0	0											
Luis Sojo, R OBP: 0.282, SLG: 0.329 (1, 6)										3	1	1	0	0	0	0											
Russ Davis, R OBP: 0.321, SLG: 0.389 (1, 5)										2	0	0	0	0	0	0											
Inning Stats	R: 1 E: 0 K: 2 S: 14	H: 2 LOB: 1 BB: 0 P: 21	R: 0 E: 0 K: 1 S: 5	H: 0 LOB: 0 BB: 0 P: 6	R: 0 E: 0 K: 0 S: 6	H: 1 LOB: 1 BB: 0 P: 12	R: 0 E: 0 K: 1 S: 5	H: 0 LOB: 0 BB: 1 P: 10	R: 0 E: 0 K: 0 S: 7	H: 0 LOB: 1 BB: 1 P: 13	R: 4 E: 0 K: 0 S: 15	H: 4 LOB: 1 BB: 1 P: 28	R: 0 E: 0 K: 1 S: 11	H: 0 LOB: 0 BB: 0 P: 18	1B: 4 2B: 0 3B: 0 HR: 3	SF: 0 SAC: 1 DP: 1 HBP: 0	WP: 0 PB: 0 SB: 0 CS: 0	PA: 33									
PITCHER	IP	WLS	BF	H	R	ER	SO	BB	IBB	HBP	BLK	WP	HR	S	P	ERA	WHIP										
Brad Radke, R ERA: 4.41 (1, 1)	6.0	L	26	6	5	5	5	3	0	0	0	0	0	6	10	0.00	1.500										
Eddie Guardado, L ERA: 5.0 (7, 1)	1.0		4	1	0	0	0	0	0	0	0	0	0	6	10	0.00	1.000										
Dan Naulty, R ERA: 1.21 (8, 1)	1.0		3	0	0	0	1	0	0	0	0	0	0	11	18	0.00	0.000										

livebaseballscores.com

AB 29
R 5
H 7
RBI 5
BB 3
SO 6
LOB 9



Batter	1	2	3	4	5	6	7	8	9	AB	R	H	RBI	BB	SO	LOB	TOP										
Rich Becker, L OBP: 0.329, SLG: 0.323 (1, 8)	4-1 BB		2-3 K		0-0 1B			1-0 G2-3	0-0 G4-3	4	0	1	0	1	1	3	Minnesota Twins @ Seattle Mariners The Kingdome, Seattle, WA Tue May 07 1996, 10:05 PM EDT Att: 15,626 - Dome										
Denny Hocking, S OBP: 0.192, SLG: 0.136 (1, 9)	2-0 F8		0-0 F8		1-1 SF8			2-0 L4		3	0	0	1	0	0	2											
Paul Molitor, R OBP: 0.388, SLG: 0.456 (1, 10)	0-3 K		1-1 G5-3		3-H P3			2-1 1B		4	0	1	0	0	1	3											
Marty Cordova, R OBP: 0.438, SLG: 0.522 (1, 7)	3-1 G5-3			0-0 1B				1-2 L8		4	0	2	0	0	0	2											
Greg Myers, L OBP: 0.309, SLG: 0.457 (1, 2)		1-1 L3		2-2 F7				1-0 L6		4	0	0	0	0	1	2											
Dave Hollins, S OBP: 0.417, SLG: 0.520 (1, 5)		1-2 G6-3		1-0 F8				1-2 G3-6-3		3	1	0	0	0	0	2											
Pat Meares, R OBP: 0.363, SLG: 0.539 (1, 6)		0-0 1B		0-2 P2				2-2 G6-3		4	0	2	0	0	0	1											
Scott Stahoviak, L OBP: 0.400, SLG: 0.590 (1, 3)		0-0 G1-3			0-0 1B SF8			2-1 F7		3	1	1	0	1	0	1											
Jeff Reboulet, R OBP: 0.250, SLG: 0.216 (1, 4)			0-2 1B		2-1 P4			1-2 P6		3	0	1	1	0	0	1	AB 32 R 2 H 8 RBI 2 BB 2 SO 3 LOB 17										
Inning Stats	R: 0 E: 0 K: 1 S: 7	H: 0 LOB: 1 BB: 1 P: 16	R: 0 E: 0 K: 0 S: 8	H: 1 LOB: 1 BB: 0 P: 10	R: 0 E: 0 K: 1 S: 10	H: 1 LOB: 1 BB: 0 P: 13	R: 0 E: 0 K: 0 S: 9	H: 1 LOB: 1 BB: 0 P: 12	R: 1 E: 0 K: 0 S: 8	H: 2 LOB: 1 BB: 0 P: 10	R: 0 E: 0 K: 0 S: 9	H: 1 LOB: 0 BB: 0 P: 14	R: 0 E: 0 K: 0 S: 8	H: 0 LOB: 0 BB: 0 P: 13	R: 0 E: 0 K: 0 S: 7	H: 1 LOB: 1 BB: 0 P: 13		R: 1 E: 0 K: 1 S: 9	H: 1 LOB: 2 BB: 1 P: 21	1B: 7 2B: 1 3B: 0 HR: 0	SF: 2 SAC: 0 DP: 1 HBP: 1	WP: 0 PB: 0 CS: 0	PA: 37				
PITCHER	IP	WLS	BF	H	R	ER	SO	BB	IBB	HBP	BLK	WP	HR	S	P	ERA		WHIP									
Bob Wolcott, R ERA: 5.9	(1, 1)	7.2	L	30	7	1	1	2	1	0	0	0	0	0	63	97		1.17	1.043								
Michael Jackson, R ERA: 4.3	(8, 1)	0.1		0	0	0	0	0	0	0	0	0	0	3	4	0.00		0.000									
Tim Davis, L ERA: 5.4	(9, 1)	0.1	2	0	1	1	1	0	0	1	0	0	0	4	7	27.00		0.000									
Rafael Carmona, R ERA: 2.13	(9, 1)	0.2	4	1	0	0	0	0	1	0	0	0	0	5	14	0.00		1.500									

Batter	1	2	3	4	5	6	7	8	9	AB	R	H	RBI	BB	SO	LOB	BOTTOM										
Darren Bragg, L OBP: 0.467, SLG: 0.731 (1, 7)	0-1 CS		1-1 1B		2-2 1B			2-3 K		3	0	3	0	0	0	0	Minnesota Twins @ Seattle Mariners The Kingdome, Seattle, WA Tue May 07 1996, 10:05 PM EDT Att: 15,626 - Dome										
Rich Amaral, R OBP: 0.299, SLG: 0.263 (8, 7)			1-2 1B		1-3 1B			3-3 K		3	0	0	0	0	5												
Joey Cora, S OBP: 0.250, SLG: 0.348 (1, 4)	3-2 F7		0-1 F8		0-1 G5-3			1-3 K		1	0	0	0	1	0												
Luis Sojo, R OBP: 0.279, SLG: 0.325 (8, 4)			2-3 F8					4-2 G5-3 BB		3	0	0	0	1	2												
Ken Griffey Jr., L OBP: 0.352, SLG: 0.508 (1, 8)	3-3 K		1-0 F8					1-0 G5-3		3	0	0	0	0	1												
Edgar Martinez, R OBP: 0.459, SLG: 0.712 (1, 10)		3-0 G5-3 HBP		1-2 G5-3				1-2 G5-3		3	0	0	0	0	0												
Jay Buhner, R OBP: 0.373, SLG: 0.508 (1, 9)		3-2 G5-3		1-0 P6				0-0 F9		4	0	0	0	0	2												
Paul Sorrento, L OBP: 0.352, SLG: 0.556 (1, 3)		4-2 G6-4-3 BB		2-3 K				2-1 L7		3	0	0	0	1	1												
Dan Wilson, R OBP: 0.324, SLG: 0.515 (1, 2)		1-0 G6-4-3			3-2 G1-6-3			1-2 K		3	0	1	0	0	2												
Alex Rodriguez, R OBP: 0.333, SLG: 0.574 (1, 6)			2-3 K		0-0 G1-6-3			3-2 F9		3	0	0	0	0	1												
Russ Davis, R OBP: 0.330, SLG: 0.398 (1, 5)			1-2 F8 1B		1-0 1B			2-3 K		3	0	2	0	0	1	0	AB 30 R 0 H 6 RBI 0 BB 2 SO 8 LOB 14										
Inning Stats	R: 0 E: 0 K: 1 S: 8	H: 1 LOB: 0 BB: 0 P: 14	R: 0 E: 0 K: 0 S: 6	H: 0 LOB: 1 BB: 1 P: 17	R: 0 E: 0 K: 1 S: 11	H: 2 LOB: 2 BB: 0 P: 16	R: 0 E: 0 K: 1 S: 8	H: 0 LOB: 0 BB: 0 P: 12	R: 0 E: 0 K: 0 S: 12	H: 3 LOB: 2 BB: 0 P: 18	R: 0 E: 0 K: 0 S: 7	H: 0 LOB: 1 BB: 1 P: 14	R: 0 E: 0 K: 2 S: 12	H: 0 LOB: 0 BB: 0 P: 18	R: 0 E: 0 K: 3 S: 13	H: 0 LOB: 0 BB: 0 P: 19		R: 0 E: 0 K: 0 S: 6	H: 0 LOB: 0 BB: 0 P: 12	1B: 6 2B: 0 3B: 0 HR: 0	SF: 0 SAC: 0 DP: 2 HBP: 1	WP: 0 PB: 0 CS: 1	PA: 33				
PITCHER	IP	WLS	BF	H	R	ER	SO	BB	IBB	HBP	BLK	WP	HR	S	P	ERA		WHIP									
Jose Parra, R ERA: 4.15	(1, 1)	6.0	W	24	6	0	0	3	2	0	0	0	0	0	12	18		0.00	1.333								
Pat Mahomes, R ERA: 5.63	(7, 1)	1.0		3	0	0	0	2	0	0	0	0	0	13	19	0.00		0.000									
Eddie Guardado, L ERA: 4.74	(8, 1)	1.0		3	0	0	0	3	0	0	0	0	0	6	12	0.00		0.000									
Dave Stevens, R ERA: 5.84	(9, 1)	1.0	S	3	0	0	0	0	0	0	0	0	0	6	12	0.00		0.000									

Batter	1	2	3	4	5	6	7	8	9	10	AB	R	H	RBI	BB	SO	LOB	TOP									
Pat Meares, R Chip Hale, L OBP: 0.359, SLG: 0.538 (8, PH) OBP: 0.529, SLG: 0.667 (8, 4)	K	L8			P4		G4-3 2B	G4-6-3			4	1	1	1	0	1	2										
Jeff Reboulet, R OBP: 0.242, SLG: 0.211 (1, 4) (8, 6)	G4-3		L9		FC6-4 1B		G4-3		F7	IBB	6	0	1	0	0	1	3										
Paul Molitor, R OBP: 0.382, SLG: 0.454 (1, 10)	G3		G6-3		L9		G3 2B		G6-3		5	0	1	1	0	0	1										
Marty Cordova, R OBP: 0.427, SLG: 0.500 (1, 7)		S 2B	K		FC6-4 1-2f		G3		P4		4	1	0	0	1	1	2										
Dave Hollins, S OBP: 0.432, SLG: 0.543 (1, 5)	K						G4-3 HBP			E 2B	3	2	2	0	1	1	1										
Roberto Kelly, R OBP: 0.363, SLG: 0.380 Rich Becker, L OBP: 0.329, SLG: 0.323 (10, PH) (10, 8)		S 2B			G4-3 1B		K		F9		4	1	2	2	0	1	3										
Ron Coomer, R OBP: 0.308, SLG: 0.396 Scott Stahovick, L OBP: 0.403, SLG: 0.581 (8, PH) (8, 3)					G4-3 1B		G4-3			1B BB	3	0	2	1	0	0	1										
Denny Hocking, S OBP: 0.194, SLG: 0.148 (1, 9)					G4-3		G1-3			L8	5	1	1	0	0	0	5										
Mike Durant, R OBP: 0.400, SLG: 0.387 Greg Myers, L OBP: 0.323, SLG: 0.479 (8, PH) (8, 2)					K					G4-6-3 1B	3	1	1	0	0	1	3										
Inning Stats	R: 0 E: 0 K: 1 S: 8	H: 0 LOB: 0 BB: 0 P: 13	R: 2 E: 0 K: 1 S: 23	H: 3 LOB: 2 BB: 1 P: 37	R: 0 E: 0 K: 1 S: 8	H: 0 LOB: 0 BB: 0 P: 11	R: 1 E: 0 K: 1 S: 10	H: 3 LOB: 1 BB: 0 P: 14	R: 0 E: 0 K: 0 S: 6	H: 1 LOB: 1 BB: 0 P: 9	R: 0 E: 0 K: 1 S: 13	H: 0 LOB: 1 BB: 0 P: 18	R: 2 E: 0 K: 0 S: 10	H: 3 LOB: 2 BB: 1 P: 18	R: 0 E: 0 K: 0 S: 8	H: 1 LOB: 1 BB: 1 P: 15	R: 0 E: 0 K: 0 S: 6	H: 0 LOB: 0 BB: 0 P: 10	R: 2 E: 1 K: 1 S: 12	H: 2 LOB: 2 BB: 1 P: 23	1B: 7 2B: 6 3B: 0 HR: 0	SF: 0 SAC: 1 DP: 2 HBP: 1	WP: 0 PB: 0 SB: 1 CS: 0	PA: 47			
PITCHER	IP	WLS	BF	H	R	ER	SO	BB	IBB	HBP	BLK	WP	HR	S	P	ERA	WHIP										
Sterling Hitchcock, L ERA: 4.81	6.0		28	9	5	5	5	1	0	0	0	0	0	70	104	7.50	1.667										
Rafael Carmona, R ERA: 1.93	1.1		7	1	0	0	0	1	1	0	0	0	0	13	26	0.00	1.500										
Joe Klink, L ERA: 1.93	0.0		1	1	0	0	0	0	0	0	0	0	0	2	3	∞	∞										
Michael Jackson, R ERA: 4.32	1.2		4	0	0	0	0	0	0	0	0	0	0	7	12	0.00	0.000										
Bob Wells, R ERA: 1.75	1.0	L	7	2	2	2	1	0	1	0	0	0	0	12	23	18.00	2.000										

Minnesota Twins @ Seattle Mariners
The Kingdome, Seattle, WA
Wed May 08 1996, 6:33 AM EDT
Att. 22,175 - Dome - 68 F

AB 41
R 7
H 13
RBI 6
BB 4
SO 6
LOB 24



Batter	1	2	3	4	5	6	7	8	9	10	AB	R	H	RBI	BB	SO	LOB	BOTTOM										
Darren Bragg, L OBP: 0.428, SLG: 0.645 (1, 7)	L1		K	G1-3					F7		5	0	1	0	0	1	3											
Alex Rodriguez, R OBP: 0.324, SLG: 0.561 (1, 6)	P4		WP 2B			P3	CS 1B	P2		P3	5	0	1	1	0	0	0											
Edgar Martinez, R OBP: 0.450, SLG: 0.689 (1, 10)	G6-3		K					G4-3		P4	4	0	0	0	1	1	1											
Jay Buhner, R OBP: 0.381, SLG: 0.504 (1, 9)		FC5-4 1B		BB				K		BB BB	3	0	1	0	2	2	1											
Brian Hunter, R Ken Griffey Jr., L OBP: 0.354, SLG: 0.504 (7, 8)		FC5-4 G6-3		F9		P3			SH1-3 BB	F7	3	0	0	0	0	0	4											
Luis Sojo, R OBP: 0.292, SLG: 0.337 Doug Strange, S OBP: 0.333, SLG: 0.433 (10, PH)		G6-3		SH1-4 1B			SH2-4 HR 1B		SH1-3		3	1	2	0	0	0	1											
Dan Wilson, R OBP: 0.330, SLG: 0.545 (1, 2)				HR		SH2-4 1B		F9		F8	4	1	2	1	0	0	3											
Russ Davis, R OBP: 0.330, SLG: 0.390 (1, 5)				2B BB		SH1-4		F7		K	2	1	0	0	1	1	2											
Rich Amaral, R OBP: 0.304, SLG: 0.288 Paul Sorrento, L OBP: 0.365, SLG: 0.587 (7, 3)				2B		P4				K	2	1	1	1	0	0	2											
Inning Stats	R: 0 E: 0 K: 0 S: 7	H: 0 LOB: 0 BB: 0 P: 12	R: 0 E: 0 K: 0 S: 7	H: 1 LOB: 0 BB: 0 P: 10	R: 3 E: 0 K: 2 S: 17	H: 3 LOB: 2 BB: 2 P: 33	R: 0 E: 0 K: 0 S: 11	H: 2 LOB: 2 BB: 0 P: 16	R: 0 E: 0 K: 1 S: 8	H: 0 LOB: 1 BB: 0 P: 15	R: 2 E: 0 K: 1 S: 12	H: 3 LOB: 0 BB: 0 P: 19	R: 0 E: 0 K: 1 S: 6	H: 0 LOB: 0 BB: 0 P: 9	R: 0 E: 0 K: 1 S: 9	H: 0 LOB: 1 BB: 1 P: 15	R: 0 E: 0 K: 1 S: 7	H: 0 LOB: 0 BB: 0 P: 12	R: 0 E: 0 K: 0 S: 10	H: 0 LOB: 2 BB: 2 P: 22	1B: 5 2B: 2 3B: 0 HR: 2	SF: 0 SAC: 3 DP: 1 HBP: 0	WP: 1 PB: 0 SB: 0 CS: 1	PA: 44				
PITCHER	IP	WLS	BF	H	R	ER	SO	BB	IBB	HBP	BLK	WP	HR	S	P	ERA	WHIP											
Rich Robertson, L ERA: 6.37	3.0		16	6	3	3	2	2	0	0	0	0	1	1	37	64	9.00	2.667										
Erik Bennett, R ERA: 5.4	2.2		12	3	2	2	1	1	0	0	0	0	0	1	25	40	6.75	1.500										
Dan Naulty, R ERA: 1.09	2.1		7	0	0	0	2	1	0	0	0	0	0	15	25	0.00	0.429											
Eddie Guardado, L ERA: 4.5	1.0	W	3	0	0	0	1	0	0	0	0	0	0	7	12	0.00	0.000											
Dave Stevens, R ERA: 5.4	1.0	S	5	0	0	0	0	2	0	0	0	0	0	10	22	0.00	2.000											

Minnesota Twins @ Seattle Mariners
The Kingdome, Seattle, WA
Wed May 08 1996, 6:33 AM EDT
Att. 22,175 - Dome - 68 F


AB 34
R 5
H 9
RBI 5
BB 6
SO 6
LOB 18



Batter	1	2	3	4	5	6	7	8	9	AB	R	H	RBI	BB	SO	LOB	TOP							
Johnny Damon, L (1, 8) <small>OBP: 0.302, SLG: 0.395</small> Les Norman, R (9, PH) <small>OBP: 0.273, SLG: 0.158</small>	P6		FC6-4 2B	SH1-3	K		F8		F7	4	1	0	0	0	1	2								
Tom Goodwin, L (1, 7) <small>OBP: 0.320, SLG: 0.319</small>	F9 1B		2B	SF9		SH1-3 FC1 2B	E		BB	3	2	3	1	2	0	0								
Keith Lockhart, L (1, 5) <small>OBP: 0.347, SLG: 0.427</small>	F9		E	2B	2B	SH1-3	E5		F8	5	2	2	3	0	0	3								
Bip Roberts, S (1, 10) <small>OBP: 0.353, SLG: 0.406</small>	K		E4	2B	2B	FC1 HR	G6-3		G6-3	6	1	1	2	0	1	4								
Michael Tucker, L (1, 9) <small>OBP: 0.304, SLG: 0.478</small>		G3-1	F7			P5			HR	4	1	1	1	1	0	2								
Jose Offerman, S (1, 3) <small>OBP: 0.383, SLG: 0.396</small>	L8		F8	CS		G5-3 WP SF9 1B	HR		G6-3	5	2	2	2	0	0	1								
Chris Stynes, R (1, 4) <small>OBP: 0.545, SLG: 0.636</small>				1B	2B	G5-3	G5-3			5	1	3	0	0	0	1								
David Howard, S (1, 6) <small>OBP: 0.303, SLG: 0.366</small>	G4-3			SH1-3 FC5 SF9 1B			F9		P4	4	1	1	2	0	0	2								
Sal Fasano, R (1, 2) <small>OBP: 0.254, SLG: 0.288</small>				FC6-4 SF9 SH1-3 2B					K2-3	3	3	1	1	1	1	2								
Inning Stats	R: 0 E: 0 K: 13 S: 13	H: 1 LOB: 1 BB: 0 P: 21	R: 0 E: 0 K: 10 S: 10	H: 1 LOB: 1 BB: 0 P: 15	R: 3 E: 1 K: 0 S: 18	H: 1 LOB: 1 BB: 2 P: 32	R: 4 E: 0 K: 0 S: 12	H: 4 LOB: 1 BB: 1 P: 23	R: 2 E: 0 K: 1 S: 12	H: 2 LOB: 0 BB: 0 P: 16	R: 3 E: 0 K: 0 S: 13	H: 2 LOB: 0 BB: 0 P: 19	R: 1 E: 1 K: 0 S: 16	H: 1 LOB: 2 BB: 0 P: 24	R: 1 E: 0 K: 1 S: 15	H: 2 LOB: 1 BB: 0 P: 22	R: 0 E: 0 K: 0 S: 3	H: 0 LOB: 1 BB: 1 P: 9	1B: 6 2B: 5 3B: 0 HR: 3	SF: 2 SAC: 2 DP: 0 HBP: 1	WP: 1 PB: 0 SB: 1 CS: 1	PA: 50		
PITCHER	IP	WLS	BF	H	R	ER	SO	BB	IBB	HBP	BLK	WP	HR	S	P	ERA	WHIP							
Chris Bosio, R (1, 1) ERA: 4.5	4.2		27	9	9	8	1	3	0	0	0	1	1	62	102	15.43	2.571							
Tim Davis, L (5, 1) ERA: 8.43	2.1	L	13	3	4	3	1	0	0	1	0	0	1	32	48	11.57	1.286							
Joe Klink, L (8, 1) ERA: 4.5	2.0		9	2	1	1	1	1	0	0	0	0	1	18	31	4.50	1.500							

Kansas City Royals @ Seattle Mariners
The Kingdome, Seattle, WA
Fri May 10 1996, 10:05 PM EDT
Att: 24,231 - Dome


AB 40
R 14
H 14
RBI 12
BB 4
SO 3
LOB 17



Batter	1	2	3	4	5	6	7	8	9	AB	R	H	RBI	BB	SO	LOB	BOTTOM							
Rich Amaral, R (1, 7) <small>OBP: 0.311, SLG: 0.286</small>	FC6-4 BB			K	SH1-3				G6-3	4	0	1	0	1	1	2								
Alex Rodriguez, R (1, 6) <small>OBP: 0.329, SLG: 0.551</small>	FC6-4 BB HBP 1B			HR	1B		G3-1			3	2	1	1	1	0	2								
Ken Griffey Jr., L (1, 8) <small>OBP: 0.362, SLG: 0.553</small>	1B HBP			HR			P4		HR	4	3	2	3	0	0	2								
Edgar Martinez, R (1, 10) <small>OBP: 0.442, SLG: 0.667</small>	1B BB			E5 2B	E5 BB				L3	4	1	0	0	1	0	0								
Jay Buhner, R (1, 9) <small>OBP: 0.388, SLG: 0.520</small>	K			2B	BB				F8	4	1	2	0	1	1	3								
Brian Hunter, R (1, 3) <small>OBP: 0.333, SLG: 0.500</small> Paul Sorrento, L (4, PH) <small>OBP: 0.345, SLG: 0.568</small>	FC5-4 1B			SH5-3 SF8 2B	P5				L7	2	1	2	4	0	0	0								
Luis Sojo, R (1, 4) <small>OBP: 0.280, SLG: 0.322</small>	FC5-4			SH5-3	P4				F8	4	0	0	0	0	0	5								
Dan Wilson, R (1, 2) <small>OBP: 0.325, SLG: 0.533</small>		G6-3		SF8			L9		F9	4	1	1	1	0	0	0								
Russ Davis, R (1, 5) <small>OBP: 0.342, SLG: 0.404</small>				P3 BB	SH1-3 SF8 2B		F7			4	1	2	1	1	0	0								
Inning Stats	R: 2 E: 0 K: 1 S: 13	H: 1 LOB: 2 BB: 2 P: 28	R: 0 E: 0 K: 0 S: 11	H: 0 LOB: 2 BB: 2 P: 21	R: 3 E: 1 K: 0 S: 8	H: 2 LOB: 0 BB: 0 P: 10	R: 2 E: 0 K: 1 S: 20	H: 2 LOB: 2 BB: 1 P: 39	R: 2 E: 0 K: 0 S: 11	H: 2 LOB: 0 BB: 0 P: 16	R: 0 E: 0 K: 0 S: 5	H: 1 LOB: 1 BB: 0 P: 6	R: 0 E: 0 K: 0 S: 12	H: 1 LOB: 1 BB: 0 P: 18	R: 1 E: 0 K: 0 S: 15	H: 1 LOB: 0 BB: 0 P: 25	R: 0 E: 0 K: 0 S: 7	H: 1 LOB: 1 BB: 0 P: 10	1B: 5 2B: 4 3B: 0 HR: 2	SF: 2 SAC: 2 DP: 0 HBP: 1	WP: 0 PB: 0 SB: 0 CS: 0	PA: 46		
PITCHER	IP	WLS	BF	H	R	ER	SO	BB	IBB	HBP	BLK	WP	HR	S	P	ERA	WHIP							
Chris Haney, L (1, 1) ERA: 5.84	3.1		22	5	7	5	2	4	0	0	0	0	0	34	54	5.40	1.500							
Julio Valera, R (4, 1) ERA: 5.04	3.1	W	15	4	2	2	0	1	0	0	0	0	0	34	54	5.40	1.500							
Mike Magnante, L (7, 1) ERA: 7.88	2.1		9	2	1	1	0	0	0	0	0	0	1	25	38	3.86	0.857							

Kansas City Royals @ Seattle Mariners
The Kingdome, Seattle, WA
Fri May 10 1996, 10:05 PM EDT
Att: 24,231 - Dome

AB 36
R 10
H 11
RBI 10
BB 5
SO 2
LOB 17



Batter	1	2	3	4	5	6	7	8	9	AB	R	H	RBI	BB	SO	LOB	TOP										
Johnny Damon, L (1.8) OBP: 0.306, SLG: 0.396	G4-3		2B 1B		FC4-6 1B	G6-3			K	5	0	2	0	0	1	2	Kansas City Royals @ Seattle Mariners The Kingdome, Seattle, WA Sat May 11 1996, 10:05 PM EDT Att: 43,297 - Dome										
Tom Goodwin, L (1.7) OBP: 0.311, SLG: 0.309 Les Norman, R (7.7) OBP: 0.261, SLG: 0.150	P6		P5		FC4-6 G3 BB				K	4	0	0	0	0	1	3											
Keith Lockhart, L (1.4) OBP: 0.362, SLG: 0.446	BB 1B		BB 2B		G3 BB				K	3	0	2	0	1	1	0											
Bob Hamelin, L (1.10) OBP: 0.389, SLG: 0.333	BB 1B		G4-3		G3				K	3	0	0	1	1	1	4											
Michael Tucker, L (1.9) OBP: 0.310, SLG: 0.470	F7				BB				FC5-4 BB	2	0	0	0	2	1	2											
Chris Stynes, R (1.5) OBP: 0.467, SLG: 0.533		L4 SH1-3 1B		G4-3	G1-3				F8	4	0	1	0	0	0	4											
Jose Offerman, S (1.3) OBP: 0.394, SLG: 0.396 Craig Paquette, R (7.6) OBP: 0.275, SLG: 0.351	SH1-3								FC5-4 BB	0	0	0	0	2	0	0											
Mike Macfarlane, R (1.2) OBP: 0.241, SLG: 0.341	L4				F7				F9	3	0	0	0	1	0	3											
David Howard, S (1.6) OBP: 0.304, SLG: 0.365 Joe Vitello, R (7.3) OBP: 0.400, SLG: 0.451				B1-3		FC4-6 1B G3 1B			F8	3	1	1	0	0	0	2											
Inning Stats	R: 0 E: 0 K: 0 S: 12	H: 1 LOB: 2 BB: 1 P: 21	R: 0 E: 0 K: 0 S: 9	H: 1 LOB: 0 BB: 0 P: 11	R: 0 E: 0 K: 0 S: 8	H: 2 LOB: 2 BB: 0 P: 10	R: 0 E: 0 K: 1 S: 8	H: 0 LOB: 1 BB: 1 P: 16	R: 1 E: 0 K: 0 S: 10	H: 2 LOB: 3 BB: 2 P: 24	R: 0 E: 0 K: 0 S: 7	H: 0 LOB: 1 BB: 2 P: 17	R: 0 E: 0 K: 3 S: 10	H: 0 LOB: 0 BB: 0 P: 15	R: 0 E: 0 K: 0 S: 9	H: 0 LOB: 1 BB: 1 P: 14		R: 0 E: 0 K: 2 S: 10	H: 0 LOB: 0 BB: 0 P: 17	1B: 5 2B: 2 3B: 0 HR: 0	SF: 0 SAC: 1 DP: 2 HBP: 0	WP: 0 PB: 0 SB: 0 CS: 0	PA: 38				
PITCHER	IP	WLS	BF	H	R	ER	SO	BB	IBB	HBP	BLK	WP	HR	S	P	ERA	WHIP										
Bob Wolcott, R (1.1) ERA: 5.44	5.0	W	24	6	1	1	1	4	0	0	0	0	0	47	82	1.80	2.000										
Rafael Carmona, R (6.1) ERA: 1.5	4.0	S	14	0	0	0	5	3	0	0	0	0	0	36	63	0.00	0.750										

Batter	1	2	3	4	5	6	7	8	9	AB	R	H	RBI	BB	SO	LOB	BOTTOM										
Darren Bragg, L (1.7) OBP: 0.400, SLG: 0.611	G3-1		F7	1-H 2B		G4-3			K	5	0	1	1	0	1	1	Kansas City Royals @ Seattle Mariners The Kingdome, Seattle, WA Sat May 11 1996, 10:05 PM EDT Att: 43,297 - Dome										
Alex Rodriguez, R (1.6) OBP: 0.333, SLG: 0.595	K					G5-3			1B 1B 2B	5	2	2	1	0	1	1											
Ken Griffey Jr., L (1.8) OBP: 0.357, SLG: 0.539	G3-1		F9			G6-3			1B 1B 1B	5	0	1	0	0	0	0											
Edgar Martinez, R (1.10) OBP: 0.453, SLG: 0.692		HR 2B	BB BB			2B 2B			HR 2B	4	3	3	0	1	1	2											
Jay Buhner, R (1.9) OBP: 0.408, SLG: 0.588 Rich Amaral, R (8. PR) OBP: 0.311, SLG: 0.286 (9.9)		HR 2H	HR BB			HR 2B			G1-3 1B	4	3	4	6	1	0	0											
Paul Sorrento, L (1.3) OBP: 0.339, SLG: 0.580	G3		F8			HR			K	5	1	1	2	0	1	4											
Dan Wilson, R (1.2) OBP: 0.319, SLG: 0.518	G6-3					HR			F9	5	0	1	0	0	0	3											
Joey Cora, S (1.4) OBP: 0.266, SLG: 0.371						1B			F8	4	1	3	0	0	0	0											
Russ Davis, R (1.5) OBP: 0.347, SLG: 0.411	K					2B			2B	3	1	1	1	1	1	3											
Inning Stats	R: 0 E: 0 K: 1 S: 7	H: 0 LOB: 0 BB: 0 P: 11	R: 2 E: 0 K: 1 S: 18	H: 3 LOB: 1 BB: 0 P: 28	R: 1 E: 0 K: 0 S: 10	H: 1 LOB: 2 BB: 2 P: 18	R: 1 E: 0 K: 0 S: 11	H: 1 LOB: 1 BB: 1 P: 21	R: 3 E: 0 K: 0 S: 17	H: 5 LOB: 1 BB: 0 P: 24	R: 0 E: 0 K: 0 S: 8	H: 0 LOB: 0 BB: 0 P: 14	R: 3 E: 0 K: 2 S: 25	H: 4 LOB: 1 BB: 0 P: 35	R: 1 E: 0 K: 1 S: 14	H: 3 LOB: 3 BB: 0 P: 20		1B: 5 2B: 9 3B: 0 HR: 4	SF: 0 SAC: 0 DP: 1 HBP: 0	WP: 1 PB: 0 SB: 1 CS: 0	PA: 43						
PITCHER	IP	WLS	BF	H	R	ER	SO	BB	IBB	HBP	BLK	WP	HR	S	P	ERA	WHIP										
Tim Belcher, R (1.1) ERA: 4.44	4.1	L	25	9	7	7	2	3	0	0	0	0	0	18	28	10.80	1.800										
Tim Lincecum, R (5.1) ERA: 10.59	1.2		7	3	2	2	0	0	0	0	0	1	1	18	28	10.80	1.800										
Jason Jacome, L (7.1) ERA: 8.2	2.0		11	5	2	2	3	0	0	0	0	0	0	35	50	9.00	2.500										

Batter	1	2	3	4	5	6	7	8	9	AB	R	H	RBI	BB	SO	LOB	TOP					
Jose Offerman, S OBP: 0.386, SLG: 0.386 (1, 3)										5	0	1	0	0	3	5	Kansas City Royals @ Seattle Mariners The Kingdome, Seattle, WA Sun May 12, 1996, 6:33 AM EDT Att: 27,470 - Dome					
Chris Stynes, R OBP: 0.500, SLG: 0.550 (1, 7)										5	1	3	1	0	0	4						
Bip Roberts, S OBP: 0.340, SLG: 0.391 (1, 4)										5	0	0	0	0	3	8						
Joe Vitiello, R OBP: 0.411, SLG: 0.446 (1, 10)										3	1	1	0	2	1	0						
Craig Paquette, R OBP: 0.256, SLG: 0.325 (1, 5)										3	0	0	0	0	2	2						
Keith Lockhart, L OBP: 0.364, SLG: 0.447 (8, 5)										2	1	1	0	0	0	0						
Les Norman, R OBP: 0.280, SLG: 0.143 (1, 9)										1	0	0	0	1	0	0						
Michael Tucker, L OBP: 0.311, SLG: 0.462 (6, 9)										2	1	0	0	1	1	1						
David Howard, S OBP: 0.295, SLG: 0.353 (1, 6)										4	1	0	1	0	0	3						
Sal Fasano, R OBP: 0.242, SLG: 0.273 (8, 2)										3	0	0	0	0	3	0						
Bob Hamelin, L OBP: 0.395, SLG: 0.333 (8, PH)										0	0	0	0	1	0	0						
Johnny Damon, L OBP: 0.306, SLG: 0.396 (8, 8)										0	0	0	0	0	0	0						
Tom Goodwin, L OBP: 0.326, SLG: 0.320 (1, 8)										2	0	2	0	1	0	0						
Mike Macfarlane, R OBP: 0.250, SLG: 0.341 (8, 2)										0	0	0	1	1	0	0						
Inning Stats	R: 1 E: 0 K: 2 S: 20	H: 1 LOB: 1 BB: 1 P: 29	R: 0 E: 0 K: 1 S: 5	H: 0 LOB: 0 BB: 0 P: 6	R: 0 E: 0 K: 1 S: 7	H: 2 LOB: 1 BB: 0 P: 12	R: 0 E: 0 K: 1 S: 14	H: 0 LOB: 1 BB: 0 P: 23	R: 0 E: 0 K: 2 S: 13	H: 2 LOB: 2 BB: 1 P: 21	R: 0 E: 0 K: 0 S: 10	H: 0 LOB: 1 BB: 1 P: 18	R: 0 E: 0 K: 2 S: 10	H: 1 LOB: 2 BB: 1 P: 16	R: 4 E: 1 K: 2 S: 21	H: 2 LOB: 3 BB: 3 P: 39	R: 0 E: 0 K: 2 S: 7	H: 0 LOB: 0 BB: 0 P: 10	1B: 8 2B: 0 3B: 0 HR: 0	SF: 0 SAC: 0 DP: 0 HBP: 0	WP: 0 PB: 0 SB: 6 CS: 1	PA: 42
PITCHER	IP	WLS	BF	H	R	ER	SO	BB	IBB	HBP	BLK	WP	HR	S	P	ERA	WHIP					
Randy Johnson, L ERA: 3.83 (1, 1)	5.0	W	22	5	1	1	7	3	0	0	1	0	0	61	97	1.80	1.600					
Bob Wells, R ERA: 1.63 (6, 1)	2.0		8	1	0	0	2	1	0	0	0	0	0	18	28	0.00	1.000					
Michael Jackson, R ERA: 5.4 (8, 1)	0.0		4	2	4	2	0	1	0	0	0	0	0	10	16	∞	∞					
Norm Charlton, L ERA: 1.76 (8, 1)	2.0	S	8	0	0	0	4	2	0	0	0	0	0	18	33	0.00	1.000					

Batter	1	2	3	4	5	6	7	8	9	AB	R	H	RBI	BB	SO	LOB	BOTTOM					
Darren Bragg, L OBP: 0.422, SLG: 0.659 (1, 7)										5	3	3	1	0	1	1	Kansas City Royals @ Seattle Mariners The Kingdome, Seattle, WA Sun May 12, 1996, 6:33 AM EDT Att: 27,470 - Dome					
Alex Rodriguez, R OBP: 0.353, SLG: 0.701 (1, 6)										3	2	3	5	0	0	0						
Ken Griffey Jr., L OBP: 0.358, SLG: 0.530 (1, 8)										4	0	1	0	1	0	1						
Edgar Martinez, R OBP: 0.455, SLG: 0.701 (1, 10)										4	0	2	1	0	0	2						
Jay Buhner, R OBP: 0.398, SLG: 0.570 (1, 9)										4	0	0	0	0	2	2						
Paul Sorrento, L OBP: 0.344, SLG: 0.583 (1, 3)										3	1	1	0	1	0	0						
Dan Wilson, R OBP: 0.317, SLG: 0.518 (1, 2)										4	0	1	1	0	0	3						
Joey Cora, S OBP: 0.273, SLG: 0.378 (1, 4)										3	2	1	0	1	0	1						
Russ Davis, R OBP: 0.336, SLG: 0.396 (1, 5)										4	0	0	0	0	2	3						
Inning Stats	R: 0 E: 0 K: 0 S: 8	H: 1 LOB: 0 BB: 0 P: 16	R: 0 E: 0 K: 1 S: 6	H: 0 LOB: 0 BB: 0 P: 9	R: 2 E: 1 K: 2 S: 11	H: 1 LOB: 1 BB: 1 P: 20	R: 1 E: 0 K: 1 S: 14	H: 2 LOB: 1 BB: 0 P: 25	R: 1 E: 0 K: 0 S: 12	H: 2 LOB: 3 BB: 2 P: 24	R: 2 E: 0 K: 0 S: 17	H: 4 LOB: 2 BB: 0 P: 28	R: 0 E: 0 K: 0 S: 5	H: 0 LOB: 0 BB: 0 P: 8	R: 2 E: 0 K: 0 S: 15	H: 2 LOB: 0 BB: 0 P: 24		R: 2 E: 0 K: 0 S: 8	H: 0 LOB: 0 BB: 0 P: 10	1B: 2 2B: 8 3B: 0 HR: 2	SF: 1 SAC: 1 DP: 0 HBP: 0	WP: 0 PB: 0 SB: 2 CS: 0
PITCHER	IP	WLS	BF	H	R	ER	SO	BB	IBB	HBP	BLK	WP	HR	S	P	ERA	WHIP					
Doug Linton, R ERA: 5.4 (1, 1)	4.2	L	23	6	4	4	5	2	0	0	0	0	0	48	87	7.71	1.714					
Mike Magnante, L ERA: 7.85 (5, 1)	2.1		11	4	2	2	0	1	0	0	0	0	0	25	43	7.71	2.143					
Hipolito Pichardo, R ERA: 7.2 (8, 1)	1.0		5	2	2	2	0	0	0	0	0	0	1	15	24	18.00	2.000					

AB 35
R 5
H 8
RBI 3
BB 7
SO 13
LOB 23

AB 34
R 8
H 12
RBI 8
BB 3
SO 5
LOB 13

Batter	1	2	3	4	5	6	7	8	9	AB	R	H	RBI	BB	SO	LOB	TOP		
Darren Bragg, L (1, 7) OBP: 0.408, SLG: 0.614										3	0	0	0	1	1	0			
Alex Rodriguez, R (1, 6) OBP: 0.360, SLG: 0.684										2	0	0	0	2	0	2			
Ken Griffey Jr., L (1, 8) OBP: 0.356, SLG: 0.519										3	0	0	0	1	2	3			
Edgar Martinez, R (1, 10) OBP: 0.450, SLG: 0.686 Rich Amaral, R (9, PR) OBP: 0.311, SLG: 0.286										3	0	0	0	1	0	2			
Jay Buhner, R (1, 9) OBP: 0.388, SLG: 0.554										4	0	0	0	0	2	2			
Paul Sorrento, L (1, 3) OBP: 0.341, SLG: 0.566										3	0	0	0	1	0	2			
Dan Wilson, R (1, 2) OBP: 0.310, SLG: 0.504										3	0	0	0	0	0	1			
Joey Cora, S (1, 4) OBP: 0.267, SLG: 0.369										3	0	0	0	0	0	1			
Russ Davis, R (1, 5) OBP: 0.331, SLG: 0.389 Doug Strange, S (8, PH) OBP: 0.324, SLG: 0.419 (8, 5)										2	0	0	0	0	0	0			
Inning Stats	R: 0 H: 0 E: 0 K: 0 S: 8	H: 0 LOB: 1 BB: 2 P: 19	R: 0 H: 0 E: 0 K: 0 S: 8	H: 0 LOB: 1 BB: 1 P: 14	R: 0 H: 0 E: 0 K: 1 S: 8	H: 0 LOB: 0 BB: 0 P: 15	R: 0 H: 0 E: 0 K: 0 S: 8	H: 0 LOB: 0 BB: 0 P: 12	R: 0 H: 0 E: 0 K: 0 S: 7	H: 0 LOB: 0 BB: 0 P: 10	R: 0 H: 0 E: 0 K: 0 S: 8	H: 0 LOB: 0 BB: 0 P: 14	R: 0 H: 0 E: 0 K: 1 S: 8	H: 0 LOB: 2 BB: 2 P: 13	R: 0 H: 0 E: 0 K: 1 S: 11	H: 0 LOB: 2 BB: 2 P: 24	1B: 0 2B: 1 3B: 0 HR: 0	SF: 0 SAC: 0 DP: 1 HBP: 0	WP: 1 PA: 33 CS: 0
PITCHER Dwight Gooden, R (1, 1) ERA: 4.46	IP: 9.0 WLS: W BF: 33 H: 0 R: 0 ER: 0 SO: 5 BB: 6 IBB: 0 HBP: 0 BLK: 0 WP: 1 HR: 0 S: 74 P: 134 ERA: 0.00 WHIP: 0.667															PITCHER			

Seattle Mariners @ New York Yankees
Yankee Stadium, Bronx, NY
Tue May 14 1996, 7:05 PM EDT
Att: 20,786 - Unknown - 58 F

AB 27
R 0
H 0
RBI 0
BB 6
SO 5
LOB 13



Batter	1	2	3	4	5	6	7	8	9	AB	R	H	RBI	BB	SO	LOB	BOTTOM
Wade Boggs, L (1, 5) OBP: 0.396, SLG: 0.412										4	1	2	0	0	0	1	
Joe Girardi, R (1, 2) OBP: 0.341, SLG: 0.366										3	1	1	0	1	0	1	
Paul O'Neill, L (1, 9) OBP: 0.479, SLG: 0.560										4	0	1	0	0	0	4	
Ruben Sierra, S (1, 7) OBP: 0.350, SLG: 0.468										3	0	0	0	1	1	1	
Tino Martinez, L (1, 3) OBP: 0.333, SLG: 0.391										3	0	0	1	0	0	0	
Jim Leyritz, R (1, 10) OBP: 0.378, SLG: 0.514										4	0	2	1	0	1	0	
Gerald Williams, R (1, 8) OBP: 0.436, SLG: 0.701										1	0	0	0	2	0	2	
Robert Eenhoorn, R (1, 4) OBP: 0.176, SLG: 0.077 Andy Fox, L (7, PH) OBP: 0.288, SLG: 0.212 (8, 4)										1	0	0	0	1	1	0	
2 Derek Jeter, R (1, 6) OBP: 0.378, SLG: 0.352										3	0	1	0	0	1	1	
Inning Stats	R: 0 H: 0 E: 0 K: 0 S: 9	H: 1 LOB: 1 BB: 1 P: 26	R: 0 H: 1 E: 0 K: 1 S: 9	H: 1 LOB: 0 BB: 0 P: 11	R: 0 H: 1 E: 0 K: 0 S: 4	H: 0 LOB: 0 BB: 0 P: 10	R: 0 H: 3 E: 0 K: 0 S: 14	H: 1 LOB: 2 BB: 1 P: 25	R: 0 H: 1 E: 0 K: 1 S: 10	H: 0 LOB: 0 BB: 0 P: 22	1B: 7 2B: 0 3B: 0 HR: 0	SF: 1 SAC: 0 DP: 1 HBP: 0	WP: 0 PA: 34 CS: 2				
PITCHER Sterling Hitchcock, L (1, 1) ERA: 4.64 Michael Jackson, R (6, 1) ERA: 5.09 Tim Davis, L (7, 1) ERA: 6.0 Edwin Hurtado, R (8, 1) ERA: 7.76	IP: 5.2 WLS: L BF: 24 H: 6 R: 2 ER: 2 SO: 3 BB: 3 IBB: 1 HBP: 0 BLK: 0 WP: 0 HR: 0 S: 106 P: 166 ERA: 3.18 WHIP: 1.588															PITCHER	

Seattle Mariners @ New York Yankees
Yankee Stadium, Bronx, NY
Tue May 14 1996, 7:05 PM EDT
Att: 20,786 - Unknown - 58 F

AB 27
R 2
H 7
RBI 2
BB 5
SO 4
LOB 10



Batter	1	2	3	4	5	6	7	8	9	AB	R	H	RBI	BB	SO	LOB	TOP										
Darren Bragg, L (1, 7) OBP: 0.448, SLG: 0.620 Brian Hunter, R (8, PH) OBP: 0.583, SLG: 0.556	G4-3		2B 1B	G5-4-3		2B 1B	G3-1	HR BB		5	2	3	0	0	0	0	5										
Alex Rodriguez, R (1, 6) OBP: 0.376, SLG: 0.703	G6-3		K	G5-4-3		E 2B	1B	HR		6	2	3	6	0	1	2	6										
Ken Griffey Jr., L (1, 8) OBP: 0.366, SLG: 0.527	1B		1B			L9	FC6-4 BB	F8		5	1	3	0	1	0	0	5										
Edgar Martinez, R (1, 10) OBP: 0.450, SLG: 0.680 Rich Amaral, R (9, PR) OBP: 0.333, SLG: 0.318	K		BB 1B			HBP BB	FC6-4 2B 1B	K	HR 1B	5	1	2	2	1	2	4	5										
Jay Buhner, R (1, 9) OBP: 0.398, SLG: 0.591	F8		BB 1B			L6		1B 1B	HR	5	2	3	2	1	0	1	5										
Paul Sorrento, L (1, 3) OBP: 0.348, SLG: 0.571	1B		F7			F7	E 2B	FC1-2 1B	G4-3	6	0	3	0	0	0	5	6										
Dan Wilson, R (1, 2) OBP: 0.328, SLG: 0.500	P4		BB			E5	HR 1B	FC1-2 1B	F8	4	1	2	2	1	0	2	4										
Joey Cora, S (1, 4) OBP: 0.263, SLG: 0.359	1B		G4-3			G3-1	F8	FC1-2 BB HR	F8	6	1	1	0	0	0	11	6										
Russ Davis, R (1, 5) OBP: 0.331, SLG: 0.380 Doug Strange, S (8, PH) OBP: 0.324, SLG: 0.419 Luis Sojo, R (8, PH) OBP: 0.283, SLG: 0.323	K		F7			F7	1B 2B	F9	F9	4	1	1	0	0	1	2	4										
										0	0	0	0	0	0	0	0										
										1	0	0	0	0	0	2	1										
Inning Stats	R: 0 E: 0 K: 1 S: 6	H: 1 LOB: 1 BB: 0 P: 6	R: 0 E: 0 K: 1 S: 7	H: 2 LOB: 2 BB: 0 P: 7	R: 2 E: 0 K: 1 S: 9	H: 4 LOB: 3 BB: 1 P: 13	R: 0 E: 0 K: 0 S: 3	H: 1 LOB: 0 BB: 2 P: 3	R: 0 E: 0 K: 0 S: 3	H: 0 LOB: 3 BB: 2 P: 12	R: 4 E: 2 K: 0 S: 8	H: 5 LOB: 2 BB: 1 P: 12	R: 0 E: 0 K: 1 S: 7	H: 2 LOB: 2 BB: 0 P: 7	R: 5 E: 0 K: 0 S: 7	H: 4 LOB: 0 BB: 1 P: 11	R: 2 E: 0 K: 0 S: 5	H: 2 LOB: 1 BB: 0 P: 5	1B: 16 2B: 3 3B: 0 HR: 2	SF: 0 SAC: 0 DP: 1 HBP: 1	WP: 0 PB: 0 SB: 0 CS: 0	PA: 53					
PITCHER	IP	WLS	BF	H	R	ER	SO	BB	IBB	HBP	BLK	WP	HR	S	P	ERA	WHIP										
Jimmy Haynes, R (1, 1) ERA: 7.18	5.0		26	8	2	2	3	3	0	1	0	0	0	28	41	3.60	2.200										
Arthur Rhodes, L (6, 1) ERA: 6.39	0.0		4	3	4	4	0	1	0	0	0	0	0	3	7	∞	∞										
Roger McDowell, R (6, 1) ERA: 2.61	2.1		14	7	3	3	1	0	0	0	0	0	0	16	16	11.57	3.000										
Jesse Orosco, L (8, 1) ERA: 9.24	0.1		1	0	0	0	0	0	0	0	0	0	0	1	1	0.00	0.000										
Alan Mills, R (8, 1) ERA: 15.43	1.1	W	8	3	4	4	0	1	0	0	0	0	2	7	11	27.00	3.000										
Batter	1	2	3	4	5	6	7	8	9	AB	R	H	RBI	BB	SO	LOB	BOTTOM										
Brady Anderson, L (1, 8) OBP: 0.415, SLG: 0.726	WP HR 2B	P4	K			F8	G3-1			5	1	1	0	1	1	5	5										
Luis Polonia, L (1, 10) OBP: 0.250, SLG: 0.500 Mike Devereaux, R (3, PH) OBP: 0.307, SLG: 0.348	HR	G3-1 2B	BB 1B			F9	CS 1B	F7		2	2	2	2	0	0	0	2										
										3	1	1	0	1	0	1	3										
Roberto Alomar, S (1, 4) OBP: 0.467, SLG: 0.568	G4-3 FC5-2 1B	G3-1	1B BB			1B	HR 1B	2B HR BB		4	2	3	1	2	0	2	4										
Rafael Palmeiro, L (1, 3) OBP: 0.396, SLG: 0.497	FC5-2 G4-3 1B	1B 2B	1B BB			1B	HR	K		6	1	5	6	0	1	1	6										
Bobby Bonilla, S (1, 9) OBP: 0.282, SLG: 0.304	G4-3	1B	G1-3			F5	F8	HR 2B		6	1	2	0	0	0	6	6										
B.J. Surhoff, L (1, 5) OBP: 0.356, SLG: 0.558 Jeff Huson, L (6, PR) OBP: 0.222, SLG: 0.125	FC5-2 IBB	G3-1				L4	G3-1	F3		3	0	1	0	1	0	2	3										
										1	0	0	0	0	0	0	1										
										1	0	0	0	0	0	2	1										
Cal Ripken Jr., R (1, 6) OBP: 0.321, SLG: 0.386	FC5-2		FC5-4 1B			1B		HR BB		5	2	4	1	1	0	3	5										
Chris Hoiles, R (1, 2) OBP: 0.341, SLG: 0.476	F8		FC5-4 2B BB			F7	P3	K	HR	6	2	1	4	0	1	7	6										
Jeffrey Hammonds, R (1, 7) OBP: 0.317, SLG: 0.422	G3-1 2B BB		BB 1B 2B			K	K	F7		4	2	1	0	1	2	3	4										
Inning Stats	R: 2 E: 0 K: 0 S: 7	H: 4 LOB: 3 BB: 1 P: 11	R: 2 E: 0 K: 0 S: 6	H: 3 LOB: 2 BB: 1 P: 10	R: 3 E: 0 K: 1 S: 8	H: 3 LOB: 2 BB: 2 P: 16	R: 0 E: 0 K: 1 S: 6	H: 1 LOB: 1 BB: 0 P: 6	R: 0 E: 0 K: 0 S: 5	H: 2 LOB: 2 BB: 0 P: 5	R: 0 E: 0 K: 1 S: 7	H: 2 LOB: 2 BB: 0 P: 7	R: 2 E: 0 K: 0 S: 5	H: 3 LOB: 0 BB: 0 P: 5	R: 1 E: 0 K: 1 S: 6	H: 1 LOB: 1 BB: 1 P: 10	R: 4 E: 0 K: 1 S: 6	H: 2 LOB: 0 BB: 2 P: 14	1B: 12 2B: 5 3B: 0 HR: 4	SF: 0 SAC: 0 DP: 0 HBP: 0	WP: 1 PB: 0 SB: 0 CS: 1	PA: 53					
PITCHER	IP	WLS	BF	H	R	ER	SO	BB	IBB	HBP	BLK	WP	HR	S	P	ERA	WHIP										
Bob Wolcott, R (1, 1) ERA: 6.32	2.1		18	9	6	6	0	1	1	0	0	0	0	16	24	23.14	4.286										
Joe Klimk, L (3, 1) ERA: 3.96	0.1		1	0	0	0	1	0	0	0	0	0	0	3	3	0.00	0.000										
Bob Wells, R (3, 1) ERA: 1.8	2.1		13	4	1	1	1	2	0	0	0	0	0	13	21	3.86	2.571										
Scott Davison, R (6, 1) ERA: 9.0	2.0		10	5	2	2	1	0	0	0	0	0	1	12	12	9.00	2.500										
Michael Jackson, R (8, 1) ERA: 5.4	0.2		3	1	1	1	1	0	0	0	0	0	1	5	5	13.50	1.500										

Seattle Mariners @ Baltimore Orioles
 Oriole Park at Camden Yards, Baltimore, MD

AB 47
 R 13
 H 21
 RBI 12
 BB 5
 SO 4
 LOB 29



WP: 0 PA: 53
 PB: 0
 SB: 0
 CS: 0

Seattle Mariners @ Baltimore Orioles
 Oriole Park at Camden Yards, Baltimore, MD

AB 46
 R 14
 H 21
 RBI 14
 BB 7
 SO 5
 LOB 32



WP: 1 PA: 53
 PB: 0
 SB: 0
 CS: 1

Fri May 17 1996, 7:05 PM EDT
 Att: 47,259 - Unknown - 67 F

Fri May 17 1996, 7:05 PM EDT
 Att: 47,259 - Unknown - 67 F

Batter	1	2	3	4	5	6	7	8	9	AB	R	H	RBI	BB	SO	LOB	TOP										
Darren Bragg, L OBP: 0.428, SLG: 0.574 (1, 7)										4	0	0	0	1	0	0											
Alex Rodriguez, R OBP: 0.397, SLG: 0.713 (1, 6)										5	1	3	0	0	1	0											
Ken Griffey Jr., L OBP: 0.373, SLG: 0.529 (1, 8)										5	1	2	0	0	3	4											
Edgar Martinez, R OBP: 0.447, SLG: 0.679 (1, 10)										5	1	2	2	0	0	1											
Jay Buhner, R OBP: 0.405, SLG: 0.643 (1, 9)										5	2	3	3	0	1	0											
Paul Sorrento, L OBP: 0.356, SLG: 0.574 Brian Hunter, R OBP: 0.500, SLG: 0.467 (7, PH) (7, 3)										3	1	2	0	0	1	2											
Doug Strange, S OBP: 0.297, SLG: 0.382 Russ Davis, R OBP: 0.317, SLG: 0.362 (7, PH) (7, 5)										3	0	0	0	0	1	2											
Dan Wilson, R OBP: 0.333, SLG: 0.531 (1, 2)										4	1	2	2	0	1	1											
Joey Cora, S OBP: 0.257, SLG: 0.351 Luis Sojo, R OBP: 0.279, SLG: 0.317 (8, PH) (8, 4)										3	0	0	0	0	0	1											
Inning Stats	R: 1 E: 0 K: 2 S: 10	H: 3 LOB: 2 BB: 0 P: 10	R: 1 E: 0 K: 1 S: 6	H: 1 LOB: 0 BB: 0 P: 6	R: 3 E: 0 K: 1 S: 9	H: 4 LOB: 1 BB: 0 P: 9	R: 0 E: 0 K: 1 S: 6	H: 1 LOB: 1 BB: 0 P: 6	R: 2 E: 0 K: 0 S: 6	H: 3 LOB: 1 BB: 0 P: 6	R: 0 E: 0 K: 3 S: 9	H: 0 LOB: 0 BB: 0 P: 9	R: 0 E: 0 K: 2 S: 8	H: 1 LOB: 2 BB: 1 P: 12	R: 0 E: 0 K: 1 S: 6	H: 1 LOB: 1 BB: 0 P: 6	1B: 9 2B: 2 3B: 0 HR: 4	SF: 0 SAC: 0 DP: 0 HBP: 0	WP: 1 PB: 0 SB: 0 CS: 0	PA: 43							
PITCHER	IP	WLS	BF	H	R	ER	SO	BB	IBB	HBP	BLK	WP	HR	S	P	ERA	WHIP										
35 Mike Mussina, R ERA: 4.22 (1, 1)	6.0	W	31	13	7	7	5	0	0	0	0	1	4	41	41	10.50	2.167										
Arthur Rhodes, L ERA: 5.89 (7, 1)	2.0		8	1	0	0	5	1	0	0	0	0	0	17	21	0.00	1.000										
Randy Myers, L ERA: 2.16 (9, 1)	1.0	S	4	1	0	0	1	0	0	0	0	0	0	6	6	0.00	1.000										

Seattle Mariners @ Baltimore Orioles
Oriole Park at Camden Yards, Baltimore, MD
Sun May 19 1996, 3:33 AM EDT
Att: 47,565 - Sunny - 97 F

AB 42
R 7
H 15
RBI 7
BB 1
SO 11
LOB 12



Batter	1	2	3	4	5	6	7	8	9	AB	R	H	RBI	BB	SO	LOB	BOTTOM										
Mike Devereaux, R OBP: 0.318, SLG: 0.350 (1, 8)										4	1	0	1	1	2	2											
Manny Alexander, R OBP: 0.300, SLG: 0.222 (1, 4)										4	1	2	1	0	2	0											
Roberto Alomar, S OBP: 0.461, SLG: 0.573 (1, 10)										4	1	2	3	0	0	2											
Rafael Palmeiro, L OBP: 0.395, SLG: 0.516 (1, 3)										4	1	2	1	0	0	0											
Bobby Bonilla, S OBP: 0.299, SLG: 0.313 Billy Ripken, R OBP: 0.200, SLG: 0.222 (8, 5)										3	1	1	0	1	0	2											
Cal Ripken Jr., R OBP: 0.318, SLG: 0.371 (1, 6)										4	0	0	0	0	1	2											
Mark Smith, R OBP: 0.400, SLG: 1.200 (1, 9)										4	2	2	2	0	1	1											
Chris Hoiles, R OBP: 0.338, SLG: 0.463 (1, 2)										3	1	0	0	1	2	0											
Jeffrey Hammonds, R OBP: 0.311, SLG: 0.406 ERA: 5.01 Luis Polonia, L OBP: 0.222, SLG: 0.389 (7, 7)										1	0	0	0	1	0	0											
Inning Stats	R: 0 E: 0 K: 1 S: 7	H: 2 LOB: 2 BB: 0 P: 7	R: 2 E: 0 K: 0 S: 5	H: 2 LOB: 2 BB: 2 P: 13	R: 2 E: 0 K: 1 S: 7	H: 2 LOB: 0 BB: 0 P: 7	R: 0 E: 0 K: 2 S: 7	H: 0 LOB: 0 BB: 0 P: 7	R: 1 E: 0 K: 1 S: 6	H: 1 LOB: 1 BB: 1 P: 10	R: 3 E: 0 K: 1 S: 7	H: 3 LOB: 0 BB: 1 P: 11	R: 0 E: 0 K: 1 S: 5	H: 0 LOB: 0 BB: 0 P: 5	R: 0 E: 0 K: 1 S: 5	H: 0 LOB: 0 BB: 0 P: 5	1B: 5 2B: 2 3B: 0 HR: 3	SF: 0 SAC: 0 DP: 0 HBP: 0	WP: 0 PB: 0 SB: 0 CS: 0	PA: 37							
PITCHER	IP	WLS	BF	H	R	ER	SO	BB	IBB	HBP	BLK	WP	HR	S	P	ERA	WHIP										
Sterling Hitchcock, L ERA: 6.81 (1, 1)	5.0		25	7	5	5	5	3	0	0	0	0	2	32	44	9.00	2.000										
Edwin Hurtado, R ERA: 6.81 (6, 1)	3.0	L	12	3	3	3	3	1	0	0	0	0	1	17	21	9.00	1.333										

Seattle Mariners @ Baltimore Orioles
Oriole Park at Camden Yards, Baltimore, MD
Sun May 19 1996, 3:33 AM EDT
Att: 47,565 - Sunny - 97 F

AB 33
R 8
H 10
RBI 8
BB 4
SO 8
LOB 9



Batter	1	2	3	4	5	6	7	8	9	AB	R	H	RBI	BB	SO	LOB	TOP					
Rich Amaral, R OBP: 0.348, SLG: 0.342 (1, 7)										5	2	3	0	1	2	2						
Alex Rodriguez, R OBP: 0.393, SLG: 0.710 (1, 6)										6	3	3	3	0	1	3						
Ken Griffey Jr., L OBP: 0.377, SLG: 0.553 (1, 8)										6	2	3	5	0	0	2						
Edgar Martinez, R OBP: 0.456, SLG: 0.689 (1, 10)										5	2	4	1	0	1	0						
Jay Buhner, R OBP: 0.411, SLG: 0.658 (1, 9)										4	1	2	2	1	0	2						
Brian Hunter, R OBP: 0.435, SLG: 0.400 (1, 3)										5	0	1	2	0	1	5						
Dan Wilson, R OBP: 0.329, SLG: 0.515 (1, 2)										4	0	0	0	1	1	6						
Luis Sojo, R OBP: 0.275, SLG: 0.311 (1, 4)										5	1	1	0	0	0	1						
Russ Davis, R OBP: 0.327, SLG: 0.382 (1, 5)										4	2	2	0	1	0	1						
Inning Stats	R: 2 E: 0 K: 2 S: 19	H: 4 LOB: 2 BB: 0 P: 27	R: 1 E: 0 K: 0 S: 11	H: 2 LOB: 1 BB: 0 P: 17	R: 1 E: 0 K: 0 S: 10	H: 2 LOB: 0 BB: 0 P: 16	R: 6 E: 0 K: 0 S: 22	H: 5 LOB: 1 BB: 2 P: 41	R: 3 E: 0 K: 1 S: 16	H: 4 LOB: 2 BB: 1 P: 29	R: 0 E: 0 K: 0 S: 9	H: 1 LOB: 1 BB: 0 P: 13	R: 0 E: 0 K: 1 S: 6	H: 0 LOB: 0 BB: 0 P: 9	R: 0 E: 0 K: 0 S: 5	H: 1 LOB: 0 BB: 0 P: 7	R: 0 E: 0 K: 2 S: 11	H: 0 LOB: 1 BB: 1 P: 20	1B: 11 2B: 6 3B: 0 HR: 2	SF: 0 SAC: 0 DP: 2 HBP: 0	WP: 0 PB: 0 CS: 0	PA: 48
PITCHER	IP	WLS	BF	H	R	ER	SO	BB	IBB	HBP	BLK	WP	HR	S	P	ERA	WHIP					
Jamie Moyer, L ERA: 5.86	(1, 1)	3.0		16	8	4	4	2	0	0	0	0	0	40	60	12.00	2.667					
Vaughn Eshelman, L ERA: 8.10	(4, 1)	0.2	L	9	5	6	6	0	2	0	0	0	2	19	36	81.00	10.500					
Brent Knackert, R ERA: 9.39	(4, 1)	1.1		9	4	3	3	1	1	0	0	0	0	19	34	20.25	3.750					
Eric Gunderson, L ERA: 3.0	(6, 1)	1.0		4	1	0	0	0	0	0	0	0	0	9	13	0.00	1.000					
Rich Garces, R ERA: 3.18	(7, 1)	1.0		3	0	0	0	1	0	0	0	0	0	6	9	0.00	0.000					
Mike Stanton, L ERA: 4.88	(8, 1)	1.0		3	1	0	0	0	0	0	0	0	0	5	7	0.00	1.000					
Heathcliff Slocumb, R ERA: 2.96	(9, 1)	1.0		4	0	0	0	2	1	0	0	0	0	11	20	0.00	1.000					
Batter	1	2	3	4	5	6	7	8	9	AB	R	H	RBI	BB	SO	LOB	BOTTOM					
Alex Cole, L OBP: 0.304, SLG: 0.329 (1, 8)										5	0	1	2	0	1	3						
John Valentin, R OBP: 0.387, SLG: 0.423 (1, 6)										5	0	2	0	0	1	4						
Mo Vaughn, L OBP: 0.429, SLG: 0.702 (1, 3)										5	1	2	0	0	1	1						
Jose Canseco, R OBP: 0.403, SLG: 0.640 (1, 7)										5	1	1	1	0	2	4						
18 Reggie Jefferson, S OBP: 0.439, SLG: 0.738 (1, 10)										5	2	3	1	0	1	2						
Mike Stanley, R OBP: 0.416, SLG: 0.492 32 Alex Delgado, R (8, 2)										4	0	1	0	0	1	3						
Troy O'Leary, L OBP: 0.347, SLG: 0.448 (1, 9)										2	1	0	0	2	1	0						
Tim Lincecum, R OBP: 0.444, SLG: 0.432 (1, 5)										4	1	2	2	0	1	0						
Esteban Beltrre, R OBP: 0.255, SLG: 0.233 (1, 4)										4	1	1	1	0	2	3						
Inning Stats	R: 0 E: 0 K: 1 S: 11	H: 2 LOB: 3 BB: 1 P: 20	R: 5 E: 0 K: 0 S: 13	H: 5 LOB: 1 BB: 1 P: 28	R: 0 E: 0 K: 1 S: 9	H: 1 LOB: 0 BB: 0 P: 18	R: 0 E: 0 K: 2 S: 8	H: 0 LOB: 0 BB: 0 P: 13	R: 0 E: 0 K: 0 S: 14	H: 1 LOB: 1 BB: 0 P: 21	R: 1 E: 0 K: 2 S: 16	H: 1 LOB: 0 BB: 0 P: 23	R: 0 E: 0 K: 1 S: 7	H: 0 LOB: 0 BB: 0 P: 10	R: 1 E: 0 K: 1 S: 10	H: 1 LOB: 0 BB: 0 P: 16	1B: 10 2B: 0 3B: 1 HR: 2	SF: 0 SAC: 0 DP: 0 HBP: 0	WP: 0 PB: 1 CS: 0	PA: 42		
PITCHER	IP	WLS	BF	H	R	ER	SO	BB	IBB	HBP	BLK	WP	HR	S	P	ERA	WHIP					
Chris Bosio, R ERA: 6.16	(1, 1)	2.2		19	9	5	5	2	2	0	0	0	0	1	48	76	2.08	0.692				
Bob Wells, R ERA: 1.53	(3, 1)	4.1	W	16	3	1	1	7	0	0	0	0	1	48	76	2.08	0.692					
Scott Davison, R ERA: 6.75	(8, 1)	2.0		7	1	1	1	2	0	0	0	0	1	17	26	4.50	0.500					

Seattle Mariners @ Boston Red Sox
Fenway Park, Boston, MA
Tue May 21 1996, 7:05 PM EDT
Att: 24,528 - Unknown - 74 F

AB	44
R	13
H	19
RBI	13
BB	4
SO	6
LOB	22



Seattle Mariners @ Boston Red Sox
Fenway Park, Boston, MA
Tue May 21 1996, 7:05 PM EDT
Att: 24,528 - Unknown - 74 F

AB	40
R	7
H	13
RBI	7
BB	2
SO	11
LOB	20



Batter	1	2	3	4	5	6	7	8	9	AB	R	H	RBI	BB	SO	LOB	TOP			
Darren Bragg, L (1, 7) OBP: 0.414, SLG: 0.583	G4-3		SF8		G4-3			F9		3	0	0	1	0	0	2				
Alex Rodriguez, R (1, 6) OBP: 0.391, SLG: 0.672	G6-4-3 1B		CS	K		P9		L9		4	0	1	0	0	1	0				
Ken Griffey Jr., L (1, 8) OBP: 0.380, SLG: 0.562	G6-4-3 1-2			HR		L6		K		4	1	1	1	0	1	1				
Edgar Martinez, R (1, 10)		F8		G6-3		L8			G3 2B	4	0	1	0	0	0	0				
Jay Buhner, R (1, 9)		K							K	3	1	0	0	1	3	1				
Paul Sorrento, L (1, 3)	G4-3						2B 1B		G3	4	1	2	0	0	0	1				
Doug Strange, S (1, 5)			G5-3			P4				3	0	1	0	1	0	2				
John Marzano, R (1, 2)			1B SF8 2B		L8		F8		P6	4	1	1	0	0	0	6				
Joey Cora, S (1, 4)					F7					3	0	2	2	0	0	2				
Inning Stats	R: 0 E: 0 K: 0 S: 6	H: 1 LOB: 0 BB: 0 P: 9	R: 0 E: 0 K: 1 S: 8	H: 0 LOB: 0 BB: 0 P: 10	R: 1 E: 0 K: 0 S: 11	H: 2 LOB: 0 BB: 0 P: 18	R: 1 E: 0 K: 2 S: 14	H: 1 LOB: 0 BB: 0 P: 20	R: 0 E: 0 K: 0 S: 5	H: 0 LOB: 0 BB: 0 P: 10	R: 2 E: 0 K: 0 S: 5	H: 2 LOB: 1 BB: 1 P: 12	R: 0 E: 0 K: 1 S: 9	H: 0 LOB: 0 BB: 0 P: 14	R: 0 E: 0 K: 1 S: 13	H: 1 LOB: 2 BB: 1 P: 24	1B: 4 2B: 4 3B: 0 HR: 1	SF: 1 SAC: 0 DP: 1 HBP: 0	WP: 0 PB: 0 SB: 0 CS: 1	PA: 36
PITCHER	IP	WLS	BF	H	R	ER	SO	BB	IBB	HBP	BLK	WP	HR	S	P	ERA	WHIP			
Roger Clemens, R (1, 1) ERA: 3.72	9.0	W	35	9	4	4	5	2	0	0	0	0	1	79	129	4.00	1.222			
Roger Clemens, R (8, 1) ERA: 3.72	9.0	W	35	9	4	4	5	2	0	0	0	0	1	79	129	4.00	1.222			

Seattle Mariners @ Boston Red Sox
Fenway Park, Boston, MA
Thu May 23 1996, 7:05 PM EDT
Att: 31,551 - Unknown - 69 F

AB 32
R 4
H 9
RBI 4
BB 2
SO 5
LOB 15





Batter	1	2	3	4	5	6	7	8	9	AB	R	H	RBI	BB	SO	LOB	BOTTOM			
Troy O'Leary, L (1, 9) OBP: 0.343, SLG: 0.455	K	1B		K		HR	F7	FC6-4		6	1	2	4	0	2	4				
John Valentin, R (1, 6) OBP: 0.380, SLG: 0.448	HR	1B				F9	BB			3	1	2	1	2	0	0				
Mo Vaughn, L (1, 3) OBP: 0.435, SLG: 0.695	BB				F7			FC6-4		3	0	0	1	2	2	4				
Jose Canseco, R (1, 10) OBP: 0.404, SLG: 0.647	F9					P4				4	1	1	1	1	0	4				
18 Reggie Jefferson, S (1, 7) OBP: 0.405, SLG: 0.681	G4-3		L4			L7				4	0	1	0	0	0	2				
Jose Malave, R (7, PR) (8, 9)							1B 2B	HR		0	2	0	0	0	0	0				
Tim Lincecum, R (1, 5) OBP: 0.454, SLG: 0.483		G3 1B	F9			FC6-4	BB			4	3	3	2	1	0	1				
Bill Haselman, R (1, 2) OBP: 0.361, SLG: 0.526		G3 1B	L7			FC6-4				5	1	1	0	0	1	5				
Jeff Manto, R (1, 4) OBP: 0.333, SLG: 0.625		K			F4					4	2	1	0	1	1	2				
Mitt Cuyler, S (1, 8) OBP: 0.260, SLG: 0.221		G3								2	0	1	0	0	0	2				
Mike Stanley, R (7, PH) OBP: 0.415, SLG: 0.485										1	0	1	2	0	0	0				
Roger Clemens, R (8, 1) OBP: 1.000, SLG: 1.000										1	0	1	0	0	0	0				
Inning Stats	R: 1 E: 0 K: 1 S: 12	H: 1 LOB: 1 BB: 1 P: 20	R: 2 E: 0 K: 2 S: 18	H: 4 LOB: 2 BB: 0 P: 28	R: 0 E: 0 K: 0 S: 7	H: 0 LOB: 1 BB: 1 P: 15	R: 0 E: 0 K: 1 S: 11	H: 1 LOB: 2 BB: 1 P: 20	R: 0 E: 0 K: 0 S: 9	H: 0 LOB: 0 BB: 1 P: 16	R: 2 E: 0 K: 1 S: 12	H: 2 LOB: 0 BB: 0 P: 19	R: 4 E: 0 K: 0 S: 13	H: 4 LOB: 3 BB: 3 P: 34	R: 2 E: 0 K: 1 S: 10	H: 2 LOB: 1 BB: 0 P: 18	1B: 8 2B: 2 3B: 0 HR: 4	SF: 0 SAC: 1 DP: 0 HBP: 1	WP: 0 PB: 0 SB: 1 CS: 0	PA: 46
PITCHER	IP	WLS	BF	H	R	ER	SO	BB	IBB	HBP	BLK	WP	HR	S	P	ERA	WHIP			
Bob Milacki, R (1, 1) ERA: 6.0	2.1	L	13	5	6	6	1	1	0	0	0	0	2	29	46	23.14	2.571			
Rafael Carmona, R (4, 1)	0.1		2	0	0	0	0	1	0	0	0	0	0	1	7	0.00	3.000			
Scott Davison, R (7, 1) ERA: 8.31	0.1		4	1	0	0	0	2	0	0	0	0	0	4	14	0.00	9.000			
Tim Davis, L (7, 1) ERA: 4.91	0.2		4	1	2	2	1	0	0	1	0	0	1	7	13	27.00	1.500			
Michael Jackson, R (7, 1) ERA: 5.57	0.2		4	1	2	2	1	0	0	1	0	0	1	7	13	27.00	1.500			

Seattle Mariners @ Boston Red Sox
Fenway Park, Boston, MA
Thu May 23 1996, 7:05 PM EDT
Att: 31,551 - Unknown - 69 F

AB 37
R 11
H 14
RBI 11
BB 7
SO 6
LOB 24




Batter	1	2	3	4	5	6	7	8	9	AB	R	H	RBI	BB	SO	LOB	TOP										
Wade Boggs, L (1.5) OBP: 0.393, SLG: 0.401	F7		P4		F7		G3		BB BB	5	0	1	0	0	0	2	New York Yankees @ Seattle Mariners The Kingdome, Seattle, WA Fri May 24, 1996, 10:05 PM EDT Att: 44,236 - Dome - 68 F										
Joe Girardi, R (1.2) OBP: 0.347, SLG: 0.358	P6		L4		L9		F9		BB	4	0	0	0	1	0	2											
Paul O'Neill, L (1.9) OBP: 0.492, SLG: 0.563	P2		F8						BB BB	2	0	0	1	3	0	0											
Jim Leyritz, R (1.10) OBP: 0.370, SLG: 0.485									BB BB	5	0	2	0	0	2	4											
Tino Martinez, L (1.3) OBP: 0.326, SLG: 0.383	F7								BB	3	0	0	0	1	1	3											
Mariano Duncan, R (1.4) OBP: 0.372, SLG: 0.505									BB	4	1	2	0	0	0	1											
Gerald Williams, R (1.7) OBP: 0.427, SLG: 0.621									F7	2	1	1	0	2	0	0											
Ruben Rivera, R (1.8) OBP: 0.750, SLG: 0.800									HBP	3	0	1	1	0	1	4											
2 Derek Jeter, R (1.6) OBP: 0.385, SLG: 0.374									BB	4	2	2	2	0	0	2											
Inning Stats	R: 0 E: 0 K: 0 S: 6	H: 0 LOB: 0 BB: 0 P: 10	R: 0 E: 0 K: 1 S: 9	H: 2 LOB: 2 BB: 1 P: 21	R: 1 E: 0 K: 2 S: 8	H: 1 LOB: 0 BB: 0 P: 13	R: 0 E: 0 K: 2 S: 9	H: 0 LOB: 0 BB: 0 P: 14	R: 1 E: 0 K: 0 S: 6	H: 2 LOB: 0 BB: 0 P: 10	R: 0 E: 0 K: 0 S: 7	H: 1 LOB: 1 BB: 1 P: 16	R: 1 E: 0 K: 0 S: 14	H: 2 LOB: 2 BB: 1 P: 26	R: 0 E: 0 K: 0 S: 5	H: 0 LOB: 1 BB: 2 P: 14		R: 1 E: 0 K: 1 S: 11	H: 1 LOB: 3 BB: 2 P: 24	1B: 5 2B: 4 3B: 0 HR: 1	SF: 0 SAC: 0 DP: 3 HBP: 1	WP: 0 PB: 0 SB: 0 CS: 0	PA: 40				
PITCHER	IP	WLS	BF	H	R	ER	SO	BB	IBB	HBP	BLK	WP	HR	S	P	ERA	WHIP										
Sterling Hitchcock, L (1.1) ERA: 4.88	7.0	W	29	8	3	3	3	3	0	0	0	0	1	59	110	3.86	1.571										
Tim Davis, L (8.1) ERA: 4.74	0.2		3	0	0	0	0	2	0	0	0	0	0	4	13	0.00	3.000										
Bob Wells, R (8.1) ERA: 2.62	1.1		8	1	1	1	1	2	0	1	0	0	0	12	25	6.75	2.250										

Batter	1	2	3	4	5	6	7	8	9	AB	R	H	RBI	BB	SO	LOB	BOTTOM											
Darren Bragg, L (1.7) OBP: 0.413, SLG: 0.563	G3	G6-4-3		HR		1B	G3			4	2	1	0	0	0	2	New York Yankees @ Seattle Mariners The Kingdome, Seattle, WA Fri May 24, 1996, 10:05 PM EDT Att: 44,236 - Dome - 68 F											
Alex Rodriguez, R (1.6) OBP: 0.382, SLG: 0.661	G6-3	BB		K		HR		G6-3		5	2	2	0	0	1	1												
Ken Griffey Jr., L (1.8) OBP: 0.395, SLG: 0.624	2B	1B		HR		HR		HR		4	5	4	6	1	0	0												
Edgar Martinez, R (1.10) OBP: 0.452, SLG: 0.682	1B	BB		F9		K		F9		5	1	2	2	0	1	0												
Jay Buhner, R (1.9) OBP: 0.399, SLG: 0.624	BB	2B		F9		K		F9		5	0	1	2	0	3	1												
Rich Amaral, R (9.9) OBP: 0.348, SLG: 0.342	BB	1B		K		K		K		0	0	0	0	0	0	0												
Paul Sorrento, L (1.3) OBP: 0.397, SLG: 0.571	BB	1B		1B		G4-3				3	0	2	0	1	0	0												
Dan Wilson, R (1.2) OBP: 0.325, SLG: 0.504	BB			K		G6-3		G3		3	0	1	0	1	1	2												
Joey Cora, S (1.4) OBP: 0.265, SLG: 0.352	F9			F7		1B		G3		4	0	1	0	0	0	5												
Russ Davis, R (1.5) OBP: 0.329, SLG: 0.399				P3		K		G6-3		3	0	0	0	1	1	3												
Inning Stats	R: 2 E: 0 K: 0 S: 19	H: 4 LOB: 3 BB: 1 P: 37	R: 2 E: 0 K: 0 S: 15	H: 2 LOB: 1 BB: 2 P: 27	R: 0 E: 0 K: 1 S: 8	H: 1 LOB: 0 BB: 0 P: 12	R: 2 E: 0 K: 2 S: 10	H: 1 LOB: 0 BB: 0 P: 16	R: 0 E: 0 K: 1 S: 9	H: 1 LOB: 1 BB: 1 P: 15	R: 3 E: 0 K: 2 S: 16	H: 3 LOB: 0 BB: 0 P: 24	R: 0 E: 0 K: 0 S: 8	H: 1 LOB: 1 BB: 0 P: 14	R: 1 E: 0 K: 1 S: 9	H: 1 LOB: 0 BB: 0 P: 12		1B: 8 2B: 3 3B: 0 HR: 3	SF: 0 SAC: 0 DP: 2 HBP: 1	WP: 0 PB: 0 SB: 1 CS: 0	PA: 41							
PITCHER	IP	WLS	BF	H	R	ER	SO	BB	IBB	HBP	BLK	WP	HR	S	P	ERA	WHIP											
Scott Kameniecki, R (1.1) ERA: 11.32	3.1	L	21	8	6	6	2	3	0	1	0	0	0	13	22	0.00	1.200											
Jim Mecir, R (4.1) ERA: 2.81	1.2		6	1	0	0	2	1	0	0	0	0	0	1	24	38	13.50	2.000										
Jeff Nelson, R (6.1) ERA: 6.0	2.0		10	4	3	3	2	0	0	0	0	0	1	9	12	9.00	1.000											
Steve Howe, L (8.1) ERA: 7.15	1.0		4	1	1	1	1	0	0	0	0	0	1	9	12	9.00	1.000											

Batter	1	2	3	4	5	6	7	8	9	AB	R	H	RBI	BB	SO	LOB	TOP				
Wade Boggs, L (1,5) OBP: 0.382, SLG: 0.391	G3	SF8					F9		F8								4 0 0 1 0 0 0				
Joe Girardi, R (1,2) OBP: 0.344, SLG: 0.355	K	K					G5-3										4 0 1 0 0 2 0				
Paul O'Neill, L (1,9) OBP: 0.493, SLG: 0.556	K						1B		L6								2 0 0 0 2 1 1				
Tino Martinez, L (1,3) OBP: 0.330, SLG: 0.386																	4 1 2 0 0 0 1				
Ruben Sierra, S (1,10) OBP: 0.347, SLG: 0.435																	3 1 1 0 1 0 3				
Mariano Duncan, R (1,4) OBP: 0.378, SLG: 0.526																	4 1 2 2 0 2 1				
Andy Fox, L (8,4) OBP: 0.262, SLG: 0.190																	0 0 0 0 0 0 0				
Gerald Williams, R (1,7) OBP: 0.421, SLG: 0.606																	4 1 1 0 0 1 2				
Ruben Rivera, R (1,8) OBP: 0.667, SLG: 0.625																	3 1 1 1 1 2 0				
Derek Jeter, R (1,6) OBP: 0.376, SLG: 0.367																	3 0 0 1 0 1 2				
Inning Stats	R: 0 H: 0 E: 0 K: 2 S: 9	H: 0 LOB: 0 BB: 0 P: 14	R: 5 H: 4 E: 0 K: 1 S: 17	H: 4 LOB: 0 BB: 1 P: 26	R: 0 H: 0 E: 0 K: 0 S: 9	H: 0 LOB: 0 BB: 1 P: 16	R: 0 H: 1 E: 0 K: 1 S: 10	H: 1 LOB: 2 BB: 1 P: 18	R: 0 H: 1 E: 0 K: 0 S: 12	H: 0 LOB: 0 BB: 0 P: 11	R: 0 H: 1 E: 0 K: 0 S: 5	H: 1 LOB: 0 BB: 0 P: 10	R: 0 H: 1 E: 0 K: 1 S: 8	H: 1 LOB: 1 BB: 0 P: 12	R: 0 H: 0 E: 0 K: 1 S: 7	H: 0 LOB: 0 BB: 0 P: 10	1B: 6 2B: 3 3B: 0 HR: 0	SF: 2 SAC: 0 DP: 2 HBP: 0	WP: 0 PB: 0 SB: 2 CS: 1	PA: 37	
PITCHER	IP	WLS	BF	H	R	ER	SO	BB	IBB	HBP	BLK	WP	HR	S	P	ERA	WHIP				
Edwin Hurtado, R (1,1) ERA: 7.36	3.1	L	17	5	5	5	3	3	0	0	0	0	0	40	66	13.50	2.400				
Salomon Torres, R (4,1) ERA:	5.2		20	3	0	0	6	1	0	0	0	0	0	46	72	0.00	0.706				

New York Yankees @ Seattle Mariners
The Kingdome, Seattle, WA
Sat May 25 1996, 10:05 PM EDT
Att. 57,173 - Dome - 68 F

AB 31
R 5
H 8
RBI 5
BB 4
SO 9
LOB 10



Batter	1	2	3	4	5	6	7	8	9	AB	R	H	RBI	BB	SO	LOB	BOTTOM					
Darren Bragg, L (1,7) OBP: 0.413, SLG: 0.544	E4																4 2 1 0 1 0 1					
Alex Rodriguez, R (1,6) OBP: 0.382, SLG: 0.659	G3																5 1 2 1 0 1 2					
Ken Griffey Jr., L (1,8) OBP: 0.395, SLG: 0.618	F8																5 1 2 2 0 2 3					
Edgar Martinez, R (1,10) OBP: 0.448, SLG: 0.678	K																4 0 1 0 0 2 2					
Jay Buhner, R (1,9) OBP: 0.395, SLG: 0.617																	2 0 0 0 0 1 0					
Rich Amaral, R (6,7) OBP: 0.344, SLG: 0.338																	1 0 0 0 0 1 0					
Doug Strange, S (9,7) OBP: 0.310, SLG: 0.395																	1 0 0 0 0 1 2					
Paul Sorrento, L (1,3) OBP: 0.371, SLG: 0.566																	3 0 1 0 1 1 0					
Dan Wilson, R (1,2) OBP: 0.323, SLG: 0.507																	3 0 1 1 0 0 1					
Joey Cora, S (1,4) OBP: 0.258, SLG: 0.342																	4 0 0 0 0 0 3					
Russ Davis, R (1,5) OBP: 0.329, SLG: 0.397																	3 0 1 0 0 1 0					
Luis Sojo, R (9,PH) OBP: 0.273, SLG: 0.308																	1 0 0 0 0 0 0					
Inning Stats	R: 0 H: 0 E: 1 K: 1 S: 11	H: 0 LOB: 1 BB: 0 P: 16	R: 0 H: 0 E: 0 K: 0 S: 5	H: 0 LOB: 0 BB: 0 P: 7	R: 1 H: 2 E: 0 K: 1 S: 10	H: 2 LOB: 1 BB: 0 P: 12	R: 0 H: 1 E: 0 K: 1 S: 10	H: 1 LOB: 0 BB: 0 P: 12	R: 2 H: 3 E: 0 K: 1 S: 15	H: 3 LOB: 1 BB: 0 P: 28	R: 0 H: 1 E: 0 K: 2 S: 12	H: 1 LOB: 0 BB: 0 P: 16	R: 0 H: 0 E: 0 K: 1 S: 9	H: 0 LOB: 0 BB: 0 P: 13	R: 1 H: 2 E: 0 K: 1 S: 20	H: 2 LOB: 2 BB: 1 P: 32	R: 0 H: 0 E: 0 K: 2 S: 15	H: 0 LOB: 1 BB: 1 P: 25	1B: 6 2B: 3 3B: 0 HR: 0	SF: 1 SAC: 0 DP: 0 HBP: 0	WP: 0 PB: 0 SB: 3 CS: 1	PA: 39
PITCHER	IP	WLS	BF	H	R	ER	SO	BB	IBB	HBP	BLK	WP	HR	S	P	ERA	WHIP					
Ramiro Mendoza, R (1,1) ERA: 4.5	6.0	W	26	7	3	3	6	0	1	0	0	0	0	63	91	4.50	1.167					
42 Mariano Rivera, R (7,1) ERA: 1.04	2.0		9	2	1	1	2	0	1	0	0	0	0	29	45	4.50	1.000					
John Wetteland, R (9,1) ERA: 3.63	1.0	S	4	0	0	0	2	1	0	0	0	0	0	15	25	0.00	1.000					

New York Yankees @ Seattle Mariners
The Kingdome, Seattle, WA
Sat May 25 1996, 10:05 PM EDT
Att. 57,173 - Dome - 68 F

AB 36
R 4
H 9
RBI 4
BB 2
SO 10
LOB 14



Batter	1	2	3	4	5	6	7	8	9	AB	R	H	RBI	BB	SO	LOB	TOP										
Brady Anderson, L (1, 8) OBP: 0.441, SLG: 0.750	3-2 HR		2-0 F7		1-1 G3	2-3 K		2-1 HBP	4-1 BB	4	1	1	1	1	1	2											
Luis Polonia, L (1, 7) OBP: 0.233, SLG: 0.310	0-0 G4-3		2-0 L7		2-2 G5-3		1-1 BB	0-1 F9	2-1 F8	3	0	0	0	0	0	0											
Mike Devereaux, R (7, PH) OBP: 0.303, SLG: 0.311							BB	1B		3	1	1	0	0	0	2											
Roberto Alomar, S (1, 4) OBP: 0.471, SLG: 0.600	4-1 BB		2-2 G6-3		4-1 HR		0-0 F9	0-0	1-2 1B	3	1	1	0	2	0	1											
Rafael Palmeiro, L (1, 3) OBP: 0.413, SLG: 0.541	1-0 F9			0-0 L3	3-2 HR		4-0 HR	1-0 L8		4	2	1	2	1	0	3											
Bobby Bonilla, S (1, 10) OBP: 0.307, SLG: 0.341	1-1 F9			1-0 HR	0-1 G4-3		4-1 HR	4-2 BB		3	3	1	0	2	0	1											
Cal Ripken Jr., R (1, 6) OBP: 0.329, SLG: 0.427		1-3 K		0-1 HR		0-0 F8	0-0 HR	1-2 HR		5	3	3	8	0	1	0											
Jeffrey Hammonds, R (1, 9) OBP: 0.329, SLG: 0.419		2-3 K		4-0 BB		1-2 1B	0-1 L9	3-3 K		4	0	1	0	1	2	0											
Chris Hoiles, R (1, 2) OBP: 0.344, SLG: 0.435		1-0 1B		2-3 K		1-0 F8	0-1 G5-3	2-2 F8		5	0	1	0	0	1	2											
Billy Ripken, R (1, 5) OBP: 0.289, SLG: 0.375		1-2 G5-3		3-2 G6-3		4-0 BB		0-3 K	1-2 HR	4	1	1	1	1	1	2											
Inning Stats	R: 1 E: 0 K: 0 S: 8	H: 1 LOB: 1 BB: 1 P: 17	R: 0 E: 0 K: 2 S: 13	H: 1 LOB: 1 BB: 0 P: 18	R: 0 E: 0 K: 0 S: 5	H: 0 LOB: 0 BB: 0 P: 11	R: 2 E: 0 K: 1 S: 13	H: 2 LOB: 1 BB: 1 P: 23	R: 2 E: 0 K: 0 S: 12	H: 1 LOB: 0 BB: 1 P: 22	R: 4 E: 0 K: 0 S: 9	H: 2 LOB: 2 BB: 2 P: 18	R: 0 E: 0 K: 1 S: 8	H: 1 LOB: 2 BB: 0 P: 11	R: 3 E: 0 K: 1 S: 21	H: 2 LOB: 1 BB: 2 P: 38	1B: 4 2B: 1 3B: 0 HR: 6	SF: 0 SAC: 0 DP: 0 HBP: 1	WP: 0 PB: 0 SB: 1 CS: 0	PA: 47							
PITCHER	IP	WLS	BF	H	R	ER	SO	BB	IBB	HBP	BLK	WP	HR	S	P	ERA	WHIP										
Bob Wolcott, R (1, 1) ERA: 6.09	5.0		23	5	5	5	3	3	0	0	0	0	3	51	91	9.00	1.600										
Rafael Carmona, R (6, 1) ERA: 3.47	0.2	4	1	0	0	0	1	0	0	0	0	0	0	5	11	0.00	3.000										
Lee Guetterman, L (6, 1) ERA: 40.5	0.2	L	5	1	3	3	1	2	0	0	0	0	0	7	18	40.50	4.500										
Michael Jackson, R (7, 1) ERA: 5.56	1.2		8	2	1	1	1	0	0	1	0	0	1	13	16	5.40	1.200										
Scott Davison, R (9, 1) ERA: 11.81	1.0		7	2	3	3	1	2	0	0	0	0	2	21	38	27.00	4.000										

Baltimore Orioles @ Seattle Mariners
The Kingdome, Seattle, WA
Tue May 28 1996, 10:05 PM EDT
Att: 23,235 - Dome - 68 F

AB 38
R 12
H 11
RBI 12
BB 8
SO 6
LOB 13



Batter	1	2	3	4	5	6	7	8	9	AB	R	H	RBI	BB	SO	LOB	BOTTOM										
Darren Bragg, L (1, 7) OBP: 0.382, SLG: 0.487	1-3 K		3-2 L9		4-2 2B	2-2 F7		1-3 K		4	1	0	0	1	2	1											
Alex Rodriguez, R (1, 6) OBP: 0.407, SLG: 0.704	1-1 2B		1-3 K		1-1 2B				G6-4-3 1B	5	3	3	1	0	2	0											
Ken Griffey Jr., L (1, 8) OBP: 0.402, SLG: 0.630	0-1 1H		2-0 L4		4-2 2B		1-2 HR		G6-4-3 BB	3	2	2	2	2	0	0											
Edgar Martinez, R (1, 10) OBP: 0.452, SLG: 0.696	2-2 F8			1-3 K	1-0 2B		4-2 BB		G6-4-3 BB	4	1	1	2	1	1	3											
Jay Buhner, R (1, 9) OBP: 0.405, SLG: 0.624	0-1 P3			4-1 1B	2-0 1B		4-0 BB		0-1 1B	3	1	2	2	2	0	1											
Paul Sorrento, L (1, 3) OBP: 0.373, SLG: 0.559		3-2 G4-3		3-2 BB	1-0 2B		1-2 BB		2-0 1B	3	0	2	1	0	0	0											
Brian Hunter, R (7, PH) OBP: 0.440, SLG: 0.409				1-2 1B	2-3 1B		1-2 BB		1-2 1B	2	0	1	0	0	1	2											
Dan Wilson, R (1, 2) OBP: 0.323, SLG: 0.490		2-0 1B		0-0 G6-3	2-3 K		0-3 K		2-3 K	5	0	1	0	0	3	7											
Russ Davis, R (1, 5) OBP: 0.321, SLG: 0.386		1-3 K		0-1 L8		1-3 K		1-1 G6-3		4	0	0	0	0	2	1											
Joey Cora, S (1, 4) OBP: 0.258, SLG: 0.338		1-0 G3		1-1 F7		2-2 1B		1-2 F7		4	0	1	0	0	0	1											
Inning Stats	R: 1 E: 0 K: 1 S: 12	H: 2 LOB: 1 BB: 0 P: 16	R: 0 E: 0 K: 1 S: 8	H: 1 LOB: 0 BB: 0 P: 15	R: 0 E: 0 K: 1 S: 8	H: 1 LOB: 1 BB: 1 P: 16	R: 5 E: 0 K: 1 S: 17	H: 4 LOB: 1 BB: 2 P: 33	R: 0 E: 0 K: 1 S: 11	H: 1 LOB: 0 BB: 0 P: 16	R: 1 E: 0 K: 3 S: 15	H: 1 LOB: 2 BB: 2 P: 26	R: 0 E: 0 K: 1 S: 8	H: 0 LOB: 0 BB: 0 P: 11	R: 1 E: 0 K: 1 S: 9	H: 3 LOB: 2 BB: 1 P: 19	1B: 8 2B: 4 3B: 0 HR: 1	SF: 0 SAC: 0 DP: 2 HBP: 0	WP: 0 PB: 0 SB: 1 CS: 1	PA: 43							
PITCHER	IP	WLS	BF	H	R	ER	SO	BB	IBB	HBP	BLK	WP	HR	S	P	ERA	WHIP										
Scott Erickson, R (1, 1) ERA: 5.2	4.2		24	8	6	6	4	3	0	0	0	0	1	20	29	5.40	1.200										
Arthur Rhodes, L (5, 1) ERA: 5.86	1.2	W	6	2	1	1	3	0	0	0	0	0	0	2	10	∞	∞										
Alan Mills, R (7, 1) ERA: 8.44	0.0		2	0	0	0	0	2	0	0	0	0	0	2	10	∞	∞										
Jesse Orosco, L (7, 1) ERA: 8.62	0.1		1	0	0	0	1	0	0	0	0	0	0	3	4	0.00	0.000										
Jimmy Haynes, R (7, 1) ERA: 8.95	2.1	S	10	3	1	1	3	1	0	0	0	0	0	21	34	3.86	1.714										

Baltimore Orioles @ Seattle Mariners
The Kingdome, Seattle, WA
Tue May 28 1996, 10:05 PM EDT
Att: 23,235 - Dome - 68 F

AB 37
R 8
H 13
RBI 8
BB 6
SO 11
LOB 16



Batter	1	2	3	4	5	6	7	8	9	AB	R	H	RBI	BB	SO	LOB	TOP				
Brady Anderson, L OBP: 0.435, SLG: 0.751 (1, 8)	F7		G4-3		HR		P6	G2-3		5	1	1	2	0	0	2					
Mike Devereaux, R OBP: 0.299, SLG: 0.301 (1, 7) (8, 9)	K			G5-3	G4-3		G4-3		WP E BB	4	1	0	0	1	1	1					
Roberto Alomar, S OBP: 0.469, SLG: 0.595 (1, 4)	CS			F9	G4-3		BB	1B	E5	5	1	2	1	0	0	0					
Rafael Palmeiro, L OBP: 0.421, SLG: 0.549 (1, 3)	CS				1B	2B	HR	BB	P6	3	2	2	0	2	0	1					
Bobby Bonilla, S OBP: 0.315, SLG: 0.341 (1, 10)		K			1B	BB	P2	BB		3	0	1	1	2	1	2					
Cal Ripken Jr., R OBP: 0.308, SLG: 0.442 (1, 6)		F8				BB		1B	G4-6-3	5	1	2	3	0	0	5					
Mark Smith, R OBP: 0.250, SLG: 0.310 (8, PH) Luis Polonia, L (8, 7)		P4			P3		P6		G1-3	3	0	0	0	0	0	3	AB 36				
Chris Hoiles, R OBP: 0.335, SLG: 0.422 (1, 2)				F9			G6-3		K	4	0	0	0	0	2	1	R 8				
Billy Ripken, R OBP: 0.306, SLG: 0.409 (1, 5)		F8							G1-3	4	2	2	0	0	0	1	H 10				
Inning Stats	R: 0 E: 0 K: 1 S: 9	H: 1 LOB: 0 BB: 0 P: 14	R: 0 E: 0 K: 1 S: 8	H: 1 LOB: 1 BB: 0 P: 13	R: 0 E: 0 K: 0 S: 7	H: 0 LOB: 0 BB: 0 P: 11	R: 1 E: 0 K: 0 S: 17	H: 2 LOB: 2 BB: 1 P: 30	R: 2 E: 0 K: 1 S: 10	H: 1 LOB: 0 BB: 1 P: 21	R: 2 E: 0 K: 0 S: 18	H: 3 LOB: 2 BB: 1 P: 31	R: 0 E: 0 K: 1 S: 10	H: 0 LOB: 1 BB: 1 P: 17	R: 1 E: 1 K: 0 S: 11	H: 0 LOB: 2 BB: 2 P: 22	1B: 6 2B: 2 3B: 0 HR: 2	SF: 0 SAC: 0 DP: 1 HBP: 0	WP: 1 PB: 0 SB: 2 CS: 1	PA: 43	
PITCHER	IP	WLS	BF	H	R	ER	SO	BB	IBB	HBP	BLK	WP	HR	S	P	ERA	WHIP				
Sterling Hitchcock, L ERA: 5.3 (1, 1)	6.2		31	9	7	7	3	3	0	0	0	0	2	77	135	9.45	1.800				
Rafael Carmona, R ERA: 3.33 (7, 1)	1.0	W	5	1	0	0	1	1	0	0	0	0	0	11	18	0.00	2.000				
Norm Charlton, L ERA: 3.18 (8, 1)	1.1		6	0	1	0	0	2	0	0	0	1	0	14	27	0.00	1.500				

Baltimore Orioles @ Seattle Mariners
The Kingdome, Seattle, WA
Wed May 29 1996, 10:05 PM EDT
Att: 20,253 - Dome - 68 F

AB 36
R 8
H 10
RBI 7
BB 6
SO 4
LOB 16



Batter	1	2	3	4	5	6	7	8	9	AB	R	H	RBI	BB	SO	LOB	BOTTOM					
Darren Bragg, L OBP: 0.372, SLG: 0.469 (1, 7)	F8	E6		G5-3			2B FC1-2	G4-3		5	0	1	0	0	0	1						
Alex Rodriguez, R OBP: 0.393, SLG: 0.679 (1, 6)	G1-3	K		G1-3			F9		G4-3	5	0	0	0	0	1	2						
Ken Griffey Jr., L OBP: 0.406, SLG: 0.649 (1, 8)	HR	K			K		FC1-2	HR	HR	4	3	2	1	1	2	1						
Edgar Martinez, R OBP: 0.456, SLG: 0.720 (1, 10)	HR			G6-3			FC1-2	HR	1B FC5-2	5	2	3	2	0	0	2						
Jay Buhner, R OBP: 0.414, SLG: 0.659 (1, 9)	HR			1B	1B		HR	HR	1B	4	4	3	4	1	1	1						
Paul Sorrento, L OBP: 0.370, SLG: 0.547 Brian Hunter, R (8, PH) OBP: 0.462, SLG: 0.435 (1, 3)	1B			K			G4-3		1B FC5-2	3	0	0	0	1	2	2						
Dan Wilson, R OBP: 0.331, SLG: 0.494 (1, 2)	1B			1B	1B		G6-3		SH3-4	5	0	3	0	0	0	3	AB 40					
Russ Davis, R OBP: 0.325, SLG: 0.389 (1, 5)	F8						K		SH3-4	4	0	2	2	0	1	2	R 9					
Joey Cora, S OBP: 0.253, SLG: 0.331 Luis Sojo, R (8, PH) OBP: 0.261, SLG: 0.295 (9, 4)		L4			F9				F9	3	0	0	0	0	1	0	H 15					
Inning Stats	R: 3 E: 0 K: 0 S: 12	H: 3 LOB: 2 BB: 2 P: 23	R: 0 E: 1 K: 2 S: 11	H: 0 LOB: 1 BB: 0 P: 15	R: 1 E: 0 K: 1 S: 11	H: 3 LOB: 2 BB: 0 P: 18	R: 0 E: 0 K: 0 S: 6	H: 0 LOB: 0 BB: 0 P: 10	R: 0 E: 0 K: 3 S: 12	H: 1 LOB: 1 BB: 0 P: 15	R: 0 E: 0 K: 2 S: 12	H: 0 LOB: 0 BB: 0 P: 16	R: 3 E: 0 K: 0 S: 13	H: 3 LOB: 0 BB: 0 P: 19	R: 0 E: 0 K: 0 S: 11	H: 1 LOB: 1 BB: 0 P: 16	R: 2 E: 0 K: 0 S: 14	H: 4 LOB: 3 BB: 1 P: 27	1B: 8 2B: 3 3B: 0 HR: 4	SF: 0 SAC: 1 DP: 0 HBP: 0	WP: 0 PB: 0 SB: 0 CS: 0	PA: 44
PITCHER	IP	WLS	BF	H	R	ER	SO	BB	IBB	HBP	BLK	WP	HR	S	P	ERA	WHIP					
35 Mike Mussina, R ERA: 4.66 (7, 1)	6.1		30	9	6	6	8	2	0	0	0	0	1	5	6	13.50	1.737					
Roger McDowell, R ERA: 2.49 (8, 1)	1.0	L	4	1	0	0	0	0	0	0	0	0	0	11	16	0.00	1.000					
Rick Krivda, L ERA: 4.24 (9, 1)	0.2		7	4	2	2	0	0	1	0	0	0	1	14	27	27.00	6.000					

Baltimore Orioles @ Seattle Mariners
The Kingdome, Seattle, WA
Wed May 29 1996, 10:05 PM EDT
Att: 20,253 - Dome - 68 F

AB 40
R 9
H 15
RBI 9
BB 3
SO 8
LOB 15



Batter	1	2	3	4	5	6	7	8	9	AB	R	H	RBI	BB	SO	LOB	TOP										
Dwayne Hosey, S OBP: 0.304, SLG: 0.260	0-3 K		0-0 G3		0-0 SH1-4 HR	0-2 G6-3 2B		3-3 K		5	2	1	0	2	0		Boston Red Sox @ Seattle Mariners The Kingdome, Seattle, WA Thu May 30 1996, 10:05 PM EDT Att: 17,395 - Dome - 68 F										
John Valentin, R OBP: 0.368, SLG: 0.427	0-0 F7		2-3 K		1-0 SH1-4	2-2 G6-3		0-1 G5-3		4	0	0	0	0	1												
Mo Vaughn, L OBP: 0.442, SLG: 0.688	2-1 1B			0-3 K	4-0 HR	2-2 2B		0-0 F8		4	1	2	1	1	1	0											
Jose Canseco, R OBP: 0.402, SLG: 0.645 1B Reggie Jefferson, S OBP: 0.384, SLG: 0.630	2-3 K			0-0 G6-3	0-0 HR	2-2 G6-3		1-3 K		4	1	1	4	0	1	2											
Tim Lincecum, R OBP: 0.437, SLG: 0.513		1-1 F8		4-2 BB 1B	3-3 K		2-2 HR	2-2 G3-1		4	2	1	1	1	1	0											
Mike Stanley, R OBP: 0.402, SLG: 0.451		0-1 G6-3		4-2 BB 1B	3-2 E6		1-3 K	1-3 K		4	0	0	0	1	2	0											
Jose Malave, R OBP: 0.280, SLG: 0.417		2-0 P4		1-1 1B	1-3 K		3-3 K			4	0	1	1	0	2	1											
Bill Selby, L OBP: 0.328, SLG: 0.417			1-2 F7	0-0 G4-3		0-0 SH3-4 1B	1-2 F8			4	1	1	0	0	0	2											
Mitt Cuyler, S OBP: 0.265, SLG: 0.315			0-1 HR		1-0 SH1-4 HR	0-1 SH3-4 1B		3-2 HR		3	3	3	2	0	0	0											
Inning Stats	R: 0 E: 0 K: 2 S: 9	H: 1 LOB: 1 BB: 0 P: 13	R: 0 E: 0 K: 0 S: 5	H: 0 LOB: 0 BB: 0 P: 8	R: 1 E: 0 K: 1 S: 11	H: 1 LOB: 0 BB: 0 P: 14	R: 1 E: 0 K: 1 S: 11	H: 1 LOB: 2 BB: 2 P: 20	R: 4 E: 1 K: 2 S: 17	H: 3 LOB: 1 BB: 1 P: 30	R: 2 E: 0 K: 0 S: 16	H: 3 LOB: 1 BB: 0 P: 22	R: 1 E: 0 K: 2 S: 12	H: 1 LOB: 0 BB: 0 P: 19	R: 1 E: 0 K: 1 S: 10	H: 1 LOB: 0 BB: 0 P: 16		R: 0 E: 0 K: 2 S: 9	H: 0 LOB: 0 BB: 0 P: 13	1B: 6 2B: 1 3B: 0 HR: 4	SF: 0 SAC: 2 DP: 0 HBP: 0	WP: 0 PB: 0 SB: 0 CS: 0	PA: 42				
PITCHER	IP	WLS	BF	H	R	ER	SO	BB	IBB	HBP	BLK	WP	HR	S	P	ERA	WHIP										
Salomon Torres, R ERA: 6.55	5.1	L	28	8	8	8	6	2	1	0	0	0	2	59	91	13.50	1.875										
Scott Davison, R ERA: 9.0	3.2		14	3	2	2	5	0	0	0	0	0	2	41	64	4.91	0.818										

Batter	1	2	3	4	5	6	7	8	9	AB	R	H	RBI	BB	SO	LOB	BOTTOM										
Darren Bragg, L OBP: 0.357, SLG: 0.447	1-1 G5-3			1-1 G4-3		3-2 G3		2-1 L8		4	0	0	0	0	0	0	Boston Red Sox @ Seattle Mariners The Kingdome, Seattle, WA Thu May 30 1996, 10:05 PM EDT Att: 17,395 - Dome - 68 F										
Alex Rodriguez, R OBP: 0.382, SLG: 0.669 Luis Sojo, R OBP: 0.259, SLG: 0.292	3-3 K			4-1 FC5-4 BB		3-1 P3		3-3 K		2	0	0	0	1	1	0											
Ken Griffey Jr., L OBP: 0.405, SLG: 0.642 Rich Amaral, R OBP: 0.341, SLG: 0.333	3-2 F7			2-1 L8		4-2 G6-3 BB		0-0 P3		2	0	0	0	1	0	1											
Edgar Martinez, R OBP: 0.450, SLG: 0.708		3-3 K		1-0 FC5-4		0-0 G6-3		1-2 G6-3		3	0	0	0	0	1	2											
Jay Buhner, R OBP: 0.408, SLG: 0.649 Brian Hunter, R OBP: 0.462, SLG: 0.435		1-0 F8		1-2 L9		1-0 G4-3				3	0	0	0	0	0	0											
Paul Sorrento, L OBP: 0.376, SLG: 0.570		0-0 G4-3		2-0 HR				1-1 1B		3	1	2	1	0	0	0											
Dan Wilson, R OBP: 0.328, SLG: 0.487 John Marzano, R OBP: 0.292, SLG: 0.391			2-1 F7		1-2 P3			1-1 P6		2	0	0	0	0	0	0											
Russ Davis, R OBP: 0.320, SLG: 0.382			1-3 K		1-1 F8			1-0 F7		3	0	0	0	0	1	1											
Joey Cora, S OBP: 0.250, SLG: 0.327 Doug Strange, S OBP: 0.277, SLG: 0.349			0-2 G4-3		0-0 L9			0-0 L8		2	0	0	0	0	0	0											
Inning Stats	R: 0 E: 0 K: 1 S: 11	H: 0 LOB: 0 BB: 0 P: 18	R: 0 E: 0 K: 1 S: 7	H: 0 LOB: 0 BB: 0 P: 11	R: 0 E: 0 K: 0 S: 6	H: 0 LOB: 1 BB: 1 P: 14	R: 1 E: 0 K: 0 S: 11	H: 1 LOB: 0 BB: 0 P: 16	R: 0 E: 0 K: 0 S: 6	H: 0 LOB: 0 BB: 0 P: 12	R: 0 E: 0 K: 0 S: 5	H: 0 LOB: 0 BB: 1 P: 10	R: 0 E: 0 K: 0 S: 6	H: 1 LOB: 1 BB: 0 P: 9	R: 0 E: 0 K: 1 S: 6	H: 0 LOB: 0 BB: 0 P: 11		1B: 1 2B: 0 3B: 0 HR: 1	SF: 0 SAC: 0 DP: 1 HBP: 0	WP: 0 PB: 0 SB: 0 CS: 0	PA: 30						
PITCHER	IP	WLS	BF	H	R	ER	SO	BB	IBB	HBP	BLK	WP	HR	S	P	ERA	WHIP										
Tom Gordon, R ERA: 5.78	9.0	W	30	2	1	1	4	2	0	0	0	0	1	66	112	1.00	0.444										


AB	37
R	10
H	11
RBI	10
BB	3
SO	11
LOB	6



Batter	1	2	3	4	5	6	7	8	9	AB	R	H	RBI	BB	SO	LOB	TOP			
Dwayne Hoesy, S (1, 7) OBP: 0.311, SLG: 0.364	2-1 HR		0-3 K	1-3 K			0-0 B1		2-1 1B	5	2	2	1	0	2	2				
John Valentin, R (1, 6) OBP: 0.377, SLG: 0.438	1-3 K		3-2 HR			4-1 G6-4-3 HBP BB	0-1 2B		1-0 DI	4	1	3	1	1	1	0				
Mo Vaughn, L (1, 3) OBP: 0.445, SLG: 0.698	0-1 F7		3-2 HR			2-2 G6-4-3 HBP	4-0 IBB		3-H F7	3	1	1	2	1	0	1				
Jose Canseco, R (1, 10) OBP: 0.397, SLG: 0.627	4-2 BB		0-2 L5			1-1 G6-4-3	2-2 P4		2-2 K	4	0	0	0	1	1	5				
Tim Lincecum, R (1, 5) OBP: 0.429, SLG: 0.500	2-3 K			2-1 HR		2-1 L6	0-0 F8		1-1 P4	5	1	1	0	0	1	5				
Mike Stanley, R (1, 2) OBP: 0.395, SLG: 0.466		1-1 G6-3		2-0 HR		2-2 L9	0-0 G5-3			4	1	1	2	0	0	0				
Jose Malave, R (1, 9) OBP: 0.241, SLG: 0.357		0-3 K		1-0 G5-3		0-3 K	1-3 K			4	0	0	0	0	3	0				
Bill Selby, L (1, 4) OBP: 0.352, SLG: 0.453		1-2 G4-3		1-2 CS		1-2 2B	1-1 1B			4	0	3	0	0	0	0				
Mitt Cuyler, S (1, 8) OBP: 0.274, SLG: 0.316			4-0 BB	3-2 1B		0-3 K	2-2 L3			3	0	1	0	1	1	2				
Inning Stats	R: 1 E: 0 K: 2 S: 12	H: 1 LOB: 1 BB: 1 P: 21	R: 0 E: 0 K: 1 S: 8	H: 0 LOB: 0 BB: 0 P: 10	R: 2 E: 0 K: 1 S: 13	H: 2 LOB: 0 BB: 1 P: 23	R: 2 E: 0 K: 1 S: 13	H: 4 LOB: 1 BB: 0 P: 20	R: 0 E: 0 K: 2 S: 7	H: 1 LOB: 1 BB: 0 P: 16	R: 0 E: 0 K: 0 S: 7	H: 1 LOB: 2 BB: 1 P: 13	R: 0 E: 0 K: 1 S: 11	H: 1 LOB: 1 BB: 0 P: 15	R: 1 E: 0 K: 1 S: 10	H: 2 LOB: 1 BB: 0 P: 18	1B: 6 2B: 2 3B: 1 HR: 3	SF: 0 SAC: 0 DP: 1 HBP: 1	WP: 0 PB: 0 SB: 0 CS: 1	PA: 41
PITCHER	IP	WLS	BF	H	R	ER	SO	BB	IBB	HBP	BLK	WP	HR	S	P	ERA	WHIP			
Paul Menhart, R (1, 1) ERA: 7.43	3.1		17	6	5	5	4	2	0	0	0	0	3	40	67	13.50	2.400			
Bob Wells, R (4, 1) ERA: 1.79	4.2	W	19	4	0	0	4	1	1	1	0	0	0	44	70	0.00	1.071			
Norm Charlton, L (9, 1) ERA: 3.42	1.0		5	2	1	1	1	0	0	0	0	0	0	10	18	9.00	2.000			

Boston Red Sox @ Seattle Mariners
The Kingdom, Seattle, WA
Fri May 31 1996, 10:05 PM EDT
Att: 29,119 - Dome - 68 F


AB 36
R 6
H 12
RBI 6
BB 4
SO 9
LOB 15



Batter	1	2	3	4	5	6	7	8	9	AB	R	H	RBI	BB	SO	LOB	BOTTOM			
Rich Amaral, R (1, 7) OBP: 0.330, SLG: 0.321	1-2 G6-3		2-2 G5-3		1-1 FC6-4 HR		4-2 HR	1-1 1B		3	1	0	2	0	0	3				
Darren Bragg, L (7, PH) OBP: 0.370, SLG: 0.453			1-2 3-H		0-3 K		0-1 BB	1-0 1B		1	1	1	0	1	0	0				
Alex Rodriguez, R (1, 6) OBP: 0.386, SLG: 0.673	0-0 G4-3		3-3 K		0-3 K		1-H 3-H HR	0-1 F9		5	1	1	3	0	2	5				
Ken Griffey Jr., L (1, 8) OBP: 0.407, SLG: 0.660	2-2 G3-1			1-3 K	1-1 HR		1-H 3-H WP SF8	3-2 2B		4	2	2	3	0	1	0				
Edgar Martinez, R (1, 10) OBP: 0.451, SLG: 0.701		4-1 BB		4-1 BB	0-0 G1-6-3		1-3 K			2	0	0	0	2	1	1				
Jay Buhner, R (1, 9) OBP: 0.405, SLG: 0.642		0-0 F9		0-3 K		4-2 BB	1-0 SF8			2	0	0	1	1	1	2				
Brian Hunter, R (1, 3) OBP: 0.400, SLG: 0.370		0-2 G6-4-3		0-0 G5-3		1-1 G5-4-3	2-3 K			4	0	0	0	0	1	3				
Dan Wilson, R (1, 2) OBP: 0.337, SLG: 0.488			1-0 FC1-6 1B		4-0 BB WP FC6-4 BB		1-3 K			2	2	1	0	2	1	0				
Russ Davis, R (1, 5) OBP: 0.324, SLG: 0.381			1-1 FC1-6 1B		4-0 FC6-4 BB HR BB		1-3 K			3	1	1	0	1	2	1				
Luis Sojo, R (1, 4) OBP: 0.263, SLG: 0.289			0-0 FC1-6 G5-3		4-1 FC6-4 BB		0-1 HR	2-1 1B		1	0	0	0	1	0	2				
Joey Cora, S (7, PH) OBP: 0.259, SLG: 0.348			1-2 2-3		1-2 BB		1-2 HR	3B		2	1	2	0	0	0	0				
Inning Stats	R: 0 E: 0 K: 0 S: 7	H: 0 LOB: 0 BB: 0 P: 10	R: 0 E: 0 K: 0 S: 6	H: 0 LOB: 0 BB: 1 P: 10	R: 1 E: 0 K: 1 S: 11	H: 2 LOB: 1 BB: 0 P: 18	R: 0 E: 0 K: 2 S: 8	H: 0 LOB: 1 BB: 1 P: 13	R: 4 E: 0 K: 2 S: 17	H: 3 LOB: 0 BB: 1 P: 28	R: 0 E: 0 K: 2 S: 12	H: 2 LOB: 2 BB: 0 P: 20	R: 0 E: 0 K: 2 S: 10	H: 1 LOB: 1 BB: 0 P: 18	1B: 4 2B: 1 3B: 1 HR: 2	SF: 1 SAC: 0 DP: 2 HBP: 0	WP: 2 PB: 0 SB: 0 CS: 0	PA: 38		
PITCHER	IP	WLS	BF	H	R	ER	SO	BB	IBB	HBP	BLK	WP	HR	S	P	ERA	WHIP			
Vaughn Eshelman, L (1, 1) ERA: 12.71	5.2		25	3	5	5	4	7	0	0	0	0	1	12	20	108.00	12.000			
Rich Garces, R (6, 1) ERA: 4.91	0.1	L	5	3	4	4	1	1	0	0	0	0	1	20	32	0.00	1.000			
Heathcliff Slocumb, R (7, 1) ERA: 2.96	2.0		8	2	0	0	4	0	0	0	0	1	0	20	32	0.00	1.000			

Boston Red Sox @ Seattle Mariners
The Kingdom, Seattle, WA
Fri May 31 1996, 10:05 PM EDT
Att: 29,119 - Dome - 68 F

AB 29
R 9
H 8
RBI 9
BB 8
SO 9
LOB 17




Batter	1	2	3	4	5	6	7	8	9	AB	R	H	RBI	BB	SO	LOB	TOP			
Dwayne Hosey, S OBP: 0.308, SLG: 0.345 (1, 7)	F8		G6-4-3 BB		E4 HR	CS	G2-3		SH1-3	3	1	0	0	1	0	1				
John Valentin, R OBP: 0.373, SLG: 0.430 (1, 6)	L5		G6-4-3		K		FC6-5 1B		F9	4	0	0	0	1	1	4				
Mo Vaughn, L OBP: 0.452, SLG: 0.713 (1, 3)				G4-3			FC6-5 1B			4	1	3	3	1	0	0				
Jose Canseco, R OBP: 0.391, SLG: 0.612 (1, 10)	K			1B	G3-1		FC6-5		K	5	0	1	0	0	2	5				
Tim Lincecum, R OBP: 0.424, SLG: 0.516 (1, 5)					F8		L5		L8	4	1	1	1	0	0	3				
Mike Stanley, R OBP: 0.395, SLG: 0.457 (1, 2)					F7		2B		K	3	1	0	0	1	1	1				
Jose Malave, R OBP: 0.242, SLG: 0.375 (1, 9)					L7		G3 2B		K	4	0	1	1	0	1	0				
Bill Selby, L OBP: 0.360, SLG: 0.456 (1, 4)							G3		F8	4	1	2	0	0	0	1				
Mitt Cuyler, S OBP: 0.291, SLG: 0.320 (1, 8)					F7				SH1-3 HBP	2	1	1	0	1	0	0				
Inning Stats	R: 0 E: 0 K: 1 S: 10	H: 1 LOB: 1 BB: 0 P: 18	R: 1 E: 0 K: 0 S: 8	H: 2 LOB: 1 BB: 0 P: 16	R: 0 E: 0 K: 0 S: 3	H: 0 LOB: 0 BB: 1 P: 8	R: 0 E: 0 K: 0 S: 6	H: 1 LOB: 1 BB: 0 P: 10	R: 4 E: 1 K: 1 S: 19	H: 3 LOB: 0 BB: 0 P: 26	R: 1 E: 0 K: 0 S: 11	H: 1 LOB: 1 BB: 2 P: 23	R: 0 E: 0 K: 2 S: 13	H: 0 LOB: 0 BB: 0 P: 20	R: 0 E: 0 K: 1 S: 7	H: 0 LOB: 2 BB: 1 P: 14	1B: 6 2B: 1 3B: 0 HR: 2	SF: 0 SAC: 1 DP: 1 HBP: 1	WP: 0 PB: 0 SB: 1 CS: 1	PA: 41
PITCHER	IP	WLS	BF	H	R	ER	SO	BB	IBB	HBP	BLK	WP	HR	S	P	ERA	WHIP			
Bob Milacki, R ERA: 5.02 (1, 1)	5.1	L	25	8	6	2	2	2	0	0	0	0	2	55	92	3.38	1.875			
Lee Guetterman, L ERA: 16.2 (6, 1)	1.0		5	1	0	0	0	2	0	0	0	0	0	5	17	0.00	3.000			
Michael Jackson, R ERA: 5.18 (7, 1)	1.2		5	0	0	0	2	0	0	0	0	0	0	17	27	0.00	0.000			
Rafael Carmona, R ERA: 3.2 (9, 1)	1.0		5	0	0	0	1	0	1	1	0	0	0	7	14	0.00	0.000			

Boston Red Sox @ Seattle Mariners
The Kingdom, Seattle, WA
Sat Jun 01 1996, 6:33 AM EDT
Att: 34,822 - Dome - 68 F

livebaseballscorecards.com

AB 33
R 6
H 9
RBI 5
BB 5
SO 5
LOB 15




Batter	1	2	3	4	5	6	7	8	9	AB	R	H	RBI	BB	SO	LOB	BOTTOM					
Joey Cora, S OBP: 0.266, SLG: 0.356 (1, 4)	F8 2B		G6-3 G3		F8		K		K	2	2	1	0	1	0	1						
Alex Rodriguez, R OBP: 0.381, SLG: 0.664 (7, PH)										2	0	0	0	0	2	1						
Darren Bragg, L OBP: 0.358, SLG: 0.438 (1, 7)	F8		G6-3		F7				K	3	0	0	0	0	0	3						
Brian Hunter, R OBP: 0.419, SLG: 0.429 (7, PH)										1	0	1	0	0	0	0						
Doug Strange, S OBP: 0.271, SLG: 0.341 (9, PH)							2B			1	0	0	0	0	1	0						
Ken Griffey Jr., L OBP: 0.409, SLG: 0.667 (1, 8)	S		G3				K			4	1	2	2	0	1	2						
Edgar Martinez, R OBP: 0.451, SLG: 0.694 (1, 10)					P6				K	2	0	0	0	2	1	0						
Jay Buhner, R OBP: 0.403, SLG: 0.649 (1, 9)	K				K2-3		G6-4-3		HR	4	1	1	1	0	2	4						
Paul Sorrento, L OBP: 0.375, SLG: 0.572 (8, PH)	P5				F8		2B		L6	3	0	1	1	0	0	2						
Rich Amaral, R OBP: 0.326, SLG: 0.317 (9, 7)										1	0	0	0	0	0	0						
Russ Davis, R OBP: 0.328, SLG: 0.399 (1, 5)					K		F7		HR	3	1	1	1	0	1	1						
John Marzano, R OBP: 0.250, SLG: 0.333 (1, 2)							F9		F8	4	0	0	0	0	0	1						
Luis Sojo, R OBP: 0.270, SLG: 0.291 (8, 4)									F8	3	0	1	0	0	0	0						
Inning Stats	R: 1 E: 0 K: 1 S: 11	H: 1 LOB: 2 BB: 2 P: 23	R: 0 E: 0 K: 0 S: 3	H: 0 LOB: 0 BB: 0 P: 4	R: 1 E: 0 K: 0 S: 8	H: 1 LOB: 0 BB: 0 P: 13	R: 0 E: 0 K: 2 S: 10	H: 0 LOB: 0 BB: 0 P: 14	R: 0 E: 0 K: 0 S: 7	H: 2 LOB: 1 BB: 0 P: 15	R: 1 E: 0 K: 0 S: 9	H: 2 LOB: 1 BB: 1 P: 17	R: 0 E: 0 K: 2 S: 17	H: 2 LOB: 2 BB: 0 P: 18	R: 2 E: 0 K: 1 S: 11	H: 2 LOB: 0 BB: 0 P: 18	R: 0 E: 0 K: 2 S: 7	H: 0 LOB: 0 BB: 0 P: 12	1B: 1 2B: 5 3B: 0 HR: 2	SF: 0 SAC: 0 DP: 2 HBP: 2	WP: 0 PB: 0 SB: 2 CS: 0	PA: 38
PITCHER	IP	WLS	BF	H	R	ER	SO	BB	IBB	HBP	BLK	WP	HR	S	P	ERA	WHIP					
49 Tim Wakefield, R ERA: 5.09 (1, 1)	6.1	W	27	5	3	3	3	3	0	2	0	0	0	54	92	4.26	1.263					
Mike Stanton, L ERA: 4.67 (7, 1)	1.1		7	3	2	2	3	0	0	0	0	0	2	19	25	13.50	2.250					
Heathcliff Slocumb, R ERA: 2.83 (8, 1)	1.1	S	4	0	0	0	2	0	0	0	0	0	0	10	17	0.00	0.000					

Boston Red Sox @ Seattle Mariners
The Kingdom, Seattle, WA
Sat Jun 01 1996, 6:33 AM EDT
Att: 34,822 - Dome - 68 F

livebaseballscorecards.com

AB 33
R 5
H 8
RBI 5
BB 3
SO 8
LOB 15



Batter	1	2	3	4	5	6	7	8	9	AB	R	H	RBI	BB	SO	LOB	TOP								
Dwayne Hoesy, S (1, 7) OBP: 0.304, SLG: 0.355	G4-3		L9-6-3					K		4	1	1	0	0	1	2									
John Valentin, R (1, 6) OBP: 0.371, SLG: 0.427	K			F8				F9		4	0	1	1	0	1	1									
Mo Vaughn, L (1, 3) OBP: 0.449, SLG: 0.703		FC4 BB		K				K		3	0	0	0	1	2	2									
Jose Canseco, R (1, 10) OBP: 0.383, SLG: 0.596	FC4			G5-3				F8		4	0	0	0	0	1	1									
Tim Lincecum, R (1, 5) OBP: 0.426, SLG: 0.516					P3			F7		4	0	2	0	0	0	0									
Jose Mauer, R (1, 9) OBP: 0.225, SLG: 0.353					P6			K		2	0	0	0	0	1	0									
Troy O'Leary, L (7, PH) OBP: 0.332, SLG: 0.452								K		2	0	1	0	0	1	0									
Bill Seely, L (1, 4) OBP: 0.351, SLG: 0.443					G3-1			P4		2	0	0	0	0	0	0									
Mike Stanley, R (7, PH) OBP: 0.397, SLG: 0.458								P4		2	0	1	0	0	0	2									
Bill Haselman, R (1, 2) OBP: 0.317, SLG: 0.429								F8		2	0	0	0	0	0	0									
Esteban Beltré, R (7, 4) OBP: 0.302, SLG: 0.293								F8		2	0	1	0	0	0	2									
18 Reggie Jefferson, S (9, PH) OBP: 0.379, SLG: 0.622								F8		3	0	0	0	0	1	2									
Mitt Cuyler, S (1, 8) OBP: 0.301, SLG: 0.316								F8		1	0	0	0	2	0	0									
Inning Stats	R: 0 E: 0 K: 1 S: 11	H: 0 LOB: 1 BB: 1 P: 19	R: 0 E: 0 K: 1 S: 7	H: 1 LOB: 0 BB: 0 P: 7	R: 0 E: 0 K: 0 S: 7	H: 0 LOB: 0 BB: 1 P: 13	R: 0 E: 0 K: 1 S: 8	H: 0 LOB: 0 BB: 0 P: 12	R: 0 E: 0 K: 0 S: 6	H: 0 LOB: 0 BB: 0 P: 11	R: 1 E: 0 K: 1 S: 16	H: 2 LOB: 1 BB: 0 P: 25	R: 0 E: 0 K: 0 S: 10	H: 2 LOB: 2 BB: 0 P: 18	R: 0 E: 0 K: 2 S: 10	H: 0 LOB: 1 BB: 1 P: 17	R: 0 E: 0 K: 2 S: 13	H: 1 LOB: 2 BB: 0 P: 21	1B: 5 2B: 2 3B: 0 HR: 0	SF: 0 SAC: 0 DP: 1 HBP: 0	WP: 1 PB: 1 SB: 0 CS: 0	PA: 35			
PITCHER	IP	WLS	BF	H	R	ER	SO	BB	IBB	HBP	BLK	WP	HR	S	P	ERA	WHIP								
Bob Wolcott, R (1, 1) ERA: 5.63	6.1	W	24	5	1	1	4	2	0	0	0	0	0	61	98	1.42	1.105								
Norm Charlton, L (7, 1) ERA: 3.2	1.2		6	0	0	0	2	1	0	0	0	1	0	14	24	0.00	0.600								
Michael Jackson, R (9, 1) ERA: 4.97	1.0	S	5	1	0	0	2	0	0	0	0	0	0	13	21	0.00	1.000								

Boston Red Sox @ Seattle Mariners
The Kingdome, Seattle, WA
Sun Jun 02 1996, 6:33 AM EDT
Att: 47,540 - Dome - 68 F


AB 32
R 1
H 6
RBI 1
BB 3
SO 8
LOB 12



Batter	1	2	3	4	5	6	7	8	9	AB	R	H	RBI	BB	SO	LOB	BOTTOM								
Joey Cora, S (1, 4) OBP: 0.275, SLG: 0.359	FC4 1B							G6-4-3		4	0	2	1	1	0	2									
Alex Rodriguez, R (1, 6) OBP: 0.380, SLG: 0.667								G4-3		4	0	3	0	0	0	2									
Ken Griffey Jr., L (1, 8) OBP: 0.402, SLG: 0.653	FC4 1B							G4-3		4	0	0	0	0	1	3									
Edgar Martinez, R (1, 10) OBP: 0.444, SLG: 0.680	K							K		4	0	0	0	0	2	3									
Jay Buhner, R (1, 9) OBP: 0.409, SLG: 0.670										3	1	2	1	1	0	1									
Paul Sorrento, L (1, 3) OBP: 0.378, SLG: 0.568	P4									3	1	1	0	1	0	4									
Doug Strange, S (1, 5) OBP: 0.255, SLG: 0.319										3	0	0	0	0	1	1									
Russ Davis, R (7, PH) OBP: 0.326, SLG: 0.396										1	0	0	0	0	1	1									
Dan Wilson, R (1, 2) OBP: 0.341, SLG: 0.494										4	0	2	0	0	1	1									
Darren Bragg, L (1, 7) OBP: 0.364, SLG: 0.435										3	1	1	1	1	0	2									
Inning Stats	R: 0 E: 0 K: 1 S: 13	H: 2 LOB: 3 BB: 1 P: 27	R: 0 E: 0 K: 1 S: 7	H: 1 LOB: 0 BB: 0 P: 13	R: 0 E: 0 K: 0 S: 8	H: 1 LOB: 1 BB: 0 P: 11	R: 2 E: 0 K: 1 S: 13	H: 4 LOB: 2 BB: 0 P: 19	R: 0 E: 0 K: 0 S: 9	H: 1 LOB: 1 BB: 0 P: 15	R: 0 E: 0 K: 0 S: 10	H: 1 LOB: 2 BB: 1 P: 18	R: 1 E: 0 K: 3 S: 14	H: 1 LOB: 1 BB: 1 P: 24	R: 0 E: 0 K: 0 S: 4	H: 0 LOB: 0 BB: 1 P: 9	R: 0 E: 0 K: 0 S: 4	H: 0 LOB: 0 BB: 1 P: 9	1B: 8 2B: 2 3B: 0 HR: 1	SF: 0 SAC: 0 DP: 1 HBP: 0	WP: 0 PB: 0 SB: 1 CS: 0	PA: 37			
PITCHER	IP	WLS	BF	H	R	ER	SO	BB	IBB	HBP	BLK	WP	HR	S	P	ERA	WHIP								
Roger Clemens, R (1, 1) ERA: 4.19	6.2	L	33	11	3	3	5	3	0	0	0	0	0	71	122	4.05	2.100								
Mike Stanton, L (7, 1) ERA: 4.45	1.1		4	0	0	0	1	1	0	0	0	0	0	7	14	0.00	0.750								

Boston Red Sox @ Seattle Mariners
The Kingdome, Seattle, WA
Sun Jun 02 1996, 6:33 AM EDT
Att: 47,540 - Dome - 68 F

AB 33
R 3
H 11
RBI 3
BB 4
SO 6
LOB 20



Batter	1	2	3	4	5	6	7	8	9	AB	R	H	RBI	BB	SO	LOB	TOP								
Rich Amaral, R OBP: 0.323, SLG: 0.306 Darren Bragg, L OBP: 0.370, SLG: 0.435	4-2 1B HR BB	0-0 G6-3		0-1 FC2-6		1-2 G6-3			4-2 E BB BB	3	1	0	0	1	0	2									
Alex Rodriguez, R OBP: 0.657, SLG: 0.656	1-1 HR BB		1-2 G4-3	2-1 F7			3-3 K		0-1 SH BB BB	4	2	1	0	0	1	1									
Ken Griffey Jr., L OBP: 0.406, SLG: 0.663	1-1 HR		4-1 1B HR BB	1-0 L7			3-1 F9		4-0 BB BB 1B IBB	3	3	1	3	2	0	1									
Edgar Martinez, R OBP: 0.451, SLG: 0.686	2-2 FC6-5 2B		3-2 HR 1B		2-1 1B		2-2 P2		4-1 1B BB BB	4	1	3	1	1	0	0									
Jay Buhner, R OBP: 0.409, SLG: 0.677	3-2 FC6-5-4 G1-4-3 2-3		0-1 HR		2-2 G6-3			0-1 F8	4-2 1B BB	4	1	1	4	1	0	1									
Brian Hunter, R OBP: 0.441, SLG: 0.484 Paul Sorrento, L OBP: 0.379, SLG: 0.567	1-2 G1-4-3		1-2 PB 2B		0-0 F8			3-2 1B	0-3 K	3	0	2	0	0	0	1									
Luis Sojo, R OBP: 0.283 Joey Cora, S OBP: 0.278, SLG: 0.361		2-2 G5-3	1-2 P3		0-0 F8			2-2 K	1-1 1B	3	0	0	0	0	0	2									
Dan Wilson, R OBP: 0.337, SLG: 0.491		0-0 2B	2-2 G4-3		0-2 K			1-3 K	2-0 P6	5	0	1	0	0	2	5									
Russ Davis, R OBP: 0.320, SLG: 0.389 Doug Strange, S OBP: 0.264, SLG: 0.327		1-3 K		2-2 E1 FC2-6		1-1 F9			SH E 1B F7	3	0	0	0	0	1	1									
Inning Stats	R: 3 E: 0 K: 0 S: 15	H: 3 LOB: 0 BB: 1 P: 27	R: 0 E: 0 K: 1 S: 9	H: 1 LOB: 1 BB: 0 P: 12	R: 3 E: 0 K: 0 S: 21	H: 3 LOB: 1 BB: 1 P: 33	R: 0 E: 1 K: 1 S: 10	H: 0 LOB: 1 BB: 0 P: 15	R: 0 E: 0 K: 1 S: 7	H: 2 LOB: 1 BB: 0 P: 11	R: 0 E: 0 K: 1 S: 8	H: 0 LOB: 0 BB: 0 P: 10	R: 0 E: 0 K: 2 S: 13	H: 1 LOB: 1 BB: 0 P: 19	R: 0 E: 0 K: 2 S: 13	H: 1 LOB: 1 BB: 0 P: 19	R: 4 E: 1 K: 1 S: 24	H: 2 LOB: 3 BB: 4 P: 47	1B: 7 2B: 3 3B: 0 HR: 2	SF: 0 SAC: 1 DP: 1 HBP: 0	WP: 0 PB: 1 SB: 1 CS: 0	PA: 45			
PITCHER	IP	WLS	BF	H	R	ER	SO	BB	IBB	HBP	BLK	WP	HR	S	P	ERA	WHIP								
Brian Anderson, L ERA: 5.25	5.0	25	9	6	6	1	2	0	0	0	0	0	2	62	98	10.80	2.200								
Julian Tavarez, R ERA: 3.6	3.0	10	1	0	0	4	0	0	0	0	0	0	0	29	45	0.00	0.333								
Jose Mesa, R ERA: 3.12	0.0	L	6	1	4	4	0	3	1	0	0	0	0	14	32	∞	∞								
Paul Assenmacher, L ERA: 1.98	1.0	4	1	0	0	1	0	0	0	0	0	0	0	10	15	0.00	1.000								

Seattle Mariners @ Cleveland Indians
Jacobs Field, Cleveland, OH
Tue Jun 04 1996, 7:05 PM EDT
Att: 42,179 - Unknown - 68 F

AB 38
R 10
H 12
RBI 9
BB 6
SO 6
LOB 21



Batter	1	2	3	4	5	6	7	8	9	AB	R	H	RBI	BB	SO	LOB	BOTTOM								
Kenny Lofton, L OBP: 0.391, SLG: 0.434	2-3 K	1-0 E6 BB 1B		3-3 K		2-1 G1-4-3			2-3 K	5	0	0	0	0	3	4									
Julio Franco, R OBP: 0.385, SLG: 0.464	3-2 F8	1-0 BB 1B		3-2 G4-3			2-0 G6-3		0-0 G6-4-3	5	0	1	2	0	0	2									
Carlos Baerga, S OBP: 0.294, SLG: 0.390	2-1 FC6-4 1B	4-0 1B BB			1-1 G6-3		0-1 HR 2B		2-1 2B	4	1	3	0	1	0	0									
Albert Belle, R OBP: 0.420, SLG: 0.713	1-0 FC6-4 1-2	3-3 K			0-0 2B 1B		1-0 HR		1-3 K	5	2	2	2	0	2	5									
Manny Ramirez, R OBP: 0.380, SLG: 0.570 Tony Peña, R OBP: 0.380, SLG: 0.422		2-3 K	3-2 G4-3		1-0 L6		1-0 F7		0-2 G1-3	4	0	0	0	0	1	1									
Eddie Murray, S OBP: 0.348, SLG: 0.375		0-0 E 1B 1B	1-1 1B		1-2 2B		3-3 K		4-1 BB	4	1	3	1	1	1	0									
Sandy Alomar Jr., R OBP: 0.334, SLG: 0.451 Wayne Kirby, L OBP: 0.200, SLG: 0.200		1-3 K	0-1 P3		0-1 G4-3			0-2 BB 1B	1-2 G6-3	4	0	1	0	0	1	3									
Scott Leius, R OBP: 0.067, SLG: 0.069										1	0	0	0	0	0	2									
Jim Thome, L OBP: 0.460, SLG: 0.618		2-2 E 1B 1B	1-0 F9			0-3 K		4-1 1B BB		3	1	1	0	1	1	1									
Omar Vizquel, S OBP: 0.337, SLG: 0.392		2-2 E5 1B		1-0 F8		3-2 G6-3		0-0 G6-4-3 1B		4	1	1	1	0	0	2									
Inning Stats	R: 0 E: 0 K: 1 S: 9	H: 1 LOB: 1 BB: 0 P: 17	R: 3 E: 2 K: 3 S: 21	H: 3 LOB: 3 BB: 1 P: 37	R: 0 E: 0 K: 0 S: 11	H: 1 LOB: 0 BB: 0 P: 16	R: 0 E: 0 K: 1 S: 8	H: 0 LOB: 0 BB: 0 P: 15	R: 1 E: 1 K: 0 S: 10	H: 2 LOB: 1 BB: 0 P: 13	R: 0 E: 0 K: 1 S: 8	H: 0 LOB: 0 BB: 0 P: 13	R: 2 E: 0 K: 1 S: 8	H: 2 LOB: 0 BB: 0 P: 15	R: 1 E: 0 K: 1 S: 9	H: 2 LOB: 1 BB: 1 P: 15	R: 0 E: 0 K: 1 S: 12	H: 1 LOB: 2 BB: 1 P: 20	1B: 8 2B: 3 3B: 0 HR: 1	SF: 0 SAC: 0 DP: 1 HBP: 0	WP: 0 PB: 0 SB: 0 CS: 0	PA: 43			
PITCHER	IP	WLS	BF	H	R	ER	SO	BB	IBB	HBP	BLK	WP	HR	S	P	ERA	WHIP								
Sterling Hitchcock, L ERA: 4.98	5.0	25	7	4	0	5	1	0	0	0	0	0	0	59	98	0.00	1.600								
Lee Guetterman, L ERA: 10.13	1.0	3	0	0	0	1	0	0	0	0	0	0	0	8	13	0.00	0.000								
Rafael Carmona, R ERA: 3.95	2.0	W	10	4	3	3	2	1	0	0	0	0	1	17	30	13.50	2.500								
Norm Charlton, L ERA: 3.08	1.0	S	5	1	0	0	1	1	0	0	0	0	0	12	20	0.00	2.000								

Seattle Mariners @ Cleveland Indians
Jacobs Field, Cleveland, OH
Tue Jun 04 1996, 7:05 PM EDT
Att: 42,179 - Unknown - 68 F

AB 40
R 7
H 12
RBI 6
BB 3
SO 9
LOB 21



Batter	1	2	3	4	5	6	7	8	9	AB	R	H	RBI	BB	SO	LOB	TOP			
Joey Cora, S OBP: 0.281, SLG: 0.362 (1, 4)	G1		K		1-5-3		BB 1B 6-3	HR 1B		5	2	2	0	0	1	0	Seattle Mariners @ Cleveland Indians Jacobs Field, Cleveland, OH Wed Jun 05 1996, 7:05 PM EDT Att: 42,274 - Unknown - 69 F			
Alex Rodriguez, R OBP: 0.399, SLG: 0.677 (1, 6)	1B S BB		E6 S 1B		1B		6-3 BB 1-2 1B	HR		4	2	3	2	1	0	0				
Ken Griffey Jr., L OBP: 0.402, SLG: 0.652 (1, 8)	K		S 1B		K		F9	K		5	0	1	0	0	3	4				
Edgar Martinez, R OBP: 0.454, SLG: 0.680 (1, 10)	1B 1-2 BB		G6-4-3 1-2 BB		5-3		6-3 1B BB	P4		2	1	0	0	3	0	1				
Jay Buhner, R OBP: 0.404, SLG: 0.665 (1, 9)	1-2 2-3 1B		G6-4-3 1-2				F8 1-2 2-3 3-4	6-3 1B	F7	5	0	1	1	0	0	5				
Paul Sorrento, L OBP: 0.374, SLG: 0.552 (1, 3)	P4				F8		K	BB 1B IBB		4	0	0	0	1	2	3				
Dan Wilson, R OBP: 0.344, SLG: 0.494 (1, 2)			CS 1B		6-3		E9 1B	1-2 2-H 3-H 4-0 1B		5	0	3	2	0	1	0				
Darren Bragg, L OBP: 0.378, SLG: 0.447 (7, PH)			K				FC6-4 BB		L6	2	0	1	0	1	1	1				
Rich Amaral, R OBP: 0.327, SLG: 0.302 (7, PH)			1-2 K				BB	1-2 2-3 BB		1	0	0	0	1	0	0				
Russ Davis, R OBP: 0.315, SLG: 0.382 (7, PH)			K		F8		FC6-4 1-2	K		3	0	0	0	0	1	3				
Doug Strange, S OBP: 0.299, SLG: 0.320 (7, PH)			K				1-2 FC6-4			1	0	0	0	0	1	3				
Inning Stats	R: 0 E: 0 K: 1 S: 6	H: 1 LOB: 3 BB: 2 P: 14	R: 0 E: 0 K: 2 S: 7	H: 1 LOB: 0 BB: 0 P: 7	R: 0 E: 1 K: 1 S: 6	H: 1 LOB: 2 BB: 1 P: 10	R: 0 E: 0 K: 0 S: 4	H: 1 LOB: 1 BB: 0 P: 4	R: 0 E: 0 K: 1 S: 6	H: 1 LOB: 2 BB: 1 P: 10	R: 3 E: 0 K: 1 S: 8	H: 3 LOB: 3 BB: 3 P: 20	R: 2 E: 0 K: 1 S: 7	H: 2 LOB: 0 BB: 0 P: 7	R: 0 E: 0 K: 2 S: 7	H: 0 LOB: 0 BB: 0 P: 7	1B: 9 2B: 1 3B: 0 HR: 1	SF: 0 SAC: 0 DP: 1 HBP: 0	WP: 0 PB: 0 SB: 3 CS: 1	PA: 44
PITCHER	IP WLS BF H R ER SO BB IBB HBP BLK WP HR S P ERA WHIP																			
Charles Nagy, R ERA: 3.58 (1, 1)	6.2 34 9 3 3 6 5 1 0 0 0 0 0 0 40 64 4.05 2.100																			
Jim Poole, L ERA: 2.2 (7, 1)	0.0 1 0 0 0 0 0 0 0 0 0 0 0 0 4 1 0.00 0.000																			
Eric Plunk, R ERA: 2.67 (7, 1)	1.1 W 6 2 2 2 2 0 0 0 0 0 0 1 10 10 13.50 1.500																			
Alan Embree, L ERA: 4.95 (9, 1)	1.0 3 0 0 0 2 0 0 0 0 0 0 0 7 7 0.00 0.000																			

AB	37
R	5
H	11
RBI	5
BB	7
SO	10
LOB	20



Batter	1	2	3	4	5	6	7	8	9	AB	R	H	RBI	BB	SO	LOB	BOTTOM			
Kenny Lofton, L OBP: 0.393, SLG: 0.434 (1, 8)	4-3		F8				1B BB BB	3-1		5	1	2	2	1	0	2	Seattle Mariners @ Cleveland Indians Jacobs Field, Cleveland, OH Wed Jun 05 1996, 7:05 PM EDT Att: 42,274 - Unknown - 69 F			
Julio Franco, R OBP: 0.385, SLG: 0.458 (1, 3)	FC5-4 BB		1-3		F8		BB BB BB			3	1	0	0	2	0	3				
Carlos Baerga, S OBP: 0.300, SLG: 0.395 (1, 4)	F7		P6				1-2 2-3 3-H 1B	BB BB 1B		5	2	3	1	0	0	1				
Albert Belle, R OBP: 0.424, SLG: 0.722 (1, 7)	FC5-4 1-2						HR	1-2 BB		3	2	1	2	2	0	2				
Jim Thome, L OBP: 0.463, SLG: 0.613 (1, 5)			1B FC5-4 1B		FC4-6 HBP		F8	1-2 BB		3	2	1	0	1	0	5				
Eddie Murray, S OBP: 0.348, SLG: 0.376 (1, 10)					FC4-6 HBP		F8	1-2 BB		2	0	1	0	0	0	1				
Jeromy Burnitz, L OBP: 0.393, SLG: 0.435 (4, FR)			FC5-4 1B		FC4-6 FC5-4		G3	1-2 E 1B		3	1	1	1	0	1	3				
Manny Ramirez, R OBP: 0.376, SLG: 0.557 (1, 9)			FC5-4 E5 E		F8		F7	1-2 2-3 3-H BB		4	1	0	2	1	0	4				
Sandy Alomar Jr., R OBP: 0.331, SLG: 0.452 (1, 2)			E5 FC6-4		FC5-4		FC4-6 1B	1-2 2-3 3-H E		4	1	2	2	0	0	2				
Omar Vizquel, S OBP: 0.338, SLG: 0.398 (1, 6)			FC6-4		FC5-4		FC4-6 1B	1-2 2-3 3-H E 1B		5	2	2	2	0	0	3				
Inning Stats	R: 0 E: 0 K: 0 S: 3	H: 0 LOB: 1 BB: 1 P: 7	R: 1 E: 1 K: 0 S: 5	H: 2 LOB: 1 BB: 0 P: 5	R: 0 E: 0 K: 0 S: 3	H: 0 LOB: 0 BB: 0 P: 3	R: 1 E: 0 K: 0 S: 4	H: 1 LOB: 1 BB: 0 P: 5	R: 1 E: 0 K: 0 S: 5	H: 3 LOB: 2 BB: 1 P: 9	R: 0 E: 0 K: 0 S: 4	H: 1 LOB: 1 BB: 0 P: 4	R: 7 E: 1 K: 1 S: 8	H: 3 LOB: 1 BB: 4 P: 25	R: 3 E: 1 K: 0 S: 7	H: 3 LOB: 2 BB: 1 P: 11	1B: 11 2B: 1 3B: 0 HR: 1	SF: 0 SAC: 0 DP: 0 HBP: 2	WP: 0 PB: 0 SB: 1 CS: 1	PA: 46
PITCHER	IP WLS BF H R ER SO BB IBB HBP BLK WP HR S P ERA WHIP																			
Matt Wagner, R ERA: 4.5 (1, 1)	6.0 27 7 3 3 0 2 0 0 0 0 0 0 0 24 33 4.50 1.500																			
Bob Milacki, R ERA: 6.28 (7, 1)	0.0 L 2 0 2 2 0 2 0 0 0 0 0 0 0 8 1 0.00 0.000																			
Salomon Torres, R ERA: 8.18 (7, 1)	0.0 2 1 0 0 0 1 0 0 0 0 0 0 1 5 1 0.00 0.000																			
Lee Guetterman, L ERA: 8.1 (7, 1)	0.2 2 0 0 0 0 0 0 0 0 0 0 0 4 4 0.00 0.000																			
Michael Jackson, R ERA: 5.96 (7, 1)	0.1 5 2 5 5 0 1 0 1 0 0 0 0 3 8 135.00 9.000																			

AB	37
R	13
H	13
RBI	12
BB	7
SO	1
LOB	26



Batter	1	2	3	4	5	6	7	8	9	AB	R	H	RBI	BB	SO	LOB	TOP											
Joey Cora, S OBP: 0.274, SLG: 0.352	G3	L8		G1-3			K		K	5	0	0	0	0	2	4												
Alex Rodriguez, R OBP: 0.393, SLG: 0.669	2B		G6-3		G6-3		FC6-4		G6-3	5	0	1	0	0	0	1												
Ken Griffey Jr., L OBP: 0.402, SLG: 0.651	F7		HR		CS				G4-3	5	1	2	0	0	0	1												
Edgar Martinez, R OBP: 0.455, SLG: 0.690	K		2B		F8				2B	4	2	2	2	0	1	2												
Jay Buhner, R OBP: 0.410, SLG: 0.676		2B			G4-6-3		G5-3		1B	4	2	3	0	0	0	0												
Paul Sorrento, L OBP: 0.372, SLG: 0.541	K		G4-6-3		G1-3		G1-3		1B	3	0	0	0	1	1	2												
Dan Wilson, R OBP: 0.347, SLG: 0.500	1B				G1-3		G6-3		1B	4	0	2	3	0	0	0												
Darren Bragg, L OBP: 0.383, SLG: 0.443	G1-3						G3		K	3	0	1	0	1	1	2												
Luis Sojo, R OBP: 0.264, SLG: 0.282	G1-3				F9		FC6-4		P6	4	0	1	0	0	0	5												
Inning Stats	R: 0 H: 1 E: 0 K: 1 S: 9	H: 1 LOB: 1 BB: 0 P: 13	R: 1 H: 3 E: 0 K: 1 S: 14	H: 3 LOB: 2 BB: 0 P: 22	R: 2 H: 3 E: 0 K: 0 S: 12	H: 3 LOB: 0 BB: 0 P: 18	R: 0 H: 0 E: 0 K: 0 S: 12	H: 0 LOB: 1 BB: 1 P: 20	R: 0 H: 1 E: 0 K: 0 S: 5	H: 1 LOB: 0 BB: 0 P: 7	R: 0 H: 0 E: 0 K: 0 S: 8	H: 0 LOB: 0 BB: 0 P: 11	R: 0 H: 1 E: 0 K: 1 S: 8	H: 1 LOB: 1 BB: 0 P: 13	R: 2 H: 3 E: 0 K: 1 S: 10	H: 3 LOB: 2 BB: 1 P: 17	R: 0 H: 0 E: 0 K: 1 S: 8	H: 0 LOB: 0 BB: 0 P: 11	1B: 6 2B: 5 3B: 0 HR: 1	SF: 0 SAC: 0 DP: 1 HBP: 0	WP: 0 PB: 0 SB: 0 CS: 1	PA: 39						
PITCHER	IP	WLS	BF	H	R	ER	SO	BB	IBB	HBP	BLK	WP	HR	S	P	ERA	WHIP											
Dennis Martinez, R ERA: 4.3	(1, 1)	7.1	L	34	12	5	5	3	1	1	0	0	0	1	72	113	6.14	1.773										
Paul Assenmacher, L ERA: 1.76	(8, 1)	1.2		5	0	0	0	2	0	0	0	0	0	0	14	19	0.00	0.000										

Seattle Mariners @ Cleveland Indians
Jacobs Field, Cleveland, OH
Thu Jun 06 1996, 7:05 PM EDT
Att: 42,236 - Unknown - 71 F

AB 37
R 5
H 12
RBI 5
BB 2
SO 5
LOB 17



Batter	1	2	3	4	5	6	7	8	9	AB	R	H	RBI	BB	SO	LOB	BOTTOM											
Wayne Kirby, L OBP: 0.286, SLG: 0.308	HR				F9		G4-6-3		K	3	1	1	0	1	0	4												
Scott Leius, R OBP: 0.065, SLG: 0.067	BB				2B					1	0	0	0	0	1	2												
Julio Franco, R OBP: 0.387, SLG: 0.456	K				F9				FC6	3	0	1	0	1	1	2												
Carlos Baerga, S OBP: 0.300, SLG: 0.405	HR				P6				F8	4	1	1	2	0	0	3												
Albert Belle, R OBP: 0.417, SLG: 0.708	P4				F7		G6-3		K	4	0	0	0	0	1	2												
Jim Thome, L OBP: 0.455, SLG: 0.598	G1-3				F8		K		FC6	4	0	0	0	0	1	2												
Manny Ramirez, R OBP: 0.374, SLG: 0.556	K				P4		F8		1B	4	0	1	0	0	1	0												
Jeremy Burnitz, L OBP: 0.419, SLG: 0.417									FC5-2	1	0	0	0	2	0	0												
Sandy Alomar Jr., R OBP: 0.335, SLG: 0.455	P4				G5-4-3		G6-3		BB	1	0	1	0	0	0	0												
Tony Peña, R OBP: 0.370, SLG: 0.396	1B				G5-4-3		G6-3		FC5-2	3	0	0	0	1	0	4												
Omar Vizquel, S OBP: 0.341, SLG: 0.397	1B				G4-3		G4-6-3		L9	3	0	1	0	1	0	2												
Inning Stats	R: 2 H: 1 E: 0 K: 1 S: 15	H: 1 LOB: 1 BB: 1 P: 24	R: 0 H: 1 E: 0 K: 1 S: 13	H: 1 LOB: 2 BB: 1 P: 20	R: 0 H: 0 E: 0 K: 0 S: 11	H: 0 LOB: 0 BB: 1 P: 18	R: 0 H: 0 E: 0 K: 0 S: 8	H: 0 LOB: 1 BB: 1 P: 13	R: 0 H: 1 E: 0 K: 0 S: 11	H: 1 LOB: 1 BB: 0 P: 17	R: 0 H: 0 E: 0 K: 1 S: 6	H: 0 LOB: 0 BB: 0 P: 8	R: 0 H: 1 E: 0 K: 1 S: 7	H: 1 LOB: 1 BB: 0 P: 11	R: 0 H: 2 E: 0 K: 1 S: 10	H: 2 LOB: 2 BB: 0 P: 14	1B: 3 2B: 2 3B: 0 HR: 1	SF: 0 SAC: 0 DP: 2 HBP: 0	WP: 0 PB: 0 SB: 0 CS: 0	PA: 37								
PITCHER	IP	WLS	BF	H	R	ER	SO	BB	IBB	HBP	BLK	WP	HR	S	P	ERA	WHIP											
Bob Wells, R ERA: 1.94	(1, 1)	6.0	W	24	3	2	2	3	4	0	0	0	0	0	64	100	3.00	1.167										
Rafael Carmona, R ERA: 3.81	(7, 1)	1.0		4	0	0	0	0	2	0	0	0	0	0	7	19	0.00	2.000										
Michael Jackson, R ERA: 5.81	(8, 1)	0.2		3	1	0	0	1	0	0	0	0	0	6	9	0.00	1.500											
Norm Charlton, L ERA: 2.93	(8, 1)	1.1	S	6	2	0	0	1	0	0	0	0	0	11	16	0.00	1.500											

Seattle Mariners @ Cleveland Indians
Jacobs Field, Cleveland, OH
Thu Jun 06 1996, 7:05 PM EDT
Att: 42,236 - Unknown - 71 F

AB 31
R 2
H 6
RBI 2
BB 6
SO 5
LOB 21



Batter	1	2	3	4	5	6	7	8	9	AB	R	H	RBI	BB	SO	LOB	TOP										
Joey Cora, S OBP: 0.277, SLG: 0.350 (1, 4)	E4 G6-3 SH1-3 1B		2B WP 1B		1B 2B BB	P5			L9	4	3	1	0	1	0	1	Seattle Mariners @ Kansas City Royals Kauffman Stadium, Kansas City, MO Fri Jun 07 1996, 7:05 PM CDT Att: 20,891 - Unknown - 66 F livebaseballscorecards.com										
Alex Rodriguez, R OBP: 0.396, SLG: 0.671 (1, 6)	SH1-3		WP 1B 2B		2B 1B		G6-3		G1-3	4	2	2	0	0	0	0											
Ken Griffey Jr., L OBP: 0.398, SLG: 0.641 (1, 8)	G6-3		P6-4-3 1B				G3		4-3	5	0	1	1	0	1	3											
Edgar Martinez, R OBP: 0.459, SLG: 0.693 (1, 10)	1B BB		F7		2B		FC5-4 BB			2	0	1	2	2	0	1											
Jay Buhner, R OBP: 0.407, SLG: 0.668 (1, 9)	1B		P6-4-3 1-2		K		FC5-4			4	0	1	1	0	1	3											
Paul Sorrento, L OBP: 0.386, SLG: 0.531 Rich Amaral, R OBP: 0.333, SLG: 0.302 (8, 7)	G4-3				K			BB		3	0	0	0	0	1	3											
										0	0	0	0	1	0	0											
Dan Wilson, R OBP: 0.345, SLG: 0.495 (1, 2)		G5-3		G3 1B		L8		L8		4	0	1	0	0	0	1											
Darren Bragg, L OBP: 0.373, SLG: 0.430 Brian Hunter, R OBP: 0.441, SLG: 0.484 Doug Strange, S OBP: 0.255, SLG: 0.314 (8, 3)	G4-3		G3		G6-3		F8			3	0	0	0	0	0	1											
										0	0	0	0	0	0	1											
Russ Davis, R OBP: 0.312, SLG: 0.377 Luis Sojo, R OBP: 0.267, SLG: 0.286 (4, 5)	F8		F9				F8			2	0	0	0	0	0	1											
										2	0	1	0	0	0	1											
Inning Stats	R: 1 E: 1 K: 0 S: 11	H: 1 LOB: 2 BB: 1 P: 19	R: 0 E: 0 K: 0 S: 5	H: 0 LOB: 0 BB: 0 P: 11	R: 2 E: 0 K: 0 S: 11	H: 3 LOB: 0 BB: 0 P: 14	R: 0 E: 0 K: 0 S: 7	H: 1 LOB: 1 BB: 0 P: 13	R: 2 E: 0 K: 3 S: 16	H: 2 LOB: 1 BB: 1 P: 28	R: 0 E: 0 K: 0 S: 11	H: 1 LOB: 1 BB: 0 P: 15	R: 0 E: 0 K: 0 S: 6	H: 0 LOB: 1 BB: 1 P: 13	R: 0 E: 0 K: 0 S: 13	H: 0 LOB: 1 BB: 1 P: 18	R: 0 E: 0 K: 0 S: 6	H: 0 LOB: 0 BB: 0 P: 7	1B: 6 2B: 3 3B: 0 HR: 0	SF: 0 SAC: 1 DP: 1 HBP: 0	WP: 1 PB: 1 SB: 0 CS: 0	PA: 39					
PITCHER	IP	WLS	BF	H	R	ER	SO	BB	IBB	HBP	BLK	WP	HR	S	P	ERA	WHIP										
Tim Belcher, R ERA: 4.0 (1, 1)	0.2		5	1	1	0	0	1	0	0	0	0	0	10	18	0.00	3.000										
Julio Valera, R ERA: 5.4 (1, 1)	3.2	W	16	5	4	4	1	1	0	0	0	1	0	33	54	9.82	1.636										
Tim Lincecum, R ERA: 7.57 (5, 1)	2.2		11	2	0	0	2	1	0	0	0	0	0	24	41	0.00	1.125										
Jason Jacome, L ERA: 5.96 (8, 1)	0.1		2	0	0	0	0	1	0	0	0	0	0	8	12	0.00	3.000										
Hipolito Pichardo, R ERA: 5.52 (8, 1)	1.2		5	0	0	0	0	0	0	0	0	0	0	11	13	0.00	0.000										

Batter	1	2	3	4	5	6	7	8	9	AB	R	H	RBI	BB	SO	LOB	BOTTOM										
Bip Roberts, S OBP: 0.345, SLG: 0.383 (1, 4)	2B G3 1B	G3-1		BLK 1B 2B	G4-3		FC6-4 1B BB			5	3	2	0	0	0	4	Seattle Mariners @ Kansas City Royals Kauffman Stadium, Kansas City, MO Fri Jun 07 1996, 7:05 PM CDT Att: 20,891 - Unknown - 66 F livebaseballscorecards.com										
Tom Goodwin, L OBP: 0.317, SLG: 0.308 (1, 7)	G3 2B		G4-3	F9 2B 1B	G1-3		1B BB			4	2	2	1	1	0	2											
Keith Lockhart, L OBP: 0.388, SLG: 0.466 (1, 5)	G3		1B BB G4-3	2B BB		G4-1 2B BB	1B			3	3	2	2	2	0	1											
Bob Hamelin, L OBP: 0.396, SLG: 0.375 (1, 10)	G3		G4-3 1B BB	F9		G4-1	G6-3			4	0	0	1	1	0	5											
Jose Offerman, S OBP: 0.379, SLG: 0.361 (1, 3)	F9		G4-3 1B	2B		L9 2B		K		5	0	3	3	0	1	0											
Jon Nunnally, L OBP: 0.250, SLG: 0.625 (1, 9)		HR	G4-3	L3		L9	F7			5	1	1	2	0	0	4											
Johnny Damon, L OBP: 0.338, SLG: 0.415 (1, 8)	L3			IBB	G6-3	F7	G4-3			4	0	0	0	1	0	1											
Mike Macfarlane, R OBP: 0.319, SLG: 0.438 (1, 2)	2B		P4		G4-3 2B		G6-3			4	0	2	0	0	0	3											
David Howard, S OBP: 0.301, SLG: 0.346 (1, 6)	P5		G4-3		G4-3 BB		FC6-4 1B			3	0	1	0	1	0	1											
Inning Stats	R: 2 E: 0 K: 0 S: 7	H: 2 LOB: 1 BB: 0 P: 10	R: 1 E: 0 K: 0 S: 7	H: 2 LOB: 1 BB: 0 P: 10	R: 1 E: 0 K: 0 S: 10	H: 2 LOB: 3 BB: 2 P: 22	R: 3 E: 0 K: 0 S: 14	H: 3 LOB: 1 BB: 1 P: 20	R: 0 E: 0 K: 0 S: 11	H: 1 LOB: 2 BB: 1 P: 20	R: 1 E: 0 K: 0 S: 6	H: 1 LOB: 1 BB: 1 P: 14	R: 1 E: 0 K: 0 S: 14	H: 2 LOB: 2 BB: 1 P: 23	R: 0 E: 0 K: 1 S: 6	H: 0 LOB: 0 BB: 0 P: 11		1B: 6 2B: 6 3B: 0 HR: 1	SF: 0 SAC: 0 DP: 0 HBP: 0	WP: 0 PB: 0 SB: 0 CS: 0	PA: 43						
PITCHER	IP	WLS	BF	H	R	ER	SO	BB	IBB	HBP	BLK	WP	HR	S	P	ERA	WHIP										
Bob Wolcott, R ERA: 6.28 (1, 1)	3.1	L	21	8	7	7	0	2	1	0	0	0	0	31	54	18.90	3.000										
Paul Menhart, R ERA: 7.29 (4, 1)	4.2		22	5	2	2	1	3	0	0	0	0	0	44	76	3.86	1.714										

Batter	1	2	3	4	5	6	7	8	9	AB	R	H	RBI	BB	SO	LOB	TOP					
Joey Cora, S OBP: 0.288, SLG: 0.368 (1, 4)	G5-3	G4-3			G1-3		G3-1		1B	5	0	1	0	0	0	0						
Alex Rodriguez, R OBP: 0.365, SLG: 0.644 (1, 6)	G4-3		K		G4-3		K		L9	5	0	1	0	0	2	1						
Ken Griffey Jr., L OBP: 0.401, SLG: 0.645 (1, 8)	G4-3		HR		FC6-4		1B		F7	3	1	2	1	2	0	1						
Edgar Martinez, R OBP: 0.451, SLG: 0.679 (1, 10)	G4-3		L7		FC6-4		G6-3			4	0	0	0	0	0	4						
Jay Buhner, R OBP: 0.401, SLG: 0.656 (1, 9)	F9		K				K		K	4	0	0	0	0	3	2						
Paul Sorrento, L OBP: 0.369, SLG: 0.533 (1, 3)		HR			G4-6-3		P3		G3-1	4	1	2	0	0	0	0						
Dan Wilson, R OBP: 0.353, SLG: 0.516 (1, 2)		HR			G4-6-3		1B		1B	4	1	3	2	0	0	1						
Darren Bragg, L OBP: 0.385, SLG: 0.440 (1, 7)		K			1B		1B		L7	4	0	2	0	0	1	1						
Andy Sheets, R OBP: 0.267, SLG: 0.385 (1, 5)	G4-3				F8		K		K	4	0	0	0	0	2	3						
Inning Stats	R: 0 E: 0 K: 0 S: 11	H: 1 LOB: 2 BB: 1 P: 19	R: 2 E: 0 K: 1 S: 12	H: 2 LOB: 0 BB: 0 P: 16	R: 1 E: 0 K: 2 S: 10	H: 1 LOB: 0 BB: 0 P: 15	R: 0 E: 0 K: 0 S: 5	H: 2 LOB: 1 BB: 0 P: 8	R: 0 E: 0 K: 0 S: 8	H: 0 LOB: 1 BB: 1 P: 17	R: 0 E: 0 K: 2 S: 12	H: 2 LOB: 2 BB: 0 P: 17	R: 0 E: 0 K: 1 S: 9	H: 1 LOB: 1 BB: 0 P: 17	R: 0 E: 0 K: 1 S: 8	H: 1 LOB: 1 BB: 0 P: 13	R: 0 E: 0 K: 1 S: 6	H: 1 LOB: 1 BB: 0 P: 8	1B: 9 2B: 0 3B: 0 HR: 2	SF: 0 SAC: 0 DP: 1 HBP: 0	WP: 0 PB: 0 SB: 0 CS: 0	PA: 39
PITCHER	IP	WLS	BF	H	R	ER	SO	BB	IBB	HBP	BLK	WP	HR	S	P	ERA	WHIP					
Mark Gubicza, R ERA: 4.98 (1, 1)	8.0	L	35	10	3	3	7	2	0	0	0	0	2	75	122	3.38	1.500					
Hipolito Pichardo, R ERA: 5.34 (9, 1)	1.0		4	1	0	0	1	0	0	0	0	0	0	6	8	0.00	1.000					

Seattle Mariners @ Kansas City Royals
Kauffman Stadium, Kansas City, MO

Sun Jun 09 1996, 3:33 AM CDT
Att: 20,489 - Overcast - 67 F

AB 37
R 3
H 11
RBI 3
BB 2
SO 8
LOB 13



Batter	1	2	3	4	5	6	7	8	9	AB	R	H	RBI	BB	SO	LOB	BOTTOM				
Bip Roberts, S OBP: 0.346, SLG: 0.392 (1, 4)	G3		G4-3			F7		P6		2	0	0	0	0	0	0					
Johnny Damon, L OBP: 0.336, SLG: 0.411 (4, 9)										2	0	0	0	0	0	1					
Tom Goodwin, L OBP: 0.318, SLG: 0.309 (1, 8)	G6-3		CS			1B		K		4	0	2	0	0	1	1					
Jose Offerman, S OBP: 0.377, SLG: 0.360 (1, 3)	1B		CS		K	B1-3		1B		4	0	2	0	0	1	1					
Joe Vitiello, R OBP: 0.381, SLG: 0.485 (1, 10)	G4-3				K		HR	K		4	1	1	1	0	2	3					
Craig Paquette, R OBP: 0.242, SLG: 0.382 (1, 7)			K		K				E5	4	1	1	0	0	2	0					
Kevin Young, R OBP: 0.500, SLG: 0.500 (1, 9)						P6				2	0	1	0	0	0	0					
Keith Lockhart, L OBP: 0.467 (7, PH)			CS			FC6-4		L5		2	0	1	1	0	0	1					
Joe Randa, R OBP: 0.348, SLG: 0.390 (4, 4)			1B			G1-3		G5-3		4	0	1	0	0	0	2					
Mike Macfarlane, R OBP: 0.321, SLG: 0.446 ERA: 4.71 (1, 2)										2	0	1	0	0	0	1					
Jon Nunnally, L OBP: 0.357, SLG: 0.583 (7, PH)										1	0	0	0	0	0	1					
Sal Fasano, R OBP: 0.260, SLG: 0.300 (8, 2)										1	0	0	0	0	0	1					
David Howard, S OBP: 0.310, SLG: 0.351 (1, 6)			G6-3			P4		1B		3	0	1	0	0	0	0					
Inning Stats	R: 0 E: 0 K: 0 S: 7	H: 1 LOB: 1 BB: 0 P: 11	R: 0 E: 0 K: 1 S: 9	H: 2 LOB: 0 BB: 0 P: 14	R: 0 E: 0 K: 3 S: 9	H: 0 LOB: 0 BB: 0 P: 13	R: 0 E: 0 K: 0 S: 6	H: 1 LOB: 1 BB: 0 P: 10	R: 0 E: 0 K: 0 S: 8	H: 1 LOB: 1 BB: 0 P: 12	R: 1 E: 0 K: 0 S: 8	H: 2 LOB: 1 BB: 0 P: 12	R: 0 E: 0 K: 2 S: 10	H: 2 LOB: 2 BB: 0 P: 13	R: 0 E: 1 K: 0 S: 9	H: 1 LOB: 0 BB: 0 P: 13	1B: 8 2B: 2 3B: 1 HR: 1	SF: 0 SAC: 0 DP: 1 HBP: 0	WP: 0 PB: 0 SB: 0 CS: 2	PA: 36	
PITCHER	IP	WLS	BF	H	R	ER	SO	BB	IBB	HBP	BLK	WP	HR	S	P	ERA	WHIP				
Sterling Hitchcock, L ERA: 4.71 (1, 1)	6.0	W	23	8	1	1	4	0	0	0	0	0	0	51	79	1.50	1.333				
Michael Jackson, R ERA: 5.6 (7, 1)	1.0		4	1	0	0	0	0	0	0	0	0	0	6	9	0.00	1.000				
Norm Charlton, L ERA: 2.73 (8, 1)	2.0	S	8	2	1	0	2	0	0	0	0	0	0	18	24	0.00	1.000				

Seattle Mariners @ Kansas City Royals
Kauffman Stadium, Kansas City, MO

Sun Jun 09 1996, 3:33 AM CDT
Att: 20,489 - Overcast - 67 F

AB 35
R 2
H 11
RBI 2
BB 0
SO 6
LOB 12



Batter	1	2	3	4	5	6	7	8	9	AB	R	H	RBI	BB	SO	LOB	TOP								
Rich Amaral, R OBP: 0.321, SLG: 0.289 Paul Sorrento, L OBP: 0.372, SLG: 0.541	2-2 F9		0-3 K		1-0 G5-3		3-1 F8		1-1 2B	4	0	0	0	0	1	0									
Alex Rodriguez, R OBP: 0.386, SLG: 0.636	0-0 1B		4-0 HR		1-3 K		2-1 P3		0-3 K	4	1	1	0	1	2	1									
Ken Griffey Jr., L OBP: 0.399, SLG: 0.651	3-2 P6		3-1 HR		0-0 G4-3				1-3 K	4	1	1	2	0	1	1									
Edgar Martinez, R OBP: 0.456, SLG: 0.707	2-1 1B		0-0 HR						1-1 E9	4	2	3	2	0	0	0									
Jay Buhner, R OBP: 0.395, SLG: 0.644	2-2 P2		1-1 F9						0-3 K	4	0	0	0	0	1	3									
Brian Hunter, R OBP: 0.432, SLG: 0.471 Doug Strange, S OBP: 0.275, SLG: 0.339		1-1 1B		1-1 G5-3					3-2 F7	3	0	1	0	0	0	0									
Dan Wilson, R OBP: 0.351, SLG: 0.526		1-0 F8			2-0 L7				1-0 F8	4	1	1	1	0	0	1									
Luis Sojo, R OBP: 0.259, SLG: 0.276 Darren Bragg, L OBP: 0.383, SLG: 0.436		2-2 P3			0-2 G5-3				1-3 K	3	0	0	0	0	0	1									
Andy Sheets, R OBP: 0.235, SLG: 0.333 Joey Cora, S OBP: 0.290, SLG: 0.374		0-0 P2			0-3 K				1-0 2B	2	0	0	0	0	1	1									
Inning Stats	R: 0 E: 0 K: 0 S: 14	H: 2 LOB: 2 BB: 0 P: 23	R: 0 E: 0 K: 0 S: 10	H: 1 LOB: 1 BB: 0 P: 14	R: 3 E: 0 K: 1 S: 10	H: 2 LOB: 0 BB: 1 P: 19	R: 0 E: 0 K: 1 S: 8	H: 0 LOB: 0 BB: 0 P: 10	R: 0 E: 0 K: 1 S: 5	H: 0 LOB: 0 BB: 0 P: 7	R: 2 E: 0 K: 0 S: 12	H: 2 LOB: 0 BB: 0 P: 22	R: 0 E: 0 K: 0 S: 6	H: 0 LOB: 0 BB: 0 P: 11	R: 0 E: 1 K: 2 S: 13	H: 0 LOB: 1 BB: 0 P: 18	R: 1 E: 0 K: 2 S: 10	H: 2 LOB: 1 BB: 0 P: 14	1B: 3 2B: 2 3B: 0 HR: 4	SF: 0 SAC: 0 DP: 0 HBP: 0	WP: 0 PB: 0 SB: 0 CS: 0	PA: 38			
PITCHER	IP	WLS	BF	H	R	ER	SO	BB	IBB	HBP	BLK	WP	HR	S	P	ERA	WHIP								
Scott Aldred, L ERA: 7.99 Mike Trombley, R ERA: 1.29	(1, 1) 5.2	W 25	7	5	5	3	3	1	0	0	0	0	4	56	90	7.94	1.412								
PITCHER	IP	WLS	BF	H	R	ER	SO	BB	IBB	HBP	BLK	WP	HR	S	P	ERA	WHIP								

Seattle Mariners @ Minnesota Twins
Hubert H. Humphrey Metrodome, Minneapolis, MN
Mon Jun 10 1996, 8:05 PM EDT
Att: 17,134 - Dome - 68 F

AB 37
R 6
H 9
RBI 6
BB 1
SO 7
LOB 9



Batter	1	2	3	4	5	6	7	8	9	AB	R	H	RBI	BB	SO	LOB	BOTTOM								
Chuck Knoblauch, R OBP: 0.454, SLG: 0.545 Brian Raabe, R OBP: 0.167, SLG: 0.200	2-2 2B		1-3 K		1-2 1B		3-2 F9		3-1 F9	5	2	2	0	0	1	0									
Rich Becker, L OBP: 0.359, SLG: 0.405	3-1 1B		1-1 F7		0-0 1B		2-2 E		0-0 G4-3	5	1	3	0	0	0	0									
Paul Moltitor, R OBP: 0.385, SLG: 0.484	0-0 F9			0-0 HR	0-0 E4		2-2 FC4		4-1 HR	4	3	2	2	1	0	3									
Marty Cordova, R OBP: 0.391, SLG: 0.464	2-0 G6-3			4-2 HBP	0-1 G6-3		1-1 G4-3		0-0 HR	4	1	1	1	1	0	2									
Greg Myers, L OBP: 0.326, SLG: 0.514	3-1 G5-3			0-0 F8	1-0 F7		0-0 HR		2-0 HR	5	2	2	4	0	0	3									
Ron Coomer, R OBP: 0.394, SLG: 0.604		2-1 F8		1-0 HBP	1-2 1B		1-1 HR		2-0 FC5-4	5	2	4	2	0	0	0									
Dave Hollins, S OBP: 0.359, SLG: 0.385		1-1 P4		3-1 1B	4-1 HR		4-1 HR		1-0 FC5-4	2	1	0	0	2	0	1									
Scott Stahoviak, L OBP: 0.413, SLG: 0.563		3-3 K		2-3 K	2-1 F7		0-0 HR		2-2 1B	5	1	2	3	0	2	4									
Pat Meares, R OBP: 0.309, SLG: 0.422			1-1 G6-3		0-2 F8		3-2 G4-3		1-3 K	5	0	0	0	0	1	5									
Inning Stats	R: 1 E: 0 K: 0 S: 11	H: 2 LOB: 1 BB: 0 P: 20	R: 0 E: 0 K: 1 S: 7	H: 0 LOB: 0 BB: 0 P: 13	R: 0 E: 0 K: 1 S: 7	H: 0 LOB: 0 BB: 0 P: 10	R: 1 E: 0 K: 1 S: 13	H: 2 LOB: 3 BB: 1 P: 23	R: 4 E: 1 K: 0 S: 15	H: 4 LOB: 1 BB: 1 P: 24	R: 0 E: 0 K: 0 S: 15	H: 1 LOB: 1 BB: 0 P: 23	R: 4 E: 0 K: 0 S: 10	H: 3 LOB: 0 BB: 1 P: 19	R: 3 E: 0 K: 1 S: 13	H: 4 LOB: 2 BB: 1 P: 25	1B: 10 2B: 1 3B: 0 HR: 5	SF: 0 SAC: 0 DP: 0 HBP: 1	WP: 0 PB: 0 SB: 0 CS: 0	PA: 45					
PITCHER	IP	WLS	BF	H	R	ER	SO	BB	IBB	HBP	BLK	WP	HR	S	P	ERA	WHIP								
Matt Wagner, R ERA: 7.36 Rafael Carmona, R ERA: 4.55 Bias Minor, R ERA: 4.39	(1, 1) 5.0	L 26	4	4	4	0	0	1	0	0	0	0	2	25	42	18.00	2.500								
PITCHER	IP	WLS	BF	H	R	ER	SO	BB	IBB	HBP	BLK	WP	HR	S	P	ERA	WHIP								

Seattle Mariners @ Minnesota Twins
Hubert H. Humphrey Metrodome, Minneapolis, MN
Mon Jun 10 1996, 8:05 PM EDT
Att: 17,134 - Dome - 68 F

AB 40
R 13
H 16
RBI 12
BB 4
SO 4
LOB 18



Batter	1	2	3	4	5	6	7	8	9	AB	R	H	RBI	BB	SO	LOB	TOP								
Joey Cora, S <small>OBP: 0.299, SLG: 0.386</small>										7	3	4	0	0	0	2									
Alex Rodriguez, R <small>OBP: 0.394, SLG: 0.642</small>										6	3	4	1	0	0	0									
Ken Griffey Jr., L <small>OBP: 0.398, SLG: 0.643</small>										6	2	2	2	0	2	4									
Edgar Martinez, R <small>OBP: 0.453, SLG: 0.701</small>										6	3	2	2	0	0	3									
Jay Buhner, R <small>OBP: 0.394, SLG: 0.641</small> Rich Amaral, R <small>OBP: 0.321, SLG: 0.290</small>										1	1	0	1	1	0	0									
Paul Sorrento, L <small>OBP: 0.386, SLG: 0.557</small>										4	1	3	3	1	0	0									
Dan Wilson, R <small>OBP: 0.364, SLG: 0.541</small>										6	2	5	3	0	1	1									
Darren Bragg, L <small>OBP: 0.381, SLG: 0.452</small>										5	1	1	2	1	1	6									
Andy Sheets, R <small>OBP: 0.261, SLG: 0.381</small>										6	1	2	2	0	2	4									
Inning Stats	R: 5 E: 1 K: 0 S: 15	H: 5 LOB: 1 BB: 1 P: 25	R: 0 E: 0 K: 0 S: 7	H: 0 LOB: 0 BB: 0 P: 13	R: 0 E: 0 K: 0 S: 6	H: 0 LOB: 0 BB: 0 P: 11	R: 6 E: 0 K: 0 S: 27	H: 7 LOB: 2 BB: 1 P: 42	R: 0 E: 0 K: 0 S: 10	H: 0 LOB: 0 BB: 0 P: 15	R: 1 E: 1 K: 2 S: 12	H: 2 LOB: 1 BB: 0 P: 20	R: 0 E: 0 K: 2 S: 17	H: 2 LOB: 2 BB: 0 P: 21	R: 1 E: 0 K: 1 S: 20	H: 3 LOB: 2 BB: 0 P: 29	R: 5 E: 0 K: 2 S: 20	H: 5 LOB: 2 BB: 1 P: 33	1B: 16 2B: 7 3B: 0 HR: 1	SF: 1 SAC: 0 DP: 1 HBP: 1	WP: 2 PB: 0 SB: 0 CS: 0	PA: 55			
PITCHER	IP WLS BF H R ER SO BB IBB HBP BLK WP HR S P ERA WHIP	IP WLS BF H R ER SO BB IBB HBP BLK WP HR S P ERA WHIP	IP WLS BF H R ER SO BB IBB HBP BLK WP HR S P ERA WHIP	IP WLS BF H R ER SO BB IBB HBP BLK WP HR S P ERA WHIP	IP WLS BF H R ER SO BB IBB HBP BLK WP HR S P ERA WHIP	IP WLS BF H R ER SO BB IBB HBP BLK WP HR S P ERA WHIP	IP WLS BF H R ER SO BB IBB HBP BLK WP HR S P ERA WHIP	IP WLS BF H R ER SO BB IBB HBP BLK WP HR S P ERA WHIP	IP WLS BF H R ER SO BB IBB HBP BLK WP HR S P ERA WHIP	IP WLS BF H R ER SO BB IBB HBP BLK WP HR S P ERA WHIP	IP WLS BF H R ER SO BB IBB HBP BLK WP HR S P ERA WHIP	IP WLS BF H R ER SO BB IBB HBP BLK WP HR S P ERA WHIP	IP WLS BF H R ER SO BB IBB HBP BLK WP HR S P ERA WHIP	IP WLS BF H R ER SO BB IBB HBP BLK WP HR S P ERA WHIP	IP WLS BF H R ER SO BB IBB HBP BLK WP HR S P ERA WHIP	IP WLS BF H R ER SO BB IBB HBP BLK WP HR S P ERA WHIP	IP WLS BF H R ER SO BB IBB HBP BLK WP HR S P ERA WHIP	IP WLS BF H R ER SO BB IBB HBP BLK WP HR S P ERA WHIP	IP WLS BF H R ER SO BB IBB HBP BLK WP HR S P ERA WHIP	IP WLS BF H R ER SO BB IBB HBP BLK WP HR S P ERA WHIP	IP WLS BF H R ER SO BB IBB HBP BLK WP HR S P ERA WHIP	IP WLS BF H R ER SO BB IBB HBP BLK WP HR S P ERA WHIP	IP WLS BF H R ER SO BB IBB HBP BLK WP HR S P ERA WHIP	IP WLS BF H R ER SO BB IBB HBP BLK WP HR S P ERA WHIP	
Rick Aguilera, R <small>ERA: 19.5</small> Greg Hansell, R <small>ERA: 4.58</small> Mike Michin, L <small>ERA: 3.65</small> Dan Naulty, R <small>ERA: 3.0</small> Pat Mahomes, R <small>ERA: 7.2</small>	3.0 L 20 10 10 9 0 1 0 0 0 0 1 0 43 70 27.00 3.667	2.0 9 2 1 1 0 1 0 0 0 0 1 0 22 36 4.50 1.500	1.0 5 2 1 0 2 0 0 0 0 0 0 0 12 20 0.00 2.000	1.0 5 2 0 0 2 0 0 0 0 0 0 0 17 21 0.00 2.000	1.0 6 3 1 1 1 0 0 0 0 0 0 0 20 29 9.00 3.000	1.0 10 5 5 5 2 1 0 1 0 0 0 12 33 45.00 6.000																			
Chuck Knoblauch, R <small>OBP: 0.449, SLG: 0.540</small>										4	0	1	2	0	1	1									
Rich Becker, L <small>OBP: 0.360, SLG: 0.420</small>										4	1	1	2	1	1	1									
Paul Mollitor, R <small>OBP: 0.387, SLG: 0.482</small> Jeff Reboulet, R <small>OBP: 0.252, SLG: 0.204</small>										3	0	1	0	1	0	0									
Marty Cordova, R <small>OBP: 0.388, SLG: 0.462</small>										5	1	1	0	0	2	4									
Greg Myers, L <small>OBP: 0.326, SLG: 0.528</small> Mike Durant, R <small>OBP: 0.358, SLG: 0.333</small>										3	1	1	1	0	0	1									
Ron Coomer, R <small>OBP: 0.393, SLG: 0.596</small> Chip Hale, L <small>OBP: 0.487, SLG: 0.618</small>										3	1	1	0	0	0	0									
Dave Hollins, S <small>OBP: 0.357, SLG: 0.383</small>										4	1	1	0	0	0	1									
Scott Stahoviak, L <small>OBP: 0.422, SLG: 0.573</small>										3	3	2	1	1	0	0									
Pat Meares, R <small>OBP: 0.308, SLG: 0.425</small>										3	0	1	1	0	0	1									
Inning Stats	R: 0 E: 0 K: 3 S: 9	H: 0 LOB: 1 BB: 1 P: 19	R: 0 E: 0 K: 0 S: 11	H: 0 LOB: 0 BB: 0 P: 16	R: 0 E: 0 K: 0 S: 6	H: 1 LOB: 1 BB: 0 P: 10	R: 0 E: 0 K: 0 S: 8	H: 1 LOB: 0 BB: 0 P: 13	R: 4 E: 0 K: 0 S: 11	H: 4 LOB: 0 BB: 0 P: 15	R: 1 E: 0 K: 0 S: 12	H: 1 LOB: 0 BB: 0 P: 19	R: 1 E: 0 K: 0 S: 8	H: 2 LOB: 0 BB: 0 P: 11	R: 1 E: 0 K: 1 S: 18	H: 2 LOB: 1 BB: 0 P: 30	R: 1 E: 0 K: 2 S: 13	H: 1 LOB: 2 BB: 2 P: 24	1B: 5 2B: 4 3B: 0 HR: 2	SF: 2 SAC: 0 DP: 1 HBP: 0	WP: 0 PB: 0 SB: 0 CS: 0	PA: 40			
PITCHER	IP WLS BF H R ER SO BB IBB HBP BLK WP HR S P ERA WHIP	IP WLS BF H R ER SO BB IBB HBP BLK WP HR S P ERA WHIP	IP WLS BF H R ER SO BB IBB HBP BLK WP HR S P ERA WHIP	IP WLS BF H R ER SO BB IBB HBP BLK WP HR S P ERA WHIP	IP WLS BF H R ER SO BB IBB HBP BLK WP HR S P ERA WHIP	IP WLS BF H R ER SO BB IBB HBP BLK WP HR S P ERA WHIP	IP WLS BF H R ER SO BB IBB HBP BLK WP HR S P ERA WHIP	IP WLS BF H R ER SO BB IBB HBP BLK WP HR S P ERA WHIP	IP WLS BF H R ER SO BB IBB HBP BLK WP HR S P ERA WHIP	IP WLS BF H R ER SO BB IBB HBP BLK WP HR S P ERA WHIP	IP WLS BF H R ER SO BB IBB HBP BLK WP HR S P ERA WHIP	IP WLS BF H R ER SO BB IBB HBP BLK WP HR S P ERA WHIP	IP WLS BF H R ER SO BB IBB HBP BLK WP HR S P ERA WHIP	IP WLS BF H R ER SO BB IBB HBP BLK WP HR S P ERA WHIP	IP WLS BF H R ER SO BB IBB HBP BLK WP HR S P ERA WHIP	IP WLS BF H R ER SO BB IBB HBP BLK WP HR S P ERA WHIP	IP WLS BF H R ER SO BB IBB HBP BLK WP HR S P ERA WHIP	IP WLS BF H R ER SO BB IBB HBP BLK WP HR S P ERA WHIP	IP WLS BF H R ER SO BB IBB HBP BLK WP HR S P ERA WHIP	IP WLS BF H R ER SO BB IBB HBP BLK WP HR S P ERA WHIP	IP WLS BF H R ER SO BB IBB HBP BLK WP HR S P ERA WHIP	IP WLS BF H R ER SO BB IBB HBP BLK WP HR S P ERA WHIP	IP WLS BF H R ER SO BB IBB HBP BLK WP HR S P ERA WHIP	IP WLS BF H R ER SO BB IBB HBP BLK WP HR S P ERA WHIP	
Bob Wells, R <small>ERA: 2.58</small> Edwin Hurtado, R <small>ERA: 7.49</small>	6.0 W 25 5 5 3 3 2 0 0 0 0 0 0 39 65 9.00 2.333	3.0 S 15 5 3 3 3 2 0 0 0 0 0 0 0 20 25 7.50 1.167																							

Seattle Mariners @ Minnesota Twins
 Hubert H. Humphrey Metrodome, Minneapolis, MN
 Tue Jun 11 1996, 8:05 PM EDT
 Att: 14,395 - Dome - 68 F

AB 50
 R 18
 H 24
 RBI 16
 BB 3
 SO 7
 LOB 23



BOTTOM

Seattle Mariners @ Minnesota Twins
 Hubert H. Humphrey Metrodome, Minneapolis, MN
 Tue Jun 11 1996, 8:05 PM EDT
 Att: 14,395 - Dome - 68 F

AB 35
 R 8
 H 11
 RBI 8
 BB 3
 SO 6
 LOB 12



Batter	1	2	3	4	5	6	7	8	9	AB	R	H	RBI	BB	SO	LOB	TOP										
Joey Cora, S OBP: 0.297, SLG: 0.379 (1,4)	P6		L6				G4-3	F9		4	0	0	0	1	0	0	Seattle Mariners @ Minnesota Twins Hubert H. Humphrey Metrodome, Minneapolis, MN Wed Jun 12, 1996, 8:05 PM EDT Att: 15,830 - Dome - 72 F livebaseballscorecards.com										
Alex Rodriguez, R OBP: 0.394, SLG: 0.649 (1,6)	F7		K				HR		F8	4	1	1	1	1	1	0											
Ken Griffey Jr., L OBP: 0.394, SLG: 0.646 (1,8)	G4-3		F7				K		HR	5	1	1	1	0	1	2											
Edgar Martinez, R OBP: 0.459, SLG: 0.702 (1,10)		1B		L9			1B		FC3-6	4	2	3	0	1	0	0											
Paul Sorrento, L OBP: 0.391, SLG: 0.559 (1,3)		1B		1B			2B		1B	5	1	3	0	0	0	4											
Dan Wilson, R OBP: 0.365, SLG: 0.542 (1,2)			K						P6	5	0	2	2	0	1	3											
Doug Strange, S OBP: 0.262, SLG: 0.317 (1,7)			P6							4	0	0	0	0	1	5											
Rich Amaral, R OBP: 0.321, SLG: 0.290 (7,7)				K			G4-3		F9	0	0	0	0	0	0	0											
Darren Bragg, L OBP: 0.384, SLG: 0.449 (1,9)			F8						G4-3	3	0	1	1	1	0	2											
Andy Sheets, R OBP: 0.222, SLG: 0.320 (1,5)			G1-3				G6-3		F7	4	0	0	0	0	1	3											
Inning Stats	R: 0 E: 0 K: 0 S: 6	H: 0 LOB: 0 BB: 0 P: 11	R: 1 E: 0 K: 1 S: 16	H: 3 LOB: 2 BB: 0 P: 23	R: 0 E: 0 K: 1 S: 8	H: 0 LOB: 0 BB: 0 P: 13	R: 0 E: 0 K: 1 S: 11	H: 2 LOB: 2 BB: 0 P: 18	R: 0 E: 1 K: 0 S: 8	H: 0 LOB: 3 BB: 3 P: 21	R: 0 E: 0 K: 0 S: 7	H: 0 LOB: 1 BB: 1 P: 14	R: 3 E: 0 K: 1 S: 18	H: 4 LOB: 1 BB: 0 P: 28	R: 0 E: 0 K: 1 S: 8	H: 0 LOB: 0 BB: 0 P: 13	R: 1 E: 0 K: 0 S: 12	H: 2 LOB: 1 BB: 0 P: 19	1B: 8 2B: 1 3B: 0 HR: 2	SF: 0 SAC: 0 DP: 0 HBP: 0	WP: 0 PB: 0 SB: 0 CS: 0	PA: 42					
PITCHER	IP	WLS	BF	H	R	ER	SO	BB	IBB	HBP	BLK	WP	HR	S	P	ERA	WHIP										
Brad Radke, R ERA: 4.55 (1,1)	7.0	L	34	9	4	4	4	4	0	0	0	0	1	74	128	5.14	1.857										
Mike Milchin, L ERA: 3.95 (8,1)	1.1		5	1	1	1	1	0	0	0	0	0	1	13	21	6.75	0.750										
Dan Naulty, R ERA: 3.0 (9,1)	0.0		1	1	0	0	0	0	0	0	0	0	0	2	3	∞	∞										
Eddie Guardado, L ERA: 4.78 (9,1)	0.2		2	0	0	0	0	0	0	0	0	0	0	5	8	0.00	0.000										

Batter	1	2	3	4	5	6	7	8	9	AB	R	H	RBI	BB	SO	LOB	BOTTOM										
Chuck Knoblauch, R OBP: 0.440, SLG: 0.527 (1,4)	L4			G5-3			F8		G6-3	5	0	0	0	0	0	4	Seattle Mariners @ Minnesota Twins Hubert H. Humphrey Metrodome, Minneapolis, MN Wed Jun 12, 1996, 8:05 PM EDT Att: 15,830 - Dome - 72 F livebaseballscorecards.com										
Rich Becker, L OBP: 0.386, SLG: 0.428 (1,8)	1B			1B			G5-4-3			4	0	3	0	0	0	1											
Paul Mollitor, R OBP: 0.382, SLG: 0.475 (1,3)	F8			F8			1B			4	1	0	0	0	0	3											
Marty Cordova, R OBP: 0.385, SLG: 0.458 (1,7)				F8			F7		E6	4	0	1	0	0	0	3											
Marty Cordova, R OBP: 0.385, SLG: 0.458 (1,7)				F8			F7		G5-3	4	0	1	0	0	0	3											
Greg Myers, L OBP: 0.330, SLG: 0.525 (1,2)				F8			F8		G6-4-3	3	0	1	1	1	0	2											
Ron Coomer, R OBP: 0.388, SLG: 0.592 (1,9)				IBB			F8		1B	4	1	1	0	0	1	4											
Ron Coomer, R OBP: 0.388, SLG: 0.592 (1,9)				F9			G3		G6-4-3	4	1	1	0	0	1	4											
Dave Hollins, S OBP: 0.355, SLG: 0.380 (1,5)				F8			G3			4	0	1	0	0	1	1											
Scott Stahviak, L OBP: 0.427, SLG: 0.590 (1,10)							G3			3	1	2	1	0	0	0											
Jeff Reboulet, R OBP: 0.259, SLG: 0.204 (9,PH)							SF8		G6-3	0	0	0	0	0	1	0											
Pat Meares, R OBP: 0.307, SLG: 0.424 (1,6)							SF8			3	0	1	1	0	1	3											
Inning Stats	R: 0 E: 0 K: 0 S: 12	H: 2 LOB: 3 BB: 1 P: 18	R: 0 E: 0 K: 0 S: 6	H: 1 LOB: 1 BB: 0 P: 15	R: 0 E: 0 K: 0 S: 8	H: 1 LOB: 1 BB: 0 P: 14	R: 2 E: 0 K: 0 S: 10	H: 2 LOB: 0 BB: 0 P: 18	R: 0 E: 0 K: 2 S: 10	H: 0 LOB: 0 BB: 0 P: 14	R: 0 E: 0 K: 0 S: 9	H: 1 LOB: 0 BB: 0 P: 12	R: 1 E: 1 K: 0 S: 6	H: 1 LOB: 0 BB: 0 P: 11	R: 0 E: 0 K: 1 S: 8	H: 1 LOB: 1 BB: 1 P: 13	1B: 8 2B: 1 3B: 1 HR: 0	SF: 1 SAC: 0 DP: 3 HBP: 0	WP: 0 PB: 1 SB: 0 CS: 0	PA: 37							
PITCHER	IP	WLS	BF	H	R	ER	SO	BB	IBB	HBP	BLK	WP	HR	S	P	ERA	WHIP										
Bob Wolcott, R ERA: 5.99 (1,1)	6.1	W	28	8	2	2	2	0	0	0	0	0	0	65	102	2.84	1.263										
Lee Guetterman, L ERA: 7.2 (7,1)	0.2		1	0	0	0	0	0	0	0	0	0	0	2	4	0.00	0.000										
Michael Jackson, R ERA: 5.4 (8,1)	1.0		4	1	1	0	0	0	0	0	0	0	0	6	11	0.00	1.000										
Norm Charlton, L ERA: 2.84 (9,1)	1.0	S	4	1	0	0	1	1	0	0	0	0	0	8	13	0.00	2.000										

Batter	1	2	3	4	5	6	7	8	9	AB	R	H	RBI	BB	SO	LOB	TOP								
Jacob Brumfield, R OBP: 0.302, SLG: 0.478	1-0 E6 2B HR	1-2 1B		0-0 2B 3-H		2-0 P4		0-0 HR		5	2	3	2	0	0	0									
Domingo Cadeno, S OBP: 0.324, SLG: 0.363	0-0 HR 2B	0-3 K		2-3 K		1-3 K		2-0 G3-1		5	1	1	0	0	3	2									
Carlos Delgado, L OBP: 0.374, SLG: 0.506	2-2 HR	2-3 K			2-1 FC6 HBP		0-1 HR 1B		2-2 E 1B 1B	4	3	3	3	0	1	1									
Joe Carter, R OBP: 0.357, SLG: 0.591	0-1 P4		3-2 L3		0-0 FC6 1B FC6-4		0-0 HR		0-2 E9 1B 1B	4	2	1	2	0	0	1									
Mike Huff, R OBP: 0.222, SLG: 0.222										1	1	1	0	0	0	0									
Ed Sprague, R OBP: 0.359, SLG: 0.538	1-3 K		1-2 K		0-1 FC6-4 1B		2-2 G4-3		1-2 1B 1B	2	0	0	0	0	2	0									
Tomas Perez, S OBP: 0.267, SLG: 0.295					1-2 1B				2-3 1B	3	0	2	1	0	0	0									
John Olerud, L OBP: 0.380, SLG: 0.459	4-1 3B BB		1-0 F8		4-2 FC6-4 BB		1-2 P6		0-0 P6	3	1	0	0	2	0	2									
Shawn Green, L OBP: 0.290, SLG: 0.390	0-0 1-H			2-0 P7		1-0 FC6-4		2-2 L8		1-2 1B	2	0	1	1	0	0	0								
Robert Perez, R OBP: 0.321, SLG: 0.359										1-2 1B	3	0	1	2	0	0	2								
Sandy Martinez, L OBP: 0.286, SLG: 0.355	1-3 K		3-2 2B 3B		3-1 P4				2-2 F7 P6	2	1	1	0	0	1	1									
Charlie O'Brien, R OBP: 0.364, SLG: 0.475										3	0	0	0	0	0	4									
Alex Gonzalez, R OBP: 0.283, SLG: 0.397			0-0 F7		0-3 K		0-3 K		0-1 G6-3 P3	5	0	0	0	0	2	3									
Inning Stats	R: 4 E: 1 K: 2 S: 15	H: 3 LOB: 1 BB: 1 P: 24	R: 0 E: 0 K: 2 S: 15	H: 1 LOB: 1 BB: 0 P: 18	R: 0 E: 0 K: 1 S: 8	H: 0 LOB: 0 BB: 0 P: 13	R: 1 E: 0 K: 2 S: 11	H: 2 LOB: 1 BB: 0 P: 18	R: 1 E: 0 K: 0 S: 9	H: 1 LOB: 2 BB: 1 P: 19	R: 0 E: 0 K: 2 S: 7	H: 0 LOB: 0 BB: 0 P: 10	R: 2 E: 0 K: 0 S: 12	H: 2 LOB: 0 BB: 0 P: 17	R: 1 E: 0 K: 0 S: 7	H: 1 LOB: 0 BB: 0 P: 11	R: 2 E: 1 K: 0 S: 20	H: 4 LOB: 2 BB: 0 P: 27	1B: 7 2B: 2 3B: 2 HR: 3	SF: 0 SAC: 0 DP: 0 HBP: 1	WP: 0 PB: 0 SB: 0 CS: 0	PA: 45			
PITCHER	IP WLS BF H R ER SO BB IBB HBP BLK WP HR S P ERA WHIP	4.1 L 24 7 6 4 7 2 0 1 0 0 1 55 85 8.31 2.077	5.1 1 0 0 0 0 0 0 0 0 0 0 0 1 2 0.00 0.000	5.1 20 7 5 5 2 0 0 0 0 0 2 48 70 10.38 1.615																					

Toronto Blue Jays @ Seattle Mariners
The Kingdome, Seattle, WA
Tue Jun 18 1996, 6:33 AM EDT
Att: 25,912 - Dome - 68 F

AB 42
R 11
H 14
RBI 11
BB 2
SO 9
LOB 16





Batter	1	2	3	4	5	6	7	8	9	AB	R	H	RBI	BB	SO	LOB	BOTTOM							
Joey Cora, S OBP: 0.302, SLG: 0.385	1-1 BB 2B	0-1 1B		1-1 HBP		2-2 P6			2-2 F7	4	1	2	0	0	0	1								
Alex Rodriguez, R OBP: 0.385, SLG: 0.621	3-3 K	2-0 F8		1-3 K			1-1 L3			4	0	0	0	0	2	3								
Ken Griffey Jr., L OBP: 0.389, SLG: 0.631	4-2 BB 2B BB	2-3 K			3-1 F9		3-2 P4			3	1	0	0	1	1	1								
Edgar Martinez, R OBP: 0.464, SLG: 0.699	4-2 2B BB	1-2 F8			0-3 K		2-2 G6-3			3	1	0	0	1	1	1								
Paul Sorrento, L OBP: 0.396, SLG: 0.561	2-1 E 2B		4-1 CS BB		4-2 BB			2-3 K		2	0	1	3	2	1	0								
Dan Wilson, R OBP: 0.352, SLG: 0.521	0-3 K		3-3 K		1-3 K			3-3 K		4	0	0	0	0	4	3								
Brian Hunter, R OBP: 0.431, SLG: 0.532	2-2 E5 BB		2-3 K			1-1 G6-4-3 BB 1B		2-2 P5		4	0	1	0	0	1	1								
Darren Bragg, L OBP: 0.380, SLG: 0.425	4-1 1B			1-1 G5-3		4-0 G6-4-3 BB		1-0 F8		2	0	0	0	2	0	0								
Luis Sojo, R OBP: 0.243, SLG: 0.253	3-1 F7			0-1 P4		1-1 G6-4-3		1-0 F8		4	0	0	0	0	5									
Inning Stats	R: 3 E: 1 K: 2 S: 22	H: 2 LOB: 3 BB: 3 P: 45	R: 0 E: 0 K: 1 S: 9	H: 1 LOB: 0 BB: 0 P: 14	R: 0 E: 0 K: 2 S: 8	H: 0 LOB: 0 BB: 1 P: 17	R: 0 E: 0 K: 1 S: 8	H: 0 LOB: 0 BB: 0 P: 11	R: 0 E: 0 K: 0 S: 7	H: 1 LOB: 1 BB: 1 P: 15	R: 0 E: 0 K: 0 S: 11	H: 0 LOB: 0 BB: 0 P: 17	R: 0 E: 0 K: 2 S: 13	H: 0 LOB: 0 BB: 0 P: 20	R: 0 E: 0 K: 0 S: 5	H: 0 LOB: 0 BB: 0 P: 9	1B: 2 2B: 3 3B: 0 HR: 0	SF: 0 SAC: 0 DP: 2 HBP: 1	WP: 0 PB: 0 SB: 0 CS: 1	PA: 37				
PITCHER	IP WLS BF H R ER SO BB IBB HBP BLK WP HR S P ERA WHIP	5.2 W 27 4 3 3 8 6 0 0 0 0 0 27 42 0.00 1.765	6.1 0 0 0 2 0 0 0 0 0 0 0 0 5 9 0.00 0.000																					

Toronto Blue Jays @ Seattle Mariners
The Kingdome, Seattle, WA
Tue Jun 18 1996, 6:33 AM EDT
Att: 25,912 - Dome - 68 F

AB 30
R 3
H 4
RBI 3
BB 6
SO 10
LOB 15



Batter	1	2	3	4	5	6	7	8	9	AB	R	H	RBI	BB	SO	LOB	TOP								
Joey Cora, S OBP: 0.310, SLG: 0.399 (1, 4)	F7	FC5-4 1B		F8		E	2B			5	0	3	2	0	0	0	Seattle Mariners @ Chicago White Sox Comiskey Park, Chicago, IL Thu Jun 20 1996, 8:05 PM EDT Att: 23,017 - Unknown - 82 F AB 38 R 8 H 15 RBI 8 BB 6 SO 4 LOB 23 								
Alex Rodriguez, R OBP: 0.351, SLG: 0.605 (1, 6)	K	FC5-4 1B		G4-3		E6	1B			5	0	1	1	0	2	2									
Edgar Martinez, R OBP: 0.466, SLG: 0.689 (1, 10)	FC5-4 BB	1B				F7	2B		K	2	1	0	0	3	1	2									
Jay Buhner, R OBP: 0.392, SLG: 0.629 (1, 9)	FC5-4					G5-4-3	1B		G3-1	5	0	2	0	0	0	3									
Paul Sorrento, L OBP: 0.403, SLG: 0.585 (1, 3)										4	2	3	2	1	0	3									
Dan Wilson, R OBP: 0.351, SLG: 0.511 (1, 2)						G6-3			P4	5	0	2	0	0	0	3									
Darren Bragg, L OBP: 0.380, SLG: 0.429 (1, 7)	FC6-4 1B			G4-6-3			IBB		L6	3	2	1	1	2	0	2									
Andy Sheets, R OBP: 0.342, SLG: 0.412 (1, 5)									L7-6 SH2-3 BB	4	2	2	1	0	1	3									
Rich Amaral, R OBP: 0.320, SLG: 0.295 (1, 8)						G6-3			SH2-3	5	1	1	1	0	0	5									
Inning Stats	R: 0 E: 0 K: 1 S: 10	H: 0 LOB: 1 BB: 1 P: 20	R: 4 E: 0 K: 0 S: 20	H: 6 LOB: 3 BB: 1 P: 39	R: 0 E: 0 K: 0 S: 9	H: 1 LOB: 0 BB: 0 P: 12	R: 0 E: 0 K: 0 S: 4	H: 0 LOB: 0 BB: 0 P: 4	R: 1 E: 1 K: 1 S: 12	H: 2 LOB: 3 BB: 2 P: 28	R: 0 E: 0 K: 0 S: 6	H: 2 LOB: 1 BB: 0 P: 8	R: 3 E: 0 K: 1 S: 17	H: 4 LOB: 1 BB: 0 P: 25	R: 0 E: 0 K: 1 S: 10	H: 0 LOB: 1 BB: 1 P: 14	R: 0 E: 0 K: 0 S: 5	H: 0 LOB: 0 BB: 1 P: 12	1B: 9 2B: 5 3B: 1 HR: 1	SF: 0 SAC: 1 DP: 3 HBP: 0	WP: 1 PB: 0 SB: 1 CS: 0	PA: 45			
PITCHER	IP	WLS	BF	H	R	ER	SO	BB	IBB	HBP	BLK	WP	HR	S	P	ERA	WHIP								
Kevin Tapani, R ERA: 3.61 (1, 1)	6.2	L	37	15	8	8	2	2	2	0	0	1	1	75	133	10.80	2.550								
Kirk McCaskill, R ERA: 6.18 (7, 1)	2.1		8	0	0	0	2	2	0	0	0	0	0	18	29	0.00	0.857								

Batter	1	2	3	4	5	6	7	8	9	AB	R	H	RBI	BB	SO	LOB	BOTTOM								
Tony Phillips, S OBP: 0.429, SLG: 0.448 (1, 7)	F9		G5-3						G4-3	4	2	1	0	1	0	0	Seattle Mariners @ Chicago White Sox Comiskey Park, Chicago, IL Thu Jun 20 1996, 8:05 PM EDT Att: 23,017 - Unknown - 82 F AB 36 R 5 H 12 RBI 4 BB 4 SO 4 LOB 19 								
Norberto Martin, R OBP: 0.428, SLG: 0.500 (1, 6)	1B		L9						G6-4-3	5	1	4	0	0	0	0									
Frank Thomas, R OBP: 0.463, SLG: 0.642 (1, 3)	K								G6-4-3	5	0	1	0	0	2	6									
Lyle Mouton, R OBP: 0.410, SLG: 0.500 Harold Baines, L OBP: 0.399, SLG: 0.522 (7, PH)									G3-1	1	0	1	0	2	0	0									
Danny Tartabull, R OBP: 0.316, SLG: 0.410 (1, 9)										2	1	1	2	0	0	0									
										4	1	1	2	0	1	5									
Robin Ventura, L OBP: 0.380, SLG: 0.522 (1, 5)		F8								3	0	1	0	1	0	0									
Ron Karkovics, R OBP: 0.300, SLG: 0.378 Chad Kreuter, S OBP: 0.303, SLG: 0.356 (8, 2)										3	0	2	0	0	0	1									
										1	0	0	0	0	0	1									
Ray Durham, S OBP: 0.371, SLG: 0.430 (1, 4)										4	0	0	0	0	0	3									
Darren Lewis, R OBP: 0.357, SLG: 0.343 Dave Martinez, L OBP: 0.406, SLG: 0.520 (8, PH)										3	0	0	0	0	0	3									
										1	0	0	0	0	1	0									
Inning Stats	R: 0 E: 0 K: 2 S: 14	H: 2 LOB: 2 BB: 0 P: 22	R: 0 E: 0 K: 0 S: 13	H: 1 LOB: 0 BB: 0 P: 18	R: 0 E: 0 K: 0 S: 8	H: 1 LOB: 2 BB: 1 P: 19	R: 0 E: 0 K: 0 S: 6	H: 1 LOB: 1 BB: 0 P: 8	R: 1 E: 0 K: 0 S: 8	H: 2 LOB: 1 BB: 1 P: 14	R: 0 E: 0 K: 0 S: 7	H: 1 LOB: 1 BB: 0 P: 13	R: 4 E: 0 K: 1 S: 14	H: 3 LOB: 0 BB: 2 P: 29	R: 0 E: 0 K: 1 S: 5	H: 0 LOB: 0 BB: 0 P: 6	R: 0 E: 0 K: 0 S: 6	H: 1 LOB: 0 BB: 0 P: 12	1B: 10 2B: 1 3B: 0 HR: 1	SF: 0 SAC: 0 DP: 2 HBP: 0	WP: 0 PB: 0 SB: 0 CS: 2	PA: 40			
PITCHER	IP	WLS	BF	H	R	ER	SO	BB	IBB	HBP	BLK	WP	HR	S	P	ERA	WHIP								
Sterling Hitchcock, L ERA: 4.68 (1, 1)	6.0	W	29	3	3	3	2	3	0	0	0	0	1	61	104	4.50	2.000								
Michael Jackson, R ERA: 5.23 (7, 1)	2.0		8	2	2	2	2	1	0	0	0	0	1	14	25	9.00	1.500								
Norm Charlton, L ERA: 2.97 (9, 1)	1.0	S	3	1	0	0	0	0	0	0	0	0	0	6	12	0.00	1.000								

Batter	1	2	3	4	5	6	7	8	9	10	AB	R	H	RBI	BB	SO	LOB	TOP						
Joey Cora, S OBP: 0.310, SLG: 0.391 (1, 4)	4-0 FC5 BB BB	1-2 FC6-4 WP BB 1-2 2-3		1-1 L3		2-1 G3-1		1-0 G4-3		0-0 SH1-3 1-2	4	0	0	0	1	0	3							
Alex Rodriguez, R OBP: 0.393, SLG: 0.617 (1, 6)	4-1 FC5 1B BB	4-0 WP BB		0-3 K				0-0 HR		2-0 G5-3	4	2	1	1	2	2	1							
Edgar Martinez, R OBP: 0.456, SLG: 0.675 (1, 10)	3-2 P5	3-2 F9 1-2 2-3 3-H				1-3 K		0-0 G5-3		4-0 IBB	5	0	0	0	1	1	4							
Jay Buhner, R OBP: 0.356, SLG: 0.617 Rich Amaral, R OBP: 0.341, SLG: 0.303 (9, 8)	0-2 FC5 1B 1-2 2-3			0-1 F7		0-2 F7		4-2 HR BB		0-0 G3-1	4	1	1	0	1	0	2							
Paul Sorrento, L OBP: 0.400, SLG: 0.586 (1, 3)	1-1 1-2 2-H			2-3 K		2-3 K		1-1 HR		1-3 K	5	1	2	3	0	3	1							
Brian Hunter, R OBP: 0.446, SLG: 0.559 (1, 7)	2-3 K			2-0 1B				3-2 F7		0-3 K	4	0	1	0	0	2	3							
Darren Bragg, L OBP: 0.401, SLG: 0.435 (9, 9)		4-2 FC6-4 WP BB		1-1 1-2 1B		0-0 2B 1B		0-2 1-2 1B		4-0 IBB	3	2	3	0	2	0	0							
Andy Sheets, R OBP: 0.340, SLG: 0.386 Doug Strange, S OBP: 0.246, SLG: 0.297 (9, 5)		0-0 B2		0-3 K		3-3 K		3-3 K		3-2 P6	4	0	0	0	0	3	6							
John Marzano, R OBP: 0.275, SLG: 0.324 Dan Wilson, R OBP: 0.353, SLG: 0.504 (10, 2)		4-2 FC6-4 BB		0-2 F7		0-0 2H		0-1 G6-3		4-3 SH1-3 BB	3	0	1	1	1	0	2							
Inning Stats	R: 1 E: 0 K: 1 S: 13	H: 1 LOB: 2 BB: 2 P: 27	R: 1 E: 0 K: 0 S: 16	H: 0 LOB: 2 BB: 3 P: 31	R: 0 E: 0 K: 2 S: 12	H: 2 LOB: 2 BB: 0 P: 17	R: 0 E: 0 K: 1 S: 9	H: 0 LOB: 0 BB: 0 P: 10	R: 0 E: 0 K: 2 S: 9	H: 0 LOB: 0 BB: 0 P: 12	R: 1 E: 0 K: 1 S: 11	H: 2 LOB: 1 BB: 0 P: 19	R: 3 E: 0 K: 1 S: 15	H: 3 LOB: 2 BB: 1 P: 24	R: 0 E: 0 K: 1 S: 8	H: 0 LOB: 0 BB: 0 P: 10	R: 0 E: 0 K: 2 S: 18	H: 1 LOB: 2 BB: 1 P: 27	R: 0 E: 0 K: 0 S: 3	H: 0 LOB: 2 BB: 2 P: 13	1B: 5 2B: 2 3B: 0 HR: 2	SF: 0 SAC: 1 DP: 0 HBP: 1	WP: 1 PB: 0 SB: 1 CS: 0	PA: 49
PITCHER	IP WLS BF H R ER SO	IP WLS BF H R ER SO	IP WLS BF H R ER SO	IP WLS BF H R ER SO	IP WLS BF H R ER SO	IP WLS BF H R ER SO	IP WLS BF H R ER SO	IP WLS BF H R ER SO	IP WLS BF H R ER SO	IP WLS BF H R ER SO	IP WLS BF H R ER SO	IP WLS BF H R ER SO	IP WLS BF H R ER SO	IP WLS BF H R ER SO	IP WLS BF H R ER SO	IP WLS BF H R ER SO	IP WLS BF H R ER SO	IP WLS BF H R ER SO	IP WLS BF H R ER SO	IP WLS BF H R ER SO	ERA WHIP	ERA WHIP		
James Baldwin, R ERA: 3.9	(1, 1) 6.1 0.0	(7, 1) 1.2	(7, 1) 1.0	(9, 1) 1.0	(10, 1) 1.0																			
Larry Thomas, L ERA: 3.36	(7, 1) 1.2	(7, 1) 1.0	(9, 1) 1.0	(10, 1) 1.0																				
41 Bill Simas, R ERA: 3.86	(7, 1) 1.2	(7, 1) 1.0	(9, 1) 1.0	(10, 1) 1.0																				
Roberto Hernandez, R ERA: 1.21	(9, 1) 1.0	(9, 1) 1.0	(10, 1) 1.0																					
Kirk McCaskill, R ERA: 5.04	(10, 1) 1.0																							

Seattle Mariners @ Chicago White Sox
Comiskey Park, Chicago, IL
Sun Jun 23 1996, 4:33 AM EDT
Att: 26,768 - Overcast - 74 F

AB 38
R 6
H 9
RBI 5
BB 9
SO 11
LOB 26



Batter	1	2	3	4	5	6	7	8	9	10	AB	R	H	RBI	BB	SO	LOB	BOTTOM				
Tony Phillips, S OBP: 0.434, SLG: 0.447 (1, 7)	2-2 G4-3		2-2 1B	4-0 1B IBB		4-0 BB IBB		0-0 G3			3	0	1	0	2	0	0					
Darren Lewis, R OBP: 0.358, SLG: 0.341 (1, 8)	1-1 F9		0-1 L8	1-0 1-3 2-H 3-H		4-2 1-2 2-3 BB		0-3 K			4	0	1	2	1	1	1					
Frank Thomas, R OBP: 0.454, SLG: 0.632 (1, 3)	1-1 HR		1-2 F7			2-1 G5-3		2-3 K			5	1	1	1	0	2	4					
Harold Baines, L OBP: 0.395, SLG: 0.516 (1, 10)	2-1 G3-1		2-1 L9			2-3 K		1-2 G6-3		1-0 F7	5	0	0	0	0	1	1					
Robin Ventura, L OBP: 0.374, SLG: 0.506 (1, 5)		1-2 FC1-6 1B		2-0 2B 1B		2-2 G4-3		3-2 F8		3-2 G3-1	5	1	2	0	0	0	0					
Dave Martinez, L OBP: 0.410, SLG: 0.516 (1, 9)		1-1 FC1-6 1B		3-2 F8 1B 2B		0-1 SH3-4 SF9 1B		1-1 F9		0-0 2B 1B	5	3	4	1	0	0	0					
Chad Kreuter, S OBP: 0.314, SLG: 0.391 (1, 2)		1-1 FC1-6		0-0 F8		2-2 BB SH3-4 1B		0-2 HR		4-2 2B BB	4	1	2	1	1	0	3					
Ray Durham, S OBP: 0.380, SLG: 0.439 (1, 4)		3-2 P6		1-0 F8 1B HBP		0-0 SH3-4		0-0 P2		0-0 2B	3	1	1	1	0	0	2					
Ozzie Guillen, L OBP: 0.279, SLG: 0.365 (1, 6)		0-0 F8		0-1 F8		0-1 SF9		0-1 G1-3			3	0	0	1	0	0	4					
Inning Stats	R: 1 E: 0 K: 0 S: 9	H: 1 LOB: 0 BB: 0 P: 15	R: 0 E: 0 K: 0 S: 12	H: 2 LOB: 2 BB: 1 P: 18	R: 0 E: 0 K: 0 S: 11	H: 1 LOB: 1 BB: 0 P: 16	R: 3 E: 0 K: 0 S: 8	H: 3 LOB: 2 BB: 1 P: 19	R: 0 E: 0 K: 2 S: 8	H: 0 LOB: 0 BB: 0 P: 13	R: 1 E: 0 K: 0 S: 7	H: 2 LOB: 2 BB: 1 P: 15	R: 0 E: 0 K: 2 S: 8	H: 0 LOB: 0 BB: 0 P: 11	R: 1 E: 0 K: 0 S: 8	H: 2 LOB: 2 BB: 1 P: 15	1B: 8 2B: 2 3B: 0 HR: 2	SF: 1 SAC: 1 DP: 0 HBP: 1	WP: 0 PB: 0 SB: 0 CS: 0	PA: 44		
PITCHER	IP WLS BF H R ER SO	IP WLS BF H R ER SO	IP WLS BF H R ER SO	IP WLS BF H R ER SO	IP WLS BF H R ER SO	IP WLS BF H R ER SO	IP WLS BF H R ER SO	IP WLS BF H R ER SO	IP WLS BF H R ER SO	IP WLS BF H R ER SO	IP WLS BF H R ER SO	IP WLS BF H R ER SO	IP WLS BF H R ER SO	IP WLS BF H R ER SO	IP WLS BF H R ER SO	IP WLS BF H R ER SO	IP WLS BF H R ER SO	IP WLS BF H R ER SO	IP WLS BF H R ER SO	ERA WHIP	ERA WHIP	
Bob Wolcott, R ERA: 6.26	(1, 1) 4.0	(5, 1) 3.0	(8, 1) 1.0	(9, 1) 0.2	(9, 1) 0.2																	
Rafael Carmona, R ERA: 4.20	(5, 1) 3.0	(8, 1) 1.0	(9, 1) 0.2	(9, 1) 0.2																		
Bobby Ayala, R ERA: 10.54	(8, 1) 1.0	(9, 1) 0.2	(9, 1) 0.2																			
Michael Jackson, R ERA: 5.03	(9, 1) 0.2																					
Lee Guetterman, L ERA: 4.82	(9, 1) 0.2																					

Seattle Mariners @ Chicago White Sox
Comiskey Park, Chicago, IL
Sun Jun 23 1996, 4:33 AM EDT
Att: 26,768 - Overcast - 74 F

AB 37
R 7
H 12
RBI 7
BB 4
SO 4
LOB 15



Batter	1	2	3	4	5	6	7	8	9	AB	R	H	RBI	BB	SO	LOB	TOP					
Joey Cora, S OBP: 0.308, SLG: 0.387 (1, 4)	P5		G1-4-3			K		G5-4-3		5	1	1	0	0	1	2						
Alex Rodriguez, R OBP: 0.393, SLG: 0.626 (1, 6)	K		P3						G6-3	5	1	2	3	0	1	0						
Edgar Martinez, R OBP: 0.495, SLG: 0.668 (1, 10)	G4-3			G6-3		F8				3	1	0	0	2	0	1						
Jay Buhner, R OBP: 0.392, SLG: 0.608 (1, 9)		G4-3		1B BB WP 1B		K		F9		5	1	1	0	0	2	3						
Paul Sorrento, L OBP: 0.396, SLG: 0.577 (1, 3)	K			WP 1B BB		F8		G4-3		4	0	0	0	1	1	2						
Dan Wilson, R OBP: 0.359, SLG: 0.506 (1, 2)				WP 1B BB				G6-3		3	1	2	0	1	0	0						
Darren Bragg, L OBP: 0.398, SLG: 0.426 (1, 7)								G6-3		3	0	0	0	1	0	3						
Andy Sheets, R OBP: 0.327, SLG: 0.370 (5, PH)										2	0	0	0	0	1	2						
Doug Strange, S OBP: 0.254, SLG: 0.318 (5, 5)										2	0	1	2	0	0	0						
Rich Amaral, R OBP: 0.352, SLG: 0.325 (1, 8)										4	2	3	0	0	1	2						
Inning Stats	R: 0 E: 0 K: 1 S: 8	H: 0 LOB: 0 BB: 0 P: 16	R: 0 E: 0 K: 1 S: 9	H: 0 LOB: 1 BB: 1 P: 17	R: 1 E: 0 K: 0 S: 8	H: 1 LOB: 0 BB: 0 P: 15	R: 1 E: 0 K: 1 S: 12	H: 2 LOB: 2 BB: 1 P: 23	R: 5 E: 0 K: 2 S: 28	H: 5 LOB: 2 BB: 2 P: 46	R: 0 E: 0 K: 1 S: 12	H: 1 LOB: 1 BB: 0 P: 17	R: 0 E: 0 K: 0 S: 5	H: 0 LOB: 0 BB: 0 P: 7	R: 0 E: 0 K: 0 S: 4	H: 1 LOB: 0 BB: 0 P: 5	R: 0 E: 0 K: 1 S: 11	H: 0 LOB: 1 BB: 1 P: 17	1B: 7 2B: 2 3B: 0 HR: 1	SF: 0 SAC: 0 DP: 1 HBP: 0	WP: 2 PB: 0 SB: 0 CS: 0	PA: 41
PITCHER	IP	WLS	BF	H	R	ER	SO	BB	IBB	HBP	BLK	WP	HR	S	P	ERA	WHIP					
Erik Hanson, R ERA: 6.37 (1, 1)	4.0		21	6	6	6	3	3	0	0	0	2	1	46	88	13.50	2.250					
Bill Riskey, R ERA: 4.54 (5, 1)	1.0		6	2	1	1	2	1	0	0	0	0	0	19	29	9.00	3.000					
Tony Castillo, L ERA: 3.66 (6, 1)	3.0		10	2	0	0	1	0	0	0	0	0	0	21	29	0.00	0.667					
Tim Crabtree, R ERA: 2.33 (9, 1)	1.0	W	4	0	0	0	1	1	0	0	0	0	0	11	17	0.00	1.000					

Seattle Mariners @ Toronto Blue Jays
SkyDome, Toronto, ON
Tue Jun 25 1996, 7:05 PM EDT
Att: 31,420 - Unknown - 72 F

AB	36
R	7
H	10
RBI	5
BB	5
SO	7
LOB	15



Batter	1	2	3	4	5	6	7	8	9	AB	R	H	RBI	BB	SO	LOB	BOTTOM					
Jacob Brumfield, R OBP: 0.308, SLG: 0.489 (1, 8)	K			F8						5	1	1	2	0	2	0						
Alex Gonzalez, R OBP: 0.287, SLG: 0.394 (1, 6)					P3					3	1	1	0	1	1	0						
Carlos Delgado, L OBP: 0.376, SLG: 0.500 (1, 10)					2B					4	1	1	1	0	3	1						
Joe Carter, R OBP: 0.346, SLG: 0.550 (1, 3)										3	1	0	0	1	0	1						
Robert Perez, R OBP: 0.330, SLG: 0.375 (1, 7)										3	0	1	0	0	0	0						
Mike Huff, R OBP: 0.276, SLG: 0.353 (1, 5)										4	1	1	0	0	0	4						
Charlie O'Brien, R OBP: 0.369, SLG: 0.450 (1, 2)										2	1	0	1	1	0	1						
Shawn Green, L OBP: 0.291, SLG: 0.389 ERA: 4.95 (9, PH)										2	0	0	1	1	0	2						
Juan Samuel, R OBP: 0.277, SLG: 0.464 (9, PH)										1	0	0	0	0	1	0						
Tomas Perez, S OBP: 0.318, SLG: 0.381 (1, 4)										3	2	1	3	1	1	3						
Inning Stats	R: 0 E: 0 K: 2 S: 9	H: 0 LOB: 1 BB: 1 P: 17	R: 3 E: 0 K: 0 S: 17	H: 2 LOB: 0 BB: 1 P: 29	R: 3 E: 1 K: 0 S: 11	H: 2 LOB: 2 BB: 2 P: 21	R: 0 E: 0 K: 1 S: 5	H: 0 LOB: 0 BB: 0 P: 8	R: 0 E: 0 K: 0 S: 6	H: 0 LOB: 0 BB: 0 P: 8	R: 0 E: 0 K: 1 S: 13	H: 0 LOB: 0 BB: 0 P: 16	R: 0 E: 0 K: 3 S: 10	H: 0 LOB: 0 BB: 0 P: 14	R: 0 E: 0 K: 0 S: 12	H: 1 LOB: 1 BB: 0 P: 18	R: 2 E: 0 K: 1 S: 9	H: 1 LOB: 0 BB: 1 P: 15	1B: 3 2B: 1 3B: 0 HR: 2	SF: 0 SAC: 1 DP: 1 HBP: 1	WP: 0 PB: 0 SB: 0 CS: 0	PA: 37
PITCHER	IP	WLS	BF	H	R	ER	SO	BB	IBB	HBP	BLK	WP	HR	S	P	ERA	WHIP					
Sterling Hitchcock, L ERA: 4.95 (1, 1)	3.0		18	4	6	5	2	4	0	1	0	0	1	37	67	15.00	2.667					
Rusty Meacham, R ERA: (4, 1)	5.0		16	1	0	0	5	0	0	0	0	0	0	46	64	0.00	0.200					
Norm Charlton, L ERA: 9.38 (9, 1)	0.1	L	3	1	2	2	1	1	0	0	0	0	1	9	15	54.00	6.000					

Seattle Mariners @ Toronto Blue Jays
SkyDome, Toronto, ON
Tue Jun 25 1996, 7:05 PM EDT
Att: 31,420 - Unknown - 72 F

AB	30
R	8
H	6
RBI	8
BB	5
SO	8
LOB	12



Batter	1	2	3	4	5	6	7	8	9	AB	R	H	RBI	BB	SO	LOB	TOP										
Joey Cora, S OBP: 0.302, SLG: 0.379	F8	G3			L9	L4			L5	5	0	0	0	0	0	3											
Alex Rodriguez, R OBP: 0.383, SLG: 0.623	F8		PB G6-3		WP BB		F8		G6-3	4	1	1	0	1	0	0											
Edgar Martinez, R OBP: 0.455, SLG: 0.663	K		G6-3		WP BB		WP BB			2	0	0	1	2	1	0											
Jay Buhner, R OBP: 0.394, SLG: 0.606		F7 WP BB			SF8		G6-4-3			1	1	0	1	2	0	0											
Paul Sorrento, L OBP: 0.398, SLG: 0.571	WP F7 1B BB		F9		3-H 4-0		G6-4-3			2	1	0	0	2	0	2											
Dan Wilson, R OBP: 0.354, SLG: 0.498	F7			P6	K			F8		4	0	0	0	0	1	5											
Doug Strange, S OBP: 0.267, SLG: 0.329		3B 1B		L7		SH3-4 1B		G1-3		4	1	2	1	0	0	0											
Darren Bragg, L OBP: 0.391, SLG: 0.417	L8		F9		SH3-4			K		3	0	0	0	0	1	1											
Rich Amaral, R OBP: 0.349, SLG: 0.339					E6 BB SF8		L9		K	4	1	1	1	0	1	1											
Inning Stats	R: 0 E: 0 K: 1 S: 6	H: 0 LOB: 0 BB: 0 P: 10	R: 3 E: 0 K: 0 S: 20	H: 2 LOB: 1 BB: 2 P: 41	R: 1 E: 0 K: 0 S: 8	H: 1 LOB: 0 BB: 0 P: 12	R: 0 E: 0 K: 0 S: 9	H: 0 LOB: 0 BB: 0 P: 12	R: 1 E: 1 K: 1 S: 8	H: 0 LOB: 3 BB: 3 P: 23	R: 0 E: 0 K: 0 S: 6	H: 1 LOB: 1 BB: 2 P: 17	R: 0 E: 0 K: 1 S: 5	H: 0 LOB: 0 BB: 0 P: 9	R: 0 E: 0 K: 1 S: 7	H: 0 LOB: 0 BB: 0 P: 9	1B: 2 2B: 1 3B: 1 HR: 0	SF: 1 SAC: 1 DP: 1 HBP: 0	WP: 4 PB: 1 SB: 0 CS: 0	PA: 38							
PITCHER	IP	WLS	BF	H	R	ER	SO	BB	IBB	HBP	BLK	WP	HR	S	P	ERA	WHIP										
Pat Hentgen, R ERA: 3.89	6.0		28	4	5	3	2	4	1	0	0	2	0	59	110	4.50	1.333										
Jeff Ware, R ERA: 8.44	1.0	W	4	0	0	0	0	2	0	0	0	1	0	6	17	0.00	2.000										
Tim Crabtree, R ERA: 2.21	2.0	S	6	0	0	0	2	0	0	0	0	0	0	12	18	0.00	0.000										

Seattle Mariners @ Toronto Blue Jays
SkyDome, Toronto, ON
Wed Jun 26 1996, 7:05 PM EDT
Att: 30,158 - Unknown - 72 F

AB 29
R 5
H 4
RBI 4
BB 7
SO 4
LOB 12



Batter	1	2	3	4	5	6	7	8	9	AB	R	H	RBI	BB	SO	LOB	BOTTOM										
Otis Nixon, S OBP: 0.375, SLG: 0.332	1B SF8	G6-3			B1-3					4	2	2	1	0	0	1											
Jacob Brunfield, R OBP: 0.312, SLG: 0.495			P3		F9		2B 1B			4	0	2	2	0	0	0											
Carlos Delgado, L OBP: 0.371, SLG: 0.494	SF8		K			F8	G6-3			3	0	0	1	0	1	1											
Joe Carter, R OBP: 0.342, SLG: 0.543	F7		F8			K	P4			4	0	0	0	0	1	3											
Ed Sprague, R OBP: 0.365, SLG: 0.576	K				K	HR			P4	4	1	1	1	0	2	1											
John Olerud, L OBP: 0.375, SLG: 0.452		F8		F7		L8			G1-3	4	0	0	0	0	0	0											
Sandy Martinez, L OBP: 0.293, SLG: 0.341										2	1	2	0	1	0	0											
Domingo Cedenio, S OBP: 0.322, SLG: 0.353										0	1	0	0	0	0	0											
Charlie O'Brien, R OBP: 0.373, SLG: 0.450		2B BB					SH5-4 1B			0	0	0	0	0	1	0											
Alex Gonzalez, R OBP: 0.290, SLG: 0.398							1B SH5-4		F9	3	1	1	1	1	1	2											
Tomas Perez, S OBP: 0.309, SLG: 0.369					F9		SH5-4			2	0	0	0	0	0	1											
Inning Stats	R: 1 E: 0 K: 1 S: 11	H: 2 LOB: 1 BB: 0 P: 19	R: 1 E: 0 K: 0 S: 14	H: 1 LOB: 1 BB: 1 P: 26	R: 0 E: 0 K: 1 S: 8	H: 0 LOB: 0 BB: 0 P: 8	R: 0 E: 0 K: 2 S: 19	H: 1 LOB: 1 BB: 0 P: 29	R: 0 E: 0 K: 0 S: 5	H: 0 LOB: 0 BB: 0 P: 7	R: 1 E: 0 K: 1 S: 9	H: 1 LOB: 0 BB: 0 P: 12	R: 3 E: 0 K: 0 S: 16	H: 3 LOB: 2 BB: 1 P: 25	R: 0 E: 0 K: 0 S: 7	H: 0 LOB: 1 BB: 1 P: 11	1B: 4 2B: 3 3B: 0 HR: 1	SF: 1 SAC: 1 DP: 0 HBP: 0	WP: 0 PB: 0 SB: 0 CS: 0	PA: 35							
PITCHER	IP	WLS	BF	H	R	ER	SO	BB	IBB	HBP	BLK	WP	HR	S	P	ERA	WHIP										
Matt Wagner, R ERA: 5.81	6.0		26	6	5	5	5	2	0	0	0	0	0	72	112	7.50	1.333										
Bobby Ayala, R ERA: 9.77	2.0	L	9	2	1	1	0	1	0	0	0	0	0	17	25	4.50	1.500										

Seattle Mariners @ Toronto Blue Jays
SkyDome, Toronto, ON
Wed Jun 26 1996, 7:05 PM EDT
Att: 30,158 - Unknown - 72 F

AB 30
R 6
H 8
RBI 6
BB 3
SO 5
LOB 9



Batter	1	2	3	4	5	6	7	8	9	AB	R	H	RBI	BB	SO	LOB	TOP									
Joey Cora, S OBP: 0.304, SLG: 0.383										5	1	2	0	0	0	4										
Alex Rodriguez, R OBP: 0.390, SLG: 0.621										4	1	1	1	0	1	1										
Edgar Martinez, R OBP: 0.452, SLG: 0.653										4	1	0	1	1	0	2										
Jay Buhner, R OBP: 0.397, SLG: 0.604										4	2	2	1	1	1	1										
Paul Sorrento, L OBP: 0.402, SLG: 0.589										4	2	2	4	1	2	1										
Brian Hunter, R OBP: 0.443, SLG: 0.563										5	0	2	1	0	1	2										
Doug Strange, S OBP: 0.288, SLG: 0.338										4	0	2	0	1	0	1										
John Marzano, R OBP: 0.311, SLG: 0.341										4	1	2	1	1	0	1										
Manny Martinez, R OBP: 0.308, SLG: 0.200										3	0	0	0	0	2	6										
Rich Amaral, R OBP: 0.351, SLG: 0.336										1	1	0	0	1	0	1										
Inning Stats	R: 0 H: 1 E: 0 K: 1 S: 13	H: 1 LOB: 1 BB: 0 P: 19	R: 1 H: 3 E: 0 K: 1 S: 19	LOB: 2 BB: 0 P: 27	R: 2 H: 1 E: 0 K: 2 S: 24	H: 1 LOB: 3 BB: 4 P: 44	R: 2 H: 3 E: 0 K: 2 S: 15	H: 3 LOB: 1 BB: 0 P: 21	R: 0 H: 1 E: 0 K: 0 S: 6	H: 1 LOB: 0 BB: 0 P: 8	R: 0 H: 0 E: 0 K: 0 S: 8	H: 0 LOB: 0 BB: 0 P: 11	R: 0 H: 1 E: 0 K: 1 S: 8	H: 1 LOB: 0 BB: 0 P: 12	R: 4 H: 2 E: 1 K: 0 S: 26	H: 2 LOB: 1 BB: 2 P: 45	R: 0 H: 1 E: 0 K: 0 S: 8	H: 1 LOB: 0 BB: 0 P: 10	1B: 8 2B: 4 3B: 0 HR: 1	SF: 1 SAC: 0 DP: 2 HBP: 0	WP: 0 PB: 1 SB: 1 CS: 0	PA: 45				
PITCHER	IP	WLS	BF	H	R	ER	SO	BB	IBB	HBP	BLK	WP	HR	S	P	ERA	WHIP									
Paul Quantrill, R ERA: 5.88	(1, 1)	3.1	L	22	8	5	5	4	4	0	0	0	0	1	65	102	13.50	3.600								
Paul Spoljaric, L ERA: 3.48	(4, 1)	4.1		17	2	3	1	3	2	0	0	0	0	0	45	69	2.08	0.923								
Tony Castillo, L ERA: 3.75	(8, 1)	1.1		6	3	1	0	0	0	0	0	0	0	0	17	26	0.00	2.250								

Seattle Mariners @ Toronto Blue Jays
SkyDome, Toronto, ON
Thu Jun 27 1996, 3:33 AM EDT
Att: 31,108 - Sunny - 73 F

AB 38
R 9
H 13
RBI 9
BB 6
SO 7
LOB 20



Batter	1	2	3	4	5	6	7	8	9	AB	R	H	RBI	BB	SO	LOB	BOTTOM								
Otis Nixon, S OBP: 0.376, SLG: 0.333										5	1	2	0	0	0	5									
Jacob Brunfield, R OBP: 0.305, SLG: 0.482										5	0	0	0	0	1	4									
Carlos Delgado, L OBP: 0.375, SLG: 0.496										3	0	1	0	1	0	0									
Joe Carter, R OBP: 0.340, SLG: 0.537										5	0	1	0	0	0	5									
Ed Sprague, R OBP: 0.366, SLG: 0.575										4	0	1	1	1	1	2									
Shawn Green, L OBP: 0.291, SLG: 0.386										4	0	1	0	0	2	5									
Charlie O'Brien, R OBP: 0.383, SLG: 0.474										4	0	3	0	0	0	1									
Alex Gonzalez, R OBP: 0.290, SLG: 0.393										3	0	0	0	1	2	3									
Tomas Perez, S OBP: 0.306, SLG: 0.362										4	0	1	0	0	0	4									
Inning Stats	R: 1 H: 2 E: 0 K: 2 S: 17	H: 2 LOB: 2 BB: 0 P: 24	R: 0 H: 1 E: 0 K: 1 S: 9	H: 1 LOB: 0 BB: 0 P: 10	R: 0 H: 0 E: 0 K: 1 S: 9	LOB: 1 BB: 1 P: 15	R: 0 H: 2 E: 0 K: 1 S: 11	H: 2 LOB: 2 BB: 0 P: 16	R: 0 H: 1 E: 0 K: 0 S: 4	H: 1 LOB: 1 BB: 0 P: 7	R: 0 H: 1 E: 0 K: 0 S: 8	H: 1 LOB: 1 BB: 0 P: 9	R: 0 H: 2 E: 0 K: 1 S: 18	H: 2 LOB: 3 BB: 1 P: 29	R: 0 H: 1 E: 0 K: 0 S: 10	H: 1 LOB: 2 BB: 1 P: 19	R: 0 H: 0 E: 0 K: 0 S: 11	H: 0 LOB: 0 BB: 0 P: 15	1B: 6 2B: 4 3B: 0 HR: 0	SF: 0 SAC: 0 DP: 0 HBP: 1	WP: 0 PB: 1 SB: 1 CS: 0	PA: 41			
PITCHER	IP	WLS	BF	H	R	ER	SO	BB	IBB	HBP	BLK	WP	HR	S	P	ERA	WHIP								
Bob Wells, R ERA: 3.1	(1, 1)	6.1	W	30	9	1	1	5	1	0	1	0	0	66	93	1.42	1.579								
Michael Jackson, R ERA: 4.93	(7, 1)	0.2		3	0	0	0	1	1	0	0	0	0	10	17	0.00	1.500								
Bias Minor, R ERA: 3.98	(8, 1)	2.0		8	1	0	0	0	1	0	0	0	0	21	34	0.00	1.000								

Seattle Mariners @ Toronto Blue Jays
SkyDome, Toronto, ON
Thu Jun 27 1996, 3:33 AM EDT
Att: 31,108 - Sunny - 73 F

AB 37
R 1
H 10
RBI 1
BB 3
SO 6
LOB 29



Batter	1	2	3	4	5	6	7	8	9	AB	R	H	RBI	BB	SO	LOB	TOP										
Darryl Hamilton, L OBP: 0.375, SLG: 0.397 Damon Buford, R OBP: 0.330, SLG: 0.438 (7, PH) (7, 8)	0-0 G6-4-3 1B	1-0 L9	2-2 G3		2-3 K		2-1 G5-3		2-0 L7	4	0	1	0	0	1	6											
Ivan Rodriguez, R OBP: 0.391, SLG: 0.492 Dave Valle, R OBP: 0.380, SLG: 0.442 (1, 2) (7, 2)	1-0 G6-4-3 1-2f	1-2 P3		0-1 P6	0-0 E4 1B			2-2 2B 1B		4	0	0	0	0	0	5											
Will Clark, L OBP: 0.391, SLG: 0.443 Rene Gonzales, R OBP: 0.385, SLG: 0.568 (1, 3) (7, 3)	4-2 1B	0-0 BB 1B		3-2 1B	1-0 1B			0-1 F8		3	0	3	3	1	0	0											
Juan Gonzalez, R OBP: 0.367, SLG: 0.577 Warren Newson, L OBP: 0.376, SLG: 0.475 (1, 9) (7, 9)	1-2 1-3 1B	4-2 BB 1B		4-1 BB	0-2 P4			0-0 F7		2	0	1	0	2	0	2											
Dean Palmer, R OBP: 0.371, SLG: 0.558 (1, 5)	2-2 P4	1-3 K		1-3 K			2-3 K	1-1 2B		5	1	1	0	0	3	6											
Mickey Tettleton, S OBP: 0.386, SLG: 0.480 (1, 10)		3-2 29 HR 2B	2-2 29 2B		3-3 K		0-1 F8	0-0 2B		5	1	3	2	0	1	0											
29 Rusty Greer, L OBP: 0.380, SLG: 0.494 (1, 7)		2-1 HR 2B	2-1 2B		3-2 1B 1B		1-3 K	2-H 2B		5	2	3	2	0	1	1											
Mark McLemore, S OBP: 0.419, SLG: 0.412 (1, 4)		2-0 BB 1B	0-1 L5		2-1 E 1B 1B		3-2 G4-3	1-0 L7		5	2	2	0	0	0	2											
Kevin Elster, R OBP: 0.335, SLG: 0.492 Kurt Stillwell, S OBP: 0.365, SLG: 0.362 (7, PH) (7, 6)	4-2 1B BB		0-2 G1-3		2-1 E 1B 1B		1-0 F7	2-3 K		2	1	1	1	1	0	2											
	R: 0 E: 0 K: 0 S: 11	H: 2 LOB: 2 BB: 1 P: 19	R: 3 E: 0 K: 1 S: 19	H: 4 LOB: 3 BB: 2 P: 37	R: 0 E: 0 K: 1 S: 13	H: 2 LOB: 2 BB: 0 P: 19	R: 0 E: 0 K: 1 S: 9	H: 1 LOB: 1 BB: 1 P: 17	R: 3 E: 1 K: 2 S: 23	H: 4 LOB: 2 BB: 0 P: 36	R: 0 E: 0 K: 2 S: 8	H: 0 LOB: 0 BB: 0 P: 11	R: 0 E: 0 K: 0 S: 6	H: 0 LOB: 0 BB: 0 P: 12	R: 2 E: 0 K: 0 S: 13	H: 3 LOB: 1 BB: 0 P: 17	R: 0 E: 0 K: 1 S: 6	H: 0 LOB: 0 BB: 0 P: 11	1B: 11 2B: 4 3B: 0 HR: 1	SF: 0 SAC: 0 DP: 1 HBP: 0	WP: 0 PB: 0 SB: 0 CS: 0	PA: 46					
PITCHER	IP	WLS	BF	H	R	ER	SO	BB	IBB	HBP	BLK	WP	HR	S	P	ERA	WHIP										
Bob Wolcott, R ERA: 6.45 Rafael Carmona, R ERA: 4.15 Bobby Ayala, R ERA: 9.0 Lee Guetterman, L ERA: 4.5 Blas Minor, R ERA: 4.28	1.2	W	12	6	3	3	0	2	0	0	0	0	1	25	46	16.20	4.800										
	3.1	W	19	7	3	1	4	2	0	0	0	0	0	50	82	2.70	2.700										
	1.1		4	0	0	0	2	0	0	0	0	0	0	11	17	0.00	0.000										
	0.2		2	0	0	0	0	0	0	0	0	0	0	3	6	0.00	0.000										
	2.0		9	3	2	2	1	0	0	0	0	0	0	19	28	9.00	1.500										
	R: 7 E: 0 K: 1 S: 24	H: 5 LOB: 1 BB: 3 P: 46	R: 0 E: 0 K: 1 S: 15	H: 0 LOB: 2 BB: 2 P: 23	R: 1 E: 0 K: 1 S: 10	H: 2 LOB: 1 BB: 0 P: 13	R: 2 E: 0 K: 0 S: 15	H: 2 LOB: 2 BB: 1 P: 23	R: 8 E: 1 K: 1 S: 20	H: 9 LOB: 1 BB: 0 P: 30	R: 1 E: 0 K: 0 S: 7	H: 2 LOB: 1 BB: 0 P: 8	R: 0 E: 0 K: 1 S: 7	H: 0 LOB: 0 BB: 0 P: 13	R: 0 E: 0 K: 2 S: 16	H: 2 LOB: 2 BB: 0 P: 23	R: 0 E: 0 K: 2 S: 16	H: 2 LOB: 2 BB: 0 P: 23	1B: 14 2B: 3 3B: 2 HR: 3	SF: 0 SAC: 0 DP: 0 HBP: 1	WP: 0 PB: 0 SB: 0 CS: 0	PA: 53					
PITCHER	IP	WLS	BF	H	R	ER	SO	BB	IBB	HBP	BLK	WP	HR	S	P	ERA	WHIP										
Roger Pavlik, R ERA: 5.18 Mark Brandenburg, R ERA: 2.52 Gi Heredia, R ERA: 7.3 Ed Vosberg, L ERA: 2.49	0.2	L	10	5	7	7	0	3	0	0	0	0	0	21	40	94.50	12.000										
	3.0		17	4	3	3	3	3	0	1	1	0	0	39	61	9.00	2.333										
	2.1		18	11	9	9	1	0	0	0	0	0	3	31	42	34.71	4.714										
	2.0		8	2	0	0	3	0	0	0	0	0	0	23	36	0.00	1.000										

Texas Rangers @ Seattle Mariners
The Kingdome, Seattle, WA
Fri Jun 28 1996, 10:05 PM EDT
Att: 34,413 - Dome - 68 F

AB 42
R 8
H 16
RBI 8
BB 4
SO 7
LOB 26



Texas Rangers @ Seattle Mariners
The Kingdome, Seattle, WA
Fri Jun 28 1996, 10:05 PM EDT
Att: 34,413 - Dome - 68 F

AB 46
R 19
H 22
RBI 17
BB 6
SO 7
LOB 24



Batter	1	2	3	4	5	6	7	8	9	AB	R	H	RBI	BB	SO	LOB	TOP
Darryl Hamilton, L (1, 8) OBP: 0.373, SLG: 0.394	G6-3	F8		P4			FC3-6 1B	G4-3		5	0	1	0	0	0	3	
Ivan Rodriguez, R (1, 2) OBP: 0.352, SLG: 0.500	1B		HR	G4-6-3			P5	G4-3		5	1	2	1	0	0	3	
Will Clark, L (1, 3) OBP: 0.388, SLG: 0.436	P5		F7		F8		FC3-6 HR			4	1	0	0	0	0	2	
Juan Gonzalez, R (1, 9) Damon Buford, R (9, 9) OBP: 0.368, SLG: 0.601 OBP: 0.330, SLG: 0.438	G5-3		HR		P6		HR			5	2	2	3	0	1	2	
Mickey Tettleton, S (1, 10) OBP: 0.385, SLG: 0.475		2B 1B	K		P2		K			5	1	1	0	0	3	1	
Dean Palmer, R (1, 5) OBP: 0.365, SLG: 0.552	K		F7			F9		S 1B BB		3	1	0	0	1	1	1	
29 Rusty Greer, L (1, 7) OBP: 0.382, SLG: 0.494	K			1B 1B		1B		F9		4	1	2	0	0	1	2	
Mark McLemore, S (1, 4) OBP: 0.424, SLG: 0.415	2B BB		1B		L6		CS 1B			3	1	2	1	1	0	1	
Kevin Elster, R (1, 6) OBP: 0.341, SLG: 0.512	1-H 2-H 2B		G4-6-3 1B		F7		HR			4	1	3	4	0	0	1	
Inning Stats	R: 0 H: 1 E: 0 K: 0 S: 11	L: 30 BB: 0 P: 20	H: 10 R: 6 ER: 6 SO: 3	H: 6 R: 3 ER: 3 SO: 1	H: 3 R: 2 ER: 1 SO: 2	H: 0 R: 0 ER: 0 SO: 6	H: 1 R: 2 ER: 0 SO: 15	H: 2 R: 0 ER: 0 SO: 16	H: 2 R: 0 ER: 0 SO: 18	1B: 8 2B: 1 3B: 0 HR: 4	SF: 0 SAC: 0 DP: 1 HBP: 1	WP: 0 PA: 41					
PITCHER	IP	WLS	BF	H	R	ER	SO	BB	IBB	HBP	BLK	WP	HR	S	P	ERA	WHIP
Rusty Meacham, R (1, 1) ERA: 4.63	6.2	L	30	10	6	6	3	1	0	0	0	0	2	66	106	8.10	1.650
Michael Jackson, R (7, 1) ERA: 5.5	1.1		7	3	3	3	1	1	0	0	0	0	2	16	32	20.25	3.000
Norm Charlton, L (9, 1) ERA: 3.28	1.0		4	0	0	0	2	0	0	1	0	0	0	11	18	0.00	0.000

Texas Rangers @ Seattle Mariners
The Kingdome, Seattle, WA
Sat Jun 29 1996, 6:33 AM EDT
Att: 37,556 - Dome

AB 38
R 9
H 13
RBI 9
BB 2
SO 6
LOB 16



Batter	1	2	3	4	5	6	7	8	9	AB	R	H	RBI	BB	SO	LOB	BOTTOM
Rich Amaral, R (1, 8) OBP: 0.363, SLG: 0.341	S 1B		FC6-4 S SF8 BB		K		G6-3		F8	3	1	1	1	1	1	0	
Doug Strange, S (9, PH) OBP: 0.284, SLG: 0.333	1B		BB				1-H G6-3		2-3 F8	1	0	0	0	0	0	1	
Alex Rodriguez, R (1, 6) OBP: 0.394, SLG: 0.616	L7		FC6-4 BB		G6-3		HR BB		G5-3	3	1	0	0	2	0	2	
Edgar Martinez, R (1, 10) OBP: 0.449, SLG: 0.661	K		FC6-4 BB		F8		1-H HR		K	5	1	1	2	0	2	4	
Jay Buhner, R (1, 9) OBP: 0.402, SLG: 0.602	K		BB				P3			2	0	0	0	2	1	1	
Brian Hunter, R (1, 7) OBP: 0.413, SLG: 0.562		P3	SF8		G6-3		P2			3	0	0	1	0	0	1	
Dan Wilson, R (1, 2) OBP: 0.352, SLG: 0.502	G4-3		P4				1B		G5-3	4	0	1	0	0	0	2	
Luis Sojo, R (1, 5) OBP: 0.268, SLG: 0.298					G4-3				F9	3	1	1	1	0	0	1	
Joey Cora, S (9, PH) OBP: 0.310, SLG: 0.404	HR								F9	1	0	0	0	0	0	0	
Paul Sorrento, L (1, 3) OBP: 0.405, SLG: 0.590					K		G4-3		K	4	0	1	0	0	2	0	
Andy Sheets, R (1, 4) OBP: 0.321, SLG: 0.347					G4-3					2	1	0	0	1	1	1	
Darren Bragg, L (9, PH) OBP: 0.394, SLG: 0.428	K						WP G6-3 BB		F8 2B	1	0	1	0	0	0	0	
Inning Stats	R: 0 H: 1 E: 0 K: 2 S: 11	H: 2 R: 4 ER: 4 SO: 5	H: 4 R: 4 ER: 4 SO: 5	H: 0 R: 0 ER: 0 SO: 0	H: 0 R: 1 ER: 1 SO: 68	H: 0 R: 0 ER: 0 SO: 8	H: 0 R: 0 ER: 0 SO: 116	H: 1 R: 1 ER: 1 SO: 13	H: 1 R: 3 ER: 0 SO: 34	H: 0 R: 0 ER: 0 SO: 13	1B: 2 2B: 2 3B: 0 HR: 2	SF: 1 SAC: 0 DP: 0 HBP: 0	WP: 2 PA: 39				
PITCHER	IP	WLS	BF	H	R	ER	SO	BB	IBB	HBP	BLK	WP	HR	S	P	ERA	WHIP
Darren Oliver, L (1, 1) ERA: 3.76	6.2	W	29	4	4	4	5	5	0	0	0	0	1	68	116	5.40	1.350
Jeff Russell, R (7, 1) ERA: 4.25	1.1		7	2	1	1	1	1	0	0	0	0	1	18	32	6.75	2.250
Mike Henneman, R (9, 1) ERA: 6.92	1.0		3	0	0	0	1	0	0	0	0	0	0	8	13	0.00	0.000

Texas Rangers @ Seattle Mariners
The Kingdome, Seattle, WA
Sat Jun 29 1996, 6:33 AM EDT
Att: 37,556 - Dome


AB 32
R 5
H 6
RBI 5
BB 6
SO 7
LOB 13



Batter	1	2	3	4	5	6	7	8	9	AB	R	H	RBI	BB	SO	LOB	TOP						
Darryl Hamilton, L OBP: 0.371, SLG: 0.392	G5-3		FC4-6			G6-4-3	G1-3			4	1	1	2	0	0	3							
Ivan Rodriguez, R OBP: 0.351, SLG: 0.497	F9			F9		G6-4-3		G6-3		4	0	1	0	0	0	0							
Dean Palmer, R OBP: 0.364, SLG: 0.544	K			F8		G6-4-3		K		4	0	0	0	0	2	2							
Juan Gonzalez, R OBP: 0.366, SLG: 0.594		G5-3		L8				P6		4	0	1	1	0	0	0							
Mickey Tettleton, S OBP: 0.380, SLG: 0.467		P4		L6		F9		F7		4	0	0	0	0	0	1							
29 Rusty Greer, L OBP: 0.380, SLG: 0.491		L6		G3-1			K	BB		4	0	1	0	0	1	0							
Mark McLemore, S OBP: 0.425, SLG: 0.414			G5-3		G5-3		WP	BB		3	0	1	0	1	0	0							
Rene Gonzales, R OBP: 0.372, SLG: 0.525			K			2B	F9	K		3	1	0	0	1	2	3							
Kevin Elster, R OBP: 0.346, SLG: 0.518			FC4-6			1B	WP	P4		3	1	2	0	1	0	2							
Inning Stats	R: 0 E: 0 K: 1 S: 9	H: 0 LOB: 0 BB: 0 P: 12	R: 0 E: 0 K: 0 S: 8	H: 0 LOB: 0 BB: 0 P: 15	R: 0 E: 0 K: 1 S: 9	H: 1 LOB: 1 BB: 0 P: 12	R: 0 E: 0 K: 0 S: 8	H: 0 LOB: 0 BB: 0 P: 11	R: 0 E: 0 K: 0 S: 8	H: 0 LOB: 0 BB: 0 P: 11	R: 3 E: 0 K: 0 S: 11	H: 4 LOB: 1 BB: 1 P: 19	R: 0 E: 0 K: 1 S: 13	H: 1 LOB: 2 BB: 1 P: 21	R: 0 E: 0 K: 1 S: 8	H: 0 LOB: 0 BB: 0 P: 13	R: 0 E: 0 K: 1 S: 9	H: 1 LOB: 2 BB: 1 P: 17	1B: 6 2B: 1 3B: 0 HR: 0	SF: 0 SAC: 0 DP: 1 HBP: 0	WP: 1 PB: 0 SB: 1 CS: 0	PA: 36	
PITCHER	IP	WLS	BF	H	R	ER	SO	BB	IBB	HBP	BLK	WP	HR	S	P	ERA	WHIP						
Sterling Hitchcock, L ERA: 4.93	(1, 1)	6.2	W	26	6	3	3	3	1	0	0	0	0	0	59	88	4.05	1.050					
Bobby Ayala, R ERA: 8.35	(7, 1)	1.1		5	0	0	0	1	1	0	0	0	1	0	15	26	0.00	0.750					
Norm Charlton, L ERA: 3.19	(9, 1)	1.0	S	5	1	0	0	1	1	0	0	0	0	0	9	17	0.00	2.000					

Texas Rangers @ Seattle Mariners
The Kingdome, Seattle, WA
Sun Jun 30 1996, 6:33 AM EDT
Att: 33,392 - Dome

AB	33
R	3
H	7
RBI	3
BB	3
SO	5
LOB	11



Batter	1	2	3	4	5	6	7	8	9	AB	R	H	RBI	BB	SO	LOB	BOTTOM						
Joey Cora, S OBP: 0.316, SLG: 0.409	2B			1B		F7		F8		4	2	2	0	1	0	0							
Alex Rodriguez, R OBP: 0.394, SLG: 0.612	K			BB		1B		L5		5	0	2	1	0	2	4							
Edgar Martinez, R OBP: 0.451, SLG: 0.667	2B		WP	1B		F9		P6		5	1	3	1	0	0	1							
Jay Buhner, R OBP: 0.400, SLG: 0.598	K		G1-3	SF8		1B		K		3	0	1	1	0	1	2							
Paul Sorrento, L OBP: 0.407, SLG: 0.587	G3-1		G1-6-3	BB		1B		K		3	0	1	1	1	1	1							
Dan Wilson, R OBP: 0.354, SLG: 0.500		BB	G1-6-3	F9		F9		1B		3	0	1	0	1	0	4							
Brian Hunter, R OBP: 0.393, SLG: 0.532		K	F9		F7		F8			4	0	0	0	0	1	3							
Luis Sojo, R OBP: 0.267, SLG: 0.297		K		L7		K		1B		4	0	1	0	0	2	1							
Rich Amaral, R OBP: 0.366, SLG: 0.341		BB		1B		G1-3		F9		3	1	1	0	1	0	2							
Inning Stats	R: 1 E: 0 K: 2 S: 16	H: 2 LOB: 1 BB: 0 P: 27	R: 0 E: 0 K: 3 S: 20	H: 1 LOB: 3 BB: 2 P: 32	R: 1 E: 0 K: 0 S: 13	H: 2 LOB: 1 BB: 0 P: 19	R: 2 E: 0 K: 0 S: 12	H: 4 LOB: 3 BB: 1 P: 25	R: 0 E: 0 K: 1 S: 7	H: 0 LOB: 0 BB: 0 P: 13	R: 0 E: 0 K: 0 S: 9	H: 2 LOB: 2 BB: 0 P: 16	R: 0 E: 0 K: 1 S: 15	H: 1 LOB: 2 BB: 1 P: 24	R: 0 E: 0 K: 0 S: 11	H: 0 LOB: 0 BB: 0 P: 17	1B: 9 2B: 3 3B: 0 HR: 0	SF: 1 SAC: 0 DP: 0 HBP: 0	WP: 1 PB: 0 SB: 0 CS: 0	PA: 39			
PITCHER	IP	WLS	BF	H	R	ER	SO	BB	IBB	HBP	BLK	WP	HR	S	P	ERA	WHIP						
Bobby Witt, R ERA: 5.9	(1, 1)	6.0	L	31	11	4	4	6	3	0	0	0	0	0	77	132	6.00	2.333					
Dennis Cook, L ERA: 2.69	(7, 1)	2.0		8	1	0	0	1	1	0	0	0	0	26	41	0.00	1.000						

Texas Rangers @ Seattle Mariners
The Kingdome, Seattle, WA
Sun Jun 30 1996, 6:33 AM EDT
Att: 33,392 - Dome

AB	34
R	4
H	12
RBI	4
BB	4
SO	7
LOB	18



Batter	1	2	3	4	5	6	7	8	9	AB	R	H	RBI	BB	SO	LOB	TOP					
Jose Herrera, L OBP: 0.323, SLG: 0.372 (1, 9)										4	1	0	0	1	1	2						
Rafael Bourimigal, R OBP: 0.355, SLG: 0.426 (1, 4)										4	3	2	1	1	0	0						
Jason Giambi, L OBP: 0.367, SLG: 0.534 (1, 3)										5	0	1	2	0	3	2						
Mark McGwire, R OBP: 0.492, SLG: 0.791 Tony Batista, R OBP: 0.406, SLG: 0.594 (9, PR)										5	1	3	1	0	0	1						
Geronomo Berroa, R OBP: 0.343, SLG: 0.544 Ernie Young, R OBP: 0.317, SLG: 0.446 (7, 8)										4	0	2	1	0	2	1						
Scott Brosius, R OBP: 0.456, SLG: 0.624 (1, 5)										3	0	0	0	1	1	3						
Terry Steinbach, R OBP: 0.347, SLG: 0.512 (1, 2)										3	0	0	0	1	0	1						
Damon Mashore, R OBP: 0.357, SLG: 0.417 (7, 7)										2	1	0	1	2	2	1						
Mike Bordick, R OBP: 0.296, SLG: 0.296 (1, 6)										4	0	1	0	0	0	4						
Inning Stats	R: 0 E: 0 K: 2 S: 10	H: 0 LOB: 0 BB: 0 P: 12	R: 0 E: 0 K: 0 S: 8	H: 1 LOB: 0 BB: 0 P: 10	R: 3 E: 1 K: 0 S: 18	H: 2 LOB: 1 BB: 2 P: 34	R: 0 E: 0 K: 1 S: 7	H: 0 LOB: 0 BB: 0 P: 9	R: 0 E: 0 K: 1 S: 7	H: 0 LOB: 0 BB: 0 P: 12	R: 2 E: 0 K: 1 S: 22	H: 2 LOB: 3 BB: 3 P: 39	R: 1 E: 0 K: 2 S: 12	H: 2 LOB: 1 BB: 0 P: 19	R: 0 E: 0 K: 1 S: 11	H: 1 LOB: 2 BB: 1 P: 20	R: 0 E: 0 K: 1 S: 9	H: 1 LOB: 1 BB: 0 P: 12	1B: 6 2B: 3 3B: 0 HR: 0	SF: 0 SAC: 0 DP: 1 HBP: 0	WP: 0 PB: 0 SB: 0 CS: 0	PA: 41
PITCHER	IP	WLS	BF	H	R	ER	SO	BB	IBB	HBP	BLK	WP	HR	S	P	ERA	WHIP					
Matt Wagner, R ERA: 6.27 (1, 1)	6.1	L	29	6	6	6	5	4	1	0	0	0	0	76	122	8.53	1.579					
Lee Guetterman, L ERA: 4.35 (7, 1)	0.1		1	0	0	0	1	0	0	0	0	0	0	3	4	0.00	0.000					
Michael Jackson, R ERA: 5.3 (7, 1)	1.1		7	2	0	0	2	1	0	0	0	0	0	16	29	0.00	2.250					
Bobby Ayala, R ERA: 7.91 (9, 1)	1.0		4	1	0	0	1	0	0	0	0	0	0	9	12	0.00	1.000					

Oakland Athletics @ Seattle Mariners
The Kingdome, Seattle, WA
Mon Jul 01 1996, 10:05 PM EDT
Att: 18,166 - Dome - 68 F

livebaseballscores.com

AB 35
R 6
H 9
RBI 6
BB 6
SO 9
LOB 16

Batter	1	2	3	4	5	6	7	8	9	AB	R	H	RBI	BB	SO	LOB	BOTTOM					
Joey Cora, S OBP: 0.324, SLG: 0.420 (1, 4)										5	1	4	0	0	0	2						
Alex Rodriguez, R OBP: 0.394, SLG: 0.612 (1, 6)										5	1	2	1	0	1	2						
Edgar Martinez, R OBP: 0.453, SLG: 0.662 (1, 10)										2	0	0	0	3	0	2						
Jay Buhner, R OBP: 0.400, SLG: 0.592 (1, 9)										3	0	0	0	2	0	3						
Paul Sorrento, L OBP: 0.407, SLG: 0.587 (1, 3)										5	0	2	1	0	1	3						
Dan Wilson, R OBP: 0.355, SLG: 0.502 (1, 2)										5	0	2	0	0	2	3						
Doug Strange, S OBP: 0.277, SLG: 0.325 Luis Sojo, R OBP: 0.264, SLG: 0.293 (6, PH)										2	0	0	0	0	1	1						
Darren Bragg, L OBP: 0.397, SLG: 0.446 (1, 7)										3	1	1	1	1	2	1						
Rich Amaral, R OBP: 0.364, SLG: 0.333 (1, 8)										3	1	0	0	1	1	3						
Inning Stats	R: 0 E: 0 K: 0 S: 12	H: 1 LOB: 2 BB: 2 P: 24	R: 0 E: 0 K: 2 S: 12	H: 1 LOB: 0 BB: 0 P: 17	R: 2 E: 0 K: 1 S: 13	H: 3 LOB: 1 BB: 1 P: 25	R: 1 E: 0 K: 1 S: 9	H: 2 LOB: 1 BB: 0 P: 14	R: 0 E: 0 K: 1 S: 7	H: 0 LOB: 0 BB: 1 P: 15	R: 0 E: 0 K: 0 S: 10	H: 1 LOB: 2 BB: 1 P: 19	R: 0 E: 0 K: 2 S: 12	H: 1 LOB: 2 BB: 1 P: 23	R: 1 E: 0 K: 1 S: 13	H: 2 LOB: 2 BB: 1 P: 23	R: 0 E: 0 K: 0 S: 5	H: 0 LOB: 0 BB: 0 P: 10	1B: 6 2B: 4 3B: 0 HR: 1	SF: 0 SAC: 0 DP: 3 HBP: 0	WP: 0 PB: 0 SB: 0 CS: 0	PA: 42
PITCHER	IP	WLS	BF	H	R	ER	SO	BB	IBB	HBP	BLK	WP	HR	S	P	ERA	WHIP					
Don Wengert, R ERA: 5.03 (1, 1)	5.0	W	24	4	0	0	0	4	0	0	0	0	0	7	14	0.00	1.000					
Buddy Groom, L ERA: 3.02 (6, 1)	1.0		4	0	0	0	0	1	0	0	0	0	0	7	14	0.00	1.000					
Jim Corsi, R ERA: 3.08 (7, 1)	1.2		9	2	1	1	3	2	0	0	0	0	0	22	40	5.40	2.400					
Billy Taylor, R ERA: 3.45 (8, 1)	1.1	S	5	1	0	0	0	0	0	0	0	0	0	8	16	0.00	0.750					

Oakland Athletics @ Seattle Mariners
The Kingdome, Seattle, WA
Mon Jul 01 1996, 10:05 PM EDT
Att: 18,166 - Dome - 68 F

livebaseballscores.com

AB 35
R 4
H 11
RBI 3
BB 7
SO 8
LOB 21

Batter	1	2	3	4	5	6	7	8	9	AB	R	H	RBI	BB	SO	LOB	TOP								
Jose Herrera, L OBP: 0.329, SLG: 0.409 (1, 9)	G4-3		F8					F8		6	1	3	1	0	0	1	Oakland Athletics @ Seattle Mariners The Kingdome, Seattle, WA Tue Jul 02 1996, 10:05 PM EDT Att: 19,632 - Dome - 68 F								
Rafael Bourquiel, R OBP: 0.357, SLG: 0.419 (1, 4)	P5		2B						G5-3	4	0	1	0	1	0	1									
Jason Giambi, L OBP: 0.377, SLG: 0.548 (1, 3)	FC6-4		1B							5	2	5	1	0	0	0									
Mark McGwire, R OBP: 0.494, SLG: 0.799 (1, 10)	FC6-4		2B							3	2	1	2	2	0	3									
Geronomo Berroa, R OBP: 0.340, SLG: 0.537 Ernie Young, R OBP: 0.317, SLG: 0.446 (1, 7) (9, 8)		G6-3								4	1	0	0	1	1	3									
Scott Brosius, R OBP: 0.454, SLG: 0.615 (1, 5)	K									0	0	0	0	0	0	0									
Terry Steinbach, R OBP: 0.348, SLG: 0.532 (1, 2)	G6-3									5	2	2	5	0	1	3									
Damon Mashore, R OBP: 0.362, SLG: 0.463 (1, 8) (9, 7)			2B							5	1	2	0	0	0	0									
Mike Bordick, R OBP: 0.294, SLG: 0.292 (1, 6)	G6-3									4	0	0	0	1	0	1									
Inning Stats	R: 0 E: 0 K: 0 S: 15	H: 1 LOB: 1 BB: 0 P: 24	R: 0 E: 0 K: 1 S: 7	H: 0 LOB: 0 BB: 0 P: 10	R: 1 E: 0 K: 0 S: 20	H: 2 LOB: 2 BB: 1 P: 29	R: 0 E: 0 K: 2 S: 8	H: 0 LOB: 0 BB: 0 P: 13	R: 0 E: 0 K: 0 S: 8	H: 1 LOB: 1 BB: 0 P: 14	R: 4 E: 0 K: 0 S: 15	H: 4 LOB: 3 BB: 1 P: 20	R: 1 E: 0 K: 2 S: 19	H: 3 LOB: 3 BB: 1 P: 30	R: 0 E: 0 K: 0 S: 6	H: 1 LOB: 0 BB: 0 P: 10		R: 5 E: 0 K: 0 S: 15	H: 4 LOB: 2 BB: 3 P: 35	1B: 6 2B: 6 3B: 0 HR: 4	SF: 0 SAC: 0 DP: 0 HBP: 0	WP: 1 PB: 0 SB: 0 CS: 0	PA: 46		
PITCHER	IP	WLS	BF	H	R	ER	SO	BB	IBB	HBP	BLK	WP	HR	S	P	ERA	WHIP								
Bob Wells, R ERA: 3.45 (1, 1)	6.0		27	8	5	5	3	1	0	0	0	0	2	73	110	7.50	1.500								
Rafael Carmona, R ERA: 4.35 (7, 1)	0.0		3	3	1	1	0	0	0	0	0	0	1	7	11	∞	∞								
Michael Jackson, R ERA: 5.03 (7, 1)	2.0		7	1	0	0	2	1	0	0	0	0	0	18	29	0.00	1.000								
Norm Charlton, L ERA: 4.3 (9, 1)	1.0	L	9	4	5	5	0	3	0	0	0	1	1	15	35	45.00	7.000								

Batter	1	2	3	4	5	6	7	8	9	AB	R	H	RBI	BB	SO	LOB	BOTTOM								
Rich Amaral, R OBP: 0.357, SLG: 0.326 Joey Cora, S OBP: 0.325, SLG: 0.422 (1, 8) (6, FH) (7, 4)	F8		G6-3							3	0	0	0	0	0	2	Oakland Athletics @ Seattle Mariners The Kingdome, Seattle, WA Tue Jul 02 1996, 10:05 PM EDT Att: 19,632 - Dome - 68 F								
Alex Rodriguez, R OBP: 0.380, SLG: 0.608 (1, 6)	G6-3		G5-3							5	1	1	0	0	0	2									
Edgar Martinez, R OBP: 0.452, SLG: 0.657 (1, 10)	G6-3		BB							4	0	1	0	1	0	0									
Jay Buhner, R OBP: 0.397, SLG: 0.588 (1, 9)		2B	F7							5	1	1	0	0	2	3									
Brian Hunter, R OBP: 0.427, SLG: 0.580 (1, 3)		1B								4	2	4	2	1	0	0									
Dan Wilson, R OBP: 0.356, SLG: 0.500 (1, 2)		1B	L4							5	0	2	1	0	0	4									
Luis Sojo, R OBP: 0.284, SLG: 0.292 (1, 5)	FC1-6		P3							4	1	1	0	0	0	4									
Andy Sheets, R OBP: 0.322, SLG: 0.333 Darren Bragg, L OBP: 0.400, SLG: 0.446 (1, 4) (7, 8)	K		2B							2	0	0	0	1	1	2									
Manny Martinez, R OBP: 0.333, SLG: 0.467 (1, 7)	FC5-4		2B							4	1	2	2	0	0	2									
Inning Stats	R: 0 E: 0 K: 0 S: 6	H: 0 LOB: 0 BB: 0 P: 12	R: 2 E: 1 K: 1 S: 13	H: 3 LOB: 1 BB: 0 P: 21	R: 0 E: 0 K: 0 S: 7	H: 0 LOB: 1 BB: 1 P: 14	R: 1 E: 0 K: 0 S: 10	H: 2 LOB: 2 BB: 1 P: 17	R: 1 E: 0 K: 1 S: 17	H: 3 LOB: 1 BB: 0 P: 25	R: 2 E: 0 K: 0 S: 8	H: 2 LOB: 0 BB: 0 P: 12	R: 0 E: 0 K: 0 S: 9	H: 1 LOB: 2 BB: 1 P: 17	R: 0 E: 0 K: 0 S: 6	H: 1 LOB: 1 BB: 0 P: 10		R: 0 E: 0 K: 1 S: 12	H: 1 LOB: 1 BB: 0 P: 18	1B: 7 2B: 5 3B: 1 HR: 0	SF: 1 SAC: 0 DP: 2 HBP: 1	WP: 0 PB: 0 SB: 0 CS: 0	PA: 42		
PITCHER	IP	WLS	BF	H	R	ER	SO	BB	IBB	HBP	BLK	WP	HR	S	P	ERA	WHIP								
Doug Johns, L ERA: 6.04 (1, 1)	5.1		27	10	6	6	2	2	0	0	0	0	0	13	22	0.00	1.200								
Carlos Reyes, R ERA: 5.29 (8, 1)	1.2		7	1	0	0	0	1	0	0	0	0	0	6	10	0.00	1.000								
Mike Mohler, L ERA: 2.8 (9, 1)	1.0	W	4	1	0	0	0	0	0	0	0	0	0	12	18	0.00	1.000								
Billy Taylor, R ERA: 3.34 (9, 1)	1.0		4	1	0	0	1	0	0	0	0	0	0	12	18	0.00	1.000								

AB	41
R	11
H	16
RBI	11
BB	5
SO	5
LOB	15



Batter	1	2	3	4	5	6	7	8	9	AB	R	H	RBI	BB	SO	LOB	TOP			
Jose Herrera, L OBP: 0.333, SLG: 0.430 (1, 9) C X	0-1 G4-3			0-0 F7		2-0 HR		0-2 2B 1B		4	1	2	2	0	0	0				
Rafael Bourquiel, R OBP: 0.353, SLG: 0.422 (1, 6) C X	0-1 G4-3			0-2 G5-3		1-1 P4		2-2 2B 1B		4	0	1	1	0	0	0				
Jason Giambi, L OBP: 0.375, SLG: 0.544 (1, 3) C B X	1-2 F9			1-3 K		2-2 1B		1-1 G2-3		4	0	1	0	0	1	1				
Mark McGwire, R OBP: 0.490, SLG: 0.787 (1, 10) F X		0-1 P2			4-1 G5-4-3 BB		1-3 K		2-2 F8		3	0	0	0	1	1				
Gerónimo Berroa, R OBP: 0.336, SLG: 0.530 (1, 7) C B X		1-3 K			2-2 G5-4-3		2-1 G1-3		0-3 K		4	0	0	0	2	1				
Scott Brosius, R OBP: 0.455, SLG: 0.605 (1, 5) C B X		1-3 K			4-2 BB		1-1 P3		4-0 BB		2	0	0	0	2	1				
Terry Steinbach, R OBP: 0.343, SLG: 0.524 (1, 2) C X				0-1 G6-3		2-3 K		1-1 G5-3		1-1 SAFE F7		4	0	0	0	1	2			
Tony Batista, R OBP: 0.400, SLG: 0.571 (1, 4) C B X				2-2 G5-4-3 1B		1-3 K		0-3 K		3	0	1	0	0	2	0				
Damon Mashore, R OBP: 0.360, SLG: 0.455 (1, 8) C B X				1-2 G5-4-3		1-0 E6 HR		3-1 1B 2B 1B		3	2	1	0	0	0	1				
Inning Stats	R: 0 E: 0 K: 0 S: 7	H: 0 LOB: 0 BB: 0 P: 8	R: 0 E: 0 K: 2 S: 8	H: 0 LOB: 0 BB: 0 P: 10	R: 0 E: 0 K: 0 S: 9	H: 1 LOB: 0 BB: 0 P: 12	R: 0 E: 0 K: 1 S: 8	H: 0 LOB: 0 BB: 0 P: 9	R: 0 E: 0 K: 1 S: 15	H: 2 LOB: 1 BB: 0 P: 23	R: 0 E: 0 K: 0 S: 6	H: 0 LOB: 0 BB: 0 P: 10	R: 1 E: 0 K: 1 S: 14	H: 3 LOB: 1 BB: 0 P: 19	R: 0 E: 0 K: 1 S: 8	H: 0 LOB: 1 BB: 1 P: 14	1B: 4 2B: 1 3B: 0 HR: 1	SF: 0 SAC: 0 DP: 2 HBP: 0	WP: 0 PB: 0 SB: 0 CS: 0	PA: 34
PITCHER	IP	WLS	BF	H	R	ER	SO	BB	IBB	HBP	BLK	WP	HR	S	P	ERA	WHIP			
Bob Wolcott, R ERA: 6.11 (1, 1)	7.2		29	6	3	2	7	2	0	0	0	0	1	74	109	2.35	1.043			
Bobby Ayala, R ERA: 7.4 (8, 1)	1.1	W	5	0	0	0	1	1	0	0	0	0	0	10	17	0.00	0.750			

Oakland Athletics @ Seattle Mariners
The Kingdome, Seattle, WA
Wed Jul 03 1996, 6:33 AM EDT
Att: 36,619 - Dome - 68 F

AB 31
R 3
H 6
RBI 3
BB 3
SO 8
LOB 6



Batter	1	2	3	4	5	6	7	8	9	AB	R	H	RBI	BB	SO	LOB	BOTTOM					
Joey Cora, S OBP: 0.323, SLG: 0.416 (1, 4) B B B	4-0 HR BB			1-1 F9				1-1 B1-3		4	1	0	0	1	1	2						
Alex Rodriguez, R OBP: 0.394, SLG: 0.622 (1, 6) X	0-0 1-H HR			2-3 K		2-3 K		3-2 2B		5	2	3	2	0	2	0						
Edgar Martínez, R OBP: 0.460, SLG: 0.677 (1, 10) C B X	1-2 HR			4-1 1B BB		1-2 2B		4-0 IBB		3	1	3	2	2	0	0						
Jay Buhner, R OBP: 0.392, SLG: 0.579 (1, 9) C B X	1-2 G6-3			0-1 F9		3-1 F7		3-3 K		4	0	0	0	0	1	4						
Paul Sorrento, L OBP: 0.404, SLG: 0.581 (1, 3) C B X	1-2 G3			0-2 1B		2-0 F9		2-1 G4-3		4	0	1	0	0	0	1						
Brian Hunter, R OBP: 0.418, SLG: 0.565 (1, 7) B	1-3 K			0-2 F9		0-0 F8		1-2 FC6-4 1B		4	0	1	0	0	1	2						
Darren Bragg, L OBP: 0.397, SLG: 0.437 (1, 8) B X		1-0 G5-3		4-2 CS SH1-3 BB		2-2 F7		0-0 FC6-4 1B		3	0	0	0	1	0	1						
Luis Sojo, R OBP: 0.260, SLG: 0.287 (1, 5) X	0-0 F9			0-0 SH1-3		0-1 G6-3		3-3 K		3	0	0	0	0	1	1						
John Marzano, R OBP: 0.333, SLG: 0.349 Dan Wilson, R OBP: 0.354, SLG: 0.498 (9, PH)		1-0 1B		4-2 BB				0-0 F9		2	0	1	0	1	0	0						
Inning Stats	R: 3 E: 0 K: 1 S: 15	H: 2 LOB: 1 BB: 1 P: 23	R: 0 E: 0 K: 1 S: 6	H: 1 LOB: 0 BB: 0 P: 8	R: 0 E: 0 K: 1 S: 14	H: 1 LOB: 2 BB: 1 P: 20	R: 0 E: 0 K: 0 S: 8	H: 0 LOB: 2 BB: 2 P: 17	R: 0 E: 0 K: 0 S: 10	H: 1 LOB: 1 BB: 0 P: 18	R: 0 E: 0 K: 0 S: 6	H: 0 LOB: 0 BB: 0 P: 8	R: 0 E: 0 K: 1 S: 10	H: 1 LOB: 2 BB: 1 P: 21	R: 0 E: 0 K: 1 S: 9	H: 1 LOB: 1 BB: 0 P: 15	R: 1 E: 0 K: 0 S: 9	H: 2 LOB: 1 BB: 0 P: 15	1B: 4 2B: 3 3B: 0 HR: 2	SF: 0 SAC: 1 DP: 0 HBP: 0	WP: 0 PB: 0 SB: 0 CS: 1	PA: 39
PITCHER	IP	WLS	BF	H	R	ER	SO	BB	IBB	HBP	BLK	WP	HR	S	P	ERA	WHIP					
Bobby Chouinard, R ERA: 6.18 (1, 1)	7.0		31	6	3	3	5	4	1	0	0	0	2	69	115	3.86	1.429					
Buddy Groom, L ERA: 2.96 (8, 1)	1.0	L	4	1	0	0	1	0	0	0	0	0	0	9	15	0.00	1.000					
Carlos Reyes, R ERA: 5.36 (9, 1)	0.2	L	4	2	1	1	0	0	0	0	0	0	0	9	15	13.50	3.000					

Oakland Athletics @ Seattle Mariners
The Kingdome, Seattle, WA
Wed Jul 03 1996, 6:33 AM EDT
Att: 36,619 - Dome - 68 F

AB 33
R 4
H 9
RBI 4
BB 5
SO 6
LOB 11



Batter	1	2	3	4	5	6	7	8	9	AB	R	H	RBI	BB	SO	LOB	TOP					
Joey Cora, S OBP: 0.322, SLG: 0.416 (1, 4)	G4-3	G4-3		K		G6-3		F6		5	0	0	0	0	1	6						
Alex Rodriguez, R OBP: 0.390, SLG: 0.611 (1, 6)	G6-3		G5-3	K			1B	F6		5	1	1	0	0	1	4						
Edgar Martinez, R OBP: 0.467, SLG: 0.679 (1, 10)		1B	1B	2B			G1-6-3		HR	4	2	3	1	1	0	1						
Jay Buhner, R OBP: 0.389, SLG: 0.580 (1, 9)	F7		L6				G1-6-3		HR	5	1	1	2	0	1	3						
Paul Sorrento, L OBP: 0.408, SLG: 0.588 (1, 3)		1B	1B	IBB			K			4	1	3	0	1	1	0						
Dan Wilson, R OBP: 0.356, SLG: 0.493 (1, 2)	K			FC1-4				G6-4-3		5	0	2	1	0	1	3						
Luis Sojo, R OBP: 0.299, SLG: 0.286 (1, 5)		1B	L1-3				L9			4	0	1	0	0	0	3						
Darren Bragg, L OBP: 0.399, SLG: 0.455 (1, 7)	K			HR			K			3	1	1	1	1	2	2						
Rich Amaral, R OBP: 0.375, SLG: 0.344 (1, 8)							K			4	0	3	1	0	1	0						
Inning Stats	R: 0 H: 1 E: 0 K: 0 S: 9	H: 1 LOB: 1 BB: 0 P: 13	R: 1 H: 3 E: 0 K: 2 S: 13	H: 3 LOB: 2 BB: 0 P: 21	R: 1 H: 2 E: 0 K: 2 S: 16	H: 2 LOB: 2 BB: 1 P: 25	R: 1 H: 2 E: 0 K: 2 S: 12	H: 2 LOB: 1 BB: 0 P: 16	R: 0 H: 1 E: 0 K: 1 S: 10	H: 1 LOB: 1 BB: 0 P: 14	R: 0 H: 0 E: 0 K: 2 S: 10	H: 0 LOB: 0 BB: 0 P: 12	R: 1 H: 2 E: 0 K: 1 S: 12	H: 2 LOB: 0 BB: 0 P: 16	R: 0 H: 2 E: 0 K: 0 S: 11	H: 2 LOB: 3 BB: 1 P: 17	R: 2 H: 2 E: 0 K: 0 S: 11	H: 2 LOB: 0 BB: 1 P: 16	1B: 11 2B: 2 3B: 0 HR: 2	SF: 0 SAC: 1 DP: 2 HBP: 0	WP: 0 PB: 0 SB: 1 CS: 0	PA: 43
PITCHER	IP	WLS	BF	H	R	ER	SO	BB	IBB	HBP	BLK	WP	HR	S	P	ERA	WHIP					
Bobby Witt, R ERA: 5.96 (1, 1)	8.0	L	40	14	6	6	8	2	1	0	0	0	2	97	143	6.75	2.000					
Gil Heredia, R ERA: 7.13 (9, 1)	1.0		3	1	0	0	0	0	0	0	0	0	0	6	7	0.00	1.000					

Seattle Mariners @ Texas Rangers
The Ballpark at Arlington, Arlington, TX

Fri Jul 05 1996, 8:05 PM EDT
Att: 46,397 - Unknown - 95 F

AB 39
R 6
H 15
RBI 6
BB 3
SO 8
LOB 22



Batter	1	2	3	4	5	6	7	8	9	AB	R	H	RBI	BB	SO	LOB	BOTTOM					
Darryl Hamilton, L OBP: 0.369, SLG: 0.395 (1, 8)	G4-3		K		G6-4-3			G3		4	0	0	0	0	1	3						
Ivan Rodriguez, R OBP: 0.346, SLG: 0.488 (1, 2)	G1-3		P4			F7		G5-3		4	0	0	0	0	0	0						
29 Rusty Greer, L OBP: 0.384, SLG: 0.481 (1, 7)		2B			G1-4-3		BB		K	3	1	1	0	1	1	0						
Juan Gonzalez, R OBP: 0.377, SLG: 0.641 (1, 9)		1H		K		P4			HR	4	1	2	2	0	1	1						
Mickey Tettleton, S OBP: 0.377, SLG: 0.482 (1, 10)	P2				G6-3		K		HR	4	1	1	1	0	1	2						
Dean Palmer, R OBP: 0.363, SLG: 0.554 (1, 5)			G5-3			2B	1B		G1-3	4	0	1	0	0	1	0						
Mark McLemore, S OBP: 0.412, SLG: 0.397 (1, 4)			G3			K			F6	4	0	0	0	0	1	1						
Rene Gonzales, R OBP: 0.382, SLG: 0.538 (1, 3)			K				2B			3	0	1	0	0	1	0						
Kevin Elster, R OBP: 0.333, SLG: 0.492 (1, 6)				K					K	2	0	0	0	1	2	0						
Inning Stats	R: 1 H: 2 E: 0 K: 0 S: 11	H: 2 LOB: 1 BB: 0 P: 16	R: 0 H: 0 E: 1 K: 1 S: 7	H: 0 LOB: 0 BB: 0 P: 9	R: 0 H: 0 E: 2 K: 2 S: 11	H: 0 LOB: 0 BB: 0 P: 17	R: 0 H: 0 E: 1 K: 1 S: 7	H: 0 LOB: 0 BB: 1 P: 7	R: 0 H: 2 E: 0 K: 1 S: 9	H: 2 LOB: 2 BB: 1 P: 18	R: 0 H: 0 E: 0 K: 1 S: 7	H: 0 LOB: 1 BB: 1 P: 17	R: 0 H: 0 E: 1 K: 1 S: 11	H: 0 LOB: 0 BB: 0 P: 16	R: 0 H: 0 E: 0 K: 1 S: 8	H: 0 LOB: 0 BB: 0 P: 14	R: 2 H: 2 E: 0 K: 1 S: 10	H: 2 LOB: 0 BB: 0 P: 14	1B: 2 2B: 2 3B: 0 HR: 2	SF: 0 SAC: 0 DP: 1 HBP: 0	WP: 0 PB: 0 SB: 0 CS: 0	PA: 34
PITCHER	IP	WLS	BF	H	R	ER	SO	BB	IBB	HBP	BLK	WP	HR	S	P	ERA	WHIP					
Sterling Hitchcock, L ERA: 4.81 (1, 1)	8.1	W	32	6	3	3	9	2	0	0	0	0	0	4	5	0.00	0.960					
Michael Jackson, R ERA: 4.95 (9, 1)	0.2		2	0	0	0	0	0	0	0	0	0	0	4	5	0.00	0.000					

Seattle Mariners @ Texas Rangers
The Ballpark at Arlington, Arlington, TX

Fri Jul 05 1996, 8:05 PM EDT
Att: 46,397 - Unknown - 95 F

AB 32
R 3
H 6
RBI 3
BB 2
SO 9
LOB 7



Batter	1	2	3	4	5	6	7	8	9	AB	R	H	RBI	BB	SO	LOB	TOP								
Joey Cora, S OBP: 0.327, SLG: 0.413 (1, 4)										2	1	0	0	3	0	0									
Alex Rodriguez, R OBP: 0.390, SLG: 0.618 (1, 6)										5	1	2	4	0	0	1									
Edgar Martinez, R OBP: 0.474, SLG: 0.711 (1, 10)										3	3	3	3	2	0	0									
Paul Sorrento, L OBP: 0.401, SLG: 0.577 (1, 3)										5	0	0	0	0	2	5									
Jay Buhner, R OBP: 0.386, SLG: 0.584 (1, 9)										5	1	1	1	0	3	3									
Dan Wilson, R OBP: 0.357, SLG: 0.491 (1, 2)										1	1	0	0	0	0	3									
John Marzano, R OBP: 0.333, SLG: 0.333 (4, 2)										2	0	0	0	0	1	0									
Doug Strange, S OBP: 0.276, SLG: 0.333 (1, 5)										4	1	1	0	0	2	0									
Darren Bragg, L OBP: 0.391, SLG: 0.446 (1, 7)										3	0	0	1	0	0	0									
Rich Amaral, R OBP: 0.372, SLG: 0.342 (1, 8)										4	1	1	0	0	2	0									
Inning Stats	R: 0 H: 1 E: 0 K: 2 S: 17	H: 1 LOB: 3 BB: 2 P: 32	R: 0 H: 0 E: 0 K: 1 S: 6	H: 0 LOB: 0 BB: 0 P: 10	R: 1 H: 1 E: 0 K: 0 S: 7	H: 1 LOB: 0 BB: 0 P: 10	R: 7 H: 5 E: 0 K: 1 S: 21	H: 5 LOB: 0 BB: 1 P: 31	R: 0 H: 0 E: 0 K: 2 S: 8	H: 0 LOB: 0 BB: 0 P: 9	R: 0 H: 0 E: 0 K: 1 S: 9	H: 0 LOB: 2 BB: 2 P: 21	R: 0 H: 0 E: 0 K: 1 S: 6	H: 0 LOB: 0 BB: 0 P: 10	R: 0 H: 0 E: 0 K: 1 S: 7	H: 0 LOB: 0 BB: 0 P: 10	R: 1 H: 1 E: 0 K: 1 S: 7	H: 1 LOB: 0 BB: 0 P: 12	1B: 2 2B: 1 3B: 0 HR: 5	SF: 1 SAC: 0 DP: 0 HBP: 1	WP: 0 PB: 0 SB: 0 CS: 0	PA: 41			
PITCHER	IP WLS BF H R ER SO BB IBB HBP BLK WP HR S P ERA WHIP	IP WLS BF H R ER SO BB IBB HBP BLK WP HR S P ERA WHIP	IP WLS BF H R ER SO BB IBB HBP BLK WP HR S P ERA WHIP	IP WLS BF H R ER SO BB IBB HBP BLK WP HR S P ERA WHIP	IP WLS BF H R ER SO BB IBB HBP BLK WP HR S P ERA WHIP	IP WLS BF H R ER SO BB IBB HBP BLK WP HR S P ERA WHIP	IP WLS BF H R ER SO BB IBB HBP BLK WP HR S P ERA WHIP	IP WLS BF H R ER SO BB IBB HBP BLK WP HR S P ERA WHIP	IP WLS BF H R ER SO BB IBB HBP BLK WP HR S P ERA WHIP	IP WLS BF H R ER SO BB IBB HBP BLK WP HR S P ERA WHIP	IP WLS BF H R ER SO BB IBB HBP BLK WP HR S P ERA WHIP	IP WLS BF H R ER SO BB IBB HBP BLK WP HR S P ERA WHIP	IP WLS BF H R ER SO BB IBB HBP BLK WP HR S P ERA WHIP	IP WLS BF H R ER SO BB IBB HBP BLK WP HR S P ERA WHIP	IP WLS BF H R ER SO BB IBB HBP BLK WP HR S P ERA WHIP	IP WLS BF H R ER SO BB IBB HBP BLK WP HR S P ERA WHIP	IP WLS BF H R ER SO BB IBB HBP BLK WP HR S P ERA WHIP	IP WLS BF H R ER SO BB IBB HBP BLK WP HR S P ERA WHIP	IP WLS BF H R ER SO BB IBB HBP BLK WP HR S P ERA WHIP	IP WLS BF H R ER SO BB IBB HBP BLK WP HR S P ERA WHIP	IP WLS BF H R ER SO BB IBB HBP BLK WP HR S P ERA WHIP	IP WLS BF H R ER SO BB IBB HBP BLK WP HR S P ERA WHIP	IP WLS BF H R ER SO BB IBB HBP BLK WP HR S P ERA WHIP	IP WLS BF H R ER SO BB IBB HBP BLK WP HR S P ERA WHIP	IP WLS BF H R ER SO BB IBB HBP BLK WP HR S P ERA WHIP

Seattle Mariners @ Texas Rangers
The Ballpark at Arlington, Arlington, TX
Sat Jul 06 1996, 8:05 PM EDT
Att: 46,458 - Unknown - 98 F


AB	34
R	9
H	8
RBI	9
BB	5
SO	10
LOB	12



Batter	1	2	3	4	5	6	7	8	9	AB	R	H	RBI	BB	SO	LOB	BOTTOM								
Darryl Hamilton, L OBP: 0.368, SLG: 0.393 (1, 8)										4	0	1	0	0	0	0									
Ivan Rodriguez, R OBP: 0.347, SLG: 0.485 (1, 2)										4	0	1	0	0	0	1									
29 Rusty Greer, L OBP: 0.385, SLG: 0.492 (1, 7)										4	2	2	1	0	0	2									
Juan Gonzalez, R OBP: 0.375, SLG: 0.639 (1, 10)										4	1	1	0	0	1	1									
Mickey Tettleton, S OBP: 0.375, SLG: 0.486 (1, 3)										4	1	1	0	0	1	2									
Dean Palmer, R OBP: 0.381, SLG: 0.550 (1, 5)										4	0	1	2	0	1	1									
Warren Newson, L OBP: 0.384, SLG: 0.480 (1, 9)										3	1	1	2	0	0	1									
Mark McLemore, S OBP: 0.410, SLG: 0.402 (1, 4)										4	0	1	0	0	0	1									
Kevin Elster, R OBP: 0.329, SLG: 0.485 (1, 6)										4	0	0	0	0	3	1									
Inning Stats	R: 0 H: 1 E: 0 K: 0 S: 9	H: 1 LOB: 1 BB: 0 P: 19	R: 1 H: 1 E: 0 K: 0 S: 13	H: 1 LOB: 0 BB: 0 P: 23	R: 0 H: 0 E: 0 K: 1 S: 8	H: 0 LOB: 0 BB: 0 P: 10	R: 2 H: 3 E: 0 K: 1 S: 11	H: 3 LOB: 1 BB: 0 P: 19	R: 0 H: 1 E: 0 K: 1 S: 9	H: 1 LOB: 0 BB: 0 P: 14	R: 0 H: 0 E: 0 K: 0 S: 6	H: 0 LOB: 0 BB: 0 P: 9	R: 1 H: 1 E: 0 K: 0 S: 7	H: 1 LOB: 0 BB: 0 P: 11	R: 1 H: 1 E: 0 K: 1 S: 8	H: 1 LOB: 0 BB: 0 P: 15	R: 0 H: 1 E: 0 K: 2 S: 10	H: 1 LOB: 1 BB: 0 P: 16	1B: 4 2B: 1 3B: 2 HR: 2	SF: 1 SAC: 0 DP: 0 HBP: 0	WP: 0 PB: 0 SB: 0 CS: 0	PA: 36			
PITCHER	IP WLS BF H R ER SO BB IBB HBP BLK WP HR S P ERA WHIP	IP WLS BF H R ER SO BB IBB HBP BLK WP HR S P ERA WHIP	IP WLS BF H R ER SO BB IBB HBP BLK WP HR S P ERA WHIP	IP WLS BF H R ER SO BB IBB HBP BLK WP HR S P ERA WHIP	IP WLS BF H R ER SO BB IBB HBP BLK WP HR S P ERA WHIP	IP WLS BF H R ER SO BB IBB HBP BLK WP HR S P ERA WHIP	IP WLS BF H R ER SO BB IBB HBP BLK WP HR S P ERA WHIP	IP WLS BF H R ER SO BB IBB HBP BLK WP HR S P ERA WHIP	IP WLS BF H R ER SO BB IBB HBP BLK WP HR S P ERA WHIP	IP WLS BF H R ER SO BB IBB HBP BLK WP HR S P ERA WHIP	IP WLS BF H R ER SO BB IBB HBP BLK WP HR S P ERA WHIP	IP WLS BF H R ER SO BB IBB HBP BLK WP HR S P ERA WHIP	IP WLS BF H R ER SO BB IBB HBP BLK WP HR S P ERA WHIP	IP WLS BF H R ER SO BB IBB HBP BLK WP HR S P ERA WHIP	IP WLS BF H R ER SO BB IBB HBP BLK WP HR S P ERA WHIP	IP WLS BF H R ER SO BB IBB HBP BLK WP HR S P ERA WHIP	IP WLS BF H R ER SO BB IBB HBP BLK WP HR S P ERA WHIP	IP WLS BF H R ER SO BB IBB HBP BLK WP HR S P ERA WHIP	IP WLS BF H R ER SO BB IBB HBP BLK WP HR S P ERA WHIP	IP WLS BF H R ER SO BB IBB HBP BLK WP HR S P ERA WHIP	IP WLS BF H R ER SO BB IBB HBP BLK WP HR S P ERA WHIP	IP WLS BF H R ER SO BB IBB HBP BLK WP HR S P ERA WHIP	IP WLS BF H R ER SO BB IBB HBP BLK WP HR S P ERA WHIP	IP WLS BF H R ER SO BB IBB HBP BLK WP HR S P ERA WHIP	IP WLS BF H R ER SO BB IBB HBP BLK WP HR S P ERA WHIP

Seattle Mariners @ Texas Rangers
The Ballpark at Arlington, Arlington, TX
Sat Jul 06 1996, 8:05 PM EDT
Att: 46,458 - Unknown - 98 F

AB	35
R	5
H	9
RBI	5
BB	0
SO	6
LOB	10



Batter	1	2	3	4	5	6	7	8	9	AB	R	H	RBI	BB	SO	LOB	TOP			
Joey Cora, S OBP: 0.325, SLG: 0.410 (1, 4)	G6-3	FC6-4			F7		G3		FC6-4	5	0	1	1	0	0	5	Seattle Mariners @ Texas Rangers The Ballpark at Arlington, Arlington, TX Sun Jul 07 1996, 8:05 PM EDT Att: 36,933 - Unknown - 99 F livebaseballscorecards.com			
Alex Rodriguez, R OBP: 0.387, SLG: 0.609 (1, 6)	HBP		L3		K		F9		FC6-4	4	1	0	0	0	1	4				
Edgar Martinez, R OBP: 0.471, SLG: 0.702 (1, 10)	L5				K				G3	4	0	0	1	1	1	3				
Paul Sorrento, L OBP: 0.401, SLG: 0.573 (1, 3)	G5-3				K				G3	5	0	2	1	0	1	2				
Jay Buhner, R OBP: 0.381, SLG: 0.574 (1, 9)			F8		F9				L9	5	0	0	0	0	2	3				
Brian Hunter, R OBP: 0.396, SLG: 0.538 (1, 7)			F3		F9					4	0	1	0	0	0	0				
Doug Strange, S OBP: 0.297, SLG: 0.349 (1, 5)			BB		K					2	1	1	0	2	1	0				
John Marzano, R OBP: 0.364, SLG: 0.340 (1, 2)			BB							2	0	1	0	1	0	3				
Rich Amaral, R OBP: 0.380, SLG: 0.348 (1, 8)										3	1	2	0	1	1	2				
Inning Stats	R: 0 E: 0 K: 0 S: 8	H: 0 LOB: 1 BB: 0 P: 14	R: 0 E: 0 K: 0 S: 10	H: 0 LOB: 3 BB: 2 P: 22	R: 0 E: 0 K: 1 S: 9	H: 0 LOB: 1 BB: 1 P: 14	R: 0 E: 0 K: 1 S: 8	H: 1 LOB: 1 BB: 0 P: 12	R: 0 E: 0 K: 1 S: 11	H: 0 LOB: 0 BB: 0 P: 17	R: 1 E: 0 K: 1 S: 12	H: 1 LOB: 1 BB: 1 P: 19	R: 0 E: 0 K: 1 S: 12	H: 2 LOB: 3 BB: 1 P: 23	R: 2 E: 0 K: 0 S: 10	H: 3 LOB: 1 BB: 0 P: 12	1B: 6 2B: 2 3B: 0 HR: 0	SF: 0 SAC: 0 DP: 0 HBP: 2	WP: 0 PB: 1 SB: 0 CS: 0	PA: 41
PITCHER	IP	WLS	BF	H	R	ER	SO	BB	IBB	HBP	BLK	WP	HR	S	P	ERA	WHIP			
Ken Hill, R ERA: 4.03 (1, 1)	7.2	W	34	5	1	0	7	5	0	2	0	0	0	81	135	0.00	1.304			
Jeff Russell, R ERA: 4.3 (8, 1)	1.1		7	3	2	2	0	0	0	0	0	0	0	11	14	13.50	2.250			

Batter	1	2	3	4	5	6	7	8	9	AB	R	H	RBI	BB	SO	LOB	BOTTOM			
Darryl Hamilton, L OBP: 0.363, SLG: 0.387 (1, 8)	P5		G1-3		L9		L4-3			5	0	0	0	0	1	1	Seattle Mariners @ Texas Rangers The Ballpark at Arlington, Arlington, TX Sun Jul 07 1996, 8:05 PM EDT Att: 36,933 - Unknown - 99 F livebaseballscorecards.com			
Ivan Rodriguez, R OBP: 0.351, SLG: 0.497 (1, 2)	K		1B		E1		1B			4	2	3	1	0	1	0				
29 Rusty Greer, L OBP: 0.386, SLG: 0.488 (1, 7)			L8		F8		BB			2	1	0	0	2	0	1				
Juan Gonzalez, R OBP: 0.381, SLG: 0.652 (1, 10)	F9		1B		HR		1B			3	2	2	1	1	0	1				
Mickey Tettleton, S OBP: 0.374, SLG: 0.483 (1, 3)			F3		F7					4	0	1	2	0	1	2				
Rene Gonzales, R OBP: 0.362, SLG: 0.538 (7, PR) (8, 3)					K		FC5-4			0	0	0	0	0	0	0				
Dean Palmer, R OBP: 0.360, SLG: 0.545 (1, 5)			HR		K		FC5-4			3	1	0	1	1	2	1				
Warren Newson, L OBP: 0.367, SLG: 0.500 (1, 9)			HR		F4		F7			4	1	2	2	0	0	1				
Mark McLemore, S OBP: 0.405, SLG: 0.396 (1, 4)			L3-1		K					4	0	0	0	0	1	1				
Kevin Elster, R OBP: 0.328, SLG: 0.482 (1, 6)			K				FC6-4			4	1	1	0	0	2	1				
Inning Stats	R: 0 E: 0 K: 1 S: 7	H: 0 LOB: 1 BB: 1 P: 15	R: 2 E: 0 K: 1 S: 8	H: 1 LOB: 0 BB: 1 P: 18	R: 0 E: 0 K: 0 S: 8	H: 2 LOB: 0 BB: 0 P: 15	R: 0 E: 0 K: 2 S: 12	H: 0 LOB: 0 BB: 0 P: 17	R: 3 E: 1 K: 1 S: 11	H: 3 LOB: 0 BB: 0 P: 15	R: 0 E: 0 K: 1 S: 9	H: 1 LOB: 1 BB: 0 P: 12	R: 3 E: 0 K: 0 S: 8	H: 2 LOB: 1 BB: 2 P: 25	R: 0 E: 0 K: 2 S: 8	H: 0 LOB: 0 BB: 0 P: 12	1B: 5 2B: 1 3B: 1 HR: 2	SF: 0 SAC: 0 DP: 0 HBP: 0	WP: 0 PB: 0 SB: 0 CS: 0	PA: 37
PITCHER	IP	WLS	BF	H	R	ER	SO	BB	IBB	HBP	BLK	WP	HR	S	P	ERA	WHIP			
Bob Wells, R ERA: 3.79 (1, 1)	5.0	L	23	6	5	5	5	2	0	0	0	0	0	46	80	9.00	1.600			
Mae Suzuki, R ERA: 20.25 (6, 1)	1.1		8	2	3	3	1	1	1	0	0	0	0	13	28	20.25	2.250			
Bias Minor, R ERA: 4.08 (7, 1)	1.2		6	1	0	0	2	0	0	0	0	0	0	12	21	0.00	0.600			

Batter	1	2	3	4	5	6	7	8	9	10	AB	R	H	RBI	BB	SO	LOB	TOP				
Darin Erstad, L (1, 8) OBP: 0.410, SLG: 0.429	0-1 BB 1B	2-2 G5-3			4-0 1B 2B BB	4-1 HR BB		2-0 F8		2-1 1B	4	2	2	0	2	0	1					
Rex Hudler, R (1, 4) OBP: 0.354, SLG: 0.598	0-2 BB 1B		0-3 K		1-2 16 2B G5-3 1B	1-0 HR		1-1 16 S 1B		0-2 G5-3	6	2	4	2	0	1	1					
16 Garret Anderson, L (1, 7) OBP: 0.320, SLG: 0.432	1-0 F7		2-2 1B		1-0 BB 2B	1-1 F7		1-3 SAFE SAFE SAFE K			5	1	2	1	0	1	3					
Tim Salmon, R (1, 9) OBP: 0.382, SLG: 0.542	1-1 F8		2-1 P4		0-0 G5-3	2-3 K			2-2 WP 1B		5	0	1	1	0	1	4					
Chili Davis, S (1, 10) OBP: 0.386, SLG: 0.510	4-2 BB		1-1 G1-3		3+H 4-0 BB BB E BB	1-3 K			1-3 SAFE SAFE SAFE K		3	1	0	0	2	2	2					
Randy Velarde, R (1, 5) OBP: 0.328, SLG: 0.423	1-3 K			0-1 P3	4-2 E BB BB			2-1 L5-3 1B		3-3 K	4	0	1	0	1	2	4					
J.T. Snow, L (1, 3) OBP: 0.345, SLG: 0.394		2-0 F7		1-1 F7	4-2 E BB			0-0 L5-3		0-2 G4-3	4	0	0	1	1	0	2					
Pat Borders, R (1, 2) OBP: 0.300, SLG: 0.387		1-2 F9		0-0 F7	1-1 E5			4-0 CS BB		0-2 F9	3	0	0	0	1	0	2					
Orlando Palmeiro, L (10, PH) OBP: 0.377, SLG: 0.333					1-2 2-3 3+H						1	0	0	0	0	0	0					
Jorge Fabregas, L (10, 2) OBP: 0.328, SLG: 0.313					1-2 2-3 3+H						0	0	0	0	0	0	0					
Gary Disarcina, R (1, 6) OBP: 0.274, SLG: 0.307		0-2 1B			F8			1-0 CS		2-3 K	5	0	1	0	0	1	3					
Inning Stats	R: 0 E: 0 K: 1 S: 17	H: 2 LOB: 3 BB: 1 P: 24	R: 0 E: 0 K: 0 S: 10	H: 1 LOB: 1 BB: 0 P: 15	R: 0 E: 0 K: 1 S: 11	H: 1 LOB: 0 BB: 0 P: 6	R: 0 E: 0 K: 0 S: 5	H: 0 LOB: 0 BB: 0 P: 6	R: 4 E: 1 K: 2 S: 22	H: 2 LOB: 3 BB: 4 P: 43	R: 2 E: 0 K: 2 S: 10	H: 1 LOB: 0 BB: 1 P: 10	R: 0 E: 0 K: 1 S: 8	H: 1 LOB: 1 BB: 0 P: 11	R: 0 E: 0 K: 2 S: 12	H: 1 LOB: 0 BB: 0 P: 18	R: 0 E: 0 K: 1 S: 11	H: 1 LOB: 1 BB: 0 P: 15	1B: 9 2B: 2 3B: 0 HR: 1	SF: 0 SAC: 0 DP: 1 HBP: 0	WP: 1 PB: 0 SB: 2 CS: 1	PA: 48
PITCHER	IP WLS BF H R ER SO BB IBB HBP BLK WP HR S P ERA WHIP	IP WLS BF H R ER SO BB IBB HBP BLK WP HR S P ERA WHIP																				
Matt Wagner, R (1, 1) ERA: 6.02	5.0 0.0 27 6 4 3 2 5 0 0 0 0 0 65 104 5.40 2.200																					
Tim Davis, L (6, 1) ERA: 5.31	1.0 0.0 5 1 2 2 2 1 0 0 0 0 0 1 10 19 18.00 2.000																					
Bias Minor, R (7, 1) ERA: 3.89	1.2 0.0 6 2 0 0 0 1 0 0 0 0 0 0 7 17 0.00 1.800																					
Lee Guetterman, L (8, 1) ERA: 4.22	0.1 0.0 1 0 0 0 1 0 0 0 0 0 0 0 4 4 0.00 0.000																					
Norm Charlton, L (9, 1) ERA: 4.19	1.0 0.0 4 1 0 0 2 0 0 0 0 0 1 0 12 18 0.00 1.000																					

California Angels @ Seattle Mariners
The Kingdome, Seattle, WA
Fri Jul 12 1996, 10:05 PM EDT
Att. 29,618 - Dome - 72 F

AB 40
R 6
H 11
RBI 5
BB 7
SO 8
LOB 22



Batter	1	2	3	4	5	6	7	8	9	10	AB	R	H	RBI	BB	SO	LOB	BOTTOM				
Rich Amaral, R (1, 8) OBP: 0.390, SLG: 0.345	4-2 SF8 BB		1-2 2B WP 1B	0-1 CS	0-0 G5-3		3-2 L8		0-3 K		4	2	1	0	1	1	2					
Alex Rodriguez, R (1, 6) OBP: 0.392, SLG: 0.624	2-2 P6		0-0 WP 1B 2B		4-1 BB			4-2 2B BB		1-1 P2	3	2	1	0	2	0	3					
Edgar Martinez, R (1, 10) OBP: 0.475, SLG: 0.698	4-2 BB		3-3 K		2-3 SAFE K			1-1 L8 1B 2B		4-2 2B HBP	3	2	1	1	1	2	2					
Jay Buhner, R (1, 9) OBP: 0.363, SLG: 0.570	2-0 SF8		2-2 1B		2-2 F9			2-2 L8		3-2 2B	4	0	2	3	0	0	2					
Brian Hunter, R (1, 7) OBP: 0.390, SLG: 0.510	3+H 3-0 P4		3+H 3-3 K					2-2 P9			3	0	0	0	0	1	2					
Paul Sorrento, L (8, PH) (9, 3) OBP: 0.400, SLG: 0.570								F7			1	0	0	0	0	0	1					
Dan Wilson, R (1, 2) OBP: 0.352, SLG: 0.484		2-2 G1-3		0-0 L8		2-2 P3		2-1 1B			4	0	1	1	0	0	0					
Greg Pirk, R (1, 3) OBP: 0.111, SLG: 0.222		1-2 L9		0-1 G4-3 1B 2B		1-3 K		3-1 F7			4	1	1	0	0	1	1					
Darren Bragg, L (9, 7) OBP: 0.389, SLG: 0.443											0	0	0	0	0	0	0					
Luis Sojo, R (1, 5) OBP: 0.251, SLG: 0.277		2-3 K		1-1 G4-3		2-2 F8			2-2 S 1B		3	0	0	0	0	1	1					
Doug Strange, S (9, PH) OBP: 0.309, SLG: 0.360											1	0	1	0	0	0	0					
Andy Sheets, R (9, PR) (10, 5) OBP: 0.313, SLG: 0.309											0	0	0	0	0	0	0					
Joey Cora, S (1, 4) OBP: 0.321, SLG: 0.403			0-1 G6-3		0-1 CS 1B			2-1 F8			4	0	1	1	0	0	1					
Inning Stats	R: 1 E: 0 K: 0 S: 10	H: 0 LOB: 1 BB: 2 P: 25	R: 0 E: 0 K: 1 S: 13	H: 0 LOB: 0 BB: 0 P: 18	R: 2 E: 0 K: 2 S: 17	H: 3 LOB: 1 BB: 0 P: 26	R: 1 E: 0 K: 0 S: 8	H: 2 LOB: 0 BB: 0 P: 9	R: 0 E: 0 K: 1 S: 9	H: 0 LOB: 0 BB: 0 P: 12	R: 0 E: 0 K: 0 S: 9	H: 0 LOB: 0 BB: 0 P: 16	R: 2 E: 0 K: 0 S: 18	H: 2 LOB: 1 BB: 1 P: 32	R: 0 E: 0 K: 1 S: 13	H: 1 LOB: 2 BB: 0 P: 18	R: 1 E: 0 K: 0 S: 13	H: 1 LOB: 1 BB: 0 P: 20	1B: 5 2B: 4 3B: 0 HR: 0	SF: 1 SAC: 0 DP: 0 HBP: 1	WP: 1 PB: 0 SB: 3 CS: 1	PA: 41
PITCHER	IP WLS BF H R ER SO BB IBB HBP BLK WP HR S P ERA WHIP	IP WLS BF H R ER SO BB IBB HBP BLK WP HR S P ERA WHIP																				
Chuck Finley, L (1, 1) ERA: 5.03	7.0 0.0 29 5 5 5 5 4 0 0 0 0 1 0 77 130 6.43 1.286																					
Mike James, R (8, 1) ERA: 2.63	0.1 0.0 2 1 0 0 0 0 0 0 0 0 0 0 6 9 0.00 3.000																					
Troy Percival, R (8, 1) ERA: 1.69	1.2 0.0 7 2 1 1 1 0 0 0 0 0 0 0 22 34 5.40 1.200																					
Chuck McElroy, L (10, 1) ERA: 4.54	0.0 0.0 2 1 1 1 0 0 0 1 0 0 0 0 13 20 ∞ ∞																					


California Angels @ Seattle Mariners
The Kingdome, Seattle, WA
Fri Jul 12 1996, 10:05 PM EDT
Att. 29,618 - Dome - 72 F

AB 34
R 7
H 9
RBI 6
BB 4
SO 6
LOB 15



Batter	1	2	3	4	5	6	7	8	9	AB	R	H	RBI	BB	SO	LOB	TOP			
Darin Erstad, L (1, 8) OBP: 0.402, SLG: 0.418										5	1	1	0	0	0	5	California Angels @ Seattle Mariners The Kingdome, Seattle, WA Sat Jul 13 1996, 6:33 AM EDT Att: 37,792 - Dome			
Rex Hudler, R (1, 4) OBP: 0.350, SLG: 0.588										5	1	1	0	0	0	5				
J.T. Snow, L (1, 3) OBP: 0.349, SLG: 0.397										5	1	3	0	0	0	0				
Tim Salmon, R (1, 9) OBP: 0.382, SLG: 0.543										5	1	2	2	0	1	2				
Chili Davis, S (1, 10) OBP: 0.397, SLG: 0.505										3	0	0	1	2	0	1				
Orlando Palmeiro, L (1, 7) OBP: 0.362, SLG: 0.320										5	1	1	1	0	1	6				
Randy Velarde, R (1, 5) OBP: 0.391, SLG: 0.436										5	1	3	2	0	1	3				
Jorge Fabregas, L (1, 2) OBP: 0.326, SLG: 0.311										4	0	1	0	0	1	1				
Gary Disarcina, R (1, 6) OBP: 0.278, SLG: 0.308										2	0	1	0	1	0	0				
16 Garret Anderson, L (9, PH) OBP: 0.322, SLG: 0.433										1	0	1	0	0	0	0				
Damon Easley, R (9, 6) OBP: 0.267, SLG: 0.350										0	0	0	0	0	0	0				
Inning Stats	R: 0 E: 0 K: 1 S: 13	H: 3 LOB: 3 BB: 1 P: 28	R: 1 E: 0 K: 0 S: 10	H: 2 LOB: 1 BB: 0 P: 15	R: 3 E: 1 K: 0 S: 18	H: 5 LOB: 3 BB: 1 P: 34	R: 0 E: 0 K: 0 S: 7	H: 0 LOB: 0 BB: 0 P: 13	R: 0 E: 0 K: 0 S: 8	H: 0 LOB: 0 BB: 0 P: 13	R: 0 E: 0 K: 0 S: 8	H: 0 LOB: 0 BB: 0 P: 10	R: 0 E: 0 K: 1 S: 8	H: 1 LOB: 0 BB: 0 P: 14	R: 2 E: 1 K: 2 S: 17	H: 3 LOB: 3 BB: 1 P: 27	1B: 12 2B: 1 3B: 0 HR: 1	SF: 0 SAC: 0 DP: 0 HBP: 0	WP: 0 PB: 0 SB: 0 CS: 1	PA: 43
PITCHER	IP WLS BF H R ER SO BB IBB HBP BLK WP HR S P ERA WHIP																			
Rusty Meacham, R (1, 1) ERA: 5.31	2.1	16	9	4	4	1	1	0	0	0	0	0	0	0	6	13	15.43	4.286		
Lee Guetterman, L (3, 1) ERA: 4.09	0.1	3	1	0	0	0	1	0	0	0	0	0	0	6	3	0.00	6.000			
Bias Minor, R (3, 1) ERA: 3.48	4.1	13	0	0	0	0	0	0	0	0	0	0	0	31	49	0.00	0.000			
Bobby Ayala, R (8, 1) ERA: 6.33	1.1	L 7	3	2	1	1	0	0	0	0	0	0	0	17	25	6.75	2.250			
Michael Jackson, R (9, 1) ERA: 5.09	0.0	2	1	0	0	0	0	1	0	0	0	0	0	2	6	∞	∞			
PITCHER	IP WLS BF H R ER SO BB IBB HBP BLK WP HR S P ERA WHIP																			
Norm Charlton, L (9, 1) ERA: 4.12	0.2	2	0	0	0	2	0	0	0	0	0	0	0	6	10	0.00	0.000			

AB	40
R	6
H	14
RBI	6
BB	3
SO	4
LOB	23



Batter	1	2	3	4	5	6	7	8	9	AB	R	H	RBI	BB	SO	LOB	BOTTOM			
Joey Cora, S (1, 4) OBP: 0.323, SLG: 0.403										3	0	1	0	1	0	2	California Angels @ Seattle Mariners The Kingdome, Seattle, WA Sat Jul 13 1996, 6:33 AM EDT Att: 37,792 - Dome			
Alex Rodriguez, R (1, 6) OBP: 0.380, SLG: 0.629										4	1	1	1	0	2	4				
Edgar Martinez, R (1, 10) OBP: 0.471, SLG: 0.689										4	0	0	0	0	0	2				
Jay Buhner, R (1, 9) OBP: 0.384, SLG: 0.570										4	1	2	0	0	0	0				
Paul Sorrento, L (1, 3) OBP: 0.398, SLG: 0.577										4	1	1	2	0	0	1				
Dan Wilson, R (1, 2) OBP: 0.347, SLG: 0.477										4	0	0	0	0	1	1				
Doug Strange, S (1, 5) OBP: 0.316, SLG: 0.360										3	1	1	0	1	0	0				
Darren Bragg, L (1, 7) OBP: 0.386, SLG: 0.438										4	0	1	0	0	0	1				
Rich Amaral, R (1, 8) OBP: 0.394, SLG: 0.351										3	0	2	0	0	0	1				
Inning Stats	R: 0 E: 0 K: 1 S: 10	H: 1 LOB: 0 BB: 0 P: 12	R: 0 E: 0 K: 0 S: 9	H: 0 LOB: 0 BB: 0 P: 16	R: 1 E: 1 K: 0 S: 8	H: 1 LOB: 0 BB: 1 P: 17	R: 3 E: 0 K: 0 S: 15	H: 4 LOB: 1 BB: 0 P: 21	R: 0 E: 0 K: 1 S: 9	H: 1 LOB: 1 BB: 0 P: 14	R: 0 E: 0 K: 0 S: 7	H: 1 LOB: 2 BB: 1 P: 16	R: 0 E: 0 K: 0 S: 4	H: 0 LOB: 0 BB: 0 P: 5	R: 0 E: 0 K: 1 S: 6	H: 0 LOB: 0 BB: 0 P: 9		1B: 7 2B: 0 3B: 0 HR: 2	SF: 0 SAC: 0 DP: 3 HBP: 0	WP: 0 PB: 0 SB: 0 CS: 0
PITCHER	IP WLS BF H R ER SO BB IBB HBP BLK WP HR S P ERA WHIP																			
Shawn Boskie, R (1, 1) ERA: 4.21	8.0	32	9	4	3	2	2	0	0	0	0	0	0	69	111	3.38	1.375			
Troy Percival, R (9, 1) ERA: 1.65	1.0	S 3	0	0	0	1	0	0	0	0	0	0	6	9	0.00	0.000				

AB	33
R	4
H	9
RBI	3
BB	2
SO	3
LOB	12



Batter	1	2	3	4	5	6	7	8	9	AB	R	H	RBI	BB	SO	LOB	TOP					
Darin Erstad, L OBP: 0.400, SLG: 0.416 Orlando Palmeiro, L OBP: 0.373, SLG: 0.353	2-1 HBP 1B		0-1 G4-3		1-1 P4			2-2 2B		3	0	1	0	0	0	1	California Angels @ Seattle Mariners The Kingdome, Seattle, WA Sun Jul 14 1996, 6:33 AM EDT Att: 33,243 - Dome					
Rex Hudler, R OBP: 0.348, SLG: 0.581	2-1 SAFE P SAFE 1B		0-3 K		2-2 P5			2-3 K		4	0	1	0	0	2	1						
J.T. Snow, L OBP: 0.345, SLG: 0.392	2-3 K		2-0 F8		3-2 F7			3-2 G4-3		4	0	0	0	0	1	3						
Tim Salmon, R OBP: 0.381, SLG: 0.538	1-2 16 FC6-4 HBP			1-3 K		3-2 F8			2-2 F7	3	0	0	0	0	1	0						
Chili Davis, S OBP: 0.382, SLG: 0.498	0-1 P4		2-0 F8		1-0 G6-3			0-0 F7		4	0	0	0	0	0	3						
16 Garret Anderson, L OBP: 0.319, SLG: 0.429	2-2 FC6-4		1-0 P6		2-1 E5			2-0 G3		4	0	0	0	0	0	3						
Randy Velarde, R OBP: 0.388, SLG: 0.432		2-2 F8		0-0 G6-3		2-2 F9				3	0	0	0	0	0	1						
Jorge Fabregas, L OBP: 0.319, SLG: 0.303		2-1 F8		0-2 F8		0-0 G3				3	0	0	0	0	0	1						
Gary Disarcina, R OBP: 0.279, SLG: 0.313 Damion Easley, R OBP: 0.261, SLG: 0.341		0-0 P2		0-1 2B		1-2 G6-3				2	0	1	0	0	0	0						
Inning Stats	R: 0 E: 0 K: 1 S: 16	H: 2 LOB: 3 BB: 0 P: 24	R: 0 E: 0 K: 0 S: 6	H: 0 LOB: 0 BB: 0 P: 10	R: 0 E: 0 K: 1 S: 6	H: 0 LOB: 0 BB: 0 P: 8	R: 0 E: 0 K: 1 S: 5	H: 0 LOB: 0 BB: 0 P: 9	R: 0 E: 0 K: 0 S: 8	H: 1 LOB: 1 BB: 0 P: 9	R: 0 E: 0 K: 0 S: 9	H: 0 LOB: 0 BB: 0 P: 17	R: 0 E: 1 K: 0 S: 7	H: 0 LOB: 1 BB: 0 P: 12	R: 0 E: 0 K: 1 S: 15	H: 1 LOB: 1 BB: 0 P: 23	R: 0 E: 0 K: 0 S: 7	H: 0 LOB: 0 BB: 0 P: 11	1B: 2 2B: 2 3B: 0 HR: 0	SF: 0 SAC: 0 DP: 0 HBP: 1	WP: 0 PB: 0 SB: 0 CS: 0	PA: 33
PITCHER Bob Wells, R ERA: 3.41	IP: 9.0 WLS: W BF: 33 H: 4 R: 0 ER: 0 SO: 4 BB: 0 IBB: 0 HBP: 1 BLK: 0 WP: 0 HR: 0 S: 79 P: 123 ERA: 0.00 WHIP: 0.444															PITCHER						

Batter	1	2	3	4	5	6	7	8	9	AB	R	H	RBI	BB	SO	LOB	BOTTOM			
Joey Cora, S OBP: 0.321, SLG: 0.403	1-1 G3		2-1 1B 2B	1-0 G3	2-2 P3		2-2 P3			5	1	1	0	0	0	3	California Angels @ Seattle Mariners The Kingdome, Seattle, WA Sun Jul 14 1996, 6:33 AM EDT Att: 33,243 - Dome			
Alex Rodriguez, R OBP: 0.399, SLG: 0.636	4-2 S BB		3-1 2H 2B 1B	2-1 HR 2B		1-1 BB 1B	4-1 1-2 2-3 BB			3	2	3	1	2	0	0				
Ken Griffey Jr., L OBP: 0.388, SLG: 0.639	0-0 L9		1-0 1B 1H 2B	0-1 HR 2B		3-3 K	3-2 G4-3			5	2	2	3	0	1	5				
Edgar Martinez, R OBP: 0.470, SLG: 0.684	4-2 SAFE BB		1-2 1B 2B	3-1 F9 HR		0-2 F8		3-3 K		4	1	1	0	1	1	1				
Jay Buhner, R OBP: 0.387, SLG: 0.567 Rich Amaral, R OBP: 0.394, SLG: 0.351	3-3 K		0-0 1B 3B 1B	4-2 BB		4-0 BB		1-0 F9		3	1	1	1	2	1	2				
Paul Sorrento, L OBP: 0.391, SLG: 0.566		3-1 P5	2-3 K	2-3 K		1-3 K		1-3 K		5	0	0	0	0	4	5				
Dan Wilson, R OBP: 0.349, SLG: 0.478		1-3 K	2-2 3B 1B		2-3 K		0-2 BB 1B			4	1	2	1	0	2	0				
Luis Sojo, R OBP: 0.256, SLG: 0.292		1-0 G5-3	1-1 1B 3B		2-1 P4		1-0 BB 1B			4	0	2	2	0	0	0				
Darren Bragg, L OBP: 0.383, SLG: 0.434			L9 G3-1		1-0 1B		3-2 F7			4	0	1	0	0	0	3				
Inning Stats	R: 0 E: 0 K: 1 S: 12	H: 0 LOB: 2 BB: 2 P: 24	R: 0 E: 0 K: 1 S: 6	H: 0 LOB: 0 BB: 0 P: 11	R: 6 E: 0 K: 1 S: 21	H: 7 LOB: 1 BB: 0 P: 33	R: 2 E: 0 K: 1 S: 12	H: 2 LOB: 1 BB: 1 P: 24	R: 0 E: 0 K: 1 S: 9	H: 1 LOB: 1 BB: 0 P: 16	R: 0 E: 0 K: 2 S: 13	H: 1 LOB: 2 BB: 1 P: 22	R: 0 E: 0 K: 0 S: 18	H: 2 LOB: 3 BB: 1 P: 31	R: 0 E: 0 K: 2 S: 8	H: 0 LOB: 0 BB: 0 P: 13	1B: 8 2B: 3 3B: 1 HR: 1	SF: 0 SAC: 0 DP: 0 HBP: 0	WP: 0 PB: 0 SB: 1 CS: 0	PA: 42
PITCHER Jason Grimsley, R ERA: 5.66 Shad Williams, R ERA: 8.29 Mike Holtz, L ERA:	IP: 3.1 WLS: L BF: 17 H: 4 R: 0 ER: 0 SO: 4 BB: 3 IBB: 0 HBP: 0 BLK: 0 WP: 0 HR: 0 S: 42 P: 77 ERA: 0.00 WHIP: 2.100															PITCHER				

Batter	1	2	3	4	5	6	7	8	9	AB	R	H	RBI	BB	SO	LOB	TOP								
Joey Cora, S OBP: 0.322, SLG: 0.409 (1,4)	1-2 1B		1-0 3B			2-1 F9		2-2 G6-4-3	1-3 K	5	0	2	0	0	1	3									
Alex Rodriguez, R OBP: 0.395, SLG: 0.628 (1,6)	1-2 P7		3-1 G4-3			1-1 G5-3		2-3 K		4	0	0	0	0	1	2									
Ken Griffey Jr., L OBP: 0.387, SLG: 0.632 (1,8)	1-3 K			0-1 G3		0-0 F9			4-0 BB HR	3	1	0	0	1	1	1									
Edgar Martinez, R OBP: 0.472, SLG: 0.686 (1,10)	1-0 G5-3			4-2 BB G6-4-3			0-2 2B		4-2 HR BB	2	2	1	0	2	0	1									
Jay Buhner, R OBP: 0.386, SLG: 0.573 (1,9)		0-0 L6		2-2 BB G6-4-3		3-1 P3			0-1 HR	4	1	1	3	0	0	2									
Paul Sorrento, L OBP: 0.393, SLG: 0.580 (1,3)	2-2 P6				0-0 HR	2-1 2B		2-1 G6-3	1-H 2-H HR	4	1	2	2	0	0	0									
Luis Sojo, R OBP: 0.256, SLG: 0.287 (1,5)	1-1 G5-3			2-1 G5-3		1-2 P6		4-1 F8 1B BB		3	0	0	0	1	0	1									
Darren Bragg, L OBP: 0.377, SLG: 0.426 (9, PH)			1-3 K		0-0 F7	2-3 K2-3		2-2 1B		3	0	0	0	0	2	1									
Rich Amaral, R OBP: 0.397, SLG: 0.355 (9, PH)					1-1 F8			1-2 1B		1	0	1	0	0	0	0									
John Marzano, R OBP: 0.356, SLG: 0.333 (1,2)			2-2 G5-3		1-1 F8			0-1 G6-4-3 1B	1-0 F8	4	0	1	0	0	0	2									
Inning Stats	R: 0 E: 0 K: 1 S: 10	H: 1 LOB: 1 BB: 0 P: 14	R: 0 E: 0 K: 0 S: 6	H: 0 LOB: 0 BB: 0 P: 9	R: 0 E: 0 K: 1 S: 9	H: 1 LOB: 1 BB: 0 P: 16	R: 0 E: 0 K: 0 S: 8	H: 0 LOB: 0 BB: 1 P: 14	R: 1 E: 0 K: 0 S: 6	H: 1 LOB: 0 BB: 0 P: 9	R: 0 E: 0 K: 0 S: 5	H: 0 LOB: 0 BB: 0 P: 8	R: 1 E: 0 K: 1 S: 16	H: 2 LOB: 1 BB: 0 P: 24	R: 0 E: 0 K: 1 S: 9	H: 1 LOB: 0 BB: 0 P: 13	R: 3 E: 0 K: 1 S: 17	H: 2 LOB: 2 BB: 3 P: 35	1B: 3 2B: 2 3B: 1 HR: 2	SF: 0 SAC: 0 DP: 2 HBP: 0	WP: 0 PB: 0 SB: 0 CS: 0	PA: 37			
PITCHER	IP	WLS	BF	H	R	ER	SO	BB	IBB	HBP	BLK	WP	HR	S	P	ERA	WHIP								
Dave Telgheder, R ERA: 2.57 (1,1)	7.0	L	26	5	2	2	3	1	0	0	0	0	1	60	94	2.57	0.857								
Billy Taylor, R ERA: 4.45 (8,1)	1.0		6	2	3	3	1	2	0	0	0	0	1	13	25	27.00	4.000								
Buddy Groom, L ERA: 3.24 (9,1)	1.0		5	1	0	0	1	1	0	0	0	0	0	13	23	0.00	2.000								

Seattle Mariners @ Oakland Athletics
Oakland-Alameda County Coliseum, Oakland, CA

Mon Jul 15 1996, 7:05 PM PDT
Att: 11,183 - Unknown - 63 F



AB 33
R 5
H 8
RBI 5
BB 4
SO 5
LOB 13

Batter	1	2	3	4	5	6	7	8	9	AB	R	H	RBI	BB	SO	LOB	BOTTOM								
Jose Herrera, L OBP: 0.335, SLG: 0.421 (1,8)	1-1 G4-6-3 1B		2-1 L7			1-0 F9		2-1 P5	4-0 1 0 0 0 1	4	0	1	0	0	0	1									
Rafael Bourquard, R OBP: 0.350, SLG: 0.403 (1,4)	1-2 G4-6-3 1-2F		0-0 G3-6-1 1B			0-1 G5-3		0-3 K	4-0 1 0 0 1 2	4	0	1	0	0	1	2									
Jason Giambi, L OBP: 0.374, SLG: 0.536 (1,7)	1-1 G1-3		1-1 G3-6-1 1-2F			2-3 K		1-1 F7	4-0 0 0 0 0 1 1	4	0	0	0	0	1	1									
Mark McGwire, R OBP: 0.485, SLG: 0.776 (1,3)		0-1 F8		1-1 F8		1-0 P4		3-0 0 0 0 0 0 0		3	0	0	0	0	0	0									
Geronimo Berroa, R OBP: 0.344, SLG: 0.548 (1,10)		1-0 HR		2-0 G5-3		1-0 G5-3		3-1 1 1 1 0 0 0		3	1	1	1	0	0	0									
Scott Brosius, R OBP: 0.448, SLG: 0.603 (1,5)		1-3 K		0-0 P6		0-3 K		3-0 0 0 0 0 2 0		3	0	0	0	0	2	0									
Terry Steinbach, R OBP: 0.348, SLG: 0.515 (1,2)		1-0 G4-3		0-3 K		1-3 K		3-0 0 0 0 0 2 0		3	0	0	0	0	2	0									
Matt Stairs, L OBP: 0.310, SLG: 0.564 (9, PR)			0-1 L8			1-0 SH1-3 1B		1-0 1B	3-0 2 0 0 0 0 0	3	0	2	0	0	0	0									
Damon Mashore, R OBP: 0.397, SLG: 0.396 (9,9)										0	0	0	0	0	0	0									
Mike Bordick, R OBP: 0.316, SLG: 0.300 (1,6)			1-0 G3		0-0 SH1-3 1B		1-0 F8		2-0 0 0 0 0 0 1	2	0	0	0	0	0	1									
Inning Stats	R: 0 E: 0 K: 0 S: 7	H: 1 LOB: 0 BB: 0 P: 10	R: 1 E: 0 K: 1 S: 7	H: 1 LOB: 0 BB: 0 P: 10	R: 0 E: 0 K: 0 S: 5	H: 0 LOB: 0 BB: 0 P: 8	R: 0 E: 0 K: 0 S: 5	H: 1 LOB: 0 BB: 0 P: 7	R: 0 E: 0 K: 0 S: 5	H: 1 LOB: 1 BB: 0 P: 7	R: 0 E: 0 K: 1 S: 6	H: 0 LOB: 0 BB: 0 P: 10	R: 0 E: 0 K: 2 S: 8	H: 1 LOB: 1 BB: 0 P: 11	R: 0 E: 0 K: 1 S: 7	H: 0 LOB: 0 BB: 0 P: 10	1B: 4 2B: 0 3B: 0 HR: 1	SF: 0 SAC: 1 DP: 2 HBP: 0	WP: 0 PB: 0 SB: 0 CS: 0	PA: 30					
PITCHER	IP	WLS	BF	H	R	ER	SO	BB	IBB	HBP	BLK	WP	HR	S	P	ERA	WHIP								
Bob Wolcott, R ERA: 5.65 (1,1)	9.0	W	30	5	1	1	6	0	0	0	0	0	1	55	80	1.00	0.556								

Seattle Mariners @ Oakland Athletics
Oakland-Alameda County Coliseum, Oakland, CA

Mon Jul 15 1996, 7:05 PM PDT
Att: 11,183 - Unknown - 63 F



AB 29
R 1
H 5
RBI 1
BB 0
SO 6
LOB 5

Batter	1	2	3	4	5	6	7	8	9	AB	R	H	RBI	BB	SO	LOB	TOP					
Joey Cora, S OBP: 0.323, SLG: 0.410 (1, 4)										4	2	2	0	0	0	0	Seattle Mariners @ Oakland Athletics Oakland-Alameda County Coliseum, Oakland, CA Wed Jul 17 1996, 7:05 PM PDT Att: 14,387 - Unknown - 63 F livebaseballscorecards.com					
Alex Rodriguez, R OBP: 0.399, SLG: 0.637 (1, 6)										4	1	1	0	0	1	1						
Ken Griffey Jr., L OBP: 0.382, SLG: 0.619 (1, 8)										4	0	1	1	0	0	2						
Edgar Martinez, R OBP: 0.467, SLG: 0.673 (1, 10)										3	1	1	2	1	2	1						
Jay Buhner, R OBP: 0.388, SLG: 0.579 (1, 9)										4	2	2	2	0	0	2						
Paul Sorrento, L OBP: 0.390, SLG: 0.572 (1, 3)										3	0	1	0	0	0	0						
Brian Hunter, R OBP: 0.376, SLG: 0.505 (9, PH)										1	0	0	0	0	0	1						
Dan Wilson, R OBP: 0.348, SLG: 0.471 (1, 2)										4	0	1	0	0	0	2						
Darren Bragg, L OBP: 0.377, SLG: 0.426 (9, PH)										0	0	0	0	0	0	0						
Luis Sojo, R OBP: 0.252, SLG: 0.282 (1, 5)										4	0	0	1	0	0	1						
Rich Amaral, R OBP: 0.398, SLG: 0.358 (1, 7)										3	0	0	0	0	2	0						
Doug Strange, S OBP: 0.310, SLG: 0.352 (9, PH)										1	0	0	0	0	2	0						
Inning Stats	R: 1 E: 0 K: 2 S: 22	H: 2 LOB: 1 BB: 0 P: 33	R: 0 E: 0 K: 0 S: 11	H: 0 LOB: 0 BB: 0 P: 15	R: 4 E: 0 K: 0 S: 12	H: 4 LOB: 0 BB: 0 P: 18	R: 0 E: 0 K: 1 S: 9	H: 0 LOB: 0 BB: 0 P: 12	R: 0 E: 0 K: 0 S: 12	H: 0 LOB: 0 BB: 0 P: 18	R: 0 E: 0 K: 1 S: 6	H: 1 LOB: 1 BB: 1 P: 11	R: 0 E: 0 K: 1 S: 5	H: 0 LOB: 0 BB: 0 P: 11	R: 0 E: 0 K: 1 S: 6	H: 0 LOB: 0 BB: 0 P: 8	R: 1 E: 0 K: 0 S: 10	H: 2 LOB: 2 BB: 0 P: 15	1B: 7 2B: 1 3B: 0 HR: 1	SF: 0 SAC: 0 DP: 1 HBP: 0	WP: 1 PB: 0 SB: 0 CS: 0	PA: 36
PITCHER	IP WLS BF H R ER SO BB IBB HBP BLK WP HR S P ERA WHIP																					
John Wasdin, R ERA: 5.02 (1, 1)	5.1	24	7	5	5	3	1	0	0	0	0	0	0	0	1	71	105	8.44	1.500			
Jim Corsi, R ERA: 3.5 (6, 1)	2.2	W 8	1	1	1	2	0	0	0	0	0	0	0	0	0	15	25	3.38	0.375			
Mike Mohler, L ERA: 2.45 (9, 1)	0.2	S 3	1	0	0	0	0	0	0	0	0	0	0	0	6	9	0.00	1.500				
Billy Taylor, R ERA: 4.42 (9, 1)	0.1	S 1	0	0	0	0	0	0	0	0	0	0	0	0	1	2	0.00	0.000				

Batter	1	2	3	4	5	6	7	8	9	AB	R	H	RBI	BB	SO	LOB	BOTTOM			
Jose Herrera, L OBP: 0.329, SLG: 0.412 (1, 9)										3	0	0	0	0	2	0	Seattle Mariners @ Oakland Athletics Oakland-Alameda County Coliseum, Oakland, CA Wed Jul 17 1996, 7:05 PM PDT Att: 14,387 - Unknown - 63 F livebaseballscorecards.com			
Damon Mashore, R OBP: 0.392, SLG: 0.407 (7, PH)										1	0	0	0	0	1	1				
Rafael Bourquiel, R OBP: 0.337, SLG: 0.396 (1, 4)										4	0	0	0	0	0	1				
Jason Giambi, L OBP: 0.377, SLG: 0.538 (1, 3)										3	1	1	0	1	1	0				
Geronimo Berroa, R OBP: 0.342, SLG: 0.548 (1, 10)										4	1	1	2	0	1	1				
Scott Brosius, R OBP: 0.459, SLG: 0.661 (1, 5)										4	2	2	1	0	0	1				
Matt Stairs, L OBP: 0.326, SLG: 0.558 (1, 7)										4	1	2	0	0	0	1				
Terry Steinbach, R OBP: 0.345, SLG: 0.518 (1, 2)										3	1	1	3	0	1	1				
Ernie Young, R OBP: 0.325, SLG: 0.445 (1, 8)										3	1	1	1	0	1	0				
Mike Bordick, R OBP: 0.319, SLG: 0.303 (1, 6)										3	0	1	0	0	0	0				
Inning Stats	R: 0 E: 0 K: 1 S: 7	H: 0 LOB: 0 BB: 0 P: 11	R: 3 E: 0 K: 1 S: 14	H: 3 LOB: 0 BB: 0 P: 26	R: 2 E: 0 K: 0 S: 11	H: 2 LOB: 0 BB: 0 P: 17	R: 0 E: 0 K: 0 S: 6	H: 1 LOB: 0 BB: 0 P: 12	R: 0 E: 0 K: 1 S: 7	H: 0 LOB: 0 BB: 0 P: 10	R: 0 E: 0 K: 1 S: 7	H: 0 LOB: 1 BB: 1 P: 13	R: 1 E: 0 K: 2 S: 12	H: 2 LOB: 1 BB: 0 P: 20	R: 1 E: 0 K: 1 S: 12	H: 1 LOB: 0 BB: 0 P: 21	1B: 3 2B: 2 3B: 0 HR: 4	SF: 0 SAC: 0 DP: 1 HBP: 0	WP: 0 PB: 0 SB: 0 CS: 0	PA: 33
PITCHER	IP WLS BF H R ER SO BB IBB HBP BLK WP HR S P ERA WHIP																			
Matt Wagner, R ERA: 6.54 (1, 1)	3.0	14	5	5	5	2	0	0	0	0	0	0	0	0	2	32	54	15.00	1.667	
Bias Minor, R ERA: 3.43 (4, 1)	3.1	L 13	3	1	1	3	1	0	0	0	0	0	0	0	1	26	46	2.70	1.200	
Tim Davis, L ERA: 4.84 (7, 1)	1.0	S 3	0	0	0	2	0	0	0	0	0	0	0	0	9	14	0.00	0.000		
Michael Jackson, R ERA: 5.1 (8, 1)	0.2	S 1	1	1	1	0	0	0	0	0	0	0	0	0	1	9	16	13.50	1.500	

AB 35
R 6
H 9
RBI 6
BB 1
SO 5
LOB 12



AB 32
R 7
H 9
RBI 7
BB 1
SO 7
LOB 6



Batter	1	2	3	4	5	6	7	8	9	AB	R	H	RBI	BB	SO	LOB	TOP										
Joey Cora, S OBP: 0.328, SLG: 0.416 (1, 4)			G4-3	L9			F9			5	1	2	0	0	0	2											
Alex Rodriguez, R OBP: 0.409, SLG: 0.652 (1, 6)			HR		L8					4	1	2	0	1	1	2											
Ken Griffey Jr., L OBP: 0.386, SLG: 0.626 (1, 8)			HR		F8					4	1	1	4	0	1	2											
Edgar Martinez, R OBP: 0.464, SLG: 0.663 (3, PH)			FC6-5		L4					1	0	0	0	0	1	1											
Doug Strange, S OBP: 0.311, SLG: 0.344 (3, 5)			BB							2	0	0	0	1	0	0											
Jay Buhner, R OBP: 0.384, SLG: 0.578 (1, 10)	G2-3		FC6-5		G1-3					3	0	0	0	1	0	2											
Paul Sorrento, L OBP: 0.384, SLG: 0.556 (8, PH)		G3								3	0	0	0	0	1	1											
Greg Pirkki, R OBP: 0.250, SLG: 0.583 (8, 7)			K		P2					1	0	0	0	0	2												
Rich Amaral, R OBP: 0.396, SLG: 0.350 (8, 7)										0	0	0	0	0	0	0											
Brian Hunter, R OBP: 0.374, SLG: 0.486 (8, 3)		K			G5-3					2	0	0	0	2	1	0											
Darren Bragg, L OBP: 0.379, SLG: 0.433 (1, 9)		F8			P2		G6-3			4	0	0	0	0	1	2											
John Marzano, R OBP: 0.355, SLG: 0.321 (2, 2)							P5			0	0	0	0	0	0	0											
Dan Wilson, R OBP: 0.351, SLG: 0.469 (2, 2)			G4-3		K					4	1	1	0	0	1	2											
Inning Stats	R: 1 E: 0 K: 1 S: 10	H: 2 LOB: 1 BB: 0 P: 15	R: 0 E: 0 K: 1 S: 9	H: 0 LOB: 0 BB: 0 P: 16	R: 3 E: 0 K: 1 S: 20	H: 2 LOB: 1 BB: 2 P: 37	R: 0 E: 0 K: 1 S: 10	H: 0 LOB: 0 BB: 1 P: 19	R: 0 E: 0 K: 0 S: 6	H: 0 LOB: 0 BB: 0 P: 7	R: 0 E: 0 K: 0 S: 7	H: 0 LOB: 0 BB: 0 P: 11	R: 0 E: 1 K: 1 S: 7	H: 1 LOB: 2 BB: 1 P: 15	R: 0 E: 0 K: 2 S: 9	H: 1 LOB: 2 BB: 1 P: 14	1B: 4 2B: 2 3B: 0 HR: 1	SF: 0 SAC: 0 DP: 1 HBP: 0	WP: 0 PB: 1 SB: 1 CS: 1	PA: 38							
PITCHER	IP	WLS	BF	H	R	ER	SO	BB	IBB	HBP	BLK	WP	HR	S	P	ERA	WHIP										
Dennis Springer, R ERA: 9.45 (1, 1)	7.0		29	5	4	4	4	3	0	0	0	0	1	72	120	5.14	1.143										
Chuck McElroy, L ERA: 4.03 (8, 1)	0.2	3	0	0	0	1	0	1	0	0	0	0	0	5	13	0.00	0.000										
Jeff Schmidt, R ERA: 2.84 (8, 1)	0.1	W	1	0	0	0	0	0	0	0	0	0	0	1	1	0.00	0.000										
Troy Percival, R ERA: 1.57 (9, 1)	1.0	S	5	1	0	0	2	1	0	0	0	0	0	9	14	0.00	2.000										

Seattle Mariners @ California Angels
Anaheim Stadium, Anaheim, CA

AB 33
R 4
H 6
RBI 4
BB 5
SO 7
LOB 16



WP: 0 PA: 38
PB: 1
SB: 1
CS: 1

Batter	1	2	3	4	5	6	7	8	9	AB	R	H	RBI	BB	SO	LOB	BOTTOM										
Darin Erstad, L OBP: 0.373, SLG: 0.396 (1, 7)		F7		F8						4	0	1	0	1	1	5											
Gary Disarcina, R OBP: 0.278, SLG: 0.324 (1, 6)	P3		G6-3	L9			F6	G5-3		5	0	0	0	0	0	5											
Jim Edmonds, L OBP: 0.372, SLG: 0.585 (1, 8)			F7		L9		E8			4	0	2	0	0	0	0											
Tim Salmon, R OBP: 0.390, SLG: 0.542 (1, 9)			F8		P4		G4-3			4	0	0	0	0	0	4											
Chili Davis, S OBP: 0.397, SLG: 0.502 (1, 10)	K				G4-3					4	2	2	1	0	1	2											
Randy Velarde, R OBP: 0.381, SLG: 0.419 (1, 4)		K		G4-3		L6				4	1	1	0	0	1	0											
J.T. Snow, L OBP: 0.347, SLG: 0.395 (1, 3)						F7				3	2	2	1	1	0	0											
George Arias, R OBP: 0.282, SLG: 0.277 (1, 5)						F9				4	0	3	2	0	0	0											
Pat Borders, R OBP: 0.306, SLG: 0.385 (1, 2)		P5					G1-3			4	0	1	1	0	1	3											
Inning Stats	R: 0 E: 0 K: 1 S: 15	H: 2 LOB: 2 BB: 0 P: 22	R: 0 E: 0 K: 1 S: 11	H: 1 LOB: 1 BB: 1 P: 18	R: 0 E: 0 K: 0 S: 6	H: 0 LOB: 0 BB: 0 P: 6	R: 2 E: 0 K: 0 S: 15	H: 4 LOB: 2 BB: 0 P: 22	R: 0 E: 0 K: 0 S: 5	H: 0 LOB: 0 BB: 0 P: 7	R: 0 E: 0 K: 0 S: 8	H: 0 LOB: 0 BB: 0 P: 10	R: 0 E: 1 K: 0 S: 8	H: 1 LOB: 2 BB: 1 P: 15	R: 3 E: 0 K: 2 S: 18	H: 4 LOB: 1 BB: 0 P: 28	1B: 10 2B: 1 3B: 0 HR: 1	SF: 0 SAC: 0 DP: 0 HBP: 0	WP: 0 PB: 0 SB: 1 CS: 0	PA: 38							
PITCHER	IP	WLS	BF	H	R	ER	SO	BB	IBB	HBP	BLK	WP	HR	S	P	ERA	WHIP										
Bob Wolcott, R ERA: 5.47 (1, 1)	6.2		29	7	2	2	2	2	0	0	0	0	0	64	94	2.70	1.350										
Bobby Ayala, R ERA: 6.91 (7, 1)	0.1	4	3	2	2	0	0	0	0	0	0	0	0	9	16	54.00	9.000										
Norm Charlton, L ERA: 4.5 (8, 1)	1.0	L	5	2	1	1	2	0	0	0	0	0	0	13	18	9.00	2.000										

Seattle Mariners @ California Angels
Anaheim Stadium, Anaheim, CA

AB 36
R 5
H 12
RBI 5
BB 2
SO 4
LOB 19



WP: 0 PA: 38
PB: 0
SB: 1
CS: 0

Batter	1	2	3	4	5	6	7	8	9	AB	R	H	RBI	BB	SO	LOB	TOP									
Rich Amaral, R OBP: 0.398, SLG: 0.350 Joey Cora, S OBP: 0.330, SLG: 0.417	4-0 1B HR BB	1-0 G6-3		1-2 FC6-4			1-0 CS 1B	2-0 1-2 2-3 1B		3	1	1	0	1	0	2										
Alex Rodriguez, R OBP: 0.409, SLG: 0.648	1-2 HR BB	3-1 L3			4-0 HR BB		0-2 K	1-3 K		4	2	1	0	1	2	4										
Ken Griffey Jr., L OBP: 0.389, SLG: 0.646	0-1 HR		1-1 P6		2-2 HR BB		1-2 1B		3-3 K	5	2	3	5	0	1	0										
Jay Buhner, R OBP: 0.382, SLG: 0.571	2-3 K		1-1 F8		0-1 G5-3		1-1 F9		4-2 FC5-4 BB	4	0	0	0	1	1	1										
Brian Hunter, R OBP: 0.375, SLG: 0.509	0-1 1B		1-3 K		1-3 K			1-1 HR	0-2 FC5-4 1-2	5	1	2	1	0	2	1										
Greg Pirtle, R OBP: 0.235, SLG: 0.471	0-0 1B			0-3 K2-3		0-0 F8		1-0 F7	1-2 F8	5	0	1	0	0	1	1										
Dan Wilson, R OBP: 0.350, SLG: 0.466	0-2 P3			1-2 G5-3			2-3 K	1-0 1B HBP 1B		4	0	1	0	0	1	2										
Paul Sorrento, L OBP: 0.386, SLG: 0.553	1-2 G1-3			1-1 1B 1B			2-2 F8	1-1 1B HBP		3	0	1	0	0	0	2										
Luis Sojo, R OBP: 0.248, SLG: 0.276			1-1 G5-3		1-1 1B FC6-4 1B		0-0 F8		0-3 K	4	0	1	0	0	1	2										
Inning Stats	R: 3 E: 0 K: 1 S: 17	H: 4 LOB: 2 BB: 1 P: 25	R: 0 E: 0 K: 0 S: 5	H: 0 LOB: 0 BB: 0 P: 10	R: 0 E: 0 K: 1 S: 7	H: 0 LOB: 0 BB: 0 P: 10	R: 0 E: 0 K: 1 S: 13	H: 2 LOB: 2 BB: 0 P: 17	R: 2 E: 0 K: 1 S: 10	H: 1 LOB: 0 BB: 1 P: 17	R: 0 E: 0 K: 1 S: 7	H: 0 LOB: 0 BB: 0 P: 11	R: 0 E: 0 K: 1 S: 10	H: 2 LOB: 1 BB: 0 P: 13	R: 1 E: 0 K: 2 S: 12	H: 3 LOB: 3 BB: 0 P: 19	R: 0 E: 0 K: 1 S: 11	H: 0 LOB: 1 BB: 1 P: 19	1B: 9 2B: 0 3B: 0 HR: 3	SF: 0 SAC: 0 DP: 0 HBP: 1	WP: 0 PB: 0 SB: 1 CS: 1	PA: 42				
PITCHER	IP	WLS	BF	H	R	ER	SO	BB	IBB	HBP	BLK	WP	HR	S	P	ERA	WHIP									
Jim Abbott, L ERA: 7.51	(1, 1)	6.0	L	28	8	5	5	5	2	0	0	0	0	2	60	92	7.50	1.667								
Jeff Schmidt, R ERA: 3.52	(7, 1)	1.1		6	3	1	1	1	0	0	0	0	0	1	13	18	6.75	2.250								
Mike Holtz, L ERA: 1.17	(8, 1)	1.2		8	1	0	0	3	1	0	1	0	0	0	19	31	0.00	1.200								

Seattle Mariners @ California Angels
Anaheim Stadium, Anaheim, CA
Sun Jul 21 1996, 6:33 AM EDT
Att: 22,088 - Sunny - 86 F

AB 38
R 6
H 12
RBI 6
BB 3
SO 9
LOB 15





Batter	1	2	3	4	5	6	7	8	9	AB	R	H	RBI	BB	SO	LOB	BOTTOM									
Darin Erstad, L OBP: 0.361, SLG: 0.381	1-3 K		0-0 B2		2-2 L8		1-3 K		1-2 G4-3	5	0	0	0	0	2	4										
Gary Disarcina, R OBP: 0.283, SLG: 0.328	1-2 G4-3		1-1 1B 2-3		1-0 1B		0-2 G3-1		3-2 BB 1B	5	0	3	0	0	0	0										
Jim Edmonds, L OBP: 0.373, SLG: 0.576	1-0 G4-3		1-2 F7		2-3 K		4-2 1B BB		4-1 1-2 BB	3	0	0	0	2	1	4										
Chili Davis, S OBP: 0.382, SLG: 0.494		2-1 F9	0-1 F9		2-3 K		0-3 K		2-3 K	5	0	0	0	0	3	7										
Rex Hudler, R OBP: 0.350, SLG: 0.576 J.T. Snow, L OBP: 0.348, SLG: 0.396		1-3 K2-3		3-1 16 E S 1B 1B		0-0 F9		2-2 1-2 1B	0-3 K	3	1	1	0	0	1	0										
Randy Velarde, R OBP: 0.383, SLG: 0.418		2-2 1B		1-3 K		4-2 16 1B BB		1-2 F9		3	1	1	0	1	1	3										
16 Garret Anderson, L OBP: 0.320, SLG: 0.422		2-2 K		2-3 K		0-0 1B		0-2 P6		4	0	1	0	0	2	2										
George Arias, R OBP: 0.299, SLG: 0.296			1-1 1B 1B		2-1 1B FC5-4 1B		0-1 1-2 2H 1B		0-3 K	4	0	3	2	0	1	0										
Pat Borders, R OBP: 0.306, SLG: 0.383 Jack Howell, L OBP: 0.299, SLG: 0.507 Jorge Fabregas, L OBP: 0.333, SLG: 0.316			0-1 1B		0-1 FC5-4		2-2 F9		0-0 F8	3	0	1	0	0	0	3										
Inning Stats	R: 0 E: 0 K: 1 S: 7	H: 0 LOB: 0 BB: 0 P: 10	R: 0 E: 0 K: 2 S: 12	H: 1 LOB: 1 BB: 0 P: 19	R: 0 E: 0 K: 0 S: 12	H: 3 LOB: 3 BB: 0 P: 15	R: 1 E: 0 K: 2 S: 12	H: 2 LOB: 1 BB: 0 P: 20	R: 0 E: 0 K: 2 S: 12	H: 1 LOB: 1 BB: 0 P: 19	R: 1 E: 0 K: 1 S: 15	H: 2 LOB: 2 BB: 1 P: 22	R: 0 E: 0 K: 1 S: 17	H: 1 LOB: 2 BB: 1 P: 24	R: 0 E: 0 K: 1 S: 7	H: 0 LOB: 0 BB: 0 P: 7	R: 0 E: 0 K: 2 S: 15	H: 1 LOB: 2 BB: 1 P: 25	1B: 11 2B: 0 3B: 0 HR: 0	SF: 0 SAC: 0 DP: 0 HBP: 0	WP: 0 PB: 0 SB: 1 CS: 0	PA: 41				
PITCHER	IP	WLS	BF	H	R	ER	SO	BB	IBB	HBP	BLK	WP	HR	S	P	ERA	WHIP									
Sterling Hitchcock, L ERA: 4.9	(1, 1)	6.0	W	28	9	2	2	8	1	0	0	0	0	10	14	0.00	1.500									
Tim Davis, L ERA: 5.47	(7, 1)	0.2		3	0	0	0	1	1	0	0	0	0	0	14	17	0.00	0.750								
Michael Jackson, R ERA: 4.76	(7, 1)	1.1		5	1	0	0	1	0	0	0	0	0	14	17	0.00	0.750									
Norm Charlton, L ERA: 4.4	(8, 1)	1.0		5	1	0	0	2	1	0	0	0	0	15	25	0.00	2.000									

Seattle Mariners @ California Angels
Anaheim Stadium, Anaheim, CA
Sun Jul 21 1996, 6:33 AM EDT
Att: 22,088 - Sunny - 86 F

AB 38
R 2
H 11
RBI 2
BB 3
SO 12
LOB 25



Batter	1	2	3	4	5	6	7	8	9	AB	R	H	RBI	BB	SO	LOB	TOP			
Fernando Vina, L OBP: 0.370, SLG: 0.437 (1, 4)	F7		P6		P6			E5 1B		4	0	1	0	0	0	0	Milwaukee Brewers @ Seattle Mariners The Kingdome, Seattle, WA Mon Jul 22 1996, 10:05 PM EDT Att: 40,555 - Unknown - 68 F livebaseballscorecards.com			
Pat Listach, S OBP: 0.350, SLG: 0.364 (1, 8)	L7		F8		G6-3			K		4	0	0	0	0	1					
Kevin Seitzer, R OBP: 0.432, SLG: 0.487 (1, 10)	1B BB			2B HR 1B		P2			F9	3	1	1	0	1	0					
Dave Nilsson, L OBP: 0.429, SLG: 0.578 (1, 9)	1-1 1-2 1B			0-0 1-3 HR 2B		G6-3			K	4	1	2	0	0	1	0				
Greg Vaughn, R OBP: 0.387, SLG: 0.578 (1, 7)	P5			0-2 K		K			F8	4	0	0	0	0	2	4				
John Jaha, R OBP: 0.395, SLG: 0.540 (1, 3)		L5		1-1 HR		F9				3	1	1	3	0	0	0				
Jose Valentin, S OBP: 0.349, SLG: 0.489 (1, 6)	G4-3			2H 3H 1-3 K			4-2 G4-6-3 BB			2	0	0	0	1	1	0				
Jeff Cirillo, R OBP: 0.398, SLG: 0.489 (1, 5)	F7			2-2 P4			1 SAFE 0-2 G4-6-3 1-2			3	0	0	0	0	0	1				
Mike Matheny, R OBP: 0.243, SLG: 0.324 (8, PH) Jesse Levis, L OBP: 0.351, SLG: 0.283 (8, 2)	G2-3			2-2 G2-3		G2-3		F8		2	0	0	0	0	0	0				
Inning Stats	R: 0 E: 0 K: 0 S: 10	H: 1 LOB: 2 BB: 1 P: 16	R: 0 E: 0 K: 0 S: 5	H: 0 LOB: 0 BB: 0 P: 6	R: 0 E: 0 K: 0 S: 8	H: 0 LOB: 0 BB: 0 P: 13	R: 3 E: 0 K: 2 S: 16	H: 3 LOB: 0 BB: 0 P: 23	R: 0 E: 0 K: 1 S: 7	H: 0 LOB: 0 BB: 0 P: 10	R: 0 E: 0 K: 0 S: 8	H: 0 LOB: 0 BB: 1 P: 15	R: 0 E: 1 K: 1 S: 8	H: 1 LOB: 1 BB: 0 P: 2	R: 0 E: 0 K: 1 S: 10	H: 0 LOB: 0 BB: 0 P: 14		1B: 3 2B: 1 3B: 0 HR: 1	SF: 0 SAC: 0 DP: 1 HBP: 0	WP: 0 PB: 0 SB: 0 CS: 0
PITCHER Matt Wagner, R ERA: 6.02 (1, 1)	IP: 9.0 WLS: W BF: 32 H: 5 R: 3 ER: 3 SO: 5 BB: 2 IBB: 0 HBP: 0 BLK: 0 WP: 0 HR: 1 S: 83 P: 126 ERA: 3.00 WHIP: 0.778											PITCHER	IP: 9.0 WLS: W BF: 32 H: 5 R: 3 ER: 3 SO: 5 BB: 2 IBB: 0 HBP: 0 BLK: 0 WP: 0 HR: 1 S: 83 P: 126 ERA: 3.00 WHIP: 0.778							

Batter	1	2	3	4	5	6	7	8	9	AB	R	H	RBI	BB	SO	LOB	BOTTOM			
Joey Cora, S OBP: 0.333, SLG: 0.423 (1, 4)	G4-6-3 1B		E5 1B	1 SAFE 2-1 G4-3			F8	F9 1-H 2B		5	1	3	2	0	0	1	Milwaukee Brewers @ Seattle Mariners The Kingdome, Seattle, WA Mon Jul 22 1996, 10:05 PM EDT Att: 40,555 - Unknown - 68 F livebaseballscorecards.com			
Alex Rodriguez, R OBP: 0.406, SLG: 0.641 (1, 6)	1-0 G4-6-3 1B		G6-3		P4		K	F9		5	0	1	0	0	1	2				
Ken Griffey Jr., L OBP: 0.387, SLG: 0.649 (1, 8)	0-0 G4-6-3		2-3 K		2-2 HR			P6		5	1	1	1	0	1	4				
Jay Buhner, R OBP: 0.385, SLG: 0.569 (1, 9)	4-0 BB		4-1 1B BB		0-1 P6			4-2 2B HR BB		1	1	0	0	3	0	0				
Paul Sorrento, L OBP: 0.385, SLG: 0.551 (8, PH) Greg Pirkki, R OBP: 0.235, SLG: 0.471 (8, PH) Darren Bragg, L OBP: 0.381, SLG: 0.441 (9, 7)	1-3 K		3-1 1-2 2-H 1B		1-3 K			1-1 HR 2B		3	0	1	1	0	2	2				
Dan Wilson, R OBP: 0.352, SLG: 0.468 (1, 2)		1-3 K	0-1 G1-3		1-2 L1-6 2B			4-1 HR BB		3	1	1	0	1	1	2				
Doug Strange, S OBP: 0.318, SLG: 0.380 (1, 5)	0-0 1B			2-1 G6-3			L1-6	0-0 HR		4	1	2	4	0	0	1				
Brian Hunter, R OBP: 0.371, SLG: 0.500 (1, 10)	1-3 K		1-2 L6		1-2 L6			1-1 1B 2B 1B		4	1	1	0	0	1	1				
Rich Amaral, R OBP: 0.400, SLG: 0.353 (9, 3)	1-1 G5-3		2-1 S 1B				K	1-1 2B 1B		4	1	2	0	0	1	1				
Inning Stats	R: 0 E: 0 K: 1 S: 8	H: 2 LOB: 2 BB: 1 P: 15	R: 0 E: 0 K: 2 S: 9	H: 1 LOB: 1 BB: 0 P: 12	R: 1 E: 1 K: 1 S: 13	H: 2 LOB: 2 BB: 1 P: 25	R: 0 E: 0 K: 0 S: 9	H: 1 LOB: 1 BB: 0 P: 16	R: 1 E: 0 K: 1 S: 14	H: 1 LOB: 0 BB: 0 P: 20	R: 0 E: 0 K: 0 S: 13	H: 1 LOB: 0 BB: 0 P: 15	R: 0 E: 0 K: 2 S: 7	H: 0 LOB: 0 BB: 0 P: 11	R: 6 E: 0 K: 0 S: 18	H: 5 LOB: 1 BB: 2 P: 31		1B: 8 2B: 4 3B: 0 HR: 2	SF: 0 SAC: 0 DP: 2 HBP: 0	WP: 0 PB: 0 SB: 0 CS: 0
PITCHER Ben McDonald, R ERA: 3.56 (1, 1) Graeme Lloyd, L ERA: 2.13 (8, 1) Jose Mercedes, R ERA: 9.18 (8, 1) Steve Sparks, R ERA: 6.75 (8, 1)	IP: 7.0 WLS: 2 BF: 29 H: 8 R: 2 ER: 2 SO: 7 BB: 2 IBB: 0 HBP: 0 BLK: 0 WP: 0 HR: 1 S: 73 P: 114 ERA: 2.57 WHIP: 1.429											PITCHER	IP: 7.0 WLS: 2 BF: 29 H: 8 R: 2 ER: 2 SO: 7 BB: 2 IBB: 0 HBP: 0 BLK: 0 WP: 0 HR: 1 S: 73 P: 114 ERA: 2.57 WHIP: 1.429							

Batter	1	2	3	4	5	6	7	8	9	AB	R	H	RBI	BB	SO	LOB	TOP									
Fernando Vina, L OBP: 0.371, SLG: 0.436 (1, 4)										5	1	2	1	0	0	4	Milwaukee Brewers @ Seattle Mariners The Kingdome, Seattle, WA Tue Jul 23 1996, 10:05 PM EDT Att: 22,378 - Dome									
Jeff Cirillo, R OBP: 0.401, SLG: 0.495 (1, 5)										4	1	2	1	1	0	1										
Kevin Seitzer, R OBP: 0.434, SLG: 0.487 (1, 3)										2	1	1	1	2	1	2										
Dave Nilsson, L OBP: 0.436, SLG: 0.608 (1, 9)										4	3	3	3	0	0	2										
Greg Vaughn, R OBP: 0.387, SLG: 0.573 Matt Mieske, R OBP: 0.329, SLG: 0.494 (1, 7) (9, 7)										3	0	0	0	2	2	1										
John Jaha, R OBP: 0.393, SLG: 0.535 (1, 10)										5	0	1	0	0	2	5										
Jose Valentin, S OBP: 0.349, SLG: 0.490 Mark Loretta, R OBP: 0.333, SLG: 0.301 (1, 6) (9, 6)										5	0	2	1	0	1	0										
David Hulse, L OBP: 0.315, SLG: 0.293 Pat Listach, S OBP: 0.350, SLG: 0.361 (1, 8) (5, 8)										2	0	0	0	0	0	0										
Jesse Levis, L OBP: 0.361, SLG: 0.284 (1, 2)										3	0	1	0	2	0	3										
Inning Stats	R: 3 E: 0 K: 1 S: 13	H: 3 LOB: 2 BB: 1 P: 27	R: 0 E: 0 K: 0 S: 2	H: 0 LOB: 0 BB: 1 P: 8	R: 0 E: 0 K: 1 S: 13	H: 0 LOB: 1 BB: 2 P: 22	R: 0 E: 1 K: 1 S: 10	H: 1 LOB: 2 BB: 0 P: 14	R: 0 E: 0 K: 0 S: 14	H: 2 LOB: 2 BB: 1 P: 23	R: 1 E: 0 K: 2 S: 19	H: 2 LOB: 2 BB: 1 P: 32	R: 1 E: 0 K: 0 S: 10	H: 1 LOB: 0 BB: 0 P: 15	R: 0 E: 0 K: 0 S: 9	H: 0 LOB: 1 BB: 1 P: 19		R: 2 E: 0 K: 1 S: 13	H: 3 LOB: 2 BB: 1 P: 22	1B: 8 2B: 1 3B: 1 HR: 2	SF: 1 SAC: 0 DP: 3 HBP: 1	WP: 0 PB: 0 SB: 1 CS: 0	PA: 45			
PITCHER	IP	WLS	BF	H	R	ER	SO	BB	IBB	HBP	BLK	WP	HR	S	P	ERA		WHIP								
Rusty Meacham, R ERA: 5.02 (1, 1)	1.0		7	3	3	3	1	1	0	1	0	0	0	13	27	27.00		4.000								
Rafael Carmona, R ERA: 4.5 (2, 1)	4.1	L	19	3	1	1	3	5	0	0	0	0	0	45	78	2.08		1.846								
Tim Davis, L ERA: 5.4 (6, 1)	0.1		2	1	0	0	0	0	0	0	0	0	0	6	11	0.00	3.000									
Bias Minor, R ERA: 3.75 (6, 1)	3.1		17	5	3	3	2	2	0	0	0	0	2	39	66	8.10	2.100									

Batter	1	2	3	4	5	6	7	8	9	AB	R	H	RBI	BB	SO	LOB	BOTTOM									
Rich Amaral, R OBP: 0.402, SLG: 0.361 Joey Cora, S OBP: 0.335, SLG: 0.428 (1, 7) (9, FH)										4	0	2	1	0	0	3	Milwaukee Brewers @ Seattle Mariners The Kingdome, Seattle, WA Tue Jul 23 1996, 10:05 PM EDT Att: 22,378 - Dome									
Alex Rodriguez, R OBP: 0.404, SLG: 0.635 (1, 6)									5	0	1	0	0	0	2											
Ken Griffey Jr., L OBP: 0.384, SLG: 0.640 (1, 8)									4	0	0	0	1	1	4											
Jay Buhner, R OBP: 0.388, SLG: 0.576 (1, 9)									3	1	1	1	2	1	2											
Brian Hunter, R OBP: 0.359, SLG: 0.483 (1, 3)									4	0	0	0	0	1	4											
Greg Pirtl, R OBP: 0.190, SLG: 0.381 (1, 10)									4	0	0	0	0	0	1											
Dan Wilson, R OBP: 0.354, SLG: 0.467 (1, 2)									3	0	1	0	1	0	0											
Luis Sojo, R OBP: 0.253, SLG: 0.282 (1, 5)									2	1	1	0	1	0	1											
Andy Sheets, R OBP: 0.324, SLG: 0.339 (1, 4)									4	1	2	1	0	1	2											
Inning Stats	R: 0 E: 0 K: 0 S: 9	H: 1 LOB: 2 BB: 1 P: 19	R: 2 E: 0 K: 1 S: 21	H: 4 LOB: 0 BB: 0 P: 32	R: 0 E: 0 K: 1 S: 6	H: 0 LOB: 0 BB: 1 P: 10	R: 0 E: 0 K: 1 S: 6	H: 0 LOB: 1 BB: 1 P: 11	R: 1 E: 0 K: 0 S: 6	H: 1 LOB: 2 BB: 1 P: 10	R: 0 E: 0 K: 0 S: 9	H: 1 LOB: 2 BB: 1 P: 17	R: 0 E: 0 K: 0 S: 10	H: 0 LOB: 1 BB: 1 P: 17	R: 0 E: 0 K: 0 S: 6	H: 1 LOB: 0 BB: 0 P: 11		R: 0 E: 0 K: 1 S: 9	H: 1 LOB: 1 BB: 0 P: 13	1B: 4 2B: 4 3B: 0 HR: 1	SF: 0 SAC: 1 DP: 1 HBP: 0	WP: 1 PB: 1 SB: 0 CS: 0	PA: 40			
PITCHER	IP	WLS	BF	H	R	ER	SO	BB	IBB	HBP	BLK	WP	HR	S	P	ERA		WHIP								
Scott Karl, L ERA: 4.94 (1, 1)	5.2	W	27	7	3	3	3	4	0	0	0	0	0	19	32	0.00		0.857								
Angel Miranda, L ERA: 4.5 (6, 1)	2.1		9	1	0	0	0	1	0	0	0	0	0	19	32	0.00		0.857								
Mike Fetters, R ERA: 2.0 (9, 1)	1.0		4	1	0	0	1	0	0	0	0	0	0	9	13	0.00	1.000									

AB	35
R	7
H	12
RBI	7
BB	8
SO	6
LOB	20



Batter	1	2	3	4	5	6	7	8	9	AB	R	H	RBI	BB	SO	LOB	TOP																					
Fernando Vina, L OBP: 0.369, SLG: 0.432 (1, 4)	F8	G1-3		1B		E4			P5	5	0	1	1	0	0	2	Milwaukee Brewers @ Seattle Mariners The Kingdome, Seattle, WA Wed Jul 24 1996, 10:05 PM EDT Att: 19,899 - Dome - 68 F																					
Pat Listach, S OBP: 0.347, SLG: 0.357 (1, 8)	1B		P6	F8		L3			B2	5	1	1	0	0	0	3																						
Kevin Seitzer, R OBP: 0.434, SLG: 0.486 (1, 10)	1B		K			F8			G4-3	5	1	2	0	0	1	1																						
Dave Nilsson, L OBP: 0.437, SLG: 0.617 Matt Mieske, R OBP: 0.329, SLG: 0.494 (9, 9)	HR				G3-1					3	1	1	3	1	0	2																						
Greg Vaughn, R OBP: 0.383, SLG: 0.566 (1, 7)	HR		BB							0	0	0	0	0	0	0																						
John Jaha, R OBP: 0.394, SLG: 0.543 (1, 3)										4	0	0	0	0	3	1																						
Jose Valentin, S OBP: 0.346, SLG: 0.485 (1, 6)										4	1	2	1	0	1	0																						
Jeff Cirillo, R OBP: 0.402, SLG: 0.497 (1, 5)										4	0	0	0	0	0	1																						
Mike Matheny, R OBP: 0.250, SLG: 0.339 (1, 2)										3	2	1	0	0	1	0																						
Inning Stats	R: 3 E: 0 K: 2 S: 19	H: 3 LOB: 0 BB: 0 P: 28	R: 0 E: 0 K: 0 S: 9	H: 1 LOB: 1 BB: 0 P: 13	R: 0 E: 0 K: 2 S: 11	H: 0 LOB: 1 BB: 1 P: 20	R: 3 E: 0 K: 0 S: 18	H: 5 LOB: 2 BB: 0 P: 26	R: 0 E: 0 K: 1 S: 8	H: 1 LOB: 0 BB: 0 P: 14	R: 1 E: 1 K: 0 S: 11	H: 1 LOB: 1 BB: 0 P: 16	R: 0 E: 0 K: 0 S: 6	H: 0 LOB: 0 BB: 0 P: 11	R: 0 E: 0 K: 2 S: 8	H: 0 LOB: 0 BB: 0 P: 13		R: 0 E: 0 K: 0 S: 5	H: 0 LOB: 0 BB: 0 P: 7	1B: 7 2B: 2 3B: 1 HR: 2	SF: 0 SAC: 0 DP: 1 HBP: 1	WP: 0 PB: 0 SB: 0 CS: 1	PA: 40															
PITCHER	IP	WLS	BF	H	R	ER	SO	BB	IBB	HBP	BLK	WP	HR	S	P	ERA	WHIP	PITCHER				IP	WLS	BF	H	R	ER	SO	BB	IBB	HBP	BLK	WP	HR	S	P	ERA	WHIP
Bob Wells, R ERA: 4.13 (1, 1)	3.2		21	9	6	6	4	1	0	0	0	0	2	55	82	14.73	2.727																					
Rusty Meacham, R ERA: 4.5 (4, 1)	3.1		12	2	1	0	1	0	0	1	0	0	0	27	46	0.00	0.600																					
Bobby Ayala, R ERA: 6.46 (8, 1)	2.0	W	6	0	0	0	2	0	0	0	0	0	0	13	20	0.00	0.000																					

Batter	1	2	3	4	5	6	7	8	9	AB	R	H	RBI	BB	SO	LOB	BOTTOM																					
Joey Cora, S OBP: 0.333, SLG: 0.427 (1, 4)	G4-3		P5		P2		G3		1B	5	1	1	0	0	0	0	Milwaukee Brewers @ Seattle Mariners The Kingdome, Seattle, WA Wed Jul 24 1996, 10:05 PM EDT Att: 19,899 - Dome - 68 F																					
Alex Rodriguez, R OBP: 0.406, SLG: 0.637 (1, 6)	K		G5-3		BB	HBP	2B		1B	5	2	3	1	0	1	0																						
Ken Griffey Jr., L OBP: 0.384, SLG: 0.635 (1, 8)	G3-1		L9		BB	HBP	F7		2B	4	1	1	0	0	0	1																						
Jay Buhner, R OBP: 0.391, SLG: 0.578 (1, 9)					L7				K	4	1	2	1	1	1	2																						
Paul Sorrento, L OBP: 0.388, SLG: 0.554 (1, 3)					G4-6-3		2B		1B	4	2	2	0	1	1	4																						
Doug Strange, S OBP: 0.319, SLG: 0.376 Luis Sojo, R OBP: 0.252, SLG: 0.281 (8, PH) (9, 5)	SF7									1	0	0	1	0	0	0																						
Darren Bragg, L OBP: 0.380, SLG: 0.441 (9, PH)	SF7									1	0	0	0	0	0	0																						
Dan Wilson, R OBP: 0.360, SLG: 0.484 (1, 2)										0	0	0	1	0	0	0																						
Brian Hunter, R OBP: 0.364, SLG: 0.484 (1, 10)										5	1	4	4	0	0	0																						
Rich Amaral, R OBP: 0.396, SLG: 0.356 Jeff Manto, R OBP: 0.343, SLG: 0.613 (8, PH) (9, 7)										3	0	0	0	0	1	3																						
Inning Stats	R: 0 E: 0 K: 1 S: 11	H: 0 LOB: 0 BB: 0 P: 16	R: 2 E: 1 K: 1 S: 11	H: 4 LOB: 1 BB: 0 P: 20	R: 0 E: 0 K: 0 S: 6	H: 0 LOB: 0 BB: 0 P: 11	R: 1 E: 0 K: 1 S: 12	H: 2 LOB: 2 BB: 0 P: 20	R: 0 E: 0 K: 0 S: 7	H: 1 LOB: 2 BB: 1 P: 20	R: 1 E: 0 K: 1 S: 9	H: 1 LOB: 0 BB: 0 P: 14	R: 1 E: 0 K: 1 S: 14	H: 2 LOB: 1 BB: 0 P: 21	R: 0 E: 0 K: 0 S: 7	H: 1 LOB: 1 BB: 0 P: 8	R: 3 E: 0 K: 1 S: 17	H: 4 LOB: 2 BB: 1 P: 31	1B: 9 2B: 5 3B: 0 HR: 1	SF: 2 SAC: 0 DP: 1 HBP: 2	WP: 0 PB: 0 SB: 1 CS: 0	PA: 43																
PITCHER	IP	WLS	BF	H	R	ER	SO	BB	IBB	HBP	BLK	WP	HR	S	P	ERA	WHIP	PITCHER				IP	WLS	BF	H	R	ER	SO	BB	IBB	HBP	BLK	WP	HR	S	P	ERA	WHIP
21 Cal Eldred, R ERA: 3.71 (1, 1)	5.0		23	7	3	3	3	1	0	0	0	0	1	14	22	13.50	1.500																					
Ramon Garcia, R ERA: 6.04 (6, 1)	1.1		6	2	2	2	1	0	0	0	0	0	0	9	13	0.00	1.500																					
Angel Miranda, L ERA: 4.76 (7, 1)	0.2		3	1	0	0	1	0	0	0	0	0	0	7	8	0.00	1.000																					
Graeme Lloyd, L ERA: 2.08 (8, 1)	1.0		4	1	0	0	0	0	0	0	0	0	0	7	8	0.00	1.000																					
Mike Fetters, R ERA: 2.7 (9, 1)	0.2	L	7	4	3	3	1	0	1	0	0	0	0	17	31	40.50	6.000																					



Batter	1	2	3	4	5	6	7	8	9	10	AB	R	H	RBI	BB	SO	LOB	TOP				
Bobby Higginson, L OBP: 0.388, SLG: 0.558 Eddie Williams, R OBP: 0.295, SLG: 0.346 Alan Trammell, R OBP: 0.293, SLG: 0.282	G4-3		P4				K			F7	4	0	1	0	0	1	0					
Chad Curtis, R OBP: 0.342, SLG: 0.400	F8		P3				K			F8	5	0	0	0	0	1	3					
Travis Fryman, R OBP: 0.314, SLG: 0.422	WP 1B		G4-3				L5			L5	5	0	2	0	0	0	3					
Cecil Fielder, R OBP: 0.343, SLG: 0.441	P3						K			P2	5	0	1	0	0	1	1					
Tony Clark, S OBP: 0.298, SLG: 0.462										G3	5	2	2	1	0	0	2					
Melvin Nieves, S OBP: 0.331, SLG: 0.496										BB 2B	4	2	2	2	1	1	0					
Mark Lewis, R OBP: 0.343, SLG: 0.434										BB 2B	4	2	1	1	1	2	1					
Andujar Cedeno, R OBP: 0.245, SLG: 0.295 Kimera Barteo, R OBP: 0.295, SLG: 0.280										HR	3	0	1	0	1	0	0					
Brad Ausmus, R OBP: 0.295, SLG: 0.283										BB 2B	4	0	1	3	0	0	2					
Inning Stats	R: 0 E: 0 K: 0 S: 10	H: 1 LOB: 1 BB: 0 P: 14	R: 2 E: 0 K: 1 S: 9	H: 2 LOB: 0 BB: 0 P: 13	R: 0 E: 0 K: 0 S: 6	H: 0 LOB: 0 BB: 0 P: 9	R: 1 E: 0 K: 2 S: 18	H: 2 LOB: 2 BB: 1 P: 27	R: 0 E: 0 K: 1 S: 9	H: 2 LOB: 2 BB: 0 P: 12	R: 0 E: 0 K: 1 S: 7	H: 1 LOB: 1 BB: 0 P: 11	R: 0 E: 0 K: 0 S: 7	H: 0 LOB: 0 BB: 0 P: 10	R: 1 E: 0 K: 0 S: 7	H: 1 LOB: 2 BB: 2 P: 17	R: 3 E: 0 K: 0 S: 10	H: 2 LOB: 1 BB: 2 P: 21	1B: 6 2B: 2 3B: 0 HR: 3	SF: 0 SAC: 1 DP: 0 HBP: 0	WP: 1 PB: 0 SB: 0 CS: 0	PA: 46
PITCHER	IP WLS BF H R ER SO BB IBB HBP BLK WP HR S P ERA WHIP	IP WLS BF H R ER SO BB IBB HBP BLK WP HR S P ERA WHIP																				
Bob Wolcott, R ERA: 5.4	6.1	3	0	0	0	1	0	0	0	0	0	0	0	0	0	0	0	4.26	1.421			
Michael Jackson, R ERA: 4.66	1.0	0	0	0	0	0	0	0	0	0	0	0	0	0	0	0	0	0.00	0.000			
Norm Charlton, L ERA: 4.5	1.0	6	1	1	1	0	2	0	0	0	0	1	9	22	9.00	3.000						
Norm Charlton, L ERA: 4.5	1.0	6	1	1	1	0	2	0	0	0	0	1	9	22	9.00	3.000						
Bobby Ayala, R ERA: 6.99	1.2	L	9	2	3	3	0	2	0	0	0	0	13	24	16.20	2.400						

Detroit Tigers @ Seattle Mariners
The Kingdom, Seattle, WA
Thu Jul 25 1996, 10:05 PM EDT
Alt. 19,949 - Dome - 68 F

AB	40
R	7
H	11
RBI	7
BB	5
SO	6
LOB	13



Batter	1	2	3	4	5	6	7	8	9	10	AB	R	H	RBI	BB	SO	LOB	BOTTOM						
Joey Cora, S OBP: 0.332, SLG: 0.424	G3-1	G4-3				L5		K			5	0	1	0	0	1	2							
Alex Rodriguez, R OBP: 0.406, SLG: 0.631	1B SF7 BB		F8 G4-3 HBP	FC5-4 1B			F7	G6-3			3	1	0	0	1	0	4							
Ken Griffey Jr., L OBP: 0.384, SLG: 0.641	BB 1B		G4-3				F7			G5-3	5	1	2	1	0	0	1							
Jay Buhner, R OBP: 0.368, SLG: 0.571	1B BB		F8				E6 1B			K	4	0	0	0	1	2	1							
Paul Sorrento, L OBP: 0.399, SLG: 0.550	SF7		F7				1B			K	4	0	1	1	0	1	1							
Dan Wilson, R OBP: 0.361, SLG: 0.492	F8						1B			F7	5	1	2	1	0	1	2							
Darren Bragg, L OBP: 0.376, SLG: 0.440			G4-3					F8		G4-3	5	1	1	0	0	1	0							
Jeff Manto, R OBP: 0.308, SLG: 0.543 Luis Sojo, R OBP: 0.251, SLG: 0.280			L6				F9			G6-3	4	0	0	0	0	1	1							
Rich Amaral, R OBP: 0.398, SLG: 0.359 Norm Charlton, S Bobby Ayala, R							P4			WP S	0	0	0	0	0	0	0							
Inning Stats	R: 1 E: 0 K: 0 S: 16	H: 1 LOB: 2 BB: 2 P: 32	R: 0 E: 0 K: 0 S: 6	H: 1 LOB: 1 BB: 0 P: 9	R: 0 E: 0 K: 0 S: 13	H: 0 LOB: 1 BB: 0 P: 20	R: 1 E: 0 K: 1 S: 14	H: 3 LOB: 2 BB: 0 P: 19	R: 2 E: 0 K: 2 S: 12	H: 2 LOB: 0 BB: 0 P: 22	R: 0 E: 0 K: 0 S: 7	H: 0 LOB: 0 BB: 0 P: 11	R: 0 E: 1 K: 0 S: 11	H: 2 LOB: 2 BB: 0 P: 16	R: 0 E: 1 K: 2 S: 12	H: 0 LOB: 2 BB: 0 P: 20	R: 0 E: 0 K: 2 S: 9	H: 0 LOB: 0 BB: 0 P: 13	R: 0 E: 0 K: 0 S: 6	H: 0 LOB: 0 BB: 0 P: 7	1B: 6 2B: 1 3B: 0 HR: 2	SF: 1 SAC: 0 DP: 0 HBP: 1	WP: 1 PB: 0 SB: 1 CS: 0	PA: 44
PITCHER	IP WLS BF H R ER SO BB IBB HBP BLK WP HR S P ERA WHIP	IP WLS BF H R ER SO BB IBB HBP BLK WP HR S P ERA WHIP																						
Felipe Lira, R ERA: 5.84	6.2	31	7	4	4	3	2	0	0	0	0	0	0	0	0	0	0	5.40	1.350					
Tom Urbani, L ERA: 7.59	0.0	1	1	0	0	0	0	0	0	0	0	0	0	0	0	0	0	∞	∞					
Richie Lewis, R ERA: 3.86	1.1	6	1	0	0	2	0	0	0	0	1	0	14	23	0.00	0.750								
Mike Myers, L ERA: 5.48	0.1	1	0	0	0	0	0	0	0	0	0	0	3	6	0.00	0.000								
Jose Lima, R ERA: 5.99	1.2	W	5	0	0	2	0	0	0	0	0	0	12	14	0.00	0.000								

Detroit Tigers @ Seattle Mariners
The Kingdom, Seattle, WA
Thu Jul 25 1996, 10:05 PM EDT
Alt. 19,949 - Dome - 68 F

AB	40
R	4
H	9
RBI	4
BB	2
SO	7
LOB	12



Batter	1	2	3	4	5	6	7	8	9	AB	R	H	RBI	BB	SO	LOB	TOP								
Bobby Higginson, L OBP: 0.395, SLG: 0.575 (1, 7)	F9		BB BB 1B	1-H HR		G6-4-3 1B		1B		5	2	4	2	0	0	0	Detroit Tigers @ Seattle Mariners The Kingdome, Seattle, WA Sat Jul 27 1996, 10:05 PM EDT Att: 43,209 - Dome - 68 F								
Chad Curtis, R OBP: 0.342, SLG: 0.395 (1, 8)	K		BB BB FC4-6	G5-4-3 1B		G6-4-3 1-2		K		2	1	0	0	2	1	1									
Curtis Pride, L OBP: 0.336, SLG: 0.475 (8, 7)	K		BB BB FC4-6	G5-4-3 1B		G6-4-3 1-2		K		1	0	0	0	0	1	1									
Travis Fryman, R OBP: 0.314, SLG: 0.416 (1, 5)	K		FC4-6 BB	G5-4-3 1B		L8		L7		4	0	1	0	1	1	1									
Eddie Williams, R OBP: 0.299, SLG: 0.350 (8, 5)	K		FC4-6 BB	G5-4-3 1B		L8		L7		0	0	0	0	0	0	0									
Cecil Fielder, R OBP: 0.348, SLG: 0.451 (1, 3)		HR	FC4-6 BB	G5-4-3			2-2	F8		4	1	2	2	1	0	2									
Tony Clark, S OBP: 0.278, SLG: 0.461 (1, 10)	HR	HR	FC4-6 BB	K			1-3	K		5	1	1	2	0	2	4									
Melvin Nieves, S OBP: 0.334, SLG: 0.489 (1, 9)	G6-4-3 BB		1-2 2-3 3-H	K			2-1	P6		3	0	0	0	2	1	1									
Mark Lewis, R OBP: 0.344, SLG: 0.430 (1, 4)	G6-4-3 1-2		L9	BB			4-1	BB		2	0	0	0	2	0	4									
Mark Parent, R OBP: 0.289, SLG: 0.545 (1, 2)	L7			HR			1-0	L4		4	1	1	1	0	1	3									
Andujar Cedeno, R OBP: 0.245, SLG: 0.294 (1, 6)			K	HR				G6-3		4	1	1	0	0	1	1									
Inning Stats	R: 0 E: 0 K: 2 S: 9	H: 0 LOB: 0 BB: 0 P: 10	R: 2 E: 0 K: 0 S: 15	H: 2 LOB: 0 BB: 1 P: 25	R: 2 E: 0 K: 1 S: 19	H: 1 LOB: 3 BB: 4 P: 43	R: 3 E: 0 K: 1 S: 13	H: 4 LOB: 1 BB: 1 P: 24	R: 0 E: 0 K: 2 S: 10	H: 0 LOB: 1 BB: 1 P: 18	R: 0 E: 0 K: 0 S: 8	H: 1 LOB: 0 BB: 0 P: 12	R: 0 E: 0 K: 1 S: 12	H: 1 LOB: 2 BB: 1 P: 22	R: 0 E: 0 K: 1 S: 8	H: 1 LOB: 1 BB: 0 P: 10	R: 0 E: 0 K: 0 S: 7	H: 0 LOB: 0 BB: 0 P: 11	1B: 5 2B: 1 3B: 0 HR: 4	SF: 0 SAC: 0 DP: 3 HBP: 0	WP: 0 PB: 0 SB: 0 CS: 0	PA: 42			
PITCHER	IP	WLS	BF	H	R	ER	SO	BB	IBB	HBP	BLK	WP	HR	S	P	ERA	WHIP								
Matt Wagner, R ERA: 6.36 (1, 1)	2.1		13	3	4	4	3	4	0	0	0	0	2	34	59	15.43	3.000								
Rusty Meacham, R ERA: 5.13 (3, 1)	1.1		9	4	3	3	0	2	0	0	0	0	2	19	38	20.25	4.500								
Tim Davis, L ERA: 4.82 (4, 1)	3.0	W	12	2	0	0	4	2	0	0	0	0	0	32	55	0.00	1.333								
Bobby Ayala, R ERA: 6.49 (7, 1)	2.1		8	1	0	0	1	0	0	0	0	0	0	16	25	0.00	0.429								

Batter	1	2	3	4	5	6	7	8	9	AB	R	H	RBI	BB	SO	LOB	BOTTOM								
Joey Cora, S OBP: 0.335, SLG: 0.423 (1, 4)	HR	F7	1B HR	G3		G6-3		FC5-4 HBP		5	2	2	1	0	0	4	Detroit Tigers @ Seattle Mariners The Kingdome, Seattle, WA Sat Jul 27 1996, 10:05 PM EDT Att: 43,209 - Dome - 68 F								
Alex Rodriguez, R OBP: 0.409, SLG: 0.635 (1, 6)	F7	HR	1B HR	HR	L4		K	FC5-4		6	2	2	2	0	1	4									
Ken Griffey Jr., L OBP: 0.391, SLG: 0.658 (1, 8)	HR	HR	HR	HR	P5		1B			4	3	3	4	1	0	0									
Jay Buhner, R OBP: 0.382, SLG: 0.563 (1, 10)	F9	K	G5-3		G3		K			5	0	0	0	0	2	3									
Paul Sorrento, L OBP: 0.384, SLG: 0.555 (1, 3)	HR	2B	G3			F8		K		5	1	2	3	0	1	1									
Dan Wilson, R OBP: 0.363, SLG: 0.493 (1, 2)	E6 2B	K	FC4-6 1B			1B 2B		1B G4-3 1B		5	2	3	0	0	1	1									
Doug Strange, S OBP: 0.314, SLG: 0.367 (1, 5)	2B 1B	K	FC4-6			P4		G4-3		5	1	1	0	0	1	4									
Darren Bragg, L OBP: 0.378, SLG: 0.448 (1, 9)	2B		1B 2B		F7		1B IBB	F8		4	1	2	2	1	0	1									
Rich Amaral, R OBP: 0.406, SLG: 0.360 (1, 7)	BB		1B BB		G4-3		1B	HBP 1B		3	1	2	1	2	0	0									
Inning Stats	R: 5 E: 1 K: 0 S: 23	H: 4 LOB: 2 BB: 2 P: 40	R: 2 E: 0 K: 3 S: 18	H: 3 LOB: 1 BB: 0 P: 28	R: 5 E: 1 K: 0 S: 20	H: 5 LOB: 1 BB: 1 P: 31	R: 0 E: 0 K: 0 S: 7	H: 0 LOB: 0 BB: 0 P: 10	R: 0 E: 0 K: 0 S: 3	H: 0 LOB: 0 BB: 0 P: 4	R: 1 E: 0 K: 0 S: 9	H: 2 LOB: 2 BB: 1 P: 19	R: 0 E: 0 K: 3 S: 14	H: 1 LOB: 1 BB: 0 P: 22	R: 0 E: 0 K: 0 S: 9	H: 2 LOB: 3 BB: 0 P: 15	1B: 9 2B: 4 3B: 0 HR: 4	SF: 0 SAC: 0 DP: 0 HBP: 1	WP: 0 PB: 0 SB: 0 CS: 0	PA: 47					
PITCHER	IP	WLS	BF	H	R	ER	SO	BB	IBB	HBP	BLK	WP	HR	S	P	ERA	WHIP								
Brian Williams, R ERA: 6.65 (1, 1)	0.2	L	9	4	5	3	0	2	0	0	0	0	1	21	37	40.50	9.000								
Greg Gohr, R ERA: 7.17 (1, 1)	5.0		27	10	8	8	3	1	1	0	0	0	3	58	93	14.40	2.200								
Jose Lima, R ERA: 5.79 (6, 1)	1.1		5	1	0	0	3	0	0	0	0	0	0	15	24	0.00	0.750								
Gregg Olson, R ERA: 4.38 (8, 1)	1.0		6	2	0	0	0	0	0	1	0	0	0	9	15	0.00	2.000								

AB	34
R	7
H	10
RBI	7
BB	8
SO	8
LOB	18



Batter	1	2	3	4	5	6	7	8	9	AB	R	H	RBI	BB	SO	LOB	TOP								
Joey Cora, S OBP: 0.336, SLG: 0.429 (1,4)	F9		L4		SF8			F9	G4-3	4	0	0	1	0	0	1									
Rich Amaral, R OBP: 0.395, SLG: 0.349 (1,9)	G1-3		K		G6-3			1B		4	0	1	0	0	1	1									
Ken Griffey Jr., L OBP: 0.395, SLG: 0.663 (1,8)	F9			F7		P6		1B		3	0	0	0	1	0	0									
Jay Buhner, R OBP: 0.381, SLG: 0.568 (1,10)		L7		F9		HR		F8		4	1	1	1	0	0	2									
Alex Rodriguez, R OBP: 0.411, SLG: 0.632 (1,6)		E		F7		G1-3		1B		4	0	2	0	0	0	0									
Paul Sorrento, L OBP: 0.379, SLG: 0.542 (1,3)		E3			1B		K			3	1	0	0	1	2	4									
Doug Strange, S OBP: 0.313, SLG: 0.355 (1,7)		K			1B		G4-3		G3	4	1	1	0	0	1	2									
Luis Sojo, R OBP: 0.249, SLG: 0.277 (9, PH)										3	0	1	1	0	1	2									
Dan Wilson, R OBP: 0.370, SLG: 0.497 (9, PH)		P5								1	0	1	0	0	0	0									
John Marzano, R OBP: 0.353, SLG: 0.322 (9, PH)										2	0	0	0	0	0	0									
Jeff Manto, R OBP: 0.306, SLG: 0.523 (9, PH)				P4						1	0	0	0	0	1	1									
Inning Stats	R: 0 E: 0 K: 0 S: 6	H: 0 LOB: 0 BB: 0 P: 10	R: 0 E: 1 K: 1 S: 15	H: 1 LOB: 2 BB: 0 P: 23	R: 0 E: 0 K: 1 S: 6	H: 0 LOB: 0 BB: 0 P: 10	R: 0 E: 0 K: 0 S: 5	H: 0 LOB: 0 BB: 0 P: 9	R: 2 E: 0 K: 0 S: 9	H: 2 LOB: 1 BB: 1 P: 16	R: 1 E: 0 K: 1 S: 9	H: 1 LOB: 0 BB: 0 P: 13	R: 0 E: 0 K: 1 S: 8	H: 0 LOB: 0 BB: 0 P: 10	R: 0 E: 0 K: 1 S: 14	H: 2 LOB: 3 BB: 1 P: 27	R: 0 E: 0 K: 1 S: 9	H: 1 LOB: 1 BB: 0 P: 15	1B: 6 2B: 0 3B: 0 HR: 1	SF: 1 SAC: 1 DP: 0 HBP: 0	WP: 0 PB: 0 SB: 0 CS: 0	PA: 37			
PITCHER	IP	WLS	BF	H	R	ER	SO	BB	IBB	HBP	BLK	WP	HR	S	P	ERA	WHIP								
Tim Van Egmund, R ERA: 3.78 (1,1)	7.1	W	29	5	3	3	4	1	0	0	0	0	1	61	96	3.68	0.818								
Graeme Lloyd, L ERA: 2.39 (8,1)	0.0		1	0	0	0	0	1	0	0	0	0	0	3	7	∞	∞								
Doug Jones, R ERA: 4.91 (8,1)	0.2		3	1	0	0	1	0	0	0	0	0	0	8	15	0.00	1.500								
Mike Fetters, R ERA: 2.72 (9,1)	1.0	S	4	1	0	0	1	0	0	0	0	0	0	9	15	0.00	1.000								

Seattle Mariners @ Milwaukee Brewers
Milwaukee County Stadium, Milwaukee, WI
Tue Jul 30 1996, 8:05 PM EDT
Att: 18,591 - Unknown - 68 F

AB 33
R 3
H 7
RBI 3
BB 2
SO 6
LOB 13



Batter	1	2	3	4	5	6	7	8	9	AB	R	H	RBI	BB	SO	LOB	BOTTOM								
Fernando Vina, L OBP: 0.365, SLG: 0.423 (1,4)	L7		P5		G4-3	FC5-4		P6		4	0	0	0	1	0	1									
Jeff Cirillo, R OBP: 0.398, SLG: 0.493 (1,5)	L1-6		E6			HR				4	1	2	0	0	0	3									
Jose Valentin, S OBP: 0.339, SLG: 0.491 (1,6)	L1-6		F8			HR	L7			4	1	1	2	0	0	2									
Dave Nilsson, L OBP: 0.435, SLG: 0.614 (1,10)		K		F7		HR	E4			4	1	2	1	0	1	0									
Greg Vaughn, R OBP: 0.378, SLG: 0.571 (1,7)		FC6-4		G6-3		HR	F6			3	1	0	0	1	0	1									
John Jaha, R OBP: 0.385, SLG: 0.526 (1,3)		E5					F6			3	0	1	0	0	1	1									
Kevin Seitzer, R OBP: 0.424, SLG: 0.482 (7, PH)		E5		K						0	0	0	0	1	0	0									
Matt Mieske, R OBP: 0.322, SLG: 0.476 (1,9)		FC6-4			K			FC6-4		4	0	0	0	0	2	6									
David Hulse, L OBP: 0.296, SLG: 0.275 (1,8)		F8							G4-3	4	0	1	0	0	0	4									
Jesse Levis, L OBP: 0.368, SLG: 0.289 (1,2)			G4-3		G4-3			G4-6-3		4	0	1	1	0	0	1									
Inning Stats	R: 0 E: 0 K: 0 S: 8	H: 1 LOB: 0 BB: 0 P: 11	R: 0 E: 1 K: 1 S: 16	H: 0 LOB: 1 BB: 1 P: 24	R: 0 E: 0 K: 0 S: 12	H: 0 LOB: 0 BB: 0 P: 16	R: 0 E: 0 K: 1 S: 7	H: 0 LOB: 0 BB: 0 P: 9	R: 4 E: 1 K: 1 S: 23	H: 5 LOB: 3 BB: 1 P: 34	R: 0 E: 1 K: 0 S: 11	H: 1 LOB: 2 BB: 1 P: 22	R: 0 E: 0 K: 0 S: 8	H: 0 LOB: 0 BB: 0 P: 13	R: 0 E: 0 K: 0 S: 8	H: 0 LOB: 0 BB: 0 P: 13	1B: 5 2B: 2 3B: 0 HR: 2	SF: 0 SAC: 0 DP: 1 HBP: 0	WP: 0 PB: 0 SB: 0 CS: 0	PA: 37					
PITCHER	IP	WLS	BF	H	R	ER	SO	BB	IBB	HBP	BLK	WP	HR	S	P	ERA	WHIP								
Bob Wolcott, R ERA: 5.38 (1,1)	5.1	L	25	6	4	3	4	1	0	0	0	0	2	65	88	5.06	1.312								
Tim Davis, L ERA: 4.79 (6,1)	0.1		3	1	0	0	0	1	0	0	0	0	0	6	12	0.00	6.000								
Rafael Carmona, R ERA: 4.48 (6,1)	2.1		9	1	0	0	0	0	1	0	0	0	0	22	40	0.00	0.429								

Seattle Mariners @ Milwaukee Brewers
Milwaukee County Stadium, Milwaukee, WI
Tue Jul 30 1996, 8:05 PM EDT
Att: 18,591 - Unknown - 68 F

AB 34
R 4
H 8
RBI 4
BB 3
SO 4
LOB 19



Batter	1	2	3	4	5	6	7	8	9	AB	R	H	RBI	BB	SO	LOB	TOP			
Joey Cora, S OBP: 0.334, SLG: 0.426 (1, 4)		FC6-4 			F9 		K 		F8 	5	1	1	0	0	1	2	Seattle Mariners @ Milwaukee Brewers Milwaukee County Stadium, Milwaukee, WI Wed Jul 31 1996, 8:05 PM EDT Att: 30,772 - Unknown - 68 F AB 37 R 9 H 11 RBI 9 BB 2 SO 7 LOB 8			
Alex Rodriguez, R OBP: 0.411, SLG: 0.645 (1, 6)	L5 	FC5-4 			F8 		HR 		HR 	5	2	2	3	0	0	2				
Ken Griffey Jr., L OBP: 0.397, SLG: 0.679 (1, 8)	HR 				G6-3 		BB 		HR 	4	2	2	3	1	1	0				
Jay Buhner, R OBP: 0.384, SLG: 0.585 (1, 10)	HR 					K 	BB 		F8 	5	2	3	2	0	1	0				
Paul Sorrento, L OBP: 0.375, SLG: 0.535 (1, 3)	K 				F8 		1B 			4	0	0	0	0	1	2				
Dan Wilson, R OBP: 0.365, SLG: 0.494 (1, 2)	1B 				P4 				L7 	4	0	1	0	0	0	0				
Doug Strange, S OBP: 0.309, SLG: 0.350 Brian Hunter, R OBP: 0.362, SLG: 0.488 (6, 7)	F7 						HR 		G6-4-3 HBP 	2	0	0	0	0	1	1				
Jeff Manto, R OBP: 0.283, SLG: 0.479 (1, 5)		K 			F7 		K 		G6-4-3 	4	0	0	0	0	2	1				
Rich Amaral, R OBP: 0.397, SLG: 0.349 (1, 9)		FC6-4 BB 			L9 		HR 		G4-3 	3	1	1	0	1	0	0				
Inning Stats	R: 3 E: 0 K: 1 S: 22	H: 4 LOB: 1 BB: 0 P: 31	R: 0 E: 0 K: 1 S: 10	H: 0 LOB: 1 BB: 1 P: 18	R: 1 E: 0 K: 1 S: 12	H: 1 LOB: 0 BB: 0 P: 15	R: 0 E: 0 K: 0 S: 8	H: 0 LOB: 0 BB: 0 P: 12	R: 0 E: 0 K: 1 S: 7	H: 0 LOB: 0 BB: 0 P: 9	R: 3 E: 0 K: 2 S: 16	H: 4 LOB: 2 BB: 1 P: 29	R: 0 E: 0 K: 0 S: 3	H: 0 LOB: 0 BB: 0 P: 6	R: 2 E: 0 K: 1 S: 12	H: 2 LOB: 0 BB: 0 P: 16		1B: 4 2B: 0 3B: 0 HR: 7	SF: 0 SAC: 0 DP: 1 HBP: 1	WP: 0 PB: 0 SB: 0 CS: 0
PITCHER	IP WLS BF H R ER SO BB IBB HBP BLK WP HR S P ERA WHIP																			
Jeff D'Amico, R ERA: 5.11 (1, 1)	5.0 L 21 5 4 4 4 1 0 0 0 0 3 58 86 7.20 1.200																			
Angel Miranda, L ERA: 4.5 (6, 1)	2.0 11 4 3 3 3 1 0 0 0 0 2 23 38 13.50 2.500																			
Ramon Garcia, R ERA: 6.19 (8, 1)	2.0 8 2 2 2 0 0 0 1 0 0 2 15 22 9.00 1.000																			

Batter	1	2	3	4	5	6	7	8	9	AB	R	H	RBI	BB	SO	LOB	BOTTOM					
Pat Listach, S OBP: 0.342, SLG: 0.341 (1, 8)	BB 				G6-3 				4-2 BB 	4	1	2	0	1	0	1	Seattle Mariners @ Milwaukee Brewers Milwaukee County Stadium, Milwaukee, WI Wed Jul 31 1996, 8:05 PM EDT Att: 30,772 - Unknown - 68 F AB 33 R 3 H 10 RBI 3 BB 4 SO 3 LOB 19					
Fernando Vina, L OBP: 0.363, SLG: 0.419 (1, 4)	L9 				G5-3 		G4-3 		L8 	5	0	1	0	0	0	2						
Kevin Seitzer, R OBP: 0.423, SLG: 0.478 (1, 3)	PO BB 				FC6-4 1B 		P6 			3	1	0	0	1	0	2						
Dave Nilsson, L OBP: 0.433, SLG: 0.608 (1, 10)	K 				1B 		G6-3 		K 	4	1	1	1	0	2	2						
Jeff Cirillo, R OBP: 0.401, SLG: 0.493 (1, 5)	PO 				L5 		BB 		L1-4 BB 	2	0	1	0	2	0	2						
Matt Mieske, R OBP: 0.325, SLG: 0.476 (1, 9)					G1-2-3 1B 		G6-3 		L1-4 	4	0	2	1	0	0	2						
Mark Loretta, R OBP: 0.356, SLG: 0.321 (1, 6)					G1-2-3 1B 		F7 SH1-4 1B 		L8 	4	0	3	1	0	0	0						
David Hulse, L OBP: 0.290, SLG: 0.269 Erik Lyle, S OBP: 0.338, SLG: 0.489 (9, PH)					G1-2-3 		SH1-4 		K 	2	0	0	0	0	0	5						
Mike Matheny, R OBP: 0.247, SLG: 0.336 Jesse Levis, L OBP: 0.363, SLG: 0.284 (6, PH)					L5 		F7 		F7 	2	0	0	0	0	0	2						
Inning Stats	R: 0 E: 0 K: 1 S: 10	H: 1 LOB: 1 BB: 1 P: 17	R: 0 E: 0 K: 0 S: 11	H: 3 LOB: 2 BB: 0 P: 19	R: 3 E: 0 K: 0 S: 17	H: 5 LOB: 2 BB: 0 P: 22	R: 0 E: 0 K: 0 S: 4	H: 0 LOB: 0 BB: 0 P: 7	R: 0 E: 0 K: 0 S: 10	H: 0 LOB: 1 BB: 1 P: 21	R: 0 E: 0 K: 0 S: 11	H: 1 LOB: 1 BB: 0 P: 17	R: 0 E: 0 K: 1 S: 7	H: 0 LOB: 0 BB: 0 P: 11	R: 0 E: 0 K: 0 S: 4	H: 0 LOB: 0 BB: 1 P: 10		R: 0 E: 0 K: 1 S: 7	H: 0 LOB: 1 BB: 1 P: 12	1B: 10 2B: 1 3B: 0 HR: 0	SF: 0 SAC: 1 DP: 2 HBP: 0	WP: 0 PB: 0 SB: 0 CS: 0
PITCHER	IP WLS BF H R ER SO BB IBB HBP BLK WP HR S P ERA WHIP																					
Sterling Hitchcock, L Erik Lyle, S Bobby Ayala, R Norm Charlton, L (9, 1)	5.1 W 26 10 3 3 1 2 0 0 0 0 0 0 18 31 0.00 0.375																					
	2.2 8 0 0 0 1 1 0 0 0 0 0 0 7 12 0.00 1.000																					

Batter	1	2	3	4	5	6	7	8	9	AB	R	H	RBI	BB	SO	LOB	TOP			
Joey Cora, S OBP: 0.341, SLG: 0.429 (1,4)	G4-3		L9		G6-3 BB			F8 1B BB		2	0	0	0	2	0	1				
Alex Rodriguez, R OBP: 0.412, SLG: 0.643 (1,6)	G6-3		G1-3		G6-3			1B		4	0	1	0	0	0	2				
Ken Griffey Jr., L OBP: 0.398, SLG: 0.674 (1,8)	K			G3 BB WP	F7			L4		3	1	0	0	1	1	2				
Jay Buhner, R OBP: 0.383, SLG: 0.576 (1,9)		BB BB		WP G3 1B BB		K		F8		2	1	0	0	2	1	2				
Paul Sorrento, L OBP: 0.376, SLG: 0.530 (1,3)		G4-6-3 BB		G3		G3		P5		3	0	0	0	1	0	4				
Dan Wilson, R OBP: 0.360, SLG: 0.481 (1,2)		K		K		L7			G1-6-3	4	0	0	0	0	2	3				
Doug Strange, S OBP: 0.306, SLG: 0.344 (1,10)	G4-6-3			2B 1B		F7		G4-3		4	0	1	1	0	0	2				
Jeff Manto, R OBP: 0.304, SLG: 0.500 (1,5)			G6-3					G4-3		2	0	1	0	1	0	0				
Raul Ibanez, L (9, PH)				1-3 2B			G1-6-3 BB			1	0	0	0	0	0	0				
Rich Amaral, R OBP: 0.400, SLG: 0.353 (1,7)							G1-6-3			2	0	0	0	1	1	3				
Inning Stats	R: 0 E: 0 K: 1 S: 7	H: 0 LOB: 0 BB: 0 P: 12	R: 0 E: 0 K: 1 S: 10	H: 0 LOB: 1 BB: 2 P: 19	R: 0 E: 0 K: 0 S: 9	H: 0 LOB: 1 BB: 1 P: 18	R: 2 E: 0 K: 2 S: 12	H: 2 LOB: 2 BB: 2 P: 26	R: 0 E: 0 K: 1 S: 6	H: 0 LOB: 0 BB: 0 P: 8	R: 0 E: 0 K: 0 S: 4	H: 0 LOB: 0 BB: 1 P: 8	R: 0 E: 0 K: 0 S: 10	H: 1 LOB: 2 BB: 1 P: 20	R: 0 E: 0 K: 0 S: 6	H: 0 LOB: 0 BB: 0 P: 10	1B: 2 2B: 1 3B: 0 HR: 0	SF: 0 SAC: 0 DP: 3 HBP: 0	WP: 1 PB: 0 SB: 1 CS: 0	PA: 35
PITCHER	IP	WLS	BF	H	R	ER	SO	BB	IBB	HBP	BLK	WP	HR	S	P	ERA	WHIP			
Omar Olivares, R ERA: 4.53 (1,1)	7.0	W	29	3	2	2	5	8	0	0	0	1	0	57	114	2.57	1.571			
Omar Olivares, R ERA: 4.53 (8,1)	7.0	W	29	3	2	2	5	8	0	0	0	1	0	57	114	2.57	1.571			
Richie Lewis, R ERA: 3.88 (8,1)	2.0		6	0	0	0	0	0	0	0	0	0	0	12	19	0.00	0.000			

Seattle Mariners @ Detroit Tigers
Tiger Stadium, Detroit, MI
Fri Aug 02, 1996, 7:05 PM EDT
Att: 23,405 - Unknown - 79 F

AB	27
R	2
H	3
RBI	1
BB	8
SO	5
LOB	19



Batter	1	2	3	4	5	6	7	8	9	AB	R	H	RBI	BB	SO	LOB	BOTTOM			
Curtis Pride, L OBP: 0.333, SLG: 0.470 (1,7)	P5		G4-3			G5-3	BB HR 1B			4	1	1	1	0	0	1				
Mark Lewis, R OBP: 0.352, SLG: 0.445 (1,4)	F8		1B			G5-3 1B	HR BB			3	1	2	1	1	0	0				
Travis Fryman, R OBP: 0.322, SLG: 0.434 (1,5)	F8		F8			G5-3	HR			4	1	1	4	0	0	2				
Bobby Higginson, L OBP: 0.304, SLG: 0.593 (1,10)		F9		F8		L7	2B			4	0	1	0	0	0	1				
Tony Clark, S OBP: 0.301, SLG: 0.506 (1,3)		K		F7			K			3	0	0	0	1	2	1				
Eddie Williams, R OBP: 0.293, SLG: 0.342 (1,9)		G5-3		G5-3		G5-4-3	G4-3			3	0	0	0	0	0	1				
Omar Olivares, R (8,1)										0	0	0	0	0	0	0				
Richie Lewis, R (8,1)										1	0	0	0	0	0	0				
Brad Ausmus, R OBP: 0.301, SLG: 0.289 (1,2)			G1-3 2B 1B			K	1B 2B	K		4	2	2	0	0	2	0				
Andujar Cedeno, R OBP: 0.246, SLG: 0.306 (1,6)			G1-3			K	1B 1B	F8		4	1	1	1	0	1	1				
Kimera Batee, R OBP: 0.348, SLG: 0.345 (1,8)			G4-3 1B 2B			G1-4-3	BB 1B HR 1B			3	2	2	1	0	0	0				
Inning Stats	R: 0 E: 0 K: 0 S: 6	H: 0 LOB: 0 BB: 0 P: 10	R: 0 E: 0 K: 1 S: 7	H: 0 LOB: 0 BB: 0 P: 14	R: 2 E: 0 K: 0 S: 16	H: 3 LOB: 1 BB: 0 P: 23	R: 0 E: 0 K: 2 S: 8	H: 0 LOB: 0 BB: 0 P: 12	R: 0 E: 0 K: 0 S: 10	H: 1 LOB: 1 BB: 0 P: 15	R: 6 E: 0 K: 1 S: 17	H: 6 LOB: 1 BB: 2 P: 33	R: 0 E: 0 K: 1 S: 8	H: 0 LOB: 0 BB: 0 P: 11	1B: 6 2B: 3 3B: 0 HR: 1	SF: 0 SAC: 0 DP: 1 HBP: 0	WP: 0 PB: 0 SB: 0 CS: 0	PA: 35		
PITCHER	IP	WLS	BF	H	R	ER	SO	BB	IBB	HBP	BLK	WP	HR	S	P	ERA	WHIP			
Matt Wagner, R ERA: 6.4 (1,1)	6.2	L	27	7	5	5	3	1	0	0	0	0	0	1	5	6.75	1.200			
Bobby Ayala, R ERA: 6.39 (7,1)	0.0		2	1	0	0	0	1	0	0	0	0	0	1	5	∞	∞			
Rafael Carmona, R ERA: 4.6 (7,1)	0.1		3	2	3	3	1	0	0	0	0	0	1	9	14	81.00	6.000			
Chris Bosio, R ERA: 6.91 (8,1)	1.0		3	0	0	0	1	0	0	0	0	0	0	8	11	0.00	0.000			

Seattle Mariners @ Detroit Tigers
Tiger Stadium, Detroit, MI
Fri Aug 02, 1996, 7:05 PM EDT
Att: 23,405 - Unknown - 79 F

AB	33
R	8
H	10
RBI	8
BB	2
SO	5
LOB	7



Batter	1	2	3	4	5	6	7	8	9	AB	R	H	RBI	BB	SO	LOB	TOP				
Joey Cora, S OBP: 0.341, SLG: 0.427	G5-3			FC5-4 1B	K			F8		4	0	1	0	0	1	2					
Alex Rodriguez, R OBP: 0.413, SLG: 0.642	L3 1B			FC5-4 1-2f			G4-6-3 1B		K	4	0	2	0	0	1	1					
Ken Griffey Jr., L OBP: 0.394, SLG: 0.666	L3 1-1			K 1-2			G4-6-3 1-2f		F9	4	0	0	0	0	1	3					
Jay Buhner, R OBP: 0.382, SLG: 0.572			K	G4-3			G4-3		HR HBP	3	1	0	0	0	1	1					
Paul Sorrento, L OBP: 0.376, SLG: 0.528	G6-3				BB FC6-4 1B				HR	3	1	1	0	0	1	0					
Brian Hunter, R OBP: 0.366, SLG: 0.515									HR	1	1	1	2	0	0	0					
Dan Wilson, R OBP: 0.356, SLG: 0.477	F8				F9				BB	3	0	0	0	1	1	1					
Doug Strange, S OBP: 0.304, SLG: 0.336			G3-1		FC6-4 BB			L9	F8	3	0	0	0	1	0	1					
Jeff Manto, R OBP: 0.305, SLG: 0.481	G5-3				FC6-4 BB			K		2	0	0	0	1	1	0					
Rich Amaral, R OBP: 0.395, SLG: 0.348	G5-3				FC6-4 1-2f 2-3 3-H			K		3	0	0	1	0	1	2					
Inning Stats	R: 0 E: 0 K: 0 S: 6	H: 1 LOB: 0 BB: 0 P: 12	R: 0 E: 0 K: 1 S: 8	H: 0 LOB: 0 BB: 0 P: 14	R: 0 E: 0 K: 1 S: 6	H: 0 LOB: 0 BB: 0 P: 12	R: 0 E: 0 K: 1 S: 11	H: 1 LOB: 1 BB: 0 P: 17	R: 1 E: 0 K: 1 S: 18	H: 1 LOB: 2 BB: 2 P: 31	R: 0 E: 0 K: 2 S: 7	H: 0 LOB: 0 BB: 0 P: 11	R: 0 E: 0 K: 2 S: 8	H: 0 LOB: 0 BB: 0 P: 10	R: 2 E: 0 K: 1 S: 9	H: 1 LOB: 1 BB: 1 P: 20	1B: 4 2B: 1 3B: 0 HR: 1	SF: 0 SAC: 0 DP: 2 HBP: 1	WP: 0 PB: 0 SB: 1 CS: 0	PA: 34	
PITCHER	IP	WLS	BF	H	R	ER	SO	BB	IBB	HBP	BLK	WP	HR	S	P	ERA	WHIP				
A.J. Sager, R ERA: 4.66	5.0		19	3	1	1	3	2	0	0	0	0	0	49	86	1.80	1.000				
Joey Eischen, L ERA: 4.57	2.0		6	1	0	0	2	0	0	0	0	0	0	14	24	0.00	0.500				
Jose Lima, R ERA: 5.6	1.2		6	0	1	1	3	0	0	1	0	0	0	12	18	5.40	0.000				
Mike Myers, L ERA: 5.36	0.0		1	1	1	1	0	0	0	0	0	0	1	2	4	∞	∞				
Gregg Olson, R ERA: 4.29	0.1	W	2	0	0	0	0	1	0	0	0	0	0	3	8	0.00	3.000				

Seattle Mariners @ Detroit Tigers
Tiger Stadium, Detroit, MI
Sat Aug 03 1996, 7:05 PM EDT
Att: 25,928 - Unknown - 79 F

AB	30
R	3
H	5
RBI	3
BB	3
SO	8
LOB	11



Batter	1	2	3	4	5	6	7	8	9	AB	R	H	RBI	BB	SO	LOB	BOTTOM				
Kimera Barteo, R OBP: 0.344, SLG: 0.341	K2-3		K			G5-3 2B	P6			4	1	1	0	0	2	2					
Mark Lewis, R OBP: 0.351, SLG: 0.445	K 2B		G6-3			G5-3 1-2		G6-3		4	0	1	0	0	0	1					
Travis Fryman, R OBP: 0.323, SLG: 0.432	K 2-3			FC5-4 BB		2B HBP		G3		2	1	0	0	1	1	1					
Ruben Sierra, S OBP: 0.326, SLG: 0.404		G4-3		FC5-4 G5-4-3 1-2f		1-H 2-H 2B		K		4	0	1	2	0	1	1					
Eddie Williams, R OBP: 0.287, SLG: 0.335		K		G5-4-3 1-2f		K		K		4	0	0	0	0	3	2					
Tony Clark, S OBP: 0.305, SLG: 0.511		1B 2B			G6-3		P4		1B HR	4	2	2	0	0	0	0					
Phil Nevin, R OBP: 0.750, SLG: 0.750		2H 1B			G5-3		1B 1B		HR 1B	4	1	3	1	0	0	0					
Brad Ausmus, R OBP: 0.300, SLG: 0.300		G6-3			G1-3		F8		HR	4	1	1	3	0	0	2					
Damon Easley, R OBP: 0.259, SLG: 0.313			F8			K	1-2			3	0	1	0	0	1	0					
Inning Stats	R: 0 E: 0 K: 2 S: 10	H: 1 LOB: 1 BB: 0 P: 14	R: 1 E: 0 K: 1 S: 11	H: 2 LOB: 1 BB: 0 P: 19	R: 0 E: 0 K: 1 S: 6	H: 0 LOB: 0 BB: 0 P: 10	R: 0 E: 0 K: 0 S: 7	H: 0 LOB: 1 BB: 1 P: 13	R: 0 E: 0 K: 2 S: 14	H: 2 LOB: 2 BB: 0 P: 20	R: 0 E: 0 K: 0 S: 6	H: 2 LOB: 2 BB: 0 P: 13	R: 0 E: 0 K: 1 S: 7	H: 0 LOB: 0 BB: 0 P: 10	R: 3 E: 0 K: 1 S: 8	H: 3 LOB: 0 BB: 0 P: 15	1B: 6 2B: 3 3B: 0 HR: 1	SF: 0 SAC: 0 DP: 1 HBP: 1	WP: 0 PB: 0 SB: 0 CS: 0	PA: 35	
PITCHER	IP	WLS	BF	H	R	ER	SO	BB	IBB	HBP	BLK	WP	HR	S	P	ERA	WHIP				
Terry Mulholland, L ERA: 4.63	6.2		27	7	3	3	6	1	0	1	0	0	0	61	97	4.05	1.200				
Rafael Carmona, R ERA: 4.48	1.2		5	0	0	0	2	0	0	0	0	0	0	11	17	0.00	0.000				
Norm Charlton, L ERA: 4.93	0.0	L	3	3	3	3	0	0	0	0	0	0	1	5	10	∞	∞				

Seattle Mariners @ Detroit Tigers
Tiger Stadium, Detroit, MI
Sat Aug 03 1996, 7:05 PM EDT
Att: 25,928 - Unknown - 79 F

AB	33
R	6
H	10
RBI	6
BB	1
SO	8
LOB	9



Batter	1	2	3	4	5	6	7	8	9	AB	R	H	RBI	BB	SO	LOB	TOP									
Rich Amaral, R OBP: 0.401, SLG: 0.360	3-1 G6-3 HBP		0-0 1B		3-2 1B	1-0 FC1-5 2B SF8	4-1 BB BB		2-0 F8	4	3	2	0	1	0	2										
Alex Rodriguez, R OBP: 0.415, SLG: 0.643	0-1 G6-3		3-3 K		2-1 1B	0-1 SF8	4-2 BB			4	1	2	3	1	1	2										
Ken Griffey Jr., L OBP: 0.392, SLG: 0.661	1-2 HR		2-3 K		0-0 F9	1-0 SF8	3-3 K			4	1	1	1	0	2	5										
Jay Buhner, R OBP: 0.384, SLG: 0.579	3-2 HR		1-1 1B		2-3 K	2-3 K		1-1 1B HBP		4	1	2	3	0	2	2										
Brian Hunter, R OBP: 0.361, SLG: 0.500	0-3 K		3-3 K		1-0 E5 1B		4-0 WP 1B 2B BB	0-3 K		4	1	0	0	1	3	3										
Jeff Manto, R OBP: 0.326, SLG: 0.491		0-3 K		2-1 F9	1-2 1B		2-2 2B BB	0-0 G6-4-3 1B		5	1	3	1	0	1	0										
Luis Sojo, R OBP: 0.276, SLG: 0.276		4-2 BB		0-0 G5-3	2-1 F9		1-3 K	0-0 G6-4-3		2	0	0	0	1	0	2										
Joey Cora, S OBP: 0.340, SLG: 0.426										2	0	0	0	0	1	4										
John Marzano, R OBP: 0.370, SLG: 0.349		1-0 F8		4-1 BB		0-0 FC1-5 HBP 1B	0-1 BB 2B		1-3 K2-3	4	0	2	1	1	1	1										
Alex Diaz, S OBP: 0.233, SLG: 0.286		3-2 G5-3		0-1 P5		1-0 FC1-5 2B HBP	3-3 K		3-1 P4	4	1	0	0	0	1	4										
Inning Stats	R: 2 E: 0 K: 1 S: 12	H: 2 LOB: 0 BB: 0 P: 19	R: 0 E: 0 K: 1 S: 9	H: 0 LOB: 1 BB: 1 P: 17	R: 1 E: 0 K: 3 S: 18	H: 2 LOB: 1 BB: 0 P: 27	R: 0 E: 0 K: 0 S: 6	H: 0 LOB: 1 BB: 1 P: 12	R: 2 E: 0 K: 1 S: 8	H: 3 LOB: 2 BB: 0 P: 29	R: 2 E: 0 K: 1 S: 8	H: 2 LOB: 1 BB: 0 P: 14	R: 2 E: 0 K: 3 S: 23	H: 2 LOB: 3 BB: 3 P: 43	R: 0 E: 0 K: 1 S: 6	H: 1 LOB: 1 BB: 0 P: 7	R: 0 E: 0 K: 1 S: 6	H: 0 LOB: 0 BB: 0 P: 12	1B: 8 2B: 2 3B: 1 HR: 1	SF: 1 SAC: 0 DP: 2 HBP: 3	WP: 1 PB: 0 SB: 1 CS: 0	PA: 46				
PITCHER	IP	WLS	BF	H	R	ER	SO	BB	IBB	HBP	BLK	WP	HR	S	P	ERA	WHIP									
C.J. Nitkowski, L ERA: 7.67	(1, 1)	5.0	L	25	7	5	4	6	2	0	1	0	0	1	63	104	7.20	1.800								
Tom Urbani, L ERA: 8.15	(6, 1)	1.0		8	3	4	4	1	1	0	1	0	0	0	12	24	36.00	4.000								
Richie Lewis, R ERA: 3.84	(7, 1)	0.2		5	1	0	0	2	2	0	0	0	1	0	15	27	0.00	4.500								
John Cummings, L ERA: 4.7	(7, 1)	2.1		8	1	0	0	3	0	0	1	0	0	0	16	25	0.00	0.429								

Seattle Mariners @ Detroit Tigers
Tiger Stadium, Detroit, MI
Sun Aug 04 1996, 3:33 AM EDT
Att: 23,569 - Sunny - 83 F

AB	37
R	9
H	12
RBI	9
BB	5
SO	12
LOB	25



Batter	1	2	3	4	5	6	7	8	9	AB	R	H	RBI	BB	SO	LOB	BOTTOM									
Curtis Pride, L OBP: 0.341, SLG: 0.471	1-0 G3		4-1 F9 WP SF8 BB		0-0 G3-1 1B	2-1 E 1B		1-3 K		4	1	2	1	1	1	1										
Mark Lewis, R OBP: 0.347, SLG: 0.440	2-1 F7		2-2 F9		2-3 K	1-0 E3		1-3 K		5	0	0	0	0	2	3										
Travis Fryman, R OBP: 0.322, SLG: 0.431	1-1 L9		2-1 SF8		1-1 G3-1 1B	3-2 G4-3		3-2 P6		4	0	1	1	0	0	2										
Ruben Sierra, S OBP: 0.325, SLG: 0.401		2-1 HBP 1B	2-3 K		0-1 G3-1		2-3 K		1-1 G6-3	5	0	1	0	0	2	2										
Tony Clark, S OBP: 0.303, SLG: 0.505		2-0 F8		0-1 1B	1-2 F8		1-3 K			4	0	1	0	0	1	3										
Eddie Williams, R OBP: 0.296, SLG: 0.344		2-2 HBP 1B		3-1 FC5-4 1B		1-1 1B 1B		0-2 G6-3		4	1	3	0	0	0	0										
Mark Parent, R OBP: 0.276, SLG: 0.542		0-3 K		0-3 K		2-3 K		4-2 BB		3	0	0	0	0	3	5										
Phil Nevin, R OBP: 0.800, SLG: 0.750										0	0	0	0	1	0	0										
Damon Easley, R OBP: 0.276, SLG: 0.314		1-1 HBP		2-0 F8		3-1 1B E 1B		1-2 F9		3	1	1	0	0	0	3										
Kimera Batee, R OBP: 0.330, SLG: 0.326		1-3 K		0-1 FC5-4		0-3 K		1-3 K		4	0	0	0	0	3	8										
Inning Stats	R: 0 E: 0 K: 0 S: 5	H: 0 LOB: 0 BB: 0 P: 9	R: 0 E: 0 K: 2 S: 15	H: 2 LOB: 3 BB: 0 P: 23	R: 1 E: 0 K: 1 S: 10	H: 0 LOB: 0 BB: 1 P: 20	R: 0 E: 0 K: 1 S: 10	H: 2 LOB: 2 BB: 0 P: 15	R: 0 E: 0 K: 2 S: 12	H: 2 LOB: 2 BB: 0 P: 16	R: 2 E: 1 K: 2 S: 18	H: 3 LOB: 2 BB: 0 P: 30	R: 0 E: 0 K: 2 S: 10	H: 0 LOB: 0 BB: 0 P: 13	R: 0 E: 0 K: 2 S: 13	H: 0 LOB: 1 BB: 1 P: 20	R: 0 E: 0 K: 1 S: 8	H: 0 LOB: 0 BB: 0 P: 13	1B: 9 2B: 0 3B: 0 HR: 0	SF: 1 SAC: 0 DP: 0 HBP: 1	WP: 1 PB: 0 SB: 1 CS: 0	PA: 40				
PITCHER	IP	WLS	BF	H	R	ER	SO	BB	IBB	HBP	BLK	WP	HR	S	P	ERA	WHIP									
Bob Wolcott, R ERA: 5.3	(1, 1)	5.1	W	26	8	3	2	6	1	0	1	0	0	5	9	6	3.38	1.688								
Tim Davis, L ERA: 4.6	(6, 1)	0.1		2	1	0	0	1	0	0	0	0	0	5	7	0.00	3.000									
Rafael Carmona, R ERA: 4.38	(6, 1)	1.1		5	0	0	0	2	0	0	0	0	0	16	23	0.00	0.000									
Michael Jackson, R ERA: 4.35	(8, 1)	2.0		7	0	0	0	3	1	0	0	0	0	21	33	0.00	0.500									

Seattle Mariners @ Detroit Tigers
Tiger Stadium, Detroit, MI
Sun Aug 04 1996, 3:33 AM EDT
Att: 23,569 - Sunny - 83 F

AB	36
R	3
H	9
RBI	2
BB	2
SO	12
LOB	27



Batter	1	2	3	4	5	6	7	8	9	AB	R	H	RBI	BB	SO	LOB	TOP					
Kenny Lofton, L OBP: 0.383, SLG: 0.461 (1, 8)	P5		1B		SF9 1B 2B	K			G3	5	1	2	0	0	1	1	Cleveland Indians @ Seattle Mariners The Kingdome, Seattle, WA Tue Aug 06 1996, 10:05 PM EDT Att: 31,472 - Dome - 68 F					
Omar Vizquel, S OBP: 0.365, SLG: 0.431 (1, 6)	G4-3 2B		F8		2B 1B	P6			K	5	1	2	0	0	1	2						
Brian Giles, L OBP: 0.519, SLG: 0.875 (1, 10)	G4-3		1B		P3	K			2B	5	0	2	0	0	1	5						
Albert Belle, R OBP: 0.409, SLG: 0.632 (1, 7)	BB		1B		SF9				G4-3	3	0	1	1	1	0	1						
Jim Thome, L OBP: 0.450, SLG: 0.587 (1, 5)	K		F9		1B 2B	K			K	4	1	1	1	0	2	4						
Jeremy Burnitz, L OBP: 0.411, SLG: 0.561 (1, 9)		P4			G6-4-3 BB	1B IBB			K	2	0	0	0	2	1	0						
Mark Carreon, R OBP: 0.340, SLG: 0.463 (1, 3)		1B			G6-4-3	1B			P2	4	0	2	2	0	0	1						
Sandy Alomar Jr., R OBP: 0.307, SLG: 0.377 (1, 2)		L8			G4-3	L9			K	4	0	0	0	0	1	3						
Jose Vizcaino, S OBP: 0.353, SLG: 0.380 (1, 4)		K			1B SF9	1B			K	4	1	2	0	0	2	1						
Inning Stats	R: 0 E: 0 K: 1 S: 11	H: 1 LOB: 2 BB: 1 P: 21	R: 0 E: 0 K: 1 S: 13	H: 1 LOB: 1 BB: 0 P: 21	R: 0 E: 0 K: 0 S: 10	H: 3 LOB: 2 BB: 0 P: 15	R: 0 E: 0 K: 0 S: 4	H: 0 LOB: 0 BB: 1 P: 9	R: 4 E: 0 K: 0 S: 11	H: 5 LOB: 2 BB: 1 P: 21	R: 0 E: 0 K: 2 S: 12	H: 1 LOB: 1 BB: 0 P: 16	R: 0 E: 0 K: 2 S: 10	H: 0 LOB: 0 BB: 0 P: 13	R: 0 E: 0 K: 2 S: 8	H: 0 LOB: 0 BB: 0 P: 14		R: 0 E: 0 K: 1 S: 9	H: 1 LOB: 1 BB: 0 P: 12	1B: 8 2B: 4 3B: 0 HR: 0	SF: 1 SAC: 0 DP: 1 HBP: 0	WP: 0 PB: 0 SB: 1 CS: 1
PITCHER	IP	WLS	BF	H	R	ER	SO	BB	IBB	HBP	BLK	WP	HR	S	P	ERA	WHIP					
Bob Wells, R ERA: 4.33 (1, 1)	5.0	L	26	10	4	4	2	2	1	0	0	0	0	49	87	7.20	2.400					
Randy Johnson, L ERA: 3.56 (6, 1)	2.0		7	1	0	0	4	0	0	0	0	0	0	22	29	0.00	0.500					
Bobby Ayala, R ERA: 6.08 (8, 1)	2.0		7	1	0	0	3	0	0	0	0	0	0	17	26	0.00	0.500					

Batter	1	2	3	4	5	6	7	8	9	AB	R	H	RBI	BB	SO	LOB	BOTTOM					
Joey Cora, S OBP: 0.336, SLG: 0.422 (1, 4)	G3		F7			B1-3	SF9		G1-6-3	4	0	0	1	0	0	4	Cleveland Indians @ Seattle Mariners The Kingdome, Seattle, WA Tue Aug 06 1996, 10:05 PM EDT Att: 31,472 - Dome - 68 F					
Alex Rodriguez, R OBP: 0.413, SLG: 0.638 (1, 6)	P4		K			K	BB			3	0	0	0	1	2	1						
Ken Griffey Jr., L OBP: 0.391, SLG: 0.656 (1, 8)	L3		K			1B	K			4	0	1	0	0	2	3						
Jay Buhner, R OBP: 0.385, SLG: 0.586 (1, 10)		HR			G4-3	1B			F8	4	1	2	1	0	0	0						
Paul Sorrento, L OBP: 0.375, SLG: 0.524 (1, 3)		BB			K	G3			G3-1	3	0	0	0	1	1	2						
Dan Wilson, R OBP: 0.355, SLG: 0.472 (1, 2)		K			K				F8	4	0	0	0	0	2	1						
Rich Amaral, R OBP: 0.403, SLG: 0.359 (1, 7)		F9			G6-3 BB	1B			G4-3	3	1	1	0	1	0	1						
Luis Sojo, R OBP: 0.250, SLG: 0.274 (1, 5)		G4-3			G6-3				1B	2	0	0	0	0	0	2						
Doug Strange, S OBP: 0.307, SLG: 0.338 (7, PH) (8, 5)					1-2	E4 WP 1B SF9			1B	2	1	1	0	0	0	1						
Raul Ibanez, L (9, PR)									1B	0	0	0	0	0	0	0						
Alex Diaz, S OBP: 0.266, SLG: 0.305 (1, 9)					G3				G1-6-3	3	0	2	1	1	0	0						
Inning Stats	R: 0 E: 0 K: 0 S: 4	H: 0 LOB: 0 BB: 0 P: 7	R: 1 E: 0 K: 1 S: 12	H: 1 LOB: 1 BB: 1 P: 21	R: 0 E: 1 K: 2 S: 9	H: 0 LOB: 1 BB: 1 P: 20	R: 0 E: 0 K: 2 S: 9	H: 0 LOB: 0 BB: 0 P: 15	R: 0 E: 0 K: 0 S: 8	H: 2 LOB: 2 BB: 1 P: 16	R: 2 E: 0 K: 1 S: 22	H: 2 LOB: 2 BB: 1 P: 35	R: 0 E: 0 K: 0 S: 4	H: 0 LOB: 0 BB: 0 P: 8	R: 0 E: 0 K: 0 S: 9	H: 2 LOB: 2 BB: 0 P: 15	1B: 6 2B: 0 3B: 0 HR: 1	SF: 1 SAC: 0 DP: 2 HBP: 0	WP: 2 PB: 0 SB: 2 CS: 0	PA: 37		
PITCHER	IP	WLS	BF	H	R	ER	SO	BB	IBB	HBP	BLK	WP	HR	S	P	ERA	WHIP					
Abie Lopez, R ERA: 6.54 (1, 1)	6.1	W	26	4	3	2	6	3	0	0	0	1	0	7	16	0.00	6.000					
Eric Plunk, R ERA: 2.53 (7, 1)	0.1		3	1	0	0	0	1	0	0	0	0	0	5	5	0.00	0.000					
Paul Assenmacher, L ERA: 2.29 (8, 1)	1.0		3	0	0	0	0	0	0	0	0	0	0	4	8	0.00	0.000					
Julian Tavarez, R ERA: 5.72 (9, 1)	1.0	S	4	2	0	0	0	0	0	0	0	1	0	9	15	0.00	2.000					

Batter	1	2	3	4	5	6	7	8	9	AB R H RBI BB SO LOB	TOP																		
Kenny Lofton, L OBP: 0.381, SLG: 0.459 (1, 8)	L3		G4-3		FC6-4		K		2B 1B	5 1 1 0 0 1 1	Cleveland Indians @ Seattle Mariners The Kingdome, Seattle, WA Wed Aug 07 1996, 10:05 PM EDT Att: 30,431 - Dome - 68 F livebaseballscorecards.com																		
Jose Vizcaino, S OBP: 0.356, SLG: 0.384 (1, 4)	K			E	BB		G4-3		E	4 2 2 1 1 1 0																			
Mark Carreon, R OBP: 0.343, SLG: 0.466 (1, 3)	K			E6	K				E4	4 1 2 1 1 2 2																			
Albert Belle, R OBP: 0.407, SLG: 0.626 (1, 7)		S HBP		E5	F7				K	4 0 0 0 0 1 4																			
Manny Ramirez, R OBP: 0.397, SLG: 0.589 (1, 9)	F8			E6			F8		K	4 0 0 0 0 1 3																			
Jeff Kent, R OBP: 0.324, SLG: 0.434 (8, PH)	K			FC1-4					K	3 0 0 0 0 2 3																			
Brian Giles, L OBP: 0.509, SLG: 0.857 (8, PH)	K			FC6-4					K	1 0 0 0 0 1 1																			
Jim Thome, L OBP: 0.449, SLG: 0.585 (9, PH)	G4-3			F8					F7	3 0 1 0 0 0 3																			
Casey Candaele, S OBP: 0.316, SLG: 0.474 (9, 5)									1B	1 0 0 0 0 0 0																			
Tony Peña, R OBP: 0.275, SLG: 0.258 (9, PH)			G6-3		FC6-4				G6-3	3 0 0 0 0 0 3																			
Sandy Alomar Jr., R OBP: 0.306, SLG: 0.376 (9, 2)							G6-3			1 0 0 0 0 0 0																			
Omar Vizquel, S OBP: 0.366, SLG: 0.438 (1, 6)			G4-3				F9		HR	3 1 1 1 1 0 0																			
Inning Stats	R: 0 E: 0 K: 2 S: 7	H: 0 LOB: 0 BB: 0 P: 12	R: 0 E: 0 K: 1 S: 10	H: 0 LOB: 1 BB: 0 P: 17	R: 0 E: 0 K: 0 S: 7	H: 0 LOB: 0 BB: 0 P: 10	R: 2 E: 3 K: 0 S: 15	H: 2 LOB: 2 BB: 2 P: 28	R: 0 E: 0 K: 1 S: 10	H: 1 LOB: 1 BB: 0 P: 14	R: 0 E: 0 K: 3 S: 12	H: 0 LOB: 1 BB: 0 P: 11	R: 0 E: 0 K: 3 S: 12	H: 0 LOB: 1 BB: 1 P: 19	R: 3 E: 1 K: 0 S: 15	H: 4 LOB: 1 BB: 0 P: 28	1B: 4 2B: 2 3B: 0 HR: 1	SF: 0 SAC: 0 DP: 0 HBP: 1	WP: 1 PB: 0 CS: 2	PA: 40									
PITCHER	IP WLS BF H R ER SO BB IBB HBP BLK WP HR S P ERA WHIP																												
Jamie Moyer, L ERA: 4.07 (1, 1)	7.0	29	3	2	1	6	2	0	1	0	0	0	1	0	65	114	1.29	0.714											
Michael Jackson, R ERA: 4.3 (8, 1)	0.2	3	0	0	0	2	1	0	0	0	0	0	0	8	12	0.00	1.500												
Norm Charlton, L ERA: 5.17 (8, 1)	1.1	L	8	4	3	2	1	0	0	0	0	0	0	1	19	35	13.50	3.000											

Batter	1	2	3	4	5	6	7	8	9	AB R H RBI BB SO LOB	BOTTOM																	
Joey Cora, S OBP: 0.336, SLG: 0.424 (1, 4)	G3		G3		1B		SH3-1 1B		F9	5 1 2 0 0 0 0	Cleveland Indians @ Seattle Mariners The Kingdome, Seattle, WA Wed Aug 07 1996, 10:05 PM EDT Att: 30,431 - Dome - 68 F livebaseballscorecards.com																	
Alex Rodriguez, R OBP: 0.418, SLG: 0.647 (1, 6)	G5-3		HR		BB		1B		1B	4 1 3 1 1 0 0																		
Ken Griffey Jr., L OBP: 0.387, SLG: 0.649 (1, 8)	F7		G5-3		FC3-2		SH3-1		G4-3	4 0 0 0 0 0 2																		
Jay Buhner, R OBP: 0.384, SLG: 0.582 (1, 9)		F8		G6-3	K		G4-6-3		1B	4 0 1 1 0 1 2																		
Paul Sorrento, L OBP: 0.379, SLG: 0.528 (1, 3)				BB	G1-4-3		G4-6-3			3 1 2 0 1 0 2																		
Dan Wilson, R OBP: 0.357, SLG: 0.483 (1, 2)				2B	1B		BB		HR	4 1 2 2 0 0 4																		
Raul Ibanez, L (1, 10)	L5			BB	HBP		G3-1		K	3 0 0 0 0 1 1																		
Jeff Manto, R OBP: 0.324, SLG: 0.467 (1, 5)	F9				BB		F8		K	3 0 0 0 1 1 1																		
Alex Diaz, S OBP: 0.250, SLG: 0.286 (1, 7)			F9		F7		G3		G4-3	4 0 0 0 0 0 3																		
Inning Stats	R: 0 E: 0 K: 0 S: 7	H: 2 LOB: 1 BB: 0 P: 12	R: 1 E: 0 K: 0 S: 8	H: 2 LOB: 0 BB: 0 P: 15	R: 1 E: 0 K: 0 S: 10	H: 1 LOB: 0 BB: 0 P: 13	R: 0 E: 0 K: 0 S: 6	H: 1 LOB: 3 BB: 1 P: 11	R: 0 E: 0 K: 0 S: 5	H: 0 LOB: 0 BB: 0 P: 8		R: 1 E: 0 K: 0 S: 4	H: 2 LOB: 1 BB: 1 P: 11	R: 1 E: 0 K: 2 S: 10	H: 1 LOB: 0 BB: 0 P: 14	R: 0 E: 0 K: 0 S: 6	H: 1 LOB: 0 BB: 0 P: 12	1B: 5 2B: 3 3B: 0 HR: 2	SF: 0 SAC: 1 DP: 1 HBP: 1	WP: 0 PB: 0 CS: 0	PA: 39							
PITCHER	IP WLS BF H R ER SO BB IBB HBP BLK WP HR S P ERA WHIP																											
Orel Hershiser, R ERA: 4.09 (1, 1)	7.0	32	8	3	3	1	0	0	0	0	0	0	1	58	99	3.86	1.571											
Julian Tavaréz, R ERA: 5.79 (8, 1)	1.0	W	4	1	1	1	2	0	0	0	0	0	1	10	14	9.00	1.000											
Jose Mesa, R ERA: 3.78 (9, 1)	1.0	S	3	1	0	0	0	0	0	0	0	0	0	6	12	0.00	1.000											

Batter	1	2	3	4	5	6	7	8	9	AB	R	H	RBI	BB	SO	LOB	TOP					
Kenny Lofton, L OBP: 0.378, SLG: 0.455 (1, 8)	G4-3		L5		G3			G1-3		4	0	0	0	0	0	1	Cleveland Indians @ Seattle Mariners The Kingdome, Seattle, WA Thu Aug 08 1996, 6:33 AM EDT Att: 36,822 - Dome - 68 F					
Jose Vizcaino, S OBP: 0.355, SLG: 0.383 (1, 4)	G6-3			G6-3 1B	G5-3	G6-3		G4-3		4	1	1	0	0	0	0						
Mark Carreon, R OBP: 0.342, SLG: 0.464 (1, 3)	G5-3			G5-3				P3		4	0	1	0	0	0	1						
Albert Belle, R OBP: 0.407, SLG: 0.624 (1, 7)		G5-4-3 BB		G6-3 1B	BB	L9		F8		2	0	0	0	2	0	1						
Manny Ramirez, R OBP: 0.396, SLG: 0.584 (1, 9)	G5-4-3			G6-3		P3				3	0	0	0	1	0	4						
Jeff Kent, R OBP: 0.326, SLG: 0.438 (1, 10)	E5							K		4	1	2	1	0	1	1						
Sandy Alomar Jr., R OBP: 0.302, SLG: 0.371 (1, 2)	FC6-4							F8		4	0	0	0	0	0	3						
Jim Thome, L OBP: 0.449, SLG: 0.583 (1, 5)			G4-3		G1-3					3	0	1	1	0	0	0						
Omar Vizquel, S OBP: 0.366, SLG: 0.436 (1, 6)			F8					G5-4-3		2	0	0	0	1	0	1						
Inning Stats	R: 0 E: 0 K: 0 S: 8	H: 0 LOB: 0 BB: 0 P: 12	R: 0 E: 1 K: 0 S: 7	H: 0 LOB: 1 BB: 1 P: 15	R: 0 E: 0 K: 0 S: 5	H: 0 LOB: 0 BB: 0 P: 8	R: 1 E: 0 K: 0 S: 13	H: 2 LOB: 2 BB: 1 P: 21	R: 0 E: 0 K: 0 S: 10	H: 0 LOB: 1 BB: 1 P: 20	R: 0 E: 0 K: 0 S: 6	H: 1 LOB: 1 BB: 0 P: 12	R: 1 E: 0 K: 0 S: 10	H: 2 LOB: 0 BB: 0 P: 15	R: 0 E: 0 K: 0 S: 5	H: 0 LOB: 0 BB: 0 P: 7	R: 0 E: 0 K: 1 S: 11	H: 0 LOB: 1 BB: 1 P: 18	1B: 4 2B: 1 3B: 0 HR: 0	SF: 0 SAC: 0 DP: 2 HBP: 0	WP: 0 PB: 0 SB: 0 CS: 0	PA: 34
PITCHER	IP	WLS	BF	H	R	ER	SO	BB	IBB	HBP	BLK	WP	HR	S	P	ERA	WHIP					
Terry Mulholland, L ERA: 4.5 (1, 1)	8.0	L	30	5	2	2	0	3	0	0	0	0	0	64	110	2.25	1.000					
Rafael Carmona, R ERA: 4.31 (9, 1)	1.0	S	4	0	0	0	1	1	0	0	0	0	0	11	18	0.00	1.000					

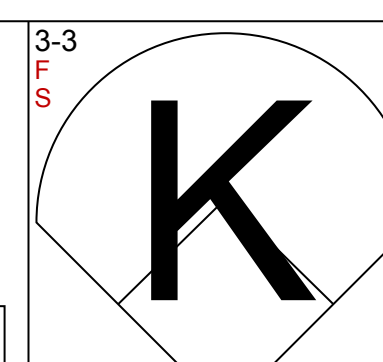
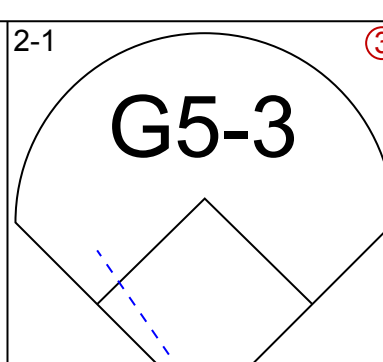
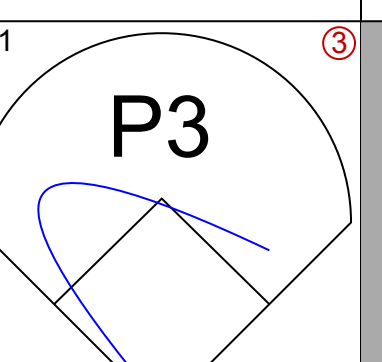
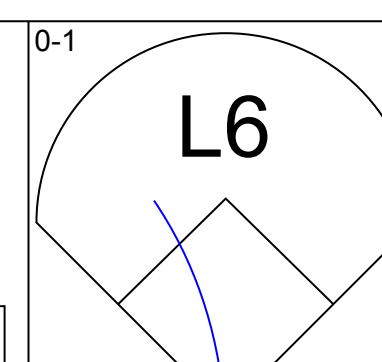
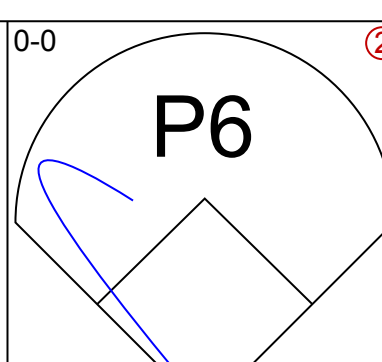
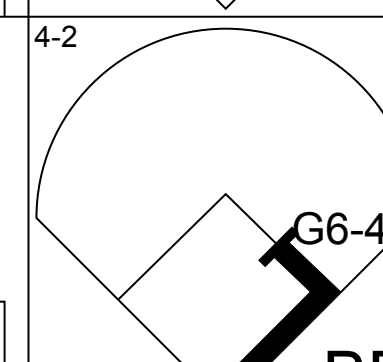
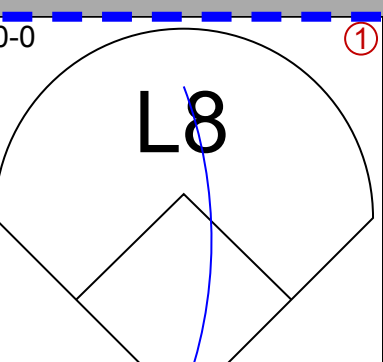
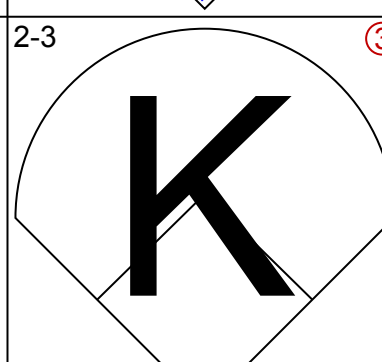
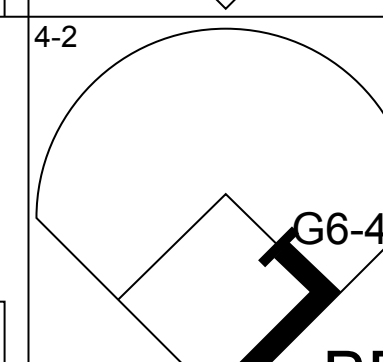
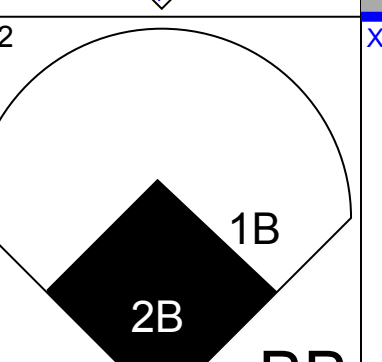
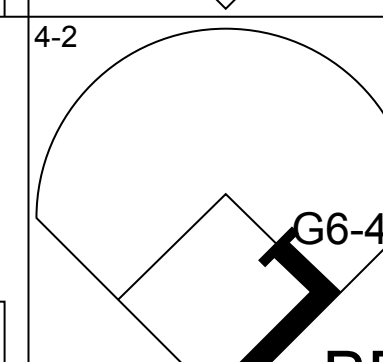
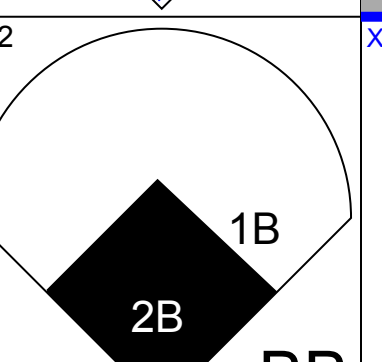
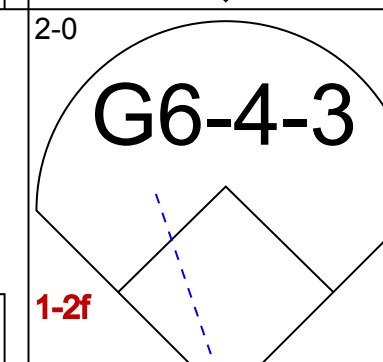
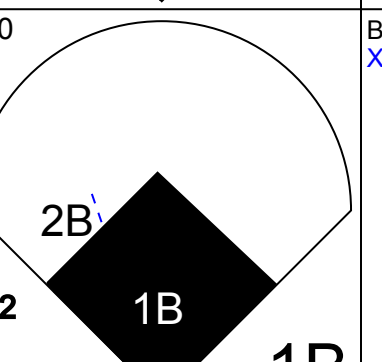
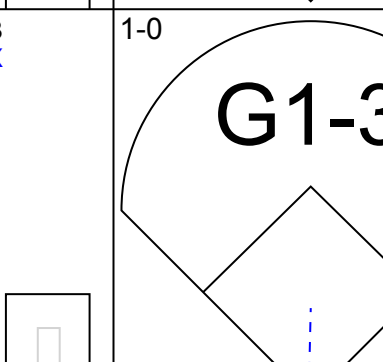
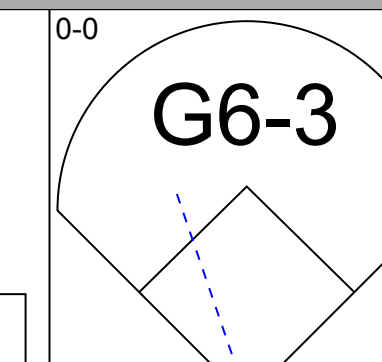
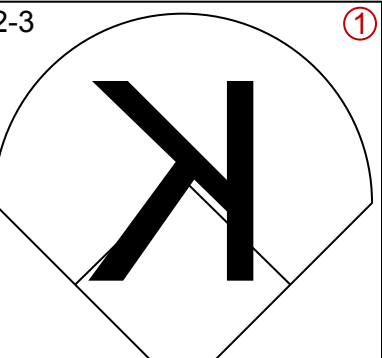
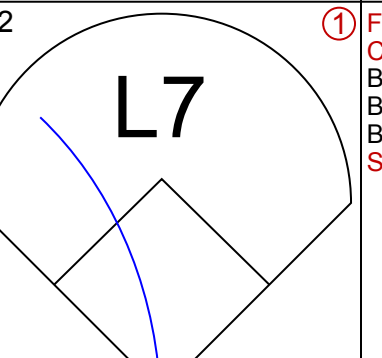
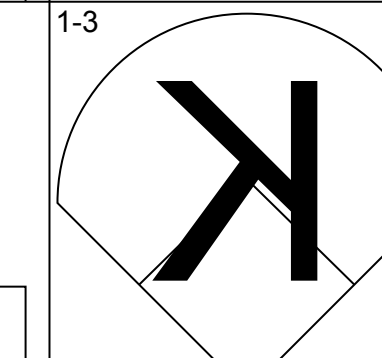
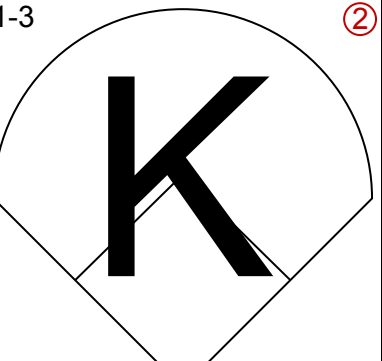
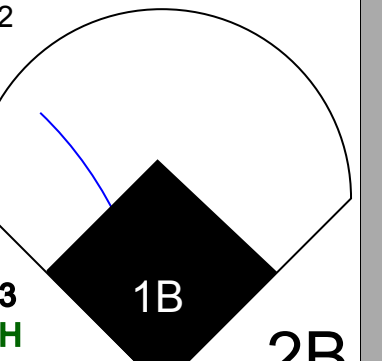
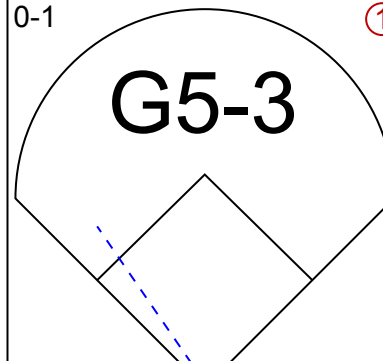
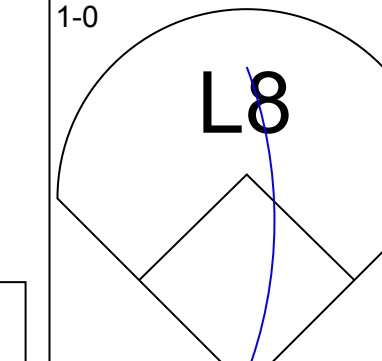
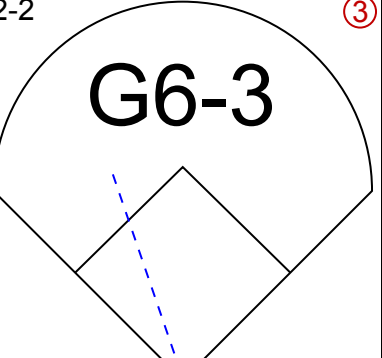
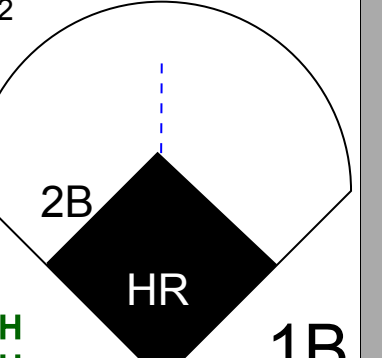

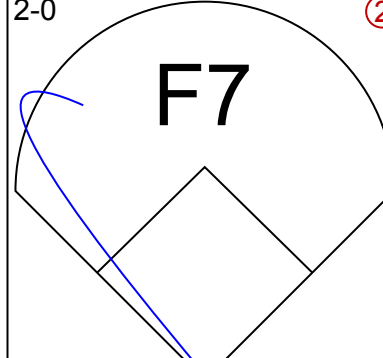
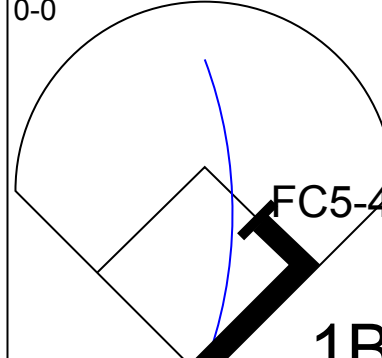
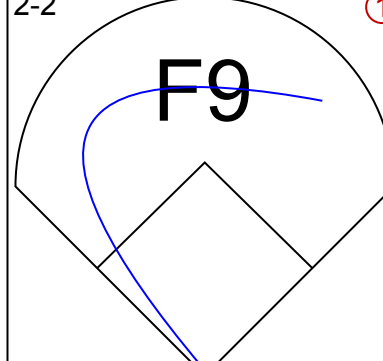
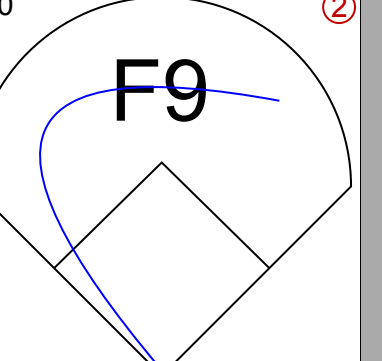
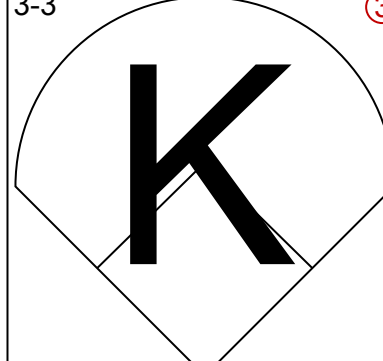
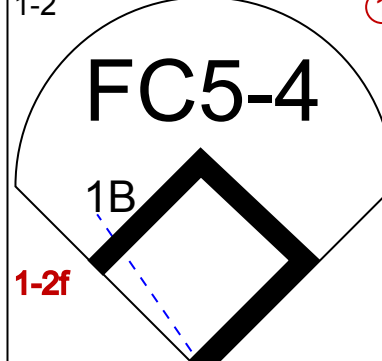
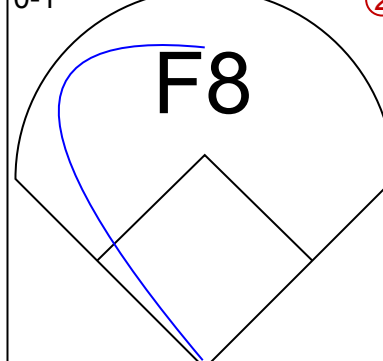
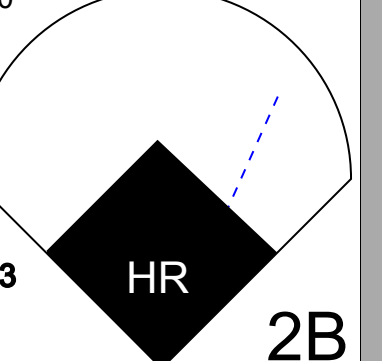
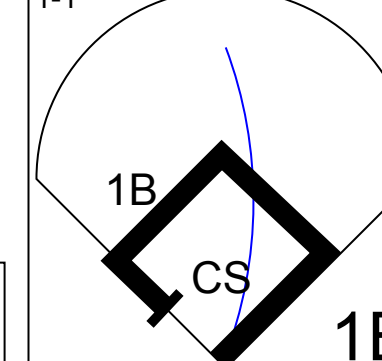
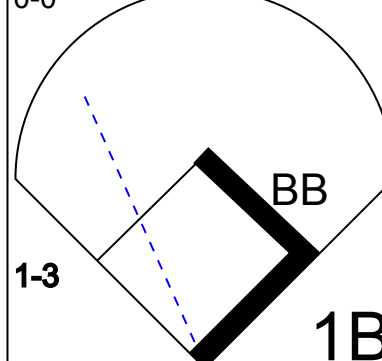
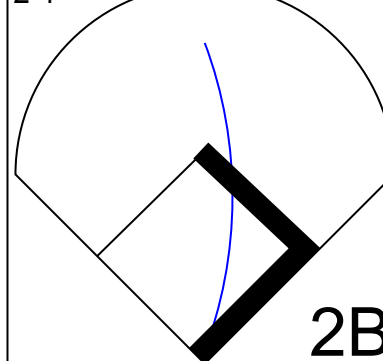
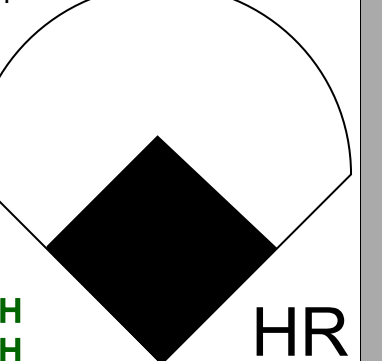
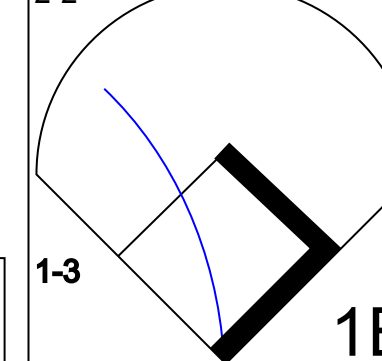
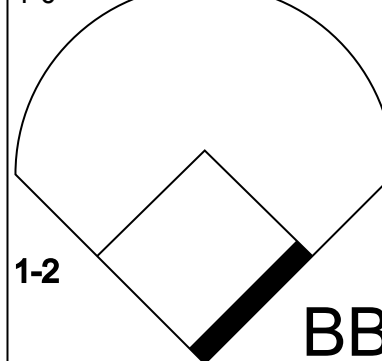
AB	30
R	2
H	5
RBI	2
BB	4
SO	1
LOB	12



Batter	1	2	3	4	5	6	7	8	9	AB	R	H	RBI	BB	SO	LOB	BOTTOM					
Joey Cora, S OBP: 0.333, SLG: 0.420 (1, 4)	L7		F8			G4-3			K	4	0	0	0	0	1	0	Cleveland Indians @ Seattle Mariners The Kingdome, Seattle, WA Thu Aug 08 1996, 6:33 AM EDT Att: 36,822 - Dome - 68 F					
Alex Rodriguez, R OBP: 0.418, SLG: 0.652 (1, 6)	E		F7			K			HR	3	1	1	1	1	1	0						
Ken Griffey Jr., L OBP: 0.386, SLG: 0.644 (1, 8)	K				P5	G6-3			1B	4	0	1	0	0	1	1						
Jay Buhner, R OBP: 0.381, SLG: 0.577 (1, 9)	K				G1-3	F7			K	4	0	0	0	0	2	2						
Paul Sorrento, L OBP: 0.375, SLG: 0.522 (1, 3)			K		P2	P6			K	4	0	0	0	0	2	1						
Dan Wilson, R OBP: 0.354, SLG: 0.479 (1, 2)	P5				F9				K	3	0	0	0	0	1	0						
Rich Amaral, R OBP: 0.402, SLG: 0.359 (1, 7)	E				G5-3				K	3	0	1	0	0	1	0						
Doug Strange, S OBP: 0.307, SLG: 0.333 (1, 10)	L9					K			FC6-4 BB	2	0	0	0	1	1	1						
Andy Sheets, R OBP: 0.310, SLG: 0.323 (1, 5)			G6-3			G5-3			FC6-4	3	0	0	0	0	0	1						
Inning Stats	R: 0 E: 1 K: 2 S: 9	H: 0 LOB: 1 BB: 1 P: 16	R: 0 E: 0 K: 1 S: 12	H: 1 LOB: 0 BB: 0 P: 19	R: 0 E: 0 K: 0 S: 8	H: 0 LOB: 0 BB: 0 P: 14	R: 0 E: 0 K: 0 S: 5	H: 0 LOB: 0 BB: 0 P: 7	R: 0 E: 0 K: 1 S: 9	H: 0 LOB: 0 BB: 0 P: 13	R: 0 E: 0 K: 1 S: 8	H: 0 LOB: 0 BB: 0 P: 12	R: 0 E: 0 K: 0 S: 5	H: 0 LOB: 0 BB: 0 P: 6	R: 0 E: 0 K: 2 S: 13	H: 0 LOB: 1 BB: 1 P: 21	R: 1 E: 0 K: 3 S: 16	H: 2 LOB: 1 BB: 0 P: 22	1B: 2 2B: 0 3B: 0 HR: 1	SF: 0 SAC: 0 DP: 0 HBP: 0	WP: 0 PB: 0 SB: 1 CS: 0	PA: 32
PITCHER	IP	WLS	BF	H	R	ER	SO	BB	IBB	HBP	BLK	WP	HR	S	P	ERA	WHIP					
Chad Ogea, R ERA: 5.64 (1, 1)	8.0	W	27	1	0	0	7	2	0	0	0	0	0	69	108	0.00	0.375					
Jose Mesa, R ERA: 3.88 (9, 1)	1.0	S	5	2	1	1	3	0	0	0	0	0	1	16	22	9.00	2.000					

AB	30
R	1
H	3
RBI	1
BB	2
SO	10
LOB	6

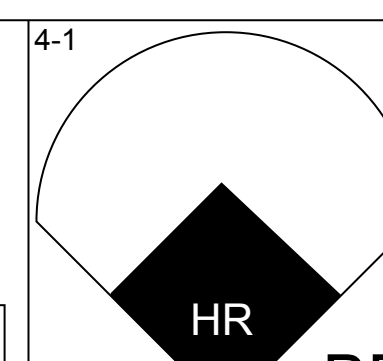
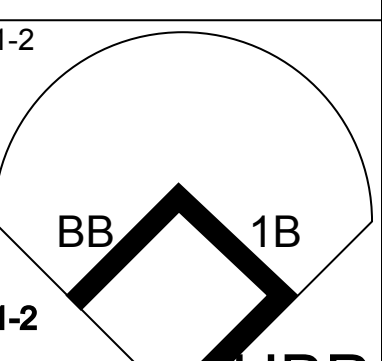
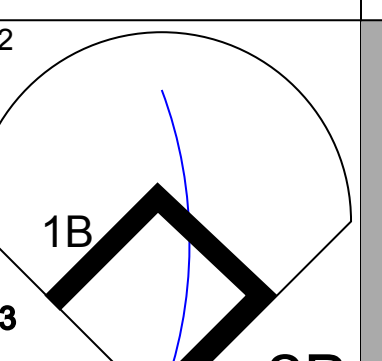
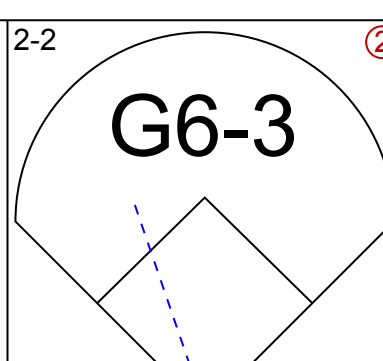
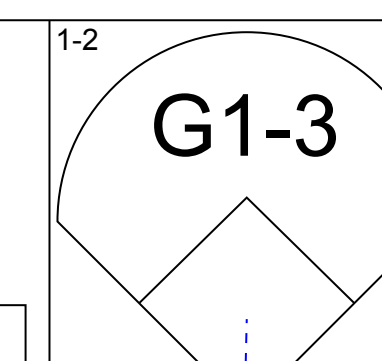
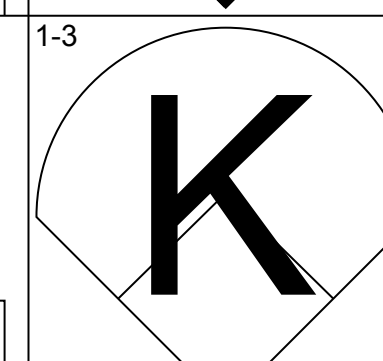
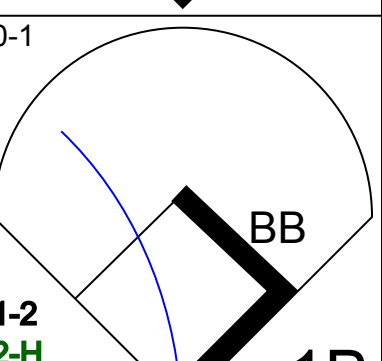
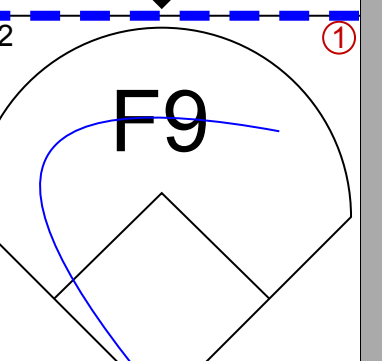
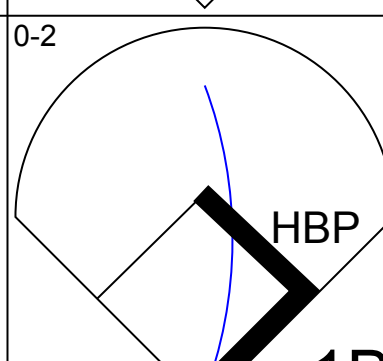
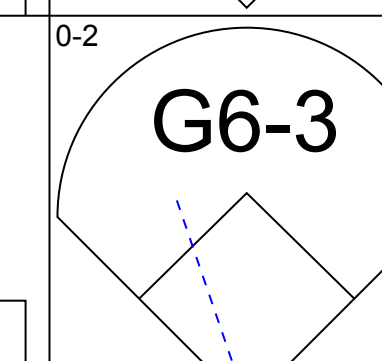
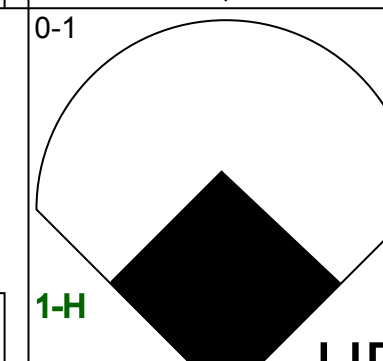
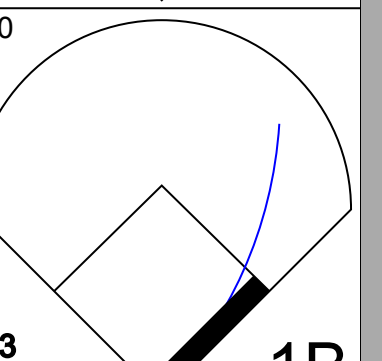
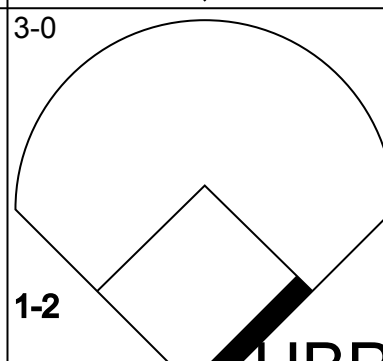
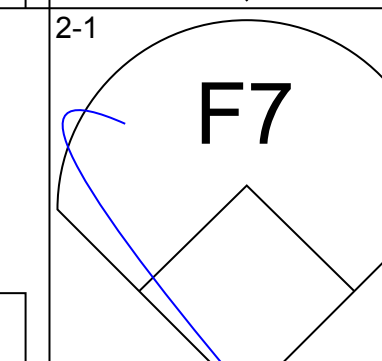
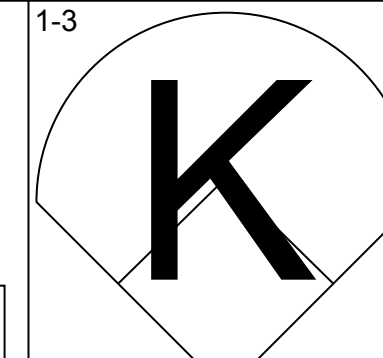
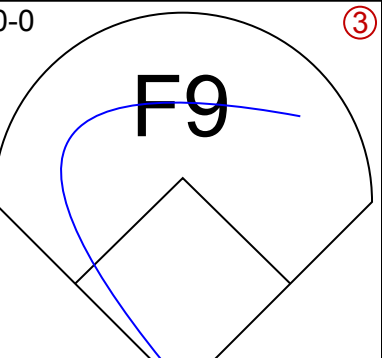

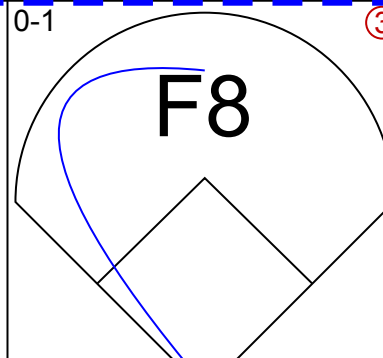

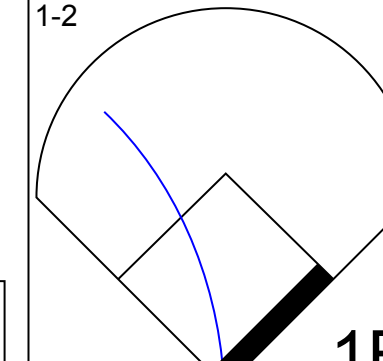
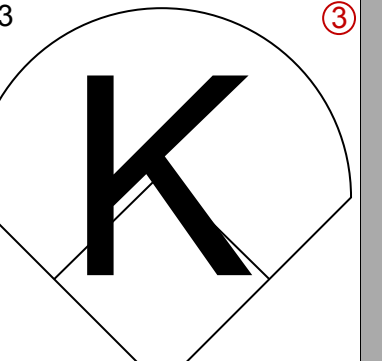

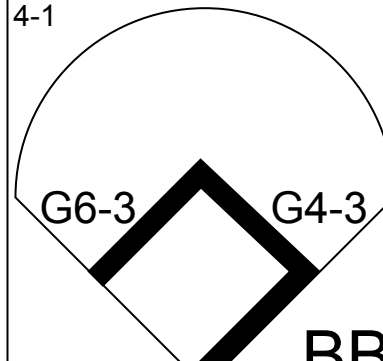
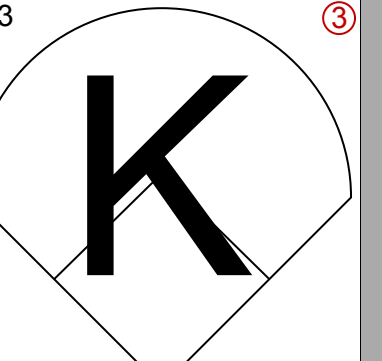
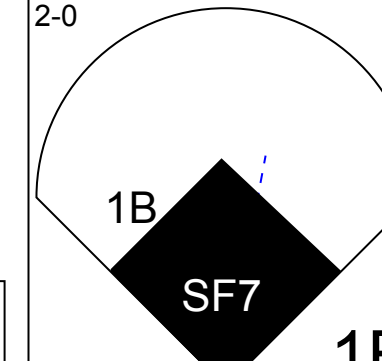

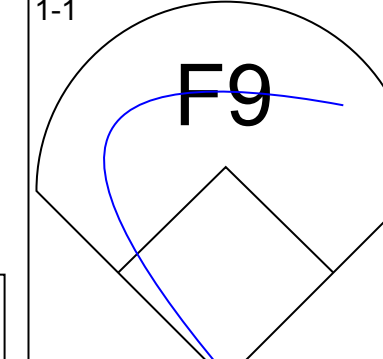
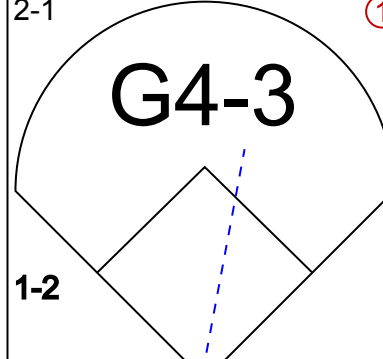
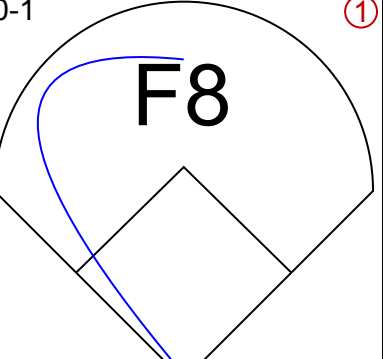
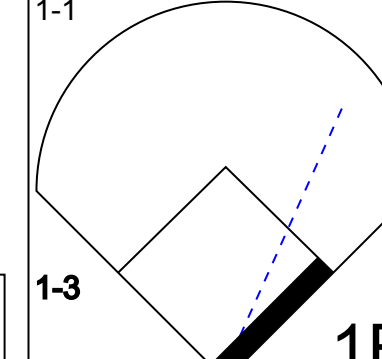
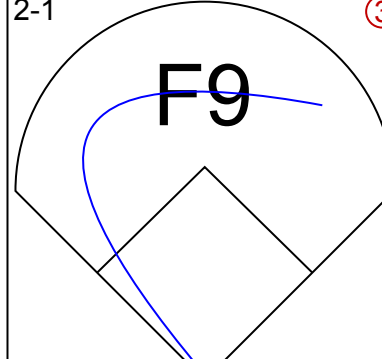
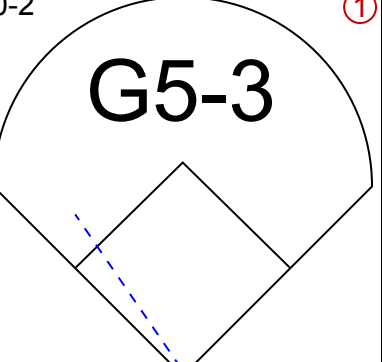
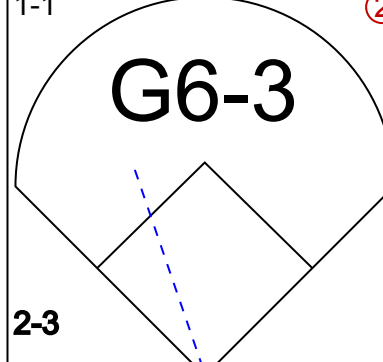
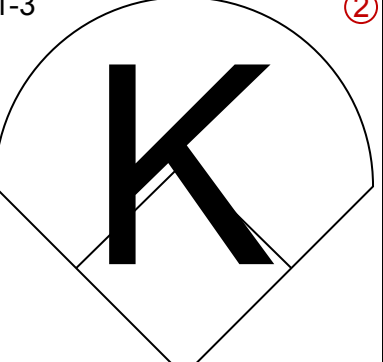
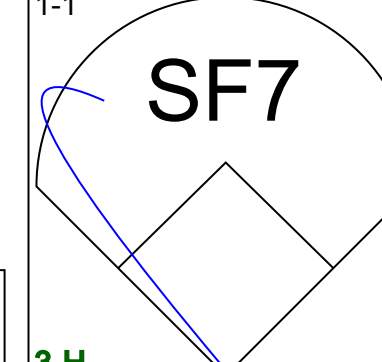
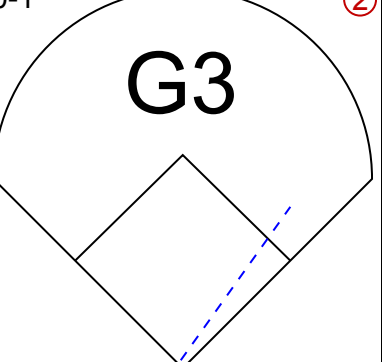
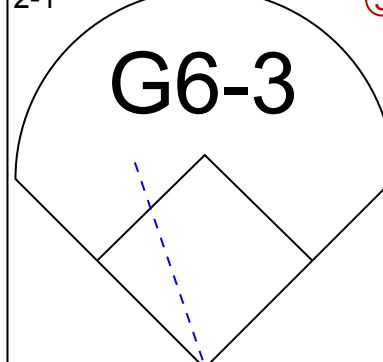
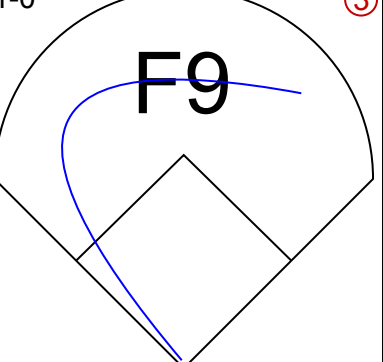
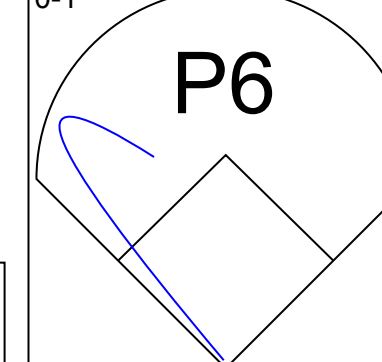
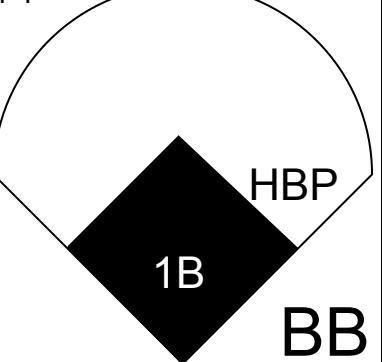
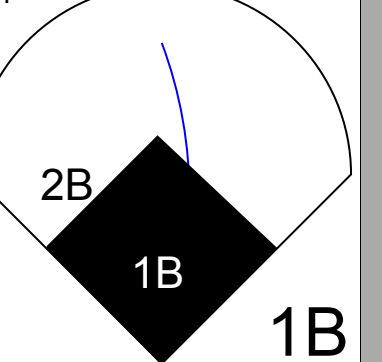
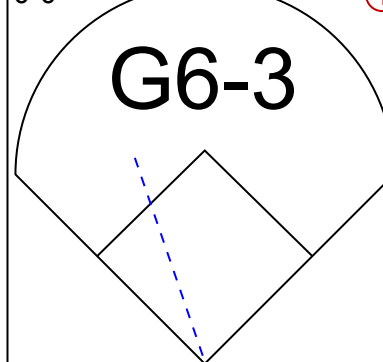



Batter	1	2	3	4	5	6	7	8	9	AB	R	H	RBI	BB	SO	LOB	TOP			
Chuck Knoblauch, R OBP: 0.452, SLG: 0.546 (1, 4)										5	0	0	0	0	1	6				
Rich Becker, L OBP: 0.357, SLG: 0.447 (1, 8)										2	1	0	0	2	1	2				
Ron Coomer, R OBP: 0.343, SLG: 0.494 (9, PH)										1	0	0	0	0	1	3				
Roberto Kelly, R OBP: 0.350, SLG: 0.426 (9, 8)										0	0	0	0	0	0	0				
Paul Molitor, R OBP: 0.385, SLG: 0.463 (1, 10)										4	1	1	0	0	0	1				
Scott Stahoviak, L OBP: 0.403, SLG: 0.500 (1, 3)										4	0	0	0	0	3	2				
Marty Cordova, R OBP: 0.375, SLG: 0.471 (1, 7)										4	1	1	1	0	1	0				
Greg Myers, L OBP: 0.342, SLG: 0.474 (1, 2)										4	1	2	2	0	0	0				
Dave Hollins, S OBP: 0.361, SLG: 0.369 (1, 5)										4	0	0	0	0	1	2				
Matt Lawton, L OBP: 0.337, SLG: 0.359 (1, 9)										4	1	3	0	0	0	0				
Pat Meares, R OBP: 0.295, SLG: 0.399 (1, 6)										3	1	3	3	1	0	0				
Inning Stats	R: 0 E: 0 K: 1 S: 13	H: 0 LOB: 0 BB: 1 P: 22	R: 0 E: 0 K: 2 S: 9	H: 0 LOB: 0 BB: 0 P: 14	R: 0 E: 0 K: 0 S: 10	H: 1 LOB: 1 BB: 0 P: 16	R: 6 E: 0 K: 0 S: 19	H: 5 LOB: 0 BB: 1 P: 32	R: 0 E: 0 K: 1 S: 5	H: 0 LOB: 0 BB: 0 P: 9	R: 0 E: 0 K: 1 S: 11	H: 2 LOB: 1 BB: 0 P: 14	R: 0 E: 0 K: 1 S: 5	H: 0 LOB: 0 BB: 0 P: 7	R: 0 E: 0 K: 1 S: 14	H: 2 LOB: 3 BB: 1 P: 21	1B: 6 2B: 3 3B: 0 HR: 1	SF: 0 SAC: 0 DP: 1 HBP: 0	WP: 0 PB: 0 SB: 0 CS: 1	PA: 38
PITCHER	IP	WLS	BF	H	R	ER	SO	BB	IBB	HBP	BLK	WP	HR	S	P	ERA	WHIP			
Bob Wolcott, R ERA: 5.55 (1, 1)	4.0	L	19	6	6	6	3	2	0	0	0	0	1	51	84	13.50	2.000			
Chris Bosio, R ERA: 6.8 (5, 1)	2.0		6	0	0	0	2	0	0	0	0	0	0	11	20	0.00	0.000			
Randy Johnson, L ERA: 3.44 (7, 1)	3.0		13	4	0	0	3	1	0	0	0	0	0	30	42	0.00	1.667			

Minnesota Twins @ Seattle Mariners
The Kingdome, Seattle, WA
Fri Aug 09 1996, 10:05 PM EDT
Att: 25,130 - Dome - 68 F

AB 35
R 6
H 10
RBI 6
BB 3
SO 8
LOB 16



Batter	1	2	3	4	5	6	7	8	9	AB	R	H	RBI	BB	SO	LOB	BOTTOM					
Rich Amaral, R OBP: 0.406, SLG: 0.363 (1, 7)										3	1	1	0	1	0	0						
Alex Rodriguez, R OBP: 0.418, SLG: 0.649 (1, 6)										5	0	2	1	0	1	3						
Ken Griffey Jr., L OBP: 0.390, SLG: 0.653 (1, 8)										3	1	2	3	1	0	0						
Jay Buhner, R OBP: 0.377, SLG: 0.569 (1, 9)										5	0	0	0	0	2	7						
Brian Hunter, R OBP: 0.369, SLG: 0.504 (1, 3)										1	0	1	0	1	0	0						
Paul Sorrento, L OBP: 0.374, SLG: 0.520 (5, 3)										3	1	1	0	0	1	2						
Dan Wilson, R OBP: 0.352, SLG: 0.476 (1, 2)										5	0	1	0	0	0	2						
Jeff Manto, R OBP: 0.310, SLG: 0.444 (1, 10)										3	0	0	0	0	1	1						
Doug Strange, S OBP: 0.305, SLG: 0.333 (7, PH)										0	0	0	1	0	0	0						
Luis Sojo, R OBP: 0.247, SLG: 0.270 (1, 4)										3	0	0	0	0	0	1						
Joey Cora, S OBP: 0.353, SLG: 0.419 (7, PH)										1	0	0	0	0	0	1						
Andy Sheets, R OBP: 0.320, SLG: 0.323 (1, 5)										3	2	1	0	1	1	1						
Inning Stats	R: 2 E: 0 K: 2 S: 16	H: 2 LOB: 1 BB: 1 P: 24	R: 1 E: 0 K: 0 S: 12	H: 1 LOB: 3 BB: 2 P: 21	R: 0 E: 0 K: 0 S: 7	H: 0 LOB: 1 BB: 1 P: 16	R: 1 E: 0 K: 2 S: 17	H: 3 LOB: 2 BB: 0 P: 25	R: 0 E: 0 K: 1 S: 6	H: 0 LOB: 0 BB: 0 P: 8	R: 0 E: 0 K: 0 S: 9	H: 1 LOB: 2 BB: 0 P: 14	R: 1 E: 0 K: 1 S: 10	H: 2 LOB: 1 BB: 0 P: 14	R: 0 E: 0 K: 0 S: 8	H: 0 LOB: 0 BB: 0 P: 11	R: 0 E: 0 K: 0 S: 7	H: 0 LOB: 0 BB: 0 P: 9	1B: 7 2B: 1 3B: 0 HR: 1	SF: 1 SAC: 0 DP: 0 HBP: 2	WP: 0 PB: 0 SB: 0 CS: 0	PA: 42
PITCHER	IP	WLS	BF	H	R	ER	SO	BB	IBB	HBP	BLK	WP	HR	S	P	ERA	WHIP					
Scott Aldred, L ERA: 7.07 (1, 1)	3.0		19	4	4	4	2	4	0	1	0	0	0	24	34	12.00	3.000					
Jose Pizarro, R ERA: 6.04 (4, 1)	2.2	W	11	2	0	0	3	0	0	1	0	0	0	24	34	0.00	0.750					
Frankie Rodriguez, R ERA: 5.36 (6, 1)	3.1	S	12	2	1	1	1	0	0	0	0	0	0	27	36	2.70	0.600					

Minnesota Twins @ Seattle Mariners
The Kingdome, Seattle, WA
Fri Aug 09 1996, 10:05 PM EDT
Att: 25,130 - Dome - 68 F

AB 35
R 5
H 9
RBI 5
BB 4
SO 6
LOB 18



Batter	1	2	3	4	5	6	7	8	9	AB	R	H	RBI	BB	SO	LOB	TOP										
Chuck Knoblauch R (1,4) OBP: 0.453, SLG: 0.545	1-2 FC4-6 1B	1-2 FC5		4-1 1B BB	1-2 L9		2-2 E S 2B 1B	1-1 E4 G6-4-3		5	3	2	0	1	0	3											
Pat Meares R (1,6) OBP: 0.300, SLG: 0.406	1-2 FC4-6 1B		2-1 2B 2B	3-2 1B 1B	1-1 G4-3		3-1 E7 2B 1B	0-0 G6-4-3		6	1	4	1	0	0	2											
Paul Mollitor R (1,10) OBP: 0.386, SLG: 0.464	1-0 FC4-6 L1-3		2-2 F7	1-2 1B 1B		4-1 FC1-5 BB	1-0 2B		2-2 G4-3	5	0	2	3	1	0	2											
Marty Cordova R (1,7) OBP: 0.374, SLG: 0.470	0-1 L1-3		0-1 1B 2B	0-0 F9		4-2 1B FC1-5 BB	2-2 P5		0-2 G6-3	5	1	1	1	1	0	5											
Ron Coomer R (1,3) OBP: 0.339, SLG: 0.488	0-0 F9		0-1 G5-3	1-2 G6-4-3 1B		0-0 FC1-5 BB	4-0		2-3 K	2	0	0	0	0	0	2											
Scott Stahoviak L (4,PH) OBP: 0.404, SLG: 0.498						1-2 2-3 1B				3	0	1	0	1	1	2											
Roberto Kelly R (1,9) OBP: 0.365, SLG: 0.427		4-1 FC5 1B BB	1-0 HR 1B	1-2 G6-4-3		1-2 1B 1B	1-3 K			4	1	2	1	1	1	6											
Dave Hollins S (1,5) OBP: 0.364, SLG: 0.380		0-0 1B	2-0 HR 1B		0-0 HR 1B	1-3 K	1-0 G4-3			5	2	3	2	0	1	6											
Matt Walbeck S (1,2) OBP: 0.246, SLG: 0.328	2-1 P4	1-0 1B		3-2 HR 1B		2-0 P2	1-2 2B			5	1	3	2	0	0	5											
Rich Becker L (1,8) OBP: 0.355, SLG: 0.442	0-1 P6	3-0 F9		0-3 K		4-2 1B E BB	2-3 K			4	1	0	0	1	2	4											
Inning Stats	R: 1 E: 0 K: 0 S: 13	H: 2 LOB: 1 BB: 0 P: 16	R: 0 E: 0 K: 0 S: 9	H: 1 LOB: 2 BB: 1 P: 16	R: 4 E: 0 K: 0 S: 14	H: 5 LOB: 1 BB: 0 P: 25	R: 1 E: 0 K: 0 S: 16	H: 3 LOB: 2 BB: 1 P: 26	R: 2 E: 0 K: 1 S: 11	H: 2 LOB: 3 BB: 2 P: 23	R: 0 E: 0 K: 1 S: 16	H: 1 LOB: 3 BB: 2 P: 34	R: 0 E: 1 K: 1 S: 9	H: 1 LOB: 1 BB: 0 P: 13	R: 0 E: 0 K: 1 S: 12	H: 0 LOB: 0 BB: 0 P: 16	1B: 12 2B: 4 3B: 0 HR: 2	SF: 0 SAC: 0 DP: 2 HBP: 0	WP: 1 PB: 0 SB: 1 CS: 0	PA: 50							
PITCHER	IP	WLS	BF	H	R	ER	SO	BB	IBB	HBP	BLK	WP	HR	S	P	ERA	WHIP										
Sterling Hitchcock L (1,1) ERA: 5.22	3.0	L	19	8	6	6	0	2	0	0	0	0	1	37	62	18.00	3.333										
Rafael Carmona R (4,1) ERA: 4.46	2.0		12	5	2	2	1	2	0	0	0	0	1	31	50	9.00	3.500										
Norm Charlton L (6,1) ERA: 5.44	1.0		7	3	2	2	1	1	0	0	0	0	0	15	28	18.00	4.000										
Michael Jackson R (7,1) ERA: 4.14	2.0		9	2	0	0	2	0	1	0	0	0	0	18	31	0.00	1.000										
Bobby Ayala R (9,1) ERA: 5.93	1.0		3	0	0	0	1	0	0	0	0	0	0	12	16	0.00	0.000										

Minnesota Twins @ Seattle Mariners
The Kingdome, Seattle, WA
Sat Aug 10 1996, 10:05 PM EDT
Att: 34,381 - Dome - 68 F

livebaseballscores.com

AB 44
R 10
H 18
RBI 10
BB 6
SO 5
LOB 37



Batter	1	2	3	4	5	6	7	8	9	AB	R	H	RBI	BB	SO	LOB	BOTTOM										
Joey Cora S (1,4) OBP: 0.333, SLG: 0.417	1-1 FC3-6 HBP 1B		1-0 F8		2-3 K		0-0 G4-6-3 1B		0-0 F8	4	1	1	0	0	1	2											
Alex Rodriguez R (1,6) OBP: 0.419, SLG: 0.650	2-0 FC3-6 1B		2-1 2B 2B		3-2 F8		1-2 G4-6-3 1-2f			4	1	2	0	0	0	1											
Ken Griffey Jr. L (1,8) OBP: 0.389, SLG: 0.651	0-2 FC3-6		1-1 2B 2B		1-1 G3			2-3 K		4	1	1	3	0	1	1											
Jay Buhner R (1,9) OBP: 0.378, SLG: 0.570	3-2 P3		3-1 2B 2B		1-1 G5-3			4-2 BB		3	0	1	1	1	0	1											
Dan Wilson R (1,2) OBP: 0.351, SLG: 0.473	0-1 G6-3		0-3 K		1-0 2B 1B			0-1 F8		4	0	1	0	0	1	3											
Paul Sorrento L (1,3) OBP: 0.371, SLG: 0.514		1-2 G3-1	0-1 G4-3		2-2 F8			3-1 F8		4	0	0	0	0	0	3											
Brian Hunter R (1,7) OBP: 0.373, SLG: 0.511		3-2 G6-3		2-2 G6-3		0-0 2B		1-2 G5-3 1B		4	0	2	0	0	0	0											
Doug Strange S (1,10) OBP: 0.301, SLG: 0.329	1-3 K		3-2 F7		2-3 K			2-1 G5-3		2	0	0	0	0	1	0											
Jeff Manto R (6,PH) OBP: 0.301, SLG: 0.431								1-2		2	0	0	0	0	1	3											
Andy Sheets R (1,5) OBP: 0.316, SLG: 0.319			0-1 2B 2B 1B		1-0 G4-3		3-3 K		1-1 L9	4	1	1	0	0	1	1											
Inning Stats	R: 1 E: 0 K: 0 S: 12	H: 1 LOB: 1 BB: 0 P: 18	R: 0 E: 0 K: 1 S: 9	H: 0 LOB: 0 BB: 0 P: 14	R: 3 E: 0 K: 1 S: 14	H: 4 LOB: 1 BB: 0 P: 21	R: 0 E: 0 K: 0 S: 8	H: 0 LOB: 0 BB: 0 P: 14	R: 0 E: 0 K: 1 S: 10	H: 2 LOB: 2 BB: 0 P: 16	R: 0 E: 0 K: 1 S: 7	H: 1 LOB: 0 BB: 0 P: 11	R: 0 E: 0 K: 1 S: 10	H: 0 LOB: 1 BB: 1 P: 19	R: 0 E: 0 K: 0 S: 8	H: 1 LOB: 0 BB: 0 P: 12	1B: 5 2B: 4 3B: 0 HR: 0	SF: 0 SAC: 0 DP: 1 HBP: 1	WP: 0 PB: 0 SB: 0 CS: 0	PA: 37							
PITCHER	IP	WLS	BF	H	R	ER	SO	BB	IBB	HBP	BLK	WP	HR	S	P	ERA	WHIP										
Scott Kligenbeck R (1,1) ERA: 9.45	5.2	W	25	7	4	4	3	0	0	1	0	0	0	60	94	6.35	1.235										
Eddie Guardado L (6,1) ERA: 4.95	1.2		5	1	0	0	3	0	0	0	0	0	0	14	22	0.00	0.600										
Mike Trombley R (8,1) ERA: 3.22	1.2		7	1	0	0	0	1	0	0	0	0	0	14	25	0.00	1.200										

Minnesota Twins @ Seattle Mariners
The Kingdome, Seattle, WA
Sat Aug 10 1996, 10:05 PM EDT
Att: 34,381 - Dome - 68 F

livebaseballscores.com

AB 35
R 4
H 9
RBI 4
BB 1
SO 6
LOB 15



Batter	1	2	3	4	5	6	7	8	9	AB	R	H	RBI	BB	SO	LOB	TOP																					
Jose Offerman, S (1, 4) OBP: 0.381, SLG: 0.405	F8		1B			L8 2B	K		G5-3	6	1	2	1	0	2	3	Kansas City Royals @ Seattle Mariners The Kingdome, Seattle, WA Mon Aug 12 1996, 10:05 PM EDT Att: 43,476 - Dome - 68 F																					
Joe Randa, R (1, 5) OBP: 0.344, SLG: 0.426	2B		K			G4-3	F8 29 HR		G1-3	6	1	3	1	0	1	4																						
Craig Paquette, R (1, 7) OBP: 0.306, SLG: 0.473	F7		F8			L8	F8 29 HR		E5	5	1	0	0	1	0	5																						
Mike Macfarlane, R (1, 2) OBP: 0.340, SLG: 0.525	K					F8 29 HR			K	6	0	2	1	0	2	6																						
29 Mike Sweeney, R (1, 10) OBP: 0.389, SLG: 0.386		F7				FC6-4 1B				4	1	2	3	1	0	1																						
Kevin Young, R (1, 3) OBP: 0.320, SLG: 0.432		G6-3				K				4	1	1	0	1	1	2																						
Johnny Damon, L (1, 9) OBP: 0.330, SLG: 0.400						FC6-4 1B				4	1	2	0	0	0	3																						
David Howard, S (1, 6) OBP: 0.299, SLG: 0.327						G6-3				2	2	0	0	2	0	3																						
Tom Goodwin, L (1, 8) OBP: 0.330, SLG: 0.333			F8							5	2	3	2	0	0	2																						
Inning Stats	R: 0 E: 0 K: 1 S: 7	H: 1 LOB: 1 BB: 0 P: 12	R: 0 E: 0 K: 0 S: 9	H: 1 LOB: 1 BB: 0 P: 13	R: 0 E: 0 K: 1 S: 13	H: 1 LOB: 2 BB: 1 P: 23	R: 2 E: 0 K: 0 S: 9	H: 3 LOB: 1 BB: 0 P: 13	R: 7 E: 2 K: 1 S: 21	H: 4 LOB: 1 BB: 2 P: 34	R: 1 E: 1 K: 2 S: 13	H: 1 LOB: 2 BB: 1 P: 21	R: 0 E: 0 K: 0 S: 10	H: 2 LOB: 2 BB: 1 P: 18	R: 0 E: 0 K: 0 S: 8	H: 1 LOB: 1 BB: 0 P: 13	1B: 10 2B: 4 3B: 0 HR: 1	SF: 0 SAC: 2 DP: 0 HBP: 0	WP: 0 PB: 0 SB: 2 CS: 0	PA: 49																		
PITCHER	IP	WLS	BF	H	R	ER	SO	BB	IBB	HBP	BLK	WP	HR	S	P	ERA	WHIP	PITCHER				IP	WLS	BF	H	R	ER	SO	BB	IBB	HBP	BLK	WP	HR	S	P	ERA	WHIP
Jamie Moyer, L (1, 1) ERA: 4.1	5.2	L	33	11	9	3	4	3	0	0	0	0	1	68	112	4.76	2.471																					
Chris Bosio, R (6, 1) ERA: 6.2	3.1		16	4	1	0	2	2	0	0	0	0	0	35	56	0.00	1.800																					

AB 42
R 10
H 15
RBI 8
BB 5
SO 6
LOB 29



Batter	1	2	3	4	5	6	7	8	9	AB	R	H	RBI	BB	SO	LOB	BOTTOM																					
Joey Cora, S (1, 4) OBP: 0.336, SLG: 0.416	1B									0	0	0	0	1	0	0	Kansas City Royals @ Seattle Mariners The Kingdome, Seattle, WA Mon Aug 12 1996, 10:05 PM EDT Att: 43,476 - Dome - 68 F																					
Luis Sojo, R (1, PR) OBP: 0.247, SLG: 0.270	BB		F9						F9	4	0	1	0	0	0	2																						
Alex Rodriguez, R (1, 6) OBP: 0.417, SLG: 0.650	K		1B							5	1	3	1	0	1	2																						
Ken Griffey Jr., L (1, 8) OBP: 0.386, SLG: 0.649	G5-4-3 1B		K							5	0	1	0	0	2	3																						
Edgar Martinez, R (1, 10) OBP: 0.462, SLG: 0.658	G5-4-3		G5-3							4	1	1	0	0	0	4																						
Jay Buhner, R (1, 9) OBP: 0.380, SLG: 0.575										3	1	1	0	1	0	2																						
Paul Sorrento, L (1, 3) OBP: 0.378, SLG: 0.528										4	1	3	0	0	0	0																						
Dan Wilson, R (1, 2) OBP: 0.350, SLG: 0.471										4	0	1	1	0	0	4																						
John Marzano, R (9, 2) OBP: 0.368, SLG: 0.348										0	0	0	0	0	0	0																						
Rich Amaral, R (1, 7) OBP: 0.401, SLG: 0.357										3	0	1	1	0	0	0																						
Andy Sheets, R (1, 5) OBP: 0.291, SLG: 0.289										4	0	0	0	0	1	5																						
Inning Stats	R: 0 E: 0 K: 1 S: 13	H: 1 LOB: 1 BB: 1 P: 19	R: 0 E: 0 K: 0 S: 9	H: 1 LOB: 2 BB: 1 P: 14	R: 0 E: 0 K: 1 S: 6	H: 1 LOB: 1 BB: 0 P: 11	R: 1 E: 0 K: 0 S: 9	H: 2 LOB: 0 BB: 0 P: 15	R: 0 E: 0 K: 0 S: 8	H: 1 LOB: 1 BB: 0 P: 10	R: 2 E: 0 K: 0 S: 22	H: 4 LOB: 2 BB: 0 P: 32	R: 0 E: 0 K: 0 S: 5	H: 1 LOB: 1 BB: 0 P: 10	R: 0 E: 0 K: 0 S: 5	H: 0 LOB: 0 BB: 0 P: 6	R: 1 E: 0 K: 2 S: 12	H: 1 LOB: 0 BB: 0 P: 15	1B: 10 2B: 1 3B: 0 HR: 1	SF: 0 SAC: 0 DP: 3 HBP: 1	WP: 1 PB: 0 SB: 0 CS: 0	PA: 39																
PITCHER	IP	WLS	BF	H	R	ER	SO	BB	IBB	HBP	BLK	WP	HR	S	P	ERA	WHIP	PITCHER				IP	WLS	BF	H	R	ER	SO	BB	IBB	HBP	BLK	WP	HR	S	P	ERA	WHIP
Kevin Appier, R (1, 1) ERA: 3.03	6.0	W	28	10	3	3	2	2	0	0	0	0	1	0	0	4.50	2.000																					
Rick Huisman, R (7, 1) ERA: 2.45	3.0	S	11	2	1	1	2	0	0	0	0	0	1	22	31	3.00	0.667																					

AB 36
R 4
H 12
RBI 3
BB 2
SO 4
LOB 22



Batter	1	2	3	4	5	6	7	8	9	AB	R	H	RBI	BB	SO	LOB	TOP				
Jose Offerman, S (1, 3) OBP: 0.377, SLG: 0.402			G3	G4-3					P6	5	0	1	0	0	1	1	Kansas City Royals @ Seattle Mariners The Kingdome, Seattle, WA Wed Aug 14 1996, 10:05 PM EDT Att: 23,709 - Dome - 68 F				
Tom Goodwin, L (1, 8) OBP: 0.333, SLG: 0.333			G3						G6-3	4	0	2	0	1	0	0					
Keith Lockhart, L (1, 4) OBP: 0.338, SLG: 0.424										4	1	1	0	0	1	4					
Bob Hamelin, L (1, 10) OBP: 0.394, SLG: 0.435										3	1	2	1	1	1	1					
Johnny Damon, L (1, 9) OBP: 0.329, SLG: 0.397										4	0	1	1	0	0	4					
Craig Paquette, R (1, 5) OBP: 0.307, SLG: 0.480										4	1	1	1	0	1	2					
Michael Tucker, L (1, 7) OBP: 0.332, SLG: 0.418										4	0	1	0	0	2	0					
29 Mike Sweeney, R (1, 2) OBP: 0.375, SLG: 0.359										4	0	1	0	0	1	1					
David Howard, S (1, 6) OBP: 0.295, SLG: 0.326										4	0	0	0	0	2	2					
Inning Stats	R: 0 E: 0 K: 1 S: 8	H: 1 LOB: 0 BB: 0 P: 12	R: 2 E: 0 K: 2 S: 17	H: 3 LOB: 1 BB: 0 P: 27	R: 1 E: 0 K: 0 S: 9	H: 3 LOB: 2 BB: 0 P: 12	R: 0 E: 0 K: 0 S: 7	H: 1 LOB: 1 BB: 0 P: 10	R: 0 E: 0 K: 1 S: 11	H: 0 LOB: 0 BB: 0 P: 8	R: 0 E: 0 K: 1 S: 10	H: 1 LOB: 3 BB: 2 P: 25	R: 0 E: 0 K: 2 S: 12	H: 0 LOB: 0 BB: 0 P: 18	R: 0 E: 0 K: 1 S: 7	H: 0 LOB: 0 BB: 0 P: 10	1B: 7 2B: 2 3B: 0 HR: 2	SF: 0 SAC: 0 DP: 1 HBP: 0	WP: 0 PB: 1 CS: 1	PA: 38	
PITCHER	IP WLS BF H R ER SO BB IBB HBP BLK WP HR S P ERA WHIP	IP WLS BF H R ER SO BB IBB HBP BLK WP HR S P ERA WHIP	IP WLS BF H R ER SO BB IBB HBP BLK WP HR S P ERA WHIP	IP WLS BF H R ER SO BB IBB HBP BLK WP HR S P ERA WHIP	IP WLS BF H R ER SO BB IBB HBP BLK WP HR S P ERA WHIP	IP WLS BF H R ER SO BB IBB HBP BLK WP HR S P ERA WHIP	IP WLS BF H R ER SO BB IBB HBP BLK WP HR S P ERA WHIP	IP WLS BF H R ER SO BB IBB HBP BLK WP HR S P ERA WHIP	IP WLS BF H R ER SO BB IBB HBP BLK WP HR S P ERA WHIP	IP WLS BF H R ER SO BB IBB HBP BLK WP HR S P ERA WHIP	IP WLS BF H R ER SO BB IBB HBP BLK WP HR S P ERA WHIP	IP WLS BF H R ER SO BB IBB HBP BLK WP HR S P ERA WHIP	IP WLS BF H R ER SO BB IBB HBP BLK WP HR S P ERA WHIP	IP WLS BF H R ER SO BB IBB HBP BLK WP HR S P ERA WHIP	IP WLS BF H R ER SO BB IBB HBP BLK WP HR S P ERA WHIP	IP WLS BF H R ER SO BB IBB HBP BLK WP HR S P ERA WHIP	IP WLS BF H R ER SO BB IBB HBP BLK WP HR S P ERA WHIP				
Bob Wolcott, R (1, 1) ERA: 5.65	2.2	L	14	7	3	3	3	0	0	0	0	0	0	0	0	0	2	32	49	10.12	2.625
Rafael Carmona, R (3, 1) ERA: 4.22	3.2		14	3	0	0	2	0	0	0	0	0	0	0	0	0	0	29	43	0.00	0.818
Norm Charlton, L (7, 1) ERA: 5.19	0.2		4	0	0	0	1	2	0	0	0	0	0	0	0	0	0	7	20	0.00	3.000
Michael Jackson, R (8, 1) ERA: 4.07	1.0		3	0	0	0	2	0	0	0	0	0	0	0	0	0	0	12	18	0.00	0.000
Bobby Ayala, R (9, 1) ERA: 5.65	1.0		3	0	0	0	1	0	0	0	0	0	0	0	0	0	0	7	10	0.00	0.000

Batter	1	2	3	4	5	6	7	8	9	AB	R	H	RBI	BB	SO	LOB	BOTTOM					
Rich Amaral, R (1, 7) OBP: 0.401, SLG: 0.358										5	0	1	0	0	0	1	Kansas City Royals @ Seattle Mariners The Kingdome, Seattle, WA Wed Aug 14 1996, 10:05 PM EDT Att: 23,709 - Dome - 68 F					
Alex Rodriguez, R (1, 6) OBP: 0.415, SLG: 0.642										5	0	0	0	0	1	3						
Ken Griffey Jr., L (1, 8) OBP: 0.387, SLG: 0.647										4	0	3	0	0	1	1						
Edgar Martinez, R (1, 10) OBP: 0.462, SLG: 0.653										4	0	2	0	0	0	2						
Jay Buhner, R (1, 9) OBP: 0.376, SLG: 0.573										4	0	0	0	0	2	3						
Brian Hunter, R (1, 3) OBP: 0.379, SLG: 0.510										4	1	2	0	0	1	3						
Dan Wilson, R (1, 2) OBP: 0.353, SLG: 0.474										4	0	2	1	0	1	3						
Jeff Manto, R (1, 5) OBP: 0.300, SLG: 0.408 Doug Strange, S (9, PH) OBP: 0.297, SLG: 0.324										3	0	0	0	0	0	5						
Luis Sojo, R (1, 4) OBP: 0.244, SLG: 0.263 Paul Sorrento, L (9, PH) OBP: 0.376, SLG: 0.522										1	0	0	0	0	0	1						
Inning Stats	R: 0 E: 0 K: 0 S: 10	H: 1 LOB: 1 BB: 0 P: 15	R: 0 E: 1 K: 0 S: 7	H: 1 LOB: 1 BB: 0 P: 13	R: 0 E: 1 K: 1 S: 9	H: 0 LOB: 1 BB: 0 P: 12	R: 0 E: 1 K: 1 S: 10	H: 1 LOB: 2 BB: 0 P: 14	R: 0 E: 0 K: 1 S: 10	H: 0 LOB: 0 BB: 0 P: 13	R: 0 E: 0 K: 1 S: 10	H: 1 LOB: 1 BB: 0 P: 14	R: 1 E: 0 K: 0 S: 12	H: 2 LOB: 1 BB: 0 P: 17	R: 0 E: 0 K: 3 S: 13	H: 2 LOB: 2 BB: 0 P: 19	R: 0 E: 0 K: 1 S: 11	H: 2 LOB: 2 BB: 0 P: 17	1B: 7 2B: 3 3B: 0 HR: 0	SF: 0 SAC: 0 DP: 2 HBP: 0	WP: 0 PB: 0 CS: 0	PA: 38
PITCHER	IP WLS BF H R ER SO BB IBB HBP BLK WP HR S P ERA WHIP	IP WLS BF H R ER SO BB IBB HBP BLK WP HR S P ERA WHIP	IP WLS BF H R ER SO BB IBB HBP BLK WP HR S P ERA WHIP	IP WLS BF H R ER SO BB IBB HBP BLK WP HR S P ERA WHIP	IP WLS BF H R ER SO BB IBB HBP BLK WP HR S P ERA WHIP	IP WLS BF H R ER SO BB IBB HBP BLK WP HR S P ERA WHIP	IP WLS BF H R ER SO BB IBB HBP BLK WP HR S P ERA WHIP	IP WLS BF H R ER SO BB IBB HBP BLK WP HR S P ERA WHIP	IP WLS BF H R ER SO BB IBB HBP BLK WP HR S P ERA WHIP	IP WLS BF H R ER SO BB IBB HBP BLK WP HR S P ERA WHIP	IP WLS BF H R ER SO BB IBB HBP BLK WP HR S P ERA WHIP	IP WLS BF H R ER SO BB IBB HBP BLK WP HR S P ERA WHIP	IP WLS BF H R ER SO BB IBB HBP BLK WP HR S P ERA WHIP	IP WLS BF H R ER SO BB IBB HBP BLK WP HR S P ERA WHIP	IP WLS BF H R ER SO BB IBB HBP BLK WP HR S P ERA WHIP	IP WLS BF H R ER SO BB IBB HBP BLK WP HR S P ERA WHIP						
50 José Rosado, L (1, 1) ERA: 2.8	7.0	W	28	6	1	1	3	0	0	0	0	0	0	0	0	0	0	13	19	0.00	2.000	
Hipolito Pichardo, R (8, 1) ERA: 5.37	1.0		5	2	0	0	3	0	0	0	0	0	0	0	0	0	0	11	17	0.00	2.000	
Jeff Montgomery, R (9, 1) ERA: 4.08	1.0	S	5	2	0	0	1	0	0	0	0	0	0	0	0	0	0	11	17	0.00	2.000	

AB 36
R 3
H 10
RBI 3
BB 2
SO 9
LOB 15

AB 38
R 1
H 10
RBI 1
BB 0
SO 7
LOB 24

Batter	1	2	3	4	5	6	7	8	9	AB	R	H	RBI	BB	SO	LOB	TOP											
Rich Amaral, R OBP: 0.406, SLG: 0.366 Joey Cora, S OBP: 0.336, SLG: 0.416	4-0 BB G6-3		2-2 BB 2B	1-1 BB 1B		3-3 K	1-2 G4-3		3-2 L3	3	1	2	0	1	1	0	Seattle Mariners @ New York Yankees Yankee Stadium, Bronx, NY Fri Aug 16 1996, 7:05 PM EDT Att: 50,724 - Unknown - 80 F livebaseballscorecards.com											
Alex Rodriguez, R OBP: 0.414, SLG: 0.638	1-1 G6-3		2-3 K	1-1 BB 1B		1-2 BB 1B	1-0 G5-3		2-2 L3	6	1	2	0	0	1	5												
Ken Griffey Jr., L OBP: 0.387, SLG: 0.642	1-3 K		3-2 P5	4-2 E BB		0-3 K		2-1 G1-3 HBP		3	1	0	1	1	2	2												
Edgar Martinez, R OBP: 0.461, SLG: 0.647		1-2 G6-3	4-1 BB BB	1-2 E7		4-2 BB BB		2-2 G1-3		3	0	0	0	2	0	2												
Jay Buhner, R OBP: 0.376, SLG: 0.573		2-2 1B 2B	4-2 BB	0-3 K		0-0 G6-3		2-3 K		4	0	1	0	1	2	5												
Brian Hunter, R OBP: 0.378, SLG: 0.503 Mark Whiten, S OBP: 0.363, SLG: 0.421	4-1 1B BB		0-0 F7		2-2 G5-3		2-2 HR	4-0 2B IBB		2	0	0	0	1	0	3												
Jeff Manto, R OBP: 0.300, SLG: 0.333 Doug Strange, S OBP: 0.300, SLG: 0.333	3-3 K		0-0 1B BB 1B		2-2 G1-6-3		1-1 G3	3-2 2B		3	1	1	0	0	1	2												
John Marzano, R OBP: 0.383, SLG: 0.357	2-0 1B		0-0 F8		4-1 BB		0-0 G4-3 HBP	1-2 G4-3		4	0	2	0	1	0	2												
Andy Sheets, R OBP: 0.281, SLG: 0.278 Paul Sorrento, L OBP: 0.376, SLG: 0.521	3-2 L9		2-3 K		3-1 F9		1-2 G4-3 HBP	3-2 L6		3	0	0	0	0	1	5												
Inning Stats	R: 0 E: 0 K: 1 S: 5	H: 0 LOB: 0 BB: 1 P: 11	R: 0 E: 0 K: 1 S: 17	H: 2 LOB: 3 BB: 1 P: 32	R: 0 E: 0 K: 1 S: 13	H: 1 LOB: 3 BB: 2 P: 28	R: 3 E: 1 K: 2 S: 18	H: 3 LOB: 2 BB: 1 P: 28	R: 0 E: 0 K: 0 S: 10	H: 0 LOB: 1 BB: 1 P: 21	R: 0 E: 0 K: 2 S: 12	H: 1 LOB: 2 BB: 1 P: 20	R: 1 E: 0 K: 0 S: 13	H: 2 LOB: 2 BB: 0 P: 19	R: 2 E: 0 K: 1 S: 17	H: 1 LOB: 1 BB: 1 P: 31		R: 0 E: 0 K: 0 S: 11	H: 1 LOB: 0 BB: 0 P: 19	1B: 7 2B: 4 3B: 0 HR: 1	SF: 0 SAC: 0 DP: 2 HBP: 2	WP: 0 PB: 0 SB: 0 CS: 0	PA: 47					
PITCHER	IP	WLS	BF	H	R	ER	SO	BB	IBB	HBP	BLK	WP	HR	S	P	ERA	WHIP											
Jimmy Key, L ERA: 5.04	(1, 1)	5.0		27	6	3	1	5	6	0	0	0	0	0	63	120	1.80	2.400										
Bob Wickman, R ERA: 4.5	(6, 1)	2.0		11	3	1	1	2	1	0	1	0	0	1	25	39	4.50	2.000										
Dale Polley, L ERA: 8.53	(8, 1)	0.0	L	1	0	1	1	0	0	0	1	0	0	0	1	3	∞	∞										
Jeff Nelson, R ERA: 4.34	(8, 1)	2.0		8	2	1	1	1	0	1	0	0	0	0	27	47	4.50	1.000										

Batter	1	2	3	4	5	6	7	8	9	AB	R	H	RBI	BB	SO	LOB	BOTTOM										
Derek Jeter, R OBP: 0.373, SLG: 0.427	0-0 1B 1B		1-1 L7		4-1 2B 1B BB		2-1 F7		1-2 G5-3	4	2	1	0	1	0	0	Seattle Mariners @ New York Yankees Yankee Stadium, Bronx, NY Fri Aug 16 1996, 7:05 PM EDT Att: 50,724 - Unknown - 80 F livebaseballscorecards.com										
Wade Boggs, L OBP: 0.393, SLG: 0.400 Andy Fox, L OBP: 0.273, SLG: 0.253	0-1 1B		1-0 F6		1-3 K		2-2 L7		0-2 1B	5	1	2	0	0	1	1											
Paul O'Neill, L OBP: 0.415, SLG: 0.455	0-0 1B SF8		1-1 F7		0-0 P3		4-2 BB		0-0 F8	4	1	1	1	1	0	2											
Cecil Fielder, R OBP: 0.355, SLG: 0.485	2-2 SF8 1B		2-2 P2		3-1 1B 2B		1-1 G6-3		2-2 K	5	0	2	1	0	1	2											
Bernie Williams, S OBP: 0.380, SLG: 0.525	1-0 FC6-4 1B		2-1 BB		4-0 1B IBB		4-0 G5-3 2B BB			2	1	2	0	2	0	0											
Tino Martinez, L OBP: 0.368, SLG: 0.477	0-1 F7		0-0 P5		0-1 1B		1-3 K		1-3 K	4	0	1	1	0	1	5											
Mariano Duncan, R OBP: 0.332, SLG: 0.462	3-2 SF8		3-2 G6-3		1-3 K		1-3 K		3-2 G5-3	3	0	0	1	0	1	1											
Joe Girardi, R OBP: 0.350, SLG: 0.368 Darryl Strawberry, L OBP: 0.372, SLG: 0.550	1-1 FC6-4		1-3 K2-3		1-0 G5-3		1-0 G5-3		1-0 2B	3	0	0	0	0	1	2											
Gerald Williams, R OBP: 0.320, SLG: 0.435 Tim Raines, S OBP: 0.366, SLG: 0.400 Jim Leyritz, R OBP: 0.339, SLG: 0.351	2-0 G1-3		2-1 F7		2-3 K		2-3 K		0-1 G3-1	3	0	0	0	0	1	0											
Inning Stats	R: 3 E: 0 K: 0 S: 16	H: 5 LOB: 2 BB: 0 P: 23	R: 0 E: 0 K: 0 S: 4	H: 0 LOB: 0 BB: 0 P: 8	R: 0 E: 0 K: 0 S: 8	H: 1 LOB: 1 BB: 0 P: 13	R: 0 E: 0 K: 1 S: 9	H: 0 LOB: 0 BB: 0 P: 15	R: 1 E: 0 K: 1 S: 11	H: 2 LOB: 2 BB: 2 P: 23	R: 0 E: 0 K: 2 S: 9	H: 0 LOB: 0 BB: 1 P: 13	R: 0 E: 0 K: 0 S: 9	H: 0 LOB: 1 BB: 1 P: 18	R: 1 E: 0 K: 1 S: 12	H: 1 LOB: 1 BB: 1 P: 21		R: 0 E: 0 K: 1 S: 11	H: 1 LOB: 1 BB: 0 P: 14	1B: 7 2B: 3 3B: 0 HR: 0	SF: 1 SAC: 0 DP: 0 HBP: 0	WP: 0 PB: 0 SB: 0 CS: 0	PA: 40				
PITCHER	IP	WLS	BF	H	R	ER	SO	BB	IBB	HBP	BLK	WP	HR	S	P	ERA	WHIP										
Sterling Hitchcock, L ERA: 5.26	(1, 1)	7.1		33	8	5	5	5	3	1	0	0	0	69	121	6.14	1.500										
Bobby Ayala, R ERA: 5.52	(8, 1)	1.0		5	2	0	0	0	0	0	0	0	0	16	21	0.00	2.000										
Norm Charlton, L ERA: 5.15	(9, 1)	0.1		1	0	0	0	0	0	0	0	0	0	1	1	0.00	0.000										
Michael Jackson, R ERA: 4.04	(9, 1)	0.1	S	1	0	0	0	1	0	0	0	0	0	3	5	0.00	0.000										

Batter	1	2	3	4	5	6	7	8	9	AB	R	H	RBI	BB	SO	LOB	TOP										
Rich Amaral, R OBP: 0.409, SLG: 0.368 (1, 7)	 1B	 L7		 1B	 BB			 G6-3		4	2	2	0	1	0	0	Seattle Mariners @ New York Yankees Yankee Stadium, Bronx, NY Sat Aug 17 1996, 3:33 AM EDT Att: 51,729 - Sunny - 80 F										
Alex Rodriguez, R OBP: 0.414, SLG: 0.643 (1, 6)	 HR		 1B	 SF9	 K			 G6-3		4	2	2	3	0	1	3											
Ken Griffey Jr., L OBP: 0.389, SLG: 0.649 (1, 8)	 G4-3		 1B	 HR				 F8	 2B	5	3	3	2	0	0	0											
Edgar Martinez, R OBP: 0.463, SLG: 0.649 (1, 10)	 1B		 HR	 G4-3				 K	 SF8	5	1	3	1	0	1	1											
Jay Buhner, R OBP: 0.376, SLG: 0.578 (1, 9)	 1B		 HR	 K				 K	 SF8	3	1	1	4	1	2	1											
Brian Hunter, R OBP: 0.373, SLG: 0.493 (1, 3)	 P3		 F6		 WP			 F8	 F8	5	0	1	0	0	0	3											
Jeff Manto, R OBP: 0.295, SLG: 0.385 (1, 5)	 P3		 F7		 BB			 G5-3	 F8	4	0	0	0	1	0	3											
John Marzano, R OBP: 0.365, SLG: 0.338 (1, 2)		 G6-3	 G5-3		 F9			 G5-3		4	0	0	0	0	0	2											
Andy Sheets, R OBP: 0.286, SLG: 0.275 (1, 4)		 G5-3		 SF9	 HBP			 F8	 G4-3	1	0	0	0	0	0	0											
Joey Cora, S OBP: 0.335, SLG: 0.414 (4, PR)										2	1	0	0	0	0	2											
Inning Stats	R: 2 E: 0 K: 0 S: 17	H: 3 LOB: 2 BB: 1 P: 26	R: 0 E: 0 K: 0 S: 7	H: 0 LOB: 0 BB: 0 P: 10	R: 4 E: 0 K: 0 S: 16	H: 4 LOB: 0 BB: 0 P: 28	R: 3 E: 0 K: 1 S: 13	H: 2 LOB: 1 BB: 0 P: 24	R: 0 E: 0 K: 1 S: 13	H: 1 LOB: 3 BB: 0 P: 25	R: 0 E: 0 K: 0 S: 11	H: 0 LOB: 0 BB: 0 P: 16	R: 0 E: 0 K: 0 S: 7	H: 0 LOB: 0 BB: 0 P: 10	R: 0 E: 0 K: 0 S: 7	H: 0 LOB: 0 BB: 0 P: 13	R: 1 E: 0 K: 0 S: 9	H: 2 LOB: 1 BB: 0 P: 14	1B: 8 2B: 1 3B: 0 HR: 3	SF: 2 SAC: 0 DP: 0 HBP: 1	WP: 1 PB: 0 CS: 0	PA: 43					
PITCHER	IP	WLS	BF	H	R	ER	SO	BB	IBB	HBP	BLK	WP	HR	S	P	ERA	WHIP										
Kenny Rogers, L ERA: 4.52 (1, 1)	3.0	L	19	8	8	8	0	1	0	1	0	0	2	44	71	24.00	3.000										
Jim Mecir, R ERA: 4.7 (4, 1)	1.2		9	2	1	1	1	2	0	0	0	1	1	17	35	5.40	2.400										
Dave Pavlas, R ERA: (5, 1)	2.1		7	0	0	0	3	0	0	0	0	0	0	23	33	0.00	0.000										
Dale Polley, L ERA: 8.56 (8, 1)	1.0		4	1	1	1	0	0	0	0	0	0	0	9	18	9.00	1.000										
Bob Wickman, R ERA: 4.54 (9, 1)	1.0		4	1	0	0	0	0	0	0	0	0	0	7	9	0.00	1.000										
Batter	1	2	3	4	5	6	7	8	9	AB	R	H	RBI	BB	SO	LOB	BOTTOM										
2 Derek Jeter, R OBP: 0.370, SLG: 0.423 (1, 6)	 G6-3		 G1-3		 G1-3			 F9		4	0	0	0	0	0	2	Seattle Mariners @ New York Yankees Yankee Stadium, Bronx, NY Sat Aug 17 1996, 3:33 AM EDT Att: 51,729 - Sunny - 80 F										
Wade Boggs, L OBP: 0.394, SLG: 0.403 (1, 5)	 L4			 1B	 2B			 K		4	0	2	2	0	1	0											
Paul O'Neill, L OBP: 0.412, SLG: 0.451 (1, 9)	 K			 1-2	 G3-1				 G6-3	4	0	0	0	0	1	2											
Cecil Fielder, R OBP: 0.354, SLG: 0.483 (1, 3)		 F4		 1B				 K	 F7	4	0	1	0	0	1	0											
Bernie Williams, S OBP: 0.381, SLG: 0.532 (1, 8)		 F9		 1B				 HR	 G4-3	4	1	2	1	0	0	0											
Tim Lincecum, S OBP: 0.381, SLG: 0.393 (1, 7)		 1B		 1-2				 F4	 G3	4	0	1	0	0	0	2											
Darryl Strawberry, L OBP: 0.376, SLG: 0.545 (1, 10)		 K			 1B	 BB		 1B	 K	3	0	1	0	1	2	1											
Mariano Duncan, R OBP: 0.331, SLG: 0.459 (1, 4)			 G4-3		 2B	 1B		 1-2	 G5-3	4	1	1	0	0	0	1											
Joe Girardi, R OBP: 0.353, SLG: 0.364 (1, 2)			 K		 2B	 2B		 F9		3	1	0	0	0	1	2											
Inning Stats	R: 0 E: 0 K: 1 S: 9	H: 0 LOB: 0 BB: 0 P: 14	R: 0 E: 0 K: 1 S: 9	H: 1 LOB: 0 BB: 0 P: 14	R: 0 E: 0 K: 1 S: 7	H: 0 LOB: 0 BB: 0 P: 9	R: 0 E: 0 K: 0 S: 11	H: 3 LOB: 2 BB: 0 P: 17	R: 2 E: 0 K: 0 S: 9	H: 2 LOB: 1 BB: 1 P: 16	R: 1 E: 0 K: 1 S: 7	H: 2 LOB: 1 BB: 0 P: 9	R: 0 E: 0 K: 0 S: 4	H: 0 LOB: 0 BB: 0 P: 6	R: 0 E: 0 K: 1 S: 8	H: 0 LOB: 0 BB: 0 P: 11	1B: 6 2B: 1 3B: 0 HR: 1	SF: 0 SAC: 0 DP: 1 HBP: 0	WP: 0 PB: 0 CS: 0	PA: 35							
PITCHER	IP	WLS	BF	H	R	ER	SO	BB	IBB	HBP	BLK	WP	HR	S	P	ERA	WHIP										
Jamie Moyer, L ERA: 4.08 (1, 1)	7.1	W	30	8	3	3	5	1	0	0	0	0	1	61	90	3.68	1.227										
Chris Bosio, R ERA: 6.0 (8, 1)	1.2		5	0	0	0	1	0	0	0	0	0	0	10	15	0.00	0.000										

AB	37
R	10
H	12
RBI	10
BB	3
SO	4
LOB	15



AB	34
R	3
H	8
RBI	3
BB	1
SO	6
LOB	10



Batter	1	2	3	4	5	6	7	8	9	AB	R	H	RBI	BB	SO	LOB	TOP			
Rich Amaral, R OBP: 0.404, SLG: 0.362 (1, 7)	G5-3		G4-3		F7			F9		4	0	0	0	0	0	1	Seattle Mariners @ New York Yankees Yankee Stadium, Bronx, NY Mon Aug 19 1996, 7:05 PM EDT Att: 33,994 - Unknown - 76 F livebaseballscorecards.com			
Alex Rodriguez, R OBP: 0.414, SLG: 0.647 (1, 6)	G6-3		K					G6-3		4	1	1	1	0	1	0				
Ken Griffey Jr., L OBP: 0.393, SLG: 0.654 (1, 8)	HR		G4-3					G4-3		3	1	1	0	1	0	0				
Edgar Martinez, R OBP: 0.467, SLG: 0.652 (1, 10)	HR							G6-3		2	1	0	0	2	0	1				
Jay Buhner, R OBP: 0.374, SLG: 0.577 (1, 9)	HR							G6-3		4	1	1	3	0	1	2				
Brian Hunter, R OBP: 0.388, SLG: 0.484 (1, 3)	F7							G6-3		4	0	0	0	0	0	2				
Dan Wilson, R OBP: 0.353, SLG: 0.472 (1, 2)			G6-3					L8		2	0	0	0	1	0	0				
Jeff Manto, R OBP: 0.286, SLG: 0.370 (1, 5)			F9					G5-3		3	0	0	0	0	1	1				
Joey Cora, S OBP: 0.335, SLG: 0.412 (8, PH)			K							2	0	0	0	0	1	1				
Chris Widger, R OBP: 0.286, SLG: 0.275 (8, 4)								G6-3		1	0	0	0	0	0	0				
Andy Sheets, R OBP: 0.286, SLG: 0.275 (8, 4)										0	0	0	0	0	0	0				
Inning Stats	R: 3 E: 0 K: 0 S: 11	H: 2 LOB: 0 BB: 1 P: 23	R: 0 E: 0 K: 1 S: 9	H: 0 LOB: 0 BB: 0 P: 13	R: 0 E: 0 K: 1 S: 10	H: 0 LOB: 0 BB: 1 P: 16	R: 0 E: 0 K: 0 S: 6	H: 0 LOB: 0 BB: 1 P: 13	R: 0 E: 0 K: 1 S: 10	H: 0 LOB: 0 BB: 1 P: 16	R: 1 E: 0 K: 1 S: 13	H: 1 LOB: 0 BB: 0 P: 18	R: 0 E: 0 K: 0 S: 5	H: 0 LOB: 0 BB: 0 P: 9	R: 0 E: 0 K: 0 S: 6	H: 0 LOB: 1 BB: 1 P: 10	1B: 1 2B: 0 3B: 0 HR: 2	SF: 0 SAC: 0 DP: 1 HBP: 0	WP: 0 SB: 0 CS: 0	PA: 33
PITCHER Andy Pettitte, L ERA: 4.28 (1, 1)	IP: 9.0 WLS: W BF: 33 H: 3 R: 4 ER: 4 SO: 4 BB: 4 IBB: 0 HBP: 0 BLK: 0 WP: 0 HR: 2 S: 75 P: 127 ERA: 4.00 WHIP: 0.778																			

Batter	1	2	3	4	5	6	7	8	9	AB	R	H	RBI	BB	SO	LOB	BOTTOM			
Tim Lincecum, S OBP: 0.388, SLG: 0.398 (1, 7)	G4-3		G4-3		K			F8		5	0	0	0	0	2	4	Seattle Mariners @ New York Yankees Yankee Stadium, Bronx, NY Mon Aug 19 1996, 7:05 PM EDT Att: 33,994 - Unknown - 76 F livebaseballscorecards.com			
Wade Boggs, L OBP: 0.392, SLG: 0.401 (1, 5)	G4-3		1B		1B			G6-3		5	2	2	0	0	0	0				
Daryl Strawberry, L OBP: 0.389, SLG: 0.533 (8, PR)			1B		1B			L7		5	0	3	0	0	0	1				
Gerald Williams, R OBP: 0.320, SLG: 0.435 (9, 9)			1B		1B			G3-1		0	1	0	0	0	0	0				
Cecil Fielder, R OBP: 0.359, SLG: 0.493 (8, PR)			1B		1B			2B		5	2	4	1	0	0	1				
Andy Fox, L OBP: 0.273, SLG: 0.253 (8, PR)			1B		1B			1B		0	1	0	0	0	0	0				
Tino Martinez, L OBP: 0.375, SLG: 0.486 (1, 3)			HR		1B			G6-3		4	2	3	5	1	0	0				
Bernie Williams, S OBP: 0.382, SLG: 0.534 (1, 8)			L8		L7			1B		4	2	1	1	1	0	5				
2 Derek Jeter, R OBP: 0.371, SLG: 0.427 (1, 6)			P3		F9			1B		3	0	1	2	1	0	0				
Jim Leyritz, R OBP: 0.341, SLG: 0.358 (1, 2)			G5-3		1B			1B		4	0	2	1	0	0	1				
Pat Kelly, R OBP: 0.188, SLG: 0.133 (1, 4)			K		B3			K		4	0	0	0	0	3	4				
Inning Stats	R: 0 E: 0 K: 0 S: 7	H: 1 LOB: 1 BB: 0 P: 13	R: 1 E: 0 K: 0 S: 9	H: 1 LOB: 0 BB: 0 P: 17	R: 1 E: 0 K: 1 S: 15	H: 3 LOB: 3 BB: 1 P: 22	R: 0 E: 0 K: 1 S: 8	H: 1 LOB: 1 BB: 0 P: 10	R: 4 E: 0 K: 2 S: 21	H: 5 LOB: 2 BB: 1 P: 31	R: 1 E: 0 K: 0 S: 9	H: 1 LOB: 0 BB: 0 P: 16	R: 1 E: 0 K: 1 S: 12	H: 1 LOB: 1 BB: 1 P: 18	R: 2 E: 0 K: 0 S: 11	H: 3 LOB: 2 BB: 0 P: 13	1B: 11 2B: 2 3B: 0 HR: 3	SF: 0 SAC: 0 DP: 1 HBP: 0	WP: 1 SB: 0 CS: 0	PA: 42
PITCHER Rafael Carmona, R ERA: 4.7 (1, 1)	IP: 4.1 WLS: L BF: 25 H: 10 R: 6 ER: 6 SO: 2 BB: 1 IBB: 1 HBP: 0 BLK: 0 WP: 1 HR: 1 S: 51 P: 84 ERA: 12.46 WHIP: 2.538																			
Chris Bosio, R ERA: 6.25 (5, 1)	IP: 3.2 WLS: L BF: 17 H: 6 R: 4 ER: 4 SO: 3 BB: 1 IBB: 0 HBP: 0 BLK: 0 WP: 0 HR: 2 S: 41 P: 56 ERA: 9.82 WHIP: 1.909																			

Batter	1	2	3	4	5	6	7	8	9	AB	R	H	RBI	BB	SO	LOB	TOP											
Joey Cora, S OBP: 0.332, SLG: 0.408 Rich Amaral, R OBP: 0.401, SLG: 0.359	1-1 G6-3		2-1 G3-1		1-0 HR	2-2 G3-1			1-3 K	4	1	1	1	0	0	2												
Alex Rodriguez, R OBP: 0.415, SLG: 0.658	1-2 HR		3-2 2B		0-2 HR		1-1 G4-3		1-1 G4-3	5	2	3	4	0	0	0												
Ken Griffey Jr., L OBP: 0.388, SLG: 0.641	0-3 K		1-3 K		1-2 F8		2-1 P4		1-3 K	5	0	0	0	0	3	1												
Edgar Martinez, R OBP: 0.472, SLG: 0.648	4-1 BB			2-2 G5-3	1-0 HBP		4-2 BB			1	0	0	0	2	0	0												
Jay Buhner, R OBP: 0.371, SLG: 0.571	1-3 K			1-3 K	0-0 G1-4-3		2-1 F8			4	0	0	0	0	2	3												
Paul Sorrento, L OBP: 0.377, SLG: 0.529 Brian Hunter, R OBP: 0.364, SLG: 0.478		0-1 G6-3		1-1 G6-3		2-1 G4-3		1-3 K		3	0	0	0	0	0	0												
Mark Whiten, S OBP: 0.371, SLG: 0.428		3-2 G1-3			0-0 G3-1 1B	3-1 F7		4-2 BB		3	1	1	0	1	0	0												
Dan Wilson, R OBP: 0.351, SLG: 0.467		3-3 K			1-1 1B G3-1 HR 1B	0-0 1B		1-3 K		4	1	2	0	0	2	1												
Doug Strange, S OBP: 0.287, SLG: 0.316			1-2 P4		0-1 G3-1	0-0 1B		0-0 F9		4	0	1	0	0	0	3												
Inning Stats	R: 1 E: 0 K: 2 S: 12	H: 1 LOB: 1 BB: 1 P: 19	R: 0 E: 0 K: 1 S: 8	H: 0 LOB: 0 BB: 0 P: 14	R: 0 E: 0 K: 1 S: 14	H: 1 LOB: 1 BB: 0 P: 21	R: 0 E: 0 K: 1 S: 8	H: 0 LOB: 0 BB: 0 P: 12	R: 4 E: 0 K: 0 S: 16	H: 4 LOB: 1 BB: 0 P: 20	R: 0 E: 0 K: 0 S: 9	H: 2 LOB: 2 BB: 1 P: 16	R: 0 E: 0 K: 0 S: 8	H: 0 LOB: 1 BB: 1 P: 17	R: 0 E: 0 K: 2 S: 10	H: 0 LOB: 1 BB: 1 P: 16	R: 0 E: 0 K: 2 S: 8	H: 0 LOB: 0 BB: 0 P: 11	1B: 5 2B: 1 3B: 0 HR: 2	SF: 0 SAC: 0 DP: 0 HBP: 1	WP: 0 PB: 0 SB: 0 CS: 0	PA: 39						
PITCHER	IP	WLS	BF	H	R	ER	SO	BB	IBB	HBP	BLK	WP	HR	S	P	ERA	WHIP											
Scott Erickson, R ERA: 5.13	(1, 1)	6.0	W	28	8	5	5	5	1	0	0	0	0	2	67	102	7.50	1.500										
Archie Corbin, R ERA: 1.94	(7, 1)	1.0		4	0	0	0	0	1	0	0	0	0	0	8	17	0.00	1.000										
Jesse Orosco, L ERA: 3.68	(8, 1)	1.0		4	0	0	0	2	1	0	0	0	0	0	10	16	0.00	1.000										
Alan Mills, R ERA: 4.42	(9, 1)	1.0		3	0	0	0	2	0	0	0	0	0	0	8	11	0.00	0.000										

Seattle Mariners @ Baltimore Orioles
Oriole Park at Camden Yards, Baltimore, MD
Wed Aug 21 1996, 7:05 PM EDT
Att: 47,198 - Unknown - 87 F

AB 35
R 5
H 8
RBI 5
BB 3
SO 9
LOB 10



Batter	1	2	3	4	5	6	7	8	9	AB	R	H	RBI	BB	SO	LOB	BOTTOM											
Roberto Alomar, S OBP: 0.424, SLG: 0.561	1-3 K		2-0 S 2B	0-1 2B		1-2 G6-3		2-2 G3		5	1	2	0	0	1	1												
Brady Anderson, L OBP: 0.398, SLG: 0.635	0-1 F7		1-3 K	0-3 K		1-3 K		3-2 G1-3		5	0	0	0	0	3	3												
Cal Ripken Jr., R OBP: 0.347, SLG: 0.469	2-1 E 2B		2-1 F8		3-1 HR		0-1 HR 1B	1-1 2H 1B		5	3	4	2	0	0	1												
Rafael Palmeiro, L OBP: 0.389, SLG: 0.552	2-1 E1 BB 1B		2-1 1H 2B		4-1 G3 S BB		2-2 E3 HR	3-1 G4-3		4	2	1	1	1	0	2												
Bobby Bonilla, S OBP: 0.361, SLG: 0.474 Brent Bowers, L OBP: 0.235, SLG: 0.353	4-0 1B BB		2-1 F8		4-0 G3 BB		0-0 HR			2	1	1	3	2	0	1												
Eddie Murray, S OBP: 0.335, SLG: 0.435	1-2 BB			2-2 F7	0-3 K		1-2 HR		0-0 G5-3	4	0	1	1	0	1	2												
B.J. Surhoff, L OBP: 0.358, SLG: 0.515		1-1 G5-3		3-2 HR 2B	0-2 G3		0-3 K			4	1	1	0	0	1	2												
Chris Hoiles, R OBP: 0.361, SLG: 0.505		2-3 K		1-0 2H HR	3-3 K		1-0 F7			4	1	1	2	0	2	2												
Mike Devereaux, R OBP: 0.313, SLG: 0.345		2-0 F8		1-1 G5-3		1-0 F9		2-2 G3 1B		4	1	1	0	0	0	0												
Inning Stats	R: 2 E: 1 K: 1 S: 12	H: 2 LOB: 2 BB: 1 P: 23	R: 0 E: 0 K: 1 S: 6	H: 0 LOB: 0 BB: 0 P: 11	R: 1 E: 0 K: 1 S: 10	H: 2 LOB: 1 BB: 0 P: 19	R: 2 E: 0 K: 1 S: 15	H: 3 LOB: 1 BB: 0 P: 22	R: 1 E: 0 K: 2 S: 14	H: 1 LOB: 2 BB: 2 P: 28	R: 0 E: 0 K: 1 S: 7	H: 0 LOB: 0 BB: 0 P: 10	R: 3 E: 1 K: 1 S: 11	H: 2 LOB: 0 BB: 0 P: 14	R: 1 E: 0 K: 0 S: 17	H: 2 LOB: 1 BB: 0 P: 28	1B: 5 2B: 4 3B: 0 HR: 3	SF: 0 SAC: 0 DP: 0 HBP: 0	WP: 0 PB: 0 SB: 2 CS: 0	PA: 40								
PITCHER	IP	WLS	BF	H	R	ER	SO	BB	IBB	HBP	BLK	WP	HR	S	P	ERA	WHIP											
Sterling Hitchcock, L ERA: 5.35	(1, 1)	4.0	L	22	6	4	4	2	0	0	0	0	0	2	46	85	9.00	2.500										
Randy Johnson, L ERA: 3.22	(5, 1)	3.0		13	2	3	2	4	1	0	0	0	0	1	29	42	6.00	1.000										
Michael Jackson, R ERA: 4.11	(8, 1)	1.0		5	2	1	1	0	0	0	0	0	0	0	17	28	9.00	2.000										

Seattle Mariners @ Baltimore Orioles
Oriole Park at Camden Yards, Baltimore, MD
Wed Aug 21 1996, 7:05 PM EDT
Att: 47,198 - Unknown - 87 F

AB 37
R 10
H 12
RBI 9
BB 3
SO 8
LOB 14



Batter	1	2	3	4	5	6	7	8	9	AB	R	H	RBI	BB	SO	LOB	TOP								
Joey Cora, S OBP: 0.333, SLG: 0.408 (1, 4)										5	1	2	1	0	0	3									
Alex Rodriguez, R OBP: 0.415, SLG: 0.659 (1, 6)										4	1	2	2	0	0	0									
Ken Griffey Jr., L OBP: 0.390, SLG: 0.641 (1, 8)										5	2	3	1	0	1	2									
Edgar Martinez, R OBP: 0.471, SLG: 0.645 (1, 10)										5	1	2	0	0	1	2									
Jay Buhner, R OBP: 0.369, SLG: 0.568 (1, 9)										3	1	0	1	1	0	1									
Rich Amaral, R OBP: 0.401, SLG: 0.359 (9, 7)										0	0	0	0	0	0	0									
Paul Sorrento, L OBP: 0.377, SLG: 0.535 (1, 3)										5	1	2	4	0	0	1									
Mark Whiten, S OBP: 0.374, SLG: 0.427 (9, 9)										3	1	1	0	2	0	1									
Dan Wilson, R OBP: 0.350, SLG: 0.468 (1, 2)										4	1	1	0	0	1	2									
Andy Sheets, R OBP: 0.283, SLG: 0.284 (1, 5)										4	1	2	1	0	2	1									
Inning Stats	R: 2 E: 0 K: 0 S: 11	H: 3 LOB: 0 BB: 0 P: 17	R: 0 E: 0 K: 0 S: 10	H: 1 LOB: 2 BB: 1 P: 16	R: 1 E: 0 K: 0 S: 16	H: 2 LOB: 1 BB: 0 P: 26	R: 0 E: 0 K: 2 S: 10	H: 0 LOB: 1 BB: 1 P: 16	R: 7 E: 0 K: 1 S: 25	H: 7 LOB: 1 BB: 1 P: 40	R: 0 E: 0 K: 1 S: 12	H: 1 LOB: 1 BB: 0 P: 17	R: 0 E: 0 K: 1 S: 7	H: 0 LOB: 0 BB: 0 P: 10	R: 0 E: 0 K: 0 S: 4	H: 1 LOB: 0 BB: 0 P: 5	R: 0 E: 0 K: 0 S: 8	H: 0 LOB: 0 BB: 0 P: 14	1B: 11 2B: 3 3B: 0 HR: 1	SF: 2 SAC: 0 DP: 2 HBP: 0	WP: 0 PB: 0 SB: 1 CS: 0	PA: 43			
PITCHER	IP	WLS	BF	H	R	ER	SO	BB	IBB	HBP	BLK	WP	HR	S	P	ERA	WHIP								
Rocky Coppinger, R ERA: 5.25 (1, 1)	4.1	L	25	10	8	8	2	3	0	0	0	0	0	1	61	100	16.61	3.000							
Nerio Rodriguez, R ERA: 4.25 (5, 1)	2.2		12	4	2	2	3	0	0	0	0	0	0	0	30	42	6.75	1.500							
Mike Milchin, L ERA: 7.61 (8, 1)	1.0		3	1	0	0	0	0	0	0	0	0	0	4	5	0.00	1.000								
Terry Mathews, R ERA: 4.82 (9, 1)	1.0		3	0	0	0	0	0	0	0	0	0	0	8	14	0.00	0.000								

Seattle Mariners @ Baltimore Orioles
Oriole Park at Camden Yards, Baltimore, MD
Thu Aug 22 1996, 7:05 PM EDT
Att: 47,380 - Unknown - 91 F

AB 38
R 10
H 15
RBI 10
BB 3
SO 5
LOB 13



Batter	1	2	3	4	5	6	7	8	9	AB	R	H	RBI	BB	SO	LOB	BOTTOM								
Roberto Alomar, S OBP: 0.422, SLG: 0.558 (1, 4)										4	1	1	0	0	0	1									
Brady Anderson, L OBP: 0.399, SLG: 0.641 (1, 8)										4	1	2	2	0	1	0									
Cal Ripken Jr., R OBP: 0.345, SLG: 0.465 (1, 6)										4	0	0	0	0	1	1									
Rafael Palmeiro, L OBP: 0.387, SLG: 0.547 (1, 3)										4	0	0	0	0	0	1									
Bobby Bonilla, S OBP: 0.359, SLG: 0.471 (1, 9)										3	0	0	0	0	0	1									
Brent Bowers, L OBP: 0.278, SLG: 0.389 (8, 7)										1	0	1	0	0	0	0									
B.J. Surhoff, L OBP: 0.355, SLG: 0.510 (1, 5)										4	0	0	0	0	1	1									
Eddie Murray, S OBP: 0.333, SLG: 0.432 (1, 10)										3	0	0	0	0	0	0									
Chris Hoiles, R OBP: 0.361, SLG: 0.505 (1, 2)										2	0	1	0	0	0	0									
Cesar Devezar, R OBP: 0.188, SLG: 0.267 (7, 2)										1	0	0	0	0	1	0									
Mike Devereaux, R OBP: 0.313, SLG: 0.355 (8, 9)										3	1	1	1	0	0	1									
Inning Stats	R: 0 E: 0 K: 1 S: 6	H: 0 LOB: 0 BB: 0 P: 8	R: 0 E: 0 K: 0 S: 8	H: 0 LOB: 0 BB: 0 P: 12	R: 0 E: 0 K: 0 S: 9	H: 1 LOB: 1 BB: 0 P: 16	R: 0 E: 0 K: 0 S: 4	H: 0 LOB: 0 BB: 0 P: 5	R: 0 E: 0 K: 0 S: 6	H: 0 LOB: 0 BB: 0 P: 9	R: 0 E: 0 K: 0 S: 7	H: 0 LOB: 0 BB: 0 P: 12	R: 0 E: 0 K: 0 S: 7	H: 1 LOB: 1 BB: 0 P: 8	R: 0 E: 0 K: 1 S: 8	H: 0 LOB: 0 BB: 0 P: 10	R: 3 E: 0 K: 2 S: 21	H: 4 LOB: 1 BB: 0 P: 34	1B: 4 2B: 0 3B: 0 HR: 2	SF: 0 SAC: 0 DP: 0 HBP: 0	WP: 0 PB: 0 SB: 0 CS: 0	PA: 33			
PITCHER	IP	WLS	BF	H	R	ER	SO	BB	IBB	HBP	BLK	WP	HR	S	P	ERA	WHIP								
Jamie Moyer, L ERA: 4.03 (1, 1)	8.0	W	29	5	3	3	2	0	0	0	0	0	0	2	64	95	3.38	0.625							
Norm Charlton, L ERA: 4.77 (9, 1)	1.0		4	1	0	0	2	0	0	0	0	0	0	12	19	0.00	1.000								

Seattle Mariners @ Baltimore Orioles
Oriole Park at Camden Yards, Baltimore, MD
Thu Aug 22 1996, 7:05 PM EDT
Att: 47,380 - Unknown - 91 F

AB 33
R 3
H 6
RBI 3
BB 0
SO 4
LOB 6



Batter	1	2	3	4	5	6	7	8	9	AB	R	H	RBI	BB	SO	LOB	TOP										
Joey Cora, S (1, 4) <small>OBP: 0.333, SLG: 0.406</small> Jeff Manto, R (6, 5) <small>OBP: 0.298, SLG: 0.366</small>										2	0	0	0	1	1	0											
Alex Rodriguez, R (1, 6) <small>OBP: 0.415, SLG: 0.655</small>										4	1	1	0	1	0	2											
Ken Griffey Jr., L (1, 8) <small>OBP: 0.390, SLG: 0.644</small>										4	1	1	3	1	1	2											
Edgar Martinez, R (1, 10) <small>OBP: 0.469, SLG: 0.642</small> Doug Strange, S (6, PH) <small>OBP: 0.292, SLG: 0.310</small>										2	0	0	0	0	2	2											
Jay Buhner, R (1, 9) <small>OBP: 0.370, SLG: 0.569</small>										4	2	2	0	0	1	1											
Paul Sorrento, L (1, 3) <small>OBP: 0.377, SLG: 0.536</small> Brian Hunter, R (8, PH) <small>OBP: 0.362, SLG: 0.475</small>										3	0	1	1	0	1	0											
Mark Whiten, S (1, 7) <small>OBP: 0.372, SLG: 0.428</small>										4	1	1	0	0	2	1											
Dan Wilson, R (1, 2) <small>OBP: 0.352, SLG: 0.467</small>										3	0	1	2	1	0	1											
Andy Sheets, R (1, 5) <small>OBP: 0.272, SLG: 0.272</small>										4	0	0	0	0	4	2											
Inning Stats	R: 0 H: 0 E: 0 K: 1 S: 10	H: 0 LOB: 1 BB: 1 P: 15	R: 0 H: 0 E: 0 K: 2 S: 9	H: 0 LOB: 0 BB: 0 P: 15	R: 0 H: 0 E: 0 K: 1 S: 13	H: 0 LOB: 0 BB: 0 P: 18	R: 0 H: 0 E: 0 K: 1 S: 7	H: 0 LOB: 1 BB: 1 P: 12	R: 0 H: 0 E: 0 K: 3 S: 16	H: 1 LOB: 1 BB: 0 P: 21	R: 1 H: 2 E: 0 K: 1 S: 8	H: 2 LOB: 1 BB: 0 P: 10	R: 5 H: 5 E: 0 K: 0 S: 16	H: 5 LOB: 1 BB: 2 P: 31	R: 0 H: 0 E: 0 K: 2 S: 15	H: 0 LOB: 2 BB: 2 P: 27	1B: 3 2B: 3 3B: 0 HR: 1	SF: 0 SAC: 0 DP: 0 HBP: 0	WP: 2 PB: 0 CS: 0	PA: 40							
PITCHER	IP	WLS	BF	H	R	ER	SO	BB	IBB	HBP	BLK	WP	HR	S	P	ERA	WHIP										
Tom Gordon, R (1, 1) <small>ERA: 5.32</small> Mark Brandenburg, R (8, 1) <small>ERA: 3.64</small> Eric Gunderson, L (8, 1) <small>ERA: 5.4</small> Rich Garces, R (8, 1) <small>ERA: 4.91</small>	7.0		28	2	2	2	11	4	0	0	0	2	0	77	114	2.57	0.857										
	0.1	L	4	3	2	2	0	0	0	0	0	0	1	7	12	54.00	9.000										
	0.1		2	1	0	0	0	0	0	0	0	0	0	5	9	0.00	3.000										
	1.1		6	1	2	2	2	2	0	0	0	0	0	19	33	13.50	2.250										

Seattle Mariners @ Boston Red Sox
Fenway Park, Boston, MA
Fri Aug 23 1996, 7:05 PM EDT
Att: 33,079 - Unknown - 85 F

AB 34
R 6
H 7
RBI 6
BB 4
SO 13
LOB 15



Batter	1	2	3	4	5	6	7	8	9	AB	R	H	RBI	BB	SO	LOB	BOTTOM										
Darren Bragg, L (1, 9) <small>OBP: 0.368, SLG: 0.424</small>										3	1	1	0	2	1	0											
Jeff Eves, R (1, 4) <small>OBP: 0.380, SLG: 0.361</small>										5	1	1	0	0	1	3											
Tim Lincecum, R (1, 5) <small>OBP: 0.375, SLG: 0.467</small>										3	1	1	0	1	1	0											
Mo Vaughn, L (1, 3) <small>OBP: 0.421, SLG: 0.600</small>										3	1	1	1	1	1	3											
John Valentin, R (1, 6) <small>OBP: 0.382, SLG: 0.442</small>										3	0	0	1	0	1	2											
Mike Stanley, R (1, 10) <small>OBP: 0.383, SLG: 0.509</small>										4	0	1	1	0	0	2											
Troy O'Leary, L (1, 7) <small>OBP: 0.333, SLG: 0.437</small>										4	0	1	1	0	1	2											
Bill Haselman, R (1, 2) <small>OBP: 0.297, SLG: 0.372</small>										3	0	1	0	1	0	0											
Lee Tinsley, S (1, 8) <small>OBP: 0.288, SLG: 0.304</small>										4	0	1	0	0	2	0											
Inning Stats	R: 2 H: 2 E: 1 K: 1 S: 13	H: 2 LOB: 2 BB: 2 P: 29	R: 0 H: 0 E: 0 K: 0 S: 7	H: 0 LOB: 1 BB: 1 P: 15	R: 1 H: 3 E: 0 K: 1 S: 14	H: 3 LOB: 2 BB: 1 P: 29	R: 0 H: 0 E: 0 K: 1 S: 9	H: 0 LOB: 0 BB: 0 P: 13	R: 1 H: 1 E: 0 K: 1 S: 9	H: 1 LOB: 0 BB: 0 P: 13	R: 0 H: 2 E: 0 K: 1 S: 13	H: 2 LOB: 2 BB: 1 P: 24	R: 0 H: 0 E: 0 K: 0 S: 12	H: 0 LOB: 0 BB: 0 P: 19	R: 0 H: 0 E: 0 K: 1 S: 9	H: 0 LOB: 0 BB: 0 P: 14	R: 0 H: 0 E: 0 K: 2 S: 9	H: 0 LOB: 0 BB: 0 P: 11	1B: 6 2B: 1 3B: 0 HR: 1	SF: 1 SAC: 0 DP: 0 HBP: 0	WP: 0 PB: 0 CS: 0	PA: 38					
PITCHER	IP	WLS	BF	H	R	ER	SO	BB	IBB	HBP	BLK	WP	HR	S	P	ERA	WHIP										
Terry Mulholland, L (1, 1) <small>ERA: 4.89</small> Chris Bosio, R (6, 1) <small>ERA: 6.11</small> Bobby Ayala, R (8, 1) <small>ERA: 5.44</small>	5.2		28	4	4	4	4	5	0	0	0	0	0	16	26	6.35	2.294										
	1.1	W	4	0	0	0	1	0	0	0	0	0	0	16	26	0.00	0.000										
	2.0	S	6	0	0	0	3	0	0	0	0	0	0	18	25	0.00	0.000										

Seattle Mariners @ Boston Red Sox
Fenway Park, Boston, MA
Fri Aug 23 1996, 7:05 PM EDT
Att: 33,079 - Unknown - 85 F

AB 32
R 4
H 8
RBI 4
BB 5
SO 8
LOB 12



Batter	1	2	3	4	5	6	7	8	9	AB	R	H	RBI	BB	SO	LOB	TOP										
Rich Amaral, R (1, 7) OBP: 0.397, SLG: 0.355 Mark Whiten, S (6, PH) OBP: 0.376, SLG: 0.432 (6, 7)	E6 1B FC6-4		L6	G6-3		G1-4-3 1B		SF9 1B		3	1	0	0	0	0	1											
Alex Rodriguez, R (1, 6) OBP: 0.417, SLG: 0.654	FC6-4 1B		FC4-6 BB	K		G1-4-3 1B		1B		4	0	2	0	1	1	3											
Ken Griffey Jr., L (1, 8) OBP: 0.388, SLG: 0.640	FC6-4 1-2 3-H		FC4-6 1B	K		HBP BB		SF9 3-H 2-3		3	1	0	2	1	1	3											
Edgar Martinez, R (1, 10) OBP: 0.470, SLG: 0.639	F7		1B 1B BB		WP 1B 1B		HBP	K		3	2	1	0	1	1	2											
Jay Buhner, R (1, 9) OBP: 0.369, SLG: 0.565	L6		1B 1B 1B		P6		G5-3	P3		5	0	1	1	0	0	6											
Brian Hunter, R (1, 3) Paul Sorrento, L (9, PH) OBP: 0.385, SLG: 0.476 OBP: 0.376, SLG: 0.535		G5-3	1B		G4-3 1B		F8		F7		4	0	2	2	0	0											
Jeff Manto, R (1, 5) Doug Strange, S (5, PH) OBP: 0.282, SLG: 0.311 (5, 5)			BB		G4-3 2-3		1B		K		0	0	0	0	0	0											
John Marzano, R (1, 2) OBP: 0.351, SLG: 0.325			FC6-4 1-2 FC6-4		K		1B		F9		5	0	1	0	0	2	5										
Andy Sheets, R (1, 4) Joey Cora, S (6, PH) OBP: 0.267, SLG: 0.266 OBP: 0.333, SLG: 0.405 (6, 4)		FC6-4 1-2			E4 G6-3		G6-3 1B BB				2	0	0	0	0	0	1										
Inning Stats	R: 1 E: 1 K: 0 S: 13	H: 1 LOB: 1 BB: 0 P: 19	R: 0 E: 0 K: 0 S: 12	H: 0 LOB: 1 BB: 1 P: 19	R: 2 E: 0 K: 1 S: 21	H: 3 LOB: 3 BB: 2 P: 37	R: 0 E: 1 K: 2 S: 11	H: 0 LOB: 1 BB: 0 P: 13	R: 1 E: 0 K: 1 S: 11	H: 2 LOB: 1 BB: 0 P: 14	R: 0 E: 0 K: 0 S: 8	H: 1 LOB: 1 BB: 2 P: 18	R: 0 E: 0 K: 0 S: 5	H: 2 LOB: 1 BB: 0 P: 11	R: 1 E: 0 K: 1 S: 16	H: 2 LOB: 1 BB: 0 P: 22	R: 0 E: 0 K: 1 S: 13	H: 0 LOB: 0 BB: 0 P: 17	1B: 11 2B: 0 3B: 0 HR: 0	SF: 1 SAC: 0 DP: 2 HBP: 1	WP: 1 PB: 0 CS: 0	PA: 44					
PITCHER	IP	WLS	BF	H	R	ER	SO	BB	IBB	HBP	BLK	WP	HR	S	P	ERA	WHIP										
Vaughn Eshelman, L (1, 1) ERA: 6.37	4.1		24	6	4	3	3	3	0	0	0	1	0	63	95	6.23	2.077										
Jeff Suppan, R (5, 1) ERA: 7.54	0.1	W	1	0	0	0	0	0	0	0	0	0	0	2	2	0.00	0.000										
Kerry Lacy, R (5, 1) ERA: 5.65	1.2		10	3	0	0	1	2	0	1	0	0	0	14	29	0.00	3.000										
Eric Gunderson, L (7, 1) ERA: 5.65	1.0		4	2	1	1	0	0	0	0	0	0	0	10	16	9.00	2.000										
Heathcliff Stocumb, R (8, 1) ERA: 3.75	1.2		5	0	0	0	2	0	0	0	0	0	0	21	28	0.00	0.000										

Seattle Mariners @ Boston Red Sox
Fenway Park, Boston, MA
Sat Aug 24 1996, 3:33 AM EDT
Att: 32,928 - Sunny - 73 F

AB 36
R 5
H 10
RBI 5
BB 4
SO 6
LOB 24



Batter	1	2	3	4	5	6	7	8	9	AB	R	H	RBI	BB	SO	LOB	BOTTOM										
Troy O'Leary, L (1, 9) OBP: 0.333, SLG: 0.437 (9, 7)	F9		L8		HR 2B	G4-3				4	1	1	0	0	0	0											
Jeff Eves, R (1, 4) OBP: 0.379, SLG: 0.370	G6-3		F8		HR	K				4	1	1	2	0	1	0											
Tim Lincecum, R (1, 5) OBP: 0.374, SLG: 0.464	L9		F7		G4-6-3 1B		G6-3			4	0	1	0	0	0	0											
Mo Vaughn, L (1, 3) OBP: 0.420, SLG: 0.596		18 HR BB		K	G4-6-3 1-2		K			3	1	0	0	1	2	1											
18 Reggie Jefferson, S (1, 10) OBP: 0.377, SLG: 0.611		1-H HR		L8		BB HR 1B		K		4	2	2	2	0	1	0											
John Valentin, R (1, 6) OBP: 0.385, SLG: 0.442		2B BB		2B 1B		HR BB		K		2	2	1	0	2	1	0											
Mike Greenwell, L (1, 7) OBP: 0.308, SLG: 0.380 Lee Tinsley, S (9, 8) OBP: 0.288, SLG: 0.304		F8-6 1-H 2B				P6		G4-3		4	0	2	1	0	0	2											
Mike Stanley, R (1, 2) OBP: 0.384, SLG: 0.507		F8-6 2-2				HR BB				0	0	0	0	0	0	0											
Darren Bragg, L (1, 8) OBP: 0.367, SLG: 0.432 (9, 9)		P6			F8	HR		P5		4	1	1	4	0	0	1											
Inning Stats	R: 0 E: 0 K: 0 S: 8	H: 0 LOB: 0 BB: 0 P: 12	R: 3 E: 0 K: 0 S: 18	H: 2 LOB: 2 BB: 2 P: 33	R: 0 E: 0 K: 2 S: 12	H: 0 LOB: 2 BB: 0 P: 16	R: 2 E: 0 K: 1 S: 19	H: 3 LOB: 0 BB: 0 P: 29	R: 4 E: 0 K: 1 S: 15	H: 2 LOB: 0 BB: 2 P: 28	R: 0 E: 0 K: 2 S: 7	H: 0 LOB: 0 BB: 0 P: 12	R: 0 E: 0 K: 1 S: 8	H: 0 LOB: 1 BB: 1 P: 13	R: 0 E: 0 K: 1 S: 8	H: 0 LOB: 1 BB: 1 P: 13	1B: 3 2B: 4 3B: 0 HR: 3	SF: 0 SAC: 0 DP: 2 HBP: 0	WP: 0 PB: 0 CS: 0	PA: 36							
PITCHER	IP	WLS	BF	H	R	ER	SO	BB	IBB	HBP	BLK	WP	HR	S	P	ERA	WHIP										
Bob Wells, R (1, 1) ERA: 4.87	4.1	L	20	6	5	5	2	2	0	0	0	0	1	26	46	13.50	1.846										
Randy Johnson, L (5, 1) ERA: 3.67	2.2		12	3	4	4	3	2	0	0	0	0	0	8	13	0.00	1.000										
Michael Jackson, R (8, 1) ERA: 4.03	1.0		4	0	0	0	1	1	0	0	0	0	0	8	13	0.00	1.000										

Seattle Mariners @ Boston Red Sox
Fenway Park, Boston, MA
Sat Aug 24 1996, 3:33 AM EDT
Att: 32,928 - Sunny - 73 F

AB 31
R 9
H 9
RBI 9
BB 5
SO 6
LOB 7



Batter	1	2	3	4	5	6	7	8	9	AB	R	H	RBI	BB	SO	LOB	TOP									
Joey Cora, S OBP: 0.333, SLG: 0.404 (1,4)	F8		F9			G4-3		HR		4	1	1	0	0	0	2	Seattle Mariners @ Boston Red Sox Fenway Park, Boston, MA Sun Aug 25 1996, 3:33 AM EDT Att: 34,377 - Sunny - 78 F									
Alex Rodriguez, R OBP: 0.417, SLG: 0.661 (1,6)	G5-3		FC6-4					HR		4	1	2	3	0	0	2										
Ken Griffey Jr., L OBP: 0.387, SLG: 0.643 (1,8)	K				F6	F9		HR		4	1	1	1	0	1	1										
Edgar Martinez, R OBP: 0.469, SLG: 0.635 (1,10)		F8-3			F9	G4-3		G5-3		4	0	1	0	0	0	1										
Jay Buhner, R OBP: 0.368, SLG: 0.561 (1,9)		K					P6	K		3	0	0	0	1	2	1										
Paul Sorrento, L OBP: 0.372, SLG: 0.530 (1,3)	F8-3				G4-3		L9	K		4	0	0	0	0	1	2										
Mark Whiten, S OBP: 0.375, SLG: 0.439 (1,7)			K			G4-3	HR		F7	4	1	1	1	0	1	0										
Dan Wilson, R OBP: 0.351, SLG: 0.464 (1,2)			F9			G4-3		F8		4	0	1	0	0	1	0										
Andy Sheets, R OBP: 0.278, SLG: 0.278 (1,5)						G6-3			G3	3	1	2	0	0	0	0										
Doug Strange, S OBP: 0.281, SLG: 0.309 (9, PH)			FC6-4					HR		1	0	0	0	0	0	0										
Inning Stats	R: 0 E: 0 K: 1 S: 13	H: 0 LOB: 0 BB: 0 P: 21	R: 0 E: 0 K: 1 S: 10	H: 1 LOB: 0 BB: 0 P: 14	R: 0 E: 0 K: 1 S: 10	H: 2 LOB: 2 BB: 0 P: 14	R: 0 E: 0 K: 0 S: 5	H: 0 LOB: 1 BB: 1 P: 14	R: 0 E: 0 K: 0 S: 10	H: 0 LOB: 0 BB: 0 P: 17	R: 0 E: 0 K: 0 S: 10	H: 1 LOB: 1 BB: 0 P: 12	R: 1 E: 0 K: 0 S: 6	H: 1 LOB: 0 BB: 0 P: 10	R: 4 E: 0 K: 2 S: 16	H: 4 LOB: 0 BB: 0 P: 26	R: 0 E: 0 K: 1 S: 8	H: 0 LOB: 0 BB: 0 P: 12	1B: 5 2B: 2 3B: 0 HR: 3	SF: 0 SAC: 0 DP: 1 HBP: 0	WP: 0 PB: 0 CS: 0	PA: 36				
PITCHER	IP	WLS	BF	H	R	ER	SO	BB	IBB	HBP	BLK	WP	HR	S	P	ERA	WHIP									
Mike Maddux, R ERA: 3.64 (1,1)	7.0	W	26	5	1	1	3	1	0	0	0	0	0	1	64	102	1.29	0.857								
Joe Hudson, R ERA: 4.95 (8,1)	0.0		3	3	3	3	0	0	0	0	0	0	0	1	5	9	∞	∞								
Eric Gunderson, L ERA: 6.28 (8,1)	0.0		1	1	1	1	0	0	0	0	0	0	0	1	2	4	∞	∞								
Mark Brandenburg, R ERA: 3.58 (8,1)	1.0		3	0	0	0	2	0	0	0	0	0	0	0	9	13	0.00	0.000								
Heathcliff Stocumb, R ERA: 3.99 (9,1)	1.0	S	3	0	0	0	1	0	0	0	0	0	0	0	8	12	0.00	0.000								

Batter	1	2	3	4	5	6	7	8	9	AB	R	H	RBI	BB	SO	LOB	BOTTOM									
Darren Bragg, L OBP: 0.370, SLG: 0.438 (1,8)	1B	F7		HR		HR				5	3	3	1	0	1	3	Seattle Mariners @ Boston Red Sox Fenway Park, Boston, MA Sun Aug 25 1996, 3:33 AM EDT Att: 34,377 - Sunny - 78 F									
Jeff Eves, R OBP: 0.379, SLG: 0.381 (1,4)	1B		G4-3	HR		K		G6-3		5	1	2	2	0	1	1										
Tim Lincecum, R OBP: 0.374, SLG: 0.466 (1,5)	K		F7	G5-3		WP		1B		5	0	2	1	0	1	2										
Mo Vaughn, L OBP: 0.420, SLG: 0.593 (1,3)	BB		F8		F7			K		3	0	0	0	1	1	1										
18 Reggie Jefferson, S OBP: 0.379, SLG: 0.610 (1,10)	SF9			HR		L6		F8		2	1	1	1	1	0	2										
Wil Cordero, R OBP: 0.324, SLG: 0.409 (8, PH)				BB						1	0	0	0	0	0	1										
John Valentin, R OBP: 0.388, SLG: 0.444 (1,6)				1B		P6		FC5-4		3	0	2	0	1	0	1										
Mike Greenwell, L OBP: 0.302, SLG: 0.372 (1,7)	G6-3			1B		P5		FC5-4		4	0	0	0	0	0	7										
Lee Tinsley, S OBP: 0.288, SLG: 0.304 (7, PR)										0	0	0	0	0	0	0										
Mike Stanley, R OBP: 0.388, SLG: 0.515 (1,2)		L1-3		HR		HR		2B		4	2	3	0	0	0	2										
Troy O'Leary, L OBP: 0.332, SLG: 0.443 (8,7)		L1-3		HR		G1-3		G3		4	1	1	3	0	0	5										
Inning Stats	R: 1 E: 0 K: 1 S: 16	H: 2 LOB: 3 BB: 2 P: 31	R: 0 E: 0 K: 0 S: 8	H: 1 LOB: 0 BB: 0 P: 12	R: 0 E: 0 K: 0 S: 7	H: 0 LOB: 0 BB: 0 P: 11	R: 5 E: 0 K: 0 S: 23	H: 4 LOB: 0 BB: 1 P: 33	R: 0 E: 0 K: 1 S: 10	H: 1 LOB: 1 BB: 0 P: 17	R: 2 E: 0 K: 1 S: 16	H: 3 LOB: 2 BB: 0 P: 24	R: 0 E: 0 K: 1 S: 9	H: 2 LOB: 3 BB: 0 P: 14	R: 0 E: 0 K: 1 S: 10	H: 1 LOB: 1 BB: 0 P: 16	1B: 8 2B: 5 3B: 0 HR: 2	SF: 1 SAC: 0 DP: 1 HBP: 1	WP: 1 PB: 0 CS: 0	PA: 41						
PITCHER	IP	WLS	BF	H	R	ER	SO	BB	IBB	HBP	BLK	WP	HR	S	P	ERA	WHIP									
Matt Wagner, R ERA: 6.72 (1,1)	3.2	L	20	7	6	6	1	2	1	0	0	0	0	0	38	60	5.40	1.800								
Rafael Carmona, R ERA: 4.73 (4,1)	3.1		17	6	2	2	2	0	0	1	0	1	0	0	38	60	5.40	1.800								
Norm Charlton, L ERA: 4.69 (8,1)	1.0		4	1	0	0	1	0	0	0	0	0	0	10	16	0.00	1.000									



Batter	1	2	3	4	5	6	7	8	9	AB	R	H	RBI	BB	SO	LOB	TOP										
Tim Raines, S OBP: 0.365, SLG: 0.377	G6-3		1B					K		4	0	1	0	0	2	2	New York Yankees @ Seattle Mariners The Kingdome, Seattle, WA Mon Aug 26 1996, 10:05 PM EDT Att: 32,857 - Dome - 68 F										
2 Derek Jeter, R OBP: 0.367, SLG: 0.420	G5-3		K				P4			3	0	0	0	1	1												
Bernie Williams, S OBP: 0.386, SLG: 0.525		BB		G5-3		G6-3				3	0	0	0	1	0	1											
Cecil Fielder, R OBP: 0.354, SLG: 0.486	K			P3		K				4	0	0	0	0	3	1											
Tino Martinez, L OBP: 0.369, SLG: 0.481		F7		K						4	1	1	0	0	1	0											
Daryl Strawberry, L OBP: 0.371, SLG: 0.524	G6-3					K				3	0	1	0	0	1	0											
Ruben Rivera, R OBP: 0.403, SLG: 0.417										1	0	0	0	0	1	0											
Mariano Duncan, R OBP: 0.335, SLG: 0.476	K			G4-3			SF4			2	0	0	1	0	1	0											
Jim Leyritz, R OBP: 0.352, SLG: 0.377			F8				G5-3			3	0	1	0	0	0	1											
Luis Sojo, R OBP: 0.244, SLG: 0.267			B2				F7			3	0	1	0	0	0	2											
Inning Stats	R: 0 E: 0 K: 1 S: 10	H: 0 LOB: 1 BB: 1 P: 19	R: 0 E: 0 K: 1 S: 7	H: 0 LOB: 0 BB: 0 P: 9	R: 0 E: 0 K: 1 S: 9	H: 1 LOB: 1 BB: 0 P: 14	R: 0 E: 0 K: 1 S: 8	H: 0 LOB: 0 BB: 0 P: 13	R: 0 E: 0 K: 2 S: 15	H: 2 LOB: 2 BB: 0 P: 26	R: 0 E: 0 K: 1 S: 7	H: 0 LOB: 0 BB: 0 P: 15	R: 1 E: 0 K: 0 S: 12	H: 2 LOB: 2 BB: 0 P: 21	R: 0 E: 0 K: 1 S: 8	H: 0 LOB: 0 BB: 1 P: 14	R: 0 E: 0 K: 2 S: 10	H: 0 LOB: 0 BB: 0 P: 14	1B: 4 2B: 1 3B: 0 HR: 0	SF: 1 SAC: 0 DP: 0 HBP: 0	WP: 0 PB: 0 SB: 1 CS: 1	PA: 33					
PITCHER	IP	WLS	BF	H	R	ER	SO	BB	IBB	HBP	BLK	WP	HR	S	P	ERA	WHIP										
Sterling Hitchcock, L ERA: 5.18	(1, 1)	7.0	27	5	1	1	7	1	0	0	0	0	0	68	117	1.29	0.857										
Bobby Ayala, R ERA: 5.29	(8, 1)	1.1	W	4	0	0	2	1	0	0	0	0	0	12	18	0.00	0.750										
Norm Charlton, L ERA: 4.63	(9, 1)	0.2	S	2	0	0	1	0	0	0	0	0	0	6	10	0.00	0.000										

Batter	1	2	3	4	5	6	7	8	9	AB	R	H	RBI	BB	SO	LOB	BOTTOM										
Rich Amaral, R OBP: 0.393, SLG: 0.351	K		F9							3	0	0	0	0	2	2	New York Yankees @ Seattle Mariners The Kingdome, Seattle, WA Mon Aug 26 1996, 10:05 PM EDT Att: 32,857 - Dome - 68 F										
Joey Cora, S OBP: 0.332, SLG: 0.403										1	0	0	0	0	0	1											
Alex Rodriguez, R OBP: 0.416, SLG: 0.662				F8	F8					4	0	1	0	0	0	2											
Ken Griffey Jr., L OBP: 0.388, SLG: 0.643	L3					P2				3	2	1	0	1	0	1											
Edgar Martinez, R OBP: 0.471, SLG: 0.638	G3-1									3	0	2	1	1	0	1											
Jay Buhner, R OBP: 0.367, SLG: 0.558										4	0	1	1	0	3	2											
Brian Hunter, R OBP: 0.359, SLG: 0.467										3	0	0	0	0	0	2											
Doug Strange, S OBP: 0.285, SLG: 0.313	F9									1	0	1	0	0	0	0											
Paul Sorrento, L OBP: 0.372, SLG: 0.530										0	0	0	0	0	0	0											
Dan Wilson, R OBP: 0.350, SLG: 0.462	G6-3									4	0	1	0	0	0	2											
Mark Whiten, S OBP: 0.377, SLG: 0.441			L7							3	0	2	0	0	0	0											
Andy Sheets, R OBP: 0.273, SLG: 0.273			F8							2	0	0	0	0	0	1											
Inning Stats	R: 0 E: 0 K: 1 S: 16	H: 1 LOB: 1 BB: 0 P: 24	R: 0 E: 0 K: 1 S: 6	H: 0 LOB: 0 BB: 0 P: 11	R: 0 E: 0 K: 0 S: 6	H: 0 LOB: 0 BB: 0 P: 9	R: 1 E: 0 K: 1 S: 9	H: 2 LOB: 1 BB: 0 P: 14	R: 0 E: 0 K: 1 S: 12	H: 2 LOB: 2 BB: 0 P: 17	R: 0 E: 0 K: 1 S: 12	H: 1 LOB: 1 BB: 0 P: 17	R: 0 E: 0 K: 0 S: 7	H: 1 LOB: 1 BB: 0 P: 12	R: 1 E: 0 K: 0 S: 10	H: 2 LOB: 2 BB: 2 P: 20	1B: 6 2B: 2 3B: 1 HR: 0	SF: 0 SAC: 1 DP: 0 HBP: 0	WP: 0 PB: 0 SB: 0 CS: 0	PA: 34							
PITCHER	IP	WLS	BF	H	R	ER	SO	BB	IBB	HBP	BLK	WP	HR	S	P	ERA	WHIP										
Jimmy Key, L ERA: 4.89	(1, 1)	0.1	2	1	0	0	1	0	0	0	0	0	0	8	14	0.00	3.000										
Brian Boehringer, R ERA: 5.6	(1, 1)	7.0	27	6	1	1	4	0	0	0	0	0	0	63	94	1.29	0.857										
Graeme Lloyd, L ERA: 3.31	(8, 1)	0.0	L	1	0	0	0	1	0	0	0	0	0	2	6	∞	∞										
Dave Pavlas, R ERA: 2.38	(8, 1)	0.2	4	2	1	1	0	1	0	0	0	0	0	5	10	13.50	4.500										

AB	30
R	1
H	5
RBI	1
BB	2
SO	10
LOB	8



Batter	1	2	3	4	5	6	7	8	9	AB	R	H	RBI	BB	SO	LOB	TOP						
2 Derek Jeter, R OBP: 0.366, SLG: 0.418 (1, 6)	G4-3		1B		G1-3		G5-3			4	0	1	0	0	0	0	New York Yankees @ Seattle Mariners The Kingdome, Seattle, WA Tue Aug 27 1996, 10:05 PM EDT Att: 32,975 - Dome - 68 F						
Wade Boggs, L OBP: 0.385, SLG: 0.396 (1, 5)	L7		1B			K		G4-3		4	0	1	1	0	1	0							
Paul O'Neill, L OBP: 0.414, SLG: 0.470 (1, 9)	F7		F9			HR		K		4	1	1	0	0	1	2							
Cecil Fielder, R OBP: 0.353, SLG: 0.484 (1, 10)		G5-3		G6-3		F9		1B		4	0	1	0	0	0	1							
Bernie Williams, S OBP: 0.385, SLG: 0.522 (1, 8)	G6-3			L6		HR		P4		3	1	0	0	1	0	1							
Tino Martinez, L OBP: 0.370, SLG: 0.487 (1, 3)	G4-3			1B		HR			P3	4	1	2	3	0	0	0							
Daryl Strawberry, L OBP: 0.370, SLG: 0.517 (1, 7)			CS		G3				G1-3	2	0	0	0	1	1	1							
Ruben Rivera, R OBP: 0.403, SLG: 0.417 (6, 7)			BB							0	0	0	0	0	0	0							
Tim Lincecum, S OBP: 0.382, SLG: 0.374 (9, PH)										1	0	0	0	0	0	0							
Mariano Duncan, R OBP: 0.334, SLG: 0.473 (1, 4)			2B		G1-3		G4-3		G6-3	4	1	1	0	0	0	0							
Joe Girardi, R OBP: 0.348, SLG: 0.372 (1, 2)			1B		L3		G1-3			3	0	0	0	0	1	2							
Inning Stats	R: 0 E: 0 K: 0 S: 6	H: 0 LOB: 0 BB: 0 P: 10	R: 0 E: 0 K: 0 S: 9	H: 0 LOB: 0 BB: 0 P: 15	R: 1 E: 0 K: 1 S: 12	H: 3 LOB: 2 BB: 1 P: 21	R: 0 E: 0 K: 0 S: 6	H: 1 LOB: 1 BB: 0 P: 10	R: 0 E: 0 K: 0 S: 5	H: 0 LOB: 0 BB: 0 P: 7	R: 3 E: 0 K: 2 S: 14	H: 2 LOB: 0 BB: 1 P: 29	R: 0 E: 0 K: 0 S: 9	H: 0 LOB: 0 BB: 0 P: 13	R: 0 E: 0 K: 1 S: 12	H: 1 LOB: 1 BB: 0 P: 22	R: 0 E: 0 K: 0 S: 8	H: 0 LOB: 0 BB: 0 P: 9	1B: 5 2B: 1 3B: 0 HR: 1	SF: 0 SAC: 0 DP: 0 HBP: 0	WP: 0 PB: 0 CS: 1	PA: 35	
PITCHER	IP	WLS	BF	H	R	ER	SO	BB	IBB	HBP	BLK	WP	HR	S	P	ERA	WHIP					ERA	WHIP
Jamie Moyer, L ERA: 4.12 (1, 1)	6.0	W	25	6	4	4	3	1	1	0	0	0	1	52	92	6.00	1.167						
Rafael Carmona, R ERA: 4.57 (7, 1)	1.0		3	0	0	0	0	0	0	0	0	0	0	9	13	0.00	0.000						
Norm Charlton, L ERA: 4.53 (8, 1)	1.1		5	1	0	0	1	0	0	0	0	0	0	15	25	0.00	0.750						
Michael Jackson, R ERA: 3.99 (9, 1)	0.2		2	0	0	0	0	0	0	0	0	0	0	5	6	0.00	0.000						

AB	33
R	4
H	7
RBI	4
BB	2
SO	4
LOB	7




Batter	1	2	3	4	5	6	7	8	9	AB	R	H	RBI	BB	SO	LOB	BOTTOM						
Rich Amaral, R OBP: 0.394, SLG: 0.362 (1, 4)	F7		F8			HR				3	2	1	1	1	0	0	New York Yankees @ Seattle Mariners The Kingdome, Seattle, WA Tue Aug 27 1996, 10:05 PM EDT Att: 32,975 - Dome - 68 F						
Joey Cora, S OBP: 0.332, SLG: 0.403 (9, 4)										0	0	0	0	0	0	0							
Alex Rodriguez, R OBP: 0.417, SLG: 0.662 (1, 6)	F7		K			G3-1		S		3	2	1	0	1	1	0							
Ken Griffey Jr., L OBP: 0.387, SLG: 0.640 (1, 8)					K		G3-1		SF9	2	0	0	1	0	1	1							
Edgar Martinez, R OBP: 0.471, SLG: 0.636 (1, 10)	F8			G6-3		HR		HR		3	1	1	1	1	0	1							
Jay Buhner, R OBP: 0.368, SLG: 0.559 (1, 9)			K		1B		HR		SF8	3	1	2	1	0	1	0							
Brian Hunter, R OBP: 0.395, SLG: 0.462 (1, 3)							HR		G1-3	2	0	0	0	0	1	1							
Doug Strange, S OBP: 0.285, SLG: 0.313 (6, PH)	G6-3									0	0	0	0	0	0	0							
Jeff Manto, R OBP: 0.320, SLG: 0.417 (6, PH)										1	1	1	3	0	0	0							
Paul Sorrento, L OBP: 0.372, SLG: 0.528 (7, 3)										1	0	0	0	0	0	1							
Dan Wilson, R OBP: 0.349, SLG: 0.459 (1, 2)						K		E5		3	0	0	0	1	2	0							
Mark Whiten, S OBP: 0.373, SLG: 0.436 (1, 7)		L4				L5		L7		4	0	0	0	0	1	2							
Andy Sheets, R OBP: 0.263, SLG: 0.262 (1, 5)			K			K		K		4	0	0	0	0	4	1							
Inning Stats	R: 0 E: 0 K: 0 S: 7	H: 0 LOB: 1 BB: 0 P: 13	R: 0 E: 0 K: 1 S: 6	H: 0 LOB: 1 BB: 1 P: 12	R: 0 E: 0 K: 2 S: 10	H: 0 LOB: 0 BB: 0 P: 17	R: 0 E: 0 K: 2 S: 11	H: 1 LOB: 1 BB: 0 P: 19	R: 0 E: 0 K: 2 S: 7	H: 0 LOB: 0 BB: 0 P: 8	R: 5 E: 1 K: 1 S: 12	H: 5 LOB: 1 BB: 0 P: 22	R: 2 E: 0 K: 0 S: 14	H: 0 LOB: 1 BB: 3 P: 33	R: 0 E: 0 K: 3 S: 9	H: 0 LOB: 0 BB: 0 P: 12	1B: 3 2B: 1 3B: 0 HR: 2	SF: 2 SAC: 0 DP: 0 HBP: 1	WP: 0 PB: 0 CS: 0	PA: 36			
PITCHER	IP	WLS	BF	H	R	ER	SO	BB	IBB	HBP	BLK	WP	HR	S	P	ERA	WHIP					ERA	WHIP
Kenny Rogers, L ERA: 4.97 (1, 1)	5.1		22	4	3	3	7	1	0	1	0	0	1	45	73	5.06	0.938						
Jeff Nelson, R ERA: 4.9 (6, 1)	0.0		1	1	0	0	0	0	0	0	0	0	0	1	3								
Graeme Lloyd, L ERA: 3.76 (6, 1)	1.0	L	8	1	4	4	1	3	0	0	0	0	1	15	37	36.00	4.000						
Dale Polley, L ERA: 8.47 (7, 1)	0.2		2	0	0	0	0	0	0	0	0	0	0	6	11	0.00	0.000						
42 Mariano Rivera, R ERA: 1.91 (8, 1)	1.0		3	0	0	0	3	0	0	0	0	0	0	9	12	0.00	0.000						




Batter	1	2	3	4	5	6	7	8	9	AB	R	H	RBI	BB	SO	LOB	TOP		
Tim Raines, S (1, 7) OBP: 0.364, SLG: 0.369	G5-3		FC6-4		K		1B		BB	4	0	1	0	1	1	2	New York Yankees @ Seattle Mariners The Kingdome, Seattle, WA Wed Aug 28 1996, 10:05 PM EDT Att: 30,952 - Dome - 68 F		
Wade Boggs, L (1, 5) OBP: 0.385, SLG: 0.396	L7		SF8		1B		F7		BB	3	0	1	2	1	0	2			
Paul O'Neill, L (1, 9) Ruben Rivera, R (8, PH) OBP: 0.391, SLG: 0.400 (8, 9)	K		FC4-6		F7			K	F8	3	0	0	0	0	1	2			
Cecil Fielder, R (1, 10) OBP: 0.354, SLG: 0.484					K			P4		4	0	2	0	0	1	0			
Bernie Williams, S (1, 8) OBP: 0.382, SLG: 0.517		F8			G5-3		G6-4-3		G5-3	4	0	0	0	0	0	2			
Tino Martinez, L (1, 3) OBP: 0.373, SLG: 0.487					FC5		F8			2	0	1	0	2	0	0			
Derek Jeter, R (1, 6) OBP: 0.367, SLG: 0.419																			
Joe Girardi, R (1, 2) OBP: 0.347, SLG: 0.371					FC6-4		F9		P6	4	1	1	0	0	0	4			
Luis Sojo, R (1, 4) OBP: 0.244, SLG: 0.266							P5		E4	4	0	1	0	0	0	2			
Inning Stats	R: 0 E: 0 K: 1 S: 9	H: 0 LOB: 0 BB: 0 P: 18	R: 0 E: 0 K: 0 S: 10	H: 2 LOB: 1 BB: 0 P: 13	R: 1 E: 0 K: 0 S: 9	H: 2 LOB: 1 BB: 0 P: 13	R: 0 E: 0 K: 1 S: 10	H: 1 LOB: 2 BB: 1 P: 17	R: 0 E: 0 K: 0 S: 4	H: 1 LOB: 1 BB: 0 P: 6	R: 0 E: 0 K: 0 S: 7	H: 2 LOB: 2 BB: 0 P: 11	R: 0 E: 0 K: 1 S: 7	H: 0 LOB: 0 BB: 0 P: 11	R: 1 E: 1 K: 0 S: 17	H: 0 LOB: 3 BB: 3 P: 31		1B: 9 2B: 0 3B: 0 HR: 0	SF: 1 SAC: 0 DP: 2 HBP: 0
PITCHER	IP	WLS	BF	H	R	ER	SO	BB	IBB	HBP	BLK	WP	HR	S	P	ERA	WHIP		
Terry Mulholland, L (1, 1) ERA: 4.74	7.0	W	29	9	1	1	3	1	0	0	0	0	0	68	102	1.29	1.429		
Tim Davis, L (8, 1) ERA: 4.35	1.2		6	0	1	0	1	0	0	0	0	0	0	10	18	0.00	0.600		
40 Greg McCarthy, L (9, 1) ERA:	0.1		4	0	0	0	0	2	0	0	0	0	0	14	24	0.00	6.000		

Batter	1	2	3	4	5	6	7	8	9	AB	R	H	RBI	BB	SO	LOB	BOTTOM		
Joey Cora, S (1, 4) OBP: 0.335, SLG: 0.404	P2									4	2	2	0	0	0	1	New York Yankees @ Seattle Mariners The Kingdome, Seattle, WA Wed Aug 28 1996, 10:05 PM EDT Att: 30,952 - Dome - 68 F		
Andy Sheets, R (8, PR) OBP: 0.263, SLG: 0.262 (9, 4)	F9									0	1	0	0	0	0	0			
Alex Rodriguez, R (1, 6) OBP: 0.418, SLG: 0.669	F7									4	2	2	2	1	0	0			
Ken Griffey Jr., L (1, 8) OBP: 0.391, SLG: 0.640	BB									2	2	1	0	3	1	1			
Edgar Martinez, R (1, 10) OBP: 0.470, SLG: 0.633	BB									2	0	0	2	2	1	2			
Jay Buhner, R (1, 9) OBP: 0.368, SLG: 0.563	K									4	1	1	3	0	1	6			
Paul Sorrento, L (1, 3) OBP: 0.371, SLG: 0.525										4	0	1	1	0	2	0			
Mark Whiten, S (1, 7) OBP: 0.372, SLG: 0.443										4	1	1	1	0	1	0			
Doug Strange, S (1, 5) OBP: 0.290, SLG: 0.341										4	1	2	1	0	0	0			
John Marzano, R (1, 2) OBP: 0.337, SLG: 0.310										4	0	0	0	0	0	1			
Dan Wilson, R (8, 2) OBP: 0.349, SLG: 0.459	L7									0	0	0	0	0	0	0			
Inning Stats	R: 0 E: 0 K: 1 S: 13	H: 1 LOB: 2 BB: 1 P: 28	R: 1 E: 0 K: 0 S: 9	H: 2 LOB: 0 BB: 0 P: 18	R: 1 E: 0 K: 1 S: 10	H: 1 LOB: 2 BB: 1 P: 20	R: 2 E: 0 K: 0 S: 10	H: 2 LOB: 3 BB: 3 P: 27	R: 0 E: 0 K: 1 S: 6	H: 0 LOB: 0 BB: 0 P: 10	R: 4 E: 0 K: 1 S: 12	H: 3 LOB: 1 BB: 1 P: 24	R: 0 E: 0 K: 1 S: 5	H: 0 LOB: 0 BB: 0 P: 7	R: 2 E: 0 K: 1 S: 8	H: 1 LOB: 1 BB: 0 P: 15	1B: 4 2B: 2 3B: 0 HR: 4	SF: 1 SAC: 0 DP: 0 HBP: 2	WP: 1 PA: 41 CS: 0
PITCHER	IP	WLS	BF	H	R	ER	SO	BB	IBB	HBP	BLK	WP	HR	S	P	ERA	WHIP		
Dwight Gooden, R (1, 1) ERA: 4.53	5.2	L	32	9	8	8	3	5	1	1	0	0	0	3	57	12.71	2.471		
Jeff Nelson, R (6, 1) ERA: 4.94	1.1		5	0	1	1	2	0	0	1	0	0	0	8	13	6.75	0.000		
Dale Polley, L (8, 1) ERA: 8.5	1.0		4	1	1	1	1	0	0	0	0	0	1	8	13	9.00	1.000		

AB 34
R 2
H 9
RBI 2
BB 4
SO 4
LOB 20



AB 32
R 10
H 10
RBI 10
BB 6
SO 6
LOB 11



Batter	1	2	3	4	5	6	7	8	9	AB	R	H	RBI	BB	SO	LOB	TOP										
Roberto Alomar, S OBP: 0.421, SLG: 0.547 (1, 4)	1-2 K	1-1 L8					1-1 HR 3B		0-2 F9	5	1	1	0	0	1	1											
Brady Anderson, L OBP: 0.394, SLG: 0.641 (1, 8)	1-1 G4-3		1-1 F7			2-1 HR		1-2 HR	1-1 F7	5	2	2	3	0	0	0											
Rafael Palmeiro, L OBP: 0.391, SLG: 0.546 (1, 3)	1-1 HR 1B		2-3 K			0-3 1B		0-3 K		4	1	2	0	0	2	0											
Bobby Bonilla, S OBP: 0.361, SLG: 0.484 (1, 9)	1-1 HR		0-0 G3			0-3 1B		2-2 HR		4	2	2	3	0	1	1											
Cal Ripken Jr., R OBP: 0.345, SLG: 0.462 (1, 6)	2-0 2B		2-2 F7		1-1 G1-3			1-2 G5-3		4	0	1	0	0	0	1											
B.J. Surhoff, L OBP: 0.348, SLG: 0.495 (1, 5)	0-2 P4		2-2 G4-3			1-0 F8		3-2 F7		4	0	0	0	0	0	1											
Eddie Murray, S OBP: 0.331, SLG: 0.425 (1, 10)		3-2 F7		2-1 1B		2-3 K		1-3 K		4	0	1	0	0	2	0											
Chris Hoiles, R OBP: 0.352, SLG: 0.490 (1, 2)		2-1 P6		0-0 F8		4-1 BB		0-1 F7		3	0	0	0	1	0	1											
Mark Parent, R OBP: 0.291, SLG: 0.491 (8, 2)										0	0	0	0	0	0	0											
Brent Bowers, L OBP: 0.306, SLG: 0.361 (1, 7)		0-0 1B				1-0 G4-3		0-3 K		3	0	1	0	0	1	1											
Mike Devereaux, R OBP: 0.310, SLG: 0.357 (9, PH)									1-2 F9	1	0	0	0	0	0	0											
Inning Stats	R: 2 E: 0 K: 1 S: 15	H: 3 LOB: 1 BB: 0 P: 21	R: 0 E: 0 K: 0 S: 8	H: 1 LOB: 1 BB: 0 P: 14	R: 0 E: 0 K: 1 S: 6	H: 0 LOB: 0 BB: 0 P: 9	R: 0 E: 0 K: 0 S: 9	H: 1 LOB: 1 BB: 0 P: 15	R: 2 E: 0 K: 2 S: 10	H: 3 LOB: 1 BB: 0 P: 18	R: 0 E: 0 K: 2 S: 10	H: 0 LOB: 0 BB: 1 P: 17	R: 2 E: 0 K: 1 S: 16	H: 2 LOB: 0 BB: 0 P: 21	R: 0 E: 0 K: 1 S: 10	H: 0 LOB: 0 BB: 0 P: 14	R: 0 E: 0 K: 0 S: 8	H: 0 LOB: 0 BB: 0 P: 10	1B: 4 2B: 1 3B: 1 HR: 4	SF: 0 SAC: 0 DP: 0 HBP: 0	WP: 0 PB: 0 SB: 0 CS: 0	PA: 38					
PITCHER	IP	WLS	BF	H	R	ER	SO	BB	IBB	HBP	BLK	WP	HR	S	P	ERA	WHIP										
Bob Wells, R ERA: 4.99 (1, 1)	4.1		20	7	4	4	2	0	0	0	0	0	2	43	68	8.31	1.615										
Bobby Ayala, R ERA: 5.37 (5, 1)	2.2		12	3	2	2	4	1	0	0	0	0	2	33	47	6.75	1.500										
Tim Davis, L ERA: 4.22 (8, 1)	1.0		3	0	0	0	1	0	0	0	0	0	0	10	14	0.00	0.000										
Norm Charlton, L ERA: 4.45 (9, 1)	1.0	W	3	0	0	0	0	0	0	0	0	0	0	8	10	0.00	0.000										

Baltimore Orioles @ Seattle Mariners
The Kingdome, Seattle, WA
Thu Aug 29 1996, 10:05 PM EDT
Att: 24,915 - Dome

AB 37
R 6
H 10
RBI 6
BB 1
SO 7
LOB 6

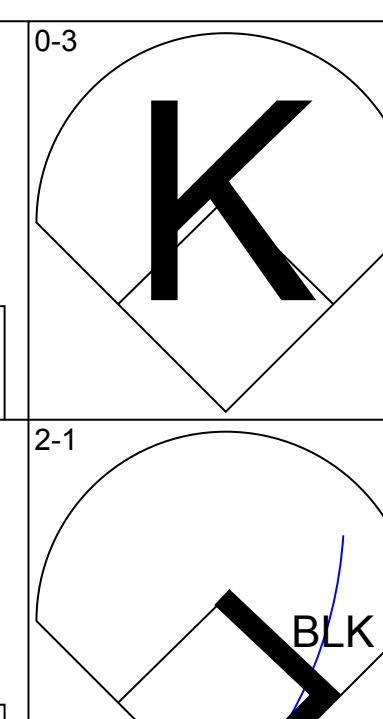
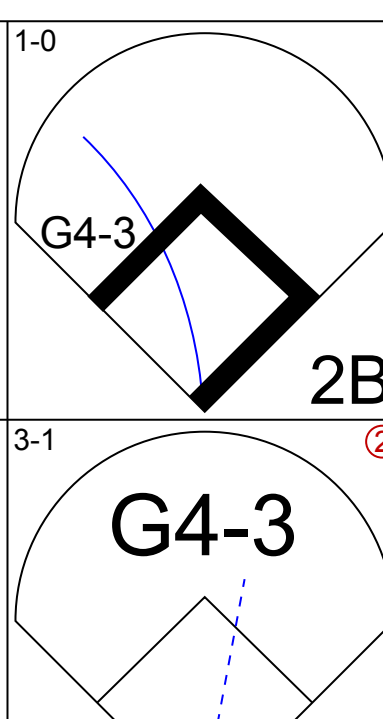
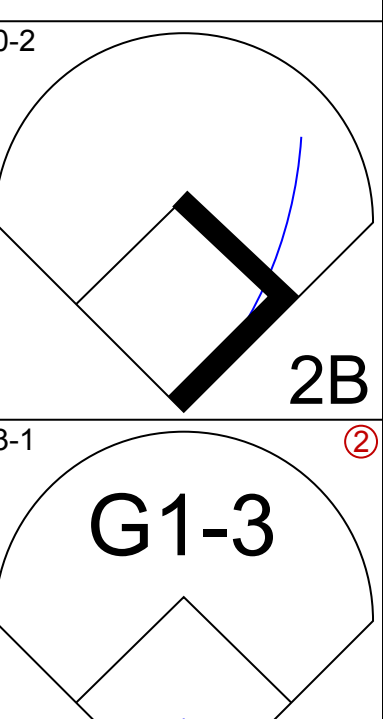
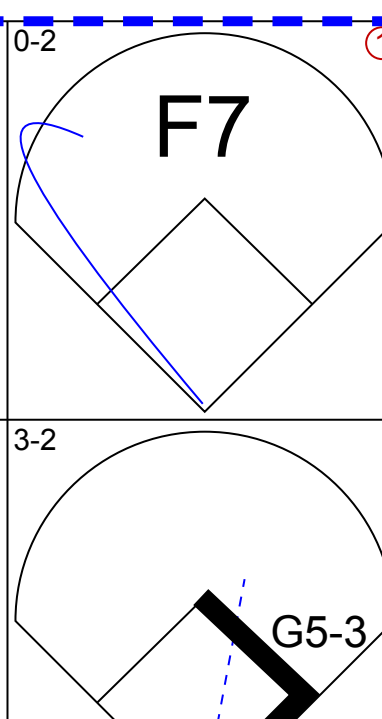
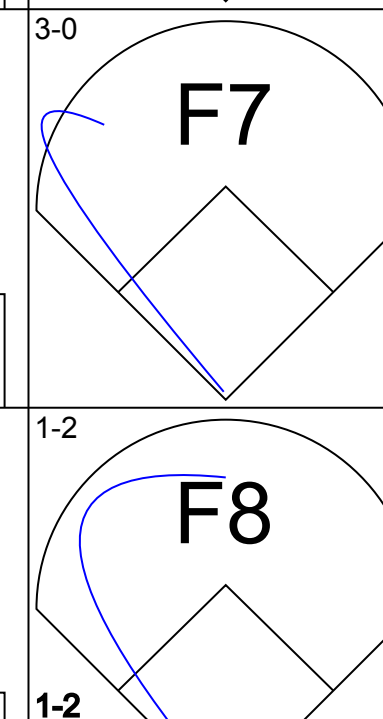
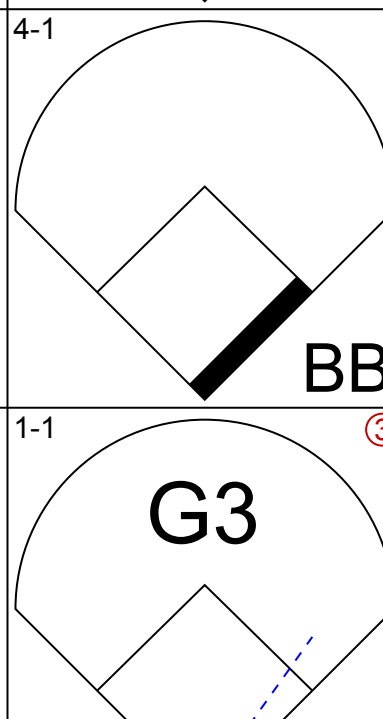
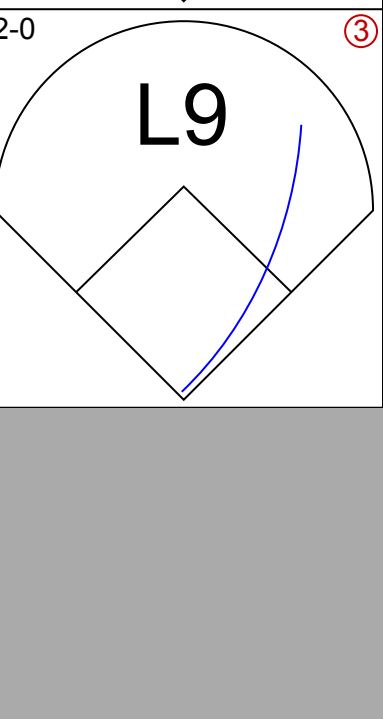
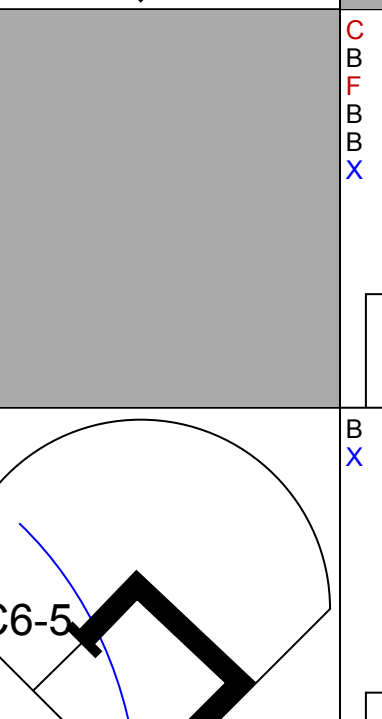
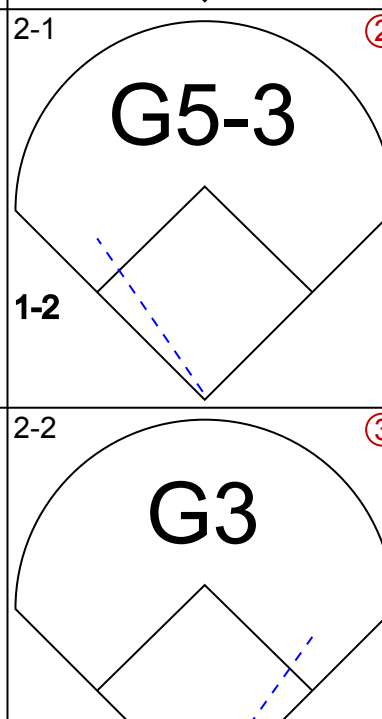







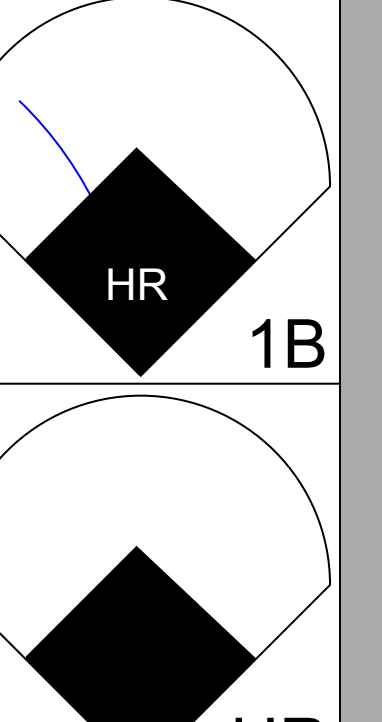


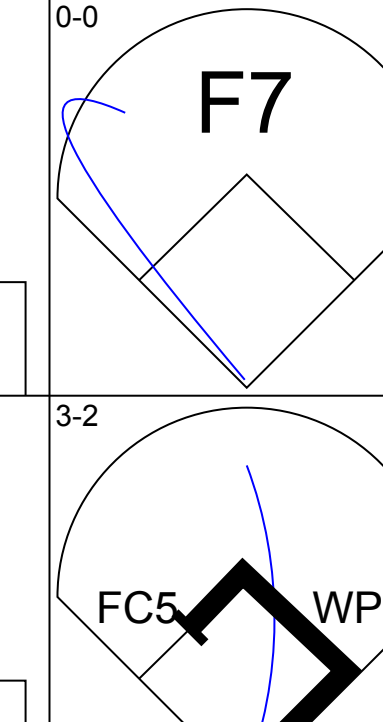
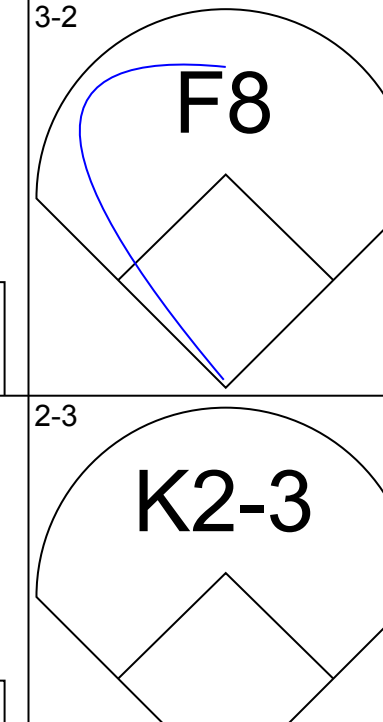
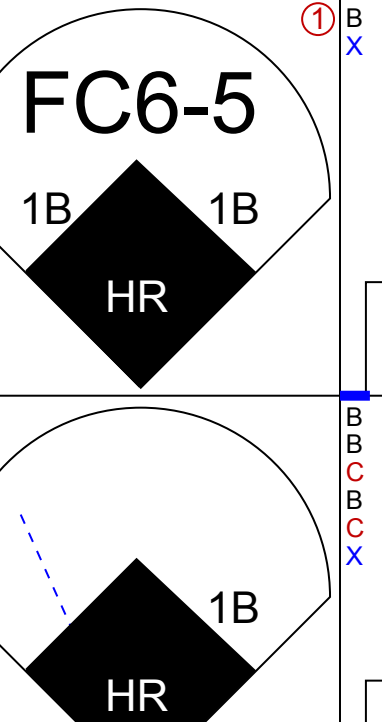

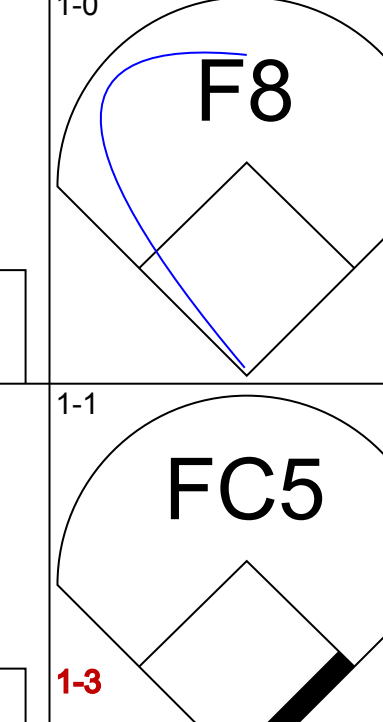
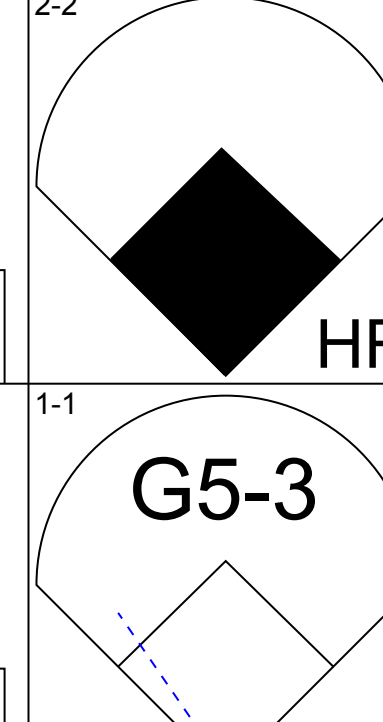
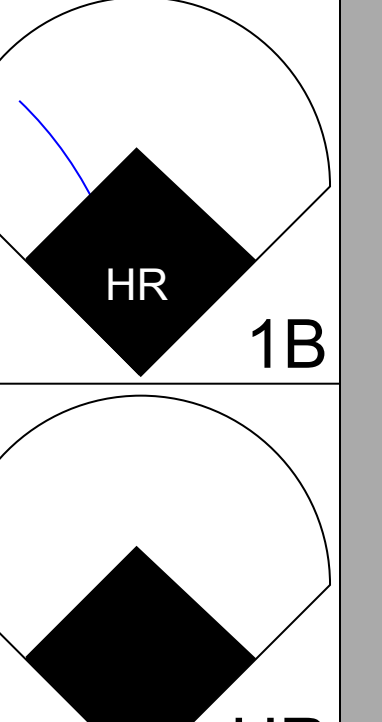

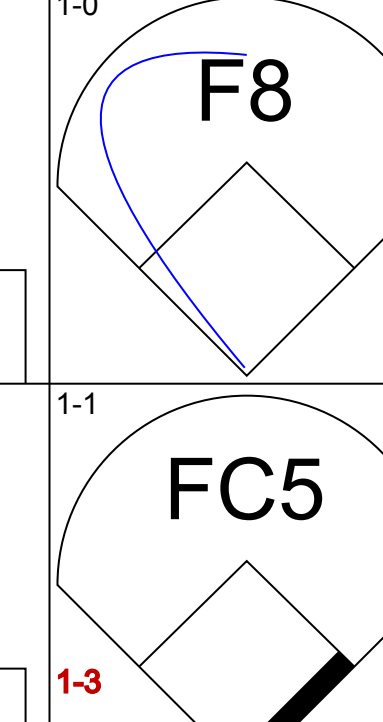
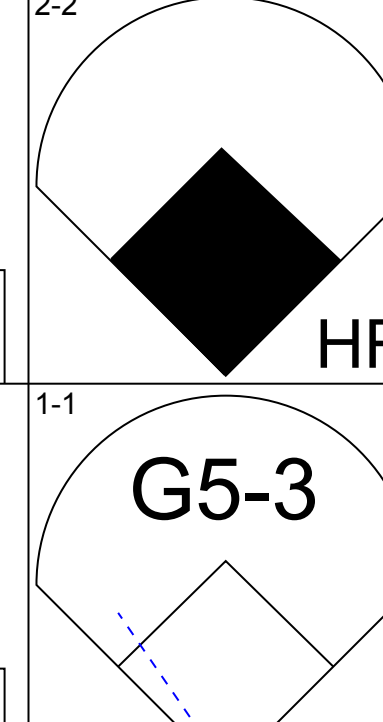
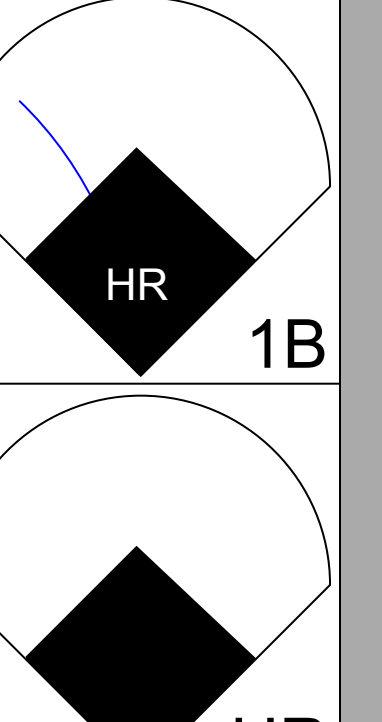

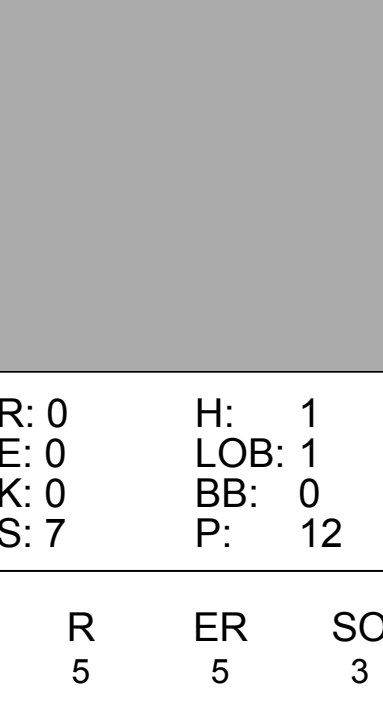

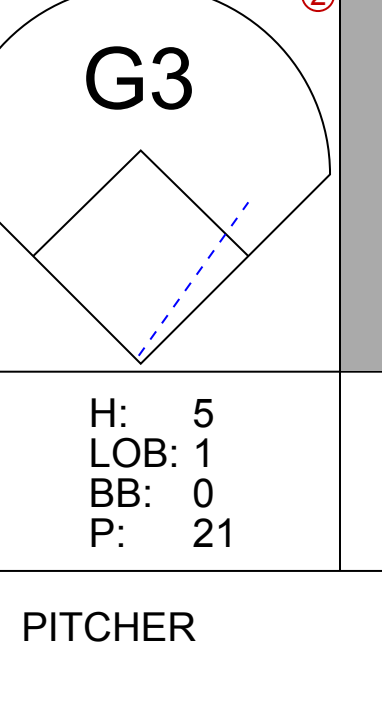

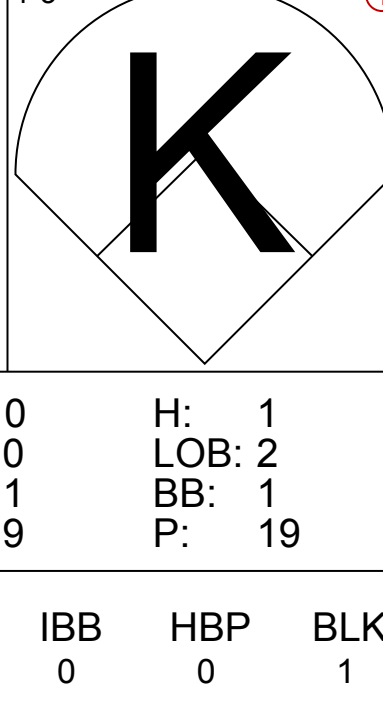
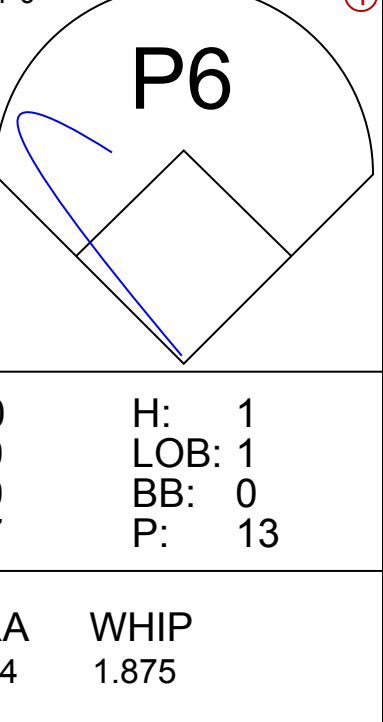
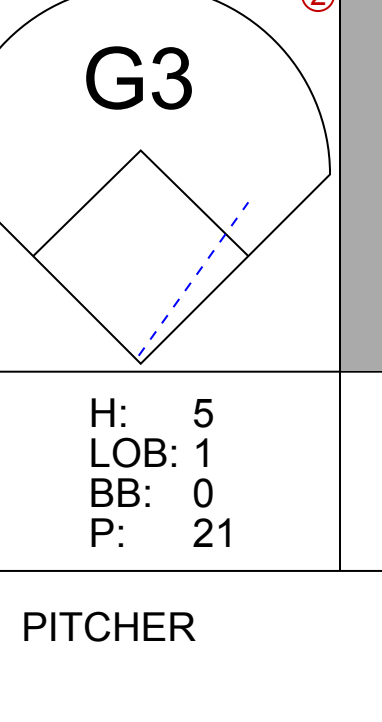



Batter	1	2	3	4	5	6	7	8	9	AB	R	H	RBI	BB	SO	LOB	BOTTOM											
Joey Cora, S OBP: 0.335, SLG: 0.402 (1, 4)	0-2 G1-3	1-0 G3-1		1-0 2B SF9 1B		4-0 1B BB		1-1 F8		4	1	1	0	1	0	0												
Alex Rodriguez, R OBP: 0.324, SLG: 0.676 (1, 6)	3-1 BB BB 1B		3-2 1B	1-1 SF9 2B		1-2 SAFE SAFE 1B		0-2 FC6 BB HR 1B	1-1 FC6 BB	5	3	5	2	0	0	0												
Ken Griffey Jr., L OBP: 0.393, SLG: 0.637 (1, 8)	4-1 BB BB BB		2-0 L9	1-1 S IBB		2-3 K		1-3 FC6 BB BB	4-1 FC6 BB	2	0	0	0	3	1	3												
Edgar Martinez, R OBP: 0.470, SLG: 0.630 (1, 10)	4-2 BB BB		0-2 WP	1-0 SF9		1-3 K		1-3 FC6 BB HR	3-2 FC6 BB	3	0	1	2	1	1	4												
Rich Amaral, R OBP: 0.394, SLG: 0.362 (9, PR)	1-2 2-3 BB		2-1 2H 1B	2-3 3H		2-2 K		1-2 2-3 HR	1-2 HR	0	1	0	0	0	0	0												
Jay Buhner, R OBP: 0.365, SLG: 0.557 (1, 9)	3-3 K		3-1 G6-3	1-2 P4		2-3 K		1-0 P6	1-0 P6	5	0	0	0	0	2	8												
Paul Sorrento, L OBP: 0.370, SLG: 0.523 (1, 3)	4-2 BB		1-3 K		2-3 K		2-2 G4-3		4-1 HR BB	2	0	0	1	1	2	1												
Brian Hunter, R OBP: 0.356, SLG: 0.459 (7, PH)	1-2 2-3 3H BB								1-2 HR BB	1	1	0	0	1	0	0												
Mark Whiten, S OBP: 0.369, SLG: 0.449 (1, 7)	2-3 K		1-0 F7	1-3 K		3-3 K		0-0 HR	0-0 HR	5	1	1	4	0	3	3												
Dan Wilson, R OBP: 0.350, SLG: 0.459 (1, 2)		1-1 G6-3		2-1 1B 2B 1B		3-1 F9		1-1 L3 1B		4	1	2	0	0	0	0												
Doug Strange, S OBP: 0.292, SLG: 0.343 (1, 5)		1-0 G3-1		1-2 1B 2B 1B		2-2 F8		2-2 L3		2	1	1	0	0	0	0												
Dave Hollins, S OBP: 0.362, SLG: 0.394 (6, PH)				1-2 2B 1B				1-2 L3		2	0	0	0	0	0	1												
Inning Stats	R: 1 E: 0 K: 2 S: 18	H: 1 LOB: 3 BB: 3 P: 38	R: 0 E: 0 K: 0 S: 4	H: 0 LOB: 0 BB: 0 P: 7	R: 1 E: 0 K: 1 S: 12	H: 2 LOB: 1 BB: 0 P: 21	R: 3 E: 0 K: 0 S: 13	H: 4 LOB: 2 BB: 1 P: 26	R: 0 E: 0 K: 2 S: 8	H: 0 LOB: 0 BB: 0 P: 14	R: 0 E: 0 K: 2 S: 14	H: 1 LOB: 2 BB: 1 P: 23	R: 0 E: 0 K: 2 S: 9	H: 0 LOB: 0 BB: 0 P: 16	R: 0 E: 0 K: 0 S: 7	H: 1 LOB: 0 BB: 0 P: 11	R: 4 E: 0 K: 0 S: 12	H: 2 LOB: 1 BB: 2 P: 25	1B: 8 2B: 3 3B: 0 HR: 1	SF: 1 SAC: 0 DP: 1 HBP: 0	WP: 1 PB: 0 SB: 1 CS: 0	PA: 43						
PITCHER	IP	WLS	BF	H	R	ER	SO	BB	IBB	HBP	BLK	WP	HR	S	P	ERA	WHIP											
Jimmy Haynes, R ERA: 7.52 (1, 1)	3.1		21	7	5	5	3	3	1	0	0	0	0	4	7	0.00	3.000											
Archie Corbin, R ERA: 1.29 (4, 1)	0.2		2	0	0	0	0	0	0	0	0	0	0	4	7	0.00	0.000											
Mike Michin, L ERA: 6.92 (5, 1)	1.1		5	0	0	0	2	1	0	0	0	0	0	12	24	0.00	0.750											
Armando Benitez, R ERA: 5.68 (6, 1)	1.0		4	1	0	0	3	0	0	0	0	0	0	13	18	0.00	1.000											
Jesse Orosco, L ERA: 3.97 (7, 1)	0.2		2	0	0	0	1	0	0	0	0	0	0	6	11	0.00	0.000											
PITCHER	IP	WLS	BF	H	R	ER	SO	BB	IBB	HBP	BLK	WP	HR	S	P	ERA	WHIP											
Terry Mathews, R ERA: 4.73 (8, 1)	1.0		6	2	4	4	0	2	0	0	0	0	1	12	25	54.00	6.000											
Randy Myers, L ERA: 4.13 (9, 1)	0.2	L	6	2	4	4	0	2	0	0	0	0	0	1	12	25	54.00	6.000										

Baltimore Orioles @ Seattle Mariners
The Kingdome, Seattle, WA
Thu Aug 29 1996, 10:05 PM EDT
Att: 24,915 - Dome

AB 35
R 9
H 11
RBI 9
BB 7
SO 9
LOB 20

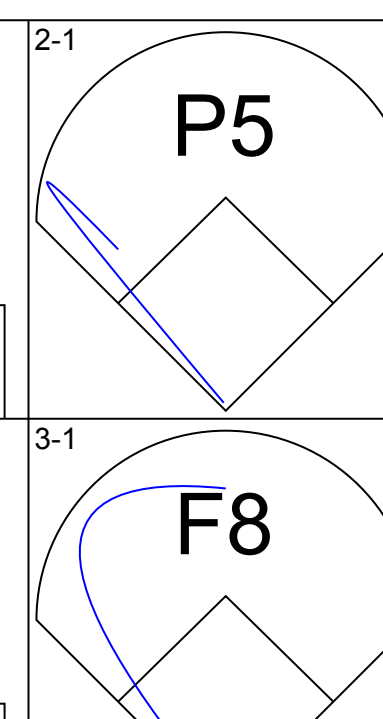
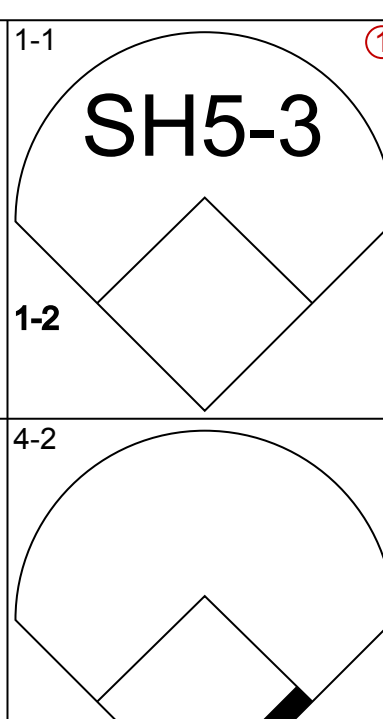
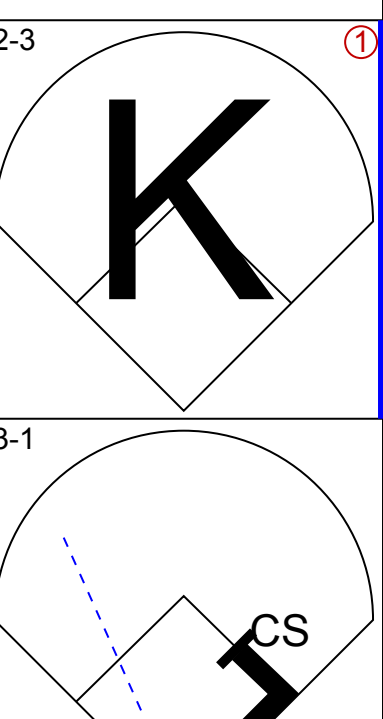
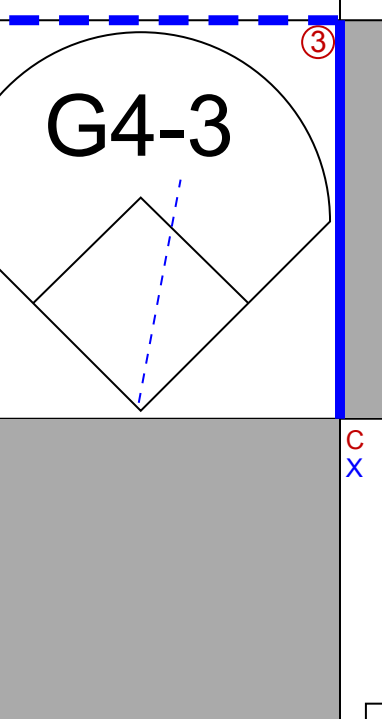
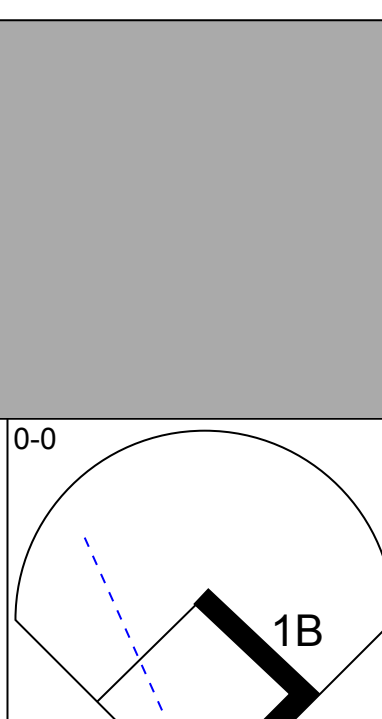
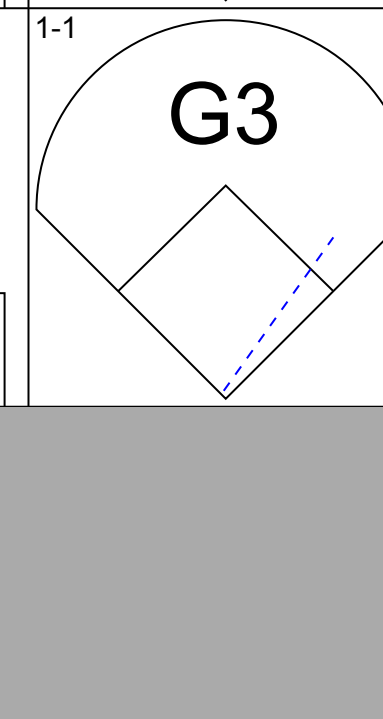
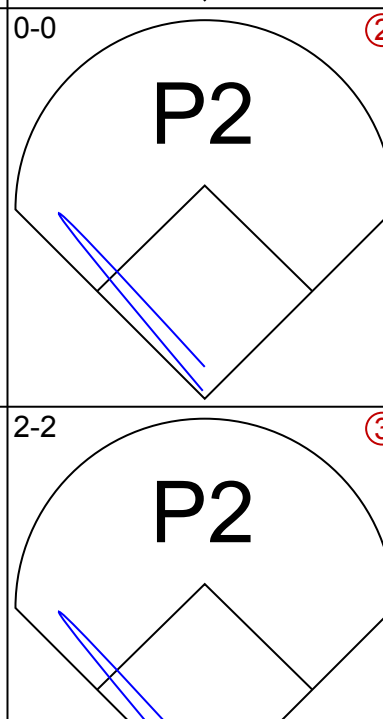
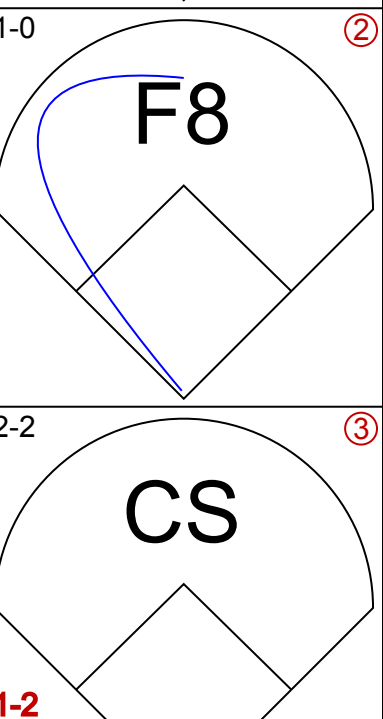
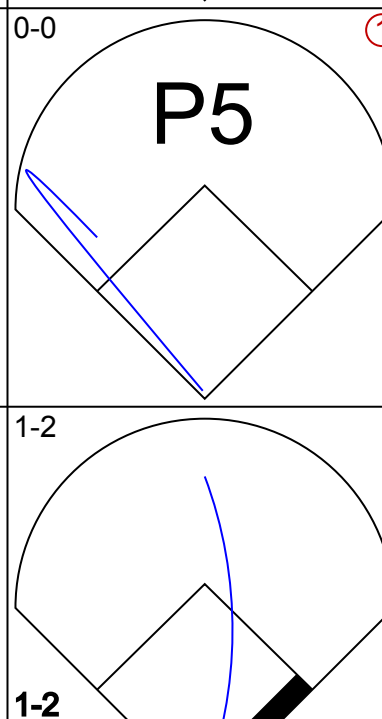
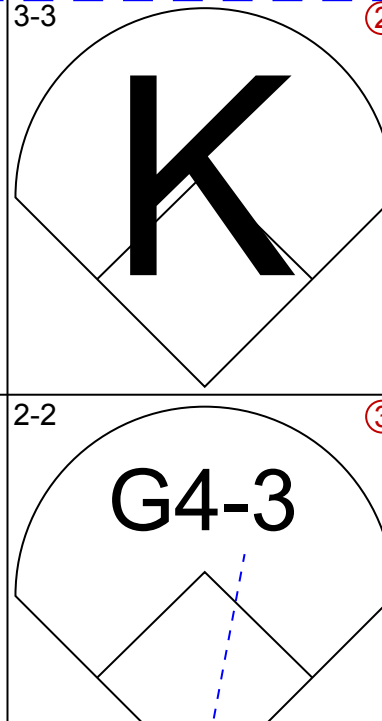



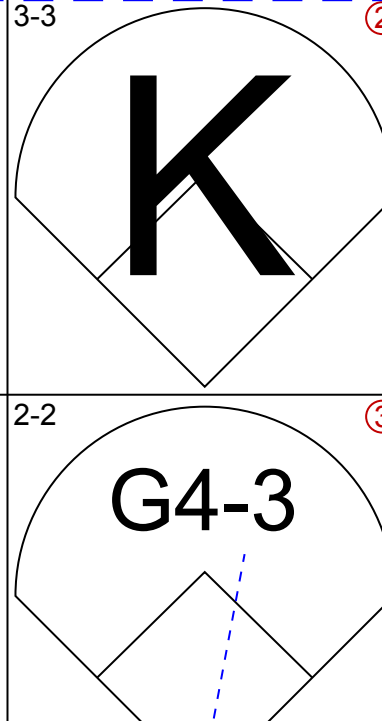

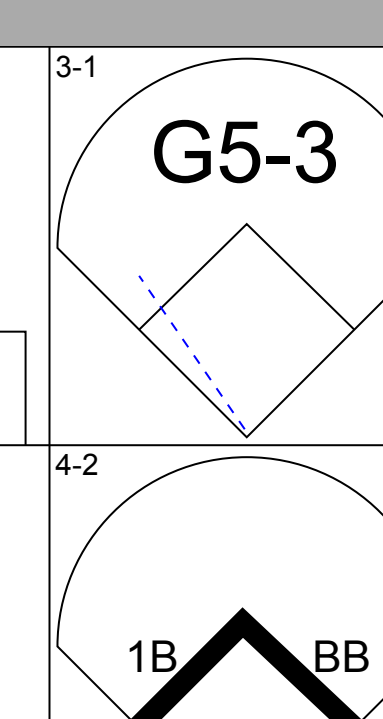
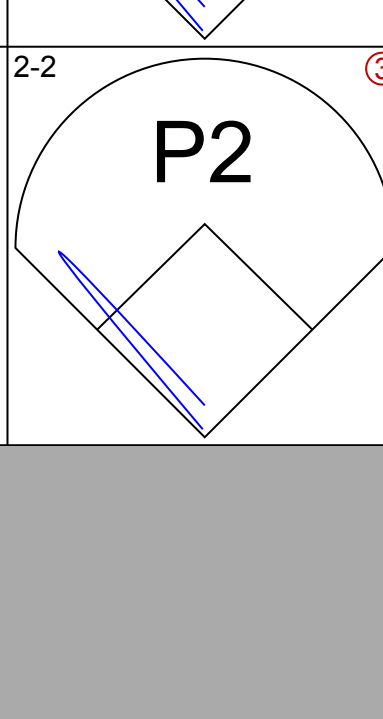
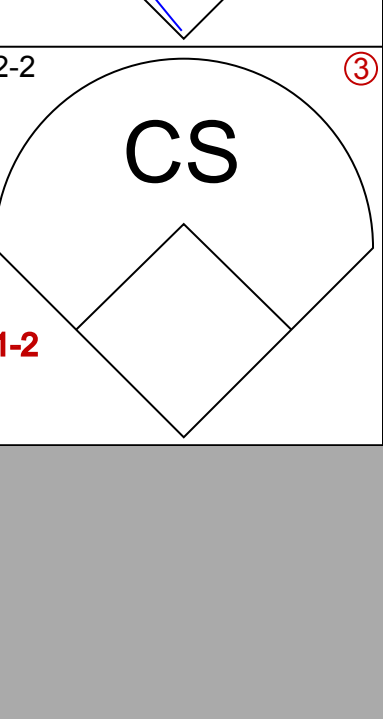
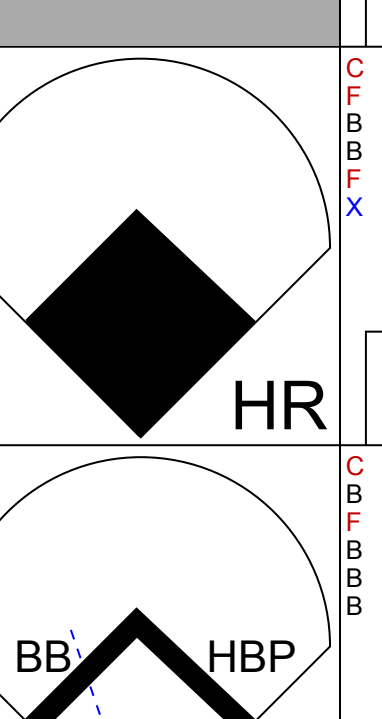
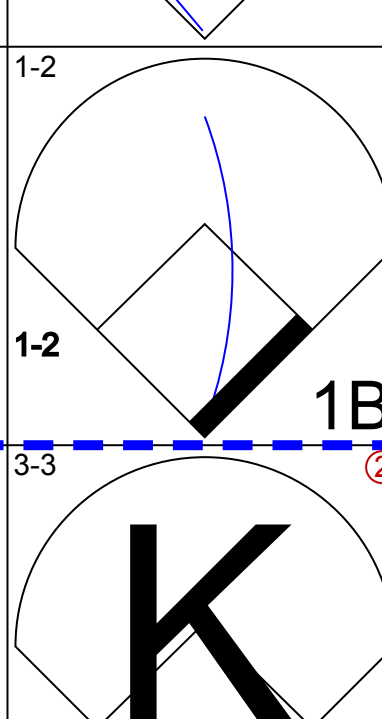
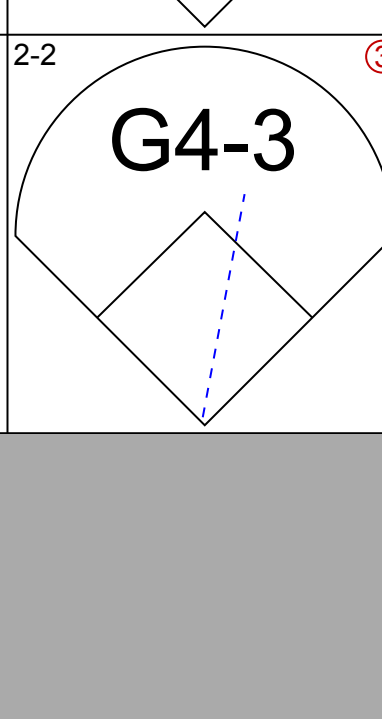
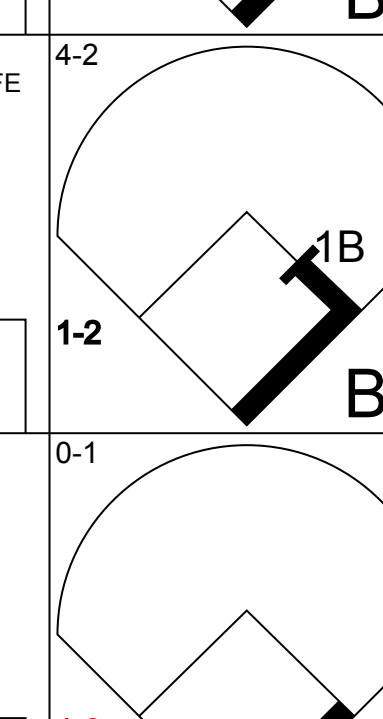
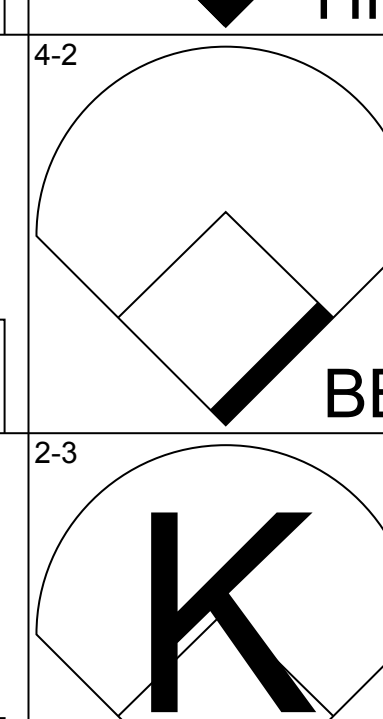
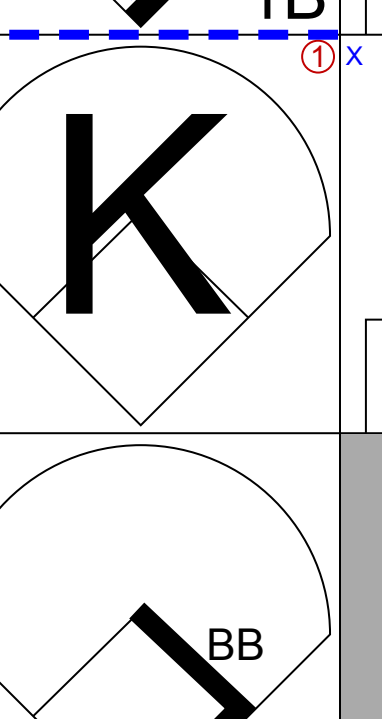
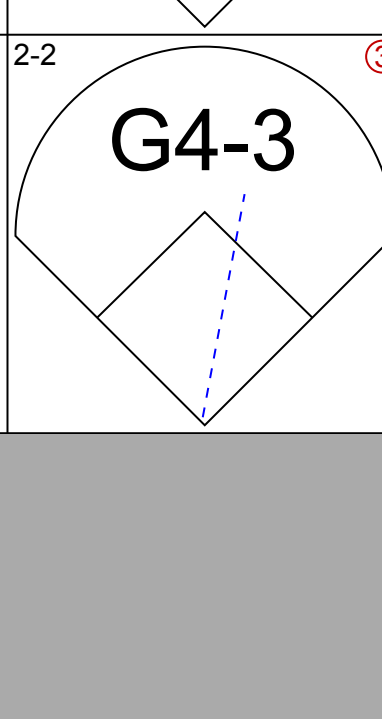

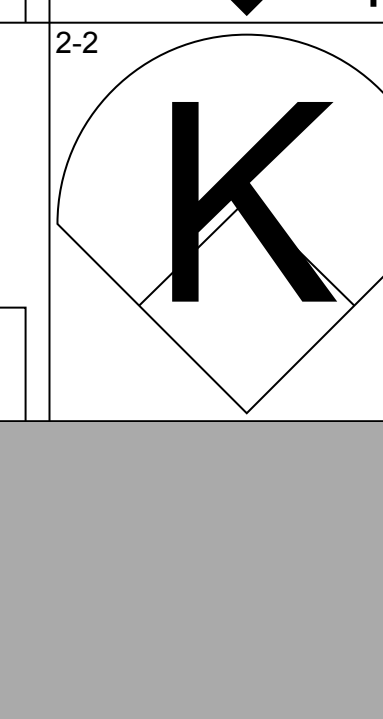
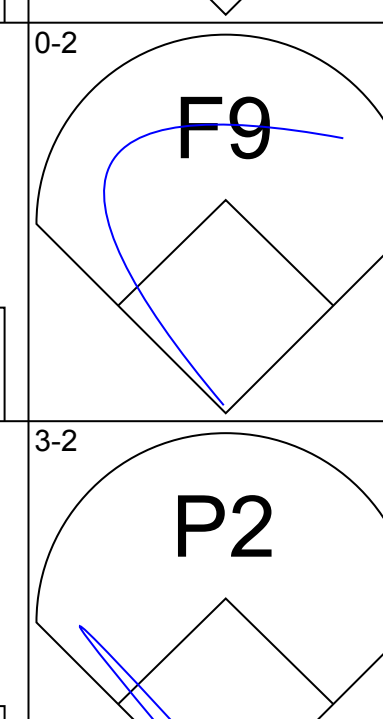
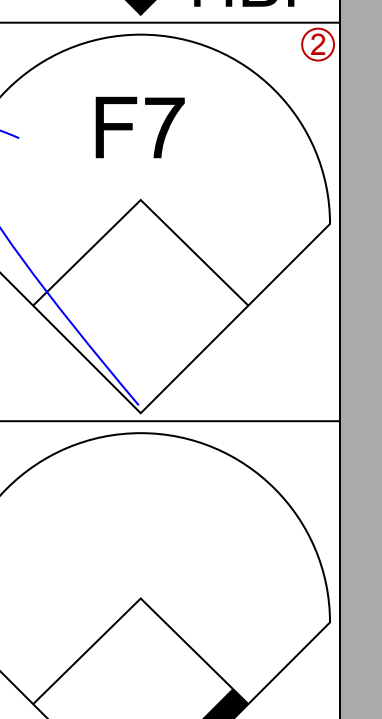

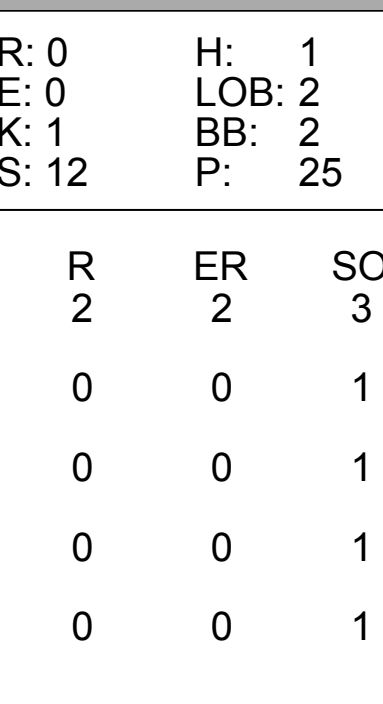
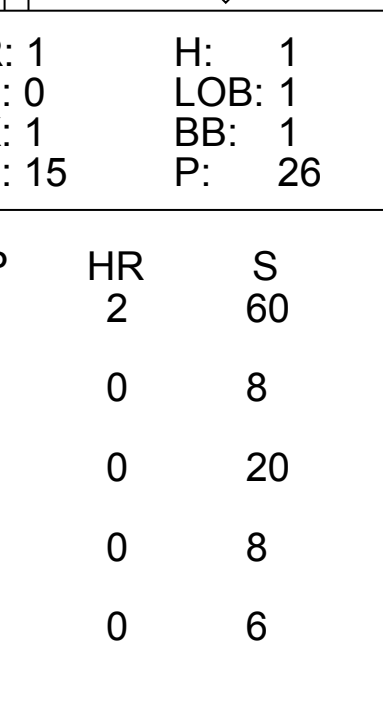
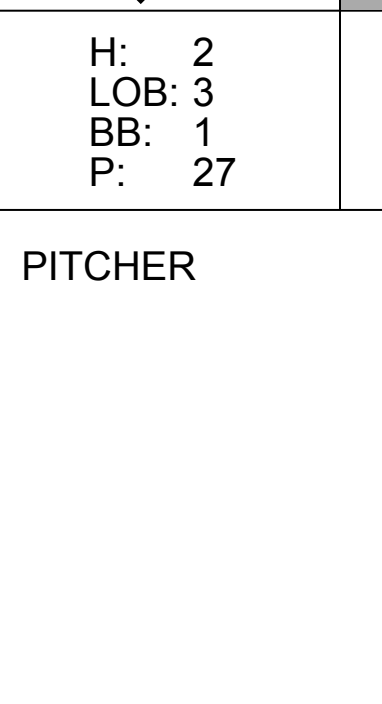
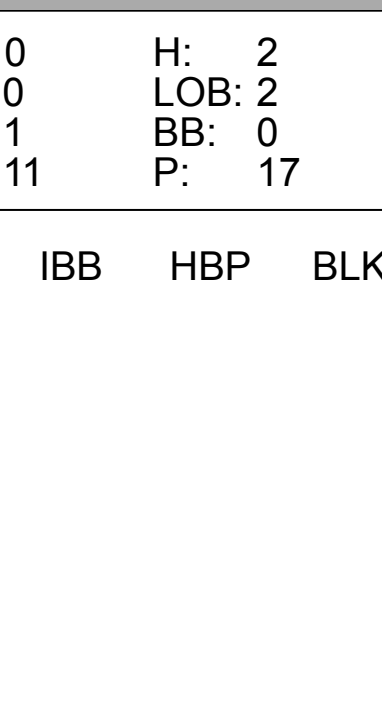


Batter	1	2	3	4	5	6	7	8	9	AB	R	H	RBI	BB	SO	LOB	TOP					
Roberto Alomar, S OBP: 0.423, SLG: 0.553 (1, 4)										5	0	3	0	0	1	0						
Brady Anderson, L OBP: 0.395, SLG: 0.638 (1, 8)										5	0	2	0	0	0	3						
Cal Ripken Jr., R OBP: 0.344, SLG: 0.459 (1, 6)										4	0	0	0	1	0	3						
Rafael Palmeiro, L OBP: 0.391, SLG: 0.548 (1, 3)										5	0	2	0	0	0	4						
Bobby Bonilla, S OBP: 0.358, SLG: 0.480 (1, 9)										4	1	0	0	0	0	2						
Todd Zeile, R OBP: 0.354, SLG: 0.437 (1, 5)										4	1	2	0	0	1	1						
Eddie Murray, S OBP: 0.332, SLG: 0.432 (1, 10)										4	2	2	1	0	1	1						
Pete Incaviglia, R OBP: 0.317, SLG: 0.462 (1, 7)										4	1	1	4	0	0	1						
Mike Devereaux, R OBP: 0.310, SLG: 0.357 (8, 7)										0	0	0	0	0	0	0						
Chris Hoiles, R OBP: 0.349, SLG: 0.484 (1, 2)										4	0	0	0	0	2	0						
Inning Stats	R: 0 E: 0 K: 1 S: 9	H: 1 LOB: 1 BB: 0 P: 15	R: 0 E: 0 K: 0 S: 7	H: 1 LOB: 1 BB: 0 P: 12	R: 0 E: 0 K: 1 S: 9	H: 1 LOB: 2 BB: 1 P: 19	R: 1 E: 0 K: 1 S: 11	H: 1 LOB: 0 BB: 0 P: 19	R: 0 E: 0 K: 0 S: 7	H: 1 LOB: 1 BB: 0 P: 13	R: 4 E: 0 K: 0 S: 14	H: 5 LOB: 1 BB: 0 P: 21	R: 0 E: 0 K: 0 S: 8	H: 1 LOB: 1 BB: 0 P: 16	R: 0 E: 0 K: 2 S: 10	H: 0 LOB: 1 BB: 0 P: 11	R: 0 E: 0 K: 0 S: 11	H: 1 LOB: 1 BB: 0 P: 18	1B: 5 2B: 5 3B: 0 HR: 2	SF: 0 SAC: 0 DP: 0 HBP: 0	WP: 1 PB: 0 SB: 0 CS: 0	PA: 40
PITCHER	IP WLS BF H R ER SO BB IBB HBP BLK WP HR S P ERA WHIP																					
Sterling Hitchcock, L ERA: 5.28 (1, 1)	5.1 L 26 9 5 5 3 1 0 0 1 1 2 50 88 8.44 1.875																					
Rafael Carmona, R ERA: 4.65 (6, 1)	0.1 2 1 0 0 0 0 0 0 0 0 0 0 7 0.00 3.000																					
40 Greg McCarthy, L ERA: (6, 1)	1.0 4 1 0 0 0 0 0 0 0 0 0 8 14 0.00 1.000																					
Michael Jackson, R ERA: 3.9 (7, 1)	1.1 4 0 0 0 2 0 0 0 0 0 0 11 17 0.00 0.000																					
Tim Davis, L ERA: 4.95 (9, 1)	1.0 4 1 0 0 0 0 0 0 0 0 0 11 18 0.00 1.000																					

Baltimore Orioles @ Seattle Mariners
The Kingdome, Seattle, WA
Fri Aug 30 1996, 10:05 PM EDT
Att: 44,532 - Dome

AB 39
R 5
H 12
RBI 5
BB 1
SO 5
LOB 15



Batter	1	2	3	4	5	6	7	8	9	AB	R	H	RBI	BB	SO	LOB	BOTTOM					
Joey Cora, S OBP: 0.334, SLG: 0.400 (1, 4)										2	0	0	0	0	1	0						
Rich Amaral, R OBP: 0.304, SLG: 0.362 (5, PH)										0	0	0	0	0	0	0						
Doug Strange, S OBP: 0.286, SLG: 0.341 (7, 4)										1	0	0	0	0	1	1						
John Marzano, R OBP: 0.333, SLG: 0.307 (5, PH)										0	0	0	0	0	0	0						
Andy Sheets, R OBP: 0.263, SLG: 0.262 (9, 4)										0	0	0	0	0	0	0						
Alex Rodriguez, R OBP: 0.425, SLG: 0.675 (1, 6)										4	0	2	0	1	0	0						
Ken Griffey Jr., L OBP: 0.389, SLG: 0.630 (1, 8)										5	0	0	0	0	0	4						
Edgar Martinez, R OBP: 0.471, SLG: 0.637 (1, 10)										5	1	3	1	0	0	2						
Jay Buhner, R OBP: 0.369, SLG: 0.564 (1, 9)										3	1	2	1	2	1	2						
Paul Sorrento, L OBP: 0.373, SLG: 0.523 (1, 3)										0	0	0	0	2	0	0						
Brian Hunter, R OBP: 0.351, SLG: 0.451 (6, PH) (7, 3)										3	0	0	0	0	1	5						
Mark Whiten, S OBP: 0.371, SLG: 0.448 (1, 7)										3	0	1	0	0	1	1						
Dan Wilson, R OBP: 0.347, SLG: 0.455 (1, 2)										4	0	0	0	0	2	5						
Dave Hollins, S OBP: 0.365, SLG: 0.398 (1, 5)										3	0	2	0	1	0	1						
Inning Stats	R: 0 E: 0 K: 0 S: 6	H: 0 LOB: 0 BB: 0 P: 12	R: 0 E: 0 K: 1 S: 12	H: 1 LOB: 2 BB: 2 P: 25	R: 0 E: 0 K: 0 S: 11	H: 1 LOB: 1 BB: 1 P: 18	R: 1 E: 0 K: 1 S: 15	H: 1 LOB: 1 BB: 1 P: 26	R: 0 E: 0 K: 1 S: 9	H: 1 LOB: 0 BB: 0 P: 16	R: 1 E: 0 K: 0 S: 18	H: 2 LOB: 3 BB: 1 P: 27	R: 0 E: 0 K: 0 S: 10	H: 1 LOB: 2 BB: 1 P: 16	R: 0 E: 0 K: 2 S: 10	H: 1 LOB: 1 BB: 0 P: 15	R: 0 E: 0 K: 1 S: 11	H: 2 LOB: 2 BB: 0 P: 17	1B: 7 2B: 1 3B: 0 HR: 2	SF: 0 SAC: 1 DP: 0 HBP: 1	WP: 0 PB: 1 SB: 0 CS: 1	PA: 43
PITCHER	IP WLS BF H R ER SO BB IBB HBP BLK WP HR S P ERA WHIP																					
Rocky Coppinger, R ERA: 5.55 (1, 1)	5.0 W 23 6 2 2 3 4 0 0 0 0 2 60 107 3.60 2.000																					
Jesse Orosco, L ERA: 3.42 (6, 1)	0.2 4 0 0 0 1 1 0 1 0 0 0 8 14 0.00 1.500																					
Terry Mathews, R ERA: 4.57 (6, 1)	2.0 9 2 0 0 1 1 0 0 0 0 0 20 29 0.00 1.500																					
Randy Myers, L ERA: 4.07 (8, 1)	0.2 4 2 0 0 1 0 0 0 0 0 0 8 11 0.00 3.000																					
Alan Mills, R ERA: 4.5 (9, 1)	0.2 S 2 0 0 0 1 0 0 0 0 0 0 6 11 0.00 0.000																					

Baltimore Orioles @ Seattle Mariners
The Kingdome, Seattle, WA
Fri Aug 30 1996, 10:05 PM EDT
Att: 44,532 - Dome

AB 34
R 2
H 10
RBI 2
BB 6
SO 7
LOB 24



Batter	1	2	3	4	5	6	7	8	9	AB	R	H	RBI	BB	SO	LOB	TOP				
Roberto Alomar, S (1, 4) OBP: 0.421, SLG: 0.550	G5-3		G5-3		SH5-3		L3			3	0	1	0	0	0	0	Baltimore Orioles @ Seattle Mariners The Kingdome, Seattle, WA Sun Sep 01 1996, 10:05 PM EDT Att: 50,015 - Dome - 68 F				
Brady Anderson, L (1, 8) OBP: 0.394, SLG: 0.639	P5			1B	F7		L3			4	0	1	0	0	0	4					
Cal Ripken Jr., R (1, 6) OBP: 0.347, SLG: 0.457	G6-3			F9				G5-3		3	0	0	0	1	0	1					
Rafael Palmeiro, L (1, 3)		K		F8	F9			G3		4	0	0	0	0	1	4					
Bobby Bonilla, S (1, 9) OBP: 0.358, SLG: 0.490		HR		1B		G6-3		F9		4	1	2	1	0	0	0					
Todd Zeile, R (1, 5) OBP: 0.356, SLG: 0.436	G5-3			BB		2B			K	3	0	1	0	1	1	0					
Pete Incaviglia, R (1, 10) OBP: 0.322, SLG: 0.471	G4-3			FC5		G6-3			WP	3	0	0	0	0	0	4					
B.J. Surhoff, L (1, 7) OBP: 0.347, SLG: 0.494			K		SH5-3	2B	PO	G6-3	G4-3	4	0	1	0	0	1	1					
Chris Hoiles, R (1, 2) OBP: 0.351, SLG: 0.484			G6-3						L6	2	0	1	0	1	0	0					
Eddie Murray, S (9, PH) OBP: 0.332, SLG: 0.431					SH5-3	BB		1B		1	0	0	0	0	0	1					
Inning Stats	R: 0 E: 0 K: 0 S: 4	H: 0 LOB: 0 BB: 0 P: 8	R: 1 E: 0 K: 1 S: 9	H: 1 LOB: 0 BB: 0 P: 13	R: 0 E: 0 K: 1 S: 8	H: 0 LOB: 0 BB: 0 P: 10	R: 0 E: 0 K: 0 S: 10	H: 2 LOB: 3 BB: 1 P: 17	R: 0 E: 0 K: 0 S: 7	H: 1 LOB: 0 BB: 0 P: 13	R: 0 E: 0 K: 0 S: 14	H: 2 LOB: 1 BB: 0 P: 20	R: 0 E: 0 K: 0 S: 5	H: 0 LOB: 0 BB: 0 P: 10	R: 0 E: 0 K: 1 S: 9	H: 0 LOB: 1 BB: 0 P: 15	1B: 4 2B: 3 3B: 0 HR: 1	SF: 0 SAC: 1 DP: 1 HBP: 1	WP: 2 PB: 0 SB: 0 CS: 0	PA: 37	
PITCHER	IP	WLS	BF	H	R	ER	SO	BB	IBB	HBP	BLK	WP	HR	S	P	ERA	WHIP				
Terry Mulholland, L (1, 1) ERA: 4.62	6.1	W	28	7	1	1	2	2	1	0	0	1	1	55	92	1.42	1.421				
Norm Charlton, L (7, 1) ERA: 4.19	1.2		4	0	0	0	0	0	0	0	0	0	0	9	16	0.00	0.000				
Michael Jackson, R (9, 1) ERA: 3.79	1.0		4	0	0	0	1	0	0	1	0	1	0	9	15	0.00	0.000				

Batter	1	2	3	4	5	6	7	8	9	AB	R	H	RBI	BB	SO	LOB	BOTTOM				
Rich Amaral, R (1, 4) OBP: 0.398, SLG: 0.364	2B		K		HR		SH3-4			2	1	1	0	1	1	0	Baltimore Orioles @ Seattle Mariners The Kingdome, Seattle, WA Sun Sep 01 1996, 10:05 PM EDT Att: 50,015 - Dome - 68 F				
Alex Rodriguez, R (1, 6) OBP: 0.423, SLG: 0.681	G5-3		G4-3		HR		IBB			3	1	2	3	1	0	1					
Ken Griffey Jr., L (1, 8) OBP: 0.390, SLG: 0.634	BB		G4-3		G3		F9			3	0	0	0	1	0	3					
Edgar Martinez, R (1, 10) OBP: 0.465, SLG: 0.625	FC1-5-2		P5		G4-3		F7			4	0	0	0	0	0	5					
Jay Buhner, R (1, 9) OBP: 0.369, SLG: 0.563	K			F8		1B		G6-3		4	0	1	0	0	1	2					
Dave Hollins, S (1, 5) OBP: 0.384, SLG: 0.398		F8		F7		F9		K		4	1	1	0	0	1	1					
Mark Whiten, S (1, 7) OBP: 0.371, SLG: 0.452		F8		K		P6		HR		4	1	1	1	0	1	2					
Brian Hunter, R (1, 3) OBP: 0.349, SLG: 0.449		SF7			G6-3	F9		FC6-4		3	0	1	1	0	0	1					
John Marzano, R (1, 2) OBP: 0.340, SLG: 0.315		G6-3			HR		SH3-4	FC6-4		4	1	2	0	0	0	1					
Inning Stats	R: 0 E: 0 K: 1 S: 15	H: 1 LOB: 2 BB: 1 P: 26	R: 1 E: 0 K: 0 S: 6	H: 1 LOB: 0 BB: 0 P: 10	R: 0 E: 0 K: 1 S: 9	H: 1 LOB: 1 BB: 0 P: 16	R: 0 E: 0 K: 1 S: 8	H: 0 LOB: 0 BB: 0 P: 12	R: 3 E: 0 K: 0 S: 17	H: 2 LOB: 0 BB: 1 P: 27	R: 0 E: 0 K: 0 S: 12	H: 1 LOB: 1 BB: 0 P: 17	R: 0 E: 0 K: 0 S: 7	H: 1 LOB: 2 BB: 1 P: 15	R: 1 E: 0 K: 1 S: 12	H: 2 LOB: 1 BB: 0 P: 19		1B: 4 2B: 3 3B: 0 HR: 2	SF: 1 SAC: 1 DP: 0 HBP: 0	WP: 0 PB: 0 SB: 1 CS: 0	PA: 36
PITCHER	IP	WLS	BF	H	R	ER	SO	BB	IBB	HBP	BLK	WP	HR	S	P	ERA	WHIP				
David Wells, L (1, 1) ERA: 4.72	6.2	L	30	7	4	4	3	2	1	0	0	0	1	72	119	5.40	1.350				
Terry Mathews, R (7, 1) ERA: 4.62	1.1		6	2	1	1	1	0	0	0	0	0	1	14	23	6.75	1.500				

AB	31
R	1
H	7
RBI	1
BB	3
SO	3
LOB	15




Batter	1	2	3	4	5	6	7	8	9	10	AB	R	H	RBI	BB	SO	LOB																										
Darren Bragg, L (1, 8) OBP: 0.367, SLG: 0.422											5	0	2	0	0	1	0																										
Jeff Frye, R (1, 4) OBP: 0.374, SLG: 0.379											5	0	0	0	0	1	2																										
John Valentin, R (1, 6) OBP: 0.380, SLG: 0.438											5	0	0	0	0	1	3																										
Mo Vaughn, L (1, 3) OBP: 0.413, SLG: 0.577											4	1	0	0	1	2	2																										
18 Reggie Jefferson, S (1, 10) Wli Cordero, R (8, PH) OBP: 0.326, SLG: 0.407											2	1	1	0	1	1	0																										
Troy O'Leary, L (1, 9) Rudy Pemberton, R (8, PH) (8, 9)											2	1	0	0	1	0	1																										
Tim Naehring, R (1, 5) Lee Tinsley, S (8, PR) Jeff Manto, R (8, 5) OBP: 0.324, SLG: 0.402											1	2	0	0	3	0	0																										
Mike Greenwell, L (1, 7)											5	2	4	9	0	0	0																										
Bill Haselman, R (1, 2) Mike Stanley, R (8, PH) (8, 2)											3	0	0	0	0	1	0																										
Inning Stats	R: 0 E: 0 K: 1 S: 12	H: 1 LOB: 1 BB: 0 P: 18	R: 0 E: 0 K: 0 S: 9	H: 0 LOB: 0 BB: 1 P: 14	R: 0 E: 0 K: 0 S: 9	H: 0 LOB: 0 BB: 0 P: 15	R: 0 E: 0 K: 2 S: 9	H: 0 LOB: 0 BB: 0 P: 14	R: 2 E: 0 K: 1 S: 9	H: 1 LOB: 0 BB: 1 P: 17	R: 0 E: 1 K: 2 S: 10	H: 0 LOB: 1 BB: 0 P: 15	R: 4 E: 0 K: 1 S: 19	H: 3 LOB: 1 BB: 2 P: 34	R: 2 E: 0 K: 1 S: 16	H: 1 LOB: 2 BB: 2 P: 30	R: 0 E: 0 K: 1 S: 9	H: 0 LOB: 0 BB: 0 P: 16	R: 1 E: 0 K: 0 S: 8	H: 1 LOB: 2 BB: 2 P: 19	1B: 3 2B: 2 3B: 0 HR: 2	SF: 0 SAC: 0 DP: 1 HBP: 0	WP: 0 PB: 0 SB: 0 CS: 0	PA: 45																			
PITCHER	IP 5.2	WLS 21	BF 21	H 2	R 2	ER 2	SO 4	BB 2	IBB 0	HBP 0	BLK 0	WP 0	HR 1	S 55	P 88	ERA 3.18	WHIP 0.706																										
Bob Wolcott, R (1, 1) ERA: 5.55																		PITCHER	IP 10.1	WLS L	BF 6	H 1	R 1	ER 1	SO 0	BB 2	IBB 0	HBP 0	BLK 0	WP 0	HR 0	S 8	P 19	ERA 9.00	WHIP 3.000								
Bobby Ayala, R (6, 1) ERA: 5.98																																											
Rusty Meacham, R (7, 1) ERA: 5.25																																											
Norm Charlton, L (8, 1) ERA: 4.43																																											
Michael Jackson, R (8, 1) ERA: 3.71																																											

Boston Red Sox @ Seattle Mariners
The Kingdom, Seattle, WA
Mon Sep 02 1996, 10:05 PM EDT
Att. 24,470 - Dome - 68 F

livebaseballscorecards.com

AB	37
R	9
H	7
RBI	9
BB	7
SO	8
LOB	15




Batter	1	2	3	4	5	6	7	8	9	10	AB	R	H	RBI	BB	SO	LOB																										
Joy Cora, S (1, 4) OBP: 0.340, SLG: 0.406											4	1	3	0	2	0	1																										
Alex Rodriguez, R (1, 6) OBP: 0.428, SLG: 0.684											4	1	1	3	1	0	3																										
Ken Griffey Jr., L (1, 8) OBP: 0.352, SLG: 0.632											3	2	1	0	2	0	2																										
Edgar Martinez, R (1, 10) Rich Amaral, R (9, PR) OBP: 0.398, SLG: 0.364											3	0	0	0	2	1	3																										
Jay Buhner, R (1, 9) OBP: 0.369, SLG: 0.559											3	1	0	0	2	1	1																										
Paul Sorrento, L (1, 3) Brian Hunter, R (7, PH) OBP: 0.352, SLG: 0.449											3	1	1	1	0	2	0																										
Doug Strange, S (9, PH) (10, 5)											1	0	1	0	0	0	0																										
Mark Whiten, S (1, 7) OBP: 0.369, SLG: 0.448											5	1	1	1	0	1	6																										
Dan Wilson, R (1, 2) Alex Diaz, S (8, PH) John Marzano, R (9, 2) Ricky Jordan, R (10, PH) OBP: 0.310, SLG: 0.385											3	0	0	0	0	0	2																										
Dave Hollins, S (1, 5) (10, 3)											4	1	2	1	0	1	0																										
Inning Stats	R: 0 E: 0 K: 1 S: 6	H: 0 LOB: 1 BB: 2 P: 17	R: 0 E: 0 K: 2 S: 10	H: 0 LOB: 0 BB: 0 P: 18	R: 1 E: 0 K: 0 S: 11	H: 2 LOB: 0 BB: 0 P: 14	R: 4 E: 2 K: 0 S: 17	H: 2 LOB: 1 BB: 1 P: 34	R: 0 E: 0 K: 0 S: 6	H: 0 LOB: 0 P: 9	R: 0 E: 0 K: 1 S: 11	H: 1 LOB: 1 BB: 0 P: 18	R: 3 E: 0 K: 0 S: 15	H: 2 LOB: 2 BB: 4 P: 34	R: 0 E: 0 K: 1 S: 10	H: 0 LOB: 2 BB: 2 P: 22	R: 0 E: 0 K: 1 S: 12	H: 1 LOB: 1 BB: 0 P: 19	R: 0 E: 0 K: 0 S: 7	H: 2 LOB: 1 BB: 0 P: 14	1B: 8 2B: 2 3B: 0 HR: 1	SF: 2 SAC: 0 DP: 3 HBP: 0	WP: 0 PB: 0 SB: 0 CS: 3	PA: 48																			
PITCHER	IP 6.0	WLS 26	BF 5	H 5	R 3	ER 3	SO 4	BB 3	IBB 0	HBP 0	BLK 0	WP 0	HR 0	S 61	P 110	ERA 4.50	WHIP 1.333																										
Roger Clemens, R (1, 1) ERA: 3.71																		PITCHER	IP 2.1	WLS W	BF 10	H 3	R 0	ER 0	SO 1	BB 2	IBB 0	HBP 0	BLK 0	WP 0	HR 0	S 23	P 42	ERA 0.00	WHIP 2.143								
Reggie Hams, R (7, 1) ERA: 3.75																																											
Kerry Lacy, R (7, 1) ERA: 1.69																																											
Vaughn Estelmen, L (7, 1) ERA: 6.21																																											
Mark Brandenburg, R (8, 1) ERA: 3.59																																											

Boston Red Sox @ Seattle Mariners
The Kingdom, Seattle, WA
Mon Sep 02 1996, 10:05 PM EDT
Att. 24,470 - Dome - 68 F

livebaseballscorecards.com

AB	35
R	8
H	10
RBI	7
BB	10
SO	6
LOB	18



Batter	1	2	3	4	5	6	7	8	9	AB	R	H	RBI	BB	SO	LOB	TOP
Joey Cora, S OBP: 0.340, SLG: 0.407	G4-3 1B 2B		WP G5-3 BB		F8			G4-3		3	1	1	0	1	0	0	Seattle Mariners @ Cleveland Indians Jacobs Field, Cleveland, OH Sun Sep 08 1996, 3:33 AM EDT Att: 42,307 - Sunny - 76 F
Alex Rodriguez, R OBP: 0.425, SLG: 0.672	G4-3		G5-3		K			K		4	0	0	0	0	2	2	
Ken Griffey Jr., L OBP: 0.394, SLG: 0.644	1B		K		K			K		4	0	2	1	0	2	1	
Edgar Martinez, R OBP: 0.460, SLG: 0.608	1B		K		K			K		4	0	1	0	0	3	2	
Jay Buhner, R OBP: 0.371, SLG: 0.563	K																
Rich Amaral, R OBP: 0.397, SLG: 0.363	K																
Paul Sorrento, L OBP: 0.372, SLG: 0.515	F9																
Mark Whiten, S OBP: 0.370, SLG: 0.464		L3															
Dan Wilson, R OBP: 0.339, SLG: 0.441	G2-3																
Doug Strange, S OBP: 0.295, SLG: 0.339		G2-3															
Dave Hollins, S OBP: 0.364, SLG: 0.403		P2															
Inning Stats	R: 1 H: 3 E: 0 K: 1 S: 12	H: 3 LOB: 2 BB: 0 P: 18	R: 0 H: 0 E: 0 K: 0 S: 5	H: 0 LOB: 0 BB: 0 P: 9	R: 0 H: 0 E: 0 K: 2 S: 9	H: 0 LOB: 1 BB: 1 P: 18	R: 0 H: 0 E: 0 K: 1 S: 8	H: 0 LOB: 0 BB: 0 P: 13	R: 0 H: 1 E: 0 K: 0 S: 5	H: 1 LOB: 1 BB: 0 P: 7	R: 0 H: 1 E: 0 K: 2 S: 9	H: 1 LOB: 2 BB: 0 P: 14	R: 0 H: 1 E: 0 K: 0 S: 10	H: 1 LOB: 2 BB: 0 P: 16	1B: 4 2B: 2 3B: 0 HR: 0	SF: 0 SAC: 0 DP: 0 HBP: 0	WP: 1 PA: 35 PB: 0 SB: 0 CS: 0
PITCHER Charles Nagy, R ERA: 3.38	IP: 9.0 WLS: W BF: 35 H: 6 R: 1 ER: 1 SO: 10 BB: 2 IBB: 0 HBP: 0 BLK: 0 WP: 1 HR: 0 S: 75 P: 124 ERA: 1.00 WHIP: 0.889											PITCHER	IP: 9.0 WLS: W BF: 35 H: 6 R: 1 ER: 1 SO: 10 BB: 2 IBB: 0 HBP: 0 BLK: 0 WP: 1 HR: 0 S: 75 P: 124 ERA: 1.00 WHIP: 0.889				

AB	33
R	1
H	6
RBI	1
BB	2
SO	10
LOB	20



Batter	1	2	3	4	5	6	7	8	9	AB	R	H	RBI	BB	SO	LOB	BOTTOM		
Kenny Lofton, L OBP: 0.370, SLG: 0.447	K		CS 1B		G4-3			G4-3		4	0	2	0	0	0	1	Seattle Mariners @ Cleveland Indians Jacobs Field, Cleveland, OH Sun Sep 08 1996, 3:33 AM EDT Att: 42,307 - Sunny - 76 F		
Kevin Seitzer, R OBP: 0.410, SLG: 0.457	BB		K				F8	2B		2	0	0	0	2	1	1			
Jim Thome, L OBP: 0.460, SLG: 0.631	L9		K				G6-3	IBB		4	0	1	1	0	1	2			
Albert Belle, R OBP: 0.408, SLG: 0.624	K				G6-3		G6-3	2B		4	0	0	0	0	2	3			
Julio Franco, R OBP: 0.417, SLG: 0.482		K			2B		G6-3			3	0	1	0	0	1	0			
Manny Ramirez, R OBP: 0.399, SLG: 0.570	1B	2B			1B			CS		3	1	3	0	0	0	0			
Sandy Alomar Jr., R OBP: 0.290, SLG: 0.395		P3			G5-2-4-6			K		3	0	0	0	0	1	4			
Omar Vizquel, S OBP: 0.369, SLG: 0.432	1B				G6-3			G4-3		2	1	1	1	1	0	0			
Jose Vizcaino, S OBP: 0.339, SLG: 0.364	G5-3				G6-3			SH1-4		2	0	0	0	0	0	1			
Inning Stats	R: 0 H: 1 E: 0 K: 1 S: 10	H: 2 LOB: 1 BB: 1 P: 19	R: 1 H: 2 E: 0 K: 1 S: 16	H: 2 LOB: 1 BB: 0 P: 23	R: 0 H: 1 E: 0 K: 2 S: 7	H: 1 LOB: 1 BB: 0 P: 10	R: 0 H: 2 E: 0 K: 0 S: 8	H: 2 LOB: 1 BB: 0 P: 12	R: 0 H: 0 E: 0 K: 0 S: 6	H: 0 LOB: 0 BB: 0 P: 9	R: 0 H: 0 E: 0 K: 0 S: 7	H: 0 LOB: 0 BB: 0 P: 12	R: 0 H: 1 E: 0 K: 1 S: 8	H: 1 LOB: 0 BB: 0 P: 15	R: 1 H: 1 E: 0 K: 1 S: 7	H: 1 LOB: 2 BB: 2 P: 19		1B: 5 2B: 5 3B: 0 HR: 0	SF: 0 SAC: 1 DP: 2 HBP: 0
PITCHER Terry Mulholland, L ERA: 4.55 Michael Jackson, R ERA: 3.69	IP: 7.2 WLS: L BF: 30 H: 8 R: 2 ER: 2 SO: 5 BB: 2 IBB: 0 HBP: 0 BLK: 0 WP: 0 HR: 0 S: 66 P: 115 ERA: 2.35 WHIP: 1.304											PITCHER	IP: 7.2 WLS: L BF: 30 H: 8 R: 2 ER: 2 SO: 5 BB: 2 IBB: 0 HBP: 0 BLK: 0 WP: 0 HR: 0 S: 66 P: 115 ERA: 2.35 WHIP: 1.304						

AB	27
R	2
H	8
RBI	2
BB	3
SO	6
LOB	12



Batter	1	2	3	4	5	6	7	8	9	AB	R	H	RBI	BB	SO	LOB	TOP								
Rich Amaral, R OBP: 0.392, SLG: 0.358 Doug Strange, S OBP: 0.293, SLG: 0.343 Alex Diaz, S OBP: 0.243, SLG: 0.275 Dan Wilson, R OBP: 0.339, SLG: 0.441	F8		G1-3			L9	K		E S 1B	4	0	0	0	0	1	0	Seattle Mariners @ Cleveland Indians Jacobs Field, Cleveland, OH Sun Sep 08 1996, 7:05 PM EDT Att: 42,217 - Unknown - 74 F								
Alex Rodriguez, R OBP: 0.424, SLG: 0.672	G4-3		G1-3			BB 1B		CS 2B	K	5	1	2	0	0	1	2									
Ken Griffey Jr., L OBP: 0.392, SLG: 0.639	G3			F8		K		K	E IBB	4	0	0	0	1	2	2									
Edgar Martinez, R OBP: 0.462, SLG: 0.613		HR		F8		1B BB		2B BB	E5	3	2	1	1	2	0	2									
Jay Buhner, R OBP: 0.373, SLG: 0.567		1B SF9 2B		F9		HBP 1B		1B 2B	K	5	2	3	1	0	1	3									
Dave Hollins, S OBP: 0.367, SLG: 0.405		CS 1B		G4-3		HBP		1B		3	0	2	2	0	0	0									
Brian Hunter, R OBP: 0.348, SLG: 0.446 Paul Sorrento, L OBP: 0.370, SLG: 0.512	SF9		F8		G3-1			G4-3		1	0	0	1	0	0	0									
Mark Whiten, S OBP: 0.369, SLG: 0.460	P6			BB		L3		K		3	0	0	0	1	1	1									
John Marzano, R OBP: 0.330, SLG: 0.305 Joey Cora, S OBP: 0.341, SLG: 0.408			K		L8		K		1B E 1B	3	0	0	0	0	2	1									
Inning Stats	R: 0 E: 0 K: 0 S: 10	H: 0 LOB: 0 BB: 0 P: 15	R: 2 E: 0 K: 0 S: 12	H: 3 LOB: 0 BB: 0 P: 23	R: 0 E: 0 K: 1 S: 8	H: 0 LOB: 0 BB: 0 P: 10	R: 0 E: 0 K: 0 S: 5	H: 0 LOB: 0 BB: 0 P: 12	R: 0 E: 0 K: 0 S: 7	H: 0 LOB: 1 BB: 1 P: 14	R: 1 E: 0 K: 1 S: 19	H: 2 LOB: 3 BB: 1 P: 31	R: 0 E: 0 K: 2 S: 11	H: 0 LOB: 0 BB: 0 P: 16	R: 2 E: 0 K: 1 S: 11	H: 3 LOB: 1 BB: 1 P: 20		R: 1 E: 1 K: 3 S: 20	H: 2 LOB: 3 BB: 1 P: 36	1B: 6 2B: 3 HR: 1	SF: 1 SAC: 0 DP: 0 HBP: 1	WP: 0 PB: 0 SB: 1 CS: 2	PA: 41		
PITCHER	IP	WLS	BF	H	R	ER	SO	BB	IBB	HBP	BLK	WP	HR	S	P	ERA	WHIP								
Brian Anderson, L ERA: 5.18	5.2		21	4	3	3	2	1	0	0	0	0	1	50	86	4.76	0.882								
Eric Plunk, R ERA: 2.49	1.1		8	2	1	1	2	1	0	1	0	0	0	23	36	6.75	2.250								
Paul Assenmacher, L ERA: 2.26	0.1		1	0	0	0	1	0	0	0	0	0	0	3	3	0.00	0.000								
Paul Shuey, R ERA: 3.0	0.2		4	2	1	1	0	1	0	0	0	0	0	7	16	13.50	4.500								
Jose Mesa, R ERA: 3.75	1.0	L	7	2	1	0	3	0	1	0	0	0	0	20	36	0.00	2.000								

Batter	1	2	3	4	5	6	7	8	9	AB	R	H	RBI	BB	SO	LOB	BOTTOM								
Kenny Lofton, L OBP: 0.369, SLG: 0.448	F7		P4			2B 2B	G4-3			4	1	1	0	0	0	2	Seattle Mariners @ Cleveland Indians Jacobs Field, Cleveland, OH Sun Sep 08 1996, 7:05 PM EDT Att: 42,217 - Unknown - 74 F								
Kevin Seitzer, R OBP: 0.409, SLG: 0.457	P4		CS	F9		2B		K		4	0	1	1	0	1	0									
Jim Thome, L OBP: 0.457, SLG: 0.625	K			P6		K		K		4	0	0	0	0	3	2									
Albert Belle, R OBP: 0.405, SLG: 0.619		G6-3		L8		P6		G1-6-4-3		4	0	0	0	0	0	2									
Julio Franco, R OBP: 0.416, SLG: 0.478		K			G6-3		HR BB		P3	3	1	0	0	1	1	0									
Manny Ramirez, R OBP: 0.398, SLG: 0.573		F7			HR		F8		G6-3	4	1	1	1	0	0	1									
Omar Vizquel, S OBP: 0.369, SLG: 0.435			1B 2B		K		F9		FC6-4 1B	4	1	2	0	0	1	1									
Tony Peña, R OBP: 0.258, SLG: 0.248 Nigel Wilson, L OBP: 0.333, SLG: 1.333 Sandy Alomar Jr., R OBP: 0.296, SLG: 0.394			G5-3		G5-3			FC6-4 1B		2	0	0	0	0	0	1									
Jose Vizcaino, S OBP: 0.341, SLG: 0.366						L6				3	0	2	1	0	0	0									
Inning Stats	R: 0 E: 0 K: 1 S: 8	H: 0 LOB: 0 BB: 0 P: 12	R: 0 E: 0 K: 1 S: 6	H: 0 LOB: 0 BB: 0 P: 9	R: 1 E: 0 K: 0 S: 10	H: 2 LOB: 0 BB: 0 P: 16	R: 0 E: 0 K: 0 S: 6	H: 0 LOB: 0 BB: 0 P: 10	R: 1 E: 0 K: 1 S: 7	H: 1 LOB: 0 BB: 0 P: 14	R: 1 E: 0 K: 1 S: 18	H: 2 LOB: 1 BB: 0 P: 27	R: 2 E: 0 K: 0 S: 7	H: 2 LOB: 1 BB: 1 P: 17	R: 0 E: 0 K: 2 S: 7	H: 0 LOB: 0 BB: 0 P: 12		R: 0 E: 0 K: 0 S: 10	H: 1 LOB: 1 BB: 0 P: 15	1B: 3 2B: 3 HR: 2	SF: 0 SAC: 0 DP: 1 HBP: 0	WP: 1 PB: 0 SB: 0 CS: 1	PA: 36		
PITCHER	IP	WLS	BF	H	R	ER	SO	BB	IBB	HBP	BLK	WP	HR	S	P	ERA	WHIP								
Sterling Hitchcock, L ERA: 3.34	5.2		21	5	3	3	4	0	0	0	0	0	1	48	78	4.76	0.882								
Michael Jackson, R ERA: 3.92	1.0		6	2	2	2	0	1	0	0	0	0	1	13	26	18.00	3.000								
Norm Charlton, L ERA: 4.23	2.1	W	8	1	0	0	2	0	0	0	0	1	0	18	28	0.00	0.429								



Batter	1	2	3	4	5	6	7	8	9	AB	R	H	RBI	BB	SO	LOB	TOP											
Rich Amaral, R OBP: 0.388, SLG: 0.353 (1, 7)										4	0	0	0	0	1	2												
Alex Rodriguez, R OBP: 0.427, SLG: 0.673 (1, 6)										2	0	1	0	2	0	0												
Ken Griffey Jr., L OBP: 0.393, SLG: 0.637 (1, 8)										3	1	1	0	1	0	3												
Edgar Martinez, R OBP: 0.462, SLG: 0.619 (1, 10)										4	1	2	2	0	1	3												
Jay Buhner, R OBP: 0.372, SLG: 0.565 (1, 9)										4	0	1	0	0	1	2												
Dave Hollins, S OBP: 0.366, SLG: 0.404 (1, 5)										4	0	1	0	0	2	2												
Brian Hunter, R OBP: 0.343, SLG: 0.439 (9, PH)										3	0	0	0	0	0	2												
Dan Wilson, R OBP: 0.337, SLG: 0.438 (9, PH)										3	0	0	0	0	2	1												
Andy Sheets, R OBP: 0.267, SLG: 0.260 (7, PH)										1	0	0	0	1	1	0												
Ricky Jordan, R OBP: 0.300, SLG: 0.370 (7, 7)										1	0	0	0	0	1	1												
Alex Diaz, S OBP: 0.243, SLG: 0.275 (7, 7)										0	0	0	0	0	0	0												
Inning Stats	R: 0 E: 0 K: 2 S: 11	H: 1 LOB: 1 BB: 0 P: 14	R: 0 E: 0 K: 0 S: 7	H: 1 LOB: 0 BB: 0 P: 11	R: 0 E: 0 K: 1 S: 15	H: 0 LOB: 2 BB: 2 P: 26	R: 0 E: 0 K: 1 S: 16	H: 1 LOB: 1 BB: 0 P: 21	R: 0 E: 0 K: 1 S: 10	H: 0 LOB: 0 BB: 0 P: 14	R: 2 E: 0 K: 1 S: 11	H: 3 LOB: 1 BB: 0 P: 17	R: 0 E: 1 K: 1 S: 9	H: 0 LOB: 1 BB: 0 P: 13	R: 0 E: 0 K: 0 S: 7	H: 0 LOB: 1 BB: 2 P: 16	1B: 4 2B: 2 3B: 0 HR: 1	SF: 0 SAC: 0 DP: 3 HBP: 0	WP: 0 PB: 1 CS: 0	PA: 35								
PITCHER	IP	WLS	BF	H	R	ER	SO	BB	IBB	HBP	BLK	WP	HR	S	P	ERA	WHIP											
50 José Rosado, L ERA: 2.67	(1, 1)	7.0	W	28	6	2	2	8	2	0	0	0	0	1	79	116	2.57	1.143										
Rick Huisman, R ERA: 3.51	(8, 1)	0.0		1	0	0	0	0	1	0	0	0	0	0	1	5	∞	∞										
Jeff Granger, L ERA: 11.88	(8, 1)	0.0		1	0	0	0	0	1	0	0	0	0	0	2	6	∞	∞										
Bob Scanlan, R ERA: 9.64	(8, 1)	1.0	S	3	0	0	0	0	0	0	0	0	0	0	4	5	0.00	0.000										
Jaime Bluma, R ERA: 2.4	(9, 1)	1.0	S	3	0	0	0	1	0	0	0	0	0	0	8	12	0.00	0.000										

Seattle Mariners @ Kansas City Royals
Kauffman Stadium, Kansas City, MO
Tue Sep 10 1996, 7:05 PM CDT
Att: 12,499 - Unknown - 84 F

AB 31
R 2
H 6
RBI 2
BB 4
SO 9
LOB 16



Batter	1	2	3	4	5	6	7	8	9	AB	R	H	RBI	BB	SO	LOB	BOTTOM											
Jose Offerman, S OBP: 0.375, SLG: 0.403 (8, 4)										4	0	0	0	0	0	1												
Tom Goodwin, L OBP: 0.330, SLG: 0.330 (1, 7)										4	0	1	0	0	0	0												
Bip Roberts, S OBP: 0.337, SLG: 0.367 (1, 10)										3	1	1	0	1	0	1												
Bob Hamelin, L OBP: 0.392, SLG: 0.444 (9, 3)										3	1	1	2	0	1	1												
Kevin Young, R OBP: 0.306, SLG: 0.459 (9, 3)										0	0	0	0	0	0	0												
Jon Nunnally, L OBP: 0.311, SLG: 0.516 (1, 9)										2	1	1	0	1	0	0												
29 Mike Sweeney, R OBP: 0.355, SLG: 0.379 (1, 2)										3	0	0	0	0	0	2												
Johnny Damon, L OBP: 0.314, SLG: 0.369 (1, 8)										3	0	0	1	0	1	0												
Keith Lockhart, L OBP: 0.324, SLG: 0.400 (8, 5)										3	1	1	0	0	0	0												
Chris Stynes, R OBP: 0.290, SLG: 0.328 (8, 6)										3	0	2	1	0	0	0												
David Howard, S OBP: 0.292, SLG: 0.315 (8, 6)										0	0	0	0	0	0	0												
Inning Stats	R: 0 E: 0 K: 1 S: 10	H: 1 LOB: 1 BB: 0 P: 17	R: 2 E: 0 K: 0 S: 9	H: 3 LOB: 1 BB: 0 P: 17	R: 0 E: 0 K: 0 S: 6	H: 0 LOB: 0 BB: 0 P: 11	R: 0 E: 0 K: 0 S: 3	H: 0 LOB: 0 BB: 1 P: 9	R: 0 E: 0 K: 1 S: 11	H: 1 LOB: 1 BB: 0 P: 21	R: 2 E: 0 K: 0 S: 9	H: 1 LOB: 0 BB: 1 P: 18	R: 0 E: 0 K: 0 S: 8	H: 0 LOB: 0 BB: 0 P: 13	R: 0 E: 0 K: 0 S: 6	H: 0 LOB: 0 BB: 0 P: 10	1B: 2 2B: 4 3B: 0 HR: 1	SF: 0 SAC: 0 DP: 1 HBP: 0	WP: 0 PB: 0 SB: 0 CS: 1	PA: 30								
PITCHER	IP	WLS	BF	H	R	ER	SO	BB	IBB	HBP	BLK	WP	HR	S	P	ERA	WHIP											
Salomon Torres, R ERA: 7.2	(1, 1)	6.0	L	24	7	4	4	2	2	0	0	0	0	1	48	93	6.00	1.500										
Bobby Ayala, R ERA: 5.64	(7, 1)	2.0		6	0	0	0	0	0	0	0	0	0	14	23	0.00	0.000											

Seattle Mariners @ Kansas City Royals
Kauffman Stadium, Kansas City, MO
Tue Sep 10 1996, 7:05 PM CDT
Att: 12,499 - Unknown - 84 F

AB 28
R 4
H 7
RBI 4
BB 2
SO 2
LOB 5



Batter	1	2	3	4	5	6	7	8	9	AB	R	H	RBI	BB	SO	LOB	TOP																			
Joey Cora, S OBP: 0.341, SLG: 0.408 (1,4)	1-1 BB HBP		2-1 G4-3		1-0 G3		0-0 FC3-6 G4-3		0-0	4	0	1	0	0	0	2																				
Alex Rodriguez, R OBP: 0.426, SLG: 0.670 (1,6)	4-2 SAFE G6-4-3 BB		0-2 BB 1B		2-0 F9		1-0 G4-3		2-1 G5-3	4	0	1	0	1	0	3																				
Ken Griffey Jr., L OBP: 0.395, SLG: 0.635 (1,8)	1-0 P4		4-1 FC4-6 BB		0-0 1B		1-0 G4-3		4-0 IBB	3	0	1	0	2	0	3																				
Edgar Martinez, R OBP: 0.460, SLG: 0.615 (8, PR)	1-1 G6-4-3		0-0 FC4-6		2-1 P5		4-1 E BB		0-3 K	3	0	0	0	1	0	5																				
Rich Amaral, R OBP: 0.398, SLG: 0.353 (9, PH)			1-2							0	0	0	0	0	0	0																				
Doug Strange, S OBP: 0.292, SLG: 0.341 (8,3)			1-2							1	0	0	0	0	1	2																				
Jay Buhner, R OBP: 0.369, SLG: 0.560 (1,9)		1-3 K		0-1 F8		0-3 K		0-0 F9		4	0	0	0	0	2	2																				
Paul Sorrento, L OBP: 0.370, SLG: 0.511 (8, PH)	1-0 1B		3-2 P2		1-3 K		3-1 E5			3	0	1	0	0	1	1																				
Brian Hunter, R OBP: 0.342, SLG: 0.436 (1,7)		0-1 F8		2-3 K		4-0 HR BB		3-1 F9		3	1	0	0	1	1	3																				
Mark Whiten, S OBP: 0.367, SLG: 0.455 (1,5)		3-2 G4-3		0-1 G3 G5-3 1B		1-2 HR BB		3-3 K		4	1	2	2	0	1	3																				
Dave Hollins, S OBP: 0.367, SLG: 0.411 (1,2)			0-2 L9		0-1 G5-3		0-1 FC3-6 1B		0-2 F9	2	0	0	0	0	0	1																				
John Marzano, R OBP: 0.324, SLG: 0.299 (7, PH)										1	0	1	0	0	0	0																				
Alex Diaz, S OBP: 0.253, SLG: 0.286 (7,2)										0	0	0	0	0	0	0																				
Chris Widger, R OBP: 0.336, SLG: 0.437 (9, PH)										1	0	0	0	0	0	0																				
Dan Wilson, R OBP: 0.336, SLG: 0.437 (9, PH)										1	0	0	0	0	0	0																				
Inning Stats	R: 0 E: 0 K: 0 S: 7	H: 0 LOB: 1 BB: 1 P: 14	R: 0 E: 0 K: 1 S: 9	H: 1 LOB: 1 BB: 0 P: 14	R: 0 E: 0 K: 0 S: 10	H: 1 LOB: 2 BB: 1 P: 16	R: 0 E: 0 K: 1 S: 8	H: 0 LOB: 0 BB: 0 P: 13	R: 0 E: 0 K: 2 S: 6	H: 1 LOB: 1 BB: 0 P: 12	R: 2 E: 1 K: 0 S: 8	H: 2 LOB: 1 BB: 1 P: 15	R: 0 E: 1 K: 1 S: 9	H: 0 LOB: 2 BB: 1 P: 22	R: 0 E: 0 K: 1 S: 9	H: 1 LOB: 2 BB: 1 P: 15	1B: 5 2B: 1 3B: 0 HR: 1	SF: 0 SAC: 0 DP: 1 HBP: 1	WP: 0 PA: 40 CS: 0																	
PITCHER	IP	WLS	BF	H	R	ER	SO	BB	IBB	HBP	BLK	WP	HR	S	P	ERA	WHIP	PITCHER		IP	WLS	BF	H	R	ER	SO	BB	IBB	HBP	BLK	WP	HR	S	P	ERA	WHIP
Doug Linton, R ERA: 5.02 (1,1)	6.0	W	26	5	2	2	4	3	0	1	0	0	0	1	52	86	3.00	1.333																		
Bob Scanlan, R ERA: 8.8 (7,1)	1.1		6	1	0	0	0	1	0	0	0	0	0	0	7	13	0.00	1.500																		
Jeff Granger, L ERA: 11.0 (8,1)	0.2		3	0	0	0	1	0	0	0	0	0	0	0	7	16	0.00	0.000																		
Jaime Bluma, R ERA: 2.25 (9,1)	1.0	S	5	1	0	0	1	0	1	0	0	0	0	0	9	15	0.00	1.000																		

Seattle Mariners @ Kansas City Royals
Kauffman Stadium, Kansas City, MO

AB 34
R 2
H 7
RBI 2
BB 5
SO 6
LOB 26



Wed Sep 11, 1996, 7:05 PM CDT
Att: 13,078 - Unknown - 77 F

Batter	1	2	3	4	5	6	7	8	9	AB	R	H	RBI	BB	SO	LOB	BOTTOM																			
Jose Offerman, S OBP: 0.372, SLG: 0.400 (1,6)	2-2 F9		0-2 F9		3-2 F8		1-0 P4			4	0	0	0	0	0	2																				
Tom Goodwin, L OBP: 0.332, SLG: 0.331 (1,8)	1-1 G4-3		0-1 1B SF8 1B		2-1 G4-3		0-1 E S E 1B			4	2	2	0	0	0	0																				
Bip Roberts, S OBP: 0.336, SLG: 0.365 (1,4)	2-1 F9		0-1 SF8 2B 1B		2-2 L5		3-3 K			4	1	1	0	0	1	1																				
Craig Paquette, R OBP: 0.300, SLG: 0.451 (1,5)		2-1 F8		0-1 SF8 2B 1B		0-0 P4		3-3 K		4	1	1	0	0	1	1																				
Mike Macfarlane, R OBP: 0.327, SLG: 0.487 (1,2)		0-0 L7		1-1 SF8		2-0 FC6-4 1B		2-1 E6		3	0	1	1	0	0	0																				
Joe Vithello, R OBP: 0.339, SLG: 0.406 (1,10)		3-3 K		1-2 2-3 3-H 2B		2-1 FC6-4		0-3 K		4	0	1	2	0	2	2																				
Johnny Damon, L OBP: 0.314, SLG: 0.367 (1,9)			4-2 G4-3 BB		0-1 P4		1-1 G6-3			2	0	0	0	1	0	1																				
Kevin Young, R OBP: 0.301, SLG: 0.447 (1,3)			2-0 G4-3		0-1 F9		0-1 F9			3	0	0	0	0	0	2																				
David Howard, S OBP: 0.232, SLG: 0.315 (9,6)			1-2							0	0	0	0	0	0	0																				
Chris Stynes, R OBP: 0.308, SLG: 0.344 (1,7)			0-0							3	0	2	0	0	0	0																				
Rod Myers, L OBP: 0.111, SLG: 0.111 (9,7)			1-2							0	0	0	0	0	0	0																				
Inning Stats	R: 0 E: 0 K: 0 S: 7	H: 0 LOB: 0 BB: 0 P: 12	R: 0 E: 0 K: 1 S: 7	H: 0 LOB: 0 BB: 0 P: 12	R: 0 E: 0 K: 0 S: 8	H: 1 LOB: 1 BB: 1 P: 14	R: 3 E: 0 K: 0 S: 14	H: 4 LOB: 1 BB: 0 P: 16	R: 0 E: 0 K: 0 S: 10	H: 0 LOB: 0 BB: 0 P: 17	R: 0 E: 0 K: 0 S: 8	H: 1 LOB: 1 BB: 0 P: 14	R: 0 E: 0 K: 3 S: 14	H: 1 LOB: 1 BB: 0 P: 22	R: 1 E: 1 K: 3 S: 14	H: 1 LOB: 1 BB: 0 P: 22	1B: 7 2B: 1 3B: 0 HR: 0	SF: 1 SAC: 0 DP: 1 HBP: 0	WP: 0 PA: 33 CS: 0																	
PITCHER	IP	WLS	BF	H	R	ER	SO	BB	IBB	HBP	BLK	WP	HR	S	P	ERA	WHIP	PITCHER		IP	WLS	BF	H	R	ER	SO	BB	IBB	HBP	BLK	WP	HR	S	P	ERA	WHIP
Jamie Moyer, L ERA: 4.28 (1,1)	7.0	L	29	8	4	3	1	0	0	0	0	0	0	12	20	0.00	0.000																			
Bobby Ayala, R ERA: 5.74 (8,1)	1.0		4	0	0	0	3	0	0	0	0	0	0	0	12	20	0.00	0.000																		

Seattle Mariners @ Kansas City Royals
Kauffman Stadium, Kansas City, MO

AB 31
R 4
H 8
RBI 3
BB 1
SO 4
LOB 9



Wed Sep 11, 1996, 7:05 PM CDT
Att: 13,078 - Unknown - 77 F

Batter	1	2	3	4	5	6	7	8	9	AB	R	H	RBI	BB	SO	LOB	TOP								
Rich Amaral, R OBP: 0.391, SLG: 0.357 (1, 4)										5	1	3	0	0	1	0									
Alex Rodriguez, R OBP: 0.426, SLG: 0.669 (1, 6)										5	1	2	0	0	0	3									
Ken Griffey Jr., L OBP: 0.396, SLG: 0.633 (1, 8)										3	1	1	1	2	0	1									
Edgar Martinez, R OBP: 0.460, SLG: 0.612 (1, 10)										4	1	1	0	1	2	5									
Jay Buhner, R OBP: 0.370, SLG: 0.559 (1, 9)										5	1	2	0	0	1	3									
Dave Hollins, S OBP: 0.371, SLG: 0.413 (1, 5)										3	1	2	1	1	0	1									
Brian Hunter, R OBP: 0.335, SLG: 0.427 (1, 3)										4	1	0	0	0	0	4									
Paul Sorrento, L OBP: 0.369, SLG: 0.510 (9, PH)										1	0	0	0	0	0	2									
Mark Whiten, S OBP: 0.370, SLG: 0.466 (1, 7)										5	1	3	4	0	1	0									
Dan Wilson, R OBP: 0.335, SLG: 0.435 (1, 2)										5	0	1	0	0	2	3									
Inning Stats	R: 2 E: 0 K: 1 S: 13	H: 3 LOB: 2 BB: 1 P: 25	R: 0 E: 0 K: 2 S: 8	H: 0 LOB: 0 BB: 0 P: 13	R: 0 E: 0 K: 1 S: 5	H: 0 LOB: 0 BB: 0 P: 8	R: 0 E: 0 K: 0 S: 5	H: 1 LOB: 0 BB: 0 P: 9	R: 0 E: 0 K: 0 S: 11	H: 2 LOB: 3 BB: 1 P: 19	R: 4 E: 1 K: 3 S: 25	H: 3 LOB: 2 BB: 2 P: 45	R: 0 E: 0 K: 0 S: 7	H: 1 LOB: 0 BB: 0 P: 10	R: 0 E: 0 K: 0 S: 13	H: 2 LOB: 1 BB: 0 P: 17	R: 2 E: 1 K: 0 S: 16	H: 3 LOB: 2 BB: 0 P: 25	1B: 13 2B: 1 3B: 0 HR: 1	SF: 0 SAC: 0 DP: 1 HBP: 1	WP: 0 PB: 0 SB: 1 CS: 2	PA: 45			
PITCHER	IP	WLS	BF	H	R	ER	SO	BB	IBB	HBP	BLK	WP	HR	S	P	ERA	WHIP								
Chris Haney, L ERA: 4.74 (1, 1)	5.0	L	26	8	6	5	4	3	0	0	0	0	1	51	92	9.00	2.200								
Rik Huismans, R ERA: 3.67 (6, 1)	1.0		5	1	0	0	3	1	0	0	0	0	0	16	27	0.00	2.000								
Mike Magnante, L ERA: 4.99 (7, 1)	2.0		7	3	0	0	0	0	0	0	0	0	0	20	27	0.00	1.500								
Hipolito Pichardo, R ERA: 5.87 (9, 1)	1.0		7	3	2	2	0	0	0	1	0	0	0	16	25	18.00	3.000								

Seattle Mariners @ Kansas City Royals
Kauffman Stadium, Kansas City, MO

AB 40
R 8
H 15
RBI 6
BB 4
SO 7
LOB 22



Thu Sep 12, 1996, 7:05 PM CDT
Att: 15,045 - Unknown - 66 F

Batter	1	2	3	4	5	6	7	8	9	AB	R	H	RBI	BB	SO	LOB	BOTTOM								
Jose Offerman, S OBP: 0.371, SLG: 0.398 (1, 6)										5	1	1	0	0	0	2									
Tom Goodwin, L OBP: 0.332, SLG: 0.331 (1, 8)										3	0	1	0	0	0	0									
Mike Macfarlane, R OBP: 0.326, SLG: 0.485 (9, PH)										1	0	0	0	0	0	2									
Bip Roberts, S OBP: 0.335, SLG: 0.362 (1, 4)										3	0	0	0	0	0	2									
Craig Paquette, R OBP: 0.302, SLG: 0.452 (1, 3)										3	1	1	1	1	0	2									
29 Mike Sweeney, R OBP: 0.348, SLG: 0.370 (1, 2)										3	0	0	0	0	0	3									
Rod Myers, L OBP: 0.200, SLG: 0.500 (8, PH)										1	1	1	1	0	0	0									
Henry Mercedes, R OBP: 0.333, SLG: 0.333 (9, 2)										0	0	0	0	0	0	0									
Joe Vithello, R OBP: 0.338, SLG: 0.403 (1, 10)										4	1	1	1	0	0	0									
Kevin Young, R OBP: 0.307, SLG: 0.470 (1, 9)										3	1	1	2	1	0	0									
Chris Stynes, R OBP: 0.319, SLG: 0.343 (1, 7)										3	0	1	0	1	1	0									
Joe Randa, R OBP: 0.345, SLG: 0.423 (1, 5)										4	0	1	0	0	1	2									
Inning Stats	R: 0 E: 0 K: 0 S: 7	H: 1 LOB: 0 BB: 0 P: 11	R: 1 E: 0 K: 0 S: 14	H: 2 LOB: 1 BB: 1 P: 24	R: 1 E: 1 K: 0 S: 11	H: 1 LOB: 1 BB: 0 P: 18	R: 2 E: 0 K: 1 S: 14	H: 2 LOB: 0 BB: 0 P: 21	R: 0 E: 0 K: 0 S: 7	H: 0 LOB: 1 BB: 1 P: 12	R: 0 E: 0 K: 0 S: 5	H: 0 LOB: 0 BB: 0 P: 7	R: 0 E: 0 K: 1 S: 9	H: 0 LOB: 0 BB: 0 P: 12	R: 1 E: 0 K: 0 S: 10	H: 1 LOB: 0 BB: 0 P: 15	R: 0 E: 0 K: 0 S: 9	H: 1 LOB: 2 BB: 1 P: 17	1B: 5 2B: 1 3B: 0 HR: 2	SF: 0 SAC: 1 DP: 2 HBP: 1	WP: 0 PB: 0 SB: 0 CS: 0	PA: 38			
PITCHER	IP	WLS	BF	H	R	ER	SO	BB	IBB	HBP	BLK	WP	HR	S	P	ERA	WHIP								
Terry Mulholland, L ERA: 4.55 (1, 1)	5.0	W	23	4	4	3	1	2	0	0	0	0	1	53	86	5.40	1.600								
Rafael Carmona, R ERA: 4.57 (6, 1)	3.0		10	1	1	1	1	0	0	1	0	0	1	24	34	3.00	0.333								
Norm Charlton, L ERA: 4.16 (9, 1)	1.0	S	5	1	0	0	0	1	0	0	0	0	0	9	17	0.00	2.000								

Seattle Mariners @ Kansas City Royals
Kauffman Stadium, Kansas City, MO

AB 33
R 5
H 8
RBI 5
BB 3
SO 2
LOB 13



Thu Sep 12, 1996, 7:05 PM CDT
Att: 15,045 - Unknown - 66 F

Batter	1	2	3	4	5	6	7	8	9	AB	R	H	RBI	BB	SO	LOB	TOP								
Rich Amaral, R OBP: 0.394, SLG: 0.361 (1, 4)										5	3	3	0	0	0	1									
Alex Rodriguez, R OBP: 0.426, SLG: 0.666 (1, 6)										4	1	1	1	1	1	2									
Ken Griffey Jr., L OBP: 0.398, SLG: 0.638 (1, 8)										3	2	1	3	1	1	1									
Edgar Martinez, R OBP: 0.459, SLG: 0.609 (1, 10)										5	1	2	1	0	1	2									
Jay Buhner, R OBP: 0.369, SLG: 0.555 Chris Widger, R (7, 2)										3	1	0	0	1	2	2									
Dave Hollins, S OBP: 0.372, SLG: 0.412 (1, 5)										3	2	1	1	1	0	0									
Mark Whiten, S OBP: 0.371, SLG: 0.475 (1, 7)										4	2	2	4	0	0	0									
Brian Hunter, R OBP: 0.333, SLG: 0.425 Paul Sorrento, L OBP: 0.367, SLG: 0.506 (4, PH)										1	0	0	0	0	0	0									
Dan Wilson, R OBP: 0.337, SLG: 0.443 Alex Diaz, S OBP: 0.250, SLG: 0.282 (7, 9)										3	1	2	3	0	0	0									
Inning Stats	R: 1 E: 0 K: 2 S: 14	H: 2 LOB: 1 BB: 0 P: 22	R: 0 E: 0 K: 0 S: 4	H: 0 LOB: 0 BB: 0 P: 7	R: 3 E: 0 K: 1 S: 14	H: 2 LOB: 0 BB: 1 P: 23	R: 3 E: 0 K: 1 S: 15	H: 3 LOB: 0 BB: 0 P: 24	R: 0 E: 0 K: 1 S: 7	H: 1 LOB: 1 BB: 0 P: 11	R: 0 E: 0 K: 1 S: 6	H: 0 LOB: 0 BB: 0 P: 9	R: 6 E: 0 K: 0 S: 22	H: 3 LOB: 2 BB: 2 P: 41	R: 0 E: 0 K: 0 S: 6	H: 1 LOB: 0 BB: 1 P: 10	R: 0 E: 0 K: 1 S: 6	H: 0 LOB: 0 BB: 1 P: 10	1B: 9 2B: 1 3B: 0 HR: 3	SF: 0 SAC: 0 DP: 3 HBP: 1	WP: 0 PB: 0 SB: 3 CS: 1	PA: 41			
PITCHER	IP	WLS	BF	H	R	ER	SO	BB	IBB	HBP	BLK	WP	HR	S	P	ERA	WHIP								
Travis Miller, L ERA: 14.29 (1, 1)	3.0	L	16	6	6	5	3	1	0	0	0	0	1	37	60	15.00	2.333								
Scott Klingsenbeck, R ERA: 7.54 (4, 1)	3.2		13	3	2	2	3	0	0	0	0	0	1	29	46	4.91	0.818								
Eddie Guardado, L ERA: 5.95 (7, 1)	0.0		1	0	0	0	0	0	0	1	0	0	0	3	5	*	*								
Greg Hansell, R ERA: 5.85 (7, 1)	0.0		3	1	1	1	0	2	0	0	0	0	0	9	19	*	*								
Jose Parra, R ERA: 6.98 (7, 1)	2.1		8	2	4	4	1	1	0	0	0	0	1	16	26	15.43	1.286								

Seattle Mariners @ Minnesota Twins
Hubert H. Humphrey Metrodome, Minneapolis, MN
Fri Sep 13 1996, 8:05 PM EDT
Att: 15,510 - Dome - 67 F

AB 36
R 13
H 12
RBI 13
BB 4
SO 7
LOB 10



Batter	1	2	3	4	5	6	7	8	9	AB	R	H	RBI	BB	SO	LOB	BOTTOM								
Chuck Knoblauch, R OBP: 0.454, SLG: 0.518 Chip Hale, L OBP: 0.367, SLG: 0.392 (7, PH)										2	1	1	0	1	0	0									
Jeff Reboulet, R OBP: 0.295, SLG: 0.252 (8, PH)										3	1	1	1	0	2	1									
Rich Becker, L OBP: 0.374, SLG: 0.443 Matt Lawton, L OBP: 0.345, SLG: 0.374 (8, PH)										1	0	1	0	0	0	0									
Brent Brede, L OBP: 0.429, SLG: 0.714 (9, PH)										4	0	2	2	0	1	2									
Paul Molitor, R OBP: 0.391, SLG: 0.464 (1, 10)										4	0	1	2	0	0	3									
Marty Cordova, R OBP: 0.366, SLG: 0.479 (1, 7)										4	0	1	2	0	0	3									
Roberto Kelly, R OBP: 0.377, SLG: 0.454 Greg Myers, L OBP: 0.329, SLG: 0.446 (9, PH)										4	1	2	0	0	0	3									
Ron Coomer, R OBP: 0.348, SLG: 0.524 Scott Stahoviak, L OBP: 0.387, SLG: 0.478 (6, PH)										2	1	1	1	0	0	0									
Denny Hocking, S OBP: 0.242, SLG: 0.269 (7, PH)										1	0	0	0	0	1	1									
Matt Walbeck, S OBP: 0.260, SLG: 0.321 (1, 2)										4	1	2	1	0	0	0									
Pat Meares, R OBP: 0.302, SLG: 0.395 (1, 6)										4	0	1	0	0	0	2									
Todd Walker, L OBP: 0.300, SLG: 0.326 Brian Raabe, R OBP: 0.222, SLG: 0.250 (8, PH)										3	0	0	0	0	2	1									
Inning Stats	R: 0 E: 0 K: 2 S: 9	H: 1 LOB: 1 BB: 0 P: 14	R: 5 E: 0 K: 0 S: 22	H: 6 LOB: 2 BB: 1 P: 41	R: 0 E: 0 K: 0 S: 7	H: 0 LOB: 0 BB: 0 P: 12	R: 0 E: 0 K: 2 S: 9	H: 0 LOB: 0 BB: 0 P: 16	R: 0 E: 0 K: 1 S: 11	H: 1 LOB: 1 BB: 0 P: 16	R: 0 E: 0 K: 1 S: 5	H: 1 LOB: 0 BB: 0 P: 7	R: 2 E: 0 K: 0 S: 9	H: 3 LOB: 1 BB: 0 P: 12	R: 0 E: 0 K: 1 S: 12	H: 1 LOB: 1 BB: 0 P: 16	R: 0 E: 0 K: 0 S: 7	H: 1 LOB: 1 BB: 0 P: 11	1B: 12 2B: 2 3B: 1 HR: 0	SF: 2 SAC: 0 DP: 1 HBP: 0	WP: 0 PB: 0 SB: 1 CS: 0	PA: 41			
PITCHER	IP	WLS	BF	H	R	ER	SO	BB	IBB	HBP	BLK	WP	HR	S	P	ERA	WHIP								
Sterling Hitchcock, L ERA: 5.54 (1, 1)	1.2		13	4	2	2	4	0	0	0	0	0	0	41	62	3.86	0.857								
Bob Wells, R ERA: 5.05 (2, 1)	4.2	W	17	4	2	2	4	0	0	0	0	0	0	17	24	0.00	1.200								
40 Greg McCarthy, L ERA: 3.15 (7, 1)	1.2		7	2	0	0	1	0	0	0	0	0	0	7	11	0.00	1.000								
Michael Jackson, R ERA: 3.86 (9, 1)	1.0		4	1	0	0	0	0	0	0	0	0	0	7	11	0.00	1.000								

Seattle Mariners @ Minnesota Twins
Hubert H. Humphrey Metrodome, Minneapolis, MN
Fri Sep 13 1996, 8:05 PM EDT
Att: 15,510 - Dome - 67 F

AB 38
R 7
H 14
RBI 7
BB 1
SO 7
LOB 17



Batter	1	2	3	4	5	6	7	8	9	10	AB	R	H	RBI	BB	SO	LOB	TOP																														
Joey Cora, S OBP: 0.340, SLG: 0.413 Brian Hunter, R OBP: 0.233, SLG: 0.425 Doug Strange, S OBP: 0.295, SLG: 0.341 Andy Sheets, R OBP: 0.267, SLG: 0.260 (10, 4)	F9			HR		F8		G4-3		SF8 1B BB	4	1	1	1	0	0	0																															
Alex Rodriguez, R OBP: 0.422, SLG: 0.661 Ken Griffey Jr., L OBP: 0.398, SLG: 0.634 (1, 8)	K			G5-3		G6-3		G3		SF8	4	0	0	1	0	1	0																															
Edgar Martinez, R OBP: 0.461, SLG: 0.608 Jay Buhner, R OBP: 0.367, SLG: 0.551 (1, 9)				1B		G4-3		G3-1		1B IBB	4	0	1	0	1	0	0																															
Paul Sorrento, L OBP: 0.366, SLG: 0.505 Rich Amaral, R OBP: 0.395, SLG: 0.361 (10, 3)				BB		F9		F9		1B BB	4	0	0	0	0	2	3																															
Dave Hollins, S OBP: 0.370, SLG: 0.410 John Marzano, R OBP: 0.315, SLG: 0.290 (1, 2)				K		G3		G4-3		SH BB	3	0	1	1	0	0	0																															
Inning Stats	R: 0 E: 0 K: 1 S: 6	H: 0 LOB: 0 BB: 0 P: 7	R: 0 E: 0 K: 1 S: 8	H: 0 LOB: 0 BB: 0 P: 12	R: 0 E: 0 K: 1 S: 9	H: 0 LOB: 0 BB: 0 P: 13	R: 1 E: 0 K: 2 S: 10	H: 2 LOB: 2 BB: 1 P: 20	R: 0 E: 0 K: 2 S: 10	H: 0 LOB: 0 BB: 0 P: 14	R: 2 E: 0 K: 0 S: 5	H: 2 LOB: 1 BB: 1 P: 14	R: 0 E: 0 K: 2 S: 8	H: 0 LOB: 0 BB: 0 P: 11	R: 0 E: 0 K: 2 S: 8	H: 0 LOB: 0 BB: 0 P: 12	R: 2 E: 1 K: 0 S: 14	H: 1 LOB: 2 BB: 3 P: 30	1B: 4 2B: 0 3B: 0 HR: 1	SF: 2 SAC: 2 DP: 0 HBP: 0	WP: 0 PA: 40 PB: 0 SB: 0 CS: 0																											
PITCHER	IP	WLS	BF	H	R	ER	SO	BB	IBB	HBP	BLK	WP	HR	S	P	ERA	WHIP																															
Frankie Rodriguez, R ERA: 4.89 Eddie Guardado, L ERA: 5.99 Mike Trombley, R ERA: 3.19	(1, 1)	9.0	33	4	3	3	8	2	0	0	0	0	0	1	72	110	3.00	0.667																														
										PITCHER										IP	WLS	BF	H	R	ER	SO	BB	IBB	HBP	BLK	WP	HR	S	P	ERA	WHIP												
																				(10, 1)	0.1	L	3	0	2	2	0	1	0	0	0	0	0	0	5	9	54.00	3.000										
																				(10, 1)	0.2	4	1	0	0	0	0	1	1	0	0	0	0	0	9	21	0.00	3.000										

Seattle Mariners @ Minnesota Twins
Hubert H. Humphrey Metrodome, Minneapolis, MN

Sat Sep 14 1996, 4:33 AM EDT
Alt. 18,002 - Sunny - 67 F

AB 31
R 5
H 5
RBI 4
BB 5
SO 8
LOB 6



Batter	1	2	3	4	5	6	7	8	9	10	AB	R	H	RBI	BB	SO	LOB	BOTTOM																														
Chuck Knoblauch, R OBP: 0.451, SLG: 0.513 Rich Becker, L OBP: 0.371, SLG: 0.440 Paul Molitor, R OBP: 0.352, SLG: 0.465 Todd Walker, L OBP: 0.315, SLG: 0.380 Marty Cordova, R OBP: 0.368, SLG: 0.480 Matt Lawton, L OBP: 0.347, SLG: 0.374	G6-3		G4-3		G5-3			K		F8	5	0	0	0	0	1	0																															
Scott Stahovick, L OBP: 0.385, SLG: 0.476 Ron Coomer, R OBP: 0.345, SLG: 0.519 (8, 3)			F8		G4-3			K			4	0	0	0	0	2	0																															
Pat Meares, R OBP: 0.301, SLG: 0.393 Chip Hale, L OBP: 0.363, SLG: 0.388 Jeff Reboulet, R OBP: 0.294, SLG: 0.251 (8, 6)			G6-3		G6-3		G1-6-3 1B	G6-3		G3	4	1	2	0	0	0	0																															
Greg Myers, L OBP: 0.326, SLG: 0.442 Roberto Kelly, R OBP: 0.375, SLG: 0.452 (10, PH)			1B 2B		F7		G1-6-3 1B	G6-3		G3-1 1B	4	2	2	1	0	0	1																															
Inning Stats	R: 2 E: 1 K: 1 S: 13	H: 3 LOB: 1 BB: 0 P: 17	R: 0 E: 0 K: 1 S: 7	H: 0 LOB: 0 BB: 0 P: 10	R: 0 E: 0 K: 0 S: 6	H: 0 LOB: 0 BB: 0 P: 11	R: 1 E: 1 K: 0 S: 13	H: 2 LOB: 1 BB: 0 P: 19	R: 0 E: 0 K: 1 S: 9	H: 0 LOB: 0 BB: 0 P: 11	R: 0 E: 0 K: 1 S: 8	H: 1 LOB: 1 BB: 0 P: 14	R: 0 E: 0 K: 1 S: 8	H: 0 LOB: 1 BB: 0 P: 12	R: 0 E: 0 K: 2 S: 9	H: 0 LOB: 0 BB: 0 P: 15	R: 0 E: 0 K: 1 S: 8	H: 1 LOB: 1 BB: 0 P: 9	R: 0 E: 0 K: 0 S: 7	H: 0 LOB: 0 BB: 0 P: 10	1B: 5 2B: 2 3B: 0 HR: 0	SF: 0 SAC: 0 DP: 2 HBP: 1	WP: 0 PA: 37 PB: 0 SB: 0 CS: 0																									
PITCHER	IP	WLS	BF	H	R	ER	SO	BB	IBB	HBP	BLK	WP	HR	S	P	ERA	WHIP																															
Bob Wolcott, R ERA: 5.54 40 Greg McCarthy, L ERA: 2.97 Bobby Ayala, R ERA: 5.49 Norm Charlton, L ERA: 4.1	(1, 1)	5.0	21	6	3	3	3	0	0	0	0	0	0	51	73	5.40	1.200																															
										PITCHER										IP	WLS	BF	H	R	ER	SO	BB	IBB	HBP	BLK	WP	HR	S	P	ERA	WHIP												
																				(6, 1)	1.1	4	0	0	1	0	0	0	0	0	0	0	0	10	18	0.00	0.000											
																				(7, 1)	2.2	W	9	1	0	0	3	0	0	0	0	0	0	0	20	27	0.00	0.375										
																				(10, 1)	1.0	S	3	0	0	0	0	0	0	0	0	0	0	7	10	0.00	0.000											

Seattle Mariners @ Minnesota Twins
Hubert H. Humphrey Metrodome, Minneapolis, MN

Sat Sep 14 1996, 4:33 AM EDT
Alt. 18,002 - Sunny - 67 F

AB 35
R 3
H 7
RBI 3
BB 0
SO 7
LOB 12



Batter	1	2	3	4	5	6	7	8	9	AB	R	H	RBI	BB	SO	LOB	TOP									
Rich Amaral, R OBP: 0.396, SLG: 0.362 (1, 4)	F9		F8	P4				FC4-6 1B		5	0	2	0	0	0	3	Seattle Mariners @ Minnesota Twins Hubert H. Humphrey Metrodome, Minneapolis, MN Sun Sep 15 1996, 4:33 AM EDT Att: 25,142 - Dome - 67 F									
Alex Rodriguez, R OBP: 0.422, SLG: 0.658 (1, 6)	E1			HR BB	G6-3	F8		FC4-6 1B		4	1	1	0	1	0	2										
Ken Griffey Jr., L OBP: 0.397, SLG: 0.636 (1, 8)	F6			HR	G6-3		G4-3	FC4-6		5	1	1	2	0	0	3										
Edgar Martinez, R OBP: 0.462, SLG: 0.608 (1, 10)	K			1B FC6 BB			G4-3	HR	K	3	2	1	0	2	2	3										
Jay Buhner, R OBP: 0.368, SLG: 0.559 Alex Diaz, S OBP: 0.250, SLG: 0.282 (9, 9)	G4-3			FC6 SF7 1B	F8		HR	FC1-5		5	2	3	2	0	0	1										
Dave Hollins, S OBP: 0.388, SLG: 0.407 Doug Strange, S OBP: 0.295, SLG: 0.341 (9, 5)	G6-3			K		G4-3	BB	FC1-5 WP BB		4	0	0	0	1	1	3										
Mark Whiten, S OBP: 0.372, SLG: 0.481 (1, 7)	K			E 1B		HR	K	WP BB		4	1	2	1	1	2	1										
Brian Hunter, R OBP: 0.330, SLG: 0.416 (1, 3)				CS BB	FC6	E5 1B	L5	G5-3		4	0	0	1	1	0	5										
Dan Wilson, R OBP: 0.333, SLG: 0.439 (1, 2)	F9			F9	SF7	L7		L8	K	4	0	0	1	0	1	4										
Inning Stats	R: 0 E: 1 K: 1 S: 8	H: 0 LOB: 1 BB: 0 P: 13	R: 0 E: 0 K: 1 S: 7	H: 0 LOB: 0 BB: 0 P: 12	R: 0 E: 0 K: 0 S: 6	H: 0 LOB: 0 BB: 1 P: 12	R: 4 E: 1 K: 1 S: 14	H: 3 LOB: 2 BB: 2 P: 33	R: 0 E: 0 K: 0 S: 12	H: 0 LOB: 1 BB: 1 P: 21	R: 1 E: 1 K: 0 S: 8	H: 2 LOB: 2 BB: 0 P: 12	R: 2 E: 0 K: 1 S: 9	H: 2 LOB: 1 BB: 1 P: 16	R: 0 E: 0 K: 1 S: 8	H: 2 LOB: 2 BB: 0 P: 11		R: 0 E: 0 K: 1 S: 15	H: 1 LOB: 2 BB: 1 P: 22	1B: 5 2B: 2 3B: 0 HR: 3	SF: 1 SAC: 0 DP: 0 HBP: 0	WP: 1 PB: 1 SB: 0 CS: 0	PA: 45			
PITCHER	IP	WLS	BF	H	R	ER	SO	BB	IBB	HBP	BLK	WP	HR	S	P	ERA	WHIP									
Rich Robertson, L ERA: 4.9 Scott Klinglebeck, R ERA: 7.86 Jose Parra, R ERA: 5.88	(1, 1)	5.2	L	28	5	5	4	3	4	0	0	0	0	2	54	101	6.35	1.588								
	(6, 1)	1.1		7	2	2	2	1	1	0	0	0	0	1	10	18	13.50	2.250								
	(8, 1)	2.0		10	3	0	0	2	1	0	0	0	1	0	23	33	0.00	2.000								

AB	38
R	7
H	10
RBI	7
BB	6
SO	6
LOB	25



Batter	1	2	3	4	5	6	7	8	9	AB	R	H	RBI	BB	SO	LOB	BOTTOM								
Chuck Knoblauch, R OBP: 0.450, SLG: 0.511 (1, 4)	G6-3		L6 1B			G6-3		K		4	0	1	0	0	1	0	Seattle Mariners @ Minnesota Twins Hubert H. Humphrey Metrodome, Minneapolis, MN Sun Sep 15 1996, 4:33 AM EDT Att: 25,142 - Dome - 67 F								
Rich Becker, L OBP: 0.385, SLG: 0.437 Brent Brede, L OBP: 0.375, SLG: 0.625 (9, 9)	P6		L6			G3		K		3	0	0	0	0	0	1									
Paul Moltor, R OBP: 0.391, SLG: 0.462 (1, 10)	HBP		G6-3			G6-3		G6-3		3	0	0	0	0	0	0									
Todd Walker, L OBP: 0.298, SLG: 0.358 Brian Raabe, R OBP: 0.200, SLG: 0.222 (8, 5)	K			G6-3		K		F6		3	0	0	0	0	2	1									
Marty Cordova, R OBP: 0.367, SLG: 0.479 (1, 7)				K		G6-3				3	0	1	0	0	1	0									
Matt Lawton, L OBP: 0.347, SLG: 0.371 (9, 8)	F9			F8				BB		2	0	0	0	1	0	1									
Matt Walbeck, S OBP: 0.281, SLG: 0.317 (1, 2)				P6				K		2	0	0	0	1	1	1									
Scott Stahoviak, L OBP: 0.383, SLG: 0.472 (1, 3)	K			G6-3				F8		3	0	0	0	0	1	2									
Pat Meares, R OBP: 0.299, SLG: 0.392 Denny Hocking, S OBP: 0.240, SLG: 0.267 (8, 6)	K			K				F7		2	0	0	0	0	2	2									
Inning Stats	R: 0 E: 0 K: 1 S: 10	H: 0 LOB: 1 BB: 0 P: 17	R: 0 E: 0 K: 2 S: 12	H: 1 LOB: 2 BB: 1 P: 19	R: 0 E: 0 K: 0 S: 8	H: 1 LOB: 0 BB: 0 P: 14	R: 0 E: 0 K: 1 S: 9	H: 0 LOB: 0 BB: 0 P: 13	R: 0 E: 0 K: 1 S: 8	H: 0 LOB: 0 BB: 0 P: 9	R: 0 E: 0 K: 0 S: 4	H: 0 LOB: 0 BB: 0 P: 6	R: 0 E: 0 K: 2 S: 10	H: 0 LOB: 1 BB: 1 P: 21	R: 0 E: 0 K: 1 S: 9	H: 0 LOB: 0 BB: 0 P: 12		R: 0 E: 0 K: 1 S: 6	H: 0 LOB: 0 BB: 0 P: 10	1B: 2 2B: 1 3B: 0 HR: 0	SF: 0 SAC: 0 DP: 1 HBP: 1	WP: 0 PB: 0 SB: 1 CS: 0	PA: 31		
PITCHER	IP	WLS	BF	H	R	ER	SO	BB	IBB	HBP	BLK	WP	HR	S	P	ERA	WHIP								
Salomon Torres, R ERA: 5.29	(1, 1)	9.0	W	31	2	0	0	9	2	0	1	0	0	76	121	0.00	0.444								

AB	28
R	0
H	2
RBI	0
BB	2
SO	9
LOB	8



Batter	1	2	3	4	5	6	7	8	9	AB	R	H	RBI	BB	SO	LOB	TOP				
Darryl Hamilton, L OBP: 0.395, SLG: 0.385	G3		G4-6-3 1B			1B		G4-3		4	0	2	0	0	0	0					
Ivan Rodriguez, R OBP: 0.349, SLG: 0.492	G4-3 2B		G4-6-3 1-2			L8		G4-3		4	0	1	0	0	0	2					
Will Clark, L OBP: 0.377, SLG: 0.445	G4-3 2-3			FC5-4 1B		K		G4-3		4	0	1	0	0	1	2					
Juan Gonzalez, R OBP: 0.380, SLG: 0.663	BB			FC5-4 1-2		K		F7		3	0	0	0	1	1	2					
Mickey Tettleton, S OBP: 0.368, SLG: 0.451	K			P2				F9		3	0	0	0	0	1	3					
Dean Palmer, R OBP: 0.351, SLG: 0.528		F7		F7				F9		3	0	0	0	0	0	1					
Mark McLemore, S OBP: 0.392, SLG: 0.389					G5-3			F7		2	0	0	0	1	0	0					
Damon Buford, R OBP: 0.338, SLG: 0.463					G6-3			L8		3	0	0	0	0	1	1					
Kevin Elster, R OBP: 0.311, SLG: 0.455		CS 1-2	F9		K			F9		3	0	0	0	0	1	0					
Inning Stats	R: 0 E: 0 K: 1 S: 14	H: 1 LOB: 2 BB: 1 P: 20	R: 0 E: 0 K: 1 S: 10	H: 0 LOB: 0 BB: 1 P: 16	R: 0 E: 0 K: 0 S: 6	H: 1 LOB: 0 BB: 0 P: 9	R: 0 E: 0 K: 0 S: 8	H: 0 LOB: 1 BB: 0 P: 15	R: 0 E: 0 K: 1 S: 13	H: 0 LOB: 0 BB: 0 P: 13	R: 0 E: 0 K: 0 S: 7	H: 0 LOB: 0 BB: 0 P: 14	R: 0 E: 0 K: 0 S: 8	H: 0 LOB: 0 BB: 0 P: 11	R: 0 E: 0 K: 0 S: 8	H: 0 LOB: 0 BB: 0 P: 14	1B: 3 2B: 1 3B: 0 HR: 0	SF: 0 SAC: 0 DP: 1 HBP: 0	WP: 0 PB: 0 SB: 0 CS: 1	PA: 32	
PITCHER	IP	WLS	BF	H	R	ER	SO	BB	IBB	HBP	BLK	WP	HR	S	P	ERA	WHIP				
Jamie Moyer, L ERA: 4.05	(1, 1)	8.0	W	28	4	0	0	5	2	0	0	0	0	74	119	0.00	0.750				
Bobby Ayala, R ERA: 5.4	(9, 1)	1.0		3	0	0	0	0	0	0	0	0	0	8	14	0.00	0.000				

Texas Rangers @ Seattle Mariners
The Kingdome, Seattle, WA
Mon Sep 16 1996, 10:05 PM EDT
Att: 50,544 - Dome


AB 29
R 0
H 4
RBI 0
BB 2
SO 5
LOB 11



Batter	1	2	3	4	5	6	7	8	9	AB	R	H	RBI	BB	SO	LOB	BOTTOM				
Joey Cora, S OBP: 0.343, SLG: 0.415	E 1B		P2		FC6 1B			G4-3		5	2	3	0	0	0	1					
Alex Rodriguez, R OBP: 0.423, SLG: 0.657	E5 1B		G5-3		FC6 1-2			2B 1B		4	1	2	0	0	0	1					
Ken Griffey Jr., L OBP: 0.397, SLG: 0.635					1B 1B			P2		4	0	2	1	0	1	2					
Edgar Martinez, R OBP: 0.464, SLG: 0.611					F9 1B			2B 1B		3	1	2	1	1	0	1					
Jay Buhner, R OBP: 0.369, SLG: 0.558	G6-4-3 1-2				1B			G3-4		3	1	1	0	1	0	3					
Paul Sorrento, L OBP: 0.386, SLG: 0.505					F9			G4-3		4	1	1	1	0	0	4					
Brian Hunter, R OBP: 0.330, SLG: 0.416								1B 2B		0	0	0	0	0	0	0					
Mark Whiten, S OBP: 0.371, SLG: 0.477					K			G3		3	0	0	0	1	2	2					
Dave Hollins, S OBP: 0.367, SLG: 0.405					F8			G1-3		4	0	1	2	0	0	0					
Dan Wilson, R OBP: 0.333, SLG: 0.437					P3			1B		4	0	1	0	0	0	2					
Inning Stats	R: 2 E: 1 K: 0 S: 7	H: 3 LOB: 0 BB: 1 P: 15	R: 0 E: 0 K: 1 S: 11	H: 0 LOB: 0 BB: 0 P: 15	R: 0 E: 0 K: 0 S: 5	H: 0 LOB: 0 BB: 0 P: 10	R: 0 E: 0 K: 1 S: 12	H: 2 LOB: 2 BB: 0 P: 22	R: 0 E: 0 K: 0 S: 8	H: 1 LOB: 1 BB: 0 P: 14	R: 3 E: 0 K: 1 S: 13	H: 3 LOB: 1 BB: 2 P: 25	R: 1 E: 0 K: 0 S: 11	H: 3 LOB: 2 BB: 0 P: 19	R: 0 E: 0 K: 0 S: 9	H: 1 LOB: 1 BB: 0 P: 9	1B: 11 2B: 3 3B: 0 HR: 0	SF: 0 SAC: 0 DP: 2 HBP: 0	WP: 0 PB: 0 SB: 0 CS: 0	PA: 37	
PITCHER	IP	WLS	BF	H	R	ER	SO	BB	IBB	HBP	BLK	WP	HR	S	P	ERA	WHIP				
John Burkett, R ERA: 4.3	(1, 1)	5.1	L	26	9	5	4	3	2	1	0	0	0	55	99	6.75	2.062				
Gil Heredia, R ERA: 6.03	(6, 1)	0.2		3	2	1	1	0	0	0	0	0	0	4	6	13.50	3.000				
Dennis Cook, L ERA: 4.24	(7, 1)	0.1		1	0	0	0	0	0	0	0	0	0	2	4	0.00	0.000				
Jose Alberro, R ERA: 4.7	(7, 1)	1.2		7	2	0	0	0	0	0	0	0	0	15	20	0.00	1.200				

Texas Rangers @ Seattle Mariners
The Kingdome, Seattle, WA
Mon Sep 16 1996, 10:05 PM EDT
Att: 50,544 - Dome

AB 34
R 6
H 13
RBI 5
BB 3
SO 3
LOB 16



Batter	1	2	3	4	5	6	7	8	9	AB	R	H	RBI	BB	SO	LOB	TOP										
Darryl Hamilton, L (1, 8) OBP: 0.354, SLG: 0.387	G4-3			K		1B	F7		F7	5	1	1	1	0	1	5											
Ivan Rodriguez, R (1, 2) OBP: 0.346, SLG: 0.490	F7			L7		HBP		G6-3		4	0	1	1	0	0	0											
Will Clark, L (1, 3) OBP: 0.376, SLG: 0.441	L5			K				K		3	0	0	0	0	2	0											
Juan Gonzalez, R (1, 9) OBP: 0.379, SLG: 0.661		K			P4	L7				4	0	1	0	0	1	2											
Mickey Tettleton, S (1, 10) OBP: 0.365, SLG: 0.447	F8				G6-3		F7	K		4	0	0	0	0	1	1											
Dean Palmer, R (1, 5) OBP: 0.352, SLG: 0.530	P4				G4-3					4	0	2	0	0	0	0											
Mark McLemore, S (1, 4) OBP: 0.391, SLG: 0.388			G5-3			SH3	G5-3			4	1	1	0	0	1	2											
Damon Buford, R (1, 7) OBP: 0.340, SLG: 0.460			G6-3		SH3					1	0	0	0	1	0	0											
Warren Newson, L (9, PH) OBP: 0.346, SLG: 0.441							BB			0	0	0	0	1	0	0											
Kevin Elster, R (1, 6) OBP: 0.311, SLG: 0.453			G5-3							2	0	0	0	1	0	1											
Lee Stevens, L (9, PH) OBP: 0.311, SLG: 0.515					F7					1	0	0	0	0	1	2											
Inning Stats	R: 0 E: 0 K: 0 S: 6	H: 0 LOB: 0 BB: 0 P: 10	R: 0 E: 0 K: 1 S: 7	H: 0 LOB: 0 BB: 0 P: 8	R: 0 E: 0 K: 0 S: 7	H: 0 LOB: 0 BB: 0 P: 14	R: 0 E: 0 K: 2 S: 8	H: 0 LOB: 0 BB: 0 P: 12	R: 0 E: 0 K: 0 S: 9	H: 0 LOB: 0 BB: 0 P: 14	R: 2 E: 0 K: 0 S: 9	H: 3 LOB: 2 BB: 0 P: 12	R: 0 E: 0 K: 0 S: 10	H: 1 LOB: 3 BB: 2 P: 22	R: 0 E: 0 K: 2 S: 12	H: 1 LOB: 1 BB: 0 P: 18	R: 0 E: 0 K: 2 S: 11	H: 1 LOB: 2 BB: 1 P: 23	1B: 3 2B: 2 3B: 1 HR: 0	SF: 0 SAC: 1 DP: 0 HBP: 1	WP: 0 PA: 37						
PITCHER	IP	WLS	BF	H	R	ER	SO	BB	IBB	HBP	BLK	WP	HR	S	P	ERA	WHIP										
Terry Mulholland, L (1, 1) ERA: 4.49	6.1	W	24	4	2	2	3	0	0	1	0	0	0	50	75	2.84	0.632										
Norm Charlton, L (7, 1) ERA: 4.0	1.2		8	1	0	0	2	2	0	0	0	0	0	18	35	0.00	1.800										
Michael Jackson, R (9, 1) ERA: 3.94	0.1		3	1	0	0	1	1	0	0	0	0	0	6	15	0.00	6.000										
Bobby Ayala, R (9, 1) ERA: 5.34	0.2	S	2	0	0	0	1	0	0	0	0	0	0	5	8	0.00	0.000										

Texas Rangers @ Seattle Mariners
The Kingdome, Seattle, WA
Tue Sep 17 1996, 10:05 PM EDT
Att: 32,279 - Dome

AB	32
R	2
H	6
RBI	2
BB	3
SO	7
LOB	13



Batter	1	2	3	4	5	6	7	8	9	AB	R	H	RBI	BB	SO	LOB	BOTTOM										
Joey Cora, S (1, 4) OBP: 0.342, SLG: 0.415	G1-3		F6		G4-3	F9				5	0	1	1	0	0	2											
Alex Rodriguez, R (1, 6) OBP: 0.421, SLG: 0.652	1B		G1-3		L4		G5-3	K		4	0	0	0	1	1	3											
Ken Griffey Jr., L (1, 8) OBP: 0.395, SLG: 0.630	F9		L7			G6-3	L3			4	0	0	0	0	0	1											
Edgar Martinez, R (1, 10) OBP: 0.467, SLG: 0.615						HBP		FC6-4		3	1	3	0	1	0	0											
Jay Buhner, R (1, 9) OBP: 0.367, SLG: 0.554	K				F7	E6	FC6-4			4	1	0	0	0	1	5											
Mark Whiten, S (1, 7) OBP: 0.372, SLG: 0.476		G6-3		K		HBP		SH1-4		3	2	1	0	1	1	1											
Paul Sorrento, L (1, 3) OBP: 0.367, SLG: 0.507		G3		K		1B	SF8	SH1-4		2	1	1	1	0	1	1											
Dave Hollins, S (1, 5) OBP: 0.370, SLG: 0.406		G3			G4-3	SH3-4		2B		2	0	1	2	2	0	1											
Dan Wilson, R (1, 2) OBP: 0.331, SLG: 0.435		L5			SH3-4		SF8	L7		2	0	0	1	0	0	3											
Inning Stats	R: 0 E: 0 K: 1 S: 12	H: 1 LOB: 2 BB: 1 P: 17	R: 0 E: 0 K: 0 S: 7	H: 1 LOB: 0 BB: 0 P: 11	R: 0 E: 0 K: 0 S: 7	H: 0 LOB: 0 BB: 0 P: 14	R: 0 E: 0 K: 2 S: 13	H: 1 LOB: 1 BB: 0 P: 20	R: 0 E: 0 K: 0 S: 5	H: 0 LOB: 1 BB: 1 P: 10	R: 4 E: 1 K: 0 S: 9	H: 2 LOB: 1 BB: 1 P: 18	R: 0 E: 0 K: 0 S: 11	H: 0 LOB: 1 BB: 1 P: 17	R: 1 E: 0 K: 1 S: 8	H: 2 LOB: 2 BB: 1 P: 17	1B: 4 2B: 3 3B: 0 HR: 0	SF: 1 SAC: 2 DP: 0 HBP: 1	WP: 0 PA: 38								
PITCHER	IP	WLS	BF	H	R	ER	SO	BB	IBB	HBP	BLK	WP	HR	S	P	ERA	WHIP										
Ken Hill, R (1, 1) ERA: 3.76	7.0	L	32	5	4	2	3	4	0	1	0	0	0	64	107	2.57	1.286										
Ed Vosberg, L (8, 1) ERA: 3.39	0.1		3	1	1	1	0	0	1	0	0	0	0	2	7	27.00	3.000										
Jeff Russell, R (8, 1) ERA: 3.54	0.2		3	1	0	0	1	0	0	0	0	0	0	6	10	0.00	1.500										

Texas Rangers @ Seattle Mariners
The Kingdome, Seattle, WA
Tue Sep 17 1996, 10:05 PM EDT
Att: 32,279 - Dome

AB	29
R	5
H	7
RBI	5
BB	5
SO	4
LOB	17



Batter	1	2	3	4	5	6	7	8	9	AB	R	H	RBI	BB	SO	LOB	TOP				
Darryl Hamilton, L (1, 8) OBP: 0.353, SLG: 0.385	2-2 G4-6-3 HBP		0-2 F8			2-2 G3		0-1 G6-3		3	0	0	0	0	0	1					
Ivan Rodriguez, R (1, 2) OBP: 0.346, SLG: 0.487	0-3 K			1-2 G1-3		3-2 P5		0-0 L9		4	0	0	0	0	1	1					
Will Clark, L (1, 3) OBP: 0.377, SLG: 0.443	2-2 G4-6-3			3-1 HR 2B		4-2 BB		1-1 F8		3	1	1	0	1	0	1					
Juan Gonzalez, R (1, 9) OBP: 0.378, SLG: 0.664		2-2 P3		3-1 HR		1-3 K		0-0 P2		4	1	1	2	0	1	1					
Mickey Tettleton, S (1, 10) OBP: 0.365, SLG: 0.446	2-2 G6-4-3 1B		3-2 L8				1-1 G6-3			3	0	1	0	0	0	0					
Dean Palmer, R (1, 5) OBP: 0.350, SLG: 0.527	0-1 G6-4-3		3-2 L6				3-1 F7			3	0	0	0	0	0	1					
Mark McLemore, S (1, 4) OBP: 0.389, SLG: 0.385			2-1 G6-3		0-1 G4-3		3-1 G4-3			3	0	0	0	0	0	0					
Damon Buford, R (1, 7) OBP: 0.342, SLG: 0.460			1-0 K		3-2 F8			0-0 G6-3		2	0	1	0	0	0	0					
Kurt Stillwell, S (8, PH) OBP: 0.350, SLG: 0.300										1	0	0	0	0	0	0					
Benji Gil, R (8, 6)										0	0	0	0	0	0	0					
Kevin Elster, R (1, 6) OBP: 0.310, SLG: 0.451			1-3 K		2-3 K			1-1 P4		2	0	0	0	0	2	1					
Warren Newson, L (8, PH) OBP: 0.349, SLG: 0.441										0	0	0	0	0	0	0					
Jack Voigt, R (8, PH) OBP: 0.250, SLG: 0.250										1	0	0	0	0	0	0					
Inning Stats	R: 0 E: 0 K: 1 S: 8	H: 0 LOB: 0 BB: 0 P: 12	R: 0 E: 0 K: 0 S: 9	H: 1 LOB: 0 BB: 0 P: 13	R: 0 E: 0 K: 1 S: 10	H: 1 LOB: 1 BB: 0 P: 14	R: 2 E: 0 K: 0 S: 14	H: 2 LOB: 0 BB: 0 P: 27	R: 0 E: 0 K: 1 S: 8	H: 0 LOB: 1 BB: 0 P: 13	R: 0 E: 0 K: 0 S: 6	H: 0 LOB: 0 BB: 0 P: 13	R: 0 E: 0 K: 0 S: 5	H: 0 LOB: 0 BB: 0 P: 6	R: 0 E: 0 K: 0 S: 4	H: 0 LOB: 0 BB: 0 P: 5	1B: 2 2B: 1 3B: 0 HR: 1	SF: 0 SAC: 0 DP: 2 HBP: 1	WP: 0 PB: 0 SB: 0 CS: 0	PA: 31	
PITCHER	IP WLS BF H R ER SO BB IBB HBP BLK WP HR S P ERA WHIP	5.2 W 21 4 2 2 3 1 0 1 0 0 1 57 96 3.18 0.882	1.2 S 5 0 0 0 1 0 0 0 0 0 0 10 18 0.00 0.000	1.2 S 5 0 0 0 0 0 0 0 0 0 0 8 10 0.00 0.000																	

Texas Rangers @ Seattle Mariners
The Kingdome, Seattle, WA
Wed Sep 18 1996, 10:05 PM EDT
Att: 35,162 - Dome

AB	29
R	2
H	4
RBI	2
BB	1
SO	4
LOB	6



Batter	1	2	3	4	5	6	7	8	9	AB	R	H	RBI	BB	SO	LOB	BOTTOM			
Joey Cora, S (1, 4) OBP: 0.342, SLG: 0.413	4-1 E 1B BB		0-3 K		2-1 F9		0-0 G6-3	2-2 1-2 1B		4	0	1	0	1	1	0				
Alex Rodriguez, R (1, 6) OBP: 0.422, SLG: 0.651	2-2 E4 G6-4-3 1B			1-1 G3-1	4-2 2B BB		0-0 HBP BB 1B	0-1 P3		4	1	2	0	1	0	1				
Ken Griffey Jr., L (1, 8) OBP: 0.397, SLG: 0.632	1-3 K			2-2 HR 1B	0-0 2B		4-2 BB HBP SF8 BB			3	2	2	0	1	1	2				
Edgar Martinez, R (1, 10) OBP: 0.468, SLG: 0.613	2-2 G6-4-3			4-1 HR 1B	1-3 K		1-1 BB HBP			2	1	0	0	1	1	4				
Jay Buhner, R (1, 9) OBP: 0.369, SLG: 0.562			1-3 K		0-1 HR		0-0 2B	4-2 1-2 2-3 3-H BB		3	1	2	4	1	1	0				
Paul Sorrento, L (1, 3) OBP: 0.366, SLG: 0.506			3-3 K		0-0 1B		1-3 K	1-0 SF8		3	0	1	1	0	2	1				
Mark Whiten, S (1, 7) OBP: 0.369, SLG: 0.470			0-3 K		3-3 1B		1-3 K	3-H 0-0 G3		4	0	0	0	0	3	4				
Dave Hollins, S (1, 5) OBP: 0.369, SLG: 0.403					0-0 F7		4-0 IBB	1-3 K		3	0	0	0	1	1	1				
Dan Wilson, R (1, 2) OBP: 0.330, SLG: 0.434			1-3 K		1-2 G6-3		2-3 K	1-1 CS 1B		4	0	1	0	0	2	2				
Inning Stats	R: 0 E: 1 K: 1 S: 11	H: 1 LOB: 1 BB: 1 P: 20	R: 0 E: 0 K: 3 S: 10	H: 0 LOB: 0 BB: 0 P: 14	R: 0 E: 0 K: 2 S: 7	H: 0 LOB: 0 BB: 0 P: 8	R: 3 E: 0 K: 1 S: 18	H: 3 LOB: 1 BB: 1 P: 29	R: 0 E: 0 K: 3 S: 11	H: 1 LOB: 2 BB: 1 P: 19	R: 2 E: 0 K: 0 S: 11	H: 1 LOB: 2 BB: 2 P: 21	R: 0 E: 0 K: 1 S: 10	H: 2 LOB: 1 BB: 0 P: 14	1B: 6 2B: 2 3B: 0 HR: 1	SF: 1 SAC: 0 DP: 1 HBP: 1	WP: 0 PB: 0 SB: 0 CS: 1	PA: 38		
PITCHER	IP WLS BF H R ER SO BB IBB HBP BLK WP HR S P ERA WHIP	5.0 L 23 6 3 3 8 3 0 0 0 0 0 7 13 0.00 0.000	0.2 L 3 0 0 0 2 0 1 0 0 0 0 5 7 13.50 1.500	0.0 L 1 0 0 0 0 1 0 0 0 0 0 4 8 ∞ ∞	0.2 L 4 0 1 1 0 1 0 1 0 0 0 5 11 13.50 1.500															

Texas Rangers @ Seattle Mariners
The Kingdome, Seattle, WA
Wed Sep 18 1996, 10:05 PM EDT
Att: 35,162 - Dome

AB	30
R	5
H	9
RBI	5
BB	6
SO	12
LOB	15



Batter	1	2	3	4	5	6	7	8	9	AB	R	H	RBI	BB	SO	LOB	TOP												
Darryl Hamilton, L (1, 8) OBP: 0.354, SLG: 0.385										5	0	2	0	0	0	1													
Ivan Rodriguez, R (1, 2) OBP: 0.346, SLG: 0.488										3	2	2	0	0	0	1													
Will Clark, L (1, 3) OBP: 0.378, SLG: 0.445										3	2	1	1	1	0	2													
Juan Gonzalez, R (1, 9) OBP: 0.375, SLG: 0.659										4	0	0	0	0	2	4													
Mickey Tettleton, S (1, 10) OBP: 0.366, SLG: 0.454										3	2	2	2	0	0	0													
Dean Palmer, R (1, 5) OBP: 0.351, SLG: 0.526										3	0	1	2	1	2	0													
Lou Frazier, S (8, PR) OBP: 0.358, SLG: 0.326										0	0	0	0	0	0	0													
Lee Stevens, L (1, 7) OBP: 0.299, SLG: 0.493										3	0	0	0	0	0	0													
Luis Ortiz, R (8, PH) OBP: 0.299, SLG: 0.349										1	0	0	0	0	1	1													
Rene Gonzales, R (8, 5) OBP: 0.299, SLG: 0.349										0	0	0	0	0	0	0													
Mark McLemore, S (1, 4) OBP: 0.386, SLG: 0.382										4	0	0	0	0	0	0													
Kevin Elster, R (1, 6) OBP: 0.310, SLG: 0.449										4	0	1	0	0	1	0													
Inning Stats	R: 0 E: 0 K: 1 S: 6	H: 1 LOB: 1 BB: 0 P: 12	R: 0 E: 0 K: 1 S: 5	H: 0 LOB: 0 BB: 0 P: 8	R: 0 E: 0 K: 0 S: 5	H: 0 LOB: 0 BB: 0 P: 10	R: 3 E: 1 K: 0 S: 13	H: 3 LOB: 3 BB: 1 P: 21	R: 0 E: 0 K: 2 S: 10	H: 1 LOB: 1 BB: 0 P: 16	R: 0 E: 0 K: 0 S: 12	H: 1 LOB: 1 BB: 0 P: 21	R: 2 E: 0 K: 1 S: 20	H: 2 LOB: 1 BB: 1 P: 32	R: 0 E: 0 K: 1 S: 8	H: 0 LOB: 0 BB: 0 P: 10	1B: 7 2B: 1 3B: 0 HR: 1	SF: 1 SAC: 0 DP: 1 HBP: 1	WP: 0 PB: 0 SB: 0 CS: 0	PA: 37									
PITCHER	IP WLS BF H R ER SO BB IBB HBP BLK WP HR S P ERA WHIP																												
Bob Wolcott, R (1, 1) ERA: 5.52	3.2		15	4	3	2	2	1	0	0	0	0	0	0	1	28	50	4.91	1.364										
Tim Davis, L (4, 1) ERA: 4.52	3.0	W	12	3	1	1	2	0	0	0	0	0	0	0	1	28	46	3.00	1.000										
Bobby Ayala, R (7, 1) ERA: 5.54	1.0		6	2	2	2	0	1	0	0	0	0	0	0	0	19	30	18.00	3.000										
Norm Charlton, L (8, 1) ERA: 3.84	1.1	S	4	0	0	0	2	0	0	0	0	0	0	0	0	12	17	0.00	0.000										

Texas Rangers @ Seattle Mariners
The Kingdome, Seattle, WA
Thu Sep 19 1996, 6:33 AM EDT
Att: 39,769 - Dome


AB 33
R 6
H 9
RBI 5
BB 2
SO 6
LOB 9



Batter	1	2	3	4	5	6	7	8	9	AB	R	H	RBI	BB	SO	LOB	BOTTOM												
Joey Cora, S (1, 4) OBP: 0.341, SLG: 0.412										4	1	1	0	0	0	2													
Rich Amaral, R (8, PH) OBP: 0.394, SLG: 0.360										1	0	0	0	0	0	1													
Andy Sheets, R (9, 4) OBP: 0.267, SLG: 0.260										0	0	0	0	0	0	0													
Alex Rodriguez, R (1, 6) OBP: 0.422, SLG: 0.648										4	1	1	0	1	1	1													
Ken Griffey Jr., L (1, 8) OBP: 0.398, SLG: 0.631										4	0	2	3	0	0	0													
Edgar Martinez, R (1, 10) OBP: 0.470, SLG: 0.612										2	1	1	0	2	0	0													
Jay Buhner, R (1, 9) OBP: 0.369, SLG: 0.560										4	1	1	0	0	0	5													
Paul Sorrento, L (1, 3) OBP: 0.385, SLG: 0.503										4	0	1	0	0	0	2													
Mark Whiten, S (1, 7) OBP: 0.368, SLG: 0.468										4	1	1	0	0	1	3													
Dave Hollins, S (1, 5) OBP: 0.372, SLG: 0.405										3	1	2	1	1	0	1													
Dan Wilson, R (1, 2) OBP: 0.331, SLG: 0.442										3	1	2	3	0	0	1													
Inning Stats	R: 0 E: 0 K: 0 S: 7	H: 0 LOB: 0 BB: 0 P: 9	R: 2 E: 0 K: 1 S: 13	H: 2 LOB: 2 BB: 2 P: 33	R: 1 E: 0 K: 0 S: 10	H: 3 LOB: 1 BB: 0 P: 19	R: 2 E: 0 K: 0 S: 10	H: 3 LOB: 3 BB: 2 P: 22	R: 2 E: 0 K: 1 S: 6	H: 2 LOB: 0 BB: 0 P: 10	R: 0 E: 0 K: 0 S: 7	H: 0 LOB: 0 BB: 0 P: 13	R: 0 E: 0 K: 0 S: 10	H: 2 LOB: 1 BB: 0 P: 13	R: 0 E: 0 K: 0 S: 8	H: 0 LOB: 0 BB: 0 P: 10	1B: 11 2B: 0 3B: 0 HR: 1	SF: 1 SAC: 0 DP: 1 HBP: 0	WP: 0 PB: 0 SB: 1 CS: 0	PA: 38									
PITCHER	IP WLS BF H R ER SO BB IBB HBP BLK WP HR S P ERA WHIP																												
Roger Pavlik, R (1, 1) ERA: 5.26	2.0		12	4	3	3	1	2	0	0	0	0	0	0	0	25	51	13.50	3.000										
Jose Alberro, R (3, 1) ERA: 4.5	0.1		2	1	0	0	0	0	0	0	0	0	0	0	4	9	0.00	3.000											
Dennis Cook, L (3, 1) ERA: 4.39	1.1	L	7	3	2	2	0	1	0	0	0	0	0	0	8	16	13.50	3.000											
Matt Whiteside, R (4, 1) ERA: 7.27	3.2		15	4	2	2	1	1	0	0	0	0	0	1	32	49	4.91	1.364											
Mike Stanton, L (8, 1) ERA: 3.54	0.2		2	0	0	0	0	0	0	0	0	0	0	0	5	6	0.00	0.000											

Texas Rangers @ Seattle Mariners
The Kingdome, Seattle, WA
Thu Sep 19 1996, 6:33 AM EDT
Att: 39,769 - Dome

AB 33
R 7
H 12
RBI 7
BB 4
SO 2
LOB 16



Batter	1	2	3	4	5	6	7	8	9	AB	R	H	RBI	BB	SO	LOB	TOP										
Tony Batista, R OBP: 0.329, SLG: 0.417 (1, 4)										4	0	1	0	0	1	1	Oakland Athletics @ Seattle Mariners The Kingdome, Seattle, WA Fri Sep 20 1996, 10:05 PM EDT Att: 56,535 - Dome - 68 F										
Scott Brosius, R OBP: 0.396, SLG: 0.531 Scott Spiezio, S OBP: 0.385, SLG: 0.364 (1, 5) (7, 5)										3	1	0	0	1	0	2											
Jason Giambi, L OBP: 0.356, SLG: 0.484 (1, 3)										4	0	1	0	0	0	4											
Mark McGwire, R OBP: 0.473, SLG: 0.745 Jose Herrera, L OBP: 0.318, SLG: 0.381 (1, 10) (8, PH)										2	0	1	2	1	1	1											
Geronimo Berroa, R OBP: 0.344, SLG: 0.540 Brian Leshar, R OBP: 0.286, SLG: 0.534 (1, 9) (8, 9)										4	0	0	0	0	0	2											
Terry Steinbach, R OBP: 0.333, SLG: 0.519 George Williams, S OBP: 0.321, SLG: 0.266 (1, 2) (2, 2)										0	0	0	0	0	0	0											
Matt Stairs, L OBP: 0.347, SLG: 0.556 (1, 7)										3	0	0	0	1	2	4											
Ernie Young, R OBP: 0.330, SLG: 0.435 Kerwin Moore, S OBP: 0.186, SLG: 0.143 (1, 8) (8, 8)										3	0	0	0	0	2	4											
Mike Bordick, R OBP: 0.305, SLG: 0.320 Rafael Bourquiel, R OBP: 0.259, SLG: 0.308 (1, 6) (7, 6)										1	1	0	0	2	1	0											
Inning Stats	R: 0 E: 0 K: 2 S: 11	H: 1 LOB: 1 BB: 0 P: 18	R: 0 E: 0 K: 2 S: 11	H: 0 LOB: 1 BB: 0 P: 17	R: 2 E: 0 K: 0 S: 12	H: 1 LOB: 1 BB: 2 P: 27	R: 0 E: 0 K: 0 S: 9	H: 1 LOB: 0 BB: 0 P: 14	R: 0 E: 0 K: 2 S: 10	H: 0 LOB: 2 BB: 1 P: 19	R: 0 E: 0 K: 1 S: 10	H: 0 LOB: 0 BB: 0 P: 15	R: 0 E: 0 K: 0 S: 9	H: 0 LOB: 1 BB: 1 P: 14	R: 0 E: 0 K: 1 S: 9	H: 0 LOB: 1 BB: 1 P: 16		1B: 3 2B: 1 3B: 0 HR: 0	SF: 0 SAC: 0 DP: 2 HBP: 1	WP: 0 PB: 0 SB: 0 CS: 0	PA: 36						
PITCHER	IP	WLS	BF	H	R	ER	SO	BB	IBB	HBP	BLK	WP	HR	S	P	ERA	WHIP										
Salomon Torres, R ERA: 5.4 (1, 1)	2.2		13	2	2	2	4	2	0	1	0	0	0	33	60	6.75	1.500										
Rafael Carmona, R ERA: 4.43 (3, 1)	2.2	W	11	2	0	0	0	3	0	0	0	0	0	26	49	0.00	1.875										
Rusty Meacham, R ERA: 4.69 (6, 1)	3.2	S	12	0	0	0	4	1	0	0	0	0	0	35	57	0.00	0.273										

Batter	1	2	3	4	5	6	7	8	9	AB	R	H	RBI	BB	SO	LOB	BOTTOM										
Joey Cora, S OBP: 0.344, SLG: 0.419 (1, 4)										4	1	2	1	1	0	1	Oakland Athletics @ Seattle Mariners The Kingdome, Seattle, WA Fri Sep 20 1996, 10:05 PM EDT Att: 56,535 - Dome - 68 F										
Ricky Jordan, R OBP: 0.290, SLG: 0.357 (8, PH)										1	0	0	0	0	0	1											
Rich Amaral, R OBP: 0.394, SLG: 0.360 (9, 4)										0	0	0	0	0	0	0											
Alex Rodriguez, R OBP: 0.423, SLG: 0.647 Andy Sheets, R OBP: 0.265, SLG: 0.257 (1, 6) (7, PH) (8, 6)										3	2	1	1	1	0	1											
Ken Griffey Jr., L OBP: 0.369, SLG: 0.636 Alex Diaz, S OBP: 0.260, SLG: 0.292 (1, 8) (7, PH) (8, 8)										5	2	2	1	0	0	4											
Edgar Martinez, R OBP: 0.472, SLG: 0.612 (1, 10)										2	3	1	0	2	1	1											
Jay Buhner, R OBP: 0.369, SLG: 0.563 (1, 9)										4	1	1	3	1	0	4											
Paul Sorrento, L OBP: 0.388, SLG: 0.502 (1, 3)										3	1	1	2	2	1	2											
Mark Whiten, S OBP: 0.369, SLG: 0.471 Brian Hunter, R OBP: 0.329, SLG: 0.414 (1, 7) (8, PH) (9, 7)										4	1	2	2	0	0	4											
Dave Hollins, S OBP: 0.369, SLG: 0.402 Doug Strange, S OBP: 0.295, SLG: 0.345 (1, 5) (8, PH) (9, 5)										4	0	0	0	0	1	5											
Dan Wilson, R OBP: 0.331, SLG: 0.441 John Marzano, R OBP: 0.319, SLG: 0.294 (1, 2) (6, PH) (7, 2)										3	1	1	1	0	1	3											
Inning Stats	R: 2 E: 0 K: 0 S: 15	H: 2 LOB: 2 BB: 2 P: 31	R: 1 E: 0 K: 1 S: 10	H: 1 LOB: 0 BB: 0 P: 16	R: 5 E: 0 K: 1 S: 16	H: 3 LOB: 1 BB: 3 P: 37	R: 1 E: 1 K: 0 S: 8	H: 2 LOB: 3 BB: 1 P: 16	R: 3 E: 0 K: 1 S: 13	H: 2 LOB: 1 BB: 1 P: 20	R: 0 E: 0 K: 2 S: 10	H: 1 LOB: 2 BB: 0 P: 19	R: 0 E: 0 K: 0 S: 9	H: 1 LOB: 1 BB: 0 P: 16	1B: 10 2B: 2 3B: 0 HR: 3	SF: 0 SAC: 0 DP: 1 HBP: 1	WP: 3 PB: 0 SB: 0 CS: 0	PA: 47									
PITCHER	IP	WLS	BF	H	R	ER	SO	BB	IBB	HBP	BLK	WP	HR	S	P	ERA	WHIP										
Don Wengert, R ERA: 5.68 (1, 1)	2.1	L	16	7	7	7	1	3	0	1	0	1	1	9	21	27.00	6.000										
Doug Johns, L ERA: 5.99 (3, 1)	0.2		6	2	2	2	1	2	0	0	0	0	0	6	6	0.00	1.500										
Carlos Reyes, R ERA: 4.95 (4, 1)	2.0		12	3	3	3	1	2	0	0	0	0	0	20	34	13.50	2.500										
Bobby Chouinard, R ERA: 6.1 (6, 1)	0.2		2	1	0	0	0	0	0	0	0	0	0	6	6	0.00	1.500										
Aaron Small, R ERA: 9.31 (6, 1)	1.1		7	2	0	0	2	0	0	0	0	0	0	16	26	0.00	1.500										
PITCHER	IP	WLS	BF	H	R	ER	SO	BB	IBB	HBP	BLK	WP	HR	S	P	ERA	WHIP										
Mark Acre, R ERA: 5.96 (8, 1)	1.0		4	1	0	0	0	0	0	0	0	0	0	9	16	0.00	1.000										

AB	29
R	2
H	4
RBI	2
BB	6
SO	8
LOB	20



livebaseballscores.com

livebaseballscores.com

Batter	1	2	3	4	5	6	7	8	9	AB	R	H	RBI	BB	SO	LOB	TOP										
Tony Batista, R OBP: 0.330, SLG: 0.436 (1, 4)	G6-3		G6-3		L8		HR		2B	5	1	2	2	0	0	0	Oakland Athletics @ Seattle Mariners The Kingdome, Seattle, WA Sat Sep 21 1996, 10:05 PM EDT Att: 56,103 - Dome - 68 F										
Scott Brosius, R OBP: 0.396, SLG: 0.533 (1, 5)	2B		1B		G6-3		1B		F8	4	0	2	0	1	0	1											
Geronimo Berroa, R OBP: 0.345, SLG: 0.540 (1, 9) (8, 7)	G5-3		1B			F9	1B			4	0	2	0	0	0	1											
Mark McGwire, R OBP: 0.471, SLG: 0.739 (1, 10)	IBB		P4			F7	K			3	0	0	0	1	1	4											
Terry Steinbach, R OBP: 0.334, SLG: 0.520 (1, 2)	P3								K	3	0	1	0	1	1	2											
Brian Leshar, R OBP: 0.273, SLG: 0.508 (8, PH) (8, 9)										3	0	0	0	0	0	2											
Jose Herrera, L OBP: 0.317, SLG: 0.379 (8, 9)										1	0	0	0	0	0	0											
Jason Giambi, L OBP: 0.355, SLG: 0.481 (1, 3)										3	0	0	0	1	1	0											
Ernie Young, R OBP: 0.328, SLG: 0.432 (9, PH) Kerwin Moore, S OBP: 0.176, SLG: 0.133										3	0	0	0	0	1	2											
Mike Bordick, R OBP: 0.305, SLG: 0.319 (1, 6)										1	0	0	0	0	1	0											
Inning Stats	R: 0 E: 0 K: 0 S: 10	H: 1 LOB: 2 BB: 1 P: 21	R: 0 E: 0 K: 1 S: 10	H: 0 LOB: 0 BB: 0 P: 16	R: 0 E: 0 K: 0 S: 13	H: 2 LOB: 2 BB: 0 P: 22	R: 0 E: 0 K: 0 S: 9	H: 1 LOB: 1 BB: 1 P: 17	R: 0 E: 0 K: 0 S: 10	H: 0 LOB: 0 BB: 0 P: 13	R: 0 E: 0 K: 0 S: 12	H: 0 LOB: 1 BB: 1 P: 21	R: 2 E: 0 K: 1 S: 15	H: 3 LOB: 2 BB: 1 P: 25	R: 0 E: 0 K: 2 S: 10	H: 0 LOB: 0 BB: 0 P: 16	R: 0 E: 0 K: 2 S: 11	H: 1 LOB: 1 BB: 0 P: 16	1B: 4 2B: 3 3B: 0 HR: 1	SF: 0 SAC: 0 DP: 1 HBP: 0	WP: 0 PB: 0 SB: 0 CS: 0	PA: 38					
PITCHER	IP	WLS	BF	H	R	ER	SO	BB	IBB	HBP	BLK	WP	HR	S	P	ERA	WHIP										
Jamie Moyer, L ERA: 3.99	6.2	W	28	6	2	2	1	2	1	0	0	0	0	10	20	2.70	1.200										
Michael Jackson, R ERA: 3.71	0.2		4	1	0	0	2	1	0	0	0	0	0	7	10	0.00	3.000										
40 Greg McCarthy, L ERA: 2.35	0.2		2	0	0	0	1	0	0	0	0	0	0	7	20	0.00	0.000										
Bob Milacki, R ERA: 6.86	1.0		4	1	0	0	2	0	0	0	0	0	0	11	16	0.00	1.000										
Batter	1	2	3	4	5	6	7	8	9	AB	R	H	RBI	BB	SO	LOB	BOTTOM										
Joey Cora, S OBP: 0.341, SLG: 0.415 (1, 4)	L9		F8	FC6-4		G6-3	FC6-4			5	0	0	0	0	0	3	Oakland Athletics @ Seattle Mariners The Kingdome, Seattle, WA Sat Sep 21 1996, 10:05 PM EDT Att: 56,103 - Dome - 68 F										
Alex Rodriguez, R OBP: 0.423, SLG: 0.649 (1, 6)	G4-3		HR	BB		G4-3			G6-3	4	1	1	1	1	0	0											
Ken Griffey Jr., L OBP: 0.397, SLG: 0.637 (1, 8)	F8		HR	HR		G4-3			F8	5	1	1	1	0	0	2											
Edgar Martinez, R OBP: 0.477, SLG: 0.620 (1, 10)			HR	HR		HBP	BB		2B	3	4	3	1	2	0	0											
Jay Buhner, R OBP: 0.369, SLG: 0.569 (1, 9)			F8	L8		L8			1B	5	1	2	2	0	1	2											
Paul Sorrento, L OBP: 0.370, SLG: 0.514 (1, 3)			HR	K		K			G4-3	4	2	2	2	1	1	3											
Mark Whiten, S OBP: 0.370, SLG: 0.470 (1, 7)			K	G5-3		1B	HBP		1B	3	0	1	1	1	1	1											
Dave Hollins, S OBP: 0.372, SLG: 0.402 (1, 5)			K	FC6-4		1B	HBP		FC6-4	2	0	1	0	1	1	1											
Dan Wilson, R OBP: 0.331, SLG: 0.439 (1, 2)	L8		K	K		K			P6	4	0	1	1	0	1	4											
Inning Stats	R: 0 E: 0 K: 0 S: 7	H: 0 LOB: 0 BB: 0 P: 14	R: 2 E: 0 K: 2 S: 18	H: 2 LOB: 1 BB: 1 P: 32	R: 4 E: 0 K: 0 S: 9	H: 4 LOB: 0 BB: 0 P: 16	R: 0 E: 0 K: 1 S: 8	H: 0 LOB: 2 BB: 2 P: 21	R: 0 E: 0 K: 1 S: 10	H: 1 LOB: 3 BB: 2 P: 25	R: 0 E: 0 K: 0 S: 6	H: 0 LOB: 0 BB: 0 P: 9	R: 2 E: 0 K: 1 S: 12	H: 3 LOB: 2 BB: 1 P: 25	R: 0 E: 0 K: 0 S: 8	H: 2 LOB: 2 BB: 0 P: 12		1B: 5 2B: 1 3B: 1 HR: 5	SF: 0 SAC: 0 DP: 0 HBP: 1	WP: 0 PB: 0 SB: 0 CS: 0	PA: 42						
PITCHER	IP	WLS	BF	H	R	ER	SO	BB	IBB	HBP	BLK	WP	HR	S	P	ERA	WHIP										
Dave Telgheder, R ERA: 5.13	2.2	L	15	6	6	6	2	1	0	0	0	0	0	19	48	3.86	2.143										
Buddy Groom, L ERA: 3.92	2.1		12	1	1	1	2	4	0	1	0	0	0	9	18	6.75	0.750										
Jim Corsi, R ERA: 4.26	1.1		5	0	1	1	1	1	0	0	0	0	0	9	16	13.50	4.500										
Mike Mohler, L ERA: 3.59	0.2		5	3	1	1	0	0	0	0	0	0	0	9	12	0.00	2.000										
Mark Aore, R ERA: 5.7	1.0		5	2	0	0	0	0	0	0	0	0	0	8	12	0.00	2.000										

Batter	1	2	3	4	5	6	7	8	9	AB	R	H	RBI	BB	SO	LOB	TOP					
Tony Batista, R OBP: 0.330, SLG: 0.433	G4-3		2B PB 1B	K	G5-3		E		K	6	1	2	0	0	2	3	Oakland Athletics @ Seattle Mariners The Kingdome, Seattle, WA Sun Sep 22 1996, 6:33 AM EDT Att: 54,194 - Dome - 68 F					
Scott Brosius, R OBP: 0.398, SLG: 0.533	1B		K	F8	FC6-2 HR HBP		K			4	1	1	0	0	2	4						
Gerónimo Berroa, R OBP: 0.345, SLG: 0.541 Kerwin Moore, S OBP: 0.176, SLG: 0.133	G5-4-3 1B		2B PB 2B	F8	FC6-2 HR		E4			5	2	2	2	0	0	4						
Mark McGwire, R OBP: 0.472, SLG: 0.752	G5-4-3		2B PB 2B		HR		G5-4-3			4	3	2	5	1	0	4						
Terry Steinbach, R OBP: 0.336, SLG: 0.519		K	2B BB		HR		L6			3	1	1	0	2	1	0						
Brian Leshar, R OBP: 0.282, SLG: 0.508	G5-3		2B		HR		K			4	1	1	2	0	1	1						
Scott Spiezio, S OBP: 0.389, SLG: 0.533	G4-3		IBB		HR		G4-3			4	1	1	3	1	0	0						
Ernie Young, R OBP: 0.331, SLG: 0.433			1B		FC6-2 HBP		G4-3		FC1-6 1B	4	1	2	0	0	0	3						
Mike Bordick, R OBP: 0.306, SLG: 0.319			BB		FC6-2 HR		G6-3		FC1-6 CS	4	2	1	0	1	0	4						
Inning Stats	R: 0 E: 0 K: 0 S: 10	H: 2 LOB: 1 BB: 0 P: 17	R: 0 E: 0 K: 1 S: 10	H: 0 LOB: 0 BB: 0 P: 12	R: 5 E: 0 K: 1 S: 16	H: 4 LOB: 3 BB: 4 P: 41	R: 0 E: 0 K: 1 S: 8	H: 0 LOB: 0 BB: 0 P: 13	R: 8 E: 0 K: 0 S: 19	H: 5 LOB: 1 BB: 1 P: 38	R: 0 E: 0 K: 0 S: 7	H: 0 LOB: 0 BB: 0 P: 10	R: 0 E: 1 K: 1 S: 11	H: 1 LOB: 1 BB: 0 P: 14	R: 0 E: 0 K: 1 S: 7	H: 0 LOB: 0 BB: 0 P: 9		R: 0 E: 0 K: 1 S: 9	H: 1 LOB: 1 BB: 0 P: 14	1B: 7 2B: 4 3B: 0 HR: 3	SF: 0 SAC: 0 DP: 3 HBP: 3	WP: 0 PB: 1 SB: 0 CS: 1
PITCHER	IP	WLS	BF	H	R	ER	SO	BB	IBB	HBP	BLK	WP	HR	S	P	ERA	WHIP					
Terry Mulholland, L ERA: 4.67	2.1	L	13	5	5	2	1	1	1	0	0	0	0	32	55	19.29	2.571					
Bob Wolcott, R ERA: 5.65	1.2		11	3	3	3	1	1	1	1	0	0	1	16	35	16.20	2.400					
Rusty Meacham, R ERA: 5.96	0.0		3	2	1	1	0	0	0	1	0	0	1	6	12	∞	∞					
Matt Wagner, R ERA: 6.86	1.0		6	1	4	4	0	1	0	1	0	0	1	9	19	36.00	2.000					
Chris Bosio, R ERA: 5.93	2.0		7	1	0	0	1	0	0	0	0	0	0	18	24	0.00	0.500					
Michael Jackson, R ERA: 3.6	2.0		6	1	0	0	2	0	0	0	0	0	0	16	23	0.00	0.500					

AB	38
R	13
H	13
RBI	12
BB	5
SO	6
LOB	23



Batter	1	2	3	4	5	6	7	8	9	AB	R	H	RBI	BB	SO	LOB	BOTTOM					
Joey Cora, S OBP: 0.339, SLG: 0.411	K	F8			BB			P2		4	1	0	0	1	1	2	Oakland Athletics @ Seattle Mariners The Kingdome, Seattle, WA Sun Sep 22 1996, 6:33 AM EDT Att: 54,194 - Dome - 68 F					
Alex Rodriguez, R OBP: 0.421, SLG: 0.645	L9		F9		E5 1B	F8 1B		G1-3		5	2	1	1	0	0	1						
Ken Griffey Jr., L OBP: 0.393, SLG: 0.631	E9 1B		F7		K	F8		K		5	1	0	0	0	2	3						
Edgar Martinez, R OBP: 0.478, SLG: 0.620	1B		G4-3		1B 1B	1B 1B		P6		5	1	3	3	0	0	0						
Jay Buhner, R OBP: 0.369, SLG: 0.567	K			G6-3	1B 1B	1B 1B		K		5	1	2	1	0	2	1						
Paul Sorrento, L OBP: 0.370, SLG: 0.512 Alex Diaz, S OBP: 0.260, SLG: 0.292	F7			K	1B 1B	BB 1B		G6-3		5	1	2	1	0	1	2						
Mark Whiten, S OBP: 0.368, SLG: 0.465	E3 2B			G5-3	FC4 1B	BB		G3		4	1	0	0	1	0	1						
Dave Hollins, S OBP: 0.375, SLG: 0.406	G5-3 BLK 2B				BB			G5-3		3	2	2	3	1	0	0						
John Marzano, R OBP: 0.316, SLG: 0.302	G5-3				BB			G6-3		4	1	1	0	0	0	3						
Inning Stats	R: 1 E: 1 K: 2 S: 12	H: 1 LOB: 1 BB: 0 P: 18	R: 2 E: 1 K: 0 S: 7	H: 1 LOB: 0 BB: 0 P: 12	R: 0 E: 0 K: 0 S: 7	H: 0 LOB: 0 BB: 0 P: 11	R: 0 E: 0 K: 1 S: 5	H: 0 LOB: 0 BB: 0 P: 8	R: 7 E: 1 K: 1 S: 24	H: 5 LOB: 2 BB: 3 P: 50	R: 1 E: 0 K: 0 S: 10	H: 3 LOB: 1 BB: 0 P: 18	R: 0 E: 0 K: 0 S: 8	H: 0 LOB: 0 BB: 0 P: 14	R: 0 E: 0 K: 1 S: 8	H: 0 LOB: 0 BB: 0 P: 14		R: 0 E: 0 K: 1 S: 11	H: 1 LOB: 1 BB: 0 P: 18	1B: 9 2B: 2 3B: 0 HR: 0	SF: 0 SAC: 0 DP: 1 HBP: 0	WP: 0 PB: 0 SB: 0 CS: 0
PITCHER	IP	WLS	BF	H	R	ER	SO	BB	IBB	HBP	BLK	WP	HR	S	P	ERA	WHIP					
Ariel Prieto, R ERA: 4.15	4.1		24	6	10	6	4	1	0	0	1	0	0	11	22	9.00	3.000					
Mike Mohler, L ERA: 3.66	1.0	W	6	2	1	1	0	1	0	0	0	0	0	14	25	0.00	1.200					
Jim Corsi, R ERA: 4.16	1.2		6	2	0	0	0	0	0	0	0	0	0	19	32	0.00	0.500					
Billy Taylor, R ERA: 4.5	2.0	S	7	1	0	0	2	0	0	0	0	0	0	19	32	0.00	0.500					


AB	40
R	11
H	11
RBI	9
BB	3
SO	6
LOB	13



Batter	1	2	3	4	5	6	7	8	9	AB	R	H	RBI	BB	SO	LOB	TOP			
Rich Amaral, R OBP: 0.390, SLG: 0.356 (1, 4)																	4 0 0 0 0 3 1			
Alex Rodriguez, R OBP: 0.418, SLG: 0.641 (1, 6)																	4 0 0 0 0 0 1			
Ken Griffey Jr., L OBP: 0.394, SLG: 0.638 (1, 8)																	4 2 2 1 0 0 0			
Edgar Martinez, R OBP: 0.476, SLG: 0.616 (1, 10)																	3 0 0 0 1 0 1			
Jay Buhner, R OBP: 0.370, SLG: 0.571 (1, 9)																	3 1 1 2 1 1 0			
Dave Hollins, S OBP: 0.375, SLG: 0.405 (1, 5)																	3 0 1 0 1 2 2			
Mark Whiten, S OBP: 0.365, SLG: 0.460 (1, 7)																	4 0 0 0 0 4 4			
Brian Hunter, R OBP: 0.324, SLG: 0.407 (9, PH)																	3 0 0 0 0 2 0			
Paul Sorrento, L OBP: 0.370, SLG: 0.511 (9, PH)																	1 0 0 0 0 1 0			
Dan Wilson, R OBP: 0.331, SLG: 0.441 (1, 2)																	3 0 1 0 0 1 0			
Inning Stats	R: 0 E: 0 K: 1 S: 8	H: 0 LOB: 0 BB: 0 P: 14	R: 0 E: 0 K: 1 S: 12	H: 0 LOB: 1 BB: 1 P: 19	R: 0 E: 0 K: 3 S: 9	H: 0 LOB: 0 BB: 0 P: 12	R: 2 E: 0 K: 1 S: 13	H: 3 LOB: 1 BB: 0 P: 20	R: 0 E: 0 K: 2 S: 7	H: 0 LOB: 0 BB: 0 P: 12	R: 1 E: 0 K: 0 S: 14	H: 1 LOB: 2 BB: 2 P: 25	R: 0 E: 0 K: 1 S: 9	H: 0 LOB: 0 BB: 0 P: 11	R: 0 E: 0 K: 3 S: 11	H: 0 LOB: 0 BB: 0 P: 14	1B: 1 2B: 2 3B: 0 HR: 2	SF: 0 SAC: 0 DP: 0 HBP: 0	WP: 1 PB: 0 SB: 0 CS: 0	PA: 35
PITCHER	IP WLS BF H R ER SO BB IBB HBP BLK WP HR S P ERA WHIP																			
Chuck Finley, L ERA: 4.14	(1, 1)	8.0 W 32 5 3 3 11 3 0 0 0 0 1 2 79 123 3.38 1.000																		
Troy Percival, R ERA: 2.38	(9, 1)	1.0 S 3 0 0 0 3 0 0 0 0 0 0 0 11 14 0.00 0.000																		

Seattle Mariners @ California Angels
Anaheim Stadium, Anaheim, CA
Mon Sep 23 1996, 10:05 PM EDT
Att: 16,212 - Unknown - 70 F


AB 32
R 3
H 5
RBI 3
BB 3
SO 14
LOB 9



Batter	1	2	3	4	5	6	7	8	9	AB	R	H	RBI	BB	SO	LOB	BOTTOM			
Darin Erstad, L OBP: 0.335, SLG: 0.379 (1, 8)																	4 1 2 0 0 0 0			
Jorge Fabregas, L OBP: 0.331, SLG: 0.340 (9, 2)																	0 0 0 0 0 0 0			
Randy Velarde, R OBP: 0.375, SLG: 0.419 (8, 4)																	3 1 0 0 1 0 2			
Tim Salmon, R OBP: 0.382, SLG: 0.496 (1, 9)																	4 0 1 2 0 1 1			
Chili Davis, S OBP: 0.387, SLG: 0.504 (1, 10)																	4 1 2 2 0 0 2			
Rex Hudler, R OBP: 0.333, SLG: 0.545 (8, 5)																	4 0 1 0 0 1 1			
George Arias, R OBP: 0.272, SLG: 0.323 (8, 5)																	0 0 0 0 0 0 0			
J.T. Snow, L OBP: 0.328, SLG: 0.384 (1, 3)																	4 0 2 0 0 1 1			
16 Garret Anderson, L OBP: 0.310, SLG: 0.398 (1, 7)																	4 0 0 0 0 0 1			
Gary Disarcina, R OBP: 0.291, SLG: 0.350 (1, 6)																	4 0 0 0 0 0 1			
Todd Greene, R OBP: 0.250, SLG: 0.309 (9, 8)																	3 1 1 0 0 0 0			
Jim Edmonds, L OBP: 0.375, SLG: 0.580 (9, 8)																	0 0 0 0 0 0 0			
Inning Stats	R: 2 E: 1 K: 0 S: 10	H: 3 LOB: 2 BB: 0 P: 18	R: 2 E: 1 K: 0 S: 14	H: 2 LOB: 2 BB: 1 P: 27	R: 0 E: 0 K: 0 S: 11	H: 1 LOB: 1 BB: 0 P: 13	R: 0 E: 0 K: 0 S: 6	H: 0 LOB: 0 BB: 0 P: 10	R: 0 E: 0 K: 2 S: 9	H: 1 LOB: 1 BB: 0 P: 14	R: 0 E: 0 K: 0 S: 12	H: 2 LOB: 2 BB: 0 P: 16	R: 0 E: 0 K: 1 S: 8	H: 0 LOB: 0 BB: 0 P: 13	R: 0 E: 0 K: 1 S: 8	H: 0 LOB: 0 BB: 0 P: 13	1B: 7 2B: 1 3B: 0 HR: 1	SF: 0 SAC: 0 DP: 0 HBP: 0	WP: 0 PB: 0 SB: 0 CS: 0	PA: 35
PITCHER	IP WLS BF H R ER SO BB IBB HBP BLK WP HR S P ERA WHIP																			
Sterling Hitchcock, L ERA: 5.42	(1, 1)	1.2 L 12 2 0 0 2 0 0 0 0 0 0 0 31 44 0.00 0.545																		
Tim Davis, L ERA: 4.2	(2, 1)	3.2 13 2 0 0 2 0 0 0 0 0 0 0 17 22 0.00 1.200																		
Rafael Carmona, R ERA: 4.35	(6, 1)	1.2 7 2 0 0 0 0 0 0 0 0 0 0 8 13 0.00 0.000																		
Norm Charlton, L ERA: 3.79	(8, 1)	1.0 3 0 0 0 1 0 0 0 0 0 0 0 8 13 0.00 0.000																		

Seattle Mariners @ California Angels
Anaheim Stadium, Anaheim, CA
Mon Sep 23 1996, 10:05 PM EDT
Att: 16,212 - Unknown - 70 F

AB 34
R 4
H 9
RBI 4
BB 1
SO 3
LOB 9



Batter	1	2	3	4	5	6	7	8	9	AB	R	H	RBI	BB	SO	LOB	TOP
Joey Cora, S <small>OBP: 0.340, SLG: 0.413</small> 										5	1	2	2	0	0	1	
Alex Rodriguez, R <small>OBP: 0.418, SLG: 0.639</small> Alex Diaz, S <small>OBP: 0.256, SLG: 0.288</small> Andy Sheets, R <small>OBP: 0.265, SLG: 0.257</small> Doug Strange, S <small>OBP: 0.297, SLG: 0.343</small> 										3	0	1	0	0	2	0	
Ken Griffey Jr., L <small>OBP: 0.396, SLG: 0.638</small> 										5	0	3	2	0	1	2	
Edgar Martinez, R <small>OBP: 0.476, SLG: 0.615</small> 										4	0	1	0	1	1	4	
Jay Buhner, R <small>OBP: 0.369, SLG: 0.567</small> 										4	0	0	0	1	1	4	
Paul Sorrento, L <small>OBP: 0.371, SLG: 0.518</small> 										4	2	2	1	0	1	3	
Mark Whiten, S <small>OBP: 0.366, SLG: 0.461</small> 										4	1	2	0	0	0	0	
Dave Hollins, S <small>OBP: 0.376, SLG: 0.406</small> 										4	1	2	1	0	0	1	
Dan Wilson, R <small>OBP: 0.329, SLG: 0.439</small> Chris Widger, R <small>OBP: 0.111, SLG: 0.111</small> 										2	0	0	0	0	0	1	
Inning Stats <small>R: 0 H: 2 E: 0 LOB: 3 K: 2 S: 13</small>	<small>R: 0 H: 1 E: 0 LOB: 1 K: 0 S: 8</small>	<small>R: 0 H: 1 E: 0 LOB: 1 K: 2 S: 11</small>	<small>R: 0 H: 1 E: 0 LOB: 1 K: 2 S: 11</small>	<small>R: 0 H: 0 E: 0 LOB: 0 K: 0 S: 5</small>	<small>R: 0 H: 0 E: 0 LOB: 0 K: 1 S: 6</small>	<small>R: 0 H: 0 E: 0 LOB: 0 K: 1 S: 7</small>	<small>R: 5 H: 6 E: 0 LOB: 0 K: 1 S: 14</small>	<small>R: 1 H: 2 E: 0 LOB: 1 K: 1 S: 10</small>	<small>R: 0 H: 2 E: 0 LOB: 2 K: 0 S: 9</small>	<small>1B: 11 SF: 0 2B: 2 SAC: 0 3B: 0 DP: 2 HR: 1 HBP: 0</small>	<small>WP: 0 PA: 41 PB: 0 SB: 0 CS: 0</small>						
PITCHER Dennis Springer, R <small>ERA: 5.61</small> Mike Holtz, L <small>ERA: 2.51</small> Pep Harris, R <small>ERA: 3.99</small> Mike James, R <small>ERA: 2.71</small>	<small>IP: 6.0 WLS: 2 BF: 28 H: 9 R: 5 ER: 5 SO: 6 BB: 2 IBB: 0 HBP: 0 BLK: 0 WP: 0 HR: 0 S: 57 P: 100 ERA: 7.50 WHIP: 1.833</small>						<small>IP: 6.0 WLS: 2 BF: 28 H: 9 R: 5 ER: 5 SO: 6 BB: 2 IBB: 0 HBP: 0 BLK: 0 WP: 0 HR: 0 S: 57 P: 100 ERA: 7.50 WHIP: 1.833</small>										

Seattle Mariners @ California Angels
Anaheim Stadium, Anaheim, CA
Tue Sep 24 1996, 10:05 PM EDT
Att: 18,891 - Unknown - 68 F

AB 39
R 6
H 14
RBI 6
BB 2
SO 8
LOB 19



Batter	1	2	3	4	5	6	7	8	9	AB	R	H	RBI	BB	SO	LOB	BOTTOM
Darin Erstad, L <small>OBP: 0.336, SLG: 0.385</small> 										5	0	2	1	0	1	2	
Randy Velarde, R <small>OBP: 0.376, SLG: 0.423</small> 										4	2	1	1	1	0	2	
Jim Edmonds, L <small>OBP: 0.373, SLG: 0.593</small> Orlando Palmeiro, L <small>OBP: 0.360, SLG: 0.388</small> 										3	2	2	0	1	1	0	
Chili Davis, S <small>OBP: 0.388, SLG: 0.503</small> 										3	3	1	0	2	1	1	
Tim Salmon, R <small>OBP: 0.386, SLG: 0.500</small> 										4	1	3	4	1	0	1	
J.T. Snow, L <small>OBP: 0.329, SLG: 0.385</small> 										5	1	2	1	0	1	3	
Gary Disarcina, R <small>OBP: 0.290, SLG: 0.352</small> 										5	1	1	0	0	0	6	
Jorge Fabregas, L <small>OBP: 0.330, SLG: 0.339</small> 										4	1	1	2	0	0	1	
George Arias, R <small>OBP: 0.280, SLG: 0.331</small> 										4	0	3	2	0	0	0	
Inning Stats <small>R: 2 H: 2 E: 0 LOB: 1 K: 1 S: 12</small>	<small>R: 1 H: 2 E: 0 LOB: 1 K: 0 S: 12</small>	<small>R: 4 H: 5 E: 0 LOB: 2 K: 0 S: 16</small>	<small>R: 1 H: 2 E: 0 LOB: 1 K: 1 S: 14</small>	<small>R: 0 H: 0 E: 0 LOB: 0 K: 0 S: 7</small>	<small>R: 3 H: 3 E: 0 LOB: 1 K: 2 S: 11</small>	<small>R: 0 H: 1 E: 0 LOB: 2 K: 1 S: 9</small>	<small>R: 0 H: 1 E: 0 LOB: 1 K: 1 S: 9</small>	<small>1B: 11 SF: 0 2B: 3 SAC: 0 3B: 1 DP: 1 HR: 1 HBP: 0</small>	<small>WP: 0 PA: 43 PB: 0 SB: 0 CS: 0</small>								
PITCHER Bob Wells, R <small>ERA: 5.3</small> Rusty Mischam, R <small>ERA: 5.89</small> Bob Wolcott, R <small>ERA: 5.73</small> 40 Greg McCarthy, L <small>ERA: 2.08</small> Bobby Ayala, R <small>ERA: 5.46</small>	<small>IP: 2.1 WLS: 1 BF: 14 H: 5 R: 3 ER: 5 SO: 1 BB: 2 IBB: 0 HBP: 0 BLK: 0 WP: 0 HR: 0 S: 22 P: 26 ERA: 27.00 WHIP: 6.000</small>				<small>IP: 2.1 WLS: 1 BF: 14 H: 5 R: 3 ER: 5 SO: 1 BB: 2 IBB: 0 HBP: 0 BLK: 0 WP: 0 HR: 0 S: 22 P: 26 ERA: 27.00 WHIP: 6.000</small>												

Seattle Mariners @ California Angels
Anaheim Stadium, Anaheim, CA
Tue Sep 24 1996, 10:05 PM EDT
Att: 18,891 - Unknown - 68 F

AB 38
R 11
H 16
RBI 11
BB 5
SO 5
LOB 18



Batter	1	2	3	4	5	6	7	8	9	AB	R	H	RBI	BB	SO	LOB	TOP			
Joey Cora, S OBP: 0.340, SLG: 0.419 (1,4)										5	1	2	1	0	0	3				
Alex Rodriguez, R OBP: 0.419, SLG: 0.640 (1,6)										4	1	2	2	0	1	1				
Ken Griffey Jr., L OBP: 0.396, SLG: 0.634 (1,8)										3	1	0	0	2	0	2				
Edgar Martinez, R OBP: 0.472, SLG: 0.609 (1,10)										5	0	0	0	0	0	5				
Jay Buhner, R OBP: 0.368, SLG: 0.563 (1,9)										4	1	0	0	1	1	1				
Alex Diaz, S OBP: 0.256, SLG: 0.288 (9,9)										0	0	0	0	0	0	0				
Paul Sorrento, L OBP: 0.374, SLG: 0.516 (9, PH)										1	1	0	0	3	0	0				
Brian Hunter, R OBP: 0.323, SLG: 0.405 (9,3)										1	0	0	0	1	3					
Mark Whiten, S OBP: 0.367, SLG: 0.457 (1,7)										3	1	0	1	2	2	2				
Dave Hollins, S OBP: 0.380, SLG: 0.416 (1,5)										5	3	4	4	0	0	1				
Dan Wilson, R OBP: 0.331, SLG: 0.446 (1,2)										4	2	2	3	0	1	2				
Inning Stats	R: 1 E: 0 K: 1 S: 14	H: 2 LOB: 1 BB: 0 P: 23	R: 1 E: 0 K: 1 S: 12	H: 2 LOB: 1 BB: 0 P: 18	R: 0 E: 0 K: 1 S: 6	H: 0 LOB: 0 BB: 0 P: 11	R: 0 E: 0 K: 1 S: 10	H: 0 LOB: 1 BB: 1 P: 18	R: 0 E: 0 K: 0 S: 4	H: 0 LOB: 1 BB: 1 P: 11	R: 2 E: 0 K: 0 S: 10	H: 2 LOB: 1 BB: 1 P: 21	R: 1 E: 0 K: 0 S: 11	H: 1 LOB: 2 BB: 3 P: 23	R: 6 E: 0 K: 1 S: 23	H: 2 LOB: 3 BB: 3 P: 40	1B: 6 2B: 1 3B: 0 HR: 3	SF: 0 SAC: 2 DP: 1 HBP: 1	WP: 1 PB: 0 SB: 0 CS: 0	PA: 46
PITCHER	IP WLS BF H R ER SO BB IBB HBP BLK WP HR S P ERA WHIP	7.1 L 35 8 5 5 5 4 1 0 0 1 2 73 133 6.14 1.636	1.0 6 0 3 3 0 1 1 1 0 0 0 10 23 27.00 1.000	0.2 5 2 3 3 1 1 0 0 0 0 1 18 25 40.50 4.500	PITCHER															

Seattle Mariners @ California Angels
Anaheim Stadium, Anaheim, CA
Wed Sep 25 1996, 6:33 AM EDT
Att: 17,160 - Sunny - 75 F

AB 35
R 11
H 10
RBI 11
BB 8
SO 6
LOB 20



Batter	1	2	3	4	5	6	7	8	9	AB	R	H	RBI	BB	SO	LOB	BOTTOM					
Randy Velarde, R OBP: 0.378, SLG: 0.435 (1,4)										5	2	3	1	0	1	1						
J.T. Snow, L OBP: 0.331, SLG: 0.388 (1,3)										5	0	3	1	0	0	0						
Jim Edmonds, L OBP: 0.374, SLG: 0.576 (1,8)										5	0	0	0	0	1	4						
Chili Davis, S OBP: 0.393, SLG: 0.506 (1,10)										3	0	3	0	2	0	0						
Tim Salmon, R OBP: 0.384, SLG: 0.496 (1,9)										4	0	0	0	1	0	8						
16 Garret Anderson, L OBP: 0.308, SLG: 0.395 (1,7)										4	0	0	0	0	0	2						
Gary Disarcina, R OBP: 0.288, SLG: 0.350 (1,6)										4	0	0	0	0	0	0						
George Arias, R OBP: 0.279, SLG: 0.329 (1,5)										4	0	1	0	0	2	0						
Todd Greene, R OBP: 0.250, SLG: 0.296 (1,2)										3	0	0	0	0	0	1						
Inning Stats	R: 1 E: 0 K: 0 S: 16	H: 2 LOB: 2 BB: 1 P: 31	R: 0 E: 0 K: 1 S: 6	H: 0 LOB: 1 BB: 0 P: 11	R: 0 E: 0 K: 1 S: 7	H: 1 LOB: 1 BB: 0 P: 9	R: 0 E: 0 K: 1 S: 9	H: 0 LOB: 0 BB: 0 P: 15	R: 1 E: 0 K: 0 S: 13	H: 2 LOB: 2 BB: 1 P: 26	R: 0 E: 0 K: 0 S: 7	H: 1 LOB: 1 BB: 0 P: 14	R: 0 E: 0 K: 1 S: 10	H: 2 LOB: 2 BB: 0 P: 13	R: 0 E: 0 K: 1 S: 9	H: 0 LOB: 0 BB: 0 P: 13	R: 0 E: 0 K: 1 S: 12	H: 2 LOB: 3 BB: 1 P: 20	1B: 6 2B: 3 3B: 0 HR: 1	SF: 0 SAC: 0 DP: 0 HBP: 1	WP: 0 PB: 0 SB: 0 CS: 0	PA: 41
PITCHER	IP WLS BF H R ER SO BB IBB HBP BLK WP HR S P ERA WHIP	6.1 W 29 7 2 2 2 1 1 1 0 0 1 61 109 2.84 1.263	0.1 2 1 0 0 0 0 0 0 0 0 0 5 8 0.00 3.000	1.1 4 0 0 0 1 0 0 0 0 0 0 11 15 0.00 0.000	1.0 6 2 0 0 0 1 0 0 0 0 0 12 20 0.00 3.000	PITCHER																

Seattle Mariners @ California Angels
Anaheim Stadium, Anaheim, CA
Wed Sep 25 1996, 6:33 AM EDT
Att: 17,160 - Sunny - 75 F

AB 37
R 2
H 10
RBI 2
BB 3
SO 4
LOB 16



Batter	1	2	3	4	5	6	7	8	9	AB	R	H	RBI	BB	SO	LOB	TOP							
Joey Cora, S OBP: 0.337, SLG: 0.415 (1,4)	F8		G4-3		G3		P5	F9		5	0	0	0	0	0	3								
Alex Rodriguez, R OBP: 0.418, SLG: 0.638 (1,6)	G5-3		F9				G5-3		K	5	0	1	0	0	1	0								
Ken Griffey Jr., L OBP: 0.399, SLG: 0.640 (1,8)									F9	4	1	3	1	1	0	0								
Edgar Martinez, R OBP: 0.470, SLG: 0.606 (8, PR)	L8		FC6-4					HR		4	0	1	0	0	0	4								
Alex Diaz, S OBP: 0.266, SLG: 0.297 (1,10)			FC6-4		F8			1B	1B	1	1	1	0	0	0	0								
Jay Buhner, R OBP: 0.369, SLG: 0.562 (9, PR)		L9						1B	1B	3	1	1	0	2	1	0								
Rich Amaral, R OBP: 0.390, SLG: 0.356 (1,3)										0	0	0	0	0	0	0								
Paul Sorrento, L OBP: 0.370, SLG: 0.511 (1,7)	P5						P5		G3	5	0	0	0	0	1	5								
Mark Whiten, S OBP: 0.372, SLG: 0.471 (1,5)										3	2	3	1	1	0	0								
Dave Hollins, S OBP: 0.382, SLG: 0.417 (1,2)										3	0	2	2	1	0	2								
Dan Wilson, R OBP: 0.328, SLG: 0.442 (1,2)										4	0	0	1	0	1	3								
Inning Stats	R: 0 E: 0 K: 0 S: 10	H: 1 LOB: 1 BB: 0 P: 13	R: 1 E: 0 K: 1 S: 10	H: 1 LOB: 1 BB: 1 P: 21	R: 0 E: 0 K: 0 S: 8	H: 1 LOB: 1 BB: 0 P: 14	R: 1 E: 0 K: 2 S: 12	H: 2 LOB: 1 BB: 0 P: 20	R: 0 E: 0 K: 0 S: 5	H: 1 LOB: 2 BB: 1 P: 13	R: 0 E: 0 K: 0 S: 10	H: 2 LOB: 1 BB: 0 P: 16	R: 0 E: 0 K: 0 S: 8	H: 0 LOB: 0 BB: 0 P: 13	R: 3 E: 0 K: 0 S: 16	H: 3 LOB: 2 BB: 2 P: 30	R: 0 E: 0 K: 1 S: 11	H: 1 LOB: 2 BB: 1 P: 20	1B: 8 2B: 3 3B: 0 HR: 2	SF: 0 SAC: 0 DP: 1 HBP: 0	WP: 0 PB: 1 SB: 1 CS: 0	PA: 42		
PITCHER	IP	WLS	BF	H	R	ER	SO	BB	IBB	HBP	BLK	WP	HR	S	P	ERA	WHIP							
Don Wengert, R ERA: 5.58 (1,1)	6.0		26	8	2	2	3	1	1	0	0	0	1	55	97	3.00	1.500							
Jim Corsi, R ERA: 4.11 (7,1)	1.0		3	0	0	0	0	0	0	0	0	0	0	2	13	0.00	0.000							
Mike Mohler, L ERA: 3.73 (8,1)	0.0		1	1	1	0	0	0	0	0	0	0	1	2	3	∞	∞							
Billy Taylor, R ERA: 4.53 (8,1)	2.0	W	12	3	2	2	1	2	1	0	0	0	0	25	47	9.00	2.500							

Seattle Mariners @ Oakland Athletics
Oakland-Alameda County Coliseum, Oakland, CA
Thu Sep 26 1996, 3:33 AM PDT
Att: 11,141 - Sunny - 65 F

AB	37
R	5
H	12
RBI	5
BB	5
SO	4
LOB	17



Batter	1	2	3	4	5	6	7	8	9	AB	R	H	RBI	BB	SO	LOB	BOTTOM							
Tony Batista, R OBP: 0.341, SLG: 0.439 (1,4)	G6-3		G6-3		SF9		G6-3			5	0	2	2	0	0	0								
Scott Brosius, R OBP: 0.395, SLG: 0.524 (1,5)	P5						P2			3	0	0	0	2	0	0								
Geronimo Berroa, R OBP: 0.344, SLG: 0.536 (1,9)										3	1	0	1	1	2	2								
Jose Herrera, L OBP: 0.322, SLG: 0.383 (9,9)	G5-3						K	K		0	0	0	0	0	0	0								
Mark McGwire, R OBP: 0.471, SLG: 0.740 (1,3)										3	1	1	0	1	0	2								
Terry Steinbach, R OBP: 0.335, SLG: 0.521 (1,2)										4	1	2	1	0	1	1								
Brian Leshar, R OBP: 0.273, SLG: 0.479 (1,7)										3	0	1	1	0	0	2								
Matt Stairs, L OBP: 0.355, SLG: 0.547 (8, PR)										0	0	0	0	1	0	0								
Kerwin Moore, S OBP: 0.176, SLG: 0.133 (9,8)										0	1	0	0	0	0	0								
Scott Spiezio, S OBP: 0.409, SLG: 0.579 (1,10)										4	1	2	0	0	0	3								
Ernie Young, R OBP: 0.329, SLG: 0.430 (9,7)										4	1	1	0	0	1	3								
Mike Bordick, R OBP: 0.301, SLG: 0.313 (1,6)										3	1	0	1	1	0	2								
Inning Stats	R: 0 E: 0 K: 0 S: 5	H: 0 LOB: 0 BB: 0 P: 7	R: 0 E: 0 K: 0 S: 8	H: 1 LOB: 1 BB: 0 P: 13	R: 0 E: 0 K: 0 S: 7	H: 0 LOB: 0 BB: 0 P: 12	R: 1 E: 0 K: 0 S: 11	H: 2 LOB: 2 BB: 1 P: 21	R: 1 E: 0 K: 0 S: 9	H: 1 LOB: 2 BB: 1 P: 18	R: 1 E: 0 K: 0 S: 12	H: 3 LOB: 1 BB: 0 P: 18	R: 0 E: 0 K: 1 S: 11	H: 0 LOB: 0 BB: 0 P: 14	R: 4 E: 0 K: 3 S: 22	H: 2 LOB: 2 BB: 4 P: 45	R: 0 E: 0 K: 0 S: 11	H: 0 LOB: 0 BB: 0 P: 14	1B: 7 2B: 1 3B: 0 HR: 1	SF: 1 SAC: 0 DP: 0 HBP: 0	WP: 1 PB: 0 SB: 2 CS: 0	PA: 39		
PITCHER	IP	WLS	BF	H	R	ER	SO	BB	IBB	HBP	BLK	WP	HR	S	P	ERA	WHIP							
Jamie Moyer, L ERA: 3.98 (1,1)	5.0		23	5	3	2	0	1	0	0	0	0	0	22	31	0.00	1.000							
Bobby Ayala, R ERA: 5.29 (6,1)	2.0		7	2	0	0	1	0	0	0	0	0	0	6	11	27.00	3.000							
Michael Jackson, R ERA: 3.64 (8,1)	0.1	L	2	0	1	1	1	1	0	0	0	0	0	10	22	54.00	12.000							
Norm Charlton, L ERA: 4.08 (8,1)	0.1		5	2	2	2	1	2	0	0	0	0	0	6	12	27.00	3.000							
Rafael Carmona, R ERA: 4.33 (8,1)	0.1		2	0	1	1	1	1	0	0	0	1	0	6	12	27.00	3.000							

Seattle Mariners @ Oakland Athletics
Oakland-Alameda County Coliseum, Oakland, CA
Thu Sep 26 1996, 3:33 AM PDT
Att: 11,141 - Sunny - 65 F

AB	32
R	7
H	9
RBI	6
BB	6
SO	4
LOB	15



Batter	1	2	3	4	5	6	7	8	9	AB R H RBI BB SO LOB	TOP											
Joey Cora, S (1,4) <small>OBP: 0.339, SLG: 0.415</small> Rich Amaral, R (7,PH) <small>OBP: 0.392, SLG: 0.356</small> Doug Strange, S (9,PH) <small>OBP: 0.296, SLG: 0.341</small> Alex Rodriguez, R (1,6) <small>OBP: 0.418, SLG: 0.637</small> Ken Griffey Jr., L (1,8) <small>OBP: 0.396, SLG: 0.636</small> Edgar Martinez, R (1,10) <small>OBP: 0.467, SLG: 0.601</small> Jay Buhner, R (1,9) <small>OBP: 0.367, SLG: 0.558</small> Paul Sorrento, L (1,3) <small>OBP: 0.369, SLG: 0.508</small> Mark Whiten, S (1,7) <small>OBP: 0.373, SLG: 0.470</small> Dave Hollins, S (1,5) <small>OBP: 0.380, SLG: 0.414</small> Dan Wilson, R (1,2) <small>OBP: 0.331, SLG: 0.447</small>	 1B BB 1-2 2-3	 BB 1-2 2-3	 K 1-3	 K 1-3 1-2	 L8 0-0 WP 1B 1-2	 G6-3 1-2	 BB 4-2 FC5 1-1 2-3f	 F8 1-1	 F8 1-1	2 0 1 0 1 0 0 0 0 0 0 1 0 0 1 0 0 0 0 0 1 4 0 2 0 0 0 5 4 0 0 0 0 4 3 4 0 0 0 0 0 2 4 0 0 0 0 0 2 3 0 0 0 1 0 0	Seattle Mariners @ Oakland Athletics Oakland-Alameda County Coliseum, Oakland, CA Fri Sep 27 1996, 7:05 PM PDT Att: 25,132 - Unknown - 60 F											
Inning Stats	R: 0 E: 0 K: 1 S: 14	H: 2 LOB: 2 BB: 0 P: 20	R: 0 E: 0 K: 1 S: 11	H: 1 LOB: 3 BB: 2 P: 25	R: 0 E: 0 K: 1 S: 10	H: 0 LOB: 0 BB: 0 P: 15	R: 0 E: 0 K: 1 S: 10	H: 0 LOB: 1 BB: 0 P: 10	R: 0 E: 0 K: 0 S: 9	H: 0 LOB: 0 BB: 0 P: 12	R: 0 E: 0 K: 0 S: 10	H: 2 LOB: 2 BB: 1 P: 19	R: 0 E: 0 K: 1 S: 8	H: 0 LOB: 0 BB: 0 P: 15	R: 1 E: 0 K: 1 S: 10	H: 1 LOB: 1 BB: 1 P: 16	1B: 6 2B: 1 3B: 0 HR: 0	SF: 0 SAC: 0 DP: 1 HBP: 0	WP: 1 PB: 0 SB: 0 CS: 0	PA: 37		
PITCHER	IP WLS BF H R ER SO BB IBB HBP BLK WP HR S P ERA WHIP											IP WLS BF H R ER SO BB IBB HBP BLK WP HR S P ERA WHIP										
Dave Telgheder, R (1,1) <small>ERA: 4.85</small>	6.2 W 27 6 0 0 5 2 0 0 0 0 1 0 69 110 0.00 1.200											Buddy Groom, L (7,1) <small>ERA: 3.95</small>										
Jim Corsi, R (7,1) <small>ERA: 4.03</small>	1.1 4 0 0 0 1 0 0 0 0 0 0 0 10 18 0.00 0.000											Carlos Reyes, R (9,1) <small>ERA: 4.86</small>										

Batter	1	2	3	4	5	6	7	8	9	AB R H RBI BB SO LOB	BOTTOM											
Tony Batista, R (1,4) <small>OBP: 0.347, SLG: 0.437</small> Scott Brosius, R (1,5) <small>OBP: 0.394, SLG: 0.520</small> Geronimo Berroa, R (1,9) <small>OBP: 0.345, SLG: 0.538</small> Kevin Moore, S (7,PR) <small>OBP: 0.167, SLG: 0.125</small> Mark McGwire, R (1,3) <small>OBP: 0.470, SLG: 0.737</small> Terry Steinbach, R (1,2) <small>OBP: 0.338, SLG: 0.521</small> Brian Leshar, R (1,7) <small>OBP: 0.284, SLG: 0.480</small> Scott Spiezio, S (1,10) <small>OBP: 0.385, SLG: 0.652</small> Ernie Young, R (1,8) <small>OBP: 0.326, SLG: 0.426</small> Mike Bordick, R (1,6) <small>OBP: 0.306, SLG: 0.315</small>	 G1-3 0-1	 F7 2-2	 BB 4-2 1-2	 FC4-6 1-0 1-2f	 G6-3 3-2	 G6-3 0-0	 1B 2B 1B 1B 2B 1-2 2-3 2-3 1-3 2-H 3-H 1-2	 G1-6-3 1-2 1-2 2-3 G4-3 0-1	 G1-6-3 1-2 2-3	3 1 1 0 2 0 3 5 1 1 0 0 1 4 4 1 2 2 0 1 0 1 0 0 0 0 0 1 4 1 1 0 0 0 2 3 1 2 1 1 0 0 4 1 2 2 0 0 1 4 1 1 3 0 0 3 4 0 0 0 0 1 4 2 1 2 0 2 0 0	Seattle Mariners @ Oakland Athletics Oakland-Alameda County Coliseum, Oakland, CA Fri Sep 27 1996, 7:05 PM PDT Att: 25,132 - Unknown - 60 F											
Inning Stats	R: 0 E: 0 K: 1 S: 6	H: 0 LOB: 0 BB: 0 P: 7	R: 0 E: 0 K: 0 S: 8	H: 0 LOB: 0 BB: 0 P: 13	R: 0 E: 0 K: 1 S: 13	H: 1 LOB: 2 BB: 1 P: 21	R: 2 E: 1 K: 1 S: 12	H: 4 LOB: 3 BB: 1 P: 28	R: 0 E: 0 K: 0 S: 6	H: 0 LOB: 0 BB: 0 P: 9	R: 0 E: 0 K: 0 S: 7	H: 1 LOB: 1 BB: 0 P: 9	R: 6 E: 0 K: 0 S: 16	H: 4 LOB: 1 BB: 3 P: 32	R: 0 E: 0 K: 0 S: 8	H: 2 LOB: 1 BB: 0 P: 12	1B: 9 2B: 2 3B: 0 HR: 1	SF: 0 SAC: 0 DP: 1 HBP: 0	WP: 0 PB: 0 SB: 0 CS: 0	PA: 39		
PITCHER	IP WLS BF H R ER SO BB IBB HBP BLK WP HR S P ERA WHIP											IP WLS BF H R ER SO BB IBB HBP BLK WP HR S P ERA WHIP										
Terry Mulholland, L (1,1) <small>ERA: 4.66</small>	6.0 L 27 6 3 3 3 3 0 0 0 0 0 1 16 28 4.50 1.500											Bobby Ayala, R (7,1) <small>ERA: 5.88</small>										
Rusty Meacham, R (8,1) <small>ERA: 6.74</small>	1.0 4 2 0 0 0 0 0 0 0 0 0 0 8 12 0.00 2.000																					

Batter	1	2	3	4	5	6	7	8	9	10	AB	R	H	RBI	BB	SO	LOB	TOP	
Joey Cora, S OBP: 0.340, SLG: 0.417 (1,4)	SH1-3 SF8 2B		G4-3		F8			G5-3		2B 1B	5	2	2	0	0	0	0		
Alex Rodriguez, R OBP: 0.417, SLG: 0.635 Andy Sheets, R OBP: 0.269, SLG: 0.271 (6,6)	SH1-3		G5-3			G6-3		K		1B BB 2B	2	0	0	0	0	0	0		
Ken Griffey Jr., L OBP: 0.395, SLG: 0.632 (1,8)	SF8			P2		P9		G4-3		BB 1B IBB	3	0	0	1	1	0	0		
Edgar Martinez, R OBP: 0.454, SLG: 0.595 (1,10)	G4-3			L4		G6-3			L8	P8	5	0	0	0	0	0	2		
Jay Buhner, R OBP: 0.369, SLG: 0.557 (1,9)		K							P3	BB 1B	3	1	1	0	2	1	0		
Paul Sorrento, L OBP: 0.371, SLG: 0.510 (1,3)					BB			G3		BB 1B	4	0	2	1	1	0	2		
Mark Whiten, S OBP: 0.376, SLG: 0.480 (1,7)									2B	BB	4	1	2	2	1	0	4		
Dave Hollins, S OBP: 0.377, SLG: 0.411 (1,5)										IBB	4	0	0	0	0	0	4		
Dan Wilson, R OBP: 0.330, SLG: 0.444 Alex Diaz, S OBP: 0.263, SLG: 0.293 Chris Widger, R OBP: 0.111, SLG: 0.111 (10,PH)											3	0	0	0	0	0	1		
											1	0	0	0	0	0	0		
											0	0	0	0	0	0	0		
Inning Stats	R: 1 E: 0 K: 0 S: 7	H: 1 LOB: 0 BB: 0 P: 9	R: 0 E: 0 K: 1 S: 10	H: 1 LOB: 1 BB: 0 P: 14	R: 0 E: 0 K: 0 S: 7	H: 0 LOB: 0 BB: 0 P: 11	R: 0 E: 0 K: 0 S: 15	H: 0 LOB: 1 BB: 1 P: 23	R: 1 E: 0 K: 1 S: 19	H: 1 LOB: 1 BB: 1 P: 27	R: 0 E: 0 K: 1 S: 10	H: 0 LOB: 0 BB: 0 P: 15	R: 0 E: 0 K: 0 S: 7	H: 1 LOB: 2 BB: 1 P: 15	R: 2 E: 0 K: 0 S: 16	H: 3 LOB: 3 BB: 2 P: 33	1B: 3 2B: 4 3B: 0 HR: 1	SF: 1 SAC: 1 DP: 0 HBP: 0	WP: 0 PA: 43 PB: 0 SB: 0 CS: 0
PITCHER	IP WLS BF H R ER SO BB IBB HBP BLK WP HR S P ERA WHIP	IP WLS BF H R ER SO BB IBB HBP BLK WP HR S P ERA WHIP	IP WLS BF H R ER SO BB IBB HBP BLK WP HR S P ERA WHIP	IP WLS BF H R ER SO BB IBB HBP BLK WP HR S P ERA WHIP	IP WLS BF H R ER SO BB IBB HBP BLK WP HR S P ERA WHIP	IP WLS BF H R ER SO BB IBB HBP BLK WP HR S P ERA WHIP	IP WLS BF H R ER SO BB IBB HBP BLK WP HR S P ERA WHIP	IP WLS BF H R ER SO BB IBB HBP BLK WP HR S P ERA WHIP	IP WLS BF H R ER SO BB IBB HBP BLK WP HR S P ERA WHIP	IP WLS BF H R ER SO BB IBB HBP BLK WP HR S P ERA WHIP	IP WLS BF H R ER SO BB IBB HBP BLK WP HR S P ERA WHIP	IP WLS BF H R ER SO BB IBB HBP BLK WP HR S P ERA WHIP	IP WLS BF H R ER SO BB IBB HBP BLK WP HR S P ERA WHIP	IP WLS BF H R ER SO BB IBB HBP BLK WP HR S P ERA WHIP	IP WLS BF H R ER SO BB IBB HBP BLK WP HR S P ERA WHIP	IP WLS BF H R ER SO BB IBB HBP BLK WP HR S P ERA WHIP	IP WLS BF H R ER SO BB IBB HBP BLK WP HR S P ERA WHIP	IP WLS BF H R ER SO BB IBB HBP BLK WP HR S P ERA WHIP	
John Wasdin, R ERA: 5.98 (1,1)	7.0	0	1	0	0	0	0	0	0	0	0	0	0	0	0	0	0	0	0
Mike Mohler, L ERA: 3.71 (8,1)	0.1	1	0	0	0	0	0	0	0	0	0	0	0	0	0	0	0	0	0
Billy Taylor, R ERA: 4.4 (8,1)	1.2	7	1	0	0	1	0	1	0	0	0	0	0	0	0	0	0	0	0
Mark Acre, R ERA: 6.12 (10,1)	0.2	L	6	3	2	2	0	1	0	0	0	0	0	0	0	0	0	0	0
Buddy Groom, L ERA: 3.94 (10,1)	0.1	2	0	0	0	0	1	0	0	0	0	0	0	0	0	0	0	0	0

Seattle Mariners @ Oakland Athletics
Oakland-Alameda County Coliseum, Oakland, CA

AB 36
R 5
H 8
RBI 5
BB 5
SO 2
LOB 13



WP: 0 PA: 43
PB: 0
SB: 0
CS: 0

Sat Sep 28 1996, 3:33 AM PDT
Alt: 30.057 - Sunny - 64 F

Batter	1	2	3	4	5	6	7	8	9	10	AB	R	H	RBI	BB	SO	LOB	BOTTOM					
Tony Batista, R OBP: 0.352, SLG: 0.438 (1,4)	CS 1B		G5-3		G6-3 1B			G6-3		WP BB BB	4	0	2	1	1	0	0						
Scott Brosius, R OBP: 0.392, SLG: 0.515 (1,5)	F9		L6		G6-3			BB BB		F8	4	0	0	0	1	0	4						
Geronimo Berroa, R OBP: 0.346, SLG: 0.535 (1,9)	L8		G4-3					BB BB		WP BB	3	0	0	0	2	1	1						
Mark McGwire, R OBP: 0.467, SLG: 0.730 (1,3)		G6-3		G5-3		G6-3		F7		G6-4-3 IBB	4	0	0	0	1	0	2						
Terry Steinbach, R OBP: 0.342, SLG: 0.529 Izzy Molina, R OBP: 0.240, SLG: 0.292 George Williams, S OBP: 0.315, SLG: 0.262 (8,PH)	1B WP BB							F8		G6-4-3	2	2	2	1	1	0	0						
Brian Leshar, R OBP: 0.282, SLG: 0.462 Kerwin Moore, S OBP: 0.167, SLG: 0.125 (10,8)	1B BB										2	0	0	0	0	0	5						
Brian Leshar, R OBP: 0.282, SLG: 0.462 Kerwin Moore, S OBP: 0.167, SLG: 0.125 (10,8)	P3										3	0	0	0	1	0	2						
Scott Spiezio, S OBP: 0.379, SLG: 0.615 (1,10)											0	0	0	0	0	0	0						
Ernie Young, R OBP: 0.328, SLG: 0.427 (10,7)											4	1	2	1	0	1	2						
Mike Bordick, R OBP: 0.306, SLG: 0.315 (1,6)											4	0	1	0	0	0	4						
Inning Stats	R: 0 E: 0 K: 0 S: 9	H: 2 LOB: 2 BB: 1 P: 14	R: 1 E: 0 K: 0 S: 16	H: 2 LOB: 2 BB: 1 P: 29	R: 0 E: 0 K: 0 S: 10	H: 0 LOB: 0 BB: 0 P: 14	R: 0 E: 0 K: 1 S: 13	H: 1 LOB: 1 BB: 0 P: 22	R: 1 E: 0 K: 0 S: 8	H: 3 LOB: 0 BB: 0 P: 10	R: 1 E: 0 K: 1 S: 7	H: 1 LOB: 0 BB: 0 P: 9	R: 0 E: 0 K: 1 S: 10	H: 0 LOB: 0 BB: 0 P: 12	R: 0 E: 0 K: 0 S: 9	H: 0 LOB: 2 BB: 2 P: 20	R: 0 E: 0 K: 0 S: 8	H: 0 LOB: 2 BB: 1 P: 13	R: 0 E: 0 K: 0 S: 6	H: 0 LOB: 2 BB: 3 P: 19	1B: 7 2B: 0 3B: 0 HR: 1	SF: 0 SAC: 1 DP: 2 HBP: 0	WP: 2 PA: 41 PB: 0 SB: 0 CS: 2
PITCHER	IP WLS BF H R ER SO BB IBB HBP BLK WP HR S P ERA WHIP	IP WLS BF H R ER SO BB IBB HBP BLK WP HR S P ERA WHIP	IP WLS BF H R ER SO BB IBB HBP BLK WP HR S P ERA WHIP	IP WLS BF H R ER SO BB IBB HBP BLK WP HR S P ERA WHIP	IP WLS BF H R ER SO BB IBB HBP BLK WP HR S P ERA WHIP	IP WLS BF H R ER SO BB IBB HBP BLK WP HR S P ERA WHIP	IP WLS BF H R ER SO BB IBB HBP BLK WP HR S P ERA WHIP	IP WLS BF H R ER SO BB IBB HBP BLK WP HR S P ERA WHIP	IP WLS BF H R ER SO BB IBB HBP BLK WP HR S P ERA WHIP	IP WLS BF H R ER SO BB IBB HBP BLK WP HR S P ERA WHIP	IP WLS BF H R ER SO BB IBB HBP BLK WP HR S P ERA WHIP	IP WLS BF H R ER SO BB IBB HBP BLK WP HR S P ERA WHIP	IP WLS BF H R ER SO BB IBB HBP BLK WP HR S P ERA WHIP	IP WLS BF H R ER SO BB IBB HBP BLK WP HR S P ERA WHIP	IP WLS BF H R ER SO BB IBB HBP BLK WP HR S P ERA WHIP	IP WLS BF H R ER SO BB IBB HBP BLK WP HR S P ERA WHIP	IP WLS BF H R ER SO BB IBB HBP BLK WP HR S P ERA WHIP	IP WLS BF H R ER SO BB IBB HBP BLK WP HR S P ERA WHIP					
Sterling Hitchcock, L ERA: 5.35 (8,1)	0.1	2	0	0	0	0	0	0	0	0	0	0	0	0	0	0	0	0	0				
40 Greg McCarthy, L ERA: 1.96 (8,1)	0.2	3	0	0	0	0	1	0	0	0	0	0	0	0	0	0	0	0	0				
Rafael Carmona, R ERA: 4.28 (10,1)	1.0	W	5	0	0	0	2	0	0	0	0	0	0	0	0	0	0	0	0				
Norm Charlton, L ERA: 4.94 (10,1)	0.2	S	2	0	0	0	0	1	0	0	0	0	0	0	0	0	0	0	0				

Seattle Mariners @ Oakland Athletics
Oakland-Alameda County Coliseum, Oakland, CA

AB 33
R 3
H 8
RBI 3
BB 7
SO 3
LOB 21



WP: 2 PA: 41
PB: 0
SB: 0
CS: 2

Sat Sep 28 1996, 3:33 AM PDT
Alt: 30.057 - Sunny - 64 F

Batter	1	2	3	4	5	6	7	8	9	AB	R	H	RBI	BB	SO	LOB	TOP										
Ken Griffey Jr. L (1, 10) OBP: 0.392, SLG: 0.628	G1-3		P5		F8			K		4	0	0	0	0	1	1	Seattle Mariners @ Oakland Athletics Oakland-Alameda County Coliseum, Oakland, CA Sun Sep 29 1996, 3:33 AM PDT Att: 34,462 - Sunny - 65 F										
Alex Diaz S (1, 8) OBP: 0.274, SLG: 0.304	1B		1B		F8			F7		4	0	2	0	0	0	0											
Alex Rodriguez R (1, 6) OBP: 0.414, SLG: 0.631	K		G6-3		F8			G4-3		4	0	0	0	0	1	3											
Mark Whiten S (1, 9) OBP: 0.372, SLG: 0.476	CS	G4-3		G1-3		K			P6	4	0	0	0	0	1	0											
Paul Sorrento L (1, 3)		1B		K				K		4	0	1	0	0	3	0											
Doug Strange S (1, 5) OBP: 0.290, SLG: 0.333		L8		P5				F7		4	0	0	0	0	1	1											
Brian Hunter R (1, 7) OBP: 0.327, SLG: 0.424		F7			HR			1B		3	1	2	1	0	0	1											
Chris Widger R (1, 2) OBP: 0.250, SLG: 0.182			1B	HBP		K		1B		2	0	1	0	0	1	0											
Andy Sheets R (1, 4) OBP: 0.262, SLG: 0.264			F8		P3			F7		3	0	0	0	0	0	3											
Inning Stats	R: 0 E: 0 K: 1 S: 6	H: 1 LOB: 0 BB: 0 P: 9	R: 0 E: 0 K: 0 S: 9	H: 1 LOB: 1 BB: 0 P: 14	R: 0 E: 0 K: 0 S: 8	H: 1 LOB: 2 BB: 0 P: 11	R: 0 E: 0 K: 1 S: 7	H: 0 LOB: 0 BB: 0 P: 10	R: 1 E: 0 K: 1 S: 10	H: 1 LOB: 0 BB: 0 P: 13	R: 0 E: 0 K: 1 S: 9	H: 0 LOB: 0 BB: 0 P: 12	R: 0 E: 0 K: 1 S: 10	H: 2 LOB: 2 BB: 0 P: 15	R: 0 E: 0 K: 2 S: 7	H: 0 LOB: 0 BB: 0 P: 14	R: 0 E: 0 K: 2 S: 10	H: 0 LOB: 0 BB: 0 P: 14	1B: 5 2B: 0 3B: 0 HR: 1	SF: 0 SAC: 0 DP: 0 HBP: 1	WP: 0 PB: 0 SB: 0 CS: 1	PA: 34					
PITCHER	IP	WLS	BF	H	R	ER	SO	BB	IBB	HBP	BLK	WP	HR	S	P	ERA	WHIP										
Aaron Small R (1, 1) ERA: 8.16	5.0	W	19	4	1	1	3	0	0	1	0	0	1	40	57	1.80	0.800										
Carlos Reyes R (6, 1) ERA: 4.79	2.0		8	2	0	0	2	0	0	0	0	0	0	19	27	0.00	1.000										
Mike Mohler L (8, 1) ERA: 3.67	1.0	S	3	0	0	0	1	0	0	0	0	0	0	7	12	0.00	0.000										
Billy Taylor R (9, 1) ERA: 4.33	1.0		3	0	0	0	2	0	0	0	0	0	0	10	14	0.00	0.000										

Batter	1	2	3	4	5	6	7	8	9	AB	R	H	RBI	BB	SO	LOB	BOTTOM										
Tony Batista R (1, 4) OBP: 0.350, SLG: 0.433	F7		FC5-4 BB		K			G6-3		3	0	0	0	1	1	1	Seattle Mariners @ Oakland Athletics Oakland-Alameda County Coliseum, Oakland, CA Sun Sep 29 1996, 3:33 AM PDT Att: 34,462 - Sunny - 65 F										
Jose Herrera L (1, 9) OBP: 0.318, SLG: 0.378	F8		FC5-4 1B SF8		G4-3			L8		4	1	0	0	0	0	2											
Scott Spiezio S (1, 5) OBP: 0.394, SLG: 0.586	BB		E8 WP 1B		G4-3			F9		3	1	1	0	1	0	0											
Geronimo Berroa R (1, 10) OBP: 0.344, SLG: 0.532	F8		SF8		G5-3			K		3	0	0	1	0	1	1											
Matt Stairs L (1, 7) OBP: 0.367, SLG: 0.547		G4-6-3 1B 2B				FC6-4 BB		FC4		0	1	0	0	3	0	0											
Scott Brosius R (8, PH) OBP: 0.393, SLG: 0.516		BB				BB		1B		1	0	1	0	0	0	0											
Brian Leshar R (1, 3) OBP: 0.281, SLG: 0.451			F7			FC6-4 BB		FC4		4	0	1	0	0	0	3											
Kerwin Moore S (9, 8) OBP: 0.167, SLG: 0.125		G4-6-3 1B				1-2		1-2		0	0	0	0	0	0	0											
Ernie Young R (1, 8) OBP: 0.326, SLG: 0.424		G4-6-3		K				P6		3	0	0	0	0	1	3											
Mike Bordick R (1, 6) OBP: 0.307, SLG: 0.318					G5-3			G6-3 2B		1	0	1	1	0	0	0											
Rafael Bourgeois R (4, 6) OBP: 0.290, SLG: 0.313										2	0	1	0	0	0	0											
George Williams S (1, 2) OBP: 0.311, SLG: 0.258										2	0	0	0	0	0	1											
Izzy Molina R (7, PH) OBP: 0.231, SLG: 0.280					P5			F8		1	0	0	0	0	0	1											
Inning Stats	R: 0 E: 0 K: 0 S: 10	H: 0 LOB: 1 BB: 1 P: 19	R: 1 E: 0 K: 0 S: 10	H: 2 LOB: 1 BB: 1 P: 19	R: 2 E: 2 K: 0 S: 10	H: 1 LOB: 1 BB: 2 P: 25	R: 0 E: 0 K: 1 S: 7	H: 0 LOB: 0 BB: 0 P: 10	R: 0 E: 0 K: 0 S: 6	H: 0 LOB: 1 BB: 1 P: 7	R: 0 E: 0 K: 0 S: 5	H: 1 LOB: 1 BB: 0 P: 6	R: 0 E: 0 K: 1 S: 15	H: 1 LOB: 1 BB: 0 P: 18	R: 0 E: 0 K: 1 S: 15	H: 1 LOB: 1 BB: 0 P: 18	1B: 3 2B: 2 3B: 0 HR: 0	SF: 1 SAC: 0 DP: 1 HBP: 0	WP: 1 PB: 0 SB: 0 CS: 0	PA: 33							
PITCHER	IP	WLS	BF	H	R	ER	SO	BB	IBB	HBP	BLK	WP	HR	S	P	ERA	WHIP										
Salomon Torres R (1, 1) ERA: 4.59	6.0	L	25	3	3	1	2	5	0	0	0	0	0	50	93	1.50	1.333										
Tim Davis L (7, 1) ERA: 4.01	2.0		8	2	0	0	1	0	0	0	0	0	0	20	24	0.00	1.000										

