

# Seattle Mariners - 1997






Batter	1	2	3	4	5	6	7	8	9	AB	R	H	RBI	BB	SO	LOB	TOP			
<b>2 Derek Jeter, R</b> OBP: 0.273, SLG: 0.111 (1, 6)	G5-3	G5-3		E3		FC3-2 BB	F9		HBP	5	1	1	1	1	0	2				
<b>Wade Boggs, L</b> OBP: 0.545, SLG: 0.286 (1, 5)	HR BB	F8		F7		FC3-2 BB		BB 1B		3	3	0	0	4	0	3				
<b>Bernie Williams, S</b> OBP: 0.455, SLG: 0.286 (1, 8)	HR BB			HR BB		FC3-2 BB		L6		3	3	0	1	4	0	3				
<b>Tino Martinez, L</b> OBP: 0.545, SLG: 1.400 (1, 3)	HR			HR		FC3-2 BB		BB		6	5	4	7	1	1	6				
<b>Cecil Fielder, R</b> OBP: 0.300, SLG: 0.375 (1, 10)	E5			G4-3		P4		BB 1B		5	1	1	2	1	0	3				
<b>Paul O'Neill, L</b> OBP: 0.500, SLG: 0.444 (1, 9)	1B			F8		1B		K		6	0	3	1	0	1	4				
<b>Darryl Strawberry, L</b> (7, PH) <b>Mark Whiten, S</b> OBP: 1.000, SLG: 1.000 (7, 7)	F8			F8		F9		BB 1B		3	0	0	0	0	0	3				
<b>Mariano Duncan, R</b> OBP: 0.333, SLG: 0.400 (6, PR) <b>Pat Kelly, R</b> OBP: 0.697, SLG: 1.000 (6, 4)	K			G6-3		BB 2 BB		K		2	0	0	0	1	1	2				
<b>20 Jorge Posada, S</b> OBP: 0.167, SLG: 0.167 (1, 2)		G4-3		F8		F7		G3		6	0	1	1	0	1	6				
<b>Inning Stats</b>	R: 3 E: 1 K: 1 S: 21	H: 2 LOB: 2 BB: 2 P: 34	R: 0 E: 0 K: 0 S: 8	H: 0 LOB: 0 BB: 0 P: 12	R: 2 E: 0 K: 0 S: 9	H: 1 LOB: 0 BB: 1 P: 19	R: 0 E: 1 K: 0 S: 9	H: 0 LOB: 1 BB: 0 P: 15	R: 1 E: 0 K: 0 S: 10	H: 2 LOB: 1 BB: 0 P: 16	R: 0 E: 0 K: 2 S: 15	H: 2 LOB: 2 BB: 0 P: 25	R: 2 E: 0 K: 1 S: 17	H: 2 LOB: 3 BB: 3 P: 33	R: 7 E: 0 K: 1 S: 29	H: 5 LOB: 3 BB: 3 P: 52	1B: 9 2B: 2 3B: 0 HR: 3	SF: 0 SAC: 0 DP: 0 HBP: 1	WP: 0 PB: 0 SB: 0 CS: 2	PA: 58
<b>PITCHER</b>	IP	WLS	BF	H	R	ER	SO	BB	IBB	HBP	BLK	WP	HR	S	P	ERA	WHIP			
<b>Scott Sanders, R</b> ERA: 10.8 (1, 1)	5.0	L	25	5	6	6	1	3	0	0	0	0	3	57	96	10.80	1.600			
<b>Edwin Hurtado, R</b> ERA: 27.0 (6, 1)	0.1		4	0	1	1	0	3	0	0	0	0	0	5	18	27.00	9.000			
<b>40 Greg McCarthy, L</b> ERA: 5.4 (6, 1)	1.2		9	2	1	1	2	2	0	0	0	0	0	23	43	5.40	2.400			
<b>Josias Manzanillo, R</b> ERA: 9.0 (8, 1)	1.0		7	2	1	1	1	2	0	0	0	0	0	15	27	9.00	4.000			
<b>Salomon Torres, R</b> ERA: 189.0 (9, 1)	0.1		8	3	7	7	0	2	0	1	0	0	0	15	29	189.00	15.000			
<b>Bob Wells, R</b> ERA: (9, 1)	0.2		5	2	0	0	1	1	0	0	0	0	0	14	23	0.00	4.500			

New York Yankees @ Seattle Mariners  
The Kingdome, Seattle, WA  
Wed Apr 02 1997, 10:05 PM EST  
Att: 30,951 - Dome


AB 44  
R 16  
H 14  
RBI 16  
BB 13  
SO 5  
LOB 34



Batter	1	2	3	4	5	6	7	8	9	AB	R	H	RBI	BB	SO	LOB	BOTTOM			
<b>Rich Amaral, R</b> OBP: 0.500, SLG: 0.500 (1, 7) <b>Alvaro Espinoza, R</b> (9, PH)	G5-3			1B		F8			F9	4	0	2	0	0	0	0				
<b>Alex Rodriguez, R</b> OBP: 0.222, SLG: 0.333 (1, 6)	G5-3			K		P3			F8	5	0	1	0	0	1	3				
<b>Ken Griffey Jr., L</b> OBP: 0.500, SLG: 1.375 (9, PH) <b>Lee Tinsley, S</b>	BB 1B			F8 1B		P6			L4	4	2	2	0	0	0	1				
<b>Edgar Martinez, R</b> OBP: 0.250, SLG: 0.143 (1, 10)	BB			F8		G5-3			F9	3	0	0	0	1	0	1				
<b>Jay Buhner, R</b> OBP: 0.375, SLG: 0.167 (1, 9)	BB			G5-3		BB			K	3	0	1	1	1	1	1				
<b>Mike Blowers, R</b> (1, 3)	G6-3			BB		K			F9	3	0	0	0	1	1	3				
<b>Dan Wilson, R</b> OBP: 0.429, SLG: 0.500 (1, 2)				G5-3		1B			F8	3	0	1	1	1	0	0				
<b>Russ Davis, R</b> OBP: 0.286, SLG: 0.714 (1, 5)				K		K			K	4	0	1	0	0	3	4				
<b>Brent Gates, S</b> (1, 4)	FC5-4			L5		G1-3			G5-3	4	0	0	0	0	1					
<b>Inning Stats</b>	R: 1 E: 0 K: 0 S: 10	H: 2 LOB: 2 BB: 1 P: 20	R: 0 E: 0 K: 1 S: 17	H: 2 LOB: 0 BB: 0 P: 24	R: 1 E: 0 K: 1 S: 13	H: 2 LOB: 2 BB: 1 P: 26	R: 0 E: 0 K: 0 S: 10	H: 1 LOB: 1 BB: 0 P: 12	R: 0 E: 0 K: 2 S: 15	H: 0 LOB: 2 BB: 2 P: 29	R: 0 E: 0 K: 0 S: 8	H: 0 LOB: 0 BB: 0 P: 15	R: 0 E: 0 K: 1 S: 6	H: 0 LOB: 0 BB: 0 P: 9	R: 0 E: 0 K: 1 S: 12	H: 1 LOB: 1 BB: 0 P: 18	1B: 6 2B: 2 3B: 0 HR: 0	SF: 0 SAC: 0 DP: 0 HBP: 0	WP: 0 PB: 0 SB: 0 CS: 0	PA: 39
<b>PITCHER</b>	IP	WLS	BF	H	R	ER	SO	BB	IBB	HBP	BLK	WP	HR	S	P	ERA	WHIP			
<b>Andy Pettitte, L</b> ERA: 3.0 (1, 1)	6.0	W	29	7	2	2	4	4	0	0	0	0	0	14	24	0.00	0.000			
<b>David Weathers, R</b> ERA: (7, 1)	2.0		6	0	0	0	2	0	0	0	0	0	0	14	24	0.00	0.000			
<b>42 Mariano Rivera, R</b> ERA: (9, 1)	1.0		4	1	0	0	1	0	0	0	0	0	0	12	18	0.00	1.000			

New York Yankees @ Seattle Mariners  
The Kingdome, Seattle, WA  
Wed Apr 02 1997, 10:05 PM EST  
Att: 30,951 - Dome

AB 35  
R 2  
H 8  
RBI 2  
BB 4  
SO 7  
LOB 15





Batter	1	2	3	4	5	6	7	8	9	AB	R	H	RBI	BB	SO	LOB	TOP											
Nomar Garciaparra, R OBP: 0.429, SLG: 0.500	1-2 1B	0-3 K		0-0 G1-6-3 1B			1-1 F8 1B		3-1 G4-6-3 1B	5	1	4	0	0	1	0												
John Valentin, R OBP: 0.500, SLG: 0.615	2-1 BB HR		1-0 F8 BB 1B	0-0 G1-6-3			3-1 E 1B		1-0 G4-6-3	5	1	3	1	0	0	2												
Mo Vaughn, L OBP: 0.462, SLG: 0.125	4-2 HR		4-0 BB	0-0 F8			F8		4-2 WP HR	2	2	0	0	3	0	2												
Mike Stanley, R OBP: 0.250, SLG: 0.571	2-2 F8		1-1 F8		3-2 L8		1-2 G4-3		2-0 HR	5	1	1	2	0	0	6												
Tim Lincecum, R OBP: 0.308, SLG: 0.750	1-2 HR		0-2 P6		1-1 P3		2-2 G5-3		2-2 G5-3	5	1	1	3	0	0	4												
Troy O'Leary, L OBP: 0.250, SLG: 0.250	G4-3		0-0 G4-3		1-1 CS 1B				3-1 G3-1	4	0	1	0	0	0	2												
Wil Cordero, R OBP: 0.417, SLG: 0.636	3-2 F8			0-1 HR		3-2 CS			2-3 K	4	1	2	1	0	1	0												
Bill Haselman, R OBP: 0.200, SLG: 0.111		1-3 K		0-0 HR		2-2 G1-3			1-0 F8	4	1	1	0	0	1	1												
Darren Bragg, L OBP: 0.300, SLG: 0.889		2-2 P4		1-1 HR		0-1 G1-3			2-2 HR	4	2	2	3	0	0	0												
<b>Inning Stats</b>	R: 4 E: 0 K: 0 S: 19	H: 3 LOB: 0 BB: 1 P: 33	R: 0 E: 0 K: 2 S: 10	H: 0 LOB: 0 BB: 0 P: 13	R: 0 E: 0 K: 0 S: 7	H: 1 LOB: 2 BB: 1 P: 13	R: 3 E: 0 K: 0 S: 8	H: 4 LOB: 0 BB: 0 P: 9	R: 0 E: 0 K: 0 S: 10	H: 1 LOB: 0 BB: 0 P: 19	R: 0 E: 0 K: 0 S: 13	H: 2 LOB: 2 BB: 0 P: 21	R: 0 E: 0 K: 1 S: 7	H: 0 LOB: 0 BB: 1 P: 13	R: 3 E: 0 K: 0 S: 12	H: 3 LOB: 0 BB: 1 P: 26	1B: 9 2B: 1 3B: 0 HR: 5	SF: 0 SAC: 0 DP: 2 HBP: 0	WP: 1 PB: 0 SB: 0 CS: 1	PA: 42								
<b>PITCHER</b>	IP	WLS	BF	H	R	ER	SO	BB	IBB	HBP	BLK	WP	HR	S	P	ERA	WHIP											
Bob Wolcott, R ERA: 21.0	(1, 1)	3.0	L	18	7	7	2	2	0	0	0	0	0	3	41	65	21.00	3.000										
Edwin Hurtado, R ERA: 2.7	(4, 1)	3.0		11	5	0	0	0	0	0	0	0	0	0	25	40	0.00	1.667										
40 Greg McCarthy, L ERA: 4.5	(7, 1)	0.1		1	0	0	0	0	0	0	0	0	0	0	3	4	0.00	0.000										
Josias Manzanillo, R ERA: 3.38	(7, 1)	1.2		5	0	0	0	0	0	0	0	0	0	0	13	22	0.00	0.000										
Bobby Ayala, R ERA: 11.57	(9, 1)	1.0		6	3	3	0	1	0	0	0	1	2	12	26	27.00	4.000											

**Boston Red Sox @ Seattle Mariners**  
The Kingdom, Seattle, WA  
Fri Apr 04 1997, 10:05 PM EST  
Att: 40,176 - Dome

AB 38  
R 10  
H 15  
RBI 10  
BB 3  
SO 3  
LOB 17



Batter	1	2	3	4	5	6	7	8	9	AB	R	H	RBI	BB	SO	LOB	BOTTOM										
Joey Cora, S OBP: 0.250, SLG: 0.143	1-1 F8	2-0 G6-3			0-0 P5	1-2 E6 1B			0-1 G3-1 1B	4	0	1	0	0	0	1											
Alvaro Espinoza, R OBP: 0.500, SLG: 0.500										1	0	1	0	0	0	0											
Alex Rodriguez, R OBP: 0.214, SLG: 0.286	1-1 G3		3-2 F9		0-0 BB HR 1B		0-0 P2		3-2 F8	5	1	1	0	0	0	1											
Ken Griffey Jr., L OBP: 0.538, SLG: 1.364	1-1 HR		1-3 K		4-2 BB		4-1 2B BB		0-2 G3-1	3	2	1	1	2	1	1											
Edgar Martinez, R OBP: 0.385, SLG: 0.636	4-0 BB		3-1 G5-3		0-0 HR		2-2 2B		1-2 F9	4	1	2	3	1	0	1											
Jay Buhner, R OBP: 0.417, SLG: 0.125	4-1 BB			4-2 1B BB	1-2 F9		3-3 K			2	0	0	0	2	1	2											
Paul Sorrento, L OBP: 0.167, SLG: 0.167	1-0 L7			1-3 K	1-0 G4-3		0-3 K			3	0	0	0	0	1	3											
Mike Blowers, R	(7, PH)									1	0	0	0	0	1	2											
Dan Wilson, R OBP: 0.545, SLG: 0.500		4-1 G4-6-3 HBP BB		0-1 1B		4-1 S BB		2-3 K		2	1	1	0	2	1	0											
Russ Davis, R OBP: 0.273, SLG: 0.500		2-1 G4-6-3 HBP		0-0 F7		3-2 P3		1-3 K		3	0	0	0	0	1	3											
Lee Tinsley, S	(1, 7)		0-0 G4-6-3		3-2 F8		2-1 F8		3-2 K	4	0	0	0	0	1	5											
<b>Inning Stats</b>	R: 1 E: 0 K: 0 S: 8	H: 1 LOB: 2 BB: 2 P: 20	R: 0 E: 0 K: 0 S: 4	H: 0 LOB: 1 BB: 1 P: 12	R: 0 E: 0 K: 1 S: 13	H: 0 LOB: 0 BB: 0 P: 20	R: 0 E: 0 K: 1 S: 12	H: 1 LOB: 2 BB: 1 P: 20	R: 3 E: 0 K: 0 S: 11	H: 2 LOB: 0 BB: 1 P: 17	R: 1 E: 1 K: 0 S: 9	H: 1 LOB: 1 BB: 1 P: 19	R: 0 E: 0 K: 2 S: 12	H: 1 LOB: 2 BB: 1 P: 21	R: 0 E: 0 K: 3 S: 11	H: 0 LOB: 0 BB: 0 P: 17	R: 0 E: 0 K: 0 S: 12	H: 1 LOB: 0 BB: 0 P: 16	1B: 4 2B: 1 3B: 0 HR: 2	SF: 0 SAC: 0 DP: 1 HBP: 1	WP: 0 PB: 0 SB: 1 CS: 0	PA: 40					
<b>PITCHER</b>	IP	WLS	BF	H	R	ER	SO	BB	IBB	HBP	BLK	WP	HR	S	P	ERA	WHIP										
Aaron Sele, R ERA: 7.2	(1, 1)	5.0	W	24	4	4	2	5	0	0	0	0	0	14	30	0.00	3.000										
Pat Mahomes, R ERA	(6, 1)	1.1		7	2	1	0	2	0	0	0	0	0	14	30	0.00	3.000										
Butch Henry, L ERA: 2.08	(7, 1)	2.2	S	9	1	0	0	5	0	0	0	0	0	30	43	0.00	0.375										

**Boston Red Sox @ Seattle Mariners**  
The Kingdom, Seattle, WA  
Fri Apr 04 1997, 10:05 PM EST  
Att: 40,176 - Dome

AB 32  
R 5  
H 7  
RBI 4  
BB 7  
SO 7  
LOB 19






Batter	1	2	3	4	5	6	7	8	9	AB	R	H	RBI	BB	SO	LOB	TOP								
<b>Nomar Garciaparra, R</b> OBP: 0.421, SLG: 0.632 (1, 6)	1-3 K		0-0 F9		2-3 K		1-2 1B		3-2 HR	5	1	2	4	0	2	1									
<b>John Valentin, R</b> OBP: 0.368, SLG: 0.444 (1, 4)	3-3 K		0-2 FC4-6			1-2 F7	0-0 F8		2-0 G5-3	5	0	0	0	0	1	2									
<b>Mo Vaughn, L</b> OBP: 0.500, SLG: 0.417 (1, 3)	2-2 2B			1-3 K		1-0 L9		2-1 G4-3	2-2 1B SF9	4	1	2	0	0	1	0									
<b>Mike Stanley, R</b> OBP: 0.250, SLG: 0.455 <b>Jeff Frye, R</b> OBP: 1.000, SLG: 1.000 (8, PR)	1-3 K			3-3 K		1-1 L9		1-1 FC4-6	3-2 1B SF9	4	0	1	0	0	2	2									
<b>Tim Lincecum, R</b> OBP: 0.278, SLG: 0.688 (1, 5)		3-3 K		2-1 HR		1-0 G6-3		0-0 FC4-6	0-0 SF9	4	1	1	1	0	1	2									
<b>Wil Cordero, R</b> OBP: 0.412, SLG: 0.750 (1, 7)		2-1 F9		1-0 HR			2-2 G6-3	1-1 1B	1-2 G6-3	5	1	2	2	0	0	1									
<b>Rudy Pemberton, R</b> <b>Troy O'Leary, L</b> OBP: 0.300, SLG: 0.222 (7, PH)		2-2 G3		1-0 G3-1			4-2 2B	1-2 G4-3		2	0	0	0	0	0	0									
<b>Bill Haselman, R</b> OBP: 0.357, SLG: 0.462 (1, 2)			2-2 FC4-6		1-0 G5-3		1-0 1B		0-0 HR	4	2	3	1	0	0	0									
<b>Shane Mack, R</b> <b>Darren Bragg, L</b> OBP: 0.333, SLG: 0.800 (7, PH)			1 SAFE 3-3 K		0-1 F7		2-1 P5		4-2 HR	2	0	0	0	0	1	1									
<b>Inning Stats</b>	R: 0 E: 0 K: 3 S: 12	H: 1 LOB: 1 BB: 0 P: 19	R: 0 E: 0 K: 1 S: 9	H: 0 LOB: 0 BB: 0 P: 16	R: 0 E: 0 K: 1 S: 11	H: 1 LOB: 1 BB: 0 P: 16	R: 2 E: 0 K: 2 S: 10	H: 2 LOB: 0 BB: 0 P: 18	R: 0 E: 0 K: 1 S: 7	H: 0 LOB: 0 BB: 0 P: 10	R: 0 E: 0 K: 0 S: 8	H: 1 LOB: 1 BB: 0 P: 12	R: 2 E: 0 K: 0 S: 16	H: 2 LOB: 1 BB: 1 P: 26	R: 0 E: 0 K: 0 S: 10	H: 2 LOB: 2 BB: 0 P: 15	R: 4 E: 0 K: 0 S: 19	H: 3 LOB: 1 BB: 1 P: 34	1B: 5 2B: 5 3B: 0 HR: 2	SF: 1 SAC: 0 DP: 0 HBP: 1	WP: 0 PB: 0 SB: 0 CS: 0	PA: 42			
<b>PITCHER</b>	IP	WLS	BF	H	R	ER	SO	BB	IBB	HBP	BLK	WP	HR	S	P	ERA	WHIP								
<b>Randy Johnson, L</b> ERA: 3.0	(1, 1)	6.0	23	5	2	2	8	0	0	0	0	0	1	57	91	3.00	0.833								
<b>Bob Wells, R</b> ERA: 10.8	(7, 1)	1.0	6	2	2	2	0	1	0	0	0	0	0	16	26	18.00	3.000								
<b>Bobby Ayala, R</b> ERA: 9.0	(8, 1)	0.2	4	2	0	0	0	0	0	0	0	0	0	7	11	0.00	3.000								
<b>Norm Charlton, L</b> ERA: 27.0	(8, 1)	0.2	L 7	3	4	4	0	1	0	1	0	0	1	18	33	54.00	6.000								
<b>Josias Manzanillo, R</b> ERA: 2.7	(9, 1)	0.2	2	0	0	0	0	0	0	0	0	0	0	4	5	0.00	0.000								

**Boston Red Sox @ Seattle Mariners**  
The Kingdom, Seattle, WA  
Sat Apr 05 1997, 10:05 PM EST  
Att: 57,110 - Dome


AB	38
R	8
H	12
RBI	8
BB	2
SO	8
LOB	12



Batter	1	2	3	4	5	6	7	8	9	AB	R	H	RBI	BB	SO	LOB	BOTTOM								
<b>Rich Amaral, R</b> OBP: 0.500, SLG: 0.429 <b>Lee Tinsley, S</b> (9, 7)	4-2 G6-3		2-1 1B		0-0 F8	0-3 K		0-0 FC3	2-2 G4-3	3	0	1	0	1	1	1									
<b>Alex Rodriguez, R</b> OBP: 0.263, SLG: 0.421 (1, 6)	1-0 G6-3		0-2 K		1-0 2B		0-0 HR	1-1 L5		5	1	2	0	0	1	4									
<b>Ken Griffey Jr., L</b> OBP: 0.556, SLG: 1.333 (1, 8)	3-3 K		1-1 G6-4-3		1-2 F8		0-2 HR	4-0 IBB		4	1	2	2	1	1	1									
<b>Edgar Martinez, R</b> OBP: 0.389, SLG: 0.600 (1, 10)		2-2 1B	2-1 G6-4-3		2-1 P3		3-2 G6-4-3	1-0 P4		4	1	1	0	0	0	6									
<b>Jay Buhner, R</b> OBP: 0.412, SLG: 0.167 (1, 9)		3-1 G6-3		0-0 G1-3		4-1 HR	3-2 G6-4-3	0-0 G4-3		4	1	1	0	1	0	4									
<b>Mike Blowers, R</b> OBP: 0.375, SLG: 0.667 <b>Paul Sorrento, L</b> OBP: 0.125, SLG: 0.125 (8, 3)		3-1 G1-4-3		4-1 BB		0-0 HR	2-2 G6-4-3		0-0 G4-3	2	1	1	2	1	0	1									
<b>Dan Wilson, R</b> OBP: 0.563, SLG: 0.615 (1, 2)		2-1 BB		0-0 BB		1-3 K	3-1 P6		3-2 FC6-4	5	0	3	1	0	1	1									
<b>Russ Davis, R</b> OBP: 0.400, SLG: 0.455 <b>Joey Cora, S</b> OBP: 0.333, SLG: 0.143 (9, PH)		4-2 BB		4-0 BB		1-3 K		4-1 E	4-1 FC6-4	1	1	0	0	3	1	0									
<b>Brent Gates, S</b> (1, 4)		0-2 F9		3-1 G5-4-3		4-1 BB		1 SAFE 4-2 L5	0-1 FC6-4	3	0	0	0	2	0	7									
<b>Inning Stats</b>	R: 0 E: 0 K: 1 S: 7	H: 0 LOB: 1 BB: 1 P: 15	R: 1 E: 0 K: 0 S: 14	H: 2 LOB: 1 BB: 1 P: 28	R: 0 E: 0 K: 1 S: 10	H: 2 LOB: 1 BB: 0 P: 15	R: 0 E: 0 K: 0 S: 5	H: 1 LOB: 2 BB: 2 P: 16	R: 0 E: 0 K: 0 S: 8	H: 1 LOB: 1 BB: 0 P: 12	R: 2 E: 0 K: 3 S: 13	H: 1 LOB: 1 BB: 2 P: 23	R: 2 E: 0 K: 0 S: 16	H: 3 LOB: 1 BB: 0 P: 27	R: 1 E: 1 K: 0 S: 12	H: 0 LOB: 3 BB: 3 P: 25	R: 0 E: 0 K: 0 S: 10	H: 1 LOB: 2 BB: 1 P: 19	1B: 5 2B: 4 3B: 0 HR: 2	SF: 0 SAC: 0 DP: 4 HBP: 1	WP: 0 PB: 0 SB: 2 CS: 0	PA: 46			
<b>PITCHER</b>	IP	WLS	BF	H	R	ER	SO	BB	IBB	HBP	BLK	WP	HR	S	P	ERA	WHIP								
<b>Steve Avery, L</b> ERA: 1.8	(1, 1)	5.0	22	1	1	1	2	4	0	0	0	0	2	18	28	36.00	5.000								
<b>Chris Hammond, L</b> ERA: 27.0	(6, 1)	1.0	8	3	4	4	3	2	0	0	0	0	0	23	47	4.50	1.500								
<b>Ricky Tricek, R</b> ERA: 3.96	(7, 1)	2.0	W 11	1	1	1	0	2	1	1	0	0	0	10	19	0.00	2.000								
<b>Heathcliff Stocumb, R</b> ERA:	(9, 1)	1.0	S 5	1	0	0	0	1	0	0	0	0	0	10	19	0.00	2.000								

**Boston Red Sox @ Seattle Mariners**  
The Kingdom, Seattle, WA  
Sat Apr 05 1997, 10:05 PM EST  
Att: 57,110 - Dome

AB	35
R	6
H	11
RBI	6
BB	10
SO	5
LOB	30





Batter	1	2	3	4	5	6	7	8	9	10	AB	R	H	RBI	BB	SO	LOB	TOP						
Nomar Garciaparra, R OBP: 0.400, SLG: 0.542	F9	FC6-4				G6-4-3	K		FC4-6		5	0	1	1	1	1	5							
John Valentin, R OBP: 0.320, SLG: 0.348	P6	F8				G6-4-3				L8	5	0	0	0	1	1	6							
Mo Vaughn, L OBP: 0.500, SLG: 0.375	BB										4	2	1	0	2	2	4							
Mike Stanley, R OBP: 0.276, SLG: 0.333	BB										4	0	0	0	2	2	4							
Tim Lincecum, R OBP: 0.292, SLG: 0.619	BB										5	1	1	0	1	0	2							
Wil Cordero, R OBP: 0.455, SLG: 0.737	FC6-4										3	1	1	2	2	0	0							
Rudy Pemberton, R OBP: 0.200, SLG: 0.111	FC6-4										3	1	1	0	0	0	3							
Troy O'Leary, L OBP: 0.273, SLG: 0.200											1	0	0	0	0	0	1							
Jeff Frye, R OBP: 0.500, SLG: 0.500											1	0	0	0	0	0	1							
Bill Haselman, R OBP: 0.474, SLG: 0.647											4	1	3	0	1	0	0							
Steve Avery, L (9, PR)											0	1	0	0	0	0	0							
Scott Hatteberg, L (9, 2)											0	0	0	0	0	0	0							
Shane Mack, R OBP: 0.429, SLG: 0.333											2	0	2	0	1	0	0							
Darren Bragg, L OBP: 0.357, SLG: 0.750											2	0	1	2	0	0	2							
<b>Inning Stats</b>	R: 1 E: 0 K: 0 S: 13	H: 0 LOB: 3 P: 31	R: 0 E: 0 K: 0 S: 8	H: 1 LOB: 1 BB: 0 P: 12	R: 1 E: 1 K: 0 S: 12	H: 1 LOB: 0 BB: 0 P: 18	R: 0 E: 0 K: 1 S: 11	H: 2 LOB: 3 BB: 1 P: 19	R: 0 E: 0 K: 1 S: 7	H: 0 LOB: 0 BB: 0 P: 11	R: 2 E: 0 K: 0 S: 15	H: 3 LOB: 2 BB: 2 P: 24	R: 1 E: 0 K: 1 S: 17	H: 2 LOB: 2 BB: 1 P: 32	R: 0 E: 0 K: 2 S: 7	H: 0 LOB: 1 BB: 1 P: 15	R: 2 E: 0 K: 0 S: 15	H: 2 LOB: 2 BB: 1 P: 24	R: 0 E: 0 K: 1 S: 6	H: 0 LOB: 1 BB: 1 P: 14	1B: 7 2B: 5 3B: 0 HR: 0	SF: 0 SAC: 3 DP: 3 HBP: 0	WP: 1 PB: 0 SB: 1 CS: 1	PA: 50
<b>PITCHER</b>	IP	WLS	BF	H	R	ER	SO	BB	IBB	HBP	BLK	WP	HR	S	P	ERA	WHIP							
Jeff Fassero, L ERA: 3.46	(1, 1)	6.0	31	7	4	3	2	7	0	0	0	0	0	66	115	4.50	2.333							
Bob Wells, R ERA: 16.2	(7, 1)	0.0	2	2	1	1	0	0	0	0	0	0	0	6	12	∞	∞							
40 Greg McCarthy, L ERA: 3.86	(7, 1)	0.1	1	0	0	0	0	0	0	0	0	1	0	3	5	0.00	0.000							
Josias Manzanillo, R ERA: 1.8	(7, 1)	1.2	6	0	0	0	3	2	0	0	0	0	0	15	30	0.00	1.200							
Bobby Ayala, R ERA: 10.8	(8, 1)	0.1	2	0	1	1	0	1	0	0	0	0	0	4	9	27.00	3.000							

**Boston Red Sox @ Seattle Mariners**  
The Kingdom, Seattle, WA  
Sun Apr 06 1997, 6:33 AM EDT  
Att: 33,450 - Dome

AB	39
R	7
H	11
RBI	5
BB	11
SO	6
LOB	28



Batter	1	2	3	4	5	6	7	8	9	10	AB	R	H	RBI	BB	SO	LOB	BOTTOM						
Joey Cora, S OBP: 0.286, SLG: 0.091	F8		F9			B1-3			F8		4	1	0	0	1	0	0							
Alex Rodriguez, R OBP: 0.375, SLG: 0.625	K										5	4	4	1	0	1	0							
Ken Griffey Jr., L OBP: 0.565, SLG: 1.333	F8										3	2	1	2	1	0	0							
Edgar Martinez, R OBP: 0.354, SLG: 0.526											4	0	1	2	0	2	0							
Rich Amaral, R OBP: 0.500, SLG: 0.429											0	1	0	0	0	0	0							
Jay Buhner, R OBP: 0.409, SLG: 0.133											3	0	0	0	2	3	2							
Paul Sorrento, L OBP: 0.308, SLG: 0.385											5	0	3	3	0	1	1							
Dan Wilson, R OBP: 0.450, SLG: 0.471											4	0	0	0	0	3	3							
Russ Davis, R OBP: 0.316, SLG: 0.333											4	0	0	0	0	0	0							
Lee Tinsley, S (1, 7)											4	0	0	0	0	1	0							
<b>Inning Stats</b>	R: 0 E: 0 K: 1 S: 8	H: 0 LOB: 0 BB: 0 P: 13	R: 0 E: 0 K: 3 S: 10	H: 1 LOB: 1 BB: 0 P: 17	R: 0 E: 0 K: 1 S: 7	H: 0 LOB: 0 BB: 0 P: 11	R: 1 E: 0 K: 0 S: 12	H: 1 LOB: 1 BB: 1 P: 18	R: 0 E: 0 K: 1 S: 6	H: 0 LOB: 0 BB: 0 P: 8	R: 2 E: 0 K: 2 S: 12	H: 2 LOB: 0 BB: 0 P: 16	R: 0 E: 0 K: 1 S: 8	H: 0 LOB: 0 BB: 0 P: 10	R: 4 E: 0 K: 2 S: 17	H: 3 LOB: 2 BB: 1 P: 32	R: 0 E: 0 K: 0 S: 4	H: 0 LOB: 0 BB: 0 P: 7	R: 1 E: 0 K: 0 S: 5	H: 2 LOB: 3 BB: 2 P: 16	1B: 6 2B: 1 3B: 0 HR: 2	SF: 0 SAC: 1 DP: 0 HBP: 1	WP: 1 PB: 0 SB: 1 CS: 0	PA: 42
<b>PITCHER</b>	IP	WLS	BF	H	R	ER	SO	BB	IBB	HBP	BLK	WP	HR	S	P	ERA	WHIP							
John Wasdin, R ERA: 4.91	(1, 1)	7.1	28	4	4	4	9	2	0	0	0	0	2	65	99	4.91	0.818							
Pat Mahomes, R ERA: 3.86	(8, 1)	0.0	1	1	0	0	0	0	0	0	0	0	0	3	6	∞	∞							
Vaughn Eshelman, L ERA: 40.0	(8, 1)	0.0	1	0	0	0	0	0	0	1	0	0	0	1	3	∞	∞							
Heathcliff Spocumb, R ERA: 3.38	(8, 1)	0.2	4	2	3	3	2	0	0	0	0	0	0	11	17	40.50	3.000							
Ricky Tricek, R ERA: 4.91	(8, 1)	1.1	8	2	1	1	0	0	2	0	0	1	0	9	23	6.75	1.500							

**Boston Red Sox @ Seattle Mariners**  
The Kingdom, Seattle, WA  
Sun Apr 06 1997, 6:33 AM EDT  
Att: 33,450 - Dome

AB	36
R	8
H	9
RBI	8
BB	4
SO	11
LOB	6





Batter	1	2	3	4	5	6	7	8	9	AB	R	H	RBI	BB	SO	LOB	TOP										
Marquis Grissom, R OBP: 0.219, SLG: 0.107	1-1 F8	1-0 P4			0-0 P4		0-0 F8		1-1 E6	5	0	0	0	0	0	1	<b>Cleveland Indians @ Seattle Mariners</b> <b>The Kingdome, Seattle, WA</b> Mon Apr 07 1997, 10:05 PM EDT Att: 22,012 - Dome										
Omar Vizquel, S OBP: 0.390, SLG: 0.391	2-3 K		1-0 L8		4-0 BB		0-1 BB		2-0 G3-6-1	4	0	1	0	1	1												
Jim Thome, L OBP: 0.519, SLG: 0.579	3-2 L6		3-3 K		1-1 G4-3		0-0 G4-3		0-0 G4-3	5	0	0	0	0	1	3											
Matt Williams, R OBP: 0.345, SLG: 0.360		2-2 P4	2-3 K			4-2 WP 1B BB		2-0 2B		3	2	1	0	1	1	0											
David Justice, L OBP: 0.519, SLG: 0.895	1-3 K			2-2 F7		1-3 SAFE K		4-1 2B		3	1	0	0	1	2	1											
Manny Ramirez, R OBP: 0.273, SLG: 0.400	2-2 HR			1-2 G5-3		2-0 F9		2-1 1B		4	1	2	3	0	0	1											
Brian Giles, L OBP: 0.500, SLG: 1.333								1-H 2-H G6-4-3 2B		0	1	0	0	0	0	0											
Julio Franco, R OBP: 0.391, SLG: 0.381	1-2 HR 1B			2-3 K		2-2 1-H 1B		0-1 G6-4-3 1B		4	1	3	1	0	1	0											
Tony Fernandez, S OBP: 0.500, SLG: 0.667								2-3 G6-4-3 1B		0	0	0	0	0	0	0											
Kevin Mitchell, R OBP: 0.333, SLG: 0.652	4-2 HR 1B				0-0 P4		0-3 K		0-0 G6-4-3 1B	3	1	0	0	1	1	3											
Sandy Alomar Jr., R OBP: 0.476, SLG: 1.190	1-2 HR 2B				1-0 2B			3-H G6-3		4	1	2	3	0	0	1											
<b>Inning Stats</b>	R: 0 E: 0 K: 1 S: 9	H: 0 LOB: 0 BB: 0 P: 15	R: 4 E: 0 K: 1 S: 19	H: 3 LOB: 0 BB: 1 P: 32	R: 0 E: 0 K: 2 S: 9	H: 0 LOB: 0 BB: 0 P: 15	R: 0 E: 0 K: 1 S: 9	H: 0 LOB: 0 BB: 0 P: 14	R: 0 E: 0 K: 0 S: 5	H: 1 LOB: 2 BB: 1 P: 11	R: 1 E: 0 K: 2 S: 19	H: 1 LOB: 1 BB: 1 P: 28	R: 0 E: 0 K: 0 S: 5	H: 1 LOB: 0 BB: 0 P: 6	R: 3 E: 0 K: 0 S: 10	H: 3 LOB: 1 BB: 1 P: 20	R: 0 E: 1 K: 0 S: 4	H: 0 LOB: 0 BB: 0 P: 7	1B: 4 2B: 3 3B: 0 HR: 2	SF: 0 SAC: 0 DP: 2 HBP: 0	WP: 1 PB: 0 SB: 2 CS: 0	PA: 39					
<b>PITCHER</b>	IP	WLS	BF	H	R	ER	SO	BB	IBB	HBP	BLK	WP	HR	S	P	ERA	WHIP										
Scott Sanders, R ERA: 9.0	6.0	L	26	5	5	5	7	3	0	0	0	1	2	70	115	7.50	1.333										
Salomon Torres, R ERA: 27.0	3.0		13	4	3	3	0	1	0	0	0	0	0	19	33	9.00	1.667										

AB	35
R	8
H	9
RBI	7
BB	4
SO	7
LOB	11



Batter	1	2	3	4	5	6	7	8	9	AB	R	H	RBI	BB	SO	LOB	BOTTOM										
Joey Cora, S OBP: 0.316, SLG: 0.188	1-2 G3-1		1-1 G3-1		3-1 G4-3		1-2 BB		1-1 G6-4-3 1B	5	0	2	1	0	0	2	<b>Cleveland Indians @ Seattle Mariners</b> <b>The Kingdome, Seattle, WA</b> Mon Apr 07 1997, 10:05 PM EDT Att: 22,012 - Dome										
Alex Rodriguez, R OBP: 0.345, SLG: 0.536	1-3 K		0-3 K		1-1 G5-3		4-0 BB		0-0 G6-4-3 1B	4	0	0	1	1	2	2											
Ken Griffey Jr., L OBP: 0.556, SLG: 1.227	2-3 K			0-2 G6-3 1B		1-1 2B		0-0 F8		4	0	2	0	0	1	3											
Edgar Martinez, R OBP: 0.385, SLG: 0.652		1-1 G4-3 G1-3 1B		2-1 L9		1-1 G6-3		1-1 HR		4	1	2	1	0	0	2											
Jay Buhner, R OBP: 0.346, SLG: 0.105	1-1 G1-3		1-1 G6-3		1-1 G6-3		2-3 K		1-3 K	4	0	0	0	0	2	3											
Paul Sorrento, L OBP: 0.235, SLG: 0.294	3-2 G4-3		1-1 G3-1				3-3 K		1-1 F7	4	0	0	0	0	1	2											
Dan Wilson, R OBP: 0.375, SLG: 0.381	1-3 K				2-2 G4-3		1-3 K		2-3 K	4	0	0	0	0	3	1											
John Marzano, R OBP: 0.346, SLG: 0.105										0	0	0	0	0	0	0											
Russ Davis, R OBP: 0.391, SLG: 0.474			0-1 G3-1 G4-3 1B		0-0 2B		2-2 1B BB 1B		3-3 K	4	1	3	0	0	1	0											
Lee Tinsley, S OBP: 0.111, SLG: 0.222			3-1 G4-3		1-3 K		2-1 BB 1B		1-1 1B 3B	4	1	2	0	0	1	2											
<b>Inning Stats</b>	R: 0 E: 0 K: 2 S: 10	H: 0 LOB: 0 BB: 0 P: 14	R: 0 E: 0 K: 1 S: 12	H: 1 LOB: 1 BB: 0 P: 18	R: 0 E: 0 K: 1 S: 9	H: 1 LOB: 1 BB: 0 P: 13	R: 0 E: 0 K: 0 S: 9	H: 1 LOB: 1 BB: 0 P: 13	R: 0 E: 0 K: 1 S: 10	H: 1 LOB: 1 BB: 0 P: 15	R: 1 E: 0 K: 2 S: 15	H: 3 LOB: 3 BB: 1 P: 28	R: 1 E: 0 K: 2 S: 10	H: 1 LOB: 0 BB: 0 P: 15	R: 1 E: 0 K: 1 S: 8	H: 2 LOB: 0 BB: 0 P: 13	1B: 7 2B: 2 3B: 1 HR: 1	SF: 0 SAC: 0 DP: 1 HBP: 0	WP: 0 PB: 0 SB: 1 CS: 0	PA: 38							
<b>PITCHER</b>	IP	WLS	BF	H	R	ER	SO	BB	IBB	HBP	BLK	WP	HR	S	P	ERA	WHIP										
Charles Nagy, R ERA: 5.25	6.2	W	29	8	1	1	8	1	0	0	0	0	0	73	115	1.35	1.350										
Paul Assenmacher, L ERA: 5.25	0.1		1	0	0	0	0	0	0	0	0	0	0	1	1	0.00	0.000										
Eric Plunk, R ERA: 7.71	2.0		8	3	2	2	3	0	0	0	0	0	1	18	28	9.00	1.500										

AB	37
R	3
H	11
RBI	3
BB	1
SO	11
LOB	17









Batter	1	2	3	4	5	6	7	8	9	AB	R	H	RBI	BB	SO	LOB	TOP										
<b>Omar Vizquel, S</b> OBP: 0.324, SLG: 0.344 (1, 6)										5	0	2	0	0	1	1	<b>Cleveland Indians @ Seattle Mariners</b> <b>The Kingdome, Seattle, WA</b> Wed Apr 09 1997, 6:33 AM EDT Att: 28,302 - Dome										
<b>Tony Fernandez, S</b> OBP: 0.436, SLG: 0.533 (1, 4)										5	0	1	0	0	1	3											
<b>Jim Thome, L</b> OBP: 0.541, SLG: 0.538 (1, 3)										5	0	1	0	0	1	3											
<b>Matt Williams, R</b> OBP: 0.297, SLG: 0.333 <b>Kevin Seitzer, R</b> OBP: 0.182, SLG: 0.100 (7, 5)										3	0	0	0	0	1	3											
<b>David Justice, L</b> OBP: 0.528, SLG: 0.846 (1, 7)										4	0	2	0	0	0	1											
<b>Manny Ramirez, R</b> OBP: 0.333, SLG: 0.407 <b>Chad Curtis, R</b> OBP: 1.000, SLG: 4.000 (7, 9)										2	0	0	0	1	1	2											
<b>Brian Giles, L</b> OBP: 0.273, SLG: 0.727 (1, 8)										4	0	0	0	0	0	2											
<b>Kevin Mitchell, R</b> OBP: 0.290, SLG: 0.556 (1, 10)										4	0	0	0	0	0	2											
<b>Pat Borders, R</b> OBP: 0.571, SLG: 0.500 (1, 2)										3	0	2	0	1	0	0											
<b>Inning Stats</b>	R: 0 E: 1 K: 2 S: 14	H: 0 LOB: 1 BB: 0 P: 20	R: 0 E: 0 K: 0 S: 7	H: 0 LOB: 1 BB: 1 P: 14	R: 0 E: 0 K: 0 S: 10	H: 2 LOB: 2 BB: 0 P: 16	R: 0 E: 0 K: 1 S: 11	H: 1 LOB: 1 BB: 0 P: 14	R: 0 E: 0 K: 0 S: 13	H: 0 LOB: 0 BB: 0 P: 17	R: 0 E: 0 K: 1 S: 9	H: 1 LOB: 2 BB: 1 P: 14	R: 0 E: 0 K: 0 S: 9	H: 1 LOB: 2 BB: 1 P: 13	R: 0 E: 0 K: 1 S: 5	H: 0 LOB: 0 BB: 1 P: 12		R: 1 E: 0 K: 0 S: 13	H: 4 LOB: 3 BB: 0 P: 20	1B: 7 2B: 1 3B: 0 HR: 1	SF: 0 SAC: 0 DP: 1 HBP: 0	WP: 0 PB: 0 SB: 0 CS: 0	PA: 39				
<b>PITCHER</b>	IP	WLS	BF	H	R	ER	SO	BB	IBB	HBP	BLK	WP	HR	S	P	ERA	WHIP										
<b>Bob Wolcott, R</b> ERA: 6.52 (1, 1)	6.2	W	27	4	0	0	4	2	0	0	0	0	0	68	103	0.00	0.900										
<b>40 Greg McCarthy, L</b> ERA: 2.45 (7, 1)	1.1		5	1	0	0	1	1	0	0	0	0	0	10	17	0.00	1.500										
<b>Norm Charlton, L</b> ERA: 13.5 (9, 1)	1.0		7	4	1	1	0	0	0	0	0	0	1	13	20	9.00	4.000										

AB 36  
R 1  
H 9  
RBI 1  
BB 3  
SO 5  
LOB 17



Batter	1	2	3	4	5	6	7	8	9	AB	R	H	RBI	BB	SO	LOB	BOTTOM										
<b>Joey Cora, S</b> OBP: 0.345, SLG: 0.208 <b>Alvaro Espinoza, R</b> OBP: 0.333, SLG: 0.333 (8, 4)										3	1	2	2	1	0	1	<b>Cleveland Indians @ Seattle Mariners</b> <b>The Kingdome, Seattle, WA</b> Wed Apr 09 1997, 6:33 AM EDT Att: 28,302 - Dome										
<b>Alex Rodriguez, R</b> OBP: 0.385, SLG: 0.556 (1, 6)										5	0	1	0	0	0	4											
<b>Ken Griffey Jr., L</b> OBP: 0.556, SLG: 1.167 <b>Rich Amaral, R</b> OBP: 0.556, SLG: 0.429 (9, 8)										3	2	1	0	0	1	1											
<b>Edgar Martinez, R</b> OBP: 0.444, SLG: 0.742 (1, 10)										4	1	1	0	1	2	2											
<b>Jay Buhner, R</b> OBP: 0.417, SLG: 0.464 (1, 9)										5	2	2	3	0	2	3											
<b>Paul Sorrento, L</b> OBP: 0.296, SLG: 0.423 (1, 3)										4	2	2	2	1	0	0											
<b>Russ Davis, R</b> OBP: 0.407, SLG: 0.609 (1, 5)										4	2	2	2	0	2												
<b>Lee Tinsley, S</b> OBP: 0.222, SLG: 0.333 (1, 7)										4	0	2	0	0	0	3											
<b>John Marzano, R</b> (1, 2)										3	0	0	1	1	0	2											
<b>Inning Stats</b>	R: 6 E: 1 K: 0 S: 40	H: 4 LOB: 2 BB: 4 P: 66	R: 1 E: 0 K: 1 S: 10	H: 2 LOB: 1 BB: 0 P: 17	R: 0 E: 0 K: 0 S: 8	H: 1 LOB: 1 BB: 0 P: 11	R: 0 E: 0 K: 1 S: 7	H: 0 LOB: 0 BB: 0 P: 12	R: 1 E: 0 K: 0 S: 10	H: 2 LOB: 1 BB: 0 P: 13	R: 0 E: 0 K: 2 S: 10	H: 1 LOB: 1 BB: 0 P: 17	R: 1 E: 0 K: 0 S: 11	H: 2 LOB: 1 BB: 0 P: 17	R: 2 E: 0 K: 1 S: 11	H: 1 LOB: 0 BB: 1 P: 21		1B: 7 2B: 3 3B: 0 HR: 3	SF: 0 SAC: 0 DP: 1 HBP: 1	WP: 1 PB: 0 SB: 0 CS: 0	PA: 42						
<b>PITCHER</b>	IP	WLS	BF	H	R	ER	SO	BB	IBB	HBP	BLK	WP	HR	S	P	ERA	WHIP										
<b>Bartolo Colon, R</b> ERA: 15.88 (1, 1)	0.2	L	9	3	6	6	0	4	0	0	0	0	1	36	61	81.00	10.500										
<b>Steve Kline, L</b> ERA: 1.93 (1, 1)	4.2		21	7	2	2	2	0	0	1	0	0	1	43	67	3.86	1.500										
<b>Eric Plunk, R</b> ERA: 9.75 (6, 1)	0.2		2	0	0	0	2	0	0	0	0	0	0	6	8	0.00	0.000										
<b>Paul Assenmacher, L</b> ERA: 3.0 (7, 1)	1.0		5	2	1	1	0	0	0	0	0	0	1	11	17	9.00	2.000										
<b>Paul Shuey, R</b> ERA: 14.73 (8, 1)	1.0		5	1	2	2	1	1	0	0	0	0	1	11	21	18.00	2.000										

AB 36  
R 11  
H 13  
RBI 10  
BB 5  
SO 5  
LOB 19






Batter	1	2	3	4	5	6	7	8	9	AB	R	H	RBI	BB	SO	LOB	TOP									
<b>Rich Amaral, R</b> OBP: 0.500, SLG: 0.500 (1, 7)	1-3 K	1-0 K		0-3 K			1-0 SH1-3 1B	1-3 K		5	1	2	2	0	3	3										
<b>Alvaro Espinoza, R</b> OBP: 0.333, SLG: 0.333 (1, 4)	2-1 G1-3	0-0 P7		2-2 K			0-0 SH1-3	2-2 G3		3	0	1	0	0	0	2										
<b>Brent Gates, S</b> OBP: 0.333, SLG: 0.308 (8, PH)				1-2 2-3 1B			1-2 1B	2-3		1	0	0	0	0	0	1										
<b>Alex Rodriguez, R</b> OBP: 0.386, SLG: 0.600 (1, 6)	4-1 BB			2-2 HR			0-0 P5			4	1	1	1	1	1	4										
<b>Edgar Martinez, R</b> OBP: 0.463, SLG: 0.743 (1, 10)	1-1 F8			1-1 L6			1-0 G1-4-3 1B			4	0	2	0	1	0	1										
<b>Jay Buhner, R</b> OBP: 0.439, SLG: 0.469 (1, 9)				0-2 2B FC1-5 1B			3-3 K			4	0	2	1	1	1	1										
<b>Mike Blowers, R</b> OBP: 0.273, SLG: 0.444 (1, 3)				2-3 K			2-1 P2			3	0	0	0	0	0	1										
<b>Paul Sorrento, L</b> OBP: 0.276, SLG: 0.393 (7, 3)				2-1 K			2-0 G4-3			2	0	0	0	0	1	4										
<b>Dan Wilson, R</b> OBP: 0.394, SLG: 0.370 (1, 2)				2-2 1B 2B			4-2 1B 1B BB			2	2	1	0	2	0	0										
<b>Russ Davis, R</b> OBP: 0.387, SLG: 0.556 (1, 5)				1-2 FC1-5 1B 2B			2-0 F9			4	1	1	0	0	0	3										
<b>Lee Tinsley, S</b> OBP: 0.258, SLG: 0.387 (1, 8)				1-1 2B 1B			0-1 B2			4	0	2	1	0	0	2										
<b>Inning Stats</b>	R: 0 E: 0 K: 1 S: 8	H: 0 LOB: 1 BB: 1 P: 16	R: 2 E: 0 K: 1 S: 19	H: 4 LOB: 2 BB: 0 P: 26	R: 1 E: 0 K: 1 S: 11	H: 1 LOB: 0 BB: 0 P: 19	R: 0 E: 0 K: 1 S: 12	H: 2 LOB: 3 BB: 1 P: 20	R: 0 E: 0 K: 0 S: 4	H: 0 LOB: 0 BB: 0 P: 8	R: 0 E: 0 K: 0 S: 8	H: 0 LOB: 2 BB: 1 P: 13	R: 1 E: 0 K: 1 S: 12	H: 2 LOB: 2 BB: 1 P: 23	R: 1 E: 1 K: 1 S: 15	H: 1 LOB: 1 BB: 1 P: 23	R: 0 E: 0 K: 1 S: 8	H: 1 LOB: 1 BB: 1 P: 16	1B: 7 2B: 5 3B: 0 HR: 1	SF: 0 SAC: 1 DP: 2 HBP: 0	WP: 1 PB: 0 SB: 0 CS: 0	PA: 42				
<b>PITCHER</b>	IP	WLS	BF	H	R	ER	SO	BB	IBB	HBP	BLK	WP	HR	S	P	ERA	WHIP									
<b>Steve Avery, L</b> ERA: 3.27	(1, 1)	6.0	L	27	8	3	3	4	2	0	0	0	0	1	62	102	4.50	1.667								
<b>Jim Corsi, R</b> ERA: 13.5	(7, 1)	0.2		5	2	1	1	0	0	0	0	0	0	0	9	19	13.50	3.000								
<b>Butch Henry, L</b> ERA: 2.25	(7, 1)	0.2		4	1	1	0	1	1	0	0	0	0	0	12	18	0.00	3.000								
<b>Pat Mahomes, R</b> ERA: 8.1	(8, 1)	0.2		2	0	0	0	1	0	0	0	1	0	6	9	0.00	0.000									
<b>Heathcliff Stocumb, R</b> ERA: 2.45	(9, 1)	0.0		0	0	0	0	0	0	0	0	0	0	0	0	=	=									

**Seattle Mariners @ Boston Red Sox**  
Fenway Park, Boston, MA  
Fri Apr 11 1997, 3:33 AM EDT  
Att: 34,210 - Sunny - 49 F


AB 36  
R 5  
H 12  
RBI 5  
BB 5  
SO 7  
LOB 22



Batter	1	2	3	4	5	6	7	8	9	AB	R	H	RBI	BB	SO	LOB	BOTTOM									
<b>Nomar Garciaparra, R</b> OBP: 0.326, SLG: 0.386 (1, 6)	1-3 K		3-3 K				3-1 L3	4-2 1B 1B BB	3-3 K	4	1	0	0	1	3	2										
<b>John Valentin, R</b> OBP: 0.333, SLG: 0.450 (1, 4)	0-0 F7			0-0 HR			2-2 HR	0-1 F7		4	2	2	2	0	0	1										
<b>Mo Vaughn, L</b> OBP: 0.442, SLG: 0.313 (1, 3)	2-3 K			1-1 G4-6-3 HBP			0-1 1B	0-1 1B		3	0	2	0	0	1	0										
<b>Mike Stanley, R</b> OBP: 0.304, SLG: 0.350 (1, 10)				0-3 K			0-0 G4-6-3	0-0 K		4	0	1	1	0	2	2										
<b>Jeff Frye, R</b> OBP: 0.333, SLG: 0.333 (8, PR)				1-2 K			1-3 K	1-2 3-H 1B		0	0	0	0	0	0	0										
<b>Tim Lincecum, R</b> OBP: 0.395, SLG: 0.639 (1, 5)				4-1 BB			4-2 BB	3-2 P6		2	0	0	0	2	0	3										
<b>Wil Cordero, R</b> OBP: 0.375, SLG: 0.514 (1, 7)				0-0 F9			1-2 G4-3	0-3 K		4	0	0	0	0	1	4										
<b>Rudy Pemberton, R</b> OBP: 0.250, SLG: 0.100 (1, 9)				0-1 G6-3			4-2 G6-4-3 BB	4-1 BB		1	0	0	0	1	0	1										
<b>Troy O'Leary, L</b> OBP: 0.333, SLG: 0.250 (7, PH)							2-1 G6-4-3	2-3 K		1	0	0	0	1	1	0										
<b>Bill Haselman, R</b> OBP: 0.469, SLG: 0.519 (1, 2)				3-3 K			1-2 K	0-3 K		4	0	0	0	0	3	2										
<b>Shane Mack, R</b> OBP: 0.444, SLG: 0.375 (1, 8)				0-0 K			3-3 K	4-1 WP		2	0	1	0	0	1	0										
<b>18 Reggie Jefferson, S</b> OBP: 0.368, SLG: 0.737 (7, PH)										1	0	0	0	0	0	1										
<b>Darren Bragg, L</b> OBP: 0.370, SLG: 0.652 (8, 8)				CS 1B						0	0	0	0	1	0	0										
<b>Inning Stats</b>	R: 0 E: 0 K: 2 S: 7	H: 0 LOB: 0 BB: 0 P: 10	R: 0 E: 0 K: 1 S: 8	H: 0 LOB: 1 BB: 1 P: 12	R: 0 E: 0 K: 2 S: 10	H: 1 LOB: 0 BB: 0 P: 16	R: 1 E: 0 K: 0 S: 10	H: 1 LOB: 1 BB: 1 P: 16	R: 0 E: 0 K: 1 S: 12	H: 0 LOB: 1 BB: 1 P: 21	R: 1 E: 0 K: 1 S: 14	H: 2 LOB: 1 BB: 0 P: 23	R: 0 E: 0 K: 1 S: 10	H: 0 LOB: 1 BB: 1 P: 19	R: 1 E: 1 K: 1 S: 14	H: 2 LOB: 2 BB: 1 P: 21	R: 0 E: 0 K: 3 S: 11	H: 0 LOB: 1 BB: 1 P: 21	1B: 4 2B: 0 3B: 0 HR: 2	SF: 0 SAC: 0 DP: 2 HBP: 1	WP: 1 PB: 0 SB: 0 CS: 1	PA: 37				
<b>PITCHER</b>	IP	WLS	BF	H	R	ER	SO	BB	IBB	HBP	BLK	WP	HR	S	P	ERA	WHIP									
<b>Randy Johnson, L</b> ERA: 3.0	(1, 1)	6.0	W	23	4	2	2	7	3	0	1	0	0	0	61	98	3.00	1.167								
<b>Bobby Ayala, R</b> ERA: 6.75	(7, 1)	2.0		10	2	1	1	2	2	0	0	0	0	24	40	4.50	2.000									
<b>Norm Charlton, L</b> ERA: 10.8	(9, 1)	1.0	S	4	0	0	0	3	1	0	0	0	1	0	11	21	0.00	1.000								

**Seattle Mariners @ Boston Red Sox**  
Fenway Park, Boston, MA  
Fri Apr 11 1997, 3:33 AM EDT  
Att: 34,210 - Sunny - 49 F

AB 30  
R 3  
H 6  
RBI 3  
BB 6  
SO 12  
LOB 16





Batter	1	2	3	4	5	6	7	8	9	10	AB	R	H	RBI	BB	SO	LOB	TOP
<b>Joey Cora, S</b> OBP: 0.353, SLG: 0.185 (1,4)	L8		G6-3			CS BB		P5		HBP 1B SF8 BB	3	1	0	0	2	0	1	
<b>Alex Rodriguez, R</b> OBP: 0.388, SLG: 0.600 (1,6)	G4-3		2B			P4			E5	HBP 1B	5	0	2	2	0	0	1	
<b>Ken Griffey Jr., L</b> OBP: 0.537, SLG: 1.061 (1,8)	BB		K			G4-3			L4	G6-4-3 HBP	3	0	0	1	1	1	3	
<b>Edgar Martinez, R</b> OBP: 0.457, SLG: 0.737 (1,10)	G4-3				F7				2B	SF8	3	0	1	1	1	0	1	
<b>Jay Buhner, R</b> OBP: 0.391, SLG: 0.405 (1,9)		G4-3			G5-3				K	G6-4-3	5	0	0	0	0	2	5	
<b>Paul Sorrento, L</b> OBP: 0.242, SLG: 0.344 (1,3)		P6			K				K		4	0	0	0	0	2	3	
<b>Dan Wilson, R</b> OBP: 0.378, SLG: 0.387 (10, PR)																		
<b>Rich Amaral, R</b> OBP: 0.500, SLG: 0.500 (10, 2)		P2				P3			P3									
<b>John Marzano, R</b> (10, 2)																		
<b>Russ Davis, R</b> OBP: 0.400, SLG: 0.613 (1,5)						F8												
<b>Lee Tinsley, S</b> OBP: 0.257, SLG: 0.371 (1,7)						G3-1 2B												
<b>Lee Tinsley, S</b> OBP: 0.257, SLG: 0.371 (1,7)						G3-1												
<b>Lee Tinsley, S</b> OBP: 0.257, SLG: 0.371 (1,7)						G4-3												
<b>Lee Tinsley, S</b> OBP: 0.257, SLG: 0.371 (1,7)																		
<b>Lee Tinsley, S</b> OBP: 0.257, SLG: 0.371 (1,7)																		
<b>Lee Tinsley, S</b> OBP: 0.257, SLG: 0.371 (1,7)																		
<b>Lee Tinsley, S</b> OBP: 0.257, SLG: 0.371 (1,7)																		
<b>Lee Tinsley, S</b> OBP: 0.257, SLG: 0.371 (1,7)																		
<b>Lee Tinsley, S</b> OBP: 0.257, SLG: 0.371 (1,7)																		
<b>Lee Tinsley, S</b> OBP: 0.257, SLG: 0.371 (1,7)																		
<b>Lee Tinsley, S</b> OBP: 0.257, SLG: 0.371 (1,7)																		
<b>Lee Tinsley, S</b> OBP: 0.257, SLG: 0.371 (1,7)																		
<b>Lee Tinsley, S</b> OBP: 0.257, SLG: 0.371 (1,7)																		
<b>Lee Tinsley, S</b> OBP: 0.257, SLG: 0.371 (1,7)																		
<b>Lee Tinsley, S</b> OBP: 0.257, SLG: 0.371 (1,7)																		
<b>Lee Tinsley, S</b> OBP: 0.257, SLG: 0.371 (1,7)																		
<b>Lee Tinsley, S</b> OBP: 0.257, SLG: 0.371 (1,7)																		
<b>Lee Tinsley, S</b> OBP: 0.257, SLG: 0.371 (1,7)																		
<b>Lee Tinsley, S</b> OBP: 0.257, SLG: 0.371 (1,7)																		
<b>Lee Tinsley, S</b> OBP: 0.257, SLG: 0.371 (1,7)																		
<b>Lee Tinsley, S</b> OBP: 0.257, SLG: 0.371 (1,7)																		
<b>Lee Tinsley, S</b> OBP: 0.257, SLG: 0.371 (1,7)																		
<b>Lee Tinsley, S</b> OBP: 0.257, SLG: 0.371 (1,7)																		
<b>Lee Tinsley, S</b> OBP: 0.257, SLG: 0.371 (1,7)																		
<b>Lee Tinsley, S</b> OBP: 0.257, SLG: 0.371 (1,7)																		
<b>Lee Tinsley, S</b> OBP: 0.257, SLG: 0.371 (1,7)																		
<b>Lee Tinsley, S</b> OBP: 0.257, SLG: 0.371 (1,7)																		
<b>Lee Tinsley, S</b> OBP: 0.257, SLG: 0.371 (1,7)																		
<b>Lee Tinsley, S</b> OBP: 0.257, SLG: 0.371 (1,7)																		
<b>Lee Tinsley, S</b> OBP: 0.257, SLG: 0.371 (1,7)																		
<b>Lee Tinsley, S</b> OBP: 0.257, SLG: 0.371 (1,7)																		
<b>Lee Tinsley, S</b> OBP: 0.257, SLG: 0.371 (1,7)																		
<b>Lee Tinsley, S</b> OBP: 0.257, SLG: 0.371 (1,7)																		
<b>Lee Tinsley, S</b> OBP: 0.257, SLG: 0.371 (1,7)																		
<b>Lee Tinsley, S</b> OBP: 0.257, SLG: 0.371 (1,7)																		
<b>Lee Tinsley, S</b> OBP: 0.257, SLG: 0.371 (1,7)																		
<b>Lee Tinsley, S</b> OBP: 0.257, SLG: 0.371 (1,7)																		
<b>Lee Tinsley, S</b> OBP: 0.257, SLG: 0.371 (1,7)																		
<b>Lee Tinsley, S</b> OBP: 0.257, SLG: 0.371 (1,7)																		
<b>Lee Tinsley, S</b> OBP: 0.257, SLG: 0.371 (1,7)																		
<b>Lee Tinsley, S</b> OBP: 0.257, SLG: 0.371 (1,7)																		
<b>Lee Tinsley, S</b> OBP: 0.257, SLG: 0.371 (1,7)																		
<b>Lee Tinsley, S</b> OBP: 0.257, SLG: 0.371 (1,7)																		
<b>Lee Tinsley, S</b> OBP: 0.257, SLG: 0.371 (1,7)																		
<b>Lee Tinsley, S</b> OBP: 0.257, SLG: 0.371 (1,7)																		
<b>Lee Tinsley, S</b> OBP: 0.257, SLG: 0.371 (1,7)																		
<b>Lee Tinsley, S</b> OBP: 0.257, SLG: 0.371 (1,7)																		
<b>Lee Tinsley, S</b> OBP: 0.257, SLG: 0.371 (1,7)																		
<b>Lee Tinsley, S</b> OBP: 0.257, SLG: 0.371 (1,7)																		
<b>Lee Tinsley, S</b> OBP: 0.257, SLG: 0.371 (1,7)																		
<b>Lee Tinsley, S</b> OBP: 0.257, SLG: 0.371 (1,7)																		
<b>Lee Tinsley, S</b> OBP: 0.257, SLG: 0.371 (1,7)																		
<b>Lee Tinsley, S</b> OBP: 0.257, SLG: 0.371 (1,7)																		
<b>Lee Tinsley, S</b> OBP: 0.257, SLG: 0.371 (1,7)																		
<b>Lee Tinsley, S</b> OBP: 0.257, SLG: 0.371 (1,7)																		
<b>Lee Tinsley, S</b> OBP: 0.257, SLG: 0.371 (1,7)																		
<b>Lee Tinsley, S</b> OBP: 0.257, SLG: 0.371 (1,7)																		
<b>Lee Tinsley, S</b> OBP: 0.257, SLG: 0.371 (1,7)																		
<b>Lee Tinsley, S</b> OBP: 0.257, SLG: 0.371 (1,7)																		
<b>Lee Tinsley, S</b> OBP: 0.257, SLG: 0.371 (1,7)																		
<b>Lee Tinsley, S</b> OBP: 0.257, SLG: 0.371 (1,7)																		
<b>Lee Tinsley, S</b> OBP: 0.257, SLG: 0.371 (1,7)																		
<b>Lee Tinsley, S</b> OBP: 0.257, SLG: 0.371 (1,7)																		
<b>Lee Tinsley, S</b> OBP: 0.257, SLG: 0.371 (1,7)																		
<b>Lee Tinsley, S</b> OBP: 0.257, SLG: 0.371 (1,7)																		
<b>Lee Tinsley, S</b> OBP: 0.257, SLG: 0.371 (1,7)																		
<b>Lee Tinsley, S</b> OBP: 0.257, SLG: 0.371 (1,7)																		
<b>Lee Tinsley, S</b> OBP: 0.257, SLG: 0.371 (1,7)																		
<b>Lee Tinsley, S</b> OBP: 0.257, SLG: 0.371 (1,7)																		
<b>Lee Tinsley, S</b> OBP: 0.257, SLG: 0.371 (1,7)																		
<b>Lee Tinsley, S</b> OBP: 0.257, SLG: 0.371 (1,7)																		
<b>Lee Tinsley, S</b> OBP: 0.257, SLG: 0.371 (1,7)																		
<b>Lee Tinsley, S</b> OBP: 0.257, SLG: 0.371 (1,7)																		
<b>Lee Tinsley, S</b> OBP: 0.257, SLG: 0.371 (1,7)																		
<b>Lee Tinsley, S</b> OBP: 0.257, SLG: 0.371 (1,7)																		
<b>Lee Tinsley, S</b> OBP: 0.257, SLG: 0.371																		







Batter	1	2	3	4	5	6	7	8	9	AB	R	H	RBI	BB	SO	LOB	TOP							
Lee Tinsley, S OBP: 0.256, SLG: 0.333 (1, 7)										4	0	1	0	1	1	3	<b>Seattle Mariners @ Cleveland Indians</b> Jacobs Field, Cleveland, OH Mon Apr 14 1997, 7:05 PM EDT Att: 41,184 - Unknown - 46 F							
Alex Rodriguez, R OBP: 0.397, SLG: 0.577 (1, 6)										3	2	1	0	1	0	3								
Ken Griffey Jr., L OBP: 0.469, SLG: 0.878 (1, 8)										4	0	0	0	0	2	4								
Edgar Martinez, R OBP: 0.426, SLG: 0.659 (1, 10)										2	1	0	1	1	0	0								
Jay Buhner, R OBP: 0.407, SLG: 0.419 (1, 9)										3	2	2	2	1	0	0								
Paul Sorrento, L OBP: 0.288, SLG: 0.375 (1, 3)										4	0	2	2	0	0	1								
Dan Wilson, R OBP: 0.356, SLG: 0.359 (1, 2)										4	0	1	0	0	0	1								
Russ Davis, R OBP: 0.405, SLG: 0.658 (1, 5)										4	1	3	1	0	0	0								
Joey Cora, S OBP: 0.317, SLG: 0.152 (1, 4)										3	0	0	0	0	1	1								
<b>Inning Stats</b>	R: 3 E: 0 K: 0 S: 18	H: 3 LOB: 1 BB: 2 P: 32	R: 0 E: 0 K: 0 S: 5	H: 1 LOB: 0 BB: 0 P: 8	R: 2 E: 0 K: 1 S: 14	H: 3 LOB: 0 BB: 0 P: 23	R: 0 E: 0 K: 0 S: 8	H: 2 LOB: 2 BB: 0 P: 14	R: 0 E: 0 K: 1 S: 10	H: 0 LOB: 1 BB: 1 P: 21	R: 0 E: 0 K: 0 S: 6	H: 0 LOB: 0 BB: 0 P: 10	R: 0 E: 0 K: 1 S: 4	H: 0 LOB: 0 BB: 0 P: 7	R: 0 E: 0 K: 0 S: 5	H: 0 LOB: 0 BB: 0 P: 9	R: 1 E: 0 K: 1 S: 8	H: 1 LOB: 1 BB: 1 P: 14	1B: 6 2B: 4 3B: 0 HR: 1	SF: 1 SAC: 1 DP: 2 HBP: 1	WP: 1 PB: 0 SB: 1 CS: 1	PA: 40		
<b>PITCHER</b>	IP WLS BF H R ER SO BB IBB HBP BLK WP HR S P ERA WHIP	IP WLS BF H R ER SO BB IBB HBP BLK WP HR S P ERA WHIP	IP WLS BF H R ER SO BB IBB HBP BLK WP HR S P ERA WHIP	IP WLS BF H R ER SO BB IBB HBP BLK WP HR S P ERA WHIP	IP WLS BF H R ER SO BB IBB HBP BLK WP HR S P ERA WHIP	IP WLS BF H R ER SO BB IBB HBP BLK WP HR S P ERA WHIP	IP WLS BF H R ER SO BB IBB HBP BLK WP HR S P ERA WHIP	IP WLS BF H R ER SO BB IBB HBP BLK WP HR S P ERA WHIP	IP WLS BF H R ER SO BB IBB HBP BLK WP HR S P ERA WHIP	IP WLS BF H R ER SO BB IBB HBP BLK WP HR S P ERA WHIP	IP WLS BF H R ER SO BB IBB HBP BLK WP HR S P ERA WHIP	IP WLS BF H R ER SO BB IBB HBP BLK WP HR S P ERA WHIP	IP WLS BF H R ER SO BB IBB HBP BLK WP HR S P ERA WHIP	IP WLS BF H R ER SO BB IBB HBP BLK WP HR S P ERA WHIP	IP WLS BF H R ER SO BB IBB HBP BLK WP HR S P ERA WHIP	IP WLS BF H R ER SO BB IBB HBP BLK WP HR S P ERA WHIP	IP WLS BF H R ER SO BB IBB HBP BLK WP HR S P ERA WHIP	IP WLS BF H R ER SO BB IBB HBP BLK WP HR S P ERA WHIP	IP WLS BF H R ER SO BB IBB HBP BLK WP HR S P ERA WHIP	IP WLS BF H R ER SO BB IBB HBP BLK WP HR S P ERA WHIP	IP WLS BF H R ER SO BB IBB HBP BLK WP HR S P ERA WHIP	IP WLS BF H R ER SO BB IBB HBP BLK WP HR S P ERA WHIP	IP WLS BF H R ER SO BB IBB HBP BLK WP HR S P ERA WHIP	IP WLS BF H R ER SO BB IBB HBP BLK WP HR S P ERA WHIP

AB	31
R	6
H	10
RBI	6
BB	4
SO	4
LOB	13



Batter	1	2	3	4	5	6	7	8	9	AB	R	H	RBI	BB	SO	LOB	BOTTOM							
Marquis Grissom, R OBP: 0.320, SLG: 0.349 (1, 8)										3	0	0	0	0	0	0	<b>Seattle Mariners @ Cleveland Indians</b> Jacobs Field, Cleveland, OH Mon Apr 14 1997, 7:05 PM EDT Att: 41,184 - Unknown - 46 F							
Omar Vizquel, S OBP: 0.313, SLG: 0.333 (1, 6)										3	0	0	0	1	0	2								
Jim Thome, L OBP: 0.395, SLG: 0.395 (6, PH)										2	0	0	0	1	1	1								
Kevin Seitzer, R OBP: 0.167, SLG: 0.091 (9, 3)										1	0	0	0	0	0	0								
Matt Williams, R OBP: 0.353, SLG: 0.435 (1, 5)										4	1	2	0	0	0	3								
David Justice, L OBP: 0.500, SLG: 0.703 (1, 7)										3	0	0	0	1	0	1								
Manny Ramirez, R OBP: 0.302, SLG: 0.421 (1, 9)										3	0	0	1	0	0	2								
Julio Franco, R OBP: 0.405, SLG: 0.351 (1, 4)										3	0	0	0	1	0	2								
Kevin Mitchell, R OBP: 0.302, SLG: 0.553 (9, PH)										3	0	0	0	0	0	2								
Brian Giles, L OBP: 0.308, SLG: 0.667 (9, PH)										1	0	0	0	0	0	0								
Sandy Alomar Jr., R OBP: 0.605, SLG: 1.139 (1, 2)										2	0	0	0	0	0	0								
<b>Inning Stats</b>	R: 0 E: 0 K: 1 S: 8	H: 0 LOB: 0 BB: 0 P: 15	R: 0 E: 0 K: 0 S: 8	H: 1 LOB: 1 BB: 1 P: 19	R: 0 E: 0 K: 0 S: 10	H: 0 LOB: 3 BB: 1 P: 20	R: 0 E: 0 K: 0 S: 8	H: 0 LOB: 1 BB: 1 P: 13	R: 0 E: 0 K: 0 S: 7	H: 0 LOB: 1 BB: 1 P: 12	R: 1 E: 0 K: 0 S: 12	H: 1 LOB: 1 BB: 0 P: 17	R: 0 E: 0 K: 0 S: 6	H: 0 LOB: 0 BB: 0 P: 13	R: 0 E: 0 K: 0 S: 9	H: 0 LOB: 0 BB: 0 P: 15	R: 0 E: 0 K: 0 S: 6	H: 0 LOB: 0 BB: 0 P: 9	1B: 1 2B: 1 3B: 0 HR: 0	SF: 1 SAC: 0 DP: 1 HBP: 2	WP: 0 PB: 0 SB: 1 CS: 0	PA: 35		
<b>PITCHER</b>	IP WLS BF H R ER SO BB IBB HBP BLK WP HR S P ERA WHIP	IP WLS BF H R ER SO BB IBB HBP BLK WP HR S P ERA WHIP	IP WLS BF H R ER SO BB IBB HBP BLK WP HR S P ERA WHIP	IP WLS BF H R ER SO BB IBB HBP BLK WP HR S P ERA WHIP	IP WLS BF H R ER SO BB IBB HBP BLK WP HR S P ERA WHIP	IP WLS BF H R ER SO BB IBB HBP BLK WP HR S P ERA WHIP	IP WLS BF H R ER SO BB IBB HBP BLK WP HR S P ERA WHIP	IP WLS BF H R ER SO BB IBB HBP BLK WP HR S P ERA WHIP	IP WLS BF H R ER SO BB IBB HBP BLK WP HR S P ERA WHIP	IP WLS BF H R ER SO BB IBB HBP BLK WP HR S P ERA WHIP	IP WLS BF H R ER SO BB IBB HBP BLK WP HR S P ERA WHIP	IP WLS BF H R ER SO BB IBB HBP BLK WP HR S P ERA WHIP	IP WLS BF H R ER SO BB IBB HBP BLK WP HR S P ERA WHIP	IP WLS BF H R ER SO BB IBB HBP BLK WP HR S P ERA WHIP	IP WLS BF H R ER SO BB IBB HBP BLK WP HR S P ERA WHIP	IP WLS BF H R ER SO BB IBB HBP BLK WP HR S P ERA WHIP	IP WLS BF H R ER SO BB IBB HBP BLK WP HR S P ERA WHIP	IP WLS BF H R ER SO BB IBB HBP BLK WP HR S P ERA WHIP	IP WLS BF H R ER SO BB IBB HBP BLK WP HR S P ERA WHIP	IP WLS BF H R ER SO BB IBB HBP BLK WP HR S P ERA WHIP	IP WLS BF H R ER SO BB IBB HBP BLK WP HR S P ERA WHIP	IP WLS BF H R ER SO BB IBB HBP BLK WP HR S P ERA WHIP	IP WLS BF H R ER SO BB IBB HBP BLK WP HR S P ERA WHIP	IP WLS BF H R ER SO BB IBB HBP BLK WP HR S P ERA WHIP





Batter	1	2	3	4	5	6	7	8	9	AB	R	H	RBI	BB	SO	LOB	TOP								
Lee Tinsley, S OBP: 0.250, SLG: 0.319 (1, 7)	G3-1		1B WP 1B	K			G6-3	K		5	1	1	0	0	2	3									
Alex Rodriguez, R OBP: 0.397, SLG: 0.561 (1, 6)	G6-3		1-3 1B				G6-3	S 1B		5	0	2	1	0	0	0									
Ken Griffey Jr., L OBP: 0.481, SLG: 0.844 (1, 8)	G4-3		2B 1B				G5-4-3 1B	2-3 3-H BB BB		4	2	2	1	1	0	3									
Edgar Martinez, R OBP: 0.441, SLG: 0.660 (1, 10)		4-2 1B 1B BB	2B 1-2 BB				G5-4-3 1-2 1B	1-3 SAFE K	0-1 1B 2B	3	1	1	0	2	1	2									
Jay Buhner, R OBP: 0.407, SLG: 0.391 (1, 9)	P4		F9				G4-3	1-2 2B BB	4-2 1B BB	3	1	0	0	2	0	3									
Paul Sorrento, L OBP: 0.348, SLG: 0.489 (1, 3)	1B 1-2 1B		1-3 2-H 2B				1B	1-1 2B 2B	1-1 1B	5	1	5	4	0	0	0									
Brent Gates, S OBP: 0.368, SLG: 0.412 (1, 4)			G6-3				F9	2-2 1B 2B	1-3 K	4	0	2	1	0	0	3									
Rich Amaral, R OBP: 0.500, SLG: 0.500 (8, PR)								2-H 1B 2B		0	1	0	0	0	0	0									
Alvaro Espinoza, R OBP: 0.286, SLG: 0.286 (8, 4)			1-2 2-3 1B					2-H 1B 2B		1	0	0	0	0	1	2									
Russ Davis, R OBP: 0.383, SLG: 0.595 (1, 5)	P4						F7	4-2 1B 1B BB	1-3 K	4	1	0	0	1	1	6									
John Marzano, R OBP: 0.310, SLG: 0.147 (7, PH)	F7						L8	2-1 1B S	1-3 K	2	0	0	0	0	0	3									
Joey Cora, S OBP: 0.362, SLG: 0.366 (7, 2)								1-3 2-H 1B		1	0	0	0	0	0	0									
Dan Wilson, R OBP: 0.362, SLG: 0.366 (7, 2)										2	0	1	1	0	1	2									
<b>Inning Stats</b>	R: 0 E: 0 K: 0 S: 6	H: 0 LOB: 0 BB: 0 P: 11	R: 0 E: 0 K: 0 S: 11	H: 2 LOB: 3 BB: 1 P: 18	R: 2 E: 0 K: 0 S: 9	H: 4 LOB: 2 BB: 1 P: 22	R: 0 E: 0 K: 1 S: 10	H: 0 LOB: 0 BB: 0 P: 15	R: 0 E: 0 K: 0 S: 5	H: 1 LOB: 0 BB: 0 P: 11	R: 0 E: 0 K: 0 S: 7	H: 1 LOB: 1 BB: 0 P: 12	R: 0 E: 0 K: 0 S: 8	H: 0 LOB: 0 BB: 0 P: 12	R: 5 E: 0 K: 2 S: 26	H: 4 LOB: 2 BB: 3 P: 51	R: 1 E: 0 K: 3 S: 16	H: 2 LOB: 2 BB: 1 P: 24	1B: 10 2B: 4 3B: 0 HR: 0	SF: 0 SAC: 0 DP: 1 HBP: 0	WP: 1 PB: 0 SB: 2 CS: 0	PA: 45			
<b>PITCHER</b>	IP	WLS	BF	H	R	ER	SO	BB	IBB	HBP	BLK	WP	HR	S	P	ERA	WHIP								
Orel Hershiser, R ERA: 7.63 (1, 1)	7.0		29	8	2	2	1	2	0	0	0	1	0	56	101	2.57	1.429								
Paul Assenmacher, L ERA: 6.75 (8, 1)	0.0	L	5	1	0	1	0	1	0	0	0	0	0	1	5	∞	∞								
Michael Jackson, R ERA: 7.11 (8, 1)	0.1		2	2	2	2	1	2	0	0	0	0	0	13	26	54.00	12.000								
Paul Shuey, R ERA: 14.54 (8, 1)	0.2		7	4	3	3	1	1	0	0	0	0	0	18	31	40.50	7.500								
Eric Plunk, R ERA: 5.14 (9, 1)	1.0		3	0	0	0	3	0	0	0	0	0	0	10	13	0.00	0.000								

Seattle Mariners @ Cleveland Indians  
Jacobs Field, Cleveland, OH  
Tue Apr 15 1997, 7:05 PM EDT  
Att: 40,118 - Unknown - 55 F

AB 39  
R 8  
H 14  
RBI 8  
BB 6  
SO 6  
LOB 27



Batter	1	2	3	4	5	6	7	8	9	AB	R	H	RBI	BB	SO	LOB	BOTTOM								
Marquis Grissom, R OBP: 0.315, SLG: 0.340 (1, 8)	G4-3		1-3 2B 1B				L8			4	1	1	0	0	0	2									
Tony Fernandez, S OBP: 0.350, SLG: 0.421 (1, 4)	F7		P6				F8			4	0	0	0	0	0	3									
Jim Thome, L OBP: 0.455, SLG: 0.512 (1, 3)	HR		1-H 3-H 2B				2B BB			3	1	2	3	1	0	0									
Matt Williams, R OBP: 0.345, SLG: 0.440 (1, 5)	K						1-3 2B			4	0	1	0	0	2	0									
David Justice, L OBP: 0.500, SLG: 0.700 (1, 7)	G4-3						G3			3	0	1	0	1	0	0									
Manny Ramirez, R OBP: 0.277, SLG: 0.381 (1, 9)	K						K			4	0	0	0	0	2	2									
Julio Franco, R OBP: 0.378, SLG: 0.325 (1, 10)										3	0	0	0	0	2	1									
Sandy Alomar Jr., R OBP: 0.585, SLG: 1.154 (1, 2)			G1-3				G6-3			3	1	1	1	0	0	0									
Omar Vizquel, S OBP: 0.353, SLG: 0.417 (1, 6)			1B 2B 1B							3	1	3	0	0	0	0									
<b>Inning Stats</b>	R: 1 E: 0 K: 1 S: 9	H: 1 LOB: 0 BB: 0 P: 11	R: 0 E: 0 K: 2 S: 9	H: 0 LOB: 0 BB: 0 P: 13	R: 2 E: 0 K: 0 S: 9	H: 3 LOB: 1 BB: 0 P: 15	R: 0 E: 0 K: 2 S: 8	H: 0 LOB: 0 BB: 0 P: 11	R: 0 E: 0 K: 1 S: 12	H: 1 LOB: 1 BB: 0 P: 15	R: 0 E: 0 K: 0 S: 5	H: 1 LOB: 2 BB: 1 P: 11	R: 0 E: 0 K: 0 S: 3	H: 0 LOB: 0 BB: 1 P: 11	R: 1 E: 0 K: 0 S: 7	H: 2 LOB: 0 BB: 0 P: 14	R: 0 E: 0 K: 0 S: 12	H: 1 LOB: 1 BB: 0 P: 20	1B: 3 2B: 3 3B: 1 HR: 2	SF: 0 SAC: 0 DP: 1 HBP: 0	WP: 0 PB: 0 SB: 1 CS: 1	PA: 33			
<b>PITCHER</b>	IP	WLS	BF	H	R	ER	SO	BB	IBB	HBP	BLK	WP	HR	S	P	ERA	WHIP								
Bob Wolcott, R ERA: 5.74 (1, 1)	6.0		23	6	3	3	6	2	0	0	0	0	0	52	80	4.50	1.333								
Bob Weir, R ERA: 13.5 (7, 1)	1.0	W	3	1	1	1	0	0	0	0	0	0	1	5	12	9.00	1.000								
Norm Charlton, L ERA: 6.75 (8, 1)	2.0	S	7	2	0	0	0	0	0	0	0	0	0	17	29	0.00	1.000								

Seattle Mariners @ Cleveland Indians  
Jacobs Field, Cleveland, OH  
Tue Apr 15 1997, 7:05 PM EDT  
Att: 40,118 - Unknown - 55 F

AB 31  
R 4  
H 9  
RBI 4  
BB 2  
SO 6  
LOB 8





Batter	1	2	3	4	5	6	7	8	9	AB	R	H	RBI	BB	SO	LOB	TOP										
Joey Cora, S OBP: 0.277, SLG: 0.128	F9		L5-3			G4-3		G6-3	G3	5	0	0	0	0	0	1											
Alex Rodriguez, R OBP: 0.412, SLG: 0.557	G3			WP BB G4-6-3				HR	F9	4	2	2	0	1	0	0											
Ken Griffey Jr., L OBP: 0.483, SLG: 0.875	G4-1					G4-3		HR		3	1	1	2	1	0	1											
Edgar Martinez, R OBP: 0.460, SLG: 0.673										2	2	1	0	2	0	1											
Jay Buhner, R OBP: 0.413, SLG: 0.388	L9									3	1	1	0	1	0	1											
Paul Sorrento, L OBP: 0.333, SLG: 0.468	L7									2	0	0	0	0	0	1											
Rich Amaral, R OBP: 0.500, SLG: 0.500										0	0	0	0	0	0	0											
Brent Gates, S OBP: 0.400, SLG: 0.412										0	1	0	0	1	0	0											
Mike Blowers, R OBP: 0.273, SLG: 0.444										0	0	0	0	0	0	0											
Dan Wilson, R OBP: 0.333, SLG: 0.341	K									3	0	0	1	0	2	1											
Russ Davis, R OBP: 0.353, SLG: 0.543										4	0	0	0	0	2	2											
Lee Tinsley, S OBP: 0.250, SLG: 0.300										3	0	0	0	1	1	0											
<b>Inning Stats</b>	R: 0 E: 0 K: 0 S: 8	H: 0 LOB: 0 BB: 0 P: 13	R: 0 E: 0 K: 1 S: 8	H: 0 LOB: 1 BB: 1 P: 17	R: 0 E: 0 K: 1 S: 8	H: 0 LOB: 0 BB: 1 P: 17	R: 1 E: 0 K: 0 S: 9	H: 1 LOB: 0 BB: 1 P: 14	R: 0 E: 0 K: 0 S: 9	H: 0 LOB: 1 BB: 1 P: 19	R: 1 E: 0 K: 0 S: 5	H: 1 LOB: 1 BB: 1 P: 10	R: 5 E: 1 K: 1 S: 17	H: 3 LOB: 1 BB: 2 P: 30	R: 0 E: 0 K: 1 S: 9	H: 0 LOB: 0 BB: 0 P: 12	1B: 3 2B: 2 3B: 0 HR: 1	SF: 1 SAC: 1 DP: 2 HBP: 0	WP: 1 PB: 0 SB: 0 CS: 0	PA: 38							
<b>PITCHER</b>	IP	WLS	BF	H	R	ER	SO	BB	IBB	HBP	BLK	WP	HR	S	P	ERA	WHIP										
Omar Olivares, R ERA: 5.87	6.0		23	2	2	2	3	5	0	0	0	1	0	52	99	3.00	1.167										
John Cummings, L ERA: 4.75	0.1		1	0	0	0	0	0	0	0	0	0	0	1	2	0.00	0.000										
A.J. Sager, R ERA: 3.46	1.1	L	5	1	1	1	0	0	0	0	0	0	0	10	13	6.75	0.750										
Mike Myers, L ERA: 3.86	0.0		1	1	1	1	0	0	0	0	0	0	1	2	3	∞	∞										
Dan Miceli, R ERA: 14.09	1.1		8	1	3	0	2	1	1	0	0	0	0	17	29	0.00	1.500										

Seattle Mariners @ Detroit Tigers  
Tiger Stadium, Detroit, MI  
Wed Apr 16 1997, 7:05 PM EDT  
Att: 8,090 - Unknown - 56 F

AB 29  
R 7  
H 5  
RBI 3  
BB 7  
SO 5  
LOB 8



Batter	1	2	3	4	5	6	7	8	9	AB	R	H	RBI	BB	SO	LOB	BOTTOM										
Brian Hunter, R OBP: 0.257, SLG: 0.175	G5-3		G6-3		P4		G4-3		P5	5	0	0	0	0	0	5											
Damion Easley, R OBP: 0.356, SLG: 0.375	G6-3				CS					3	0	0	0	0	1	0											
Travis Fryman, R OBP: 0.443, SLG: 0.552	K									2	1	0	0	2	2	0											
Tony Clark, S OBP: 0.426, SLG: 0.633										4	1	2	2	0	2	3											
Phil Nevin, R OBP: 0.426, SLG: 0.633										4	0	0	0	0	1	1											
Melvin Nieves, S OBP: 0.341, SLG: 0.595										4	1	1	1	1	0	2											
Bubba Trammell, R OBP: 0.422, SLG: 0.378										4	0	1	0	0	3	1											
Matt Walbeck, S OBP: 0.333, SLG: 0.385										2	0	2	0	2	0	0											
Deivi Cruz, R OBP: 0.275, SLG: 0.360										3	0	0	0	0	2	3											
Bobby Higginson, L OBP: 0.387, SLG: 0.481										1	0	0	0	0	0	2											
<b>Inning Stats</b>	R: 0 E: 0 K: 1 S: 7	H: 1 LOB: 1 BB: 0 P: 14	R: 0 E: 0 K: 2 S: 11	H: 1 LOB: 3 BB: 1 P: 22	R: 0 E: 0 K: 1 S: 7	H: 0 LOB: 0 BB: 0 P: 12	R: 0 E: 0 K: 0 S: 8	H: 0 LOB: 0 BB: 1 P: 17	R: 2 E: 0 K: 2 S: 9	H: 1 LOB: 1 BB: 1 P: 20	R: 0 E: 0 K: 3 S: 9	H: 0 LOB: 1 BB: 0 P: 15	R: 0 E: 0 K: 3 S: 14	H: 0 LOB: 2 BB: 0 P: 19	R: 1 E: 0 K: 0 S: 14	H: 3 LOB: 0 BB: 0 P: 19	1B: 3 2B: 1 3B: 0 HR: 2	SF: 0 SAC: 0 DP: 0 HBP: 1	WP: 0 PB: 0 SB: 0 CS: 1	PA: 38							
<b>PITCHER</b>	IP	WLS	BF	H	R	ER	SO	BB	IBB	HBP	BLK	WP	HR	S	P	ERA	WHIP										
Randy Johnson, L ERA: 2.84	7.0		28	3	2	2	10	4	0	1	0	0	1	61	112	2.57	1.000										
Bobby Ayala, R ERA: 5.99	2.0		9	3	1	1	3	0	0	0	0	0	1	23	34	4.50	1.500										

Seattle Mariners @ Detroit Tigers  
Tiger Stadium, Detroit, MI  
Wed Apr 16 1997, 7:05 PM EDT  
Att: 8,090 - Unknown - 56 F

AB 32  
R 3  
H 6  
RBI 3  
BB 4  
SO 13  
LOB 16





Batter	1	2	3	4	5	6	7	8	9	AB	R	H	RBI	BB	SO	LOB	TOP										
<b>Joey Cora, S</b> (1, 4) <small>OBP: 0.294, SLG: 0.186</small> <b>Alvaro Espinoza, R</b> (7, PH) <small>OBP: 0.222, SLG: 0.222</small>	F8		E4		HR	1B	K		P2	4	2	2	1	0	0	0	<b>Seattle Mariners @ Detroit Tigers</b> Tiger Stadium, Detroit, MI Thu Apr 17 1997, 3:33 AM EDT Att: 8,973 - Cloudy - 37 F										
<b>Alex Rodriguez, R</b> (1, 6) <small>OBP: 0.495, SLG: 0.537</small>	F8		F8		P5	1B	1B		L5	6	0	2	3	0	0	2											
<b>Ken Griffey Jr., L</b> (1, 8) <small>OBP: 0.500, SLG: 0.906</small>	G1-3		G6-4-3		HR				G4-1	5	1	3	2	1	0	0											
<b>Edgar Martinez, R</b> (1, 10) <small>OBP: 0.471, SLG: 0.679</small>		1B	G6-4-3		BB	1B			F9	4	1	2	0	1	0	4											
<b>Jay Buhner, R</b> (1, 9) <small>OBP: 0.322, SLG: 0.373</small>		K			1B	1B	G6-4-3		WP	2	0	0	0	3	1	4											
<b>Paul Sorrento, L</b> (1, 3) <small>OBP: 0.302, SLG: 0.423</small>		K			F9	P5			K	5	0	0	0	0	3	5											
<b>Dan Wilson, R</b> (1, 2) <small>OBP: 0.375, SLG: 0.388</small>		BB	1B		1B	1B			L9	5	1	4	1	0	0	1											
<b>Russ Davis, R</b> (1, 5) <small>OBP: 0.375, SLG: 0.531</small>		BB	G1-4-6-3		G1-3				WP	3	1	1	0	2	0	4											
<b>Lee Tinsley, S</b> (1, 7) <small>OBP: 0.263, SLG: 0.327</small>	F8				2B				K	5	2	2	1	0	1	5											
<b>Inning Stats</b>	R: 0 E: 0 K: 0 S: 5	H: 0 LOB: 0 BB: 0 P: 10	R: 0 E: 0 K: 2 S: 20	H: 2 LOB: 3 BB: 1 P: 34	R: 0 E: 1 K: 0 S: 10	H: 1 LOB: 1 BB: 0 P: 14	R: 0 E: 0 K: 0 S: 6	H: 1 LOB: 1 BB: 1 P: 13	R: 4 E: 0 K: 0 S: 14	H: 5 LOB: 2 BB: 1 P: 29	R: 1 E: 0 K: 0 S: 7	H: 2 LOB: 2 BB: 2 P: 21	R: 3 E: 0 K: 2 S: 19	H: 5 LOB: 2 BB: 0 P: 30	R: 0 E: 0 K: 2 S: 11	H: 0 LOB: 2 BB: 2 P: 24		R: 0 E: 0 K: 0 S: 7	H: 0 LOB: 0 BB: 0 P: 10	1B: 12 2B: 3 3B: 0 HR: 1	SF: 0 SAC: 0 DP: 3 HBP: 0	WP: 1 PB: 0 SB: 5 CS: 0	PA: 48				
<b>PITCHER</b>	IP	WLS	BF	H	R	ER	SO	BB	IBB	HBP	BLK	WP	HR	S	P	ERA	WHIP										
<b>Felipe Lira, R</b> (1, 1) <small>ERA: 8.44</small>	0.0		0	0	0	0	0	0	0	0	0	0	0	0	0	∞	∞										
<b>Jose Bautista, R</b> (5, 1) <small>ERA: 7.59</small>	2.0	L	15	7	5	5	1	1	2	0	0	0	0	26	54	22.50	4.000										
<b>John Cummings, L</b> (7, 1) <small>ERA: 3.24</small>	2.2		12	2	0	0	3	2	0	0	0	1	0	27	51	0.00	1.500										

Batter	1	2	3	4	5	6	7	8	9	AB	R	H	RBI	BB	SO	LOB	BOTTOM										
<b>Damon Easley, R</b> (1, 4) <small>OBP: 0.344, SLG: 0.358</small>	F9		F9		F9				G4-3	5	1	1	0	0	0	4	<b>Seattle Mariners @ Detroit Tigers</b> Tiger Stadium, Detroit, MI Thu Apr 17 1997, 3:33 AM EDT Att: 8,973 - Cloudy - 37 F										
<b>Brian Hunter, R</b> (1, 8) <small>OBP: 0.280, SLG: 0.224</small>	G4-3		2B		G4-3				K2-3	4	1	2	0	1	1	0											
<b>Travis Fryman, R</b> (1, 5) <small>OBP: 0.427, SLG: 0.516</small>	K		IBB		K				F7	4	0	0	0	1	2	3											
<b>Tony Clark, S</b> (1, 3) <small>OBP: 0.425, SLG: 0.656</small>		K	G6-4-3		G4-3				BB	4	1	1	3	1	1	3											
<b>Bubba Trammell, R</b> (1, 10) <small>OBP: 0.440, SLG: 0.463</small>		BB			HR				G4-3	4	2	2	1	1	1	1											
<b>Melvin Nieves, S</b> (1, 9) <small>OBP: 0.396, SLG: 0.575</small>		1B			K				1B	3	0	1	0	1	1	1											
<b>Brian Johnson, R</b> (1, 2) <small>OBP: 0.273, SLG: 0.424</small>		BB			FC4				K	4	1	2	1	0	1	1											
<b>Bobby Higginson, L</b> (1, 7) <small>OBP: 0.369, SLG: 0.455</small>		G6-3			FC4				1B	3	0	0	0	0	0	3											
<b>Phil Nevin, R</b> (8, PH) <small>OBP: 0.438, SLG: 0.464</small>		G6-3			WP				1B	0	0	0	0	0	0	0											
<b>Curtis Pride, L</b> (8, PH) <small>OBP: 0.438, SLG: 0.464</small>		1-2			WP				1B	1	0	1	0	0	0	0											
<b>Deivi Cruz, R</b> (1, 6) <small>OBP: 0.278, SLG: 0.358</small>					G5-3				P6	3	0	1	0	0	0	1											
<b>Jody Reed, R</b> (8, PH) <small>OBP: 0.389, SLG: 0.313</small>					2B				P6	1	0	0	0	0	0	2											
<b>Inning Stats</b>	R: 0 E: 0 K: 1 S: 8	H: 0 LOB: 0 BB: 0 P: 15	R: 1 E: 0 K: 1 S: 10	H: 2 LOB: 1 BB: 1 P: 22	R: 0 E: 0 K: 0 S: 7	H: 2 LOB: 2 BB: 1 P: 14	R: 2 E: 1 K: 1 S: 14	H: 2 LOB: 1 BB: 0 P: 19	R: 1 E: 0 K: 0 S: 12	H: 1 LOB: 1 BB: 1 P: 23	R: 0 E: 0 K: 0 S: 4	H: 0 LOB: 0 BB: 0 P: 10	R: 2 E: 0 K: 1 S: 11	H: 2 LOB: 0 BB: 1 P: 19	R: 0 E: 0 K: 1 S: 13	H: 2 LOB: 2 BB: 0 P: 18	R: 0 E: 0 K: 1 S: 8	H: 0 LOB: 1 BB: 1 P: 16	1B: 7 2B: 2 3B: 0 HR: 2	SF: 0 SAC: 0 DP: 3 HBP: 0	WP: 2 PB: 0 SB: 1 CS: 0	PA: 41					
<b>PITCHER</b>	IP	WLS	BF	H	R	ER	SO	BB	IBB	HBP	BLK	WP	HR	S	P	ERA	WHIP										
<b>Jeff Fassero, L</b> (1, 1) <small>ERA: 3.0</small>	5.0	W	24	4	4	3	4	1	0	0	0	1	1	15	29	9.00	1.800										
<b>Edwin Hurtado, R</b> (6, 1) <small>ERA: 3.72</small>	2.0		8	2	2	2	1	1	0	0	0	0	0	5	9	0.00	3.000										
<b>40 Greg McCarthy, L</b> (8, 1) <small>ERA: 1.59</small>	0.1		2	1	0	0	1	0	0	0	0	0	0	8	9	0.00	1.500										
<b>Bob Wells, R</b> (8, 1) <small>ERA: 10.8</small>	0.2	S	3	1	0	0	0	0	0	0	0	0	0	8	9	0.00	1.500										
<b>Norm Charlton, L</b> (9, 1) <small>ERA: 6.0</small>	1.0		4	0	0	0	1	1	0	0	0	0	0	8	16	0.00	1.000										

AB	41
R	8
H	16
RBI	8
BB	7
SO	6
LOB	27





Batter	1	2	3	4	5	6	7	8	9	AB	R	H	RBI	BB	SO	LOB	TOP					
<b>Chuck Knoblauch R</b> (1,4) OBP: 0.438, SLG: 0.314	G5-3	K			G5-3	1B	FC1-2			3	1	0	0	2	1	3	<b>Minnesota Twins @ Seattle Mariners</b> <b>The Kingdome, Seattle, WA</b> Fri Apr 18 1997, 10:05 PM EDT Att: 33,574 - Dome - 68 F					
<b>Rich Becker L</b> (1,8) OBP: 0.286, SLG: 0.235	K		F9		HR	FC6-4	FC1-2			4	2	1	2	1	1	3						
<b>Terry Steinbach R</b> (1,2) OBP: 0.353, SLG: 0.326	2B	1B	K		G4-3	FC6-4	K			5	1	2	1	0	2	3						
<b>Matt Lawton L</b> (1,7) OBP: 0.435, SLG: 0.509	1H	2B	F8		2B	FC6-4		G3		4	2	1	1	1	0	2						
<b>Greg Colbrunn R</b> (1,3) OBP: 0.316, SLG: 0.547	K			E6	2B	HR		G6-3		5	2	2	3	0	1	1						
<b>Todd Walker L</b> (1,5) OBP: 0.359, SLG: 0.303		F8		G3	2B	K		F8		4	1	0	0	1	1	1						
<b>Roberto Kelly R</b> (1,10) OBP: 0.286, SLG: 0.250	2B	HBP		G6-3	2B			K		3	0	1	3	1	1	1						
<b>Brent Brede L</b> (1,9) OBP: 0.222, SLG: 0.200				G4-3	K			K		5	0	1	0	0	3	3						
<b>Denny Hocking S</b> (1,6) OBP: 0.410, SLG: 0.457	L1				G5-3	F9		G5-3		5	1	2	0	0	0	2						
<b>Inning Stats</b>	R: 1 E: 0 K: 2 S: 13	H: 2 LOB: 1 BB: 0 P: 22	R: 0 E: 0 K: 1 S: 11	H: 1 LOB: 2 BB: 0 P: 15	R: 0 E: 0 K: 1 S: 8	H: 0 LOB: 0 BB: 0 P: 11	R: 0 E: 1 K: 0 S: 8	H: 0 LOB: 1 BB: 0 P: 12	R: 5 E: 0 K: 1 S: 20	H: 4 LOB: 1 BB: 2 P: 38	R: 4 E: 0 K: 1 S: 18	H: 2 LOB: 0 BB: 2 P: 39	R: 0 E: 0 K: 2 S: 11	H: 1 LOB: 3 BB: 2 P: 23	R: 0 E: 0 K: 0 S: 4	H: 0 LOB: 0 BB: 0 P: 7	R: 0 E: 0 K: 2 S: 7	H: 0 LOB: 0 BB: 0 P: 10	1B: 3 2B: 5 3B: 0 HR: 2	SF: 0 SAC: 0 DP: 0 HBP: 1	WP: 0 PB: 0 CS: 0	PA: 45
<b>PITCHER</b>	IP	WLS	BF	H	R	ER	SO	BB	IBB	HBP	BLK	WP	HR	S	P	ERA	WHIP			ERA	WHIP	
<b>Scott Sanders R</b> (1,1) ERA: 10.53	4.2	L	25	7	6	6	4	1	1	1	0	0	1	57	92	11.57	1.714					
<b>Tim Davis L</b> (5,1) ERA: 6.75	4.1		20	3	4	4	6	4	0	0	0	0	1	43	85	8.31	1.615					

AB 38  
R 10  
H 10  
RBI 10  
BB 6  
SO 10  
LOB 19



Batter	1	2	3	4	5	6	7	8	9	AB	R	H	RBI	BB	SO	LOB	BOTTOM					
<b>Joey Cora S</b> (1,4) OBP: 0.309, SLG: 0.234	1B	2B	G6-3		F7		FC6-4			4	1	2	0	0	0	2	<b>Minnesota Twins @ Seattle Mariners</b> <b>The Kingdome, Seattle, WA</b> Fri Apr 18 1997, 10:05 PM EDT Att: 33,574 - Dome - 68 F					
<b>Alex Rodriguez R</b> (1,6) OBP: 0.397, SLG: 0.521		G1-6-3	G6-3			G5-3	G4-3			4	0	1	0	0	0	4						
<b>Ken Griffey Jr. L</b> (1,8) OBP: 0.471, SLG: 0.842	G1-6-3		G5-3			L8		F8		4	0	0	0	0	0	2						
<b>Edgar Martinez R</b> (1,10) OBP: 0.458, SLG: 0.649	G4-3				L8			F7		4	0	1	0	0	0	0						
<b>Jay Buhner R</b> (1,9) OBP: 0.417, SLG: 0.418		F8		L9			HR	K		4	1	1	1	0	1	1						
<b>Paul Sorrento L</b> (1,3) OBP: 0.298, SLG: 0.464		L4		K			HR	K		4	1	1	1	1	0	2						
<b>Dan Wilson R</b> (1,2) ERA: 9.57				P3			K		F7	2	0	1	0	0	0	1						
<b>John Marzano R</b> (7,2) OBP: 0.381, SLG: 0.389										1	0	0	0	0	1	0						
<b>Brent Gates S</b> (9,PH) OBP: 0.381, SLG: 0.389										1	0	0	0	0	0	0						
<b>Russ Davis R</b> (1,5) OBP: 0.367, SLG: 0.528		K			L9		FC6-4		P3	4	0	1	0	0	1	1						
<b>Lee Tinsley S</b> (1,7) OBP: 0.283, SLG: 0.321				G6-3			G3			1	0	0	0	2	0	0						
<b>Inning Stats</b>	R: 1 E: 0 K: 0 S: 8	H: 2 LOB: 0 BB: 0 P: 11	R: 0 E: 0 K: 1 S: 9	H: 1 LOB: 1 BB: 0 P: 17	R: 0 E: 0 K: 0 S: 6	H: 1 LOB: 1 BB: 1 P: 13	R: 0 E: 0 K: 1 S: 9	H: 1 LOB: 0 BB: 0 P: 16	R: 0 E: 0 K: 0 S: 6	H: 0 LOB: 0 BB: 0 P: 10	R: 0 E: 0 K: 0 S: 4	H: 0 LOB: 0 BB: 0 P: 7	R: 2 E: 0 K: 1 S: 15	H: 3 LOB: 2 BB: 1 P: 27	R: 0 E: 0 K: 1 S: 6	H: 0 LOB: 0 BB: 0 P: 11	R: 0 E: 0 K: 1 S: 7	H: 0 LOB: 0 BB: 0 P: 13	1B: 4 2B: 2 3B: 0 HR: 2	SF: 0 SAC: 0 DP: 2 HBP: 0	WP: 0 PB: 0 CS: 0	PA: 35
<b>PITCHER</b>	IP	WLS	BF	H	R	ER	SO	BB	IBB	HBP	BLK	WP	HR	S	P	ERA	WHIP			ERA	WHIP	
<b>Frankie Rodriguez R</b> (1,1) ERA: 1.13	6.1	W	26	8	3	3	3	1	0	0	0	0	0	20	36	0.00	0.375					
<b>Dan Naulty R</b> (7,1) ERA: 1.13	2.2		9	0	0	0	2	1	0	0	0	0	0	20	36	0.00	0.375					

AB 33  
R 3  
H 8  
RBI 2  
BB 2  
SO 5  
LOB 12





Batter	1	2	3	4	5	6	7	8	9	AB	R	H	RBI	BB	SO	LOB	TOP				
<b>Chuck Knoblauch, R</b> OBP: 0.436, SLG: 0.309	G4-3	FC6-4			L9		2B		WP 1B	4	2	1	1	1	0	3	<b>Minnesota Twins @ Seattle Mariners</b> The Kingdome, Seattle, WA Sat Apr 19 1997, 10:05 PM EDT Att: 42,142 - Dome - 68 F				
<b>Rich Becker, L</b> OBP: 0.313, SLG: 0.241	K			CS 1B	L7		2B		1B	3	0	1	0	2	1	0					
<b>Terry Steinbach, R</b> OBP: 0.357, SLG: 0.354	G6-3			SAFE SAFE SAFE SAFE SAFE	L6				1B	5	0	2	2	0	0	1					
<b>Matt Lawton, L</b> OBP: 0.419, SLG: 0.484		F9		SAFE SAFE SAFE SAFE SAFE	1B		K		F8	5	0	1	0	0	1	4					
<b>Greg Colbrunn, R</b> OBP: 0.328, SLG: 0.544		1B 2B			F9		G6-4-3 1B		F9	4	1	2	0	0	0	1					
<b>Todd Walker, L</b> OBP: 0.326, SLG: 0.270		F7			G6-3		G6-4-3		K	4	0	0	0	0	1	2					
<b>Denny Hocking, S</b> OBP: 0.410, SLG: 0.457							1-2f			0	0	0	0	0	0	0					
<b>Roberto Kelly, R</b> OBP: 0.389, SLG: 0.333		2B 1B			G6-3 BB				G5-3 CS 1B	3	0	2	0	1	0	0					
<b>Brent Brede, L</b> OBP: 0.258, SLG: 0.250		1B		SAFE SAFE SAFE SAFE SAFE	G6-3		1B S BB		CS F7	3	1	1	1	1	0	1					
<b>Pat Meares, R</b> OBP: 0.296, SLG: 0.469		2B			G5-3		K		K	3	0	0	0	0	2	2					
<b>Inning Stats</b>	R: 0 E: 0 K: 1 S: 7	H: 0 LOB: 0 BB: 0 P: 10	R: 1 E: 0 K: 0 S: 16	H: 3 LOB: 3 BB: 0 P: 26	R: 0 E: 0 K: 0 S: 10	H: 2 LOB: 1 BB: 0 P: 18	R: 0 E: 0 K: 0 S: 10	H: 0 LOB: 1 BB: 1 P: 17	R: 0 E: 0 K: 1 S: 9	H: 1 LOB: 0 BB: 0 P: 13	R: 2 E: 0 K: 1 S: 10	H: 2 LOB: 2 BB: 2 P: 20	R: 0 E: 0 K: 1 S: 8	H: 1 LOB: 0 BB: 0 P: 12	R: 1 E: 0 K: 1 S: 12	H: 1 LOB: 2 BB: 2 P: 22	1B: 8 2B: 2 3B: 0 HR: 0	SF: 0 SAC: 0 DP: 1 HBP: 1	WP: 1 PB: 0 SB: 1 CS: 2	PA: 41	
<b>PITCHER</b>	IP	WLS	BF	H	R	ER	SO	BB	IBB	HBP	BLK	WP	HR	S	P	ERA	WHIP				
<b>Dennis Martinez, R</b> ERA: 5.94	6.2	L	29	7	3	3	3	3	0	1	0	0	0	66	110	4.05	1.500				
<b>Bobby Ayala, R</b> ERA: 4.91	1.1		5	2	0	0	1	0	0	0	0	0	0	10	14	0.00	1.500				
<b>Edwin Hurtado, R</b> ERA: 4.35	0.2		5	1	1	1	1	2	0	0	0	1	0	11	21	13.50	4.500				
<b>40 Greg McCarthy, L</b> ERA: 1.5	0.1		1	0	0	0	0	0	0	0	0	0	0	1	1	0.00	0.000				

AB	34
R	4
H	10
RBI	4
BB	5
SO	5
LOB	14





Batter	1	2	3	4	5	6	7	8	9	AB	R	H	RBI	BB	SO	LOB	BOTTOM					
<b>Joey Cora, S</b> OBP: 0.288, SLG: 0.216	G4-3		G6-3			F8			G1-3	4	0	0	0	0	0	2	<b>Minnesota Twins @ Seattle Mariners</b> The Kingdome, Seattle, WA Sat Apr 19 1997, 10:05 PM EDT Att: 42,142 - Dome - 68 F					
<b>Alex Rodriguez, R</b> OBP: 0.376, SLG: 0.493	G5-3		G5-3			L9			G5-3	4	0	0	0	0	0	1						
<b>Ken Griffey Jr., L</b> OBP: 0.472, SLG: 0.836	K				G4-6-3 1B		G3-1 2B		P6	4	0	2	0	0	1	0						
<b>Edgar Martinez, R</b> OBP: 0.447, SLG: 0.623		K			G4-6-3		G3-1		1B	4	0	1	0	0	1	2						
<b>Jay Buhner, R</b> OBP: 0.400, SLG: 0.397		K			P6		K		G6-3	3	0	0	0	0	2	1						
<b>Mike Blowers, R</b> OBP: 0.250, SLG: 0.400										1	0	0	0	0	0	1						
<b>Paul Sorrento, L</b> OBP: 0.300, SLG: 0.458										3	0	1	0	0	0	1						
<b>Dan Wilson, R</b> OBP: 0.377, SLG: 0.389									G4-3	3	0	1	0	0	0	1						
<b>Brent Gates, S</b> OBP: 0.375, SLG: 0.381									FC6-4 1B	3	0	1	0	0	1	1						
<b>Lee Tinsley, S</b> OBP: 0.286, SLG: 0.310									G6-4	2	0	0	0	1	0	1						
<b>Inning Stats</b>	R: 0 E: 0 K: 1 S: 12	H: 0 LOB: 0 BB: 0 P: 17	R: 0 E: 0 K: 2 S: 12	H: 1 LOB: 1 BB: 0 P: 18	R: 0 E: 0 K: 1 S: 5	H: 0 LOB: 1 BB: 1 P: 12	R: 0 E: 0 K: 0 S: 4	H: 1 LOB: 0 BB: 0 P: 6	R: 0 E: 0 K: 0 S: 9	H: 1 LOB: 0 BB: 0 P: 13	R: 0 E: 0 K: 0 S: 4	H: 0 LOB: 0 BB: 0 P: 9	R: 0 E: 0 K: 1 S: 6	H: 1 LOB: 1 BB: 0 P: 10	R: 0 E: 0 K: 0 S: 9	H: 1 LOB: 1 BB: 0 P: 14	R: 0 E: 0 K: 0 S: 13	H: 1 LOB: 1 BB: 0 P: 17	1B: 5 2B: 1 3B: 0 HR: 0	SF: 0 SAC: 0 DP: 2 HBP: 0	WP: 0 PB: 0 SB: 0 CS: 0	PA: 32
<b>PITCHER</b>	IP	WLS	BF	H	R	ER	SO	BB	IBB	HBP	BLK	WP	HR	S	P	ERA	WHIP					
<b>Bob Tewksbury, R</b> ERA: 2.17	9.0	W	32	6	0	0	5	1	0	0	0	0	0	74	116	0.00	0.778					

AB	31
R	0
H	6
RBI	0
BB	1
SO	5
LOB	11





Batter	1	2	3	4	5	6	7	8	9	AB	R	H	RBI	BB	SO	LOB	TOP								
<b>Chuck Knoblauch, R</b> OBP: 0.422, SLG: 0.288 (1, 4)	G5-3	K		G6-3		G4-3		CS IBB		4	0	0	0	1	1	4	<b>Minnesota Twins @ Seattle Mariners</b> The Kingdome, Seattle, WA Sun Apr 20 1997, 6:33 AM EDT Att: 34,678 - Dome - 68 F  <b>AB 36</b> <b>R 6</b> <b>H 12</b> <b>RBI 6</b> <b>BB 5</b> <b>SO 7</b> <b>LOB 21</b> 								
<b>Rich Becker, L</b> OBP: 0.324, SLG: 0.246 (1, 8)										3	0	1	0	1	0	0									
<b>Chris Latham, S</b> OBP: 0.286, SLG: 0.429 (8, 8)	G5-4-3 BB			F7		G5-4-3 1B		L5	CS	1	0	1	0	0	0	0									
<b>Greg Colbrunn, R</b> OBP: 0.303, SLG: 0.500 (1, 3)	G5-4-3 1-2			G4-3		G5-4-3 1-2		G4-3		5	0	0	0	0	1	3									
<b>Matt Lawton, L</b> OBP: 0.430, SLG: 0.469 (1, 7)										2	2	0	0	3	1	1									
<b>Roberto Kelly, R</b> OBP: 0.435, SLG: 0.450 (1, 9)										5	1	3	1	0	0	2									
<b>Greg Myers, L</b> OBP: 0.370, SLG: 0.333 (1, 2)										3	0	1	0	0	1	3									
<b>Terry Steinbach, R</b> OBP: 0.351, SLG: 0.347 (7, 7)	F9									1	0	0	0	0	0	1									
<b>Ron Coomer, R</b> OBP: 0.375, SLG: 0.600 (1, 10)										3	2	1	3	0	1	2									
<b>Brent Brede, L</b> OBP: 0.281, SLG: 0.310 (8, 7)										1	0	1	0	0	0	0									
<b>Todd Walker, L</b> OBP: 0.362, SLG: 0.390 (1, 5)										4	1	3	2	0	0	1									
<b>Pat Meares, R</b> OBP: 0.298, SLG: 0.462 (1, 6)										3	0	1	0	0	1	3									
<b>Denny Hocking, S</b> OBP: 0.400, SLG: 0.444 (8, 6)										1	0	0	0	0	1	1									
<b>Inning Stats</b>	R: 0 E: 0 K: 0 S: 8	H: 0 LOB: 0 BB: 1 P: 12	R: 3 E: 0 K: 2 S: 15	H: 3 LOB: 1 BB: 1 P: 23	R: 0 E: 0 K: 0 S: 12	H: 0 LOB: 1 BB: 1 P: 18	R: 0 E: 0 K: 1 S: 15	H: 2 LOB: 2 BB: 0 P: 16	R: 0 E: 0 K: 0 S: 3	H: 1 LOB: 0 BB: 0 P: 3	R: 2 E: 0 K: 1 S: 14	H: 3 LOB: 1 BB: 0 P: 18	R: 1 E: 0 K: 0 S: 10	H: 1 LOB: 1 BB: 1 P: 15	R: 0 E: 0 K: 1 S: 9	H: 1 LOB: 1 BB: 1 P: 18	R: 0 E: 0 K: 2 S: 10	H: 1 LOB: 1 BB: 0 P: 18	1B: 8 2B: 2 3B: 0 HR: 2	SF: 0 SAC: 0 DP: 2 HBP: 0	WP: 0 PB: 0 CS: 1	PA: 42			
<b>PITCHER</b>	IP	WLS	BF	H	R	ER	SO	BB	IBB	HBP	BLK	WP	HR	S	P	ERA	WHIP								
<b>Bob Wolcott, R</b> ERA: 6.23	6.0	W	28	9	5	5	4	3	0	0	0	0	2	67	90	7.50	2.000								
<b>40 Greg McCarthy, L</b> ERA: 2.7	0.2	L	4	1	1	1	0	1	0	0	0	0	0	7	11	13.50	3.000								
<b>Bobby Ayala, R</b> ERA: 4.5	1.0	S	5	1	0	0	1	0	1	0	0	0	0	12	22	0.00	1.000								
<b>Norm Charlton, L</b> ERA: 5.23	1.1	S	4	1	0	0	2	0	0	0	0	0	0	10	18	0.00	0.750								

Batter	1	2	3	4	5	6	7	8	9	AB	R	H	RBI	BB	SO	LOB	BOTTOM								
<b>Rich Amaral, R</b> OBP: 0.444, SLG: 0.400 (1, 7)										3	0	0	0	1	0	1	<b>Minnesota Twins @ Seattle Mariners</b> The Kingdome, Seattle, WA Sun Apr 20 1997, 6:33 AM EDT Att: 34,678 - Dome - 68 F  <b>AB 33</b> <b>R 10</b> <b>H 11</b> <b>RBI 10</b> <b>BB 6</b> <b>SO 6</b> <b>LOB 14</b> 								
<b>Joey Cora, S</b> OBP: 0.300, SLG: 0.216 (8, 7)										0	0	0	0	1	0	0									
<b>Lee Tinsley, S</b> OBP: 0.286, SLG: 0.310 (9, 7)										0	1	0	0	0	0	0									
<b>Alex Rodriguez, R</b> OBP: 0.402, SLG: 0.500 (1, 6)	F8 BB									3	1	2	1	1	0	1									
<b>Ken Griffey Jr., L</b> OBP: 0.468, SLG: 0.846 (1, 8)	F8									4	1	1	3	1	0	4									
<b>Ken Griffey Jr., L</b> OBP: 0.468, SLG: 0.846 (1, 8)	P6									4	1	1	3	1	0	4									
<b>Edgar Martinez, R</b> OBP: 0.432, SLG: 0.594 (1, 10)	P3									3	1	0	1	1	1	1									
<b>Edgar Martinez, R</b> OBP: 0.432, SLG: 0.594 (1, 10)	K									3	1	0	1	1	1	1									
<b>Jay Buhner, R</b> OBP: 0.388, SLG: 0.371 (1, 9)										4	1	0	0	1	2	3									
<b>Jay Buhner, R</b> OBP: 0.388, SLG: 0.371 (1, 9)	K									4	1	0	0	1	2	3									
<b>Mike Blowers, R</b> OBP: 0.214, SLG: 0.333 (1, 3)										2	0	0	0	0	0	1									
<b>Paul Sorrento, L</b> OBP: 0.306, SLG: 0.475 (6, 7)	F9									2	1	1	0	0	1	0									
<b>Paul Sorrento, L</b> OBP: 0.306, SLG: 0.475 (6, 7)	F9									2	1	1	0	0	1	0									
<b>Russ Davis, R</b> OBP: 0.391, SLG: 0.579 (1, 5)										4	2	3	1	0	0	0									
<b>Russ Davis, R</b> OBP: 0.391, SLG: 0.579 (1, 5)										4	2	3	1	0	0	0									
<b>John Marzano, R</b> OBP: 0.222, SLG: 0.125 (1, 2)										2	0	1	2	0	0	1									
<b>Brent Gates, S</b> OBP: 0.365, SLG: 0.391 (6, 7)	F9									2	1	1	0	0	1	2									
<b>Brent Gates, S</b> OBP: 0.365, SLG: 0.391 (6, 7)	F8									2	1	1	0	0	1	2									
<b>Alvaro Espinoza, R</b> OBP: 0.182, SLG: 0.182 (1, 4)										2	0	0	0	0	1	0									
<b>Dan Wilson, R</b> OBP: 0.397, SLG: 0.464 (6, 7)										2	1	2	2	0	0	0									
<b>Dan Wilson, R</b> OBP: 0.397, SLG: 0.464 (6, 7)	F7									2	1	2	2	0	0	0									
<b>Inning Stats</b>	R: 0 E: 0 K: 1 S: 12	H: 0 LOB: 1 BB: 1 P: 21	R: 0 E: 0 K: 1 S: 15	H: 1 LOB: 1 BB: 0 P: 24	R: 0 E: 0 K: 0 S: 5	H: 1 LOB: 1 BB: 0 P: 11	R: 2 E: 0 K: 1 S: 12	H: 2 LOB: 1 BB: 1 P: 20	R: 2 E: 0 K: 1 S: 12	H: 2 LOB: 0 BB: 0 P: 20	R: 3 E: 0 K: 1 S: 17	H: 3 LOB: 2 BB: 2 P: 31	R: 0 E: 0 K: 1 S: 9	H: 0 LOB: 0 BB: 0 P: 13	R: 3 E: 0 K: 0 S: 17	H: 2 LOB: 3 BB: 2 P: 33	R: 0 E: 0 K: 0 S: 10	H: 1 LOB: 1 BB: 0 P: 18	1B: 5 2B: 4 3B: 1 HR: 1	SF: 1 SAC: 0 DP: 0 HBP: 1	WP: 0 PB: 1 CS: 0	PA: 41			
<b>PITCHER</b>	IP	WLS	BF	H	R	ER	SO	BB	IBB	HBP	BLK	WP	HR	S	P	ERA	WHIP								
<b>Scott Aldred, L</b> ERA: 6.04	5.0																								
<b>Todd Ritchie, R</b> ERA: 5.4	0.1	L	5	3	3	3	1	1	0	0	0	0	0	11	18	81.00	12.000								
<b>Gregg Olson, R</b> ERA: 18.56	1.1													11	21	0.00	0.750								
<b>Eddie Guardado, L</b> ERA: 7.2	0.1													4	5	0.00	0.000								
<b>Rick Aquilera, R</b> ERA: 5.68	1.0													17	33	27.00	3.000								




Batter	1	2	3	4	5	6	7	8	9	AB	R	H	RBI	BB	SO	LOB	TOP										
<b>Bip Roberts, S</b> OBP: 0.394, SLG: 0.453 (1, 7)	3-2 BB BB 1B		2-1 E S 1B		1-2 F8		1-2 G5-3		3-1 L8	5	0	2	0	0	0	0	<b>Kansas City Royals @ Seattle Mariners</b> <b>The Kingdome, Seattle, WA</b> Mon Apr 21 1997, 10:05 PM EDT Att: 42,606 - Dome - 68 F										
<b>Jay Bell, R</b> OBP: 0.343, SLG: 0.576 (1, 6)	1-3 SAFE K		2-3 K			2-0 F9	4-2 HR BB		1-3 K	4	1	0	0	1	3	2											
<b>Jeff King, R</b> OBP: 0.455, SLG: 0.633 (1, 3)	4-2 SAFE BB 1-2 BB		1-1 L7			4-0 WP 2B BB	2-0 HR			2	2	1	2	2	0	1											
<b>Chili Davis, S</b> OBP: 0.385, SLG: 0.318 (1, 10)	0-0 F9		2-1 G6-3			4-2 WP 2B BB	1-3 K			3	1	0	0	1	1	3											
<b>Joe Vitiello, R</b> OBP: 0.457, SLG: 0.357 <b>Johnny Damon, L</b> OBP: 0.320, SLG: 0.409 (7, PR) (7, 9)	4-2 BB 1-2 2-3 BB		4-1 G6-4-3 BB			3-3 K	0-1 CS 1B			2	0	1	0	2	1	2											
<b>Craig Panquette, R</b> OBP: 0.302, SLG: 0.500 (1, 5)	2-2 L8		2-0 G6-4-3			0-0 1B 2B	0-2 CS	3-3 K		4	1	1	2	0	1	4											
<b>Mike Macfarlane, R</b> OBP: 0.080, SLG: 0.200 (1, 2)		1-2 F7		1-0 G6-3		0-0 2B 1B		0-0 L7		4	0	1	1	0	0	0											
<b>Shane Halter, R</b> OBP: 0.333, SLG: 0.333 <b>Scott Cooper, L</b> OBP: 0.300, SLG: 0.471 <b>David Howard, S</b> OBP: 0.351, SLG: 0.303 (8, PH) (8, 4)		1-3 K			2-3 K	0-1 1B	3-3 K			3	0	1	0	0	2	0											
<b>Tom Goodwin, L</b> OBP: 0.217, SLG: 0.190 (1, 8)		0-1 F9			1-1 B1-3	0-1 F8		1-0 G1-3		4	0	0	0	0	0	2											
<b>Inning Stats</b>	R: 0 E: 0 K: 1 S: 15	H: 1 LOB: 3 BB: 2 P: 29	R: 0 E: 0 K: 1 S: 8	H: 0 LOB: 0 BB: 0 P: 10	R: 0 E: 0 K: 1 S: 9	H: 1 LOB: 1 BB: 0 P: 16	R: 0 E: 0 K: 0 S: 3	H: 0 LOB: 0 BB: 1 P: 10	R: 0 E: 0 K: 1 S: 11	H: 0 LOB: 0 BB: 0 P: 15	R: 3 E: 0 K: 1 S: 15	H: 3 LOB: 2 BB: 2 P: 28	R: 2 E: 0 K: 1 S: 14	H: 2 LOB: 1 BB: 1 P: 22	R: 0 E: 0 K: 2 S: 8	H: 0 LOB: 0 BB: 0 P: 14		R: 0 E: 0 K: 1 S: 7	H: 0 LOB: 0 BB: 0 P: 12	1B: 5 2B: 1 3B: 0 HR: 1	SF: 0 SAC: 0 DP: 1 HBP: 0	WP: 1 PB: 0 CS: 1	PA: 39				
<b>PITCHER</b>	IP	WLS	BF	H	R	ER	SO	BB	IBB	HBP	BLK	WP	HR	S	P	ERA	WHIP										
<b>Randy Johnson, L</b> ERA: 3.24 (1, 1)	6.0		27	5	3	3	5	5	0	0	0	1	0	61	108	4.50	1.667										
<b>Bobby Ayala, R</b> ERA: 5.54 (7, 1)	1.0	W	5	2	2	2	1	1	0	0	0	0	1	14	22	18.00	3.000										
<b>Scott Sanders, R</b> ERA: 10.18 (8, 1)	0.2		2	0	0	0	1	0	0	0	0	0	0	4	7	0.00	0.000										
<b>40 Greg McCarthy, L</b> ERA: 2.57 (8, 1)	0.1		1	0	0	0	1	0	0	0	0	0	0	4	7	0.00	0.000										
<b>Norm Charlton, L</b> ERA: 4.75 (9, 1)	1.0	S	3	0	0	0	1	0	0	0	0	0	0	7	12	0.00	0.000										

Batter	1	2	3	4	5	6	7	8	9	AB	R	H	RBI	BB	SO	LOB	BOTTOM										
<b>Rich Amaral, R</b> OBP: 0.429, SLG: 0.389 <b>Paul Sorrento, L</b> OBP: 0.317, SLG: 0.475 (7, PH) (8, 3)	0-0 E S SF7 1B	1-2 P3			0-3 K		4-2 FC5 3B BB			3	1	1	0	0	1	2	<b>Kansas City Royals @ Seattle Mariners</b> <b>The Kingdome, Seattle, WA</b> Mon Apr 21 1997, 10:05 PM EDT Att: 42,606 - Dome - 68 F										
<b>Alex Rodriguez, R</b> OBP: 0.386, SLG: 0.500 (1, 6)	3-3 SAFE K		1-1 G3		3-0 1B 2B		2-2 FC5 3B			4	2	1	0	0	1	3											
<b>Ken Griffey Jr., L</b> OBP: 0.469, SLG: 0.868 (1, 8)	1-0 SF7		0-0 G4-3		1-1 1B		2-1 SF9 3B			3	1	2	4	0	0	0											
<b>Edgar Martinez, R</b> OBP: 0.412, SLG: 0.567 (1, 10)	3-H 2-0 P6		2-2 F9		1-2 P3		1-0 SF9			3	0	0	1	0	0	1											
<b>Jay Buhner, R</b> OBP: 0.393, SLG: 0.369 (1, 9)		3-2 F8		4-1 G4-3 BB		2-2 SH3-4 1B		3-2 L8		3	0	1	0	1	0	0											
<b>Mike Blowers, R</b> OBP: 0.188, SLG: 0.286 <b>Lee Tinsley, S</b> OBP: 0.297, SLG: 0.322 (8, 7)		0-2 G6-3		0-1 F9		0-0 SH3-4		1-0 G5-3 SH1-4 1B		2	0	0	0	0	0	1											
<b>Dan Wilson, R</b> OBP: 0.394, SLG: 0.458 (1, 2)		2-0 1B 1B		0-1 G4-3		1-2 P3		0-0 SH1-4		3	1	1	0	0	0	2											
<b>Russ Davis, R</b> OBP: 0.382, SLG: 0.557 (1, 5)		1-1 1B 1-2 1B		0-0 F8		1-0 F8		1-1 G5-3		4	0	1	0	0	0	3											
<b>Alvaro Espinoza, R</b> OBP: 0.231, SLG: 0.231 <b>Joey Cora, S</b> OBP: 0.306, SLG: 0.212 (7, PH) (8, 4)		1-2 1B		0-1 G1-3		4-1 FC5 WP BB		2-1 P5		2	0	1	1	0	0	0											
<b>Inning Stats</b>	R: 1 E: 1 K: 1 S: 6	H: 1 LOB: 0 BB: 0 P: 12	R: 1 E: 0 K: 0 S: 16	H: 3 LOB: 2 BB: 0 P: 24	R: 0 E: 0 K: 0 S: 6	H: 0 LOB: 0 BB: 1 P: 10	R: 0 E: 0 K: 0 S: 6	H: 1 LOB: 1 BB: 0 P: 12	R: 3 E: 0 K: 0 S: 12	H: 1 LOB: 2 BB: 2 P: 28	R: 0 E: 0 K: 0 S: 6	H: 1 LOB: 1 BB: 0 P: 10	R: 0 E: 0 K: 0 S: 6	H: 1 LOB: 0 BB: 0 P: 10	1B: 7 2B: 1 3B: 1 HR: 0	SF: 2 SAC: 2 DP: 0 HBP: 0		WP: 1 PB: 0 SB: 1 CS: 0	PA: 36								
<b>PITCHER</b>	IP	WLS	BF	H	R	ER	SO	BB	IBB	HBP	BLK	WP	HR	S	P	ERA	WHIP										
<b>50 José Rosado, L</b> ERA: 2.49 (7, 1)	6.0	L	6	1	3	3	0	2	0	0	0	1	0	12	28	27.00	3.000										
<b>Brian Bevil, R</b> ERA: 9.0 (8, 1)	0.2		3	1	0	0	0	0	0	0	0	0	0	4	6	0.00	1.500										
<b>Randy Veres, R</b> ERA: 1.23 <b>Jamie Walker, L</b> ERA: 4.91 (8, 1)	0.1		1	0	0	0	0	0	0	0	0	0	0	2	4	0.00	0.000										

livebaseballscorecards.com

AB 32  
R 5  
H 7  
RBI 5  
BB 6  
SO 9  
LOB 14



livebaseballscorecards.com

AB 29  
R 6  
H 9  
RBI 6  
BB 3  
SO 2  
LOB 13





Batter	1	2	3	4	5	6	7	8	9	AB	R	H	RBI	BB	SO	LOB	TOP
<b>Bip Roberts, S</b> OBP: 0.386, SLG: 0.441 (1, 7)										4	1	1	0	0	0	1	<b>Kansas City Royals @ Seattle Mariners</b> The Kingdome, Seattle, WA Tue Apr 22 1997, 10:05 PM EDT Att: 21,764 - Dome - 68 F
<b>Jay Bell, R</b> OBP: 0.338, SLG: 0.557 (1, 6)										4	0	1	0	0	1	1	
<b>Jeff King, R</b> OBP: 0.443, SLG: 0.596 (1, 3)										3	1	0	0	1	2	2	
<b>Chili Davis, S</b> OBP: 0.400, SLG: 0.360 (1, 10)										3	0	1	1	1	1	0	
<b>Joe Vitello, R</b> OBP: 0.487, SLG: 0.367 (1, 9)										2	0	1	0	2	1	2	
<b>Craig Paquette, R</b> OBP: 0.284, SLG: 0.469 (1, 5)										4	0	0	0	0	2	6	
<b>Mike Macfarlane, R</b> OBP: 0.089, SLG: 0.172 (1, 2)										4	0	0	0	0	0	2	
<b>David Howard, S</b> OBP: 0.350, SLG: 0.306 (1, 4)										3	0	1	0	0	0	0	
<b>Tom Goodwin, L</b> OBP: 0.211, SLG: 0.185 (1, 8)										2	0	0	0	0	0	0	
<b>Inning Stats</b>	R: 1 H: 3 E: 0 K: 3 S: 15	H: 0 R: 0 ER: 0 SO: 9	H: 0 R: 0 ER: 0 SO: 7	H: 1 R: 0 ER: 0 SO: 10	H: 0 R: 0 ER: 0 SO: 9	H: 0 R: 0 ER: 0 SO: 6	H: 0 R: 0 ER: 0 SO: 19	H: 1 R: 0 ER: 0 SO: 12	H: 0 R: 0 ER: 0 SO: 19	1B: 4 2B: 1 3B: 0 HR: 0	SF: 0 SAC: 1 DP: 2 HBP: 0	WP: 0 PB: 0 SB: 0 CS: 0	PA: 34				
<b>PITCHER</b>	IP WLS BF H R ER SO BB IBB HBP BLK WP HR S P ERA WHIP																
<b>Jeff Fassero, L</b> ERA: 2.57 (1, 1)	8.0 W 29 5 1 1 7 1 0 0 0 0 0 0 65 106 1.12 0.750																
<b>Edwin Hurtado, R</b> ERA: 5.23 (9, 1)	0.0 2 0 1 1 0 2 0 0 0 0 0 0 2 10 ∞ ∞																
<b>Norm Charlton, L</b> ERA: 4.38 (9, 1)	1.0 3 0 0 0 0 1 0 0 0 0 0 0 4 9 0.00 1.000																

Batter	1	2	3	4	5	6	7	8	9	AB	R	H	RBI	BB	SO	LOB	BOTTOM
<b>Joey Cora, S</b> OBP: 0.358, SLG: 0.309 (1, 4)										3	2	3	1	2	0	0	<b>Kansas City Royals @ Seattle Mariners</b> The Kingdome, Seattle, WA Tue Apr 22 1997, 10:05 PM EDT Att: 21,764 - Dome - 68 F
<b>Alex Rodriguez, R</b> OBP: 0.386, SLG: 0.506 (1, 6)										5	1	2	2	0	4		
<b>Ken Griffey Jr., L</b> OBP: 0.453, SLG: 0.819 (1, 8)										4	0	0	0	1	1	3	
<b>Edgar Martinez, R</b> OBP: 0.411, SLG: 0.549 (1, 10)										4	1	1	1	0	1	4	
<b>Jay Buhner, R</b> OBP: 0.409, SLG: 0.388 (1, 9)										2	1	1	0	2	0	1	
<b>Paul Sorrento, L</b> OBP: 0.303, SLG: 0.453 (1, 3)										3	0	0	0	0	1	4	
<b>Rich Amaral, R</b> OBP: 0.455, SLG: 0.474 (8, FH) (9, 3)										1	1	1	1	0	0	0	
<b>Dan Wilson, R</b> OBP: 0.400, SLG: 0.452 (1, 2)										3	1	1	2	1	0	0	
<b>Russ Davis, R</b> OBP: 0.361, SLG: 0.523 (1, 5)										4	0	0	0	0	1	3	
<b>Lee Tinsley, S</b> OBP: 0.284, SLG: 0.333 (1, 7)										4	0	1	0	0	2	3	
<b>Inning Stats</b>	R: 0 H: 0 E: 0 K: 0 S: 11	H: 1 R: 0 ER: 0 SO: 14	H: 2 R: 2 ER: 1 SO: 11	H: 2 R: 0 ER: 0 SO: 10	H: 1 R: 0 ER: 0 SO: 7	H: 0 R: 0 ER: 0 SO: 9	H: 1 R: 0 ER: 0 SO: 18	H: 3 R: 0 ER: 0 SO: 18	H: 0 R: 0 ER: 0 SO: 36	1B: 5 2B: 4 3B: 0 HR: 1	SF: 0 SAC: 0 DP: 1 HBP: 1	WP: 0 PB: 0 SB: 0 CS: 1	PA: 41				
<b>PITCHER</b>	IP WLS BF H R ER SO BB IBB HBP BLK WP HR S P ERA WHIP																
<b>Tim Belcher, R</b> ERA: 3.14 (1, 1)	7.0 L 30 7 2 1 4 3 0 0 0 0 0 0 1 71 121 1.29 1.429																
<b>Brian Bewil, R</b> ERA: 12.6 (8, 1)	0.0 2 0 2 2 0 1 0 1 0 0 0 0 1 6 ∞ ∞																
<b>Jamie Walker, L</b> ERA: 10.38 (8, 1)	0.2 5 2 1 1 1 1 0 0 0 0 0 0 10 16 13.50 4.500																
<b>Hipolito Pichardo, R</b> ERA: (8, 1)	0.1 3 1 2 2 1 0 1 0 0 0 0 0 7 14 54.00 3.000																



Batter	1	2	3	4	5	6	7	8	9	AB	R	H	RBI	BB	SO	LOB	TOP										
<b>Bip Roberts, S</b> OBP: 0.387, SLG: 0.431	4-2 BB 1B BB		0-1 G1-3		1-1 L9	0-0 G4-3		1-1 CS 2-3 1B		4	1	1	0	1	0	0	<b>Kansas City Royals @ Seattle Mariners</b> The Kingdome, Seattle, WA Wed Apr 23 1997, 10:05 PM EDT Att: 21,855 - Dome - 68 F										
<b>Jay Bell, R</b> OBP: 0.329, SLG: 0.541	1-1 L6		2-1 BB 2B 1B		1-3 K	1-0 G6-3		0-0 SF8 3-H		4	1	1	1	0	1	1											
<b>Jeff King, R</b> OBP: 0.453, SLG: 0.636	4-2 1B E BB		1-3 K		4-2 HBP 1B BB	1-2 HR		0-1 CS 1-2	1-1 F7	3	3	1	1	2	1	1											
<b>Chili Davis, S</b> OBP: 0.429, SLG: 0.357	3-2 E2 2-H 2-H 1B		4-1 2B BB		1-1 1B HBP	2-2 G6-3			1-1 P4	3	2	1	1	1	0	0											
<b>Joe Vitiello, R</b> OBP: 0.500, SLG: 0.424 <b>Johnny Damon, L</b> OBP: 0.296, SLG: 0.375	0-3 K		1-1 1B 2B		0-1 2B HBP				2-3 K	3	1	2	3	0	1	1											
<b>Craig Paquette, R</b> OBP: 0.296, SLG: 0.485	1-1 P4		2-0 CS 1B		2-1 2B					4	1	2	1	0	0	1											
<b>Mike Macfarlane, R</b> OBP: 0.091, SLG: 0.212		2-3 K	3-2 CS 1-2		0-1 F7	0-1 HR 2B		3-2 G5-3		4	1	1	2	0	1	0											
<b>David Howard, S</b> OBP: 0.364, SLG: 0.425		3-2 P5		1-1 G4-3		2-H HR		1-0 1B SF8 2B		4	2	2	2	0	0	0											
<b>Tom Goodwin, L</b> OBP: 0.200, SLG: 0.174		3-2 G3-1		1-0 F7		0-1 F7		1-0 P6		4	0	0	0	0	0	1											
<b>Inning Stats</b>	R: 2 E: 1 K: 1 S: 17	H: 1 LOB: 1 BB: 2 P: 30	R: 0 E: 0 K: 1 S: 10	H: 0 LOB: 0 BB: 0 P: 18	R: 2 E: 0 K: 1 S: 13	H: 3 LOB: 1 BB: 1 P: 26	R: 0 E: 0 K: 0 S: 5	H: 0 LOB: 0 BB: 0 P: 7	R: 6 E: 0 K: 1 S: 18	H: 4 LOB: 0 BB: 1 P: 30	R: 1 E: 0 K: 0 S: 8	H: 1 LOB: 0 BB: 0 P: 12	R: 0 E: 1 K: 1 S: 8	H: 0 LOB: 0 BB: 0 P: 15	R: 1 E: 0 K: 0 S: 6	H: 2 LOB: 0 BB: 0 P: 9	R: 0 E: 0 K: 1 S: 7	H: 0 LOB: 0 BB: 0 P: 11	1B: 5 2B: 4 3B: 0 HR: 2	SF: 1 SAC: 0 DP: 0 HBP: 1	WP: 0 PB: 0 SB: 0 CS: 2	PA: 43					
<b>PITCHER</b>	IP	WLS	BF	H	R	ER	SO	BB	IBB	HBP	BLK	WP	HR	S	P	ERA	WHIP										
<b>Bob Wells, R</b> ERA: 9.95	3.0		15	4	4	3	3	3	0	0	0	0	0	40	74	9.00	2.333										
<b>Edwin Hurtado, R</b> ERA: 8.75	2.0	L	12	4	6	6	1	1	0	1	0	0	1	23	37	27.00	2.500										
<b>40 Greg McCarthy, L</b> ERA: 3.24	1.1		5	1	1	1	1	0	0	0	0	0	1	11	18	6.75	0.750										
<b>Scott Sanders, R</b> ERA: 9.39	2.2		9	2	1	1	1	0	0	0	0	0	0	18	29	3.38	0.750										

AB	35
R	12
H	11
RBI	11
BB	4
SO	6
LOB	5



Batter	1	2	3	4	5	6	7	8	9	AB	R	H	RBI	BB	SO	LOB	BOTTOM										
<b>Joey Cora, S</b> OBP: 0.356, SLG: 0.333	2-2 G6-3		1-1 SF9		1-0 G5-3 2H 2B	2-1 2B 1B		2-0 G4-3		5	1	2	3	0	0	2	<b>Kansas City Royals @ Seattle Mariners</b> The Kingdome, Seattle, WA Wed Apr 23 1997, 10:05 PM EDT Att: 21,855 - Dome - 68 F										
<b>Alex Rodriguez, R</b> OBP: 0.402, SLG: 0.516	0-2 BB 1B	3-H P3		1-1 G5-3	0-0 1H 2B		2-3 K		2-1 G5-4-3 1B	6	0	3	1	0	1	2											
<b>Ken Griffey Jr., L</b> OBP: 0.467, SLG: 0.842	4-1 G4-6-3 BB		2-0 1B 1B		4-0 IBB	2-3 K		3-2 HR	2-3 K	4	1	2	1	2	2	2											
<b>Edgar Martinez, R</b> OBP: 0.406, SLG: 0.532	2-1 G4-6-3 1-2		2-1 P5		2-0 P4			1-0 E 2B 1B	0-0 1B	6	1	2	0	0	0	6											
<b>Jay Buhner, R</b> OBP: 0.419, SLG: 0.408		4-0 BB 1B BB	0-1 FC6-4 1B		2-2 2B 2B	1-1 E6 2B 1B	3-2 F8			4	2	2	0	1	0	2											
<b>Paul Sorrento, L</b> OBP: 0.309, SLG: 0.455 <b>Mike Blowers, R</b> OBP: 0.167, SLG: 0.250	0-0 BB		2-3 K		0-1 G6-3	0-3 K		1-1 G5-3		2	1	1	0	0	1	2											
<b>Brent Gates, S</b> OBP: 0.370, SLG: 0.375	1-2 1B 1B									1	0	0	0	0	0	0											
<b>Dan Wilson, R</b> OBP: 0.413, SLG: 0.470	4-1 1B SF9 BB		0-0 FC6-4		2-1 2B 2B	2-0 P4		0-0 G6-3 1B 1B		4	2	2	1	1	0	4											
<b>Russ Davis, R</b> OBP: 0.403, SLG: 0.580		2-2 S 1B		2-2 G5-3 HBP 2B	0-0 1B 2B	2-1 1B 2B		3-1 G6-3 1B		4	2	4	4	0	0	0											
<b>Lee Tinsley, S</b> OBP: 0.274, SLG: 0.309		1-3 2-H 3-H 1B		2-2 G5-3	1-3 K	0-3 K		0-1 G6-3		5	0	0	0	0	3	8											
<b>Inning Stats</b>	R: 0 E: 0 K: 0 S: 9	H: 1 LOB: 1 BB: 1 P: 17	R: 3 E: 0 K: 1 S: 13	H: 2 LOB: 2 BB: 2 P: 29	R: 0 E: 0 K: 1 S: 9	H: 2 LOB: 0 BB: 0 P: 15	R: 1 E: 0 K: 0 S: 9	H: 1 LOB: 2 BB: 1 P: 21	R: 4 E: 0 K: 2 S: 20	H: 5 LOB: 1 BB: 0 P: 29	R: 1 E: 1 K: 2 S: 12	H: 2 LOB: 2 BB: 0 P: 18	R: 1 E: 0 K: 1 S: 17	H: 2 LOB: 1 BB: 0 P: 27	R: 0 E: 0 K: 0 S: 8	H: 2 LOB: 2 BB: 0 P: 14	R: 0 E: 0 K: 1 S: 7	H: 1 LOB: 0 BB: 0 P: 12	1B: 11 2B: 6 3B: 0 HR: 1	SF: 1 SAC: 0 DP: 2 HBP: 1	WP: 0 PB: 0 SB: 1 CS: 0	PA: 49					
<b>PITCHER</b>	IP	WLS	BF	H	R	ER	SO	BB	IBB	HBP	BLK	WP	HR	S	P	ERA	WHIP										
<b>Jim Pittsley, R</b> ERA: 4.91	4.0		22	6	4	4	2	3	1	1	0	0	0	40	82	9.00	2.250										
<b>Glendon Rusch, L</b> ERA: 4.29	1.0		8	5	4	4	2	0	0	0	0	0	0	20	29	36.00	5.000										
<b>Randy Veres, R</b> ERA: 1.93	2.0	W	11	4	2	1	3	0	0	0	0	0	1	29	45	4.50	2.000										
<b>Hipolito Pichardo, R</b> ERA:	2.0	S	8	3	0	0	1	0	0	0	0	0	0	15	26	0.00	1.500										

AB	43
R	10
H	18
RBI	10
BB	4
SO	8
LOB	31










Batter	1	2	3	4	5	6	7	8	9	AB	R	H	RBI	BB	SO	LOB	TOP										
Joey Cora, S (1,4) OBP: 0.357, SLG: 0.329	2-2 2B 1B		1-2 F8		0-1 P3		3-1 F7		2-2 G4-3	5	1	1	0	0	0	4											
Alex Rodriguez, R (1,6) OBP: 0.396, SLG: 0.529	2-3 SAFE K		1-2 F9			0-3 K		2-2 G5-3	4	0	0	0	0	0	2	1											
Ken Griffey Jr., L (1,8) OBP: 0.465, SLG: 0.918	3-2 F8 1-H 2B		2-0 G3			0-1 G1-3		0-3 K	4	0	1	1	0	1	0												
Edgar Martinez, R (1,10) OBP: 0.400, SLG: 0.506	4-1 FC6-4 BB		1-2 F8			2-2 F9		2-1 1B	3	0	1	0	1	0	0												
Jay Buhner, R (1,9) OBP: 0.402, SLG: 0.372	0-1 F8		3-3 K			1-0 G6-3		1-3 K	4	0	0	0	0	2	3												
Paul Sorrento, L (1,3) OBP: 0.320, SLG: 0.452	1-0 FC6-4 1-2		0-2 F8			0-3 K		1-1 L4	4	0	0	0	0	1	2												
Dan Wilson, R (1,2) OBP: 0.417, SLG: 0.473 Lee Tinsley, S (9, PR) OBP: 0.263, SLG: 0.296 John Marzano, R (9, 2) OBP: 0.222, SLG: 0.125	2-3 K		3-2 E9 F9 WP			2-1 1B 1B 2B		3-1 FC5-4 1B	4	2	2	0	0	1	0		AB 36										
Russ Davis, R (1,5) OBP: 0.396, SLG: 0.600	1-1 F8		2-2 F9			1-1 1B 1B		0-2 FC5-4 1B 1-2	4	0	1	0	0	0	2		R 3										
Rich Amaral, R (1,7) OBP: 0.500, SLG: 0.520	3-2 F8		2-1 F8 3-H			0-1 1-2 1B		0-0 1B	4	0	2	1	0	0	0		H 8										
<b>Inning Stats</b>	R: 1 E: 0 K: 1 S: 13	H: 2 LOB: 2 BB: 1 P: 25	R: 0 E: 0 K: 1 S: 12	H: 0 LOB: 0 BB: 0 P: 18	R: 0 E: 0 K: 0 S: 8	H: 0 LOB: 0 BB: 0 P: 12	R: 0 E: 0 K: 1 S: 11	H: 0 LOB: 0 BB: 0 P: 15	R: 1 E: 1 K: 0 S: 14	H: 0 LOB: 0 BB: 0 P: 21	R: 0 E: 0 K: 1 S: 9	H: 0 LOB: 0 BB: 0 P: 11	R: 0 E: 0 K: 1 S: 12	H: 3 LOB: 2 BB: 0 P: 19	R: 0 E: 0 K: 2 S: 11	H: 1 LOB: 1 BB: 0 P: 16	R: 0 E: 0 K: 0 S: 11	H: 2 LOB: 2 BB: 0 P: 17	1B: 6 2B: 2 3B: 0 HR: 0	SF: 0 SAC: 0 DP: 0 HBP: 0	WP: 1 PB: 0 SB: 0 CS: 0	PA: 37					
<b>PITCHER</b>	IP	WLS	BF	H	R	ER	SO	BB	IBB	HBP	BLK	WP	HR	S	P	ERA	WHIP										
Woody Williams, R (1, 1) ERA: 3.04	7.0		28	5	3	2	5	1	0	0	0	1	0	79	121	2.57	0.857										
Paul Quantrill, R (8, 1) ERA: 1.46	2.0	W	9	3	0	0	2	0	0	0	0	0	0	22	33	0.00	1.500										

Seattle Mariners @ Toronto Blue Jays  
SkyDome, Toronto, ON  
Sat Apr 26 1997, 3:33 AM EDT  
Att: 31,420 - Sunny - 55 F


AB 36  
R 3  
H 8  
RBI 2  
BB 1  
SO 7  
LOB 12



Batter	1	2	3	4	5	6	7	8	9	AB	R	H	RBI	BB	SO	LOB	BOTTOM										
Otis Nixon, S (1,8) OBP: 0.322, SLG: 0.197	3-2 G5-3		1-2 G1-6-3		3-2 G6-3	1-0 B1-3			0-0 1B 1B	5	1	1	0	0	0	1											
Carlos Garcia, R (1,4) OBP: 0.222, SLG: 0.267	3-2 F9			1-1 F7	2-0 1B 2B		0-0 G4-3		1-1 1B 1B	5	1	2	0	0	0												
Orlando Merced, S (1,9) OBP: 0.326, SLG: 0.444	2-0 L6			2-1 2B 1B	4-0 F8 1B BB		1-1 G5-3 1B		1-1 F7	4	1	2	0	1	0	2											
Joe Carter, R (1,10) OBP: 0.322, SLG: 0.383		1-1 CS HBP		1-1 1B 2B	1-2 1B 2H		0-0 G5-3		1-1 1B	4	1	3	2	0	0	1											
Ed Sprague, R (1,5) OBP: 0.356, SLG: 0.557		1-3 K		1-2 E5 1B 1B	0-0 F8		2-3 K			4	0	0	1	0	2	5											
Carlos Delgado, L (1,3) OBP: 0.482, SLG: 0.660	3-3 K		1-2 1B	2-3 3H	1-2 1B	4-2 FC6-4 BB		2-0 FC5-3 2B	3	0	2	1	1	1	1												
Shawn Green, L (1,7) OBP: 0.375, SLG: 0.585 Jacob Brumfield, R (6, PH) OBP: 0.300, SLG: 0.500			1-3 K	1-2 1B	2-2 FC6-4		2-3 K		2-3 K	2	0	1	0	0	1	0	AB 37										
Julio Mosquera, R (1,2) OBP: 0.250, SLG: 0.375			2-2 2B	0-1 P6		2-2 G4-3		1-0 FC5-3	4	0	1	0	0	0	4		R 4										
Alex Gonzalez, R (1,6) OBP: 0.365, SLG: 0.478			2-2 G5-6-3	0-0 F8		2-2 G5-3		2-0 G5-3	4	0	0	0	0	0	4		H 12										
<b>Inning Stats</b>	R: 0 E: 0 K: 0 S: 8	H: 0 LOB: 1 BB: 0 P: 16	R: 0 E: 0 K: 2 S: 9	H: 0 LOB: 1 BB: 0 P: 14	R: 0 E: 0 K: 1 S: 15	H: 1 LOB: 1 BB: 0 P: 21	R: 2 E: 1 K: 0 S: 19	H: 4 LOB: 3 BB: 0 P: 27	R: 1 E: 0 K: 0 S: 13	H: 2 LOB: 3 BB: 2 P: 29	R: 0 E: 0 K: 0 S: 7	H: 0 LOB: 0 BB: 0 P: 12	R: 0 E: 0 K: 1 S: 7	H: 1 LOB: 1 BB: 0 P: 10	R: 0 E: 0 K: 1 S: 5	H: 1 LOB: 0 BB: 0 P: 10	R: 1 E: 0 K: 0 S: 8	H: 3 LOB: 2 BB: 0 P: 13	1B: 8 2B: 6 3B: 0 HR: 0	SF: 0 SAC: 0 DP: 2 HBP: 1	WP: 0 PB: 0 SB: 0 CS: 1	PA: 40					
<b>PITCHER</b>	IP	WLS	BF	H	R	ER	SO	BB	IBB	HBP	BLK	WP	HR	S	P	ERA	WHIP										
Bob Wolcott, R (1, 1) ERA: 6.15	4.2		24	7	3	3	3	2	0	0	0	0	0	2	4	0.00	0.000										
40 Greg McCarthy, L (5, 1) ERA: 2.79	0.1		1	0	0	0	0	0	0	0	0	0	0	2	4	0.00	0.000										
Derek Lowe, R (6, 1) ERA: 2.7	3.1	L	13	4	1	1	2	0	0	0	0	0	0	23	39	2.70	1.200										
Norm Charlton, L (9, 1) ERA: 4.26	0.1		2	1	0	0	0	0	0	0	0	0	0	4	6	0.00	3.000										

Seattle Mariners @ Toronto Blue Jays  
SkyDome, Toronto, ON  
Sat Apr 26 1997, 3:33 AM EDT  
Att: 31,420 - Sunny - 55 F

AB 37  
R 4  
H 12  
RBI 4  
BB 2  
SO 5  
LOB 22





Batter	1	2	3	4	5	6	7	8	9	AB	R	H	RBI	BB	SO	LOB	TOP								
Joey Cora, S OBP: 0.352, SLG: 0.351	P6		1B 3B		L7			G5-3		4	1	1	0	0	0	1									
Alex Rodriguez, R OBP: 0.400, SLG: 0.557	HR		1B		L9			F9		4	1	2	2	0	0	0									
Ken Griffey Jr., L OBP: 0.448, SLG: 0.876	K		G4-3		P5			G5-3		4	0	0	0	0	1	1									
Edgar Martinez, R OBP: 0.394, SLG: 0.494	F9				K			F9		4	0	1	0	0	1	0									
Jay Buhner, R OBP: 0.397, SLG: 0.354		K			K			L8		4	0	0	0	0	2	1									
Paul Sorrento, L OBP: 0.304, SLG: 0.429	K				G6-3			K		4	0	0	0	0	2	0									
Dan Wilson, R OBP: 0.414, SLG: 0.468	F8				CS 1B			P2		3	0	1	0	0	0	0									
Russ Davis, R OBP: 0.395, SLG: 0.584			K		K			BB		2	0	0	0	1	2	1									
Rich Amaral, R OBP: 0.484, SLG: 0.500			G4-3		S 1B			F9		3	0	1	0	0	0	1									
<b>Inning Stats</b>	R: 1 E: 0 K: 1 S: 8	H: 1 LOB: 0 BB: 0 P: 14	R: 0 E: 0 K: 2 S: 7	H: 0 LOB: 0 BB: 0 P: 9	R: 1 E: 0 K: 1 S: 13	H: 2 LOB: 1 BB: 0 P: 20	R: 0 E: 0 K: 2 S: 9	H: 0 LOB: 0 BB: 0 P: 15	R: 0 E: 0 K: 1 S: 18	H: 2 LOB: 1 BB: 0 P: 27	R: 0 E: 0 K: 0 S: 8	H: 1 LOB: 1 BB: 0 P: 12	R: 0 E: 0 K: 0 S: 8	H: 0 LOB: 1 BB: 1 P: 14	R: 0 E: 0 K: 0 S: 7	H: 0 LOB: 0 BB: 0 P: 8	R: 0 E: 0 K: 1 S: 7	H: 0 LOB: 0 BB: 0 P: 10	1B: 4 2B: 1 3B: 1 HR: 1	SF: 0 SAC: 0 DP: 1 HBP: 0	WP: 0 PB: 0 SB: 1 CS: 1	PA: 33			
<b>PITCHER</b>	IP	WLS	BF	H	R	ER	SO	BB	IBB	HBP	BLK	WP	HR	S	P	ERA	WHIP								
Robert Person, R ERA: 2.77	(1, 1)	7.0	L 27	6	2	2	7	1	0	0	0	0	1	71	111	2.57	1.000								
Tim Crabtree, R ERA: 4.5	(8, 1)	0.2	2	0	0	0	0	0	0	0	0	0	0	6	7	0.00	0.000								
Paul Spoljaric, L ERA: 2.7	(8, 1)	0.0	0	0	0	0	0	0	0	0	0	0	0	0	0	∞	∞								
Mike Timlin, R ERA: 3.6	(9, 1)	1.0	3	0	0	0	1	0	0	0	0	0	0	7	10	0.00	0.000								

Seattle Mariners @ Toronto Blue Jays  
SkyDome, Toronto, ON  
Sun Apr 27 1997, 3:33 AM EDT  
Att: 32,160 - Dome - 70 F

AB 32  
R 2  
H 6  
RBI 2  
BB 1  
SO 8  
LOB 5



Batter	1	2	3	4	5	6	7	8	9	AB	R	H	RBI	BB	SO	LOB	BOTTOM								
Carlos Garcia, R OBP: 0.213, SLG: 0.256	G4-3		K		G3			K		4	0	0	0	0	2	0									
Jacob Brumfield, R OBP: 0.333, SLG: 0.478	1B FC4-6 BB		1B		L5			K		3	1	1	0	1	1	0									
Joe Carter, R OBP: 0.340, SLG: 0.400	FC4-6 1B		1B		P6			E 1B		4	0	3	0	0	0	0									
Ed Sprague, R OBP: 0.341, SLG: 0.530	FC4-6		G6-3		K			E5		4	0	0	1	0	1	4									
Juan Samuel, R OBP: 0.397, SLG: 0.346	F9		K		2B			P4		4	0	1	0	0	1	3									
Robert Perez, R OBP: 0.160, SLG: 0.240		L8			P6			G4-3		4	0	0	0	0	0	1									
Charlie O'Brien, R OBP: 0.340, SLG: 0.425	G5-3		3B		K			K		4	0	1	0	0	1	0									
Shawn Green, L OBP: 0.365, SLG: 0.556	G4-3		K		K			G3		4	0	1	0	0	1	1									
Alex Gonzalez, R OBP: 0.346, SLG: 0.451			K		G6-3			K		4	0	0	0	0	2	1									
<b>Inning Stats</b>	R: 1 E: 0 K: 0 S: 11	H: 1 LOB: 1 BB: 1 P: 19	R: 0 E: 0 K: 0 S: 5	H: 0 LOB: 0 BB: 0 P: 5	R: 0 E: 0 K: 2 S: 11	H: 2 LOB: 2 BB: 0 P: 17	R: 0 E: 0 K: 2 S: 10	H: 1 LOB: 1 BB: 0 P: 13	R: 0 E: 0 K: 0 S: 5	H: 0 LOB: 0 BB: 0 P: 6	R: 0 E: 0 K: 1 S: 12	H: 1 LOB: 1 BB: 0 P: 19	R: 0 E: 0 K: 2 S: 9	H: 0 LOB: 0 BB: 0 P: 14	R: 0 E: 1 K: 2 S: 12	H: 1 LOB: 2 BB: 0 P: 22	R: 0 E: 0 K: 0 S: 7	H: 1 LOB: 1 BB: 0 P: 9	1B: 5 2B: 1 3B: 1 HR: 0	SF: 0 SAC: 0 DP: 0 HBP: 0	WP: 0 PB: 0 SB: 0 CS: 0	PA: 36			
<b>PITCHER</b>	IP	WLS	BF	H	R	ER	SO	BB	IBB	HBP	BLK	WP	HR	S	P	ERA	WHIP								
Randy Johnson, L ERA: 2.73	(1, 1)	8.0	W 32	6	1	1	9	1	0	0	0	0	0	75	115	1.12	0.875								
Norm Charlton, L ERA: 3.95	(9, 1)	1.0	S 4	1	0	0	0	0	0	0	0	0	0	7	9	0.00	1.000								

Seattle Mariners @ Toronto Blue Jays  
SkyDome, Toronto, ON  
Sun Apr 27 1997, 3:33 AM EDT  
Att: 32,160 - Dome - 70 F

AB 35  
R 1  
H 7  
RBI 1  
BB 1  
SO 9  
LOB 10





Batter	1	2	3	4	5	6	7	8	9	AB	R	H	RBI	BB	SO	LOB	TOP										
<b>Rich Amaral, R</b> OBP: 0.486, SLG: 0.467 <b>Joey Cora, S</b> OBP: 0.348, SLG: 0.347										2	0	0	0	1	1	0											
<b>Alex Rodriguez, R</b> OBP: 0.591, SLG: 0.541										5	0	1	0	0	0	3											
<b>Ken Griffey Jr., L</b> OBP: 0.445, SLG: 0.851										5	1	2	0	0	0	1											
<b>Edgar Martinez, R</b> OBP: 0.398, SLG: 0.522										3	2	1	2	1	0	1											
<b>Jay Buhner, R</b> OBP: 0.391, SLG: 0.360										4	1	2	1	0	1	0											
<b>Mike Blowers, R</b> OBP: 0.208, SLG: 0.318										4	0	1	1	0	0	1											
<b>Dan Wilson, R</b> OBP: 0.407, SLG: 0.450										3	1	0	0	1	0	1											
<b>Russ Davis, R</b> OBP: 0.404, SLG: 0.582 <b>Paul Sorrento, L</b> OBP: 0.300, SLG: 0.423										2	0	1	0	1	0	0											
<b>Alvaro Espinoza, R</b> OBP: 0.267, SLG: 0.267 <b>Brent Gates, S</b> OBP: 0.313, SLG: 0.321										2	0	1	1	0	0	0											
<b>Inning Stats</b>	R: 0 E: 0 K: 1 S: 9	H: 1 LOB: 1 BB: 0 P: 13	R: 1 E: 0 K: 0 S: 15	H: 3 LOB: 3 BB: 1 P: 31	R: 2 E: 0 K: 0 S: 10	H: 2 LOB: 0 BB: 0 P: 15	R: 0 E: 0 K: 0 S: 6	H: 0 LOB: 0 BB: 1 P: 12	R: 2 E: 0 K: 1 S: 19	H: 3 LOB: 3 BB: 2 P: 34	R: 0 E: 0 K: 0 S: 7	H: 0 LOB: 0 BB: 0 P: 11	R: 0 E: 0 K: 1 S: 8	H: 0 LOB: 0 BB: 0 P: 12	R: 0 E: 0 K: 1 S: 6	H: 0 LOB: 0 BB: 0 P: 11	R: 0 E: 0 K: 0 S: 16	H: 0 LOB: 0 BB: 0 P: 19	1B: 7 2B: 1 3B: 0 HR: 1	SF: 0 SAC: 0 DP: 2 HBP: 1	WP: 1 PB: 0 SB: 0 CS: 1	PA: 40					
<b>PITCHER</b>	IP	WLS	BF	H	R	ER	SO	BB	IBB	HBP	BLK	WP	HR	S	P	ERA	WHIP										
<b>Kenny Rogers, L</b> ERA: 5.81	(1, 1)	4.2	26	9	5	5	1	4	0	0	0	1	1	56	101	9.64	2.786										
<b>Jim Mecir, R</b> ERA:	(5, 1)	2.1	7	0	0	0	2	0	0	0	0	0	0	18	27	0.00	0.000										
<b>Jeff Nelson, R</b> ERA: 3.6	(8, 1)	1.0	W	3	0	0	1	0	0	0	0	0	0	6	11	0.00	0.000										
<b>42 Mariano Rivera, R</b> ERA: 2.51	(9, 1)	1.0	S	3	0	0	0	0	0	0	0	0	0	16	19	0.00	0.000										

Seattle Mariners @ New York Yankees  
Yankee Stadium, Bronx, NY  
Mon Apr 28 1997, 7:05 PM EDT  
Att: 20,054 - Unknown - 63 F

AB	34
R	5
H	9
RBI	5
BB	4
SO	4
LOB	10



Batter	1	2	3	4	5	6	7	8	9	AB	R	H	RBI	BB	SO	LOB	BOTTOM										
<b>Tim Lincecum, S</b> OBP: 0.392, SLG: 0.341										4	1	2	2	1	1	2											
<b>Derek Jeter, R</b> OBP: 0.418, SLG: 0.442										5	0	0	0	0	1	6											
<b>Bernie Williams, S</b> OBP: 0.352, SLG: 0.475										4	1	1	0	1	1	2											
<b>Tino Martinez, L</b> OBP: 0.372, SLG: 0.615										5	0	2	1	0	0	1											
<b>Cecil Fielder, R</b> OBP: 0.325, SLG: 0.363 <b>Pat Kelly, R</b> OBP: 0.364, SLG: 0.278										4	1	2	1	0	1	1											
<b>Paul O'Neill, L</b> OBP: 0.442, SLG: 0.675										4	0	2	1	0	1	1											
<b>Mariano Duncan, R</b> OBP: 0.391, SLG: 0.417 <b>Luis Sojo, R</b> OBP: 0.150, SLG: 0.059										3	1	1	0	1	1	2											
<b>Charlie Hayes, R</b> OBP: 0.342, SLG: 0.303										3	0	1	0	1	0	4											
<b>Joe Girardi, R</b> OBP: 0.297, SLG: 0.383										4	1	2	1	0	1	4											
<b>Inning Stats</b>	R: 1 E: 1 K: 1 S: 14	H: 2 LOB: 1 BB: 0 P: 23	R: 0 E: 0 K: 1 S: 12	H: 2 LOB: 3 BB: 1 P: 21	R: 0 E: 0 K: 1 S: 7	H: 0 LOB: 0 BB: 0 P: 9	R: 0 E: 0 K: 1 S: 10	H: 1 LOB: 2 BB: 1 P: 17	R: 0 E: 0 K: 0 S: 7	H: 0 LOB: 0 BB: 0 P: 14	R: 2 E: 0 K: 1 S: 18	H: 3 LOB: 2 BB: 1 P: 32	R: 2 E: 0 K: 0 S: 14	H: 3 LOB: 2 BB: 1 P: 28	R: 1 E: 0 K: 2 S: 13	H: 2 LOB: 1 BB: 0 P: 24	R: 0 E: 0 K: 0 S: 16	H: 0 LOB: 0 BB: 0 P: 19	1B: 10 2B: 2 3B: 0 HR: 1	SF: 0 SAC: 0 DP: 1 HBP: 0	WP: 0 PB: 0 SB: 1 CS: 0	PA: 40					
<b>PITCHER</b>	IP	WLS	BF	H	R	ER	SO	BB	IBB	HBP	BLK	WP	HR	S	P	ERA	WHIP										
<b>Jeff Fassero, L</b> ERA: 2.85	(1, 1)	6.0	29	8	3	3	3	3	0	0	0	0	0	68	116	4.50	1.833										
<b>40 Greg McCarthy, L</b> ERA: 3.72	(7, 1)	0.0	2	1	2	2	0	1	0	0	0	0	0	3	8	∞	∞										
<b>Bobby Ayala, R</b> ERA: 5.63	(7, 1)	2.0	L	9	4	1	1	2	0	0	0	0	1	24	44	4.50	2.000										

Seattle Mariners @ New York Yankees  
Yankee Stadium, Bronx, NY  
Mon Apr 28 1997, 7:05 PM EDT  
Att: 20,054 - Unknown - 63 F

AB	36
R	6
H	13
RBI	6
BB	4
SO	7
LOB	23





Batter	1	2	3	4	5	6	7	8	9	AB	R	H	RBI	BB	SO	LOB	TOP										
Joey Cora, S OBP: 0.351, SLG: 0.350 (1, 4)										5	0	2	0	0	1	4	<b>Seattle Mariners @ New York Yankees</b> Yankee Stadium, Bronx, NY Tue Apr 29 1997, 7:05 PM EDT Att: 21,955 - Unknown - 69 F  livebaseballscores.com  AB 35 R 7 H 12 RBI 7 BB 4 SO 7 LOB 17  										
Alex Rodriguez, R OBP: 0.392, SLG: 0.534 (1, 6)										5	1	2	0	0	1	3											
Ken Griffey Jr., L OBP: 0.426, SLG: 0.808 (1, 8)										5	0	0	0	0	1	3											
Edgar Martinez, R OBP: 0.398, SLG: 0.510 (1, 10)										4	2	1	0	1	1	1											
Jay Buhner, R OBP: 0.391, SLG: 0.356 (1, 9)										4	1	1	0	1	1	1											
Paul Sorrento, L OBP: 0.305, SLG: 0.425 Rich Amaral, R OBP: 0.486, SLG: 0.469 (7, PH) (7, 3) (6, 7)										2	1	1	0	0	1	0											
Dan Wilson, R OBP: 0.411, SLG: 0.446 (1, 2)										3	1	1	0	1	0	1											
Russ Davis, R OBP: 0.419, SLG: 0.610 (1, 5)										3	0	3	4	0	0	0											
Lee Tinsley, S OBP: 0.266, SLG: 0.288 Mike Blowers, R OBP: 0.200, SLG: 0.318 (8, PH) (6, 3)										2	0	0	0	1	1	2											
										0	0	0	1	0	0	0											
<b>Inning Stats</b>	R: 0 E: 0 K: 1 S: 6	H: 0 LOB: 0 BB: 0 P: 8	R: 0 E: 0 K: 2 S: 9	H: 0 LOB: 0 BB: 0 P: 13	R: 0 E: 0 K: 1 S: 7	H: 1 LOB: 1 BB: 0 P: 8	R: 0 E: 0 K: 1 S: 12	H: 1 LOB: 1 BB: 0 P: 15	R: 1 E: 0 K: 0 S: 10	H: 2 LOB: 0 BB: 0 P: 14	R: 0 E: 0 K: 0 S: 8	H: 1 LOB: 0 BB: 0 P: 11	R: 1 E: 0 K: 0 S: 13	H: 2 LOB: 2 BB: 2 P: 26	R: 5 E: 0 K: 2 S: 19	H: 5 LOB: 2 BB: 2 P: 35	R: 0 E: 0 K: 0 S: 8	H: 0 LOB: 0 BB: 0 P: 11	1B: 11 2B: 1 3B: 0 HR: 0	SF: 2 2B: 1 3B: 0 HBP: 0	WP: 1 PB: 0 SB: 1 CS: 0	PA: 41					
<b>PITCHER</b>	IP	WLS	BF	H	R	ER	SO	BB	IBB	HBP	BLK	WP	HR	S	P	ERA	WHIP										
Ramiro Mendoza, R ERA: 6.89 Mike Stanton, L ERA: 2.7 Brian Boehringer, R ERA: 2.87 Jim Mecir, R ERA: 15.0 Graeme Lloyd, L ERA:	6.0	23	7	2	2	5	0	0	0	0	0	0	0	56	75	3.00	1.167										
	0.1	1	0	0	0	0	0	0	0	0	0	0	0	2	4	0.00	0.000										
	0.1	3	0	0	0	0	2	0	0	0	0	1	0	3	11	0.00	6.000										
	0.2	L 8	4	5	5	1	1	1	0	0	0	0	0	16	30	67.50	7.500										
	1.2	6	1	0	0	1	0	0	0	0	0	0	0	15	21	0.00	0.600										

Batter	1	2	3	4	5	6	7	8	9	AB	R	H	RBI	BB	SO	LOB	BOTTOM										
Tim Raines, S OBP: 0.375, SLG: 0.311 (1, 7)										4	0	0	0	1	1	1	<b>Seattle Mariners @ New York Yankees</b> Yankee Stadium, Bronx, NY Tue Apr 29 1997, 7:05 PM EDT Att: 21,955 - Unknown - 69 F  livebaseballscores.com  AB 37 R 5 H 9 RBI 5 BB 4 SO 4 LOB 20  										
Wade Boggs, L OBP: 0.340, SLG: 0.380 (1, 5)										4	2	3	0	1	0	2											
Bernie Williams, S OBP: 0.450, SLG: 0.509 (1, 8)										5	2	2	3	0	1	4											
Tino Martinez, L OBP: 0.373, SLG: 0.606 (1, 3)										5	0	2	2	0	0	1											
Paul O'Neill, L OBP: 0.420, SLG: 0.636 (1, 9)										5	0	0	0	0	1	4											
Cecil Fielder, R OBP: 0.331, SLG: 0.356 (1, 10)										2	0	0	0	2	0	1											
Derek Jeter, R OBP: 0.405, SLG: 0.426 (1, 6)										4	0	0	0	0	0	5											
Mariano Duncan, R OBP: 0.388, SLG: 0.413 Pat Kelly, R OBP: 0.364, SLG: 0.278 (7, PR) (8, 4)										3	0	1	0	0	0	0											
Mark Whiten, S OBP: 0.413, SLG: 0.516 (9, PH)										1	1	1	0	0	0	0											
Joe Girardi, R OBP: 0.279, SLG: 0.359 (1, 2)										4	0	0	0	0	1	2											
<b>Inning Stats</b>	R: 0 E: 0 K: 0 S: 9	H: 1 LOB: 1 BB: 0 P: 18	R: 0 E: 0 K: 0 S: 7	H: 0 LOB: 0 BB: 0 P: 10	R: 0 E: 0 K: 1 S: 7	H: 0 LOB: 0 BB: 0 P: 10	R: 2 E: 1 K: 0 S: 12	H: 2 LOB: 1 BB: 0 P: 20	R: 0 E: 0 K: 0 S: 6	H: 0 LOB: 0 BB: 0 P: 9	R: 0 E: 0 K: 0 S: 13	H: 2 LOB: 3 BB: 1 P: 23	R: 0 E: 0 K: 1 S: 8	H: 1 LOB: 2 BB: 1 P: 16	R: 0 E: 0 K: 1 S: 11	H: 0 LOB: 1 BB: 1 P: 17	R: 3 E: 0 K: 1 S: 14	H: 3 LOB: 1 BB: 1 P: 23	1B: 7 2B: 1 3B: 0 HR: 1	SF: 0 2B: 1 3B: 0 HBP: 0	WP: 0 PB: 0 SB: 0 CS: 0	PA: 41					
<b>PITCHER</b>	IP	WLS	BF	H	R	ER	SO	BB	IBB	HBP	BLK	WP	HR	S	P	ERA	WHIP										
Jamie Moyer, L ERA: 3.18 Scott Sanders, R ERA: 9.12 40 Greg McCarthy, L ERA: 3.27 Bob Wells, R ERA: 11.05 Norm Charlton, L ERA: 4.5	5.2	23	5	2	2	1	0	0	0	0	0	0	0	9	19	0.00	4.500										
	1.1	W 4	0	0	0	0	2	0	0	0	0	0	0	9	14	0.00	0.000										
	1.0	6	1	2	2	1	2	0	0	0	0	0	0	15	27	18.00	3.000										
	0.1	3	2	1	1	0	0	0	0	0	0	0	0	5	6	27.00	6.000										



Batter	1	2	3	4	5	6	7	8	9	AB	R	H	RBI	BB	SO	LOB	TOP										
<b>Rich Amaral, R</b> (1, 7) OBP: 0.439, SLG: 0.429	G6-3		K		SF9		F7			3	0	0	1	0	1	1	<b>Seattle Mariners @ New York Yankees</b> Yankee Stadium, Bronx, NY Wed Apr 30 1997, 7:05 PM EDT Att: 25,708 - Unknown - 66 F										
<b>Alex Rodriguez, R</b> (1, 6) OBP: 0.380, SLG: 0.517	G4-3			K	G5-3			K		4	0	0	0	0	2	1											
<b>Ken Griffey Jr., L</b> (1, 8) OBP: 0.420, SLG: 0.786	K			1B		K		F9		4	0	1	0	0	2	0											
<b>Edgar Martinez, R</b> (1, 10) OBP: 0.393, SLG: 0.500	G6-3			1B		G6-3		K		4	0	1	0	0	1	0											
<b>Jay Buhner, R</b> (1, 9) OBP: 0.403, SLG: 0.404	FC5-4			1B					HR	4	1	3	1	0	0	2											
<b>Mike Blowers, R</b> (1, 3) OBP: 0.179, SLG: 0.280	F8									3	0	0	0	0	2	4											
<b>Joey Cora, S</b> (9, PH) OBP: 0.347, SLG: 0.346									G4-3	1	0	0	0	0	0	0											
<b>Dan Wilson, R</b> (1, 2) OBP: 0.418, SLG: 0.465	FC5-4									3	1	2	0	0	0	1											
<b>Paul Sorrento, L</b> (9, PH) OBP: 0.301, SLG: 0.420										1	0	0	0	0	0	0											
<b>Russ Davis, R</b> (1, 5) OBP: 0.402, SLG: 0.581			K				F8		K	4	0	0	0	0	3	2											
<b>Alvaro Espinoza, R</b> (1, 4) OBP: 0.278, SLG: 0.333			G5-3				G1-3			3	0	1	0	0	0	1											
<b>Inning Stats</b>	R: 0 E: 0 K: 1 S: 11	H: 0 LOB: 0 BB: 0 P: 15	R: 0 E: 0 K: 0 S: 9	H: 1 LOB: 1 BB: 0 P: 10	R: 0 E: 0 K: 2 S: 11	H: 0 LOB: 0 BB: 0 P: 16	R: 0 E: 0 K: 2 S: 16	H: 2 LOB: 2 BB: 0 P: 25	R: 1 E: 0 K: 1 S: 18	H: 2 LOB: 1 BB: 0 P: 24	R: 0 E: 0 K: 2 S: 11	H: 1 LOB: 1 BB: 0 P: 17	R: 0 E: 0 K: 0 S: 7	H: 1 LOB: 1 BB: 0 P: 10	R: 0 E: 0 K: 2 S: 7	H: 0 LOB: 0 BB: 0 P: 10	R: 1 E: 0 K: 1 S: 9	H: 1 LOB: 0 BB: 0 P: 12	1B: 5 2B: 2 3B: 0 HR: 1	SF: 1 SAC: 0 DP: 0 HBP: 0	WP: 0 PB: 0 SB: 0 CS: 0	PA: 35					
<b>PITCHER</b>	IP	WLS	BF	H	R	ER	SO	BB	IBB	HBP	BLK	WP	HR	S	P	ERA	WHIP										
<b>David Wells, L</b> (1, 1) ERA: 3.66	7.2	W	30	7	1	1	9	0	0	0	0	0	0	87	122	1.17	0.913										
<b>Jeff Nelson, R</b> (8, 1) ERA: 3.52	0.1		1	0	0	0	1	0	0	0	0	0	0	3	5	0.00	0.000										
<b>42 Mariano Rivera, R</b> (9, 1) ERA: 2.93	1.0	S	4	1	1	1	1	0	0	0	0	0	1	9	12	9.00	1.000										

Batter	1	2	3	4	5	6	7	8	9	AB	R	H	RBI	BB	SO	LOB	BOTTOM										
<b>Tim Raines, S</b> (1, 7) OBP: 0.367, SLG: 0.367	HR		F8		G3-1		G6-3			4	1	1	1	0	0	1	<b>Seattle Mariners @ New York Yankees</b> Yankee Stadium, Bronx, NY Wed Apr 30 1997, 7:05 PM EDT Att: 25,708 - Unknown - 66 F										
<b>Wade Boggs, L</b> (1, 5) OBP: 0.442, SLG: 0.378	G6-3		G5-3		P6		1B			3	0	1	0	1	0	1											
<b>Bernie Williams, S</b> (1, 8) OBP: 0.444, SLG: 0.500	G6-3		K			F8	G4-3			4	1	1	0	0	1	3											
<b>Tino Martinez, L</b> (1, 3) OBP: 0.377, SLG: 0.628	G3-1				G6-4-3		F8		HR	4	1	2	1	0	0	1											
<b>Paul O'Neill, L</b> (1, 9) OBP: 0.413, SLG: 0.615		K		G6-4-3		E	F8			3	0	0	0	1	1	1											
<b>Cecil Fielder, R</b> (1, 10) OBP: 0.336, SLG: 0.355		2 HBP		1B		E5	F8			3	0	1	0	0	0	1											
<b>2 Derek Jeter, R</b> (1, 6) OBP: 0.415, SLG: 0.427		G6-3		HBP		K				2	0	1	0	1	1	2											
<b>Mariano Duncan, R</b> (1, 4) OBP: 0.371, SLG: 0.394		HBP		1B						3	0	0	0	0	0	6											
<b>Luis Sojo, R</b> (8, 4) OBP: 0.190, SLG: 0.059	G6-3		FC6-4			G6-3				0	0	0	0	1	0	0											
<b>Joe Girardi, R</b> (1, 2) OBP: 0.278, SLG: 0.353			F8		G5-3		G5-3		F8	4	0	1	0	0	0	2											
<b>Inning Stats</b>	R: 1 E: 0 K: 0 S: 10	H: 1 LOB: 1 BB: 1 P: 19	R: 0 E: 0 K: 1 S: 8	H: 1 LOB: 1 BB: 0 P: 16	R: 0 E: 0 K: 1 S: 12	H: 1 LOB: 1 BB: 0 P: 18	R: 0 E: 0 K: 0 S: 8	H: 2 LOB: 2 BB: 0 P: 13	R: 0 E: 0 K: 1 S: 4	H: 0 LOB: 0 BB: 0 P: 8	R: 1 E: 2 K: 1 S: 11	H: 1 LOB: 2 BB: 1 P: 23	R: 0 E: 0 K: 0 S: 8	H: 1 LOB: 1 BB: 0 P: 15	R: 1 E: 0 K: 0 S: 16	H: 1 LOB: 2 BB: 2 P: 30	1B: 6 2B: 0 3B: 0 HR: 2	SF: 0 SAC: 0 DP: 3 HBP: 2	WP: 0 PB: 0 SB: 1 CS: 0	PA: 36							
<b>PITCHER</b>	IP	WLS	BF	H	R	ER	SO	BB	IBB	HBP	BLK	WP	HR	S	P	ERA	WHIP										
<b>Dennis Martinez, R</b> (1, 1) ERA: 5.46	7.0	L	30	7	2	1	3	1	0	0	0	0	1	61	112	1.29	1.143										
<b>40 Greg McCarthy, L</b> (8, 1) ERA: 3.97	0.1		2	1	1	1	0	0	0	0	0	0	1	5	9	27.00	3.000										
<b>Scott Sanders, R</b> (8, 1) ERA: 8.88	0.2		4	0	0	0	0	2	0	0	0	0	0	11	21	0.00	3.000										



Batter	1	2	3	4	5	6	7	8	9	AB	R	H	RBI	BB	SO	LOB	TOP				
Mark Loretta, R OBP: 0.307, SLG: 0.269 (1, 6)	1-3 K		3-2 G5-3			2-3 K		1-3 K		4	0	0	0	0	3	1	<b>Milwaukee Brewers @ Seattle Mariners</b> The Kingdome, Seattle, WA Fri May 02 1997, 10:05 PM EDT Att: 37,430 - Dome - 68 F				
Eddy Diaz, R OBP: 0.241, SLG: 0.357 (1, 4)	1-2 P6			2-2 G1-3		1-3 K		3-2 G5-3		4	0	0	0	0	1	1					
Jeff Cirillo, R OBP: 0.369, SLG: 0.379 (1, 5)	2-0 2B			2-3 K		0-3 K			1-2 F9	4	0	1	0	0	2	0					
John Jaha, R OBP: 0.370, SLG: 0.535 (1, 10)	2-1 G6-3			2-3 K			0-0 G6-3		3-2 HBP	3	0	0	0	0	1	1					
Matt Mieske, R OBP: 0.370, SLG: 0.452 (1, 9)		2-1 F8			2-0 P6		1-0 HR		3-1 L7	4	1	1	1	0	0	1					
Marc Newfield, R OBP: 0.391, SLG: 0.400 (1, 7)		1-0 G6-3			3-2 1B		1-1 G6-3		1-0 F9	4	0	1	0	0	0	1					
Gerald Williams, R OBP: 0.367, SLG: 0.437 (1, 8)		1-1 G6-3			0-0 L4		3-2 G5-3			3	0	0	0	0	0	1					
Mike Matheny, R OBP: 0.311, SLG: 0.339 (1, 2)			0-3 K		3-2 E6			4-2 BB		2	0	0	0	1	1	1					
Tim Unroe, R (1, 3)			3-3 K		1-3 K			0-3 K		3	0	0	0	0	3	3					
<b>Inning Stats</b>	R: 0 E: 0 K: 1 S: 11	H: 1 LOB: 1 BB: 0 P: 17	R: 0 E: 0 K: 0 S: 5	H: 0 LOB: 0 BB: 0 P: 9	R: 0 E: 0 K: 2 S: 13	H: 0 LOB: 0 BB: 0 P: 19	R: 0 E: 0 K: 2 S: 10	H: 0 LOB: 0 BB: 0 P: 16	R: 0 E: 1 K: 1 S: 13	H: 1 LOB: 2 BB: 0 P: 22	R: 1 E: 0 K: 0 S: 9	H: 1 LOB: 0 BB: 0 P: 12	R: 0 E: 0 K: 2 S: 14	H: 0 LOB: 1 BB: 1 P: 22	R: 0 E: 0 K: 0 S: 8	H: 0 LOB: 1 BB: 0 P: 16	1B: 1 2B: 1 3B: 0 HR: 1	SF: 0 SAC: 0 DP: 0 HBP: 1	WP: 0 PB: 0 SB: 0 CS: 0	PA: 33	
<b>PITCHER</b>	IP	WLS	BF	H	R	ER	SO	BB	IBB	HBP	BLK	WP	HR	S	P	ERA	WHIP			ERA	WHIP
Randy Johnson, L ERA: 2.41 (1, 1)	8.0	W	29	3	1	1	11	1	0	0	0	0	1	82	129	1.12	0.500			ERA	WHIP
Bobby Ayala, R ERA: 5.29 (9, 1)	1.0		4	0	0	0	0	0	0	1	0	0	0	8	16	0.00	0.000			ERA	WHIP

AB	31
R	1
H	3
RBI	1
BB	1
SO	11
LOB	10



Batter	1	2	3	4	5	6	7	8	9	AB	R	H	RBI	BB	SO	LOB	BOTTOM				
Joey Cora, S OBP: 0.354, SLG: 0.345 (1, 4)	3-2 F9		2-2 G6-3		1 SAFE SH3-4	4-0 HR		1-2 BB		3	1	1	0	1	0	0	<b>Milwaukee Brewers @ Seattle Mariners</b> The Kingdome, Seattle, WA Fri May 02 1997, 10:05 PM EDT Att: 37,430 - Dome - 68 F				
Alex Rodriguez, R OBP: 0.373, SLG: 0.528 (1, 6)	3-2 G4-3		0-1 P6		2-0 HR	2-3 K		2-1 G6-4-3		5	1	1	2	0	1	3					
Ken Griffey Jr., L OBP: 0.439, SLG: 0.819 (1, 8)	4-1 BB			2-2 1B	4-0 1B	2-2 HR		1-2 BB		2	1	2	3	2	0	0					
Edgar Martinez, R OBP: 0.397, SLG: 0.495 (1, 10)	4-1 BB			1-1 FC6-4	2-2 HBP	3-1 L5		1-2 BB		3	1	1	0	1	0	1					
Jay Buhner, R OBP: 0.398, SLG: 0.392 (1, 9)	1-3 K			2-2 P4	2-2 HBP		1-0 F8			3	0	0	0	0	1	3					
Paul Sorrento, L OBP: 0.310, SLG: 0.435 (1, 3)		1-2 L5		0-0 HR	1-1 P5		2-2 1B			4	1	2	0	0	0	3					
Dan Wilson, R OBP: 0.412, SLG: 0.489 (1, 2)		3-3 K		2-2 HR	2-3 K		3-3 K			4	1	1	3	0	3	4					
Russ Davis, R OBP: 0.396, SLG: 0.578 (1, 5)		2-3 K		2-2 P4		1-0 HR		3-2 G6-3		4	1	1	0	0	1	1					
Lee Tinsley, S OBP: 0.265, SLG: 0.286 (1, 7)			0-1 G4-3		1-1 SH3-4	1-3 K		0-0 P5		4	1	1	0	0	1	1					
<b>Inning Stats</b>	R: 0 E: 0 K: 1 S: 12	H: 0 LOB: 2 BB: 2 P: 27	R: 0 E: 0 K: 2 S: 9	H: 0 LOB: 0 BB: 0 P: 15	R: 0 E: 0 K: 0 S: 8	H: 0 LOB: 0 BB: 0 P: 10	R: 3 E: 0 K: 0 S: 18	H: 3 LOB: 0 BB: 0 P: 27	R: 2 E: 0 K: 1 S: 17	H: 3 LOB: 3 BB: 1 P: 31	R: 3 E: 0 K: 2 S: 13	H: 2 LOB: 0 BB: 1 P: 26	R: 0 E: 0 K: 1 S: 14	H: 1 LOB: 1 BB: 0 P: 23	R: 0 E: 0 K: 0 S: 6	H: 1 LOB: 0 BB: 0 P: 9	1B: 5 2B: 2 3B: 0 HR: 3	SF: 0 SAC: 1 DP: 1 HBP: 1	WP: 1 PB: 0 SB: 0 CS: 0	PA: 38	
<b>PITCHER</b>	IP	WLS	BF	H	R	ER	SO	BB	IBB	HBP	BLK	WP	HR	S	P	ERA	WHIP			ERA	WHIP
Jeff D'Amico, R ERA: 6.52 (1, 1)	5.0	L	25	6	5	5	4	3	0	1	0	0	1	64	110	9.00	1.800			ERA	WHIP
Sean Maloney, R ERA: 5.14 (6, 1)	3.0		13	4	3	3	3	1	0	0	0	0	1	33	58	9.00	1.667			ERA	WHIP

AB	32
R	8
H	10
RBI	8
BB	4
SO	7
LOB	16






Batter	1	2	3	4	5	6	7	8	9	AB	R	H	RBI	BB	SO	LOB	TOP											
Mark Loretta, R OBP: 0.296, SLG: 0.250 (1, 6)	P4	F4	G6-3			P5	F9		HR	5	1	0	0	1	0	3	<b>Milwaukee Brewers @ Seattle Mariners</b> The Kingdome, Seattle, WA Sat May 03 1997, 10:05 PM EDT Att: 50,005 - Dome - 68 F											
Jeff Cirillo, R OBP: 0.374, SLG: 0.389 Jeff Huson, L OBP: 0.273, SLG: 0.300 (8, PH) (8, 3)	BB	HR	G1-3			P4		G5-3	HR	3	1	1	1	1	0	1												
Dave Nilsson, L OBP: 0.361, SLG: 0.473 Tim Unroe, R OBP: 0.200, SLG: 0.800 (1, 3) (8, 5)	F8	HR			G5-4-3	F8		F7	HR	4	1	1	0	1	0	2												
John Jaha, R OBP: 0.368, SLG: 0.549 (1, 10)	K	HR			G5-4-3			G5-3	F8	5	2	1	3	1	1	3												
Matt Mieske, R OBP: 0.392, SLG: 0.574 (1, 9)		HR			E5			K		5	3	3	2	0	1	1												
Marc Newfield, R OBP: 0.397, SLG: 0.453 Jeromy Burnitz, L OBP: 0.403, SLG: 0.550 (1, 7) (6, 7)		HR			HR			F8	P4	4	2	2	3	0	0	1												
Gerald Williams, R OBP: 0.373, SLG: 0.446 Chuck Carr, S OBP: 0.135, SLG: 0.114 (9, PH) (9, 8)	G4-3	2B	2B		K			F8	1B	3	2	1	0	1	1	0												
Eddy Diaz, R OBP: 0.265, SLG: 0.364 (1, 4)	G4-3	F9			P3				BB	5	1	2	1	0	0	2												
Mike Matheny, R OBP: 0.323, SLG: 0.383 Jesse Levis, L OBP: 0.393, SLG: 0.440 (9, PH) (9, 2)	2B	2B			K				1B	4	1	2	2	0	2	1												
<b>Inning Stats</b>	R: 0 E: 0 K: 1 S: 7	H: 0 LOB: 1 BB: 1 P: 14	R: 8 E: 0 K: 0 S: 28	H: 8 LOB: 0 BB: 0 P: 44	R: 1 E: 0 K: 0 S: 10	H: 1 LOB: 1 BB: 1 P: 22	R: 2 E: 1 K: 1 S: 8	H: 1 LOB: 0 BB: 1 P: 19	R: 0 E: 0 K: 1 S: 12	H: 0 LOB: 0 BB: 0 P: 16	R: 1 E: 0 K: 0 S: 10	H: 1 LOB: 1 BB: 1 P: 16	R: 0 E: 0 K: 1 S: 9	H: 1 LOB: 1 BB: 0 P: 14	R: 0 E: 0 K: 1 S: 11	H: 1 LOB: 1 BB: 0 P: 14		R: 5 E: 0 K: 0 S: 15	H: 4 LOB: 0 BB: 2 P: 31	1B: 6 2B: 7 3B: 0 HR: 4	SF: 0 SAC: 0 DP: 1 HBP: 0	WP: 0 PB: 0 CS: 0	PA: 49					
<b>PITCHER</b>	IP	WLS	BF	H	R	ER	SO	BB	IBB	HBP	BLK	WP	HR	S	P	ERA		WHIP										
Jeff Fassero, L ERA: 4.22 (1, 1)	1.2	L	13	7	7	7	1	1	0	0	0	0	1	32	52	37.80		4.800										
Derek Lowe, R ERA: 4.75 (2, 1)	2.1		12	3	4	2	1	2	0	0	0	0	2	21	47	7.71	2.143											
Bob Wells, R ERA: 8.71 (5, 1)	3.0		12	2	1	1	2	1	0	0	0	0	0	31	46	3.00	1.000											
Bob Wolcott, R ERA: 5.86 (8, 1)	1.1		5	1	0	0	1	0	0	0	0	0	0	13	17	0.00	0.750											
Norm Charlton, L ERA: 7.35 (9, 1)	0.2		7	4	5	5	0	2	0	0	0	0	1	13	28	67.50	9.000											

Batter	1	2	3	4	5	6	7	8	9	AB	R	H	RBI	BB	SO	LOB	BOTTOM											
Joey Cora, S OBP: 0.365, SLG: 0.356 (1, 4)	1B		P6		G1-3	FC6-4			FC4-6	3	1	1	0	2	0	1	<b>Milwaukee Brewers @ Seattle Mariners</b> The Kingdome, Seattle, WA Sat May 03 1997, 10:05 PM EDT Att: 50,005 - Dome - 68 F											
Alex Rodriguez, R OBP: 0.370, SLG: 0.519 Alvaro Espinoza, R OBP: 0.263, SLG: 0.316 (1, 6) (7, 6)	K		F8		1B	FC6-4		FC4-6	BB	4	1	1	0	0	1	4												
Ken Griffey Jr., L OBP: 0.445, SLG: 0.809 (1, 8)	1B				1B			G3	K	5	1	3	1	0	1	1												
Edgar Martinez, R OBP: 0.405, SLG: 0.500 (1, 10)	1B		L7		1B			G6-3	G5-3	5	0	3	2	0	0	3												
Jay Buhner, R OBP: 0.394, SLG: 0.380 (1, 9)	G6-4-3				G6-3			G6-3		3	0	0	0	1	0	4												
Paul Sorrento, L OBP: 0.322, SLG: 0.443 Mike Blowers, R OBP: 0.207, SLG: 0.308 (1, 3) (8, PH) (9, 3)	G4-3				G6-4-3	F8		G5-4-3	1B	3	1	2	0	0	0	0												
Dan Wilson, R OBP: 0.404, SLG: 0.478 John Marzano, R OBP: 0.364, SLG: 0.300 (1, 2) (5, 2)	G6-3				G6-4-3	1B		1B	1B	2	0	0	0	0	0	2												
Russ Davis, R OBP: 0.385, SLG: 0.559 Brent Gates, S OBP: 0.303, SLG: 0.310 (1, 5) (7, 5)	K				F7	F8		G5-4-3	1B	3	0	0	0	0	1	3												
Rob Ducey, L OBP: 0.333, SLG: 0.500 Rich Amaral, R OBP: 0.429, SLG: 0.417 (1, 7) (8, PH) (9, 7)					G4-3	SF9		G4-3		2	0	1	1	0	0	0												
<b>Inning Stats</b>	R: 2 E: 0 K: 1 S: 14	H: 3 LOB: 0 BB: 0 P: 25	R: 0 E: 0 K: 1 S: 8	H: 0 LOB: 0 BB: 0 P: 9	R: 0 E: 0 K: 0 S: 16	H: 2 LOB: 2 BB: 0 P: 21	R: 0 E: 0 K: 0 S: 6	H: 1 LOB: 1 BB: 1 P: 10	R: 1 E: 0 K: 0 S: 25	H: 3 LOB: 2 BB: 0 P: 35	R: 0 E: 0 K: 0 S: 11	H: 2 LOB: 2 BB: 1 P: 21	R: 0 E: 0 K: 0 S: 7	H: 1 LOB: 0 BB: 0 P: 12	R: 0 E: 0 K: 0 S: 10	H: 2 LOB: 1 BB: 0 P: 15		R: 0 E: 0 K: 1 S: 15	H: 0 LOB: 1 BB: 1 P: 24	1B: 13 2B: 1 3B: 0 HR: 0	SF: 1 SAC: 0 DP: 4 HBP: 0	WP: 0 PB: 0 CS: 0	PA: 40					
<b>PITCHER</b>	IP	WLS	BF	H	R	ER	SO	BB	IBB	HBP	BLK	WP	HR	S	P	ERA		WHIP										
Jose Mercedes, R ERA: 5.4 (1, 1)	4.2		22	9	3	3	2	1	0	0	0	0	0	64	92	5.79		2.143										
Bryce Florie, R ERA: 4.7 (5, 1)	2.1	W	10	3	1	1	0	1	0	0	0	0	0	23	41	3.86	1.714											
Ron Villone, L ERA: 5.4 (8, 1)	1.0		4	2	0	0	0	0	0	0	0	0	0	10	15	0.00	2.000											
Bob Wickman, R ERA: 3.14 (9, 1)	1.0		4	0	0	0	1	1	0	0	0	0	0	15	24	0.00	1.000											

AB 43  
R 17  
H 17  
RBI 17  
BB 6  
SO 5  
LOB 14



AB 36  
R 4  
H 14  
RBI 4  
BB 3  
SO 3  
LOB 22





Batter	1	2	3	4	5	6	7	8	9	AB	R	H	RBI	BB	SO	LOB	TOP			
Mark Loretta, R (1, 6) OBP: 0.294, SLG: 0.240	P4		F9			BB 1B	G6-3			3	0	0	0	1	0	1	<b>Milwaukee Brewers @ Seattle Mariners</b> The Kingdome, Seattle, WA Sun May 04 1997, 6:33 AM EDT Att: 38,540 - Dome - 68 F			
Jeff Cirillo, R (1, 5) OBP: 0.376, SLG: 0.404	1B		P4			F9		2B		4	0	2	0	0	0	1				
Dave Nilsson, L (1, 3) OBP: 0.394, SLG: 0.479 Tim Unroe, R (8, 3) OBP: 0.200, SLG: 0.800	1B			E3		BB		BB		3	0	2	0	1	0	0				
John Jaha, R (1, 10) OBP: 0.355, SLG: 0.526	F8			P3		P3		BB		4	0	0	0	0	1	7				
Matt Mieske, R (1, 9) OBP: 0.382, SLG: 0.540	K			G5-3				K		3	0	0	0	1	2	5				
Marc Newfield, R (1, 7) OBP: 0.377, SLG: 0.426		P3			G1-3	G4-3		K		4	0	0	0	0	1	5				
Gerald Williams, R (1, 8) OBP: 0.372, SLG: 0.442 Chuck Carr, S (9, PH) OBP: 0.132, SLG: 0.111		G3-1				F9		FC5-4 1B	F8	3	0	1	0	0	0	0				
Eddy Diaz, R (1, 4) OBP: 0.270, SLG: 0.361 Jeromy Burnitz, L (9, PH) OBP: 0.397, SLG: 0.541		G5-3						FC5-4 1B	F7	3	0	1	0	0	0	0				
Jesse Levis, L (1, 2) OBP: 0.344, SLG: 0.379			G4-3			G4-3		G4-3	L9	4	0	0	0	0	0	2				
<b>Inning Stats</b>	R: 0 E: 0 K: 1 S: 13	H: 2 LOB: 2 BB: 0 P: 15	R: 0 E: 0 K: 0 S: 5	H: 0 LOB: 0 BB: 0 P: 6	R: 0 E: 0 K: 0 S: 7	H: 0 LOB: 0 BB: 0 P: 13	R: 0 E: 1 K: 0 S: 10	H: 0 LOB: 0 BB: 0 P: 16	R: 0 E: 0 K: 0 S: 7	H: 1 LOB: 1 BB: 0 P: 10	R: 0 E: 0 K: 0 S: 10	H: 1 LOB: 3 BB: 2 P: 20	R: 0 E: 0 K: 3 S: 15	H: 1 LOB: 2 BB: 1 P: 27	R: 0 E: 0 K: 0 S: 6	H: 0 LOB: 0 BB: 0 P: 12		1B: 5 2B: 1 3B: 0 HR: 0	SF: 0 SAC: 0 DP: 0 HBP: 0	WP: 0 PB: 0 CS: 1
<b>PITCHER</b>	IP WLS BF H R ER SO BB IBB HBP BLK WP HR S P ERA WHIP																			
Jamie Moyer, L (1, 1) ERA: 1.42	7.0 W 28 5 0 0 1 2 0 0 0 0 0 0 59 93 0.00 1.000																			
Scott Sanders, R (8, 1) ERA: 8.23	2.0 8 1 0 0 3 1 0 0 0 0 0 0 21 39 0.00 1.000																			

Batter	1	2	3	4	5	6	7	8	9	AB	R	H	RBI	BB	SO	LOB	BOTTOM			
Joey Cora, S (1, 4) OBP: 0.376, SLG: 0.391	K			2B 1B		P6		G3 1B 2B		5	2	3	1	0	1	1	<b>Milwaukee Brewers @ Seattle Mariners</b> The Kingdome, Seattle, WA Sun May 04 1997, 6:33 AM EDT Att: 38,540 - Dome - 68 F			
Alex Rodriguez, R (1, 6) OBP: 0.364, SLG: 0.507	G6-3			P2		K		G3		5	1	1	0	0	1	3				
Ken Griffey Jr., L (1, 8) OBP: 0.436, SLG: 0.783	G3			P6		G3		F8		5	0	1	1	0	0	3				
Edgar Martinez, R (1, 10) OBP: 0.412, SLG: 0.505		F8		E		1B 2B		G6-3		3	3	1	1	1	0	1				
Jay Buhner, R (1, 9) OBP: 0.397, SLG: 0.379		K		E5 1B		2B 1B		BB		3	1	1	0	1	1	0				
Paul Sorrento, L (1, 3) OBP: 0.330, SLG: 0.446		G3-1				2B SF9 1B		K		4	1	2	0	0	1	3				
Dan Wilson, R (1, 2) OBP: 0.407, SLG: 0.490			K	K						4	0	2	4	0	2	2				
Rob Ducey, L (1, 7) OBP: 0.286, SLG: 0.500			K			G3		K		4	1	1	0	0	2	4				
Brent Gates, S (1, 5) OBP: 0.270, SLG: 0.281			P2					F8		3	0	0	1	0	1	1				
<b>Inning Stats</b>	R: 0 E: 0 K: 1 S: 12	H: 0 LOB: 0 BB: 0 P: 17	R: 0 E: 0 K: 1 S: 8	H: 0 LOB: 0 BB: 0 P: 12	R: 0 E: 0 K: 2 S: 9	H: 0 LOB: 0 BB: 0 P: 13	R: 2 E: 1 K: 1 S: 14	H: 3 LOB: 2 BB: 0 P: 21	R: 1 E: 0 K: 2 S: 10	H: 2 LOB: 1 BB: 0 P: 16	R: 3 E: 0 K: 0 S: 13	H: 3 LOB: 1 BB: 1 P: 21	R: 2 E: 0 K: 2 S: 12	H: 2 LOB: 2 BB: 1 P: 26	R: 1 E: 0 K: 0 S: 11	H: 2 LOB: 1 BB: 0 P: 15		1B: 7 2B: 5 3B: 0 HR: 0	SF: 1 SAC: 0 DP: 0 HBP: 1	WP: 1 PB: 0 CS: 0
<b>PITCHER</b>	IP WLS BF H R ER SO BB IBB HBP BLK WP HR S P ERA WHIP																			
21 Cal Eldred, R (1, 1) ERA: 4.72	6.0 L 28 8 6 5 7 1 0 0 0 0 1 0 66 100 7.50 1.500																			
Al Reyes, R (7, 1) ERA: 18.0	1.0 7 2 2 2 2 1 0 1 0 1 0 12 26 18.00 3.000																			
Doug Jones, R (8, 1) ERA: 2.45	1.0 5 2 1 1 0 0 0 0 0 0 0 0 11 15 9.00 2.000																			



Batter	1	2	3	4	5	6	7	8	9	AB	R	H	RBI	BB	SO	LOB	TOP					
<b>Rich Amaral, R</b> OBP: 0.489, SLG: 0.475 (1, 7)	0-1 FC6-4 1B		4-2 G6-3 BB		1-1 S 1B		2-1 G5-3 1B	1-1 S 1B		4	1	4	2	1	0	0	<b>Seattle Mariners @ Chicago White Sox</b> Comiskey Park, Chicago, IL Tue May 06 1997, 8:05 PM EDT Att: 19,136 - Unknown - 57 F					
<b>Alex Rodriguez, R</b> OBP: 0.351, SLG: 0.489 (1, 6)	1-2 FC6-4 2B 1-2 1B		0-3 K		1-1 F8		3-2 G5-3 1B	1-2 G5-3		5	1	0	0	0	1	5						
<b>Ken Griffey Jr., L</b> OBP: 0.435, SLG: 0.775 (1, 8)	1-2 1B 1-3 2B		1-0 G6-3 1B		1-0 L9		2-3 K	1-0 F7		5	1	2	0	0	1	4						
<b>Edgar Martinez, R</b> OBP: 0.418, SLG: 0.504 (1, 10)	0-0 G5-4-3 1B 2-3 3-H		3-2 G6-3		4-2 FC5-4 BB		0-2 P4		3-2 BB 1B	4	0	2	2	1	0	2						
<b>Jay Buhner, R</b> OBP: 0.397, SLG: 0.374 (1, 9)	1-1 G5-4-3 1-2 1B		1-1 2-2 1B		0-0 FC5-4 1-2 1B			4-2 1B 2B BB	3-3 K	4	1	1	1	1	1	5						
<b>Mike Blowers, R</b> OBP: 0.242, SLG: 0.333 (1, 3)		3-2 1B	3-2 F8			2-2 F9		2-0 2B 1B 1-2 1B	4-0 BB	4	1	2	0	0	0	1						
<b>Paul Sorrento, L</b> OBP: 0.337, SLG: 0.446 (9, 3)										0	0	0	0	1	0	0						
<b>Dan Wilson, R</b> OBP: 0.398, SLG: 0.475 (1, 2)		1-3 K		1-1 P4		2-2 1B		2-2 F9	0-2 K	5	0	1	0	0	2	5						
<b>Russ Davis, R</b> OBP: 0.376, SLG: 0.551 (1, 5)		2-3 K		1-0 F8		1-1 P4		0-0 1B 1B 2B	1-0 G3-1	5	1	1	1	0	1	4						
<b>Alvaro Espinoza, R</b> OBP: 0.261, SLG: 0.304 (1, 4)		3-3 K		0-0 G6-3		0-1 G6-3		0-0 1B 1B		4	0	1	1	0	1	2						
<b>Rob Ducey, L</b> OBP: 0.286, SLG: 0.500 (8, PR)										0	1	0	0	0	0	0						
<b>Brent Gates, S</b> OBP: 0.270, SLG: 0.281 (8, 4)								2-3 3-H 1B		0	0	0	0	0	0	0						
<b>Inning Stats</b>	R: 1 E: 0 K: 0 S: 11	H: 3 LOB: 1 BB: 0 P: 14	R: 0 E: 0 K: 3 S: 18	H: 1 LOB: 1 BB: 0 P: 27	R: 2 E: 0 K: 1 S: 20	H: 2 LOB: 1 BB: 1 P: 33	R: 0 E: 0 K: 0 S: 4	H: 0 LOB: 0 BB: 0 P: 6	R: 0 E: 0 K: 0 S: 8	H: 1 LOB: 2 BB: 1 P: 15	R: 0 E: 0 K: 1 S: 12	H: 1 LOB: 1 BB: 0 P: 19	R: 4 E: 0 K: 0 S: 15	H: 4 LOB: 2 BB: 1 P: 26	R: 0 E: 0 K: 2 S: 12	H: 1 LOB: 2 BB: 1 P: 23	1B: 12 2B: 2 3B: 0 HR: 0	SF: 0 SAC: 0 DP: 1 HBP: 0	WP: 0 PB: 0 SB: 2 CS: 0	PA: 44		
<b>PITCHER</b>	IP	WLS	BF	H	R	ER	SO	BB	IBB	HBP	BLK	WP	HR	S	P	ERA	WHIP					
<b>Wilson Alvarez, L</b> ERA: 3.35 (1, 1)	6.0		27	8	3	3	4	2	0	0	0	0	0	0	72	111	4.50	1.667				
<b>Al Levine, R</b> ERA: 4.53 (7, 1)	0.1		2	1	0	0	0	0	0	0	0	0	0	5	10	0.00	3.000					
<b>Tony Castillo, L</b> ERA: 7.47 (7, 1)	1.2	L	10	4	4	4	1	1	0	0	0	0	0	22	35	21.60	3.000					
<b>41 Bill Simas, R</b> ERA: 1.89 (9, 1)	1.0		5	1	0	0	2	1	0	0	0	0	0	12	23	0.00	2.000					

Batter	1	2	3	4	5	6	7	8	9	AB	R	H	RBI	BB	SO	LOB	BOTTOM					
<b>Ray Durham, S</b> OBP: 0.379, SLG: 0.412 (1, 4)	3-3 K	0-2 FC3-6 CS 1-2 1B		4-2 S BB		2-0 F7		2-3 K		4	1	0	0	1	2	1	<b>Seattle Mariners @ Chicago White Sox</b> Comiskey Park, Chicago, IL Tue May 06 1997, 8:05 PM EDT Att: 19,136 - Unknown - 57 F					
<b>Dave Martinez, L</b> OBP: 0.311, SLG: 0.364 (1, 8)	2-1 1B	2-2 1B 1-2 1B		4-2 FC1-4 BB		3-2 L9		2-1 G5-3		3	1	2	0	1	0	0						
<b>Darren Lewis, R</b> OBP: 0.250, SLG: 0.125 (9, PH)										1	0	0	0	0	0	0						
<b>Frank Thomas, R</b> OBP: 0.462, SLG: 0.452 (1, 3)	1-0 HR 2-H 1B	2-0 1B 1-2 1B		0-0 FC1-4		0-0 F9		1-2 F7		5	1	2	1	0	0	1						
<b>Albert Belle, R</b> OBP: 0.277, SLG: 0.402 (1, 7)	0-1 HR 1-H HR	1-1 G1-3		1-0 G3		2-0 S 2B HBP		1-3 K		4	2	1	2	0	1	3						
<b>Harold Baines, L</b> OBP: 0.414, SLG: 0.422 (1, 10)	2-1 G4-3		2-0 G4-3		1-0 F8		2-2 2B			4	0	1	1	0	0	0						
<b>Lyle Mouton, R</b> OBP: 0.345, SLG: 0.408 (1, 9)	1-2 BB HBP		1-0 F8		0-1 G6-3		1-1 G5-3			3	0	0	0	0	0	1						
<b>Chris Snopek, R</b> OBP: 0.309, SLG: 0.357 (1, 5)	4-0 BB		1-0 F9		1-0 2B		2-3 K			0	0	0	0	1	0	0						
<b>Norberto Martin, R</b> OBP: 0.355, SLG: 0.483 (4, 5)										3	0	1	0	0	1	1						
<b>Ron Karkovics, R</b> OBP: 0.277, SLG: 0.393 (1, 2)	1-3 K			0-0 HR	2-2 G6-3			2-2 F8		4	1	1	1	0	1	3						
<b>Ozzie Guillen, L</b> OBP: 0.316, SLG: 0.348 (1, 6)		4-0 FC3-6 BB		1-2 F8		0-0 G6-3		0-0 G1-3		3	0	0	0	1	0	0						
<b>Inning Stats</b>	R: 3 E: 0 K: 2 S: 19	H: 3 LOB: 2 BB: 1 P: 33	R: 0 E: 0 K: 0 S: 9	H: 2 LOB: 2 BB: 1 P: 18	R: 0 E: 0 K: 0 S: 3	H: 0 LOB: 0 BB: 0 P: 7	R: 2 E: 1 K: 0 S: 11	H: 1 LOB: 1 BB: 2 P: 21	R: 0 E: 0 K: 0 S: 7	H: 1 LOB: 1 BB: 0 P: 11	R: 0 E: 0 K: 0 S: 5	H: 0 LOB: 0 BB: 0 P: 10	R: 1 E: 0 K: 1 S: 9	H: 1 LOB: 0 BB: 0 P: 16	R: 0 E: 0 K: 1 S: 9	H: 0 LOB: 0 BB: 0 P: 13	R: 0 E: 0 K: 1 S: 8	H: 0 LOB: 0 BB: 0 P: 12	1B: 3 2B: 3 3B: 0 HR: 2	SF: 0 SAC: 0 DP: 0 HBP: 2	WP: 0 PB: 0 SB: 2 CS: 1	PA: 40
<b>PITCHER</b>	IP	WLS	BF	H	R	ER	SO	BB	IBB	HBP	BLK	WP	HR	S	P	ERA	WHIP					
<b>Dennis Martinez, R</b> ERA: 5.75 (1, 1)	6.1		32	8	6	5	2	4	0	0	0	0	0	10	15	0.00	1.895					
<b>Bobby Ayala, R</b> ERA: 5.0 (7, 1)	1.0	W	3	0	0	0	1	0	0	0	0	0	0	4	6	0.00	0.000					
<b>40 Greg McCarthy, L</b> ERA: 3.75 (8, 1)	0.2		2	0	0	0	1	0	0	0	0	0	0	4	6	0.00	0.000					
<b>Norm Charlton, L</b> ERA: 6.89 (9, 1)	1.0	S	3	0	0	0	1	0	0	0	0	0	0	8	12	0.00	0.000					





Batter	1	2	3	4	5	6	7	8	9	AB	R	H	RBI	BB	SO	LOB	TOP								
Joey Cora, S OBP: 0.372, SLG: 0.385 (1, 4)			G3				F7	E7		4	0	1	0	0	1	0	Seattle Mariners @ Baltimore Orioles Oriole Park at Camden Yards, Baltimore, MD Thu May 08 1997, 7:05 PM EDT Att: 45,026 - Unknown - 63 F								
Alex Rodriguez, R OBP: 0.342, SLG: 0.476 (1, 6)				E5 1B			K	G6-3		4	1	0	0	0	2	1									
Ken Griffey Jr., L OBP: 0.423, SLG: 0.750 (1, 8)				K			F7	G4-3		4	0	0	0	0	2	1									
Edgar Martinez, R OBP: 0.414, SLG: 0.496 (1, 10)				G5-3			G6-3		L7	4	0	1	0	0	0	1									
Jay Buhner, R OBP: 0.393, SLG: 0.364 (1, 9)				1B	BB		G6-3	E5 BB		3	0	0	0	1	1	1									
Paul Sorrento, L OBP: 0.343, SLG: 0.442 (1, 3)							F9		BB	3	0	1	1	1	1	1									
Dan Wilson, R OBP: 0.385, SLG: 0.457 (1, 2)				FC6			G6-3		BB	4	0	0	0	0	2	5									
Russ Davis, R OBP: 0.381, SLG: 0.574 (1, 5)			P4				G5-3	HR		3	1	1	1	1	0	0									
Rob Ducey, L OBP: 0.273, SLG: 0.400 (1, 7)			F8				G3-1	E 1B G6-3 1B	F9	4	1	1	0	0	0	3									
<b>Inning Stats</b>	R: 0 E: 0 K: 3 S: 9	H: 0 LOB: 0 BB: 0 P: 13	R: 0 E: 0 K: 3 S: 10	H: 1 LOB: 1 BB: 0 P: 15	R: 0 E: 0 K: 0 S: 12	H: 0 LOB: 0 BB: 0 P: 19	R: 1 E: 1 K: 1 S: 10	H: 1 LOB: 2 BB: 1 P: 17	R: 0 E: 0 K: 0 S: 9	H: 0 LOB: 0 BB: 0 P: 15	R: 0 E: 0 K: 0 S: 6	H: 0 LOB: 0 BB: 0 P: 8	R: 0 E: 0 K: 0 S: 4	H: 0 LOB: 0 BB: 0 P: 8	R: 2 E: 1 K: 0 S: 6	H: 3 LOB: 0 BB: 0 P: 8	R: 0 E: 1 K: 1 S: 10	H: 0 LOB: 3 BB: 2 P: 25	1B: 4 2B: 0 3B: 0 HR: 1	SF: 0 SAC: 0 DP: 1 HBP: 0	WP: 0 PB: 0 SB: 0 CS: 0	PA: 36			
<b>PITCHER</b>	IP	WLS	BF	H	R	ER	SO	BB	IBB	HBP	BLK	WP	HR	S	P	ERA	WHIP								
35 Mike Mussina, R ERA: 3.57 (1, 1)	7.0	W	28	5	3	1	8	1	0	0	0	0	1	64	99	1.29	0.857								
Terry Mathews, R ERA: 2.93 (8, 1)	2.0		8	0	0	0	1	2	0	0	0	0	0	12	29	0.00	1.000								

Batter	1	2	3	4	5	6	7	8	9	AB	R	H	RBI	BB	SO	LOB	BOTTOM								
Brady Anderson, L OBP: 0.496, SLG: 0.519 (1, 8)	G3-1 1B 2B BB		K			CS	F8	FC6-4 1B	HR	4	2	2	2	1	1	0	Seattle Mariners @ Baltimore Orioles Oriole Park at Camden Yards, Baltimore, MD Thu May 08 1997, 7:05 PM EDT Att: 45,026 - Unknown - 63 F								
Jeff Reboulet, R OBP: 0.326, SLG: 0.333 (1, 4)	G3-1 2B 1B		K			F7	FC6-4 1B	K		5	2	1	1	0	2	1									
Cal Ripken Jr., R OBP: 0.353, SLG: 0.544 (1, 5)	G3-1		K			1B HR	WP 1B	G3		5	1	2	1	0	1	2									
Pete Incaviglia, R OBP: 0.338, SLG: 0.500 (1, 10)	K		K			HR 1B	F8			4	1	1	0	0	2	3									
Chris Hoiles, R OBP: 0.417, SLG: 0.568 (1, 3)	2B		K			HR		HR		4	2	3	6	0	1	0									
Jeffrey Hammonds, R OBP: 0.306, SLG: 0.354 (1, 7)	K		G6-3			K		2B 1B HBP		3	1	0	0	0	2	1									
Lenny Webster, R OBP: 0.258, SLG: 0.222 (1, 2)			K			K		F9		4	1	1	0	0	2	1									
Tony Tarasco, L OBP: 0.268, SLG: 0.267 (1, 9)	F7					CS 1B		1B E BB	2B	3	2	2	0	1	0	0									
Mike Bordick, R OBP: 0.259, SLG: 0.271 (1, 6)	F9					CS 1B		F8	HR 1B	3	1	1	2	1	0	2									
<b>Inning Stats</b>	R: 2 E: 0 K: 2 S: 20	H: 2 LOB: 1 BB: 1 P: 34	R: 0 E: 0 K: 1 S: 9	H: 0 LOB: 0 BB: 0 P: 17	R: 0 E: 0 K: 3 S: 11	H: 0 LOB: 0 BB: 0 P: 18	R: 0 E: 0 K: 2 S: 9	H: 0 LOB: 0 BB: 0 P: 12	R: 0 E: 0 K: 1 S: 10	H: 1 LOB: 1 BB: 1 P: 21	R: 3 E: 0 K: 1 S: 12	H: 3 LOB: 0 BB: 0 P: 18	R: 3 E: 1 K: 0 S: 22	H: 3 LOB: 1 BB: 1 P: 37	R: 5 E: 0 K: 1 S: 17	H: 4 LOB: 0 BB: 0 P: 30	1B: 8 2B: 2 3B: 0 HR: 3	SF: 0 SAC: 0 DP: 0 HBP: 1	WP: 1 PB: 0 SB: 0 CS: 2	PA: 40					
<b>PITCHER</b>	IP	WLS	BF	H	R	ER	SO	BB	IBB	HBP	BLK	WP	HR	S	P	ERA	WHIP								
Randy Johnson, L ERA: 3.08 (1, 1)	6.0	L	24	6	5	5	10	2	0	0	0	0	1	71	120	7.50	1.333								
Josias Manzanillo, R ERA: 3.68 (7, 1)	1.0		7	3	3	2	0	1	0	0	0	1	0	22	37	18.00	4.000								
Bob Wells, R ERA: 11.91 (8, 1)	1.0		8	4	5	5	1	0	0	1	0	0	2	17	30	45.00	4.000								

AB 33  
R 3  
H 5  
RBI 2  
BB 3  
SO 9  
LOB 13



AB 35  
R 13  
H 13  
RBI 12  
BB 3  
SO 11  
LOB 10





Batter	1	2	3	4	5	6	7	8	9	AB	R	H	RBI	BB	SO	LOB	TOP	
<b>Joey Cora, S</b> <small>OBP: 0.398, SLG: 0.455</small> 										5	3	5	1	0	0	0	<b>Seattle Mariners @ Baltimore Orioles</b> Oriole Park at Camden Yards, Baltimore, MD Fri May 09 1997, 7:05 PM EDT Att: 47,257 - Unknown - 67 F	
<b>Alex Rodriguez, R</b> <small>OBP: 0.350, SLG: 0.479</small> 										3	2	1	0	1	0	2		
<b>Ken Griffey Jr., L</b> <small>OBP: 0.429, SLG: 0.772</small> 										3	1	2	4	1	1	2		
<b>Edgar Martinez, R</b> <small>OBP: 0.413, SLG: 0.500</small> 										5	1	2	1	0	0	4		
<b>Jay Buhner, R</b> <small>OBP: 0.386, SLG: 0.351</small> 										4	0	0	0	1	4	1		
<b>Paul Sorrento, L</b> <small>OBP: 0.337, SLG: 0.424</small> 										4	0	0	0	1	1	3		
<b>Russ Davis, R</b> <small>OBP: 0.381, SLG: 0.566</small> 										5	1	2	0	0	0	2		
<b>Rob Ducey, L</b> <small>OBP: 0.250, SLG: 0.333</small> 										5	0	1	1	0	2	3		
<b>John Marzano, R</b> <small>OBP: 0.313, SLG: 0.267</small> 										5	0	1	1	0	2	4		
<b>Inning Stats</b> <small>R: 2 H: 3 E: 0 LOB: 1 K: 1 S: 15</small>	<small>R: 1 H: 3 E: 0 LOB: 3 K: 1 S: 16</small>	<small>R: 0 H: 1 E: 0 LOB: 2 K: 2 S: 10</small>	<small>R: 3 H: 2 E: 0 LOB: 0 K: 1 S: 13</small>	<small>R: 0 H: 0 E: 0 LOB: 0 K: 1 S: 7</small>	<small>R: 1 H: 2 E: 0 LOB: 0 K: 0 S: 11</small>	<small>R: 0 H: 0 E: 0 LOB: 0 K: 1 S: 9</small>	<small>R: 0 H: 1 E: 0 LOB: 2 K: 2 S: 18</small>	<small>R: 1 H: 2 E: 0 LOB: 2 K: 2 S: 18</small>	<small>1B: 9 SF: 1 2B: 3 SAC: 0 3B: 0 DP: 1 HR: 2 HBP: 1</small>	<small>WP: 0 PA: 45</small>								
<b>PITCHER</b> <b>Rocky Coppinger, R</b> <small>ERA: 6.3</small>	<small>IP: 3.0 WLS: L BF: 20 H: 8 R: 5 ER: 5 SO: 4 BB: 2 IBB: 1 HBP: 0 BLK: 0 WP: 0 HR: 0 S: 44 P: 78 ERA: 15.00 WHIP: 3.333</small>	<b>Arthur Rhodes, L</b> <small>ERA: 3.5</small>	<small>IP: 4.1 WLS: 10 BF: 32 H: 3 R: 2 ER: 2 SO: 0 BB: 0 IBB: 0 HBP: 0 BLK: 0 WP: 2 HR: 26 S: 35 P: 7.71 ERA: 1.286</small>	<b>Mike Johnson, R</b> <small>ERA: 1.88</small>	<small>IP: 6.1 WLS: 14 BF: 31 H: 3 R: 1 ER: 1 SO: 2 BB: 1 IBB: 0 HBP: 0 BLK: 0 WP: 0 HR: 33 S: 56 P: 2.70 ERA: 1.200</small>	<b>Shawn Boskie, R</b> <small>ERA: 10.93</small>	<small>IP: 0.1 WLS: 1 BF: 0 H: 0 R: 0 ER: 0 SO: 1 BB: 0 IBB: 0 HBP: 0 BLK: 0 WP: 0 HR: 5 S: 8 P: 0.00 ERA: 0.000</small>	<b>PITCHER</b> <small>IP: 3.0 WLS: L BF: 20 H: 8 R: 5 ER: 5 SO: 4 BB: 2 IBB: 1 HBP: 0 BLK: 0 WP: 0 HR: 0 S: 44 P: 78 ERA: 15.00 WHIP: 3.333</small>	<small>IP: 4.1 WLS: 10 BF: 32 H: 3 R: 2 ER: 2 SO: 0 BB: 0 IBB: 0 HBP: 0 BLK: 0 WP: 2 HR: 26 S: 35 P: 7.71 ERA: 1.286</small>	<small>IP: 6.1 WLS: 14 BF: 31 H: 3 R: 1 ER: 1 SO: 2 BB: 1 IBB: 0 HBP: 0 BLK: 0 WP: 0 HR: 33 S: 56 P: 2.70 ERA: 1.200</small>	<small>IP: 0.1 WLS: 1 BF: 0 H: 0 R: 0 ER: 0 SO: 1 BB: 0 IBB: 0 HBP: 0 BLK: 0 WP: 0 HR: 5 S: 8 P: 0.00 ERA: 0.000</small>	<small>IP: 3.0 WLS: L BF: 20 H: 8 R: 5 ER: 5 SO: 4 BB: 2 IBB: 1 HBP: 0 BLK: 0 WP: 0 HR: 0 S: 44 P: 78 ERA: 15.00 WHIP: 3.333</small>	<small>IP: 4.1 WLS: 10 BF: 32 H: 3 R: 2 ER: 2 SO: 0 BB: 0 IBB: 0 HBP: 0 BLK: 0 WP: 2 HR: 26 S: 35 P: 7.71 ERA: 1.286</small>	<small>IP: 6.1 WLS: 14 BF: 31 H: 3 R: 1 ER: 1 SO: 2 BB: 1 IBB: 0 HBP: 0 BLK: 0 WP: 0 HR: 33 S: 56 P: 2.70 ERA: 1.200</small>	<small>IP: 0.1 WLS: 1 BF: 0 H: 0 R: 0 ER: 0 SO: 1 BB: 0 IBB: 0 HBP: 0 BLK: 0 WP: 0 HR: 5 S: 8 P: 0.00 ERA: 0.000</small>			
<b>Brady Anderson, L</b> <small>OBP: 0.497, SLG: 0.514</small> 										3	0	1	0	1	0	0	<b>Seattle Mariners @ Baltimore Orioles</b> Oriole Park at Camden Yards, Baltimore, MD Fri May 09 1997, 7:05 PM EDT Att: 47,257 - Unknown - 67 F	
<b>Jeff Reboulet, R</b> <small>OBP: 0.298, SLG: 0.302</small> 										4	0	0	0	0	2	2		
<b>Rafael Palmeiro, L</b> <small>OBP: 0.322, SLG: 0.422</small> 										4	0	1	0	0	2	0		
<b>Pete Incaviglia, R</b> <small>OBP: 0.321, SLG: 0.472</small> 											4	0	0	0	0	4		1
<b>Cal Ripken Jr., R</b> <small>OBP: 0.357, SLG: 0.543</small> 										4	1	2	0	0	1	0		
<b>B.J. Surhoff, L</b> <small>OBP: 0.394, SLG: 0.494</small> 										4	1	2	1	0	0	1		
<b>Chris Hoiles, R</b> <small>OBP: 0.415, SLG: 0.556</small> 										2	0	0	0	0	1	0		
<b>Jeffrey Hammonds, R</b> <small>OBP: 0.307, SLG: 0.366</small> 										3	0	1	1	0	0	2		
<b>Mike Bordick, R</b> <small>OBP: 0.252, SLG: 0.264</small> 										3	0	0	0	0	0	3		
<b>Inning Stats</b> <small>R: 0 H: 0 E: 0 LOB: 0 K: 2 S: 9</small>	<small>R: 0 H: 0 E: 0 LOB: 0 K: 1 S: 10</small>	<small>R: 0 H: 0 E: 0 LOB: 0 K: 1 S: 7</small>	<small>R: 0 H: 1 E: 0 LOB: 1 K: 1 S: 9</small>	<small>R: 1 H: 2 E: 0 LOB: 0 K: 1 S: 10</small>	<small>R: 0 H: 1 E: 0 LOB: 0 K: 1 S: 10</small>	<small>R: 0 H: 0 E: 0 LOB: 0 K: 1 S: 12</small>	<small>R: 0 H: 0 E: 0 LOB: 0 K: 1 S: 12</small>	<small>R: 0 H: 1 E: 0 LOB: 0 K: 1 S: 10</small>	<small>1B: 5 SF: 0 2B: 2 SAC: 0 3B: 0 DP: 3 HR: 1 HBP: 1</small>	<small>WP: 0 PA: 33</small>								
<b>PITCHER</b> <b>Jamie Moyer, L</b> <small>ERA: 1.89</small>	<small>IP: 6.1 WLS: 24 BF: 62 H: 2 R: 2 ER: 2 SO: 8 BB: 0 IBB: 0 HBP: 0 BLK: 0 WP: 0 HR: 1 S: 61 P: 88 ERA: 2.84 WHIP: 0.947</small>	<b>Scott Sanders, R</b> <small>ERA: 8.04</small>	<small>IP: 0.2 WLS: 3 BF: 0 H: 0 R: 0 ER: 0 SO: 0 BB: 0 IBB: 1 HBP: 0 BLK: 0 WP: 0 HR: 6 S: 12 P: 0.00 ERA: 0.000</small>	<b>40 Greg McCarthy, L</b> <small>ERA: 3.46</small>	<small>IP: 8.1 WLS: 3 BF: 0 H: 0 R: 0 ER: 0 SO: 1 BB: 1 IBB: 0 HBP: 0 BLK: 0 WP: 0 HR: 12 S: 17 P: 0.00 ERA: 1.000</small>	<b>Bobby Ayala, R</b> <small>ERA: 4.74</small>	<small>IP: 9.1 WLS: 3 BF: 1 H: 0 R: 0 ER: 0 SO: 1 BB: 0 IBB: 0 HBP: 0 BLK: 0 WP: 0 HR: 10 S: 12 P: 0.00 ERA: 1.000</small>	<b>PITCHER</b> <small>IP: 3.0 WLS: L BF: 20 H: 8 R: 5 ER: 5 SO: 4 BB: 2 IBB: 1 HBP: 0 BLK: 0 WP: 0 HR: 0 S: 44 P: 78 ERA: 15.00 WHIP: 3.333</small>	<small>IP: 4.1 WLS: 10 BF: 32 H: 3 R: 2 ER: 2 SO: 0 BB: 0 IBB: 0 HBP: 0 BLK: 0 WP: 2 HR: 26 S: 35 P: 7.71 ERA: 1.286</small>	<small>IP: 6.1 WLS: 14 BF: 31 H: 3 R: 1 ER: 1 SO: 2 BB: 1 IBB: 0 HBP: 0 BLK: 0 WP: 0 HR: 33 S: 56 P: 2.70 ERA: 1.200</small>	<small>IP: 0.1 WLS: 1 BF: 0 H: 0 R: 0 ER: 0 SO: 1 BB: 0 IBB: 0 HBP: 0 BLK: 0 WP: 0 HR: 5 S: 8 P: 0.00 ERA: 0.000</small>	<small>IP: 3.0 WLS: L BF: 20 H: 8 R: 5 ER: 5 SO: 4 BB: 2 IBB: 1 HBP: 0 BLK: 0 WP: 0 HR: 0 S: 44 P: 78 ERA: 15.00 WHIP: 3.333</small>	<small>IP: 4.1 WLS: 10 BF: 32 H: 3 R: 2 ER: 2 SO: 0 BB: 0 IBB: 0 HBP: 0 BLK: 0 WP: 2 HR: 26 S: 35 P: 7.71 ERA: 1.286</small>	<small>IP: 6.1 WLS: 14 BF: 31 H: 3 R: 1 ER: 1 SO: 2 BB: 1 IBB: 0 HBP: 0 BLK: 0 WP: 0 HR: 33 S: 56 P: 2.70 ERA: 1.200</small>	<small>IP: 0.1 WLS: 1 BF: 0 H: 0 R: 0 ER: 0 SO: 1 BB: 0 IBB: 0 HBP: 0 BLK: 0 WP: 0 HR: 5 S: 8 P: 0.00 ERA: 0.000</small>			




Batter	1	2	3	4	5	6	7	8	9	10	11	AB	R	H	RBI	BB	SO	LOB	TOP								
<b>Joey Cora, S</b> (1, 4) OBP: 0.402, SLG: 0.495 <b>Jay Buhner, R</b> (10, PH) OBP: 0.384, SLG: 0.348 <b>Alvaro Espinoza, R</b> (10, 4) OBP: 0.261, SLG: 0.304	3-1 HR		1-2 2B		1-2 G1-3			1-2 K		2-2 P4		4	1	2	1	0	1	1									
<b>Alex Rodriguez, R</b> (1, 6) OBP: 0.353, SLG: 0.487	1-1 G6-3		3-2 P4			2-0 FC4-6 1B		3-2 S 2B SF8		4-2 BB		4	1	2	0	1	0	1									
<b>Ken Griffey Jr., L</b> (1, 8) OBP: 0.414, SLG: 0.748	1-3 K		2-3 K			0-1 FC4-6 1B		2-2 SF8		1-3 K		4	0	0	1	0	3	3									
<b>Edgar Martinez, R</b> (1, 10) OBP: 0.413, SLG: 0.492	2-2 F9				2-3 K		0-0 G3-6-1 1B		3-1 P2		4-2 FC5-6 BB	4	0	1	0	1	1	0									
<b>Paul Sorrento, L</b> (1, 3) OBP: 0.330, SLG: 0.413		2-1 PB 1B			0-1 F8		1-0 G3-6-1 1B		1-2 P2		0-0 FC5-6 1B	5	1	1	0	0	0	3									
<b>Dan Wilson, R</b> (1, 2) OBP: 0.353, SLG: 0.464		3-2 K			2-2 G5-3			0-1 G1-3 1B		3-2 S 1B		5	0	3	0	0	1	1									
<b>Russ Davis, R</b> (1, 5) OBP: 0.366, SLG: 0.541		2-1 L7						0-1 F7		1-0 F8		5	0	0	0	0	0	5									
<b>Rob Ducey, L</b> (1, 9) OBP: 0.250, SLG: 0.368 <b>Mike Blowers, R</b> (11, PH) OBP: 0.285, SLG: 0.355 (11, 9)		2-3 K			2-1 K			0-0 G1-3		2-0 F7		4	0	1	0	0	1	3									
<b>Rich Amaral, R</b> (1, 7) OBP: 0.451, SLG: 0.432					3-3 K			0-0 G6-3			1-1 F9	4	0	0	0	0	2	2									
<b>Inning Stats</b>	R: 1 E: 0 K: 1 S: 10	H: 1 LOB: 0 BB: 0 P: 17	R: 0 E: 0 K: 2 S: 11	H: 1 LOB: 1 BB: 0 P: 20	R: 0 E: 0 K: 2 S: 14	H: 1 LOB: 0 BB: 0 P: 23	R: 0 E: 0 K: 1 S: 8	H: 0 LOB: 0 BB: 0 P: 12	R: 0 E: 0 K: 1 S: 9	H: 1 LOB: 1 BB: 0 P: 14	R: 0 E: 0 K: 0 S: 5	H: 2 LOB: 1 BB: 0 P: 8	R: 0 E: 0 K: 0 S: 6	H: 1 LOB: 1 BB: 0 P: 6	R: 1 E: 0 K: 1 S: 12	H: 1 LOB: 0 BB: 0 P: 21	R: 0 E: 0 K: 0 S: 8	H: 0 LOB: 1 BB: 1 P: 15	R: 0 E: 0 K: 1 S: 10	H: 0 LOB: 2 BB: 1 P: 18	R: 1 E: 0 K: 0 S: 10	H: 2 LOB: 2 BB: 1 P: 19	1B: 7 2B: 3 3B: 0 HR: 1	SF: 1 SAC: 0 DP: 1 HBP: 0	WP: 0 PB: 1 SB: 3 CS: 0	PA: 44	
<b>PITCHER</b>	IP 7.0	WLS 0.2	BF 27	H 7	R 1	ER 1	SO 7	BB 0	IBB 0	HBP 0	BLK 0	WP 0	HR 0	S 63	P 100	ERA 1.29	WHIP 1.000										
<b>Scott Kamieniecki, R</b> (1, 1) ERA: 3.35 <b>Jesse Orosco, L</b> (8, 1) ERA: 1.5 <b>Armando Benitez, R</b> (8, 1) ERA: 5.02 <b>Randy Myers, L</b> (10, 1) ERA: 1.69																											

Seattle Mariners @ Baltimore Orioles  
 Oriole Park at Camden Yards, Baltimore, MD  
 Sat May 10 1997, 3:33 AM EDT  
 Att: 47,340 - Cloudy - 57 F

livebaseballscorecards.com

AB 41  
 R 3  
 H 11  
 RBI 3  
 BB 2  
 SO 9  
 LOB 19




Batter	1	2	3	4	5	6	7	8	9	10	11	AB	R	H	RBI	BB	SO	LOB	BOTTOM								
<b>Brady Anderson, L</b> (1, 8) OBP: 0.500, SLG: 0.513	0-0 F9		4-2 1B BB		1-2 G3		1-1 S 1B			0-2 G6-3 SH1-4 1B		4	0	2	1	1	0	0									
<b>Roberto Alomar, S</b> (1, 4) OBP: 0.324, SLG: 0.447	3-1 P6		1 SAFE 0-3 K		1-1 G6-4-3 1B		0-3 K			0-0 SH1-4		4	0	1	0	0	2	2									
<b>Cal Ripken Jr., R</b> (1, 5) OBP: 0.352, SLG: 0.530	0-0 F9		1 SAFE 0-0 1B		2-0 G6-4-3		1-2 K			1-1 G6-3		5	0	1	0	0	0	2									
<b>Rafael Palmeiro, L</b> (1, 3) OBP: 0.318, SLG: 0.409		3-3 K			2-2 G3		4-1 G5-4-3 BB		1-0 F7		0-0 L3	4	0	0	0	1	1	3									
<b>Pete Incaviglia, R</b> (1, 9) OBP: 0.317, SLG: 0.453 <b>Tony Tarasco, L</b> (8, PR) OBP: 0.250, SLG: 0.258 (9, 9)		1-1 G1-3			0-0 E5 SH3-4 BB SF7		1-2 G5-4-3		4-2 BB		0-2 F7	3	1	0	0	1	0	1									
<b>Chris Hoiles, R</b> (1, 10) OBP: 0.423, SLG: 0.548 <b>Jeff Reboulet, R</b> (11, PR) OBP: 0.298, SLG: 0.302		4-2 FC5 WP BB			4-0 SH3-4 BB		1-3 K		2-1 P2		1-0 FC5-4 1B	3	0	1	0	2	1	1									
<b>B.J. Surhoff, L</b> (1, 7) OBP: 0.388, SLG: 0.478		3-3 K			1-1 SH3-4		4-1 G4-3 SH1-4 BB		0-1 L9		0-1 P4	3	1	0	0	1	1	2									
<b>Lenny Webster, R</b> (1, 2) OBP: 0.229, SLG: 0.200		2-1 FC5			0-0 SF7		1-0 SH1-4		1-1 G6-3		0-0 FC5-4	3	0	0	1	0	0	3									
<b>Mike Bordick, R</b> (1, 6) OBP: 0.244, SLG: 0.254					0-2 G4-3		1-2 G4-3		1-2 G4-3		0-0 F7	4	0	0	0	0	0	2									
<b>Inning Stats</b>	R: 0 E: 0 K: 0 S: 4	H: 0 LOB: 0 BB: 7 P: 7	R: 0 E: 0 K: 2 S: 16	H: 0 LOB: 2 BB: 1 P: 29	R: 0 E: 0 K: 1 S: 14	H: 1 LOB: 2 BB: 1 P: 20	R: 1 E: 1 K: 0 S: 5	H: 0 LOB: 1 BB: 1 P: 10	R: 0 E: 0 K: 0 S: 6	H: 0 LOB: 0 BB: 1 P: 14	R: 1 E: 0 K: 1 S: 11	H: 1 LOB: 1 BB: 1 P: 18	R: 0 E: 0 K: 0 S: 6	H: 0 LOB: 0 BB: 0 P: 6	R: 0 E: 0 K: 0 S: 8	H: 1 LOB: 1 BB: 0 P: 9	R: 0 E: 0 K: 0 S: 7	H: 1 LOB: 1 BB: 0 P: 8	1B: 5 2B: 0 3B: 0 HR: 0	SF: 1 SAC: 3 DP: 2 HBP: 0	WP: 0 PB: 0 SB: 1 CS: 0	PA: 44					
<b>PITCHER</b>	IP 8.0	WLS 3.0	BF 33	H 3	R 2	ER 1	SO 5	BB 6	IBB 0	HBP 0	BLK 0	WP 1	HR 0	S 70	P 123	ERA 1.12	WHIP 1.125										
<b>Jeff Fassero, L</b> (1, 1) ERA: 3.73 <b>Norm Charlton, L</b> (8, 1) ERA: 5.79																											

Seattle Mariners @ Baltimore Orioles  
 Oriole Park at Camden Yards, Baltimore, MD  
 Sat May 10 1997, 3:33 AM EDT  
 Att: 47,340 - Cloudy - 57 F

livebaseballscorecards.com

AB 34  
 R 2  
 H 5  
 RBI 2  
 BB 6  
 SO 5  
 LOB 16









Batter	1	2	3	4	5	6	7	8	9	AB	R	H	RBI	BB	SO	LOB	TOP				
Joey Cora, S OBP: 0.394, SLG: 0.487	G6-3				G4-3		K			5	1	2	1	0	1	0	<b>Seattle Mariners @ Milwaukee Brewers</b> Milwaukee County Stadium, Milwaukee, WI Mon May 12 1997, 8:05 PM EDT Att: 10,587 - Unknown - 56 F				
Alex Rodriguez, R OBP: 0.372, SLG: 0.497	HR		G1-3				K			5	2	3	0	0	1	2					
Ken Griffey Jr., L OBP: 0.420, SLG: 0.757	HR				G3-1					4	2	3	2	1	0	1					
Edgar Martinez, R OBP: 0.406, SLG: 0.504	F8		G5-4-3			F9				5	0	1	1	0	1	4					
Jay Buhner, R OBP: 0.381, SLG: 0.361	F8					HR				4	1	1	1	0	1	1					
Paul Sorrento, L OBP: 0.325, SLG: 0.429		G6-3		L4		F9				4	0	0	0	0	1	1					
Russ Davis, R OBP: 0.351, SLG: 0.508		F9		F7		K				4	0	0	0	0	2	1					
Rob Ducey, L OBP: 0.286, SLG: 0.500		K			E9					4	2	2	1	0	1	0					
John Marzano, R OBP: 0.316, SLG: 0.235					F8					2	0	0	0	1	0	1					
Dan Wilson, R OBP: 0.394, SLG: 0.513			2B				F9		G6-3	1	0	0	0	0	0	0					
<b>Inning Stats</b>	R: 2 H: 2 E: 0 K: 0 S: 11	H: 2 LOB: 0 BB: 0 P: 19	R: 0 H: 0 E: 0 K: 1 S: 14	H: 0 LOB: 0 BB: 0 P: 21	R: 0 H: 1 E: 0 K: 0 S: 10	H: 2 LOB: 2 BB: 2 P: 20	R: 0 H: 0 E: 0 K: 0 S: 6	H: 0 LOB: 0 BB: 0 P: 11	R: 1 H: 2 E: 1 K: 0 S: 10	H: 1 LOB: 1 BB: 0 P: 14	R: 1 H: 1 E: 0 K: 2 S: 8	H: 1 LOB: 0 BB: 0 P: 11	R: 1 H: 2 E: 0 K: 3 S: 14	H: 2 LOB: 1 BB: 0 P: 21	R: 2 H: 3 E: 1 K: 1 S: 17	H: 3 LOB: 1 BB: 0 P: 23	1B: 4 2B: 5 3B: 0 HR: 3	SF: 0 SAC: 0 DP: 1 HBP: 0	WP: 0 PB: 0 SB: 0 CS: 0	PA: 40	
<b>PITCHER</b>	IP	WLS	BF	H	R	ER	SO	BB	IBB	HBP	BLK	WP	HR	S	P	ERA	WHIP				
Jeff D'Amico, R ERA: 5.29	(1, 1)	7.0	W	29	7	5	5	4	1	1	0	0	0	3	108	6.43	1.143				
Mike Fetters, R ERA: 1.59	(8, 1)	1.0		5	2	1	1	3	0	0	0	0	0	14	21	9.00	2.000				
Doug Jones, R ERA: 1.59	(9, 1)	1.0	S	6	3	2	0	1	0	0	0	0	0	17	23	0.00	3.000				

Batter	1	2	3	4	5	6	7	8	9	AB	R	H	RBI	BB	SO	LOB	BOTTOM					
Gerald Williams, R OBP: 0.350, SLG: 0.454	P6		G6-3		FC6-4					5	3	2	2	0	0	1	<b>Seattle Mariners @ Milwaukee Brewers</b> Milwaukee County Stadium, Milwaukee, WI Mon May 12 1997, 8:05 PM EDT Att: 10,587 - Unknown - 56 F					
Jeremy Burnitz, L OBP: 0.431, SLG: 0.571										3	1	3	1	2	0	0						
Jeff Cirillo, R OBP: 0.375, SLG: 0.383	G5-3		L9							3	0	0	1	1	0	3						
Dave Nilsson, L OBP: 0.404, SLG: 0.479										4	1	0	1	1	0	4						
Jeff Huson, L OBP: 0.235, SLG: 0.226	P4									0	0	0	0	0	0	0						
Matt Mieske, R OBP: 0.392, SLG: 0.537										5	1	2	1	0	0	2						
Chuck Carr, S OBP: 0.167, SLG: 0.175										0	0	0	0	0	0	0						
Jose Valentin, S OBP: 0.333, SLG: 0.317										4	1	1	0	1	1	2						
Marc Newfield, R OBP: 0.340, SLG: 0.365										4	1	1	0	0	0	5						
Mark Loretta, R OBP: 0.340, SLG: 0.287										3	0	2	1	0	0	0						
Mike Matheny, R OBP: 0.294, SLG: 0.333										3	1	0	0	0	1	1						
<b>Inning Stats</b>	R: 0 H: 1 E: 0 K: 0 S: 8	H: 2 LOB: 1 BB: 0 P: 12	R: 0 H: 2 E: 0 K: 1 S: 11	H: 2 LOB: 1 BB: 0 P: 20	R: 0 H: 1 E: 0 K: 0 S: 9	H: 1 LOB: 1 BB: 0 P: 13	R: 7 H: 5 E: 1 K: 0 S: 23	H: 3 LOB: 3 BB: 3 P: 37	R: 1 H: 1 E: 0 K: 0 S: 14	H: 1 LOB: 1 BB: 1 P: 23	R: 0 H: 0 E: 0 K: 0 S: 8	H: 0 LOB: 0 BB: 0 P: 13	R: 0 H: 0 E: 0 K: 1 S: 10	H: 0 LOB: 0 BB: 0 P: 15	R: 1 H: 1 E: 1 K: 0 S: 13	H: 1 LOB: 2 BB: 1 P: 23	1B: 9 2B: 1 3B: 1 HR: 0	SF: 2 SAC: 0 DP: 0 HBP: 1	WP: 3 PB: 0 SB: 0 CS: 1	PA: 43		
<b>PITCHER</b>	IP	WLS	BF	H	R	ER	SO	BB	IBB	HBP	BLK	WP	HR	S	P	ERA	WHIP					
Bob Wolcott, R ERA: 6.32	(1, 1)	3.2	L	24	9	7	4	1	0	1	0	0	0	50	81	9.82	3.273					
Scott Sanders, R ERA: 7.31	(4, 1)	4.0		17	2	2	1	1	2	0	0	0	1	0	45	74	2.25	1.000				
40 Greg McCarthy, L ERA: 3.38	(8, 1)	0.1		1	0	0	0	0	0	0	0	0	0	1	1	0.00	0.000					



Batter	1	2	3	4	5	6	7	8	9	AB	R	H	RBI	BB	SO	LOB	TOP			
<b>Joey Cora, S</b> (1, 4) OBP: 0.397, SLG: 0.492 <b>Rich Amaral, R</b> (9, PR) OBP: 0.451, SLG: 0.432 <b>Alvaro Espinoza, R</b> (9, 4) OBP: 0.261, SLG: 0.304	G4-3			2B		K		CS	FC3-6 1B BB	3	0	1	0	1	1	0	<b>Seattle Mariners @ Milwaukee Brewers</b> Milwaukee County Stadium, Milwaukee, WI Tue May 13 1997, 4:33 AM EDT Att. 13,011 - Sunny - 45 F			
<b>Alex Rodriguez, R</b> (1, 6) OBP: 0.369, SLG: 0.488	G3			P3		K			FC3-6 BB	3	0	0	0	1	1	1				
<b>Ken Griffey Jr., L</b> (1, 8) OBP: 0.410, SLG: 0.736	G4-3			K		G1-3			FC3-6 1B	4	1	0	0	0	1	3				
<b>Edgar Martinez, R</b> (1, 10) OBP: 0.408, SLG: 0.496				P3					F9 1B IBB	2	0	0	0	2	1	1				
<b>Jay Buhner, R</b> (1, 9) OBP: 0.384, SLG: 0.365						SH1-3 BB			G5-4-3 BB	4	0	2	2	0	1	1				
<b>Paul Sorrento, L</b> (1, 3) OBP: 0.322, SLG: 0.417						SH1-3 BB			F9	3	0	0	0	1	0	2				
<b>Dan Wilson, R</b> (1, 2) OBP: 0.385, SLG: 0.500						SH1-3			G6-3	3	0	0	0	0	0	2				
<b>Brent Gates, S</b> (1, 5) OBP: 0.250, SLG: 0.257						K				3	0	0	0	0	2	2				
<b>Rob Ducey, L</b> (1, 7) OBP: 0.280, SLG: 0.464						L4			CS BB	2	0	0	0	1	0	2				
<b>Inning Stats</b>	R: 0 E: 0 K: 0 S: 7	H: 0 LOB: 0 BB: 0 P: 15	R: 0 E: 0 K: 2 S: 8	H: 0 LOB: 0 BB: 0 P: 11	R: 0 E: 0 K: 0 S: 10	H: 0 LOB: 0 BB: 0 P: 16	R: 0 E: 0 K: 1 S: 12	H: 1 LOB: 1 BB: 0 P: 22	R: 0 E: 0 K: 1 S: 10	H: 1 LOB: 2 BB: 1 P: 15	R: 0 E: 0 K: 0 S: 6	H: 0 LOB: 0 BB: 1 P: 13	R: 0 E: 0 K: 1 S: 8	H: 0 LOB: 0 BB: 1 P: 14	R: 2 E: 0 K: 0 S: 8	H: 1 LOB: 2 BB: 3 P: 24	1B: 2 2B: 1 3B: 0 HR: 0	SF: 0 SAC: 1 DP: 1 HBP: 0	WP: 0 PB: 0 SB: 1 CS: 1	PA: 35
<b>PITCHER</b>	IP	WLS	BF	H	R	ER	SO	BB	IBB	HBP	BLK	WP	HR	S	P	ERA	WHIP			
<b>Jose Mercedes, R</b> (1, 1) ERA: 3.7	7.0		24	2	0	0	6	2	0	0	0	0	0	61	104	0.00	0.571			
<b>Bob Wickman, R</b> (8, 1) ERA: 5.21	1.0		3	0	0	0	1	1	0	0	0	0	0	8	14	0.00	1.000			
<b>Mike Fetters, R</b> (9, 1) ERA: 4.05	1.0	L	7	1	2	2	0	2	1	0	0	0	0	8	24	18.00	3.000			

Batter	1	2	3	4	5	6	7	8	9	AB	R	H	RBI	BB	SO	LOB	BOTTOM			
<b>Gerald Williams, R</b> (1, 7) OBP: 0.347, SLG: 0.446	1B					G4-3			G1-3	4	0	1	0	0	0	2	<b>Seattle Mariners @ Milwaukee Brewers</b> Milwaukee County Stadium, Milwaukee, WI Tue May 13 1997, 4:33 AM EDT Att. 13,011 - Sunny - 45 F			
<b>Jeff Cirillo, R</b> (1, 5) OBP: 0.378, SLG: 0.382	F8					F8			SH3-4 HBP	3	0	1	0	0	0	1				
<b>Dave Nilsson, L</b> (1, 3) OBP: 0.410, SLG: 0.492 <b>Jeff Huson, L</b> (9, 3) OBP: 0.235, SLG: 0.226	F7					WP 2B			SH3-4	3	0	2	1	0	0	1				
<b>Matt Mieske, R</b> (1, 9) OBP: 0.385, SLG: 0.521	FC6-4 1B					F9			L7	4	0	1	0	0	0	4				
<b>Marc Newfield, R</b> (1, 10) OBP: 0.330, SLG: 0.352 <b>John Jaha, R</b> (8, PH) OBP: 0.358, SLG: 0.496	FC6-4					F7			G1-3	3	0	0	0	0	0	3				
<b>Mark Loretta, R</b> (1, 6) OBP: 0.337, SLG: 0.278 (8, 4)						K			L7	3	0	0	0	1	2	1				
<b>Chuck Carr, S</b> (1, 8) OBP: 0.174, SLG: 0.163									P5	3	0	0	0	0	2	1				
<b>Eddy Diaz, R</b> (1, 4) OBP: 0.273, SLG: 0.349 <b>Jose Valentin, S</b> (8, 6) OBP: 0.327, SLG: 0.310									G6-3	3	0	1	0	0	0	2				
<b>Mike Matheny, R</b> (1, 2) OBP: 0.295, SLG: 0.325									F8	2	1	0	0	1	0	1				
<b>Inning Stats</b>	R: 0 E: 0 K: 0 S: 9	H: 2 LOB: 2 BB: 0 P: 12	R: 0 E: 0 K: 1 S: 7	H: 0 LOB: 1 BB: 1 P: 15	R: 1 E: 0 K: 0 S: 9	H: 2 LOB: 1 BB: 1 P: 21	R: 0 E: 0 K: 1 S: 9	H: 0 LOB: 1 BB: 0 P: 11	R: 0 E: 0 K: 1 S: 13	H: 1 LOB: 1 BB: 0 P: 20	R: 0 E: 0 K: 0 S: 6	H: 1 LOB: 1 BB: 0 P: 8	R: 0 E: 0 K: 0 S: 5	H: 0 LOB: 1 BB: 0 P: 9	R: 0 E: 0 K: 1 S: 6	H: 0 LOB: 0 BB: 0 P: 8	1B: 5 2B: 1 3B: 0 HR: 0	SF: 0 SAC: 1 DP: 1 HBP: 2	WP: 1 PB: 0 SB: 0 CS: 1	PA: 36
<b>PITCHER</b>	IP	WLS	BF	H	R	ER	SO	BB	IBB	HBP	BLK	WP	HR	S	P	ERA	WHIP			
<b>Randy Johnson, L</b> (1, 1) ERA: 2.78	8.0		32	6	1	1	3	2	0	2	0	0	0	63	104	1.12	1.000			
<b>Norm Charlton, L</b> (9, 1) ERA: 5.49	1.0	S	3	0	0	0	1	0	0	0	0	0	0	6	8	0.00	0.000			



Batter	1	2	3	4	5	6	7	8	9	AB	R	H	RBI	BB	SO	LOB	TOP								
<b>Tony Phillips, S</b> OBP: 0.431, SLG: 0.392 (1, 9)	L8	F9-3			F9		G6-4-3 BB		HR	4	1	1	2	1	0	3	<b>Chicago White Sox @ Seattle Mariners</b> The Kingdome, Seattle, WA Wed May 14 1997, 10:05 PM EDT Att: 31,374 - Dome - 68 F								
<b>Ray Durham, S</b> OBP: 0.377, SLG: 0.387 (1, 4)	HR		G4-3		L7		K		P4	5	1	1	0	0	1	3									
<b>Frank Thomas, R</b> OBP: 0.470, SLG: 0.531 (1, 3)	HR		P4				G6-4-3		P4	4	1	1	2	1	0	1									
<b>Albert Belle, R</b> OBP: 0.311, SLG: 0.442 (1, 7)	1B		G5-3		G4-3				G6-3	5	0	1	0	0	0	3									
<b>Chris Snopce, R</b> OBP: 0.316, SLG: 0.350 (1, 5)	K				F9		F8		K	4	0	0	0	0	2	1									
<b>Harold Baines, L</b> OBP: 0.421, SLG: 0.510 (1, 10)	1B				K		F8		HR	4	1	2	1	0	1	0									
<b>Mike Cameron, R</b> OBP: 0.214, SLG: 0.286 (1, 8)	K				L7				G6-3	4	1	1	0	0	1	2									
<b>Tony Peña, R</b> OBP: 0.286, SLG: 0.226 (9, PH)			F9-3		BB				2B	3	0	3	1	0	0	0									
<b>Chad Kreuter, S</b> OBP: 0.361, SLG: 0.400 (9, PH)			1B		1B		2H		BB	0	1	0	0	0	1	0									
<b>Ozzie Guillen, L</b> OBP: 0.322, SLG: 0.358 (1, 6)	F7				BB		P2		HR	4	1	2	1	0	0	2									
<b>Inning Stats</b>	R: 2 E: 0 K: 2 S: 15	H: 4 LOB: 2 BB: 0 P: 24	R: 0 E: 0 K: 0 S: 9	H: 1 LOB: 0 BB: 0 P: 14	R: 0 E: 0 K: 0 S: 8	H: 0 LOB: 0 BB: 0 P: 17	R: 0 E: 0 K: 1 S: 7	H: 0 LOB: 0 BB: 0 P: 13	R: 0 E: 0 K: 0 S: 11	H: 2 LOB: 3 BB: 1 P: 21	R: 1 E: 0 K: 0 S: 11	H: 2 LOB: 1 BB: 0 P: 19	R: 0 E: 0 K: 1 S: 8	H: 0 LOB: 0 BB: 1 P: 16	R: 1 E: 0 K: 1 S: 7	H: 1 LOB: 0 BB: 0 P: 8	R: 3 E: 0 K: 0 S: 24	H: 2 LOB: 0 BB: 1 P: 36	1B: 7 2B: 3 3B: 0 HR: 3	SF: 0 SAC: 0 DP: 2 HBP: 0	WP: 0 PB: 0 SB: 0 CS: 0	PA: 40			
<b>PITCHER</b>	IP	WLS	BF	H	R	ER	SO	BB	IBB	HBP	BLK	WP	HR	S	P	ERA	WHIP								
<b>Jamie Moyer, L</b> ERA: 2.52 (1, 1)	6.0	W	27	9	3	3	3	1	0	0	0	0	1	61	108	4.50	1.667								
<b>Bobby Ayala, R</b> ERA: 6.0 (7, 1)	2.0		10	3	4	4	2	2	0	0	0	0	2	30	47	18.00	2.500								
<b>Norm Charlton, L</b> ERA: 5.23 (9, 1)	1.0	S	3	0	0	0	0	0	0	0	0	0	0	9	13	0.00	0.000								

Batter	1	2	3	4	5	6	7	8	9	AB	R	H	RBI	BB	SO	LOB	BOTTOM								
<b>Joey Cora, S</b> OBP: 0.397, SLG: 0.496 (1, 4)	P5		F9	2B		F9	BB			5	0	2	1	0	0	0	<b>Chicago White Sox @ Seattle Mariners</b> The Kingdome, Seattle, WA Wed May 14 1997, 10:05 PM EDT Att: 31,374 - Dome - 68 F								
<b>Alex Rodriguez, R</b> OBP: 0.376, SLG: 0.491 (1, 6)	S		BLK	SF9		G6-3	BB		IBB	3	1	2	1	1	0	0									
<b>Ken Griffey Jr., L</b> OBP: 0.415, SLG: 0.762 (1, 8)	G4-3		F8	1B	3H	HR			SF7	3	2	2	2	1	0	1									
<b>Edgar Martinez, R</b> OBP: 0.420, SLG: 0.500 (1, 10)	G4-3			BB	2H	BB			BB	3	0	2	2	2	0	1									
<b>Jay Buhner, R</b> OBP: 0.378, SLG: 0.354 (1, 9)	F9		K	P4		BB			F9	4	0	0	0	1	1	7									
<b>Paul Sorrento, L</b> OBP: 0.317, SLG: 0.408 (1, 3)			K	2B		F9			P4	5	1	1	0	0	2	2									
<b>Dan Wilson, R</b> OBP: 0.385, SLG: 0.512 (1, 2)	P3			HR		G3			F9	5	1	2	0	0	0	0									
<b>Brent Gates, S</b> OBP: 0.289, SLG: 0.400 (1, 5)				HR		G3			F9	5	2	3	3	0	0	1									
<b>Rob Ducey, L</b> OBP: 0.314, SLG: 0.452 (1, 7)	F7			1B		K2-3			2B	3	2	1	0	1	1	2									
<b>Inning Stats</b>	R: 1 E: 0 K: 0 S: 11	H: 1 LOB: 1 BB: 1 P: 21	R: 0 E: 0 K: 1 S: 13	H: 1 LOB: 0 BB: 0 P: 18	R: 0 E: 0 K: 1 S: 15	H: 1 LOB: 2 BB: 1 P: 28	R: 5 E: 0 K: 0 S: 22	H: 7 LOB: 1 BB: 0 P: 33	R: 0 E: 0 K: 2 S: 10	H: 1 LOB: 1 BB: 0 P: 14	R: 1 E: 0 K: 0 S: 7	H: 2 LOB: 2 BB: 1 P: 21	R: 2 E: 0 K: 0 S: 13	H: 2 LOB: 3 BB: 3 P: 29	R: 0 E: 0 K: 0 S: 9	H: 0 LOB: 0 BB: 0 P: 14		1B: 8 2B: 5 3B: 0 HR: 2	SF: 2 SAC: 0 DP: 0 HBP: 0	WP: 0 PB: 0 SB: 0 CS: 0	PA: 44				
<b>PITCHER</b>	IP	WLS	BF	H	R	ER	SO	BB	IBB	HBP	BLK	WP	HR	S	P	ERA	WHIP								
<b>Jaime Navarro, R</b> ERA: 4.37 (1, 1)	3.2	L	22	10	6	6	2	2	0	0	1	0	1	59	98	14.73	3.273								
<b>Carlos Castillo, R</b> ERA: 4.22 (4, 1)	2.2		16	5	3	3	2	2	1	0	0	0	1	27	57	10.12	2.625								
<b>Matt Karchner, R</b> ERA: (7, 1)	1.2		6	0	0	0	0	1	0	0	0	0	0	14	23	0.00	0.600								







Batter	1	2	3	4	5	6	7	8	9	AB	R	H	RBI	BB	SO	LOB	TOP										
<b>Brady Anderson, L</b> (1, 8) OBP: 0.475, SLG: 0.504										4	1	1	0	1	1	1	<b>Baltimore Orioles @ Seattle Mariners</b> The Kingdome, Seattle, WA Fri May 16 1997, 10:05 PM EDT Att: 39,455 - Dome - 68 F										
<b>Roberto Alomar, S</b> (1, 4) OBP: 0.323, SLG: 0.403										5	1	2	2	0	0	2											
<b>Eric Davis, R</b> (1, 10) OBP: 0.410, SLG: 0.644										4	0	0	0	0	1	3											
<b>Rafael Palmeiro, L</b> (1, 3) OBP: 0.328, SLG: 0.426										4	0	1	1	0	0	1											
<b>Cal Ripken Jr., R</b> (1, 5) OBP: 0.345, SLG: 0.516										3	0	1	1	1	0	0											
<b>B.J. Surhoff, L</b> (1, 7) OBP: 0.391, SLG: 0.564										4	0	0	0	0	0	4											
<b>Jeffrey Hammonds, R</b> (1, 9) OBP: 0.304, SLG: 0.360										4	1	1	0	0	2	0											
<b>Lenny Webster, R</b> (1, 2) OBP: 0.279, SLG: 0.324										4	2	3	1	0	0	0											
<b>Mike Bordick, R</b> (1, 6) OBP: 0.255, SLG: 0.256										3	1	2	1	0	0	0											
<b>Inning Stats</b>	R: 0 E: 0 K: 2 S: 9	H: 0 LOB: 0 BB: 0 P: 16	R: 0 E: 0 K: 0 S: 5	H: 0 LOB: 0 BB: 0 P: 8	R: 3 E: 0 K: 1 S: 16	H: 5 LOB: 3 BB: 1 P: 29	R: 1 E: 0 K: 0 S: 9	H: 2 LOB: 0 BB: 0 P: 14	R: 0 E: 0 K: 0 S: 4	H: 0 LOB: 0 BB: 0 P: 5	R: 0 E: 0 K: 0 S: 9	H: 0 LOB: 0 BB: 0 P: 17	R: 0 E: 0 K: 0 S: 5	H: 0 LOB: 0 BB: 0 P: 6	R: 1 E: 0 K: 0 S: 13	H: 2 LOB: 1 BB: 0 P: 22		R: 1 E: 0 K: 0 S: 11	H: 2 LOB: 1 BB: 1 P: 22	1B: 9 2B: 1 3B: 0 HR: 1	SF: 1 SAC: 0 DP: 1 HBP: 0	WP: 0 PB: 0 SB: 0 CS: 1	PA: 39				
<b>PITCHER</b>	IP	WLS	BF	H	R	ER	SO	BB	IBB	HBP	BLK	WP	HR	S	P	ERA	WHIP										
<b>Dennis Martinez, R</b> (1, 1) ERA: 6.65	7.1	L	30	8	5	5	4	1	0	0	0	0	0	63	104	6.14	1.227										
<b>Mark Holzemer, L</b> (8, 1) ERA: 4.5	0.2		3	1	0	0	0	0	0	0	0	0	0	7	13	0.00	1.500										
<b>Josias Manzanillo, R</b> (9, 1) ERA: 4.5	1.0		5	2	1	1	0	1	0	0	0	0	1	11	22	9.00	3.000										

Batter	1	2	3	4	5	6	7	8	9	AB	R	H	RBI	BB	SO	LOB	BOTTOM										
<b>Joey Cora, S</b> (1, 4) OBP: 0.396, SLG: 0.489										4	1	2	0	0	1	1	<b>Baltimore Orioles @ Seattle Mariners</b> The Kingdome, Seattle, WA Fri May 16 1997, 10:05 PM EDT Att: 39,455 - Dome - 68 F										
<b>Alex Rodriguez, R</b> (1, 6) OBP: 0.385, SLG: 0.480										4	1	1	1	0	0	2											
<b>Ken Griffey Jr., L</b> (1, 8) OBP: 0.402, SLG: 0.748										4	0	0	0	0	0	3											
<b>Edgar Martinez, R</b> (1, 10) OBP: 0.418, SLG: 0.497										4	0	1	0	0	1	2											
<b>Jay Buhner, R</b> (1, 9) OBP: 0.378, SLG: 0.358										4	0	1	2	0	1	1											
<b>Paul Sorrento, L</b> (1, 3) OBP: 0.301, SLG: 0.386										3	0	0	0	0	0	2											
<b>Rich Amaral, R</b> (9, FH) OBP: 0.442, SLG: 0.422										1	0	0	0	0	1	1											
<b>Dan Wilson, R</b> (1, 2) OBP: 0.373, SLG: 0.492										3	0	0	0	0	0	1											
<b>Russ Davis, R</b> (1, 5) OBP: 0.351, SLG: 0.504										3	0	1	0	0	1	0											
<b>Rob Ducey, L</b> (1, 7) OBP: 0.286, SLG: 0.395										3	1	0	0	0	0	1											
<b>Inning Stats</b>	R: 0 E: 0 K: 0 S: 7	H: 1 LOB: 0 BB: 0 P: 11	R: 0 E: 0 K: 0 S: 13	H: 1 LOB: 1 BB: 0 P: 20	R: 1 E: 0 K: 0 S: 12	H: 2 LOB: 1 BB: 0 P: 17	R: 0 E: 0 K: 2 S: 8	H: 0 LOB: 0 BB: 0 P: 13	R: 0 E: 0 K: 1 S: 5	H: 0 LOB: 0 BB: 0 P: 9	R: 0 E: 0 K: 1 S: 6	H: 0 LOB: 0 BB: 0 P: 7	R: 0 E: 0 K: 0 S: 5	H: 0 LOB: 0 BB: 0 P: 7	R: 0 E: 0 K: 0 S: 5	H: 0 LOB: 0 BB: 0 P: 9	R: 2 E: 1 K: 1 S: 17	H: 2 LOB: 1 BB: 0 P: 23	1B: 4 2B: 2 3B: 0 HR: 0	SF: 0 SAC: 0 DP: 2 HBP: 0	WP: 0 PB: 0 SB: 1 CS: 0	PA: 33					
<b>PITCHER</b>	IP	WLS	BF	H	R	ER	SO	BB	IBB	HBP	BLK	WP	HR	S	P	ERA	WHIP										
<b>Scott Erickson, R</b> (1, 1) ERA: 2.65	8.0	W	29	5	3	1	4	0	0	0	0	0	0	66	100	1.12	0.625										
<b>Randy Myers, L</b> (9, 1) ERA: 1.59	1.0		4	1	0	0	1	0	0	0	0	0	0	12	16	0.00	1.000										





Batter	1	2	3	4	5	6	7	8	9	AB	R	H	RBI	BB	SO	LOB	TOP					
<b>Brady Anderson, L</b> (1, 8) OBP: 0.478, SLG: 0.514	4-2 1B BB	3-3 K		1-0 1-H 2-H 3B		3-0 L3		4-0 BB		3	0	1	2	2	1	3						
<b>Roberto Alomar, S</b> (1, 4) OBP: 0.326, SLG: 0.398	1-0 1-2 1B	0-1 FC5-2		2-2 L4			4-0 BB BB	1-0 P6		4	1	1	0	1	0	5						
<b>Eric Davis, R</b> (1, 10) OBP: 0.393, SLG: 0.615	0-1 F8		1-3 K		2-3 K		0-2 F8	3-2 G5-3		5	0	0	0	0	2	5						
<b>Rafael Palmeiro, L</b> (1, 3) OBP: 0.324, SLG: 0.425	2-2 P5		0-3 K		0-1 2B		2-0 L6	0-0 G3-1		5	0	1	0	0	1	3						
<b>Cal Ripken Jr., R</b> (1, 5) OBP: 0.341, SLG: 0.503	2-1 G6-3		2-1 F9		0-1 G5-3		4-2 1B BB	2-0 G5-3		4	0	0	0	1	0	3						
<b>B.J. Surhoff, L</b> (1, 7) OBP: 0.406, SLG: 0.595		2-1 HR		0-1 1B 3B	4-0 IBB		0-1 1-3 2-H 1B	2-3 K		4	2	3	2	1	1	0						
<b>Chris Hoiles, R</b> (1, 2) OBP: 0.418, SLG: 0.495		4-2 SH3-4 FC5-2 BB		2-1 1-2 3B 1B	2-3 K		0-1 G5-3			3	1	1	0	1	1	4						
<b>Tony Tarasco, L</b> (1, 9) OBP: 0.269, SLG: 0.347		4-1 SH3-4 BB		0-2 F7		4-1 L3 BB		0-0 G4-3		2	0	0	0	2	0	2						
<b>Mike Bordick, R</b> (1, 6) OBP: 0.257, SLG: 0.258		0-1 SH3-4		2-2 F9		1-3 K		0-1 BB 1B		3	0	1	0	0	1	3						
<b>Inning Stats</b>	R: 0 E: 0 K: 0 S: 11	H: 1 LOB: 2 BB: 1 P: 20	R: 1 E: 0 K: 1 S: 15	H: 1 LOB: 2 BB: 2 P: 28	R: 0 E: 0 K: 2 S: 8	H: 0 LOB: 0 BB: 0 P: 11	R: 2 E: 0 K: 0 S: 14	H: 3 LOB: 1 BB: 0 P: 21	R: 0 E: 0 K: 1 S: 10	H: 1 LOB: 2 BB: 1 P: 18	R: 0 E: 0 K: 1 S: 5	H: 0 LOB: 0 BB: 1 P: 13	R: 1 E: 0 K: 0 S: 11	H: 1 LOB: 2 BB: 2 P: 21	R: 0 E: 0 K: 0 S: 7	H: 1 LOB: 2 BB: 1 P: 15	R: 0 E: 0 K: 1 S: 5	H: 0 LOB: 0 BB: 0 P: 9	1B: 5 2B: 2 3B: 1 HR: 1	SF: 0 SAC: 1 DP: 1 HBP: 0	WP: 0 PB: 0 SB: 0 CS: 0	PA: 42
<b>PITCHER</b>	IP	WLS	BF	H	R	ER	SO	BB	IBB	HBP	BLK	WP	HR	S	P	ERA	WHIP					
<b>Scott Sanders, R</b> (1, 1) ERA: 6.99	5.1	L	27	6	3	3	6	4	1	0	0	0	1	62	107	5.06	1.875					
<b>40 Greg McCarthy, L</b> (6, 1) ERA: 3.89	1.1		6	1	1	1	0	2	0	0	0	0	0	10	23	6.75	2.250					
<b>Bobby Ayala, R</b> (7, 1) ERA: 5.64	1.1		6	1	0	0	0	1	0	0	0	0	0	9	17	0.00	1.500					
<b>Mark Holzemer, L</b> (9, 1) ERA:	1.0		3	0	0	0	1	0	0	0	0	0	0	5	9	0.00	0.000					

**Baltimore Orioles @ Seattle Mariners**  
The Kingdome, Seattle, WA  
Sat May 17 1997, 10:05 PM EDT  
Att. 57,304 - Dome - 68 F

AB	33
R	4
H	8
RBI	4
BB	8
SO	7
LOB	28



Batter	1	2	3	4	5	6	7	8	9	AB	R	H	RBI	BB	SO	LOB	BOTTOM					
<b>Rich Amaral, R</b> (1, 7) OBP: 0.439, SLG: 0.420	3-2 S 1B 1B		1-1 S 1B		1-3 K		1-1 L7		2-1 F8	5	0	2	0	0	1	2						
<b>Alex Rodriguez, R</b> (1, 6) OBP: 0.386, SLG: 0.494	2-2 L9		0-3 K		3-2 HR		1-2 G1-3		1-1 1-3 2-H 1B	5	1	2	2	0	1	2						
<b>Ken Griffey Jr., L</b> (1, 8) OBP: 0.402, SLG: 0.738	0-2 S 1B		2-1 G3-1		2-2 G4-3			1-0 P5	1-2 1-2 3-H 1B	5	0	2	1	0	0	1						
<b>Edgar Martinez, R</b> (1, 10) OBP: 0.422, SLG: 0.493	4-1 G5-4-3 BB		3-1 BB 1B		0-0 F8			4-2 BB	1-2 F9	3	0	1	0	2	0	2						
<b>Jay Buhner, R</b> (1, 9) OBP: 0.375, SLG: 0.350	3-2 G5-4-3		4-1 BB		1-1 P4			0-3 K		3	0	0	0	1	1	4						
<b>Mike Blowers, R</b> (1, 3) OBP: 0.283, SLG: 0.343		2-3 K		2-2 F9		0-0 BB 1B		2-3 K		4	0	1	0	0	2	3						
<b>Dan Wilson, R</b> (1, 2) OBP: 0.370, SLG: 0.481		2-1 F9		2 SAFE 1-1 P3		4-1 BB		1-2 BB	1-2 E5 1B	3	1	0	0	1	0	2						
<b>Russ Davis, R</b> (1, 5) OBP: 0.341, SLG: 0.488		2-0 L7		2-0 F8		2-3 K		2-2 F9		4	0	0	0	0	1	5						
<b>Alvaro Espinoza, R</b> (1, 4) OBP: 0.240, SLG: 0.280			1-1 G1-4-3		0-0 F7			2-2 F8		2	0	0	0	0	0	0						
<b>Joey Cora, S</b> (7, PH) OBP: 0.397, SLG: 0.489									1-2 1B 1B	2	1	1	0	0	0	0						
<b>Inning Stats</b>	R: 0 E: 0 K: 0 S: 16	H: 2 LOB: 2 BB: 1 P: 28	R: 0 E: 0 K: 1 S: 6	H: 0 LOB: 0 BB: 0 P: 12	R: 0 E: 0 K: 1 S: 9	H: 1 LOB: 1 BB: 0 P: 13	R: 0 E: 0 K: 0 S: 9	H: 1 LOB: 2 BB: 1 P: 21	R: 1 E: 0 K: 1 S: 12	H: 1 LOB: 0 BB: 0 P: 18	R: 0 E: 0 K: 1 S: 8	H: 1 LOB: 2 BB: 1 P: 15	R: 0 E: 0 K: 2 S: 12	H: 0 LOB: 0 BB: 1 P: 19	R: 2 E: 1 K: 0 S: 19	H: 3 LOB: 2 BB: 0 P: 28	R: 0 E: 0 K: 1 S: 5	H: 0 LOB: 0 BB: 0 P: 9	1B: 8 2B: 0 3B: 0 HR: 1	SF: 0 SAC: 0 DP: 1 HBP: 0	WP: 0 PB: 0 SB: 3 CS: 0	PA: 40
<b>PITCHER</b>	IP	WLS	BF	H	R	ER	SO	BB	IBB	HBP	BLK	WP	HR	S	P	ERA	WHIP					
<b>Jimmy Key, L</b> (1, 1) ERA: 1.8	5.2	W	25	6	1	1	3	3	0	0	0	0	0	57	102	1.59	1.588					
<b>Terry Mathews, R</b> (6, 1) ERA: 2.33	2.1		8	0	0	0	3	1	0	0	0	0	0	23	36	0.00	0.429					
<b>Randy Myers, L</b> (9, 1) ERA: 1.53	0.2		6	3	2	0	0	0	0	0	0	0	0	18	25	0.00	4.500					
<b>Armando Benitez, R</b> (9, 1) ERA: 4.5	0.1	S	1	0	0	0	0	0	0	0	0	0	0	1	3	0.00	0.000					

**Baltimore Orioles @ Seattle Mariners**  
The Kingdome, Seattle, WA  
Sat May 17 1997, 10:05 PM EDT  
Att. 57,304 - Dome - 68 F

AB	36
R	3
H	9
RBI	3
BB	4
SO	6
LOB	21









Batter	1	2	3	4	5	6	7	8	9	AB	R	H	RBI	BB	SO	LOB	TOP								
<b>Rich Amaral, R</b> OBP: 0.388, SLG: 0.367 (1, 7)										6	0	1	1	0	1	3									
<b>Alex Rodriguez, R</b> OBP: 0.373, SLG: 0.519 (1, 6)										5	1	1	1	0	1	2									
<b>Ken Griffey Jr., L</b> OBP: 0.402, SLG: 0.740 (1, 8)										4	1	1	2	1	0	2									
<b>Edgar Martinez, R</b> OBP: 0.426, SLG: 0.491 (1, 10)										4	2	2	1	1	1	1									
<b>Mike Blowers, R</b> OBP: 0.238, SLG: 0.308 <b>Paul Sorrento, L</b> (7, PH) OBP: 0.319, SLG: 0.447 (7, 3)										3	0	0	0	0	0	1									
<b>Dan Wilson, R</b> OBP: 0.366, SLG: 0.468 (1, 2)										5	1	2	0	0	1	3									
<b>Jay Buhner, R</b> OBP: 0.373, SLG: 0.365 (1, 9)										4	2	2	2	1	0	3									
<b>Russ Davis, R</b> OBP: 0.343, SLG: 0.492 (1, 5)										5	2	2	1	0	0	1									
<b>Joey Cora, S</b> OBP: 0.416, SLG: 0.542 (1, 4)										4	3	4	3	1	0	0									
<b>Inning Stats</b>	R: 0 E: 0 K: 1 S: 8	H: 0 LOB: 0 BB: 0 P: 12	R: 3 E: 0 K: 0 S: 9	H: 3 LOB: 1 BB: 1 P: 16	R: 0 E: 0 K: 0 S: 3	H: 0 LOB: 0 BB: 0 P: 7	R: 0 E: 0 K: 0 S: 5	H: 0 LOB: 1 BB: 1 P: 11	R: 1 E: 0 K: 2 S: 13	H: 1 LOB: 2 BB: 1 P: 26	R: 3 E: 1 K: 0 S: 19	H: 3 LOB: 2 BB: 1 P: 28	R: 0 E: 0 K: 1 S: 9	H: 2 LOB: 1 BB: 0 P: 10	R: 6 E: 0 K: 0 S: 19	H: 7 LOB: 0 BB: 0 P: 27	R: 0 E: 0 K: 0 S: 8	H: 1 LOB: 0 BB: 0 P: 12	1B: 11 2B: 3 3B: 0 HR: 3	SF: 0 SAC: 0 DP: 3 HBP: 0	WP: 0 PB: 0 SB: 1 CS: 0	PA: 46			
<b>PITCHER</b>	IP	WLS	BF	H	R	ER	SO	BB	IBB	HBP	BLK	WP	HR	S	P	ERA	WHIP								
<b>Mark Langston, L</b> ERA: 5.01 <b>Pep Harris, R</b> ERA: 4.28 <b>Allen Watson, L</b> ERA: 7.04 <b>Shigetoshi Hasegawa, R</b> ERA: 6.03	(1, 1) (6, 1) (8, 1) (8, 1)	5.2 1.2 0.0 1.2	L 10 4 4	28 6 4 1	6 3 3 0	6 3 3 0	3 1 3 0	4 0 0 0	0 0 0 0	0 0 0 0	0 0 0 0	0 0 0 0	2 21 9 11	52 21 14 16	93 26 14 16	9.53 16.20 ∞ 0.00	1.765 3.600 ∞ 0.600								

Seattle Mariners @ Anaheim Angels  
Anaheim Stadium, Anaheim, CA  
Mon May 19 1997, 10:05 PM EDT  
Att: 17,279 - Unknown - 71 F

AB 42  
R 13  
H 17  
RBI 13  
BB 4  
SO 4  
LOB 16



Batter	1	2	3	4	5	6	7	8	9	AB	R	H	RBI	BB	SO	LOB	BOTTOM								
<b>Tony Phillips, S</b> OBP: 0.435, SLG: 0.385 (1, 10)										4	1	0	0	1	0	4									
<b>Darin Erstad, L</b> OBP: 0.336, SLG: 0.417 (1, 3)										3	1	0	0	1	0	0									
<b>Dave Hollins, S</b> OBP: 0.382, SLG: 0.397 (1, 5)										3	1	1	3	1	1	0									
<b>Tim Salmon, R</b> OBP: 0.341, SLG: 0.386 (1, 9)										4	0	0	0	0	2	1									
<b>Jim Edmonds, L</b> OBP: 0.374, SLG: 0.538 (1, 8)										4	1	1	0	0	0	1									
<b>Jim Leyritz, R</b> OBP: 0.386, SLG: 0.496 (1, 2)										4	0	2	0	0	1	1									
<b>16 Garret Anderson, L</b> OBP: 0.386, SLG: 0.417 (1, 7)										4	0	2	1	0	0	1									
<b>Craig Grebeck, R</b> OBP: 0.311, SLG: 0.243 (1, 4)										3	0	1	0	0	0	0									
<b>Gary Disarcina, R</b> OBP: 0.245, SLG: 0.331 (1, 6)										4	0	0	0	0	1	4									
<b>Inning Stats</b>	R: 3 E: 0 K: 0 S: 13	H: 2 LOB: 1 BB: 2 P: 29	R: 0 E: 0 K: 1 S: 5	H: 0 LOB: 0 BB: 0 P: 7	R: 0 E: 0 K: 0 S: 11	H: 0 LOB: 2 BB: 0 P: 19	R: 0 E: 0 K: 0 S: 10	H: 2 LOB: 2 BB: 0 P: 16	R: 0 E: 0 K: 1 S: 9	H: 0 LOB: 0 BB: 0 P: 13	R: 1 E: 0 K: 0 S: 13	H: 3 LOB: 2 BB: 0 P: 21	R: 0 E: 0 K: 2 S: 11	H: 0 LOB: 0 BB: 0 P: 15	R: 0 E: 0 K: 1 S: 13	H: 0 LOB: 0 BB: 0 P: 19	R: 0 E: 0 K: 0 S: 5	H: 0 LOB: 0 BB: 0 P: 8	1B: 5 2B: 1 3B: 0 HR: 1	SF: 0 SAC: 1 DP: 0 HBP: 0	WP: 1 PB: 0 SB: 0 CS: 0	PA: 37			
<b>PITCHER</b>	IP	WLS	BF	H	R	ER	SO	BB	IBB	HBP	BLK	WP	HR	S	P	ERA	WHIP								
<b>Jamie Moyer, L</b> ERA: 3.19 <b>40 Greg McCarthy, L</b> ERA: 3.45 <b>Bob Wells, R</b> ERA: 8.62	(1, 1) (7, 1) (8, 1)	6.0 1.0 2.0	W 3 6	28 0 0	2 0 0	4 0 0	2 2 1	0 0 0	0 0 0	0 0 0	0 0 0	0 0 0	1 11 18	61 15 27	105 15 27	6.00 0.00 0.00	1.667 0.000 0.000								

Seattle Mariners @ Anaheim Angels  
Anaheim Stadium, Anaheim, CA  
Mon May 19 1997, 10:05 PM EDT  
Att: 17,279 - Unknown - 71 F

AB 33  
R 4  
H 7  
RBI 4  
BB 3  
SO 5  
LOB 12





Batter	1	2	3	4	5	6	7	8	9	AB	R	H	RBI	BB	SO	LOB	TOP										
Joey Cora, S OBP: 0.416, SLG: 0.537 (1, 4)	L9		P4-3 1B		BB 1-2 2B 1B	K		K		5	1	2	0	0	2	2											
Alex Rodriguez, R OBP: 0.373, SLG: 0.513 (1, 6)	HR BB		P4-3 1-1f		BB 1-2 2-3 2B 1B		K		F9	4	2	1	0	1	1	1											
Ken Griffey Jr., L OBP: 0.407, SLG: 0.751 (1, 8)	1-H HR			E6 1B	BB 1-2 2-3 3-H 2B BB		G5-3		F8	4	2	2	3	1	0	0											
Edgar Martinez, R OBP: 0.426, SLG: 0.491 (1, 10)	G4-3			F7 1B	BB 1-2 2-3 3-H 2B BB		BB HR BB		F9	4	1	1	3	1	0	1											
Paul Sorrento, L OBP: 0.317, SLG: 0.437 (1, 3)	F8			F9 1B	BB 1-2 2-3 3-H 2B BB		BB HR BB		F9	3	1	0	0	1	1	2											
Jay Buhner, R OBP: 0.370, SLG: 0.382 (1, 9)		F9 1B		G6-3 1B			F9 1B		HR	4	1	1	3	0	0	1											
Dan Wilson, R OBP: 0.365, SLG: 0.462 (1, 2)	L7				G1-3 1B		G3 1B		G3	4	0	1	0	0	0	0											
Russ Davis, R OBP: 0.340, SLG: 0.485 (1, 5)	G4-3			L3 1B			G3 1B		F8	4	0	1	0	0	0	0											
Rob Ducey, L OBP: 0.283, SLG: 0.366 (1, 7)			G3		BB 1B BB		G3		G3-1	3	1	0	0	1	0	2											
<b>Inning Stats</b>	R: 2 E: 0 K: 0 S: 14	H: 1 LOB: 0 BB: 1 P: 23	R: 0 E: 0 K: 0 S: 5	H: 0 LOB: 0 BB: 0 P: 9	R: 0 E: 0 K: 0 S: 6	H: 1 LOB: 1 BB: 0 P: 13	R: 0 E: 1 K: 0 S: 11	H: 1 LOB: 1 BB: 0 P: 16	R: 4 E: 0 K: 1 S: 15	H: 3 LOB: 1 BB: 2 P: 27	R: 0 E: 0 K: 1 S: 12	H: 2 LOB: 2 BB: 0 P: 18	R: 3 E: 0 K: 1 S: 15	H: 1 LOB: 0 BB: 2 P: 27	R: 0 E: 0 K: 1 S: 7	H: 0 LOB: 0 BB: 0 P: 10	R: 0 E: 0 K: 0 S: 5	H: 0 LOB: 0 BB: 0 P: 7	1B: 6 2B: 2 3B: 0 HR: 2	SF: 0 SAC: 0 DP: 1 HBP: 0	WP: 0 PB: 0 SB: 0 CS: 0	PA: 40					
<b>PITCHER</b>	IP	WLS	BF	H	R	ER	SO	BB	IBB	HBP	BLK	WP	HR	S	P	ERA	WHIP										
Jason Dickson, R ERA: 3.72 (1, 1)	6.0		28	8	6	6	2	3	0	0	0	0	1	63	106	9.00	1.833										
Rich DeLuca, R ERA: 3.5 (7, 1)	2.0	W	9	1	3	3	2	2	0	0	0	0	1	22	37	13.50	1.500										
Troy Percival, R ERA: 10.8 (9, 1)	1.0	S	3	0	0	0	0	0	0	0	0	0	0	5	7	0.00	0.000										

Seattle Mariners @ Anaheim Angels  
Anaheim Stadium, Anaheim, CA  
Tue May 20 1997, 10:05 PM EDT  
Att: 17,492 - Unknown - 71 F

AB 35  
R 9  
H 9  
RBI 9  
BB 5  
SO 4  
LOB 9



Batter	1	2	3	4	5	6	7	8	9	AB	R	H	RBI	BB	SO	LOB	BOTTOM										
Tony Phillips, S OBP: 0.445, SLG: 0.387 (1, 4)	FC3-6 1B		FC1-6 BB	1B HR BB		BB		K		2	1	1	0	3	1	0											
Jim Edmonds, L OBP: 0.375, SLG: 0.531 (1, 8)	FC3-6 WP 1-2f		FC1-6 CS	HR 1B		F7		FC5 BB BB		4	2	1	2	1	0	5											
Dave Hollins, S OBP: 0.388, SLG: 0.420 (1, 5)	WP 1B		K	HR		K		FC5 BB		4	2	2	3	1	2	4											
Jim Leyritz, R OBP: 0.380, SLG: 0.480 (1, 3)	P6		K	K		16 1B BB		FC5 2B		4	1	0	0	1	2	4											
Darin Erstad, L OBP: 0.336, SLG: 0.417 (9, 3)				K				2B		0	1	0	0	0	0	0											
Tim Salmon, R OBP: 0.343, SLG: 0.411 (1, 9)	F9			HR		F9		1-H 2-H 3-H 2B		5	1	2	4	0	0	3											
16 Garrett Anderson, L OBP: 0.386, SLG: 0.417 (1, 7)		K		1B 1B		G3		P4		5	1	2	0	0	1	2											
Eddie Murray, S ERA: 4.15 (1, 10)		G4-3		WP 1B 1B		G6-3		P4		4	1	2	1	0	0	0											
Luis Alicaia, S OBP: 0.368, SLG: 0.417 (7, PR)				1B 1B		G6-3		P4		1	0	0	0	0	0	2											
Chad Kreuter, S OBP: 0.346, SLG: 0.386 (1, 2)		K		WP 1B 1B				K		4	1	2	1	0	2	2											
Gary Disarcina, R OBP: 0.247, SLG: 0.331 (1, 6)			FC1-6 BB	K		SH1-4 1B		F9		3	0	1	0	0	1	4											
<b>Inning Stats</b>	R: 0 E: 1 K: 0 S: 9	H: 2 LOB: 2 BB: 0 P: 13	R: 0 E: 0 K: 2 S: 9	H: 0 LOB: 0 BB: 0 P: 13	R: 0 E: 0 K: 1 S: 12	H: 1 LOB: 1 BB: 1 P: 18	R: 7 E: 0 K: 3 S: 28	H: 6 LOB: 0 BB: 1 P: 43	R: 0 E: 0 K: 0 S: 9	H: 0 LOB: 0 BB: 0 P: 13	R: 0 E: 0 K: 1 S: 8	H: 1 LOB: 2 BB: 1 P: 18	R: 1 E: 0 K: 1 S: 12	H: 2 LOB: 2 BB: 1 P: 21	R: 3 E: 0 K: 1 S: 15	H: 1 LOB: 2 BB: 2 P: 29	R: 0 E: 0 K: 0 S: 5	H: 0 LOB: 0 BB: 0 P: 7	1B: 10 2B: 1 3B: 0 HR: 2	SF: 0 SAC: 1 DP: 0 HBP: 0	WP: 2 PB: 0 SB: 0 CS: 1	PA: 43					
<b>PITCHER</b>	IP	WLS	BF	H	R	ER	SO	BB	IBB	HBP	BLK	WP	HR	S	P	ERA	WHIP										
Jeff Fassero, L ERA: 5.81 (4, 1)	2.2		11	1	1	1	2	2	0	0	0	0	0	25	45	3.38	1.125										
40 Greg McCarthy, L ERA: 3.75 (7, 1)	1.0		6	2	1	1	2	1	0	0	0	0	0	12	22	9.00	3.000										
Josias Manzanillo, R ERA: 5.56 (8, 1)	0.2	L	5	1	2	2	0	1	0	0	0	0	0	12	20	27.00	3.000										

Seattle Mariners @ Anaheim Angels  
Anaheim Stadium, Anaheim, CA  
Tue May 20 1997, 10:05 PM EDT  
Att: 17,492 - Unknown - 71 F

AB 36  
R 11  
H 13  
RBI 11  
BB 6  
SO 9  
LOB 26






Batter	1	2	3	4	5	6	7	8	9	AB	R	H	RBI	BB	SO	LOB	TOP											
<b>Rich Amaral, R</b> OBP: 0.361, SLG: 0.338 (1, 7)	G6-3	G5-3			F8		K		P4	5	0	0	0	0	1	4												
<b>Alex Rodriguez, R</b> OBP: 0.373, SLG: 0.510 <b>Alvaro Espinoza, R</b> OBP: 0.231, SLG: 0.269 (1, 6) (7, 6)	K		G4-6-3 1B		P3			F9		3	0	1	0	0	1	0												
<b>Ken Griffey Jr., L</b> OBP: 0.366, SLG: 0.743 <b>Rob Ducey, L</b> OBP: 0.277, SLG: 0.357 (1, 8) (6, 8) (7, 9)			G4-6-3 1-2		K			K		2	0	0	0	1	1													
<b>Edgar Martinez, R</b> OBP: 0.422, SLG: 0.485 (1, 3)	F8		K			G5-3			1B	4	0	1	0	0	1													
<b>Jay Buhner, R</b> OBP: 0.375, SLG: 0.406 <b>Brent Gates, S</b> OBP: 0.278, SLG: 0.388 (1, 9) (7, 7)		1B 1B		K		HR			F7	3	2	1	0	1	0													
<b>Mike Blowers, R</b> OBP: 0.281, SLG: 0.349 (1, 5)		1B 1B			K2-3				F7	4	1	2	0	0	1													
<b>Dan Wilson, R</b> OBP: 0.354, SLG: 0.453 <b>John Marzano, R</b> OBP: 0.350, SLG: 0.278 (1, 2) (6, 2)	F7			K		G4-3			1B 1B	3	0	0	0	0	1	3	AB 36 R 3 H 10 RBI 3 BB 1 SO 9 LOB 14											
<b>Russ Davis, R</b> OBP: 0.338, SLG: 0.478 (1, 10)		P3					F7		K	4	0	1	1	0	1	3												
<b>Joey Cora, S</b> OBP: 0.418, SLG: 0.536 (1, 4)		1-2 2-H 1B		L4			F8		1B	4	0	2	1	0	0	1												
<b>Inning Stats</b>	R: 0 E: 0 K: 1 S: 15	H: 0 LOB: 1 BB: 1 P: 26	R: 1 E: 0 K: 0 S: 10	H: 3 LOB: 2 BB: 0 P: 17	R: 0 E: 0 K: 1 S: 5	H: 1 LOB: 0 BB: 0 P: 9	R: 1 E: 0 K: 2 S: 13	H: 2 LOB: 1 BB: 0 P: 17	R: 0 E: 0 K: 1 S: 9	H: 0 LOB: 0 BB: 0 P: 14	R: 0 E: 0 K: 1 S: 7	H: 0 LOB: 0 BB: 0 P: 13	R: 0 E: 0 K: 1 S: 5	H: 1 LOB: 1 BB: 0 P: 8	R: 0 E: 0 K: 1 S: 7	H: 2 LOB: 2 BB: 0 P: 22	R: 0 E: 0 K: 1 S: 16	H: 2 LOB: 2 BB: 0 P: 22	1B: 8 2B: 1 3B: 0 HR: 1	SF: 0 SAC: 0 DP: 1 HBP: 0	WP: 0 PB: 0 SB: 0 CS: 0	PA: 37						
<b>PITCHER</b>	IP	WLS	BF	H	R	ER	SO	BB	IBB	HBP	BLK	WP	HR	S	P	ERA	WHIP											
<b>Chuck Finley, L</b> ERA: 4.87 <b>Shigetoshi Hasegawa, R</b> ERA: 5.7	(1, 1)	7.0	W	28	7	3	3	7	1	0	0	0	0	1	64	104	3.86	1.143										
(8, 1)	2.0		9	3	0	0	2	0	0	0	0	0	0	0	23	35	0.00	1.500										

Seattle Mariners @ Anaheim Angels  
Anaheim Stadium, Anaheim, CA  
Wed May 21 1997, 10:05 PM EDT  
Att: 20,295 - Unknown - 70 F


AB 36  
R 3  
H 10  
RBI 3  
BB 1  
SO 9  
LOB 14



Batter	1	2	3	4	5	6	7	8	9	AB	R	H	RBI	BB	SO	LOB	BOTTOM											
<b>Tony Phillips, S</b> OBP: 0.449, SLG: 0.386 (1, 9)	S 3B BB	SH1-3	E5 G1-3			E9 1B 1B	F9			3	2	1	0	2	0	1												
<b>Darin Erstad, L</b> OBP: 0.335, SLG: 0.414 (1, 3)	L4		G1-3	L6		2B 1B	F7			6	2	2	3	0	0	6												
<b>Dave Hollins, S</b> OBP: 0.394, SLG: 0.444 <b>Craig Grebeck, R</b> OBP: 0.326, SLG: 0.342 (1, 5) (6, PR) (7, 5)		SF7 1B			HR BB	16 1B 2B			HR	3	1	2	3	1	1	2												
<b>Jim Edmonds, L</b> OBP: 0.383, SLG: 0.561 <b>Otlando Palmeiro, L</b> OBP: 0.300, SLG: 0.231 (1, 8) (6, PH) (7, 8)	G1-3	1B 16 1B 1B		BB 2B 2B	HR	E6 16 1B 1B			BB	4	3	3	2	0	0	1												
<b>Jim Leyritz, R</b> OBP: 0.385, SLG: 0.477 (1, 2)	F9			BB 2B BB	G6-3	K			1B	5	1	2	0	1	1	3												
<b>16 Garret Anderson, L</b> OBP: 0.390, SLG: 0.420 (1, 7)				P5	G6-3	1B 1B	F8			6	1	3	1	0	0	4												
<b>Jack Howell, L</b> OBP: 0.395, SLG: 0.692 (1, 10)				P4		HR			G4-3	5	2	1	1	1	1	7	AB 45 R 18 H 21 RBI 17 BB 7 SO 4 LOB 28											
<b>Luis Alicea, S</b> OBP: 0.373, SLG: 0.417 (1, 4)		SH1-3 1B 1B	G1-3	2B BB	G6-3			K		5	1	2	2	1	1	0												
<b>Gary Disarcina, R</b> OBP: 0.263, SLG: 0.358 (1, 6)		SH1-3 1B 1B						G6-3		6	2	4	4	0	0	3												
<b>Inning Stats</b>	R: 1 E: 0 K: 0 S: 10	H: 1 LOB: 1 BB: 1 P: 19	R: 6 E: 0 K: 1 S: 24	H: 7 LOB: 2 BB: 1 P: 39	R: 0 E: 1 K: 1 S: 9	H: 1 LOB: 2 BB: 0 P: 14	R: 2 E: 0 K: 0 S: 17	H: 2 LOB: 3 BB: 3 P: 33	R: 3 E: 0 K: 1 S: 13	H: 2 LOB: 0 BB: 1 P: 22	R: 5 E: 2 K: 1 S: 24	H: 6 LOB: 3 BB: 0 P: 34	R: 1 E: 0 K: 0 S: 12	H: 2 LOB: 2 BB: 1 P: 22	R: 0 E: 0 K: 1 S: 10	H: 0 LOB: 0 BB: 0 P: 15	1B: 13 2B: 4 3B: 1 HR: 3	SF: 1 SAC: 1 DP: 0 HBP: 0	WP: 0 PB: 0 SB: 3 CS: 0	PA: 54								
<b>PITCHER</b>	IP	WLS	BF	H	R	ER	SO	BB	IBB	HBP	BLK	WP	HR	S	P	ERA	WHIP											
<b>Dennis Martinez, R</b> ERA: 7.71 <b>Mark Holtzner, L</b> ERA: 4.91 <b>Scott Sanders, R</b> ERA: 7.45 <b>Bob Wells, R</b> ERA: 9.72 <b>Josias Manzanillo, R</b> ERA: 5.94	(1, 1)	1.2	L	14	7	7	7	0	2	0	0	0	0	0	27	49	37.80	5.400										
(2, 1)	2.0		12	3	2	2	2	2	0	0	0	0	0	24	41	9.00	2.500											
(4, 1)	1.1		9	3	3	3	0	2	0	0	0	0	2	22	37	20.25	3.750											
(6, 1)	1.0		10	6	5	3	1	0	0	0	0	0	0	24	34	27.00	6.000											
(7, 1)	1.0		6	2	1	1	0	1	0	0	0	0	1	12	22	9.00	3.000											
<b>PITCHER</b>	IP	WLS	BF	H	R	ER	SO	BB	IBB	HBP	BLK	WP	HR	S	P	ERA	WHIP											
<b>Norm Charlton, L</b> ERA: 5.84	(8, 1)	1.0		3	0	0	0	0	0	0	0	0	0	10	15	0.00	0.000											

Seattle Mariners @ Anaheim Angels  
Anaheim Stadium, Anaheim, CA  
Wed May 21 1997, 10:05 PM EDT  
Att: 20,295 - Unknown - 70 F

AB 45  
R 18  
H 21  
RBI 17  
BB 7  
SO 4  
LOB 28





Batter	1	2	3	4	5	6	7	8	9	AB	R	H	RBI	BB	SO	LOB	TOP			
<b>Joey Cora, S</b> OBP: 0.417, SLG: 0.532 (1,4)	G1-3		1B			FC3-6			P5	5	1	2	0	0	0	2				
<b>Alex Rodriguez, R</b> OBP: 0.376, SLG: 0.513 (1,6)	G6-3		1B			P5			HR	5	2	3	0	0	0	2				
<b>Ken Griffey Jr., L</b> OBP: 0.401, SLG: 0.744 (1,8)	K		K			F9			HR	5	1	1	2	0	2	4				
<b>Edgar Martinez, R</b> OBP: 0.431, SLG: 0.488 (1,10)		G5-4-3 BB				G6-3			WP	3	2	2	1	1	0	0				
<b>Jay Buhner, R</b> OBP: 0.376, SLG: 0.421 (1,9)	G5-4-3					P5			BB	4	1	1	3	1	1	2				
<b>Paul Sorrento, L</b> OBP: 0.320, SLG: 0.457 (1,3)	1B					K			G5-3	5	1	2	2	0	1	2				
<b>Dan Wilson, R</b> OBP: 0.355, SLG: 0.447 (1,2)	F8					FC5-6 1B			G4-3	4	0	1	0	0	0	1				
<b>Mike Blowers, R</b> OBP: 0.260, SLG: 0.340 (1,5)			F9			FC3-6 FC5-6 1B			G6-3	4	0	1	0	0	0	0				
<b>Rob Ducey, L</b> OBP: 0.255, SLG: 0.326 (1,7)			G4-3			FC5-6 FC3-6			G6-3	4	0	0	0	0	0	2				
<b>Inning Stats</b>	R: 0 E: 0 K: 1 S: 10	H: 0 LOB: 0 BB: 0 P: 15	R: 0 E: 0 K: 0 S: 7	H: 1 LOB: 1 BB: 1 P: 13	R: 0 E: 0 K: 1 S: 10	H: 2 LOB: 2 BB: 0 P: 16	R: 2 E: 0 K: 1 S: 12	H: 1 LOB: 0 BB: 0 P: 22	R: 4 E: 0 K: 1 S: 23	H: 4 LOB: 0 BB: 0 P: 33	R: 0 E: 0 K: 0 S: 12	H: 0 LOB: 0 BB: 0 P: 15	R: 0 E: 0 K: 0 S: 5	H: 0 LOB: 0 BB: 0 P: 8	R: 2 E: 0 K: 0 S: 17	H: 3 LOB: 2 BB: 1 P: 27	1B: 10 2B: 0 3B: 0 HR: 3	SF: 0 SAC: 0 DP: 1 HBP: 1	WP: 1 PB: 0 SB: 0 CS: 0	PA: 42
<b>PITCHER</b>	IP	WLS	BF	H	R	ER	SO	BB	IBB	HBP	BLK	WP	HR	S	P	ERA	WHIP			
<b>Tim Belcher, R</b> ERA: 2.88 (1,1)	6.0	L	29	10	6	6	4	1	0	1	0	0	2	74	115	9.00	1.833			
<b>Jeff Montgomery, R</b> ERA: 8.56 (7,1)	2.0		6	0	0	0	0	0	0	0	0	0	0	14	23	0.00	0.000			
<b>Hipolito Pichardo, R</b> ERA: 1.51 (9,1)	0.2		6	3	2	2	0	1	0	0	0	1	1	15	25	27.00	6.000			
<b>Jamie Walker, L</b> ERA: 8.44 (9,1)	0.1		1	0	0	0	0	0	0	0	0	0	0	2	2	0.00	0.000			

Seattle Mariners @ Kansas City Royals  
Kauffman Stadium, Kansas City, MO  
Fri May 23 1997, 7:05 PM CDT  
Att: 21,042 - Unknown - 77 F

AB 39  
R 8  
H 13  
RBI 8  
BB 2  
SO 4  
LOB 15



Batter	1	2	3	4	5	6	7	8	9	AB	R	H	RBI	BB	SO	LOB	BOTTOM					
<b>Jose Offerman, S</b> OBP: 0.352, SLG: 0.415 (1,4)	2B	G6-3		L3		CS			K	4	1	1	0	1	2	2						
<b>Big Roberts, S</b> OBP: 0.377, SLG: 0.439 (1,7)	G1-3	K		L3					E4	5	0	2	1	0	1	2						
<b>Jay Bell, R</b> OBP: 0.382, SLG: 0.512 (1,6)	K		K						F8	5	0	1	0	0	3	3						
<b>Jeff King, R</b> OBP: 0.372, SLG: 0.372 (1,3)	G1-3		F8			P4			K	3	0	0	0	1	1	1						
<b>Chili Davis, S</b> OBP: 0.442, SLG: 0.448 (1,10)	G1-3		HR			1B			G3-1	4	1	2	0	0	0	2						
<b>Joe Vitiello, R</b> OBP: 0.407, SLG: 0.406 (1,9)	K					K			K	4	1	1	2	0	3	3						
<b>David Howard, S</b> OBP: 0.348, SLG: 0.426 (9,9)	K		HR			K			K	0	0	0	0	0	0	0						
<b>Mike Macfarlane, R</b> OBP: 0.193, SLG: 0.226 (1,2)		G5-3				CS			F8	3	0	2	0	0	0	0						
<b>Tom Goodwin, L</b> OBP: 0.299, SLG: 0.296 (6, PR) (7,8)						1B			F8	1	0	0	0	0	0	0						
<b>Craig Paquette, R</b> OBP: 0.248, SLG: 0.331 (1,5)		E				F7			E	3	1	1	0	1	1	2						
<b>Shane Halter, R</b> OBP: 0.421, SLG: 0.313 (1,8)		G6-3				K			F9	2	0	0	0	0	1	1						
<b>29 Mike Sweeney, R</b> OBP: 0.329, SLG: 0.448 (7,2)		HBP				K			F9	1	0	0	0	0	0	1						
<b>Inning Stats</b>	R: 1 E: 0 K: 2 S: 23	H: 2 LOB: 2 BB: 1 P: 35	R: 1 E: 0 K: 1 S: 10	H: 0 LOB: 1 BB: 1 P: 24	R: 2 E: 0 K: 2 S: 15	H: 3 LOB: 1 BB: 0 P: 22	R: 0 E: 0 K: 0 S: 4	H: 0 LOB: 0 BB: 1 P: 9	R: 0 E: 0 K: 2 S: 9	H: 1 LOB: 1 BB: 0 P: 15	R: 0 E: 0 K: 1 S: 8	H: 1 LOB: 1 BB: 0 P: 13	R: 0 E: 0 K: 2 S: 12	H: 1 LOB: 0 BB: 0 P: 19	R: 0 E: 0 K: 1 S: 8	H: 0 LOB: 0 BB: 0 P: 11	R: 0 E: 1 K: 1 S: 15	H: 2 LOB: 2 BB: 0 P: 22	1B: 7 2B: 3 3B: 0 HR: 1	SF: 0 SAC: 0 DP: 1 HBP: 1	WP: 0 PB: 0 SB: 0 CS: 1	PA: 40
<b>PITCHER</b>	IP	WLS	BF	H	R	ER	SO	BB	IBB	HBP	BLK	WP	HR	S	P	ERA	WHIP					
<b>Randy Johnson, L</b> ERA: 3.36 (1,1)	7.0	W	31	8	4	4	10	3	0	1	0	0	0	81	137	5.14	1.571					
<b>Bobby Ayala, R</b> ERA: 5.6 (8,1)	1.0		3	0	0	0	1	0	0	0	0	0	0	8	11	0.00	0.000					
<b>Norm Charlton, L</b> ERA: 5.61 (9,1)	1.0		5	2	0	0	1	0	0	0	0	0	0	15	22	0.00	2.000					

Seattle Mariners @ Kansas City Royals  
Kauffman Stadium, Kansas City, MO  
Fri May 23 1997, 7:05 PM CDT  
Att: 21,042 - Unknown - 77 F

AB 35  
R 4  
H 10  
RBI 3  
BB 3  
SO 12  
LOB 17





Batter	1	2	3	4	5	6	7	8	9	AB	R	H	RBI	BB	SO	LOB	TOP					
Joey Cora, S OBP: 0.428, SLG: 0.540 (1, 4)	G6-3		FC5-4 1B			1-0 1B		1-1 1B		5	0	4	0	0	0	0	Seattle Mariners @ Kansas City Royals Kauffman Stadium, Kansas City, MO Sat May 24 1997, 7:05 PM CDT Att: 28,016 - Unknown - 78 F					
Alex Rodriguez, R OBP: 0.369, SLG: 0.500 (1, 6)	G4-3		L8	G5-3		F7-3-5 1B		K		5	0	0	0	0	1	8						
Ken Griffey Jr., L OBP: 0.401, SLG: 0.735 (1, 8)	G5-3		L8					G3		5	0	2	1	0	0	2						
Edgar Martinez, R OBP: 0.431, SLG: 0.480 (1, 10)		G5-3 BB	FC5-4 1-2		F7			G3-1		3	0	0	0	1	0	5						
Jay Buhner, R OBP: 0.371, SLG: 0.411 (1, 9)	K			G5-3				P3		4	0	0	0	1	1	2						
Paul Sorrento, L OBP: 0.336, SLG: 0.479 (1, 3)		G5-3 BB		2B 1B	G4-6-3					2	2	1	1	3	0	2						
Dan Wilson, R OBP: 0.357, SLG: 0.452 (1, 2)	G5-3			1B SF7 2B		2B 1B		G3		5	2	2	0	0	0	4						
Mike Blowers, R OBP: 0.255, SLG: 0.327 (1, 5)	K			1B		L3		F8		5	0	1	1	0	1	3						
Rob Ducey, L OBP: 0.291, SLG: 0.375 (1, 7)				1B BB	SF7	1B F7-3-5 2B		1B 1B		2	1	2	2	1	0	0						
<b>Inning Stats</b>	R: 0 E: 0 K: 0 S: 5	H: 0 LOB: 0 BB: 0 P: 12	R: 0 E: 0 K: 2 S: 11	H: 0 LOB: 2 BB: 2 P: 24	R: 0 E: 0 K: 0 S: 11	H: 1 LOB: 2 BB: 1 P: 20	R: 2 E: 0 K: 0 S: 8	H: 3 LOB: 2 BB: 1 P: 19	R: 0 E: 0 K: 0 S: 5	H: 1 LOB: 1 BB: 1 P: 9	R: 1 E: 0 K: 0 S: 8	H: 3 LOB: 1 BB: 0 P: 13	R: 0 E: 0 K: 0 S: 5	H: 0 LOB: 2 BB: 1 P: 13	R: 1 E: 0 K: 0 S: 15	H: 3 LOB: 2 BB: 0 P: 24	R: 1 E: 0 K: 0 S: 7	H: 1 LOB: 0 BB: 0 P: 10	1B: 9 2B: 3 3B: 0 HR: 1	SF: 1 SAC: 0 DP: 2 HBP: 1	WP: 0 PB: 0 SB: 0 CS: 0	PA: 44
<b>PITCHER</b>	IP	WLS	BF	H	R	ER	SO	BB	IBB	HBP	BLK	WP	HR	S	P	ERA	WHIP					
Jim Pittsley, R ERA: 7.04 (1, 1)	5.1		27	7	3	3	2	5	0	0	0	0	0	46	94	5.06	2.250					
Randy Veres, R ERA: 3.91 (6, 1)	2.1	W	11	3	1	1	1	1	0	1	0	0	0	17	31	3.86	1.714					
Jamie Walker, L ERA: 8.44 (8, 1)	0.0		1	1	0	0	0	0	0	0	0	0	0	2	4	∞	∞					
Hipolito Pichardo, R ERA: 1.64 (8, 1)	1.1	S	5	1	1	1	0	0	0	0	0	0	1	10	15	6.75	0.750					

Batter	1	2	3	4	5	6	7	8	9	AB	R	H	RBI	BB	SO	LOB	BOTTOM				
Jose Offerman, S OBP: 0.370, SLG: 0.436 (1, 4)	FC1-6 1B		1B 2B			F8		1B 2B		4	2	3	0	1	0	0	Seattle Mariners @ Kansas City Royals Kauffman Stadium, Kansas City, MO Sat May 24 1997, 7:05 PM CDT Att: 28,016 - Unknown - 78 F				
Tom Goodwin, L OBP: 0.302, SLG: 0.299 (1, 8)	FC1-6 1-2		1B			K		F7		5	1	2	2	0	1	2					
Jay Bell, R OBP: 0.388, SLG: 0.520 (1, 6)	G6-3 1-2			G5-3		F8 HR		1B 2B		5	2	3	3	0	0	1					
Jeff King, R OBP: 0.378, SLG: 0.376 (1, 3)		K		1B		HR BB		1B		4	1	2	1	1	2	1					
Joe Vitiello, R OBP: 0.400, SLG: 0.389 (1, 10)		HBP		L6		F8		L1		3	0	0	0	0	0	4					
Scott Cooper, L OBP: 0.282, SLG: 0.321 (1, 5)				G5-3				G1-3		2	0	0	0	0	0	2					
Chili Davis, S OBP: 0.446, SLG: 0.448 (6, FH)		F7								0	0	0	0	1	0	0					
David Howard, S OBP: 0.343, SLG: 0.419 (6, FR)						HR BB				1	1	0	0	0	0	0					
Craig Paquette, R OBP: 0.255, SLG: 0.378 (1, 7)						HR		K		4	2	2	5	0	2	1					
Mike Macfarlane, R OBP: 0.197, SLG: 0.214 (1, 2)			L7		P3			1B BB		3	1	0	0	1	0	1					
Johnny Damon, L OBP: 0.358, SLG: 0.485 (7, 7)			G4-3		F8			1B		4	1	1	0	0	0	0					
<b>Inning Stats</b>	R: 0 E: 0 K: 0 S: 7	H: 1 LOB: 0 BB: 0 P: 12	R: 0 E: 0 K: 2 S: 10	H: 0 LOB: 1 BB: 0 P: 18	R: 0 E: 0 K: 0 S: 6	H: 2 LOB: 0 BB: 0 P: 10	R: 0 E: 0 K: 0 S: 10	H: 1 LOB: 1 BB: 0 P: 13	R: 1 E: 0 K: 0 S: 5	H: 1 LOB: 0 BB: 0 P: 9	R: 4 E: 0 K: 1 S: 12	H: 2 LOB: 1 BB: 2 P: 29	R: 2 E: 0 K: 0 S: 14	H: 3 LOB: 1 BB: 0 P: 22	R: 4 E: 0 K: 2 S: 20	H: 3 LOB: 1 BB: 2 P: 38	1B: 9 2B: 2 3B: 0 HR: 2	SF: 0 SAC: 0 DP: 1 HBP: 1	WP: 0 PB: 0 SB: 1 CS: 0	PA: 40	
<b>PITCHER</b>	IP	WLS	BF	H	R	ER	SO	BB	IBB	HBP	BLK	WP	HR	S	P	ERA	WHIP				
Jamie Moyer, L ERA: 3.85 (1, 1)	6.0	L	26	7	5	5	3	2	0	1	0	0	0	5	6	13.50	1.500				
40 Greg McCarthy, L ERA: 4.15 (7, 1)	0.2		3	1	1	1	0	0	0	0	0	0	0	5	6	18.00	3.000				
Mike Maddux, R ERA: 18.0 (7, 1)	1.0		6	2	2	2	1	1	0	0	0	0	0	19	33	∞	∞				
Mark Holzemer, L ERA: 12.27 (8, 1)	0.0		3	2	1	1	0	1	0	0	0	0	0	5	12	∞	∞				
Josias Manzanillo, R ERA: 5.68 (8, 1)	0.1		2	1	2	2	1	0	0	0	0	0	0	5	9	54.00	3.000				

AB	36
R	5
H	12
RBI	5
BB	6
SO	3
LOB	26





Batter	1	2	3	4	5	6	7	8	9	10	11	AB	R	H	RBI	BB	SO	LOB	TOP					
<b>Rich Amaral, R</b> OBP: 0.333, SLG: 0.310 (1, 8)	F7		F9		P4		FC4-6		F9		F9	6	0	0	0	0	0	4						
<b>Alex Rodriguez, R</b> OBP: 0.361, SLG: 0.488 (1, 6)	G5-3		G5-3		G5-3		K		G4-3			5	0	0	0	0	1	3						
<b>Ken Griffey Jr., L</b> OBP: 0.401, SLG: 0.741 (1, 10)	HR		BB		K				P5		L8	4	1	1	1	1	1	0						
<b>Edgar Martinez, R</b> OBP: 0.430, SLG: 0.483 (1, 3)	BB 1B		F9				G1-3		G1		2B	5	0	2	0	0	0	1						
<b>Jay Buhner, R</b> OBP: 0.377, SLG: 0.406 (1, 9)	BB				G3 1B BB		L9		K		G6-4-3 BB	2	1	0	0	3	1	0						
<b>Mike Blowers, R</b> OBP: 0.259, SLG: 0.327 <b>Brent Gates, S</b> OBP: 0.286, SLG: 0.451 (9, 5)	K		G3						HR		G6-4-3	3	0	1	0	0	1	3						
<b>Russ Davis, R</b> OBP: 0.331, SLG: 0.468 <b>Paul Sorrento, L</b> OBP: 0.333, SLG: 0.476 <b>Rob Ducey, L</b> OBP: 0.286, SLG: 0.367 (9, 8)	G5-3				F8		F9		K		F7	3	0	0	0	0	0	2	AB 39					
<b>John Marzano, R</b> OBP: 0.348, SLG: 0.250 <b>Dan Wilson, R</b> OBP: 0.358, SLG: 0.453 (9, 2)	L7				1B BB		K		F9 BB 1B		G5-3	2	0	0	0	1	1	0	R 3					
<b>Joey Cora, S</b> OBP: 0.438, SLG: 0.543 (1, 4)	G1-3				1B		FC4-6 BB		BB		1B	3	0	2	1	2	0	0	H 8					
<b>Inning Stats</b>	R: 1 E: 0 K: 1 S: 13	H: 2 LOB: 2 BB: 1 P: 23	R: 0 E: 0 K: 0 S: 6	H: 0 LOB: 0 BB: 0 P: 6	R: 0 E: 0 K: 0 S: 9	H: 0 LOB: 1 BB: 1 P: 18	R: 0 E: 0 K: 0 S: 8	H: 1 LOB: 2 BB: 0 P: 19	R: 0 E: 0 K: 1 S: 9	H: 0 LOB: 0 BB: 0 P: 14	R: 0 E: 0 K: 2 S: 8	H: 0 LOB: 1 BB: 1 P: 13	R: 0 E: 0 K: 1 S: 6	H: 0 LOB: 0 BB: 0 P: 9	R: 0 E: 0 K: 1 S: 10	H: 2 LOB: 2 BB: 1 P: 16	R: 0 E: 0 K: 0 S: 8	H: 1 LOB: 1 BB: 0 P: 15	R: 0 E: 0 K: 0 S: 7	H: 1 LOB: 1 BB: 0 P: 9	1B: 5 2B: 1 3B: 0 HR: 2	SF: 0 SAC: 1 DP: 1 HBP: 0	WP: 0 PB: 0 SB: 0 CS: 0	PA: 46
<b>PITCHER</b>	IP WLS BF H R ER SO BB IBB HBP BLK WP HR S P ERA WHIP																			ERA WHIP				
<b>Glendon Rusch, L</b> ERA: 5.11 (1, 1)	7.1	3	30	4	2	2	4	5	0	0	0	0	0	0	0	1	14	23	5.40	1.800				
<b>Jeff Montgomery, R</b> ERA: 5.22 (8, 1)	1.2	8	2	1	1	2	1	0	0	0	0	0	1	14	23	5.40	1.800							
<b>Hipolito Pichardo, R</b> ERA: 1.57 (10, 1)	1.0	4	1	0	0	0	0	0	0	0	0	0	0	8	15	0.00	2.000							
<b>Jamie Walker, L</b> ERA: 7.71 (11, 1)	1.0	W	4	1	0	0	0	0	0	0	0	0	0	7	9	0.00	1.000							

Seattle Mariners @ Kansas City Royals  
Kauffman Stadium, Kansas City, MO  
Sun May 25 1997, 3:33 AM CDT  
Alt. 22,733 - Overcast - 75 F

AB 39  
R 3  
H 8  
RBI 3  
BB 7  
SO 6  
LOB 15



Batter	1	2	3	4	5	6	7	8	9	10	11	AB	R	H	RBI	BB	SO	LOB	BOTTOM			
<b>Jose Offerman, S</b> OBP: 0.382, SLG: 0.447 (1, 4)	CS 1B		1B		FC6-4 1B		SH1-4			G6-3		4	0	3	1	0	0	0				
<b>Bip Roberts, S</b> OBP: 0.371, SLG: 0.434 (1, 7)	F9		L9		FC6-4		SF9			FC5-4 1B		4	0	1	1	0	0	5				
<b>Jay Bell, R</b> OBP: 0.383, SLG: 0.509 (1, 6)	F9				G5-3		P3			FC5-4		4	1	0	0	1	0	3				
<b>Jeff King, R</b> OBP: 0.384, SLG: 0.390 (1, 3)			P3		G5-4-3 1B		2B			K		5	0	3	0	0	1	1				
<b>Chili Davis, S</b> OBP: 0.438, SLG: 0.463 (1, 10)			G6-3		G5-4-3		G5-3		K		HR	5	1	1	1	0	1	4				
<b>Joe Vitello, R</b> OBP: 0.386, SLG: 0.373 <b>David Howard, S</b> OBP: 0.338, SLG: 0.413 (8, 9)			G2-3				G6-3		K			3	0	0	1	0	0	1				
<b>Craig Paquette, R</b> OBP: 0.285, SLG: 0.374 (1, 5)					P4		G5-3			F8		4	1	1	0	0	1		AB 38			
<b>29 Mike Sweeney, R</b> OBP: 0.329, SLG: 0.443 <b>Shane Halter, R</b> OBP: 0.421, SLG: 0.313 <b>Tim Spehr, R</b> OBP: 0.237, SLG: 0.257 <b>Mike Macfarlane, R</b> OBP: 0.194, SLG: 0.211 (10, 2)			K		1B 1B		K		SH1-4 1B		F9	3	0	1	0	0	2	1	R 4			
<b>Tom Goodwin, L</b> OBP: 0.312, SLG: 0.311 (1, 8)			1B		1B		SF9 SH1-4 1B		G4-3			0	1	0	0	0	0	0	H 13			
<b>Inning Stats</b>	R: 0 E: 0 K: 0 S: 7	H: 1 LOB: 0 BB: 0 P: 15	R: 0 E: 0 K: 0 S: 5	H: 0 LOB: 0 BB: 0 P: 6	R: 0 E: 0 K: 1 S: 13	H: 2 LOB: 2 BB: 0 P: 18	R: 0 E: 0 K: 0 S: 6	H: 1 LOB: 0 BB: 0 P: 8	R: 1 E: 0 K: 0 S: 8	H: 2 LOB: 2 BB: 0 P: 8	R: 0 E: 0 K: 2 S: 9	H: 0 LOB: 0 BB: 0 P: 14	R: 0 E: 0 K: 0 S: 7	H: 0 LOB: 0 BB: 0 P: 13	R: 0 E: 0 K: 1 S: 14	H: 1 LOB: 1 BB: 0 P: 21	R: 1 E: 0 K: 0 S: 2	H: 1 LOB: 0 BB: 0 P: 2	1B: 11 2B: 2 3B: 0 HR: 1	SF: 1 SAC: 1 DP: 2 HBP: 0	WP: 0 PB: 0 SB: 0 CS: 2	PA: 41
<b>PITCHER</b>	IP WLS BF H R ER SO BB IBB HBP BLK WP HR S P ERA WHIP																			ERA WHIP		
<b>Jeff Fassero, L</b> ERA: 4.04 (1, 1)	9.0	L	36	11	3	3	4	1	0	0	0	0	0	75	116	3.00	1.333					
<b>Bobby Ayala, R</b> ERA: 5.72 (10, 1)	1.0	L	5	2	1	1	1	0	0	0	0	0	1	16	23	9.00	2.000					

Seattle Mariners @ Kansas City Royals  
Kauffman Stadium, Kansas City, MO  
Sun May 25 1997, 3:33 AM CDT  
Alt. 22,733 - Overcast - 75 F

AB 38  
R 4  
H 13  
RBI 4  
BB 1  
SO 5  
LOB 16





Batter	1	2	3	4	5	6	7	8	9	AB	R	H	RBI	BB	SO	LOB	TOP											
Joey Cora, S OBP: 0.437, SLG: 0.554	0-2 HR	1-1 P5		2-1 G3		4-1 1B HR BB	0-3 K			4	2	1	2	1	1	0												
Dan Wilson, R OBP: 0.365, SLG: 0.454	4-0 HR BB	0-1 F8		2-0 E6		0-1 HR 1B		3-2 G6-4-3 1B		4	2	2	1	1	0	0												
Ken Griffey Jr., L OBP: 0.396, SLG: 0.725	4-0 HR BB		0-0 F8	1-0 G3		0-1 P6		1-2 K		4	1	0	0	1	1	4												
Edgar Martinez, R OBP: 0.434, SLG: 0.519	0-2 HR		1-0 FC1-6 1B		0-2 G3	0-1 HR		1-1 G6-4-3		5	2	3	6	0	0	1												
Alex Rodriguez, R OBP: 0.362, SLG: 0.486	3-1 G4-3 WP 1B		2-1 FC1-6		0-0 F7	2-2 1B			2-0 P5	5	0	2	0	0	0	1												
Jay Buhner, R OBP: 0.377, SLG: 0.441	1-2 G4-3		0-0 P4		1-0 HR	1-1 F8			2-2 HR	5	2	2	2	0	0	3												
Mike Blowers, R OBP: 0.286, SLG: 0.328	4-0 G5-4-3 IBB			3-1 2B G3 1B	4-2 BB	0-0 G5-3			0-0 F8	3	1	1	0	2	0	1												
Russ Davis, R OBP: 0.333, SLG: 0.493	1-1 G5-4-3		2-0 E 2B	1-3 K		2-0 G6-3			2-2 HR	5	2	2	1	0	1	3												
Rich Amaral, R OBP: 0.325, SLG: 0.303		0-1 L8		1-0 G5-3		2-1 BB 1B	1-2 F8		2-1 F9	5	1	1	0	0	0	2												
<b>Inning Stats</b>	R: 4 E: 0 K: 0 S: 13	H: 3 LOB: 1 BB: 3 P: 30	R: 0 E: 0 K: 0 S: 6	H: 0 LOB: 0 BB: 0 P: 7	R: 0 E: 0 K: 0 S: 5	H: 1 LOB: 1 BB: 0 P: 8	R: 2 E: 2 K: 0 S: 8	H: 2 LOB: 1 BB: 0 P: 19	R: 1 E: 0 K: 1 S: 10	H: 1 LOB: 1 BB: 1 P: 16	R: 4 E: 0 K: 0 S: 17	H: 4 LOB: 1 BB: 1 P: 26	R: 0 E: 0 K: 1 S: 7	H: 0 LOB: 0 BB: 0 P: 10	R: 0 E: 0 K: 1 S: 10	H: 1 LOB: 0 BB: 0 P: 15	R: 2 E: 0 K: 0 S: 11	H: 2 LOB: 0 BB: 0 P: 19	1B: 7 2B: 1 3B: 0 HR: 6	SF: 0 SAC: 0 DP: 2 HBP: 0	WP: 1 PB: 0 CS: 0	PA: 45						
<b>PITCHER</b>	IP	WLS	BF	H	R	ER	SO	BB	IBB	HBP	BLK	WP	HR	S	P	ERA	WHIP											
Scott Aldred, L ERA: 6.71	(1, 1)	0.1	L	7	3	4	4	0	2	1	0	0	1	2	11	27	108.00	15.000										
Frankie Rodriguez, R ERA: 6.17	(1, 1)	3.2		14	3	2	1	0	0	0	0	0	0	2	21	37	2.46	0.818										
Todd Ritchie, R ERA: 5.18	(5, 1)	1.1		11	5	5	5	1	2	0	0	0	0	2	24	38	33.75	5.250										
Greg Swindell, L ERA: 4.68	(6, 1)	2.2		8	1	0	0	2	0	0	0	0	0	0	20	29	0.00	0.375										
Mike Trombley, R ERA: 3.68	(9, 1)	1.0		5	2	2	2	0	0	0	0	0	0	2	11	19	18.00	2.000										

Seattle Mariners @ Minnesota Twins  
Hubert H. Humphrey Metrodome, Minneapolis, MN

AB 40  
R 13  
H 14  
RBI 12  
BB 5  
SO 3  
LOB 15



Mon May 26 1997, 4:33 AM EDT  
Att: 14,134 - Dome - 72 F

Batter	1	2	3	4	5	6	7	8	9	AB	R	H	RBI	BB	SO	LOB	BOTTOM											
Chuck Knoblauch, R OBP: 0.425, SLG: 0.397	1-2 G5-3	1-0 1B		4-2 S SF8 BB		1-3 K	2-2 G1-3			4	1	1	2	1	1	1												
Rich Becker, L OBP: 0.373, SLG: 0.337	4-2 1B BB	0-0 1B		4-2 HR BB		1-0 2B	2-2 CS 1B			3	2	3	1	2	0	0												
Paul Moltitor, R OBP: 0.357, SLG: 0.386	3-1 1B	2-2 F8		0-1 SF8		2-1 2B	1-2 CS	1-3 K		4	0	2	2	0	1	2												
Greg Myers, L OBP: 0.341, SLG: 0.432	1-3 K		2-2 P6	3-0 HR		4-0 BB		0-1 1B		4	1	2	2	1	1	2												
Ron Coomer, R OBP: 0.333, SLG: 0.451	1-1 F9		4-0 G5-3 BB	1-0 1B		2-2 L4		0-0 F7		3	0	1	0	1	0	4												
Denny Hocking, S OBP: 0.312, SLG: 0.356										1	0	0	0	0	0	1												
Greg Colbrunn, R OBP: 0.297, SLG: 0.413		3-2 G4-3 2B	2-2 G5-3	1-1 L7		2-2 K		1-3 K		4	1	2	0	0	1	3												
Scott Stahoviak, L OBP: 0.346, SLG: 0.545			1-2 1B							1	0	0	0	0	1	1												
Matt Lawton, L OBP: 0.381, SLG: 0.428		1-0 G4-3	1-1 G5-3		4-1 G5-4-3 BB		4-2 1B G1-3 BB		1-2 G6-3	2	1	0	0	2	0	3												
Roberto Kelly, R OBP: 0.328, SLG: 0.404			2-3 1B							1	0	0	0	0	0	0												
Darrin Jackson, R OBP: 0.265, SLG: 0.469		1-3 K	0-1 G5-3		2-1 G5-4-3		1-2 F9		3-2 P4	5	0	0	0	0	1	5												
Pat Meares, R OBP: 0.335, SLG: 0.497		2-2 WP 1B 2B		1-0 F8		0-3 K	1-0 G1-3 1B		3-1 F8	5	2	2	1	0	1	0												
<b>Inning Stats</b>	R: 0 E: 0 K: 1 S: 13	H: 1 LOB: 2 BB: 1 P: 23	R: 2 E: 0 K: 1 S: 16	H: 4 LOB: 0 BB: 0 P: 26	R: 0 E: 0 K: 0 S: 11	H: 1 LOB: 2 BB: 1 P: 20	R: 3 E: 0 K: 0 S: 16	H: 2 LOB: 1 BB: 2 P: 30	R: 0 E: 0 K: 1 S: 6	H: 0 LOB: 0 BB: 1 P: 12	R: 1 E: 0 K: 2 S: 13	H: 2 LOB: 2 BB: 1 P: 25	R: 2 E: 0 K: 0 S: 14	H: 2 LOB: 0 BB: 1 P: 25	R: 0 E: 0 K: 2 S: 11	H: 1 LOB: 1 BB: 0 P: 13	R: 0 E: 0 K: 0 S: 9	H: 0 LOB: 0 BB: 0 P: 16	1B: 8 2B: 4 3B: 0 HR: 1	SF: 1 SAC: 0 DP: 1 HBP: 0	WP: 1 PB: 0 CS: 1	PA: 46						
<b>PITCHER</b>	IP	WLS	BF	H	R	ER	SO	BB	IBB	HBP	BLK	WP	HR	S	P	ERA	WHIP											
Scott Sanders, R ERA: 7.57	(1, 1)	5.1	W	28	8	5	5	4	5	0	0	0	1	1	66	116	8.44	2.438										
40 Greg McCarthy, L ERA: 4.67	(6, 1)	0.0		3	2	1	1	0	1	0	0	0	0	0	3	10	∞	∞										
Bob Wells, R ERA: 9.64	(6, 1)	2.0		9	3	2	2	2	1	0	0	0	0	0	25	41	9.00	2.000										
Bobby Ayala, R ERA: 5.59	(8, 1)	0.2		2	0	0	0	1	0	0	0	0	0	0	6	7	0.00	0.000										
Norm Charlton, L ERA: 5.4	(9, 1)	1.0		3	0	0	0	0	0	0	0	0	0	0	9	16	0.00	0.000										


Seattle Mariners @ Minnesota Twins  
Hubert H. Humphrey Metrodome, Minneapolis, MN


AB 37  
R 8  
H 13  
RBI 8  
BB 7  
SO 7  
LOB 22



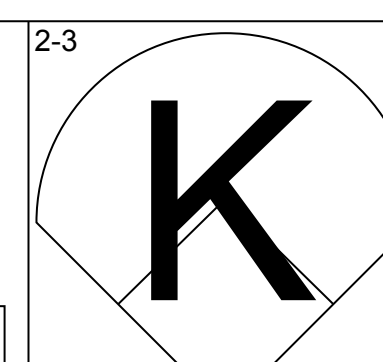
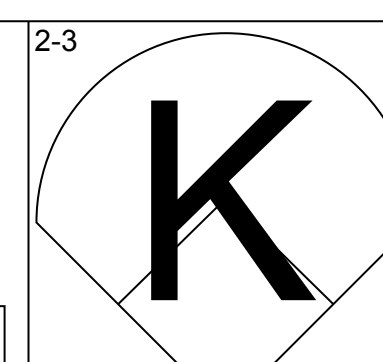
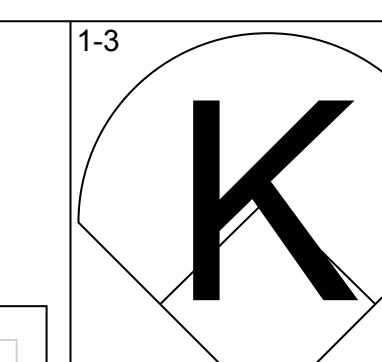
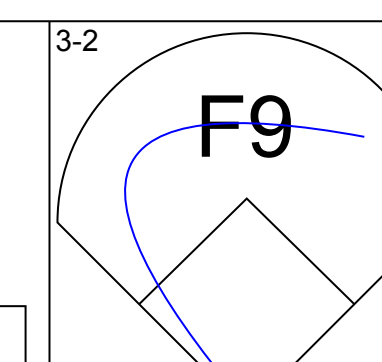
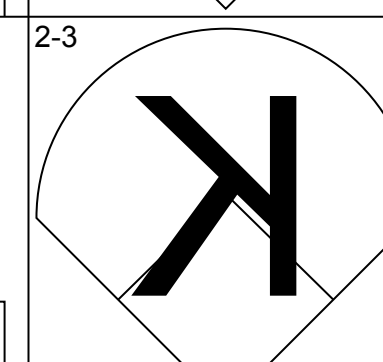
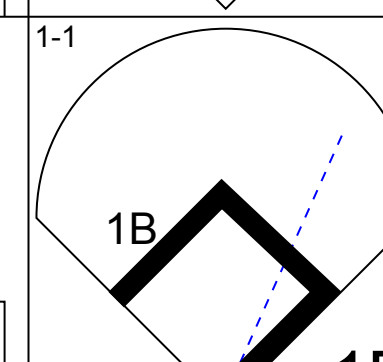
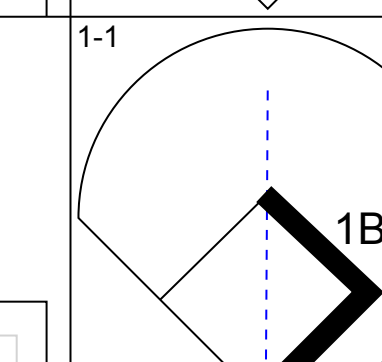
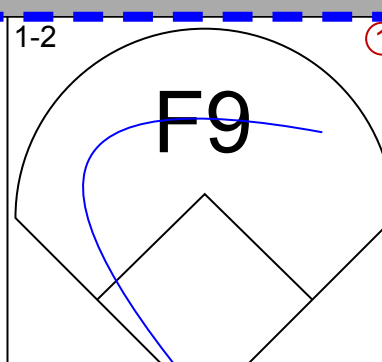
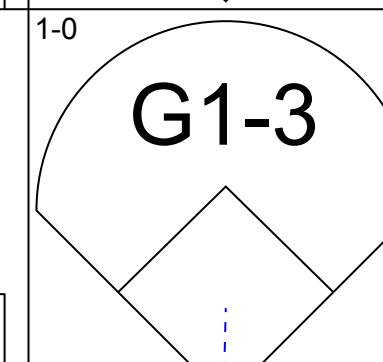
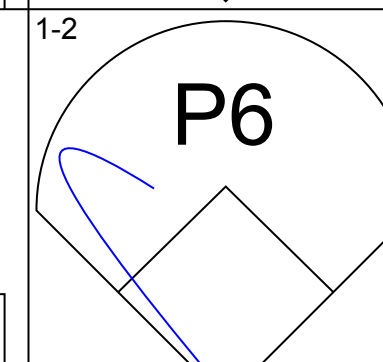
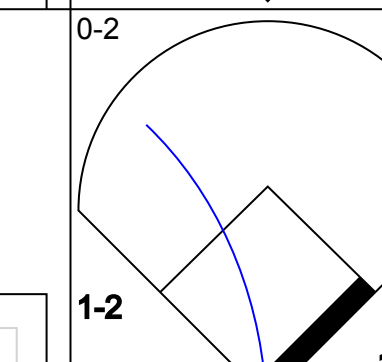
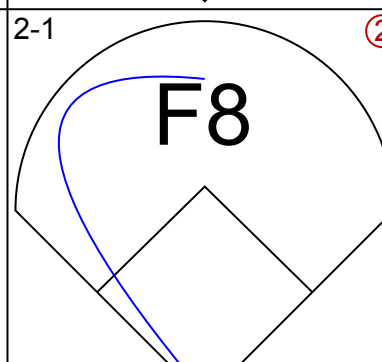
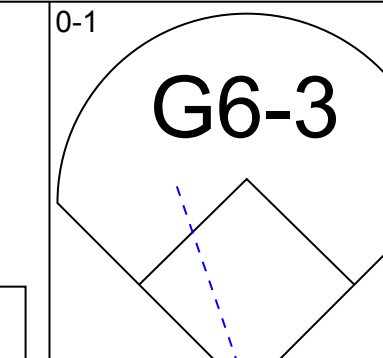
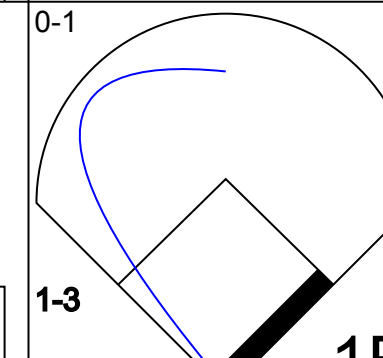
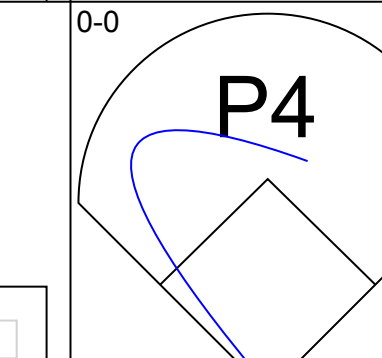
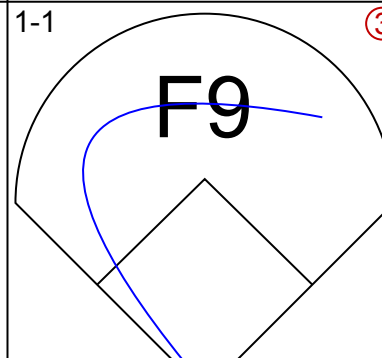

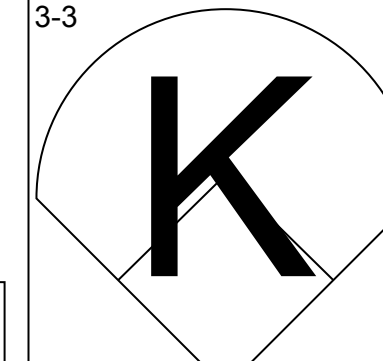
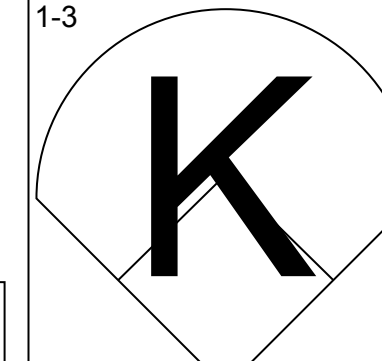

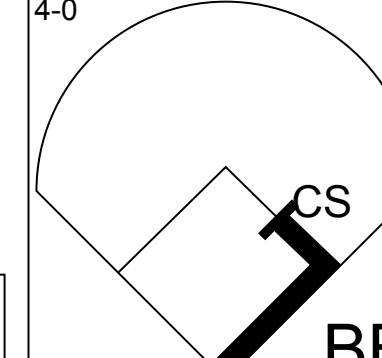
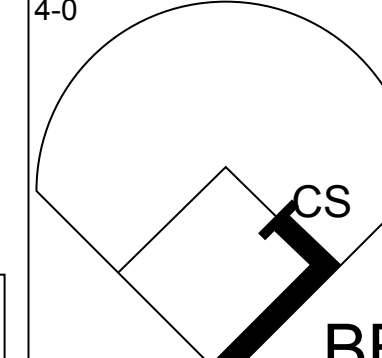
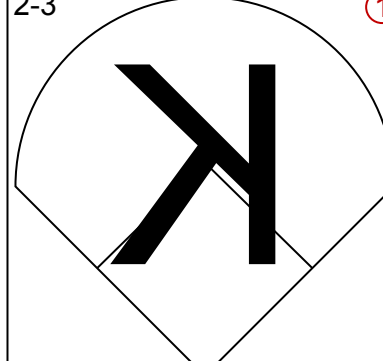
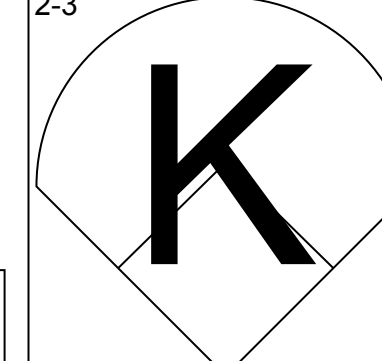
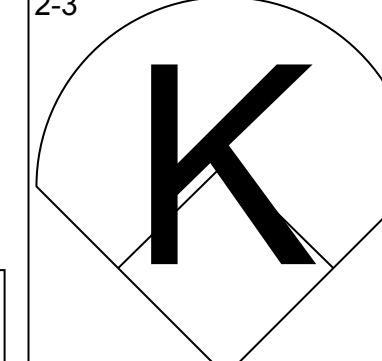
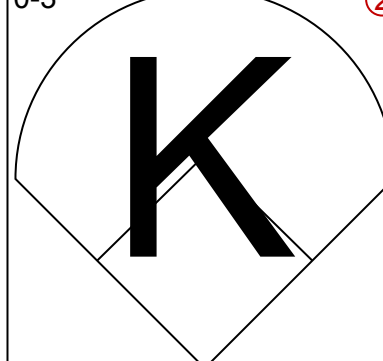
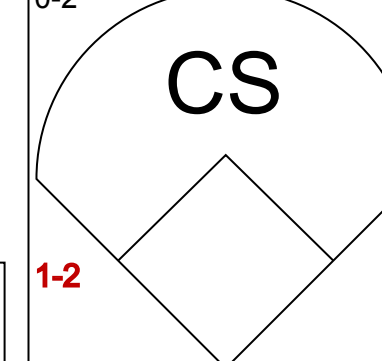
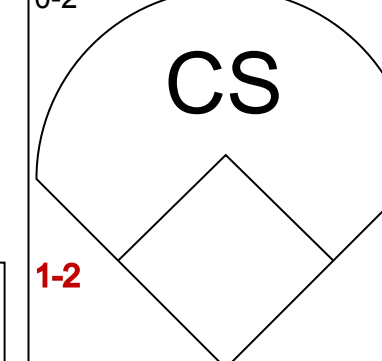
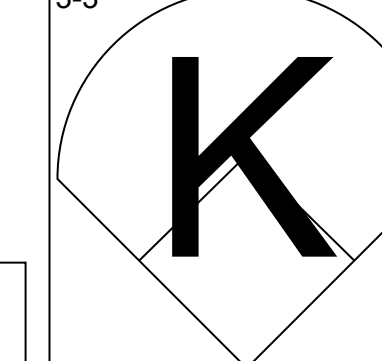
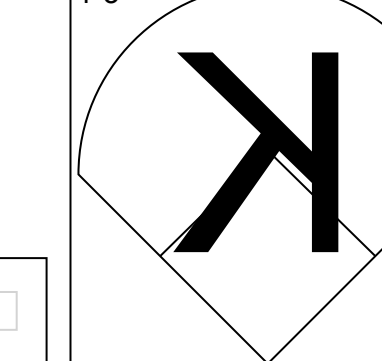
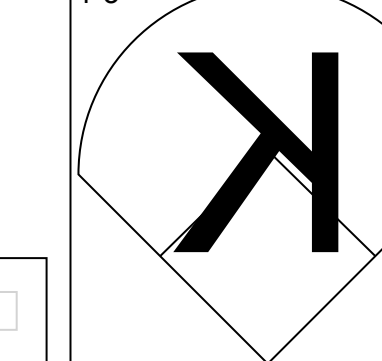
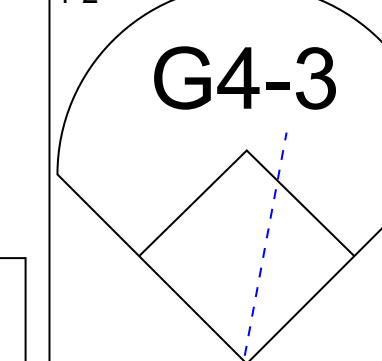
Mon May 26 1997, 4:33 AM EDT  
Att: 14,134 - Dome - 72 F



Batter	1	2	3	4	5	6	7	8	9	AB	R	H	RBI	BB	SO	LOB	TOP					
Joey Cora, S OBP: 0.444, SLG: 0.569 (1,4)	2-1 BB WP 1B	0-2 F7		1-1 1B 2B		1 SAFE 2-2 G5-3 1-2	1-1 2B		2-2 1B	6	2	4	1	0	0	1	 <b>Seattle Mariners @ Minnesota Twins</b> Hubert H. Humphrey Metrodome, Minneapolis, MN Tue May 27 1997, 8:05 PM EDT Att: 14,629 - Dome - 70 F					
Dan Wilson, R OBP: 0.370, SLG: 0.455 (1,2)	4-2 WP BB 1-2 BB		4-0 HR BB	0-2 F8		0-0 2B	1-0 G4-3		3-3 K	4	1	1	1	2	1	3						
Ken Griffey Jr., L OBP: 0.392, SLG: 0.727 (1,8)	0-1 P4		1-0 1-H HR	0-0 F9		1-1 F7		1-3 K		5	1	1	2	0	1	4						
Edgar Martinez, R OBP: 0.442, SLG: 0.521 (1,10)	4-1 WP 1-2 BB		3-1 1B HR 1B	1-2 2-H 1B		4-0 FC4 1BB		3-1 F7		3	1	2	1	2	0	0						
Alex Rodriguez, R OBP: 0.363, SLG: 0.482 (1,6)	0-3 K		0-2 HR 1B	2-1 P4		1-2 1-2 FC4		4-2 BB BB		4	1	1	0	1	1	6						
Jay Buhner, R OBP: 0.387, SLG: 0.459 (1,9)	4-2 1-2 BB 2-3 3-H		3-2 1-H 2-H HR		1-1 F7		4-0 G3 2B BB	4-0 1-2 BB		2	2	1	3	3	0	0						
Paul Sorrento, L OBP: 0.323, SLG: 0.459 (1,3)	1-2 F8		0-0 F9		1-0 F8		0-0 G3	2-1 P4		5	0	0	0	0	0	6						
Brent Gates, S OBP: 0.279, SLG: 0.429 (1,5)		1-1 F8	1-1 G4-6-3 1B		1-3 K		0-0 G6-3		1-2 G4-3	5	0	1	0	0	1	1						
Rich Amaral, R OBP: 0.330, SLG: 0.313 (1,7)		0-2 G3	2-1 G4-6-3 1-2		1-1 G5-3 2B HBP		0-1 2B		1-3 K	4	2	1	1	0	1	1						
<b>Inning Stats</b>	R: 1 E: 0 K: 1 S: 17	H: 1 LOB: 3 BB: 3 P: 32	R: 0 E: 0 K: 0 S: 9	H: 0 LOB: 0 BB: 0 P: 10	R: 5 E: 0 K: 0 S: 15	H: 5 LOB: 1 BB: 1 P: 29	R: 1 E: 0 K: 0 S: 12	H: 2 LOB: 1 BB: 0 P: 16	R: 0 E: 0 K: 1 S: 6	H: 0 LOB: 0 BB: 0 P: 9	R: 1 E: 0 K: 0 S: 11	H: 1 LOB: 2 BB: 1 P: 20	R: 2 E: 0 K: 0 S: 7	H: 2 LOB: 1 BB: 1 P: 13	R: 0 E: 0 K: 1 S: 10	H: 0 LOB: 2 BB: 2 P: 24	R: 0 E: 0 K: 2 S: 13	H: 1 LOB: 1 BB: 0 P: 20	1B: 6 2B: 4 3B: 0 HR: 2	SF: 0 SAC: 0 DP: 1 HBP: 1	WP: 1 PB: 0 SB: 1 CS: 0	PA: 47
<b>PITCHER</b>	IP WLS BF H R ER SO BB IBB HBP BLK WP HR S P ERA WHIP																					
Kevin Jarvis, R (1,1)	2.1 17 6 6 6 1 4 0 0 0 0 0 2 39 67 23.14 4.286																					
Scott Aldred, L (3,1)	3.0 12 3 2 2 1 0 0 1 0 0 0 0 26 38 6.00 1.000																					
Greg Swindell, L (6,1)	1.2 9 2 2 2 0 1 1 0 0 0 0 0 12 24 10.80 1.800																					
Eddie Guardado, L (8,1)	1.0 5 0 0 0 1 2 0 0 0 0 0 0 10 24 0.00 2.000																					
Rick Aguilera, R (9,1)	1.0 W 4 1 0 0 2 0 0 0 0 0 0 0 13 20 0.00 1.000																					

Batter	1	2	3	4	5	6	7	8	9	AB	R	H	RBI	BB	SO	LOB	BOTTOM					
Chuck Knoblauch, R OBP: 0.423, SLG: 0.391 (1,4)	1-2 G6-3		1-3 K		2-2 K 1-2		1-1 L9			5	1	1	1	1	2	1	 <b>Seattle Mariners @ Minnesota Twins</b> Hubert H. Humphrey Metrodome, Minneapolis, MN Tue May 27 1997, 8:05 PM EDT Att: 14,629 - Dome - 70 F					
Rich Becker, L (1,8)	0-0 G3		2-1 1B 2B 1B		3-2 2-H HR		4-2 FC3-6 BB		3-2 WP 1-H SF9 2B	4	3	3	3	1	0	0						
Paul Moltitor, R (1,10)	4-2 FC6-4 BB		2-2 2B 1B		2-2 G5-4-3 1B		0-0 FC3-6 1-2		2-1 SF9 2-H	3	1	2	1	1	0	1						
Terry Steinbach, R (1,2)	1-0 FC6-4 1-2		1-2 1-H 3-H 2B		2-1 G5-4-3 1-2		1-0 G6-3		0-1 HR 2B	5	1	2	2	0	0	3						
Matt Lawton, L (1,9)		3-2 1B	2-1 G4-3			4-2 FC6-4 BB		2-3 K	4-0 HR BB	3	0	1	0	1	1	1						
Roberto Kelly, R (9,PH)										0	1	0	0	1	0	0						
Marty Cordova, R (1,7)		1-3 K		2-3 K		0-0 FC6-4 1B 1-2		0-1 HR	2-2 1-H 2-H HR	5	2	2	4	0	2	2						
Scott Stahowiak, L (1,3)		1-3 K		0-3 K		0-1 1B		2-3 K	4-2 BB 1B BB	2	0	0	0	0	2	1						
Greg Colbrunn, R (6,PH)						1-3 1B				2	0	1	0	1	1	0						
Denny Hocking, S (9,PR)										0	1	0	0	0	0	0						
Ron Coomer, R (1,5)		0-2 G4-3		1-2 G5-3		2-1 P4		1-0 1B	0-0 BB BB 1B	5	0	2	0	0	0	3						
Pat Meares, R (1,6)			0-1 G6-3		4-2 WP HR BB	1 SAFE 0-1 F8		0-0 P3	4-2 1-2 2-3 BB BB	3	1	0	0	2	0	3						
<b>Inning Stats</b>	R: 0 E: 0 K: 0 S: 9	H: 0 LOB: 1 BB: 1 P: 15	R: 0 E: 0 K: 2 S: 14	H: 1 LOB: 0 BB: 0 P: 19	R: 2 E: 0 K: 1 S: 17	H: 3 LOB: 1 BB: 0 P: 25	R: 0 E: 0 K: 2 S: 9	H: 0 LOB: 0 BB: 0 P: 12	R: 2 E: 0 K: 1 S: 14	H: 2 LOB: 2 BB: 1 P: 27	R: 0 E: 0 K: 0 S: 11	H: 1 LOB: 1 BB: 1 P: 17	R: 0 E: 1 K: 0 S: 7	H: 0 LOB: 1 BB: 1 P: 13	R: 1 E: 0 K: 2 S: 11	H: 2 LOB: 1 BB: 0 P: 16	R: 6 E: 0 K: 0 S: 24	H: 5 LOB: 3 BB: 4 P: 48	1B: 8 2B: 3 3B: 0 HR: 3	SF: 1 SAC: 0 DP: 1 HBP: 0	WP: 2 PB: 0 SB: 0 CS: 0	PA: 46
<b>PITCHER</b>	IP WLS BF H R ER SO BB IBB HBP BLK WP HR S P ERA WHIP																					
Derek Lowe, R (1,1)	5.0 22 6 4 0 0 1 0 0 0 0 0 0 5 9 0.00 3.000																					
Mark Holzemer, L (6,1)	0.1 2 0 0 0 0 0 0 0 0 0 0 0 5 9 0.00 3.000																					
Mike Maddux, R (6,1)	2.2 14 5 3 3 2 1 0 0 0 0 0 1 29 46 10.12 2.250																					
Bobby Ayala, R (9,1)	0.1 2 1 0 0 0 0 0 0 0 0 0 0 4 6 0.00 3.000																					
Norm Charlton, L (9,1)	0.0 L 6 2 4 4 0 4 0 0 0 0 0 1 15 33 ∞ ∞																					

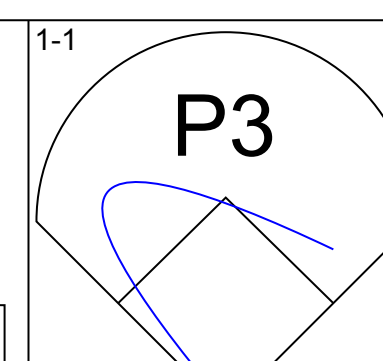
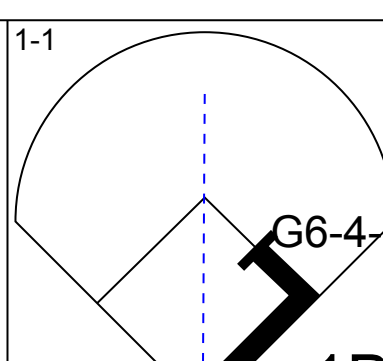
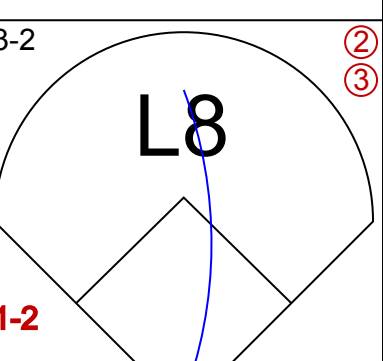
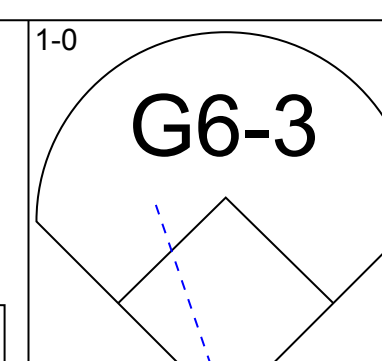
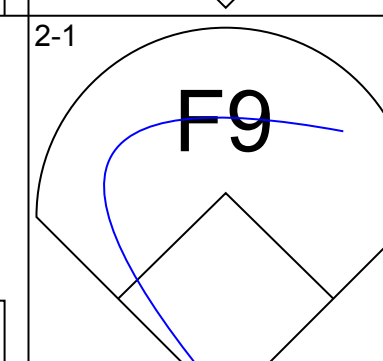
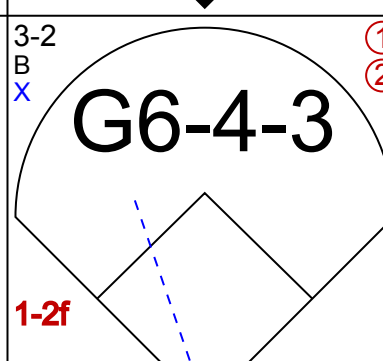
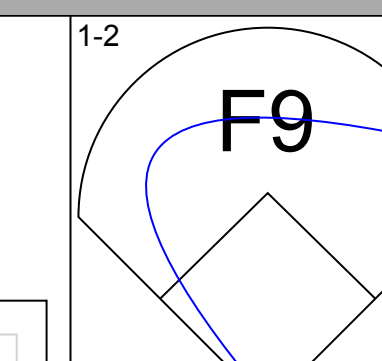
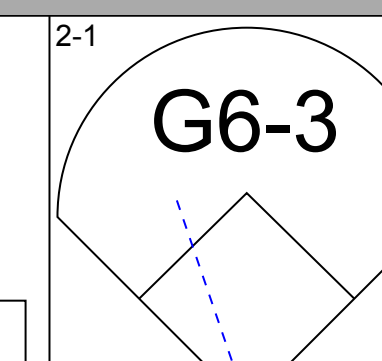
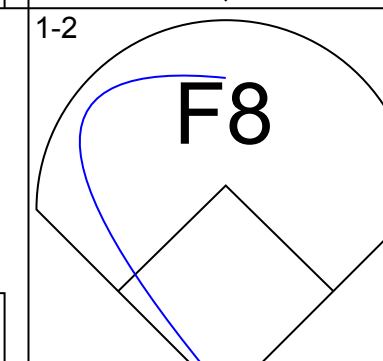
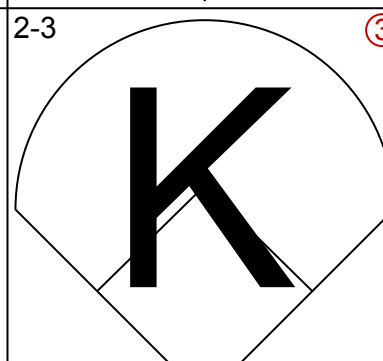
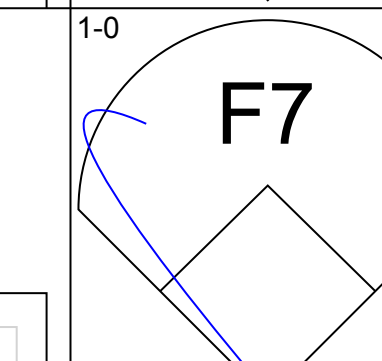
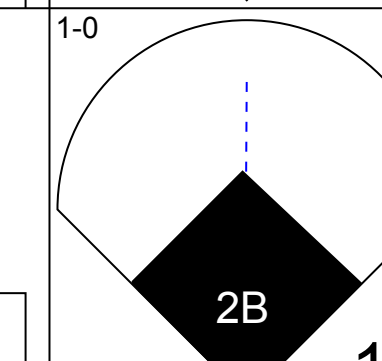

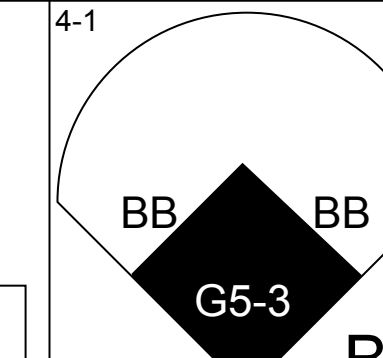
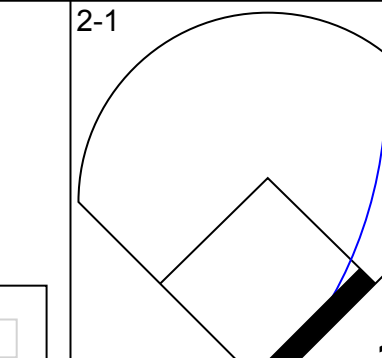
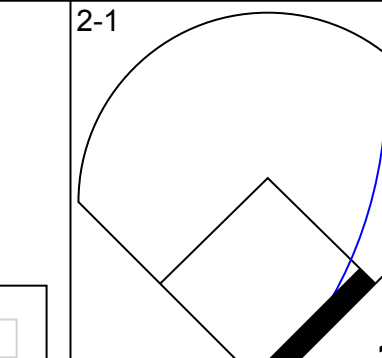
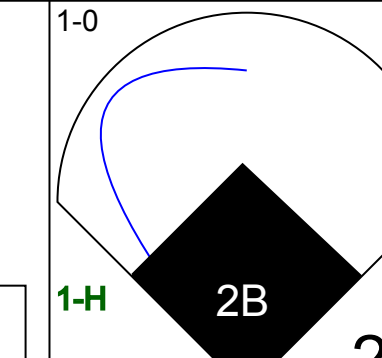

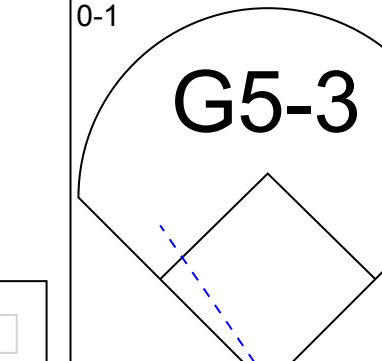
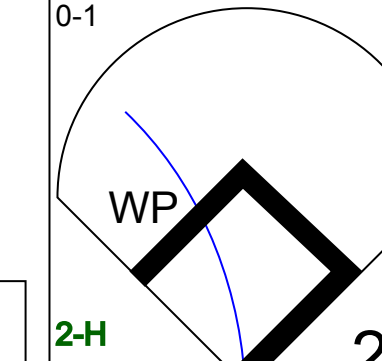
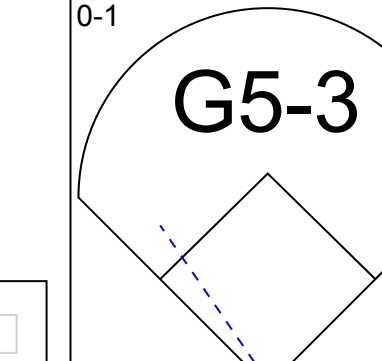
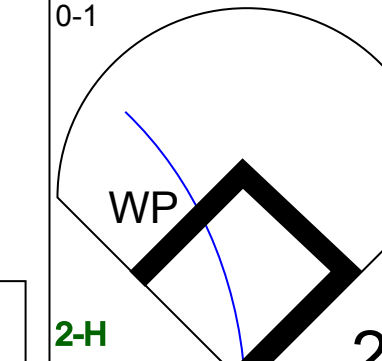

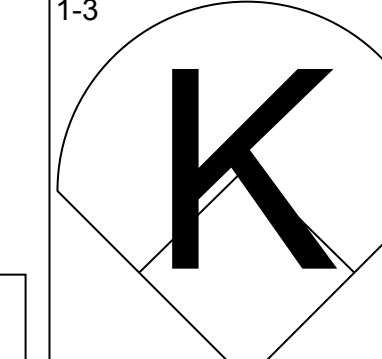
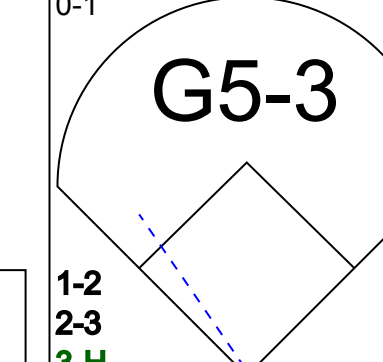


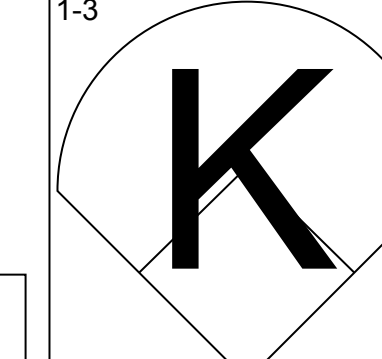
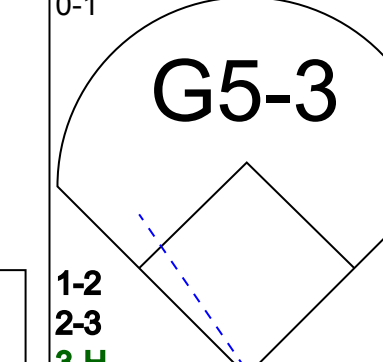
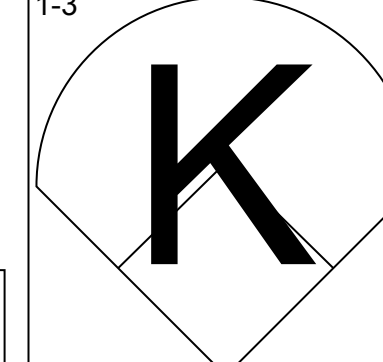

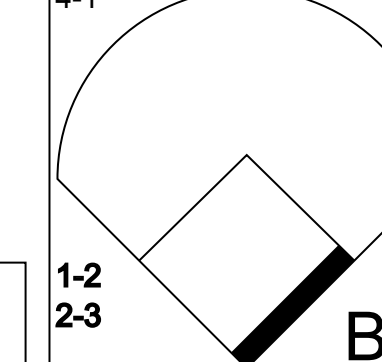
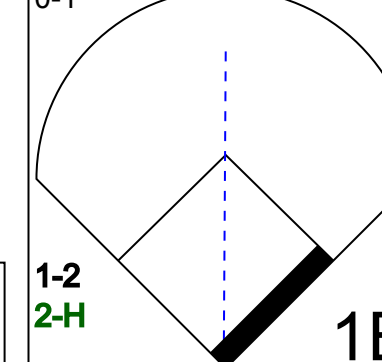
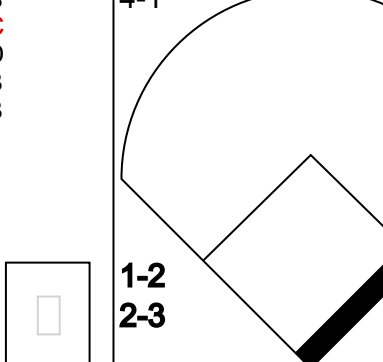

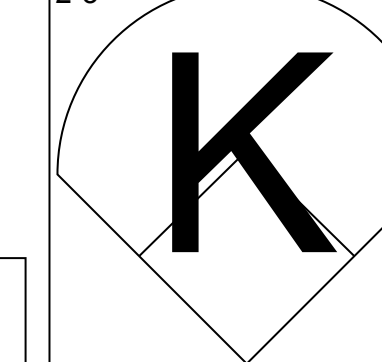


Batter	1	2	3	4	5	6	7	8	9	AB	R	H	RBI	BB	SO	LOB	TOP										
Damon Buford, R (1, 8) OBP: 0.312, SLG: 0.371										4	0	0	0	0	3	0											
Ivan Rodriguez, R (1, 2) OBP: 0.374, SLG: 0.477										4	0	2	0	0	1	0											
Will Clark, L (1, 3) OBP: 0.449, SLG: 0.550										4	0	1	0	0	0	1											
Juan Gonzalez, R (1, 10)										4	0	1	0	0	0	2											
Dean Palmer, R (1, 5) OBP: 0.315, SLG: 0.393										3	0	0	0	0	3	2											
Mike Simms, R (1, 9) OBP: 0.318, SLG: 0.571										2	0	0	0	1	1	0											
Mike Devereaux, R (1, 7) OBP: 0.262, SLG: 0.236										3	0	0	0	0	2	1											
Domingo Cedeño, S (1, 4) OBP: 0.302, SLG: 0.388										3	0	0	0	0	3	0											
Billy Ripken, R (1, 6) OBP: 0.318, SLG: 0.418										3	0	0	0	0	2	0											
<b>Inning Stats</b>	R: 0 E: 0 K: 2 S: 8	H: 0 LOB: 0 BB: 0 P: 13	R: 0 E: 0 K: 2 S: 9	H: 0 LOB: 0 BB: 0 P: 15	R: 0 E: 0 K: 3 S: 10	H: 0 LOB: 0 BB: 0 P: 13	R: 0 E: 0 K: 2 S: 13	H: 2 LOB: 2 BB: 0 P: 20	R: 0 E: 0 K: 1 S: 14	H: 0 LOB: 0 BB: 0 P: 20	R: 0 E: 0 K: 2 S: 14	H: 2 LOB: 2 BB: 0 P: 17	R: 0 E: 0 K: 2 S: 12	H: 0 LOB: 0 BB: 1 P: 19	R: 0 E: 0 K: 0 S: 7	H: 0 LOB: 0 BB: 0 P: 11	1B: 4 2B: 0 3B: 0 HR: 0	SF: 0 SAC: 0 DP: 0 HBP: 0	WP: 0 PB: 0 SB: 0 CS: 1	PA: 32							
<b>PITCHER</b>	IP	WLS	BF	H	R	ER	SO	BB	IBB	HBP	BLK	WP	HR	S	P	ERA	WHIP										
Randy Johnson, L (1, 1) ERA: 3.0	8.0	W	28	4	0	0	15	1	0	0	0	0	0	88	132	0.00	0.625										
Bobby Ayala, R (9, 1) ERA: 5.64	1.0		3	0	0	0	0	0	0	0	0	0	0	7	11	0.00	0.000										

Texas Rangers @ Seattle Mariners  
The Kingdome, Seattle, WA  
Wed May 28 1997, 10:05 PM EDT  
Att: 26,016 - Dome - 68 F


AB 30  
R 0  
H 4  
RBI 0  
BB 1  
SO 15  
LOB 6




Batter	1	2	3	4	5	6	7	8	9	AB	R	H	RBI	BB	SO	LOB	BOTTOM										
Joey Cora, S (1, 4) OBP: 0.440, SLG: 0.562										4	0	1	0	0	0	2											
Dan Wilson, R (1, 2) OBP: 0.362, SLG: 0.444										4	0	0	0	0	0	1											
Ken Griffey Jr., L (1, 8) OBP: 0.390, SLG: 0.718										4	1	1	0	0	1	0											
Edgar Martinez, R (1, 10)										3	2	2	1	1	0	0											
Alex Rodriguez, R (1, 6) OBP: 0.365, SLG: 0.484										3	1	1	1	1	1	1											
Jay Buhner, R (1, 9) OBP: 0.394, SLG: 0.457										1	1	0	0	3	1	1											
Mike Blowers, R (1, 3) Alvaro Espinoza, R (7, PR) OBP: 0.259, SLG: 0.269										2	0	0	1	1	1	3											
Russ Davis, R (1, 5) Paul Sorrento, L (7, PH) OBP: 0.331, SLG: 0.463										0	0	0	0	0	0	0											
Rich Amaral, R (1, 7) OBP: 0.326, SLG: 0.310										4	0	1	0	0	1	6											
<b>Inning Stats</b>	R: 0 E: 0 K: 0 S: 7	H: 0 LOB: 0 BB: 0 P: 11	R: 2 E: 0 K: 0 S: 6	H: 0 LOB: 1 BB: 3 P: 20	R: 0 E: 0 K: 1 S: 9	H: 1 LOB: 0 BB: 0 P: 15	R: 0 E: 0 K: 2 S: 9	H: 0 LOB: 1 BB: 1 P: 15	R: 0 E: 0 K: 0 S: 6	H: 1 LOB: 0 BB: 0 P: 12	R: 0 E: 0 K: 0 S: 8	H: 1 LOB: 1 BB: 0 P: 12	R: 1 E: 0 K: 0 S: 4	H: 1 LOB: 1 BB: 2 P: 15	R: 2 E: 0 K: 2 S: 13	H: 3 LOB: 3 BB: 1 P: 26	1B: 5 2B: 2 3B: 0 HR: 0	SF: 0 SAC: 0 DP: 1 HBP: 1	WP: 1 PB: 0 SB: 0 CS: 2	PA: 36							
<b>PITCHER</b>	IP	WLS	BF	H	R	ER	SO	BB	IBB	HBP	BLK	WP	HR	S	P	ERA	WHIP										
Darren Oliver, L (1, 1) ERA: 4.8	6.0	L	25	3	3	3	3	6	0	0	0	0	0	45	93	4.50	1.500										
Matt Whiteside, R (7, 1) ERA: 8.59	1.2		9	4	2	2	1	0	0	1	0	0	0	13	23	10.80	2.400										
Eric Gunderson, L (8, 1) ERA: 2.45	0.1		2	0	0	0	1	1	0	0	0	1	0	4	10	0.00	3.000										


Texas Rangers @ Seattle Mariners  
The Kingdome, Seattle, WA  
Wed May 28 1997, 10:05 PM EDT  
Att: 26,016 - Dome - 68 F

AB 28  
R 5  
H 7  
RBI 5  
BB 7  
SO 5  
LOB 15





Batter	1	2	3	4	5	6	7	8	9	AB	R	H	RBI	BB	SO	LOB	TOP								
Damon Buford, R (1, 8) OBP: 0.309, SLG: 0.366	G5-3		G3		G1-3					5	1	1	0	0	0	4	<p>Texas Rangers @ Seattle Mariners The Kingdome, Seattle, WA Thu May 29 1997, 10:05 PM EDT Att: 28,722 - Dome - 68 F</p> <p>livebaseballscores.com</p> <p>AB 39 R 8 H 13 RBI 7 BB 5 SO 3 LOB 22</p> 								
Ivan Rodriguez, R (1, 2) OBP: 0.394, SLG: 0.503	HR				G3		E5 1B	G4-3 2B		4	2	3	1	1	0	1									
29 Rusty Greer, L (1, 7) OBP: 0.406, SLG: 0.464	F7		G1-3		G4-3		F9	G4-3		5	0	0	0	0	0	5									
Juan Gonzalez, R (1, 10) OBP: 0.333, SLG: 0.604	F9				HR		G6-3 1B	2B		4	2	1	1	1	1	1									
Willi Clark, L (1, 3) OBP: 0.453, SLG: 0.548		G3-1			G1-3 1B		G3-1 1B	G3-1		4	2	2	1	1	0	1									
Dean Palmer, R (1, 5) OBP: 0.317, SLG: 0.399	F8				G1-3		G3-1 1B			5	1	2	1	0	1	1									
Mike Devereaux, R (1, 9) Lee Stevens, L (7, PH) Warren Newson, L (7, PR)	P4				L6		G3-1 1B	G6-3 BB		3	0	1	1	0	0	1									
Billy Ripken, R (1, 4) OBP: 0.312, SLG: 0.410					G4-3 1B		P4	SF9		4	0	1	1	0	0	4									
Benji Gil, R (1, 6) OBP: 0.264, SLG: 0.313	F9				G3		K	G3		5	0	2	1	0	1	4									
<b>Inning Stats</b>	R: 1 E: 0 K: 0 S: 7	H: 1 LOB: 0 BB: 0 P: 12	R: 0 E: 0 K: 0 S: 6	H: 0 LOB: 0 BB: 0 P: 9	R: 0 E: 0 K: 0 S: 8	H: 1 LOB: 2 BB: 1 P: 16	R: 1 E: 0 K: 0 S: 9	H: 2 LOB: 1 BB: 0 P: 17	R: 0 E: 0 K: 0 S: 7	H: 1 LOB: 1 BB: 0 P: 10	R: 1 E: 0 K: 1 S: 9	H: 2 LOB: 2 BB: 1 P: 14	R: 5 E: 1 K: 0 S: 19	H: 5 LOB: 2 BB: 2 P: 35	R: 0 E: 0 K: 1 S: 10	H: 1 LOB: 1 BB: 0 P: 18		R: 0 E: 0 K: 1 S: 14	H: 0 LOB: 1 BB: 1 P: 25	1B: 8 2B: 3 3B: 0 HR: 2	SF: 1 SAC: 0 DP: 0 HBP: 0	WP: 0 PB: 0 SB: 0 CS: 0	PA: 45		
<b>PITCHER</b>	IP	WLS	BF	H	R	ER	SO	BB	IBB	HBP	BLK	WP	HR	S	P	ERA	WHIP								
Jamie Moyer, L (1, 1) ERA: 4.78	6.1	L	32	10	7	7	1	1	2	0	0	0	2	55	99	9.95	1.737								
Scott Sanders, R (7, 1) ERA: 7.99	0.2	5	2	1	1	0	0	0	1	0	0	0	0	10	14	13.50	3.000								
40 Greg McCarthy, L (8, 1) ERA: 4.42	1.0	4	1	0	0	0	1	0	0	0	0	0	0	10	18	0.00	1.000								
Bob Wells, R (9, 1) ERA: 9.15	1.0	4	0	0	0	0	1	1	0	0	0	0	0	14	25	0.00	1.000								

Batter	1	2	3	4	5	6	7	8	9	AB	R	H	RBI	BB	SO	LOB	BOTTOM								
Joey Cora, S (1, 4) OBP: 0.439, SLG: 0.555	G1-3				F8		F8			4	0	1	0	1	0	0	<p>Texas Rangers @ Seattle Mariners The Kingdome, Seattle, WA Thu May 29 1997, 10:05 PM EDT Att: 28,722 - Dome - 68 F</p> <p>livebaseballscores.com</p> <p>AB 33 R 2 H 8 RBI 2 BB 5 SO 5 LOB 15</p> 								
Dan Wilson, R (1, 2) OBP: 0.356, SLG: 0.438	L7				F9		WP 1B		F9	5	0	1	0	0	0	2									
Ken Griffey Jr., L (1, 8) OBP: 0.387, SLG: 0.707	E6 1B				P5		L1			3	1	0	0	1	0	1									
Edgar Martinez, R (1, 10) OBP: 0.448, SLG: 0.528	1B				G6-3		G1-3			4	1	2	0	0	0	1									
Alex Rodriguez, R (1, 6) OBP: 0.371, SLG: 0.491	1B				K		2B			3	0	2	0	1	1	0									
Jay Buhner, R (1, 9) OBP: 0.396, SLG: 0.455	1B				L8		G4-6-3 BB		P4	3	0	1	2	1	0	1									
Paul Sorrento, L (1, 3) OBP: 0.329, SLG: 0.454	L8				G3		F7		K	3	0	0	0	1	1	5									
Brent Gates, S (1, 5) OBP: 0.281, SLG: 0.424					G3		G4-6-3		K	3	0	1	0	0	0	3									
Rich Amaral, R (9, PH) OBP: 0.323, SLG: 0.306					G3		G4-6-3		K	1	0	0	0	0	1	0									
Rob Ducey, L (1, 7) OBP: 0.271, SLG: 0.346					G5-3		K		K	3	0	0	0	0	1	2									
Russ Davis, R (9, PH) OBP: 0.327, SLG: 0.483					G5-3		K		K	1	0	0	0	0	1	0									
<b>Inning Stats</b>	R: 2 E: 1 K: 0 S: 17	H: 3 LOB: 2 BB: 0 P: 28	R: 0 E: 0 K: 0 S: 5	H: 1 LOB: 1 BB: 1 P: 10	R: 0 E: 0 K: 1 S: 7	H: 0 LOB: 0 BB: 0 P: 10	R: 0 E: 0 K: 0 S: 9	H: 0 LOB: 1 BB: 1 P: 16	R: 0 E: 0 K: 0 S: 8	H: 0 LOB: 1 BB: 1 P: 17	R: 0 E: 0 K: 0 S: 6	H: 1 LOB: 1 BB: 1 P: 13	R: 0 E: 0 K: 1 S: 12	H: 1 LOB: 1 BB: 0 P: 19	R: 0 E: 0 K: 1 S: 6	H: 1 LOB: 1 BB: 1 P: 14	R: 0 E: 0 K: 2 S: 12	H: 1 LOB: 1 BB: 0 P: 19	1B: 7 2B: 1 3B: 0 HR: 0	SF: 0 SAC: 0 DP: 2 HBP: 0	WP: 1 PB: 0 SB: 0 CS: 0	PA: 38			
<b>PITCHER</b>	IP	WLS	BF	H	R	ER	SO	BB	IBB	HBP	BLK	WP	HR	S	P	ERA	WHIP								
Ken Hill, R (1, 1) ERA: 3.31	7.0	W	30	6	2	0	2	4	0	0	0	0	0	64	113	0.00	1.429								
Xavier Hernandez, R (8, 1) ERA: 3.95	1.0	4	1	0	0	0	1	1	0	0	0	0	0	6	14	0.00	2.000								
Ed Vosberg, L (9, 1) ERA: 6.93	1.0	4	1	0	0	0	2	0	0	0	0	0	0	12	19	0.00	1.000								







Batter	1	2	3	4	5	6	7	8	9	AB	R	H	RBI	BB	SO	LOB	TOP					
<b>Brian Hunter, R</b> OBP: 0.321, SLG: 0.346 (1, 8)	G5-3	P3				F8			S	5	0	2	0	0	0	3						
<b>Bobby Higginson, L</b> OBP: 0.338, SLG: 0.435 (1, 7) (1, 9)	1B	G1-6-3					F8		K	4	1	1	0	1	1	3						
<b>Melvin Nieves, S</b> OBP: 0.376, SLG: 0.486 <b>Phil Nevin, R</b> OBP: 0.346, SLG: 0.386 (1, 9) (1, 7)	K		L8				K			1	0	0	0	0	1	1						
<b>Tony Clark, S</b> OBP: 0.383, SLG: 0.603 (1, 3)	1B		G6-3				K			3	1	0	0	1	1	0						
<b>Travis Fryman, R</b> OBP: 0.355, SLG: 0.457 (1, 5)	1B		P3				G4-3		L5	4	1	1	1	0	0	0						
<b>Bob Hamelin, L</b> OBP: 0.387, SLG: 0.533 (1, 10)	2B					F7	F8		G1-4-3	4	0	2	2	0	0	0						
<b>Damon Easley, R</b> OBP: 0.355, SLG: 0.413 (1, 4)	G3					G3			G1-4-3	4	1	1	0	0	0	2						
<b>Raul Casanova, S</b> OBP: 0.328, SLG: 0.311 (1, 2)		SH				G3			L3	3	0	1	0	0	0	1						
<b>Deivi Cruz, R</b> OBP: 0.225, SLG: 0.286 (1, 6)		SH				2B			K	3	0	2	1	0	1	1						
<b>Inning Stats</b>	R: 3 E: 0 K: 1 S: 13	H: 3 LOB: 1 BB: 1 P: 24	R: 0 E: 1 K: 0 S: 6	H: 1 LOB: 1 BB: 0 P: 6	R: 0 E: 0 K: 0 S: 6	H: 0 LOB: 0 BB: 0 P: 10	R: 1 E: 0 K: 1 S: 9	H: 3 LOB: 3 BB: 1 P: 18	R: 0 E: 0 K: 1 S: 6	H: 0 LOB: 0 BB: 0 P: 9	R: 0 E: 0 K: 0 S: 8	H: 1 LOB: 1 BB: 0 P: 13	R: 0 E: 0 K: 0 S: 7	H: 0 LOB: 0 BB: 0 P: 11	R: 0 E: 0 K: 0 S: 3	H: 1 LOB: 0 BB: 0 P: 4	R: 0 E: 0 K: 2 S: 11	H: 1 LOB: 1 BB: 0 P: 18	1B: 5 2B: 5 3B: 0 HR: 0	SF: 0 SAC: 1 DP: 2 HBP: 1	WP: 0 PB: 0 SB: 1 CS: 0	PA: 38
<b>PITCHER</b>	IP	WLS	BF	H	R	ER	SO	BB	IBB	HBP	BLK	WP	HR	S	P	ERA	WHIP					
<b>Bob Wolcott, R</b> ERA: 5.95 <b>Bobby Ayala, R</b> ERA: 5.46 (1, 1) (9, 1)	8.0	L	34	9	4	4	4	1	1	0	0	0	0	58	95	4.50	1.250					

**Detroit Tigers @ Seattle Mariners**  
 The Kingdome, Seattle, WA  
 Sat May 31 1997, 10:05 PM EDT  
 Att: 57,118 - Dome

AB	34
R	4
H	10
RBI	4
BB	2
SO	6
LOB	14



Batter	1	2	3	4	5	6	7	8	9	AB	R	H	RBI	BB	SO	LOB	BOTTOM					
<b>Joey Cora, S</b> OBP: 0.432, SLG: 0.537 (1, 4)	L8		G4-3				FC3-6			3	0	0	0	0	0	3						
<b>José Cruz Jr., S</b> (1, 7)	G4-3			G3-1		FC4-6	P4			4	0	0	1	0	0	4						
<b>Ken Griffey Jr., L</b> OBP: 0.383, SLG: 0.704 (1, 8)	K				L8			F8		4	0	1	0	0	1	2						
<b>Edgar Martínez, R</b> OBP: 0.445, SLG: 0.517 (1, 10)		G6-3		P3			K		P2	4	0	0	0	0	1	1						
<b>Alex Rodríguez, R</b> OBP: 0.364, SLG: 0.483 (1, 6)		G5-3		F8			K		K	4	0	0	0	0	2	1						
<b>Jay Buhner, R</b> OBP: 0.386, SLG: 0.443 (1, 9)		K					K		K	4	0	0	0	0	4	0						
<b>Paul Sorrento, L</b> OBP: 0.331, SLG: 0.456 (1, 3)			G4-3						K	4	1	3	0	0	1	0						
<b>Russ Davis, R</b> OBP: 0.337, SLG: 0.494 (1, 5)			G6-3						P3	4	1	2	0	0	0	1						
<b>John Marzano, R</b> OBP: 0.346, SLG: 0.261 (1, 2)			G4-3							3	0	1	1	0	0	3						
<b>Inning Stats</b>	R: 0 E: 0 K: 1 S: 8	H: 0 LOB: 0 BB: 0 P: 14	R: 0 E: 0 K: 1 S: 6	H: 0 LOB: 0 BB: 0 P: 12	R: 0 E: 0 K: 0 S: 7	H: 1 LOB: 1 BB: 0 P: 12	R: 0 E: 0 K: 0 S: 6	H: 1 LOB: 1 BB: 0 P: 7	R: 2 E: 0 K: 1 S: 10	H: 3 LOB: 2 BB: 0 P: 14	R: 0 E: 0 K: 3 S: 9	H: 0 LOB: 0 BB: 0 P: 13	R: 0 E: 0 K: 0 S: 8	H: 2 LOB: 2 BB: 0 P: 10	R: 0 E: 0 K: 1 S: 5	H: 0 LOB: 0 BB: 0 P: 6	R: 0 E: 0 K: 2 S: 8	H: 0 LOB: 0 BB: 0 P: 11	1B: 6 2B: 1 3B: 0 HR: 0	SF: 0 SAC: 0 DP: 0 HBP: 1	WP: 0 PB: 0 SB: 0 CS: 0	PA: 35
<b>PITCHER</b>	IP	WLS	BF	H	R	ER	SO	BB	IBB	HBP	BLK	WP	HR	S	P	ERA	WHIP					
<b>Omar Olivares, R</b> ERA: 3.01 <b>Mike Myers, L</b> ERA: 3.94 <b>Dan Miceli, R</b> ERA: 5.67 <b>Todd Jones, R</b> ERA: 3.52 (1, 1) (7, 1) (8, 1) (9, 1)	6.2	W	28	7	2	2	6	0	0	0	0	0	0	4	6	0.00	0.000					

**Detroit Tigers @ Seattle Mariners**  
 The Kingdome, Seattle, WA  
 Sat May 31 1997, 10:05 PM EDT  
 Att: 57,118 - Dome

AB	34
R	2
H	7
RBI	2
BB	0
SO	9
LOB	15





Batter	1	2	3	4	5	6	7	8	9	AB	R	H	RBI	BB	SO	LOB	TOP										
<b>Brian Hunter, R</b> OBP: 0.315, SLG: 0.339 (1, 8)	1-1 F9		3-2 G6-3		0-0 E5			1-3 K		4	0	0	0	0	1	1											
<b>Jody Reed, R</b> OBP: 0.376, SLG: 0.286 (1, 4)	2-1 G6-3		0-1 G4-3		2-2 CS		1-1 G5-3	0-0 L7		4	0	0	0	0	0	1											
<b>Bobby Higginson, L</b> OBP: 0.361, SLG: 0.449 (1, 9)	1-0 F8			2-2 HR				2-3 K	4-1 F9 1B BB	3	1	1	1	1	1	0											
<b>Tony Clark, S</b> OBP: 0.389, SLG: 0.602 (1, 3)		1-2 G4-3		4-2 BB				4-2 BB	1-1 BB	2	0	1	0	2	0	0											
<b>Travis Fryman, R</b> OBP: 0.349, SLG: 0.448 (1, 5)		3-2 F9		0-3 K				1-3 K	1-0 F9	4	0	0	0	0	2	4											
<b>Bob Hamelin, L</b> OBP: 0.358, SLG: 0.510 (1, 10)		1-1 1B		1-2 F8				2-3 K	1-3 K	4	0	1	0	0	2	3											
<b>Curtis Pride, L</b> OBP: 0.310, SLG: 0.304 <b>Melvin Nieves, S</b> OBP: 0.373, SLG: 0.483 (0, PH)		2-3 K		2-3 K				1-2 L6	0-3 K	3	0	0	0	0	2	2											
<b>Brian Johnson, R</b> OBP: 0.212, SLG: 0.275 (1, 2)			3-2 G6-3 SH2-4 1B		1-2 F9			0-1 G4-3		3	0	1	0	0	0	0											
<b>Deivi Cruz, R</b> OBP: 0.222, SLG: 0.282 (1, 6)			0-0 SH2-4		3-1 G6-3			3-2 L8		2	0	0	0	0	0	0											
<b>Inning Stats</b>	R: 0 E: 0 K: 0 S: 5	H: 0 LOB: 0 BB: 0 P: 9	R: 0 E: 0 K: 1 S: 12	H: 1 LOB: 1 BB: 0 P: 19	R: 0 E: 0 K: 0 S: 14	H: 1 LOB: 1 BB: 0 P: 20	R: 1 E: 0 K: 2 S: 14	H: 1 LOB: 1 BB: 1 P: 23	R: 0 E: 1 K: 0 S: 10	H: 0 LOB: 0 BB: 0 P: 15	R: 0 E: 0 K: 2 S: 10	H: 0 LOB: 0 BB: 0 P: 18	R: 0 E: 0 K: 1 S: 8	H: 0 LOB: 0 BB: 0 P: 11	R: 0 E: 0 K: 1 S: 8	H: 0 LOB: 0 BB: 0 P: 12	R: 0 E: 0 K: 2 S: 10	H: 1 LOB: 2 BB: 1 P: 17	1B: 3 2B: 0 3B: 0 HR: 1	SF: 0 SAC: 1 DP: 0 HBP: 0	WP: 0 PB: 0 SB: 0 CS: 1	PA: 35					
<b>PITCHER</b>	IP	WLS	BF	H	R	ER	SO	BB	IBB	HBP	BLK	WP	HR	S	P	ERA	WHIP										
<b>Derek Lowe, R</b> ERA: 4.08 (1, 1)	7.0		26	3	1	1	6	2	0	0	0	0	1	73	115	1.29	0.714										
<b>Scott Sanders, R</b> ERA: 7.49 (8, 1)	1.0	W	3	0	0	0	1	0	0	0	0	0	0	8	12	0.00	0.000										
<b>Norm Charlton, L</b> ERA: 6.43 (9, 1)	0.0		2	1	0	0	0	1	0	0	0	0	0	3	8	∞	∞										
<b>Bobby Ayala, R</b> ERA: 5.29 (9, 1)	1.0	S	3	0	0	0	2	0	0	0	0	0	0	7	9	0.00	0.000										

**Detroit Tigers @ Seattle Mariners**  
The Kingdome, Seattle, WA  
Sun Jun 01 1997, 6:33 AM EDT  
Att: 39,841 - Dome

AB 30  
R 1  
H 4  
RBI 1  
BB 3  
SO 9  
LOB 13



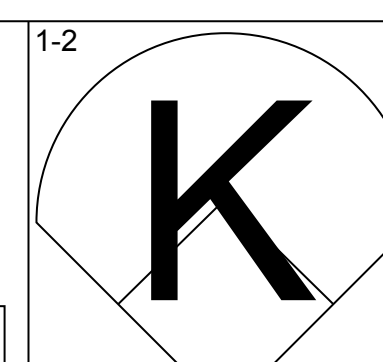
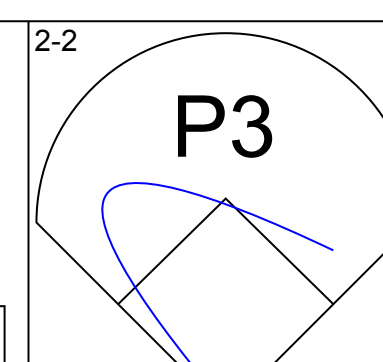
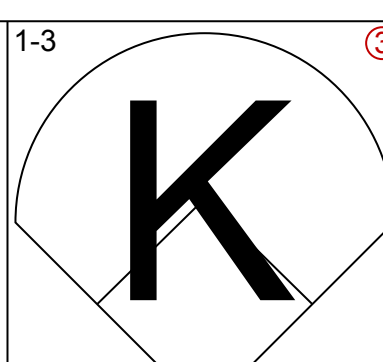
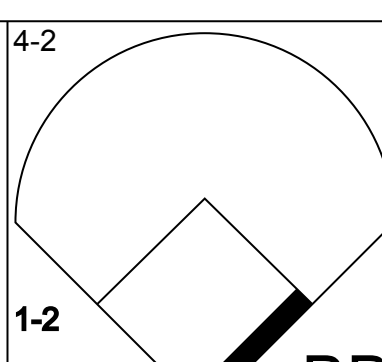
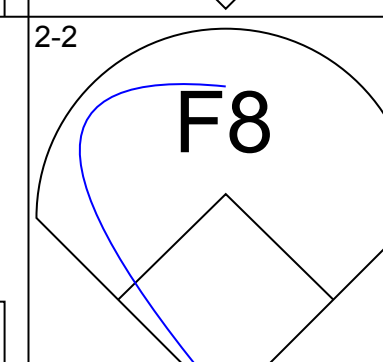
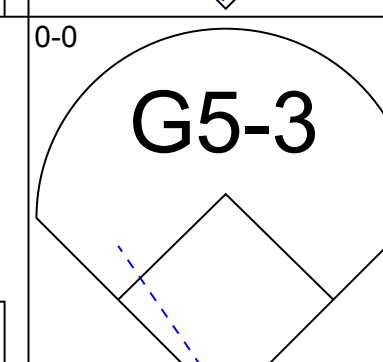
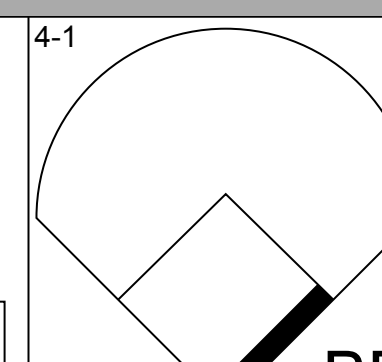
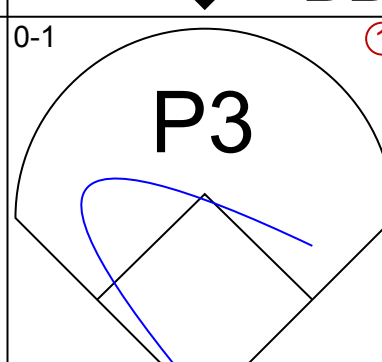
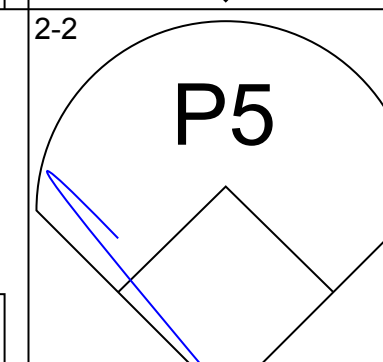
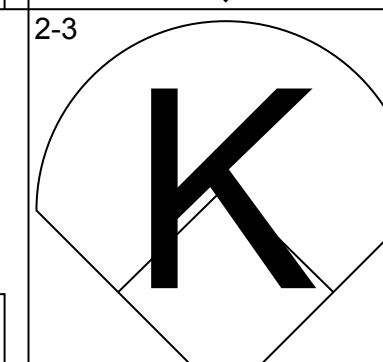
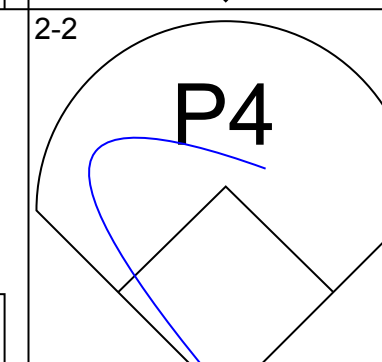
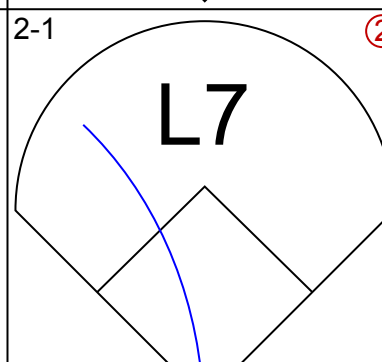
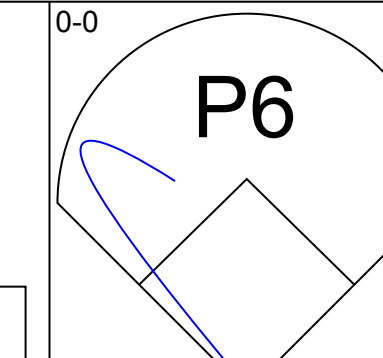
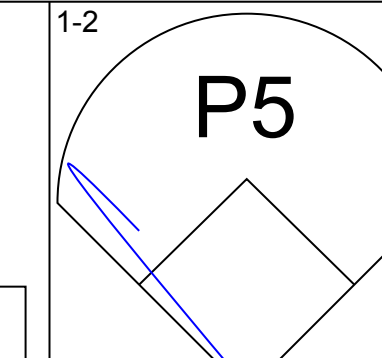
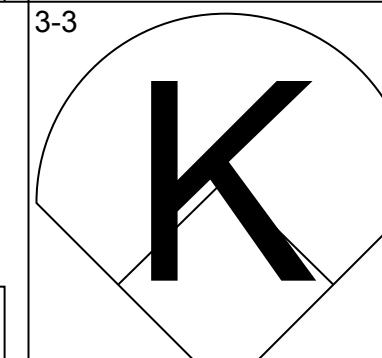
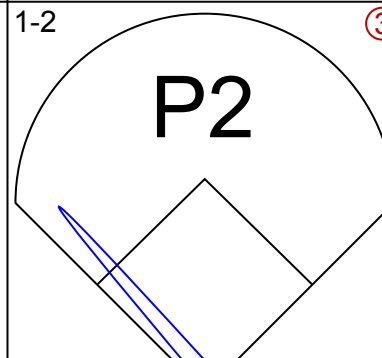
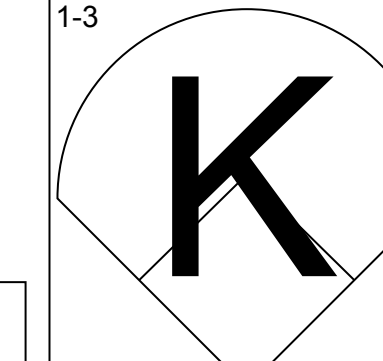
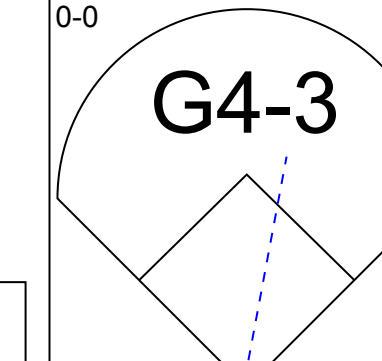
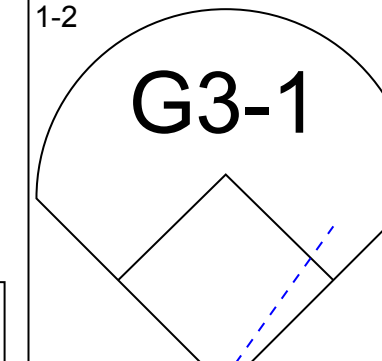
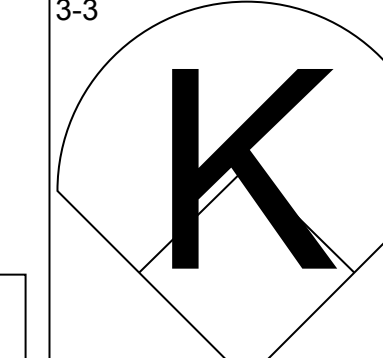
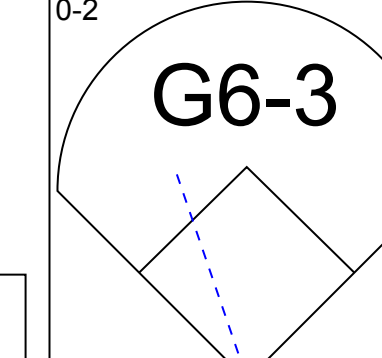
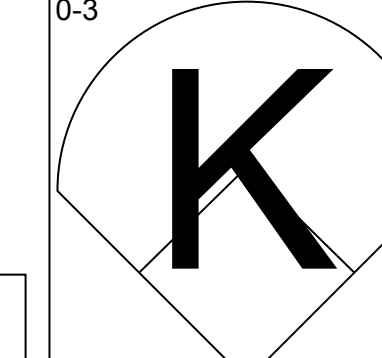
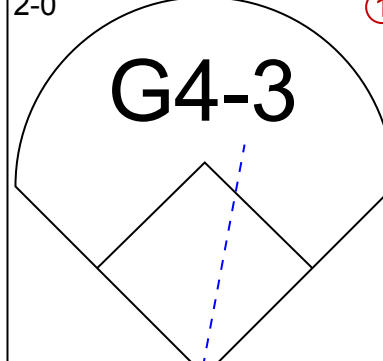
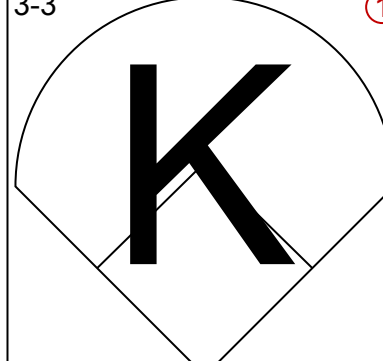
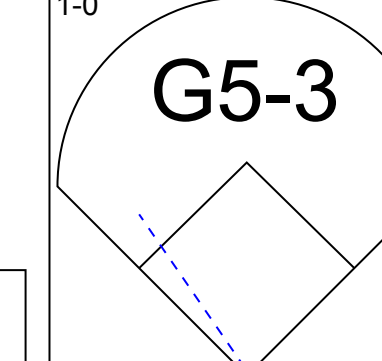
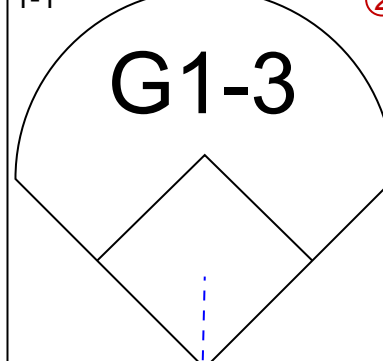
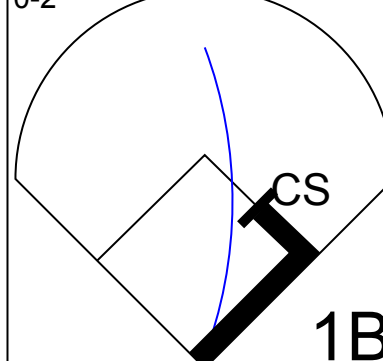
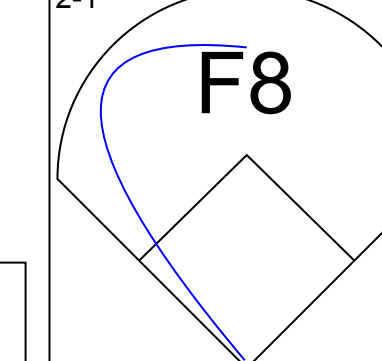

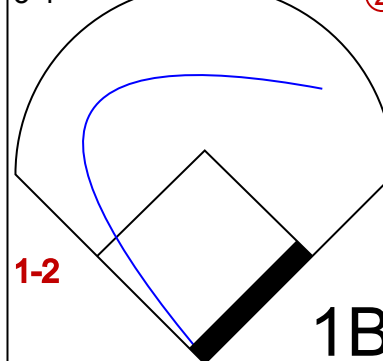
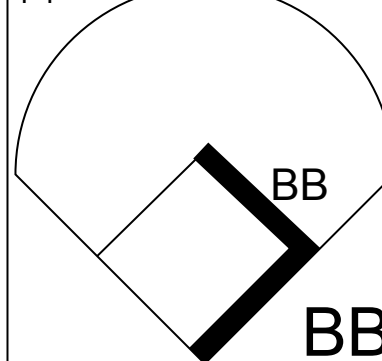
Batter	1	2	3	4	5	6	7	8	9	AB	R	H	RBI	BB	SO	LOB	BOTTOM										
<b>Rich Amaral, R</b> OBP: 0.323, SLG: 0.308 (1, 4)	1-2 G3			0-0 1B		1-2 G5-3		1-2 CS		4	0	2	0	0	0	0											
<b>Alex Rodriguez, R</b> OBP: 0.382, SLG: 0.492 (1, 6)	0-1 G5-3			0-2 P4		2-0 P3		1-2 HR	3-2 BB	4	1	1	1	0	0	1											
<b>Ken Griffey Jr., L</b> OBP: 0.381, SLG: 0.696 (1, 8)	2-3 K			2-3 K		1-3 K		2-2 BB	1B BB	4	1	1	0	0	3	1											
<b>Edgar Martinez, R</b> OBP: 0.442, SLG: 0.512 (1, 10)		1-0 F8		0-2 G5-3				1-0 BB	1B BB	4	0	1	0	0	1	1											
<b>Jay Buhner, R</b> OBP: 0.384, SLG: 0.435 (1, 9)		0-2 F8			1-3 K			4-1 BB	1B BB	3	0	0	0	1	2	0											
<b>Dan Wilson, R</b> OBP: 0.363, SLG: 0.456 (1, 2)		0-1 G5-3			1-2 1B			1-2 BB	2-3 BB	3	1	2	2	1	0	0											
<b>Russ Davis, R</b> OBP: 0.337, SLG: 0.491 (1, 5)			2-2 CI		0-0 1B			1-2 K	1-3 K	3	0	1	0	0	2	3											
<b>Mike Blowers, R</b> OBP: 0.290, SLG: 0.365 (1, 3)			2-2 G4-6-3		0-3 K			2-2 HR	2-2 HR	3	1	1	1	0	1	3											
<b>José Cruz Jr., S</b> (1, 7)			1-3 K		0-1 L8			0-1 F9		3	0	0	0	0	1	2											
<b>Inning Stats</b>	R: 0 E: 0 K: 1 S: 8	H: 0 LOB: 0 BB: 0 P: 11	R: 0 E: 0 K: 0 S: 7	H: 0 LOB: 0 BB: 0 P: 8	R: 0 E: 1 K: 1 S: 15	H: 0 LOB: 0 BB: 0 P: 20	R: 0 E: 0 K: 1 S: 11	H: 1 LOB: 1 BB: 0 P: 13	R: 0 E: 0 K: 2 S: 12	H: 2 LOB: 2 BB: 0 P: 14	R: 0 E: 0 K: 1 S: 7	H: 0 LOB: 0 BB: 0 P: 11	R: 1 E: 0 K: 3 S: 17	H: 1 LOB: 0 BB: 0 P: 26	R: 3 E: 0 K: 1 S: 25	H: 5 LOB: 3 BB: 2 P: 43	R: 0 E: 0 K: 3 S: 10	H: 1 LOB: 1 BB: 1 P: 17	1B: 5 2B: 1 3B: 0 HR: 3	SF: 0 SAC: 0 DP: 1 HBP: 0	WP: 0 PB: 0 SB: 1 CS: 1	PA: 34					
<b>PITCHER</b>	IP	WLS	BF	H	R	ER	SO	BB	IBB	HBP	BLK	WP	HR	S	P	ERA	WHIP										
<b>Justin Thompson, L</b> ERA: 3.09 (1, 1)	7.1	L	28	6	3	3	9	0	0	0	0	0	1	3	6	0.00	3.000										
<b>Doug Brocail, R</b> ERA: 7.07 (8, 1)	0.1		1	1	0	0	0	0	0	0	0	0	0	3	6	0.00	3.000										
<b>Mike Myers, L</b> ERA: 4.5 (8, 1)	0.0		1	1	0	0	0	0	0	0	0	0	0	3	5	∞	∞										
<b>Dan Miceli, R</b> ERA: 5.6 (8, 1)	0.1		4	1	1	1	1	2	0	0	0	0	0	11	21	27.00	9.000										

**Detroit Tigers @ Seattle Mariners**  
The Kingdome, Seattle, WA  
Sun Jun 01 1997, 6:33 AM EDT  
Att: 39,841 - Dome

AB 31  
R 4  
H 9  
RBI 4  
BB 2  
SO 10  
LOB 11



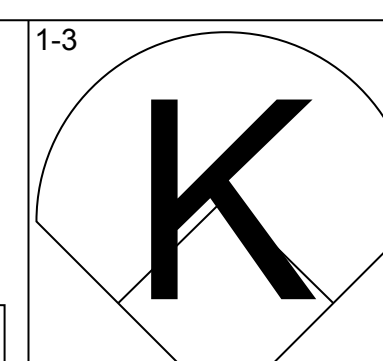
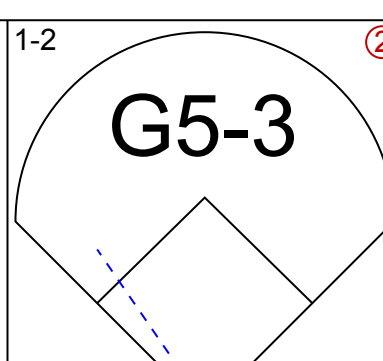
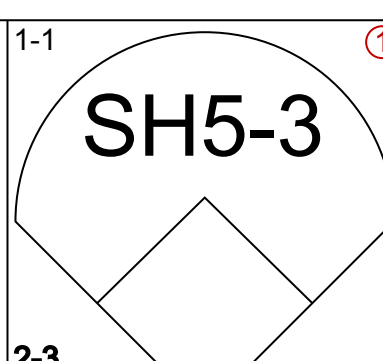
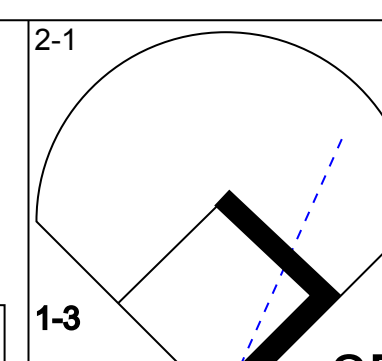

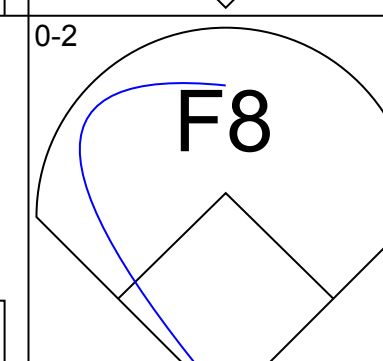
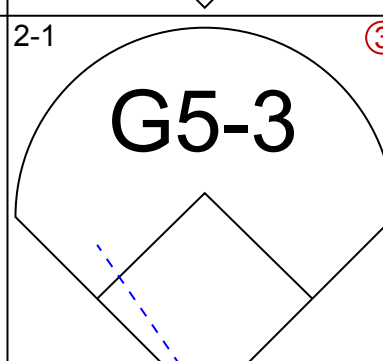
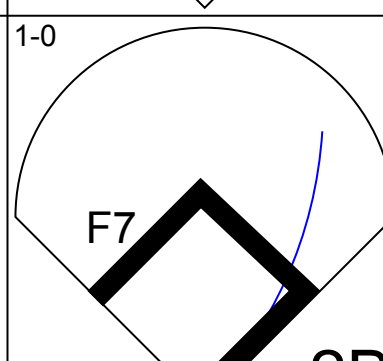
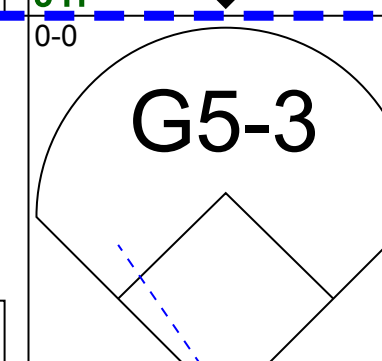
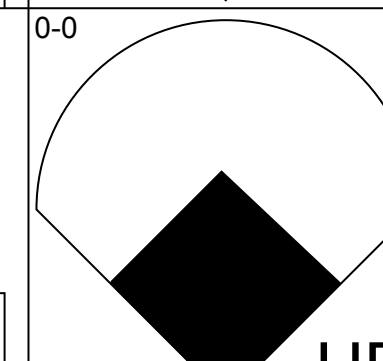
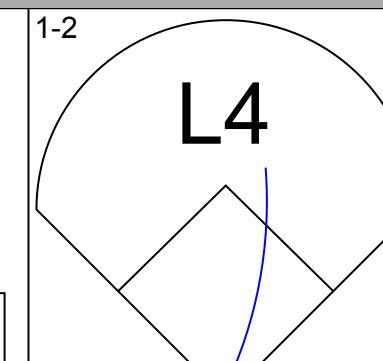
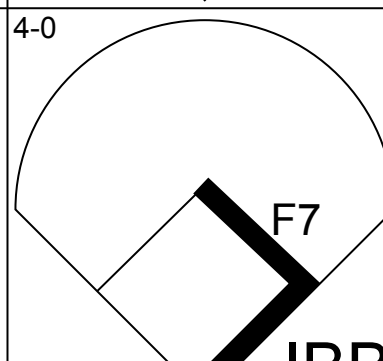
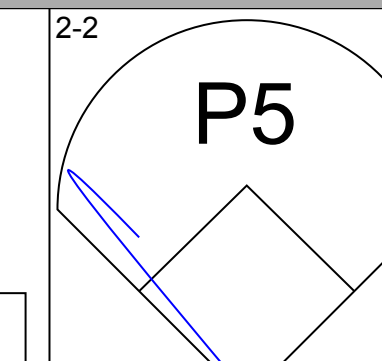
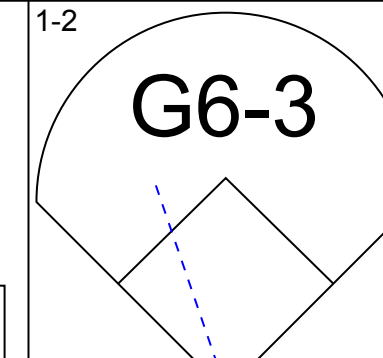
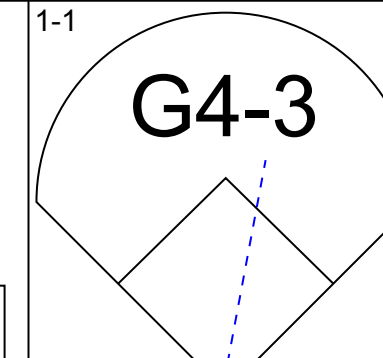
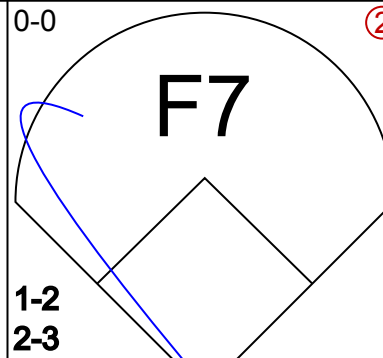
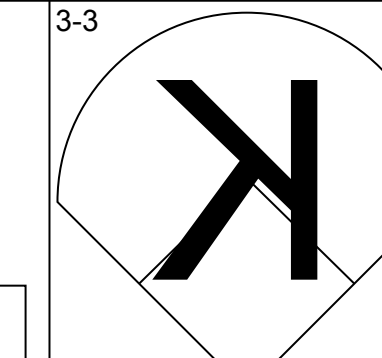
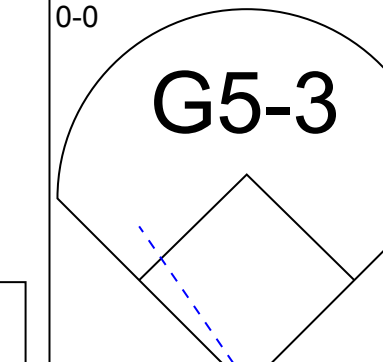
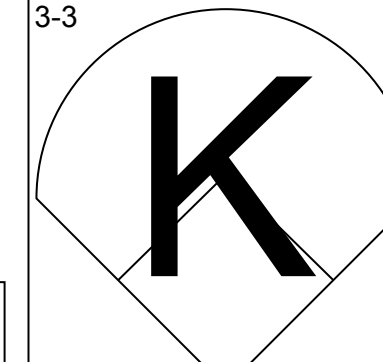
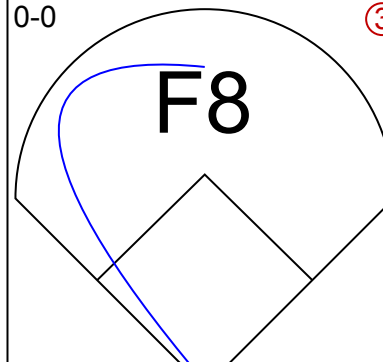
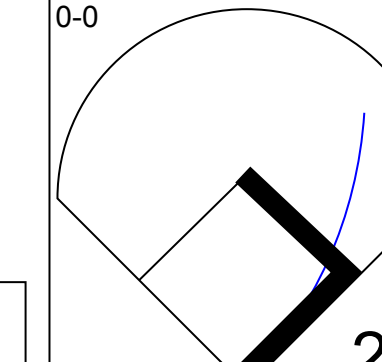
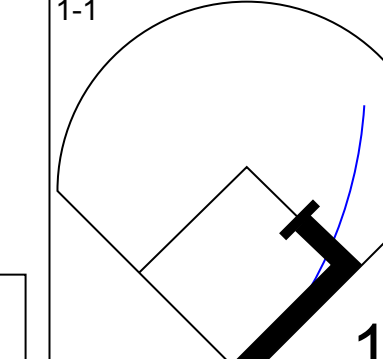
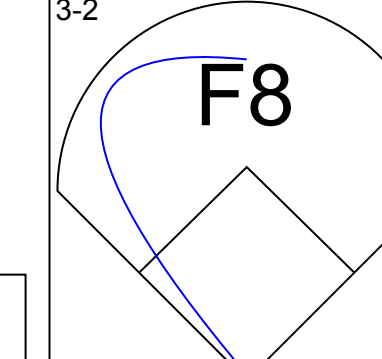
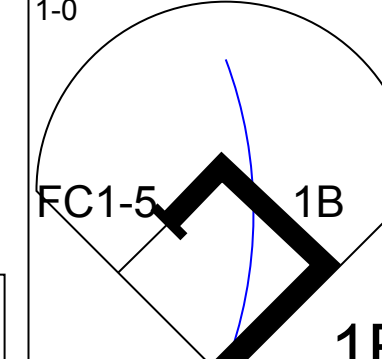
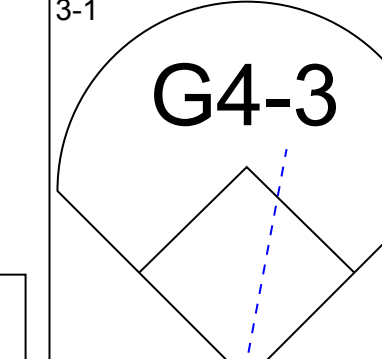
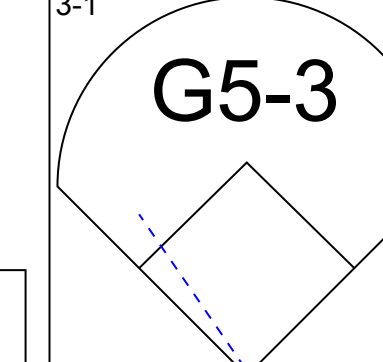
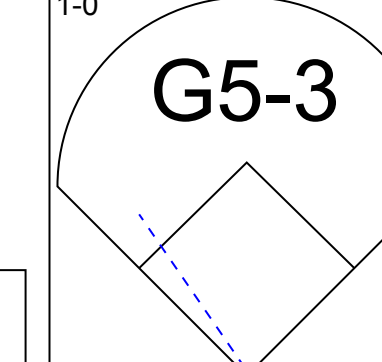
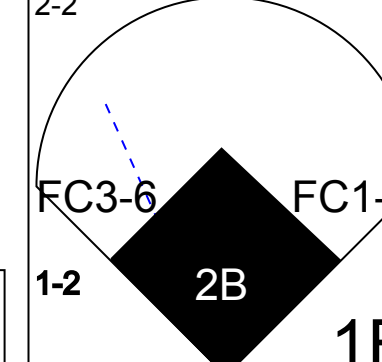
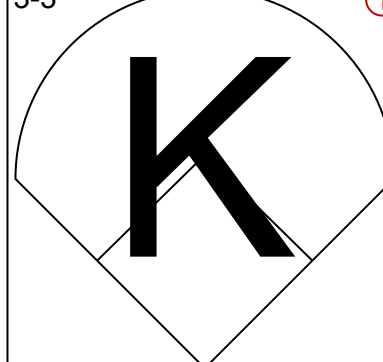
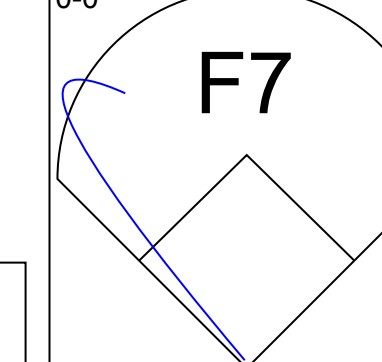
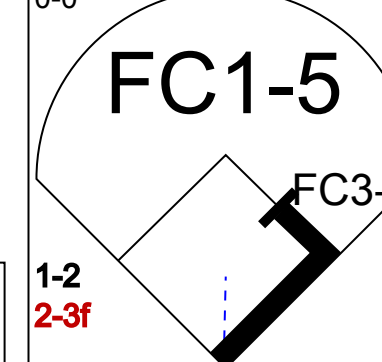
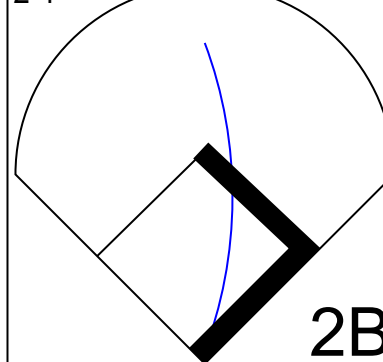
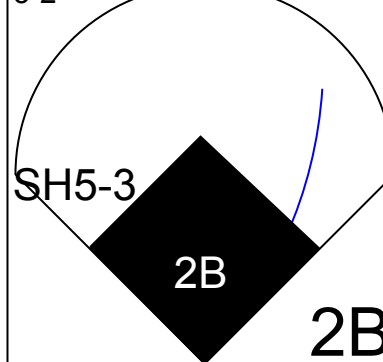
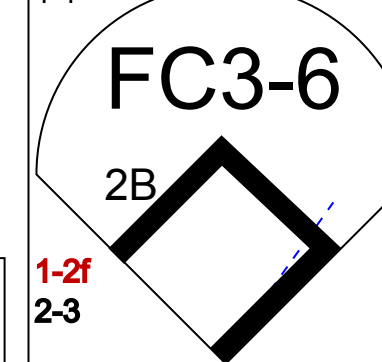


Batter	1	2	3	4	5	6	7	8	9	AB	R	H	RBI	BB	SO	LOB	TOP	
<b>Otis Nixon, S</b> (1, 8) <small>OBP: 0.347, SLG: 0.294</small>										3	0	0	0	1	2	1		
<b>Jacob Brumfield, R</b> (1, 9) <small>OBP: 0.247, SLG: 0.277</small>									3	0	0	0	1	0	2			
<b>Joe Carter, R</b> (1, 3) <small>OBP: 0.306, SLG: 0.413</small>									4	0	0	0	0	1	3			
<b>Ed Sprague, R</b> (1, 5) <small>OBP: 0.341, SLG: 0.528</small>									4	0	0	0	0	1	3			
<b>Ruben Sierra, S</b> (1, 10) <small>OBP: 0.284, SLG: 0.371</small>									3	0	0	0	0	1	1			
<b>Robert Perez, R</b> (1, 7) <small>OBP: 0.200, SLG: 0.333</small>									3	0	0	0	0	2	0			
<b>Benito Santiago, R</b> (1, 2) <small>OBP: 0.231, SLG: 0.293</small>									3	0	0	0	0	1	0			
<b>Alex Gonzalez, R</b> (1, 6) <small>OBP: 0.314, SLG: 0.390</small>									3	0	1	0	0	0	0			
<b>Tilson Brito, R</b> (1, 4) <small>OBP: 0.320, SLG: 0.313</small>									2	0	1	0	1	1	0			
<b>Inning Stats</b>	R: 0 H: 0 E: 0 K: 1 S: 9	H: 0 LOB: 0 BB: 0 P: 14	R: 0 H: 0 E: 0 K: 2 S: 8	H: 0 LOB: 0 BB: 0 P: 12	R: 0 H: 0 E: 0 K: 1 S: 7	H: 0 LOB: 0 BB: 0 P: 12	R: 0 H: 0 E: 0 K: 0 S: 10	H: 2 LOB: 1 BB: 0 P: 19	R: 0 H: 0 E: 0 K: 1 S: 12	H: 0 LOB: 1 BB: 1 P: 22	R: 0 H: 0 E: 0 K: 1 S: 6	H: 0 LOB: 0 BB: 0 P: 9	R: 0 H: 0 E: 0 K: 0 S: 12	H: 0 LOB: 2 BB: 2 P: 23	1B: 2 2B: 0 3B: 0 HR: 0	SF: 0 SAC: 0 DP: 0 HBP: 0	WP: 0 PA: 31	
<b>PITCHER</b> <b>Randy Johnson, L</b> (1, 1) <small>ERA: 2.68</small>	IP: 9.0	WLS: W	BF: 31	H: 2	R: 0	ER: 0	SO: 9	BB: 3	IBB: 0	HBP: 0	BLK: 0	WP: 0	HR: 0	S: 83	P: 133	ERA: 0.00	WHIP: 0.556	

Toronto Blue Jays @ Seattle Mariners  
The Kingdom, Seattle, WA  
Mon Jun 02 1997, 10:05 PM EDT  
Att: 40,312 - Dome

AB 28  
R 0  
H 2  
RBI 0  
BB 3  
SO 9  
LOB 10



Batter	1	2	3	4	5	6	7	8	9	AB	R	H	RBI	BB	SO	LOB	BOTTOM	
<b>Joey Cora, S</b> (1, 4) <small>OBP: 0.431, SLG: 0.539</small>										3	0	1	1	0	1	1		
<b>Alex Rodriguez, R</b> (1, 6) <small>OBP: 0.380, SLG: 0.492</small>									4	0	1	1	0	0	3			
<b>Ken Griffey Jr., L</b> (1, 8) <small>OBP: 0.382, SLG: 0.705</small>									3	1	1	1	1	0	0			
<b>Edgar Martinez, R</b> (1, 10) <small>OBP: 0.435, SLG: 0.502</small>									4	0	0	0	0	1	2			
<b>Jay Buhner, R</b> (1, 9) <small>OBP: 0.382, SLG: 0.437</small>									4	0	1	0	0	1	2			
<b>Paul Sorrento, L</b> (1, 3) <small>OBP: 0.335, SLG: 0.457</small>									4	0	2	0	0	0	1			
<b>Dan Wilson, R</b> (1, 2) <small>OBP: 0.363, SLG: 0.454</small>									3	1	1	0	0	0	0			
<b>Russ Davis, R</b> (1, 5) <small>OBP: 0.331, SLG: 0.481</small>									3	0	0	0	0	1	2			
<b>José Cruz Jr., S</b> (1, 7) <small>OBP: 0.200, SLG: 0.400</small>									3	1	2	0	0	0	2			
<b>Inning Stats</b>	R: 1 H: 1 E: 0 K: 1 S: 11	H: 1 LOB: 0 BB: 0 P: 13	R: 0 H: 1 E: 0 K: 0 S: 5	H: 1 LOB: 0 BB: 0 P: 9	R: 0 H: 1 E: 0 K: 1 S: 11	H: 1 LOB: 1 BB: 0 P: 19	R: 0 H: 0 E: 0 K: 1 S: 10	H: 0 LOB: 0 BB: 0 P: 15	R: 0 H: 2 E: 0 K: 0 S: 8	H: 3 LOB: 2 BB: 1 P: 17	R: 1 H: 3 E: 0 K: 0 S: 10	H: 1 LOB: 1 BB: 0 P: 18	R: 0 H: 0 E: 0 K: 1 S: 10	H: 1 LOB: 1 BB: 0 P: 18	1B: 3 2B: 5 3B: 0 HR: 1	SF: 0 SAC: 1 DP: 0 HBP: 0	WP: 0 PA: 33	
<b>PITCHER</b> <b>Luis Andujar, R</b> (1, 1) <small>ERA: 3.27</small>	IP: 6.2	WLS: L	BF: 28	H: 8	R: 3	ER: 3	SO: 3	BB: 8	IBB: 3	HBP: 3	BLK: 3	WP: 0	HR: 1	S: 59	P: 97	ERA: 4.05	WHIP: 1.200	
<b>Paul Quantrill, R</b> (7, 1) <small>ERA: 1.88</small>	IP: 1.1	WLS: 5	BF: 1	H: 1	R: 0	ER: 0	SO: 1	BB: 0	IBB: 0	HBP: 0	BLK: 0	WP: 0	HR: 0	S: 11	P: 19	ERA: 0.00	WHIP: 0.750	

Toronto Blue Jays @ Seattle Mariners  
The Kingdom, Seattle, WA  
Mon Jun 02 1997, 10:05 PM EDT  
Att: 40,312 - Dome

AB 31  
R 3  
H 9  
RBI 3  
BB 1  
SO 4  
LOB 13

















Batter	1	2	3	4	5	6	7	8	9	AB	R	H	RBI	BB	SO	LOB	TOP										
<b>Rich Amaral, R</b> OBP: 0.317, SLG: 0.302 (1, 4)	F9		K		FC3-6			F8		4	0	1	1	0	1	3	<b>Seattle Mariners @ Detroit Tigers</b> Tiger Stadium, Detroit, MI Sat Jun 07 1997, 7:05 PM EDT Att: 18,896 - Unknown - 68 F										
<b>Alex Rodriguez, R</b> OBP: 0.366, SLG: 0.519 (1, 6)	G4-3		FC5		CS			F8		4	0	1	0	0	0	3											
<b>Ken Griffey Jr., L</b> OBP: 0.377, SLG: 0.671 (1, 8)	K		K						F8	4	0	0	0	0	3	3											
<b>Edgar Martinez, R</b> OBP: 0.441, SLG: 0.495 (1, 10)		K							F8	3	0	1	0	1	1	1											
<b>Jay Buhner, R</b> OBP: 0.380, SLG: 0.476 (1, 9)		K							FC4-6	4	0	0	0	0	3	2											
<b>Dan Wilson, R</b> OBP: 0.358, SLG: 0.464 <b>Paul Sorrento, L</b> OBP: 0.332, SLG: 0.463 (9, PH)									BB	4	0	0	0	0	3	2											
<b>Russ Davis, R</b> OBP: 0.333, SLG: 0.497 (1, 5)									K	3	0	1	0	0	1	1											
<b>Mike Blowers, R</b> OBP: 0.306, SLG: 0.359 (1, 3)									FC4-6	3	1	1	0	0	1	1											
<b>José Cruz Jr., S</b> OBP: 0.346, SLG: 0.760 (1, 7)									FC4	1	0	0	0	2	0	0											
<b>Inning Stats</b>	R: 0 E: 0 K: 1 S: 8	H: 0 LOB: 0 BB: 0 P: 11	R: 0 E: 0 K: 3 S: 15	H: 1 LOB: 1 BB: 0 P: 22	R: 0 E: 1 K: 2 S: 13	H: 0 LOB: 2 BB: 1 P: 22	R: 0 E: 0 K: 2 S: 8	H: 1 LOB: 1 BB: 0 P: 14	R: 1 E: 0 K: 0 S: 11	H: 1 LOB: 0 BB: 1 P: 16	R: 0 E: 0 K: 1 S: 9	H: 1 LOB: 0 BB: 0 P: 15	R: 0 E: 0 K: 0 S: 8	H: 0 LOB: 0 BB: 0 P: 12	R: 0 E: 0 K: 0 S: 10	H: 1 LOB: 1 BB: 0 P: 15		R: 0 E: 0 K: 1 S: 11	H: 0 LOB: 1 BB: 1 P: 19	1B: 4 2B: 2 3B: 0 HR: 0	SF: 0 SAC: 0 DP: 2 HBP: 0	WP: 0 PB: 0 SB: 0 CS: 2	PA: 34				
<b>PITCHER</b>	IP	WLS	BF	H	R	ER	SO	BB	IBB	HBP	BLK	WP	HR	S	P	ERA	WHIP										
<b>Justin Thompson, L</b> ERA: 2.92 (1, 1)	8.0	W	29	5	1	1	9	2	0	0	0	0	0	82	127	1.12	0.875										
<b>Mike Myers, L</b> ERA: 5.94 (9, 1)	0.1		1	0	0	0	0	0	0	0	0	0	0	3	3	0.00	0.000										
<b>Todd Jones, R</b> ERA: 4.07 (9, 1)	0.2	S	3	0	0	0	1	1	0	0	0	0	0	8	16	0.00	1.500										

Batter	1	2	3	4	5	6	7	8	9	AB	R	H	RBI	BB	SO	LOB	BOTTOM										
<b>Brian Hunter, R</b> OBP: 0.303, SLG: 0.329 (1, 8)	FC5-3		P6		FC1-6			G6-3		4	0	1	0	0	0	1	<b>Seattle Mariners @ Detroit Tigers</b> Tiger Stadium, Detroit, MI Sat Jun 07 1997, 7:05 PM EDT Att: 18,896 - Unknown - 68 F										
<b>Bobby Higginson, L</b> OBP: 0.397, SLG: 0.444 (1, 9)	G3-1				P4-6			F8		3	0	0	0	1	0	2											
<b>Travis Fryman, R</b> OBP: 0.352, SLG: 0.452 (1, 5)	FC5-3		L8					G3		4	0	0	0	0	0	2											
<b>Tony Clark, S</b> OBP: 0.382, SLG: 0.585 (1, 3)										3	1	1	1	0	0	0											
<b>Bob Hamelin, L</b> OBP: 0.420, SLG: 0.672 (1, 10)										3	1	2	0	0	0	0											
<b>Raul Casanova, S</b> OBP: 0.348, SLG: 0.377 (1, 2)										3	1	1	2	0	1	1											
<b>Curtis Pride, L</b> OBP: 0.313, SLG: 0.333 (1, 7)										2	0	0	0	1	0	1											
<b>Jody Reed, R</b> OBP: 0.358, SLG: 0.271 (1, 4)										3	0	0	0	0	1	2											
<b>Deivi Cruz, R</b> OBP: 0.216, SLG: 0.288 (1, 6)										3	0	0	0	0	0	1											
<b>Inning Stats</b>	R: 0 E: 0 K: 0 S: 3	H: 1 LOB: 0 BB: 0 P: 5	R: 2 E: 0 K: 0 S: 9	H: 2 LOB: 0 BB: 0 P: 14	R: 0 E: 0 K: 0 S: 6	H: 0 LOB: 1 BB: 1 P: 14	R: 1 E: 0 K: 2 S: 20	H: 2 LOB: 1 BB: 0 P: 30	R: 0 E: 0 K: 0 S: 7	H: 0 LOB: 0 BB: 0 P: 9	R: 0 E: 0 K: 0 S: 6	H: 0 LOB: 0 BB: 0 P: 10	R: 0 E: 0 K: 0 S: 11	H: 0 LOB: 1 BB: 1 P: 17	R: 0 E: 0 K: 0 S: 6	H: 0 LOB: 0 BB: 0 P: 9		1B: 1 2B: 4 3B: 0 HR: 2	SF: 0 SAC: 0 DP: 2 HBP: 0	WP: 0 PB: 0 SB: 0 CS: 0	PA: 30						
<b>PITCHER</b>	IP	WLS	BF	H	R	ER	SO	BB	IBB	HBP	BLK	WP	HR	S	P	ERA	WHIP										
<b>Bob Wolcott, R</b> ERA: 5.63 (1, 1)	7.0	L	27	5	3	3	2	2	0	0	0	0	0	62	99	3.86	1.000										
<b>Scott Sanders, R</b> ERA: 7.26 (8, 1)	1.0		3	0	0	0	0	0	0	0	0	0	0	6	9	0.00	0.000										

AB	30
R	1
H	5
RBI	1
BB	3
SO	10
LOB	18



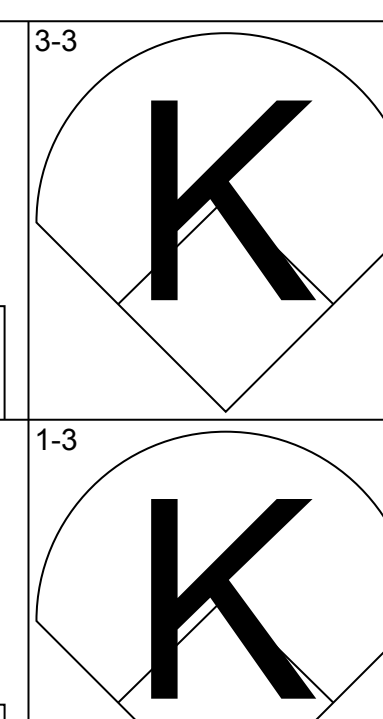
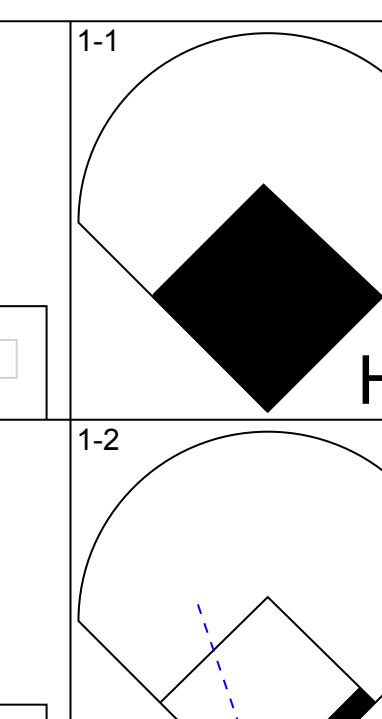
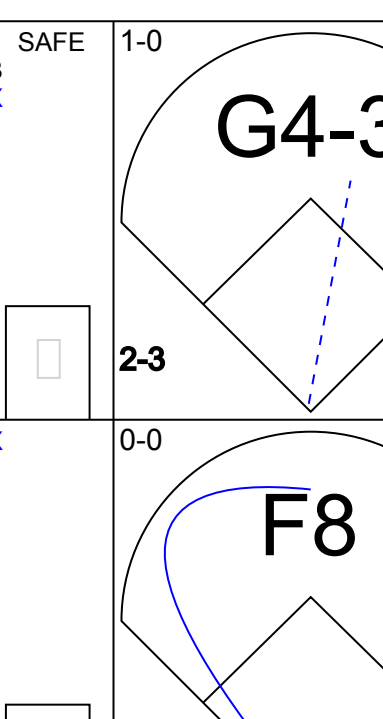
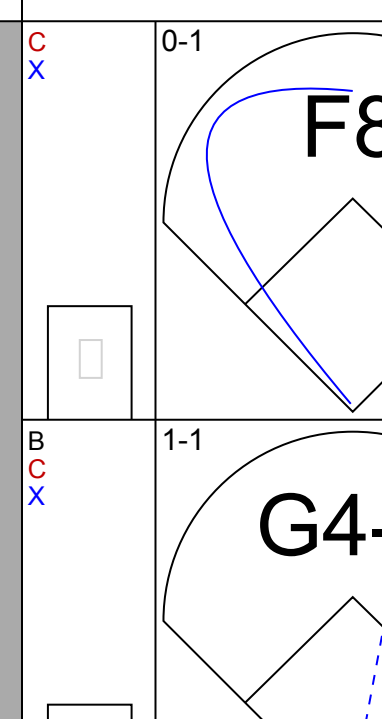
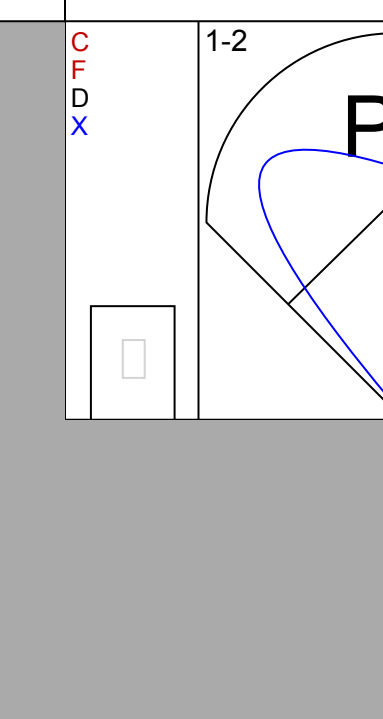
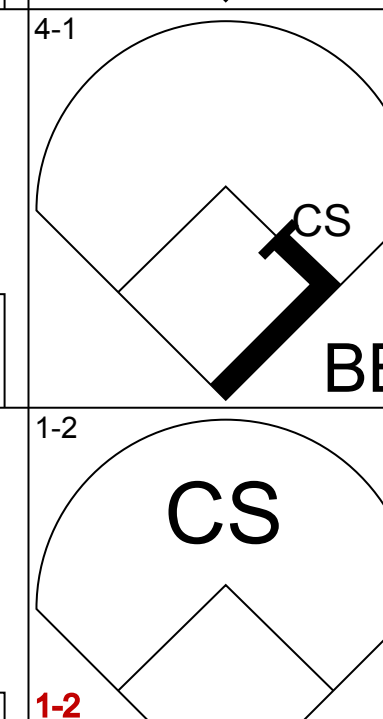
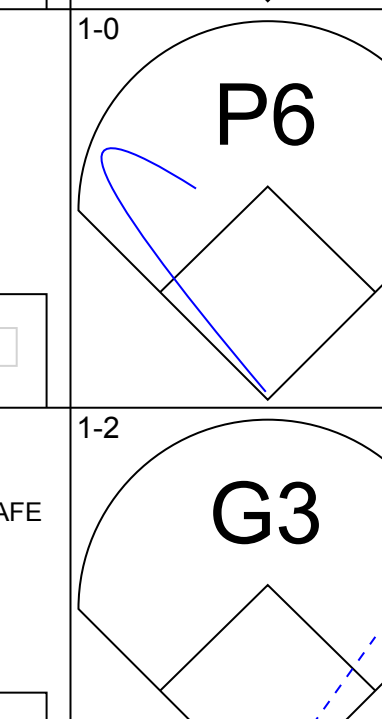




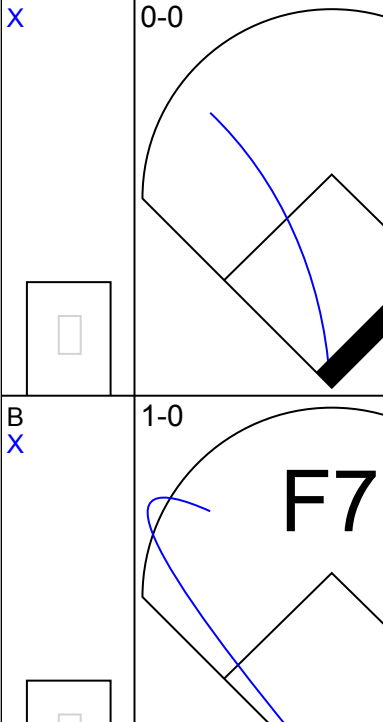
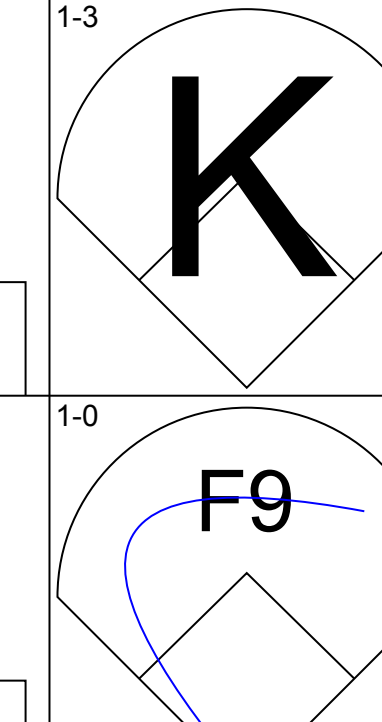

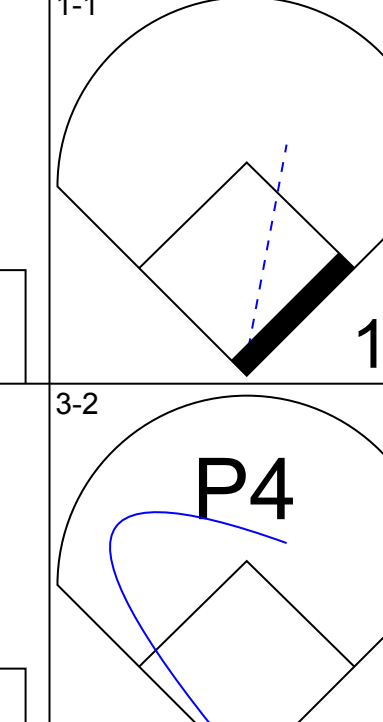

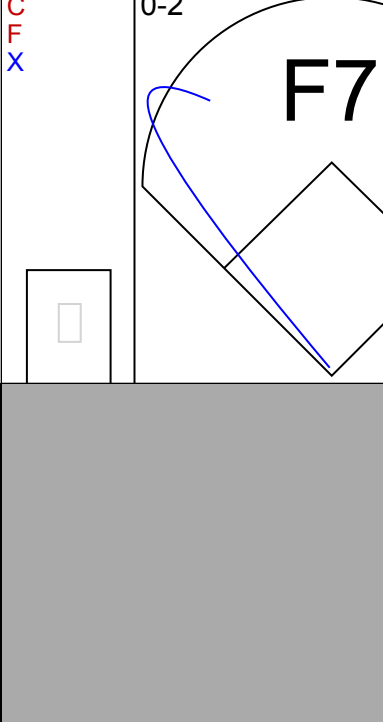

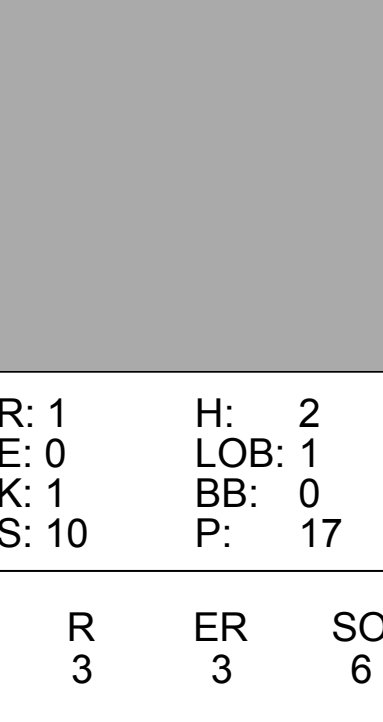

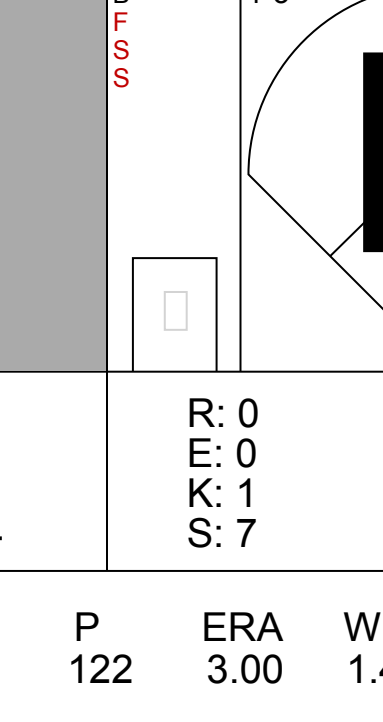
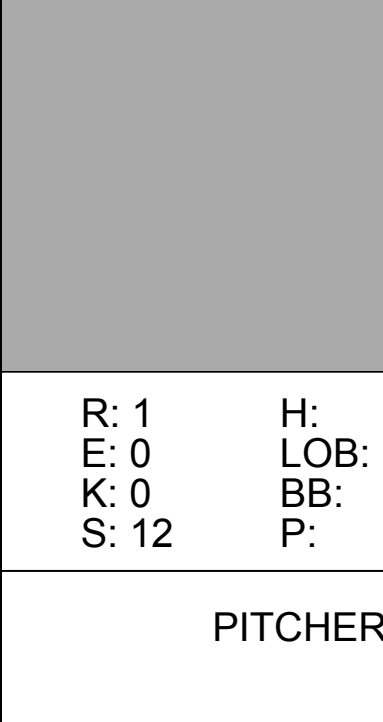
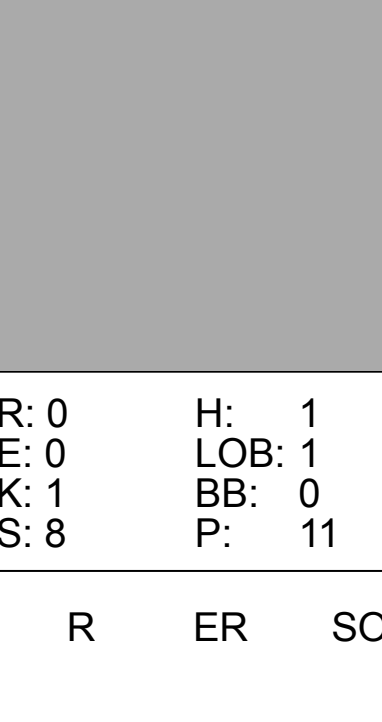
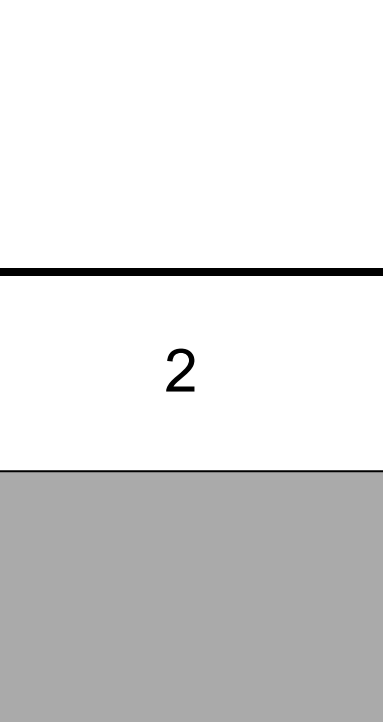
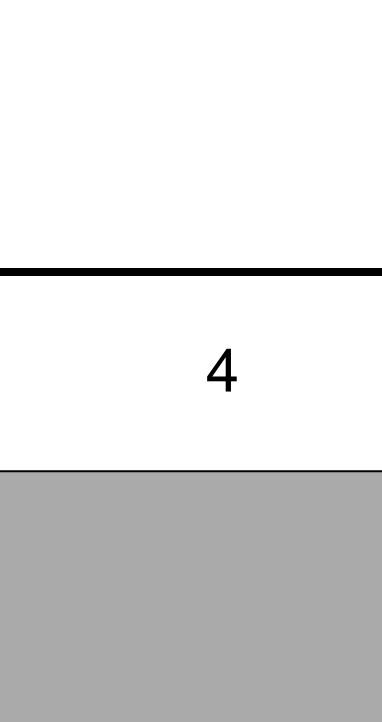
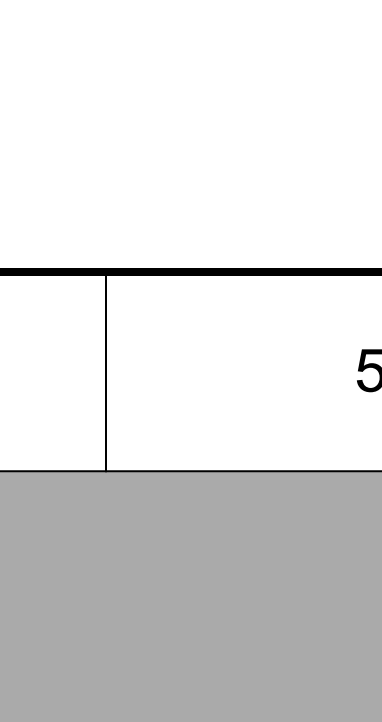
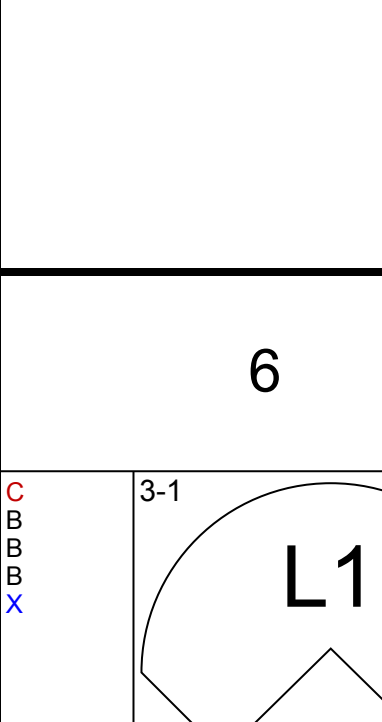
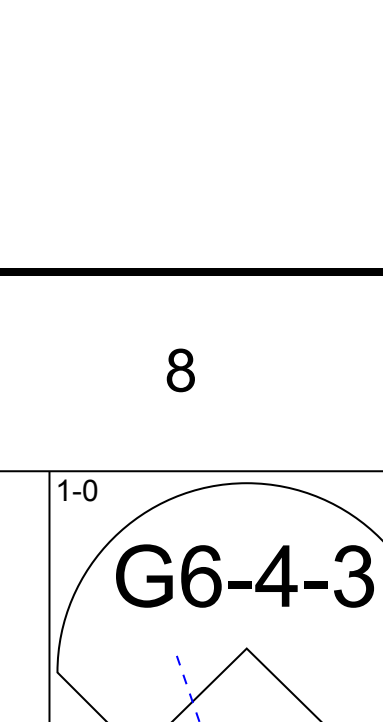

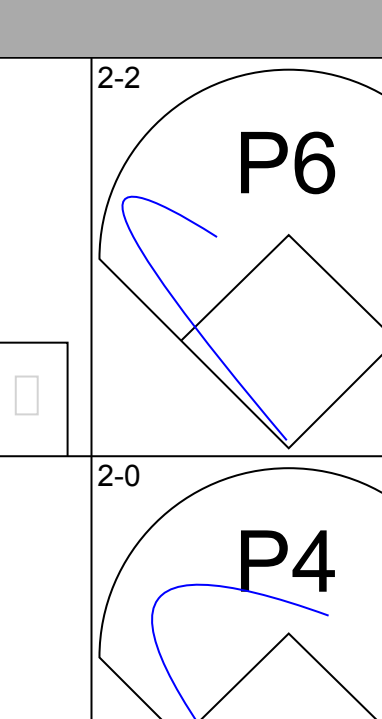
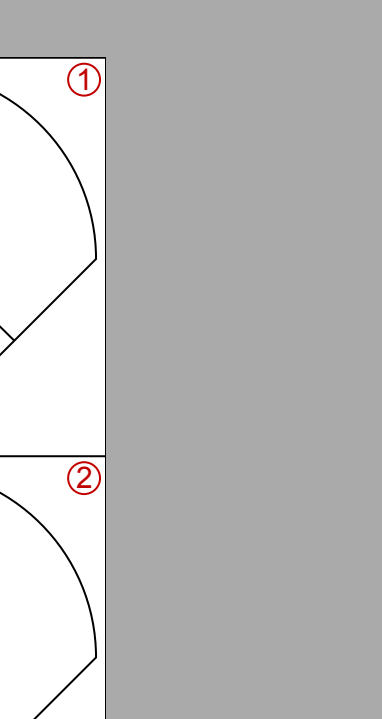
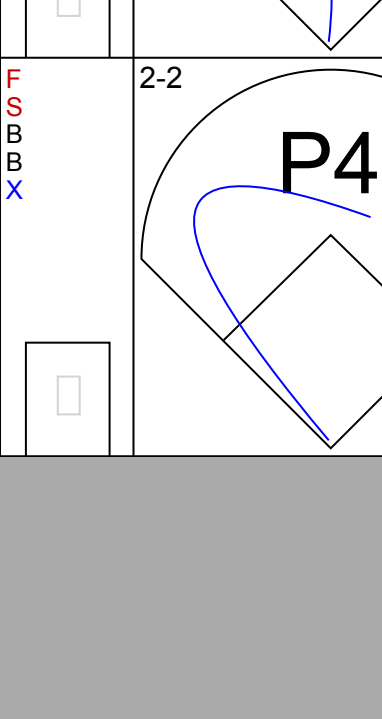

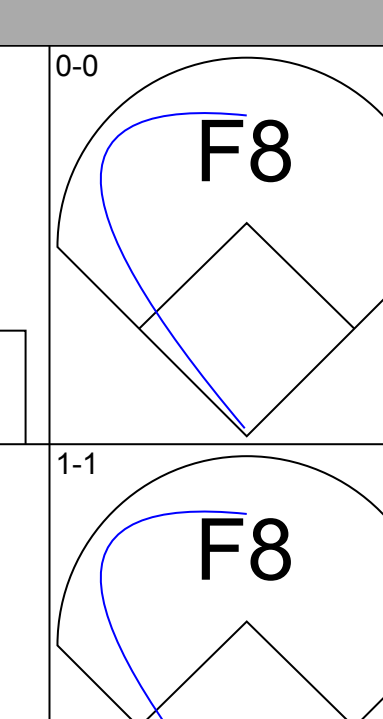


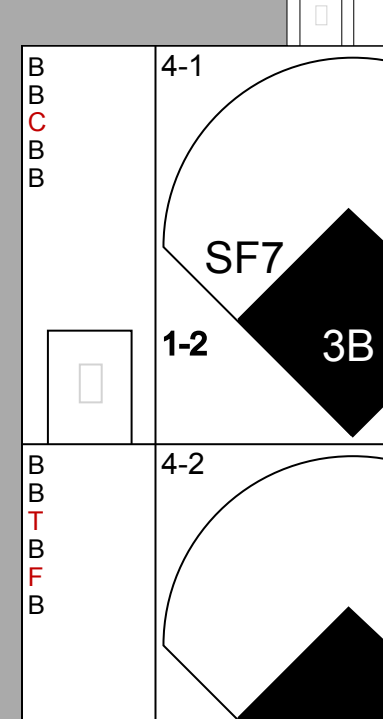
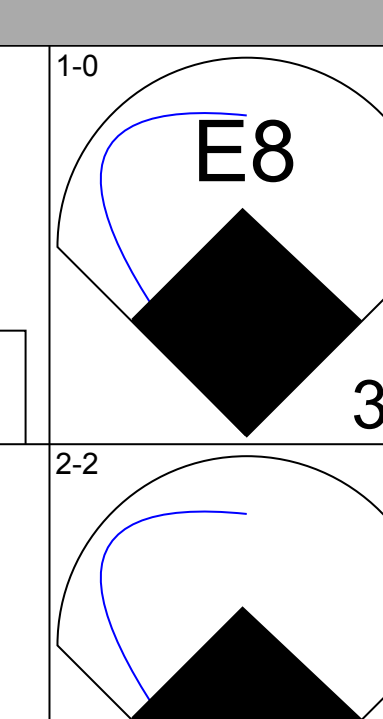

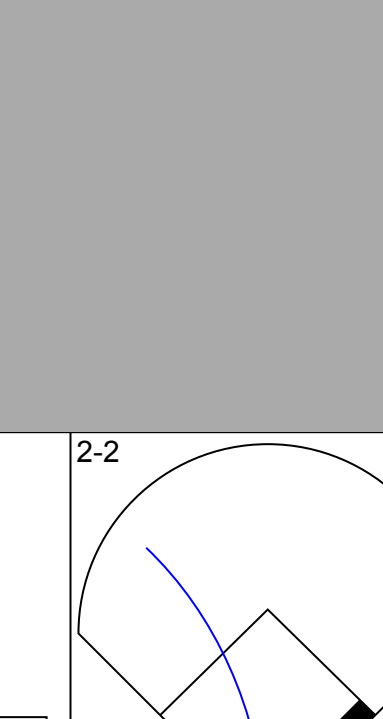
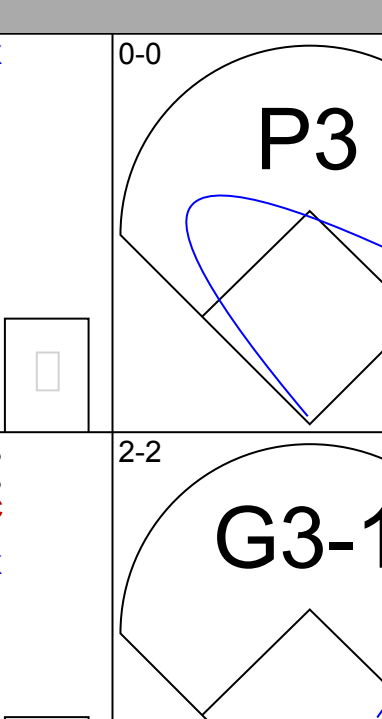
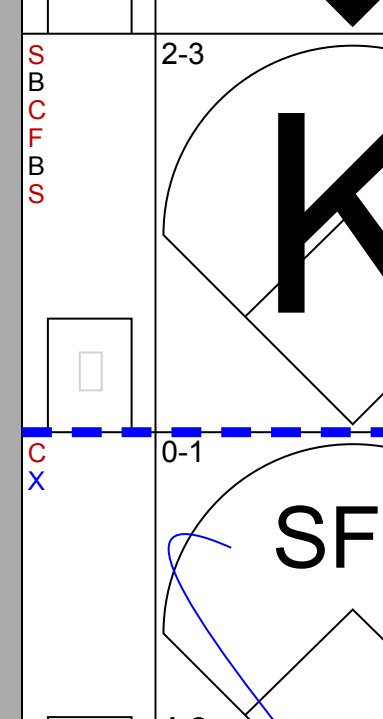
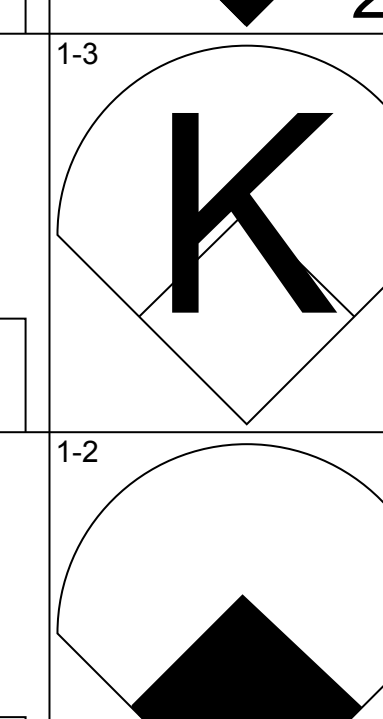
AB	28
R	3
H	5
RBI	3
BB	2
SO	2
LOB	10

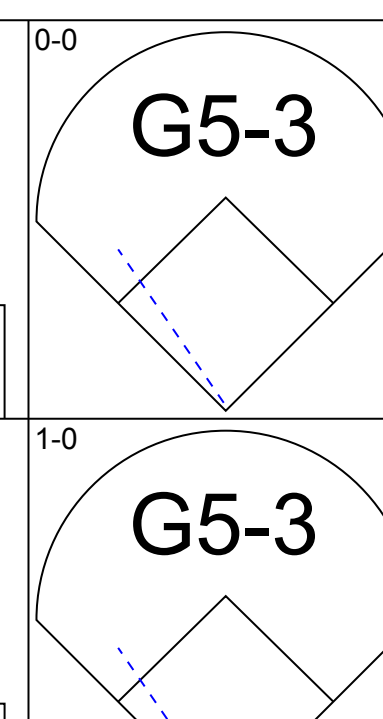
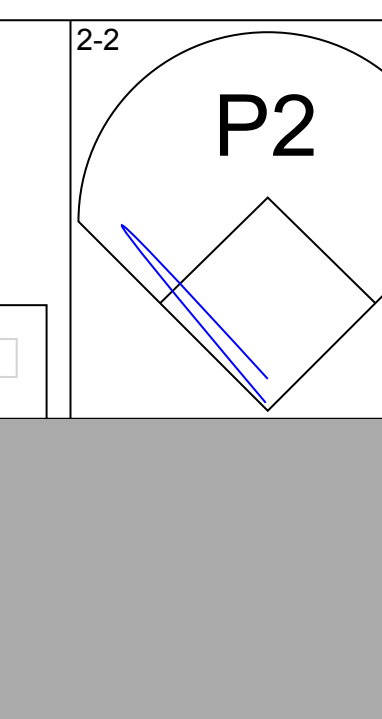
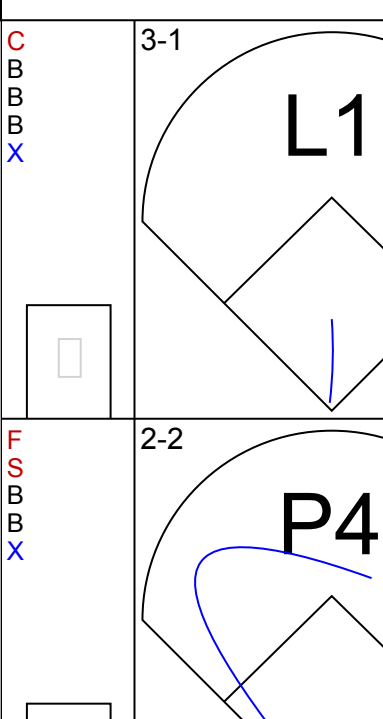
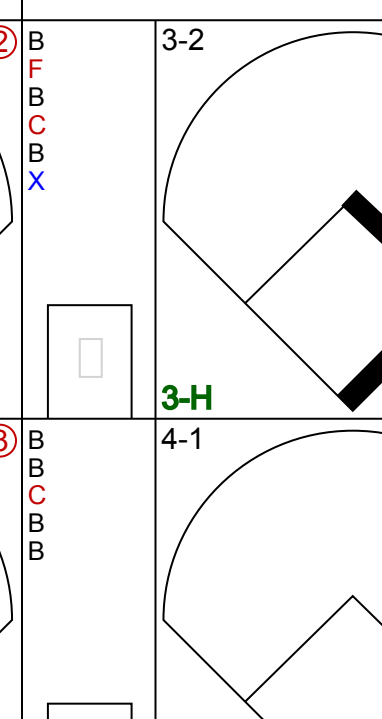
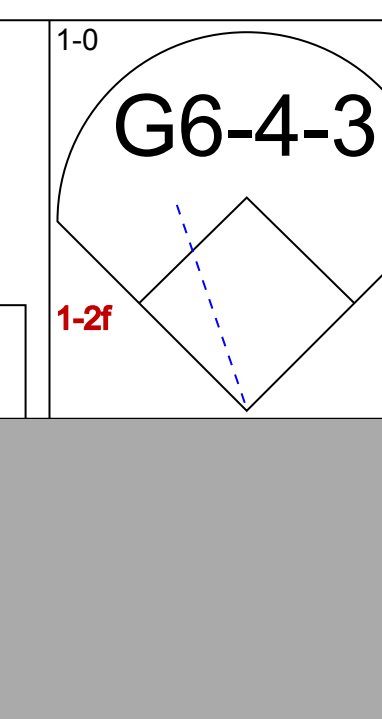
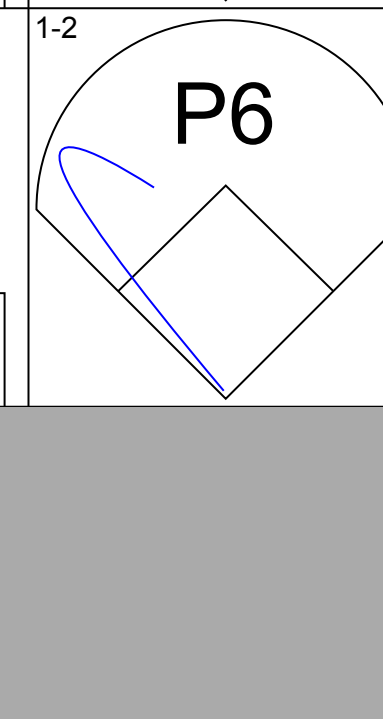
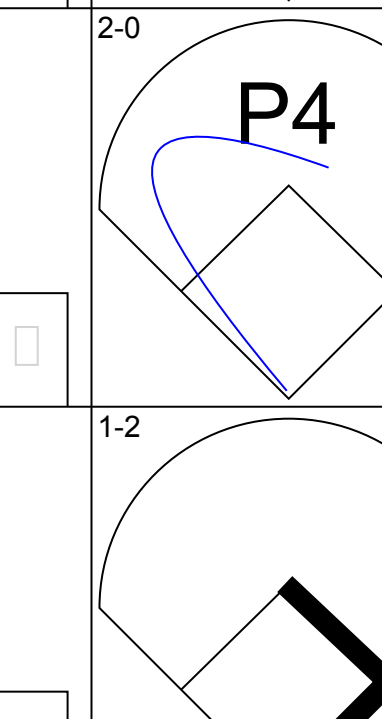

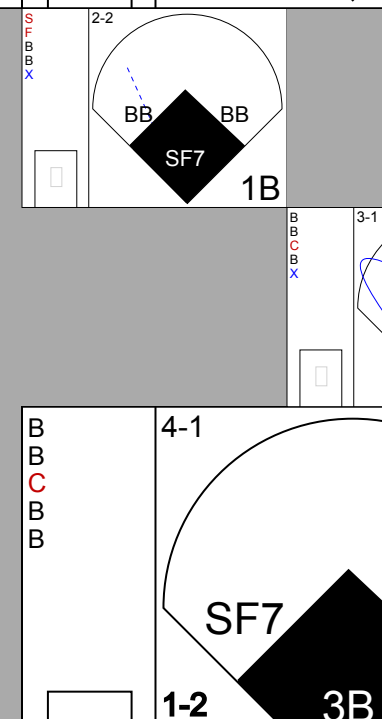

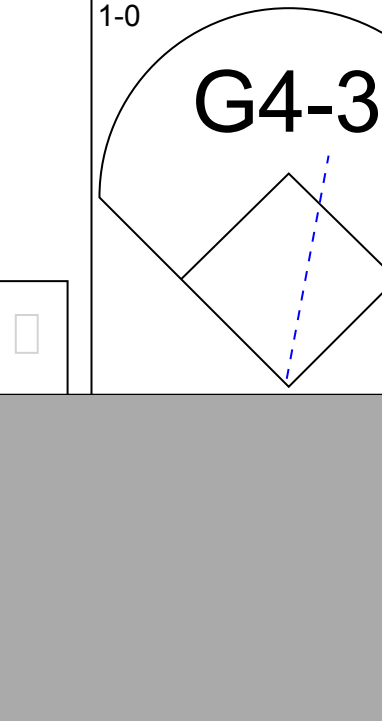

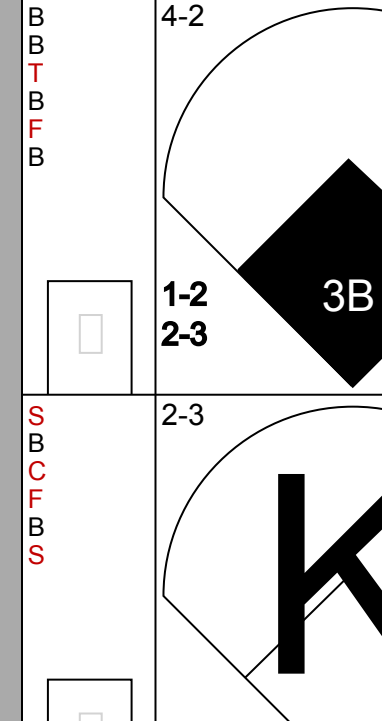


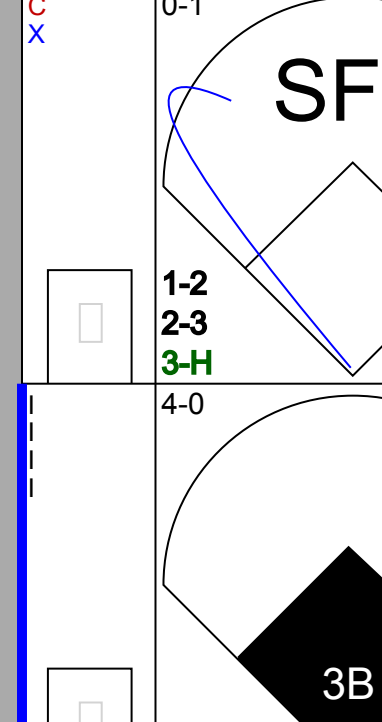
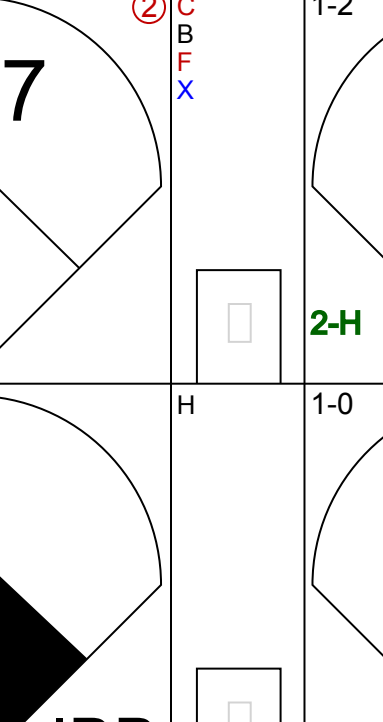


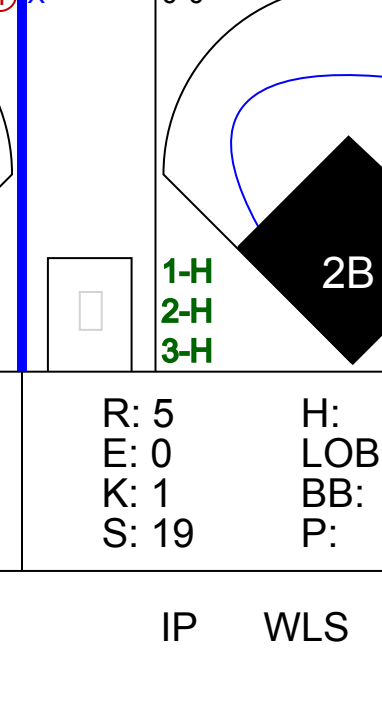
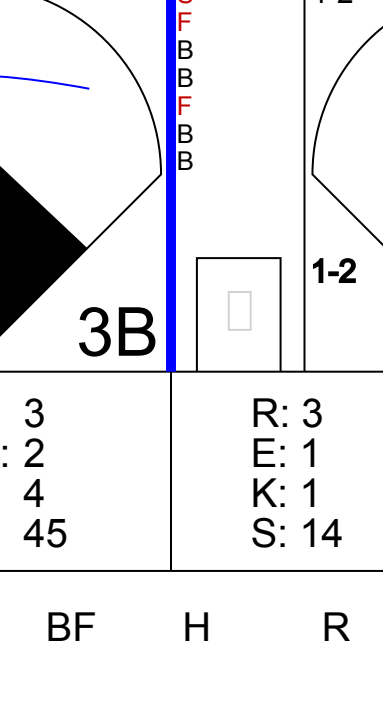
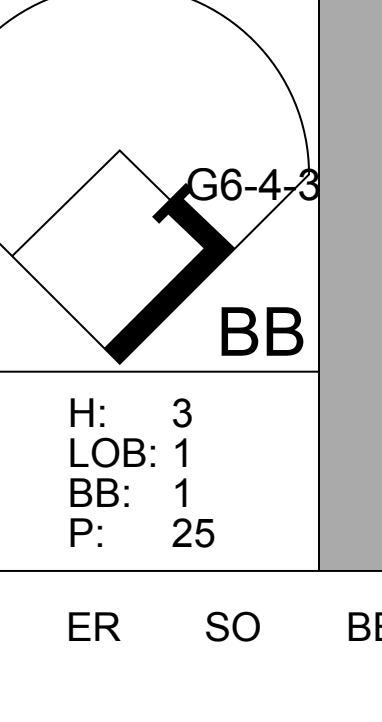
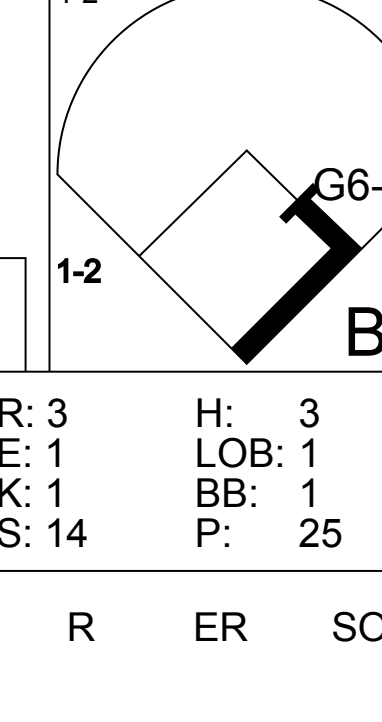










Batter	1	2	3	4	5	6	7	8	9	AB	R	H	RBI	BB	SO	LOB	TOP
Joey Cora, S OBP: 0.426, SLG: 0.536 (1, 4)			G3-1 		F8 		G6-3 			4	0	1	0	1	0	1	
Alex Rodriguez, R OBP: 0.366, SLG: 0.515 (1, 6)			FC4-6 BB 		G5-3 			P4 		4	0	1	0	1	1	4	
Ken Griffey Jr., L OBP: 0.375, SLG: 0.664 (1, 8)	P4 		FC4-6 1-2 			F8 BB G4-3 1B 		G4-3 		4	1	1	0	0	0	3	
Edgar Martinez, R OBP: 0.438, SLG: 0.489 (1, 10)	P2 		G6-3 			F8 BB G4-3 BB 		F8 		3	0	0	0	1	0	3	
Jay Buhner, R OBP: 0.374, SLG: 0.467 (1, 9)	G6-3 			G5-3 		F8 			L5 	4	0	0	0	0	0	4	
Paul Sorrento, L OBP: 0.335, SLG: 0.461 (9, PR)			CS 1B 			G4-3 			1B BB 1B 	3	0	1	1	1	1	1	
Rich Amaral, R OBP: 0.317, SLG: 0.302 (9, 3)				K 						0	1	0	0	0	0	0	
Dan Wilson, R OBP: 0.356, SLG: 0.460 (1, 2)			1-2 K 		G5-3 			G6-3 		4	0	1	0	0	1	2	
José Cruz Jr., S OBP: 0.333, SLG: 0.690 (9, 7)			1B 			G3 			L9 	4	0	1	0	0	1	2	
Rob Ducey, L OBP: 0.287, SLG: 0.340 (9, 3)									K 	0	0	0	0	0	0	0	
Russ Davis, R OBP: 0.337, SLG: 0.503 (1, 5)			K 			1-2 2B 			P2 	4	0	2	1	0	1	1	
									BB 1B 	4	0	1	0	0	1	2	
									BB 1B 	4	0	1	0	0	1	2	
									BB 1B 	4	0	2	1	0	1	1	
									BB 1B 	4	0	2	1	0	1	1	
									BB 1B 	4	0	2	1	0	1	1	
									BB 1B 	4	0	2	1	0	1	1	
									BB 1B 	4	0	2	1	0	1	1	
									BB 1B 	4	0	2	1	0	1	1	
									BB 1B 	4	0	2	1	0	1	1	
									BB 1B 	4	0	2	1	0	1	1	
									BB 1B 	4	0	2	1	0	1	1	
									BB 1B 	4	0	2	1	0	1	1	
									BB 1B 	4	0	2	1	0	1	1	
									BB 1B 	4	0	2	1	0	1	1	
									BB 1B 	4	0	2	1	0	1	1	
									BB 1B 	4	0	2	1	0	1	1	
									BB 1B 	4	0	2	1	0	1	1	
									BB 1B 	4	0	2	1	0	1	1	
									BB 1B 	4	0	2	1	0	1	1	
									BB 1B 	4	0	2	1	0	1	1	
									BB 1B 	4	0	2	1	0	1	1	
									BB 1B 	4	0	2	1	0	1	1	
									BB 1B 	4	0	2	1	0	1	1	
									BB 1B 	4	0	2	1	0	1	1	
									BB 1B 	4	0	2	1	0	1	1	
									BB 1B 	4	0	2	1	0	1	1	
									BB 1B 	4	0	2	1	0	1	1	
									BB 1B 	4	0	2	1	0	1	1	
									BB 1B 	4	0	2	1	0	1	1	
									BB 1B 	4	0	2	1	0	1	1	
									BB 1B 	4	0	2	1	0	1	1	
									BB 1B 	4	0	2	1	0	1	1	
									BB 1B 	4	0	2	1	0	1	1	
									BB 1B 	4	0	2	1	0	1	1	
									BB 1B 	4	0	2	1	0	1	1	
									BB 1B 	4	0	2	1	0	1	1	
									BB 1B 	4	0	2	1	0	1	1	
									BB 1B 	4	0	2	1	0	1	1	
									BB 1B 	4	0	2	1	0	1	1	
									BB 1B 	4	0	2	1	0	1	1	
									BB 1B 	4	0	2	1	0	1	1	
									BB 1B 	4	0	2	1	0	1	1	
									BB 1B 	4	0	2	1	0	1	1	
									BB 1B 	4	0	2	1	0	1	1	
									BB 1B 	4	0	2	1	0	1	1	
									BB 1B 	4	0	2	1	0	1	1	
									BB 1B 	4	0	2	1	0	1	1	
									BB 1B 	4	0	2	1	0	1	1	
									BB 1B 	4	0	2	1	0	1	1	
									BB 1B 	4	0	2	1	0	1	1	
									BB 1B 	4	0	2	1	0	1	1	
									BB 1B 	4	0	2	1	0	1	1	
									BB 1B 	4	0	2	1	0	1	1	
									BB 1B 	4	0	2	1	0	1	1	
									BB 1B 	4	0	2	1	0	1	1	
									BB 1B 	4	0	2	1	0	1	1	
									BB 1B 	4	0	2	1	0	1	1	
									BB 1B 	4	0	2	1	0	1	1	
									BB 1B 	4	0	2	1	0	1	1	
									BB 1B 	4	0	2	1	0	1	1	
									BB 1B 	4	0	2	1	0	1	1	
									BB 1B 	4	0	2	1	0	1	1	
									BB 1B 	4	0	2	1	0	1	1	
									BB 1B 	4	0	2	1	0	1	1	
									BB 1B 	4	0	2	1	0	1	1	
									BB 1B 	4	0	2	1	0	1	1	
									BB 1B 	4	0	2	1	0	1	1	
									BB 1B 	4	0	2	1	0	1	1	
									BB 1B 	4	0	2	1	0	1	1	
									BB 1B 	4	0	2	1	0	1	1	
									BB 1B 	4	0	2	1	0	1	1	
									BB 1B 	4	0	2	1	0	1	1	
									BB 1B 	4	0	2	1	0	1	1	
									BB 1B 	4	0	2	1	0	1	1	
									BB 1B 	4	0	2	1	0	1	1	
									BB 1B 	4	0	2	1	0	1	1	
									BB 1B 	4	0	2	1	0	1	1	
				</													



Batter	1	2	3	4	5	6	7	8	9	AB	R	H	RBI	BB	SO	LOB	TOP					
Joey Cora, S OBP: 0.421, SLG: 0.542 (1, 4)										5	1	1	1	0	1	3	<b>Seattle Mariners @ Toronto Blue Jays</b> SkyDome, Toronto, ON Tue Jun 10 1997, 7:05 PM EDT Att: 33,124 - Unknown - 82 F					
Alex Rodriguez, R OBP: 0.365, SLG: 0.511 (1, 6)										4	0	1	0	0	1	2						
Ken Griffey Jr., L OBP: 0.377, SLG: 0.672 (1, 8)										3	1	1	1	1	0	1						
Edgar Martinez, R OBP: 0.332, SLG: 0.485 (1, 10)										4	0	1	0	0	1	1						
Jay Buhner, R OBP: 0.380, SLG: 0.484 (1, 9)										3	1	2	1	1	1	1						
Paul Sorrento, L OBP: 0.333, SLG: 0.457 (1, 3)										4	0	1	0	0	0	2						
Dan Wilson, R OBP: 0.354, SLG: 0.456 (1, 2)										4	0	1	0	0	0	2						
José Cruz Jr., S OBP: 0.382, SLG: 0.727 (1, 7)										4	0	3	0	0	0	1						
Russ Davis, R OBP: 0.332, SLG: 0.494 (1, 5)										3	0	0	0	0	2	2						
<b>Inning Stats</b>	R: 0 E: 0 K: 2 S: 9	H: 0 LOB: 0 BB: 1 P: 18	R: 1 E: 0 K: 1 S: 10	H: 2 LOB: 1 BB: 0 P: 17	R: 1 E: 0 K: 1 S: 12	H: 2 LOB: 1 BB: 0 P: 18	R: 0 E: 0 K: 0 S: 9	H: 1 LOB: 1 BB: 0 P: 14	R: 0 E: 0 K: 1 S: 7	H: 1 LOB: 1 BB: 0 P: 9	R: 1 E: 0 K: 0 S: 12	H: 2 LOB: 1 BB: 0 P: 15	R: 0 E: 0 K: 1 S: 6	H: 1 LOB: 0 BB: 0 P: 7	R: 0 E: 0 K: 1 S: 8	H: 1 LOB: 1 BB: 0 P: 11	R: 0 E: 0 K: 0 S: 11	H: 1 LOB: 1 BB: 0 P: 13	1B: 7 2B: 1 3B: 0 HR: 3	SF: 0 SAC: 1 DP: 1 HBP: 0	WP: 0 PB: 0 SB: 0 CS: 1	PA: 38
<b>PITCHER</b> Pat Hentgen, R ERA: 3.04 (1, 1)	IP: 9.0 WLS: W BF: 37 H: 11 R: 3 ER: 3 SO: 6 BB: 2 IBB: 0 HBP: 0 BLK: 0 WP: 0 HR: 3 S: 84 P: 122 ERA: 3.00 WHIP: 1.444															<b>PITCHER</b>						

Batter	1	2	3	4	5	6	7	8	9	AB	R	H	RBI	BB	SO	LOB	BOTTOM			
Otis Nixon, S OBP: 0.351, SLG: 0.303 (1, 8)										5	0	1	1	0	0	3	<b>Seattle Mariners @ Toronto Blue Jays</b> SkyDome, Toronto, ON Tue Jun 10 1997, 7:05 PM EDT Att: 33,124 - Unknown - 82 F			
Jacob Brumfield, R OBP: 0.242, SLG: 0.253 (1, 9)										3	0	0	0	1	0	0				
Tilson Brito, R OBP: 0.333, SLG: 0.321 (8, 6)										0	0	0	0	0	0	0				
Joe Carter, R OBP: 0.284, SLG: 0.387 (1, 7)										4	1	1	0	0	0	2				
Ed Sprague, R OBP: 0.346, SLG: 0.519 (1, 5)										3	2	2	0	1	0	0				
Carlos Delgado, L OBP: 0.397, SLG: 0.640 (1, 3)										3	2	1	0	1	0	1				
Ruben Sierra, S OBP: 0.280, SLG: 0.383 (1, 10)										4	0	0	0	0	3	4				
Charlie O'Brien, R OBP: 0.370, SLG: 0.493 (1, 2)										3	1	2	3	0	0	0				
Alex Gonzalez, R OBP: 0.286, SLG: 0.357 (7, PH)										2	0	0	0	0	1	1				
Orlando Merced, S OBP: 0.326, SLG: 0.416 (8, 9)										0	1	0	0	1	0	0				
Carlos Garcia, R OBP: 0.217, SLG: 0.254 (7, PH)										2	0	0	0	0	1	1				
Shawn Green, L OBP: 0.306, SLG: 0.384 (7, PH)										0	0	0	0	0	0	0				
Juan Samuel, R OBP: 0.286, SLG: 0.289 (8, 4)										1	1	1	3	1	0	0				
<b>Inning Stats</b>	R: 0 E: 0 K: 0 S: 5	H: 0 LOB: 0 BB: 0 P: 7	R: 0 E: 0 K: 1 S: 7	H: 0 LOB: 0 BB: 0 P: 10	R: 0 E: 0 K: 1 S: 10	H: 1 LOB: 1 BB: 0 P: 15	R: 0 E: 0 K: 0 S: 8	H: 1 LOB: 0 BB: 0 P: 14	R: 0 E: 0 K: 1 S: 5	H: 0 LOB: 0 BB: 0 P: 7	R: 0 E: 0 K: 1 S: 8	H: 0 LOB: 0 BB: 0 P: 15	R: 5 E: 0 K: 1 S: 19	H: 3 LOB: 2 BB: 4 P: 45	R: 3 E: 1 K: 1 S: 14	H: 3 LOB: 1 BB: 1 P: 25	1B: 2 2B: 3 3B: 2 HR: 1	SF: 1 SAC: 0 DP: 1 HBP: 1	WP: 0 PB: 0 SB: 0 CS: 0	PA: 37
<b>PITCHER</b> Jamie Moyer, L ERA: 4.53 (1, 1)	IP: 6.1 WLS: L BF: 24 H: 3 R: 3 ER: 3 SO: 4 BB: 2 IBB: 0 HBP: 0 BLK: 0 WP: 0 HR: 0 S: 53 P: 90 ERA: 4.26 WHIP: 0.789															<b>PITCHER</b>				
Scott Sanders, R ERA: 7.5 (7, 1)	0.1	L	2	0	0	0	0	0	1	0	0	0	0	0	0	0	0.00	0.000		
Norm Charlton, L ERA: 8.19 (7, 1)	0.2	9	5	5	5	1	1	0	1	0	0	1	17	33	67.50	9.000				
Bob Wells, R ERA: 7.94 (8, 1)	0.2	2	0	0	0	0	1	0	0	0	0	0	4	9	0.00	1.500				

AB	34
R	3
H	11
RBI	3
BB	2
SO	6
LOB	15



AB	30
R	8
H	8
RBI	7
BB	5
SO	5
LOB	12





Batter	1	2	3	4	5	6	7	8	9	AB	R	H	RBI	BB	SO	LOB	TOP								
<b>Joey Cora, S</b> (1, 4) <small>OBP: 0.416, SLG: 0.535</small>	F8		K		F7		1B 2B BB	SF7		3	1	0	1	1	1	2									
<b>Alex Rodriguez, R</b> (1, 6) <small>OBP: 0.388, SLG: 0.513</small> <b>Russ Davis, R</b> (5, FR) <small>OBP: 0.333, SLG: 0.495</small>	E4 PB		1B		1B		1B	FC6-4		3	1	2	1	0	0	0									
<b>Ken Griffey Jr., L</b> (1, 8) <small>OBP: 0.377, SLG: 0.669</small>	PB S BB		F8		G4-3		2B			4	0	1	2	1	1	3									
<b>Edgar Martinez, R</b> (1, 10) <small>OBP: 0.435, SLG: 0.483</small>	K		L5				G6-4-3 1B	G3		5	0	2	0	0	1	6									
<b>Jay Buhner, R</b> (1, 9) <small>OBP: 0.376, SLG: 0.477</small>	K				F8		G6-4-3 1B	G5-3		5	0	1	0	0	1	4									
<b>Paul Sorrento, L</b> (1, 3) <small>OBP: 0.337, SLG: 0.452</small> <b>Rich Amaral, R</b> (9, PH) <small>OBP: 0.314, SLG: 0.299</small>		P5			G1-3					2	1	0	0	0	0	0									
<b>José Cruz Jr., S</b> (1, 7) <small>OBP: 0.267, SLG: 0.340</small> <b>Rob Ducey, L</b> (8, 7) <small>OBP: 0.267, SLG: 0.340</small>		K			P5					4	0	0	0	0	2	2									
<b>Brent Gates, S</b> (1, 5) <small>OBP: 0.301, SLG: 0.418</small>		K					SH3-4 1B	SF7 BB BB		3	2	2	0	1	1	0									
<b>John Marzano, R</b> (1, 2) <small>OBP: 0.333, SLG: 0.214</small>					SH3-4			SH1-4		0	0	0	0	2	0	0									
<b>Inning Stats</b>	R: 1 E: 1 K: 2 S: 9	H: 0 LOB: 1 BB: 1 P: 22	R: 0 E: 0 K: 2 S: 11	H: 0 LOB: 0 BB: 0 P: 15	R: 0 E: 0 K: 1 S: 14	H: 1 LOB: 2 BB: 1 P: 23	R: 0 E: 0 K: 0 S: 9	H: 0 LOB: 0 BB: 0 P: 13	R: 1 E: 0 K: 0 S: 11	H: 2 LOB: 1 BB: 0 P: 15	R: 0 E: 0 K: 0 S: 6	H: 1 LOB: 1 BB: 0 P: 9	R: 2 E: 0 K: 0 S: 16	H: 3 LOB: 2 BB: 1 P: 28	R: 1 E: 0 K: 1 S: 13	H: 0 LOB: 2 BB: 2 P: 24	R: 0 E: 0 K: 1 S: 14	H: 2 LOB: 1 BB: 0 P: 21	1B: 8 2B: 2 3B: 0 HR: 0	SF: 1 SAC: 2 DP: 2 HBP: 2	WP: 0 PB: 1 SB: 3 CS: 0	PA: 42			
<b>PITCHER</b>	IP	WLS	BF	H	R	ER	SO	BB	IBB	HBP	BLK	WP	HR	S	P	ERA	WHIP								
<b>Roger Clemens, R</b> (1, 1) <small>ERA: 1.94</small>	7.0	L	33	7	5	4	5	3	0	2	0	0	0	76	126	5.14	1.429								
<b>Paul Spoljaric, L</b> (8, 1) <small>ERA: 1.98</small>	0.0		0	0	0	0	0	0	0	0	0	0	0	0	0	∞	∞								
<b>Paul Quantrill, R</b> (8, 1) <small>ERA: 1.67</small>	1.0		5	2	0	0	1	0	0	0	0	0	0	17	24	0.00	2.000								
<b>Dan Plesac, L</b> (9, 1) <small>ERA: 4.86</small>	0.2		1	0	0	0	0	0	0	0	0	0	0	4	5	0.00	0.000								

Seattle Mariners @ Toronto Blue Jays  
SkyDome, Toronto, ON  
Wed Jun 11 1997, 3:33 AM EDT  
Att: 41,099 - Sunny - 82 F

AB 32  
R 5  
H 9  
RBI 4  
BB 5  
SO 7  
LOB 21




Batter	1	2	3	4	5	6	7	8	9	AB	R	H	RBI	BB	SO	LOB	BOTTOM								
<b>Jacob Brumfield, R</b> (1, 8) <small>OBP: 0.233, SLG: 0.242</small>	F9		K		P2		F9			4	0	0	0	0	1	6									
<b>Orlando Merced, S</b> (1, 9) <small>OBP: 0.323, SLG: 0.408</small>	K		K				G3-1			4	0	0	0	0	2	2									
<b>Joe Carter, R</b> (1, 10) <small>OBP: 0.289, SLG: 0.380</small>	P2				P5		K			4	0	0	0	0	1	0									
<b>Ed Sprague, R</b> (1, 5) <small>OBP: 0.340, SLG: 0.509</small>		P2			K		P2			4	0	0	0	0	1	0									
<b>Carlos Delgado, L</b> (1, 3) <small>OBP: 0.399, SLG: 0.640</small>		P2			K					3	1	1	0	0	1	0									
<b>Ruben Sierra, S</b> (1, 7) <small>OBP: 0.279, SLG: 0.380</small>							SH5-4 BB			4	0	1	0	0	1	2									
<b>Benito Santiago, R</b> (1, 2) <small>OBP: 0.250, SLG: 0.306</small>					G6-3		SH5-4 BB			3	0	1	0	1	0	1									
<b>Alex Gonzalez, R</b> (1, 6) <small>OBP: 0.287, SLG: 0.356</small>					1B		SH5-4			3	0	1	0	0	0	3									
<b>Carlos Garcia, R</b> (1, 4) <small>OBP: 0.220, SLG: 0.257</small> <b>Juan Samuel, R</b> (7, PH) <small>OBP: 0.300, SLG: 0.289</small>					1B		G5-3			2	0	1	0	0	0	2									
<b>Inning Stats</b>	R: 0 E: 0 K: 1 S: 6	H: 0 LOB: 0 BB: 0 P: 7	R: 0 E: 0 K: 1 S: 5	H: 0 LOB: 0 BB: 0 P: 6	R: 0 E: 0 K: 2 S: 12	H: 2 LOB: 2 BB: 0 P: 16	R: 0 E: 0 K: 2 S: 9	H: 0 LOB: 0 BB: 0 P: 14	R: 0 E: 0 K: 0 S: 7	H: 1 LOB: 2 BB: 1 P: 12	R: 0 E: 0 K: 1 S: 10	H: 0 LOB: 0 BB: 0 P: 11	R: 1 E: 0 K: 0 S: 11	H: 1 LOB: 2 BB: 1 P: 21	R: 0 E: 0 K: 0 S: 5	H: 0 LOB: 0 BB: 0 P: 9	R: 0 E: 0 K: 0 S: 7	H: 1 LOB: 1 BB: 0 P: 10	1B: 4 2B: 1 3B: 0 HR: 0	SF: 0 SAC: 1 DP: 0 HBP: 1	WP: 1 PB: 0 SB: 0 CS: 0	PA: 35			
<b>PITCHER</b>	IP	WLS	BF	H	R	ER	SO	BB	IBB	HBP	BLK	WP	HR	S	P	ERA	WHIP								
<b>Jeff Fassero, L</b> (1, 1) <small>ERA: 3.83</small>	8.1	W	33	5	1	1	7	2	0	1	0	0	0	69	102	1.08	0.840								
<b>Bobby Ayala, R</b> (9, 1) <small>ERA: 4.75</small>	0.2		2	0	0	0	0	0	0	0	0	0	0	3	4	0.00	0.000								

Seattle Mariners @ Toronto Blue Jays  
SkyDome, Toronto, ON  
Wed Jun 11 1997, 3:33 AM EDT  
Att: 41,099 - Sunny - 82 F


AB 31  
R 1  
H 5  
RBI 0  
BB 2  
SO 7  
LOB 16





Batter	1	2	3	4	5	6	7	8	9	AB	R	H	RBI	BB	SO	LOB	TOP								
<b>Eric Young Sr. R</b> OBP: 0.390, SLG: 0.430	G6-3	1B		G6-4-3	1B		G4-3		K	5	1	2	1	0	1	0	<b>Colorado Rockies @ Seattle Mariners</b> The Kingdome, Seattle, WA Thu Jun 12 1997, 10:05 PM EDT Att: 37,948 - Dome - 68 F  <b>AB 41</b> <b>R 11</b> <b>H 18</b> <b>RBI 10</b> <b>BB 6</b> <b>SO 3</b> <b>LOB 22</b> 								
<b>Ellis Burks R</b> OBP: 0.325, SLG: 0.497	G5-3	1B		G6-4-3	1B		K		G3-1	5	1	1	1	1	1										
<b>Larry Walker L</b> OBP: 0.504, SLG: 0.749	G3-1			F8	L5				G3	6	0	2	1	0	0	3									
<b>Andres Galarraga R</b> OBP: 0.421, SLG: 0.628										5	2	4	1	0	0	3									
<b>Dante Bichette R</b> OBP: 0.335, SLG: 0.452										5	2	3	0	0	0	4									
<b>Vinny Castilla R</b> OBP: 0.374, SLG: 0.570										5	1	3	3	0	0	1									
<b>Jeff Reed L</b> OBP: 0.531, SLG: 0.531 <b>Harvey Pulliam R</b> (8, PH)										3	2	0	0	1	0	4									
<b>Kirt Manwaring R</b> OBP: 0.329, SLG: 0.331										0	1	0	0	1	0	0									
<b>Walt Weiss S</b> OBP: 0.349, SLG: 0.353										2	1	0	0	3	1	3									
<b>Quinton McCracken S</b> OBP: 0.412, SLG: 0.454										5	0	3	3	0	0	3									
<b>Inning Stats</b>	R: 0 E: 0 K: 0 S: 7	H: 0 LOB: 0 BB: 0 P: 12	R: 6 E: 0 K: 1 S: 18	H: 7 LOB: 2 BB: 2 P: 35	R: 0 E: 0 K: 0 S: 6	H: 1 LOB: 1 BB: 0 P: 10	R: 0 E: 0 K: 0 S: 4	H: 1 LOB: 0 BB: 0 P: 6	R: 4 E: 0 K: 0 S: 20	H: 5 LOB: 3 BB: 1 P: 35	R: 0 E: 0 K: 0 S: 12	H: 1 LOB: 2 BB: 1 P: 18	R: 0 E: 0 K: 1 S: 11	H: 2 LOB: 2 BB: 0 P: 14	R: 1 E: 0 K: 0 S: 9	H: 1 LOB: 2 BB: 2 P: 18	R: 0 E: 0 K: 1 S: 6	H: 0 LOB: 0 BB: 0 P: 9	1B: 13 2B: 5 3B: 0 HR: 0	SF: 0 SAC: 0 DP: 1 HBP: 1	WP: 0 PB: 0 SB: 2 CS: 0	PA: 48			
<b>PITCHER</b>	IP	WLS	BF	H	R	ER	SO	BB	IBB	HBP	BLK	WP	HR	S	P	ERA	WHIP								
<b>Derek Lowe R</b> ERA: 5.84	1.2		10	5	5	5	1	1	0	0	0	0	0	20	35	27.00	3.600								
<b>Mike Maddux R</b> ERA: 11.57	2.1		14	7	4	4	0	1	0	0	0	0	0	20	34	15.43	3.429								
<b>Norm Charlton L</b> ERA: 7.96	2.0		12	3	1	1	0	2	0	1	0	0	0	27	47	4.50	2.500								
<b>Bob Wells R</b> ERA: 7.5	1.1	W	6	2	0	0	1	0	0	0	0	0	0	14	18	0.00	1.500								
<b>40 Greg McCarthy L</b> ERA: 4.65	0.0		1	0	0	0	0	1	0	0	0	0	0	3	7	∞	∞								
<b>Bobby Ayala R</b> ERA: 4.54	1.2	S	5	1	1	1	1	1	0	0	0	0	0	9	16	5.40	1.200								

Batter	1	2	3	4	5	6	7	8	9	AB	R	H	RBI	BB	SO	LOB	BOTTOM								
<b>Joey Cora S</b> OBP: 0.412, SLG: 0.525	G5-3		L8	BB	FC6-4		F9			4	1	0	0	1	0	3	<b>Colorado Rockies @ Seattle Mariners</b> The Kingdome, Seattle, WA Thu Jun 12 1997, 10:05 PM EDT Att: 37,948 - Dome - 68 F  <b>AB 37</b> <b>R 12</b> <b>H 12</b> <b>RBI 11</b> <b>BB 7</b> <b>SO 5</b> <b>LOB 18</b> 								
<b>José Cruz Jr. S</b> OBP: 0.326, SLG: 0.585 <b>Rob Ducey L</b> OBP: 0.267, SLG: 0.340	E3		K2-3	1B			P5		K	4	0	0	0	1	2	2									
<b>Ken Griffey Jr. L</b> OBP: 0.381, SLG: 0.671	L8			BB	1B		G3		2B	4	1	2	3	1	0	1									
<b>Edgar Martinez R</b> OBP: 0.434, SLG: 0.477	K		FC6-4						2B	3	2	0	0	2	2	4									
<b>Jay Buhner R</b> OBP: 0.380, SLG: 0.482									2B	4	1	2	3	1	0	0									
<b>Paul Sorrento L</b> OBP: 0.343, SLG: 0.461									F8	5	2	3	1	0	0	3									
<b>Dan Wilson R</b> OBP: 0.351, SLG: 0.450									L7	5	1	1	0	0	0	2									
<b>Russ Davis R</b> OBP: 0.340, SLG: 0.500									F8	4	2	2	2	1	0	1									
<b>Brent Gates S</b> OBP: 0.312, SLG: 0.437										4	2	2	2	0	1	2									
<b>Inning Stats</b>	R: 0 E: 1 K: 1 S: 8	H: 0 LOB: 1 BB: 0 P: 17	R: 1 E: 0 K: 1 S: 13	H: 2 LOB: 1 BB: 0 P: 17	R: 0 E: 0 K: 1 S: 8	H: 0 LOB: 1 BB: 1 P: 17	R: 0 E: 0 K: 1 S: 20	H: 4 LOB: 3 BB: 3 P: 39	R: 0 E: 0 K: 0 S: 10	H: 1 LOB: 1 BB: 0 P: 17	R: 2 E: 0 K: 0 S: 11	H: 2 LOB: 1 BB: 1 P: 22	R: 4 E: 0 K: 1 S: 12	H: 3 LOB: 1 BB: 2 P: 24	R: 0 E: 0 K: 0 S: 3	H: 0 LOB: 0 BB: 0 P: 4		1B: 7 2B: 5 3B: 0 HR: 0	SF: 0 SAC: 0 DP: 0 HBP: 0	WP: 3 PB: 0 SB: 0 CS: 0	PA: 44				
<b>PITCHER</b>	IP	WLS	BF	H	R	ER	SO	BB	IBB	HBP	BLK	WP	HR	S	P	ERA	WHIP								
<b>Darren Holmes R</b> ERA: 4.17	3.1		20	5	6	5	3	3	0	0	0	1	0	38	70	13.50	2.400								
<b>Jerry Dipoto R</b> ERA: 7.49	2.2		14	4	2	2	1	2	0	0	0	0	0	32	59	6.75	2.250								
<b>Mike DeJean R</b> ERA: 4.26	0.2		4	1	2	2	1	1	0	0	0	0	0	6	12	27.00	3.000								
<b>Mike Munoz L</b> ERA: 5.14	0.0	L	1	1	0	0	0	0	0	0	0	0	0	4	6	∞	∞								
<b>Steve Reed R</b> ERA: 4.34	1.1		5	1	2	2	0	1	0	0	0	0	0	5	10	13.50	1.500								



Batter	1	2	3	4	5	6	7	8	9	AB	R	H	RBI	BB	SO	LOB	TOP			
<b>Eric Young Sr., R</b> OBP: 0.391, SLG: 0.442	F9		HR			F9			FC5-4 1B	4	1	2	1	0	0	1				
<b>Ellis Burks, R</b> OBP: 0.319, SLG: 0.488	K		F9			F9			FC5-4 1B	4	0	0	0	0	1	2				
<b>Dante Bichette, R</b> OBP: 0.333, SLG: 0.449	K			L9		CS	K		G6-4-3 1B	4	0	1	0	0	2	0				
<b>Andres Galarraga, R</b> OBP: 0.419, SLG: 0.621		1B		G3			K		G6-4-3	4	0	1	0	0	1	2				
<b>Vinny Castilla, R</b> OBP: 0.369, SLG: 0.563	K			K			G5-3			3	0	0	0	0	2	1				
<b>Harvey Pulliam, R</b> OBP: 0.318, SLG: 0.395	K				L8				G5-3	3	0	0	0	0	1	1				
<b>Kirt Manwaring, R</b> OBP: 0.323, SLG: 0.325	G5-3				K				L4	3	0	0	0	0	1	1				
<b>Jason Bates, S</b> OBP: 0.318, SLG: 0.395			K							2	0	0	0	1	2	0				
<b>Quinton McCracken, S</b> OBP: 0.410, SLG: 0.446			K						BB	2	0	0	0	1	2	1				
<b>Inning Stats</b>	R: 0 H: 0 E: 0 K: 2 S: 7	H: 0 LOB: 0 BB: 0 P: 10	R: 0 H: 1 E: 0 K: 2 S: 12	H: 1 LOB: 1 BB: 0 P: 17	R: 1 H: 1 E: 0 K: 2 S: 9	H: 1 LOB: 0 BB: 0 P: 14	R: 0 H: 0 E: 0 K: 1 S: 5	H: 0 LOB: 0 BB: 0 P: 6	R: 0 H: 0 E: 0 K: 2 S: 8	H: 0 LOB: 0 BB: 1 P: 15	R: 0 H: 0 E: 0 K: 0 S: 11	H: 0 LOB: 0 BB: 0 P: 16	R: 0 H: 0 E: 0 K: 1 S: 7	H: 0 LOB: 1 BB: 1 P: 12	R: 0 H: 2 E: 1 K: 0 S: 4	H: 2 LOB: 1 BB: 0 P: 4	1B: 3 2B: 0 3B: 0 HR: 1	SF: 0 SAC: 0 DP: 1 HBP: 0	WP: 0 PB: 0 SB: 0 CS: 1	PA: 32
<b>PITCHER</b>	IP	WLS	BF	H	R	ER	SO	BB	IBB	HBP	BLK	WP	HR	S	P	ERA	WHIP			
<b>Randy Johnson, L</b> ERA: 2.34	8.0	W	27	2	1	1	12	2	0	0	0	0	1	70	107	1.12	0.500			
<b>Scott Sanders, R</b> ERA: 7.25	1.0		4	2	0	0	0	0	0	0	0	0	0	4	4	0.00	2.000			

Colorado Rockies @ Seattle Mariners  
The Kingdome, Seattle, WA  
Fri Jun 13 1997, 10:05 PM EDT  
Att: 55,980 - Dome - 68 F

AB 29  
R 1  
H 4  
RBI 1  
BB 2  
SO 12  
LOB 9



Batter	1	2	3	4	5	6	7	8	9	AB	R	H	RBI	BB	SO	LOB	BOTTOM			
<b>Joey Cora, S</b> OBP: 0.421, SLG: 0.534	G3 SF8 2B		1B		2B BB		2B BB			2	3	2	0	2	0	0				
<b>José Cruz Jr., S</b> OBP: 0.319, SLG: 0.578	G3		K				P5			4	0	1	1	0	1	4				
<b>Rob Ducey, L</b> OBP: 0.267, SLG: 0.340							2B			0	0	0	0	0	0	0				
<b>Ken Griffey Jr., L</b> OBP: 0.379, SLG: 0.671	SF8		F8		G3-1					3	1	1	1	0	0	3				
<b>Edgar Martinez, R</b> OBP: 0.435, SLG: 0.494	G1-3			G4-3			HR	WP 2B		4	1	2	3	0	0	0				
<b>Jay Buhner, R</b> OBP: 0.382, SLG: 0.478		G4-3		FC6-4 BB		K	FC4-6 BB			2	0	0	0	2	1	0				
<b>Paul Sorrento, L</b> OBP: 0.336, SLG: 0.451		K		K		G3	FC4-6			4	0	0	0	0	2	3				
<b>Dan Wilson, R</b> OBP: 0.345, SLG: 0.441		K		FC6-4		P3		G5-3		4	0	0	0	0	1	1				
<b>Russ Davis, R</b> OBP: 0.338, SLG: 0.511			G1-3		G5-3			K		4	1	1	1	0	1	0				
<b>Alvaro Espinoza, R</b> OBP: 0.258, SLG: 0.241			1B BB		P4		F8	P4		3	0	0	0	1	0	0				
<b>Inning Stats</b>	R: 1 H: 1 E: 0 K: 0 S: 8	H: 1 LOB: 0 BB: 0 P: 13	R: 0 H: 0 E: 0 K: 2 S: 8	H: 0 LOB: 0 BB: 0 P: 11	R: 0 H: 1 E: 0 K: 1 S: 13	H: 1 LOB: 2 BB: 1 P: 21	R: 0 H: 0 E: 0 K: 1 S: 6	H: 0 LOB: 1 BB: 1 P: 11	R: 1 H: 1 E: 0 K: 0 S: 7	H: 1 LOB: 0 BB: 1 P: 14	R: 3 H: 3 E: 0 K: 0 S: 11	H: 3 LOB: 2 BB: 2 P: 24	R: 0 H: 0 E: 0 K: 1 S: 6	H: 0 LOB: 0 BB: 0 P: 7	1B: 1 2B: 4 3B: 0 HR: 2	SF: 1 SAC: 0 DP: 0 HBP: 0	WP: 1 PB: 0 SB: 0 CS: 0	PA: 36		
<b>PITCHER</b>	IP	WLS	BF	H	R	ER	SO	BB	IBB	HBP	BLK	WP	HR	S	P	ERA	WHIP			
<b>Jamey Wright, R</b> ERA: 7.96	6.0	L	25	4	3	3	5	3	0	0	0	0	1	48	84	4.50	1.167			
<b>John Burke, R</b> ERA: 6.42	0.2		7	3	3	3	0	2	0	0	0	1	1	10	21	40.50	7.500			
<b>Jeff McCurry, R</b> ERA: 4.18	1.1		4	0	0	0	1	0	0	0	0	0	0	7	10	0.00	0.000			

Colorado Rockies @ Seattle Mariners  
The Kingdome, Seattle, WA  
Fri Jun 13 1997, 10:05 PM EDT  
Att: 55,980 - Dome - 68 F

AB 30  
R 6  
H 7  
RBI 6  
BB 5  
SO 6  
LOB 11





Batter	1	2	3	4	5	6	7	8	9	AB	R	H	RBI	BB	SO	LOB	TOP					
<b>Brett Butler, L</b> OBP: 0.430, SLG: 0.375 (1, 10)	G6-3		BB	K		G3		SH1-3		3	0	0	1	1	1	4						
<b>Todd Zeile, R</b> OBP: 0.322, SLG: 0.409 (1, 5)	K		K		P6		HR	F7		5	1	1	0	0	2	1						
<b>Mike Piazza, R</b> OBP: 0.442, SLG: 0.601 (1, 2)	2B			FC5	HR		HR			4	2	4	2	1	0	0						
<b>Raul Mondesi, R</b> OBP: 0.341, SLG: 0.506 (1, 9)	F8			FC5	F7		G6-3			4	1	0	0	1	0	3						
<b>Eric Karros, R</b> OBP: 0.323, SLG: 0.427 (1, 3)		P4		FC5	HR		HR			5	3	2	3	0	1	3						
<b>Karim Garcia, L</b> OBP: 0.444, SLG: 0.286 (1, 7)	L8			1B	G3-1		K			5	0	1	1	0	2	1						
<b>Roger Cedeno, S</b> OBP: 0.259, SLG: 0.250 (1, 8)	L8			1B			F8			4	0	1	0	0	1	0						
<b>Greg Gagne, R</b> OBP: 0.296, SLG: 0.356 (1, 6)		P2		1B			L7			3	1	1	1	1	0	0						
<b>Wilton Guerrero, S</b> OBP: 0.306, SLG: 0.412 (1, 4)	G3			P6			L5			4	0	1	0	0	0	4						
<b>Inning Stats</b>	R: 0 E: 0 K: 1 S: 7	H: 1 LOB: 1 BB: 0 P: 9	R: 0 E: 0 K: 0 S: 7	H: 0 LOB: 0 BB: 0 P: 10	R: 0 E: 0 K: 1 S: 11	H: 0 LOB: 1 BB: 1 P: 20	R: 2 E: 0 K: 1 S: 16	H: 4 LOB: 3 BB: 1 P: 26	R: 2 E: 0 K: 0 S: 10	H: 2 LOB: 0 BB: 0 P: 13	R: 0 E: 0 K: 0 S: 10	H: 1 LOB: 1 BB: 0 P: 14	R: 3 E: 0 K: 2 S: 11	H: 3 LOB: 0 BB: 0 P: 18	R: 1 E: 1 K: 0 S: 7	H: 0 LOB: 0 BB: 1 P: 14	R: 0 E: 0 K: 2 S: 9	H: 0 LOB: 1 BB: 1 P: 14	1B: 6 2B: 2 3B: 0 HR: 3	SF: 0 SAC: 1 DP: 0 HBP: 0	WP: 0 PB: 0 SB: 0 CS: 0	PA: 42
<b>PITCHER</b>	IP	WLS	BF	H	R	ER	SO	BB	IBB	HBP	BLK	WP	HR	S	P	ERA	WHIP					
<b>Bob Wolcott, R</b> ERA: 5.79 (1, 1)	5.0		24	7	4	4	3	2	0	0	0	0	1	51	78	7.20	1.800					
<b>Bob Wells, R</b> ERA: 8.17 (6, 1)	1.1		8	4	3	3	0	0	0	0	0	0	2	15	22	20.25	3.000					
<b>Norm Charlton, L</b> ERA: 7.64 (7, 1)	1.1		5	0	1	0	2	1	0	0	0	0	0	12	22	0.00	0.750					
<b>Bobby Ayala, R</b> ERA: 4.38 (8, 1)	1.1	W	5	0	0	0	2	1	0	0	0	0	0	10	16	0.00	0.750					

Los Angeles Dodgers @ Seattle Mariners  
The Kingdome, Seattle, WA  
Sat Jun 14 1997, 6:33 AM EDT  
Att: 57,345 - Dome - 68 F

AB	37
R	8
H	11
RBI	8
BB	4
SO	7
LOB	16



Batter	1	2	3	4	5	6	7	8	9	AB	R	H	RBI	BB	SO	LOB	BOTTOM					
<b>Joey Cora, S</b> OBP: 0.421, SLG: 0.533 (1, 4)	F8			2B	HBP		G6-3			4	0	1	0	0	1	2						
<b>José Cruz Jr., S</b> OBP: 0.308, SLG: 0.531 (1, 7)	K		S	K	K			K		4	1	0	0	1	4	3						
<b>Ken Griffey Jr., L</b> OBP: 0.376, SLG: 0.673 (1, 8)	F8		F8	F9		HR		K		5	1	1	1	0	1	2						
<b>Edgar Martinez, R</b> OBP: 0.445, SLG: 0.514 (1, 10)		HR	2B	2B	BB	BB		FC5	BB	2	3	2	1	3	0	0						
<b>Jay Buhner, R</b> OBP: 0.382, SLG: 0.478 (1, 9)	F8		2B	K		G1-3		BB		4	1	1	1	1	1	3						
<b>Paul Sorrento, L</b> OBP: 0.340, SLG: 0.465 (1, 3)		HR	2B	BB				FC5		3	1	1	1	1	1	0						
<b>Rich Amaral, R</b> OBP: 0.311, SLG: 0.296 (8, FH) (9, 3)		HR	2B	BB				2B		1	0	0	0	0	0	2						
<b>Dan Wilson, R</b> OBP: 0.342, SLG: 0.440 (1, 2)	2B		P4		G6-3		F8			5	0	1	0	0	0	3						
<b>Russ Davis, R</b> OBP: 0.344, SLG: 0.538 (1, 5)	K		2B		1B	2B		K		5	2	3	3	0	2	1						
<b>Alvaro Espinoza, R</b> OBP: 0.286, SLG: 0.250 (1, 6)	BB		G5-3		2B		F8			3	0	1	1	1	0	2						
<b>Inning Stats</b>	R: 0 E: 0 K: 1 S: 12	H: 0 LOB: 0 BB: 0 P: 19	R: 2 E: 0 K: 2 S: 19	H: 3 LOB: 2 BB: 1 P: 31	R: 3 E: 0 K: 0 S: 15	H: 2 LOB: 2 BB: 3 P: 31	R: 0 E: 0 K: 2 S: 11	H: 1 LOB: 2 BB: 1 P: 19	R: 1 E: 0 K: 1 S: 12	H: 2 LOB: 2 BB: 0 P: 23	R: 2 E: 0 K: 1 S: 16	H: 2 LOB: 0 BB: 0 P: 24	R: 0 E: 0 K: 1 S: 8	H: 0 LOB: 0 BB: 0 P: 14	R: 0 E: 0 K: 2 S: 14	H: 0 LOB: 2 BB: 2 P: 28	R: 1 E: 0 K: 0 S: 3	H: 1 LOB: 0 BB: 0 P: 4	1B: 1 2B: 6 3B: 0 HR: 4	SF: 0 SAC: 0 DP: 0 HBP: 1	WP: 1 PB: 0 SB: 2 CS: 0	PA: 44
<b>PITCHER</b>	IP	WLS	BF	H	R	ER	SO	BB	IBB	HBP	BLK	WP	HR	S	P	ERA	WHIP					
<b>Ramon Martinez, R</b> ERA: 3.42 (1, 1)	4.0		23	6	5	5	5	5	0	0	0	0	2	57	100	11.25	2.750					
<b>Tom Candiotti, R</b> ERA: 2.79 (5, 1)	2.2		13	4	3	3	3	0	0	1	0	1	1	33	56	10.12	1.500					
<b>Scott Radinsky, L</b> ERA: 2.96 (7, 1)	1.1		6	0	0	0	2	2	0	0	0	0	0	17	33	0.00	1.500					
<b>Antonio Osuna, R</b> ERA: 3.78 (9, 1)	0.1	L	2	1	1	1	0	0	0	0	0	0	1	3	4	27.00	3.000					

Los Angeles Dodgers @ Seattle Mariners  
The Kingdome, Seattle, WA  
Sat Jun 14 1997, 6:33 AM EDT  
Att: 57,345 - Dome - 68 F

AB	36
R	9
H	11
RBI	8
BB	7
SO	10
LOB	18





Batter	1	2	3	4	5	6	7	8	9	AB	R	H	RBI	BB	SO	LOB	TOP										
<b>Brett Butler, L</b> OBP: 0.426, SLG: 0.366 <b>Roger Cedeno, S</b> OBP: 0.259, SLG: 0.250	0-1 G5-3		2-2 L8		3-1 G4-3			4-0 BB BB		3	0	0	0	1	0	0	<b>Los Angeles Dodgers @ Seattle Mariners</b> The Kingdome, Seattle, WA Sun Jun 15 1997, 6:33 AM EDT Att. 57,114 - Dome - 68 F										
<b>Todd Zeile, R</b> OBP: 0.321, SLG: 0.403	0-1 G3		2-2 G6-3		2-2 G6-3		4-1 FC6 BB		3	0	0	0	1	0	0												
<b>Mike Piazza, R</b> OBP: 0.439, SLG: 0.595	1-3 K		0-0 E5 1B		2-1 F9		2-2 FC6 1-2		4	0	1	0	0	1	2												
<b>Eric Karros, R</b> OBP: 0.325, SLG: 0.440		1-2 HR	3-2 G4-3		2-1 G6-3			0-1 2B 1B	4	1	2	1	0	0	1												
<b>Raul Mondesi, R</b> OBP: 0.339, SLG: 0.506	1-0 G6-3			3-2 P5		2-3 K		3-2 1-3 2B	4	0	1	0	0	1	0												
<b>Billy Ashley, R</b> OBP: 0.275, SLG: 0.395	3-2 2B			3-3 K		2-3 K		2-3 1 2B	4	1	1	0	0	3	2												
<b>Greg Gagne, R</b> OBP: 0.295, SLG: 0.358	1-0 2B			3-1 G4-3		2-3 K2-3		2-3 K	4	0	1	1	0	2	2												
<b>Tom Prince, R</b> OBP: 0.250, SLG: 0.205 <b>Nelson Lirio, S</b> OBP: 0.327, SLG: 0.408 <b>Antonio Osuna, R</b> <b>Eric Anthony, L</b> OBP: 0.333, SLG: 0.464	3-2 F7			0-2 L7		1-0 F9		1-2 F7	2	0	0	0	0	0	1												
<b>Wilton Guerrero, S</b> OBP: 0.301, SLG: 0.405	0-1 G5-3			0-2 G3		1-1 L8			3	0	0	0	0	0	1												
<b>Inning Stats</b>	R: 0 E: 0 K: 1 S: 9	H: 0 LOB: 0 BB: 0 P: 10	R: 2 E: 0 K: 0 S: 16	H: 3 LOB: 1 BB: 0 P: 25	R: 0 E: 1 K: 0 S: 17	H: 1 LOB: 1 BB: 0 P: 24	R: 0 E: 0 K: 1 S: 10	H: 0 LOB: 0 BB: 0 P: 19	R: 0 E: 0 K: 0 S: 8	H: 0 LOB: 0 BB: 0 P: 11	R: 0 E: 0 K: 0 S: 8	H: 0 LOB: 0 BB: 0 P: 14	R: 0 E: 0 K: 3 S: 10	H: 0 LOB: 0 BB: 0 P: 16	R: 0 E: 0 K: 0 S: 7	H: 0 LOB: 2 BB: 2 P: 19		R: 0 E: 0 K: 2 S: 15	H: 2 LOB: 2 BB: 0 P: 23	1B: 2 2B: 3 HR: 1	SF: 0 SAC: 0 DP: 0 HBP: 0	WP: 0 PB: 0 SB: 0 CS: 0	PA: 35				
<b>PITCHER</b>	IP	WLS	BF	H	R	ER	SO	BB	IBB	HBP	BLK	WP	HR	S	P	ERA	WHIP										
<b>Jamie Moyer, L</b> ERA: 4.38 <b>Scott Sanders, R</b> ERA: 6.84	(1, 1) 6.0	W 22	4	2	2	2	2	0	0	0	0	0	1	68	103	3.00	0.667										

Batter	1	2	3	4	5	6	7	8	9	AB	R	H	RBI	BB	SO	LOB	BOTTOM										
<b>Joey Cora, S</b> OBP: 0.414, SLG: 0.524	3-2 P2		1-0 L4	0-2 F7		3-1 F8	0-0 SH5-3			4	0	0	0	0	0	1	<b>Los Angeles Dodgers @ Seattle Mariners</b> The Kingdome, Seattle, WA Sun Jun 15 1997, 6:33 AM EDT Att. 57,114 - Dome - 68 F										
<b>José Cruz Jr., S</b> OBP: 0.368, SLG: 0.608	4-2 BB BB		4-1 BB 1B BB	2-0 HR		4-2 BB 1B BB	0-1 BB 1B		2	2	2	3	3	0	0												
<b>Ken Griffey Jr., L</b> OBP: 0.380, SLG: 0.668	3-2 K		4-1 BB 1B BB	4-1 CS BB		1-1 F8	4-0 BB		2	1	0	0	3	1	2												
<b>Edgar Martinez, R</b> OBP: 0.447, SLG: 0.516	4-0 BB		1-1 P3	0-1 CS	3-2 WP G1-3 1B	2-1 BB 1B	1-2 SF8		3	0	2	1	1	0	2												
<b>Jay Buhner, R</b> OBP: 0.383, SLG: 0.472	0-0 F8		4-2 1B BB		2-2 G1-3	4-0 BB	1-2 G4-3		3	0	0	0	2	0	5												
<b>Paul Sorrento, L</b> OBP: 0.349, SLG: 0.485 <b>Mike Blowers, R</b> OBP: 0.311, SLG: 0.379		2-1 HR	0-0 1B		4-2 WP BB	1-1 F9	0-0 2B		2	1	2	3	1	0	0												
<b>Dan Wilson, R</b> OBP: 0.339, SLG: 0.448	0-1 L8		1-2 K		2-0 F7		2-3 K		5	1	1	1	0	2	5												
<b>Russ Davis, R</b> OBP: 0.346, SLG: 0.533	0-3 K			1-3 K	4-2 BB		2-3 K		4	1	1	0	1	3	1												
<b>Alvaro Espinoza, R</b> OBP: 0.282, SLG: 0.250	0-2 G5-3			0-1 HR 1B	2-3 K		1-2 SH 1B SH5-3		4	2	1	0	0	2	4												
<b>Inning Stats</b>	R: 0 E: 0 K: 1 S: 11	H: 0 LOB: 2 BB: 2 P: 25	R: 1 E: 0 K: 1 S: 10	H: 1 LOB: 0 BB: 0 P: 12	R: 2 E: 0 K: 1 S: 11	H: 1 LOB: 2 BB: 3 P: 27	R: 2 E: 0 K: 1 S: 11	H: 2 LOB: 0 BB: 1 P: 18	R: 0 E: 0 K: 0 S: 8	H: 1 LOB: 3 BB: 2 P: 35	R: 0 E: 0 K: 0 S: 11	H: 1 LOB: 2 BB: 2 P: 26	R: 3 E: 0 K: 0 S: 12	H: 3 LOB: 1 BB: 1 P: 20	R: 0 E: 0 K: 3 S: 13	H: 1 LOB: 1 BB: 0 P: 18		1B: 6 2B: 1 3B: 0 HR: 3	SF: 1 SAC: 2 DP: 0 HBP: 0	WP: 1 PB: 0 SB: 0 CS: 1	PA: 46						
<b>PITCHER</b>	IP	WLS	BF	H	R	ER	SO	BB	IBB	HBP	BLK	WP	HR	S	P	ERA	WHIP										
<b>Ismael Valdez, R</b> ERA: 3.27 <b>Mark Guthrie, L</b> ERA: 2.9 <b>Darren Hall, R</b> ERA: 1.85 <b>Antonio Osuna, R</b> ERA: 3.57	(1, 1) 5.0	L 27	4	3	3	0	3	0	0	0	0	0	1	17	38	20.25	5.250										









Batter	1	2	3	4	5	6	7	8	9	AB	R	H	RBI	BB	SO	LOB	TOP											
Joey Cora, S OBP: 0.412, SLG: 0.521	P5		G1-3		L7			L9		4	0	1	0	0	0	0	<b>Seattle Mariners @ San Francisco Giants</b> 3Com Park at Candlestick Point, San Francisco, CA Wed Jun 18, 1997, 6:33 AM EDT Att: 33,234 - Sunny - 66 F											
Alvaro Espinoza, R OBP: 0.287, SLG: 0.238 Norm Charlton, S	G5-3		F8		L9			F9		3	0	0	0	0	0	0												
Edgar Martínez, R OBP: 0.443, SLG: 0.522 Bobby Ayala, R			K		K			G3		4	0	1	0	0	2	0												
Ken Griffey Jr., L OBP: 0.377, SLG: 0.659	K									4	0	0	0	0	2	1												
Paul Sorrento, L OBP: 0.341, SLG: 0.473		L6			F7					4	0	0	0	0	2	1												
Jay Buhner, R OBP: 0.383, SLG: 0.479		G6-3								3	1	1	1	1	1	1												
José Cruz Jr., S OBP: 0.361, SLG: 0.574		G4-3								3	0	0	0	1	1	2												
Russ Davis, R OBP: 0.348, SLG: 0.541			F9		F9					3	1	1	1	0	0	1												
John Marzano, R OBP: 0.314, SLG: 0.200 Dan Wilson, R OBP: 0.336, SLG: 0.445			L6		F9			L5		2	0	0	0	0	0	1												
Derek Lowe, R Brent Gates, S OBP: 0.304, SLG: 0.425			G6-3					L5		2	0	0	0	0	1	0												
<b>Inning Stats</b>	R: 0 E: 0 K: 1 S: 12	H: 0 LOB: 0 BB: 0 P: 20	R: 0 E: 0 K: 0 S: 7	H: 0 LOB: 0 BB: 0 P: 14	R: 0 E: 0 K: 0 S: 9	H: 0 LOB: 0 BB: 0 P: 14	R: 0 E: 0 K: 1 S: 7	H: 0 LOB: 0 BB: 0 P: 10	R: 1 E: 0 K: 0 S: 9	H: 1 LOB: 1 BB: 1 P: 18	R: 0 E: 0 K: 1 S: 6	H: 0 LOB: 0 BB: 0 P: 10	R: 0 E: 0 K: 1 S: 9	H: 0 LOB: 1 BB: 1 P: 17	R: 1 E: 0 K: 0 S: 8	H: 2 LOB: 1 BB: 0 P: 15	R: 0 E: 0 K: 3 S: 11	H: 1 LOB: 1 BB: 0 P: 16	1B: 1 2B: 1 3B: 0 HR: 2	SF: 0 SAC: 0 DP: 0 HBP: 0	WP: 0 PB: 0 SB: 0 CS: 0	PA: 33						
<b>PITCHER</b>	IP	WLS	BF	H	R	ER	SO	BB	IBB	HBP	BLK	WP	HR	S	P	ERA	WHIP											
Mark Gardner, R ERA: 3.12	(1, 1)	7.2	W	28	3	2	2	4	2	0	0	0	0	2	66	115	2.35	0.652										
Doug Henry, R ERA: 2.5	(8, 1)	0.1		1	0	0	0	0	0	0	0	0	0	1	3	0.00	0.000											
Rod Beck, R ERA: 2.54	(9, 1)	1.0	S	4	1	0	0	3	0	0	0	0	0	11	16	0.00	1.000											



Batter	1	2	3	4	5	6	7	8	9	AB	R	H	RBI	BB	SO	LOB	BOTTOM											
Darryl Hamilton, L OBP: 0.354, SLG: 0.361	L7				FC3-2					3	0	1	1	1	0	2	<b>Seattle Mariners @ San Francisco Giants</b> 3Com Park at Candlestick Point, San Francisco, CA Wed Jun 18, 1997, 6:33 AM EDT Att: 33,234 - Sunny - 66 F											
Jose Vizcaino, S OBP: 0.330, SLG: 0.308	G4-3		G3-1		G6-3			FC6-4		4	0	0	0	0	5													
Jeff Kent, R OBP: 0.326, SLG: 0.517	L9									4	1	1	0	0	2	0												
Barry Bonds, L OBP: 0.423, SLG: 0.479		F7			F7			F8		4	0	1	0	0	0	0												
Stan Javier, S OBP: 0.386, SLG: 0.440					G3					3	1	2	2	0	0	0												
J.T. Snow, L OBP: 0.400, SLG: 0.429		G3-6-3								4	1	1	0	0	1	2												
Bill Mueller, S OBP: 0.328, SLG: 0.358			F7					G1-3		4	0	1	1	0	0	1												
Rick Wilkins, L OBP: 0.247, SLG: 0.299					G5-3			G3		3	1	1	0	0	0	1												
Mark Gardner, R OBP: 0.188, SLG: 0.161 Doug Henry, R Rod Beck, R										2	0	2	0	0	0	0												
<b>Inning Stats</b>	R: 0 E: 0 K: 0 S: 6	H: 0 LOB: 0 BB: 0 P: 7	R: 0 E: 0 K: 0 S: 6	H: 1 LOB: 0 BB: 0 P: 10	R: 1 E: 0 K: 0 S: 12	H: 2 LOB: 1 BB: 0 P: 16	R: 0 E: 0 K: 1 S: 6	H: 0 LOB: 0 BB: 0 P: 11	R: 1 E: 0 K: 0 S: 9	H: 3 LOB: 2 BB: 0 P: 14	R: 1 E: 0 K: 2 S: 9	H: 1 LOB: 0 BB: 0 P: 12	R: 0 E: 0 K: 0 S: 7	H: 1 LOB: 2 BB: 1 P: 15	R: 1 E: 0 K: 0 S: 11	H: 2 LOB: 1 BB: 0 P: 19		1B: 6 2B: 3 3B: 0 HR: 1	SF: 1 SAC: 1 DP: 1 HBP: 0	WP: 0 PB: 0 SB: 0 CS: 0	PA: 34							
<b>PITCHER</b>	IP	WLS	BF	H	R	ER	SO	BB	IBB	HBP	BLK	WP	HR	S	P	ERA	WHIP											
Derek Lowe, R ERA: 5.46	(1, 1)	6.2	L	28	8	3	3	3	1	0	0	0	0	1	53	82	4.05	1.350										
Norm Charlton, L ERA: 7.56	(7, 1)	0.1		1	0	0	0	0	0	0	0	0	0	2	3	0.00	0.000											
Bobby Ayala, R ERA: 4.5	(8, 1)	1.0		5	2	1	1	0	0	0	0	0	0	11	19	9.00	2.000											









Batter	1	2	3	4	5	6	7	8	9	AB	R	H	RBI	BB	SO	LOB	TOP										
Joey Cora, S OBP: 0.414, SLG: 0.522 (1,4)	F8		1B		HR		G4-3			4	1	2	0	0	0	0	<b>Seattle Mariners @ Texas Rangers</b> The Ballpark at Arlington, Arlington, TX Fri Jun 20 1997, 8:05 PM EDT Att: 46,013 - Unknown - 87 F <a href="http://livebaseballscorecards.com">livebaseballscorecards.com</a>										
José Cruz Jr., S OBP: 0.348, SLG: 0.525 Rob Ducey, L OBP: 0.279, SLG: 0.352 (9,7)	G4-3		K		HR		P8			3	1	0	0	1	1	0											
Ken Griffey Jr., L OBP: 0.380, SLG: 0.663 (1,8)	P6				HR		K			3	1	1	4	1	1	0											
Edgar Martinez, R OBP: 0.438, SLG: 0.514 (1,10)		G6-3 1B	L3		F8		G4-3			4	1	1	0	0	0	1											
Jay Buhner, R OBP: 0.382, SLG: 0.486 (1,9)		G6-3 BB		G6-3	F7		G4-3			3	0	0	0	1	0	0											
Paul Sorrento, L OBP: 0.343, SLG: 0.483 (1,3)	G6-3			L8		WP HBP	G4-3			3	0	0	0	0	0	2											
Dan Wilson, R OBP: 0.329, SLG: 0.434 (1,2)		1B		G6-3		K				4	0	1	1	0	2	1											
Russ Davis, R OBP: 0.345, SLG: 0.531 (1,5)		1B			K		F7			4	0	1	0	0	2	1											
Alvaro Espinoza, R OBP: 0.245, SLG: 0.220 (1,6)		G6-3			2B HR		L1			4	1	1	0	0	1	3											
<b>Inning Stats</b>	R: 0 E: 0 K: 0 S: 11	H: 0 LOB: 0 BB: 0 P: 17	R: 1 E: 0 K: 0 S: 12	H: 3 LOB: 2 BB: 1 P: 22	R: 0 E: 0 K: 1 S: 15	H: 1 LOB: 1 BB: 1 P: 25	R: 0 E: 0 K: 0 S: 5	H: 0 LOB: 0 BB: 0 P: 10	R: 4 E: 0 K: 1 S: 17	H: 3 LOB: 0 BB: 1 P: 27	R: 0 E: 0 K: 1 S: 7	H: 0 LOB: 1 BB: 0 P: 10	R: 0 E: 0 K: 0 S: 9	H: 0 LOB: 0 BB: 0 P: 14	R: 0 E: 0 K: 0 S: 7	H: 0 LOB: 0 BB: 0 P: 13	R: 0 E: 0 K: 3 S: 9	H: 0 LOB: 0 BB: 0 P: 11	1B: 5 2B: 1 3B: 0 HR: 1	SF: 0 SAC: 0 DP: 1 HBP: 1	WP: 1 PB: 0 SB: 0 CS: 0	PA: 36					
<b>PITCHER</b>	IP	WLS	BF	H	R	ER	SO	BB	IBB	HBP	BLK	WP	HR	S	P	ERA	WHIP										
Bobby Witt, R ERA: 4.08 (1,1)	6.0	L	27	7	5	5	3	3	0	1	0	1	1	67	111	7.50	1.667										
Eric Gunderson, L ERA: 1.8 (7,1)	1.0		3	0	0	0	1	0	0	0	0	0	0	9	14	0.00	0.000										
Xavier Hernandez, R ERA: 3.11 (8,1)	2.0		6	0	0	0	3	0	0	0	0	0	0	16	24	0.00	0.000										

Batter	1	2	3	4	5	6	7	8	9	AB	R	H	RBI	BB	SO	LOB	BOTTOM										
Mark McLemore, S OBP: 0.305, SLG: 0.279 (1,4)	1B BB		F7		L6	G4-3			K	4	0	0	0	1	1	2	<b>Seattle Mariners @ Texas Rangers</b> The Ballpark at Arlington, Arlington, TX Fri Jun 20 1997, 8:05 PM EDT Att: 46,013 - Unknown - 87 F <a href="http://livebaseballscorecards.com">livebaseballscorecards.com</a>										
Ivan Rodriguez, R OBP: 0.374, SLG: 0.529 (1,2)		1B	E6		2B		F9		G6-3	5	0	2	1	0	0	1											
29 Rusty Greer, L OBP: 0.422, SLG: 0.525 (1,7)	K		P7		F9		G6-3			4	0	0	0	0	1	4											
Juan Gonzalez, R OBP: 0.293, SLG: 0.527 Warren Newson, L OBP: 0.371, SLG: 0.466 (7,9)	F7			P3		HBP	L7			2	0	0	0	0	0	2											
Willi Clark, L OBP: 0.448, SLG: 0.520 (1,3)	F8			1B	F7		F8			4	0	1	0	0	0	4											
Dean Palmer, R OBP: 0.296, SLG: 0.383 (1,5)		F7		P5		HR	P3			4	1	1	0	0	0	1											
Lee Stevens, L OBP: 0.326, SLG: 0.513 (1,10)		P6		P8		HR	K			4	1	1	2	0	1	1											
Damon Buford, R OBP: 0.296, SLG: 0.333 Domingo Cedeno, S OBP: 0.311, SLG: 0.464 (9,PH)		P6			1B E		CS		SH1-4 1B	2	1	1	0	1	0	0											
Benji Gil, R OBP: 0.279, SLG: 0.325 (1,6)			F8		E8 2B		K		SH1-4	3	1	1	0	0	1	1											
<b>Inning Stats</b>	R: 0 E: 0 K: 1 S: 11	H: 1 LOB: 2 BB: 1 P: 20	R: 0 E: 0 K: 0 S: 4	H: 0 LOB: 0 BB: 0 P: 6	R: 0 E: 1 K: 0 S: 8	H: 0 LOB: 1 BB: 0 P: 12	R: 0 E: 0 K: 0 S: 11	H: 1 LOB: 1 BB: 0 P: 16	R: 2 E: 1 K: 0 S: 19	H: 2 LOB: 2 BB: 1 P: 30	R: 2 E: 0 K: 1 S: 11	H: 3 LOB: 0 BB: 0 P: 19	R: 0 E: 0 K: 0 S: 6	H: 0 LOB: 0 BB: 0 P: 7	R: 0 E: 0 K: 1 S: 7	H: 0 LOB: 0 BB: 0 P: 10	R: 0 E: 0 K: 1 S: 7	H: 1 LOB: 1 BB: 0 P: 13	1B: 5 2B: 2 3B: 0 HR: 1	SF: 0 SAC: 1 DP: 0 HBP: 1	WP: 0 PB: 0 SB: 0 CS: 1	PA: 38					
<b>PITCHER</b>	IP	WLS	BF	H	R	ER	SO	BB	IBB	HBP	BLK	WP	HR	S	P	ERA	WHIP										
Bob Wolcott, R ERA: 5.75 (1,1)	5.0	W	25	6	4	3	1	2	0	0	0	0	0	9	93	5.40	1.600										
Bob Wells, R ERA: 7.75 (6,1)	1.1		4	1	0	0	1	0	0	0	0	0	0	9	13	0.00	0.750										
Norm Charlton, L ERA: 7.2 (7,1)	1.2		5	0	0	0	1	0	0	0	0	0	0	10	14	0.00	0.000										
Scott Sanders, R ERA: 6.71 (9,1)	1.0	S	4	1	0	0	1	0	0	0	0	0	0	7	13	0.00	1.000										







Batter	1	2	3	4	5	6	7	8	9	AB	R	H	RBI	BB	SO	LOB	TOP								
<b>Joey Cora, S</b> (1,4) <small>OBP: 0.409, SLG: 0.520</small> <b>Brent Gates, S</b> (9,4) <small>OBP: 0.317, SLG: 0.440</small>										4	1	0	0	1	1	3									
<b>José Cruz Jr., S</b> (1,7) <small>OBP: 0.313, SLG: 0.472</small> <b>Rob Ducey, L</b> (9,7) <small>OBP: 0.279, SLG: 0.352</small>										5	0	0	0	0	1	2									
<b>Ken Griffey Jr., L</b> (1,8) <small>OBP: 0.387, SLG: 0.668</small>										5	1	3	1	0	0	0									
<b>Edgar Martinez, R</b> (1,10) <small>OBP: 0.437, SLG: 0.507</small>										5	1	2	1	0	0	1									
<b>Jay Buhner, R</b> (1,9) <small>OBP: 0.381, SLG: 0.504</small>										4	1	1	1	0	1	4									
<b>Paul Sorrento, L</b> (1,3) <small>OBP: 0.343, SLG: 0.475</small>										4	1	0	0	0	1	1									
<b>Dan Wilson, R</b> (1,2) <small>OBP: 0.330, SLG: 0.439</small>										4	1	2	1	0	0	0									
<b>Russ Davis, R</b> (1,5) <small>OBP: 0.357, SLG: 0.538</small>										4	0	2	1	0	0	2									
<b>Alvaro Espinoza, R</b> (1,6) <small>OBP: 0.254, SLG: 0.232</small>										4	0	2	1	0	0	2									
<b>Inning Stats</b>	R: 0 E: 0 K: 1 S: 11	H: 0 LOB: 0 BB: 0 P: 13	R: 3 E: 1 K: 1 S: 13	H: 4 LOB: 1 BB: 0 P: 20	R: 0 E: 0 K: 0 S: 7	H: 1 LOB: 1 BB: 0 P: 9	R: 0 E: 0 K: 0 S: 6	H: 1 LOB: 1 BB: 0 P: 12	R: 0 E: 0 K: 0 S: 4	H: 0 LOB: 0 BB: 1 P: 8	R: 1 E: 1 K: 0 S: 13	H: 1 LOB: 1 BB: 0 P: 23	R: 1 E: 0 K: 0 S: 12	H: 3 LOB: 2 BB: 0 P: 17	R: 0 E: 0 K: 1 S: 6	H: 1 LOB: 1 BB: 0 P: 8	R: 1 E: 0 K: 1 S: 10	H: 1 LOB: 0 BB: 0 P: 11	1B: 9 2B: 2 3B: 0 HR: 2	SF: 0 SAC: 0 DP: 2 HBP: 0	WP: 0 PB: 0 SB: 0 CS: 0	PA: 40			
<b>PITCHER</b>	IP	WLS	BF	H	R	ER	SO	BB	IBB	HBP	BLK	WP	HR	S	P	ERA	WHIP								
<b>John Burkett, R</b> (1,1) <small>ERA: 4.82</small> <b>Ed Vosberg, L</b> (9,1) <small>ERA: 5.85</small> <b>Xavier Hernandez, R</b> (9,1) <small>ERA: 3.08</small>	8.0	L	36	11	5	4	3	1	0	0	0	0	1	72	110	4.50	1.500								
	0.2		3	1	1	1	1	0	0	0	0	0	1	9	10	13.50	1.500								
	0.1		1	0	0	0	0	0	0	0	0	0	0	1	1	0.00	0.000								

Seattle Mariners @ Texas Rangers  
The Ballpark at Arlington, Arlington, TX  
Sun Jun 22 1997, 8:05 PM EDT  
Att: 40,814 - Unknown - 73 F

AB 39  
R 6  
H 12  
RBI 6  
BB 1  
SO 4  
LOB 15



Batter	1	2	3	4	5	6	7	8	9	AB	R	H	RBI	BB	SO	LOB	BOTTOM								
<b>Mark McLemore, S</b> (1,4) <small>OBP: 0.292, SLG: 0.266</small>										5	0	1	0	0	0	0									
<b>Ivan Rodriguez, R</b> (1,2) <small>OBP: 0.376, SLG: 0.542</small>										5	1	2	0	0	0	0									
<b>29 Rusty Greer, L</b> (1,7) <small>OBP: 0.431, SLG: 0.540</small>										4	0	2	0	1	0	0									
<b>Juan Gonzalez, R</b> (1,9) <small>OBP: 0.293, SLG: 0.516</small>										4	1	0	0	1	2	5									
<b>Willi Clark, L</b> (1,3) <small>OBP: 0.448, SLG: 0.524</small>										4	2	2	1	0	0	0									
<b>Dean Palmer, R</b> (1,5) <small>OBP: 0.290, SLG: 0.374</small>										4	0	0	0	0	2	3									
<b>Mike Simms, R</b> (1,10) <small>OBP: 0.310, SLG: 0.545</small> <b>Warren Newson, L</b> (8, PH) <small>OBP: 0.365, SLG: 0.457</small>										3	0	1	0	0	0	2									
<b>Damon Buford, R</b> (1,8) <small>OBP: 0.303, SLG: 0.350</small> <b>Lee Stevens, L</b> (8, PH) <small>OBP: 0.330, SLG: 0.516</small> <b>Hanley Frias, S</b> (8, FR) <small>OBP: 0.308, SLG: 0.459</small>										3	0	1	1	0	0	2									
<b>Benji Gil, R</b> (1,6) <small>OBP: 0.283, SLG: 0.329</small> <b>Domingo Cedeno, S</b> (8, PH) <small>OBP: 0.308, SLG: 0.459</small>										3	0	0	0	0	1	1									
<b>Inning Stats</b>	R: 0 E: 0 K: 0 S: 8	H: 1 LOB: 1 BB: 0 P: 14	R: 0 E: 2 K: 0 S: 11	H: 0 LOB: 1 BB: 0 P: 16	R: 0 E: 0 K: 1 S: 10	H: 2 LOB: 2 BB: 1 P: 16	R: 0 E: 0 K: 1 S: 10	H: 1 LOB: 1 BB: 0 P: 16	R: 1 E: 1 K: 1 S: 9	H: 1 LOB: 1 BB: 0 P: 13	R: 1 E: 0 K: 0 S: 8	H: 2 LOB: 0 BB: 0 P: 12	R: 0 E: 0 K: 0 S: 10	H: 0 LOB: 0 BB: 0 P: 17	R: 2 E: 0 K: 2 S: 16	H: 2 LOB: 1 BB: 1 P: 27	R: 0 E: 0 K: 1 S: 9	H: 1 LOB: 1 BB: 0 P: 13	1B: 6 2B: 3 3B: 1 HR: 0	SF: 0 SAC: 0 DP: 0 HBP: 0	WP: 0 PB: 0 SB: 0 CS: 0	PA: 40			
<b>PITCHER</b>	IP	WLS	BF	H	R	ER	SO	BB	IBB	HBP	BLK	WP	HR	S	P	ERA	WHIP								
<b>Jeff Fassero, L</b> (1,1) <small>ERA: 3.8</small> <b>Bobby Ayala, R</b> (8,1) <small>ERA: 4.3</small>	7.0	W	31	7	3	2	3	2	0	0	0	0	0	66	108	2.57	1.286								
	2.0	S	9	3	1	1	3	0	0	0	0	0	0	25	36	4.50	1.500								

Seattle Mariners @ Texas Rangers  
The Ballpark at Arlington, Arlington, TX  
Sun Jun 22 1997, 8:05 PM EDT  
Att: 40,814 - Unknown - 73 F

AB 38  
R 4  
H 10  
RBI 3  
BB 2  
SO 6  
LOB 15





Batter	1	2	3	4	5	6	7	8	9	AB	R	H	RBI	BB	SO	LOB	TOP										
Jason McDonald, S (1.8) OBP: 0.340, SLG: 0.435	G4-3		F7 G6-3 2B		G4-3		K		K	5	1	1	0	0	2	2	<p>Oakland Athletics @ Seattle Mariners</p> <p>The Kingdome, Seattle, WA</p> <p>Mon Jun 23 1997, 10:05 PM EDT</p> <p>Att: 27,857 - Dome - 68 F</p>										
Jason Giambi, L (1.7) OBP: 0.365, SLG: 0.518	G1-3		F7 2-3		HR		K			4	1	1	1	0	1	1											
Geronimo Berroa, R (1.9) OBP: 0.392, SLG: 0.538			G6-3		K					1	0	0	0	0	1	0											
Damon Mashore, R (2.9) OBP: 0.367, SLG: 0.340	K		L8		HR					3	0	0	1	0	2	0											
Jose Canseco, R (1.10) OBP: 0.326, SLG: 0.471		K			HR					4	1	1	1	0	2	0											
Matt Stairs, L (1.3) OBP: 0.437, SLG: 0.717	G4-3			F7 1B BB	G4-3					3	1	1	1	1	0	0											
Dave Magadan, L (1.5) OBP: 0.376, SLG: 0.333		1B BB								1	0	1	0	1	0	0											
Scott Brosius, R (6.5) OBP: 0.247, SLG: 0.284										2	0	0	0	0	1	0											
Rafael Bournigal, R (1.6) OBP: 0.339, SLG: 0.319										3	0	1	0	0	2	2											
Mark McGwire, R (9.5) OBP: 0.388, SLG: 0.643										1	0	1	0	0	0	0											
Pat Lennon, R (9.5) OBP: 0.425, SLG: 0.412										0	0	0	0	0	0	0											
Brent Mayne, L (1.2) OBP: 0.265, SLG: 0.312										2	0	0	0	0	0	4											
George Williams, S (6.5) OBP: 0.386, SLG: 0.395	L6									2	0	0	0	0	1	1											
Mark Bellhorn, S (1.4) OBP: 0.380, SLG: 0.409										4	1	1	1	0	1	4											
<b>Inning Stats</b>	R: 0 E: 0 K: 1 S: 8	H: 0 LOB: 0 BB: 0 P: 11	R: 0 E: 0 K: 1 S: 11	H: 1 LOB: 2 BB: 1 P: 19	R: 2 E: 0 K: 0 S: 9	H: 2 LOB: 0 BB: 0 P: 14	R: 0 E: 0 K: 1 S: 9	H: 1 LOB: 2 BB: 1 P: 18	R: 2 E: 0 K: 1 S: 10	H: 2 LOB: 0 BB: 0 P: 14	R: 0 E: 0 K: 2 S: 10	H: 0 LOB: 0 BB: 0 P: 11	R: 0 E: 0 K: 3 S: 9	H: 0 LOB: 0 BB: 0 P: 16	R: 1 E: 0 K: 3 S: 12	H: 1 LOB: 0 BB: 0 P: 14		R: 0 E: 0 K: 1 S: 9	H: 1 LOB: 2 BB: 0 P: 14	1B: 3 2B: 1 3B: 0 HR: 4	SF: 0 SAC: 0 DP: 0 HBP: 0	WP: 0 PB: 0 SB: 0 CS: 0	PA: 37				
<b>PITCHER</b>	IP	WLS	BF	H	R	ER	SO	BB	IBB	HBP	BLK	WP	HR	S	P	ERA	WHIP										
Derek Lowe, R (1.1) ERA: 5.7	5.0	W	23	6	4	4	4	2	0	0	0	0	3	47	76	7.20	1.600										
39 Greg McCarthy, L (6.1) ERA: 3.5	2.0		6	0	0	0	5	0	0	0	0	0	0	19	27	0.00	0.000										
Scott Sanders, R (8.1) ERA: 6.75	1.0	S	3	2	1	1	3	0	0	0	0	0	1	14	17	9.00	2.000										
Norm Charlton, L (9.1) ERA: 7.0	1.0	S	3	0	0	0	1	0	0	0	0	0	0	7	11	0.00	0.000										

AB 35  
R 5  
H 8  
RBI 5  
BB 2  
SO 13  
LOB 14



Batter	1	2	3	4	5	6	7	8	9	AB	R	H	RBI	BB	SO	LOB	BOTTOM											
Joey Cora, S (1.4) OBP: 0.409, SLG: 0.519	BB 1B HBP	1B 2B	F9		G4-3				G6-3	4	2	1	0	0	0	2	<p>Oakland Athletics @ Seattle Mariners</p> <p>The Kingdome, Seattle, WA</p> <p>Mon Jun 23 1997, 10:05 PM EDT</p> <p>Att: 27,857 - Dome - 68 F</p>											
José Cruz Jr., S (1.7) OBP: 0.318, SLG: 0.468		1B 2B			G4-3				K	5	2	2	0	0	2	0												
Rob Ducey, L (9.7) OBP: 0.279, SLG: 0.352	1B BB	1B 2B							K	0	0	0	0	0	0	0												
Ken Griffey Jr., L (1.8) OBP: 0.388, SLG: 0.665	F9	1B 2B							F9	4	1	2	1	0	0	2												
Edgar Martinez, R (1.10) OBP: 0.441, SLG: 0.513	1B BB	1B 2B			G1-3 2B				G6-3	3	0	2	2	1	0	0												
Jay Buhner, R (1.9) OBP: 0.382, SLG: 0.502	1B BB	G1-4-3			G1-3 BB				K	3	0	1	2	1	1	2												
Paul Sorrento, L (1.3) OBP: 0.337, SLG: 0.466	K				G1-3				E3 FC5-4	4	0	0	0	0	2	4												
Dan Wilson, R (1.2) OBP: 0.328, SLG: 0.435	P6				G1-3				K	4	0	1	0	0	1	5												
Russ Davis, R (1.5) OBP: 0.360, SLG: 0.542		E8 G4-3 2B			K				FC5-4	4	1	2	0	0	1	1												
Alvaro Espinoza, R (1.6) OBP: 0.238, SLG: 0.217		G4-3			L9				G4-3	4	0	0	1	0	0	2												
<b>Inning Stats</b>	R: 2 E: 0 K: 1 S: 15	H: 2 LOB: 2 BB: 1 P: 25	R: 3 E: 1 K: 0 S: 14	H: 5 LOB: 1 BB: 0 P: 23	R: 0 E: 0 K: 1 S: 11	H: 2 LOB: 2 BB: 0 P: 18	R: 1 E: 0 K: 0 S: 14	H: 2 LOB: 2 BB: 1 P: 24	R: 0 E: 0 K: 1 S: 9	H: 0 LOB: 0 BB: 0 P: 12	R: 0 E: 0 K: 1 S: 7	H: 0 LOB: 0 BB: 0 P: 9	R: 0 E: 1 K: 2 S: 9	H: 0 LOB: 1 BB: 0 P: 14	R: 0 E: 0 K: 1 S: 5	H: 0 LOB: 0 BB: 0 P: 8		1B: 8 2B: 3 3B: 0 HR: 0	SF: 0 SAC: 0 DP: 1 HBP: 1	WP: 0 PB: 0 SB: 1 CS: 0	PA: 38							
<b>PITCHER</b>	IP	WLS	BF	H	R	ER	SO	BB	IBB	HBP	BLK	WP	HR	S	P	ERA		WHIP										
Dave Telgheder, R (1.1) ERA: 6.02	5.0	L	28	11	6	6	3	2	0	1	0	0	0	63	102	10.80		2.600										
Carlos Reyes, R (6.1) ERA: 3.49	3.0		10	0	0	0	4	0	0	0	0	0	0	21	31	0.00		0.000										

AB 35  
R 6  
H 11  
RBI 6  
BB 2  
SO 7  
LOB 18





Batter	1	2	3	4	5	6	7	8	9	AB	R	H	RBI	BB	SO	LOB	TOP					
Jason McDonald, S (1, 8) OBP: 0.309, SLG: 0.392	0-3 K		2-3 K	2-3 K			3-2 F8		2-0 L7	5	0	0	0	0	3	1						
Rafael Bourimigal, R (1, 6) OBP: 0.352, SLG: 0.333	0-1 FC5-4 1B		0-1 2B		1-3 K		3-2 G6-4-3 1B			4	1	3	0	0	1	0						
Geronimo Berroa, R (1, 10) OBP: 0.390, SLG: 0.538	1-1 FC5-4 1-2		1-0 2B		2-3 K		0-0 G6-4-3 1-2			4	1	1	1	0	1	2						
Mark McGwire, R (1, 3) OBP: 0.389, SLG: 0.656	3-3 K		0-0 2B		3-2 HR			0-3 K		4	1	2	2	0	2	1						
Jose Canseco, R (1, 9) OBP: 0.325, SLG: 0.471 Damon Mashore, R (8, 9) OBP: 0.367, SLG: 0.340		3-3 K	0-3 K		1-0 2B			1-3 K		4	0	1	0	0	3	1						
Pat Lennon, R (1, 7) OBP: 0.406, SLG: 0.395	2-1 1B		1-3 K		0-3 K			1-3 K		0	0	0	0	0	0	0						
Scott Brosius, R (1, 5) OBP: 0.247, SLG: 0.284	1-2 1B			1-2 P3		2-3 K		2-2 F8		4	0	1	0	0	1	0						
George Williams, S (1, 2) OBP: 0.389, SLG: 0.333	0-3 K		1-0 1B		0-0 F9			0-0 HR		4	1	2	1	0	1	2						
Mark Bellhorn, S (1, 4) OBP: 0.352, SLG: 0.375	3-3 K		0-3 K		0-3 K			0-3 K		4	0	0	0	0	4	3						
<b>Inning Stats</b>	R: 0 E: 0 K: 2 S: 10	H: 1 LOB: 1 BB: 0 P: 14	R: 0 E: 0 K: 3 S: 16	H: 2 LOB: 2 BB: 0 P: 25	R: 2 E: 0 K: 3 S: 13	H: 3 LOB: 1 BB: 0 P: 17	R: 0 E: 0 K: 2 S: 12	H: 1 LOB: 1 BB: 0 P: 16	R: 1 E: 0 K: 3 S: 13	H: 2 LOB: 1 BB: 0 P: 20	R: 0 E: 0 K: 0 S: 9	H: 0 LOB: 0 BB: 0 P: 11	R: 0 E: 0 K: 0 S: 7	H: 1 LOB: 0 BB: 0 P: 13	R: 0 E: 0 K: 3 S: 9	H: 0 LOB: 0 BB: 0 P: 11	R: 1 E: 0 K: 1 S: 11	H: 1 LOB: 0 BB: 0 P: 15	1B: 6 2B: 3 3B: 0 HR: 2	SF: 0 SAC: 0 DP: 1 HBP: 0	WP: 0 PB: 0 SB: 0 CS: 0	PA: 37
<b>PITCHER</b> Randy Johnson, L (1, 1) ERA: 2.33	IP: 9.0 WLS: L BF: 37	H: 11 R: 4 ER: 4 SO: 19	BB: 0 IBB: 0 HBP: 0 BLK: 0	WP: 0 HR: 2 S: 100 P: 142	ERA: 4.00 WHIP: 1.222	<b>PITCHER</b>										IP: WLS: BF: H: R: ER: SO: BB: IBB: HBP: BLK: WP: HR: S: P: ERA: WHIP						

Oakland Athletics @ Seattle Mariners  
The Kingdome, Seattle, WA  
Tue Jun 24 1997, 10:05 PM EDT  
Att: 34,801 - Dome - 68 F

AB	37
R	4
H	11
RBI	4
BB	0
SO	19
LOB	12



Batter	1	2	3	4	5	6	7	8	9	AB	R	H	RBI	BB	SO	LOB	BOTTOM					
Joey Cora, S (1, 4) OBP: 0.403, SLG: 0.511	2-1 F7		1-3 K		1-0 P6			1-2 P2		4	0	0	0	0	1	1						
José Cruz Jr., S (1, 7) OBP: 0.303, SLG: 0.444	1-3 K		1-2 G5-6-3		0-0 L4		1-2 G4-3			4	0	0	0	0	1	0						
Ken Griffey Jr., L (1, 8) OBP: 0.395, SLG: 0.679	0-2 WP 2B			2-0 1B		4-2 BB		0-0 G6-3 3B		3	1	3	0	1	0	0						
Edgar Martinez, R (1, 10) OBP: 0.439, SLG: 0.507	4-2 BB			0-2 K		0-0 F9		1-1 G6-3		3	0	0	1	1	1	2						
Jay Buhner, R (1, 9) OBP: 0.381, SLG: 0.502	2-2 G6-3			2-2 F9		2-1 F8		3-H 3-2 2B		4	0	1	0	0	0	4						
Paul Sorrento, L (1, 3) OBP: 0.336, SLG: 0.460		2-2 F7		2-0 G4-3			4-1 G5-4-3 BB		1-0 G4-3	3	0	0	0	1	0	2						
Dan Wilson, R (1, 2) OBP: 0.325, SLG: 0.430 Brent Gates, S (8, PH) OBP: 0.313, SLG: 0.434		1-0 G6-3			1-3 K		0-1 F8		0-1 G6-3	3	0	0	0	0	1	1						
Russ Davis, R (1, 5) OBP: 0.359, SLG: 0.544		0-2 G6-3			1-2 2B		1-1 G5-4-3			3	0	1	0	0	0	1						
Alvaro Espinoza, R (1, 6) OBP: 0.231, SLG: 0.210 Rich Amaral, R (8, PH) OBP: 0.300, SLG: 0.284			0-3 K		1-2 G5-3			2-2 G5-3		2	0	0	0	0	1	1						
<b>Inning Stats</b>	R: 0 E: 0 K: 1 S: 15	H: 1 LOB: 2 BB: 1 P: 24	R: 0 E: 0 K: 0 S: 7	H: 0 LOB: 0 BB: 0 P: 10	R: 0 E: 0 K: 2 S: 10	H: 0 LOB: 0 BB: 0 P: 12	R: 0 E: 0 K: 1 S: 8	H: 1 LOB: 1 BB: 0 P: 14	R: 0 E: 0 K: 1 S: 10	H: 1 LOB: 1 BB: 0 P: 14	R: 0 E: 0 K: 0 S: 7	H: 0 LOB: 1 BB: 1 P: 13	R: 0 E: 0 K: 0 S: 5	H: 0 LOB: 0 BB: 1 P: 10	R: 0 E: 0 K: 0 S: 10	H: 0 LOB: 0 BB: 0 P: 14	R: 1 E: 0 K: 0 S: 9	H: 2 LOB: 1 BB: 0 P: 14	1B: 1 2B: 3 3B: 1 HR: 0	SF: 0 SAC: 0 DP: 1 HBP: 0	WP: 1 PB: 0 SB: 0 CS: 0	PA: 34
<b>PITCHER</b> Steve Karsay, R (1, 1) ERA: 4.99 Mike Mohler, L (7, 1) ERA: 6.85 Billy Taylor, R (8, 1) ERA: 6.19	IP: 6.0 WLS: W BF: 23	H: 3 R: 0 ER: 0 SO: 5	BB: 2 IBB: 0 HBP: 0 BLK: 0	WP: 1 HR: 0 S: 15 P: 27	ERA: 0.00 WHIP: 0.833	<b>PITCHER</b>										IP: WLS: BF: H: R: ER: SO: BB: IBB: HBP: BLK: WP: HR: S: P: ERA: WHIP						

Oakland Athletics @ Seattle Mariners  
The Kingdome, Seattle, WA  
Tue Jun 24 1997, 10:05 PM EDT  
Att: 34,801 - Dome - 68 F

AB	31
R	1
H	5
RBI	1
BB	3
SO	5
LOB	13





Batter	1	2	3	4	5	6	7	8	9	AB	R	H	RBI	BB	SO	LOB	TOP						
Jason McDonald, S OBP: 0.288, SLG: 0.364 (1, 8)	F9		FC3-6		SH5-3		K		G6-3	4	0	0	0	0	1	2							
Jason Giambi, L OBP: 0.384, SLG: 0.646 (1, 7)	G4-1		G3-6-3		F7			P6		4	0	0	0	1	0	2							
Geronimo Berroa, R OBP: 0.393, SLG: 0.543 (1, 10)		2B						1B		5	0	3	0	0	1	1							
Mark McGwire, R OBP: 0.384, SLG: 0.646 (1, 3)																							
Dave Magadan, L OBP: 0.376, SLG: 0.333 (8, 3)	K																						
Matt Stairs, L OBP: 0.442, SLG: 0.725 (8, PH) Pat Lennon, R OBP: 0.422, SLG: 0.410 (8, 9)			G3 SF9																				
Scott Spiezio, S OBP: 0.311, SLG: 0.415 (1, 4)			G3																				
George Williams, S OBP: 0.380, SLG: 0.326 (1, 2)			SF9																				
Scott Brosius, R OBP: 0.251, SLG: 0.287 (1, 5)			G6-3																				
Rafael Bourquiel, R OBP: 0.371, SLG: 0.388 (1, 6)																							
Inning Stats	R: 0 H: 1 E: 0 K: 1 S: 13	H: 1 LOB: 1 BB: 0 P: 21	R: 1 H: 1 E: 0 K: 0 S: 8	LOB: 0 BB: 0 P: 15	R: 0 H: 1 E: 0 K: 0 S: 7	LOB: 0 BB: 0 P: 11	R: 0 H: 2 E: 0 K: 1 S: 14	LOB: 2 BB: 0 P: 19	R: 0 H: 1 E: 0 K: 1 S: 9	LOB: 1 BB: 0 P: 14	R: 0 H: 0 E: 0 K: 1 S: 6	H: 0 LOB: 0 BB: 0 P: 9	R: 1 H: 2 E: 0 K: 1 S: 11	H: 2 LOB: 1 BB: 0 P: 17	R: 0 H: 2 E: 0 K: 0 S: 13	H: 2 LOB: 2 BB: 0 P: 18	R: 2 H: 2 E: 0 K: 2 S: 18	H: 2 LOB: 1 BB: 1 P: 28	1B: 8 2B: 3 3B: 0 HR: 1	SF: 1 SAC: 1 DP: 1 HBP: 0	WP: 0 PB: 0 SB: 0 CS: 0	PA: 39	
PITCHER	IP	WLS	BF	H	R	ER	SO	BB	IBB	HBP	BLK	WP	HR	S	P	ERA	WHIP						
Bob Wolcott, R ERA: 5.34 Norm Charlton, L ERA: 8.94 Scott Sanders, R ERA: 6.95	(1, 1)	7.2	W	31	9	2	2	5	0	0	0	0	0	0	77	118	2.35	1.174					
	(8, 1)	0.1		2	1	0	0	0	0	0	0	0	0	4	6	0.00	3.000						
	(9, 1)	1.0		6	2	2	2	2	1	0	0	0	0	1	18	28	18.00	3.000					

Oakland Athletics @ Seattle Mariners  
The Kingdome, Seattle, WA  
Wed Jun 25 1997, 10:05 PM EDT  
Att: 27,662 - Dome - 68 F


AB 36  
R 4  
H 12  
RBI 4  
BB 1  
SO 7  
LOB 15



Batter	1	2	3	4	5	6	7	8	9	AB	R	H	RBI	BB	SO	LOB	BOTTOM						
Rob Ducey, L OBP: 0.288, SLG: 0.373 (1, 7) (2, 8)	G6-3									5	1	2	0	0	2	2							
Brent Gates, S OBP: 0.307, SLG: 0.413 (1, 4)	G6-3									4	0	0	0	1	0	3							
Ken Griffey Jr., L OBP: 0.397, SLG: 0.684 José Cruz Jr., S OBP: 0.293, SLG: 0.429 (1, PR) (2, 7)										1	0	1	1	0	0	0							
Edgar Martinez, R OBP: 0.445, SLG: 0.540 (1, 10)										4	3	4	3	0	0	0							
Jay Buhner, R OBP: 0.382, SLG: 0.498 (1, 9)	G4-3									2	1	0	0	2	0	1							
Paul Sorrento, L OBP: 0.343, SLG: 0.480 (1, 3)										3	2	2	3	1	0	1							
Russ Davis, R OBP: 0.353, SLG: 0.534 (1, 5)										4	0	0	0	0	2	4							
John Marzano, R OBP: 0.359, SLG: 0.382 (1, 2)										4	1	3	2	0	0	0							
Alvaro Espinoza, R OBP: 0.221, SLG: 0.200 (1, 6)										3	0	0	0	0	1	1							
Inning Stats	R: 2 H: 3 E: 0 K: 1 S: 21	H: 3 LOB: 3 BB: 1 P: 29	R: 0 H: 1 E: 0 K: 1 S: 11	H: 1 LOB: 1 BB: 0 P: 16	R: 3 H: 2 E: 0 K: 1 S: 10	H: 2 LOB: 0 BB: 1 P: 19	R: 0 H: 1 E: 0 K: 1 S: 11	H: 1 LOB: 1 BB: 1 P: 18	R: 3 H: 3 E: 0 K: 1 S: 13	H: 3 LOB: 0 BB: 0 P: 22	R: 0 H: 0 E: 0 K: 2 S: 9	H: 0 LOB: 0 BB: 0 P: 12	R: 1 H: 1 E: 0 K: 0 S: 11	H: 1 LOB: 0 BB: 1 P: 22	R: 0 H: 1 E: 0 K: 0 S: 9	H: 1 LOB: 1 BB: 0 P: 13	1B: 3 2B: 5 3B: 0 HR: 4	SF: 0 SAC: 1 DP: 2 HBP: 0	WP: 0 PB: 0 SB: 0 CS: 0	PA: 38			
PITCHER	IP	WLS	BF	H	R	ER	SO	BB	IBB	HBP	BLK	WP	HR	S	P	ERA	WHIP						
Don Wengert, R ERA: 5.32 Dane Johnson, R ERA: 2.13 Buddy Groom, L ERA: 4.94	(1, 1)	4.1	L	24	9	7	7	4	3	0	0	0	0	2	59	95	14.54	2.769					
	(5, 1)	1.2		8	2	2	2	3	1	0	0	0	0	2	21	33	10.80	1.800					
	(7, 1)	2.0		6	1	0	0	0	0	0	0	0	0	15	23	0.00	0.500						

Oakland Athletics @ Seattle Mariners  
The Kingdome, Seattle, WA  
Wed Jun 25 1997, 10:05 PM EDT  
Att: 27,662 - Dome - 68 F

AB 33  
R 9  
H 12  
RBI 9  
BB 4  
SO 7  
LOB 14

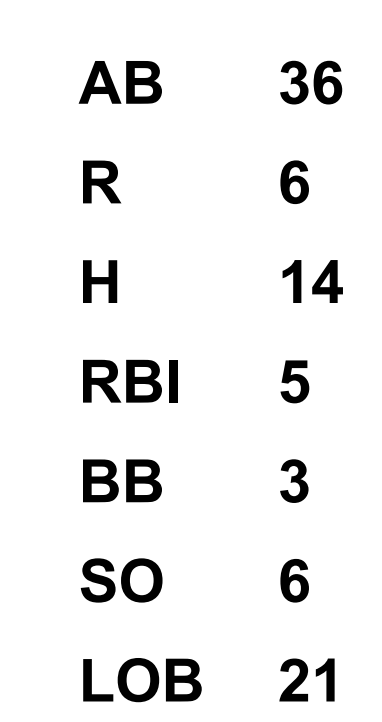




Batter	1	2	3	4	5	6	7	8	9	AB	R	H	RBI	BB	SO	LOB	TOP									
<b>Tony Phillips, S</b> OBP: 0.414, SLG: 0.377	L9		G3			1B		BB		4	0	2	1	0	0	0	<b>Anaheim Angels @ Seattle Mariners</b> The Kingdome, Seattle, WA Thu Jun 26 1997, 10:05 PM EDT Att: 31,248 - Dome									
<b>Darin Erstad, L</b> OBP: 0.349, SLG: 0.445	1B			P4		F7		BB	BB	3	0	1	0	1	0	1										
<b>Dave Hollins, S</b> OBP: 0.372, SLG: 0.457	P3			K		P6		BB		4	0	0	0	0	1	4										
<b>Tim Salmon, R</b> OBP: 0.384, SLG: 0.478	G1-3			F7		F8			BB	3	0	0	0	1	0	2										
<b>Jim Edmonds, L</b> OBP: 0.369, SLG: 0.509		F8			HR		G3		K	4	1	1	0	0	1	1										
<b>Jim Leyritz, R</b> OBP: 0.363, SLG: 0.465	P4				HR		P3		BB	4	1	2	2	0	0	0										
<b>16 Garret Anderson, L</b> OBP: 0.338, SLG: 0.380	L7				F7		P4		BB	4	0	0	0	0	0	2										
<b>Luis Alicea, S</b> OBP: 0.395, SLG: 0.407			G5-4-3		G6-3		G6-3	F8		3	0	0	0	1	0	2										
<b>Gary Disarcina, R</b> OBP: 0.271, SLG: 0.349			G5-4-3		G6-3			BB		3	1	1	0	0	0	1										
<b>Inning Stats</b>	R: 0 E: 0 K: 0 S: 8	H: 1 LOB: 1 BB: 0 P: 16	R: 0 E: 0 K: 0 S: 7	H: 0 LOB: 0 BB: 0 P: 12	R: 0 E: 0 K: 1 S: 7	H: 0 LOB: 0 BB: 1 P: 13	R: 0 E: 0 K: 1 S: 9	H: 0 LOB: 0 BB: 0 P: 13	R: 2 E: 0 K: 0 S: 8	H: 2 LOB: 0 BB: 0 P: 15	R: 0 E: 0 K: 0 S: 10	H: 1 LOB: 1 BB: 0 P: 16	R: 0 E: 0 K: 0 S: 4	H: 0 LOB: 0 BB: 0 P: 8	R: 1 E: 0 K: 0 S: 11	H: 2 LOB: 1 BB: 1 P: 18	R: 0 E: 0 K: 1 S: 10	H: 1 LOB: 2 BB: 1 P: 19	1B: 4 2B: 2 3B: 0 HR: 1	SF: 0 SAC: 0 DP: 2 HBP: 0	WP: 0 PB: 0 SB: 0 CS: 0	PA: 35				
<b>PITCHER</b>	IP	WLS	BF	H	R	ER	SO	BB	IBB	HBP	BLK	WP	HR	S	P	ERA	WHIP									
<b>Jamie Moyer, L</b> ERA: 4.63	(1, 1)	7.0	W	25	4	2	2	1	1	0	0	0	0	1	53	93	2.57	0.714								
<b>Bobby Ayala, R</b> ERA: 4.37	(8, 1)	1.1		8	3	1	1	1	2	0	0	0	0	0	16	27	6.75	3.750								
<b>Norm Charlton, L</b> ERA: 6.81	(9, 1)	0.2	S	2	0	0	0	0	0	0	0	0	0	5	10	0.00	0.000									

Batter	1	2	3	4	5	6	7	8	9	AB	R	H	RBI	BB	SO	LOB	BOTTOM									
<b>Joey Cora, S</b> OBP: 0.407, SLG: 0.524	HR	G6-3		1B		1B		L8		5	1	3	1	0	0	0	<b>Anaheim Angels @ Seattle Mariners</b> The Kingdome, Seattle, WA Thu Jun 26 1997, 10:05 PM EDT Att: 31,248 - Dome									
<b>Rob Ducey, L</b> OBP: 0.310, SLG: 0.438	2B	2B		F8		L7		CS	2B	5	0	3	0	0	0	2										
<b>Edgar Martinez, R</b> OBP: 0.442, SLG: 0.532	K	P3		P3		L8		BB	BB	4	0	0	0	1	1	4										
<b>Jay Buhner, R</b> OBP: 0.389, SLG: 0.500	HBP		K		SH5-4	1B		BB	BB	3	1	2	0	1	1	0										
<b>Paul Sorrento, L</b> OBP: 0.348, SLG: 0.494	K		HR		1B	1B		BB	BB	4	2	2	1	1	1	4										
<b>Dan Wilson, R</b> OBP: 0.321, SLG: 0.425	F7		K		SH5-4			BB	BB	3	0	0	0	0	1	4										
<b>Russ Davis, R</b> OBP: 0.356, SLG: 0.534		E5			L4			BB	BB	4	1	2	0	0	0	2										
<b>José Cruz Jr., S</b> OBP: 0.302, SLG: 0.466	HR	G4-3			1B			BB	BB	4	1	2	3	0	1	3										
<b>Alvaro Espinoza, R</b> OBP: 0.208, SLG: 0.188	K		G4-3			F9		BB	BB	4	0	0	0	0	1	2										
<b>Inning Stats</b>	R: 1 E: 0 K: 2 S: 15	H: 2 LOB: 2 BB: 0 P: 29	R: 2 E: 1 K: 1 S: 19	H: 2 LOB: 1 BB: 0 P: 26	R: 1 E: 0 K: 2 S: 13	H: 2 LOB: 1 BB: 0 P: 17	R: 0 E: 0 K: 0 S: 6	H: 1 LOB: 1 BB: 0 P: 9	R: 1 E: 0 K: 0 S: 11	H: 3 LOB: 2 BB: 0 P: 15	R: 0 E: 0 K: 0 S: 10	H: 1 LOB: 1 BB: 0 P: 13	R: 1 E: 1 K: 1 S: 9	H: 1 LOB: 2 BB: 2 P: 20	R: 0 E: 0 K: 0 S: 15	H: 2 LOB: 2 BB: 1 P: 27	1B: 8 2B: 3 3B: 0 HR: 3	SF: 0 SAC: 1 DP: 0 HBP: 1	WP: 0 PB: 1 SB: 0 CS: 1	PA: 41						
<b>PITCHER</b>	IP	WLS	BF	H	R	ER	SO	BB	IBB	HBP	BLK	WP	HR	S	P	ERA	WHIP									
<b>Jason Dickson, R</b> ERA: 3.51	(1, 1)	6.0	L	30	11	5	4	5	0	1	0	0	0	3	74	109	6.00	1.833								
<b>Kevin Gross, R</b> ERA: 3.12	(7, 1)	2.0		11	3	1	0	1	3	0	0	0	0	24	47	0.00	3.000									

AB 32  
R 3  
H 7  
RBI 3  
BB 3  
SO 2  
LOB 13





Batter	1	2	3	4	5	6	7	8	9	AB	R	H	RBI	BB	SO	LOB	TOP										
<b>Tony Phillips, S</b> OBP: 0.415, SLG: 0.376 (1, 7)										3	0	1	0	1	2	2											
<b>Jim Edmonds, L</b> OBP: 0.397, SLG: 0.505 (1, 10)										4	0	1	0	0	1	2											
<b>Dave Hollins, S</b> OBP: 0.370, SLG: 0.454 (1, 5)										4	1	1	0	0	2	3											
<b>Tim Salmon, R</b> OBP: 0.389, SLG: 0.478 (1, 9)										2	0	1	0	2	0	0											
<b>Jim Leyritz, R</b> OBP: 0.357, SLG: 0.459 (1, 3)										3	0	0	1	0	1	2											
<b>16 Garnet Anderson, L</b> OBP: 0.335, SLG: 0.377 <b>Orlando Palmeiro, L</b> OBP: 0.341, SLG: 0.271 (1, 8) (5, 8)										2	0	0	0	0	1	1											
<b>Chad Kreuter, S</b> OBP: 0.325, SLG: 0.373 (1, 2)										4	0	0	0	0	1	1											
<b>Craig Grebeck, R</b> OBP: 0.388, SLG: 0.480 (1, 4)										3	0	1	0	1	0	0											
<b>Gary Disarcina, R</b> OBP: 0.274, SLG: 0.348 (1, 6)										3	0	1	0	1	0	2											
<b>Inning Stats</b>	R: 0 E: 0 K: 0 S: 4	H: 1 LOB: 0 BB: 0 P: 8	R: 0 E: 0 K: 1 S: 6	H: 0 LOB: 0 BB: 0 P: 8	R: 0 E: 0 K: 1 S: 9	H: 1 LOB: 1 BB: 0 P: 14	R: 1 E: 0 K: 1 S: 15	H: 2 LOB: 1 BB: 0 P: 22	R: 0 E: 0 K: 1 S: 16	H: 2 LOB: 3 BB: 1 P: 24	R: 0 E: 0 K: 2 S: 10	H: 0 LOB: 1 BB: 1 P: 18	R: 0 E: 0 K: 1 S: 8	H: 0 LOB: 0 BB: 1 P: 16	R: 0 E: 0 K: 2 S: 13	H: 0 LOB: 1 BB: 1 P: 18	1B: 6 2B: 1 3B: 0 HR: 0	SF: 1 SAC: 0 DP: 3 HBP: 0	WP: 0 PB: 0 CS: 0	PA: 36							
<b>PITCHER</b>	IP	WLS	BF	H	R	ER	SO	BB	IBB	HBP	BLK	WP	HR	S	P	ERA	WHIP										
<b>Jeff Fassero, L</b> ERA: 3.65 <b>Scott Sanders, R</b> ERA: 6.71	(1, 1) (8, 1)	7.0 2.0	W 7	29 0	7 0	1 0	1 0	6 3	3 2	0 0	0 0	0 0	0 0	68 21	107 34	1.29 0.00	1.429 1.000										

Anaheim Angels @ Seattle Mariners  
The Kingdome, Seattle, WA  
Fri Jun 27 1997, 10:05 PM EDT  
Att: 32,247 - Dome

AB 30  
R 1  
H 7  
RBI 1  
BB 5  
SO 9  
LOB 13



Batter	1	2	3	4	5	6	7	8	9	AB	R	H	RBI	BB	SO	LOB	BOTTOM										
<b>Joey Cora, S</b> OBP: 0.405, SLG: 0.518 <b>Brent Gates, S</b> OBP: 0.307, SLG: 0.413 (1, 4) (7, 4)										3	0	0	0	1	1	0											
<b>Rich Amaral, R</b> OBP: 0.316, SLG: 0.288 (1, 7)										2	1	1	0	1	1	2											
<b>Alex Rodriguez, R</b> OBP: 0.366, SLG: 0.520 (1, 6)										4	1	1	2	0	0	2											
<b>Edgar Martinez, R</b> OBP: 0.443, SLG: 0.535 (1, 10)										4	2	2	0	0	1	0											
<b>Jay Buhner, R</b> OBP: 0.390, SLG: 0.509 (1, 9)										3	2	1	1	1	2	1											
<b>Mike Blowers, R</b> OBP: 0.321, SLG: 0.420 (1, 3)										3	2	1	3	1	0	0											
<b>Dan Wilson, R</b> OBP: 0.324, SLG: 0.428 (1, 2)										3	0	1	2	1	0	0											
<b>Russ Davis, R</b> OBP: 0.354, SLG: 0.529 (1, 5)										4	0	1	0	0	2	2											
<b>Rob Ducey, L</b> OBP: 0.293, SLG: 0.412 (1, 8)										4	0	0	0	0	1	2											
<b>Inning Stats</b>	R: 4 E: 0 K: 2 S: 18	H: 3 LOB: 1 BB: 1 P: 31	R: 0 E: 0 K: 1 S: 8	H: 1 LOB: 1 BB: 0 P: 10	R: 3 E: 0 K: 1 S: 18	H: 3 LOB: 2 BB: 2 P: 35	R: 1 E: 0 K: 1 S: 11	H: 1 LOB: 0 BB: 0 P: 17	R: 0 E: 0 K: 1 S: 9	H: 0 LOB: 0 BB: 0 P: 11	R: 0 E: 0 K: 1 S: 7	H: 0 LOB: 0 BB: 1 P: 14	R: 0 E: 0 K: 1 S: 6	H: 0 LOB: 0 BB: 0 P: 9	R: 0 E: 0 K: 0 S: 8	H: 0 LOB: 0 BB: 1 P: 16	1B: 3 2B: 2 3B: 0 HR: 3	SF: 0 SAC: 0 DP: 2 HBP: 1	WP: 1 PB: 0 CS: 0	PA: 36							
<b>PITCHER</b>	IP	WLS	BF	H	R	ER	SO	BB	IBB	HBP	BLK	WP	HR	S	P	ERA	WHIP										
<b>Chuck Finley, L</b> ERA: 5.71 <b>Shigetoshi Hasegawa, R</b> ERA: 4.48	(1, 1) (6, 1)	5.0 3.0	L 9	27 0	8 0	8 0	8 0	6 2	3 2	0 0	1 0	0 0	0 0	64 21	104 39	14.40 0.00	2.200 0.667										

Anaheim Angels @ Seattle Mariners  
The Kingdome, Seattle, WA  
Fri Jun 27 1997, 10:05 PM EDT  
Att: 32,247 - Dome

AB 30  
R 8  
H 8  
RBI 8  
BB 5  
SO 8  
LOB 9





Batter	1	2	3	4	5	6	7	8	9	AB	R	H	RBI	BB	SO	LOB	TOP					
<b>Tony Phillips, S</b> OBP: 0.415, SLG: 0.375 (1, 7)	F9		SF9 BB 1-3		P5		WP S S 1-2 IBB		F7	4	1	1	0	1	0	1						
<b>Darin Erstad, L</b> OBP: 0.350, SLG: 0.440 (1, 3)	G4-3				G4-3		F 1B 1-3 2-H HBP		FC3-6 1B 1-2	3	1	0	0	1	0	1						
<b>Dave Hollins, S</b> OBP: 0.374, SLG: 0.458 (1, 5)			SF9			K				4	0	3	2	0	1	0						
<b>Jim Edmonds, L</b> OBP: 0.361, SLG: 0.496 <b>Otlando Palmeiro, L</b> OBP: 0.341, SLG: 0.271 (1, 8) (9, 8)	L4		G4-3			P6		L6		5	0	0	0	0	0	6						
<b>Tim Salmon, R</b> OBP: 0.390, SLG: 0.476 (1, 9)					F8		K			3	0	1	0	1	1	0						
<b>16 Garret Anderson, L</b> OBP: 0.334, SLG: 0.379 (1, 10)					L8					4	1	1	0	0	1	2						
<b>Chad Kreuter, S</b> OBP: 0.315, SLG: 0.360 (1, 2)					G6-3					4	0	0	0	0	1	3						
<b>Luis Alicea, S</b> OBP: 0.401, SLG: 0.424 (1, 4)										3	2	2	2	1	0	1						
<b>Craig Grebeck, R</b> OBP: 0.382, SLG: 0.468 (1, 6)					L4					4	1	1	0	0	0	2						
<b>Inning Stats</b>	R: 0 E: 0 K: 0 S: 8	H: 1 LOB: 1 BB: 0 P: 13	R: 0 E: 0 K: 1 S: 7	H: 1 LOB: 0 BB: 0 P: 8	R: 1 E: 0 K: 0 S: 12	H: 1 LOB: 2 BB: 2 P: 26	R: 0 E: 0 K: 0 S: 7	H: 0 LOB: 0 BB: 0 P: 9	R: 1 E: 0 K: 0 S: 8	H: 1 LOB: 0 BB: 0 P: 17	R: 0 E: 0 K: 2 S: 11	H: 0 LOB: 0 BB: 0 P: 15	R: 4 E: 0 K: 0 S: 17	H: 3 LOB: 1 BB: 1 P: 33	R: 0 E: 0 K: 1 S: 9	H: 0 LOB: 1 BB: 1 P: 13	R: 0 E: 0 K: 0 S: 13	H: 2 LOB: 2 BB: 0 P: 21	1B: 7 2B: 1 3B: 0 HR: 1	SF: 1 SAC: 0 DP: 0 HBP: 1	WP: 1 PB: 0 SB: 4 CS: 1	PA: 40
<b>PITCHER</b>	IP	WLS	BF	H	R	ER	SO	BB	IBB	HBP	BLK	WP	HR	S	P	ERA	WHIP					
<b>Derek Lowe, R</b> ERA: 5.86 <b>39 Greg McCarthy, L</b> ERA: 3.5 <b>Bob Wells, R</b> ERA: 7.62	6.2	L	28	6	5	5	3	2	1	0	0	0	1	61	103	6.75	1.200					

**Anaheim Angels @ Seattle Mariners**  
The Kingdome, Seattle, WA  
Sat Jun 28 1997, 10:05 PM EDT  
Att: 38,750 - Dome - 68 F

livebaseballscores.com

AB 34  
R 6  
H 9  
RBI 4  
BB 4  
SO 4  
LOB 16




Batter	1	2	3	4	5	6	7	8	9	AB	R	H	RBI	BB	SO	LOB	BOTTOM					
<b>Joey Cora, S</b> OBP: 0.403, SLG: 0.513 (1, 4)	F8		L6			G5-3				3	1	0	0	1	0	0						
<b>Alex Rodriguez, R</b> OBP: 0.388, SLG: 0.523 (1, 6)			G4-3			G5-3				4	0	2	0	0	0	0						
<b>Ken Griffey Jr., L</b> OBP: 0.392, SLG: 0.675 (1, 10)	K				F7					4	0	0	0	0	2	3						
<b>Edgar Martinez, R</b> OBP: 0.440, SLG: 0.531 (1, 3)					F7					2	0	0	1	1	1	0						
<b>Jay Buhner, R</b> OBP: 0.388, SLG: 0.505 (1, 9)	K				K					4	0	1	0	0	3	3						
<b>Mike Blowers, R</b> OBP: 0.309, SLG: 0.403 (1, 7)						G4-3				3	0	0	0	0	2	1						
<b>Dan Wilson, R</b> OBP: 0.320, SLG: 0.423 <b>Rob Ducey, L</b> OBP: 0.293, SLG: 0.412 (1, 2) (9, 8)			F9			F7				3	0	0	0	0	0	0						
<b>Russ Davis, R</b> OBP: 0.350, SLG: 0.523 (1, 5)			L5			G4-3				3	0	0	0	0	0	0						
<b>Rich Amaral, R</b> OBP: 0.308, SLG: 0.280 <b>John Marzano, R</b> OBP: 0.359, SLG: 0.382 (1, 8) (9, 2)					F8					3	0	0	0	0	0	0						
<b>Inning Stats</b>	R: 0 E: 0 K: 2 S: 14	H: 1 LOB: 2 BB: 1 P: 26	R: 0 E: 0 K: 1 S: 6	H: 0 LOB: 0 BB: 0 P: 10	R: 0 E: 0 K: 0 S: 8	H: 0 LOB: 0 BB: 0 P: 14	R: 0 E: 0 K: 1 S: 8	H: 0 LOB: 0 BB: 0 P: 11	R: 0 E: 0 K: 0 S: 4	H: 0 LOB: 0 BB: 0 P: 8	R: 0 E: 0 K: 0 S: 7	H: 0 LOB: 0 BB: 0 P: 11	R: 0 E: 0 K: 2 S: 10	H: 1 LOB: 1 BB: 0 P: 16	R: 0 E: 0 K: 0 S: 7	H: 0 LOB: 0 BB: 0 P: 7	R: 1 E: 0 K: 2 S: 15	H: 1 LOB: 1 BB: 1 P: 29	1B: 2 2B: 1 3B: 0 HR: 0	SF: 1 SAC: 0 DP: 0 HBP: 0	WP: 1 PB: 0 SB: 0 CS: 0	PA: 32
<b>PITCHER</b>	IP	WLS	BF	H	R	ER	SO	BB	IBB	HBP	BLK	WP	HR	S	P	ERA	WHIP					
<b>Allen Watson, L</b> ERA: 5.22 <b>Troy Percival, R</b> ERA: 3.35	8.0	W	29	3	1	1	6	2	0	0	0	1	0	9	16	0.00	0.000					

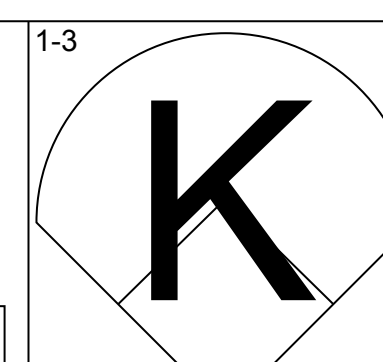
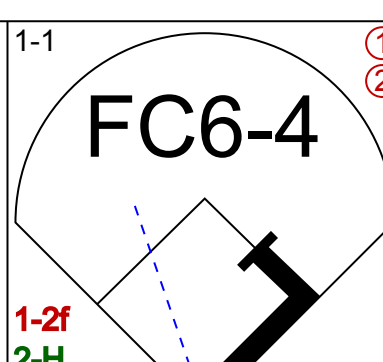
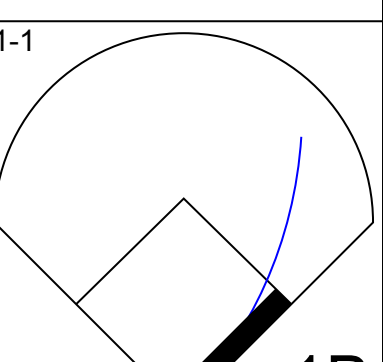
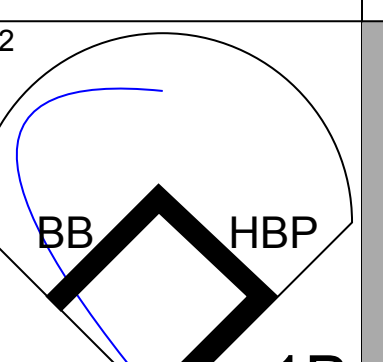
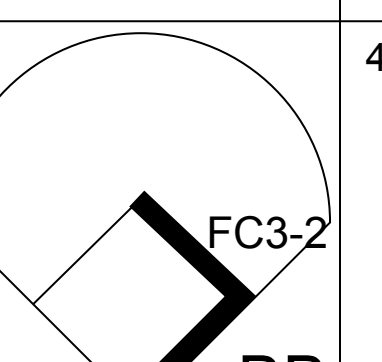
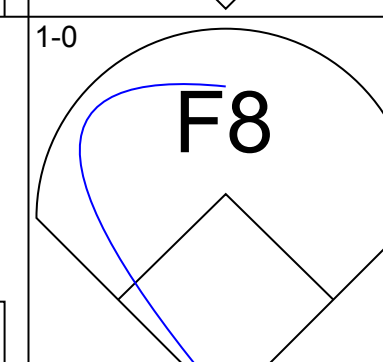
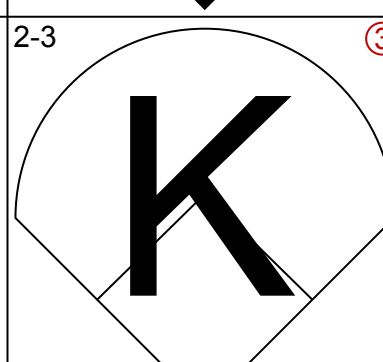
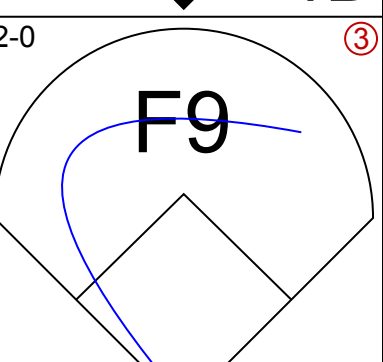
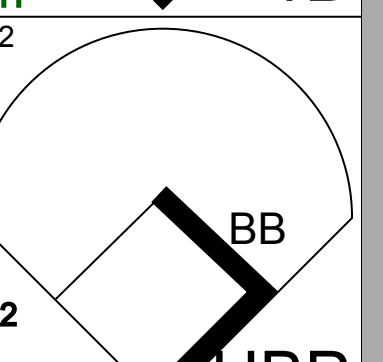
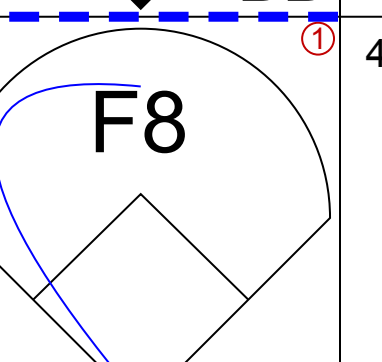
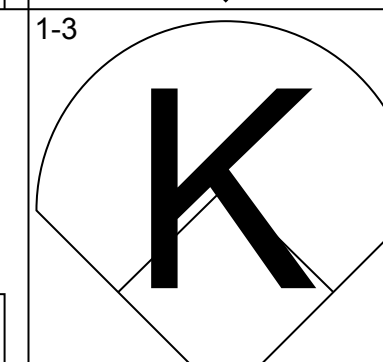
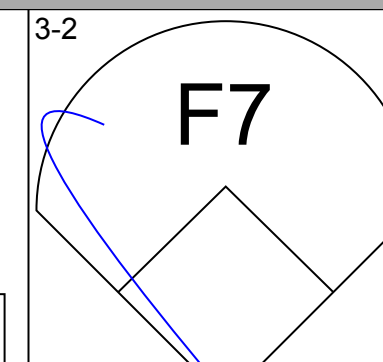
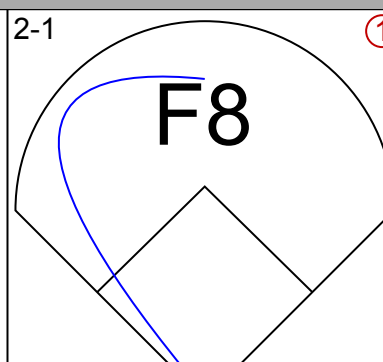

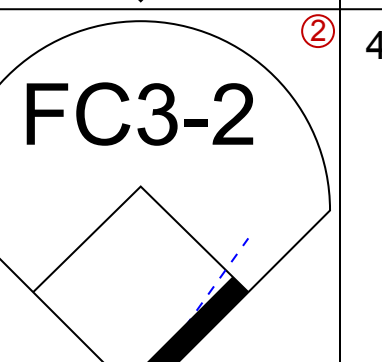
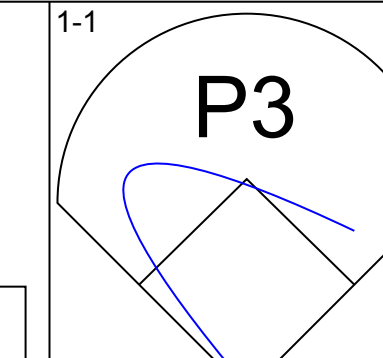
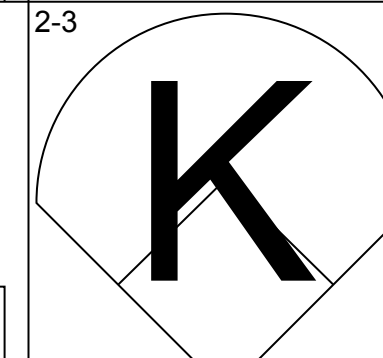
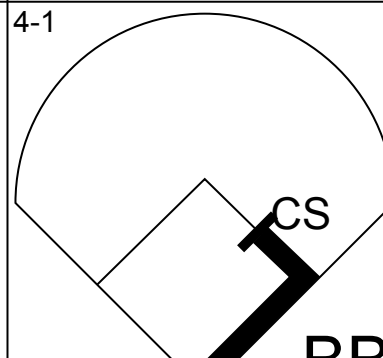

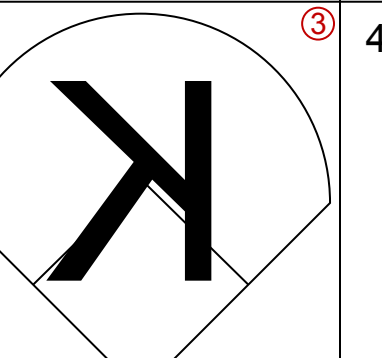
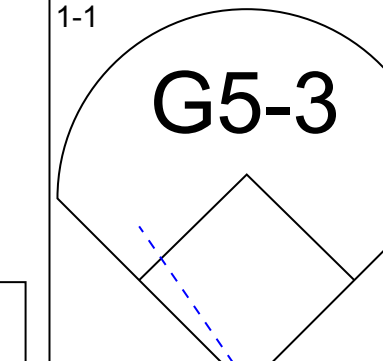
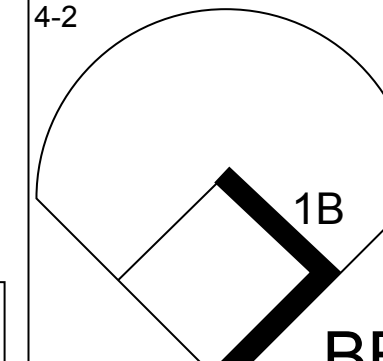
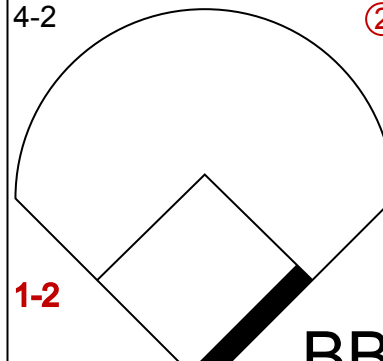
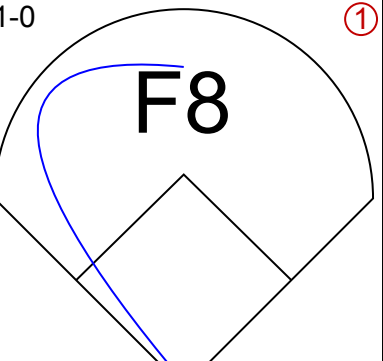
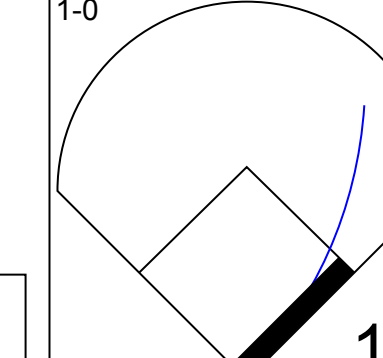
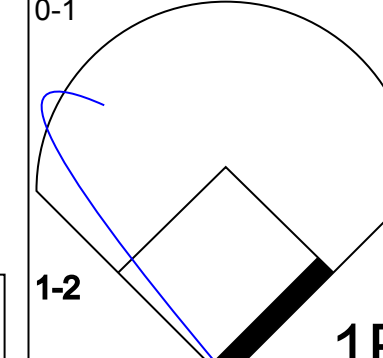
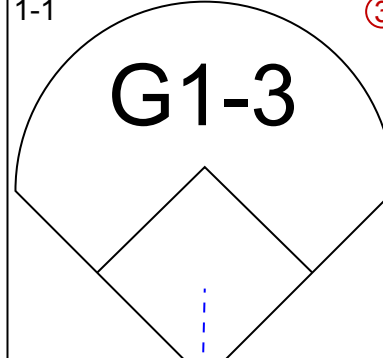
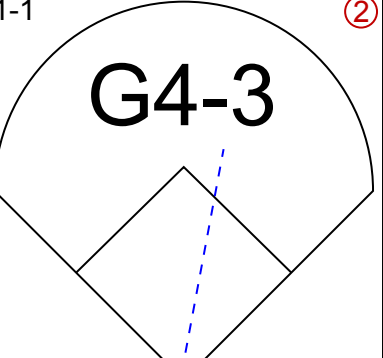
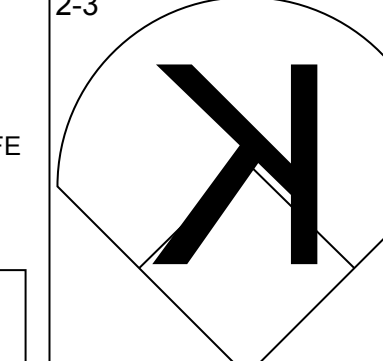
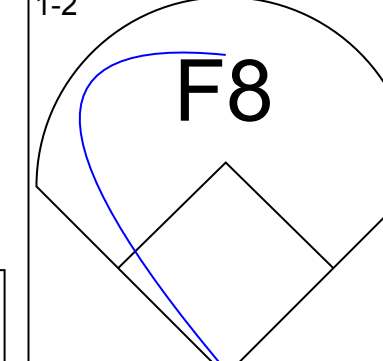
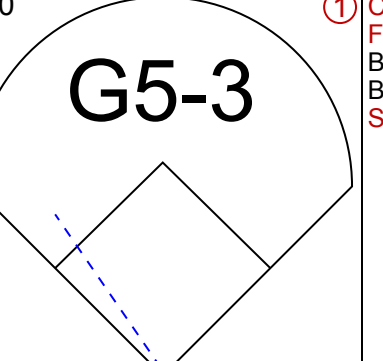

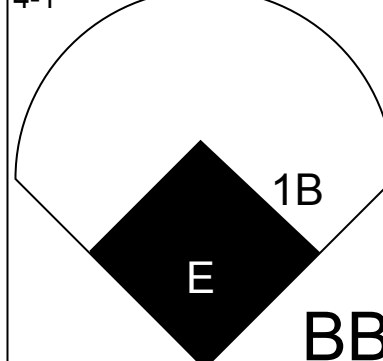
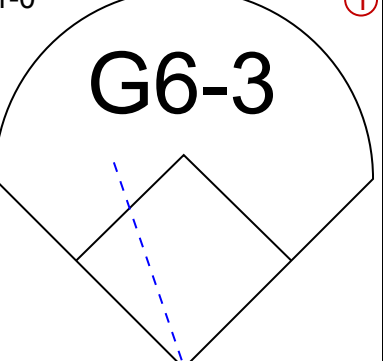
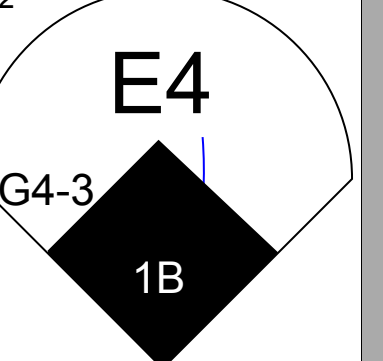
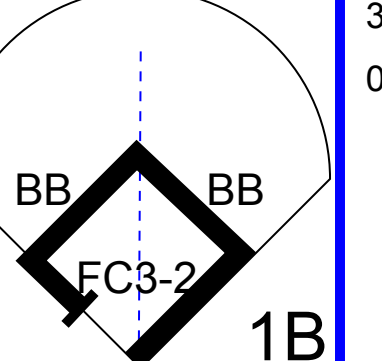

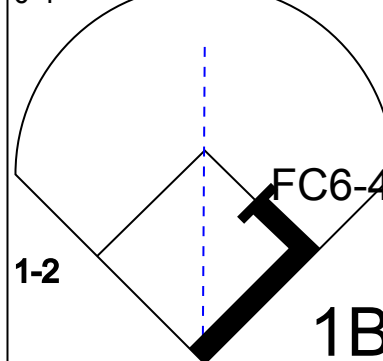
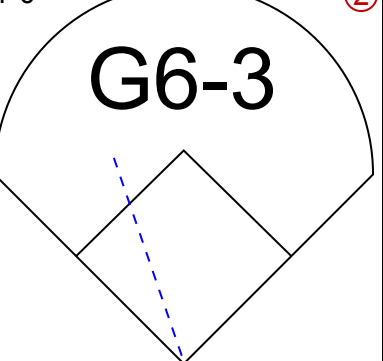
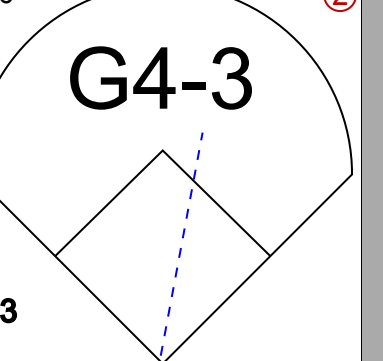
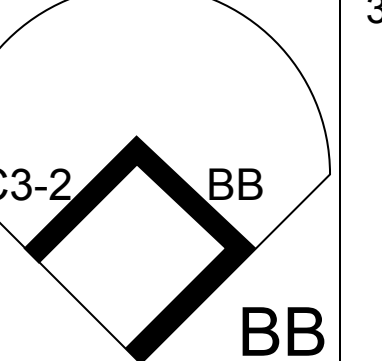
**Anaheim Angels @ Seattle Mariners**  
The Kingdome, Seattle, WA  
Sat Jun 28 1997, 10:05 PM EDT  
Att: 38,750 - Dome - 68 F

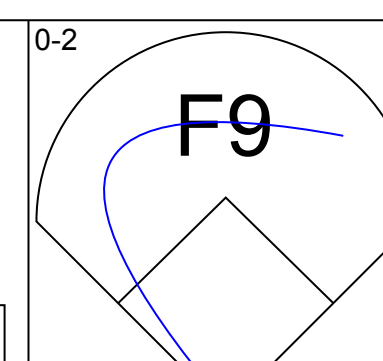
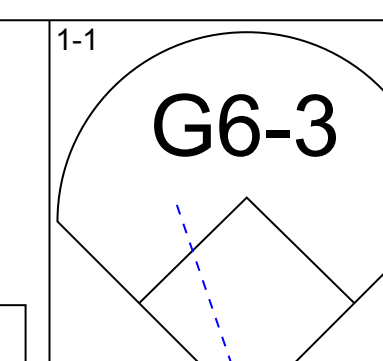
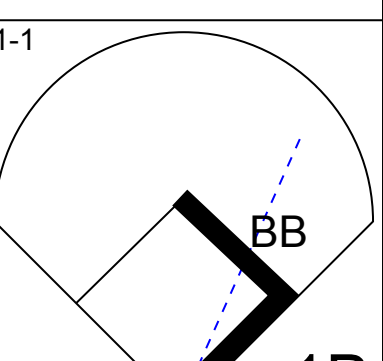
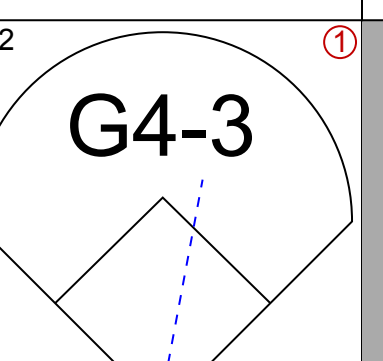

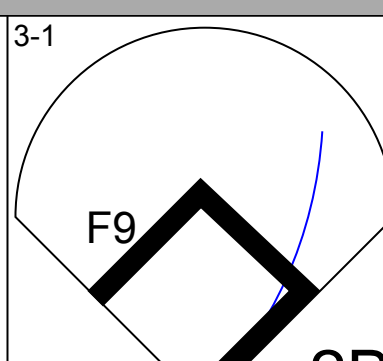
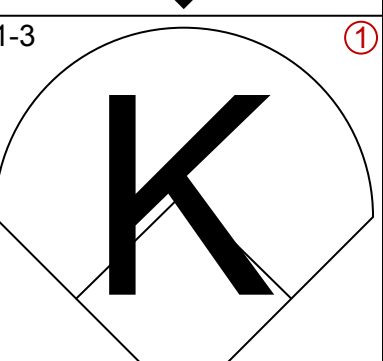
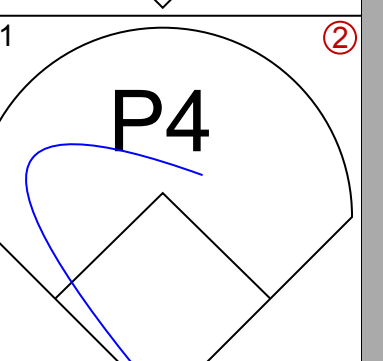


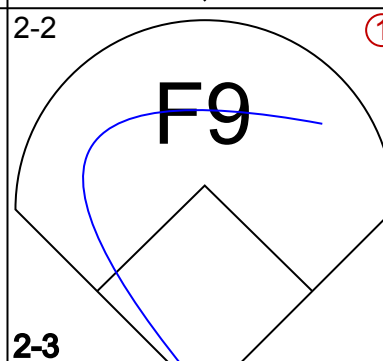
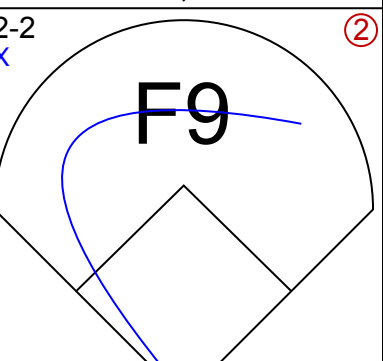
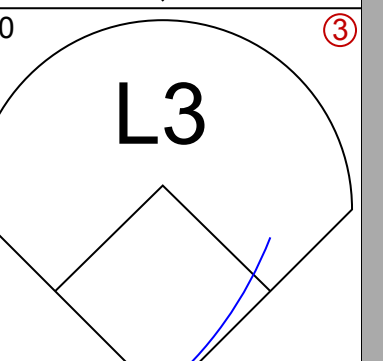


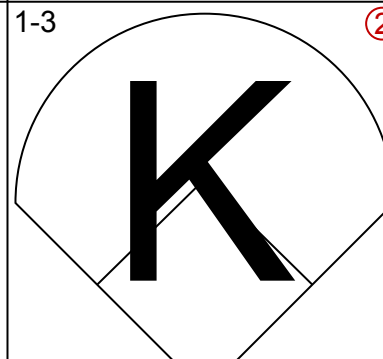
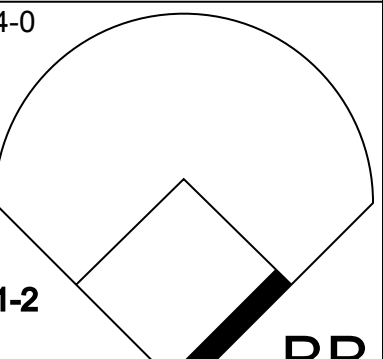



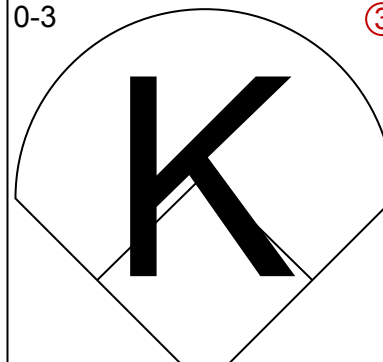
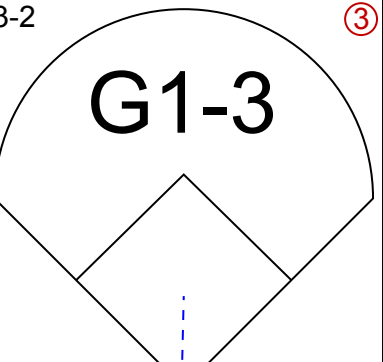








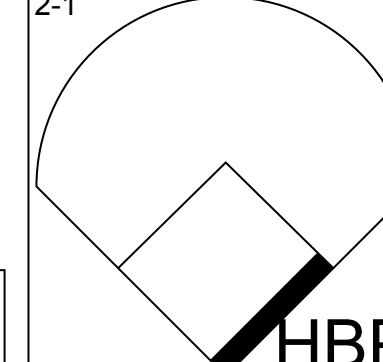
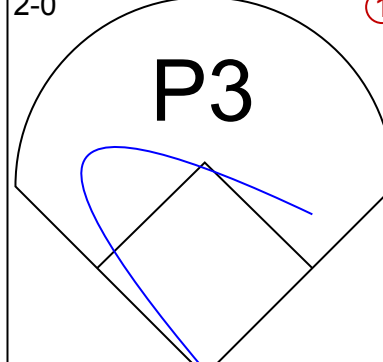

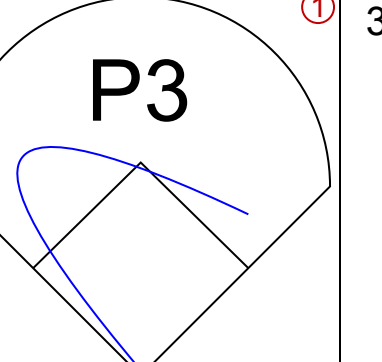
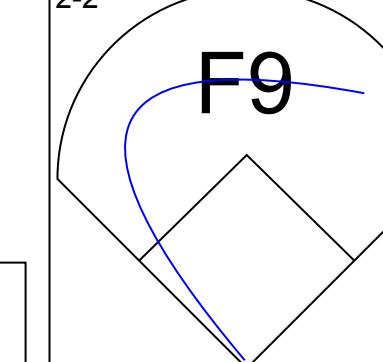
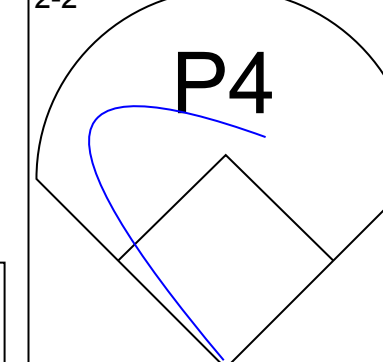
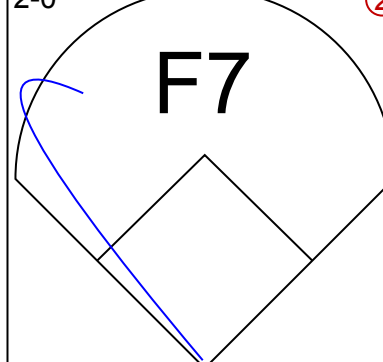

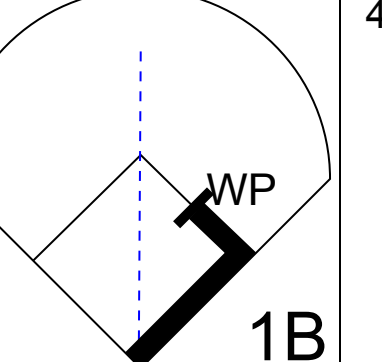
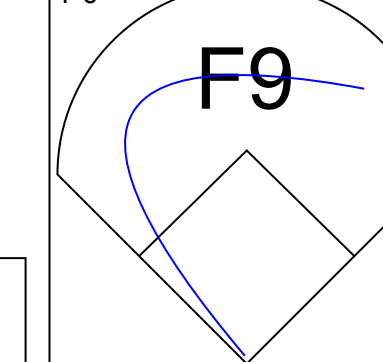



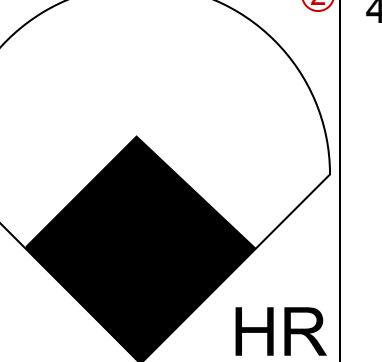
livebaseballscores.com

AB 29  
R 1  
H 3  
RBI 1  
BB 2  
SO 8  
LOB 7





Batter	1	2	3	4	5	6	7	8	9	AB	R	H	RBI	BB	SO	LOB	TOP			
<b>Tony Phillips, S</b> OBP: 0.418, SLG: 0.376 (1, 8)										4	0	2	1	1	1	1	<b>Anaheim Angels @ Seattle Mariners</b> The Kingdome, Seattle, WA Sun Jun 29 1997, 6:33 AM EDT Att: 42,760 - Dome			
<b>Luis Alcaez, S</b> OBP: 0.397, SLG: 0.416 (1, 4)										4	0	0	0	0	1	4				
<b>Dave Hollins, S</b> OBP: 0.371, SLG: 0.452 (1, 5)										4	0	0	0	1	1	3				
<b>Tim Salmon, R</b> OBP: 0.387, SLG: 0.469 (1, 9)										4	0	0	0	1	3	6				
<b>Jim Leyritz, R</b> OBP: 0.360, SLG: 0.455 (1, 3)										2	0	0	0	2	0	0				
<b>Darin Erstad, L</b> OBP: 0.352, SLG: 0.441 (1, 10)										4	0	2	0	0	0	1				
<b>Chad Kreuter, S</b> OBP: 0.305, SLG: 0.347 (1, 2)										4	0	0	0	0	2	3				
<b>Craig Grebeck, R</b> OBP: 0.387, SLG: 0.463 (9, PR)										3	2	1	0	1	0	0				
<b>Otiando Palmeiro, L</b> OBP: 0.341, SLG: 0.271 (9, 8)										0	0	0	0	0	0	0				
<b>Gary Disarcina, R</b> OBP: 0.278, SLG: 0.348 (1, 6)										3	0	1	0	1	0	1				
<b>Inning Stats</b>	R: 0 E: 0 K: 2 S: 8	H: 0 LOB: 0 BB: 0 P: 11	R: 0 E: 0 K: 1 S: 9	H: 1 LOB: 1 BB: 0 P: 14	R: 1 E: 0 K: 1 S: 8	H: 1 LOB: 0 BB: 1 P: 15	R: 0 E: 0 K: 1 S: 15	H: 1 LOB: 2 BB: 1 P: 25	R: 0 E: 0 K: 0 S: 5	H: 0 LOB: 1 BB: 2 P: 19	R: 1 E: 1 K: 1 S: 18	H: 1 LOB: 3 BB: 1 P: 26	R: 0 E: 0 K: 1 S: 6	H: 0 LOB: 0 BB: 0 P: 10	R: 0 E: 0 K: 1 S: 10	H: 1 LOB: 3 BB: 2 P: 24	1B: 6 2B: 0 3B: 0 HR: 0	SF: 0 SAC: 0 DP: 0 HBP: 1	WP: 0 PB: 0 SB: 0 CS: 1	PA: 40
<b>PITCHER</b>	IP	WLS	BF	H	R	ER	SO	BB	IBB	HBP	BLK	WP	HR	S	P	ERA	WHIP			
<b>Randy Johnson, L</b> ERA: 2.18 (1, 1)	8.0		34	5	2	0	7	5	0	1	0	0	0	77	130	0.00	1.250			
<b>Norm Charlton, L</b> ERA: 5.51 (9, 1)	0.0	3	1	0	0	0	0	2	0	0	0	0	0	4	12	∞	∞			
<b>Bobby Ayala, R</b> ERA: 4.27 (9, 1)	1.0	W	3	0	0	0	1	0	0	0	0	0	0	6	12	0.00	0.000			

Batter	1	2	3	4	5	6	7	8	9	AB	R	H	RBI	BB	SO	LOB	BOTTOM					
<b>Joey Cora, S</b> OBP: 0.401, SLG: 0.509 (1, 4)										4	0	1	0	0	0	0	<b>Anaheim Angels @ Seattle Mariners</b> The Kingdome, Seattle, WA Sun Jun 29 1997, 6:33 AM EDT Att: 42,760 - Dome					
<b>Alex Rodriguez, R</b> OBP: 0.370, SLG: 0.525 (1, 6)										3	1	1	0	1	1	1						
<b>Ken Griffey Jr., L</b> OBP: 0.391, SLG: 0.669 (1, 8)										4	0	1	0	0	0	2						
<b>Edgar Martinez, R</b> OBP: 0.438, SLG: 0.526 (1, 10)										3	0	0	0	1	2	3						
<b>Jay Buhner, R</b> OBP: 0.397, SLG: 0.500 (1, 9)										3	0	0	0	1	1	3						
<b>Paul Sorrento, L</b> OBP: 0.350, SLG: 0.504 (1, 3)										3	1	1	2	1	0	0						
<b>Dan Wilson, R</b> OBP: 0.319, SLG: 0.418 (1, 2)										3	0	0	0	0	0	3						
<b>Russ Davis, R</b> OBP: 0.348, SLG: 0.518 (1, 5)										4	0	1	0	0	0	1						
<b>José Cruz Jr., S</b> OBP: 0.300, SLG: 0.489 (1, 7)										4	1	1	1	0	1	1						
<b>Inning Stats</b>	R: 1 E: 0 K: 1 S: 20	H: 1 LOB: 3 BB: 3 P: 37	R: 0 E: 0 K: 0 S: 9	H: 0 LOB: 0 BB: 0 P: 13	R: 0 E: 0 K: 2 S: 11	H: 1 LOB: 1 BB: 0 P: 17	R: 0 E: 0 K: 0 S: 10	H: 0 LOB: 1 BB: 0 P: 16	R: 0 E: 0 K: 1 S: 12	H: 1 LOB: 2 BB: 1 P: 23	R: 1 E: 0 K: 1 S: 8	H: 1 LOB: 0 BB: 0 P: 16	R: 0 E: 0 K: 0 S: 6	H: 0 LOB: 0 BB: 0 P: 8	R: 0 E: 0 K: 0 S: 6	H: 0 LOB: 0 BB: 0 P: 11		R: 1 E: 0 K: 0 S: 6	H: 2 LOB: 0 BB: 0 P: 10	1B: 3 2B: 1 3B: 0 HR: 2	SF: 0 SAC: 0 DP: 0 HBP: 1	WP: 2 PB: 0 SB: 0 CS: 0
<b>PITCHER</b>	IP	WLS	BF	H	R	ER	SO	BB	IBB	HBP	BLK	WP	HR	S	P	ERA	WHIP					
<b>Dennis Springer, R</b> ERA: 5.51 (1, 1)	8.0		33	4	2	2	5	4	0	1	0	0	0	82	141	2.25	1.000					
<b>Rich DeLucia, R</b> ERA: 2.62 (9, 1)	0.2	L	3	2	1	1	0	0	0	0	0	1	1	6	10	13.50	3.000					



Batter	1	2	3	4	5	6	7	8	9	10	AB	R	H	RBI	BB	SO	LOB	TOP																		
Darryl Hamilton, L OBP: 0.344, SLG: 0.381	G4-3		SH5-3 2B		G4-3		K		L5	G3-1	6	0	1	0	0	1	2																			
Jose Vizcaino, S OBP: 0.336, SLG: 0.318			SH5-3		G1-3		K				4	0	2	0	0	1	0																			
Stan Javier, S OBP: 0.388, SLG: 0.461	G1-3		F9		G4-3				K	K2-3	5	0	0	0	0	2	2																			
Barry Bonds, L OBP: 0.425, SLG: 0.549					G4-3						4	2	2	0	1	0	0																			
Jeff Kent, R OBP: 0.319, SLG: 0.500											4	3	2	1	1	1	3																			
J.T. Snow, L OBP: 0.411, SLG: 0.489					F7						4	2	3	3	1	0	0																			
Glennallen Hill, R OBP: 0.273, SLG: 0.433					K						5	0	2	2	0	1	1																			
Mark Lewis, R OBP: 0.333, SLG: 0.444											4	1	1	2	0	1	3																			
Damon Berryhill, S OBP: 0.364, SLG: 0.372					F7						5	0	1	0	0	2	1																			
<b>Inning Stats</b>	R: 0 E: 0 K: 0 S: 7	H: 1 LOB: 0 BB: 0 P: 8	R: 2 E: 0 K: 1 S: 10	H: 3 LOB: 1 BB: 0 P: 13	R: 0 E: 0 K: 1 S: 6	H: 1 LOB: 2 BB: 1 P: 14	R: 1 E: 0 K: 1 S: 8	H: 1 LOB: 0 BB: 0 P: 11	R: 0 E: 0 K: 2 S: 6	H: 0 LOB: 0 BB: 0 P: 10	R: 2 E: 0 K: 1 S: 15	H: 2 LOB: 0 BB: 0 P: 24	R: 0 E: 0 K: 3 S: 9	H: 0 LOB: 0 BB: 0 P: 13	R: 1 E: 0 K: 2 S: 9	H: 2 LOB: 2 BB: 1 P: 16	R: 0 E: 0 K: 2 S: 11	H: 1 LOB: 1 BB: 0 P: 16	R: 2 E: 0 K: 1 S: 10	H: 3 LOB: 2 BB: 1 P: 19	1B: 8 2B: 3 3B: 0 HR: 3	SF: 1 SAC: 1 DP: 0 HBP: 0	WP: 0 PA: 46 PB: 0 SB: 0 CS: 0													
<b>PITCHER</b>	IP WLS BF H R ER SO BB IBB HBP BLK WP HR S P ERA WHIP																																			
Bob Wolcott, R ERA: 5.53	6.0	1.1	5	1	1	4	0	0	0	0	0	0	0	13	19	6.75	1.333																			
39 Greg McCarthy, L ERA: 3.76	7.1	1.1	7	2	0	2	0	1	0	0	0	0	0	13	22	0.00	1.500																			
Scott Sanders, R ERA: 6.56	8.1	1.1	7	2	0	2	1	1	0	0	0	0	0	8	15	27.00	3.000																			
Norm Charlton, L ERA: 7.17	9.1	0.2	L	4	1	2	2	1	1	0	0	0	0	5	8	0.00	3.000																			
Bobby Ayala, R ERA: 4.21	10.1	0.2		4	2	0	0	0	0	0	0	0	0	5	8	0.00	3.000																			

San Francisco Giants @ Seattle Mariners  
The Kingdome, Seattle, WA  
Mon Jun 30 1997, 10:05 PM EDT  
Att. 41,231 - Dome - 68 F

AB 41  
R 8  
H 14  
RBI 8  
BB 3  
SO 9  
LOB 12



Batter	1	2	3	4	5	6	7	8	9	10	AB	R	H	RBI	BB	SO	LOB	BOTTOM																		
Joey Cora, S OBP: 0.401, SLG: 0.507	P3		L4-3		G1-3						5	0	2	0	0	0	2																			
Rich Amaral, R OBP: 0.288, SLG: 0.280											0	0	0	0	0	0	0																			
Brent Gates, S OBP: 0.307, SLG: 0.413											0	0	0	0	0	0	0																			
Alex Rodriguez, R OBP: 0.367, SLG: 0.530											5	2	1	1	0	1	4																			
Ken Griffey Jr., L OBP: 0.388, SLG: 0.661											5	1	1	0	0	1	1																			
Edgar Martinez, R OBP: 0.446, SLG: 0.542											4	1	4	3	0	0	0																			
Jay Buhner, R OBP: 0.367, SLG: 0.496											4	1	1	0	1	1	2																			
Paul Sorrento, L OBP: 0.352, SLG: 0.515											3	1	1	2	1	0	2																			
Mike Blowers, R OBP: 0.317, SLG: 0.403											0	0	0	0	1	0	0																			
Russ Davis, R OBP: 0.342, SLG: 0.508											5	0	0	0	0	3	3																			
José Cruz Jr., S OBP: 0.295, SLG: 0.485											5	0	1	0	0	1	1																			
John Marzano, R OBP: 0.381, SLG: 0.405											3	0	2	0	0	1	1																			
Rob Ducey, L OBP: 0.289, SLG: 0.406											1	0	0	0	0	0	0																			
Dan Wilson, R OBP: 0.319, SLG: 0.418											0	0	0	0	0	0	0																			
<b>Inning Stats</b>	R: 1 E: 0 K: 1 S: 12	H: 2 LOB: 1 BB: 0 P: 19	R: 0 E: 0 K: 1 S: 5	H: 0 LOB: 0 BB: 0 P: 7	R: 0 E: 0 K: 0 S: 7	H: 1 LOB: 0 BB: 0 P: 10	R: 0 E: 0 K: 0 S: 11	H: 1 LOB: 2 BB: 1 P: 20	R: 0 E: 0 K: 2 S: 13	H: 1 LOB: 1 BB: 0 P: 16	R: 4 E: 0 K: 1 S: 15	H: 6 LOB: 2 BB: 0 P: 25	R: 0 E: 0 K: 1 S: 5	H: 0 LOB: 1 BB: 0 P: 11	R: 0 E: 0 K: 1 S: 7	H: 2 LOB: 1 BB: 0 P: 13	R: 0 E: 0 K: 1 S: 8	H: 0 LOB: 1 BB: 1 P: 14	R: 0 E: 0 K: 1 S: 8	H: 1 LOB: 1 BB: 1 P: 14	1B: 9 2B: 2 3B: 0 HR: 3	SF: 0 SAC: 0 DP: 2 HBP: 1	WP: 2 PA: 44 PB: 0 SB: 0 CS: 0													
<b>PITCHER</b>	IP WLS BF H R ER SO BB IBB HBP BLK WP HR S P ERA WHIP																																			
Keith Foulke, R ERA: 7.36	5.0	3.0	12	2	0	2	1	0	0	0	0	0	0	22	39	0.00	1.000																			
Julian Tavarez, R ERA: 4.03	6.1	1.1	W	5	2	1	1	1	0	0	0	0	0	10	15	6.75	1.500																			
Rod Beck, R ERA: 2.6	9.1	0.0		1	0	0	0	0	0	0	0	0	0	2	6	∞	∞																			
Jim Poole, L ERA: 5.7	10.1	0.2	S	2	0	0	0	1	0	0	0	0	0	4	6	0.00	0.000																			
Doug Henry, R ERA: 3.8	10.1	0.2		2	0	0	0	1	0	0	0	0	0	4	6	0.00	0.000																			

San Francisco Giants @ Seattle Mariners  
The Kingdome, Seattle, WA  
Mon Jun 30 1997, 10:05 PM EDT  
Att. 41,231 - Dome - 68 F

AB 40  
R 6  
H 13  
RBI 6  
BB 3  
SO 8  
LOB 16









Batter	1	2	3	4	5	6	7	8	9	AB	R	H	RBI	BB	SO	LOB	TOP					
Joey Cora, S OBP: 0.408, SLG: 0.514 (1,4)		FC4-6 								4	1	2	0	1	1	1	Seattle Mariners @ San Diego Padres Qualcomm Stadium, San Diego, CA Wed Jul 02 1997, 10:05 PM EDT Att: 39,018 - Unknown - 76 F					
Alex Rodriguez, R OBP: 0.368, SLG: 0.537 (1,6)	G5-3 	F7 			G5-4-3 					4	1	1	0	1	0	3						
Ken Griffey Jr., L OBP: 0.389, SLG: 0.661 (1,8)										4	0	3	1	1	1	0						
Jay Buhner, R OBP: 0.381, SLG: 0.484 (1,9)	G4-3 				G6-3 				FC6-4 	5	0	0	1	0	1	6						
Paul Sorrento, L OBP: 0.352, SLG: 0.518 (1,3)										4	1	2	1	1	0	3						
Dan Wilson, R OBP: 0.316, SLG: 0.412 (1,2)	F7 				F9 					5	0	0	0	0	1	4						
José Cruz Jr., S OBP: 0.298, SLG: 0.528 (1,7)		F8 			G4-3 		G4-3 		G4-3 	4	0	0	0	0	0	0						
Russ Davis, R OBP: 0.350, SLG: 0.538 (1,5)									F9 	4	1	2	1	0	1	0						
Scott Sanders, R (8,1)										0	0	0	0	0	0	0						
Jeff Fassero, L OBP: 0.200, SLG: 0.200 (1,1)										2	0	1	0	0	0	1						
Josias Manzanillo, R (6,1)										0	0	0	0	0	0	0						
Rob Ducey, L OBP: 0.291, SLG: 0.403 (7,PH)										1	0	0	0	0	0	0						
Norm Charlton, S (7,1)										0	0	0	0	0	0	0						
Edgar Martínez, R OBP: 0.448, SLG: 0.550 (8,5)										1	1	1	1	0	0	0						
<b>Inning Stats</b>	R: 1 E: 0 K: 0 S: 16	H: 2 LOB: 2 BB: 1 P: 27	R: 1 E: 0 K: 0 S: 9	H: 2 LOB: 1 BB: 0 P: 14	R: 0 E: 0 K: 1 S: 8	H: 0 LOB: 0 BB: 0 P: 13	R: 0 E: 0 K: 0 S: 10	H: 1 LOB: 1 BB: 0 P: 16	R: 0 E: 0 K: 0 S: 6	H: 2 LOB: 1 BB: 0 P: 7	R: 1 E: 0 K: 1 S: 9	H: 1 LOB: 0 BB: 0 P: 10	R: 0 E: 0 K: 1 S: 9	H: 1 LOB: 2 BB: 2 P: 21	R: 0 E: 0 K: 2 S: 6	H: 0 LOB: 0 BB: 1 P: 8	R: 2 E: 0 K: 2 S: 21	H: 3 LOB: 2 BB: 1 P: 33	1B: 5 2B: 4 3B: 0 HR: 3	SF: 0 SAC: 0 DP: 1 HBP: 0	WP: 0 PB: 0 SB: 0 CS: 0	PA: 42
<b>PITCHER</b>	IP WLS BF H R ER SO BB IBB HBP BLK WP HR S P ERA WHIP	IP WLS BF H R ER SO BB IBB HBP BLK WP HR S P ERA WHIP																				
Joey Hamilton, R ERA: 4.36 (1,1)	7.0 W 32 9 3 3 3 2 1 0 0 0 2 67 108 3.86 1.571																					
Tim Worrell, R ERA: 5.4 (8,1)	1.0 3 0 0 0 0 0 0 0 0 0 0 6 8 0.00 0.000																					
Trevor Hoffman, R ERA: 4.29 (9,1)	1.0 7 3 2 2 2 1 0 0 0 0 1 21 33 18.00 4.000																					

AB	38
R	5
H	12
RBI	5
BB	4
SO	5
LOB	18



Batter	1	2	3	4	5	6	7	8	9	AB	R	H	RBI	BB	SO	LOB	BOTTOM			
Rickey Henderson, R OBP: 0.448, SLG: 0.395 (1,7)										5	1	2	4	0	3	0	Seattle Mariners @ San Diego Padres Qualcomm Stadium, San Diego, CA Wed Jul 02 1997, 10:05 PM EDT Att: 39,018 - Unknown - 76 F			
QuiVivo Veras, S OBP: 0.341, SLG: 0.349 (1,4)	E6 									5	2	2	0	0	0	1				
Tony Gwynn, L OBP: 0.438, SLG: 0.603 (1,9)	F9 									4	0	2	1	0	1	2				
Ken Caminiti, S OBP: 0.336, SLG: 0.380 (1,5)										2	0	1	0	2	0	1				
Chris Jones, R OBP: 0.313, SLG: 0.477 (1,8)										4	0	0	1	0	2	4				
Archi Cianfrocco, R OBP: 0.333, SLG: 0.390 (1,3)										4	2	2	0	0	1	1				
Chris Gomez, R OBP: 0.331, SLG: 0.361 (1,6)										2	2	2	2	2	0	0				
John Flaherty, R OBP: 0.277, SLG: 0.340 (1,2)										4	0	0	0	0	1	4				
Joey Hamilton, R OBP: 0.160, SLG: 0.400 (1,1)										3	0	0	0	0	3	0				
Tim Worrell, R OBP: 0.294, SLG: 0.200 (8,1)										0	0	0	0	0	0	0				
Greg Vaughn, R OBP: 0.314, SLG: 0.379 (6,PH)										0	1	0	0	1	0	0				
Trevor Hoffman, R OBP: 0.500, SLG: 0.500 (9,1)										0	0	0	0	0	0	0				
<b>Inning Stats</b>	R: 1 E: 1 K: 1 S: 15	H: 2 LOB: 1 BB: 0 P: 22	R: 0 E: 0 K: 0 S: 5	H: 0 LOB: 0 BB: 1 P: 9	R: 1 E: 0 K: 2 S: 17	H: 2 LOB: 2 BB: 1 P: 25	R: 2 E: 0 K: 2 S: 9	H: 2 LOB: 0 BB: 0 P: 12	R: 1 E: 0 K: 2 S: 9	H: 1 LOB: 1 BB: 1 P: 16	R: 0 E: 0 K: 2 S: 9	H: 1 LOB: 0 BB: 0 P: 13	R: 0 E: 0 K: 1 S: 7	H: 1 LOB: 1 BB: 0 P: 13	R: 3 E: 0 K: 1 S: 13	H: 2 LOB: 1 BB: 2 P: 30	1B: 4 2B: 5 3B: 0 HR: 2	SF: 0 SAC: 0 DP: 1 HBP: 0	WP: 0 PB: 0 SB: 0 CS: 2	PA: 38
<b>PITCHER</b>	IP WLS BF H R ER SO BB IBB HBP BLK WP HR S P ERA WHIP	IP WLS BF H R ER SO BB IBB HBP BLK WP HR S P ERA WHIP																		
Jeff Fassero, L ERA: 3.87 (1,1)	5.0 L 24 7 5 5 7 2 1 0 0 0 0 2 55 84 9.00 1.800																			
Josias Manzanillo, R ERA: 5.27 (6,1)	1.0 3 1 0 0 2 0 0 0 0 0 0 9 13 0.00 1.000																			
Norm Charlton, L ERA: 7.35 (7,1)	1.2 8 2 2 2 2 1 0 0 0 0 0 15 30 10.80 1.800																			
Scott Sanders, R ERA: 6.67 (8,1)	0.1 3 1 1 1 0 1 0 0 0 0 0 5 13 27.00 6.000																			

AB	33
R	8
H	11
RBI	8
BB	5
SO	11
LOB	13









Batter	1	2	3	4	5	6	7	8	9	AB	R	H	RBI	BB	SO	LOB	TOP								
Joey Cora, S OBP: 0.402, SLG: 0.512 (1, 4)										5	0	0	0	0	0	4	<b>Seattle Mariners @ Anaheim Angels</b> Anaheim Stadium, Anaheim, CA Fri Jul 04 1997, 10:05 PM EDT Att: 34,839 - Unknown - 80 F								
Alex Rodriguez, R OBP: 0.360, SLG: 0.523 (1, 6)										5	0	0	0	0	1										
Ken Griffey Jr., L OBP: 0.387, SLG: 0.649 (1, 8)										5	1	2	0	0	1										
Edgar Martinez, R OBP: 0.455, SLG: 0.569 (1, 10)										3	1	1	2	2	0										
Paul Sorrento, L OBP: 0.349, SLG: 0.524 (1, 3)										4	2	1	1	0	0										
Jay Buhner, R OBP: 0.385, SLG: 0.493 (1, 9)										3	1	1	0	1	0										
Russ Davis, R OBP: 0.347, SLG: 0.534 (1, 5)										2	0	0	1	1	1										
Dan Wilson, R OBP: 0.322, SLG: 0.411 (1, 2)										4	1	2	1	0	0										
José Cruz Jr., S OBP: 0.308, SLG: 0.559 (1, 7)										3	1	2	2	1	0										
<b>Inning Stats</b>	R: 0 E: 0 K: 1 S: 6	H: 1 LOB: 2 BB: 1 P: 10	R: 0 E: 0 K: 1 S: 5	H: 0 LOB: 0 BB: 0 P: 5	R: 0 E: 0 K: 0 S: 4	H: 1 LOB: 1 BB: 0 P: 4	R: 4 E: 0 K: 0 S: 6	H: 3 LOB: 0 BB: 1 P: 10	R: 2 E: 0 K: 0 S: 5	H: 2 LOB: 1 BB: 1 P: 9	R: 0 E: 0 K: 0 S: 2	H: 0 LOB: 0 BB: 1 P: 6	R: 0 E: 0 K: 0 S: 3	H: 0 LOB: 0 BB: 0 P: 3	R: 1 E: 0 K: 0 S: 5	H: 2 LOB: 2 BB: 1 P: 9	R: 0 E: 0 K: 1 S: 5	H: 0 LOB: 0 BB: 0 P: 5	1B: 5 2B: 2 3B: 0 HR: 3	SF: 1 SAC: 0 DP: 1 HBP: 0	WP: 0 PB: 0 SB: 1 CS: 0	PA: 40			
<b>PITCHER</b>	IP	WLS	BF	H	R	ER	SO	BB	IBB	HBP	BLK	WP	HR	S	P	ERA	WHIP								
Dennis Springer, R ERA: 5.82 (1, 1)	5.0	L	25	7	6	6	2	3	0	0	0	0	2	26	38	10.80	2.000								
Shigetoshi Hasegawa, R ERA: 4.21 (6, 1)	4.0		15	2	1	1	1	2	0	0	0	0	1	15	23	2.25	1.000								

Batter	1	2	3	4	5	6	7	8	9	AB	R	H	RBI	BB	SO	LOB	BOTTOM								
Tony Phillips, S OBP: 0.421, SLG: 0.395 (1, 8)										4	0	1	1	1	0	1	<b>Seattle Mariners @ Anaheim Angels</b> Anaheim Stadium, Anaheim, CA Fri Jul 04 1997, 10:05 PM EDT Att: 34,839 - Unknown - 80 F								
Luis Alica, S OBP: 0.398, SLG: 0.426 (1, 4)										5	0	1	0	0	2										
Dave Hollins, S OBP: 0.376, SLG: 0.442 (1, 5)										4	0	1	0	0	0										
Tim Salmon, R OBP: 0.385, SLG: 0.477 (1, 9)										4	1	1	1	0	2										
Jim Leyritz, R OBP: 0.364, SLG: 0.444 (1, 10)										4	0	1	0	0	3										
Darin Erstad, L OBP: 0.354, SLG: 0.462 (1, 3)										3	1	1	1	1	1										
Todd Greene, R OBP: 0.287, SLG: 0.231 (1, 2)										4	0	1	0	0	1										
Craig Grebeck, R OBP: 0.386, SLG: 0.443 16 Garret Anderson, L (9, PH) OBP: 0.337, SLG: 0.386 (1, 7)										2	0	0	0	1	0	1									
Gary Disarcina, R OBP: 0.276, SLG: 0.351 Jack Howell, L (9, PH) OBP: 0.325, SLG: 0.458 (1, 6)										2	0	0	0	1	0	1									
<b>Inning Stats</b>	R: 0 E: 0 K: 1 S: 6	H: 1 LOB: 0 BB: 0 P: 6	R: 0 E: 0 K: 2 S: 8	H: 1 LOB: 0 BB: 0 P: 8	R: 0 E: 0 K: 0 S: 3	H: 0 LOB: 0 BB: 0 P: 3	R: 2 E: 0 K: 1 S: 7	H: 2 LOB: 0 BB: 0 P: 7	R: 0 E: 0 K: 0 S: 3	H: 0 LOB: 1 BB: 1 P: 7	R: 0 E: 1 K: 0 S: 4	H: 1 LOB: 2 BB: 1 P: 8	R: 0 E: 0 K: 0 S: 3	H: 1 LOB: 2 BB: 2 P: 11	R: 0 E: 0 K: 2 S: 7	H: 0 LOB: 0 BB: 0 P: 7	R: 1 E: 0 K: 2 S: 9	H: 2 LOB: 1 BB: 0 P: 9	1B: 4 2B: 2 3B: 0 HR: 2	SF: 0 SAC: 0 DP: 2 HBP: 0	WP: 0 PB: 0 SB: 0 CS: 0	PA: 38			
<b>PITCHER</b>	IP	WLS	BF	H	R	ER	SO	BB	IBB	HBP	BLK	WP	HR	S	P	ERA	WHIP								
Randy Johnson, L ERA: 2.2 (1, 1)	7.0		30	6	2	2	4	4	0	0	0	0	0	34	50	2.57	1.429								
Scott Sanders, R ERA: 6.6 (8, 1)	2.0		8	2	1	1	4	0	0	0	0	0	0	16	16	4.50	1.000								








Batter	1	2	3	4	5	6	7	8	9	AB	R	H	RBI	BB	SO	LOB	TOP	
Joey Cora, S OBP: 0.402, SLG: 0.507 Alvaro Espinoza, R OBP: 0.213, SLG: 0.194	4-0 BB		0-0 F8			0-0 G6-4-3		0-3 K		1	0	0	0	1	0	0		
Alex Rodriguez, R OBP: 0.380, SLG: 0.518 Brent Gates, S OBP: 0.293, SLG: 0.393	0-3 K		0-3 K			0-3 K		0-3 K		3	0	0	0	0	3	1		
Ken Griffey Jr., L OBP: 0.384, SLG: 0.647 Rich Amaral, R OBP: 0.311, SLG: 0.279	0-3 K			0-3 K			0-0 G3		0-0 F9	3	0	0	0	0	2	1		
Edgar Martinez, R OBP: 0.455, SLG: 0.561	0-3 K			0-0 G6-3			0-3 K		0-0 4-3	4	0	0	0	0	2	1		
Jay Buhner, R OBP: 0.385, SLG: 0.488 Rob Ducey, L OBP: 0.293, SLG: 0.400		0-0 2B 1B		0-0 G5-3			0-3 K			3	0	1	0	0	1	0		
Mike Blowers, R OBP: 0.319, SLG: 0.388	0-3 K				0-0 G1-3			4-0 BB BB		2	0	0	0	1	1	1		
Russ Davis, R OBP: 0.349, SLG: 0.529	0-3 K				0-0 G6-4-3 1B			0-3 K		3	0	1	0	0	2	2		
Dan Wilson, R OBP: 0.323, SLG: 0.413 John Marzano, R OBP: 0.372, SLG: 0.395	0-0 1-H 2B				0-0 G6-4-3			0-0 F8		2	0	1	0	0	0	1		
José Cruz Jr., S OBP: 0.317, SLG: 0.558			0-0 G5-3			0-0 G6-4-3 1B		4-0 BB 1-2		2	0	1	0	1	0	0		
<b>Inning Stats</b>	R: 0 H: 0 E: 0 K: 3 S: 9	H: 0 LOB: 1 BB: 1 P: 13	R: 0 H: 2 E: 0 K: 2 S: 8	LOB: 2 BB: 0 P: 8	R: 0 H: 0 E: 0 K: 1 S: 5	LOB: 0 BB: 0 P: 5	R: 0 H: 0 E: 0 K: 1 S: 5	LOB: 0 BB: 0 P: 5	R: 0 H: 1 E: 0 K: 0 S: 3	LOB: 0 BB: 0 P: 3	R: 0 H: 0 E: 0 K: 2 S: 7	H: 0 LOB: 0 BB: 0 P: 7	R: 0 H: 0 E: 0 K: 1 S: 5	H: 0 LOB: 0 BB: 0 P: 5	1B: 3 2B: 1 3B: 0 HR: 0	SF: 0 SAC: 0 DP: 2 HBP: 0	WP: 0 PB: 0 CS: 0	PA: 31
<b>PITCHER</b> Chuck Finley, L ERA: 4.89	IP: 9.0 WLS: W BF: 31 H: 4 R: 0 ER: 0 SO: 13 BB: 3 IBB: 0 HBP: 0 BLK: 0 WP: 0 HR: 0 S: 54 P: 66 ERA: 0.00 WHIP: 0.778																	

Seattle Mariners @ Anaheim Angels  
Anaheim Stadium, Anaheim, CA  
Sun Jul 06 1997, 10:05 PM EDT  
Att: 22,916 - Sunny - 78 F

AB 28  
R 0  
H 4  
RBI 0  
BB 3  
SO 13  
LOB 11



Batter	1	2	3	4	5	6	7	8	9	AB	R	H	RBI	BB	SO	LOB	BOTTOM			
Tony Phillips, S OBP: 0.417, SLG: 0.388 Orlando Palmeiro, L OBP: 0.353, SLG: 0.278	4-0 1B FC5-4 BB		0-0 F8	0-3 K		0-0 F8		0-0 F8		3	1	0	0	1	1	3				
Darin Erstad, L OBP: 0.381, SLG: 0.475	0-0 FC5-4 1-3 1B		0-0 HR	4-0 HR BB		0-0 1B				3	2	3	2	1	0	0				
Dave Hollins, S OBP: 0.376, SLG: 0.449 Jack Howell, L OBP: 0.325, SLG: 0.458	0-0 FC5-4 FC4 1-2 3-H		0-3 K	0-0 HR		0-0 F8				4	1	1	5	0	1	2				
Tim Salmon, R OBP: 0.385, SLG: 0.492	0-0 F8		0-0 HR	0-3 K			0-0 G4-3			4	1	1	1	0	1	1				
Jim Leyritz, R OBP: 0.357, SLG: 0.434	0-0 FC4 1-2		0-3 K		0-0 E6 1B		0-0 G4-3			4	0	1	0	0	1	1				
16 Garret Anderson, L OBP: 0.335, SLG: 0.388		0-3 K		0-0 E3 BB	0-3 K2-3		0-3 K2-3			4	1	0	0	0	3	1				
Todd Greene, R OBP: 0.261, SLG: 0.286		0-0 2B		0-0 FC5 BB 1B HR	0-0 F7			0-0 G3		4	1	1	0	0	2					
Craig Grebeck, R OBP: 0.381, SLG: 0.435		0-0 F7		0-0 HR BB 1B	0-0 L4			0-0 F7		4	1	1	0	0	2					
Gary Disarcina, R OBP: 0.282, SLG: 0.355		0-3 K		0-0 P4		0-0 F9				4	0	1	0	0	1	4				
<b>Inning Stats</b>	R: 1 H: 1 E: 0 K: 0 S: 4	H: 1 LOB: 1 BB: 1 P: 8	R: 0 H: 1 E: 0 K: 2 S: 8	H: 1 LOB: 0 BB: 0 P: 8	R: 2 H: 2 E: 0 K: 2 S: 9	H: 2 LOB: 0 BB: 1 P: 9	R: 5 H: 2 E: 2 K: 2 S: 11	H: 2 LOB: 0 BB: 1 P: 15	R: 0 H: 1 E: 1 K: 1 S: 6	H: 1 LOB: 1 BB: 0 P: 6	R: 0 H: 1 E: 0 K: 0 S: 4	H: 1 LOB: 1 BB: 0 P: 4	R: 0 H: 0 E: 0 K: 1 S: 5	H: 0 LOB: 0 BB: 0 P: 5	R: 0 H: 1 E: 0 K: 0 S: 4	H: 1 LOB: 1 BB: 0 P: 4	1B: 5 2B: 1 3B: 0 HR: 3	SF: 0 SAC: 0 DP: 0 HBP: 0	WP: 0 PB: 0 CS: 0	PA: 37
<b>PITCHER</b> Jeff Fassero, L ERA: 3.95 Josias Manzanillo, R ERA: 5.29 Derek Lowe, R ERA: 6.46	IP: 3.0 WLS: L BF: 17 H: 1 R: 6 ER: 5 SO: 4 BB: 1 IBB: 0 HBP: 0 BLK: 0 WP: 0 HR: 2 S: 24 P: 28 ERA: 15.00 WHIP: 2.000																			

Seattle Mariners @ Anaheim Angels  
Anaheim Stadium, Anaheim, CA  
Sun Jul 06 1997, 10:05 PM EDT  
Att: 22,916 - Sunny - 78 F

AB 35  
R 8  
H 9  
RBI 8  
BB 2  
SO 8  
LOB 17





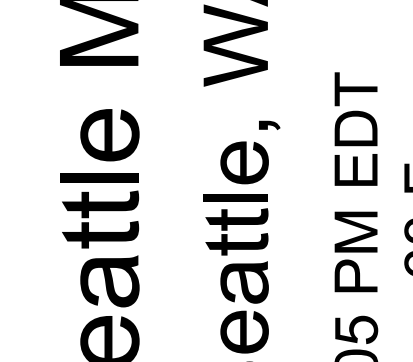
Batter	1	2	3	4	5	6	7	8	9	AB	R	H	RBI	BB	SO	LOB	TOP								
Mark McLemore, S (1,4) OBP: 0.351, SLG: 0.296										4	2	1	0	1	2	1	<b>Texas Rangers @ Seattle Mariners</b> The Kingdome, Seattle, WA Thu Jul 10 1997, 10:05 PM EDT Att: 32,851 - Dome - 68 F								
Ivan Rodriguez, R (1,2) OBP: 0.376, SLG: 0.533										4	2	2	2	1	0	0									
29 Rusty Greer, L (1,7)										5	1	1	0	0	0	3									
Juan Gonzalez, R (1,9) OBP: 0.330, SLG: 0.594										5	2	3	5	0	1	0									
Will Clark, L (1,3) OBP: 0.418, SLG: 0.511										4	1	2	2	1	1	2									
Dean Palmer, R (1,5) OBP: 0.290, SLG: 0.379										4	0	0	0	0	2	2									
Mike Simms, R (1,10) Lee Stevens, L (8,PH) OBP: 0.336, SLG: 0.526										3	0	0	0	0	1	2									
Domingo Cedeño, S (1,6) OBP: 0.347, SLG: 0.463										4	0	1	0	0	2	1									
Damon Buford, R (1,8) Warren Newson, L (9,PH) OBP: 0.360, SLG: 0.440										3	1	1	0	0	0	1									
<b>Inning Stats</b>	R: 0 E: 0 K: 1 S: 7	H: 0 LOB: 0 BB: 0 P: 10	R: 0 E: 0 K: 2 S: 13	H: 1 LOB: 1 BB: 0 P: 23	R: 5 E: 0 K: 2 S: 22	H: 5 LOB: 0 BB: 0 P: 36	R: 0 E: 0 K: 2 S: 11	H: 1 LOB: 1 BB: 0 P: 14	R: 0 E: 0 K: 0 S: 4	H: 0 LOB: 1 BB: 1 P: 4	R: 0 E: 0 K: 0 S: 9	H: 0 LOB: 1 BB: 1 P: 17	R: 3 E: 0 K: 0 S: 15	H: 3 LOB: 0 BB: 0 P: 26	R: 0 E: 0 K: 2 S: 10	H: 0 LOB: 0 BB: 0 P: 12	R: 1 E: 0 K: 1 S: 19	H: 1 LOB: 2 BB: 2 P: 32	1B: 6 2B: 3 3B: 0 HR: 2	SF: 0 SAC: 0 DP: 0 HBP: 0	WP: 0 PB: 0 SB: 1 CS: 0	PA: 41			
<b>PITCHER</b>	IP	WLS	BF	H	R	ER	SO	BB	IBB	HBP	BLK	WP	HR	S	P	ERA	WHIP								
Jamie Moyer, L (1,1) ERA: 4.52	6.2	W	28	7	5	5	7	1	0	0	0	0	1	72	115	6.75	1.200								
39 Greg McCarthy, L (7,1) ERA: 5.4	0.1		4	3	3	3	0	0	0	0	0	0	1	9	15	81.00	9.000								
Scott Sanders, R (8,1) ERA: 6.57	1.0		3	0	0	0	2	0	0	0	0	0	0	10	12	0.00	0.000								
Bobby Ayala, R (9,1) ERA: 4.26	0.2	S	5	1	1	1	0	2	0	0	0	0	0	16	29	13.50	4.500								
Norm Charlton, L (9,1) ERA: 7.36	0.1	S	1	0	0	0	1	0	0	0	0	0	0	3	3	0.00	0.000								

Batter	1	2	3	4	5	6	7	8	9	AB	R	H	RBI	BB	SO	LOB	BOTTOM								
Joey Cora, S (1,4) OBP: 0.407, SLG: 0.519										6	2	4	3	0	0	3	<b>Texas Rangers @ Seattle Mariners</b> The Kingdome, Seattle, WA Thu Jul 10 1997, 10:05 PM EDT Att: 32,851 - Dome - 68 F								
Alex Rodriguez, R (1,6) OBP: 0.397, SLG: 0.528										5	2	4	0	0	0	1									
Ken Griffey Jr., L (1,8) OBP: 0.382, SLG: 0.641										3	0	0	1	1	0	4									
Edgar Martinez, R (1,10) OBP: 0.454, SLG: 0.557										4	2	1	1	1	0	4									
Jay Buhner, R (1,9) OBP: 0.391, SLG: 0.505										4	3	3	2	1	1	0									
Paul Sorrento, L (1,3) OBP: 0.345, SLG: 0.514										4	1	0	0	1	2	3									
Dan Wilson, R (1,2) OBP: 0.330, SLG: 0.421										4	1	3	2	1	0	1									
Russ Davis, R (1,5) OBP: 0.350, SLG: 0.525										4	1	1	2	1	1	3									
José Cruz Jr., S (1,7) OBP: 0.320, SLG: 0.559										5	0	2	1	0	0	3									
<b>Inning Stats</b>	R: 0 E: 0 K: 0 S: 3	H: 1 LOB: 0 BB: 0 P: 6	R: 2 E: 0 K: 1 S: 17	H: 3 LOB: 1 BB: 0 P: 21	R: 2 E: 0 K: 0 S: 12	H: 2 LOB: 1 BB: 1 P: 24	R: 0 E: 0 K: 0 S: 8	H: 2 LOB: 0 BB: 0 P: 9	R: 7 E: 0 K: 0 S: 21	H: 5 LOB: 2 BB: 4 P: 47	R: 0 E: 0 K: 3 S: 13	H: 1 LOB: 1 BB: 0 P: 19	R: 0 E: 0 K: 0 S: 8	H: 2 LOB: 2 BB: 0 P: 14	R: 1 E: 0 K: 0 S: 9	H: 2 LOB: 2 BB: 1 P: 16	1B: 10 2B: 6 3B: 1 HR: 1	SF: 1 SAC: 0 DP: 2 HBP: 0	WP: 0 PB: 0 SB: 0 CS: 0	PA: 46					
<b>PITCHER</b>	IP	WLS	BF	H	R	ER	SO	BB	IBB	HBP	BLK	WP	HR	S	P	ERA	WHIP								
Ken Hill, R (1,1) ERA: 4.93	4.1	L	26	11	10	10	1	0	0	0	0	0	1	6	14	27.00	9.000								
Eric Gunderson, L (5,1) ERA: 2.05	0.1		4	2	1	1	0	1	0	0	0	0	0	6	14	27.00	9.000								
Danny Patterson, R (5,1) ERA: 2.65	1.2		8	3	0	0	3	0	0	0	0	0	0	21	34	0.00	1.800								
Ed Vosberg, L (7,1) ERA: 5.33	1.2		8	2	1	1	0	0	1	0	0	0	0	12	21	5.40	1.200								

AB 38  
R 9  
H 11  
RBI 9  
BB 3  
SO 10  
LOB 12



AB 39  
R 12  
H 18  
RBI 12  
BB 6  
SO 4  
LOB 22





Batter	1	2	3	4	5	6	7	8	9	AB	R	H	RBI	BB	SO	LOB	TOP								
<b>Mark McLemore, S</b> (1,4) OBP: 0.355, SLG: 0.300										4	0	2	1	1	1	0									
<b>Ivan Rodriguez, R</b> (1,2) OBP: 0.377, SLG: 0.532										1	0	0	0	0	1	0									
<b>Henry Mercedes, R</b> (2,2) OBP: 0.259, SLG: 0.280										4	0	0	0	0	1	6									
<b>29 Rusty Greer, L</b> (1,7) OBP: 0.422, SLG: 0.535										4	1	2	2	1	0	0									
<b>Juan Gonzalez, R</b> (1,9) OBP: 0.324, SLG: 0.583										5	0	0	0	0	1	4									
<b>Willi Clark, L</b> (1,3) OBP: 0.416, SLG: 0.509										3	0	1	1	0	1	0									
<b>Dean Palmer, R</b> (1,5) OBP: 0.295, SLG: 0.397										4	3	3	1	0	0	1									
<b>Mike Simms, R</b> (1,10) OBP: 0.273, SLG: 0.451										4	1	1	0	0	1	2									
<b>Domingo Cedeño, S</b> (1,6) OBP: 0.351, SLG: 0.464										4	1	2	2	0	2	1									
<b>Damon Buford, R</b> (1,8) OBP: 0.283, SLG: 0.323										3	1	0	0	1	1	1									
<b>Inning Stats</b>	R: 0 E: 0 K: 2 S: 12	H: 0 LOB: 1 BB: 1 P: 22	R: 0 E: 0 K: 2 S: 12	H: 1 LOB: 1 BB: 0 P: 18	R: 0 E: 0 K: 0 S: 5	H: 0 LOB: 0 BB: 0 P: 10	R: 0 E: 0 K: 0 S: 6	H: 0 LOB: 0 BB: 0 P: 13	R: 1 E: 0 K: 0 S: 15	H: 3 LOB: 2 BB: 0 P: 19	R: 2 E: 0 K: 0 S: 7	H: 2 LOB: 0 BB: 0 P: 9	R: 0 E: 0 K: 2 S: 9	H: 1 LOB: 1 BB: 0 P: 13	R: 0 E: 0 K: 2 S: 8	H: 0 LOB: 0 BB: 0 P: 12	R: 4 E: 0 K: 1 S: 18	H: 4 LOB: 1 BB: 2 P: 34	1B: 8 2B: 2 3B: 0 HR: 1	SF: 1 SAC: 0 DP: 1 HBP: 0	WP: 0 PB: 0 SB: 0 CS: 0	PA: 40			
<b>PITCHER</b>	IP	WLS	BF	H	R	ER	SO	BB	IBB	HBP	BLK	WP	HR	S	P	ERA	WHIP								
<b>Jeff Fassero, L</b> (1,1) ERA: 4.09	8.0		34	9	5	5	8	1	0	0	0	0	1	81	129	5.62	1.250								
<b>Norm Charlton, L</b> (9,1) ERA: 7.51	0.0		2	1	0	0	0	1	0	0	0	0	0	3	9	∞	∞								
<b>Bobby Ayala, R</b> (9,1) ERA: 4.18	1.0	W	4	1	2	2	1	1	0	0	0	0	0	8	12	18.00	2.000								

Texas Rangers @ Seattle Mariners  
The Kingdome, Seattle, WA  
Fri Jul 11 1997, 10:05 PM EDT  
Att: 39,739 - Dome - 68 F

AB 36  
R 7  
H 11  
RBI 7  
BB 3  
SO 9  
LOB 15



Batter	1	2	3	4	5	6	7	8	9	AB	R	H	RBI	BB	SO	LOB	BOTTOM								
<b>Joey Cora, S</b> (1,4) OBP: 0.404, SLG: 0.517										5	0	1	0	0	1	1									
<b>Alex Rodriguez, R</b> (1,6) OBP: 0.397, SLG: 0.525										4	0	1	0	1	0	2									
<b>Ken Griffey Jr., L</b> (1,8) OBP: 0.382, SLG: 0.635										3	0	0	0	2	1	2									
<b>Edgar Martinez, R</b> (1,10) OBP: 0.453, SLG: 0.552										3	0	0	0	2	2	2									
<b>Jay Buhner, R</b> (1,9) OBP: 0.388, SLG: 0.506										5	1	1	0	0	3	5									
<b>Dan Wilson, R</b> (1,2) OBP: 0.336, SLG: 0.435										4	2	3	2	1	0	0									
<b>Rich Amaral, R</b> (9, FR) OBP: 0.311, SLG: 0.279										0	1	0	0	0	0	0									
<b>Mike Blowers, R</b> (1,3) OBP: 0.319, SLG: 0.386										3	2	1	0	0	0	1									
<b>Paul Sorrento, L</b> (7, PH) OBP: 0.350, SLG: 0.517										2	0	2	0	0	0	0									
<b>Russ Davis, R</b> (1,5) OBP: 0.354, SLG: 0.541										5	1	3	4	0	0	1									
<b>José Cruz Jr., S</b> (1,7) OBP: 0.318, SLG: 0.579										3	1	1	2	0	2	1									
<b>Inning Stats</b>	R: 0 E: 0 K: 1 S: 12	H: 0 LOB: 1 BB: 1 P: 20	R: 2 E: 0 K: 2 S: 12	H: 2 LOB: 0 BB: 0 P: 18	R: 0 E: 0 K: 2 S: 13	H: 1 LOB: 2 BB: 1 P: 24	R: 2 E: 0 K: 0 S: 9	H: 3 LOB: 1 BB: 0 P: 14	R: 2 E: 0 K: 1 S: 12	H: 2 LOB: 0 BB: 0 P: 18	R: 1 E: 0 K: 0 S: 14	H: 2 LOB: 3 BB: 2 P: 31	R: 0 E: 0 K: 1 S: 9	H: 1 LOB: 1 BB: 0 P: 14	R: 0 E: 0 K: 1 S: 10	H: 0 LOB: 1 BB: 1 P: 19	R: 1 E: 0 K: 1 S: 8	H: 2 LOB: 2 BB: 1 P: 15	1B: 7 2B: 2 3B: 1 HR: 3	SF: 1 SAC: 0 DP: 0 HBP: 0	WP: 0 PB: 0 SB: 1 CS: 0	PA: 44			
<b>PITCHER</b>	IP	WLS	BF	H	R	ER	SO	BB	IBB	HBP	BLK	WP	HR	S	P	ERA	WHIP								
<b>Darren Oliver, L</b> (1,1) ERA: 4.46	5.1		28	10	7	7	6	2	0	0	0	0	0	14	30	0.00	1.200								
<b>Matt Whiteside, R</b> (6,1) ERA: 5.86	1.2		8	1	0	0	1	1	1	0	0	0	0	18	34	6.75	3.000								
<b>Xavier Hernandez, R</b> (8,1) ERA: 3.86	1.1	L	8	2	1	1	2	2	0	0	0	0	0	18	34	6.75	3.000								

Texas Rangers @ Seattle Mariners  
The Kingdome, Seattle, WA  
Fri Jul 11 1997, 10:05 PM EDT  
Att: 39,739 - Dome - 68 F

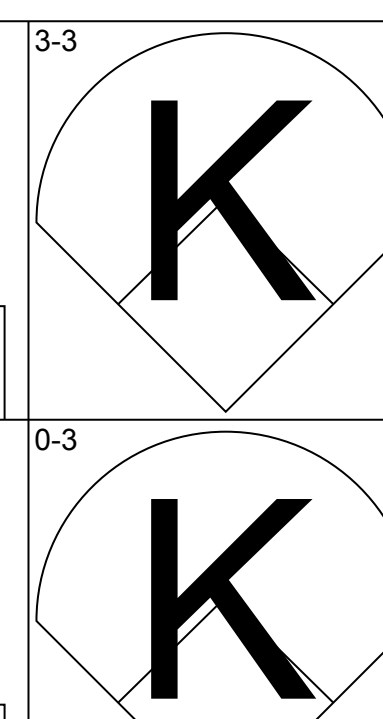
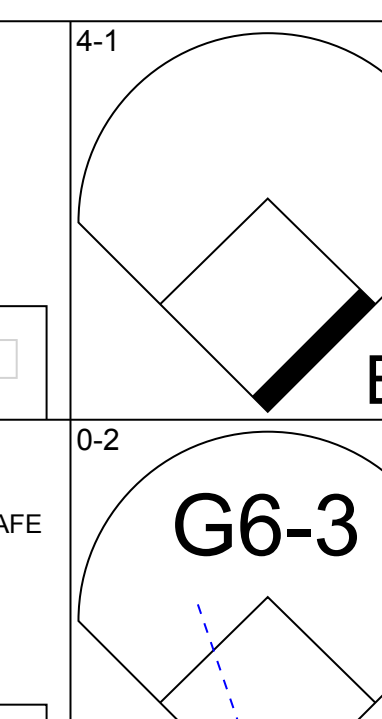
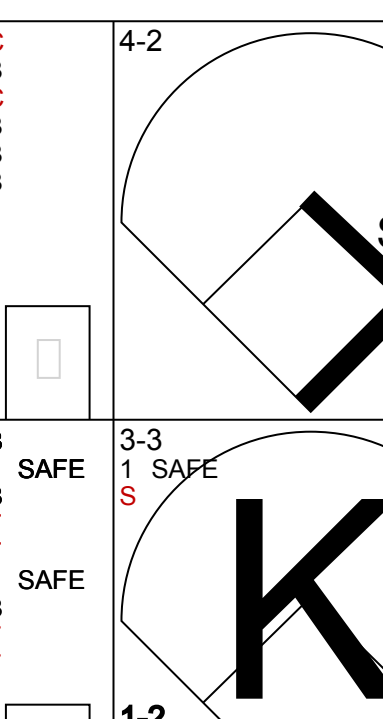

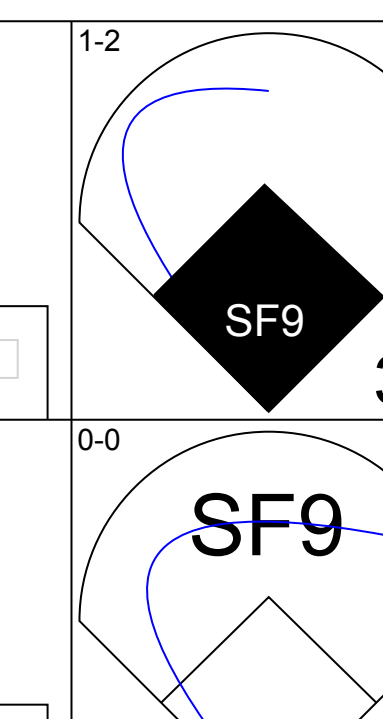


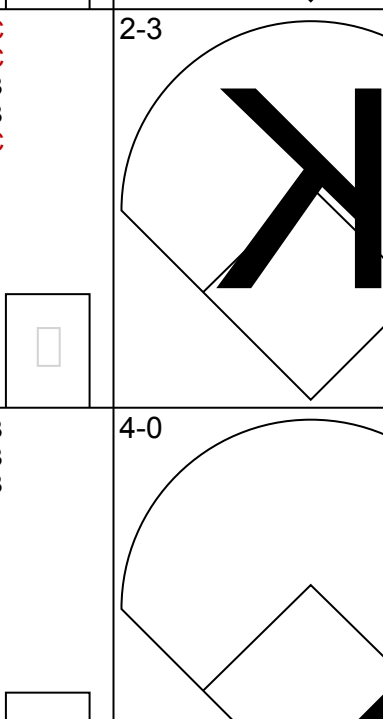
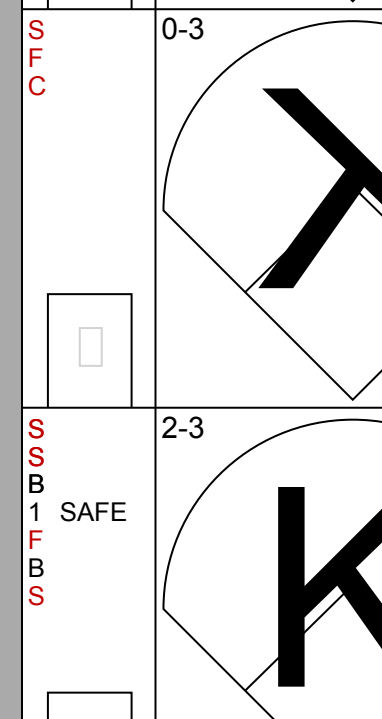
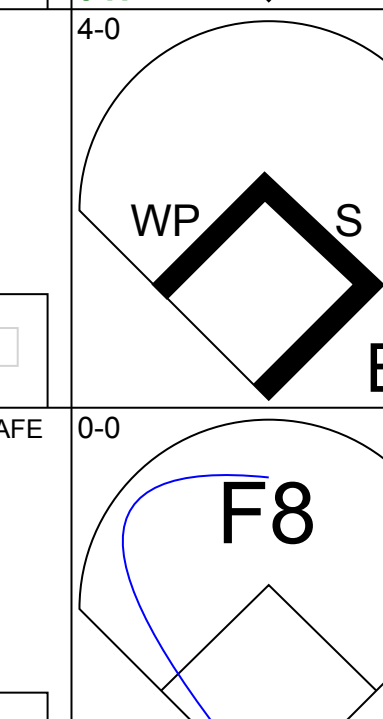

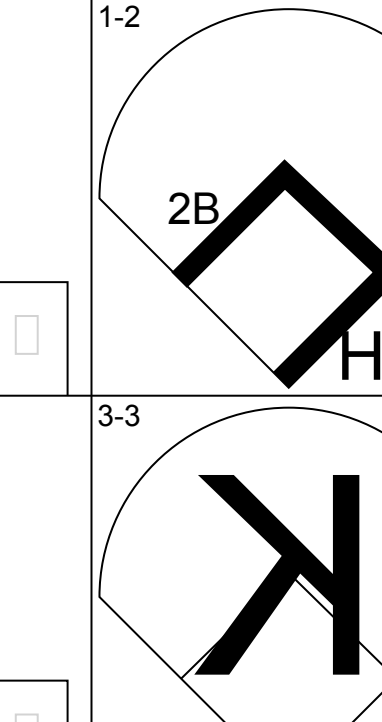
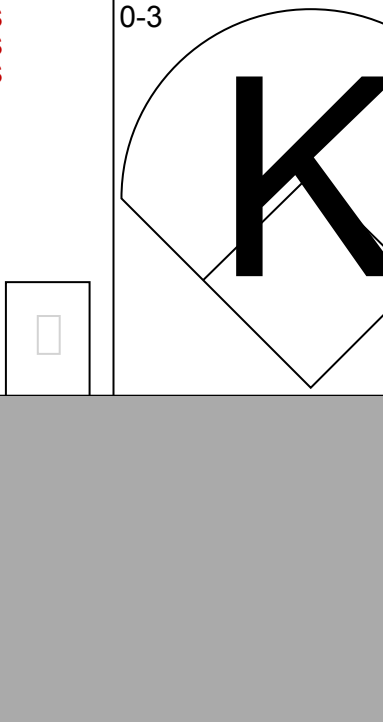

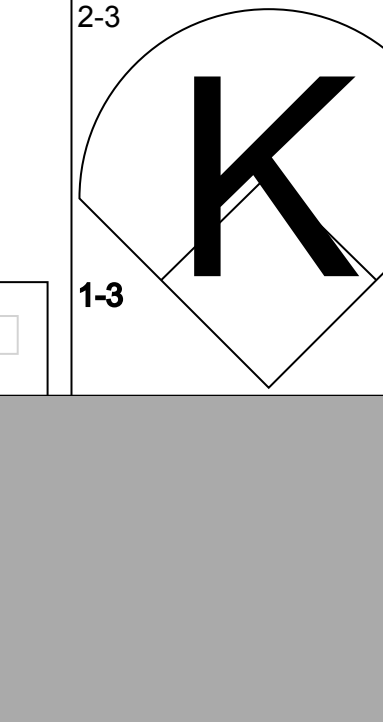
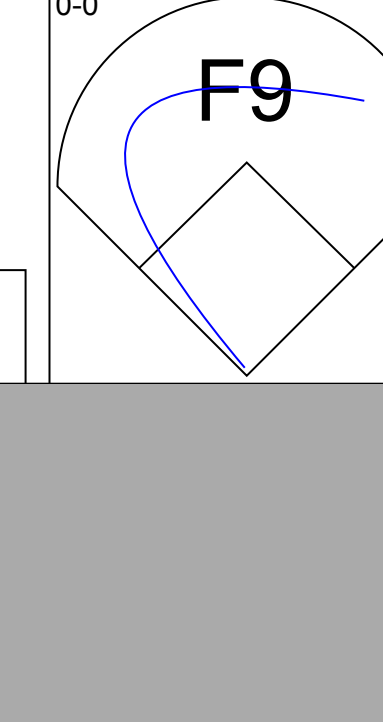
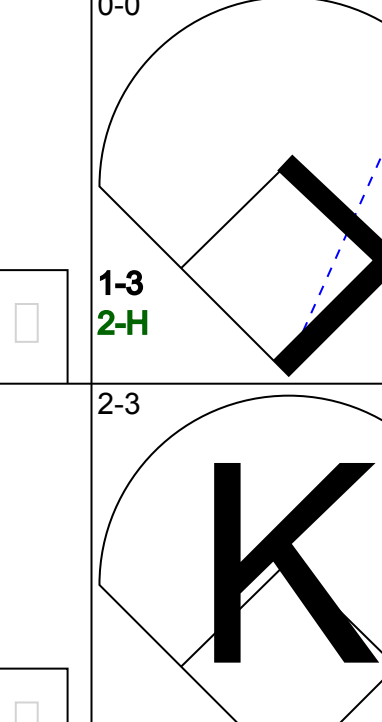



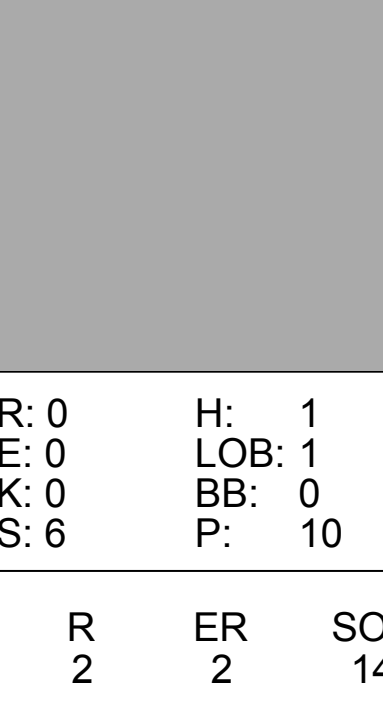
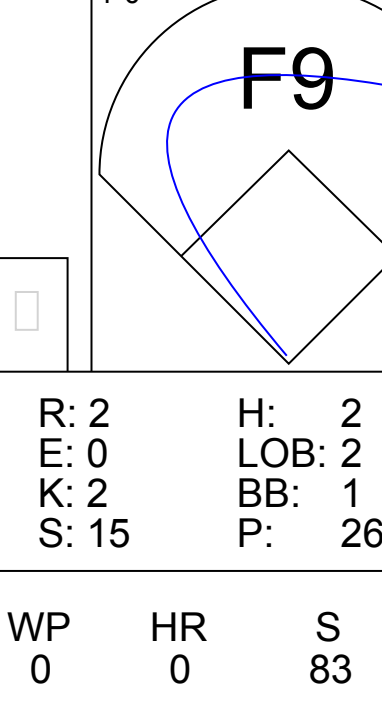
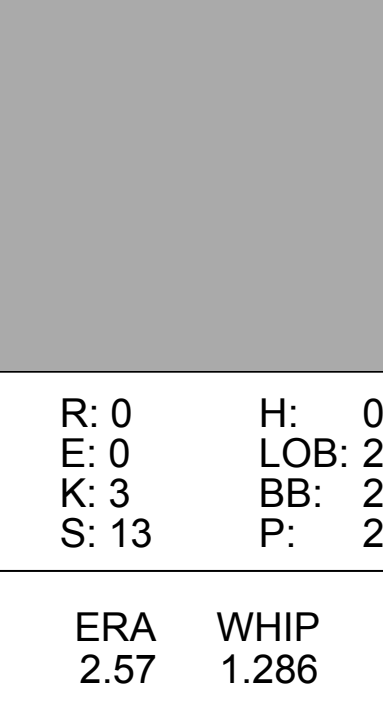
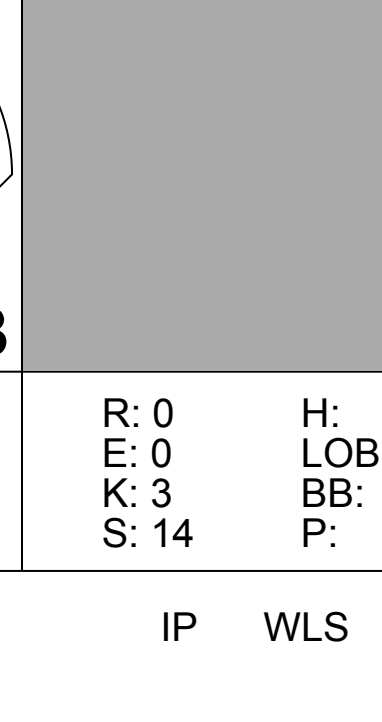
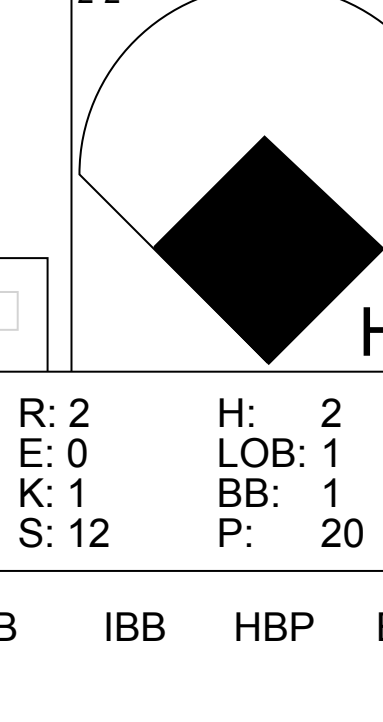
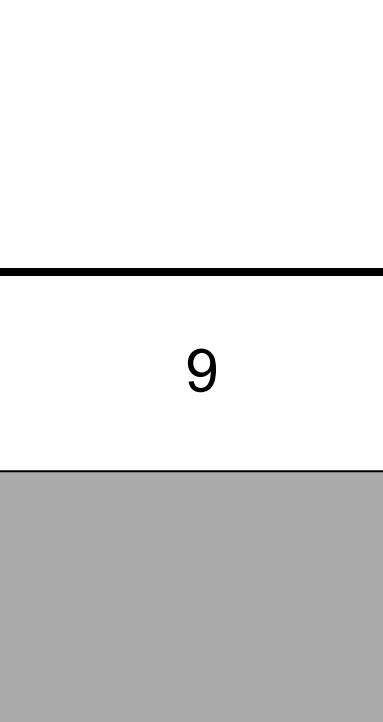


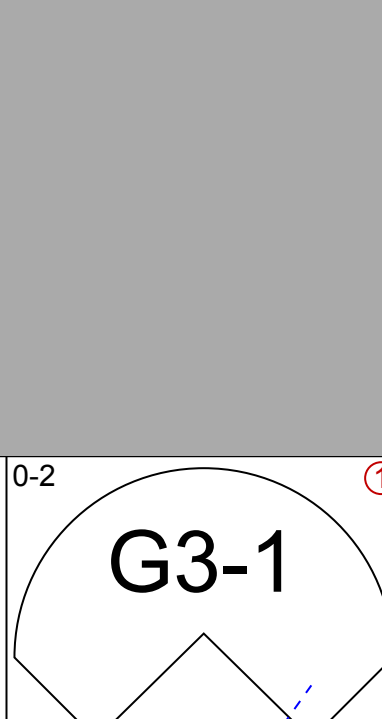

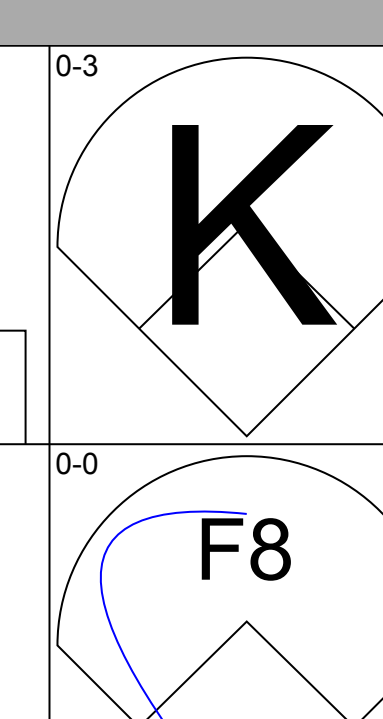
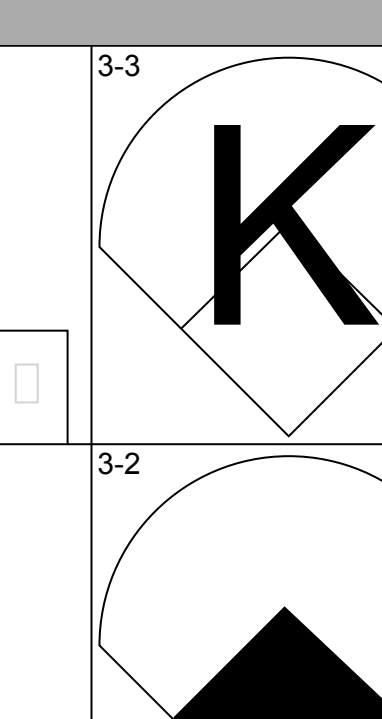
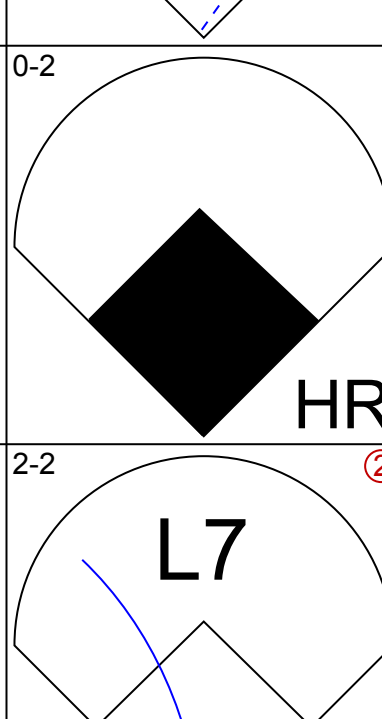
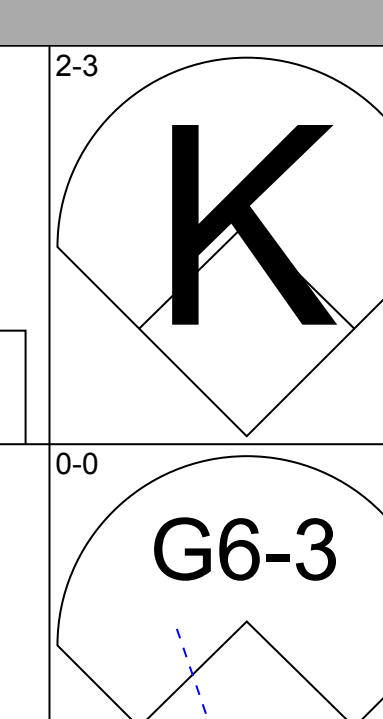
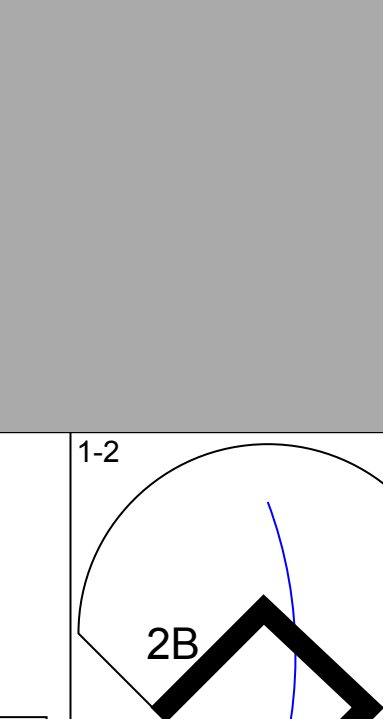
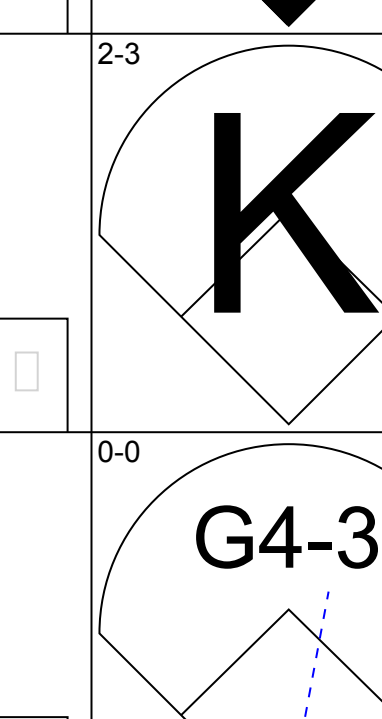
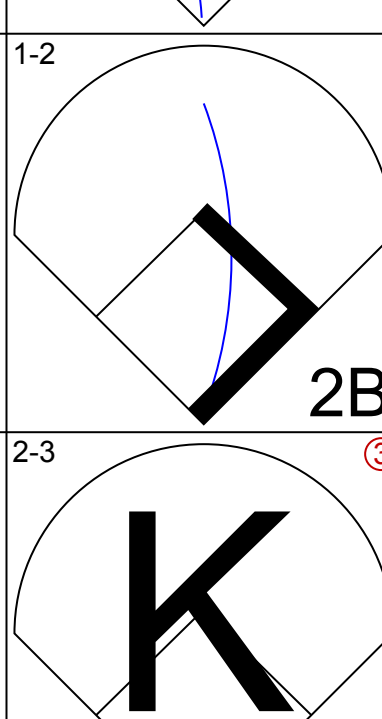
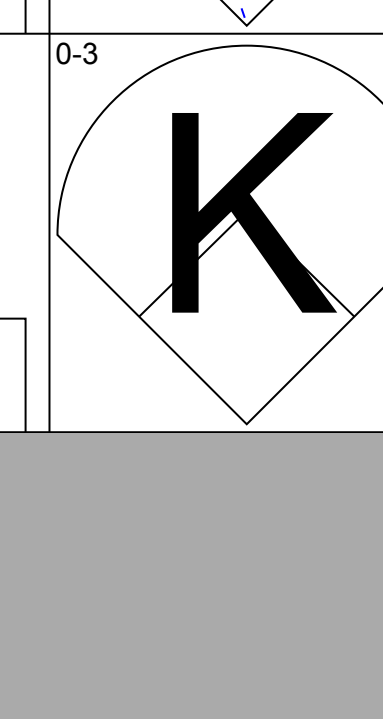
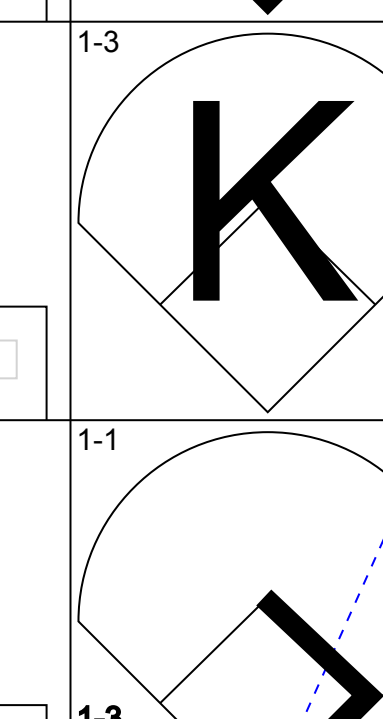



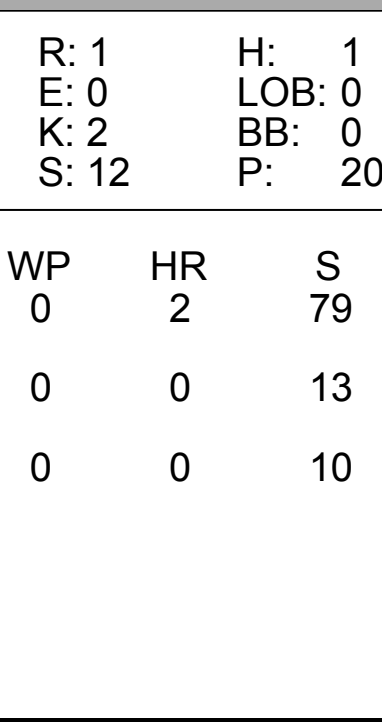
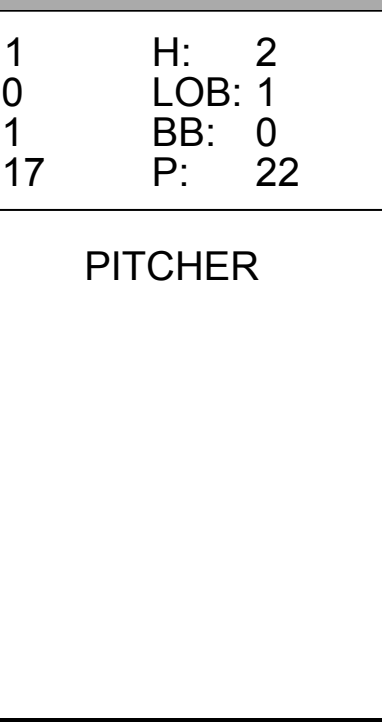
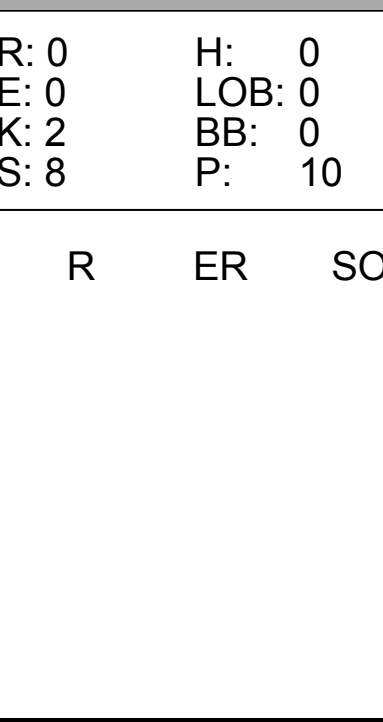
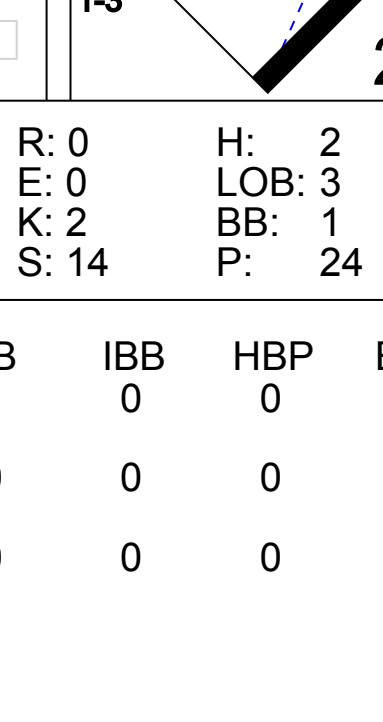
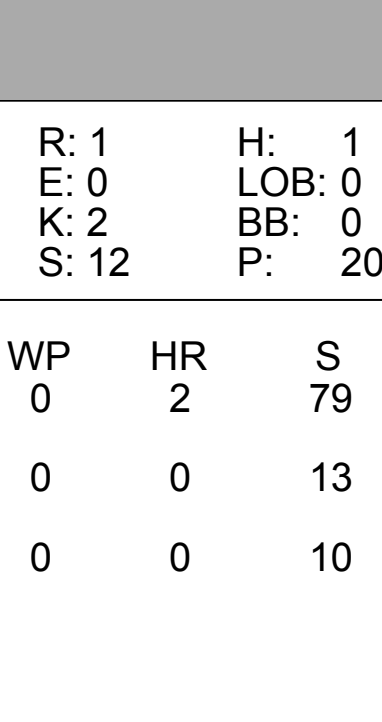
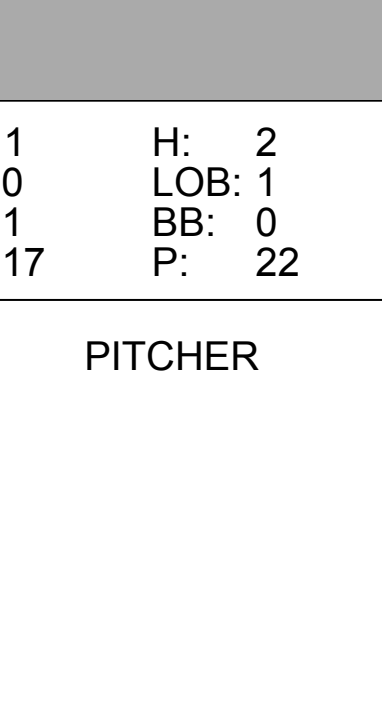
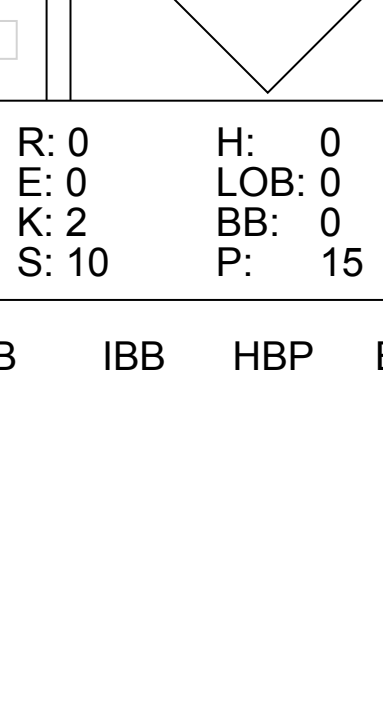
AB 37  
R 8  
H 13  
RBI 8  
BB 6  
SO 9  
LOB 15







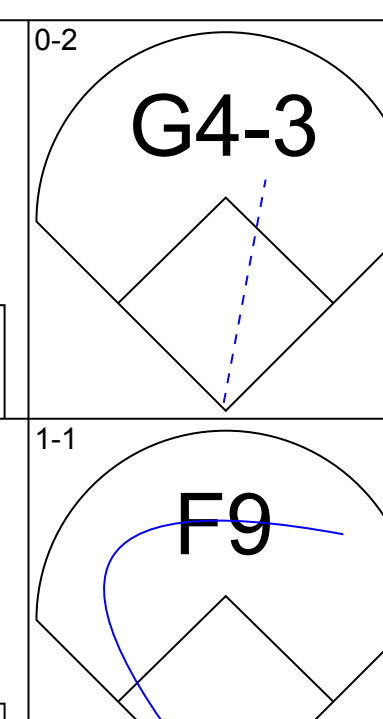
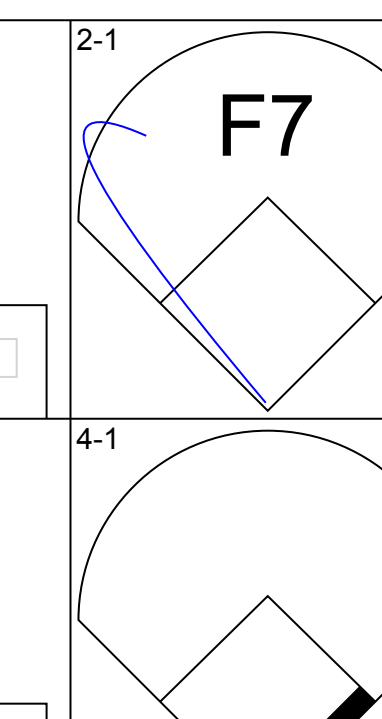
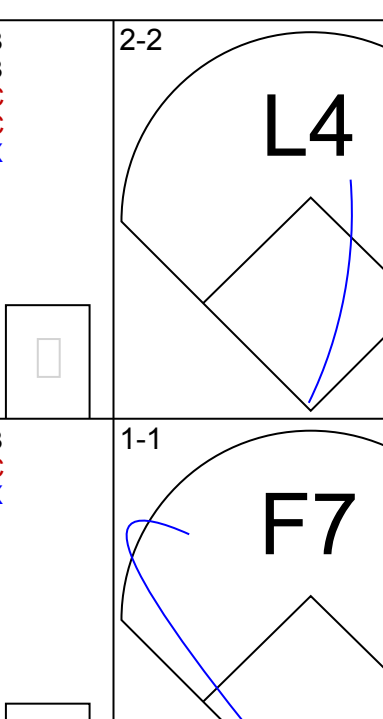
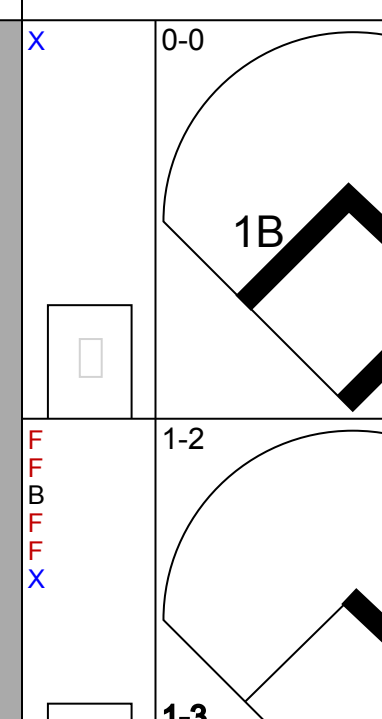
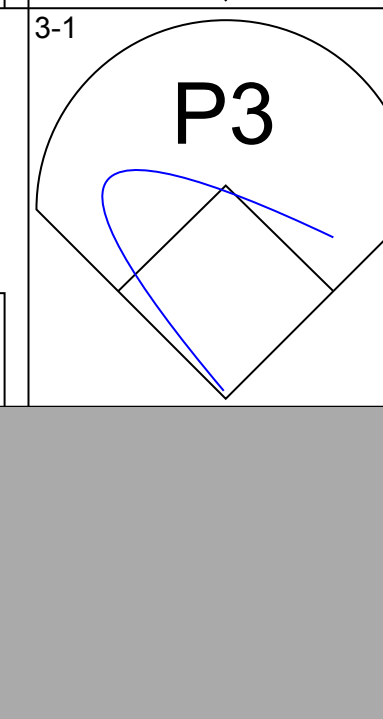
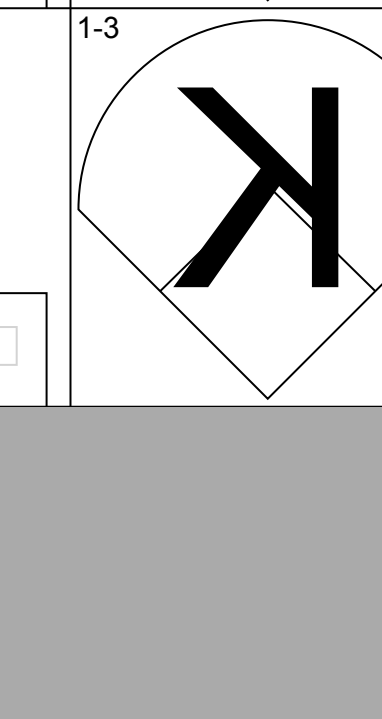

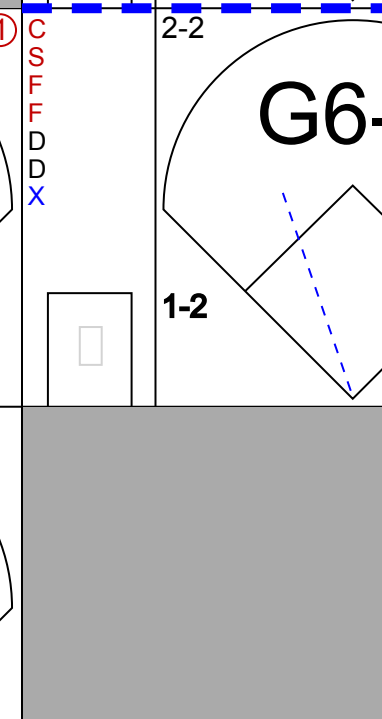


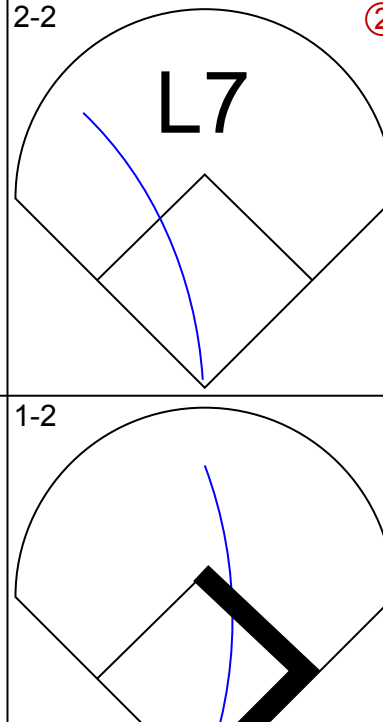

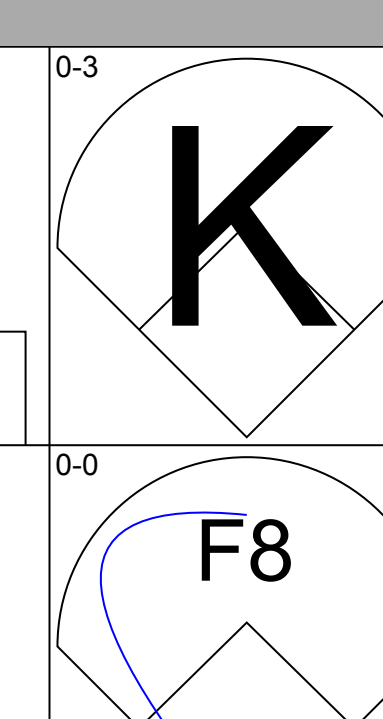
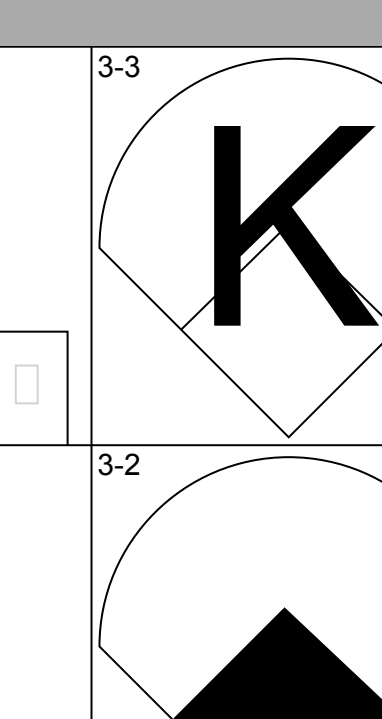
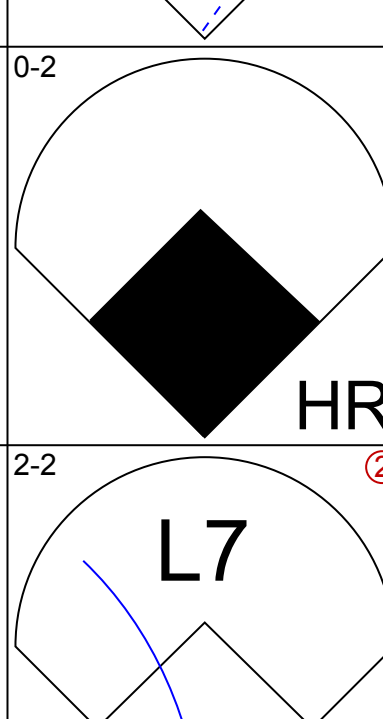
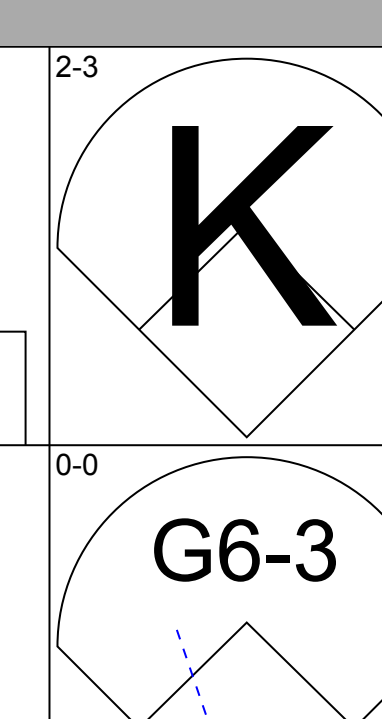

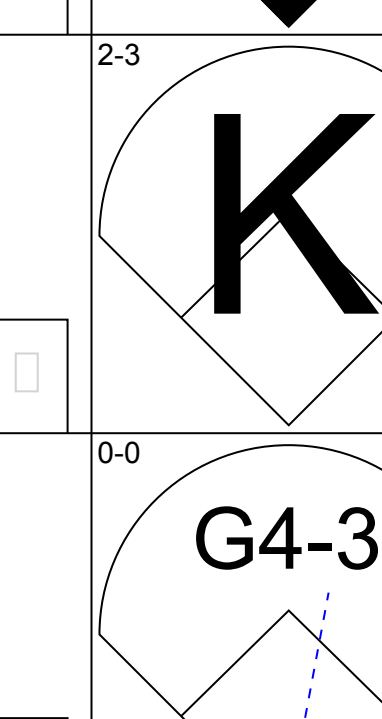
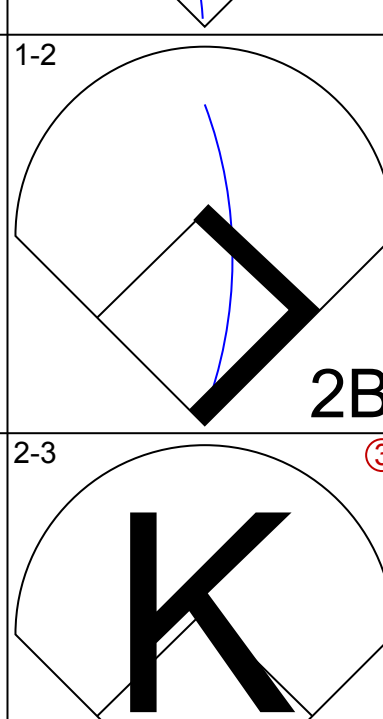
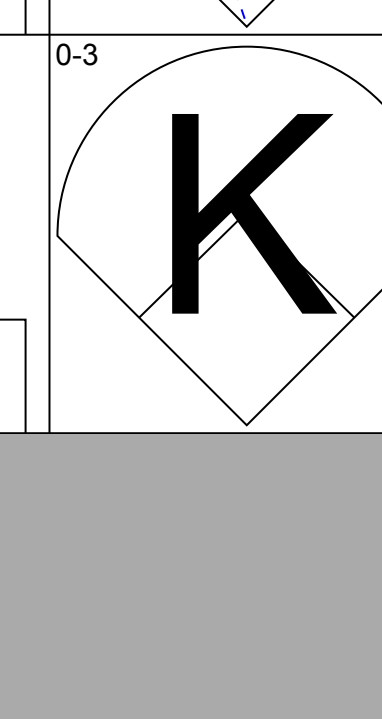




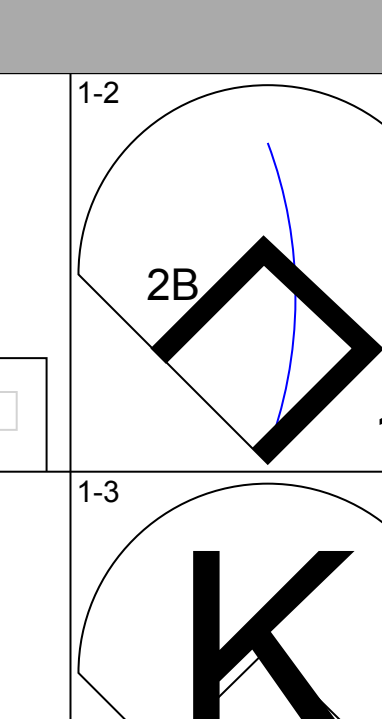
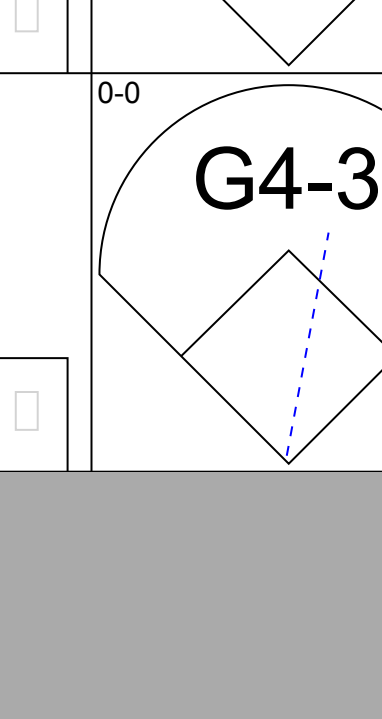
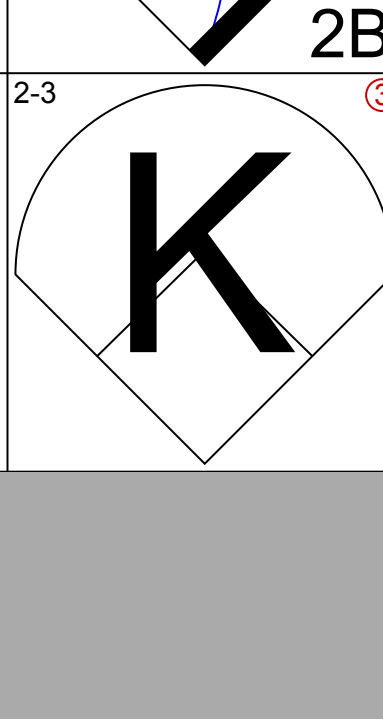
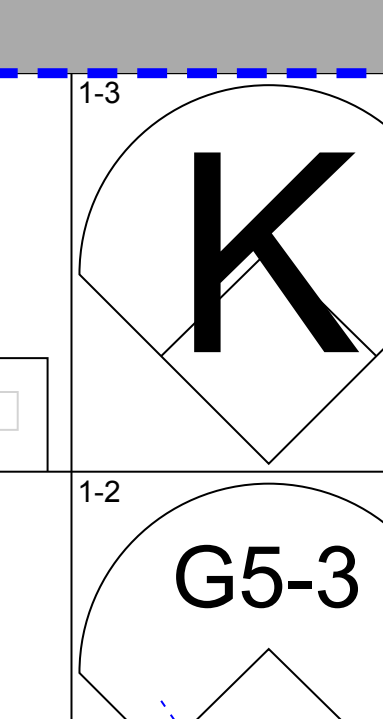
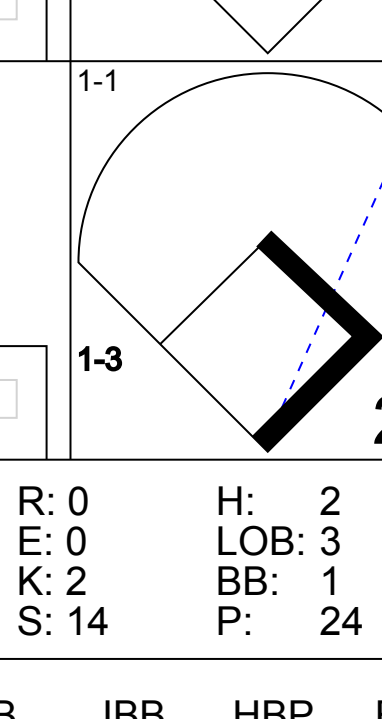
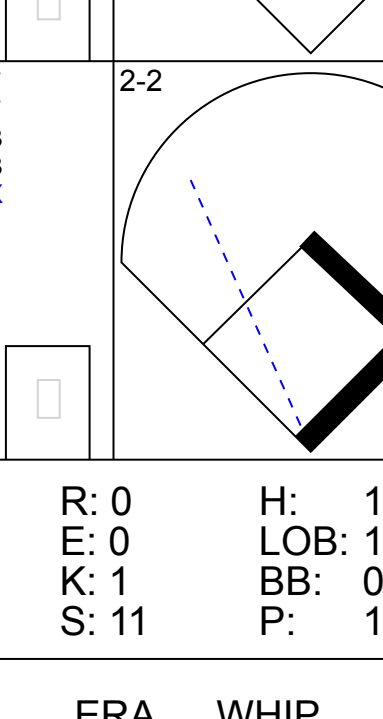
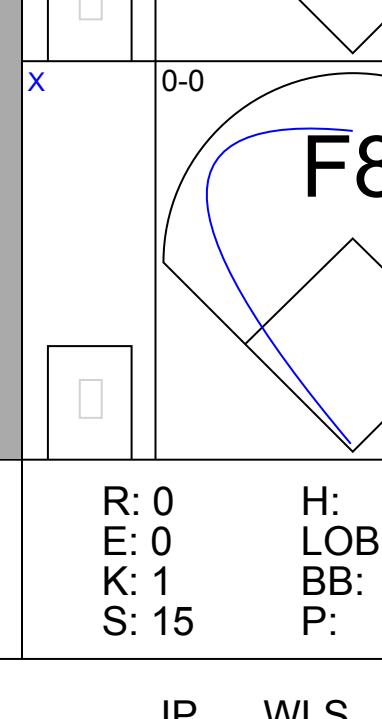
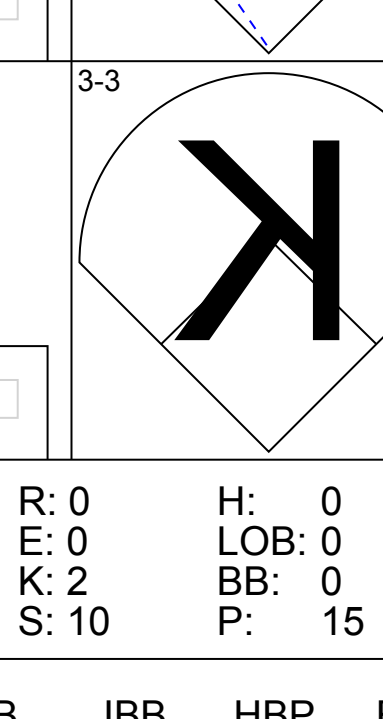






Batter	1	2	3	4	5	6	7	8	9	AB	R	H	RBI	BB	SO	LOB	TOP					
<b>Mark McLemore, S</b> OBP: 0.357, SLG: 0.311 (1, 4)										3	1	1	0	2	2	2						
<b>Ivan Rodriguez, R</b> OBP: 0.374, SLG: 0.529 (1, 2)										4	0	1	1	0	2	2						
<b>29 Rusty Greer, L</b> OBP: 0.424, SLG: 0.533 (1, 7)										3	1	0	0	2	3	2						
<b>Juan Gonzalez, R</b> OBP: 0.326, SLG: 0.578 (1, 9)										4	1	1	1	1	1	2						
<b>Will Clark, L</b> OBP: 0.416, SLG: 0.509 (1, 3)										1	0	0	0	0	0	0						
<b>Domingo Cedeno, S</b> OBP: 0.353, SLG: 0.452 (5, PH)										3	0	0	0	0	3	4						
<b>Dean Palmer, R</b> OBP: 0.295, SLG: 0.397 (1, 5)										4	0	1	0	0	2	2						
<b>Mike Simms, R</b> OBP: 0.275, SLG: 0.459 (1, 10)										3	0	1	1	0	1	1						
<b>Warren Newson, L</b> OBP: 0.357, SLG: 0.436 (8, PH)										1	0	0	0	0	1	0						
<b>Billy Ripken, R</b> OBP: 0.321, SLG: 0.398 (1, 6)										2	0	0	0	1	1	2						
<b>Lee Stevens, L</b> OBP: 0.341, SLG: 0.523 (8, 3)										1	0	0	0	0	1	0						
<b>Damon Buford, R</b> OBP: 0.284, SLG: 0.338 (1, 8)										4	1	2	1	0	1	2						
<b>Inning Stats</b>	R: 0 H: 0 E: 0 K: 3 S: 14	H: 0 LOB: 0 BB: 0 P: 18	R: 0 H: 1 E: 0 K: 0 S: 6	LOB: 1 BB: 0 P: 10	R: 0 H: 0 E: 0 K: 1 S: 9	LOB: 1 BB: 1 P: 14	R: 2 H: 2 E: 0 K: 2 S: 15	LOB: 2 BB: 1 P: 26	R: 0 H: 0 E: 0 K: 3 S: 13	H: 0 LOB: 0 BB: 2 P: 26	R: 0 H: 1 E: 0 K: 2 S: 12	H: 1 LOB: 2 BB: 1 P: 18	R: 0 H: 1 E: 0 K: 3 S: 14	H: 1 LOB: 0 BB: 0 P: 19	R: 0 H: 0 E: 0 K: 3 S: 9	H: 0 LOB: 0 BB: 0 P: 15	R: 2 H: 2 E: 0 K: 1 S: 12	H: 2 LOB: 1 BB: 1 P: 20	1B: 2 2B: 3 3B: 1 HR: 1	SF: 1 SAC: 0 DP: 0 HBP: 1	WP: 1 PB: 0 SB: 2 CS: 0	PA: 41
<b>PITCHER</b>	IP	WLS	BF	H	R	ER	SO	BB	IBB	HBP	BLK	WP	HR	S	P	ERA	WHIP					
<b>Randy Johnson, L</b> ERA: 2.22 (1, 1)	7.0		32	5	2	2	14	4	1	1	0	0	0	83	131	2.57	1.286					
<b>Bobby Ayala, R</b> ERA: 4.36 (8, 1)	2.0	L	9	2	2	2	4	1	0	0	0	1	1	21	35	9.00	1.500					

Texas Rangers @ Seattle Mariners  
The Kingdome, Seattle, WA  
Sun Jul 13 1997, 6:33 AM EDT  
Att: 47,467 - Dome - 68 F

AB 33  
R 4  
H 7  
RBI 4  
BB 6  
SO 18  
LOB 19



Batter	1	2	3	4	5	6	7	8	9	AB	R	H	RBI	BB	SO	LOB	BOTTOM					
<b>Joey Cora, S</b> OBP: 0.398, SLG: 0.508 (1, 4)										4	0	1	0	0	0	3						
<b>Alex Rodriguez, R</b> OBP: 0.364, SLG: 0.517 (1, 6)										3	0	1	0	1	0	1						
<b>Edgar Martinez, R</b> OBP: 0.447, SLG: 0.545 (1, 10)										4	0	0	0	0	1	5						
<b>Jay Buhner, R</b> OBP: 0.389, SLG: 0.513 (1, 9)										4	1	1	1	0	3	0						
<b>Paul Sorrento, L</b> OBP: 0.347, SLG: 0.524 (1, 3)										4	1	1	1	0	0	0						
<b>Dan Wilson, R</b> OBP: 0.336, SLG: 0.436 (1, 2)										4	0	1	0	0	3	0						
<b>José Cruz Jr., S</b> OBP: 0.314, SLG: 0.566 (1, 7)										4	0	1	0	0	2	1						
<b>Russ Davis, R</b> OBP: 0.351, SLG: 0.533 (1, 5)										4	0	0	0	0	3	1						
<b>Rob Ducey, L</b> OBP: 0.310, SLG: 0.438 (1, 8)										4	0	2	0	0	1	0						
<b>Inning Stats</b>	R: 0 H: 0 E: 0 K: 0 S: 8	H: 0 LOB: 0 BB: 0 P: 12	R: 0 H: 0 E: 0 K: 2 S: 7	LOB: 0 BB: 0 P: 9	R: 0 H: 2 E: 0 K: 2 S: 14	LOB: 3 BB: 1 P: 24	R: 1 H: 1 E: 0 K: 2 S: 12	H: 1 LOB: 0 BB: 0 P: 20	R: 0 H: 1 E: 0 K: 1 S: 11	H: 1 LOB: 1 BB: 0 P: 16	R: 1 H: 2 E: 0 K: 1 S: 17	H: 2 LOB: 1 BB: 0 P: 22	R: 0 H: 2 E: 0 K: 1 S: 15	H: 2 LOB: 2 BB: 0 P: 21	R: 0 H: 0 E: 0 K: 2 S: 8	H: 0 LOB: 0 BB: 0 P: 10	R: 0 H: 0 E: 0 K: 2 S: 10	H: 0 LOB: 0 BB: 0 P: 15	1B: 3 2B: 3 3B: 0 HR: 2	SF: 0 SAC: 0 DP: 0 HBP: 0	WP: 0 PB: 0 SB: 1 CS: 0	PA: 36
<b>PITCHER</b>	IP	WLS	BF	H	R	ER	SO	BB	IBB	HBP	BLK	WP	HR	S	P	ERA	WHIP					
<b>Bobby Witt, R</b> ERA: 3.57 (1, 1)	6.2		29	8	2	2	9	8	2	2	9	0	0	79	117	2.70	1.350					
<b>Danny Patterson, R</b> ERA: 2.59 (7, 1)	1.1	W	4	0	0	0	2	0	0	0	0	0	0	13	17	0.00	0.000					
<b>John Wetteland, R</b> ERA: 2.5 (9, 1)	1.0	S	3	0	0	0	2	0	0	0	0	0	0	10	15	0.00	0.000					

Texas Rangers @ Seattle Mariners  
The Kingdome, Seattle, WA  
Sun Jul 13 1997, 6:33 AM EDT  
Att: 47,467 - Dome - 68 F

AB 35  
R 2  
H 8  
RBI 2  
BB 1  
SO 13  
LOB 11





Batter	1	2	3	4	5	6	7	8	9	AB	R	H	RBI	BB	SO	LOB	TOP										
<b>Rich Amaral, R</b> (1,4) OBP: 0.317, SLG: 0.313 <b>Paul Sorrento, L</b> (8, FH) OBP: 0.348, SLG: 0.522 (8,3)	1-2 HR	3-2 CS 1B				2-2 F8	1-0 G1-3	2-3 K		4	1	2	1	0	0	2	4 1										
<b>Alex Rodriguez, R</b> (1,6) OBP: 0.389, SLG: 0.509	3-1 F9	1-1 G1-6-3				0-1 G4-3	0-1 P5	0-1 F8		5	0	0	0	0	0	2	5 0										
<b>Ken Griffey Jr., L</b> (1,8) OBP: 0.378, SLG: 0.627	3-3 K		0-0 G4-3			1-2 G3	0-2 G1-3		1-1 CS 1B	5	0	2	0	0	1	0	5 0										
<b>Edgar Martinez, R</b> (1,10) OBP: 0.451, SLG: 0.546	1-0 HR		3-3 K			4-2 SH1-4 1B	4-0 G1-3		0-1 1B	3	2	2	0	2	1	0	3 2										
<b>Jay Buhner, R</b> (1,9) OBP: 0.389, SLG: 0.520	0-2 HR		1-3 K			0-0 1B	3-0 G1-3		2-3 K	5	2	2	2	0	2	4	5 2										
<b>Dan Wilson, R</b> (1,2) OBP: 0.336, SLG: 0.440	0-1 1B			1-0 2B		0-0 SH1-4	0-0 F8		1-2 G5-3	4	0	2	0	0	0	4	4 0										
<b>Mike Blowers, R</b> (1,3) OBP: 0.327, SLG: 0.391 <b>Brent Gates, S</b> (8,4) OBP: 0.287, SLG: 0.384	2-0 1B			1-1 G6-3		0-0 1B		2-3 K		4	0	2	1	0	1	1	4 0										
<b>Russ Davis, R</b> (1,5) OBP: 0.346, SLG: 0.526	0-0 G4-3			1-1 G6-3		2-3 K		2-2 E6 WP 2B		4	1	0	0	0	1	5	4 1										
<b>José Cruz Jr., S</b> (1,7) OBP: 0.319, SLG: 0.571		0-2 G3		1-3 K		1-0 1B		1-3 2B		4	0	2	2	0	1	1	4 0										
<b>Inning Stats</b>	R: 3 H: 5 E: 0 K: 1 S: 17	H: 5 R: 1 ER: 0 LOB: 0 BB: 0 P: 27	R: 0 H: 1 E: 0 K: 0 S: 8	H: 1 R: 0 ER: 0 LOB: 0 BB: 0 P: 12	R: 0 H: 1 E: 0 K: 1 S: 8	H: 1 R: 0 ER: 0 LOB: 1 BB: 0 P: 12	R: 0 H: 0 E: 0 K: 0 S: 8	H: 0 R: 0 ER: 0 LOB: 0 BB: 0 P: 11	R: 2 H: 3 E: 0 K: 1 S: 10	H: 3 R: 0 ER: 0 LOB: 2 BB: 1 P: 16	R: 0 H: 1 E: 0 K: 0 S: 8	H: 1 R: 0 ER: 0 LOB: 2 BB: 1 P: 15	R: 1 H: 1 E: 1 K: 2 S: 16	H: 1 R: 0 ER: 0 LOB: 1 BB: 0 P: 24	R: 0 H: 2 E: 0 K: 1 S: 11	H: 2 R: 0 ER: 0 LOB: 1 BB: 0 P: 15	1B: 9 2B: 3 3B: 0 HR: 2	SF: 0 SAC: 1 DP: 0 HBP: 0	WP: 1 PB: 0 SB: 0 CS: 2	PA: 42							
<b>PITCHER</b>	IP	WLS	BF	H	R	ER	SO	BB	IBB	HBP	BLK	WP	HR	S	P	ERA	WHIP										
<b>Steve Wojciechowski, L</b> (1,1) ERA: 5.44	5.1	L	25	9	5	5	4	1	0	0	0	0	2	54	83	8.44	1.875										
<b>Aaron Small, R</b> (8,1) ERA: 4.76	2.0		11	3	1	0	2	0	1	0	0	1	0	24	39	0.00	1.500										
<b>Buddy Groom, L</b> (8,1) ERA: 4.04	0.2		3	1	0	0	1	0	0	0	0	0	0	7	10	0.00	1.500										
<b>Don Wengert, R</b> (9,1) ERA: 6.24	1.0		3	1	0	0	1	0	0	0	0	0	0	9	12	0.00	1.000										

Seattle Mariners @ Oakland Athletics  
Oakland-Alameda County Coliseum, Oakland, CA

AB 39  
R 6  
H 14  
RBI 6  
BB 2  
SO 8  
LOB 20



WP: 1  
PB: 0  
SB: 0  
CS: 2  
PA: 42

Mon Jul 14 1997, 7:05 PM PDT  
Att: 16,357 - Unknown - 65 F

livebaseballscores.com

Batter	1	2	3	4	5	6	7	8	9	AB	R	H	RBI	BB	SO	LOB	BOTTOM										
<b>Jason McDonald, S</b> (1,8) OBP: 0.307, SLG: 0.330 <b>Mark Bellhorn, S</b> (9, FH) OBP: 0.403, SLG: 0.435	3-1 G6-3		0-0 1B			1-0 G5-3		1-3 K	1-3 K	4	0	1	0	0	1	0	4 1										
<b>Scott Brosius, R</b> (1,5) OBP: 0.284, SLG: 0.308	0-0 B1-3		1-1 G6-3			0-0 G6-3		3-2 P3		4	0	0	0	0	0	1	4 0										
<b>Matt Stairs, L</b> (1,9) OBP: 0.446, SLG: 0.725	3-1 HR			2-1 HR		2-1 G6-4-3 1B		4-2 2B	BB	3	2	3	2	1	0	0	3 2										
<b>Mark McGwire, R</b> (1,3) OBP: 0.381, SLG: 0.643	1-0 P4			1-0 L7		1-2 G6-4-3		0-0 2B		4	0	1	0	0	0	1	4 0										
<b>Jose Canseco, R</b> (1,10) OBP: 0.327, SLG: 0.455		0-3 K		2-3 K		1-0 F7		2-3 K		4	0	0	0	0	3	2	4 0										
<b>Jason Giambi, L</b> (1,7) OBP: 0.360, SLG: 0.493		3-2 G4-3		3-2 2B		1-2 F9			0-3 K	4	0	1	0	0	1	0	4 0										
<b>Scott Spiezio, S</b> (1,4) OBP: 0.292, SLG: 0.388		1-0 P8		1-3 K		0-0 1B			1-2 1B	4	0	2	0	0	1	1	4 0										
<b>George Williams, S</b> (1,2) OBP: 0.383, SLG: 0.356			3-2 G4-3		2-1 G4-3		0-0 1B		2-2 P7	4	0	1	0	0	0	1	4 0										
<b>Tony Batista, R</b> (1,6) OBP: 0.256, SLG: 0.371 <b>Dave Magadan, L</b> (7, FH) OBP: 0.384, SLG: 0.355			2-2 1B		2-3 K		2-1 L8		0-1 1B	2	0	1	0	0	1	0	2 0										
<b>Inning Stats</b>	R: 1 H: 1 E: 0 K: 0 S: 6	H: 1 R: 0 ER: 0 LOB: 0 BB: 0 P: 13	R: 0 H: 0 E: 0 K: 1 S: 7	H: 0 R: 0 ER: 0 LOB: 0 BB: 0 P: 11	R: 0 H: 2 E: 0 K: 0 S: 11	H: 2 R: 0 ER: 0 LOB: 1 BB: 0 P: 17	R: 1 H: 2 E: 0 K: 2 S: 13	H: 2 R: 0 ER: 0 LOB: 0 BB: 0 P: 11	R: 0 H: 1 E: 0 K: 0 S: 6	H: 1 R: 0 ER: 0 LOB: 2 BB: 0 P: 9	R: 0 H: 2 E: 0 K: 0 S: 8	H: 2 R: 0 ER: 0 LOB: 2 BB: 0 P: 12	R: 0 H: 1 E: 0 K: 2 S: 15	H: 1 R: 0 ER: 0 LOB: 2 BB: 1 P: 25	R: 0 H: 2 E: 0 K: 2 S: 15	H: 2 R: 0 ER: 0 LOB: 2 BB: 0 P: 19	1B: 7 2B: 2 3B: 0 HR: 2	SF: 0 SAC: 0 DP: 1 HBP: 0	WP: 0 PB: 0 SB: 0 CS: 0	PA: 37							
<b>PITCHER</b>	IP	WLS	BF	H	R	ER	SO	BB	IBB	HBP	BLK	WP	HR	S	P	ERA	WHIP										
<b>Bob Wolcott, R</b> (1,1) ERA: 5.26	7.0	W	27	8	2	2	4	0	0	0	0	0	2	57	95	2.57	1.143										
<b>Scott Sanders, R</b> (8,1) ERA: 6.37	2.0		10	3	0	0	4	1	0	0	0	0	0	30	44	0.00	2.000										

Seattle Mariners @ Oakland Athletics  
Oakland-Alameda County Coliseum, Oakland, CA

AB 36  
R 2  
H 11  
RBI 2  
BB 1  
SO 8  
LOB 10



WP: 0  
PB: 0  
SB: 0  
CS: 0  
PA: 37

Mon Jul 14 1997, 7:05 PM PDT  
Att: 16,357 - Unknown - 65 F

livebaseballscores.com



Batter	1	2	3	4	5	6	7	8	9	AB	R	H	RBI	BB	SO	LOB	TOP					
Joey Cora, S OBP: 0.395, SLG: 0.506 (1, 4)	F9		1B SF7	P4			L8	L9		5	1	1	0	0	0	2						
Alex Rodriguez, R OBP: 0.354, SLG: 0.501 (1, 6)	F9		P6		E6		F8		G1-3	5	0	0	0	0	0	1						
Ken Griffey Jr., L OBP: 0.376, SLG: 0.627 (1, 8)					G3-6					5	0	2	0	0	2	1						
Edgar Martinez, R OBP: 0.448, SLG: 0.539 (1, 10)	P8				G6-3					4	0	0	0	1	2	1						
Paul Sorrento, L OBP: 0.346, SLG: 0.522 Mike Blowers, R OBP: 0.333, SLG: 0.398 (8, 3)			SF7							2	0	1	1	0	0	0						
Dan Wilson, R OBP: 0.340, SLG: 0.439 (1, 2)	F9									3	1	1	0	1	0	3						
José Cruz Jr., S OBP: 0.324, SLG: 0.566 (1, 7)										3	1	1	0	1	0	1						
Russ Davis, R OBP: 0.348, SLG: 0.529 (1, 5)	P4									4	1	2	2	0	0	3						
Rob Ducey, L OBP: 0.303, SLG: 0.427 Rich Amaral, R OBP: 0.315, SLG: 0.310 (7, 9)										2	0	0	0	0	0	3						
Jay Buhner, R OBP: 0.390, SLG: 0.522 (8, 9)										1	0	1	2	0	0	0						
<b>Inning Stats</b>	R: 0 E: 0 K: 0 S: 12	H: 1 LOB: 1 BB: 0 P: 18	R: 0 E: 1 K: 0 S: 14	H: 2 LOB: 2 BB: 0 P: 20	R: 1 E: 0 K: 0 S: 9	H: 2 LOB: 2 BB: 1 P: 17	R: 0 E: 0 K: 0 S: 14	H: 1 LOB: 1 BB: 0 P: 22	R: 0 E: 1 K: 0 S: 7	H: 0 LOB: 0 BB: 0 P: 13	R: 0 E: 0 K: 0 S: 11	H: 1 LOB: 1 BB: 0 P: 20	R: 0 E: 0 K: 0 S: 5	H: 0 LOB: 0 BB: 0 P: 11	R: 4 E: 0 K: 2 S: 24	H: 3 LOB: 1 BB: 2 P: 41	R: 0 E: 0 K: 2 S: 9	H: 0 LOB: 0 BB: 0 P: 14	1B: 7 2B: 3 3B: 0 HR: 0	SF: 1 SAC: 0 DP: 1 HBP: 0	WP: 0 PB: 0 SB: 0 CS: 0	PA: 40
<b>PITCHER</b>	IP WLS BF H R ER SO BB IBB HBP BLK WP HR S P ERA WHIP																					
Brad Rigby, R ERA: 6.0 (1, 1)	4.0	W	19	6	1	1	0	1	0	0	0	0	0	0	0	49	77	2.25	1.750			
Mike Mohler, L ERA: 6.32 (5, 1)	2.0	W	7	1	0	0	0	0	0	0	0	0	0	0	18	33	0.00	0.500				
Dane Johnson, R ERA: 3.28 (7, 1)	1.0		3	0	0	0	0	0	0	0	0	0	0	5	11	0.00	0.000					
Buddy Groom, L ERA: 4.71 (8, 1)	0.2	S	5	1	3	3	2	2	0	0	0	0	0	16	29	40.50	4.500					
Billy Taylor, R ERA: 5.31 (8, 1)	1.1	S	6	2	1	1	2	0	0	0	0	0	0	17	26	6.75	1.500					

Seattle Mariners @ Oakland Athletics  
Oakland-Alameda County Coliseum, Oakland, CA  
Tue Jul 15 1997, 3:33 AM PDT  
Att: 20,093 - Sunny - 68 F

AB	36
R	5
H	10
RBI	5
BB	3
SO	4
LOB	15



Batter	1	2	3	4	5	6	7	8	9	AB	R	H	RBI	BB	SO	LOB	BOTTOM			
Damon Mashore, R OBP: 0.365, SLG: 0.320 (1, 8)	G5-3				G6-3					4	1	1	0	0	1	2				
Mark Bellhorn, S OBP: 0.408, SLG: 0.431 Scott Spiezio, S OBP: 0.295, SLG: 0.388 (1, 4)	G5-3									3	1	1	0	1	1	2				
Matt Stairs, L OBP: 0.451, SLG: 0.740 (1, 9)										4	2	2	2	1	2	2				
Mark McGwire, R OBP: 0.386, SLG: 0.657 (1, 3)										4	1	3	4	0	0	1				
Pat Lennon, R OBP: 0.419, SLG: 0.375 Dave Magadan, L OBP: 0.361, SLG: 0.352 Jason McDonald, S OBP: 0.304, SLG: 0.327 (1, 7)	L1									3	0	0	0	0	2	2				
Jason Giambi, L OBP: 0.365, SLG: 0.493 (1, 10)										2	0	1	0	1	0	1				
Scott Brosius, R OBP: 0.263, SLG: 0.305 (1, 5)	F7									3	0	0	0	1	0	3				
George Williams, S OBP: 0.385, SLG: 0.376 (1, 2)										4	1	2	1	0	1	3				
Tony Batista, R OBP: 0.258, SLG: 0.370 (1, 6)										3	1	1	0	0	1	0				
<b>Inning Stats</b>	R: 3 E: 0 K: 0 S: 18	H: 3 LOB: 1 BB: 0 P: 32	R: 0 E: 0 K: 2 S: 8	H: 0 LOB: 0 BB: 0 P: 11	R: 1 E: 0 K: 1 S: 13	H: 2 LOB: 2 BB: 1 P: 26	R: 0 E: 0 K: 1 S: 7	H: 1 LOB: 1 BB: 0 P: 9	R: 0 E: 0 K: 2 S: 13	H: 1 LOB: 1 BB: 0 P: 17	R: 1 E: 0 K: 0 S: 7	H: 1 LOB: 0 BB: 0 P: 12	R: 1 E: 0 K: 1 S: 10	H: 1 LOB: 3 BB: 3 P: 30	R: 2 E: 0 K: 1 S: 12	H: 2 LOB: 1 BB: 1 P: 19	1B: 7 2B: 1 3B: 0 HR: 3	SF: 0 SAC: 2 DP: 2 HBP: 2	WP: 2 PB: 0 SB: 1 CS: 0	PA: 41
<b>PITCHER</b>	IP WLS BF H R ER SO BB IBB HBP BLK WP HR S P ERA WHIP																			
Jamie Moyer, L ERA: 4.7 (1, 1)	6.0	L	28	8	5	5	6	1	0	1	0	0	0	1	10	30	9.00	3.000		
Mike Maddux, R ERA: 10.13 (7, 1)	1.0		7	1	1	1	1	2	1	1	0	1	0	10	30	9.00	3.000			
Norm Charlton, L ERA: 8.06 (8, 1)	1.0		6	2	2	2	1	1	0	0	0	1	0	12	19	18.00	3.000			

Seattle Mariners @ Oakland Athletics  
Oakland-Alameda County Coliseum, Oakland, CA  
Tue Jul 15 1997, 3:33 AM PDT  
Att: 20,093 - Sunny - 68 F

AB	32
R	8
H	11
RBI	7
BB	5
SO	8
LOB	20





Batter	1	2	3	4	5	6	7	8	9	AB	R	H	RBI	BB	SO	LOB	TOP										
<b>Chuck Knoblauch, R</b> (1, 4) OBP: 0.404, SLG: 0.409	F7			1B	F7			1B	1B	3	1	1	0	1	0	1	<b>Minnesota Twins @ Seattle Mariners</b> The Kingdome, Seattle, WA Wed Jul 16 1997, 10:05 PM EDT Att: 27,149 - Dome										
<b>Roberto Kelly, R</b> (1, 9) OBP: 0.352, SLG: 0.432	F8			F7		G6-3		K	1B	5	0	1	1	0	1	3											
<b>Paul Molitor, R</b> (1, 10) OBP: 0.362, SLG: 0.433	F8			K		K		K	1B	5	0	2	2	0	2	1											
<b>Terry Steinbach, R</b> (1, 2) OBP: 0.336, SLG: 0.448				K		F9		FC5-4	F8	5	0	0	0	0	1	5											
<b>Ron Coomer, R</b> (1, 5) OBP: 0.343, SLG: 0.471	F8					1B		K		4	2	2	0	0	1	0											
<b>Greg Colbrunn, R</b> (1, 3) OBP: 0.316, SLG: 0.429	F9					2B		G1-3	P6	4	1	1	0	0	0	1											
<b>Marty Cordova, R</b> (1, 7) OBP: 0.329, SLG: 0.433				K		1B		G4-3		4	1	2	3	0	1	0											
<b>Darrin Jackson, R</b> (1, 8) OBP: 0.255, SLG: 0.360				B1-3		G6-3		F8		3	0	0	1	0	0	1											
<b>Rich Becker, L</b> (9, PH) OBP: 0.397, SLG: 0.391									G2-3	1	1	1	0	0	0	0											
<b>Pat Meares, R</b> (1, 6) OBP: 0.328, SLG: 0.442				K		P4		E6	G2-3	3	1	0	0	0	1	1											
<b>Denny Hocking, S</b> (9, PH) OBP: 0.312, SLG: 0.356										1	0	0	0	0	0	1											
<b>Inning Stats</b>	R: 0 E: 0 K: 0 S: 6	H: 0 LOB: 0 BB: 0 P: 7	R: 0 E: 0 K: 0 S: 6	H: 0 LOB: 0 BB: 0 P: 11	R: 0 E: 0 K: 2 S: 8	H: 0 LOB: 0 BB: 0 P: 13	R: 0 E: 0 K: 2 S: 10	H: 1 LOB: 1 BB: 0 P: 17	R: 2 E: 0 K: 1 S: 9	H: 3 LOB: 1 BB: 0 P: 10	R: 0 E: 0 K: 1 S: 7	H: 0 LOB: 0 BB: 0 P: 9	R: 0 E: 0 K: 1 S: 5	H: 0 LOB: 0 BB: 0 P: 7	R: 1 E: 1 K: 1 S: 14	H: 1 LOB: 2 BB: 1 P: 25	R: 4 E: 0 K: 0 S: 22	H: 5 LOB: 2 BB: 0 P: 31	1B: 8 2B: 1 3B: 0 HR: 1	SF: 0 SAC: 0 DP: 0 HBP: 1	WP: 0 PB: 0 CS: 0	PA: 40					
<b>PITCHER</b>	IP	WLS	BF	H	R	ER	SO	BB	IBB	HBP	BLK	WP	HR	S	P	ERA	WHIP										
<b>Jeff Fassero, L</b> (1, 1) ERA: 4.1	8.1		34	7	5	4	7	1	0	0	0	0	1	74	111	4.32	0.960										
<b>Bobby Ayala, R</b> (9, 1) ERA: 4.5	0.1		2	1	0	0	0	0	0	0	0	0	0	4	5	0.00	3.000										
<b>Scott Sanders, R</b> (9, 1) ERA: 6.47	0.1	W	4	2	2	2	0	0	0	1	0	0	0	9	14	54.00	6.000										

AB	38
R	7
H	10
RBI	7
BB	1
SO	7
LOB	14



Batter	1	2	3	4	5	6	7	8	9	AB	R	H	RBI	BB	SO	LOB	BOTTOM										
<b>Joey Cora, S</b> (1, 4) OBP: 0.398, SLG: 0.513	P4			2B	1B		FC6-4	1B		5	1	3	2	0	0	2	<b>Minnesota Twins @ Seattle Mariners</b> The Kingdome, Seattle, WA Wed Jul 16 1997, 10:05 PM EDT Att: 27,149 - Dome										
<b>Alex Rodriguez, R</b> (1, 6) OBP: 0.352, SLG: 0.497	G4-3			G1-3		F7		K	1B	5	0	1	1	0	1	6											
<b>Ken Griffey Jr., L</b> (1, 8) OBP: 0.374, SLG: 0.618	G3			L4		P5		G6-3	K	5	0	0	0	0	1	6											
<b>Edgar Martinez, R</b> (1, 10) OBP: 0.450, SLG: 0.539				G6-3		G6-3		G6-3		4	1	2	0	1	0	0											
<b>Rich Amaral, R</b> (9, PR) OBP: 0.315, SLG: 0.310				1B				2B	1B	0	1	0	0	0	0	0											
<b>Jay Buhner, R</b> (1, 9) OBP: 0.392, SLG: 0.523				F8		E5		1B	2B	3	0	1	0	1	0	1											
<b>Rob Ducey, L</b> (8, PR) OBP: 0.311, SLG: 0.434						L1-3			1B	1	2	1	0	0	0	0											
<b>Dan Wilson, R</b> (1, 2) OBP: 0.336, SLG: 0.437				F7		L1-3		F9	SH5-4	4	1	1	2	0	0	3											
<b>Mike Blowers, R</b> (1, 3) ERA: 5.22				F9				F9	SH1-3	3	1	2	0	0	0	1											
<b>Brent Gates, S</b> (8, PH) OBP: 0.287, SLG: 0.384								SH	FC6-4	0	0	0	0	0	0	0											
<b>Paul Sorrento, L</b> (9, 3) OBP: 0.348, SLG: 0.522								1B	1B	0	0	0	0	1	0	0											
<b>Russ Davis, R</b> (1, 5) OBP: 0.355, SLG: 0.535				2B		K		FC6-4	SH	4	1	3	3	1	1	1											
<b>José Cruz Jr., S</b> (1, 7) OBP: 0.318, SLG: 0.554				F9		F9		SH	K	3	0	0	0	0	1	3											
<b>Inning Stats</b>	R: 0 E: 0 K: 0 S: 9	H: 0 LOB: 0 BB: 0 P: 13	R: 0 E: 0 K: 0 S: 8	H: 1 LOB: 1 BB: 0 P: 14	R: 0 E: 0 K: 0 S: 9	H: 2 LOB: 2 BB: 0 P: 17	R: 0 E: 1 K: 0 S: 6	H: 0 LOB: 0 BB: 0 P: 9	R: 0 E: 0 K: 1 S: 10	H: 2 LOB: 2 BB: 0 P: 19	R: 0 E: 0 K: 0 S: 10	H: 0 LOB: 1 BB: 1 P: 21	R: 1 E: 0 K: 1 S: 12	H: 1 LOB: 2 BB: 1 P: 19	R: 5 E: 0 K: 2 S: 15	H: 5 LOB: 2 BB: 1 P: 31	R: 2 E: 0 K: 0 S: 7	H: 3 LOB: 2 BB: 1 P: 11	1B: 10 2B: 5 3B: 0 HR: 0	SF: 0 SAC: 3 DP: 1 HBP: 0	WP: 1 PB: 0 CS: 0	PA: 44					
<b>PITCHER</b>	IP	WLS	BF	H	R	ER	SO	BB	IBB	HBP	BLK	WP	HR	S	P	ERA	WHIP										
<b>Rich Robertson, L</b> (1, 1) ERA: 5.22	6.0		27	6	1	1	1	2	0	0	0	0	0	59	107	1.50	1.333										
<b>Greg Swindell, L</b> (7, 1) ERA: 3.98	1.0		3	0	0	0	1	0	0	0	0	0	0	5	5	0.00	0.000										
<b>Frankie Rodriguez, R</b> (8, 1) ERA: 4.73	0.0		3	2	4	4	0	1	0	0	0	0	0	3	10	∞	∞										
<b>Eddie Guardado, L</b> (8, 1) ERA: 4.38	1.0		6	3	1	1	2	0	0	0	0	1	0	12	21	9.00	3.000										
<b>Rick Aguilera, R</b> (9, 1) ERA: 3.98	0.1	L	5	3	2	2	0	0	1	0	0	0	0	7	11	54.00	9.000										

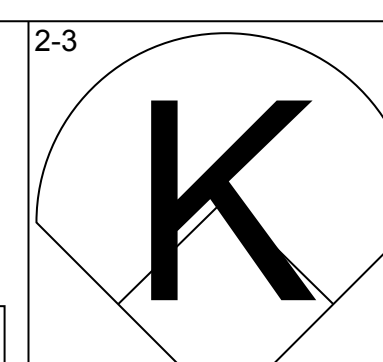
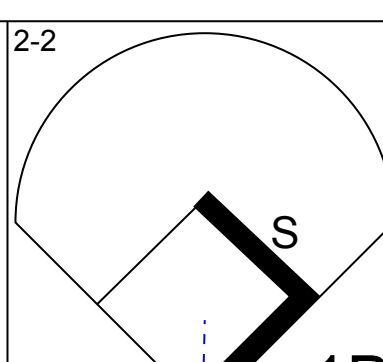
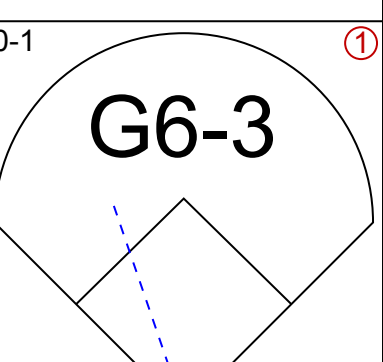
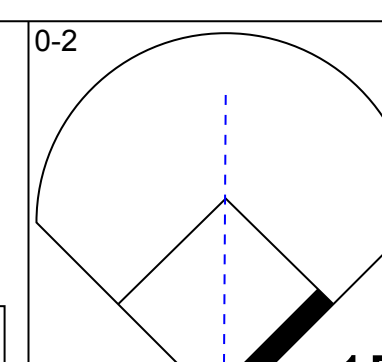
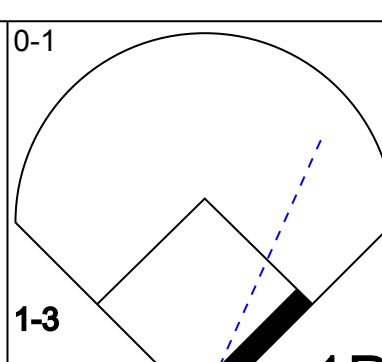
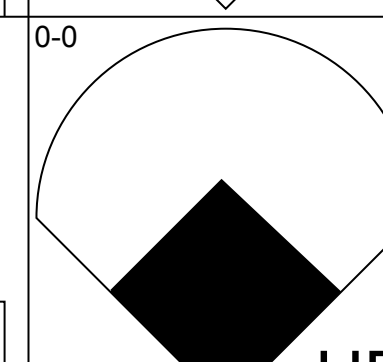
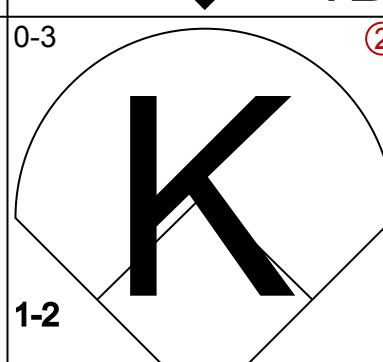
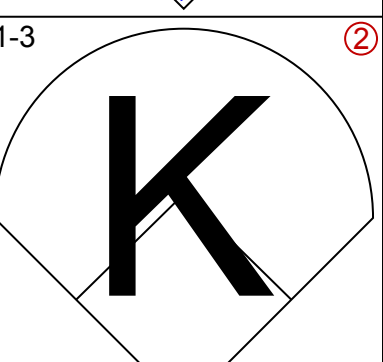
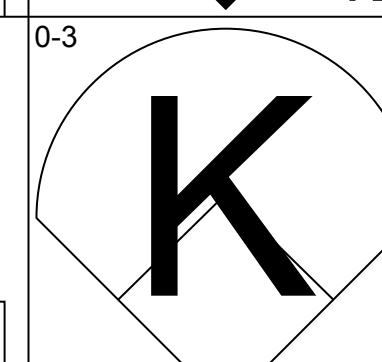
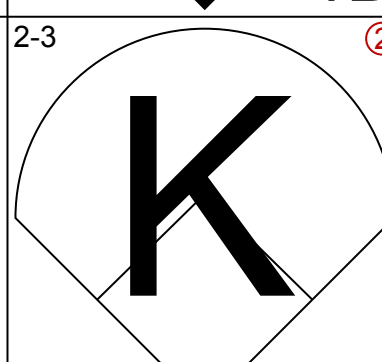
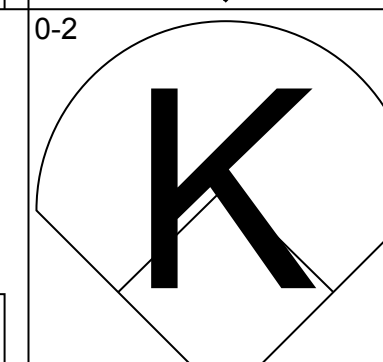
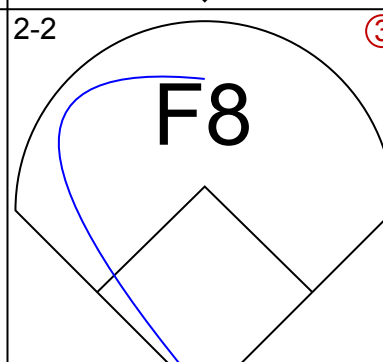
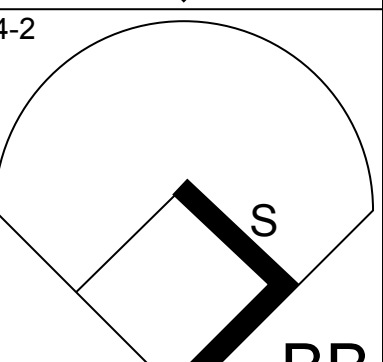
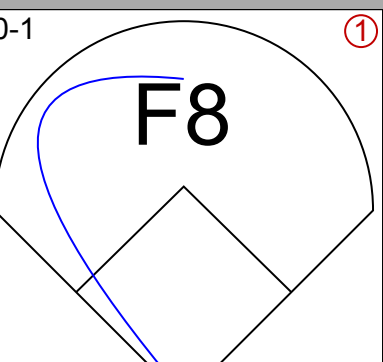
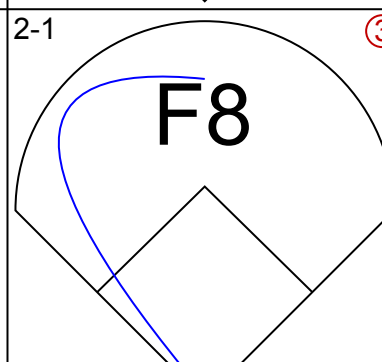
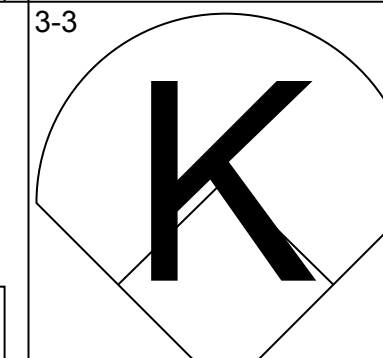
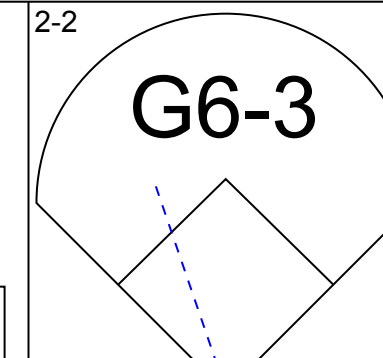
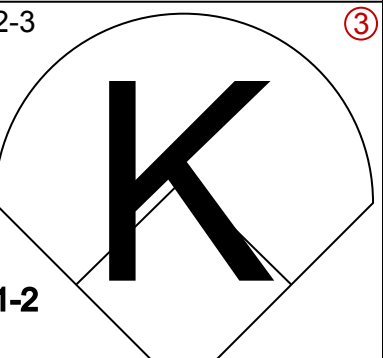
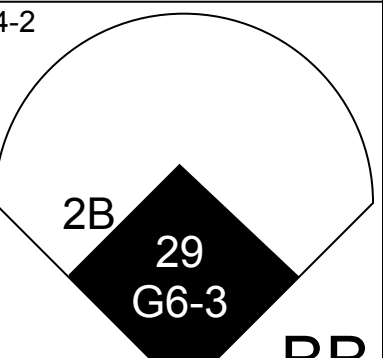
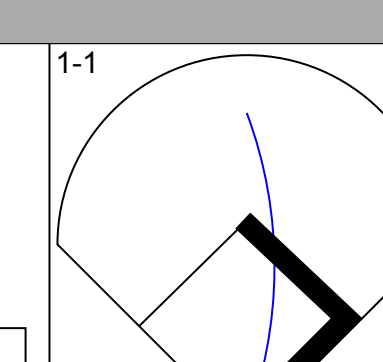
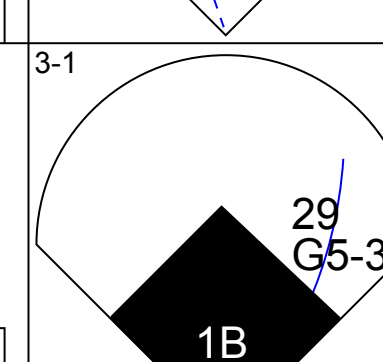
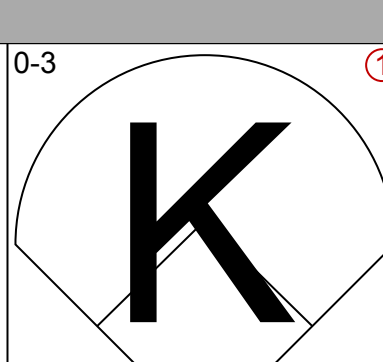
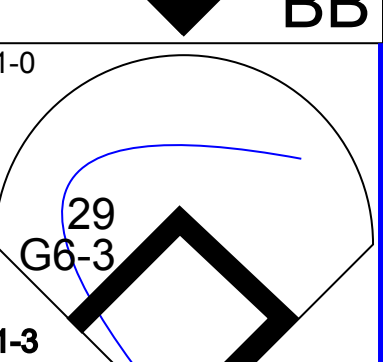
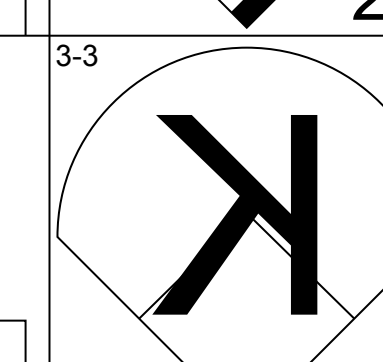
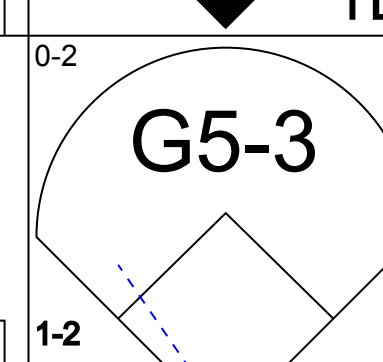
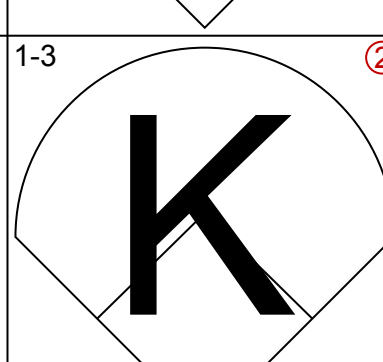
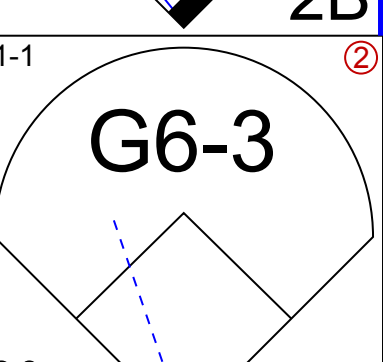
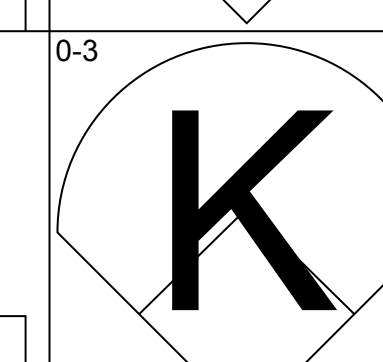
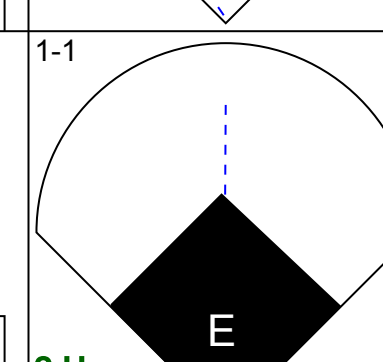
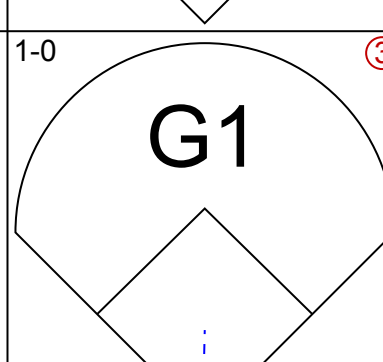
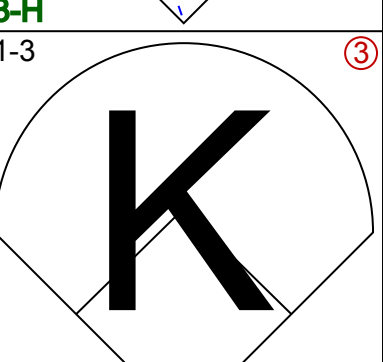
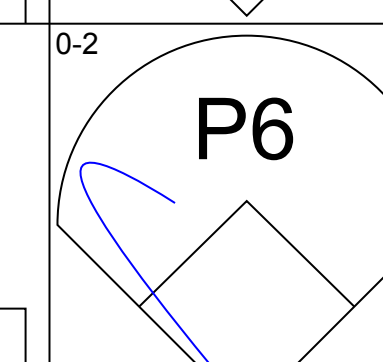
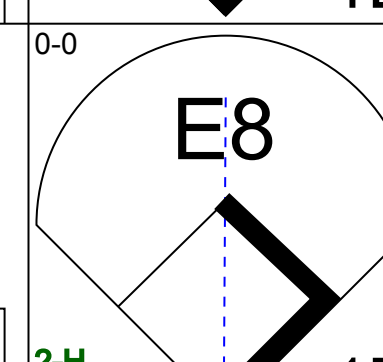
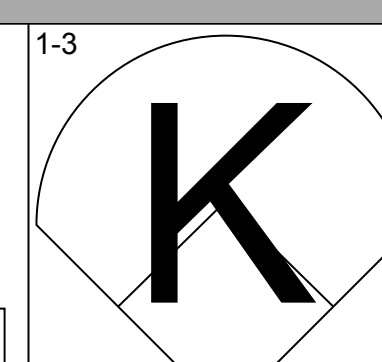
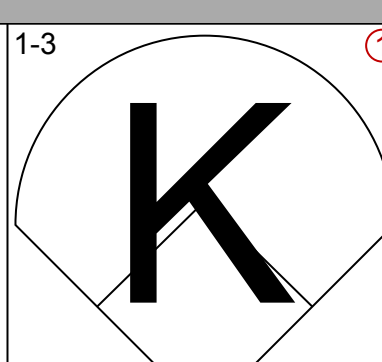
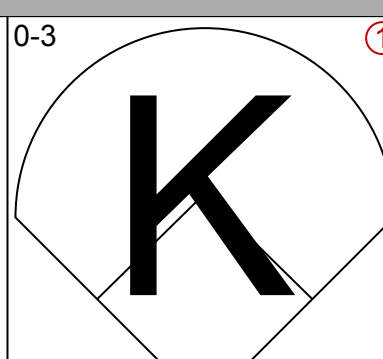
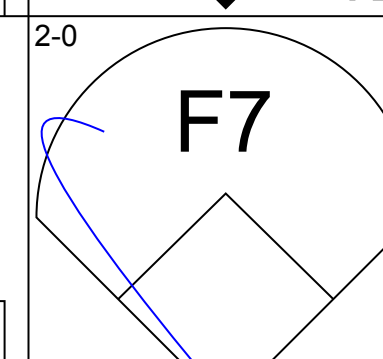
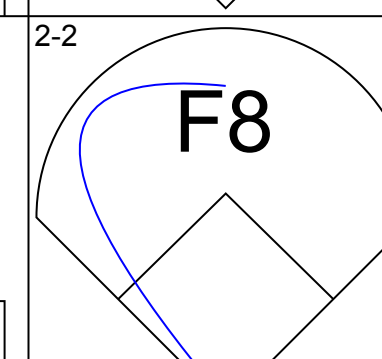
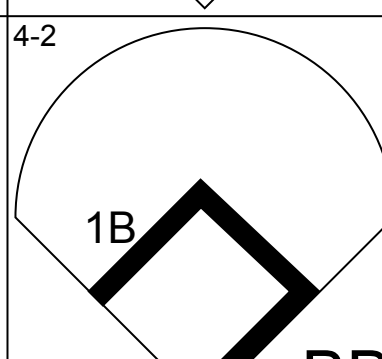
AB	37
R	8
H	14
RBI	8
BB	4
SO	4
LOB	23

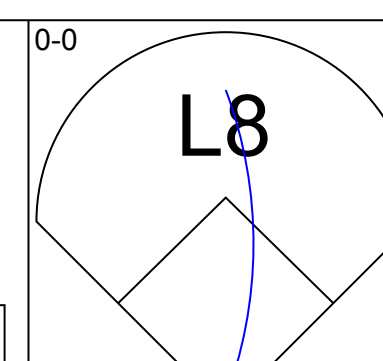
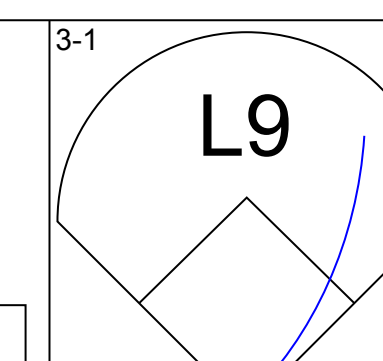
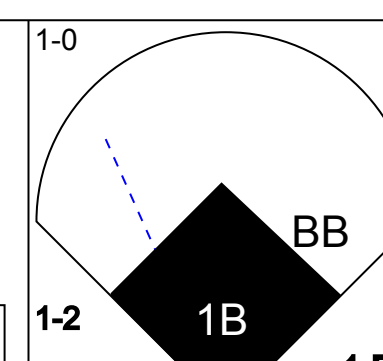
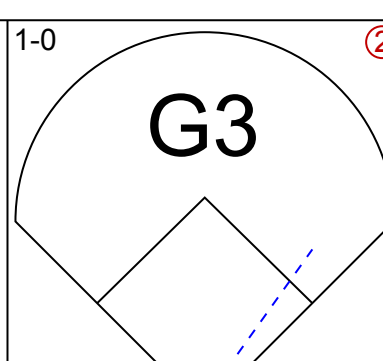
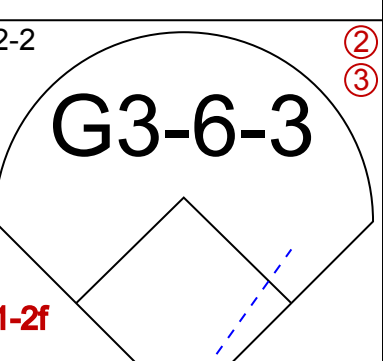
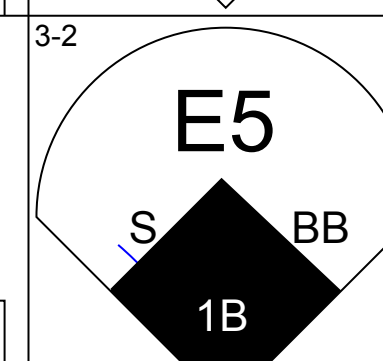
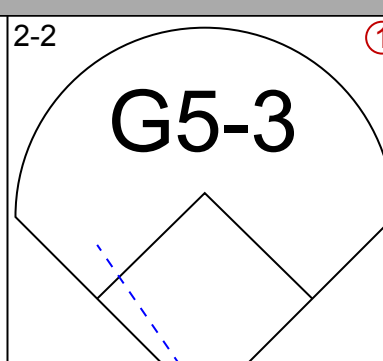
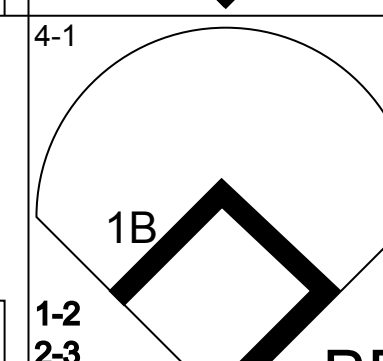
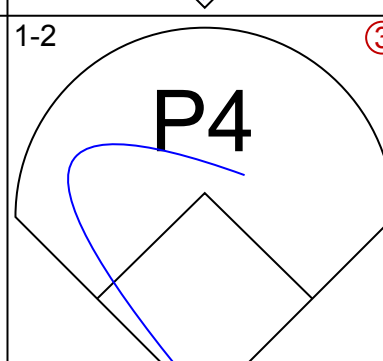
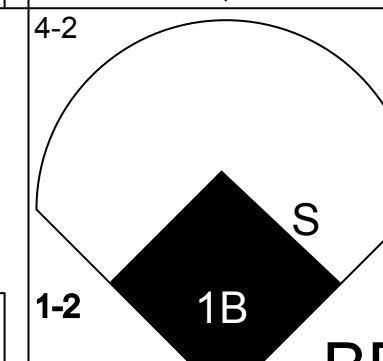
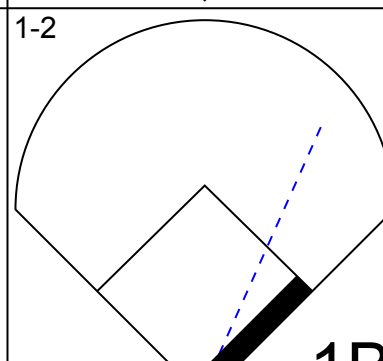
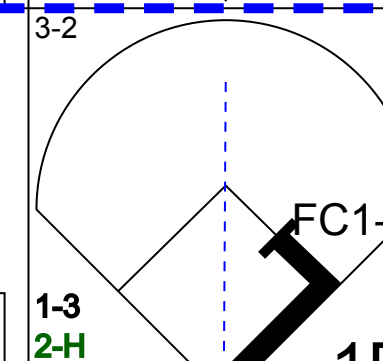
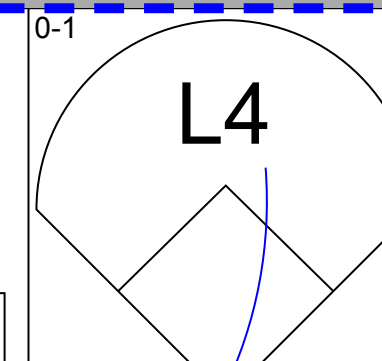
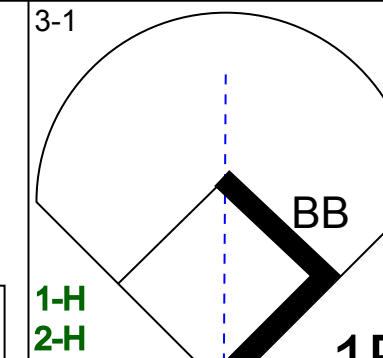
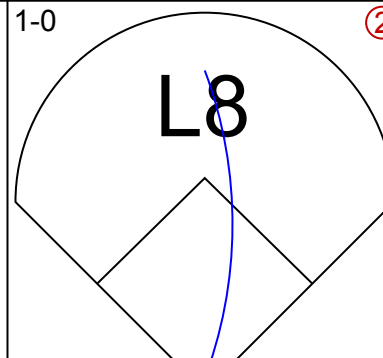
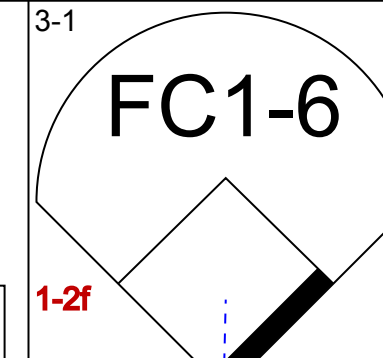
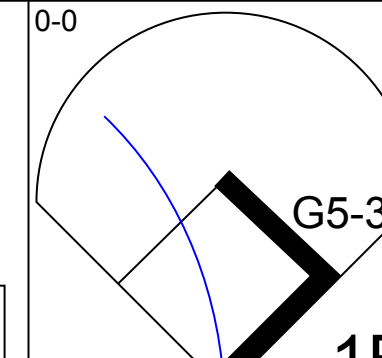
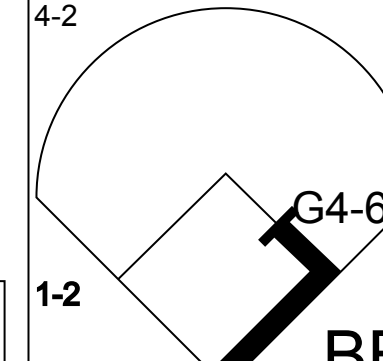
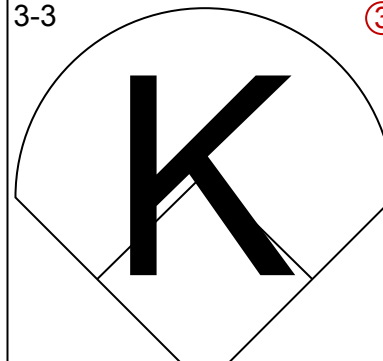
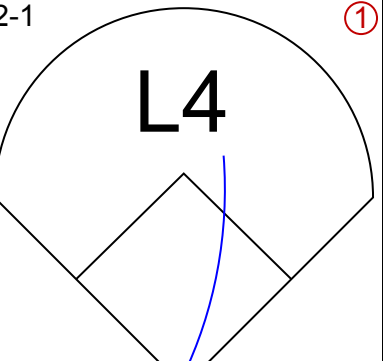
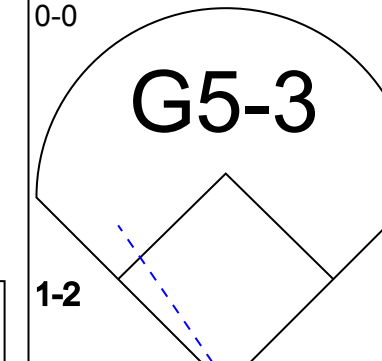
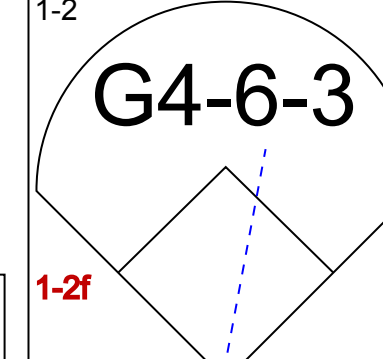
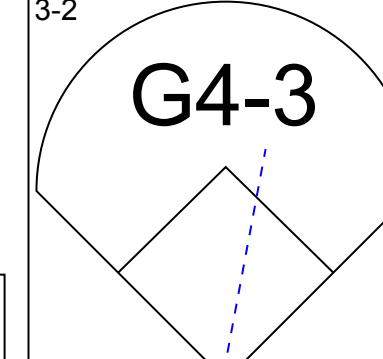
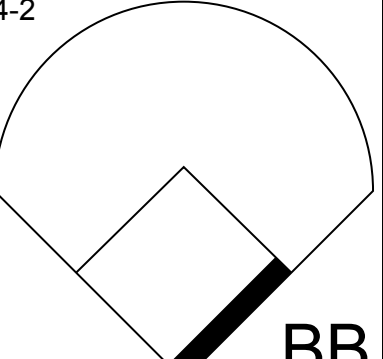
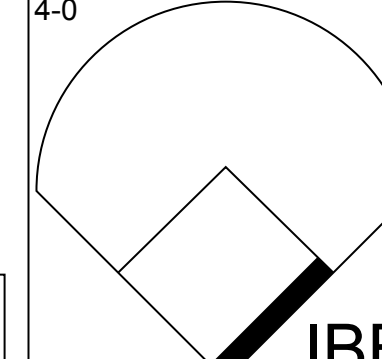
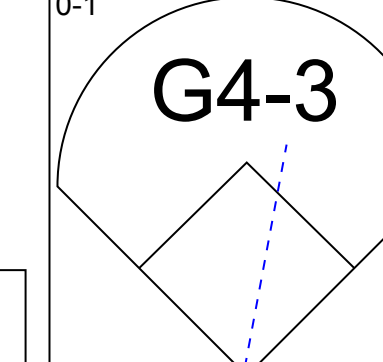
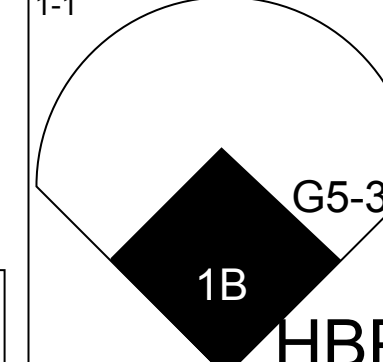
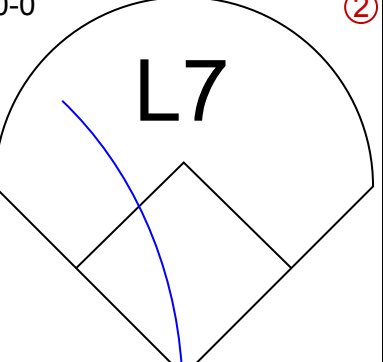
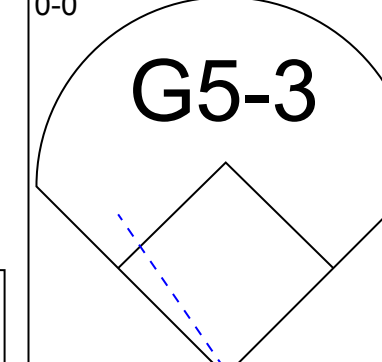
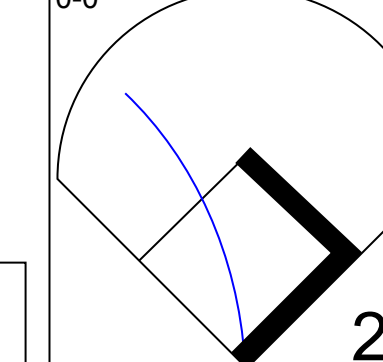
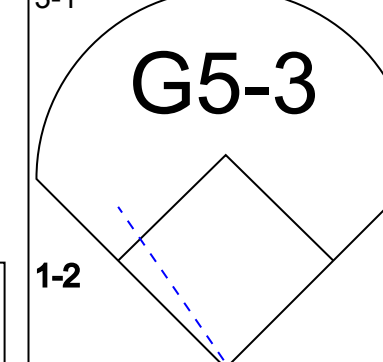
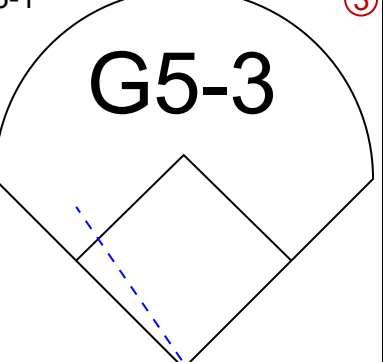
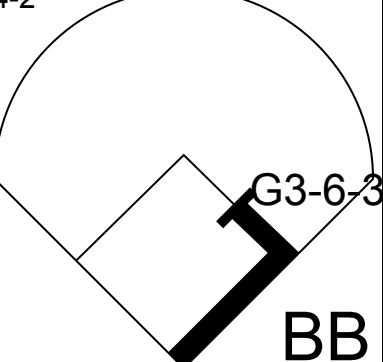
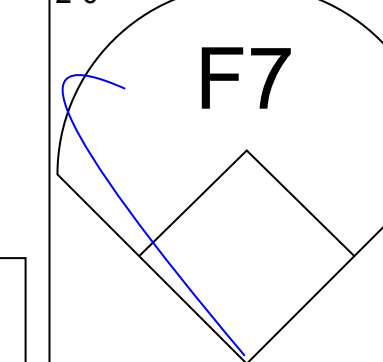
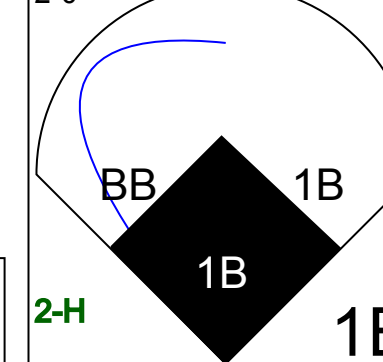
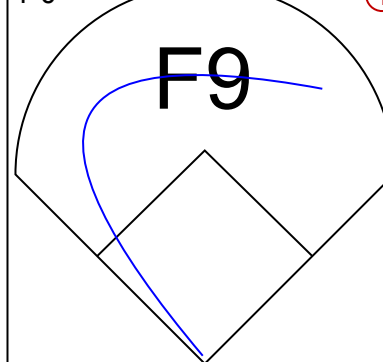
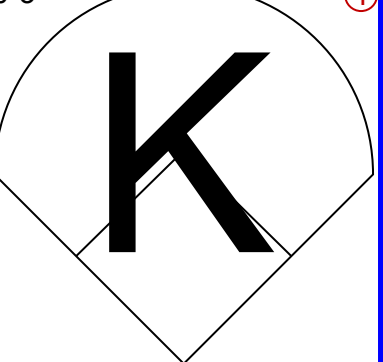








Batter	1	2	3	4	5	6	7	8	9	AB	R	H	RBI	BB	SO	LOB	TOP			
<b>Bip Roberts, S</b> OBP: 0.370, SLG: 0.417 (1, 7)			 1B							5	0	3	0	0	1	0	<b>Kansas City Royals @ Seattle Mariners</b> The Kingdome, Seattle, WA Fri Jul 18 1997, 10:05 PM EDT Att: 34,968 - Dome - 68 F			
<b>Shane Halter, R</b> OBP: 0.367, SLG: 0.333 (1, 8)			 1-2							5	1	1	1	0	4	4				
<b>Jay Bell, R</b> OBP: 0.366, SLG: 0.452 (1, 6)					 BB					4	0	0	0	1	1	3				
<b>Jeff King, R</b> OBP: 0.365, SLG: 0.464 (1, 3)					 1-2			 29 G6-3 BB		3	1	0	0	1	2	1				
<b>Chili Davis, S</b> OBP: 0.414, SLG: 0.521 <b>Johnny Damon, L</b> (8, PR) OBP: 0.346, SLG: 0.415		 2B		 G5-3 1B				 G6-3 2B		4	1	3	0	0	1	0				
<b>29 Mike Sweeney, R</b> OBP: 0.333, SLG: 0.411 (1, 2)				 1-2						4	0	0	1	0	2	3				
<b>Craig Paquette, R</b> OBP: 0.257, SLG: 0.385 (1, 5)				 2H 1B						4	1	1	1	0	2	3				
<b>Ryan Long, R</b> OBP: 0.333, SLG: 0.200 (1, 9)				 2H 1B						4	0	1	1	0	2	1				
<b>David Howard, S</b> OBP: 0.290, SLG: 0.326 <b>Tom Goodwin, L</b> (9, PR) OBP: 0.307, SLG: 0.334									 BB	3	0	0	0	1	1	1				
<b>Inning Stats</b>	R: 1 E: 0 K: 3 S: 13	H: 1 LOB: 0 BB: 0 P: 18	R: 0 E: 0 K: 2 S: 12	H: 1 LOB: 1 BB: 0 P: 16	R: 0 E: 0 K: 2 S: 12	H: 1 LOB: 1 BB: 0 P: 16	R: 2 E: 0 K: 0 S: 12	H: 3 LOB: 1 BB: 0 P: 20	R: 0 E: 0 K: 2 S: 11	H: 0 LOB: 0 BB: 1 P: 18	R: 0 E: 0 K: 2 S: 14	H: 1 LOB: 1 BB: 0 P: 17	R: 1 E: 0 K: 1 S: 11	H: 1 LOB: 2 BB: 1 P: 18	R: 0 E: 0 K: 2 S: 14	H: 1 LOB: 2 BB: 1 P: 23		1B: 6 2B: 2 3B: 0 HR: 1	SF: 0 SAC: 0 DP: 0 HBP: 0	WP: 0 PB: 0 SB: 2 CS: 0
<b>PITCHER</b> <b>Randy Johnson, L</b> ERA: 2.33 (1, 1)	IP: 9.0 WLS: W BF: 39 H: 9 R: 4 ER: 4 SO: 16 BB: 3 IBB: 0 HBP: 0 BLK: 0 WP: 0 HR: 1 S: 106 P: 155 ERA: 4.00 WHIP: 1.333															<b>PITCHER</b>				

Batter	1	2	3	4	5	6	7	8	9	AB	R	H	RBI	BB	SO	LOB	BOTTOM			
<b>Joey Cora, S</b> OBP: 0.396, SLG: 0.510 (1, 4)				 1B				 1-2		5	1	1	0	0	0	2	<b>Kansas City Royals @ Seattle Mariners</b> The Kingdome, Seattle, WA Fri Jul 18 1997, 10:05 PM EDT Att: 34,968 - Dome - 68 F			
<b>Alex Rodriguez, R</b> OBP: 0.354, SLG: 0.503 (1, 6)	 S BB 1B			 1-2 2-3 BB						3	1	0	0	1	0	0				
<b>Ken Griffey Jr., L</b> OBP: 0.379, SLG: 0.622 (1, 8)	 1-2 BB			 1-3 2H 3H 1B						3	1	2	2	1	0	0				
<b>Edgar Martinez, R</b> OBP: 0.451, SLG: 0.539 (1, 10)	 1-2 2H 1B			 1-2			 1B			4	0	2	2	0	0	3				
<b>Jay Buhner, R</b> OBP: 0.389, SLG: 0.512 (1, 9)	 1-2 BB									3	0	0	0	1	1	2				
<b>Paul Sorrento, L</b> OBP: 0.346, SLG: 0.514 (1, 3)	 1-2						 IBB			2	0	0	0	2	0	2				
<b>Dan Wilson, R</b> OBP: 0.342, SLG: 0.438 (1, 2)				 1B HBP						3	1	0	0	0	0	3				
<b>Russ Davis, R</b> OBP: 0.350, SLG: 0.526 (1, 5)				 1-2			 BB			3	0	1	0	1	0	2				
<b>José Cruz Jr., S</b> OBP: 0.317, SLG: 0.544 <b>Rob Ducey, L</b> OBP: 0.311, SLG: 0.434 (9, 7)				 2H 1B 1B						4	1	1	1	0	1	2				
<b>Inning Stats</b>	R: 2 E: 1 K: 0 S: 15	H: 1 LOB: 2 BB: 2 P: 30	R: 0 E: 0 K: 0 S: 6	H: 1 LOB: 0 BB: 0 P: 11	R: 0 E: 0 K: 1 S: 11	H: 1 LOB: 0 BB: 0 P: 18	R: 3 E: 0 K: 0 S: 14	H: 3 LOB: 2 BB: 1 P: 34	R: 0 E: 0 K: 0 S: 7	H: 0 LOB: 0 BB: 1 P: 16	R: 0 E: 0 K: 0 S: 6	H: 0 LOB: 0 BB: 0 P: 9	R: 0 E: 0 K: 0 S: 5	H: 1 LOB: 2 BB: 1 P: 9	R: 0 E: 0 K: 1 S: 9	H: 0 LOB: 0 BB: 1 P: 15		1B: 6 2B: 1 3B: 0 HR: 0	SF: 0 SAC: 0 DP: 2 HBP: 1	WP: 0 PB: 0 SB: 2 CS: 0
<b>PITCHER</b> <b>Ricky Bones, R</b> ERA: 8.51 <b>Larry Casian, L</b> ERA: 5.4 <b>Gregg Olson, R</b> ERA: 10.57	IP: 3.2 WLS: L BF: 20 H: 5 R: 5 ER: 4 SO: 1 BB: 3 IBB: 0 HBP: 0 BLK: 0 WP: 0 HR: 0 S: 41 P: 82 ERA: 9.82 WHIP: 2.182															<b>PITCHER</b>				

AB	36
R	4
H	9
RBI	4
BB	3
SO	16
LOB	16



AB	30
R	5
H	7
RBI	5
BB	6
SO	2
LOB	16





Batter	1	2	3	4	5	6	7	8	9	AB	R	H	RBI	BB	SO	LOB	TOP								
<b>Bip Roberts, S</b> OBP: 0.367, SLG: 0.410 (1, 7)	4-2 FC6-4 BB		0-1 L4		1-2 P6			1-1 G4-3	2-2 G6-3	4	0	0	0	1	0	1	<b>Kansas City Royals @ Seattle Mariners</b> The Kingdome, Seattle, WA Sat Jul 19 1997, 10:05 PM EDT Att: 49,776 - Dome - 68 F <a href="http://livebaseballscorecards.com">livebaseballscorecards.com</a>								
<b>Tom Goodwin, L</b> OBP: 0.305, SLG: 0.344 (1, 8)	1-2 FC6-4 HBP 1-2f		2-3 K			1-2 F7		0-1 IHR	0-0 BB SF8 1B	5	2	2	1	0	1	1									
<b>Jay Bell, R</b> OBP: 0.372, SLG: 0.463 (1, 6)	1-0 F8-4 HBP			4-2 BB		2-2 G5-3		3-1 HR	1-2 SF8 BB 1B	3	2	2	1	1	0	0									
<b>Chili Davis, S</b> OBP: 0.417, SLG: 0.517 (1, 10)	2-0 F8-4			0-0 L7		4-1 FC5-4 BB		4-1 BB 2B	4-1 BB 1B	2	1	0	0	3	0	3									
<b>Ryan Long, R</b> OBP: 0.333, SLG: 0.200 (9, PR)	1-2							1-2 2B	1-2 2B BB	0	1	0	0	0	0	0									
<b>Jeff King, R</b> OBP: 0.365, SLG: 0.461 (1, 3)		4-0 FC4-6 BB		1-2 F7		3-2 FC5-4 BB 1-2f		4-0 2B	0-0 SF8	2	1	0	1	2	0	2									
<b>Scott Cooper, L</b> OBP: 0.278, SLG: 0.302 (1, 5)	1-1 F7			1-2 G4-3				2-1 BB 2B	0-0 2B	3	0	1	0	0	0	2									
<b>Craig Paquette, R</b> OBP: 0.262, SLG: 0.394 (8, 5)								1-1 1B	1-2 2B 2B	2	2	2	3	0	0	0									
<b>Johnny Damon, L</b> OBP: 0.373, SLG: 0.410 (1, 9)	0-0 FC4-6 1-2f			2-1 F9		1-2 F9		3-3 K	2-0 2B	3	0	0	0	0	0	2									
<b>Shane Halter, R</b> OBP: 0.373, SLG: 0.364 (8, 9)								1-1 2B	1-2 2B	2	0	1	2	0	1	1									
<b>29 Mike Sweeney, R</b> OBP: 0.327, SLG: 0.400 (1, 2)	2-2 P6			0-0 L9		0-0 L9		1-1 P3	2-1 G5-3	5	0	1	1	0	0	3									
<b>David Howard, S</b> OBP: 0.289, SLG: 0.331 (1, 4)			1-1 L7		1-2 2B			1-0 G4-3	1-3 K	4	0	1	0	0	1	2									
<b>Inning Stats</b>	R: 0 E: 0 K: 0 S: 7	H: 0 LOB: 1 BB: 1 P: 15	R: 0 E: 0 K: 0 S: 6	H: 0 LOB: 1 BB: 1 P: 13	R: 0 E: 0 K: 1 S: 7	H: 0 LOB: 0 BB: 0 P: 10	R: 0 E: 0 K: 0 S: 12	H: 0 LOB: 1 BB: 1 P: 18	R: 0 E: 0 K: 0 S: 9	H: 1 LOB: 1 BB: 0 P: 13	R: 0 E: 0 K: 0 S: 10	H: 0 LOB: 1 BB: 1 P: 20	R: 0 E: 0 K: 0 S: 11	H: 1 LOB: 1 BB: 0 P: 17	R: 5 E: 0 K: 2 S: 17	H: 4 LOB: 1 BB: 2 P: 37	R: 4 E: 0 K: 0 S: 13	H: 4 LOB: 1 BB: 1 P: 24	1B: 5 2B: 4 3B: 0 HR: 2	SF: 1 SAC: 0 DP: 1 HBP: 1	WP: 0 PB: 0 SB: 0 CS: 0	PA: 44			
<b>PITCHER</b>	IP	WLS	BF	H	R	ER	SO	BB	IBB	HBP	BLK	WP	HR	S	P	ERA	WHIP								
<b>Bob Wolcott, R</b> ERA: 5.02 (1, 1)	7.1		30	4	2	2	1	4	0	1	0	0	1	68	116	2.46	1.091								
<b>Omar Olivares, R</b> ERA: 4.55 (8, 1)	0.0		2	0	0	0	0	2	0	0	0	0	0	1	9	∞	∞								
<b>Norm Charlton, L</b> ERA: 8.04 (8, 1)	0.1		3	2	3	3	1	0	0	0	0	0	0	7	14	81.00	6.000								
<b>Bobby Ayala, R</b> ERA: 5.04 (8, 1)	1.1	L	9	4	4	4	1	1	0	0	0	0	0	16	28	27.00	3.750								

Batter	1	2	3	4	5	6	7	8	9	AB	R	H	RBI	BB	SO	LOB	BOTTOM								
<b>Joey Cora, S</b> OBP: 0.398, SLG: 0.511 (1, 4)	1-2 1B		3-1 FC5-4 HR 1-2f	2-1 1B		2-0 1B		1-3 K		5	1	3	1	0	1	1	<b>Kansas City Royals @ Seattle Mariners</b> The Kingdome, Seattle, WA Sat Jul 19 1997, 10:05 PM EDT Att: 49,776 - Dome - 68 F <a href="http://livebaseballscorecards.com">livebaseballscorecards.com</a>								
<b>Alex Rodriguez, R</b> OBP: 0.355, SLG: 0.510 (1, 6)	2-1 F8		1-2 HR	1-1 F8		2-2 1B		2-2 L9		5	1	2	3	0	0	3									
<b>Ken Griffey Jr., L</b> OBP: 0.377, SLG: 0.615 (1, 8)	1-0 F7		4-1 FC6-4 BB		0-0 L8	2-2 G3			0-0 G3	4	0	0	0	1	0	3									
<b>Edgar Martinez, R</b> OBP: 0.448, SLG: 0.533 (1, 10)	1-3 K		0-0 FC6-4 1-2f		2-2 L7		4-1 1B BB		3-1 G5-3	4	0	0	0	1	1	2									
<b>Jay Buhner, R</b> OBP: 0.389, SLG: 0.519 (1, 9)		0-0 P5		3-2 SH1-4 BB 1B	1-0 HR		0-3 K		1-3 K	5	2	2	1	0	2	1									
<b>Dan Wilson, R</b> OBP: 0.341, SLG: 0.434 (1, 2)		1-1 L4		4-0 1B SH1-4 BB	1-3 K		2-3 K			3	1	0	0	1	2	1									
<b>Mike Blowers, R</b> OBP: 0.343, SLG: 0.404 (1, 3)			3-2 K		0-0 SH1-4		1-2 G5-3		1-2 1B	3	0	1	0	0	1	0									
<b>Russ Davis, R</b> OBP: 0.352, SLG: 0.526 (1, 5)			2-0 FC5-4 1B	2-2 1B		3-2 F8		1-3 K		4	0	2	1	0	1	2									
<b>Rich Amaral, R</b> OBP: 0.315, SLG: 0.311 (1, 7)			2-3 K		0-0 P3		0-0 1B			3	1	1	0	0	1	3									
<b>Rob Ducey, L</b> OBP: 0.308, SLG: 0.429 (8, 7)								0-3 K		1	0	0	0	0	1	0									
<b>Inning Stats</b>	R: 0 E: 0 K: 1 S: 9	H: 1 LOB: 1 BB: 0 P: 14	R: 0 E: 0 K: 1 S: 6	H: 0 LOB: 0 BB: 0 P: 10	R: 2 E: 0 K: 1 S: 13	H: 2 LOB: 1 BB: 1 P: 25	R: 2 E: 0 K: 0 S: 14	H: 3 LOB: 2 BB: 1 P: 28	R: 1 E: 0 K: 1 S: 8	H: 1 LOB: 0 BB: 0 P: 12	R: 1 E: 0 K: 0 S: 15	H: 3 LOB: 2 BB: 0 P: 25	R: 0 E: 0 K: 3 S: 15	H: 1 LOB: 2 BB: 1 P: 23	R: 0 E: 0 K: 2 S: 9	H: 0 LOB: 0 BB: 0 P: 12	R: 0 E: 0 K: 1 S: 7	H: 0 LOB: 0 BB: 0 P: 11	1B: 9 2B: 0 3B: 0 HR: 2	SF: 0 SAC: 1 DP: 0 HBP: 0	WP: 0 PB: 0 SB: 0 CS: 0	PA: 41			
<b>PITCHER</b>	IP	WLS	BF	H	R	ER	SO	BB	IBB	HBP	BLK	WP	HR	S	P	ERA	WHIP								
<b>Glendon Rusch, L</b> ERA: 5.67 (1, 1)	5.2		28	9	6	6	4	2	0	0	0	0	0	18	29	0.00	3.000								
<b>Mike Perez, R</b> ERA: 5.14 (6, 1)	1.0		6	2	0	0	2	1	0	0	0	0	0	4	5	0.00	0.000								
<b>Hector Carrasco, R</b> ERA: 3.64 (7, 1)	0.1		1	0	0	0	1	0	0	0	0	0	0	4	5	0.00	0.000								
<b>Jeff Montgomery, R</b> ERA: 6.12 (8, 1)	2.0	W	6	0	0	0	3	0	0	0	0	0	0	16	23	0.00	0.000								







Batter	1	2	3	4	5	6	7	8	9	AB	R	H	RBI	BB	SO	LOB	TOP										
Joey Cora, S OBP: 0.393, SLG: 0.503 (1,4)	G4-3		G1-3		L6			BB		4	0	1	0	0	0	0	<b>Seattle Mariners @ Cleveland Indians</b> Jacobs Field, Cleveland, OH Tue Jul 22 1997, 7:05 PM EDT Att: 42,951 - Unknown - 74 F										
Alex Rodriguez, R OBP: 0.363, SLG: 0.510 (1,6)	FC4-6 BB			G4-6-3 BB		FC3-6 1B		BB		1	0	1	0	3	0												
Ken Griffey Jr., L OBP: 0.370, SLG: 0.602 (1,8)	FC4-6 1-2			G4-6-3 1-2		FC3-6 S		K		4	0	0	0	0	1	5											
Edgar Martinez, R OBP: 0.449, SLG: 0.531 (1,10)	F8							F9		2	0	0	0	2	0	3											
Jay Buhner, R OBP: 0.389, SLG: 0.513 (1,9)		G6-3						F8		4	0	0	0	0	2	5											
Paul Sorrento, L OBP: 0.344, SLG: 0.516 (1,3)		G3							G4-3	3	0	0	0	1	1	2											
Dan Wilson, R OBP: 0.342, SLG: 0.431 (1,2)		L7								4	0	0	0	0	1	1											
Russ Davis, R OBP: 0.350, SLG: 0.527 (1,5)			G6-3							4	1	1	1	0	1	0											
José Cruz Jr., S OBP: 0.315, SLG: 0.548 (1,7)			F8							3	1	1	1	0	1	0											
<b>Inning Stats</b>	R: 0 E: 0 K: 0 S: 11	H: 0 LOB: 1 BB: 1 P: 19	R: 0 E: 0 K: 0 S: 9	H: 0 LOB: 0 BB: 0 P: 14	R: 0 E: 0 K: 0 S: 5	H: 0 LOB: 0 BB: 0 P: 7	R: 0 E: 0 K: 1 S: 9	H: 0 LOB: 1 BB: 2 P: 20	R: 2 E: 0 K: 2 S: 10	H: 2 LOB: 2 BB: 1 P: 16	R: 0 E: 0 K: 2 S: 12	H: 0 LOB: 0 BB: 0 P: 16	R: 0 E: 0 K: 1 S: 13	H: 1 LOB: 2 BB: 0 P: 21	R: 0 E: 0 K: 2 S: 13	H: 0 LOB: 0 BB: 0 P: 19	1B: 2 2B: 0 3B: 0 HR: 2	SF: 0 SAC: 0 DP: 2 HBP: 0	WP: 0 PB: 0 SB: 1 CS: 0	PA: 35							
<b>PITCHER</b>	IP	WLS	BF	H	R	ER	SO	BB	IBB	HBP	BLK	WP	HR	S	P	ERA	WHIP										
Orel Hershiser, R ERA: 4.73 (1,1)	5.0		19	2	2	2	1	4	0	0	0	0	2	43	76	3.60	1.200										
David Weathers, R ERA: 5.89 (6,1)	2.0	W	10	2	0	0	3	2	0	0	0	0	0	27	47	0.00	2.000										
Paul Assenmacher, L ERA: 4.5 (8,1)	0.1		1	0	0	0	1	0	0	0	0	0	0	3	5	0.00	0.000										
Michael Jackson, R ERA: 2.1 (8,1)	1.2	S	5	0	0	0	2	0	0	0	0	0	0	18	26	0.00	0.000										

Batter	1	2	3	4	5	6	7	8	9	AB	R	H	RBI	BB	SO	LOB	BOTTOM										
Marquis Grissom, R OBP: 0.333, SLG: 0.380 (1,8)	F7		G5-3					F9		5	1	1	0	0	1	1	<b>Seattle Mariners @ Cleveland Indians</b> Jacobs Field, Cleveland, OH Tue Jul 22 1997, 7:05 PM EDT Att: 42,951 - Unknown - 74 F										
Tony Fernandez, S OBP: 0.326, SLG: 0.407 (1,4)	G5-3		2B		G4-3		2B	K		5	0	2	1	0	1	1											
Jim Thome, L OBP: 0.437, SLG: 0.617 (1,3)	1B		K		G4-3		HBP			3	1	1	0	1	1	1											
Manny Ramirez, R OBP: 0.411, SLG: 0.537 (1,9)	1B		2B				BB			2	1	2	1	1	0	0											
David Justice, L OBP: 0.415, SLG: 0.617 (1,7)	K		F9				HBP			4	1	1	2	0	2	6											
Matt Williams, R OBP: 0.291, SLG: 0.480 (1,5)										2	1	0	0	2	1	3											
Julio Franco, R OBP: 0.369, SLG: 0.371 (1,10)										4	1	2	1	0	0	1											
Pat Borders, R OBP: 0.349, SLG: 0.461 (1,2)										4	0	1	1	0	1	2											
Omar Vizquel, S OBP: 0.341, SLG: 0.361 (1,6)										4	0	0	0	0	1	3											
<b>Inning Stats</b>	R: 1 E: 0 K: 1 S: 10	H: 2 LOB: 1 BB: 0 P: 17	R: 1 E: 0 K: 0 S: 7	H: 1 LOB: 1 BB: 1 P: 15	R: 0 E: 0 K: 1 S: 11	H: 2 LOB: 0 BB: 0 P: 15	R: 0 E: 0 K: 1 S: 18	H: 0 LOB: 1 BB: 1 P: 25	R: 0 E: 0 K: 1 S: 7	H: 0 LOB: 0 BB: 0 P: 12	R: 2 E: 0 K: 1 S: 8	H: 1 LOB: 0 BB: 1 P: 15	R: 1 E: 0 K: 2 S: 14	H: 2 LOB: 3 BB: 1 P: 27	R: 1 E: 0 K: 1 S: 12	H: 2 LOB: 1 BB: 0 P: 21	1B: 3 2B: 4 3B: 2 HR: 1	SF: 0 SAC: 0 DP: 0 HBP: 1	WP: 1 PB: 0 SB: 1 CS: 1	PA: 38							
<b>PITCHER</b>	IP	WLS	BF	H	R	ER	SO	BB	IBB	HBP	BLK	WP	HR	S	P	ERA	WHIP										
Jeff Fassero, L ERA: 4.17 (1,1)	6.1	L	30	8	5	4	5	4	0	0	0	0	0	69	115	5.68	1.895										
Edwin Hurtado, R ERA: 9.35 (7,1)	0.2		3	0	0	0	2	0	0	1	0	0	0	6	11	0.00	0.000										
Felipe Lira, R ERA: 5.81 (8,1)	1.0		5	2	1	1	1	0	0	0	0	0	0	12	21	9.00	2.000										

AB 29  
R 2  
H 4  
RBI 2  
BB 6  
SO 7  
LOB 16



AB 33  
R 6  
H 10  
RBI 6  
BB 4  
SO 8  
LOB 18





Batter	1	2	3	4	5	6	7	8	9	AB	R	H	RBI	BB	SO	LOB	TOP								
Joey Cora, S OBP: 0.396, SLG: 0.504	G3			2B G3-1 1B		1B SF7 1B	1-1 1B		F7	5	2	3	1	0	0	0									
Alex Rodriguez, R OBP: 0.366, SLG: 0.512	G6-3			G3-1 1-3 2B		PB HBP 1B	2H 1B		E BB	4	1	2	0	1	1	1									
Ken Griffey Jr., L OBP: 0.368, SLG: 0.601	P5			G1-3		SF7		1B 2B	K	4	1	1	1	1	0	1									
Edgar Martinez, R OBP: 0.451, SLG: 0.531				G3-1		3H 3-1 WP PB HBP		G1-3 1B	K	4	0	2	2	0	1	2									
Jay Buhner, R OBP: 0.388, SLG: 0.510				L7		1-2 K		G1-3 1B		4	0	1	0	0	2	3									
Paul Sorrento, L OBP: 0.344, SLG: 0.524										3	1	1	1	0	0	1									
Rich Amaral, R OBP: 0.313, SLG: 0.308	G6-4-3									1	0	0	0	0	2										
Dan Wilson, R OBP: 0.343, SLG: 0.430				K		G6-3		HR		3	1	1	0	1	1	0									
Russ Davis, R OBP: 0.347, SLG: 0.522				G5-3		G4-3		SH1-4 1B		3	0	0	0	0	1	3									
José Cruz Jr., S OBP: 0.308, SLG: 0.535				F7						4	0	0	0	0	2	4									
<b>Inning Stats</b>	R: 0 E: 0 K: 0 S: 5	H: 0 LOB: 0 BB: 0 P: 10	R: 0 E: 0 K: 1 S: 7	H: 1 LOB: 0 BB: 0 P: 10	R: 0 E: 0 K: 1 S: 8	H: 0 LOB: 0 BB: 0 P: 9	R: 1 E: 0 K: 0 S: 10	H: 2 LOB: 1 BB: 0 P: 16	R: 0 E: 0 K: 0 S: 5	H: 0 LOB: 0 BB: 0 P: 8	R: 2 E: 0 K: 2 S: 17	H: 2 LOB: 1 BB: 0 P: 27	R: 2 E: 0 K: 1 S: 13	H: 3 LOB: 1 BB: 0 P: 19	R: 1 E: 0 K: 2 S: 14	H: 3 LOB: 3 BB: 1 P: 27	R: 0 E: 1 K: 2 S: 15	H: 0 LOB: 1 BB: 1 P: 28	1B: 8 2B: 2 3B: 0 HR: 1	SF: 1 SAC: 1 DP: 1 HBP: 1	WP: 1 PB: 1 SB: 0 CS: 0	PA: 40			
<b>PITCHER</b>	IP	WLS	BF	H	R	ER	SO	BB	IBB	HBP	BLK	WP	HR	S	P	ERA	WHIP								
Bartolo Colon, R ERA: 6.95	6.1	L	26	7	5	4	4	0	0	1	0	1	1	58	91	5.68	1.105								
Alvin Morman, L ERA: 3.18	0.1		1	0	0	0	0	0	0	0	0	0	0	1	1	0.00	0.000								
Jose Mesa, R ERA: 3.75	0.1		5	4	1	1	1	0	0	0	0	0	0	11	16	27.00	12.000								
Paul Assenmacher, L ERA: 4.33	1.0		4	0	0	0	2	0	1	0	0	0	0	9	18	0.00	0.000								
Eric Plunk, R ERA: 5.95	1.0		4	0	0	0	2	1	0	0	0	0	0	15	28	0.00	1.000								

Seattle Mariners @ Cleveland Indians  
 Jacobs Field, Cleveland, OH  
 Wed Jul 23 1997, 7:05 PM EDT  
 Att: 43,049 - Unknown - 79 F

livebaseballscorecards.com

AB 35  
 R 6  
 H 11  
 RBI 5  
 BB 2  
 SO 9  
 LOB 19



Batter	1	2	3	4	5	6	7	8	9	AB	R	H	RBI	BB	SO	LOB	BOTTOM								
Marquis Grissom, R OBP: 0.332, SLG: 0.385	F9						F8		K	4	0	1	1	0	1	1									
Tony Fernandez, S OBP: 0.335, SLG: 0.411	L6						G4-3		1B	5	1	3	1	0	0	1									
Jim Thome, L OBP: 0.436, SLG: 0.612	G4-3						G3		1B	4	0	1	0	1	1	3									
Manny Ramirez, R OBP: 0.414, SLG: 0.536							F8		1B	4	0	2	1	0	1	2									
David Justice, L OBP: 0.415, SLG: 0.610	G1-6-3						G6-3		L4	3	0	0	0	2	0	3									
Matt Williams, R OBP: 0.290, SLG: 0.478	F7						P6		K	4	0	1	0	0	1	3									
Brian Giles, L OBP: 0.382, SLG: 0.500							K		G3	3	1	1	0	1	1	3									
Pat Borders, R OBP: 0.345, SLG: 0.450							F7		K	4	1	1	0	0	1	4									
Omar Vizquel, S OBP: 0.340, SLG: 0.360	G6-3						G6-3		G6-3	4	0	1	0	0	0	2									
<b>Inning Stats</b>	R: 0 E: 0 K: 0 S: 7	H: 0 LOB: 0 BB: 0 P: 13	R: 0 E: 0 K: 0 S: 8	H: 0 LOB: 0 BB: 0 P: 14	R: 2 E: 1 K: 1 S: 13	H: 2 LOB: 1 BB: 1 P: 23	R: 0 E: 0 K: 1 S: 13	H: 1 LOB: 2 BB: 1 P: 23	R: 0 E: 0 K: 0 S: 7	H: 1 LOB: 2 BB: 1 P: 15	R: 0 E: 0 K: 1 S: 8	H: 1 LOB: 1 BB: 0 P: 12	R: 0 E: 0 K: 0 S: 9	H: 2 LOB: 2 BB: 0 P: 16	R: 0 E: 0 K: 2 S: 12	H: 1 LOB: 2 BB: 1 P: 20	R: 1 E: 0 K: 1 S: 13	H: 3 LOB: 2 BB: 0 P: 23	1B: 10 2B: 1 3B: 1 HR: 0	SF: 1 SAC: 0 DP: 2 HBP: 1	WP: 0 PB: 0 SB: 0 CS: 1	PA: 41			
<b>PITCHER</b>	IP	WLS	BF	H	R	ER	SO	BB	IBB	HBP	BLK	WP	HR	S	P	ERA	WHIP								
Omar Olivares, R ERA: 4.66	6.2	W	29	7	2	1	3	2	1	0	0	0	0	63	114	1.35	1.350								
Norm Charlton, L ERA: 7.99	0.1		1	0	0	0	0	0	0	0	0	0	0	2	2	0.00	0.000								
Bobby Ayala, R ERA: 5.05	1.2		10	4	1	1	3	1	0	0	0	0	0	24	42	5.40	3.000								
Mark Holzemer, L ERA: 10.38	0.1	S	1	0	0	0	0	0	0	0	0	0	0	1	1	0.00	0.000								

Seattle Mariners @ Cleveland Indians  
 Jacobs Field, Cleveland, OH  
 Wed Jul 23 1997, 7:05 PM EDT  
 Att: 43,049 - Unknown - 79 F

livebaseballscorecards.com

AB 35  
 R 3  
 H 11  
 RBI 3  
 BB 4  
 SO 6  
 LOB 22





Batter	1	2	3	4	5	6	7	8	9	AB	R	H	RBI	BB	SO	LOB	TOP	
<b>Joey Cora, S</b> (1, 4) <small>OBP: 0.393, SLG: 0.501</small> <b>Brent Gates, S</b> (9, 4) <small>OBP: 0.287, SLG: 0.384</small>										4	1	1	1	0	1	0		
<b>Alex Rodriguez, R</b> (1, 6) <small>OBP: 0.393, SLG: 0.507</small>										4	0	0	0	0	0	1		
<b>Ken Griffey Jr., L</b> (1, 8) <small>OBP: 0.373, SLG: 0.606</small> <b>Rob Ducey, L</b> (9, 8) <small>OBP: 0.308, SLG: 0.429</small>										3	2	2	0	2	1	1		
<b>Edgar Martinez, R</b> (1, 10) <small>OBP: 0.448, SLG: 0.525</small>										4	2	0	0	1	1	5		
<b>Jay Buhner, R</b> (1, 9) <small>OBP: 0.393, SLG: 0.516</small> <b>Rich Amaral, R</b> (9, 9) <small>OBP: 0.313, SLG: 0.308</small>										4	3	3	2	1	0	0		
<b>Paul Sorrento, L</b> (1, 3) <small>OBP: 0.344, SLG: 0.526</small> <b>Mike Blowers, R</b> (7, PH) <small>OBP: 0.346, SLG: 0.406</small>										3	0	1	1	0	1	2		
<b>Dan Wilson, R</b> (1, 2) <small>OBP: 0.344, SLG: 0.429</small>										3	1	1	3	1	1	3		
<b>Russ Davis, R</b> (1, 5) <small>OBP: 0.348, SLG: 0.523</small>										5	1	2	3	0	0	2		
<b>José Cruz Jr., S</b> (1, 7) <small>OBP: 0.305, SLG: 0.524</small>										5	0	1	1	0	1	1		
<b>Inning Stats</b>	R: 1 H: 2 E: 0 K: 2 S: 13	R: 2 H: 2 E: 1 K: 0 S: 11	R: 0 H: 0 E: 0 K: 0 S: 9	R: 0 H: 0 E: 0 K: 1 S: 7	R: 3 H: 2 E: 1 K: 0 S: 10	R: 0 H: 0 E: 0 K: 0 S: 9	R: 2 H: 3 E: 0 K: 0 S: 11	R: 0 H: 0 E: 0 K: 3 S: 7	R: 3 H: 3 E: 0 K: 3 S: 18	1B: 7 2B: 5 3B: 0 HR: 0	SF: 2 SAC: 1 DP: 0 HBP: 0	WP: 0 PA: 45						
<b>PITCHER</b>	IP: 6.1 WLS: L BF: 32 H: 8 R: 8 ER: 6 SO: 3 BB: 4 IBB: 0 HBP: 0 BLK: 0 WP: 0 HR: 0 S: 64 P: 111 ERA: 8.53 WHIP: 1.895																	
<b>Terry Clark, R</b> (1, 1) <small>ERA: 5.79</small> <b>Jason Jacome, L</b> (7, 1) <small>ERA: 5.98</small> <b>Alvin Morman, L</b> (9, 1) <small>ERA: 5.11</small>																		
Batter	1	2	3	4	5	6	7	8	9	AB	R	H	RBI	BB	SO	LOB	BOTTOM	
<b>Marquis Grissom, R</b> (1, 8) <small>OBP: 0.327, SLG: 0.379</small>										5	0	0	0	0	3	2		
<b>Tony Fernandez, S</b> (1, 4) <small>OBP: 0.341, SLG: 0.420</small>										4	0	3	1	0	0	0		
<b>Kevin Seitzer, R</b> (1, 3) <small>OBP: 0.314, SLG: 0.355</small>										3	0	0	0	1	0	2		
<b>Manny Ramirez, R</b> (1, 9) <small>OBP: 0.412, SLG: 0.533</small>										4	0	1	0	0	1	3		
<b>David Justice, L</b> (1, 7) <small>OBP: 0.413, SLG: 0.603</small>										3	0	0	0	1	3	1		
<b>Matt Williams, R</b> (1, 5) <small>OBP: 0.290, SLG: 0.475</small>										4	0	1	0	0	2	2		
<b>Sandy Alomar Jr., R</b> (1, 10) <small>OBP: 0.382, SLG: 0.574</small>										4	0	1	0	0	1	1		
<b>Pat Borders, R</b> (1, 2) <small>OBP: 0.352, SLG: 0.464</small>										4	1	2	0	0	1	3		
<b>Omar Vizquel, S</b> (1, 6) <small>OBP: 0.337, SLG: 0.357</small> <b>Damian Jackson, R</b> (8, 6) <small>OBP: 0.337, SLG: 0.357</small>										3	0	0	0	0	1	1		
<b>Inning Stats</b>	R: 0 H: 1 E: 1 K: 1 S: 9	R: 0 H: 0 E: 0 K: 3 S: 12	R: 1 H: 2 E: 0 K: 0 S: 15	R: 0 H: 1 E: 0 K: 2 S: 11	R: 0 H: 1 E: 0 K: 1 S: 11	R: 0 H: 2 E: 0 K: 2 S: 12	R: 0 H: 0 E: 0 K: 2 S: 9	R: 0 H: 0 E: 0 K: 0 S: 9	R: 0 H: 0 E: 0 K: 0 S: 9	R: 0 H: 1 E: 0 K: 1 S: 10	1B: 5 2B: 3 3B: 0 HR: 0	SF: 0 SAC: 0 DP: 0 HBP: 0	WP: 0 PA: 37					
<b>PITCHER</b>	IP: 7.0 WLS: W BF: 29 H: 7 R: 1 ER: 1 SO: 11 BB: 1 IBB: 0 HBP: 0 BLK: 0 WP: 0 HR: 0 S: 79 P: 122 ERA: 1.29 WHIP: 1.143																	
<b>Randy Johnson, L</b> (1, 1) <small>ERA: 2.28</small> <b>Bob Wells, R</b> (8, 1) <small>ERA: 5.73</small>																		

Seattle Mariners @ Cleveland Indians  
 Jacobs Field, Cleveland, OH  
 Thu Jul 24 1997, 7:05 PM EDT  
 Att: 42,984 - Unknown - 73 F

AB 37  
 R 11  
 H 12  
 RBI 11  
 BB 5  
 SO 7  
 LOB 17



Seattle Mariners @ Cleveland Indians  
 Jacobs Field, Cleveland, OH  
 Thu Jul 24 1997, 7:05 PM EDT  
 Att: 42,984 - Unknown - 73 F

AB 35  
 R 1  
 H 8  
 RBI 1  
 BB 2  
 SO 12  
 LOB 16





Batter	1	2	3	4	5	6	7	8	9	AB	R	H	RBI	BB	SO	LOB	TOP					
Joey Cora, S OBP: 0.393, SLG: 0.501 (1, 4)	P6		G5-3 1B	1B HR		G1-3			G6-3	4	2	1	0	1	0	0	<b>Seattle Mariners @ New York Yankees</b> Yankee Stadium, Bronx, NY Fri Jul 25 1997, 7:05 PM EDT Att: 46,282 - Unknown - 80 F <a href="http://livebaseballscorecards.com">livebaseballscorecards.com</a>					
Alex Rodriguez, R OBP: 0.351, SLG: 0.508 (1, 6)	2B		G5-3	HR		K			L5	5	1	2	3	0	1	1						
Ken Griffey Jr., L OBP: 0.371, SLG: 0.609 (1, 8)	F8		P6	HR					G1-3	5	1	1	3	0	0	2						
Edgar Martinez, R OBP: 0.451, SLG: 0.526 (1, 10)	BB		1B	K						3	0	2	1	1	1	0						
Jay Buhner, R OBP: 0.389, SLG: 0.510 (1, 9)	K		F7	G6-3					F9	4	0	0	0	0	1	4						
Dan Wilson, R OBP: 0.343, SLG: 0.436 (1, 2)		P4		HR					F7	4	1	1	1	0	0	1						
Mike Blowers, R Paul Sorrento, L OBP: 0.344, SLG: 0.526 (8, 3)	1B		1B	1B					K	4	1	2	0	0	1	0						
Russ Davis, R OBP: 0.344, SLG: 0.517 (1, 5)	L4-3		K	K					G4-1	4	0	0	0	0	2	2						
José Cruz Jr., S OBP: 0.309, SLG: 0.527 (1, 7)			2B	1B					G6-3	3	2	1	0	1	0	0						
<b>Inning Stats</b>	R: 0 E: 0 K: 1 S: 15	H: 1 LOB: 2 BB: 1 P: 25	R: 0 E: 0 K: 0 S: 8	H: 1 LOB: 0 BB: 0 P: 12	R: 2 E: 0 K: 0 S: 13	H: 2 LOB: 1 BB: 1 P: 25	R: 6 E: 0 K: 2 S: 20	H: 5 LOB: 0 BB: 1 P: 28	R: 0 E: 0 K: 1 S: 7	H: 0 LOB: 0 BB: 0 P: 11	R: 0 E: 0 K: 1 S: 11	H: 0 LOB: 0 BB: 0 P: 14	R: 0 E: 0 K: 1 S: 10	H: 1 LOB: 1 BB: 0 P: 19	R: 0 E: 0 K: 1 S: 5	H: 0 LOB: 0 BB: 0 P: 9		R: 0 E: 0 K: 0 S: 10	H: 0 LOB: 0 BB: 0 P: 15	1B: 5 2B: 4 3B: 0 HR: 2	SF: 0 SAC: 0 DP: 1 HBP: 0	WP: 0 PB: 0 SB: 0 CS: 0
<b>PITCHER</b>	IP	WLS	BF	H	R	ER	SO	BB	IBB	HBP	BLK	WP	HR	S	P	ERA	WHIP					
David Wells, L ERA: 3.93 (1, 1)	3.1	L	21	9	8	8	2	3	0	0	0	0	2	51	83	21.60	3.600					
Ramiro Mendoza, R ERA: 4.39 (4, 1)	0.2		2	0	0	0	1	0	0	0	0	0	0	5	7	0.00	0.000					
Kenny Rogers, L ERA: 5.49 (5, 1)	5.0		16	1	0	0	3	0	0	0	0	0	0	43	68	0.00	0.200					

Batter	1	2	3	4	5	6	7	8	9	AB	R	H	RBI	BB	SO	LOB	BOTTOM					
Derek Jeter, R OBP: 0.370, SLG: 0.390 (1, 6)	G5-3		G6-3			F9			F8	4	0	0	0	0	0	1	<b>Seattle Mariners @ New York Yankees</b> Yankee Stadium, Bronx, NY Fri Jul 25 1997, 7:05 PM EDT Att: 46,282 - Unknown - 80 F <a href="http://livebaseballscorecards.com">livebaseballscorecards.com</a>					
Pat Kelly, R OBP: 0.372, SLG: 0.423 (1, 4)	CS		K			G6-3			1B	4	0	2	0	0	1	0						
Paul O'Neill, L OBP: 0.419, SLG: 0.546 (1, 9)	K		G3-1			2B			K	4	0	1	0	0	2	3						
Tino Martinez, L OBP: 0.370, SLG: 0.617 (1, 3)		G4-3		G1-3		G4-3			P3	4	0	0	0	0	0	3						
Charlie Hayes, R OBP: 0.364, SLG: 0.441 (1, 5)		G5-3		F8		G6-3			G3 1B	4	0	1	0	0	0	0						
Wade Boggs, L OBP: 0.377, SLG: 0.361 (1, 10)		1B		G3-1		FC3-6 BB			G3 1B	3	1	2	0	1	0	0						
Chad Curtis, R OBP: 0.353, SLG: 0.479 (1, 8)		1B				1-2 K			K	4	0	1	0	0	1	3						
Joe Girardi, R OBP: 0.306, SLG: 0.314 (1, 2)		1B				F8			G3	4	0	1	1	0	1	3						
Scott Pose, L OBP: 0.333, SLG: 0.292 (1, 7)						P5			G4-3	3	0	1	0	0	0	2						
Mark Whiten, S OBP: 0.342, SLG: 0.373 (9, PH)										1	0	0	0	0	0	2						
<b>Inning Stats</b>	R: 0 E: 0 K: 1 S: 6	H: 1 LOB: 1 BB: 0 P: 9	R: 1 E: 0 K: 0 S: 15	H: 3 LOB: 2 BB: 0 P: 25	R: 0 E: 0 K: 1 S: 8	H: 0 LOB: 0 BB: 0 P: 15	R: 0 E: 0 K: 0 S: 5	H: 0 LOB: 0 BB: 0 P: 6	R: 0 E: 0 K: 0 S: 7	H: 0 LOB: 0 BB: 0 P: 9	R: 0 E: 0 K: 0 S: 7	H: 1 LOB: 1 BB: 0 P: 14	R: 0 E: 0 K: 1 S: 7	H: 0 LOB: 1 BB: 1 P: 14	R: 0 E: 0 K: 1 S: 16	H: 2 LOB: 2 BB: 0 P: 24	R: 0 E: 0 K: 1 S: 13	H: 2 LOB: 2 BB: 0 P: 23	1B: 8 2B: 2 3B: 0 HR: 0	SF: 0 SAC: 0 DP: 1 HBP: 0	WP: 0 PB: 0 SB: 0 CS: 1	PA: 36
<b>PITCHER</b>	IP	WLS	BF	H	R	ER	SO	BB	IBB	HBP	BLK	WP	HR	S	P	ERA	WHIP					
Jamie Moyer, L ERA: 4.51 (1, 1)	7.1	W	29	7	1	1	3	0	0	0	0	0	0	64	105	1.23	1.091					
Mark Holzemer, L ERA: 9.0 (8, 1)	0.2		2	0	0	0	1	0	0	0	0	0	0	7	11	0.00	0.000					
Norm Charlton, L ERA: 7.8 (9, 1)	1.0		5	2	0	0	1	0	0	0	0	0	0	13	23	0.00	2.000					



Batter	1	2	3	4	5	6	7	8	9	AB	R	H	RBI	BB	SO	LOB	TOP				
<b>Joey Cora, S</b> (1, 4) <small>OBP: 0.391, SLG: 0.497</small>										5	2	1	0	0	1	1					
<b>Alex Rodriguez, R</b> (1, 6) <small>OBP: 0.366, SLG: 0.520</small>										5	1	3	3	0	0	1					
<b>Ken Griffey Jr., L</b> (1, 8) <small>OBP: 0.369, SLG: 0.611</small>										5	1	1	2	0	1	2					
<b>Edgar Martinez, R</b> (1, 10) <small>OBP: 0.447, SLG: 0.520</small>										4	0	0	0	0	1	1					
<b>Jay Buhner, R</b> (1, 9) <small>OBP: 0.390, SLG: 0.517</small>										3	2	1	1	1	1	0					
<b>Paul Sorrento, L</b> (1, 3) <small>OBP: 0.349, SLG: 0.532</small>										4	1	3	0	0	0	0					
<b>José Cruz Jr., S</b> (1, 7) <b>Dan Wilson, R</b> (9, 2) <small>OBP: 0.343, SLG: 0.436</small>										4	1	1	3	0	0	2	<b>AB</b> 38 <b>R</b> 9 <b>H</b> 11 <b>RBI</b> 9 <b>BB</b> 1 <b>SO</b> 4 <b>LOB</b> 8				
<b>Russ Davis, R</b> (1, 5) <small>OBP: 0.340, SLG: 0.510</small>										4	0	0	0	0	0	1					
<b>John Marzano, R</b> (1, 2) <b>Rob Ducey, L</b> (9, PH) <small>OBP: 0.304, SLG: 0.424</small>										3	1	1	0	0	0	0					
<b>Inning Stats</b>	R: 1 H: 0 E: 1 K: 1 S: 9	H: 0 LOB: 0 BB: 0 P: 14	R: 5 H: 4 E: 0 K: 0 S: 16	H: 4 LOB: 1 BB: 1 P: 27	R: 0 H: 0 E: 0 K: 0 S: 6	H: 0 LOB: 0 BB: 0 P: 11	R: 0 H: 0 E: 0 K: 0 S: 9	H: 0 LOB: 0 BB: 0 P: 14	R: 0 H: 1 E: 0 K: 0 S: 12	H: 2 LOB: 0 BB: 0 P: 18	R: 1 H: 2 E: 0 K: 0 S: 9	H: 2 LOB: 0 BB: 0 P: 12	R: 2 H: 2 E: 0 K: 0 S: 11	H: 2 LOB: 0 BB: 0 P: 15	R: 0 H: 1 E: 0 K: 1 S: 11	H: 1 LOB: 1 BB: 0 P: 17	R: 0 H: 1 E: 0 K: 2 S: 13	H: 1 LOB: 1 BB: 0 P: 20	1B: 5 2B: 2 3B: 0 HR: 4	SF: 0 SAC: 0 DP: 1 HBP: 0	WP: 0 PA: 39 CS: 1
<b>PITCHER</b>	IP WLS BF H R ER SO BB IBB HBP BLK WP HR S P ERA WHIP																				
<b>Hideki Irabu, R</b> (1, 1) <small>ERA: 7.97</small>	2.0 L 12 4 6 5 1 1 0 0 0 0 2 25 41 22.50 2.500																				
<b>Ramiro Mendoza, R</b> (3, 1) <small>ERA: 4.36</small>	4.2 17 4 2 2 0 0 0 0 0 0 1 43 64 3.86 0.857																				
<b>Graeme Lloyd, L</b> (7, 1) <small>ERA: 3.38</small>	0.1 2 1 1 1 0 0 0 0 0 0 1 4 6 27.00 3.000																				
<b>Jeff Nelson, R</b> (8, 1) <small>ERA: 2.65</small>	1.0 4 1 0 0 1 0 0 0 0 0 0 11 17 0.00 1.000																				
<b>42 Mariano Rivera, R</b> (9, 1) <small>ERA: 1.99</small>	1.0 4 1 0 0 2 0 0 0 0 0 0 13 20 0.00 1.000																				
Batter	1	2	3	4	5	6	7	8	9	AB	R	H	RBI	BB	SO	LOB	BOTTOM				
<b>2 Derek Jeter, R</b> (1, 6) <small>OBP: 0.370, SLG: 0.392</small>										5	1	2	0	0	1	2					
<b>Luis Sojo, R</b> (1, 4) <small>OBP: 0.339, SLG: 0.348</small>										5	0	1	0	0	0	3					
<b>Paul O'Neill, L</b> (1, 9) <small>OBP: 0.422, SLG: 0.553</small>										3	2	1	3	2	0	1					
<b>Tino Martinez, L</b> (1, 3) <small>OBP: 0.372, SLG: 0.632</small>										5	2	3	3	0	0	1					
<b>Charlie Hayes, R</b> (1, 5) <small>OBP: 0.362, SLG: 0.434</small>										3	0	0	0	1	1	3					
<b>Wade Boggs, L</b> (1, 10) <small>OBP: 0.375, SLG: 0.363</small>										4	1	1	0	0	1	1					
<b>Chad Curtis, R</b> (1, 8) <small>OBP: 0.350, SLG: 0.473</small>										4	0	1	1	0	1	0	<b>AB</b> 36 <b>R</b> 7 <b>H</b> 10 <b>RBI</b> 7 <b>BB</b> 4 <b>SO</b> 4 <b>LOB</b> 14				
<b>Joe Girardi, R</b> (1, 2) <small>OBP: 0.303, SLG: 0.311</small>										3	0	0	0	0	0	1					
<b>Ivan Cruz, L</b> (9, PH) <b>20 Jorge Posada, S</b> (9, 2) <small>OBP: 0.333, SLG: 0.250</small> <small>OBP: 0.331, SLG: 0.320</small>										0	0	0	0	1	0	0					
<b>Scott Pose, L</b> (1, 7) <small>OBP: 0.328, SLG: 0.288</small>										4	1	1	0	0	0	2					
<b>Inning Stats</b>	R: 0 H: 1 E: 0 K: 0 S: 8	H: 0 LOB: 0 BB: 0 P: 9	R: 0 H: 0 E: 0 K: 2 S: 7	H: 0 LOB: 0 BB: 0 P: 9	R: 4 H: 4 E: 0 K: 0 S: 12	H: 4 LOB: 0 BB: 0 P: 18	R: 0 H: 2 E: 0 K: 0 S: 11	H: 2 LOB: 1 BB: 1 P: 18	R: 1 H: 2 E: 0 K: 0 S: 11	H: 2 LOB: 1 BB: 0 P: 18	R: 2 H: 1 E: 0 K: 0 S: 10	H: 1 LOB: 0 BB: 2 P: 23	R: 0 H: 0 E: 0 K: 1 S: 10	H: 0 LOB: 1 BB: 1 P: 20	R: 0 H: 0 E: 0 K: 0 S: 9	H: 0 LOB: 0 BB: 0 P: 13	1B: 5 2B: 2 3B: 0 HR: 3	SF: 0 SAC: 0 DP: 1 HBP: 0	WP: 0 PA: 40 CS: 0		
<b>PITCHER</b>	IP WLS BF H R ER SO BB IBB HBP BLK WP HR S P ERA WHIP																				
<b>Bob Wolcott, R</b> (1, 1) <small>ERA: 5.16</small>	4.2 21 6 4 4 3 1 0 0 0 0 0 1 2 7.71 1.500																				
<b>Mark Holzemer, L</b> (5, 1) <small>ERA: 9.0</small>	0.0 1 1 0 0 0 0 0 0 0 0 0 1 2 0.00 0.000																				
<b>Felipe Lira, R</b> (5, 1) <small>ERA: 5.99</small>	1.2 10 3 3 3 0 2 0 0 0 0 1 21 41 16.20 3.000																				
<b>Bobby Ayala, R</b> (7, 1) <small>ERA: 4.88</small>	2.0 W 6 0 0 0 1 1 0 0 0 0 0 17 30 0.00 0.500																				
<b>Norm Charlton, L</b> (9, 1) <small>ERA: 7.69</small>	0.2 S 2 0 0 0 0 0 0 0 0 0 0 7 9 0.00 0.000																				



Batter	1	2	3	4	5	6	7	8	9	AB	R	H	RBI	BB	SO	LOB	TOP						
Joey Cora, S OBP: 0.388, SLG: 0.493 (1, 4)			SH5-4 					G5-3 		3	0	0	0	0	2	0	Seattle Mariners @ New York Yankees Yankee Stadium, Bronx, NY Sun Jul 27 1997, 3:33 AM EDT Att: 49,550 - Cloudy - 83 F						
Alex Rodriguez, R OBP: 0.365, SLG: 0.517 (1, 6)	G4-3 		1B 		G3 			G1-3 		4	1	1	1	0	0	0							
Ken Griffey Jr., L OBP: 0.373, SLG: 0.613 (1, 8)			1B 		F8 			1B 		4	0	3	2	0	0	0							
Edgar Martinez, R OBP: 0.445, SLG: 0.517 (1, 10)			F7 					1B 		4	0	1	0	0	1	2							
Jay Buhner, R OBP: 0.397, SLG: 0.511 (1, 9)		K 	K 					1B 		4	0	0	0	0	2	3							
Dan Wilson, R OBP: 0.340, SLG: 0.431 (1, 2)	G4-3 				F9 					4	0	0	0	0	0	0							
Russ Davis, R OBP: 0.336, SLG: 0.504 (1, 5)	K 				G3 					4	0	0	0	0	2	0							
José Cruz Jr., S OBP: 0.317, SLG: 0.543 Rob Ducey, L OBP: 0.304, SLG: 0.424 (1, 7) (9, 7)			SH5-4 		1B 			G5-4-3 		4	1	3	0	0	1	0							
Rich Amaral, R OBP: 0.313, SLG: 0.309 (1, 3)			1B 		L8 			G5-4-3 		0	0	0	0	0	0	0							
<b>Inning Stats</b>	R: 0 E: 0 K: 2 S: 11	H: 1 LOB: 1 BB: 0 P: 13	R: 0 E: 0 K: 2 S: 9	H: 0 LOB: 0 BB: 0 P: 14	R: 3 E: 0 K: 1 S: 19	H: 4 LOB: 1 BB: 0 P: 25	R: 0 E: 0 K: 0 S: 11	H: 1 LOB: 1 BB: 0 P: 15	R: 0 E: 0 K: 1 S: 8	H: 1 LOB: 0 BB: 0 P: 9	R: 0 E: 0 K: 0 S: 11	H: 2 LOB: 2 BB: 0 P: 14	R: 0 E: 0 K: 1 S: 8	H: 0 LOB: 0 BB: 0 P: 12	R: 0 E: 0 K: 1 S: 8	H: 0 LOB: 0 BB: 0 P: 12		1B: 9 2B: 0 3B: 0 HR: 0	SF: 0 SAC: 1 DP: 1 HBP: 0	WP: 0 PB: 0 SB: 1 CS: 0	PA: 35		
<b>PITCHER</b>	IP WLS BF H R ER SO BB IBB HBP BLK WP HR S P ERA WHIP	IP WLS BF H R ER SO BB IBB HBP BLK WP HR S P ERA WHIP	IP WLS BF H R ER SO BB IBB HBP BLK WP HR S P ERA WHIP	IP WLS BF H R ER SO BB IBB HBP BLK WP HR S P ERA WHIP	IP WLS BF H R ER SO BB IBB HBP BLK WP HR S P ERA WHIP	IP WLS BF H R ER SO BB IBB HBP BLK WP HR S P ERA WHIP	IP WLS BF H R ER SO BB IBB HBP BLK WP HR S P ERA WHIP	IP WLS BF H R ER SO BB IBB HBP BLK WP HR S P ERA WHIP	IP WLS BF H R ER SO BB IBB HBP BLK WP HR S P ERA WHIP	IP WLS BF H R ER SO BB IBB HBP BLK WP HR S P ERA WHIP	IP WLS BF H R ER SO BB IBB HBP BLK WP HR S P ERA WHIP	IP WLS BF H R ER SO BB IBB HBP BLK WP HR S P ERA WHIP	IP WLS BF H R ER SO BB IBB HBP BLK WP HR S P ERA WHIP	IP WLS BF H R ER SO BB IBB HBP BLK WP HR S P ERA WHIP	IP WLS BF H R ER SO BB IBB HBP BLK WP HR S P ERA WHIP	IP WLS BF H R ER SO BB IBB HBP BLK WP HR S P ERA WHIP	IP WLS BF H R ER SO BB IBB HBP BLK WP HR S P ERA WHIP	IP WLS BF H R ER SO BB IBB HBP BLK WP HR S P ERA WHIP	IP WLS BF H R ER SO BB IBB HBP BLK WP HR S P ERA WHIP	IP WLS BF H R ER SO BB IBB HBP BLK WP HR S P ERA WHIP	IP WLS BF H R ER SO BB IBB HBP BLK WP HR S P ERA WHIP		
Andy Pettitte, L ERA: 3.18 Jeff Nelson, R ERA: 2.99 (1, 1) (8, 1)	7.2 L 31 9 3 3 7 0 0 0 0 0 0 84 114 3.52 1.174	1.1 4 0 0 0 1 0 0 0 0 0 0 10 15 0.00 0.000																					

AB	34
R	3
H	9
RBI	3
BB	0
SO	8
LOB	7



Batter	1	2	3	4	5	6	7	8	9	AB	R	H	RBI	BB	SO	LOB	BOTTOM						
2 Derek Jeter, R OBP: 0.369, SLG: 0.388 (1, 6)	G5-3 		F8 							4	0	0	0	1	0	3	Seattle Mariners @ New York Yankees Yankee Stadium, Bronx, NY Sun Jul 27 1997, 3:33 AM EDT Att: 49,550 - Cloudy - 83 F						
Pat Kelly, R OBP: 0.364, SLG: 0.412 (1, 4)	G4-3 				1B 					5	0	1	0	0	1	5							
Paul O'Neill, L OBP: 0.417, SLG: 0.546 (1, 9)	G3-1 				1B 					4	0	0	0	0	1	5							
Tino Martinez, L OBP: 0.371, SLG: 0.628 Scott Pose, L OBP: 0.326, SLG: 0.288 (1, 3) (8, PR) (9, 7)		P2 			F7 					4	0	1	0	0	0	1							
Charlie Hayes, R OBP: 0.361, SLG: 0.431 (1, 5)		L1 								4	0	1	0	0	1	1							
Mariano Duncan, R OBP: 0.270, SLG: 0.308 Ivan Cruz, L OBP: 0.300, SLG: 0.222 (1, 7) (8, FH) (9, 3)					1B 					3	0	0	0	0	2	2							
Wade Boggs, L OBP: 0.377, SLG: 0.365 (1, 10)					K 					4	1	2	0	0	2	1							
Chad Curtis, R OBP: 0.359, SLG: 0.484 (1, 8)					1B 					3	1	2	0	1	0	1							
Joe Girardi, R OBP: 0.307, SLG: 0.318 (1, 2)					L7 					3	0	2	2	0	0	1							
<b>Inning Stats</b>	R: 0 E: 0 K: 0 S: 7	H: 0 LOB: 0 BB: 0 P: 10	R: 0 E: 0 K: 1 S: 9	H: 0 LOB: 0 BB: 0 P: 10	R: 0 E: 0 K: 1 S: 9	H: 1 LOB: 1 BB: 0 P: 12	R: 0 E: 0 K: 2 S: 12	H: 2 LOB: 2 BB: 0 P: 17	R: 0 E: 0 K: 1 S: 13	H: 2 LOB: 3 BB: 1 P: 24	R: 0 E: 0 K: 0 S: 7	H: 0 LOB: 0 BB: 0 P: 12	R: 2 E: 0 K: 0 S: 12	H: 2 LOB: 1 BB: 1 P: 19	R: 0 E: 0 K: 2 S: 13	H: 1 LOB: 1 BB: 0 P: 18		R: 0 E: 0 K: 0 S: 10	H: 1 LOB: 1 BB: 0 P: 15	1B: 7 2B: 2 3B: 0 HR: 0	SF: 0 SAC: 1 DP: 0 HBP: 0	WP: 0 PB: 0 SB: 0 CS: 0	PA: 38
<b>PITCHER</b>	IP WLS BF H R ER SO BB IBB HBP BLK WP HR S P ERA WHIP	IP WLS BF H R ER SO BB IBB HBP BLK WP HR S P ERA WHIP	IP WLS BF H R ER SO BB IBB HBP BLK WP HR S P ERA WHIP	IP WLS BF H R ER SO BB IBB HBP BLK WP HR S P ERA WHIP	IP WLS BF H R ER SO BB IBB HBP BLK WP HR S P ERA WHIP	IP WLS BF H R ER SO BB IBB HBP BLK WP HR S P ERA WHIP	IP WLS BF H R ER SO BB IBB HBP BLK WP HR S P ERA WHIP	IP WLS BF H R ER SO BB IBB HBP BLK WP HR S P ERA WHIP	IP WLS BF H R ER SO BB IBB HBP BLK WP HR S P ERA WHIP	IP WLS BF H R ER SO BB IBB HBP BLK WP HR S P ERA WHIP	IP WLS BF H R ER SO BB IBB HBP BLK WP HR S P ERA WHIP	IP WLS BF H R ER SO BB IBB HBP BLK WP HR S P ERA WHIP	IP WLS BF H R ER SO BB IBB HBP BLK WP HR S P ERA WHIP	IP WLS BF H R ER SO BB IBB HBP BLK WP HR S P ERA WHIP	IP WLS BF H R ER SO BB IBB HBP BLK WP HR S P ERA WHIP	IP WLS BF H R ER SO BB IBB HBP BLK WP HR S P ERA WHIP	IP WLS BF H R ER SO BB IBB HBP BLK WP HR S P ERA WHIP	IP WLS BF H R ER SO BB IBB HBP BLK WP HR S P ERA WHIP	IP WLS BF H R ER SO BB IBB HBP BLK WP HR S P ERA WHIP	IP WLS BF H R ER SO BB IBB HBP BLK WP HR S P ERA WHIP	IP WLS BF H R ER SO BB IBB HBP BLK WP HR S P ERA WHIP	IP WLS BF H R ER SO BB IBB HBP BLK WP HR S P ERA WHIP	
Jeff Fassero, L ERA: 4.1 Bob Wells, R ERA: 5.49 (1, 1) (8, 1)	7.0 W 31 8 2 2 5 2 0 0 0 0 0 21 30 0.00 0.500	2.0 S 7 1 0 0 2 0 0 0 0 0 0 21 30 0.00 0.500																					





Batter	1	2	3	4	5	6	7	8	9	AB	R	H	RBI	BB	SO	LOB	TOP			
Joey Cora, S OBP: 0.385, SLG: 0.488 (1, 4)	P6		F9			B4-3		P4		4	0	0	0	0	0	2				
Alex Rodriguez, R OBP: 0.366, SLG: 0.517 (1, 6)	CS 1B		FC5-4			K			DI 1B	4	0	2	0	0	1	2				
Ken Griffey Jr., L OBP: 0.369, SLG: 0.607 (1, 8)	G4-3				F9			F8	K	4	0	0	0	0	1	2				
Edgar Martinez, R OBP: 0.443, SLG: 0.513 (1, 10)		F8			G1-3				BB	3	0	0	0	1	1	0				
Jay Buhner, R OBP: 0.393, SLG: 0.505 (1, 9)	P6				K			F9	F8	4	0	0	0	0	1	2				
Paul Sorrento, L OBP: 0.347, SLG: 0.528 (1, 3)						K			F7	4	0	1	0	0	2	2				
Dan Wilson, R OBP: 0.340, SLG: 0.429 (1, 2)										2	0	0	0	1	0	1				
Russ Davis, R OBP: 0.336, SLG: 0.509 (1, 5)			L7					L8		3	0	1	0	0	0	1				
José Cruz Jr., S OBP: 0.318, SLG: 0.539 (1, 7)								F8		3	0	1	0	0	0	1				
<b>Inning Stats</b>	R: 0 E: 0 K: 0 S: 7	H: 1 LOB: 0 BB: 0 P: 12	R: 0 E: 0 K: 1 S: 6	H: 0 LOB: 0 BB: 0 P: 11	R: 0 E: 0 K: 0 S: 11	H: 1 LOB: 2 BB: 1 P: 20	R: 0 E: 0 K: 1 S: 9	H: 0 LOB: 0 BB: 0 P: 14	R: 0 E: 0 K: 1 S: 10	H: 1 LOB: 1 BB: 0 P: 14	R: 0 E: 0 K: 1 S: 13	H: 1 LOB: 1 BB: 0 P: 18	R: 0 E: 0 K: 0 S: 9	H: 0 LOB: 2 BB: 1 P: 13	R: 0 E: 0 K: 1 S: 10	H: 1 LOB: 2 BB: 1 P: 16	1B: 4 2B: 0 3B: 1 HR: 0	SF: 0 SAC: 0 DP: 0 HBP: 0	WP: 0 PB: 0 SB: 0 CS: 1	PA: 33
<b>PITCHER</b> 49 Tim Wakefield, R ERA: 4.23 (1, 1)	IP: 9.0 WLS: W BF: 33 H: 5 R: 0 ER: 0 SO: 6 BB: 2 IBB: 0 HBP: 0 BLK: 0 WP: 0 HR: 0 S: 81 P: 126 ERA: 0.00 WHIP: 0.778															<b>PITCHER</b>				

Seattle Mariners @ Boston Red Sox  
Fenway Park, Boston, MA  
Tue Jul 29 1997, 7:05 PM EDT  
Att: 33,293 - Unknown - 78 F

AB 31  
R 0  
H 5  
RBI 0  
BB 2  
SO 6  
LOB 13



Batter	1	2	3	4	5	6	7	8	9	AB	R	H	RBI	BB	SO	LOB	BOTTOM			
Nomar Garciaparra, R OBP: 0.344, SLG: 0.516 (1, 6)	K		F9			P5				5	1	2	1	0	1	2				
John Valentin, R OBP: 0.365, SLG: 0.492 (1, 5)	G5-3		CS BB			K		P4		3	0	0	0	2	1	2				
Mo Vaughn, L OBP: 0.449, SLG: 0.599 (1, 3)	FC5-4 HBP		CS		HBP BB 1B	HR		K		3	1	2	2	0	1	3				
Mike Stanley, R OBP: 0.398, SLG: 0.525 (1, 10)	FC5-4				F9	L7		K		4	0	0	0	0	1	2				
Wil Cordero, R OBP: 0.324, SLG: 0.443 (1, 7)			K		HBP BB	K		K		3	0	0	0	1	3	0				
Jeff Frye, R OBP: 0.342, SLG: 0.408 (1, 4)		G4-3 E 1B			K	SH1-3 1B 2B		BB		3	1	2	0	1	1	2				
Shane Mack, R OBP: 0.366, SLG: 0.443 (1, 8)		G4-3						BB E 1B		2	0	0	0	0	0	2				
Darren Bragg, L OBP: 0.350, SLG: 0.416 (9, 8)		G4-3				SH1-3		L8		0	0	0	0	0	0	0				
Scott Hatteberg, L OBP: 0.360, SLG: 0.425 (1, 2)					F7			F9		4	0	1	1	0	1	4				
Jesus Tavarez, S OBP: 0.233, SLG: 0.231 (1, 9)			G4-3			2B 2B		E7 BB	G6-3	4	1	1	0	0	0	1				
<b>Inning Stats</b>	R: 0 E: 0 K: 1 S: 11	H: 0 LOB: 1 BB: 0 P: 19	R: 0 E: 1 K: 2 S: 15	H: 1 LOB: 1 BB: 0 P: 22	R: 0 E: 0 K: 0 S: 4	H: 0 LOB: 0 BB: 1 P: 12	R: 0 E: 0 K: 1 S: 8	H: 1 LOB: 3 BB: 1 P: 19	R: 3 E: 0 K: 2 S: 15	H: 3 LOB: 0 BB: 0 P: 22	R: 1 E: 1 K: 1 S: 16	H: 2 LOB: 3 BB: 1 P: 27	R: 0 E: 0 K: 2 S: 8	H: 0 LOB: 1 BB: 1 P: 16	R: 0 E: 0 K: 0 S: 12	H: 1 LOB: 1 BB: 0 P: 15	1B: 3 2B: 4 3B: 0 HR: 1	SF: 0 SAC: 1 DP: 0 HBP: 2	WP: 0 PB: 0 SB: 0 CS: 1	PA: 39
<b>PITCHER</b> Randy Johnson, L ERA: 2.4 (1, 1)	IP: 7.0 WLS: L BF: 34 H: 7 R: 4 ER: 4 SO: 9 BB: 4 IBB: 2 HBP: 0 BLK: 0 WP: 1 HR: 1 S: 77 P: 137 ERA: 5.14 WHIP: 1.571															<b>PITCHER</b>				
Edwin Hurtado, R ERA: 8.84 (8, 1)	IP: 1.0 WLS: L BF: 4 H: 1 R: 0 ER: 0 SO: 0 BB: 0 IBB: 0 HBP: 0 BLK: 0 WP: 0 HR: 0 S: 12 P: 15 ERA: 0.00 WHIP: 1.000															<b>PITCHER</b>				

Seattle Mariners @ Boston Red Sox  
Fenway Park, Boston, MA  
Tue Jul 29 1997, 7:05 PM EDT  
Att: 33,293 - Unknown - 78 F

AB 31  
R 4  
H 8  
RBI 4  
BB 4  
SO 9  
LOB 18









Batter	1	2	3	4	5	6	7	8	9	AB	R	H	RBI	BB	SO	LOB	TOP										
Joey Cora, S OBP: 0.384, SLG: 0.491	0-1 F7		2-2 3B			0-1 G4-3		1-0 SH1-4		3	0	1	0	0	0	0	<b>Seattle Mariners @ Milwaukee Brewers</b> Milwaukee County Stadium, Milwaukee, WI Thu Jul 31 1997, 8:05 PM EDT Att: 20,823 - Unknown - 81 F										
Alex Rodriguez, R OBP: 0.363, SLG: 0.513	0-1 G3		2-1 F8			2-3 K		2-2 F3		4	0	0	0	0	1	2											
Ken Griffey Jr., L OBP: 0.373, SLG: 0.607	1-3 K			1-3 K		1-2 1B 2B		2-2 P2		4	1	1	0	0	2	0											
Edgar Martinez, R OBP: 0.447, SLG: 0.523		2-2 1B		4-2 BB		2-2 2H 1B		0-1 L9		3	0	2	1	1	0	0											
Jay Buhner, R OBP: 0.380, SLG: 0.497		0-3 K		2-0 F8		2-2 F7		2-1 1B		4	0	1	0	0	1	3											
Paul Sorrento, L OBP: 0.341, SLG: 0.516		1-3 K		2-0 G3			1-0 G4-3		1-0 G3	4	0	0	0	0	1	3											
Dan Wilson, R OBP: 0.336, SLG: 0.421		1-3 K			1-2 G3		1-1 G6-3			3	0	0	0	0	1	1											
Russ Davis, R OBP: 0.331, SLG: 0.500			1-1 G6-3		0-3 K		3-3 K			3	0	0	0	0	2	0											
José Cruz Jr., S OBP: 0.315, SLG: 0.541			1-3 K		2-3 K			2-2 SH1-4 F3 1B		1	0	0	0	0	1	0											
Rob Ducey, L OBP: 0.309, SLG: 0.425										2	0	1	0	0	1	0											
<b>Inning Stats</b>	R: 0 E: 0 K: 1 S: 7	H: 0 LOB: 0 BB: 0 P: 8	R: 0 E: 0 K: 3 S: 12	H: 1 LOB: 1 BB: 0 P: 16	R: 0 E: 0 K: 1 S: 13	H: 1 LOB: 1 BB: 0 P: 19	R: 0 E: 0 K: 1 S: 8	H: 0 LOB: 1 BB: 1 P: 17	R: 0 E: 0 K: 2 S: 10	H: 0 LOB: 0 BB: 0 P: 13	R: 1 E: 0 K: 1 S: 18	H: 2 LOB: 1 BB: 0 P: 25	R: 0 E: 0 K: 1 S: 6	H: 0 LOB: 0 BB: 0 P: 11	R: 0 E: 0 K: 0 S: 8	H: 1 LOB: 1 BB: 0 P: 13	R: 0 E: 0 K: 0 S: 8	H: 1 LOB: 1 BB: 0 P: 13	1B: 4 2B: 1 3B: 1 HR: 0	SF: 0 SAC: 1 DP: 0 HBP: 0	WP: 0 PB: 0 SB: 0 CS: 0	PA: 33					
<b>PITCHER</b>	IP	WLS	BF	H	R	ER	SO	BB	IBB	HBP	BLK	WP	HR	S	P	ERA	WHIP										
Bryce Florie, R ERA: 3.88	(1, 1)	5.2	22	4	1	1	9	1	0	0	0	0	0	65	93	1.59	0.882										
Al Reyes, R ERA: 6.0	(6, 1)	2.1	7	1	0	0	1	0	0	0	0	0	0	17	29	0.00	0.429										
Ron Villone, L ERA: 5.4	(9, 1)	0.1	1	0	0	0	0	0	0	0	0	0	0	3	5	0.00	0.000										
Bob Wickman, R ERA: 2.75	(9, 1)	0.2	W	3	1	0	0	0	0	0	0	0	0	5	8	0.00	1.500										

Batter	1	2	3	4	5	6	7	8	9	AB	R	H	RBI	BB	SO	LOB	BOTTOM										
Fernando Vina, L OBP: 0.299, SLG: 0.387	1-1 F8 1B 2B		2-2 L9			1-3 K			2-2 F8 SH1-4 1B	4	2	2	0	0	1	0	<b>Seattle Mariners @ Milwaukee Brewers</b> Milwaukee County Stadium, Milwaukee, WI Thu Jul 31 1997, 8:05 PM EDT Att: 20,823 - Unknown - 81 F										
Mark Loretta, R OBP: 0.355, SLG: 0.410	1-2 F8		0-0 P4			1-1 F8		0-0 SH1-4		3	0	0	0	0	0	1											
Jeff Cirillo, R OBP: 0.355, SLG: 0.419	0-2 2B 1B		1-1 G1-3			1-1 L8		3-2 F8		4	0	1	0	0	0	1											
Dave Nilsson, L OBP: 0.354, SLG: 0.475	0-1 F8			2-1 F9			2-1 F8		1-1 1B	4	0	1	1	0	0	2											
Jack Voigt, R OBP: 0.309, SLG: 0.570	2-3 K			1-3 K			0-1 G5-3		3-H 1B	3	0	1	1	0	1	0											
Matt Mieske, R OBP: 0.301, SLG: 0.394	1-3 2B				2-2 F9		1-2 G3-1			3	0	0	0	0	0	2											
Gerald Williams, R OBP: 0.296, SLG: 0.394			2-3 K					0-0 G6-3		3	0	0	0	0	2	0											
18 Todd Dunn, R OBP: 0.266, SLG: 0.371			2-3 K			2-2 P4		2-2 G4-6-3 1B		3	0	1	0	0	1	0											
Mike Matheny, R OBP: 0.280, SLG: 0.342			2-3 K			1-3 K		0-0 G4-6-3		3	0	0	0	0	2	1											
<b>Inning Stats</b>	R: 1 E: 0 K: 0 S: 15	H: 3 LOB: 2 BB: 0 P: 21	R: 0 E: 0 K: 3 S: 11	H: 0 LOB: 0 BB: 0 P: 17	R: 0 E: 0 K: 0 S: 7	H: 0 LOB: 0 BB: 0 P: 10	R: 0 E: 0 K: 1 S: 10	H: 0 LOB: 0 BB: 0 P: 15	R: 0 E: 0 K: 2 S: 9	H: 0 LOB: 0 BB: 0 P: 12	R: 0 E: 0 K: 1 S: 7	H: 0 LOB: 0 BB: 0 P: 10	R: 0 E: 0 K: 0 S: 7	H: 0 LOB: 0 BB: 0 P: 10	R: 0 E: 0 K: 0 S: 5	H: 1 LOB: 0 BB: 0 P: 7		R: 1 E: 0 K: 0 S: 10	H: 2 LOB: 1 BB: 0 P: 16	1B: 5 2B: 1 3B: 0 HR: 0	SF: 0 SAC: 1 DP: 1 HBP: 0	WP: 0 PB: 0 SB: 0 CS: 0	PA: 31				
<b>PITCHER</b>	IP	WLS	BF	H	R	ER	SO	BB	IBB	HBP	BLK	WP	HR	S	P	ERA	WHIP										
Jamie Moyer, L ERA: 4.34	(1, 1)	8.2	L	31	6	2	2	7	0	0	0	0	0	81	118	2.08	0.692										

AB	31
R	1
H	6
RBI	1
BB	1
SO	10
LOB	9



AB	30
R	2
H	6
RBI	2
BB	0
SO	7
LOB	7





Batter	1	2	3	4	5	6	7	8	9	AB	R	H	RBI	BB	SO	LOB	TOP											
Joey Cora, S OBP: 0.385, SLG: 0.490										3	1	1	0	1	1	0	<b>Seattle Mariners @ Milwaukee Brewers</b> Milwaukee County Stadium, Milwaukee, WI Fri Aug 01 1997, 8:05 PM EDT Att: 23,650 - Unknown - 77 F											
Alex Rodriguez, R OBP: 0.362, SLG: 0.518										4	1	1	3	0	0	1												
Ken Griffey Jr., L OBP: 0.370, SLG: 0.601										4	0	0	0	0	1	1												
Edgar Martinez, R OBP: 0.446, SLG: 0.519										3	0	0	0	1	0	0												
Jay Buhner, R OBP: 0.381, SLG: 0.496										3	0	1	0	1	1	0												
Paul Sorrento, L OBP: 0.337, SLG: 0.510										4	0	0	0	0	1	3												
Dan Wilson, R OBP: 0.333, SLG: 0.418										3	0	0	0	0	0	2												
Brent Gates, S OBP: 0.278, SLG: 0.371										3	0	0	0	0	1	0												
Rob Ducey, L OBP: 0.309, SLG: 0.422										3	1	1	0	0	0	0												
<b>Inning Stats</b>	R: 0 E: 0 K: 1 S: 8	H: 0 LOB: 0 BB: 0 P: 10	R: 0 E: 0 K: 0 S: 5	H: 0 LOB: 0 BB: 7 P: 7	R: 0 E: 0 K: 0 S: 7	H: 0 LOB: 0 BB: 0 P: 14	R: 0 E: 1 K: 0 S: 6	H: 0 LOB: 0 BB: 0 P: 7	R: 0 E: 0 K: 0 S: 9	H: 1 LOB: 1 BB: 0 P: 12	R: 0 E: 0 K: 1 S: 10	H: 1 LOB: 1 BB: 0 P: 16	R: 3 E: 0 K: 2 S: 11	H: 2 LOB: 0 BB: 1 P: 19	R: 0 E: 0 K: 1 S: 8	H: 0 LOB: 0 BB: 0 P: 12	1B: 3 2B: 1 3B: 0 HR: 1	SF: 0 SAC: 0 DP: 2 HBP: 0	WP: 0 PB: 0 SB: 0 CS: 0	PA: 33								
<b>PITCHER</b>	IP	WLS	BF	H	R	ER	SO	BB	IBB	HBP	BLK	WP	HR	S	P	ERA	WHIP											
21 Cal Eldred, R ERA: 4.86	(1, 1)	7.0	W	24	2	0	0	2	2	0	0	0	0	0	53	83	0.00	0.571										
Greg Hansell, R ERA: 16.2	(8, 1)	0.2		5	2	3	3	1	1	0	0	0	0	1	8	14	40.50	4.500										
Ron Villone, L ERA: 5.34	(8, 1)	0.1		1	0	0	0	1	0	0	0	0	0	0	3	5	0.00	0.000										
Mike Misuraca, R ERA: 3.38	(9, 1)	1.0		3	0	0	0	1	0	0	0	0	0	0	8	12	0.00	0.000										

Batter	1	2	3	4	5	6	7	8	9	AB	R	H	RBI	BB	SO	LOB	BOTTOM											
Fernando Vina, L OBP: 0.303, SLG: 0.395										3	1	2	3	0	0	0	<b>Seattle Mariners @ Milwaukee Brewers</b> Milwaukee County Stadium, Milwaukee, WI Fri Aug 01 1997, 8:05 PM EDT Att: 23,650 - Unknown - 77 F											
Jose Valentin, S OBP: 0.325, SLG: 0.408										4	0	1	0	0	0	2												
Jeff Cirillo, R OBP: 0.354, SLG: 0.417										4	0	1	1	0	0	0												
Mark Loretta, R OBP: 0.358, SLG: 0.408										1	0	0	0	0	0	2												
Dave Nilsson, L OBP: 0.358, SLG: 0.479										3	1	2	1	1	0	2												
Jeff Huson, L OBP: 0.275, SLG: 0.250										1	0	0	0	0	0	2												
Jeremy Burnitz, L OBP: 0.383, SLG: 0.548										3	1	1	2	1	0	2												
Matt Mieske, R OBP: 0.296, SLG: 0.387										4	0	0	0	0	2	4												
Gerald Williams, R OBP: 0.296, SLG: 0.393										4	1	1	0	0	0	0												
18 Todd Dunn, R OBP: 0.294, SLG: 0.409										4	3	3	0	0	0	0												
Jesse Levis, L OBP: 0.349, SLG: 0.348										4	1	3	1	0	0	0												
<b>Inning Stats</b>	R: 0 E: 0 K: 0 S: 6	H: 0 LOB: 0 BB: 0 P: 8	R: 6 E: 0 K: 2 S: 27	H: 7 LOB: 3 BB: 1 P: 44	R: 1 E: 0 K: 0 S: 9	H: 2 LOB: 1 BB: 0 P: 14	R: 0 E: 0 K: 0 S: 7	H: 1 LOB: 1 BB: 0 P: 14	R: 1 E: 0 K: 0 S: 12	H: 2 LOB: 1 BB: 0 P: 19	R: 0 E: 0 K: 0 S: 5	H: 0 LOB: 0 BB: 1 P: 10	R: 0 E: 0 K: 0 S: 6	H: 0 LOB: 0 BB: 0 P: 6	R: 0 E: 0 K: 0 S: 10	H: 2 LOB: 2 BB: 0 P: 16	1B: 9 2B: 4 3B: 0 HR: 1	SF: 2 SAC: 0 DP: 1 HBP: 1	WP: 0 PB: 0 SB: 0 CS: 0	PA: 40								
<b>PITCHER</b>	IP	WLS	BF	H	R	ER	SO	BB	IBB	HBP	BLK	WP	HR	S	P	ERA	WHIP											
Bob Wolcott, R ERA: 5.68	(1, 1)	1.1	L	10	6	6	6	1	0	0	0	0	0	1	22	33	40.50	4.500										
Felipe Lira, R ERA: 5.91	(2, 1)	3.2		19	6	2	2	1	1	0	1	0	0	0	39	66	4.91	1.909										
Paul Spoljaric, L ERA: 3.12	(6, 1)	1.0		3	0	0	0	0	1	0	0	0	0	0	5	10	0.00	1.000										
Mike Timlin, R ERA: 2.81	(7, 1)	1.0		3	0	0	0	0	0	0	0	0	0	0	6	6	0.00	0.000										
Bobby Ayala, R ERA: 4.99	(8, 1)	1.0		5	2	0	0	0	0	0	0	0	0	0	10	16	0.00	2.000										

AB	30
R	3
H	4
RBI	3
BB	3
SO	5
LOB	7



AB	35
R	8
H	14
RBI	8
BB	2
SO	2
LOB	14














Batter	1	2	3	4	5	6	7	8	9	AB	R	H	RBI	BB	SO	LOB	TOP				
<b>Brady Anderson, L</b> OBP: 0.412, SLG: 0.473 (1, 8)	G4-3 SF7 2B		G6-3 BB		G1-3	P6-4 2-2			K	4	1	1	0	1	1	2					
<b>Jeff Reboulet, R</b> OBP: 0.338, SLG: 0.354 (1, 4)	G4-3		G6-3		1B				G1-3	5	0	1	1	0	1	2					
<b>Rafael Palmeiro, L</b> OBP: 0.329, SLG: 0.459 (1, 3)	SF7		K		F8				F8	4	0	0	1	0	1	2					
<b>Geronimo Berroa, R</b> OBP: 0.376, SLG: 0.496 (1, 9)	G6-3				G4-3 2B				E6	4	0	2	0	0	0	0					
<b>B.J. Surhoff, L</b> OBP: 0.355, SLG: 0.482 (1, 7)		G6-4-3 1B		G4-3	L9				K	4	0	1	0	0	1	4					
<b>Cal Ripken Jr., R</b> OBP: 0.328, SLG: 0.418 (1, 5)		G6-4-3 1-2		G1-3 1B		1B SF8 2B			F9	4	1	2	0	0	0	1					
<b>Harold Baines, L</b> OBP: 0.377, SLG: 0.466 (1, 10)		G4-3		G1-3		P6-4 BB 1B			F9	4	0	1	0	0	0	2					
<b>Chris Hoiles, R</b> OBP: 0.389, SLG: 0.447 <b>Lenny Webster, R</b> OBP: 0.301, SLG: 0.339 (8, 2)			G3 G6-3 2B		BB	SF8			BB	1	1	1	1	2	0	0					
<b>Mike Bordick, R</b> OBP: 0.280, SLG: 0.303 (1, 6)			G3		L9	3-H			F9	3	0	0	0	1	0	5					
<b>Inning Stats</b>	R: 1 E: 0 K: 0 S: 4	H: 1 LOB: 0 BB: 0 P: 5	R: 0 E: 0 K: 0 S: 3	H: 1 LOB: 0 BB: 0 P: 7	R: 1 E: 0 K: 1 S: 10	H: 1 LOB: 1 BB: 1 P: 22	R: 0 E: 0 K: 0 S: 11	H: 2 LOB: 3 BB: 1 P: 17	R: 0 E: 0 K: 0 S: 8	H: 2 LOB: 2 BB: 0 P: 14	R: 0 E: 0 K: 2 S: 11	H: 0 LOB: 1 BB: 1 P: 18	R: 0 E: 0 K: 0 S: 8	H: 0 LOB: 1 BB: 1 P: 16	R: 0 E: 0 K: 1 S: 9	H: 0 LOB: 0 BB: 0 P: 14	1B: 5 2B: 5 3B: 0 HR: 0	SF: 2 SAC: 0 DP: 2 HBP: 0	WP: 0 PB: 0 SB: 0 CS: 0	PA: 39	
<b>PITCHER</b>	IP	WLS	BF	H	R	ER	SO	BB	IBB	HBP	BLK	WP	HR	S	P	ERA	WHIP				
<b>Omar Olivares, R</b> ERA: 4.64 (1, 1)	5.1		27	9	3	3	1	3	0	0	0	0	0	44	82	5.06	2.250				
<b>Paul Spoljaric, L</b> ERA: 2.99 (6, 1)	2.2		9	0	0	0	2	1	0	0	0	0	0	20	35	0.00	0.375				
<b>Norm Charlton, L</b> ERA: 7.53 (9, 1)	1.0	W	3	0	0	0	1	0	0	0	0	0	0	9	14	0.00	0.000				

**Baltimore Orioles @ Seattle Mariners**  
The Kingdome, Seattle, WA  
Tue Aug 05 1997, 10:05 PM EDT  
Att: 37,361 - Dome - 68 F

livebaseballscores.com

AB 33  
R 3  
H 9  
RBI 3  
BB 4  
SO 4  
LOB 18




Batter	1	2	3	4	5	6	7	8	9	AB	R	H	RBI	BB	SO	LOB	BOTTOM					
<b>Joey Cora, S</b> OBP: 0.390, SLG: 0.490 (1, 4)	P3	1-2 1B		B2					FC6-4 1B	4	0	2	0	0	0	1						
<b>Alex Rodriguez, R</b> OBP: 0.385, SLG: 0.512 (1, 6)	G5-3		K		K				FC6-4 WP	4	0	0	0	0	2	4						
<b>Ken Griffey Jr., L</b> OBP: 0.368, SLG: 0.600 (1, 8)	G3		G4-3		F7				K	4	0	0	0	0	1	1						
<b>Edgar Martinez, R</b> OBP: 0.449, SLG: 0.522 (1, 10)		4-1 BB HR BB	P4		FC4-6 BB				K	2	1	0	0	2	1	1						
<b>Jay Buhner, R</b> OBP: 0.377, SLG: 0.488 (1, 9)		2-3 K	2-2 BB 1B		K				F8	4	0	1	0	0	2	2						
<b>Mike Blowers, R</b> OBP: 0.380, SLG: 0.406 <b>Paul Sorrento, L</b> OBP: 0.335, SLG: 0.517 (8, FH) (9, 3)		4-0 BB HR BB	1-2 BB		FC4-6				G3-1	1	1	0	0	2	0	1						
<b>Dan Wilson, R</b> OBP: 0.332, SLG: 0.424 (1, 2)		3-2 HR	F9		G4-3				F9	4	1	1	3	0	0	2						
<b>Russ Davis, R</b> OBP: 0.332, SLG: 0.510 (1, 5)		P4		E6		K			HR	4	1	1	1	0	1	0						
<b>Rich Amaral, R</b> OBP: 0.312, SLG: 0.302 (1, 7)		1B BB		K		G4-3				2	0	0	0	1	1	1						
<b>Inning Stats</b>	R: 0 E: 0 K: 0 S: 8	H: 0 LOB: 0 BB: 0 P: 13	R: 3 E: 0 K: 2 S: 19	H: 2 LOB: 3 BB: 3 P: 39	R: 0 E: 0 K: 0 S: 14	H: 1 LOB: 2 BB: 1 P: 25	R: 0 E: 1 K: 1 S: 11	H: 0 LOB: 1 BB: 0 P: 18	R: 0 E: 0 K: 1 S: 8	H: 0 LOB: 0 BB: 0 P: 16	R: 0 E: 0 K: 1 S: 7	H: 0 LOB: 0 BB: 0 P: 10	R: 0 E: 0 K: 2 S: 12	H: 1 LOB: 1 BB: 0 P: 20	R: 0 E: 0 K: 0 S: 5	H: 0 LOB: 0 BB: 0 P: 8	R: 1 E: 0 K: 0 S: 1	H: 1 LOB: 0 BB: 0 P: 1	1B: 3 2B: 0 3B: 0 HR: 2	SF: 0 SAC: 0 DP: 0 HBP: 0	WP: 1 PB: 0 SB: 0 CS: 0	PA: 35
<b>PITCHER</b>	IP	WLS	BF	H	R	ER	SO	BB	IBB	HBP	BLK	WP	HR	S	P	ERA	WHIP					
<b>Jimmy Key, L</b> ERA: 2.57 (1, 1)	5.0		24	3	3	3	5	5	0	0	0	0	0	12	17	0.00	0.750					
<b>Alan Mills, R</b> ERA: 3.38 (7, 1)	0.1		1	0	0	0	1	0	0	0	0	1	0	3	6	0.00	0.000					
<b>Jesse Orosco, L</b> ERA: 2.31 <b>Terry Mathews, R</b> ERA: 3.35 (7, 1)	1.1	L	5	1	1	1	1	0	0	0	0	0	1	10	16	6.75	0.750					

**Baltimore Orioles @ Seattle Mariners**  
The Kingdome, Seattle, WA  
Tue Aug 05 1997, 10:05 PM EDT  
Att: 37,361 - Dome - 68 F

livebaseballscores.com

AB 30  
R 4  
H 5  
RBI 4  
BB 5  
SO 8  
LOB 13





Batter	1	2	3	4	5	6	7	8	9	10	11	AB	R	H	RBI	BB	SO	LOB	TOP					
Brady Anderson, L (1, 8) OBP: 0.413, SLG: 0.478	1-3 K	4-2 FC4-6 BB			2-2 G3		4-2 BB		1-0 F7		3-2 HR	4	1	1	1	2	1	0						
Jeff Reboulet, R (1, 4) OBP: 0.331, SLG: 0.346	2-2 F9	2-2 FC4-6			2-1 G5-3		2-2 F9		3-2 1B		3-2 G6-3	6	0	1	0	0	0	3						
Rafael Palmeiro, L (1, 3) OBP: 0.327, SLG: 0.457	2-2 1B		2-3 K		0-0 G6-3		0-0 P2		1-1 F8		2-3 K	6	1	1	0	0	2	3						
Gerónimo Berroa, R (1, 10) OBP: 0.377, SLG: 0.494	0-2 1B 2H 1B		3-3 K		4-1 1B BB			0-1 L9	2-2 L8			4	1	1	1	1	1	1						
B.J. Surhoff, L (1, 7) OBP: 0.360, SLG: 0.486	0-1 1B 1-2 1B		1-1 L3		1-1 1B			3-1 1B 1B		1-2 1B	1-2 1B	5	1	4	0	0	0	0						
Cal Ripken Jr., R (1, 5) OBP: 0.328, SLG: 0.418	1-0 1B		2-0 L8		1-0 FC5-2-5 G5-4-3			1-0 1B FC6-2		0-0 F9		5	0	2	1	0	0	3						
Jeffrey Hammonds, R (1, 9) OBP: 0.321, SLG: 0.507	2-0 F9		2-3 K		0-0 G5-4-3			1-2 1B		0-0 P3		3	0	0	0	0	1	4						
Harold Baines, L (8, PH) OBP: 0.379, SLG: 0.466												1	0	1	1	0	0	0						
Aaron Ledesma, R (8, PH) OBP: 0.556, SLG: 0.429												1	0	0	0	0	0	1						
Lenny Webster, R (1, 2) OBP: 0.304, SLG: 0.341		3-1 L9		3-2 1B				3-1 FC6-2		0-2 K		5	0	2	0	0	1	3						
Mike Bordick, R (1, 6) OBP: 0.279, SLG: 0.300		2-2 G3-1		0-0 F9				0-0 G4-3		0-0 G4-3		3	0	0	0	0	0	2						
Tony Tarasco, L (8, PH) OBP: 0.335, SLG: 0.438											1-1 G4-3	2	0	0	0	0	0	2						
<b>Inning Stats</b>	R: 2 E: 0 K: 1 S: 19	H: 4 LOB: 2 BB: 0 P: 27	R: 0 E: 0 K: 0 S: 14	H: 0 LOB: 1 BB: 1 P: 25	R: 0 E: 0 K: 2 S: 8	H: 0 LOB: 0 BB: 0 P: 14	R: 0 E: 0 K: 1 S: 8	H: 1 LOB: 1 BB: 0 P: 15	R: 0 E: 0 K: 0 S: 5	H: 1 LOB: 2 BB: 1 P: 11	R: 0 E: 0 K: 0 S: 9	H: 1 LOB: 1 BB: 0 P: 18	R: 1 E: 0 K: 0 S: 12	H: 3 LOB: 2 BB: 0 P: 20	R: 0 E: 0 K: 2 S: 9	H: 1 LOB: 1 BB: 0 P: 16	R: 0 E: 0 K: 1 S: 8	H: 1 LOB: 0 BB: 0 P: 9	R: 1 E: 0 K: 1 S: 12	H: 1 LOB: 0 BB: 21 P: 21	1B: 11 2B: 1 3B: 0 HR: 1	SF: 0 SAC: 0 DP: 1 HBP: 0	WP: 0 PB: 0 SB: 0 CS: 0	PA: 48
<b>PITCHER</b>	IP WLS BF H R ER SO BB IBB HBP BLK WP HR S P ERA WHIP	6.0 25 25 6 2 2 4 2 0 0 0 0 0 0 80 25 3.00 1.333	0.2 4 1 0 0 0 0 0 0 0 0 0 0 0 8 17 0.00 3.000	0.2 3 1 1 1 0 0 0 0 0 0 0 0 0 5 8 13.50 1.500	1.2 8 3 0 0 0 0 0 0 0 0 0 0 17 29 0.00 1.800	2.0 L 8 2 1 1 2 0 0 0 0 0 0 1 20 30 4.50 1.000																		

Baltimore Orioles @ Seattle Mariners  
The Kingdom, Seattle, WA  
Wed Aug 06 1997, 10:05 PM EDT  
Att. 38,871 - Dome - 68 F

AB 45  
R 4  
H 13  
RBI 4  
BB 3  
SO 6  
LOB 22



Batter	1	2	3	4	5	6	7	8	9	10	11	AB	R	H	RBI	BB	SO	LOB	BOTTOM					
Joey Cora, S (1, 4) OBP: 0.388, SLG: 0.487	3-1 G3-1		1-0 G1-3 1B		2-0 G1-3		2-2 F8		3-3 K			5	0	1	0	0	1	0						
Alex Rodriguez, R (1, 6) OBP: 0.361, SLG: 0.506	2-1 G4-3		0-1 G1-3 1-2		1-1 G6-3		0-1 L1-3			1-3 K		5	0	0	0	0	1	1						
Ken Griffey Jr., L (1, 8) OBP: 0.388, SLG: 0.600	2-0 1B		0-0 G1-3			1-0 L8		3-1 F9 2B		3-1 P5		5	0	2	0	0	0	1						
Edgar Martinez, R (1, 10) OBP: 0.451, SLG: 0.524	0-3 K			2-1 G6-3		2-2 HR 1B		4-2 BB		1-1 2B		4	1	2	0	1	1	1						
Jay Buhner, R (1, 9) OBP: 0.379, SLG: 0.487		2-0 F8		3-1 1B G1-2-3 1B		4-2 HR BB		2-3 K		4-1 BB		3	1	1	0	2	1	2						
Paul Serrano, L (1, 3) OBP: 0.337, SLG: 0.526		2-0 G6-3		0-1 1B		1-0 BB		2-1 F9		0-1 BB		4	1	2	3	0	0	2						
Mike Blowers, R (10, PH) OBP: 0.357, SLG: 0.402				1-2 1B		1-2 HR		2-3 F9			0-1 G4-3	1	0	0	0	0	0	2						
Dan Wilson, R (1, 2) OBP: 0.333, SLG: 0.424		0-1 FC6-4 1B		3-2 1B		1-0 G6-3		1-0 F8			0-1 P6	5	0	2	0	0	0	2						
Russ Davis, R (1, 5) OBP: 0.328, SLG: 0.503	1-1 FC6-4		0-0 G1-2-3		0-0 G1-2-3		1-1 L4		2-3 K		2-2 F9	5	0	0	0	0	1	4						
Lee Tinsley, S (1, 7) OBP: 0.272, SLG: 0.314			0-3 K		2-3 K				1-0 F8		0-1 G6-3	4	0	0	0	0	2	0						
Rich Amaral, R (11, PH) OBP: 0.309, SLG: 0.299							2-2 F7					1	0	0	0	0	0	0						
<b>Inning Stats</b>	R: 0 E: 0 K: 1 S: 8	H: 1 LOB: 1 BB: 0 P: 15	R: 0 E: 0 K: 0 S: 6	H: 1 LOB: 1 BB: 1 P: 11	R: 0 E: 0 K: 1 S: 7	H: 1 LOB: 1 BB: 0 P: 8	R: 0 E: 0 K: 0 S: 10	H: 3 LOB: 2 BB: 0 P: 18	R: 0 E: 0 K: 1 S: 6	H: 2 LOB: 0 BB: 1 P: 21	R: 3 E: 0 K: 0 S: 11	H: 0 LOB: 0 BB: 1 P: 21	R: 0 E: 0 K: 0 S: 8	H: 0 LOB: 0 BB: 0 P: 14	R: 0 E: 0 K: 1 S: 11	H: 1 LOB: 2 BB: 1 P: 20	R: 0 E: 0 K: 0 S: 7	H: 0 LOB: 0 BB: 0 P: 9	R: 0 E: 0 K: 0 S: 7	H: 0 LOB: 0 BB: 0 P: 9	1B: 7 2B: 2 3B: 0 HR: 1	SF: 0 SAC: 0 DP: 1 HBP: 0	WP: 0 PB: 1 SB: 0 CS: 0	PA: 45
<b>PITCHER</b>	IP WLS BF H R ER SO BB IBB HBP BLK WP HR S P ERA WHIP	7.0 29 29 1 1 3 3 1 0 0 0 0 0 0 56 96 3.86 1.286	0.0 1 1 0 0 0 0 0 0 0 0 0 0 0 2 5 ∞ ∞	2.0 7 0 0 0 3 1 0 0 0 0 0 0 18 33 0.00 0.500	0.2 4 1 0 0 1 1 0 0 0 0 0 0 9 18 0.00 3.000	0.1 W 1 0 0 0 0 0 0 0 0 0 0 2 2 0.00 0.000																		

Baltimore Orioles @ Seattle Mariners  
The Kingdom, Seattle, WA  
Wed Aug 06 1997, 10:05 PM EDT  
Att. 38,871 - Dome - 68 F

AB 42  
R 3  
H 10  
RBI 3  
BB 3  
SO 7  
LOB 15






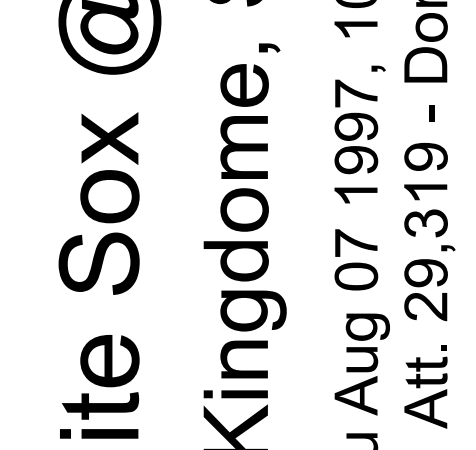
Batter	1	2	3	4	5	6	7	8	9	AB	R	H	RBI	BB	SO	LOB	TOP								
Ray Durham, S (1,4) OBP: 0.327, SLG: 0.355	G4-3		BB		G6-3			F8		3	0	0	0	1	0	0	Chicago White Sox @ Seattle Mariners The Kingdome, Seattle, WA Thu Aug 07 1997, 10:05 PM EDT Att: 29,319 - Dome - 68 F								
Mike Cameron, R (1,9) OBP: 0.350, SLG: 0.459	F7		BB		P3			G6-4-3		3	0	0	0	1	1	2									
Frank Thomas, R (1,3) OBP: 0.462, SLG: 0.644	K							G6-4-3		3	1	1	1	1	1	1									
Albert Belle, R (1,10) OBP: 0.329, SLG: 0.479		BB		F7				HR		4	1	2	0	0	0	3									
Lyle Mouton, R (1,7) OBP: 0.309, SLG: 0.377 Dave Martinez, L (9, PH) OBP: 0.344, SLG: 0.404	P4				G6-3			F8	1B	3	0	0	0	0	0	1									
Robin Ventura, L (1,5) OBP: 0.429, SLG: 0.571	G5-4-3							G4-6-3	1B	3	0	1	0	1	1	2									
Chris Snopce, R (1,6) Jorge Fabregas, L (9, PH) Doug Drabek, R (9, PR)	G5-4-3				K			F9	FC6-4	3	0	0	0	0	1	3									
Tony Peña, R (1,2) Ozzie Guillen, L (9, PH)				F9				G5-3	F8	3	0	0	0	0	1	1									
Darren Lewis, R (1,8) OBP: 0.297, SLG: 0.215				BB				G5-3		3	0	1	0	0	0	0									
<b>Inning Stats</b>	R: 0 E: 0 K: 1 S: 10	H: 0 LOB: 0 BB: 0 P: 16	R: 0 E: 0 K: 0 S: 9	H: 1 LOB: 1 BB: 1 P: 15	R: 0 E: 0 K: 1 S: 11	H: 1 LOB: 3 BB: 2 P: 22	R: 0 E: 0 K: 2 S: 10	H: 1 LOB: 1 BB: 0 P: 14	R: 0 E: 0 K: 0 S: 4	H: 0 LOB: 0 BB: 0 P: 4	R: 1 E: 0 K: 0 S: 8	H: 1 LOB: 0 BB: 0 P: 11	R: 0 E: 0 K: 0 S: 6	H: 0 LOB: 0 BB: 0 P: 9	R: 0 E: 0 K: 0 S: 5	H: 0 LOB: 0 BB: 1 P: 12		R: 1 E: 0 K: 1 S: 12	H: 2 LOB: 1 BB: 0 P: 16	1B: 5 2B: 0 3B: 0 HR: 1	SF: 0 SAC: 0 DP: 2 HBP: 0	WP: 0 PB: 0 SB: 2 CS: 0	PA: 35		
<b>PITCHER</b>	IP	WLS	BF	H	R	ER	SO	BB	IBB	HBP	BLK	WP	HR	S	P	ERA	WHIP								
Jeff Fassero, L (1,1) ERA: 3.93	7.1	W	29	4	1	1	4	4	0	0	0	0	1	59	98	1.23	1.091								
Mike Timlin, R (8,1) ERA: 3.1	0.2		2	1	1	1	0	0	0	0	0	0	0	6	7	13.50	1.500								
Norm Charlton, L (9,1) ERA: 7.56	0.1		2	1	0	0	1	0	0	0	0	0	0	5	7	0.00	3.000								
Heathcliff Slocumb, R (9,1) ERA: 5.44	0.2	S	2	0	0	0	0	0	0	0	0	0	0	5	7	0.00	0.000								

Batter	1	2	3	4	5	6	7	8	9	AB	R	H	RBI	BB	SO	LOB	BOTTOM								
Joey Cora, S (1,4) OBP: 0.384, SLG: 0.482	K		F7		F9			F7		4	0	0	0	0	1	0	Chicago White Sox @ Seattle Mariners The Kingdome, Seattle, WA Thu Aug 07 1997, 10:05 PM EDT Att: 29,319 - Dome - 68 F								
Alex Rodriguez, R (1,6) OBP: 0.358, SLG: 0.501	L9		P4		K			F7		4	0	0	0	0	1	0									
Ken Griffey Jr., L (1,8) OBP: 0.369, SLG: 0.608	G3							K		4	1	2	1	0	1	0									
Edgar Martinez, R (1,10) OBP: 0.451, SLG: 0.521 Lee Tinsley, S (8, PR) OBP: 0.272, SLG: 0.314		CS		F8				P4		2	0	0	0	2	0	1									
Jay Buhner, R (1,9) OBP: 0.384, SLG: 0.487		CS						BB		0	1	0	0	4	0	0									
Dan Wilson, R (1,2) OBP: 0.330, SLG: 0.419					P6			P3		4	0	0	0	0	1	6									
Mike Blowers, R (1,3) OBP: 0.368, SLG: 0.437 Paul Sorrento, L (6, PH) OBP: 0.335, SLG: 0.523								K		1	1	1	2	1	0	0									
Russ Davis, R (1,5) OBP: 0.328, SLG: 0.500								FC4-6		2	0	0	0	0	1	3									
Rich Amaral, R (1,7) OBP: 0.303, SLG: 0.292					F8			F9		2	0	0	0	1	0	3									
<b>Inning Stats</b>	R: 0 E: 0 K: 1 S: 10	H: 0 LOB: 0 BB: 0 P: 16	R: 2 E: 0 K: 1 S: 8	H: 1 LOB: 1 BB: 3 P: 25	R: 0 E: 0 K: 0 S: 7	H: 1 LOB: 1 BB: 0 P: 13	R: 0 E: 0 K: 0 S: 10	H: 0 LOB: 2 BB: 2 P: 20	R: 1 E: 0 K: 1 S: 13	H: 1 LOB: 0 BB: 0 P: 21	R: 0 E: 0 K: 1 S: 10	H: 0 LOB: 1 BB: 1 P: 17	R: 0 E: 0 K: 0 S: 6	H: 0 LOB: 0 BB: 0 P: 7	R: 0 E: 0 K: 1 S: 10	H: 0 LOB: 2 BB: 2 P: 19		1B: 0 2B: 2 3B: 0 HR: 2	SF: 0 SAC: 0 DP: 1 HBP: 0	WP: 0 PB: 0 SB: 0 CS: 2	PA: 34				
<b>PITCHER</b>	IP	WLS	BF	H	R	ER	SO	BB	IBB	HBP	BLK	WP	HR	S	P	ERA	WHIP								
Scott Eyre, L (1,1) ERA: 8.68	5.0	L	23	3	3	3	3	6	0	0	0	0	2	50	101	5.40	1.800								
Carlos Castillo, R (6,1) ERA: 3.36	2.2		10	0	0	0	2	2	0	0	0	0	0	22	35	0.00	0.750								
Chuck McElroy, L (8,1) ERA: 3.5	0.1		1	0	0	0	0	0	0	0	0	0	0	2	2	0.00	0.000								

AB	31
R	2
H	6
RBI	2
BB	4
SO	5
LOB	15



AB	26
R	3
H	3
RBI	3
BB	8
SO	5
LOB	16





Batter	1	2	3	4	5	6	7	8	9	AB	R	H	RBI	BB	SO	LOB	TOP					
Ray Durham, S OBP: 0.328, SLG: 0.355	F9		BB		P4			BB 1B		3	0	1	0	1	0	2	Chicago White Sox @ Seattle Mariners The Kingdome, Seattle, WA Fri Aug 08 1997, 10:05 PM EDT Att: 42,170 - Dome - 68 F					
Mike Cameron, R OBP: 0.345, SLG: 0.451	K		BB					K		4	0	0	0	0	4	3						
Frank Thomas, R OBP: 0.460, SLG: 0.638	K							BB		3	0	0	0	1	3	0						
Albert Belle, R OBP: 0.326, SLG: 0.474		K						BB		4	0	0	0	0	3	2						
Lyle Mouton, R OBP: 0.303, SLG: 0.370	K									4	0	0	0	0	4	0						
Chris Snopce, R OBP: 0.283, SLG: 0.319					P4			K		4	0	0	0	0	2	0						
Ron Karkovics, R OBP: 0.280, SLG: 0.330					G5-3			BB		4	0	2	0	0	1	0						
Darren Lewis, R OBP: 0.308, SLG: 0.221					S			BB		3	0	1	0	1	1	2						
Ozzie Guillen, L OBP: 0.300, SLG: 0.340					P3					3	0	1	0	0	1	1						
<b>Inning Stats</b>	R: 0 E: 0 K: 2 S: 10	H: 0 LOB: 0 BB: 0 P: 14	R: 0 E: 0 K: 2 S: 8	H: 0 LOB: 0 BB: 0 P: 12	R: 0 E: 0 K: 1 S: 8	H: 1 LOB: 2 BB: 1 P: 17	R: 0 E: 0 K: 3 S: 10	H: 0 LOB: 0 BB: 0 P: 18	R: 0 E: 0 K: 1 S: 11	H: 1 LOB: 2 BB: 1 P: 23	R: 0 E: 0 K: 3 S: 10	H: 0 LOB: 0 BB: 0 P: 13	R: 0 E: 0 K: 2 S: 11	H: 1 LOB: 1 BB: 0 P: 15	R: 0 E: 0 K: 2 S: 13	H: 1 LOB: 2 BB: 1 P: 24	R: 0 E: 0 K: 3 S: 10	H: 1 LOB: 1 BB: 0 P: 12	1B: 5 2B: 0 3B: 0 HR: 0	SF: 0 SAC: 0 DP: 0 HBP: 0	WP: 0 PB: 0 SB: 1 CS: 0	PA: 35
<b>PITCHER</b> Randy Johnson, L ERA: 2.35	IP: 9.0 WLS: W BF: 35 H: 5 R: 0 ER: 0 SO: 19 BB: 3 IBB: 0 HBP: 0 BLK: 0 WP: 0 HR: 0 S: 91 P: 148 ERA: 0.00 WHIP: 0.889																					

Batter	1	2	3	4	5	6	7	8	9	AB	R	H	RBI	BB	SO	LOB	BOTTOM						
Joey Cora, S OBP: 0.383, SLG: 0.480	F7				L9-3					4	1	1	1	0	1	2	Chicago White Sox @ Seattle Mariners The Kingdome, Seattle, WA Fri Aug 08 1997, 10:05 PM EDT Att: 42,170 - Dome - 68 F						
Alex Rodriguez, R OBP: 0.397, SLG: 0.501	E5									4	0	1	2	0	1	0							
Ken Griffey Jr., L OBP: 0.370, SLG: 0.614	F7									4	1	2	1	0	0	2							
Edgar Martinez, R OBP: 0.456, SLG: 0.531										2	1	2	1	2	0	0							
Jay Buhner, R OBP: 0.381, SLG: 0.482	P4									4	0	0	0	0	1	5							
Paul Sorrento, L OBP: 0.334, SLG: 0.520										4	1	1	0	0	0	1							
Dan Wilson, R OBP: 0.329, SLG: 0.416										3	0	0	0	1	1	1							
Russ Davis, R OBP: 0.330, SLG: 0.500										4	0	2	0	0	1	1							
Lee Tinsley, S OBP: 0.274, SLG: 0.315										3	1	1	0	0	0	3							
<b>Inning Stats</b>	R: 0 E: 1 K: 0 S: 11	H: 0 LOB: 2 BB: 1 P: 22	R: 3 E: 0 K: 0 S: 18	H: 4 LOB: 1 BB: 0 P: 30	R: 1 E: 0 K: 1 S: 8	H: 1 LOB: 1 BB: 1 P: 17	R: 0 E: 0 K: 1 S: 7	H: 1 LOB: 0 BB: 0 P: 12	R: 0 E: 0 K: 0 S: 6	H: 2 LOB: 1 BB: 0 P: 10	R: 0 E: 0 K: 2 S: 12	H: 1 LOB: 1 BB: 0 P: 14	R: 1 E: 0 K: 0 S: 10	H: 1 LOB: 0 BB: 1 P: 18	R: 0 E: 0 K: 1 S: 6	H: 0 LOB: 0 BB: 0 P: 10		R: 0 E: 0 K: 1 S: 6	H: 0 LOB: 0 BB: 0 P: 10	1B: 7 2B: 2 3B: 0 HR: 2	SF: 0 SAC: 0 DP: 3 HBP: 0	WP: 0 PB: 0 SB: 0 CS: 0	PA: 35
<b>PITCHER</b> Chris Clemons, R ERA: 7.59 Nelson Cruz, R ERA: 2.45 41 Bill Simas, R ERA: 3.86	IP: 4.0 WLS: L BF: 22 H: 4 R: 4 ER: 4 SO: 2 BB: 2 IBB: 0 HBP: 0 BLK: 0 WP: 0 HR: 1 S: 24 P: 36 ERA: 9.00 WHIP: 2.500																						

AB	32
R	0
H	5
RBI	0
BB	3
SO	19
LOB	10

AB	32
R	5
H	10
RBI	5
BB	3
SO	5
LOB	15



Batter	1	2	3	4	5	6	7	8	9	AB	R	H	RBI	BB	SO	LOB	TOP			
Ray Durham, S OBP: 0.325, SLG: 0.352	F7			F8		G4-3		L7		4	0	0	0	0	0	1	Chicago White Sox @ Seattle Mariners The Kingdome, Seattle, WA Sat Aug 09 1997, 6:33 AM EDT Att: 45,063 - Dome - 68 F			
Dave Martinez, L OBP: 0.343, SLG: 0.402	K			G3-1			1B BB 2B 1B	G3-1		4	1	1	0	0	1	0				
Frank Thomas, R OBP: 0.458, SLG: 0.633	F8			K			1B 2B BB		F8	3	1	0	0	1	1	0				
Albert Belle, R OBP: 0.327, SLG: 0.473		P2			K		2B FC6-4 1B		HR BB	3	2	1	0	1	1	0				
Robin Ventura, L OBP: 0.434, SLG: 0.652	K			F8			FC6-4 1B		HR BB	4	1	2	4	0	1	0				
Mike Cameron, R OBP: 0.344, SLG: 0.445	F9			F7			FC6-4 BB		F8	3	0	0	0	1	0	0				
Jorge Fabregas, L OBP: 0.278, SLG: 0.345			K			G3-1	FC6-4		K	4	0	0	0	0	2	2				
34 Mario Valdez, L OBP: 0.317, SLG: 0.265			K				1-2 2-3 3-H			1	0	0	0	1	1	0				
Lyle Mouton, R OBP: 0.302, SLG: 0.368			K				BB			1	0	0	0	0	1	1				
Darren Lewis, R OBP: 0.308, SLG: 0.221										0	0	0	0	0	0	0				
Ozzie Guillen, L OBP: 0.297, SLG: 0.337			P5			F8		K2-3		3	0	0	0	0	1	1				
<b>Inning Stats</b>	R: 0 E: 0 K: 1 S: 8	H: 0 LOB: 0 BB: 0 P: 16	R: 0 E: 0 K: 1 S: 7	H: 0 LOB: 0 BB: 0 P: 13	R: 0 E: 0 K: 2 S: 9	H: 0 LOB: 0 BB: 0 P: 13	R: 0 E: 0 K: 1 S: 8	H: 0 LOB: 0 BB: 0 P: 15	R: 0 E: 0 K: 1 S: 9	H: 0 LOB: 0 BB: 0 P: 15	R: 3 E: 0 K: 1 S: 12	H: 3 LOB: 1 BB: 2 P: 28	R: 0 E: 0 K: 1 S: 10	H: 0 LOB: 0 BB: 0 P: 15	R: 2 E: 0 K: 1 S: 13	H: 1 LOB: 0 BB: 1 P: 25	1B: 2 2B: 1 3B: 0 HR: 1	SF: 0 SAC: 0 DP: 1 HBP: 0	WP: 0 PB: 0 SB: 1 CS: 0	PA: 34
<b>PITCHER</b>	IP WLS BF H R ER SO BB IBB HBP BLK WP HR S P ERA WHIP																			
27 Ken Cloude, R ERA: 4.5	6.0 L 22 2 3 3 6 2 0 0 0 0 0 0 51 93 4.50 0.667																			
Paul Spoljaric, L ERA: 2.92	0.2 3 1 0 0 0 1 0 0 0 0 0 0 7 15 0.00 3.000																			
Bobby Ayala, R ERA: 5.04	2.1 9 1 2 2 3 1 0 0 0 0 0 1 26 46 7.71 0.857																			

Batter	1	2	3	4	5	6	7	8	9	AB	R	H	RBI	BB	SO	LOB	BOTTOM					
Joey Cora, S OBP: 0.381, SLG: 0.477	G4-3				P6		G6-4-3		P4	5	0	1	1	0	0	4	Chicago White Sox @ Seattle Mariners The Kingdome, Seattle, WA Sat Aug 09 1997, 6:33 AM EDT Att: 45,063 - Dome - 68 F					
Alex Rodriguez, R OBP: 0.356, SLG: 0.499	K									4	0	1	0	0	3	2						
Brent Gates, S OBP: 0.283, SLG: 0.374	K		K							0	0	0	0	0	0	0						
Ken Griffey Jr., L OBP: 0.369, SLG: 0.611	K		L3							4	0	1	0	0	2	2						
Edgar Martinez, R OBP: 0.456, SLG: 0.528										2	0	0	0	2	2	2						
Jay Buhner, R OBP: 0.380, SLG: 0.479										3	0	0	0	1	2	2						
Paul Sorrento, L OBP: 0.333, SLG: 0.515										3	0	0	0	1	2	2						
Dan Wilson, R OBP: 0.333, SLG: 0.430										4	1	3	1	0	0	1						
Russ Davis, R OBP: 0.327, SLG: 0.495										4	1	0	0	0	1	3						
Lee Tinsley, S OBP: 0.293, SLG: 0.319										2	0	1	0	2	1	1						
<b>Inning Stats</b>	R: 0 E: 0 K: 2 S: 9	H: 0 LOB: 0 BB: 0 P: 12	R: 0 E: 0 K: 0 S: 6	H: 0 LOB: 0 BB: 1 P: 12	R: 1 E: 0 K: 1 S: 12	H: 3 LOB: 2 BB: 0 P: 16	R: 0 E: 0 K: 3 S: 9	H: 0 LOB: 0 BB: 0 P: 13	R: 0 E: 0 K: 1 S: 9	H: 1 LOB: 1 BB: 0 P: 12	R: 0 E: 0 K: 2 S: 13	H: 2 LOB: 2 BB: 1 P: 20	R: 1 E: 0 K: 0 S: 9	H: 1 LOB: 0 BB: 1 P: 16	R: 0 E: 0 K: 3 S: 10	H: 0 LOB: 1 BB: 1 P: 19	R: 0 E: 0 K: 1 S: 11	H: 0 LOB: 2 BB: 2 P: 22	1B: 5 2B: 1 3B: 0 HR: 1	SF: 0 SAC: 0 DP: 2 HBP: 0	WP: 0 PB: 0 SB: 1 CS: 0	PA: 37
<b>PITCHER</b>	IP WLS BF H R ER SO BB IBB HBP BLK WP HR S P ERA WHIP																					
James Baldwin, R ERA: 4.81	7.1 W 29 7 2 2 10 3 0 0 0 0 0 0 1 70 104 2.46 1.364																					
Chuck McElroy, L ERA: 3.49	0.1 1 0 0 0 1 0 0 0 0 0 0 0 3 5 0.00 0.000																					
Matt Karchner, R ERA: 2.7	1.1 S 7 0 0 0 2 3 0 0 0 0 0 0 0 15 33 0.00 2.250																					

AB	30
R	5
H	4
RBI	4
BB	4
SO	9
LOB	5





Batter	1	2	3	4	5	6	7	8	9	AB	R	H	RBI	BB	SO	LOB	TOP							
Ray Durham, S OBP: 0.326, SLG: 0.359										5	1	2	0	0	0	2								
Norberto Martin, R OBP: 0.322, SLG: 0.376										5	0	2	2	0	1	2								
Robin Ventura, L OBP: 0.431, SLG: 0.620										4	0	1	0	1	0	3								
Albert Belle, R OBP: 0.328, SLG: 0.470										3	0	0	0	1	1	5								
Jorge Fabregas, L OBP: 0.281, SLG: 0.343										4	0	1	0	1	0	4								
Mike Cameron, R OBP: 0.338, SLG: 0.437										4	0	0	0	0	3	5								
Dave Martinez, L OBP: 0.343, SLG: 0.400										4	1	1	0	0	1	1								
34 Mario Valdez, L OBP: 0.311, SLG: 0.263										4	0	1	0	0	1	1								
Ozzie Guillen, L OBP: 0.297, SLG: 0.334										3	0	0	0	1	0	1								
<b>Inning Stats</b>	R: 1 H: 2 E: 0 K: 1 S: 11	H: 2 LOB: 2 BB: 0 P: 17	R: 1 H: 2 E: 0 K: 0 S: 20	H: 2 LOB: 2 BB: 1 P: 32	R: 0 H: 0 E: 0 K: 1 S: 9	H: 0 LOB: 1 BB: 1 P: 19	R: 0 H: 2 E: 0 K: 1 S: 15	H: 2 LOB: 3 BB: 1 P: 22	R: 0 H: 0 E: 0 K: 0 S: 5	H: 0 LOB: 0 BB: 0 P: 10	R: 0 H: 0 E: 0 K: 0 S: 11	H: 0 LOB: 0 BB: 0 P: 16	R: 0 H: 1 E: 0 K: 1 S: 11	H: 1 LOB: 2 BB: 1 P: 20	R: 0 H: 0 E: 0 K: 1 S: 8	H: 0 LOB: 0 BB: 0 P: 13	R: 0 H: 1 E: 0 K: 1 S: 9	H: 1 LOB: 2 BB: 0 P: 15	1B: 6 2B: 1 3B: 1 HR: 0	SF: 0 SAC: 0 DP: 0 HBP: 1	WP: 0 PB: 0 SB: 0 CS: 0	PA: 41		
<b>PITCHER</b>	IP WLS BF H R ER SO BB IBB HBP BLK WP HR S P ERA WHIP	IP WLS BF H R ER SO BB IBB HBP BLK WP HR S P ERA WHIP	IP WLS BF H R ER SO BB IBB HBP BLK WP HR S P ERA WHIP	IP WLS BF H R ER SO BB IBB HBP BLK WP HR S P ERA WHIP	IP WLS BF H R ER SO BB IBB HBP BLK WP HR S P ERA WHIP	IP WLS BF H R ER SO BB IBB HBP BLK WP HR S P ERA WHIP	IP WLS BF H R ER SO BB IBB HBP BLK WP HR S P ERA WHIP	IP WLS BF H R ER SO BB IBB HBP BLK WP HR S P ERA WHIP	IP WLS BF H R ER SO BB IBB HBP BLK WP HR S P ERA WHIP	IP WLS BF H R ER SO BB IBB HBP BLK WP HR S P ERA WHIP	IP WLS BF H R ER SO BB IBB HBP BLK WP HR S P ERA WHIP	IP WLS BF H R ER SO BB IBB HBP BLK WP HR S P ERA WHIP	IP WLS BF H R ER SO BB IBB HBP BLK WP HR S P ERA WHIP	IP WLS BF H R ER SO BB IBB HBP BLK WP HR S P ERA WHIP	IP WLS BF H R ER SO BB IBB HBP BLK WP HR S P ERA WHIP	IP WLS BF H R ER SO BB IBB HBP BLK WP HR S P ERA WHIP	IP WLS BF H R ER SO BB IBB HBP BLK WP HR S P ERA WHIP	IP WLS BF H R ER SO BB IBB HBP BLK WP HR S P ERA WHIP	IP WLS BF H R ER SO BB IBB HBP BLK WP HR S P ERA WHIP	IP WLS BF H R ER SO BB IBB HBP BLK WP HR S P ERA WHIP	IP WLS BF H R ER SO BB IBB HBP BLK WP HR S P ERA WHIP	IP WLS BF H R ER SO BB IBB HBP BLK WP HR S P ERA WHIP	IP WLS BF H R ER SO BB IBB HBP BLK WP HR S P ERA WHIP	IP WLS BF H R ER SO BB IBB HBP BLK WP HR S P ERA WHIP

Chicago White Sox @ Seattle Mariners  
The Kingdome, Seattle, WA  
Sun Aug 10 1997, 10:05 PM EDT  
Att: 38,357 - Dome - 68 F

AB	36
R	2
H	8
RBI	2
BB	4
SO	7
LOB	24



Batter	1	2	3	4	5	6	7	8	9	AB	R	H	RBI	BB	SO	LOB	BOTTOM							
Joey Cora, S OBP: 0.380, SLG: 0.474										4	0	1	0	0	1	1								
Alex Rodriguez, R OBP: 0.355, SLG: 0.495										3	0	0	0	1	1	0								
Ken Griffey Jr., L OBP: 0.369, SLG: 0.614										4	1	1	1	0	1	2								
Edgar Martinez, R OBP: 0.454, SLG: 0.528										4	0	1	0	0	1	2								
Paul Sorrento, L OBP: 0.331, SLG: 0.510										3	0	0	0	0	3	1								
Dan Wilson, R OBP: 0.331, SLG: 0.427										3	0	0	0	0	0	0								
Raul Ibanez, L										3	0	0	0	0	0	0								
Russ Davis, R OBP: 0.324, SLG: 0.491										3	0	0	0	0	1	0								
Lee Tinsley, S OBP: 0.294, SLG: 0.312										2	0	0	0	1	0	0								
<b>Inning Stats</b>	R: 0 H: 0 E: 0 K: 1 S: 12	H: 0 LOB: 0 BB: 0 P: 18	R: 0 H: 0 E: 0 K: 1 S: 11	H: 0 LOB: 0 BB: 0 P: 16	R: 0 H: 0 E: 0 K: 1 S: 7	H: 0 LOB: 1 BB: 1 P: 11	R: 0 H: 1 E: 0 K: 1 S: 8	H: 1 LOB: 0 BB: 0 P: 14	R: 0 H: 0 E: 0 K: 0 S: 9	H: 0 LOB: 0 BB: 0 P: 15	R: 0 H: 0 E: 0 K: 0 S: 6	H: 0 LOB: 0 BB: 0 P: 11	R: 1 H: 1 E: 0 K: 2 S: 10	H: 1 LOB: 0 BB: 0 P: 16	R: 0 H: 0 E: 0 K: 1 S: 7	H: 0 LOB: 0 BB: 0 P: 12	R: 0 H: 1 E: 0 K: 1 S: 11	H: 1 LOB: 1 BB: 1 P: 16	1B: 1 2B: 2 3B: 0 HR: 1	SF: 0 SAC: 0 DP: 1 HBP: 0	WP: 0 PB: 0 SB: 0 CS: 0	PA: 31		
<b>PITCHER</b>	IP WLS BF H R ER SO BB IBB HBP BLK WP HR S P ERA WHIP	IP WLS BF H R ER SO BB IBB HBP BLK WP HR S P ERA WHIP	IP WLS BF H R ER SO BB IBB HBP BLK WP HR S P ERA WHIP	IP WLS BF H R ER SO BB IBB HBP BLK WP HR S P ERA WHIP	IP WLS BF H R ER SO BB IBB HBP BLK WP HR S P ERA WHIP	IP WLS BF H R ER SO BB IBB HBP BLK WP HR S P ERA WHIP	IP WLS BF H R ER SO BB IBB HBP BLK WP HR S P ERA WHIP	IP WLS BF H R ER SO BB IBB HBP BLK WP HR S P ERA WHIP	IP WLS BF H R ER SO BB IBB HBP BLK WP HR S P ERA WHIP	IP WLS BF H R ER SO BB IBB HBP BLK WP HR S P ERA WHIP	IP WLS BF H R ER SO BB IBB HBP BLK WP HR S P ERA WHIP	IP WLS BF H R ER SO BB IBB HBP BLK WP HR S P ERA WHIP	IP WLS BF H R ER SO BB IBB HBP BLK WP HR S P ERA WHIP	IP WLS BF H R ER SO BB IBB HBP BLK WP HR S P ERA WHIP	IP WLS BF H R ER SO BB IBB HBP BLK WP HR S P ERA WHIP	IP WLS BF H R ER SO BB IBB HBP BLK WP HR S P ERA WHIP	IP WLS BF H R ER SO BB IBB HBP BLK WP HR S P ERA WHIP	IP WLS BF H R ER SO BB IBB HBP BLK WP HR S P ERA WHIP	IP WLS BF H R ER SO BB IBB HBP BLK WP HR S P ERA WHIP	IP WLS BF H R ER SO BB IBB HBP BLK WP HR S P ERA WHIP	IP WLS BF H R ER SO BB IBB HBP BLK WP HR S P ERA WHIP	IP WLS BF H R ER SO BB IBB HBP BLK WP HR S P ERA WHIP	IP WLS BF H R ER SO BB IBB HBP BLK WP HR S P ERA WHIP	IP WLS BF H R ER SO BB IBB HBP BLK WP HR S P ERA WHIP

Chicago White Sox @ Seattle Mariners  
The Kingdome, Seattle, WA  
Sun Aug 10 1997, 10:05 PM EDT  
Att: 38,357 - Dome - 68 F

AB	29
R	1
H	3
RBI	1
BB	2
SO	8
LOB	6





Batter	1	2	3	4	5	6	7	8	9	AB	R	H	RBI	BB	SO	LOB	TOP			
Fernando Vina, L (1,4) OBP: 0.303, SLG: 0.361 Jeromy Burnitz, L (7,9) OBP: 0.377, SLG: 0.561	1-1 G6-3		1-0 WP 1B HBP		2-3 K			2-1 P5		2	1	0	0	0	1	0	<b>Milwaukee Brewers @ Seattle Mariners</b> The Kingdome, Seattle, WA Mon Aug 11 1997, 10:05 PM EDT Att.: 51,016 - Dome - 68 F <a href="http://livebaseballscorecards.com">livebaseballscorecards.com</a>			
Mark Loretta, R (1,6) OBP: 0.350, SLG: 0.403	4-2 1B BB		3-2 G5-3			2-2 1B		0-0 F7		3	0	1	0	1	0	1				
Dave Nilsson, L (1,10) OBP: 0.359, SLG: 0.486 Jesse Lewis, L (9,PH) OBP: 0.366, SLG: 0.361	2-3 K		2-2 2H 1B			2-2 K		0-2 1B		3	0	1	1	0	2	2				
Jeff Cirillo, R (1,5) OBP: 0.361, SLG: 0.425 Jose Valentin, S (7,6) OBP: 0.321, SLG: 0.415	1-2 1B		0-0 P6			0-2 L7		3-2 P2		3	0	1	0	0	0	2				
Jack Voigt, R (1,3) OBP: 0.316, SLG: 0.534	1-3 K			2-2 F8		1 SAFE 3-2 G5-3		1-0 P5		4	0	0	0	0	1	4				
Brian Banks, S (1,7) OBP: 0.333, SLG: 0.556		2-2 F7		1-3 K			2-2 G5-3		0-1 G4-3		4	0	0	0	0	1				
Gerald Williams, R (1,8) Jeff Huson, L (7,4) OBP: 0.261, SLG: 0.246		1-2 P3		1-1 P6			0-0 G6-3			3	0	0	0	0	0	0				
1B Todd Dunn, R (1,9) OBP: 0.255, SLG: 0.344		3-2 G6-3			2-0 F8		1-2 K			3	0	0	0	0	1	0				
Mike Matheny, R (1,2) OBP: 0.280, SLG: 0.337			1-2 G6-3		0-1 G4-3			1-1 P3		3	0	0	0	0	0	0				
<b>Inning Stats</b>	R: 0 E: 0 K: 2 S: 15	H: 1 LOB: 2 BB: 1 P: 24	R: 0 E: 0 K: 0 S: 10	H: 0 LOB: 0 BB: 0 P: 16	R: 1 E: 0 K: 0 S: 10	H: 1 LOB: 1 BB: 0 P: 17	R: 0 E: 0 K: 1 S: 9	H: 0 LOB: 0 BB: 0 P: 13	R: 0 E: 0 K: 1 S: 6	H: 1 LOB: 1 BB: 0 P: 10	R: 0 E: 0 K: 1 S: 13	H: 0 LOB: 0 BB: 0 P: 12	R: 0 E: 0 K: 0 S: 5	H: 0 LOB: 0 BB: 0 P: 8	R: 0 E: 0 K: 0 S: 10	H: 1 LOB: 1 BB: 0 P: 14		1B: 4 2B: 0 3B: 0 HR: 0	SF: 0 SAC: 0 DP: 0 HBP: 1	WP: 1 PB: 0 CS: 0
<b>PITCHER</b>	IP WLS BF H R ER SO BB IBB HBP BLK WP HR S P ERA WHIP	IP WLS BF H R ER SO BB IBB HBP BLK WP HR S P ERA WHIP																		
Jamie Moyer, L (1,1) ERA: 4.12	7.0 W 26 3 1 1 6	2.0 L 7 1 0 0 0																		
Bob Wells, R (8,1) ERA: 5.47	2.0 L 7 1 0 0 0																			

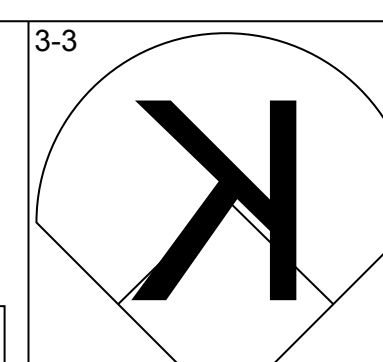
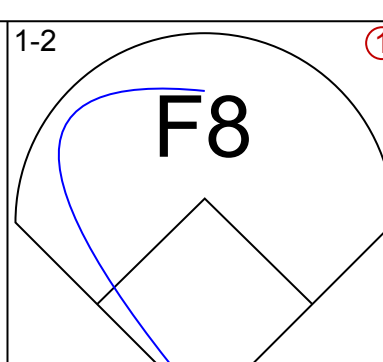
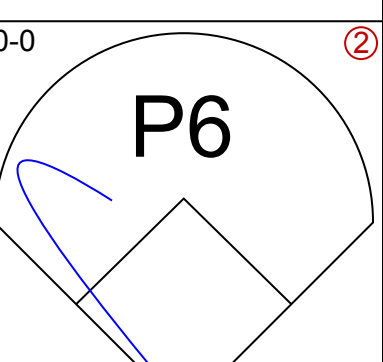
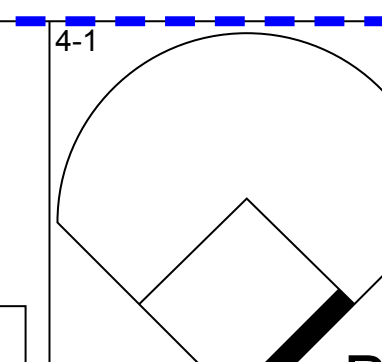
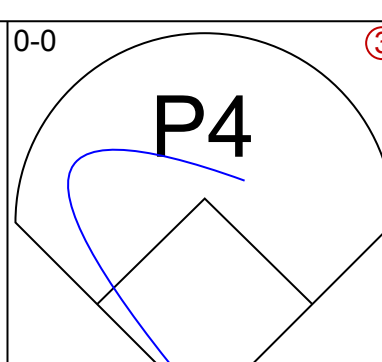
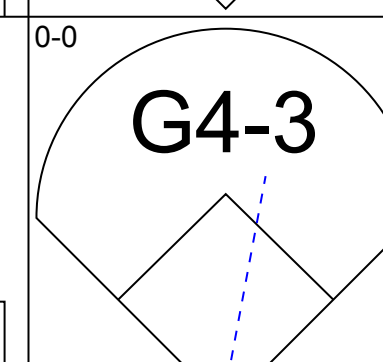
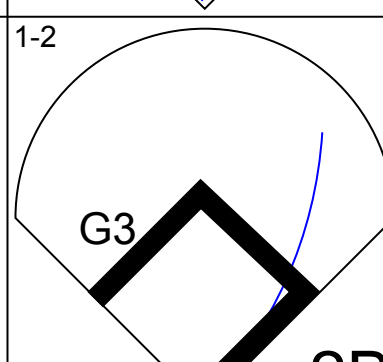
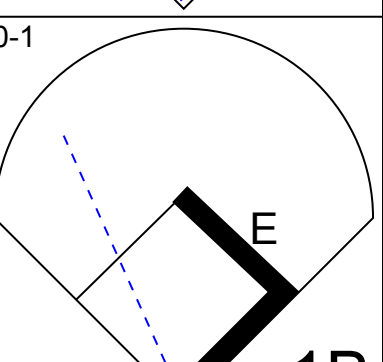
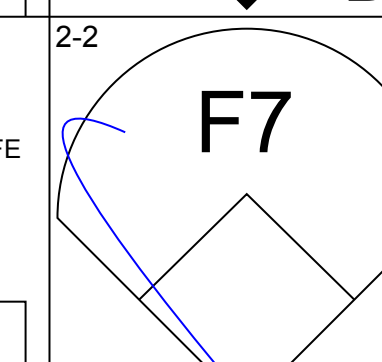
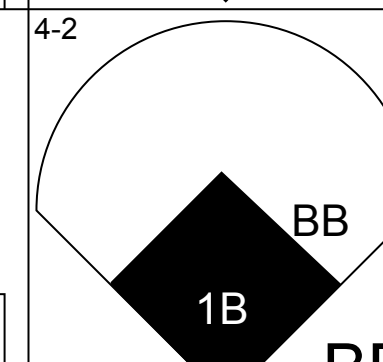
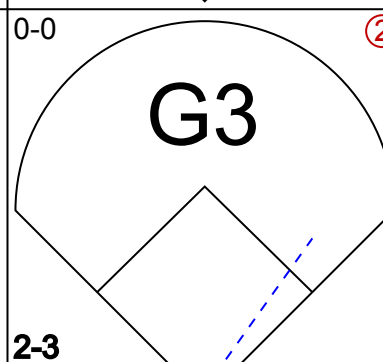
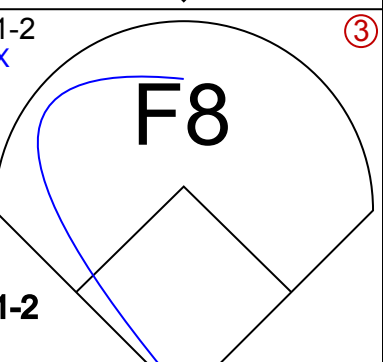
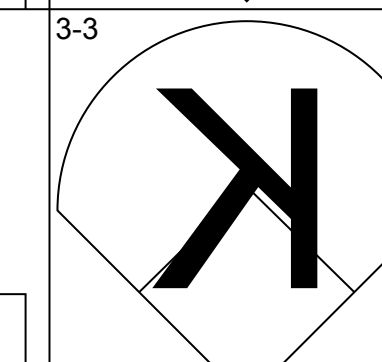
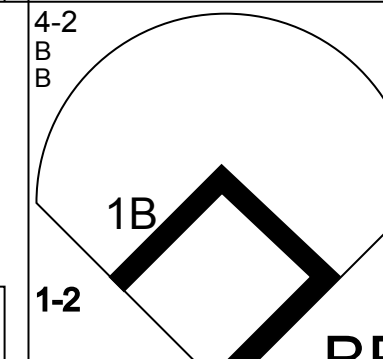
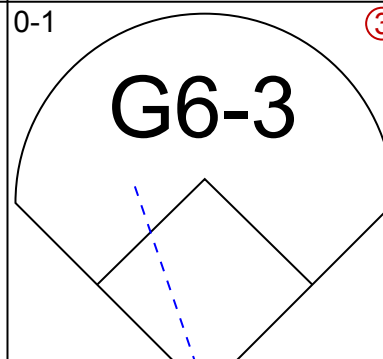
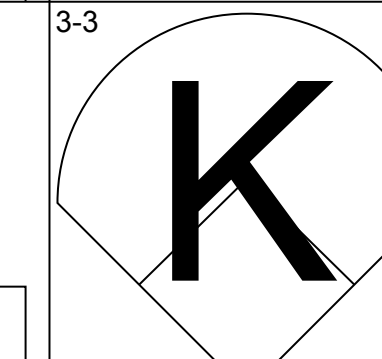
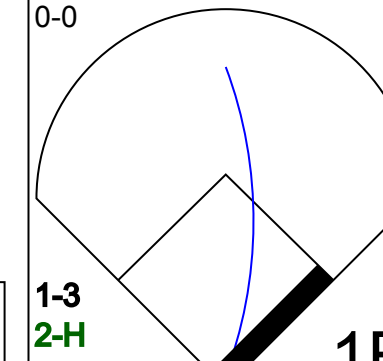
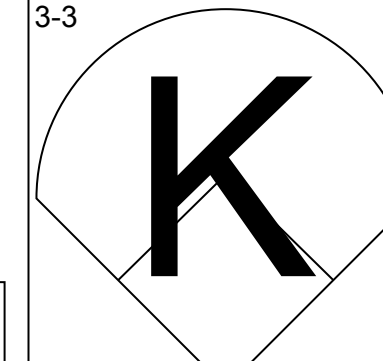
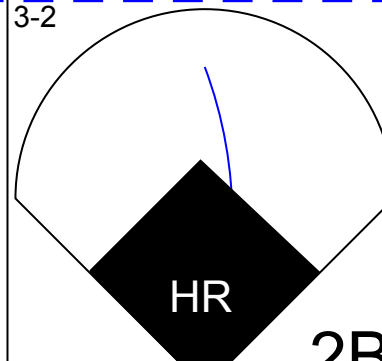
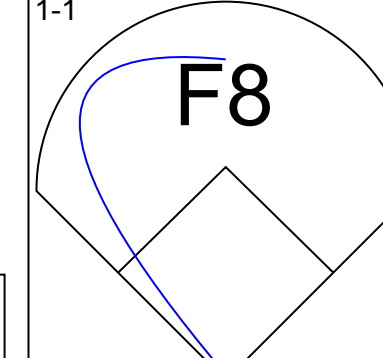
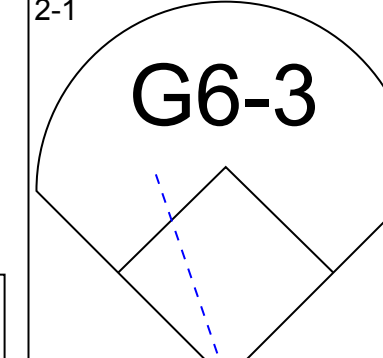
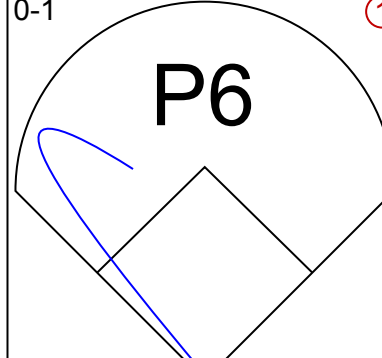
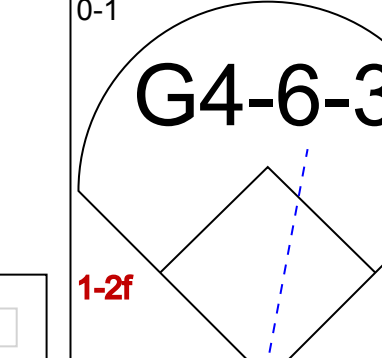
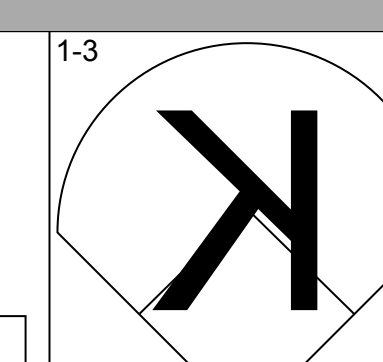
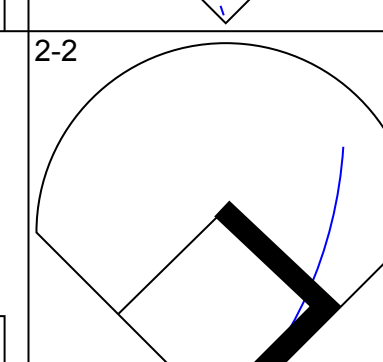
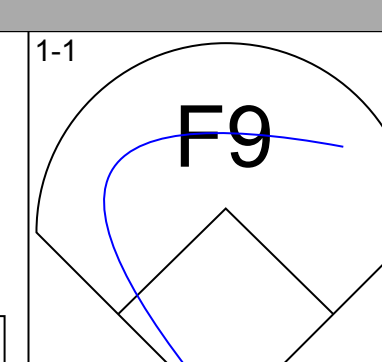
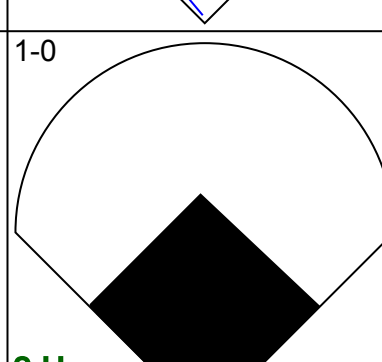
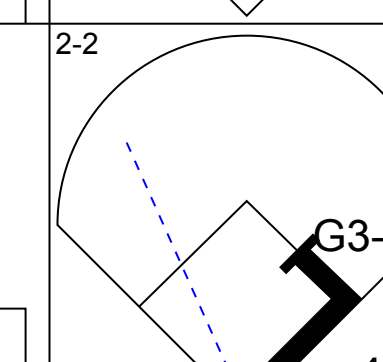
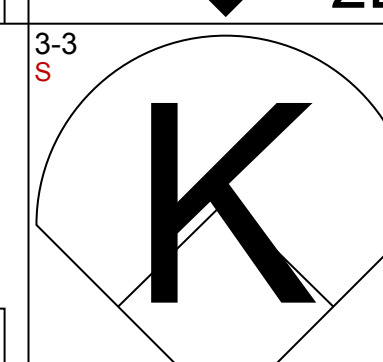
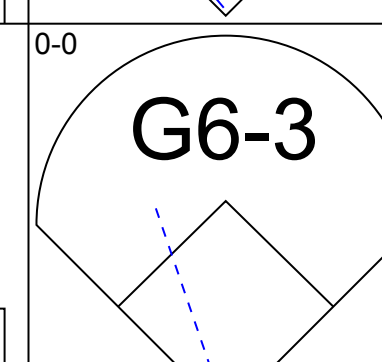
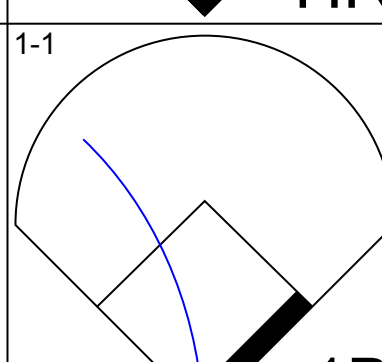
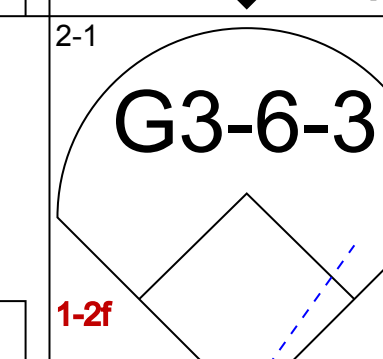
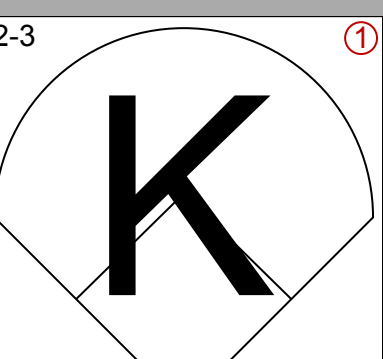
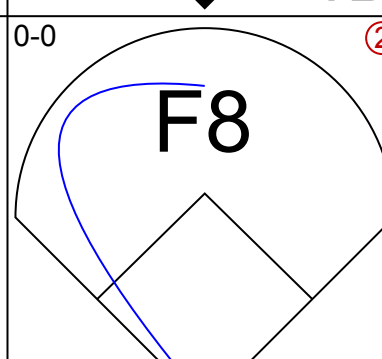
Batter	1	2	3	4	5	6	7	8	9	AB	R	H	RBI	BB	SO	LOB	BOTTOM			
Joey Cora, S (1,4) OBP: 0.380, SLG: 0.476 Russ Davis, R (7,5) OBP: 0.324, SLG: 0.491	2-2 P3		0-0 1B 1B	2-1 G4-3		WP 2B F8				5	2	2	0	0	0	2	<b>Milwaukee Brewers @ Seattle Mariners</b> The Kingdome, Seattle, WA Mon Aug 11 1997, 10:05 PM EDT Att.: 51,016 - Dome - 68 F <a href="http://livebaseballscorecards.com">livebaseballscorecards.com</a>			
Alex Rodriguez, R (1,6) OBP: 0.356, SLG: 0.497	3-2 G4-3		1-0 F8 1B FC6-5 1B	1-1 F9		2-2 1B 2B	2-3 K		5	2	2	2	0	1	0					
Ken Griffey Jr., L (1,8) OBP: 0.372, SLG: 0.615 Rich Amaral, R (7,PH) OBP: 0.301, SLG: 0.290	1-0 P6		1-0 FC6-5 S 1B		3-1 G5-3 1B	0-0 2H 1B	0-2 F9		4	2	3	2	0	0	0					
Edgar Martinez, R (1,10) OBP: 0.455, SLG: 0.526 John Marzano, R (7,PH) OBP: 0.377, SLG: 0.382		2-1 G5-3	2-1 F8		4-2 1B BB	4-1 2H 1B	0-2 L7		2	2	0	0	2	0	2					
Jay Buhner, R (1,9) OBP: 0.379, SLG: 0.484 Raul Ibanez, L (8,9)		1-2 G4-3	3-1 FC6-5 1B BB		2-3 K	3-1 1H 2H HR	0-2 L8		4	2	1	4	0	1	3					
Paul Sorrento, L (1,3) OBP: 0.332, SLG: 0.509 Mike Blowers, R (8,PH) OBP: 0.364, SLG: 0.433		2-2 2B 1B	4-2 1B BB		1-0 G5-3	3-2 P6	2-2 G6-3		3	0	1	0	1	0	2					
Dan Wilson, R (1,2) OBP: 0.334, SLG: 0.432		3-1 1B	2-2 1B 2B		1-1 PB S 1B	2-3 K	0-3 K		5	0	3	3	0	2	0					
Brent Gates, S (1,5) OBP: 0.291, SLG: 0.366		2-2 F8	1-0 P6		4-1 1B BB	4-2 1B BB		2	0	0	0	2	0	4						
Lee Tinsley, S (1,7) OBP: 0.302, SLG: 0.330			2-1 1B 2B	1-2 G4-3	3-2 P5	2-2 1B		4	1	2	0	0	0	2						
<b>Inning Stats</b>	R: 0 E: 0 K: 0 S: 7	H: 0 LOB: 0 BB: 0 P: 13	R: 0 E: 0 K: 0 S: 13	H: 2 LOB: 2 BB: 0 P: 23	R: 4 E: 0 K: 0 S: 16	H: 5 LOB: 2 BB: 1 P: 32	R: 0 E: 0 K: 0 S: 7	H: 0 LOB: 0 BB: 0 P: 11	R: 2 E: 0 K: 1 S: 14	H: 2 LOB: 2 BB: 2 P: 32	R: 5 E: 0 K: 1 S: 26	H: 5 LOB: 5 BB: 2 P: 48	R: 0 E: 0 K: 1 S: 9	H: 0 LOB: 0 BB: 0 P: 11	R: 0 E: 0 K: 1 S: 11	H: 0 LOB: 0 BB: 0 P: 13		1B: 9 2B: 4 3B: 0 HR: 1	SF: 0 SAC: 0 DP: 0 HBP: 0	WP: 1 PB: 1 SB: 2 CS: 0
<b>PITCHER</b>	IP WLS BF H R ER SO BB IBB HBP BLK WP HR S P ERA WHIP	IP WLS BF H R ER SO BB IBB HBP BLK WP HR S P ERA WHIP																		
21 Cal Eldred, R (1,1) ERA: 5.14	5.0 L 27 5 6 6 1	1.0 L 10 5 5 5 1																		
Mike Murraco, R (6,1) ERA: 11.32	1.0 L 10 5 5 5 1																			
Ron Villone, L (7,1) ERA: 4.76	1.0 L 3 0 0 0 1																			
Doug Jones, R (8,1) ERA: 2.53	1.0 L 3 0 0 0 1																			



Batter	1	2	3	4	5	6	7	8	9	AB	R	H	RBI	BB	SO	LOB	TOP			
Mark Loretta, R OBP: 0.364, SLG: 0.405 (1, 4)	G5-3	G6-3		HBP			1B		1B	4	0	2	1	0	0	0	<b>Milwaukee Brewers @ Seattle Mariners</b> The Kingdome, Seattle, WA Tue Aug 12 1997, 6:33 AM EDT Att: 33,422 - Dome - 68 F			
Jose Valentin, S OBP: 0.322, SLG: 0.416 (1, 6)	2B		E BB				F7		K	4	1	1	0	1	2	4				
Dave Nilsson, L OBP: 0.356, SLG: 0.481 (1, 10)	P5		G3				K		K	4	0	0	0	0	1	3				
Jeff Cirillo, R OBP: 0.360, SLG: 0.422 (1, 5)	G5-3		K						G6-3	3	0	0	0	1	1	2				
Jack Voigt, R OBP: 0.316, SLG: 0.528 Fernando Vina, L OBP: 0.301, SLG: 0.359 (8, PH)		F8	E5				G5-4-3		G6-3	3	0	1	0	0	0	1				
Brian Banks, S OBP: 0.318, SLG: 0.476 (1, 7)		1B HR	K						G4-3	3	1	0	0	1	2	1				
Gerald Williams, R OBP: 0.296, SLG: 0.388 (1, 8)		1B HR					K		G5-3 G4-3 1B	3	2	2	0	1	1	0				
1B Todd Dunn, R OBP: 0.248, SLG: 0.333 Jeromy Burnitz, L OBP: 0.376, SLG: 0.560 (8, 9)		K					K2-3		G4-3	3	0	0	0	0	3	3				
Mike Matheny, R OBP: 0.279, SLG: 0.348 (1, 2)		1B HR					K		G5-3	4	1	1	3	0	1	2				
<b>Inning Stats</b>	R: 0 E: 0 K: 0 S: 8	H: 1 LOB: 1 BB: 0 P: 10	R: 3 E: 0 K: 1 S: 17	H: 2 LOB: 0 BB: 1 P: 26	R: 1 E: 1 K: 2 S: 13	H: 1 LOB: 1 BB: 1 P: 22	R: 0 E: 0 K: 3 S: 14	H: 0 LOB: 2 BB: 1 P: 24	R: 0 E: 0 K: 0 S: 7	H: 0 LOB: 0 BB: 1 P: 12	R: 0 E: 0 K: 1 S: 11	H: 1 LOB: 1 BB: 0 P: 14	R: 0 E: 0 K: 0 S: 6	H: 0 LOB: 0 BB: 0 P: 7	R: 1 E: 0 K: 1 S: 11	H: 2 LOB: 1 BB: 0 P: 13		1B: 5 2B: 1 3B: 0 HR: 1	SF: 0 SAC: 0 DP: 1 HBP: 1	WP: 0 PB: 0 SB: 3 CS: 0
<b>PITCHER</b>	IP WLS BF H R ER SO BB IBB HBP BLK WP HR S P ERA WHIP	7.0 L 30 5 4 3 10 4 0 1 0 0 1 82 125 3.86 1.286	2.0 8 2 1 1 1 0 0 0 0 0 0 0 17 20 4.50 1.000																	

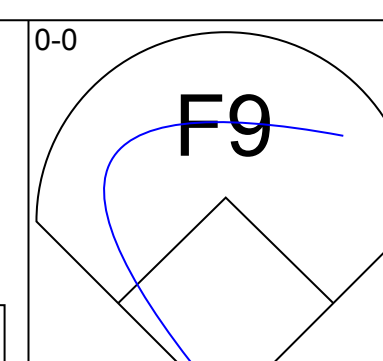
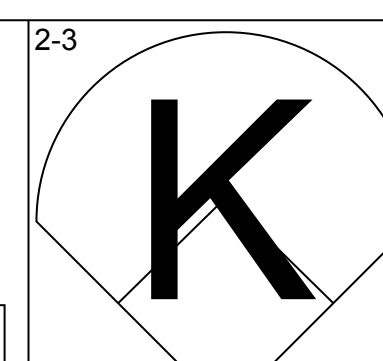
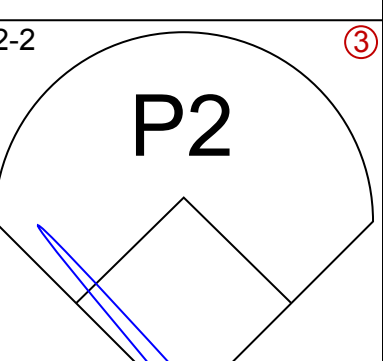
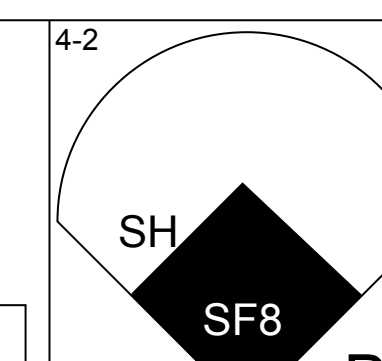
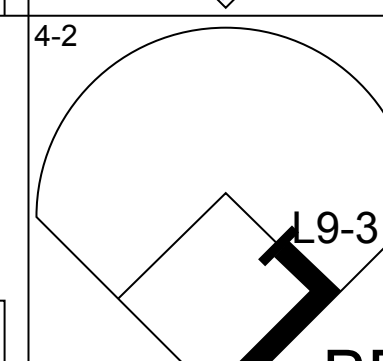
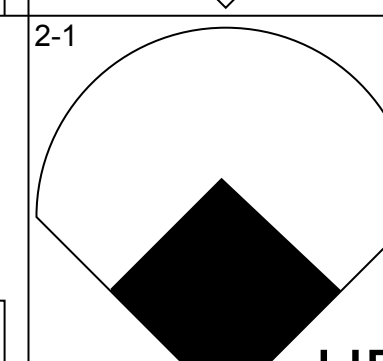
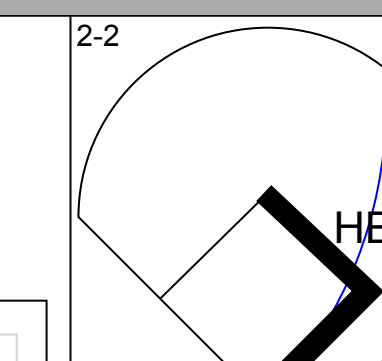
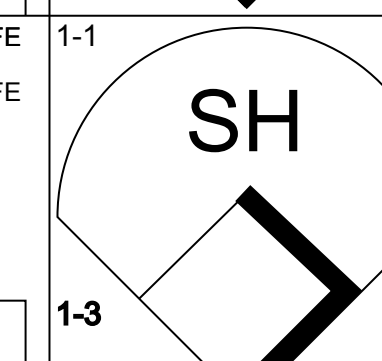
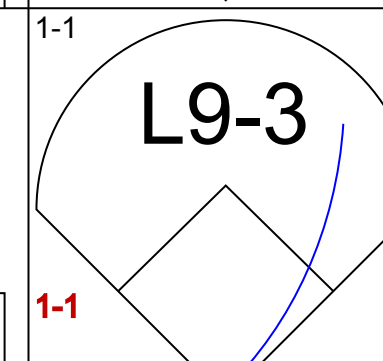
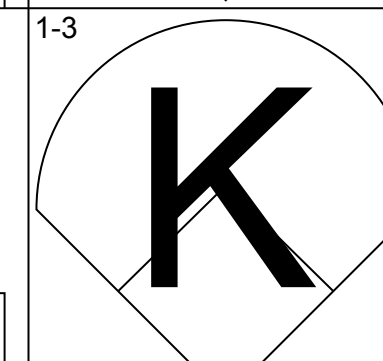
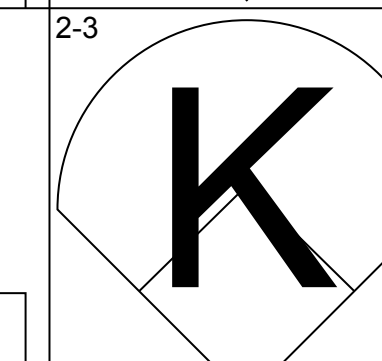

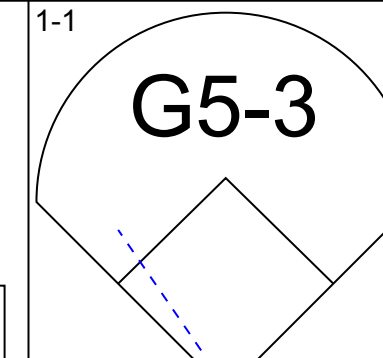
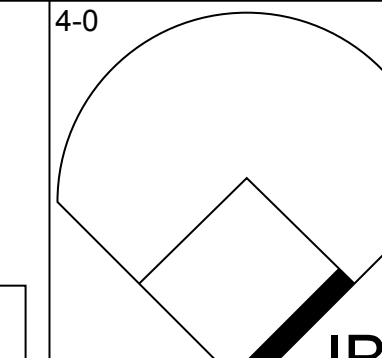
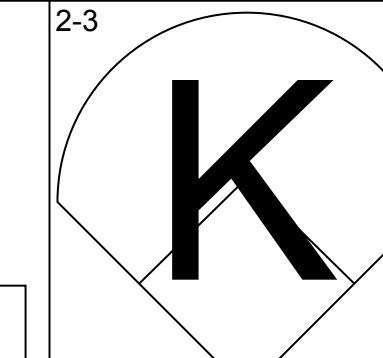
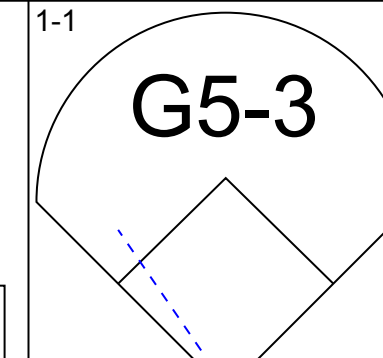
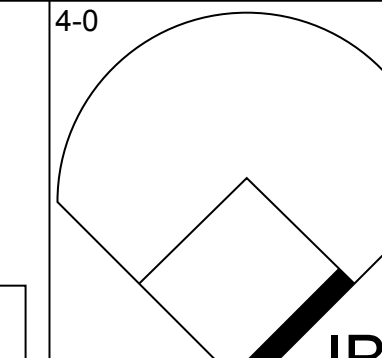
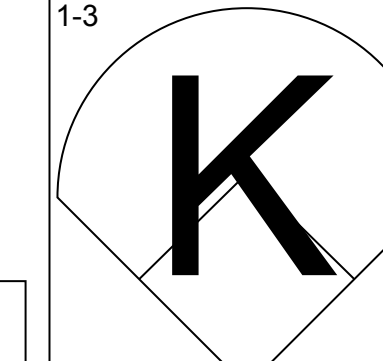
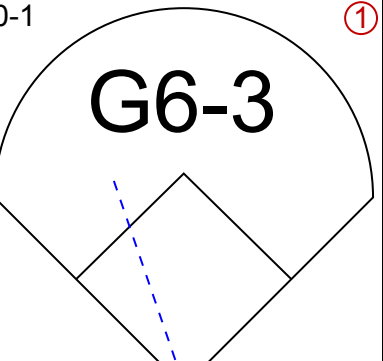
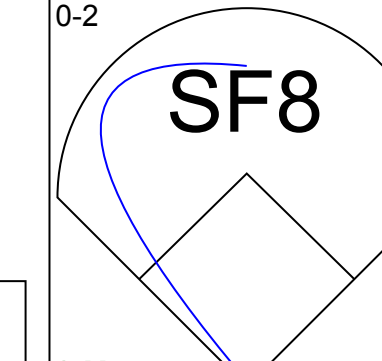
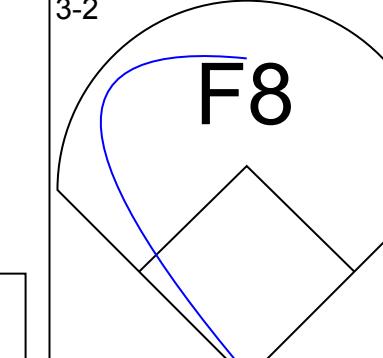
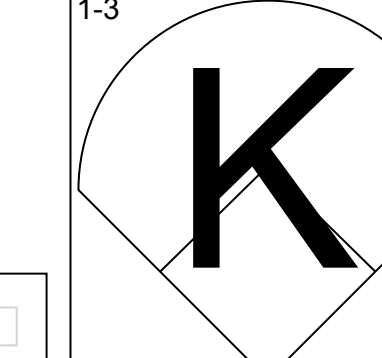
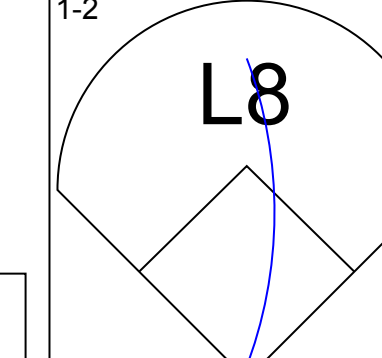

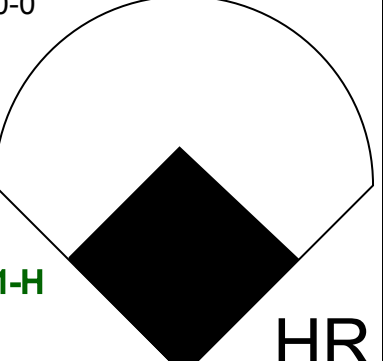

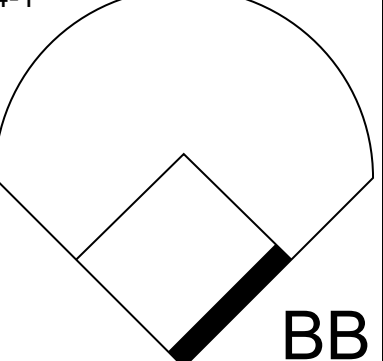
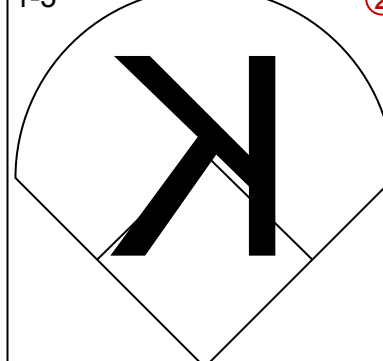
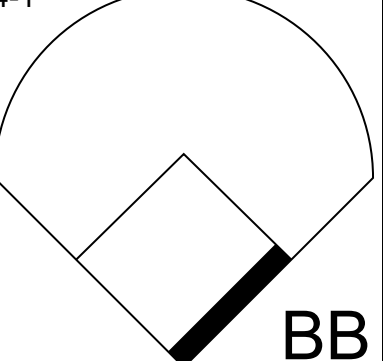
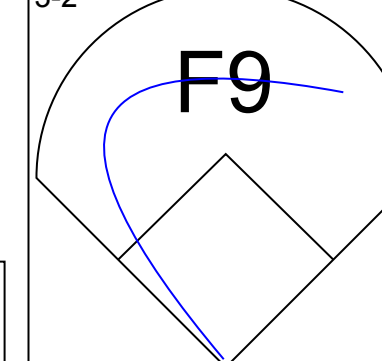
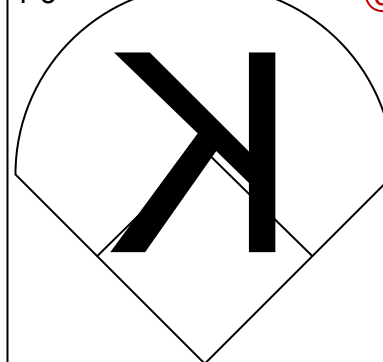
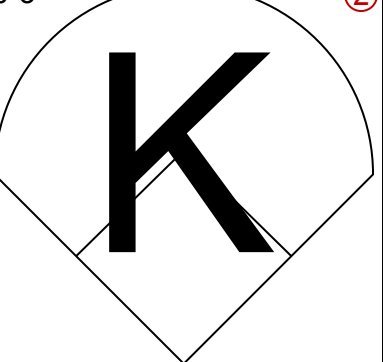
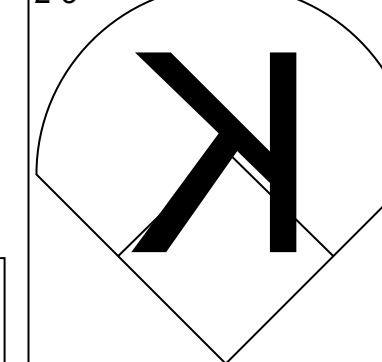
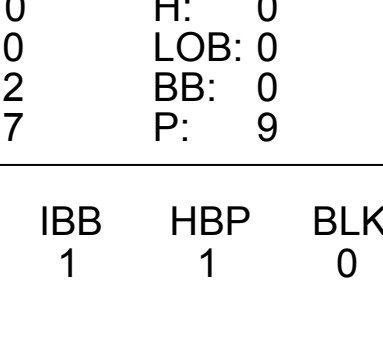
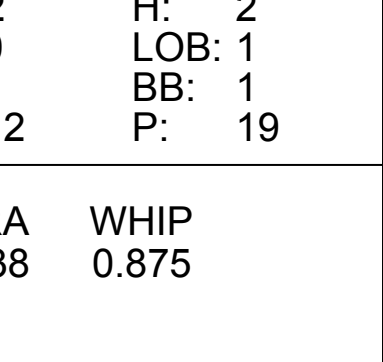
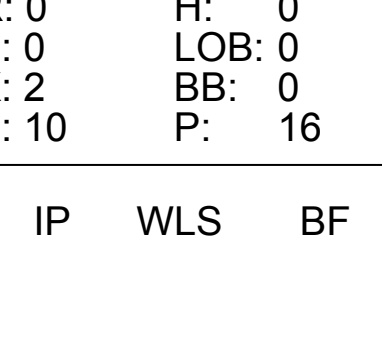
Batter	1	2	3	4	5	6	7	8	9	AB	R	H	RBI	BB	SO	LOB	BOTTOM			
Joey Cora, S OBP: 0.381, SLG: 0.475 (1, 4)	G4-3		FC6-4 1B			G3				3	0	1	0	1	0	0	<b>Milwaukee Brewers @ Seattle Mariners</b> The Kingdome, Seattle, WA Tue Aug 12 1997, 6:33 AM EDT Att: 33,422 - Dome - 68 F			
Alex Rodriguez, R OBP: 0.354, SLG: 0.493 (1, 6)	G6-3		FC6-4 1-2 3-H 1-0			K			SH1-4	3	0	0	1	0	1	1				
Ken Griffey Jr., L OBP: 0.375, SLG: 0.622 (1, 8)			F8			HR			FC5-2 IBB	2	1	1	1	2	0	1				
Edgar Martinez, R OBP: 0.451, SLG: 0.520 (1, 10)	F8					L6			FC5-2	4	0	0	0	0	1	4				
Jay Buhner, R OBP: 0.378, SLG: 0.480 (1, 9)							P3		K	3	0	0	0	0	2	3				
Paul Sorrento, L OBP: 0.332, SLG: 0.509 (1, 3)		F8					K		2B	4	0	1	0	0	1	1				
Russ Davis, R OBP: 0.324, SLG: 0.496 (1, 5)		G6-4-3				P4			K	4	1	1	1	0	1	2				
John Marzano, R OBP: 0.375, SLG: 0.397 Dan Wilson, R OBP: 0.333, SLG: 0.430 (9, PH)			1B FC6-4 2B			K			G5-3	3	1	1	0	0	1	0				
Lee Tinsley, S OBP: 0.300, SLG: 0.337 (1, 7)			F9			K			SH1-4 FC5-2 2B	4	0	1	0	0	2	2				
<b>Inning Stats</b>	R: 0 E: 0 K: 0 S: 5	H: 0 LOB: 1 BB: 1 P: 9	R: 0 E: 0 K: 0 S: 5	H: 0 LOB: 0 BB: 0 P: 7	R: 1 E: 0 K: 0 S: 12	H: 2 LOB: 1 BB: 0 P: 17	R: 0 E: 0 K: 2 S: 8	H: 0 LOB: 0 BB: 0 P: 14	R: 0 E: 0 K: 1 S: 8	H: 0 LOB: 0 BB: 0 P: 11	R: 1 E: 0 K: 1 S: 6	H: 1 LOB: 3 BB: 2 P: 9	R: 0 E: 0 K: 1 S: 9	H: 1 LOB: 3 BB: 2 P: 22	R: 0 E: 0 K: 2 S: 13	H: 1 LOB: 1 BB: 0 P: 16		1B: 1 2B: 3 3B: 0 HR: 2	SF: 0 SAC: 1 DP: 1 HBP: 1	WP: 0 PB: 0 SB: 0 CS: 0
<b>PITCHER</b>	IP WLS BF H R ER SO BB IBB HBP BLK WP HR S P ERA WHIP	7.0 W 26 4 3 3 6 1 1 0 0 0 0 9 22 0.00 2.000	1.0 S 4 1 0 0 2 0 0 0 0 0 0 13 16 0.00 1.000																	



Batter	1	2	3	4	5	6	7	8	9	AB	R	H	RBI	BB	SO	LOB	TOP					
<b>Joey Cora, S</b> OBP: 0.380, SLG: 0.471 (1, 4)										4	0	0	0	1	1	1	<b>Seattle Mariners @ Baltimore Orioles</b> Oriole Park at Camden Yards, Baltimore, MD Fri Aug 15 1997, 3:33 AM EDT Cloudy - 89 F					
<b>Alex Rodriguez, R</b> OBP: 0.355, SLG: 0.495 (1, 6)										4	0	2	0	0	0	1						
<b>Ken Griffey Jr., L</b> OBP: 0.374, SLG: 0.617 (1, 8)										3	1	0	0	1	1	3						
<b>Edgar Martinez, R</b> OBP: 0.452, SLG: 0.518 (1, 10)										2	0	0	0	2	1	2						
<b>Jay Buhner, R</b> OBP: 0.379, SLG: 0.483 (1, 9)										4	1	2	1	0	2	1						
<b>Paul Sorrento, L</b> OBP: 0.329, SLG: 0.504 (1, 3)										3	0	0	0	0	0	3						
<b>Rich Amaral, R</b> OBP: 0.299, SLG: 0.288 (9, PH)										1	0	0	0	0	0	1						
<b>Dan Wilson, R</b> OBP: 0.335, SLG: 0.442 (1, 2)										4	1	2	2	0	1	0						
<b>Russ Davis, R</b> OBP: 0.325, SLG: 0.496 (1, 5)										4	0	2	0	0	1	1						
<b>Lee Tinsley, S</b> OBP: 0.292, SLG: 0.327 (1, 7)										3	0	0	0	0	2	1						
<b>Mike Blowers, R</b> OBP: 0.361, SLG: 0.429 (9, PH)										1	0	0	0	0	0	1						
<b>Inning Stats</b>	R: 1 E: 0 K: 1 S: 11	H: 1 LOB: 2 BB: 2 P: 23	R: 0 E: 0 K: 1 S: 8	H: 1 LOB: 0 BB: 0 P: 13	R: 0 E: 0 K: 0 S: 10	H: 1 LOB: 1 BB: 0 P: 12	R: 0 E: 0 K: 2 S: 15	H: 1 LOB: 1 BB: 0 P: 25	R: 0 E: 0 K: 1 S: 12	H: 0 LOB: 0 BB: 1 P: 15	R: 0 E: 0 K: 1 S: 9	H: 0 LOB: 0 BB: 1 P: 16	R: 0 E: 0 K: 1 S: 7	H: 0 LOB: 0 BB: 0 P: 11	R: 0 E: 0 K: 2 S: 11	H: 0 LOB: 1 BB: 1 P: 23	R: 2 E: 0 K: 0 S: 12	H: 3 LOB: 1 BB: 0 P: 17	1B: 4 2B: 3 3B: 0 HR: 1	SF: 0 SAC: 0 DP: 2 HBP: 0	WP: 0 PB: 0 SB: 0 CS: 0	PA: 37
<b>PITCHER</b>	IP	WLS	BF	H	R	ER	SO	BB	IBB	HBP	BLK	WP	HR	S	P	ERA	WHIP					
<b>Scott Kamieniecki, R</b> ERA: 3.8 (1, 1)	7.0	W	27	5	1	1	7	3	0	0	0	0	0	72	115	1.29	1.143					
<b>Amanda Benitez, R</b> ERA: 2.39 (9, PH)	1.0		4	0	0	0	2	1	0	0	0	0	0	11	23	0.00	1.000					
<b>Randy Myers, L</b> ERA: 1.75 (9, 1)	1.0	S	6	3	2	2	0	0	0	0	0	0	1	12	17	18.00	3.000					

AB	33
R	3
H	8
RBI	3
BB	4
SO	9
LOB	15



Batter	1	2	3	4	5	6	7	8	9	AB	R	H	RBI	BB	SO	LOB	BOTTOM					
<b>Brady Anderson, L</b> OBP: 0.414, SLG: 0.489 (1, 8)										3	1	0	0	1	1	1	<b>Seattle Mariners @ Baltimore Orioles</b> Oriole Park at Camden Yards, Baltimore, MD Fri Aug 15 1997, 3:33 AM EDT Cloudy - 89 F					
<b>Jeff Reboulet, R</b> OBP: 0.331, SLG: 0.359 (1, 4)										2	1	2	1	1	0	0						
<b>Geronimo Berroa, R</b> OBP: 0.377, SLG: 0.485 (1, 9)										4	0	0	0	0	3	4						
<b>B.J. Surhoff, L</b> OBP: 0.358, SLG: 0.475 (9, 7)										0	0	0	0	0	0	0						
<b>Chris Hoiles, R</b> OBP: 0.382, SLG: 0.427 (1, 10)										3	0	0	0	1	2	1						
<b>Tony Tarasco, L</b> OBP: 0.331, SLG: 0.432 (9, PR)										2	0	0	1	0	1	0						
<b>Cal Ripken Jr., R</b> OBP: 0.335, SLG: 0.429 (1, 5)										2	0	0	1	0	1	0						
<b>Aaron Ledesma, R</b> OBP: 0.438, SLG: 0.357 (1, 3)										4	1	1	0	0	1	4						
<b>Rafael Palmeiro, L</b> OBP: 0.327, SLG: 0.456 (9, 3)										0	0	0	0	0	0	0						
<b>Jeffrey Hammonds, R</b> OBP: 0.316, SLG: 0.505 (1, 7)										3	1	1	2	0	1	0						
<b>Lenny Webster, R</b> OBP: 0.313, SLG: 0.342 (1, 2)										2	0	0	0	1	1	0						
<b>Mike Bordick, R</b> OBP: 0.276, SLG: 0.311 (1, 6)										3	0	0	0	0	3	1						
<b>Inning Stats</b>	R: 0 E: 0 K: 0 S: 5	H: 0 LOB: 0 BB: 1 P: 10	R: 0 E: 0 K: 2 S: 13	H: 0 LOB: 0 BB: 0 P: 19	R: 0 E: 0 K: 2 S: 7	H: 0 LOB: 0 BB: 0 P: 9	R: 1 E: 0 K: 2 S: 11	H: 1 LOB: 0 BB: 0 P: 17	R: 2 E: 0 K: 1 S: 12	H: 2 LOB: 1 BB: 1 P: 19	R: 0 E: 0 K: 3 S: 15	H: 1 LOB: 2 BB: 0 P: 22	R: 0 E: 0 K: 2 S: 10	H: 0 LOB: 0 BB: 0 P: 16	R: 1 E: 1 K: 1 S: 17	H: 0 LOB: 2 BB: 2 P: 28	1B: 2 2B: 1 3B: 0 HR: 2	SF: 1 SAC: 1 DP: 1 HBP: 1	WP: 0 PB: 0 SB: 0 CS: 0	PA: 33		
<b>PITCHER</b>	IP	WLS	BF	H	R	ER	SO	BB	IBB	HBP	BLK	WP	HR	S	P	ERA	WHIP					
<b>Randy Johnson, L</b> ERA: 2.4 (1, 1)	8.0	L	33	4	4	3	13	3	1	1	0	0	2	90	140	3.38	0.875					





Batter	1	2	3	4	5	6	7	8	9	AB	R	H	RBI	BB	SO	LOB	TOP										
<b>Rich Amaral, R</b> OBP: 0.309, SLG: 0.294 (1, 7)	 1B		 BB	 F8		 G5-3		 1B		4	2	2	0	1	0	1											
<b>Alex Rodriguez, R</b> OBP: 0.360, SLG: 0.509 (1, 6)	 SAFE		 1B		 2B	 G4-3		 1-H		4	3	3	2	1	1	1											
<b>Ken Griffey Jr., L</b> OBP: 0.374, SLG: 0.622 (1, 8)	 1-H		 1B		 K	 G4-3		 F8		5	1	2	2	0	1	2											
<b>Edgar Martinez, R</b> OBP: 0.451, SLG: 0.515 (1, 10)	 SAFE		 1B		 BB	 L8		 K		4	1	1	1	1	2	1											
<b>Jay Buhner, R</b> OBP: 0.379, SLG: 0.489 (1, 9)	 1B		 K		 1-H 2-H	 G5-3		 K		5	1	2	3	0	2	2											
<b>Mike Blowers, R</b> OBP: 0.358, SLG: 0.422 <b>Paul Sorrento, L</b> OBP: 0.328, SLG: 0.503 (9, PH)	 G5-3		 P3		 1B	 G6-3		 K		4	0	1	0	0	0	3											
<b>Russ Davis, R</b> OBP: 0.325, SLG: 0.492 (1, 5)		 F9		 G5-4-3 BB		 K		 F9		3	0	0	0	1	1	1											
<b>Brent Gates, S</b> OBP: 0.290, SLG: 0.361 (1, 4)		 G4-3		 G5-4-3 1-2		 1B		 F9		4	0	1	0	0	0	1											
<b>John Marzano, R</b> OBP: 0.368, SLG: 0.387 (1, 2)		 G5-3		 1B		 K		 F9		4	0	1	0	0	1	2											
<b>Inning Stats</b>	R: 2 H: 3 E: 0 K: 2 S: 15	H: 3 LOB: 1 BB: 0 P: 22	R: 0 H: 0 E: 0 K: 0 S: 6	LOB: 0 BB: 0 P: 10	R: 1 H: 2 E: 0 K: 1 S: 11	H: 2 LOB: 2 BB: 2 P: 23	R: 0 H: 1 E: 0 K: 0 S: 9	LOB: 1 BB: 1 P: 17	R: 3 H: 4 E: 0 K: 3 S: 23	H: 2 LOB: 2 BB: 1 P: 35	R: 0 H: 1 E: 0 K: 0 S: 6	LOB: 1 BB: 0 P: 8	R: 0 H: 0 E: 0 K: 0 S: 9	LOB: 0 BB: 0 P: 14	R: 2 H: 2 E: 0 K: 3 S: 14	LOB: 2 BB: 0 P: 23	R: 0 H: 0 E: 0 K: 3 S: 9	LOB: 0 BB: 0 P: 16	1B: 8 2B: 2 3B: 0 HR: 3	SF: 0 SAC: 0 DP: 1 HBP: 0	WP: 0 PB: 0 SB: 1 CS: 1	PA: 42					
<b>PITCHER</b>	IP	WLS	BF	H	R	ER	SO	BB	IBB	HBP	BLK	WP	HR	S	P	ERA	WHIP										
<b>Jimmy Key, L</b> ERA: 2.89 (1, 1)	4.1	L	24	9	6	6	4	4	0	0	0	0	2	50	89	12.46	3.000										
<b>Shawn Boskie, R</b> ERA: 5.33 (5, 1)	2.2		10	2	0	0	2	0	0	0	0	0	0	29	40	0.00	0.750										
<b>Terry Mathews, R</b> ERA: 3.68 (8, 1)	1.0		5	2	2	2	0	0	0	0	0	0	1	14	23	18.00	2.000										
<b>Alan Mills, R</b> ERA: 3.0 (9, 1)	1.0		3	0	0	0	3	0	0	0	0	0	0	9	16	0.00	0.000										

Seattle Mariners @ Baltimore Orioles  
Oriole Park at Camden Yards, Baltimore, MD  
Fri Aug 15 1997, 7:05 PM EDT  
Att: 47,734 - Unknown - 91 F

AB 38  
R 8  
H 13  
RBI 8  
BB 4  
SO 9  
LOB 14



Batter	1	2	3	4	5	6	7	8	9	AB	R	H	RBI	BB	SO	LOB	BOTTOM										
<b>Brady Anderson, L</b> OBP: 0.411, SLG: 0.484 (1, 8)	 K		 F7			 G3		 K		4	0	0	0	0	2	1											
<b>Jeff Reboulet, R</b> OBP: 0.324, SLG: 0.350 (1, 4)	 K		 G6-3			 F8		 FC3-6 1-2		4	0	0	0	0	1	1											
<b>B.J. Surhoff, L</b> OBP: 0.357, SLG: 0.471 (1, 7)	 K		 G4-3			 WP BB		 F7		3	0	0	0	1	1	1											
<b>Geronimo Berroa, R</b> OBP: 0.376, SLG: 0.483 (1, 9)		 F7		 F7		 K		 G5-4-3 1B		4	0	1	0	0	1	1											
<b>Rafael Palmeiro, L</b> OBP: 0.327, SLG: 0.457 (1, 3)		 G3-1 2B		 K			 K		 L4		4	1	1	0	0	2	1										
<b>Cal Ripken Jr., R</b> OBP: 0.337, SLG: 0.429 <b>Aaron Ledesma, R</b> OBP: 0.412, SLG: 0.333 (9, 5)		 G3-1 2B		 G1-3			 BLK PB WP 1B		 G5-4-3 1-2		2	2	1	0	1	0	0										
<b>Harold Baines, L</b> OBP: 0.375, SLG: 0.459 (1, 10)		 G3-1			 F8		 K			3	0	0	0	0	1	3											
<b>Chris Hoiles, R</b> OBP: 0.381, SLG: 0.430 (1, 2)		 2B			 K		 K			3	0	1	2	0	2	0											
<b>Mike Bordick, R</b> OBP: 0.276, SLG: 0.309 (1, 6)		 G4-3			 L4			 FC3-6 BB		2	0	0	0	1	0	1											
<b>Inning Stats</b>	R: 0 H: 0 E: 0 K: 3 S: 10	H: 2 LOB: 1 BB: 0 P: 16	R: 2 H: 2 E: 0 K: 0 S: 13	H: 2 LOB: 1 BB: 1 P: 23	R: 0 H: 0 E: 0 K: 0 S: 6	LOB: 0 BB: 0 P: 8	R: 0 H: 0 E: 0 K: 1 S: 6	LOB: 0 BB: 0 P: 9	R: 0 H: 0 E: 0 K: 1 S: 12	LOB: 1 BB: 1 P: 19	R: 1 H: 1 E: 0 K: 3 S: 15	LOB: 0 BB: 0 P: 22	R: 0 H: 0 E: 0 K: 1 S: 9	LOB: 0 BB: 1 P: 15	R: 0 H: 1 E: 0 K: 0 S: 10	LOB: 0 BB: 0 P: 15	1B: 2 2B: 2 3B: 0 HR: 0	SF: 0 SAC: 0 DP: 1 HBP: 0	WP: 2 PB: 1 SB: 0 CS: 0	PA: 33							
<b>PITCHER</b>	IP	WLS	BF	H	R	ER	SO	BB	IBB	HBP	BLK	WP	HR	S	P	ERA	WHIP										
<b>27 Ken Cloude, R</b> ERA: 3.75 (1, 1)	6.0	W	22	2	2	2	6	2	0	0	0	1	0	53	86	3.00	0.667										
<b>Paul Spoljaric, L</b> ERA: 2.87 (7, 1)	1.0		4	1	1	0	3	0	0	0	1	1	0	15	22	0.00	1.000										
<b>Mike Timlin, R</b> ERA: 3.05 (8, 1)	1.0		4	0	0	0	1	1	0	0	0	0	0	9	15	0.00	1.000										
<b>Heathcliff Stocumb, R</b> ERA: 5.23 (9, 1)	1.0		3	1	0	0	0	0	0	0	0	0	0	10	15	0.00	1.000										

Seattle Mariners @ Baltimore Orioles  
Oriole Park at Camden Yards, Baltimore, MD  
Fri Aug 15 1997, 7:05 PM EDT  
Att: 47,734 - Unknown - 91 F

AB 30  
R 3  
H 4  
RBI 2  
BB 3  
SO 10  
LOB 10






Batter	1	2	3	4	5	6	7	8	9	AB	R	H	RBI	BB	SO	LOB	TOP					
Joey Cora, S OBP: 0.380, SLG: 0.469 (1, 4)	F9		E	G4-3			G4-3	L8		4	2	1	0	1	0	1						
Alex Rodriguez, R OBP: 0.356, SLG: 0.503 (1, 6)	G4-3		F9				G4-3	G4-3		5	0	0	0	0	0	3						
Ken Griffey Jr., L OBP: 0.376, SLG: 0.622 (1, 8)	HR		E6				1B	HR		3	2	1	1	2	1	0						
Edgar Martinez, R OBP: 0.453, SLG: 0.526 (1, 10)	HR		G5-3				HR			5	2	3	4	0	0	1						
Jay Buhner, R OBP: 0.377, SLG: 0.493 (1, 9)	K						P3			5	1	1	1	0	3	3						
Paul Sorrento, L OBP: 0.332, SLG: 0.513 (1, 3)		L8								3	2	2	3	1	0	0						
Raul Ibanez, L OBP: 0.167, SLG: 0.500 Russ Davis, R OBP: 0.323, SLG: 0.490 (6, PH) (6, 5)	F9						F9	HR		2	1	1	1	0	0	0						
Brent Gates, S OBP: 0.294, SLG: 0.364 Lee Tinsley, S OBP: 0.287, SLG: 0.321 (6, PH) (6, 7)	G4-3						G6-4-3			2	0	1	1	0	0	0						
John Marzano, R OBP: 0.361, SLG: 0.379 (1, 2)			F8					F7		4	1	1	0	0	0	1						
<b>Inning Stats</b>	R: 2 E: 0 K: 1 S: 9	H: 1 LOB: 0 BB: 1 P: 19	R: 0 E: 0 K: 0 S: 9	H: 0 LOB: 0 BB: 0 P: 14	R: 1 E: 1 K: 0 S: 10	H: 2 LOB: 1 BB: 0 P: 15	R: 2 E: 0 K: 1 S: 12	H: 2 LOB: 1 BB: 1 P: 21	R: 0 E: 0 K: 0 S: 6	H: 0 LOB: 0 BB: 0 P: 10	R: 1 E: 0 K: 0 S: 4	H: 2 LOB: 0 BB: 0 P: 7	R: 5 E: 0 K: 0 S: 11	H: 3 LOB: 2 BB: 2 P: 21	R: 0 E: 0 K: 1 S: 7	H: 0 LOB: 0 BB: 0 P: 10	R: 0 E: 0 K: 2 S: 11	H: 1 LOB: 1 BB: 0 P: 16	1B: 5 2B: 2 3B: 1 HR: 3	SF: 0 SAC: 0 DP: 1 HBP: 0	WP: 0 PB: 0 SB: 0 CS: 0	PA: 41
<b>PITCHER</b>	IP	WLS	BF	H	R	ER	SO	BB	IBB	HBP	BLK	WP	HR	S	P	ERA	WHIP					
Doug Drabek, R ERA: 5.65 (1, 1)	5.0	L	23	6	6	6	2	2	0	0	0	0	2	47	81	10.80	1.600					
Tony Castillo, L ERA: 5.55 (6, 1)	1.1		7	2	3	3	0	1	1	0	0	0	0	8	19	20.25	2.250					
Carlos Castillo, R ERA: 4.1 (7, 1)	1.2		7	2	2	2	1	0	0	0	0	0	1	13	17	10.80	1.200					
Matt Karchner, R ERA: 2.5 (9, 1)	1.0		4	1	0	0	2	0	0	0	0	0	0	11	16	0.00	1.000					

Seattle Mariners @ Chicago White Sox  
Comiskey Park, Chicago, IL  
Sat Aug 16 1997, 4:33 AM EDT  
Att. 40,223 - Overcast - 88 F

AB 37  
R 11  
H 11  
RBI 11  
BB 4  
SO 5  
LOB 11



Batter	1	2	3	4	5	6	7	8	9	AB	R	H	RBI	BB	SO	LOB	BOTTOM					
Norberto Martin, R OBP: 0.329, SLG: 0.387 (1, 5)	G3		G1-3				K			5	1	3	2	0	1	0						
Dave Martinez, L OBP: 0.345, SLG: 0.401 (1, 3)	G3		FC6-4				G3-1			5	0	2	0	0	0	2						
Frank Thomas, R OBP: 0.453, SLG: 0.633 34 Mario Valdez, L OBP: 0.361, SLG: 0.320 (9, PR)	L7		FC6-4				F8			5	0	2	1	0	0	3						
Albert Belle, R OBP: 0.324, SLG: 0.474 (1, 7)	G3						G6-4-3			5	1	1	0	0	0	4						
Mike Cameron, R OBP: 0.346, SLG: 0.474 (1, 9)	G5-3						K			4	1	1	0	0	1	3						
Ron Karkovics, R OBP: 0.252, SLG: 0.319 (1, 2)	F8						F9			4	0	0	0	0	1	2						
Ray Durham, S OBP: 0.331, SLG: 0.363 (1, 4)	G6-3						F9			4	1	2	1	0	0	0						
Darren Lewis, R OBP: 0.317, SLG: 0.225 (1, 8)	G6-3									3	1	1	1	1	0	1						
Ozzie Guillen, L OBP: 0.293, SLG: 0.336 (1, 6)			P3				F7			4	1	1	1	0	0	1						
<b>Inning Stats</b>	R: 0 E: 0 K: 0 S: 8	H: 2 LOB: 2 BB: 0 P: 14	R: 0 E: 0 K: 0 S: 4	H: 0 LOB: 0 BB: 0 P: 7	R: 0 E: 0 K: 0 S: 9	H: 1 LOB: 1 BB: 0 P: 15	R: 4 E: 0 K: 1 S: 16	H: 5 LOB: 1 BB: 0 P: 22	R: 0 E: 0 K: 0 S: 6	H: 0 LOB: 1 BB: 1 P: 16	R: 0 E: 0 K: 1 S: 6	H: 0 LOB: 0 BB: 0 P: 10	R: 1 E: 0 K: 0 S: 10	H: 2 LOB: 1 BB: 0 P: 16	R: 0 E: 0 K: 0 S: 8	H: 2 LOB: 1 BB: 0 P: 10	R: 1 E: 0 K: 0 S: 8	H: 2 LOB: 1 BB: 0 P: 10	1B: 9 2B: 4 3B: 0 HR: 0	SF: 0 SAC: 0 DP: 1 HBP: 0	WP: 0 PB: 0 SB: 0 CS: 0	PA: 40
<b>PITCHER</b>	IP	WLS	BF	H	R	ER	SO	BB	IBB	HBP	BLK	WP	HR	S	P	ERA	WHIP					
Jamie Moyer, L ERA: 4.26 (1, 1)	4.0		21	9	4	4	1	0	0	0	0	0	0	18	33	0.00	0.333					
Bobby Ayala, R ERA: 4.81 (5, 1)	3.0	W	9	0	0	0	2	1	0	0	0	0	0	18	33	0.00	0.333					
Bob Wells, R ERA: 5.61 (8, 1)	2.0		10	4	2	2	0	0	0	0	0	0	0	18	26	9.00	2.000					

Seattle Mariners @ Chicago White Sox  
Comiskey Park, Chicago, IL  
Sat Aug 16 1997, 4:33 AM EDT  
Att. 40,223 - Overcast - 88 F

AB 39  
R 6  
H 13  
RBI 6  
BB 1  
SO 3  
LOB 16





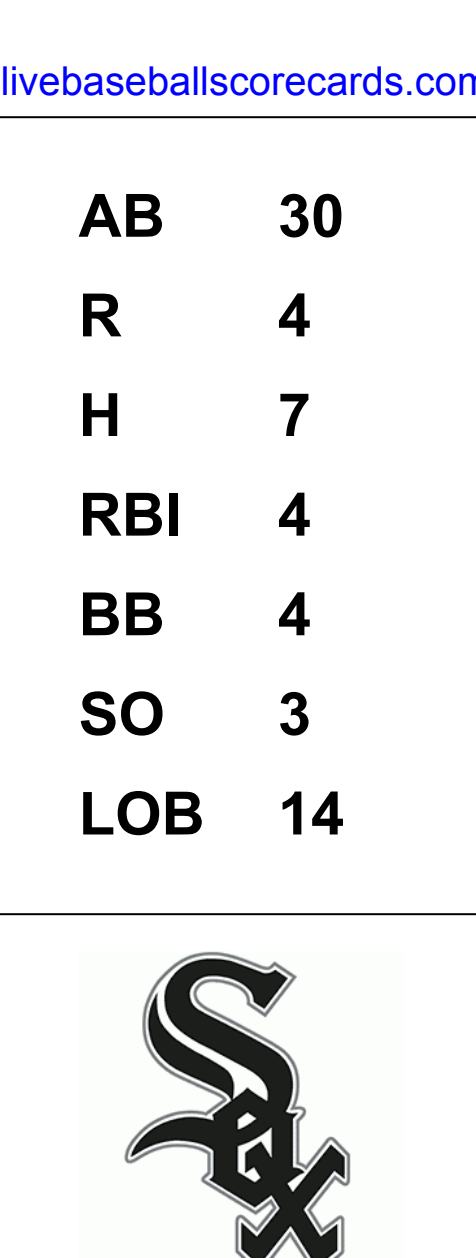




Batter	1	2	3	4	5	6	7	8	9	AB	R	H	RBI	BB	SO	LOB	TOP									
<b>Rich Amaral, R</b> OBP: 0.314, SLG: 0.300 (1, 9)	G5-3		CS 1B		F7			G1-3 2B 1B		4	1	2	0	0	0	0	<b>Seattle Mariners @ Chicago White Sox</b> Comiskey Park, Chicago, IL Sun Aug 17 1997, 4:38 AM EDT Att: 35,571 - Overcast - 72 F									
<b>Alex Rodriguez, R</b> OBP: 0.351, SLG: 0.496 (1, 6)	K		L7		F8			G1-3 1-2		4	0	0	0	0	1	2										
<b>Ken Griffey Jr., L</b> OBP: 0.379, SLG: 0.636 (1, 8)	1B		P4		F8			K		4	0	1	0	0	1	2										
<b>Edgar Martinez, R</b> OBP: 0.454, SLG: 0.537 (1, 3)	FC5-4 1B			HR	G6-3			2H 2B		4	1	3	2	0	0	0										
<b>Jay Buhner, R</b> OBP: 0.375, SLG: 0.495 (1, 10)	FC5-4 1-2			K	G5-3			K		4	0	0	0	0	2	3										
<b>Dan Wilson, R</b> OBP: 0.325, SLG: 0.434 (1, 2)		P3		G2-3				F9		4	0	0	0	0	0	0										
<b>Mike Blowers, R</b> OBP: 0.366, SLG: 0.436 (7, PH) <b>Joey Cora, S</b> OBP: 0.378, SLG: 0.470 (7, 4)		2B		BB				F9		1	0	1	0	1	0	0										
<b>Russ Davis, R</b> OBP: 0.320, SLG: 0.485 (1, 5)	G6-3			K				F7		4	0	0	0	0	1	3										
<b>Andy Sheets, R</b> OBP: 0.283, SLG: 0.309 (7, PH) (7, 7)	K				K			K		2	0	0	0	0	2	1										
<b>Inning Stats</b>	R: 0 E: 0 K: 1 S: 15	H: 2 LOB: 2 BB: 0 P: 21	R: 0 E: 0 K: 1 S: 9	H: 1 LOB: 1 BB: 0 P: 14	R: 0 E: 0 K: 0 S: 7	H: 1 LOB: 0 BB: 0 P: 9	R: 1 E: 0 K: 2 S: 14	H: 1 LOB: 1 BB: 1 P: 26	R: 0 E: 0 K: 1 S: 8	H: 0 LOB: 0 BB: 0 P: 14	R: 0 E: 0 K: 0 S: 5	H: 0 LOB: 0 BB: 0 P: 9	R: 0 E: 0 K: 1 S: 6	H: 1 LOB: 1 BB: 0 P: 8	R: 1 E: 0 K: 2 S: 12	H: 2 LOB: 1 BB: 0 P: 18	R: 0 E: 0 K: 0 S: 6	H: 0 LOB: 0 BB: 0 P: 9	1B: 4 2B: 3 3B: 0 HR: 1	SF: 0 SAC: 0 DP: 0 HBP: 0	WP: 0 PB: 0 SB: 0 CS: 1	PA: 35				
<b>PITCHER</b>	IP	WLS	BF	H	R	ER	SO	BB	IBB	HBP	BLK	WP	HR	S	P	ERA	WHIP									
<b>Mike Sirota, L</b> ERA: 1.69 (1, 1)	5.1	W	21	5	1	1	5	1	0	0	0	0	0	1	54	85	1.69	1.125								
<b>Nelson Cruz, R</b> ERA: 2.15 (6, 1)	2.0		8	2	1	1	1	0	0	0	0	0	0	0	14	21	4.50	1.000								
<b>Chuck McElroy, L</b> ERA: 3.55 (8, 1)	0.1		1	0	0	0	1	0	0	0	0	0	0	0	3	4	0.00	0.000								
<b>Jeff Darwin, R</b> ERA: (8, 1)	0.0		1	1	0	0	0	0	0	0	0	0	0	2	4	∞	∞									
<b>Matt Karchner, R</b> ERA: 2.41 (8, 1)	1.1	S	4	0	0	0	1	0	0	0	0	0	0	9	14	0.00	0.000									

Batter	1	2	3	4	5	6	7	8	9	AB	R	H	RBI	BB	SO	LOB	BOTTOM								
<b>Ray Durham, S</b> OBP: 0.330, SLG: 0.361 (1, 4)	2B G5-3 1B	F7			B1	G4-3				4	1	1	0	0	0	2	<b>Seattle Mariners @ Chicago White Sox</b> Comiskey Park, Chicago, IL Sun Aug 17 1997, 4:38 AM EDT Att: 35,571 - Overcast - 72 F								
<b>Dave Martinez, L</b> OBP: 0.348, SLG: 0.410 (9, 3)	G5-3 1B 2B	G4-3			G1-3		G5-4-3 BB			3	1	1	0	1	0	1									
<b>Frank Thomas, R</b> OBP: 0.447, SLG: 0.622 (1, 10)	F9		P4		HBP		G5-4-3 1-2			3	0	0	0	0	0	3									
<b>Albert Belle, R</b> OBP: 0.323, SLG: 0.469 (1, 7)	G5-3		G6-3		G3		G6-3			4	0	0	1	0	0	2									
<b>Robin Ventura, L</b> OBP: 0.487, SLG: 0.631 (1, 5)	1B IBB		F8		1B 2B			L7		3	1	1	0	1	0	0									
<b>Mike Cameron, R</b> OBP: 0.344, SLG: 0.467 (9, 9)			G5-3		L7			K		4	0	1	1	0	1	1									
<b>Jorge Fabregas, L</b> OBP: 0.273, SLG: 0.333 (1, 2)	G3		F8		2B 1B			BB		3	1	1	1	1	0	2									
<b>34 Mario Valdez, L</b> OBP: 0.353, SLG: 0.304 <b>Lyle Mouton, R</b> OBP: 0.303, SLG: 0.374 <b>Darren Lewis, R</b> OBP: 0.317, SLG: 0.225 (8, PH) (9, 8)		K		BB				G1-6-3		2	0	0	0	1	2	1									
<b>Ozzie Guillen, L</b> OBP: 0.295, SLG: 0.340 (1, 6)		L8			1H 2B					3	0	2	1	0	0	1									
<b>Inning Stats</b>	R: 2 E: 0 K: 0 S: 12	H: 3 LOB: 2 BB: 1 P: 24	R: 0 E: 0 K: 1 S: 10	H: 1 LOB: 1 BB: 0 P: 17	R: 0 E: 0 K: 0 S: 5	H: 0 LOB: 0 BB: 0 P: 9	R: 0 E: 0 K: 0 S: 7	H: 0 LOB: 1 BB: 1 P: 14	R: 0 E: 0 K: 1 S: 14	H: 3 LOB: 1 BB: 0 P: 16	R: 0 E: 0 K: 0 S: 5	H: 0 LOB: 0 BB: 1 P: 11	R: 0 E: 0 K: 1 S: 8	H: 0 LOB: 1 BB: 1 P: 17	R: 0 E: 0 K: 0 S: 5	H: 0 LOB: 0 BB: 0 P: 11	1B: 4 2B: 3 3B: 0 HR: 0	SF: 0 SAC: 0 DP: 1 HBP: 1	WP: 0 PB: 0 SB: 0 CS: 0	PA: 35					
<b>PITCHER</b>	IP	WLS	BF	H	R	ER	SO	BB	IBB	HBP	BLK	WP	HR	S	P	ERA	WHIP								
<b>Omar Olivares, R</b> ERA: 4.57 (1, 1)	7.0	L	31	7	4	4	2	2	1	1	0	0	0	58	99	5.14	1.286								
<b>Norm Charlton, L</b> ERA: 7.22 (8, 1)	1.0		4	0	0	0	1	1	0	0	0	0	0	8	17	0.00	1.000								

AB	34
R	2
H	8
RBI	2
BB	1
SO	8
LOB	12









Batter	1	2	3	4	5	6	7	8	9	AB	R	H	RBI	BB	SO	LOB	TOP					
Brian Giles, L OBP: 0.379, SLG: 0.504 (1, 7)	L4		G3-1			G3-1			SH1 1B	5	2	2	0	0	0	0						
Omar Vizquel, S OBP: 0.354, SLG: 0.379 (1, 6)	P5		P6				G3-1		SH1	3	1	0	0	1	0	0						
Manny Ramirez, R OBP: 0.418, SLG: 0.552 (1, 9)	HR		1B				K		G2	4	2	2	1	1	1	1						
Jim Thome, L OBP: 0.433, SLG: 0.598 (1, 3)	BB BB		K				G4-3		2H 1B	4	0	1	1	1	2	4						
David Justice, L OBP: 0.427, SLG: 0.611 (1, 10)	BB								K	4	1	1	4	1	1	1						
Matt Williams, R OBP: 0.291, SLG: 0.474 (1, 5)	F9									4	1	1	1	0	1	2						
Sandy Alomar Jr., R OBP: 0.362, SLG: 0.551 (1, 2)		P4								4	0	1	0	0	1	0						
Jeff Branson, L OBP: 0.252, SLG: 0.305 (1, 4)										2	0	0	0	1	1	0						
Marquis Grissom, R OBP: 0.306, SLG: 0.369 (1, 8)										4	0	0	0	0	1	3						
<b>Inning Stats</b>	R: 1 H: 1 E: 0 K: 0 S: 12	H: 1 LOB: 2 BB: 2 P: 26	R: 0 H: 0 E: 0 K: 1 S: 7	H: 0 LOB: 0 BB: 0 P: 8	R: 0 H: 1 E: 0 K: 1 S: 8	H: 1 LOB: 1 BB: 0 P: 17	R: 0 H: 1 E: 0 K: 1 S: 13	H: 1 LOB: 2 BB: 0 P: 21	R: 4 H: 2 E: 0 K: 2 S: 21	H: 2 LOB: 0 BB: 2 P: 31	R: 0 H: 0 E: 0 K: 1 S: 10	H: 0 LOB: 0 BB: 0 P: 13	R: 0 H: 0 E: 0 K: 1 S: 8	H: 0 LOB: 0 BB: 0 P: 10	R: 1 H: 1 E: 0 K: 0 S: 14	H: 1 LOB: 1 BB: 1 P: 26	R: 1 H: 2 E: 0 K: 1 S: 9	H: 2 LOB: 1 BB: 0 P: 11	1B: 5 2B: 0 3B: 0 HR: 3	SF: 0 SAC: 1 DP: 0 HBP: 1	WP: 0 PB: 0 SB: 0 CS: 0	PA: 41
<b>PITCHER</b>	IP	WLS	BF	H	R	ER	SO	BB	IBB	HBP	BLK	WP	HR	S	P	ERA	WHIP					
27 Ken Cloude, R ERA: 5.51 (1, 1)	4.1	L	23	5	5	5	4	4	0	1	0	0	2	56	98	10.38	2.077					
Bobby Ayala, R ERA: 4.69 (5, 1)	3.2		13	1	1	1	3	1	0	0	0	0	1	37	54	2.46	0.545					
Norm Charlton, L ERA: 7.26 (9, 1)	1.0		5	2	1	1	1	0	0	0	0	0	0	9	11	9.00	2.000					

Cleveland Indians @ Seattle Mariners  
The Kingdome, Seattle, WA  
Tue Aug 19 1997, 10:05 PM EDT  
Att: 33,645 - Dome - 68 F

livebaseballscorecards.com

AB 34  
R 7  
H 8  
RBI 7  
BB 5  
SO 8  
LOB 11



Batter	1	2	3	4	5	6	7	8	9	AB	R	H	RBI	BB	SO	LOB	BOTTOM					
Joey Cora, S OBP: 0.375, SLG: 0.463 (1, 4)	P6		L9							4	0	0	0	0	0	1						
Alex Rodriguez, R OBP: 0.352, SLG: 0.498 (1, 6)	G6-3									3	1	1	1	1	0	0						
Ken Griffey Jr., L OBP: 0.379, SLG: 0.633 (1, 8)										4	0	1	0	0	1	1						
Edgar Martinez, R OBP: 0.453, SLG: 0.534 (1, 10)	G1-3									4	0	1	0	0	1	2						
Jay Buhner, R OBP: 0.372, SLG: 0.489 (1, 9)										4	0	1	0	0	1	1						
Dan Wilson, R OBP: 0.326, SLG: 0.429 (1, 2)	F8									4	1	1	0	0	2	1						
Mike Blowers, R OBP: 0.374, SLG: 0.440 (1, 3)										4	1	2	0	0	1	2						
Russ Davis, R OBP: 0.322, SLG: 0.499 (1, 5)										4	2	2	4	0	0	1						
Rich Amaral, R OBP: 0.308, SLG: 0.295 Brent Gates, S OBP: 0.298, SLG: 0.359 (9, PH)										3	0	1	0	0	0	1						
<b>Inning Stats</b>	R: 0 H: 1 E: 0 K: 0 S: 8	H: 1 LOB: 1 BB: 0 P: 12	R: 0 H: 1 E: 0 K: 0 S: 7	H: 0 LOB: 0 BB: 0 P: 13	R: 0 H: 0 E: 0 K: 0 S: 9	H: 0 LOB: 0 BB: 1 P: 16	R: 2 H: 3 E: 0 K: 1 S: 12	H: 3 LOB: 1 BB: 0 P: 15	R: 0 H: 1 E: 0 K: 1 S: 14	H: 1 LOB: 1 BB: 0 P: 19	R: 0 H: 1 E: 0 K: 1 S: 7	H: 1 LOB: 1 BB: 0 P: 11	R: 1 H: 1 E: 0 K: 1 S: 12	H: 1 LOB: 0 BB: 0 P: 21	R: 2 H: 2 E: 0 K: 3 S: 13	H: 2 LOB: 0 BB: 0 P: 22	1B: 6 2B: 1 3B: 0 HR: 3	SF: 0 SAC: 0 DP: 1 HBP: 0	WP: 0 PB: 0 SB: 0 CS: 1	PA: 36		
<b>PITCHER</b>	IP	WLS	BF	H	R	ER	SO	BB	IBB	HBP	BLK	WP	HR	S	P	ERA	WHIP					
John Smiley, L ERA: 5.2 (1, 1)	7.0	W	27	7	2	2	3	1	0	0	0	0	2	22	40	16.20	1.800					
Paul Shuey, R ERA: 8.15 (8, 1)	1.2		8	3	3	3	3	0	0	0	0	0	0	3	3	0.00	0.000					
Jose Mesa, R ERA: 2.89 (9, 1)	0.1	S	1	0	0	0	1	0	0	0	0	0	0	3	3	0.00	0.000					

Cleveland Indians @ Seattle Mariners  
The Kingdome, Seattle, WA  
Tue Aug 19 1997, 10:05 PM EDT  
Att: 33,645 - Dome - 68 F

livebaseballscorecards.com

AB 35  
R 5  
H 10  
RBI 5  
BB 1  
SO 7  
LOB 10









Batter	1	2	3	4	5	6	7	8	9	AB	R	H	RBI	BB	SO	LOB	TOP										
<b>Omar Vizquel, S</b> OBP: 0.395, SLG: 0.378 (1, 6)	G5-3	FC5-4				G6-3				4	1	2	0	1	0	1	<b>Cleveland Indians @ Seattle Mariners</b> The Kingdome, Seattle, WA Thu Aug 21 1997, 10:05 PM EDT Att: 30,395 - Dome - 72 F										
<b>Tony Fernandez, S</b> OBP: 0.320, SLG: 0.412 (1, 4)	BB		1B			G6-3		G6-3		5	1	3	0	0	0	3											
<b>Manny Ramirez, R</b> OBP: 0.418, SLG: 0.547 (1, 9)	BB		F7			G6-3				3	2	1	1	2	0	2											
<b>Jim Thome, L</b> OBP: 0.434, SLG: 0.603 (1, 3)	K		1B			WP				4	1	2	2	0	1	3											
<b>David Justice, L</b> OBP: 0.430, SLG: 0.609 (1, 7)			K			HBP				3	1	1	0	2	1	2											
<b>Matt Williams, R</b> OBP: 0.290, SLG: 0.472 (1, 5)	K									5	0	1	1	0	2	5											
<b>Kevin Seitzer, R</b> OBP: 0.314, SLG: 0.349 (1, 10)		L9								4	0	0	0	0	0	0											
<b>Jeff Branson, L</b> OBP: 0.250, SLG: 0.302 (9, PH)			F9							1	0	0	1	0	0	1											
<b>Pat Borders, R</b> OBP: 0.352, SLG: 0.439 (9, PH)			L4							4	0	2	0	0	1	0											
<b>Sandy Alomar Jr., R</b> OBP: 0.358, SLG: 0.545 (9, PH)		FC5-4				1B				1	0	0	0	0	0	1											
<b>Marquis Grissom, R</b> OBP: 0.302, SLG: 0.364 (8, PH)										3	0	0	0	0	3	2											
<b>Brian Giles, L</b> OBP: 0.374, SLG: 0.496 (8, 8)	K									1	0	0	0	0	0	0											
<b>Inning Stats</b>	R: 0 E: 0 K: 2 S: 10	H: 1 LOB: 3 BB: 2 P: 21	R: 0 E: 0 K: 1 S: 13	H: 1 LOB: 1 BB: 0 P: 19	R: 0 E: 0 K: 1 S: 8	H: 2 LOB: 2 BB: 0 P: 15	R: 0 E: 0 K: 0 S: 6	H: 0 LOB: 0 BB: 0 P: 10	R: 2 E: 0 K: 2 S: 16	H: 1 LOB: 2 BB: 2 P: 32	R: 0 E: 0 K: 1 S: 14	H: 2 LOB: 0 BB: 0 P: 18	R: 2 E: 0 K: 0 S: 9	H: 2 LOB: 0 BB: 0 P: 13	R: 0 E: 0 K: 1 S: 9	H: 1 LOB: 1 BB: 0 P: 14	R: 2 E: 0 K: 0 S: 17	H: 2 LOB: 1 BB: 1 P: 25	1B: 9 2B: 3 3B: 0 HR: 1	SF: 0 SAC: 0 DP: 1 HBP: 1	WP: 1 PB: 0 SB: 1 CS: 1	PA: 44					
<b>PITCHER</b>	IP	WLS	BF	H	R	ER	SO	BB	IBB	HBP	BLK	WP	HR	S	P	ERA	WHIP										
<b>Jamie Moyer, L</b> ERA: 4.24 (1, 1)	5.0	W	24	5	2	2	6	4	0	1	0	1	0	53	97	3.60	1.800										
<b>Bob Wells, R</b> ERA: 5.53 (6, 1)	1.0		6	3	1	1	1	0	0	0	0	0	0	16	20	9.00	3.000										
<b>Paul Spoljaric, L</b> ERA: 3.34 (7, 1)	0.1		2	1	1	1	0	0	0	0	0	0	1	3	6	27.00	3.000										
<b>Mike Timlin, R</b> ERA: 2.88 (7, 1)	1.2		6	1	0	0	1	0	0	0	0	0	0	13	19	0.00	0.600										
<b>Heathcliff Stocumb, R</b> ERA: 5.56 (9, 1)	1.0	S	6	2	2	2	0	1	0	0	0	0	0	17	25	18.00	3.000										

Batter	1	2	3	4	5	6	7	8	9	AB	R	H	RBI	BB	SO	LOB	BOTTOM										
<b>Joey Cora, S</b> OBP: 0.376, SLG: 0.462 (1, 4)	F8		L4			1B				4	2	2	0	1	0	0	<b>Cleveland Indians @ Seattle Mariners</b> The Kingdome, Seattle, WA Thu Aug 21 1997, 10:05 PM EDT Att: 30,395 - Dome - 72 F										
<b>Roberto Kelly, R</b> OBP: 0.337, SLG: 0.440 (1, 7)			F9			2B				5	1	2	0	0	2	3											
<b>Ken Griffey Jr., L</b> OBP: 0.376, SLG: 0.624 (1, 8)										4	1	0	0	1	0	3											
<b>Edgar Martinez, R</b> OBP: 0.454, SLG: 0.541 (1, 10)		G6-3								3	0	1	2	1	1	1											
<b>Alex Rodriguez, R</b> OBP: 0.348, SLG: 0.498 (1, 6)										4	2	1	1	0	1	3											
<b>Jay Buhner, R</b> OBP: 0.370, SLG: 0.486 (1, 9)		G4-3								4	0	1	1	0	1	1											
<b>Paul Sorrento, L</b> OBP: 0.333, SLG: 0.506 (1, 3)										2	0	1	0	2	0	0											
<b>Rich Amaral, R</b> OBP: 0.315, SLG: 0.302 (8, PR)		G1-3								0	1	0	0	0	0	0											
<b>Russ Davis, R</b> OBP: 0.319, SLG: 0.493 (1, 5)										4	0	0	0	0	1	5											
<b>Dan Wilson, R</b> OBP: 0.324, SLG: 0.426 (1, 2)			G3-1							4	0	0	0	0	1	4											
<b>Inning Stats</b>	R: 0 E: 0 K: 0 S: 8	H: 1 LOB: 1 BB: 0 P: 15	R: 1 E: 0 K: 1 S: 10	H: 1 LOB: 0 BB: 0 P: 19	R: 0 E: 0 K: 0 S: 7	H: 0 LOB: 0 BB: 0 P: 9	R: 1 E: 1 K: 1 S: 17	H: 1 LOB: 3 BB: 2 P: 30	R: 3 E: 0 K: 0 S: 10	H: 3 LOB: 2 BB: 2 P: 23	R: 0 E: 0 K: 1 S: 9	H: 1 LOB: 1 BB: 0 P: 15	R: 0 E: 0 K: 3 S: 10	H: 0 LOB: 0 BB: 0 P: 15	R: 2 E: 0 K: 1 S: 12	H: 1 LOB: 2 BB: 1 P: 25	1B: 6 2B: 1 3B: 0 HR: 1	SF: 0 SAC: 0 DP: 0 HBP: 0	WP: 2 PB: 1 SB: 0 CS: 0	PA: 39							
<b>PITCHER</b>	IP	WLS	BF	H	R	ER	SO	BB	IBB	HBP	BLK	WP	HR	S	P	ERA	WHIP										
<b>Bartolo Colon, R</b> ERA: 5.69 (1, 1)	4.0	L	22	2	1	0	0	2	1	0	0	0	0	47	85	9.00	2.000										
<b>Eric Plunk, R</b> ERA: 4.96 (5, 1)	1.2		7	1	0	0	1	0	1	0	0	0	0	13	24	0.00	0.600										
<b>Jason Jacome, L</b> ERA: 5.4 (6, 1)	0.1		1	0	0	0	0	0	0	0	0	0	0	1	2	0.00	0.000										
<b>Michael Jackson, R</b> ERA: 2.87 (7, 1)	1.2		8	1	2	1	4	0	1	0	0	1	0	18	33	5.40	0.600										
<b>Paul Assenmacher, L</b> ERA: 3.34 (8, 1)	0.1		1	0	0	0	0	0	0	0	0	1	0	4	7	0.00	0.000										





Batter	1	2	3	4	5	6	7	8	9	AB	R	H	RBI	BB	SO	LOB	TOP																					
<b>2 Derek Jeter, R</b> OBP: 0.376, SLG: 0.417 (1, 6)										4	1	1	2	0	1	3	<b>New York Yankees @ Seattle Mariners</b> The Kingdome, Seattle, WA Fri Aug 22 1997, 10:05 PM EDT Att: 57,351 - Dome - 72 F																					
<b>Tim Lincecum, S</b> OBP: 0.393, SLG: 0.400 (1, 7)										3	0	0	1	0	0	0																						
<b>Bernie Williams, S</b> OBP: 0.414, SLG: 0.534 (1, 8)										4	1	1	1	0	1	1																						
<b>Tino Martinez, L</b> OBP: 0.377, SLG: 0.609 (1, 3)										3	0	0	0	0	1	0																						
<b>Mike Stanley, R</b> OBP: 0.396, SLG: 0.509 (1, 10)										4	0	1	0	0	2	0																						
<b>Charlie Hayes, R</b> OBP: 0.340, SLG: 0.434 (1, 5)										4	0	0	0	0	2	2																						
<b>Chad Curtis, R</b> OBP: 0.379, SLG: 0.498 (1, 9)										4	1	1	0	0	2	0																						
<b>Joe Girardi, R</b> OBP: 0.311, SLG: 0.330 (1, 2)										4	1	1	1	0	1	0																						
<b>Rey Sanchez, R</b> OBP: 0.304, SLG: 0.339 (1, 4)										4	1	2	0	0	0	0																						
<b>Inning Stats</b>	R: 0 E: 0 K: 1 S: 10	H: 0 LOB: 0 BB: 0 P: 15	R: 0 E: 0 K: 2 S: 9	H: 0 LOB: 0 BB: 0 P: 15	R: 2 E: 0 K: 1 S: 17	H: 3 LOB: 1 BB: 0 P: 28	R: 0 E: 0 K: 2 S: 12	H: 0 LOB: 0 BB: 0 P: 17	R: 0 E: 1 K: 1 S: 9	H: 0 LOB: 1 BB: 0 P: 14	R: 0 E: 0 K: 0 S: 8	H: 1 LOB: 2 BB: 0 P: 15	R: 2 E: 0 K: 2 S: 9	H: 2 LOB: 0 BB: 0 P: 12	R: 1 E: 0 K: 1 S: 7	H: 1 LOB: 0 BB: 0 P: 12	R: 0 E: 0 K: 2 S: 9	H: 0 LOB: 0 BB: 0 P: 14	1B: 4 2B: 1 3B: 0 HR: 2	SF: 1 SAC: 0 DP: 0 HBP: 1	WP: 1 PB: 0 CS: 0	PA: 36																
<b>PITCHER</b>	IP	WLS	BF	H	R	ER	SO	BB	IBB	HBP	BLK	WP	HR	S	P	ERA	WHIP	<b>PITCHER</b>				IP	WLS	BF	H	R	ER	SO	BB	IBB	HBP	BLK	WP	HR	S	P	ERA	WHIP
<b>Jeff Fassero, L</b> ERA: 3.92 (1, 1)	7.1	W	31	7	5	5	7	0	0	1	0	1	2	77	121	6.14	0.955																					
<b>Bobby Ayala, R</b> ERA: 4.99 (8, 1)	1.2		5	0	0	0	3	0	0	0	0	0	0	13	21	0.00	0.000																					

AB	34
R	5
H	7
RBI	5
BB	0
SO	10
LOB	6



Batter	1	2	3	4	5	6	7	8	9	AB	R	H	RBI	BB	SO	LOB	BOTTOM																					
<b>Rich Amaral, R</b> OBP: 0.317, SLG: 0.305 (1, 4)										5	1	2	0	0	2	4	<b>New York Yankees @ Seattle Mariners</b> The Kingdome, Seattle, WA Fri Aug 22 1997, 10:05 PM EDT Att: 57,351 - Dome - 72 F																					
<b>Roberto Kelly, R</b> OBP: 0.338, SLG: 0.444 (1, 7)										5	0	2	1	0	0	1																						
<b>Ken Griffey Jr., L</b> OBP: 0.377, SLG: 0.620 (1, 8)										3	0	0	0	1	0	3																						
<b>Edgar Martinez, R</b> OBP: 0.455, SLG: 0.540 (1, 10)										3	1	1	0	2	1	4																						
<b>Alex Rodriguez, R</b> OBP: 0.351, SLG: 0.505 (1, 6)										5	2	3	3	0	1	1																						
<b>Jay Buhner, R</b> OBP: 0.372, SLG: 0.484 (1, 9)										2	3	0	0	2	0	2																						
<b>Rob Ducey, L</b> OBP: 0.304, SLG: 0.442 (9, 9)										0	0	0	0	0	0	0																						
<b>Mike Blowers, R</b> ERA: 5.5 (1, 3)										2	0	2	1	1	0	0																						
<b>Paul Sorrento, L</b> OBP: 0.333, SLG: 0.514 (7, PH) (8, 3)										2	1	1	2	0	0	1																						
<b>Russ Davis, R</b> OBP: 0.316, SLG: 0.488 (1, 5)										4	0	0	0	0	1	5																						
<b>John Marzano, R</b> OBP: 0.382, SLG: 0.400 (1, 2)										4	1	3	2	0	0	0																						
<b>Inning Stats</b>	R: 3 E: 0 K: 0 S: 9	H: 2 LOB: 1 BB: 1 P: 18	R: 0 E: 0 K: 0 S: 7	H: 1 LOB: 1 BB: 1 P: 14	R: 0 E: 0 K: 0 S: 8	H: 0 LOB: 0 BB: 1 P: 14	R: 3 E: 0 K: 0 S: 17	H: 5 LOB: 3 BB: 0 P: 26	R: 1 E: 0 K: 2 S: 15	H: 2 LOB: 2 BB: 1 P: 28	R: 0 E: 0 K: 1 S: 10	H: 0 LOB: 1 BB: 1 P: 17	R: 2 E: 1 K: 2 S: 18	H: 2 LOB: 2 BB: 1 P: 29	R: 0 E: 0 K: 0 S: 8	H: 2 LOB: 1 BB: 0 P: 12	R: 0 E: 0 K: 2 S: 9	H: 0 LOB: 0 BB: 0 P: 14	1B: 11 2B: 1 3B: 0 HR: 2	SF: 0 SAC: 0 DP: 3 HBP: 2	WP: 0 PB: 0 CS: 0	PA: 44																
<b>PITCHER</b>	IP	WLS	BF	H	R	ER	SO	BB	IBB	HBP	BLK	WP	HR	S	P	ERA	WHIP	<b>PITCHER</b>				IP	WLS	BF	H	R	ER	SO	BB	IBB	HBP	BLK	WP	HR	S	P	ERA	WHIP
<b>Kenny Rogers, L</b> ERA: 5.5 (1, 1)	3.2	L	21	8	6	6	0	3	0	2	0	0	1	36	64	14.73	3.000																					
<b>Brian Boehringer, R</b> ERA: 3.86 (4, 1)	2.2		14	3	3	3	4	3	0	0	0	0	1	39	71	10.12	2.250																					
<b>Graeme Lloyd, L</b> ERA: 3.13 (7, 1)	1.2		8	3	0	0	1	0	0	0	0	0	0	17	23	0.00	1.800																					











Batter	1	2	3	4	5	6	7	8	9	AB	R	H	RBI	BB	SO	LOB	TOP										
<b>2 Derek Jeter, R</b> OBP: 0.375, SLG: 0.412 (1, 6)	F7		K				K		G4-3	4	0	0	0	1	2	4	<b>New York Yankees @ Seattle Mariners</b> The Kingdome, Seattle, WA Sun Aug 24 1997, 6:33 AM EDT Att: 54,391 - Dome - 72 F										
<b>Tim Lincecum, S</b> OBP: 0.386, SLG: 0.392 (1, 10)	F8			K	E4		K			4	0	0	0	0	2	2											
<b>Bernie Williams, S</b> OBP: 0.415, SLG: 0.530 (1, 8)	L5			L9	K				G4-3	4	0	0	0	0	1	2											
<b>Tino Martinez, L</b> OBP: 0.377, SLG: 0.603 (1, 3)		BB					P5		K	2	0	0	0	2	1	0											
<b>Paul O'Neill, L</b> OBP: 0.398, SLG: 0.519 (1, 9)	F8			K			P4		L3	4	0	0	0	0	1	2											
<b>Charlie Hayes, R</b> OBP: 0.341, SLG: 0.431 (1, 5)	F9						G5-3		FC6-4	3	1	1	0	1	0	1											
<b>Chad Curtis, R</b> OBP: 0.383, SLG: 0.508 (1, 7)	K								K	4	2	2	1	0	2	2											
<b>Joe Girardi, R</b> OBP: 0.310, SLG: 0.329 (1, 2)			K				SH5-4		G6-3	2	0	0	0	0	1	0											
<b>Darryl Strawberry, L</b> OBP: 0.207, SLG: 0.154 (9, PH)									FC6-4	1	0	1	0	0	0	0											
<b>Homer Bush, R</b> ERA: 4.46 (9, PR)									1B	0	0	0	0	0	0	0											
<b>Rey Sanchez, R</b> OBP: 0.312, SLG: 0.352 (1, 4)							L8		FC6-4	4	0	2	0	0	0	4											
<b>Inning Stats</b>	R: 0 E: 0 K: 0 S: 6	H: 0 LOB: 0 BB: 0 P: 9	R: 0 E: 0 K: 1 S: 10	H: 0 LOB: 1 BB: 1 P: 17	R: 0 E: 0 K: 2 S: 10	H: 1 LOB: 1 BB: 0 P: 13	R: 0 E: 0 K: 2 S: 10	H: 0 LOB: 1 BB: 1 P: 18	R: 2 E: 1 K: 1 S: 12	H: 1 LOB: 2 BB: 2 P: 26	R: 0 E: 0 K: 0 S: 3	H: 0 LOB: 0 BB: 0 P: 5	R: 1 E: 0 K: 2 S: 11	H: 2 LOB: 1 BB: 0 P: 17	R: 0 E: 0 K: 1 S: 6	H: 0 LOB: 0 BB: 0 P: 7	R: 0 E: 0 K: 1 S: 11	H: 2 LOB: 2 BB: 0 P: 19	1B: 4 2B: 2 3B: 0 HR: 1	SF: 0 SAC: 1 DP: 1 HBP: 0	WP: 0 PB: 0 SB: 0 CS: 1	PA: 37					
<b>PITCHER</b>	IP	WLS	BF	H	R	ER	SO	BB	IBB	HBP	BLK	WP	HR	S	P	ERA	WHIP										
<b>27 Ken Cloude, R</b> ERA: 4.37 (1, 1)	6.1		27	4	3	1	6	4	0	0	0	0	1	56	96	1.42	1.263										
<b>Bobby Ayala, R</b> ERA: 4.46 (7, 1)	2.0	W	8	2	0	0	4	0	0	0	0	0	0	20	29	0.00	1.000										
<b>Mike Timlin, R</b> ERA: 3.12 (9, 1)	0.2	S	2	0	0	0	0	0	0	0	0	0	0	3	6	0.00	0.000										

Batter	1	2	3	4	5	6	7	8	9	AB	R	H	RBI	BB	SO	LOB	BOTTOM										
<b>Joey Cora, S</b> OBP: 0.373, SLG: 0.459 (1, 4)	K		G5-3		G5-3		F7			4	0	0	0	0	1	1	<b>New York Yankees @ Seattle Mariners</b> The Kingdome, Seattle, WA Sun Aug 24 1997, 6:33 AM EDT Att: 54,391 - Dome - 72 F										
<b>Roberto Kelly, R</b> OBP: 0.330, SLG: 0.442 (1, 7)	G6-3			G5-3		F7	K			4	0	0	0	0	1	0											
<b>Ken Griffey Jr., L</b> OBP: 0.381, SLG: 0.631 (1, 8)		1B		G3-1		1B			P6	4	1	2	0	0	0	0											
<b>Edgar Martinez, R</b> OBP: 0.455, SLG: 0.540 (1, 10)	K			F8		K			G6-3	4	0	0	0	0	2	2											
<b>Alex Rodriguez, R</b> OBP: 0.350, SLG: 0.503 (1, 6)			K		F8				E6	4	0	1	1	0	1	0											
<b>Jay Buhner, R</b> OBP: 0.372, SLG: 0.489 (1, 9)		K				HR	P4		K	4	1	1	1	0	2	2											
<b>Russ Davis, R</b> OBP: 0.315, SLG: 0.489 (1, 5)			K							1	0	0	0	1	1	0											
<b>Andy Sheets, R</b> (6, 5)										0	1	0	0	1	0	0											
<b>Mike Blowers, R</b> OBP: 0.387, SLG: 0.455 (1, 3)					P2				SH3-4	2	1	1	0	0	0	0											
<b>Dan Wilson, R</b> OBP: 0.325, SLG: 0.433 (1, 2)					F7					3	1	2	3	0	0	0											
<b>Inning Stats</b>	R: 0 E: 0 K: 2 S: 10	H: 1 LOB: 1 BB: 0 P: 17	R: 0 E: 0 K: 3 S: 13	H: 0 LOB: 0 BB: 0 P: 18	R: 0 E: 0 K: 0 S: 6	H: 0 LOB: 0 BB: 0 P: 10	R: 0 E: 0 K: 0 S: 4	H: 0 LOB: 0 BB: 0 P: 8	R: 2 E: 0 K: 0 S: 9	H: 3 LOB: 1 BB: 1 P: 17	R: 1 E: 0 K: 1 S: 10	H: 2 LOB: 1 BB: 0 P: 16	R: 2 E: 0 K: 1 S: 13	H: 1 LOB: 0 BB: 1 P: 22	R: 0 E: 1 K: 1 S: 10	H: 0 LOB: 1 BB: 0 P: 13	1B: 3 2B: 1 3B: 1 HR: 2	SF: 0 SAC: 1 DP: 0 HBP: 0	WP: 0 PB: 0 SB: 0 CS: 0	PA: 33							
<b>PITCHER</b>	IP	WLS	BF	H	R	ER	SO	BB	IBB	HBP	BLK	WP	HR	S	P	ERA	WHIP										
<b>David Wells, L</b> ERA: 4.19 (1, 1)	8.0	L	33	7	5	5	8	2	0	0	0	0	2	75	121	5.62	1.125										

AB 32  
R 3  
H 6  
RBI 1  
BB 4  
SO 10  
LOB 17



AB 30  
R 5  
H 7  
RBI 5  
BB 2  
SO 8  
LOB 5









Batter	1	2	3	4	5	6	7	8	9	AB	R	H	RBI	BB	SO	LOB	TOP					
Nomar Garciaparra, R OBP: 0.356, SLG: 0.539	3-2 2B		0-0 F7		3-2 G6-3			0-1 G5-3		4	0	1	0	0	0	0						
John Valentin, R OBP: 0.381, SLG: 0.514	4-2 BB		1-0 G5-3			2-2 F8		2-1 G5-3		3	0	0	0	1	0	0						
Mo Vaughn, L OBP: 0.434, SLG: 0.568	1-3 K			3-2 HR		0-0 G6-3		2-3 K		4	1	2	0	0	2	2						
Wil Cordero, R OBP: 0.319, SLG: 0.438	2-3 K			1-2 F9		0-1 G6-3		1-1 G1-3		4	0	0	0	0	1	4						
18 Reggie Jefferson, S OBP: 0.381, SLG: 0.514	1-0 G3			1-3 K		0-0 G4-3		0-0 1B		4	0	1	0	0	1	4						
Troy O'Leary, L OBP: 0.395, SLG: 0.506		1-0 G1-6-3 1B		0-1 HR		1-0 FC4-6 1B		1-3 K		4	1	3	2	0	1	1						
Scott Hatteberg, L OBP: 0.353, SLG: 0.426		1-2 G1-6-3		1-3 K		1-0 F7		2-3 K		4	0	0	0	0	2	3						
Jeff Frye, R OBP: 0.349, SLG: 0.419		1-0 G1-3			2-2 G4-3		2-2 FC4-6			3	0	0	0	0	0	1						
Darren Bragg, L OBP: 0.347, SLG: 0.397			1-1 G3		0-1 F8		3-3 K			3	0	0	0	0	1	1						
<b>Inning Stats</b>	R: 0 E: 0 K: 2 S: 13	H: 1 LOB: 2 BB: 1 P: 24	R: 0 E: 0 K: 0 S: 5	H: 1 LOB: 0 BB: 0 P: 8	R: 0 E: 0 K: 0 S: 4	H: 0 LOB: 0 BB: 0 P: 6	R: 2 E: 0 K: 2 S: 16	H: 2 LOB: 0 BB: 0 P: 22	R: 0 E: 0 K: 0 S: 9	H: 0 LOB: 1 BB: 0 P: 14	R: 0 E: 0 K: 1 S: 7	H: 1 LOB: 1 BB: 0 P: 9	R: 0 E: 0 K: 1 S: 9	H: 1 LOB: 0 BB: 0 P: 16	R: 0 E: 0 K: 1 S: 7	H: 0 LOB: 0 BB: 0 P: 11	R: 0 E: 0 K: 2 S: 11	H: 1 LOB: 1 BB: 0 P: 15	1B: 5 2B: 1 3B: 0 HR: 1	SF: 0 SAC: 0 DP: 1 HBP: 0	WP: 0 PB: 0 SB: 1 CS: 0	PA: 34
<b>PITCHER</b> Jamie Moyer, L ERA: 4.1	IP: 9.0 W: 7 L: 2 ER: 2 SO: 8 BB: 1 IBB: 0 HBP: 0 BLK: 0 WP: 0 HR: 1 S: 81 P: 125 ERA: 2.00 WHIP: 0.889															<b>PITCHER</b>	IP: 9.0 W: 7 L: 2 ER: 2 SO: 8 BB: 1 IBB: 0 HBP: 0 BLK: 0 WP: 0 HR: 1 S: 81 P: 125 ERA: 2.00 WHIP: 0.889					

**Boston Red Sox @ Seattle Mariners**  
The Kingdom, Seattle, WA  
Tue Aug 26 1997, 10:05 PM EDT  
Att: 32,287 - Dome - 72 F

AB 33  
R 2  
H 7  
RBI 2  
BB 1  
SO 8  
LOB 16



Batter	1	2	3	4	5	6	7	8	9	AB	R	H	RBI	BB	SO	LOB	BOTTOM			
Rich Amaral, R OBP: 0.318, SLG: 0.313	3-1 HR	2-2 G6-4-3		1-1 G6-3		2-2 2B	2-2 F9			5	2	2	2	0	0	6				
Roberto Kelly, R OBP: 0.370, SLG: 0.453	1-1 HR		1-0 G6-3		2-0 F7	0-1 2B		2-0 F8		5	1	2	3	0	0	0				
Ken Griffey Jr., L OBP: 0.383, SLG: 0.640	0-3 K		1-3 K		0-0 G6-3	4-0 FC6-4 IBB		3-0 BB 1B		4	1	1	0	1	2	0				
Edgar Martinez, R OBP: 0.455, SLG: 0.539	1-2 G6-3		0-0 1B		1-2 HBP	2-1 P3		4-2 1B BB		3	0	1	0	1	0	2				
Alex Rodriguez, R OBP: 0.349, SLG: 0.506	3-1 L3		2-2 K		0-3 K	0-2 FC6-4		0-0 1B		5	0	1	1	0	2	4				
Jay Buhner, R OBP: 0.376, SLG: 0.489		3-1 BB 1B		0-0 FC1-6 1B		4-1 1B BB	1-1 SH1-3	0-3 K		3	2	3	0	1	0	0				
Rob Ducey, L OBP: 0.315, SLG: 0.460										1	0	0	0	0	1	2				
Mike Blowers, R OBP: 0.383, SLG: 0.444		4-2 1B BB		0-0 FC1-6 2B		1-0 F7	0-0 SH1-3	1-0 G6-3		3	0	0	0	1	0	4				
Dan Wilson, R OBP: 0.328, SLG: 0.434		1-0 L8		0-1 2B		1-0 1B 2B	4-2 BB			3	1	2	0	1	0	2				
Andy Sheets, R OBP: 0.455, SLG: 0.700		0-0 G6-4-3 1B		2-3 K		2-1 2B 1B	0-3 K			4	1	2	2	0	2	4				
<b>Inning Stats</b>	R: 2 E: 0 K: 1 S: 12	H: 2 LOB: 0 BB: 1 P: 20	R: 1 E: 0 K: 0 S: 9	H: 2 LOB: 1 BB: 1 P: 19	R: 0 E: 0 K: 2 S: 8	H: 1 LOB: 0 BB: 0 P: 12	R: 0 E: 0 K: 1 S: 9	H: 2 LOB: 2 BB: 0 P: 12	R: 0 E: 0 K: 1 S: 7	H: 0 LOB: 1 BB: 0 P: 10	R: 4 E: 0 K: 0 S: 15	H: 4 LOB: 2 BB: 2 P: 31	R: 0 E: 0 K: 1 S: 12	H: 1 LOB: 2 BB: 1 P: 19	R: 1 E: 0 K: 1 S: 9	H: 2 LOB: 2 BB: 1 P: 19	1B: 10 2B: 3 3B: 0 HR: 1	SF: 0 SAC: 1 DP: 1 HBP: 1	WP: 0 PB: 0 SB: 0 CS: 0	PA: 43
<b>PITCHER</b> Steve Avery, L ERA: 6.3 Mark Brandenburg, R ERA: 6.07 Joe Hudson, R ERA: 2.4	IP: 5.1 W: 1 L: 28 ER: 9 SO: 1 BB: 2 IBB: 1 HBP: 0 BLK: 0 WP: 0 HR: 0 S: 19 P: 32 ERA: 0.00 WHIP: 1.800															<b>PITCHER</b>	IP: 1.2 W: 0 L: 0 ER: 0 SO: 1 BB: 1 IBB: 0 HBP: 0 BLK: 0 WP: 0 HR: 0 S: 9 P: 19 ERA: 9.00 WHIP: 3.000			

**Boston Red Sox @ Seattle Mariners**  
The Kingdom, Seattle, WA  
Tue Aug 26 1997, 10:05 PM EDT  
Att: 32,287 - Dome - 72 F

AB 36  
R 8  
H 14  
RBI 8  
BB 5  
SO 7  
LOB 24










Batter	1	2	3	4	5	6	7	8	9	AB	R	H	RBI	BB	SO	LOB	TOP										
Joey Cora, S OBP: 0.372, SLG: 0.457 (1, 4)										4	0	0	1	0	2	2	<b>Seattle Mariners @ Colorado Rockies</b> Coors Field, Denver, CO Thu Aug 28 1997, 7:05 PM MDT Att: 48,422 - Unknown - 75 F										
Roberto Kelly, R OBP: 0.331, SLG: 0.463 (1, 7)										5	1	2	1	0	1	1											
Ken Griffey Jr., L OBP: 0.382, SLG: 0.632 (1, 8)										3	0	0	0	0	1	2											
Edgar Martinez, R OBP: 0.456, SLG: 0.550 (1, 3)										4	1	2	1	0	1	3											
Alex Rodriguez, R OBP: 0.353, SLG: 0.512 (1, 6)										3	1	1	0	1	0	1											
Jay Buhner, R OBP: 0.377, SLG: 0.486 Bob Wells, R (8, 1)										3	1	2	0	1	1	0											
Dan Wilson, R OBP: 0.323, SLG: 0.426 (1, 2)										4	0	0	0	0	1	5											
Andy Sheets, R OBP: 0.313, SLG: 0.467 Paul Sorrento, L OBP: 0.337, SLG: 0.515 (9, PH)										3	0	0	0	0	1	2											
Omar Olivares, R OBP: 0.600, SLG: 1.000 Norm Charlton, S (7, 1)										2	1	2	0	0	1	0											
Rob Ducey, L OBP: 0.313, SLG: 0.467 (8, 9)										2	1	2	0	0	0	0											
<b>Inning Stats</b>	R: 0 E: 0 K: 1 S: 6	H: 1 LOB: 1 BB: 0 P: 8	R: 2 E: 0 K: 1 S: 14	H: 2 LOB: 1 BB: 1 P: 24	R: 0 E: 0 K: 1 S: 8	H: 0 LOB: 0 BB: 0 P: 14	R: 0 E: 0 K: 2 S: 7	H: 0 LOB: 0 BB: 0 P: 12	R: 0 E: 0 K: 2 S: 9	H: 1 LOB: 1 BB: 0 P: 20	R: 0 E: 0 K: 0 S: 9	H: 0 LOB: 1 BB: 1 P: 14	R: 3 E: 0 K: 0 S: 19	H: 5 LOB: 2 BB: 0 P: 29	R: 0 E: 0 K: 0 S: 7	H: 1 LOB: 1 BB: 0 P: 8	1B: 7 2B: 1 3B: 1 HR: 2	SF: 1 SAC: 0 DP: 3 HBP: 1	WP: 1 PB: 0 SB: 0 CS: 1	PA: 38							
<b>PITCHER</b>	IP	WLS	BF	H	R	ER	SO	BB	IBB	HBP	BLK	WP	HR	S	P	ERA	WHIP										
Pedro Astacio, R ERA: 4.18 (1, 1)	7.2	W	32	8	5	5	9	2	0	1	0	1	2	78	125	5.87	1.304										
Steve Reed, R ERA: 4.35 (8, 1)	0.1		2	1	0	0	0	0	0	0	0	0	0	7	9	0.00	3.000										
Darren Holmes, R ERA: 4.94 (9, 1)	1.0		4	1	0	0	0	0	0	0	0	0	0	7	8	0.00	1.000										

AB	34
R	5
H	10
RBI	5
BB	2
SO	9
LOB	16



Batter	1	2	3	4	5	6	7	8	9	AB	R	H	RBI	BB	SO	LOB	BOTTOM										
Walt Weiss, S OBP: 0.361, SLG: 0.372 (1, 6)										3	2	1	0	1	0	0	<b>Seattle Mariners @ Colorado Rockies</b> Coors Field, Denver, CO Thu Aug 28 1997, 7:05 PM MDT Att: 48,422 - Unknown - 75 F										
Ellie Burks, R OBP: 0.345, SLG: 0.549 Quinton McCracken, S OBP: 0.364, SLG: 0.352 (8, 8)										4	1	2	0	0	1	0											
Larry Walker, L OBP: 0.461, SLG: 0.702 (1, 9)										5	0	1	1	0	0	2											
Dante Bichette, R OBP: 0.352, SLG: 0.516 Harvey Pulliam, R OBP: 0.309, SLG: 0.385 (9, 7)										4	1	1	0	0	1	3											
Andres Galarraga, R OBP: 0.387, SLG: 0.579 (1, 3)										4	3	3	3	0	0	1											
Vinny Castilla, R OBP: 0.358, SLG: 0.567 (1, 5)										3	1	1	0	1	0	1											
Jeff Reed, L OBP: 0.402, SLG: 0.532 (1, 2)										4	1	3	3	0	0	1											
Nelfi Perez, S OBP: 0.338, SLG: 0.456 (1, 4)										4	0	0	0	0	0	4											
Pedro Astacio, R OBP: 0.130, SLG: 0.152 Steve Reed, R (8, 1)										3	0	0	0	0	2	2											
17 Todd Helton, L OBP: 0.367, SLG: 0.537 Darren Holmes, R OBP: 0.158, SLG: 0.316 (9, 1)										0	0	0	0	0	0	0											
<b>Inning Stats</b>	R: 0 E: 0 K: 0 S: 10	H: 0 LOB: 0 BB: 0 P: 12	R: 3 E: 1 K: 1 S: 12	H: 2 LOB: 0 BB: 0 P: 20	R: 1 E: 1 K: 0 S: 6	H: 3 LOB: 1 BB: 0 P: 8	R: 0 E: 0 K: 1 S: 8	H: 1 LOB: 1 BB: 0 P: 11	R: 0 E: 0 K: 1 S: 7	H: 0 LOB: 0 BB: 0 P: 10	R: 2 E: 0 K: 0 S: 16	H: 3 LOB: 1 BB: 0 P: 23	R: 3 E: 1 K: 1 S: 18	H: 3 LOB: 2 BB: 2 P: 32	R: 0 E: 0 K: 1 S: 8	H: 0 LOB: 1 BB: 0 P: 15	1B: 9 2B: 1 3B: 0 HR: 2	SF: 0 SAC: 0 DP: 1 HBP: 1	WP: 2 PB: 0 SB: 0 CS: 0	PA: 39							
<b>PITCHER</b>	IP	WLS	BF	H	R	ER	SO	BB	IBB	HBP	BLK	WP	HR	S	P	ERA	WHIP										
Omar Olivares, R ERA: 4.7 (1, 1)	6.0	L	27	9	6	4	3	0	0	0	0	1	0	18	32	27.00	5.000										
Norm Charlton, L ERA: 7.56 (7, 1)	1.0		8	3	3	3	1	2	0	0	0	0	0	8	15	0.00	0.000										
Bob Wells, R ERA: 5.66 (8, 1)	1.0		4	0	0	0	1	0	0	1	0	0	0	8	15	0.00	0.000										

AB	36
R	9
H	12
RBI	7
BB	2
SO	5
LOB	15





Batter	1	2	3	4	5	6	7	8	9	AB	R	H	RBI	BB	SO	LOB	TOP								
Joey Cora, S OBP: 0.369, SLG: 0.452 (1,4)	G3-1		G4-3		G6-3		FC6		G4-3	5	0	0	0	0	0	2	<b>Seattle Mariners @ Colorado Rockies</b> Coors Field, Denver, CO Fri Aug 29 1997, 7:05 PM MDT Att: 48,178 - Unknown - 79 F								
Roberto Kelly, R OBP: 0.333, SLG: 0.461 (1,7)	HR		E5		G6-3				G6-3	3	2	1	0	1	0	0									
Ken Griffey Jr., L OBP: 0.383, SLG: 0.633 (1,8)	F7		2B						2B	4	1	2	1	0	0	1									
Paul Sorrento, L OBP: 0.343, SLG: 0.529 (1,3)	HR								1B	3	2	3	3	1	0	0									
Alex Rodriguez, R OBP: 0.352, SLG: 0.510 (1,6)	G5-3		G5-3						WP	4	0	1	1	0	0	3									
Jay Buhner, R OBP: 0.376, SLG: 0.483 (1,9)										3	0	0	0	1	2	1									
Mike Timlin, R (8,1)										0	0	0	0	0	0	0									
Dan Wilson, R OBP: 0.322, SLG: 0.423 (1,2)	G4-3				F9					3	0	0	0	0	1	1									
Andy Sheets, R OBP: 0.250, SLG: 0.368 (1,5)	F8				G4-3					4	0	0	0	0	1	2									
27 Ken Cloude, R OBP: 0.310, SLG: 0.463 (7, PH)					G5-3					2	0	0	0	0	0	0									
Rob Ducey, L OBP: 0.316, SLG: 0.311 (7,1)										1	0	0	0	0	0	2									
Bobby Ayala, R OBP: 0.316, SLG: 0.311 (8,9)										0	0	0	0	0	0	1									
Rich Amaral, R OBP: 0.316, SLG: 0.311 (8,9)										1	0	0	0	0	0	1									
<b>Inning Stats</b>	R: 2 E: 0 K: 0 S: 8	H: 1 LOB: 0 BB: 1 P: 16	R: 0 E: 0 K: 1 S: 10	H: 0 LOB: 0 BB: 0 P: 14	R: 1 E: 1 K: 0 S: 10	H: 2 LOB: 2 BB: 1 P: 19	R: 0 E: 0 K: 0 S: 6	H: 0 LOB: 0 BB: 0 P: 10	R: 0 E: 0 K: 0 S: 6	H: 0 LOB: 0 BB: 0 P: 8	R: 0 E: 0 K: 0 S: 4	H: 1 LOB: 0 BB: 0 P: 9	R: 0 E: 0 K: 0 S: 7	H: 0 LOB: 2 BB: 1 P: 17	R: 2 E: 0 K: 2 S: 15	H: 3 LOB: 1 BB: 0 P: 22	R: 0 E: 0 K: 2 S: 10	H: 0 LOB: 0 BB: 0 P: 13	1B: 4 2B: 2 3B: 0 HR: 1	SF: 0 SAC: 0 DP: 1 HBP: 1	WP: 1 PB: 0 SB: 0 CS: 0	PA: 37			
<b>PITCHER</b>	IP WLS BF H R ER SO BB IBB HBP BLK WP HR S P ERA WHIP																								
Jamey Wright, R ERA: 6.68 (1,1)	7.1	32	7	5	4	1	3	0	0	1	0	0	0	0	1	60	105	4.91	1.364						
Jerry Dipoto, R ERA: 4.25 (8,1)	1.2	5	0	0	0	4	0	0	0	0	0	0	0	1	0	16	23	0.00	0.000						

AB	33
R	5
H	7
RBI	5
BB	3
SO	5
LOB	12



Batter	1	2	3	4	5	6	7	8	9	AB	R	H	RBI	BB	SO	LOB	BOTTOM								
Walt Weiss, S OBP: 0.359, SLG: 0.369 (1,6)	1B	F9								3	0	0	0	1	2	2	<b>Seattle Mariners @ Colorado Rockies</b> Coors Field, Denver, CO Fri Aug 29 1997, 7:05 PM MDT Att: 48,178 - Unknown - 79 F								
Ellis Burks, R OBP: 0.344, SLG: 0.545 (1,8)	G6-3								G6-3	4	0	1	0	0	1	0									
Larry Walker, L OBP: 0.461, SLG: 0.709 (1,9)	P6									4	1	2	1	0	0	2									
Dante Bichette, R OBP: 0.349, SLG: 0.512 (1,7)	G6-3									4	0	0	0	0	1	3									
Andres Galarraga, R OBP: 0.388, SLG: 0.584 (1,3)	HR									4	2	2	1	0	1	1									
Vinny Castilla, R OBP: 0.357, SLG: 0.571 (1,5)	HR									4	1	1	2	0	2	0									
Jeff Reed, L OBP: 0.369, SLG: 0.527 (1,2)										4	0	1	0	0	2	0									
Quinton McCracken, S OBP: 0.364, SLG: 0.352 (9, PR)	F8									0	1	0	0	0	0	0									
Nelfi Perez, S OBP: 0.341, SLG: 0.467 (1,4)										4	1	2	1	0	0	0									
Jamey Wright, R OBP: 0.188, SLG: 0.125 (1,1)										3	0	1	0	0	0	1									
Jerry Dipoto, R OBP: 0.125, SLG: 0.125 (8,1)										0	0	0	0	0	0	0									
17 Todd Helton, L OBP: 0.377, SLG: 0.545 (9, PH)										1	0	1	1	0	0	0									
<b>Inning Stats</b>	R: 0 E: 0 K: 0 S: 10	H: 1 LOB: 1 BB: 1 P: 19	R: 2 E: 0 K: 0 S: 11	H: 3 LOB: 1 BB: 0 P: 17	R: 2 E: 0 K: 3 S: 12	H: 2 LOB: 0 BB: 0 P: 16	R: 0 E: 0 K: 1 S: 6	H: 0 LOB: 0 BB: 0 P: 7	R: 0 E: 0 K: 1 S: 6	H: 0 LOB: 0 BB: 0 P: 11	R: 0 E: 0 K: 2 S: 9	H: 0 LOB: 0 BB: 0 P: 15	R: 0 E: 0 K: 2 S: 8	H: 1 LOB: 1 BB: 0 P: 12	R: 0 E: 0 K: 1 S: 15	H: 1 LOB: 1 BB: 0 P: 21	R: 2 E: 0 K: 1 S: 9	H: 3 LOB: 1 BB: 0 P: 12	1B: 6 2B: 1 3B: 1 HR: 3	SF: 0 SAC: 0 DP: 1 HBP: 0	WP: 0 PB: 0 SB: 2 CS: 0	PA: 36			
<b>PITCHER</b>	IP WLS BF H R ER SO BB IBB HBP BLK WP HR S P ERA WHIP																								
27 Ken Cloude, R ERA: 4.71 (1,1)	6.0	24	6	4	4	5	1	0	0	0	0	0	0	0	0	3	54	6.00	1.167						
Bobby Ayala, R ERA: 4.31 (7,1)	1.1	6	2	0	0	2	0	0	0	0	0	0	0	0	0	16	24	0.00	1.500						
Mike Timlin, R ERA: 3.36 (8,1)	1.0	6	3	2	2	2	0	0	0	0	0	0	0	0	0	16	21	18.00	3.000						

AB	35
R	6
H	11
RBI	6
BB	1
SO	9
LOB	9





Batter	1	2	3	4	5	6	7	8	9	AB	R	H	RBI	BB	SO	LOB	TOP			
Roberto Kelly, R OBP: 0.332, SLG: 0.458 (1, 7)	0-0 6-3 1B		0-0 F8		0-0 F7			0-3 K		4	0	1	0	0	1	0	<b>Seattle Mariners @ Los Angeles Dodgers</b> Dodger Stadium, Los Angeles, CA Sat Aug 30 1997, 3:33 AM PDT Att: 53,638 - Sunny - 86 F			
Brian Raabe, R (1, 4) (4, 5)	0-0 6-3 1-2		4-0 BB		0-3 K			0-3 K		3	0	0	0	1	2	1				
Ken Griffey Jr., L OBP: 0.381, SLG: 0.630 Andy Sheets, R OBP: 0.286, SLG: 0.550 (7, 4)	0-3 K		0-3 K		0-0 3-1				0-0 HR	3	0	0	0	0	2	2				
Paul Sorrento, L OBP: 0.342, SLG: 0.525 (1, 3)	4-0 BB		0-0 L4		0-3 K				0-3 K	3	0	0	0	1	2	1				
Alex Rodriguez, R OBP: 0.352, SLG: 0.509 Edgar Martinez, R OBP: 0.455, SLG: 0.549 (9, PH)	0-3 K			0-0 1B		0-0 F7			0-0 L8	3	0	1	0	0	1	2				
Jay Buhner, R OBP: 0.375, SLG: 0.487 (1, 9)		0-0 HR		0-0 F8			0-0 F7		0-3 K	4	1	1	1	0	1	1				
Mike Blowers, R OBP: 0.368, SLG: 0.437 Rich Amaral, R OBP: 0.320, SLG: 0.315 (4, 4) (7, 8)		0-3 K		0-3 K			0-0 CS 1B			2	0	0	0	0	2	1				
John Marzano, R OBP: 0.363, SLG: 0.378 (1, 2)		0-0 P6		0-0 F8			0-3 K			3	0	0	0	0	1	2				
Bob Wolcott, R Rob Ducey, L Bob Wells, R Norm Charlton, S Joey Cora, S Heathcliff Stocumb, R (1, 1) (5, PH) (5, 1) (7, 1) (8, PH) (8, 1)		0-0 4-3		0-0 F9			0-0 F8			1	0	0	0	0	0	0				
<b>Inning Stats</b>	R: 0 E: 0 K: 2 S: 8	H: 1 LOB: 2 BB: 1 P: 12	R: 1 E: 0 K: 1 S: 6	H: 1 LOB: 0 BB: 0 P: 6	R: 0 E: 0 K: 1 S: 5	H: 0 LOB: 1 BB: 1 P: 9	R: 0 E: 0 K: 1 S: 6	H: 1 LOB: 0 BB: 0 P: 6	R: 0 E: 0 K: 1 S: 5	H: 0 LOB: 0 BB: 0 P: 5	R: 0 E: 0 K: 1 S: 5	H: 1 LOB: 1 BB: 0 P: 5	R: 0 E: 0 K: 2 S: 7	H: 0 LOB: 0 BB: 0 P: 7	R: 1 E: 0 K: 2 S: 8	H: 1 LOB: 0 BB: 0 P: 8		1B: 3 2B: 1 3B: 0 HR: 2	SF: 0 SAC: 0 DP: 1 HBP: 0	WP: 0 PB: 0 SB: 0 CS: 1
<b>PITCHER</b>	IP WLS BF H R ER SO BB IBB HBP BLK WP HR S P ERA WHIP	IP WLS BF H R ER SO BB IBB HBP BLK WP HR S P ERA WHIP																		
Ramon Martinez, R ERA: 3.24 37 Darren Dreifort, R ERA: 2.04 (1, 1) (7, 1)	6.0 W 23 3 1 1 7 2 0 0 0 0 1 35 43 1.50 0.833	3.0 S 10 2 1 1 5 0 0 0 0 0 1 20 20 3.00 0.667																		

AB	31
R	2
H	5
RBI	2
BB	2
SO	12
LOB	10



Batter	1	2	3	4	5	6	7	8	9	AB	R	H	RBI	BB	SO	LOB	BOTTOM			
Eric Young Sr., R OBP: 0.368, SLG: 0.420 Nelson Liriano, S OBP: 0.278, SLG: 0.337 (1, 4) (8, PH) (9, 4)	1-0 SH1-3 PB HBP	0-0 1-3 3-H 1B 2B		0-0 1-H 1B 2B		0-3 K		0-0 1B 1B		3	3	2	2	0	1	2	<b>Seattle Mariners @ Los Angeles Dodgers</b> Dodger Stadium, Los Angeles, CA Sat Aug 30 1997, 3:33 AM PDT Att: 53,638 - Sunny - 86 F			
Otis Nixon, S OBP: 0.340, SLG: 0.301 (1, 8)	0-0 SH1-3 1-3	0-0 2-H 3-H 1B		0-0 3-H 1B		0-0 FC6-5 1-2 2-3f HR		0-0 1-2 1B 1B		4	1	3	3	0	0	2				
Mike Piazza, R OBP: 0.430, SLG: 0.626 37 Darren Dreifort, R OBP: 0.143, SLG: 0.143 (1, 2) (7, 1)	0-3 K	0-3 6-3		0-0 P4		0-0 1-H 2-H HR		0-3 K		4	1	1	3	0	1	2				
Eric Karros, R OBP: 0.329, SLG: 0.461 (1, 3)	0-0 HR		0-0 6-3	0-0 CS	0-0 G6-4-3 1B	0-0 F7		0-0 6-3		5	1	2	1	0	0	2				
Raul Mondesi, R OBP: 0.310, SLG: 0.541 Garey Ingram, R OBP: 0.667, SLG: 0.600 (1, 9) (7, 7)	0-3 K		0-0 F9		0-0 P4		0-0 1-3		0-3 K	3	0	0	0	0	1	1				
Todd Zeile, R OBP: 0.350, SLG: 0.426 (1, 5)		0-0 1B 2B 1-3 1B	4-0 BB		0-0 G6-4-3 1-2f		4-0 FC6-4 BB			2	1	1	0	2	0	1				
Greg Gagne, R OBP: 0.310, SLG: 0.373 Juan Castro, R OBP: 0.212, SLG: 0.200 (1, 6) (8, 6)		0-0 P2	0-3 K		0-0 1B 1B		0-0 P3		0-0 HBP 1B 1B	4	1	1	0	0	1	3				
Brett Butler, L OBP: 0.374, SLG: 0.328 Tom Prince, R OBP: 0.275, SLG: 0.329 (1, 7) (7, 2)		0-0 1-3		0-0 5-3		1-0 FC6-5 1B HBP		0-0 FC6-4 1-2f		2	0	0	0	0	0	1				
Ramon Martinez, R OBP: 0.200, SLG: 0.229 Darren Lewis, R OBP: 0.330, SLG: 0.256 (1, 1) (6, PH) (7, 9)		0-0 2B 1B 1B		0-0 2B 1B		0-0 FC6-5 1-2 HR 1B		0-3 K		2	2	2	0	0	0	0				
<b>Inning Stats</b>	R: 2 E: 0 K: 2 S: 8	H: 4 LOB: 1 BB: 0 P: 7	R: 0 E: 0 K: 1 S: 5	H: 0 LOB: 1 BB: 1 P: 9	R: 2 E: 0 K: 0 S: 5	H: 3 LOB: 0 BB: 0 P: 5	R: 0 E: 0 K: 1 S: 3	H: 1 LOB: 0 BB: 0 P: 3	R: 4 E: 0 K: 1 S: 8	H: 3 LOB: 0 BB: 0 P: 9	R: 0 E: 0 K: 0 S: 3	H: 0 LOB: 1 BB: 1 P: 7	R: 0 E: 0 K: 2 S: 9	H: 2 LOB: 2 BB: 0 P: 9	R: 0 E: 0 K: 2 S: 9	H: 0 LOB: 0 BB: 0 P: 9		1B: 10 2B: 2 3B: 0 HR: 2	SF: 0 SAC: 1 DP: 1 HBP: 2	WP: 0 PB: 1 SB: 1 CS: 1
<b>PITCHER</b>	IP WLS BF H R ER SO BB IBB HBP BLK WP HR S P ERA WHIP	IP WLS BF H R ER SO BB IBB HBP BLK WP HR S P ERA WHIP																		
Bob Wolcott, R ERA: 6.03 Bob Wells, R ERA: 6.09 Norm Charlton, L ERA: 7.43 Heathcliff Stocumb, R ERA: 5.81 (1, 1) (5, 1) (7, 1) (8, 1)	4.0 L 21 8 7 7 3 1 0 0 1 0 0 1 11 12 18.00 2.000	2.0 10 4 4 4 1 0 0 0 0 0 0 0 3 7 0.00 1.000																		

AB	35
R	11
H	14
RBI	10
BB	2
SO	6
LOB	17






Batter	1	2	3	4	5	6	7	8	9	10	AB	R	H	RBI	BB	SO	LOB	TOP										
Joey Cora, S OBP: 0.365, SLG: 0.447 (1, 4)	F7		K			B3		B1-3		G5-3	5	0	0	0	0	1	3											
Roberto Kelly, R OBP: 0.331, SLG: 0.455 (1, 7)	F7			1B		K			G4-3		4	0	1	0	0	1	0											
Ken Griffey Jr., L OBP: 0.382, SLG: 0.634 (1, 8)	HR			1B		F7			G6-3		4	1	2	1	0	0	0											
Paul Sorrento, L OBP: 0.341, SLG: 0.521 (1, 3)	F8			1B		F8			G6-3		3	0	0	0	1	0	0											
Alex Rodriguez, R OBP: 0.351, SLG: 0.507 (1, 6)		F8		K		F9				1B	4	1	1	0	0	1	3											
Jay Buhner, R OBP: 0.376, SLG: 0.485 (1, 9)		G6		G6-4-3		F9				1B	2	1	0	0	2	0	3											
Dan Wilson, R OBP: 0.321, SLG: 0.422 (1, 2)		G6				G5-3				SF9	4	0	1	1	0	0	1											
Andy Sheets, R OBP: 0.250, SLG: 0.478 Rob Ducey, L OBP: 0.308, SLG: 0.459 Edgar Martinez, R OBP: 0.456, SLG: 0.549 Brian Raabe, R (10, 5)			K			K		F7		CS	3	0	0	0	0	2	0											
Jamie Moyer, L OBP: 0.333, SLG: 0.333 Mike Timlin, R (8, 1) Rich Amaral, R OBP: 0.315, SLG: 0.315 Heathcliff Slocumb, R Bobby Ayala, R (10, 1)		G1-3				F8				CS	0	0	0	0	1	0	0											
										SF9	3	0	1	0	0	0	0											
<b>Inning Stats</b>	R: 1 E: 0 K: 0 S: 10	H: 1 LOB: 0 BB: 0 P: 15	R: 0 E: 0 K: 0 S: 4	H: 0 LOB: 0 BB: 1 P: 12	R: 0 E: 0 K: 2 S: 11	H: 0 LOB: 0 BB: 0 P: 15	R: 0 E: 0 K: 1 S: 9	H: 2 LOB: 2 BB: 1 P: 14	R: 0 E: 0 K: 1 S: 6	H: 0 LOB: 0 BB: 0 P: 10	R: 0 E: 0 K: 1 S: 8	H: 0 LOB: 0 BB: 0 P: 12	R: 0 E: 0 K: 0 S: 8	H: 0 LOB: 0 BB: 0 P: 14	R: 0 E: 0 K: 0 S: 7	H: 1 LOB: 1 BB: 0 P: 9	R: 0 E: 0 K: 0 S: 7	H: 0 LOB: 0 BB: 0 P: 9	R: 2 E: 0 K: 0 S: 9	H: 2 LOB: 2 BB: 2 P: 19	1B: 5 2B: 0 3B: 0 HR: 1	SF: 1 SAC: 0 DP: 2 HBP: 0	WP: 0 PB: 0 SB: 1 CS: 2	PA: 37				
<b>PITCHER</b>	IP	WLS	BF	H	R	ER	SO	BB	IBB	HBP	BLK	WP	HR	S	P	ERA	WHIP											
Tom Candiotti, R ERA: 3.08 Todd Worrell, R ERA: 5.33 Scott Radinsky, L ERA: 2.67 Darren Hall, R ERA: 2.25	(1, 1) (9, 1) (10, 1) (10, 1)	8.0 1.0 0.1 0.2	WLS L	28 6 2 1	4 2 0 0	1 2 0 0	1 2 0 0	5 0 0 0	2 0 0 0	0 0 0 0	0 0 0 0	0 0 0 0	0 0 0 0	1 0 0 0	3 7 3 4	101 17 7 4	1.12 18.00 0.00 0.00	0.750 3.000 3.000 0.000										

Seattle Mariners @ Los Angeles Dodgers  
Dodger Stadium, Los Angeles, CA  
Sun Aug 31 1997, 3:33 AM PDT  
Alt. 54,213 - Sunny - 85 F


AB 32  
R 3  
H 6  
RBI 3  
BB 4  
SO 5  
LOB 10



Batter	1	2	3	4	5	6	7	8	9	10	AB	R	H	RBI	BB	SO	LOB	BOTTOM										
Eric Young Sr., R OBP: 0.367, SLG: 0.416 (1, 4)	F8		F8			P4		G5-3			4	0	0	0	0	0	1											
Otis Nixon, S OBP: 0.336, SLG: 0.298 (1, 8)	F8			G5-3		G6-3				HBP	5	0	0	0	0	1	3											
Mike Piazza, R OBP: 0.428, SLG: 0.622 (1, 2)				K		G5-3				K	3	0	0	0	1	2	0											
Eric Karros, R OBP: 0.332, SLG: 0.468 (1, 3)	P4									HR	3	1	2	1	1	0	1											
Raul Mondesi, R OBP: 0.337, SLG: 0.537 (1, 9)		F7		F8		F7				G6-3	4	0	0	0	0	0	2											
Todd Zeile, R OBP: 0.350, SLG: 0.423 (1, 5)		F8				P6					3	0	0	0	1	0	1											
Greg Gagne, R OBP: 0.307, SLG: 0.369 (1, 6)						G1-3				G4-3	4	0	0	0	0	0	1											
Darren Lewis, R OBP: 0.327, SLG: 0.267 (1, 7)						K				K	4	0	1	0	0	2	1											
Tom Candiotti, R Garey Ingaramo, R Nelson Lirio, S Todd Worrell, R Scott Radinsky, L Darren Hall, R Bobby Ayala, R Brett Butler, L (10, 9)	(1, 1) (8, 9) (8, 9) (9, 1) (10, 1) (10, 1) (10, 9) (10, 9)	7.1 1.2 0.2 0.1	WLS W S	26 6 5 1	2 1 0 0	0 1 0 0	3 1 1 1	3 0 0 0	2 0 0 0	0 0 0 0	0 0 1 0	0 0 0 0	0 0 0 0	0 0 1 0	0 12 13 3	98 21 27 3	0.00 5.40 0.00 0.00	0.545 0.600 3.000 0.000										
<b>Inning Stats</b>	R: 0 E: 0 K: 0 S: 9	H: 0 LOB: 1 BB: 1 P: 15	R: 0 E: 0 K: 0 S: 5	H: 0 LOB: 0 BB: 0 P: 8	R: 0 E: 0 K: 1 S: 7	H: 0 LOB: 0 BB: 0 P: 12	R: 0 E: 0 K: 1 S: 12	H: 0 LOB: 1 BB: 1 P: 21	R: 0 E: 0 K: 1 S: 7	H: 0 LOB: 0 BB: 0 P: 13	R: 0 E: 0 K: 0 S: 6	H: 0 LOB: 0 BB: 0 P: 11	R: 0 E: 0 K: 0 S: 6	H: 1 LOB: 1 BB: 0 P: 9	R: 0 E: 0 K: 0 S: 8	H: 1 LOB: 1 BB: 0 P: 15	R: 1 E: 0 K: 1 S: 9	H: 1 LOB: 0 BB: 0 P: 15	R: 0 E: 0 K: 2 S: 16	H: 0 LOB: 3 BB: 2 P: 30	1B: 1 2B: 1 3B: 0 HR: 1	SF: 0 SAC: 0 DP: 0 HBP: 1	WP: 1 PB: 0 SB: 2 CS: 0	PA: 38				
<b>PITCHER</b>	IP	WLS	BF	H	R	ER	SO	BB	IBB	HBP	BLK	WP	HR	S	P	ERA	WHIP											
Jamie Moyer, L ERA: 3.91 Mike Timlin, R ERA: 3.41 Heathcliff Slocumb, R ERA: 5.74 Bobby Ayala, R ERA: 4.29	(1, 1) (8, 1) (10, 1) (10, 1)	7.1 1.2 0.2 0.1	WLS W S	26 6 5 1	2 1 0 0	0 1 0 0	3 1 1 1	3 0 0 0	2 0 0 0	0 0 1 0	0 0 1 0	0 0 0 0	0 0 1 0	0 12 13 3	98 21 27 3	0.00 5.40 0.00 0.00	0.545 0.600 3.000 0.000											

Seattle Mariners @ Los Angeles Dodgers  
Dodger Stadium, Los Angeles, CA  
Sun Aug 31 1997, 3:33 AM PDT  
Alt. 54,213 - Sunny - 85 F

AB 33  
R 1  
H 3  
RBI 1  
BB 4  
SO 6  
LOB 11






Batter	1	2	3	4	5	6	7	8	9	AB	R	H	RBI	BB	SO	LOB	TOP											
Quilvio Veras, S OBP: 0.359, SLG: 0.343	1-2 G4-3		0-2 G1-3		0-1 F7		3-2 F8		4-2 HR BB	4	1	0	0	1	0	2												
Steve Finlay, L OBP: 0.325, SLG: 0.465	0-1 G3-1			2-2 L9		1-0 G3-1		2-2 L7	1-0 HR BB	5	1	1	4	0	0	0												
Tony Gwynn, L OBP: 0.412, SLG: 0.560	2-2 L9			0-1 FC5-4 BB 1B		2-2 G4-3		2-2 G4-3	2-2 G3	5	0	1	0	0	0	0												
Ken Caminiti, S OBP: 0.385, SLG: 0.495		4-1 FC6-4 BB		4-2 FC5-4 BB		0-1 P4				2	0	1	0	2	0	0												
Greg Vaughn, R OBP: 0.308, SLG: 0.368	2-0 F8		0-1 FC5-4							4	0	0	0	0	2	4												
Chris Jones, R OBP: 0.329, SLG: 0.432	1-2 FC6-4		2-2 L7							4	1	1	0	0	0	3												
Chris Gomez, R OBP: 0.325, SLG: 0.331 Mark Sweeney, L OBP: 0.357, SLG: 0.366	2-2 L7				1-0 L4		2-2 HR 1B		0-1 F7	3	1	1	0	0	0	1	AB 34 R 6 H 7 RBI 6 BB 5 SO 4 LOB 12											
Archi Cianfrocco, R OBP: 0.326, SLG: 0.360			2-3 K		1-1 G6-3		0-0 HR		1-3 K	4	1	1	2	0	2	1												
John Flaherty, R OBP: 0.312, SLG: 0.382			0-1 G5-3		1-0 1B		4-2 BB		4-2 HR BB	2	1	1	0	2	0	0												
<b>Inning Stats</b>	R: 0 E: 0 K: 0 S: 8	H: 0 LOB: 0 BB: 0 P: 11	R: 0 E: 0 K: 0 S: 8	H: 0 LOB: 1 BB: 1 P: 17	R: 0 E: 0 K: 1 S: 9	H: 0 LOB: 0 BB: 0 P: 11	R: 0 E: 0 K: 0 S: 15	H: 1 LOB: 2 BB: 1 P: 23	R: 0 E: 0 K: 0 S: 6	H: 0 LOB: 0 BB: 0 P: 9	R: 2 E: 0 K: 1 S: 16	H: 2 LOB: 1 BB: 1 P: 27	R: 0 E: 0 K: 1 S: 10	H: 1 LOB: 1 BB: 0 P: 17	R: 4 E: 0 K: 1 S: 16	H: 2 LOB: 0 BB: 2 P: 28	1B: 4 2B: 1 3B: 0 HR: 2	SF: 0 SAC: 0 DP: 0 HBP: 0	WP: 1 PB: 0 SB: 0 CS: 0	PA: 39								
<b>PITCHER</b>	IP	WLS	BF	H	R	ER	SO	BB	IBB	HBP	BLK	WP	HR	S	P	ERA	WHIP											
Jeff Fassero, L ERA: 3.91	(1, 1)	7.0	W	28	4	2	2	2	3	0	0	0	0	1	68	107	2.57	1.000										
Paul Spoljaric, L ERA: 3.55	(8, 1)	1.0		4	1	0	0	1	0	0	0	0	0	10	17	0.00	1.000											
Bobby Ayala, R ERA: 4.69	(9, 1)	1.0		7	2	4	4	1	2	0	0	0	1	1	16	28	36.00	4.000										

San Diego Padres @ Seattle Mariners  
The Kingdome, Seattle, WA  
Mon Sep 01 1997, 10:05 PM EDT  
Att: 31,862 - Dome - 72 F

livebaseballscores.com

AB 34  
R 6  
H 7  
RBI 6  
BB 5  
SO 4  
LOB 12




Batter	1	2	3	4	5	6	7	8	9	AB	R	H	RBI	BB	SO	LOB	BOTTOM											
Joey Cora, S OBP: 0.365, SLG: 0.447	2-2 L5	0-0 G3-6-3		1-0 1B 2B		0-0 G3		4-2 2B BB		4	2	1	0	1	0	1												
Roberto Kelly, R OBP: 0.326, SLG: 0.448	2-1 G5-3	0-1 F9		0-0 G6-3		2-2 L9		0-0 F8		5	0	0	0	0	0	2												
Ken Griffey Jr., L OBP: 0.387, SLG: 0.651	3-2 HR		1-0 HR	2-0 FC5-4 1B		4-2 E BB		1-1 2B 2B		4	4	4	4	1	0	0												
Edgar Martinez, R OBP: 0.458, SLG: 0.551	2-2 E 1B		1-3 K	1-1 F8		3-2 E1 BB		2-1 2B		5	1	3	1	0	1	1												
Alex Rodriguez, R OBP: 0.350, SLG: 0.503	4-1 E BB		3-2 G5-3	0-0 FC5-4		0-0 P4		3-2 G5-3		4	1	0	0	1	0	3												
Jay Buhner, R OBP: 0.380, SLG: 0.488	0-0 E4 1B 2B		4-0 BB E BB		4-2 L6-3 BB		4-2 BB			1	1	1	2	3	0	0												
Paul Sorrento, L OBP: 0.340, SLG: 0.518	3-2 1B		0-1 E3 BB		3-2 L6-3		1-2 K			4	0	1	1	0	1	4	AB 34 R 9 H 11 RBI 8 BB 7 SO 4 LOB 17											
Dan Wilson, R OBP: 0.321, SLG: 0.419	1-2 L5-3		4-1 BB BB		2-1 F8		1-0 L5			3	0	0	0	1	0	3												
Andy Sheets, R OBP: 0.250, SLG: 0.444		0-1 G3-6-3 1B	0-1 P5		1-3 K		0-3 K			4	0	1	0	0	2	3												
<b>Inning Stats</b>	R: 4 E: 1 K: 0 S: 18	H: 4 LOB: 1 BB: 1 P: 36	R: 0 E: 0 K: 0 S: 5	H: 1 LOB: 0 BB: 0 P: 5	R: 1 E: 1 K: 1 S: 13	H: 1 LOB: 3 BB: 2 P: 26	R: 1 E: 0 K: 0 S: 6	H: 2 LOB: 1 BB: 0 P: 10	R: 0 E: 0 K: 1 S: 7	H: 0 LOB: 0 BB: 0 P: 10	R: 1 E: 1 K: 1 S: 12	H: 1 LOB: 2 BB: 2 P: 25	R: 2 E: 0 K: 1 S: 16	H: 2 LOB: 1 BB: 1 P: 26	1B: 5 2B: 5 3B: 0 HR: 2	SF: 0 SAC: 0 DP: 2 HBP: 0	WP: 0 PB: 0 SB: 1 CS: 0	PA: 41										
<b>PITCHER</b>	IP	WLS	BF	H	R	ER	SO	BB	IBB	HBP	BLK	WP	HR	S	P	ERA	WHIP											
Joey Hamilton, R ERA: 4.53	(1, 1)	3.1	L	21	8	6	5	1	3	0	0	0	0	2	39	73	13.50	3.300										
Sean Bergman, R ERA: 5.51	(4, 1)	1.2		5	0	0	0	0	1	0	0	0	0	11	21	0.00	0.600											
Dario Veras, R ERA: 5.51	(6, 1)	1.0		3	0	0	0	1	0	0	0	0	0	7	10	0.00	0.000											
Doug Bochtler, R ERA: 4.53	(7, 1)	0.1		3	1	1	0	0	1	0	0	0	0	6	13	0.00	6.000											
Jim Bruske, R ERA: 4.28	(7, 1)	1.2		9	2	2	2	2	2	0	0	0	0	22	38	10.80	2.400											

San Diego Padres @ Seattle Mariners  
The Kingdome, Seattle, WA  
Mon Sep 01 1997, 10:05 PM EDT  
Att: 31,862 - Dome - 72 F

livebaseballscores.com

AB 34  
R 9  
H 11  
RBI 8  
BB 7  
SO 4  
LOB 17





Batter	1	2	3	4	5	6	7	8	9	AB	R	H	RBI	BB	SO	LOB	TOP											
<b>Quijivo Veras, S</b> (1, 4) OBP: 0.363, SLG: 0.346	2-2 L4-3 HBP		0-0 1B		0-3 K		2-1 G3 SH1-3 1B	4-2 BB		3	0	2	1	1	1	1	<b>San Diego Padres @ Seattle Mariners</b> The Kingdome, Seattle, WA Wed Sep 03 1997, 10:05 PM EDT Att: 27,713 - Dome - 72 F											
<b>Steve Finley, L</b> (1, 8) OBP: 0.304, SLG: 0.470	3-1 L4-3 1-1		2-1 F8		2-1 HR		2-0 SH1-3	0-2 G3		4	1	1	2	0	0	5												
<b>Tony Gwynn, L</b> (1, 10) OBP: 0.408, SLG: 0.555	3-2 F8			1-3 K	0-0 G4-3		0-0 G3		3-2 G1-3	5	0	0	1	0	1	1												
<b>Ken Caminiti, S</b> (1, 5) OBP: 0.387, SLG: 0.501		0-1 HR		4-1 1B BB		0-1 L4			0-3 K	3	1	1	1	2	1	0												
<b>Wally Joyner, L</b> (1, 3) OBP: 0.394, SLG: 0.499	3-0 G6-4-3 1B			1-0 F7		0-1 HR	1-0 2	1-2 G4-3	0-3 K	5	1	2	1	0	1	1												
<b>Greg Vaughn, R</b> (1, 7) OBP: 0.307, SLG: 0.367	2-1 G6-4-3 1-2			2-0 1B		1-1 P3		1-2 P2		4	0	1	0	0	0	1												
<b>Mark Sweeney, L</b> (1, 9) <b>Chris Jones, R</b> (8, 9) OBP: 0.329, SLG: 0.432	2-2 F7			1-0 F7		2-1 2B		0-1 1B BB 1B		4	1	2	0	0	0	2												
<b>Chris Gomez, R</b> (1, 6) OBP: 0.325, SLG: 0.330			2-3 K		0-0 P3	2-3 K		2-1 BB 1B		4	0	1	0	0	2	1												
<b>John Flaherty, R</b> (1, 2) OBP: 0.316, SLG: 0.384			2-2 G1-3		2-1 HR 1B		4-0 SH1-3 1B BB	2-1 BB 1B		3	2	2	0	1	0	0												
<b>Inning Stats</b>	R: 0 E: 0 K: 0 S: 7	H: 0 LOB: 0 BB: 0 P: 15	R: 1 E: 0 K: 0 S: 8	H: 2 LOB: 0 BB: 0 P: 15	R: 0 E: 0 K: 1 S: 11	H: 1 LOB: 1 BB: 0 P: 17	R: 0 E: 0 K: 1 S: 7	H: 1 LOB: 2 BB: 1 P: 16	R: 2 E: 0 K: 1 S: 9	H: 2 LOB: 1 BB: 0 P: 13	R: 1 E: 0 K: 0 S: 4	H: 1 LOB: 2 BB: 2 P: 17	R: 1 E: 0 K: 0 S: 18	H: 3 LOB: 3 BB: 1 P: 28	R: 0 E: 0 K: 2 S: 10	H: 0 LOB: 0 BB: 0 P: 13		1B: 8 2B: 2 3B: 0 HR: 3	SF: 0 SAC: 1 DP: 2 HBP: 1	WP: 0 PB: 0 SB: 0 CS: 0	PA: 41							
<b>PITCHER</b>	IP	WLS	BF	H	R	ER	SO	BB	IBB	HBP	BLK	WP	HR	S	P	ERA	WHIP											
<b>Omar Olivares, R</b> (1, 1) ERA: 4.81	6.0		27	8	5	5	4	2	0	1	0	0	0	3	53	96	7.50	1.667										
<b>Paul Spoljaric, L</b> (7, 1) ERA: 3.57	1.1		6	1	0	0	0	0	1	0	0	0	0	7	17	0.00	0.750											
<b>Mike Timlin, R</b> (8, 1) ERA: 3.53	0.1	L	5	3	1	1	0	1	0	0	0	0	0	12	21	27.00	12.000											
<b>Norm Charlton, L</b> (8, 1) ERA: 7.27	1.1		4	0	0	0	2	0	0	0	0	0	0	13	16	0.00	0.000											

Batter	1	2	3	4	5	6	7	8	9	AB	R	H	RBI	BB	SO	LOB	BOTTOM										
<b>Joey Cora, S</b> (1, 4) OBP: 0.365, SLG: 0.446	1-2 G6-3			1-0 G3-6-1 BB 1B	3-2 L3		4-2 CS BB		0-2 P4	4	0	1	0	1	0	3	<b>San Diego Padres @ Seattle Mariners</b> The Kingdome, Seattle, WA Wed Sep 03 1997, 10:05 PM EDT Att: 27,713 - Dome - 72 F										
<b>Roberto Kelly, R</b> (1, 7) OBP: 0.324, SLG: 0.442	1-0 F8			4-0 G3-6-1 BB	0-0 E5 WP		3-3 K		0-1 F8	4	0	0	1	1	1	3											
<b>Ken Griffey Jr., L</b> (1, 8) OBP: 0.385, SLG: 0.647	0-1 P6			1-2 G3-6-1	2-1 SF7		3-3 K		4-0 S BB	3	0	0	1	1	1	2											
<b>Edgar Martinez, R</b> (1, 10) OBP: 0.456, SLG: 0.548		0-0 G1-3		1-3 K	3-3 K			4-2 HBP SH1-4 BB	0-3 K	3	0	0	0	1	2	3											
<b>Lee Tinsley, S</b> (8, PR) <b>Dan Rohrmeier, R</b> (9, PH)										0	0	0	0	0	0	0											
<b>Alex Rodriguez, R</b> (1, 6) OBP: 0.350, SLG: 0.503		2-2 F9			2-2 2B 1B		1-1 FC3-6 2B		0-0 SH1-4	2	0	1	0	0	0	0											
<b>Andy Sheets, R</b> (5, PR) OBP: 0.276, SLG: 0.500								1-2 SH1-4		1	1	1	0	0	0	0											
<b>Jay Buhner, R</b> (1, 9) OBP: 0.375, SLG: 0.488		1-3 K			1-0 1B 2B		3-2 F8		1-3 K	4	1	1	0	0	2	3											
<b>Paul Sorrento, L</b> (1, 3) OBP: 0.344, SLG: 0.517			1-1 F8		4-1 1B E BB		4-0 FC3-6 IBB		4-2 HBP BB	1	1	0	0	3	0	0											
<b>Dan Wilson, R</b> (1, 2) OBP: 0.322, SLG: 0.418			1-0 G1-3		0-2 E SF7 1B		0-1 FC3-6		1-0 HBP BB	3	1	1	2	0	0	2											
<b>Brent Gates, S</b> (1, 5) OBP: 0.299, SLG: 0.352			2-2 G5-3		4-2 1B E BB		2-2 G4-3		2-2 HBP P6	2	1	0	0	1	0	2											
<b>Raul Ibanez, L</b> (8, PH) <b>Rich Amaral, R</b> (9, 5) OBP: 0.318, SLG: 0.315					1-2 WP BB					1	0	0	0	0	0	3											
<b>Inning Stats</b>	R: 0 E: 0 K: 0 S: 6	H: 0 LOB: 0 BB: 0 P: 8	R: 0 E: 0 K: 1 S: 7	H: 0 LOB: 0 BB: 0 P: 10	R: 0 E: 0 K: 1 S: 8	H: 1 LOB: 1 BB: 1 P: 15	R: 5 E: 1 K: 1 S: 21	H: 3 LOB: 2 BB: 2 P: 40	R: 0 E: 0 K: 0 S: 10	H: 1 LOB: 2 BB: 1 P: 20	R: 0 E: 0 K: 2 S: 8	H: 0 LOB: 0 BB: 1 P: 18	R: 0 E: 0 K: 1 S: 11	H: 0 LOB: 3 BB: 2 P: 23	R: 0 E: 0 K: 1 S: 8	H: 0 LOB: 1 BB: 1 P: 12	1B: 3 2B: 3 3B: 0 HR: 0	SF: 1 SAC: 1 DP: 2 HBP: 1	WP: 3 PB: 0 SB: 0 CS: 1	PA: 40							
<b>PITCHER</b>	IP	WLS	BF	H	R	ER	SO	BB	IBB	HBP	BLK	WP	HR	S	P	ERA	WHIP										
<b>Paul Menhart, R</b> (1, 1) ERA: 4.13	4.0		14	2	1	1	2	1	0	0	0	0	0	8	48	2.25	0.750										
<b>Willi Cunnane, R</b> (5, 1) ERA: 5.59	0.0		4	2	1	1	0	2	0	0	0	0	0	8	17	∞	∞										
<b>Jim Bruske, R</b> (5, 1) ERA: 4.04	2.0		10	1	3	1	1	1	1	0	0	1	0	22	44	4.50	1.000										
<b>Dario Veras, R</b> (7, 1) ERA: 5.19	1.0	W	3	0	0	0	2	1	0	0	0	0	0	8	18	0.00	1.000										
<b>Tim Worrell, R</b> (8, 1) ERA: 4.38	0.2		4	0	0	0	1	1	0	1	0	0	0	6	12	0.00	1.500										

AB	35
R	6
H	12
RBI	6
BB	4
SO	6
LOB	12



AB	29
R	5
H	5
RBI	4
BB	8
SO	7
LOB	22





Batter	1	2	3	4	5	6	7	8	9	AB	R	H	RBI	BB	SO	LOB	TOP					
Joey Cora, S OBP: 0.363, SLG: 0.443 (1,4)	G3	L4		F8		SF7		SH3-4		3	0	0	1	0	0	2	<b>Seattle Mariners @ Minnesota Twins</b> Hubert H. Humphrey Metrodome, Minneapolis, MN Thu Sep 04 1997, 8:05 PM EDT Att: 10,234 - Dome - 70 F					
Roberto Kelly, R OBP: 0.325, SLG: 0.441 (1,7)	G3-1		G5-3		HR	L6-3		1B		5	1	2	1	0	0	1						
Ken Griffey Jr., L OBP: 0.385, SLG: 0.656 (1,8)	F7		F8		HR			F8		5	2	2	3	0	0	1						
Edgar Martinez, R OBP: 0.456, SLG: 0.546 (1,10)		E6			F8			G6-3		5	1	2	0	0	0	0						
Jay Buhner, R OBP: 0.378, SLG: 0.485 Rob Ducey, L OBP: 0.308, SLG: 0.459 (8,9)		K		F9		K		K		5	0	1	0	0	3	4						
Paul Sorrento, L OBP: 0.347, SLG: 0.525 (1,3)										0	0	0	0	0	0	0						
Dan Wilson, R OBP: 0.325, SLG: 0.419 (1,2)										5	1	3	2	0	1	1						
Brent Gates, S OBP: 0.311, SLG: 0.400 (1,5)										4	1	2	0	1	0	2						
Andy Sheets, R OBP: 0.324, SLG: 0.500 (1,6)										5	2	3	2	0	0	3						
Inning Stats	R: 0 E: 0 K: 0 S: 8	H: 0 LOB: 0 BB: 0 P: 10	R: 4 E: 1 K: 2 S: 25	H: 3 LOB: 0 BB: 0 P: 39	R: 0 E: 0 K: 0 S: 9	H: 1 LOB: 1 BB: 0 P: 13	R: 0 E: 0 K: 0 S: 8	H: 3 LOB: 2 BB: 0 P: 12	R: 2 E: 0 K: 1 S: 13	H: 3 LOB: 1 BB: 0 P: 16	R: 1 E: 0 K: 0 S: 10	H: 2 LOB: 0 BB: 0 P: 14	R: 1 E: 0 K: 0 S: 19	H: 2 LOB: 2 BB: 1 P: 26	R: 1 E: 0 K: 1 S: 20	H: 2 LOB: 2 BB: 1 P: 32	R: 0 E: 0 K: 1 S: 9	H: 1 LOB: 1 BB: 0 P: 10	1B: 12 2B: 2 3B: 0 HR: 4	SF: 1 SAC: 1 DP: 2 HBP: 0	WP: 0 PB: 0 SB: 0 CS: 0	PA: 45
PITCHER	IP	WLS	BF	H	R	ER	SO	BB	IBB	HBP	BLK	WP	HR	S	P	ERA	WHIP					
LaTroy Hawkins, R ERA: 5.98 (1,1)	5.0	L	25	10	6	5	3	0	0	0	0	0	3	63	90	9.00	2.000					
Greg Swindell, L ERA: 3.7 (6,1)	2.0	10	4	2	2	0	1	0	0	0	0	0	1	29	40	9.00	2.500					
Dan Serafini, L ERA: 3.86 (8,1)	0.1	3	1	1	1	0	0	1	0	0	0	0	0	4	12	27.00	6.000					
Eddie Guardado, L ERA: 3.19 (8,1)	0.1	2	1	0	0	0	0	0	0	0	0	0	0	13	16	0.00	3.000					
Todd Ritchie, R ERA: 5.0 (8,1)	1.1	5	1	0	0	2	0	0	0	0	0	0	0	12	14	0.00	0.750					

AB	41
R	9
H	17
RBI	9
BB	2
SO	5
LOB	15



Batter	1	2	3	4	5	6	7	8	9	AB	R	H	RBI	BB	SO	LOB	BOTTOM					
Chuck Knoblauch, R OBP: 0.396, SLG: 0.427 (1,4)	1B		P4		2B		1B		K	2	3	0	0	3	1	0	<b>Seattle Mariners @ Minnesota Twins</b> Hubert H. Humphrey Metrodome, Minneapolis, MN Thu Sep 04 1997, 8:05 PM EDT Att: 10,234 - Dome - 70 F					
Brent Bredt, L OBP: 0.370, SLG: 0.395 (1,9)	1B		F8		HR		1B		DI	5	1	4	1	0	0	0						
Paul Molitor, R OBP: 0.348, SLG: 0.434 (1,10)	L7		K		HR		E6		1B	4	1	2	3	1	1	2						
Ron Coomer, R OBP: 0.326, SLG: 0.423 (1,5)					G5-3		K2-3		K	5	0	1	1	0	3	3						
Matt Lawton, L OBP: 0.357, SLG: 0.385 (1,7)	F8				F7				BB	2	0	0	0	2	0	2						
Terry Steinbach, R OBP: 0.316, SLG: 0.418 (1,2)	G5-3				G6-3		K		G4-6-3	4	0	1	0	0	1	3						
Scott Stahoviak, L OBP: 0.298, SLG: 0.407 (1,3)									G4-6-3	3	1	0	0	1	1	3						
Pat Meares, R OBP: 0.321, SLG: 0.418 (1,6)					G1-3		K		G4-6-3	3	0	0	0	0	1	2						
Greg Myers, L OBP: 0.328, SLG: 0.436 (8, PH)					G1-3		K		K	0	0	0	0	0	0	0						
Denny Hocking, S OBP: 0.305, SLG: 0.371 (8, PH)									K	1	0	0	0	0	1	1						
Rich Becker, L OBP: 0.353, SLG: 0.401 (1,8)					F7				G3	4	0	0	0	0	2	1						
Inning Stats	R: 1 E: 0 K: 0 S: 13	H: 2 LOB: 2 BB: 1 P: 23	R: 0 E: 0 K: 1 S: 7	H: 0 LOB: 0 BB: 0 P: 11	R: 0 E: 0 K: 0 S: 11	H: 0 LOB: 0 BB: 0 P: 15	R: 0 E: 0 K: 0 S: 5	H: 0 LOB: 0 BB: 0 P: 9	R: 4 E: 0 K: 1 S: 15	H: 2 LOB: 1 BB: 2 P: 28	R: 0 E: 0 K: 3 S: 11	H: 0 LOB: 1 BB: 1 P: 17	R: 1 E: 1 K: 2 S: 15	H: 2 LOB: 1 BB: 1 P: 21	R: 0 E: 0 K: 1 S: 10	H: 1 LOB: 1 BB: 1 P: 16	R: 0 E: 0 K: 2 S: 13	H: 1 LOB: 2 BB: 1 P: 22	1B: 6 2B: 1 3B: 0 HR: 1	SF: 0 SAC: 0 DP: 1 HBP: 0	WP: 0 PB: 0 SB: 0 CS: 0	PA: 40
PITCHER	IP	WLS	BF	H	R	ER	SO	BB	IBB	HBP	BLK	WP	HR	S	P	ERA	WHIP					
27 Ken Cloude, R ERA: 5.36 (1,1)	5.0	W	22	4	5	5	3	3	0	0	0	0	0	29	45	0.00	2.500					
Bobby Ayala, R ERA: 4.57 (8,1)	2.0	10	2	1	0	5	3	0	0	0	0	0	0	4	6	0.00	1.500					
Mike Timlin, R ERA: 3.6 (8,1)	0.2	2	1	0	0	0	0	0	0	0	0	0	0	3	3	0.00	0.000					
Norm Charlton, L ERA: 7.23 (8,1)	0.1	1	0	0	0	1	0	0	0	0	0	0	0	3	3	0.00	0.000					
Heathcliff Stocumb, R ERA: 5.66 (9,1)	1.0	S	5	1	0	0	2	1	0	0	0	0	0	13	22	0.00	2.000					

AB	33
R	6
H	8
RBI	5
BB	7
SO	11
LOB	17









Batter	1	2	3	4	5	6	7	8	9	AB	R	H	RBI	BB	SO	LOB	TOP								
<b>Rich Amaral, R</b> OBP: 0.324, SLG: 0.321 (1, 4)	G6-3		P3	BB 1B E	K		1-3 1B			5	1	2	1	0	1	1	<b>Seattle Mariners @ Minnesota Twins</b> Hubert H. Humphrey Metrodome, Minneapolis, MN Sat Sep 06 1997, 8:05 PM EDT Att: 20,064 - Dome - 69 F <a href="http://livebaseballscorecards.com">livebaseballscorecards.com</a>								
<b>Roberto Kelly, R</b> OBP: 0.321, SLG: 0.433 (1, 7)	F9		1B BB	K		1-3 K BB E	2-3 K			4	2	0	0	1	3	2									
<b>Ken Griffey Jr., L</b> OBP: 0.384, SLG: 0.654 <b>Rob Ducey, L</b> OBP: 0.317, SLG: 0.500 (1, 8) (8, 8)	K		P5	E3 BB 1B		4-2 FC1-6 BB		1-3 K		4	1	0	0	1	2	3									
<b>Jay Buhner, R</b> OBP: 0.380, SLG: 0.493 <b>Lee Tinsley, S</b> OBP: 0.291, SLG: 0.306 (1, 9) (7, 9)		HR	1B BB	1B BB		2-3 K		1-1 G5-3		3	2	2	2	1	1	2									
<b>Dan Rohrmeier, R</b> OBP: 0.400, SLG: 0.250 <b>Paul Sorrento, L</b> OBP: 0.352, SLG: 0.525 (1, 10) (4, PH)	K		1B BB	1B BB		1-1 FC1-6		0-3 K		1	1	0	0	1	1	0									
<b>Mike Blowers, R</b> OBP: 0.383, SLG: 0.431 (1, 3)	FC4-6 1B		1B BB	1B BB		1-2 2-3 3-H		0-3 K2-3		4	0	1	1	1	3	3									
<b>Dan Wilson, R</b> OBP: 0.325, SLG: 0.419 (1, 2)	F9		1B	F8		0-1 G6-3		3-2 2B		5	0	2	2	0	0	3									
<b>Brent Gates, S</b> OBP: 0.303, SLG: 0.392 (1, 5)	FC4-6 1-2		1B	F8		0-3 K		1-2 F8		5	0	1	0	0	1	2									
<b>Andy Sheets, R</b> OBP: 0.349, SLG: 0.550 (1, 6)			BB 1B	FC6-4 1B		0-3 K		2-0 1B WP		4	2	1	0	1	1	4									
<b>Inning Stats</b>	R: 0 E: 0 K: 1 S: 7	H: 0 LOB: 0 BB: 0 P: 9	R: 1 E: 0 K: 1 S: 10	H: 2 LOB: 1 BB: 0 P: 17	R: 4 E: 0 K: 0 S: 17	H: 3 LOB: 3 BB: 4 P: 43	R: 2 E: 1 K: 2 S: 18	H: 2 LOB: 2 BB: 1 P: 27	R: 0 E: 0 K: 2 S: 7	H: 0 LOB: 0 BB: 0 P: 8	R: 1 E: 1 K: 3 S: 15	H: 0 LOB: 1 BB: 1 P: 25	R: 1 E: 0 K: 2 S: 11	H: 2 LOB: 1 BB: 0 P: 17	R: 0 E: 0 K: 2 S: 8	H: 0 LOB: 0 BB: 0 P: 10		R: 0 E: 0 K: 1 S: 12	H: 1 LOB: 1 BB: 0 P: 18	1B: 8 2B: 1 3B: 0 HR: 1	SF: 0 SAC: 0 DP: 0 HBP: 0	WP: 2 PB: 0 SB: 0 CS: 0	PA: 45		
<b>PITCHER</b>	IP	WLS	BF	H	R	ER	SO	BB	IBB	HBP	BLK	WP	HR	S	P	ERA	WHIP								
<b>Rich Robertson, L</b> ERA: 5.74	2.2	L	15	3	5	2	4	0	0	0	0	0	1	28	61	16.88	2.625								
<b>Frankie Rodriguez, R</b> ERA: 4.95	1.1		10	4	2	1	2	1	0	0	0	0	0	24	35	6.75	3.750								
<b>Mike Trombley, R</b> ERA: 4.17	2.0		8	0	1	0	5	1	0	0	0	1	0	22	33	0.00	0.500								
<b>Todd Ritchie, R</b> ERA: 4.91	3.0		12	3	1	1	5	0	0	0	0	1	0	31	45	3.00	1.000								

Batter	1	2	3	4	5	6	7	8	9	AB	R	H	RBI	BB	SO	LOB	BOTTOM								
<b>Chuck Knoblauch, R</b> OBP: 0.392, SLG: 0.422 (1, 4)	F9			G6-3		F8		G4-3		4	0	0	0	0	0	0	<b>Seattle Mariners @ Minnesota Twins</b> Hubert H. Humphrey Metrodome, Minneapolis, MN Sat Sep 06 1997, 8:05 PM EDT Att: 20,064 - Dome - 69 F <a href="http://livebaseballscorecards.com">livebaseballscorecards.com</a>								
<b>Denny Hocking, S</b> OBP: 0.303, SLG: 0.369 (1, 9)	K			F8		G1-3		K		4	0	0	0	0	2	0									
<b>Paul Moltitor, R</b> OBP: 0.352, SLG: 0.438 (1, 10)	F8			1B		FC6-4 1B		F8 2B		4	0	3	0	0	0	0									
<b>Ron Coomer, R</b> OBP: 0.322, SLG: 0.419 (1, 5)				L6		FC6-4 1-2		F8 2-3		4	0	0	0	0	1	3									
<b>Terry Steinbach, R</b> OBP: 0.317, SLG: 0.419 <b>David Ortiz, L</b> OBP: 0.333, SLG: 0.667 (1, 3) (8, 3)				G5-3		K		K2-3		3	0	0	0	0	2	0									
<b>Marty Cordova, R</b> OBP: 0.291, SLG: 0.406 (1, 7)				1B BB		K		P3		3	0	0	0	1	2	1									
<b>Matt Lawton, L</b> OBP: 0.359, SLG: 0.386 (1, 8)				G3		1B				2	0	1	0	1	0	0									
<b>Damian Miller, R</b> OBP: 0.242, SLG: 0.387 (1, 2)				F9		F8		F9		3	0	0	0	0	0	3									
<b>Pat Meares, R</b> OBP: 0.318, SLG: 0.413 (1, 6)				G6-3		F9		G5-3		3	0	0	0	0	0	2									
<b>Inning Stats</b>	R: 0 E: 0 K: 1 S: 8	H: 0 LOB: 0 BB: 0 P: 11	R: 0 E: 0 K: 3 S: 9	H: 0 LOB: 0 BB: 0 P: 14	R: 0 E: 0 K: 0 S: 8	H: 0 LOB: 0 BB: 0 P: 10	R: 0 E: 0 K: 0 S: 6	H: 1 LOB: 1 BB: 0 P: 12	R: 0 E: 0 K: 0 S: 12	H: 1 LOB: 2 BB: 1 P: 21	R: 0 E: 0 K: 0 S: 7	H: 1 LOB: 1 BB: 0 P: 11	R: 0 E: 0 K: 2 S: 8	H: 0 LOB: 1 BB: 1 P: 12	R: 0 E: 0 K: 1 S: 8	H: 0 LOB: 0 BB: 0 P: 9		R: 0 E: 0 K: 1 S: 8	H: 1 LOB: 1 BB: 0 P: 11	1B: 3 2B: 1 3B: 0 HR: 0	SF: 0 SAC: 0 DP: 0 HBP: 0	WP: 0 PB: 0 SB: 0 CS: 0	PA: 33		
<b>PITCHER</b>	IP	WLS	BF	H	R	ER	SO	BB	IBB	HBP	BLK	WP	HR	S	P	ERA	WHIP								
<b>Jeff Fassero, L</b> ERA: 3.74	9.0	W	33	4	0	0	8	2	0	0	0	0	0	74	111	0.00	0.667								



Batter	1	2	3	4	5	6	7	8	9	AB	R	H	RBI	BB	SO	LOB	TOP					
<b>Joey Cora, S</b> <small>OBP: 0.362, SLG: 0.446</small> (1, 4)	G3		K		G1-6-3		2B		1B	5	1	2	0	0	1	1	<b>Seattle Mariners @ Minnesota Twins</b> Hubert H. Humphrey Metrodome, Minneapolis, MN Sun Sep 07 1997, 4:33 AM EDT Att: 12,291 - Dome - 68 F <a href="http://livebaseballscorecards.com">livebaseballscorecards.com</a>					
<b>Rob Ducey, L</b> <small>OBP: 0.325, SLG: 0.530</small> (1, 8)	2B			HR	F7		SF8		1B	3	1	2	0	0	0	0						
<b>Roberto Kelly, R</b> <small>OBP: 0.322, SLG: 0.435</small> (7, 8)	2B								1B	1	0	1	2	0	0	0						
<b>Ken Griffey Jr., L</b> <small>OBP: 0.382, SLG: 0.655</small> (1, 10)	K			HR		F8			F7	5	1	1	2	0	2	3						
<b>Jay Buhner, R</b> <small>OBP: 0.381, SLG: 0.493</small> (1, 9)	F7				1B					4	1	2	0	0	0	1						
<b>Paul Sorrento, L</b> <small>OBP: 0.352, SLG: 0.524</small> (8, PH)		G3-1			1B					3	0	1	0	0	1	1						
<b>Rich Amaral, R</b> <small>OBP: 0.328, SLG: 0.325</small> (8, 7)					1B					1	0	1	0	0	0	0						
<b>Raul Ibanez, L</b> <small>OBP: 0.143, SLG: 0.286</small> (1, 7)	F7				FC1-4-6					3	0	0	0	0	1	3						
<b>Dan Rohmeier, R</b> <small>OBP: 0.333, SLG: 0.200</small> (8, 3)									K	1	0	0	0	0	1	1						
<b>Brent Gates, S</b> <small>OBP: 0.294, SLG: 0.382</small> (1, 5)					SF8				L9	3	0	0	1	0	1	1						
<b>John Marzano, R</b> <small>OBP: 0.354, SLG: 0.368</small> (7, PH)			L3		K				F8	2	0	0	0	0	1	1						
<b>Rick Wilkins, L</b> <small>OBP: 0.259, SLG: 0.314</small> (7, 2)										1	1	0	0	1	0	0						
<b>Andy Sheets, R</b> <small>OBP: 0.370, SLG: 0.558</small> (1, 6)										3	1	2	1	0	0	0						
<b>Lee Tinsley, S</b> <small>OBP: 0.279, SLG: 0.304</small> (9, PH)			G4-3						K	1	0	0	0	0	1	0						
<b>Inning Stats</b>	R: 0 E: 0 K: 1 S: 10	H: 1 LOB: 1 BB: 0 P: 15	R: 0 E: 0 K: 1 S: 10	H: 0 LOB: 0 BB: 0 P: 16	R: 0 E: 0 K: 1 S: 9	H: 0 LOB: 0 BB: 0 P: 10	R: 3 E: 0 K: 1 S: 16	H: 4 LOB: 1 BB: 0 P: 23	R: 0 E: 0 K: 0 S: 8	H: 1 LOB: 0 BB: 0 P: 13	R: 0 E: 0 K: 2 S: 12	H: 1 LOB: 1 BB: 0 P: 19	R: 2 E: 0 K: 1 S: 14	H: 2 LOB: 1 BB: 1 P: 26	R: 0 E: 0 K: 1 S: 14	H: 1 LOB: 1 BB: 0 P: 17	R: 1 E: 0 K: 1 S: 10	H: 2 LOB: 1 BB: 0 P: 15	1B: 7 2B: 2 3B: 2 HR: 1	SF: 2 SAC: 0 DP: 1 HBP: 0	WP: 1 PB: 0 SB: 0 CS: 0	PA: 39
<b>PITCHER</b>	IP	WLS	BF	H	R	ER	SO	BB	IBB	HBP	BLK	WP	HR	S	P	ERA	WHIP					
<b>Bob Tewksbury, R</b> <small>ERA: 4.3</small> (1, 1)	6.1	W	27	8	5	5	6	1	0	0	0	1	1	69	106	7.11	1.421					
<b>Greg Swindell, L</b> <small>ERA: 3.54</small> (7, 1)	1.2		7	2	0	0	2	0	0	0	0	0	0	24	33	0.00	1.200					
<b>Rick Aguilera, R</b> <small>ERA: 3.77</small> (9, 1)	1.0		5	2	1	1	1	0	0	0	0	0	0	10	15	9.00	2.000					

Batter	1	2	3	4	5	6	7	8	9	AB	R	H	RBI	BB	SO	LOB	BOTTOM					
<b>Chuck Knoblauch, R</b> <small>OBP: 0.392, SLG: 0.422</small> (1, 4)	P3		G5-3						F9	5	0	2	1	0	0	1	<b>Seattle Mariners @ Minnesota Twins</b> Hubert H. Humphrey Metrodome, Minneapolis, MN Sun Sep 07 1997, 4:33 AM EDT Att: 12,291 - Dome - 68 F <a href="http://livebaseballscorecards.com">livebaseballscorecards.com</a>					
<b>Brent Brade, L</b> <small>OBP: 0.371, SLG: 0.386</small> (1, 9)	G4-3	G4-3								3	1	0	0	2	1	3						
<b>Paul Moltzer, R</b> <small>OBP: 0.354, SLG: 0.438</small> (1, 10)										3	1	1	0	2	0	2						
<b>Ron Coomer, R</b> <small>OBP: 0.321, SLG: 0.418</small> (1, 5)										4	1	1	0	0	0	3						
<b>Denny Hocking, S</b> <small>OBP: 0.303, SLG: 0.369</small> (9, 5)										0	0	0	0	0	0	0						
<b>Matt Lawton, L</b> <small>OBP: 0.358, SLG: 0.385</small> (1, 7)										4	1	1	0	0	1	4						
<b>Terry Steinbach, R</b> <small>OBP: 0.315, SLG: 0.416</small> (1, 2)										3	1	0	0	0	3	1						
<b>Scott Stahoviak, L</b> <small>OBP: 0.301, SLG: 0.410</small> (1, 3)										3	2	1	2	0	0	0						
<b>Pat Meares, R</b> <small>OBP: 0.317, SLG: 0.411</small> (1, 6)										4	1	1	1	0	1	3						
<b>Rich Becker, L</b> <small>OBP: 0.355, SLG: 0.403</small> (1, 8)										3	1	1	3	1	0	1						
<b>Inning Stats</b>	R: 0 E: 0 K: 0 S: 9	H: 0 LOB: 1 BB: 1 P: 14	R: 3 E: 0 K: 1 S: 15	H: 4 LOB: 1 BB: 0 P: 19	R: 4 E: 1 K: 1 S: 15	H: 3 LOB: 1 BB: 0 P: 23	R: 1 E: 0 K: 1 S: 13	H: 0 LOB: 0 BB: 1 P: 23	R: 0 E: 0 K: 1 S: 7	H: 0 LOB: 0 BB: 0 P: 9	R: 1 E: 0 K: 1 S: 11	H: 1 LOB: 2 BB: 2 P: 23	R: 0 E: 0 K: 1 S: 8	H: 0 LOB: 0 BB: 0 P: 9	R: 0 E: 0 K: 0 S: 5	H: 0 LOB: 1 BB: 1 P: 12	R: 0 E: 0 K: 0 S: 5	H: 0 LOB: 1 BB: 1 P: 12	1B: 6 2B: 2 3B: 0 HR: 0	SF: 0 SAC: 0 DP: 0 HBP: 1	WP: 1 PB: 0 SB: 4 CS: 0	PA: 39
<b>PITCHER</b>	IP	WLS	BF	H	R	ER	SO	BB	IBB	HBP	BLK	WP	HR	S	P	ERA	WHIP					
<b>Felipe Lira, R</b> <small>ERA: 6.26</small> (3, 1)	2.2		12	2	2	1	3	2	0	0	0	1	0	27	47	3.38	1.500					
<b>Bobby Ayala, R</b> <small>ERA: 4.54</small> (6, 1)	0.2		3	0	0	0	1	1	0	0	0	0	0	6	11	0.00	1.500					
<b>Mark Holzemer, L</b> <small>ERA: 6.43</small> (8, 1)	1.2		5	0	0	0	1	0	0	0	0	0	0	12	16	0.00	0.000					
<b>Heathcliff Stocumb, R</b> <small>ERA: 5.6</small> (8, 1)	0.2		3	0	0	0	0	1	0	0	0	0	0	4	10	0.00	1.500					





Batter	1	2	3	4	5	6	7	8	9	AB	R	H	RBI	BB	SO	LOB	TOP											
Joey Cora, S OBP: 0.361, SLG: 0.443	4-0 WP BB G6-3	2-1 G4-3			1-2 G3-1			0-1 G5-3		3	1	0	0	1	0	2												
Alex Rodriguez, R OBP: 0.350, SLG: 0.501	2-2 L7		0-1 L7		1-3 K			1-2 1B 1B		4	0	1	0	0	1	1												
Ken Griffey Jr., L OBP: 0.385, SLG: 0.654	4-0 G6-3 WP BB		0-0 G5-4-3 1B		3-1 1B G5-4-3 HBP			0-0 P5		2	1	1	0	1	0	1												
Edgar Martinez, R OBP: 0.457, SLG: 0.553	1-1 G6-3		3-1 G5-4-3		2-1 G5-4-3 1B			2-0 1B		4	0	2	1	0	0	2												
Jay Buhner, R OBP: 0.379, SLG: 0.489	3-3 K				3-1 G6-3			2-0 G5-4-3 1B		4	0	0	0	0	1	4												
Paul Sorrento, L OBP: 0.351, SLG: 0.521		1-1 F7			0-1 1B			0-3 K		4	0	1	0	0	2	0												
Dan Wilson, R OBP: 0.325, SLG: 0.418		1-2 BB 1B			3-2 P3			2-1 F9		4	0	1	0	0	0	1												
Brent Gates, S OBP: 0.293, SLG: 0.373		4-1 SAFE 1B			0-0 L4			0-0 G4-3		3	0	0	0	1	0	1												
Rob Ducey, L OBP: 0.320, SLG: 0.521		2-0 P6			1-3 K			0-2 F8		2	0	0	0	0	1	2												
Rich Amaral, R OBP: 0.326, SLG: 0.324										1	0	0	0	0	0	0												
<b>Inning Stats</b>	R: 1 E: 0 K: 1 S: 8	H: 0 LOB: 1 BB: 2 P: 22	R: 0 E: 0 K: 0 S: 9	H: 1 LOB: 2 BB: 1 P: 19	R: 0 E: 0 K: 0 S: 5	H: 1 LOB: 0 BB: 0 P: 8	R: 0 E: 0 K: 0 S: 8	H: 1 LOB: 1 BB: 0 P: 14	R: 0 E: 0 K: 2 S: 11	H: 0 LOB: 0 BB: 0 P: 14	R: 0 E: 0 K: 0 S: 8	H: 0 LOB: 0 BB: 0 P: 10	R: 0 E: 0 K: 0 S: 10	H: 2 LOB: 2 BB: 0 P: 14	R: 0 E: 0 K: 1 S: 5	H: 0 LOB: 0 BB: 0 P: 8	1B: 6 2B: 0 3B: 0 HR: 0	SF: 0 SAC: 0 DP: 2 HBP: 1	WP: 1 PB: 0 SB: 0 CS: 0	PA: 35								
<b>PITCHER</b>	IP	WLS	BF	H	R	ER	SO	BB	IBB	HBP	BLK	WP	HR	S	P	ERA	WHIP											
Jim Pittsley, R ERA: 5.74	(1, 1)	5.0	W	20	3	1	1	3	3	0	0	0	1	0	41	77	1.80	1.200										
Chris Haney, L ERA: 4.94	(6, 1)	3.0		12	3	1	1	1	0	0	1	0	0	0	25	38	3.00	1.000										
Jeff Montgomery, R ERA: 3.86	(9, 1)	1.0		3	0	0	0	1	0	0	0	0	0	0	5	8	0.00	0.000										

Seattle Mariners @ Kansas City Royals  
Kauffman Stadium, Kansas City, MO  
Mon Sep 08 1997, 7:05 PM CDT  
Att: 14,278 - Unknown - 83 F

AB 31  
R 2  
H 6  
RBI 1  
BB 3  
SO 5  
LOB 14




Batter	1	2	3	4	5	6	7	8	9	AB	R	H	RBI	BB	SO	LOB	BOTTOM											
Jose Offerman, S OBP: 0.365, SLG: 0.404	2-2 G6-3		2-1 G6-3	3-2 1B 1B		4-1 1B BB		1-3 K		4	0	1	0	1	1	0												
Johnny Damon, L OBP: 0.344, SLG: 0.403	1-2 1B HR		1-3 K	2-2 1B		1-0 1B BB		1-2 2-3 1B		5	2	4	0	0	1	0												
Jay Bell, R OBP: 0.371, SLG: 0.468	1-2 SAFE 1B		1-2 HR	2-2 F9		2-1 P4		1-0 1B WP		5	3	3	0	0	0	5												
Chili Davis, S OBP: 0.403, SLG: 0.541	1-0 1B HR		4-0 HR	1-2 G1-3		0-3 K		4-0 1B BB		3	2	1	3	2	1	5												
Jeff King, R OBP: 0.337, SLG: 0.429	2-1 G5-3		3-1 1B HR		1-2 P3			1-1 P3		5	1	1	3	0	0	3												
Rod Myers, L OBP: 0.388, SLG: 0.415	1-2 F9		2-2 HR		3-3 K			1-2 1B BB		4	1	2	3	1	1	0												
Jermaine Dye, R OBP: 0.279, SLG: 0.385		1-2 P4	0-0 2B		0-2 L9			1-2 1B		5	0	2	0	0	0	2												
Mike Macfarlane, R OBP: 0.309, SLG: 0.400		0-1 G5-3	1-2 G6-3			2-1 1B 2B		3-2 P3		4	0	1	0	0	0	3												
Felix Martinez, S OBP: 0.267, SLG: 0.231		2-1 G1-3		3-2 F7		0-1 L4		1-0 L5		4	0	0	0	0	0	3												
<b>Inning Stats</b>	R: 3 E: 0 K: 0 S: 17	H: 3 LOB: 0 BB: 0 P: 25	R: 0 E: 0 K: 0 S: 7	H: 0 LOB: 0 BB: 0 P: 10	R: 4 E: 0 K: 1 S: 17	H: 4 LOB: 1 BB: 1 P: 31	R: 0 E: 0 K: 0 S: 21	H: 2 LOB: 2 BB: 0 P: 32	R: 0 E: 0 K: 1 S: 10	H: 0 LOB: 0 BB: 0 P: 14	R: 0 E: 0 K: 1 S: 11	H: 2 LOB: 3 BB: 1 P: 20	R: 0 E: 0 K: 0 S: 12	H: 1 LOB: 2 BB: 1 P: 21	R: 2 E: 0 K: 1 S: 15	H: 3 LOB: 2 BB: 1 P: 24	1B: 9 2B: 3 3B: 0 HR: 3	SF: 0 SAC: 0 DP: 0 HBP: 0	WP: 1 PB: 0 SB: 0 CS: 0	PA: 43								
<b>PITCHER</b>	IP	WLS	BF	H	R	ER	SO	BB	IBB	HBP	BLK	WP	HR	S	P	ERA	WHIP											
Omar Olivares, R ERA: 5.11	(1, 1)	2.2	L	16	7	7	1	0	0	0	0	0	0	3	38	62	23.62	2.625										
Bob Wells, R ERA: 5.79	(3, 1)	2.1		9	2	0	0	1	0	0	0	0	0	34	50	0.00	0.857											
Paul Spoljaric, L ERA: 3.48	(6, 1)	1.2		10	3	0	0	1	2	0	0	0	0	22	39	0.00	3.000											
Norm Charlton, L ERA: 7.36	(7, 1)	1.1		8	3	2	2	1	1	0	0	0	1	0	16	26	13.50	3.000										


Seattle Mariners @ Kansas City Royals  
Kauffman Stadium, Kansas City, MO  
Mon Sep 08 1997, 7:05 PM CDT  
Att: 14,278 - Unknown - 83 F

AB 39  
R 9  
H 15  
RBI 9  
BB 4  
SO 4  
LOB 21





Batter	1	2	3	4	5	6	7	8	9	AB	R	H	RBI	BB	SO	LOB	TOP								
Joey Cora, S (1,4) OBP: 0.363, SLG: 0.445	G4-3			1B		BB	SF9		E4	3	1	2	1	1	0	0	<b>Seattle Mariners @ Kansas City Royals</b> Kauffman Stadium, Kansas City, MO Tue Sep 09 1997, 7:05 PM CDT Att: 14,913 - Unknown - 75 F  <b>AB 35</b> <b>R 4</b> <b>H 9</b> <b>RBI 4</b> <b>BB 4</b> <b>SO 5</b> <b>LOB 15</b> 								
Roberto Kelly, R (1,7) OBP: 0.319, SLG: 0.429	G6-3			F9		F9	F8		G4-3	4	0	0	0	0	0	3									
John Marzano, R (7,2) OBP: 0.349, SLG: 0.364	G6-3			F9		F9	F8		G4-3	1	0	0	0	0	0	1									
Ken Griffey Jr., L (1,8) OBP: 0.385, SLG: 0.651	G3			F8		1B		L8		3	0	0	0	2	0	1									
Edgar Martinez, R (1,10) OBP: 0.457, SLG: 0.551		P6		1B		1B		K	G6-3	5	0	2	1	0	1	2									
Alex Rodriguez, R (1,6) OBP: 0.349, SLG: 0.498	P3			F9		K		1B		3	0	0	0	1	1	4									
Jay Buhner, R (1,9) OBP: 0.380, SLG: 0.495	G6-3				HR	K		1B		4	1	2	1	0	1	2									
Paul Sorrento, L (1,3) OBP: 0.348, SLG: 0.516			G3-1				F8		K	4	0	0	0	0	2	2									
Dan Wilson, R (1,2) OBP: 0.325, SLG: 0.417			F8			G5-3				3	0	1	0	0	0	0									
Rich Amaral, R (7,7) OBP: 0.226, SLG: 0.324			F8			G5-3				0	1	0	0	0	0	0									
Rob Ducey, L (8,7) OBP: 0.325, SLG: 0.551							1B	SF9	HR	1	1	1	1	0	0	0									
Andy Sheets, R (1,5) OBP: 0.354, SLG: 0.533			G1-3			G4-3			G6-3	2	0	0	0	0	0	0									
Brent Gates, S (7,PH) OBP: 0.296, SLG: 0.375			G1-3			G4-3			G6-3	2	0	1	0	0	0	0									
<b>Inning Stats</b>	R: 0 E: 0 K: 0 S: 6	H: 0 LOB: 0 BB: 0 P: 10	R: 0 E: 0 K: 0 S: 7	H: 0 LOB: 0 BB: 0 P: 11	R: 0 E: 0 K: 0 S: 10	H: 0 LOB: 0 BB: 0 P: 16	R: 0 E: 0 K: 0 S: 12	H: 2 LOB: 2 BB: 0 P: 15	R: 1 E: 0 K: 1 S: 10	H: 1 LOB: 0 BB: 0 P: 20	R: 1 E: 0 K: 2 S: 10	H: 1 LOB: 2 BB: 2 P: 23	R: 1 E: 0 K: 0 S: 7	H: 2 LOB: 1 BB: 0 P: 13	R: 0 E: 0 K: 2 S: 13	H: 1 LOB: 2 BB: 1 P: 22	R: 1 E: 1 K: 0 S: 10	H: 2 LOB: 2 BB: 1 P: 22	1B: 7 2B: 0 3B: 0 HR: 2	SF: 1 SAC: 0 DP: 0 HBP: 0	WP: 0 PB: 0 SB: 0 CS: 0	PA: 40			
<b>PITCHER</b>	IP	WLS	BF	H	R	ER	SO	BB	IBB	HBP	BLK	WP	HR	S	P	ERA	WHIP								
Tim Belcher, R (1,1) ERA: 5.17	5.1	22	4	2	2	1	2	2	0	0	0	0	1	49	86	3.38	1.125								
Brian Bevil, R (6,1) ERA: 9.0	1.2	7	2	1	1	2	0	0	0	0	0	0	0	13	22	5.40	1.200								
Matt Whisenant, L (8,1) ERA: 5.6	0.2	3	0	0	0	1	1	0	0	0	0	0	0	7	14	0.00	1.500								
Hipolito Pichardo, R (8,1) ERA: 4.79	1.1	L 8	3	1	1	1	0	1	0	0	0	0	1	16	30	6.75	2.250								

Batter	1	2	3	4	5	6	7	8	9	AB	R	H	RBI	BB	SO	LOB	BOTTOM								
Jose Offerman, S (1,4) OBP: 0.363, SLG: 0.404	G4-3		G3-1				G4-3		F8	5	0	1	1	0	0	2	<b>Seattle Mariners @ Kansas City Royals</b> Kauffman Stadium, Kansas City, MO Tue Sep 09 1997, 7:05 PM CDT Att: 14,913 - Unknown - 75 F  <b>AB 33</b> <b>R 3</b> <b>H 8</b> <b>RBI 2</b> <b>BB 4</b> <b>SO 3</b> <b>LOB 14</b> 								
Johnny Damon, L (1,8) OBP: 0.344, SLG: 0.402	G6-3		G2-3				G3		P4	4	1	1	0	1	0	2									
Jay Bell, R (1,5) OBP: 0.369, SLG: 0.464	G6-3						G5-3			4	0	0	1	0	0	3									
Chili Davis, S (1,10) OBP: 0.402, SLG: 0.538				K				G5-3		3	0	0	0	1	2	0									
Jeff King, R (1,3) OBP: 0.335, SLG: 0.425	F8			P2				G1-3		4	0	0	0	0	1	1									
Rod Myers, L (1,7) OBP: 0.415, SLG: 0.455		F8								3	1	2	0	1	0	0									
Jermaine Dye, R (1,9) OBP: 0.283, SLG: 0.387		F7						G4-3		4	1	2	0	0	0	1									
Mike Macfarlane, R (1,2) OBP: 0.316, SLG: 0.403										3	0	2	0	1	0	0									
Jed Hansen, R (9,PR) OBP: 0.363, SLG: 0.406										0	0	0	0	0	0	0									
Felix Martinez, S (1,6) OBP: 0.235, SLG: 0.200										2	0	0	0	0	0	2									
Scott Cooper, L (6,PH) OBP: 0.283, SLG: 0.317			G4-3						SH1-4	1	0	0	0	0	0	3									
<b>Inning Stats</b>	R: 1 E: 1 K: 0 S: 13	H: 1 LOB: 1 BB: 1 P: 24	R: 0 E: 0 K: 0 S: 8	H: 0 LOB: 0 BB: 0 P: 14	R: 0 E: 0 K: 0 S: 4	H: 0 LOB: 0 BB: 0 P: 5	R: 0 E: 0 K: 1 S: 7	H: 0 LOB: 0 BB: 0 P: 9	R: 2 E: 1 K: 0 S: 13	H: 3 LOB: 2 BB: 2 P: 27	R: 0 E: 0 K: 2 S: 16	H: 2 LOB: 3 BB: 1 P: 25	R: 0 E: 0 K: 0 S: 3	H: 0 LOB: 0 BB: 0 P: 8	R: 0 E: 0 K: 0 S: 15	H: 1 LOB: 1 BB: 0 P: 22	R: 0 E: 0 K: 0 S: 7	H: 1 LOB: 2 BB: 0 P: 10	1B: 6 2B: 2 3B: 0 HR: 0	SF: 0 SAC: 1 DP: 1 HBP: 0	WP: 0 PB: 0 SB: 0 CS: 0	PA: 38			
<b>PITCHER</b>	IP	WLS	BF	H	R	ER	SO	BB	IBB	HBP	BLK	WP	HR	S	P	ERA	WHIP								
27 Ken Cloude, R (1,1) ERA: 5.21	4.1	19	4	3	2	1	2	2	0	0	0	0	0	41	69	4.15	1.385								
Mark Holzemer, L (5,1) ERA: 8.43	0.0	1	0	0	0	0	1	0	0	0	0	0	0	1	5	∞	∞								
Bobby Ayala, R (5,1) ERA: 4.45	1.2	7	2	0	0	2	1	0	0	0	0	0	0	19	30	0.00	1.800								
Norm Charlton, L (7,1) ERA: 7.21	1.1	4	0	0	0	0	0	0	0	0	0	0	0	7	15	0.00	0.000								
Mike Timlin, R (8,1) ERA: 3.43	0.2	W 4	2	0	0	0	0	0	0	0	0	0	0	13	18	0.00	3.000								
<b>PITCHER</b>	IP	WLS	BF	H	R	ER	SO	BB	IBB	HBP	BLK	WP	HR	S	P	ERA	WHIP								
Heathcliff Stocumb, R (9,1) ERA: 5.51	1.0	S 3	3	0	0	0	0	0	0	0	0	0	0	5	7	0.00	0.000								



Batter	1	2	3	4	5	6	7	8	9	AB	R	H	RBI	BB	SO	LOB	TOP								
Brian Hunter, R (1, 8) OBP: 0.333, SLG: 0.355 Kimera Barteo, R (7, 7) OBP: 0.379, SLG: 0.527	G6-3		F7		P6		K			3	0	0	0	0	0	2									
Bobby Higginson, L (1, 7) OBP: 0.379, SLG: 0.527 Jimmy Hurst, R (7, 9)	G1-3		G4-3		G1			F8		3	0	0	0	0	0	2									
Travis Fryman, R (1, 5) OBP: 0.327, SLG: 0.436	K			1B		G6-3		G6-3		4	0	1	0	0	1	0									
Tony Clark, S (1, 3) OBP: 0.382, SLG: 0.519 Orlando Miller, R (7, 3) OBP: 0.292, SLG: 0.376		G6-3		FC5 1B BB				G4-3		2	0	1	0	1	0	0									
Damon Easley, R (1, 4) OBP: 0.356, SLG: 0.473	K			1B		L4			K	4	0	1	0	0	2	1									
Juan Encarnacion, R (1, 9) OBP: 0.348, SLG: 0.429	G6-3			K					K	4	0	0	0	0	3	4									
Phil Nevin, R (1, 10) OBP: 0.399, SLG: 0.394 Frank Catalanotto, L (9, PH) OBP: 0.333, SLG: 0.143			1B	K				G6-3	K	3	0	1	0	0	1	3									
Raul Casanova, S (1, 2) OBP: 0.301, SLG: 0.342 Marcus Jensen, S (7, 2) OBP: 0.226, SLG: 0.214			L9	FC5						3	0	1	0	0	0	4									
Deivi Cruz, R (1, 6) OBP: 0.266, SLG: 0.319			1B					F9		3	0	1	0	0	1	1									
<b>Inning Stats</b>	R: 0 E: 0 K: 1 S: 9	H: 0 LOB: 0 BB: 0 P: 14	R: 0 E: 0 K: 1 S: 8	H: 0 LOB: 0 BB: 0 P: 13	R: 0 E: 0 K: 0 S: 13	H: 2 LOB: 2 BB: 0 P: 18	R: 0 E: 0 K: 2 S: 12	H: 2 LOB: 3 BB: 1 P: 22	R: 0 E: 0 K: 1 S: 7	H: 0 LOB: 0 BB: 0 P: 10	R: 0 E: 0 K: 1 S: 11	H: 1 LOB: 1 BB: 0 P: 15	R: 0 E: 0 K: 1 S: 9	H: 1 LOB: 1 BB: 0 P: 13	R: 0 E: 0 K: 0 S: 4	H: 0 LOB: 0 BB: 0 P: 5	R: 0 E: 0 K: 3 S: 9	H: 0 LOB: 0 BB: 0 P: 13	1B: 5 2B: 1 3B: 0 HR: 0	SF: 0 SAC: 0 DP: 0 HBP: 0	WP: 0 PB: 0 SB: 1 CS: 0	PA: 34			
<b>PITCHER</b>	IP	WLS	BF	H	R	ER	SO	BB	IBB	HBP	BLK	WP	HR	S	P	ERA	WHIP								
Jamie Moyer, L (1, 1) ERA: 3.77	7.0	W	28	6	0	0	7	1	0	0	0	0	0	69	105	0.00	1.000								
Mike Timlin, R (8, 1) ERA: 3.33	1.0		3	0	0	0	0	0	0	0	0	0	0	4	5	0.00	0.000								
Rafael Carmona, R (9, 1) ERA: 2.45	1.0		3	0	0	0	3	0	0	0	0	0	0	9	13	0.00	0.000								

**Detroit Tigers @ Seattle Mariners**  
 The Kingdome, Seattle, WA  
 Wed Sep 10 1997, 10:05 PM EDT  
 Att: 22,967 - Dome - 72 F

AB	33
R	0
H	6
RBI	0
BB	1
SO	10
LOB	18



Batter	1	2	3	4	5	6	7	8	9	AB	R	H	RBI	BB	SO	LOB	BOTTOM								
Rich Amaral, R (1, 4) OBP: 0.330, SLG: 0.324	L8			G6-3	SH1-3					3	1	1	3	1	0	0									
Roberto Kelly, R (1, 7) OBP: 0.323, SLG: 0.435	G5-3			CS 1B BB	PB 1B			L8		5	0	3	2	0	0	2									
Ken Griffey Jr., L (1, 8) OBP: 0.363, SLG: 0.646 Lee Tinsley, S (9, 8) OBP: 0.279, SLG: 0.304	F8			1B	K			F7	G4-3	4	1	0	0	1	1	2									
Edgar Martinez, R (1, 10) OBP: 0.457, SLG: 0.550 Raul Ibanez, L (8, PH) OBP: 0.193, SLG: 0.267		G6-3		1B				F8	P7	3	1	1	1	1	0	0									
Alex Rodriguez, R (1, 6) OBP: 0.348, SLG: 0.502		K		E3				G4-3		4	1	1	2	0	1	1									
Jay Buhner, R (1, 9) OBP: 0.377, SLG: 0.491 Rob Ducey, L (9, 9) OBP: 0.325, SLG: 0.551		P5		P3				F8	K	4	0	0	0	0	1	2									
Dan Wilson, R (1, 2) OBP: 0.328, SLG: 0.425				F8						3	3	2	1	1	0	0									
Mike Blowers, R (1, 3) OBP: 0.386, SLG: 0.429				K						3	2	1	0	1	2	0									
Andy Sheets, R (1, 5) OBP: 0.365, SLG: 0.553				G5-3						2	1	1	1	1	0	0									
<b>Inning Stats</b>	R: 0 E: 0 K: 0 S: 3	H: 0 LOB: 0 BB: 0 P: 4	R: 0 E: 0 K: 1 S: 9	H: 0 LOB: 0 BB: 0 P: 13	R: 0 E: 0 K: 1 S: 6	H: 0 LOB: 0 BB: 0 P: 11	R: 1 E: 1 K: 0 S: 16	H: 2 LOB: 2 BB: 1 P: 26	R: 2 E: 0 K: 1 S: 16	H: 3 LOB: 1 BB: 0 P: 22	R: 3 E: 0 K: 1 S: 16	H: 3 LOB: 2 BB: 2 P: 28	R: 0 E: 0 K: 0 S: 8	H: 0 LOB: 0 BB: 0 P: 14	R: 4 E: 0 K: 1 S: 25	H: 2 LOB: 1 BB: 3 P: 47	1B: 6 2B: 2 3B: 0 HR: 2	SF: 1 SAC: 1 DP: 0 HBP: 0	WP: 0 PB: 1 SB: 0 CS: 2	PA: 40					
<b>PITCHER</b>	IP	WLS	BF	H	R	ER	SO	BB	IBB	HBP	BLK	WP	HR	S	P	ERA	WHIP								
Justin Thompson, L (1, 1) ERA: 2.97	5.1	L	25	7	6	6	3	2	0	0	0	0	0	14	27	0.00	1.200								
Eddie Gaillard, R (6, 1) ERA: 6.59	1.2		7	1	0	0	1	1	0	0	0	0	0	14	27	0.00	1.200								
Roberto Duran, L (8, 1) ERA: 7.5	0.1		5	1	4	4	1	3	0	0	0	0	0	14	30	108.00	12.000								
Dan Miceli, R (8, 1) ERA: 5.3	0.2		3	1	0	0	0	0	0	0	0	0	0	11	17	0.00	1.500								

**Detroit Tigers @ Seattle Mariners**  
 The Kingdome, Seattle, WA  
 Wed Sep 10 1997, 10:05 PM EDT  
 Att: 22,967 - Dome - 72 F

AB	32
R	10
H	10
RBI	10
BB	6
SO	5
LOB	8






Batter	1	2	3	4	5	6	7	8	9	AB	R	H	RBI	BB	SO	LOB	TOP			
<b>Brian Hunter, R</b> OBP: 0.333, SLG: 0.355 (1, 8)	F8		2B		E5			FC6-4		4	1	1	0	0	0	1				
<b>Damion Easley, R</b> OBP: 0.357, SLG: 0.474 (1, 4)	F8		2B		K					3	0	1	1	1	1	1				
<b>Bobby Higginson, L</b> OBP: 0.376, SLG: 0.523 (1, 7)	K		G4-3			G3-1		F8		4	0	0	0	0	1	3				
<b>Travis Fryman, R</b> OBP: 0.327, SLG: 0.436 (1, 5)		G5-3		L9		K		K		4	1	1	0	0	2	2				
<b>Phil Nevin, R</b> OBP: 0.310, SLG: 0.396 (1, 3)				L9		K				3	1	1	1	0	1	1				
<b>Tony Clark, S</b> OBP: 0.383, SLG: 0.519 (8, 3)		HR								0	0	0	0	1	0	0				
<b>Bubba Trammell, R</b> OBP: 0.330, SLG: 0.386 (1, 10)				SF8						2	0	0	1	0	1	0				
<b>Bob Hamelin, L</b> OBP: 0.378, SLG: 0.511 (9, PH)										0	0	0	0	0	0	0				
<b>Melvin Nieves, S</b> OBP: 0.316, SLG: 0.455 (9, PH)										1	0	0	0	0	1	1				
<b>Juan Encarnacion, R</b> OBP: 0.333, SLG: 0.440 (1, 9)										4	0	1	0	0	1	1				
<b>Raul Casanova, S</b> OBP: 0.300, SLG: 0.338 (1, 2)				G5-3						3	0	0	0	1	1	2				
<b>Deivi Cruz, R</b> OBP: 0.264, SLG: 0.316 (1, 6)										3	0	0	0	0	0	1				
<b>Inning Stats</b>	R: 0 E: 0 K: 1 S: 10	H: 0 LOB: 0 BB: 0 P: 15	R: 1 E: 0 K: 1 S: 9	H: 1 LOB: 0 BB: 0 P: 12	R: 1 E: 0 K: 0 S: 9	H: 2 LOB: 1 BB: 0 P: 13	R: 1 E: 0 K: 1 S: 9	H: 1 LOB: 0 BB: 0 P: 12	R: 0 E: 1 K: 1 S: 9	H: 0 LOB: 1 BB: 1 P: 16	R: 0 E: 0 K: 0 S: 10	H: 1 LOB: 0 BB: 0 P: 12	R: 0 E: 1 K: 1 S: 10	H: 0 LOB: 2 BB: 1 P: 15	R: 0 E: 0 K: 2 S: 10	H: 0 LOB: 1 BB: 1 P: 15	1B: 1 2B: 3 3B: 0 HR: 1	SF: 1 SAC: 0 DP: 1 HBP: 0	WP: 0 PB: 0 SB: 1 CS: 1	PA: 35
<b>PITCHER</b>	IP	WLS	BF	H	R	ER	SO	BB	IBB	HBP	BLK	WP	HR	S	P	ERA	WHIP			
<b>Jeff Fassero, L</b> ERA: 3.73 (1, 1)	7.2	L	30	5	3	3	6	2	0	0	0	0	1	71	102	3.52	0.913			
<b>Bobby Ayala, R</b> ERA: 4.43 (8, 1)	0.1		2	0	0	0	1	1	0	0	0	0	0	5	11	0.00	3.000			
<b>Paul Spoljaric, L</b> ERA: 3.46 (9, 1)	0.1		1	0	0	0	1	0	0	0	0	0	0	3	4	0.00	0.000			
<b>Heathcliff Slocumb, R</b> ERA: 5.45 (9, 1)	0.2		2	0	0	0	1	0	0	0	0	0	0	5	5	0.00	0.000			

**Detroit Tigers @ Seattle Mariners**  
The Kingdome, Seattle, WA  
Thu Sep 11 1997, 10:05 PM EDT  
Att: 25,141 - Dome - 72 F


**AB 31**  
**R 3**  
**H 5**  
**RBI 3**  
**BB 3**  
**SO 9**  
**LOB 13**



Batter	1	2	3	4	5	6	7	8	9	AB	R	H	RBI	BB	SO	LOB	BOTTOM			
<b>Joey Cora, S</b> OBP: 0.364, SLG: 0.447 (1, 4)	G3		CS			G6-3			F8	4	1	2	0	0	0	1				
<b>Rob Ducey, L</b> OBP: 0.323, SLG: 0.549 (1, 7)	G3		CS		F7-5		G1-3		K	4	0	1	0	0	1	2				
<b>Ken Griffey Jr., L</b> OBP: 0.383, SLG: 0.644 (1, 8)	SF8				F7-5		F8			3	0	1	1	0	0	1				
<b>Edgar Martinez, R</b> OBP: 0.454, SLG: 0.546 (1, 10)	P6				K		E4		K	4	0	0	0	0	2	2				
<b>Alex Rodriguez, R</b> OBP: 0.347, SLG: 0.499 (1, 6)		G6-3				G4-3		FC5-4		3	0	0	0	0	0	1				
<b>Jay Buhner, R</b> OBP: 0.375, SLG: 0.488 (1, 9)		G1-3				G4-3			K	3	0	0	0	0	1	0				
<b>Paul Sorrento, L</b> OBP: 0.346, SLG: 0.512 (1, 3)		L4				F7			K	3	0	0	0	0	1	0				
<b>Dan Wilson, R</b> OBP: 0.326, SLG: 0.423 (1, 2)									G6-3	3	0	0	0	0	1	0				
<b>Andy Sheets, R</b> OBP: 0.352, SLG: 0.531 (1, 5)										2	0	0	0	0	0	0				
<b>Brent Gates, S</b> OBP: 0.301, SLG: 0.380 (9, PH)									1B	1	0	1	0	0	0	0				
<b>Inning Stats</b>	R: 1 E: 0 K: 0 S: 13	H: 1 LOB: 0 BB: 0 P: 19	R: 0 E: 0 K: 0 S: 8	H: 0 LOB: 0 BB: 0 P: 12	R: 0 E: 0 K: 0 S: 9	H: 1 LOB: 0 BB: 0 P: 13	R: 0 E: 0 K: 1 S: 9	H: 0 LOB: 0 BB: 0 P: 13	R: 0 E: 0 K: 1 S: 8	H: 0 LOB: 0 BB: 0 P: 11	R: 0 E: 0 K: 0 S: 8	H: 0 LOB: 1 BB: 0 P: 10	R: 0 E: 0 K: 2 S: 8	H: 0 LOB: 2 BB: 0 P: 11	R: 0 E: 0 K: 2 S: 15	H: 2 LOB: 2 BB: 0 P: 23	1B: 3 2B: 3 3B: 0 HR: 0	SF: 1 SAC: 0 DP: 1 HBP: 0	WP: 0 PB: 0 SB: 0 CS: 1	PA: 32
<b>PITCHER</b>	IP	WLS	BF	H	R	ER	SO	BB	IBB	HBP	BLK	WP	HR	S	P	ERA	WHIP			
<b>Brian Moehler, R</b> ERA: 4.57 (1, 1)	7.0	W	23	3	1	1	2	0	0	0	0	0	0	63	91	1.29	0.429			
<b>Doug Brocail, R</b> ERA: 3.11 (8, 1)	1.0		3	0	0	0	2	0	0	0	0	0	0	8	11	0.00	0.000			
<b>Todd Jones, R</b> ERA: 2.89 (9, 1)	1.0	S	5	2	0	0	2	0	0	0	0	0	0	15	23	0.00	2.000			

**Detroit Tigers @ Seattle Mariners**  
The Kingdome, Seattle, WA  
Thu Sep 11 1997, 10:05 PM EDT  
Att: 25,141 - Dome - 72 F

**AB 30**  
**R 1**  
**H 5**  
**RBI 1**  
**BB 0**  
**SO 6**  
**LOB 7**





Batter	1	2	3	4	5	6	7	8	9	AB	R	H	RBI	BB	SO	LOB	TOP										
Shannon Stewart, R (1, 8) OBP: 0.347, SLG: 0.398	G4-3			G5-3		G5-3	1B HBP		K	4	0	0	0	0	1	0											
Mariano Duncan, R (1, 4) OBP: 0.276, SLG: 0.295	L3			G6-3		BB 1B	1B			4	0	2	0	0	0	0											
José Cruz Jr., S (1, 7) OBP: 0.325, SLG: 0.516	K			1B		BB 1B	K			3	0	1	0	1	2	3											
Joe Carter, R (1, 3) OBP: 0.291, SLG: 0.405		P6		F7		K	F8			4	0	0	0	0	1	6											
Carlos Delgado, L (1, 10) OBP: 0.336, SLG: 0.522	F9				F9		BB 1B	F8		4	1	1	0	0	0	0											
Shawn Green, L (1, 9) OBP: 0.344, SLG: 0.485	K			FC6-4 1B		BB 1B	BB 1B	K		4	1	2	0	0	2	0											
Tom Evans, R (1, 5) OBP: 0.351, SLG: 0.412			E5		FC6-4 1B		BB 1B	G6-3		4	1	1	0	0	0	1											
Charlie O'Brien, R (1, 2) OBP: 0.316, SLG: 0.343			G4-3		L7		BB	G6-3		3	0	0	1	1	0	2											
Tomas Perez, S (1, 6) OBP: 0.264, SLG: 0.267			K			G6-3		G6-3		2	0	0	0	0	1	0											
Felipe Crespo, S (7, PH) OBP: 0.400, SLG: 0.400							1B HBP			1	0	1	2	0	0	0											
Carlos Garcia, R (7, 6) OBP: 0.246, SLG: 0.297							1B			1	0	0	0	0	0	0											
<b>Inning Stats</b>	R: 0 E: 0 K: 1 S: 8	H: 0 LOB: 0 BB: 0 P: 11	R: 0 E: 0 K: 1 S: 8	H: 0 LOB: 0 BB: 0 P: 16	R: 0 E: 1 K: 1 S: 8	H: 0 LOB: 0 BB: 0 P: 10	R: 0 E: 0 K: 0 S: 9	H: 1 LOB: 1 BB: 0 P: 10	R: 0 E: 0 K: 0 S: 12	H: 1 LOB: 2 BB: 1 P: 24	R: 3 E: 0 K: 1 S: 15	H: 5 LOB: 3 BB: 1 P: 28	R: 0 E: 0 K: 1 S: 7	H: 0 LOB: 0 BB: 0 P: 12	R: 0 E: 0 K: 1 S: 7	H: 0 LOB: 0 BB: 0 P: 8	1B: 8 2B: 0 3B: 0 HR: 0	SF: 0 SAC: 0 DP: 0 HBP: 1	WP: 0 PB: 0 SB: 0 CS: 1	PA: 37							
<b>PITCHER</b>	IP	WLS	BF	H	R	ER	SO	BB	IBB	HBP	BLK	WP	HR	S	P	ERA	WHIP										
Omar Olivares, R (1, 1) ERA: 4.83	6.0		22	3	0	0	4	1	0	0	0	0	0	52	81	0.00	0.667										
Paul Spoljaric, L (7, 1) ERA: 3.74	0.0		0	0	0	0	0	0	0	0	0	0	0	0	0	∞	∞										
Mike Timlin, R (7, 1) ERA: 3.51	0.0		2	1	0	0	0	1	0	0	0	0	0	2	6	∞	∞										
Bobby Ayala, R (7, 1) ERA: 4.32	2.0	W	8	2	1	1	2	0	0	1	0	0	0	16	27	4.50	1.000										
Heathcliff Stocumb, R (9, 1) ERA: 5.37	1.0		3	0	0	0	1	0	0	0	0	0	0	7	8	0.00	0.000										

Toronto Blue Jays @ Seattle Mariners  
The Kingdome, Seattle, WA  
Fri Sep 12 1997, 10:05 PM EDT  
Att: 37,044 - Dome - 72 F

AB	34
R	3
H	8
RBI	3
BB	2
SO	7
LOB	12



Batter	1	2	3	4	5	6	7	8	9	AB	R	H	RBI	BB	SO	LOB	BOTTOM										
Joey Cora, S (1, 4) OBP: 0.361, SLG: 0.444	P4		F9		G6-3		K			4	0	0	0	0	1	0											
Roberto Kelly, R (1, 7) OBP: 0.325, SLG: 0.437	F9		G3-1 WP 2B		P4			1B HR BB		3	2	1	0	1	0	0											
Ken Griffey Jr., L (1, 8) OBP: 0.382, SLG: 0.642	P5		G3-1			K		HR 1B		4	1	1	0	0	1	1											
Edgar Martinez, R (1, 10) OBP: 0.457, SLG: 0.554		1B BB	1B			2B 1B		HR 1B		3	2	3	3	1	0	0											
Alex Rodriguez, R (1, 6) OBP: 0.346, SLG: 0.499	K		G6-3			1B 2B		G1-3		4	1	1	0	0	1	2											
Paul Sorrento, L (1, 3) OBP: 0.347, SLG: 0.519	K			G4-3		1B		HR		4	1	2	2	0	1	1											
Rob Ducey, L (1, 9) OBP: 0.321, SLG: 0.540	1B		G4-3		G4-3	K		K		4	0	1	0	0	2	1											
Brent Gates, S (1, 5) OBP: 0.299, SLG: 0.376			G3-1				G3	F7		4	0	1	1	0	0	0											
Andy Sheets, R (9, 5) OBP: 0.352, SLG: 0.531										0	0	0	0	0	0	0											
Rick Wilkins, L (1, 2) OBP: 0.257, SLG: 0.311			G4-3				G5-3			2	0	0	0	0	0	2											
Dan Wilson, R (7, 2) OBP: 0.325, SLG: 0.422					F8					1	0	0	0	0	0	0											
<b>Inning Stats</b>	R: 0 E: 0 K: 0 S: 7	H: 2 LOB: 2 BB: 1 P: 21	R: 1 E: 0 K: 0 S: 13	H: 2 LOB: 1 BB: 0 P: 21	R: 0 E: 0 K: 0 S: 5	H: 0 LOB: 0 BB: 0 P: 9	R: 0 E: 0 K: 0 S: 6	H: 0 LOB: 0 BB: 0 P: 8	R: 1 E: 0 K: 2 S: 13	H: 3 LOB: 1 BB: 0 P: 21	R: 0 E: 0 K: 1 S: 6	H: 0 LOB: 0 BB: 0 P: 9	R: 4 E: 0 K: 1 S: 22	H: 3 LOB: 0 BB: 1 P: 39	R: 0 E: 0 K: 1 S: 7	H: 0 LOB: 0 BB: 0 P: 8	1B: 6 2B: 2 3B: 0 HR: 2	SF: 0 SAC: 0 DP: 0 HBP: 0	WP: 1 PB: 0 SB: 0 CS: 0	PA: 35							
<b>PITCHER</b>	IP	WLS	BF	H	R	ER	SO	BB	IBB	HBP	BLK	WP	HR	S	P	ERA	WHIP										
Roger Clemens, R (1, 1) ERA: 2.02	7.0	L	31	9	6	6	5	2	0	0	0	0	1	69	109	7.71	1.571										
Tim Lincecum, R (8, 1) ERA: 6.92	1.0		4	1	1	1	1	0	0	0	0	0	1	15	26	9.00	1.000										

Toronto Blue Jays @ Seattle Mariners  
The Kingdome, Seattle, WA  
Fri Sep 12 1997, 10:05 PM EDT  
Att: 37,044 - Dome - 72 F

AB	33
R	7
H	10
RBI	6
BB	2
SO	6
LOB	7





Batter	1	2	3	4	5	6	7	8	9	AB	R	H	RBI	BB	SO	LOB	TOP										
Shannon Stewart, R OBP: 0.349, SLG: 0.407										5	0	2	3	0	2	1											
Mariano Duncan, R OBP: 0.275, SLG: 0.294										5	1	1	0	0	1	3											
José Cruz Jr., S OBP: 0.321, SLG: 0.510										4	0	0	1	0	3	1											
Joe Carter, R OBP: 0.289, SLG: 0.403										4	1	0	0	0	1	0											
Carlos Delgado, L OBP: 0.337, SLG: 0.523										3	1	1	0	1	0	0											
Benito Santiago, R OBP: 0.273, SLG: 0.379										3	0	0	1	0	1	1											
Shawn Green, L OBP: 0.343, SLG: 0.482										3	1	0	0	1	2	0											
Tom Evans, R OBP: 0.341, SLG: 0.421										4	1	1	0	0	1	2											
Tomas Perez, S OBP: 0.268, SLG: 0.265										1	0	0	0	1	1	0											
Juan Samuel, R OBP: 0.373, SLG: 0.433										0	0	0	0	0	0	0											
Felipe Crespo, S OBP: 0.333, SLG: 0.333										1	1	0	0	0	0	1											
Carlos Garcia, R OBP: 0.249, SLG: 0.299										1	0	1	1	0	0	0											
<b>Inning Stats</b>	R: 0 E: 0 K: 3 S: 10	H: 0 LOB: 0 BB: 0 P: 15	R: 0 E: 0 K: 0 S: 6	H: 0 LOB: 0 BB: 0 P: 8	R: 0 E: 0 K: 3 S: 15	H: 0 LOB: 1 BB: 1 P: 26	R: 1 E: 1 K: 1 S: 7	H: 1 LOB: 0 BB: 0 P: 10	R: 0 E: 0 K: 0 S: 5	H: 0 LOB: 0 BB: 0 P: 6	R: 0 E: 0 K: 2 S: 8	H: 0 LOB: 1 BB: 1 P: 15	R: 2 E: 1 K: 2 S: 14	H: 2 LOB: 1 BB: 0 P: 21	R: 3 E: 1 K: 0 S: 18	H: 3 LOB: 2 BB: 1 P: 30	1B: 3 2B: 3 3B: 0 HR: 0	SF: 1 SAC: 0 DP: 0 HBP: 0	WP: 1 PB: 0 SB: 0 CS: 0	PA: 38							
<b>PITCHER</b>	IP	WLS	BF	H	R	ER	SO	BB	IBB	HBP	BLK	WP	HR	S	P	ERA	WHIP										
Randy Johnson, L ERA: 2.25	(1, 1)	6.0	20	1	1	0	8	1	0	0	0	0	0	51	77	0.00	0.333										
Norm Charlton, L ERA: 7.2	(7, 1)	1.1	6	1	1	1	3	1	0	0	0	1	0	11	21	6.75	1.500										
Mike Timlin, R ERA: 3.49	(8, 1)	0.1	3	1	1	0	0	0	0	0	0	0	0	7	11	0.00	3.000										
Bobby Ayala, R ERA: 4.26	(8, 1)	1.1	L	9	3	3	0	1	0	1	0	0	0	21	34	0.00	2.250										

Toronto Blue Jays @ Seattle Mariners  
The Kingdome, Seattle, WA  
Sat Sep 13 1997, 10:05 PM EDT  
Att: 51,631 - Dome - 72 F

AB 34  
R 6  
H 6  
RBI 6  
BB 3  
SO 12  
LOB 9

Batter	1	2	3	4	5	6	7	8	9	AB	R	H	RBI	BB	SO	LOB	BOTTOM										
Rich Amaral, R OBP: 0.323, SLG: 0.316										4	0	0	0	0	1	1											
Rob Ducey, L OBP: 0.319, SLG: 0.535										1	0	0	0	0	1	1											
Roberto Kelly, R OBP: 0.323, SLG: 0.433										5	0	1	0	0	0	2											
Ken Griffey Jr., L OBP: 0.379, SLG: 0.637										4	0	0	0	0	3	1											
Edgar Martinez, R OBP: 0.458, SLG: 0.555										3	0	1	0	1	0	0											
Alex Rodriguez, R OBP: 0.347, SLG: 0.499										4	1	2	0	0	2	3											
Jay Buhner, R OBP: 0.376, SLG: 0.493										3	1	1	2	1	1	1											
Mike Blowers, R OBP: 0.385, SLG: 0.449										3	1	1	1	0	0	1											
Paul Sorrento, L OBP: 0.346, SLG: 0.518										1	0	0	0	0	1	3											
Dan Wilson, R OBP: 0.325, SLG: 0.420										4	0	1	0	0	0	0											
Andy Sheets, R OBP: 0.339, SLG: 0.510										2	0	0	0	0	1	0											
Joey Cora, S OBP: 0.362, SLG: 0.444										0	0	0	0	1	0	0											
<b>Inning Stats</b>	R: 0 E: 0 K: 2 S: 14	H: 1 LOB: 2 BB: 1 P: 23	R: 1 E: 0 K: 1 S: 8	H: 1 LOB: 0 BB: 0 P: 16	R: 0 E: 0 K: 1 S: 8	H: 0 LOB: 0 BB: 0 P: 10	R: 0 E: 0 K: 1 S: 7	H: 1 LOB: 1 BB: 0 P: 11	R: 0 E: 0 K: 0 S: 6	H: 1 LOB: 1 BB: 0 P: 7	R: 2 E: 0 K: 0 S: 10	H: 2 LOB: 0 BB: 0 P: 13	R: 0 E: 0 K: 2 S: 8	H: 0 LOB: 0 BB: 0 P: 10	R: 0 E: 1 K: 2 S: 16	H: 1 LOB: 3 BB: 1 P: 28	R: 0 E: 0 K: 1 S: 17	H: 0 LOB: 1 BB: 1 P: 24	1B: 4 2B: 1 3B: 0 HR: 2	SF: 0 SAC: 1 DP: 0 HBP: 0	WP: 0 PB: 0 SB: 0 CS: 0	PA: 38					
<b>PITCHER</b>	IP	WLS	BF	H	R	ER	SO	BB	IBB	HBP	BLK	WP	HR	S	P	ERA	WHIP										
Omar Daal, L ERA: 8.35	(1, 1)	7.0	28	6	3	3	7	1	0	0	0	0	0	2	2	0.00	0.000										
Paul Quantrill, R ERA: 1.99	(8, 1)	0.1	1	0	0	0	0	0	0	0	0	0	0	2	2	0.00	0.000										
Dan Plesac, L ERA: 3.8	(8, 1)	0.1	1	0	0	0	1	0	0	0	0	0	0	4	6	0.00	0.000										
Kelvin Escobar, R ERA: 1.93	(8, 1)	1.1	W	8	1	0	2	2	0	0	0	0	0	27	44	0.00	2.250										

Toronto Blue Jays @ Seattle Mariners  
The Kingdome, Seattle, WA  
Sat Sep 13 1997, 10:05 PM EDT  
Att: 51,631 - Dome - 72 F

AB 34  
R 3  
H 7  
RBI 3  
BB 3  
SO 10  
LOB 13



Batter	1	2	3	4	5	6	7	8	9	AB	R	H	RBI	BB	SO	LOB	TOP										
Shannon Stewart, R OBP: 0.353, SLG: 0.405 (1, 8)	G5-3			FC6-4 BB		G1-3		1B		3	0	1	0	1	0	0	<b>Toronto Blue Jays @ Seattle Mariners</b> The Kingdome, Seattle, WA Sun Sep 14 1997, 6:33 AM EDT Att: 45,477 - Dome - 72 F										
Carlos Garcia, R OBP: 0.249, SLG: 0.298 (1, 4)	1B			P4		P3		K		4	0	1	0	0	1	2											
José Cruz Jr., S OBP: 0.318, SLG: 0.504 (1, 7)	F9			K		L6		K		4	0	0	0	0	2	2											
Joe Carter, R OBP: 0.287, SLG: 0.400 (1, 9)		K		FC6-4 1-2				F8		4	0	0	0	0	1	1											
Carlos Delgado, L OBP: 0.340, SLG: 0.529 Jacob Brumfield, R OBP: 0.265, SLG: 0.283 (9, PR)	G4-3					HR		1B HBP		2	1	1	1	1	0	0											
Felipe Crespo, S OBP: 0.300, SLG: 0.600 (1, 5)	G5-3					HR		F8		4	1	1	1	0	0	2											
Shawn Green, L OBP: 0.345, SLG: 0.483 (1, 10)				G5-4-3 1B		L8		1-2 1B		3	0	2	0	0	0	0											
Charlie O'Brien, R OBP: 0.312, SLG: 0.338 (1, 2)			G5-4-3 1-2		G5-3			P6		3	0	0	0	0	0	3											
Tomas Perez, S OBP: 0.261, SLG: 0.257 (1, 6)			L7		G6-3			G4-3		3	0	0	0	0	0	0											
<b>Inning Stats</b>	R: 0 E: 0 K: 0 S: 5	H: 1 LOB: 0 BB: 0 P: 8	R: 0 E: 0 K: 1 S: 8	H: 0 LOB: 0 BB: 0 P: 11	R: 0 E: 0 K: 0 S: 7	H: 1 LOB: 0 BB: 0 P: 9	R: 0 E: 0 K: 1 S: 8	H: 0 LOB: 1 BB: 1 P: 13	R: 2 E: 0 K: 0 S: 12	H: 2 LOB: 0 BB: 0 P: 21	R: 0 E: 0 K: 0 S: 6	H: 0 LOB: 0 BB: 0 P: 11	R: 0 E: 0 K: 0 S: 10	H: 1 LOB: 2 BB: 0 P: 16	R: 0 E: 0 K: 2 S: 12	H: 1 LOB: 1 BB: 0 P: 14		R: 0 E: 0 K: 0 S: 5	H: 0 LOB: 1 BB: 1 P: 13	1B: 4 2B: 0 3B: 0 HR: 2	SF: 0 SAC: 0 DP: 2 HBP: 1	WP: 0 PB: 0 SB: 0 CS: 0	PA: 33				
<b>PITCHER</b>	IP	WLS	BF	H	R	ER	SO	BB	IBB	HBP	BLK	WP	HR	S	P	ERA	WHIP										
Jamie Moyer, L ERA: 3.75 (1, 1)	7.0		26	5	2	2	2	1	0	1	0	0	2	56	89	2.57	0.857										
Mike Timlin, R ERA: 3.44 (8, 1)	1.0	W	4	1	0	0	2	0	0	0	0	0	0	12	14	0.00	1.000										
Heathcliff Slocumb, R ERA: 5.29 (9, 1)	1.0	S	3	0	0	0	0	1	0	0	0	0	0	5	13	0.00	1.000										

AB	30
R	2
H	6
RBI	2
BB	2
SO	4
LOB	10



Batter	1	2	3	4	5	6	7	8	9	AB	R	H	RBI	BB	SO	LOB	BOTTOM										
Joey Cora, S OBP: 0.362, SLG: 0.441 (1, 4)	G6-3		K		G4-6-3 BB		G4-3			3	0	0	0	1	1	1	<b>Toronto Blue Jays @ Seattle Mariners</b> The Kingdome, Seattle, WA Sun Sep 14 1997, 6:33 AM EDT Att: 45,477 - Dome - 72 F										
Alex Rodriguez, R OBP: 0.348, SLG: 0.498 (1, 6)	G5-3		1B BB		G4-6-3 1-2		1B			3	0	1	0	1	0	1											
Ken Griffey Jr., L OBP: 0.379, SLG: 0.634 (1, 8)	G6-3		1-2 2-H 1B		G6-3		K			4	0	1	1	0	1	1											
Edgar Martinez, R OBP: 0.458, SLG: 0.554 Lee Tinsley, S OBP: 0.275, SLG: 0.304 (8, PR)		CS BB	F8				K			3	0	1	0	1	1	2											
Paul Sorrento, L OBP: 0.343, SLG: 0.513 (1, 3)		1-2 K			P5		K			4	0	0	0	0	2	2											
Jay Buhner, R OBP: 0.380, SLG: 0.502 Rob Ducey, L OBP: 0.319, SLG: 0.535 (9, 9)		1-2 1B			HBP BB		1B			3	1	3	2	1	0	0											
Rob Ducey, L OBP: 0.319, SLG: 0.535 (9, 9)		1-2 1B			HBP BB		1B			0	0	0	0	0	0	0											
Rob Ducey, L OBP: 0.319, SLG: 0.535 (9, 9)		1-2 1B			HBP BB		1B			0	0	0	0	0	0	0											
Roberto Kelly, R OBP: 0.325, SLG: 0.432 (1, 7)		1-3 K			1-2 HBP		1B			3	0	1	0	0	1	2											
Dan Wilson, R OBP: 0.322, SLG: 0.417 (1, 2)			G5-3		K		K			4	0	0	0	0	2	5											
Andy Sheets, R OBP: 0.345, SLG: 0.500 Brent Gates, S OBP: 0.297, SLG: 0.373 (8, 5)			4-1 S 1B BB		K		G4-3			1	1	0	0	1	1	2											
										1	0	0	0	0	0	0											
<b>Inning Stats</b>	R: 0 E: 0 K: 0 S: 6	H: 0 LOB: 0 BB: 0 P: 11	R: 0 E: 0 K: 2 S: 11	H: 1 LOB: 1 BB: 1 P: 20	R: 1 E: 0 K: 1 S: 13	H: 1 LOB: 2 BB: 2 P: 27	R: 0 E: 0 K: 2 S: 15	H: 0 LOB: 2 BB: 1 P: 22	R: 0 E: 0 K: 3 S: 17	H: 2 LOB: 2 BB: 0 P: 25	R: 0 E: 0 K: 1 S: 11	H: 1 LOB: 1 BB: 0 P: 17	R: 2 E: 0 K: 0 S: 14	H: 2 LOB: 1 BB: 0 P: 26	R: 0 E: 0 K: 0 S: 5	H: 0 LOB: 1 BB: 1 P: 13	1B: 6 2B: 1 3B: 0 HR: 1	SF: 0 SAC: 0 DP: 2 HBP: 1	WP: 0 PB: 0 SB: 1 CS: 1	PA: 35							
<b>PITCHER</b>	IP	WLS	BF	H	R	ER	SO	BB	IBB	HBP	BLK	WP	HR	S	P	ERA	WHIP										
Chris Carpenter, R ERA: 5.45 (1, 1)	6.0		26	4	1	1	8	5	0	1	0	0	0	67	115	1.50	1.500										
Tim Lincecum, R ERA: 6.81 (7, 1)	0.2		3	1	0	0	0	0	0	0	0	0	0	8	13	0.00	1.500										
Dan Plesac, L ERA: 3.77 (7, 1)	0.1		1	0	0	0	1	0	0	0	0	0	0	3	4	0.00	0.000										
Bill Risley, R ERA: 18.0 (8, 1)	1.0	L	5	2	2	2	0	0	0	0	0	0	1	14	26	18.00	2.000										

AB	29
R	3
H	7
RBI	3
BB	5
SO	9
LOB	16





Batter	1	2	3	4	5	6	7	8	9	AB	R	H	RBI	BB	SO	LOB	TOP										
Shannon Stewart, R (1, 8) OBP: 0.355, SLG: 0.408	1-3 K			2-1 2B		4-2 HR BB	1-2 F7		1-2 G3-1	4	1	1	0	1	1	3											
Mariano Duncan, R (1, 4) OBP: 0.272, SLG: 0.290	1-0 G6-3			1-2 G6-3		0-3 K		0-3 K		4	0	0	0	0	2	1											
José Cruz Jr., S (1, 7) OBP: 0.320, SLG: 0.513	3-3 K			3-2 1B		0-0 HR		1-1 F8		4	1	2	2	0	1	0											
Carlos Delgado, L (1, 3)		2-3 K		0-3 K		1-2 1B		0-0 1B		4	0	2	0	0	2	1											
Bento Santiago, R (1, 2)		2-3 K2-3			0-0 FC4-6 1B	1-0 G6-3		0-0 F9		4	0	1	0	0	1	2											
Shawn Green, L (1, 9)		3-2 F9			0-0 FC4-6 G3 1-2		1-0 3B 1B		3-2 L9	4	1	1	0	0	0	1											
Felipe Crespo, S (1, 5)			2-0 F9		1-2 G3	2-2 3B		2-1 F7		4	0	1	1	0	0	1											
Rich Butler, L (1, 10) OBP: 0.333, SLG: 0.143			4-2 CS BB		2-0 F7		1-0 P3		2-1 E 1B	1	0	0	0	1	0	1											
Jacob Brumfield, R (7, PH) OBP: 0.295, SLG: 0.286										2	0	1	0	0	0	1											
Alex Gonzalez, R (1, 6) OBP: 0.305, SLG: 0.406			3-3 K		0-3 K	2-0 P4		0-1 E5		4	0	0	0	0	2	3											
<b>Inning Stats</b>	R: 0 H: 0 E: 0 K: 2 S: 9	H: 0 LOB: 0 BB: 0 P: 14	R: 0 H: 0 E: 0 K: 2 S: 12	H: 0 LOB: 0 BB: 0 P: 19	R: 0 H: 0 E: 0 K: 1 S: 6	H: 2 LOB: 1 BB: 0 P: 15	R: 0 H: 2 E: 0 K: 1 S: 12	H: 1 LOB: 1 BB: 0 P: 18	R: 0 H: 1 E: 0 K: 0 S: 6	H: 1 LOB: 1 BB: 0 P: 9	R: 2 H: 2 E: 0 K: 2 S: 14	H: 2 LOB: 1 BB: 1 P: 20	R: 1 H: 2 E: 0 K: 0 S: 9	H: 2 LOB: 1 BB: 0 P: 16	R: 0 H: 1 E: 0 K: 1 S: 7	H: 1 LOB: 1 BB: 0 P: 8	R: 0 H: 1 E: 1 K: 0 S: 12	H: 1 LOB: 2 BB: 0 P: 20	1B: 6 2B: 2 3B: 1 HR: 1	SF: 0 SAC: 0 DP: 1 HBP: 0	WP: 0 PB: 0 SB: 0 CS: 1	PA: 37					
<b>PITCHER</b>	IP	WLS	BF	H	R	ER	SO	BB	IBB	HBP	BLK	WP	HR	S	P	ERA	WHIP										
27 Ken Cloude, R (1, 1) ERA: 4.91	6.0	W	23	5	2	2	8	2	0	0	0	0	1	59	95	3.00	1.167										
Paul Spoljaric, L (7, 1) ERA: 3.88	0.0		0	0	0	0	0	0	0	0	0	0	0	0	0												
Bobby Ayala, R (7, 1) ERA: 4.19	1.1		4	0	0	0	1	0	0	0	0	0	0	8	12	0.00	0.000										
Norm Charlton, L (8, 1) ERA: 7.06	1.1		7	2	0	0	0	0	0	0	0	0	0	13	21	0.00	1.500										
Heathcliff Stocumb, R (9, 1) ERA: 5.27	0.1	S	1	0	0	0	0	0	0	0	0	0	0	3	4	0.00	0.000										

Toronto Blue Jays @ Seattle Mariners  
The Kingdome, Seattle, WA  
Mon Sep 15 1997, 10:05 PM EDT  
Att: 41,684 - Dome - 72 F

AB	35
R	3
H	9
RBI	3
BB	2
SO	9
LOB	14



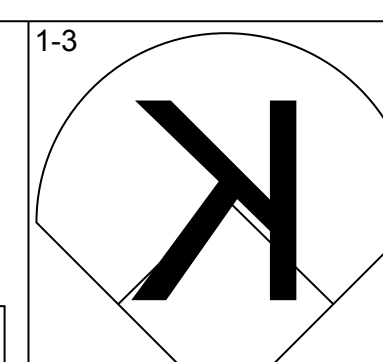
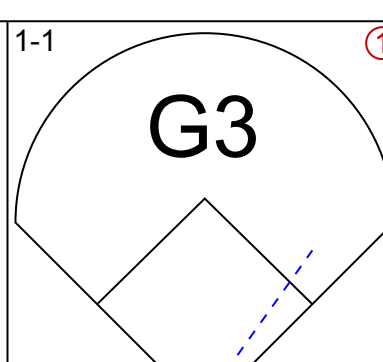
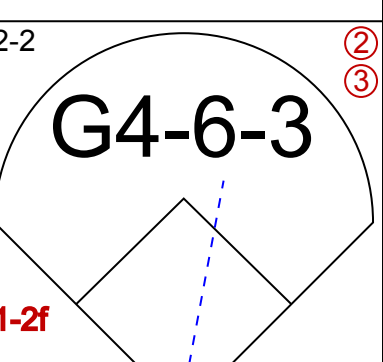
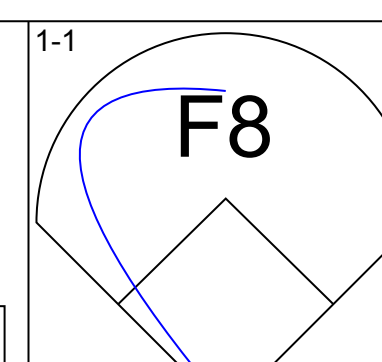
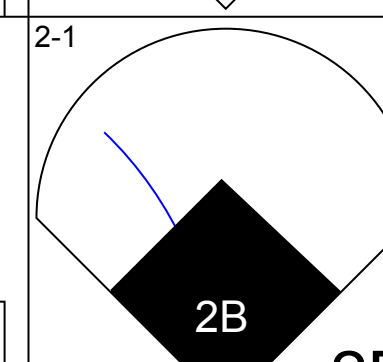
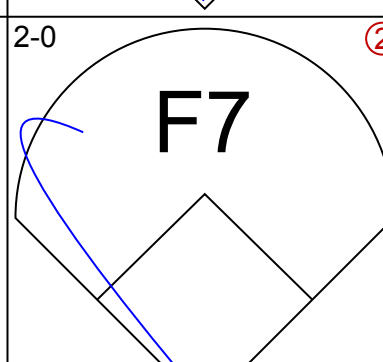
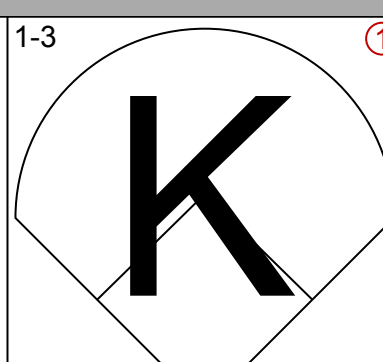
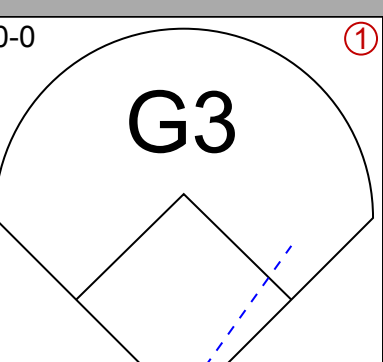
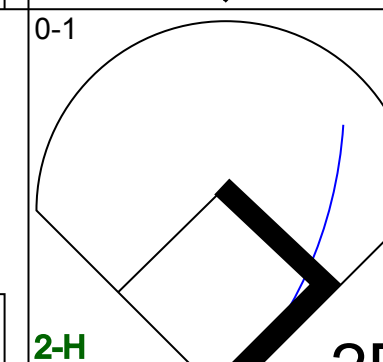
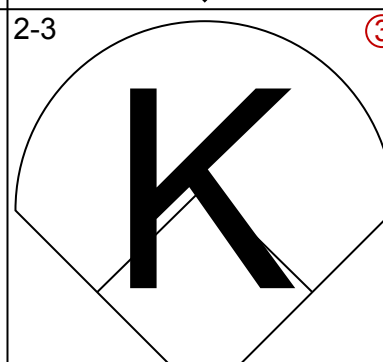
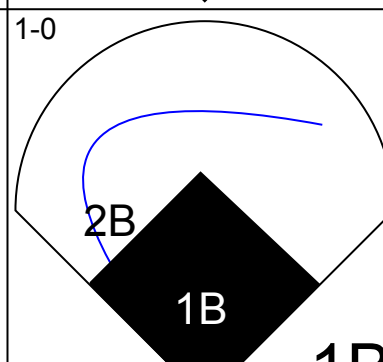
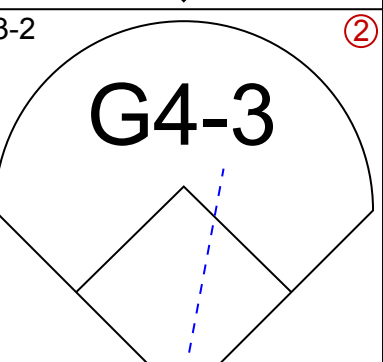
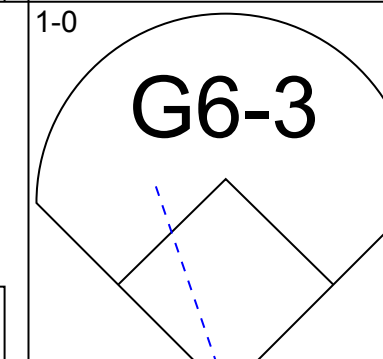
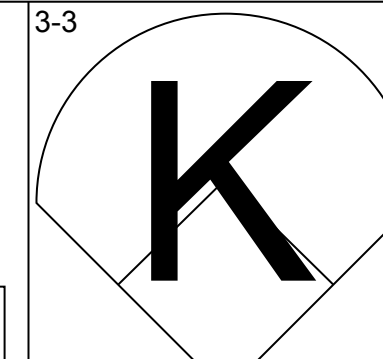
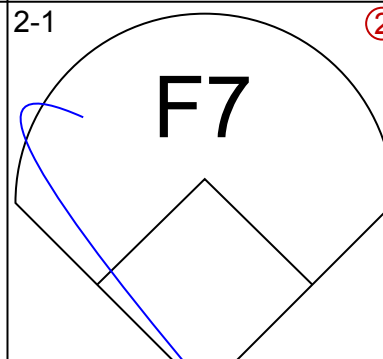
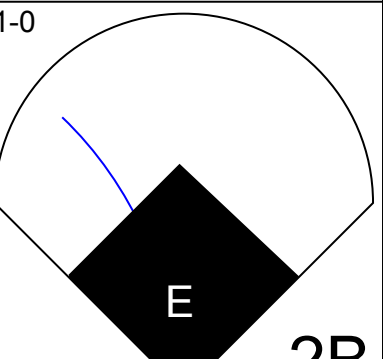
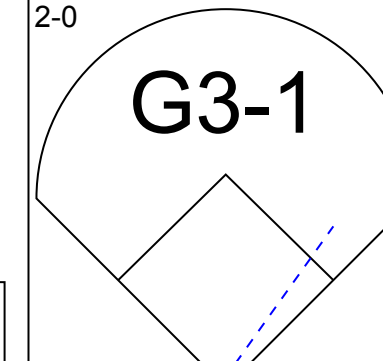
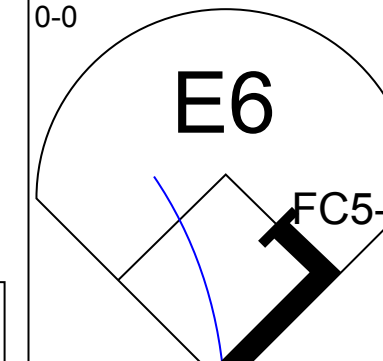
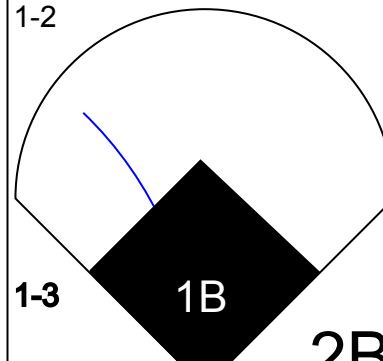
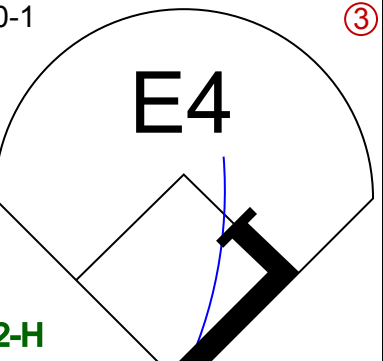
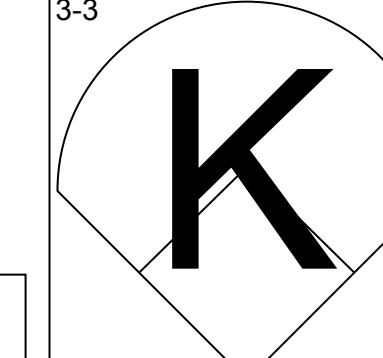
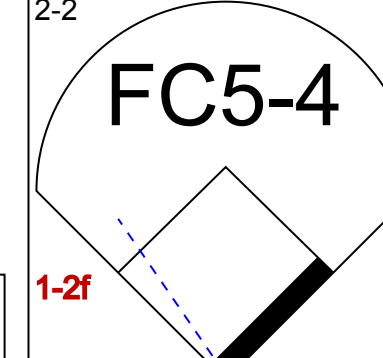
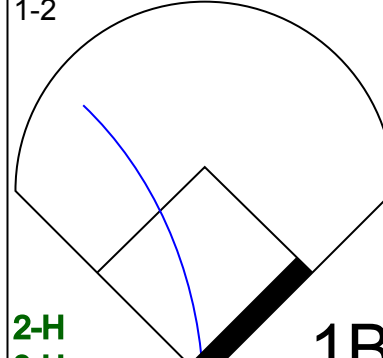
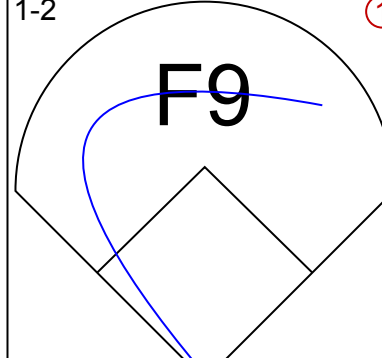
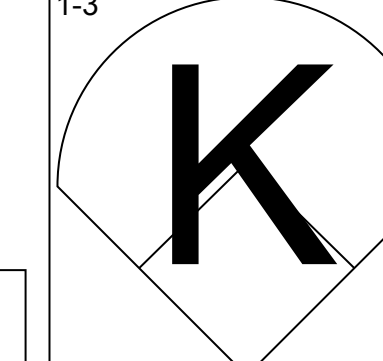
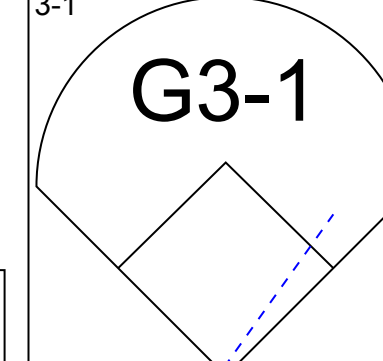
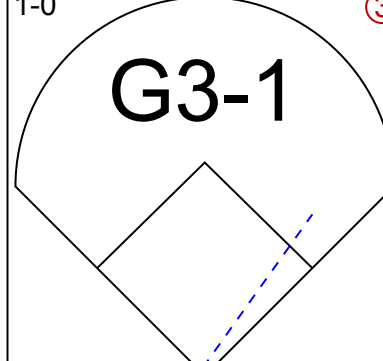
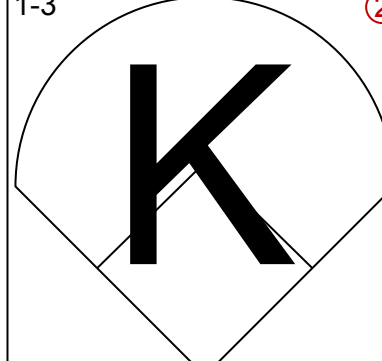
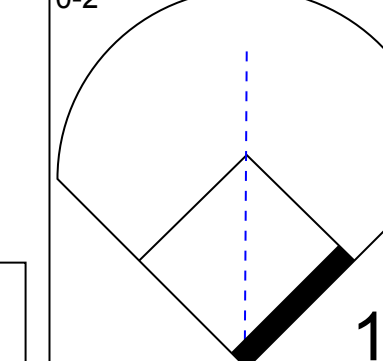
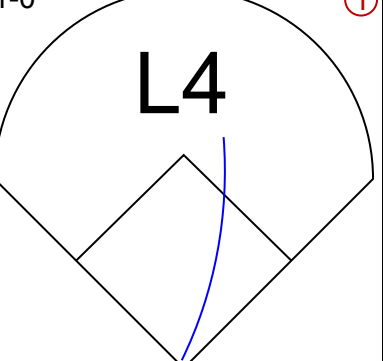
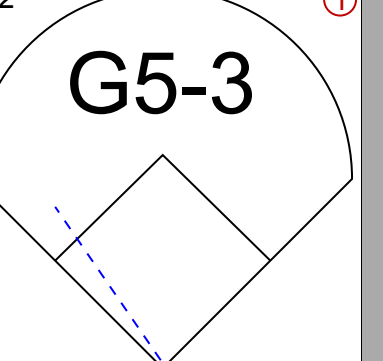
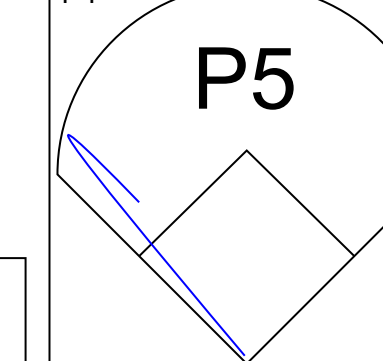
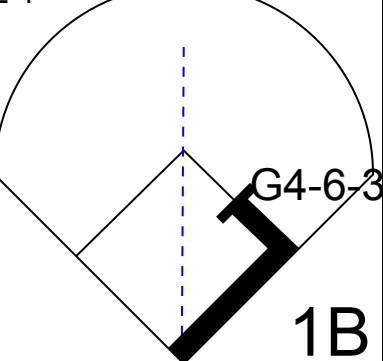
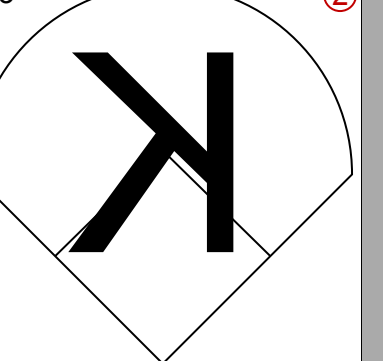
Batter	1	2	3	4	5	6	7	8	9	AB	R	H	RBI	BB	SO	LOB	BOTTOM										
Joey Cora, S (1, 4) OBP: 0.362, SLG: 0.446	0-0 HR 1B	1-2 F7			2-2 HR	2-3 K		3-1 P4		5	2	2	1	0	1	2											
Alex Rodriguez, R (1, 6) OBP: 0.349, SLG: 0.498	0-3 K		0-0 G4-3 1B		0-0 P3	0-1 FC6 1B				4	0	2	1	0	1	1											
Ken Griffey Jr., L (1, 8) OBP: 0.381, SLG: 0.646	2-2 1-H HR		2-2 G4-3 1B		1-2 HR	1-1 FC6				4	2	3	3	0	0	1											
Edgar Martinez, R (1, 10) OBP: 0.455, SLG: 0.549	0-3 K		3-2 G4-3		2-0 F9		1-1 F8			4	0	0	0	0	1	2											
Paul Sorrento, L (1, 3) OBP: 0.345, SLG: 0.519	2-2 G4-1		4-2 BB		1-0 HR		2-0 P5			3	1	1	1	1	0	0											
Jay Buhner, R (1, 9) OBP: 0.382, SLG: 0.501		4-1 G3-6-3 BB	3-1 P3		4-1 BB		4-2 BB			1	0	0	0	3	0	2											
Rob Ducey, L (1, 7) OBP: 0.309, SLG: 0.519		2-1 G3-6-3		0-1 G3	0-1 F8		2-0 G5-3			4	0	0	0	0	0	3											
Dan Wilson, R (1, 2) OBP: 0.322, SLG: 0.422		0-2 HR		2-2 L5		1-0 G6-3		3-2 F8		4	1	1	1	0	0	0											
Andy Sheets, R (1, 5) OBP: 0.355, SLG: 0.509		4-1 BB		1-3 K		0-1 1B 2B		2-3 K		3	1	1	0	1	2	0											
<b>Inning Stats</b>	R: 2 H: 2 E: 0 K: 2 S: 14	H: 2 LOB: 0 BB: 0 P: 18	R: 1 H: 1 E: 0 K: 0 S: 10	H: 1 LOB: 1 BB: 2 P: 21	R: 0 H: 2 E: 0 K: 0 S: 16	H: 2 LOB: 1 BB: 1 P: 28	R: 0 H: 0 E: 0 K: 1 S: 8	H: 0 LOB: 0 BB: 0 P: 11	R: 3 H: 3 E: 0 K: 0 S: 14	H: 3 LOB: 1 BB: 1 P: 24	R: 1 H: 2 E: 0 K: 1 S: 10	H: 2 LOB: 1 BB: 0 P: 14	R: 0 H: 0 E: 0 K: 0 S: 9	H: 0 LOB: 1 BB: 1 P: 18	R: 0 H: 0 E: 0 K: 1 S: 9	H: 0 LOB: 0 BB: 0 P: 17	R: 0 H: 0 E: 0 K: 1 S: 12	H: 0 LOB: 0 BB: 0 P: 20	1B: 4 2B: 1 3B: 0 HR: 5	SF: 0 SAC: 0 DP: 2 HBP: 0	WP: 0 PB: 0 SB: 0 CS: 0	PA: 37					
<b>PITCHER</b>	IP	WLS	BF	H	R	ER	SO	BB	IBB	HBP	BLK	WP	HR	S	P	ERA	WHIP										
Woody Williams, R (1, 1) ERA: 4.51	4.1	L	21	7	5	5	3	3	0	0	0	0	4	57	90	10.38	2.308										
Marty Janzen, R (5, 1) ERA: 3.63	1.2		9	3	2	2	1	1	0	0	0	0	1	15	26	10.80	2.400										
Carlos Almanzar, R (7, 1) ERA:	1.0		4	0	0	0	0	1	0	0	0	0	0	9	18	0.00	1.000										
Ken Robinson, R (8, 1) ERA:	1.0		3	0	0	0	1	0	0	0	0	0	0	9	17	0.00	0.000										

Toronto Blue Jays @ Seattle Mariners  
The Kingdome, Seattle, WA  
Mon Sep 15 1997, 10:05 PM EDT  
Att: 41,684 - Dome - 72 F

AB	32
R	7
H	10
RBI	7
BB	5
SO	5
LOB	11



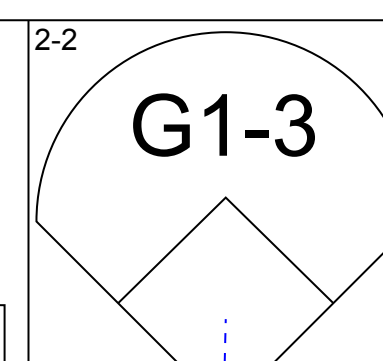
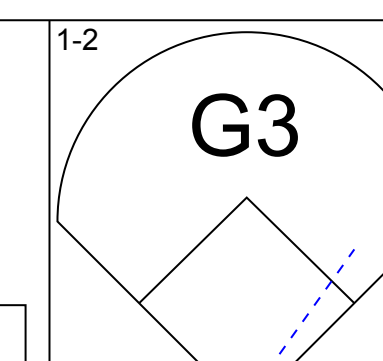
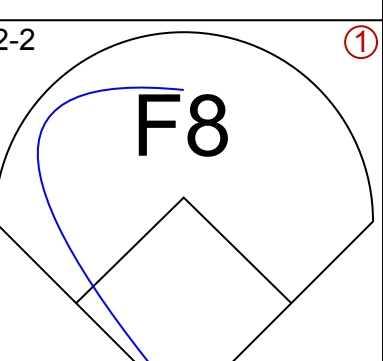
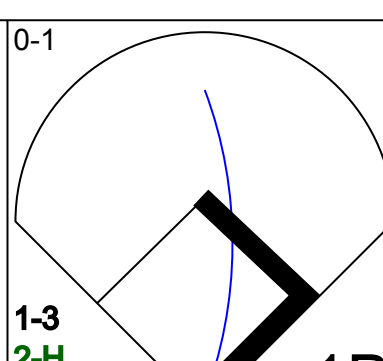
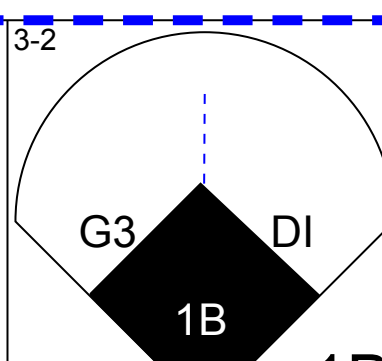
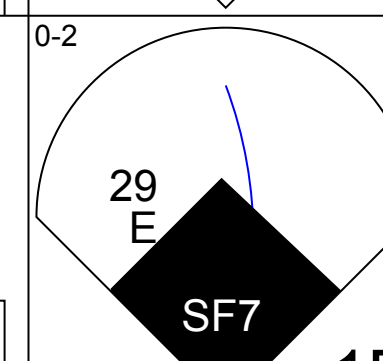
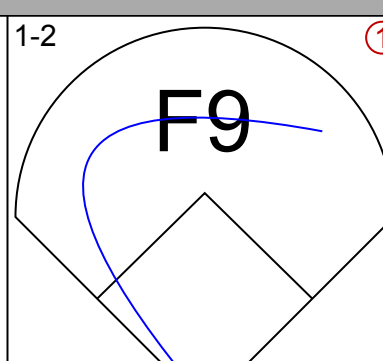
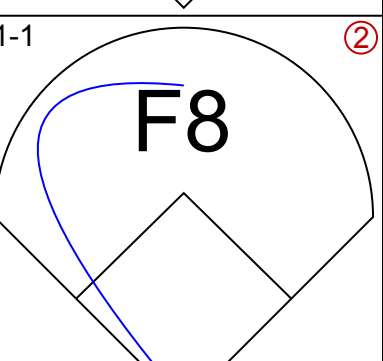
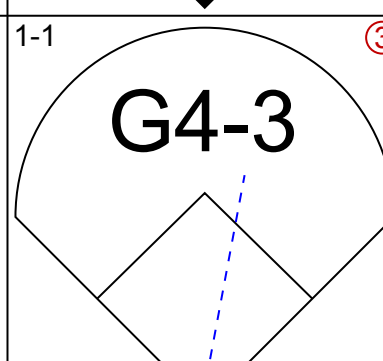
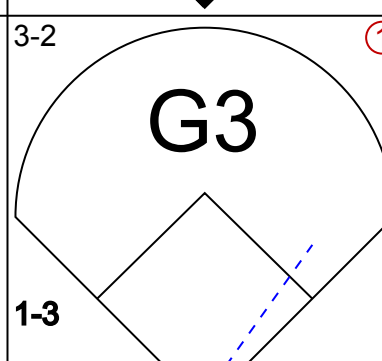
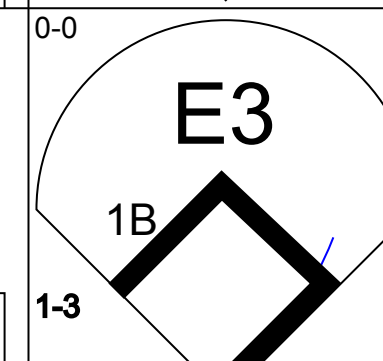
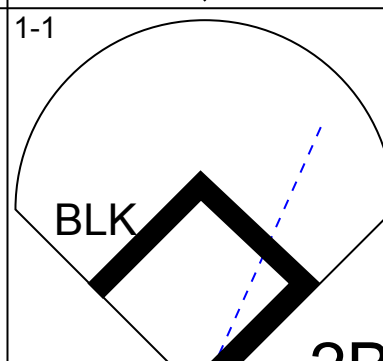
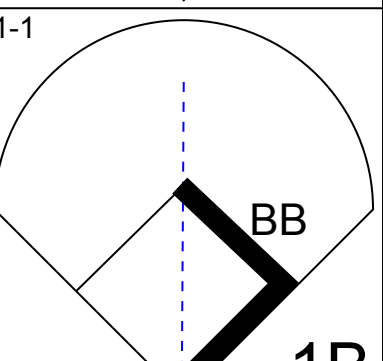

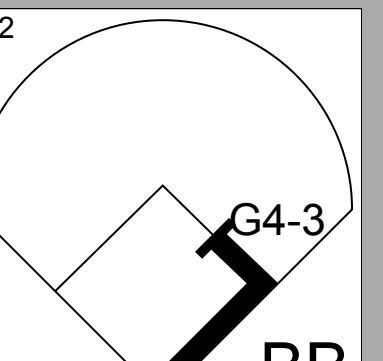
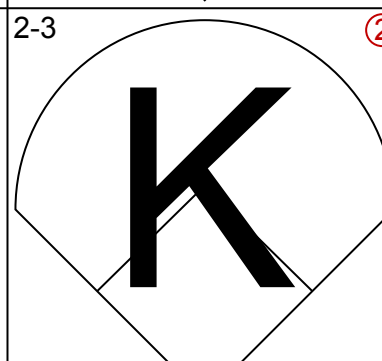
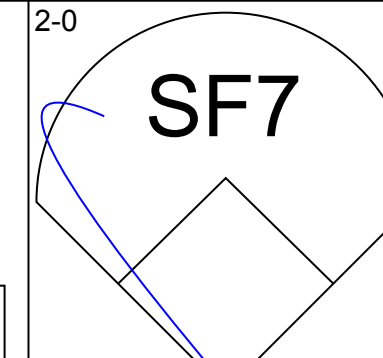
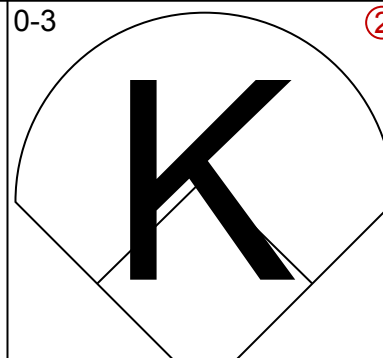
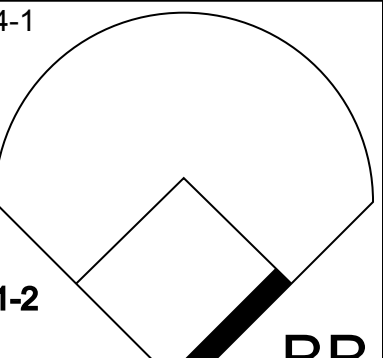

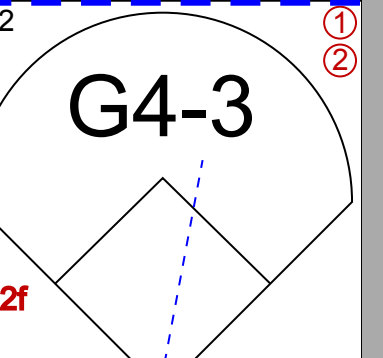
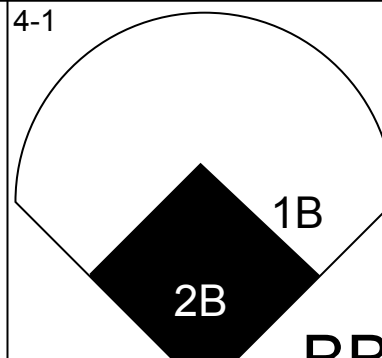
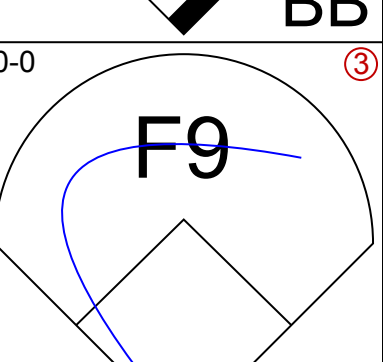
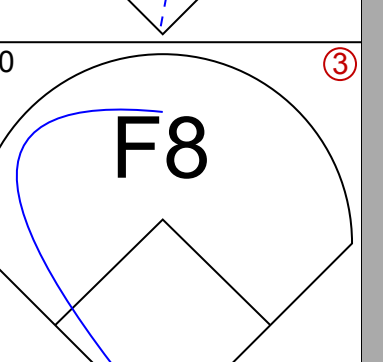
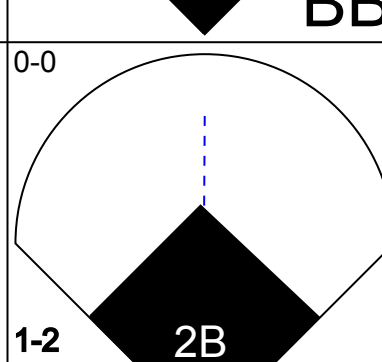
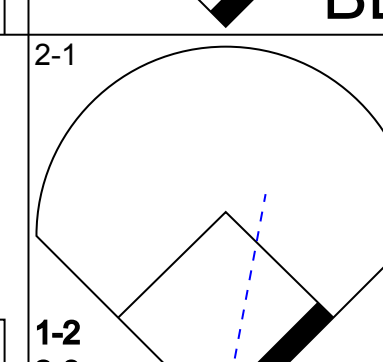
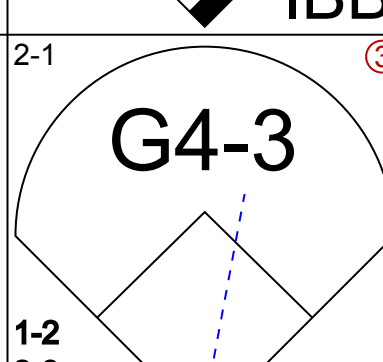
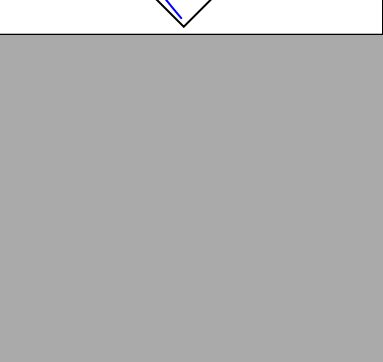
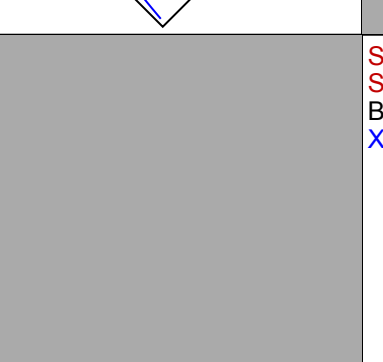
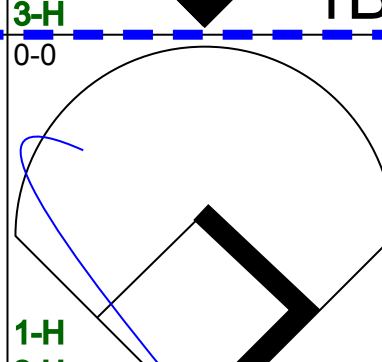
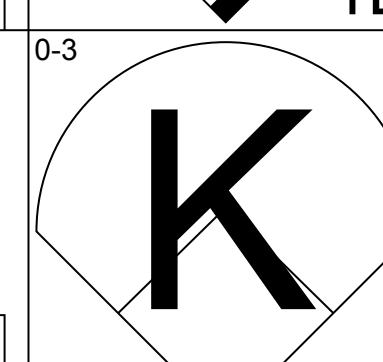

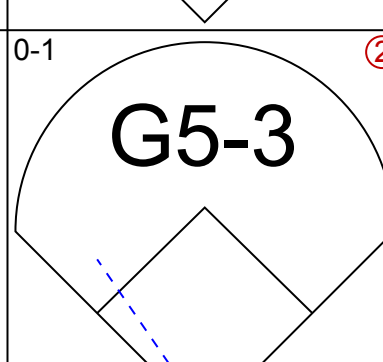


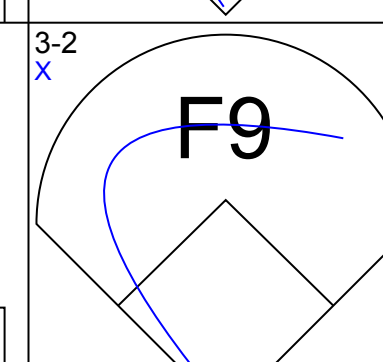
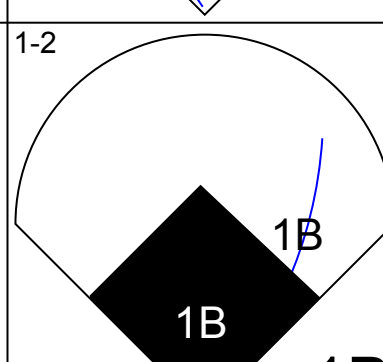
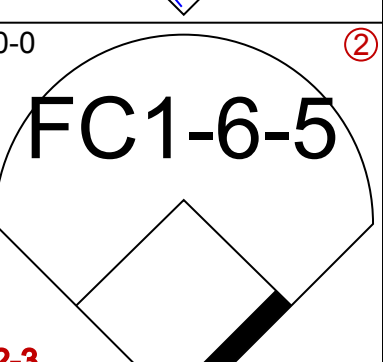
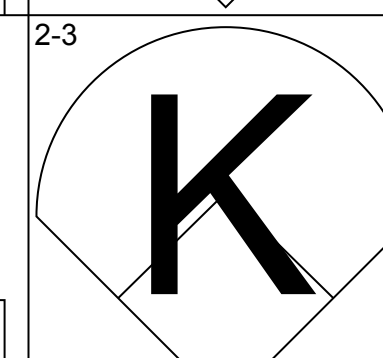
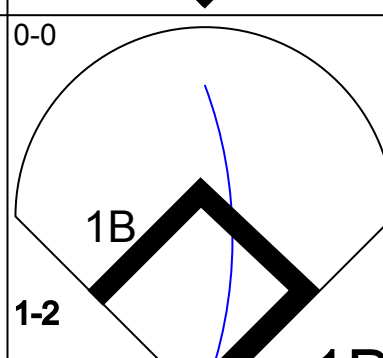
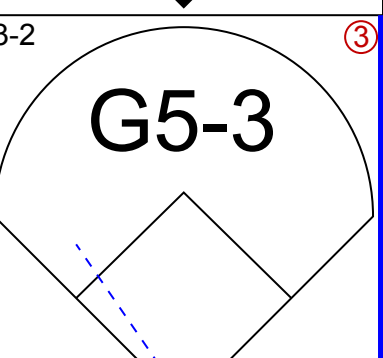
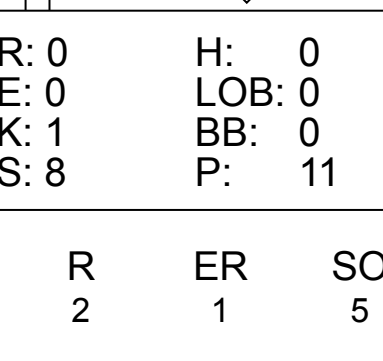
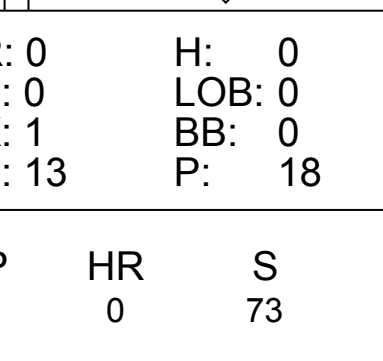
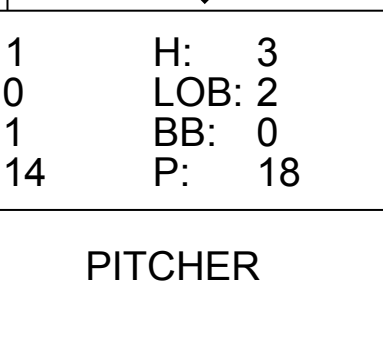
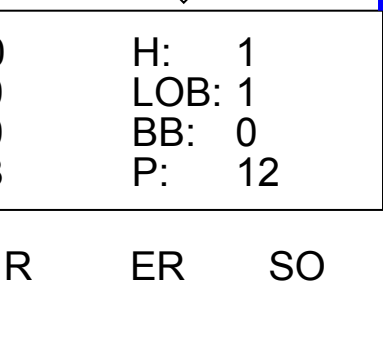


Batter	1	2	3	4	5	6	7	8	9	AB	R	H	RBI	BB	SO	LOB	TOP								
Joey Cora, S OBP: 0.360, SLG: 0.443 (1, 4)										4	0	0	0	0	1	1									
Roberto Kelly, R OBP: 0.324, SLG: 0.433 (1, 7)										4	1	1	0	0	1	0									
Ken Griffey Jr., L OBP: 0.382, SLG: 0.646 (1, 8)										4	1	2	1	0	1	0									
Edgar Martinez, R OBP: 0.454, SLG: 0.549 (1, 10)										4	1	1	0	0	1	2									
Alex Rodriguez, R OBP: 0.348, SLG: 0.498 (1, 6)										4	1	1	0	0	0	1									
Jay Buhner, R OBP: 0.382, SLG: 0.499 (9, 9)										4	0	1	2	0	1	1									
Rob Ducey, L OBP: 0.309, SLG: 0.519 (9, 9)										0	0	0	0	0	0	0									
Paul Sorrento, L OBP: 0.342, SLG: 0.514 (1, 3)										4	0	0	0	0	2	2									
Dan Wilson, R OBP: 0.321, SLG: 0.420 (1, 2)										4	0	1	0	0	0	0									
Andy Sheets, R OBP: 0.354, SLG: 0.500 (1, 5)										3	0	1	0	0	1	1									
<b>Inning Stats</b>	R: 1 E: 0 K: 1 S: 9	H: 2 LOB: 1 BB: 0 P: 15	R: 0 E: 0 K: 2 S: 11	H: 1 LOB: 1 BB: 0 P: 16	R: 0 E: 0 K: 1 S: 6	H: 0 LOB: 0 BB: 0 P: 11	R: 0 E: 1 K: 1 S: 9	H: 0 LOB: 1 BB: 0 P: 17	R: 0 E: 0 K: 0 S: 7	H: 1 LOB: 0 BB: 0 P: 12	R: 2 E: 0 K: 1 S: 14	H: 3 LOB: 1 BB: 0 P: 21	R: 0 E: 0 K: 1 S: 8	H: 0 LOB: 0 BB: 0 P: 14	R: 1 E: 1 K: 0 S: 8	H: 1 LOB: 1 BB: 0 P: 12	R: 0 E: 0 K: 1 S: 9	H: 0 LOB: 0 BB: 0 P: 14	1B: 4 2B: 4 3B: 0 HR: 0	SF: 0 SAC: 0 DP: 1 HBP: 0	WP: 0 PB: 0 SB: 0 CS: 0	PA: 35			
<b>PITCHER</b>	IP	WLS	BF	H	R	ER	SO	BB	IBB	HBP	BLK	WP	HR	S	P	ERA	WHIP								
John Burkett, R ERA: 4.78 (1, 1)	8.0		32	8	4	3	7	0	0	0	0	0	0	72	118	3.38	1.000								
Danny Patterson, R ERA: 3.96 (9, 1)	1.0	W	3	0	0	0	1	0	0	0	0	0	0	9	14	0.00	0.000								

Seattle Mariners @ Texas Rangers  
The Ballpark at Arlington, Arlington, TX  
Wed Sep 17 1997, 8:05 PM EDT  
Att: 30,467 - Cloudy - 92 F

AB 35  
R 4  
H 8  
RBI 3  
BB 0  
SO 8  
LOB 8



Batter	1	2	3	4	5	6	7	8	9	AB	R	H	RBI	BB	SO	LOB	BOTTOM								
Tom Goodwin, L OBP: 0.312, SLG: 0.336 (1, 8)										5	1	2	1	0	0	0									
Domingo Cadenas, S OBP: 0.337, SLG: 0.406 (1, 6)										5	1	1	0	0	0	3									
29 Rusty Greer, L OBP: 0.409, SLG: 0.537 (1, 7)										4	0	2	0	1	1	2									
Juan Gonzalez, R OBP: 0.337, SLG: 0.586 (1, 10)										2	0	0	1	2	1	2									
Damon Buford, R OBP: 0.293, SLG: 0.330 (9, PR)										0	1	0	0	0	0	0									
Ivan Rodriguez, R OBP: 0.380, SLG: 0.485 (1, 2)										3	1	1	1	2	0	2									
Lee Stevens, L OBP: 0.325, SLG: 0.486 (1, 3)										5	0	3	2	0	1	2									
Fernando Tatis, R OBP: 0.277, SLG: 0.396 (1, 5)										4	0	0	0	0	1	4									
Alex Diaz, S OBP: 0.222, SLG: 0.246 (1, 9)										4	1	1	0	0	1	1									
Billy Ripken, R OBP: 0.295, SLG: 0.376 (1, 4)										3	0	1	0	0	1	0									
Jim Leyritz, R OBP: 0.380, SLG: 0.394 (8, PH)										1	0	0	0	0	0	1									
Hanley Frias, S OBP: 0.125, SLG: 0.250 (9, 6)										0	0	0	0	0	0	0									
<b>Inning Stats</b>	R: 1 E: 1 K: 1 S: 16	H: 2 LOB: 3 BB: 1 P: 26	R: 0 E: 0 K: 1 S: 8	H: 0 LOB: 0 BB: 0 P: 11	R: 0 E: 0 K: 1 S: 10	H: 1 LOB: 2 BB: 1 P: 18	R: 0 E: 0 K: 1 S: 13	H: 0 LOB: 0 BB: 0 P: 18	R: 1 E: 0 K: 1 S: 14	H: 3 LOB: 2 BB: 0 P: 18	R: 0 E: 0 K: 0 S: 6	H: 0 LOB: 1 BB: 1 P: 12	R: 0 E: 0 K: 0 S: 8	H: 1 LOB: 1 BB: 0 P: 12	R: 3 E: 0 K: 1 S: 13	H: 3 LOB: 2 BB: 1 P: 25	1B: 8 2B: 3 3B: 0 HR: 0	SF: 1 SAC: 0 DP: 1 HBP: 0	WP: 0 PB: 0 SB: 0 CS: 0	PA: 42					
<b>PITCHER</b>	IP	WLS	BF	H	R	ER	SO	BB	IBB	HBP	BLK	WP	HR	S	P	ERA	WHIP								
Jeff Fassero, L ERA: 3.67 (1, 1)	6.0		30	7	2	1	5	3	1	0	1	0	0	73	115	1.50	1.667								
Bobby Ayala, R ERA: 4.15 (7, 1)	1.0		3	1	0	0	0	0	0	0	0	0	0	7	10	0.00	1.000								
Mike Timlin, R ERA: 3.98 (8, 1)	1.0		3	0	0	0	0	0	0	0	0	0	0	5	8	0.00	0.000								
Heathcliff Stocumb, R ERA: 5.61 (9, 1)	0.2	L	5	2	3	3	1	1	0	0	0	0	0	12	24	40.50	4.500								
Norm Charlton, L ERA: 7.08 (9, 1)	0.0		1	1	0	0	0	0	0	0	0	0	0	1	1	-	-								

Seattle Mariners @ Texas Rangers  
The Ballpark at Arlington, Arlington, TX  
Wed Sep 17 1997, 8:05 PM EDT  
Att: 30,467 - Cloudy - 92 F

AB 36  
R 5  
H 11  
RBI 5  
BB 5  
SO 6  
LOB 17





Batter	1	2	3	4	5	6	7	8	9	AB	R	H	RBI	BB	SO	LOB	TOP											
<b>Rich Amaral, R</b> OBP: 0.321, SLG: 0.315 <b>Paul Sorrento, L</b> OBP: 0.343, SLG: 0.522 (8, 3)	1-2 HR 1B	1-1 FC4-6 BB 1-2		2-0 G6-3	0-1 F9			3-2 HR		4	1	1	0	0	0	4												
<b>Roberto Kelly, R</b> OBP: 0.328, SLG: 0.452 (1, 7)	0-1 HR 1-H	1-2 FC6-4 BB 1-2		3-0 HR			1-1 L1	0-1 G1-3		4	2	2	4	1	0	0												
<b>Ken Griffey Jr., L</b> OBP: 0.380, SLG: 0.642 (1, 8)	3-3 K	2-3 K		1-0 WP HBP			0-1 G4-3		1-0 P9	4	0	0	0	0	2	2												
<b>Edgar Martinez, R</b> OBP: 0.452, SLG: 0.545 (1, 10)	4-0 2B BB	1-0 FC6-4 BB 1-2		1-1 F7			0-1 G6-3		0-1 G5-3	4	0	0	0	1	0	3												
<b>Alex Rodriguez, R</b> OBP: 0.390, SLG: 0.499 (1, 6)	0-1 2B		2-2 G4-3		3-1 2B 1B		2-2 P4	1-2 G6-3		5	1	2	0	0	0	0												
<b>Jay Buhner, R</b> OBP: 0.381, SLG: 0.496 (1, 9)	4-0 BB		0-2 P2		0-0 L8		0-3 K			3	0	0	0	1	1	1												
<b>Dan Wilson, R</b> OBP: 0.321, SLG: 0.421 (1, 2)	0-1 P7		0-1 F7		0-1 1-H 2B		1-0 P7			4	0	1	1	0	0	3												
<b>Mike Blowers, R</b> OBP: 0.390, SLG: 0.449 <b>Joey Cora, S</b> OBP: 0.350, SLG: 0.442 (8, 4)	1-1 G6-3		0-0 SH1-3 HR 1B		4-1 BB		1-1 P4			2	1	1	0	1	0	3												
<b>Andy Sheets, R</b> OBP: 0.353, SLG: 0.492 (1, 5)		1-1 FC4-6 1B	1-0 SH1-3		0-3 K		1-3 K			3	0	1	0	0	2	2												
<b>Inning Stats</b>	R: 2 E: 0 K: 1 S: 14	H: 3 LOB: 3 BB: 2 P: 27	R: 0 E: 0 K: 1 S: 13	H: 1 LOB: 2 BB: 1 P: 22	R: 0 E: 0 K: 0 S: 8	H: 0 LOB: 0 BB: 0 P: 10	R: 2 E: 0 K: 0 S: 6	H: 2 LOB: 1 BB: 0 P: 14	R: 1 E: 0 K: 1 S: 11	H: 2 LOB: 2 BB: 1 P: 18	R: 0 E: 0 K: 0 S: 6	H: 0 LOB: 0 BB: 0 P: 7	R: 0 E: 0 K: 1 S: 9	H: 0 LOB: 0 BB: 0 P: 12	R: 1 E: 0 K: 0 S: 10	H: 1 LOB: 0 BB: 0 P: 15	R: 0 E: 0 K: 0 S: 8	H: 0 LOB: 0 BB: 0 P: 10	1B: 4 2B: 2 3B: 0 HR: 3	SF: 0 SAC: 1 DP: 0 HBP: 1	WP: 1 PB: 0 SB: 0 CS: 0	PA: 41						
<b>PITCHER</b>	IP	WLS	BF	H	R	ER	SO	BB	IBB	HBP	BLK	WP	HR	S	P	ERA	WHIP											
<b>Darren Oliver, L</b> ERA: 4.19 <b>Eric Moody, R</b> ERA: 4.25 <b>Terry Clark, R</b> ERA: 6.14 <b>Scott Bailes, L</b> ERA: 2.33 <b>Matt Whiteside, R</b> ERA: 4.9	(1, 1)	4.1	L	26	8	5	5	2	4	0	1	0	1	2	47	86	10.38	2.769										
<b>Damon Buford, R</b> OBP: 0.285, SLG: 0.330 <b>Jim Levriz, R</b> OBP: 0.379, SLG: 0.393 (9, PH)	1-0 CS 1B		1-0 F8		4-0 G3-1 BB		2-0 L7		2-3 K	3	0	1	0	1	0	3												
<b>Domingo Cadeno, S</b> OBP: 0.338, SLG: 0.409 (1, 4)	1-2 E 2B		2-2 G4-6-3 1B		2-2 G3-1		2-2 G4-3		1-2 G3-1	5	1	2	0	0	0	4												
<b>Ivan Rodriguez, R</b> OBP: 0.359, SLG: 0.482 (1, 10)	0-2 E5 2-H		0-1 G4-6-3		1-3 K		0-0 2B 1B		3-3 K	5	0	1	1	0	2	4												
<b>Juan Gonzalez, R</b> OBP: 0.336, SLG: 0.586 (1, 9)	1-0 L7		2-0 F8		1-3 K		0-0 2B		1-3 3-H	4	0	1	1	0	1	3												
<b>Fernando Tatis, R</b> OBP: 0.276, SLG: 0.392 (1, 5)	2-0 G1-3		1-2 1B 1B		0-3 K		0-2 L3			4	0	1	0	0	1	3												
<b>Alex Diaz, S</b> OBP: 0.224, SLG: 0.246 (9, 3)		0-0 G6-3		0-0 E 1B		1-3 K		3-1 F8		4	0	1	0	0	1	0												
<b>Billy Ripken, R</b> OBP: 0.314, SLG: 0.370 <b>Tom Goodwin, L</b> OBP: 0.313, SLG: 0.336 (9, 7)		1-2 G1-3		1-0 E4 G4-6-3		1-2 F7		4-0 G4-3 BB		3	0	0	0	0	0	2												
<b>Hanley Frias, S</b> OBP: 0.167, SLG: 0.250 (1, 6)		1-3 K		0-1 G4-6-3		1-1 G4-3 1B 1B		0-2 G4-3		4	1	1	0	0	1	4												
<b>Henry Mercedes, R</b> OBP: 0.314, SLG: 0.311 <b>29 Rusty Greer, L</b> OBP: 0.408, SLG: 0.536 <b>Kevin Brown, R</b> (9, 2)			4-0 1B BB		0-0 G3-1 BB 1B		0-1 1B 2B 1B		0-0 F7	2	1	2	0	1	0	0												
<b>Inning Stats</b>	R: 1 E: 1 K: 0 S: 13	H: 2 LOB: 1 BB: 0 P: 18	R: 0 E: 0 K: 1 S: 8	H: 0 LOB: 0 BB: 0 P: 10	R: 0 E: 0 K: 0 S: 6	H: 1 LOB: 1 BB: 1 P: 13	R: 0 E: 1 K: 0 S: 9	H: 2 LOB: 2 BB: 0 P: 13	R: 0 E: 0 K: 2 S: 14	H: 1 LOB: 2 BB: 1 P: 22	R: 0 E: 0 K: 2 S: 10	H: 0 LOB: 0 BB: 0 P: 12	R: 2 E: 0 K: 0 S: 13	H: 4 LOB: 2 BB: 0 P: 18	R: 0 E: 0 K: 0 S: 6	H: 0 LOB: 1 BB: 1 P: 13	R: 0 E: 0 K: 2 S: 10	H: 0 LOB: 0 BB: 0 P: 16	1B: 8 2B: 2 3B: 0 HR: 0	SF: 0 SAC: 0 DP: 2 HBP: 0	WP: 0 PB: 0 SB: 0 CS: 1	PA: 39						
<b>PITCHER</b>	IP	WLS	BF	H	R	ER	SO	BB	IBB	HBP	BLK	WP	HR	S	P	ERA	WHIP											
<b>Randy Johnson, L</b> ERA: 2.26 <b>Bobby Ayala, R</b> ERA: 4.05	(1, 1)	7.0	W	32	10	3	2	5	2	0	0	0	0	0	73	106	2.57	1.714										
<b>Bobby Ayala, R</b> ERA: 4.05 (8, 1)	2.0	S	7	0	0	0	2	1	0	0	0	0	0	16	29	0.00	0.500											

Seattle Mariners @ Texas Rangers  
The Ballpark at Arlington, Arlington, TX  
Thu Sep 18, 1997, 8:05 PM EDT  
Att: 30,697 - Sunny - 90 F

AB	35
R	6
H	9
RBI	6
BB	4
SO	5
LOB	18



Seattle Mariners @ Texas Rangers  
The Ballpark at Arlington, Arlington, TX  
Thu Sep 18, 1997, 8:05 PM EDT  
Att: 30,697 - Sunny - 90 F

AB	36
R	3
H	10
RBI	2
BB	3
SO	7
LOB	24





Batter	1	2	3	4	5	6	7	8	9	AB	R	H	RBI	BB	SO	LOB	TOP									
<b>Joey Cora, S</b> OBP: 0.358, SLG: 0.440	1-1 P5	2-1 G6-3		2-0 P3		1-0 G3-1			0-0 HR	5	1	1	0	0	0	0										
<b>Roberto Kelly, R</b> OBP: 0.332, SLG: 0.465	1-2 BB 2B	0-2 1B		2-0 G6-3			2-3 K		1-1 HR	5	2	3	2	0	1	0										
<b>Ken Griffey Jr., L</b> OBP: 0.380, SLG: 0.644	4-1 BB 2B	1-3 K			2-1 F9		1-1 P6		3-2 HR	4	2	1	1	1	1	1										
<b>Edgar Martinez, R</b> OBP: 0.455, SLG: 0.552 <b>Giomar Guevara, S</b> (9, PR)	4-0 BB 2B	2-3 K			2-1 1B		2-0 HR		2-1 G6-3 1B	4	2	3	1	1	1	1										
<b>Alex Rodriguez, R</b> OBP: 0.349, SLG: 0.500	0-0 1B 2B		1-3 K		1-0 1B		1-3 K		2-0 G6-3	5	1	2	3	0	2	1										
<b>Jay Buhner, R</b> OBP: 0.381, SLG: 0.500	4-2 FC5 1B		3-3 K		1-3 K			1-1 HR	2-3 K	4	1	1	1	1	3	3										
<b>Paul Sorrento, L</b> OBP: 0.342, SLG: 0.518	2-3 K		4-2 BB		3-3 K2-3			3-3 K		3	0	0	0	1	3	4										
<b>Dan Wilson, R</b> OBP: 0.320, SLG: 0.420	1-0 1B		0-0 P3			0-1 G6-3		0-1 L8		4	0	1	1	0	0	1										
<b>Andy Sheets, R</b> OBP: 0.333, SLG: 0.462	1-2 FC5		1-3 K			2-3 K		0-1 G6-3		4	0	0	0	0	2	2										
<b>Inning Stats</b>	R: 4 E: 0 K: 1 S: 16	H: 3 LOB: 2 BB: 3 P: 34	R: 0 E: 0 K: 2 S: 13	H: 1 LOB: 1 BB: 0 P: 18	R: 0 E: 0 K: 2 S: 10	H: 0 LOB: 1 BB: 1 P: 18	R: 0 E: 0 K: 1 S: 5	H: 0 LOB: 0 BB: 0 P: 10	R: 0 E: 0 K: 2 S: 11	H: 2 LOB: 2 BB: 0 P: 20	R: 0 E: 0 K: 1 S: 6	H: 0 LOB: 0 BB: 0 P: 9	R: 1 E: 0 K: 2 S: 10	H: 1 LOB: 0 BB: 0 P: 16	R: 1 E: 0 K: 1 S: 9	H: 1 LOB: 0 BB: 0 P: 13	R: 3 E: 0 K: 1 S: 12	H: 4 LOB: 1 BB: 0 P: 22	1B: 6 2B: 2 3B: 0 HR: 4	SF: 0 SAC: 0 DP: 1 HBP: 0	WP: 0 PB: 0 SB: 0 CS: 0	PA: 42				
<b>PITCHER</b>	IP	WLS	BF	H	R	ER	SO	BB	IBB	HBP	BLK	WP	HR	S	P	ERA	WHIP									
<b>Jimmy Haynes, R</b> ERA: 4.48	(1, 1)	7.0	L	32	7	5	5	11	4	0	0	0	0	1	71	125	6.43	1.571								
<b>Aaron Small, R</b> ERA: 4.3	(8, 1)	1.0		7	4	4	1	0	0	0	0	0	0	3	15	23	36.00	4.000								
<b>Don Wengert, R</b> ERA: 5.96	(9, 1)	1.0		3	1	0	0	1	0	0	0	0	0	6	12	0.00	1.000									

Seattle Mariners @ Oakland Athletics  
Oakland-Alameda County Coliseum, Oakland, CA

AB 38  
R 9  
H 12  
RBI 9  
BB 4  
SO 13  
LOB 13



WP: 0 PA: 42  
PB: 0  
SB: 0  
CS: 0

Fri Sep 19 1997, 7:05 PM PDT  
Att: 16,373 - Unknown - 72 F

livebaseballscores.com

Batter	1	2	3	4	5	6	7	8	9	AB	R	H	RBI	BB	SO	LOB	BOTTOM									
<b>Jason McDonald, S</b> OBP: 0.369, SLG: 0.408	0-0 L4		2-2 FC6-4 1B		0-1 G5-3		0-0 G1-3		2-0 P6	5	0	1	0	0	0	1										
<b>Dave Magadan, L</b> OBP: 0.416, SLG: 0.396	3-2 L6		1-1 FC6-4 1B		3-2 G3-1			2-2 L4		4	1	0	1	0	0	1										
<b>Ben Grieve, L</b> OBP: 0.400, SLG: 0.500	2-3 K		0-0 G4-3		1-1 L9			4-2 BB		3	0	0	0	1	1	1										
<b>Brian Leshar, R</b> OBP: 0.254, SLG: 0.348		2-2 S 1B	1-1 CS 1B		0-0 P8			1-3 K		4	0	2	1	0	1	1										
<b>Jason Giambi, L</b> OBP: 0.358, SLG: 0.475	3-2 P5		1-1 CS		2-3 K		2-2 P4		2-3 K	4	0	0	0	0	2	2										
<b>Scott Spiezio, S</b> OBP: 0.298, SLG: 0.392	4-2 S BB				2-0 F9		2-3 K		0-1 P5	3	0	0	0	1	1	0										
<b>Scott Brosius, R</b> OBP: 0.260, SLG: 0.323	3-3 K				0-0 1B		0-1 G1-3		2-2 HR 1B	4	1	2	0	0	1	2										
<b>Brent Mayne, L</b> OBP: 0.340, SLG: 0.414	0-3 K				2-1 1B		0-1 1B		0-1 HR	4	1	3	2	0	1	2										
<b>Miguel Tejada, R</b> OBP: 0.242, SLG: 0.352 <b>Matt Stairs, L</b> (9, PH)			1-2 1B FC6-4 1B		1-1 P6		2-0 P3		2-3 K	3	1	1	0	0	0	3										
<b>Inning Stats</b>	R: 0 E: 0 K: 1 S: 9	H: 0 LOB: 0 BB: 0 P: 14	R: 0 E: 0 K: 2 S: 16	H: 1 LOB: 2 BB: 1 P: 28	R: 2 E: 1 K: 0 S: 13	H: 3 LOB: 0 BB: 0 P: 19	R: 0 E: 0 K: 1 S: 9	H: 2 LOB: 2 BB: 0 P: 16	R: 0 E: 0 K: 1 S: 7	H: 0 LOB: 0 BB: 0 P: 11	R: 0 E: 0 K: 1 S: 7	H: 0 LOB: 0 BB: 0 P: 11	R: 0 E: 0 K: 0 S: 6	H: 1 LOB: 1 BB: 0 P: 8	R: 0 E: 0 K: 2 S: 15	H: 0 LOB: 1 BB: 1 P: 24	R: 2 E: 0 K: 1 S: 12	H: 2 LOB: 0 BB: 0 P: 18	1B: 8 2B: 0 3B: 0 HR: 1	SF: 0 SAC: 0 DP: 0 HBP: 0	WP: 0 PB: 0 SB: 3 CS: 1	PA: 38				
<b>PITCHER</b>	IP	WLS	BF	H	R	ER	SO	BB	IBB	HBP	BLK	WP	HR	S	P	ERA	WHIP									
<b>Jamie Moyer, L</b> ERA: 3.68	(1, 1)	7.0	W	28	7	2	2	5	1	0	0	0	0	0	67	107	2.57	1.143								
<b>Paul Spoljaric, L</b> ERA: 3.52	(8, 1)	1.0		4	0	0	0	2	1	0	0	0	0	15	24	0.00	1.000									
<b>Bob Wells, R</b> ERA: 5.97	(9, 1)	1.0		5	2	2	1	0	0	0	0	0	1	12	18	18.00	2.000									

Seattle Mariners @ Oakland Athletics  
Oakland-Alameda County Coliseum, Oakland, CA

AB 35  
R 4  
H 9  
RBI 4  
BB 2  
SO 8  
LOB 13



WP: 0 PA: 38  
PB: 0  
SB: 3  
CS: 1

Fri Sep 19 1997, 7:05 PM PDT  
Att: 16,373 - Unknown - 72 F

livebaseballscores.com



Batter	1	2	3	4	5	6	7	8	9	10	11	12	13	14	15	AB	R	H	RBI	BB	SO	LOB	TOP						
Joey Cora, S OBP: 0.359, SLG: 0.439 (1, 4)	G4-3		HR HBP		1B FC 1B		E3 1B		1B		B1		L8			6	1	2	0	0	0	1							
Rob Dupey, L OBP: 0.317, SLG: 0.540 (1, 7)			L8		F7						F9					6	1	3	1	0	0	2							
Mike Glowers, R OBP: 0.279, SLG: 0.304 (14, PH) (14, 3)	HR						G4-6-3 1B									1	0	0	0	0	1	0							
Ken Griffey Jr., L OBP: 0.381, SLG: 0.641 (1, 8)	FC5-4 BB		F9		FC BB 1B		P6				L8					5	0	1	0	2	1	5							
Edgar Martinez, R OBP: 0.456, SLG: 0.597 (10, PR) (10, PR)	F8						G4-6-3									4	1	2	2	1	0	3							
Lee Tinsley, S OBP: 0.291, SLG: 0.304 (12, PH)			HR		FC BB 1B											0	0	0	0	0	0	0							
Roberto Kelly, R OBP: 0.330, SLG: 0.463 (1, 6)	FC5-4				FC											2	0	0	0	0	1	1							
Alex Rodriguez, R OBP: 0.347, SLG: 0.496 (1, 6)			K		FC											5	0	0	0	1	1	4							
Jay Buhner, R OBP: 0.380, SLG: 0.495 (1, 9)																													
Paul Sorrento, L OBP: 0.242, SLG: 0.515 (13, PR) (13, PR)																5	0	1	0	1	2	2							
Rich Amaral, R OBP: 0.325, SLG: 0.324 (14, 7)																1	0	1	0	0	0	0							
Brent Gates, S OBP: 0.292, SLG: 0.360 (1, 5)																5	0	0	0	1	1	3							
John Marzano, R OBP: 0.337, SLG: 0.350 (9, PH) (9, PH)																3	0	0	0	0	0	2							
Raul Ibanez, L OBP: 0.125, SLG: 0.250 (9, 2)	FC5-4															1	0	0	0	0	1	0							
Dan Wilson, R OBP: 0.319, SLG: 0.418 (1, 2)																2	0	0	0	0	0	4							
<b>Inning Stats</b>	R: 1 E: 0 K: 0 S: 11	H: 1 LOB: 1 BB: 1 P: 18	R: 0 E: 0 K: 1 S: 11	H: 0 LOB: 1 BB: 1 P: 17	R: 0 E: 0 K: 1 S: 17	H: 0 LOB: 0 BB: 0 P: 24	R: 0 E: 0 K: 0 S: 6	H: 0 LOB: 0 BB: 0 P: 12	R: 0 E: 0 K: 0 S: 8	H: 2 LOB: 3 BB: 1 P: 15	R: 0 E: 0 K: 0 S: 6	H: 0 LOB: 0 BB: 0 P: 10	R: 0 E: 0 K: 2 S: 13	H: 2 LOB: 2 BB: 0 P: 18	R: 0 E: 0 K: 0 S: 8	H: 1 LOB: 3 BB: 2 P: 20	R: 0 E: 0 K: 2 S: 5	H: 0 LOB: 0 BB: 0 P: 6	R: 0 E: 0 K: 0 S: 7	H: 1 LOB: 1 BB: 0 P: 7	R: 0 E: 0 K: 2 S: 9	H: 0 LOB: 0 BB: 1 P: 17	R: 0 E: 0 K: 2 S: 10	H: 1 LOB: 1 BB: 1 P: 18	1B: 7 2B: 1 3B: 0 HR: 2	SF: 0 SAC: 2 DP: 2 HBP: 1	WP: 0 PB: 0 SB: 0 CS: 1	PA: 62	
<b>PITCHER</b>	IP ERA WLS BF H R ER SO BB IBB HBP BLK WP HR S P ERA WHIP	5.0 5.01 0.2 24 4 3 0 1 0 0 0 0 0 0 0 5 7 0.00 1.600	0.1 3.25 0.1 3 1 0 0 0 0 0 0 0 0 0 0 7 9 0.00 3.000	0.1 3.38 0.1 1 0 0 0 0 0 0 0 0 0 0 3 3 0.00 0.000	1.0 4.04 1.0 2 0 0 0 0 0 0 0 0 0 0 4 7 0.00 0.000	<b>PITCHER</b>	IP ERA WLS BF H R ER SO BB IBB HBP BLK WP HR S P ERA WHIP	2.2 2.79 3.0 13 3 1 0 0 2 0 0 0 0 0 0 25 44 0.00 1.500	0.1 3.01 0.1 2 0 0 0 1 1 0 0 0 0 0 0 6 12 0.00 3.000	1.2 4.23 1.2 5 1 0 0 2 1 0 0 0 0 0 0 13 23 0.00 1.200																			

Seattle Mariners @ Oakland Athletics  
Oakland-Alameda County Coliseum, Oakland, CA  
Sat Sep 20 1997, 3:33 AM PDT  
Att. 26,619 - Sunny - 76 F

AB 51  
R 3  
H 10  
RBI 3  
BB 8  
SO 10  
LOB 30



Batter	1	2	3	4	5	6	7	8	9	10	11	12	13	14	15	AB	R	H	RBI	BB	SO	LOB	BOTTOM											
Jason McDonald, S OBP: 0.363, SLG: 0.399 (1, 8)	P5															7	0	1	0	0	0	6												
Dave Magadan, L OBP: 0.414, SLG: 0.394 (7, PR) (7, PR)	G4-3															4	0	1	0	0	0	0												
Mark Bethorn, S OBP: 0.323, SLG: 0.359 (1, 9)	G6-3															2	0	1	0	1	0	0												
Ben Griever, L OBP: 0.383, SLG: 0.465 (1, 7)	G6-3															5	0	0	0	1	3	3												
Matt Stairs, L OBP: 0.369, SLG: 0.591 (1, 3)																5	1	0	0	2	1	4												
Jason Giambi, L OBP: 0.362, SLG: 0.490 (10, PR) (11, 3)																4	2	3	3	1	1	2												
Brian Leshner, R OBP: 0.250, SLG: 0.342 (1, 4)																2	0	0	0	0	0	0												
Scott Spiezio, S OBP: 0.300, SLG: 0.391 (1, 2)																4	0	1	0	2	0	2												
Brent Mayne, L OBP: 0.342, SLG: 0.415 (8, PR) (8, PR)																4	0	2	0	0	0	4												
Tyson Brito, R OBP: 0.292, SLG: 0.316 (9, 2) (9, 2)																2	1	1	1	1	0	1												
Izzy Molina, R OBP: 0.217, SLG: 0.291 (1, 5)																4	0	0	0	1	0	3												
Scott Brosius, R OBP: 0.259, SLG: 0.321 (1, 6)																5	0	1	0	1	1	5												
<b>Inning Stats</b>	R: 0 E: 0 K: 0 S: 6	H: 0 LOB: 0 BB: 0 P: 9	R: 2 E: 0 K: 0 S: 12	H: 2 LOB: 2 BB: 2 P: 28	R: 0 E: 0 K: 0 S: 6	H: 0 LOB: 0 BB: 0 P: 11	R: 1 E: 0 K: 0 S: 14	H: 3 LOB: 2 BB: 0 P: 21	R: 0 E: 0 K: 1 S: 11	H: 0 LOB: 3 BB: 3 P: 26	R: 0 E: 0 K: 0 S: 6	H: 0 LOB: 0 BB: 0 P: 11	R: 0 E: 0 K: 1 S: 9	H: 1 LOB: 2 BB: 1 P: 20	R: 0 E: 0 K: 0 S: 9	H: 1 LOB: 1 BB: 0 P: 14	R: 0 E: 0 K: 0 S: 8	H: 0 LOB: 0 BB: 0 P: 14	R: 0 E: 0 K: 1 S: 9	H: 1 LOB: 2 BB: 2 P: 20	R: 0 E: 0 K: 0 S: 10	H: 1 LOB: 1 BB: 1 P: 19	R: 0 E: 0 K: 1 S: 8	H: 0 LOB: 1 BB: 1 P: 17	R: 0 E: 0 K: 2 S: 12	H: 1 LOB: 1 BB: 0 P: 15	R: 0 E: 0 K: 1 S: 9	H: 0 LOB: 0 BB: 0 P: 12	R: 1 E: 0 K: 0 S: 2	H: 1 LOB: 0 BB: 0 P: 4	1B: 6 2B: 3 3B: 0 HR: 3	SF: 0 SAC: 3 DP: 2 HBP: 0	WP: 0 PB: 0 SB: 0 CS: 0	PA: 61
<b>PITCHER</b>	IP ERA WLS BF H R ER SO BB IBB HBP BLK WP HR S P ERA WHIP	3.2 4.88 1.1 7 0 0 0 1 2 1 0 1 0 0 0 12 28 0.00 1.500	1.0 3.14 1.0 3 0 0 0 0 1 0 0 0 0 0 6 11 0.00 0.000	1.0 6.85 1.0 6 2 0 0 0 1 0 0 0 0 0 11 23 0.00 3.000	1.0 3.34 1.0 3 0 0 0 0 0 0 0 0 0 0 7 11 0.00 0.000	<b>PITCHER</b>	IP ERA WLS BF H R ER SO BB IBB HBP BLK WP HR S P ERA WHIP	2.0 1.905 1.0 4 1 0 0 1 1 0 0 0 0 0 0 17 34 0.00 1.500	2.0 3.57 1.0 4 1 0 0 1 1 0 0 0 0 0 0 20 39 0.00 2.000	1.0 4.55 1.0 4 1 1 1 1 0 0 0 0 0 1 11 16 9.00 1.000																								

Seattle Mariners @ Oakland Athletics  
Oakland-Alameda County Coliseum, Oakland, CA  
Sat Sep 20 1997, 3:33 AM PDT  
Att. 26,619 - Sunny - 76 F

AB 48  
R 4  
H 11  
RBI 4  
BB 10  
SO 6  
LOB 30









Batter	1	2	3	4	5	6	7	8	9	AB	R	H	RBI	BB	SO	LOB	TOP											
Joey Cora, S OBP: 0.361, SLG: 0.444 (1, 4)										5	1	2	2	0	0	2	Seattle Mariners @ Oakland Athletics Oakland-Alameda County Coliseum, Oakland, CA Mon Sep 22 1997, 7:05 PM PDT Att: 11,275 - Unknown - 62 F											
Roberto Kelly, R OBP: 0.332, SLG: 0.462 (1, 7)										4	0	1	0	0	0	1												
Ken Griffey Jr., L OBP: 0.380, SLG: 0.647 (1, 8)										4	2	2	2	0	0	2												
Edgar Martinez, R OBP: 0.457, SLG: 0.557 (1, 10)										2	0	1	0	2	0	0												
Alex Rodriguez, R OBP: 0.349, SLG: 0.493 (1, 6)										3	0	2	0	1	1	1												
Jay Buhner, R OBP: 0.381, SLG: 0.504 (1, 9)										2	0	0	0	2	1	3												
Paul Sorrento, L OBP: 0.338, SLG: 0.506 (1, 3)										3	0	0	0	1	0	6												
Dan Wilson, R OBP: 0.323, SLG: 0.425 (1, 2)										3	1	0	0	1	1	2												
Andy Sheets, R OBP: 0.342, SLG: 0.451 (1, 5)										2	0	1	0	1	1	0												
<b>Inning Stats</b>	R: 0 E: 0 K: 0 S: 6	H: 1 LOB: 0 BB: 0 P: 11	R: 0 E: 0 K: 1 S: 9	H: 1 LOB: 1 BB: 1 P: 18	R: 0 E: 0 K: 1 S: 7	H: 0 LOB: 0 BB: 1 P: 16	R: 1 E: 0 K: 1 S: 17	H: 1 LOB: 0 BB: 2 P: 30	R: 3 E: 0 K: 0 S: 11	H: 2 LOB: 0 BB: 1 P: 18	R: 0 E: 0 K: 0 S: 6	H: 1 LOB: 1 BB: 1 P: 12	R: 0 E: 0 K: 0 S: 7	H: 2 LOB: 0 BB: 0 P: 14	R: 0 E: 0 K: 0 S: 10	H: 1 LOB: 1 BB: 2 P: 21	R: 0 E: 0 K: 1 S: 10	H: 0 LOB: 0 BB: 0 P: 15	1B: 5 2B: 3 3B: 0 HR: 3	SF: 0 SAC: 1 DP: 5 HBP: 0	WP: 0 PB: 0 SB: 0 CS: 1	PA: 38						
<b>PITCHER</b>	IP	WLS	BF	H	R	ER	SO	BB	IBB	HBP	BLK	WP	HR	S	P	ERA	WHIP											
Eric Ludwick, R ERA: 8.59 (1, 1)	4.2	L	21	5	4	4	3	5	0	0	0	0	0	3	48	91	7.71	2.143										
Buddy Groom, L ERA: 4.92 (5, 1)	0.2		4	1	0	0	0	1	0	0	0	0	0	7	12	0.00	3.000											
Aaron Small, R ERA: 4.17 (6, 1)	1.1		4	2	0	0	0	0	0	0	0	0	0	6	13	0.00	1.500											
Andrew Lorraine, L ERA: 6.67 (7, 1)	0.1		1	0	0	0	0	0	0	0	0	0	0	2	3	0.00	0.000											
Billy Taylor, R ERA: 3.93 (8, 1)	2.0		7	1	0	0	1	1	1	0	0	0	0	20	36	0.00	1.000											

Batter	1	2	3	4	5	6	7	8	9	AB	R	H	RBI	BB	SO	LOB	BOTTOM										
Jason McDonald, S OBP: 0.360, SLG: 0.392 (1, 7)										4	1	1	0	1	2	2	Seattle Mariners @ Oakland Athletics Oakland-Alameda County Coliseum, Oakland, CA Mon Sep 22 1997, 7:05 PM PDT Att: 11,275 - Unknown - 62 F										
Rafael Bourquard, R OBP: 0.342, SLG: 0.336 (1, 6)										3	0	0	0	1	0	1											
Miguel Tejada, R OBP: 0.250, SLG: 0.347 (7, PR)										0	0	0	0	0	0	0											
Scott Spiezio, S OBP: 0.301, SLG: 0.390 (9, PH)										0	0	0	0	1	0	0											
Mark Bellhorn, S OBP: 0.321, SLG: 0.357 (9, PR)										0	0	0	0	0	0	0											
Pat Lennon, R OBP: 0.368, SLG: 0.382 (1, 10)										3	1	2	0	0	1	1											
Matt Stairs, L OBP: 0.382, SLG: 0.579 (7, PH)										2	0	0	0	0	1	4											
Brian Leshar, R OBP: 0.260, SLG: 0.350 (1, 9)										3	0	2	2	0	0	1											
Ben Grievie, L OBP: 0.394, SLG: 0.436 (7, PH)										2	0	0	0	0	2	4											
Jason Giambi, L OBP: 0.366, SLG: 0.494 (1, 3)										4	0	2	0	0	2	1											
Tilson Brito, R OBP: 0.287, SLG: 0.312 (1, 4)										3	0	0	0	0	1	2											
Scott Brosius, R OBP: 0.261, SLG: 0.320 (9, 7)										4	0	1	0	0	1	2											
Ernie Young, R OBP: 0.303, SLG: 0.349 (8, PH)										3	0	1	0	0	1	2											
Dave Magadan, L OBP: 0.419, SLG: 0.393 (9, 5)										1	0	0	0	0	1	1											
Izzy Molina, R OBP: 0.220, SLG: 0.302 (9, PH)										3	0	1	0	0	0	1											
Brent Mayne, L OBP: 0.345, SLG: 0.414 (9, PH)										1	0	0	0	0	0	0											
<b>Inning Stats</b>	R: 1 E: 0 K: 1 S: 18	H: 3 LOB: 2 BB: 0 P: 28	R: 0 E: 0 K: 1 S: 9	H: 1 LOB: 0 BB: 0 P: 17	R: 0 E: 0 K: 1 S: 7	H: 1 LOB: 0 BB: 0 P: 12	R: 0 E: 0 K: 1 S: 8	H: 0 LOB: 0 BB: 0 P: 11	R: 0 E: 0 K: 0 S: 8	H: 0 LOB: 0 BB: 0 P: 13	R: 1 E: 0 K: 1 S: 13	H: 3 LOB: 2 BB: 0 P: 19	R: 0 E: 0 K: 2 S: 10	H: 1 LOB: 2 BB: 1 P: 17	R: 0 E: 0 K: 3 S: 13	H: 1 LOB: 1 BB: 0 P: 16	R: 0 E: 0 K: 2 S: 11	H: 0 LOB: 2 BB: 2 P: 22	1B: 6 2B: 4 3B: 0 HR: 0	SF: 0 SAC: 1 DP: 0 HBP: 0	WP: 1 PB: 0 SB: 0 CS: 0	PA: 40					
<b>PITCHER</b>	IP	WLS	BF	H	R	ER	SO	BB	IBB	HBP	BLK	WP	HR	S	P	ERA	WHIP										
Jeff Fassero, L ERA: 3.65 (1, 1)	6.1	W	29	9	2	2	6	1	0	0	0	0	0	68	110	2.84	1.579										
Bobby Ayala, R ERA: 3.9 (7, 1)	1.2		6	1	0	0	4	0	0	0	0	0	0	18	23	0.00	0.600										
Heathcliff Slocumb, R ERA: 6.36 (9, 1)	1.0	S	5	0	0	0	2	2	0	0	0	0	0	11	22	0.00	2.000										

AB	28
R	4
H	9
RBI	4
BB	8
SO	4
LOB	17



AB	36
R	2
H	10
RBI	2
BB	3
SO	12
LOB	22





















Batter	1	2	3	4	5	6	7	8	9	AB	R	H	RBI	BB	SO	LOB	TOP																			
Jason McDonald, S OBP: 0.391, SLG: 0.394 (1, 7)										3	2	2	2	1	1	0	<b>Oakland Athletics @ Seattle Mariners</b> The Kingdome, Seattle, WA Sun Sep 28 1997, 6:33 AM EDT Att: 55,910 - Dome - 72 F																			
Rafael Bourquiel, R OBP: 0.339, SLG: 0.333 Tilson Brito, R OBP: 0.285, SLG: 0.314 (1, 6) (5, 6)										2	0	0	0	0	0	1																				
Pat Lennon, R OBP: 0.374, SLG: 0.388 Matt Stairs, L OBP: 0.386, SLG: 0.582 (1, 10) (6, PH)										2	0	1	0	0	0	1																				
Brian Leshar, R OBP: 0.275, SLG: 0.366 (1, 9) (7, 7)										5	0	1	0	0	2	3																				
Jason Giambi, L OBP: 0.362, SLG: 0.495 (1, 3)										4	0	0	1	0	0	1																				
Scott Spiezio, S OBP: 0.300, SLG: 0.388 (1, 4)										3	0	0	0	2	1	1																				
Scott Brosius, R OBP: 0.259, SLG: 0.317 (1, 5)										4	0	0	0	0	2	4																				
Ernie Young, R OBP: 0.303, SLG: 0.349 Brent Mayne, L OBP: 0.343, SLG: 0.406 (1, 8) (7, PH) (7, 2)										2	0	0	0	0	1	1																				
Izzy Molina, R OBP: 0.219, SLG: 0.324 Ben Grieve, L OBP: 0.402, SLG: 0.473 (1, 2) (7, PH) (7, 9)										2	1	1	1	0	0	0																				
										2	1	1	0	0	1	1																				
<b>Inning Stats</b>	R: 0 E: 0 K: 2 S: 11	H: 1 LOB: 1 BB: 0 P: 18	R: 0 E: 1 K: 0 S: 9	H: 0 LOB: 1 BB: 0 P: 15	R: 1 E: 0 K: 0 S: 9	H: 1 LOB: 0 BB: 1 P: 18	R: 0 E: 0 K: 0 S: 7	H: 0 LOB: 0 BB: 0 P: 10	R: 0 E: 0 K: 1 S: 8	H: 0 LOB: 0 BB: 0 P: 13	R: 2 E: 0 K: 2 S: 24	H: 3 LOB: 2 BB: 1 P: 34	R: 5 E: 0 K: 1 S: 26	H: 5 LOB: 1 BB: 1 P: 42	R: 1 E: 0 K: 1 S: 10	H: 0 LOB: 0 BB: 0 P: 21	R: 0 E: 0 K: 1 S: 10	H: 1 LOB: 1 BB: 0 P: 14	1B: 7 2B: 1 3B: 1 HR: 2	SF: 2 SAC: 0 DP: 0 HBP: 0	WP: 2 PB: 0 SB: 2 CS: 1	PA: 42														
<b>PITCHER</b>	IP	WLS	BF	H	R	ER	SO	BB	IBB	HBP	BLK	WP	HR	S	P	ERA	WHIP	<b>PITCHER</b>		IP	WLS	BF	H	R	ER	SO	BB	IBB	HBP	BLK	WP	HR	S	P	ERA	WHIP
Jeff Fassero, L ERA: 3.61 27 Ken Cloude, R ERA: 5.12 Norm Charlton, L ERA: 7.27 Mark Holzemer, L ERA: 6.0 Bob Wells, R ERA: 5.75	5.0		18	2	1	1	3	1	0	0	0	0	1	44	74	1.80	0.600	Heathcliff Slocumb, R ERA: 5.16		1.0		4	1	0	0	1	0	0	0	0	0	0	10	14	0.00	1.000
<b>Batter</b>	<b>1</b>	<b>2</b>	<b>3</b>	<b>4</b>	<b>5</b>	<b>6</b>	<b>7</b>	<b>8</b>	<b>9</b>	<b>AB</b>	<b>R</b>	<b>H</b>	<b>RBI</b>	<b>BB</b>	<b>SO</b>	<b>LOB</b>	<b>BOTTOM</b>																			
Joey Cora, S OBP: 0.359, SLG: 0.441 Brent Gates, S OBP: 0.298, SLG: 0.351 (1, 4) (2, 4)										1	0	0	0	0	0	0	<b>Oakland Athletics @ Seattle Mariners</b> The Kingdome, Seattle, WA Sun Sep 28 1997, 6:33 AM EDT Att: 55,910 - Dome - 72 F																			
Roberto Kelly, R OBP: 0.333, SLG: 0.470 Lee Tinsley, S OBP: 0.263, SLG: 0.279 (1, 7) (4, 8)										2	0	1	0	0	1	0																				
Ken Griffey Jr., L OBP: 0.382, SLG: 0.646 (1, 8) (4, 7)										2	1	1	0	1	0	1																				
Raul Ibanez, L OBP: 0.154, SLG: 0.346 (5, PR) (6, 9)										2	0	0	0	0	0	1																				
Jay Buhner, R OBP: 0.383, SLG: 0.506 Rob Ducey, L OBP: 0.311, SLG: 0.524 (1, 9) (4, 9) (6, 7)										1	1	0	0	1	1	1																				
Paul Sorrento, L OBP: 0.345, SLG: 0.514 Rich Amaral, R OBP: 0.327, SLG: 0.326 (1, 3) (4, PR) (5, 3)										1	0	1	0	1	0	0																				
Rick Wilkins, L OBP: 0.259, SLG: 0.332 Dan Rohrmeier, R OBP: 0.455, SLG: 0.333 Giomar Guevara, S (1, 10) (8, PH) (9, PR)										3	0	1	2	0	1	4																				
Dan Wilson, R OBP: 0.326, SLG: 0.423 John Marzano, R OBP: 0.340, SLG: 0.356 (1, 2) (5, PH) (6, 2)										1	1	0	0	1	0	0																				
Mike Blowers, R OBP: 0.376, SLG: 0.427 (1, 5)										4	0	1	1	0	0	1																				
Andy Sheets, R OBP: 0.299, SLG: 0.416 (1, 6)										4	1	0	0	0	2	3																				
<b>Inning Stats</b>	R: 2 E: 0 K: 1 S: 10	H: 1 LOB: 2 BB: 3 P: 24	R: 0 E: 0 K: 1 S: 10	H: 0 LOB: 0 BB: 0 P: 16	R: 0 E: 0 K: 1 S: 6	H: 1 LOB: 1 BB: 0 P: 13	R: 3 E: 1 K: 0 S: 14	H: 3 LOB: 1 BB: 1 P: 24	R: 0 E: 0 K: 1 S: 10	H: 2 LOB: 3 BB: 0 P: 17	R: 0 E: 0 K: 0 S: 7	H: 1 LOB: 1 BB: 0 P: 12	R: 0 E: 0 K: 1 S: 10	H: 0 LOB: 0 BB: 0 P: 15	R: 0 E: 0 K: 1 S: 10	H: 0 LOB: 1 BB: 1 P: 15	R: 2 E: 0 K: 2 S: 16	H: 3 LOB: 3 BB: 1 P: 26	1B: 9 2B: 2 3B: 0 HR: 0	SF: 0 SAC: 0 DP: 0 HBP: 0	WP: 1 PB: 0 SB: 1 CS: 0	PA: 43														
<b>PITCHER</b>	IP	WLS	BF	H	R	ER	SO	BB	IBB	HBP	BLK	WP	HR	S	P	ERA	WHIP	<b>PITCHER</b>		IP	WLS	BF	H	R	ER	SO	BB	IBB	HBP	BLK	WP	HR	S	P	ERA	WHIP
Dave Telgheder, R ERA: 6.06 Buddy Groom, L ERA: 5.15 Aaron Small, R ERA: 4.28 Mike Mohler, L ERA: 5.13 T.J. Mathews, R ERA: 3.01	4.0		20	5	5	4	3	4	0	0	0	0	0	9	16	0.00	3.000	Billy Taylor, R ERA: 3.82		0.1		1	1	0	0	1	0	0	0	0	3	5	0.00	0.000		



Batter	1	2	3	4	5	6	7	8	9	AB	R	H	RBI	BB	SO	LOB	TOP										
Brady Anderson, L (1, 8) OBP: 0.400, SLG: 0.400	G4-3		1B		SH1-3 1B	G4-3		G3-1		5	1	2	1	0	0	1	<b>Baltimore Orioles @ Seattle Mariners</b> The Kingdome, Seattle, WA Wed Oct 01 1997, 10:05 PM EDT Att: 59,579 - Dome - 72 F										
Jeff Reboulet, R (1, 4) Roberto Alomar, S (6, PH) (6, 4)	K		P5		SH1-3	2B IBB		P9		2	0	0	0	0	1	2											
Eric Davis, R (1, 9) B.J. Surhoff, L (6, PH) (6, 7)	K		K		1B	2B		F8		3	0	1	2	0	2	2											
Geronimo Berroa, R (1, 10) OBP: 0.200, SLG: 0.800		P9			P8	HR		F8		5	1	1	1	0	0	1											
Cal Ripken Jr., R (1, 5) OBP: 0.600, SLG: 0.600		G6-3 1B			P4			G4-3		5	0	3	0	0	0	0											
Chris Hoiles, R (1, 2) Lenny Webster, R (6, 2) OBP: 0.500, SLG: 0.500	G6-3				G5-4-3 BB	HR		P3		2	1	1	1	1	0	1											
Jerome Walton, R (1, 3) Rafael Palmeiro, L (5, 3) OBP: 0.500, SLG: 1.000			F8		G5-4-3	2B		F8		2	0	0	0	0	0	2											
Jeffrey Hammonds, R (1, 7) (6, 9)			2B BB			1B BB		P3		2	2	0	0	2	1	2											
Mike Bordick, R (1, 6) OBP: 0.750, SLG: 1.000			1B 2B		SH1-3 1B BB	2B 1B		K		3	2	2	2	1	1	0											
<b>Inning Stats</b>	R: 0 E: 0 K: 2 S: 7	H: 0 LOB: 0 BB: 0 P: 10	R: 0 E: 0 K: 0 S: 12	H: 1 LOB: 0 BB: 0 P: 20	R: 1 E: 0 K: 1 S: 15	H: 2 LOB: 2 BB: 1 P: 25	R: 0 E: 0 K: 0 S: 9	H: 1 LOB: 1 BB: 1 P: 18	R: 4 E: 0 K: 0 S: 16	H: 3 LOB: 0 BB: 2 P: 27	R: 4 E: 0 K: 1 S: 21	H: 4 LOB: 1 BB: 1 P: 39	R: 0 E: 0 K: 1 S: 10	H: 1 LOB: 1 BB: 0 P: 17	R: 0 E: 0 K: 1 S: 7	H: 0 LOB: 0 BB: 0 P: 12		R: 0 E: 0 K: 0 S: 8	H: 1 LOB: 1 BB: 0 P: 13	1B: 8 2B: 3 3B: 0 HR: 2	SF: 0 SAC: 1 DP: 2 HBP: 0	WP: 0 PB: 0 SB: 2 CS: 1	PA: 42				
<b>PITCHER</b>	IP	WLS	BF	H	R	ER	SO	BB	IBB	HBP	BLK	WP	HR	S	P	ERA	WHIP										
Randy Johnson, L (1, 1) ERA: 9.0	5.0	L	23	7	5	5	3	4	0	0	0	0	1	59	100	9.00	2.200										
Mike Timlin, R (6, 1) ERA: 54.0	0.2		6	3	4	4	1	0	1	0	0	0	1	13	26	54.00	4.500										
Paul Spoljaric, L (6, 1) ERA:	0.1		2	1	0	0	0	0	0	0	0	0	0	8	13	0.00	3.000										
Bob Wells, R (7, 1) ERA:	1.1		5	1	0	0	1	0	0	0	0	0	0	13	21	0.00	0.750										
Norm Charlton, L (8, 1) ERA:	1.2		6	1	0	0	0	0	0	0	0	0	0	12	21	0.00	0.600										

Batter	1	2	3	4	5	6	7	8	9	AB	R	H	RBI	BB	SO	LOB	BOTTOM										
Joey Cora, S (1, 4) OBP: 0.250, SLG: 0.250	G6-3		F8			P5		G6-3 1B		4	0	1	0	0	0	0	<b>Baltimore Orioles @ Seattle Mariners</b> The Kingdome, Seattle, WA Wed Oct 01 1997, 10:05 PM EDT Att: 59,579 - Dome - 72 F										
Roberto Kelly, R (1, 7) OBP: 0.250, SLG: 0.500	2B				L8	K		G6-3		4	0	1	0	0	1	1											
Ken Griffey Jr., L (1, 8)	P3				G3-1	G1-3		K		4	0	0	0	0	1	1											
Edgar Martinez, R (1, 10) OBP: 0.250, SLG: 1.000	G6-3				HR			G6-3		4	1	1	1	0	0	1											
Alex Rodriguez, R (1, 6) OBP: 0.500, SLG: 1.250			K		1B	K		HR		4	1	2	1	0	2	0											
Jay Buhner, R (1, 9) OBP: 0.500, SLG: 1.333			K		K			BB		3	1	1	1	1	2	1											
Paul Sorrento, L (1, 3) OBP: 0.250, SLG: 0.500			K		G4-3			K		4	0	1	0	0	2	1											
Dan Wilson, R (1, 2)					F9	G1-3		K		3	0	0	0	0	1	1											
Mike Blowers, R (1, 5) Brent Gates, S (8, PH) (9, 5)			K			K		P4		2	0	0	0	0	2	0											
<b>Inning Stats</b>	R: 0 E: 0 K: 0 S: 8	H: 1 LOB: 1 BB: 0 P: 13	R: 0 E: 0 K: 3 S: 12	H: 0 LOB: 0 BB: 0 P: 18	R: 0 E: 0 K: 1 S: 9	H: 0 LOB: 0 BB: 0 P: 12	R: 1 E: 0 K: 1 S: 11	H: 2 LOB: 1 BB: 0 P: 18	R: 0 E: 0 K: 1 S: 5	H: 0 LOB: 0 BB: 0 P: 7	R: 1 E: 0 K: 2 S: 15	H: 2 LOB: 1 BB: 0 P: 20	R: 0 E: 0 K: 0 S: 4	H: 1 LOB: 0 BB: 0 P: 8	R: 1 E: 0 K: 2 S: 14	H: 1 LOB: 1 BB: 1 P: 20		1B: 2 2B: 2 3B: 0 HR: 3	SF: 0 SAC: 0 DP: 1 HBP: 0	WP: 0 PB: 0 SB: 0 CS: 0	PA: 34						
<b>PITCHER</b>	IP	WLS	BF	H	R	ER	SO	BB	IBB	HBP	BLK	WP	HR	S	P	ERA	WHIP										
35 Mike Mussina, R (1, 1) ERA: 2.57	7.0	W	26	5	2	2	9	0	0	0	0	0	0	2	66	2.57	0.714										
Jesse Orosco, L (8, 1) ERA:	1.0		3	1	0	0	0	0	0	0	0	0	0	4	8	0.00	1.000										
Armando Benitez, R (9, 1) ERA: 9.0	1.0		5	1	1	1	2	1	0	0	0	0	1	14	20	9.00	2.000										









Batter	1	2	3	4	5	6	7	8	9	AB	R	H	RBI	BB	SO	LOB	TOP										
<b>Rich Amaral, R</b> OBP: 0.500, SLG: 0.500 <b>Andy Sheets, R</b> OBP: 0.333, SLG: 0.333	F9		2B 1B		WP 1B 1B		K			3	2	2	0	0	0	0	3 2 2 0 0 0 0 1 0 0 0 0 1 0										
<b>Roberto Kelly, R</b> OBP: 0.333, SLG: 0.583	1B 1B		1-H 2B		F9			P5		4	0	2	1	0	0	1	4 0 2 1 0 0 1										
<b>Ken Griffey Jr., L</b> OBP: 0.250, SLG: 0.182	F7		K		PO			G4-3		4	0	1	1	0	1	2	4 0 1 1 0 1 2										
<b>Edgar Martinez, R</b> OBP: 0.167, SLG: 0.417	1B		G6-3		PO			K		4	0	1	0	0	1	1	4 0 1 0 0 1 1										
<b>Alex Rodriguez, R</b> OBP: 0.417, SLG: 0.750	K							G6-3		4	0	2	0	0	1	2	4 0 2 0 0 1 2										
<b>Jay Buhner, R</b> OBP: 0.333, SLG: 0.818										4	1	1	1	0	2	1	4 1 1 1 0 2 1										
<b>Mike Blowers, R</b> OBP: 0.200, SLG: 0.200 <b>Paul Sorrento, L</b> OBP: 0.444, SLG: 0.875	F9									2	0	1	0	0	0	0	2 0 1 0 0 0 0 2 1 1 1 0 1 1										
<b>Dan Wilson, R</b>										4	0	0	0	0	3	1	4 0 0 0 0 3 1										
<b>Joey Cora, S</b> OBP: 0.231, SLG: 0.231										4	0	0	0	0	0	0	4 0 0 0 0 0 0										
<b>Inning Stats</b>	R: 0 H: 2 E: 0 K: 1 S: 11	H: 2 LOB: 2 BB: 0 P: 22	R: 0 H: 0 E: 0 K: 2 S: 8	H: 0 LOB: 0 BB: 0 P: 11	R: 1 H: 2 E: 0 K: 1 S: 14	H: 2 LOB: 1 BB: 0 P: 21	R: 0 H: 2 E: 0 K: 0 S: 7	H: 2 LOB: 1 BB: 0 P: 10	R: 1 H: 2 E: 0 K: 0 S: 7	H: 2 LOB: 0 BB: 0 P: 13	R: 0 H: 1 E: 0 K: 2 S: 10	H: 0 LOB: 0 BB: 0 P: 13	R: 0 H: 0 E: 0 K: 1 S: 10	H: 0 LOB: 0 BB: 0 P: 11	R: 2 H: 2 E: 0 K: 1 S: 15	H: 2 LOB: 0 BB: 0 P: 21	1B: 7 2B: 2 3B: 0 HR: 2	SF: 0 SAC: 0 DP: 0 HBP: 0	WP: 1 PB: 0 SB: 0 CS: 0	PA: 37							
<b>PITCHER</b>	IP	WLS	BF	H	R	ER	SO	BB	IBB	HBP	BLK	WP	HR	S	P	ERA	WHIP										
<b>Jimmy Key, L</b> ERA: 3.86	4.2	L	21	8	2	2	4	0	0	0	0	1	0	46	76	3.86	1.714										
<b>Alan Mills, R</b>	1.0		3	1	0	0	1	0	0	0	0	0	0	6	8	0.00	1.000										
<b>Arthur Rhodes, L</b>	2.1		7	0	0	0	4	0	0	0	0	0	0	23	29	0.00	0.000										
<b>Terry Mathews, R</b> ERA: 18.0	1.0		5	2	2	2	1	0	0	0	0	0	2	15	21	18.00	2.000										

Seattle Mariners @ Baltimore Orioles  
Oriole Park at Camden Yards, Baltimore, MD  
Sat Oct 04 1997, 3:33 AM EDT  
Att: 49,137 - Sunny - 77 F

AB	36
R	4
H	11
RBI	4
BB	0
SO	10
LOB	9



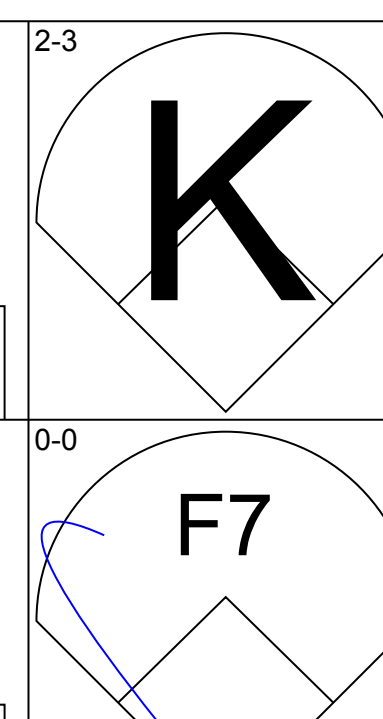
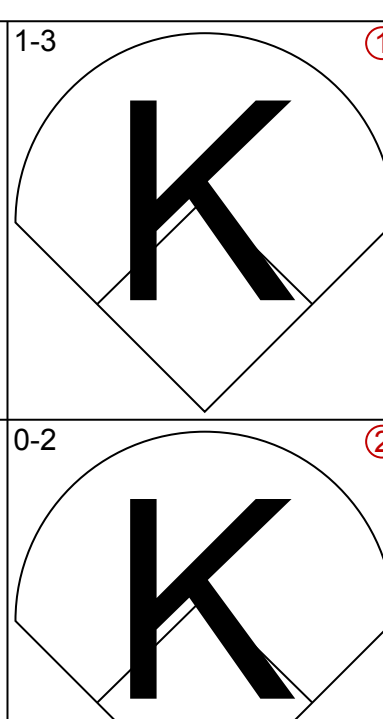
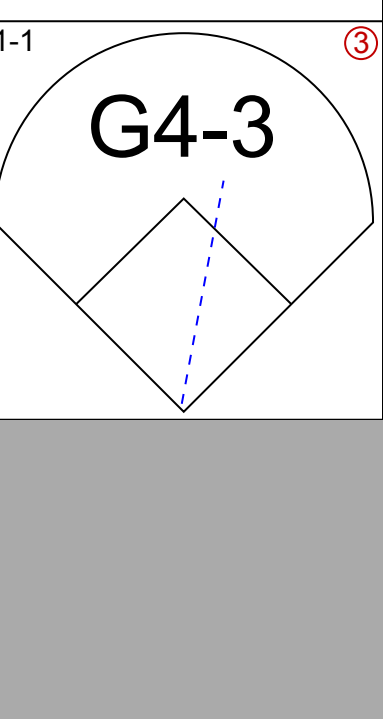
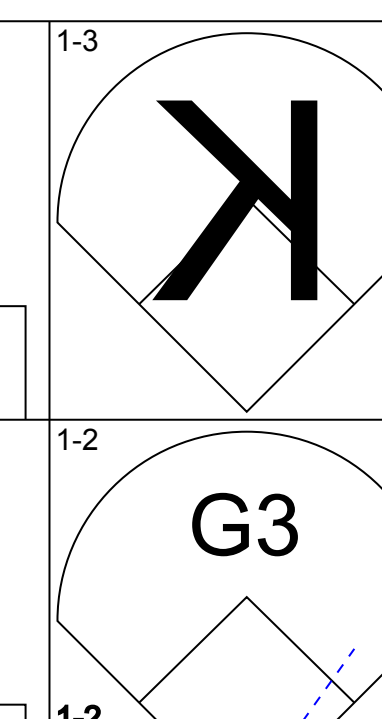
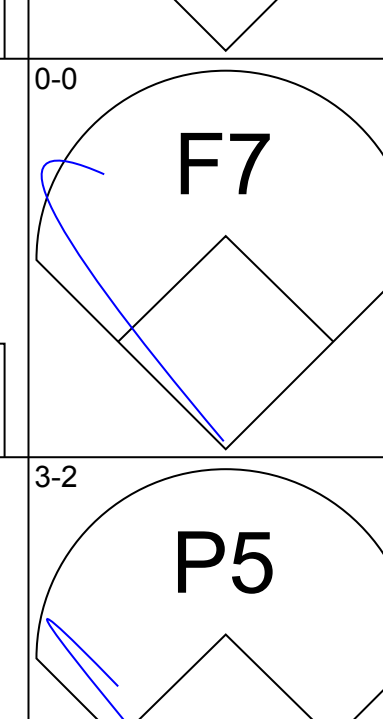
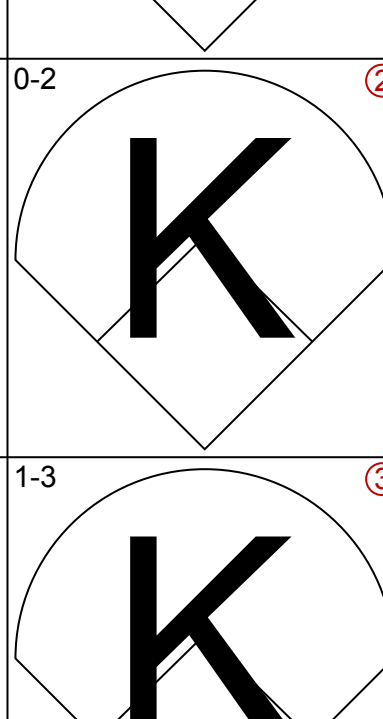
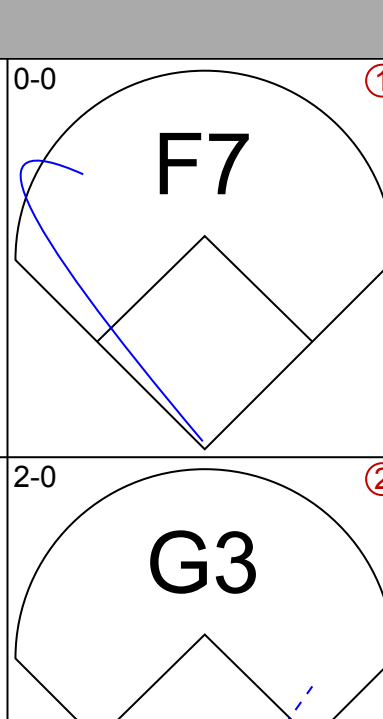
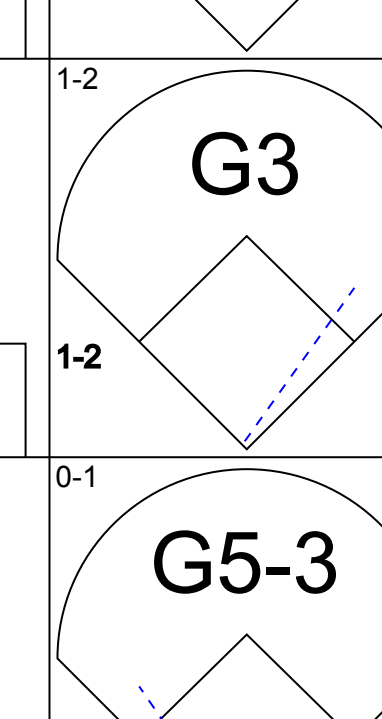
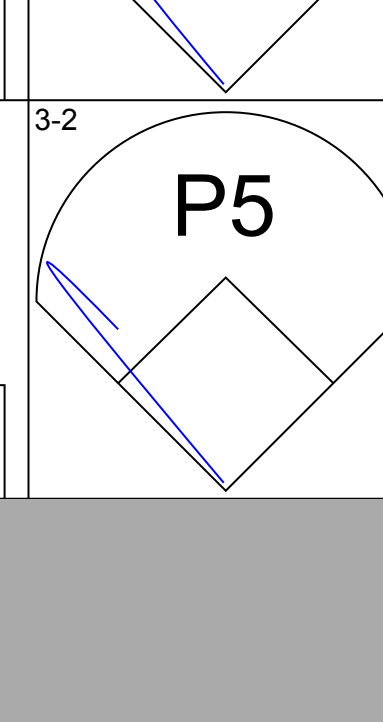
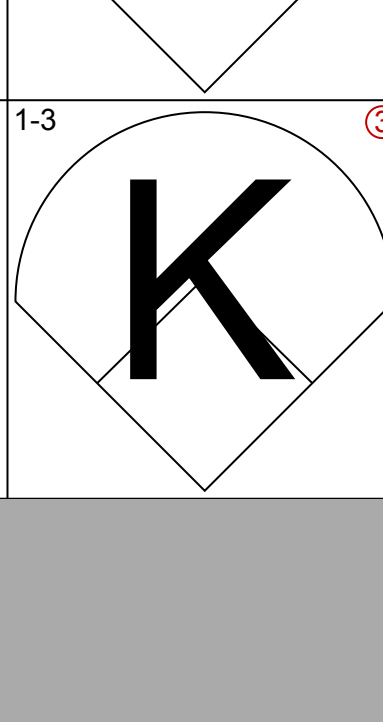
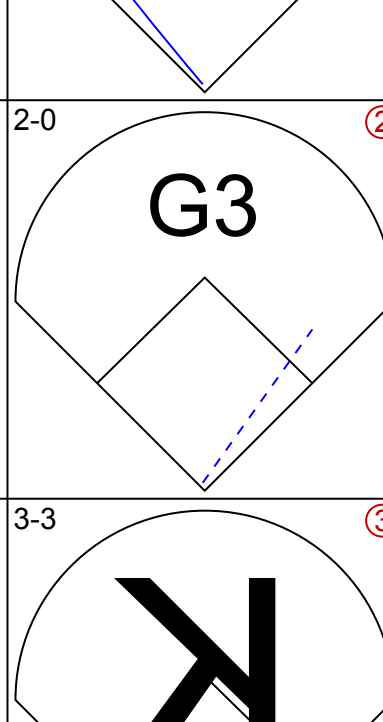
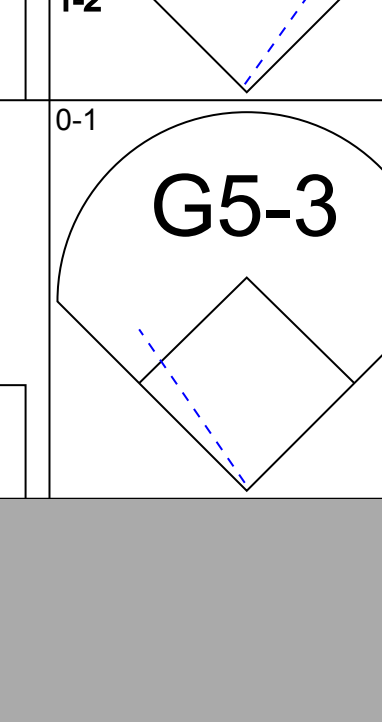
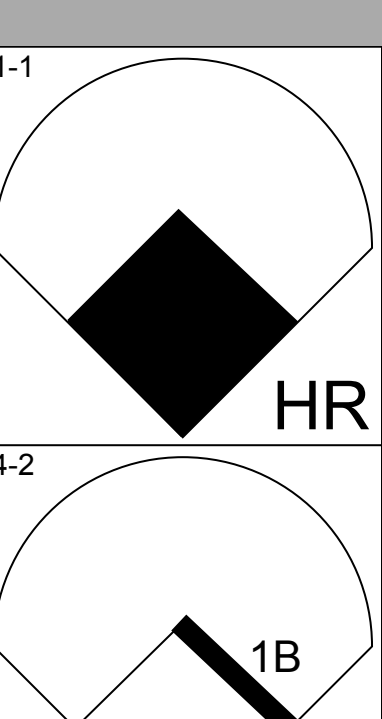
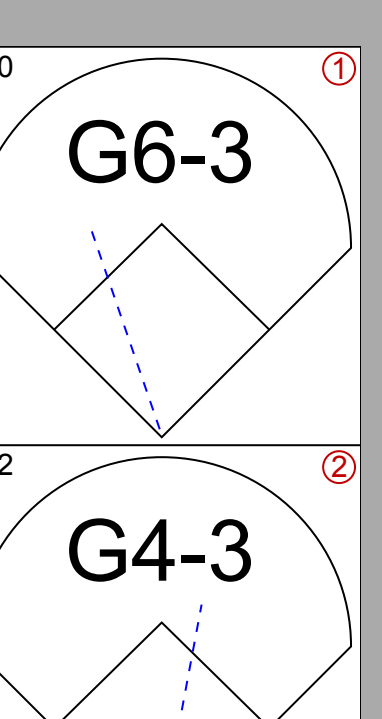

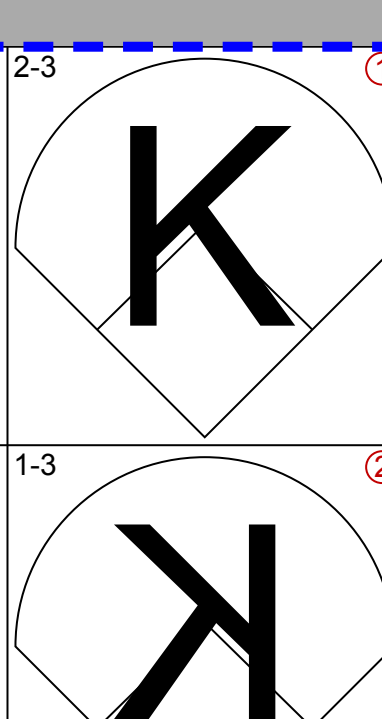
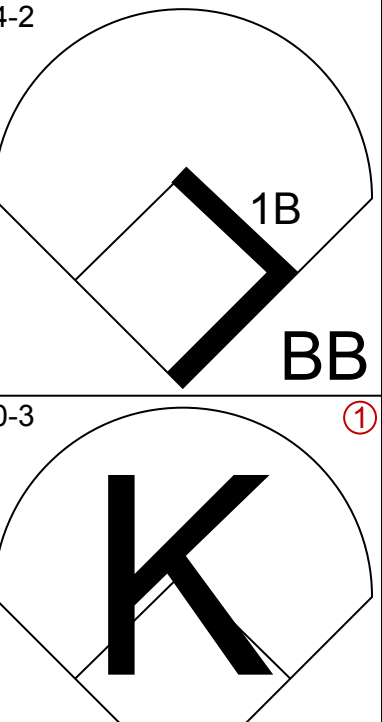

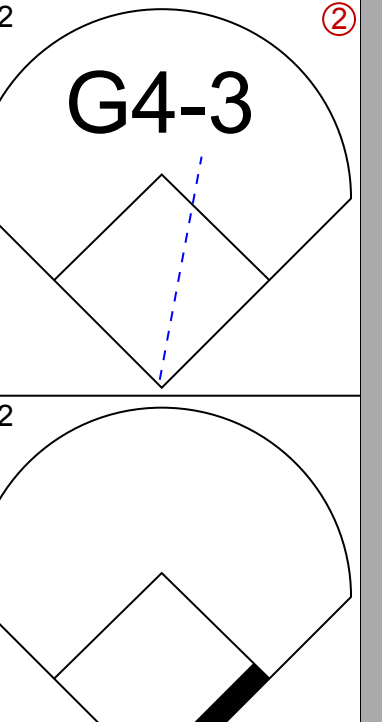
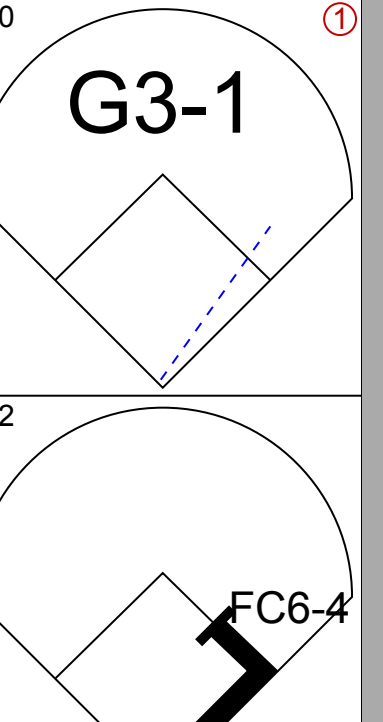
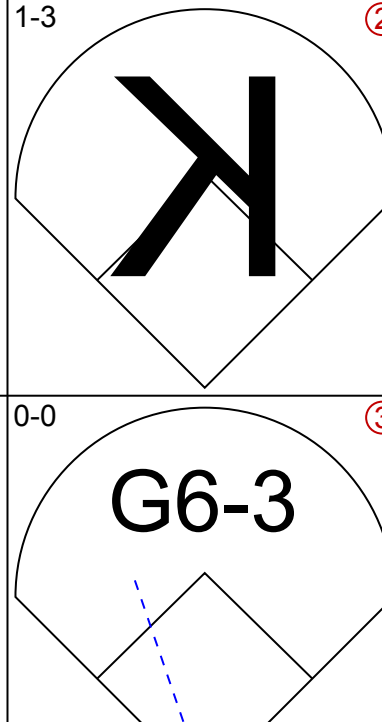

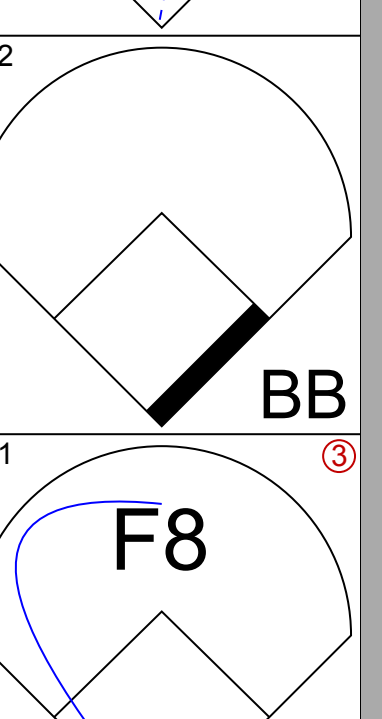
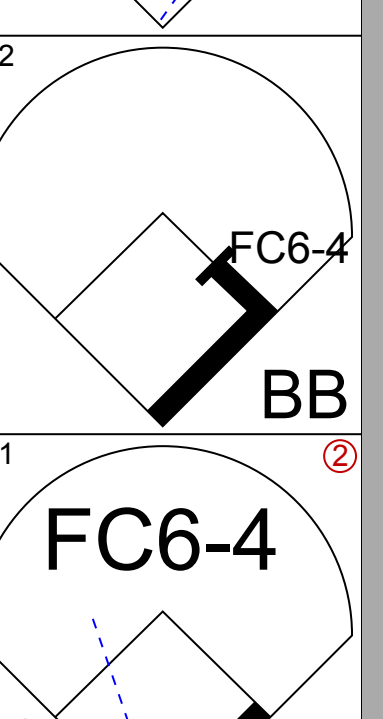
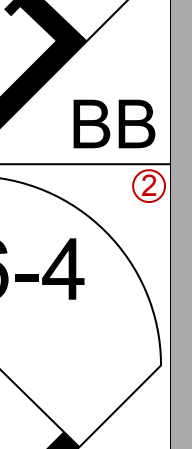
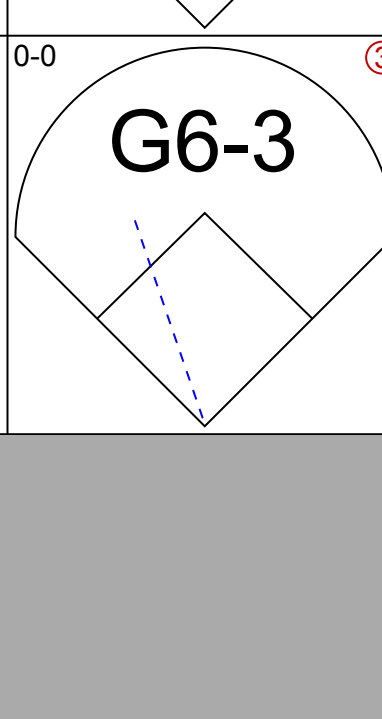
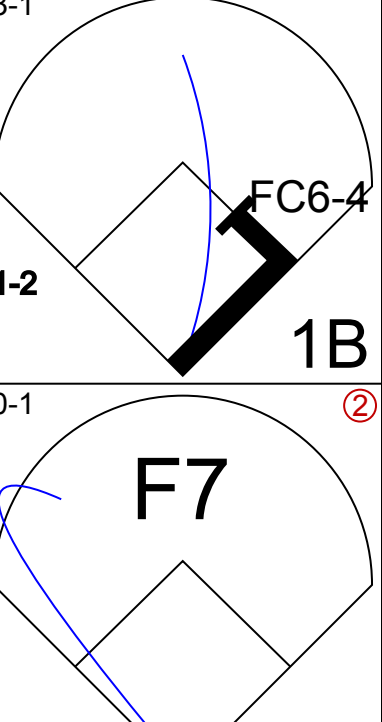

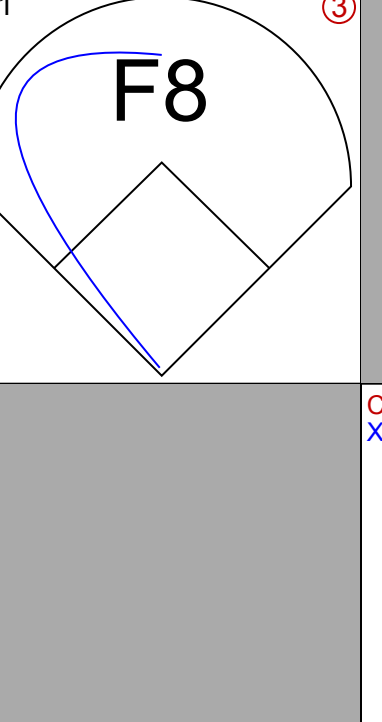
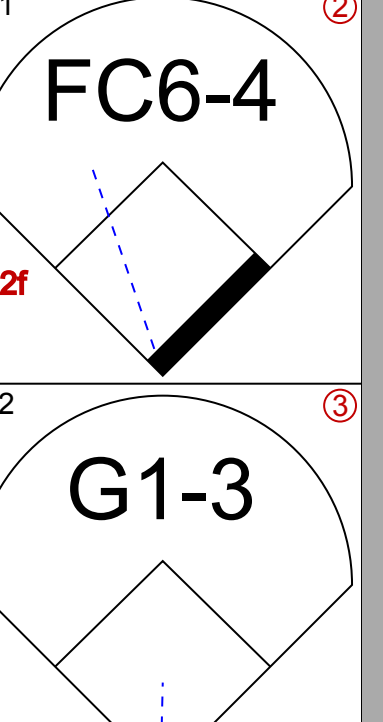


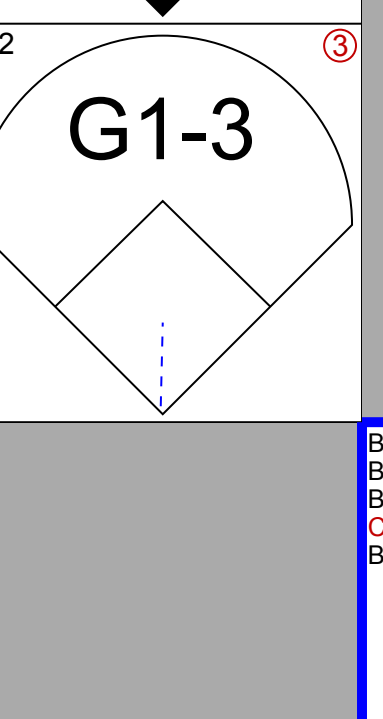
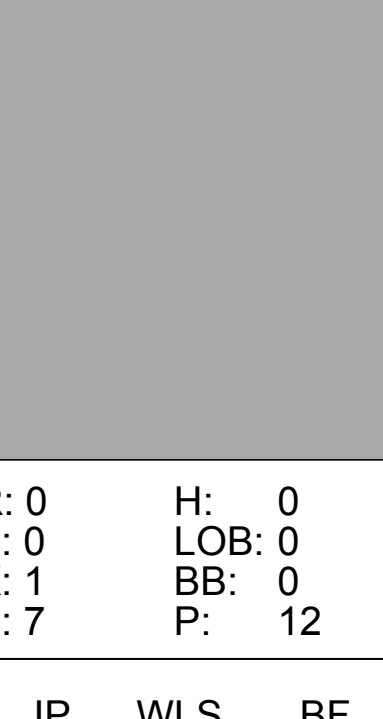
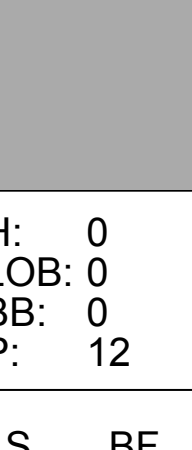
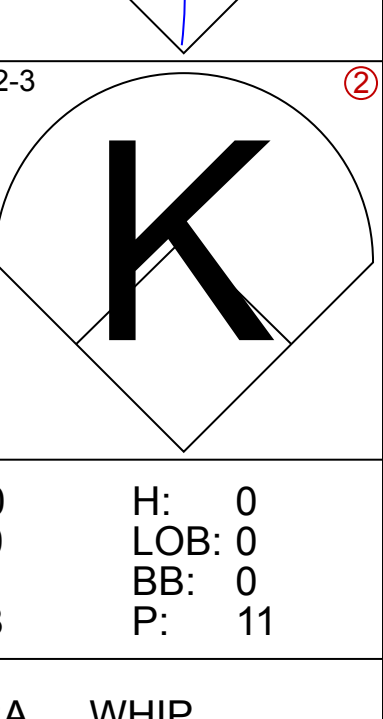
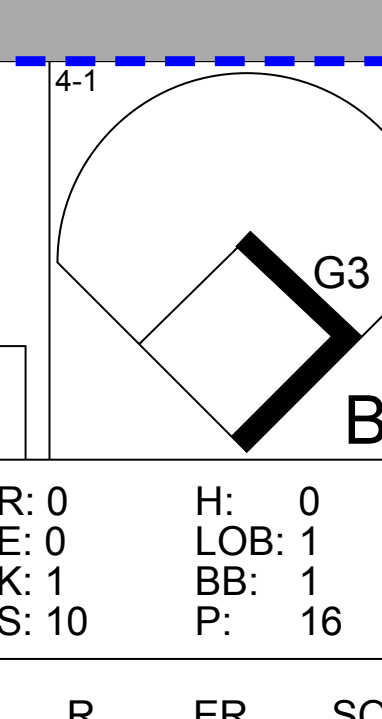
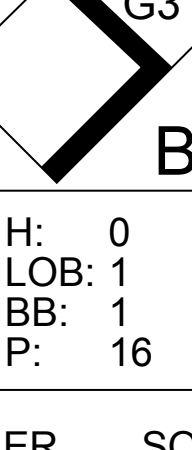
Batter	1	2	3	4	5	6	7	8	9	AB	R	H	RBI	BB	SO	LOB	BOTTOM										
<b>Brady Anderson, L</b> OBP: 0.500, SLG: 0.769	FC4-6 SH1-3 1B	CS	2B 1B		P6			G6-3		4	0	2	0	0	0	0	4 0 2 0 0 0 0										
<b>Roberto Alomar, S</b> OBP: 0.300, SLG: 0.444	SH1-3		FC1-2 2B		G3			G3-1		3	0	1	0	0	0	0	3 0 1 0 0 0 0										
<b>Geronimo Berroa, R</b> OBP: 0.455, SLG: 0.667	FC4-6 BB		K		G6-3			G3 1B BB		2	1	0	0	2	1	2	2 1 0 0 2 1 2										
<b>Rafael Palmeiro, L</b> OBP: 0.273, SLG: 0.455	FC4-6 BB		FC1-5-2		F7			G3 1B		4	1	1	0	0	0	4	4 1 1 0 0 0 4										
<b>Cal Ripken Jr., R</b> OBP: 0.500, SLG: 0.583	BB		K		K			P3		3	0	0	0	1	2	4	3 0 0 0 1 2 4										
<b>B.J. Surhoff, L</b> OBP: 0.273, SLG: 0.364	G1-3				F8			G3		4	0	0	0	0	5		4 0 0 0 0 0 5										
<b>Jeffrey Hammonds, R</b> OBP: 0.333, SLG: 0.286		L3			G6-3			F7		4	0	1	2	0	0	0	4 0 1 2 0 0 0										
<b>Chris Hoiles, R</b> OBP: 0.333, SLG: 0.800 <b>Harold Baines, L</b> OBP: 0.500, SLG: 1.000	P3		F8		F8			F8		3	0	0	0	0	0	0	3 0 0 0 0 0 0 1 0 0 0 0 0 1										
<b>Mike Bordick, R</b> OBP: 0.636, SLG: 0.625		CS BB			F9			G3		2	0	0	0	1	0	0	2 0 0 0 1 0 0										
<b>Inning Stats</b>	R: 0 H: 1 E: 0 K: 0 S: 16	H: 1 LOB: 3 BB: 2 P: 30	R: 0 H: 0 E: 0 K: 0 S: 12	H: 0 LOB: 1 BB: 1 P: 18	R: 0 H: 2 E: 0 K: 2 S: 16	H: 2 LOB: 0 BB: 0 P: 22	R: 0 H: 0 E: 0 K: 0 S: 8	H: 0 LOB: 0 BB: 0 P: 15	R: 0 H: 0 E: 0 K: 0 S: 5	H: 0 LOB: 0 BB: 0 P: 7	R: 0 H: 0 E: 0 K: 1 S: 7	H: 0 LOB: 0 BB: 0 P: 13	R: 0 H: 0 E: 0 K: 0 S: 10	H: 0 LOB: 0 BB: 0 P: 16	R: 0 H: 0 E: 0 K: 0 S: 8	H: 0 LOB: 0 BB: 0 P: 11	R: 2 H: 2 E: 0 K: 0 S: 12	H: 2 LOB: 1 BB: 1 P: 23	1B: 3 2B: 2 3B: 0 HR: 0	SF: 0 SAC: 1 DP: 0 HBP: 0	WP: 0 PB: 0 SB: 0 CS: 1	PA: 36					
<b>PITCHER</b>	IP	WLS	BF	H	R	ER	SO	BB	IBB	HBP	BLK	WP	HR	S	P	ERA	WHIP										
<b>Jeff Fassero, L</b> ERA: 1.15	8.0	W	30	3	1	1	3	4	0	0	0	0	0	82	136	1.12	0.875										
<b>Heathcliff Stocumb, R</b> ERA: 4.5	1.0		5	2	1	1	0	0	0	0	0	0	0	12	19	9.00	2.000										

Seattle Mariners @ Baltimore Orioles  
Oriole Park at Camden Yards, Baltimore, MD  
Sat Oct 04 1997, 3:33 AM EDT  
Att: 49,137 - Sunny - 77 F

AB	30
R	2
H	5
RBI	2
BB	4
SO	3
LOB	16



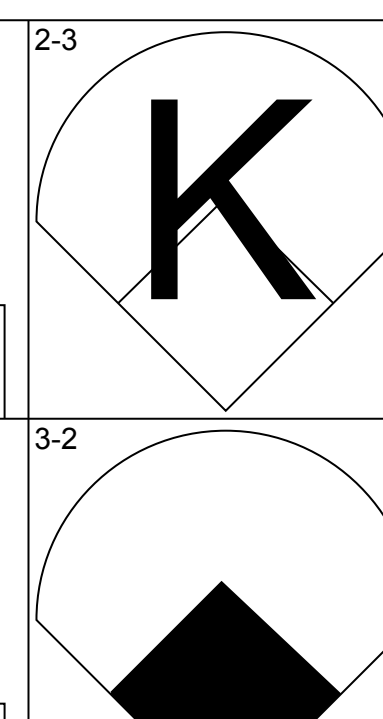
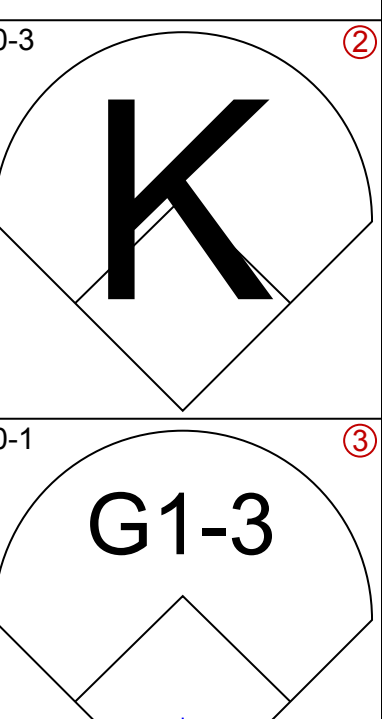
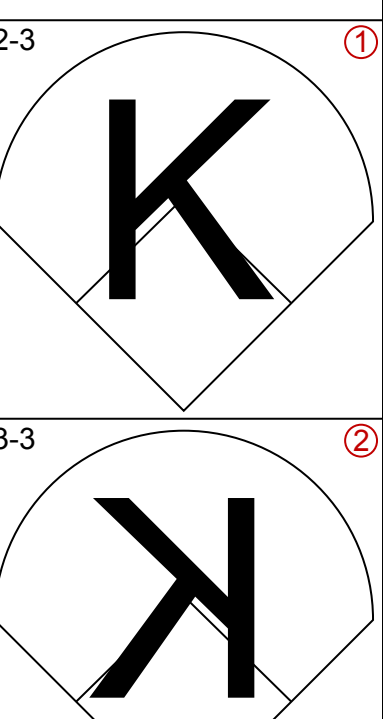

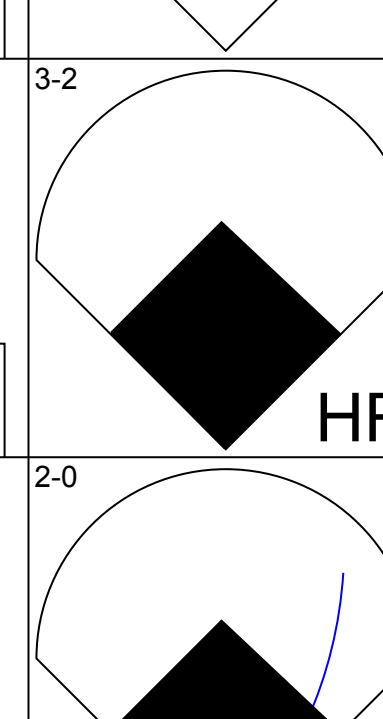
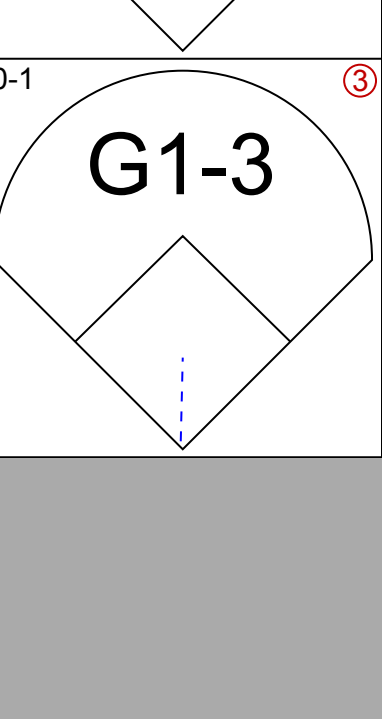
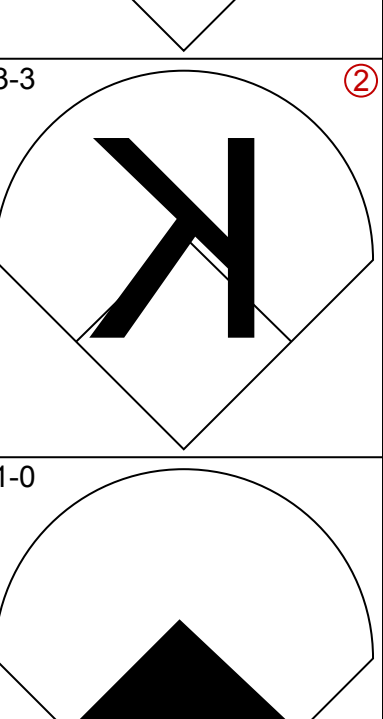
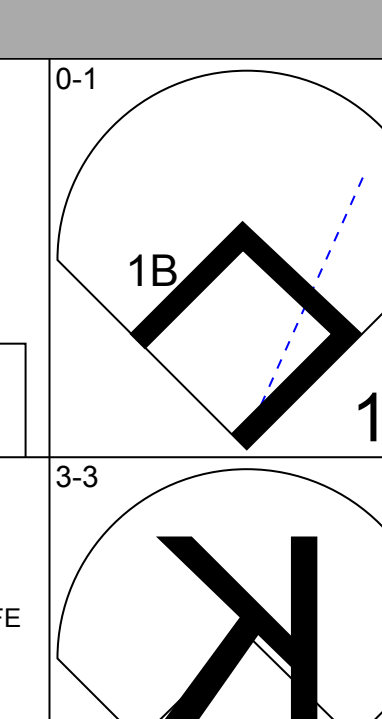

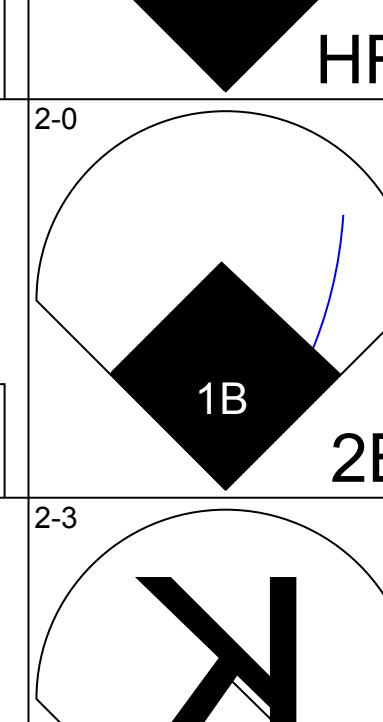

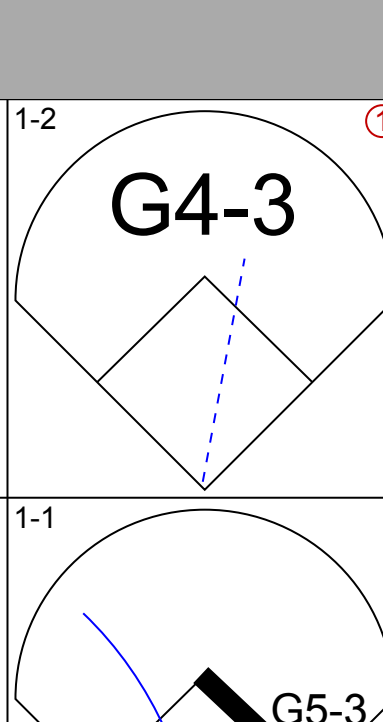
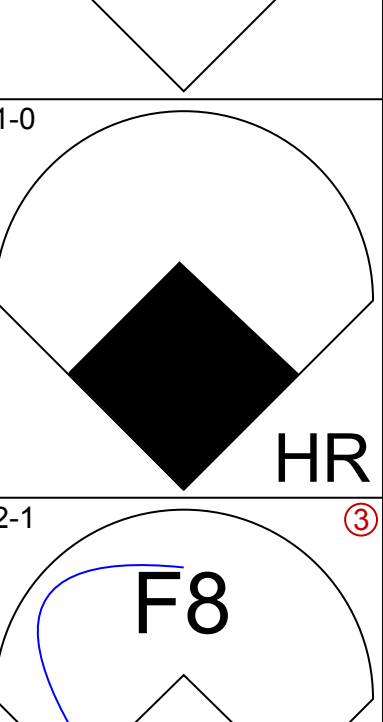
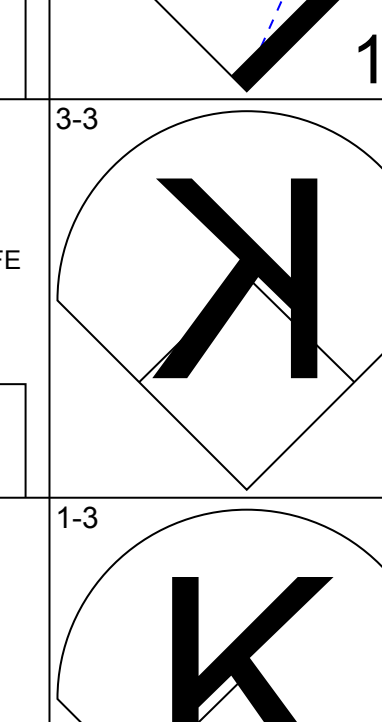
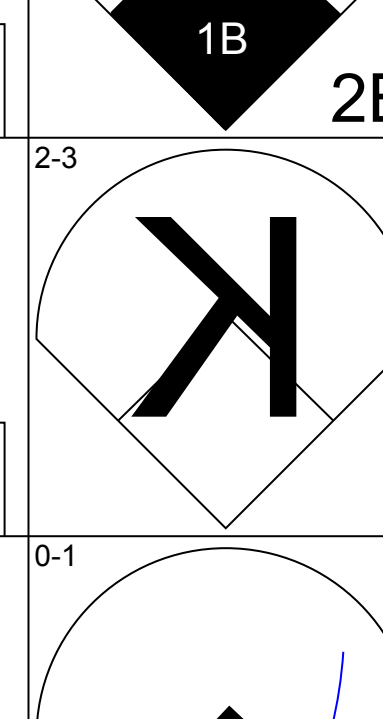
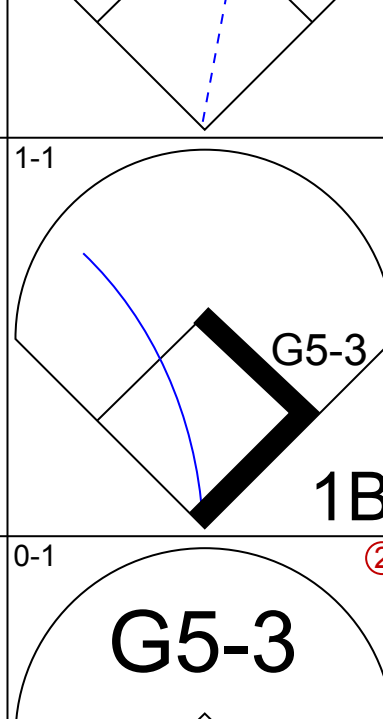
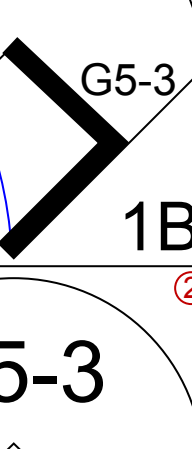
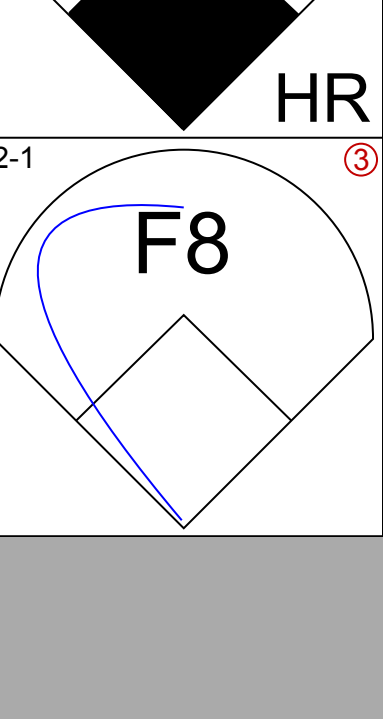
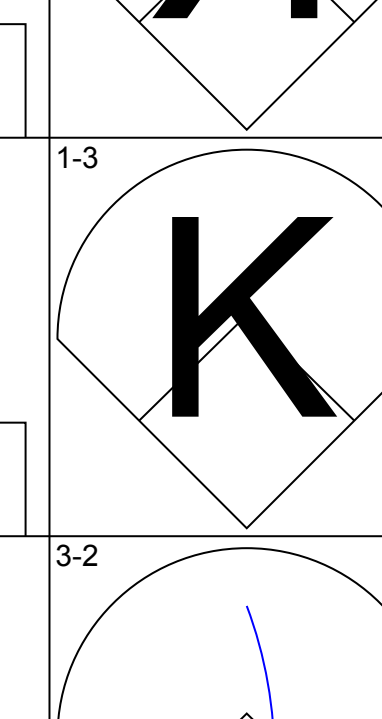
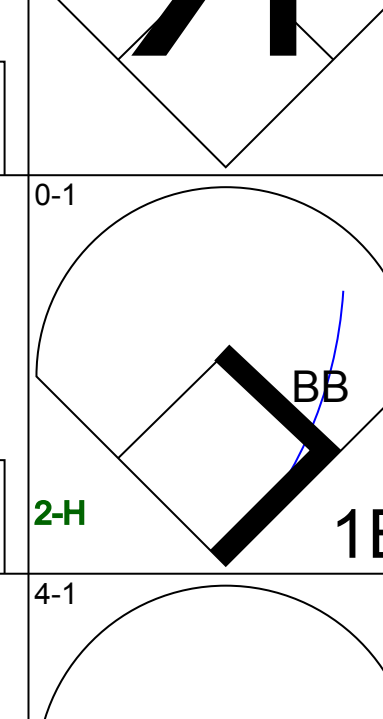
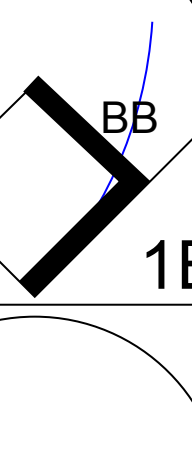

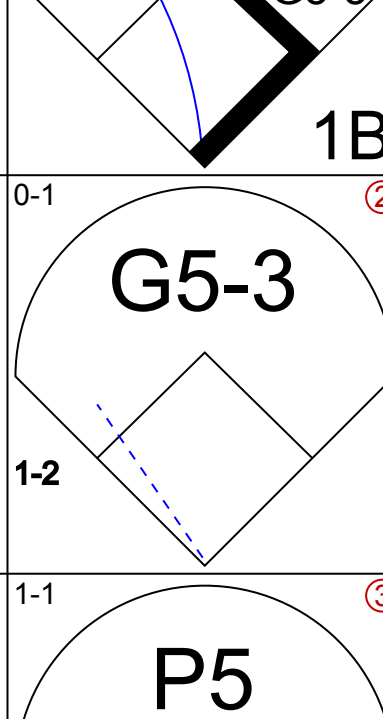
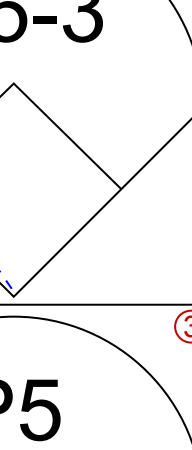
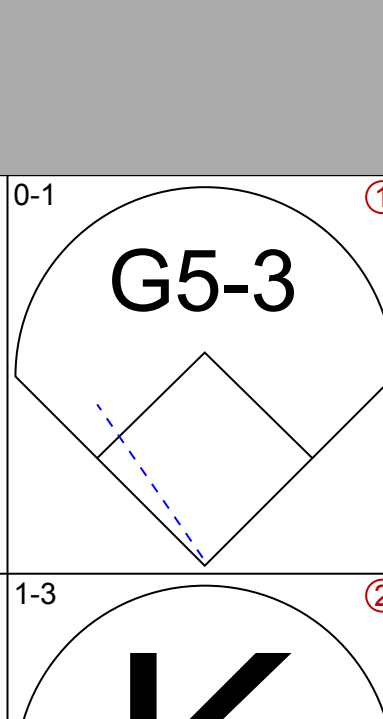
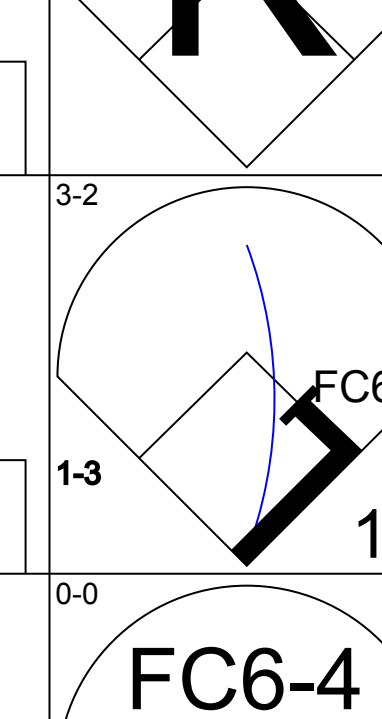
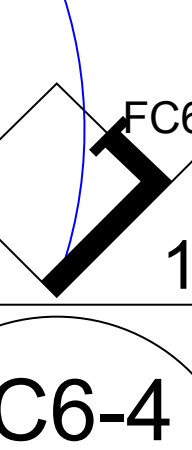
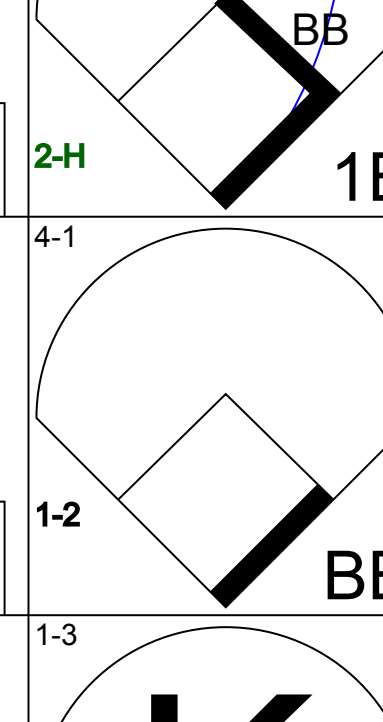

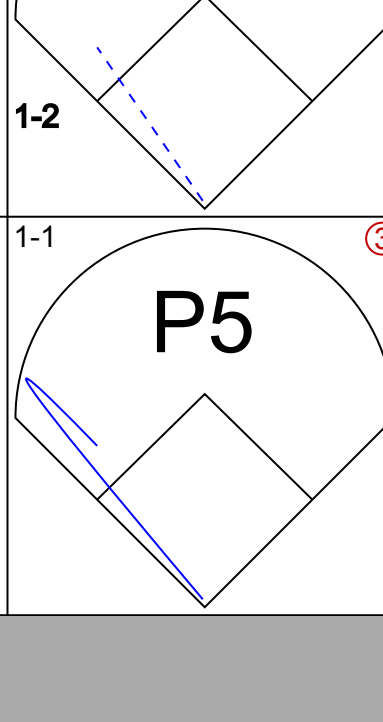
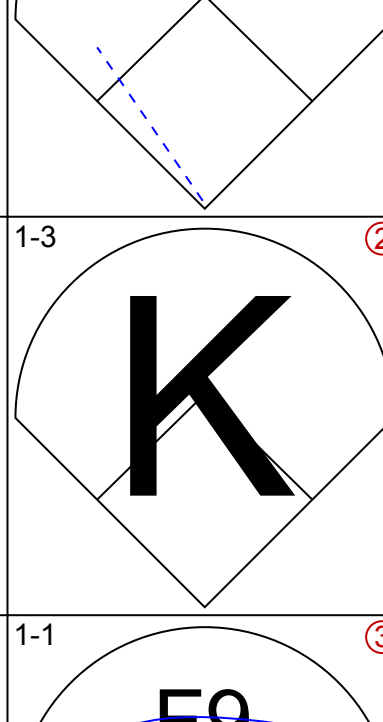
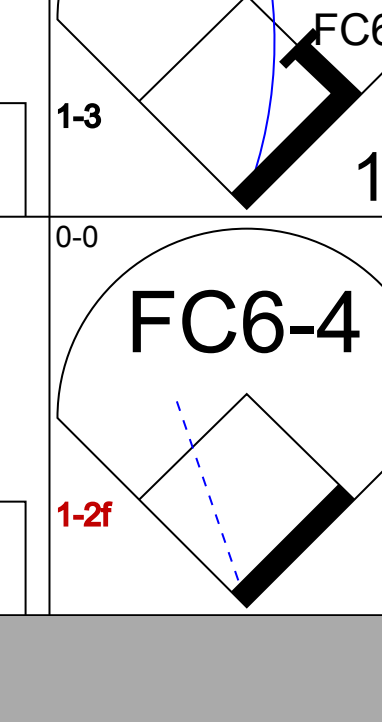
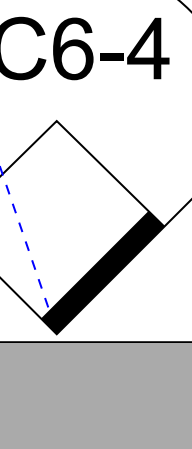
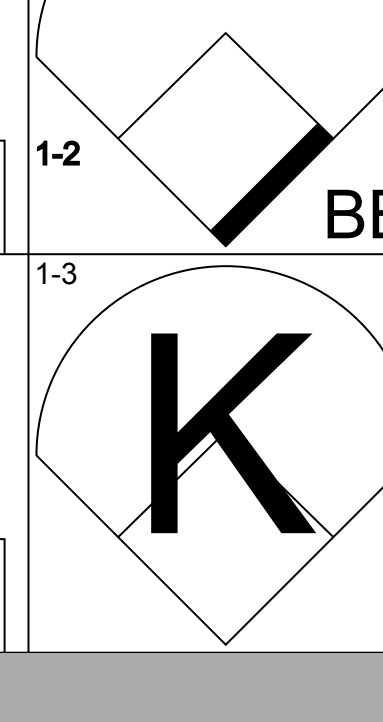
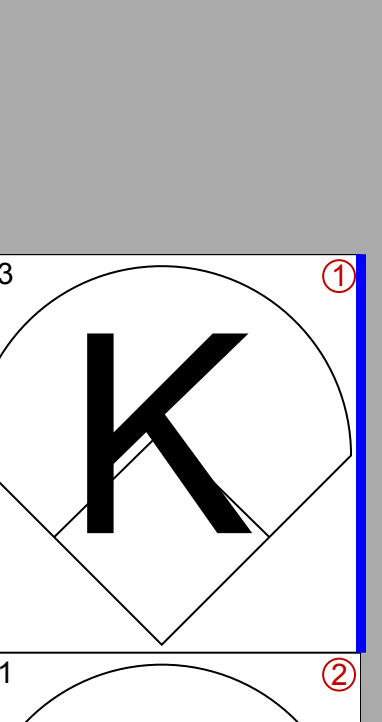
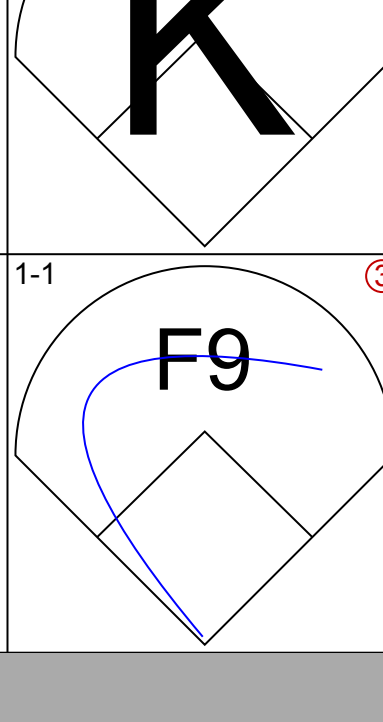
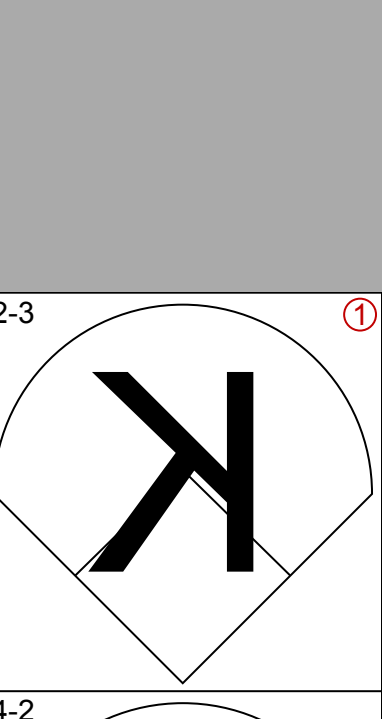
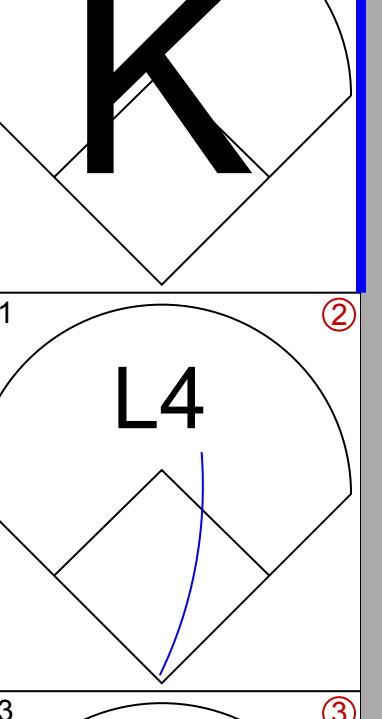
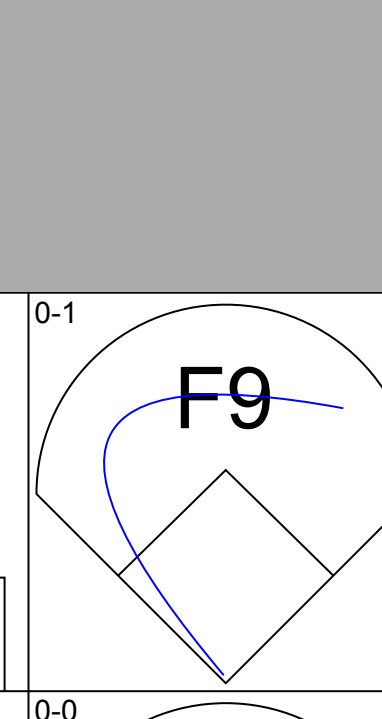
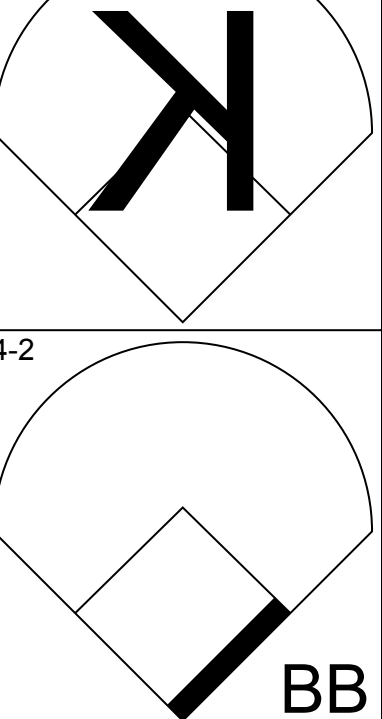
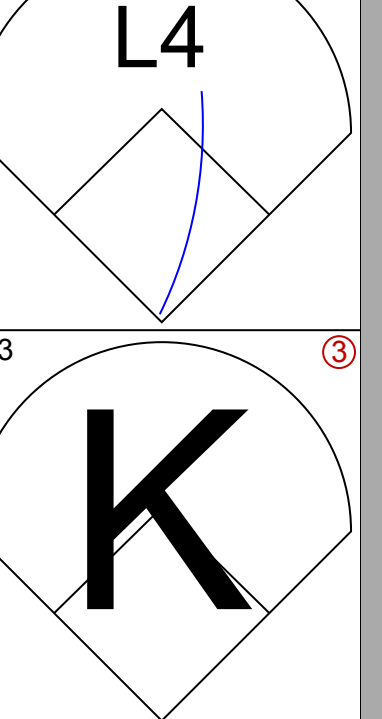
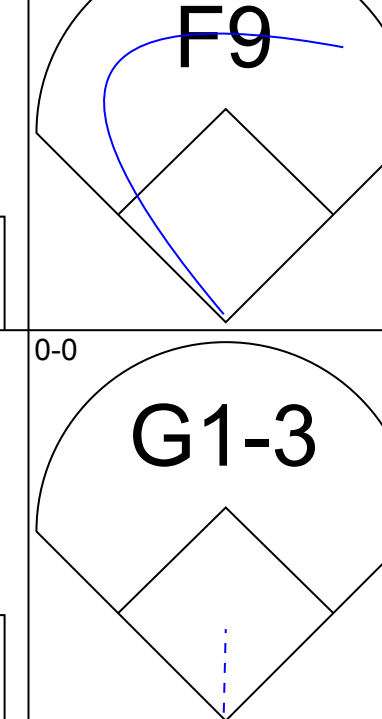


Batter	1	2	3	4	5	6	7	8	9	AB	R	H	RBI	BB	SO	LOB	TOP				
Joey Cora, S OBP: 0.176, SLG: 0.176 (1, 4)										4	0	0	0	0	0	3	1				
Alex Rodriguez, R OBP: 0.313, SLG: 0.563 (1, 6)										4	0	0	0	0	0	1	1				
Ken Griffey Jr., L OBP: 0.188, SLG: 0.133 (1, 8)										4	0	0	0	0	0	1	1				
Edgar Martinez, R OBP: 0.188, SLG: 0.563 (1, 10)										4	1	1	1	0	2	0					
Paul Sorrento, L OBP: 0.417, SLG: 0.700 Roberto Kelly, R OBP: 0.308, SLG: 0.538 (9, PH)		 								2	0	0	0	1	0	0	0				
Jay Buhner, R OBP: 0.375, SLG: 0.692 (1, 9)							 			2	0	0	0	2	1	1					
Rob Ducey, L OBP: 0.500, SLG: 0.500 (1, 7)		 					 			3	0	1	0	0	0	2					
Brent Gates, S (1, 5)										3	0	0	0	0	0	3					
Dan Wilson, R Rick Wilkins, L (8, PH) (8, 2)	 								 	2	0	0	0	0	1	2					
										0	0	0	0	1	0	0					
<b>Inning Stats</b>	R: 0 H: 0 E: 0 K: 1 S: 7	H: 0 LOB: 0 BB: 0 P: 12	R: 1 H: 2 E: 0 K: 1 S: 12	H: 2 LOB: 2 BB: 1 P: 20	R: 0 H: 0 E: 0 K: 3 S: 11	H: 0 LOB: 0 BB: 0 P: 13	R: 0 H: 0 E: 0 K: 0 S: 8	H: 0 LOB: 1 BB: 0 P: 18	R: 0 H: 0 E: 0 K: 1 S: 8	H: 0 LOB: 0 BB: 0 P: 11	R: 0 H: 0 E: 0 K: 0 S: 9	H: 0 LOB: 1 BB: 1 P: 16	R: 0 H: 0 E: 0 K: 1 S: 10	H: 0 LOB: 1 BB: 1 P: 16	R: 0 H: 0 E: 0 K: 2 S: 8	H: 0 LOB: 0 BB: 0 P: 11	1B: 1 2B: 0 3B: 0 HR: 1	SF: 0 SAC: 0 DP: 0 HBP: 0	WP: 0 PB: 0 SB: 0 CS: 0	PA: 33	
<b>PITCHER</b>	IP	WLS	BF	H	R	ER	SO	BB	IBB	HBP	BLK	WP	HR	S	P	ERA	WHIP				
35 Mike Mussina, R ERA: 1.93	7.0	W	26	2	1	1	7	3	0	0	0	0	1	61	101	1.29	0.714				
Armando Benitez, R ERA: 3.0	1.0		4	0	0	0	1	1	0	0	0	0	0	10	16	0.00	1.000				
Randy Myers, L ERA:	1.0	S	3	0	0	0	2	0	0	0	0	0	0	8	11	0.00	0.000				

Seattle Mariners @ Baltimore Orioles  
Oriole Park at Camden Yards, Baltimore, MD  
Sun Oct 05 1997, 3:33 AM EDT  
Att: 48,766 - Sunny - 85 F

AB 29  
R 1  
H 2  
RBI 1  
BB 4  
SO 10  
LOB 11



Batter	1	2	3	4	5	6	7	8	9	AB	R	H	RBI	BB	SO	LOB	BOTTOM				
Brady Anderson, L OBP: 0.389, SLG: 0.588 (1, 8)										4	0	0	0	0	4	1					
Jeff Reboulet, R OBP: 0.200, SLG: 0.800 Roberto Alomar, S OBP: 0.364, SLG: 0.500 (8, 4)								 		3	1	1	1	0	1	1					
Gerónimo Berroa, R OBP: 0.467, SLG: 0.923 (1, 10)	 									4	2	2	1	0	1	1					
Eric Davis, R OBP: 0.222, SLG: 0.222 (1, 9)			 							4	0	1	0	0	2	2					
Cal Ripken Jr., R OBP: 0.500, SLG: 0.563 (1, 5)	  		 					 		4	0	2	1	0	0	1					
Chris Hoiles, R OBP: 0.333, SLG: 0.571 Lenny Webster, R OBP: 0.286, SLG: 0.167 (8, 2)	 							 		2	0	0	0	1	1	1					
Jerome Walton, R Rafael Palmeiro, L OBP: 0.250, SLG: 0.417 (5, 3)										2	0	0	0	0	2	2					
Jeffrey Hammonds, R OBP: 0.250, SLG: 0.200 (1, 7)										3	0	0	0	0	1	0					
Mike Bordick, R OBP: 0.571, SLG: 0.500 (1, 6)										2	0	0	0	1	1	0					
<b>Inning Stats</b>	R: 2 H: 3 E: 0 K: 3 S: 21	H: 3 LOB: 2 BB: 1 P: 35	R: 0 H: 0 E: 0 K: 2 S: 13	H: 0 LOB: 1 BB: 1 P: 19	R: 0 H: 1 E: 0 K: 0 S: 10	H: 1 LOB: 0 BB: 0 P: 13	R: 0 H: 0 E: 0 K: 2 S: 8	H: 0 LOB: 0 BB: 0 P: 12	R: 1 H: 1 E: 0 K: 2 S: 10	H: 1 LOB: 0 BB: 0 P: 18	R: 0 H: 0 E: 0 K: 1 S: 8	H: 0 LOB: 0 BB: 0 P: 10	R: 0 H: 0 E: 0 K: 2 S: 14	H: 2 LOB: 2 BB: 0 P: 21	R: 0 H: 0 E: 0 K: 2 S: 8	H: 0 LOB: 0 BB: 0 P: 9	1B: 4 2B: 1 3B: 0 HR: 2	SF: 0 SAC: 0 DP: 0 HBP: 0	WP: 0 PB: 0 SB: 0 CS: 0	PA: 33	
<b>PITCHER</b>	IP	WLS	BF	H	R	ER	SO	BB	IBB	HBP	BLK	WP	HR	S	P	ERA	WHIP				
Randy Johnson, L ERA: 5.54	8.0	L	33	7	3	3	13	2	0	0	0	0	2	90	137	3.38	1.125				

Seattle Mariners @ Baltimore Orioles  
Oriole Park at Camden Yards, Baltimore, MD  
Sun Oct 05 1997, 3:33 AM EDT  
Att: 48,766 - Sunny - 85 F

AB 31  
R 3  
H 7  
RBI 3  
BB 2  
SO 13  
LOB 11

