

# Seattle Mariners - 1998

Batter	1	2	3	4	5	6	7	8	9	AB	R	H	RBI	BB	SO	LOB	TOP					
<b>Kenny Lofton, L</b> OBP: 0.500, SLG: 0.800 (1, 8)	G4-3 S BB		P6	K		G6-3		2B 3B	1B	5	1	2	2	1	1	3	<b>Cleveland Indians @ Seattle Mariners</b> The Kingdome, Seattle, WA Tue Mar 31 1998, 6:33 AM EST Att. 57,822 - Dome - 72 F					
<b>Omar Vizquel, S</b> OBP: 0.697, SLG: 0.660 (1, 6)	G4-3		S E 1B			CS 1B		2B BB	P5	5	2	3	1	1	0	2						
<b>Shawon Dunston, R</b> <b>David Justice, L</b> (1, 10) (6, PH)	K		E1 1B			F7 1-2		2B BB		3	0	0	0	0	1	3						
<b>Manny Ramirez, R</b> OBP: 0.600, SLG: 0.750 (1, 9)	K		G1-6-3 1B			BB		E6 FC3-6 BB	2B	4	0	2	3	1	1	1						
<b>Geronimo Berroa, R</b> <b>Brian Giles, L</b> (1, 7) (8, PH) (8, 7)		F9	G1-6-3			F9		FC3-6 FC4-6	BB IBB	4	0	0	0	0	0	4						
<b>Travis Fryman, R</b> (1, 5)	F7			K		K		P2	G5-4-3 BB	4	0	0	1	1	2	1						
<b>Sandy Alomar Jr., R</b> OBP: 0.600, SLG: 1.400 (1, 2)	1B			HR		1B 2B		FC4-6	G5-4-3	5	2	3	1	0	0	4						
<b>Jeff Manto, R</b> <b>Jim Thome, L</b> (1, 3) (8, PH) (8, 3)	K			K		2B G6-3 1B			F7	3	1	1	1	0	2	1						
<b>Enrique Wilson, S</b> OBP: 0.600, SLG: 1.000 (1, 4)			1B E 1B			1-3 1B 2B		F8	G5-3	5	2	3	0	0	0	1						
<b>Inning Stats</b>	R: 0 E: 0 K: 2 S: 7	H: 0 LOB: 1 BB: 1 P: 11	R: 0 E: 0 K: 1 S: 6	H: 1 LOB: 1 BB: 0 P: 6	R: 2 E: 1 K: 0 S: 6	H: 3 LOB: 1 BB: 0 P: 6	R: 1 E: 0 K: 3 S: 11	H: 2 LOB: 1 BB: 0 P: 11	R: 0 E: 0 K: 0 S: 3	H: 1 LOB: 1 BB: 0 P: 7	R: 3 E: 0 K: 2 S: 11	H: 4 LOB: 1 BB: 0 P: 11	R: 0 E: 1 K: 0 S: 4	H: 0 LOB: 1 BB: 0 P: 4	R: 4 E: 0 K: 0 S: 4	H: 2 LOB: 2 BB: 5 P: 24		R: 0 E: 0 K: 0 S: 4	H: 1 LOB: 1 BB: 0 P: 4	1B: 8 2B: 4 3B: 1 HR: 1	SF: 0 SAC: 0 DP: 2 HBP: 0	WP: 0 PB: 0 SB: 3 CS: 1
<b>PITCHER</b>	IP	WLS	BF	H	R	ER	SO	BB	IBB	HBP	BLK	WP	HR	S	P	ERA	WHIP					
<b>Randy Johnson, L</b> ERA: 7.94 (1, 1)	5.2		29	11	6	5	7	2	0	0	0	0	1	41	49	7.94	2.294					
<b>31 Bobby Ayala, R</b> ERA: 16.2 (6, 1)	1.2		9	1	3	3	1	2	0	0	0	0	0	9	17	16.20	1.800					
<b>Tony Fossas, L</b> ERA: (8, 1)	0.0	L	1	0	0	0	0	1	0	0	0	0	0	0	4	∞	∞					
<b>Mike Timlin, R</b> ERA: (8, 1)	0.2		4	1	1	1	0	1	1	0	0	0	0	2	10	13.50	3.000					
<b>Paul Spoljaric, L</b> ERA: (9, 1)	1.0		4	1	0	0	0	0	0	0	0	0	0	4	4	0.00	1.000					

Batter	1	2	3	4	5	6	7	8	9	AB	R	H	RBI	BB	SO	LOB	BOTTOM				
<b>Joey Cora, S</b> OBP: 0.200, SLG: 0.200 (1, 4)	G4-3	1-2 2-H 1B		F9	F8			F8		5	0	1	0	0	0	2	<b>Cleveland Indians @ Seattle Mariners</b> The Kingdome, Seattle, WA Tue Mar 31 1998, 6:33 AM EST Att. 57,822 - Dome - 72 F				
<b>Alex Rodriguez, R</b> (1, 6)	G5-3		K		K	G5-3			K	5	0	0	0	0	3	0					
<b>Ken Griffey Jr., L</b> OBP: 0.600, SLG: 1.333 (1, 8)	HR HBP		G6-4-3 BB		HR	K		P5		3	2	1	1	1	1	0					
<b>Edgar Martinez, R</b> OBP: 0.200, SLG: 0.800 (1, 10)	1-H HR		G6-4-3		F9	F8		G5-3		5	1	1	2	0	0	1					
<b>David Segui, S</b> OBP: 0.500, SLG: 1.000 (1, 3)	F7			1B 2B	HR 2B		K			4	2	2	0	0	1	0					
<b>Jay Buhner, R</b> OBP: 0.500, SLG: 1.250 (1, 9)		K		SH1-4 1B	1B HR		G4-3			4	1	2	3	0	1	0					
<b>Glenallen Hill, R</b> <b>Charles Gipson, R</b> (1, 7) (8, 7)		1B 1B		SH1-4 1B	1B HR BB		G1-3			3	1	2	0	1	0	0					
<b>Dan Wilson, R</b> OBP: 0.667, SLG: 0.667 (1, 2)		1B 1B		SH1-4	HR 1B			K		3	1	2	0	0	1	0					
<b>Russ Davis, R</b> OBP: 0.250, SLG: 1.000 (1, 5)	F7			G5-3	HR		G5-3			4	1	1	3	0	0	4					
<b>Inning Stats</b>	R: 2 E: 0 K: 0 S: 4	H: 1 LOB: 0 BB: 0 P: 5	R: 0 E: 0 K: 1 S: 7	H: 3 LOB: 0 BB: 0 P: 7	R: 0 E: 0 K: 1 S: 4	H: 0 LOB: 1 BB: 0 P: 8	R: 1 E: 0 K: 0 S: 6	H: 3 LOB: 2 BB: 0 P: 6	R: 0 E: 0 K: 1 S: 10	H: 5 LOB: 0 BB: 1 P: 14	R: 0 E: 0 K: 1 S: 5	H: 0 LOB: 0 BB: 0 P: 5	R: 0 E: 0 K: 1 S: 5	H: 0 LOB: 0 BB: 0 P: 5	R: 0 E: 0 K: 1 S: 5	H: 0 LOB: 0 BB: 0 P: 5		1B: 6 2B: 2 3B: 0 HR: 4	SF: 0 SAC: 1 DP: 1 HBP: 1	WP: 0 PB: 0 SB: 0 CS: 0	PA: 40
<b>PITCHER</b>	IP	WLS	BF	H	R	ER	SO	BB	IBB	HBP	BLK	WP	HR	S	P	ERA	WHIP				
<b>Charles Nagy, R</b> ERA: 17.36 (1, 1)	4.2		27	12	9	9	3	2	0	1	0	0	4	30	39	17.36	3.000				
<b>Paul Shuey, R</b> ERA: (5, 1)	1.1		4	0	0	0	1	0	0	0	0	0	0	6	6	0.00	0.000				
<b>Jose Mesa, R</b> ERA: (7, 1)	2.1	W	7	0	0	0	3	0	0	0	0	0	0	13	13	0.00	0.000				
<b>Paul Assenmacher, L</b> ERA: (9, 1)	0.1		1	0	0	0	0	0	0	0	0	0	0	1	1	0.00	0.000				
<b>Michael Jackson, R</b> ERA: (9, 1)	0.1	S	1	0	0	0	0	0	0	0	0	0	0	1	1	0.00	0.000				

AB 40  
R 10  
H 14  
RBI 9  
BB 7  
SO 8  
LOB 21



AB 36  
R 9  
H 12  
RBI 9  
BB 2  
SO 7  
LOB 7





Batter	1	2	3	4	5	6	7	8	9	AB	R	H	RBI	BB	SO	LOB	TOP								
<b>Kenny Lofton, L</b> OBP: 0.364, SLG: 0.500 (1, 8)	G4-3		G1-3	FC5-4 1B		G6-3		K		5	0	1	1	0	1	0	<b>Cleveland Indians @ Seattle Mariners</b> The Kingdome, Seattle, WA Wed Apr 01 1998, 10:05 PM EST Att: 24,523 - Dome - 72 F								
<b>Omar Vizquel, S</b> OBP: 0.945, SLG: 0.660 (1, 6)	G5-3		G3-6-3 1B	FC5-4 1-2		S 2B		P6		5	0	2	0	0	0	2									
<b>David Justice, L</b> OBP: 0.286, SLG: 0.333 (1, 10)	P6		G3-6-3 1-2		HR 2B			F9		5	1	1	0	0	0	2									
<b>Manny Ramirez, R</b> OBP: 0.600, SLG: 1.375 (1, 9)		HR				G6-3			F8	4	3	2	3	0	0	1									
<b>Jim Thome, L</b> OBP: 0.429, SLG: 0.200 (1, 3)	L7			K		L3			WP BB 1B	4	1	1	0	1	1	1									
<b>Travis Fryman, R</b> OBP: 0.300, SLG: 0.250 (1, 5)				E5 2B		F8			WP BB 1B	4	3	1	0	1	1	2									
<b>Sandy Alomar Jr., R</b> OBP: 0.750, SLG: 1.500 <b>Pat Borders, R</b> (6, 2)				1B 2B		BB 1B			K	3	1	3	3	0	0	0									
<b>Geronimo Berroa, R</b> OBP: 0.375, SLG: 0.286 <b>Brian Giles, L</b> OBP: 1.000, SLG: 1.000 (8, 7)				1B 2B		BB 1B			K	2	0	0	0	0	1	3									
<b>Shawon Dunston, R</b> (1, 4)				1B		FC6-4 BB			1B	3	0	2	0	1	1	2									
<b>Enrique Wilson, S</b> OBP: 0.500, SLG: 0.833 (7, 4)	K			P1		FC6-4 1-2			K	1	0	1	2	0	0	0									
<b>Inning Stats</b>	R: 0 E: 0 K: 0 S: 3	H: 0 LOB: 0 BB: 0 P: 3	R: 2 E: 0 K: 1 S: 8	H: 4 LOB: 1 BB: 0 P: 8	R: 0 E: 0 K: 0 S: 3	H: 1 LOB: 0 BB: 0 P: 3	R: 3 E: 1 K: 1 S: 9	H: 3 LOB: 2 BB: 0 P: 10	R: 2 E: 0 K: 0 S: 6	H: 3 LOB: 1 BB: 1 P: 10	R: 0 E: 0 K: 0 S: 4	H: 0 LOB: 0 BB: 0 P: 4	R: 0 E: 0 K: 2 S: 8	H: 0 LOB: 2 BB: 1 P: 12	R: 0 E: 0 K: 1 S: 5	H: 0 LOB: 1 BB: 0 P: 5	R: 2 E: 0 K: 2 S: 9	H: 2 LOB: 1 BB: 1 P: 13	1B: 7 2B: 5 3B: 0 HR: 2	SF: 0 SAC: 0 DP: 1 HBP: 1	WP: 1 PB: 0 SB: 1 CS: 0	PA: 45			
<b>PITCHER</b>	IP	WLS	BF	H	R	ER	SO	BB	IBB	HBP	BLK	WP	HR	S	P	ERA	WHIP								
<b>Jamie Moyer, L</b> ERA: 9.64 (1, 1)	4.2	L	25	11	7	5	2	0	0	1	0	0	2	28	29	9.64	2.357								
<b>Jim Bullinger, R</b> ERA: (5, 1)	2.1		11	1	0	0	2	2	0	0	0	0	0	13	21	0.00	1.286								
<b>Paul Spoljaric, L</b> ERA: (8, 1)	1.0		3	0	0	0	1	0	0	0	0	0	0	5	5	0.00	0.000								
<b>Heathcliff Slocumb, R</b> ERA: 18.0 (9, 1)	1.0		6	2	2	2	2	1	0	0	0	1	0	9	13	18.00	3.000								

Batter	1	2	3	4	5	6	7	8	9	AB	R	H	RBI	BB	SO	LOB	BOTTOM								
<b>Joey Cora, S</b> OBP: 0.444, SLG: 0.286 (1, 4)	2B 1B		FC4-6 BB FC4-6 HBP		G4-3	SH1-4		FC6-4 BB		2	1	1	0	1	0	0	<b>Cleveland Indians @ Seattle Mariners</b> The Kingdome, Seattle, WA Wed Apr 01 1998, 10:05 PM EST Att: 24,523 - Dome - 72 F								
<b>Alex Rodriguez, R</b> (1, 6)	F9		FC4-6 BB		BB HR BB	F9		FC6-4		3	1	0	1	2	0	5									
<b>Ken Griffey Jr., L</b> OBP: 0.400, SLG: 0.571 (1, 8)	P6		FC4-6 FC4-6		HR BB	K		P3		4	1	0	0	1	1	7									
<b>David Segui, S</b> OBP: 0.556, SLG: 1.556 (1, 3)	2B		FC4-6 1B		HR			G6-3		5	2	3	5	0	0	1									
<b>Jay Buhner, R</b> OBP: 0.333, SLG: 0.667 (1, 9)	K		1B		G4-3			F9		5	0	1	0	0	2	2									
<b>Rick Wilkins, L</b> (1, 10)		G6-3 BB	G3		K			G3-1		4	0	0	0	1	1	2									
<b>Glenallen Hill, R</b> OBP: 0.556, SLG: 0.429 (1, 7)	P4				G4-3			BB BB		4	2	1	0	1	0	1									
<b>Dan Wilson, R</b> OBP: 0.571, SLG: 0.400 (1, 2)	G6-3				G5-3			SH1-4 BB		2	0	0	0	2	0	1									
<b>Russ Davis, R</b> OBP: 0.250, SLG: 0.625 (1, 5)	L5				P3			SH1-4 1B		4	0	1	1	0	0	3									
<b>Inning Stats</b>	R: 0 E: 0 K: 1 S: 7	H: 2 LOB: 2 BB: 0 P: 7	R: 0 E: 0 K: 0 S: 3	H: 0 LOB: 1 BB: 1 P: 7	R: 1 E: 0 K: 0 S: 4	H: 1 LOB: 2 BB: 1 P: 9	R: 0 E: 0 K: 0 S: 3	H: 0 LOB: 0 BB: 0 P: 3	R: 3 E: 0 K: 1 S: 6	H: 1 LOB: 2 BB: 2 P: 14	R: 1 E: 0 K: 1 S: 6	H: 1 LOB: 2 BB: 2 P: 14	R: 0 E: 0 K: 0 S: 3	H: 0 LOB: 0 BB: 0 P: 3	R: 1 E: 0 K: 0 S: 4	H: 1 LOB: 2 BB: 2 P: 12		R: 1 E: 0 K: 1 S: 6	H: 1 LOB: 0 BB: 0 P: 6	1B: 4 2B: 1 3B: 0 HR: 2	SF: 0 SAC: 1 DP: 0 HBP: 1	WP: 0 PB: 0 SB: 0 CS: 0	PA: 43		
<b>PITCHER</b>	IP	WLS	BF	H	R	ER	SO	BB	IBB	HBP	BLK	WP	HR	S	P	ERA	WHIP								
<b>Jaret Wright, R</b> ERA: 7.2 (1, 1)	5.0	W	24	4	4	4	2	4	0	1	0	0	1	23	40	7.20	1.600								
<b>Eric Plunk, R</b> ERA: 13.5 (6, 1)	0.2		5	1	1	1	0	2	0	0	0	0	0	3	11	13.50	4.500								
<b>Alvin Morman, L</b> ERA: (6, 1)	1.1		4	0	0	0	1	0	0	0	0	0	0	6	6	0.00	0.000								
<b>Jose Mesa, R</b> ERA: 3.38 (8, 1)	0.1		3	1	1	1	0	1	0	0	0	0	0	2	6	27.00	6.000								
<b>Paul Assenmacher, L</b> ERA: 9.0 (8, 1)	0.2		4	1	1	1	0	1	0	0	0	0	1	3	7	13.50	3.000								





Batter	1	2	3	4	5	6	7	8	9	AB	R	H	RBI	BB	SO	LOB	TOP					
Nomar Garciaparra, R OBP: 0.286, SLG: 0.500	F8					G4-3		P3		5	1	2	1	0	0	2						
John Valentin, R OBP: 0.386, SLG: 0.308	2B E 1B	K		F8			BB G6-3 1B		G5-3	5	2	2	0	0	1	2						
Mo Vaughn, L OBP: 0.500, SLG: 0.750	E8 G1-3 1B 2B	F7			F8		G6-3 BB 1B BB			4	2	2	1	1	0	2						
18 Reggie Jefferson, S OBP: 0.143, SLG: 0.143 Jim Leyritz, R OBP: 0.500, SLG: 0.333	G1-3			F7			G6-3 BB		G6-3	3	0	0	0	0	0	1						
Troy O'Leary, L OBP: 0.385, SLG: 0.200	FC5 BB			F8			G6-3 BB		G6-3	4	0	0	0	1	0	2						
Scott Hatteberg, L OBP: 0.375, SLG: 0.714	1-2 BB					G3				3	1	2	2	1	0	0						
Darren Lewis, R OBP: 0.250, SLG: 0.182	FC5			G5-3			E5 G5-3 1B		G1-3	4	0	0	0	0	0	4						
Darren Bragg, L OBP: 0.375, SLG: 0.500				P4			G5-3 1B		G3-1	3	0	1	0	1	0	0						
Donnie Sadler, R	F8			K			G5-3		L6	4	0	0	0	0	1	3						
<b>Inning Stats</b>	R: 1 E: 1 K: 0 S: 5	H: 2 LOB: 3 BB: 2 P: 13	R: 0 E: 0 K: 1 S: 6	H: 1 LOB: 2 BB: 1 P: 10	R: 1 E: 0 K: 1 S: 4	H: 1 LOB: 0 BB: 0 P: 4	R: 1 E: 0 K: 1 S: 6	H: 1 LOB: 0 BB: 0 P: 6	R: 0 E: 0 K: 0 S: 3	H: 0 LOB: 0 BB: 0 P: 3	R: 0 E: 1 K: 0 S: 5	H: 1 LOB: 2 BB: 0 P: 5	R: 2 E: 0 K: 0 S: 4	H: 2 LOB: 1 BB: 2 P: 12	R: 0 E: 0 K: 0 S: 3	H: 0 LOB: 0 BB: 0 P: 3	R: 1 E: 0 K: 0 S: 4	H: 1 LOB: 0 BB: 0 P: 4	1B: 5 2B: 1 3B: 0 HR: 3	SF: 0 SAC: 0 DP: 1 HBP: 0	WP: 0 PB: 0 CS: 0	PA: 41
<b>PITCHER</b>	IP	WLS	BF	H	R	ER	SO	BB	IBB	HBP	BLK	WP	HR	S	P	ERA	WHIP					
27 Ken Cloude, R ERA: 6.0	6.0	W	29	7	4	4	2	3	0	0	0	0	2	30	42	6.00	1.667					
Paul Spoljaric, L ERA: 3.38	0.2		4	1	1	1	0	2	0	0	0	0	0	2	10	13.50	4.500					
Mike Timlin, R ERA: 3.0	2.1		8	1	1	1	0	0	0	0	0	0	1	8	8	3.86	0.429					

**Boston Red Sox @ Seattle Mariners**  
The Kingdom, Seattle, WA  
Fri Apr 03 1998, 10:05 PM EST  
Att: 27,555 - Dome - 72 F

AB	36
R	6
H	9
RBI	4
BB	5
SO	2
LOB	16



Batter	1	2	3	4	5	6	7	8	9	AB	R	H	RBI	BB	SO	LOB	BOTTOM				
Joey Cora, S OBP: 0.429, SLG: 0.364	BB E WP 1B	L9-3		G3			SF9-5-6-5			4	1	2	1	0	0	2					
Alex Rodriguez, R OBP: 0.297, SLG: 0.154	P6			F9			K			5	1	2	0	0	1	2					
Ken Griffey Jr., L OBP: 0.400, SLG: 0.727	F8			G6-4-3 BB			1B HR		G3	4	1	1	2	1	0	4					
Edgar Martinez, R OBP: 0.200, SLG: 0.500	E6 E BB			G6-4-3			1B WP 1B		K	5	1	1	0	0	1	2					
David Segui, S OBP: 0.571, SLG: 1.462	WP BB			F7			1B HR		E5	4	2	2	2	1	0	0					
Jay Buhner, R OBP: 0.428, SLG: 0.846	FC5-4 BB			FC6-5 E 1B			1B HR		K	4	1	2	2	1	1	1					
Glenallen Hill, R OBP: 0.538, SLG: 0.818 Charles Gipson, R OBP: 0.375, SLG: 0.714	FC5-4			FC5 FC6-5 2B			HR		S SF9-5-6-5 2B	4	2	2	1	0	0	4					
Dan Wilson, R OBP: 0.455, SLG: 0.250				FC6-5 2B			K		BB SF9-5-6-5 BB	3	1	0	0	1	2	2					
Russ Davis, R OBP: 0.417, SLG: 0.700				FC6-5 2B			L8		1B BB SF9-5-6-5 BB	2	0	1	2	2	0	0					
<b>Inning Stats</b>	R: 1 E: 1 K: 0 S: 5	H: 1 LOB: 3 BB: 2 P: 13	R: 0 E: 0 K: 1 S: 4	H: 0 LOB: 0 BB: 1 P: 8	R: 0 E: 0 K: 0 S: 2	H: 0 LOB: 0 BB: 1 P: 6	R: 2 E: 1 K: 0 S: 6	H: 2 LOB: 1 BB: 0 P: 6	R: 6 E: 0 K: 2 S: 14	H: 7 LOB: 1 BB: 0 P: 14	R: 0 E: 1 K: 2 S: 8	H: 0 LOB: 1 BB: 0 P: 8	R: 1 E: 0 K: 0 S: 4	H: 2 LOB: 3 BB: 2 P: 12	R: 0 E: 0 K: 0 S: 4	H: 1 LOB: 0 BB: 0 P: 4	1B: 7 2B: 4 3B: 0 HR: 4	SF: 1 SAC: 0 DP: 3 HBP: 0	WP: 3 PB: 0 SB: 1 CS: 0	PA: 43	
<b>PITCHER</b>	IP	WLS	BF	H	R	ER	SO	BB	IBB	HBP	BLK	WP	HR	S	P	ERA	WHIP				
Derek Lowe, R ERA: 9.0	4.0	L	23	7	7	4	1	4	0	0	0	0	1	21	37	9.00	2.750				
Rich Garces, R ERA: 10.13	2.2		15	5	3	3	4	2	0	0	0	0	2	21	29	10.12	2.625				
Steve Avery, L ERA: 5.4	1.1		5	1	1	1	0	0	0	0	0	0	1	5	5	6.75	0.750				

**Boston Red Sox @ Seattle Mariners**  
The Kingdom, Seattle, WA  
Fri Apr 03 1998, 10:05 PM EST  
Att: 27,555 - Dome - 72 F

AB	36
R	11
H	13
RBI	10
BB	6
SO	5
LOB	17





Batter	1	2	3	4	5	6	7	8	9	AB	R	H	RBI	BB	SO	LOB	TOP											
Nomar Garciaparra, R OBP: 0.263, SLG: 0.421 (1, 6)	G6-3		1B		E5 2B		G3-1	G6-3		5	1	1	0	0	0	1												
John Valentin, R OBP: 0.211, SLG: 0.222 (1, 5)	G6-3		G5-3		G1-3		F8		G1-3	5	0	0	0	0	0	3												
Mo Vaughn, L OBP: 0.579, SLG: 0.813 (1, 3)		BB			G4-3 1B		G4-3 2B		G1-3	4	2	3	2	1	0	0												
18 Reggie Jefferson, S OBP: 0.333, SLG: 0.300 Jim Leyritz, R OBP: 0.444, SLG: 0.286 (9, PH)	K				G4-3 2B		G4-3 1B		G5-3	3	2	1	0	1	1	2												
Troy O'Leary, L OBP: 0.353, SLG: 0.214 (1, 7)			F7		G4-3		G4-3			4	0	1	1	0	0	2												
Scott Hatteberg, L OBP: 0.417, SLG: 0.727 (1, 2)		G4-3			2B		G1-3			4	0	2	3	0	0	0												
Darren Lewis, R Midre Cummings, L (7, PH)			G1-3		G6-4-3 BB				F8	2	0	1	0	1	0	0												
Darren Bragg, L OBP: 0.333, SLG: 0.333 (7, 8)					G4-6-3 BB		F7		G4-3	3	0	0	0	1	0	3												
Donnie Sadler, R Jason Varitek, S OBP: 0.167, SLG: 0.167 Mike Benjamin, R OBP: 1.000, SLG: 2.000 (8, PH)			G4-6-3				P6		F8	2	1	0	0	1	0	2												
<b>Inning Stats</b>	R: 0 E: 0 K: 1 S: 5	H: 0 LOB: 1 BB: 1 P: 9	R: 0 E: 0 K: 0 S: 3	H: 0 LOB: 0 BB: 0 P: 3	R: 0 E: 0 K: 0 S: 3	H: 1 LOB: 1 BB: 1 P: 7	R: 2 E: 0 K: 0 S: 5	H: 3 LOB: 1 BB: 1 P: 9	R: 2 E: 1 K: 0 S: 4	H: 1 LOB: 1 BB: 0 P: 4	R: 2 E: 0 K: 0 S: 6	H: 3 LOB: 1 BB: 1 P: 10	R: 0 E: 0 K: 0 S: 3	H: 0 LOB: 0 BB: 0 P: 3	R: 0 E: 0 K: 0 S: 3	H: 0 LOB: 0 BB: 0 P: 3	1B: 6 2B: 3 3B: 0 HR: 0	SF: 0 SAC: 0 DP: 2 HBP: 0	WP: 0 PB: 0 SB: 0 CS: 0	PA: 40								
<b>PITCHER</b>	IP	WLS	BF	H	R	ER	SO	BB	IBB	HBP	BLK	WP	HR	S	P	ERA	WHIP											
26 Bill Swift, R ERA: 5.4 Bob Wells, R ERA: 10.8	(1, 1)	5.0	W	23	5	4	3	1	4	0	0	0	0	0	21	37	5.40	1.800										
31 Bobby Ayala, R ERA: 8.1 Tony Fossas, L ERA: 13.5	(6, 1)	1.2		10	4	2	2	0	1	0	0	0	0	0	9	13	10.80	3.000										
	(7, 1)	1.2		5	0	0	0	0	0	0	0	0	0	5	5	0.00	0.000											
	(9, 1)	0.2		2	0	0	0	0	0	0	0	0	0	2	2	0.00	0.000											

**Boston Red Sox @ Seattle Mariners**  
The Kingdom, Seattle, WA  
Sat Apr 04 1998, 10:05 PM EST  
Att: 43,035 - Dome - 72 F

AB	35
R	6
H	9
RBI	6
BB	5
SO	1
LOB	15



Batter	1	2	3	4	5	6	7	8	9	AB	R	H	RBI	BB	SO	LOB	BOTTOM											
Joey Cora, S OBP: 0.421, SLG: 0.333 (1, 4)	F8				P3		G4-3			4	2	1	0	1	0	1												
Alex Rodriguez, R OBP: 0.250, SLG: 0.176 (1, 6)	G5-3				K		F9			4	0	1	1	0	1	1												
Ken Griffey Jr., L OBP: 0.500, SLG: 0.929 (1, 8)					FC3-5 G1-3					3	2	2	3	2	0	2												
Edgar Martinez, R OBP: 0.133, SLG: 0.333 (1, 10)	G3-1				G1-3		K		G4-3	5	0	0	1	0	1	5												
David Segui, S OBP: 0.579, SLG: 1.313 (1, 3)					G6-3				G5-3	3	1	1	1	2	0	0												
Jay Buhner, R OBP: 0.388, SLG: 0.706 Robert Perez, R (7, 9)					L6		P6			4	1	1	0	0	1	3												
Glenallen Hill, R OBP: 0.588, SLG: 1.000 Charles Gipson, R (8, 7)					F7				G5-3	3	2	2	3	1	0	0												
Rick Wilkins, L OBP: 0.444, SLG: 0.875 (1, 2)										4	3	3	2	0	0	2												
Russ Davis, R OBP: 0.438, SLG: 0.615 (1, 5)					E9		F9			3	1	1	0	1	1	1												
<b>Inning Stats</b>	R: 0 E: 0 K: 0 S: 4	H: 1 LOB: 1 BB: 0 P: 4	R: 6 E: 0 K: 1 S: 10	H: 5 LOB: 0 BB: 1 P: 14	R: 0 E: 0 K: 0 S: 3	H: 0 LOB: 0 BB: 0 P: 3	R: 3 E: 1 K: 0 S: 6	H: 3 LOB: 2 BB: 2 P: 14	R: 2 E: 0 K: 1 S: 7	H: 2 LOB: 0 BB: 0 P: 7	R: 1 E: 0 K: 2 S: 8	H: 1 LOB: 2 BB: 2 P: 16	R: 0 E: 0 K: 0 S: 3	H: 0 LOB: 2 BB: 2 P: 11	R: 0 E: 0 K: 1 S: 5	H: 0 LOB: 0 BB: 0 P: 5	1B: 7 2B: 2 3B: 0 HR: 3	SF: 1 SAC: 0 DP: 0 HBP: 0	WP: 0 PB: 0 SB: 2 CS: 0	PA: 43								
<b>PITCHER</b>	IP	WLS	BF	H	R	ER	SO	BB	IBB	HBP	BLK	WP	HR	S	P	ERA	WHIP											
Brian Rose, R ERA: 27.0 49 Tim Wakefield, R ERA: 8.31 Rich Garces, R ERA: 7.71 Steve Avery, L ERA: 3.38	(1, 1)	2.0	L	13	6	6	6	1	1	0	0	0	0	1	16	24	15.00	2.333										
	(6, 1)	2.0		11	1	1	1	2	4	0	0	0	0	11	27	4.50	2.500											
	(8, 1)	1.0		3	0	0	0	1	0	0	0	0	0	5	5	0.00	0.000											

**Boston Red Sox @ Seattle Mariners**  
The Kingdom, Seattle, WA  
Sat Apr 04 1998, 10:05 PM EST  
Att: 43,035 - Dome - 72 F

AB	35
R	12
H	12
RBI	11
BB	7
SO	5
LOB	15





Batter	1	2	3	4	5	6	7	8	9	AB	R	H	RBI	BB	SO	LOB	TOP										
Nomar Garciaparra, R OBP: 0.333, SLG: 0.565	(1,6) 0-3 K		X 0-0 HR		X 4-0 1B BB	X 0-0 CS 1B		X 0-0 F9		4	2	2	4	1	1	0											
John Valentin, R OBP: 0.292, SLG: 0.318	(1,5) 0-0 F8		X 0-0 P4		X 0-0 1B 1B	X 0-0 CS	X 4-0 HR BB		X 0-0 1B 2B	4	2	2	1	1	0	0											
Mo Vaughn, L OBP: 0.542, SLG: 0.857	(1,3) 0-3 K		X 0-3 K		X 0-0 1-3 2-H 1B		X 0-0 1-H HR		X 0-3 K	5	1	2	3	0	3	1											
Jim Leyritz, R OBP: 0.357, SLG: 0.250	(1,10)	X 0-3 K		X 0-0 G6-3	X 0-3 K		X 0-0 G6-3		X 0-0 2-H 1B	5	0	1	1	0	2	2											
Jason Varitek, S OBP: 0.273, SLG: 0.200	(1,2) 0-0 F8		X 0-0 L5		X 0-0 HBP WP G4-3 1B	X 4-0 G5-3 BB		X 0-0 G6-4-3		4	1	1	0	1	0	1											
Damon Buford, R OBP: 0.444, SLG: 0.333	(1,8) 4-0 S BB		X 0-3 K		X 4-0 G4-3 1B HBP BB	X 0-0 G5-3				2	1	0	0	2	1	1											
Mike Benjamin, R OBP: 0.750, SLG: 1.333 Donnie Sadler, R (7, PH) (7, 4)	(1,4) 0-3 K (7, PH) (7, 4)		X 0-3 K		X 0-0 G6-3 1B 2B	X 1-0 G4-3 1B HBP	X 0-0 P6			2	2	1	0	0	1	1											
Troy O'Leary, L OBP: 0.286, SLG: 0.167	(1,7)		X 0-3 K		X 0-0 G6-3 2-3	X 0-3 K		X 0-3 K		4	0	0	0	0	3	4											
Darren Lewis, R OBP: 0.316, SLG: 0.188	(1,9)		X 4-0 HR BB		X 0-3 K	X 0-0 G4-3		X 0-0 G6-3		3	1	0	1	1	1	3											
<b>Inning Stats</b>	R: 0 E: 0 K: 2 S: 7	H: 0 LOB: 0 BB: 0 P: 7	R: 0 E: 0 K: 2 S: 7	H: 0 LOB: 1 BB: 1 P: 11	R: 2 E: 0 K: 2 S: 8	H: 1 LOB: 0 BB: 1 P: 12	R: 0 E: 0 K: 1 S: 5	H: 0 LOB: 0 BB: 0 P: 5	R: 2 E: 0 K: 2 S: 10	H: 3 LOB: 2 BB: 1 P: 14	R: 3 E: 0 K: 1 S: 6	H: 2 LOB: 0 BB: 1 P: 11	R: 2 E: 0 K: 0 S: 4	H: 1 LOB: 1 BB: 2 P: 12	R: 0 E: 0 K: 1 S: 5	H: 0 LOB: 0 BB: 0 P: 5	R: 1 E: 0 K: 1 S: 6	H: 2 LOB: 0 BB: 0 P: 6	1B: 5 2B: 2 3B: 0 HR: 2	SF: 0 SAC: 0 DP: 1 HBP: 1	WP: 1 PB: 0 SB: 1 CS: 1	PA: 42					
<b>PITCHER</b>	IP	WLS	BF	H	R	ER	SO	BB	IBB	HBP	BLK	WP	HR	S	P	ERA	WHIP										
Randy Johnson, L ERA: 9.26	(1, 1)	6.0	L	28	6	7	10	4	0	1	0	1	1	43	60	10.50	1.667										
Mike Timlin, R ERA: 6.75	(7, 1)	1.0		6	1	2	2	0	0	0	0	0	1	4	12	18.00	3.000										
Bob Weis, R ERA: 6.75	(8, 1)	1.0		3	0	0	0	0	0	0	0	0	0	5	5	0.00	0.000										
Heathcliff Slocumb, R ERA: 13.5	(9, 1)	1.0		4	2	1	1	0	0	0	0	0	0	6	6	9.00	2.000										

**Boston Red Sox @ Seattle Mariners**  
The Kingdom, Seattle, WA  
Sun Apr 05 1998, 6:33 AM EDT  
Att: 35,143 - Dome - 72 F

AB 34  
R 10  
H 9  
RBI 10  
BB 6  
SO 12  
LOB 14



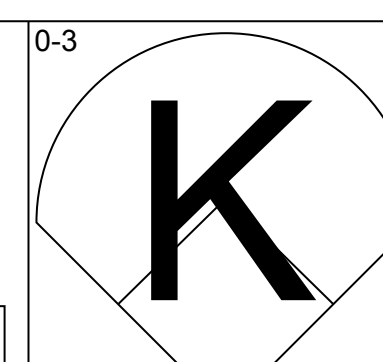
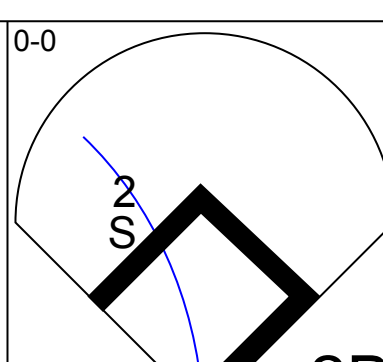
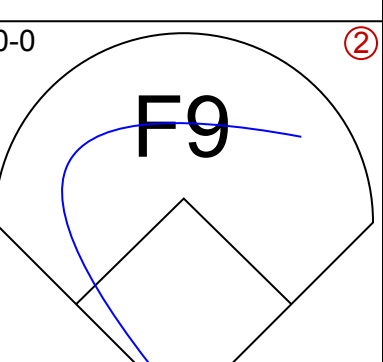
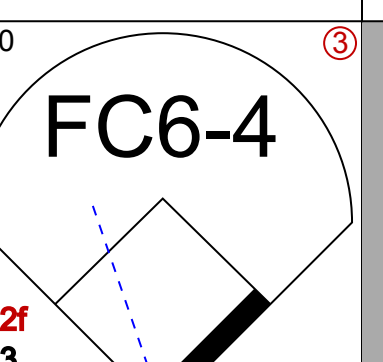
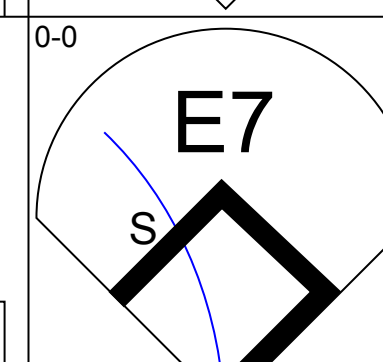
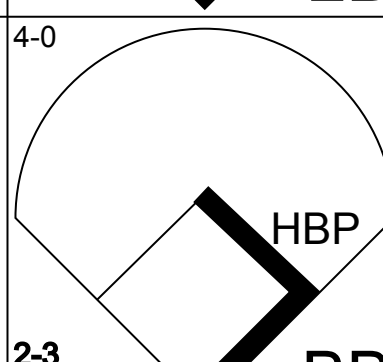
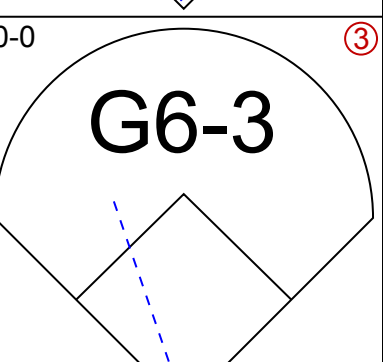
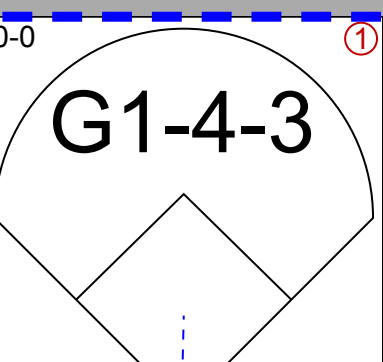
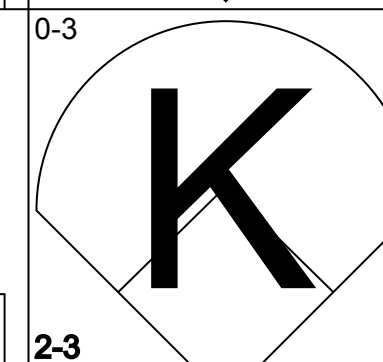
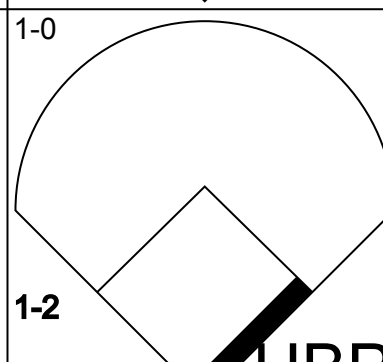
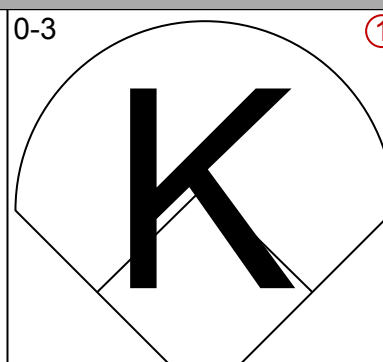
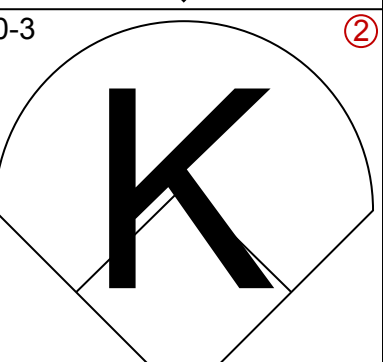
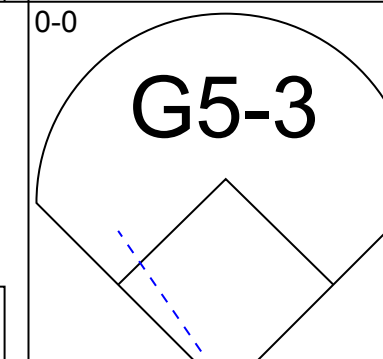
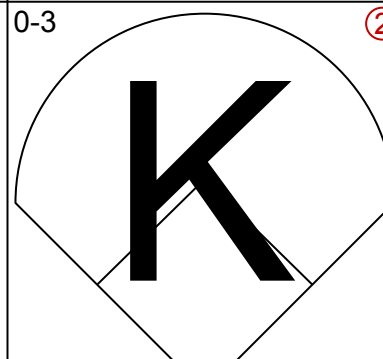
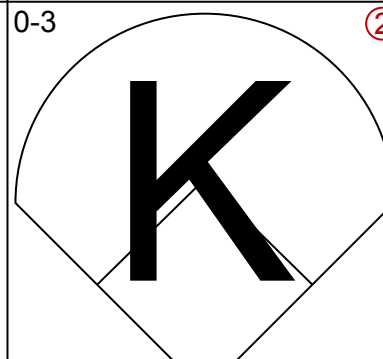
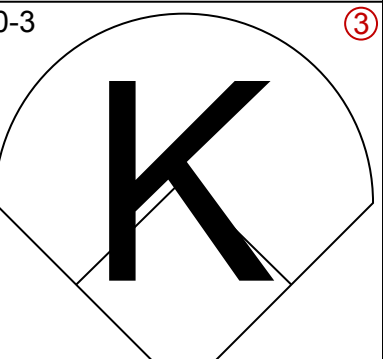
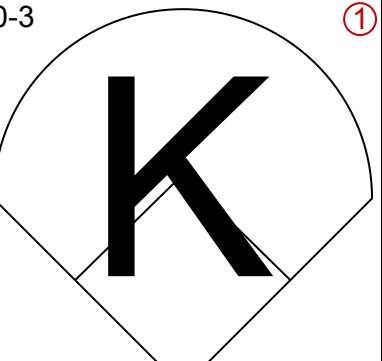
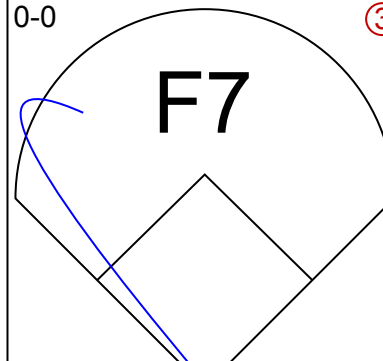
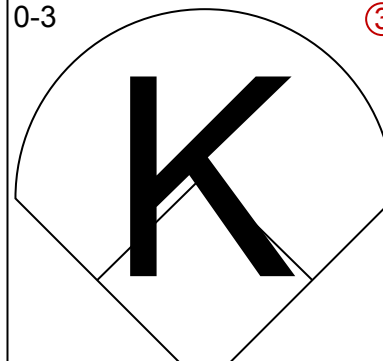
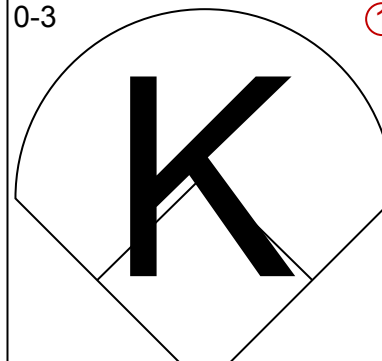
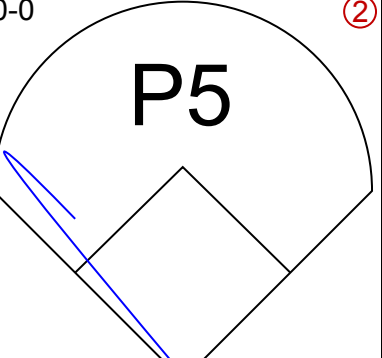
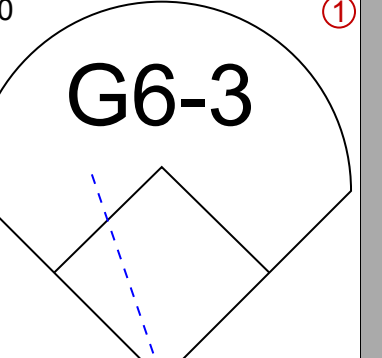
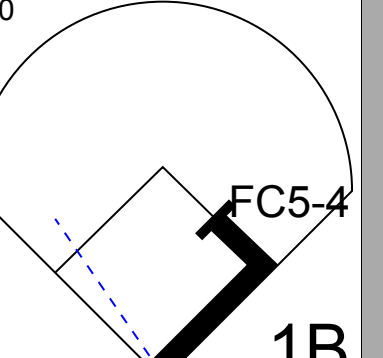
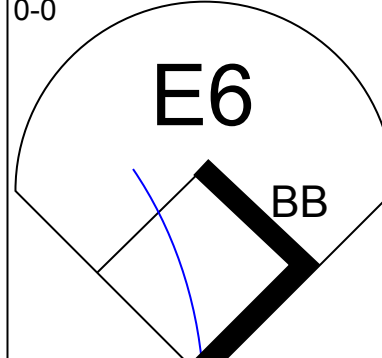
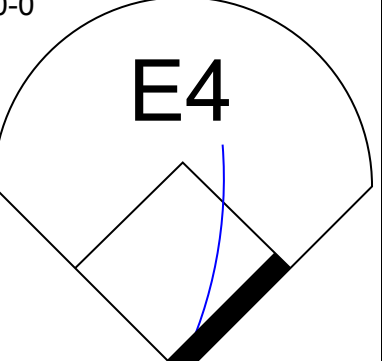

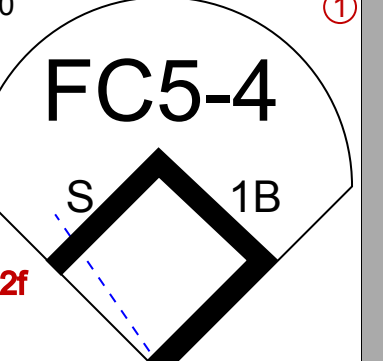
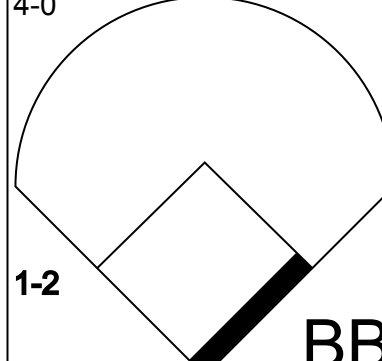
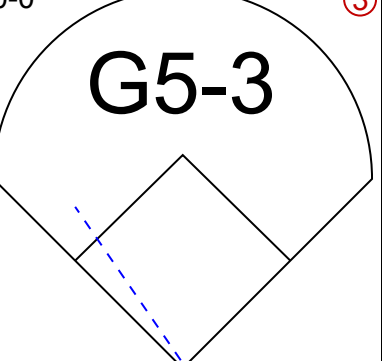

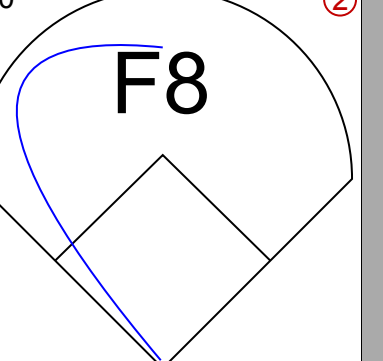
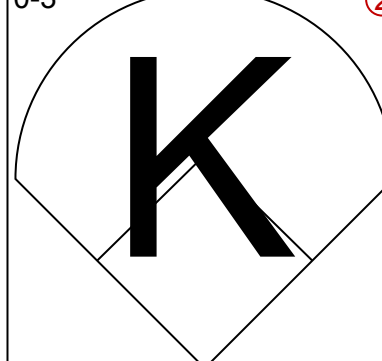

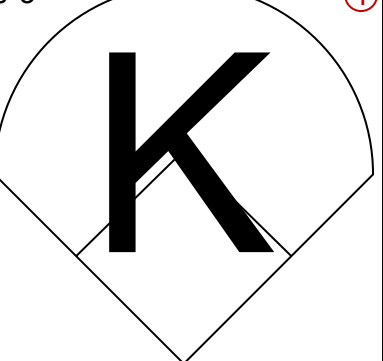
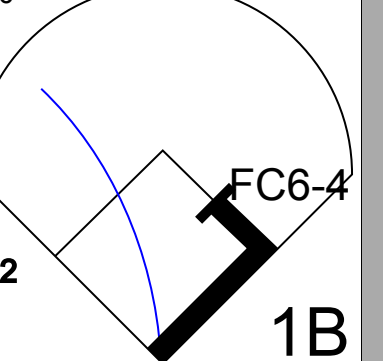
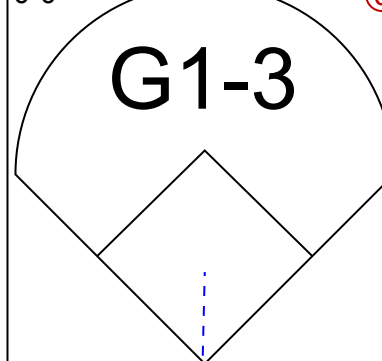
Batter	1	2	3	4	5	6	7	8	9	AB	R	H	RBI	BB	SO	LOB	BOTTOM										
Joey Cora, S OBP: 0.375, SLG: 0.350	(1,4) 0-0 P2		X 0-0 1B 2B		X 0-0 P5	X 0-0 P6			X 0-0 G6-3	5	1	1	0	0	0	3											
Alex Rodriguez, R OBP: 0.240, SLG: 0.143	(1,6) 4-0 CS BB		X 0-3 K		X 0-0 F7		X 0-0 F8		X 0-0 F9	4	0	0	0	1	1	3											
Ken Griffey Jr., L OBP: 0.458, SLG: 0.778	(1,8) 0-3 K		X 0-0 1B 1B		X 0-0 G1-3		X 0-0 P5			4	0	1	2	0	1	2											
Edgar Martinez, R OBP: 0.158, SLG: 0.316	(1,10)	X 0-0 G6-3		X 0-0 1-3 1B		X 0-0 G6-3	X 0-3 K			4	0	1	0	0	1	0											
David Segui, S OBP: 0.522, SLG: 1.250	(1,3)	X 0-3 K		X 0-0 F8		X 0-0 G6-3		X 0-0 HR		4	1	1	1	0	1	2											
Jay Buhner, R OBP: 0.409, SLG: 0.650	(1,9)	X 4-0 BB		X 0-0 G6-3		X 0-0 HR 1B		X 0-0 F8		3	1	1	0	1	0	0											
Glenallen Hill, R OBP: 0.571, SLG: 1.056	(1,7)	X 0-0 F8		X 0-0 F8-3 1B		X 0-0 HR		X 0-0 F9		4	1	2	2	0	0	1											
Dan Wilson, R OBP: 0.400, SLG: 0.250	(1,2)		X 0-3 K		X 0-0 F8-3		X 0-0 F8			4	0	1	0	0	1	1											
Jeff Huson, L (1,5)			X 4-0 2B 1B BB		X 4-0 BB		X 0-0 E2		X 0-3 K	2	1	0	0	2	1	1											
<b>Inning Stats</b>	R: 0 E: 0 K: 1 S: 4	H: 0 LOB: 1 BB: 1 P: 8	R: 0 E: 0 K: 1 S: 5	H: 0 LOB: 1 BB: 1 P: 9	R: 2 E: 0 K: 2 S: 10	H: 3 LOB: 2 BB: 1 P: 14	R: 0 E: 0 K: 0 S: 3	H: 1 LOB: 0 BB: 0 P: 3	R: 0 E: 0 K: 0 S: 3	H: 0 LOB: 1 BB: 1 P: 7	R: 2 E: 1 K: 0 S: 7	H: 3 LOB: 2 BB: 0 P: 7	R: 0 E: 0 K: 1 S: 5	H: 0 LOB: 0 BB: 0 P: 5	R: 1 E: 0 K: 0 S: 4	H: 1 LOB: 0 BB: 0 P: 4	R: 0 E: 0 K: 1 S: 5	H: 0 LOB: 0 BB: 0 P: 5	1B: 5 2B: 3 3B: 0 HR: 2	SF: 0 SAC: 0 DP: 2 HBP: 0	WP: 0 PB: 0 SB: 0 CS: 1	PA: 38					
<b>PITCHER</b>	IP	WLS	BF	H	R	ER	SO	BB	IBB	HBP	BLK	WP	HR	S	P	ERA	WHIP										
Bret Saberhagen, R ERA: 3.6	(1, 1)	5.0	W	21	4	2	2	4	4	0	0	0	0	25	41	3.60	1.600										
Jim Corsi, R ERA: 6.0	(6, 1)	2.0		10	3	2	2	1	0	0	0	0	1	12	12	9.00	1.500										
Dennis Eckersley, R ERA: 5.4	(8, 1)	1.0		4	1	1	1	0	0	0	0	0	1	4	4	9.00	1.000										
Tom Gordon, R ERA: 1.0	(9, 1)	1.0		3	0	0	0	1	0	0	0	0	0	5	5	0.00	0.000										

**Boston Red Sox @ Seattle Mariners**  
The Kingdom, Seattle, WA  
Sun Apr 05 1998, 6:33 AM EDT  
Att: 35,143 - Dome - 72 F


AB 34  
R 5  
H 8  
RBI 5  
BB 4  
SO 6  
LOB 13

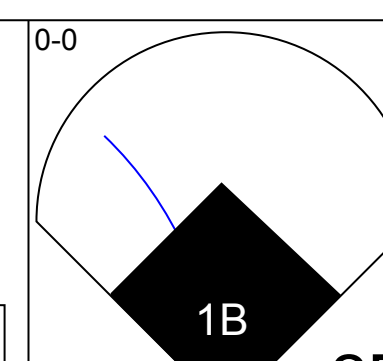
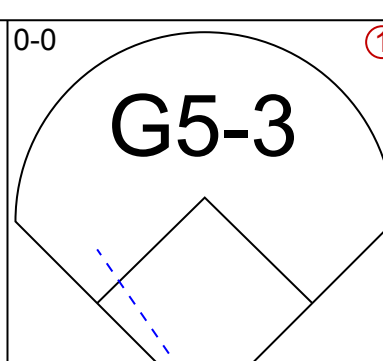
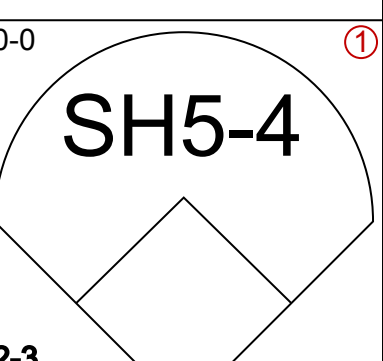
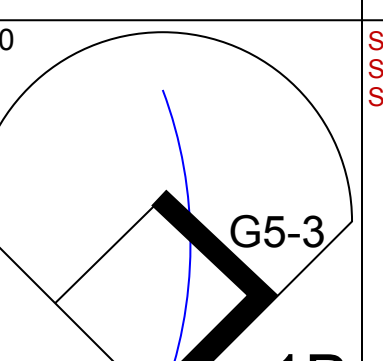
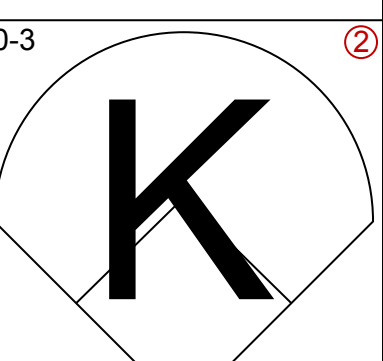
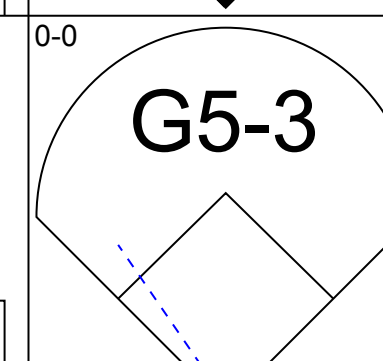
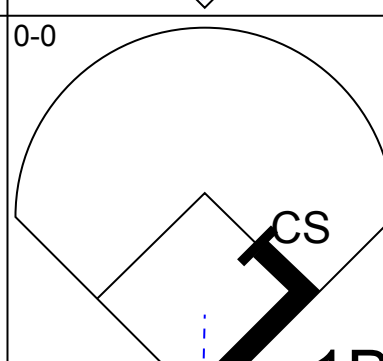
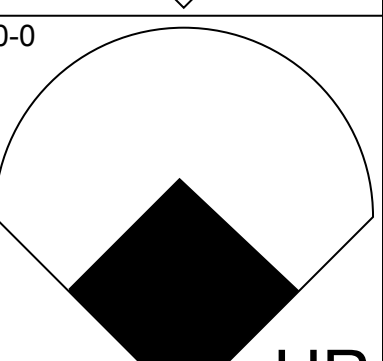
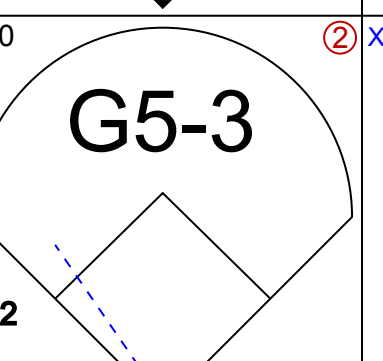
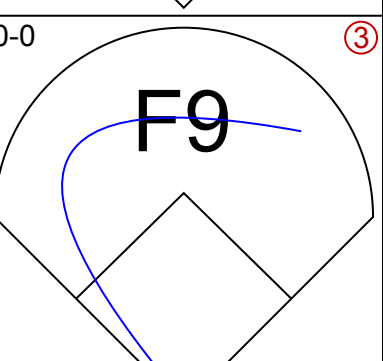
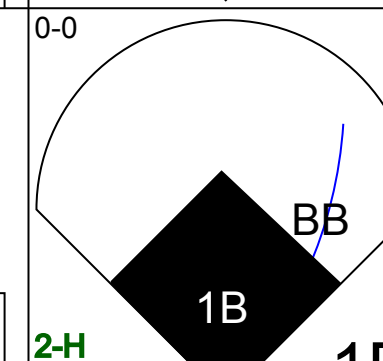
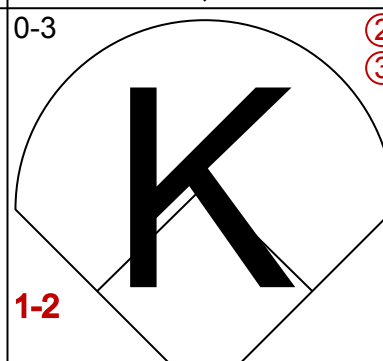
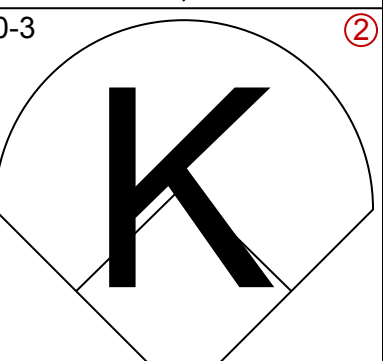
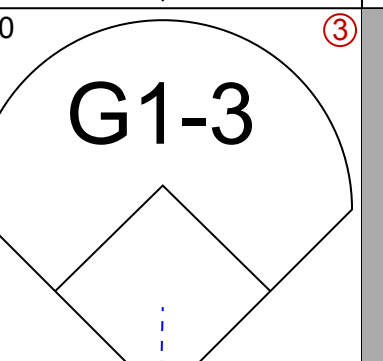
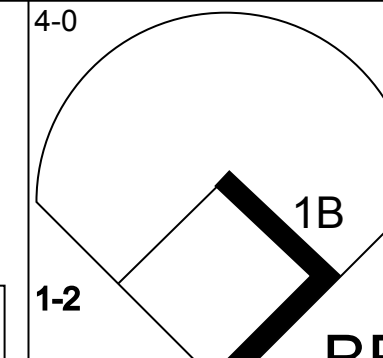
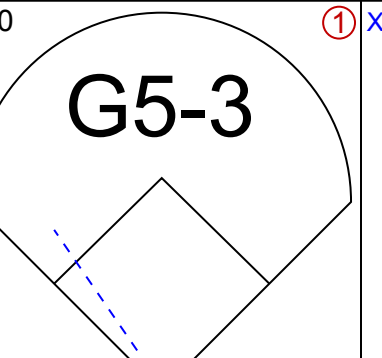
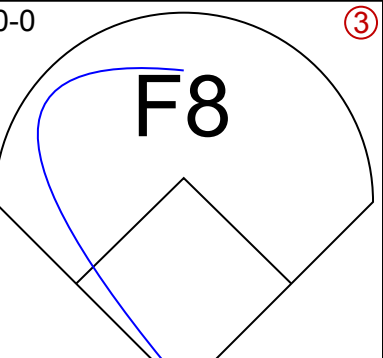
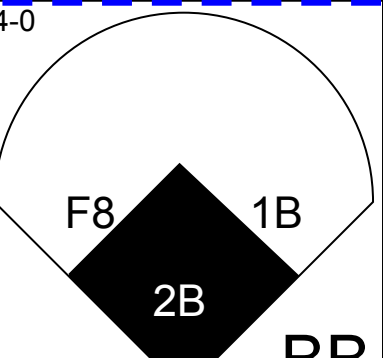
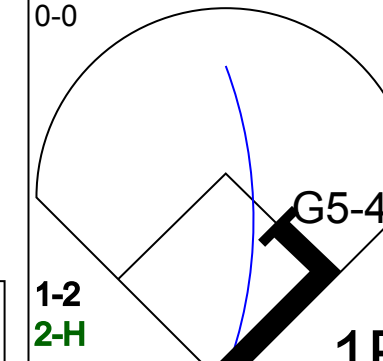
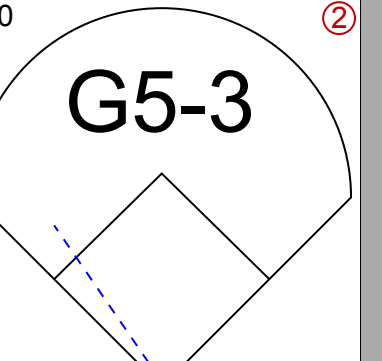
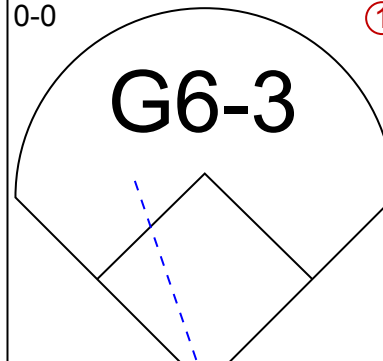
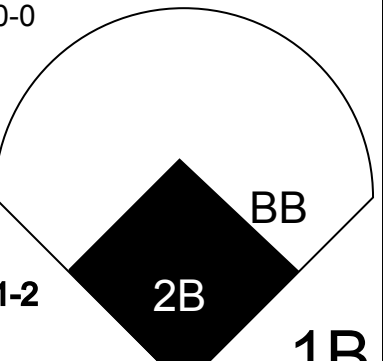
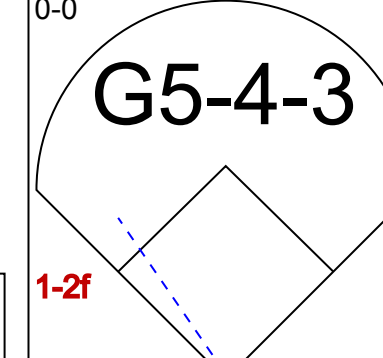
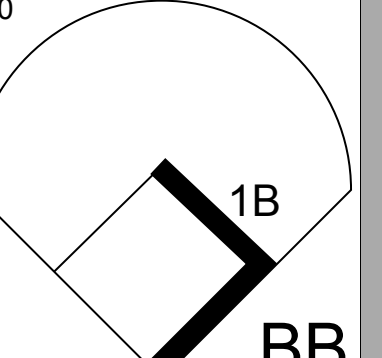
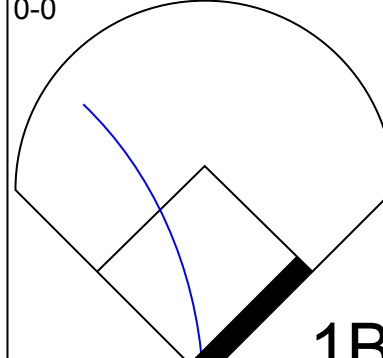
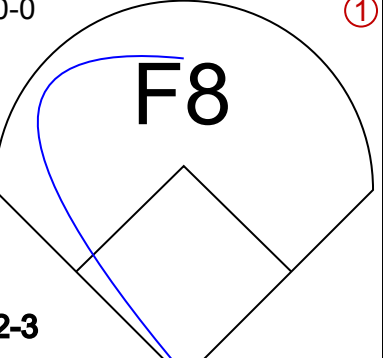

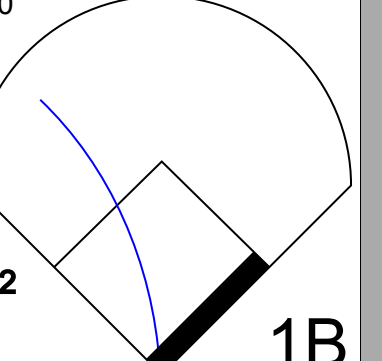
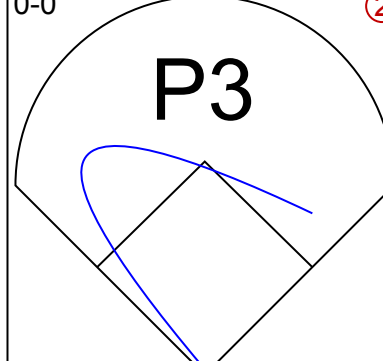
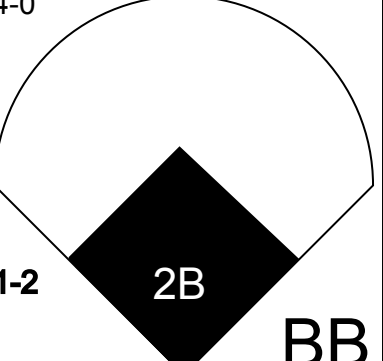
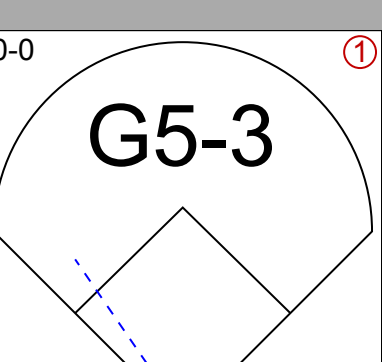
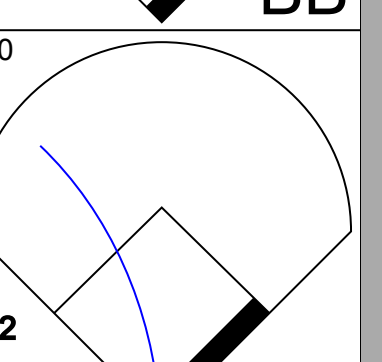
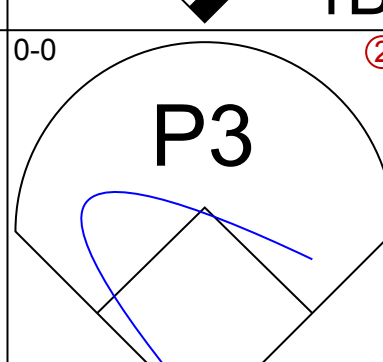
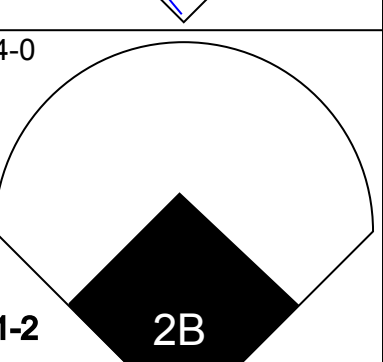
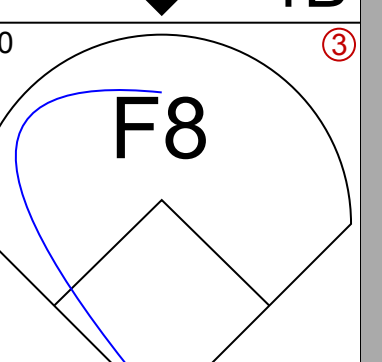
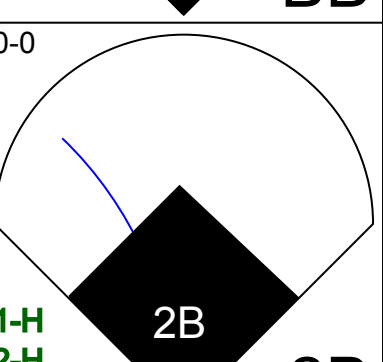
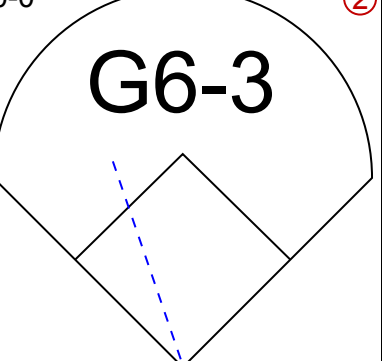
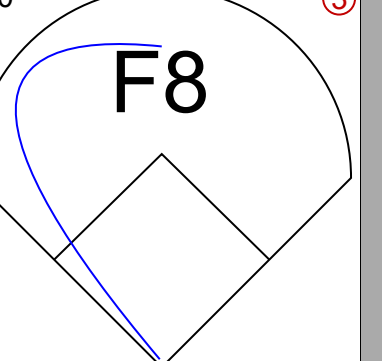
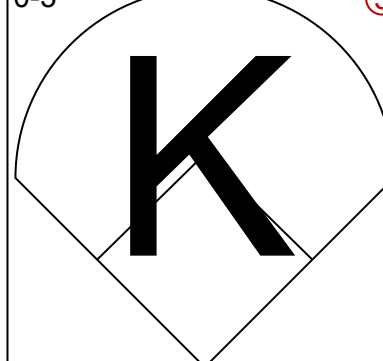
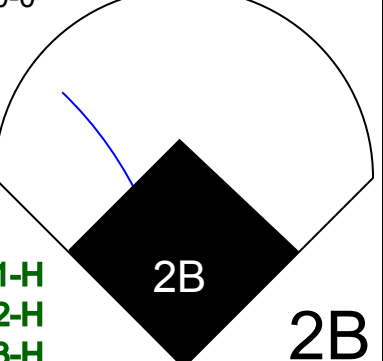
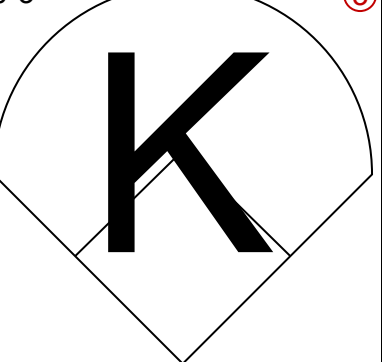
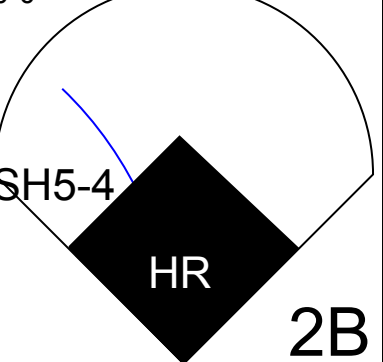
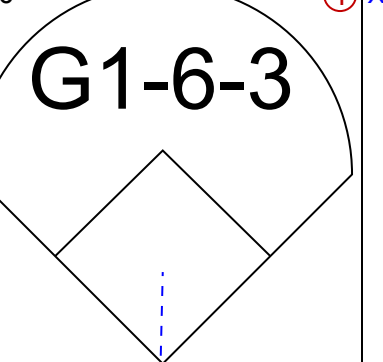
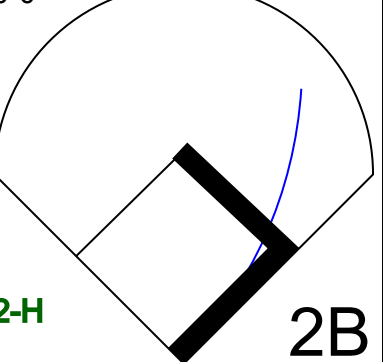




Batter	1	2	3	4	5	6	7	8	9	AB	R	H	RBI	BB	SO	LOB	TOP										
Chuck Knoblauch R (1.4) OBP: 0.522, SLG: 0.438										4	0	1	0	0	1	2	<b>New York Yankees @ Seattle Mariners</b> The Kingdome, Seattle, WA Mon Apr 06 1998, 10:05 PM EDT Att: 27,445 - Dome - 72 F										
2 Derek Jeter R (1.6) OBP: 0.217, SLG: 0.150										3	0	0	0	1	0												
Paul O'Neill, L (1.9) OBP: 0.391, SLG: 0.333										3	0	0	0	0	3	1											
Bernie Williams, S (1.8) OBP: 0.273, SLG: 0.200										4	0	0	0	0	3	4											
Tino Martinez, L (1.3) OBP: 0.286, SLG: 0.263										4	0	0	0	0	3	3											
Tim Lincecum, S (1.10) OBP: 0.287, SLG: 0.214										4	0	1	0	0	0	0											
Chad Curtis, R (1.7) OBP: 0.364, SLG: 0.500										3	0	0	0	1	1												
20 Jorge Posada, S (1.2) OBP: 0.400, SLG: 0.667										4	0	0	0	0	2	4											
Scott Brosius, R (1.5) OBP: 0.429, SLG: 0.412										4	0	1	0	0	2	2											
<b>Inning Stats</b>	R: 0 E: 1 K: 2 S: 8	H: 0 LOB: 1 BB: 0 P: 8	R: 0 E: 1 K: 1 S: 6	H: 0 LOB: 1 BB: 0 P: 6	R: 0 E: 0 K: 2 S: 8	H: 1 LOB: 3 BB: 1 P: 13	R: 0 E: 0 K: 2 S: 7	H: 0 LOB: 0 BB: 0 P: 7	R: 0 E: 0 K: 1 S: 5	H: 0 LOB: 0 BB: 0 P: 5	R: 0 E: 0 K: 3 S: 9	H: 2 LOB: 2 BB: 0 P: 9	R: 0 E: 0 K: 0 S: 5	H: 0 LOB: 0 BB: 1 P: 5	R: 0 E: 1 K: 2 S: 7	H: 0 LOB: 2 BB: 1 P: 7		R: 0 E: 0 K: 2 S: 5	H: 0 LOB: 0 BB: 0 P: 7	R: 0 E: 1 K: 2 S: 8	H: 0 LOB: 2 BB: 1 P: 12	1B: 2 2B: 1 3B: 0 HR: 0	SF: 0 SAC: 0 DP: 0 HBP: 1	WP: 0 PB: 0 CS: 0	PA: 36		
<b>PITCHER</b>	IP	WLS	BF	H	R	ER	SO	BB	IBB	HBP	BLK	WP	HR	S	P	ERA	WHIP										
Jamie Moyer, L (1.1) ERA: 3.86	7.0	W	28	3	0	0	11	1	0	1	0	0	0	48	53	0.00	0.571										
Paul Spoljaric, L (8.1) ERA: 1.93	2.0		8	0	0	0	4	1	0	0	0	0	0	15	19	0.00	0.500										

AB	33
R	0
H	3
RBI	0
BB	2
SO	15
LOB	17



Batter	1	2	3	4	5	6	7	8	9	AB	R	H	RBI	BB	SO	LOB	BOTTOM										
Joey Cora, S (1.4) OBP: 0.393, SLG: 0.417										4	1	2	0	0	1	1	<b>New York Yankees @ Seattle Mariners</b> The Kingdome, Seattle, WA Mon Apr 06 1998, 10:05 PM EDT Att: 27,445 - Dome - 72 F										
Alex Rodriguez R (1.6) OBP: 0.297, SLG: 0.308										5	1	2	2	0	0	3											
Ken Griffey Jr., L (1.8) OBP: 0.429, SLG: 0.682										4	1	1	1	0	2	2											
Edgar Martinez, R (1.10) OBP: 0.217, SLG: 0.296										2	1	0	0	2	0	0											
David Segui, S (1.3) OBP: 0.519, SLG: 1.125										4	1	2	1	0	0	0											
Jay Buhner, R (1.9) OBP: 0.417, SLG: 0.619										1	0	0	0	1	0	2											
Robert Perez, R (6, FH) OBP: 0.333, SLG: 0.333										2	0	1	0	0	0	2											
Glenallen Hill, R (1.7) OBP: 0.542, SLG: 0.952										3	0	1	0	0	0	1											
Charles Gipson, R (8.7)										0	1	0	0	1	0	0											
Dan Wilson, R (1.2) OBP: 0.368, SLG: 0.313										4	1	1	3	0	1	3											
Russ Davis, R (1.5) OBP: 0.450, SLG: 0.706										4	1	2	1	0	1	0											
<b>Inning Stats</b>	R: 2 E: 0 K: 0 S: 5	H: 3 LOB: 1 BB: 1 P: 9	R: 0 E: 0 K: 1 S: 5	H: 0 LOB: 0 BB: 0 P: 5	R: 0 E: 0 K: 1 S: 5	H: 1 LOB: 2 BB: 1 P: 8	R: 2 E: 0 K: 1 S: 7	H: 2 LOB: 0 BB: 0 P: 7	R: 0 E: 0 K: 1 S: 6	H: 1 LOB: 1 BB: 0 P: 6	R: 0 E: 0 K: 0 S: 4	H: 1 LOB: 1 BB: 0 P: 4	R: 0 E: 0 K: 1 S: 8	H: 3 LOB: 1 BB: 2 P: 16	1B: 7 2B: 5 3B: 0 HR: 1	SF: 0 SAC: 1 DP: 2 HBP: 0	WP: 0 PB: 0 CS: 1	PA: 38									
<b>PITCHER</b>	IP	WLS	BF	H	R	ER	SO	BB	IBB	HBP	BLK	WP	HR	S	P	ERA	WHIP										
Andy Pettitte, L (1.1) ERA: 5.54	7.0	L	30	9	4	4	4	2	0	0	0	0	0	36	44	5.14	1.571										
52 Mike Buddie, R (8.1) ERA: 36.0	1.0		8	3	4	4	1	2	0	0	0	0	0	8	16	36.00	5.000										

AB	33
R	8
H	12
RBI	8
BB	4
SO	5
LOB	14





Batter	1	2	3	4	5	6	7	8	9	AB	R	H	RBI	BB	SO	LOB	TOP			
Chuck Knoblauch R (1,4) OBP: 0.483, SLG: 0.545										6	2	2	1	0	1	4	<b>New York Yankees @ Seattle Mariners</b> The Kingdome, Seattle, WA Tue Apr 07 1998, 10:05 PM EDT Att: 28,424 - Dome - 72 F			
2 Derek Jeter R (1,6) OBP: 0.276, SLG: 0.240										5	2	2	0	1	1					
Paul O'Neill, L (1,9) OBP: 0.414, SLG: 0.417										6	2	3	2	0	0	3				
Bernie Williams, S (1,8) OBP: 0.296, SLG: 0.250										4	1	1	1	1	2	3				
Tino Martinez, L (1,3) OBP: 0.308, SLG: 0.292										5	2	2	1	0	0	2				
Daryl Strawberry L (1,7) OBP: 0.214, SLG: 0.714 Chad Curtis, R (8,7) OBP: 0.417, SLG: 0.667										4	3	3	4	0	1	1				
Tim Lincecum, S (1,10) OBP: 0.250, SLG: 0.211										5	0	1	0	0	0	1				
20 Jorge Posada, S (1,2) OBP: 0.400, SLG: 0.846										4	1	2	2	0	0	0				
Scott Brosius, R (1,5) OBP: 0.462, SLG: 0.400										3	0	1	0	2	1	1				
<b>Inning Stats</b>	R: 6 E: 0 K: 1 S: 11	H: 6 LOB: 0 BB: 0 P: 11	R: 0 E: 0 K: 0 S: 4	H: 1 LOB: 1 BB: 0 P: 4	R: 1 E: 0 K: 1 S: 7	H: 2 LOB: 1 BB: 0 P: 7	R: 4 E: 0 K: 0 S: 7	H: 4 LOB: 0 BB: 0 P: 7	R: 0 E: 0 K: 0 S: 3	H: 0 LOB: 1 BB: 1 P: 9	R: 0 E: 0 K: 0 S: 3	H: 0 LOB: 1 BB: 1 P: 7	R: 2 E: 0 K: 2 S: 10	H: 3 LOB: 1 BB: 0 P: 10	R: 0 E: 0 K: 1 S: 6	H: 1 LOB: 2 BB: 1 P: 10		1B: 9 2B: 5 3B: 0 HR: 4	SF: 1 SAC: 0 DP: 1 HBP: 0	WP: 0 PB: 0 CS: 0
<b>PITCHER</b>	IP WLS BF H R ER SO BB IBB HBP BLK WP HR S P ERA WHIP																			
Jim Bullinger, R (1,1) ERA: 15.88	3.1 L 22 12 10 2 0 0 0 0 0 0 0 3 26 26 27.00 3.600																			
Bob Wells, R (4,1) ERA: 5.06	2.2 11 2 1 1 1 2 0 0 0 0 0 1 11 19 3.38 1.500																			
31 Bobby Ayala, R (7,1) ERA: 6.23	1.0 4 0 0 0 0 1 0 0 0 0 0 0 3 7 0.00 1.000																			
Tony Fossas, L (8,1) ERA: 16.2	1.0 6 3 2 2 2 0 0 0 0 0 0 0 10 10 18.00 3.000																			
Heathcliff Slocumb, R (9,1) ERA: 9.0	1.0 5 1 0 0 1 1 0 0 0 0 0 0 6 10 0.00 2.000																			

**New York Yankees @ Seattle Mariners**  
 The Kingdome, Seattle, WA  
 Tue Apr 07 1998, 10:05 PM EDT  
 Att: 28,424 - Dome - 72 F

AB 43  
 R 13  
 H 18  
 RBI 13  
 BB 4  
 SO 6  
 LOB 16



Batter	1	2	3	4	5	6	7	8	9	AB	R	H	RBI	BB	SO	LOB	BOTTOM					
Joey Cora, S (1,4) OBP: 0.412, SLG: 0.448										5	1	2	0	1	2	3	<b>New York Yankees @ Seattle Mariners</b> The Kingdome, Seattle, WA Tue Apr 07 1998, 10:05 PM EDT Att: 28,424 - Dome - 72 F					
Alex Rodriguez, R (1,6) OBP: 0.276, SLG: 0.438										6	1	2	2	0	2	3						
Ken Griffey Jr., L (1,8) OBP: 0.333, SLG: 0.640 Charles Gipson, R (6,8) OBP: 0.600, SLG: 0.500										3	0	1	0	0	0	3						
Edgar Martinez, R (1,10) OBP: 0.250, SLG: 0.280										4	1	1	1	1	1	5						
David Segui, S (1,3) OBP: 0.500, SLG: 1.034										5	0	2	1	0	0	4						
Glenallen Hill, R (1,7) OBP: 0.586, SLG: 0.917										3	1	2	0	2	0	0						
Dan Wilson, R (1,2) OBP: 0.333, SLG: 0.278 John Marzano, R (5,2) OBP: 0.364, SLG: 0.778										2	0	0	0	0	1	1						
Rick Wilkins, L (7,7) OBP: 0.364, SLG: 0.778										1	0	0	0	0	1	3						
Robert Perez, R (1,9) OBP: 0.250, SLG: 0.625										5	1	1	2	0	0	6						
Russ Davis, R (1,5) OBP: 0.440, SLG: 0.619										4	0	1	0	1	1	0						
<b>Inning Stats</b>	R: 1 E: 0 K: 0 S: 4	H: 1 LOB: 1 BB: 1 P: 8	R: 0 E: 0 K: 1 S: 5	H: 1 LOB: 0 BB: 0 P: 5	R: 0 E: 2 K: 1 S: 8	H: 1 LOB: 3 BB: 0 P: 8	R: 0 E: 0 K: 0 S: 3	H: 0 LOB: 0 BB: 0 P: 3	R: 1 E: 0 K: 0 S: 5	H: 2 LOB: 1 BB: 0 P: 5	R: 2 E: 0 K: 1 S: 8	H: 3 LOB: 2 BB: 1 P: 12	R: 2 E: 0 K: 1 S: 8	H: 3 LOB: 3 BB: 2 P: 16	R: 1 E: 0 K: 1 S: 8	H: 3 LOB: 3 BB: 1 P: 12	R: 0 E: 0 K: 3 S: 9	H: 0 LOB: 0 BB: 0 P: 9	1B: 9 2B: 3 3B: 0 HR: 2	SF: 1 SAC: 0 DP: 1 HBP: 0	WP: 0 PB: 0 CS: 0	PA: 47
<b>PITCHER</b>	IP WLS BF H R ER SO BB IBB HBP BLK WP HR S P ERA WHIP																					
David Wells, L (1,1) ERA: 6.75	6.0 W 31 9 6 6 3 3 0 0 0 0 0 0 0 3 4 6 9.00 2.000																					
Darren Holmes, R (7,1) ERA: 6.23	0.1 3 2 0 0 0 0 0 0 0 0 0 0 3 3 0.00 6.000																					
Jeff Nelson, R (7,1) ERA: 6.23	1.0 8 3 1 1 1 2 0 0 0 0 0 0 8 16 9.00 5.000																					
Mike Stanton, L (8,1) ERA: 3.86	1.2 5 0 0 0 4 0 0 0 0 0 0 0 13 13 0.00 0.000																					

**New York Yankees @ Seattle Mariners**  
 The Kingdome, Seattle, WA  
 Tue Apr 07 1998, 10:05 PM EDT  
 Att: 28,424 - Dome - 72 F

AB 41  
 R 7  
 H 14  
 RBI 7  
 BB 5  
 SO 8  
 LOB 29





Batter	1	2	3	4	5	6	7	8	9	AB	R	H	RBI	BB	SO	LOB	TOP										
Chuck Knoblauch, R (1.4) OBP: 0.500, SLG: 0.520										3	0	1	0	2	0	0	<b>New York Yankees @ Seattle Mariners</b> The Kingdome, Seattle, WA Wed Apr 08 1998, 6:33 AM EDT Att: 33,922 - Dome - 72 F										
2 Derek Jeter, R (1.6) OBP: 0.265, SLG: 0.267										5	1	1	0	0	0	5											
Paul O'Neill, L (1.9) OBP: 0.412, SLG: 0.393										4	0	1	0	1	1	4											
Bernie Williams, S (1.8) OBP: 0.344, SLG: 0.345										5	0	3	1	0	0	1											
Tino Martinez, L (1.3) OBP: 0.290, SLG: 0.250										4	0	0	0	1	3	3											
Darryl Strawberry, L (1.10) OBP: 0.229, SLG: 0.706 (8, PH) Tim Raines, S (8, PH) Homer Bush, R (8, PR)										3	1	1	0	0	1	2											
Chad Curtis, R (1.7) OBP: 0.438, SLG: 0.833										3	1	1	2	1	0	1											
20 Jorge Posada, S (1.2) OBP: 0.368, SLG: 0.706										4	0	1	1	0	0	4											
Scott Brosius, R (1.5) OBP: 0.433, SLG: 0.375										4	0	1	0	0	0	1											
<b>Inning Stats</b>	R: 0 E: 0 K: 1 S: 3	H: 1 LOB: 2 BB: 1 P: 7	R: 0 E: 0 K: 1 S: 5	H: 0 LOB: 0 BB: 0 P: 5	R: 0 E: 0 K: 1 S: 3	H: 0 LOB: 0 BB: 0 P: 3	R: 0 E: 0 K: 1 S: 6	H: 1 LOB: 1 BB: 0 P: 6	R: 1 E: 0 K: 0 S: 5	H: 2 LOB: 2 BB: 1 P: 9	R: 0 E: 0 K: 0 S: 4	H: 1 LOB: 3 BB: 2 P: 12	R: 1 E: 0 K: 1 S: 7	H: 2 LOB: 2 BB: 1 P: 11	R: 2 E: 0 K: 1 S: 8	H: 3 LOB: 3 BB: 1 P: 12		R: 0 E: 0 K: 2 S: 7	H: 0 LOB: 0 BB: 0 P: 7	1B: 6 2B: 3 3B: 0 HR: 1	SF: 0 SAC: 0 DP: 0 HBP: 0	WP: 1 PB: 0 CS: 0	PA: 42				
<b>PITCHER</b>	IP	WLS	BF	H	R	ER	SO	BB	IBB	HBP	BLK	WP	HR	S	P	ERA	WHIP										
27 Ken Cloude, R (1.1) ERA: 4.26	6.2		29	6	2	2	2	4	0	0	0	1	0	29	45	2.70	1.500										
Tony Fossas, L (7.1) ERA: 13.5	0.1		3	1	0	0	1	1	0	0	0	0	0	4	8	0.00	6.000										
31 Bobby Ayala, R (8.1) ERA: 9.64	0.1	L	5	3	2	2	0	1	0	0	0	0	1	4	8	54.00	12.000										
Mike Timlin, R (8.1) ERA: 6.23	0.1		1	0	0	0	0	0	0	0	0	0	0	1	1	0.00	0.000										
Paul Spoljaric, L (8.1) ERA: 1.5	1.1		4	0	0	0	3	0	0	0	0	0	0	10	10	0.00	0.000										

Batter	1	2	3	4	5	6	7	8	9	AB	R	H	RBI	BB	SO	LOB	BOTTOM										
Joey Cora, S (1.4) OBP: 0.410, SLG: 0.441 Charles Gipson, R (9, PR) OBP: 0.600, SLG: 0.500										5	0	2	0	0	0	0	<b>New York Yankees @ Seattle Mariners</b> The Kingdome, Seattle, WA Wed Apr 08 1998, 6:33 AM EDT Att: 33,922 - Dome - 72 F										
Alex Rodriguez, R (1.6) OBP: 0.283, SLG: 0.432										5	0	2	0	0	1	1											
Ken Griffey Jr., L (1.8) OBP: 0.389, SLG: 0.600										5	0	1	0	0	1	4											
Edgar Martinez, R (1.10) OBP: 0.242, SLG: 0.241										4	0	0	0	1	1	4											
David Segui, S (1.3) OBP: 0.528, SLG: 1.061										4	1	3	0	0	1	2											
Glenallen Hill, R (1.7) OBP: 0.545, SLG: 0.815										3	0	0	0	1	1	2											
Dan Wilson, R (1.2) OBP: 0.333, SLG: 0.250										2	0	0	0	0	1	2											
Rick Wilkins, L (8, PH) OBP: 0.364, SLG: 0.778 John Marzano, R (8, PH) (9, 2)										0	0	0	0	0	0	0											
Robert Perez, R (1.9) OBP: 0.167, SLG: 0.417										4	0	0	0	0	0	5											
Russ Davis, R (1.5) OBP: 0.448, SLG: 0.840										4	2	2	2	0	1	2											
<b>Inning Stats</b>	R: 0 E: 0 K: 1 S: 6	H: 1 LOB: 1 BB: 1 P: 10	R: 0 E: 0 K: 2 S: 7	H: 0 LOB: 0 BB: 0 P: 8	R: 0 E: 0 K: 1 S: 6	H: 1 LOB: 1 BB: 0 P: 6	R: 1 E: 0 K: 1 S: 6	H: 1 LOB: 1 BB: 1 P: 10	R: 0 E: 0 K: 2 S: 8	H: 1 LOB: 1 BB: 0 P: 8	R: 0 E: 0 K: 0 S: 4	H: 1 LOB: 0 BB: 0 P: 4	R: 1 E: 0 K: 0 S: 4	H: 1 LOB: 0 BB: 0 P: 4	R: 0 E: 0 K: 0 S: 4	H: 1 LOB: 2 BB: 1 P: 8	R: 1 E: 0 K: 0 S: 5	H: 3 LOB: 1 BB: 0 P: 5	1B: 6 2B: 1 3B: 1 HR: 2	SF: 0 SAC: 0 DP: 1 HBP: 1	WP: 2 PB: 0 CS: 0	PA: 40					
<b>PITCHER</b>	IP	WLS	BF	H	R	ER	SO	BB	IBB	HBP	BLK	WP	HR	S	P	ERA	WHIP										
Hideki Irabu, R (1.1) ERA: 1.8	5.0		22	4	1	1	7	2	0	1	0	0	1	7	7	5.40	1.200										
52 Mike Buddie, R (6.1) ERA: 16.88	1.2		7	2	1	1	0	0	0	0	0	0	1	7	7	5.40	1.200										
Graeme Lloyd, L (7.1) ERA: 7.71	0.1	W	1	0	0	0	0	0	0	0	0	0	0	1	1	0.00	0.000										
Jeff Nelson, R (8.1) ERA: 5.4	0.2		3	1	0	0	0	0	0	0	0	0	0	3	3	0.00	1.500										
Mike Stanton, L (8.1) ERA: 4.91	1.1	S	7	3	1	1	0	1	0	0	0	0	1	6	10	6.75	3.000										

AB	36
R	4
H	10
RBI	4
BB	6
SO	6
LOB	21





Batter	1	2	3	4	5	6	7	8	9	AB	R	H	RBI	BB	SO	LOB	TOP								
Joey Cora, S OBP: 0.432, SLG: 0.432 (1, 4)	F7		HBP			1B 2B BB	E5		3B 1B	3	2	1	0	1	0	0									
Alex Rodriguez, R OBP: 0.304, SLG: 0.476 (1, 6)	F9		F8			2B 1B	K		SF8 3B	5	2	2	1	0	1	2									
Ken Griffey Jr., L OBP: 0.415, SLG: 0.606 (1, 8)	BB			F8		K		1B 2B	WP E BB	3	1	1	0	2	1	2									
Edgar Martinez, R OBP: 0.289, SLG: 0.333 (1, 10)	F8		G1-6-3 1B			E 2B		L3 1B	SF8 1B	4	1	3	3	0	0	1									
David Segui, S OBP: 0.463, SLG: 0.921 (1, 3)		K		G1-6-3 1-2		E5 G1-3 2H		L3 1-2	E6 WP	5	0	0	0	0	1	4									
Glenallen Hill, R OBP: 0.514, SLG: 0.742 Charles Gipson, R OBP: 0.500, SLG: 0.400 (8, PR) (8, 7)	G4-3			G6-3		G1-3		S 1B	K	4	0	1	1	0	0	1									
Dan Wilson, R OBP: 0.310, SLG: 0.240 (1, 2)	K			G1-3		F9		1B 1B	F7	5	0	1	1	0	1	3									
Russ Davis, R OBP: 0.485, SLG: 0.828 (1, 5)			P2-4 1B			FC5-4 1B		1-2 1B		4	0	3	0	0	1	0									
Robert Perez, R OBP: 0.125, SLG: 0.313 (1, 9)			P2-4			FC5-4		K	P4	4	0	0	0	0	1	4									
<b>Inning Stats</b>	R: 0 E: 0 K: 0 S: 3	H: 0 LOB: 1 BB: 1 P: 7	R: 0 E: 0 K: 2 S: 7	H: 0 LOB: 0 BB: 0 P: 7	R: 0 E: 0 K: 0 S: 3	H: 1 LOB: 1 BB: 0 P: 4	R: 0 E: 0 K: 0 S: 3	H: 1 LOB: 0 BB: 0 P: 3	R: 0 E: 0 K: 0 S: 4	H: 1 LOB: 1 BB: 0 P: 4	R: 3 E: 1 K: 1 S: 8	H: 2 LOB: 1 BB: 1 P: 12	R: 0 E: 1 K: 3 S: 10	H: 0 LOB: 1 BB: 0 P: 10	R: 2 E: 0 K: 0 S: 7	H: 5 LOB: 2 BB: 0 P: 7	R: 2 E: 1 K: 1 S: 8	H: 2 LOB: 2 BB: 1 P: 12	1B: 9 2B: 4 3B: 1 HR: 0	SF: 1 SAC: 0 DP: 3 HBP: 1	WP: 1 PB: 0 SB: 2 CS: 0	PA: 43			
<b>PITCHER</b>	IP	WLS	BF	H	R	ER	SO	BB	IBB	HBP	BLK	WP	HR	S	P	ERA	WHIP								
Brian Rose, R ERA: 9.82 Jim Corsi, R ERA: 2.84 Steve Avery, L ERA: 4.5 Dennis Eckersley, R ERA: 4.91 Tom Gordon, R ERA: 5.4	5.1	22	5	3	2	3	2	2	0	1	0	0	0	25	34	3.38	1.312								
Rich Garces, R ERA: 6.75	0.2	W	2	0	0	0	1	0	0	0	0	0	0	0	1	0.00	0.000								

Seattle Mariners @ Boston Red Sox  
Fenway Park, Boston, MA  
Fri Apr 10 1998, 3:33 AM EDT  
Att: 32,805 - Sunny - 56 F

AB	38
R	7
H	12
RBI	6
BB	3
SO	7
LOB	19



Batter	1	2	3	4	5	6	7	8	9	AB	R	H	RBI	BB	SO	LOB	BOTTOM								
Nomar Garciaparra, R OBP: 0.333, SLG: 0.436 (1, 6)	K		L3		1-2 BB		HBP		HBP HR 1B	3	1	1	1	1	1	0									
John Valentin, R OBP: 0.282, SLG: 0.359 (1, 5)	2B		P3		K		F9		HR HBP	4	1	1	1	0	1	4									
Mo Vaughn, L OBP: 0.429, SLG: 0.649 (1, 3)	HBP			K	K			K	HR	4	1	1	4	0	3	2									
Jim Leyritz, R OBP: 0.375, SLG: 0.250 (1, 10)	K			G1-3 HR HBP		K		K		3	1	0	0	0	3	2									
Jason Varitek, S OBP: 0.150, SLG: 0.105 (1, 2)	K			G1-3		K		F8		4	0	0	0	0	2	3									
Damon Buford, R OBP: 0.333, SLG: 0.500 Troy O'Leary, L OBP: 0.333, SLG: 0.292 (9, PH)		K		HR		G6-3			BB 2B 1B	3	1	1	2	0	1	0									
Mark Lemke, S (1, 4)	P4			K				K	2B 1B BB	3	1	0	0	1	2	0									
Darren Bragg, L OBP: 0.318, SLG: 0.389 (1, 7)	K				S BB			G5-3	1B HBP 2B	3	1	1	1	1	1	0									
Darren Lewis, R OBP: 0.333, SLG: 0.182 Scott Hatteberg, L OBP: 0.333, SLG: 0.632 Mike Benjamin, R OBP: 0.313, SLG: 0.357 (9, PH)			G2-3		K				HBP 1B HR BB	2	0	0	0	1	1	1									
<b>Inning Stats</b>	R: 0 E: 0 K: 3 S: 10	H: 1 LOB: 2 BB: 0 P: 11	R: 0 E: 0 K: 2 S: 7	H: 0 LOB: 0 BB: 0 P: 7	R: 0 E: 0 K: 0 S: 3	H: 0 LOB: 0 BB: 0 P: 3	R: 2 E: 0 K: 2 S: 8	H: 1 LOB: 0 BB: 0 P: 9	R: 0 E: 0 K: 3 S: 9	H: 0 LOB: 2 BB: 2 P: 17	R: 0 E: 0 K: 2 S: 7	H: 0 LOB: 0 BB: 0 P: 7	R: 0 E: 0 K: 1 S: 5	H: 0 LOB: 2 BB: 1 P: 10	R: 0 E: 0 K: 2 S: 7	H: 0 LOB: 0 BB: 0 P: 7	R: 7 E: 0 K: 0 S: 4	H: 4 LOB: 0 BB: 2 P: 13	1B: 2 2B: 2 3B: 0 HR: 2	SF: 0 SAC: 0 DP: 0 HBP: 4	WP: 0 PB: 0 SB: 1 CS: 0	PA: 39			
<b>PITCHER</b>	IP	WLS	BF	H	R	ER	SO	BB	IBB	HBP	BLK	WP	HR	S	P	ERA	WHIP								
Randy Johnson, L ERA: 6.41 Heathcliff Slocumb, R ERA: 18.0 Tony Fossas, L ERA: 18.0 Mike Timlin, R ERA: 10.38 Paul Spoljaric, L ERA: 3.0	8.0	32	3	2	3	3	0	1	0	0	0	0	0	2	6	*	*								
	0.0	L	2	1	0	0	0	0	0	1	0	0	0	1	2	*	*								
	0.0	1	1	4	4	0	0	0	0	0	0	0	1	1	1	*	*								

Seattle Mariners @ Boston Red Sox  
Fenway Park, Boston, MA  
Fri Apr 10 1998, 3:33 AM EDT  
Att: 32,805 - Sunny - 56 F

AB	30
R	9
H	6
RBI	9
BB	5
SO	15
LOB	12





Batter	1	2	3	4	5	6	7	8	9	AB	R	H	RBI	BB	SO	LOB	TOP					
Joey Cora, S OBP: 0.417, SLG: 0.415 (1, 4)										4	0	1	0	0	0	0	<b>Seattle Mariners @ Boston Red Sox</b> Fenway Park, Boston, MA Sat Apr 11 1998, 3:33 AM EDT Att: 32,403 - Sunny - 52 F					
Alex Rodriguez, R OBP: 0.300, SLG: 0.457 (1, 6)										4	0	1	0	0	2	1						
Ken Griffey Jr., L OBP: 0.378, SLG: 0.541 (1, 8)										4	0	0	0	0	1	2						
Edgar Martinez, R OBP: 0.293, SLG: 0.314 (1, 10)										2	0	0	0	1	0	0						
David Segui, S OBP: 0.332, SLG: 0.854 (1, 3)										3	0	0	0	0	1	2						
Glenallen Hill, R OBP: 0.500, SLG: 0.697 (1, 7)										2	0	0	0	1	2	0						
Rick Wilkins, L OBP: 0.286, SLG: 0.583 (1, 2)										3	0	0	0	0	2	1						
Russ Davis, R OBP: 0.444, SLG: 0.750 (1, 5)										3	0	0	0	0	3	0						
Charles Gipson, R OBP: 0.375, SLG: 0.286 Jeff Huson, L (8, PH) (8, 9)										2	0	0	0	0	1	0						
										1	0	0	0	0	0	0						
<b>Inning Stats</b>	R: 0 E: 0 K: 0 S: 3	H: 0 LOB: 0 BB: 0 P: 3	R: 0 E: 0 K: 1 S: 5	H: 0 LOB: 0 BB: 0 P: 5	R: 0 E: 0 K: 3 S: 9	H: 0 LOB: 0 BB: 0 P: 9	R: 0 E: 0 K: 2 S: 8	H: 1 LOB: 2 BB: 1 P: 12	R: 0 E: 0 K: 1 S: 4	H: 0 LOB: 0 BB: 1 P: 8	R: 0 E: 0 K: 1 S: 6	H: 1 LOB: 1 BB: 0 P: 6	R: 0 E: 0 K: 1 S: 5	H: 0 LOB: 0 BB: 0 P: 5	R: 0 E: 0 K: 1 S: 7	H: 0 LOB: 0 BB: 0 P: 7	R: 0 E: 0 K: 1 S: 5	H: 0 LOB: 0 BB: 0 P: 5	1B: 2 2B: 0 3B: 0 HR: 0	SF: 0 SAC: 0 DP: 1 HBP: 0	WP: 0 PB: 0 CS: 0	PA: 30
<b>PITCHER</b> Pedro Martinez, R ERA: 0.39 (1, 1)	IP: 9.0 WLS: W BF: 30 H: 2 R: 0 ER: 0 SO: 12 BB: 2 IBB: 0 HBP: 0 BLK: 0 WP: 0 HR: 0 S: 52 P: 60 ERA: 0.00 WHIP: 0.444																					

Batter	1	2	3	4	5	6	7	8	9	AB	R	H	RBI	BB	SO	LOB	BOTTOM					
Nomar Garciaparra, R OBP: 0.340, SLG: 0.477 (1, 6)										5	0	2	1	0	0	1	<b>Seattle Mariners @ Boston Red Sox</b> Fenway Park, Boston, MA Sat Apr 11 1998, 3:33 AM EDT Att: 32,403 - Sunny - 52 F					
John Valentin, R OBP: 0.277, SLG: 0.364 (1, 5)										5	2	2	0	0	0	4						
Mo Vaughn, L OBP: 0.404, SLG: 0.619 (1, 3)										5	1	1	1	0	2	5						
Jim Leyritz, R OBP: 0.429, SLG: 0.478 (1, 10)										3	1	2	3	1	1	0						
Troy O'Leary, L OBP: 0.355, SLG: 0.357 (1, 7)										4	0	2	0	0	0	2						
Damon Buford, R OBP: 0.283, SLG: 0.375 (1, 8)										4	0	0	0	0	1	3						
Scott Hatteberg, L OBP: 0.320, SLG: 0.565 (1, 2)										4	0	1	0	0	0	2						
Darren Lewis, R OBP: 0.323, SLG: 0.192 (1, 9)										4	1	1	0	0	1	2						
Mike Benjamin, R OBP: 0.368, SLG: 0.412 (1, 4)										3	0	2	0	0	0	1						
<b>Inning Stats</b>	R: 1 E: 0 K: 1 S: 7	H: 2 LOB: 1 BB: 0 P: 7	R: 0 E: 1 K: 0 S: 4	H: 0 LOB: 1 BB: 0 P: 4	R: 3 E: 0 K: 0 S: 7	H: 4 LOB: 1 BB: 0 P: 7	R: 1 E: 0 K: 1 S: 7	H: 2 LOB: 1 BB: 0 P: 7	R: 0 E: 0 K: 2 S: 8	H: 1 LOB: 1 BB: 0 P: 8	R: 0 E: 0 K: 0 S: 5	H: 2 LOB: 2 BB: 0 P: 5	R: 0 E: 0 K: 1 S: 6	H: 1 LOB: 2 BB: 1 P: 10	R: 0 E: 0 K: 0 S: 4	H: 1 LOB: 1 BB: 0 P: 4	R: 0 E: 0 K: 0 S: 4	H: 1 LOB: 1 BB: 0 P: 4	1B: 8 2B: 3 3B: 1 HR: 1	SF: 0 SAC: 1 DP: 0 HBP: 0	WP: 0 PB: 0 CS: 0	PA: 39
<b>PITCHER</b> Jamie Moyer, L ERA: 5.09 Bob Wells, R ERA: 3.66 Tony Fossas, L ERA: 15.43	IP: 6.0 WLS: L BF: 8 H: 2 R: 0 ER: 0 SO: 1 BB: 0 IBB: 0 HBP: 0 BLK: 0 WP: 0 HR: 0 S: 9 P: 13 ERA: 7.50 WHIP: 1.833																					

AB	28
R	0
H	2
RBI	0
BB	2
SO	12
LOB	6





Batter	1	2	3	4	5	6	7	8	9	AB	R	H	RBI	BB	SO	LOB	TOP										
Joey Cora, S OBP: 0.415, SLG: 0.457	G4-3		F9				HR	L6		5	2	2	0	0	0	3											
Alex Rodriguez, R OBP: 0.327, SLG: 0.580	HR		PB BB				HR		K	4	2	2	3	1	1	1											
Ken Griffey Jr., L OBP: 0.380, SLG: 0.619	G3-1		K				F8		F9	5	1	2	2	0	1	2											
Edgar Martinez, R OBP: 0.289, SLG: 0.308 Jeff Huson, L (8, PR)	F9							1B	F9	4	0	1	0	0	2	0											
David Segui, S OBP: 0.369, SLG: 0.844		G5-4-3 1B						1B		4	1	3	0	1	0	0											
Russ Davis, R OBP: 0.415, SLG: 0.667	G5-4-3 1-2f		G5-3 1B BB				G4-3		K	4	0	0	0	1	2	5											
Glenallen Hill, R OBP: 0.500, SLG: 0.676	G5-3						K			4	0	2	1	0	1	0											
Dan Wilson, R OBP: 0.333, SLG: 0.276			PB BB 1B				G5-3		F8	4	0	2	1	0	0	3											
Charles Gipson, R OBP: 0.273, SLG: 0.200 Rick Wilkins, L OBP: 0.287, SLG: 0.538 Robert Perez, R OBP: 0.125, SLG: 0.313			K				L3		K2-3	3	0	0	0	0	2	1											
<b>Inning Stats</b>	R: 1 E: 0 K: 0 S: 10	H: 1 LOB: 0 BB: 0 P: 13	R: 0 E: 0 K: 0 S: 9	H: 1 LOB: 0 BB: 0 P: 13	R: 0 E: 0 K: 2 S: 11	H: 1 LOB: 2 BB: 1 P: 20	R: 0 E: 0 K: 1 S: 11	H: 2 LOB: 2 BB: 1 P: 20	R: 2 E: 0 K: 1 S: 10	H: 2 LOB: 0 BB: 0 P: 14	R: 0 E: 0 K: 1 S: 11	H: 0 LOB: 0 BB: 0 P: 14	R: 2 E: 0 K: 1 S: 16	H: 2 LOB: 0 BB: 0 P: 24	R: 2 E: 0 K: 2 S: 19	H: 4 LOB: 2 BB: 1 P: 26	R: 0 E: 0 K: 2 S: 15	H: 1 LOB: 2 BB: 1 P: 25	1B: 8 2B: 3 3B: 0 HR: 3	SF: 0 SAC: 0 DP: 2 HBP: 0	WP: 0 PB: 1 SB: 1 CS: 0	PA: 42					
<b>PITCHER</b>	IP	WLS	BF	H	R	ER	SO	BB	IBB	HBP	BLK	WP	HR	S	P	ERA	WHIP										
49 Tim Wakefield, R ERA: 7.15	(1, 1)	6.2	28	8	4	4	6	2	0	0	0	0	2	73	111	5.40	1.500										
Jim Corsi, R ERA: 4.05	(7, 1)	0.1	4	1	1	1	0	0	0	0	0	0	1	5	7	27.00	3.000										
Dennis Eckersley, R ERA: 9.0	(8, 1)	0.1	4	3	2	2	1	0	0	0	0	0	0	10	15	54.00	9.000										
John Wasdin, R ERA:	(8, 1)	1.2	W	8	2	0	0	3	0	1	0	0	0	24	36	0.00	1.200										

Seattle Mariners @ Boston Red Sox  
Fenway Park, Boston, MA  
Sun Apr 12 1998, 3:33 AM EDT  
Att: 23,270 - Sunny - 55 F

AB	39
R	7
H	14
RBI	7
BB	3
SO	10
LOB	18



Batter	1	2	3	4	5	6	7	8	9	AB	R	H	RBI	BB	SO	LOB	BOTTOM										
Nomar Garciaparra, R OBP: 0.327, SLG: 0.449	P3		F8				K			5	0	1	0	0	1	0											
John Valentin, R OBP: 0.308, SLG: 0.396	BB		G3-6-3 1B				G6-3		G4-3	4	1	2	0	1	0	1											
Mo Vaughn, L OBP: 0.404, SLG: 0.587	K		G3-6-3 1-2f				HR HBP	E9 1B 2B	K	4	2	1	0	0	2	2											
Jim Leyritz, R OBP: 0.455, SLG: 0.714	F9						G5-3			5	2	3	3	0	0	1											
Troy O'Leary, L OBP: 0.417, SLG: 0.531			PB 1B				G4-3			4	3	3	2	1	0	0											
Damon Buford, R OBP: 0.292, SLG: 0.350	F8						G5-3		G5-3	4	0	1	0	1	0	3											
Mark Lemke, S 18 Reggie Jefferson, S OBP: 0.316, SLG: 0.294	K		K				P3		K	3	0	0	0	1	2	4											
Jason Varitek, S OBP: 0.217, SLG: 0.143 Midge Cummings, L OBP: 0.231, SLG: 0.308 Scott Hatteberg, L OBP: 0.320, SLG: 0.565							P6		G5-3	2	0	1	1	1	0	0											
Darren Lewis, R OBP: 0.294, SLG: 0.172 Darren Bragg, L OBP: 0.304, SLG: 0.368							F8		K	3	0	0	0	0	0	3											
<b>Inning Stats</b>	R: 0 E: 0 K: 1 S: 10	H: 0 LOB: 1 BB: 1 P: 20	R: 1 E: 0 K: 1 S: 19	H: 2 LOB: 1 BB: 0 P: 25	R: 0 E: 0 K: 0 S: 5	H: 1 LOB: 1 BB: 0 P: 10	R: 0 E: 0 K: 0 S: 9	H: 1 LOB: 1 BB: 0 P: 13	R: 0 E: 0 K: 0 S: 4	H: 0 LOB: 0 BB: 0 P: 6	R: 3 E: 0 K: 0 S: 14	H: 2 LOB: 2 BB: 2 P: 33	R: 2 E: 1 K: 2 S: 16	H: 4 LOB: 2 BB: 0 P: 26	R: 0 E: 0 K: 1 S: 9	H: 1 LOB: 1 BB: 0 P: 14	R: 2 E: 0 K: 1 S: 11	H: 2 LOB: 2 BB: 2 P: 23	1B: 8 2B: 2 3B: 0 HR: 3	SF: 0 SAC: 0 DP: 1 HBP: 1	WP: 1 PB: 1 SB: 0 CS: 0	PA: 43					
<b>PITCHER</b>	IP	WLS	BF	H	R	ER	SO	BB	IBB	HBP	BLK	WP	HR	S	P	ERA	WHIP										
Jeff Fassero, L ERA: 3.38	(1, 1)	5.1	22	5	3	2	2	1	0	0	0	0	1	54	88	3.38	1.125										
Paul Spoljaric, L ERA: 4.28	(6, 1)	0.1	4	1	1	1	0	2	0	0	0	0	1	6	17	27.00	9.000										
31 Bobby Ayala, R ERA: 11.81	(6, 1)	0.2	5	3	2	2	1	0	0	0	0	0	0	10	18	27.00	4.500										
Tony Fossas, L ERA: 15.43	(7, 1)	0.0	1	1	0	0	0	0	0	0	0	0	0	1	3	∞	∞										
Mike Timlin, R ERA: 7.5	(7, 1)	1.2	6	1	0	0	2	0	0	0	0	0	0	15	21	0.00	0.600										

Seattle Mariners @ Boston Red Sox  
Fenway Park, Boston, MA  
Sun Apr 12 1998, 3:33 AM EDT  
Att: 23,270 - Sunny - 55 F

AB	37
R	8
H	13
RBI	7
BB	5
SO	6
LOB	14





Batter	1	2	3	4	5	6	7	8	9	AB	R	H	RBI	BB	SO	LOB	TOP										
Joey Cora, S OBP: 0.397, SLG: 0.431 (1,4)	0-1 SH2-3 HR 1B	3-2 P4		2-1 F7			2-1 G3-4-3		1-2 G1-3	5	1	1	0	0	0	3											
Alex Rodriguez, R OBP: 0.322, SLG: 0.574 (1,6)	0-0 SH2-3		2-2 F9		1-2 F8		0-0 HR 2B		2-3 K	4	1	1	0	0	1	0											
Ken Griffey Jr., L OBP: 0.389, SLG: 0.739 (1,8)	3-1 HR		2-3 K		0-1 G3		1-1 HR			4	2	2	4	0	1	0											
Edgar Martinez, R OBP: 0.306, SLG: 0.333 (1,10)	0-3 K		4-1 BB		2-0 G4-3		1-0 HR 2B			3	0	1	0	1	1	0											
David Segui, S OBP: 0.372, SLG: 0.875 (1,3)	1-3 K		4-2 BB		2-0 HR		1-1 G6-3			3	1	1	1	1	1	1											
Glenallen Hill, R OBP: 0.478, SLG: 0.659 (1,7)		2-1 2B	2-3 K		3-2 F8			1-2 G1-3		4	0	1	0	0	1	2											
Russ Davis, R OBP: 0.378, SLG: 0.600 (1,5)		1-2 G6-3		1-3 K		3-3 K		1-3 K		4	0	0	0	0	3	1											
Dan Wilson, R OBP: 0.351, SLG: 0.313 (1,2)		4-1 BB		2-2 2B		1-2 G6-3		2-3 K		3	0	1	0	1	1	0											
Ryan Radmanovich, L OBP: 0.250, SLG: 0.500 (9, PH)	1-3 K		1-0 G6-3		2-1 P4			0-0 F8		3	0	0	0	0	1	3											
<b>Inning Stats</b>	R: 2 E: 0 K: 2 S: 11	H: 2 LOB: 0 BB: 0 P: 15	R: 0 E: 0 K: 1 S: 12	H: 1 LOB: 2 BB: 1 P: 23	R: 0 E: 0 K: 2 S: 15	H: 0 LOB: 2 BB: 2 P: 29	R: 0 E: 0 K: 1 S: 9	H: 1 LOB: 1 BB: 0 P: 15	R: 0 E: 0 K: 0 S: 6	H: 0 LOB: 0 BB: 0 P: 9	R: 1 E: 0 K: 1 S: 10	H: 1 LOB: 0 BB: 0 P: 19	R: 2 E: 0 K: 0 S: 10	H: 3 LOB: 1 BB: 0 P: 17	R: 0 E: 0 K: 2 S: 13	H: 0 LOB: 0 BB: 0 P: 17	R: 0 E: 0 K: 1 S: 9	H: 0 LOB: 0 BB: 0 P: 12	1B: 1 2B: 4 3B: 0 HR: 3	SF: 0 SAC: 1 DP: 0 HBP: 0	WP: 0 PB: 0 SB: 0 CS: 0	PA: 38					
<b>PITCHER</b>	IP	WLS	BF	H	R	ER	SO	BB	IBB	HBP	BLK	WP	HR	S	P	ERA	WHIP										
Dave Burba, R ERA: 2.7 (1,1)	6.0	W	26	5	3	3	7	3	0	0	0	0	2	63	110	4.50	1.333										
Jose Mesa, R ERA: 4.35 (7,1)	2.0		9	3	2	2	2	0	0	0	0	0	1	23	34	9.00	1.500										
Michael Jackson, R ERA: 1.69 (9,1)	1.0	S	3	0	0	0	1	0	0	0	0	0	0	9	12	0.00	0.000										

Seattle Mariners @ Cleveland Indians  
Jacobs Field, Cleveland, OH  
Mon Apr 13 1998, 7:05 PM EDT  
Att: 42,793 - Cloudy - 71 F

AB 34  
R 5  
H 8  
RBI 5  
BB 3  
SO 10  
LOB 10



Batter	1	2	3	4	5	6	7	8	9	AB	R	H	RBI	BB	SO	LOB	BOTTOM										
Kenny Lofton, L OBP: 0.392, SLG: 0.409 (1,8)	2-2 G4-3		4-2 BB		1-1 P4	0-1 G3-1				3	0	0	0	1	0	2											
Shawon Dunston, R OBP: 0.297, SLG: 0.387 (1,4)	0-1 G5-3		2-2 P6			0-1 2B	4-1 G1-6-3 BB			3	1	1	0	1	0	2											
David Justice, L OBP: 0.457, SLG: 0.730 (1,10)	2-3 K			1-1 F9		2-2 2B	1-2 G1-6-3			4	1	1	1	0	1	1											
Manny Ramirez, R OBP: 0.320, SLG: 0.568 (1,9)		2-1 P3		0-0 F9		1-1 1B	2-3 K			4	1	1	1	0	1	0											
Jim Thome, L OBP: 0.390, SLG: 0.543 (1,3)		0-3 K		2-1 L6		1-1 1B		4-2 FC5-3 BB		3	1	1	0	1	1	0											
Travis Fryman, R OBP: 0.250, SLG: 0.372 (1,5)		2-2 G6-3			2-2 G1-3	1-2 HR 1B		3-3 K		4	1	1	1	0	1	1											
Brian Giles, L OBP: 0.630, SLG: 1.111 (1,7)			1-0 E7 1B		4-2 1B	3-H HR		4-0 FC5-3 BB		2	1	2	3	2	0	0											
Sandy Alomar Jr., R OBP: 0.333, SLG: 0.667 (1,2)			1-1 F8		2-0 P6	2-2 F9		1-0 FC5-3		4	0	0	0	0	0	4											
Omar Vizquel, S OBP: 0.500, SLG: 0.500 (1,6)			3-2 G5-3		2-2 G5-3	0-1 G5-3				3	0	1	0	0	0	1											
<b>Inning Stats</b>	R: 0 E: 0 K: 1 S: 8	H: 0 LOB: 0 BB: 0 P: 12	R: 0 E: 0 K: 1 S: 8	H: 0 LOB: 0 BB: 0 P: 12	R: 0 E: 0 K: 0 S: 11	H: 1 LOB: 2 BB: 1 P: 22	R: 0 E: 0 K: 0 S: 5	H: 0 LOB: 0 BB: 0 P: 8	R: 0 E: 0 K: 0 S: 11	H: 1 LOB: 2 BB: 1 P: 22	R: 6 E: 0 K: 0 S: 26	H: 6 LOB: 0 BB: 0 P: 34	R: 0 E: 0 K: 1 S: 8	H: 0 LOB: 1 BB: 1 P: 15	R: 0 E: 0 K: 1 S: 8	H: 0 LOB: 2 BB: 2 P: 20	1B: 5 2B: 2 3B: 0 HR: 1	SF: 0 SAC: 0 DP: 2 HBP: 0	WP: 0 PB: 0 SB: 0 CS: 0	PA: 35							
<b>PITCHER</b>	IP	WLS	BF	H	R	ER	SO	BB	IBB	HBP	BLK	WP	HR	S	P	ERA	WHIP										
27 Ken Cloude, R ERA: 5.09 (1,1)	5.0	L	23	6	4	4	2	2	0	0	0	0	0	55	92	7.20	1.600										
31 Bobby Ayala, R ERA: 11.05 (6,1)	2.0		8	2	2	2	1	1	0	0	0	0	1	22	33	9.00	1.500										
Paul Spoljaric, L ERA: 4.05 (8,1)	0.1		3	0	0	0	1	2	0	0	0	0	0	7	18	0.00	6.000										
Mike Timlin, R ERA: 6.75 (8,1)	0.2		1	0	0	0	0	0	0	0	0	0	0	1	2	0.00	0.000										

Seattle Mariners @ Cleveland Indians  
Jacobs Field, Cleveland, OH  
Mon Apr 13 1998, 7:05 PM EDT  
Att: 42,793 - Cloudy - 71 F

AB 30  
R 6  
H 8  
RBI 6  
BB 5  
SO 4  
LOB 11





Batter	1	2	3	4	5	6	7	8	9	AB	R	H	RBI	BB	SO	LOB	TOP										
Joey Cora, S OBP: 0.381, SLG: 0.411 (1, 4)										5	0	1	1	0	0	1											
Alex Rodriguez, R OBP: 0.297, SLG: 0.525 (1, 6)										5	0	0	0	0	0	2											
Ken Griffey Jr., L OBP: 0.373, SLG: 0.680 (1, 8)										4	0	0	0	1	2	1											
Edgar Martinez, R Rich Amaral, R (8, PR) (1, 10)										2	0	0	0	2	0	0											
David Segui, S OBP: 0.391, SLG: 0.860 (1, 3)										2	0	1	0	2	0	2											
Glenallen Hill, R OBP: 0.481, SLG: 0.644 (1, 7)										4	0	2	0	0	0	2											
Dan Wilson, R OBP: 0.366, SLG: 0.314 (1, 2)										3	1	1	0	1	0	4											
Russ Davis, R OBP: 0.367, SLG: 0.591 (1, 5)										4	1	1	0	0	2	4											
Robert Perez, R Rick Wilkins, L John Marzano, R Ryan Radmanovich, L (1, 9)										3	0	1	0	0	1	2											
<b>Inning Stats</b>	R: 0 E: 0 K: 0 S: 11	H: 0 LOB: 2 BB: 2 P: 24	R: 2 E: 0 K: 0 S: 15	H: 4 LOB: 1 BB: 0 P: 20	R: 0 E: 0 K: 0 S: 11	H: 1 LOB: 2 BB: 1 P: 18	R: 0 E: 0 K: 0 S: 8	H: 0 LOB: 0 BB: 0 P: 15	R: 0 E: 0 K: 0 S: 9	H: 0 LOB: 0 BB: 2 P: 21	R: 0 E: 0 K: 1 S: 8	H: 0 LOB: 0 BB: 0 P: 10	R: 1 E: 1 K: 2 S: 11	H: 1 LOB: 2 BB: 1 P: 23	R: 0 E: 0 K: 1 S: 10	H: 1 LOB: 1 BB: 0 P: 16	1B: 6 2B: 1 3B: 0 HR: 0	SF: 0 SAC: 0 DP: 0 HBP: 0	WP: 0 PB: 0 SB: 0 CS: 1	PA: 40							
<b>PITCHER</b>	IP	WLS	BF	H	R	ER	SO	BB	IBB	HBP	BLK	WP	HR	S	P	ERA	WHIP										
Rick Krivda, L (1, 1)	5.0		23	5	2	2	0	4	0	0	0	0	0	54	94	3.60	1.800										
Eric Plunk, R (6, 1)	1.2		6	0	0	0	2	1	0	0	0	0	0	13	22	0.00	0.600										
Alvin Morman, L (7, 1)	0.1		1	0	0	0	1	0	0	0	0	0	0	3	4	0.00	0.000										
Jose Mesa, R (8, 1)	0.2		5	1	1	0	1	1	0	0	0	0	0	8	20	0.00	3.000										
Paul Assenmacher, L (8, 1)	1.1	W	5	1	0	0	2	0	0	0	0	0	0	13	19	0.00	0.750										

Seattle Mariners @ Cleveland Indians  
Jacobs Field, Cleveland, OH  
Tue Apr 14 1998, 7:05 PM EDT  
Att: 40,490 - Cloudy - 52 F

AB	34
R	3
H	7
RBI	2
BB	6
SO	6
LOB	21



Batter	1	2	3	4	5	6	7	8	9	AB	R	H	RBI	BB	SO	LOB	BOTTOM										
Kenny Lofton, L OBP: 0.393, SLG: 0.429 (1, 8)										5	1	2	2	0	0	1											
Shawon Dunston, R Jeff Branson, L (1, 4)										5	1	2	2	0	1	2											
David Justice, L OBP: 0.412, SLG: 0.643 (1, 10)										5	0	0	0	0	3	4											
Manny Ramirez, R OBP: 0.352, SLG: 0.660 (1, 9)										3	2	2	1	1	0	0											
Jim Thome, L OBP: 0.422, SLG: 0.528 (1, 3)										1	1	0	0	3	0	1											
Travis Fryman, R OBP: 0.250, SLG: 0.362 (1, 5)										4	0	1	1	0	2	3											
Brian Giles, L OBP: 0.645, SLG: 1.053 (1, 7)										1	1	0	0	3	0	1											
Sandy Alomar Jr., R OBP: 0.320, SLG: 0.583 (1, 2)										3	1	0	0	1	0	5											
Omar Vizquel, S OBP: 0.500, SLG: 0.471 (1, 6)										2	1	0	1	2	1	0											
<b>Inning Stats</b>	R: 0 E: 0 K: 1 S: 10	H: 0 LOB: 0 BB: 0 P: 16	R: 0 E: 0 K: 1 S: 10	H: 1 LOB: 2 BB: 1 P: 23	R: 0 E: 0 K: 1 S: 8	H: 0 LOB: 1 BB: 1 P: 17	R: 1 E: 0 K: 0 S: 9	H: 1 LOB: 0 BB: 1 P: 14	R: 0 E: 0 K: 1 S: 7	H: 2 LOB: 2 BB: 0 P: 13	R: 2 E: 1 K: 1 S: 8	H: 2 LOB: 3 BB: 0 P: 23	R: 0 E: 0 K: 1 S: 10	H: 1 LOB: 1 BB: 0 P: 18	R: 5 E: 0 K: 2 S: 16	H: 2 LOB: 4 BB: 4 P: 38	1B: 3 2B: 2 3B: 1 HR: 1	SF: 0 SAC: 0 DP: 2 HBP: 0	WP: 0 PB: 0 SB: 1 CS: 0	PA: 39							
<b>PITCHER</b>	IP	WLS	BF	H	R	ER	SO	BB	IBB	HBP	BLK	WP	HR	S	P	ERA	WHIP										
26 Bill Swift, R (1, 1)	6.0		26	4	3	3	4	5	1	0	0	0	0	52	106	4.50	1.500										
Bob Wells, R (7, 1)	0.2		3	1	0	0	1	0	0	0	0	0	0	9	15	0.00	1.500										
Tony Fossas, L (7, 1)	0.1		1	0	0	0	0	0	0	0	0	0	0	1	3	0.00	0.000										
Heathcliff Slocumb, R (8, 1)	0.2	L	5	0	3	3	1	3	0	0	0	0	0	10	24	40.50	4.500										
Mike Timlin, R (8, 1)	0.1		4	2	2	2	1	1	0	0	0	0	0	6	14	54.00	9.000										

Seattle Mariners @ Cleveland Indians  
Jacobs Field, Cleveland, OH  
Tue Apr 14 1998, 7:05 PM EDT  
Att: 40,490 - Cloudy - 52 F

AB	29
R	8
H	7
RBI	7
BB	10
SO	7
LOB	17





Batter	1	2	3	4	5	6	7	8	9	AB	R	H	RBI	BB	SO	LOB	TOP			
Joey Cora, S OBP: 0.382, SLG: 0.400 (1, 4)	F8			G3 1B		G1-3		FC6-4 BB	P6	4	0	1	0	1	0	0				
Alex Rodriguez, R OBP: 0.290, SLG: 0.500 (1, 6)	K			G3 1B		G6-3		FC6-4 3B	G6-3	5	1	1	0	0	0	1				
Ken Griffey Jr., L OBP: 0.365, SLG: 0.685 (1, 8)	G3			G3		P5		2B 3B		4	1	1	1	0	0	2				
Edgar Martinez, R OBP: 0.351, SLG: 0.326 Rich Amaral, R (8, PR) (9, 7)		P5		BB				2B G4-3 1B	2B E IBB	2	1	1	0	2	0	0				
David Segui, S OBP: 0.392, SLG: 0.870 (1, 3)	K			P6				G4-3 2B	E 2B	4	1	2	1	0	1	3				
Glenallen Hill, R OBP: 0.446, SLG: 0.592 Paul Spoljaric, R 31 Bobby Ayala, R (9, 1)	K			G5-3				K	P6	4	0	0	0	0	2	7				
Jeff Huson, L (1, 5)			P2			F9		G4-3	E1	4	0	0	1	0	0	2				
Dan Wilson, R OBP: 0.356, SLG: 0.333 (1, 2)			K			G5-3		2-3 3-H	K	4	0	1	1	0	2	2				
Ryan Radmanovich, L Robert Perez, R OBP: 0.143, SLG: 0.296 (7, PH) (7, 9)			K			G4-3		3-H	P3	2	0	0	0	0	1	0				
<b>Inning Stats</b>	R: 0 E: 0 K: 1 S: 5	H: 0 LOB: 0 BB: 0 P: 5	R: 0 E: 0 K: 2 S: 7	H: 0 LOB: 0 BB: 0 P: 7	R: 0 E: 0 K: 2 S: 7	H: 0 LOB: 0 BB: 0 P: 7	R: 0 E: 0 K: 0 S: 5	H: 2 LOB: 3 BB: 1 P: 9	R: 0 E: 0 K: 0 S: 3	H: 0 LOB: 0 BB: 0 P: 3	R: 2 E: 0 K: 1 S: 8	H: 3 LOB: 1 BB: 0 P: 8	R: 3 E: 1 K: 1 S: 8	H: 2 LOB: 2 BB: 2 P: 16	R: 0 E: 0 K: 0 S: 3	H: 0 LOB: 0 BB: 0 P: 3	1B: 3 2B: 3 3B: 1 HR: 0	SF: 0 SAC: 0 DP: 0 HBP: 0	WP: 0 PB: 0 SB: 0 CS: 0	PA: 38
<b>PITCHER</b>	IP WLS BF H R ER SO BB IBB HBP BLK WP HR S P ERA WHIP																			
Bartolo Colon, R ERA: 1.89 Eric Plunk, R ERA: 4.91 Paul Assenmacher, L ERA: 6.35 Michael Jackson, R ERA: 1.29	5.1 19 2 0 0 5 1 0 0 0 0 0 0 28 32 0.00 0.562																			
Eric Plunk, R ERA: 4.91 Paul Assenmacher, L ERA: 6.35 Michael Jackson, R ERA: 1.29	1.1 7 3 2 2 1 0 0 0 0 0 0 0 9 9 13.50 2.250																			
Paul Assenmacher, L ERA: 6.35 Michael Jackson, R ERA: 1.29	0.2 L 6 2 3 2 0 1 1 0 0 0 0 0 4 12 27.00 4.500																			
Michael Jackson, R ERA: 1.29	1.2 6 0 0 0 1 0 0 0 0 0 0 0 8 8 0.00 0.000																			

Seattle Mariners @ Cleveland Indians  
 Jacobs Field, Cleveland, OH  
 Wed Apr 15 1998, 7:05 PM EDT  
 Att: 40,527 - Cloudy - 50 F

AB	35
R	5
H	7
RBI	4
BB	3
SO	7
LOB	18



Batter	1	2	3	4	5	6	7	8	9	AB	R	H	RBI	BB	SO	LOB	BOTTOM					
Kenny Lofton, L OBP: 0.386, SLG: 0.420 Pat Borders, R OBP: 0.286, SLG: 0.357 (3, PH) (4, 2)	K		F8							1	0	0	0	0	1	0						
David Bell, R OBP: 0.308, SLG: 0.583 (1, 4)	IHR		BB							3	1	1	1	1	0	3						
Shawon Dunston, R OBP: 0.304, SLG: 0.410 (1, 10)	F8		G5-3							3	0	0	0	1	1	1						
Manny Ramirez, R OBP: 0.345, SLG: 0.620 (1, 9)	G6-3				F3					3	1	0	0	1	0	1						
Geronimo Berroa, R OBP: 0.286, SLG: 0.280 (1, 7)	K				G1-3					4	0	0	0	0	1	1						
Sandy Alomar Jr., R OBP: 0.308, SLG: 0.560 Brian Giles, L OBP: 0.647, SLG: 1.143 (4, 8)	L4				F7					1	0	0	0	0	0	0						
Travis Fryman, R OBP: 0.288, SLG: 0.490 (1, 5)										3	0	1	0	1	0	1						
Jeff Manto, R OBP: 0.143, SLG: 0.077 Jim Thome, L OBP: 0.413, SLG: 0.514 (9, PH)	K									3	0	0	0	0	1	2						
Omar Vizquel, S OBP: 0.465, SLG: 0.432 David Justice, L OBP: 0.404, SLG: 0.628 (9, PH)			K							1	0	0	0	0	0	1						
<b>Inning Stats</b>	R: 1 E: 0 K: 1 S: 6	H: 1 LOB: 0 BB: 0 P: 6	R: 0 E: 0 K: 2 S: 7	H: 0 LOB: 1 BB: 1 P: 11	R: 0 E: 0 K: 1 S: 5	H: 0 LOB: 1 BB: 1 P: 9	R: 0 E: 0 K: 0 S: 3	H: 0 LOB: 0 BB: 0 P: 3	R: 0 E: 1 K: 1 S: 7	H: 1 LOB: 2 BB: 0 P: 7	R: 2 E: 0 K: 1 S: 7	H: 2 LOB: 1 BB: 1 P: 11	R: 0 E: 0 K: 0 S: 3	H: 1 LOB: 0 BB: 0 P: 3	R: 0 E: 0 K: 0 S: 2	H: 0 LOB: 0 BB: 1 P: 6	R: 0 E: 0 K: 1 S: 5	H: 0 LOB: 1 BB: 1 P: 9	1B: 2 2B: 0 3B: 1 HR: 2	SF: 0 SAC: 0 DP: 2 HBP: 0	WP: 0 PB: 0 SB: 0 CS: 0	PA: 36
<b>PITCHER</b>	IP WLS BF H R ER SO BB IBB HBP BLK WP HR S P ERA WHIP																					
Randy Johnson, L ERA: 6.14 Bob Wells, R ERA: 4.09 Paul Spoljaric, L ERA: 3.0 Paul Spoljaric, R ERA: 3.0 31 Bobby Ayala, R ERA: 9.72	2.1 9 1 1 1 4 2 0 0 0 0 0 1 18 26 5.40 1.500																					
Paul Spoljaric, L ERA: 3.0 Paul Spoljaric, R ERA: 3.0 31 Bobby Ayala, R ERA: 9.72	2.1 W 8 1 0 0 0 2 0 0 0 0 0 0 6 14 0.00 1.286																					
Paul Spoljaric, R ERA: 3.0 31 Bobby Ayala, R ERA: 9.72	2.1 W 8 1 0 0 0 2 0 0 0 0 0 0 6 14 0.00 1.286																					
31 Bobby Ayala, R ERA: 9.72	1.0 S 3 0 0 0 1 0 0 0 0 0 0 0 5 5 0.00 0.000																					

Seattle Mariners @ Cleveland Indians  
 Jacobs Field, Cleveland, OH  
 Wed Apr 15 1998, 7:05 PM EDT  
 Att: 40,527 - Cloudy - 50 F

AB	31
R	3
H	5
RBI	3
BB	5
SO	7
LOB	12






Batter	1	2	3	4	5	6	7	8	9	10	AB	R	H	RBI	BB	SO	LOB										
Joey Cora, S OBP: 0.370, SLG: 0.385 (1, 4)	G3		F7		F8		G5-3 1B		G4-3		5	0	1	0	0	0	2										
Alex Rodriguez, R OBP: 0.311, SLG: 0.551 (1, 6)	G3-6-3 1B		K		G5-3		G5-3			HR	5	1	3	2	0	1	2										
Ken Griffey Jr., L OBP: 0.353, SLG: 0.638 (1, 8)	G3-6-3		L9		F8		F8			P6	4	0	0	0	1	0	3										
Edgar Martinez, R OBP: 0.339, SLG: 0.314 (1, 10)		G6-3		G6-4-3 1B	F9				K	E6 FC6-4	5	0	1	0	0	1	3										
David Segui, S OBP: 0.465, SLG: 0.879 (1, 3)		HR		G6-4-3 1-2f	G4-3		G4-3			K	4	1	1	1	1	1	2										
Glengallen Hill, R OBP: 0.426, SLG: 0.574 Rich Amaral, R (10, 7)				G4-3	G4-3		G4-3		P4	FC6-4	5	0	1	0	0	0	2										
Rick Wilkins, L OBP: 0.211, SLG: 0.412 Dan Wilson, R OBP: 0.348, SLG: 0.325 (8, PH) (8, 2)					F7		P4		P5		3	0	0	0	0	0	1										
Russ Davis, R OBP: 0.396, SLG: 0.596 (1, 5)										K	3	1	2	0	0	1	0										
Ryan Radmanovich, L OBP: 0.111, SLG: 0.111 (1, 9)										G3	4	0	1	0	0	1	3										
<b>Inning Stats</b>	R: 0 E: 0 K: 0 S: 5	H: 1 LOB: 0 BB: 0 P: 7	R: 1 E: 0 K: 0 S: 7	H: 2 LOB: 2 BB: 0 P: 10	R: 0 E: 0 K: 1 S: 12	H: 0 LOB: 0 BB: 0 P: 13	R: 0 E: 0 K: 0 S: 12	H: 1 LOB: 0 BB: 0 P: 15	R: 1 E: 0 K: 0 S: 11	H: 3 LOB: 3 BB: 1 P: 23	R: 0 E: 0 K: 0 S: 5	H: 0 LOB: 0 BB: 0 P: 7	R: 0 E: 0 K: 1 S: 8	H: 2 LOB: 2 BB: 0 P: 14	R: 0 E: 0 K: 1 S: 9	H: 0 LOB: 1 BB: 1 P: 17	R: 0 E: 0 K: 1 S: 8	H: 0 LOB: 0 BB: 0 P: 14	R: 1 E: 1 K: 1 S: 11	H: 1 LOB: 1 BB: 0 P: 14	1B: 7 2B: 1 3B: 0 HR: 2	SF: 0 SAC: 0 DP: 2 HBP: 1	WP: 0 PB: 0 SB: 0 CS: 0	PA: 42			
<b>PITCHER</b>	IP WLS BF H R ER SO BB IBB HBP BLK WP HR S P ERA WHIP	IP WLS BF H R ER SO BB IBB HBP BLK WP HR S P ERA WHIP	IP WLS BF H R ER SO BB IBB HBP BLK WP HR S P ERA WHIP	IP WLS BF H R ER SO BB IBB HBP BLK WP HR S P ERA WHIP	IP WLS BF H R ER SO BB IBB HBP BLK WP HR S P ERA WHIP	IP WLS BF H R ER SO BB IBB HBP BLK WP HR S P ERA WHIP	IP WLS BF H R ER SO BB IBB HBP BLK WP HR S P ERA WHIP	IP WLS BF H R ER SO BB IBB HBP BLK WP HR S P ERA WHIP	IP WLS BF H R ER SO BB IBB HBP BLK WP HR S P ERA WHIP	IP WLS BF H R ER SO BB IBB HBP BLK WP HR S P ERA WHIP	IP WLS BF H R ER SO BB IBB HBP BLK WP HR S P ERA WHIP	IP WLS BF H R ER SO BB IBB HBP BLK WP HR S P ERA WHIP	IP WLS BF H R ER SO BB IBB HBP BLK WP HR S P ERA WHIP	IP WLS BF H R ER SO BB IBB HBP BLK WP HR S P ERA WHIP	IP WLS BF H R ER SO BB IBB HBP BLK WP HR S P ERA WHIP	IP WLS BF H R ER SO BB IBB HBP BLK WP HR S P ERA WHIP	IP WLS BF H R ER SO BB IBB HBP BLK WP HR S P ERA WHIP	IP WLS BF H R ER SO BB IBB HBP BLK WP HR S P ERA WHIP	IP WLS BF H R ER SO BB IBB HBP BLK WP HR S P ERA WHIP	IP WLS BF H R ER SO BB IBB HBP BLK WP HR S P ERA WHIP	IP WLS BF H R ER SO BB IBB HBP BLK WP HR S P ERA WHIP	IP WLS BF H R ER SO BB IBB HBP BLK WP HR S P ERA WHIP	IP WLS BF H R ER SO BB IBB HBP BLK WP HR S P ERA WHIP	IP WLS BF H R ER SO BB IBB HBP BLK WP HR S P ERA WHIP	IP WLS BF H R ER SO BB IBB HBP BLK WP HR S P ERA WHIP	IP WLS BF H R ER SO BB IBB HBP BLK WP HR S P ERA WHIP	IP WLS BF H R ER SO BB IBB HBP BLK WP HR S P ERA WHIP

**TOP**

Seattle Mariners @ Minnesota Twins  
 Hubert H. Humphrey Metrodome, Minneapolis, MN  
 Thu Apr 16 1998, 8:05 PM EDT  
 Alt. 11,351 - Dome - 72 F

livebaseballscorecards.com

AB 39  
 R 3  
 H 10  
 RBI 3  
 BB 2  
 SO 5  
 LOB 19



WP: 0 PA: 42  
 PB: 0  
 SB: 0  
 CS: 0


Batter	1	2	3	4	5	6	7	8	9	10	AB	R	H	RBI	BB	SO	LOB											
Otis Nixon, S OBP: 0.232, SLG: 0.189 (1, 8)	F9		G6-4-3 1-2f		E5		G6-4-3 1-2f			F7	5	0	0	0	0	0	3											
Pat Meares, R OBP: 0.473, SLG: 0.717 (1, 6)					K					1B 1B	5	1	3	0	0	2	2											
Paul Molitor, R OBP: 0.388, SLG: 0.492 (1, 10)					K					1B	5	0	1	0	0	1	4											
Marty Cordova, R OBP: 0.400, SLG: 0.349 (1, 7)					K					K	4	0	1	0	1	2	3											
Ron Coomer, R OBP: 0.333, SLG: 0.516 (1, 5) (10, 3)					FC5-4 2B		F8-3			G6-3	5	1	0	0	0	1	5											
David Ortiz, L OBP: 0.457, SLG: 0.667 Denny Hocking, S OBP: 0.316, SLG: 0.071 (9, PR) (10, 5)					K					G5-3	4	0	3	2	0	1	0											
Alex Ochoa, R OBP: 0.233, SLG: 0.433 Matt Lawton, L OBP: 0.407, SLG: 0.452 (9, PH) (10, 9)					K					1B 1B	0	0	0	0	0	0	0											
Terry Steinbach, R OBP: 0.489, SLG: 0.471 (1, 2)					P3					1B	3	0	0	0	0	1	2											
Todd Walker, L OBP: 0.349, SLG: 0.459 (1, 4)					L3					P4	3	0	0	0	1	0	2											
<b>Inning Stats</b>	R: 0 E: 0 K: 1 S: 9	H: 1 LOB: 1 BB: 0 P: 16	R: 0 E: 0 K: 2 S: 7	H: 0 LOB: 0 BB: 0 P: 12	R: 0 E: 0 K: 0 S: 5	H: 1 LOB: 0 BB: 0 P: 6	R: 2 E: 0 K: 1 S: 14	H: 3 LOB: 1 BB: 0 P: 23	R: 0 E: 1 K: 1 S: 13	H: 1 LOB: 2 BB: 1 P: 20	R: 0 E: 0 K: 1 S: 7	H: 1 LOB: 0 BB: 1 P: 11	R: 0 E: 0 K: 0 S: 6	H: 0 LOB: 0 BB: 0 P: 13	R: 0 E: 0 K: 1 S: 7	H: 0 LOB: 0 BB: 0 P: 9	R: 0 E: 0 K: 0 S: 10	H: 2 LOB: 2 BB: 0 P: 14	R: 0 E: 0 K: 1 S: 10	H: 2 LOB: 2 BB: 0 P: 14	1B: 9 2B: 3 3B: 0 HR: 0	SF: 0 SAC: 0 DP: 3 HBP: 0	WP: 0 PB: 0 SB: 0 CS: 0	PA: 41				
<b>PITCHER</b>	IP WLS BF H R ER SO BB IBB HBP BLK WP HR S P ERA WHIP	IP WLS BF H R ER SO BB IBB HBP BLK WP HR S P ERA WHIP	IP WLS BF H R ER SO BB IBB HBP BLK WP HR S P ERA WHIP	IP WLS BF H R ER SO BB IBB HBP BLK WP HR S P ERA WHIP	IP WLS BF H R ER SO BB IBB HBP BLK WP HR S P ERA WHIP	IP WLS BF H R ER SO BB IBB HBP BLK WP HR S P ERA WHIP	IP WLS BF H R ER SO BB IBB HBP BLK WP HR S P ERA WHIP	IP WLS BF H R ER SO BB IBB HBP BLK WP HR S P ERA WHIP	IP WLS BF H R ER SO BB IBB HBP BLK WP HR S P ERA WHIP	IP WLS BF H R ER SO BB IBB HBP BLK WP HR S P ERA WHIP	IP WLS BF H R ER SO BB IBB HBP BLK WP HR S P ERA WHIP	IP WLS BF H R ER SO BB IBB HBP BLK WP HR S P ERA WHIP	IP WLS BF H R ER SO BB IBB HBP BLK WP HR S P ERA WHIP	IP WLS BF H R ER SO BB IBB HBP BLK WP HR S P ERA WHIP	IP WLS BF H R ER SO BB IBB HBP BLK WP HR S P ERA WHIP	IP WLS BF H R ER SO BB IBB HBP BLK WP HR S P ERA WHIP	IP WLS BF H R ER SO BB IBB HBP BLK WP HR S P ERA WHIP	IP WLS BF H R ER SO BB IBB HBP BLK WP HR S P ERA WHIP	IP WLS BF H R ER SO BB IBB HBP BLK WP HR S P ERA WHIP	IP WLS BF H R ER SO BB IBB HBP BLK WP HR S P ERA WHIP	IP WLS BF H R ER SO BB IBB HBP BLK WP HR S P ERA WHIP	IP WLS BF H R ER SO BB IBB HBP BLK WP HR S P ERA WHIP	IP WLS BF H R ER SO BB IBB HBP BLK WP HR S P ERA WHIP	IP WLS BF H R ER SO BB IBB HBP BLK WP HR S P ERA WHIP	IP WLS BF H R ER SO BB IBB HBP BLK WP HR S P ERA WHIP	IP WLS BF H R ER SO BB IBB HBP BLK WP HR S P ERA WHIP	IP WLS BF H R ER SO BB IBB HBP BLK WP HR S P ERA WHIP	IP WLS BF H R ER SO BB IBB HBP BLK WP HR S P ERA WHIP

**BOTTOM**

Seattle Mariners @ Minnesota Twins  
 Hubert H. Humphrey Metrodome, Minneapolis, MN  
 Thu Apr 16 1998, 8:05 PM EDT  
 Alt. 11,351 - Dome - 72 F

livebaseballscorecards.com

AB 39  
 R 2  
 H 11  
 RBI 2  
 BB 2  
 SO 8  
 LOB 24



WP: 0 PA: 41  
 PB: 0  
 SB: 0  
 CS: 0








Batter	1	2	3	4	5	6	7	8	9	AB	R	H	RBI	BB	SO	LOB	TOP					
Joey Cora, S OBP: 0.354, SLG: 0.365 (1, 4)	G5-3		L9	G3			K			4	0	0	0	0	1	1						
Alex Rodriguez, R OBP: 0.349, SLG: 0.636 (1, 6)	1B 2B		1B		1B	3B	HR			4	3	4	1	0	0	0						
Ken Griffey Jr., L OBP: 0.390, SLG: 0.697 (1, 8)	2B		F9		K		CS	1B		4	1	2	0	0	1	2						
Edgar Martinez, R OBP: 0.352, SLG: 0.339 (1, 10)	G4-3		1B		G6-4-3		CS	P5		4	0	3	3	0	0	0						
David Segui, S OBP: 0.367, SLG: 0.821 (1, 3)	G4-3		G4-3		G6-4-3			G4-3		4	0	0	0	0	0	4						
Glenallen Hill, R OBP: 0.443, SLG: 0.581 Rich Amaral, R (8, 7)	K			SH1-3 G4-3		F8		F8		4	1	1	0	0	1	1						
Jeff Huson, L OBP: 0.263, SLG: 0.235 (1, 5)		F7		G4-3 SH1-3		G4-3		K		4	0	1	0	0	1	0						
Dan Wilson, R OBP: 0.333, SLG: 0.340 (1, 2)		F9		SH1-3		F8		CS	1B	3	0	1	0	0	0	0						
Ryan Radmanovich, L OBP: 0.077, SLG: 0.077 (1, 9)	G5-3		G4-3			F8		K		4	0	0	1	0	1	2						
<b>Inning Stats</b>	R: 2 E: 0 K: 1 S: 9	H: 3 LOB: 1 BB: 0 P: 13	R: 0 E: 0 K: 0 S: 8	H: 0 LOB: 0 BB: 0 P: 10	R: 0 E: 0 K: 0 S: 9	H: 2 LOB: 1 BB: 0 P: 13	R: 1 E: 0 K: 1 S: 9	H: 2 LOB: 0 BB: 0 P: 12	R: 0 E: 0 K: 0 S: 7	H: 0 LOB: 0 BB: 0 P: 8	R: 1 E: 0 K: 1 S: 9	H: 2 LOB: 0 BB: 0 P: 11	R: 0 E: 0 K: 0 S: 6	H: 0 LOB: 0 BB: 0 P: 13	R: 0 E: 0 K: 2 S: 8	H: 1 LOB: 0 BB: 0 P: 10	1B: 9 2B: 1 3B: 1 HR: 1	SF: 0 SAC: 1 DP: 1 HBP: 0	WP: 0 PB: 0 CS: 2	PA: 37		
<b>PITCHER</b>	IP	WLS	BF	H	R	ER	SO	BB	IBB	HBP	BLK	WP	HR	S	P	ERA	WHIP					
Bob Tewksbury, R ERA: 3.46 Mike Trombley, R ERA: 0.59	(1, 1)	7.0	L	30	11	5	5	3	0	0	0	0	0	1	56	72	6.43	1.571				
(8, 1)	2.0		6	1	0	0	2	0	0	0	0	0	0	0	14	23	0.00	0.500				

Seattle Mariners @ Minnesota Twins  
Hubert H. Humphrey Metrodome, Minneapolis, MN  
Sat Apr 18 1998, 8:05 PM EDT  
Att: 23,943 - Dome - 72 F


AB 35  
R 5  
H 12  
RBI 5  
BB 0  
SO 5  
LOB 10



Batter	1	2	3	4	5	6	7	8	9	AB	R	H	RBI	BB	SO	LOB	BOTTOM						
Otis Nixon, S OBP: 0.250, SLG: 0.203 (1, 8)	G4-3		S BB			2B		G5-3		3	0	1	0	2	0	0							
Matt Lawton, L OBP: 0.410, SLG: 0.489 (1, 7)	HR		L8		F8	FC4 BB		E1 1B G1-3		4	1	1	1	1	0	4							
Paul Molitor, R OBP: 0.368, SLG: 0.449 (1, 10)	F8		P3		P4	FC4		G1-3		5	0	0	0	0	0	5							
David Ortiz, L OBP: 0.436, SLG: 0.706 (1, 3)	K		P4		HR		K	L8		5	1	1	1	0	2	2							
Ron Coomer, R OBP: 0.364, SLG: 0.531 Denny Hocking, S OBP: 0.350, SLG: 0.133 (9, PR)		G6-4-3 BB		L6		F9		2B		4	0	2	0	1	0	0							
Orlando Merced, S OBP: 0.310, SLG: 0.500 (1, 9)		G6-4-3		K		G3		K		0	0	0	0	0	0	0							
Terry Steinbach, R OBP: 0.471, SLG: 0.436 (1, 2)			1B		2B		G6-3	G6-3		3	1	1	0	1	0	1							
Todd Walker, L OBP: 0.383, SLG: 0.512 (1, 4)			1B		2B		2B	G3		4	0	3	1	0	0	0							
Pat Meares, R OBP: 0.452, SLG: 0.712 (1, 6)		L6		BB		P6		K		3	0	0	0	1	1	3							
<b>Inning Stats</b>	R: 1 E: 0 K: 1 S: 9	H: 1 LOB: 0 BB: 0 P: 14	R: 0 E: 0 K: 0 S: 13	H: 2 LOB: 2 BB: 1 P: 21	R: 0 E: 0 K: 0 S: 8	H: 0 LOB: 1 BB: 1 P: 15	R: 1 E: 0 K: 1 S: 20	H: 1 LOB: 3 BB: 3 P: 37	R: 1 E: 0 K: 0 S: 11	H: 1 LOB: 0 BB: 0 P: 19	R: 0 E: 0 K: 0 S: 15	H: 2 LOB: 3 BB: 1 P: 25	R: 0 E: 0 K: 2 S: 9	H: 1 LOB: 1 BB: 0 P: 15	R: 0 E: 0 K: 1 S: 9	H: 0 LOB: 0 BB: 0 P: 12	R: 0 E: 1 K: 0 S: 9	H: 1 LOB: 2 BB: 0 P: 17	1B: 4 2B: 3 3B: 0 HR: 2	SF: 0 SAC: 0 DP: 1 HBP: 0	WP: 0 PB: 0 CS: 0	PA: 42	
<b>PITCHER</b>	IP	WLS	BF	H	R	ER	SO	BB	IBB	HBP	BLK	WP	HR	S	P	ERA	WHIP						
27 Ken Cloude, R ERA: 5.16 Paul Spoljaric, L ERA: 2.53 Mike Timlin, R ERA: 5.91 31 Bobby Ayala, R ERA: 7.36	(1, 1)	5.0	W	24	5	3	3	2	5	0	0	0	0	0	2	61	106	5.40	2.000				
(6, 1)	1.2		9	3	0	0	2	1	0	0	0	0	0	0	23	38	0.00	2.400					
(7, 1)	1.1		4	0	0	0	1	0	0	0	0	0	0	10	14	0.00	0.000						
(9, 1)	1.0	S	5	1	0	0	0	0	0	0	0	0	0	9	17	0.00	1.000						

Seattle Mariners @ Minnesota Twins  
Hubert H. Humphrey Metrodome, Minneapolis, MN  
Sat Apr 18 1998, 8:05 PM EDT  
Att: 23,943 - Dome - 72 F

AB 36  
R 3  
H 9  
RBI 3  
BB 6  
SO 5  
LOB 19





Batter	1	2	3	4	5	6	7	8	9	AB	R	H	RBI	BB	SO	LOB	TOP										
Joey Cora, S OBP: 0.345, SLG: 0.354 (1,4)	P5		P3		G4-3				K	5	0	1	0	0	1	0	<b>Seattle Mariners @ Minnesota Twins</b> Hubert H. Humphrey Metrodome, Minneapolis, MN Sun Apr 19 1998, 4:33 AM EDT Att: 15,124 - Dome - 72 F <a href="http://livebaseballscorecards.com">livebaseballscorecards.com</a>										
Alex Rodriguez, R OBP: 0.364, SLG: 0.683 (1,6)	F8					G6-3			K	5	1	3	1	0	0	0											
Ken Griffey Jr., L OBP: 0.366, SLG: 0.648 (1,8)	G4-3						F8		K	5	0	0	0	0	1	4											
Edgar Martinez, R OBP: 0.342, SLG: 0.344 (1,10)		G6-3								5	0	1	1	0	0	2											
David Segui, S OBP: 0.363, SLG: 0.792 (1,3)									K	5	1	2	0	0	1	1											
Glenallen Hill, R OBP: 0.446, SLG: 0.576 Rich Amaral, R (8,7)										4	1	2	0	0	1	1											
Rick Wilkins, L OBP: 0.273, SLG: 0.526 Dan Wilson, R OBP: 0.333, SLG: 0.340 (8, PH) (8,2)										2	1	1	1	1	0	0											
Russ Davis, R OBP: 0.404, SLG: 0.706 (1,5)										4	2	2	4	0	0	3											
Robert Perez, R OBP: 0.167, SLG: 0.292 Jeff Huson, L OBP: 0.250, SLG: 0.222 Ryan Radmanovich, L OBP: 0.077, SLG: 0.077 (8, PH) (8,9)										3	1	1	0	0	0	0											
										1	0	0	0	0	2	0											
										0	0	0	0	0	0	0											
<b>Inning Stats</b>	R: 0 E: 0 K: 0 S: 4	H: 0 LOB: 0 BB: 0 P: 6	R: 1 E: 0 K: 1 S: 13	H: 2 LOB: 1 BB: 0 P: 20	R: 0 E: 0 K: 0 S: 9	H: 1 LOB: 1 BB: 0 P: 16	R: 0 E: 0 K: 0 S: 5	H: 0 LOB: 0 BB: 0 P: 7	R: 1 E: 0 K: 0 S: 8	H: 1 LOB: 0 BB: 0 P: 14	R: 0 E: 0 K: 0 S: 10	H: 0 LOB: 0 BB: 0 P: 15	R: 4 E: 0 K: 0 S: 22	H: 5 LOB: 2 BB: 1 P: 36	R: 0 E: 0 K: 0 S: 12	H: 2 LOB: 2 BB: 0 P: 18	R: 1 E: 0 K: 3 S: 14	H: 2 LOB: 1 BB: 0 P: 18	1B: 6 2B: 3 3B: 2 HR: 2	SF: 0 SAC: 1 DP: 0 HBP: 0	WP: 0 PB: 0 SB: 0 CS: 0	PA: 41					
<b>PITCHER</b>	IP	WLS	BF	H	R	ER	SO	BB	IBB	HBP	BLK	WP	HR	S	P	ERA	WHIP										
LaTroy Hawkins, R ERA: 7.17 (1,1)	6.1	L	26	6	5	5	1	1	0	0	0	0	2	62	103	7.11	1.105										
Frankie Rodriguez, R ERA: 13.5 (7,1)	0.0		3	3	1	1	0	0	0	0	0	0	0	4	6	∞	∞										
Eddie Guardado, L ERA: 1.13 (7,1)	1.0		5	2	0	0	0	0	0	0	0	0	0	15	20	0.00	2.000										
Rick Aguilera, R ERA: 5.59 (8,1)	1.2		7	2	1	1	3	0	0	0	0	0	0	16	21	5.40	1.200										

Batter	1	2	3	4	5	6	7	8	9	AB	R	H	RBI	BB	SO	LOB	BOTTOM										
Todd Walker, L OBP: 0.360, SLG: 0.477 Pat Meares, R OBP: 0.444, SLG: 0.698 (7, PH) (8,6)	F7		FC6-5		G4-3		G6-3			3	0	0	1	0	0	1	<b>Seattle Mariners @ Minnesota Twins</b> Hubert H. Humphrey Metrodome, Minneapolis, MN Sun Apr 19 1998, 4:33 AM EDT Att: 15,124 - Dome - 72 F <a href="http://livebaseballscorecards.com">livebaseballscorecards.com</a>										
Alex Ochoa, R OBP: 0.297, SLG: 0.514 (1,9)	G4-3								K	4	0	2	0	0	1	0											
Paul Moltis, R OBP: 0.350, SLG: 0.425 (1,10)	G6-3									4	0	0	0	0	0	3											
David Ortiz, L OBP: 0.424, SLG: 0.667 (1,3)		L6								3	1	0	0	1	1	0											
Ron Coomer, R OBP: 0.357, SLG: 0.515 (1,5)										4	0	1	0	0	1	1											
Matt Lawton, L OBP: 0.385, SLG: 0.451 (1,8)										4	1	0	1	0	1	2											
Marty Cordova, R OBP: 0.381, SLG: 0.333 (1,7)										4	2	1	0	0	2	1											
Javier Valentin, S OBP: 0.227, SLG: 0.250 (1,2)										4	0	2	2	0	1	1											
Denny Hocking, S OBP: 0.348, SLG: 0.118 (8,4)										2	0	0	0	1	0	3											
<b>Inning Stats</b>	R: 0 E: 0 K: 0 S: 4	H: 0 LOB: 0 BB: 0 P: 8	R: 0 E: 0 K: 2 S: 8	H: 0 LOB: 0 BB: 0 P: 14	R: 1 E: 1 K: 0 S: 15	H: 2 LOB: 2 BB: 0 P: 20	R: 2 E: 0 K: 0 S: 11	H: 2 LOB: 1 BB: 1 P: 18	R: 0 E: 0 K: 0 S: 3	H: 1 LOB: 0 BB: 0 P: 7	R: 1 E: 1 K: 2 S: 10	H: 1 LOB: 1 BB: 0 P: 12	R: 0 E: 0 K: 1 S: 5	H: 0 LOB: 1 BB: 1 P: 11	R: 0 E: 0 K: 1 S: 7	H: 0 LOB: 0 BB: 0 P: 10	R: 0 E: 0 K: 1 S: 7	H: 0 LOB: 0 BB: 0 P: 12	1B: 4 2B: 2 3B: 0 HR: 0	SF: 0 SAC: 0 DP: 1 HBP: 0	WP: 0 PB: 0 SB: 0 CS: 1	PA: 36					
<b>PITCHER</b>	IP	WLS	BF	H	R	ER	SO	BB	IBB	HBP	BLK	WP	HR	S	P	ERA	WHIP										
26 Bill Swift, R ERA: 4.24 (1,1)	6.0	W	26	6	4	2	4	1	0	0	0	0	0	51	79	3.00	1.167										
Tony Fossas, L ERA: 13.5 (7,1)	0.0		1	0	0	0	0	1	0	0	0	0	0	4	∞	∞											
Mike Timlin, R ERA: 4.61 (7,1)	3.0	S	8	0	0	0	3	0	0	0	0	0	0	19	29	0.00	0.000										



Batter	1	2	3	4	5	6	7	8	9	AB	R	H	RBI	BB	SO	LOB	TOP										
Shane Halter, R OBP: 0.361, SLG: 0.500 (1, 9) (6, 5)										3	1	2	0	1	0	1	<b>Kansas City Royals @ Seattle Mariners</b> The Kingdome, Seattle, WA Mon Apr 20 1998, 10:05 PM EDT Att: 38,345 - Dome - 72 F <a href="http://livebaseballscorecards.com">livebaseballscorecards.com</a>										
Jose Offerman, S OBP: 0.373, SLG: 0.443 (1, 4)										5	2	2	1	0	2	4											
Shane Mack, R OBP: 0.444, SLG: 0.575 (1, 7) (7, 9)										4	1	1	1	1	0	3											
Dean Palmer, R OBP: 0.357, SLG: 0.671 (1, 10)										4	1	2	3	1	1	0											
Jeff King, R OBP: 0.355, SLG: 0.424 (1, 3)										3	0	1	1	1	1	0											
Ernie Young, R OBP: 0.233, SLG: 0.286 (1, 8) (6, 9)										3	0	0	0	0	1	4											
Hal Morris, L OBP: 0.456, SLG: 0.592 (7, PH) (7, 7)										2	0	0	0	0	1	1											
Terry Pendleton, S OBP: 0.222, SLG: 0.238 Johnny Damon, L OBP: 0.329, SLG: 0.397 (6, 8)										2	0	0	0	1	1	2											
29 Mike Sweeney, R OBP: 0.266, SLG: 0.327 (1, 2)										5	1	1	1	0	0	3											
Felix Martinez, S OBP: 0.229, SLG: 0.182 (1, 6)										3	1	2	0	0	0	0											
<b>Inning Stats</b>	R: 2 E: 0 K: 2 S: 10	H: 3 LOB: 2 BB: 1 P: 14	R: 0 E: 0 K: 1 S: 5	H: 1 LOB: 1 BB: 1 P: 9	R: 2 E: 0 K: 0 S: 5	H: 2 LOB: 2 BB: 1 P: 9	R: 2 E: 0 K: 0 S: 5	H: 2 LOB: 2 BB: 2 P: 13	R: 1 E: 0 K: 0 S: 5	H: 2 LOB: 1 BB: 0 P: 5	R: 0 E: 0 K: 2 S: 7	H: 0 LOB: 0 BB: 0 P: 7	R: 0 E: 0 K: 1 S: 5	H: 0 LOB: 0 BB: 0 P: 5	R: 0 E: 1 K: 1 S: 5	H: 2 LOB: 2 BB: 0 P: 6	1B: 8 2B: 2 3B: 0 HR: 2	SF: 1 SAC: 1 DP: 1 HBP: 1	WP: 1 PB: 0 SB: 3 CS: 1	PA: 44							
<b>PITCHER</b>	IP	WLS	BF	H	R	ER	SO	BB	IBB	HBP	BLK	WP	HR	S	P	ERA	WHIP										
Randy Johnson, L ERA: 7.46 (1, 1)	3.1		20	8	6	6	3	3	0	0	1	0	1	23	35	16.20	3.300										
Felipe Lira, R ERA: 3.38 (4, 1)	2.2	W	12	2	1	1	2	2	0	0	0	1	1	14	22	3.38	1.500										
Paul Spoljaric, L ERA: 2.25 (7, 1)	1.1		6	0	0	0	2	0	0	1	0	0	0	9	10	0.00	0.000										
Heathcliff Slocumb, R ERA: 23.82 (8, 1)	0.2		1	0	0	0	0	0	0	0	0	0	0	1	1	0.00	0.000										
31 Bobby Ayala, R ERA: 6.75 (9, 1)	1.0	S	5	2	0	0	0	0	0	0	0	0	0	5	5	0.00	2.000										

Batter	1	2	3	4	5	6	7	8	9	AB	R	H	RBI	BB	SO	LOB	BOTTOM										
Joey Cora, S OBP: 0.326, SLG: 0.333 (1, 4)										5	0	0	0	0	0	2	<b>Kansas City Royals @ Seattle Mariners</b> The Kingdome, Seattle, WA Mon Apr 20 1998, 10:05 PM EDT Att: 38,345 - Dome - 72 F <a href="http://livebaseballscorecards.com">livebaseballscorecards.com</a>										
Alex Rodriguez, R OBP: 0.387, SLG: 0.747 (1, 6)										5	2	4	2	0	1	0											
Ken Griffey Jr., L OBP: 0.379, SLG: 0.689 (1, 8)										3	2	2	2	1	0	1											
Edgar Martinez, R OBP: 0.370, SLG: 0.373 (1, 10)										3	0	2	0	2	0	0											
David Segui, S OBP: 0.351, SLG: 0.770 Robert Perez, R OBP: 0.167, SLG: 0.292 Rick Wilkins, L OBP: 0.292, SLG: 0.500 (6, PH) (6, 3)										2	0	0	0	0	1	3											
Jeff Huson, L OBP: 0.238, SLG: 0.211 (8, 3)										0	0	0	0	0	0	0											
Glenallen Hill, R OBP: 0.443, SLG: 0.571 (1, 7)										4	0	2	1	0	0	3											
Russ Davis, R OBP: 0.377, SLG: 0.655 (1, 5)										4	0	0	0	0	1	4											
Dan Wilson, R OBP: 0.362, SLG: 0.347 (1, 2)										2	2	1	0	2	1	1											
Rich Amaral, R OBP: 0.125, SLG: 0.500 (5, 3) (6, 9)										2	1	1	2	0	0	1											
Rob Ducey, L (6, PH) (7, 9)										1	1	0	0	0	0	2											
<b>Inning Stats</b>	R: 0 E: 0 K: 1 S: 7	H: 2 LOB: 2 BB: 0 P: 7	R: 0 E: 0 K: 1 S: 6	H: 1 LOB: 0 BB: 0 P: 6	R: 1 E: 0 K: 1 S: 7	H: 2 LOB: 1 BB: 0 P: 7	R: 2 E: 0 K: 0 S: 6	H: 1 LOB: 1 BB: 1 P: 10	R: 2 E: 0 K: 0 S: 4	H: 2 LOB: 2 BB: 2 P: 12	R: 3 E: 0 K: 0 S: 5	H: 2 LOB: 0 BB: 0 P: 6	R: 0 E: 0 K: 1 S: 6	H: 1 LOB: 2 BB: 1 P: 10	R: 0 E: 0 K: 0 S: 4	H: 1 LOB: 3 BB: 2 P: 12	1B: 6 2B: 3 3B: 0 HR: 3	SF: 2 SAC: 0 DP: 1 HBP: 1	WP: 2 PB: 0 SB: 2 CS: 0	PA: 42							
<b>PITCHER</b>	IP	WLS	BF	H	R	ER	SO	BB	IBB	HBP	BLK	WP	HR	S	P	ERA	WHIP										
Chris Haney, L ERA: 6.35 (1, 1)	4.0		22	8	5	5	4	2	0	0	0	0	0	0	0	11.25	2.500										
Danny Rios, R ERA: 10.8 (5, 1)	1.1	L	7	2	3	3	0	1	0	1	0	1	0	5	10	20.25	2.250										
Matt Whisenant, L ERA: 12.79 (6, 1)	0.2		2	0	0	0	0	0	0	0	0	0	0	2	2	0.00	0.000										
Scott Service, R ERA: 0.84 (7, 1)	1.0		5	1	0	0	1	1	0	0	0	0	0	6	10	0.00	2.000										
Jim Pittsley, R ERA: 4.32 (8, 1)	1.0		6	1	0	0	0	1	1	0	0	0	0	4	12	0.00	2.000										




Batter	1	2	3	4	5	6	7	8	9	AB	R	H	RBI	BB	SO	LOB	TOP										
<b>Johnny Damon, L</b> OBP: 0.333, SLG: 0.402	G1-3		K		G4-3			1B 1B	BB BB	4	1	1	0	1	1	0											
<b>Jose Offerman, S</b> OBP: 0.375, SLG: 0.434	G5-3			G5-3		G4-3		G4-3 1B	BB BB	4	1	1	1	1	0	0											
<b>Hal Morris, L</b> OBP: 0.463, SLG: 0.573	F7			1B BB		K		G4-3 1B	G4-3	4	1	1	1	1	1	3											
<b>Dean Palmer, R</b> OBP: 0.352, SLG: 0.651		G6-3		1B 1B		K		G4-3		4	0	1	0	0	1	2											
<b>Jeff King, R</b> OBP: 0.363, SLG: 0.429	F6			K			2B 1B	1B		4	1	2	1	0	1	2											
<b>Shane Mack, R</b> OBP: 0.469, SLG: 0.614		2B		1-3 2-H	1B		K		FC6-4 29 WP BB	4	1	3	1	0	1	1											
<b>Shane Halter, R</b> OBP: 0.361, SLG: 0.500				1-3 2-H	1B					0	0	0	0	0	0	0											
<b>Ernie Young, R</b> OBP: 0.235, SLG: 0.313	G5-3			G5-3			1-H 2B		F9	4	0	1	1	0	0	4											
<b>29 Mike Sweeney, R</b> OBP: 0.267, SLG: 0.309			G6-3		G1-3		G5-3		FC6-4 BB	3	0	0	0	1	0	1											
<b>Felix Martinez, S</b> OBP: 0.212, SLG: 0.167			G5-3		K		F4		FC6-4 BB BB	4	0	0	0	0	1	3											
<b>Inning Stats</b>	R: 0 E: 0 K: 0 S: 9	H: 0 LOB: 0 BB: 0 P: 16	R: 0 E: 0 K: 0 S: 9	H: 1 LOB: 1 BB: 0 P: 16	R: 0 E: 0 K: 1 S: 8	H: 0 LOB: 0 BB: 0 P: 12	R: 1 E: 0 K: 1 S: 16	H: 2 LOB: 2 BB: 1 P: 27	R: 0 E: 0 K: 1 S: 9	H: 0 LOB: 0 BB: 0 P: 13	R: 0 E: 0 K: 2 S: 11	H: 0 LOB: 0 BB: 0 P: 15	R: 1 E: 0 K: 1 S: 16	H: 2 LOB: 1 BB: 0 P: 20	R: 2 E: 0 K: 0 S: 9	H: 4 LOB: 1 BB: 0 P: 11	R: 1 E: 0 K: 0 S: 12	H: 1 LOB: 3 BB: 3 P: 30	1B: 7 2B: 3 3B: 0 HR: 0	SF: 0 SAC: 0 DP: 1 HBP: 0	WP: 1 PB: 0 SB: 1 CS: 0	PA: 39					
<b>PITCHER</b>	IP	WLS	BF	H	R	ER	SO	BB	IBB	HBP	BLK	WP	HR	S	P	ERA	WHIP										
<b>Jamie Moyer, L</b> ERA: 3.86	7.0		27	5	2	2	6	1	0	0	0	0	0	78	119	2.57	0.857										
<b>Tony Fossas, L</b> ERA: 20.25	0.0	L	3	3	2	2	0	0	0	0	0	0	0	6	8	*	*										
<b>Mike Timlin, R</b> ERA: 4.3	1.0		2	1	0	0	0	0	0	0	0	0	0	3	3	0.00	1.000										
<b>Heathcliff Slocumb, R</b> ERA: 21.6	1.0		7	1	1	1	0	3	0	0	0	1	0	12	30	9.00	4.000										

**Kansas City Royals @ Seattle Mariners**  
The Kingdome, Seattle, WA  
Tue Apr 21 1998, 10:05 PM EDT  
Att: 21,547 - Dome - 72 F

livebaseballscores.com

AB 35  
R 5  
H 10  
RBI 5  
BB 4  
SO 6  
LOB 16




Batter	1	2	3	4	5	6	7	8	9	AB	R	H	RBI	BB	SO	LOB	BOTTOM										
<b>Joey Cora, S</b> OBP: 0.320, SLG: 0.326	FC3-6 1B	G3-1		F4		F9	P3			5	0	1	0	0	0	8											
<b>Rob Ducey, L</b> OBP: 0.429, SLG: 0.200	F7		G3		BB BB	BB BB		P5		4	0	1	0	1	0	1											
<b>Ken Griffey Jr., L</b> OBP: 0.380, SLG: 0.662	FC3-6 1B		G3		BB BB	BB BB		F9		3	0	0	0	2	0	1											
<b>Alex Rodriguez, R</b> OBP: 0.388, SLG: 0.761	1B		L4		K	F7		HR		5	1	2	1	0	1	5											
<b>Edgar Martinez, R</b> OBP: 0.395, SLG: 0.400	1B			F8 2B	G6-3 BB	F9 HBP BB		F9		3	0	2	0	2	0	0											
<b>Glenallen Hill, R</b> OBP: 0.452, SLG: 0.575		FC4 PB 2B		HBP BB	G6-3	BB HBP		G6-3		3	1	1	0	1	0	3											
<b>Rick Wilkins, L</b> OBP: 0.276, SLG: 0.440	FC4 PB		F8		WP SH1-4 1B	F9		G4-3		5	1	1	0	0	0	5											
<b>Russ Davis, R</b> OBP: 0.354, SLG: 0.610	F8		K		SH1-4	K		K		4	0	0	0	0	3	6											
<b>Dan Wilson, R</b> OBP: 0.387, SLG: 0.353	K			HBP	BB BB					2	0	1	1	1	1	1											
<b>Inning Stats</b>	R: 0 E: 0 K: 0 S: 10	H: 3 LOB: 2 BB: 0 P: 16	R: 1 E: 0 K: 1 S: 9	H: 1 LOB: 0 BB: 0 P: 14	R: 0 E: 0 K: 1 S: 6	H: 0 LOB: 0 BB: 0 P: 9	R: 0 E: 0 K: 1 S: 7	H: 1 LOB: 3 BB: 1 P: 17	R: 0 E: 0 K: 0 S: 12	H: 1 LOB: 2 BB: 2 P: 24	R: 1 E: 0 K: 0 S: 17	H: 2 LOB: 3 BB: 2 P: 30	R: 0 E: 0 K: 1 S: 14	H: 0 LOB: 3 BB: 2 P: 29	R: 1 E: 0 K: 0 S: 7	H: 1 LOB: 0 BB: 0 P: 14	R: 0 E: 0 K: 1 S: 6	H: 0 LOB: 0 BB: 0 P: 7	1B: 6 2B: 2 3B: 0 HR: 1	SF: 0 SAC: 1 DP: 1 HBP: 2	WP: 1 PB: 1 SB: 0 CS: 0	PA: 44					
<b>PITCHER</b>	IP	WLS	BF	H	R	ER	SO	BB	IBB	HBP	BLK	WP	HR	S	P	ERA	WHIP										
<b>Tim Belcher, R</b> ERA: 5.4	6.0		31	8	2	1	3	5	0	1	0	0	0	61	110	1.50	2.167										
<b>47 Brian Bevil, R</b> ERA: 4.91	1.0	W	6	0	0	0	1	2	0	1	0	0	0	14	29	0.00	2.000										
<b>Scott Service, R</b> ERA: 1.54	1.0		4	1	1	1	0	0	0	0	0	0	1	7	14	9.00	1.000										
<b>Jeff Montgomery, R</b> ERA: 6.75	1.0	S	3	0	0	0	1	0	0	0	0	0	0	6	7	0.00	0.000										

**Kansas City Royals @ Seattle Mariners**  
The Kingdome, Seattle, WA  
Tue Apr 21 1998, 10:05 PM EDT  
Att: 21,547 - Dome - 72 F

livebaseballscores.com

AB 34  
R 3  
H 9  
RBI 2  
BB 7  
SO 5  
LOB 30





Batter	1	2	3	4	5	6	7	8	9	AB	R	H	RBI	BB	SO	LOB	TOP										
<b>Johnny Damon, L</b> (1, 8) OBP: 0.330, SLG: 0.395										4	0	1	0	0	1	2	<b>Kansas City Royals @ Seattle Mariners</b> The Kingdome, Seattle, WA Wed Apr 22 1998, 10:05 PM EDT Att: 22,698 - Dome - 72 F										
<b>Jose Offerman, S</b> (1, 4) OBP: 0.370, SLG: 0.419										3	0	0	0	1	0	1											
<b>Hal Morris, L</b> (1, 10) OBP: 0.453, SLG: 0.557										4	1	1	0	0	0	1											
<b>Dean Palmer, R</b> (1, 5) OBP: 0.348, SLG: 0.667										4	1	1	2	0	1	0											
<b>Jeff King, R</b> (1, 3) OBP: 0.357, SLG: 0.419										4	0	1	0	0	1	0											
<b>Shane Mack, R</b> (1, 7) OBP: 0.472, SLG: 0.667										4	1	2	1	0	1	1											
<b>Ernie Young, R</b> (1, 9) OBP: 0.211, SLG: 0.278										4	0	0	0	0	2	2											
<b>29 Mike Sweeney, R</b> (1, 2) OBP: 0.286, SLG: 0.316										2	1	1	0	1	1	1											
<b>Chris Turner, R</b> (8, 2)										1	0	0	0	0	1	1											
<b>Shane Halter, R</b> (1, 6) OBP: 0.375, SLG: 0.568										3	1	1	2	1	1	1											
<b>Inning Stats</b>	R: 2 E: 0 K: 1 S: 7	H: 3 LOB: 0 BB: 0 P: 7	R: 0 E: 0 K: 3 S: 10	H: 1 LOB: 2 BB: 1 P: 14	R: 0 E: 0 K: 0 S: 2	H: 0 LOB: 0 BB: 1 P: 6	R: 3 E: 0 K: 1 S: 7	H: 2 LOB: 0 BB: 1 P: 11	R: 0 E: 0 K: 0 S: 3	H: 1 LOB: 1 BB: 0 P: 6	R: 0 E: 0 K: 0 S: 3	H: 0 LOB: 0 BB: 0 P: 3	R: 0 E: 0 K: 1 S: 5	H: 0 LOB: 0 BB: 0 P: 5	R: 0 E: 0 K: 2 S: 8	H: 1 LOB: 1 BB: 0 P: 8	1B: 5 2B: 0 3B: 0 HR: 3	SF: 0 SAC: 0 DP: 1 HBP: 0	WP: 0 PB: 0 SB: 0 CS: 1	PA: 36							
<b>PITCHER</b>	IP	WLS	BF	H	R	ER	SO	BB	IBB	HBP	BLK	WP	HR	S	P	ERA	WHIP										
<b>Jeff Fassero, L</b> (1, 1) ERA: 4.19	7.0	W	29	7	5	5	6	3	0	0	0	0	3	38	50	6.43	1.429										
<b>Mike Timlin, R</b> (8, 1) ERA: 4.02	1.0		3	0	0	0	1	0	0	0	0	0	0	5	5	0.00	0.000										
<b>31 Bobby Ayala, R</b> (9, 1) ERA: 6.23	1.0		4	1	0	0	2	0	0	0	0	0	0	8	8	0.00	1.000										

Batter	1	2	3	4	5	6	7	8	9	AB	R	H	RBI	BB	SO	LOB	BOTTOM										
<b>Joey Cora, S</b> (1, 4) OBP: 0.353, SLG: 0.366										4	3	4	1	1	0	0	<b>Kansas City Royals @ Seattle Mariners</b> The Kingdome, Seattle, WA Wed Apr 22 1998, 10:05 PM EDT Att: 22,698 - Dome - 72 F										
<b>Rob Ducey, L</b> (1, 9) OBP: 0.583, SLG: 0.800										5	2	4	4	0	0	1											
<b>Ken Griffey Jr., L</b> (1, 8) OBP: 0.371, SLG: 0.634										5	0	1	1	0	2	3											
<b>Alex Rodriguez, R</b> (1, 6) OBP: 0.379, SLG: 0.742										5	0	1	0	0	0	3											
<b>Edgar Martinez, R</b> (1, 10) OBP: 0.407, SLG: 0.405										4	1	2	1	1	0	1											
<b>Glenallen Hill, R</b> (1, 7) OBP: 0.443, SLG: 0.558										4	1	1	0	0	0	3											
<b>Rich Amaral, R</b> (8, 7) OBP: 0.125, SLG: 0.500										0	0	0	0	0	0	0											
<b>Rick Wilkins, L</b> (1, 3) OBP: 0.242, SLG: 0.379										4	0	0	0	0	2	3											
<b>Jeff Huson, L</b> (8, 3) OBP: 0.238, SLG: 0.211										0	0	0	0	0	0	0											
<b>Russ Davis, R</b> (1, 5) OBP: 0.362, SLG: 0.603										4	2	2	1	0	1	1											
<b>Dan Wilson, R</b> (1, 2) OBP: 0.394, SLG: 0.418										4	2	2	3	0	0	0											
<b>Inning Stats</b>	R: 2 E: 0 K: 0 S: 6	H: 3 LOB: 1 BB: 0 P: 6	R: 4 E: 0 K: 0 S: 7	H: 4 LOB: 0 BB: 0 P: 7	R: 0 E: 0 K: 1 S: 6	H: 1 LOB: 1 BB: 0 P: 6	R: 1 E: 0 K: 1 S: 7	H: 2 LOB: 1 BB: 0 P: 7	R: 0 E: 0 K: 1 S: 5	H: 1 LOB: 2 BB: 1 P: 10	R: 4 E: 0 K: 1 S: 9	H: 4 LOB: 1 BB: 1 P: 13	R: 0 E: 0 K: 0 S: 3	H: 1 LOB: 0 BB: 0 P: 3	R: 0 E: 0 K: 2 S: 8	H: 1 LOB: 0 BB: 0 P: 8	1B: 13 2B: 2 3B: 0 HR: 2	SF: 0 SAC: 0 DP: 1 HBP: 0	WP: 0 PB: 0 SB: 1 CS: 0	PA: 41							
<b>PITCHER</b>	IP	WLS	BF	H	R	ER	SO	BB	IBB	HBP	BLK	WP	HR	S	P	ERA	WHIP										
<b>Hipolito Pichardo, R</b> (1, 1) ERA: 4.37	3.1	L	20	7	7	7	1	0	0	0	0	0	1	22	22	18.90	3.000										
<b>50 José Rosado, L</b> (4, 1) ERA: 2.93	2.2		10	2	0	0	3	1	0	0	0	0	0	15	19	0.00	1.125										
<b>Danny Rios, R</b> (7, 1) ERA: 10.35	1.0		8	4	4	1	1	1	0	0	0	0	1	9	13	9.00	5.000										
<b>Matt Whisenant, L</b> (8, 1) ERA: 11.05	1.0		3	1	0	0	0	0	0	0	0	0	0	3	3	0.00	1.000										

AB 33  
R 5  
H 8  
RBI 5  
BB 3  
SO 9  
LOB 10



AB 39  
R 11  
H 17  
RBI 11  
BB 2  
SO 5  
LOB 15





Batter	1	2	3	4	5	6	7	8	9	AB	R	H	RBI	BB	SO	LOB	TOP								
<b>Otis Nixon, S</b> OBP: 0.259, SLG: 0.215 (1, 8)										4	0	1	0	1	0	3	<b>Minnesota Twins @ Seattle Mariners</b> The Kingdome, Seattle, WA Fri Apr 24 1998, 10:05 PM EDT Att: 28,157 - Dome - 72 F <a href="http://livebaseballscorecards.com">livebaseballscorecards.com</a>								
<b>Matt Lawton, L</b> OBP: 0.390, SLG: 0.439 (1, 9)										3	0	0	0	1	1										
<b>Paul Molitor, R</b> OBP: 0.326, SLG: 0.379 (1, 10)										4	0	1	0	0	0	2									
<b>David Ortiz, L</b> OBP: 0.394, SLG: 0.631 (1, 3)										4	1	1	1	0	3	4									
<b>Ron Coomer, R</b> OBP: 0.329, SLG: 0.463 (1, 5)										4	0	1	0	0	1	0									
<b>Todd Walker, L</b> OBP: 0.381, SLG: 0.500 (1, 4)										4	1	1	0	0	1	1									
<b>Marty Cordova, R</b> OBP: 0.342, SLG: 0.302 (1, 7)										4	0	2	1	0	0	0									
<b>Terry Steinbach, R</b> OBP: 0.476, SLG: 0.438 (9, PR)										4	0	2	0	0	2	1									
<b>Denny Hocking, S</b> OBP: 0.276, SLG: 0.087 (9, PR)										0	0	0	0	0	0	0									
<b>Pat Meares, R</b> OBP: 0.425, SLG: 0.643 (1, 6)										4	0	0	0	0	0	3									
<b>Inning Stats</b>	R: 0 E: 0 K: 1 S: 7	H: 0 LOB: 2 BB: 2 P: 20	R: 0 E: 0 K: 2 S: 10	H: 0 LOB: 0 BB: 0 P: 13	R: 0 E: 0 K: 1 S: 10	H: 0 LOB: 0 BB: 0 P: 11	R: 1 E: 0 K: 1 S: 15	H: 2 LOB: 1 BB: 0 P: 21	R: 0 E: 0 K: 0 S: 12	H: 1 LOB: 1 BB: 0 P: 16	R: 0 E: 0 K: 1 S: 7	H: 0 LOB: 0 BB: 0 P: 10	R: 0 E: 0 K: 1 S: 6	H: 1 LOB: 1 BB: 0 P: 10	R: 0 E: 0 K: 1 S: 11	H: 2 LOB: 2 BB: 0 P: 18	R: 1 E: 0 K: 0 S: 11	H: 3 LOB: 2 BB: 0 P: 17	1B: 6 2B: 3 3B: 0 HR: 1	SF: 0 SAC: 0 DP: 1 HBP: 0	WP: 0 PB: 0 CS: 0	PA: 37			
<b>PITCHER</b>	IP	WLS	BF	H	R	ER	SO	BB	IBB	HBP	BLK	WP	HR	S	P	ERA	WHIP								
<b>27 Ken Cloude, R</b> ERA: 4.2 (1, 1)	7.1	W	28	5	1	1	7	2	0	0	0	0	1	72	108	1.23	0.955								
<b>Paul Spoljaric, L</b> ERA: 2.13 (8, 1)	0.2		3	1	0	0	1	0	0	0	0	0	0	6	11	0.00	1.500								
<b>31 Bobby Ayala, R</b> ERA: 6.43 (9, 1)	1.0	S	6	3	1	1	0	0	0	0	0	0	0	11	17	9.00	3.000								

Batter	1	2	3	4	5	6	7	8	9	AB	R	H	RBI	BB	SO	LOB	BOTTOM								
<b>Joey Cora, S</b> OBP: 0.340, SLG: 0.351 (1, 4)										4	0	0	0	0	1	1	<b>Minnesota Twins @ Seattle Mariners</b> The Kingdome, Seattle, WA Fri Apr 24 1998, 10:05 PM EDT Att: 28,157 - Dome - 72 F <a href="http://livebaseballscorecards.com">livebaseballscorecards.com</a>								
<b>Rob Ducey, L</b> OBP: 0.500, SLG: 0.643 (1, 9)										4	0	1	0	0	0	0									
<b>Ken Griffey Jr., L</b> OBP: 0.356, SLG: 0.605 (1, 8)										4	0	0	0	0	2	1									
<b>Alex Rodriguez, R</b> OBP: 0.368, SLG: 0.720 (1, 6)										3	0	0	0	0	0	1									
<b>Edgar Martinez, R</b> OBP: 0.415, SLG: 0.494 (1, 10)										3	2	2	2	0	1	0									
<b>Glenallen Hill, R</b> OBP: 0.451, SLG: 0.613 (1, 7)										3	2	2	1	0	0	0									
<b>Rich Amaral, R</b> OBP: 0.125, SLG: 0.500 (8, 7)										0	0	0	0	0	0	0									
<b>Rick Wilkins, L</b> OBP: 0.222, SLG: 0.344 (1, 3)										3	0	0	0	0	2	1									
<b>Jeff Huson, L</b> OBP: 0.238, SLG: 0.211 (8, 3)										0	0	0	0	0	0	0									
<b>Russ Davis, R</b> OBP: 0.361, SLG: 0.591 (1, 5)										3	0	1	1	0	0	0									
<b>Dan Wilson, R</b> OBP: 0.377, SLG: 0.397 (1, 2)										3	0	0	0	0	0	1									
<b>Inning Stats</b>	R: 0 E: 0 K: 0 S: 9	H: 1 LOB: 1 BB: 0 P: 14	R: 2 E: 0 K: 1 S: 12	H: 3 LOB: 1 BB: 0 P: 20	R: 0 E: 0 K: 0 S: 5	H: 0 LOB: 0 BB: 0 P: 7	R: 0 E: 0 K: 2 S: 7	H: 0 LOB: 0 BB: 0 P: 9	R: 0 E: 0 K: 1 S: 10	H: 0 LOB: 0 BB: 0 P: 15	R: 0 E: 0 K: 1 S: 7	H: 0 LOB: 0 BB: 0 P: 9	R: 2 E: 0 K: 0 S: 13	H: 2 LOB: 0 BB: 0 P: 20	R: 0 E: 0 K: 1 S: 13	H: 0 LOB: 0 BB: 0 P: 19	1B: 2 2B: 1 3B: 0 HR: 3	SF: 0 SAC: 0 DP: 0 HBP: 0	WP: 0 PB: 0 CS: 0	PA: 30					
<b>PITCHER</b>	IP	WLS	BF	H	R	ER	SO	BB	IBB	HBP	BLK	WP	HR	S	P	ERA	WHIP								
<b>Bob Tewksbury, R</b> ERA: 3.82 (1, 1)	7.0	L	27	6	4	4	5	0	0	0	0	0	0	63	94	5.14	0.857								
<b>Greg Swindell, L</b> ERA: 7.45 (8, 1)	1.0		3	0	0	0	1	0	0	0	0	0	0	13	19	0.00	0.000								



Batter	1	2	3	4	5	6	7	8	9	AB	R	H	RBI	BB	SO	LOB	TOP
<b>Otis Nixon, S</b> <small>OBP: 0.256, SLG: 0.214</small> 										5	1	1	1	0	0	1	
<b>Matt Lawton, L</b> <small>OBP: 0.384, SLG: 0.429</small> <b>Alex Ochoa, R</b> <small>OBP: 0.318, SLG: 0.523</small> 										4	0	1	0	0	0	2	
<b>Paul Molitor, R</b> <small>OBP: 0.340, SLG: 0.378</small> 										3	2	1	0	2	0	1	
<b>Orlando Merced, S</b> <small>OBP: 0.310, SLG: 0.450</small> 										5	0	1	0	0	2	5	
<b>Ron Coomer, R</b> <small>OBP: 0.322, SLG: 0.482</small> 										5	1	1	4	0	0	4	
<b>Todd Walker, L</b> <small>OBP: 0.382, SLG: 0.508</small> <b>Terry Steinbach, R</b> <small>OBP: 0.476, SLG: 0.438</small> 										5	0	2	1	0	0	2	
<b>Marty Cordova, R</b> <small>OBP: 0.325, SLG: 0.284</small> 										4	0	0	0	0	1	1	
<b>Javier Valentin, S</b> <small>OBP: 0.258, SLG: 0.414</small> <b>Denny Hocking, S</b> <small>OBP: 0.276, SLG: 0.087</small> 										4	1	3	1	0	0	0	
<b>Pat Meares, R</b> <small>OBP: 0.417, SLG: 0.622</small> 										4	1	1	0	0	0	1	
<b>Inning Stats</b> <small>R: 0 H: 2 E: 0 LOB: 2 K: 0 BB: 0 S: 12</small>	<small>R: 0 H: 0 E: 0 LOB: 0 K: 0 BB: 0 S: 7</small>	<small>R: 0 H: 0 E: 0 LOB: 0 K: 0 BB: 0 S: 7</small>	<small>R: 0 H: 0 E: 0 LOB: 0 K: 0 BB: 0 S: 3</small>	<small>R: 1 H: 1 E: 0 LOB: 1 K: 0 BB: 0 S: 9</small>	<small>R: 0 H: 1 E: 0 LOB: 1 K: 0 BB: 0 S: 8</small>	<small>R: 0 H: 0 E: 1 LOB: 1 K: 1 BB: 0 S: 9</small>	<small>R: 1 H: 1 E: 1 LOB: 1 K: 1 BB: 0 S: 13</small>	<small>R: 0 H: 1 E: 0 LOB: 1 K: 0 BB: 0 S: 5</small>	<small>R: 6 H: 6 E: 0 LOB: 2 K: 1 BB: 1 S: 13</small>	<small>1B: 8 SF: 0 2B: 2 SAC: 0 3B: 0 DP: 0 HR: 2 HBP: 0</small>	<small>WP: 0 PA: 42</small>						
<b>PITCHER</b> <small>IP WLS BF H R ER SO BB IBB HBP BLK WP HR S P ERA WHIP</small>	<small>IP WLS BF H R ER SO BB IBB HBP BLK WP HR S P ERA WHIP</small>																
<b>26 Bill Swift, R</b> <small>ERA: 3.75</small>	<small>7.0 29 5 2 2 2 1 0 0 0 0 0 1 61 92 2.57 0.857</small>																
<b>Mike Timlin, R</b> <small>ERA: 5.29</small>	<small>1.1 L 8 4 3 3 0 0 0 0 0 0 0 0 0 11 18 20.25 3.000</small>																
<b>Paul Spoljaric, L</b> <small>ERA: 3.48</small>	<small>0.1 3 1 0 0 1 0 1 0 0 0 0 0 4 10 0.00 3.000</small>																
<b>Heathcliff Slocumb, R</b> <small>ERA: 21.86</small>	<small>0.1 2 2 3 3 0 0 0 0 0 0 0 1 3 6 81.00 6.000</small>																

Minnesota Twins @ Seattle Mariners  
The Kingdome, Seattle, WA  
Sat Apr 25 1998, 10:05 PM EDT  
Att: 51,880 - Dome - 72 F

AB 40  
R 8  
H 12  
RBI 8  
BB 2  
SO 3  
LOB 17



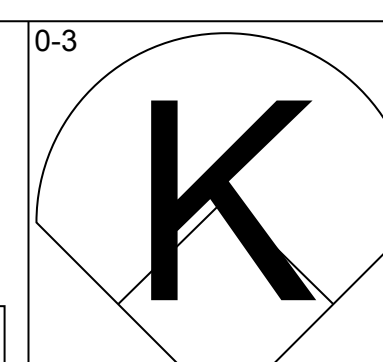
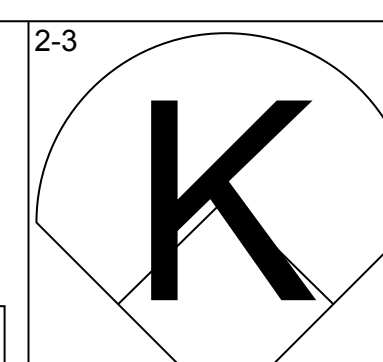
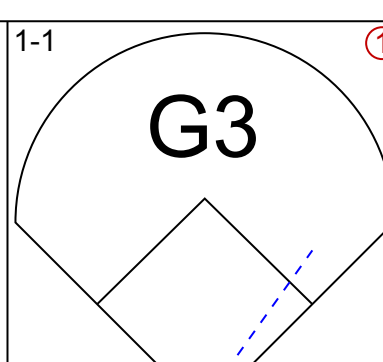
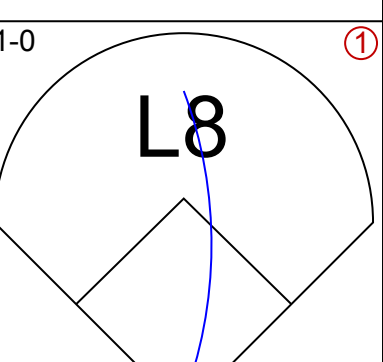
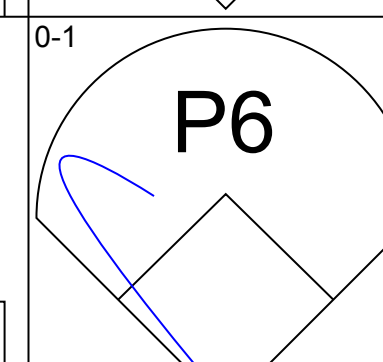
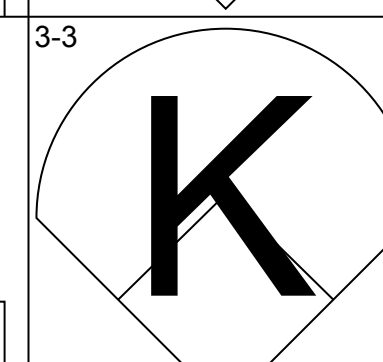
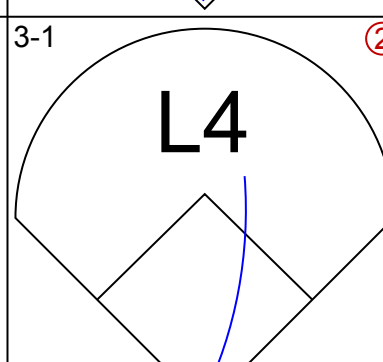
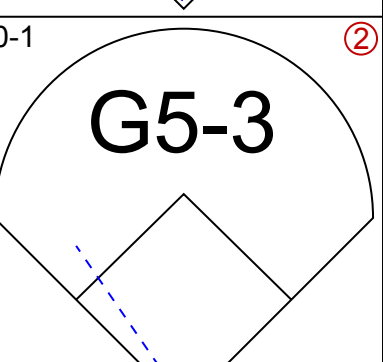
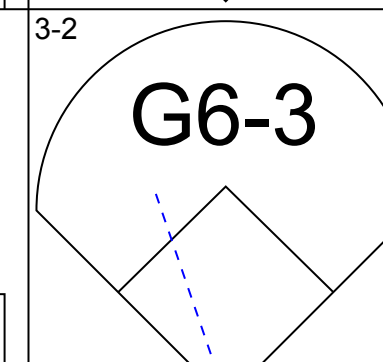
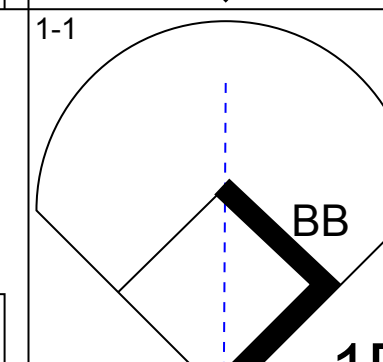
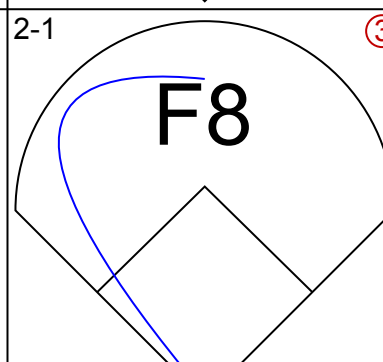
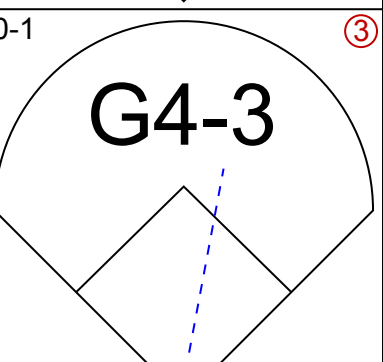
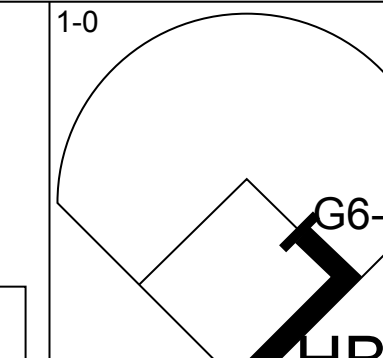
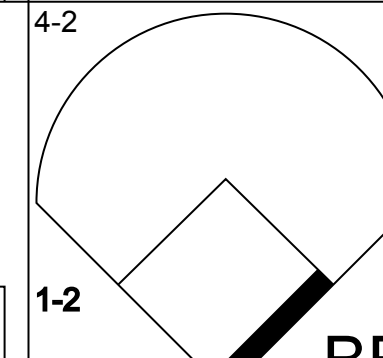
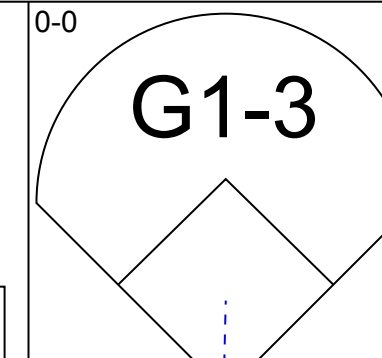
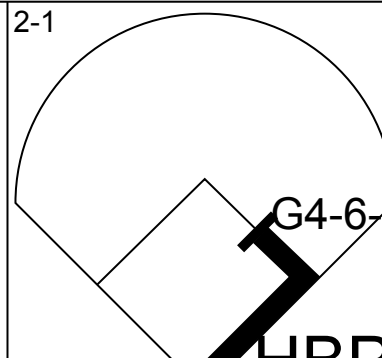

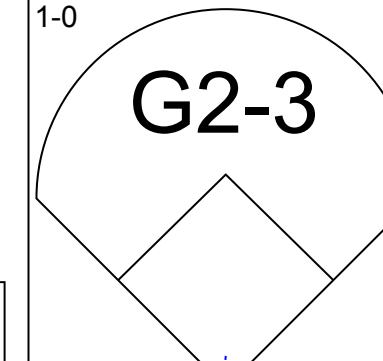
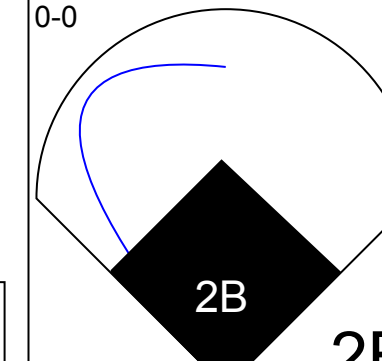
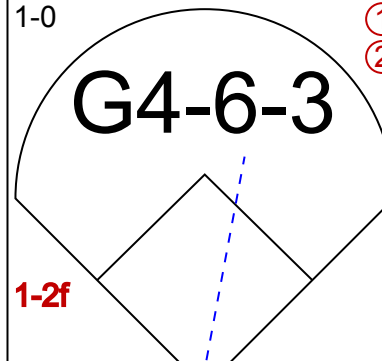

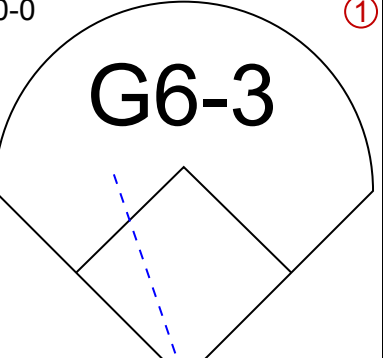
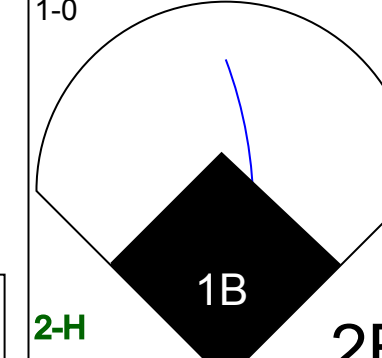
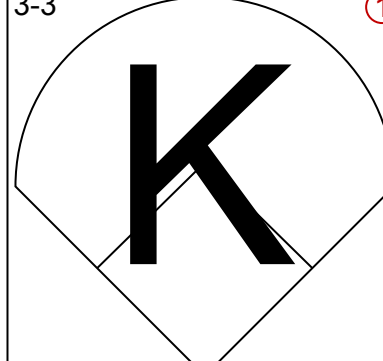
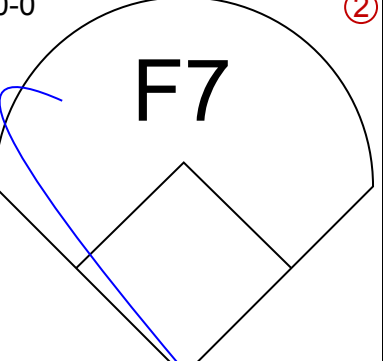
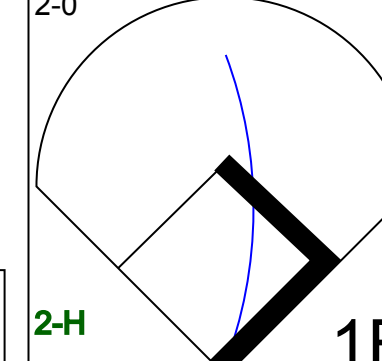
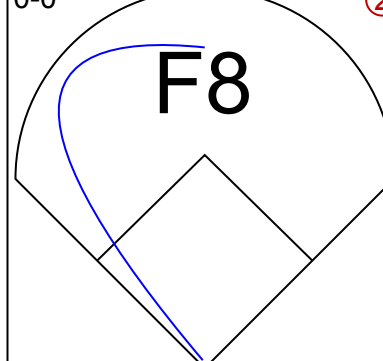
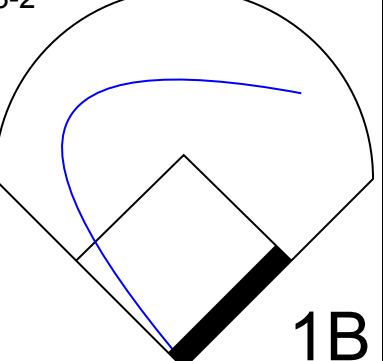
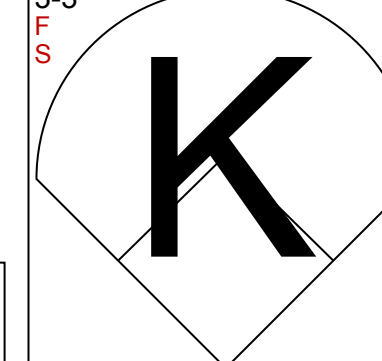
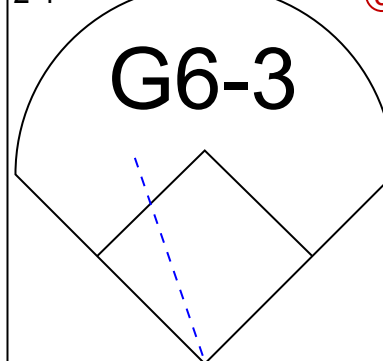
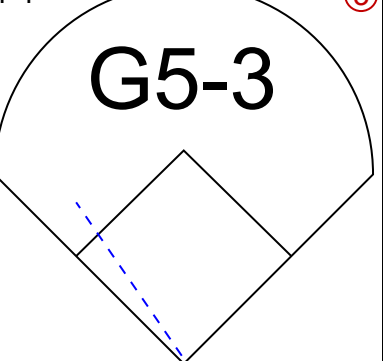
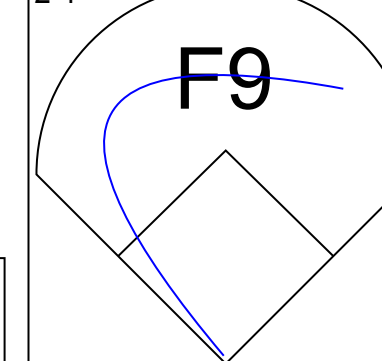
Batter	1	2	3	4	5	6	7	8	9	AB	R	H	RBI	BB	SO	LOB	BOTTOM
<b>Joey Cora, S</b> <small>OBP: 0.345, SLG: 0.350</small> 										3	1	1	0	1	1	2	
<b>Rob Ducey, L</b> <small>OBP: 0.421, SLG: 0.529</small> <b>David Segui, S</b> <small>OBP: 0.358, SLG: 0.770</small> <b>Robert Perez, R</b> <small>OBP: 0.167, SLG: 0.292</small> 										3	0	0	0	0	0	1	
<b>Ken Griffey Jr., L</b> <small>OBP: 0.362, SLG: 0.596</small> 										3	0	1	1	1	0	0	
<b>Alex Rodriguez, R</b> <small>OBP: 0.355, SLG: 0.692</small> 										4	0	0	0	0	1	3	
<b>Edgar Martinez, R</b> <small>OBP: 0.398, SLG: 0.469</small> 										4	0	0	0	0	1	1	
<b>Glenallen Hill, R</b> <small>OBP: 0.442, SLG: 0.595</small> 										4	1	1	0	0	2	0	
<b>Rick Wilkins, L</b> <small>OBP: 0.250, SLG: 0.361</small> 										4	0	2	0	0	2	0	
<b>Russ Davis, R</b> <small>OBP: 0.342, SLG: 0.565</small> 										3	0	0	1	0	2	1	
<b>Dan Wilson, R</b> <small>OBP: 0.375, SLG: 0.383</small> 										2	0	0	0	1	0	1	
<b>Inning Stats</b> <small>R: 0 H: 1 E: 0 LOB: 0 K: 0 BB: 0 S: 7</small>	<small>R: 0 H: 0 E: 0 LOB: 0 K: 3 BB: 0 S: 10</small>	<small>R: 0 H: 0 E: 0 LOB: 1 K: 1 BB: 1 S: 10</small>	<small>R: 0 H: 0 E: 0 LOB: 1 K: 0 BB: 1 S: 6</small>	<small>R: 1 H: 2 E: 0 LOB: 1 K: 1 BB: 0 S: 11</small>	<small>R: 0 H: 0 E: 0 LOB: 0 K: 0 BB: 0 S: 5</small>	<small>R: 0 H: 0 E: 0 LOB: 0 K: 1 BB: 0 S: 12</small>	<small>R: 1 H: 1 E: 0 LOB: 2 K: 1 BB: 2 S: 12</small>	<small>R: 0 H: 1 E: 0 LOB: 1 K: 2 BB: 0 S: 10</small>	<small>1B: 5 SF: 1 2B: 0 SAC: 0 3B: 0 DP: 1 HR: 0 HBP: 0</small>	<small>WP: 0 PA: 35</small>							
<b>PITCHER</b> <small>IP WLS BF H R ER SO BB IBB HBP BLK WP HR S P ERA WHIP</small>	<small>IP WLS BF H R ER SO BB IBB HBP BLK WP HR S P ERA WHIP</small>																
<b>LaTroy Hawkins, R</b> <small>ERA: 5.86</small>	<small>6.1 23 3 1 1 5 2 0 0 0 0 0 0 53 90 6.75 0.789</small>																
<b>Mike Trombley, R</b> <small>ERA: 0.99</small>	<small>1.1 5 0 1 1 2 1 0 0 0 0 0 0 16 26 6.75 0.750</small>																
<b>Eddie Guardado, L</b> <small>ERA: 0.84</small>	<small>0.0 2 1 0 0 0 1 0 0 0 0 0 0 2 7 ∞ ∞</small>																
<b>Rick Aguilera, R</b> <small>ERA: 4.2</small>	<small>1.1 W 5 1 0 0 2 0 0 0 0 0 0 0 12 20 0.00 0.750</small>																

Minnesota Twins @ Seattle Mariners  
The Kingdome, Seattle, WA  
Sat Apr 25 1998, 10:05 PM EDT  
Att: 51,880 - Dome - 72 F

AB 30  
R 2  
H 5  
RBI 2  
BB 4  
SO 9  
LOB 9



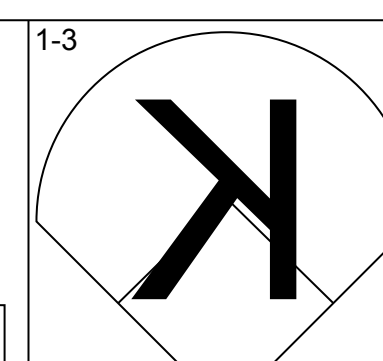
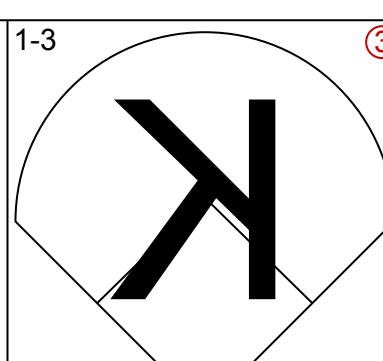
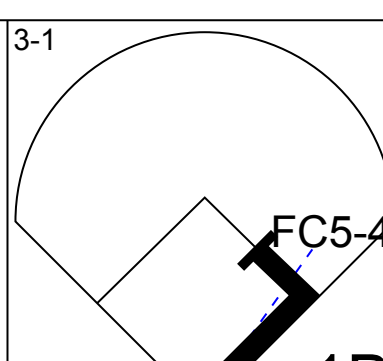
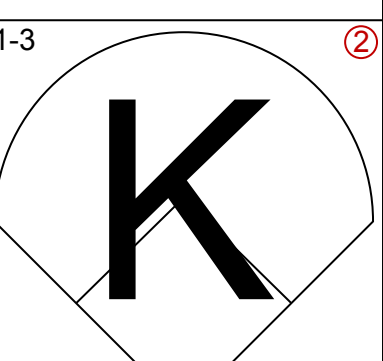
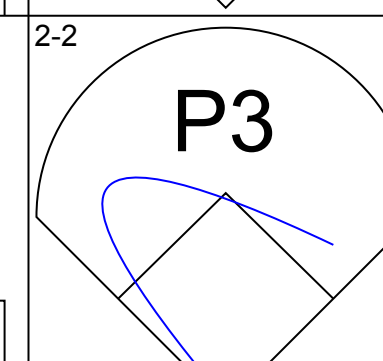
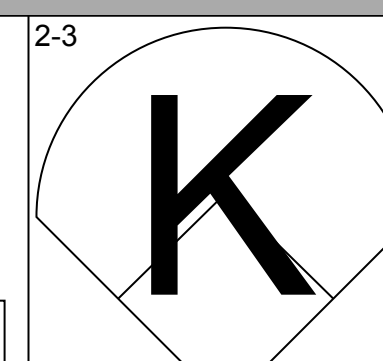
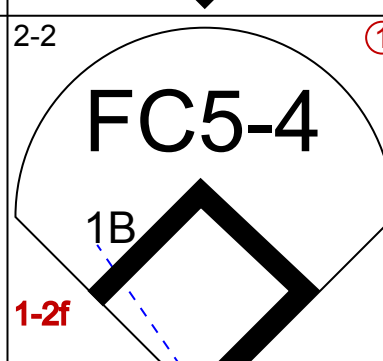
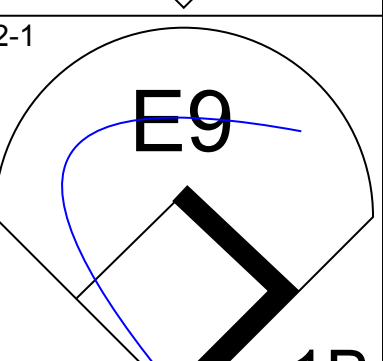
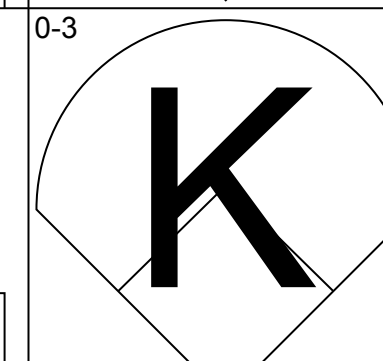
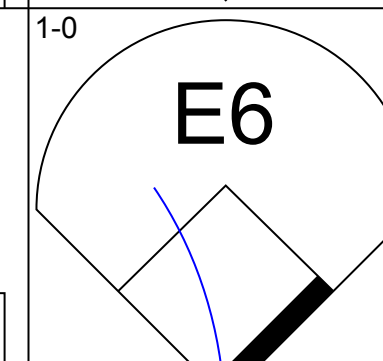
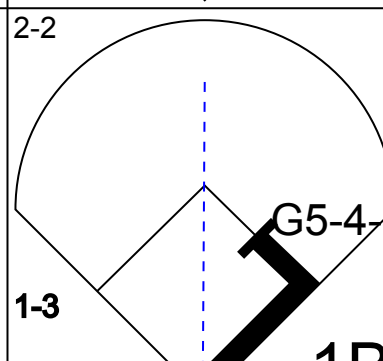
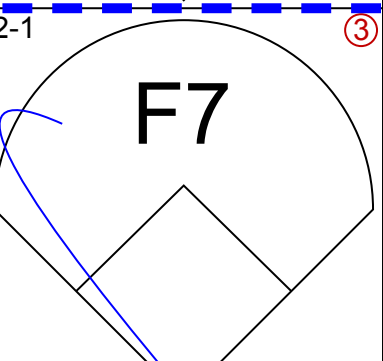
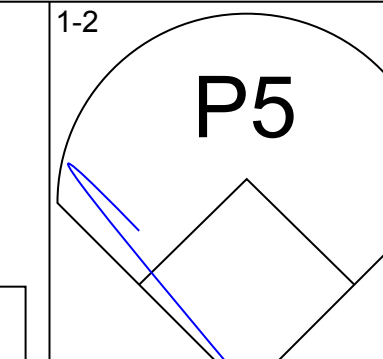
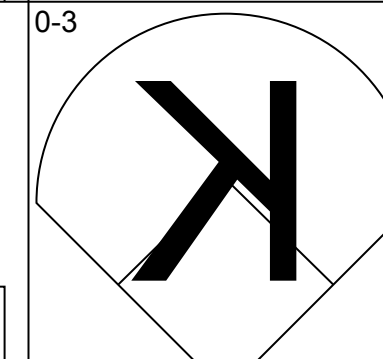
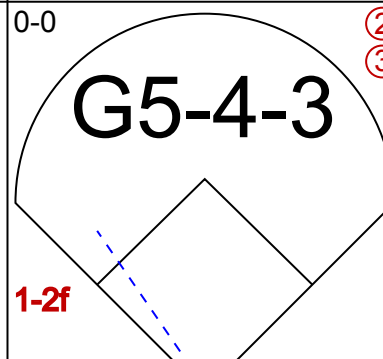
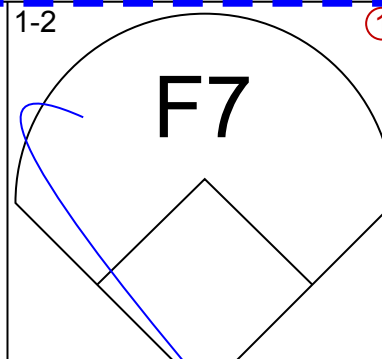
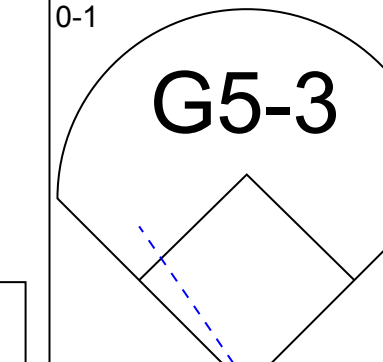
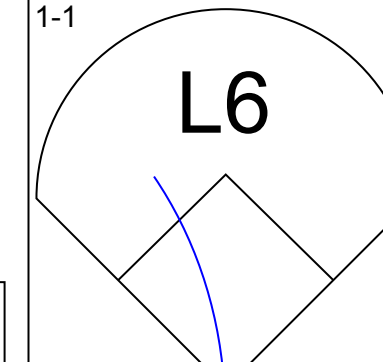
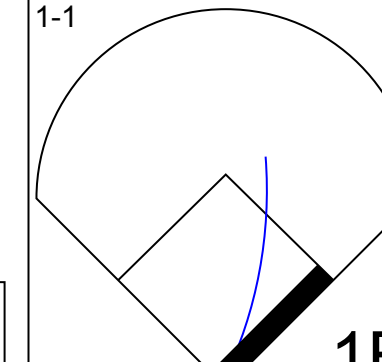
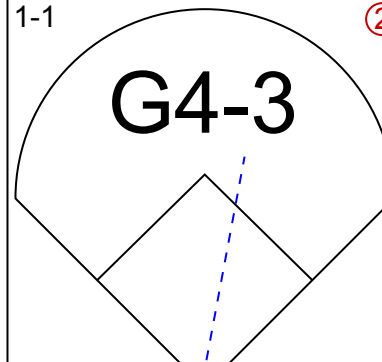
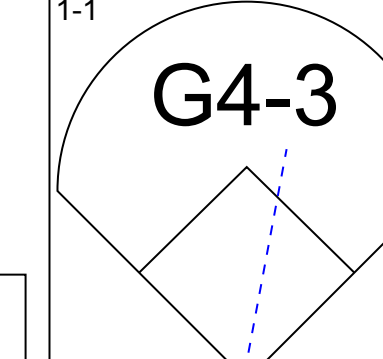
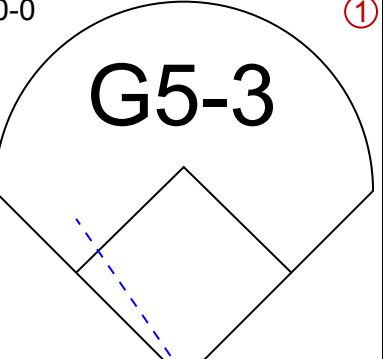
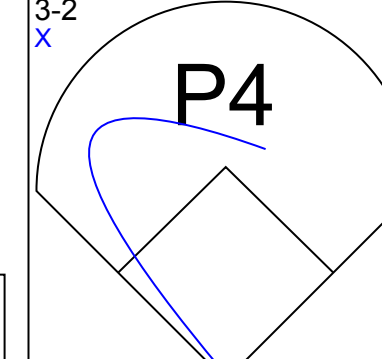
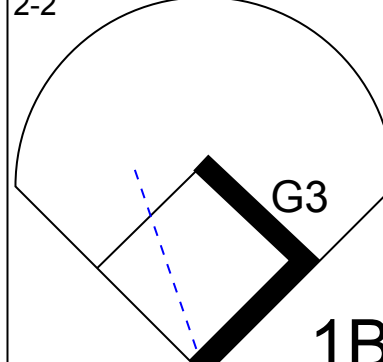
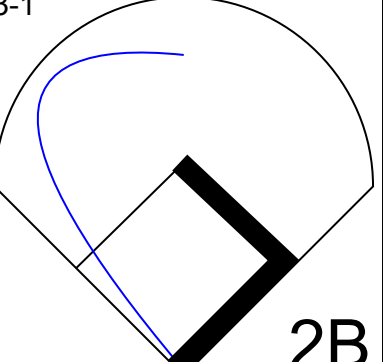
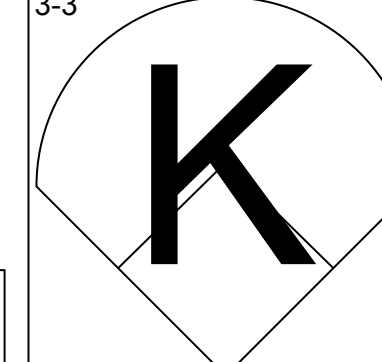
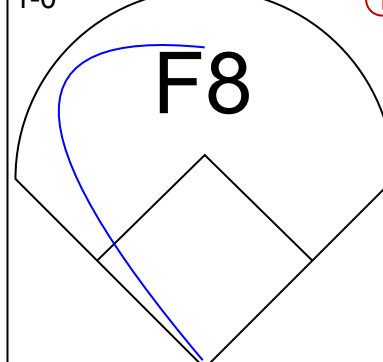
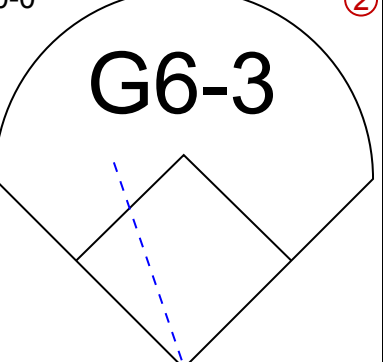
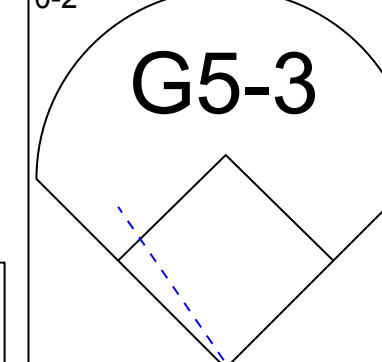
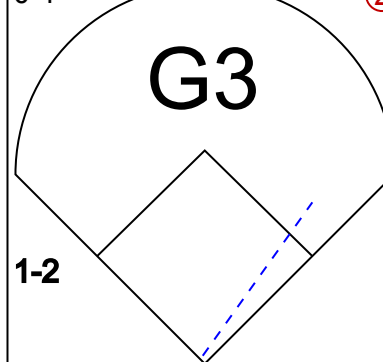
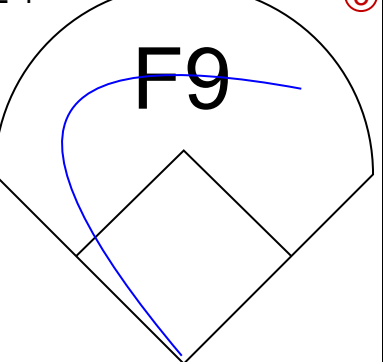
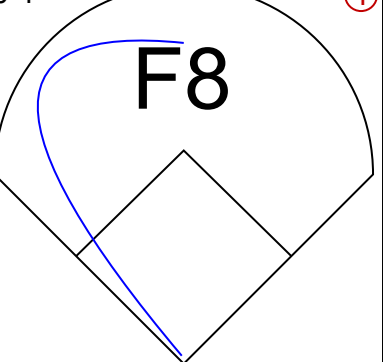


Batter	1	2	3	4	5	6	7	8	9	AB	R	H	RBI	BB	SO	LOB	TOP			
Pat Meares, R OBP: 0.398, SLG: 0.590 (1, 6)										4	0	0	0	0	2	0				
Alex Ochoa, R OBP: 0.292, SLG: 0.479 (1, 9)										4	0	0	0	0	1	0				
Paul Molitor, R OBP: 0.337, SLG: 0.372 (1, 10)				 1B						4	0	1	0	0	0	0				
David Ortiz, L OBP: 0.413, SLG: 0.621 (1, 3)		 HBP		 1-2					 HBP	1	0	0	0	1	0	0				
Ron Coomer, R OBP: 0.319, SLG: 0.483 (1, 5)							 2B		 1-2	4	1	1	0	0	0	4				
Terry Steinbach, R OBP: 0.483, SLG: 0.442 (1, 2)								 2B		4	1	1	1	0	0	0				
Marty Cordova, R OBP: 0.325, SLG: 0.286 Otis Nixon, S OBP: 0.256, SLG: 0.214 (1, 7) (7, 8)							 2B			3	0	1	1	0	1	0				
Matt Lawton, L OBP: 0.382, SLG: 0.425 (1, 8) (7, 7)										3	0	1	0	0	1	1				
Brent Gates, S OBP: 0.158, SLG: 0.147 (1, 4)										3	0	0	0	0	0	2				
<b>Inning Stats</b>	R: 0 H: 0 E: 0 K: 1 S: 8	H: 0 LOB: 0 BB: 0 P: 11	R: 0 H: 0 E: 0 K: 0 S: 3	H: 0 LOB: 0 BB: 0 P: 5	R: 0 H: 0 E: 0 K: 1 S: 7	H: 0 LOB: 0 BB: 0 P: 12	R: 0 H: 1 E: 0 K: 2 S: 13	H: 1 LOB: 2 BB: 1 P: 24	R: 0 H: 0 E: 0 K: 0 S: 6	H: 0 LOB: 0 BB: 0 P: 12	R: 2 H: 3 E: 0 K: 1 S: 14	H: 3 LOB: 1 BB: 0 P: 22	R: 0 H: 0 E: 0 K: 0 S: 5	H: 0 LOB: 0 BB: 0 P: 6	R: 0 H: 0 E: 0 K: 0 S: 4	H: 0 LOB: 0 BB: 0 P: 8	1B: 3 2B: 2 3B: 0 HR: 0	SF: 0 SAC: 0 DP: 2 HBP: 2	WP: 0 PB: 0 CS: 0	PA: 33
<b>PITCHER</b> Jamie Moyer, L ERA: 3.54 (1, 1)	IP: 9.0 WLS: L BF: 33	H: 5 R: 2 ER: 2 SO: 5	BB: 1 IBB: 0 HBP: 2 BLK: 0	WP: 0 HR: 0 S: 68 P: 112	ERA: 2.00 WHIP: 0.667															

Minnesota Twins @ Seattle Mariners  
The Kingdome, Seattle, WA  
Sun Apr 26 1998, 6:33 AM EDT  
Att: 31,732 - Dome - 72 F

AB 30  
R 2  
H 5  
RBI 2  
BB 1  
SO 5  
LOB 7



Batter	1	2	3	4	5	6	7	8	9	AB	R	H	RBI	BB	SO	LOB	BOTTOM			
Rob Ducey, L OBP: 0.391, SLG: 0.476 (1, 9)						 1B				4	0	1	0	0	3	1				
Alex Rodriguez, R OBP: 0.351, SLG: 0.676 (1, 6)						 1B		 1B		4	0	1	0	0	1	1				
Ken Griffey Jr., L OBP: 0.358, SLG: 0.581 (1, 8)						 1B				4	0	1	0	0	1	1				
Edgar Martinez, R OBP: 0.382, SLG: 0.447 (1, 10)						 1-2				4	0	0	0	0	1	3				
David Segui, S OBP: 0.348, SLG: 0.744 (1, 3)										4	0	1	0	0	0	1				
Glenallen Hill, R OBP: 0.424, SLG: 0.568 (1, 7)								 1B		4	0	0	0	0	1	1				
Dan Wilson, R OBP: 0.387, SLG: 0.413 (1, 2)			 1B							3	0	2	0	0	1	1				
Russ Davis, R OBP: 0.329, SLG: 0.542 (1, 5)										3	0	0	0	0	0	3				
Jeff Huson, L OBP: 0.217, SLG: 0.190 Joey Cora, S OBP: 0.342, SLG: 0.347 (1, 4) (8, PH) (9, 4)			 1-2							2	0	0	0	0	0	2				
<b>Inning Stats</b>	R: 0 H: 0 E: 0 K: 2 S: 12	H: 0 LOB: 0 BB: 0 P: 15	R: 0 H: 0 E: 0 K: 0 S: 7	H: 0 LOB: 0 BB: 0 P: 9	R: 0 H: 1 E: 0 K: 1 S: 9	H: 1 LOB: 1 BB: 0 P: 13	R: 0 H: 0 E: 1 K: 2 S: 10	H: 0 LOB: 1 BB: 0 P: 14	R: 0 H: 1 E: 0 K: 0 S: 6	H: 1 LOB: 1 BB: 0 P: 11	R: 0 H: 2 E: 0 K: 0 S: 9	H: 2 LOB: 1 BB: 0 P: 16	R: 0 H: 1 E: 1 K: 1 S: 9	H: 1 LOB: 1 BB: 0 P: 14	R: 0 H: 0 E: 0 K: 1 S: 10	H: 0 LOB: 0 BB: 0 P: 14	1B: 5 2B: 1 3B: 0 HR: 0	SF: 0 SAC: 0 DP: 1 HBP: 0	WP: 0 PB: 0 CS: 0	PA: 33
<b>PITCHER</b> Brad Radke, R ERA: 2.1 Mike Trombley, R ERA: 0.92 Greg Swindell, L ERA: 7.2 Rick Aguilera, R ERA: 3.94 (1, 1) (7, 1) (8, 1) (9, 1)	IP: 6.1 WLS: W BF: 24	H: 5 R: 0 ER: 0 SO: 5	BB: 0 IBB: 0 HBP: 0 BLK: 0	WP: 0 HR: 0 S: 62 P: 19	ERA: 0.00 WHIP: 0.789															

Minnesota Twins @ Seattle Mariners  
The Kingdome, Seattle, WA  
Sun Apr 26 1998, 6:33 AM EDT  
Att: 31,732 - Dome - 72 F

AB 33  
R 0  
H 6  
RBI 0  
BB 0  
SO 8  
LOB 14










Batter	1	2	3	4	5	6	7	8	9	AB	R	H	RBI	BB	SO	LOB	TOP			
Joey Cora, S OBP: 0.355, SLG: 0.387 (1, 4)	0-0 E 3B	2-1 1B			1-1 G4-3		3-2 G5-4-3 1B		1-1 G4-3	5	1	3	0	0	0	0	<b>Seattle Mariners @ New York Yankees</b> Yankee Stadium, Bronx, NY Wed Apr 29 1998, 7:05 PM EDT Att: 27,949 - Unknown - 71 F			
Alex Rodriguez, R OBP: 0.347, SLG: 0.638 (1, 6)	2-3 K	0-2 F8			2-2 G6-3		1-2 G5-4-3 1B		2-2 G5-3	5	0	0	0	0	1	3				
Ken Griffey Jr., L OBP: 0.364, SLG: 0.586 (1, 8)	1-0 E5 2B 1B		2-2 F8		1-0 HBP		2-0 HR			3	2	1	1	0	0	0				
Edgar Martinez, R OBP: 0.373, SLG: 0.452 (1, 10)	1-2 1B 2B		3-2 K		3-3 K		2-2 G2-3			4	1	1	0	0	2	1				
David Segui, S OBP: 0.317, SLG: 0.686 (1, 3)	0-1 1B		2-2 G1-3			1-3 K		1-1 P3		4	0	1	2	0	1	0				
Glenallen Hill, R OBP: 0.438, SLG: 0.559 (1, 7)	2-2 F8			1-2 1B		1-3 K		1-0 1B		4	0	2	0	0	1	1				
Dan Wilson, R OBP: 0.366, SLG: 0.386 (1, 2)	2-3 K			1-3 K		0-0 1B		1-0 F8		4	0	1	0	0	2	3				
Russ Davis, R OBP: 0.337, SLG: 0.526 (8, PH)		1-3 K		2-3 K		1-3 K		1-3 K		3	0	0	0	0	3	2				
Rick Wilkins, L OBP: 0.244, SLG: 0.351 (8, PH)										1	0	0	0	0	1	1				
Robert Perez, R OBP: 0.200, SLG: 0.360 (8, 9)										0	0	0	0	0	0	0				
Rob Ducey, L OBP: 0.300, SLG: 0.357 (7, PH)		1-3 K		0-1 G4-3			2-1 1B G5-4-3 2B		1-1 G6-3	2	0	0	0	0	1	1				
Rich Amaral, R OBP: 0.200, SLG: 0.600 (7, 9)										2	1	1	0	0	0	0				
<b>Inning Stats</b>	R: 3 E: 0 K: 2 S: 22	H: 3 LOB: 1 BB: 0 P: 30	R: 0 E: 0 K: 2 S: 13	H: 1 LOB: 1 BB: 0 P: 17	R: 0 E: 0 K: 1 S: 13	H: 0 LOB: 0 BB: 0 P: 20	R: 0 E: 0 K: 2 S: 11	H: 1 LOB: 1 BB: 0 P: 15	R: 0 E: 0 K: 3 S: 12	H: 1 LOB: 1 BB: 0 P: 15	R: 2 E: 0 K: 0 S: 16	H: 3 LOB: 0 BB: 0 P: 26	R: 0 E: 0 K: 1 S: 7	H: 1 LOB: 1 BB: 0 P: 11	R: 0 E: 0 K: 0 S: 7	H: 0 LOB: 0 BB: 0 P: 11	1B: 6 2B: 2 3B: 1 HR: 1	SF: 0 SAC: 0 DP: 1 HBP: 1	WP: 0 PB: 0 CS: 0	PA: 38
<b>PITCHER</b>	IP WLS BF H R ER SO BB IBB HBP BLK WP HR S P ERA WHIP	IP WLS BF H R ER SO BB IBB HBP BLK WP HR S P ERA WHIP	IP WLS BF H R ER SO BB IBB HBP BLK WP HR S P ERA WHIP	IP WLS BF H R ER SO BB IBB HBP BLK WP HR S P ERA WHIP	IP WLS BF H R ER SO BB IBB HBP BLK WP HR S P ERA WHIP	IP WLS BF H R ER SO BB IBB HBP BLK WP HR S P ERA WHIP	IP WLS BF H R ER SO BB IBB HBP BLK WP HR S P ERA WHIP	IP WLS BF H R ER SO BB IBB HBP BLK WP HR S P ERA WHIP	IP WLS BF H R ER SO BB IBB HBP BLK WP HR S P ERA WHIP	IP WLS BF H R ER SO BB IBB HBP BLK WP HR S P ERA WHIP	IP WLS BF H R ER SO BB IBB HBP BLK WP HR S P ERA WHIP	IP WLS BF H R ER SO BB IBB HBP BLK WP HR S P ERA WHIP	IP WLS BF H R ER SO BB IBB HBP BLK WP HR S P ERA WHIP	IP WLS BF H R ER SO BB IBB HBP BLK WP HR S P ERA WHIP	IP WLS BF H R ER SO BB IBB HBP BLK WP HR S P ERA WHIP	IP WLS BF H R ER SO BB IBB HBP BLK WP HR S P ERA WHIP	IP WLS BF H R ER SO BB IBB HBP BLK WP HR S P ERA WHIP			
David Cone, R ERA: 7.16 (1, 1)	6.0 W 26	6 3 2 11	0 0 0 0	0 0 0 0	0 0 0 0	0 1 18 29	3.00 1.000													
Mike Stanton, L ERA: 3.52 (7, 1)	1.1 6 3 2	2 2 0 1	0 0 0 0	0 0 0 0	0 0 5 8	0.00 1.500														
Jeff Nelson, R ERA: 2.63 (8, 1)	0.2 3 1 0	0 0 0 0	0 0 0 0	0 0 0 0	0 0 7 11	0.00 0.000														
42 Mariano Rivera, R ERA: (9, 1)	1.0 S 3	0 0 0 0	0 0 0 0	0 0 0 0	0 0 0 0															

AB	37
R	5
H	10
RBI	3
BB	0
SO	12
LOB	12



Batter	1	2	3	4	5	6	7	8	9	AB	R	H	RBI	BB	SO	LOB	BOTTOM			
Chuck Knoblauch, R OBP: 0.352, SLG: 0.300 (1, 4)	1-1 P5	2-2 P5		4-2 BB BB		2-1 L9		0-1 2B 1B		4	1	1	0	1	0	0	<b>Seattle Mariners @ New York Yankees</b> Yankee Stadium, Bronx, NY Wed Apr 29 1998, 7:05 PM EDT Att: 27,949 - Unknown - 71 F			
2 Derek Jeter, R OBP: 0.311, SLG: 0.423 (1, 6)	2-0 HR		3-2 G4-3 HR 2B	0-0 L7		2-3 K		0-0 1B		5	2	3	1	0	1	1				
Tim Lincecum, S OBP: 0.373, SLG: 0.409 (1, 7)	1-0 CS 1B		2-3 K	4-1 BB BB		1-1 1B 2B		0-0 SF8-3-6		3	2	2	0	1	1	1				
Paul O'Neill, L OBP: 0.365, SLG: 0.363 (8, 9)				1-2 BB			1-1 1B 2B	0-0 SF8-3-6		0	0	0	1	0	0	0				
Bernie Williams, S OBP: 0.426, SLG: 0.415 (1, 8)	4-1 1B BB		0-1 E5 HR G4-3	1-3 K		1-2 1B 2B	1-2 1B 2B	0-2 G1-3		4	1	1	0	1	1	3				
Tino Martinez, L OBP: 0.417, SLG: 0.556 (1, 3)	2-2 1B		1-2 G4-3		2-2 F9		2-2 E 20 FC1-2 1B			4	0	2	2	0	0	2				
Chad Curtis, R OBP: 0.486, SLG: 0.556 (8, 7)	0-3 K		2-1 HR		2-1 G5-3		0-3 K			4	1	1	3	0	2	4				
20 Jorge Posada, S OBP: 0.327, SLG: 0.545 (1, 10)	0-1 F7		3-1 HR 2B		2-1 HR		2-2 FC1-2			4	1	2	1	0	0	4				
Scott Brosius, R OBP: 0.333, SLG: 0.307 (1, 5)		1-0 F9	2-3 K		0-0 F8		1-2 E5			4	0	0	0	0	1	3				
Joe Girardi, R OBP: 0.233, SLG: 0.220 (1, 2)		0-0 G6-3		3-2 F8		2-2 G4-3		0-0 F8		4	0	0	0	0	0	3				
<b>Inning Stats</b>	R: 2 E: 0 K: 1 S: 15	H: 3 LOB: 2 BB: 1 P: 25	R: 0 E: 0 K: 0 S: 5	H: 0 LOB: 0 BB: 0 P: 8	R: 3 E: 1 K: 2 S: 20	H: 3 LOB: 1 BB: 0 P: 33	R: 0 E: 0 K: 1 S: 14	H: 0 LOB: 2 BB: 2 P: 26	R: 1 E: 0 K: 0 S: 8	H: 1 LOB: 0 BB: 0 P: 14	R: 0 E: 0 K: 1 S: 9	H: 0 LOB: 0 BB: 0 P: 15	R: 1 E: 1 K: 1 S: 25	H: 3 LOB: 3 BB: 0 P: 31	R: 1 E: 0 K: 0 S: 7	H: 2 LOB: 0 BB: 0 P: 7	1B: 6 2B: 4 3B: 0 HR: 3	SF: 1 SAC: 0 DP: 1 HBP: 0	WP: 0 PB: 0 CS: 1	PA: 40
<b>PITCHER</b>	IP WLS BF H R ER SO BB IBB HBP BLK WP HR S P ERA WHIP	IP WLS BF H R ER SO BB IBB HBP BLK WP HR S P ERA WHIP	IP WLS BF H R ER SO BB IBB HBP BLK WP HR S P ERA WHIP	IP WLS BF H R ER SO BB IBB HBP BLK WP HR S P ERA WHIP	IP WLS BF H R ER SO BB IBB HBP BLK WP HR S P ERA WHIP	IP WLS BF H R ER SO BB IBB HBP BLK WP HR S P ERA WHIP	IP WLS BF H R ER SO BB IBB HBP BLK WP HR S P ERA WHIP	IP WLS BF H R ER SO BB IBB HBP BLK WP HR S P ERA WHIP	IP WLS BF H R ER SO BB IBB HBP BLK WP HR S P ERA WHIP	IP WLS BF H R ER SO BB IBB HBP BLK WP HR S P ERA WHIP	IP WLS BF H R ER SO BB IBB HBP BLK WP HR S P ERA WHIP	IP WLS BF H R ER SO BB IBB HBP BLK WP HR S P ERA WHIP	IP WLS BF H R ER SO BB IBB HBP BLK WP HR S P ERA WHIP	IP WLS BF H R ER SO BB IBB HBP BLK WP HR S P ERA WHIP	IP WLS BF H R ER SO BB IBB HBP BLK WP HR S P ERA WHIP	IP WLS BF H R ER SO BB IBB HBP BLK WP HR S P ERA WHIP				
Jeff Fassero, L ERA: 4.03 (1, 1)	5.0 L 26	7 6 2 4	3 0 0 0	0 0 0 0	0 0 0 0	0 0 34 46	4.50 1.500													
Heathcliff Slocumb, R ERA: 18.0 (8, 1)	2.0 2 2 1	1 1 0 0	0 0 0 0	0 0 0 0	0 0 4 4	0.00 0.000														
Felipe Lira, R ERA: 9.75 (8, 1)	0.0 2 2 1	1 1 0 0	0 0 0 0	0 0 0 0	0 0 0 0															
Tony Fossas, L ERA: 14.73 (8, 1)	1.0 2 0 0	0 0 0 0	0 0 0 0	0 0 0 0	0 0 0 0															

AB	36
R	8
H	12
RBI	8
BB	3
SO	6
LOB	21










Batter	1	2	3	4	5	6	7	8	9	AB	R	H	RBI	BB	SO	LOB	TOP							
<b>Brian Hunter, R</b> OBP: 0.377, SLG: 0.462 (1, 8)										6	1	2	1	0	0	5	<b>Detroit Tigers @ Seattle Mariners</b> The Kingdome, Seattle, WA Fri May 01 1998, 10:05 PM EDT Att: 28,827 - Dome - 72 F							
<b>Joe Randa, R</b> OBP: 0.233, SLG: 0.247 (1, 5)										4	1	0	1	1	0	1								
<b>Bobby Higginson, L</b> OBP: 0.402, SLG: 0.533 (1, 9)										6	2	4	3	0	0	1								
<b>Tony Clark, S</b> OBP: 0.274, SLG: 0.333 (1, 3)										4	2	1	0	0	2	2								
<b>Jeff Manto, R</b> OBP: 0.150, SLG: 0.056 (7, 3)										1	0	0	0	0	1	0								
<b>Luis Gonzalez, L</b> OBP: 0.398, SLG: 0.525 (1, 7)										4	3	3	0	0	0	2								
<b>Kimera Batee, R</b> OBP: 0.250, SLG: 0.625 (7, PH)										2	0	1	1	0	0	0								
<b>Damon Easley, R</b> OBP: 0.386, SLG: 0.598 (1, 6)										5	3	2	2	0	2	3								
<b>Andy Tomberlin, L</b> OBP: 0.522, SLG: 0.550 (1, 10)										4	3	4	3	0	0	0								
<b>Paul Bako, L</b> OBP: 0.333, SLG: 0.375 (1, 2)										4	2	2	3	1	0	1								
<b>Frank Catalanotto, L</b> OBP: 0.313, SLG: 0.333 (1, 4)										4	0	1	2	0	1	3								
<b>Inning Stats</b>	R: 1 E: 0 K: 1 S: 9	H: 2 LOB: 0 BB: 0 P: 12	R: 2 E: 0 K: 0 S: 10	H: 3 LOB: 1 BB: 1 P: 19	R: 4 E: 0 K: 0 S: 18	H: 3 LOB: 0 BB: 0 P: 33	R: 0 E: 0 K: 0 S: 6	H: 0 LOB: 0 BB: 0 P: 8	R: 3 E: 1 K: 1 S: 13	H: 3 LOB: 1 BB: 0 P: 22	R: 1 E: 0 K: 2 S: 13	H: 2 LOB: 1 BB: 0 P: 23	R: 4 E: 1 K: 0 S: 15	H: 4 LOB: 2 BB: 1 P: 29	R: 2 E: 0 K: 0 S: 11	H: 3 LOB: 1 BB: 0 P: 19	R: 0 E: 0 K: 2 S: 7	H: 0 LOB: 0 BB: 0 P: 7	1B: 12 2B: 8 3B: 0 HR: 2	SF: 2 SAC: 0 DP: 2 HBP: 3	WP: 0 PB: 0 SB: 0 CS: 0	PA: 51		
<b>PITCHER</b>	IP WLS BF H R ER SO BB IBB HBP BLK WP HR S P ERA WHIP	IP WLS BF H R ER SO BB IBB HBP BLK WP HR S P ERA WHIP	IP WLS BF H R ER SO BB IBB HBP BLK WP HR S P ERA WHIP	IP WLS BF H R ER SO BB IBB HBP BLK WP HR S P ERA WHIP	IP WLS BF H R ER SO BB IBB HBP BLK WP HR S P ERA WHIP	IP WLS BF H R ER SO BB IBB HBP BLK WP HR S P ERA WHIP	IP WLS BF H R ER SO BB IBB HBP BLK WP HR S P ERA WHIP	IP WLS BF H R ER SO BB IBB HBP BLK WP HR S P ERA WHIP	IP WLS BF H R ER SO BB IBB HBP BLK WP HR S P ERA WHIP	IP WLS BF H R ER SO BB IBB HBP BLK WP HR S P ERA WHIP	IP WLS BF H R ER SO BB IBB HBP BLK WP HR S P ERA WHIP	IP WLS BF H R ER SO BB IBB HBP BLK WP HR S P ERA WHIP	IP WLS BF H R ER SO BB IBB HBP BLK WP HR S P ERA WHIP	IP WLS BF H R ER SO BB IBB HBP BLK WP HR S P ERA WHIP	IP WLS BF H R ER SO BB IBB HBP BLK WP HR S P ERA WHIP	IP WLS BF H R ER SO BB IBB HBP BLK WP HR S P ERA WHIP	IP WLS BF H R ER SO BB IBB HBP BLK WP HR S P ERA WHIP	IP WLS BF H R ER SO BB IBB HBP BLK WP HR S P ERA WHIP	IP WLS BF H R ER SO BB IBB HBP BLK WP HR S P ERA WHIP	IP WLS BF H R ER SO BB IBB HBP BLK WP HR S P ERA WHIP	IP WLS BF H R ER SO BB IBB HBP BLK WP HR S P ERA WHIP	IP WLS BF H R ER SO BB IBB HBP BLK WP HR S P ERA WHIP	IP WLS BF H R ER SO BB IBB HBP BLK WP HR S P ERA WHIP	IP WLS BF H R ER SO BB IBB HBP BLK WP HR S P ERA WHIP

Batter	1	2	3	4	5	6	7	8	9	AB	R	H	RBI	BB	SO	LOB	BOTTOM							
<b>Joey Cora, S</b> OBP: 0.351, SLG: 0.375 (1, 4)										4	1	2	0	1	0	1	<b>Detroit Tigers @ Seattle Mariners</b> The Kingdome, Seattle, WA Fri May 01 1998, 10:05 PM EDT Att: 28,827 - Dome - 72 F							
<b>Alex Rodriguez, R</b> OBP: 0.361, SLG: 0.677 (1, 6)										4	1	2	3	0	1	3								
<b>Jeff Huson, L</b> OBP: 0.208, SLG: 0.182 (8, 6)										1	0	0	0	0	1	0								
<b>Ken Griffey Jr., L</b> OBP: 0.362, SLG: 0.617 (1, 8)										4	0	0	0	0	1	4								
<b>Rich Amaral, R</b> OBP: 0.273, SLG: 0.636 (8, 8)										0	0	0	0	0	0	0								
<b>Edgar Martinez, R</b> OBP: 0.361, SLG: 0.426 (1, 10)										3	0	0	0	1	0	2								
<b>David Segui, S</b> OBP: 0.413, SLG: 0.660 (1, 3)										3	0	0	0	0	0	1								
<b>Rick Wilkins, L</b> OBP: 0.262, SLG: 0.351 (8, 3)										0	0	0	0	1	0	0								
<b>Glenallen Hill, R</b> OBP: 0.430, SLG: 0.550 (1, 7)										3	0	1	0	0	1	0								
<b>Robert Perez, R</b> OBP: 0.179, SLG: 0.321 (8, 7)										1	0	0	0	0	0	1								
<b>Russ Davis, R</b> OBP: 0.337, SLG: 0.506 (1, 5)										3	1	1	0	1	1	1								
<b>Rob Ducey, L</b> OBP: 0.278, SLG: 0.303 (1, 9)										4	0	0	0	0	1	4								
<b>John Marzano, R</b> OBP: 0.625, SLG: 0.667 (1, 2)										4	0	3	0	0	0	1								
<b>Inning Stats</b>	R: 0 E: 0 K: 1 S: 8	H: 1 LOB: 0 BB: 0 P: 11	R: 0 E: 0 K: 1 S: 11	H: 0 LOB: 0 BB: 0 P: 14	R: 1 E: 0 K: 1 S: 14	H: 2 LOB: 2 BB: 1 P: 27	R: 0 E: 0 K: 0 S: 8	H: 2 LOB: 2 BB: 0 P: 11	R: 2 E: 0 K: 0 S: 10	H: 2 LOB: 1 BB: 1 P: 20	R: 0 E: 0 K: 0 S: 5	H: 0 LOB: 0 BB: 0 P: 8	R: 0 E: 0 K: 1 S: 12	H: 1 LOB: 2 BB: 1 P: 24	R: 0 E: 0 K: 1 S: 7	H: 0 LOB: 1 BB: 1 P: 13	R: 0 E: 0 K: 1 S: 7	H: 1 LOB: 0 BB: 0 P: 7	1B: 7 2B: 1 3B: 0 HR: 1	SF: 0 SAC: 0 DP: 1 HBP: 0	WP: 2 PB: 0 SB: 0 CS: 0	PA: 38		
<b>PITCHER</b>	IP WLS BF H R ER SO BB IBB HBP BLK WP HR S P ERA WHIP	IP WLS BF H R ER SO BB IBB HBP BLK WP HR S P ERA WHIP	IP WLS BF H R ER SO BB IBB HBP BLK WP HR S P ERA WHIP	IP WLS BF H R ER SO BB IBB HBP BLK WP HR S P ERA WHIP	IP WLS BF H R ER SO BB IBB HBP BLK WP HR S P ERA WHIP	IP WLS BF H R ER SO BB IBB HBP BLK WP HR S P ERA WHIP	IP WLS BF H R ER SO BB IBB HBP BLK WP HR S P ERA WHIP	IP WLS BF H R ER SO BB IBB HBP BLK WP HR S P ERA WHIP	IP WLS BF H R ER SO BB IBB HBP BLK WP HR S P ERA WHIP	IP WLS BF H R ER SO BB IBB HBP BLK WP HR S P ERA WHIP	IP WLS BF H R ER SO BB IBB HBP BLK WP HR S P ERA WHIP	IP WLS BF H R ER SO BB IBB HBP BLK WP HR S P ERA WHIP	IP WLS BF H R ER SO BB IBB HBP BLK WP HR S P ERA WHIP	IP WLS BF H R ER SO BB IBB HBP BLK WP HR S P ERA WHIP	IP WLS BF H R ER SO BB IBB HBP BLK WP HR S P ERA WHIP	IP WLS BF H R ER SO BB IBB HBP BLK WP HR S P ERA WHIP	IP WLS BF H R ER SO BB IBB HBP BLK WP HR S P ERA WHIP	IP WLS BF H R ER SO BB IBB HBP BLK WP HR S P ERA WHIP	IP WLS BF H R ER SO BB IBB HBP BLK WP HR S P ERA WHIP	IP WLS BF H R ER SO BB IBB HBP BLK WP HR S P ERA WHIP	IP WLS BF H R ER SO BB IBB HBP BLK WP HR S P ERA WHIP	IP WLS BF H R ER SO BB IBB HBP BLK WP HR S P ERA WHIP	IP WLS BF H R ER SO BB IBB HBP BLK WP HR S P ERA WHIP	IP WLS BF H R ER SO BB IBB HBP BLK WP HR S P ERA WHIP





Batter	1	2	3	4	5	6	7	8	9	AB	R	H	RBI	BB	SO	LOB	TOP			
<b>Brian Hunter, R</b> OBP: 0.373, SLG: 0.454 (1, 8)	L4		F8			F8		G5-3		4	0	1	0	0	0	0	<b>Detroit Tigers @ Seattle Mariners</b> The Kingdome, Seattle, WA Sat May 02 1998, 10:05 PM EDT Att: 48,630 - Dome - 72 F			
<b>Joe Randa, R</b> OBP: 0.224, SLG: 0.238 (1, 5)	F8			K		F8		P6		4	0	0	0	0	1					
<b>Bobby Higginson, L</b> OBP: 0.387, SLG: 0.510 (1, 9)	G3			G4-3		F8			G2	4	0	0	0	0	1					
<b>Damon Easley, R</b> OBP: 0.381, SLG: 0.606 (1, 4)						G4-3				2	0	1	0	1	0					
<b>Jeff Manto, R</b> OBP: 0.167, SLG: 0.048 (1, 3)										3	0	0	0	1	2	2				
<b>Luis Gonzalez, L</b> OBP: 0.381, SLG: 0.500 (1, 7)										4	0	0	0	0	1	4				
<b>Joe Oliver, R</b> OBP: 0.235, SLG: 0.347 (1, 2)										3	0	1	0	0	0	1				
<b>Andy Tomberlin, L</b> OBP: 0.462, SLG: 0.478 (1, 10)										3	0	0	0	0	1	1				
<b>Deivi Cruz, R</b> OBP: 0.118, SLG: 0.063 (1, 6)										3	0	0	0	0	2	0				
<b>Inning Stats</b>	R: 0 E: 0 K: 0 S: 7	H: 0 LOB: 0 BB: 0 P: 11	R: 0 E: 0 K: 1 S: 8	H: 0 LOB: 1 BB: 1 P: 15	R: 0 E: 0 K: 1 S: 5	H: 0 LOB: 0 BB: 0 P: 6	R: 0 E: 0 K: 1 S: 10	H: 0 LOB: 2 BB: 1 P: 19	R: 0 E: 0 K: 2 S: 8	H: 1 LOB: 1 BB: 0 P: 12	R: 0 E: 0 K: 2 S: 12	H: 1 LOB: 1 BB: 0 P: 19	R: 0 E: 0 K: 0 S: 7	H: 0 LOB: 0 BB: 0 P: 11	R: 0 E: 0 K: 0 S: 7	H: 1 LOB: 1 BB: 0 P: 12		1B: 1 2B: 2 3B: 0 HR: 0	SF: 0 SAC: 0 DP: 0 HBP: 1	WP: 0 PB: 0 SB: 0 CS: 0
<b>PITCHER</b> <b>Jamie Moyer, L</b> ERA: 2.9 (1, 1)	IP: 9.0 WLS: W BF: 33 H: 3 R: 0 ER: 0 SO: 7 BB: 2 IBB: 0 HBP: 1 BLK: 0 WP: 0 HR: 0 S: 72 P: 116 ERA: 0.00 WHIP: 0.556																			

Batter	1	2	3	4	5	6	7	8	9	AB	R	H	RBI	BB	SO	LOB	BOTTOM			
<b>Rich Amaral, R</b> OBP: 0.333, SLG: 0.643 (1, 7)	F8		F8							3	0	1	0	1	0	0	<b>Detroit Tigers @ Seattle Mariners</b> The Kingdome, Seattle, WA Sat May 02 1998, 10:05 PM EDT Att: 48,630 - Dome - 72 F			
<b>Alex Rodriguez, R</b> OBP: 0.358, SLG: 0.661 (1, 6)	G5-3		K							3	0	0	0	1	1	1				
<b>Ken Griffey Jr., L</b> OBP: 0.359, SLG: 0.631 (1, 8)										4	1	1	1	0	2	1				
<b>Edgar Martinez, R</b> OBP: 0.358, SLG: 0.413 (1, 10)	G4-3									3	1	0	0	1	1	0				
<b>David Segui, S</b> OBP: 0.402, SLG: 0.639 (1, 3)										3	0	0	0	0	2	1				
<b>Jeff Huson, L</b> OBP: 0.200, SLG: 0.174 (7, 3)										1	0	0	0	0	0	0				
<b>Dan Wilson, R</b> OBP: 0.367, SLG: 0.423 (1, 2)										3	2	3	0	0	0	0				
<b>Russ Davis, R</b> OBP: 0.337, SLG: 0.517 (1, 5)										2	0	1	3	0	0	1				
<b>Robert Perez, R</b> OBP: 0.161, SLG: 0.290 (1, 9)										3	0	0	0	0	2	1				
<b>Joey Cora, S</b> OBP: 0.343, SLG: 0.366 (1, 4)										3	0	0	0	0	0	0				
<b>Inning Stats</b>	R: 1 E: 0 K: 0 S: 4	H: 1 LOB: 0 BB: 0 P: 8	R: 1 E: 0 K: 1 S: 7	H: 1 LOB: 0 BB: 0 P: 7	R: 0 E: 0 K: 1 S: 5	H: 0 LOB: 0 BB: 0 P: 7	R: 2 E: 0 K: 3 S: 12	H: 2 LOB: 1 BB: 1 P: 22	R: 0 E: 0 K: 0 S: 5	H: 1 LOB: 1 BB: 1 P: 9	R: 0 E: 0 K: 1 S: 9	H: 1 LOB: 1 BB: 0 P: 12	R: 0 E: 0 K: 0 S: 9	H: 0 LOB: 1 BB: 1 P: 16	R: 0 E: 0 K: 2 S: 7	H: 0 LOB: 0 BB: 0 P: 14	1B: 1 2B: 3 3B: 1 HR: 1	SF: 1 SAC: 0 DP: 0 HBP: 0	WP: 0 PB: 0 SB: 0 CS: 0	PA: 32
<b>PITCHER</b> <b>Justin Thompson, L</b> ERA: 4.64 (1, 1)	IP: 8.0 WLS: L BF: 32 H: 6 R: 4 ER: 4 SO: 8 BB: 3 IBB: 0 HBP: 0 BLK: 0 WP: 0 HR: 1 S: 58 P: 95 ERA: 4.50 WHIP: 1.125																			








Batter	1	2	3	4	5	6	7	8	9	AB	R	H	RBI	BB	SO	LOB	TOP					
Ray Durham, S (1,4) OBP: 0.353, SLG: 0.398	G6-3			F7		K		F8		4	0	0	0	0	1	2						
Magglio Ordonez, R (1,8) OBP: 0.300, SLG: 0.427	G4-3			G7		G5-3			F6	4	0	0	0	0	0	1						
Frank Thomas, R (1,10) OBP: 0.385, SLG: 0.482	K			K			F6		F9	4	0	0	0	0	2	0						
Albert Belle, R (1,7) OBP: 0.351, SLG: 0.536		P6			HR				L9	3	1	1	1	1	0	0						
Robin Ventura, L (1,5) OBP: 0.372, SLG: 0.487		G5-4-3 1B		G6-3			F4			3	0	1	0	0	0	1						
Wil Cordero, R (1,3) OBP: 0.340, SLG: 0.556		G5-4-3 1-2		G5-3			FC5-4			3	0	0	0	0	0	2						
25 Jeff Abbott, R (1,9) OBP: 0.300, SLG: 0.700			G5-3		F9			G3-1		3	0	0	0	0	0	0						
Charlie O'Brien, R (1,2) OBP: 0.305, SLG: 0.377			F7			K				2	0	0	0	1	1	0						
Chris Snopce, R (1,6) OBP: 0.325, SLG: 0.250			K					L3		3	0	1	0	0	1	1						
<b>Inning Stats</b>	R: 0 E: 0 K: 1 S: 5	H: 0 LOB: 0 BB: 0 P: 6	R: 0 E: 0 K: 0 S: 5	H: 1 LOB: 0 BB: 0 P: 7	R: 0 E: 0 K: 1 S: 10	H: 0 LOB: 0 BB: 0 P: 12	R: 0 E: 0 K: 1 S: 7	H: 0 LOB: 0 BB: 0 P: 11	R: 1 E: 0 K: 0 S: 10	H: 1 LOB: 0 BB: 0 P: 16	R: 0 E: 0 K: 2 S: 11	H: 1 LOB: 1 BB: 0 P: 18	R: 0 E: 0 K: 0 S: 10	H: 0 LOB: 1 BB: 1 P: 15	R: 0 E: 0 K: 0 S: 4	H: 0 LOB: 1 BB: 0 P: 10	R: 0 E: 0 K: 0 S: 4	H: 0 LOB: 0 BB: 0 P: 7	1B: 2 2B: 0 3B: 0 HR: 1	SF: 0 SAC: 0 DP: 1 HBP: 0	WP: 0 PB: 0 SB: 0 CS: 0	PA: 31
<b>PITCHER</b> Jeff Fassero, L (1,1) ERA: 3.24	IP: 9.0 WLS: W BF: 31 H: 3 R: 1 ER: 1 SO: 5 BB: 2 IBB: 0 HBP: 0 BLK: 0 WP: 0 HR: 1 S: 66 P: 102 ERA: 1.00 WHIP: 0.556															<b>PITCHER</b>						

Chicago White Sox @ Seattle Mariners  
The Kingdome, Seattle, WA  
Tue May 05 1998, 10:05 PM EDT  
Att: 22,760 - Dome - 72 F

AB 29  
R 1  
H 3  
RBI 1  
BB 2  
SO 5  
LOB 7



Batter	1	2	3	4	5	6	7	8	9	AB	R	H	RBI	BB	SO	LOB	BOTTOM			
Rich Amaral, R (1,7) OBP: 0.333, SLG: 0.565	G3		F9	F8			G6-3 1B	E5 FC5-4		5	0	1	0	0	0	2				
Alex Rodriguez, R (1,6) OBP: 0.354, SLG: 0.657	K				K		G6-3 1-2	FC5-4 1-2		5	1	1	1	0	2	2				
Ken Griffey Jr., L (1,8) OBP: 0.357, SLG: 0.630	G6-3							K		4	2	1	1	0	2	1				
David Segui, S (1,3) OBP: 0.417, SLG: 0.695										4	3	3	2	0	1	0				
Edgar Martinez, R (1,10) OBP: 0.359, SLG: 0.427		G5-3								3	0	0	0	1	1	0				
Dan Wilson, R (1,2) OBP: 0.376, SLG: 0.471										3	1	2	2	1	0	0				
Russ Davis, R (1,5) OBP: 0.349, SLG: 0.505										2	0	0	0	2	1	2				
Robert Perez, R (1,9) OBP: 0.171, SLG: 0.371										4	1	1	1	0	0	3				
Joey Cora, S (1,4) OBP: 0.329, SLG: 0.344										4	0	0	0	0	0	4				
<b>Inning Stats</b>	R: 0 E: 0 K: 1 S: 8	H: 0 LOB: 0 BB: 0 P: 12	R: 1 E: 0 K: 0 S: 17	H: 1 LOB: 2 BB: 2 P: 30	R: 1 E: 0 K: 2 S: 11	H: 1 LOB: 0 BB: 0 P: 15	R: 1 E: 1 K: 0 S: 15	H: 1 LOB: 2 BB: 1 P: 27	R: 2 E: 0 K: 2 S: 15	H: 2 LOB: 0 BB: 0 P: 22	R: 0 E: 0 K: 1 S: 8	H: 0 LOB: 0 BB: 0 P: 11	R: 2 E: 0 K: 0 S: 15	H: 3 LOB: 2 BB: 1 P: 27	R: 1 E: 1 K: 1 S: 9	H: 1 LOB: 1 BB: 0 P: 14	1B: 3 2B: 1 3B: 0 HR: 5	SF: 0 SAC: 0 DP: 0 HBP: 1	WP: 0 PB: 0 SB: 0 CS: 0	PA: 39
<b>PITCHER</b> Scott Eyre, L (1,1) ERA: 4.84 Carlos Castillo, R (6,1) ERA: 5.4 Tom Fordham, L (8,1) ERA: 9.69	IP: 5.0 WLS: L BF: 24 H: 5 R: 5 ER: 4 SO: 5 BB: 3 IBB: 0 HBP: 0 BLK: 0 WP: 0 HR: 4 S: 66 P: 106 ERA: 7.20 WHIP: 1.600															<b>PITCHER</b>				

Chicago White Sox @ Seattle Mariners  
The Kingdome, Seattle, WA  
Tue May 05 1998, 10:05 PM EDT  
Att: 22,760 - Dome - 72 F

AB 34  
R 8  
H 9  
RBI 7  
BB 4  
SO 7  
LOB 14










Batter	1	2	3	4	5	6	7	8	9	AB	R	H	RBI	BB	SO	LOB	TOP					
Alex Gonzalez, R (1, 6) OBP: 0.278, SLG: 0.341	F8		F7				F5		G5-3	5	1	1	0	0	0	2						
Shawn Green, L (1, 9) OBP: 0.318, SLG: 0.445			E9	G1-3			K			5	1	3	1	0	1	2						
Jose Canseco, R (1, 7) Shannon Stewart, R (7, PR) OBP: 0.370, SLG: 0.384 (7, 7)	F9		HR		F3				F9	2	1	0	0	0	2	0	1					
Carlos Delgado, L (1, 3) OBP: 0.417, SLG: 0.538			HR							5	1	5	4	0	0	0						
Mike Stanley, R (1, 10) OBP: 0.331, SLG: 0.384		G6-3	K		F9		FC5-4			5	0	0	0	0	2	5						
Ed Sprague, R (1, 5) OBP: 0.296, SLG: 0.404	F8	F4			F4				G5-3	4	0	0	0	0	0	1						
Tony Fernandez, S (1, 4) OBP: 0.368, SLG: 0.420	F2					K			G6-3	4	0	1	0	0	1	0						
Jose Cruz Jr., S (1, 8) OBP: 0.289, SLG: 0.259			K			F7			K	4	0	1	0	0	2	0						
Darrin Fletcher, L (1, 2) OBP: 0.307, SLG: 0.432						L3				4	2	2	1	0	1	2						
<b>Inning Stats</b>	R: 0 H: 2 E: 0 K: 0 S: 9	H: 2 LOB: 2 BB: 0 P: 14	R: 0 H: 0 E: 0 K: 0 S: 7	H: 0 LOB: 0 BB: 0 P: 8	R: 5 H: 4 E: 1 K: 2 S: 23	H: 4 LOB: 0 BB: 1 P: 37	R: 0 H: 2 E: 0 K: 1 S: 8	H: 2 LOB: 2 BB: 0 P: 12	R: 0 H: 1 E: 0 K: 1 S: 12	H: 1 LOB: 1 BB: 0 P: 20	R: 0 H: 0 E: 0 K: 1 S: 5	H: 0 LOB: 0 BB: 0 P: 7	R: 0 H: 1 E: 0 K: 1 S: 10	H: 1 LOB: 2 BB: 1 P: 18	R: 0 H: 0 E: 0 K: 1 S: 7	H: 0 LOB: 0 BB: 0 P: 11	R: 1 H: 3 E: 0 K: 1 S: 18	H: 3 LOB: 2 BB: 0 P: 27	1B: 8 2B: 3 3B: 0 HR: 2	SF: 0 SAC: 0 DP: 0 HBP: 0	WP: 0 PB: 0 SB: 0 CS: 0	PA: 41
<b>PITCHER</b>	IP	WLS	BF	H	R	ER	SO	BB	IBB	HBP	BLK	WP	HR	S	P	ERA	WHIP					
Jamie Moyer, L (1, 1) ERA: 3.4	6.0	L	27	9	5	5	4	1	0	0	0	0	1	64	98	7.50	1.667					
Felipe Lira, R (7, 1) ERA: 6.0	3.0		14	4	1	1	3	1	0	0	0	0	1	35	56	3.00	1.667					

Toronto Blue Jays @ Seattle Mariners  
The Kingdome, Seattle, WA  
Thu May 07 1998, 10:05 PM EDT  
Att: 24,129 - Dome - 72 F

livebaseballscores.com

AB 39  
R 6  
H 13  
RBI 6  
BB 2  
SO 7  
LOB 14




Batter	1	2	3	4	5	6	7	8	9	AB	R	H	RBI	BB	SO	LOB	BOTTOM					
Joey Cora, S (1, 4) OBP: 0.327, SLG: 0.355	G3	G5-3		G4-3			E4			5	0	1	0	0	0	6						
Alex Rodriguez, R (1, 6) OBP: 0.338, SLG: 0.619	G5-3		G6-3		G5-3	K		G3-1		5	0	1	0	0	1	5						
Ken Griffey Jr., L (1, 8) OBP: 0.380, SLG: 0.654	G5-3				WP		G1-3			5	0	3	0	0	0	1						
David Segui, S (1, 3) OBP: 0.316, SLG: 0.681	FC4-6		F9		K				K	4	0	1	0	1	2	3						
Edgar Martinez, R (1, 10) OBP: 0.369, SLG: 0.444	FC4-6		G5-3		K		G2-3			5	0	1	0	0	1	5						
Rob Ducey, L (1, 9) OBP: 0.285, SLG: 0.289		F2		G4-3		E			K	4	0	0	0	0	2	3						
Russ Davis, R (1, 5) OBP: 0.374, SLG: 0.564		K		PB		F3			K	5	0	2	0	0	2	3						
Rick Wilkins, L (1, 2) OBP: 0.261, SLG: 0.341				F7		K			F7	4	0	1	0	0	1	3						
Rich Amaral, R (1, 7) OBP: 0.406, SLG: 0.607				PB					K	2	0	1	0	2	1	1						
<b>Inning Stats</b>	R: 0 H: 1 E: 0 K: 0 S: 9	H: 2 LOB: 2 BB: 1 P: 17	R: 0 H: 2 E: 0 K: 1 S: 11	H: 2 LOB: 2 BB: 0 P: 20	R: 0 H: 1 E: 0 K: 0 S: 6	H: 1 LOB: 1 BB: 0 P: 10	R: 0 H: 1 E: 0 K: 0 S: 11	H: 1 LOB: 2 BB: 1 P: 22	R: 0 H: 1 E: 0 K: 2 S: 12	H: 1 LOB: 1 BB: 0 P: 18	R: 0 H: 0 E: 1 K: 2 S: 13	H: 0 LOB: 3 BB: 1 P: 23	R: 0 H: 1 E: 0 K: 1 S: 9	H: 1 LOB: 1 BB: 0 P: 12	R: 0 H: 2 E: 0 K: 1 S: 10	H: 2 LOB: 2 BB: 0 P: 16	R: 0 H: 2 E: 0 K: 3 S: 14	H: 2 LOB: 2 BB: 0 P: 21	1B: 6 2B: 5 3B: 0 HR: 0	SF: 0 SAC: 0 DP: 0 HBP: 1	WP: 1 PB: 1 SB: 0 CS: 0	PA: 43
<b>PITCHER</b>	IP	WLS	BF	H	R	ER	SO	BB	IBB	HBP	BLK	WP	HR	S	P	ERA	WHIP					
Roger Clemens, R (1, 1) ERA: 2.4	7.0	W	33	7	0	0	6	3	0	1	0	0	0	71	122	0.00	1.429					
Paul Quantrill, R (8, 1) ERA: 2.01	2.0		10	4	0	0	4	0	0	0	0	0	0	24	37	0.00	2.000					

Toronto Blue Jays @ Seattle Mariners  
The Kingdome, Seattle, WA  
Thu May 07 1998, 10:05 PM EDT  
Att: 24,129 - Dome - 72 F

livebaseballscores.com

AB 39  
R 0  
H 11  
RBI 0  
BB 3  
SO 10  
LOB 30





Batter	1	2	3	4	5	6	7	8	9	AB	R	H	RBI	BB	SO	LOB	TOP										
<b>Shannon Stewart, R</b> (1, 7) OBP: 0.371, SLG: 0.379	G5-3		FC1-6				G4-3		FC6-4	4	1	1	0	1	0	1	<b>Toronto Blue Jays @ Seattle Mariners</b> The Kingdome, Seattle, WA Fri May 08 1998, 10:05 PM EDT Att: 29,920 - Dome - 72 F										
<b>Alex Gonzalez, R</b> (1, 6) OBP: 0.290, SLG: 0.346	1B		K				1B		K	4	1	2	0	1	2	2											
<b>Jose Canseco, R</b> (1, 9) OBP: 0.297, SLG: 0.504	F8						1B		FC6-4	5	1	3	3	0	0	2											
<b>Carlos Delgado, L</b> (1, 3) OBP: 0.431, SLG: 0.527	1B						G4-3			3	0	1	0	2	1	3											
<b>Mike Stanley, R</b> (1, 10) OBP: 0.341, SLG: 0.383	1B						K		G5-3	3	0	1	0	2	1	3											
<b>Ed Sprague, R</b> (1, 5) OBP: 0.287, SLG: 0.390		G6-3					F8			4	0	0	0	0	1	3											
<b>Tony Fernandez, S</b> (1, 4) OBP: 0.364, SLG: 0.408		G4-3					K			3	0	0	0	0	2	2											
<b>José Cruz Jr., S</b> (1, 8) OBP: 0.277, SLG: 0.247			K				F7		G4-3	4	0	0	0	0	2	2											
<b>Kevin Brown, R</b> (1, 2) OBP: 0.448, SLG: 0.500							K			2	0	1	0	0	1	0											
<b>Darin Fletcher, L</b> (7, PH) OBP: 0.301, SLG: 0.422									K	2	0	0	0	0	2	2											
<b>Inning Stats</b>	R: 0 E: 0 K: 0 S: 13	H: 3 LOB: 2 BB: 0 P: 22	R: 0 E: 0 K: 1 S: 8	H: 0 LOB: 0 BB: 0 P: 10	R: 0 E: 0 K: 1 S: 10	H: 1 LOB: 0 BB: 0 P: 16	R: 0 E: 0 K: 2 S: 14	H: 1 LOB: 2 BB: 1 P: 23	R: 3 E: 0 K: 1 S: 16	H: 2 LOB: 1 BB: 2 P: 29	R: 0 E: 0 K: 1 S: 9	H: 0 LOB: 0 BB: 0 P: 13	R: 0 E: 0 K: 1 S: 15	H: 1 LOB: 2 BB: 1 P: 27	R: 0 E: 0 K: 3 S: 12	H: 0 LOB: 2 BB: 1 P: 21	R: 0 E: 0 K: 1 S: 11	H: 1 LOB: 2 BB: 1 P: 20	1B: 8 2B: 0 3B: 0 HR: 1	SF: 0 SAC: 0 DP: 0 HBP: 1	WP: 0 PB: 0 SB: 2 CS: 1	PA: 41					
<b>PITCHER</b>	IP	WLS	BF	H	R	ER	SO	BB	IBB	HBP	BLK	WP	HR	S	P	ERA	WHIP										
<b>Randy Johnson, L</b> (1, 1) ERA: 6.15	6.0	W	26	7	3	3	7	3	0	0	0	0	1	70	113	4.50	1.667										
<b>Mike Timlin, R</b> (7, 1) ERA: 5.32	2.0		10	1	0	0	4	2	0	1	0	0	0	27	48	0.00	1.500										
<b>31 Bobby Ayala, R</b> (9, 1) ERA: 5.89	1.0		5	1	0	0	1	1	0	0	0	0	0	11	20	0.00	2.000										

AB	34
R	3
H	9
RBI	3
BB	6
SO	12
LOB	20

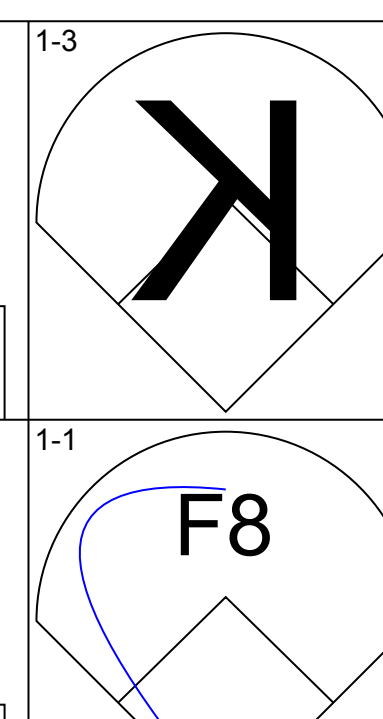
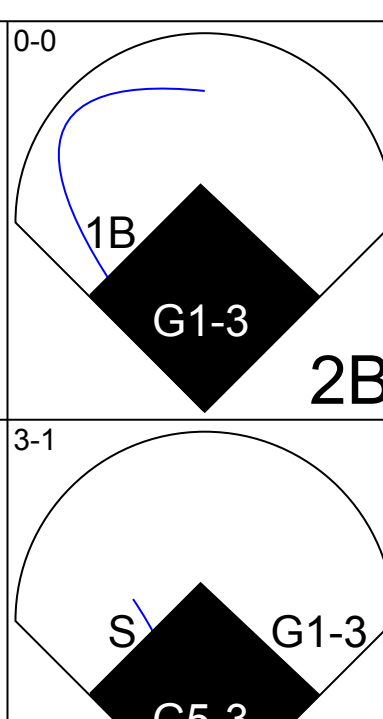
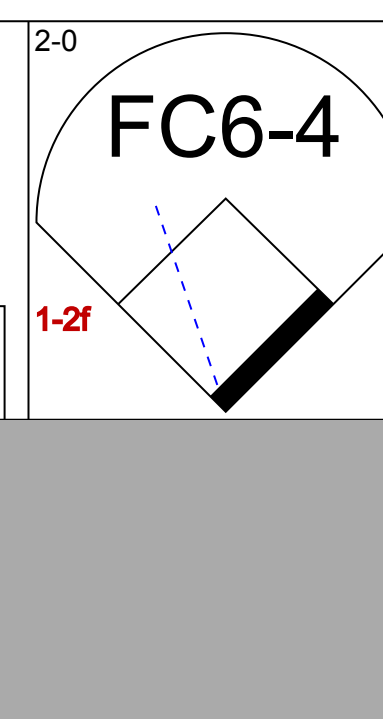
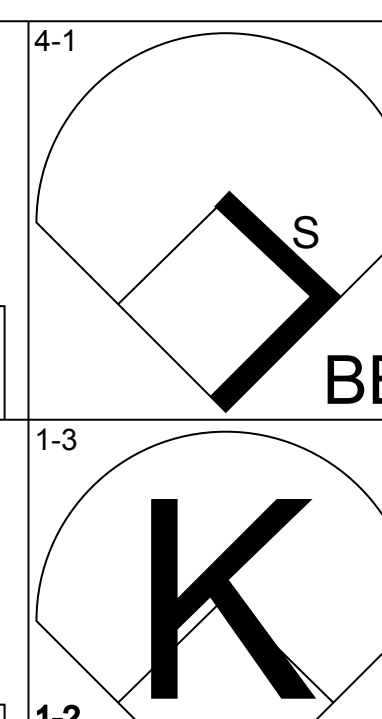
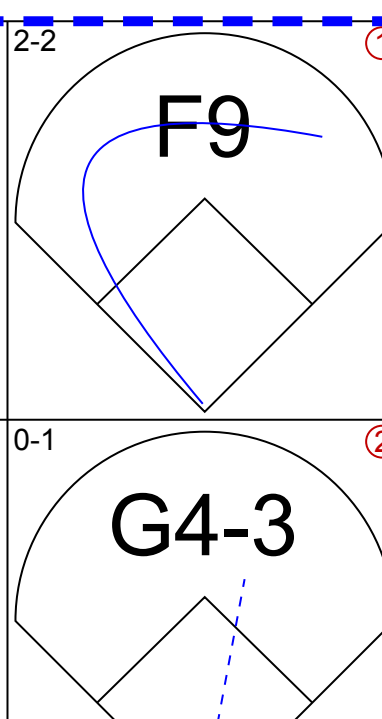
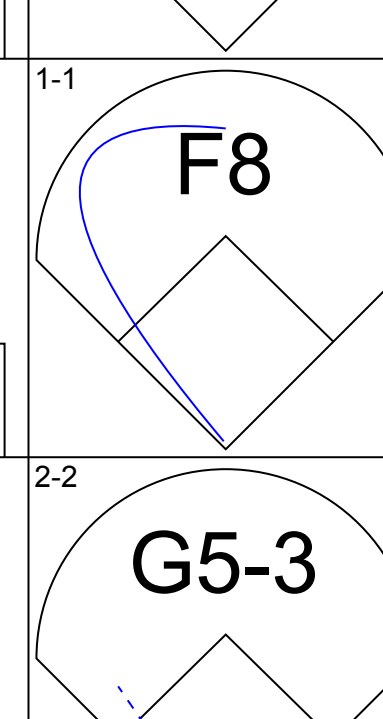
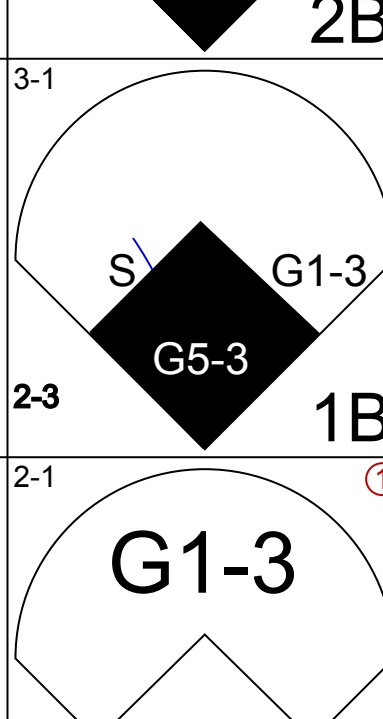
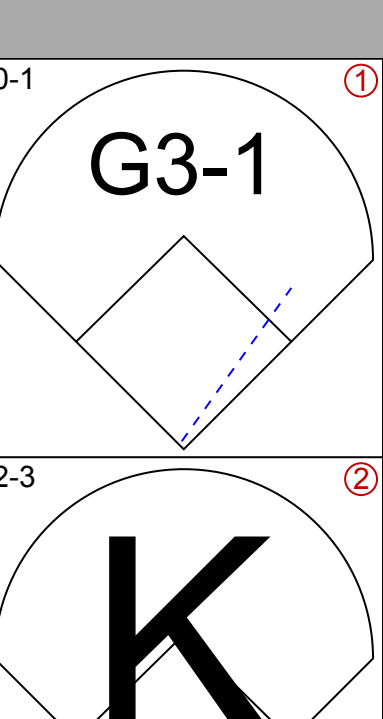
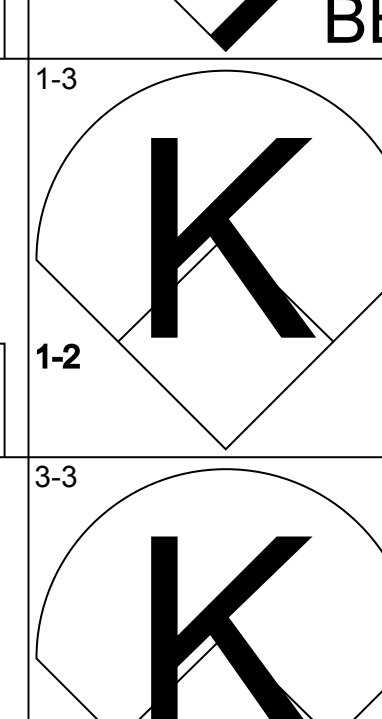
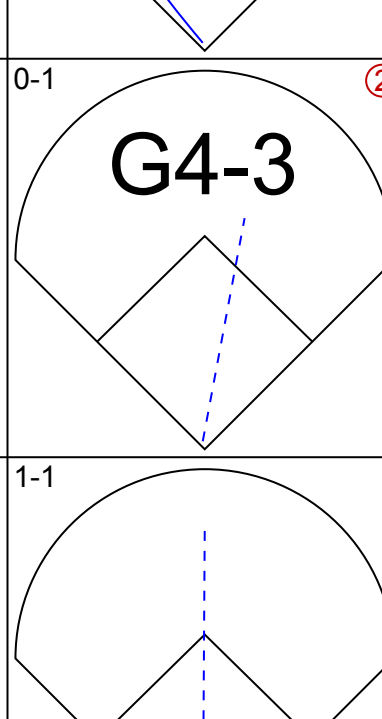
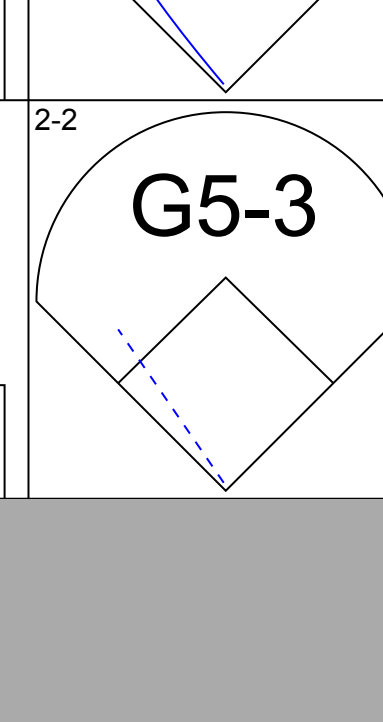
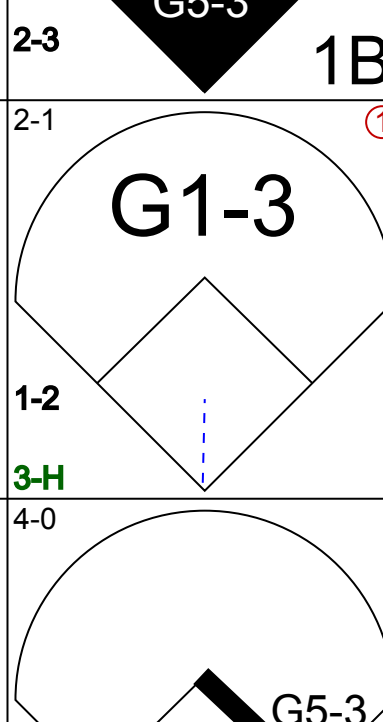
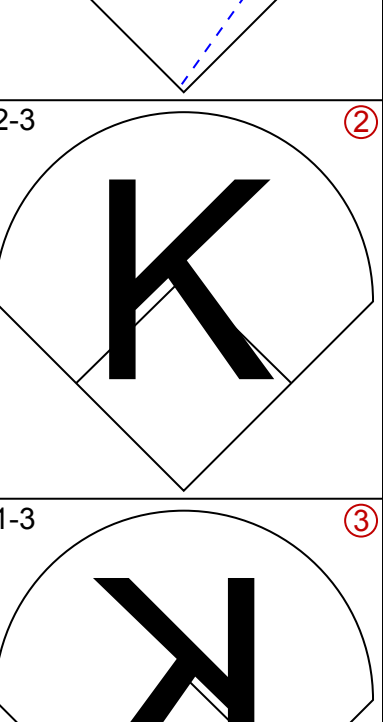
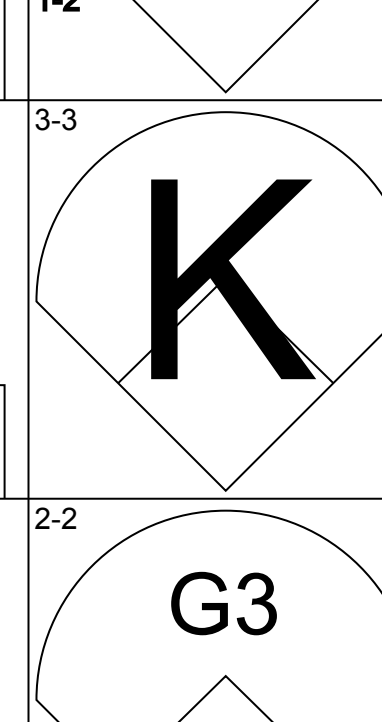
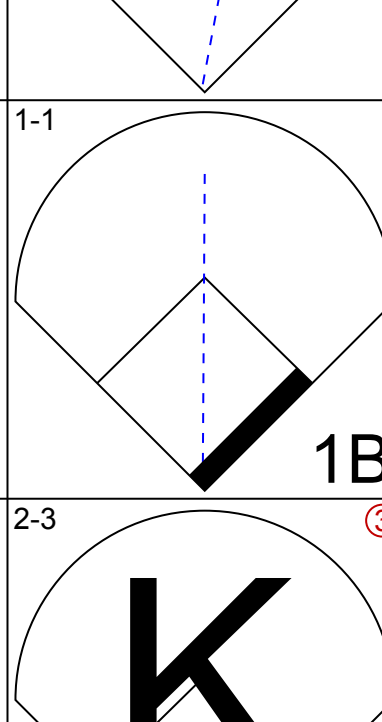
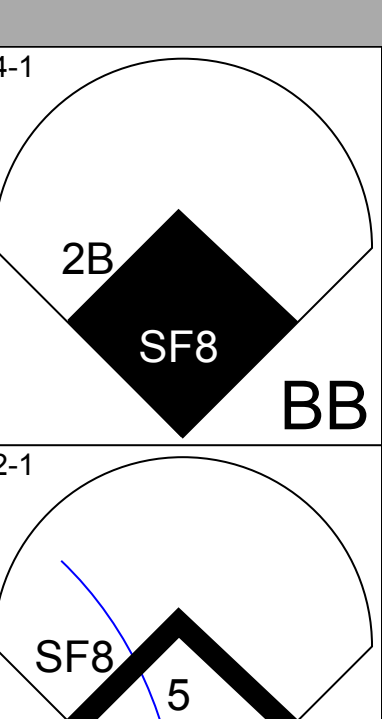
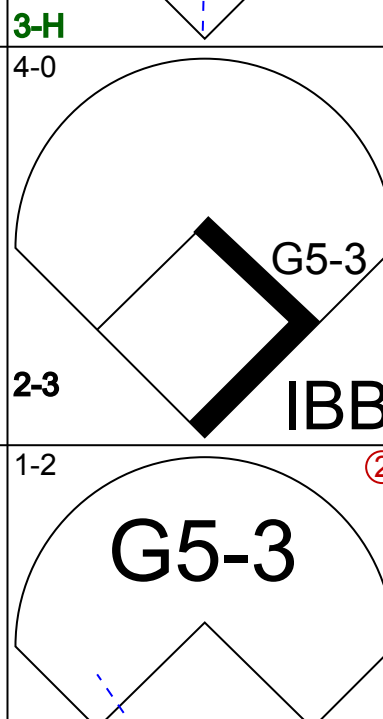
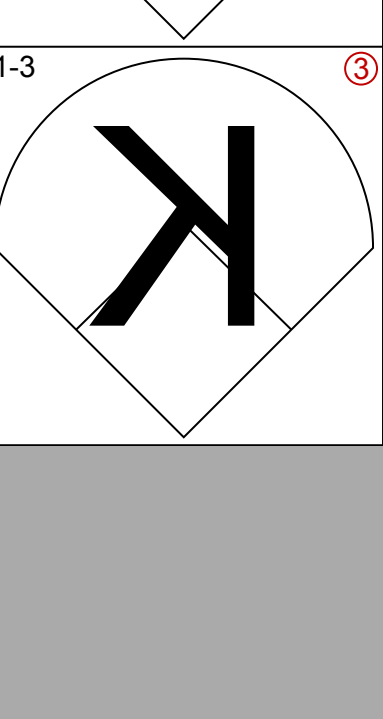
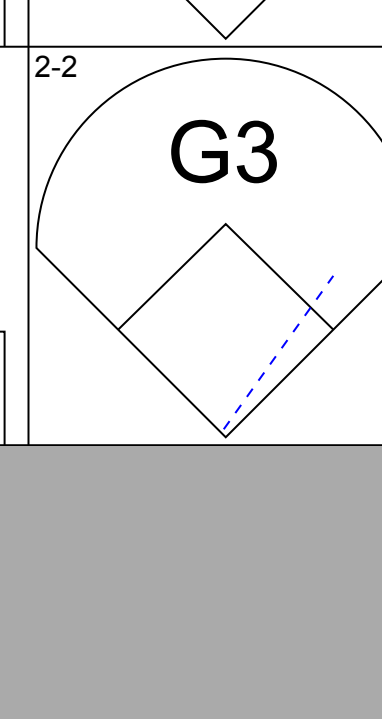


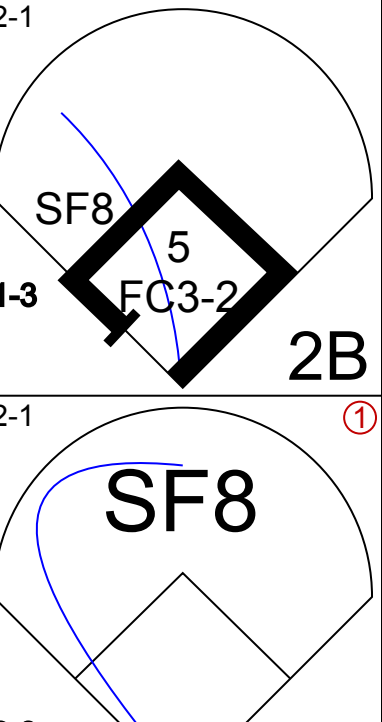
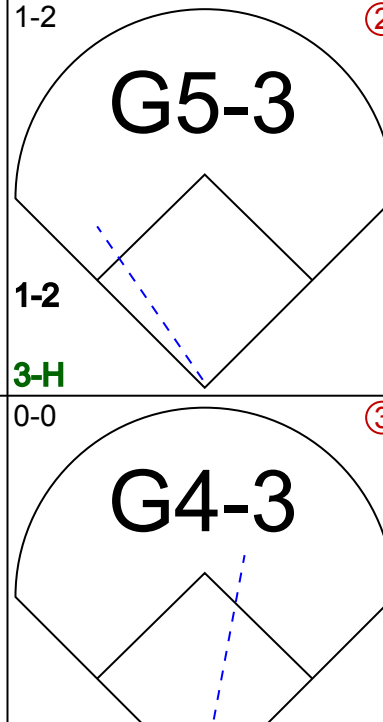
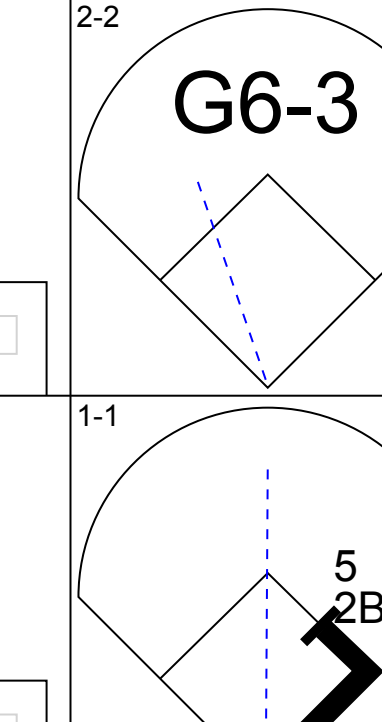
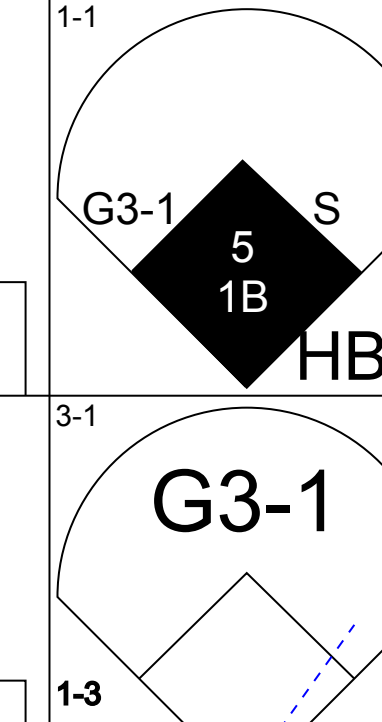


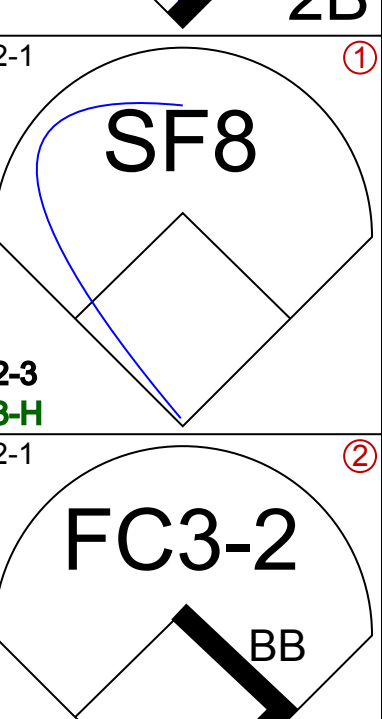
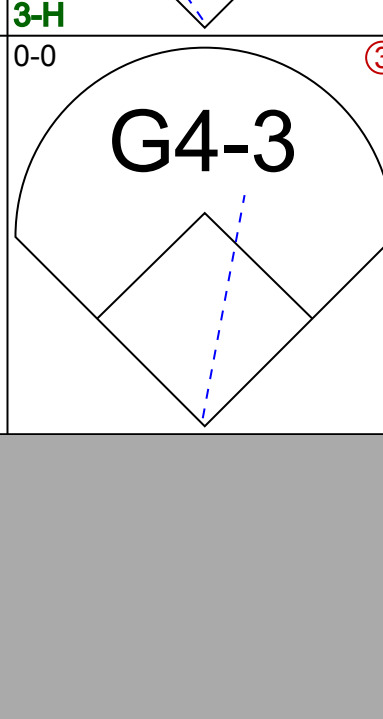
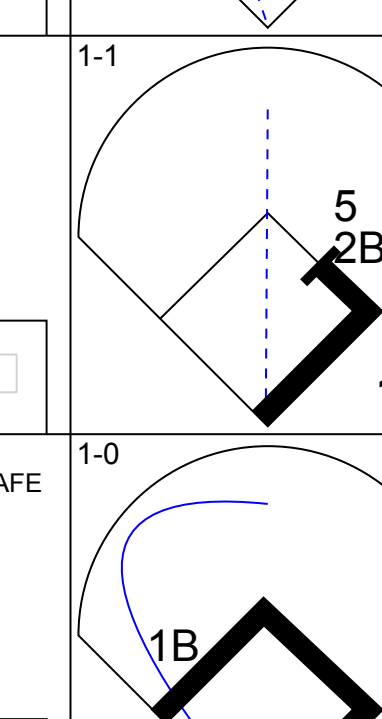
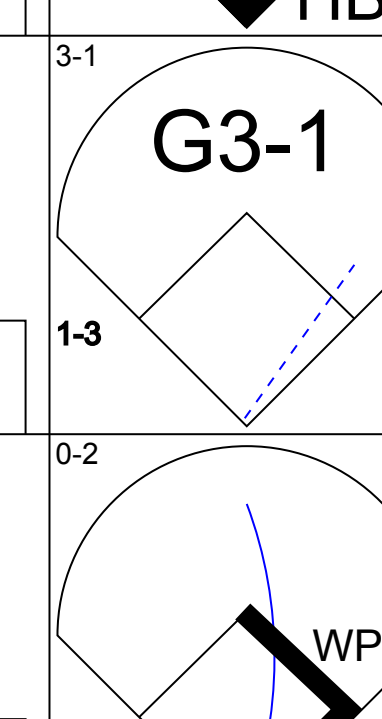


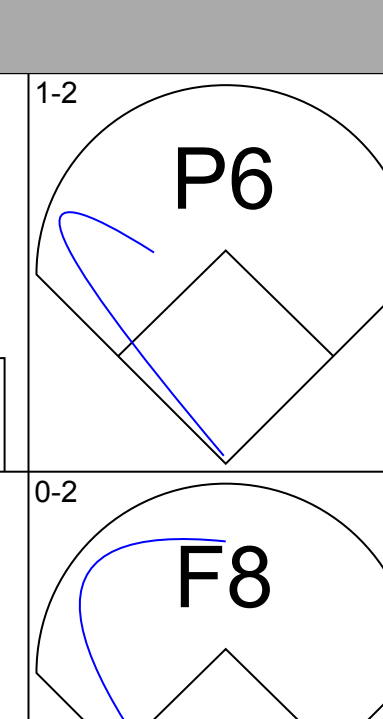
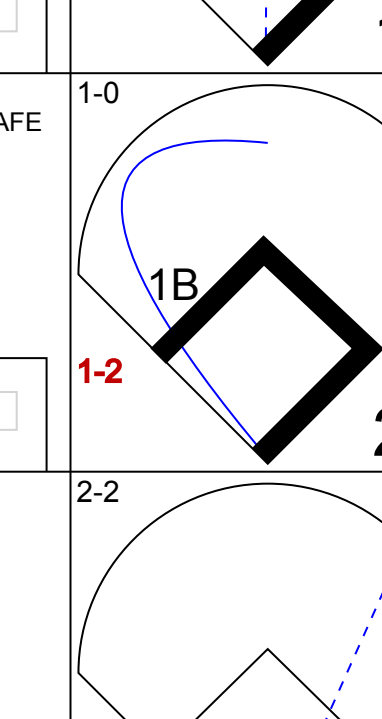
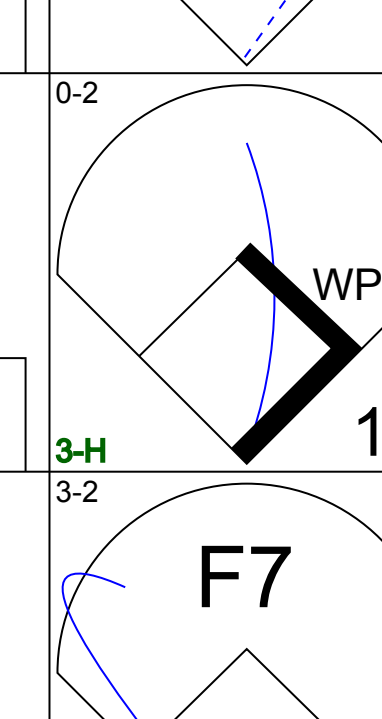


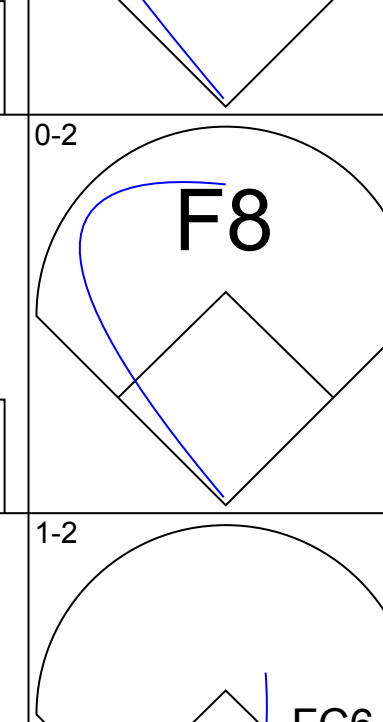
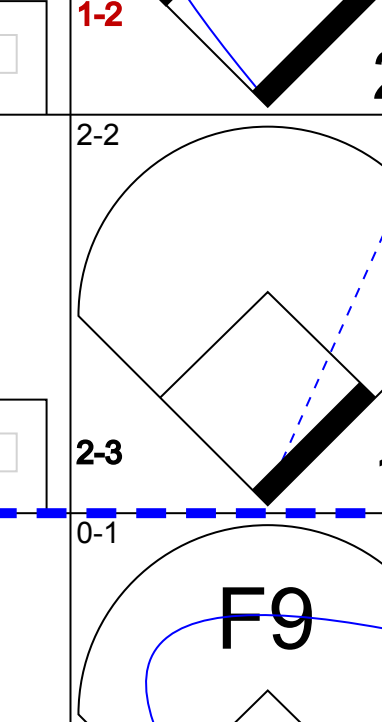
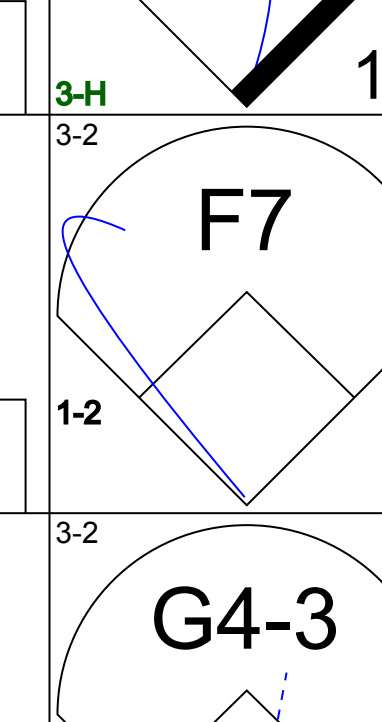


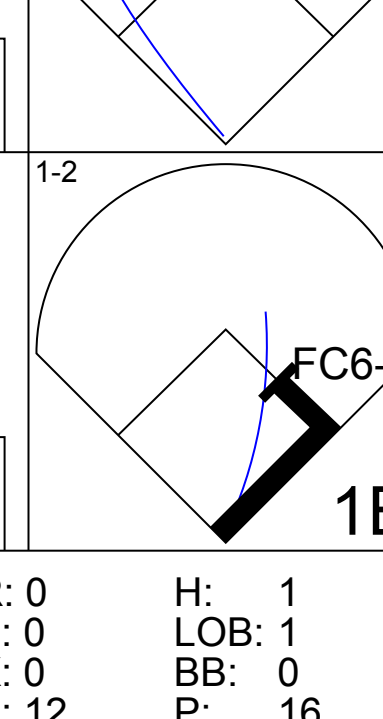
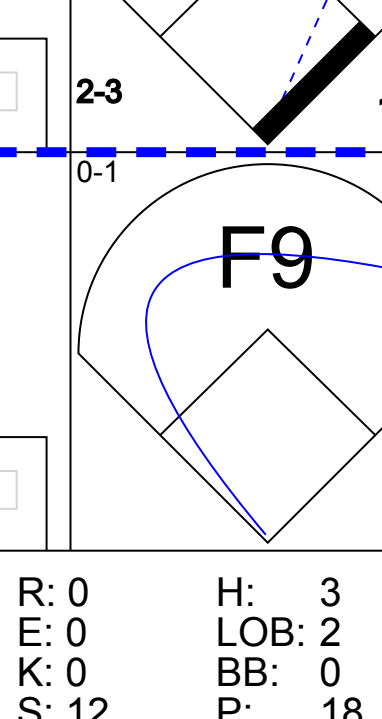
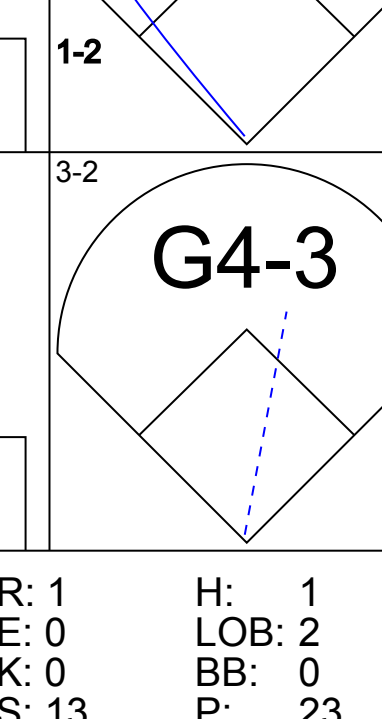



Batter	1	2	3	4	5	6	7	8	9	AB	R	H	RBI	BB	SO	LOB	BOTTOM										
<b>Joey Cora, S</b> (1, 4) OBP: 0.316, SLG: 0.342	G4-3		F7				G3		G6-3	5	0	0	0	0	1	0	<b>Toronto Blue Jays @ Seattle Mariners</b> The Kingdome, Seattle, WA Fri May 08 1998, 10:05 PM EDT Att: 29,920 - Dome - 72 F										
<b>Alex Rodriguez, R</b> (1, 6) OBP: 0.323, SLG: 0.603	L9		F8				K		F8	4	0	0	0	0	1	0											
<b>Ken Griffey Jr., L</b> (1, 8) OBP: 0.396, SLG: 0.685	2B		HR				2B		HR	3	4	3	1	1	0	0											
<b>David Segui, S</b> (1, 3) OBP: 0.326, SLG: 0.709	2B		2B				2B		F7	4	1	3	2	0	0	1											
<b>Edgar Martinez, R</b> (1, 10) OBP: 0.372, SLG: 0.479	F8		2B				F3		HR	4	1	2	3	0	0	2											
<b>Glenallen Hill, R</b> (1, 7) OBP: 0.419, SLG: 0.534										3	0	0	0	0	1	1											
<b>Rob Ducey, L</b> (7, PH) OBP: 0.280, SLG: 0.289			F7				G4-3		FC6-4	0	0	0	0	1	0	0											
<b>Dan Wilson, R</b> (1, 2) OBP: 0.374, SLG: 0.478							HR		FC6-4	2	1	0	0	2	0	1											
<b>Russ Davis, R</b> (1, 5) OBP: 0.378, SLG: 0.587							L3			3	1	1	2	1	1	1											
<b>Ryan Radmanovich, L</b> (1, 9) OBP: 0.059, SLG: 0.059			F5				F8			4	0	0	0	0	2	1											
<b>Inning Stats</b>	R: 1 E: 0 K: 0 S: 12	H: 2 LOB: 1 BB: 0 P: 19	R: 0 E: 0 K: 1 S: 8	H: 0 LOB: 1 BB: 1 P: 17	R: 2 E: 0 K: 0 S: 10	H: 3 LOB: 1 BB: 0 P: 18	R: 0 E: 0 K: 0 S: 8	H: 0 LOB: 0 BB: 1 P: 16	R: 1 E: 0 K: 1 S: 8	H: 1 LOB: 1 BB: 1 P: 15	R: 2 E: 0 K: 2 S: 13	H: 1 LOB: 0 BB: 1 P: 25	R: 2 E: 0 K: 0 S: 12	H: 2 LOB: 1 BB: 1 P: 21	R: 0 E: 0 K: 2 S: 10	H: 0 LOB: 0 BB: 0 P: 15	R: 0 E: 0 K: 2 S: 10	H: 0 LOB: 0 BB: 0 P: 15	1B: 2 2B: 5 3B: 0 HR: 3	SF: 0 SAC: 0 DP: 1 HBP: 0	WP: 0 PB: 0 SB: 0 CS: 0	PA: 37					
<b>PITCHER</b>	IP	WLS	BF	H	R	ER	SO	BB	IBB	HBP	BLK	WP	HR	S	P	ERA	WHIP										
<b>Woody Williams, R</b> (1, 1) ERA: 3.48	6.0	L	28	7	6	6	4	4	0	0	0	0	2	59	110	9.00	1.833										
<b>Bill Riskey, R</b> (7, 1) ERA: 3.1	2.0		9	2	2	2	2	1	0	0	0	0	1	22	36	9.00	1.500										

AB	32
R	8
H	9
RBI	8
BB	5
SO	6
LOB	7





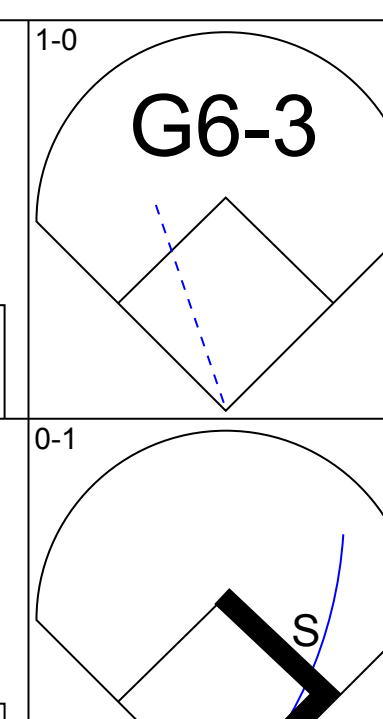
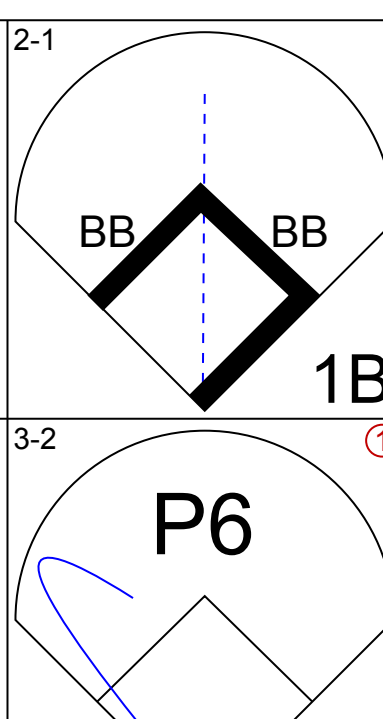
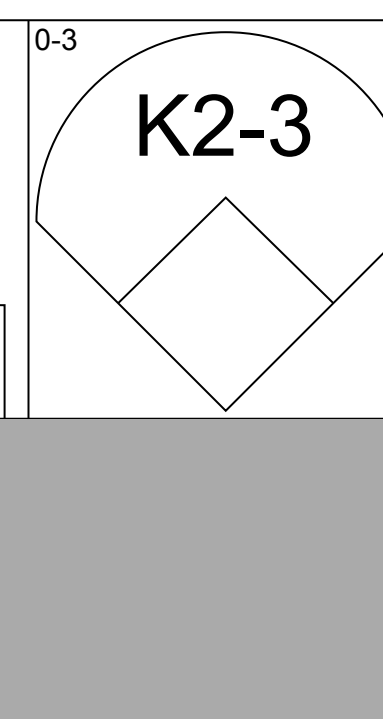
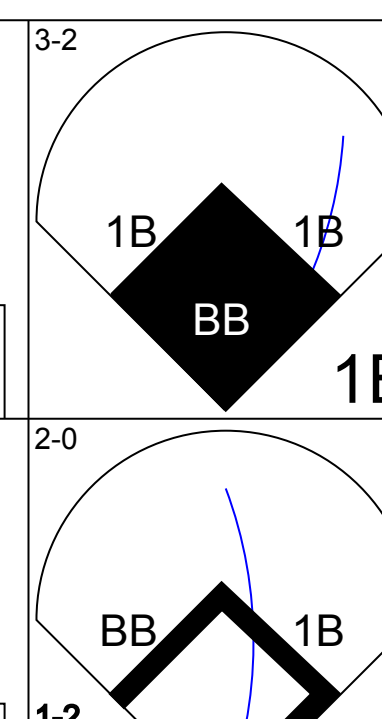
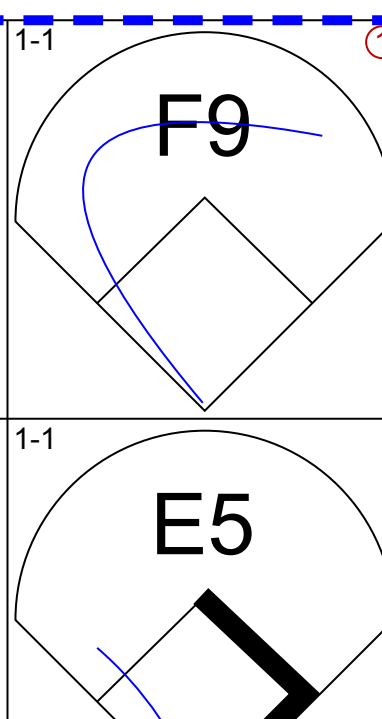
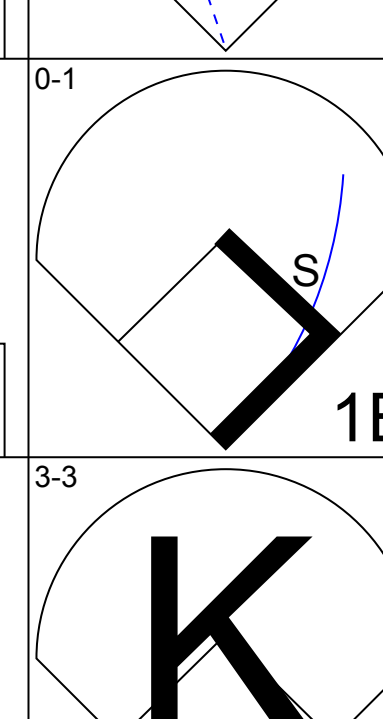
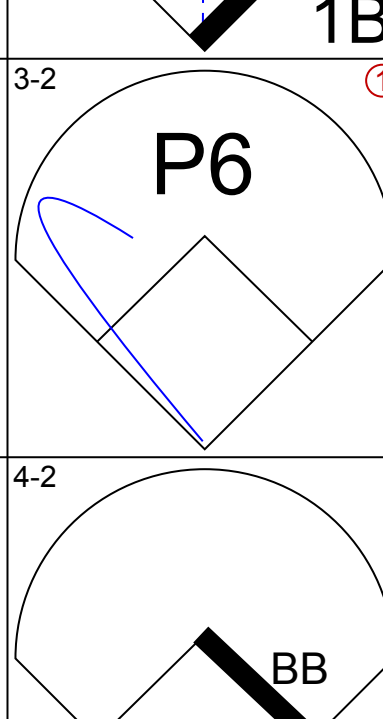
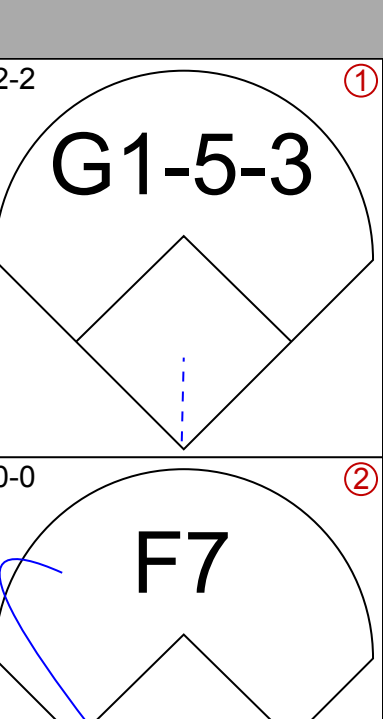
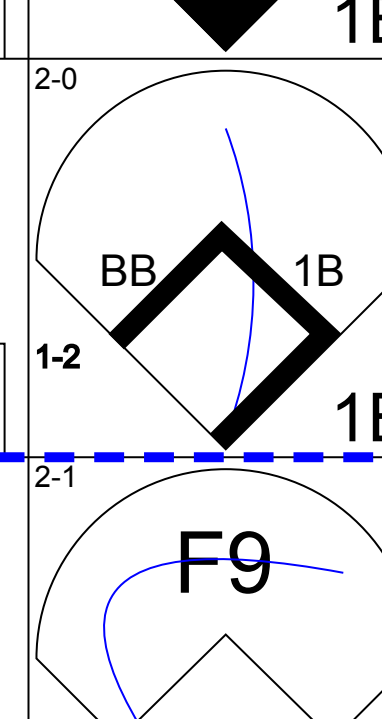
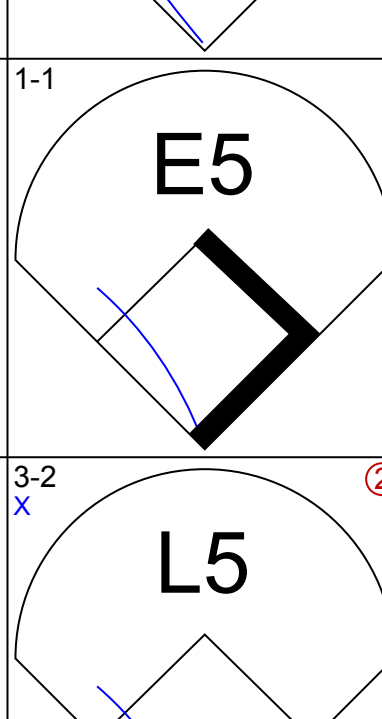
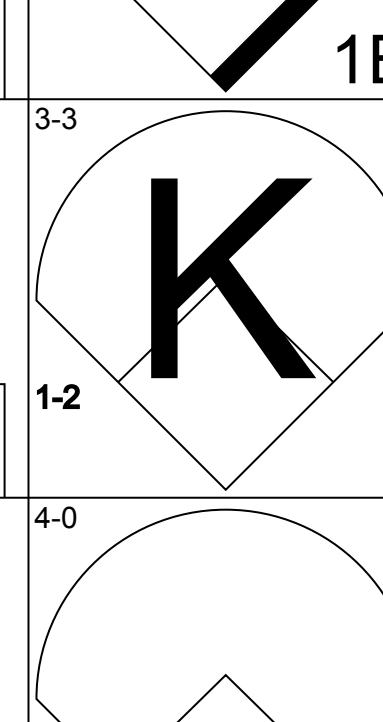
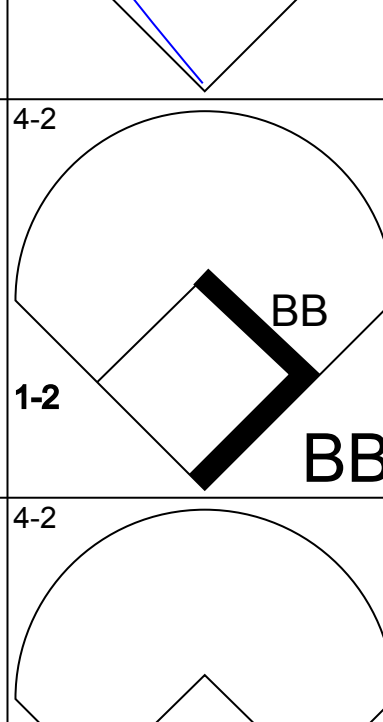
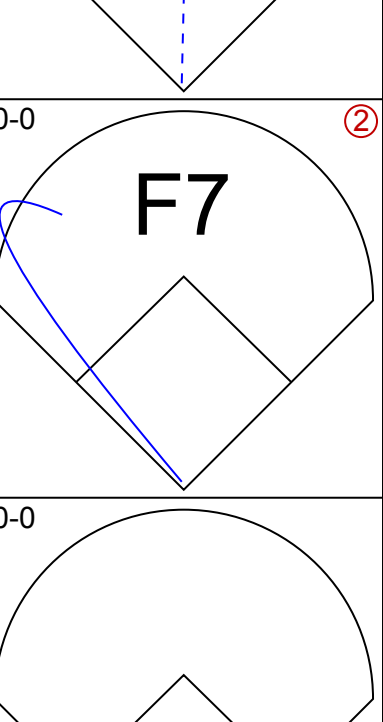
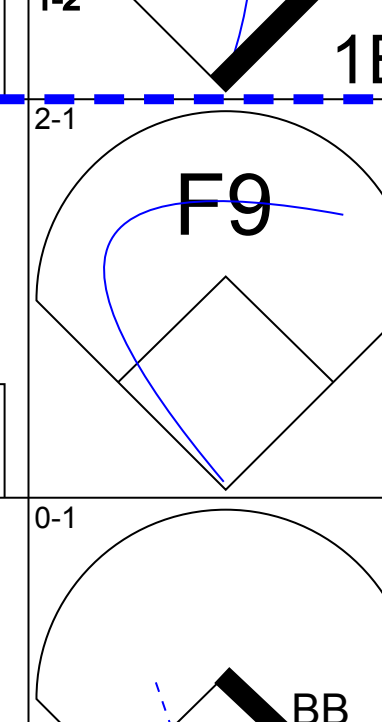
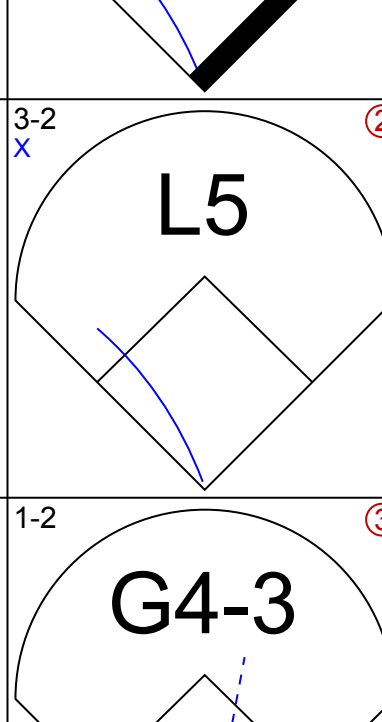
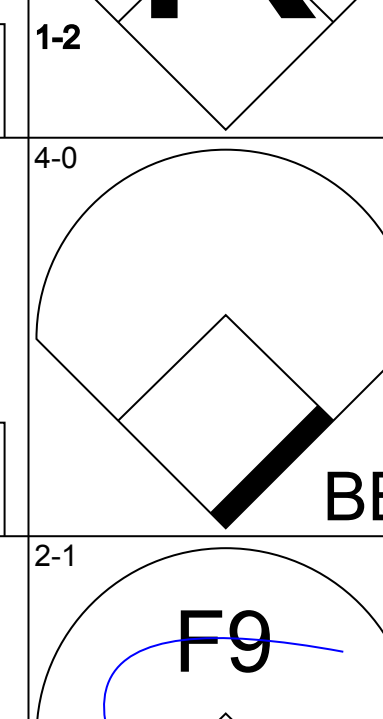
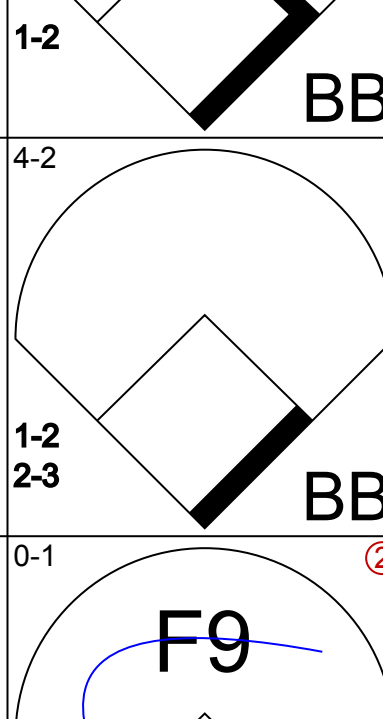
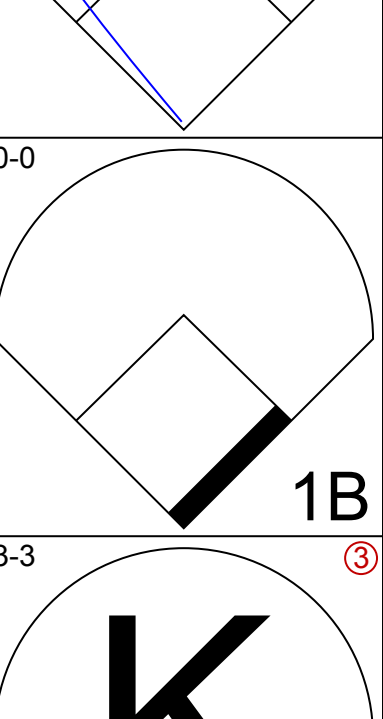
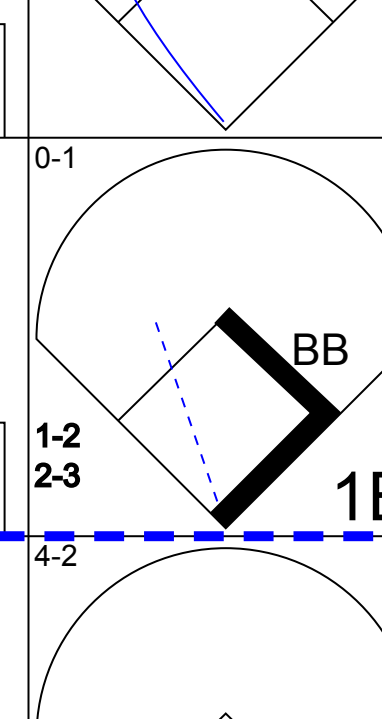
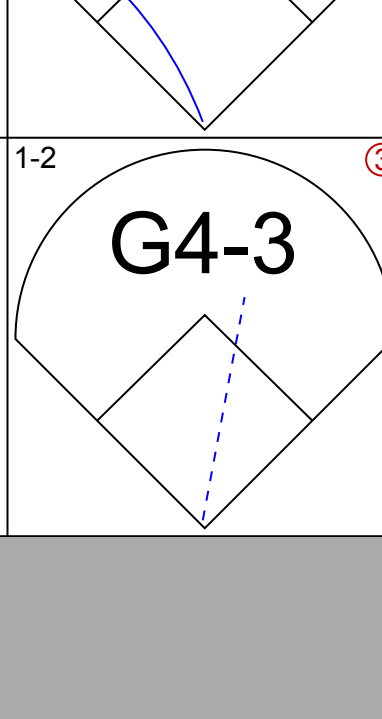
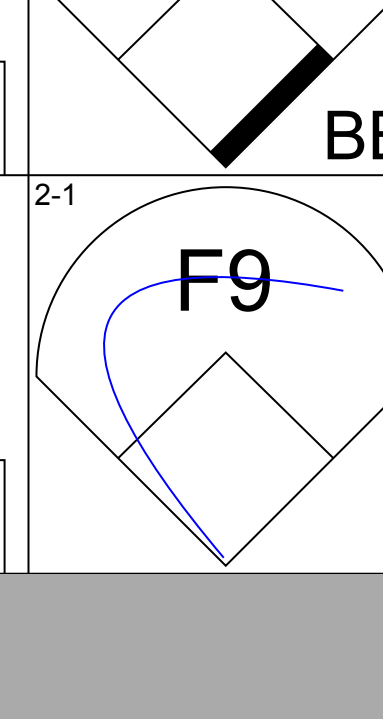
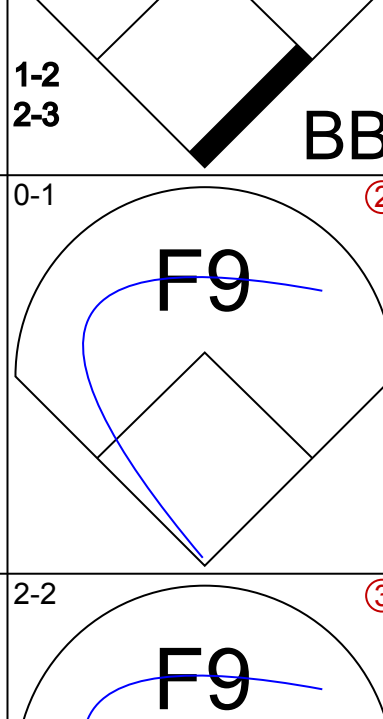
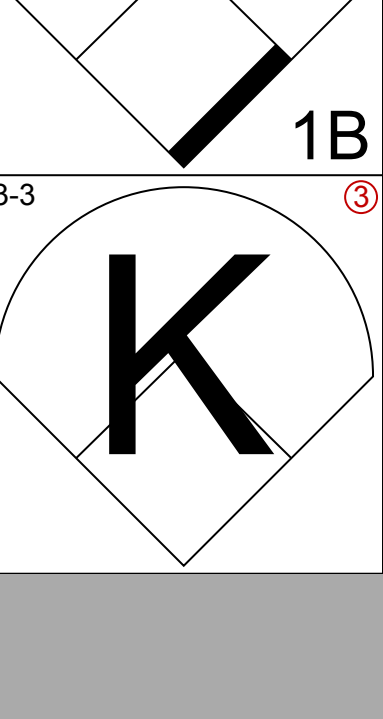
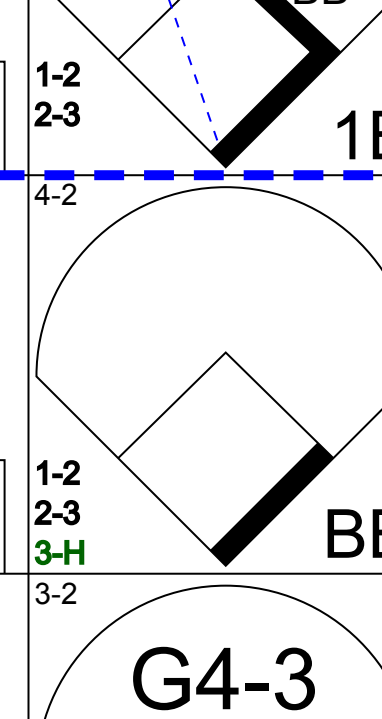
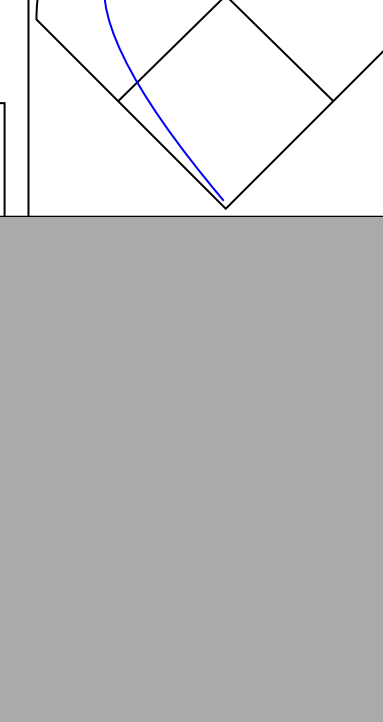
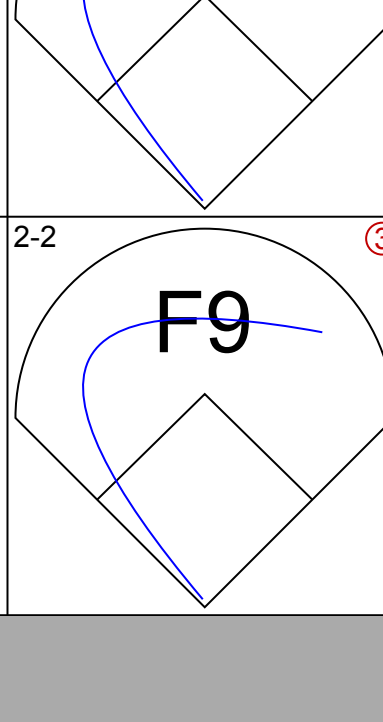
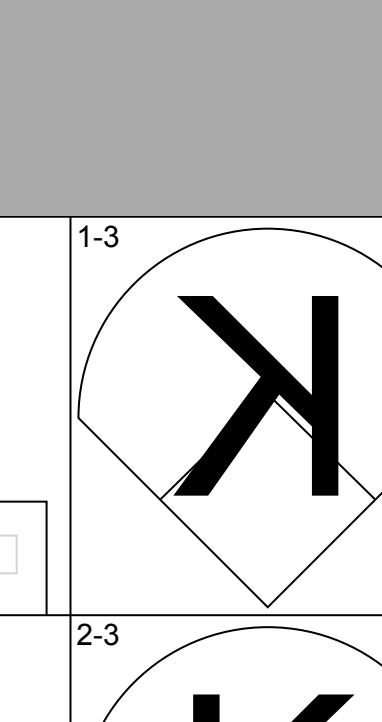


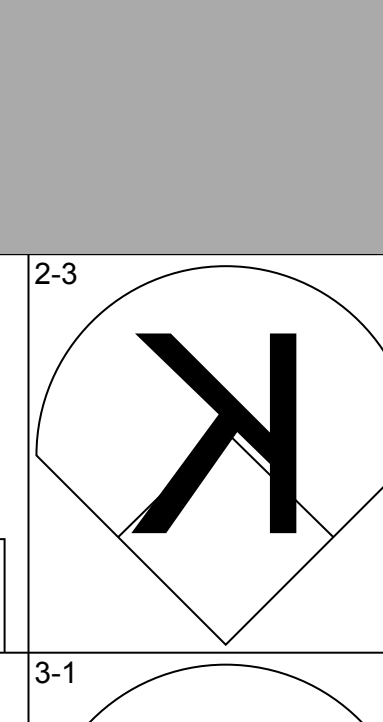
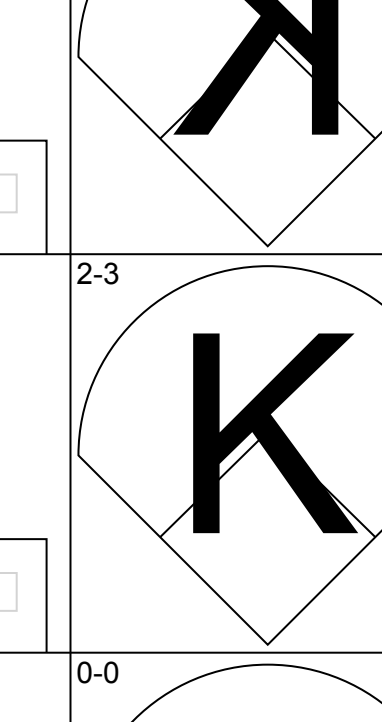
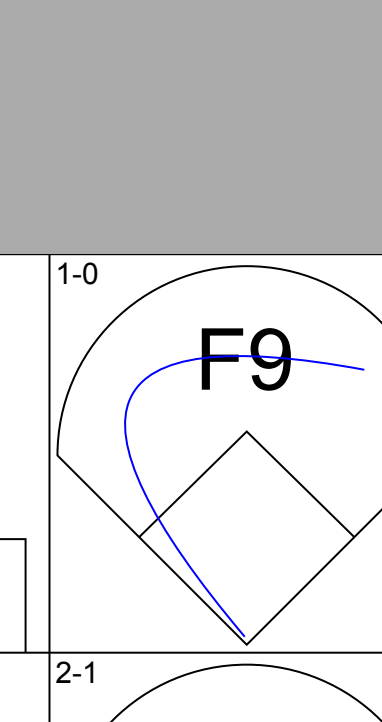



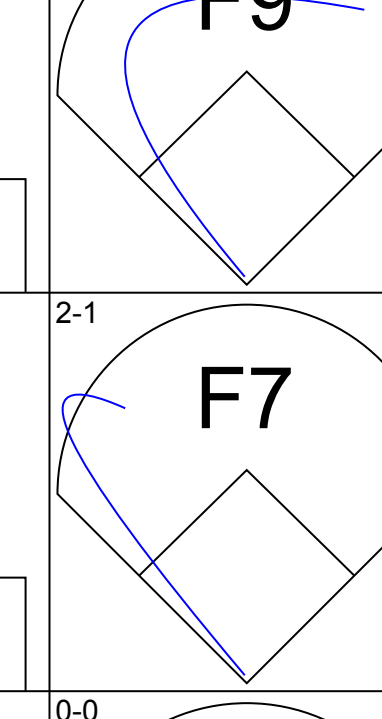


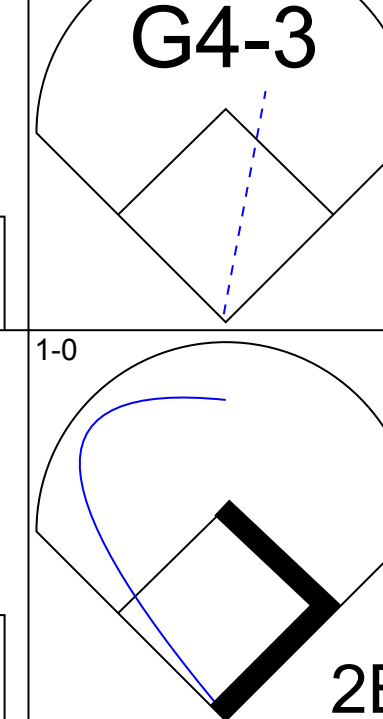
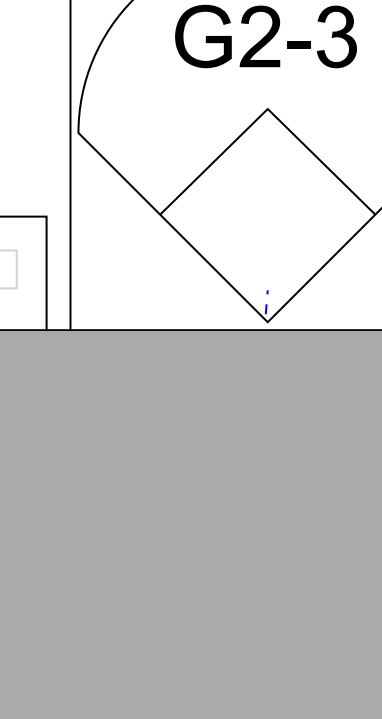
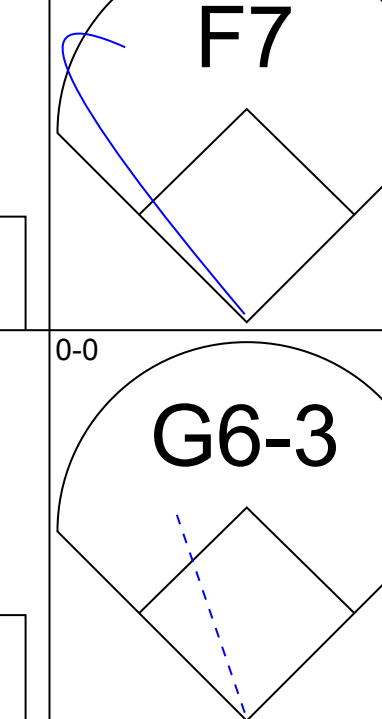
Batter	1	2	3	4	5	6	7	8	9	AB	R	H	RBI	BB	SO	LOB	TOP					
Shannon Stewart, R OBP: 0.372, SLG: 0.383 (1, 8)										4	1	1	0	1	1	1						
Shawn Green, L OBP: 0.314, SLG: 0.435 (1, 9)										5	1	1	0	0	1	1						
Jose Canseco, R OBP: 0.289, SLG: 0.489 Jose Cruz Jr., S OBP: 0.284, SLG: 0.256 (1, 7) (7, 8)										4	0	0	1	0	2	2						
Carlos Delgado, L OBP: 0.429, SLG: 0.500 (1, 3)										3	1	0	0	2	2	2						
Mike Stanley, R OBP: 0.345, SLG: 0.390 Juan Samuel, R OBP: 0.185, SLG: 0.200 (1, 10) (8, PR)										3	0	1	1	0	0	1						
Tony Fernandez, S OBP: 0.380, SLG: 0.406 (1, 4)										3	0	1	1	0	0	2						
5 Ed Sprague, R OBP: 0.293, SLG: 0.402 (1, 5)										4	0	2	1	0	0	1						
Darrin Fletcher, L OBP: 0.308, SLG: 0.419 (1, 2)										3	0	1	0	1	0	1						
Alex Gonzalez, R OBP: 0.289, SLG: 0.343 (1, 6)										4	0	1	0	0	0	6						
<b>Inning Stats</b>	R: 0 E: 0 K: 1 S: 9	H: 0 LOB: 0 BB: 0 P: 13	R: 1 E: 0 K: 0 S: 12	H: 1 LOB: 2 BB: 2 P: 29	R: 2 E: 0 K: 0 S: 9	H: 2 LOB: 1 BB: 1 P: 19	R: 0 E: 0 K: 0 S: 12	H: 1 LOB: 1 BB: 0 P: 16	R: 0 E: 0 K: 2 S: 8	H: 0 LOB: 0 BB: 0 P: 11	R: 0 E: 0 K: 0 S: 12	H: 3 LOB: 2 BB: 0 P: 18	R: 0 E: 0 K: 2 S: 11	H: 0 LOB: 1 BB: 1 P: 21	R: 1 E: 0 K: 0 S: 13	H: 1 LOB: 2 BB: 0 P: 23	R: 0 E: 0 K: 1 S: 11	H: 1 LOB: 1 BB: 0 P: 16	1B: 6 2B: 3 3B: 0 HR: 0	SF: 1 SAC: 0 DP: 0 HBP: 1	WP: 1 PB: 0 SB: 3 CS: 0	PA: 40
<b>PITCHER</b>	IP	WLS	BF	H	R	ER	SO	BB	IBB	HBP	BLK	WP	HR	S	P	ERA	WHIP					
26 Bill Swift, R ERA: 6.15 Heathcliff Slocumb, R ERA: 12.64 Tony Fossas, L ERA: 9.53	(1, 1) (6, 1) (9, 1)	5.2 2.1 1.0	L 10 4	7 1 1	3 1 0	3 1 0	3 2 1	3 1 0	3 0 0	3 0 0	3 0 0	0 1 0	0 0 0	60 26 11	104 46 16	4.76 3.86 0.00	1.588 0.857 1.000					

Toronto Blue Jays @ Seattle Mariners  
The Kingdome, Seattle, WA  
Sat May 09 1998, 10:05 PM EDT  
Att: 49,851 - Dome - 72 F

livebaseballscores.com

AB 34  
R 4  
H 9  
RBI 4  
BB 4  
SO 6  
LOB 17




Batter	1	2	3	4	5	6	7	8	9	AB	R	H	RBI	BB	SO	LOB	BOTTOM					
Joey Cora, S OBP: 0.319, SLG: 0.344 (1, 4)										5	1	2	0	0	1	1						
Alex Rodriguez, R OBP: 0.331, SLG: 0.596 (1, 6)										5	0	2	0	0	0	1						
Ken Griffey Jr., L OBP: 0.390, SLG: 0.664 (1, 8)										4	0	0	0	1	1	4						
David Segui, S OBP: 0.440, SLG: 0.708 (1, 3)										3	0	2	0	2	0	1						
Edgar Martinez, R OBP: 0.369, SLG: 0.468 (1, 10)										3	0	0	1	1	1	6						
Glenallen Hill, R OBP: 0.405, SLG: 0.514 (1, 7)										4	0	0	0	0	1	6						
Dan Wilson, R OBP: 0.360, SLG: 0.458 (1, 2)										4	0	0	0	0	2	0						
Jeff Huson, L OBP: 0.207, SLG: 0.185 (1, 5)										4	0	1	0	0	0	0						
Rob Ducey, L OBP: 0.278, SLG: 0.306 (1, 9)										4	0	1	0	0	0	1						
<b>Inning Stats</b>	R: 0 E: 0 K: 1 S: 9	H: 1 LOB: 2 BB: 1 P: 19	R: 0 E: 0 K: 0 S: 11	H: 1 LOB: 0 BB: 0 P: 18	R: 0 E: 0 K: 0 S: 19	H: 1 LOB: 3 BB: 2 P: 34	R: 0 E: 0 K: 2 S: 9	H: 1 LOB: 0 BB: 0 P: 15	R: 0 E: 0 K: 1 S: 12	H: 0 LOB: 1 BB: 0 P: 17	R: 0 E: 0 K: 2 S: 8	H: 0 LOB: 0 BB: 0 P: 11	R: 1 E: 0 K: 0 S: 18	H: 3 LOB: 3 BB: 1 P: 33	R: 0 E: 0 K: 0 S: 4	H: 0 LOB: 0 BB: 0 P: 7	R: 0 E: 1 K: 0 S: 14	H: 0 LOB: 1 BB: 0 P: 20	1B: 7 2B: 1 3B: 0 HR: 0	SF: 0 SAC: 0 DP: 0 HBP: 0	WP: 0 PB: 0 SB: 2 CS: 0	PA: 40
<b>PITCHER</b>	IP	WLS	BF	H	R	ER	SO	BB	IBB	HBP	BLK	WP	HR	S	P	ERA	WHIP					
Pat Hentgen, R ERA: 5.56 Kelvin Escobar, R ERA: 15.26 Dan Plesac, L ERA: 3.65 Paul Quantrill, R ERA: 1.9 Randy Myers, L ERA: 1.42	(1, 1) (7, 1) (7, 1) (7, 1) (9, 1)	6.0 0.1 0.1 1.1 1.0	W 3 2 5 S	6 2 1 0 0	0 1 0 0 0	0 1 0 0 0	0 0 0 0 0	0 0 0 1 0	0 0 0 0 0	0 0 0 0 0	0 0 0 0 0	0 0 0 0 0	0 0 0 0 0	9 15 4 9 14	15 27.00 6.000 0.00 0.750 0.000	0.00 1.333 3.000 0.750 0.000						

Toronto Blue Jays @ Seattle Mariners  
The Kingdome, Seattle, WA  
Sat May 09 1998, 10:05 PM EDT  
Att: 49,851 - Dome - 72 F

livebaseballscores.com

AB 36  
R 1  
H 8  
RBI 1  
BB 4  
SO 6  
LOB 20





Batter	1	2	3	4	5	6	7	8	9	AB	R	H	RBI	BB	SO	LOB	TOP										
Shannon Stewart, R (1, 8) OBP: 0.376, SLG: 0.382	G6-3		F8			1B		BB		3	0	1	0	1	0	0	Toronto Blue Jays @ Seattle Mariners The Kingdome, Seattle, WA Sun May 10 1998, 6:33 AM EDT Att: 39,249 - Dome - 72 F										
Shawn Green, L (1, 9) OBP: 0.305, SLG: 0.422	F9		G6-3			K		K		4	0	0	0	0	2	4											
Jose Canseco, R (1, 7) OBP: 0.288, SLG: 0.479	BB			G4-3		K		G5-3		3	0	0	0	1	1	4											
Carlos Delgado, L (1, 3) OBP: 0.432, SLG: 0.548	K			1B		G4-3			HR	4	1	2	1	0	1	2											
Juan Samuel, R (1, 10) OBP: 0.200, SLG: 0.185 Felipe Crespo, S (9, PH) OBP: 0.297, SLG: 0.313	G4-3			F8			CS HBP	K		2	0	0	0	0	0	1											
Ed Sprague, R (1, 5) OBP: 0.285, SLG: 0.389	K			G5-3		K		K		4	0	0	0	0	3	2											
Alex Gonzalez, R (1, 6) OBP: 0.288, SLG: 0.336	BB			F8		F3		G4-3		3	0	0	0	1	0	1											
Kevin Brown, R (1, 2) OBP: 0.436, SLG: 0.481	F8			G5-3				2B 1B		3	0	1	0	0	0	1											
Craig Grebeck, R (1, 4) OBP: 0.433, SLG: 0.560			K			G4-3		G5-3 2B		3	0	1	0	0	1	0											
<b>Inning Stats</b>	R: 0 E: 0 K: 1 S: 9	H: 0 LOB: 1 BB: 1 P: 15	R: 0 E: 0 K: 1 S: 7	H: 0 LOB: 1 BB: 1 P: 13	R: 0 E: 0 K: 1 S: 9	H: 0 LOB: 0 BB: 0 P: 11	R: 0 E: 0 K: 0 S: 11	H: 1 LOB: 1 BB: 0 P: 17	R: 0 E: 0 K: 0 S: 10	H: 0 LOB: 0 BB: 0 P: 16	R: 0 E: 0 K: 2 S: 11	H: 1 LOB: 1 BB: 0 P: 17	R: 0 E: 0 K: 1 S: 6	H: 0 LOB: 0 BB: 0 P: 10	R: 0 E: 0 K: 1 S: 12	H: 2 LOB: 2 BB: 1 P: 23	R: 1 E: 0 K: 2 S: 9	H: 1 LOB: 0 BB: 0 P: 15	1B: 3 2B: 1 3B: 0 HR: 1	SF: 0 SAC: 0 DP: 1 HBP: 1	WP: 0 PB: 0 SB: 1 CS: 1	PA: 34					
<b>PITCHER</b>	IP	WLS	BF	H	R	ER	SO	BB	IBB	HBP	BLK	WP	HR	S	P	ERA	WHIP										
Jeff Fassero, L (1, 1) ERA: 2.66	7.1	W	29	4	0	0	7	3	0	1	0	0	0	73	119	0.00	0.955										
Mike Timlin, R (8, 1) ERA: 5.16	0.2		1	0	0	0	0	0	0	0	0	0	0	2	3	0.00	0.000										
31 Bobby Ayala, R (9, 1) ERA: 6.05	1.0	S	4	1	1	1	2	0	0	0	0	0	1	9	15	9.00	1.000										

Batter	1	2	3	4	5	6	7	8	9	AB	R	H	RBI	BB	SO	LOB	BOTTOM											
Alex Rodriguez, R (1, 6) OBP: 0.329, SLG: 0.606	K		G4-3					F6		4	1	1	2	0	1	2	Toronto Blue Jays @ Seattle Mariners The Kingdome, Seattle, WA Sun May 10 1998, 6:33 AM EDT Att: 39,249 - Dome - 72 F											
Rich Amaral, R (1, 9) OBP: 0.361, SLG: 0.531	K		L5		K			F3		4	0	0	0	0	2	1												
Ken Griffey Jr., L (1, 8) OBP: 0.393, SLG: 0.688	2B			F9		G3		HR		4	1	2	1	0	0	0												
David Segui, S (1, 3) OBP: 0.435, SLG: 0.691	K			BB		L8		F7		3	0	0	0	1	1	1												
Edgar Martinez, R (1, 10) OBP: 0.366, SLG: 0.469	F8			K				L9		4	0	1	0	0	1	1												
Dan Wilson, R (1, 2) OBP: 0.351, SLG: 0.444	G4-3			F9		K				3	0	0	0	0	1	2												
Russ Davis, R (1, 5) OBP: 0.369, SLG: 0.570	K				K			K		3	0	0	0	0	3	0												
Glenallen Hill, R (1, 7) OBP: 0.403, SLG: 0.518 Rob Ducey, L (8, 9) OBP: 0.276, SLG: 0.306	G4-3 2B			E1 HR		K		K		3	1	1	0	0	1	0												
Joey Cora, S (1, 4) OBP: 0.319, SLG: 0.340	K			F5				S BB		2	0	0	0	1	1	2												
<b>Inning Stats</b>	R: 0 E: 0 K: 3 S: 13	H: 1 LOB: 0 BB: 0 P: 24	R: 0 E: 0 K: 1 S: 10	H: 0 LOB: 0 BB: 0 P: 17	R: 0 E: 0 K: 1 S: 10	H: 1 LOB: 1 BB: 0 P: 17	R: 0 E: 0 K: 1 S: 10	H: 0 LOB: 1 BB: 1 P: 18	R: 2 E: 0 K: 1 S: 8	H: 1 LOB: 0 BB: 0 P: 13	R: 0 E: 0 K: 2 S: 10	H: 0 LOB: 1 BB: 1 P: 22	R: 1 E: 0 K: 0 S: 10	H: 1 LOB: 0 BB: 0 P: 14	R: 1 E: 0 K: 0 S: 10	H: 1 LOB: 0 BB: 0 P: 14	1B: 0 2B: 3 3B: 0 HR: 2	SF: 0 SAC: 0 DP: 0 HBP: 0	WP: 0 PB: 0 SB: 1 CS: 0	PA: 32								
<b>PITCHER</b>	IP	WLS	BF	H	R	ER	SO	BB	IBB	HBP	BLK	WP	HR	S	P	ERA	WHIP											
Juan Guzman, R (1, 1) ERA: 6.6	7.1	L	29	4	2	0	11	2	0	0	0	0	0	1	74	134	0.00	0.818										
Dan Plesac, L (8, 1) ERA: 4.25	0.1		2	1	1	1	0	0	0	0	0	0	1	5	7	27.00	3.000											
Paul Quantrill, R (8, 1) ERA: 1.88	0.1		1	0	0	0	0	0	0	0	0	0	0	3	4	0.00	0.000											

AB	30
R	1
H	5
RBI	1
BB	3
SO	9
LOB	15



AB	30
R	3
H	5
RBI	3
BB	2
SO	11
LOB	9





Batter	1	2	3	4	5	6	7	8	9	AB	R	H	RBI	BB	SO	LOB	TOP										
Alex Rodriguez, R (1, 6) OBP: 0.328, SLG: 0.616	G6-3			G6-3					G5-3	4	1	1	1	0	0	0	<b>Seattle Mariners @ Detroit Tigers</b> Tiger Stadium, Detroit, MI Tue May 12, 1998, 7:05 PM EDT Att: 11,659 - Unknown - 64 F										
Rich Amaral, R (1, 9) OBP: 0.350, SLG: 0.500	K			P4			F8		1B	4	1	1	0	0	1	0											
Ken Griffey Jr., L (1, 8) OBP: 0.369, SLG: 0.676	K			G4-3			G4-3		1B	4	1	1	0	0	1	0											
Rob Ducey, L (9, 8) OBP: 0.278, SLG: 0.306	K								2B	0	0	0	0	0	0	0											
David Segui, S (1, 3) OBP: 0.430, SLG: 0.685		G6-3			G4-3			G5-3	2B	4	1	1	2	0	0	0											
Edgar Martinez, R (1, 10) OBP: 0.369, SLG: 0.473		G6-3			K			SH3-4	2B	3	0	1	1	1	1	0											
Dan Wilson, R (1, 2) OBP: 0.342, SLG: 0.431		G6-3			G6-3			SH3-4	2B	3	0	0	0	0	1	1											
Russ Davis, R (1, 5) OBP: 0.360, SLG: 0.555				P4			G4-3			3	0	0	0	0	1	1											
Glennallen Hill, R (1, 7) OBP: 0.394, SLG: 0.604				G4-3			G4-3			3	0	0	0	0	0	1											
Ryan Radmanovich, L (8, 9) OBP: 0.059, SLG: 0.059				G4-3			G4-3			0	0	0	0	0	0	0											
Joey Cora, S (1, 4) OBP: 0.314, SLG: 0.333				G5-3			P9		F9	3	0	0	0	0	0	0											
<b>Inning Stats</b>	R: 0 E: 0 K: 2 S: 8	H: 0 LOB: 0 BB: 0 P: 12	R: 0 E: 0 K: 0 S: 5	H: 0 LOB: 0 BB: 0 P: 10	R: 0 E: 0 K: 0 S: 7	H: 0 LOB: 0 BB: 0 P: 11	R: 0 E: 0 K: 0 S: 7	H: 0 LOB: 0 BB: 0 P: 11	R: 0 E: 0 K: 1 S: 9	H: 0 LOB: 0 BB: 0 P: 13	R: 1 E: 0 K: 0 S: 6	H: 1 LOB: 0 BB: 0 P: 8	R: 0 E: 0 K: 1 S: 6	H: 0 LOB: 1 BB: 1 P: 12	R: 3 E: 0 K: 1 S: 19	H: 4 LOB: 1 BB: 0 P: 32	1B: 2 2B: 2 3B: 0 HR: 1	SF: 0 SAC: 1 DP: 0 HBP: 0	WP: 0 PB: 0 SB: 0 CS: 0	PA: 33							
<b>PITCHER</b>	IP	WLS	BF	H	R	ER	SO	BB	IBB	HBP	BLK	WP	HR	S	P	ERA	WHIP										
Justin Thompson, L (1, 1) ERA: 4.25	8.2	L	31	4	4	4	4	1	0	0	0	0	1	67	108	4.15	0.577										
Todd Jones, R (9, 1) ERA: 2.38	0.1		2	1	0	0	1	0	0	0	0	0	0	6	11	0.00	3.000										

Batter	1	2	3	4	5	6	7	8	9	AB	R	H	RBI	BB	SO	LOB	BOTTOM										
Brian Hunter, R (1, 8) OBP: 0.325, SLG: 0.370	F8		F7					F8		3	0	0	0	1	0	1	<b>Seattle Mariners @ Detroit Tigers</b> Tiger Stadium, Detroit, MI Tue May 12, 1998, 7:05 PM EDT Att: 11,659 - Unknown - 64 F										
Joe Randa, R (1, 5) OBP: 0.300, SLG: 0.304	K		G2		L7			HR		3	1	0	0	1	1	3											
Bobby Higginson, L (1, 9) OBP: 0.304, SLG: 0.557	FC6-4			1B	F8-2			HR		3	1	2	2	1	0	0											
Tony Clark, S (1, 3) OBP: 0.280, SLG: 0.325	FC6-4			F8			FC4-8			3	0	0	0	1	0	2											
Damon Easley, R (1, 4) OBP: 0.382, SLG: 0.546		G4-3			F8			K		4	0	1	0	0	1	1											
Big Roberts, S (1, 10) OBP: 0.347, SLG: 0.254		G6-3			F8-2		FC4-6		G3-1	4	0	0	0	0	0	3											
Luis Gonzalez, L (1, 7) OBP: 0.373, SLG: 0.505			F7		G4-3			K		4	0	1	0	0	1	0											
Joe Oliver, R (1, 2) OBP: 0.282, SLG: 0.418					G5-3			G3		3	0	1	0	0	0	0											
Andy Tomberlin, L (9, PH) ERA: 6.09								G3		1	0	0	0	0	0	1											
Deivi Cruz, R (1, 6) OBP: 0.283, SLG: 0.324								P5		3	0	1	0	0	1	1											
Frank Catalanotto, L (9, PH) OBP: 0.308, SLG: 0.412										1	0	0	0	0	0	1											
<b>Inning Stats</b>	R: 0 E: 0 K: 1 S: 8	H: 0 LOB: 1 BB: 1 P: 14	R: 0 E: 0 K: 0 S: 8	H: 0 LOB: 0 BB: 0 P: 13	R: 0 E: 0 K: 0 S: 6	H: 1 LOB: 1 BB: 0 P: 8	R: 0 E: 0 K: 0 S: 6	H: 2 LOB: 1 BB: 0 P: 7	R: 0 E: 0 K: 0 S: 10	H: 1 LOB: 2 BB: 1 P: 18	R: 0 E: 0 K: 0 S: 7	H: 0 LOB: 1 BB: 1 P: 14	R: 0 E: 0 K: 2 S: 9	H: 0 LOB: 0 BB: 0 P: 15	R: 2 E: 0 K: 1 S: 16	H: 1 LOB: 1 BB: 1 P: 28	R: 0 E: 0 K: 0 S: 8	H: 1 LOB: 1 BB: 0 P: 11	1B: 4 2B: 2 3B: 0 HR: 1	SF: 0 SAC: 0 DP: 1 HBP: 0	WP: 0 PB: 0 SB: 0 CS: 0	PA: 36					
<b>PITCHER</b>	IP	WLS	BF	H	R	ER	SO	BB	IBB	HBP	BLK	WP	HR	S	P	ERA	WHIP										
Jamie Moyer, L (1, 1) ERA: 3.02	7.0		27	4	0	0	3	3	0	0	0	0	0	16	28	0.00	1.000										
Paul Spoljaric, L (8, 1) ERA: 6.09	1.0	W	5	1	2	2	1	1	0	0	0	0	1	16	28	18.00	2.000										
31 Bobby Ayala, R (9, 1) ERA: 5.75	1.0	S	4	1	0	0	0	0	0	0	0	0	0	8	11	0.00	1.000										





Batter	1	2	3	4	5	6	7	8	9	AB	R	H	RBI	BB	SO	LOB	TOP				
Alex Rodriguez, R OBP: 0.326, SLG: 0.607	G4-3		FC6-4 1B	P6			K			4	0	1	0	0	1	0					
Joey Cora, S OBP: 0.312, SLG: 0.327	BB		FC6-4 HR	L8			L5			3	1	0	0	1	0	1					
Ken Griffey Jr., L OBP: 0.380, SLG: 0.658	K		K		F8			G4-3		4	0	0	0	0	2	2					
David Segui, S OBP: 0.325, SLG: 0.669	K		HR		K			K		3	1	0	0	1	3	1					
Edgar Martinez, R OBP: 0.366, SLG: 0.489		G4-3	HR		P3			F8		4	1	1	3	0	0	0					
Russ Davis, R OBP: 0.384, SLG: 0.561	F8 2B		E4 HR		G5-4-3 1B			K		4	1	2	0	0	1	0					
Glenallen Hill, R OBP: 0.389, SLG: 0.521	F8		HR		G5-4-3			G4-3		4	1	1	2	0	0	2					
Dan Wilson, R OBP: 0.339, SLG: 0.419			G4-3		L9			G5-3		3	0	0	0	1	0	0					
Dave McCarty, R OBP: 0.307, SLG: 0.556	L9				G6-3			G6-3		3	0	0	0	0	0	2					
<b>Inning Stats</b>	R: 0 E: 0 K: 2 S: 11	H: 0 LOB: 1 BB: 1 P: 18	R: 0 E: 0 K: 0 S: 11	H: 1 LOB: 2 BB: 1 P: 19	R: 5 E: 1 K: 1 S: 17	H: 3 LOB: 0 BB: 1 P: 27	R: 0 E: 0 K: 0 S: 4	H: 0 LOB: 0 BB: 0 P: 6	R: 0 E: 0 K: 1 S: 6	H: 1 LOB: 0 BB: 0 P: 11	R: 0 E: 0 K: 1 S: 7	H: 0 LOB: 0 BB: 0 P: 10	R: 0 E: 0 K: 1 S: 5	H: 0 LOB: 0 BB: 0 P: 9	R: 0 E: 0 K: 1 S: 11	H: 0 LOB: 0 BB: 0 P: 12	1B: 2 2B: 1 3B: 0 HR: 2	SF: 0 SAC: 0 DP: 1 HBP: 0	WP: 0 PB: 0 SB: 1 CS: 0	PA: 35	
<b>PITCHER</b>	IP	WLS	BF	H	R	ER	SO	BB	IBB	HBP	BLK	WP	HR	S	P	ERA	WHIP				
Brian Moehler, R ERA: 4.66	6.0	W	26	5	5	3	4	3	0	0	0	0	2	56	90	4.50	1.333				
Bryce Florie, R ERA: 3.19	2.0		6	0	0	0	2	0	0	0	0	0	0	12	19	0.00	0.000				
Todd Jones, R ERA: 2.19	1.0	S	3	0	0	0	1	0	0	0	0	0	0	11	12	0.00	0.000				

Seattle Mariners @ Detroit Tigers  
Tiger Stadium, Detroit, MI  
Wed May 13, 1998, 7:05 PM EDT  
Att: 10,766 - Cloudy - 77 F

AB 32  
R 5  
H 5  
RBI 5  
BB 3  
SO 7  
LOB 8



Batter	1	2	3	4	5	6	7	8	9	AB	R	H	RBI	BB	SO	LOB	BOTTOM				
Brian Hunter, R OBP: 0.327, SLG: 0.366	L9	P6		G1-3		L7-6-4 BB				4	0	1	0	1	0	2					
Big Roberts, S OBP: 0.350, SLG: 0.242	G6-3		HR	2B		L7-6-4		G6-3		3	2	0	0	2	0	2					
Bobby Higginson, L OBP: 0.307, SLG: 0.556	F8		HR	2B		P3				4	1	2	1	0	0	0					
Tony Clark, S OBP: 0.294, SLG: 0.366		HR	HR	2B		G6-3				3	2	2	4	1	0	0					
Luis Gonzalez, L OBP: 0.369, SLG: 0.491	F7	L7				G3				3	0	0	0	1	0	1					
Damon Easley, R OBP: 0.388, SLG: 0.569	HR	F8		F8		FC5-4 1B				4	1	2	2	0	0	3					
Joe Randa, R OBP: 0.299, SLG: 0.302	E6 1B	K			F9	FC5-4				4	1	1	0	0	1	1					
Paul Bako, L OBP: 0.429, SLG: 0.474	F8			G6-3 2B		P5		K		4	1	1	0	0	1	1					
Deivi Cruz, R OBP: 0.262, SLG: 0.317		1B		G6-3		L6		G5-3		4	0	1	1	0	0	1					
<b>Inning Stats</b>	R: 0 E: 0 K: 0 S: 6	H: 0 LOB: 0 BB: 0 P: 10	R: 3 E: 1 K: 0 S: 12	H: 3 LOB: 1 BB: 1 P: 22	R: 3 E: 0 K: 1 S: 14	H: 2 LOB: 0 BB: 1 P: 28	R: 2 E: 0 K: 0 S: 20	H: 3 LOB: 3 BB: 2 P: 33	R: 0 E: 0 K: 0 S: 6	H: 0 LOB: 0 BB: 0 P: 9	R: 0 E: 0 K: 0 S: 7	H: 0 LOB: 1 BB: 1 P: 13	R: 0 E: 0 K: 0 S: 10	H: 1 LOB: 1 BB: 0 P: 14	R: 0 E: 0 K: 1 S: 13	H: 1 LOB: 1 BB: 0 P: 16	1B: 6 2B: 3 3B: 0 HR: 2	SF: 0 SAC: 0 DP: 1 HBP: 0	WP: 0 PB: 0 SB: 1 CS: 0	PA: 38	
<b>PITCHER</b>	IP	WLS	BF	H	R	ER	SO	BB	IBB	HBP	BLK	WP	HR	S	P	ERA	WHIP				
27 Ken Cloude, R ERA: 5.83	2.0	L	13	5	6	5	0	2	0	0	0	0	0	23	43	22.50	3.500				
Paul Spoljaric, L ERA: 6.5	1.2		10	3	2	2	1	2	0	0	0	0	0	28	49	10.80	3.000				
Heathcliff Slocumb, R ERA: 11.0	2.1		7	0	0	0	0	1	0	0	0	0	0	14	23	0.00	0.429				
Tony Fossas, L ERA: 7.04	2.0		8	2	0	0	1	0	0	0	0	0	0	23	30	0.00	1.000				

Seattle Mariners @ Detroit Tigers  
Tiger Stadium, Detroit, MI  
Wed May 13, 1998, 7:05 PM EDT  
Att: 10,766 - Cloudy - 77 F

AB 33  
R 8  
H 10  
RBI 8  
BB 5  
SO 2  
LOB 11





Batter	1	2	3	4	5	6	7	8	9	AB	R	H	RBI	BB	SO	LOB	TOP								
Alex Rodriguez, R OBP: 0.328, SLG: 0.601 (1, 6)	P3		1B SF8	1B		E5			F9	5	1	2	0	0	0	1									
Joey Cora, S OBP: 0.315, SLG: 0.344 (1, 4)	HR		1B WP	1B		L9			F9	4	2	1	1	1	0	4									
Ken Griffey Jr., L OBP: 0.386, SLG: 0.656 (1, 8)	F7		1B WP	1B					E BB	5	0	3	0	0	0	2									
David Segui, S OBP: 0.224, SLG: 0.662 Rich Amaral, R OBP: 0.350, SLG: 0.500 (9, PR)	1B		SF8			K			L8	3	0	1	1	1	1	1									
Edgar Martinez, R OBP: 0.361, SLG: 0.479 (1, 10)	K		3-H 2-1	1B		L8			E6	5	0	1	1	0	2	4									
Russ Davis, R OBP: 0.358, SLG: 0.542 (1, 5)			1-3 2-H	1B		F8			G5-3	4	0	0	0	1	0	6									
Glenallen Hill, R OBP: 0.378, SLG: 0.504 (1, 7)			2-1	F9		G5-3			G6-3	4	0	0	0	0	0	3									
Dan Wilson, R OBP: 0.336, SLG: 0.407 (1, 2)			0-1	P3		SH1-3 BB			G6-3	3	0	0	0	1	0	1									
Ryan Radmanovich, L OBP: 0.100, SLG: 0.053 (1, 9)			1-3	K		SH1-3			K	2	0	0	0	1	2	1									
<b>Inning Stats</b>	R: 1 E: 0 K: 1 S: 14	H: 2 LOB: 1 BB: 0 P: 21	R: 0 E: 0 K: 1 S: 9	H: 0 LOB: 1 BB: 1 P: 16	R: 2 E: 0 K: 0 S: 14	H: 3 LOB: 2 BB: 1 P: 24	R: 0 E: 0 K: 0 S: 7	H: 1 LOB: 2 BB: 1 P: 17	R: 0 E: 0 K: 1 S: 11	H: 0 LOB: 0 BB: 0 P: 13	R: 0 E: 1 K: 0 S: 7	H: 0 LOB: 2 BB: 1 P: 15	R: 0 E: 0 K: 1 S: 10	H: 1 LOB: 1 BB: 0 P: 12	R: 0 E: 0 K: 1 S: 7	H: 0 LOB: 0 BB: 0 P: 10	R: 0 E: 1 K: 0 S: 13	H: 1 LOB: 3 BB: 1 P: 27	1B: 7 2B: 0 3B: 0 HR: 1	SF: 1 SAC: 1 DP: 0 HBP: 0	WP: 1 PB: 0 SB: 1 CS: 0	PA: 42			
<b>PITCHER</b>	IP	WLS	BF	H	R	ER	SO	BB	IBB	HBP	BLK	WP	HR	S	P	ERA	WHIP								
Jason Bere, R ERA: 5.75 (1, 1)	5.2		28	6	3	3	3	4	0	0	0	1	1	60	103	4.76	1.765								
Tom Fordham, L ERA: 8.52 (6, 1)	0.1	W	2	1	0	0	0	0	0	0	0	0	0	4	5	0.00	3.000								
Keith Foulke, R ERA: 2.84 (7, 1)	2.0		6	0	0	0	2	0	0	0	0	0	0	15	20	0.00	0.000								
41 Bill Simas, R ERA: (9, 1)	1.0	S	6	1	0	0	0	1	0	0	0	0	0	13	27	0.00	2.000								

Seattle Mariners @ Chicago White Sox  
Comiskey Park, Chicago, IL  
Thu May 14 1998, 8:05 PM EDT  
Att: 15,007 - Cloudy - 70 F

AB	35
R	3
H	8
RBI	3
BB	5
SO	5
LOB	23



Batter	1	2	3	4	5	6	7	8	9	AB	R	H	RBI	BB	SO	LOB	BOTTOM								
Ray Durham, S OBP: 0.387, SLG: 0.438 Mike Caruso, S OBP: 0.278, SLG: 0.376 (7, PR) (8, 6)	F8		25 1B 2B		G4-3		HBP			3	1	1	0	0	0	0									
25 Jeff Abbott, R OBP: 0.308, SLG: 0.615 Magglio Ordonez, R OBP: 0.280, SLG: 0.391 (1, 9) (7, 9)	F8		2B 1-2 2-H	1B		F7				3	0	2	1	0	0	0									
Frank Thomas, R OBP: 0.392, SLG: 0.471 (1, 10)	G6-3		1-2	L7		G6-3			K	4	0	0	0	0	1	4									
Albert Belle, R OBP: 0.348, SLG: 0.522 (1, 7)			1-2	F8		CS BB			CS 1B BB	2	0	1	1	2	0	0									
Wil Cordero, R OBP: 0.263, SLG: 0.406 (1, 3)			1-1	L6		K			L7	4	0	0	0	0	1	4									
Mike Cameron, R OBP: 0.309, SLG: 0.292 (1, 8)			2-3	K		HR BB			1B	3	1	1	0	1	2	0									
Greg Norton, S OBP: 0.339, SLG: 0.577 Robin Ventura, L OBP: 0.382, SLG: 0.471 (1, 5) (7, 5)			2-2	HR		HR			K	3	2	2	3	0	1	0									
Charlie O'Brien, R OBP: 0.296, SLG: 0.359 (1, 2)			2-1	F8		G1-3				3	0	0	0	0	1	0									
Chris Snopce, R OBP: 0.315, SLG: 0.245 (8, 4)			1-1	25 1B 1B		P3			K	3	1	1	0	0	1	0									
<b>Inning Stats</b>	R: 0 E: 0 K: 0 S: 5	H: 0 LOB: 0 BB: 0 P: 11	R: 0 E: 0 K: 1 S: 9	H: 0 LOB: 0 BB: 0 P: 13	R: 3 E: 0 K: 0 S: 20	H: 5 LOB: 2 BB: 0 P: 33	R: 0 E: 0 K: 3 S: 9	H: 0 LOB: 0 BB: 0 P: 15	R: 0 E: 0 K: 0 S: 10	H: 1 LOB: 1 BB: 0 P: 14	R: 2 E: 0 K: 1 S: 10	H: 1 LOB: 0 BB: 2 P: 21	R: 0 E: 0 K: 2 S: 11	H: 0 LOB: 1 BB: 0 P: 13	R: 0 E: 0 K: 1 S: 8	H: 1 LOB: 2 BB: 1 P: 16	1B: 5 2B: 2 3B: 0 HR: 2	SF: 0 SAC: 0 DP: 1 HBP: 1	WP: 0 PB: 0 SB: 0 CS: 2	PA: 34					
<b>PITCHER</b>	IP	WLS	BF	H	R	ER	SO	BB	IBB	HBP	BLK	WP	HR	S	P	ERA	WHIP								
Randy Johnson, L ERA: 6.19 (1, 1)	7.0	L	30	7	5	5	7	2	0	1	0	0	2	74	120	6.43	1.286								
Mike Timlin, R ERA: 5.09 (8, 1)	0.1		3	1	0	0	0	1	0	0	0	0	0	5	10	0.00	6.000								
Tony Fossas, L ERA: 6.48 (8, 1)	0.2		1	0	0	0	1	0	0	0	0	0	0	3	6	0.00	0.000								

Seattle Mariners @ Chicago White Sox  
Comiskey Park, Chicago, IL  
Thu May 14 1998, 8:05 PM EDT  
Att: 15,007 - Cloudy - 70 F

AB	30
R	5
H	8
RBI	5
BB	3
SO	8
LOB	11






Batter	1	2	3	4	5	6	7	8	9	AB	R	H	RBI	BB	SO	LOB	TOP								
<b>Rich Amaral, R</b> OBP: 0.333, SLG: 0.463 (1, 9)	F8		F9				G3-1		F7		5	0	1	0	0	0									
<b>Joey Cors, S</b> OBP: 0.319, SLG: 0.349 (1, 4)	G4-3 HBP			G3-1 G3			F7		G4-3		3	1	1	0	0	0	2								
<b>Ken Griffey Jr., L</b> OBP: 0.389, SLG: 0.649 (1, 8)	G4-3			G3-1							3	0	1	0	1	0	2								
<b>Alex Rodriguez, R</b> OBP: 0.321, SLG: 0.588 (1, 6)	G5			G3							4	0	0	1	0	1	3								
<b>Edgar Martinez, R</b> OBP: 0.371, SLG: 0.483 (1, 10)		G6-3									3	0	2	0	1	0	0								
<b>Glennell Hill, R</b> OBP: 0.367, SLG: 0.488 (1, 7)											4	0	0	0	0	1	5								
<b>Russ Davis, R</b> OBP: 0.355, SLG: 0.529 (1, 5)											3	1	0	0	0	0	2								
<b>John Marzano, R</b> OBP: 0.545, SLG: 0.556 (1, 2)											3	0	1	0	0	0	1								
<b>Rob Ducey, L</b> OBP: 0.273, SLG: 0.300 (9, PH)											1	0	0	0	0	1	0								
<b>Jeff Huson, L</b> OBP: 0.212, SLG: 0.290 (1, 3)											4	1	1	2	0	0	1								
<b>Inning Stats</b>	R: 0 E: 0 K: 0 S: 11	H: 0 LOB: 1 BB: 0 P: 16	R: 0 E: 0 K: 1 S: 8	H: 0 LOB: 0 BB: 0 P: 10	R: 0 E: 0 K: 0 S: 6	H: 0 LOB: 0 BB: 0 P: 9	R: 1 E: 0 K: 0 S: 7	H: 2 LOB: 1 BB: 0 P: 12	R: 0 E: 0 K: 1 S: 14	H: 2 LOB: 2 BB: 0 P: 22	R: 0 E: 0 K: 0 S: 9	H: 2 LOB: 1 BB: 0 P: 12	R: 2 E: 0 K: 0 S: 7	H: 1 LOB: 0 BB: 0 P: 11	R: 0 E: 0 K: 0 S: 10	H: 0 LOB: 2 BB: 2 P: 20	R: 0 E: 0 K: 1 S: 10	H: 0 LOB: 0 BB: 0 P: 16	1B: 5 2B: 1 3B: 0 HR: 1	SF: 0 SAC: 0 DP: 1 HBP: 2	WP: 1 PB: 0 SB: 0 CS: 0	PA: 37			
<b>PITCHER</b>	IP	WLS	BF	H	R	ER	SO	BB	IBB	HBP	BLK	WP	HR	S	P	ERA	WHIP								
<b>Jaime Navarro, R</b> ERA: 4.88 (1, 1)	7.1	W	32	7	3	3	2	2	0	2	0	1	1	66	104	3.68	1.227								
<b>Keith Foulke, R</b> ERA: 2.61 (8, 1)	1.2	S	5	0	0	0	1	0	0	0	0	0	0	16	24	0.00	0.000								

**Seattle Mariners @ Chicago White Sox**  
Comiskey Park, Chicago, IL  
Fri May 15 1998, 8:05 PM EDT  
Att. 16,127 - Overcast - 84 F

AB 33  
R 3  
H 7  
RBI 3  
BB 2  
SO 3  
LOB 16



Batter	1	2	3	4	5	6	7	8	9	AB	R	H	RBI	BB	SO	LOB	BOTTOM								
<b>Mike Cameron, R</b> OBP: 0.307, SLG: 0.284 (1, 8)	F8	FC8-6									3	0	0	1	1	1	2								
<b>Chris Snopce, R</b> OBP: 0.328, SLG: 0.264 (1, 4)											4	1	2	0	0	2	2								
<b>Frank Thomas, R</b> OBP: 0.388, SLG: 0.471 (1, 10)	E5	CS									4	1	1	0	0	0	2								
<b>Albert Belle, R</b> OBP: 0.345, SLG: 0.536 (1, 7)											4	1	1	3	0	2	2								
<b>Robin Ventura, L</b> OBP: 0.373, SLG: 0.457 (1, 5)	G3										4	0	0	0	0	0	1								
<b>Ruben Sierra, S</b> OBP: 0.288, SLG: 0.509 (1, 9)	F9										4	0	1	0	0	0	1								
<b>Magglio Ordonez, R</b> OBP: 0.280, SLG: 0.391 (9, 9)											0	0	0	0	0	0	0								
<b>Greg Norton, S</b> OBP: 0.350, SLG: 0.589 (1, 3)											4	2	2	0	0	2	1								
<b>Charlie O'Brien, R</b> OBP: 0.320, SLG: 0.412 (1, 2)											4	1	3	0	0	0	1								
<b>Mike Caruso, S</b> OBP: 0.287, SLG: 0.375 (1, 6)											3	0	1	1	0	0	3								
<b>Inning Stats</b>	R: 3 E: 1 K: 0 S: 12	H: 2 LOB: 0 BB: 0 P: 19	R: 2 E: 1 K: 1 S: 15	H: 2 LOB: 0 BB: 0 P: 22	R: 0 E: 0 K: 0 S: 7	H: 1 LOB: 1 BB: 0 P: 9	R: 1 E: 0 K: 1 S: 12	H: 2 LOB: 1 BB: 1 P: 21	R: 0 E: 0 K: 1 S: 6	H: 0 LOB: 0 BB: 0 P: 9	R: 0 E: 0 K: 1 S: 6	H: 1 LOB: 1 BB: 0 P: 8	R: 0 E: 0 K: 2 S: 8	H: 1 LOB: 1 BB: 0 P: 15	R: 0 E: 0 K: 1 S: 11	H: 2 LOB: 2 BB: 0 P: 14	R: 0 E: 0 K: 1 S: 11	H: 0 LOB: 0 BB: 0 P: 14	1B: 6 2B: 4 3B: 0 HR: 1	SF: 0 SAC: 0 DP: 0 HBP: 1	WP: 0 PB: 0 SB: 0 CS: 2	PA: 37			
<b>PITCHER</b>	IP	WLS	BF	H	R	ER	SO	BB	IBB	HBP	BLK	WP	HR	S	P	ERA	WHIP								
<b>26 Bill Swift, R</b> ERA: 6.51 (1, 1)	3.2	L	19	7	6	4	1	0	0	0	0	0	0	34	50	0.00	0.923								
<b>Felipe Lira, R</b> ERA: 4.05 (4, 1)	4.1		17	4	0	0	6	0	0	0	0	0	0	34	50	0.00	0.923								

**Seattle Mariners @ Chicago White Sox**  
Comiskey Park, Chicago, IL  
Fri May 15 1998, 8:05 PM EDT  
Att. 16,127 - Overcast - 84 F

AB 34  
R 6  
H 11  
RBI 5  
BB 1  
SO 7  
LOB 15





Batter	1	2	3	4	5	6	7	8	9	AB	R	H	RBI	BB	SO	LOB	TOP				
Joey Cora, S OBP: 0.317, SLG: 0.343	1-2 F8		2-1 F7			2-2 G4-3		4-1 HR BB		3	1	0	0	1	0	0	<b>Seattle Mariners @ Toronto Blue Jays</b> SkyDome, Toronto, ON Sat May 16 1998, 3:33 AM EDT Att: 31,121 - Cloudy - 74 F				
Alex Rodriguez, R OBP: 0.330, SLG: 0.622	2-0 HR			2-2 G5-3			4-0 2B BB	1-0 1-H 3-H 2-3 HR		3	3	2	4	1	0	0					
Ken Griffey Jr., L OBP: 0.386, SLG: 0.646	2-1 G3-1			1-2 G3			1 SAFE 0-2 FC1 1-H G6-4-3 2B			4	1	1	1	0	1	0					
David Segui, S OBP: 0.413, SLG: 0.642	1-0 F8			3-1 P5			0-1 FC1 G6-4-3	0-0 G6-3		4	0	0	0	0	0	1					
Edgar Martinez, R OBP: 0.362, SLG: 0.469		0-1 L9			3-1 F8		0-0 G6-4-3		1-2 P2	4	0	0	0	0	0	1					
Dan Wilson, R OBP: 0.326, SLG: 0.393		0-1 L8			2-1 F8		1-2 3-H K		2-1 G6-3	4	0	0	0	0	1	0					
Russ Davis, R OBP: 0.359, SLG: 0.560		0-2 L9			3-2 G5-3			1-1 HR	1-0 1B 2B	4	2	2	1	0	0	0					
Rob Ducey, L OBP: 0.288, SLG: 0.315			0-2 F8			3-1 L3		0-1 SH5-3 HR	3-2 2-H 1B	4	1	2	1	0	0	0					
Ryan Radmanovich, L OBP: 0.087, SLG: 0.045			2-3 K			3-1 G4-3		1 SAFE 1 SAFE 1 SAFE 1 SAFE SH5-3	1-1 1B K	3	0	0	0	0	2	1					
<b>Inning Stats</b>	R: 1 E: 0 K: 0 S: 7	H: 1 LOB: 0 BB: 0 P: 13	R: 0 E: 0 K: 0 S: 7	H: 0 LOB: 0 BB: 0 P: 7	R: 0 E: 0 K: 1 S: 8	H: 0 LOB: 0 BB: 0 P: 12	R: 0 E: 0 K: 0 S: 8	H: 0 LOB: 0 BB: 0 P: 14	R: 0 E: 0 K: 0 S: 7	H: 0 LOB: 0 BB: 0 P: 15	R: 2 E: 0 K: 1 S: 9	H: 1 LOB: 0 BB: 1 P: 14	R: 4 E: 0 K: 1 S: 12	H: 3 LOB: 0 BB: 1 P: 21	R: 1 E: 0 K: 1 S: 12	H: 2 LOB: 1 BB: 0 P: 20	1B: 2 2B: 2 3B: 0 HR: 3	SF: 0 SAC: 1 DP: 1 HBP: 0	WP: 0 PB: 0 SB: 1 CS: 0	PA: 36	
<b>PITCHER</b>	IP WLS BF H R ER SO BB IBB HBP BLK WP HR S P ERA WHIP	7.1 L 28 4 6 6 2 2 0 0 0 0 2 60 103 7.36 0.818	8 3 2 2 2 0 0 0 0 0 0 1 17 28 10.80 1.800																		

AB 33  
R 8  
H 7  
RBI 7  
BB 2  
SO 4  
LOB 3



Batter	1	2	3	4	5	6	7	8	9	AB	R	H	RBI	BB	SO	LOB	BOTTOM					
Shannon Stewart, R OBP: 0.366, SLG: 0.382	0-1 P6		2-1 S 1B		0-0 G6-3			2-2 FC6-4 1B		4	0	2	0	0	0	0	<b>Seattle Mariners @ Toronto Blue Jays</b> SkyDome, Toronto, ON Sat May 16 1998, 3:33 AM EDT Att: 31,121 - Cloudy - 74 F					
Alex Gonzalez, R OBP: 0.273, SLG: 0.321	2-1 F8		1 SAFE 1 SAFE 1 SAFE 1 SAFE K		3-2 G5-3		1-1 FC6-4 1-2 K		4	0	0	0	0	1	2							
Jose Canseco, R OBP: 0.301, SLG: 0.497	0-0 P2			1-3 K		2-2 F8			2-1 HR	4	1	1	1	0	1	0						
Carlos Delgado, L OBP: 0.406, SLG: 0.512		1-1 L3		1-2 BB 1B		2-3 K			0-1 G3-1	4	0	1	0	0	1	0						
Mike Stanley, R OBP: 0.346, SLG: 0.402		0-0 F7		4-2 1-2 BB			0-0 P3		0-3 K	3	0	0	0	1	1	0						
Ed Sprague, R OBP: 0.299, SLG: 0.380		0-1 2B		3-3 K			0-0 P3		0-1 F7	4	0	1	0	0	1	2						
José Cruz Jr., S OBP: 0.290, SLG: 0.255		1-1 G5-3		3-3 K			2-3 K			3	0	0	0	0	2	3						
Kevin Brown, R OBP: 0.410, SLG: 0.471			0-0 F9		0-0 L7			1-2 G5-3		3	0	0	0	0	0	0						
Craig Grebeck, R OBP: 0.394, SLG: 0.500			2-2 P3		2-0 F7			2-2 G1-3		3	0	0	0	0	0	0						
<b>Inning Stats</b>	R: 0 E: 0 K: 0 S: 5	H: 0 LOB: 0 BB: 0 P: 7	R: 0 E: 0 K: 0 S: 7	H: 1 LOB: 1 BB: 0 P: 9	R: 0 E: 0 K: 1 S: 10	H: 1 LOB: 1 BB: 0 P: 17	R: 0 E: 0 K: 3 S: 20	H: 1 LOB: 2 BB: 1 P: 32	R: 0 E: 0 K: 0 S: 3	H: 0 LOB: 0 BB: 0 P: 5	R: 0 E: 0 K: 1 S: 15	H: 0 LOB: 0 BB: 0 P: 22	R: 0 E: 0 K: 1 S: 5	H: 0 LOB: 0 BB: 0 P: 7	R: 0 E: 0 K: 0 S: 11	H: 1 LOB: 1 BB: 0 P: 17	R: 1 E: 0 K: 1 S: 9	H: 1 LOB: 0 BB: 0 P: 11	1B: 3 2B: 1 3B: 0 HR: 1	SF: 0 SAC: 0 DP: 0 HBP: 0	WP: 0 PB: 0 SB: 1 CS: 0	PA: 33
<b>PITCHER</b>	IP WLS BF H R ER SO BB IBB HBP BLK WP HR S P ERA WHIP	8.1 W 31 5 1 1 6 1 0 0 0 0 0 5 5 0.00 0.000																				

AB 32  
R 1  
H 5  
RBI 1  
BB 1  
SO 7  
LOB 7





Batter	1	2	3	4	5	6	7	8	9	AB	R	H	RBI	BB	SO	LOB	TOP				
Joey Cora, S OBP: 0.319, SLG: 0.345	F9	G1-3		HBP 1B		1B			K	5	0	2	0	0	1	1					
Alex Rodriguez, R OBP: 0.342, SLG: 0.639	1B	BB	HR	HBP		F9			G3-6-3 1B	3	1	2	1	1	0	1					
Ken Griffey Jr., L OBP: 0.381, SLG: 0.632	P4		G6-3 1B	F9		P3			G3-6-3 1-2	5	0	1	0	0	0	6					
David Segui, S OBP: 0.309, SLG: 0.631	1B		G6-3		G3		F7			4	0	1	0	0	0	1					
Edgar Martinez, R OBP: 0.360, SLG: 0.464	K		G5-3		1B		F8			4	0	1	0	0	1	2					
Glenallen Hill, R OBP: 0.378, SLG: 0.543		HR		HR			L8			4	2	3	2	0	0	0					
Rich Amaral, R OBP: 0.333, SLG: 0.463				HR						0	0	0	0	0	0	0					
Russ Davis, R OBP: 0.356, SLG: 0.550	F9			FC4-6 1B		K			K	4	0	1	0	0	2	2					
Dan Wilson, R OBP: 0.316, SLG: 0.379	F8			FC4-6 1B		FC4-6			G4-3	4	0	0	0	0	0	3					
Dave McCarty, R OBP: 0.283, SLG: 0.309	S BB			L9		G6-3			G4-3	2	0	0	0	1	0	1					
<b>Inning Stats</b>	R: 0 E: 0 K: 1 S: 8	H: 1 LOB: 2 BB: 1 P: 19	R: 1 E: 0 K: 0 S: 15	H: 1 LOB: 1 BB: 1 P: 26	R: 1 E: 0 K: 0 S: 8	H: 2 LOB: 0 BB: 0 P: 12	R: 1 E: 0 K: 0 S: 12	H: 3 LOB: 3 BB: 0 P: 18	R: 0 E: 0 K: 1 S: 10	H: 2 LOB: 2 BB: 0 P: 17	R: 0 E: 0 K: 0 S: 8	H: 0 LOB: 0 BB: 0 P: 12	R: 0 E: 0 K: 1 S: 7	H: 0 LOB: 0 BB: 0 P: 11	R: 0 E: 0 K: 1 S: 9	H: 1 LOB: 0 BB: 0 P: 12	1B: 8 2B: 0 3B: 0 HR: 3	SF: 0 SAC: 0 DP: 2 HBP: 1	WP: 0 PB: 0 SB: 1 CS: 0	PA: 39	
<b>PITCHER</b>	IP	WLS	BF	H	R	ER	SO	BB	IBB	HBP	BLK	WP	HR	S	P	ERA	WHIP				
Erik Hanson, R ERA: 5.02	(1, 1)	7.0	33	10	3	3	2	2	0	1	0	0	3	69	118	3.86	1.714				
Paul Quantrill, R ERA: 2.1	(8, 1)	1.1	5	1	0	0	2	0	0	0	0	0	0	14	19	0.00	0.750				
Dan Plesac, L ERA: 3.45	(9, 1)	0.2	W	1	0	0	0	0	0	0	0	0	0	2	4	0.00	0.000				

Seattle Mariners @ Toronto Blue Jays  
SkyDome, Toronto, ON  
Sun May 17 1998, 7:05 PM EDT  
Att: 28,111 - Unknown - 74 F

AB	36
R	3
H	11
RBI	3
BB	2
SO	4
LOB	17



Batter	1	2	3	4	5	6	7	8	9	AB	R	H	RBI	BB	SO	LOB	BOTTOM					
Shannon Stewart, R OBP: 0.363, SLG: 0.374	G5-3		G1-3		P5		BB 1B BB		SH3	3	1	0	0	1	0	1						
Shawn Green, L OBP: 0.292, SLG: 0.395	K			K		F9	BB BB 1B		G3	5	0	1	0	0	2	1						
Jose Canseco, R OBP: 0.320, SLG: 0.513	BB			1B		S 2B	BB BB BB		1B	3	1	3	1	2	0	0						
Carlos Delgado, L OBP: 0.420, SLG: 0.529	F5			1B		F8 2H	BB BB BB		1B	3	1	2	2	1	0	1						
Mike Stanley, R OBP: 0.337, SLG: 0.390			K	F8		F8	F9			4	0	0	0	0	1	6						
Tony Fernandez, S OBP: 0.379, SLG: 0.456	G6-3			F9		1B	G3			4	0	1	1	0	0	2						
Ed Sprague, R OBP: 0.292, SLG: 0.370	G6-3				G5-3	F7	F7			4	0	0	0	0	0	1						
Darrin Fletcher, L OBP: 0.287, SLG: 0.393			F8		K		F7		K	4	0	0	0	0	2	0						
Alex Gonzalez, R OBP: 0.278, SLG: 0.327			G5-3		2B		P4		G3 SH3 1B BB	3	1	1	0	1	0	0						
<b>Inning Stats</b>	R: 0 E: 0 K: 1 S: 9	H: 0 LOB: 1 BB: 1 P: 16	R: 0 E: 0 K: 1 S: 9	H: 0 LOB: 0 BB: 0 P: 12	R: 0 E: 0 K: 0 S: 4	H: 0 LOB: 0 BB: 0 P: 9	R: 0 E: 0 K: 1 S: 8	H: 2 LOB: 2 BB: 0 P: 15	R: 0 E: 0 K: 1 S: 7	H: 1 LOB: 1 BB: 0 P: 12	R: 2 E: 0 K: 0 S: 10	H: 3 LOB: 1 BB: 0 P: 19	R: 1 E: 0 K: 0 S: 10	H: 1 LOB: 3 BB: 3 P: 25	R: 0 E: 0 K: 1 S: 8	H: 0 LOB: 0 BB: 0 P: 14	R: 1 E: 0 K: 0 S: 6	H: 1 LOB: 1 BB: 1 P: 12	1B: 5 2B: 3 3B: 0 HR: 0	SF: 0 SAC: 1 DP: 0 HBP: 0	WP: 0 PB: 0 SB: 1 CS: 0	PA: 39
<b>PITCHER</b>	IP	WLS	BF	H	R	ER	SO	BB	IBB	HBP	BLK	WP	HR	S	P	ERA	WHIP					
Jamie Moyer, L ERA: 3.12	(1, 1)	6.2	29	7	3	3	4	2	0	0	0	0	0	53	95	4.05	1.350					
Mike Timlin, R ERA: 5.09	(7, 1)	0.0	1	0	0	0	0	1	0	0	0	0	0	1	5	*	*					
Tony Fossas, L ERA: 0.48	(7, 1)	0.0	1	0	0	0	0	1	0	0	0	0	0	1	5	*	*					
Heathcliff Slocumb, R ERA: 10.35	(7, 1)	2.0	L	8	1	1	1	1	0	0	0	0	0	16	29	4.50	1.000					

Seattle Mariners @ Toronto Blue Jays  
SkyDome, Toronto, ON  
Sun May 17 1998, 7:05 PM EDT  
Att: 28,111 - Unknown - 74 F

AB	33
R	4
H	8
RBI	4
BB	5
SO	5
LOB	12





Batter	1	2	3	4	5	6	7	8	9	AB	R	H	RBI	BB	SO	LOB	TOP																					
<b>Joey Cora, S</b> OBP: 0.332, SLG: 0.347 										2	2	1	1	3	0	0	<b>Seattle Mariners @ Toronto Blue Jays</b> SkyDome, Toronto, ON Mon May 18 1998, 3:33 AM EDT Att: 28,125 - Sunny - 73 F																					
<b>Alex Rodriguez, R</b> OBP: 0.348, SLG: 0.647 										4	1	2	1	1	1	2																						
<b>Ken Griffey Jr., L</b> OBP: 0.381, SLG: 0.643 										5	1	2	3	0	1	3																						
<b>David Segui, S</b> OBP: 0.396, SLG: 0.610 										5	0	0	0	0	3	3																						
<b>Edgar Martinez, R</b> OBP: 0.366, SLG: 0.481 										5	1	3	0	0	1	2																						
<b>Glenallen Hill, R</b> OBP: 0.367, SLG: 0.526 <b>Rich Amaral, R</b> OBP: 0.326, SLG: 0.452 										4	0	0	0	0	2	2																						
<b>Russ Davis, R</b> OBP: 0.358, SLG: 0.541 										4	1	1	0	1	0	2																						
<b>Rob Ducey, L</b> OBP: 0.281, SLG: 0.305 										4	2	1	0	0	1	3																						
<b>John Marzano, R</b> OBP: 0.533, SLG: 0.769 										4	1	2	4	0	1	0																						
<b>Inning Stats</b>	R: 0 E: 0 K: 2 S: 14	H: 0 LOB: 1 BB: 1 P: 26	R: 4 E: 1 K: 1 S: 20	H: 5 LOB: 1 BB: 0 P: 30	R: 0 E: 0 K: 1 S: 10	H: 1 LOB: 2 BB: 1 P: 20	R: 3 E: 0 K: 1 S: 11	H: 2 LOB: 0 BB: 0 P: 19	R: 2 E: 0 K: 0 S: 9	H: 2 LOB: 0 BB: 0 P: 18	R: 0 E: 0 K: 2 S: 8	H: 1 LOB: 1 BB: 1 P: 15	R: 0 E: 0 K: 2 S: 9	H: 0 LOB: 0 BB: 0 P: 16	R: 0 E: 0 K: 1 S: 11	H: 0 LOB: 1 BB: 1 P: 20		R: 0 E: 0 K: 1 S: 8	H: 1 LOB: 1 BB: 0 P: 10	1B: 5 2B: 5 3B: 1 HR: 1	SF: 0 SAC: 0 DP: 0 HBP: 0	WP: 0 PB: 0 SB: 1 CS: 1	PA: 43															
<b>PITCHER</b>	IP	WLS	BF	H	R	ER	SO	BB	IBB	HBP	BLK	WP	HR	S	P	ERA	WHIP	<b>PITCHER</b>				IP	WLS	BF	H	R	ER	SO	BB	IBB	HBP	BLK	WP	HR	S	P	ERA	WHIP
<b>Roger Clemens, R</b> ERA: 3.48	(1, 1)	5.0	L	28	10	9	9	5	3	0	0	0	0	1	64	113	16.20	2.600																				
<b>Chris Carpenter, R</b> ERA: 4.18	(6, 1)	4.0		15	2	0	0	6	2	0	0	0	0	0	36	61	0.00	1.000																				

AB 38  
R 9  
H 12  
RBI 9  
BB 5  
SO 11  
LOB 18



Batter	1	2	3	4	5	6	7	8	9	AB	R	H	RBI	BB	SO	LOB	BOTTOM																					
<b>Shannon Stewart, R</b> OBP: 0.358, SLG: 0.364 										4	0	0	0	1	0	5	<b>Seattle Mariners @ Toronto Blue Jays</b> SkyDome, Toronto, ON Mon May 18 1998, 3:33 AM EDT Att: 28,125 - Sunny - 73 F																					
<b>Shawn Green, L</b> OBP: 0.285, SLG: 0.395 										5	1	1	0	0	1	1																						
<b>Jose Canseco, R</b> OBP: 0.328, SLG: 0.506 										2	1	0	0	3	0	0																						
<b>Carlos Delgado, L</b> OBP: 0.400, SLG: 0.500 										5	0	0	0	0	4	4																						
<b>Mike Stanley, R</b> OBP: 0.341, SLG: 0.388 										3	0	1	0	1	0	0																						
<b>Tony Fernandez, S</b> OBP: 0.376, SLG: 0.457 										4	1	1	1	0	0	3																						
<b>Ed Sprague, R</b> OBP: 0.303, SLG: 0.372 										2	0	1	1	2	0	0																						
<b>Darrin Fletcher, L</b> OBP: 0.286, SLG: 0.387 										4	0	1	0	0	3	5																						
<b>Craig Grebeck, R</b> OBP: 0.459, SLG: 0.667 										2	1	2	2	2	0	0																						
<b>Inning Stats</b>	R: 0 E: 0 K: 1 S: 10	H: 0 LOB: 1 BB: 2 P: 21	R: 1 E: 0 K: 1 S: 12	H: 2 LOB: 2 BB: 1 P: 26	R: 2 E: 0 K: 2 S: 14	H: 3 LOB: 2 BB: 1 P: 24	R: 1 E: 0 K: 1 S: 12	H: 1 LOB: 1 BB: 1 P: 24	R: 0 E: 0 K: 1 S: 15	H: 0 LOB: 0 BB: 1 P: 24	R: 0 E: 0 K: 0 S: 10	H: 0 LOB: 0 BB: 0 P: 14	R: 0 E: 0 K: 0 S: 10	H: 1 LOB: 2 BB: 1 P: 17	R: 0 E: 0 K: 1 S: 6	H: 0 LOB: 0 BB: 0 P: 9		1B: 3 2B: 3 3B: 0 HR: 1	SF: 0 SAC: 0 DP: 2 HBP: 0	WP: 0 PB: 1 SB: 1 CS: 1	PA: 40																	
<b>PITCHER</b>	IP	WLS	BF	H	R	ER	SO	BB	IBB	HBP	BLK	WP	HR	S	P	ERA	WHIP	<b>PITCHER</b>				IP	WLS	BF	H	R	ER	SO	BB	IBB	HBP	BLK	WP	HR	S	P	ERA	WHIP
<b>27 Ken Cloude, R</b> ERA: 6.09	(1, 1)	2.2		16	5	3	3	3	4	0	0	0	0	0	33	67	10.12	3.375																				
<b>Paul Spoljaric, L</b> ERA: 5.91	(3, 1)	3.1	W	13	1	1	1	4	4	0	0	0	0	1	42	76	2.70	1.500																				
<b>Mike Timlin, R</b> ERA: 4.68	(7, 1)	2.0		8	1	0	0	0	1	0	0	0	0	0	20	31	0.00	1.000																				
<b>31 Bobby Ayala, R</b> ERA: 5.32	(9, 1)	1.0		3	0	0	0	1	0	0	0	0	0	0	6	9	0.00	0.000																				

AB 31  
R 4  
H 7  
RBI 4  
BB 9  
SO 8  
LOB 18






Batter	1	2	3	4	5	6	7	8	9	AB	R	H	RBI	BB	SO	LOB	TOP			
Joey Cora, S OBP: 0.328, SLG: 0.343										5	0	1	0	0	1	3				
Alex Rodriguez, R OBP: 0.351, SLG: 0.642										3	0	1	1	1	2	1				
Ken Griffey Jr., L OBP: 0.374, SLG: 0.628										4	0	0	1	0	1	3				
David Segui, S OBP: 0.399, SLG: 0.604										3	1	1	0	1	0	2				
Edgar Martinez, R OBP: 0.364, SLG: 0.481										4	0	1	0	0	0	2				
Glenallen Hill, R OBP: 0.364, SLG: 0.533										4	1	1	1	0	0	2				
Russ Davis, R OBP: 0.348, SLG: 0.526										4	0	0	1	0	0	1				
Dan Wilson, R OBP: 0.314, SLG: 0.375										4	0	1	0	0	0	1				
Rob Ducey, L OBP: 0.309, SLG: 0.365										4	2	3	0	0	1	1				
<b>Inning Stats</b>	R: 0 E: 0 K: 1 S: 10	H: 1 LOB: 1 BB: 0 P: 17	R: 0 E: 0 K: 0 S: 5	H: 1 LOB: 1 BB: 0 P: 7	R: 1 E: 0 K: 0 S: 14	H: 1 LOB: 1 BB: 1 P: 23	R: 0 E: 0 K: 0 S: 6	H: 0 LOB: 0 BB: 0 P: 9	R: 1 E: 0 K: 1 S: 16	H: 2 LOB: 1 BB: 0 P: 21	R: 2 E: 0 K: 1 S: 16	H: 3 LOB: 1 BB: 0 P: 23	R: 0 E: 0 K: 0 S: 4	H: 0 LOB: 0 BB: 0 P: 10	R: 0 E: 0 K: 0 S: 10	H: 1 LOB: 1 BB: 0 P: 12	1B: 5 2B: 3 3B: 1 HR: 0	SF: 0 SAC: 0 DP: 1 HBP: 0	WP: 0 PB: 0 SB: 0 CS: 0	PA: 37
<b>PITCHER</b>	IP WLS BF H R ER SO BB IBB HBP BLK WP HR S P ERA WHIP																			
Rick Helling, R ERA: 4.18	(1, 1)	5.2 W 26 8 4 4 2 1 0 0 0 0 0 0 64 97 6.35 1.588																		
Xavier Hernandez, R ERA: 2.16	(6, 1)	3.1 S 11 1 0 0 3 1 0 0 0 0 0 0 24 34 0.00 0.600																		

Seattle Mariners @ Texas Rangers  
The Ballpark at Arlington, Arlington, TX  
Tue May 19 1998, 8:05 PM EDT  
Att: 37,258 - Unknown - 92 F

AB 35  
R 4  
H 9  
RBI 4  
BB 2  
SO 5  
LOB 16



Batter	1	2	3	4	5	6	7	8	9	AB	R	H	RBI	BB	SO	LOB	BOTTOM			
Luis Altea, S OBP: 0.348, SLG: 0.379										2	1	1	0	0	0	1				
29 Rusty Greer, L OBP: 0.337, SLG: 0.402										3	0	0	0	0	1	3				
Mark McLemore, S OBP: 0.426, SLG: 0.397										5	1	2	4	0	2	1				
Ivan Rodriguez, R OBP: 0.432, SLG: 0.642										5	2	2	1	0	0	1				
Juan Gonzalez, R OBP: 0.342, SLG: 0.564										2	1	1	0	2	0	0				
Mike Simms, R OBP: 0.419, SLG: 0.750										1	2	1	3	0	0	0				
Lee Stevens, L OBP: 0.301, SLG: 0.489										2	0	0	0	0	2	2				
Kevin Elster, R OBP: 0.325, SLG: 0.377										3	1	0	0	0	0	1				
Domingo Cedenro, S OBP: 0.381, SLG: 0.421										2	1	0	0	1	0	0				
Fernando Tatis, R OBP: 0.320, SLG: 0.301										3	0	3	2	0	0	0				
Tom Goodwin, L OBP: 0.391, SLG: 0.361										4	1	1	0	0	1	3				
<b>Inning Stats</b>	R: 1 E: 0 K: 0 S: 9	H: 2 LOB: 0 BB: 0 P: 14	R: 2 E: 0 K: 1 S: 8	H: 1 LOB: 1 BB: 0 P: 15	R: 3 E: 1 K: 1 S: 12	H: 2 LOB: 0 BB: 1 P: 24	R: 0 E: 0 K: 1 S: 11	H: 1 LOB: 1 BB: 0 P: 16	R: 0 E: 0 K: 2 S: 12	H: 3 LOB: 1 BB: 2 P: 24	R: 0 E: 0 K: 0 S: 9	H: 1 LOB: 1 BB: 0 P: 14	R: 0 E: 0 K: 0 S: 8	H: 0 LOB: 0 BB: 0 P: 14	R: 0 E: 0 K: 0 S: 10	H: 0 LOB: 0 BB: 0 P: 12	1B: 6 2B: 1 3B: 1 HR: 3	SF: 0 SAC: 2 DP: 1 HBP: 2	WP: 1 PB: 0 SB: 1 CS: 0	PA: 39
<b>PITCHER</b>	IP WLS BF H R ER SO BB IBB HBP BLK WP HR S P ERA WHIP																			
Randy Johnson, L ERA: 6.83	(1, 1)	3.0 L 16 5 6 6 2 1 0 2 0 0 0 0 19 30 18.00 2.000																		
Bob Wells, R ERA: 4.05	(4, 1)	2.1 10 2 1 1 2 1 0 0 0 0 0 0 5 5 3.86 1.286																		
Tony Fossas, L ERA: 7.27	(6, 1)	0.1 2 1 0 0 1 0 0 0 0 0 0 0 5 5 0.00 3.000																		
Felipe Lira, R ERA: 4.6	(6, 1)	2.1 11 3 3 3 1 1 0 0 0 0 0 2 23 42 11.57 1.714																		

Seattle Mariners @ Texas Rangers  
The Ballpark at Arlington, Arlington, TX  
Tue May 19 1998, 8:05 PM EDT  
Att: 37,258 - Unknown - 92 F

AB 32  
R 10  
H 11  
RBI 10  
BB 3  
SO 6  
LOB 12





Batter	1	2	3	4	5	6	7	8	9	AB	R	H	RBI	BB	SO	LOB	TOP										
<b>Rich Amaral, R</b> OBP: 0.314, SLG: 0.413	1-1 G5-3	4-0 BB BB		2-2 F8		1-3 K		2-2 G4-3		4	0	0	0	1	1	2											
<b>Alex Rodriguez, R</b> OBP: 0.362, SLG: 0.680	0-0 HR	4-2 BB BB			0-0 1B 2B	2-2 HR			2-3 K	4	3	3	3	1	1	0											
<b>Ken Griffey Jr., L</b> OBP: 0.374, SLG: 0.617	4-1 BB	3-3 K			4-2 1B 2B	0-0 P2			2-1 P5	3	1	0	0	2	1	3											
<b>David Segui, S</b> OBP: 0.393, SLG: 0.591	3-1 G6-4-3			0-1 G5-3		0-1 2B 1B		2-0 G3	3-2 F8	5	1	1	1	0	0	1											
<b>Edgar Martinez, R</b> OBP: 0.361, SLG: 0.482		1-0 F9	2-0 G5-3		0-0 2B	1-3 K				4	0	1	2	0	1	0											
<b>Glenallen Hill, R</b> OBP: 0.361, SLG: 0.525		1-1 FC5-4 1B	0-0 F9		1-2 G1-3					4	1	1	0	0	0	1											
<b>Rob Ducey, L</b> OBP: 0.309, SLG: 0.365										0	0	0	0	0	0	0											
<b>Russ Davis, R</b> OBP: 0.352, SLG: 0.521		0-1 FC5-4 1B		1-1 G6-3	2-3 K			4-1 G6-3 SH2-4 BB		3	0	1	0	1	1	1											
<b>Dan Wilson, R</b> OBP: 0.314, SLG: 0.382		2-2 FC5-4 BB WP		2-2 FC5-4 2B	1-0 G1-3			0-0 SH2-4	1-2 G4-3	3	1	1	0	0	0	3											
<b>Joey Cora, S</b> OBP: 0.327, SLG: 0.337		4-0 BB BB		1-0 FC6-4-5		0-1 G4-3		2-2 G6-3		3	0	0	0	1	0	2											
<b>Inning Stats</b>	R: 1 E: 0 K: 0 S: 6	H: 1 LOB: 0 BB: 1 P: 14	R: 2 E: 0 K: 1 S: 13	H: 2 LOB: 3 BB: 3 P: 32	R: 0 E: 0 K: 0 S: 4	H: 0 LOB: 0 BB: 0 P: 6	R: 0 E: 0 K: 0 S: 10	H: 1 LOB: 1 BB: 0 P: 16	R: 3 E: 0 K: 1 S: 13	H: 3 LOB: 1 BB: 1 P: 21	R: 1 E: 0 K: 1 S: 10	H: 1 LOB: 0 BB: 0 P: 13	R: 0 E: 0 K: 1 S: 5	H: 0 LOB: 0 BB: 0 P: 8	R: 0 E: 0 K: 0 S: 8	H: 0 LOB: 0 BB: 1 P: 16	R: 0 E: 0 K: 1 S: 10	H: 0 LOB: 0 BB: 0 P: 17	1B: 3 2B: 3 3B: 0 HR: 2	SF: 0 SAC: 1 DP: 1 HBP: 0	WP: 1 PB: 0 SB: 0 CS: 0	PA: 40					
<b>PITCHER</b>	IP	WLS	BF	H	R	ER	SO	BB	IBB	HBP	BLK	WP	HR	S	P	ERA	WHIP										
<b>Darren Oliver, L</b> ERA: 6.06	(1, 1)	4.0	21	5	5	5	1	5	0	0	0	1	1	36	75	11.25	2.500										
<b>Al Levine, R</b> ERA: 2.59	(5, 1)	1.2	8	3	2	2	2	0	0	0	0	0	1	19	26	10.80	1.800										
<b>Scott Bailes, L</b> ERA: 4.61	(6, 1)	0.1	1	0	0	0	0	0	0	0	0	0	0	1	1	0.00	0.000										
<b>Tim Crabtree, R</b> ERA: 4.95	(7, 1)	2.0	W	7	0	0	0	1	0	0	0	0	0	13	24	0.00	0.500										
<b>John Wetteland, R</b> ERA: 0.99	(9, 1)	1.0	S	3	0	0	0	1	0	0	0	0	0	10	17	0.00	0.000										

Seattle Mariners @ Texas Rangers  
The Ballpark at Arlington, Arlington, TX  
Wed May 20 1998, 8:05 PM EDT  
Att: 29,454 - Cloudy - 87 F

AB	33
R	7
H	8
RBI	6
BB	6
SO	5
LOB	13



Batter	1	2	3	4	5	6	7	8	9	AB	R	H	RBI	BB	SO	LOB	BOTTOM										
<b>Tom Goodwin, L</b> OBP: 0.397, SLG: 0.366	1-3 K		2-1 29 S 1B		0-0 FC3-6 1B	4-2 1B BB		0-1 SF7		3	0	2	1	1	1	0											
<b>Mark McLemore, S</b> OBP: 0.420, SLG: 0.391	1-1 F8		1-3 K		0-0 FC3-6 2B	0-2 FC6-4 1B		0-1 G3-1		5	0	1	2	0	1	3											
<b>29 Rusty Greer, L</b> OBP: 0.333, SLG: 0.393	3-0 HBP		2-1 G3-1		1-3 K	2-3 K		0-0 F7		4	0	0	0	0	2	5											
<b>Juan Gonzalez, R</b> OBP: 0.340, SLG: 0.563	1-1 P8			1-1 G6-3	1-2 2B	0-0 FC6-4				4	0	1	1	0	0	3											
<b>Willi Clark, L</b> OBP: 0.403, SLG: 0.481		2-0 G4-3		2-2 G4-3	1-1 G3-1		1-3 K			4	0	0	0	0	1	2											
<b>Ivan Rodriguez, R</b> OBP: 0.433, SLG: 0.663		0-1 P6		1-3 K		1-2 HR 2B	2-1 HR			4	2	2	1	0	1	0											
<b>Lee Stevens, L</b> OBP: 0.313, SLG: 0.547		1-1 2B			3-1 HR	1-0 HR	1-3 K			4	2	3	3	0	1	0											
<b>Kevin Elster, R</b> OBP: 0.329, SLG: 0.380		3-2 F9			2-1 1B FC3-6 1B	0-1 WP 1B 1B	1-1 F8			4	2	2	0	0	0	1											
<b>Fernando Tatis, R</b> OBP: 0.325, SLG: 0.325			1-1 G5-3		0-0 FC3-6 2B 1B	1-3 K		0-0 SF7 3B		4	2	2	0	0	1	1											
<b>Inning Stats</b>	R: 0 E: 0 K: 1 S: 8	H: 0 LOB: 1 BB: 0 P: 14	R: 0 E: 0 K: 0 S: 8	H: 1 LOB: 0 BB: 0 P: 14	R: 0 E: 0 K: 1 S: 9	H: 1 LOB: 1 BB: 0 P: 15	R: 0 E: 0 K: 1 S: 12	H: 0 LOB: 0 BB: 0 P: 16	R: 3 E: 0 K: 2 S: 21	H: 4 LOB: 2 BB: 1 P: 30	R: 1 E: 0 K: 2 S: 11	H: 1 LOB: 0 BB: 0 P: 16	R: 1 E: 0 K: 0 S: 6	H: 1 LOB: 0 BB: 0 P: 6	R: 1 E: 0 K: 0 S: 6	H: 1 LOB: 0 BB: 0 P: 6	1B: 6 2B: 3 3B: 1 HR: 3	SF: 1 SAC: 0 DP: 0 HBP: 1	WP: 1 PB: 0 SB: 1 CS: 0	PA: 39							
<b>PITCHER</b>	IP	WLS	BF	H	R	ER	SO	BB	IBB	HBP	BLK	WP	HR	S	P	ERA	WHIP										
<b>26 Bill Swift, R</b> ERA: 6.38	(1, 1)	5.0	23	7	3	3	4	0	0	1	0	0	1	53	83	5.40	1.400										
<b>Heathcliff Slocumb, R</b> ERA: 11.51	(6, 1)	0.1	6	4	3	3	1	1	0	0	0	0	1	16	23	81.00	15.000										
<b>Tony Fossas, L</b> ERA: 7.0	(6, 1)	0.1	1	0	0	0	1	0	0	0	0	0	0	4	6	0.00	0.000										
<b>Mike Timlin, R</b> ERA: 4.94	(6, 1)	2.1	L	9	2	2	2	0	0	0	0	0	1	18	23	7.71	0.857										

Seattle Mariners @ Texas Rangers  
The Ballpark at Arlington, Arlington, TX  
Wed May 20 1998, 8:05 PM EDT  
Att: 29,454 - Cloudy - 87 F

AB	36
R	8
H	13
RBI	8
BB	1
SO	8
LOB	15





Batter	1	2	3	4	5	6	7	8	9	AB	R	H	RBI	BB	SO	LOB	TOP		
<b>Joey Cora, S</b> (1,4) <small>OBP: 0.325, SLG: 0.335</small>	F8	1B		SH1-4	G6-3			K		4	0	1	2	0	1	1			
<b>Alex Rodriguez, R</b> (1,6) <small>OBP: 0.363, SLG: 0.672</small>		1B		G6-3			F8	K		4	0	1	2	1	1	1			
<b>Ken Griffey Jr., L</b> (1,8) <small>OBP: 0.380, SLG: 0.650</small>	F8	G4-3		HR			2B			5	1	3	2	0	0	3			
<b>David Segui, S</b> (1,3) <small>OBP: 0.388, SLG: 0.585</small>	F7			2B			G6-3	K		5	0	1	0	0	2	3			
<b>Edgar Martinez, R</b> (1,10) <small>OBP: 0.352, SLG: 0.467</small>		F7		L5			G6-3		F8	5	0	0	0	0	1	2			
<b>Glenallen Hill, R</b> (1,7) <small>OBP: 0.375, SLG: 0.555</small> <b>Rich Amaral, R</b> (9, PR) <small>OBP: 0.314, SLG: 0.413</small> (9,7)	BB	2B		1B	SH1-3	SF8		G6-3	1B	5	2	4	0	0	0	0			
<b>Russ Davis, R</b> (1,5) <small>OBP: 0.362, SLG: 0.524</small>	BB	1B		G4-3	SH1-3		G4-3	WP	CS	3	1	2	1	1	0	1			
<b>Dan Wilson, R</b> (1,2) <small>OBP: 0.310, SLG: 0.386</small>	P9			SH1-4	G6-3	2B	G4-3		K	4	1	1	1	0	1	5			
<b>Rob Ducey, L</b> (1,9) <small>OBP: 0.333, SLG: 0.385</small>	1B	BB		G6-3	SH1-4	HR	L6		CS	2	2	1	0	1	0	1			
<b>Inning Stats</b>	R: 0 E: 0 K: 0 S: 6	H: 0 LOB: 1 BB: 1 P: 10	R: 3 E: 0 K: 0 S: 16	H: 3 LOB: 2 BB: 2 P: 30	R: 0 E: 0 K: 1 S: 10	H: 1 LOB: 1 BB: 0 P: 12	R: 3 E: 0 K: 1 S: 20	H: 3 LOB: 1 BB: 0 P: 31	R: 1 E: 0 K: 0 S: 9	H: 2 LOB: 1 BB: 0 P: 15	R: 0 E: 0 K: 0 S: 6	H: 1 LOB: 1 BB: 0 P: 11	R: 0 E: 0 K: 3 S: 10	H: 1 LOB: 1 BB: 0 P: 14	R: 1 E: 0 K: 1 S: 11	H: 2 LOB: 1 BB: 0 P: 17	1B: 5 2B: 7 3B: 1 HR: 1	SF: 1 SAC: 2 DP: 0 HBP: 1	WP: 1 PA: 45
<b>PITCHER</b>	IP	WLS	BF	H	R	ER	SO	BB	IBB	HBP	BLK	WP	HR	S	P	ERA	WHIP		
<b>John Burkett, R</b> (1,1) <small>ERA: 7.28</small>	4.0		24	8	7	7	2	3	0	1	0	0	1	53	84	15.75	2.750		
<b>Al Levine, R</b> (5,1) <small>ERA: 2.25</small>	2.2		11	3	0	0	0	0	0	0	0	1	0	19	34	0.00	1.125		
<b>Eric Gunderson, L</b> (7,1) <small>ERA: 0.44</small>	0.1		1	0	0	0	0	0	0	0	0	0	0	2	3	0.00	0.000		
<b>Danny Patterson, R</b> (8,1) <small>ERA: 2.63</small>	1.2		8	3	1	1	4	0	0	0	0	0	0	20	29	5.40	1.800		
<b>Danny Patterson, R</b> (9,1) <small>ERA: 2.63</small>	1.2		8	3	1	1	4	0	0	0	0	0	0	20	29	5.40	1.800		
<b>PITCHER</b>	IP	WLS	BF	H	R	ER	SO	BB	IBB	HBP	BLK	WP	HR	S	P	ERA	WHIP		
<b>Scott Bailes, L</b> (9,1) <small>ERA: 4.5</small>	0.1		W	0	0	0	0	0	0	0	0	0	0	1	2	0.00	0.000		

Batter	1	2	3	4	5	6	7	8	9	AB	R	H	RBI	BB	SO	LOB	BOTTOM				
<b>Tom Goodwin, L</b> (1,8) <small>OBP: 0.394, SLG: 0.360</small>	E4		SH1-3		G4-3			G4-3		3	1	0	0	1	0	0					
<b>Domingo Cedeno, S</b> (1,4) <small>OBP: 0.423, SLG: 0.500</small>	1B		1B		G4-3		G1-3	2B		5	1	3	1	0	0	3					
<b>29 Rusty Greer, L</b> (1,7) <small>OBP: 0.340, SLG: 0.412</small>	SF7		1B		G6-3		HR	G3	2B	4	2	3	2	0	0	0					
<b>Juan Gonzalez, R</b> (1,9) <small>OBP: 0.342, SLG: 0.580</small>	F7		G6-3				F7	1B	2B	5	2	2	3	0	0	3					
<b>Willi Clark, L</b> (1,3) <small>OBP: 0.403, SLG: 0.479</small>	G4-3				1B		L9	P7		5	1	2	0	0	0	2					
<b>Ivan Rodriguez, R</b> (1,2) <small>OBP: 0.432, SLG: 0.659</small>	F8				K		P4	1B	IBB	4	1	1	0	1	1	2					
<b>Mike Simms, R</b> (1,10) <small>OBP: 0.412, SLG: 0.710</small> <b>Luis Alicaia, S</b> (8, PH) <small>OBP: 0.311, SLG: 0.543</small> (9,5)	P3				F7		F9	1B	1B	3	0	1	0	0	0	1					
<b>Kevin Elster, R</b> (1,6) <small>OBP: 0.328, SLG: 0.377</small>	G6-3				G5-3		BB	B3-6-4	1B	4	0	1	1	0	0	2					
<b>Fernando Tatis, R</b> (1,5) <small>OBP: 0.326, SLG: 0.333</small> <b>Lee Stevens, L</b> (8, PH) <small>OBP: 0.311, SLG: 0.543</small> <b>Danny Patterson, R</b> (9,1) <small>ERA: 2.63</small>					SH1-3		K	F9	K	3	1	1	0	0	1	2					
<b>Scott Bailes, L</b> (9,1) <small>ERA: 4.5</small>					1B		2B			0	0	0	0	0	0	0					
<b>Inning Stats</b>	R: 1 E: 1 K: 0 S: 9	H: 1 LOB: 0 BB: 0 P: 12	R: 0 E: 0 K: 0 S: 3	H: 0 LOB: 0 BB: 0 P: 6	R: 1 E: 0 K: 0 S: 12	H: 3 LOB: 1 BB: 0 P: 17	R: 0 E: 0 K: 1 S: 13	H: 1 LOB: 0 BB: 0 P: 21	R: 0 E: 0 K: 1 S: 7	H: 0 LOB: 0 BB: 0 P: 11	R: 3 E: 0 K: 0 S: 21	H: 5 LOB: 3 BB: 1 P: 36	R: 0 E: 0 K: 0 S: 5	H: 0 LOB: 0 BB: 0 P: 6	R: 1 E: 0 K: 1 S: 8	H: 2 LOB: 0 BB: 0 P: 12	R: 3 E: 0 K: 0 S: 15	H: 4 LOB: 2 BB: 1 P: 24	1B: 10 2B: 4 3B: 1 HR: 1	SF: 1 SAC: 1 DP: 2 HBP: 0	WP: 0 PA: 43
<b>PITCHER</b>	IP	WLS	BF	H	R	ER	SO	BB	IBB	HBP	BLK	WP	HR	S	P	ERA	WHIP				
<b>Jeff Fassero, L</b> (1,1) <small>ERA: 2.73</small>	7.0		32	10	5	4	2	1	0	0	0	0	0	70	109	5.14	1.571				
<b>31 Bobby Ayala, R</b> (8,1) <small>ERA: 6.46</small>	1.2		L	6	4	4	1	0	1	0	0	0	0	23	36	21.60	3.600				

Seattle Mariners @ Texas Rangers  
The Ballpark at Arlington, Arlington, TX  
Thu May 21 1998, 8:05 PM EDT  
Att: 34,613 - Cloudy - 87 F

AB 37  
R 8  
H 14  
RBI 8  
BB 3  
SO 6  
LOB 17



Seattle Mariners @ Texas Rangers  
The Ballpark at Arlington, Arlington, TX  
Thu May 21 1998, 8:05 PM EDT  
Att: 34,613 - Cloudy - 87 F

AB 39  
R 9  
H 16  
RBI 9  
BB 2  
SO 3  
LOB 15





Batter	1	2	3	4	5	6	7	8	9	AB	R	H	RBI	BB	SO	LOB	TOP				
<b>Dave Martinez, L</b> OBP: 0.349, SLG: 0.336 (1, 9)	F8		F9		P7		F8	CS	SH5-3 1B	5	0	1	0	0	0	1					
<b>Quinton McCracken, S</b> OBP: 0.363, SLG: 0.460 (1, 8)	G6-3		CS 1B		K		1B		SH5-3	4	0	2	0	0	1	1					
<b>Wade Boggs, L</b> OBP: 0.365, SLG: 0.442 (1, 5)	1B		F8 1-2		K		F8		F7	5	0	1	0	0	1	4					
<b>Fred McGriff, L</b> OBP: 0.348, SLG: 0.441 (1, 3)	1-2 1B				WP SF7 2B		G3-1 1B		K	5	1	3	0	0	2	1					
<b>Mike Kelly, R</b> OBP: 0.333, SLG: 0.456 (1, 7)	F8				WP 1B		G3-1 1B		1B S 2B 1B	4	1	3	0	0	0	2					
<b>Paul Sorrento, L</b> OBP: 0.320, SLG: 0.417 <b>Randy Winn, S</b> OBP: 0.529, SLG: 0.600 (8, FR)		G6-3			G3		G3-1		2B SH1-3 1B	4	0	1	0	0	0	4					
<b>John Flaherty, R</b> OBP: 0.237, SLG: 0.262 (1, 2)		G5-3			SF7		G5-3		SH1-3 1B 2B	3	1	1	2	0	0	2					
<b>Kevin Stocker, S</b> OBP: 0.303, SLG: 0.399 (1, 6)		G5-3			3-H 3-3 K		P9		SH1-3	3	0	0	1	0	1	3					
<b>Miguel Cairo, R</b> OBP: 0.300, SLG: 0.346 (1, 4)							F8		3-H 3-2 CS 1B	3	1	2	2	0	0	0					
<b>Inning Stats</b>	R: 0 E: 0 K: 0 S: 9	H: 2 LOB: 2 BB: 0 P: 14	R: 0 E: 0 K: 0 S: 8	H: 0 LOB: 0 BB: 0 P: 15	R: 1 E: 0 K: 0 S: 7	H: 2 LOB: 1 BB: 0 P: 12	R: 1 E: 0 K: 1 S: 19	H: 2 LOB: 1 BB: 0 P: 30	R: 0 E: 0 K: 2 S: 14	H: 0 LOB: 1 BB: 0 P: 20	R: 0 E: 0 K: 0 S: 7	H: 2 LOB: 2 BB: 0 P: 11	R: 0 E: 0 K: 1 S: 10	H: 1 LOB: 1 BB: 0 P: 15	R: 3 E: 0 K: 1 S: 21	H: 4 LOB: 1 BB: 0 P: 35	R: 0 E: 0 K: 1 S: 8	H: 1 LOB: 1 BB: 0 P: 10	1B: 11 2B: 2 3B: 0 HR: 1	SF: 1 SAC: 2 DP: 0 HBP: 1	WP: 2 PA: 41 SB: 0 CS: 2
<b>PITCHER</b>	IP	WLS	BF	H	R	ER	SO	BB	IBB	HBP	BLK	WP	HR	S	P	ERA	WHIP				
<b>Jamie Moyer, L</b> ERA: 3.29 (1, 1)	7.1	L	33	11	4	4	4	0	0	1	0	2	1	82	132	4.91	1.500				
<b>Mike Timlin, R</b> ERA: 5.2 (8, 1)	0.1		3	2	1	1	0	0	0	0	0	0	0	11	15	27.00	6.000				
<b>Tony Fossas, L</b> ERA: 6.1 (8, 1)	1.1		4	1	0	0	1	0	0	0	0	0	0	10	15	0.00	0.750				

**Tampa Bay Devil Rays @ Seattle Mariners**  
The Kingdome, Seattle, WA  
Fri May 22 1998, 10:05 PM EDT  
Att: 29,522 - Dome - 72 F

AB 36  
R 5  
H 14  
RBI 5  
BB 0  
SO 5  
LOB 18



Batter	1	2	3	4	5	6	7	8	9	AB	R	H	RBI	BB	SO	LOB	BOTTOM				
<b>Joey Cora, S</b> OBP: 0.318, SLG: 0.326 (1, 4)	K		P4		F8		K		G4-3	5	0	0	0	0	2	2					
<b>Alex Rodriguez, R</b> OBP: 0.361, SLG: 0.663 (1, 6)	P3		G6-3			FC5 G1-3 1B		K		4	0	1	0	0	1	0					
<b>Ken Griffey Jr., L</b> OBP: 0.377, SLG: 0.639 (1, 8)	K		G3-1			F9		FC6-4 BB		3	0	0	0	1	1	1					
<b>David Segui, S</b> OBP: 0.379, SLG: 0.571 (1, 3)		G4-3			P7		G1-3	FC6-4 1B		4	1	0	0	0	0	2					
<b>Edgar Martinez, R</b> OBP: 0.365, SLG: 0.480 (1, 10)		1B 2B			G4-6-3 BB		BB	1B		2	1	2	0	2	0	0					
<b>Glenallen Hill, R</b> OBP: 0.372, SLG: 0.547 (1, 7)		F5			G4-6-3		FC5	1B		4	0	1	1	0	0	4					
<b>Russ Davis, R</b> OBP: 0.359, SLG: 0.514 (1, 5)		1B BB					F8		P3	3	0	0	0	1	0	2					
<b>Rob Ducey, L</b> OBP: 0.355, SLG: 0.420 (1, 9)		1-2 2H 1B					1B		K	4	0	3	1	0	1	0					
<b>John Marzano, R</b> OBP: 0.474, SLG: 0.647 (1, 2)		P4					F8		F7	4	0	1	0	0	0	3					
<b>Inning Stats</b>	R: 0 E: 0 K: 2 S: 10	H: 0 LOB: 0 BB: 0 P: 15	R: 1 E: 0 K: 0 S: 20	H: 2 LOB: 2 BB: 1 P: 30	R: 0 E: 0 K: 0 S: 11	H: 0 LOB: 0 BB: 0 P: 15	R: 0 E: 0 K: 0 S: 5	H: 0 LOB: 1 BB: 1 P: 12	R: 0 E: 0 K: 0 S: 9	H: 1 LOB: 1 BB: 0 P: 14	R: 0 E: 0 K: 1 S: 7	H: 1 LOB: 2 BB: 1 P: 14	R: 0 E: 0 K: 1 S: 9	H: 2 LOB: 1 BB: 0 P: 17	R: 1 E: 0 K: 1 S: 14	H: 2 LOB: 1 BB: 1 P: 27	R: 0 E: 0 K: 1 S: 7	H: 0 LOB: 0 BB: 0 P: 13	1B: 6 2B: 2 3B: 0 HR: 0	SF: 0 SAC: 0 DP: 1 HBP: 0	WP: 0 PA: 37 SB: 0 CS: 0
<b>PITCHER</b>	IP	WLS	BF	H	R	ER	SO	BB	IBB	HBP	BLK	WP	HR	S	P	ERA	WHIP				
<b>Jason Johnson, R</b> ERA: 3.77 (1, 1)	6.0	W	24	4	1	1	2	3	0	0	0	0	0	62	100	1.50	1.167				
<b>Albie Lopez, R</b> ERA: 3.12 (7, 1)	1.0		4	2	0	0	1	0	0	0	0	0	0	9	17	0.00	2.000				
<b>Jim Mecir, R</b> ERA: 3.04 (8, 1)	0.2		5	2	1	1	1	1	0	0	0	0	0	12	24	13.50	4.500				
<b>Roberto Hernandez, R</b> ERA: 5.48 (8, 1)	1.1	S	4	0	0	0	1	0	0	0	0	0	0	9	16	0.00	0.000				

**Tampa Bay Devil Rays @ Seattle Mariners**  
The Kingdome, Seattle, WA  
Fri May 22 1998, 10:05 PM EDT  
Att: 29,522 - Dome - 72 F

AB 33  
R 2  
H 8  
RBI 2  
BB 4  
SO 5  
LOB 14





Batter	1	2	3	4	5	6	7	8	9	AB	R	H	RBI	BB	SO	LOB	TOP										
<b>Dave Martinez, L</b> OBP: 0.356, SLG: 0.346 (1, 9)																											
<b>Quinton McCracken, S</b> OBP: 0.359, SLG: 0.451 (1, 8)																											
<b>Wade Boggs, L</b> OBP: 0.366, SLG: 0.433 (1, 5)																											
<b>Fred McGriff, L</b> OBP: 0.345, SLG: 0.434 (1, 3)																											
<b>Mike Kelly, R</b> OBP: 0.327, SLG: 0.453 (1, 7)																											
<b>Paul Sorrento, L</b> OBP: 0.318, SLG: 0.413 <b>Randy Winn, S</b> OBP: 0.529, SLG: 0.600 (9, PR)																											
<b>John Flaherty, R</b> OBP: 0.246, SLG: 0.257 <b>Aaron Ledesma, R</b> OBP: 0.390, SLG: 0.436 <b>Mike DiFelice, R</b> OBP: 0.255, SLG: 0.373 (9, 2)																											
<b>Kevin Stocker, S</b> OBP: 0.302, SLG: 0.401 (1, 6)																											
<b>Miguel Cairo, R</b> OBP: 0.308, SLG: 0.348 (1, 4)																											
<b>Inning Stats</b>	R: 0 E: 0 K: 2 S: 7	H: 0 LOB: 1 BB: 1 P: 11	R: 0 E: 0 K: 3 S: 9	H: 0 LOB: 0 BB: 0 P: 9	R: 0 E: 0 K: 1 S: 6	H: 1 LOB: 1 BB: 0 P: 6	R: 0 E: 0 K: 2 S: 8	H: 1 LOB: 1 BB: 0 P: 8	R: 0 E: 0 K: 1 S: 5	H: 0 LOB: 0 BB: 0 P: 5	R: 0 E: 0 K: 1 S: 6	H: 1 LOB: 1 BB: 0 P: 6	R: 0 E: 0 K: 1 S: 5	H: 0 LOB: 1 BB: 1 P: 9	R: 2 E: 0 K: 0 S: 3	H: 0 LOB: 3 BB: 3 P: 15	R: 4 E: 0 K: 0 S: 8	H: 5 LOB: 2 BB: 1 P: 12	1B: 5 2B: 3 3B: 0 HR: 0	SF: 0 SAC: 1 DP: 0 HBP: 0	WP: 1 PB: 0 SB: 1 CS: 0	PA: 41					
<b>PITCHER</b>	IP	WLS	BF	H	R	ER	SO	BB	IBB	HBP	BLK	WP	HR	S	P	ERA	WHIP										
<b>27 Ken Cloude, R</b> ERA: 5.26 <b>Paul Spoljarc, L</b> ERA: 6.75 <b>Tony Fossas, L</b> ERA: 5.73 <b>Bob Wells, R</b> ERA: 3.95 <b>31 Bobby Ayala, R</b> ERA: 7.66	7.0		26	3	0	0	11	2	0	0	0	0	0	46	54	0.00	0.714										

Tampa Bay Devil Rays @ Seattle Mariners  
The Kingdome, Seattle, WA  
Sat May 23 1998, 10:05 PM EDT  
Att: 35,819 - Dome - 72 F

AB 34  
R 6  
H 8  
RBI 6  
BB 6  
SO 11  
LOB 19



Batter	1	2	3	4	5	6	7	8	9	AB	R	H	RBI	BB	SO	LOB	BOTTOM										
<b>Rich Amaral, R</b> OBP: 0.321, SLG: 0.431 (1, 4)																											
<b>Alex Rodriguez, R</b> OBP: 0.397, SLG: 0.652 (1, 6)																											
<b>Ken Griffey Jr., L</b> OBP: 0.369, SLG: 0.622 (1, 8)																											
<b>David Segui, S</b> OBP: 0.380, SLG: 0.571 (1, 3)																											
<b>Edgar Martinez, R</b> OBP: 0.371, SLG: 0.477 (1, 10)																											
<b>Glenallen Hill, R</b> OBP: 0.363, SLG: 0.532 <b>Rob Ducey, L</b> OBP: 0.351, SLG: 0.414 (8, 7)																											
<b>Russ Davis, R</b> OBP: 0.357, SLG: 0.503 (1, 5)																											
<b>Dan Wilson, R</b> OBP: 0.322, SLG: 0.392 (1, 2)																											
<b>Dave McCarty, R</b> OBP: 0.222, SLG: 0.500 <b>Joey Cora, S</b> OBP: 0.321, SLG: 0.326 <b>Jeff Huson, L</b> OBP: 0.212, SLG: 0.290 (8, PH)																											
<b>Inning Stats</b>	R: 1 E: 0 K: 2 S: 9	H: 2 LOB: 1 BB: 0 P: 9	R: 2 E: 1 K: 0 S: 5	H: 1 LOB: 1 BB: 1 P: 9	R: 0 E: 0 K: 0 S: 3	H: 0 LOB: 1 BB: 1 P: 7	R: 0 E: 0 K: 1 S: 7	H: 2 LOB: 2 BB: 0 P: 7	R: 0 E: 0 K: 1 S: 6	H: 1 LOB: 1 BB: 0 P: 6	R: 0 E: 0 K: 2 S: 7	H: 0 LOB: 1 BB: 1 P: 11	R: 0 E: 0 K: 1 S: 6	H: 1 LOB: 2 BB: 1 P: 10	R: 0 E: 0 K: 3 S: 10	H: 1 LOB: 2 BB: 1 P: 14	R: 0 E: 0 K: 2 S: 8	H: 1 LOB: 1 BB: 0 P: 8	1B: 6 2B: 2 3B: 0 HR: 1	SF: 0 SAC: 0 DP: 0 HBP: 0	WP: 0 PB: 0 SB: 0 CS: 0	PA: 42					
<b>PITCHER</b>	IP	WLS	BF	H	R	ER	SO	BB	IBB	HBP	BLK	WP	HR	S	P	ERA	WHIP										
<b>Tony Saunders, L</b> ERA: 3.81 <b>Esteban Yan, R</b> ERA: 3.2 <b>Roberto Hernandez, R</b> ERA: 5.24	7.0		33	7	3	3	7	4	0	0	0	0	0	10	14	0.00	2.000										

Tampa Bay Devil Rays @ Seattle Mariners  
The Kingdome, Seattle, WA  
Sat May 23 1998, 10:05 PM EDT  
Att: 35,819 - Dome - 72 F

AB 37  
R 3  
H 9  
RBI 3  
BB 5  
SO 12  
LOB 21





Batter	1	2	3	4	5	6	7	8	9	AB	R	H	RBI	BB	SO	LOB	TOP			
<b>Randy Winn, S</b> OBP: 0.524, SLG: 0.579	G6-3		K			1B		1B		4	0	2	0	0	1	0	<b>Tampa Bay Devil Rays @ Seattle Mariners</b> The Kingdome, Seattle, WA Sun May 24 1998, 10:05 PM EDT Att: 46,867 - Dome - 72 F			
<b>Dave Martinez, L</b> OBP: 0.348, SLG: 0.338	K		K			K		K		4	0	0	0	0	4	3				
<b>Quinton McCracken, S</b> OBP: 0.352, SLG: 0.442	F8		G4-3			K		F9		4	0	0	0	0	1	3				
<b>Mike Kelly, R</b> OBP: 0.324, SLG: 0.439		G5-3		K				1B		3	1	0	0	1	2	1				
<b>Scott McClain, R</b> OBP: 0.231, SLG: 0.091		1B			G5-3			1B		3	0	1	0	1	1	0				
<b>Aaron Ledesma, R</b> OBP: 0.365, SLG: 0.407	L3				K			F4		4	0	0	0	0	1	3				
<b>Mike DiFelice, R</b> OBP: 0.271, SLG: 0.382	G3				K			1B		4	0	2	1	0	1	1				
<b>Kevin Stocker, S</b> OBP: 0.301, SLG: 0.397			K			G3		1B		4	0	1	0	0	2	2				
<b>Miguel Cairo, R</b> OBP: 0.306, SLG: 0.345			G5-3			1B		K		4	0	1	0	0	2	4				
<b>Inning Stats</b>	R: 0 H: 0 E: 0 K: 1 S: 7	H: 0 LOB: 0 BB: 0 P: 9	R: 0 H: 1 E: 0 K: 0 S: 5	LOB: 1 BB: 0 P: 10	R: 0 H: 0 E: 0 K: 2 S: 11	LOB: 0 BB: 0 P: 15	R: 0 H: 0 E: 0 K: 2 S: 11	LOB: 0 BB: 0 P: 16	R: 0 H: 2 E: 0 K: 2 S: 15	LOB: 2 BB: 0 P: 22	R: 1 H: 1 E: 0 K: 2 S: 13	LOB: 2 BB: 2 P: 22	R: 0 H: 1 E: 0 K: 2 S: 12	LOB: 1 BB: 0 P: 16	R: 0 H: 2 E: 0 K: 2 S: 11	LOB: 2 BB: 0 P: 15	1B: 7 2B: 0 3B: 0 HR: 0	SF: 0 SAC: 0 DP: 0 HBP: 0	WP: 0 PB: 0 CS: 0	PA: 36
<b>PITCHER</b> <b>Randy Johnson, L</b> ERA: 6.02	IP: 9.0 WLS: W BF: 36 H: 7 R: 1 ER: 1 SO: 15 BB: 2 IBB: 0 HBP: 0 BLK: 0 WP: 0 HR: 0 S: 93 P: 135 ERA: 1.00 WHIP: 1.000															<b>PITCHER</b>				

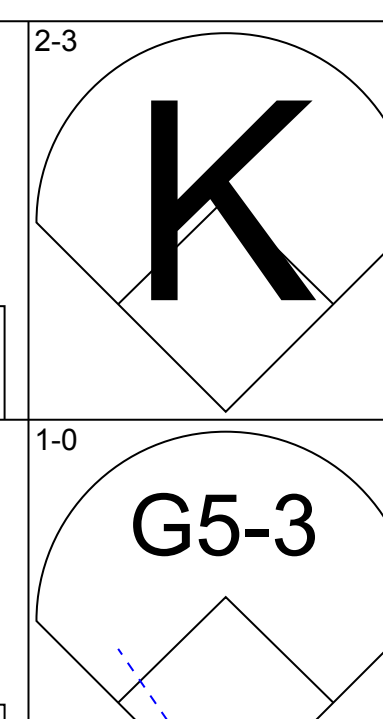
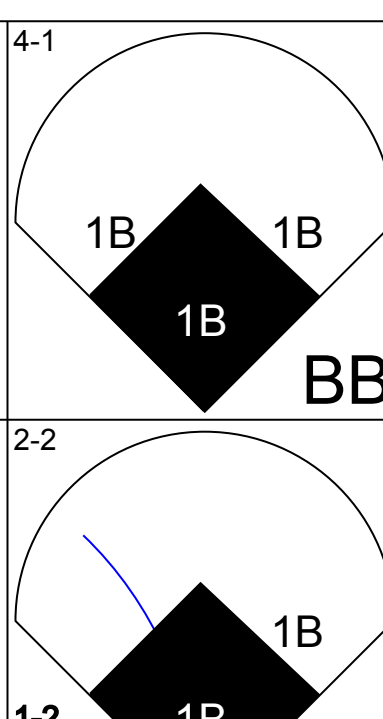
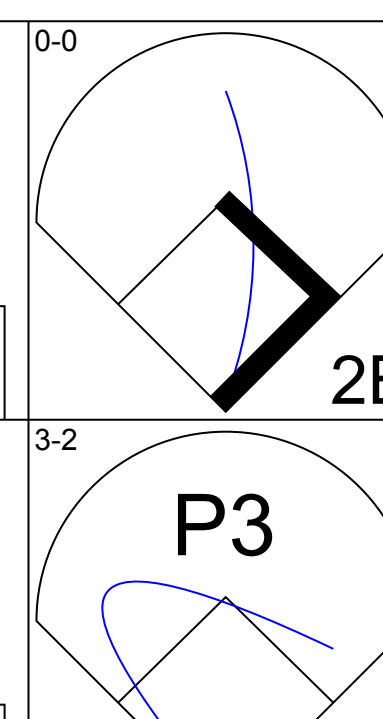
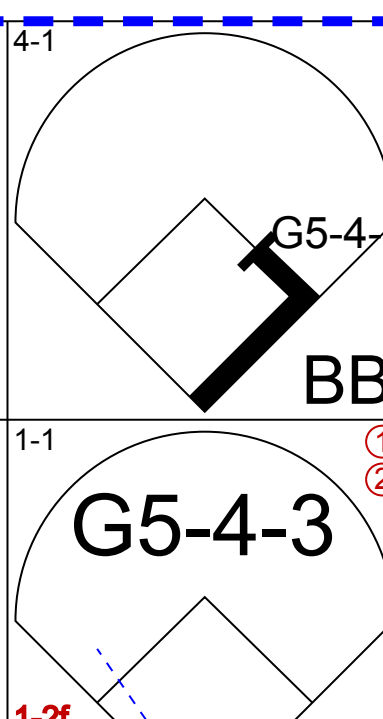
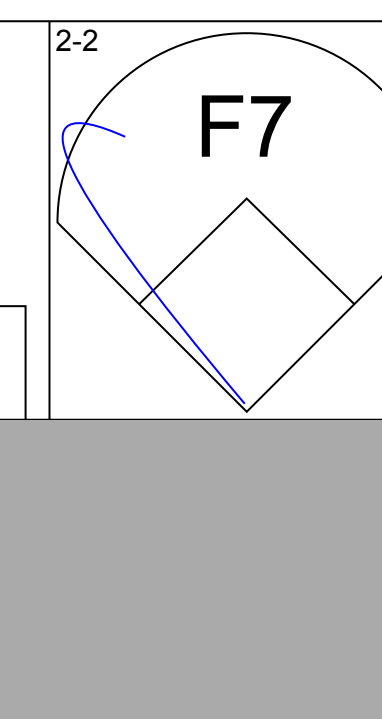
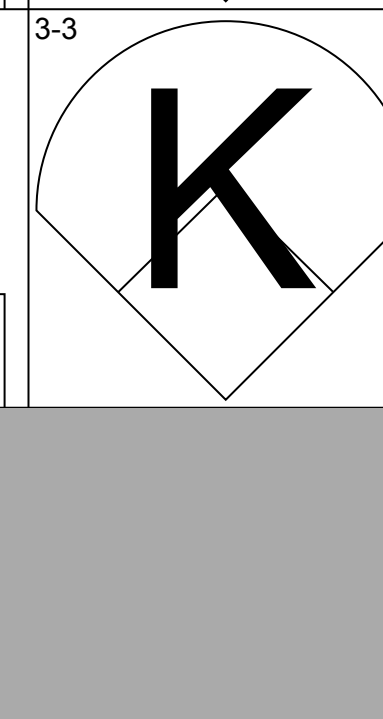
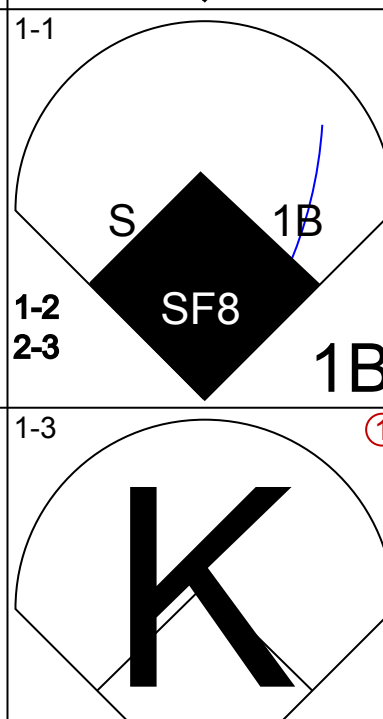
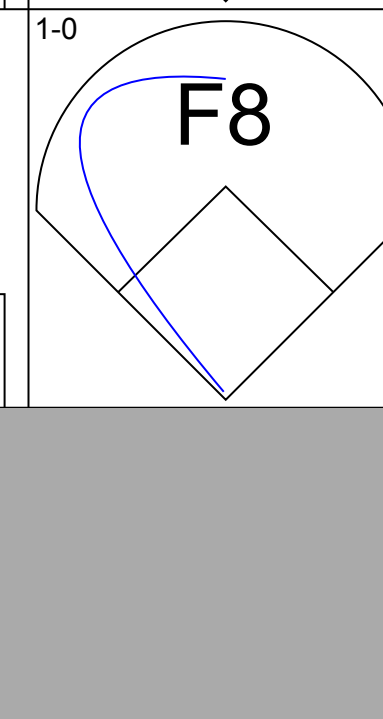



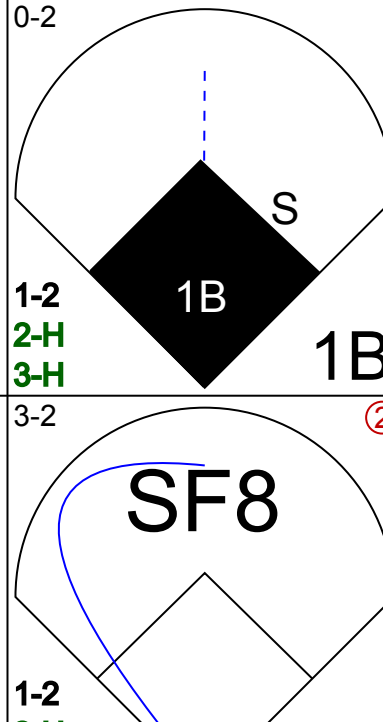



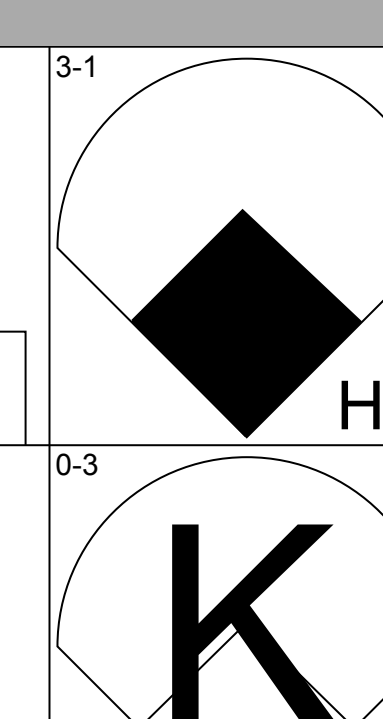
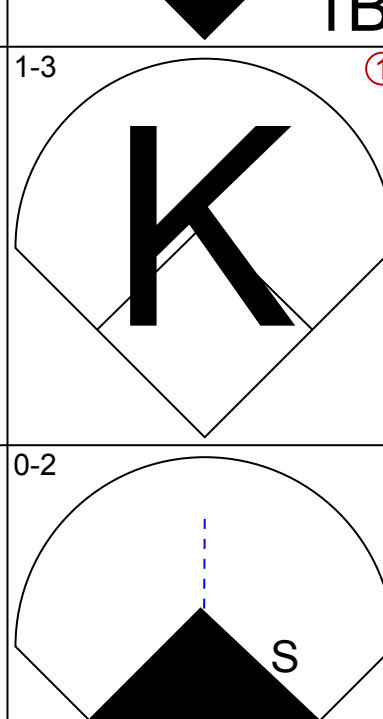
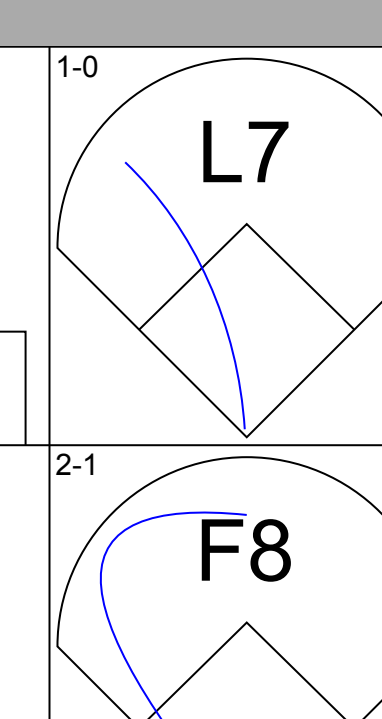
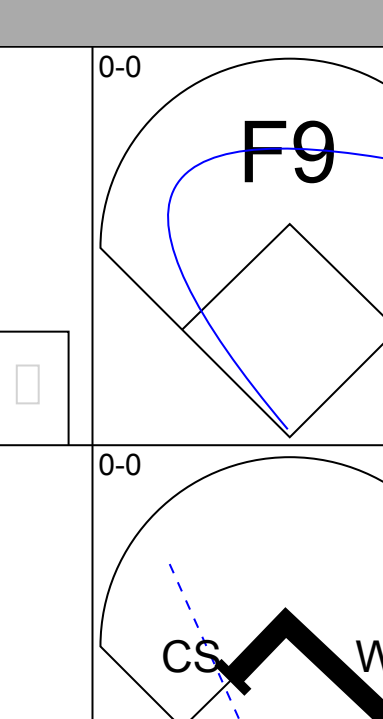
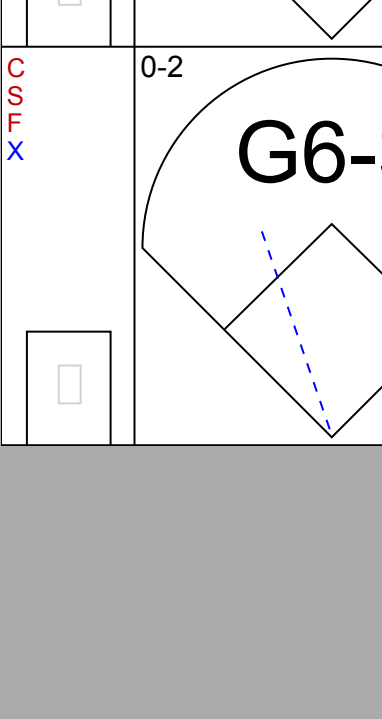
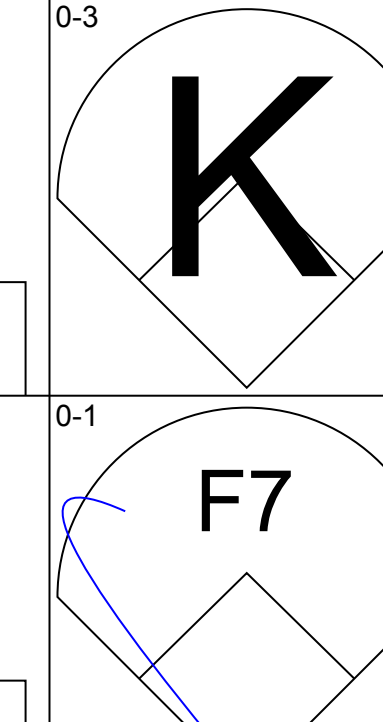
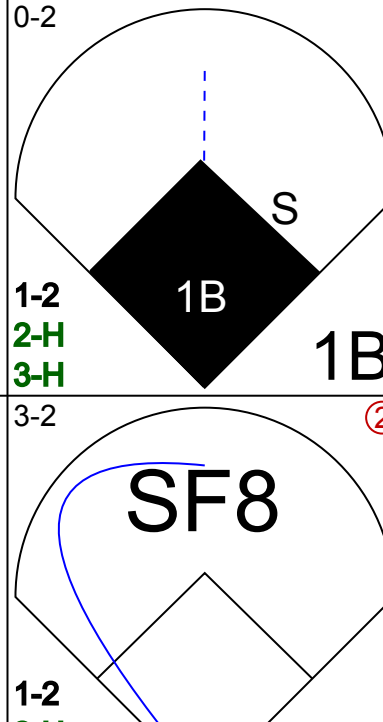
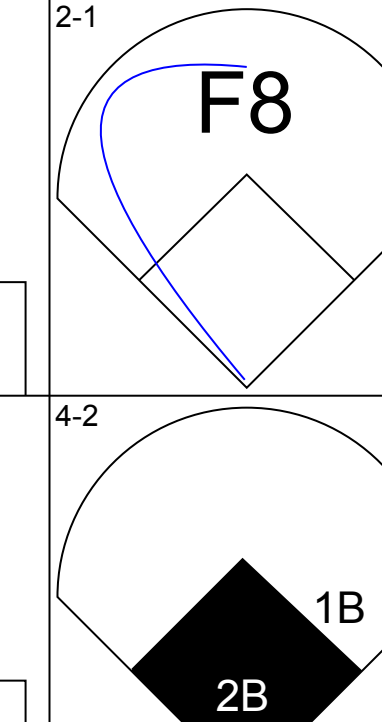
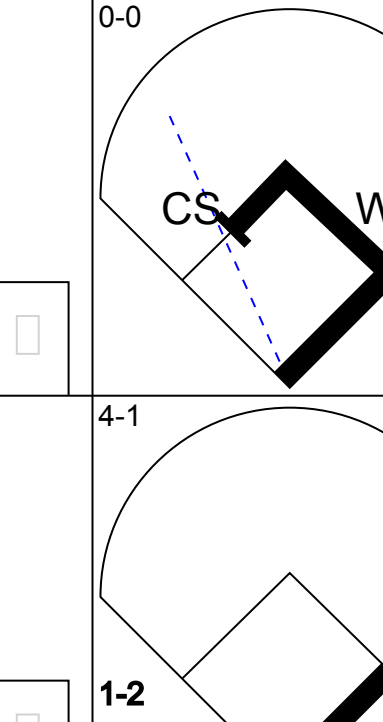
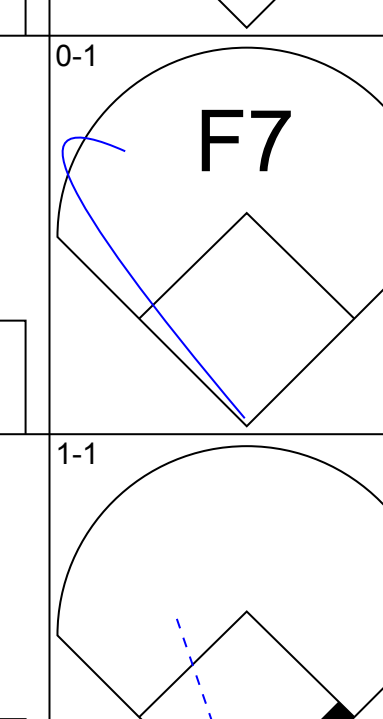
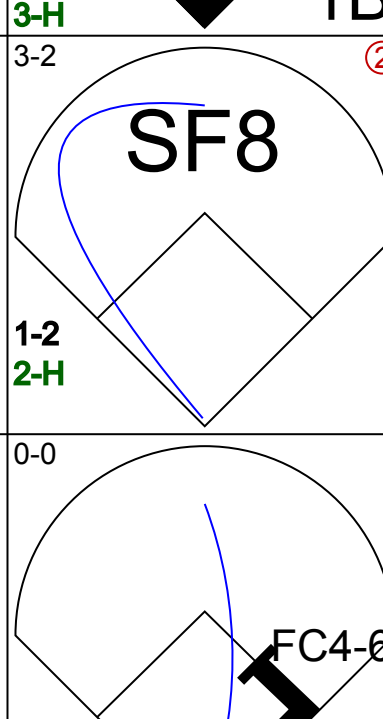
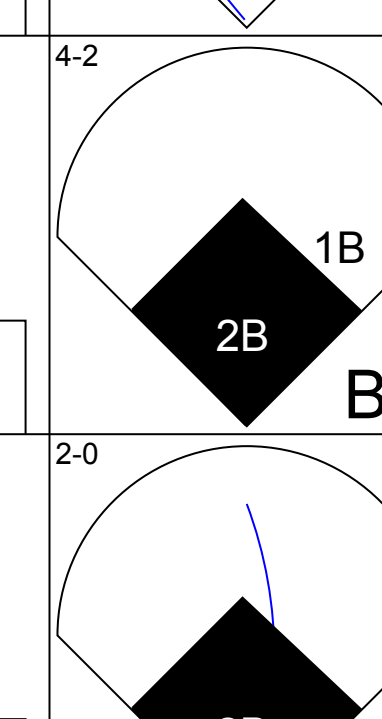
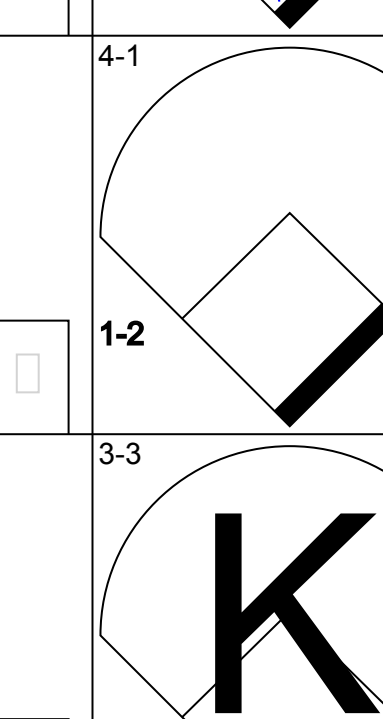
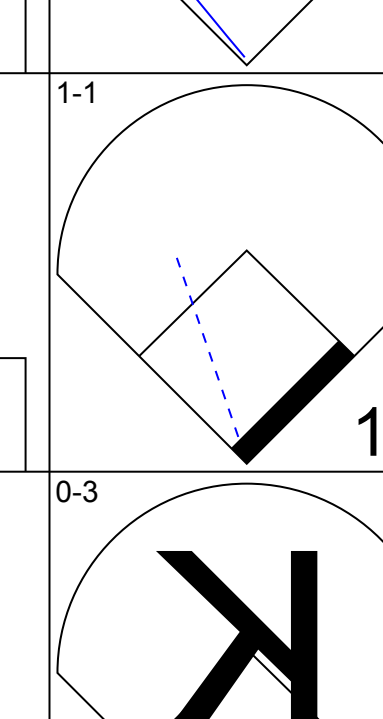
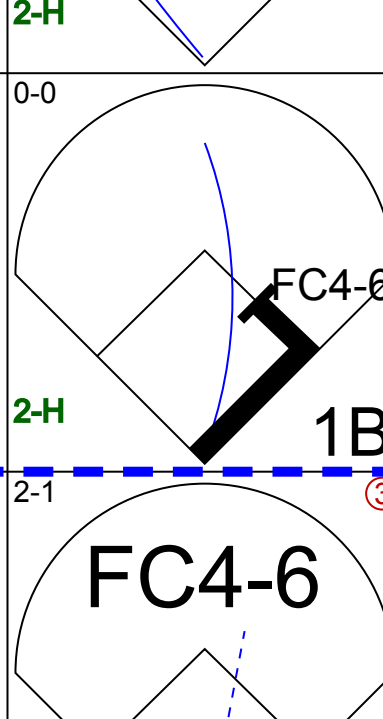
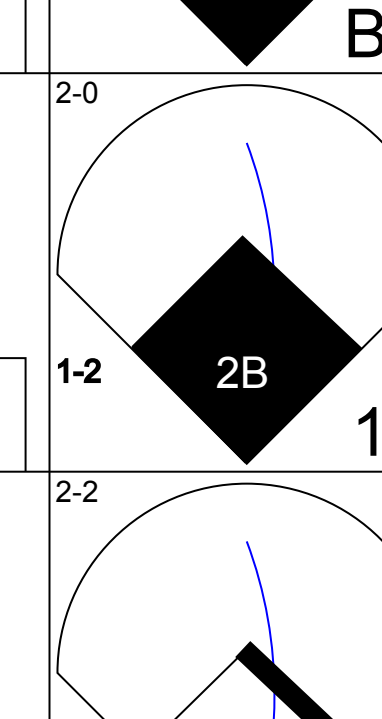
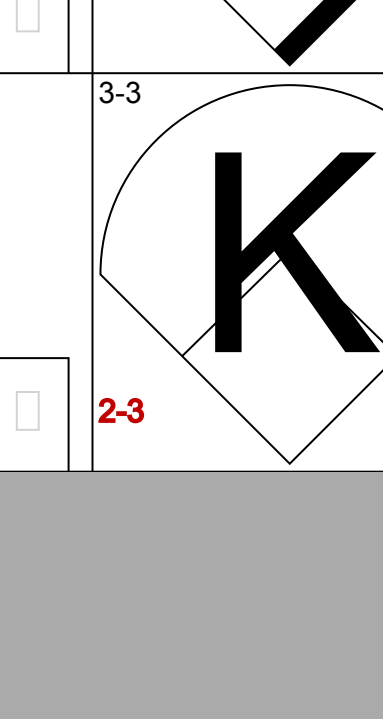
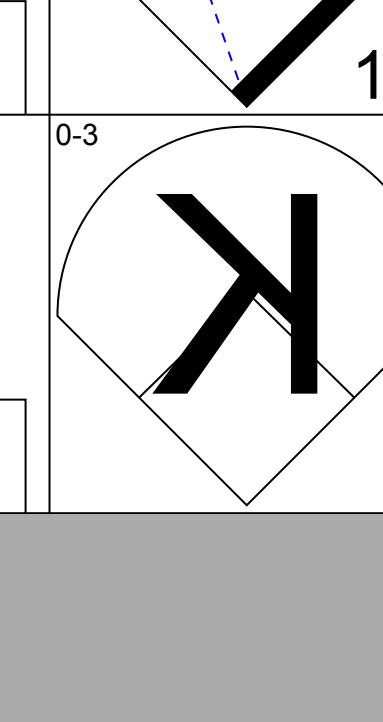
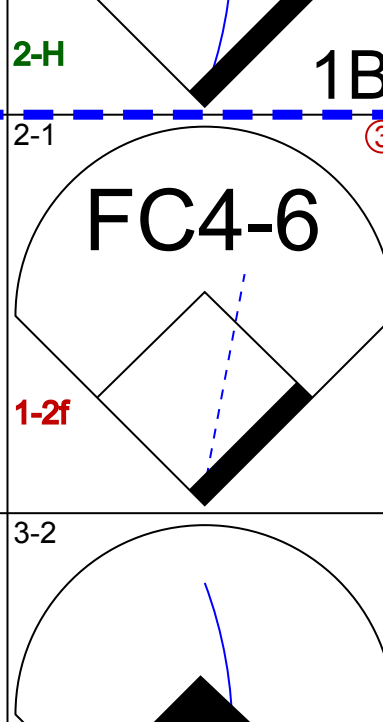
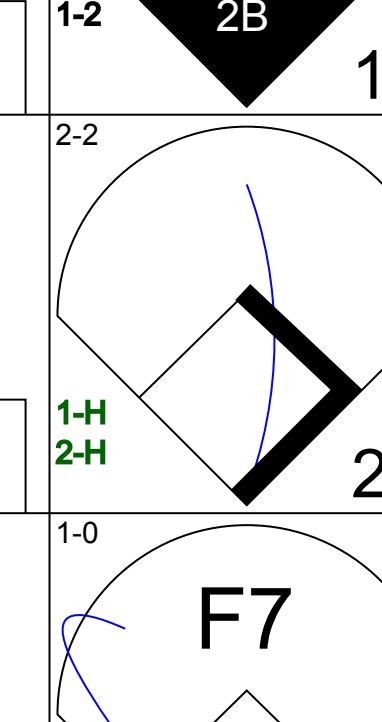
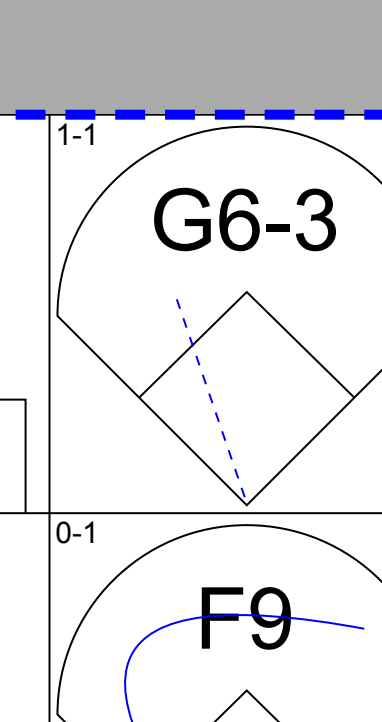
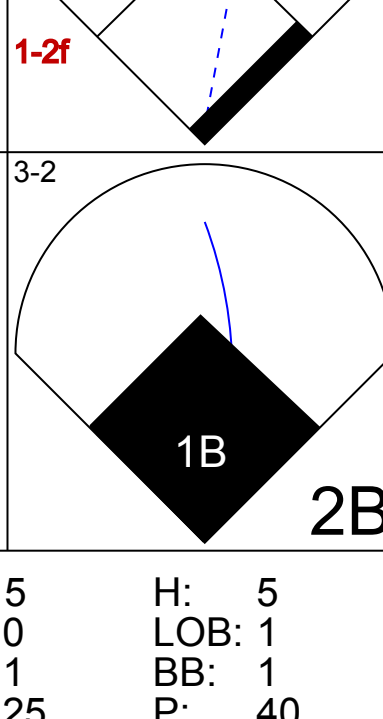
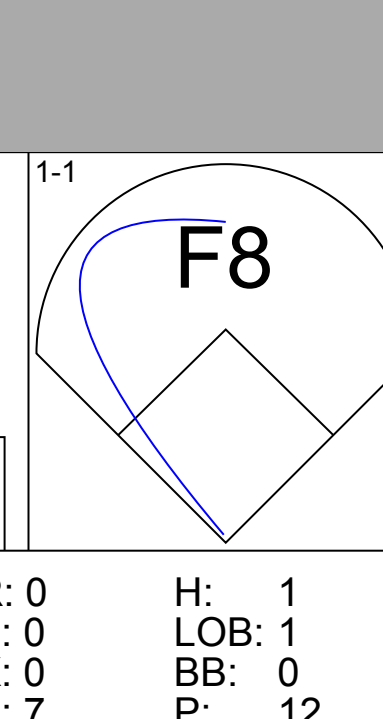
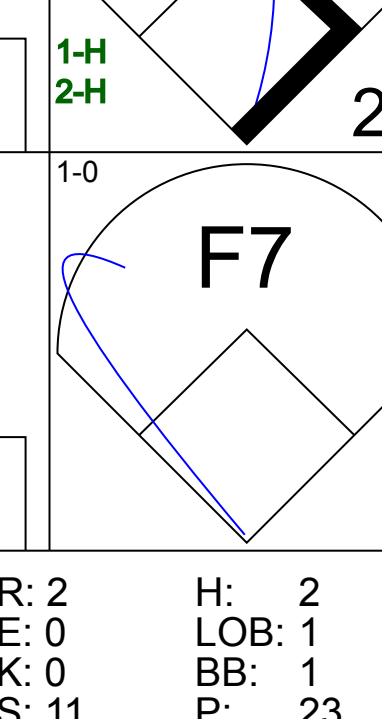
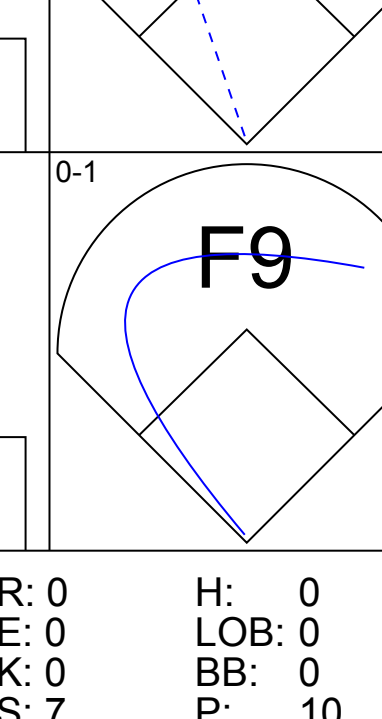
Batter	1	2	3	4	5	6	7	8	9	AB	R	H	RBI	BB	SO	LOB	BOTTOM	
<b>Joey Cora, S</b> OBP: 0.320, SLG: 0.325	F9		G4-3			G4-3				4	1	1	0	0	0	3	<b>Tampa Bay Devil Rays @ Seattle Mariners</b> The Kingdome, Seattle, WA Sun May 24 1998, 10:05 PM EDT Att: 46,867 - Dome - 72 F	
<b>Alex Rodriguez, R</b> OBP: 0.380, SLG: 0.648	1B		L3			G4-3		G5-3		3	0	1	0	1	0	0		
<b>Ken Griffey Jr., L</b> OBP: 0.367, SLG: 0.630	F9		L3			HR		F7		4	1	1	1	0	0	3		
<b>David Segui, S</b> OBP: 0.387, SLG: 0.576	1B				F7			1B		4	0	3	1	0	0	0		
<b>Edgar Martinez, R</b> OBP: 0.383, SLG: 0.486	FC6-4		BB		FC3-4			FC4-2		3	1	3	0	1	0	0		
<b>Russ Davis, R</b> OBP: 0.360, SLG: 0.500	FC6-4		BB		FC3-4			FC4-2		3	0	1	0	1	0	4		
<b>Rob Ducey, L</b> OBP: 0.333, SLG: 0.392			G4-3			FC4-2		F2		4	0	0	0	0	0	5		
<b>Dan Wilson, R</b> OBP: 0.320, SLG: 0.388	L5				FC5-4			L6		4	0	1	0	0	0	4		
<b>Rich Amaral, R</b> OBP: 0.317, SLG: 0.407	F6				G6-3			G3-1		3	0	0	0	1	0	0		
<b>Inning Stats</b>	R: 1 H: 4 E: 0 K: 0 S: 11	H: 4 LOB: 2 BB: 0 P: 17	R: 0 H: 0 E: 0 K: 0 S: 7	LOB: 0 BB: 0 P: 12	R: 0 H: 0 E: 0 K: 0 S: 6	LOB: 0 BB: 1 P: 13	R: 0 H: 0 E: 0 K: 0 S: 11	LOB: 2 BB: 2 P: 23	R: 0 H: 4 E: 0 K: 0 S: 20	LOB: 3 BB: 1 P: 29	R: 0 H: 2 E: 0 K: 0 S: 14	LOB: 2 BB: 0 P: 20	R: 0 H: 1 E: 0 K: 0 S: 4	LOB: 0 BB: 0 P: 7	1B: 10 2B: 1 3B: 0 HR: 1	SF: 0 SAC: 0 DP: 1 HBP: 0	WP: 1 PB: 0 CS: 0	PA: 36
<b>PITCHER</b> <b>Dennis Springer, R</b> ERA: 5.46	IP: 5.0 WLS: L BF: 24 H: 8 R: 3 ER: 3 SO: 3 BB: 3 IBB: 0 HBP: 0 BLK: 0 WP: 1 HR: 0 S: 25 P: 37 ERA: 5.40 WHIP: 2.200															<b>PITCHER</b>		
<b>Julio Santana, R</b> ERA: 3.39	IP: 2.0 WLS: 0 BF: 9 H: 2 R: 0 ER: 0 SO: 0 BB: 1 IBB: 0 HBP: 0 BLK: 0 WP: 0 HR: 0 S: 25 P: 37 ERA: 0.00 WHIP: 1.500																	
<b>Scott Aldred, L</b> ERA:	IP: 0.1 WLS: 0 BF: 1 H: 0 R: 0 ER: 0 SO: 0 BB: 0 IBB: 0 HBP: 0 BLK: 0 WP: 0 HR: 0 S: 1 P: 1 ERA: 0.00 WHIP: 0.000																	
<b>Albie Lopez, R</b> ERA: 3.04	IP: 0.2 WLS: 0 BF: 2 H: 1 R: 0 ER: 0 SO: 0 BB: 0 IBB: 0 HBP: 0 BLK: 0 WP: 0 HR: 0 S: 3 P: 6 ERA: 0.00 WHIP: 1.500																	







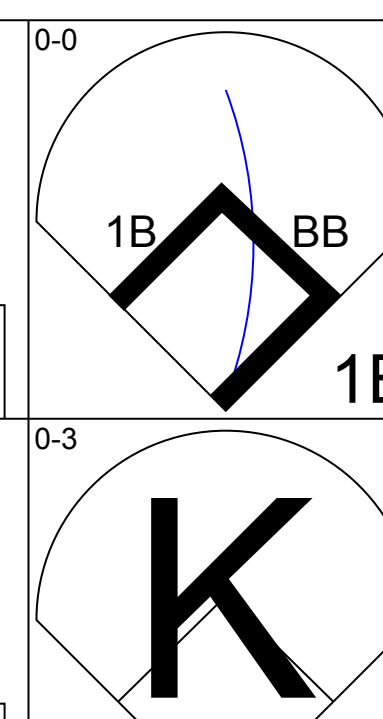
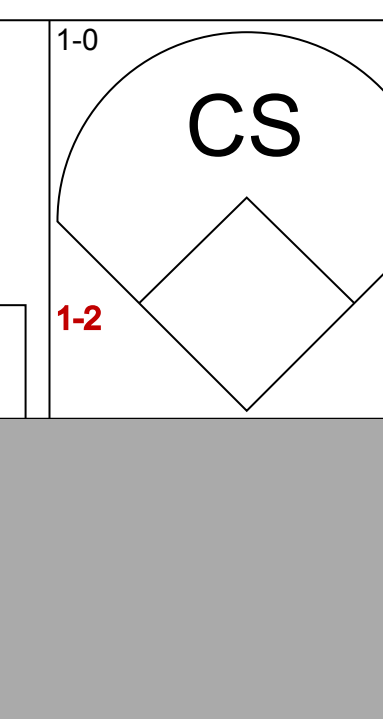
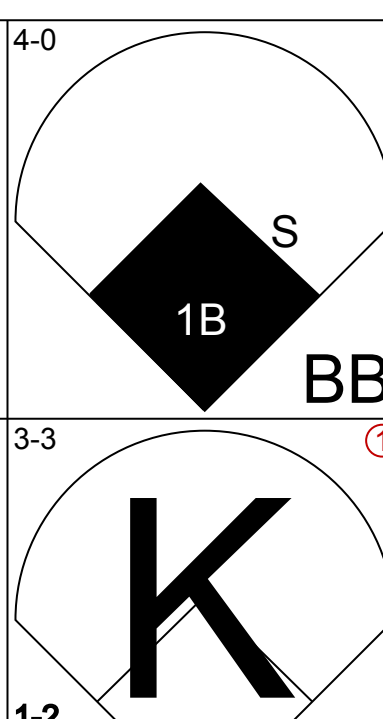
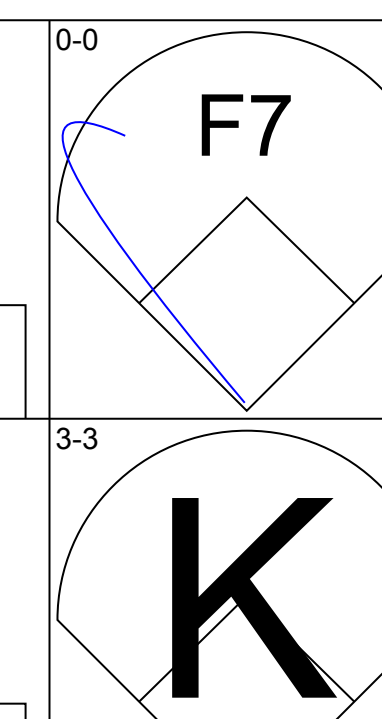
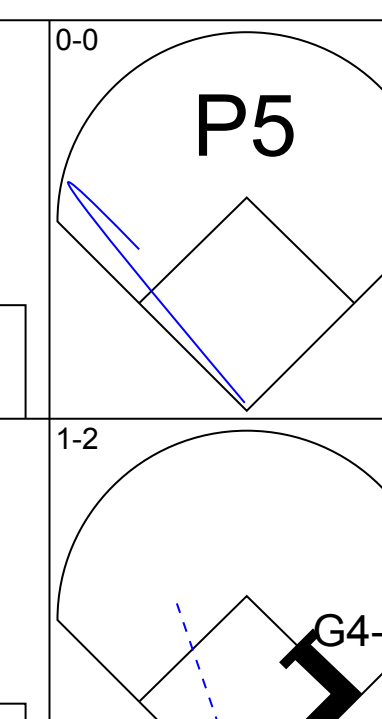
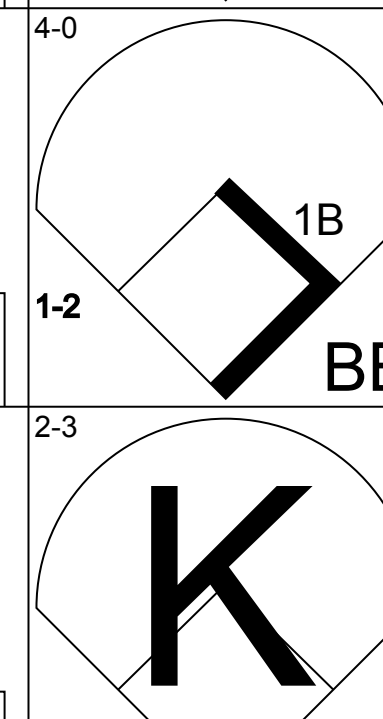
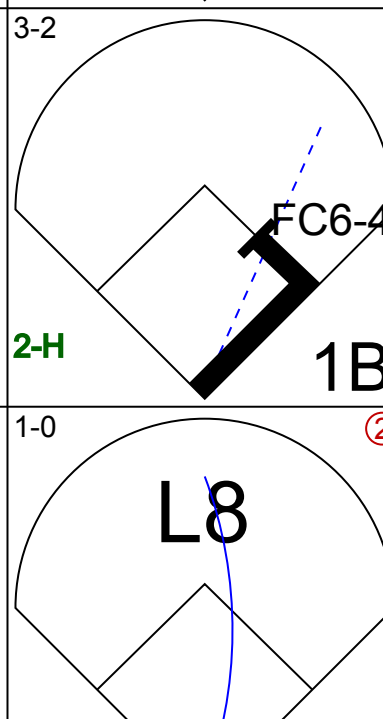

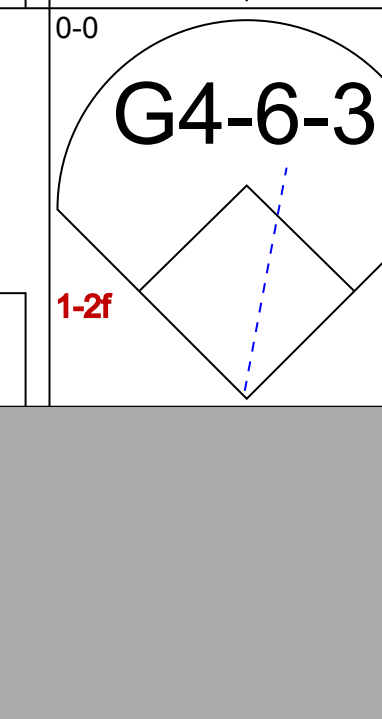
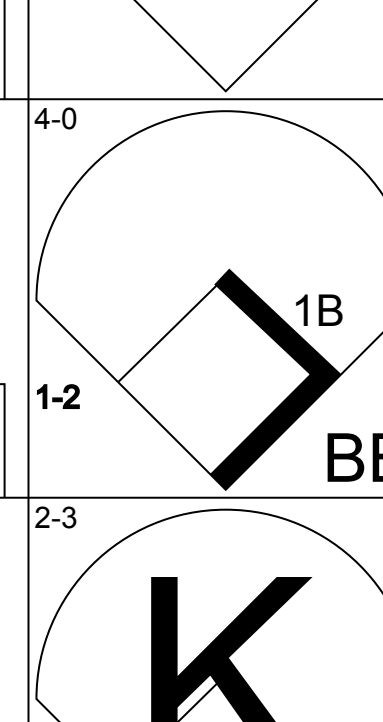
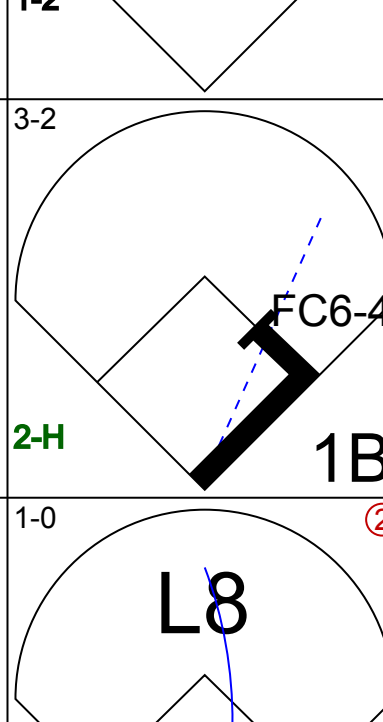

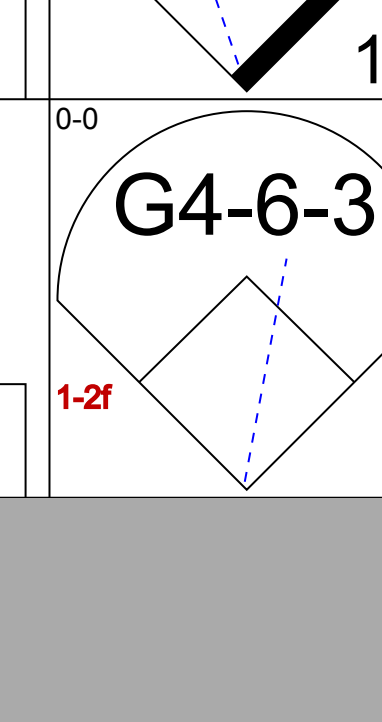
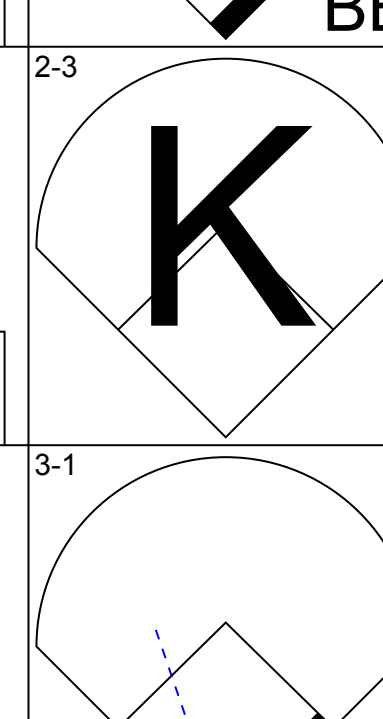
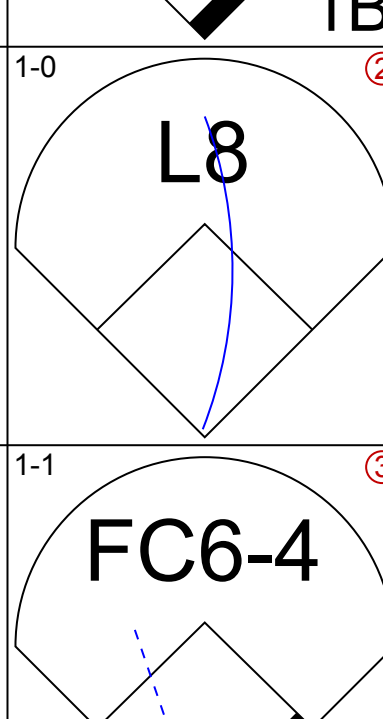


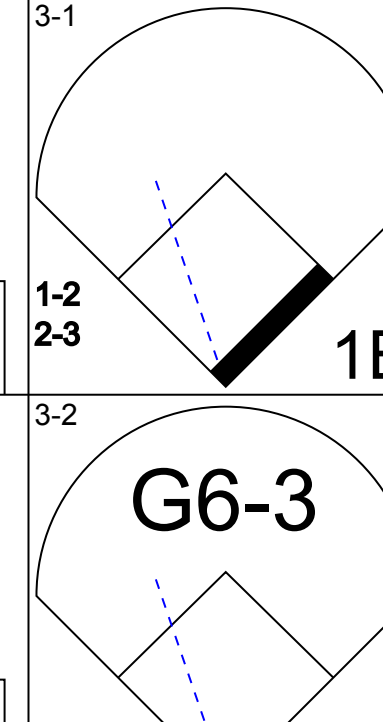
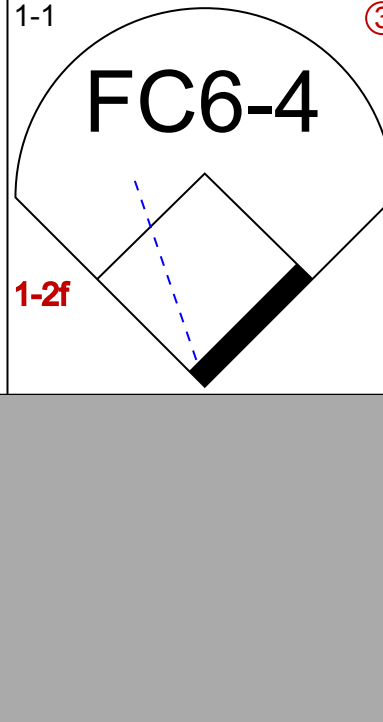


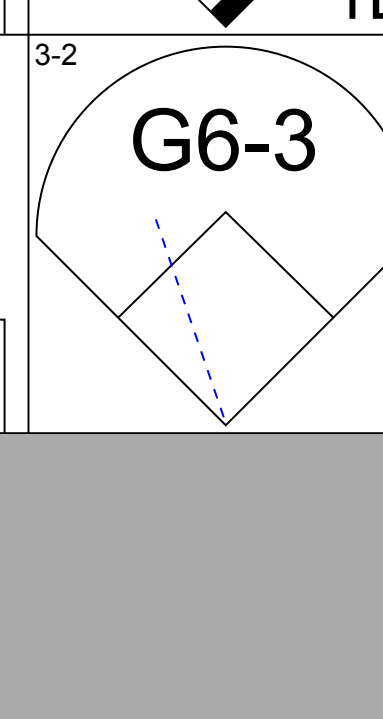
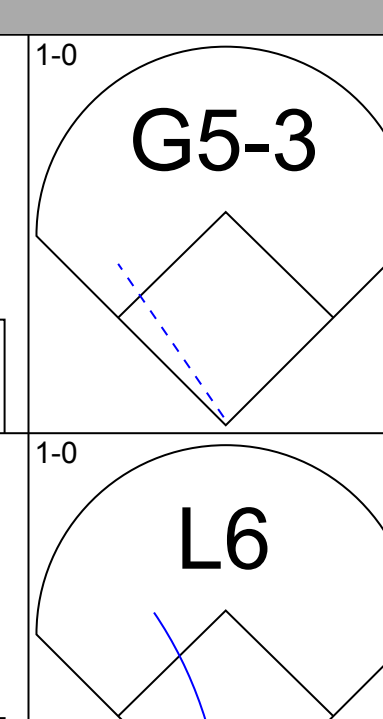
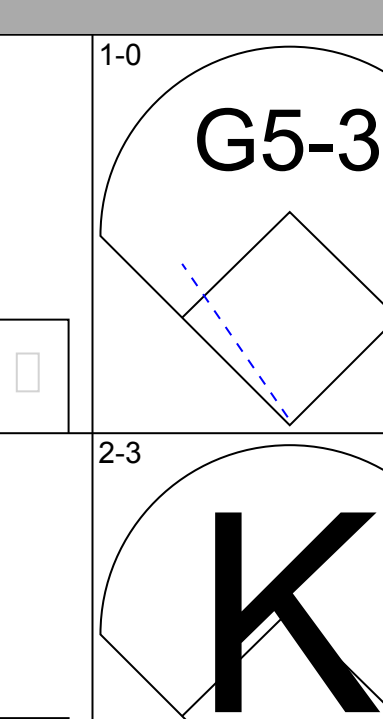
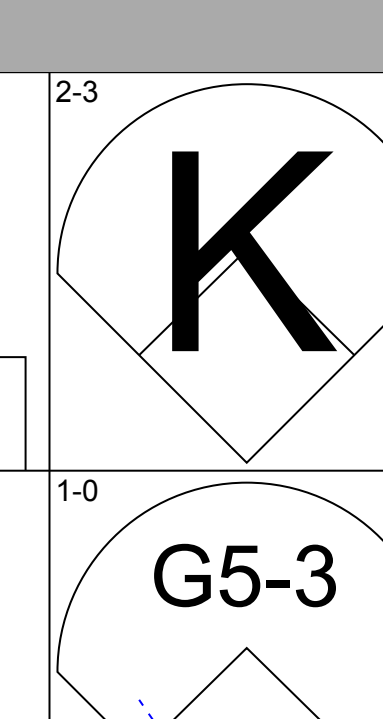
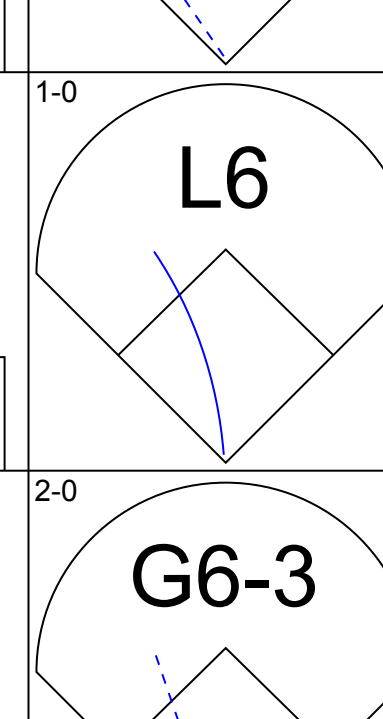
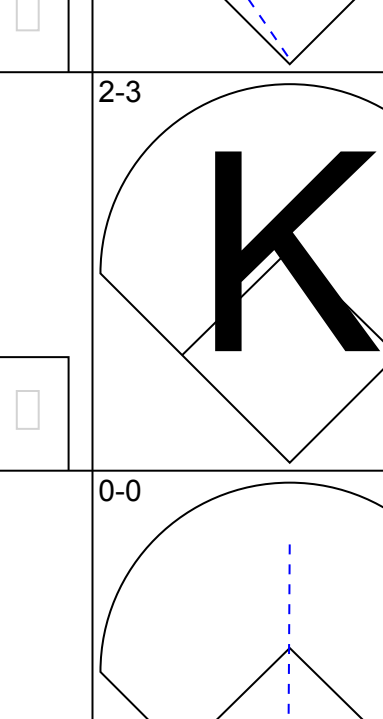
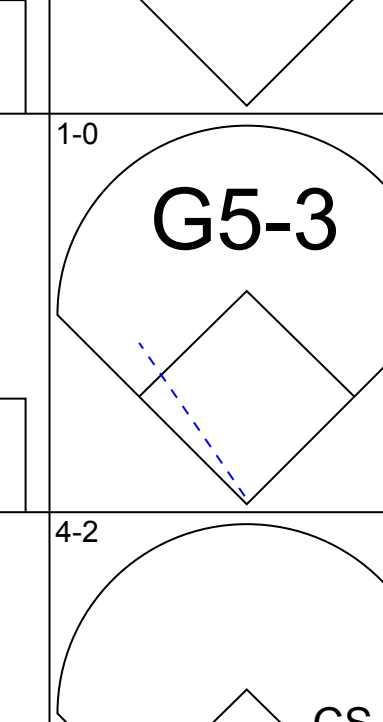
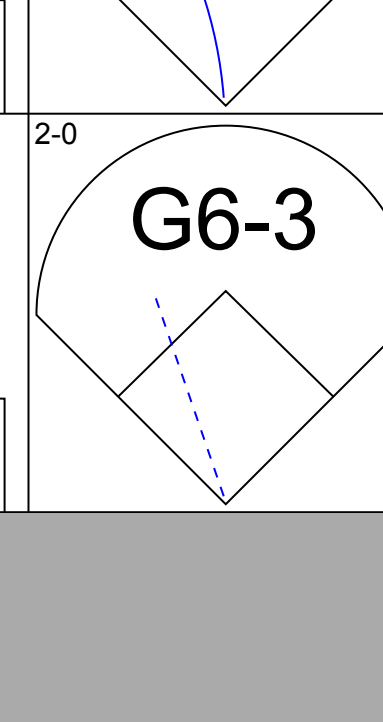
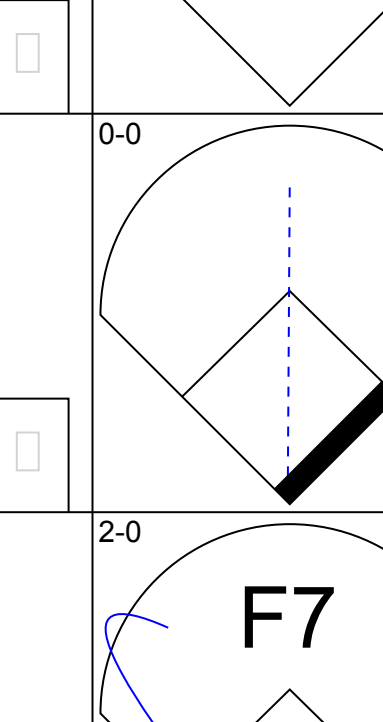
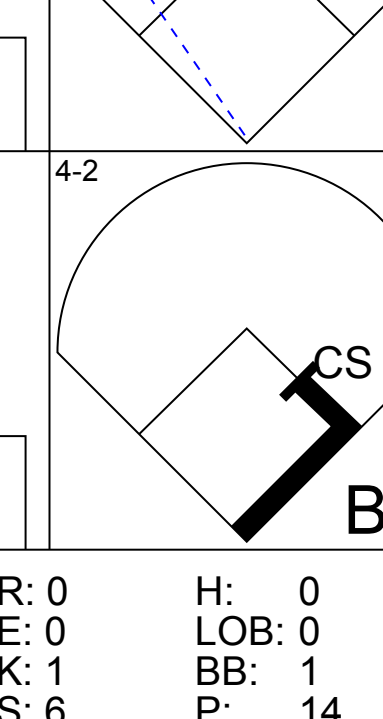

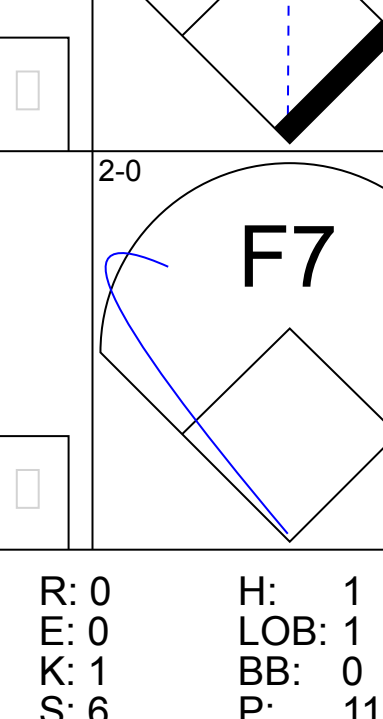


Batter	1	2	3	4	5	6	7	8	9	AB	R	H	RBI	BB	SO	LOB	TOP					
<b>Brady Anderson, L</b> OBP: 0.290, SLG: 0.350 (1, 8)										3	1	1	0	2	1	0						
<b>Jeffrey Hammonds, R</b> OBP: 0.359, SLG: 0.450 (1, 7) (7, 9)										5	1	1	1	0	0	2						
<b>Rafael Palmeiro, L</b> OBP: 0.375, SLG: 0.508 (1, 3)										5	1	1	0	0	3	1						
<b>Joe Carter, R</b> OBP: 0.305, SLG: 0.389 (1, 10)											5	1	1	1	0	1	3					
<b>Roberto Alomar, S</b> OBP: 0.370, SLG: 0.407 (1, 4)										4	1	2	2	0	1	0						
<b>Eric Davis, R</b> OBP: 0.385, SLG: 0.573 <b>B.J. Surhoff, L</b> OBP: 0.323, SLG: 0.449 (1, 9) (7, 7)										1	1	0	1	2	0	0						
<b>Cal Ripken Jr., R</b> OBP: 0.340, SLG: 0.372 (1, 5)										4	1	3	1	0	1	2						
<b>Lenny Webster, R</b> OBP: 0.268, SLG: 0.415 (1, 2)										4	0	1	2	0	1	2						
<b>Mike Bordick, R</b> OBP: 0.331, SLG: 0.430 (1, 6)											4	1	1	0	0	1						
<b>Inning Stats</b>	R: 0 E: 0 K: 2 S: 7	H: 0 LOB: 0 BB: 0 P: 13	R: 1 E: 0 K: 2 S: 12	H: 2 LOB: 1 BB: 0 P: 16	R: 5 E: 0 K: 1 S: 25	H: 5 LOB: 1 BB: 1 P: 40	R: 0 E: 0 K: 0 S: 7	H: 1 LOB: 1 BB: 0 P: 12	R: 2 E: 0 K: 0 S: 11	H: 2 LOB: 1 BB: 1 P: 23	R: 0 E: 0 K: 1 S: 6	H: 0 LOB: 0 BB: 1 P: 11	R: 0 E: 0 K: 1 S: 7	H: 1 LOB: 2 BB: 1 P: 14	R: 0 E: 0 K: 0 S: 7	H: 0 LOB: 0 BB: 0 P: 10	R: 0 E: 0 K: 1 S: 10	H: 0 LOB: 0 BB: 0 P: 13	1B: 7 2B: 4 3B: 0 HR: 1	SF: 1 SAC: 0 DP: 2 HBP: 0	WP: 1 PB: 0 SB: 2 CS: 1	PA: 40
<b>PITCHER</b>	IP	WLS	BF	H	R	ER	SO	BB	IBB	HBP	BLK	WP	HR	S	P	ERA	WHIP					
<b>Jeff Fassero, L</b> ERA: 3.53 (1, 1)	2.2	L	16	7	6	6	5	1	0	0	0	0	1	41	65	20.25	3.000					
<b>Bob Wells, R</b> ERA: 5.29 (3, 1)	2.1		11	3	2	2	0	1	0	0	0	0	0	21	39	7.71	1.714					
<b>Heathcliff Slocumb, R</b> ERA: 10.46 (6, 1)	2.0		7	1	0	0	2	2	0	0	0	1	0	13	25	0.00	1.500					
<b>Mike Timlin, R</b> ERA: 5.02 (8, 1)	1.0		3	0	0	0	0	0	0	0	0	0	0	7	10	0.00	0.000					
<b>31 Bobby Ayala, R</b> ERA: 7.36 (9, 1)	1.0		3	0	0	0	1	0	0	0	0	0	0	10	13	0.00	0.000					

Baltimore Orioles @ Seattle Mariners  
The Kingdome, Seattle, WA  
Tue May 26 1998, 6:33 AM EDT  
Att: 31,164 - Dome - 72 F

AB	35
R	8
H	11
RBI	8
BB	4
SO	8
LOB	11



Batter	1	2	3	4	5	6	7	8	9	AB	R	H	RBI	BB	SO	LOB	BOTTOM					
<b>Joey Cora, S</b> OBP: 0.325, SLG: 0.337 (1, 4)										3	1	1	0	1	0	0						
<b>Alex Rodriguez, R</b> OBP: 0.359, SLG: 0.648 (1, 6)										4	0	1	0	0	3	2						
<b>Ken Griffey Jr., L</b> OBP: 0.374, SLG: 0.633 (1, 8)										3	0	1	1	1	1	1						
<b>David Segui, S</b> OBP: 0.385, SLG: 0.561 (1, 3)										4	0	0	0	0	1	3						
<b>Edgar Martinez, R</b> OBP: 0.390, SLG: 0.489 (1, 10)										3	1	1	0	1	0	1						
<b>Glenallen Hill, R</b> OBP: 0.369, SLG: 0.553 (1, 7)										4	1	1	2	0	0	3						
<b>Russ Davis, R</b> OBP: 0.353, SLG: 0.488 (1, 5)										4	0	0	0	0	2	0						
<b>Dan Wilson, R</b> OBP: 0.321, SLG: 0.383 (1, 2)										4	0	1	0	0	1	0						
<b>Rob Ducey, L</b> OBP: 0.326, SLG: 0.363 (1, 9)										2	0	0	0	1	1	1						
<b>Inning Stats</b>	R: 0 E: 0 K: 2 S: 13	H: 2 LOB: 3 BB: 1 P: 25	R: 0 E: 0 K: 1 S: 6	H: 0 LOB: 0 BB: 1 P: 14	R: 1 E: 0 K: 1 S: 12	H: 1 LOB: 1 BB: 1 P: 24	R: 0 E: 0 K: 0 S: 3	H: 0 LOB: 0 BB: 0 P: 7	R: 0 E: 0 K: 2 S: 8	H: 0 LOB: 0 BB: 0 P: 13	R: 0 E: 0 K: 1 S: 7	H: 0 LOB: 0 BB: 0 P: 11	R: 0 E: 0 K: 1 S: 6	H: 1 LOB: 1 BB: 0 P: 11	R: 0 E: 0 K: 0 S: 5	H: 1 LOB: 0 BB: 0 P: 6	R: 2 E: 0 K: 1 S: 12	H: 1 LOB: 0 BB: 1 P: 17	1B: 5 2B: 0 3B: 0 HR: 1	SF: 0 SAC: 0 DP: 1 HBP: 0	WP: 0 PB: 0 SB: 1 CS: 1	PA: 36
<b>PITCHER</b>	IP	WLS	BF	H	R	ER	SO	BB	IBB	HBP	BLK	WP	HR	S	P	ERA	WHIP					
<b>Scott Erickson, R</b> ERA: 4.71 (1, 1)	8.0	W	30	5	1	1	8	3	0	0	0	0	1	60	111	1.12	1.000					
<b>Sidney Ponson, R</b> ERA: 6.39 (9, 1)	1.0		5	1	2	2	1	1	0	0	0	0	1	12	17	18.00	2.000					

Baltimore Orioles @ Seattle Mariners  
The Kingdome, Seattle, WA  
Tue May 26 1998, 6:33 AM EDT  
Att: 31,164 - Dome - 72 F

AB	31
R	3
H	6
RBI	3
BB	4
SO	9
LOB	11






Batter	1	2	3	4	5	6	7	8	9	AB	R	H	RBI	BB	SO	LOB	TOP				
Joey Cora, S OBP: 0.318, SLG: 0.329	0-3 K		1-0 F9	0-0 G4-3		1-0 P5			1-0 P9	5	0	0	0	0	1	3					
Alex Rodriguez, R OBP: 0.360, SLG: 0.656	3-1 F9		1-1 HR		1-1 1B		1-1 G6-3		0-3 K	5	1	2	1	0	1	0					
Ken Griffey Jr., L OBP: 0.372, SLG: 0.626	3-0 1B HR		2-3 K		1-1 F7		2-3 K			4	1	1	0	0	2	1					
David Segui, S OBP: 0.387, SLG: 0.557	2-2 1B HR		1-2 G4-3		4-2 1B BB		0-0 F7			3	1	1	0	1	0	0					
Edgar Martinez, R OBP: 0.392, SLG: 0.505	3-2 1B HR			3-2 1B	0-3 K			3-2 G5-3		4	1	2	3	0	1	2					
Glenallen Hill, R OBP: 0.367, SLG: 0.564 Rich Amaral, R OBP: 0.311, SLG: 0.400	2-1 F9		1-0 HR		1-3 K			0-1 E5 1B		4	1	1	1	0	1	2					
Russ Davis, R OBP: 0.351, SLG: 0.482		1-0 F9		2-1 F7		0-1 F8		3-2 1B		4	0	1	0	0	0	0					
Dan Wilson, R OBP: 0.319, SLG: 0.379		1-1 L5		1-2 1B		3-1 G5-3		0-0 FC1-2-5-4		4	0	1	0	0	0	2					
Rob Ducey, L OBP: 0.333, SLG: 0.354		2-2 F7		4-2 1B BB		4-0 BB		1-3 K2-3		2	0	0	0	2	1	0					
<b>Inning Stats</b>	R: 3 E: 0 K: 1 S: 14	H: 3 LOB: 0 BB: 0 P: 27	R: 0 E: 0 K: 0 S: 6	H: 0 LOB: 0 BB: 0 P: 10	R: 1 E: 0 K: 1 S: 11	H: 1 LOB: 0 BB: 0 P: 16	R: 1 E: 0 K: 0 S: 12	H: 3 LOB: 2 BB: 1 P: 23	R: 0 E: 0 K: 2 S: 13	H: 1 LOB: 2 BB: 1 P: 20	R: 0 E: 0 K: 1 S: 6	H: 0 LOB: 0 BB: 0 P: 9	R: 0 E: 1 K: 0 S: 9	H: 1 LOB: 1 BB: 0 P: 15	R: 0 E: 0 K: 2 S: 7	H: 0 LOB: 0 BB: 0 P: 9	1B: 6 2B: 1 3B: 0 HR: 3	SF: 0 SAC: 0 DP: 1 HBP: 0	WP: 0 PB: 0 CS: 2	PA: 38	
<b>PITCHER</b>	IP WLS BF H R ER SO BB IBB HBP BLK WP HR S P ERA WHIP	IP WLS BF H R ER SO BB IBB HBP BLK WP HR S P ERA WHIP																			
Jason Johnson, R ERA: 4.67	(1, 1) 3.2 L 17 7 5 5 2 0 0 0 0 0 3 40 69 12.27 1.909	(4, 1) 3.1 14 1 0 0 3 3 0 0 0 0 0 0 27 49 0.00 1.200	(8, 1) 1.0 4 1 0 0 0 0 0 0 0 0 0 0 9 15 0.00 1.000	(9, 1) 1.0 3 0 0 0 0 2 0 0 0 0 0 0 7 9 0.00 0.000																	

Seattle Mariners @ Tampa Bay Devil Rays  
Tropicana Field, St. Petersburg, FL  
Thu May 28 1998, 7:05 PM EDT  
Att: 27,017 - Dome - 72 F

livebaseballscorecards.com

AB 35  
R 5  
H 9  
RBI 5  
BB 3  
SO 7  
LOB 10




Batter	1	2	3	4	5	6	7	8	9	AB	R	H	RBI	BB	SO	LOB	BOTTOM			
Quinton McCracken, S OBP: 0.359, SLG: 0.464	1-1 F9		2-2 G5-3		1-1 1B		1-2 F8		0-1 WP 1B	5	0	2	0	0	0	0				
Miguel Cairo, R OBP: 0.305, SLG: 0.364	0-1 F8 1B		1-2 F9		1-0 L4			2-2 F7	2-2 G4-3	5	0	1	0	0	0	2				
Wade Boggs, L OBP: 0.368, SLG: 0.427	2-2 1B		3-2 L7			0-0 1B		3-1 P6		4	0	2	0	0	0	0				
Fred McGriff, L OBP: 0.356, SLG: 0.432	0-1 F8			1-1 G3 1B		4-2 1B		2-2 1B		3	0	2	0	1	0	2				
Mike Kelly, R OBP: 0.310, SLG: 0.415	2-2 F8			0-1 G3		0-0 P4		2-1 F7		4	0	0	0	0	0	6				
Dave Martinez, L OBP: 0.345, SLG: 0.335		1-1 1B		3-2 G6-3		2-3 K			0-2 HR 1B	4	1	2	0	0	1	3				
Bobby Smith, R OBP: 0.396, SLG: 0.531 Randy Winn, S OBP: 0.481, SLG: 0.478		0-0 G4-6-3 1B		1-3 K		0-0 P3			1-3 K	3	0	1	0	0	1	3				
Mike DiFelice, R OBP: 0.250, SLG: 0.344 Paul Sorrento, L OBP: 0.313, SLG: 0.439		1-0 F9			2-3 K			2-2 G4-3		3	0	0	0	0	1	2				
Kevin Stocker, S OBP: 0.297, SLG: 0.394		0-0 G4-6-3			3-3 K			2-1 F9		4	0	0	0	0	1	2				
<b>Inning Stats</b>	R: 0 E: 0 K: 0 S: 12	H: 2 LOB: 2 BB: 0 P: 17	R: 0 E: 0 K: 0 S: 5	H: 2 LOB: 1 BB: 0 P: 7	R: 0 E: 0 K: 1 S: 10	H: 1 LOB: 1 BB: 0 P: 15	R: 0 E: 0 K: 2 S: 13	H: 1 LOB: 2 BB: 0 P: 20	R: 0 E: 0 K: 1 S: 8	H: 1 LOB: 0 BB: 1 P: 14	R: 0 E: 0 K: 0 S: 9	H: 0 LOB: 0 BB: 0 P: 14	R: 0 E: 0 K: 0 S: 12	H: 1 LOB: 1 BB: 0 P: 21	R: 2 E: 0 K: 1 S: 14	H: 3 LOB: 1 BB: 0 P: 19	1B: 10 2B: 0 3B: 0 HR: 1	SF: 0 SAC: 0 DP: 1 HBP: 0	WP: 2 PB: 0 CS: 0	PA: 38
<b>PITCHER</b>	IP WLS BF H R ER SO BB IBB HBP BLK WP HR S P ERA WHIP	IP WLS BF H R ER SO BB IBB HBP BLK WP HR S P ERA WHIP																		
Jamie Moyer, L ERA: 2.98	(1, 1) 8.0 W 32 8 0 0 4 1 0 0 0 0 1 7 8 0.00 1.125	(9, 1) 0.1 3 2 2 2 1 0 0 0 0 0 0 1 7 8 54.00 6.000	(9, 1) 0.2 3 1 0 0 0 0 0 0 0 0 1 0 7 11 0.00 1.500																	

Seattle Mariners @ Tampa Bay Devil Rays  
Tropicana Field, St. Petersburg, FL  
Thu May 28 1998, 7:05 PM EDT  
Att: 27,017 - Dome - 72 F

livebaseballscorecards.com

AB 37  
R 2  
H 11  
RBI 2  
BB 1  
SO 5  
LOB 21





Batter	1	2	3	4	5	6	7	8	9	AB	R	H	RBI	BB	SO	LOB	TOP								
<b>Rich Amaral, R</b> OBP: 0.313, SLG: 0.393 (1, 4)	G6-3	FC6-5							K	6	1	2	1	0	2	5	<b>Seattle Mariners @ Tampa Bay Devil Rays</b> Tropicana Field, St. Petersburg, FL Fri May 29 1998, 7:05 PM EDT Att: 32,142 - Dome - 72 F <a href="http://livebaseballscorecards.com">livebaseballscorecards.com</a>								
<b>Alex Rodriguez, R</b> OBP: 0.356, SLG: 0.646 (1, 6)	G4-3	G5-3								5	0	1	0	0	0	4									
<b>Ken Griffey Jr., L</b> OBP: 0.377, SLG: 0.635 (1, 8)			G3-1							5	1	3	1	0	0	0									
<b>David Segui, S</b> OBP: 0.383, SLG: 0.548 (1, 3)	K		G5-3							5	0	1	0	0	1	4									
<b>Edgar Martinez, R</b> OBP: 0.396, SLG: 0.508 (1, 10)			K							3	2	1	0	2	1	2									
<b>Glenallen Hill, R</b> OBP: 0.384, SLG: 0.556 (1, 7)										4	0	1	0	0	1	5									
<b>Jeff Huson, L</b> OBP: 0.235, SLG: 0.313 (8, 4)										1	1	1	0	0	0	0									
<b>Russ Davis, R</b> OBP: 0.347, SLG: 0.473 (1, 5)										5	1	1	1	0	3	4									
<b>Dan Wilson, R</b> OBP: 0.322, SLG: 0.383 (1, 2)										4	0	1	1	0	1	1									
<b>Dave McCarty, R</b> OBP: 0.333, SLG: 0.444 (1, 9)										1	0	0	0	2	1	1									
<b>Rob Ducey, L</b> OBP: 0.347, SLG: 0.361 (8, PH)										1	0	1	2	0	0	0									
<b>Inning Stats</b>	R: 0 E: 0 K: 1 S: 10	H: 1 LOB: 1 BB: 0 P: 13	R: 2 E: 0 K: 1 S: 16	H: 3 LOB: 2 BB: 1 P: 27	R: 0 E: 0 K: 1 S: 6	H: 0 LOB: 0 BB: 0 P: 9	R: 0 E: 0 K: 3 S: 10	H: 1 LOB: 1 BB: 0 P: 12	R: 1 E: 0 K: 0 S: 12	H: 3 LOB: 2 BB: 0 P: 20	R: 0 E: 0 K: 2 S: 9	H: 0 LOB: 1 BB: 1 P: 18	R: 0 E: 0 K: 0 S: 12	H: 1 LOB: 2 BB: 1 P: 19	R: 0 E: 0 K: 0 S: 11	H: 1 LOB: 2 BB: 0 P: 19	R: 3 E: 0 K: 2 S: 20	H: 3 LOB: 2 BB: 1 P: 30	1B: 9 2B: 4 3B: 0 HR: 0	SF: 0 SAC: 0 DP: 0 HBP: 2	WP: 0 SB: 0 CS: 0	PA: 46			
<b>PITCHER</b>	IP	WLS	BF	H	R	ER	SO	BB	IBB	HBP	BLK	WP	HR	S	P	ERA	WHIP								
<b>Tony Saunders, L</b> ERA: 3.82 (1, 1)	7.0	L	33	9	3	3	8	3	0	0	0	0	0	75	118	3.86	1.714								
<b>Albie Lopez, R</b> ERA: 2.76 (8, 1)	1.0		5	1	0	0	0	0	0	1	0	0	0	11	19	0.00	1.000								
<b>Jim Mecir, R</b> ERA: 3.71 (9, 1)	1.0		8	3	3	3	2	1	0	1	0	0	0	20	30	27.00	4.000								

Batter	1	2	3	4	5	6	7	8	9	AB	R	H	RBI	BB	SO	LOB	BOTTOM								
<b>Randy Winn, S</b> OBP: 0.433, SLG: 0.423 (1, 9)	K		SH1-4							3	0	0	0	0	2	0	<b>Seattle Mariners @ Tampa Bay Devil Rays</b> Tropicana Field, St. Petersburg, FL Fri May 29 1998, 7:05 PM EDT Att: 32,142 - Dome - 72 F <a href="http://livebaseballscorecards.com">livebaseballscorecards.com</a>								
<b>Miguel Cairo, R</b> OBP: 0.307, SLG: 0.359 (1, 4)	L3		SF9							2	0	0	1	1	1	0									
<b>Quinton McCracken, S</b> OBP: 0.352, SLG: 0.435 (1, 8)	L3		E1							4	0	0	0	0	1	1									
<b>Mike Kelly, R</b> OBP: 0.302, SLG: 0.404 (1, 7)	K		G1-3							3	0	0	0	0	2	2									
<b>Wade Boggs, L</b> OBP: 0.365, SLG: 0.423 (9, PH)	K		G1-3							1	0	0	0	0	0	0									
<b>Bobby Smith, R</b> OBP: 0.383, SLG: 0.510 (1, 5)		G4-3								4	0	0	0	0	1	0									
<b>Aaron Ledesma, R</b> OBP: 0.382, SLG: 0.400 (1, 6)		L3								3	0	1	0	0	0	0									
<b>Scott McClain, R</b> OBP: 0.188, SLG: 0.071 (1, 3)										3	0	0	0	0	1	1									
<b>Tim Laker, R</b> OBP: 0.667, SLG: 0.500 (1, 10)			SH1-4							2	1	1	0	1	1	1									
<b>Mike DiFelice, R</b> OBP: 0.254, SLG: 0.343 (1, 2)			SH1-4							3	1	1	0	0	1	1									
<b>Inning Stats</b>	R: 0 E: 0 K: 2 S: 21	H: 0 LOB: 1 BB: 1 P: 32	R: 0 E: 0 K: 1 S: 8	H: 0 LOB: 0 BB: 0 P: 9	R: 2 E: 1 K: 0 S: 21	H: 1 LOB: 1 BB: 1 P: 29	R: 0 E: 0 K: 1 S: 7	H: 0 LOB: 0 BB: 0 P: 9	R: 0 E: 0 K: 3 S: 10	H: 0 LOB: 0 BB: 0 P: 13	R: 0 E: 0 K: 1 S: 7	H: 1 LOB: 1 BB: 0 P: 12	R: 0 E: 0 K: 1 S: 6	H: 0 LOB: 0 BB: 0 P: 7	R: 0 E: 0 K: 0 S: 8	H: 0 LOB: 0 BB: 0 P: 11	1B: 3 2B: 0 3B: 0 HR: 0	SF: 1 SAC: 1 DP: 0 HBP: 0	WP: 0 SB: 1 CS: 1	PA: 32					
<b>PITCHER</b>	IP	WLS	BF	H	R	ER	SO	BB	IBB	HBP	BLK	WP	HR	S	P	ERA	WHIP								
<b>Randy Johnson, L</b> ERA: 5.47 (1, 1)	8.0	W	29	3	2	1	10	2	0	0	0	0	0	87	121	1.12	0.625								
<b>Mike Timlin, R</b> ERA: 4.85 (9, 1)	1.0		3	0	0	0	0	0	0	0	0	0	0	8	11	0.00	0.000								



Batter	1	2	3	4	5	6	7	8	9	AB	R	H	RBI	BB	SO	LOB	TOP										
Joey Cora, S OBP: 0.325, SLG: 0.330 (1, 4)	G1-3		BB			F8 HBP BB		2-2 1B		2	0	1	0	2	0	0	<b>Seattle Mariners @ Tampa Bay Devil Rays</b> Tropicana Field, St. Petersburg, FL Sat May 30 1998, 7:05 PM EDT Att: 40,212 - Dome - 72 F <a href="http://livebaseballscorecards.com">livebaseballscorecards.com</a>										
Alex Rodriguez, R OBP: 0.359, SLG: 0.641 (1, 6)	1B S BB		K			1-0 FC5-4 HBP		2-3 K		2	1	0	0	1	2	2											
Ken Griffey Jr., L OBP: 0.374, SLG: 0.627 (1, 8)	E S G6-3 1B		F7			1-0 L8		2-1 G4-3		4	1	1	0	0	0	4											
David Segui, S OBP: 0.385, SLG: 0.547 (1, 3)	G6-3				0-2 G6-4-3 1B			0-0 F8		4	0	2	1	0	0	2											
Edgar Martinez, R OBP: 0.390, SLG: 0.497 (1, 10)	K				0-0 G6-4-3			1-1 FC5-4		4	0	0	0	0	1	4											
Glenallen Hill, R OBP: 0.356, SLG: 0.543 (1, 7)			G1-3		1-2 G5-3			3-3 K		4	0	0	0	0	1	0											
Russ Davis, R OBP: 0.342, SLG: 0.465 (1, 5)			F7			2-1 F8		1-1 G1-3		3	0	0	0	0	0	0											
John Marzano, R OBP: 0.455, SLG: 0.579 (1, 2)			F9			1-2 G4-6-3 HBP		0-2 F8		2	0	0	0	0	0	0											
Rob Ducey, L OBP: 0.337, SLG: 0.349 (1, 9)			K			0-0 G4-6-3		2-3 K		3	0	0	0	0	2	1											
<b>Inning Stats</b>	R: 2 E: 0 K: 1 S: 11	H: 1 LOB: 0 BB: 1 P: 22	R: 0 E: 0 K: 0 S: 9	H: 0 LOB: 0 BB: 0 P: 13	R: 0 E: 0 K: 2 S: 7	H: 0 LOB: 1 BB: 1 P: 15	R: 0 E: 0 K: 0 S: 7	H: 1 LOB: 0 BB: 0 P: 8	R: 0 E: 0 K: 0 S: 6	H: 0 LOB: 0 BB: 0 P: 9	R: 0 E: 0 K: 0 S: 8	H: 0 LOB: 0 BB: 0 P: 15	R: 0 E: 0 K: 1 S: 8	H: 0 LOB: 0 BB: 0 P: 12	R: 0 E: 0 K: 2 S: 12	H: 1 LOB: 1 BB: 0 P: 20	R: 0 E: 0 K: 0 S: 6	H: 1 LOB: 0 BB: 0 P: 10	1B: 4 2B: 0 3B: 0 HR: 0	SF: 0 SAC: 0 DP: 3 HBP: 2	WP: 0 PB: 0 SB: 3 CS: 0	PA: 33					
<b>PITCHER</b>	IP	WLS	BF	H	R	ER	SO	BB	IBB	HBP	BLK	WP	HR	S	P	ERA	WHIP										
Dennis Springer, R ERA: 5.16 (1, 1)	5.0	W	20	2	2	1	3	3	0	2	0	0	0	44	76	1.80	1.000										
Scott Aldred, L ERA: 5.16 (6, 1)	0.1		1	0	0	0	0	0	0	0	0	0	0	1	2	0.00	0.000										
Esteban Yan, R ERA: 3.0 (6, 1)	2.1		8	1	0	0	3	0	0	0	0	0	0	21	32	0.00	0.429										
Matt Ruebel, L ERA: 4.76 (8, 1)	0.1		1	0	0	0	0	0	0	0	0	0	0	2	4	0.00	0.000										
Roberto Hernandez, R ERA: 4.81 (9, 1)	1.0	S	3	1	0	0	0	0	0	0	0	0	0	6	10	0.00	1.000										

Batter	1	2	3	4	5	6	7	8	9	AB	R	H	RBI	BB	SO	LOB	BOTTOM										
Quinton McCracken, S OBP: 0.353, SLG: 0.452 (1, 8)	G4-3					FC6 1B		1-3 K		4	0	1	0	1	2	0	<b>Seattle Mariners @ Tampa Bay Devil Rays</b> Tropicana Field, St. Petersburg, FL Sat May 30 1998, 7:05 PM EDT Att: 40,212 - Dome - 72 F <a href="http://livebaseballscorecards.com">livebaseballscorecards.com</a>										
Miguel Cairo, R OBP: 0.307, SLG: 0.359 (1, 4)	BB 1B 1B		P5		FC6			0-0 SH1-4 BB		3	1	1	0	0	0	2											
Wade Boggs, L OBP: 0.370, SLG: 0.421 (1, 5)	1-2 BB 1B		G4-3			4-2 G3-6-1 1B BB		0-3 K		3	2	1	0	1	1	1											
Fred McGriff, L OBP: 0.359, SLG: 0.430 (1, 3)	1B 2B BB		G6-3			1-0 G3-6-1 1B		0-0 4-3		3	1	1	0	1	0	1											
Paul Sorrento, L OBP: 0.312, SLG: 0.431 (1, 10)	K					1-0 G3-6-1		0-0 F8		3	0	0	0	1	1	5											
Mike Kelly, R OBP: 0.317, SLG: 0.411 (1, 7)	2B 1B		P9			0-0 PB S 1B		4-0 CS BB		3	1	2	3	1	0	1											
Dave Martinez, L OBP: 0.348, SLG: 0.341 (1, 9)	1-3 2B		L7			0-1 L7		2-2 F9		3	0	1	1	1	0	1											
Mike DiFelice, R OBP: 0.257, SLG: 0.343 (1, 2)	G5-3		CI 1B			2-1 CI 1B		0-2 G5-3		3	0	1	1	0	0	2											
Kevin Stocker, S OBP: 0.290, SLG: 0.384 (1, 6)			P4			1-1 L7		0-1 L9		4	0	0	0	0	1	3											
<b>Inning Stats</b>	R: 3 E: 0 K: 1 S: 16	H: 4 LOB: 2 BB: 1 P: 23	R: 0 E: 0 K: 1 S: 11	H: 0 LOB: 0 BB: 0 P: 14	R: 0 E: 0 K: 0 S: 8	H: 0 LOB: 1 BB: 1 P: 15	R: 0 E: 1 K: 0 S: 9	H: 1 LOB: 2 BB: 0 P: 12	R: 2 E: 0 K: 1 S: 10	H: 3 LOB: 2 BB: 2 P: 20	R: 0 E: 0 K: 1 S: 5	H: 0 LOB: 1 BB: 1 P: 9	R: 0 E: 0 K: 0 S: 8	H: 0 LOB: 0 BB: 1 P: 14	R: 0 E: 0 K: 1 S: 9	H: 0 LOB: 0 BB: 0 P: 10	1B: 7 2B: 1 3B: 0 HR: 0	SF: 0 SAC: 1 DP: 1 HBP: 0	WP: 0 PB: 1 SB: 1 CS: 1	PA: 37							
<b>PITCHER</b>	IP	WLS	BF	H	R	ER	SO	BB	IBB	HBP	BLK	WP	HR	S	P	ERA	WHIP										
27 Ken Cloude, R ERA: 5.63 (1, 1)	4.2	L	26	8	5	5	2	4	0	0	0	0	0	51	81	9.64	2.571										
Paul Spoljaric, L ERA: 6.0 (5, 1)	1.2		6	0	0	0	2	1	0	0	0	0	0	9	13	0.00	0.600										
Heathcliff Slocumb, R ERA: 9.76 (7, 1)	1.2		5	0	0	0	1	1	0	0	0	0	0	16	23	0.00	0.600										







Batter	1	2	3	4	5	6	7	8	9	AB	R	H	RBI	BB	SO	LOB	TOP					
<b>Joey Cora, S</b> <small>OBP: 0.348, SLG: 0.370</small>										3	1	2	0	2	1	0	<b>Seattle Mariners @ Baltimore Orioles</b> Oriole Park at Camden Yards, Baltimore, MD Mon Jun 01 1998, 7:05 PM EDT Att: 42,622 - Unknown - 82 F					
<b>Alex Rodriguez, R</b> <small>OBP: 0.359, SLG: 0.622</small>										2	2	0	0	3	1	2						
<b>Ken Griffey Jr., L</b> <small>OBP: 0.375, SLG: 0.635</small>										5	2	2	1	0	2	3						
<b>David Segui, S</b> <small>OBP: 0.390, SLG: 0.575</small>										4	1	2	4	0	0	0						
<b>Edgar Martinez, R</b> <small>OBP: 0.398, SLG: 0.549</small>										5	2	3	3	0	1	1						
<b>Glenallen Hill, R</b> <small>OBP: 0.354, SLG: 0.542</small> <b>Rich Amaral, R</b> <small>OBP: 0.306, SLG: 0.379</small> <b>Jeff Huson, L</b> <small>OBP: 0.276, SLG: 0.333</small>										4	0	1	0	0	1	1						
<b>Russ Davis, R</b> <small>OBP: 0.340, SLG: 0.492</small>										5	1	1	1	0	1	3						
<b>Rob Ducey, L</b> <small>OBP: 0.336, SLG: 0.383</small>										3	0	0	0	1	0	1						
<b>Dan Wilson, R</b> <small>OBP: 0.311, SLG: 0.367</small>										4	0	0	0	0	1	1						
<b>Inning Stats</b>	R: 4 H: 4 E: 0 K: 0 S: 10	H: 4 LOB: 0 BB: 1 P: 21	R: 0 H: 0 E: 0 K: 0 S: 6	H: 0 LOB: 2 BB: 3 P: 19	R: 1 H: 1 E: 0 K: 1 S: 11	LOB: 0 BB: 0 P: 15	R: 0 H: 0 E: 0 K: 2 S: 12	H: 0 LOB: 0 BB: 0 P: 18	R: 3 H: 3 E: 0 K: 1 S: 15	H: 3 LOB: 1 BB: 1 P: 28	R: 0 H: 0 E: 0 K: 2 S: 13	H: 0 LOB: 1 BB: 1 P: 21	R: 0 H: 0 E: 0 K: 0 S: 5	H: 0 LOB: 0 BB: 0 P: 6	R: 1 H: 2 E: 0 K: 0 S: 11	H: 2 LOB: 1 BB: 0 P: 20		R: 0 H: 1 E: 0 K: 2 S: 16	H: 1 LOB: 2 BB: 1 P: 27	1B: 5 2B: 2 3B: 0 HR: 4	SF: 1 SAC: 0 DP: 1 HBP: 0	WP: 0 PB: 0 SB: 0 CS: 1
<b>PITCHER</b>	IP WLS BF H R ER SO BB IBB HBP BLK WP HR S P ERA WHIP								<b>PITCHER</b>	IP WLS BF H R ER SO BB IBB HBP BLK WP HR S P ERA WHIP												
<b>Richie Lewis, R</b> <small>ERA: 14.54</small>	(1, 1)	4.1	22	6	7	7	3	5	0	0	0	0	0	0	0	0	2	44	83	14.54	2.538	
<b>Terry Mathews, R</b> <small>ERA: 7.5</small>	(5, 1)	0.2	4	2	1	1	1	0	0	0	0	0	0	0	0	0	1	10	18	13.50	3.000	
<b>Alan Mills, R</b> <small>ERA: 5.16</small>	(6, 1)	3.0	W	12	2	1	1	2	1	0	0	0	0	0	0	0	1	29	47	3.00	1.000	
<b>Jesse Orosco, L</b> <small>ERA: 4.6</small>	(9, 1)	0.1	S	2	1	0	0	1	0	0	0	0	0	0	0	0	0	6	10	0.00	3.000	
<b>Amando Benitez, R</b> <small>ERA: 4.5</small>	(9, 1)	0.2	S	3	0	0	0	1	1	0	0	0	0	0	0	0	0	10	17	0.00	1.500	

AB 35  
 R 9  
 H 11  
 RBI 9  
 BB 7  
 SO 8  
 LOB 12



AB 40  
 R 10  
 H 14  
 RBI 10  
 BB 2  
 SO 10  
 LOB 20





Batter	1	2	3	4	5	6	7	8	9	10	AB	R	H	RBI	BB	SO	LOB								
<b>Joey Cora, S</b> OBP: 0.345, SLG: 0.366 (1, 4)	1-2 HR 1B		0-1 F8	1-0 CS	0-0 G4-3		2-3 K		0-0 P5		5	1	1	0	0	1	1								
<b>Alex Rodriguez, R</b> OBP: 0.360, SLG: 0.630 (1, 6)	2-0 HR		1-2 HR 1B		2-3 K		2-1 G6-3		0-1 P2		5	2	2	2	0	1	0								
<b>Ken Griffey Jr., L</b> OBP: 0.380, SLG: 0.661 (1, 8)	2-1 P5		1-1 HR		3-2 G3			1-1 BB 1B		2-1 HR	5	2	3	4	0	0	0								
<b>David Segui, S</b> OBP: 0.395, SLG: 0.576 (1, 3)	0-3 K		0-0 FC4-6 1B		3-2 G3 WP 3B 1B		2-1 BB 1B		0-3 K		5	1	3	0	0	2	0								
<b>Edgar Martinez, R</b> OBP: 0.348, SLG: 0.538 (1, 10)	2-3 K		1-0 F9		3-1 G3		4-1 BB 1B		1-3 K		4	0	0	0	1	2	2								
<b>Rob Ducey, L</b> OBP: 0.336, SLG: 0.402 (8, PH)		0-0 G3	2-1 FC4-6		0-0 SF8 3B		2-0 F8		4-2 BB		3	1	1	1	0	0	1								
<b>Glenallen Hill, R</b> OBP: 0.362, SLG: 0.539 (8, 9)											1	0	0	0	0	0	3								
<b>Dave McCarty, R</b> OBP: 0.365, SLG: 0.444 (8, 9)											0	0	0	0	1	0	0								
<b>Jeff Huson, L</b> OBP: 0.263, SLG: 0.314 (6, PH)		0-2 G3-1			1-1 SF8		1-3 K		1-2 BB		2	0	0	0	0	0	0								
<b>Russ Davis, R</b> OBP: 0.335, SLG: 0.486 (6, 5)											2	0	0	1	0	1	4								
<b>John Marzano, R</b> OBP: 0.385, SLG: 0.478 (1, 2)		0-0 F9			3-2 G6-3		1-1 G1-3				4	0	0	0	0	0	3								
<b>Rich Amaral, R</b> OBP: 0.316, SLG: 0.386 (1, 7)			3-2 1B HR 1B		1-0 CS 1B		1-3 K		3-2 F9		4	1	2	0	0	1	0								
<b>Inning Stats</b>	R: 2 E: 0 K: 2 S: 12	H: 2 LOB: 0 BB: 0 P: 19	R: 0 E: 0 K: 0 S: 7	H: 0 LOB: 0 BB: 0 P: 7	R: 3 E: 0 K: 0 S: 15	H: 4 LOB: 1 BB: 0 P: 22	R: 0 E: 0 K: 0 S: 8	H: 1 LOB: 0 BB: 0 P: 13	R: 0 E: 0 K: 1 S: 7	H: 0 LOB: 0 BB: 0 P: 12	R: 2 E: 0 K: 2 S: 14	H: 2 LOB: 0 BB: 0 P: 23	R: 0 E: 0 K: 2 S: 8	H: 0 LOB: 0 BB: 0 P: 13	R: 0 E: 0 K: 1 S: 12	H: 2 LOB: 3 BB: 1 P: 22	R: 0 E: 0 K: 0 S: 8	H: 0 LOB: 0 BB: 0 P: 11	R: 1 E: 0 K: 2 S: 13	H: 1 LOB: 1 BB: 1 P: 21	1B: 8 2B: 0 3B: 1 HR: 3	SF: 1 SAC: 0 DP: 0 HBP: 0	WP: 1 PA: 44		
<b>PITCHER</b>	IP WLS BF H R ER SO BB IBB HBP BLK WP HR S P ERA WHIP	IP WLS BF H R ER SO BB IBB HBP BLK WP HR S P ERA WHIP	IP WLS BF H R ER SO BB IBB HBP BLK WP HR S P ERA WHIP	IP WLS BF H R ER SO BB IBB HBP BLK WP HR S P ERA WHIP	IP WLS BF H R ER SO BB IBB HBP BLK WP HR S P ERA WHIP	IP WLS BF H R ER SO BB IBB HBP BLK WP HR S P ERA WHIP	IP WLS BF H R ER SO BB IBB HBP BLK WP HR S P ERA WHIP	IP WLS BF H R ER SO BB IBB HBP BLK WP HR S P ERA WHIP	IP WLS BF H R ER SO BB IBB HBP BLK WP HR S P ERA WHIP	IP WLS BF H R ER SO BB IBB HBP BLK WP HR S P ERA WHIP	IP WLS BF H R ER SO BB IBB HBP BLK WP HR S P ERA WHIP	IP WLS BF H R ER SO BB IBB HBP BLK WP HR S P ERA WHIP	IP WLS BF H R ER SO BB IBB HBP BLK WP HR S P ERA WHIP	IP WLS BF H R ER SO BB IBB HBP BLK WP HR S P ERA WHIP	IP WLS BF H R ER SO BB IBB HBP BLK WP HR S P ERA WHIP	IP WLS BF H R ER SO BB IBB HBP BLK WP HR S P ERA WHIP	IP WLS BF H R ER SO BB IBB HBP BLK WP HR S P ERA WHIP	IP WLS BF H R ER SO BB IBB HBP BLK WP HR S P ERA WHIP	IP WLS BF H R ER SO BB IBB HBP BLK WP HR S P ERA WHIP	IP WLS BF H R ER SO BB IBB HBP BLK WP HR S P ERA WHIP	IP WLS BF H R ER SO BB IBB HBP BLK WP HR S P ERA WHIP	IP WLS BF H R ER SO BB IBB HBP BLK WP HR S P ERA WHIP	IP WLS BF H R ER SO BB IBB HBP BLK WP HR S P ERA WHIP	IP WLS BF H R ER SO BB IBB HBP BLK WP HR S P ERA WHIP	IP WLS BF H R ER SO BB IBB HBP BLK WP HR S P ERA WHIP


**TOP**

**Seattle Mariners @ Baltimore Orioles**  
Oriole Park at Camden Yards, Baltimore, MD

Tue Jun 02 1998, 3:33 AM EDT  
Att: 46,724 - Overcast - 86 F

livebaseballscorecards.com

AB 40  
R 8  
H 12  
RBI 8  
BB 2  
SO 8  
LOB 14



WP: 1 PA: 44  
PB: 0  
SB: 0  
CS: 1

Batter	1	2	3	4	5	6	7	8	9	10	AB	R	H	RBI	BB	SO	LOB								
<b>Brady Anderson, L</b> OBP: 0.293, SLG: 0.404 (1, 8)	1-3 K		3-2 G3	0-0 HR		1-3 K			3-3 K		5	1	1	3	0	3	0								
<b>Eric Davis, R</b> OBP: 0.359, SLG: 0.563 (1, 9)	1-1 G6-3		0-0 G6-3	0-0 E5		2-2 L8			1-1 G6-3		5	0	0	0	0	0	0								
<b>Harold Baines, L</b> OBP: 0.364, SLG: 0.481 (10, PR)	1-2 G3-1		4-2 BLK BB	0-0 E5		2-3 K			0-0 HR 1B		4	0	1	0	1	1	1								
<b>Jeffrey Hammonds, R</b> OBP: 0.367, SLG: 0.440 (10, PR)											0	1	0	0	0	0	0								
<b>Rafael Palmeiro, L</b> OBP: 0.375, SLG: 0.541 (1, 3)		0-1 HR 1B	1-1 G3-1		1-1 G4-6-3 3B		1-2 L6		2-1 HR		5	3	3	2	0	0	1								
<b>Roberto Alomar, S</b> OBP: 0.391, SLG: 0.456 (1, 4)		3-2 F9		3-3 K	2-0 G4-6-3 1B		0-3 K				4	0	1	0	0	2	1								
<b>B.J. Surhoff, L</b> OBP: 0.338, SLG: 0.490 (1, 7)		0-1 F6		0-1 HR	1-0 G4-6-3		2-2 G6-3				4	1	1	1	0	0	2								
<b>Cal Ripken Jr., R</b> OBP: 0.340, SLG: 0.379 (1, 5)		2-1 HR		1-0 G5-3	4-1 FC5-4 BB		3-3 K				3	1	1	2	1	1	0								
<b>Lenny Webster, R</b> OBP: 0.279, SLG: 0.402 (1, 2)		3-2 1B		2-0 HR 1B	0-0 FC5-4		0-1 L8				4	1	2	0	0	0	1								
<b>Mike Bordick, R</b> OBP: 0.331, SLG: 0.423 (4, PH)		0-1 G1-3		0-0 HR 1B		1-3 K			3-3 K		1	0	0	0	0	0	1								
<b>Jeff Reboulet, R</b> OBP: 0.368, SLG: 0.258 (5, 6)											3	1	1	0	0	2	0								
<b>Inning Stats</b>	R: 0 E: 0 K: 1 S: 8	H: 0 LOB: 0 BB: 0 P: 11	R: 2 E: 0 K: 0 S: 15	H: 3 LOB: 1 BB: 0 P: 23	R: 4 E: 2 K: 1 S: 11	H: 4 LOB: 2 BB: 0 P: 17	R: 1 E: 0 K: 0 S: 6	H: 2 LOB: 1 BB: 0 P: 14	R: 0 E: 0 K: 2 S: 9	H: 0 LOB: 0 BB: 0 P: 12	R: 0 E: 0 K: 1 S: 11	H: 0 LOB: 0 BB: 0 P: 16	R: 0 E: 0 K: 2 S: 11	H: 0 LOB: 0 BB: 0 P: 18	R: 2 E: 0 K: 0 S: 3	H: 2 LOB: 1 BB: 0 P: 5	1B: 6 2B: 0 3B: 1 HR: 4	SF: 0 SAC: 0 DP: 1 HBP: 0	WP: 0 PA: 40 PB: 0 SB: 0 CS: 0						
<b>PITCHER</b>	IP WLS BF H R ER SO BB IBB HBP BLK WP HR S P ERA WHIP	IP WLS BF H R ER SO BB IBB HBP BLK WP HR S P ERA WHIP	IP WLS BF H R ER SO BB IBB HBP BLK WP HR S P ERA WHIP	IP WLS BF H R ER SO BB IBB HBP BLK WP HR S P ERA WHIP	IP WLS BF H R ER SO BB IBB HBP BLK WP HR S P ERA WHIP	IP WLS BF H R ER SO BB IBB HBP BLK WP HR S P ERA WHIP	IP WLS BF H R ER SO BB IBB HBP BLK WP HR S P ERA WHIP	IP WLS BF H R ER SO BB IBB HBP BLK WP HR S P ERA WHIP	IP WLS BF H R ER SO BB IBB HBP BLK WP HR S P ERA WHIP	IP WLS BF H R ER SO BB IBB HBP BLK WP HR S P ERA WHIP	IP WLS BF H R ER SO BB IBB HBP BLK WP HR S P ERA WHIP	IP WLS BF H R ER SO BB IBB HBP BLK WP HR S P ERA WHIP	IP WLS BF H R ER SO BB IBB HBP BLK WP HR S P ERA WHIP	IP WLS BF H R ER SO BB IBB HBP BLK WP HR S P ERA WHIP	IP WLS BF H R ER SO BB IBB HBP BLK WP HR S P ERA WHIP	IP WLS BF H R ER SO BB IBB HBP BLK WP HR S P ERA WHIP	IP WLS BF H R ER SO BB IBB HBP BLK WP HR S P ERA WHIP	IP WLS BF H R ER SO BB IBB HBP BLK WP HR S P ERA WHIP	IP WLS BF H R ER SO BB IBB HBP BLK WP HR S P ERA WHIP	IP WLS BF H R ER SO BB IBB HBP BLK WP HR S P ERA WHIP	IP WLS BF H R ER SO BB IBB HBP BLK WP HR S P ERA WHIP	IP WLS BF H R ER SO BB IBB HBP BLK WP HR S P ERA WHIP	IP WLS BF H R ER SO BB IBB HBP BLK WP HR S P ERA WHIP	IP WLS BF H R ER SO BB IBB HBP BLK WP HR S P ERA WHIP	IP WLS BF H R ER SO BB IBB HBP BLK WP HR S P ERA WHIP


**BOTTOM**

**Seattle Mariners @ Baltimore Orioles**  
Oriole Park at Camden Yards, Baltimore, MD

Tue Jun 02 1998, 3:33 AM EDT  
Att: 46,724 - Overcast - 86 F

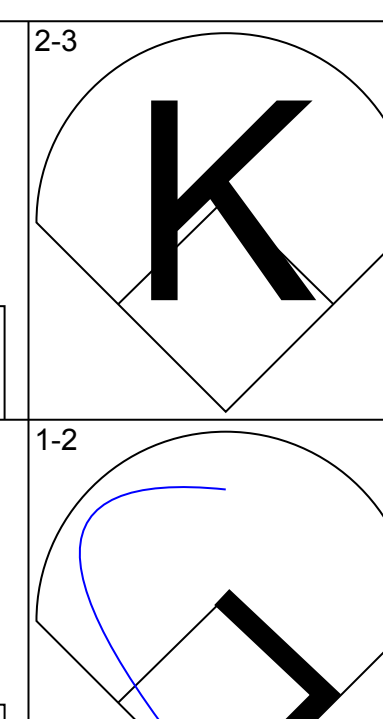
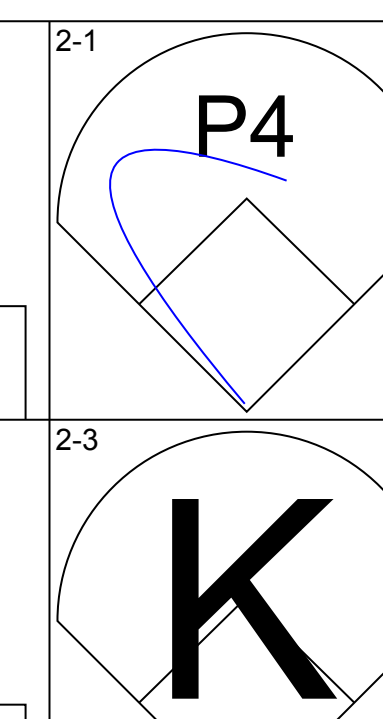
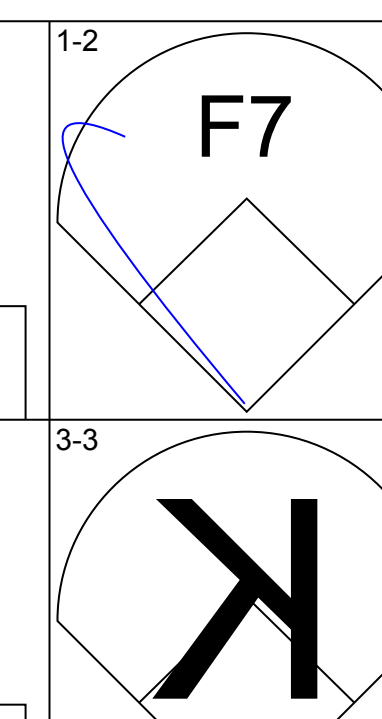
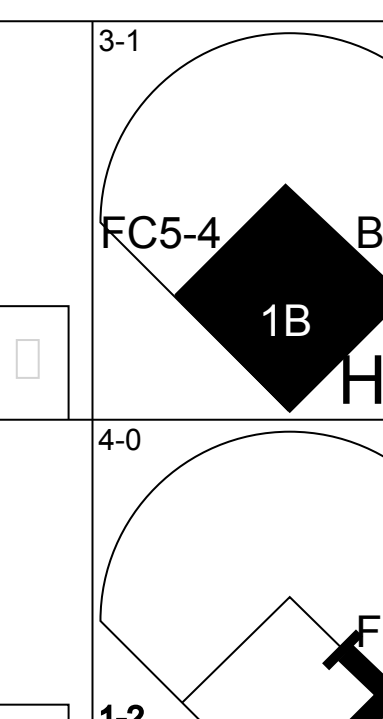
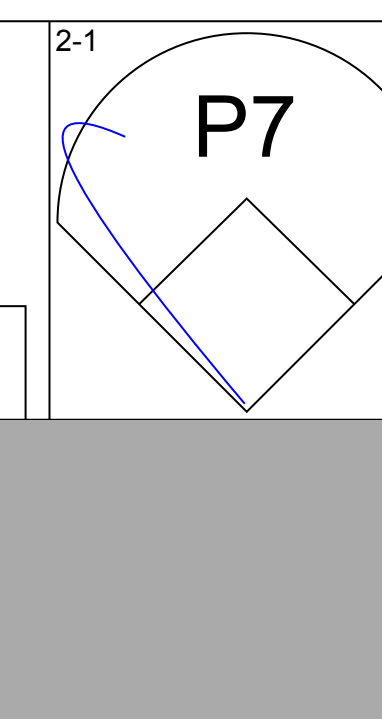
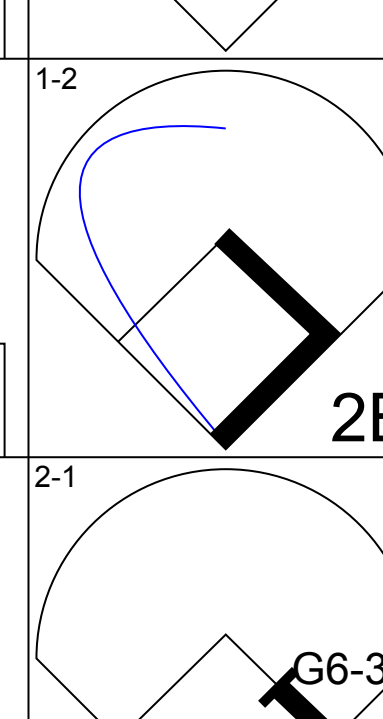
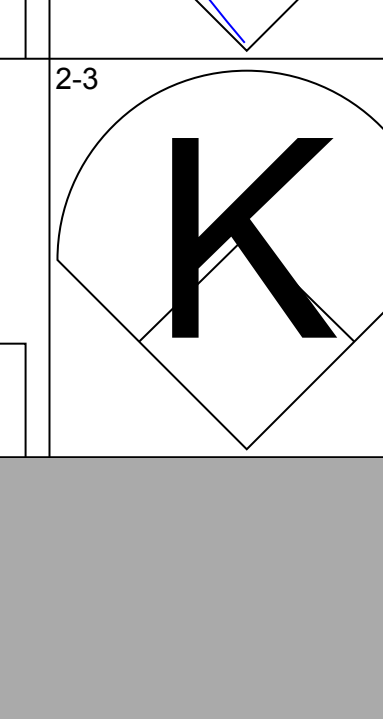
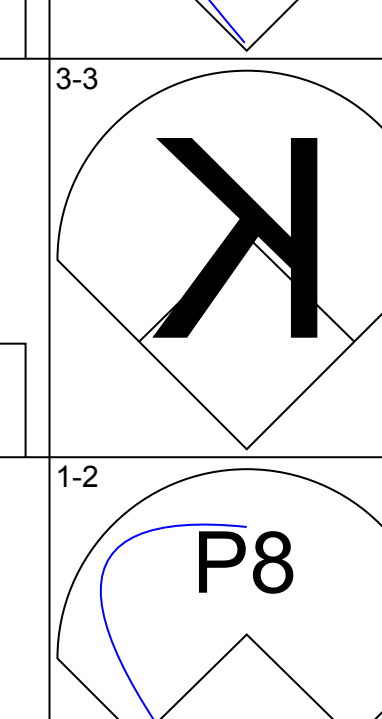
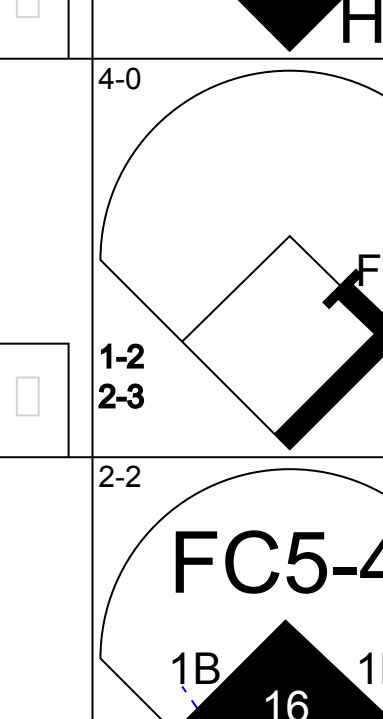

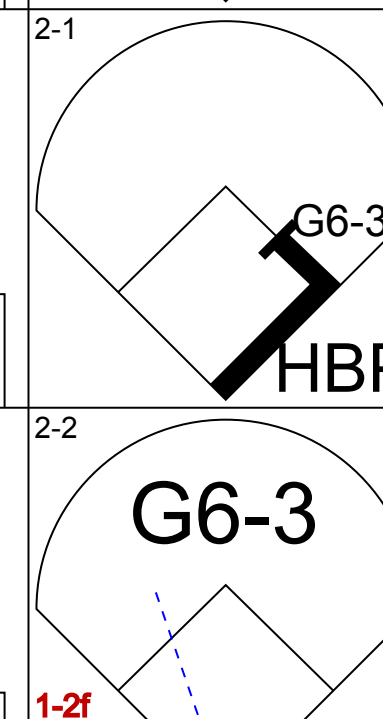
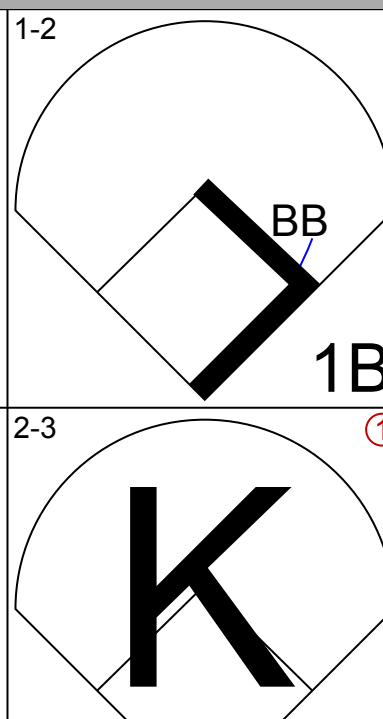
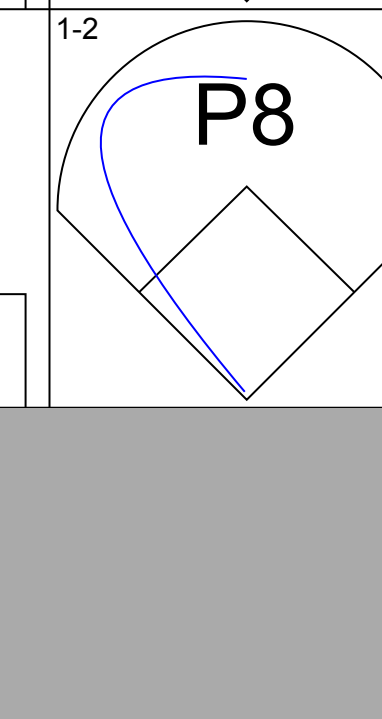
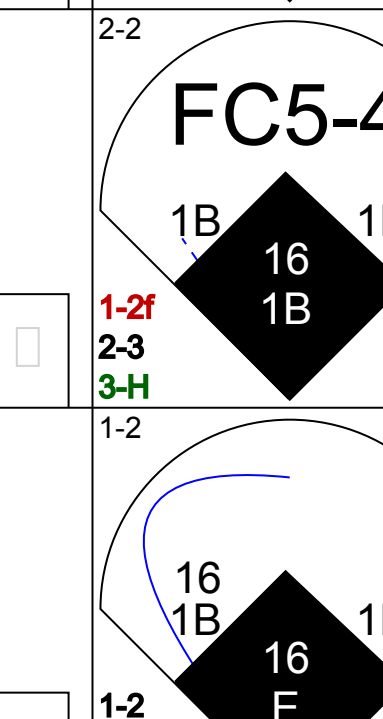

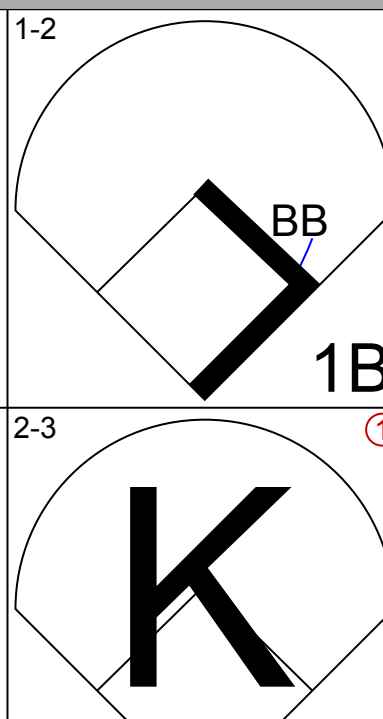
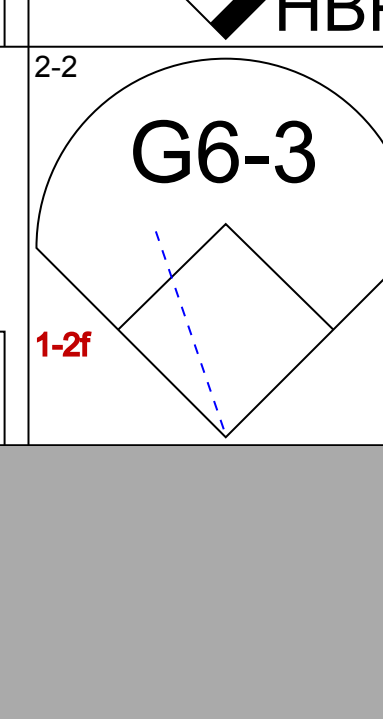
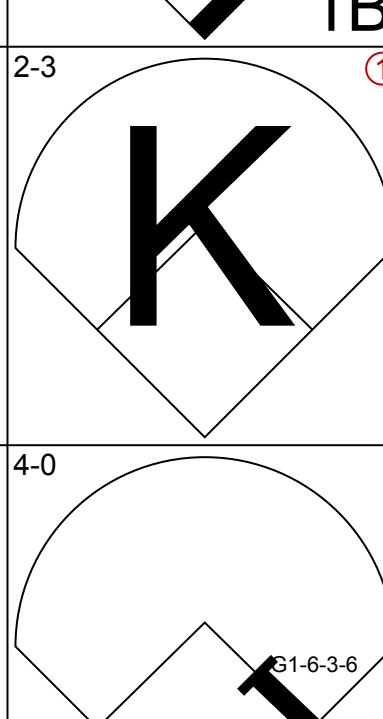
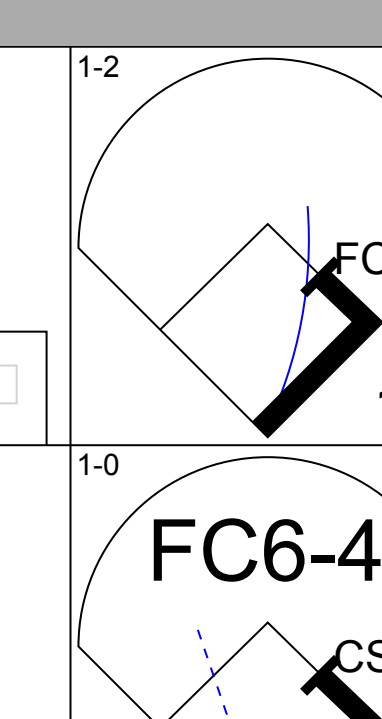
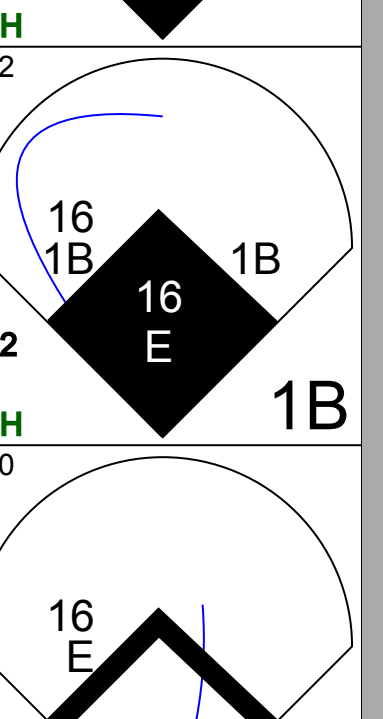

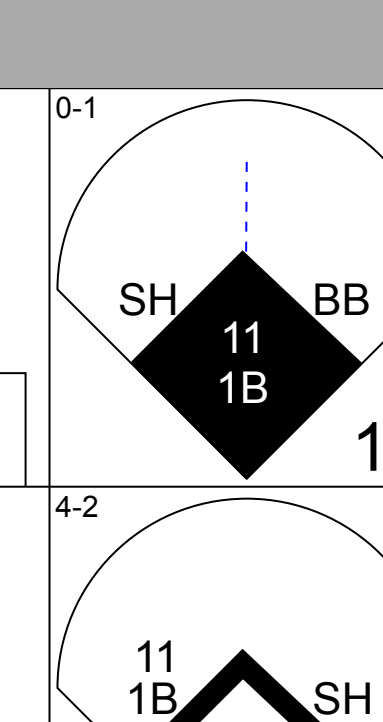
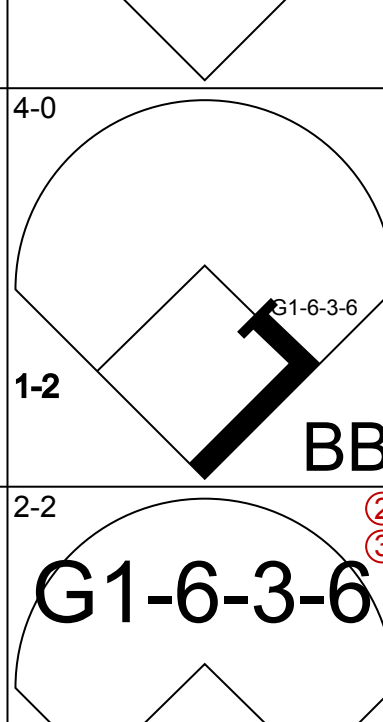
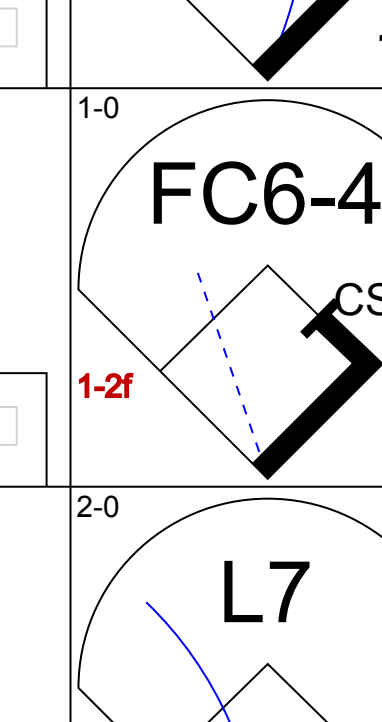
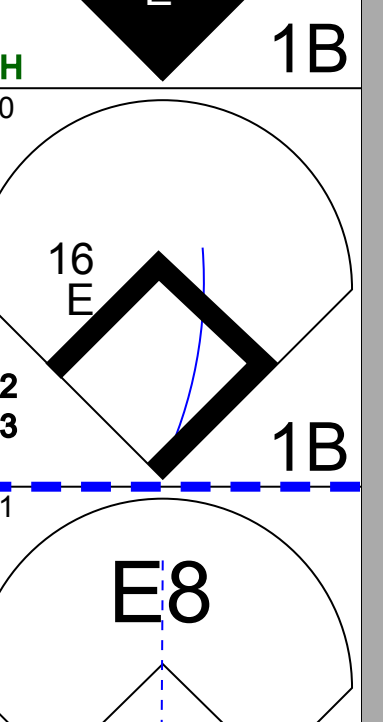

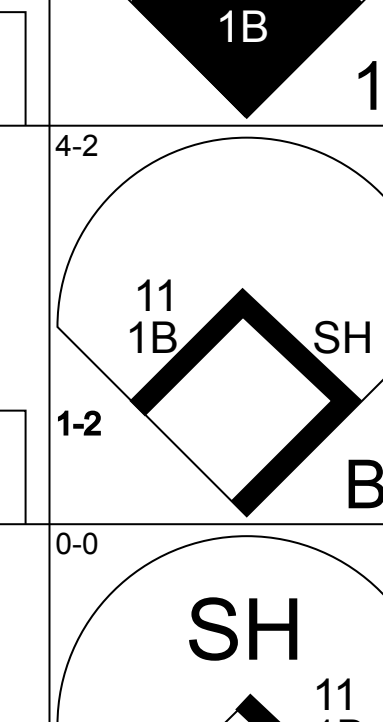
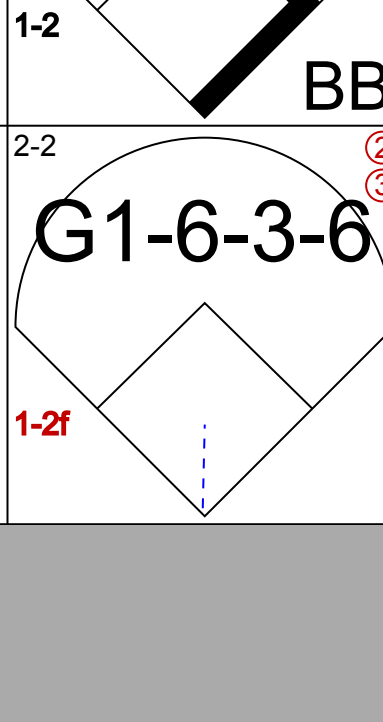
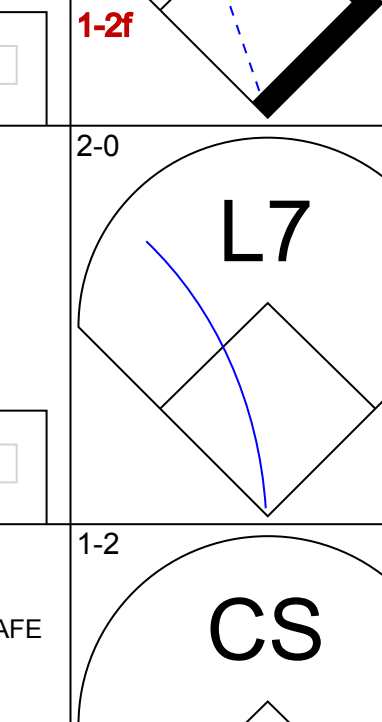
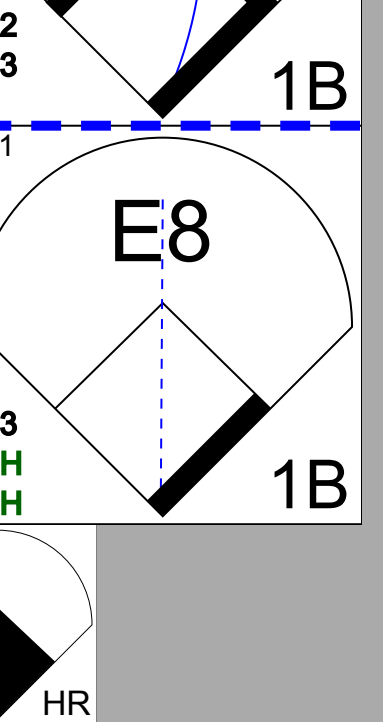

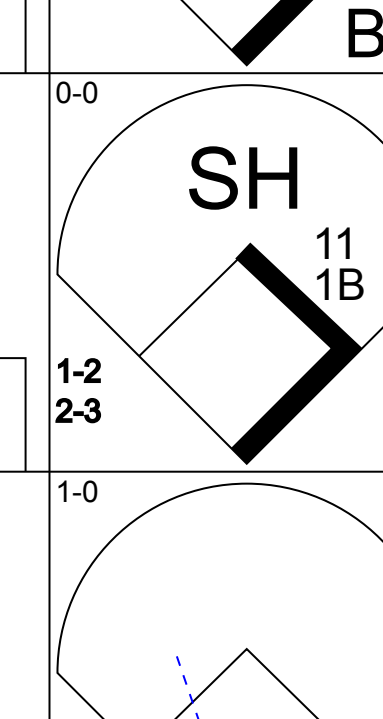
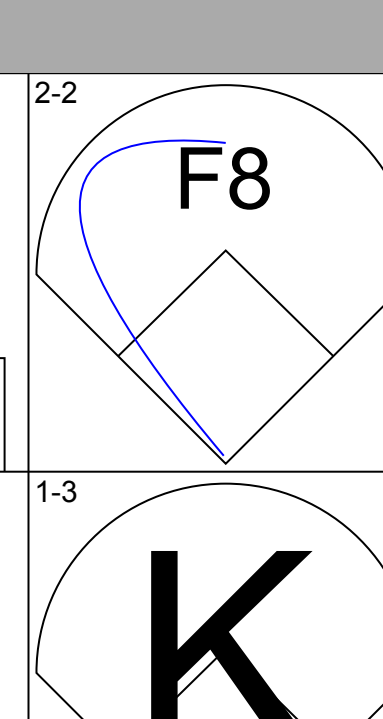
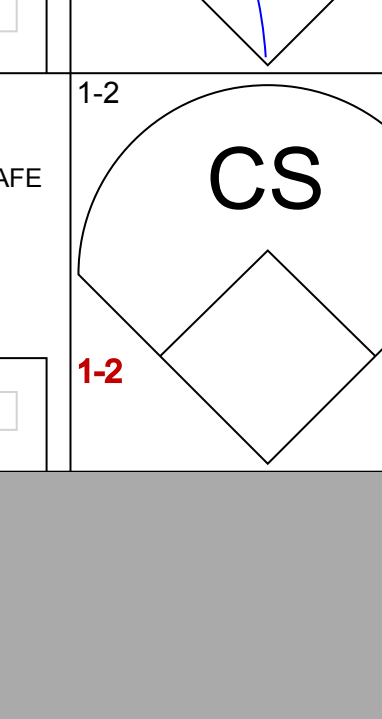
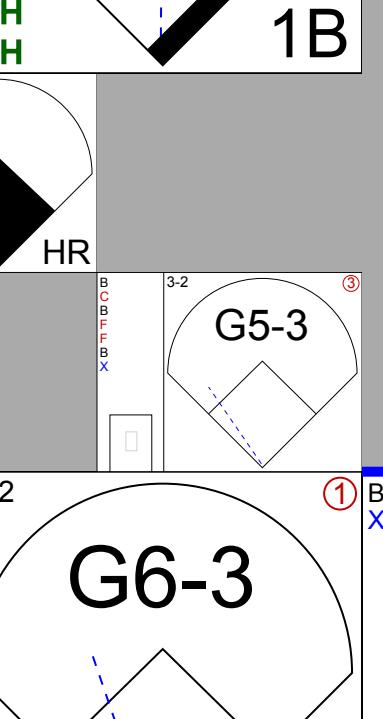
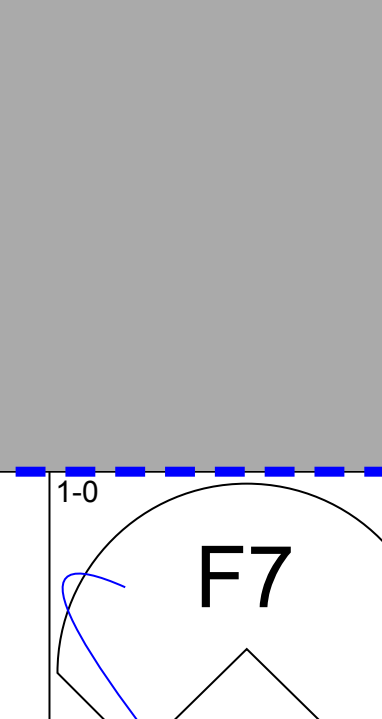
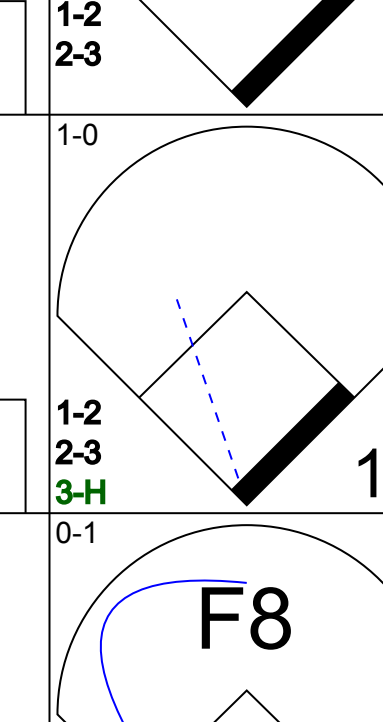
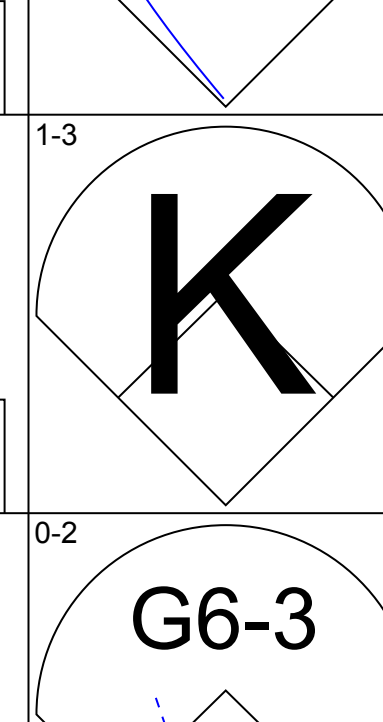
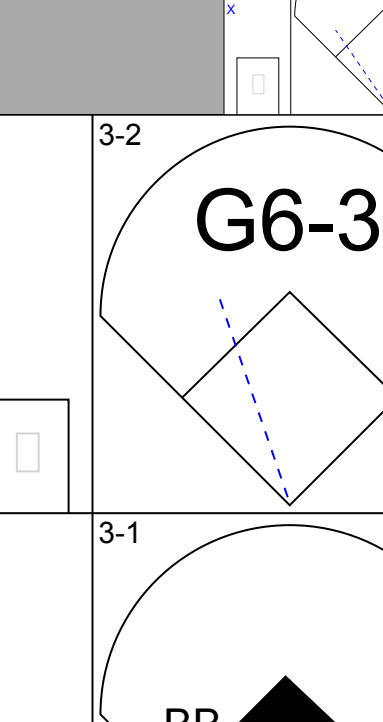
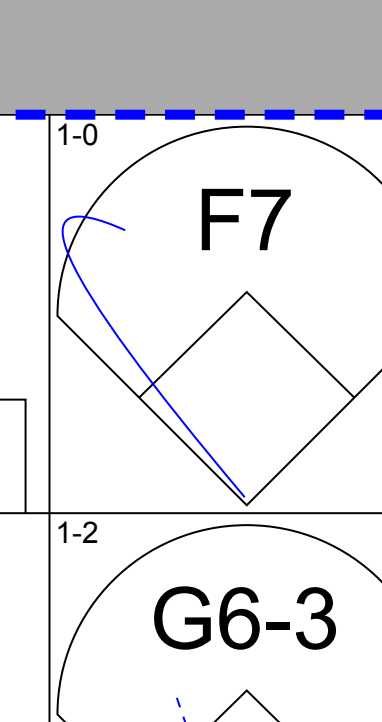
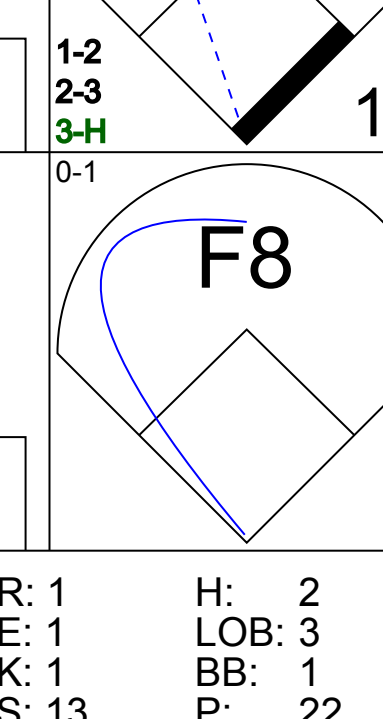
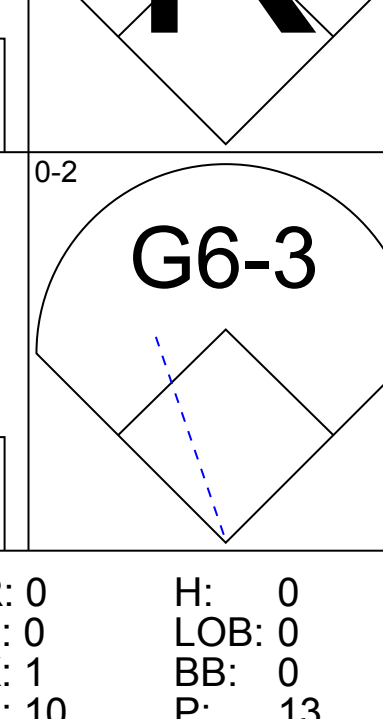
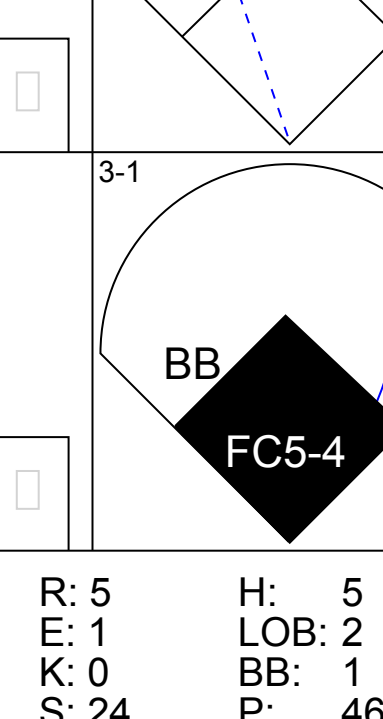
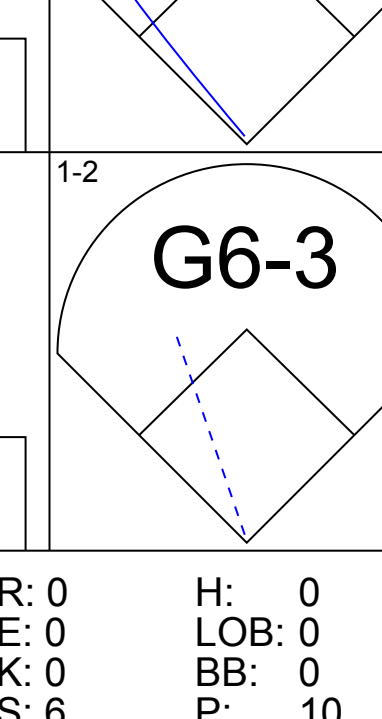
livebaseballscorecards.com

AB 38  
R 9  
H 11  
RBI 8  
BB 2  
SO 9  
LOB 7



WP: 0 PA: 40  
PB: 0  
SB: 0  
CS: 0

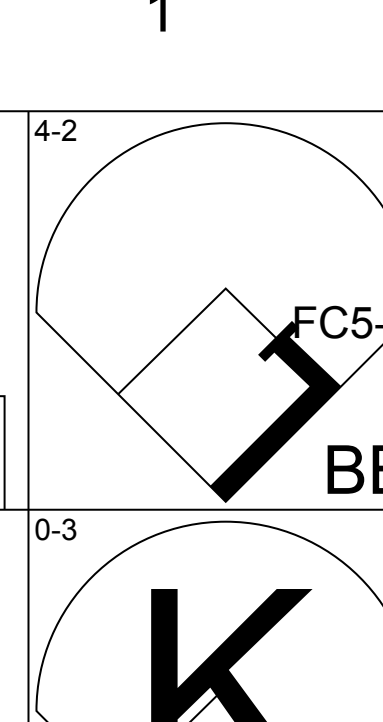
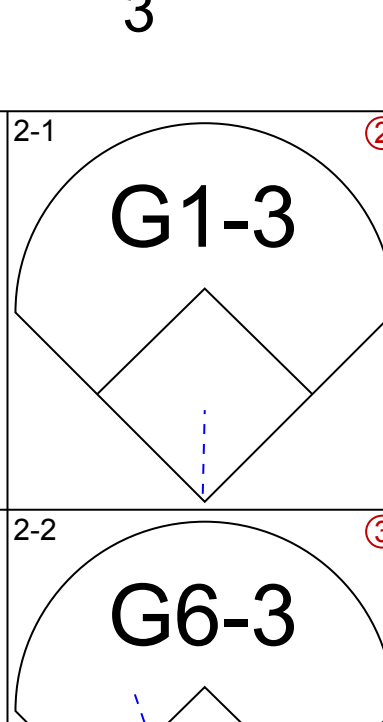
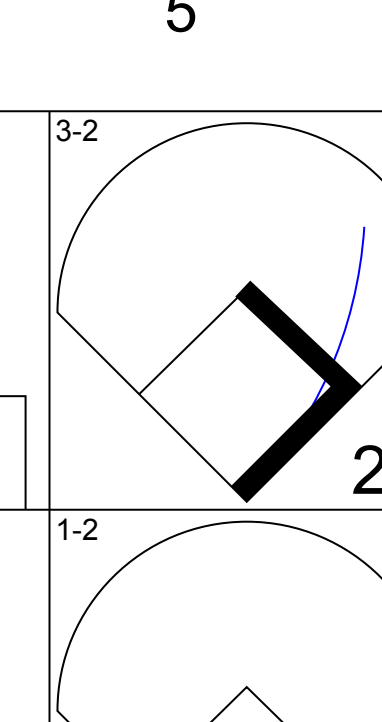
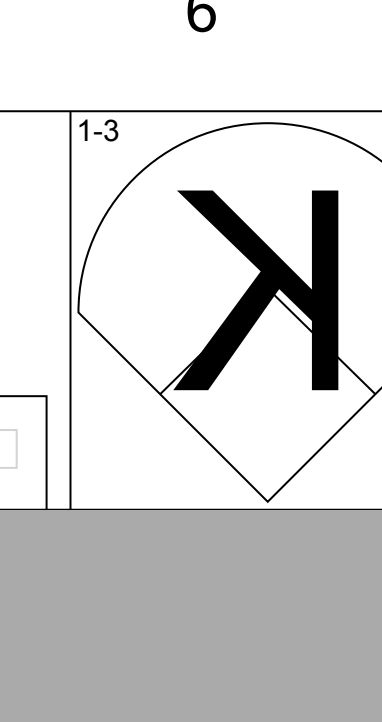

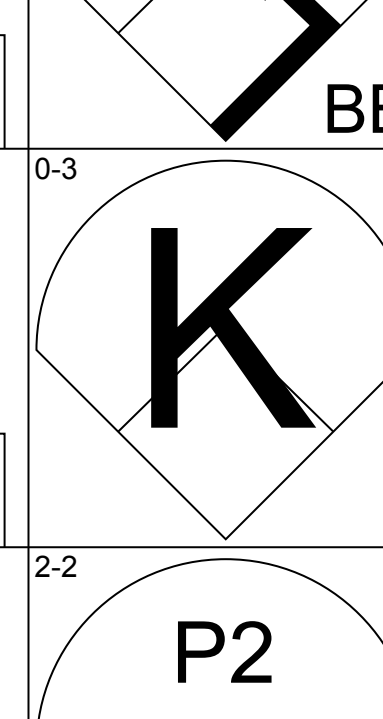
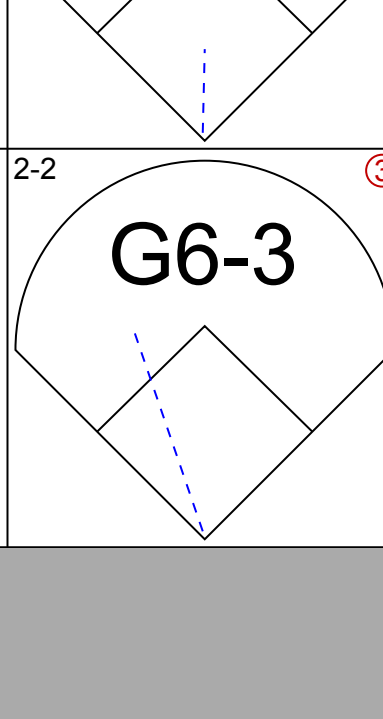
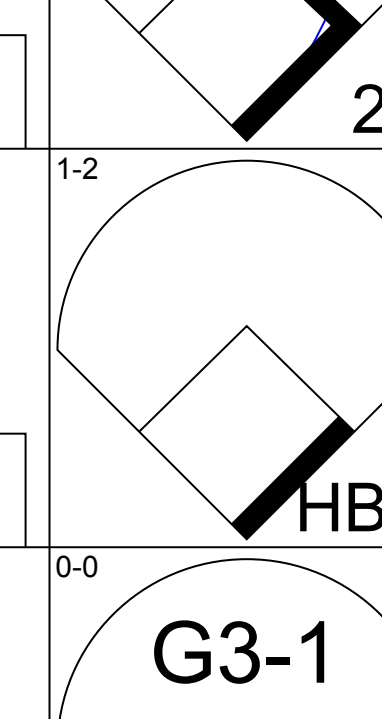
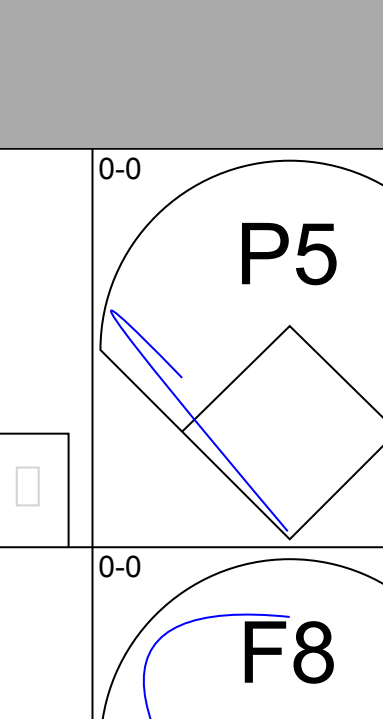

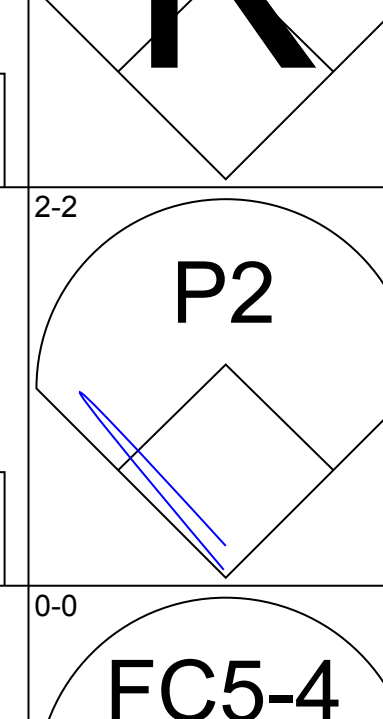
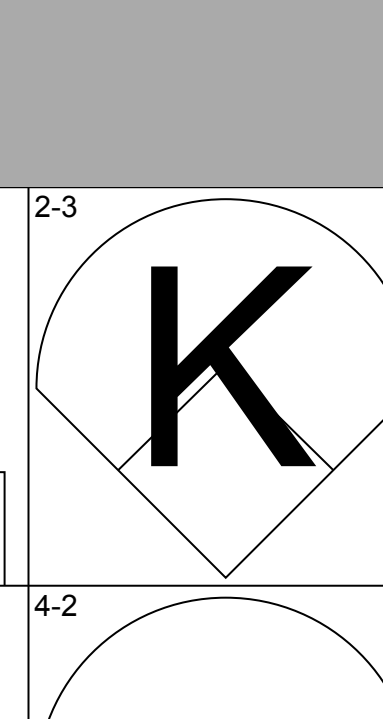
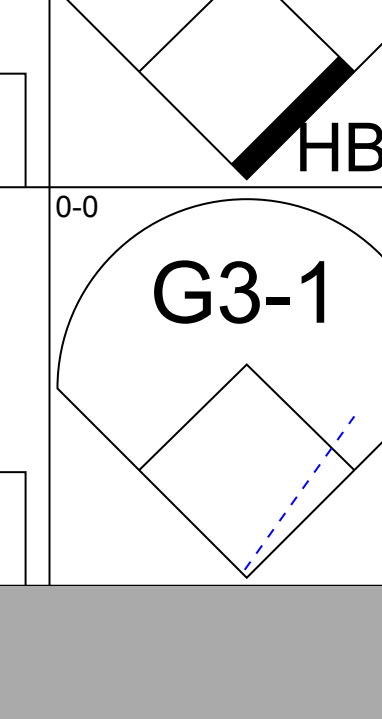
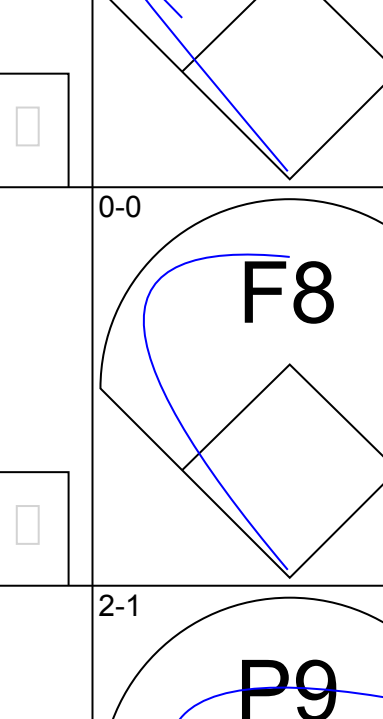
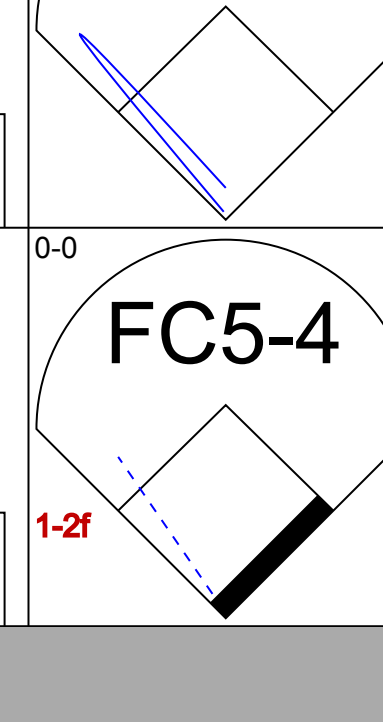
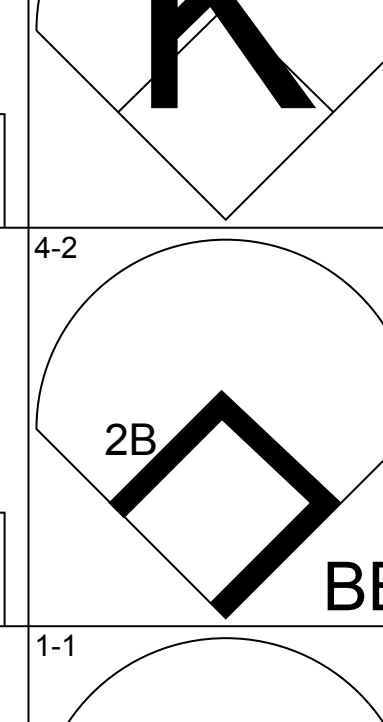
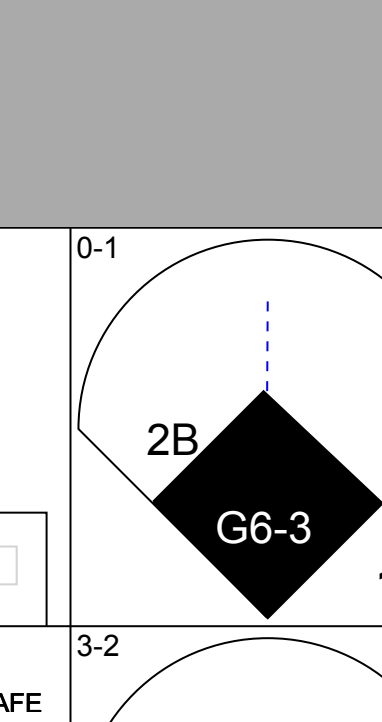
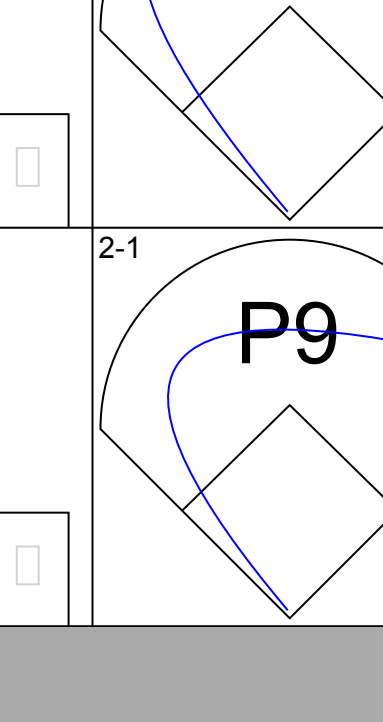
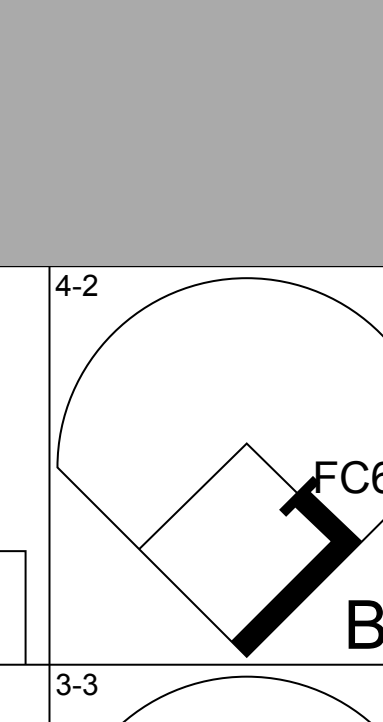
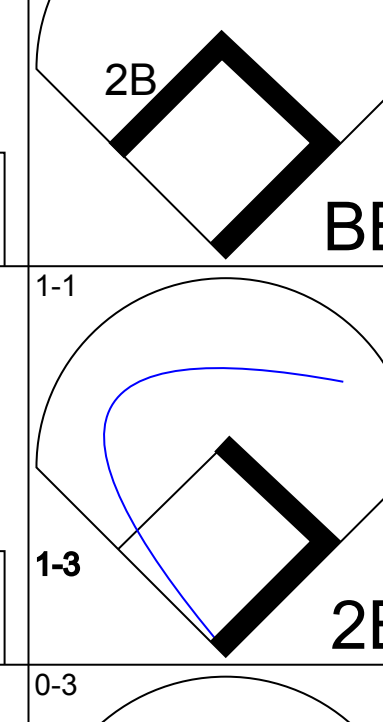
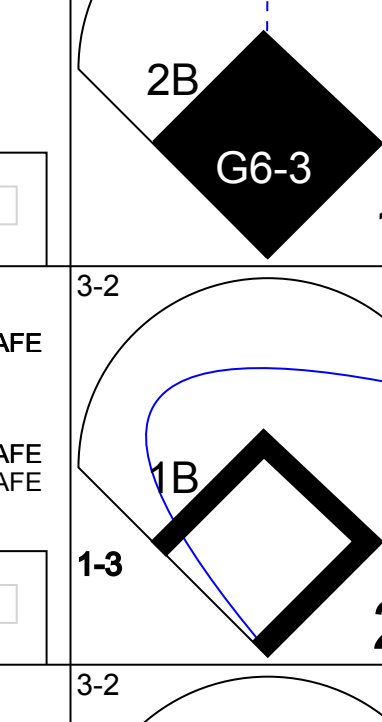
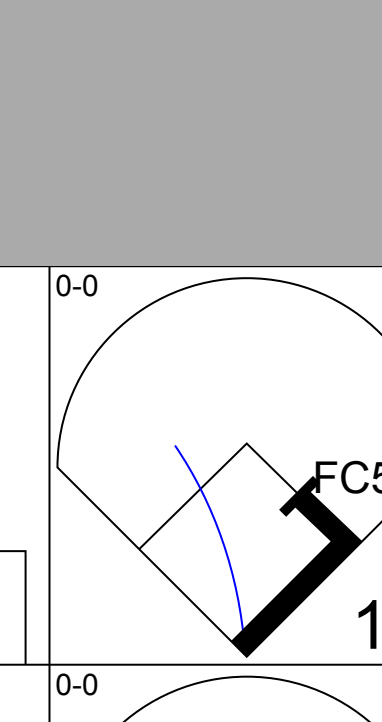
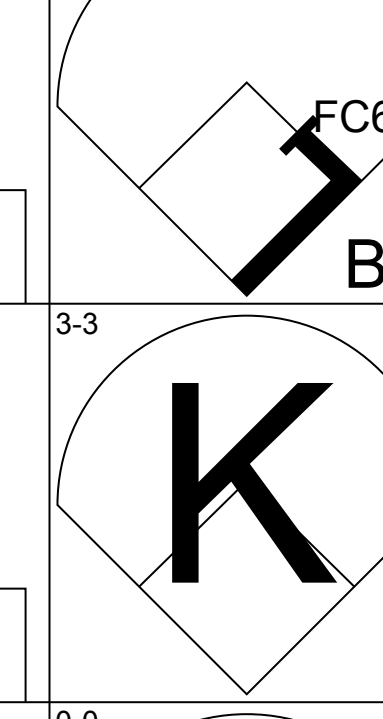
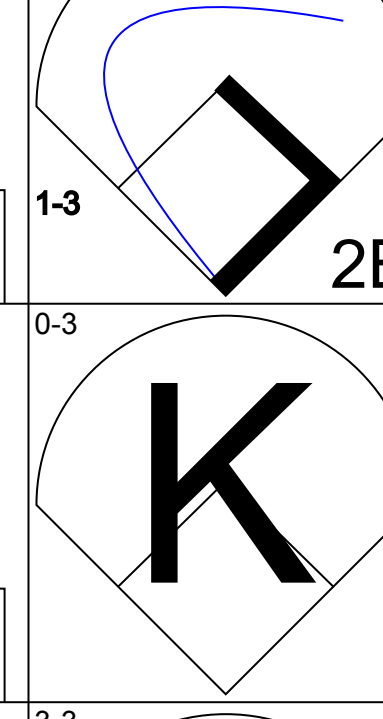
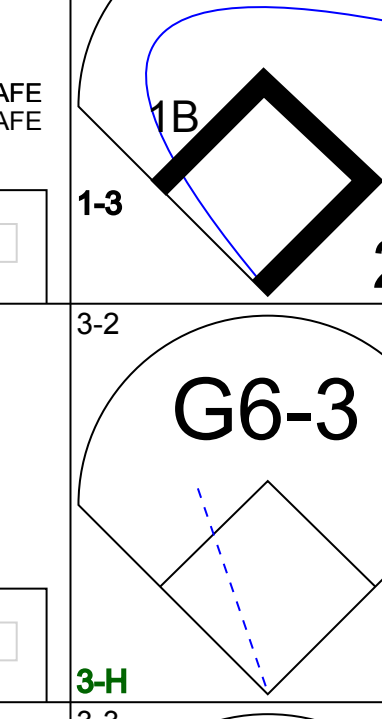

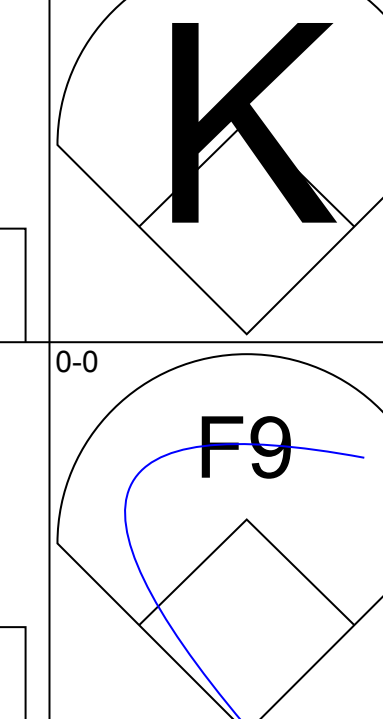
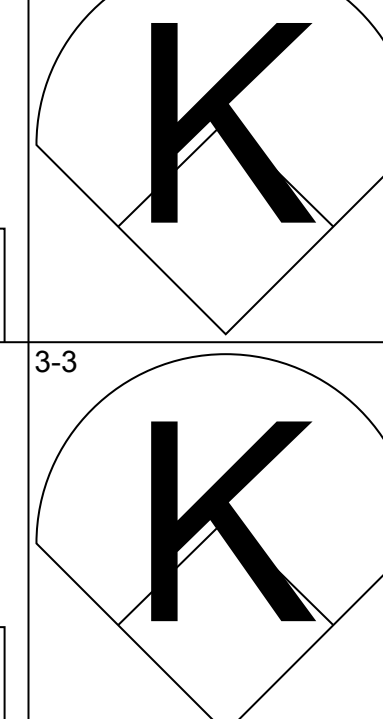
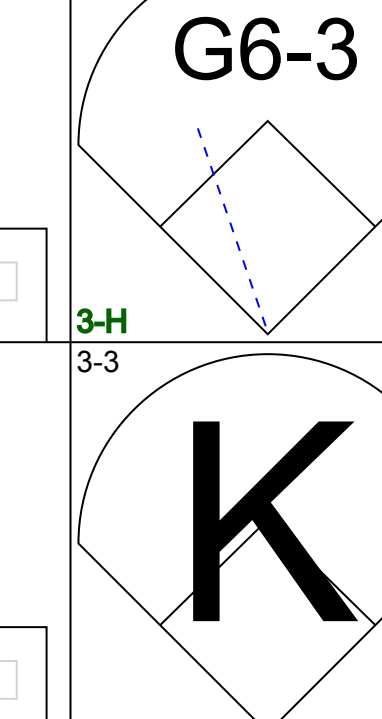
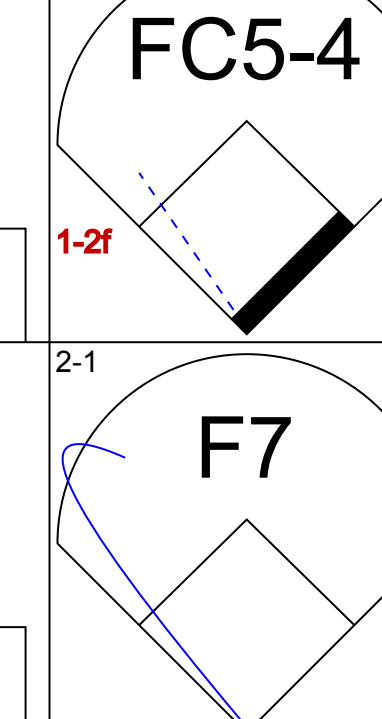
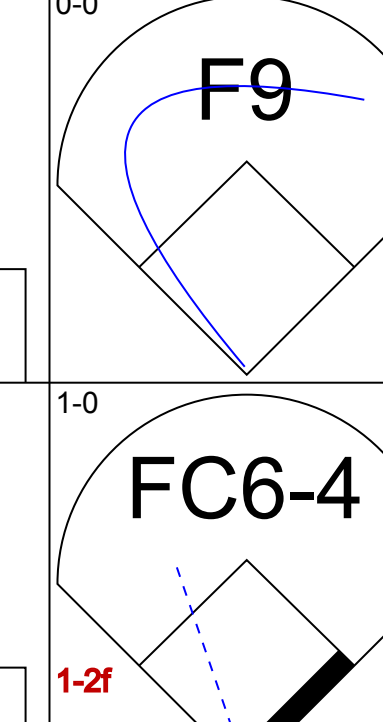
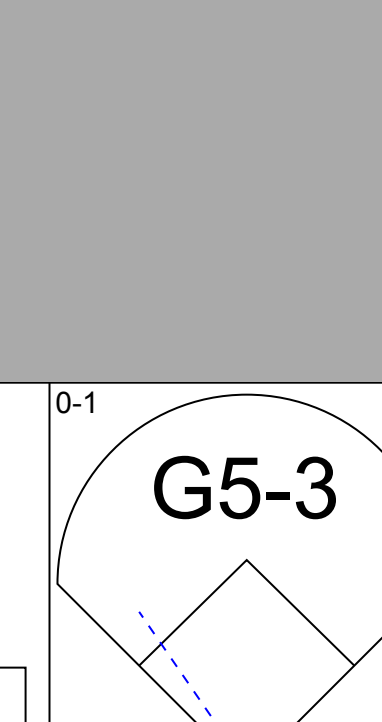
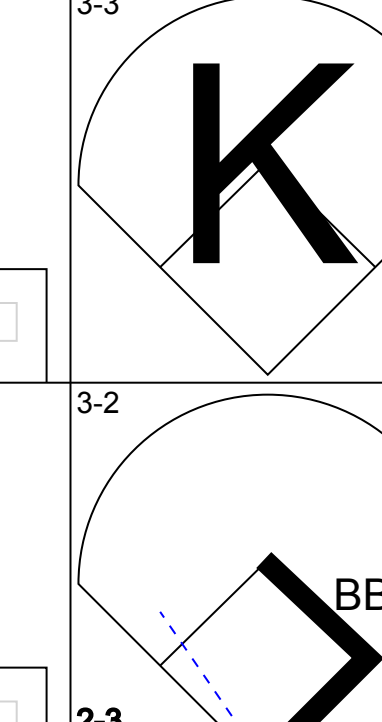
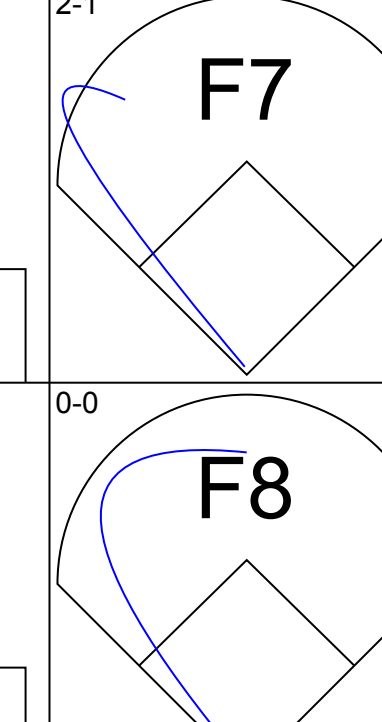
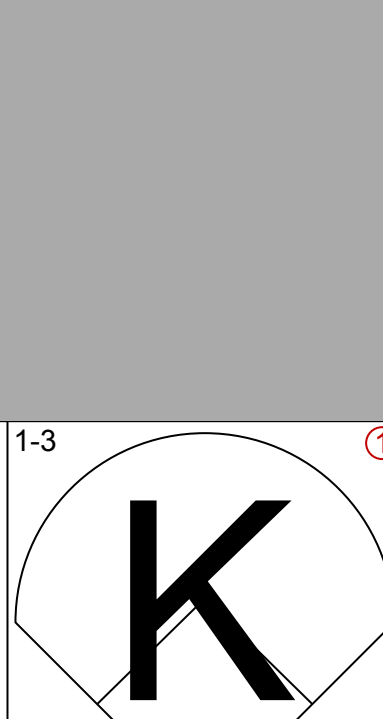
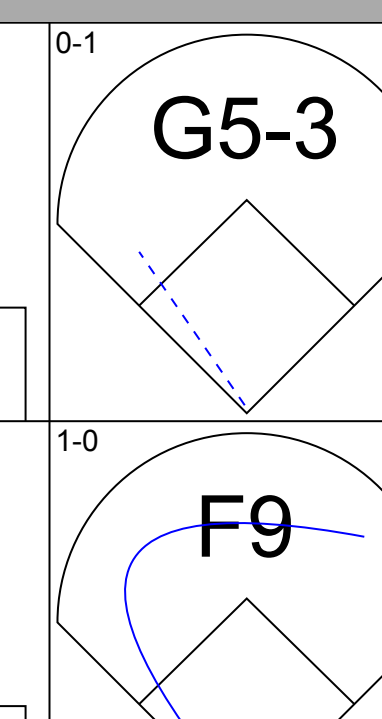
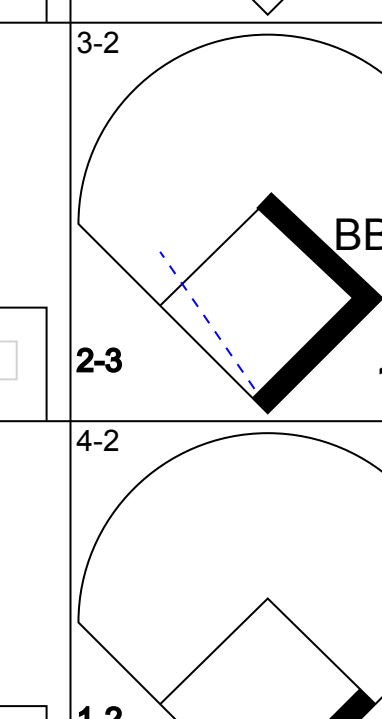
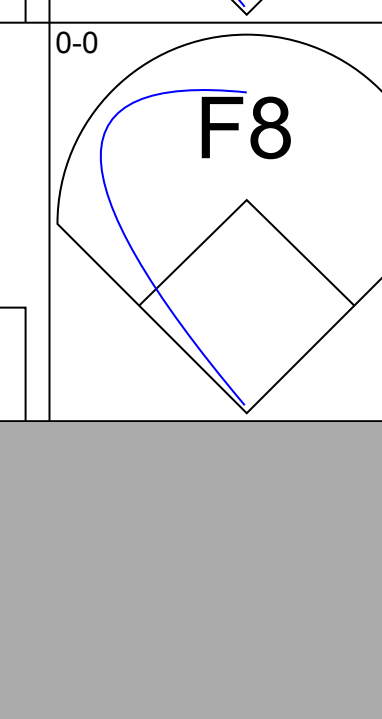


Batter	1	2	3	4	5	6	7	8	9	AB	R	H	RBI	BB	SO	LOB	TOP			
Darin Erstad, L (1, 7) OBP: 0.368, SLG: 0.549										4	1	0	0	0	1	3				
Dave Hollins, S (1, 5) OBP: 0.306, SLG: 0.372										3	0	1	0	1	2	3				
Matt Walbeck, S (7, 2) OBP: 0.316, SLG: 0.387										1	0	0	0	0	0	0				
Tim Salmon, R (1, 10) OBP: 0.407, SLG: 0.581										4	1	2	1	0	0	2				
Frank Botick, S (9, PR) OBP: 0.321, SLG: 0.267										0	1	0	0	0	0	0				
Cecil Fielder, R (1, 3) OBP: 0.339, SLG: 0.421										5	2	3	3	0	1	3				
Craig Shipley, R (1, 9) OBP: 0.324, SLG: 0.294										4	1	3	0	1	0	1				
Phil Nevin, R (1, 2) OBP: 0.353, SLG: 0.412										2	0	0	0	1	0	3				
16 Garret Anderson, L (7, PH) OBP: 0.312, SLG: 0.442										2	0	2	1	0	0	0				
Damon Mashore, R (1, 8) OBP: 0.333, SLG: 0.397										4	1	1	1	0	0	4				
11 Justin Baughman, R (1, 4) OBP: 0.328, SLG: 0.421										4	0	1	1	0	1	0				
Gary Disarcina, R (1, 6) OBP: 0.321, SLG: 0.397										4	1	1	0	0	0	3				
<b>Inning Stats</b>	R: 0 E: 0 K: 1 S: 12	H: 1 LOB: 1 BB: 0 P: 19	R: 1 E: 1 K: 1 S: 13	H: 2 LOB: 3 BB: 1 P: 22	R: 0 E: 0 K: 1 S: 11	H: 1 LOB: 1 BB: 1 P: 20	R: 0 E: 0 K: 1 S: 10	H: 0 LOB: 0 BB: 0 P: 13	R: 0 E: 0 K: 0 S: 10	H: 1 LOB: 0 BB: 0 P: 15	R: 5 E: 1 K: 0 S: 24	H: 5 LOB: 2 BB: 1 P: 46	R: 0 E: 0 K: 0 S: 6	H: 0 LOB: 0 BB: 0 P: 10	R: 2 E: 0 K: 0 S: 12	H: 4 LOB: 1 BB: 0 P: 19	1B: 9 2B: 3 3B: 0 HR: 2	SF: 0 SAC: 1 DP: 3 HBP: 2	WP: 0 PB: 0 SB: 0 CS: 1	PA: 44
<b>PITCHER</b>	IP	WLS	BF	H	R	ER	SO	BB	IBB	HBP	BLK	WP	HR	S	P	ERA	WHIP			
Randy Johnson, L (1, 1) ERA: 5.88	6.2	L	32	9	6	5	5	3	0	2	0	0	1	81	136	6.75	1.800			
Mike Timlin, R (7, 1) ERA: 4.55	0.1		2	1	0	0	0	0	0	0	0	0	0	6	11	0.00	3.000			
Steve Gajkowski, R (8, 1) ERA: 10.8	2.0		9	4	2	2	0	0	0	0	0	0	1	18	29	9.00	2.000			

Anaheim Angels @ Seattle Mariners  
The Kingdome, Seattle, WA  
Wed Jun 03 1998, 10:05 PM EDT  
Att: 24,944 - Dome - 72 F

AB 37  
R 8  
H 14  
RBI 7  
BB 3  
SO 5  
LOB 22



Batter	1	2	3	4	5	6	7	8	9	AB	R	H	RBI	BB	SO	LOB	BOTTOM			
Joey Cora, S (1, 4) OBP: 0.346, SLG: 0.368										4	0	1	0	1	1	3				
Alex Rodriguez, R (1, 6) OBP: 0.397, SLG: 0.619										4	0	0	0	0	1	1				
Ken Griffey Jr., L (1, 8) OBP: 0.374, SLG: 0.649										4	0	0	0	0	1	3				
David Segui, S (1, 3) OBP: 0.397, SLG: 0.572										3	1	1	0	1	0	1				
Edgar Martinez, R (1, 10) OBP: 0.404, SLG: 0.555										3	0	3	0	1	0	0				
Glenallen Hill, R (1, 7) OBP: 0.345, SLG: 0.527										4	0	0	1	0	2	5				
Russ Davis, R (1, 5) OBP: 0.329, SLG: 0.476										4	0	0	0	0	2	5				
Dan Wilson, R (1, 2) OBP: 0.310, SLG: 0.364										4	0	1	0	0	0	2				
Rich Amaral, R (1, 9) OBP: 0.316, SLG: 0.375										2	0	0	0	1	1	0				
Rob Ducey, L (9, PH) OBP: 0.333, SLG: 0.398										1	0	0	0	0	0	0				
<b>Inning Stats</b>	R: 0 E: 0 K: 1 S: 10	H: 0 LOB: 1 BB: 1 P: 16	R: 0 E: 0 K: 1 S: 7	H: 0 LOB: 1 BB: 1 P: 15	R: 0 E: 0 K: 1 S: 8	H: 0 LOB: 0 BB: 0 P: 13	R: 0 E: 0 K: 3 S: 16	H: 1 LOB: 2 BB: 1 P: 26	R: 0 E: 0 K: 0 S: 9	H: 1 LOB: 3 BB: 1 P: 37	R: 0 E: 0 K: 2 S: 20	H: 0 LOB: 0 BB: 0 P: 6	R: 0 E: 0 K: 0 S: 5	H: 1 LOB: 1 BB: 0 P: 7	R: 0 E: 0 K: 0 S: 7	H: 0 LOB: 0 BB: 0 P: 13	1B: 3 2B: 3 3B: 0 HR: 0	SF: 0 SAC: 0 DP: 0 HBP: 1	WP: 0 PB: 0 SB: 0 CS: 0	PA: 38
<b>PITCHER</b>	IP	WLS	BF	H	R	ER	SO	BB	IBB	HBP	BLK	WP	HR	S	P	ERA	WHIP			
Chuck Finley, L (1, 1) ERA: 2.22	8.0	W	35	6	1	1	8	4	0	1	0	0	0	79	134	1.12	1.250			
Rich DeLuca, R (9, 1) ERA: 5.96	1.0		3	0	0	0	0	0	0	0	0	0	0	7	13	0.00	0.000			

Anaheim Angels @ Seattle Mariners  
The Kingdome, Seattle, WA  
Wed Jun 03 1998, 10:05 PM EDT  
Att: 24,944 - Dome - 72 F

AB 33  
R 1  
H 6  
RBI 1  
BB 4  
SO 8  
LOB 20





Batter	1	2	3	4	5	6	7	8	9	AB	R	H	RBI	BB	SO	LOB	TOP			
<b>Darin Erstad, L</b> (1, 3) OBP: 0.365, SLG: 0.554	F8		HR		K2-3		F9	G6-3		5	1	1	1	0	1	2				
<b>Dave Hollins, S</b> (1, 5) OBP: 0.309, SLG: 0.372	G6-3 1B		P6		G3-1		CS		P9	3	0	1	0	1	0	0				
<b>Craig Shipley, R</b> (7, 5) OBP: 0.316, SLG: 0.286	1B						BB			1	0	0	0	0	0	0				
<b>Jim Edmonds, L</b> (1, 8) OBP: 0.383, SLG: 0.574	G6-3 1B		P5		1B		BB		K	4	0	2	0	1	1	0				
<b>Cecil Fielder, R</b> (1, 10) OBP: 0.345, SLG: 0.420	G6-3		K		1B		BB			3	0	1	0	2	1	2				
<b>Norberto Martin, R</b> (9, PR) OBP: 0.241, SLG: 0.278	1-2 2-3				1B		BB		16 PB 1B	0	1	0	0	0	0	0				
<b>16 Garret Anderson, L</b> (1, 7) OBP: 0.310, SLG: 0.437	K				G4-3		P8		1B	5	0	1	1	0	1	6				
<b>Matt Walbeck, S</b> (1, 2) OBP: 0.333, SLG: 0.414									1B	4	2	3	0	1	0	0				
<b>Orlando Palmeiro, L</b> (1, 9) OBP: 0.250, SLG: 0.750	P4		2B		2B		F8		11 1B SH1-4 BB	4	1	1	1	0	0	3				
<b>11 Justin Baughman, R</b> (1, 4) OBP: 0.328, SLG: 0.417	K		SH1-3		SH1-3		P4		G3-1	3	0	1	1	0	1	1				
<b>Gary Disarcina, R</b> (1, 6) OBP: 0.325, SLG: 0.415	K		3B		F7		G1-3		1B	3	0	1	1	0	1	1				
<b>Inning Stats</b>	R: 0 E: 0 K: 1 S: 14	H: 2 LOB: 2 BB: 0 P: 22	R: 0 E: 0 K: 2 S: 11	H: 1 LOB: 1 BB: 0 P: 16	R: 1 E: 0 K: 1 S: 13	H: 1 LOB: 0 BB: 0 P: 18	R: 2 E: 0 K: 0 S: 12	H: 2 LOB: 0 BB: 0 P: 18	R: 0 E: 0 K: 0 S: 10	H: 0 LOB: 0 BB: 0 P: 10	R: 1 E: 0 K: 0 S: 13	H: 1 LOB: 2 BB: 3 P: 30	R: 1 E: 0 K: 0 S: 8	H: 2 LOB: 1 BB: 1 P: 15	R: 1 E: 0 K: 1 S: 16	H: 2 LOB: 2 BB: 1 P: 25	1B: 8 2B: 2 3B: 1 HR: 2	SF: 0 SAC: 2 DP: 1 HBP: 0	WP: 0 PB: 1 CS: 1	PA: 43
<b>PITCHER</b>	IP WLS BF H R ER SO BB IBB HBP BLK WP HR S P ERA WHIP																			
<b>27 Ken Cloude, R</b> (1, 1) ERA: 5.63	6.1 L 29 9 4 4 5 1 0 0 0 0 0 2 69 108 5.68 1.579																			
<b>39 Greg McCarthy, L</b> (7, 1) ERA: 9.0	1.0 5 0 1 1 0 3 0 0 0 0 0 0 11 26 9.00 3.000																			
<b>Mike Timlin, R</b> (8, 1) ERA: 4.45	0.2 3 2 0 0 0 0 0 0 0 0 0 0 6 9 0.00 3.000																			
<b>31 Bobby Ayala, R</b> (9, 1) ERA: 7.62	1.0 6 2 1 1 1 1 0 0 0 0 0 0 16 25 9.00 3.000																			

Anaheim Angels @ Seattle Mariners  
The Kingdome, Seattle, WA  
Thu Jun 04 1998, 10:05 PM EDT  
Att: 23,709 - Dome - 72 F

AB 36  
R 6  
H 13  
RBI 6  
BB 5  
SO 6  
LOB 15



Batter	1	2	3	4	5	6	7	8	9	AB	R	H	RBI	BB	SO	LOB	BOTTOM			
<b>Joey Cora, S</b> (1, 4) OBP: 0.347, SLG: 0.366	P5				G3 S BB		G3-1		K	4	0	1	0	1	1	0				
<b>Alex Rodriguez, R</b> (1, 6) OBP: 0.355, SLG: 0.612	HR		E4		K		G4-3			3	1	0	0	0	1	2				
<b>Ken Griffey Jr., L</b> (1, 8) OBP: 0.376, SLG: 0.658	HR		G3		G3				1B BB	3	1	1	2	1	0	3				
<b>David Segui, S</b> (1, 3) OBP: 0.394, SLG: 0.566	G6-3		K		G6-3				1B	4	0	1	0	0	1	1				
<b>Edgar Martinez, R</b> (1, 10) OBP: 0.409, SLG: 0.556	BB		L4-3 1B		1B		1B		K	3	0	2	0	1	1	2				
<b>Dan Wilson, R</b> (1, 2) OBP: 0.309, SLG: 0.361	1B		L4-3		1B		F9		K	4	0	1	0	0	1	4				
<b>Rob Ducey, L</b> (1, 9) OBP: 0.322, SLG: 0.382	G3-1		K		K		L7		F8	4	0	0	0	0	1	5				
<b>Russ Davis, R</b> (1, 5) OBP: 0.323, SLG: 0.466			K		K		P9		K	4	0	0	0	0	3	1				
<b>Rich Amaral, R</b> (1, 7) OBP: 0.305, SLG: 0.360	G4-3		G4-3		G4-3		G5-3		P7	3	0	0	0	0	0	0				
<b>Jeff Huson, L</b> (9, PH) OBP: 0.256, SLG: 0.306										1	0	0	0	0	0	0				
<b>Inning Stats</b>	R: 2 E: 0 K: 0 S: 16	H: 2 LOB: 2 BB: 1 P: 32	R: 0 E: 1 K: 1 S: 10	H: 1 LOB: 2 BB: 0 P: 16	R: 0 E: 0 K: 1 S: 7	H: 1 LOB: 0 BB: 0 P: 10	R: 0 E: 0 K: 2 S: 8	H: 0 LOB: 0 BB: 0 P: 12	R: 0 E: 0 K: 1 S: 9	H: 0 LOB: 1 BB: 1 P: 17	R: 0 E: 0 K: 0 S: 10	H: 1 LOB: 1 BB: 0 P: 13	R: 0 E: 0 K: 2 S: 13	H: 1 LOB: 2 BB: 1 P: 23	R: 0 E: 0 K: 2 S: 10	H: 0 LOB: 0 BB: 0 P: 16	1B: 5 2B: 1 3B: 0 HR: 1	SF: 0 SAC: 0 DP: 1 HBP: 1	WP: 0 PB: 0 CS: 0	PA: 37
<b>PITCHER</b>	IP WLS BF H R ER SO BB IBB HBP BLK WP HR S P ERA WHIP																			
<b>Ken Hill, R</b> (1, 1) ERA: 4.64	7.0 W 29 2 0 1 0 0 2 0 0 0 0 0 65 108 2.57 1.000																			
<b>Mike Holtz, L</b> (8, 1) ERA: 6.19	0.0 2 1 0 0 0 1 0 0 0 0 0 0 6 13 - - -																			
<b>Shigetoshi Hasegawa, R</b> (8, 1) ERA: 9.88	2.0 S 6 0 0 0 0 4 0 0 0 0 0 0 0 17 26 0.00 0.000																			

Anaheim Angels @ Seattle Mariners  
The Kingdome, Seattle, WA  
Thu Jun 04 1998, 10:05 PM EDT  
Att: 23,709 - Dome - 72 F

AB 33  
R 2  
H 6  
RBI 2  
BB 3  
SO 9  
LOB 18





Batter	1	2	3	4	5	6	7	8	9	AB	R	H	RBI	BB	SO	LOB	TOP			
<b>Eric Young Sr. R</b> OBP: 0.365, SLG: 0.365 (1, 4)										4	0	2	0	0	0	2				
<b>Jose Vizcaino S</b> OBP: 0.320, SLG: 0.352 (1, 6)										4	0	1	0	0	1	4				
<b>Gary Sheffield R</b> OBP: 0.429, SLG: 0.520 (1, 9)										4	0	2	0	0	0	3				
<b>Eric Karros R</b> OBP: 0.347, SLG: 0.369 (1, 10)										3	0	0	0	1	0	2				
<b>Raul Mondesi R</b> OBP: 0.310, SLG: 0.526 (1, 8)										4	0	0	0	0	1	4				
<b>Bobby Bonilla S</b> OBP: 0.303, SLG: 0.382 (1, 5)										4	0	0	0	0	1	2				
<b>Juan Castro R</b> OBP: 0.244, SLG: 0.289 (8, 5)										0	0	0	0	0	0	0				
<b>Jim Eisenreich L</b> OBP: 0.281, SLG: 0.297 (1, 3)										4	0	1	0	0	0	0				
<b>Charles Johnson R</b> OBP: 0.294, SLG: 0.426 (1, 2)										4	0	2	0	0	1	0				
<b>Thomas Howard S</b> OBP: 0.231, SLG: 0.355 (1, 7)										4	0	1	0	0	2	2				
<b>Inning Stats</b>	R: 0 E: 0 K: 0 S: 10	H: 2 LOB: 2 BB: 0 P: 14	R: 0 E: 0 K: 2 S: 9	H: 0 LOB: 0 BB: 0 P: 13	R: 0 E: 0 K: 0 S: 4	H: 1 LOB: 0 BB: 0 P: 5	R: 0 E: 0 K: 0 S: 7	H: 0 LOB: 0 BB: 0 P: 11	R: 0 E: 0 K: 0 S: 10	H: 2 LOB: 2 BB: 0 P: 15	R: 0 E: 0 K: 2 S: 18	H: 3 LOB: 3 BB: 0 P: 28	R: 0 E: 0 K: 1 S: 10	H: 0 LOB: 0 BB: 0 P: 15	R: 0 E: 0 K: 1 S: 11	H: 0 LOB: 0 BB: 0 P: 16	1B: 8 2B: 1 3B: 0 HR: 0	SF: 0 SAC: 0 DP: 1 HBP: 0	WP: 0 PB: 0 SB: 0 CS: 0	PA: 36
<b>PITCHER</b>	IP WLS BF H R ER SO BB IBB HBP BLK WP HR S P ERA WHIP																			
<b>26 Bill Swift R</b> ERA: 4.92 (1, 1)	6.1 W 28 9 0 0 3 1 0 0 0 0 0 0 61 94 0.00 1.579																			
<b>Mike Timlin R</b> ERA: 4.24 (7, 1)	1.2 5 0 0 0 2 0 0 0 0 0 0 0 17 26 0.00 0.000																			
<b>Heathcliff Slocumb R</b> ERA: 8.78 (9, 1)	1.0 3 0 0 0 1 0 0 0 0 0 0 0 0 11 16 0.00 0.000																			

**Los Angeles Dodgers @ Seattle Mariners**  
 The Kingdome, Seattle, WA  
 Fri Jun 05 1998, 10:05 PM EDT  
 Att: 39,053 - Dome - 72 F

AB	35
R	0
H	9
RBI	0
BB	1
SO	6
LOB	19



Batter	1	2	3	4	5	6	7	8	9	AB	R	H	RBI	BB	SO	LOB	BOTTOM	
<b>Joey Cora S</b> OBP: 0.350, SLG: 0.374 (1, 4)										3	1	1	0	1	0	1		
<b>Alex Rodriguez R</b> OBP: 0.350, SLG: 0.602 (1, 6)										4	0	0	1	0	0	3		
<b>Ken Griffey Jr. L</b> OBP: 0.374, SLG: 0.651 (1, 8)										4	0	1	0	0	2	0		
<b>David Segui S</b> OBP: 0.392, SLG: 0.560 (1, 3)										4	1	1	0	0	0	1		
<b>Edgar Martinez R</b> OBP: 0.411, SLG: 0.553 (1, 10)										3	0	1	0	1	1	1		
<b>Rob Ducey L</b> OBP: 0.328, SLG: 0.390 (1, 9)										3	2	1	0	1	0	3		
<b>Glenallen Hill R</b> OBP: 0.345, SLG: 0.524 (1, 7)										3	0	1	1	0	1	1		
<b>Rich Amaral R</b> OBP: 0.313, SLG: 0.368 (8, 7)										1	0	1	0	0	0	0		
<b>Dan Wilson R</b> OBP: 0.313, SLG: 0.365 (1, 2)										4	0	2	2	0	0	2		
<b>Russ Davis R</b> OBP: 0.318, SLG: 0.459 (1, 5)										3	0	0	0	0	0	3		
<b>Inning Stats</b>	R: 0 E: 0 K: 1 S: 5	H: 0 LOB: 0 BB: 0 P: 8	R: 2 E: 1 K: 0 S: 21	H: 2 LOB: 3 BB: 2 P: 35	R: 0 E: 0 K: 0 S: 9	H: 1 LOB: 1 BB: 0 P: 13	R: 0 E: 0 K: 1 S: 8	H: 0 LOB: 0 BB: 0 P: 14	R: 1 E: 0 K: 0 S: 9	H: 3 LOB: 1 BB: 0 P: 15	R: 1 E: 0 K: 0 S: 8	H: 2 LOB: 1 BB: 0 P: 13	R: 0 E: 0 K: 1 S: 10	H: 1 LOB: 1 BB: 1 P: 19	1B: 7 2B: 1 3B: 1 HR: 0	SF: 0 SAC: 0 DP: 1 HBP: 0	WP: 0 PB: 0 SB: 0 CS: 0	PA: 35
<b>PITCHER</b>	IP WLS BF H R ER SO BB IBB HBP BLK WP HR S P ERA WHIP																	
<b>Ismael Valdez R</b> ERA: 5.18 (1, 1)	7.1 L 34 9 4 3 4 3 0 0 0 0 0 0 76 126 3.68 1.636																	
<b>Eric Weaver R</b> ERA: 2.25 (8, 1)	0.2 1 0 0 0 0 0 0 0 0 0 0 0 2 4 0.00 0.000																	

**Los Angeles Dodgers @ Seattle Mariners**  
 The Kingdome, Seattle, WA  
 Fri Jun 05 1998, 10:05 PM EDT  
 Att: 39,053 - Dome - 72 F

AB	32
R	4
H	9
RBI	4
BB	3
SO	4
LOB	15









Batter	1	2	3	4	5	6	7	8	9	AB	R	H	RBI	BB	SO	LOB	TOP
Eric Young Sr. R OBP: 0.364, SLG: 0.364 Alex Cora, L (8, 4)	1-2 F9		1-2 G6-3			0-0 G3	3-1 G6-3		1-3 K	4	0	0	0	0	0	0	
Jose Vizcaino, S OBP: 0.321, SLG: 0.351 (1, 6)	1-3 K		0-1 G5-3			1-1 1B 2B	0-0 G4-3		1-0 F9	5	1	1	0	0	1	0	
Gary Sheffield, R OBP: 0.431, SLG: 0.533 (1, 9)	1-2 HR			2-1 F7		0-0 2B 1B	1-0 E8		1-0 1B	5	2	3	1	0	0	0	
Eric Karros, R OBP: 0.353, SLG: 0.394 Jim Eisenreich, L OBP: 0.299, SLG: 0.304 (8, 3)	2-3 K			1-1 HR		2-2 2B	1-3 K		2-1 1B	4	2	2	2	0	2	1	
Raul Mondesi, R OBP: 0.310, SLG: 0.512 (1, 8)		2-2 S 1B		2-3 K		4-0 2B		1-2 P6	1-2 P2	4	1	1	0	1	1	2	
Paul Konerko, R OBP: 0.267, SLG: 0.247 (1, 10)		1-2 P8		2-3 K		3-1 2B		0-3 K		4	1	1	3	0	2	1	
Charles Johnson, R OBP: 0.296, SLG: 0.427 (1, 2)		2-2 P8			1-3 K	0-1 2B		0-0 2B		4	0	2	1	0	1	1	
Juan Castro, R OBP: 0.245, SLG: 0.289 (1, 5)		0-0 L9			1-2 P6	2-1 P2		0-1 2B		4	0	1	0	0	0	2	
Roger Cedeno, S OBP: 0.386, SLG: 0.314 (1, 7)			0-0 G4-3		2-0 G6-3	1-2 G5-3		1-1 G1-3		4	0	0	0	0	0	3	
<b>Inning Stats</b>	R: 1 E: 0 K: 2 S: 14	H: 1 LOB: 0 BB: 0 P: 19	R: 0 E: 0 K: 0 S: 13	H: 1 LOB: 1 BB: 0 P: 18	R: 0 E: 0 K: 0 S: 6	H: 0 LOB: 0 BB: 0 P: 7	R: 1 E: 0 K: 2 S: 10	H: 1 LOB: 0 BB: 0 P: 17	R: 0 E: 0 K: 1 S: 7	H: 0 LOB: 1 BB: 0 P: 12	R: 0 E: 0 K: 1 S: 11	H: 2 LOB: 2 BB: 0 P: 13	R: 0 E: 0 K: 1 S: 11	H: 2 LOB: 2 BB: 0 P: 17	1B: 6 2B: 4 3B: 0 HR: 2	SF: 0 SAC: 0 DP: 0 HBP: 0	WP: 0 PA: 41 PB: 0 SB: 1 CS: 1
<b>PITCHER</b>	IP WLS BF H R ER SO BB IBB HBP BLK WP HR S P ERA WHIP															IP WLS BF H R ER SO BB IBB HBP BLK WP HR S P ERA WHIP	
Jamie Moyer, L ERA: 3.98 Bob Wells, R ERA: 5.11 Paul Spoljaric, L ERA: 5.14 39 Greg McCarthy, L ERA: 4.5	(1, 1) 5.1 L 25 8 7 7 5 0 1 0 0 0 0 2 61 93 11.81 1.500															(6, 1) 1.2 6 0 0 0 1 0 0 0 0 0 0 12 20 0.00 0.000	
	(8, 1) 1.0 5 2 0 0 1 0 0 0 0 0 0 11 13 0.00 2.000															(9, 1) 1.0 5 2 0 0 1 0 0 0 0 0 0 11 17 0.00 2.000	

Los Angeles Dodgers @ Seattle Mariners  
The Kingdome, Seattle, WA  
Sun Jun 07 1998, 6:33 AM EDT  
Att: 41,514 - Dome - 72 F

livebaseballscores.com

AB 40  
R 7  
H 12  
RBI 7  
BB 1  
SO 8  
LOB 10




Batter	1	2	3	4	5	6	7	8	9	AB	R	H	RBI	BB	SO	LOB	BOTTOM				
Joey Cora, S OBP: 0.351, SLG: 0.385 (1, 4)	0-1 FC6-4 1B		2-2 P5		2-1 FC2-5 FC1-6		1-0 1B 3B		0-0 E5 G5-3 HR	5	2	2	0	0	0	4					
Alex Rodriguez, R OBP: 0.348, SLG: 0.591 (1, 6)	2-2 FC6-4 1-2		1-2 S 1B		0-2 FC1-6 1-2 2-3		0-0 HBP 1B		0-0 G5-3 1-2 2-3	5	0	2	1	0	0	5					
Ken Griffey Jr., L OBP: 0.371, SLG: 0.660 (1, 8)	1-3 K		0-3 K		1-0 F7		1-3 K		1-0 HR	5	1	1	2	0	3	6					
Edgar Martinez, R OBP: 0.412, SLG: 0.549 (1, 10)	2-0 G4-3		1-2 G4-3		0-0 P3		1-0 HBP		3-2 BB 1B	4	1	1	0	0	0	3					
Rob Ducey, L OBP: 0.339, SLG: 0.402 Rich Amaral, R OBP: 0.321, SLG: 0.368 (9, PH)		2-1 G4-4 1B		2-3 K		1-3 K	2-2 G3-1		4-2 1B BB	4	0	1	0	0	2	2					
Dan Wilson, R OBP: 0.316, SLG: 0.367 (1, 2)	1-0 G1-3		0-0 G1-3		0-0 BB 1B		0-0 BB 1B		4-0 G4-3 1B	4	0	3	0	1	0	0					
Glenallen Hill, R OBP: 0.314, SLG: 0.513 Charles Gipson, R OBP: 0.273, SLG: 0.200 (9, PR)		0-0 G4-6-4-3		1-1 L4		4-0 BB 1B		0-0 G4-3	2-0 G4-3 1B	4	0	1	1	1	0	3					
Russ Davis, R OBP: 0.316, SLG: 0.450 David Segui, S OBP: 0.394, SLG: 0.566 (9, PH)		0-1 G4-3			1-2 FC2-5 E 1B		2-1 G3-1		3-2 G1-3	4	0	1	0	0	0	3					
Dave McCarty, R OBP: 0.412, SLG: 0.417 (1, 3)			4-0 1B BB		0-1 E1 FC1-6 FC2-5 1-2		0-0 G6-3		3-2 G5-3 E 1B	3	0	1	0	1	0	1					
<b>Inning Stats</b>	R: 0 E: 0 K: 1 S: 9	H: 1 LOB: 1 BB: 0 P: 14	R: 0 E: 0 K: 0 S: 6	H: 2 LOB: 1 BB: 0 P: 9	R: 0 E: 0 K: 1 S: 14	H: 1 LOB: 2 BB: 1 P: 22	R: 0 E: 0 K: 1 S: 6	H: 0 LOB: 0 BB: 0 P: 9	R: 0 E: 1 K: 0 S: 11	H: 1 LOB: 2 BB: 0 P: 15	R: 0 E: 0 K: 1 S: 8	H: 1 LOB: 2 BB: 1 P: 15	R: 1 E: 0 K: 1 S: 9	H: 2 LOB: 2 BB: 0 P: 14	R: 0 E: 0 K: 0 S: 9	H: 1 LOB: 0 BB: 0 P: 12	R: 3 E: 1 K: 1 S: 17	H: 4 LOB: 3 BB: 2 P: 36	1B: 11 2B: 0 3B: 1 HR: 1	SF: 0 SAC: 0 DP: 3 HBP: 1	WP: 0 PA: 44 PB: 0 SB: 1 CS: 0
<b>PITCHER</b>	IP WLS BF H R ER SO BB IBB HBP BLK WP HR S P ERA WHIP															IP WLS BF H R ER SO BB IBB HBP BLK WP HR S P ERA WHIP					
37 Darren Dreifort, R ERA: 3.56 Mark Gutrin, L ERA: 2.49 Scott Radinsky, L ERA: 2.7 Antonio Osuna, R ERA: 2.3	(1, 1) 8.0 W 35 9 1 1 5 2 0 1 0 0 0 1 13 24 27.00 6.000															(9, 1) 0.2 6 3 3 2 0 1 0 0 0 0 0 1 7 ∞ ∞					
	(9, 1) 0.1 S 1 0 0 0 1 0 0 0 0 0 0 3 5 0.00 0.000															(9, 1) 0.1 S 1 0 0 0 1 0 0 0 0 0 0 3 5 0.00 0.000					

Los Angeles Dodgers @ Seattle Mariners  
The Kingdome, Seattle, WA  
Sun Jun 07 1998, 6:33 AM EDT  
Att: 41,514 - Dome - 72 F

livebaseballscores.com

AB 39  
R 4  
H 13  
RBI 4  
BB 4  
SO 6  
LOB 30





Batter	1	2	3	4	5	6	7	8	9	AB	R	H	RBI	BB	SO	LOB	TOP				
Joey Cora, S OBP: 0.359, SLG: 0.394	0-0 G1-3 1B	0-1 1B		3-2 1B			1-1 G4-3 1B		1-1 G6-3	5	1	4	0	0	0	0					
Jeff Huson, L OBP: 0.296, SLG: 0.300	1-1 G1-3	1-1 F7		0-0 G4-3			0-0 G4-3 1B		0-1 G4-3	4	1	1	0	0	0	4					
Rich Amaral, R OBP: 0.318, SLG: 0.364	1-2						1-2 1B			1	0	0	0	0	0	0					
Ken Griffey Jr., L OBP: 0.365, SLG: 0.647	1-1 P5		0-0 F9				2-2 G4-3		1-3 K	5	0	0	0	0	1	3					
Alex Rodriguez, R OBP: 0.354, SLG: 0.592	4-1 FC4-6 BB		0-0 S E 1B				0-1 CS 1B			3	0	2	2	1	0	0					
Dan Wilson, R OBP: 0.317, SLG: 0.370	2-2 FC4-6		0-2 E1 FC6-4				0-1 P3			4	0	1	0	0	0	4					
Rob Ducey, L OBP: 0.336, SLG: 0.405		1-0 2B	2-3 K				1-0 G3-1		1-0 CS	4	1	1	0	0	2	3					
Glenallen Hill, R OBP: 0.343, SLG: 0.513		2-1 L7	2-2 FC6-4				1-0 G6-3		3-2 G4-3 2B	4	0	1	0	0	0	3					
Charles Gipson, R OBP: 0.273, SLG: 0.200			1-2							0	0	0	0	0	0	0					
Russ Davis, R OBP: 0.315, SLG: 0.451		3-2 1B 2B		1-3 K			1-1 F9		0-0 G4-3	4	0	1	1	0	1	1					
Randy Johnson, R OBP: 0.410, SLG: 0.547		0-3 K		1-2 G4-3			1-2 G1-3		1-2 G6-3	3	0	0	0	0	1	1					
Edgar Martinez, R OBP: 0.410, SLG: 0.547										1	0	0	0	0	0	2					
Mike Timlin, R OBP: 0.315, SLG: 0.451										0	0	0	0	0	0	0					
Paul Spoljaric, R OBP: 0.315, SLG: 0.451										0	0	0	0	0	0	0					
<b>Inning Stats</b>	R: 0 E: 0 K: 0 S: 9	H: 1 LOB: 2 BB: 1 P: 17	R: 1 E: 0 K: 1 S: 13	H: 3 LOB: 2 BB: 0 P: 20	R: 0 E: 1 K: 1 S: 12	H: 1 LOB: 2 BB: 0 P: 16	R: 0 E: 0 K: 1 S: 10	H: 1 LOB: 1 BB: 0 P: 15	R: 0 E: 0 K: 0 S: 6	H: 0 LOB: 0 BB: 0 P: 9	R: 2 E: 0 K: 0 S: 9	H: 3 LOB: 0 BB: 0 P: 14	R: 0 E: 0 K: 1 S: 11	H: 1 LOB: 2 BB: 0 P: 17	R: 0 E: 0 K: 1 S: 7	H: 0 LOB: 0 BB: 0 P: 9	1B: 7 2B: 4 3B: 0 HR: 0	SF: 0 SAC: 0 DP: 0 HBP: 0	WP: 0 PB: 0 SB: 1 CS: 1	PA: 40	
<b>PITCHER</b>	IP WLS BF H R ER SO BB IBB HBP BLK WP HR S P ERA WHIP	IP WLS BF H R ER SO BB IBB HBP BLK WP HR S P ERA WHIP	IP WLS BF H R ER SO BB IBB HBP BLK WP HR S P ERA WHIP	IP WLS BF H R ER SO BB IBB HBP BLK WP HR S P ERA WHIP	IP WLS BF H R ER SO BB IBB HBP BLK WP HR S P ERA WHIP	IP WLS BF H R ER SO BB IBB HBP BLK WP HR S P ERA WHIP	IP WLS BF H R ER SO BB IBB HBP BLK WP HR S P ERA WHIP	IP WLS BF H R ER SO BB IBB HBP BLK WP HR S P ERA WHIP	IP WLS BF H R ER SO BB IBB HBP BLK WP HR S P ERA WHIP	IP WLS BF H R ER SO BB IBB HBP BLK WP HR S P ERA WHIP	IP WLS BF H R ER SO BB IBB HBP BLK WP HR S P ERA WHIP	IP WLS BF H R ER SO BB IBB HBP BLK WP HR S P ERA WHIP	IP WLS BF H R ER SO BB IBB HBP BLK WP HR S P ERA WHIP	IP WLS BF H R ER SO BB IBB HBP BLK WP HR S P ERA WHIP	IP WLS BF H R ER SO BB IBB HBP BLK WP HR S P ERA WHIP	IP WLS BF H R ER SO BB IBB HBP BLK WP HR S P ERA WHIP	IP WLS BF H R ER SO BB IBB HBP BLK WP HR S P ERA WHIP	IP WLS BF H R ER SO BB IBB HBP BLK WP HR S P ERA WHIP	IP WLS BF H R ER SO BB IBB HBP BLK WP HR S P ERA WHIP	IP WLS BF H R ER SO BB IBB HBP BLK WP HR S P ERA WHIP	IP WLS BF H R ER SO BB IBB HBP BLK WP HR S P ERA WHIP

Seattle Mariners @ San Francisco Giants  
3Com Park at Candlestick Point, San Francisco, CA

AB 38  
R 3  
H 11  
RBI 3  
BB 1  
SO 5  
LOB 21



Mon Jun 08 1998, 10:05 PM EDT  
Att: 34,166 - Cloudy - 59 F

Batter	1	2	3	4	5	6	7	8	9	AB	R	H	RBI	BB	SO	LOB	BOTTOM				
Alex Diaz, S OBP: 0.133, SLG: 0.167	0-0 P6		0-2 P6		1-2 BB 1B		0-1 G6-3			4	1	1	0	0	0	1					
Darryl Hamilton, L OBP: 0.402, SLG: 0.374										0	0	0	0	0	0	0					
Bill Mueller, S OBP: 0.407, SLG: 0.443	2-1 G1-3		1-1 BB 2B 1B		4-0 G4-3 BB		4-0 CS BB			2	1	1	0	2	0	0					
Barry Bonds, L OBP: 0.443, SLG: 0.588	0-2 G3-1		4-2 2B BB		1-1 G4-3 1B		0-0 L8			3	0	1	1	1	0	1					
Jeff Kent, R OBP: 0.348, SLG: 0.486		1-3 K	0-2 2B		1-1 G4-3		1-0 CS		1-2 P8	4	0	1	2	0	1	2					
Charlie Hayes, R OBP: 0.375, SLG: 0.426		1-0 G6-3	1-3 2H 3H		0-3 K		0-3 K		2-2 F6	3	0	0	0	0	2	4					
J.T. Snow, L OBP: 0.289, SLG: 0.273			3-3 K							1	0	0	0	0	0	0					
Stan Javier, S OBP: 0.328, SLG: 0.317		1-3 K		1-0 G6-3			1-3 K		3-2 1B	4	0	1	0	0	2	2					
Rich Aurilia, R OBP: 0.371, SLG: 0.487			2-2 HR		2-2 K		1-0 L8		0-0 1B	4	1	2	1	0	1	0					
Brian Johnson, R OBP: 0.310, SLG: 0.477			0-0 E5 BB 1B 2B		1-1 2B		0-3 K		0-1 F7	3	1	1	0	0	1	0					
Brent Mayne, L OBP: 0.361, SLG: 0.355										1	0	0	0	0	0	2					
Danny Darwin, R OBP: 0.080, SLG: 0.042			0-3 K		0-3 K		1-3 K			3	0	0	0	0	3	2					
Steve Reed, R OBP: 0.500, SLG: 0.500										0	0	0	0	0	0	0					
Rich Rodriguez, L OBP: 0.333, SLG: 0.333										0	0	0	0	0	0	0					
<b>Inning Stats</b>	R: 0 E: 0 K: 0 S: 6	H: 0 LOB: 0 BB: 0 P: 8	R: 0 E: 0 K: 2 S: 7	H: 0 LOB: 0 BB: 0 P: 10	R: 3 E: 1 K: 2 S: 22	H: 3 LOB: 2 BB: 1 P: 32	R: 0 E: 0 K: 2 S: 9	H: 1 LOB: 1 BB: 0 P: 13	R: 1 E: 0 K: 2 S: 14	H: 2 LOB: 2 BB: 1 P: 22	R: 0 E: 0 K: 2 S: 7	H: 0 LOB: 0 BB: 0 P: 9	R: 0 E: 0 K: 0 S: 3	H: 0 LOB: 0 BB: 1 P: 8	R: 0 E: 0 K: 0 S: 14	H: 2 LOB: 2 BB: 0 P: 20	1B: 5 2B: 2 3B: 0 HR: 1	SF: 0 SAC: 0 DP: 0 HBP: 0	WP: 0 PB: 0 SB: 0 CS: 1	PA: 36	
<b>PITCHER</b>	IP WLS BF H R ER SO BB IBB HBP BLK WP HR S P ERA WHIP	IP WLS BF H R ER SO BB IBB HBP BLK WP HR S P ERA WHIP	IP WLS BF H R ER SO BB IBB HBP BLK WP HR S P ERA WHIP	IP WLS BF H R ER SO BB IBB HBP BLK WP HR S P ERA WHIP	IP WLS BF H R ER SO BB IBB HBP BLK WP HR S P ERA WHIP	IP WLS BF H R ER SO BB IBB HBP BLK WP HR S P ERA WHIP	IP WLS BF H R ER SO BB IBB HBP BLK WP HR S P ERA WHIP	IP WLS BF H R ER SO BB IBB HBP BLK WP HR S P ERA WHIP	IP WLS BF H R ER SO BB IBB HBP BLK WP HR S P ERA WHIP	IP WLS BF H R ER SO BB IBB HBP BLK WP HR S P ERA WHIP	IP WLS BF H R ER SO BB IBB HBP BLK WP HR S P ERA WHIP	IP WLS BF H R ER SO BB IBB HBP BLK WP HR S P ERA WHIP	IP WLS BF H R ER SO BB IBB HBP BLK WP HR S P ERA WHIP	IP WLS BF H R ER SO BB IBB HBP BLK WP HR S P ERA WHIP	IP WLS BF H R ER SO BB IBB HBP BLK WP HR S P ERA WHIP	IP WLS BF H R ER SO BB IBB HBP BLK WP HR S P ERA WHIP	IP WLS BF H R ER SO BB IBB HBP BLK WP HR S P ERA WHIP	IP WLS BF H R ER SO BB IBB HBP BLK WP HR S P ERA WHIP	IP WLS BF H R ER SO BB IBB HBP BLK WP HR S P ERA WHIP	IP WLS BF H R ER SO BB IBB HBP BLK WP HR S P ERA WHIP	IP WLS BF H R ER SO BB IBB HBP BLK WP HR S P ERA WHIP

Seattle Mariners @ San Francisco Giants  
3Com Park at Candlestick Point, San Francisco, CA

AB 32  
R 4  
H 8  
RBI 4  
BB 3  
SO 10  
LOB 14



Mon Jun 08 1998, 10:05 PM EDT  
Att: 34,166 - Cloudy - 59 F















Batter	1	2	3	4	5	6	7	8	9	AB	R	H	RBI	BB	SO	LOB	TOP																						
Joey Cora, S OBP: 0.359, SLG: 0.381 (1, 4)	G4-3		G4-3	K		P5		L5-3		5	0	0	0	0	1	3																							
Alex Rodriguez, R OBP: 0.364, SLG: 0.609 (1, 6)	G5-3		G5-3		F7		HR		E4 G6-4-3 BB	5	1	1	1	0	0	0																							
Ken Griffey Jr., L OBP: 0.376, SLG: 0.658 (1, 8)	2B BB		1B		G1-3		FC3-6 1B		G6-4-3 BB	3	1	2	0	2	0	0																							
David Segui, S OBP: 0.395, SLG: 0.562 (1, 3)	1B 2B		FC5-4 1B		E2 2B		FC3-6 2B		G6-4-3	5	2	3	1	0	0	3																							
Edgar Martinez, R OBP: 0.417, SLG: 0.541 (1, 10)	1B		FC5-4		HBP		2B BB		BB	2	0	1	1	2	0	2																							
Glenallen Hill, R OBP: 0.345, SLG: 0.541 Rich Amaral, R OBP: 0.300, SLG: 0.341 (1, 7) (7, 7)	K			HR	G4-3		1-2 2B		G4-3	4	1	2	2	0	1	3																							
Russ Davis, R OBP: 0.320, SLG: 0.462 (1, 5)		F9		G1-3		G6-3		L9		4	0	0	0	0	0	1																							
John Marzano, R OBP: 0.353, SLG: 0.400 (1, 2)		K		E6 FC6-4		K		L5-3 BB		3	0	0	0	1	2	0																							
Rob Ducey, L OBP: 0.326, SLG: 0.383 Charles Gipson, R OBP: 0.375, SLG: 0.357 (1, 9) (5, 9)		K		FC6-4		2B		P2		2	0	0	0	0	1	1																							
<b>Inning Stats</b>	R: 2 E: 0 K: 1 S: 7	H: 2 LOB: 1 BB: 1 P: 11	R: 0 E: 0 K: 0 S: 7	H: 0 LOB: 0 BB: 0 P: 7	R: 0 E: 0 K: 0 S: 5	H: 2 LOB: 2 BB: 0 P: 5	R: 1 E: 1 K: 1 S: 7	H: 1 LOB: 1 BB: 0 P: 7	R: 0 E: 0 K: 0 S: 4	H: 1 LOB: 2 BB: 0 P: 5	R: 0 E: 0 K: 1 S: 6	H: 1 LOB: 1 BB: 0 P: 6	R: 2 E: 1 K: 0 S: 5	H: 3 LOB: 1 BB: 1 P: 9	R: 0 E: 0 K: 0 S: 2	H: 0 LOB: 0 BB: 2 P: 6	R: 0 E: 1 K: 0 S: 3	H: 0 LOB: 2 BB: 2 P: 11	1B: 4 2B: 5 3B: 0 HR: 2	SF: 0 SAC: 0 DP: 2 HBP: 1	WP: 0 PB: 0 SB: 1 CS: 0	PA: 42																	
<b>PITCHER</b>	IP	WLS	BF	H	R	ER	SO	BB	IBB	HBP	BLK	WP	HR	S	P	ERA	WHIP	<b>PITCHER</b>					IP	WLS	BF	H	R	ER	SO	BB	IBB	HBP	BLK	WP	HR	S	P	ERA	WHIP
Tom Candiotti, R ERA: 5.36 (1, 1)	6.0	L	30	9	5	5	5	1	0	1	0	0	2	38	43	7.50	1.667																						
T.J. Mathews, R ERA: 5.54 (7, 1)	1.1		6	1	0	0	0	2	0	0	0	0	0	4	12	0.00	2.250																						
Buddy Groom, L ERA: 5.76 (8, 1)	1.2		6	0	0	0	0	2	0	0	0	0	0	4	12	0.00	1.200																						

Seattle Mariners @ Oakland Athletics  
Network Associates Coliseum, Oakland, CA  
Fri Jun 12, 1998, 10:05 PM EDT  
Att: 11,533 - Cloudy - 63 F

AB 36  
R 5  
H 10  
RBI 5  
BB 5  
SO 5  
LOB 16



Batter	1	2	3	4	5	6	7	8	9	AB	R	H	RBI	BB	SO	LOB	BOTTOM																						
Rickey Henderson, R OBP: 0.359, SLG: 0.362 (1, 8)	K		P3			F7		G6-3		4	0	0	0	0	1	1																							
Scott Spiezio, S OBP: 0.337, SLG: 0.415 (1, 4)	G6-3		P2			F7		G6-3		4	0	0	0	0	0	1																							
Ben Grieve, L OBP: 0.399, SLG: 0.496 (1, 9)	G4-3			G2-3		2B		K		4	0	1	0	0	1	0																							
Kevin Mitchell, R OBP: 0.295, SLG: 0.255 (1, 10)		E5 1B		F9		G5-3		F9		4	0	0	0	0	0	1																							
Matt Stairs, L OBP: 0.390, SLG: 0.558 (1, 7)		FC6-4 1B		K		G3		F8		4	0	1	0	0	1	0																							
Mike Blowers, R OBP: 0.305, SLG: 0.411 (1, 5)		P2			G5-3		K			3	0	0	0	0	1	2																							
Jason Giambi, L OBP: 0.353, SLG: 0.402 (1, 3)		F7			FC5-4 HBP		F7			2	0	0	0	0	0	2																							
Miguel Tejada, R OBP: 0.358, SLG: 0.408 (1, 6)		FC6-4			FC5-4			2B		3	0	1	0	0	0	3																							
A.J. Hinch, R OBP: 0.289, SLG: 0.320 Mike Macfarlane, R OBP: 0.330, SLG: 0.457 (1, 2) (8, PH) (9, 2)			F9					P4		2	0	0	0	0	1	1																							
<b>Inning Stats</b>	R: 0 E: 0 K: 1 S: 5	H: 0 LOB: 0 BB: 0 P: 5	R: 0 E: 1 K: 0 S: 5	H: 1 LOB: 2 BB: 0 P: 5	R: 0 E: 0 K: 0 S: 3	H: 0 LOB: 0 BB: 0 P: 3	R: 0 E: 0 K: 1 S: 5	H: 0 LOB: 0 BB: 0 P: 5	R: 0 E: 0 K: 1 S: 5	H: 0 LOB: 1 BB: 0 P: 6	R: 0 E: 0 K: 0 S: 4	H: 1 LOB: 1 BB: 0 P: 4	R: 0 E: 0 K: 1 S: 5	H: 0 LOB: 0 BB: 0 P: 5	R: 0 E: 0 K: 0 S: 4	H: 1 LOB: 1 BB: 0 P: 4	R: 0 E: 0 K: 1 S: 5	H: 0 LOB: 0 BB: 0 P: 5	1B: 1 2B: 2 3B: 0 HR: 0	SF: 0 SAC: 0 DP: 0 HBP: 1	WP: 0 PB: 0 SB: 0 CS: 0	PA: 32																	
<b>PITCHER</b>	IP	WLS	BF	H	R	ER	SO	BB	IBB	HBP	BLK	WP	HR	S	P	ERA	WHIP	<b>PITCHER</b>					IP	WLS	BF	H	R	ER	SO	BB	IBB	HBP	BLK	WP	HR	S	P	ERA	WHIP
Jamie Moyer, L ERA: 3.63 (1, 1)	9.0	W	32	3	0	0	5	0	0	1	0	0	0	41	42	0.00	0.333																						

Seattle Mariners @ Oakland Athletics  
Network Associates Coliseum, Oakland, CA  
Fri Jun 12, 1998, 10:05 PM EDT  
Att: 11,533 - Cloudy - 63 F

AB 31  
R 0  
H 3  
RBI 0  
BB 0  
SO 5  
LOB 12









Batter	1	2	3	4	5	6	7	8	9	10	AB	R	H	RBI	BB	SO	LOB										
Joey Cora, S OBP: 0.355, SLG: 0.374 (1.4)	4-1 BB		0-2 L7		0-2 1B		1-1 L9		0-3 K		4	0	1	0	1	1	0										
Alex Rodriguez, R OBP: 0.360, SLG: 0.606 (1.6)	2-0 F8		0-2 HR		0-2 G1-3		3-2 L9		0-3 K		5	1	1	1	0	1	2										
Ken Griffey Jr., L OBP: 0.374, SLG: 0.641 (1.8)	1-2 F7		4-0 BB			1-3 K		0-0 P7		2-3 K	4	0	0	0	1	2	1										
David Segui, S OBP: 0.396, SLG: 0.568 (1.3)	1-1 G4-3		1-2 F7			3-2 HR		1-0 WP 1B		0-0 1B	5	1	3	1	0	0	2										
Edgar Martinez, R OBP: 0.418, SLG: 0.536 (1.10)		1-2 P4		2-2 F8		3-1 1B		0-1 1B		2-2 G5-3	5	0	2	0	0	0	1										
Jay Buhner, R OBP: 0.389, SLG: 0.688 (1.9)		2-1 P3		0-0 G4-3		1-3 K		1-0 F9			4	0	0	0	0	1	3										
Glennallen Hill, R OBP: 0.342, SLG: 0.544 Rob Ducey, L OBP: 0.326, SLG: 0.383 (1.7) (10.7)		0-0 HR		0-3 K		0-1 1B		2-1 L8			4	1	2	1	0	1	2										
Dan Wilson, R OBP: 0.303, SLG: 0.347 Jeff Huson, L OBP: 0.244, SLG: 0.286 John Marzano, R OBP: 0.353, SLG: 0.400 (1.2) (9. PH) (9.2)		0-0 G6-3		0-3 K		0-3 K		0-1 L7			3	0	0	0	0	2	2										
Russ Davis, R OBP: 0.314, SLG: 0.448 (1.5)			0-1 G6-3		2-3 K		1-3 K		1-3 K		4	0	0	0	0	3	0										
<b>Inning Stats</b>	R: 0 E: 0 K: 0 S: 7	H: 0 LOB: 1 BB: 1 P: 15	R: 1 E: 0 K: 0 S: 9	H: 1 LOB: 0 BB: 0 P: 12	R: 1 E: 0 K: 1 S: 12	H: 1 LOB: 1 BB: 1 P: 17	R: 0 E: 0 K: 1 S: 8	H: 0 LOB: 0 BB: 0 P: 10	R: 0 E: 0 K: 2 S: 12	H: 1 LOB: 1 BB: 0 P: 14	R: 1 E: 0 K: 3 S: 18	H: 3 LOB: 2 BB: 0 P: 26	R: 0 E: 0 K: 1 S: 9	H: 0 LOB: 0 BB: 0 P: 14	R: 0 E: 0 K: 2 S: 7	H: 2 LOB: 2 BB: 0 P: 11	R: 0 E: 0 K: 2 S: 8	H: 0 LOB: 0 BB: 0 P: 9	R: 0 E: 0 K: 2 S: 12	H: 1 LOB: 1 BB: 0 P: 16	1B: 6 2B: 0 3B: 0 HR: 3	SF: 0 SAC: 0 DP: 0 HBP: 0	WP: 1 PB: 0 SB: 0 CS: 0	PA: 41			
<b>PITCHER</b>	IP WLS BF H R ER SO BB IBB HBP BLK WP HR S P ERA WHIP	7.0 0.1 0.2 2.0	29 1 4 7	6 0 2 1	3 0 0 0	3 0 0 0	7 0 0 4	2 0 0 0	0 0 0 0	0 0 0 0	0 0 0 0	3 1 6 0	3 0 0 0	108 1 6 25	3.86 0.00 0.00 0.00	1.143 3.000 0.500											

**TOP**

Seattle Mariners @ Oakland Athletics  
Network Associates Coliseum, Oakland, CA

Sun Jun 14 1998, 6:33 AM EDT  
Att. 21,503 - Sunny - 75 F

livebaseballscorecards.com

AB	39
R	3
H	9
RBI	3
BB	2
SO	11
LOB	13



Batter	1	2	3	4	5	6	7	8	9	10	AB	R	H	RBI	BB	SO	LOB									
Rickey Henderson, R OBP: 0.358, SLG: 0.357 (1.7) (8.8)	3-1 F9		1-2 G6-3			3-2 L8			1-3 K		5	0	1	0	0	1	1									
Scott Spiezo, S OBP: 0.335, SLG: 0.407 (1.4)	0-0 P5			3-1 P2		0-0 G4-3		2-2 P3		4-1 F9 1B BB	4	1	0	0	1	0	3									
Ben Grievie, L OBP: 0.402, SLG: 0.502 (1.9)	1-3 K			1-2 G4-3		1-2 1B		1-1 1B		1-0 1B	5	1	3	0	0	1	0									
Matt Stairs, L OBP: 0.405, SLG: 0.569 (1.10)		2-2 1B		4-0 FC4-6 BB		5-0 1B BB		1-0 G4-6-3 1B		1-1 F9	3	1	2	0	2	0	2									
Mike Blowers, R OBP: 0.301, SLG: 0.407 (1.5)		1-3 K		0-1 FC4-6		2-2 K		0-3 K		1-0 E5	5	0	0	1	0	3	7									
Jason Giambi, L OBP: 0.352, SLG: 0.397 (1.3)		2-2 L7		2-2 G4-3		4-2 1B BB		0-1 G4-6-3		1-2 3-H	3	1	0	0	1	0	3									
Miguel Tejada, R OBP: 0.328, SLG: 0.357 (1.6)		1-2 P4		2-3 K		0-0 F8		1-0 G5-3			4	0	0	0	0	1	4									
Ryan Christenson, R OBP: 0.336, SLG: 0.330 Kevin Mitchell, R OBP: 0.294, SLG: 0.246 (1.8) (7. PH) (8.7)			0-3 K		0-3 K		0-1 1B 1B		0-1 L3		2	0	0	0	0	2	0									
A.J. Hinch, R OBP: 0.286, SLG: 0.316 Mike Macfarlane, R OBP: 0.339, SLG: 0.500 (1.2) (7. PH) (8.2)			2-2 G3-1		1-0 F8		1-1 1B		0-0 2B		2	0	0	0	0	0	0									
<b>Inning Stats</b>	R: 0 E: 0 K: 1 S: 6	H: 0 LOB: 0 BB: 0 P: 10	R: 0 E: 0 K: 1 S: 13	H: 1 LOB: 1 BB: 0 P: 19	R: 0 E: 0 K: 1 S: 9	H: 0 LOB: 0 BB: 0 P: 12	R: 0 E: 0 K: 0 S: 7	H: 0 LOB: 1 BB: 1 P: 15	R: 0 E: 0 K: 2 S: 11	H: 0 LOB: 0 BB: 0 P: 15	R: 0 E: 0 K: 1 S: 5	H: 0 LOB: 0 BB: 0 P: 9	R: 3 E: 0 K: 1 S: 23	H: 4 LOB: 3 BB: 2 P: 40	R: 0 E: 0 K: 1 S: 8	H: 2 LOB: 1 BB: 0 P: 10	R: 0 E: 0 K: 1 S: 8	H: 1 LOB: 1 BB: 0 P: 10	R: 1 E: 1 K: 0 S: 5	H: 1 LOB: 2 BB: 1 P: 12	1B: 7 2B: 2 3B: 0 HR: 0	SF: 0 SAC: 0 DP: 1 HBP: 0	WP: 0 PB: 0 SB: 0 CS: 0	PA: 41		
<b>PITCHER</b>	IP WLS BF H R ER SO BB IBB HBP BLK WP HR S P ERA WHIP	6.1 0.0 1.2 1.1	23 0 9 8	2 0 5 2	2 0 1 1	2 0 1 1	2 0 0 0	0 0 0 0	0 0 0 0	0 0 0 0	0 0 0 0	0 0 0 0	0 0 0 0	94 2 30 22	2.84 0.00 5.40 6.75	0.632 3.000 2.250										


**BOTTOM**

Seattle Mariners @ Oakland Athletics  
Network Associates Coliseum, Oakland, CA

Sun Jun 14 1998, 6:33 AM EDT  
Att. 21,503 - Sunny - 75 F

livebaseballscorecards.com

AB	37
R	4
H	9
RBI	4
BB	4
SO	8
LOB	20









Batter	1	2	3	4	5	6	7	8	9	AB	R	H	RBI	BB	SO	LOB	TOP								
Charles Gipson, R (1, 5) OBP: 0.421, SLG: 0.333 Joey Cora, S (8, FH) OBP: 0.349, SLG: 0.367 (8, 4)	G3		HBP		CS BB			G4-3		1	0	0	0	1	0	0									
Alex Rodriguez, R (1, 6) OBP: 0.398, SLG: 0.597	G6-3		G1-6-3 1B		K			G4-3		4	0	1	1	0	1	1									
Ken Griffey Jr., L (1, 8) OBP: 0.371, SLG: 0.630	G4-3		G1-6-3 1B			G3-1		G6-3		4	0	0	0	0	0	2									
Jay Buhner, R (1, 9) OBP: 0.364, SLG: 0.600		F9		G6-3 1B		L4		F8		4	0	1	0	0	0	0									
David Segui, S (1, 3) OBP: 0.399, SLG: 0.566		S 1B		G6-3 BB		FC5-4 BB		K		2	0	1	0	2	1	0									
Edgar Martinez, R (1, 10) OBP: 0.407, SLG: 0.518		K		G6-3		FC5-4		E5		4	0	0	0	0	1	4									
Glenallen Hill, R (1, 7) Rob Ducey, L (7, 7) OBP: 0.322, SLG: 0.377	G6-3		G6-3					F9		3	0	0	0	0	0	2									
Dan Wilson, R (1, 2) OBP: 0.304, SLG: 0.362			G4-3		HR			G4-3		3	1	1	1	0	0	0									
Jeff Huson, L (1, 4) OBP: 0.250, SLG: 0.273 (8, 5)			HBP 1B BB		K			K		2	1	0	0	1	2	0									
<b>Inning Stats</b>	R: 0 E: 0 K: 0 S: 5	H: 0 LOB: 0 BB: 0 P: 7	R: 0 E: 0 K: 1 S: 9	H: 1 LOB: 1 BB: 0 P: 17	R: 1 E: 0 K: 0 S: 5	H: 1 LOB: 1 BB: 1 P: 12	R: 0 E: 0 K: 0 S: 7	H: 1 LOB: 1 BB: 1 P: 12	R: 1 E: 0 K: 2 S: 15	H: 1 LOB: 1 BB: 1 P: 24	R: 0 E: 0 K: 0 S: 7	H: 0 LOB: 1 BB: 1 P: 18	R: 0 E: 0 K: 1 S: 6	H: 0 LOB: 0 BB: 0 P: 10	R: 0 E: 0 K: 0 S: 6	H: 0 LOB: 0 BB: 0 P: 9	R: 0 E: 1 K: 1 S: 10	H: 0 LOB: 1 BB: 0 P: 16	1B: 3 2B: 1 3B: 0 HR: 1	SF: 0 SAC: 0 DP: 3 HBP: 1	WP: 0 PB: 0 SB: 1 CS: 1	PA: 34			
<b>PITCHER</b>	IP	WLS	BF	H	R	ER	SO	BB	IBB	HBP	BLK	WP	HR	S	P	ERA	WHIP								
Omar Olivares, R (1, 1) ERA: 2.7	8.0	W	30	4	2	2	4	4	0	1	0	0	1	60	109	2.25	1.000								
Troy Percival, R (9, 1) ERA: 2.93	1.0	S	4	0	0	0	1	0	0	0	0	0	0	10	16	0.00	0.000								

Seattle Mariners @ Anaheim Angels  
Edison International Field, Anaheim, CA  
Wed Jun 17 1998, 10:05 PM EDT  
Att: 24,800 - Unknown - 72 F

AB	29
R	2
H	4
RBI	2
BB	4
SO	5
LOB	10



Batter	1	2	3	4	5	6	7	8	9	AB	R	H	RBI	BB	SO	LOB	BOTTOM								
Darin Erstad, L (1, 7) OBP: 0.370, SLG: 0.577	G6-3	P5			F7		HR			4	1	1	2	0	0	2									
Dave Hollins, S (1, 5) OBP: 0.330, SLG: 0.386	1B BB	F8			P3		1B SF8 HBP			2	2	0	0	1	0	2									
Jim Edmonds, L (1, 8) OBP: 0.375, SLG: 0.570	1B				F7		1B			4	0	2	0	0	1	0									
Tim Salmon, R (1, 10) OBP: 0.397, SLG: 0.577	1B				F7		SF8			3	0	1	2	0	1	0									
Cecil Fielder, R (1, 3) OBP: 0.342, SLG: 0.429	K				1B		F7			4	0	1	0	0	1	3									
16 Garret Anderson, L (1, 9) OBP: 0.326, SLG: 0.485	G1-3				G3-1					4	0	2	0	0	0	3									
Phil Nevin, R (1, 2) OBP: 0.348, SLG: 0.429		L4			K					4	0	0	0	0	1	2									
11 Justin Baughman, R (1, 4) OBP: 0.293, SLG: 0.363		E 1B			F9					4	1	2	0	0	1	0									
Gary Disarcina, R (1, 6) OBP: 0.342, SLG: 0.435		E1			G4-3		SH3-4 HR 1B			2	0	0	0	0	0	1									
<b>Inning Stats</b>	R: 1 E: 0 K: 1 S: 15	H: 2 LOB: 2 BB: 1 P: 25	R: 0 E: 1 K: 0 S: 10	H: 1 LOB: 2 BB: 0 P: 14	R: 0 E: 0 K: 1 S: 16	H: 1 LOB: 1 BB: 0 P: 21	R: 0 E: 0 K: 1 S: 7	H: 0 LOB: 0 BB: 0 P: 9	R: 0 E: 0 K: 0 S: 4	H: 0 LOB: 0 BB: 0 P: 5	R: 0 E: 0 K: 1 S: 9	H: 1 LOB: 1 BB: 0 P: 14	R: 3 E: 0 K: 0 S: 14	H: 3 LOB: 1 BB: 0 P: 20	R: 0 E: 0 K: 1 S: 6	H: 1 LOB: 0 BB: 0 P: 9	1B: 7 2B: 0 3B: 1 HR: 1	SF: 1 SAC: 1 DP: 1 HBP: 1	WP: 0 PB: 0 SB: 0 CS: 0	PA: 35					
<b>PITCHER</b>	IP	WLS	BF	H	R	ER	SO	BB	IBB	HBP	BLK	WP	HR	S	P	ERA	WHIP								
Jeff Fassero, L (1, 1) ERA: 4.3	7.0	L	33	9	4	4	4	1	0	1	0	0	1	77	111	5.14	1.429								
Mike Timlin, R (8, 1) ERA: 3.66	1.0		2	0	0	0	1	0	0	0	0	0	0	4	6	0.00	0.000								

Seattle Mariners @ Anaheim Angels  
Edison International Field, Anaheim, CA  
Wed Jun 17 1998, 10:05 PM EDT  
Att: 24,800 - Unknown - 72 F

AB	31
R	4
H	9
RBI	4
BB	1
SO	5
LOB	13





Batter	1	2	3	4	5	6	7	8	9	AB	R	H	RBI	BB	SO	LOB	TOP								
Joey Cora, S OBP: 0.351, SLG: 0.364 (1, 4)	G3-1		1B HBP	G6-4-3			L3 BB			2	1	0	0	1	0	1									
Alex Rodriguez, R OBP: 0.356, SLG: 0.592 (1, 6)	K		1B SF8		P4		L3			4	1	1	2	0	1	1									
Ken Griffey Jr., L OBP: 0.372, SLG: 0.639 (1, 8)	HR		1B		K			F8		4	1	2	2	0	1	0									
Jay Buhner, R OBP: 0.333, SLG: 0.558 (1, 9)	K		SF8		F9			G5-3		3	0	0	1	0	1	0									
David Segui, S OBP: 0.397, SLG: 0.561 (1, 3)		L6	F8		F9			1B		4	0	1	0	0	0	1									
Edgar Martinez, R OBP: 0.408, SLG: 0.520 (1, 10)	K		BB		2B			F9		3	0	1	0	1	1	1									
Glenallen Hill, R OBP: 0.339, SLG: 0.538 (1, 7)	F9		G4-3		G6-3				K	4	0	0	0	0	1	3									
Dan Wilson, R OBP: 0.307, SLG: 0.365 (1, 2)			HBP 1B	G6-4-3		F7			K	4	1	2	0	0	1	1									
Russ Davis, R OBP: 0.311, SLG: 0.441 (1, 5)			HBP 1B		F7				F7	3	1	1	0	0	0	1									
Jeff Huson, L OBP: 0.245, SLG: 0.267 (7, 5)			HBP 1B						F7	1	0	0	0	0	0	0									
<b>Inning Stats</b>	R: 1 E: 0 K: 2 S: 12	H: 1 LOB: 0 BB: 0 P: 19	R: 0 E: 0 K: 1 S: 7	H: 0 LOB: 0 BB: 0 P: 9	R: 4 E: 0 K: 0 S: 17	H: 4 LOB: 2 BB: 1 P: 28	R: 0 E: 0 K: 0 S: 9	H: 1 LOB: 0 BB: 0 P: 12	R: 0 E: 0 K: 1 S: 6	H: 0 LOB: 1 BB: 0 P: 10	R: 0 E: 0 K: 0 S: 8	H: 1 LOB: 1 BB: 0 P: 10	R: 0 E: 0 K: 0 S: 6	H: 0 LOB: 1 BB: 1 P: 12	R: 0 E: 0 K: 0 S: 9	H: 1 LOB: 0 BB: 0 P: 16	R: 0 E: 0 K: 1 S: 11	H: 0 LOB: 0 BB: 0 P: 17	1B: 6 2B: 2 3B: 0 HR: 1	SF: 1 SAC: 0 DP: 2 HBP: 1	WP: 0 PB: 0 SB: 1 CS: 0	PA: 36			
<b>PITCHER</b>	IP	WLS	BF	H	R	ER	SO	BB	IBB	HBP	BLK	WP	HR	S	P	ERA	WHIP								
Jarrod Washburn, L ERA: 3.33 (1, 1)	7.1	W	30	7	5	5	4	2	0	0	0	0	1	67	103	6.14	1.227								
Rich DeLucia, R ERA: 5.94 (8, 1)	1.2	S	6	1	0	0	2	0	0	0	0	0	0	18	30	0.00	0.600								

Seattle Mariners @ Anaheim Angels  
Edison International Field, Anaheim, CA  
Thu Jun 18 1998, 10:05 PM EDT  
Att: 30,268 - Unknown - 74 F

AB 32  
R 5  
H 8  
RBI 5  
BB 2  
SO 6  
LOB 9



Batter	1	2	3	4	5	6	7	8	9	AB	R	H	RBI	BB	SO	LOB	BOTTOM								
Darin Erstad, L OBP: 0.370, SLG: 0.578 (1, 7)	F7		F9		FC3-6		SH 1B	1B 2B		5	2	2	2	0	0	2									
Dave Hollins, S OBP: 0.336, SLG: 0.397 (1, 5)	1B		E5		G6-4-3		SF8 SH	P2		4	2	3	1	0	0	1									
Orlando Palmeiro, L OBP: 0.429, SLG: 0.643 (8, 8)	2B		G1-3		1B		SF8 SH			1	0	0	0	0	0	1									
Jim Edmonds, L OBP: 0.375, SLG: 0.567 (1, 8)	1B		G1-3		G6-4-3		SH	1B		3	0	1	1	0	0	3									
Craig Shipley, R OBP: 0.316, SLG: 0.377 (7, PH) (8, 5)	1B						SF8	1B		1	1	1	1	0	0	0									
Tim Salmon, R OBP: 0.397, SLG: 0.572 (1, 10)	L6-3		BB				F7	G6-3		3	0	1	2	1	0	1									
Cecil Fielder, R OBP: 0.343, SLG: 0.434 (1, 3)	L6-3		K				SF8	1B		4	1	2	2	0	1	4									
16 Garrett Anderson, L OBP: 0.320, SLG: 0.475 (1, 9)	F8				P5		F8	F8		5	0	0	0	0	0	3									
Phil Nevin, R OBP: 0.345, SLG: 0.422 (1, 2)	G1-3				G5-3		E5	11 1B		4	1	1	0	0	0	0									
11 Justin Baughman, R OBP: 0.291, SLG: 0.357 (1, 4)	K				F9		P3	SH 2B		4	1	1	0	0	1	1									
Gary Disarcina, R OBP: 0.350, SLG: 0.442 (1, 6)			E G1-3		FC3-6		1B	SH		3	3	3	0	0	0	0									
<b>Inning Stats</b>	R: 1 E: 0 K: 0 S: 16	H: 3 LOB: 1 BB: 0 P: 26	R: 0 E: 0 K: 1 S: 9	H: 0 LOB: 0 BB: 0 P: 14	R: 1 E: 1 K: 1 S: 10	H: 1 LOB: 2 BB: 1 P: 20	R: 0 E: 0 K: 0 S: 8	H: 0 LOB: 0 BB: 0 P: 10	R: 0 E: 0 K: 0 S: 11	H: 2 LOB: 1 BB: 0 P: 17	R: 1 E: 1 K: 0 S: 12	H: 1 LOB: 1 BB: 0 P: 20	R: 3 E: 0 K: 0 S: 14	H: 3 LOB: 1 BB: 0 P: 22	R: 5 E: 1 K: 0 S: 19	H: 5 LOB: 1 BB: 0 P: 27	1B: 12 2B: 4 3B: 0 HR: 0	SF: 2 SAC: 2 DP: 2 HBP: 0	WP: 0 PB: 0 SB: 0 CS: 0	PA: 42					
<b>PITCHER</b>	IP	WLS	BF	H	R	ER	SO	BB	IBB	HBP	BLK	WP	HR	S	P	ERA	WHIP								
Jamie Moyer, L ERA: 3.6 (1, 1)	6.0	L	27	8	4	2	2	0	0	0	0	0	0	7	11	3.00	1.500								
Paul Spoljaric, L ERA: 5.23 (7, 1)	0.0		3	2	0	0	0	0	0	0	0	0	0	7	11	∞	∞								
31 Bobby Ayala, R ERA: 7.82 (7, 1)	1.2		11	5	7	7	0	0	0	0	0	0	0	23	33	37.80	3.000								
39 Greg McCarthy, L ERA: 2.7 (8, 1)	0.1		1	0	0	0	0	0	0	0	0	0	0	1	1	0.00	0.000								

Seattle Mariners @ Anaheim Angels  
Edison International Field, Anaheim, CA  
Thu Jun 18 1998, 10:05 PM EDT  
Att: 30,268 - Unknown - 74 F

AB 37  
R 11  
H 15  
RBI 9  
BB 1  
SO 2  
LOB 16





Batter	1	2	3	4	5	6	7	8	9	AB	R	H	RBI	BB	SO	LOB	TOP				
Rickey Henderson, R OBP: 0.362, SLG: 0.363 Mark Bellhorn, S OBP: 0.267, SLG: 0.167	(1, 7) 2-3 K		(2, 1) 2B		(4, 1) 1B		(1, 3) K		(4, 2) BB	3	1	1	0	1	2	0					
Rafael Bourquiel, R OBP: 0.252, SLG: 0.315	(1, 4) 2-2 G5-3		(1, 0) E5		(2, 2) F4		(0, 0) 1B		(0, 1) F9	5	0	1	0	0	0	4					
Mike Blowers, R OBP: 0.309, SLG: 0.410	(1, 5) 1-3 K		(0, 2) 2B		(2, 2) 1B		(1, 1) 1B		(3, 1) G3-1	5	0	3	1	0	1	1					
Kevin Mitchell, R OBP: 0.288, SLG: 0.288		(0, 1) F8		(2, 2) G6-3		(1, 3) K		(1, 2) G6-3		4	0	1	0	0	1	5					
Matt Stairs, L OBP: 0.402, SLG: 0.547 Izzy Molina, R (8, PR)	(1, 10) 1-1 G5-3		(0, 1) G6-3		(1, 0) G4-3		(1, 0) WP		(1, 0) 1B	4	0	1	0	0	0	1					
Miguel Tejada, R OBP: 0.342, SLG: 0.389	(1, 6) 4-0 E		(3, 3) K		(1, 3) K		(0, 1) F8			3	0	0	0	1	2	2					
Jack Voigt, R OBP: 0.213, SLG: 0.196	(1, 9) 3-3 K		(2, 1) F2		(2, 3) K		(2, 3) K			4	0	0	0	0	3	3					
Ryan Christenson, R OBP: 0.314, SLG: 0.305	(1, 8) 1-3 K		(1, 3) K		(0, 0) F8		(2, 3) K			4	0	0	0	0	3	2					
A.J. Hinch, R OBP: 0.290, SLG: 0.313	(1, 2) 1-2 L5		(1, 0) 1B		(1, 0) 1B		(0, 0) G4-3		(0, 1) G5-3	4	0	1	0	0	0	0					
<b>Inning Stats</b>	R: 0 H: 0 E: 0 K: 2 S: 10	WLS: 0 BF: 15 P: 15	H: 0 R: 0 ER: 0 SO: 12	R: 1 H: 2 E: 1 K: 1 S: 12	LOB: 1 BB: 1 P: 20	R: 0 H: 1 E: 0 K: 1 S: 10	LOB: 1 BB: 0 P: 17	R: 0 H: 2 E: 0 K: 2 S: 15	LOB: 3 BB: 1 P: 26	R: 0 H: 0 E: 0 K: 1 S: 8	LOB: 1 BB: 0 P: 12	R: 0 H: 2 E: 0 K: 1 S: 10	LOB: 2 BB: 0 P: 13	R: 0 H: 1 E: 0 K: 2 S: 9	LOB: 1 BB: 1 P: 14	R: 0 H: 0 E: 0 K: 0 S: 9	LOB: 1 BB: 1 P: 16	1B: 5 2B: 3 3B: 0 HR: 0	SF: 0 SAC: 0 DP: 0 HBP: 0	WP: 2 PB: 0 SB: 0 CS: 0	PA: 39
<b>PITCHER</b>	IP	WLS	BF	H	R	ER	SO	BB	IBB	HBP	BLK	WP	HR	S	P	ERA	WHIP				
Randy Johnson, L ERA: 5.17	(1, 1) 8.0	W	35	8	1	0	12	2	0	0	0	2	0	86	134	0.00	1.250				
Heathcliff Slocumb, R ERA: 7.84	(9, 1) 1.0		4	0	0	0	0	1	0	0	0	0	0	9	16	0.00	1.000				

Oakland Athletics @ Seattle Mariners  
The Kingdome, Seattle, WA  
Fri Jun 19 1998, 10:05 PM EDT  
Att: 33,212 - Dome - 72 F

livebaseballscorecards.com



AB	36
R	1
H	8
RBI	1
BB	3
SO	12
LOB	18

Batter	1	2	3	4	5	6	7	8	9	AB	R	H	RBI	BB	SO	LOB	BOTTOM				
Joey Cora, S OBP: 0.355, SLG: 0.362	(1, 4) 2-2 L7		(4, 0) FC6		(2, 0) F8			(4, 2) G4-6-3		2	0	0	0	3	0	0					
Alex Rodriguez, R OBP: 0.397, SLG: 0.599	(1, 6) 3-2 E		(1, 3) K			(0, 0) HR		(2, 3) K		5	3	2	1	0	2	4					
Ken Griffey Jr., L OBP: 0.376, SLG: 0.651	(1, 8) 1-1 WP		(4, 0) HR		(0, 0) HR		(0, 0) G6-3		(1, 2) G4-6-3	4	3	2	2	1	0	1					
Jay Buhner, R OBP: 0.346, SLG: 0.533 Rich Amaral, R OBP: 0.300, SLG: 0.341	(1, 9) 4-1 E		(4, 0) HR		(1, 1) E6		(0, 0) G5-3			2	2	0	0	2	0	0					
David Segui, S OBP: 0.399, SLG: 0.570	(1, 3) 1-0 E6		(0, 0) HR		(1, 0) L6		(4, 2) FC5-4			3	1	1	5	1	0	2					
Edgar Martinez, R OBP: 0.406, SLG: 0.520	(1, 10) 2-1 2B		(2, 2) F9		(1, 1) F8		(1, 0) FC5-4			4	0	1	1	0	0	2					
Rob Ducey, L OBP: 0.327, SLG: 0.383	(1, 7) 4-0 G4-6-3		(1, 0) G6-3		(0, 0) FC4-6		(1, 0) F7			3	0	1	0	1	0	1					
John Marzano, R OBP: 0.293, SLG: 0.324	(1, 2) 2-2 G4-6-3		(0, 0) G6-3		(0, 3) K		(3, 2) G6-3			4	0	0	0	0	1	4					
Charles Gipson, R OBP: 0.348, SLG: 0.263	(1, 5) 1-0 F9		(1, 1) F8		(1, 1) F3		(0, 0) G5-3			4	0	0	0	0	0	1					
<b>Inning Stats</b>	R: 3 H: 3 E: 1 K: 0 S: 16	WLS: 3 BF: 22 P: 35	H: 1 R: 8 ER: 7 SO: 1	R: 4 H: 1 E: 1 K: 0 S: 11	LOB: 0 BB: 3 P: 27	R: 0 H: 1 E: 0 K: 1 S: 7	LOB: 2 BB: 1 P: 14	R: 1 H: 1 E: 1 K: 0 S: 7	LOB: 1 BB: 0 P: 10	R: 0 H: 0 E: 0 K: 1 S: 6	LOB: 0 BB: 0 P: 9	R: 1 H: 1 E: 0 K: 0 S: 7	LOB: 1 BB: 1 P: 12	R: 0 H: 0 E: 0 K: 1 S: 5	LOB: 0 BB: 0 P: 9	R: 0 H: 0 E: 0 K: 1 S: 10	LOB: 1 BB: 1 P: 17	1B: 1 2B: 3 3B: 0 HR: 3	SF: 0 SAC: 0 DP: 2 HBP: 0	WP: 1 PB: 0 SB: 1 CS: 0	PA: 39
<b>PITCHER</b>	IP	WLS	BF	H	R	ER	SO	BB	IBB	HBP	BLK	WP	HR	S	P	ERA	WHIP				
Blake Stein, R ERA: 6.27	(1, 1) 3.0	L	22	6	8	7	1	4	2	0	0	1	2	37	80	21.00	3.333				
Aaron Small, R ERA: 5.71	(4, 1) 4.0		14	1	1	1	1	1	0	0	0	0	1	22	36	2.25	0.500				
Buddy Groom, L ERA: 5.08	(8, 1) 1.0		3	0	0	0	1	1	0	0	0	0	0	10	17	0.00	1.000				

Oakland Athletics @ Seattle Mariners  
The Kingdome, Seattle, WA  
Fri Jun 19 1998, 10:05 PM EDT  
Att: 33,212 - Dome - 72 F

livebaseballscorecards.com



AB	31
R	9
H	7
RBI	9
BB	8
SO	3
LOB	15



Batter	1	2	3	4	5	6	7	8	9	AB	R	H	RBI	BB	SO	LOB	TOP						
<b>Rickey Henderson, R</b> OBP: 0.356, SLG: 0.356 (1, 7)	G6-3	K		G1-3		F8			F7	5	0	0	0	0	1	3							
<b>Rafael Bourimial, R</b> OBP: 0.250, SLG: 0.310 (1, 4)	F9		K			FC6-4			F9	5	0	1	0	0	1	2							
<b>Ben Grieve, L</b> OBP: 0.403, SLG: 0.511 (1, 9)	K			F6					K	4	0	0	0	1	3	2							
<b>Matt Stairs, L</b> OBP: 0.395, SLG: 0.537 (1, 10)		F5	F6		K				P5	4	0	0	0	0	1	1							
<b>Jason Giambi, L</b> OBP: 0.357, SLG: 0.412 <b>Jack Voigt, R</b> OBP: 0.213, SLG: 0.196 (8, 3)		1B								3	2	3	1	1	0	0							
<b>Mike Blowers, R</b> OBP: 0.308, SLG: 0.406 (1, 5)		1B	F8			F9			F8	4	1	1	1	0	0	2							
<b>Miguel Tejada, R</b> OBP: 0.337, SLG: 0.382 (1, 6)		2B		F7		G1-3			G5-3	4	1	1	0	0	0	0							
<b>Ryan Christenson, R</b> OBP: 0.320, SLG: 0.321 (1, 8)		1-H			HR				F9	4	1	2	2	0	1	0							
<b>A.J. Hinch, R</b> OBP: 0.299, SLG: 0.337 (1, 2)	F3					FC6-4				3	1	2	2	1	0	1							
<b>Inning Stats</b>	R: 0 E: 0 K: 1 S: 11	H: 0 LOB: 0 BB: 0 P: 13	R: 3 E: 0 K: 1 S: 19	H: 4 LOB: 1 BB: 0 P: 29	R: 0 E: 0 K: 1 S: 12	H: 0 LOB: 2 BB: 2 P: 21	R: 2 E: 0 K: 0 S: 20	H: 3 LOB: 1 BB: 0 P: 30	R: 1 E: 0 K: 1 S: 13	H: 1 LOB: 0 BB: 0 P: 17	R: 0 E: 0 K: 1 S: 12	H: 1 LOB: 1 BB: 0 P: 17	R: 0 E: 0 K: 0 S: 5	H: 0 LOB: 0 BB: 0 P: 8	R: 0 E: 0 K: 0 S: 6	H: 0 LOB: 0 BB: 0 P: 7	R: 0 E: 0 K: 1 S: 6	H: 0 LOB: 1 BB: 1 P: 10	1B: 5 2B: 3 3B: 0 HR: 2	SF: 0 SAC: 0 DP: 0 HBP: 0	WP: 0 PB: 0 SB: 0 CS: 0	PA: 39	
<b>PITCHER</b>	IP	WLS	BF	H	R	ER	SO	BB	IBB	HBP	BLK	WP	HR	S	P	ERA	WHIP						
<b>27 Ken Cloude, R</b> ERA: 6.13 <b>31 Bobby Ayala, R</b> ERA: 7.22 <b>39 Greg McCarthy, L</b> ERA: 2.08	(1, 1)	5.0	L	25	8	6	6	4	2	0	0	0	0	2	75	110	10.80	2.000					
	(6, 1)	3.0		10	2	0	0	2	0	0	0	0	0	0	23	32	0.00	0.667					
	(9, 1)	1.0		4	0	0	0	1	1	0	0	0	0	0	6	10	0.00	1.000					

Oakland Athletics @ Seattle Mariners  
The Kingdome, Seattle, WA  
Sat Jun 20 1998, 6:33 AM EDT  
Att: 44,597 - Dome - 72 F

AB 36  
R 6  
H 10  
RBI 6  
BB 3  
SO 7  
LOB 11



Batter	1	2	3	4	5	6	7	8	9	AB	R	H	RBI	BB	SO	LOB	BOTTOM						
<b>Joey Cora, S</b> OBP: 0.356, SLG: 0.362 (1, 4)	G6-3								L1-3	5	0	2	0	0	0	1							
<b>Alex Rodriguez, R</b> OBP: 0.356, SLG: 0.594 (1, 6)				1B					G5-3	4	0	1	0	0	1	3							
<b>Ken Griffey Jr., L</b> OBP: 0.377, SLG: 0.647 (1, 8)	F4									3	1	1	0	1	0	1							
<b>Jay Buhner, R</b> OBP: 0.339, SLG: 0.551 (1, 9)	K									4	1	1	1	0	1	2							
<b>David Segui, S</b> OBP: 0.397, SLG: 0.565 (1, 3)										4	0	1	1	0	1	1							
<b>Edgar Martinez, R</b> OBP: 0.404, SLG: 0.514 (1, 10)										3	0	0	0	1	0	2							
<b>Rob Ducey, L</b> OBP: 0.325, SLG: 0.387 (1, 7)										4	0	1	0	0	0	1							
<b>Dan Wilson, R</b> OBP: 0.306, SLG: 0.362 (1, 2)										4	0	1	0	0	0	2							
<b>Charles Gipson, R</b> OBP: 0.320, SLG: 0.238 <b>Russ Davis, R</b> OBP: 0.308, SLG: 0.437 (7, PH) (8, 5)										2	0	0	0	0	2	1							
										2	0	0	0	0	2	2							
<b>Inning Stats</b>	R: 0 E: 0 K: 1 S: 13	H: 1 LOB: 1 BB: 0 P: 19	R: 0 E: 0 K: 1 S: 7	H: 0 LOB: 0 BB: 0 P: 12	R: 0 E: 0 K: 2 S: 12	H: 1 LOB: 1 BB: 0 P: 19	R: 0 E: 0 K: 0 S: 8	H: 0 LOB: 1 BB: 1 P: 16	R: 0 E: 0 K: 1 S: 9	H: 2 LOB: 2 BB: 0 P: 13	R: 0 E: 0 K: 0 S: 9	H: 0 LOB: 0 BB: 0 P: 13	R: 0 E: 0 K: 1 S: 10	H: 0 LOB: 1 BB: 1 P: 18	R: 2 E: 0 K: 0 S: 10	H: 3 LOB: 1 BB: 0 P: 13	R: 0 E: 0 K: 1 S: 10	H: 1 LOB: 1 BB: 0 P: 17	1B: 6 2B: 1 3B: 1 HR: 0	SF: 0 SAC: 0 DP: 0 HBP: 0	WP: 2 PB: 0 SB: 1 CS: 0	PA: 37	
<b>PITCHER</b>	IP	WLS	BF	H	R	ER	SO	BB	IBB	HBP	BLK	WP	HR	S	P	ERA	WHIP						
<b>Jimmy Haynes, R</b> ERA: 4.0 <b>T.J. Mathews, R</b> ERA: 5.65 <b>Billy Taylor, R</b> ERA: 2.39	(1, 1)	7.1	W	28	4	0	0	6	2	0	0	0	0	11	15	27.00	6.000						
	(8, 1)	0.2		6	4	2	2	0	0	0	0	0	0	0	11	15	27.00	6.000					
	(9, 1)	1.0		3	0	0	0	1	0	0	0	0	0	8	14	0.00	0.000						

Oakland Athletics @ Seattle Mariners  
The Kingdome, Seattle, WA  
Sat Jun 20 1998, 6:33 AM EDT  
Att: 44,597 - Dome - 72 F

AB 35  
R 2  
H 8  
RBI 2  
BB 2  
SO 7  
LOB 16










Batter	1	2	3	4	5	6	7	8	9	AB	R	H	RBI	BB	SO	LOB	TOP					
Steve Finley, L OBP: 0.291, SLG: 0.397 (1, 8)	0-0 1B		2-3 K		0-0 F8		0-0 P5		2-2 P8	5	0	1	0	0	1	0						
Tony Gwynn, L OBP: 0.383, SLG: 0.500 (1, 9)	0-1 L9		0-1 P7			1-0 G4-3		4-2 1B 2B BB	1-1 1B	4	1	1	0	1	0	1						
Greg Vaughn, R OBP: 0.375, SLG: 0.637 (1, 10)	0-3 K			4-2 2B BB		0-0 2B		1-3 K	1-1 F8	4	2	1	0	1	2	3						
Ken Caminiti, S OBP: 0.336, SLG: 0.459 (1, 5)	1-0 F8			0-0 P7		3-0 F7		0-0 1B	1-3 2B 1B	4	1	1	0	0	0	3						
Ruben Rivera, R OBP: 0.476, SLG: 0.604 (1, 7)		4-0 S BB		2-3 K		4-1 2B BB		3-2 G6-3 1-H 3-H 2B	2-3 G6-3	2	1	1	2	2	1	1						
Jim Levitz, R OBP: 0.394, SLG: 0.538 Carlos Hernandez, R OBP: 0.323, SLG: 0.355 (8, 2)		4-2 F9-3 BB		0-0 1-H 2B		1-0 1-H 2-H 2B		0-0 G6-3	2-3 2B	3	0	2	3	1	0	1						
Chris Gomez, R OBP: 0.322, SLG: 0.362 (1, 6)		3-2 F9-3 BB		0-2 G6-3		1-3 K		1-1 HBP		3	0	0	0	0	1	4						
Archi Cianfrocco, R OBP: 0.209, SLG: 0.230 (1, 3)	1-0 F8			2-0 F8		0-0 P2		1-0 P3		4	0	0	0	0	0	3						
Andy Sheets, R OBP: 0.306, SLG: 0.358 (1, 4)			1-1 G5-3		2-3 K		0-3 K		3-3 K	4	0	0	0	0	3	0						
<b>Inning Stats</b>	R: 0 E: 0 K: 1 S: 7	H: 1 LOB: 1 BB: 0 P: 8	R: 0 E: 0 K: 0 S: 9	H: 0 LOB: 1 BB: 2 P: 21	R: 0 E: 0 K: 1 S: 7	H: 0 LOB: 0 BB: 0 P: 10	R: 1 E: 0 K: 1 S: 10	H: 1 LOB: 1 BB: 1 P: 16	R: 0 E: 0 K: 1 S: 5	H: 0 LOB: 0 BB: 0 P: 9	R: 2 E: 0 K: 1 S: 8	H: 2 LOB: 1 BB: 1 P: 18	R: 0 E: 0 K: 1 S: 5	H: 0 LOB: 0 BB: 0 P: 5	R: 2 E: 0 K: 1 S: 14	H: 2 LOB: 2 BB: 1 P: 24	R: 0 E: 0 K: 1 S: 11	H: 1 LOB: 1 BB: 0 P: 18	1B: 3 2B: 5 3B: 0 HR: 0	SF: 0 SAC: 0 DP: 1 HBP: 1	WP: 0 PB: 0 SB: 1 CS: 0	PA: 39
<b>PITCHER</b> Jeff Fassero, L ERA: 4.37 (1, 1)	IP: 9.0 WLS: L BF: 39 H: 7 R: 5 ER: 5 SO: 8 BB: 5 IBB: 0 HBP: 1 BLK: 0 WP: 0 HR: 0 S: 76 P: 129 ERA: 5.00 WHIP: 1.333															<b>PITCHER</b>						

San Diego Padres @ Seattle Mariners  
The Kingdome, Seattle, WA  
Mon Jun 22 1998, 10:05 PM EDT  
Att: 41,571 - Dome - 72 F

livebaseballscorecards.com

AB 33  
R 5  
H 7  
RBI 5  
BB 5  
SO 8  
LOB 16



Batter	1	2	3	4	5	6	7	8	9	AB	R	H	RBI	BB	SO	LOB	BOTTOM					
Joey Cora, S OBP: 0.355, SLG: 0.357 (1, 4)	0-2 G5-3		4-0 BB		1-0 1-2 L1-3		4-1 2B BB		3-3 K	3	1	0	0	2	1	1						
Alex Rodriguez, R OBP: 0.385, SLG: 0.610 (1, 6)	1-0 BB 1B		2-1 P4		2-0 HR		0-1 1-H 3-H 2B		1-1 P5	5	1	3	3	0	0	1						
Ken Griffey Jr., L OBP: 0.372, SLG: 0.632 (1, 8)	0-0 F8		0-0 F7		2-1 G3-1		4-0 IBB		2-1 F8	4	0	0	0	1	0	2						
Edgar Martinez, R OBP: 0.406, SLG: 0.519 (1, 10)	4-2 1-2 BB			2-2 F8		2-1 P4		3-3 K		3	0	0	0	1	1	2						
David Segui, S OBP: 0.399, SLG: 0.564 (1, 3)	2-2 F8			4-1 BB		4-2 BB		0-3 K		2	0	0	0	2	1	2						
Jay Buhner, R OBP: 0.344, SLG: 0.518 (1, 9)		3-1 G5-3		2-3 K		1-3 K		4-2 FC3-6 1B BB		3	0	0	0	1	2	2						
Glenallen Hill, R OBP: 0.327, SLG: 0.388 Rob Ducey, L OBP: 0.327, SLG: 0.388 (8, 7)		0-2 F9		0-0 F9		0-1 PB 2B 2B		1-1 FC3-6 1B		3	1	1	0	0	0	1						
Dan Wilson, R OBP: 0.296, SLG: 0.349 (1, 2)		2-1 G4-3			3-1 L7		1-3 K		1-1 FC3-6	4	0	0	0	0	1	3						
Rico Rossy, R OBP: 0.429, SLG: 0.800 Russ Davis, R OBP: 0.307, SLG: 0.435 (8, PH) (9, 5)			0-0 P7		4-2 L1-3 BB		1-2 G4-3		2-3 K	2	0	0	0	1	0	1						
<b>Inning Stats</b>	R: 0 E: 0 K: 0 S: 12	H: 1 LOB: 2 BB: 1 P: 19	R: 0 E: 0 K: 0 S: 7	H: 0 LOB: 0 BB: 0 P: 12	R: 0 E: 0 K: 0 S: 4	H: 0 LOB: 1 BB: 1 P: 10	R: 0 E: 0 K: 1 S: 8	H: 0 LOB: 1 BB: 1 P: 16	R: 0 E: 0 K: 0 S: 5	H: 0 LOB: 0 BB: 1 P: 13	R: 1 E: 0 K: 1 S: 10	H: 1 LOB: 1 BB: 1 P: 21	R: 2 E: 0 K: 2 S: 16	H: 2 LOB: 2 BB: 2 P: 29	R: 0 E: 0 K: 2 S: 12	H: 1 LOB: 2 BB: 1 P: 20	R: 0 E: 0 K: 1 S: 7	H: 0 LOB: 0 BB: 0 P: 13	1B: 2 2B: 3 3B: 0 HR: 1	SF: 0 SAC: 0 DP: 1 HBP: 0	WP: 0 PB: 1 SB: 0 CS: 0	PA: 39
<b>PITCHER</b> Sterling Hitchcock, L ERA: 3.63 Donne Watt, R ERA: 3.31 Dan Miceli, R ERA: 2.84 Trevor Hoffman, R ERA: 1.57 (1, 1) (7, 1) (7, 1) (9, 1)	IP: 6.0 WLS: BF: 24 H: 2 R: 1 ER: 1 SO: 2 BB: 1 IBB: 0 HBP: 0 BLK: 0 WP: 0 HR: 1 S: 46 P: 91 ERA: 1.50 WHIP: 1.167															<b>PITCHER</b>						

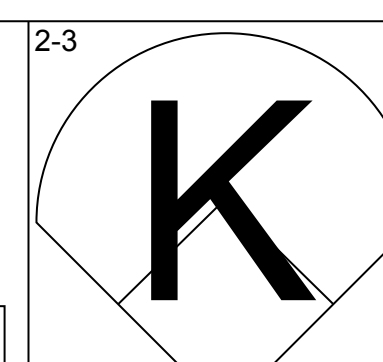
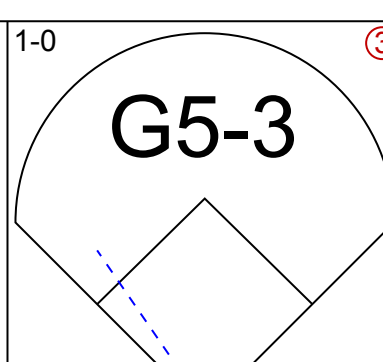
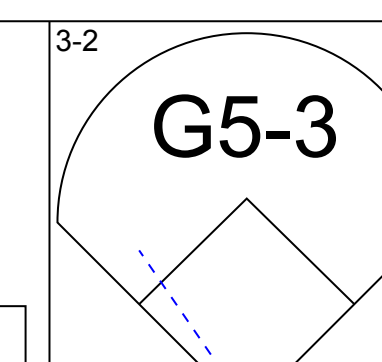
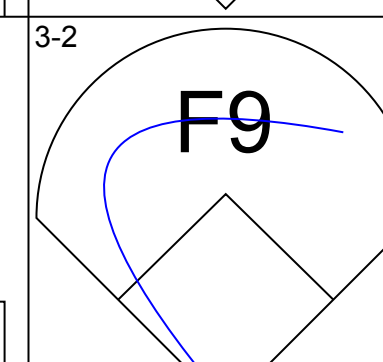
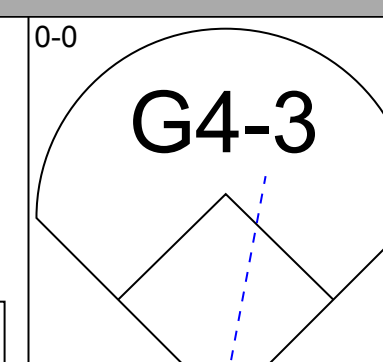
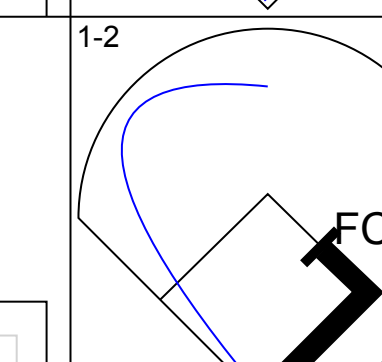
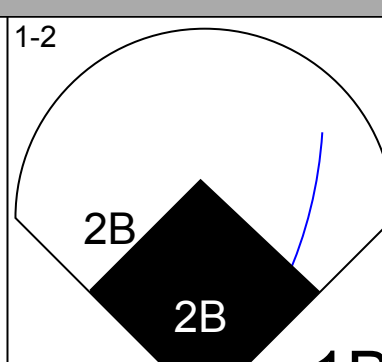
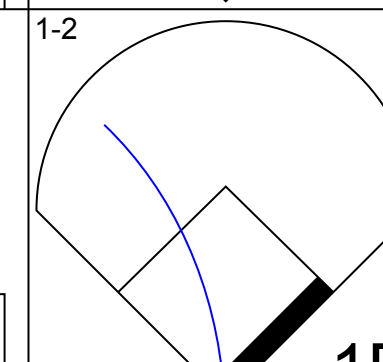
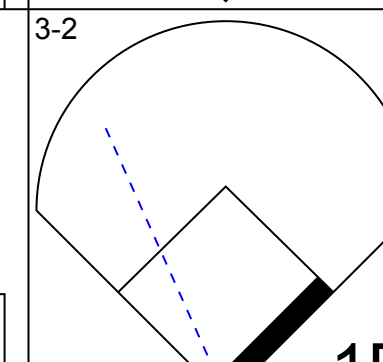
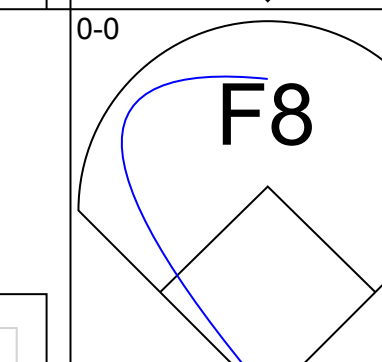
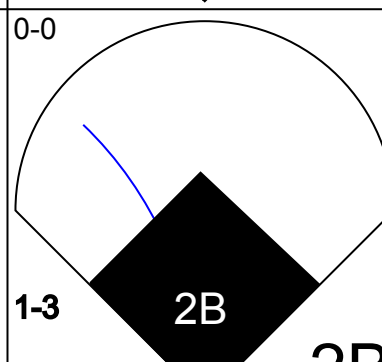
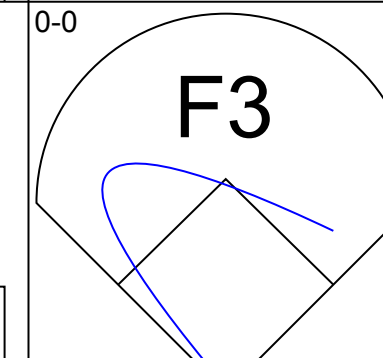
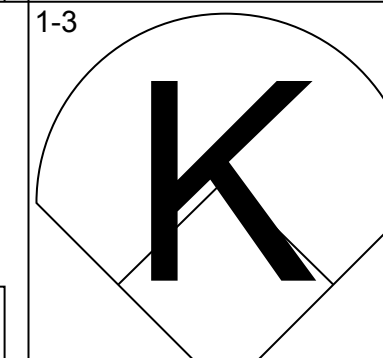
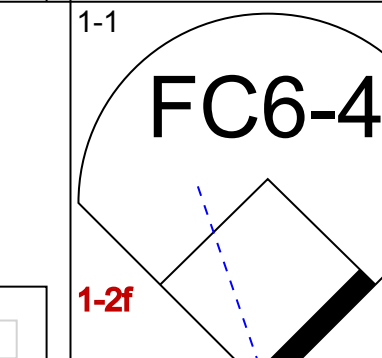
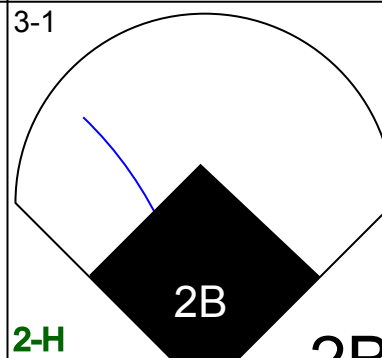
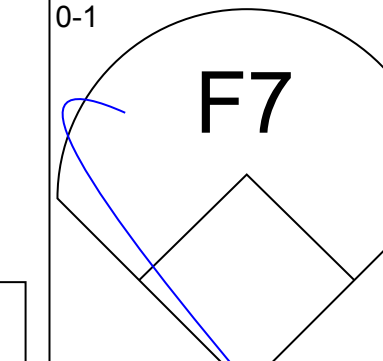
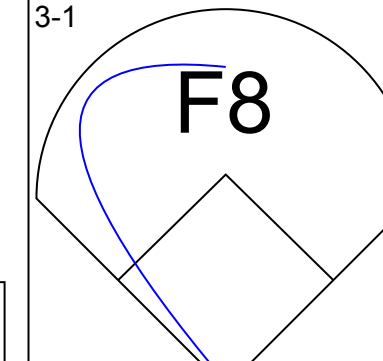
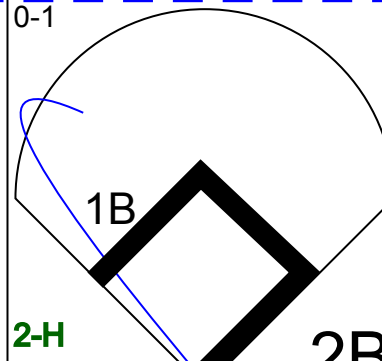
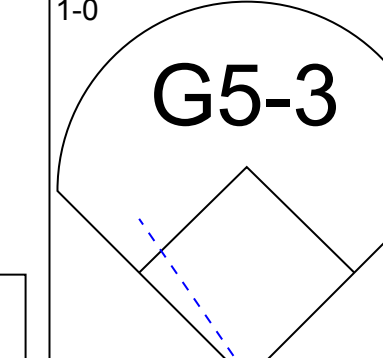
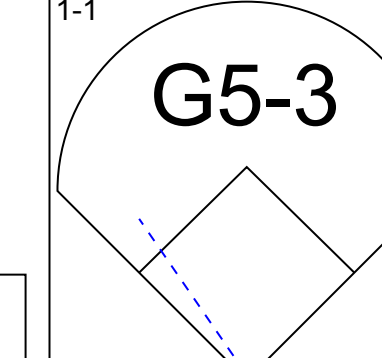
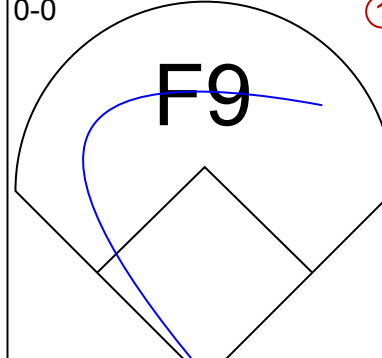
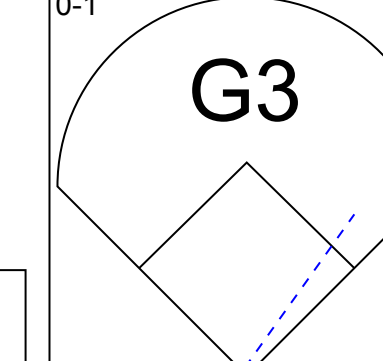
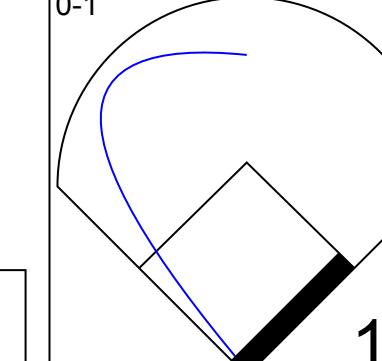
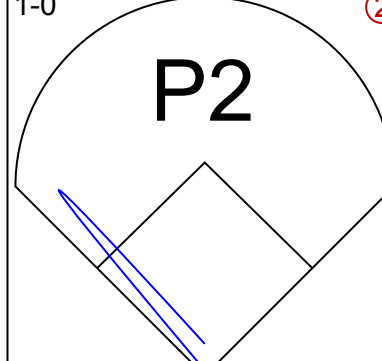
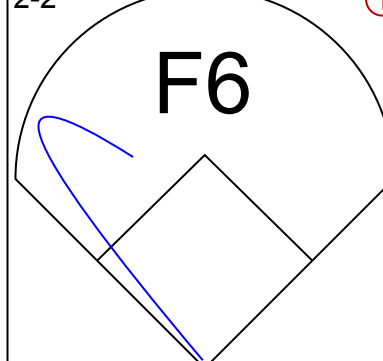
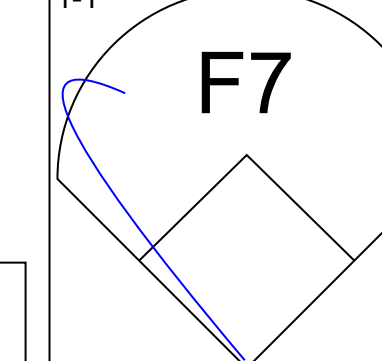
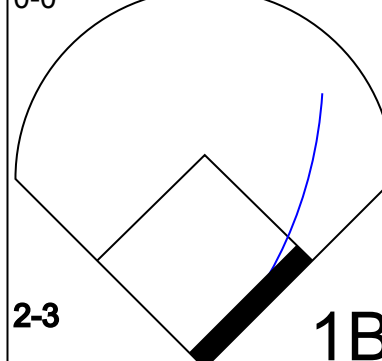
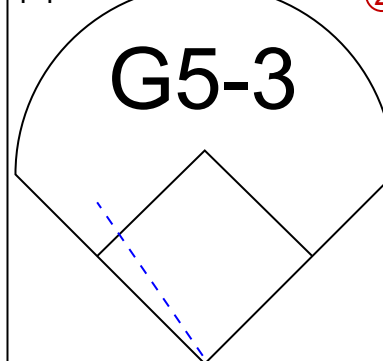
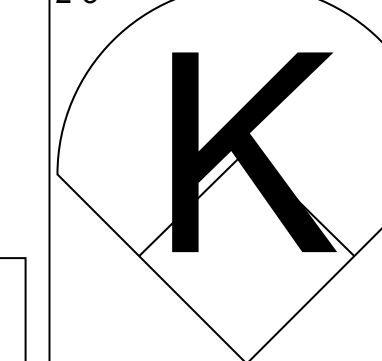

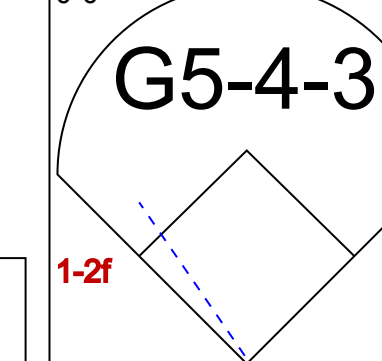

San Diego Padres @ Seattle Mariners  
The Kingdome, Seattle, WA  
Mon Jun 22 1998, 10:05 PM EDT  
Att: 41,571 - Dome - 72 F

livebaseballscorecards.com

AB 31  
R 3  
H 5  
RBI 3  
BB 8  
SO 7  
LOB 17



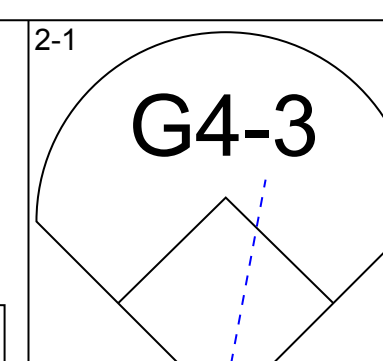
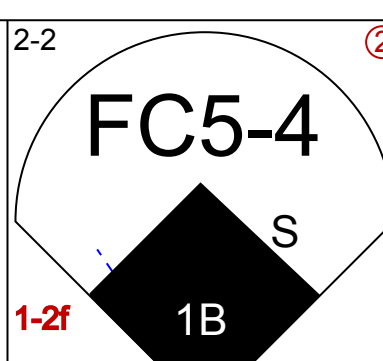
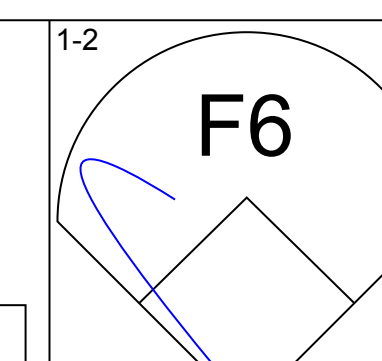
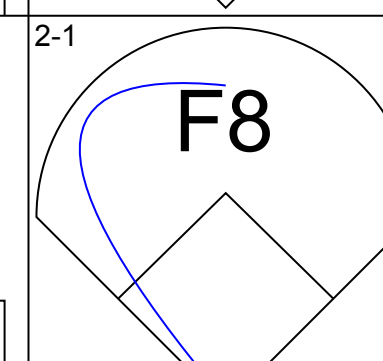
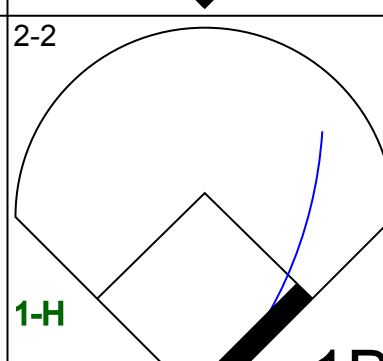

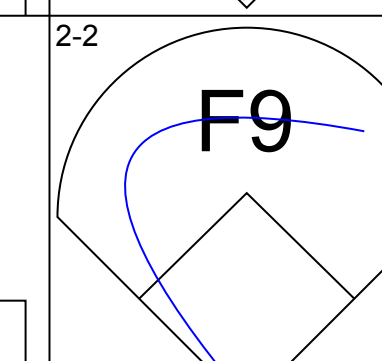
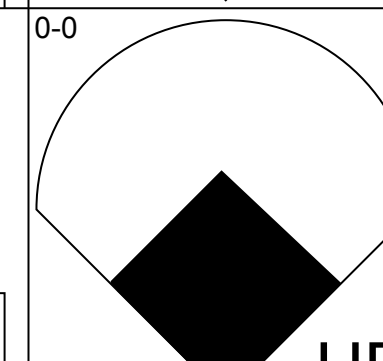
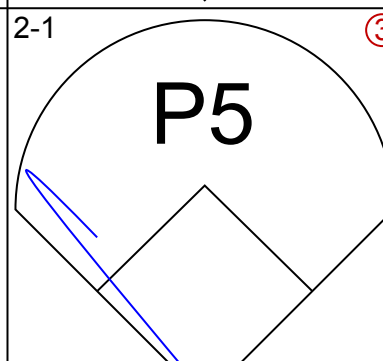
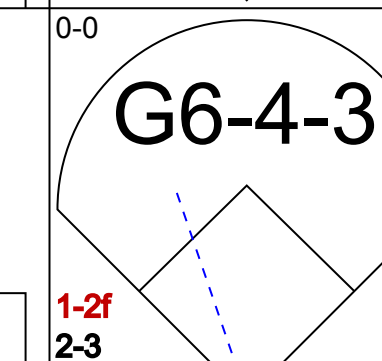
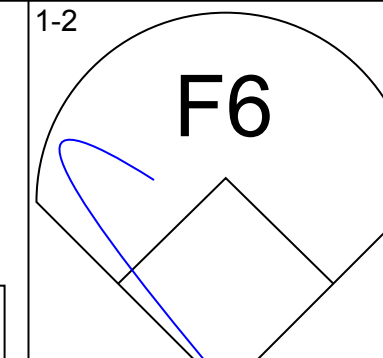
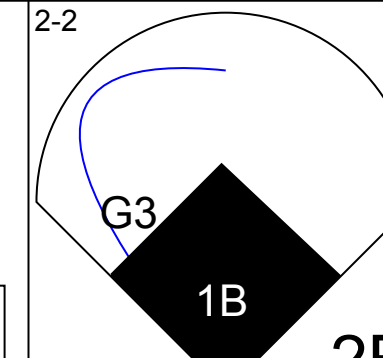

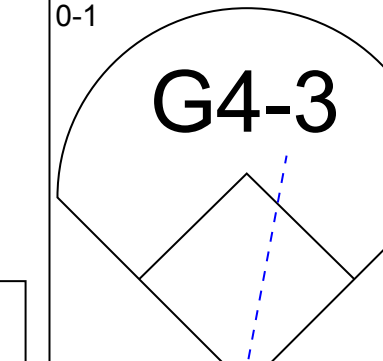
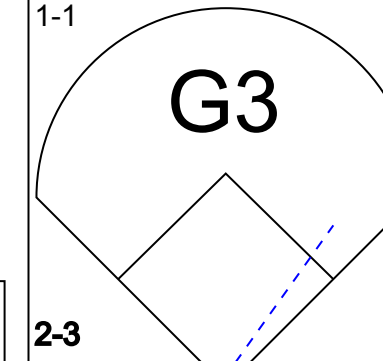
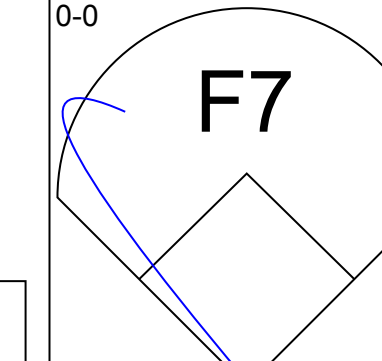
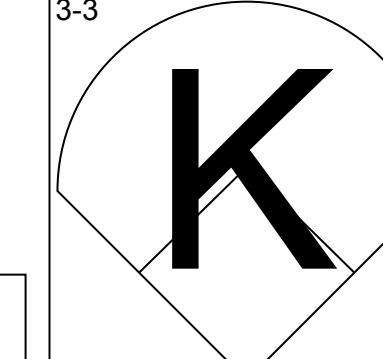
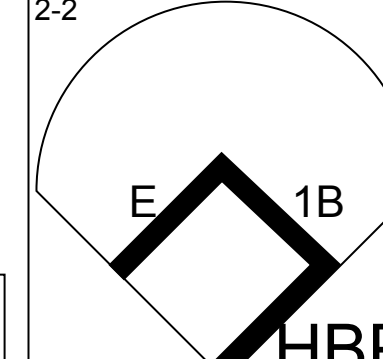
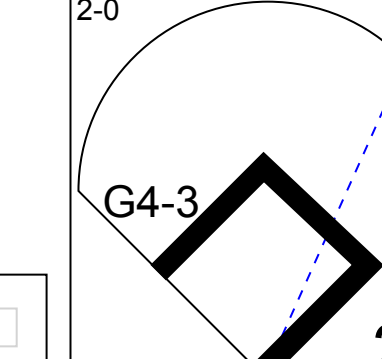

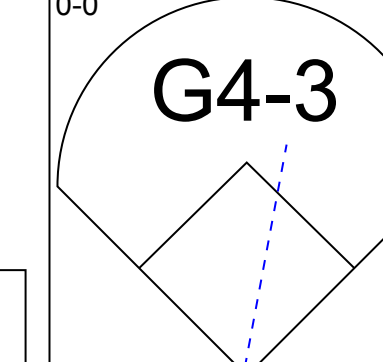
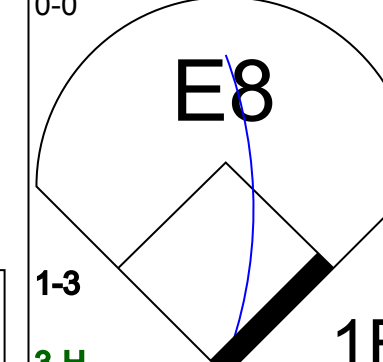
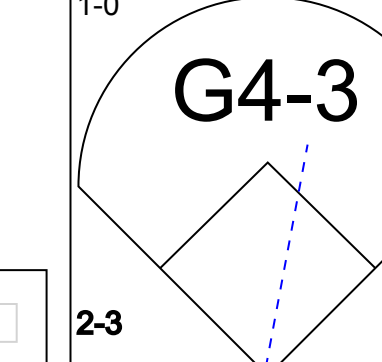
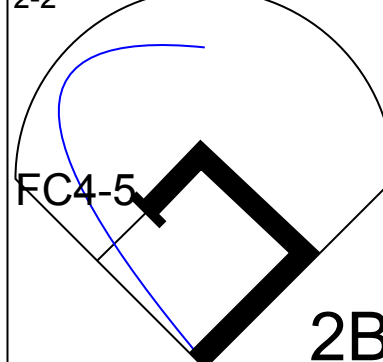
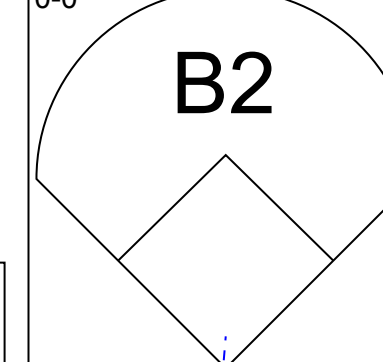
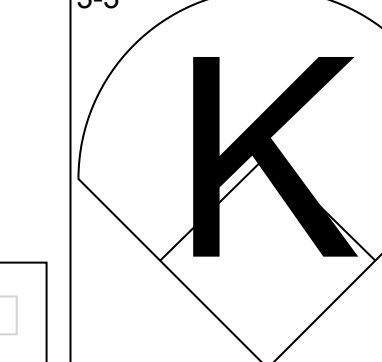
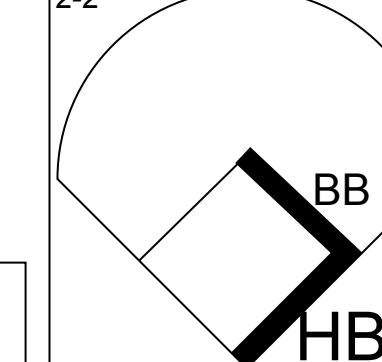
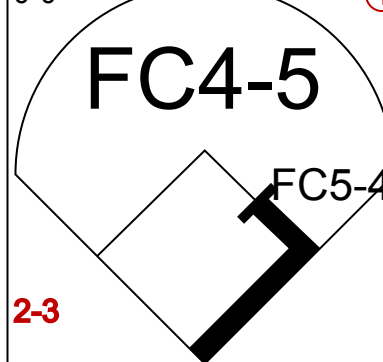
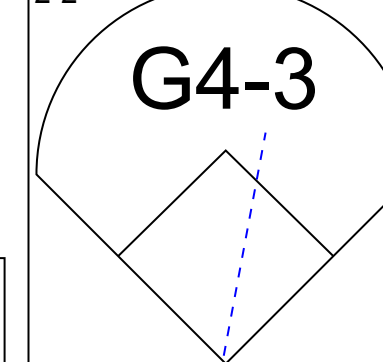
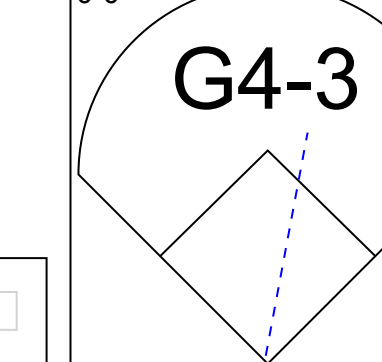
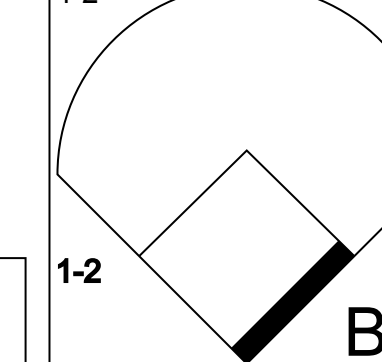


Batter	1	2	3	4	5	6	7	8	9	AB	R	H	RBI	BB	SO	LOB	TOP								
Quilvio Veras, S OBP: 0.395, SLG: 0.367 (1, 4)										4	0	0	0	0	1	0									
Tony Gwynn, L OBP: 0.385, SLG: 0.500 (1, 9)										4	1	2	0	0	0	0									
Greg Vaughn, R OBP: 0.379, SLG: 0.643 (1, 10)										4	1	3	0	0	0	1									
Ken Caminiti, S OBP: 0.335, SLG: 0.460 (1, 5)										4	1	1	2	0	1	3									
Wally Joyner, L OBP: 0.384, SLG: 0.452 (1, 3)										4	0	1	1	0	0	1									
Ruben Rivera, R OBP: 0.448, SLG: 0.558 (1, 7)										4	0	0	0	0	0	1									
Steve Finley, L OBP: 0.290, SLG: 0.395 (1, 8)										4	0	1	0	0	0	1									
Carlos Hernandez, R OBP: 0.327, SLG: 0.358 (1, 2)										4	0	2	0	0	0	1									
Chris Gomez, R OBP: 0.320, SLG: 0.358 (1, 6)										2	0	0	0	0	1	1									
Jim Leyritz, R OBP: 0.391, SLG: 0.534 (8, PH)										1	0	0	0	0	0	1									
Andy Sheets, R OBP: 0.306, SLG: 0.358 (8, 6)										0	0	0	0	0	0	0									
Mark Sweeney, L OBP: 0.290, SLG: 0.296 (9, PH)										1	0	0	0	0	1	2									
<b>Inning Stats</b>	R: 0 E: 0 K: 1 S: 11	H: 1 LOB: 1 BB: 0 P: 17	R: 0 E: 0 K: 0 S: 5	H: 0 LOB: 0 BB: 0 P: 6	R: 0 E: 0 K: 0 S: 6	H: 0 LOB: 0 BB: 0 P: 10	R: 0 E: 0 K: 1 S: 9	H: 1 LOB: 1 BB: 0 P: 16	R: 0 E: 0 K: 1 S: 10	H: 1 LOB: 1 BB: 0 P: 14	R: 0 E: 0 K: 0 S: 9	H: 1 LOB: 1 BB: 0 P: 12	R: 0 E: 0 K: 0 S: 6	H: 0 LOB: 0 BB: 0 P: 10	R: 0 E: 0 K: 0 S: 5	H: 1 LOB: 0 BB: 0 P: 8	R: 3 E: 0 K: 1 S: 16	H: 5 LOB: 2 BB: 0 P: 22	1B: 7 2B: 3 3B: 0 HR: 0	SF: 0 SAC: 0 DP: 1 HBP: 0	WP: 0 PB: 0 SB: 0 CS: 0	PA: 36			
<b>PITCHER</b>	IP	WLS	BF	H	R	ER	SO	BB	IBB	HBP	BLK	WP	HR	S	P	ERA	WHIP								
Jamie Moyer, L ERA: 3.58 (1, 1)	8.0	W	31	8	3	3	3	0	0	0	0	0	0	68	104	3.38	1.000								
Heathcliff Slocumb, R ERA: 7.59 (9, 1)	1.0	S	5	2	0	0	1	0	0	0	0	0	0	9	11	0.00	2.000								

San Diego Padres @ Seattle Mariners  
The Kingdome, Seattle, WA  
Tue Jun 23 1998, 6:33 AM EDT  
Att: 30,961 - Dome - 72 F


AB 36  
R 3  
H 10  
RBI 3  
BB 0  
SO 4  
LOB 12



Batter	1	2	3	4	5	6	7	8	9	AB	R	H	RBI	BB	SO	LOB	BOTTOM								
Rich Amaral, R OBP: 0.305, SLG: 0.337 (1, 7)										4	3	1	0	1	0	3									
Alex Rodriguez, R OBP: 0.386, SLG: 0.607 (1, 6)										5	0	2	1	0	0	3									
Ken Griffey Jr., L OBP: 0.374, SLG: 0.644 (1, 8)										4	1	2	2	0	0	3									
Edgar Martinez, R OBP: 0.408, SLG: 0.523 (1, 10)										4	1	2	1	0	0	1									
David Segui, S OBP: 0.397, SLG: 0.558 (1, 3)										3	0	0	0	1	0	2									
Rob Ducey, L OBP: 0.331, SLG: 0.394 (1, 9)										3	0	1	0	0	1	2									
Russ Davis, R OBP: 0.306, SLG: 0.432 (1, 5)										4	0	1	1	0	1	1									
Dan Wilson, R OBP: 0.299, SLG: 0.353 (1, 2)										3	0	1	0	0	1	3									
Jeff Huson, L OBP: 0.245, SLG: 0.250 (1, 4)										3	0	0	0	1	0	4									
<b>Inning Stats</b>	R: 1 E: 0 K: 0 S: 8	H: 1 LOB: 0 BB: 0 P: 13	R: 0 E: 0 K: 1 S: 6	H: 0 LOB: 0 BB: 0 P: 9	R: 1 E: 0 K: 0 S: 14	H: 2 LOB: 1 BB: 0 P: 22	R: 1 E: 1 K: 0 S: 13	H: 2 LOB: 2 BB: 0 P: 20	R: 1 E: 0 K: 1 S: 7	H: 2 LOB: 1 BB: 1 P: 13	R: 1 E: 0 K: 0 S: 17	H: 2 LOB: 2 BB: 1 P: 29	R: 0 E: 0 K: 1 S: 14	H: 0 LOB: 2 BB: 1 P: 23	1B: 5 2B: 4 3B: 0 HR: 1	SF: 0 SAC: 0 DP: 1 HBP: 2	WP: 0 PB: 0 SB: 2 CS: 0	PA: 38							
<b>PITCHER</b>	IP	WLS	BF	H	R	ER	SO	BB	IBB	HBP	BLK	WP	HR	S	P	ERA	WHIP								
Joey Hamilton, R ERA: 5.3 (1, 1)	6.1	L	30	10	5	5	2	1	0	1	0	0	0	7	15	0.00	0.000								
Will Cunnane, R ERA: (7, 1)	0.2		3	0	0	0	0	0	1	0	0	0	0	7	15	0.00	0.000								
Brian Boehringer, R ERA: 4.82 (8, 1)	1.0		5	0	0	0	1	1	0	1	0	0	0	14	23	0.00	1.000								

San Diego Padres @ Seattle Mariners  
The Kingdome, Seattle, WA  
Tue Jun 23 1998, 6:33 AM EDT  
Att: 30,961 - Dome - 72 F

AB 33  
R 5  
H 10  
RBI 5  
BB 3  
SO 3  
LOB 22





Batter	1	2	3	4	5	6	7	8	9	AB	R	H	RBI	BB	SO	LOB	TOP				
Joey Cora, S OBP: 0.356, SLG: 0.358 Jeff Huson, L OBP: 0.245, SLG: 0.250	0-0 FC5-4 1B		1-2 G4-3		1-1 1B		0-1 G3-1	2-0 G4-3		5	0	2	0	0	0	1					
Alex Rodriguez, R OBP: 0.669, SLG: 0.667	0-0 FC5-4 WP 1-2		2-2 1B		2-0 1B		1-1 S S		2-3 K	5	0	3	1	0	1	1					
Ken Griffey Jr., L OBP: 0.377, SLG: 0.650	4-1 WP 1-2 BB		0-1 L8		1-3 3-H 1-3 K		4-1 BB 1-2 IBB		1-1 HR	3	1	1	1	2	1	3					
David Segui, S OBP: 0.394, SLG: 0.551	1-2 L6 1-2 2-3			1-3 K		1-0 FC5 1B	1-3 K		0-2 G4-3	5	0	1	0	0	2	4					
Jay Buhner, R OBP: 0.333, SLG: 0.483 Rich Amaral, R OBP: 0.305, SLG: 0.337	1-1 G5-3			3-2 G6-3		1-0 FC5 1-3	4-0 BB		2-1 G6-3	4	0	0	0	1	0	3					
Rob Ducey, L OBP: 0.323, SLG: 0.384		1-3 K		2-3 K		2-2 G6-3	1-3 K			4	0	0	0	0	3	5					
Russ Davis, R OBP: 0.302, SLG: 0.425		2-1 F8			2-2 G6-3	0-3 K		2-2 F9		4	0	0	0	0	1	2					
John Marzano, R OBP: 0.289, SLG: 0.300		1-3 K			0-3 K	4-0 IBB		0-3 K		3	0	0	0	1	3	0					
Randy Johnson, R OBP: 0.143, SLG: 0.143			0-3 K		0-1 E6 1B 1B	1-2 G5-3		0-1 1B		4	1	1	0	0	1	3					
<b>Inning Stats</b>	R: 0 H: 1 E: 0 K: 0 S: 8	H: 1 LOB: 2 BB: 1 P: 14	R: 0 H: 0 E: 0 K: 2 S: 8	H: 0 LOB: 0 BB: 0 P: 12	R: 0 H: 1 E: 0 K: 1 S: 12	H: 1 LOB: 1 BB: 0 P: 15	R: 0 H: 0 E: 0 K: 2 S: 11	H: 0 LOB: 0 BB: 0 P: 17	R: 1 H: 2 E: 1 K: 2 S: 15	H: 2 LOB: 3 BB: 1 P: 21	R: 0 H: 1 E: 0 K: 1 S: 11	H: 1 LOB: 3 BB: 2 P: 22	R: 0 H: 1 E: 0 K: 1 S: 9	H: 1 LOB: 1 BB: 0 P: 13	R: 1 H: 1 E: 0 K: 1 S: 12	H: 1 LOB: 0 BB: 0 P: 17	1B: 7 2B: 0 3B: 0 HR: 1	SF: 0 SAC: 0 DP: 0 HBP: 0	WP: 1 PB: 0 SB: 3 CS: 0	PA: 41	
<b>PITCHER</b>	IP WLS BF H R ER SO BB IBB HBP BLK WP HR S P ERA WHIP	7.0 L 33 6 1 0 10 2 2 0 0 1 0 76 121 0.00 1.143	1.1 5 1 0 0 2 0 0 0 0 0 0 14 20 0.00 0.750	0.2 3 1 1 1 0 0 0 0 0 0 1 7 10 13.50 1.500																	

Seattle Mariners @ San Diego Padres  
Qualcomm Stadium, San Diego, CA  
Wed Jun 24 1998, 10:05 PM EDT  
Att: 36,900 - Unknown - 67 F

AB 37  
R 2  
H 8  
RBI 2  
BB 4  
SO 12  
LOB 22



Batter	1	2	3	4	5	6	7	8	9	AB	R	H	RBI	BB	SO	LOB	BOTTOM					
QuiVivo Veras, S OBP: 0.397, SLG: 0.369	2-1 S 1B		3-3 K		1-1 1B			0-1 G6-3		4	0	2	0	0	1	0						
Tony Gwynn, L OBP: 0.379, SLG: 0.492	0-3 K		0-0 E6 1B		0-3 K			0-0 G6-3		4	0	0	0	0	2	3						
Greg Vaughn, R OBP: 0.361, SLG: 0.641	2-3 K 1-2		1-2 1B		3-1 G5-3			2-1 FC6-4 1B		4	0	2	0	0	1	3						
Ken Caminiti, S OBP: 0.329, SLG: 0.451	0-0 G5-3		0-2 F8			0-2 G3		1-2 FC6-4 1-2		4	0	0	0	0	0	4						
Jim Leyritz, R OBP: 0.382, SLG: 0.518		1-3 K		1-0 G4-3		2-2 P2			0-0 G1-3	4	0	0	0	0	1	0						
Steve Finley, L OBP: 0.288, SLG: 0.392 Ruben Rivera, R OBP: 0.441, SLG: 0.547		1-3 K		2-3 K		2-3 K			1-3 K	3	0	0	0	0	3	0						
Carlos Hernandez, R OBP: 0.329, SLG: 0.372		1-0 E4		0-3 K			0-0 G5-3		2-0 HR	4	1	1	1	0	1	0						
Andy Sheets, R OBP: 0.297, SLG: 0.345		2-1 F9			1-2 G4-3		0-1 E4		3-2 G5-3	4	0	0	0	0	0	1						
Andy Ashby, R OBP: 0.098, SLG: 0.098 Archi Cianfrocco, R OBP: 0.209, SLG: 0.226 Dan Miceli, R OBP: 1.000, SLG: 1.000 Roberto Ramirez, L			3-3 K		2-2 1B 1B		0-3 K			2	0	1	0	0	1	0						
<b>Inning Stats</b>	R: 0 H: 1 E: 0 K: 2 S: 9	H: 0 LOB: 1 BB: 0 P: 13	R: 0 H: 0 E: 1 K: 2 S: 10	H: 0 LOB: 1 BB: 0 P: 15	R: 0 H: 1 E: 1 K: 2 S: 14	H: 1 LOB: 2 BB: 0 P: 21	R: 0 H: 0 E: 0 K: 2 S: 7	H: 0 LOB: 0 BB: 0 P: 10	R: 0 H: 2 E: 0 K: 1 S: 14	H: 2 LOB: 2 BB: 0 P: 21	R: 0 H: 0 E: 0 K: 1 S: 9	H: 0 LOB: 0 BB: 0 P: 13	R: 0 H: 0 E: 1 K: 1 S: 6	H: 0 LOB: 0 BB: 0 P: 6	R: 0 H: 1 E: 0 K: 0 S: 8	H: 1 LOB: 1 BB: 0 P: 11	R: 1 H: 1 E: 0 K: 1 S: 8	H: 1 LOB: 0 BB: 0 P: 14	1B: 5 2B: 0 3B: 0 HR: 1	SF: 0 SAC: 0 DP: 0 HBP: 0	WP: 0 PB: 0 SB: 1 CS: 0	PA: 35
<b>PITCHER</b>	IP WLS BF H R ER SO BB IBB HBP BLK WP HR S P ERA WHIP	9.0 W 35 6 1 1 12 0 0 0 0 0 1 85 124 1.00 0.667																				

Seattle Mariners @ San Diego Padres  
Qualcomm Stadium, San Diego, CA  
Wed Jun 24 1998, 10:05 PM EDT  
Att: 36,900 - Unknown - 67 F

AB 35  
R 1  
H 6  
RBI 1  
BB 0  
SO 12  
LOB 11





Batter	1	2	3	4	5	6	7	8	9	AB	R	H	RBI	BB	SO	LOB	TOP					
<b>Rich Amaral, R</b> (1,4) OBP: 0.296, SLG: 0.326	F7			F9		F9		FC6		3	0	0	0	0	0	0	<b>Seattle Mariners @ San Diego Padres</b> Qualcomm Stadium, San Diego, CA Thu Jun 25 1998, 6:33 AM EDT Att: 32,626 - Sunny - 76 F					
<b>Edgar Martinez, R</b> (8, FH) OBP: 0.406, SLG: 0.521										1	0	0	0	0	0	1						
<b>31 Bobby Ayala, R</b> (8, 1)										0	0	0	0	0	0	0						
<b>Alex Rodriguez, R</b> (1,6) OBP: 0.371, SLG: 0.608	G6-3			2B			1B		F8	4	0	2	0	0	0	0						
<b>Ken Griffey Jr., L</b> (1,8) OBP: 0.373, SLG: 0.642	F7			F5			F7		G6-3	4	0	0	0	0	0	2						
<b>David Segui, S</b> (1,3) OBP: 0.395, SLG: 0.550		G6-3		G5-3			BB		FC6-4	4	0	2	0	0	0	1						
<b>Jay Buhner, R</b> (1,9) OBP: 0.329, SLG: 0.460		K			F7				FC6-4	3	0	0	0	1	1	1						
<b>Glenallen Hill, R</b> (1,7) OBP: 0.331, SLG: 0.526		K					G1-2-3			3	0	0	0	0	2	3						
<b>Russ Davis, R</b> (1,5) OBP: 0.306, SLG: 0.428					G6-3					3	0	2	0	0	0	0						
<b>Dan Wilson, R</b> (1,2) OBP: 0.296, SLG: 0.348										3	0	0	0	0	2	2						
<b>27 Ken Cloude, R</b> (1,1)										2	0	0	0	0	0	1						
<b>Paul Spoljaric, R</b> (7, 1)										0	0	0	0	0	0	0						
<b>Mike Timlin, R</b> (7, 1)										0	0	0	0	0	0	0						
<b>Joey Cora, S</b> (8, FH) OBP: 0.355, SLG: 0.357										1	0	0	0	0	0	1						
<b>Inning Stats</b>	R: 0 E: 0 K: 0 S: 10	H: 0 LOB: 0 BB: 0 P: 16	R: 0 E: 0 K: 2 S: 8	H: 0 LOB: 0 BB: 0 P: 13	R: 0 E: 0 K: 1 S: 6	H: 1 LOB: 0 BB: 0 P: 6	R: 0 E: 0 K: 0 S: 8	H: 1 LOB: 1 BB: 0 P: 12	R: 0 E: 0 K: 1 S: 12	H: 0 LOB: 0 BB: 0 P: 19	R: 0 E: 0 K: 0 S: 4	H: 0 LOB: 0 BB: 0 P: 5	R: 0 E: 0 K: 0 S: 6	H: 2 LOB: 2 BB: 1 P: 13	R: 0 E: 0 K: 1 S: 9	H: 1 LOB: 1 BB: 0 P: 14	R: 0 E: 0 K: 0 S: 7	H: 1 LOB: 1 BB: 0 P: 12	1B: 5 2B: 1 3B: 0 HR: 0	SF: 0 SAC: 0 DP: 2 HBP: 0	WP: 0 PB: 0 SB: 0 CS: 0	PA: 32
<b>PITCHER</b>	IP	WLS	BF	H	R	ER	SO	BB	IBB	HBP	BLK	WP	HR	S	P	ERA	WHIP					
<b>24 Mark Langston, L</b> (1,1) ERA: 4.32	6.1	W	23	4	0	0	4	1	0	0	0	0	0	53	82	0.00	0.789					
<b>Donne Wall, R</b> (7,1) ERA: 3.06	2.2	S	9	2	0	0	1	0	0	0	0	0	0	17	28	0.00	0.750					

AB	31
R	0
H	6
RBI	0
BB	1
SO	5
LOB	12



Batter	1	2	3	4	5	6	7	8	9	AB	R	H	RBI	BB	SO	LOB	BOTTOM				
<b>QuiVivo Veras, S</b> (1,4) OBP: 0.400, SLG: 0.373	F8	G3-1		CS			S			3	1	1	2	1	0	1	<b>Seattle Mariners @ San Diego Padres</b> Qualcomm Stadium, San Diego, CA Thu Jun 25 1998, 6:33 AM EDT Att: 32,626 - Sunny - 76 F				
<b>Steve Finley, L</b> (1,8) OBP: 0.292, SLG: 0.399	2B			CS	F8		SF8	F8		4	2	2	0	1	0	1					
<b>Tony Gwynn, L</b> (1,9) OBP: 0.377, SLG: 0.494										3	1	1	2	0	1	1					
<b>Ruben Rivera, R</b> (8,9) OBP: 0.435, SLG: 0.537	1B		K		F8		SF8	K		1	0	0	0	0	1	1					
<b>Ken Caminiti, S</b> (1,5) OBP: 0.332, SLG: 0.454	F8				G3-1					3	0	1	1	1	0	1					
<b>Greg Vaughn, R</b> (1,7) OBP: 0.382, SLG: 0.637	1B		G6-3			1B				3	0	1	1	1	1	3					
<b>Wally Joyner, L</b> (1,3) OBP: 0.386, SLG: 0.450	K									3	0	1	0	1	2	3					
<b>Carlos Hernandez, R</b> (1,2) OBP: 0.324, SLG: 0.374		G1-3	F1			F2				4	1	1	0	0	0	4					
<b>Chris Gomez, R</b> (1,6) OBP: 0.323, SLG: 0.361					G5-3		F9			4	1	2	0	0	0	2					
<b>24 Mark Langston, R</b> (1,1) OBP: 0.200, SLG: 0.214										2	0	0	0	0	1	2					
<b>Donne Wall, R</b> (7,1) OBP: 0.333, SLG: 0.333		SH3-4			K		F9			1	0	0	0	0	1	2					
<b>Inning Stats</b>	R: 2 E: 0 K: 1 S: 17	H: 3 LOB: 1 BB: 0 P: 23	R: 0 E: 0 K: 0 S: 6	H: 1 LOB: 1 BB: 0 P: 9	R: 1 E: 0 K: 1 S: 9	H: 2 LOB: 2 BB: 1 P: 15	R: 0 E: 0 K: 1 S: 8	H: 0 LOB: 0 BB: 0 P: 15	R: 0 E: 0 K: 0 S: 3	H: 0 LOB: 0 BB: 0 P: 4	R: 0 E: 0 K: 0 S: 8	H: 1 LOB: 2 BB: 1 P: 14	R: 1 E: 0 K: 2 S: 12	H: 0 LOB: 3 BB: 3 P: 26	R: 2 E: 0 K: 2 S: 14	H: 3 LOB: 1 BB: 0 P: 20	1B: 4 2B: 6 3B: 0 HR: 0	SF: 1 SAC: 1 DP: 0 HBP: 1	WP: 0 PB: 0 SB: 0 CS: 1	PA: 40	
<b>PITCHER</b>	IP	WLS	BF	H	R	ER	SO	BB	IBB	HBP	BLK	WP	HR	S	P	ERA	WHIP				
<b>27 Ken Cloude, R</b> (1,1) ERA: 6.01	6.0	L	27	7	3	3	3	1	1	0	0	0	0	6	19	27.00	6.000				
<b>Paul Spoljaric, L</b> (7,1) ERA: 5.77	0.1		4	0	1	1	0	2	1	0	0	0	0	6	7	0.00	0.000				
<b>Mike Timlin, R</b> (7,1) ERA: 3.66	0.2		2	0	0	0	2	0	0	0	0	0	0	6	7	0.00	0.000				
<b>31 Bobby Ayala, R</b> (8,1) ERA: 7.49	1.0		6	3	2	2	2	0	0	0	0	0	0	14	20	18.00	3.000				





Batter	1	2	3	4	5	6	7	8	9	AB	R	H	RBI	BB	SO	LOB	TOP										
Joey Cora, S OBP: 0.351, SLG: 0.352 Bob Wells, R (6, 1) 39 Greg McCarthy, L (7, 1) Heathcliff Slocumb, R (8, 1) Glenallen Hill, R (9, PH) OBP: 0.353, SLG: 0.536	P5		L8	G4-3		FC3-6			1B 3B	4	0	0	0	0	0	4	<b>Seattle Mariners @ Arizona Diamondbacks</b> Bank One Ballpark, Phoenix, AZ Fri Jun 26 1998, 10:05 PM EDT Att: 49,328 - Unknown - 102 F <a href="http://livebaseballscorecards.com">livebaseballscorecards.com</a>										
Alex Rodriguez, R OBP: 0.368, SLG: 0.602	G1-3		E9 HR		K	CS	G5-3		FC6-4 1B	5	1	1	1	0	1	0											
Ken Griffey Jr., L OBP: 0.372, SLG: 0.649 Rich Amaral, R (6, 8) OBP: 0.293, SLG: 0.322 Jeff Huson, L (9, PH) OBP: 0.241, SLG: 0.245	G3-1				K		G5-3		FC6-4	3	1	1	2	0	1	0											
David Segui, S OBP: 0.390, SLG: 0.543		P7	P5		G3-1		G5-3			4	0	0	0	0	0	0											
Edgar Martinez, R OBP: 0.404, SLG: 0.520						G5-3				4	1	1	0	0	2	0											
Jay Buhner, R OBP: 0.325, SLG: 0.448					G4-3		E6 2B HR			4	1	1	0	0	1	1											
Russ Davis, R OBP: 0.309, SLG: 0.437									G6-3	4	1	2	1	0	0	1											
Dan Wilson, R OBP: 0.303, SLG: 0.369										4	2	3	3	0	0	0											
26 Bill Swift, R Rico Rossy, R OBP: 0.500, SLG: 0.833 Paul Spoljaric, R (6, 1) Rob Ducey, L OBP: 0.321, SLG: 0.381										2	0	0	0	0	1	3											
										1	0	1	0	0	0	0											
										1	0	0	0	0	0	0											
<b>Inning Stats</b>	R: 0 E: 0 K: 0 S: 9	H: 0 LOB: 0 BB: 0 P: 13	R: 0 E: 0 K: 1 S: 9	H: 1 LOB: 1 BB: 0 P: 15	R: 3 E: 1 K: 1 S: 16	H: 2 LOB: 0 BB: 0 P: 22	R: 1 E: 0 K: 0 S: 9	H: 3 LOB: 2 BB: 0 P: 13	R: 0 E: 0 K: 2 S: 13	H: 0 LOB: 0 BB: 0 P: 17	R: 3 E: 1 K: 0 S: 20	H: 3 LOB: 0 BB: 0 P: 28	R: 0 E: 0 K: 0 S: 5	H: 0 LOB: 0 BB: 0 P: 9	R: 0 E: 0 K: 2 S: 8	H: 0 LOB: 0 BB: 0 P: 9	R: 1 E: 0 K: 0 S: 12	H: 2 LOB: 1 BB: 0 P: 19	1B: 5 2B: 3 3B: 1 HR: 2	SF: 0 SAC: 0 DP: 0 HBP: 0	WP: 1 PB: 0 CS: 0 SB: 1	PA: 40					
<b>PITCHER</b>	IP	WLS	BF	H	R	ER	SO	BB	IBB	HBP	BLK	WP	HR	S	P	ERA	WHIP										
Jeff Suppan, R ERA: 6.86	5.1		26	8	7	3	4	0	0	0	0	1	2	68	95	5.06	1.500										
Clint Sodowsky, R ERA: 5.3	0.2	W	2	1	0	0	0	0	0	0	0	0	0	8	13	0.00	1.500										
Alan Embree, L ERA: 4.57	2.0		6	0	0	0	2	0	0	0	0	0	0	13	18	0.00	0.000										
Gregg Olson, R ERA: 3.86	1.0		5	2	1	1	0	0	0	0	0	0	0	12	19	9.00	2.000										

Batter	1	2	3	4	5	6	7	8	9	AB	R	H	RBI	BB	SO	LOB	BOTTOM										
Andy Fox, L OBP: 0.335, SLG: 0.387	G3-6-1 1B		FC4-6 BB							3	3	3	1	2	0	0	<b>Seattle Mariners @ Arizona Diamondbacks</b> Bank One Ballpark, Phoenix, AZ Fri Jun 26 1998, 10:05 PM EDT Att: 49,328 - Unknown - 102 F <a href="http://livebaseballscorecards.com">livebaseballscorecards.com</a>										
Devon White, S OBP: 0.331, SLG: 0.473	G3-6-1 1-2		FC4-6 HR							4	4	2	5	1	0	3											
Travis Lee, L OBP: 0.356, SLG: 0.500										5	2	3	4	0	0	3											
Matt Williams, R OBP: 0.322, SLG: 0.459	F8		G5-3							5	0	1	2	0	0	1											
David Dellucci, L OBP: 0.358, SLG: 0.495										5	1	1	0	0	1	1											
Jay Bell, R OBP: 0.332, SLG: 0.409 Tony Batista, R OBP: 0.303, SLG: 0.363										4	0	0	0	0	2	1											
Karim Garcia, L OBP: 0.253, SLG: 0.367										0	0	0	0	0	0	0											
Damian Miller, R OBP: 0.367, SLG: 0.457										3	1	1	0	1	0	1											
Jeff Suppan, R ERA: 4.91 Clint Sodowsky, L ERA: 6.23 Bob Wells, R ERA: 5.52 39 Greg McCarthy, L ERA: 1.69 Heathcliff Slocumb, R ERA: 7.91										4	2	2	1	0	0	2											
										2	0	0	0	0	1	1											
										0	0	0	0	0	0	0											
										0	0	0	0	0	0	0											
										0	0	0	0	0	0	0											
										0	0	0	0	0	0	0											
<b>Inning Stats</b>	R: 1 E: 0 K: 0 S: 8	H: 2 LOB: 0 BB: 0 P: 13	R: 0 E: 0 K: 1 S: 6	H: 0 LOB: 0 BB: 0 P: 9	R: 3 E: 0 K: 1 S: 14	H: 2 LOB: 1 BB: 1 P: 22	R: 0 E: 1 K: 1 S: 6	H: 0 LOB: 1 BB: 0 P: 7	R: 2 E: 0 K: 0 S: 7	H: 2 LOB: 0 BB: 0 P: 11	R: 5 E: 0 K: 0 S: 25	H: 5 LOB: 1 BB: 1 P: 40	R: 0 E: 0 K: 1 S: 10	H: 0 LOB: 1 BB: 1 P: 17	R: 2 E: 0 K: 0 S: 13	H: 3 LOB: 1 BB: 1 P: 18	1B: 7 2B: 2 3B: 0 HR: 5	SF: 0 SAC: 0 DP: 2 HBP: 0	WP: 0 PB: 0 CS: 0 SB: 0	PA: 41							
<b>PITCHER</b>	IP	WLS	BF	H	R	ER	SO	BB	IBB	HBP	BLK	WP	HR	S	P	ERA	WHIP										
26 Bill Swift, R ERA: 4.91	5.0		22	6	6	6	3	1	0	0	0	0	0	41	62	10.80	1.400										
Paul Spoljaric, L ERA: 6.23	0.1	L	3	2	2	2	0	0	0	0	0	0	0	7	12	54.00	6.000										
Bob Wells, R ERA: 5.52	0.2		6	3	3	3	0	1	0	0	0	0	1	18	28	40.50	6.000										
39 Greg McCarthy, L ERA: 1.69	1.0		4	0	0	0	1	1	0	0	0	0	0	10	17	0.00	1.000										
Heathcliff Slocumb, R ERA: 7.91	1.0		6	3	2	2	0	1	0	0	0	0	0	13	18	18.00	4.000										







Batter	1	2	3	4	5	6	7	8	9	AB	R	H	RBI	BB	SO	LOB	TOP								
Joey Cora, S OBP: 0.348, SLG: 0.349	1-1 F9		1-2 P8			1-1 L4		0-0 SH5-4		3	0	0	0	0	0	0									
Alex Rodriguez, R OBP: 0.397, SLG: 0.603	1-1 G3			4-1 CS BB		0-0 P4		0-0 G6-3		3	0	0	1	1	0	1									
Ken Griffey Jr., L OBP: 0.369, SLG: 0.646	0-1 1B			1-2 SAFE SAFE		1-1 HR		0-2 L3		4	1	2	1	0	0	2									
Edgar Martinez, R OBP: 0.402, SLG: 0.516	2-2 P9			2-2 SAFE SAFE		0-3 K			0-0 CS 1B	4	0	1	0	0	1	2									
Jeff Huson, L OBP: 0.241, SLG: 0.245				1-2						0	0	0	0	0	0	0									
Jay Buhner, R OBP: 0.318, SLG: 0.419		2-1 P8			1-0 1B			1-2 G6-3		4	0	1	0	0	0	1									
Glenallen Hill, R OBP: 0.339, SLG: 0.536		3-1 G4-3			2-1 1B			0-0 P9		3	0	1	0	1	0	0									
Russ Davis, R OBP: 0.307, SLG: 0.441		1-2 L5			3-1 F7			2-2 P8		4	0	0	0	0	0	3									
Dan Wilson, R OBP: 0.306, SLG: 0.375					0-1 F8					3	0	1	0	0	0	2									
Rich Amaral, R OBP: 0.293, SLG: 0.322										0	1	0	0	0	0	0									
John Marzano, R OBP: 0.289, SLG: 0.300										0	0	0	0	0	0	0									
Jamie Moyer, L OBP: 0.304, SLG: 0.533										2	0	0	0	0	0	2									
David Segui, S OBP: 0.304, SLG: 0.533										1	0	0	0	0	0	1									
31 Bobby Ayala, R OBP: 0.289, SLG: 0.300										0	0	0	0	0	0	0									
<b>Inning Stats</b>	R: 0 E: 0 K: 0 S: 11	H: 1 LOB: 1 BB: 0 P: 15	R: 0 E: 0 K: 0 S: 7	H: 0 LOB: 0 BB: 0 P: 13	R: 0 E: 0 K: 0 S: 6	H: 0 LOB: 0 BB: 0 P: 8	R: 0 E: 0 K: 0 S: 7	H: 0 LOB: 0 BB: 1 P: 14	R: 0 E: 0 K: 1 S: 10	H: 2 LOB: 2 BB: 0 P: 18	R: 1 E: 0 K: 1 S: 8	H: 1 LOB: 0 BB: 0 P: 10	R: 0 E: 0 K: 0 S: 7	H: 0 LOB: 0 BB: 0 P: 10	R: 1 E: 1 K: 0 S: 9	H: 1 LOB: 1 BB: 0 P: 11	R: 0 E: 0 K: 0 S: 10	H: 1 LOB: 1 BB: 1 P: 15	1B: 5 2B: 0 3B: 0 HR: 1	SF: 0 SAC: 1 DP: 0 HBP: 0	WP: 0 PB: 0 SB: 0 CS: 2	PA: 34			
<b>PITCHER</b>	IP	WLS	BF	H	R	ER	SO	BB	IBB	HBP	BLK	WP	HR	S	P	ERA	WHIP								
Brian Anderson, L ERA: 4.14	(1, 1)	7.0	26	5	2	1	1	1	0	0	0	0	1	58	91	1.29	0.857								
Alan Embree, L ERA: 4.18	(8, 1)	2.0	8	1	0	0	0	1	0	0	0	0	0	17	23	0.00	1.000								

Seattle Mariners @ Arizona Diamondbacks  
Bank One Ballpark, Phoenix, AZ  
Sun Jun 28 1998, 6:33 AM EDT  
Att: 47,968 - Dome - 72 F

AB	31
R	2
H	6
RBI	2
BB	2
SO	1
LOB	14



Batter	1	2	3	4	5	6	7	8	9	AB	R	H	RBI	BB	SO	LOB	BOTTOM								
Andy Fox, L OBP: 0.336, SLG: 0.384	0-0 1B				0-1 F8					4	1	1	0	0	1	2									
Jay Bell, R OBP: 0.330, SLG: 0.408	3-1 G5-3		2-3 K		0-3 K			0-0 P9		4	0	1	0	0	2	1									
Travis Lee, L OBP: 0.353, SLG: 0.494	0-1 F7		0-0 1B		0-2 F8			0-0 G3		4	0	1	0	0	0	3									
Matt Williams, R OBP: 0.325, SLG: 0.458	1-2 G5-3		1-1 F9			0-0 FC4-6		1-2 K		4	0	2	1	0	1	1									
David Dellucci, L OBP: 0.353, SLG: 0.483	0-0 G5-3		0-1 P7			1-2 FC4-6		0-0 F7		4	1	0	0	0	0	4									
Yamil Benitez, R OBP: 0.304, SLG: 0.452	0-0 F8			3-2 G6-3		2-1 G4-3			0-0 HR	4	1	1	1	0	0	3									
Karim Garcia, L OBP: 0.255, SLG: 0.380			0-0 L9		1-1 P4			3-2 K		3	0	1	1	0	0	0									
Kelly Stinnett, R OBP: 0.314, SLG: 0.424		2-2 G5-3			2-2 G1-3			0-0 L7		3	0	0	0	0	0	1									
Brian Anderson, R OBP: 0.125, SLG: 0.097					0-1 1B					2	0	1	0	1	1	0									
Alan Embree, L ERA: 7.52										0	0	0	0	0	0	0									
<b>Inning Stats</b>	R: 1 E: 0 K: 0 S: 10	H: 3 LOB: 2 BB: 0 P: 14	R: 0 E: 0 K: 0 S: 6	H: 0 LOB: 1 BB: 1 P: 12	R: 0 E: 0 K: 1 S: 8	H: 1 LOB: 1 BB: 0 P: 11	R: 0 E: 0 K: 0 S: 8	H: 0 LOB: 0 BB: 0 P: 14	R: 0 E: 0 K: 1 S: 10	H: 1 LOB: 1 BB: 0 P: 10	R: 1 E: 0 K: 2 S: 10	H: 2 LOB: 1 BB: 0 P: 16	R: 0 E: 0 K: 2 S: 10	H: 0 LOB: 0 BB: 0 P: 12	R: 0 E: 0 K: 1 S: 6	H: 0 LOB: 0 BB: 0 P: 7	R: 1 E: 0 K: 0 S: 1	H: 1 LOB: 0 BB: 0 P: 1	1B: 6 2B: 0 3B: 1 HR: 1	SF: 0 SAC: 0 DP: 0 HBP: 0	WP: 0 PB: 0 SB: 0 CS: 0	PA: 33			
<b>PITCHER</b>	IP	WLS	BF	H	R	ER	SO	BB	IBB	HBP	BLK	WP	HR	S	P	ERA	WHIP								
Jamie Moyer, L ERA: 3.53	(1, 1)	7.0	29	7	2	2	4	1	0	0	0	0	1	62	89	2.57	1.143								
31 Bobby Ayala, R ERA: 7.52	(8, 1)	1.0	4	1	1	1	1	0	0	0	0	0	1	7	8	9.00	1.000								

Seattle Mariners @ Arizona Diamondbacks  
Bank One Ballpark, Phoenix, AZ  
Sun Jun 28 1998, 6:33 AM EDT  
Att: 47,968 - Dome - 72 F

AB	32
R	3
H	8
RBI	3
BB	1
SO	5
LOB	15





Batter	1	2	3	4	5	6	7	8	9	AB	R	H	RBI	BB	SO	LOB	TOP								
<b>Neft Perez, S</b> OBP: 0.331, SLG: 0.398 (1, 6)	0-1 3 S 2B 1B		1-0 P3		0-0 HR		1-2 E5 3 1B		0-0 G4-3	5	3	2	2	0	0	0									
<b>3 Mike Lansing, R</b> OBP: 0.307, SLG: 0.352 (1, 4)	2-2 G5-3		1-1 E4 WP E		4-1 G6-3 1B BB		0-1 1B		3-2 G5-3	4	1	1	0	1	0	1									
<b>Dante Bichette, R</b> OBP: 0.351, SLG: 0.511 <b>1 Curtis Goodwin, L</b> OBP: 0.319, SLG: 0.301 (9, 8)	0-3 K		0-0 F9		1-0 G6-3 1B		1-2 G5-4-3 1B			4	0	2	1	0	1	2									
<b>Vinny Castilla, R</b> OBP: 0.349, SLG: 0.561 (1, 5)	1-0 1B 2H 2B		2-2 E7 1H 1B		1-0 G6-3		1-1 G5-4-3			4	0	2	2	0	0	4									
<b>Ellis Burks, R</b> OBP: 0.348, SLG: 0.511 (1, 7)	3-2 1B		3-3 K		1-1 F8				0-0 G6-3	4	0	1	0	0	1	2									
<b>Greg Colbrunn, R</b> OBP: 0.352, SLG: 0.444 (1, 3)	0-2 P5				1-0 F7				0-2 7 S WP 2B	4	1	1	0	0	1	2									
<b>7 Kurt Abbott, R</b> OBP: 0.296, SLG: 0.356 (1, 10)		1-3 K			2-3 K				3-3 K	4	0	0	0	0	4	1									
<b>Jeff Barry, S</b> OBP: 0.250, SLG: 0.240 (9, 9)		1-3 K			0-3 K				0-1 G6-3	4	0	0	0	0	3	0									
<b>Kirt Manwaring, R</b> OBP: 0.344, SLG: 0.329 (1, 2)		1-3 K			1-1 HR 2B				2-3 K	4	1	1	0	0	3	0									
<b>Inning Stats</b>	R: 1 E: 0 K: 1 S: 20	H: 3 LOB: 2 BB: 0 P: 26	R: 0 E: 0 K: 3 S: 10	H: 0 LOB: 0 BB: 0 P: 13	R: 1 E: 2 K: 1 S: 10	H: 1 LOB: 1 BB: 0 P: 17	R: 0 E: 0 K: 2 S: 7	H: 0 LOB: 0 BB: 0 P: 10	R: 2 E: 0 K: 0 S: 8	H: 3 LOB: 1 BB: 1 P: 16	R: 0 E: 0 K: 2 S: 9	H: 0 LOB: 0 BB: 0 P: 14	R: 1 E: 1 K: 1 S: 18	H: 2 LOB: 1 BB: 0 P: 23	R: 1 E: 0 K: 2 S: 10	H: 1 LOB: 0 BB: 0 P: 16	R: 0 E: 0 K: 1 S: 8	H: 0 LOB: 0 BB: 0 P: 12	1B: 6 2B: 3 3B: 0 HR: 1	SF: 0 SAC: 0 DP: 2 HBP: 0	WP: 2 PB: 0 SB: 2 CS: 0	PA: 38			
<b>PITCHER</b>	IP WLS BF L	H R ER SO	BB IBB HBP BLK	WP HR S P	ERA WHIP	<b>PITCHER</b>										IP WLS BF H R ER SO	BB IBB HBP BLK	WP HR S P	ERA WHIP						
<b>Randy Johnson, L</b> ERA: 4.81 <b>Mike Timlin, R</b> ERA: 3.67 (1, 1) (9, 1)	8.0 L	35 6	4 4	12 12	1 0	0 0	0 0	0 0	2 8	1 92	135 12	4.50 0.00	1.375 0.000												
<b>Joey Cora, S</b> OBP: 0.352, SLG: 0.349 (1, 4)	4-2 G6-4-3 BB		0-0 G3		2-1 E9 1B				3-2 F8 1-3					4-2 G5-4-3 BB	3	0	1	0	2	0	2				
<b>Alex Rodriguez, R</b> OBP: 0.363, SLG: 0.594 (1, 6)	1-1 G6-4-3 1-2		1-2 G6-3		1-2 P9				0-0 P3					2-1 G5-4-3	5	0	0	0	0	0	4				
<b>Ken Griffey Jr., L</b> OBP: 0.366, SLG: 0.648 (1, 8)	0-1 HR		3-3 K		3-3 K				1-1 G4-3					0-2 F9	5	1	1	1	0	2	2				
<b>Edgar Martinez, R</b> OBP: 0.401, SLG: 0.516 (1, 10)	2-2 G4-3		3-1 BB HBP 2B		1-1 F9				2-3 K						4	1	1	0	0	1	0				
<b>David Segui, S</b> OBP: 0.386, SLG: 0.531 (1, 3)		1-2 G4-3		4-0 HBP BB BB		0-0 F7			1-1 1B						3	0	1	0	1	0	0				
<b>Jay Buhner, R</b> OBP: 0.326, SLG: 0.416 (1, 9)	1-0 HR 1B		4-2 HBP BB		1-0 G5-3				3-1 P8						3	1	1	0	1	0	1				
<b>Rob Ducey, L</b> ERA: 6.07 <b>Glenallen Hill, R</b> ERA: 1.64 OBP: 0.337, SLG: 0.533 (9, 7)		1-3 K		1-1 HBP		2-0 E3 E S			3-2 L8						2	0	0	1	0	1	1				
<b>Russ Davis, R</b> OBP: 0.306, SLG: 0.449 (1, 5)	1-1 HR		1-3 HBP		2-1 L6				1-0 P4						4	1	1	2	0	1	5				
<b>John Marzano, R</b> OBP: 0.292, SLG: 0.302 <b>Dan Wilson, R</b> OBP: 0.309, SLG: 0.378 (9, PH) (9, PH)	2-2 1B		0-1 P6						1-3 K					3-1 G5-4-3 BB	3	0	1	0	0	1	1				
<b>Inning Stats</b>	R: 1 E: 0 K: 0 S: 10	H: 1 LOB: 0 BB: 1 P: 17	R: 2 E: 0 K: 1 S: 14	H: 3 LOB: 0 BB: 0 P: 20	R: 1 E: 0 K: 2 S: 15	H: 1 LOB: 3 BB: 2 P: 32	R: 0 E: 1 K: 1 S: 10	H: 1 LOB: 1 BB: 0 P: 16	R: 0 E: 0 K: 1 S: 4	H: 0 LOB: 0 BB: 0 P: 6	R: 0 E: 1 K: 1 S: 12	H: 0 LOB: 1 BB: 0 P: 19	R: 0 E: 0 K: 1 S: 6	H: 0 LOB: 0 BB: 0 P: 9	R: 0 E: 0 K: 0 S: 11	H: 1 LOB: 1 BB: 0 P: 19	R: 0 E: 0 K: 0 S: 9	H: 1 LOB: 1 BB: 1 P: 18	1B: 5 2B: 1 3B: 0 HR: 2	SF: 0 SAC: 0 DP: 2 HBP: 1	WP: 0 PB: 0 SB: 1 CS: 0	PA: 39			
<b>PITCHER</b>	IP WLS BF L	H R ER SO	BB IBB HBP BLK	WP HR S P	ERA WHIP	<b>PITCHER</b>										IP WLS BF H R ER SO	BB IBB HBP BLK	WP HR S P	ERA WHIP						
<b>Pedro Astacio, R</b> ERA: 6.07 <b>Chuck McElroy, L</b> ERA: 1.64 <b>Mike DeJean, R</b> ERA: 2.2 <b>Dave Veres, R</b> ERA: 3.77 <b>Mike Munoz, L</b> ERA: 7.09 (1, 1) (8, 1) (8, 1) (9, 1) (9, 1)	7.1 0.1 0.1 0.2 0.1	33 1 1 3 S	7 0 0 1 0	4 0 0 0 0	6 0 0 0 0	0 0 0 1 0	0 0 0 0 0	0 0 0 0 0	0 0 0 0 0	0 0 0 0 0	2 6 15 3	75 9 2 3	127 9 2 3	4.91 0.00 0.00 0.00 0.00	1.364 0.000 0.000 3.000 0.000										

**Colorado Rockies @ Seattle Mariners**  
The Kingdome, Seattle, WA  
Tue Jun 30 1998, 10:05 PM EDT  
Att: 28,821 - Dome - 72 F

livebaseballscores.com

AB	37
R	6
H	10
RBI	5
BB	1
SO	13
LOB	12

**Colorado Rockies @ Seattle Mariners**  
The Kingdome, Seattle, WA  
Tue Jun 30 1998, 10:05 PM EDT  
Att: 28,821 - Dome - 72 F

livebaseballscores.com

AB	34
R	4
H	8
RBI	4
BB	4
SO	6
LOB	17



Batter	1	2	3	4	5	6	7	8	9	AB R H RBI BB SO LOB	TOP											
<b>Neft Perez, S</b> (1, 6) OBP: 0.329, SLG: 0.393	4-0 G6-3 E BB		0-1 G4-3		2-2 P8		1-0 P5		0-1 P5	4 1 0 0 1 0 2	<b>Colorado Rockies @ Seattle Mariners</b> The Kingdome, Seattle, WA Wed Jul 01 1998, 10:05 PM EDT Att: 25,551 - Dome - 72 F											
<b>3 Mike Lansing, R</b> (1, 4) OBP: 0.306, SLG: 0.349	1-1 G5-3		3-3 K		1-3 K		1-1 1B		1-3 K	5 0 1 0 0 3 3												
<b>Dante Bichette, R</b> (1, 9) OBP: 0.350, SLG: 0.511	1-2 G6-3			0-1 G5-3		0-0 1B SF9 2B			1-2 K	4 1 1 0 0 1 2												
<b>Vinny Castilla, R</b> (1, 5) OBP: 0.351, SLG: 0.569	0-1 E6 FC6-4			1-2 HR		0-0 17 HBP 1B		0-2 P8		4 1 2 1 0 0 0												
<b>Ellis Burks, R</b> (1, 7) OBP: 0.347, SLG: 0.509	1-0 FC6-4			3-1 17 HR 1B		2-0 SF9		0-1 G1-3		3 1 1 1 0 0 1												
<b>17 Todd Helton, L</b> (1, 3) OBP: 0.349, SLG: 0.486		0-0 F9		1-1 HR		3-H 2-1 HBP		1-2 G3-1		3 1 1 2 0 0 0												
<b>John Vander Wal, L</b> (1, 10) <b>Greg Colbrunn, R</b> (6, PH) OBP: 0.355, SLG: 0.455		3-2 P6		2-3 K2-3		3-1 P8		1-2 1B 2B		2 0 0 0 0 1 0 2 0 1 0 0 0 2												
<b>Jeff Barry, S</b> (1, 8) OBP: 0.219, SLG: 0.207		0-1 F7		1-3 K		0-0 G1-3		2-3 K		4 0 0 0 0 2 3												
<b>Kirt Manwaring, R</b> (1, 2) <b>Jeff Reed, L</b> (9, PH) OBP: 0.373, SLG: 0.453			3-3 K		3-3 K		2-3 K		2-2 1B	3 0 0 0 0 3 0 1 0 1 0 0 0 0												
<b>Inning Stats</b>	R: 1 E: 1 K: 0 S: 8	H: 0 LOB: 1 BB: 1 P: 15	R: 0 E: 0 K: 0 S: 6	H: 0 LOB: 0 BB: 0 P: 9	R: 0 E: 0 K: 2 S: 8	H: 0 LOB: 0 BB: 0 P: 14	R: 3 E: 0 K: 2 S: 17	H: 3 LOB: 0 BB: 0 P: 25	R: 0 E: 0 K: 2 S: 10	H: 0 LOB: 0 BB: 0 P: 16		R: 1 E: 0 K: 0 S: 7	H: 2 LOB: 2 BB: 0 P: 14	R: 0 E: 0 K: 2 S: 10	H: 1 LOB: 1 BB: 0 P: 15	R: 0 E: 0 K: 0 S: 10	H: 0 LOB: 0 BB: 0 P: 11	R: 0 E: 0 K: 2 S: 14	H: 2 LOB: 2 BB: 0 P: 20	1B: 4 2B: 2 3B: 0 HR: 2	SF: 1 SAC: 0 DP: 0 HBP: 1	WP: 0 PB: 0 SB: 0 CS: 0
<b>PITCHER</b>	IP WLS BF H R ER SO BB IBB HBP BLK WP HR S P ERA WHIP											IP WLS BF H R ER SO BB IBB HBP BLK WP HR S P ERA WHIP										
<b>27 Ken Cloude, R</b> (1, 1) ERA: 6.06	5.1 W 23 5 5 4 6 1 0 0 0 0 0 2 52 84 6.75 1.125																					
<b>39 Greg McCarthy, L</b> (6, 1) ERA: 1.5	0.2 3 0 0 0 0 0 0 0 1 0 0 0 4 9 0.00 0.000																					
<b>31 Bobby Ayala, R</b> (7, 1) ERA: 7.17	2.0 7 1 0 0 2 0 0 0 0 0 0 0 20 26 0.00 0.500																					
<b>Mike Timlin, R</b> (9, 1) ERA: 3.99	1.0 5 2 0 0 2 0 0 0 0 0 0 0 14 20 0.00 2.000																					

Batter	1	2	3	4	5	6	7	8	9	AB R H RBI BB SO LOB	BOTTOM									
<b>Joey Cora, S</b> (1, 4) OBP: 0.352, SLG: 0.353	2-2 P8		1-2 F9	0-1 S 1B	1-0 F7		1-3 2B			5 0 2 0 0 0 1	<b>Colorado Rockies @ Seattle Mariners</b> The Kingdome, Seattle, WA Wed Jul 01 1998, 10:05 PM EDT Att: 25,551 - Dome - 72 F									
<b>Alex Rodriguez, R</b> (1, 6) OBP: 0.363, SLG: 0.592	2-0 G3 HR 1B		1-1 S HR 1B	3-2 P3		2-2 G6-3	0-3 K			5 2 2 0 0 1 3										
<b>Ken Griffey Jr., L</b> (1, 8) OBP: 0.372, SLG: 0.669	1-2 G3		3-2 1-H HR		1-1 2B	1-1 G3-1 2B		3-2 2B		5 2 4 2 0 0 1										
<b>Edgar Martinez, R</b> (1, 10) OBP: 0.404, SLG: 0.530	2-2 2-H HR		1-1 G6-3		3-2 2-H HR 2B	1-1 G3-1 2B		4-2 FC6-4 BB		4 2 2 3 1 0 1										
<b>David Segui, S</b> (1, 3) OBP: 0.389, SLG: 0.551	0-0 G3		2-1 HR		1-0 2-H HR	4-1 FC6-4 BB		2-2 P7		4 2 2 3 1 0 2										
<b>Russ Davis, R</b> (1, 5) OBP: 0.308, SLG: 0.448		0-3 K	3-2 1B		3-1 2B 1B	1-0 FC6-4		2-3 K		5 1 2 0 0 2 4										
<b>Glenallen Hill, R</b> (1, 7) <b>Rickey Cradle, R</b> (8, 7)		1-0 2B	0-0 P6		1-0 G4-3 1-H 2B		1-3 K	0-2 FC5-4		4 0 2 1 0 1 1 1 0 0 0 0 0 2										
<b>Dan Wilson, R</b> (1, 2) OBP: 0.304, SLG: 0.371		1-0 F7		3-2 G5-3	1-0 G1-3		2-1 F9			4 0 0 0 0 0 2										
<b>Rob Ducey, L</b> (1, 9) OBP: 0.324, SLG: 0.391		3-2 L3		2-1 G3	2-2 G4-3		2-1 2B HBP			3 0 0 0 0 0 2										
<b>Inning Stats</b>	R: 2 E: 0 K: 0 S: 13	H: 2 LOB: 0 BB: 0 P: 20	R: 0 E: 0 K: 1 S: 8	H: 1 LOB: 1 BB: 0 P: 13	R: 3 E: 0 K: 0 S: 17	H: 4 LOB: 1 BB: 0 P: 28	R: 0 E: 0 K: 0 S: 11	H: 1 LOB: 1 BB: 0 P: 19	R: 4 E: 0 K: 0 S: 16	H: 5 LOB: 1 BB: 0 P: 29		R: 0 E: 0 K: 2 S: 9	H: 1 LOB: 2 BB: 1 P: 18	R: 0 E: 0 K: 2 S: 11	H: 1 LOB: 2 BB: 0 P: 18	R: 0 E: 0 K: 1 S: 16	H: 1 LOB: 2 BB: 1 P: 27	1B: 5 2B: 7 3B: 0 HR: 4	SF: 0 SAC: 0 DP: 0 HBP: 1	WP: 0 PB: 0 SB: 2 CS: 0
<b>PITCHER</b>	IP WLS BF H R ER SO BB IBB HBP BLK WP HR S P ERA WHIP											IP WLS BF H R ER SO BB IBB HBP BLK WP HR S P ERA WHIP								
<b>Mike Saipke, R</b> (1, 1) ERA: 10.8	4.0 L 25 13 9 9 1 0 0 0 0 0 0 0 7 11 20.25 3.250																			
<b>Mike DeJean, R</b> (5, 1) ERA: 2.15	1.0 3 0 0 0 0 0 0 0 0 0 0 0 7 11 0.00 0.000																			
<b>Curt Leskanic, R</b> (6, 1) ERA: 4.73	1.0 5 1 0 0 0 1 0 0 0 0 0 0 9 18 0.00 2.000																			
<b>Jerry Dipoto, R</b> (7, 1) ERA: 4.25	2.0 10 2 0 0 3 1 0 1 0 0 0 0 27 45 0.00 1.500																			

AB	35
R	5
H	8
RBI	4
BB	1
SO	10
LOB	13





Batter	1	2	3	4	5	6	7	8	9	AB	R	H	RBI	BB	SO	LOB	TOP				
<b>Neft Perez, S</b> (1,6) OBP: 0.328, SLG: 0.395 <b>7 Kurt Abbott, R</b> (8,6) OBP: 0.296, SLG: 0.356	G4-3		2B		K		FC4			4	0	1	1	0	1	3	<b>Colorado Rockies @ Seattle Mariners</b> The Kingdome, Seattle, WA Thu Jul 02 1998, 6:33 AM EDT Att: 32,523 - Dome - 72 F				
<b>3 Mike Lansing, R</b> (1,4) OBP: 0.305, SLG: 0.348	P4		P2				F8			4	0	1	0	0	0	2					
<b>Dante Bichette, R</b> (1,9) OBP: 0.351, SLG: 0.514	F9			HR			G4-6-3			4	1	2	0	0	0	3					
<b>Vinny Castilla, R</b> (1,5) OBP: 0.355, SLG: 0.579 <b>Jason Bates, S</b> (8,5) OBP: 0.296, SLG: 0.196		HBP		HR			F8			3	1	2	2	0	0	1					
<b>17 Todd Helton, L</b> (1,3) OBP: 0.345, SLG: 0.479	G6-3			P6			G3			4	0	0	0	0	0	3					
<b>Ellis Burks, R</b> (1,7) OBP: 0.343, SLG: 0.502	K			K			K			4	0	0	0	0	3	1					
<b>Jeff Reed, L</b> (1,2) <b>Jeff Barry, S</b> (9, PH) OBP: 0.212, SLG: 0.200			F9	G6-3			G1-3			3	0	0	0	0	0	1					
<b>John Vander Wal, L</b> (1,10) <b>Greg Colbrunn, R</b> (9, PH) OBP: 0.360, SLG: 0.461							G4-3			3	1	2	0	0	0	0					
<b>1 Curtis Goodwin, L</b> (1,8) OBP: 0.325, SLG: 0.302										1	0	1	0	0	0	0					
<b>Inning Stats</b>	R: 0 E: 0 K: 0 S: 7	H: 0 LOB: 0 BB: 0 P: 11	R: 0 E: 0 K: 1 S: 7	H: 0 LOB: 0 BB: 0 P: 11	R: 1 E: 0 K: 0 S: 11	H: 2 LOB: 1 BB: 0 P: 16	R: 2 E: 0 K: 1 S: 8	H: 2 LOB: 0 BB: 0 P: 10	R: 0 E: 0 K: 1 S: 10	H: 1 LOB: 2 BB: 1 P: 15	R: 0 E: 0 K: 0 S: 5	H: 1 LOB: 1 BB: 0 P: 9	R: 0 E: 0 K: 0 S: 7	H: 1 LOB: 0 BB: 0 P: 10	R: 0 E: 0 K: 1 S: 16	H: 1 LOB: 1 BB: 0 P: 21		1B: 7 2B: 2 3B: 0 HR: 1	SF: 0 SAC: 0 DP: 3 HBP: 1	WP: 0 PB: 0 SB: 0 CS: 0	PA: 36
<b>PITCHER</b>	IP	WLS	BF	H	R	ER	SO	BB	IBB	HBP	BLK	WP	HR	S	P	ERA	WHIP				
<b>26 Bill Swift, R</b> (1,1) ERA: 4.83	7.0	W	29	8	3	3	4	1	0	1	0	0	1	59	89	3.86	1.286				
<b>Bob Wells, R</b> (8,1) ERA: 5.34	1.0		3	1	0	0	0	0	0	0	0	0	0	7	10	0.00	1.000				
<b>Paul Spoljanc, L</b> (9,1) ERA: 6.06	1.0		4	1	0	0	1	0	0	0	0	0	0	16	21	0.00	1.000				

Batter	1	2	3	4	5	6	7	8	9	AB	R	H	RBI	BB	SO	LOB	BOTTOM				
<b>Joey Cora, S</b> (1,4) OBP: 0.351, SLG: 0.352 <b>Rico Rossy, R</b> (6,4) OBP: 0.444, SLG: 0.714			G6-3		F9			F9		4	1	1	0	0	0	2	<b>Colorado Rockies @ Seattle Mariners</b> The Kingdome, Seattle, WA Thu Jul 02 1998, 6:33 AM EDT Att: 32,523 - Dome - 72 F				
<b>Alex Rodriguez, R</b> (1,6) OBP: 0.381, SLG: 0.586		P6	G5-3				G5-3	F9		5	1	1	0	0	0	0					
<b>Ken Griffey Jr., L</b> (1,8) OBP: 0.375, SLG: 0.682					F7		E2			5	2	3	3	0	0	0					
<b>Edgar Martinez, R</b> (1,10) OBP: 0.404, SLG: 0.526		P3	F8							4	0	1	0	1	1	1					
<b>David Segui, S</b> (1,3) OBP: 0.392, SLG: 0.549							L8			3	2	1	1	2	0	4					
<b>Glenallen Hill, R</b> (1,7) OBP: 0.342, SLG: 0.540 <b>Rob Ducey, L</b> (7,7) OBP: 0.324, SLG: 0.391								L3		4	2	2	0	0	1	3					
<b>Russ Davis, R</b> (1,5) OBP: 0.307, SLG: 0.456										4	1	1	3	0	2	2					
<b>Dan Wilson, R</b> (1,2) OBP: 0.303, SLG: 0.369										4	1	1	1	0	1	0					
<b>Rickey Cradle, R</b> (1,9) OBP: 0.400, SLG: 0.250										3	0	1	2	1	2	0					
<b>Inning Stats</b>	R: 6 E: 0 K: 1 S: 21	H: 7 LOB: 1 BB: 0 P: 33	R: 4 E: 0 K: 1 S: 13	H: 3 LOB: 0 BB: 1 P: 23	R: 0 E: 0 K: 1 S: 10	H: 0 LOB: 0 BB: 0 P: 16	R: 0 E: 0 K: 1 S: 8	H: 0 LOB: 1 BB: 1 P: 13	R: 0 E: 0 K: 0 S: 5	H: 0 LOB: 1 BB: 1 P: 13	R: 0 E: 1 K: 1 S: 10	H: 1 LOB: 2 BB: 0 P: 16	R: 0 E: 0 K: 2 S: 7	H: 0 LOB: 0 BB: 0 P: 11	R: 0 E: 0 K: 0 S: 8	H: 1 LOB: 2 BB: 1 P: 19		1B: 9 2B: 0 3B: 1 HR: 2	SF: 0 SAC: 0 DP: 0 HBP: 0	WP: 2 PB: 0 SB: 1 CS: 0	PA: 41
<b>PITCHER</b>	IP	WLS	BF	H	R	ER	SO	BB	IBB	HBP	BLK	WP	HR	S	P	ERA	WHIP				
<b>Darryl Kile, R</b> (1,1) ERA: 5.04	2.0	L	17	10	10	10	2	1	0	0	0	0	0	28	56	0.00	0.818				
<b>Mike Munoz, L</b> (3,1) ERA: 6.0	3.2		15	1	0	0	2	2	0	0	0	0	0	12	18	0.00	0.000				
<b>Dave Veres, R</b> (6,1) ERA: 3.65	1.1		4	0	0	0	3	0	0	0	0	1	0	8	19	0.00	2.000				
<b>Jerry Dipoto, R</b> (8,1) ERA: 4.14	1.0		5	1	0	0	0	1	0	0	0	1	0	8	19	0.00	2.000				



Batter	1	2	3	4	5	6	7	8	9	AB	R	H	RBI	BB	SO	LOB	TOP								
<b>Joey Cora, S</b> (1, 4) <small>OBP: 0.354, SLG: 0.355</small> <b>Rico Rossy, R</b> (7, 4) <small>OBP: 0.400, SLG: 0.625</small>										3	2	2	0	0	0	1									
<b>Alex Rodriguez, R</b> (1, 6) <small>OBP: 0.362, SLG: 0.588</small>										4	0	2	3	0	2	1									
<b>Ken Griffey Jr., L</b> (1, 8) <small>OBP: 0.376, SLG: 0.680</small> <b>Rickey Cradle, R</b> (9, PH) <small>OBP: 0.333, SLG: 0.200</small>										4	2	2	1	0	0	1									
<b>Edgar Martinez, R</b> (1, 10) <small>OBP: 0.405, SLG: 0.536</small>										4	1	2	3	0	0	1									
<b>David Segui, S</b> (1, 3) <small>OBP: 0.388, SLG: 0.543</small>										3	0	0	1	0	0	0									
<b>Jay Buhner, R</b> (1, 9) <small>OBP: 0.312, SLG: 0.395</small> <b>Rich Amaral, R</b> (8, 7) <small>OBP: 0.293, SLG: 0.322</small>										4	0	0	0	0	2	1									
<b>Glenallen Hill, R</b> (1, 7) <small>OBP: 0.342, SLG: 0.538</small> <b>Rob Ducey, L</b> (7, 7) <small>OBP: 0.322, SLG: 0.389</small>										3	0	1	0	0	0	0									
<b>Russ Davis, R</b> (1, 5) <small>OBP: 0.309, SLG: 0.460</small>										4	2	2	0	0	0	1									
<b>Dan Wilson, R</b> (1, 2) <small>OBP: 0.306, SLG: 0.369</small>										3	1	1	0	1	0	1									
<b>Inning Stats</b>	R: 2 H: 3 E: 0 K: 1 S: 15	H: 3 LOB: 1 BB: 0 P: 21	R: 0 H: 1 E: 0 K: 0 S: 14	H: 1 LOB: 1 BB: 0 P: 19	R: 2 H: 2 E: 0 K: 2 S: 13	H: 2 LOB: 0 BB: 0 P: 16	R: 0 H: 0 E: 0 K: 0 S: 4	H: 0 LOB: 0 BB: 0 P: 6	R: 1 H: 2 E: 0 K: 1 S: 10	H: 2 LOB: 0 BB: 0 P: 17	R: 0 H: 0 E: 0 K: 1 S: 7	H: 0 LOB: 0 BB: 0 P: 11	R: 2 H: 2 E: 0 K: 0 S: 17	H: 2 LOB: 1 BB: 1 P: 27	R: 0 H: 0 E: 0 K: 0 S: 5	H: 0 LOB: 0 BB: 0 P: 5	R: 1 H: 2 E: 0 K: 1 S: 10	H: 2 LOB: 1 BB: 0 P: 13	1B: 9 2B: 2 3B: 0 HR: 1	SF: 2 SAC: 1 DP: 0 HBP: 0	WP: 0 PB: 0 SB: 0 CS: 0	PA: 39			
<b>PITCHER</b>	IP	WLS	BF	H	R	ER	SO	BB	IBB	HBP	BLK	WP	HR	S	P	ERA	WHIP								
<b>John Burkett, R</b> (1, 1) <small>ERA: 5.95</small> <b>Scott Bailes, L</b> (7, 1) <small>ERA: 4.45</small>	6.1	L	29	10	7	7	4	1	0	0	0	0	1	74	108	9.95	1.737								

Seattle Mariners @ Texas Rangers  
The Ballpark at Arlington, Arlington, TX  
Fri Jul 03 1998, 8:05 PM EDT  
Att: 45,233 - Unknown - 91 F

AB 35  
R 8  
H 12  
RBI 8  
BB 1  
SO 5  
LOB 10



Batter	1	2	3	4	5	6	7	8	9	AB	R	H	RBI	BB	SO	LOB	BOTTOM								
<b>Mark McLemore, S</b> (1, 4) <small>OBP: 0.416, SLG: 0.377</small>										4	0	0	1	1	0	1									
<b>Roberto Kelly, R</b> (1, 7) <small>OBP: 0.340, SLG: 0.589</small> <b>Lee Stevens, L</b> (9, PH) <small>OBP: 0.303, SLG: 0.470</small>										4	0	1	0	0	1	2									
<b>Will Clark, L</b> (1, 3) <small>OBP: 0.394, SLG: 0.500</small>										5	0	0	0	0	0	5									
<b>Juan Gonzalez, R</b> (1, 10) <small>OBP: 0.332, SLG: 0.577</small>										4	0	1	0	0	1	2									
<b>Ivan Rodriguez, R</b> (1, 2) <small>OBP: 0.386, SLG: 0.550</small>										4	0	0	0	0	0	1									
<b>Mike Simms, R</b> (1, 9) <small>ERA: 3.98</small> <b>Luis Alicea, S</b> (9, PH) <small>OBP: 0.372, SLG: 0.413</small>										3	0	1	0	0	0	1									
<b>Kevin Elster, R</b> (1, 6) <small>OBP: 0.335, SLG: 0.389</small>										4	1	1	0	0	1	3									
<b>Fernando Tatis, R</b> (1, 5) <small>OBP: 0.312, SLG: 0.370</small>										4	0	4	1	0	0	0									
<b>Tom Goodwin, L</b> (1, 8) <small>OBP: 0.370, SLG: 0.302</small>										2	0	0	0	1	0	2									
<b>Inning Stats</b>	R: 0 H: 0 E: 1 K: 1 S: 12	H: 0 LOB: 0 BB: 0 P: 18	R: 0 H: 0 E: 0 K: 1 S: 10	H: 0 LOB: 0 BB: 0 P: 16	R: 0 H: 1 E: 0 K: 0 S: 6	H: 1 LOB: 1 BB: 0 P: 9	R: 0 H: 0 E: 0 K: 1 S: 12	H: 0 LOB: 2 BB: 0 P: 19	R: 0 H: 1 E: 0 K: 0 S: 5	H: 1 LOB: 1 BB: 0 P: 12	R: 0 H: 2 E: 0 K: 0 S: 8	H: 2 LOB: 1 BB: 0 P: 14	R: 0 H: 1 E: 0 K: 0 S: 6	H: 1 LOB: 0 BB: 0 P: 11	R: 2 H: 2 E: 0 K: 1 S: 17	H: 2 LOB: 3 BB: 3 P: 32	1B: 6 2B: 2 3B: 0 HR: 0	SF: 0 SAC: 1 DP: 2 HBP: 0	WP: 1 PB: 0 SB: 0 CS: 0	PA: 39					
<b>PITCHER</b>	IP	WLS	BF	H	R	ER	SO	BB	IBB	HBP	BLK	WP	HR	S	P	ERA	WHIP								
<b>Jeff Fassero, L</b> (1, 1) <small>ERA: 3.98</small> <b>Mike Timlin, R</b> (8, 1) <small>ERA: 3.53</small> <b>Heathcliff Slocumb, R</b> (9, 1) <small>ERA: 0.39</small> <b>31 Bobby Ayala, R</b> (9, 1) <small>ERA: 7.06</small>	7.1	W	29	6	0	0	3	0	0	0	0	0	0	3	4	0.00	0.000								
<b>Heathcliff Slocumb, R</b> (9, 1) <small>ERA: 0.39</small> <b>31 Bobby Ayala, R</b> (9, 1) <small>ERA: 7.06</small>	0.1		5	2	2	2	0	2	0	0	0	0	0	10	21	54.00	12.000								
<b>31 Bobby Ayala, R</b> (9, 1) <small>ERA: 7.06</small>	0.2		3	0	0	0	1	1	0	0	0	0	0	7	11	0.00	1.500								

Seattle Mariners @ Texas Rangers  
The Ballpark at Arlington, Arlington, TX  
Fri Jul 03 1998, 8:05 PM EDT  
Att: 45,233 - Unknown - 91 F

AB 35  
R 2  
H 8  
RBI 2  
BB 3  
SO 4  
LOB 20





Batter	1	2	3	4	5	6	7	8	9	AB	R	H	RBI	BB	SO	LOB	TOP										
Joey Cora, S OBP: 0.354, SLG: 0.353 (1, 4)										4	0	1	1	1	0	1	<b>Seattle Mariners @ Texas Rangers</b> The Ballpark at Arlington, Arlington, TX Sat Jul 04 1998, 8:05 PM EDT Att: 46,067 - Cloudy - 82 F										
Alex Rodriguez, R OBP: 0.381, SLG: 0.586 Raul Chavez, R (5, 2)										3	0	1	0	0	1	2											
Ken Griffey Jr., L OBP: 0.679, SLG: 0.679 Rickey Cradle, R OBP: 0.286, SLG: 0.167 (6, PR)										2	0	1	0	1	0	2											
Edgar Martinez, R OBP: 0.403, SLG: 0.542 (1, 10)										4	1	1	1	0	1	3											
David Segui, S OBP: 0.384, SLG: 0.538 Rich Amaral, R OBP: 0.300, SLG: 0.330 (6, 3)										3	0	0	0	0	0	2											
Jay Buhner, R OBP: 0.323, SLG: 0.398 Rob Ducey, L OBP: 0.320, SLG: 0.386 (6, PR)										2	0	1	0	1	0	0											
Glenallen Hill, R OBP: 0.337, SLG: 0.529 (1, 7)										4	0	0	0	0	1	5											
Russ Davis, R OBP: 0.305, SLG: 0.454 (1, 5)										4	0	0	0	0	0	0											
Dan Wilson, R OBP: 0.308, SLG: 0.374 Rico Rossy, R OBP: 0.417, SLG: 0.700 (5, 6)										2	0	1	0	0	1	0											
<b>Inning Stats</b>	R: 0 E: 0 K: 14 S: 14	H: 2 LOB: 1 BB: 0 P: 21	R: 0 E: 0 K: 6 S: 6	H: 0 LOB: 0 BB: 8	R: 0 E: 0 K: 10 S: 10	H: 1 LOB: 1 BB: 0 P: 17	R: 0 E: 0 K: 9 S: 9	H: 2 LOB: 2 BB: 0 P: 13	R: 0 E: 0 K: 10 S: 10	H: 0 LOB: 1 BB: 1 P: 17	R: 0 E: 0 K: 9 S: 9	H: 0 LOB: 1 BB: 1 P: 17	R: 1 E: 0 K: 11 S: 11	H: 1 LOB: 0 BB: 0 P: 16	R: 1 E: 0 K: 15 S: 15	H: 2 LOB: 1 BB: 0 P: 20		R: 0 E: 0 K: 5 S: 5	H: 0 LOB: 0 BB: 9	1B: 5 2B: 2 3B: 0 HR: 1	SF: 0 SAC: 0 DP: 1 HBP: 0	WP: 1 PB: 0 SB: 0 CS: 0	PA: 37				
<b>PITCHER</b>	IP	WLS	BF	H	R	ER	SO	BB	IBB	HBP	BLK	WP	HR	S	P	ERA	WHIP										
Aaron Sele, R ERA: 4.04 Tim Crabtree, R ERA: 3.53 Danny Patterson, R ERA: 3.9 Xavier Hernandez, R ERA: 3.25	(1, 1)	6.0	W	25	5	0	3	3	0	0	0	0	0	58	102	0.00	1.333										

Batter	1	2	3	4	5	6	7	8	9	AB	R	H	RBI	BB	SO	LOB	BOTTOM										
Mark McLemore, S OBP: 0.412, SLG: 0.373 (1, 4)										5	1	1	2	0	0	3	<b>Seattle Mariners @ Texas Rangers</b> The Ballpark at Arlington, Arlington, TX Sat Jul 04 1998, 8:05 PM EDT Att: 46,067 - Cloudy - 82 F										
Roberto Kelly, R OBP: 0.333, SLG: 0.568 (1, 7)										5	2	1	0	0	1	2											
Will Clark, L OBP: 0.368, SLG: 0.510 Lee Stevens, L OBP: 0.301, SLG: 0.468 (7, 3)										4	2	3	1	0	0	1											
Juan Gonzalez, R OBP: 0.332, SLG: 0.573 Domingo Cedeno, S OBP: 0.339, SLG: 0.425 (8, PH)										2	1	0	1	1	1	2											
Ivan Rodriguez, R OBP: 0.382, SLG: 0.557 (1, 2)										5	0	4	4	0	0	1											
Mike Simms, R OBP: 0.414, SLG: 0.649 (1, 9)										4	0	1	0	1	2	2											
Kevin Elster, R OBP: 0.332, SLG: 0.383 (1, 6)										4	0	0	0	1	1	6											
Fernando Tatis, R OBP: 0.314, SLG: 0.370 (1, 5)										3	1	1	0	0	0	1											
Tom Goodwin, L OBP: 0.368, SLG: 0.304 (1, 8)										4	2	1	0	0	0	3											
<b>Inning Stats</b>	R: 3 E: 1 K: 1 S: 12	H: 2 LOB: 1 BB: 1 P: 25	R: 3 E: 1 K: 1 S: 16	H: 2 LOB: 1 BB: 0 P: 20	R: 0 E: 0 K: 1 S: 7	H: 0 LOB: 0 BB: 0 P: 10	R: 3 E: 1 K: 13 S: 13	H: 3 LOB: 1 BB: 0 P: 17	R: 0 E: 0 K: 12 S: 12	H: 0 LOB: 1 BB: 1 P: 18	R: 0 E: 0 K: 14 S: 14	H: 2 LOB: 3 BB: 1 P: 22	R: 0 E: 0 K: 8 S: 8	H: 1 LOB: 1 BB: 0 P: 15	R: 0 E: 0 K: 14 S: 14	H: 2 LOB: 2 BB: 0 P: 21		1B: 8 2B: 4 3B: 0 HR: 0	SF: 1 SAC: 0 DP: 0 HBP: 1	WP: 0 PB: 0 SB: 1 CS: 0	PA: 43						
<b>PITCHER</b>	IP	WLS	BF	H	R	ER	SO	BB	IBB	HBP	BLK	WP	HR	S	P	ERA	WHIP										
Jamie Moyer, L ERA: 3.84 Bob Wells, R ERA: 5.5 Heathcliff Stocumb, R ERA: 6.15 39 Greg McCarthy, L ERA: 1.29 Paul Spoljaric, L ERA: 5.98	(1, 1)	1.0	L	7	2	3	2	1	0	1	0	0	0	12	25	6.75	1.500										



Batter	1	2	3	4	5	6	7	8	9	AB	R	H	RBI	BB	SO	LOB	TOP					
Joey Cora, S OBP: 0.352, SLG: 0.551	G6-3		K			G6-3			P5	5	1	1	0	0	1	1						
Alex Rodriguez, R OBP: 0.389, SLG: 0.581	P4		P3			P3			F9	5	1	1	1	0	0	1						
Ken Griffey Jr., L OBP: 0.382, SLG: 0.678										2	0	1	1	2	0	0						
Edgar Martinez, R OBP: 0.401, SLG: 0.537	K		K						G6-3	3	0	0	0	1	2	2						
David Segui, S OBP: 0.383, SLG: 0.544									L5	4	1	1	1	0	1	3						
Jay Buhner, R OBP: 0.330, SLG: 0.395										3	0	1	1	1	0	0						
Glenallen Hill, R OBP: 0.332, SLG: 0.521										4	0	0	0	0	0	4						
Dan Wilson, R OBP: 0.307, SLG: 0.372										4	0	1	0	0	1	0						
Rico Rossy, R OBP: 0.467, SLG: 0.667										2	1	1	0	1	0	1						
Rob Ducey, L OBP: 0.318, SLG: 0.384										1	0	0	0	0	1	0						
<b>Inning Stats</b>	R: 0 E: 0 K: 1 S: 6	H: 0 LOB: 1 BB: 1 P: 14	R: 1 E: 0 K: 0 S: 17	H: 2 LOB: 1 BB: 0 P: 26	R: 0 E: 0 K: 2 S: 9	H: 0 LOB: 1 BB: 1 P: 18	R: 0 E: 0 K: 0 S: 8	H: 0 LOB: 0 BB: 0 P: 13	R: 3 E: 0 K: 1 S: 23	H: 3 LOB: 3 BB: 3 P: 39	R: 0 E: 0 K: 0 S: 7	H: 1 LOB: 1 BB: 0 P: 9	R: 0 E: 0 K: 0 S: 3	H: 0 LOB: 0 BB: 0 P: 4	R: 0 E: 0 K: 1 S: 6	H: 1 LOB: 0 BB: 0 P: 10	R: 0 E: 0 K: 1 S: 9	H: 0 LOB: 0 BB: 0 P: 14	1B: 6 2B: 0 3B: 0 HR: 1	SF: 0 SAC: 0 DP: 1 HBP: 0	WP: 0 PB: 0 SB: 3 CS: 0	PA: 38
<b>PITCHER</b>	IP	WLS	BF	H	R	ER	SO	BB	IBB	HBP	BLK	WP	HR	S	P	ERA	WHIP					
Rick Helling, R ERA: 4.4	4.1		22	5	4	4	3	4	0	0	0	0	1	56	99	8.31	2.077					
Xavier Hernandez, R ERA: 2.87	3.2	W	13	2	0	0	2	1	0	0	0	0	0	23	34	0.00	0.818					
John Wetteland, R ERA: 1.41	1.0		3	0	0	0	1	0	0	0	0	0	0	9	14	0.00	0.000					

Seattle Mariners @ Texas Rangers  
The Ballpark at Arlington, Arlington, TX  
Sun Jul 05 1998, 8:05 PM EDT  
Att: 38,053 - Cloudy - 92 F

AB 33  
R 4  
H 7  
RBI 4  
BB 5  
SO 6  
LOB 12



Batter	1	2	3	4	5	6	7	8	9	AB	R	H	RBI	BB	SO	LOB	BOTTOM				
Mark McLemore, S OBP: 0.413, SLG: 0.372	F9									3	1	1	0	1	1	0					
Roberto Kelly, R OBP: 0.330, SLG: 0.556										4	1	1	0	0	3	2					
Will Clark, L OBP: 0.396, SLG: 0.510										4	1	1	1	0	2	2					
Juan Gonzalez, R OBP: 0.333, SLG: 0.590										4	2	2	4	0	2	1					
Ivan Rodriguez, R OBP: 0.380, SLG: 0.557										4	1	1	0	0	0	0					
Mike Simms, R OBP: 0.433, SLG: 0.709										2	2	2	2	1	0	0					
Tom Goodwin, L OBP: 0.367, SLG: 0.303										1	0	0	0	0	1	0					
Bill Haselman, R OBP: 0.344, SLG: 0.569										4	0	1	1	0	1	1					
Kevin Elster, R OBP: 0.327, SLG: 0.376										4	0	0	0	0	2	2					
Fernando Tatis, R OBP: 0.311, SLG: 0.366										3	0	0	0	0	0	1					
<b>Inning Stats</b>	R: 2 E: 0 K: 1 S: 12	H: 2 LOB: 0 BB: 0 P: 18	R: 0 E: 0 K: 1 S: 6	H: 0 LOB: 1 BB: 1 P: 16	R: 0 E: 0 K: 3 S: 11	H: 0 LOB: 1 BB: 1 P: 17	R: 2 E: 0 K: 0 S: 11	H: 2 LOB: 0 BB: 0 P: 18	R: 0 E: 0 K: 2 S: 9	H: 0 LOB: 0 BB: 0 P: 14	R: 1 E: 0 K: 2 S: 11	H: 2 LOB: 1 BB: 0 P: 19	R: 3 E: 0 K: 1 S: 14	H: 3 LOB: 0 BB: 0 P: 21	R: 0 E: 0 K: 2 S: 10	H: 0 LOB: 0 BB: 0 P: 18	1B: 3 2B: 3 3B: 0 HR: 3	SF: 0 SAC: 0 DP: 0 HBP: 0	WP: 1 PB: 0 SB: 1 CS: 0	PA: 35	
<b>PITCHER</b>	IP	WLS	BF	H	R	ER	SO	BB	IBB	HBP	BLK	WP	HR	S	P	ERA	WHIP				
Randy Johnson, L ERA: 5.07	8.0	L	35	9	8	8	12	2	0	0	0	1	3	84	141	9.00	1.375				

Seattle Mariners @ Texas Rangers  
The Ballpark at Arlington, Arlington, TX  
Sun Jul 05 1998, 8:05 PM EDT  
Att: 38,053 - Cloudy - 92 F

AB 33  
R 8  
H 9  
RBI 8  
BB 2  
SO 12  
LOB 9





Batter	1	2	3	4	5	6	7	8	9	AB	R	H	RBI	BB	SO	LOB	TOP					
Darin Erstad, L OBP: 0.365, SLG: 0.556										4	2	2	0	0	1	0	<b>Anaheim Angels @ Seattle Mariners</b> The Kingdome, Seattle, WA Thu Jul 09 1998, 10:05 PM EDT Att: 24,210 - Dome - 72 F					
Dave Hollins, S OBP: 0.334, SLG: 0.391										3	0	0	1	1	1	1						
Jim Edmonds, L OBP: 0.366, SLG: 0.525										5	1	2	1	0	0	2						
Tim Salmon, R OBP: 0.344, SLG: 0.533										3	1	2	0	2	0	1						
Craig Shipley, R OBP: 0.292, SLG: 0.318										0	0	0	0	0	0	0						
Cecil Fielder, R OBP: 0.340, SLG: 0.436										4	1	1	1	1	1	3						
16 Garrett Anderson, L OBP: 0.333, SLG: 0.485										5	0	2	2	0	1	1						
Phil Nevin, R OBP: 0.427, SLG: 0.427										2	0	0	0	1	2	3						
Matt Walbeck, S OBP: 0.307, SLG: 0.365										1	0	0	0	0	0	1						
11 Justin Baughman, R OBP: 0.273, SLG: 0.341										4	0	0	0	0	1	4						
Gary Disarcina, R OBP: 0.346, SLG: 0.438										4	1	1	0	0	0	0						
<b>Inning Stats</b>	R: 0 E: 0 K: 3 S: 16	H: 1 LOB: 2 BB: 1 P: 27	R: 0 E: 0 K: 3 S: 9	H: 0 LOB: 0 BB: 0 P: 13	R: 1 E: 1 K: 0 S: 6	H: 1 LOB: 1 BB: 1 P: 15	R: 0 E: 0 K: 0 S: 4	H: 0 LOB: 1 BB: 1 P: 9	R: 0 E: 0 K: 1 S: 10	H: 0 LOB: 0 BB: 0 P: 6	R: 0 E: 0 K: 1 S: 10	H: 1 LOB: 3 BB: 2 P: 23	R: 4 E: 0 K: 0 S: 20	H: 4 LOB: 1 BB: 0 P: 29	R: 1 E: 0 K: 0 S: 9	H: 2 LOB: 1 BB: 0 P: 15	R: 0 E: 0 K: 0 S: 7	H: 1 LOB: 1 BB: 0 P: 8	1B: 6 2B: 4 3B: 0 HR: 0	SF: 1 SAC: 0 DP: 1 HBP: 1	WP: 2 PB: 0 SB: 2 CS: 0	PA: 42
<b>PITCHER</b>	IP WLS BF H R ER SO BB IBB HBP BLK WP HR S P ERA WHIP																					
Jeff Fassero, L ERA: 4.04	(1, 1) 6.2 W 33 7 5 4 7 5 0 0 0 0 2 0 65 116 5.40 1.800																					
31 Bobby Ayala, R ERA: 7.16	(7, 1) 0.2 3 1 1 1 0 0 0 0 0 0 0 0 7 11 13.50 1.500																					
Paul Spoljaric, L ERA: 5.84	(8, 1) 0.1 2 1 0 0 0 0 0 0 0 0 0 0 3 4 0.00 3.000																					
39 Greg McCarthy, L ERA: 1.23	(8, 1) 0.1 1 0 0 0 0 0 0 0 0 0 0 0 3 6 0.00 0.000																					
Mike Timlin, R ERA: 3.45	(9, 1) 1.0 S 3 1 0 0 0 0 0 0 0 0 0 0 7 8 0.00 1.000																					

Batter	1	2	3	4	5	6	7	8	9	AB	R	H	RBI	BB	SO	LOB	BOTTOM			
Joey Cora, S OBP: 0.356, SLG: 0.365										4	2	2	1	1	1	1	<b>Anaheim Angels @ Seattle Mariners</b> The Kingdome, Seattle, WA Thu Jul 09 1998, 10:05 PM EDT Att: 24,210 - Dome - 72 F			
Alex Rodriguez, R OBP: 0.382, SLG: 0.585										4	2	2	1	0	1	2				
Ken Griffey Jr., L OBP: 0.380, SLG: 0.680										5	1	1	2	0	1	3				
Edgar Martinez, R OBP: 0.404, SLG: 0.533										2	1	0	0	3	0	1				
David Segui, S OBP: 0.386, SLG: 0.543										4	1	2	0	1	0	1				
Jay Buhner, R OBP: 0.346, SLG: 0.404										3	1	2	2	1	0	2				
Dan Wilson, R OBP: 0.306, SLG: 0.370										4	0	1	0	0	0	5				
Shane Monahan, L OBP: 0.500, SLG: 0.500										4	0	2	2	0	2	3				
Rico Rossy, R OBP: 0.389, SLG: 0.533										3	0	0	0	0	0	0				
<b>Inning Stats</b>	R: 0 E: 0 K: 0 S: 9	H: 0 LOB: 1 BB: 1 P: 20	R: 0 E: 0 K: 1 S: 8	H: 0 LOB: 1 BB: 1 P: 15	R: 0 E: 0 K: 1 S: 12	H: 1 LOB: 0 BB: 0 P: 21	R: 0 E: 0 K: 1 S: 13	H: 2 LOB: 2 BB: 0 P: 18	R: 5 E: 0 K: 1 S: 19	H: 5 LOB: 2 BB: 2 P: 31	R: 3 E: 0 K: 0 S: 20	H: 3 LOB: 2 BB: 1 P: 37	R: 0 E: 0 K: 1 S: 8	H: 1 LOB: 1 BB: 0 P: 11	R: 0 E: 0 K: 0 S: 6	H: 0 LOB: 0 BB: 1 P: 14		1B: 8 2B: 1 3B: 1 HR: 2	SF: 0 SAC: 1 DP: 1 HBP: 1	WP: 0 PB: 1 SB: 0 CS: 0
<b>PITCHER</b>	IP WLS BF H R ER SO BB IBB HBP BLK WP HR S P ERA WHIP																			
Omar Olivares, R ERA: 3.82	(1, 1) 5.1 L 29 9 7 7 4 4 0 1 0 0 0 0 1 20 33 5.40 2.400																			
Pep Harris, R ERA: 5.31	(6, 1) 1.2 9 3 1 1 1 1 0 0 0 0 0 1 20 33 5.40 2.400																			
Mike Holtz, L ERA: 0.14	(8, 1) 0.1 1 0 0 0 0 0 0 0 0 0 0 0 1 2 0.00 0.000																			
Shigetoshi Hasegawa, R ERA: 3.52	(8, 1) 0.2 2 0 0 0 0 0 1 0 0 0 0 0 0 5 12 0.00 1.500																			

AB	35
R	6
H	10
RBI	5
BB	5
SO	7
LOB	16





Batter	1	2	3	4	5	6	7	8	9	10	11	AB	R	H	RBI	BB	SO	LOB	TOP							
Darin Erstad, L OBP: 0.365, SLG: 0.562 (1, 7)												5	2	2	1	0	1	3								
Dave Hollins, S OBP: 0.337, SLG: 0.389 Craig Shipley, R OBP: 0.292, SLG: 0.318 (11, 5)												4	1	1	0	2	1	3								
Jim Edmonds, L OBP: 0.386, SLG: 0.524 (1, 8)												6	1	2	1	0	1	3								
Tim Salmon, R OBP: 0.417, SLG: 0.522 Phil Nevin, R OBP: 0.344, SLG: 0.427 (11, PR)												4	0	0	0	2	1	4								
Cecil Fielder, R OBP: 0.334, SLG: 0.428 (1, 3)												6	0	0	1	0	3	7								
16 Garnet Anderson, L OBP: 0.336, SLG: 0.486 (1, 9)												5	0	2	1	1	1	3								
Matt Walbeck, S OBP: 0.311, SLG: 0.373 (1, 2)												4	0	2	0	0	0	1								
11 Justin Baughman, R OBP: 0.273, SLG: 0.345 Orlando Palmeiro, L OBP: 0.441, SLG: 0.516 Norberto Martin, R OBP: 0.231, SLG: 0.254 (10, PH)												4	0	1	0	0	3	3								
Gary Disarcina, R OBP: 0.344, SLG: 0.433 (1, 6)												5	1	1	0	0	1	4								
<b>Inning Stats</b>	R: 0 E: 0 K: 2 S: 11	H: 2 LOB: 2 BB: 0 P: 16	R: 0 E: 0 K: 2 S: 13	H: 1 LOB: 2 BB: 1 P: 19	R: 0 E: 0 K: 0 S: 5	H: 0 LOB: 0 BB: 0 P: 8	R: 0 E: 0 K: 1 S: 7	H: 0 LOB: 0 BB: 0 P: 13	R: 0 E: 0 K: 1 S: 8	H: 1 LOB: 1 BB: 0 P: 12	R: 1 E: 0 K: 0 S: 9	H: 2 LOB: 1 BB: 0 P: 11	R: 2 E: 1 K: 2 S: 18	H: 1 LOB: 2 BB: 2 P: 32	R: 0 E: 0 K: 1 S: 8	H: 1 LOB: 1 BB: 1 P: 10	R: 0 E: 0 K: 0 S: 8	H: 0 LOB: 1 BB: 1 P: 16	R: 0 E: 0 K: 1 S: 10	H: 1 LOB: 1 BB: 0 P: 14	R: 2 E: 1 K: 2 S: 16	H: 2 LOB: 3 BB: 1 P: 24	1B: 6 2B: 4 3B: 0 HR: 1	SF: 0 SAC: 2 DP: 0 HBP: 0	WP: 0 PB: 1 SB: 3 CS: 0	PA: 51
<b>PITCHER</b>	IP WLS BF H R ER SO BB IBB HBP BLK WP HR S P ERA WHIP	IP WLS BF H R ER SO BB IBB HBP BLK WP HR S P ERA WHIP																								
Jamie Moyer, L ERA: 3.56 (1, 1)	39 Greg McCarthy, L ERA: 1.13 (9, 1)	Mike Timlin, R ERA: 3.35 (9, 1)	31 Bobby Ayala, R ERA: 7.05 (11, 1)	Paul Spoljaric, L ERA: 5.79 (11, 1)																						

Anaheim Angels @ Seattle Mariners  
The Kingdome, Seattle, WA  
Fri Jul 10 1998, 10:05 PM EDT  
Att: 28,689 - Dome - 72 F

AB 44  
R 5  
H 11  
RBI 4  
BB 5  
SO 12  
LOB 32



Batter	1	2	3	4	5	6	7	8	9	10	11	AB	R	H	RBI	BB	SO	LOB	BOTTOM			
Rich Amaral, R OBP: 0.298, SLG: 0.326 Joey Coza, S OBP: 0.354, SLG: 0.363 (10, 4)												4	1	1	0	0	0	1				
Alex Rodriguez, R OBP: 0.369, SLG: 0.576 (1, 6)												5	0	0	1	1	1	1				
Ken Griffey Jr., L OBP: 0.384, SLG: 0.686 (1, 8)												3	1	1	1	2	1	4				
Edgar Martinez, R OBP: 0.405, SLG: 0.528 (1, 10)												3	0	0	0	3	1	3				
David Segui, S OBP: 0.389, SLG: 0.544 (1, 3)												5	0	3	1	0	0	2				
Jay Buhner, R OBP: 0.333, SLG: 0.387 (1, 9)												4	0	0	0	0	2	4				
Russ Davis, R OBP: 0.306, SLG: 0.453 Rob Ducey, L OBP: 0.320, SLG: 0.381 (8, 7)												3	1	1	0	0	1	2				
Dan Wilson, R OBP: 0.304, SLG: 0.367 (1, 2)												5	0	1	0	0	1	4				
Rico Rossy, R OBP: 0.348, SLG: 0.450 (1, 5)												5	0	1	0	0	1	4				
<b>Inning Stats</b>	R: 1 E: 1 K: 1 S: 15	H: 1 LOB: 2 BB: 1 P: 26	R: 0 E: 0 K: 1 S: 12	H: 1 LOB: 1 BB: 0 P: 18	R: 0 E: 0 K: 0 S: 9	H: 0 LOB: 1 BB: 1 P: 20	R: 1 E: 0 K: 1 S: 14	H: 3 LOB: 3 BB: 1 P: 22	R: 0 E: 0 K: 2 S: 9	H: 1 LOB: 0 BB: 0 P: 16	R: 0 E: 0 K: 1 S: 8	H: 0 LOB: 0 BB: 1 P: 12	R: 0 E: 0 K: 1 S: 6	H: 0 LOB: 1 BB: 1 P: 12	R: 0 E: 0 K: 0 S: 8	H: 1 LOB: 2 BB: 1 P: 18	R: 0 E: 0 K: 1 S: 8	H: 0 LOB: 1 BB: 0 P: 14	1B: 7 2B: 0 3B: 0 HR: 1	SF: 0 SAC: 1 DP: 1 HBP: 1	WP: 0 PB: 0 SB: 1 CS: 0	PA: 49
<b>PITCHER</b>	IP WLS BF H R ER SO BB IBB HBP BLK WP HR S P ERA WHIP	IP WLS BF H R ER SO BB IBB HBP BLK WP HR S P ERA WHIP																				
Chuck Finley, L ERA: 3.15 (7, 1)	Rich DeLucia, R ERA: 4.75 (10, 1)	Troy Percival, R ERA: 2.84 (10, 1)																				

Anaheim Angels @ Seattle Mariners  
The Kingdome, Seattle, WA  
Fri Jul 10 1998, 10:05 PM EDT  
Att: 28,689 - Dome - 72 F

AB 40  
R 3  
H 8  
RBI 3  
BB 7  
SO 9  
LOB 25





Batter	1	2	3	4	5	6	7	8	9	AB	R	H	RBI	BB	SO	LOB	TOP			
<b>Darin Erstad, L</b> (1, 7) OBP: 0.364, SLG: 0.558	G3		FC4-6 BB		K			E1 PB 1B		3	0	0	0	1	1	0				
<b>Craig Shipley, R</b> (1, 5) OBP: 0.289, SLG: 0.314	K		FC4-6 1-2			K		1B PB		4	0	1	0	0	2	1				
<b>Jim Edmonds, L</b> (1, 8) OBP: 0.367, SLG: 0.523	1B			FC1-6 BB		K		K		3	0	1	0	1	2	2				
<b>Tim Salmon, R</b> (1, 10) OBP: 0.414, SLG: 0.517	K			FC1-6 1B				L7		4	0	1	0	0	1	4				
<b>Cecil Fielder, R</b> (1, 3) OBP: 0.336, SLG: 0.429 <b>Matt Walbeck, S</b> (9, PR) OBP: 0.311, SLG: 0.373		K				K			G5-4-3 1B	4	0	2	0	0	2	1				
<b>Phil Nevin, R</b> (1, 2) OBP: 0.335, SLG: 0.415		K				K				0	0	0	0	0	0	0				
<b>Damon Mashore, R</b> (1, 9) OBP: 0.318, SLG: 0.357		K								4	0	0	0	0	3	3				
<b>11 Justin Baughman, R</b> (1, 4) OBP: 0.267, SLG: 0.338			P9							3	0	0	0	0	2	0				
<b>Gary Disarcina, R</b> (1, 6) OBP: 0.341, SLG: 0.429			G6-3			G1-3				3	0	0	0	0	0	0				
<b>Inning Stats</b>	R: 0 H: 1 E: 0 K: 2 S: 10	H: 1 LOB: 1 BB: 0 P: 14	R: 0 H: 0 E: 0 K: 3 S: 11	LOB: 0 BB: 0 P: 16	R: 0 H: 0 E: 0 K: 0 S: 9	LOB: 1 BB: 1 P: 14	R: 0 H: 0 E: 0 K: 2 S: 12	LOB: 0 BB: 0 P: 18	R: 0 H: 1 E: 0 K: 3 S: 12	LOB: 1 BB: 0 P: 19	R: 0 H: 0 E: 0 K: 2 S: 11	LOB: 0 BB: 0 P: 15	R: 0 H: 1 E: 1 K: 1 S: 11	LOB: 2 BB: 0 P: 15	R: 0 H: 1 E: 0 K: 0 S: 8	LOB: 1 BB: 0 P: 11	1B: 5 2B: 0 3B: 0 HR: 0	SF: 0 SAC: 0 DP: 1 HBP: 0	WP: 0 PB: 1 SB: 1 CS: 0	PA: 34
<b>PITCHER</b> <b>Randy Johnson, L</b> (1, 1) ERA: 4.73	IP: 9.0 WLS: W BF: 34 H: 5 R: 0 ER: 0 SO: 15 BB: 2 IBB: 0 HBP: 0 BLK: 0 WP: 0 HR: 0 S: 93 P: 137 ERA: 0.00 WHIP: 0.778															<b>PITCHER</b>				

Anaheim Angels @ Seattle Mariners  
The Kingdome, Seattle, WA  
Sat Jul 11 1998, 6:33 AM EDT  
Att: 35,788 - Dome - 72 F

AB 32  
R 0  
H 5  
RBI 0  
BB 2  
SO 15  
LOB 14



Batter	1	2	3	4	5	6	7	8	9	AB	R	H	RBI	BB	SO	LOB	BOTTOM			
<b>Rich Amaral, R</b> (1, 3) OBP: 0.296, SLG: 0.316	K		K			L8	WP BB			3	0	0	0	1	2	1				
<b>Joey Cora, S</b> (1, 4) OBP: 0.353, SLG: 0.361	K					BB 1B	K			4	1	1	0	0	3	2				
<b>Ken Griffey Jr., L</b> (1, 8) OBP: 0.385, SLG: 0.682	K					BB 1B	BB			2	1	0	0	2	2	0				
<b>Alex Rodriguez, R</b> (1, 6) OBP: 0.359, SLG: 0.573		F8			G5-3	1B BB	G3			3	0	0	0	1	0	3				
<b>Edgar Martinez, R</b> (1, 10) OBP: 0.404, SLG: 0.524		F8			G4-3	BB 1B	G6-3			4	0	1	2	0	0	0				
<b>Jay Buhner, R</b> (1, 9) OBP: 0.330, SLG: 0.375 <b>Rob Ducey, L</b> (9, 9) OBP: 0.320, SLG: 0.381		K			F7	FC6-4 BB	P9			3	0	0	0	1	1	0				
<b>Shane Monahan, L</b> (1, 7) OBP: 0.500, SLG: 0.625			G4-1 FC4-2 2B			1B	FC6-4			4	0	2	0	0	0	3				
<b>Rico Rossy, R</b> (1, 5) OBP: 0.346, SLG: 0.409			G4-1		F8		WP SH3-4 BB			2	0	0	0	1	0	2				
<b>John Marzano, R</b> (1, 2) OBP: 0.280, SLG: 0.289			FC4-2			G5-3	SH3-4			2	0	0	0	0	0	1				
<b>Inning Stats</b>	R: 0 H: 0 E: 0 K: 3 S: 13	H: 0 LOB: 0 BB: 0 P: 20	R: 0 H: 0 E: 0 K: 1 S: 9	LOB: 0 BB: 0 P: 14	R: 0 H: 1 E: 0 K: 1 S: 12	LOB: 1 BB: 0 P: 18	R: 0 H: 0 E: 0 K: 2 S: 9	LOB: 0 BB: 0 P: 15	R: 0 H: 1 E: 0 K: 0 S: 12	LOB: 1 BB: 0 P: 17	R: 2 H: 2 E: 0 K: 0 S: 11	LOB: 3 BB: 3 P: 26	R: 0 H: 0 E: 0 K: 1 S: 10	LOB: 0 BB: 3 P: 26	R: 0 H: 0 E: 0 K: 0 S: 7	LOB: 0 BB: 0 P: 12	1B: 3 2B: 1 3B: 0 HR: 0	SF: 0 SAC: 1 DP: 0 HBP: 0	WP: 1 PB: 0 SB: 0 CS: 0	PA: 34
<b>PITCHER</b> <b>Steve Sparks, R</b> (1, 1) ERA: 4.06 <b>Greg Cadaret, L</b> (7, 1) ERA: 4.98 <b>Pep Harris, R</b> (7, 1) ERA: 4.98	IP: 6.1 WLS: L BF: 28 H: 4 R: 2 ER: 2 SO: 7 BB: 5 IBB: 0 HBP: 0 BLK: 0 WP: 0 HR: 0 S: 70 P: 122 ERA: 2.84 WHIP: 1.421															<b>PITCHER</b>				

Anaheim Angels @ Seattle Mariners  
The Kingdome, Seattle, WA  
Sat Jul 11 1998, 6:33 AM EDT  
Att: 35,788 - Dome - 72 F

AB 27  
R 2  
H 4  
RBI 2  
BB 6  
SO 8  
LOB 12





Batter	1	2	3	4	5	6	7	8	9	AB	R	H	RBI	BB	SO	LOB	TOP										
<b>Darin Erstad, L</b> (1, 3) OBP: 0.367, SLG: 0.561	0-1 FC1-6 G6-3 1B	1-1 HR 2B		1-0 G6-3		1-0 S 1B		3-3 K		5	2	3	2	0	1	3											
<b>Dave Hollins, S</b> (1, 5) OBP: 0.341, SLG: 0.401	1-2 FC1-6 1B	1-0 HR		0-1 G3-1		2-2 G6-3		4-1 CS E BB		4	1	2	3	1	0	2											
<b>Jim Edmonds, L</b> (1, 8) OBP: 0.362, SLG: 0.515	0-0 FC1-6 G6-3	F7		2-1 G5-3			1-3 K	0-1 E4		5	0	0	0	0	1	3											
<b>Cecil Fielder, R</b> (1, 10) OBP: 0.332, SLG: 0.422	3-2 G6-3	P3		1-3 K			2-3 K	2-3 K		5	0	0	1	0	3	3											
<b>16 Garret Anderson, L</b> (1, 9) OBP: 0.334, SLG: 0.485	0-1 P9		2-0 G4-3		3-2 2B		2-0 G4-3	1-2 P2		5	0	1	0	0	0	3											
<b>Matt Walbeck, S</b> (1, 2) OBP: 0.314, SLG: 0.369		4-0 SH2-4 1B BB	0-0 F8		3-2 F7		4-1 SH5-4 WP G6-3 BB			2	2	0	0	2	0	1											
<b>Orlando Palmeiro, L</b> (1, 7) OBP: 0.459, SLG: 0.529	1-1 1B SH2-4 1B	1-2 P6		3-1 G4-3 G6-3 1B			1-0 SH5-4			3	2	2	0	0	0	0											
<b>Norberto Martin, R</b> (1, 4) OBP: 0.235, SLG: 0.257	0-1 SH2-4		1-2 G6-3 G5-3 1B		0-0 G6-3		4-2 G6-3 BB			2	0	1	0	0	0	1											
<b>Tim Salmon, R</b> (8, PH) OBP: 0.416, SLG: 0.517	1-2 2-3				1-2 G6-3					0	0	0	0	1	0	0											
<b>11 Justin Baughman, R</b> (8, FR) OBP: 0.267, SLG: 0.338	3-2 2B HR 1B		1-0 G5-3		2-0 G4-3		0-2 G6-3			4	1	1	2	0	0	3											
<b>Gary Disarcina, R</b> (1, 6) OBP: 0.340, SLG: 0.427																											
<b>Inning Stats</b>	R: 1 E: 0 K: 0 S: 11	H: 2 LOB: 1 BB: 0 P: 15	R: 5 E: 0 K: 0 S: 16	H: 4 LOB: 0 BB: 1 P: 31	R: 0 E: 0 K: 0 S: 5	H: 0 LOB: 0 BB: 0 P: 8	R: 0 E: 0 K: 0 S: 7	H: 1 LOB: 1 BB: 0 P: 10	R: 0 E: 0 K: 1 S: 12	H: 1 LOB: 1 BB: 0 P: 21	R: 1 E: 0 K: 0 S: 8	H: 2 LOB: 1 BB: 0 P: 16	R: 0 E: 0 K: 2 S: 7	H: 0 LOB: 2 BB: 0 P: 12	R: 1 E: 0 K: 1 S: 10	H: 0 LOB: 1 BB: 2 P: 22	R: 0 E: 1 K: 1 S: 9	H: 0 LOB: 1 BB: 1 P: 16	1B: 7 2B: 2 3B: 0 HR: 1	SF: 0 SAC: 2 DP: 0 HBP: 0	WP: 1 PB: 0 SB: 1 CS: 1	PA: 41					
<b>PITCHER</b>	IP	WLS	BF	H	R	ER	SO	BB	IBB	HBP	BLK	WP	HR	S	P	ERA	WHIP										
<b>26 Bill Swift, R</b> (1, 1) ERA: 5.18	6.0	L	29	10	7	7	1	1	0	0	0	0	1	59	101	10.50	1.833										
<b>Paul Spoljaric, L</b> (7, 1) ERA: 5.82	1.1		5	0	1	1	2	1	0	0	0	1	0	9	19	6.75	0.750										
<b>Heathcliff Slocumb, R</b> (8, 1) ERA: 7.76	1.2		7	0	0	0	2	2	0	0	0	0	0	17	31	0.00	1.200										

Anaheim Angels @ Seattle Mariners  
The Kingdome, Seattle, WA  
Sun Jul 12 1998, 6:33 AM EDT  
Att: 32,797 - Dome - 72 F

AB 35  
R 8  
H 10  
RBI 8  
BB 4  
SO 5  
LOB 19



Batter	1	2	3	4	5	6	7	8	9	AB	R	H	RBI	BB	SO	LOB	BOTTOM										
<b>Joey Cora, S</b> (1, 4) OBP: 0.356, SLG: 0.376	0-0 SH1-3 SF8 2B		0-0 1B		0-1 L5		2-1 HR		0-3 K	5	2	3	1	0	1	0											
<b>Alex Rodriguez, R</b> (1, 6) OBP: 0.355, SLG: 0.569	0-0 SH1-3		2-3 SF8		2-0 L5		3-3 K		0-2 G3-1	3	0	0	1	0	1	0											
<b>Ken Griffey Jr., L</b> (1, 8) OBP: 0.390, SLG: 0.682	4-0 BB		1-1 1B		0-0 S 1B		4-2 BB		2-0 P9	3	0	2	0	2	0	0											
<b>Edgar Martinez, R</b> (1, 10) OBP: 0.402, SLG: 0.521	0-0 SF8		1-3 K		3-1 F8		4-0 BB		1-2 BB	2	0	0	1	1	1	3											
<b>David Segui, S</b> (1, 3) OBP: 0.384, SLG: 0.538	1-2 F7		1-1 P6		0-0 P4		2-3 K		0-0 K	4	0	0	0	0	1	5											
<b>Jay Buhner, R</b> (1, 9) OBP: 0.328, SLG: 0.400		0-0 P4		2-3 K		1-0 HR		0-3 K		4	1	1	1	0	2	0											
<b>Dan Wilson, R</b> (1, 2) OBP: 0.303, SLG: 0.376	1-1 G6-3		2-2 HR		1-2 G5-3		0-1 G6-3			4	1	1	1	0	0	0											
<b>Shane Monahan, L</b> (1, 7) OBP: 0.417, SLG: 0.500	1-1 F7		0-2 G4-3		0-2 G5-3		1-1 1B			4	0	1	0	0	0	0											
<b>Rico Rossy, R</b> (1, 5) OBP: 0.345, SLG: 0.440			1-0 1B SF8 2B		0-1 G5-3		1-1 F9		3-3 K	3	1	1	0	0	0	0											
<b>Rob Ducey, L</b> (8, PH) OBP: 0.320, SLG: 0.381										0	0	0	0	0	0	0											
<b>Rickey Cradle, R</b> (8, PH) OBP: 0.250, SLG: 0.143										1	0	0	0	0	1	1											
<b>Charles Gipson, R</b> (8, 5) OBP: 0.320, SLG: 0.238										0	0	0	0	0	0	0											
<b>Inning Stats</b>	R: 1 E: 0 K: 0 S: 6	H: 1 LOB: 1 BB: 1 P: 11	R: 0 E: 0 K: 0 S: 5	H: 0 LOB: 0 BB: 0 P: 7	R: 1 E: 0 K: 1 S: 10	H: 3 LOB: 2 BB: 0 P: 14	R: 1 E: 0 K: 1 S: 15	H: 1 LOB: 0 BB: 0 P: 19	R: 0 E: 0 K: 0 S: 6	H: 1 LOB: 1 BB: 0 P: 11	R: 1 E: 0 K: 0 S: 8	H: 1 LOB: 2 BB: 2 P: 10	R: 1 E: 0 K: 2 S: 14	H: 1 LOB: 2 BB: 2 P: 30	R: 0 E: 0 K: 2 S: 11	H: 1 LOB: 1 BB: 0 P: 15	R: 0 E: 0 K: 1 S: 8	H: 0 LOB: 0 BB: 0 P: 10	1B: 4 2B: 2 3B: 0 HR: 3	SF: 2 SAC: 1 DP: 0 HBP: 0	WP: 0 PB: 0 SB: 1 CS: 0	PA: 39					
<b>PITCHER</b>	IP	WLS	BF	H	R	ER	SO	BB	IBB	HBP	BLK	WP	HR	S	P	ERA	WHIP										
<b>Jason Dickson, R</b> (1, 1) ERA: 6.12	6.0	W	26	7	4	4	2	1	0	0	0	0	2	50	72	6.00	1.333										
<b>Shigetoshi Hasegawa, R</b> (7, 1) ERA: 3.58	1.2		9	2	1	1	3	2	0	0	0	0	1	21	38	5.40	2.400										
<b>Greg Cadaret, L</b> (8, 1) ERA: 4.52	0.1		1	0	0	0	1	0	0	0	0	0	0	4	7	0.00	0.000										
<b>Troy Percival, R</b> (8, 1) ERA: 2.77	1.0	S	3	0	0	0	1	0	0	0	0	0	0	8	10	0.00	0.000										

Anaheim Angels @ Seattle Mariners  
The Kingdome, Seattle, WA  
Sun Jul 12 1998, 6:33 AM EDT  
Att: 32,797 - Dome - 72 F

AB 33  
R 5  
H 9  
RBI 5  
BB 3  
SO 7  
LOB 9










Batter	1	2	3	4	5	6	7	8	9	AB	R	H	RBI	BB	SO	LOB	TOP								
Mark McLemore, S OBP: 0.400, SLG: 0.357	1-1 F8		0-2 G5-3 1B			3-1 F8		0-0 G1-3		4	0	1	0	0	0	0									
Roberto Kelly, R OBP: 0.319, SLG: 0.523	0-0 FC3-6 1B		0-2 G5-3			2-1 F8		0-1 F7		4	0	1	0	0	0	2									
29 Rusty Greer, L OBP: 0.384, SLG: 0.415	1-1 FC3-6 1-2		0-0 P7			2-1 L4		0-0 F7		4	0	0	0	0	0	3									
Juan Gonzalez, R OBP: 0.331, SLG: 0.580	1-0 F9			1-2 G5-3		0-1 FC5-4 1B		1-1 G5-3		4	0	1	0	0	0	1									
Ivan Rodriguez, R OBP: 0.389, SLG: 0.545		0-3 K		3-2 P4		2-2 FC5-4 2B HR		1-1 G3-6-3 1B		4	1	1	0	0	1	1									
Will Clark, L OBP: 0.387, SLG: 0.494		1-3 K		1-2 G3		2-1 HR 2B		0-0 G3-6-3 1-2		4	1	1	0	0	1	1									
Mike Simms, R OBP: 0.412, SLG: 0.698		1-2 G6-3			3-3 K		0-3 K			3	0	0	0	0	2	2									
Kevin Elster, R OBP: 0.320, SLG: 0.374			0-3 K		2-2 K		2-1 HR			3	1	1	3	0	2	0									
Fernando Tatis, R OBP: 0.297, SLG: 0.345			4-1 G5-3 1B BB		0-0 G4-3		1-1 P3			2	0	0	0	1	0	0									
<b>Inning Stats</b>	R: 0 E: 0 K: 0 S: 6	H: 1 LOB: 1 BB: 0 P: 9	R: 0 E: 0 K: 2 S: 9	H: 0 LOB: 0 BB: 0 P: 11	R: 0 E: 0 K: 1 S: 11	H: 1 LOB: 2 BB: 1 P: 15	R: 0 E: 0 K: 0 S: 9	H: 0 LOB: 0 BB: 0 P: 14	R: 0 E: 0 K: 2 S: 11	H: 0 LOB: 0 BB: 0 P: 16	R: 0 E: 0 K: 0 S: 6	H: 0 LOB: 0 BB: 0 P: 13	R: 3 E: 0 K: 1 S: 14	H: 3 LOB: 0 BB: 0 P: 21	R: 0 E: 0 K: 0 S: 4	H: 0 LOB: 0 BB: 0 P: 4	R: 0 E: 0 K: 0 S: 5	H: 1 LOB: 0 BB: 0 P: 7	1B: 4 2B: 1 3B: 0 HR: 1	SF: 0 SAC: 0 DP: 1 HBP: 0	WP: 0 PB: 0 SB: 0 CS: 0	PA: 33			
<b>PITCHER</b>	IP WLS BF H R ER SO BB IBB HBP BLK WP HR S P ERA WHIP	8.0 W 30 5 3 3 6 1 0 0 0 0 1 70 103 3.38 0.750	1.0 S 3 1 0 0 0 0 0 0 0 0 0 5 7 0.00 1.000																						

Texas Rangers @ Seattle Mariners  
The Kingdome, Seattle, WA  
Tue Jul 14, 1998, 10:05 PM EDT  
Att: 25,545 - Dome - 72 F


AB	32
R	3
H	6
RBI	3
BB	1
SO	6
LOB	10



Batter	1	2	3	4	5	6	7	8	9	AB	R	H	RBI	BB	SO	LOB	BOTTOM							
Joey Cora, S OBP: 0.357, SLG: 0.385	2-2 G4-3 3B			1-0 FC5 BB 1B		2-2 L8		1-1 G4-3		5	1	2	0	0	0	2								
Alex Rodriguez, R OBP: 0.397, SLG: 0.568	1-2 G4-3		1-0 G5-3	1-3 K		0-0 HR 1B				4	1	1	1	0	1	1								
Ken Griffey Jr., L OBP: 0.396, SLG: 0.697	3-H G3-1		1-1 HR	4-1 BB		2-2 HR 1B		2-2 HR 1B		3	2	2	3	1	0	0								
Edgar Martinez, R OBP: 0.403, SLG: 0.538	2-2 1B		2-2 2B E 1B	1-1 FC5		2-0 G6-3				4	1	2	0	0	0	2								
David Segui, S OBP: 0.383, SLG: 0.535	2-3 K		1-0 E 2B		1-1 L9		1-0 G6-3 1B			4	1	2	0	0	1	1								
Jay Buhner, R OBP: 0.320, SLG: 0.380		2-2 E3 1B	3-2 E8 1B		3-3 K		3-1 G6-3			4	0	1	2	0	1	1								
Dan Wilson, R OBP: 0.301, SLG: 0.371		1-2 F8	1-2 G6-3		3-3 K		0-2 G6-3			4	0	0	0	0	1	3								
Shane Monahan, L OBP: 0.400, SLG: 0.474		2-2 F7	1-0 G3			0-0 P1		2-3 K		4	0	0	0	0	1	2								
Rico Rossy, R OBP: 0.324, SLG: 0.394		1-0 1B		1-2 G4-3		0-2 G5-3		1-1 G5-3		4	0	1	0	0	0	0								
<b>Inning Stats</b>	R: 1 E: 0 K: 1 S: 16	H: 2 LOB: 1 BB: 0 P: 23	R: 0 E: 1 K: 0 S: 13	H: 1 LOB: 2 BB: 0 P: 21	R: 3 E: 1 K: 0 S: 14	H: 4 LOB: 1 BB: 0 P: 23	R: 0 E: 0 K: 1 S: 10	H: 1 LOB: 2 BB: 1 P: 18	R: 0 E: 0 K: 2 S: 8	H: 0 LOB: 0 BB: 0 P: 15	R: 0 E: 0 K: 0 S: 8	H: 0 LOB: 0 BB: 0 P: 10	R: 2 E: 0 K: 0 S: 11	H: 3 LOB: 1 BB: 0 P: 19	R: 0 E: 0 K: 1 S: 8	H: 0 LOB: 0 BB: 0 P: 12	1B: 7 2B: 1 3B: 1 HR: 2	SF: 0 SAC: 0 DP: 0 HBP: 0	WP: 0 PB: 0 SB: 0 CS: 0	PA: 37				
<b>PITCHER</b>	IP WLS BF H R ER SO BB IBB HBP BLK WP HR S P ERA WHIP	6.0 L 29 9 5 5 4 1 0 0 0 0 1 3 5 7.50 1.667	0.0 1 1 1 1 0 0 0 0 0 0 0 0 1 3 5 ∞ ∞	2.0 7 1 0 0 1 0 0 0 0 0 0 0 15 25 0.00 0.500																				

Texas Rangers @ Seattle Mariners  
The Kingdome, Seattle, WA  
Tue Jul 14, 1998, 10:05 PM EDT  
Att: 25,545 - Dome - 72 F

AB	36
R	6
H	11
RBI	6
BB	1
SO	5
LOB	12





Batter	1	2	3	4	5	6	7	8	9	AB	R	H	RBI	BB	SO	LOB	TOP			
Pat Meares, R OBP: 0.287, SLG: 0.366 (1, 6)	P3		P9		P3			G6-3		4	0	0	0	0	0	1	<b>Minnesota Twins @ Seattle Mariners</b> The Kingdome, Seattle, WA Wed Jul 15 1998, 10:05 PM EDT Att: 23,250 - Dome - 72 F			
Matt Lawton, L OBP: 0.373, SLG: 0.472 (1, 8)	L7			BB SF8		F9		G6-3		4	1	1	0	0	0	0				
Paul Molitor, R OBP: 0.338, SLG: 0.362 (1, 10)	G3-1			BB BB		G5-3			1B	3	0	1	0	1	0	0				
Marty Cordova, R OBP: 0.369, SLG: 0.435 (1, 7)		G5-4-3		BB		F9			G2-3	3	0	1	0	1	0	1				
Ron Coomer, R OBP: 0.303, SLG: 0.438 (1, 5)	G5-4-3			SF8						3	0	2	1	0	0	1				
David Ortiz, L OBP: 0.388, SLG: 0.560 (1, 3)				G4-6-3		F7			K	3	0	0	0	0	1	5				
Terry Steinbach, R OBP: 0.320, SLG: 0.411 (1, 2)	G1-3					FC5-4			FC5-4	4	0	0	0	0	0	4				
Todd Walker, L OBP: 0.373, SLG: 0.486 (1, 4)			G4-3			F7				3	0	1	0	0	0	1				
Denny Hocking, S OBP: 0.288, SLG: 0.257 (1, 9)			K			F8			F9	3	0	0	0	0	1	1				
<b>Inning Stats</b>	R: 0 E: 0 K: 0 S: 6	H: 0 LOB: 0 BB: 0 P: 10	R: 0 E: 0 K: 0 S: 8	H: 1 LOB: 1 BB: 0 P: 10	R: 0 E: 0 K: 1 S: 7	H: 0 LOB: 0 BB: 0 P: 12	R: 1 E: 0 K: 0 S: 7	H: 1 LOB: 1 BB: 2 P: 17	R: 0 E: 0 K: 0 S: 5	H: 0 LOB: 0 BB: 0 P: 9	R: 0 E: 0 K: 1 S: 10	H: 1 LOB: 1 BB: 0 P: 14	R: 0 E: 0 K: 0 S: 7	H: 0 LOB: 0 BB: 0 P: 10	R: 0 E: 0 K: 1 S: 14	H: 2 LOB: 2 BB: 0 P: 19	1B: 5 2B: 1 3B: 0 HR: 0	SF: 1 SAC: 0 DP: 2 HBP: 1	WP: 0 PB: 0 SB: 1 CS: 0	PA: 34
<b>PITCHER</b>	IP WLS BF H R ER SO BB IBB HBP BLK WP HR S P ERA WHIP																			
Jamie Moyer, L ERA: 3.42 (1, 1)	8.0 W 29 4 1 1 1 2 0 0 0 0 0 0 56 90 1.12 0.750																			
Mike Timlin, R ERA: 3.21 (9, 1)	1.0 S 5 2 0 0 1 0 0 0 0 0 0 0 14 19 0.00 2.000																			

Batter	1	2	3	4	5	6	7	8	9	AB	R	H	RBI	BB	SO	LOB	BOTTOM			
Joey Cora, S OBP: 0.354, SLG: 0.381 (1, 4)	F8		K		F8		G6-3			4	0	0	0	0	1	2	<b>Minnesota Twins @ Seattle Mariners</b> The Kingdome, Seattle, WA Wed Jul 15 1998, 10:05 PM EDT Att: 23,250 - Dome - 72 F			
Alex Rodriguez, R OBP: 0.354, SLG: 0.562 (1, 6)	P2		F9		P6		K			4	0	0	0	0	1	2				
Ken Griffey Jr., L OBP: 0.393, SLG: 0.689 (1, 8)	P5				P7		G3-1		P7	4	0	0	0	0	0	0				
Edgar Martinez, R OBP: 0.407, SLG: 0.551 (1, 10)		2B		2B		HR		G6-3		3	2	2	1	1	0	0				
David Segui, S OBP: 0.382, SLG: 0.532 (1, 3)	F7		K		G6-3					4	0	1	0	0	1	2				
Jay Buhner, R OBP: 0.326, SLG: 0.393 (1, 9)	K				HR		HR		K	4	1	2	1	0	2	2				
Dan Wilson, R OBP: 0.301, SLG: 0.382 (1, 2)	F8				P4		HR			3	1	1	2	0	0	2				
Shane Monahan, L OBP: 0.391, SLG: 0.455 (1, 7)			K				K			3	0	1	0	0	2	0				
Rico Rossy, R OBP: 0.333, SLG: 0.382 (1, 5)					SH1-3		G5-3			1	0	0	0	1	0	0				
<b>Inning Stats</b>	R: 0 E: 0 K: 0 S: 9	H: 0 LOB: 0 BB: 0 P: 15	R: 0 E: 0 K: 1 S: 10	H: 1 LOB: 1 BB: 0 P: 16	R: 0 E: 0 K: 2 S: 9	H: 0 LOB: 1 BB: 1 P: 16	R: 1 E: 0 K: 1 S: 16	H: 1 LOB: 1 BB: 1 P: 23	R: 0 E: 0 K: 0 S: 4	H: 1 LOB: 1 BB: 0 P: 6	R: 3 E: 0 K: 1 S: 15	H: 3 LOB: 0 BB: 0 P: 23	R: 0 E: 0 K: 1 S: 9	H: 0 LOB: 0 BB: 0 P: 13	R: 0 E: 0 K: 1 S: 8	H: 1 LOB: 1 BB: 0 P: 8	1B: 3 2B: 2 3B: 0 HR: 2	SF: 0 SAC: 1 DP: 0 HBP: 0	WP: 0 PB: 0 SB: 0 CS: 0	PA: 33
<b>PITCHER</b>	IP WLS BF H R ER SO BB IBB HBP BLK WP HR S P ERA WHIP																			
LaTroy Hawkins, R ERA: 5.35 (1, 1)	6.0 L 26 6 4 4 4 2 0 0 0 0 0 0 63 99 6.00 1.333																			
Hector Carrasco, R ERA: 4.6 (7, 1)	2.0 7 1 0 0 2 0 0 0 0 0 0 0 17 21 0.00 0.500																			



Batter	1	2	3	4	5	6	7	8	9	AB	R	H	RBI	BB	SO	LOB	TOP				
<b>Otis Nixon, S</b> (1, 8) <small>OBP: 0.333, SLG: 0.293</small>										3	0	0	0	1	1	1	<b>Minnesota Twins @ Seattle Mariners</b> The Kingdome, Seattle, WA Thu Jul 16 1998, 10:05 PM EDT Att: 24,974 - Dome - 72 F				
<b>Pat Meares, R</b> (1, 6) <small>OBP: 0.290, SLG: 0.363</small>										2	0	0	0	2	2	0					
<b>Paul Molitor, R</b> (1, 10) <small>OBP: 0.333, SLG: 0.357</small>										4	0	0	0	0	0	4					
<b>Marty Cordova, R</b> (1, 7) <small>OBP: 0.364, SLG: 0.429</small>										4	0	0	0	0	1	2					
<b>Ron Coomer, R</b> (1, 3) <small>OBP: 0.301, SLG: 0.434</small>										3	0	0	0	0	2	2					
<b>Alex Ochoa, R</b> (1, 9) <small>OBP: 0.277, SLG: 0.340</small>										3	0	0	0	0	1	0					
<b>Terry Steinbach, R</b> (1, 2) <small>OBP: 0.316, SLG: 0.406</small>										3	0	0	0	0	2	0					
<b>Brent Gates, S</b> (1, 5) <small>OBP: 0.310, SLG: 0.290</small>										3	0	1	0	0	1	0					
<b>Denny Hocking, S</b> (1, 4) <small>OBP: 0.281, SLG: 0.250</small>										3	0	0	0	0	1	1					
<b>Inning Stats</b>	R: 0 H: 0 E: 0 K: 2 S: 9	H: 0 LOB: 0 BB: 0 P: 14	R: 0 H: 0 E: 0 K: 0 S: 4	H: 0 LOB: 0 BB: 0 P: 6	R: 0 H: 0 E: 0 K: 1 S: 11	H: 0 LOB: 0 BB: 0 P: 17	R: 0 H: 0 E: 1 K: 2 S: 11	H: 0 LOB: 2 BB: 1 P: 18	R: 0 H: 0 E: 0 K: 3 S: 10	H: 0 LOB: 0 BB: 0 P: 14	R: 0 H: 0 E: 0 K: 1 S: 9	H: 0 LOB: 1 BB: 2 P: 17	R: 0 H: 0 E: 0 K: 1 S: 12	H: 0 LOB: 0 BB: 0 P: 19	R: 0 H: 1 E: 0 K: 0 S: 12	H: 1 LOB: 1 BB: 0 P: 18	R: 0 H: 0 E: 0 K: 1 S: 10	H: 0 LOB: 0 BB: 0 P: 13	1B: 1 2B: 0 3B: 0 HR: 0	SF: 0 SAC: 0 DP: 1 HBP: 0	WP: 0 PA: 31 PB: 0 SB: 1 CS: 0
<b>PITCHER</b> <b>Randy Johnson, L</b> (1, 1) <small>ERA: 4.44</small>	IP: 9.0 WLS: W BF: 31 H: 1 R: 0 ER: 0 SO: 11 BB: 3 IBB: 0 HBP: 0 BLK: 1 WP: 0 HR: 0 S: 88 P: 136 ERA: 0.00 WHIP: 0.444															<b>PITCHER</b> IP: WLS: BF: H: R: ER: SO: BB: IBB: HBP: BLK: WP: HR: S: P: ERA: WHIP					


Batter	1	2	3	4	5	6	7	8	9	AB	R	H	RBI	BB	SO	LOB	BOTTOM		
<b>Joey Cora, S</b> (1, 4) <small>OBP: 0.351, SLG: 0.378</small>										3	0	0	0	0	1	1	<b>Minnesota Twins @ Seattle Mariners</b> The Kingdome, Seattle, WA Thu Jul 16 1998, 10:05 PM EDT Att: 24,974 - Dome - 72 F		
<b>Alex Rodriguez, R</b> (1, 6) <small>OBP: 0.353, SLG: 0.558</small>										3	0	0	0	1	1	2			
<b>Ken Griffey Jr., L</b> (1, 8) <small>OBP: 0.391, SLG: 0.684</small>										4	0	1	0	0	0	2			
<b>Edgar Martinez, R</b> (1, 10) <small>OBP: 0.408, SLG: 0.551</small>										4	1	2	0	0	2	2			
<b>David Segui, S</b> (1, 3) <small>OBP: 0.380, SLG: 0.528</small>										4	2	1	0	0	0	2			
<b>Jay Buhner, R</b> (1, 9) <small>OBP: 0.326, SLG: 0.391</small>										3	0	1	0	0	1	3			
<b>Shane Monahan, L</b> (1, 7) <small>OBP: 0.423, SLG: 0.560</small>										3	0	2	3	0	0	1			
<b>Rico Rossy, R</b> (1, 5) <small>OBP: 0.310, SLG: 0.351</small>										3	0	0	0	0	3	3			
<b>John Marzano, R</b> (1, 2) <small>OBP: 0.302, SLG: 0.283</small>										1	0	0	0	1	0	0			
<b>Inning Stats</b>	R: 0 H: 0 E: 0 K: 2 S: 12	H: 1 LOB: 1 BB: 0 P: 22	R: 0 H: 0 E: 0 K: 1 S: 9	H: 1 LOB: 0 BB: 0 P: 10	R: 0 H: 0 E: 0 K: 0 S: 5	H: 0 LOB: 0 BB: 0 P: 6	R: 2 H: 3 E: 0 K: 2 S: 18	H: 3 LOB: 1 BB: 0 P: 22	R: 0 H: 0 E: 0 K: 1 S: 16	H: 0 LOB: 1 BB: 1 P: 26	R: 1 H: 2 E: 1 K: 1 S: 12	H: 2 LOB: 1 BB: 0 P: 17	R: 0 H: 0 E: 0 K: 0 S: 6	H: 0 LOB: 0 BB: 0 P: 9	R: 0 H: 1 E: 0 K: 1 S: 11	H: 1 LOB: 0 BB: 0 P: 14	1B: 6 2B: 0 3B: 1 HR: 0	SF: 0 SAC: 1 DP: 1 HBP: 1	WP: 0 PA: 33 PB: 0 SB: 2 CS: 1
<b>PITCHER</b> <b>Brad Radke, R</b> (1, 1) <small>ERA: 3.24</small>	IP: 8.0 WLS: L BF: 32 H: 7 R: 3 ER: 3 SO: 8 BB: 2 IBB: 0 HBP: 1 BLK: 0 WP: 0 HR: 0 S: 89 P: 126 ERA: 3.38 WHIP: 1.125															<b>PITCHER</b> IP: WLS: BF: H: R: ER: SO: BB: IBB: HBP: BLK: WP: HR: S: P: ERA: WHIP			




Batter	1	2	3	4	5	6	7	8	9	AB	R	H	RBI	BB	SO	LOB	TOP											
<b>Johnny Damon, L</b> OBP: 0.338, SLG: 0.416	3-2 2B E 1B	4-1 S BB		1-1 L4		0-1 G6-3			0-2 G4-3	4	1	1	0	1	0	1	<b>Kansas City Royals @ Seattle Mariners</b> The Kingdome, Seattle, WA Fri Jul 17 1998, 10:05 PM EDT Att: 29,500 - Dome - 72 F											
<b>Jose Offerman, S</b> OBP: 0.376, SLG: 0.408	3-1 E7 G6-3 1-H	2-2 SAFE SAFE FC6-4 HBP			0-1		1-2 G5-3			3	1	2	0	0	0	0												
<b>Luis Rivera, R</b> OBP: 0.340, SLG: 0.326		1-2 HBP								0	0	0	0	0	0	0												
<b>Hal Morris, L</b> OBP: 0.340, SLG: 0.418	2-2 G6-3	2-2 L9			0-0 G4-3		1-1 G3-1			4	0	0	1	0	0	2												
<b>Larry Sutton, L</b> OBP: 0.300, SLG: 0.345										0	0	0	0	0	0	0												
<b>Jeff King, R</b> OBP: 0.340, SLG: 0.481	4-2 S 1B BB	1-2 FC6-4			1-0		1-0 P6			3	2	1	1	1	0	2												
<b>Sal Fasano, R</b> OBP: 0.321, SLG: 0.361		1-2								0	0	0	0	0	0	0												
<b>Jeff Conine, R</b> OBP: 0.313, SLG: 0.444	3-3 K 1-2			0-0 F8		0-0 F8			0-2 G4-3	3	0	0	0	0	1	1												
<b>Jermaine Allensworth, R</b> OBP: 0.360, SLG: 0.412										1	0	0	0	0	0	0												
<b>Dean Palmer, R</b> OBP: 0.331, SLG: 0.500	3-2 K 2H 1B			1-3 K		0-0 P9			3-3 K	3	0	1	1	0	1	0												
<b>Shane Halter, R</b> OBP: 0.281, SLG: 0.339										1	0	0	0	0	1	0												
<b>Shane Mack, R</b> OBP: 0.360, SLG: 0.484	2-1 K 1-2 29 FC6-4 1B			0-1 G6-3		1-3 K			2-2 G5-3	4	0	1	0	0	1	0												
<b>29 Mike Sweeney, R</b> OBP: 0.304, SLG: 0.352	0-1 FC6-4 1-2			0-0 G5-3		1-2 1B 2B			2-1 G5-3	4	1	1	0	0	0	2												
<b>Mendy López, R</b> OBP: 0.340, SLG: 0.409				1-1 G6-3		1-3 K			0-3 K	4	0	1	1	0	2	0												
<b>Inning Stats</b>	R: 3 E: 1 K: 1 S: 22	H: 4 LOB: 2 BB: 1 P: 42	R: 0 E: 0 K: 0 S: 14	H: 0 LOB: 2 BB: 1 P: 24	R: 0 E: 0 K: 1 S: 6	H: 0 LOB: 0 BB: 0 P: 7	R: 0 E: 0 K: 1 S: 6	H: 0 LOB: 0 BB: 0 P: 8	R: 1 E: 0 K: 0 S: 5	H: 2 LOB: 1 BB: 0 P: 6	R: 1 E: 0 K: 1 S: 12	H: 2 LOB: 1 BB: 0 P: 14	R: 0 E: 0 K: 1 S: 9	H: 0 LOB: 0 BB: 0 P: 14	R: 0 E: 0 K: 1 S: 8	H: 0 LOB: 0 BB: 0 P: 10	1B: 5 2B: 2 3B: 0 HR: 1	SF: 0 SAC: 0 DP: 0 HBP: 1	WP: 0 PB: 0 SB: 2 CS: 0	PA: 37								
<b>PITCHER</b>	IP	WLS	BF	H	R	ER	SO	BB	IBB	HBP	BLK	WP	HR	S	P	ERA	WHIP											
<b>26 Bill Swift, R</b> ERA: 5.35	(1, 1)	5.2	W	27	8	5	5	4	2	0	1	0	0	1	63	99	7.94	1.765										
<b>Paul Spoljaric, L</b> ERA: 5.63	(6, 1)	1.1		4	0	0	0	0	0	0	0	0	0	0	10	13	0.00	0.000										
<b>Bob Welis, R</b> ERA: 5.35	(8, 1)	1.0		3	0	0	0	1	0	0	0	0	0	9	14	0.00	0.000											
<b>Heathcliff Slocumb, R</b> ERA: 7.58	(9, 1)	1.0		3	0	0	0	1	0	0	0	0	0	8	10	0.00	0.000											

Batter	1	2	3	4	5	6	7	8	9	AB	R	H	RBI	BB	SO	LOB	BOTTOM											
<b>Rich Amaral, R</b> OBP: 0.316, SLG: 0.330	1-1 S 1B	0-0 P1	3-2 FC6-4 1B		4-2 1B BB		0-0 1B 1B SF9	3-2 P1		5	2	3	0	1	0	2	<b>Kansas City Royals @ Seattle Mariners</b> The Kingdome, Seattle, WA Fri Jul 17 1998, 10:05 PM EDT Att: 29,500 - Dome - 72 F											
<b>Alex Rodriguez, R</b> OBP: 0.397, SLG: 0.567	1-2 F8	1-1 1-H 2H HR	0-1 FC6-4 1-2		0-0 L4-3 1B		1-2 1B 1B	0-1 G6-3 1B		6	2	4	3	0	0	2												
<b>Ken Griffey Jr., L</b> OBP: 0.390, SLG: 0.679	1-3 K	2-2 P3		4-2 G6-4-3 BB	3-1 L4-3 1-2		1-1 1B 2B 1B	2-2 G6-3 1-2 2-3		3	0	0	0	1	1	4												
<b>Charles Gipson, R</b> OBP: 0.333, SLG: 0.261										2	1	1	0	0	0	1												
<b>Edgar Martinez, R</b> OBP: 0.408, SLG: 0.550	2-1 1-H 1B	2-1 F8		3-2 G6-4-3 1-2		1-1 BB 1B FC6-4 1B	1-0 SF9			4	1	2	2	0	0	1												
<b>David Segui, S</b> OBP: 0.386, SLG: 0.535	2-1 F9		0-1 WP HR 1B	2-1 HR 2B		0-1 FC6-4 1B SF7 1B	1-1 2B 1B	1-1 2B 1B		5	4	4	1	0	0	1												
<b>Jay Buhner, R</b> OBP: 0.338, SLG: 0.419		4-2 2B BB	0-0 P9	0-2 HR 2B		4-1 FC6-4 1B BB	1-2 1B 2B	1-2 1B 2B		2	2	1	2	2	0	1												
<b>Rob Ducey, L</b> OBP: 0.324, SLG: 0.391						1-2 2-3	1-3 2H	1-3 2H		1	1	1	1	0	0	0												
<b>Russ Davis, R</b> OBP: 0.368, SLG: 0.457		2-2 1B 2B	2-2 HR 1B	0-1 G6-3		1-1 FC6-4 1-2 2-3 3H	1-3 K			4	2	2	2	0	0	2												
<b>Shane Monahan, L</b> OBP: 0.407, SLG: 0.538		1-H 1B 2B	1-2 HR 1B			1-2 2-3 3H				1	0	0	0	0	1	2												
<b>Dan Wilson, R</b> OBP: 0.306, SLG: 0.398		0-2 HR 1B	2-2 HR 1B		0-2 G5-3		1-0 SF7	1-0 FC6-4 1B		4	2	3	6	0	0	0												
<b>Rico Rossy, R</b> OBP: 0.319, SLG: 0.341		2-2 HR 1B	0-0 F9		4-1 1B BB		3-H K	1-3 FC6-4 1-2		4	1	1	1	1	1	2												
<b>Inning Stats</b>	R: 1 E: 0 K: 1 S: 12	H: 2 LOB: 1 BB: 0 P: 19	R: 5 E: 0 K: 0 S: 22	H: 4 LOB: 1 BB: 1 P: 35	R: 3 E: 0 K: 0 S: 15	H: 4 LOB: 1 BB: 0 P: 22	R: 2 E: 0 K: 0 S: 12	H: 2 LOB: 2 BB: 1 P: 21	R: 0 E: 0 K: 1 S: 9	H: 1 LOB: 2 BB: 2 P: 20	R: 2 E: 0 K: 1 S: 13	H: 2 LOB: 1 BB: 1 P: 22	R: 5 E: 0 K: 1 S: 16	H: 6 LOB: 1 BB: 0 P: 25	R: 0 E: 0 K: 0 S: 10	H: 1 LOB: 0 BB: 0 P: 15	1B: 16 2B: 4 3B: 0 HR: 3	SF: 2 SAC: 0 DP: 3 HBP: 0	WP: 1 PB: 0 SB: 1 CS: 0	PA: 48								
<b>PITCHER</b>	IP	WLS	BF	H	R	ER	SO	BB	IBB	HBP	BLK	WP	HR	S	P	ERA	WHIP											
<b>Glendon Rusch, L</b> ERA: 5.63	(1, 1)	2.0	L	13	6	6	6	1	0	0	0	1	2	34	54	19.29	4.286											
<b>Jim Pitsley, R</b> ERA: 8.55	(3, 1)	2.1		16	7	5	5	0	3	0	0	0	0	0	31	52	23.62	3.375										
<b>Chris Haney, L</b> ERA: 8.04	(5, 1)	2.2		16	8	7	7	2	1	0	0	0	0	0	10	15	0.00	1.000										
<b>Shane Halter, R</b> ERA:	(8, 1)	1.0		3	1	0	0	0	0	0	0	0	0	10	15	0.00	1.000											

AB 34  
R 5  
H 8  
RBI 4  
BB 2  
SO 6  
LOB 8



AB 41  
R 18  
H 22  
RBI 18  
BB 5  
SO 3  
LOB 18





Batter	1	2	3	4	5	6	7	8	9	AB	R	H	RBI	BB	SO	LOB	TOP								
<b>Johnny Damon, L</b> (1, 8) OBP: 0.337, SLG: 0.419	G6-3		F9			1B		K	G3-1	5	1	1	0	0	1	2	<b>Kansas City Royals @ Seattle Mariners</b> The Kingdome, Seattle, WA Sat Jul 18 1998, 10:05 PM EDT Att: 42,633 - Dome - 72 F								
<b>Jose Offerman, S</b> (1, 4) OBP: 0.377, SLG: 0.407	G6-3			HR		F8		P5		3	2	1	1	1	0	0									
<b>Hal Morris, L</b> (1, 10) OBP: 0.363, SLG: 0.421	P7									3	0	1	0	1	0	1									
<b>Jeff King, R</b> (1, 3) OBP: 0.337, SLG: 0.476		P9		L9						4	0	0	0	0	1	4									
<b>Dean Palmer, R</b> (1, 5) OBP: 0.331, SLG: 0.508	F9									3	1	1	3	0	0	0									
<b>Jeff Conine, R</b> (1, 9) OBP: 0.316, SLG: 0.440				HR						2	1	0	0	2	1	1									
<b>Larry Sutton, L</b> (1, 7) OBP: 0.299, SLG: 0.343	F8									4	0	1	0	0	1	1									
<b>Sal Fasano, R</b> (1, 2) OBP: 0.315, SLG: 0.354										3	0	0	0	0	2	0									
<b>Shane Mack, R</b> (9, PH) OBP: 0.363, SLG: 0.484			K							0	0	0	0	0	0	0									
<b>Mendy López, R</b> (1, 6) OBP: 0.320, SLG: 0.383			F8							3	0	0	0	0	2	0									
<b>Jermaine Allensworth, R</b> (9, PH) OBP: 0.359, SLG: 0.411										1	0	0	1	0	0	2									
<b>Inning Stats</b>	R: 0 E: 0 K: 0 S: 12	H: 0 LOB: 0 BB: 0 P: 13	R: 0 E: 0 K: 0 S: 6	H: 0 LOB: 1 BB: 1 P: 11	R: 0 E: 0 K: 1 S: 9	H: 0 LOB: 0 BB: 0 P: 16	R: 2 E: 0 K: 0 S: 16	H: 1 LOB: 0 BB: 1 P: 26	R: 0 E: 0 K: 2 S: 9	H: 0 LOB: 0 BB: 0 P: 11	R: 2 E: 0 K: 1 S: 10	H: 2 LOB: 1 BB: 1 P: 17	R: 0 E: 0 K: 2 S: 8	H: 0 LOB: 0 BB: 0 P: 8	R: 0 E: 0 K: 2 S: 9	H: 1 LOB: 1 BB: 0 P: 13	R: 1 E: 0 K: 0 S: 12	H: 1 LOB: 2 BB: 1 P: 26	1B: 2 2B: 1 3B: 1 HR: 1	SF: 1 SAC: 0 DP: 0 HBP: 1	WP: 0 PB: 0 SB: 0 CS: 0	PA: 37			
<b>PITCHER</b>	IP	WLS	BF	H	R	ER	SO	BB	IBB	HBP	BLK	WP	HR	S	P	ERA	WHIP								
<b>27 Ken Cloude, R</b> (1, 1) ERA: 5.81	5.0		21	3	4	4	3	3	0	0	0	0	1	56	86	7.20	1.200								
<b>31 Bobby Ayala, R</b> (6, 1) ERA: 6.47	3.0	W	10	1	0	0	5	0	0	0	0	0	0	23	29	0.00	0.333								
<b>Mike Timlin, R</b> (9, 1) ERA: 3.33	1.0		6	1	1	1	0	1	0	1	0	0	0	12	26	9.00	2.000								

Batter	1	2	3	4	5	6	7	8	9	AB	R	H	RBI	BB	SO	LOB	BOTTOM								
<b>Joey Cora, S</b> (1, 4) OBP: 0.353, SLG: 0.377	G4-3		G4-3	G3				SF9		3	1	1	1	2	0	1	<b>Kansas City Royals @ Seattle Mariners</b> The Kingdome, Seattle, WA Sat Jul 18 1998, 10:05 PM EDT Att: 42,633 - Dome - 72 F								
<b>Alex Rodriguez, R</b> (1, 6) OBP: 0.397, SLG: 0.569	L1-4-3		K	G3				K		5	1	1	3	0	2	6									
<b>Ken Griffey Jr., L</b> (1, 8) OBP: 0.392, SLG: 0.678	1B		2B	G3				K		5	1	3	2	0	1	2									
<b>Edgar Martinez, R</b> (1, 10) OBP: 0.410, SLG: 0.553	1B		1B	G5-3				G1-3		4	0	2	1	1	0	2									
<b>David Segui, S</b> (1, 3) OBP: 0.383, SLG: 0.530	G4-3		1B					K		5	0	1	0	0	1	4									
<b>Jay Buhner, R</b> (1, 9) OBP: 0.348, SLG: 0.412			1B					K		2	1	0	0	3	2	0									
<b>Rob Ducey, L</b> (9, 9) OBP: 0.324, SLG: 0.391			BB					K		0	0	0	0	0	0	0									
<b>Dan Wilson, R</b> (1, 2) OBP: 0.308, SLG: 0.396	G5-3		P3					1B		4	1	1	0	1	1	6									
<b>Shane Monahan, L</b> (1, 7) OBP: 0.406, SLG: 0.500	G4-3			G4-3				SF9		4	0	1	0	1	0	3									
<b>Rico Rossy, R</b> (1, 5) OBP: 0.365, SLG: 0.435			1B	1B				SF9		5	3	4	0	0	0	2									
<b>Inning Stats</b>	R: 0 E: 0 K: 0 S: 11	H: 2 LOB: 2 BB: 0 P: 17	R: 0 E: 0 K: 1 S: 8	H: 0 LOB: 0 BB: 0 P: 13	R: 2 E: 0 K: 1 S: 18	H: 4 LOB: 3 BB: 1 P: 33	R: 1 E: 0 K: 0 S: 12	H: 2 LOB: 2 BB: 0 P: 22	R: 1 E: 1 K: 0 S: 12	H: 2 LOB: 3 BB: 2 P: 21	R: 0 E: 0 K: 1 S: 12	H: 1 LOB: 0 BB: 2 P: 24	R: 3 E: 0 K: 2 S: 18	H: 2 LOB: 0 BB: 1 P: 30	R: 1 E: 0 K: 2 S: 16	H: 1 LOB: 2 BB: 2 P: 30	1B: 10 2B: 3 3B: 0 HR: 1	SF: 1 SAC: 0 DP: 0 HBP: 1	WP: 1 PB: 0 SB: 0 CS: 0	PA: 47					
<b>PITCHER</b>	IP	WLS	BF	H	R	ER	SO	BB	IBB	HBP	BLK	WP	HR	S	P	ERA	WHIP								
<b>Hipolito Pichardo, R</b> (1, 1) ERA: 5.33	4.2		28	10	4	4	2	3	0	1	0	0	0	59	103	7.71	2.786								
<b>Ricky Bones, R</b> (5, 1) ERA: 2.84	0.2		5	1	0	0	0	2	0	0	0	0	0	9	20	0.00	4.500								
<b>Scott Service, R</b> (6, 1) ERA: 3.78	1.2	L	8	2	3	3	3	1	0	0	0	0	1	23	37	16.20	1.800								
<b>Matt Whisenant, L</b> (8, 1) ERA: 4.41	1.0		6	1	1	1	2	2	0	0	0	1	0	16	30	9.00	3.000								



Batter	1	2	3	4	5	6	7	8	9	AB	R	H	RBI	BB	SO	LOB	TOP					
<b>Jermaine Allensworth, R</b> (1, 8) OBP: 0.362, SLG: 0.411	0-0 S E G1-3 1B		1-1 SH1-3		4-2 S BB		0-0 L9			2	1	1	0	1	0	1	<b>Kansas City Royals @ Seattle Mariners</b> The Kingdome, Seattle, WA Sun Jul 19 1998, 6:33 AM EDT Att: 30,851 - Dome - 72 F					
<b>Jose Offerman, S</b> (1, 10) OBP: 0.376, SLG: 0.405	0-2 G1-3		1-1 G6-3		3-3 K			1-2 CS 1B		4	0	1	1	0	1	3						
<b>Shane Mack, R</b> (1, 7) <b>Johnny Damon, L</b> (8, 7) OBP: 0.337, SLG: 0.419	0-3 K		2-3 3-H 4-2 PB BB		0-1 G4-3			0-1 SAFE F7		3	0	0	0	1	1	2						
<b>Jeff King, R</b> (1, 3) OBP: 0.333, SLG: 0.471	3-1 F9		1-2 P5		1-2 P5			0-2 G5-3		4	0	0	0	0	0	1						
<b>Dean Palmer, R</b> (1, 5) OBP: 0.314, SLG: 0.513		2-1 F8		2-2 G5-3		1-1 P3			1-1 HR	4	1	1	1	0	0	0						
<b>Jeff Conine, R</b> (1, 9) OBP: 0.315, SLG: 0.441		1-3 K		2-0 G1-3 2B		0-0 L4			0-0 F9	4	0	1	0	0	1	0						
<b>Sal Fasano, R</b> (1, 2) OBP: 0.314, SLG: 0.351		2-3 K		0-1 G1-3				0-0 G6-3		4	0	1	0	0	1	1						
<b>Luis Rivera, R</b> (1, 4) OBP: 0.333, SLG: 0.320			1-2 SH1-3 G6-3 1B		1-1 F8			3-1 G6-3		4	1	1	0	0	0	2						
<b>Mendy López, R</b> (1, 6) OBP: 0.333, SLG: 0.412			1-0 G6-3 SH1-3 PB 1B			1-0 F7			3-3 K	4	1	2	0	0	1	1						
<b>Inning Stats</b>	R: 1 E: 1 K: 1 S: 9	H: 1 LOB: 0 BB: 0 P: 12	R: 0 E: 0 K: 2 S: 8	H: 0 LOB: 0 BB: 0 P: 13	R: 2 E: 0 K: 0 S: 14	H: 2 LOB: 1 BB: 1 P: 23	R: 0 E: 0 K: 0 S: 9	H: 1 LOB: 1 BB: 0 P: 14	R: 0 E: 0 K: 1 S: 8	H: 0 LOB: 1 BB: 1 P: 16	R: 0 E: 0 K: 0 S: 8	H: 0 LOB: 0 BB: 0 P: 10	R: 0 E: 0 K: 0 S: 5	H: 1 LOB: 0 BB: 0 P: 8	R: 0 E: 0 K: 0 S: 11	H: 1 LOB: 0 BB: 0 P: 12		R: 1 E: 0 K: 1 S: 10	H: 2 LOB: 1 BB: 0 P: 17	1B: 5 2B: 2 3B: 0 HR: 1	SF: 0 SAC: 1 DP: 0 HBP: 0	WP: 0 PB: 1 SB: 3 CS: 1
<b>PITCHER</b> <b>Jeff Fassero, L</b> (1, 1) ERA: 3.86	IP: 9.0 WLS: L BF: 36	H: 8 R: 4 ER: 2 SO: 5	BB: 2 IBB: 0 HBP: 0 BLK: 0	WP: 0 HR: 1 S: 82 P: 125	ERA: 2.00 WHIP: 1.111											<b>PITCHER</b> IP: WLS: BF: H: R: ER: SO: BB: IBB: HBP: BLK: WP: HR: S: P: ERA: WHIP						

Batter	1	2	3	4	5	6	7	8	9	AB	R	H	RBI	BB	SO	LOB	BOTTOM	
<b>Joey Cora, S</b> (1, 4) OBP: 0.354, SLG: 0.376	0-1 G6-3		1-2 G4-3		1-1 BB BB 1B		4-2 G3 WP BB		2-2 F8	4	0	1	0	1	0	1	<b>Kansas City Royals @ Seattle Mariners</b> The Kingdome, Seattle, WA Sun Jul 19 1998, 6:33 AM EDT Att: 30,851 - Dome - 72 F	
<b>Alex Rodriguez, R</b> (1, 6) OBP: 0.359, SLG: 0.575	2-1 HR		4-1 CS 1B BB		1-3 K		0-2 F9		4-1 BB	3	1	1	1	2	1	2		
<b>Ken Griffey Jr., L</b> (1, 8) OBP: 0.395, SLG: 0.675	1-2 1B HBP		0-0 CS 1B		4-2 BB BB		3-2 G3		1-2 L3	3	0	1	0	1	0	3		
<b>Edgar Martinez, R</b> (1, 10) OBP: 0.411, SLG: 0.551	3-1 1B		4-1 BB BB		0-1 F8		2-2 L9			3	0	1	0	1	0	3		
<b>David Segui, S</b> (1, 3) OBP: 0.382, SLG: 0.526	0-3 K		1-1 F7		4-1 BB				0-0 F7	3	0	0	0	1	1	4		
<b>Jay Buhner, R</b> (1, 9) OBP: 0.338, SLG: 0.398	1-1 F8		2-3 K		1-2 F9				1-3 K	4	0	0	0	0	2	5		
<b>Dan Wilson, R</b> (1, 2) <b>John Marzano, R</b> (4, 2) OBP: 0.286, SLG: 0.265		0-1 F9		0-0 G4-3		0-2 G6-3			1-0 F8	1	0	0	0	0	0	0		
<b>Shane Monahan, L</b> (1, 7) OBP: 0.389, SLG: 0.455		2-3 K		4-1 BB BB		0-0 P2			0-0 P8	3	0	0	0	1	1	0		
<b>Rico Rossy, R</b> (1, 5) <b>Russ Davis, R</b> (9, PH) OBP: 0.310, SLG: 0.459		0-2 G4-3		2-0 F7		0-0 F7			0-0 BB 1B	3	0	0	0	0	0	1		
<b>Inning Stats</b>	R: 1 E: 0 K: 1 S: 13	H: 2 LOB: 2 BB: 0 P: 20	R: 0 E: 0 K: 1 S: 9	H: 0 LOB: 0 BB: 0 P: 11	R: 0 E: 0 K: 1 S: 6	H: 0 LOB: 1 BB: 1 P: 14	R: 0 E: 0 K: 0 S: 7	H: 0 LOB: 0 BB: 0 P: 7	R: 0 E: 0 K: 0 S: 12	H: 0 LOB: 1 BB: 1 P: 21	R: 0 E: 0 K: 1 S: 5	H: 0 LOB: 0 BB: 0 P: 7	R: 0 E: 0 K: 0 S: 10	H: 1 LOB: 2 BB: 1 P: 17	1B: 4 2B: 0 3B: 0 HR: 1	SF: 0 SAC: 0 DP: 0 HBP: 1		WP: 1 PB: 0 SB: 0 CS: 2
<b>PITCHER</b> <b>Tim Belcher, R</b> (1, 1) ERA: 4.2 <b>Scott Service, R</b> (8, 1) ERA: 3.7 <b>Jeff Montgomery, R</b> (9, 1) ERA: 5.82	IP: 7.0 WLS: W BF: 31	H: 4 R: 1 ER: 1 SO: 4	BB: 6 IBB: 0 HBP: 0 BLK: 0	WP: 1 HR: 1 S: 69 P: 116	ERA: 1.29 WHIP: 1.429											<b>PITCHER</b> IP: WLS: BF: H: R: ER: SO: BB: IBB: HBP: BLK: WP: HR: S: P: ERA: WHIP		

AB	33
R	4
H	8
RBI	2
BB	2
SO	5
LOB	11





Batter	1	2	3	4	5	6	7	8	9	AB	R	H	RBI	BB	SO	LOB	TOP					
<b>Rich Amaral, R</b> (1, 4) OBP: 0.336, SLG: 0.355										4	1	3	0	1	0	3	<b>Seattle Mariners @ Tampa Bay Devil Rays</b> Tropicana Field, St. Petersburg, FL Tue Jul 21 1998, 7:05 PM EDT Att: 30,298 - Dome - 72 F					
<b>Alex Rodriguez, R</b> (1, 6) OBP: 0.355, SLG: 0.568										5	0	0	0	0	0	4						
<b>Ken Griffey Jr., L</b> (1, 8) OBP: 0.397, SLG: 0.685										5	2	3	2	0	2	0						
<b>Edgar Martinez, R</b> (1, 10) OBP: 0.411, SLG: 0.546										3	2	0	0	2	1	1						
<b>David Segui, S</b> (1, 3) OBP: 0.385, SLG: 0.524										3	2	1	0	2	2	1						
<b>Jay Buhner, R</b> (1, 9) OBP: 0.340, SLG: 0.395										1	0	0	1	1	1	2						
<b>Charles Gipson, R</b> (2, 9) OBP: 0.333, SLG: 0.269										3	0	1	0	0	0	1						
<b>Russ Davis, R</b> (1, 7) OBP: 0.313, SLG: 0.473										4	1	2	4	0	1	0						
<b>Rob Ducey, L</b> (7, 7) OBP: 0.328, SLG: 0.395										1	0	1	1	0	0	0						
<b>Rico Rossy, R</b> (1, 5) OBP: 0.317, SLG: 0.370										5	0	0	0	0	0	4						
<b>John Marzano, R</b> (1, 2) OBP: 0.300, SLG: 0.288										3	0	1	0	1	0	0						
<b>Inning Stats</b>	R: 4 E: 0 K: 0 S: 18	H: 4 LOB: 3 BB: 3 P: 37	R: 0 E: 0 K: 2 S: 11	H: 1 LOB: 2 BB: 1 P: 22	R: 0 E: 0 K: 0 S: 9	H: 0 LOB: 0 BB: 0 P: 15	R: 1 E: 0 K: 0 S: 8	H: 2 LOB: 0 BB: 0 P: 12	R: 2 E: 0 K: 0 S: 12	H: 2 LOB: 2 BB: 2 P: 23	R: 0 E: 0 K: 1 S: 9	H: 0 LOB: 0 BB: 0 P: 14	R: 0 E: 0 K: 1 S: 8	H: 0 LOB: 0 BB: 0 P: 11	R: 0 E: 0 K: 0 S: 6	H: 1 LOB: 0 BB: 1 P: 11	R: 1 E: 0 K: 2 S: 14	H: 2 LOB: 2 BB: 1 P: 26	1B: 6 2B: 4 3B: 0 HR: 2	SF: 0 SAC: 0 DP: 1 HBP: 0	WP: 0 PB: 0 CS: 0	PA: 44
<b>PITCHER</b>	IP	WLS	BF	H	R	ER	SO	BB	IBB	HBP	BLK	WP	HR	S	P	ERA	WHIP					
<b>Wilson Alvarez, L</b> (1, 1) ERA: 5.17	4.2	L	27	9	7	7	2	5	0	0	0	0	2	53	100	13.50	3.000					
<b>Esteban Yan, R</b> (5, 1) ERA: 4.41	2.1		8	0	0	0	3	1	0	0	0	0	0	22	34	0.00	0.429					
<b>Scott Aldred, L</b> (8, 1) ERA: 3.78	1.0		3	1	0	0	0	0	0	0	0	0	6	11	0.00	1.000						
<b>Roberto Hernandez, R</b> (9, 1) ERA: 4.47	1.0		6	2	1	1	2	1	0	0	0	0	0	14	26	9.00	3.000					
<b>Quinton McCracken, S</b> (1, 8) OBP: 0.324, SLG: 0.415										4	0	0	0	0	3	1	<b>Seattle Mariners @ Tampa Bay Devil Rays</b> Tropicana Field, St. Petersburg, FL Tue Jul 21 1998, 7:05 PM EDT Att: 30,298 - Dome - 72 F					
<b>Wade Boggs, L</b> (1, 10) OBP: 0.357, SLG: 0.420										4	0	0	0	0	1	1						
<b>Bobby Smith, R</b> (1, 5) OBP: 0.369, SLG: 0.464										4	1	2	2	0	1	0						
<b>Fred McGriff, L</b> (1, 3) OBP: 0.346, SLG: 0.394										4	0	1	0	0	0	0						
<b>Bubba Trammell, R</b> (1, 7) OBP: 0.333, SLG: 0.531										4	1	2	1	0	1	2						
<b>Dave Martinez, L</b> (1, 9) OBP: 0.334, SLG: 0.320										2	0	0	0	0	0	0						
<b>Mike Kelly, R</b> (5, 9) OBP: 0.287, SLG: 0.353										2	0	0	0	0	1	1						
<b>Miguel Cairo, R</b> (1, 4) OBP: 0.324, SLG: 0.393										3	0	1	0	1	1	0						
<b>Mike DiFelice, R</b> (1, 2) OBP: 0.267, SLG: 0.327										4	0	1	0	0	0	1						
<b>Kevin Stocker, S</b> (1, 6) OBP: 0.286, SLG: 0.333										2	1	0	0	1	0	2						
<b>Inning Stats</b>	R: 0 E: 1 K: 1 S: 7	H: 0 LOB: 0 BB: 0 P: 8	R: 1 E: 0 K: 0 S: 10	H: 3 LOB: 2 BB: 0 P: 15	R: 0 E: 0 K: 3 S: 13	H: 2 LOB: 0 BB: 0 P: 23	R: 0 E: 0 K: 0 S: 4	H: 0 LOB: 0 BB: 0 P: 5	R: 2 E: 0 K: 1 S: 11	H: 1 LOB: 1 BB: 1 P: 20	R: 0 E: 0 K: 0 S: 7	H: 1 LOB: 1 BB: 1 P: 13	R: 0 E:									



Batter	1	2	3	4	5	6	7	8	9	AB	R	H	RBI	BB	SO	LOB	TOP				
Joey Cora, S OBP: 0.352, SLG: 0.374 (1, 4)	G6-3	G4-3				K		F8		5	1	1	0	0	1	1	<b>Seattle Mariners @ Tampa Bay Devil Rays</b> Tropicana Field, St. Petersburg, FL Wed Jul 22 1998, 7:05 PM EDT Att: 31,558 - Dome - 72 F <a href="http://livebaseballscorecards.com">livebaseballscorecards.com</a>				
Alex Rodriguez, R OBP: 0.356, SLG: 0.573 (1, 6)	K		K			K		G1-3		5	1	2	2	0	2	0					
Ken Griffey Jr., L OBP: 0.397, SLG: 0.680 (1, 8)	BB		P5			F7			F8	4	0	1	0	1	0	1					
Edgar Martinez, R OBP: 0.411, SLG: 0.542 (1, 10)	BB		F9						K	4	0	1	0	1	2	1					
David Segui, S OBP: 0.390, SLG: 0.529 (1, 3)					G4-3					4	1	3	0	1	0	2					
Shane Monahan, L OBP: 0.350, SLG: 0.405 (1, 7)	K		SH1-3							4	0	0	0	0	2	5					
Russ Davis, R OBP: 0.315, SLG: 0.475 Rico Rossy, R OBP: 0.317, SLG: 0.370 (7, 5)		G2-6-3				F8		G6-3		3	0	1	1	1	0	1					
Rob Ducey, L OBP: 0.326, SLG: 0.388 (1, 9)		G2-6-3								3	1	0	0	1	2	3					
John Marzano, R OBP: 0.313, SLG: 0.345 (1, 2)										3	1	1	2	0	2	1					
<b>Inning Stats</b>	R: 0 H: 1 E: 0 K: 2 S: 13	H: 1 LOB: 3 BB: 2 P: 28	R: 0 H: 0 E: 0 K: 0 S: 7	H: 0 LOB: 1 BB: 1 P: 15	R: 0 H: 0 E: 0 K: 1 S: 7	H: 0 LOB: 0 BB: 0 P: 10	R: 1 H: 2 E: 0 K: 2 S: 10	H: 2 LOB: 1 BB: 0 P: 17	R: 0 H: 1 E: 0 K: 1 S: 8	H: 1 LOB: 2 BB: 1 P: 14	R: 4 H: 4 E: 0 K: 1 S: 16	H: 4 LOB: 1 BB: 1 P: 26	R: 0 H: 1 E: 0 K: 1 S: 8	H: 0 LOB: 0 BB: 0 P: 10	R: 0 H: 0 E: 0 K: 2 S: 10	H: 1 LOB: 1 BB: 0 P: 14		1B: 6 2B: 2 3B: 0 HR: 2	SF: 0 SAC: 1 DP: 1 HBP: 1	WP: 0 PB: 0 CS: 0	PA: 42
<b>PITCHER</b>	IP	WLS	BF	H	R	ER	SO	BB	IBB	HBP	BLK	WP	HR	S	P	ERA	WHIP				
Rolando Arrojo, R ERA: 3.07 Abie Lopez, R ERA: 2.3 Roberto Hernandez, R ERA: 4.37 (1, 1) (7, 1) (9, 1)	6.0		31	8	5	5	7	5	0	1	0	0	2	61	110	7.50	2.167				

Batter	1	2	3	4	5	6	7	8	9	AB	R	H	RBI	BB	SO	LOB	BOTTOM				
Randy Winn, S OBP: 0.384, SLG: 0.376 (1, 8)	F8		SH5-3							3	1	1	1	0	0	0	<b>Seattle Mariners @ Tampa Bay Devil Rays</b> Tropicana Field, St. Petersburg, FL Wed Jul 22 1998, 7:05 PM EDT Att: 31,558 - Dome - 72 F <a href="http://livebaseballscorecards.com">livebaseballscorecards.com</a>				
Miguel Cairo, R OBP: 0.326, SLG: 0.395 (1, 4)			FC9-2							4	2	2	1	0	0	1					
Bobby Smith, R OBP: 0.367, SLG: 0.459 (1, 5)	L9									4	0	1	2	0	0	1					
Bubba Trammell, R OBP: 0.345, SLG: 0.566 (1, 10)										4	0	2	1	0	0	0					
Aaron Ledesma, R OBP: 0.362, SLG: 0.395 (1, 3) (4, 6)	F7									4	0	1	0	0	2	2					
Quinton McCracken, S OBP: 0.323, SLG: 0.416 (1, 7)										4	2	1	0	0	1	1					
Mike Kelly, R OBP: 0.286, SLG: 0.362 (1, 9)	F8									4	2	1	1	0	1	2					
John Flaherty, R OBP: 0.250, SLG: 0.255 (1, 2)										3	0	1	1	0	1	2					
Kevin Stocker, S OBP: 0.289, SLG: 0.336 Paul Sorrento, L OBP: 0.310, SLG: 0.450 (1, 6) (4, 3)										1	0	1	0	0	0	0					
<b>Inning Stats</b>	R: 1 H: 2 E: 0 K: 0 S: 8	H: 2 LOB: 1 BB: 0 P: 11	R: 0 H: 0 E: 0 K: 1 S: 7	H: 0 LOB: 0 BB: 0 P: 10	R: 0 H: 1 E: 0 K: 0 S: 6	H: 1 LOB: 0 BB: 0 P: 9	R: 0 H: 0 E: 0 K: 1 S: 5	H: 0 LOB: 0 BB: 0 P: 8	R: 2 H: 2 E: 1 K: 0 S: 8	H: 2 LOB: 0 BB: 0 P: 13	R: 0 H: 1 E: 0 K: 1 S: 11	H: 1 LOB: 1 BB: 0 P: 19	R: 4 H: 4 E: 1 K: 2 S: 19	H: 4 LOB: 1 BB: 0 P: 31	R: 0 H: 1 E: 0 K: 1 S: 7	H: 1 LOB: 1 BB: 0 P: 12		1B: 7 2B: 4 3B: 1 HR: 0	SF: 0 SAC: 1 DP: 2 HBP: 0	WP: 0 PB: 0 CS: 0	PA: 34
<b>PITCHER</b>	IP	WLS	BF	H	R	ER	SO	BB	IBB	HBP	BLK	WP	HR	S	P	ERA	WHIP				
Randy Johnson, L ERA: 4.35 31 Bobby Ayala, R ERA: 6.34 (1, 1) (8, 1)	7.0	L	30	10	7	2	5	10	0	0	0	0	0	64	101	2.57	1.429				



Batter	1	2	3	4	5	6	7	8	9	AB	R	H	RBI	BB	SO	LOB	TOP								
Joey Cora, S (1,4) OBP: 0.351, SLG: 0.380	1-2 G6-3	3-1 G4-3			0-1 G1-3			2-2 HR		4	1	1	1	0	0	1									
Alex Rodriguez, R (1,6) OBP: 0.355, SLG: 0.570	1-0 2B 1B		0-2 F8		0-0 5-3			2-2 F9		4	1	1	0	0	0	0									
Ken Griffey Jr., L (1,8) OBP: 0.396, SLG: 0.678	1-2 1B SF7 2B		3-3 K		1-3 K			2-3 K		4	1	1	0	0	3	0									
Edgar Martinez, R (1,10) OBP: 0.409, SLG: 0.539	0-2 1B SF7 2B		0-3 K		0-2 G5-3			2-2 P3		4	0	1	1	0	1	0									
David Segui, S (1,3) OBP: 0.386, SLG: 0.525	0-0 SF7			0-1 P6		2-1 G1-3		0-3 K		3	0	0	1	0	1	0									
Jay Buhner, R (1,9) OBP: 0.344, SLG: 0.398	3-2 2B 1B		3-2 G6-4-3 1B		2-2 L4-3			0-2 F8		4	0	2	0	0	0	0									
Russ Davis, R (1,5) OBP: 0.312, SLG: 0.470	3-3 K		1-2 G6-4-3		1-2 G5-3					3	0	0	0	0	1	3									
Shane Monahan, L (1,7) OBP: 0.326, SLG: 0.375		2-3 K		1-0 B1-3		2-3 K				3	0	0	0	0	2	0									
John Marzano, R (1,2) OBP: 0.328, SLG: 0.404		2-2 G4-3 HBP		1-0 HR				1-3 K		2	1	1	1	0	1	0									
<b>Inning Stats</b>	R: 2 E: 0 K: 1 S: 21	H: 4 LOB: 2 BB: 0 P: 30	R: 0 E: 0 K: 1 S: 7	H: 0 LOB: 0 BB: 0 P: 14	R: 0 E: 0 K: 2 S: 13	H: 0 LOB: 0 BB: 0 P: 16	R: 0 E: 0 K: 0 S: 10	H: 1 LOB: 0 BB: 0 P: 14	R: 1 E: 0 K: 0 S: 5	H: 1 LOB: 0 BB: 0 P: 7	R: 0 E: 0 K: 1 S: 9	H: 0 LOB: 0 BB: 0 P: 12	R: 0 E: 0 K: 1 S: 9	H: 0 LOB: 0 BB: 0 P: 14	R: 1 E: 0 K: 2 S: 15	H: 1 LOB: 0 BB: 0 P: 22	R: 0 E: 0 K: 1 S: 10	H: 0 LOB: 0 BB: 0 P: 12	1B: 4 2B: 1 3B: 0 HR: 2	SF: 1 SAC: 0 DP: 2 HBP: 1	WP: 0 PB: 0 SB: 0 CS: 0	PA: 33			
<b>PITCHER</b>	IP	WLS	BF	H	R	ER	SO	BB	IBB	HBP	BLK	WP	HR	S	P	ERA	WHIP								
35 Mike Mussina, R (1,1) ERA: 3.69	7.2	W	29	7	4	4	7	0	0	1	0	0	2	86	124	4.70	0.913								
Jesse Orosco, L (8,1) ERA: 2.7	0.1		1	0	0	0	1	0	0	0	0	0	0	3	5	0.00	0.000								
Armando Benitez, R (9,1) ERA: 3.61	1.0	S	3	0	0	0	1	0	0	0	0	0	0	10	12	0.00	0.000								

Seattle Mariners @ Baltimore Orioles  
 Oriole Park at Camden Yards, Baltimore, MD  
 Fri Jul 24, 1998, 7:05 PM EDT  
 Att: 48,184 - Cloudy - 89 F

AB 31  
 R 4  
 H 7  
 RBI 4  
 BB 0  
 SO 9  
 LOB 4



Batter	1	2	3	4	5	6	7	8	9	AB	R	H	RBI	BB	SO	LOB	BOTTOM								
Brady Anderson, L (1,8) OBP: 0.328, SLG: 0.388	0-0 F7	0-0 B1-3		2-3 K		0-0 FC4-6		4-0 G4-6-3 BB		4	0	0	0	1	1	3									
Jeff Reboulet, R (1,4) OBP: 0.352, SLG: 0.333	3-2 1B		2-3 K		0-0 HR	1-0 F9		2-2 G4-6-3		5	1	2	0	0	1	2									
Rafael Palmeiro, L (1,3) OBP: 0.391, SLG: 0.604	1-1 F9		2-0 HR		1-2 1B HR	4-2 BB 2B BB		3-3 K		4	3	2	3	1	1	1									
Eric Davis, R (1,10) OBP: 0.382, SLG: 0.578	0-2 F9		1-1 1B 2B		4-2 G4-6-3 BB	0-3 K				3	0	1	0	1	1	2									
B.J. Surhoff, L (1,7) OBP: 0.350, SLG: 0.488		3-1 G5-3 HR 2B	0-1 G6-4-3 1B		1-0 G4-6-3	0-1 BB 1B		1-2 2B 1B		4	2	3	0	0	0	1									
Cal Ripken Jr., R (1,5) OBP: 0.324, SLG: 0.362		0-1 G5-3	0-2 G6-4-3		1-1 1B	4-1 2B BB		1-2 2B BB		3	0	1	0	1	0	3									
Rich Becker, L (1,9) OBP: 0.343, SLG: 0.361		2-1 HR		0-2 SH5-3 1B		2-2 G1-3		1-2 2B		4	1	3	4	0	0	1									
23 Chris Hoiles, R (1,2) OBP: 0.341, SLG: 0.407		3-2 G1-3		0-0 SH5-3		2-3 K		3-2 P2		3	0	0	0	0	1	2									
Mike Bordick, R (1,6) OBP: 0.315, SLG: 0.376		1-2 1B		0-0 G1-3		0-1 FC4-6 1B		0-2 G1-6-3		4	0	2	0	0	0	3									
<b>Inning Stats</b>	R: 0 E: 0 K: 0 S: 10	H: 1 LOB: 1 BB: 0 P: 14	R: 2 E: 0 K: 0 S: 17	H: 3 LOB: 1 BB: 0 P: 26	R: 1 E: 0 K: 1 S: 11	H: 3 LOB: 1 BB: 0 P: 16	R: 0 E: 0 K: 1 S: 8	H: 1 LOB: 1 BB: 0 P: 10	R: 2 E: 0 K: 0 S: 15	H: 3 LOB: 1 BB: 1 P: 24	R: 0 E: 0 K: 1 S: 7	H: 1 LOB: 1 BB: 0 P: 10	R: 2 E: 0 K: 1 S: 21	H: 2 LOB: 2 BB: 2 P: 33	R: 0 E: 0 K: 1 S: 6	H: 0 LOB: 0 BB: 1 P: 15	1B: 8 2B: 3 3B: 0 HR: 3	SF: 0 SAC: 1 DP: 3 HBP: 0	WP: 0 PB: 0 SB: 0 CS: 0	PA: 39					
<b>PITCHER</b>	IP	WLS	BF	H	R	ER	SO	BB	IBB	HBP	BLK	WP	HR	S	P	ERA	WHIP								
26 Bill Swift, R (1,1) ERA: 5.97	4.0	L	22	10	5	5	2	1	0	0	0	0	0	22	33	7.71	1.714								
Paul Spoljaric, L (5,1) ERA: 5.74	2.1		10	3	2	2	2	1	0	0	0	0	0	12	20	0.00	3.000								
Heathcliff Slocumb, R (7,1) ERA: 7.45	0.2		4	1	0	0	0	1	0	0	0	0	0	6	15	0.00	1.000								
39 Greg McCarthy, L (8,1) ERA: 1.0	1.0		3	0	0	0	1	1	0	0	0	0	0	6	15	0.00	1.000								

Seattle Mariners @ Baltimore Orioles  
 Oriole Park at Camden Yards, Baltimore, MD  
 Fri Jul 24, 1998, 7:05 PM EDT  
 Att: 48,184 - Cloudy - 89 F

AB 34  
 R 7  
 H 14  
 RBI 7  
 BB 4  
 SO 5  
 LOB 18





Batter	1	2	3	4	5	6	7	8	9	AB	R	H	RBI	BB	SO	LOB	TOP					
<b>Joey Cora, S</b> (1, 4) <small>OBP: 0.350, SLG: 0.379</small> <b>Rich Amaral, R</b> (9, 4) <small>OBP: 0.336, SLG: 0.355</small>	F7		G3-1				B2-3			4	0	1	2	0	0	1	<b>Seattle Mariners @ Baltimore Orioles</b> Oriole Park at Camden Yards, Baltimore, MD Sat Jul 25 1998, 3:33 AM EDT Att: 48,365 - Cloudy - 88 F					
<b>Alex Rodriguez, R</b> (1, 6) <small>OBP: 0.382, SLG: 0.565</small>	G6-3		G4-3		L5		L4			4	0	0	0	0	0	2						
<b>Ken Griffey Jr., L</b> (1, 8) <small>OBP: 0.392, SLG: 0.672</small>	G6-3		F8		F8			F9		4	0	0	0	0	0	2						
<b>Edgar Martinez, R</b> (1, 10) <small>OBP: 0.415, SLG: 0.547</small>		1B				1B		FC3-6		4	2	4	0	0	0	0						
<b>David Segui, S</b> (1, 3) <small>OBP: 0.382, SLG: 0.519</small>	K		G3-1		F8		FC3-6			4	0	0	0	0	1	4						
<b>Jay Buhner, R</b> (1, 9) <small>OBP: 0.348, SLG: 0.400</small> <b>Rico Rossy, R</b> (8, 5) <small>OBP: 0.317, SLG: 0.370</small>			SF8					K		2	0	1	1	1	1	1						
<b>Russ Davis, R</b> (1, 5) <small>OBP: 0.312, SLG: 0.470</small> <b>Rob Ducey, L</b> (8, 9) <small>OBP: 0.324, SLG: 0.386</small>	G5-3				SF8				K	2	0	1	1	0	0	1						
<b>Joe Oliver, R</b> (1, 2) <small>OBP: 0.259, SLG: 0.358</small>			1B		L4			G1-3		4	2	2	0	0	0	1						
<b>Shane Monahan, L</b> (1, 7) <small>OBP: 0.326, SLG: 0.372</small>			G4-3		SH1-3		L8	G4-3		3	0	1	0	0	0	0						
<b>Inning Stats</b>	R: 0 E: 0 K: 0 S: 5	H: 0 LOB: 0 BB: 0 P: 8	R: 0 E: 0 K: 1 S: 13	H: 1 LOB: 1 BB: 1 P: 24	R: 1 E: 0 K: 0 S: 8	H: 2 LOB: 1 BB: 0 P: 13	R: 1 E: 0 K: 0 S: 8	H: 2 LOB: 1 BB: 0 P: 11	R: 1 E: 0 K: 0 S: 10	H: 2 LOB: 1 BB: 0 P: 14	R: 0 E: 0 K: 0 S: 4	H: 0 LOB: 0 BB: 0 P: 7	R: 0 E: 0 K: 1 S: 9	H: 1 LOB: 1 BB: 0 P: 15	R: 0 E: 0 K: 1 S: 7	H: 0 LOB: 0 BB: 0 P: 12		1B: 9 2B: 2 3B: 0 HR: 0	SF: 2 SAC: 1 DP: 1 HBP: 0	WP: 0 PB: 0 SB: 0 CS: 1	PA: 36	
<b>PITCHER</b>	IP WLS BF H R ER SO BB IBB HBP BLK WP HR S P ERA WHIP	IP WLS BF H R ER SO BB IBB HBP BLK WP HR S P ERA WHIP	IP WLS BF H R ER SO BB IBB HBP BLK WP HR S P ERA WHIP	IP WLS BF H R ER SO BB IBB HBP BLK WP HR S P ERA WHIP	IP WLS BF H R ER SO BB IBB HBP BLK WP HR S P ERA WHIP	IP WLS BF H R ER SO BB IBB HBP BLK WP HR S P ERA WHIP	IP WLS BF H R ER SO BB IBB HBP BLK WP HR S P ERA WHIP	IP WLS BF H R ER SO BB IBB HBP BLK WP HR S P ERA WHIP	IP WLS BF H R ER SO BB IBB HBP BLK WP HR S P ERA WHIP	IP WLS BF H R ER SO BB IBB HBP BLK WP HR S P ERA WHIP	IP WLS BF H R ER SO BB IBB HBP BLK WP HR S P ERA WHIP	IP WLS BF H R ER SO BB IBB HBP BLK WP HR S P ERA WHIP	IP WLS BF H R ER SO BB IBB HBP BLK WP HR S P ERA WHIP	IP WLS BF H R ER SO BB IBB HBP BLK WP HR S P ERA WHIP	IP WLS BF H R ER SO BB IBB HBP BLK WP HR S P ERA WHIP	IP WLS BF H R ER SO BB IBB HBP BLK WP HR S P ERA WHIP	IP WLS BF H R ER SO BB IBB HBP BLK WP HR S P ERA WHIP	IP WLS BF H R ER SO BB IBB HBP BLK WP HR S P ERA WHIP	IP WLS BF H R ER SO BB IBB HBP BLK WP HR S P ERA WHIP	IP WLS BF H R ER SO BB IBB HBP BLK WP HR S P ERA WHIP	IP WLS BF H R ER SO BB IBB HBP BLK WP HR S P ERA WHIP	IP WLS BF H R ER SO BB IBB HBP BLK WP HR S P ERA WHIP

AB	32
R	4
H	10
RBI	4
BB	1
SO	3
LOB	12



Batter	1	2	3	4	5	6	7	8	9	AB	R	H	RBI	BB	SO	LOB	BOTTOM					
<b>Jeffrey Hammonds, R</b> (1, 8) <small>OBP: 0.364, SLG: 0.432</small>	F6	K		K			G4-6-3	F8		5	0	1	0	0	2	3	<b>Seattle Mariners @ Baltimore Orioles</b> Oriole Park at Camden Yards, Baltimore, MD Sat Jul 25 1998, 3:33 AM EDT Att: 48,365 - Cloudy - 88 F					
<b>Jeff Reboulet, R</b> (1, 4) <small>OBP: 0.337, SLG: 0.317</small> <b>Rich Becker, L</b> (9, FH) <small>OBP: 0.341, SLG: 0.359</small>	K		L8		F8		G4-6-3		P6	4	0	0	0	0	1	1						
<b>Rafael Palmeiro, L</b> (1, 3) <small>OBP: 0.395, SLG: 0.608</small>	1B		HR				BB	BB	P6	4	1	3	0	1	0	0						
<b>Eric Davis, R</b> (1, 10) <small>OBP: 0.386, SLG: 0.589</small>	1B		HR		K		BB		K	5	1	3	2	0	2	1						
<b>Cal Ripken Jr., R</b> (1, 5) <small>OBP: 0.328, SLG: 0.365</small>	G5-3		2B							2	0	1	0	2	0	2						
<b>B.J. Surhoff, L</b> (1, 7) <small>OBP: 0.347, SLG: 0.483</small>	F8		P5		L9		K			4	0	0	0	0	1	6						
<b>Lyle Mouton, R</b> (1, 9) <small>OBP: 0.250, SLG: 0.250</small>	1B		F9			G5-3		F9		4	0	1	0	0	0	1						
<b>Lenny Webster, R</b> (1, 2) <small>OBP: 0.311, SLG: 0.478</small>	K		G6-3		F9		G4-3			4	0	0	0	0	1	1						
<b>Mike Bordick, R</b> (1, 6) <small>OBP: 0.317, SLG: 0.385</small>	1B		G6-3		K			3B		4	0	2	0	0	1	0						
<b>Inning Stats</b>	R: 0 E: 0 K: 1 S: 12	H: 2 LOB: 2 BB: 0 P: 23	R: 0 E: 0 K: 2 S: 11	H: 2 LOB: 2 BB: 0 P: 16	R: 2 E: 0 K: 0 S: 10	H: 3 LOB: 1 BB: 0 P: 16	R: 0 E: 0 K: 1 S: 8	H: 0 LOB: 0 BB: 0 P: 12	R: 0 E: 0 K: 1 S: 10	H: 1 LOB: 2 BB: 1 P: 18	R: 0 E: 0 K: 1 S: 7	H: 0 LOB: 0 BB: 0 P: 13	R: 0 E: 0 K: 1 S: 14	H: 2 LOB: 3 BB: 2 P: 24	R: 0 E: 0 K: 0 S: 8	H: 1 LOB: 1 BB: 0 P: 14		R: 0 E: 0 K: 1 S: 7	H: 0 LOB: 0 BB: 0 P: 8	1B: 7 2B: 2 3B: 1 HR: 1	SF: 0 SAC: 0 DP: 1 HBP: 0	WP: 0 PB: 0 SB: 0 CS: 0
<b>PITCHER</b>	IP WLS BF H R ER SO BB IBB HBP BLK WP HR S P ERA WHIP	IP WLS BF H R ER SO BB IBB HBP BLK WP HR S P ERA WHIP	IP WLS BF H R ER SO BB IBB HBP BLK WP HR S P ERA WHIP	IP WLS BF H R ER SO BB IBB HBP BLK WP HR S P ERA WHIP	IP WLS BF H R ER SO BB IBB HBP BLK WP HR S P ERA WHIP	IP WLS BF H R ER SO BB IBB HBP BLK WP HR S P ERA WHIP	IP WLS BF H R ER SO BB IBB HBP BLK WP HR S P ERA WHIP	IP WLS BF H R ER SO BB IBB HBP BLK WP HR S P ERA WHIP	IP WLS BF H R ER SO BB IBB HBP BLK WP HR S P ERA WHIP	IP WLS BF H R ER SO BB IBB HBP BLK WP HR S P ERA WHIP	IP WLS BF H R ER SO BB IBB HBP BLK WP HR S P ERA WHIP	IP WLS BF H R ER SO BB IBB HBP BLK WP HR S P ERA WHIP	IP WLS BF H R ER SO BB IBB HBP BLK WP HR S P ERA WHIP	IP WLS BF H R ER SO BB IBB HBP BLK WP HR S P ERA WHIP	IP WLS BF H R ER SO BB IBB HBP BLK WP HR S P ERA WHIP	IP WLS BF H R ER SO BB IBB HBP BLK WP HR S P ERA WHIP	IP WLS BF H R ER SO BB IBB HBP BLK WP HR S P ERA WHIP	IP WLS BF H R ER SO BB IBB HBP BLK WP HR S P ERA WHIP	IP WLS BF H R ER SO BB IBB HBP BLK WP HR S P ERA WHIP	IP WLS BF H R ER SO BB IBB HBP BLK WP HR S P ERA WHIP	IP WLS BF H R ER SO BB IBB HBP BLK WP HR S P ERA WHIP	IP WLS BF H R ER SO BB IBB HBP BLK WP HR S P ERA WHIP





Batter	1	2	3	4	5	6	7	8	9	AB	R	H	RBI	BB	SO	LOB	TOP								
Joey Cora, S OBP: 0.350, SLG: 0.377 (1, 4)	G4-3		G4-3	F9		F9	P5			5	0	1	0	1	0	2									
Alex Rodriguez, R OBP: 0.350, SLG: 0.562 (1, 6)	G6-3		E6 1B	FC6-4		F9		G4-3 1B	K	6	2	1	0	0	1	4									
Ken Griffey Jr., L OBP: 0.397, SLG: 0.671 (1, 8)										2	3	1	0	3	0	1									
Edgar Martinez, R OBP: 0.417, SLG: 0.545 (1, 10)	F9		2B 1B			1B 2B	1B 2B	G4-3		3	3	1	2	2	0	2									
David Segui, S OBP: 0.397, SLG: 0.526 (1, 3)		L8	2B			2B 1B	2B 1B			5	1	4	2	0	0	0									
Jay Buhner, R OBP: 0.350, SLG: 0.415 Rob Ducey, L OBP: 0.324, SLG: 0.386 (1, 9) (9, 9)	G4-3		2B			1B	2B	G6-3		5	0	2	3	0	1	4									
Shane Monahan, L OBP: 0.314, SLG: 0.375 (1, 7)	G6-3		G6-3			2B	F8		L6	5	0	1	2	0	0	3									
Rico Rossy, R OBP: 0.292, SLG: 0.339 (1, 5)			G6-3	G6-3	G5-3		F8		E6 BB	5	0	0	0	0	0	2									
John Marzano, R OBP: 0.333, SLG: 0.419 (1, 2)			G4-3 E 2B	FC6-4 1B	K		P5		F9	5	1	2	0	0	1	3									
<b>Inning Stats</b>	R: 0 E: 0 K: 0 S: 3	H: 0 LOB: 1 BB: 1 P: 7	R: 0 E: 0 K: 0 S: 4	H: 0 LOB: 0 BB: 0 P: 7	R: 5 E: 1 K: 0 S: 18	H: 4 LOB: 1 BB: 1 P: 33	R: 0 E: 0 K: 0 S: 10	H: 1 LOB: 1 BB: 0 P: 15	R: 2 E: 0 K: 2 S: 19	H: 3 LOB: 2 BB: 1 P: 28	R: 2 E: 0 K: 0 S: 16	H: 3 LOB: 2 BB: 2 P: 27	R: 0 E: 0 K: 0 S: 10	H: 0 LOB: 0 BB: 0 P: 12	R: 1 E: 0 K: 0 S: 13	H: 2 LOB: 1 BB: 0 P: 22	R: 0 E: 1 K: 1 S: 8	H: 0 LOB: 2 BB: 1 P: 13	1B: 7 2B: 6 3B: 0 HR: 0	SF: 0 SAC: 0 DP: 0 HBP: 0	WP: 0 PB: 0 SB: 5 CS: 1	PA: 47			
<b>PITCHER</b>	IP	WLS	BF	H	R	ER	SO	BB	IBB	HBP	BLK	WP	HR	S	P	ERA	WHIP								
Scott Erickson, R ERA: 3.82 (1, 1)	5.0	L	27	8	7	2	2	3	0	0	0	0	0	54	90	3.60	2.200								
Nerio Rodriguez, R ERA: 8.05 (6, 1)	3.0		15	5	3	3	0	2	0	0	0	0	0	39	61	9.00	2.333								
Norm Charlton, L ERA: 6.94 (9, 1)	1.0		5	0	0	0	1	1	0	0	0	0	0	8	13	0.00	1.000								

Seattle Mariners @ Baltimore Orioles  
Oriole Park at Camden Yards, Baltimore, MD

Sun Jul 26 1998, 3:33 AM EDT  
Att: 48,199 - Cloudy - 79 F

AB 41  
R 10  
H 13  
RBI 9  
BB 6  
SO 3  
LOB 21



Batter	1	2	3	4	5	6	7	8	9	AB	R	H	RBI	BB	SO	LOB	BOTTOM								
Brady Anderson, L OBP: 0.327, SLG: 0.385 (1, 8)	SH1-3 HBP		K		F9		F8			3	0	0	0	0	1	0									
Jeff Reboulet, R OBP: 0.337, SLG: 0.329 (1, 6)	SH1-3		G4-3 1B		G1-3		G3-1			3	1	1	0	0	0	0									
Rafael Palmeiro, L OBP: 0.392, SLG: 0.601 (1, 3)	L3		G4-3		G4-3			F7		4	0	0	0	0	0	2									
Eric Davis, R OBP: 0.384, SLG: 0.584 (1, 10)	F8		HR 1B			P3		K		4	1	1	1	0	1	1									
B.J. Surhoff, L OBP: 0.348, SLG: 0.491 (1, 7)		F8	HR			2B WP 1B		G3		4	2	2	2	0	0	0									
Cal Ripken Jr., R OBP: 0.329, SLG: 0.369 (1, 5)			G5-3			WP 2B		F7		4	0	2	0	0	0	0									
Lenny Webster, R OBP: 0.305, SLG: 0.468 (1, 2)		E1 FC5-4		G6-3		K		G5-3		4	0	0	0	0	1	3									
Jeffrey Hammonds, R OBP: 0.360, SLG: 0.427 Lyle Mouton, R OBP: 0.167, SLG: 0.167 (1, 9) (6, PH) (7, 9)		F9		K		K		G6-3		2	0	0	0	0	1	2									
P.J. Forbes, R (1, 4)		FC5-4		G3-1			G4-3			3	0	0	0	0	0	2									
<b>Inning Stats</b>	R: 0 E: 0 K: 0 S: 3	H: 0 LOB: 1 BB: 0 P: 4	R: 0 E: 1 K: 0 S: 12	H: 1 LOB: 2 BB: 0 P: 16	R: 3 E: 0 K: 1 S: 16	H: 3 LOB: 0 BB: 0 P: 27	R: 0 E: 0 K: 1 S: 5	H: 0 LOB: 0 BB: 0 P: 7	R: 0 E: 0 K: 2 S: 12	H: 2 LOB: 1 BB: 0 P: 17	R: 0 E: 0 K: 0 S: 7	H: 0 LOB: 0 BB: 0 P: 11	R: 0 E: 0 K: 1 S: 8	H: 0 LOB: 0 BB: 0 P: 12	R: 0 E: 0 K: 0 S: 6	H: 0 LOB: 0 BB: 0 P: 8	1B: 3 2B: 2 3B: 0 HR: 1	SF: 0 SAC: 1 DP: 0 HBP: 1	WP: 1 PB: 0 SB: 0 CS: 0	PA: 35					
<b>PITCHER</b>	IP	WLS	BF	H	R	ER	SO	BB	IBB	HBP	BLK	WP	HR	S	P	ERA	WHIP								
Jamie Moyer, L ERA: 3.5 (1, 1)	7.0	W	29	6	4	4	4	0	0	1	0	0	0	8	12	0.00	0.857								
39 Greg McCarthy, L ERA: 0.9 (8, 1)	1.0		3	0	0	0	1	0	0	0	0	0	0	8	12	0.00	0.000								
31 Bobby Ayala, R ERA: 6.22 (9, 1)	1.0		3	0	0	0	0	0	0	0	0	0	0	6	8	0.00	0.000								

Seattle Mariners @ Baltimore Orioles  
Oriole Park at Camden Yards, Baltimore, MD

Sun Jul 26 1998, 3:33 AM EDT  
Att: 48,199 - Cloudy - 79 F

AB 33  
R 4  
H 6  
RBI 3  
BB 0  
SO 5  
LOB 11









Batter	1	2	3	4	5	6	7	8	9	AB	R	H	RBI	BB	SO	LOB	TOP										
<b>Kenny Lofton, L</b> OBP: 0.367, SLG: 0.411	4-0 1B BB	0-2 1B		0-0 E5 1B	1-2 G1-3		0-3 K			4	1	2	0	1	1	1											
<b>Omar Vizquel, S</b> OBP: 0.354, SLG: 0.357	1-2 1B 2B	2-2 F9 1B		3-2 F8		0-2 BB 1B		0-2 G5-3		5	1	2	0	0	0	2											
<b>David Justice, L</b> OBP: 0.359, SLG: 0.475	3-2 1B		2-1 1B	1-0 2B		2-3 K		0-3 K		5	1	3	0	0	2	1											
<b>Jim Thome, L</b> OBP: 0.423, SLG: 0.641	0-0 2B		0-3 K	4-2 2B BB		2-3 K		1-0 HR		4	2	2	2	1	2	2											
<b>Manny Ramirez, R</b> OBP: 0.366, SLG: 0.550	4-2 BB		0-3 K	1-1 F9		4-0 BB		3-2 G5-3		3	0	0	0	2	1	3											
<b>Brian Giles, L</b> OBP: 0.410, SLG: 0.512	2-1 P6		1-1 F7	1-1 2B		1-2 K			4-1 FC1-6 BB	4	0	1	2	1	1	5											
<b>Travis Fryman, R</b> OBP: 0.336, SLG: 0.520		0-1 G1-3						3-2 F8 2B		4	1	1	0	1	0	2											
<b>Sandy Alomar Jr., R</b> OBP: 0.300, SLG: 0.389	4-1 1B BB		1-2 1B 2B	2-2 F7		1-2 F8		0-1 G1-3		4	1	1	0	1	0	2											
<b>Jeff Branson, L</b> OBP: 0.232, SLG: 0.299	0-0 P8		2-2 E 1B	3-2 F8		3-2 G3		0-1 G3-1		5	1	1	2	0	0	3											
<b>Inning Stats</b>	R: 1 E: 0 K: 0 S: 12	H: 3 LOB: 2 BB: 2 P: 26	R: 0 E: 0 K: 0 S: 11	H: 1 LOB: 2 BB: 1 P: 17	R: 0 E: 0 K: 2 S: 11	H: 1 LOB: 1 BB: 0 P: 14	R: 6 E: 1 K: 0 S: 25	H: 5 LOB: 1 BB: 2 P: 42	R: 0 E: 0 K: 0 S: 12	H: 1 LOB: 0 BB: 0 P: 18	R: 0 E: 0 K: 3 S: 14	H: 1 LOB: 1 BB: 1 P: 23	R: 0 E: 0 K: 1 S: 13	H: 1 LOB: 0 BB: 0 P: 20	R: 1 E: 0 K: 1 S: 12	H: 1 LOB: 0 BB: 1 P: 16	R: 0 E: 0 K: 0 S: 7	H: 0 LOB: 1 BB: 1 P: 11	1B: 7 2B: 5 3B: 0 HR: 1	SF: 0 SAC: 0 DP: 0 HBP: 0	WP: 0 PB: 0 SB: 1 CS: 0	PA: 45					
<b>PITCHER</b>	IP	WLS	BF	H	R	ER	SO	BB	IBB	HBP	BLK	WP	HR	S	P	ERA	WHIP										
27 Ken Cloude, R ERA: 6.14	3.1		21	9	6	6	2	4	0	0	0	0	0	50	84	16.20	3.900										
Paul Spoljaric, L ERA: 5.64	2.1		10	2	1	1	2	1	0	0	0	0	0	31	47	3.86	1.286										
Heathcliff Slocumb, R ERA: 7.26	1.0		5	1	0	0	1	1	0	0	0	0	0	14	26	0.00	2.000										
39 Greg McCarthy, L ERA: 1.59	1.1	L	6	1	1	1	2	1	0	0	0	0	1	16	24	6.75	1.500										
Mike Timlin, R ERA: 3.14	1.0		3	0	0	0	0	0	0	0	0	0	0	6	6	0.00	0.000										
<b>Batter</b>	<b>1</b>	<b>2</b>	<b>3</b>	<b>4</b>	<b>5</b>	<b>6</b>	<b>7</b>	<b>8</b>	<b>9</b>	<b>AB</b>	<b>R</b>	<b>H</b>	<b>RBI</b>	<b>BB</b>	<b>SO</b>	<b>LOB</b>	<b>BOTTOM</b>										
<b>Joey Cora, S</b> OBP: 0.352, SLG: 0.377	4-1 FC6-4 BB		1-0 2B 1B	1-2 1B	3-2 P4			1-2 G6-3		4	1	2	0	1	0	2											
<b>Alex Rodriguez, R</b> OBP: 0.345, SLG: 0.553	1-0 FC6-4 1-2		2-1 2B FC3-2 2H	1-2 FC5-4 WP		0-2 F9		0-1 P1		5	0	1	1	0	0	2											
<b>Ken Griffey Jr., L</b> OBP: 0.393, SLG: 0.663	1-1 F9		1-1 FC3-2 2B	2-3 K		3-3 K		2-2 P4		5	1	1	1	0	2	2											
<b>Edgar Martinez, R</b> OBP: 0.420, SLG: 0.542	2-1 FC6-4 1-2		4-0 1B FC3-2 BB		4-1 1B HR BB		2-3 K		2-3 K	3	2	0	0	2	2	1											
<b>David Segui, S</b> OBP: 0.390, SLG: 0.527		1-1 F8	0-1 FC3-2 1B 1B	1-2 HR 1B		3-3 K				4	1	1	0	0	1	3											
<b>Jay Buhner, R</b> OBP: 0.357, SLG: 0.441		3-1 1B	1-0 1B	3-1 1B		1-0 F7				4	1	3	4	0	0	0											
<b>Russ Davis, R</b> OBP: 0.314, SLG: 0.468	1-0 F7		1-2 2-3 3H	1-0 G5-4-3 1B		2-1 HR		3-3 K		4	0	2	1	0	1	1											
<b>Joe Oliver, R</b> OBP: 0.260, SLG: 0.354	1-0 P4		1-0 G5-4-3		4-1 1B			4-2 FC4-6 BB		2	0	0	0	1	0	4											
<b>Rob Ducey, L</b> OBP: 0.326, SLG: 0.383			1-2 1B							0	0	0	0	1	0	0											
<b>John Marzano, R</b> OBP: 0.333, SLG: 0.415			1-2 1B							0	0	0	0	0	0	0											
<b>Shane Monahan, L</b> OBP: 0.293, SLG: 0.345			1-1 1B 1B	1-3 K	2-2 F7			2-2 FC4-6 CS		4	1	1	0	0	1	2											
<b>Inning Stats</b>	R: 0 E: 0 K: 0 S: 6	H: 0 LOB: 1 BB: 1 P: 14	R: 0 E: 0 K: 0 S: 6	H: 1 LOB: 0 BB: 0 P: 12	R: 4 E: 0 K: 0 S: 12	H: 6 LOB: 2 BB: 1 P: 23	R: 0 E: 0 K: 2 S: 14	H: 1 LOB: 1 BB: 0 P: 19	R: 3 E: 0 K: 0 S: 19	H: 3 LOB: 1 BB: 2 P: 39	R: 0 E: 0 K: 2 S: 10	H: 0 LOB: 0 BB: 0 P: 15	R: 0 E: 0 K: 2 S: 10	H: 0 LOB: 0 BB: 0 P: 17	R: 0 E: 0 K: 0 S: 9	H: 0 LOB: 0 BB: 1 P: 18	R: 0 E: 0 K: 1 S: 8	H: 0 LOB: 0 BB: 0 P: 12	1B: 9 2B: 1 3B: 0 HR: 1	SF: 0 SAC: 0 DP: 1 HBP: 0	WP: 1 PB: 0 SB: 0 CS: 2	PA: 40					
<b>PITCHER</b>	IP	WLS	BF	H	R	ER	SO	BB	IBB	HBP	BLK	WP	HR	S	P	ERA	WHIP										
Jaret Wright, R ERA: 4.55	4.0		25	11	7	7	2	3	0	0	0	0	0	29	49	0.00	0.333										
Chad Ogea, R ERA: 5.69	3.0	W	9	0	0	0	4	1	0	0	0	0	0	9	18	0.00	1.000										
Paul Shuey, R ERA: 1.61	1.0		3	0	0	0	0	1	0	0	0	0	0	8	12	0.00	0.000										
Michael Jackson, R ERA: 1.69	1.0	S	3	0	0	0	1	0	0	0	0	0	0	8	12	0.00	0.000										

Cleveland Indians @ Seattle Mariners  
The Kingdome, Seattle, WA  
Wed Jul 29 1998, 10:05 PM EDT  
Att: 25,953 - Dome - 72 F

AB 38  
R 8  
H 13  
RBI 6  
BB 7  
SO 7  
LOB 21



Cleveland Indians @ Seattle Mariners  
The Kingdome, Seattle, WA  
Wed Jul 29 1998, 10:05 PM EDT  
Att: 25,953 - Dome - 72 F

AB 35  
R 7  
H 11  
RBI 7  
BB 5  
SO 7  
LOB 17










Batter	1	2	3	4	5	6	7	8	9	AB	R	H	RBI	BB	SO	LOB	TOP					
Chuck Knoblauch, R (1,4) OBP: 0.361, SLG: 0.376	1-2 G4-3 2B 1B	2-3 K			2-2 G5-3		2-1 G4-3		0-0 L7	5	0	1	0	0	1	3						
2 Derek Jeter, R (1,6) OBP: 0.373, SLG: 0.482	0-0 G4-3 1B		0-2 F7		3-2 G4-3		0-1 G5-3		3-2 G5-3	5	0	1	0	0	0	1						
Tim Lincecum, S (1,10) OBP: 0.383, SLG: 0.377	0-0 G4-3		2-3 K		4-1 1B 1B		1-0 WP 2B		4-1 BB	3	1	1	0	2	1	2						
Bernie Williams, S (1,8) OBP: 0.446, SLG: 0.593	3-3 K		1-3 K		0-0 1B 1B		3-3 K		1-0 F7	5	0	1	0	0	3	4						
Chad Curtis, R (1,7) OBP: 0.369, SLG: 0.385		3-1 2B 2B		1-2 K	1-1 1B		1-2 F9			4	1	2	1	0	1	0						
20 Jorge Posada, S (1,2) OBP: 0.371, SLG: 0.514		0-3 K2-3		0-2 HR	1-3 K		0-0 HR			4	2	2	2	0	2	3						
Shane Spencer, R (1,9) OBP: 0.267, SLG: 0.308		2-0 2B		1-1 1B		0-0 F8		3-0 G5-3		4	0	2	1	0	0	0						
Scott Brosius, R (1,5) OBP: 0.368, SLG: 0.435		4-2 BB		1-1 HR		1-2 L9		2-0 F9		3	1	1	1	1	0	0						
Luis Sojo, R (1,3) OBP: 0.215, SLG: 0.200		1-1 F9		1-0 P6		0-0 P2		1-1 1B		4	0	1	0	0	0	2						
<b>Inning Stats</b>	R: 0 E: 0 K: 1 S: 9	H: 2 LOB: 1 BB: 0 P: 13	R: 1 E: 0 K: 2 S: 15	H: 2 LOB: 2 BB: 1 P: 27	R: 0 E: 0 K: 2 S: 9	H: 0 LOB: 0 BB: 0 P: 12	R: 2 E: 0 K: 1 S: 11	H: 3 LOB: 0 BB: 0 P: 15	R: 1 E: 0 K: 0 S: 14	H: 2 LOB: 2 BB: 1 P: 25	R: 0 E: 0 K: 0 S: 5	H: 0 LOB: 0 BB: 0 P: 6	R: 0 E: 0 K: 1 S: 8	H: 1 LOB: 1 BB: 0 P: 14	R: 1 E: 0 K: 0 S: 6	H: 1 LOB: 2 BB: 1 P: 12	R: 0 E: 0 K: 0 S: 8	H: 1 LOB: 2 BB: 1 P: 17	1B: 6 2B: 3 3B: 0 HR: 3	SF: 0 SAC: 0 DP: 1 HBP: 0	WP: 1 PB: 0 CS: 1	PA: 40
<b>PITCHER</b> Jeff Fassero, L (1,1) ERA: 3.84	IP: 9.0 WLS: L BF: 40	H: 12 R: 5 ER: 5 SO: 8	BB: 3 IBB: 0 HBP: 0 BLK: 0	WP: 1 HR: 3 S: 85 P: 141	ERA: 5.00 WHIP: 1.667	<b>PITCHER</b>										IP: 9.0 WLS: L BF: 40	H: 12 R: 5 ER: 5 SO: 8	BB: 3 IBB: 0 HBP: 0 BLK: 0	WP: 1 HR: 3 S: 85 P: 141	ERA: 5.00 WHIP: 1.667		

New York Yankees @ Seattle Mariners  
The Kingdome, Seattle, WA  
Fri Jul 31 1998, 10:05 PM EDT  
Att: 43,837 - Dome - 72 F

AB 37  
R 5  
H 12  
RBI 5  
BB 3  
SO 8  
LOB 15



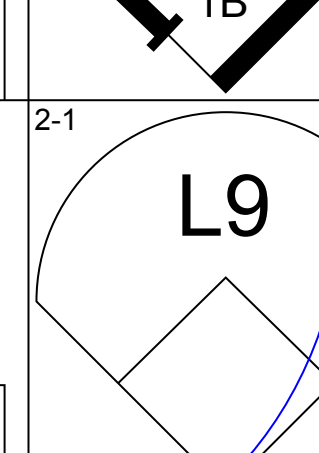
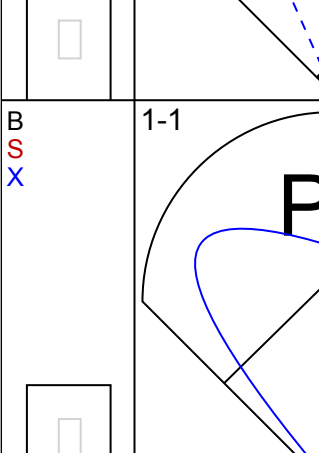


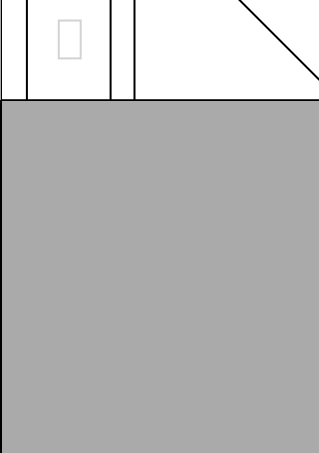
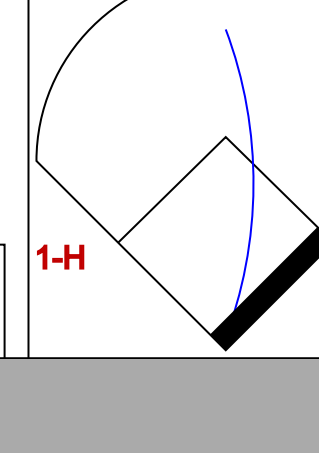
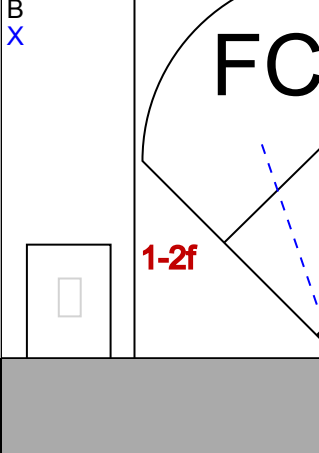
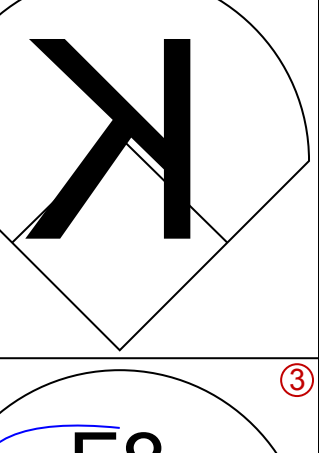




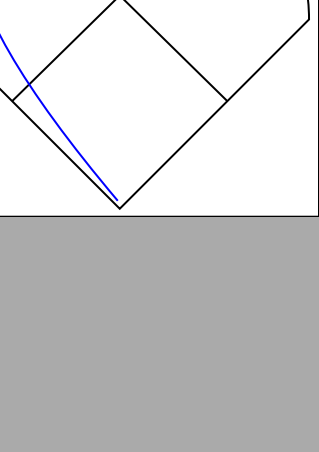
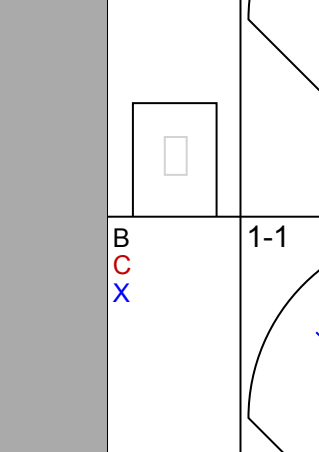



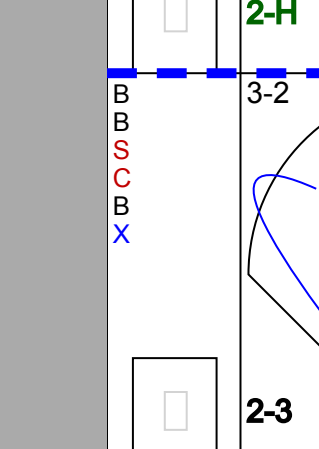
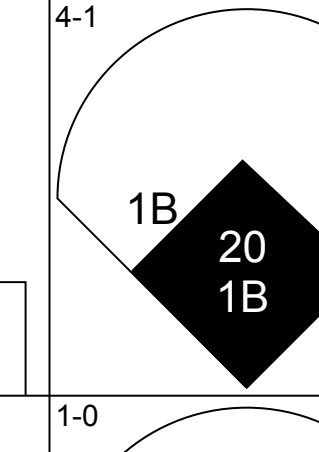
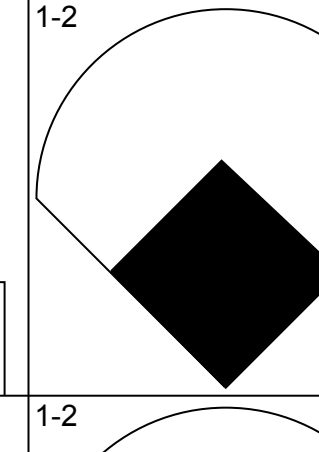
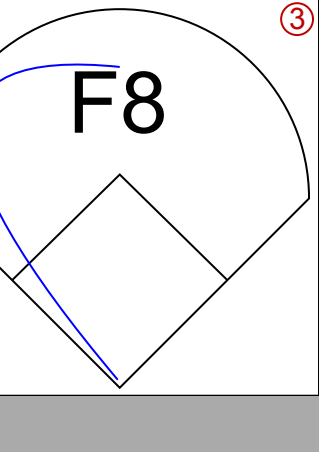
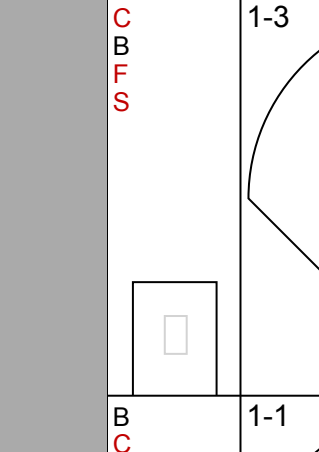


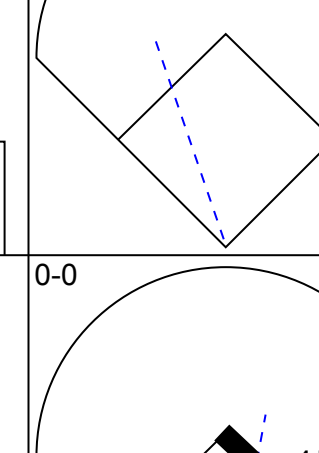
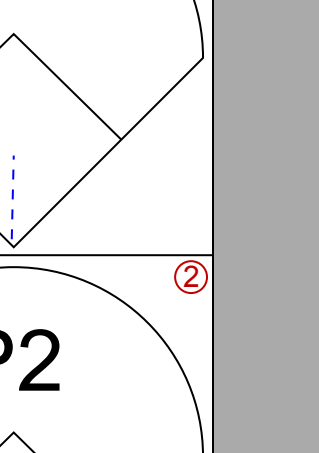
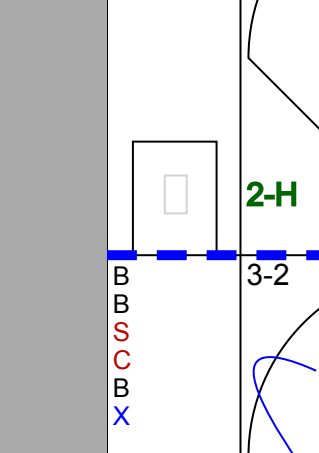
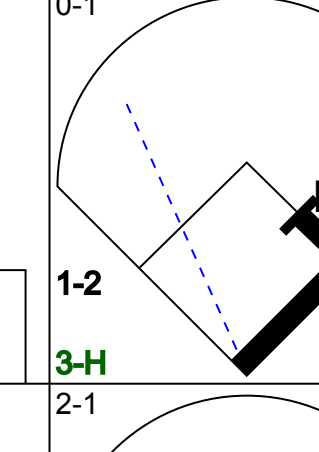
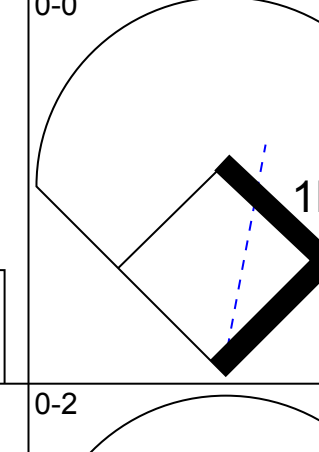

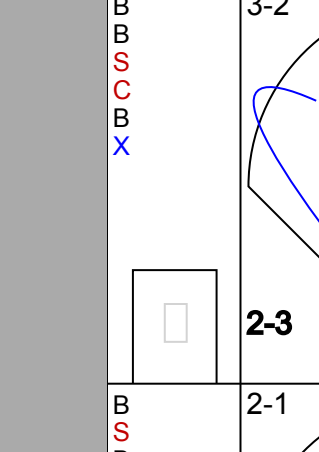
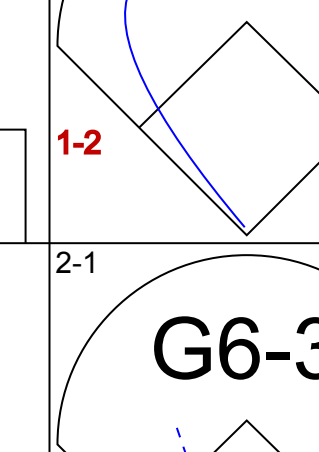
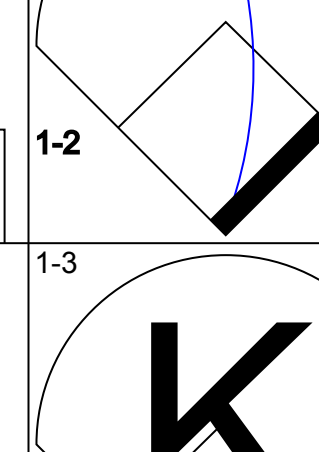

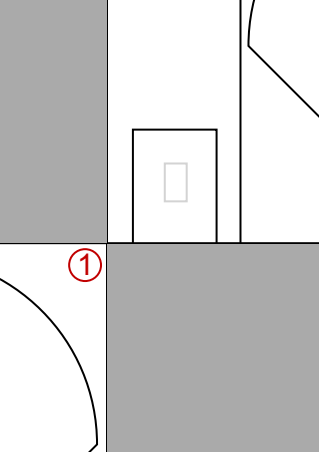
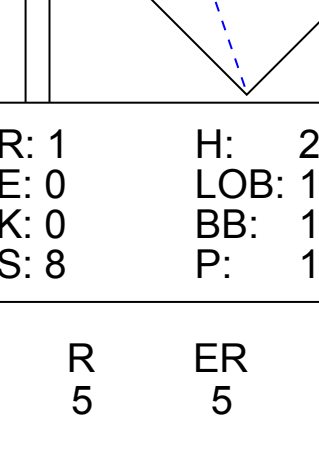
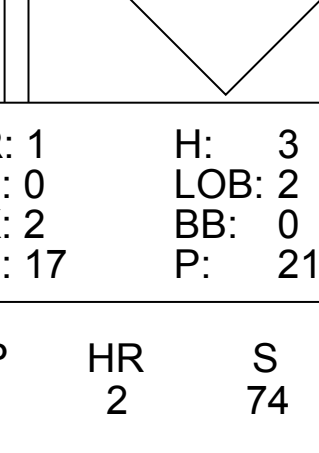
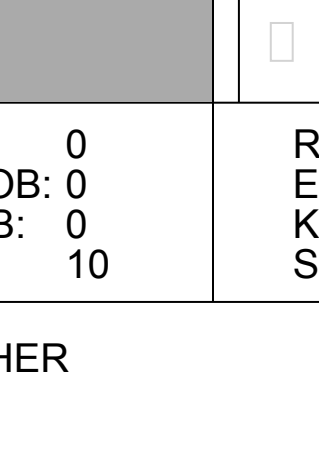
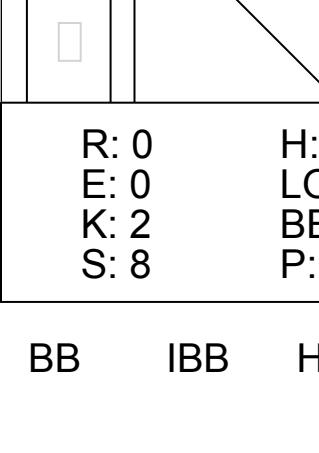
Batter	1	2	3	4	5	6	7	8	9	AB	R	H	RBI	BB	SO	LOB	BOTTOM						
Joey Cora, S (1,4) OBP: 0.353, SLG: 0.378	1-1 L6		1-1 L7			0-1 2B		4-0 BB		3	0	1	0	1	0	0							
Alex Rodriguez, R (1,6) OBP: 0.346, SLG: 0.554	2-0 G6-3		3-1 HR		1-2 F7		0-1 L5		0-1 L5	4	1	1	1	0	0	3							
Ken Griffey Jr., L (1,8) OBP: 0.389, SLG: 0.656	2-3 K		0-0 G3-1		0-2 F8		2-3 K		2-3 K	4	0	0	0	0	2	3							
Edgar Martinez, R (1,10) OBP: 0.421, SLG: 0.553		1-0 L7		2-0 F8		2-0 HR		2-1 F9		4	1	1	1	0	0	2							
David Segui, S (1,3) OBP: 0.392, SLG: 0.536		1-2 G4-3		2-2 G3-1		0-0 HR		1-1 G3		4	1	1	1	0	0	0							
Jay Buhner, R (1,9) OBP: 0.356, SLG: 0.433		1-2 2B		4-1 BB		1-3 K		1-1 F9		3	0	1	0	1	1	0							
Russ Davis, R (1,5) OBP: 0.307, SLG: 0.457		2-3 K		1-0 G6-4-3		2-2 G3		1-3 K		4	0	0	0	0	2	2							
Joe Oliver, R (1,2) OBP: 0.251, SLG: 0.341			0-3 K		1-1 G5-3		2-3 K			3	0	0	0	0	2	0							
Shane Monahan, L (1,7) OBP: 0.292, SLG: 0.328			2-3 K		1-1 B1		0-0 BB		1-1 BB	3	0	1	0	0	1	0							
<b>Inning Stats</b>	R: 0 E: 0 K: 1 S: 6	H: 0 LOB: 0 BB: 0 P: 11	R: 0 E: 0 K: 1 S: 11	H: 1 LOB: 0 BB: 0 P: 16	R: 0 E: 0 K: 2 S: 9	H: 0 LOB: 0 BB: 0 P: 12	R: 1 E: 0 K: 0 S: 8	H: 1 LOB: 0 BB: 0 P: 15	R: 0 E: 0 K: 0 S: 4	H: 0 LOB: 0 BB: 1 P: 10	R: 0 E: 0 K: 0 S: 10	H: 1 LOB: 1 BB: 0 P: 12	R: 2 E: 0 K: 2 S: 11	H: 2 LOB: 0 BB: 0 P: 18	R: 0 E: 0 K: 1 S: 8	H: 1 LOB: 2 BB: 1 P: 16	R: 0 E: 0 K: 1 S: 7	H: 0 LOB: 0 BB: 0 P: 10	1B: 1 2B: 2 3B: 0 HR: 3	SF: 0 SAC: 0 DP: 1 HBP: 0	WP: 0 PB: 0 CS: 0	PA: 34	
<b>PITCHER</b> Hideki Irabu, R (1,1) ERA: 3.23 Mike Stanton, L (8,1) ERA: 5.59 42 Mariano Rivera, R (9,1) ERA: 1.31	IP: 7.0 WLS: W BF: 27	H: 6 R: 3 ER: 3 SO: 6	BB: 1 IBB: 0 HBP: 0 BLK: 0	WP: 0 HR: 3 S: 60 P: 95	ERA: 3.86 WHIP: 1.000	<b>PITCHER</b>										IP: 1.0 WLS: S BF: 3	H: 0 R: 0 ER: 0 SO: 1	BB: 1 IBB: 0 HBP: 0 BLK: 0	WP: 0 HR: 0 S: 7 P: 10	1B: 1 2B: 2 3B: 0 HR: 3	SF: 0 SAC: 0 DP: 1 HBP: 0	WP: 0 PB: 0 CS: 0	PA: 34

New York Yankees @ Seattle Mariners  
The Kingdome, Seattle, WA  
Fri Jul 31 1998, 10:05 PM EDT  
Att: 43,837 - Dome - 72 F

AB 32  
R 3  
H 6  
RBI 3  
BB 2  
SO 8  
LOB 10



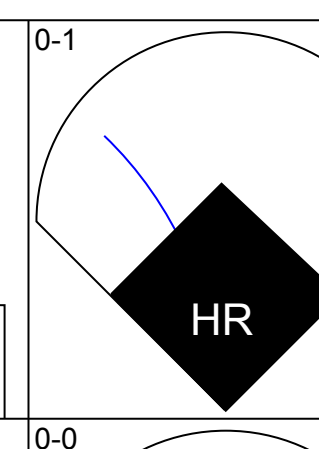
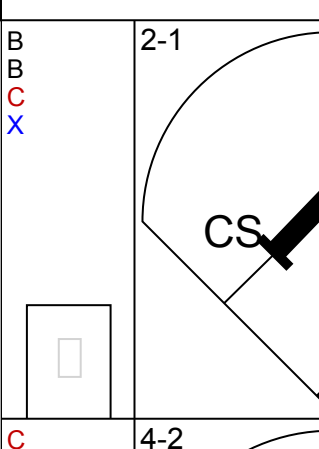
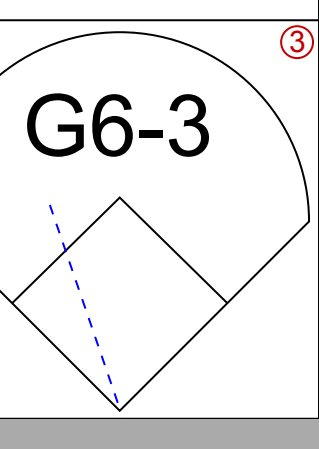
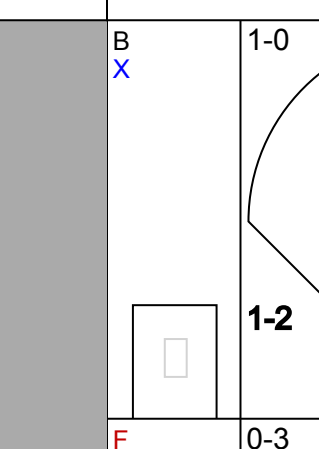
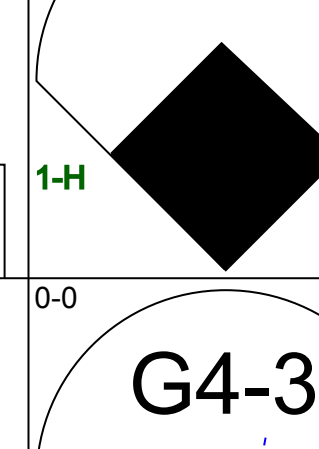
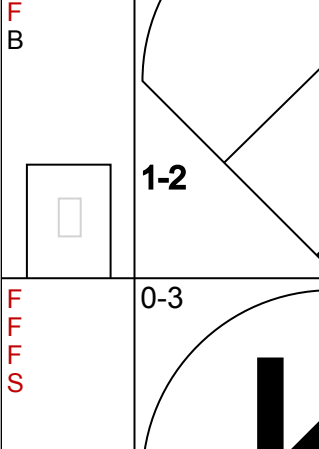

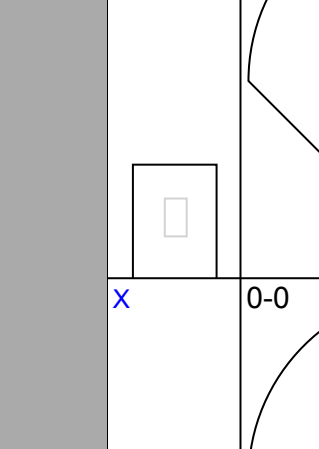
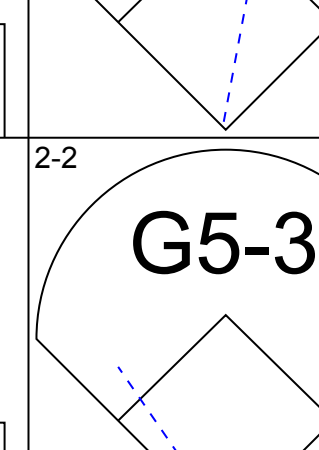
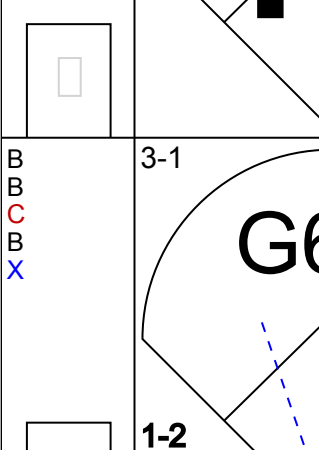

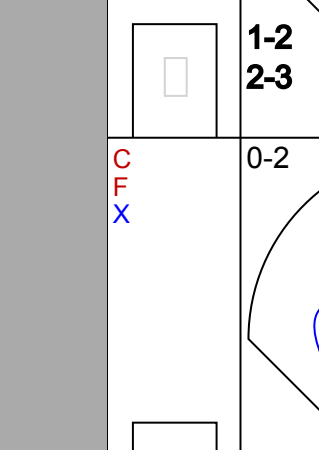
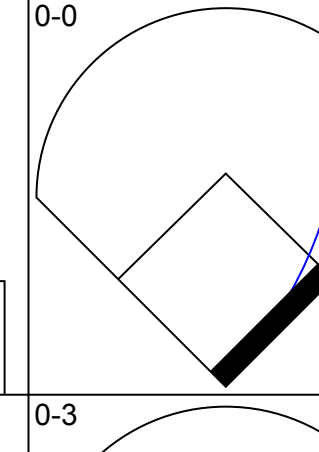


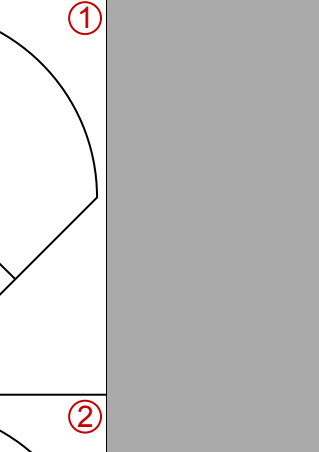
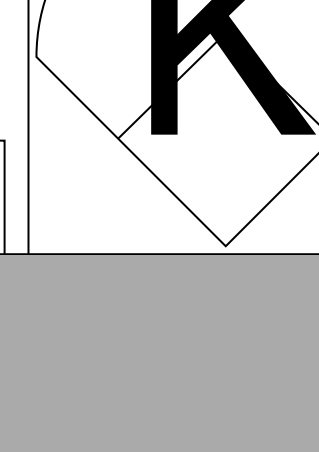
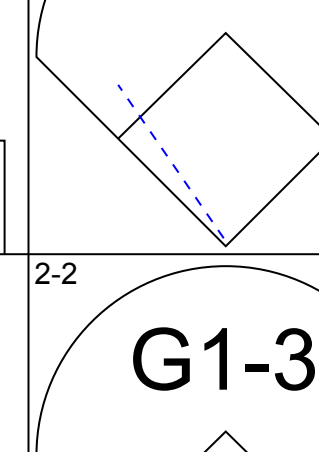
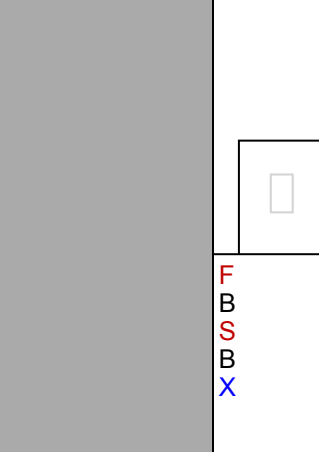
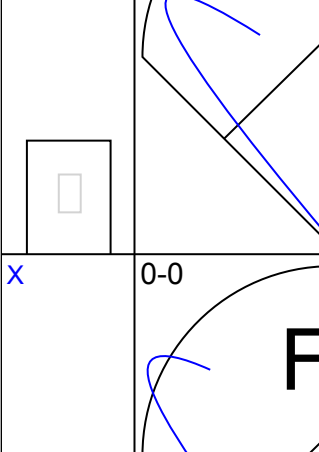

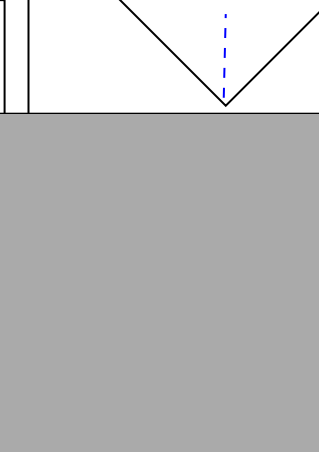
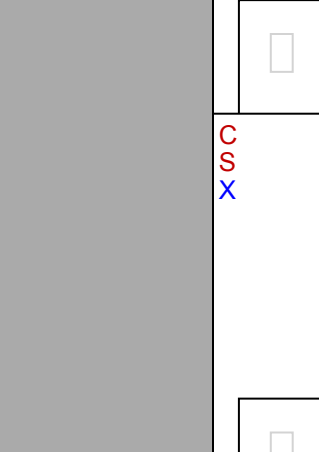
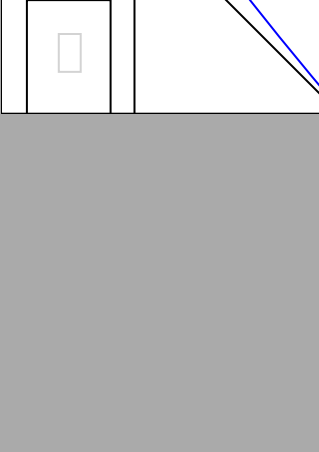
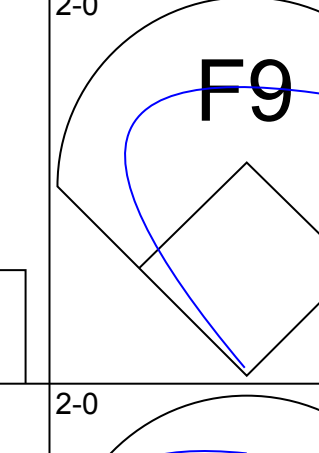
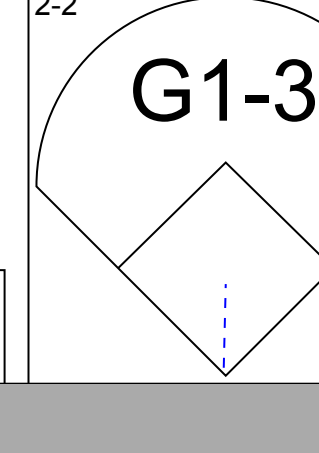
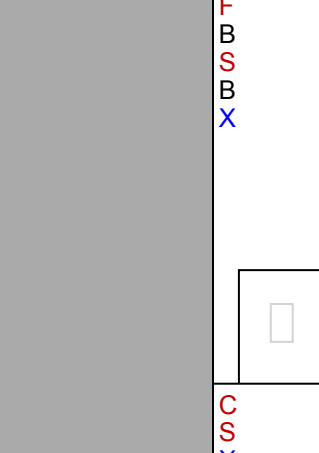
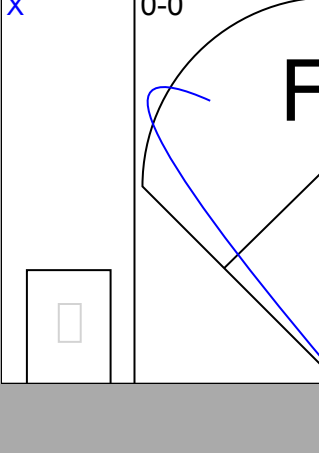
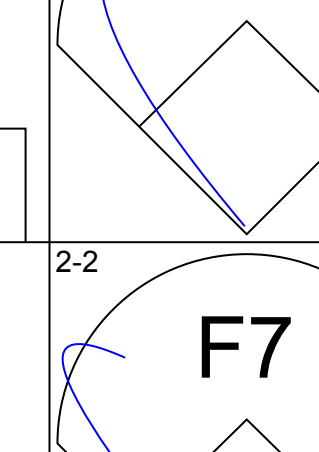
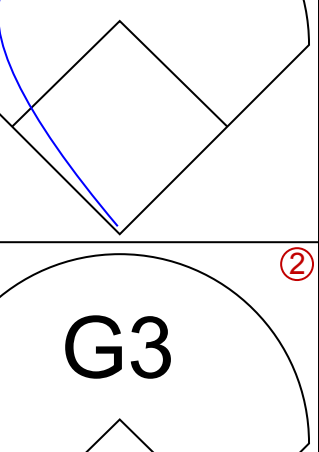

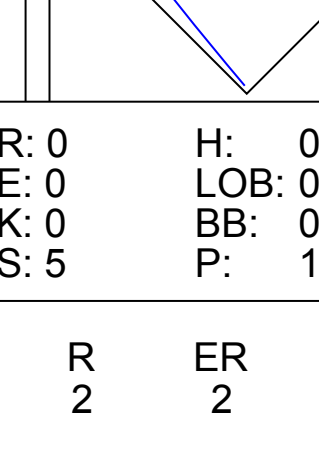
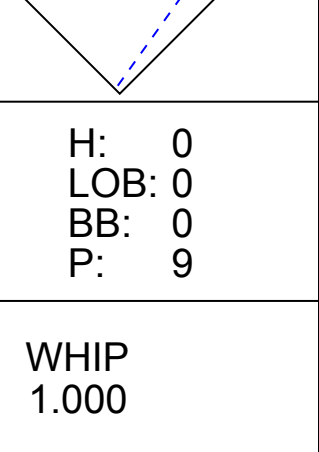
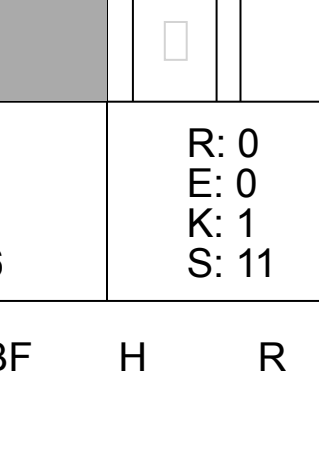


Batter	1	2	3	4	5	6	7	8	9	AB	R	H	RBI	BB	SO	LOB	TOP					
<b>Chuck Knoblauch R</b> (1, 4) OBP: 0.358, SLG: 0.371										5	0	0	0	0	2	2						
<b>2 Derek Jeter R</b> (1, 6) OBP: 0.375, SLG: 0.490										4	1	2	1	1	1	0						
<b>Paul O'Neill L</b> (1, 9) OBP: 0.367, SLG: 0.494										4	1	1	0	0	1	2						
<b>Bernie Williams S</b> (1, 8) OBP: 0.447, SLG: 0.595										4	1	2	1	0	1	1						
<b>Tino Martinez L</b> (1, 3) OBP: 0.356, SLG: 0.479										3	2	1	1	1	1	1						
<b>Tim Lincecum S</b> (1, 10) OBP: 0.384, SLG: 0.383										4	0	2	1	0	0	0						
<b>20 Jorge Posada S</b> (1, 2) OBP: 0.373, SLG: 0.514										4	0	2	1	0	0	1						
<b>Chad Curtis R</b> (1, 7) OBP: 0.368, SLG: 0.383										4	0	1	0	0	0	3						
<b>Scott Brosius R</b> (1, 5) OBP: 0.364, SLG: 0.430										4	0	0	0	0	3	3						
<b>Inning Stats</b>	R: 0 E: 0 K: 1 S: 8	H: 1 LOB: 2 BB: 1 P: 15	R: 1 E: 0 K: 0 S: 8	H: 2 LOB: 1 BB: 1 P: 17	R: 0 E: 0 K: 0 S: 9	H: 1 LOB: 1 BB: 0 P: 16	R: 1 E: 0 K: 2 S: 17	H: 3 LOB: 2 BB: 0 P: 21	R: 1 E: 0 K: 2 S: 10	H: 1 LOB: 0 BB: 0 P: 16	R: 0 E: 0 K: 0 S: 7	H: 0 LOB: 0 BB: 0 P: 10	R: 0 E: 0 K: 1 S: 7	H: 0 LOB: 0 BB: 0 P: 11	R: 2 E: 0 K: 2 S: 13	H: 3 LOB: 1 BB: 0 P: 21	R: 0 E: 0 K: 2 S: 8	H: 0 LOB: 0 BB: 0 P: 13	1B: 7 2B: 3 3B: 0 HR: 2	SF: 0 SAC: 0 DP: 1 HBP: 0	WP: 0 PB: 0 CS: 0	PA: 38
<b>PITCHER</b>	IP	WLS	BF	H	R	ER	SO	BB	IBB	HBP	BLK	WP	HR	S	P	ERA	WHIP					
<b>Jamie Moyer L</b> (1, 1) ERA: 3.61	7.1	L	33	11	5	5	7	2	0	0	0	0	2	74	117	6.14	1.773					
<b>31 Bobby Ayala R</b> (8, 1) ERA: 5.66	1.2		5	0	0	0	2	0	0	0	0	0	0	13	23	0.00	0.000					

**New York Yankees @ Seattle Mariners**  
The Kingdome, Seattle, WA  
Sat Aug 01 1998, 6:33 AM EDT  
Att: 53,840 - Dome - 72 F

AB	36
R	5
H	11
RBI	5
BB	2
SO	9
LOB	13



Batter	1	2	3	4	5	6	7	8	9	AB	R	H	RBI	BB	SO	LOB	BOTTOM					
<b>Joey Cora S</b> (1, 4) OBP: 0.356, SLG: 0.381										4	1	3	0	0	0	0						
<b>Alex Rodriguez R</b> (1, 6) OBP: 0.350, SLG: 0.561										3	1	2	2	1	1	2						
<b>Ken Griffey Jr. L</b> (1, 8) OBP: 0.386, SLG: 0.650										4	0	0	0	0	1	5						
<b>Edgar Martinez R</b> (1, 10) OBP: 0.417, SLG: 0.547										4	0	0	0	0	0	4						
<b>David Segui S</b> (1, 3) OBP: 0.390, SLG: 0.533										4	0	1	0	0	1	0						
<b>Jay Buhner R</b> (1, 9) OBP: 0.348, SLG: 0.422										4	0	0	0	0	1	1						
<b>Russ Davis R</b> (1, 5) OBP: 0.306, SLG: 0.458										4	0	1	0	0	0	0						
<b>John Marzano R</b> (1, 2) OBP: 0.329, SLG: 0.403										3	0	0	0	0	0	1						
<b>Rich Amaral R</b> (1, 7) OBP: 0.349, SLG: 0.368										3	0	1	0	0	0	0						
<b>Inning Stats</b>	R: 2 E: 0 K: 1 S: 11	H: 3 LOB: 1 BB: 0 P: 13	R: 0 E: 0 K: 0 S: 5	H: 0 LOB: 0 BB: 0 P: 11	R: 0 E: 0 K: 1 S: 10	H: 1 LOB: 1 BB: 1 P: 19	R: 0 E: 0 K: 1 S: 7	H: 0 LOB: 0 BB: 0 P: 10	R: 0 E: 0 K: 0 S: 7	H: 0 LOB: 0 BB: 0 P: 9	R: 0 E: 0 K: 0 S: 8	H: 1 LOB: 0 BB: 0 P: 12	R: 0 E: 0 K: 0 S: 12	H: 1 LOB: 1 BB: 0 P: 16	R: 0 E: 0 K: 1 S: 11	H: 2 LOB: 2 BB: 0 P: 14	R: 0 E: 0 K: 0 S: 3	H: 0 LOB: 0 BB: 0 P: 3	1B: 6 2B: 1 3B: 0 HR: 1	SF: 0 SAC: 0 DP: 1 HBP: 0	WP: 0 PB: 0 CS: 2	PA: 34
<b>PITCHER</b>	IP	WLS	BF	H	R	ER	SO	BB	IBB	HBP	BLK	WP	HR	S	P	ERA	WHIP					
<b>David Wells L</b> (1, 1) ERA: 3.57	9.0	W	34	8	2	2	4	1	0	0	0	0	1	74	107	2.00	1.000					

**New York Yankees @ Seattle Mariners**  
The Kingdome, Seattle, WA  
Sat Aug 01 1998, 6:33 AM EDT  
Att: 53,840 - Dome - 72 F

AB	33
R	2
H	8
RBI	2
BB	1
SO	4
LOB	13





Batter	1	2	3	4	5	6	7	8	9	AB	R	H	RBI	BB	SO	LOB	TOP					
Chuck Knoblauch, R (1,4) OBP: 0.357, SLG: 0.370										4	0	1	0	0	1	1	<b>New York Yankees @ Seattle Mariners</b> The Kingdome, Seattle, WA Sun Aug 02 1998, 10:05 PM EDT Att: 47,872 - Dome - 72 F					
2 Derek Jeter, R (1,6) OBP: 0.374, SLG: 0.488										4	0	1	0	0	1	1						
Paul O'Neill, L (1,9) OBP: 0.366, SLG: 0.499										4	1	1	1	0	0	3						
Bernie Williams, S (1,8) OBP: 0.448, SLG: 0.592										3	0	1	0	1	0	1						
Tim Lincecum, S (1,10) OBP: 0.386, SLG: 0.382										3	0	1	0	1	0	1						
20 Jorge Posada, S (1,2) OBP: 0.397, SLG: 0.505										4	0	0	0	0	2	4						
Chad Curtis, R (1,7) OBP: 0.372, SLG: 0.398										3	2	2	1	1	0	0						
Shane Spencer, R (1,3) OBP: 0.222, SLG: 0.250										3	0	0	0	0	1	1						
Tino Martinez, L (7,3) OBP: 0.357, SLG: 0.480										1	0	1	0	0	0	0						
Scott Brosius, R (1,5) OBP: 0.363, SLG: 0.431										4	0	1	1	0	3	2						
<b>Inning Stats</b>	R: 1 E: 0 K: 3 S: 14	H: 1 LOB: 2 BB: 2 P: 26	R: 0 E: 0 K: 2 S: 11	H: 0 LOB: 0 BB: 0 P: 14	R: 0 E: 1 K: 0 S: 7	H: 0 LOB: 0 BB: 0 P: 10	R: 0 E: 0 K: 1 S: 7	H: 1 LOB: 0 BB: 0 P: 11	R: 1 E: 0 K: 0 S: 5	H: 1 LOB: 1 BB: 1 P: 22	R: 0 E: 0 K: 0 S: 5	H: 0 LOB: 0 BB: 0 P: 6	R: 1 E: 0 K: 1 S: 8	H: 1 LOB: 0 BB: 0 P: 13	R: 0 E: 0 K: 0 S: 10	H: 2 LOB: 1 BB: 0 P: 11	R: 0 E: 0 K: 1 S: 16	H: 3 LOB: 2 BB: 0 P: 21	1B: 5 2B: 3 3B: 0 HR: 2	SF: 0 SAC: 0 DP: 3 HBP: 0	WP: 1 PB: 1 SB: 0 CS: 1	PA: 36
<b>PITCHER</b>	IP WLS BF H R ER SO BB IBB HBP BLK WP HR S P ERA WHIP																					
Paul Spoljaric, L (1,1) ERA: 5.51	4.1	18	3	2	2	6	3	0	0	0	0	1	1	45	74	4.15	1.385					
Bob Wells, R (5,1) ERA: 5.54	0.2	W	2	0	0	0	0	0	0	0	0	0	0	5	9	0.00	0.000					
39 Greg McCarthy, L (6,1) ERA: 2.35	1.2	6	1	1	1	0	0	0	0	0	0	1	10	15	5.40	0.600						
31 Bobby Ayala, R (7,1) ERA: 5.82	0.1	3	2	0	0	1	0	0	0	0	0	0	9	11	0.00	6.000						
Mike Timlin, R (8,1) ERA: 3.07	2.0	S	7	3	0	1	0	0	0	0	0	0	20	25	0.00	1.500						

AB	33
R	3
H	9
RBI	3
BB	3
SO	8
LOB	14



Batter	1	2	3	4	5	6	7	8	9	AB	R	H	RBI	BB	SO	LOB	BOTTOM			
Joey Cora, S (1,4) OBP: 0.354, SLG: 0.379										5	1	1	0	0	0	0	<b>New York Yankees @ Seattle Mariners</b> The Kingdome, Seattle, WA Sun Aug 02 1998, 10:05 PM EDT Att: 47,872 - Dome - 72 F			
Alex Rodriguez, R (1,6) OBP: 0.351, SLG: 0.562										4	1	2	0	0	1	0				
Ken Griffey Jr., L (1,8) OBP: 0.387, SLG: 0.647									3	1	1	1	1	2	0					
Edgar Martinez, R (1,10) OBP: 0.418, SLG: 0.545									3	1	1	0	1	1	2					
David Segui, S (1,3) OBP: 0.391, SLG: 0.534									3	1	1	1	1	1	3					
Jay Buhner, R (1,9) OBP: 0.357, SLG: 0.446									3	1	2	3	1	1	1					
Russ Davis, R (1,5) OBP: 0.303, SLG: 0.452									4	0	0	0	0	2	5					
Joe Oliver, R (1,2) OBP: 0.251, SLG: 0.339										4	0	1	1	0	1	1				
Shane Monahan, L (1,7) OBP: 0.275, SLG: 0.308										4	0	0	0	0	2	2				
<b>Inning Stats</b>	R: 0 E: 0 K: 2 S: 9	H: 2 LOB: 2 BB: 1 P: 14	R: 1 E: 0 K: 3 S: 15	H: 2 LOB: 2 BB: 1 P: 25	R: 2 E: 0 K: 0 S: 13	H: 2 LOB: 2 BB: 2 P: 24	R: 1 E: 0 K: 2 S: 16	H: 3 LOB: 0 BB: 0 P: 18	R: 0 E: 0 K: 2 S: 9	H: 0 LOB: 1 BB: 1 P: 17	R: 0 E: 0 K: 0 S: 8	H: 0 LOB: 0 BB: 0 P: 11	R: 2 E: 0 K: 2 S: 11	H: 2 LOB: 0 BB: 0 P: 16	R: 0 E: 0 K: 0 S: 5	H: 0 LOB: 0 BB: 0 P: 8		1B: 6 2B: 2 3B: 0 HR: 1	SF: 0 SAC: 0 DP: 0 HBP: 0	WP: 0 PB: 1 SB: 1 CS: 0
<b>PITCHER</b>	IP WLS BF H R ER SO BB IBB HBP BLK WP HR S P ERA WHIP																			
David Cone, R (1,1) ERA: 3.54	7.0	L	34	9	6	6	11	4	0	0	0	0	0	81	125	7.71	1.857			
Joe Borowski, R (8,1) ERA:	1.0	3	0	0	0	0	0	0	0	0	0	0	5	8	0.00	0.000				

AB	33
R	6
H	9
RBI	6
BB	4
SO	11
LOB	14






Batter	1	2	3	4	5	6	7	8	9	AB	R	H	RBI	BB	SO	LOB	TOP										
<b>Darren Lewis, R</b> (1, 8) OBP: 0.369, SLG: 0.383	G4-3		FC1-6														3 0 1 0 1 0 1										
<b>John Valentin, R</b> (1, 5) OBP: 0.349, SLG: 0.448	F8		F7														4 0 0 0 0 0 3										
<b>Mo Vaughn, L</b> (1, 10) OBP: 0.394, SLG: 0.584	L6		K														4 0 0 0 0 2 2										
<b>Nomar Garciaparra, R</b> (1, 6) OBP: 0.365, SLG: 0.577		G6-3		F8		G6-3		F8									4 0 0 0 0 0 1										
<b>Troy O'Leary, L</b> (1, 7) OBP: 0.308, SLG: 0.495		1B BB		HR		P5			G4-3								3 1 1 1 1 0 0										
<b>Mike Stanley, R</b> (1, 3) OBP: 0.357, SLG: 0.469		F8		FC4-6 BB													3 0 2 0 1 0 1										
<b>Mike Benjamin, R</b> (9, PR) OBP: 0.325, SLG: 0.388									1B								0 0 0 0 0 0 0										
<b>Darren Bragg, L</b> (1, 9) OBP: 0.365, SLG: 0.456		1B		FC4-6		FC4-6		1B									4 0 2 0 0 0 2										
<b>Scott Hatteberg, L</b> (1, 2) OBP: 0.352, SLG: 0.440		K		G3		F8		P4									4 0 0 0 0 1 6										
<b>Donnie Sadler, R</b> (1, 4) OBP: 0.226, SLG: 0.347																	3 0 1 0 0 0 1										
<b>Orlando Merced, S</b> (9, PH) OBP: 0.344, SLG: 0.420				FC1-6 1B		P4		G5-3									1 0 0 0 0 0 2										
<b>Inning Stats</b>	R: 0 E: 0 K: 0 S: 5	H: 0 LOB: 0 BB: 0 P: 8	R: 0 E: 0 K: 1 S: 9	H: 1 LOB: 2 BB: 1 P: 15	R: 0 E: 0 K: 1 S: 7	H: 1 LOB: 1 BB: 0 P: 13	R: 1 E: 0 K: 0 S: 10	H: 1 LOB: 1 BB: 1 P: 18	R: 0 E: 0 K: 0 S: 9	H: 0 LOB: 0 BB: 0 P: 11	R: 0 E: 0 K: 0 S: 11	H: 1 LOB: 1 BB: 0 P: 18	R: 0 E: 0 K: 1 S: 11	H: 0 LOB: 1 BB: 1 P: 19	R: 0 E: 0 K: 0 S: 12	H: 2 LOB: 2 BB: 0 P: 17	1B: 6 2B: 0 3B: 0 HR: 1	SF: 0 SAC: 0 DP: 0 HBP: 0	WP: 0 PB: 0 SB: 1 CS: 1	PA: 36							
<b>PITCHER</b>	IP	WLS	BF	H	R	ER	SO	BB	IBB	HBP	BLK	WP	HR	S	P	ERA	WHIP										
<b>27 Ken Cloude, R</b> (1, 1) ERA: 5.79	8.0	W	31	5	1	1	3	3	0	0	0	0	1	69	117	1.12	1.000										
<b>Mike Timlin, R</b> (9, 1) ERA: 3.02	1.0	S	5	2	0	0	0	0	0	0	0	0	0	12	17	0.00	2.000										

**Boston Red Sox @ Seattle Mariners**  
The Kingdome, Seattle, WA  
Mon Aug 03 1998, 10:05 PM EDT  
Att: 27,887 - Dome - 72 F


**AB 33**  
**R 1**  
**H 7**  
**RBI 1**  
**BB 3**  
**SO 3**  
**LOB 19**



Batter	1	2	3	4	5	6	7	8	9	AB	R	H	RBI	BB	SO	LOB	BOTTOM										
<b>Joey Cora, S</b> (1, 4) OBP: 0.356, SLG: 0.380	1B		CS		G3-1		L7										4 0 2 0 0 0 0										
<b>Alex Rodriguez, R</b> (1, 6) OBP: 0.350, SLG: 0.560	B2		F9		L6												4 0 1 0 0 0 2										
<b>Ken Griffey Jr., L</b> (1, 8) OBP: 0.386, SLG: 0.644	G5-4-3 1B		F8		F8												4 0 1 0 0 0 2										
<b>Edgar Martinez, R</b> (1, 10) OBP: 0.416, SLG: 0.541	G5-4-3		CS		P4		G5-3										3 0 0 0 1 0 2										
<b>David Segui, S</b> (1, 3) OBP: 0.392, SLG: 0.534		1B			2B SF8 1B		F8										4 1 2 0 0 1 2										
<b>Jay Buhner, R</b> (1, 9) OBP: 0.362, SLG: 0.453	F7		SF8		2B		HR HBP										2 1 1 0 0 0 1										
<b>Russ Davis, R</b> (1, 5) OBP: 0.303, SLG: 0.453	1B		SF8				K										2 0 1 1 0 1 1										
<b>John Marzano, R</b> (1, 2) OBP: 0.318, SLG: 0.387	F7		F8		F8		L4										3 0 0 0 0 0 4										
<b>Shane Monahan, L</b> (1, 7) OBP: 0.278, SLG: 0.353	F8				K		HR										3 1 1 2 0 1 2										
<b>Inning Stats</b>	R: 0 E: 0 K: 0 S: 7	H: 2 LOB: 1 BB: 0 P: 10	R: 0 E: 0 K: 0 S: 7	H: 2 LOB: 2 BB: 0 P: 12	R: 0 E: 0 K: 0 S: 10	H: 1 LOB: 0 BB: 0 P: 16	R: 1 E: 0 K: 0 S: 7	H: 2 LOB: 1 BB: 0 P: 13	R: 0 E: 0 K: 1 S: 8	H: 0 LOB: 0 BB: 0 P: 12	R: 0 E: 0 K: 0 S: 10	H: 0 LOB: 0 BB: 0 P: 16	R: 2 E: 0 K: 1 S: 11	H: 1 LOB: 0 BB: 0 P: 20	R: 0 E: 0 K: 1 S: 6	H: 1 LOB: 2 BB: 1 P: 13	1B: 7 2B: 2 3B: 0 HR: 1	SF: 1 SAC: 0 DP: 2 HBP: 1	WP: 0 PB: 0 SB: 0 CS: 2	PA: 33							
<b>PITCHER</b>	IP	WLS	BF	H	R	ER	SO	BB	IBB	HBP	BLK	WP	HR	S	P	ERA	WHIP										
<b>John Wasdin, R</b> (1, 1) ERA: 4.81	7.0	L	28	8	3	3	2	0	0	1	0	0	1	60	99	3.86	1.143										
<b>Carlos Reyes, R</b> (8, 1) ERA: 2.75	1.0		4	1	0	0	1	1	0	0	0	0	0	6	13	0.00	2.000										

**Boston Red Sox @ Seattle Mariners**  
The Kingdome, Seattle, WA  
Mon Aug 03 1998, 10:05 PM EDT  
Att: 27,887 - Dome - 72 F

**AB 29**  
**R 3**  
**H 9**  
**RBI 3**  
**BB 1**  
**SO 3**  
**LOB 16**






Batter	1	2	3	4	5	6	7	8	9	AB	R	H	RBI	BB	SO	LOB	TOP								
<b>Darren Lewis, R</b> OBP: 0.369, SLG: 0.383 (1, 8)	G4-3 1B		K			G3	G6-3 1B		K	5	0	2	0	0	2	1									
<b>John Valentin, R</b> OBP: 0.348, SLG: 0.448 (1, 5)	G5-3		F9			FC1-6 2B	G6-3			4	0	1	1	1	0	0									
<b>Mo Vaughn, L</b> OBP: 0.391, SLG: 0.578 (1, 10)	G4-3				F8	FC1-6 2B	G4-3			4	1	0	0	0	0	0									
<b>Nomar Garciaparra, R</b> OBP: 0.366, SLG: 0.578 (1, 6)	F7				K	BB 1H 2B		FC4-6 1B		4	0	2	1	0	1	1									
<b>Troy O'Leary, L</b> OBP: 0.308, SLG: 0.492 (1, 7)		G6-3			P5			F7		3	0	0	0	1	0	1									
<b>Mike Stanley, R</b> OBP: 0.356, SLG: 0.465 (1, 3)	F9							FC4-6 FC6-4 1-2f		3	0	0	0	1	1	1									
<b>Darren Bragg, L</b> OBP: 0.453 (6, PH)										2	0	0	0	0	1	0									
<b>Damon Buford, R</b> OBP: 0.353, SLG: 0.523 (6, 8)	K				G4-3	K		FC6-4 1-2f		2	0	0	0	0	1	4									
<b>Scott Hatteberg, L</b> OBP: 0.357, SLG: 0.443 (1, 2)				4-2 BB				F8		3	1	2	0	1	0	0									
<b>Mike Benjamin, R</b> OBP: 0.321, SLG: 0.383 (1, 4)			K					F9		3	0	0	0	0	2	2									
<b>Inning Stats</b>	R: 0 E: 0 K: 0 S: 9	H: 1 LOB: 1 BB: 0 P: 17	R: 0 E: 0 K: 1 S: 7	H: 0 LOB: 0 BB: 0 P: 8	R: 0 E: 0 K: 2 S: 10	H: 0 LOB: 1 BB: 1 P: 17	R: 0 E: 0 K: 1 S: 12	H: 0 LOB: 0 BB: 0 P: 18	R: 0 E: 0 K: 2 S: 11	H: 1 LOB: 1 BB: 0 P: 20	R: 1 E: 0 K: 1 S: 11	H: 2 LOB: 3 BB: 2 P: 26	R: 1 E: 0 K: 0 S: 12	H: 2 LOB: 1 BB: 0 P: 18	R: 0 E: 0 K: 0 S: 8	H: 1 LOB: 1 BB: 0 P: 11	R: 0 E: 0 K: 1 S: 6	H: 0 LOB: 0 BB: 0 P: 11	1B: 5 2B: 2 3B: 0 HR: 0	SF: 0 SAC: 1 DP: 0 HBP: 0	WP: 0 PB: 0 SB: 0 CS: 0	PA: 37			
<b>PITCHER</b>	IP	WLS	BF	H	R	ER	SO	BB	IBB	HBP	BLK	WP	HR	S	P	ERA	WHIP								
<b>26 Bill Swift, R</b> ERA: 5.37 (1, 1)	5.2		24	4	1	1	6	3	0	0	0	0	0	8	101	1.59	1.235								
<b>39 Greg McCarthy, L</b> ERA: 2.81 (6, 1)	0.2	L	3	1	1	1	1	0	0	0	0	0	0	8	14	13.50	1.500								
<b>31 Bobby Ayala, R</b> ERA: 5.65 (7, 1)	1.2		7	2	0	0	0	0	0	0	0	0	0	15	20	0.00	1.200								
<b>Heathcliff Slocumb, R</b> ERA: 6.8 (9, 1)	1.0		3	0	0	0	1	0	0	0	0	0	0	6	11	0.00	0.000								

**Boston Red Sox @ Seattle Mariners**  
The Kingdome, Seattle, WA  
Tue Aug 04 1998, 10:05 PM EDT  
Att: 29,621 - Dome - 72 F


AB 33  
R 2  
H 7  
RBI 2  
BB 3  
SO 8  
LOB 16



Batter	1	2	3	4	5	6	7	8	9	AB	R	H	RBI	BB	SO	LOB	BOTTOM								
<b>Joey Cora, S</b> OBP: 0.353, SLG: 0.377 (1, 4)	G4-3			L9		G5-3			K	4	0	0	0	0	1	0									
<b>Alex Rodriguez, R</b> OBP: 0.348, SLG: 0.556 (1, 6)	G6-3			G6-3		G3-1			G5-3 S BB	3	0	0	0	1	0	0									
<b>Ken Griffey Jr., L</b> OBP: 0.385, SLG: 0.640 (1, 8)	L5			BB 1B		P5			G5-3	4	0	1	0	0	0	1									
<b>Edgar Martinez, R</b> OBP: 0.415, SLG: 0.536 (1, 10)		K			4-1 BB				P4	3	0	0	0	1	2	1									
<b>David Segui, S</b> OBP: 0.390, SLG: 0.530 (1, 3)		G5-3		G6-3		G4-3				3	0	0	0	0	0	2									
<b>Jay Buhner, R</b> OBP: 0.361, SLG: 0.469 (1, 9)						L8				3	1	1	1	0	1	0									
<b>Russ Davis, R</b> OBP: 0.300, SLG: 0.448 (1, 5)				F8		G1-3			G5-3	3	0	0	0	0	0	0									
<b>Joe Oliver, R</b> OBP: 0.247, SLG: 0.333 (1, 2)				L8		L9			F8	3	0	0	0	0	0	0									
<b>Rich Amaral, R</b> OBP: 0.344, SLG: 0.362 (8, PH)				K					F7	2	0	0	0	0	1	0									
<b>Rob Ducey, L</b> OBP: 0.323, SLG: 0.379 (9, 7)						F8				1	0	0	0	0	0	0									
<b>Inning Stats</b>	R: 0 E: 0 K: 0 S: 8	H: 0 LOB: 0 BB: 0 P: 12	R: 0 E: 0 K: 2 S: 10	H: 0 LOB: 0 BB: 0 P: 15	R: 0 E: 0 K: 1 S: 10	H: 0 LOB: 0 BB: 0 P: 14	R: 0 E: 0 K: 0 S: 8	H: 1 LOB: 2 BB: 1 P: 16	R: 1 E: 0 K: 0 S: 9	H: 1 LOB: 0 BB: 0 P: 15	R: 0 E: 0 K: 0 S: 6	H: 0 LOB: 0 BB: 0 P: 10	R: 0 E: 0 K: 1 S: 10	H: 0 LOB: 0 BB: 0 P: 15	R: 0 E: 0 K: 0 S: 6	H: 0 LOB: 0 BB: 0 P: 10	R: 0 E: 0 K: 1 S: 13	H: 0 LOB: 1 BB: 1 P: 20	1B: 1 2B: 0 3B: 0 HR: 1	SF: 0 SAC: 0 DP: 0 HBP: 0	WP: 0 PB: 0 SB: 1 CS: 0	PA: 31			
<b>PITCHER</b>	IP	WLS	BF	H	R	ER	SO	BB	IBB	HBP	BLK	WP	HR	S	P	ERA	WHIP								
<b>Steve Avery, L</b> ERA: 5.18 (1, 1)	6.0		21	2	1	1	3	1	0	0	0	0	0	16	25	0.00	0.500								
<b>Derek Lowe, R</b> ERA: 4.03 (7, 1)	2.0		6	0	0	0	1	0	0	0	0	0	0	16	25	0.00	0.000								
<b>Tom Gordon, R</b> ERA: 2.89 (9, 1)	1.0	S	4	0	0	0	1	1	0	0	0	0	0	13	20	0.00	1.000								

**Boston Red Sox @ Seattle Mariners**  
The Kingdome, Seattle, WA  
Tue Aug 04 1998, 10:05 PM EDT  
Att: 29,621 - Dome - 72 F

AB 29  
R 1  
H 2  
RBI 1  
BB 2  
SO 5  
LOB 4









Batter	1	2	3	4	5	6	7	8	9	AB	R	H	RBI	BB	SO	LOB	TOP								
Joey Cora, S OBP: 0.349, SLG: 0.375 (1, 4)										5	2	2	1	0	0	3									
Alex Rodriguez, R OBP: 0.354, SLG: 0.566 (1, 6)										5	3	3	1	0	1	1									
Ken Griffey Jr., L OBP: 0.385, SLG: 0.635 (1, 8)										5	0	1	2	0	0	1									
Edgar Martinez, R OBP: 0.418, SLG: 0.538 (1, 10)										5	0	2	1	0	1	1									
Jay Buhner, R OBP: 0.350, SLG: 0.447 (1, 9)										3	0	0	0	1	1	2									
Russ Davis, R OBP: 0.305, SLG: 0.451 (1, 5)										4	1	2	1	0	0	2									
Raul Ibanez, L OBP: 0.200, SLG: 0.400 (1, 3)										4	0	0	0	0	1	3	AB 38								
Rich Amaral, R OBP: 0.349, SLG: 0.362 (8, 3)										0	0	0	0	0	0	0	R 7								
Joe Oliver, R OBP: 0.246, SLG: 0.326 (1, 2)										4	1	0	0	0	1	1	H 13								
Shane Monahan, L OBP: 0.304, SLG: 0.373 (1, 7)										3	0	3	1	0	0	0	RBI 7								
<b>Inning Stats</b>	R: 2 H: 3 E: 0 K: 1 S: 13	WLS: 3 BF: 23 LOB: 2 P: 23	R: 3 H: 4 E: 1 K: 0 S: 14	H: 4 R: 2 ER: 2 LOB: 2 BB: 0 P: 25	R: 0 H: 1 E: 0 K: 0 S: 9	H: 1 R: 1 ER: 0 LOB: 0 BB: 0 P: 15	R: 1 H: 2 E: 0 K: 0 S: 8	H: 2 R: 0 ER: 0 LOB: 0 BB: 0 P: 9	R: 0 H: 0 E: 0 K: 0 S: 8	H: 0 R: 0 ER: 0 LOB: 0 BB: 0 P: 14	R: 0 H: 1 E: 0 K: 0 S: 6	H: 1 R: 0 ER: 0 LOB: 0 BB: 0 P: 8	R: 0 H: 0 E: 0 K: 1 S: 8	H: 0 R: 0 ER: 0 LOB: 0 BB: 0 P: 11	R: 1 H: 2 E: 0 K: 1 S: 13	H: 2 R: 0 ER: 0 LOB: 1 BB: 0 P: 21	R: 0 H: 0 E: 0 K: 2 S: 11	H: 0 R: 0 ER: 0 LOB: 0 BB: 0 P: 18	1B: 10 2B: 2 3B: 0 HR: 1	SF: 0 SAC: 1 DP: 1 HBP: 0	WP: 0 PB: 0 SB: 0 CS: 0	PA: 40			
<b>PITCHER</b>	IP	WLS	BF	H	R	ER	SO	BB	IBB	HBP	BLK	WP	HR	S	P	ERA	WHIP								
Brian Moehler, R ERA: 3.58 (1, 1)	4.0	L	23	10	6	5	1	1	0	0	0	0	1	44	72	11.25	2.750								
Frank Castillo, R ERA: 7.51 (5, 1)	4.0		14	3	1	1	2	0	0	0	0	0	0	35	54	2.25	0.750								
Todd Jones, R ERA: 4.57 (9, 1)	1.0		3	0	0	0	2	0	0	0	0	0	0	11	18	0.00	0.000								

Seattle Mariners @ Detroit Tigers  
Tiger Stadium, Detroit, MI  
Fri Aug 07 1998, 7:05 PM EDT  
Att: 29,039 - Cloudy - 81 F

AB	38
R	7
H	13
RBI	7
BB	1
SO	5
LOB	14



Batter	1	2	3	4	5	6	7	8	9	AB	R	H	RBI	BB	SO	LOB	BOTTOM								
Brian Hunter, R OBP: 0.286, SLG: 0.320 (1, 8)										4	0	1	0	0	0	1									
Trey Beamon, L OBP: 0.424, SLG: 0.483 (9, FH)										1	0	0	0	0	0	0									
Damion Easley, R OBP: 0.343, SLG: 0.508 (1, 6)										5	0	3	0	0	0	1									
Bobby Higginson, L OBP: 0.381, SLG: 0.533 (1, 9)										3	0	0	1	0	0	4									
Tony Clark, S OBP: 0.358, SLG: 0.525 (1, 3)										2	0	1	0	2	0	2									
Gerónimo Berroa, R OBP: 0.329, SLG: 0.333 (1, 10)										3	0	1	0	1	0	4									
Luis Gonzalez, L OBP: 0.353, SLG: 0.468 (1, 7)										4	0	0	0	0	1	4									
Gabe Alvarez, R OBP: 0.309, SLG: 0.421 (1, 5)										4	0	0	0	0	1	1	AB 34								
Paul Bako, L OBP: 0.327, SLG: 0.350 (1, 2)										4	0	1	0	0	1	1	R 1								
Joe Randa, R OBP: 0.311, SLG: 0.321 (1, 4)										3	1	1	0	0	0	1	H 8								
Frank Catalanotto, L OBP: 0.250, SLG: 0.351 (9, PH)										1	0	0	0	0	0	0	RBI 1								
<b>Inning Stats</b>	R: 0 H: 1 E: 0 K: 0 S: 8	WLS: 1 BF: 31 LOB: 3 P: 20	R: 0 H: 0 E: 0 K: 0 S: 5	H: 0 R: 1 ER: 0 LOB: 0 BB: 0 P: 9	R: 0 H: 1 E: 1 K: 0 S: 5	H: 1 R: 0 ER: 0 LOB: 1 BB: 0 P: 8	R: 0 H: 1 E: 0 K: 1 S: 13	H: 1 R: 0 ER: 0 LOB: 1 BB: 0 P: 18	R: 1 H: 3 E: 0 K: 0 S: 15	H: 3 R: 0 ER: 0 LOB: 2 BB: 0 P: 19	R: 0 H: 1 E: 0 K: 1 S: 8	H: 1 R: 0 ER: 0 LOB: 2 BB: 0 P: 9	R: 0 H: 0 E: 0 K: 1 S: 14	H: 0 R: 0 ER: 0 LOB: 1 BB: 0 P: 24	R: 0 H: 0 E: 0 K: 1 S: 8	H: 0 R: 0 ER: 0 LOB: 0 BB: 0 P: 11	R: 0 H: 0 E: 0 K: 0 S: 6	H: 0 R: 0 ER: 0 LOB: 0 BB: 0 P: 9	1B: 6 2B: 2 3B: 0 HR: 0	SF: 1 SAC: 0 DP: 1 HBP: 0	WP: 0 PB: 0 SB: 1 CS: 0	PA: 38			
<b>PITCHER</b>	IP	WLS	BF	H	R	ER	SO	BB	IBB	HBP	BLK	WP	HR	S	P	ERA	WHIP								
Jamie Moyer, L ERA: 3.53 (1, 1)	6.2	W	31	8	1	1	2	3	0	0	0	0	0	64	101	1.35	1.650								
Bob Wells, R ERA: 5.23 (7, 1)	2.1		7	0	0	0	1	0	0	0	0	0	0	18	26	0.00	0.000								

Seattle Mariners @ Detroit Tigers  
Tiger Stadium, Detroit, MI  
Fri Aug 07 1998, 7:05 PM EDT  
Att: 29,039 - Cloudy - 81 F

AB	34
R	1
H	8
RBI	1
BB	3
SO	3
LOB	19





Batter	1	2	3	4	5	6	7	8	9	AB	R	H	RBI	BB	SO	LOB	TOP					
Joey Cora, S OBP: 0.350, SLG: 0.374 (1, 4)	F7		2B	F7		G3-1		1B		4	1	1	0	1	0	1						
Alex Rodriguez, R OBP: 0.356, SLG: 0.570 (1, 6)	F9		F8		1B		HR	F9		4	2	2	1	1	0	1						
Ken Griffey Jr., L OBP: 0.383, SLG: 0.631 (1, 10)	F7		K		HR		F7	G6-3		5	1	1	1	0	1	3						
Edgar Martinez, R OBP: 0.422, SLG: 0.547 (9, 3)		FC6-4			HR		HR		L9	3	2	2	2	2	0	0						
Rich Amaral, R OBP: 0.349, SLG: 0.362 (1, 5)		FC6-4		F8		G3-1		HR		5	2	3	4	0	0	2						
Russ Davis, R OBP: 0.309, SLG: 0.471 (1, 7)		FC6-4		G3		G3		HR		5	0	0	0	0	2	4						
Shane Monahan, L OBP: 0.286, SLG: 0.350 (1, 9)		FC6-4		F7		F7		FC5-4		5	0	2	0	0	0	2						
Raul Ibanez, L OBP: 0.300, SLG: 0.400 (1, 2)		G1-3		G5-3		G3-1		FC5-4		5	0	0	0	0	1	4						
John Marzano, R OBP: 0.312, SLG: 0.373 (1, 8)										4	1	2	1	0	0	0						
Rob Ducey, L OBP: 0.327, SLG: 0.403 (1, 8)										4	1	2	1	0	0	0						
<b>Inning Stats</b>	R: 0 E: 0 K: 0 S: 7	H: 0 LOB: 0 BB: 0 P: 13	R: 0 E: 0 K: 1 S: 13	H: 2 LOB: 2 BB: 0 P: 23	R: 2 E: 0 K: 1 S: 13	H: 2 LOB: 2 BB: 2 P: 30	R: 0 E: 0 K: 0 S: 14	H: 1 LOB: 1 BB: 0 P: 21	R: 3 E: 0 K: 0 S: 9	H: 3 LOB: 0 BB: 0 P: 15	R: 0 E: 0 K: 0 S: 5	H: 0 LOB: 0 BB: 0 P: 10	R: 3 E: 0 K: 2 S: 14	H: 2 LOB: 1 BB: 2 P: 31	R: 0 E: 0 K: 0 S: 8	H: 1 LOB: 1 BB: 0 P: 12	R: 1 E: 0 K: 0 S: 15	H: 2 LOB: 1 BB: 0 P: 22	1B: 6 2B: 3 3B: 0 HR: 4	SF: 0 SAC: 0 DP: 0 HBP: 0	WP: 1 PB: 0 SB: 1 CS: 0	PA: 44
<b>PITCHER</b>	IP	WLS	BF	H	R	ER	SO	BB	IBB	HBP	BLK	WP	HR	S	P	ERA	WHIP					
Brian Powell, R ERA: 6.91 (1, 1)	5.0	L	25	8	5	5	2	2	0	0	0	0	2	56	102	9.00	2.000					
Doug Bochtler, R ERA: 5.51 (6, 1)	2.0		10	2	3	3	2	1	1	0	0	1	1	19	41	13.50	1.500					
44 Sean Runyan, L ERA: 3.07 (8, 1)	1.0		4	1	0	0	0	0	0	0	0	0	0	8	12	0.00	1.000					
Dean Crow, R ERA: 3.34 (9, 1)	1.0		5	2	1	1	0	0	0	0	0	0	1	15	22	9.00	2.000					

Seattle Mariners @ Detroit Tigers  
Tiger Stadium, Detroit, MI  
Sat Aug 08 1998, 3:33 AM EDT  
Att: 37,495 - Cloudy - 82 F

AB	40
R	9
H	13
RBI	9
BB	4
SO	4
LOB	17



Batter	1	2	3	4	5	6	7	8	9	AB	R	H	RBI	BB	SO	LOB	BOTTOM					
Brian Hunter, R OBP: 0.286, SLG: 0.317 (1, 8)	1B		B5-3		P4		G4-3		K	3	1	0	0	1	0	2						
Luis Gonzalez, L OBP: 0.353, SLG: 0.467 (9, PH)									K	1	0	0	0	0	1	2						
Trey Beamon, L OBP: 0.421, SLG: 0.455 (1, 7)	G4-6-3		K		F8		S	F7		4	0	1	0	1	1	3						
Bobby Higginson, L OBP: 0.380, SLG: 0.533 (1, 9)	G4-6-3				F7		K			4	0	1	0	0	1	4						
Tony Clark, S OBP: 0.355, SLG: 0.520 (1, 3)	K		K				G4-3		G3	4	0	0	0	0	2	1						
Damon Easley, R OBP: 0.340, SLG: 0.503 (1, 4)		K		G4-3		P4		K		4	0	0	0	0	2	0						
Frank Catalanotto, L OBP: 0.291, SLG: 0.360 (1, 10)										3	1	2	0	0	0	0						
Geronimo Berroa, R OBP: 0.328, SLG: 0.331 (8, PH)		2B				F9		K		1	0	0	0	0	1	0						
Gabe Alvarez, R OBP: 0.308, SLG: 0.417 (1, 5)		K			P2		K		E6	4	0	1	0	0	2	2						
Paul Bako, L OBP: 0.335, SLG: 0.360 (1, 2)					F7		2B		FC5	3	1	2	1	1	0	1						
Deivi Cruz, R OBP: 0.270, SLG: 0.310 (1, 6)							G4-3		FC5	4	0	2	1	0	1	3						
<b>Inning Stats</b>	R: 1 E: 0 K: 1 S: 11	H: 1 LOB: 1 BB: 1 P: 18	R: 1 E: 0 K: 3 S: 15	H: 2 LOB: 1 BB: 0 P: 21	R: 0 E: 0 K: 2 S: 8	H: 1 LOB: 1 BB: 0 P: 13	R: 0 E: 0 K: 0 S: 9	H: 1 LOB: 1 BB: 0 P: 17	R: 0 E: 0 K: 0 S: 6	H: 1 LOB: 1 BB: 0 P: 7	R: 0 E: 0 K: 0 S: 6	H: 0 LOB: 0 BB: 0 P: 9	R: 1 E: 0 K: 2 S: 14	H: 2 LOB: 2 BB: 1 P: 23	R: 0 E: 0 K: 2 S: 8	H: 0 LOB: 0 BB: 0 P: 12	R: 0 E: 1 K: 1 S: 10	H: 1 LOB: 2 BB: 1 P: 22	1B: 5 2B: 4 3B: 0 HR: 0	SF: 0 SAC: 0 DP: 1 HBP: 0	WP: 0 PB: 0 SB: 1 CS: 0	PA: 38
<b>PITCHER</b>	IP	WLS	BF	H	R	ER	SO	BB	IBB	HBP	BLK	WP	HR	S	P	ERA	WHIP					
27 Ken Cloude, R ERA: 5.69 (1, 1)	6.2	W	29	8	3	3	7	2	0	0	0	0	0	66	103	4.05	1.500					
39 Greg McCarthy, L ERA: 2.5 (7, 1)	1.0		3	0	0	0	2	0	0	0	0	0	0	7	12	0.00	0.000					
59 David Holdridge, R ERA: (8, 1)	0.1		3	1	0	0	1	1	0	0	0	0	0	6	12	0.00	6.000					
Mike Timlin, R ERA: 2.91 (9, 1)	1.0		3	0	0	0	1	0	0	0	0	0	0	8	15	0.00	0.000					

Seattle Mariners @ Detroit Tigers  
Tiger Stadium, Detroit, MI  
Sat Aug 08 1998, 3:33 AM EDT  
Att: 37,495 - Cloudy - 82 F

AB	35
R	3
H	9
RBI	2
BB	3
SO	11
LOB	18





Batter	1	2	3	4	5	6	7	8	9	AB	R	H	RBI	BB	SO	LOB	TOP								
Joey Cora, S OBP: 0.347, SLG: 0.371 (1,4)	F8		G3		G3-1		SH HR	CS	G4-3	4	1	0	0	0	0	1									
Alex Rodriguez, R OBP: 0.369, SLG: 0.577 (1,6)	K					1B	HR		1B	3	2	2	3	2	1	0									
Ken Griffey Jr., L OBP: 0.381, SLG: 0.626 (1,8)	K		F7			K	K		1B	5	0	1	0	0	3	3									
Edgar Martinez, R OBP: 0.424, SLG: 0.555 (1,10)		HR			G5-3		1B	1B	G1-4-3	5	1	3	2	0	0	2									
Jay Buhner, R OBP: 0.353, SLG: 0.451 (1,9)		G6-3			K		1B			3	0	1	0	1	1	0									
Russ Davis, R OBP: 0.305, SLG: 0.465 (1,5)		G6-3			F8		K	K		4	0	0	0	0	2	4									
Raul Ibanez, L OBP: 0.333, SLG: 0.667 (1,3)						P3		G6-3		2	1	1	1	0	0	0									
Rich Amaral, R OBP: 0.344, SLG: 0.356 (6, PH)	F7				HR					2	0	0	0	0	0	2									
Joe Oliver, R OBP: 0.246, SLG: 0.324 (1,2)			G5-3		G4-3		F8	FC4-6 1B		4	0	1	0	0	0	0									
Shane Monahan, L OBP: 0.295, SLG: 0.357 (1,7)					G3		SH HR 1B	FC4-6 CS		4	1	2	0	0	0	1									
<b>Inning Stats</b>	R: 0 E: 0 K: 2 S: 8	H: 0 LOB: 0 BB: 0 P: 14	R: 1 E: 0 K: 0 S: 9	H: 1 LOB: 0 BB: 0 P: 15	R: 0 E: 0 K: 0 S: 8	H: 1 LOB: 2 BB: 1 P: 17	R: 0 E: 0 K: 1 S: 6	H: 0 LOB: 0 BB: 0 P: 9	R: 1 E: 0 K: 0 S: 7	H: 1 LOB: 0 BB: 0 P: 12	R: 1 E: 0 K: 2 S: 16	H: 2 LOB: 2 BB: 1 P: 29	R: 3 E: 1 K: 2 S: 19	H: 4 LOB: 2 BB: 0 P: 29	R: 0 E: 0 K: 0 S: 7	H: 1 LOB: 0 BB: 0 P: 8	R: 0 E: 0 K: 0 S: 5	H: 1 LOB: 1 BB: 1 P: 11	1B: 7 2B: 1 3B: 0 HR: 3	SF: 0 SAC: 1 DP: 1 HBP: 0	WP: 0 PB: 0 SB: 1 CS: 1	PA: 41			
<b>PITCHER</b>	IP	WLS	BF	H	R	ER	SO	BB	IBB	HBP	BLK	WP	HR	S	P	ERA	WHIP								
Bryce Florie, R ERA: 4.55 (1,1)	5.2		24	5	3	3	5	2	0	0	0	0	2	52	92	4.76	1.235								
44 Sean Runyan, L ERA: 3.24 (6,1)	0.2	L	4	1	2	2	0	0	0	0	0	0	0	9	14	27.00	1.500								
Matt Anderson, R ERA: 2.11 (7,1)	0.2		5	3	1	0	2	0	0	0	0	0	1	12	19	0.00	4.500								
Doug Bochtler, R ERA: 5.4 (8,1)	1.0		3	1	0	0	0	0	0	0	0	0	0	7	8	0.00	1.000								
Todd Jones, R ERA: 4.46 (9,1)	1.0		4	1	0	0	0	1	0	0	0	0	0	5	11	0.00	2.000								

Seattle Mariners @ Detroit Tigers  
Tiger Stadium, Detroit, MI  
Sun Aug 09 1998, 3:33 AM EDT  
Att: 27,987 - Cloudy - 81 F

AB	36
R	6
H	11
RBI	6
BB	3
SO	7
LOB	13



Batter	1	2	3	4	5	6	7	8	9	AB	R	H	RBI	BB	SO	LOB	BOTTOM								
Luis Gonzalez, L OBP: 0.349, SLG: 0.461 (1,7)	G6-3		F8		G4-3		F7		E6 FC6-4	5	0	0	1	0	0	2									
Damion Easley, R OBP: 0.341, SLG: 0.501 (1,4)	G6-3		1B		1B		G1-3		K	4	0	1	1	1	1	1									
Bobby Higginson, L OBP: 0.380, SLG: 0.530 (1,9)	K		K		1B		2B		K	4	0	1	1	1	3	2									
Tony Clark, S OBP: 0.358, SLG: 0.522 (1,3)		FC4-6 1B			G3		FC6-4 BB		FC6-4	4	0	2	0	1	0	1									
Frank Catalanotto, L OBP: 0.283, SLG: 0.369 (1,10)		F8			L4		FC6-4		K	3	0	0	0	0	0	4									
Geronimo Berroa, R OBP: 0.320, SLG: 0.329 (7, PH)										1	0	0	0	0	1	2									
Joe Randa, R OBP: 0.311, SLG: 0.323 (1,5)		K			G6-3		SH3 2B		G6-3	4	0	1	0	0	1	1									
Paul Bako, L OBP: 0.330, SLG: 0.355 (1,2)		FC4-6				K	SH3		G4-3	3	0	0	0	0	1	1									
Deivi Cruz, R OBP: 0.273, SLG: 0.315 (1,6)			K			1B	P9		2B	4	1	2	0	0	1	1									
Brian Hunter, R OBP: 0.288, SLG: 0.319 (1,8)			1B		G4-3 1B		F7		L1-3	4	2	2	0	0	2	2									
<b>Inning Stats</b>	R: 0 E: 0 K: 1 S: 6	H: 0 LOB: 0 BB: 0 P: 9	R: 0 E: 0 K: 1 S: 13	H: 1 LOB: 1 BB: 0 P: 18	R: 1 E: 0 K: 2 S: 11	H: 2 LOB: 1 BB: 0 P: 19	R: 0 E: 0 K: 0 S: 6	H: 0 LOB: 0 BB: 0 P: 8	R: 2 E: 1 K: 1 S: 16	H: 3 LOB: 3 BB: 2 P: 32	R: 0 E: 0 K: 0 S: 5	H: 1 LOB: 1 BB: 0 P: 7	R: 0 E: 0 K: 1 S: 11	H: 1 LOB: 2 BB: 1 P: 17	R: 0 E: 0 K: 0 S: 9	H: 1 LOB: 1 BB: 0 P: 11	R: 0 E: 1 K: 2 S: 11	H: 0 LOB: 1 BB: 0 P: 15	1B: 6 2B: 3 3B: 0 HR: 0	SF: 0 SAC: 1 DP: 0 HBP: 0	WP: 0 PB: 0 SB: 1 CS: 0	PA: 40			
<b>PITCHER</b>	IP	WLS	BF	H	R	ER	SO	BB	IBB	HBP	BLK	WP	HR	S	P	ERA	WHIP								
26 Bill Swift, R ERA: 5.37 (1,1)	5.0		23	6	3	3	5	2	0	0	0	0	0	5	7	0.00	1.000								
Bob Wells, R ERA: 5.1 (6,1)	1.0	W	4	1	0	0	0	0	0	0	0	0	0	5	7	0.00	1.000								
39 Greg McCarthy, L ERA: 2.5 (7,1)	0.2		4	1	0	0	0	1	0	0	0	0	0	8	12	0.00	3.000								
Heathcliff Stocumb, R ERA: 6.4 (7,1)	1.1		5	1	0	0	1	0	0	0	0	0	0	12	16	0.00	0.750								
Mike Timlin, R ERA: 2.87 (9,1)	1.0	S	4	0	0	0	2	0	0	0	0	0	0	11	15	0.00	0.000								

Seattle Mariners @ Detroit Tigers  
Tiger Stadium, Detroit, MI  
Sun Aug 09 1998, 3:33 AM EDT  
Att: 27,987 - Cloudy - 81 F

AB	36
R	3
H	9
RBI	3
BB	3
SO	8
LOB	17









Batter	1	2	3	4	5	6	7	8	9	AB	R	H	RBI	BB	SO	LOB	TOP								
Joey Cora, S OBP: 0.350, SLG: 0.371 (1,4)										4	2	1	0	1	1	2									
Alex Rodriguez, R OBP: 0.361, SLG: 0.578 (1,6)										5	2	2	2	0	1	2									
Ken Griffey Jr., L OBP: 0.378, SLG: 0.617 (1,8)										4	0	0	0	0	1	3									
Edgar Martinez, R OBP: 0.421, SLG: 0.548 (1,10)										4	0	1	1	0	1	0									
David Segui, S OBP: 0.383, SLG: 0.521 (1,3)										4	0	0	0	0	1	1									
Jay Buhner, R OBP: 0.358, SLG: 0.467 (1,9)										3	0	0	0	1	2	0									
Russ Davis, R OBP: 0.309, SLG: 0.467 (1,5)										3	0	2	0	1	0	0									
Joe Oliver, R OBP: 0.242, SLG: 0.319 (9, PH)										3	0	0	0	0	1	4									
Raul Ibanez, L OBP: 0.308, SLG: 0.615 (9, PH)										1	0	0	0	0	0	0									
Rob Ducey, L OBP: 0.328, SLG: 0.400 (1,7)										3	1	1	0	1	0	2									
<b>Inning Stats</b>	R: 1 E: 0 K: 1 S: 16	H: 1 LOB: 1 BB: 1 P: 28	R: 0 E: 0 K: 1 S: 8	H: 1 LOB: 1 BB: 0 P: 12	R: 2 E: 0 K: 3 S: 18	H: 2 LOB: 0 BB: 0 P: 25	R: 0 E: 0 K: 1 S: 10	H: 1 LOB: 1 BB: 0 P: 12	R: 0 E: 0 K: 0 S: 6	H: 0 LOB: 0 BB: 0 P: 12	R: 0 E: 0 K: 0 S: 12	H: 0 LOB: 2 BB: 2 P: 25	R: 2 E: 0 K: 0 S: 7	H: 1 LOB: 0 BB: 1 P: 17	R: 0 E: 0 K: 1 S: 7	H: 0 LOB: 0 BB: 0 P: 10	R: 0 E: 0 K: 1 S: 8	H: 1 LOB: 1 BB: 0 P: 10	1B: 5 2B: 1 3B: 0 HR: 1	SF: 0 SAC: 0 DP: 0 HBP: 0	WP: 0 PB: 0 SB: 4 CS: 0	PA: 38			
<b>PITCHER</b>	IP	WLS	BF	H	R	ER	SO	BB	IBB	HBP	BLK	WP	HR	S	P	ERA	WHIP								
Kelvin Escobar, R ERA: 6.85 (1,1)	6.0		26	5	3	1	6	3	0	0	0	0	0	70	114	1.50	1.333								
Neno Rodriguez, R ERA: 8.06 (7,1)	1.0	W	5	1	2	2	0	1	0	0	0	0	1	7	17	18.00	2.000								
Paul Quantrill, R ERA: 2.55 (8,1)	2.0		7	1	0	0	2	0	0	0	0	0	0	15	20	0.00	0.500								

Seattle Mariners @ Toronto Blue Jays  
SkyDome, Toronto, ON  
Wed Aug 12 1998, 3:33 AM EDT  
Att: 39,139 - Sunny - 75 F

AB 34  
R 5  
H 7  
RBI 3  
BB 4  
SO 8  
LOB 14



Batter	1	2	3	4	5	6	7	8	9	AB	R	H	RBI	BB	SO	LOB	BOTTOM								
Shannon Stewart, R OBP: 0.374, SLG: 0.369 (1,7)										4	1	2	1	1	0	0									
Shawn Green, L OBP: 0.333, SLG: 0.460 (1,9)										5	1	1	2	0	3	2									
Jose Canseco, R OBP: 0.330, SLG: 0.526 (1,10)										2	1	0	0	3	1	1									
Carlos Delgado, L OBP: 0.383, SLG: 0.584 (1,3)										4	1	1	4	0	1	2									
José Cruz Jr., S OBP: 0.338, SLG: 0.371 (1,8)										4	1	2	0	0	1	1									
Mark Daiesandro, R OBP: 0.310, SLG: 0.482 (1,5)										4	2	2	1	0	1	1									
Alex Gonzalez, R OBP: 0.284, SLG: 0.367 (8,6)										0	0	0	0	0	0	0									
Darrin Fletcher, L OBP: 0.328, SLG: 0.410 (1,2)										4	1	1	0	0	0	2									
Craig Grebeck, R OBP: 0.378, SLG: 0.416 (1,4)										4	1	2	2	0	1	0									
Tomas Perez, S OBP: 0.250, SLG: 0.143 (1,6)										2	0	0	0	0	0	1									
Tony Fernandez, S OBP: 0.360, SLG: 0.431 (7, PH)										2	2	2	0	0	0	0									
<b>Inning Stats</b>	R: 0 E: 0 K: 1 S: 8	H: 0 LOB: 0 BB: 0 P: 16	R: 0 E: 0 K: 1 S: 6	H: 0 LOB: 0 BB: 0 P: 9	R: 0 E: 0 K: 1 S: 9	H: 0 LOB: 0 BB: 0 P: 12	R: 0 E: 0 K: 2 S: 16	H: 1 LOB: 1 BB: 1 P: 27	R: 3 E: 0 K: 0 S: 13	H: 4 LOB: 0 BB: 0 P: 19	R: 0 E: 0 K: 1 S: 7	H: 0 LOB: 1 BB: 1 P: 13	R: 7 E: 0 K: 1 S: 26	H: 6 LOB: 1 BB: 2 P: 45	R: 1 E: 0 K: 1 S: 9	H: 2 LOB: 1 BB: 0 P: 15	1B: 7 2B: 5 3B: 0 HR: 1	SF: 0 SAC: 0 DP: 1 HBP: 0	WP: 2 PB: 0 SB: 2 CS: 1	PA: 39					
<b>PITCHER</b>	IP	WLS	BF	H	R	ER	SO	BB	IBB	HBP	BLK	WP	HR	S	P	ERA	WHIP								
Jamie Moyer, L ERA: 3.65 (1,1)	6.1		26	7	5	5	6	2	0	0	0	0	0	66	105	7.11	1.421								
31 Bobby Ayala, R ERA: 6.1 (7,1)	0.0	L	2	1	0	0	0	1	0	0	0	0	0	4	8	∞	∞								
39 Greg McCarthy, L ERA: 4.0 (7,1)	0.0		3	2	5	5	0	0	1	0	0	0	1	6	14	∞	∞								
Paul Spoljaric, L ERA: 5.51 (7,1)	1.2		8	3	1	1	2	0	0	0	0	2	0	18	29	5.40	1.800								

Seattle Mariners @ Toronto Blue Jays  
SkyDome, Toronto, ON  
Wed Aug 12 1998, 3:33 AM EDT  
Att: 39,139 - Sunny - 75 F

AB 35  
R 11  
H 13  
RBI 10  
BB 4  
SO 8  
LOB 10





Batter	1	2	3	4	5	6	7	8	9	AB	R	H	RBI	BB	SO	LOB	TOP										
<b>Rich Amaral, R</b> OBP: 0.341, SLG: 0.352 (1, 7)										4	1	1	0	0	1	0	<b>Seattle Mariners @ Chicago White Sox</b> Comiskey Park, Chicago, IL Fri Aug 14 1998, 8:05 PM EDT Att: 22,713 - Cloudy - 81 F										
<b>Alex Rodriguez, R</b> OBP: 0.380, SLG: 0.576 <b>Rico Rossy, R</b> OBP: 0.271, SLG: 0.313 (1, 6)										4	0	1	0	0	1	0											
<b>Ken Griffey Jr., L</b> OBP: 0.380, SLG: 0.618 <b>Shane Monahan, L</b> OBP: 0.283, SLG: 0.341 (1, 8)										4	1	3	0	0	0	0											
<b>Edgar Martinez, R</b> OBP: 0.421, SLG: 0.546 (1, 10)										3	0	1	2	1	1	1											
<b>David Segui, S</b> OBP: 0.380, SLG: 0.516 (1, 3)										4	0	0	0	0	1	4											
<b>Jay Buhner, R</b> OBP: 0.361, SLG: 0.467 (1, 9)										4	0	2	0	0	1	0											
<b>Russ Davis, R</b> OBP: 0.309, SLG: 0.463 (1, 5)										3	0	0	0	1	0	2											
<b>John Marzano, R</b> OBP: 0.323, SLG: 0.409 <b>Rob Ducey, L</b> OBP: 0.327, SLG: 0.398 (9, PH)										3	0	1	0	0	0	1											
<b>Joey Cora, S</b> OBP: 0.347, SLG: 0.367 (1, 4)										4	0	0	0	0	0	3											
<b>Inning Stats</b>	R: 0 E: 0 K: 2 S: 14	H: 1 LOB: 1 BB: 0 P: 19	R: 0 E: 0 K: 2 S: 10	H: 1 LOB: 2 BB: 1 P: 20	R: 1 E: 1 K: 1 S: 11	H: 2 LOB: 1 BB: 0 P: 15	R: 0 E: 0 K: 0 S: 7	H: 1 LOB: 0 BB: 0 P: 9	R: 0 E: 0 K: 0 S: 3	H: 0 LOB: 0 BB: 0 P: 4	R: 0 E: 0 K: 0 S: 9	H: 0 LOB: 0 BB: 0 P: 14	R: 0 E: 0 K: 0 S: 9	H: 3 LOB: 2 BB: 1 P: 19	R: 0 E: 0 K: 0 S: 6	H: 1 LOB: 1 BB: 0 P: 7		1B: 9 2B: 0 3B: 0 HR: 0	SF: 0 SAC: 0 DP: 2 HBP: 0	WP: 0 PB: 0 SB: 1 CS: 0	PA: 36						
<b>PITCHER</b>	IP	WLS	BF	H	R	ER	SO	BB	IBB	HBP	BLK	WP	HR	S	P	ERA	WHIP										
<b>Mike Siroka, L</b> ERA: 4.75 <b>Chad Bradford, R</b> ERA: 3.52 (1, 1)	7.1	W	31	8	2	2	5	2	0	0	0	0	0	69	111	2.46	1.364										
<b>Chad Bradford, R</b> ERA: 3.52 (8, 1)	1.2		5	1	0	0	0	0	0	0	0	0	0	7	8	0.00	0.600										

Batter	1	2	3	4	5	6	7	8	9	AB	R	H	RBI	BB	SO	LOB	BOTTOM										
<b>Ray Durham, S</b> OBP: 0.371, SLG: 0.471 (1, 4)										5	1	4	1	0	1	0	<b>Seattle Mariners @ Chicago White Sox</b> Comiskey Park, Chicago, IL Fri Aug 14 1998, 8:05 PM EDT Att: 22,713 - Cloudy - 81 F										
<b>Mike Canuso, S</b> OBP: 0.330, SLG: 0.401 (1, 6)										4	4	2	2	0	0	2											
<b>Frank Thomas, R</b> OBP: 0.369, SLG: 0.451 (1, 10)										4	2	3	3	0	0	1											
<b>Albert Belle, R</b> OBP: 0.375, SLG: 0.614 <b>25 Jeff Abbott, R</b> OBP: 0.313, SLG: 0.481 (9, 7)										4	1	2	4	0	0	0											
<b>Robin Ventura, L</b> OBP: 0.339, SLG: 0.417 (1, 5)										5	1	1	1	0	0	3											
<b>Greg Norton, S</b> OBP: 0.302, SLG: 0.426 (1, 3)										4	1	2	0	0	1	0											
<b>Magglio Ordonez, R</b> OBP: 0.325, SLG: 0.425 (1, 9)										4	1	0	1	0	1	2											
<b>Mike Cameron, R</b> OBP: 0.284, SLG: 0.318 (1, 8)										3	1	0	0	0	0	1											
<b>Robert Machado, R</b> OBP: 0.256, SLG: 0.400 (1, 2)										4	2	2	2	0	1	1											
<b>Inning Stats</b>	R: 1 E: 0 K: 1 S: 16	H: 2 LOB: 1 BB: 0 P: 24	R: 0 E: 0 K: 2 S: 12	H: 1 LOB: 1 BB: 0 P: 16	R: 1 E: 0 K: 0 S: 6	H: 1 LOB: 0 BB: 0 P: 8	R: 0 E: 0 K: 0 S: 6	H: 0 LOB: 0 BB: 0 P: 7	R: 0 E: 0 K: 0 S: 5	H: 1 LOB: 0 BB: 0 P: 8	R: 9 E: 1 K: 0 S: 31	H: 7 LOB: 0 BB: 0 P: 44	R: 1 E: 0 K: 1 S: 7	H: 1 LOB: 0 BB: 0 P: 11	R: 2 E: 0 K: 0 S: 11	H: 3 LOB: 1 BB: 0 P: 16		1B: 9 2B: 5 3B: 0 HR: 2	SF: 2 SAC: 1 DP: 0 HBP: 1	WP: 2 PB: 0 SB: 1 CS: 1	PA: 42						
<b>PITCHER</b>	IP	WLS	BF	H	R	ER	SO	BB	IBB	HBP	BLK	WP	HR	S	P	ERA	WHIP										
<b>27 Ken Cloude, R</b> ERA: 5.95 <b>Bob Wells, R</b> ERA: 5.65 <b>Paul Spoljaric, L</b> ERA: 5.57 <b>59 David Holdridge, R</b> ERA: 13.5 (1, 1)	5.1	L	26	9	8	8	3	0	0	0	0	0	1	9	14	27.00	4.500										
<b>Paul Spoljaric, L</b> ERA: 5.57 <b>59 David Holdridge, R</b> ERA: 13.5 (7, 1)	1.0		4	1	1	1	1	0	0	0	0	0	1	7	11	9.00	1.000										
<b>59 David Holdridge, R</b> ERA: 13.5 (8, 1)	1.0		6	3	2	2	0	0	0	0	0	2	0	11	16	18.00	3.000										












Batter	1	2	3	4	5	6	7	8	9	AB	R	H	RBI	BB	SO	LOB	TOP										
Brian Hunter, R (1,8) OBP: 0.294, SLG: 0.326	G5-3		G5-3			L4		G4-3		4	0	0	0	0	0	1											
Joe Randa, R (1,4) OBP: 0.304, SLG: 0.325	K				F8	F8		F9		4	0	0	0	0	1	0											
Bobby Higginson, L (1,9) OBP: 0.375, SLG: 0.510	K				G4-3	G1-3		1B		4	0	1	0	0	1	0											
Tony Clark, S (1,3) OBP: 0.355, SLG: 0.508		P9					L6			4	0	1	0	0	1	0											
Damon Easley, R (8, PR) OBP: 0.343, SLG: 0.503										0	0	0	0	0	0	0											
Brian Moehler, R (8, 1)										0	0	0	0	0	0	0											
Matt Anderson, R (8, 1)										0	0	0	0	0	0	0											
Gerónimo Berroa, R (1, 10) OBP: 0.323, SLG: 0.314		K				G5-3				2	1	0	0	1	1	0											
Frank Catalanotto, L (8, PH) OBP: 0.323, SLG: 0.444										1	0	1	0	0	0	0											
Gabe Alvarez, R (1, 5) OBP: 0.304, SLG: 0.398		K								4	0	2	1	0	1	3											
Luis Gonzalez, L (1, 7) OBP: 0.343, SLG: 0.465										4	0	0	0	0	0	2											
Deivi Cruz, R (1, 6) OBP: 0.293, SLG: 0.355										4	0	3	0	0	1	0											
Paul Bako, L (1, 2) OBP: 0.320, SLG: 0.339										4	0	0	0	0	2	5											
<b>Inning Stats</b>	R: 0 H: 0 E: 0 K: 2 S: 11	H: 0 LOB: 0 BB: 0 P: 15	R: 0 H: 0 E: 0 K: 2 S: 7	H: 0 LOB: 0 BB: 0 P: 13	R: 0 H: 1 E: 0 K: 1 S: 8	H: 1 LOB: 1 BB: 0 P: 11	R: 0 H: 0 E: 0 K: 1 S: 7	H: 0 LOB: 0 BB: 0 P: 11	R: 0 H: 2 E: 0 K: 0 S: 7	H: 2 LOB: 2 BB: 0 P: 11	R: 0 H: 0 E: 0 K: 0 S: 4	H: 0 LOB: 0 BB: 0 P: 8	R: 1 H: 2 E: 0 K: 0 S: 14	H: 2 LOB: 2 BB: 1 P: 24	R: 0 H: 3 E: 0 K: 0 S: 11	H: 3 LOB: 3 BB: 0 P: 13	R: 0 H: 0 E: 0 K: 2 S: 12	H: 0 LOB: 0 BB: 0 P: 15	1B: 5 2B: 3 3B: 0 HR: 0	SF: 0 SAC: 0 DP: 0 HBP: 0	WP: 0 PB: 0 SB: 0 CS: 0	PA: 36					
<b>PITCHER</b>	IP	WLS	BF	H	R	ER	SO	BB	IBB	HBP	BLK	WP	HR	S	P	ERA	WHIP										
Jamie Moyer, L (1, 1) ERA: 3.55	7.2	W	31	7	1	1	6	1	0	0	0	0	0	64	100	1.17	1.043										
Mike Timlin, R (8, 1) ERA: 2.9	1.1	S	5	1	0	0	2	0	0	0	0	0	0	17	21	0.00	0.750										

**Detroit Tigers @ Seattle Mariners**  
The Kingdome, Seattle, WA  
Mon Aug 17 1998, 10:05 PM EDT  
Att: 38,639 - Dome - 72 F


AB 35  
R 1  
H 8  
RBI 1  
BB 1  
SO 8  
LOB 11



Batter	1	2	3	4	5	6	7	8	9	AB	R	H	RBI	BB	SO	LOB	BOTTOM										
Joey Cora, S (1, 4) OBP: 0.354, SLG: 0.374	WP 1B 2B BB	G3-1								3	1	1	0	1	0	0											
Alex Rodriguez, R (1, 6) OBP: 0.358, SLG: 0.572	WP 2B 1B									4	1	1	0	0	0	2											
Ken Griffey Jr., L (1, 8) OBP: 0.379, SLG: 0.622	1H 2H									4	0	2	2	0	1	1											
Edgar Martinez, R (1, 10) OBP: 0.422, SLG: 0.543	K									4	1	2	0	0	1	2											
David Segui, S (1, 3) OBP: 0.378, SLG: 0.512	FC1									4	0	0	0	0	1	4											
Jay Buhner, R (1, 9) OBP: 0.364, SLG: 0.492	FC5-4 BB									3	0	0	0	1	0	2											
Russ Davis, R (1, 5) OBP: 0.312, SLG: 0.471	FC5-4									3	0	1	1	0	0	2											
Joe Oliver, R (1, 2) OBP: 0.243, SLG: 0.318										3	0	0	0	0	0	1											
Shane Monahan, L (1, 7) OBP: 0.270, SLG: 0.323										3	0	1	0	0	1	0											
<b>Inning Stats</b>	R: 2 H: 2 E: 0 K: 1 S: 20	H: 2 LOB: 2 BB: 2 P: 34	R: 0 H: 0 E: 0 K: 0 S: 5	H: 0 LOB: 0 BB: 0 P: 7	R: 0 H: 1 E: 0 K: 0 S: 8	H: 1 LOB: 1 BB: 0 P: 13	R: 0 H: 0 E: 0 K: 0 S: 8	H: 0 LOB: 0 BB: 0 P: 11	R: 0 H: 2 E: 0 K: 1 S: 16	H: 2 LOB: 1 BB: 0 P: 21	R: 1 H: 2 E: 0 K: 1 S: 10	H: 2 LOB: 1 BB: 0 P: 13	R: 0 H: 0 E: 0 K: 1 S: 8	H: 0 LOB: 0 BB: 0 P: 12	R: 0 H: 1 E: 0 K: 0 S: 9	H: 1 LOB: 1 BB: 0 P: 16	1B: 5 2B: 3 3B: 0 HR: 0	SF: 0 SAC: 0 DP: 1 HBP: 0	WP: 1 PB: 0 SB: 0 CS: 0	PA: 33							
<b>PITCHER</b>	IP	WLS	BF	H	R	ER	SO	BB	IBB	HBP	BLK	WP	HR	S	P	ERA	WHIP										
Brian Moehler, R (1, 1) ERA: 3.58	7.1	L	31	8	3	3	4	2	0	0	0	1	0	82	123	3.68	1.364										
Brian Moehler, R (8, 1) ERA: 3.58	7.1	L	31	8	3	3	4	2	0	0	0	1	0	82	123	3.68	1.364										
Matt Anderson, R (8, 1) ERA: 1.78	0.2		2	0	0	0	0	0	0	0	0	0	0	2	4	0.00	0.000										

**Detroit Tigers @ Seattle Mariners**  
The Kingdome, Seattle, WA  
Mon Aug 17 1998, 10:05 PM EDT  
Att: 38,639 - Dome - 72 F

AB 31  
R 3  
H 8  
RBI 3  
BB 2  
SO 4  
LOB 14













Batter	1	2	3	4	5	6	7	8	9	AB	R	H	RBI	BB	SO	LOB	TOP				
Shannon Stewart, R OBP: 0.376, SLG: 0.384										5	2	2	0	0	1	5					
Shawn Green, L OBP: 0.333, SLG: 0.477										5	1	2	2	0	1	1					
Jose Canseco, R OBP: 0.327, SLG: 0.524										5	1	3	1	0	0	1					
Carlos Delgado, L OBP: 0.383, SLG: 0.581										4	1	2	2	0	0	1					
Jose Cruz Jr., S OBP: 0.375, SLG: 0.402										5	1	1	2	0	0	5					
Tony Fernandez, S OBP: 0.370, SLG: 0.432										4	0	0	0	1	1	2					
Darrin Fletcher, L OBP: 0.337, SLG: 0.420										5	0	2	0	0	0	0					
Craig Grebeck, R OBP: 0.363, SLG: 0.401										5	0	1	0	0	0	3					
Alex Gonzalez, R OBP: 0.284, SLG: 0.362										3	1	1	0	1	2	2					
<b>Inning Stats</b>	R: 4 E: 0 K: 1 S: 22	H: 5 LOB: 2 BB: 1 P: 37	R: 1 E: 0 K: 0 S: 7	H: 2 LOB: 0 BB: 0 P: 9	R: 0 E: 0 K: 0 S: 9	H: 0 LOB: 0 BB: 0 P: 11	R: 2 E: 0 K: 1 S: 14	H: 3 LOB: 2 BB: 0 P: 22	R: 0 E: 0 K: 0 S: 6	H: 1 LOB: 2 BB: 1 P: 15	R: 0 E: 0 K: 0 S: 8	H: 1 LOB: 2 BB: 0 P: 12	R: 0 E: 0 K: 1 S: 9	H: 1 LOB: 2 BB: 0 P: 11	R: 0 E: 0 K: 1 S: 12	H: 0 LOB: 0 BB: 0 P: 11	1B: 9 2B: 4 3B: 0 HR: 1	SF: 0 SAC: 0 DP: 0 HBP: 2	WP: 0 PB: 1 SB: 3 CS: 0	PA: 45	
<b>PITCHER</b>	IP WLS BF H R ER SO BB IBB HBP BLK WP HR S P ERA WHIP	IP WLS BF H R ER SO BB IBB HBP BLK WP HR S P ERA WHIP	IP WLS BF H R ER SO BB IBB HBP BLK WP HR S P ERA WHIP	IP WLS BF H R ER SO BB IBB HBP BLK WP HR S P ERA WHIP	IP WLS BF H R ER SO BB IBB HBP BLK WP HR S P ERA WHIP	IP WLS BF H R ER SO BB IBB HBP BLK WP HR S P ERA WHIP	IP WLS BF H R ER SO BB IBB HBP BLK WP HR S P ERA WHIP	IP WLS BF H R ER SO BB IBB HBP BLK WP HR S P ERA WHIP	IP WLS BF H R ER SO BB IBB HBP BLK WP HR S P ERA WHIP	IP WLS BF H R ER SO BB IBB HBP BLK WP HR S P ERA WHIP	IP WLS BF H R ER SO BB IBB HBP BLK WP HR S P ERA WHIP	IP WLS BF H R ER SO BB IBB HBP BLK WP HR S P ERA WHIP	IP WLS BF H R ER SO BB IBB HBP BLK WP HR S P ERA WHIP	IP WLS BF H R ER SO BB IBB HBP BLK WP HR S P ERA WHIP	IP WLS BF H R ER SO BB IBB HBP BLK WP HR S P ERA WHIP	IP WLS BF H R ER SO BB IBB HBP BLK WP HR S P ERA WHIP	IP WLS BF H R ER SO BB IBB HBP BLK WP HR S P ERA WHIP	IP WLS BF H R ER SO BB IBB HBP BLK WP HR S P ERA WHIP	IP WLS BF H R ER SO BB IBB HBP BLK WP HR S P ERA WHIP	IP WLS BF H R ER SO BB IBB HBP BLK WP HR S P ERA WHIP	IP WLS BF H R ER SO BB IBB HBP BLK WP HR S P ERA WHIP

Toronto Blue Jays @ Seattle Mariners  
The Kingdome, Seattle, WA  
Thu Aug 20 1998, 10:05 PM EDT  
Att: 26,642 - Dome - 72 F

AB	41
R	7
H	14
RBI	7
BB	2
SO	5
LOB	20



Batter	1	2	3	4	5	6	7	8	9	AB	R	H	RBI	BB	SO	LOB	BOTTOM					
Joey Cora, S OBP: 0.355, SLG: 0.372										3	0	1	0	1	0	0						
Alex Rodriguez, R OBP: 0.381, SLG: 0.574										4	0	0	0	0	1	3						
Ken Griffey Jr., L OBP: 0.374, SLG: 0.611										4	0	0	0	0	1	3						
Edgar Martinez, R OBP: 0.415, SLG: 0.531										4	0	0	0	0	1	1						
David Segui, S OBP: 0.379, SLG: 0.508										2	0	1	0	1	0	0						
Jay Buhner, R OBP: 0.356, SLG: 0.471										3	0	0	0	0	1	2						
Russ Davis, R OBP: 0.308, SLG: 0.464										3	0	0	0	0	0	2						
John Marzano, R OBP: 0.306, SLG: 0.375										3	0	0	0	0	1	0						
Rob Ducey, L OBP: 0.324, SLG: 0.388										3	0	1	0	0	1	0						
<b>Inning Stats</b>	R: 0 E: 0 K: 0 S: 8	H: 0 LOB: 1 BB: 1 P: 16	R: 0 E: 0 K: 0 S: 11	H: 0 LOB: 0 BB: 0 P: 16	R: 0 E: 0 K: 0 S: 8	H: 0 LOB: 0 BB: 0 P: 14	R: 0 E: 0 K: 1 S: 6	H: 0 LOB: 0 BB: 0 P: 10	R: 0 E: 0 K: 1 S: 7	H: 1 LOB: 0 BB: 0 P: 10	R: 0 E: 0 K: 2 S: 14	H: 2 LOB: 2 BB: 0 P: 21	R: 0 E: 0 K: 1 S: 13	H: 0 LOB: 1 BB: 1 P: 21	R: 0 E: 0 K: 1 S: 8	H: 0 LOB: 0 BB: 0 P: 13	R: 0 E: 0 K: 0 S: 7	H: 0 LOB: 0 BB: 0 P: 13	1B: 3 2B: 0 3B: 0 HR: 0	SF: 0 SAC: 0 DP: 1 HBP: 0	WP: 0 PB: 0 SB: 0 CS: 0	PA: 31
<b>PITCHER</b>	IP WLS BF H R ER SO BB IBB HBP BLK WP HR S P ERA WHIP	IP WLS BF H R ER SO BB IBB HBP BLK WP HR S P ERA WHIP	IP WLS BF H R ER SO BB IBB HBP BLK WP HR S P ERA WHIP	IP WLS BF H R ER SO BB IBB HBP BLK WP HR S P ERA WHIP	IP WLS BF H R ER SO BB IBB HBP BLK WP HR S P ERA WHIP	IP WLS BF H R ER SO BB IBB HBP BLK WP HR S P ERA WHIP	IP WLS BF H R ER SO BB IBB HBP BLK WP HR S P ERA WHIP	IP WLS BF H R ER SO BB IBB HBP BLK WP HR S P ERA WHIP	IP WLS BF H R ER SO BB IBB HBP BLK WP HR S P ERA WHIP	IP WLS BF H R ER SO BB IBB HBP BLK WP HR S P ERA WHIP	IP WLS BF H R ER SO BB IBB HBP BLK WP HR S P ERA WHIP	IP WLS BF H R ER SO BB IBB HBP BLK WP HR S P ERA WHIP	IP WLS BF H R ER SO BB IBB HBP BLK WP HR S P ERA WHIP	IP WLS BF H R ER SO BB IBB HBP BLK WP HR S P ERA WHIP	IP WLS BF H R ER SO BB IBB HBP BLK WP HR S P ERA WHIP	IP WLS BF H R ER SO BB IBB HBP BLK WP HR S P ERA WHIP	IP WLS BF H R ER SO BB IBB HBP BLK WP HR S P ERA WHIP	IP WLS BF H R ER SO BB IBB HBP BLK WP HR S P ERA WHIP	IP WLS BF H R ER SO BB IBB HBP BLK WP HR S P ERA WHIP	IP WLS BF H R ER SO BB IBB HBP BLK WP HR S P ERA WHIP	IP WLS BF H R ER SO BB IBB HBP BLK WP HR S P ERA WHIP	

Toronto Blue Jays @ Seattle Mariners  
The Kingdome, Seattle, WA  
Thu Aug 20 1998, 10:05 PM EDT  
Att: 26,642 - Dome - 72 F

AB	29
R	0
H	3
RBI	0
BB	2
SO	6
LOB	11





Batter	1	2	3	4	5	6	7	8	9	AB	R	H	RBI	BB	SO	LOB	TOP	
Ray Durham, S OBP: 0.370, SLG: 0.472											5	2	2	0	0	1	4	
Mike Caruso, S OBP: 0.326, SLG: 0.394											5	1	1	0	0	0	2	
Frank Thomas, R OBP: 0.366, SLG: 0.450											4	0	0	0	1	0	3	
Albert Belle, R OBP: 0.383, SLG: 0.624											4	1	3	2	1	0	1	
Robin Ventura, L OBP: 0.342, SLG: 0.416											4	0	2	2	0	0	1	
Maglio Ordonez, R OBP: 0.320, SLG: 0.418											5	0	0	0	0	1	6	
Wil Cordero, R OBP: 0.296, SLG: 0.417										4	0	1	0	0	2	0		
Robert Machado, R OBP: 0.273, SLG: 0.373										4	0	0	0	0	1	1		
Mike Cameron, R OBP: 0.286, SLG: 0.314										1	0	0	0	3	0	0		
<b>Inning Stats</b>	R: 2 H: 3 E: 1 K: 1 S: 18	H: 3 R: 0 ER: 0 K: 1 S: 9	H: 0 R: 0 ER: 0 K: 0 S: 9	H: 1 R: 0 ER: 0 K: 0 S: 10	H: 0 R: 0 ER: 0 K: 1 S: 9	H: 1 R: 1 ER: 0 K: 0 S: 10	H: 0 R: 0 ER: 0 K: 1 S: 16	H: 1 R: 1 ER: 0 K: 0 S: 10	H: 1 R: 0 ER: 0 K: 1 S: 13	H: 2 R: 0 ER: 0 K: 0 S: 15	1B: 7 2B: 2 3B: 0 HR: 1	SF: 0 SAC: 0 DP: 0 HBP: 1	WP: 1 PB: 0 SB: 2 CS: 0	PA: 42				
<b>PITCHER</b>	IP WLS BF H R ER SO BB IBB HBP BLK WP HR S P ERA WHIP																	
Jeff Fassero, L ERA: 3.96	(1, 1) 7.0 32 6 4 2 4 4 0 1 0 1 1 82 131 2.57 1.429																	
Jose Paniagua, R ERA: 3.0	(8, 1) 1.0 W 5 1 0 0 1 1 0 0 0 0 0 13 20 0.00 2.000																	
Mike Timlin, R ERA: 2.81	(9, 1) 1.0 S 5 2 0 0 0 0 0 0 0 0 0 0 15 19 0.00 2.000																	

Chicago White Sox @ Seattle Mariners  
The Kingdome, Seattle, WA  
Fri Aug 21 1998, 10:05 PM EDT  
Att: 34,421 - Dome - 72 F

AB	36
R	4
H	9
RBI	4
BB	5
SO	5
LOB	18



Batter	1	2	3	4	5	6	7	8	9	AB	R	H	RBI	BB	SO	LOB	BOTTOM
Joey Cora, S OBP: 0.355, SLG: 0.371										4	0	1	1	0	1	1	
Alex Rodriguez, R OBP: 0.361, SLG: 0.571										3	0	0	0	1	0	3	
Ken Griffey Jr., L OBP: 0.371, SLG: 0.606										4	0	0	0	0	0	1	
Edgar Martinez, R OBP: 0.417, SLG: 0.541										3	2	2	1	1	0	0	
David Segui, S OBP: 0.376, SLG: 0.503										4	0	0	0	0	1	3	
Jay Buhner, R OBP: 0.358, SLG: 0.483										3	2	1	2	1	2	0	
Russ Davis, R OBP: 0.312, SLG: 0.469										3	1	2	1	1	0	0	
Joe Oliver, R OBP: 0.251, SLG: 0.322										3	0	0	0	1	1	1	
Rich Amaral, R OBP: 0.357, SLG: 0.365										3	0	2	0	0	0	0	
<b>Inning Stats</b>	R: 0 H: 1 E: 0 K: 1 S: 16	H: 0 R: 0 ER: 0 K: 1 S: 7	H: 0 R: 0 ER: 0 K: 0 S: 6	H: 0 R: 3 ER: 0 K: 0 S: 17	H: 4 R: 1 ER: 0 K: 1 S: 8	H: 1 R: 0 ER: 0 K: 1 S: 10	H: 0 R: 0 ER: 0 K: 0 S: 9	H: 0 R: 1 ER: 0 K: 1 S: 12	H: 1 R: 0 ER: 0 K: 0 S: 15	H: 2 R: 0 ER: 0 K: 0 S: 19	1B: 4 2B: 2 3B: 0 HR: 2	SF: 0 SAC: 0 DP: 1 HBP: 0	WP: 0 PB: 0 SB: 0 CS: 0	PA: 35			
<b>PITCHER</b>	IP WLS BF H R ER SO BB IBB HBP BLK WP HR S P ERA WHIP																
Scott Eyre, L ERA: 5.11	(1, 1) 4.1 21 3 3 3 2 4 0 0 0 0 0 48 85 6.23 2.077																
Jaime Navarro, R ERA: 6.2	(5, 1) 1.2 7 2 1 1 2 0 0 0 0 0 0 16 29 5.40 1.200																
Keith Foulke, R ERA: 3.82	(7, 1) 2.0 L 7 1 1 1 1 1 0 0 0 0 0 0 21 34 4.50 1.000																

Chicago White Sox @ Seattle Mariners  
The Kingdome, Seattle, WA  
Fri Aug 21 1998, 10:05 PM EDT  
Att: 34,421 - Dome - 72 F

AB	30
R	5
H	8
RBI	5
BB	5
SO	5
LOB	9









Batter	1	2	3	4	5	6	7	8	9	AB	R	H	RBI	BB	SO	LOB	TOP					
Ray Durham, S (1, 4) OBP: 0.366, SLG: 0.465	1-3 K		1-1 E5 E S 1B			1-3 K		0-0 G6-3		4	1	0	0	0	2	0	Chicago White Sox @ Seattle Mariners The Kingdome, Seattle, WA Sun Aug 23 1998, 6:33 AM EDT Att: 35,159 - Dome - 72 F					
Mike Caruso, S (1, 6) OBP: 0.326, SLG: 0.394	3-3 K		2-1 1B 1-H			0-0 F7		0-1 P6		4	0	1	1	0	1	0						
Frank Thomas, R (1, 10) OBP: 0.364, SLG: 0.450	3-3 K		3-0 F8			0-2 L8			2-2 F9	4	0	0	0	0	1	1						
Albert Belle, R (1, 7) OBP: 0.380, SLG: 0.621		0-0 G6-3		0-2 F7			0-1 E5 1B		3-2 G4-3	4	0	0	0	0	0	0						
Robin Ventura, L (1, 5) OBP: 0.340, SLG: 0.411 Chris Snopce, R (9, PR) OBP: 0.295, SLG: 0.252	1-1 P8		2-2 F9			2-0 P2			4-2 25 WP BB	3	0	0	0	1	0	1						
25 Jeff Abbott, R (1, 9) OBP: 0.296, SLG: 0.444	1-3 K		3-2 F7			1-2 F8			2-1 F9	4	0	0	0	0	1	2						
Wil Cordero, R (1, 3) OBP: 0.303, SLG: 0.432			1-0 HR		1-1 F8		1-0 1B			3	1	2	1	0	0	0						
Chad Kreuter, S (1, 2) OBP: 0.363, SLG: 0.327			1-3 K2-3		1-0 F9		3-2 F8			3	0	0	0	0	1	2						
Mike Cameron, R (1, 8) OBP: 0.282, SLG: 0.308			1-2 G6-3		2-2 G6-3			0-3 K		3	0	0	0	0	1	0						
<b>Inning Stats</b>	R: 0 E: 0 K: 3 S: 11	H: 0 LOB: 0 BB: 0 P: 18	R: 0 E: 0 K: 1 S: 6	H: 0 LOB: 0 BB: 0 P: 8	R: 2 E: 1 K: 1 S: 12	H: 2 LOB: 1 BB: 0 P: 21	R: 0 E: 0 K: 0 S: 9	H: 0 LOB: 0 BB: 0 P: 14	R: 0 E: 0 K: 0 S: 7	H: 0 LOB: 0 BB: 0 P: 11	R: 0 E: 0 K: 1 S: 8	H: 1 LOB: 2 BB: 0 P: 9	R: 0 E: 0 K: 0 S: 12	H: 1 LOB: 0 BB: 0 P: 19	R: 0 E: 0 K: 1 S: 6	H: 0 LOB: 0 BB: 0 P: 6		R: 0 E: 0 K: 0 S: 10	H: 0 LOB: 2 BB: 1 P: 21	1B: 2 2B: 0 3B: 0 HR: 1	SF: 0 SAC: 0 DP: 0 HBP: 0	WP: 1 PB: 0 SB: 1 CS: 0
<b>PITCHER</b>	IP	WLS	BF	H	R	ER	SO	BB	IBB	HBP	BLK	WP	HR	S	P	ERA	WHIP					
Paul Spoljaric, L (1, 1) ERA: 4.95	7.0	W	26	3	2	1	6	0	0	0	0	0	1	65	100	1.29	0.429					
31 Bobby Ayala, R (8, 1) ERA: 6.95	1.0		3	0	0	0	1	0	0	0	0	0	0	6	6	0.00	0.000					
Jose Paniagua, R (9, 1) ERA: 2.25	1.0	S	4	0	0	0	0	1	0	0	0	1	0	10	21	0.00	1.000					

Batter	1	2	3	4	5	6	7	8	9	AB	R	H	RBI	BB	SO	LOB	BOTTOM					
Joey Cora, S (1, 4) OBP: 0.359, SLG: 0.373	1-3 K			2-2 HR 1B	0-0 F8			0-1 G1-3		4	1	1	0	0	1	0	Chicago White Sox @ Seattle Mariners The Kingdome, Seattle, WA Sun Aug 23 1998, 6:33 AM EDT Att: 35,159 - Dome - 72 F					
Alex Rodriguez, R (1, 6) OBP: 0.358, SLG: 0.565	2-1 G5-3			2-1 F9		3-2 G4-3				3	0	0	0	0	0	1						
Ken Griffey Jr., L (1, 8) OBP: 0.374, SLG: 0.609	3-2 P9			1-2 HR		3-1 G1-3				3	1	1	2	0	0	0						
Edgar Martinez, R (1, 10) OBP: 0.416, SLG: 0.536		2-3 K		4-2 BB		1-0 F8				2	0	0	0	1	1	0						
David Segui, S (1, 3) OBP: 0.372, SLG: 0.497	1-2 G5-3			0-0 P7			0-0 P3			3	0	0	0	0	0	1						
Russ Davis, R (1, 5) OBP: 0.311, SLG: 0.467	1-3 K			0-1 P3			3-3 K			3	0	0	0	0	2	1						
Rob Ducey, L (1, 9) OBP: 0.321, SLG: 0.399			2-2 G1		1-3 K			0-0 F9		3	0	0	0	0	1	0						
Joe Oliver, R (1, 2) OBP: 0.249, SLG: 0.314		1-0 G5-3			2-1 G6-3			0-1 G1-3		3	0	0	0	0	0	0						
Shane Monahan, L (1, 7) OBP: 0.286, SLG: 0.355			0-0 F7		1-1 HR			3-2 G5-3		3	1	1	1	0	0	0						
<b>Inning Stats</b>	R: 0 E: 0 K: 1 S: 9	H: 0 LOB: 0 BB: 0 P: 15	R: 0 E: 0 K: 2 S: 9	H: 0 LOB: 0 BB: 0 P: 13	R: 0 E: 0 K: 0 S: 5	H: 0 LOB: 0 BB: 0 P: 8	R: 2 E: 0 K: 0 S: 13	H: 2 LOB: 1 BB: 1 P: 22	R: 1 E: 0 K: 1 S: 8	H: 1 LOB: 0 BB: 0 P: 12	R: 0 E: 0 K: 0 S: 6	H: 0 LOB: 0 BB: 0 P: 13	R: 0 E: 0 K: 1 S: 5	H: 0 LOB: 0 BB: 0 P: 8	R: 0 E: 0 K: 0 S: 9	H: 0 LOB: 0 BB: 0 P: 12		R: 0 E: 0 K: 0 S: 9	H: 0 LOB: 0 BB: 0 P: 12	1B: 1 2B: 0 3B: 0 HR: 2	SF: 0 SAC: 0 DP: 0 HBP: 0	WP: 0 PB: 0 SB: 0 CS: 0
<b>PITCHER</b>	IP	WLS	BF	H	R	ER	SO	BB	IBB	HBP	BLK	WP	HR	S	P	ERA	WHIP					
John Snyder, R (1, 1) ERA: 4.98	8.0	L	28	3	3	3	5	1	0	0	0	0	2	64	103	3.38	0.500					

AB 32  
R 2  
H 3  
RBI 2  
BB 1  
SO 7  
LOB 6




AB 27  
R 3  
H 3  
RBI 3  
BB 1  
SO 5  
LOB 3





Batter	1	2	3	4	5	6	7	8	9	AB	R	H	RBI	BB	SO	LOB	TOP				
Ray Durham, S (1,4) OBP: 0.365, SLG: 0.462 Chris Snopce, R (7,4) OBP: 0.295, SLG: 0.252 Will Cordero, R (8,PH) OBP: 0.302, SLG: 0.431 (8,3)										3	0	0	0	1	1	0	Chicago White Sox @ Seattle Mariners The Kingdome, Seattle, WA Mon Aug 24 1998, 6:33 AM EDT Att: 27,087 - Dome - 72 F				
Mike Caruso, S (1,6) OBP: 0.329, SLG: 0.394										5	2	2	0	0	3	1					
Frank Thomas, R (1,10) OBP: 0.366, SLG: 0.455										4	2	2	0	1	2	1					
Albert Belle, R (1,7) OBP: 0.382, SLG: 0.624										4	2	2	1	1	0	2					
Robin Ventura, L (1,5) OBP: 0.340, SLG: 0.416										4	2	1	4	1	0	3					
Greg Norton, S (1,3) OBP: 0.310, SLG: 0.425 (8,4)										4	0	2	1	1	1	0					
25 Jeff Abbott, R (1,8) OBP: 0.295, SLG: 0.446										4	1	1	0	0	2	4					
Magglio Ordonez, R (1,9) OBP: 0.320, SLG: 0.423										4	1	1	3	0	1	2					
Chad Kreuter, S (1,2) OBP: 0.360, SLG: 0.324										5	0	1	1	0	3	2					
<b>Inning Stats</b>	R: 0 E: 0 K: 3 S: 11	H: 0 LOB: 0 BB: 0 P: 16	R: 0 E: 0 K: 1 S: 7	H: 0 LOB: 0 BB: 0 P: 10	R: 0 E: 0 K: 3 S: 10	H: 0 LOB: 0 BB: 0 P: 16	R: 1 E: 0 K: 1 S: 12	H: 2 LOB: 1 BB: 0 P: 18	R: 0 E: 0 K: 1 S: 10	H: 0 LOB: 1 BB: 2 P: 19	R: 2 E: 0 K: 0 S: 9	H: 2 LOB: 0 BB: 0 P: 12	R: 3 E: 0 K: 2 S: 21	H: 3 LOB: 2 BB: 2 P: 38	R: 4 E: 0 K: 1 S: 14	H: 5 LOB: 1 BB: 0 P: 19	1B: 7 2B: 1 3B: 2 HR: 2	SF: 0 SAC: 1 DP: 0 HBP: 1	WP: 0 PB: 0 SB: 0 CS: 0	PA: 45	
<b>PITCHER</b>	IP	WLS	BF	H	R	ER	SO	BB	IBB	HBP	BLK	WP	HR	S	P	ERA	WHIP				
27 Ken Cloude, R (1,1) ERA: 6.16	7.0	W	28	4	3	3	10	3	0	0	0	0	1	69	110	3.86	1.000				
Bob Wells, R (8,1) ERA: 6.09	0.1		4	1	3	3	1	2	0	0	0	0	0	11	22	81.00	9.000				
Jose Paniagua, R (8,1) ERA: 2.08	0.1	S	3	1	0	0	1	0	0	1	0	0	0	5	9	0.00	3.000				
Mike Timlin, R (8,1) ERA: 3.21	1.1	S	10	6	4	4	1	0	0	0	0	0	1	19	26	27.00	4.500				

AB	38
R	10
H	12
RBI	10
BB	5
SO	13
LOB	18



Batter	1	2	3	4	5	6	7	8	9	AB	R	H	RBI	BB	SO	LOB	BOTTOM				
Joey Cora, S (1,4) OBP: 0.360, SLG: 0.377 Shane Monahan, L (7,7) OBP: 0.292, SLG: 0.361										4	2	2	2	0	0	1	Chicago White Sox @ Seattle Mariners The Kingdome, Seattle, WA Mon Aug 24 1998, 6:33 AM EDT Att: 27,087 - Dome - 72 F				
Alex Rodriguez, R (1,6) OBP: 0.382, SLG: 0.569										5	2	4	1	0	0	1					
Ken Griffey Jr., L (1,8) OBP: 0.309, SLG: 0.616 Rob Ducey, L (7,8) OBP: 0.320, SLG: 0.397										4	1	2	4	0	0	2					
Edgar Martinez, R (1,10) OBP: 0.418, SLG: 0.542										3	1	1	1	2	0	2					
David Segui, S (1,3) OBP: 0.371, SLG: 0.493										5	1	1	0	0	1	2					
Jay Buhner, R (1,9) OBP: 0.357, SLG: 0.479										4	0	1	0	0	1	1					
Russ Davis, R (1,5) OBP: 0.253, SLG: 0.290 Rico Rossy, R (5,5) OBP: 0.253, SLG: 0.290										2	0	0	0	0	1	1					
John Marzano, R (1,2) OBP: 0.313, SLG: 0.382										3	2	1	0	1	0	1					
Rich Amaral, R (1,7) OBP: 0.349, SLG: 0.351 (7,4)										3	1	0	0	1	0	1					
<b>Inning Stats</b>	R: 0 E: 0 K: 0 S: 9	H: 1 LOB: 1 BB: 0 P: 14	R: 0 E: 0 K: 1 S: 6	H: 0 LOB: 0 BB: 0 P: 12	R: 1 E: 1 K: 0 S: 10	H: 2 LOB: 1 BB: 0 P: 15	R: 7 E: 0 K: 2 S: 26	H: 5 LOB: 1 BB: 3 P: 47	R: 0 E: 0 K: 0 S: 7	H: 0 LOB: 0 BB: 0 P: 10	R: 1 E: 0 K: 0 S: 12	H: 2 LOB: 1 BB: 0 P: 20	R: 0 E: 0 K: 1 S: 9	H: 1 LOB: 1 BB: 0 P: 15	R: 2 E: 0 K: 0 S: 10	H: 2 LOB: 1 BB: 1 P: 21	1B: 6 2B: 5 3B: 0 HR: 2	SF: 0 SAC: 0 DP: 0 HBP: 0	WP: 2 PB: 0 SB: 0 CS: 0	PA: 41	
<b>PITCHER</b>	IP	WLS	BF	H	R	ER	SO	BB	IBB	HBP	BLK	WP	HR	S	P	ERA	WHIP				
Mike Siroka, L (1,1) ERA: 5.13	3.2	L	22	8	8	7	2	3	0	0	0	0	2	48	85	17.18	3.000				
Chad Bradford, R (4,1) ERA: 2.31	1.1		4	0	0	0	1	0	0	0	0	0	0	10	13	0.00	0.000				
Bryan Ward, L (6,1) ERA: 3.71	2.0		9	3	1	1	1	0	0	0	0	0	0	21	35	4.50	1.500				
Jaime Navarro, R (8,1) ERA: 6.28	1.0		6	2	2	2	0	1	0	0	0	1	0	10	21	18.00	3.000				

AB	37
R	11
H	13
RBI	8
BB	4
SO	4
LOB	15





Batter	1	2	3	4	5	6	7	8	9	AB	R	H	RBI	BB	SO	LOB	TOP							
Joey Cora, S OBP: 0.361, SLG: 0.378 (1, 4)											4	1	2	0	0	1	3							
Alex Rodriguez, R OBP: 0.361, SLG: 0.567 (1, 6)										5	0	1	2	0	2	2								
Ken Griffey Jr., L OBP: 0.375, SLG: 0.613 (1, 8)										4	0	1	0	1	1	2								
Edgar Martinez, R OBP: 0.418, SLG: 0.541 (1, 10)										4	0	1	0	1	0	2								
David Segui, S OBP: 0.370, SLG: 0.498 (1, 3)										4	1	1	1	0	2	4								
Jay Buhner, R OBP: 0.352, SLG: 0.470 (1, 9)										4	0	0	0	0	3	4								
Russ Davis, R OBP: 0.309, SLG: 0.465 (1, 5)										4	1	1	0	0	1	0								
Joe Oliver, R OBP: 0.258, SLG: 0.322 (1, 2)										4	1	3	1	0	0	0								
Shane Monahan, L OBP: 0.299, SLG: 0.366 (1, 7)										4	0	2	0	0	1	1								
<b>Inning Stats</b>	R: 1 E: 0 K: 3 S: 13	H: 2 LOB: 2 BB: 1 P: 22	R: 0 E: 0 K: 1 S: 6	H: 0 LOB: 0 BB: 0 P: 8	R: 0 E: 0 K: 1 S: 5	H: 1 LOB: 0 BB: 0 P: 7	R: 0 E: 0 K: 0 S: 7	H: 0 LOB: 0 BB: 0 P: 11	R: 2 E: 0 K: 0 S: 17	H: 3 LOB: 2 BB: 1 P: 24	R: 1 E: 0 K: 2 S: 15	H: 3 LOB: 2 BB: 0 P: 27	R: 0 E: 0 K: 2 S: 12	H: 2 LOB: 2 BB: 0 P: 18	R: 0 E: 0 K: 1 S: 8	H: 1 LOB: 1 BB: 0 P: 13	R: 0 E: 0 K: 1 S: 9	H: 0 LOB: 0 BB: 0 P: 12	1B: 8 2B: 3 3B: 0 HR: 1	SF: 0 SAC: 1 DP: 1 HBP: 0	WP: 0 PB: 0 SB: 1 CS: 0	PA: 40		
<b>PITCHER</b>	IP	WLS	BF	H	R	ER	SO	BB	IBB	HBP	BLK	WP	HR	S	P	ERA	WHIP							
Charles Nagy, R ERA: 5.64 (1, 1)	5.2	W	26	8	4	4	6	2	0	0	0	0	1	58	90	6.35	1.765							
Tom Martin, L ERA: 9.31 (6, 1)	0.1		2	1	0	0	1	0	0	0	0	0	0	5	9	0.00	3.000							
Paul Shuey, R ERA: 2.21 (7, 1)	2.0		9	3	0	0	3	0	0	0	0	0	0	20	31	0.00	1.500							
Doug Jones, R ERA: 4.86 (9, 1)	1.0		3	0	0	0	1	0	0	0	0	0	0	9	12	0.00	0.000							

Seattle Mariners @ Cleveland Indians  
 Jacobs Field, Cleveland, OH  
 Tue Aug 25 1998, 7:05 PM EDT  
 Att: 43,113 - Cloudy - 74 F

AB	37
R	4
H	12
RBI	4
BB	2
SO	11
LOB	18



Batter	1	2	3	4	5	6	7	8	9	AB	R	H	RBI	BB	SO	LOB	BOTTOM							
Kenny Lofton, L OBP: 0.361, SLG: 0.409 (1, 8)										5	2	2	1	0	0	0								
Omar Vizquel, S OBP: 0.352, SLG: 0.361 (1, 6)										4	4	3	0	1	0	0								
Brian Giles, L OBP: 0.412, SLG: 0.481 (1, 7)										2	1	1	1	2	0	0								
Manny Ramirez, R OBP: 0.372, SLG: 0.568 (1, 9)										4	2	4	5	1	0	0								
David Justice, L OBP: 0.357, SLG: 0.460 (1, 10)										2	0	1	2	3	0	0								
Travis Fryman, R OBP: 0.337, SLG: 0.506 (1, 5)										5	0	0	0	0	1	9								
Torey Lovullo, S OBP: 0.250, SLG: 0.263 (8, 5)										0	0	0	0	0	0	0								
Richie Sexson, R OBP: 0.366, SLG: 0.478 (1, 3)										2	1	0	0	3	1	0								
Sandy Alomar Jr., R OBP: 0.268, SLG: 0.346 (1, 2)										4	0	0	0	1	0	5								
David Bell, R OBP: 0.313, SLG: 0.435 (1, 4)										5	0	0	0	0	1	2								
<b>Inning Stats</b>	R: 0 E: 0 K: 0 S: 6	H: 0 LOB: 0 BB: 0 P: 7	R: 0 E: 0 K: 0 S: 10	H: 1 LOB: 2 BB: 2 P: 22	R: 1 E: 0 K: 0 S: 13	H: 2 LOB: 3 BB: 2 P: 27	R: 5 E: 1 K: 0 S: 15	H: 4 LOB: 0 BB: 1 P: 30	R: 0 E: 0 K: 1 S: 11	H: 0 LOB: 1 BB: 1 P: 18	R: 3 E: 0 K: 0 S: 19	H: 3 LOB: 2 BB: 2 P: 34	R: 1 E: 0 K: 1 S: 13	H: 1 LOB: 3 BB: 3 P: 31	R: 0 E: 0 K: 1 S: 9	H: 0 LOB: 0 BB: 0 P: 12	1B: 4 2B: 6 3B: 0 HR: 1	SF: 0 SAC: 1 DP: 1 HBP: 0	WP: 1 PB: 0 SB: 1 CS: 0	PA: 45				
<b>PITCHER</b>	IP	WLS	BF	H	R	ER	SO	BB	IBB	HBP	BLK	WP	HR	S	P	ERA	WHIP							
26 Bill Swift, R ERA: 5.71 (1, 1)	4.0	L	23	7	6	6	0	5	0	0	0	0	1	44	86	13.50	3.000							
31 Bobby Ayala, R ERA: 7.16 (5, 1)	2.0		12	3	3	3	1	3	0	0	0	1	0	30	52	13.50	3.000							
39 Greg McCarthy, L ERA: 5.85 (7, 1)	0.2		4	1	1	1	1	1	0	0	0	0	0	8	17	13.50	3.000							
Heathcliff Stocumb, R ERA: 6.27 (7, 1)	1.1		6	0	0	0	1	2	0	0	0	0	0	14	26	0.00	1.500							

Seattle Mariners @ Cleveland Indians  
 Jacobs Field, Cleveland, OH  
 Tue Aug 25 1998, 7:05 PM EDT  
 Att: 43,113 - Cloudy - 74 F

AB	33
R	10
H	11
RBI	9
BB	11
SO	3
LOB	16





Batter	1	2	3	4	5	6	7	8	9	AB	R	H	RBI	BB	SO	LOB	TOP								
Joey Cora, S OBP: 0.360, SLG: 0.378 (1, 4)	G4-3		2B				G3			4	1	1	0	0	0	1	Seattle Mariners @ Cleveland Indians Jacobs Field, Cleveland, OH Wed Aug 26 1998, 7:05 PM EDT Att: 43,091 - Unknown - 72 F								
Alex Rodriguez, R OBP: 0.369, SLG: 0.567 (1, 6)	F7		FC8-5 2H				K	K	4	0	1	1	0	2	1										
Ken Griffey Jr., L OBP: 0.375, SLG: 0.610 (1, 8)	F9		FC8-5				1B	K	4	0	1	0	0	1	1										
Edgar Martinez, R OBP: 0.418, SLG: 0.547 (1, 10)		1B	L6				K	HR	4	2	2	1	0	1	2										
David Segui, S OBP: 0.371, SLG: 0.497 (1, 3)	1B						F9		3	0	1	0	1	0	0										
Jay Buhner, R OBP: 0.350, SLG: 0.464 (1, 9)	P4						K	BB	3	0	0	0	1	1	3										
Russ Davis, R OBP: 0.308, SLG: 0.461 (1, 5)	P7						F7		3	0	0	0	1	1	3										
John Marzano, R OBP: 0.314, SLG: 0.381 (9, PH)								G4-3 BB	3	0	1	1	0	2	1										
Raul Ibanez, L OBP: 0.236, SLG: 0.476 (9, PH)							K	G4-3	1	0	0	0	0	0	1										
Shane Monahan, L OBP: 0.298, SLG: 0.362 (1, 7)	K						P9	G4-3	4	0	1	0	0	1	2										
<b>Inning Stats</b>	R: 0 E: 0 K: 0 S: 5	H: 0 LOB: 0 BB: 0 P: 8	R: 1 E: 0 K: 1 S: 10	H: 3 LOB: 2 BB: 0 P: 12	R: 1 E: 0 K: 0 S: 9	H: 2 LOB: 0 BB: 0 P: 14	R: 0 E: 0 K: 2 S: 11	H: 0 LOB: 1 BB: 1 P: 18	R: 0 E: 0 K: 1 S: 12	H: 2 LOB: 2 BB: 0 P: 17	R: 0 E: 0 K: 1 S: 5	H: 0 LOB: 0 BB: 0 P: 7	R: 0 E: 0 K: 1 S: 9	H: 0 LOB: 0 BB: 0 P: 12	R: 1 E: 0 K: 2 S: 14	H: 1 LOB: 1 BB: 1 P: 22	R: 0 E: 0 K: 0 S: 9	H: 0 LOB: 0 BB: 1 P: 14	1B: 5 2B: 3 3B: 0 HR: 1	SF: 0 SAC: 0 DP: 2 HBP: 0	WP: 0 PB: 0 SB: 0 CS: 0	PA: 36			
<b>PITCHER</b>	IP	WLS	BF	H	R	ER	SO	BB	IBB	HBP	BLK	WP	HR	S	P	ERA	WHIP								
Dave Burba, R ERA: 4.0 (1, 1)	7.0	W	28	7	2	2	7	1	0	0	0	0	0	61	88	2.57	1.143								
Steve Reed, R ERA: 1.97 (8, 1)	0.2		4	1	1	1	2	1	0	0	0	0	1	13	20	13.50	3.000								
Michael Jackson, R ERA: 1.81 (8, 1)	1.1	S	4	0	0	0	0	1	0	0	0	0	0	10	16	0.00	0.750								

Batter	1	2	3	4	5	6	7	8	9	AB	R	H	RBI	BB	SO	LOB	BOTTOM								
Kenny Lofton, L OBP: 0.363, SLG: 0.413 (1, 8)	F8		2B				S G5-3 WP BB			3	1	2	0	1	0	0	Seattle Mariners @ Cleveland Indians Jacobs Field, Cleveland, OH Wed Aug 26 1998, 7:05 PM EDT Att: 43,091 - Unknown - 72 F								
Omar Vizquel, S OBP: 0.350, SLG: 0.358 (1, 6)	F8		K				G5-3			4	1	0	0	0	1	3									
Manny Ramirez, R OBP: 0.375, SLG: 0.575 (1, 9)	L6						WP IBB			3	1	2	2	1	0	0									
Cecil Fielder, R OBP: 0.327, SLG: 0.411 (1, 10)							K			4	0	0	0	0	3	2									
Richie Sexson, R OBP: 0.400, SLG: 0.577 (1, 3)							HR			4	2	4	1	0	0	0									
Mark Whiten, S OBP: 0.390, SLG: 0.421 (1, 7)							2B			2	0	0	0	1	2	1									
Sandy Alomar Jr., R OBP: 0.269, SLG: 0.343 (1, 2)	F8						SH2-4 2B 1B			4	0	0	0	0	1	5									
David Bell, R OBP: 0.312, SLG: 0.435 (1, 5)							SH2-4			4	0	1	1	0	1	4									
Enrique Wilson, S OBP: 0.265, SLG: 0.344 (1, 4)							L8			4	0	0	0	0	1										
<b>Inning Stats</b>	R: 0 E: 0 K: 0 S: 6	H: 0 LOB: 0 BB: 0 P: 7	R: 1 E: 0 K: 2 S: 9	H: 1 LOB: 0 BB: 0 P: 13	R: 0 E: 0 K: 1 S: 12	H: 1 LOB: 1 BB: 0 P: 17	R: 0 E: 0 K: 0 S: 14	H: 2 LOB: 3 BB: 1 P: 24	R: 2 E: 0 K: 1 S: 10	H: 2 LOB: 0 BB: 0 P: 16	R: 0 E: 0 K: 3 S: 13	H: 1 LOB: 1 BB: 0 P: 18	R: 1 E: 0 K: 1 S: 9	H: 0 LOB: 1 BB: 2 P: 22	R: 1 E: 0 K: 0 S: 13	H: 2 LOB: 1 BB: 0 P: 18	1B: 3 2B: 4 3B: 0 HR: 2	SF: 0 SAC: 1 DP: 0 HBP: 0	WP: 1 PB: 0 SB: 1 CS: 0	PA: 36					
<b>PITCHER</b>	IP	WLS	BF	H	R	ER	SO	BB	IBB	HBP	BLK	WP	HR	S	P	ERA	WHIP								
Jeff Fassero, L ERA: 4.04 (1, 1)	8.0	L	36	9	5	5	8	2	1	0	0	1	2	86	135	5.62	1.375								







Batter	1	2	3	4	5	6	7	8	9	AB	R	H	RBI	BB	SO	LOB	TOP					
Joey Cora, S OBP: 0.382, SLG: 0.385 Rich Amaral, R OBP: 0.347, SLG: 0.348										3	0	1	0	0	0	2	<b>Seattle Mariners @ New York Yankees</b> Yankee Stadium, Bronx, NY Fri Aug 28, 1998, 7:05 PM EDT Att: 49,789 - Cloudy - 75 F					
Alex Rodriguez, R OBP: 0.597, SLG: 0.566 Rico Rossy, R OBP: 0.250, SLG: 0.286										3	0	0	0	0	2	3						
Ken Griffey Jr., L OBP: 0.372, SLG: 0.603										3	0	0	0	1	1	3						
David Segui, S OBP: 0.370, SLG: 0.498										4	0	0	0	0	2	2						
Raul Ibanez, L OBP: 0.200, SLG: 0.400										4	0	0	0	0	1	0						
Rob Ducey, L OBP: 0.328, SLG: 0.418										3	1	1	1	1	1	0						
Russ Davis, R OBP: 0.306, SLG: 0.466										4	1	1	1	0	1	1						
John Marzano, R OBP: 0.311, SLG: 0.370										3	0	0	0	1	1	1						
Shane Monahan, L OBP: 0.315, SLG: 0.397										2	1	1	1	1	0	0						
<b>Inning Stats</b>	R: 0 H: 1 E: 0 K: 3 S: 12	H: 1 LOB: 1 BB: 0 P: 16	R: 0 H: 0 E: 0 K: 0 S: 10	H: 0 LOB: 1 BB: 1 P: 14	R: 1 H: 1 E: 0 K: 1 S: 17	H: 1 LOB: 1 BB: 1 P: 25	R: 0 H: 0 E: 0 K: 1 S: 7	H: 0 LOB: 0 BB: 0 P: 13	R: 0 H: 0 E: 0 K: 1 S: 20	H: 0 LOB: 2 BB: 2 P: 33	R: 0 H: 0 E: 0 K: 1 S: 6	H: 0 LOB: 0 BB: 0 P: 10	R: 1 H: 1 E: 0 K: 1 S: 8	H: 1 LOB: 0 BB: 0 P: 11	R: 0 H: 0 E: 0 K: 1 S: 12	H: 0 LOB: 0 BB: 0 P: 17		R: 1 H: 1 E: 0 K: 1 S: 11	H: 1 LOB: 0 BB: 0 P: 17	1B: 1 2B: 0 3B: 0 HR: 3	SF: 0 SAC: 0 DP: 0 HBP: 0	WP: 0 PA: 35 SB: 0 CS: 1
<b>PITCHER</b>	IP	WLS	BF	H	R	ER	SO	BB	IBB	HBP	BLK	WP	HR	S	P	ERA	WHIP					
Orlando Hernandez, R ERA: 3.15	(1, 1)	7.0	W	28	3	2	2	8	4	0	0	0	0	2	80	122	2.57	1.000				
Jay Tessmer, R ERA:	(8, 1)	1.0		3	0	0	0	1	0	0	0	0	0	12	17	0.00	0.000					
52 Mike Buddie, R ERA: 5.25	(9, 1)	1.0		4	1	1	1	1	0	0	0	0	0	11	17	9.00	1.000					


Batter	1	2	3	4	5	6	7	8	9	AB	R	H	RBI	BB	SO	LOB	BOTTOM				
Chuck Knoblauch, R OBP: 0.382, SLG: 0.411										5	2	4	0	0	0	2	<b>Seattle Mariners @ New York Yankees</b> Yankee Stadium, Bronx, NY Fri Aug 28, 1998, 7:05 PM EDT Att: 49,789 - Cloudy - 75 F				
2 Derek Jeter, R OBP: 0.392, SLG: 0.491 Homer Bush, R OBP: 0.352, SLG: 0.423										3	1	1	0	0	0	1					
Tim Raines, S OBP: 0.395, SLG: 0.386										4	2	1	2	1	0	2					
Bernie Williams, S OBP: 0.427, SLG: 0.580										3	1	1	1	1	0	1					
Chili Davis, S OBP: 0.462, SLG: 0.463										4	1	1	2	0	0	2					
20 Jorge Posada, S OBP: 0.397, SLG: 0.503										3	1	1	1	1	1	0					
Chad Curtis, R OBP: 0.361, SLG: 0.370										3	1	1	0	1	2	1					
Scott Brosius, R OBP: 0.368, SLG: 0.468										4	1	1	2	0	0	3					
Luis Sojo, R OBP: 0.259, SLG: 0.275										4	0	1	1	0	1	0					
<b>Inning Stats</b>	R: 5 H: 5 E: 0 K: 0 S: 25	H: 5 LOB: 2 BB: 2 P: 43	R: 0 H: 0 E: 0 K: 0 S: 6	H: 0 LOB: 0 BB: 0 P: 9	R: 2 H: 2 E: 0 K: 1 S: 8	H: 2 LOB: 0 BB: 0 P: 10	R: 3 H: 3 E: 0 K: 0 S: 19	H: 3 LOB: 0 BB: 1 P: 35	R: 0 H: 0 E: 0 K: 2 S: 8	H: 0 LOB: 0 BB: 0 P: 11	R: 0 H: 1 E: 0 K: 0 S: 9	H: 1 LOB: 1 BB: 0 P: 15	R: 0 H: 0 E: 0 K: 1 S: 11	H: 0 LOB: 1 BB: 1 P: 20	R: 0 H: 1 E: 0 K: 1 S: 8	H: 1 LOB: 0 BB: 0 P: 13		1B: 6 2B: 5 3B: 0 HR: 1	SF: 0 SAC: 0 DP: 1 HBP: 0	WP: 1 PA: 39 SB: 0 CS: 0	
<b>PITCHER</b>	IP	WLS	BF	H	R	ER	SO	BB	IBB	HBP	BLK	WP	HR	S	P	ERA	WHIP				
Paul Spoljaric, L ERA: 5.94	(1, 1)	3.0	L	20	9	9	1	2	0	0	0	0	1	47	75	27.00	3.667				
Bob Wells, R ERA: 6.02	(4, 1)	2.0		7	1	1	1	2	1	0	0	0	0	19	33	4.50	1.000				
31 Bobby Ayala, R ERA: 7.05	(6, 1)	1.0		4	1	0	0	0	0	0	0	0	0	9	15	0.00	1.000				
Heathcliff Stocumb, R ERA: 6.15	(7, 1)	1.0		4	0	0	0	1	1	0	0	0	0	11	20	0.00	1.000				
39 Greg McCarthy, L ERA: 5.57	(8, 1)	1.0		4	1	0	0	1	0	0	0	0	0	8	13	0.00	1.000				



Batter	1	2	3	4	5	6	7	8	9	AB	R	H	RBI	BB	SO	LOB	TOP			
Joey Cora, S (1,4) OBP: 0.363, SLG: 0.385	P6		1-1 1B		0-0 G3-1		3-2 HR	0-2 F7		5	1	2	0	0	0	4	<b>Seattle Mariners @ New York Yankees</b> Yankee Stadium, Bronx, NY Sat Aug 29 1998, 3:33 AM EDT Att: 55,146 - Sunny - 82 F			
Alex Rodriguez, R (1,6) OBP: 0.356, SLG: 0.568	E6		1-1 F7		0-0 F8		0-1 HR	1-2 G5-3		5	1	1	2	0	0	5				
Ken Griffey Jr., L (1,8) OBP: 0.374, SLG: 0.608	4-1 FC6-4		0-3 K			2-0 HR	2-2 E		1-2 G6-3	2	1	1	1	1	1	1				
Raul Ibanez, L (6,7) OBP: 0.222, SLG: 0.444	1-2 BB															0				
Edgar Martinez, R (1,10) OBP: 0.418, SLG: 0.543	1-3 K			2-2 G5-3		0-0 FC5-4 1B	1-1 E7	2-0 G6-4-3 1B	1-0 F9	5	0	2	0	0	1	2				
David Segui, S (1,3) OBP: 0.366, SLG: 0.493	2-2 FC6-4			2-0 F9		0-1 FC5-4	2-0 G6-4-3		1-0 F7	5	0	0	0	0	0	4				
Jay Buhner, R (1,9) OBP: 0.345, SLG: 0.456				1-0 F7		1-3 K	1-3 K			4	0	0	0	0	2	1				
Russ Davis, R (1,5) OBP: 0.306, SLG: 0.464				2-3 K		2-0 E4 G3-1 1B	0-3 K		0-0 G3-1 BB 1B	4	0	1	0	0	2	1				
Joe Oliver, R (1,2) OBP: 0.266, SLG: 0.327				0-0 G1-3		1-1 G3-1 1B		1-1 HR	4-2 G3-1 BB	3	1	2	0	1	0	0				
Rich Amaral, R (1,7) OBP: 0.342, SLG: 0.343				0-2 L6		1-3 K		2-0 HR	1-0 G3-1	2	0	0	0	0	1	2				
Shane Monahan, L (6,8) OBP: 0.318, SLG: 0.423								2-H HR	1-2 2-3	2	1	1	2	0	0	2				
<b>Inning Stats</b>	R: 0 E: 1 K: 1 S: 13	H: 0 LOB: 2 BB: 1 P: 20	R: 0 E: 0 K: 1 S: 5	H: 0 LOB: 0 BB: 0 P: 7	R: 0 E: 0 K: 1 S: 10	H: 1 LOB: 1 BB: 0 P: 12	R: 0 E: 0 K: 0 S: 8	H: 0 LOB: 0 BB: 0 P: 13	R: 0 E: 1 K: 1 S: 8	H: 2 LOB: 1 BB: 0 P: 13	R: 5 E: 1 K: 1 S: 20	H: 6 LOB: 0 BB: 1 P: 32	R: 0 E: 0 K: 0 S: 13	H: 1 LOB: 2 BB: 1 P: 19	R: 0 E: 0 K: 0 S: 5	H: 0 LOB: 0 BB: 0 P: 8	1B: 6 2B: 2 3B: 0 HR: 3	SF: 0 SAC: 0 DP: 1 HBP: 0	WP: 0 PB: 0 CS: 0	PA: 41
<b>PITCHER</b>	IP WLS BF H R ER SO BB IBB HBP BLK WP HR S P ERA WHIP																			
Andy Pettitte, L (1,1) ERA: 3.93	6.0 W 29 8 5 5 6 1 0 0 0 0 3 63 92 7.50 1.500																			
Mike Stanton, L (7,1) ERA: 8.09	1.0 6 3 1 1 1 1 0 0 0 0 0 16 26 9.00 4.000																			
Ramiro Mendoza, R (8,1) ERA: 3.25	2.0 6 0 0 0 0 0 0 0 0 0 0 13 18 0.00 0.000																			

Batter	1	2	3	4	5	6	7	8	9	AB	R	H	RBI	BB	SO	LOB	BOTTOM			
Chuck Knoblauch, R (1,4) OBP: 0.361, SLG: 0.410	F7	2-2 2B 1B	3-2 P2	1-1 P3		3-2 1B		0-0 FC4-6 1B		4	1	1	0	0	0	1	<b>Seattle Mariners @ New York Yankees</b> Yankee Stadium, Bronx, NY Sat Aug 29 1998, 3:33 AM EDT Att: 55,146 - Sunny - 82 F			
Homer Bush, R (6,4) OBP: 0.375, SLG: 0.444		1-2 1B	2-2 E1 1B 2B	3-1 HR		1-0 F9		0-1 FC4-6		5	4	3	2	0	0	1				
2 Derek Jeter, R (1,6) OBP: 0.394, SLG: 0.498	1-2 1B	0-0 WP SF7 1B	2-2 1B 2B	2-H HR		1-0 F9		0-1 FC4-6		1	0	0	0	0	0	1				
Luis Sojo, R (7,6) OBP: 0.257, SLG: 0.273	1-2 1B	1-2 2-3 1B	2-2 1B 2B	1-2 HR		1-3 1B		1-2 1B		5	0	3	0	0	0	3				
Paul O'Neill, L (1,9) OBP: 0.367, SLG: 0.495	1-2 1B	0-0 P6	2-2 2B 1B	1-2 1-3		2-0 1B		1-3 1B		5	0	3	4	0	2	2				
Bernie Williams, S (1,8) OBP: 0.429, SLG: 0.583	3-2 1B	1-2 1B WP	1-0 1B 2B		0-3 K	1-3 K				5	0	3	4	0	2	2				
Tino Martinez, L (1,3) OBP: 0.366, SLG: 0.505	2-3 K	4-0 1B	0-2 P2		2-3 K		1-3 K			4	0	0	0	1	3	4				
Darryl Strawberry, L (1,10) OBP: 0.387, SLG: 0.574	3-3 K	2-1 SF7		2-0 HR	3-1 1B		2-3 K			2	1	1	2	0	1	2				
Chili Davis, S (5,PH) OBP: 0.463, SLG: 0.485		3-H								2	0	1	0	0	1	0				
Chad Curtis, R (1,7) OBP: 0.364, SLG: 0.371		2B BB		2-0 P5	1-1 1B		2-1 G6-3			4	1	2	0	1	0	0				
Scott Brosius, R (1,5) OBP: 0.368, SLG: 0.469		2B		4-2 2B BB	3-3 K			0-0 F9		4	2	1	1	1	1	5				
Joe Girardi, R (1,2) OBP: 0.322, SLG: 0.394		2-1 2B 1B 1B	1-1 F8	2-2 2 HR 2B		2-3 K		1-3 K		5	2	2	2	0	2	0				
<b>Inning Stats</b>	R: 1 E: 0 K: 2 S: 18	H: 3 LOB: 2 BB: 0 P: 28	R: 5 E: 0 K: 0 S: 19	H: 6 LOB: 3 BB: 2 P: 37	R: 1 E: 1 K: 0 S: 18	H: 2 LOB: 2 BB: 0 P: 27	R: 4 E: 0 K: 0 S: 14	H: 3 LOB: 0 BB: 1 P: 29	R: 0 E: 0 K: 3 S: 13	H: 2 LOB: 2 BB: 0 P: 22	R: 0 E: 0 K: 2 S: 12	H: 2 LOB: 2 BB: 0 P: 21	R: 0 E: 0 K: 2 S: 9	H: 0 LOB: 0 BB: 0 P: 14	R: 0 E: 0 K: 1 S: 7	H: 1 LOB: 1 BB: 0 P: 8	1B: 14 2B: 3 3B: 0 HR: 2	SF: 1 SAC: 0 DP: 0 HBP: 0	WP: 1 PB: 0 CS: 0	PA: 47
<b>PITCHER</b>	IP WLS BF H R ER SO BB IBB HBP BLK WP HR S P ERA WHIP																			
27 Ken Cloude, R (1,1) ERA: 6.54	3.1 L 26 12 9 8 2 2 1 0 0 0 0 1 59 104 21.60 4.200																			
Bob Wells, R (4,1) ERA: 6.34	0.1 3 2 2 2 0 0 0 0 0 0 0 1 7 13 54.00 6.000																			
39 Greg McCarthy, L (4,1) ERA: 5.24	1.1 6 2 0 0 3 0 0 0 0 0 0 16 26 0.00 1.500																			
31 Bobby Ayala, R (6,1) ERA: 6.85	2.0 8 2 0 0 4 0 0 0 0 0 0 21 35 0.00 1.000																			
Heathcliff Slocumb, R (8,1) ERA: 6.04	1.0 4 1 0 0 1 0 0 0 0 0 0 7 8 0.00 1.000																			

AB	39
R	6
H	11
RBI	5
BB	2
SO	7
LOB	22









Batter	1	2	3	4	5	6	7	8	9	AB	R	H	RBI	BB	SO	LOB	TOP										
Shane Monahan, L (1, 7) OBP: 0.312, SLG: 0.424	K		G3			B4		K		4	0	0	0	0	2	0											
Alex Rodriguez, R (1, 6) OBP: 0.355, SLG: 0.565	G3-1		F8			G6-3		G4-3		4	0	0	0	0	0	0											
Ken Griffey Jr., L (1, 8) OBP: 0.374, SLG: 0.619	2B			P6			1B	K		4	1	2	0	0	1	0											
Edgar Martinez, R (1, 10) OBP: 0.412, SLG: 0.533	G6-3			F9			F8	F9		4	0	0	0	0	0	2											
David Segui, S (1, 3) OBP: 0.368, SLG: 0.490		BB		P4			F7	P6		3	0	0	0	1	0	1											
Jay Buhner, R (1, 9) OBP: 0.345, SLG: 0.454	F8				P8		1B			3	0	1	0	0	0	1											
Russ Davis, R (1, 5) OBP: 0.309, SLG: 0.465	K			G6-3				1B		3	0	1	1	0	1	1											
Joe Oliver, R (1, 2) OBP: 0.264, SLG: 0.324				G5-3			G4-3			2	0	0	0	0	1	1											
Raul Ibanez, L (7, PH) OBP: 0.214, SLG: 0.429										1	0	0	0	0	0	2											
John Marzano, R (7, 2) OBP: 0.323, SLG: 0.369										0	0	0	0	0	0	0											
David Bell, R (1, 4) OBP: 0.302, SLG: 0.418			K			G5-3		F8		3	0	0	0	0	1	0											
<b>Inning Stats</b>	R: 0 E: 0 K: 1 S: 11	H: 1 LOB: 1 BB: 0 P: 14	R: 0 E: 0 K: 2 S: 15	H: 0 LOB: 1 BB: 1 P: 25	R: 0 E: 0 K: 1 S: 5	H: 0 LOB: 0 BB: 0 P: 7	R: 0 E: 0 K: 0 S: 6	H: 0 LOB: 0 BB: 0 P: 11	R: 0 E: 0 K: 0 S: 9	H: 0 LOB: 0 BB: 0 P: 16	R: 1 E: 0 K: 0 S: 10	H: 3 LOB: 3 BB: 0 P: 16	R: 0 E: 0 K: 1 S: 7	H: 0 LOB: 0 BB: 0 P: 9	R: 0 E: 0 K: 1 S: 7	H: 0 LOB: 0 BB: 0 P: 9	1B: 3 2B: 1 3B: 0 HR: 0	SF: 0 SAC: 0 DP: 0 HBP: 0	WP: 0 PB: 0 CS: 0	PA: 32							
<b>PITCHER</b>	IP	WLS	BF	H	R	ER	SO	BB	IBB	HBP	BLK	WP	HR	S	P	ERA	WHIP										
Bret Saberhagen, R (1, 1) ERA: 4.15	6.2	W	25	4	1	1	4	1	0	0	0	0	0	63	98	1.35	0.750										
Dennis Eckerley, R (7, 1) ERA: 5.12	1.1		4	0	0	0	1	0	0	0	0	0	0	10	12	0.00	0.000										
Tom Gordon, R (9, 1) ERA: 2.65	1.0		3	0	0	0	1	0	0	0	0	0	0	7	9	0.00	0.000										

Seattle Mariners @ Boston Red Sox  
Fenway Park, Boston, MA  
Mon Aug 31 1998, 7:05 PM EDT  
Att: 28,553 - Unknown - 78 F

AB	31
R	1
H	4
RBI	1
BB	1
SO	6
LOB	8



Batter	1	2	3	4	5	6	7	8	9	AB	R	H	RBI	BB	SO	LOB	BOTTOM										
Darren Lewis, R (1, 8) OBP: 0.349, SLG: 0.366	L4			2B	G2		G5-4-3			4	1	1	0	0	0	2											
John Valentin, R (1, 5) OBP: 0.351, SLG: 0.460	G1-3			SF8		K	G1-3			4	1	1	0	0	1	1											
Mo Vaughn, L (1, 3) OBP: 0.396, SLG: 0.594	G4-3			WP		HR		1B		2	2	1	0	1	0	0											
Nomar Garciaparra, R (1, 6) OBP: 0.365, SLG: 0.590		G6-3		SF8		HR		L7		3	1	1	3	0	0	1											
Mike Stanley, R (1, 10) OBP: 0.364, SLG: 0.490		K		WP				S		2	0	1	0	2	1	0											
Donnie Sadler, R (8, PR) OBP: 0.308, SLG: 0.463				IBB		BB		1B		0	0	0	0	0	0	0											
Troy O'Leary, L (1, 7) OBP: 0.314, SLG: 0.487				K		F8		1B		4	0	1	1	0	2	3											
30 Keith Mitchell, R (1, 9) ERA: 4.12				G6-3				BB		3	0	0	0	0	1	3											
Darren Bragg, L (7, 9) OBP: 0.372, SLG: 0.457				K		P3		BB		0	0	0	0	1	0	0											
Jason Varitek, S (1, 2) OBP: 0.320, SLG: 0.396				L8		K		P6		4	0	1	0	0	1	3											
Mike Benjamin, R (1, 4) OBP: 0.315, SLG: 0.367				G1-3		K		K		4	0	1	0	0	2	3											
<b>Inning Stats</b>	R: 0 E: 0 K: 0 S: 5	H: 0 LOB: 0 BB: 0 P: 9	R: 0 E: 0 K: 2 S: 9	H: 0 LOB: 0 BB: 0 P: 15	R: 0 E: 0 K: 1 S: 7	H: 0 LOB: 0 BB: 0 P: 11	R: 2 E: 0 K: 1 S: 12	H: 2 LOB: 2 BB: 2 P: 23	R: 0 E: 0 K: 2 S: 8	H: 0 LOB: 0 BB: 0 P: 10	R: 2 E: 0 K: 1 S: 10	H: 2 LOB: 1 BB: 1 P: 19	R: 0 E: 0 K: 0 S: 12	H: 2 LOB: 1 BB: 0 P: 16	R: 1 E: 0 K: 1 S: 11	H: 2 LOB: 3 BB: 1 P: 20	1B: 5 2B: 2 3B: 0 HR: 1	SF: 1 SAC: 0 DP: 1 HBP: 1	WP: 1 PB: 0 CS: 0	PA: 36							
<b>PITCHER</b>	IP	WLS	BF	H	R	ER	SO	BB	IBB	HBP	BLK	WP	HR	S	P	ERA	WHIP										
Jeff Fassero, L (1, 1) ERA: 4.12	7.1	L	33	8	5	5	7	2	1	1	0	0	0	69	114	6.14	1.364										
39 Greg McCarthy, L (8, 1) ERA: 5.24	0.0		1	0	0	0	0	1	0	0	0	0	0	1	5	-	-										
Heathcliff Slocumb, R (8, 1) ERA: 5.96	0.2		2	0	0	0	1	0	0	0	0	0	0	4	4	0.00	0.000										

Seattle Mariners @ Boston Red Sox  
Fenway Park, Boston, MA  
Mon Aug 31 1998, 7:05 PM EDT  
Att: 28,553 - Unknown - 78 F

AB	30
R	5
H	8
RBI	4
BB	4
SO	8
LOB	16





Batter	1	2	3	4	5	6	7	8	9	AB	R	H	RBI	BB	SO	LOB	TOP								
David Bell, R OBP: 0.306, SLG: 0.419 (1, 4)										4	1	2	1	1	1	1	<b>Seattle Mariners @ Boston Red Sox</b> Fenway Park, Boston, MA Tue Sep 01 1998, 7:05 PM EDT Att: 28,150 - Unknown - 73 F								
Alex Rodriguez, R OBP: 0.354, SLG: 0.562 (1, 6)										5	0	1	0	0	1	3									
Ken Griffey Jr., L OBP: 0.376, SLG: 0.617 (1, 8)										3	1	1	0	1	0	1									
Edgar Martinez, R OBP: 0.413, SLG: 0.531 (1, 10)										2	0	0	0	2	0	3									
David Segui, S OBP: 0.367, SLG: 0.488 (1, 3)										4	1	1	1	0	0	4									
Jay Buhner, R OBP: 0.347, SLG: 0.466 (1, 9)										3	2	1	1	1	2	2									
Russ Davis, R OBP: 0.311, SLG: 0.466 (1, 5)										4	2	2	1	0	2	0									
Dan Wilson, R OBP: 0.307, SLG: 0.397 (1, 2)										3	0	1	1	0	0	0									
Charles Gipson, R OBP: 0.306, SLG: 0.226 (1, 7)										2	0	0	0	0	0	0									
Rob Ducey, L OBP: 0.336, SLG: 0.417 (7, PH)										2	0	0	0	0	2	3									
<b>Inning Stats</b>	R: 1 E: 0 K: 0 S: 8	H: 2 LOB: 1 BB: 0 P: 10	R: 1 E: 0 K: 1 S: 11	H: 1 LOB: 0 BB: 0 P: 18	R: 0 E: 0 K: 1 S: 7	H: 1 LOB: 0 BB: 0 P: 11	R: 0 E: 0 K: 1 S: 6	H: 0 LOB: 1 BB: 1 P: 13	R: 0 E: 0 K: 1 S: 8	H: 0 LOB: 0 BB: 0 P: 14	R: 0 E: 0 K: 1 S: 7	H: 1 LOB: 2 BB: 1 P: 16	R: 2 E: 1 K: 2 S: 15	H: 1 LOB: 1 BB: 1 P: 30	R: 3 E: 0 K: 2 S: 16	H: 3 LOB: 1 BB: 1 P: 32	R: 0 E: 0 K: 0 S: 5	H: 0 LOB: 0 BB: 1 P: 11	1B: 7 2B: 2 3B: 0 HR: 1	SF: 0 SAC: 1 DP: 4 HBP: 1	WP: 1 PB: 0 SB: 0 CS: 1	PA: 39			
<b>PITCHER</b>	IP WLS BF H R ER SO BB IBB HBP BLK WP HR S P ERA WHIP	IP WLS BF H R ER SO BB IBB HBP BLK WP HR S P ERA WHIP	IP WLS BF H R ER SO BB IBB HBP BLK WP HR S P ERA WHIP	IP WLS BF H R ER SO BB IBB HBP BLK WP HR S P ERA WHIP	IP WLS BF H R ER SO BB IBB HBP BLK WP HR S P ERA WHIP	IP WLS BF H R ER SO BB IBB HBP BLK WP HR S P ERA WHIP	IP WLS BF H R ER SO BB IBB HBP BLK WP HR S P ERA WHIP	IP WLS BF H R ER SO BB IBB HBP BLK WP HR S P ERA WHIP	IP WLS BF H R ER SO BB IBB HBP BLK WP HR S P ERA WHIP	IP WLS BF H R ER SO BB IBB HBP BLK WP HR S P ERA WHIP	IP WLS BF H R ER SO BB IBB HBP BLK WP HR S P ERA WHIP	IP WLS BF H R ER SO BB IBB HBP BLK WP HR S P ERA WHIP	IP WLS BF H R ER SO BB IBB HBP BLK WP HR S P ERA WHIP	IP WLS BF H R ER SO BB IBB HBP BLK WP HR S P ERA WHIP	IP WLS BF H R ER SO BB IBB HBP BLK WP HR S P ERA WHIP	IP WLS BF H R ER SO BB IBB HBP BLK WP HR S P ERA WHIP	IP WLS BF H R ER SO BB IBB HBP BLK WP HR S P ERA WHIP	IP WLS BF H R ER SO BB IBB HBP BLK WP HR S P ERA WHIP	IP WLS BF H R ER SO BB IBB HBP BLK WP HR S P ERA WHIP	IP WLS BF H R ER SO BB IBB HBP BLK WP HR S P ERA WHIP	IP WLS BF H R ER SO BB IBB HBP BLK WP HR S P ERA WHIP	IP WLS BF H R ER SO BB IBB HBP BLK WP HR S P ERA WHIP	IP WLS BF H R ER SO BB IBB HBP BLK WP HR S P ERA WHIP	IP WLS BF H R ER SO BB IBB HBP BLK WP HR S P ERA WHIP	IP WLS BF H R ER SO BB IBB HBP BLK WP HR S P ERA WHIP

AB	32
R	7
H	9
RBI	5
BB	5
SO	8
LOB	17



Batter	1	2	3	4	5	6	7	8	9	AB	R	H	RBI	BB	SO	LOB	BOTTOM							
Darren Lewis, R OBP: 0.351, SLG: 0.366 (1, 8)										3	0	1	0	2	0	0	<b>Seattle Mariners @ Boston Red Sox</b> Fenway Park, Boston, MA Tue Sep 01 1998, 7:05 PM EDT Att: 28,150 - Unknown - 73 F							
John Valentin, R OBP: 0.348, SLG: 0.455 (1, 5)										5	0	0	0	0	1	4								
Mo Vaughn, L OBP: 0.398, SLG: 0.593 (1, 3)										3	1	1	0	2	2	0								
Nomar Garciaparra, R OBP: 0.364, SLG: 0.588 (1, 6)										5	1	1	0	0	0	4								
Mike Stanley, R OBP: 0.365, SLG: 0.490 (1, 10)										4	0	2	2	0	1	0								
Troy O'Leary, L OBP: 0.316, SLG: 0.487 (1, 7)										4	0	2	0	0	0	1								
30 Keith Mitchell, R OBP: 0.300, SLG: 0.222 (1, 9)										3	0	1	0	0	0	1								
Darren Bragg, L OBP: 0.373, SLG: 0.458 (8, PH)										1	0	1	0	0	0	0								
Jason Varitek, S OBP: 0.316, SLG: 0.389 (1, 2)										3	0	0	0	0	0	3								
Scott Hatteberg, L OBP: 0.370, SLG: 0.461 (8, PH)										1	0	0	0	0	0	2								
Donnie Sadler, R OBP: 0.319, SLG: 0.471 (1, 4)										3	1	2	0	0	0	0								
Mandy Romero, S OBP: 0.315, SLG: 0.367 (8, PH)										1	0	0	0	0	0	2								
Mike Benjamin, R OBP: 0.315, SLG: 0.367 (8, PH)										0	0	0	0	0	0	0								
<b>Inning Stats</b>	R: 2 E: 0 K: 0 S: 20	H: 4 LOB: 3 BB: 1 P: 34	R: 0 E: 0 K: 1 S: 8	H: 0 LOB: 0 BB: 0 P: 12	R: 0 E: 0 K: 2 S: 9	H: 0 LOB: 0 BB: 0 P: 12	R: 0 E: 0 K: 0 S: 4	H: 0 LOB: 0 BB: 0 P: 7	R: 1 E: 0 K: 1 S: 7	H: 2 LOB: 0 BB: 0 P: 11	R: 0 E: 0 K: 0 S: 8	H: 1 LOB: 1 BB: 0 P: 13	R: 0 E: 0 K: 0 S: 14	H: 1 LOB: 3 BB: 2 P: 29	R: 0 E: 0 K: 0 S: 14	H: 2 LOB: 2 BB: 0 P: 19	R: 0 E: 0 K: 0 S: 8	H: 1 LOB: 1 BB: 1 P: 14	1B: 10 2B: 1 3B: 0 HR: 0	SF: 0 SAC: 0 DP: 2 HBP: 0	WP: 0 PB: 0 SB: 0 CS: 0	PA: 40		
<b>PITCHER</b>	IP WLS BF H R ER SO BB IBB HBP BLK WP HR S P ERA WHIP	IP WLS BF H R ER SO BB IBB HBP BLK WP HR S P ERA WHIP	IP WLS BF H R ER SO BB IBB HBP BLK WP HR S P ERA WHIP	IP WLS BF H R ER SO BB IBB HBP BLK WP HR S P ERA WHIP	IP WLS BF H R ER SO BB IBB HBP BLK WP HR S P ERA WHIP	IP WLS BF H R ER SO BB IBB HBP BLK WP HR S P ERA WHIP	IP WLS BF H R ER SO BB IBB HBP BLK WP HR S P ERA WHIP	IP WLS BF H R ER SO BB IBB HBP BLK WP HR S P ERA WHIP	IP WLS BF H R ER SO BB IBB HBP BLK WP HR S P ERA WHIP	IP WLS BF H R ER SO BB IBB HBP BLK WP HR S P ERA WHIP	IP WLS BF H R ER SO BB IBB HBP BLK WP HR S P ERA WHIP	IP WLS BF H R ER SO BB IBB HBP BLK WP HR S P ERA WHIP	IP WLS BF H R ER SO BB IBB HBP BLK WP HR S P ERA WHIP	IP WLS BF H R ER SO BB IBB HBP BLK WP HR S P ERA WHIP	IP WLS BF H R ER SO BB IBB HBP BLK WP HR S P ERA WHIP	IP WLS BF H R ER SO BB IBB HBP BLK WP HR S P ERA WHIP	IP WLS BF H R ER SO BB IBB HBP BLK WP HR S P ERA WHIP	IP WLS BF H R ER SO BB IBB HBP BLK WP HR S P ERA WHIP	IP WLS BF H R ER SO BB IBB HBP BLK WP HR S P ERA WHIP	IP WLS BF H R ER SO BB IBB HBP BLK WP HR S P ERA WHIP	IP WLS BF H R ER SO BB IBB HBP BLK WP HR S P ERA WHIP	IP WLS BF H R ER SO BB IBB HBP BLK WP HR S P ERA WHIP	IP WLS BF H R ER SO BB IBB HBP BLK WP HR S P ERA WHIP	IP WLS BF H R ER SO BB IBB HBP BLK WP HR S P ERA WHIP

AB	36
R	3
H	11
RBI	2
BB	4
SO	4
LOB	17









Batter	1	2	3	4	5	6	7	8	9	AB	R	H	RBI	BB	SO	LOB	TOP								
<b>Roberto Alomar, S</b> OBP: 0.354, SLG: 0.419	G4-3		P3	K		F8		2B		5	0	1	2	0	1	1									
<b>Mike Bordick, R</b> OBP: 0.324, SLG: 0.391	F7			F8	2B		G6-3	K		4	1	0	0	1	1	1									
<b>Eric Davis, R</b> OBP: 0.384, SLG: 0.592				E6	2B					3	1	1	0	1	1	0									
<b>B.J. Surhoff, L</b> OBP: 0.326, SLG: 0.442	K			HR	2B			1B		1	1	1	0	0	0	0									
<b>Rafael Palmeiro, L</b> OBP: 0.373, SLG: 0.578		K		K			F7			5	0	1	1	0	2	3									
<b>Lyle Mouton, R</b> OBP: 0.316, SLG: 0.500	P3				2B		P2			5	1	2	3	0	0	3									
<b>Cal Ripken Jr., R</b> OBP: 0.339, SLG: 0.398				HR						4	1	1	1	0	2	2									
<b>Jeff Reboulet, R</b> OBP: 0.365, SLG: 0.342	K			HR			K2-3			1	0	0	0	0	1	1									
<b>Danny Clyburn, R</b> OBP: 0.364, SLG: 0.300			K	HR	2B		G5-3			4	2	1	0	1	1	3									
<b>Lenny Webster, R</b> OBP: 0.303, SLG: 0.432										3	1	1	0	1	0	1									
<b>Charlie Greene, R</b> OBP: 0.500, SLG: 0.500				HR	BB		F9			0	0	0	0	0	0	0									
<b>Rich Becker, L</b> OBP: 0.349, SLG: 0.340							G6-3			1	0	0	0	0	1	1									
<b>23 Chris Hollies, R</b> OBP: 0.373, SLG: 0.496				HR	BB		G6-3			1	1	1	3	0	0	0									
<b>Brady Anderson, L</b> OBP: 0.357, SLG: 0.419				HR				2B		1	1	0	0	1	0	0									
<b>Inning Stats</b>	R: 0 E: 0 K: 1 S: 5	H: 0 LOB: 0 BB: 0 P: 9	R: 0 E: 0 K: 2 S: 8	H: 0 LOB: 0 BB: 0 P: 12	R: 0 E: 0 K: 2 S: 11	H: 1 LOB: 1 BB: 0 P: 14	R: 6 E: 1 K: 2 S: 23	H: 3 LOB: 0 BB: 2 P: 41	R: 1 E: 0 K: 1 S: 12	H: 1 LOB: 2 BB: 2 P: 28	R: 0 E: 0 K: 0 S: 8	H: 0 LOB: 0 BB: 0 P: 11	R: 0 E: 0 K: 0 S: 8	H: 1 LOB: 1 BB: 0 P: 15	R: 2 E: 0 K: 1 S: 15	H: 2 LOB: 1 BB: 1 P: 25	R: 1 E: 0 K: 1 S: 8	H: 2 LOB: 1 BB: 0 P: 12	1B: 3 2B: 4 3B: 0 HR: 3	SF: 0 SAC: 0 DP: 0 HBP: 0	WP: 0 PB: 0 SB: 0 CS: 0	PA: 43			
<b>PITCHER</b>	IP	WLS	BF	H	R	ER	SO	BB	IBB	HBP	BLK	WP	HR	S	P	ERA	WHIP								
<b>Paul Spoljaric, L</b> ERA: 5.63	(1, 1)	3.2	L	18	4	6	0	6	2	0	0	0	0	3	40	68	0.00	1.636							
<b>59 David Holdridge, R</b> ERA: 7.36	(4, 1)	2.1		10	1	1	2	2	0	0	0	0	0	27	47	3.86	1.286								
<b>26 Bill Swift, R</b> ERA: 5.61	(7, 1)	2.0		10	3	2	2	1	0	0	0	0	0	23	40	9.00	2.000								
<b>Heathcliff Slocumb, R</b> ERA: 5.88	(9, 1)	1.0		5	2	1	1	1	0	0	0	0	0	8	12	9.00	2.000								

Baltimore Orioles @ Seattle Mariners  
The Kingdome, Seattle, WA  
Fri Sep 04 1998, 10:05 PM EDT  
Att: 27,404 - Dome - 72 F

AB 38  
R 10  
H 10  
RBI 10  
BB 5  
SO 10  
LOB 16



Batter	1	2	3	4	5	6	7	8	9	AB	R	H	RBI	BB	SO	LOB	BOTTOM							
<b>David Bell, R</b> OBP: 0.305, SLG: 0.415	FC4-6 1B			P5	P8			P7		4	0	1	0	0	0	2								
<b>Alex Rodriguez, R</b> OBP: 0.356, SLG: 0.561	FC4-6			WP 2B			K	FC3-6 BB		2	1	0	0	2	1	1								
<b>Giomar Guevara, S</b>	G6-3			BB						0	0	0	0	0	0	0								
<b>Ken Griffey Jr., L</b> OBP: 0.375, SLG: 0.612	G6-3			K			P5	FC3-6		4	0	0	0	0	1	3								
<b>Charles Gipson, R</b> OBP: 0.306, SLG: 0.226										0	0	0	0	0	0	0								
<b>Edgar Martinez, R</b> OBP: 0.419, SLG: 0.540	G6-3			HR	2B		1B	F8		3	0	1	1	1	0	1								
<b>David Segui, S</b> OBP: 0.362, SLG: 0.482	G4-3			K						2	0	0	0	0	1	1								
<b>Raul Ibanez, L</b> OBP: 0.233, SLG: 0.433							1B			2	0	1	0	0	0	0								
<b>Jay Buhner, R</b> OBP: 0.346, SLG: 0.471	K				F9		K			4	0	0	0	0	2	2								
<b>Russ Davis, R</b> OBP: 0.311, SLG: 0.463			K		2B			G4-3		4	0	1	0	0	1	0								
<b>Dan Wilson, R</b> OBP: 0.307, SLG: 0.400			F9				G6-3			3	0	1	0	0	0	0								
<b>Shane Monahan, L</b> OBP: 0.303, SLG: 0.410			K				K			3	0	0	0	0	3	2								
<b>Inning Stats</b>	R: 0 E: 0 K: 0 S: 7	H: 1 LOB: 0 BB: 0 P: 10	R: 0 E: 0 K: 1 S: 7	H: 0 LOB: 0 BB: 0 P: 9	R: 0 E: 0 K: 2 S: 10	H: 0 LOB: 0 BB: 0 P: 15	R: 1 E: 0 K: 2 S: 16	H: 1 LOB: 1 BB: 1 P: 26	R: 0 E: 0 K: 1 S: 12	H: 2 LOB: 2 BB: 0 P: 18	R: 0 E: 0 K: 2 S: 17	H: 1 LOB: 2 BB: 1 P: 25	R: 0 E: 0 K: 1 S: 8	H: 0 LOB: 0 BB: 0 P: 10	R: 0 E: 0 K: 0 S: 7	H: 0 LOB: 1 BB: 1 P: 14	R: 0 E: 0 K: 0 S: 3	H: 0 LOB: 0 BB: 0 P: 4	1B: 3 2B: 2 3B: 0 HR: 0	SF: 0 SAC: 0 DP: 1 HBP: 0	WP: 1 PB: 0 SB: 0 CS: 0	PA: 34		
<b>PITCHER</b>	IP	WLS	BF	H	R	ER	SO	BB	IBB	HBP	BLK	WP	HR	S	P	ERA	WHIP							
<b>Juan Guzman, R</b> ERA: 4.33	(1, 1)	8.0	W	31	5	1	1	9	3	0	0	0	0	84	127	1.12	1.000							
<b>Doug Johns, L</b> ERA: 4.31	(9, 1)	1.0		3	0	0	0	0	0	0	0	0	0	3	4	0.00	0.000							

Baltimore Orioles @ Seattle Mariners  
The Kingdome, Seattle, WA  
Fri Sep 04 1998, 10:05 PM EDT  
Att: 27,404 - Dome - 72 F

AB 31  
R 1  
H 5  
RBI 1  
BB 3  
SO 9  
LOB 12





Batter	1	2	3	4	5	6	7	8	9	AB	R	H	RBI	BB	SO	LOB	TOP					
<b>Roberto Alomar, S</b> OBP: 0.355, SLG: 0.416 (1, 4)	L7		F7	BB BB		SH5-3 BB		K		3	0	0	0	2	1	0						
<b>Brady Anderson, L</b> OBP: 0.360, SLG: 0.420 (1, 8)	2B		F9	FC4 BB		SH5-3		S BB		2	0	1	0	2	0	0						
<b>Eric Davis, R</b> OBP: 0.384, SLG: 0.591 (1, 9)	2B		1B BB	FC4		G1-4-3		L6		4	0	1	0	1	0	5						
<b>Rafael Palmeiro, L</b> OBP: 0.375, SLG: 0.577 (1, 3)	K		1B					K		3	1	1	0	2	2	3						
<b>Harold Baines, L</b> OBP: 0.373, SLG: 0.458 (9, PH)																						
<b>Lyle Mouton, R</b> OBP: 0.316, SLG: 0.500 (9, PH)																						
<b>Rich Becker, L</b> OBP: 0.347, SLG: 0.338 (9, PH)																						
<b>Cal Ripken Jr., R</b> OBP: 0.340, SLG: 0.400 (1, 5)	K																					
<b>B.J. Surhoff, L</b> OBP: 0.327, SLG: 0.442 (1, 7)																						
<b>Lenny Webster, R</b> OBP: 0.302, SLG: 0.429 (1, 2)																						
<b>Mike Bordick, R</b> OBP: 0.326, SLG: 0.389 (1, 6)																						
<b>Inning Stats</b>	R: 0 E: 0 K: 2 S: 14	H: 2 LOB: 3 BB: 1 P: 29	R: 0 E: 0 K: 1 S: 8	H: 0 LOB: 1 BB: 1 P: 13	R: 0 E: 0 K: 0 S: 9	H: 1 LOB: 2 BB: 1 P: 15	R: 2 E: 1 K: 0 S: 14	H: 2 LOB: 2 BB: 3 P: 31	R: 2 E: 0 K: 0 S: 7	H: 1 LOB: 0 BB: 1 P: 16	R: 0 E: 0 K: 0 S: 8	H: 0 LOB: 3 BB: 3 P: 22	R: 1 E: 0 K: 0 S: 6	H: 2 LOB: 0 BB: 0 P: 8	R: 0 E: 0 K: 2 S: 9	H: 0 LOB: 1 BB: 1 P: 15	R: 0 E: 0 K: 0 S: 6	H: 0 LOB: 0 BB: 0 P: 8	1B: 5 2B: 2 3B: 0 HR: 1	SF: 1 SAC: 1 DP: 1 HBP: 0	WP: 0 PB: 0 SB: 1 CS: 1	PA: 43
<b>PITCHER</b>	IP	WLS	BF	H	R	ER	SO	BB	IBB	HBP	BLK	WP	HR	S	P	ERA	WHIP					
<b>27 Ken Cloude, R</b> ERA: 4.6	5.0		28	6	4	3	3	8	1	0	0	0	1	53	113	5.40	2.800					
<b>Heathcliff Slocumb, R</b> ERA: 5.83	2.0		8	2	1	1	0	1	0	0	0	0	0	13	21	4.50	1.500					
<b>39 Greg McCarthy, L</b> ERA: 5.01	1.0	W	4	0	0	0	2	1	0	0	0	0	0	9	15	0.00	1.000					
<b>Mike Timlin, R</b> ERA: 3.15	1.0	S	3	0	0	0	0	0	0	0	0	0	0	6	8	0.00	0.000					

Baltimore Orioles @ Seattle Mariners  
The Kingdome, Seattle, WA  
Sat Sep 05 1998, 6:33 AM EDT  
Att: 43,831 - Dome - 72 F

AB 30  
R 5  
H 8  
RBI 4  
BB 11  
SO 5  
LOB 17



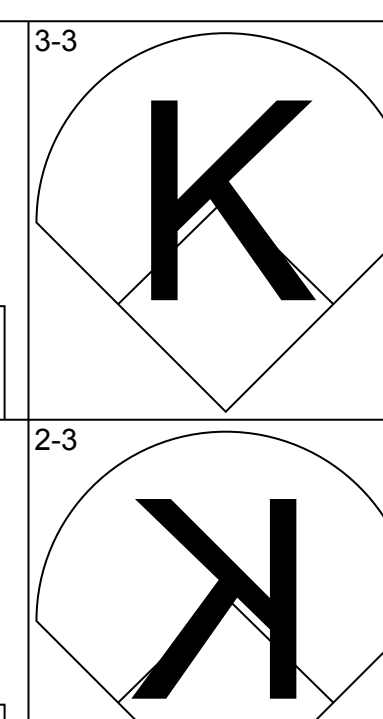
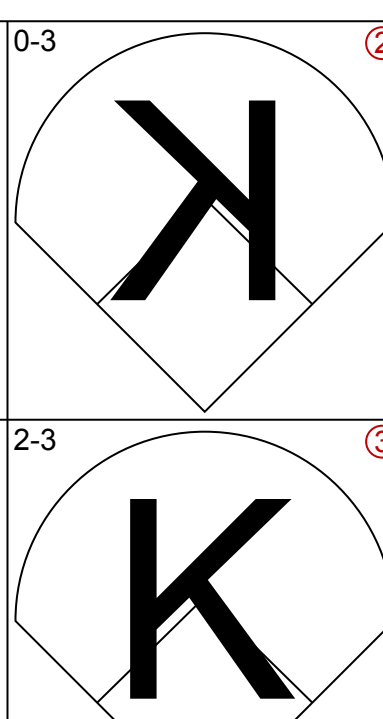
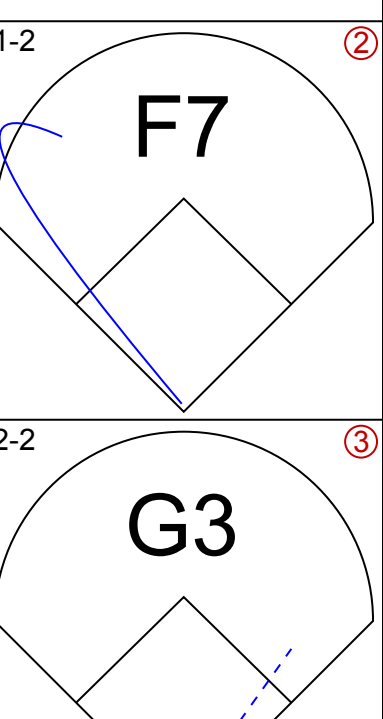
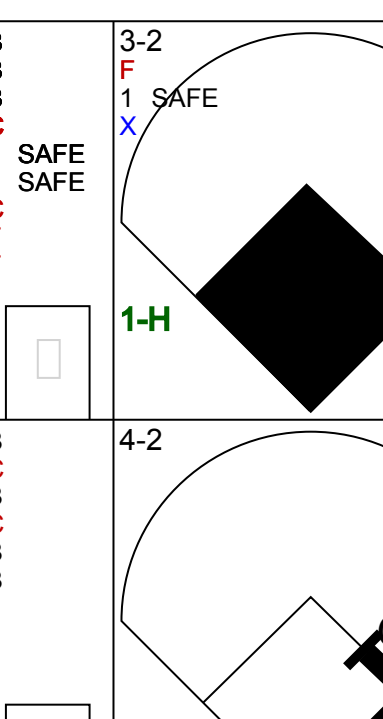
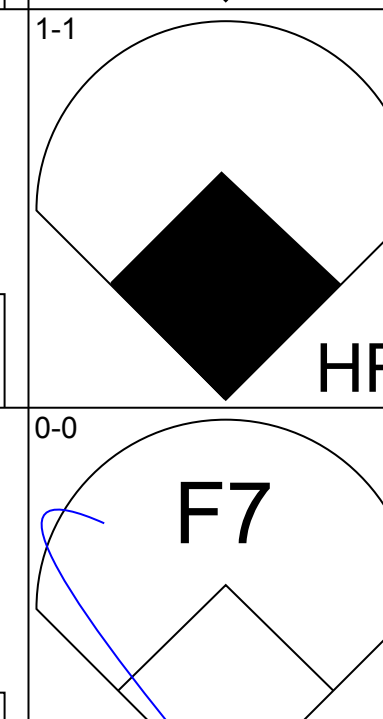


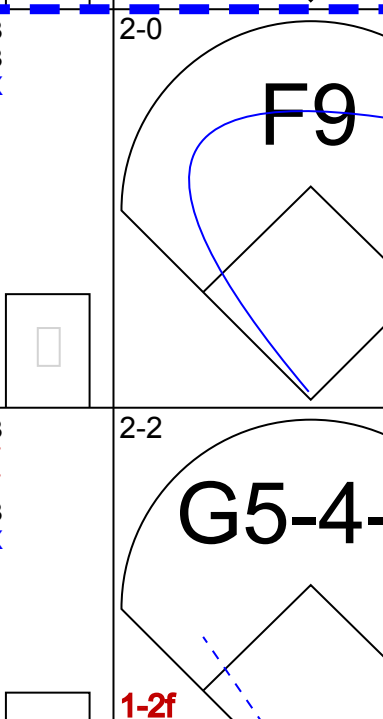

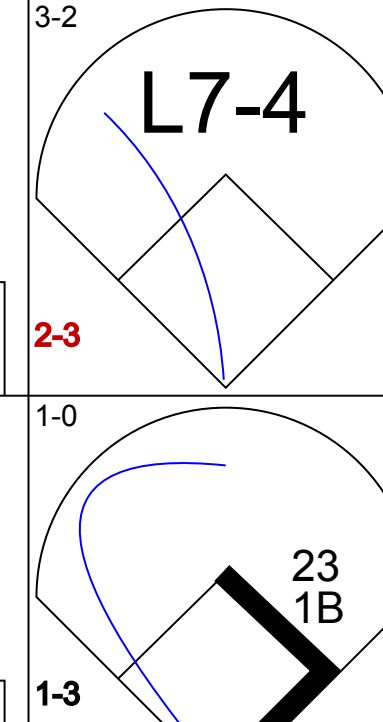
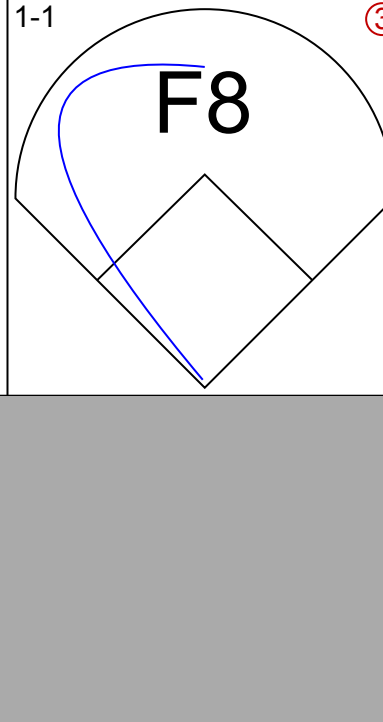


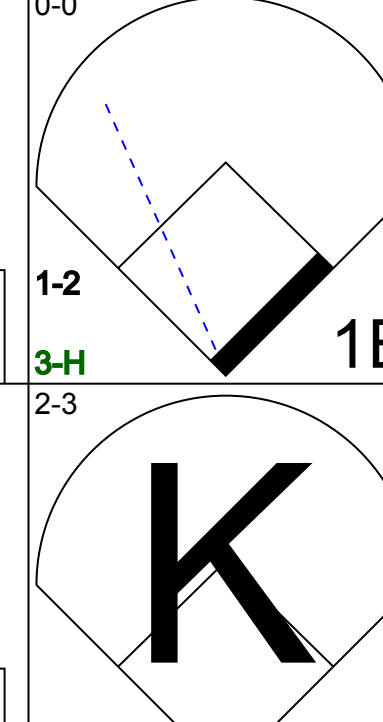


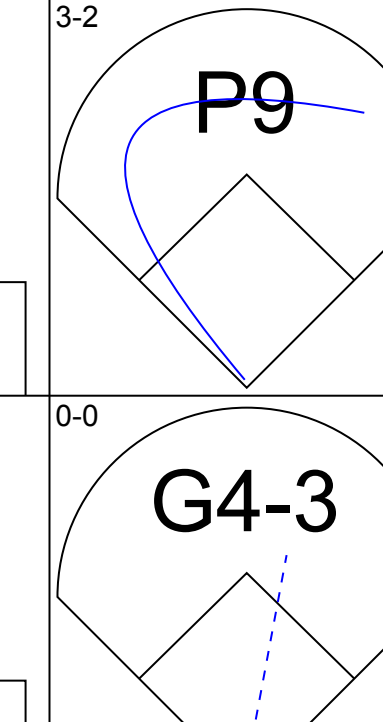
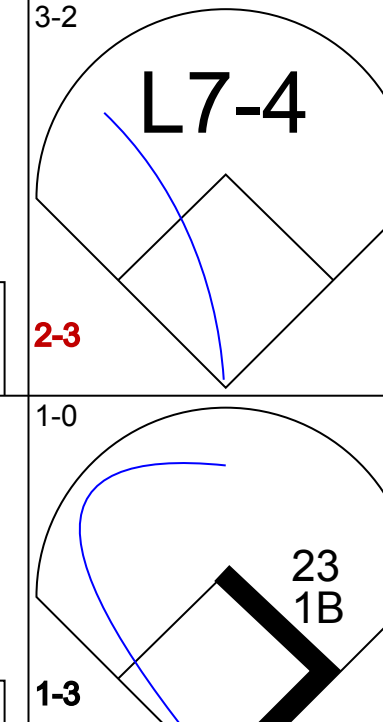
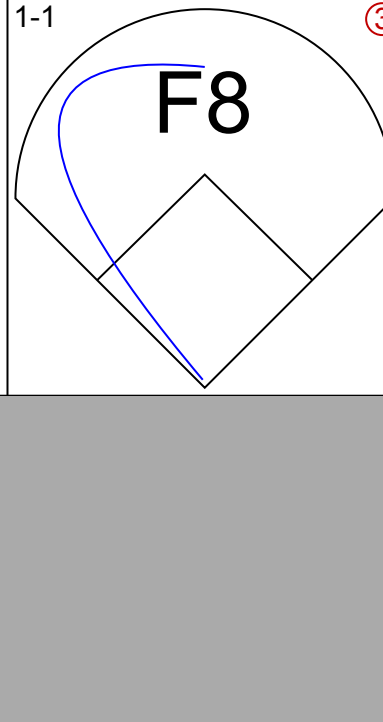
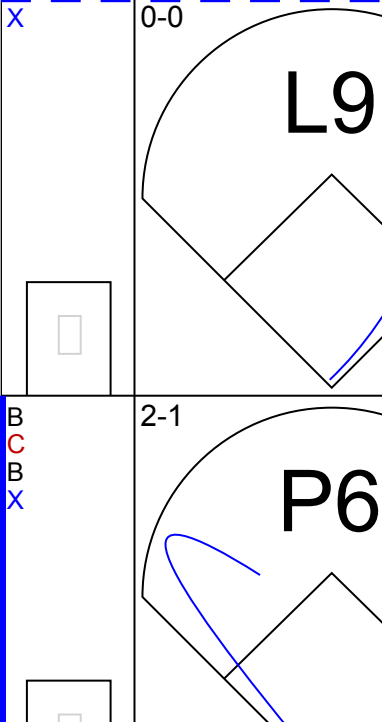

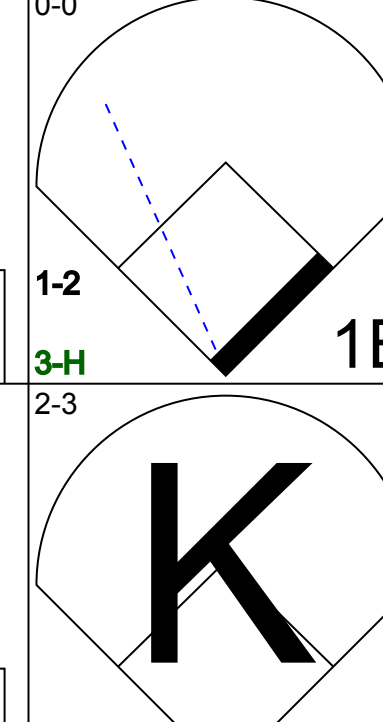
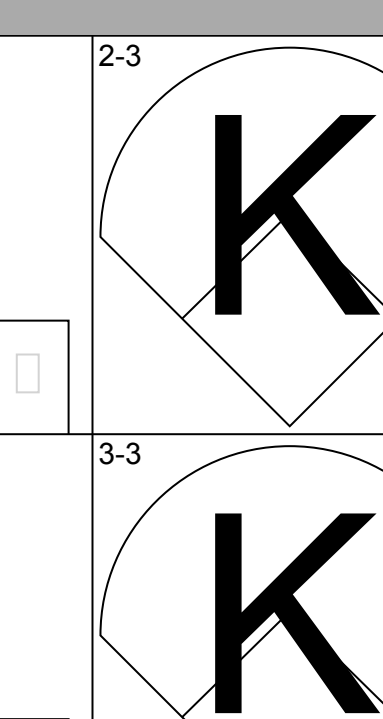
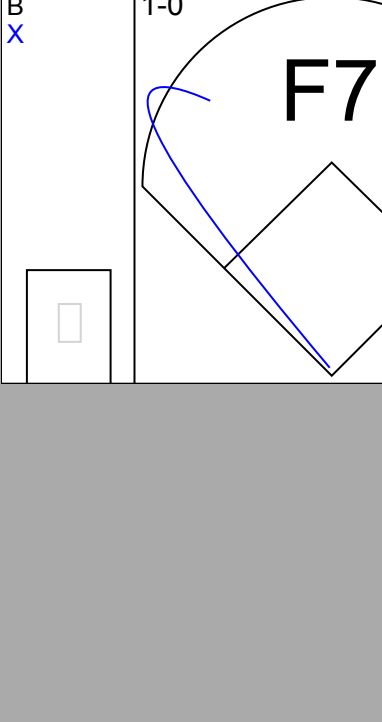
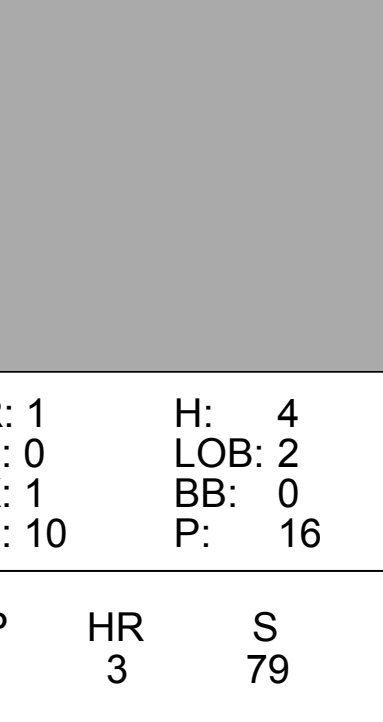
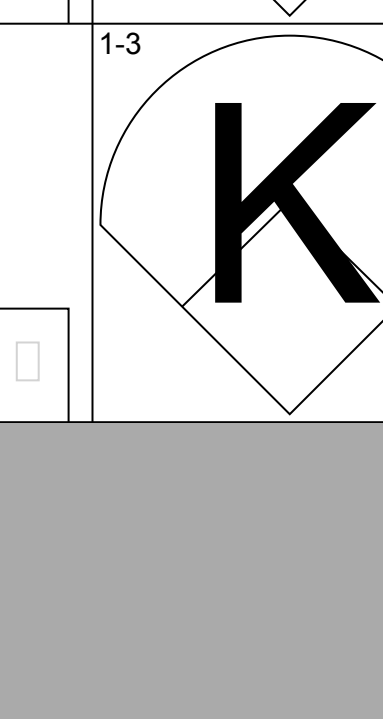

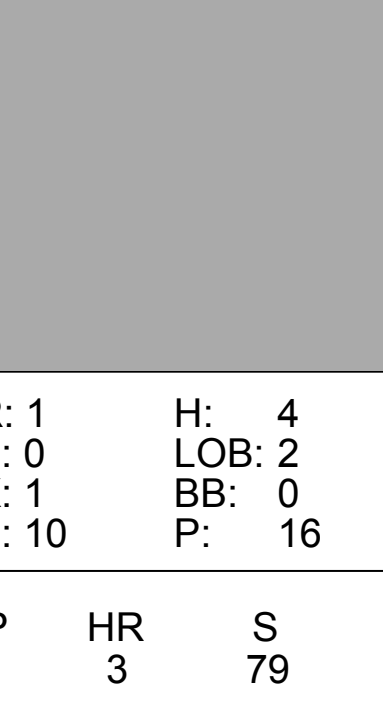
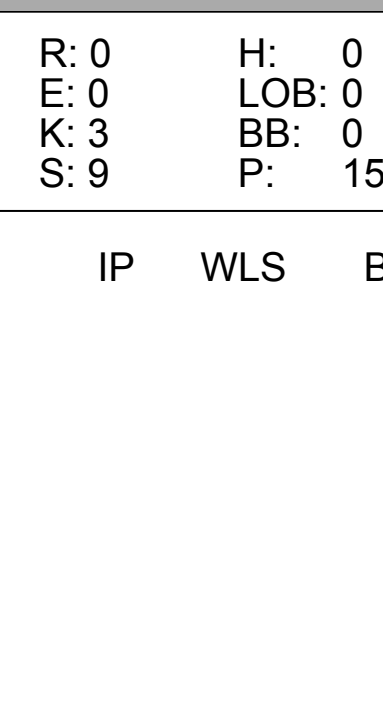
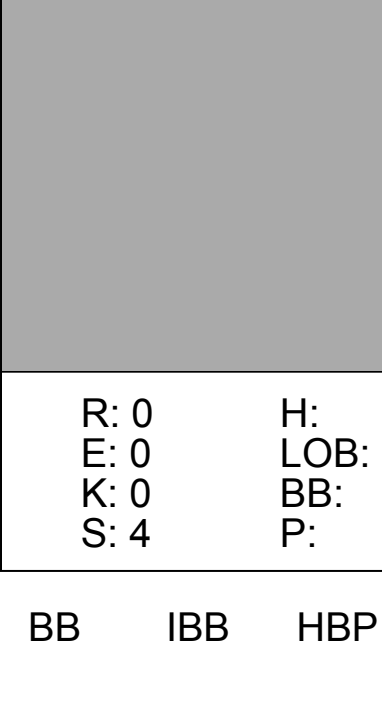
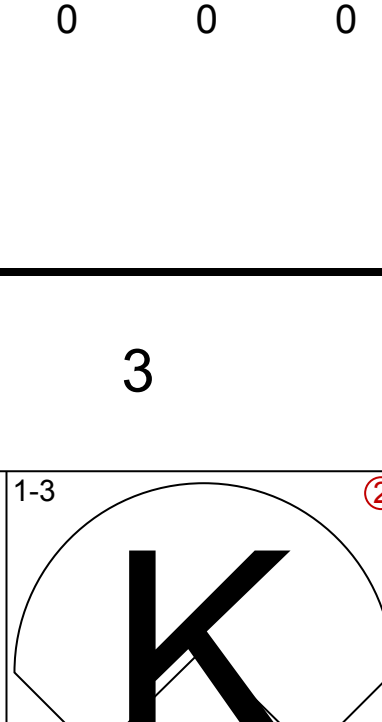
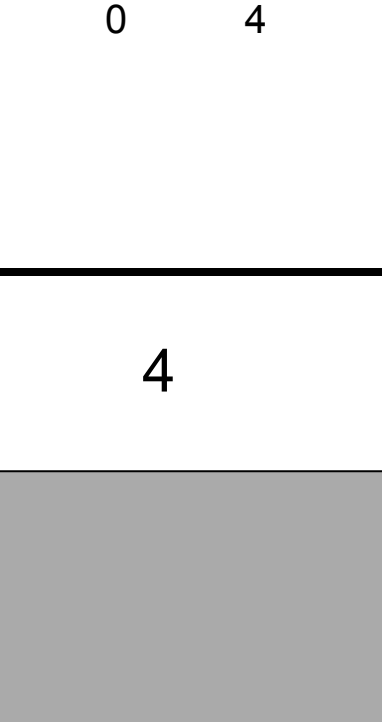

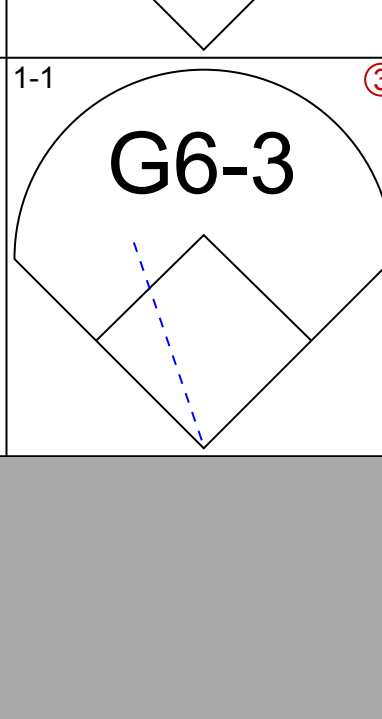

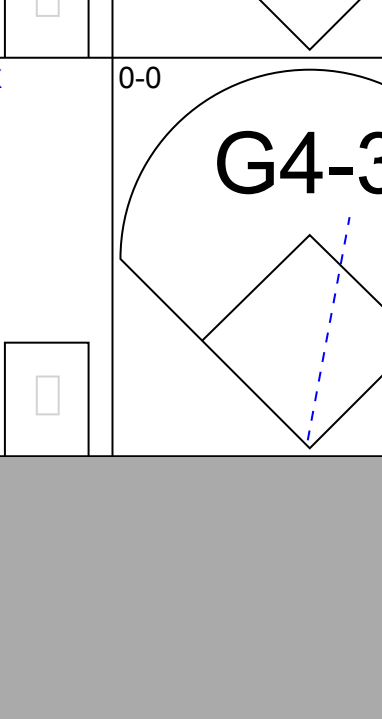
Batter	1	2	3	4	5	6	7	8	9	AB	R	H	RBI	BB	SO	LOB	BOTTOM					
<b>Shane Monahan, L</b> OBP: 0.295, SLG: 0.399 (1, 7)	F7			FC4-6		F8		F8		4	0	0	0	0	1	6						
<b>Jay Buhner, R</b> OBP: 0.345, SLG: 0.469 (8, PH)										1	0	0	0	0	0	2						
<b>Rico Rossy, R</b> OBP: 0.250, SLG: 0.286 (9, 4)										0	0	0	0	0	0	0						
<b>Alex Rodriguez, R</b> OBP: 0.358, SLG: 0.563 (1, 6)	G3-1									5	2	3	1	0	0	3						
<b>Ken Griffey Jr., L</b> OBP: 0.374, SLG: 0.613 (1, 8)	G3-1									5	1	1	3	0	1	2						
<b>Edgar Martinez, R</b> OBP: 0.420, SLG: 0.539 (1, 10)	K									4	0	2	1	1	1	1						
<b>Rob Ducey, L</b> OBP: 0.338, SLG: 0.413 (1, 9)										3	1	1	0	1	1	1						
<b>Russ Davis, R</b> OBP: 0.311, SLG: 0.461 (1, 5)										4	0	1	0	0	2	3						
<b>Raul Ibanez, L</b> OBP: 0.273, SLG: 0.455 (1, 3)										3	0	2	1	0	0	0						
<b>Charles Gipson, R</b> OBP: 0.324, SLG: 0.250 (9, 7)										1	1	1	0	0	0	0						
<b>Joe Oliver, R</b> OBP: 0.268, SLG: 0.324 (1, 2)										2	0	1	0	1	0	1						
<b>Giomar Guevara, S</b> (1, 4)										1	0	0	0	0	1	2						
<b>David Bell, R</b> OBP: 0.306, SLG: 0.415 (6, PH) (7, 4) (9, 3)										2	1	1	0	0	1	1						
<b>Inning Stats</b>	R: 0 E: 0 K: 1 S: 13	H: 1 LOB: 1 BB: 0 P: 23	R: 1 E: 0 K: 1 S: 16	H: 3 LOB: 3 BB: 0 P: 25	R: 0 E: 0 K: 1 S: 7	H: 0 LOB: 0 BB: 0 P: 9	R: 0 E: 0 K: 2 S: 12	H: 1 LOB: 2 BB: 1 P: 23	R: 1 E: 0 K: 1 S: 13	H: 2 LOB: 1 BB: 0 P: 23	R: 0 E: 0 K: 1 S: 11	H: 1 LOB: 1 BB: 0 P: 17	R: 0 E: 0 K: 1 S: 10	H: 0 LOB: 2 BB: 2 P: 22	R: 4 E: 0 K: 0 S: 19	H: 5 LOB: 1 BB: 0 P: 34	1B: 11 2B: 1 3B: 0 HR: 1	SF: 0 SAC: 1 DP: 0 HBP: 1	WP: 1 PB: 1 SB: 1 CS: 0	PA: 40		
<b>PITCHER</b>	IP	WLS	BF	H	R	ER	SO	BB	IBB	HBP	BLK	WP	HR	S	P	ERA	WHIP					
<b>Scott Erickson, R</b> ERA: 4.08	5.1		26	8	2	2	6	1	0	1	0	0	0	67	112	3.38	1.688					
<b>Jimmy Key, L</b> ERA: 3.7	0.2		2	0	0	0	1	0	0	0	0	0	0	5	8	0.00	0.000					
<b>Alan Mills, R</b> ERA: 3.62	1.0		5	0	0	0	1	2	0	0	0	0	0	10	22	0.00	2.000					
<b>Jesse Orosco, L</b> ERA: 3.04	0.1		3	2	2	2	0	0	0	0	0	0	0	10	16	54.00	6.000					
<b>Armando Benitez, R</b> ERA: 3.98	0.2	L	4	3	2	2	0	0	0	0	0	0	1	9	18	27.00	4.500					

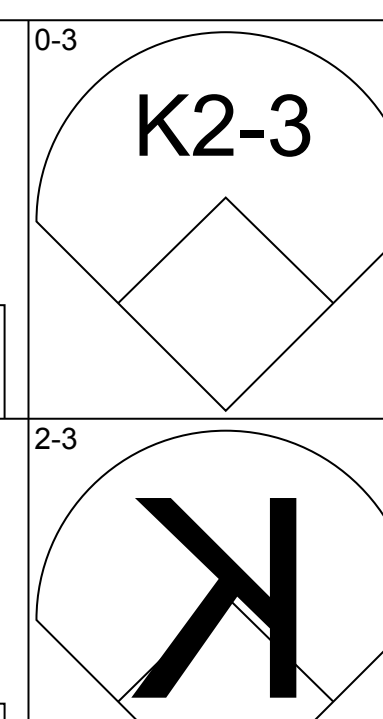
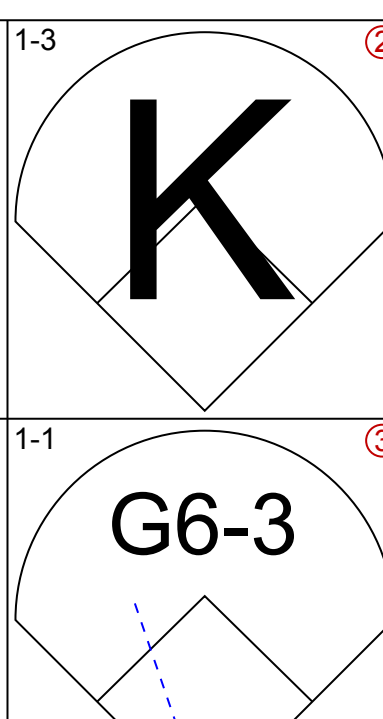
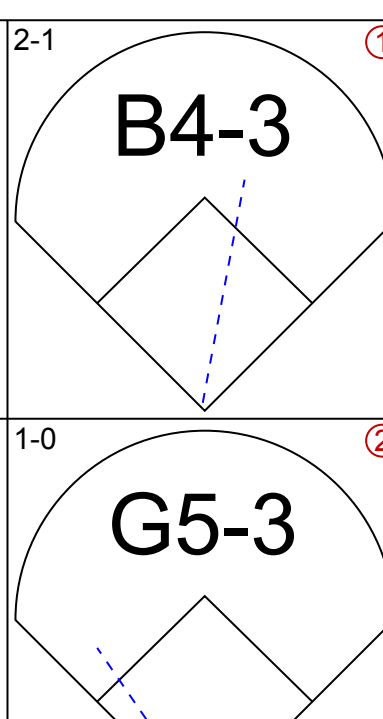
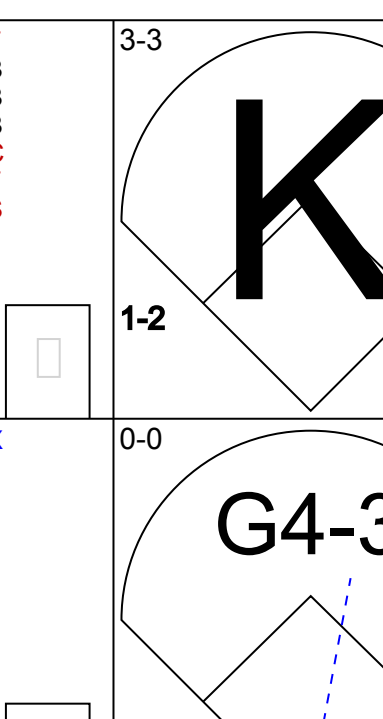
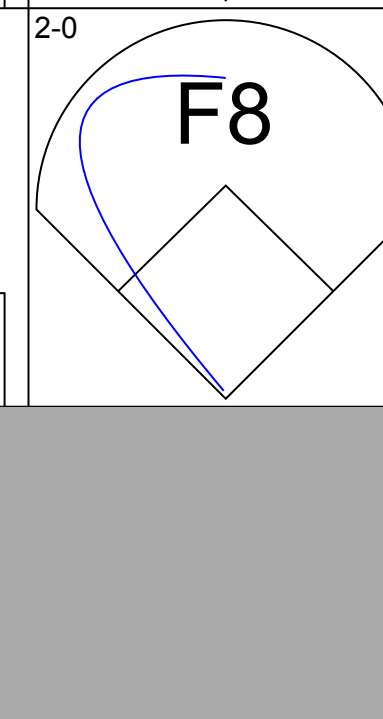

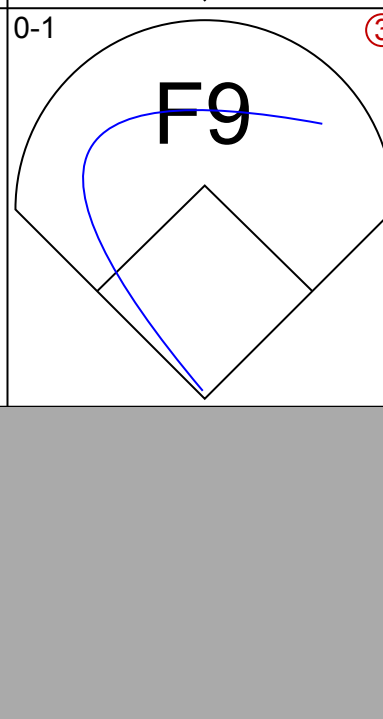

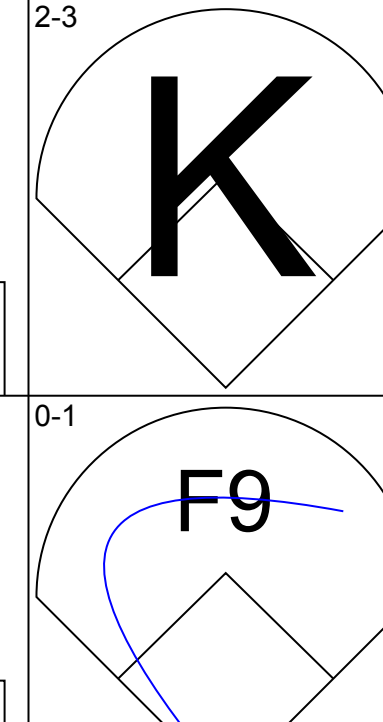

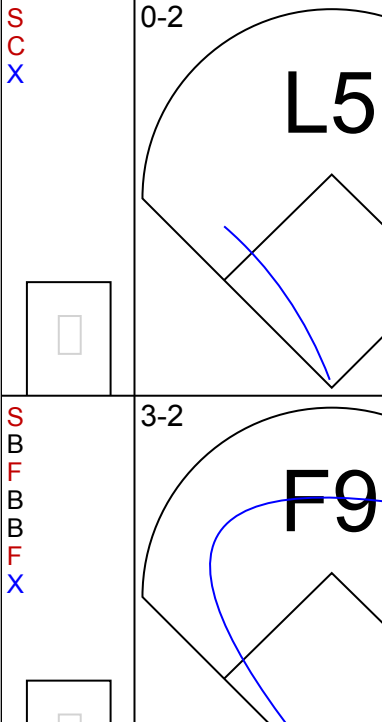




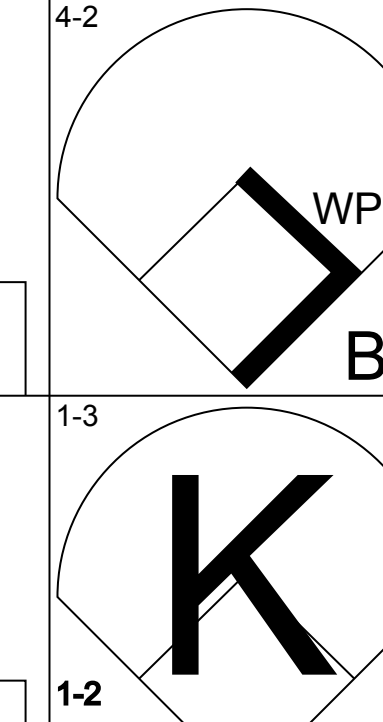
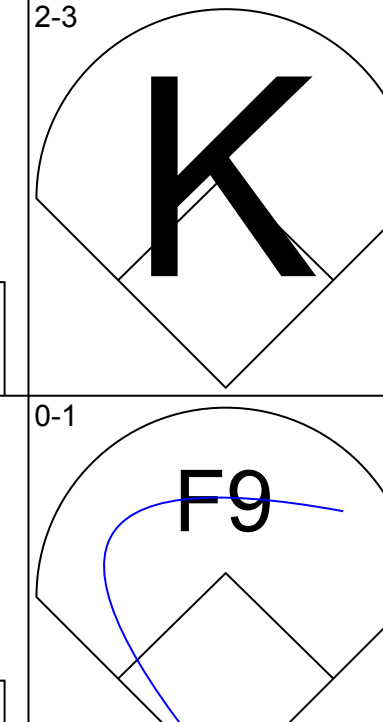
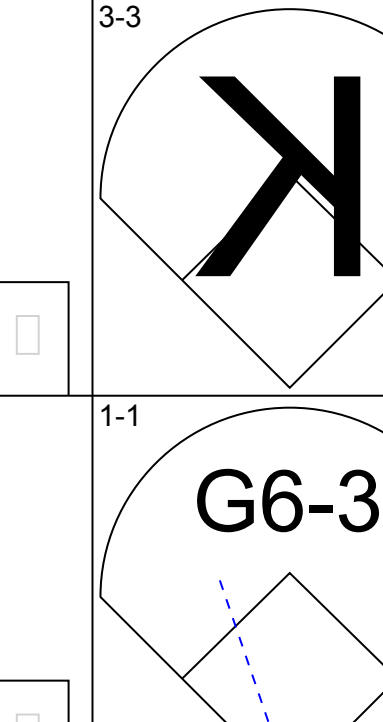
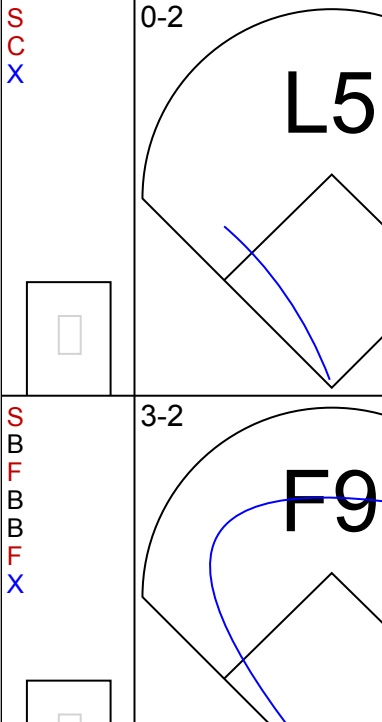




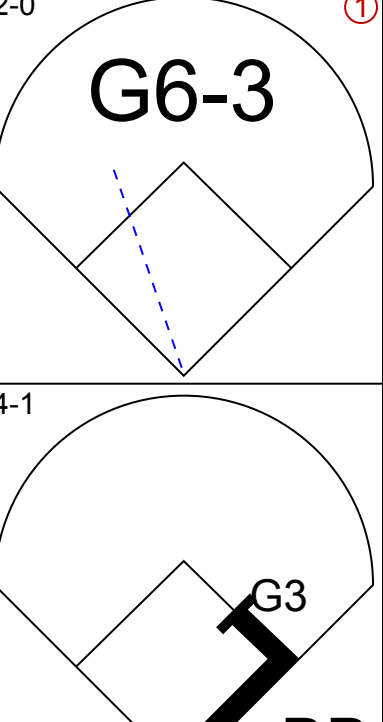
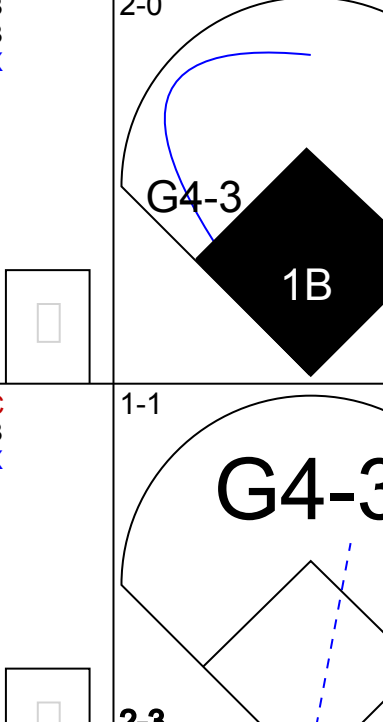
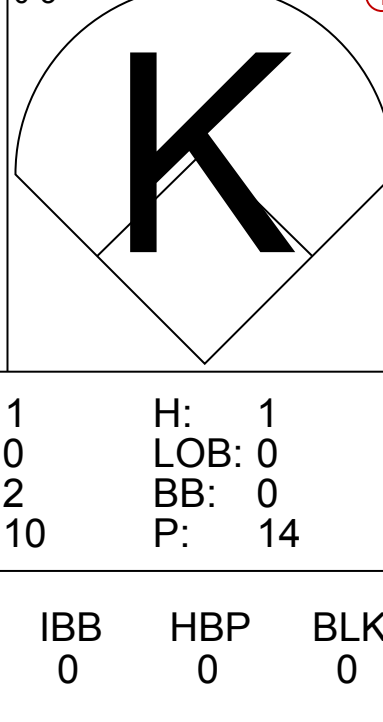
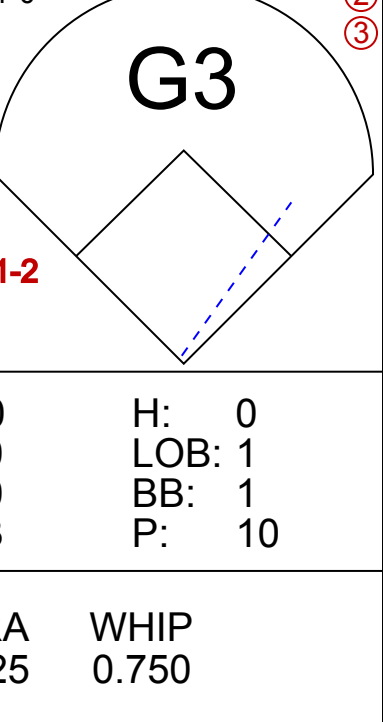
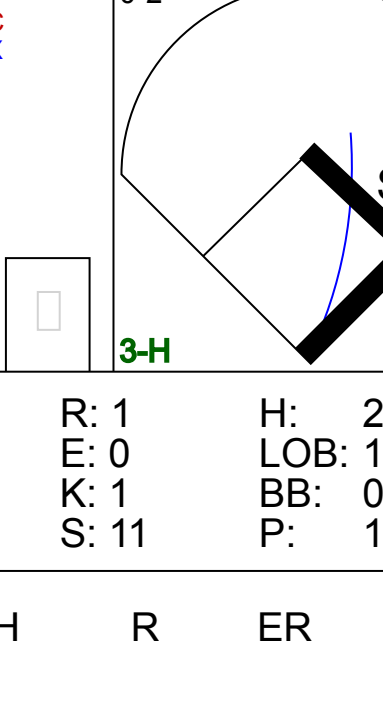



Baltimore Orioles @ Seattle Mariners  
The Kingdome, Seattle, WA  
Sat Sep 05 1998, 6:33 AM EDT  
Att: 43,831 - Dome - 72 F

AB 35  
R 6  
H 13  
RBI 6  
BB 3  
SO 8  
LOB 22





Batter	1	2	3	4	5	6	7	8	9	AB	R	H	RBI	BB	SO	LOB	TOP				
<b>Roberto Alomar, S</b> (1, 4) OBP: 0.354, SLG: 0.421										4	1	1	2	0	2	0	<b>Baltimore Orioles @ Seattle Mariners</b> The Kingdome, Seattle, WA Sun Sep 06 1998, 10:05 PM EDT Att: 30,285 - Dome - 72 F				
<b>Brady Anderson, L</b> (1, 8) OBP: 0.359, SLG: 0.416										3	0	0	0	1	2	0					
<b>Eric Davis, R</b> (1, 10) <b>Rich Becker, L</b> (9, 9) OBP: 0.371, SLG: 0.597 OBP: 0.347, SLG: 0.338										4	1	2	1	0	0	1					
<b>Rafael Palmeiro, L</b> (1, 3) OBP: 0.374, SLG: 0.574										4	1	1	0	0	0	1					
<b>Cal Ripken Jr., R</b> (1, 5) OBP: 0.337, SLG: 0.397										4	0	0	0	0	0	2					
<b>Lyle Mouton, R</b> (1, 7) OBP: 0.318, SLG: 0.476										3	0	1	0	0	1	0					
<b>Harold Baines, L</b> (9, PH) <b>Arthur Rhodes, L</b> (9, 1) OBP: 0.456 OBP: 0.500, SLG: 0.500										1	0	0	0	0	0	0					
<b>23 Chris Hoiles, R</b> (1, 2) <b>Lenny Webster, R</b> (9, 2) OBP: 0.492 OBP: 0.302, SLG: 0.429										4	0	1	1	0	2	0					
<b>Danny Clyburn, R</b> (1, 9) <b>B.J. Surhoff, L</b> (7, 7) OBP: 0.286, SLG: 0.231 OBP: 0.327, SLG: 0.442										3	0	0	0	0	3	2					
<b>Mike Bordick, R</b> (1, 6) OBP: 0.328, SLG: 0.398										3	2	2	1	0	1	0					
<b>Inning Stats</b>	R: 1 E: 0 K: 2 S: 9	H: 1 LOB: 0 BB: 0 P: 15	R: 0 E: 0 K: 1 S: 11	H: 0 LOB: 0 BB: 0 P: 16	R: 1 E: 0 K: 3 S: 12	H: 1 LOB: 0 BB: 0 P: 17	R: 1 E: 0 K: 1 S: 10	H: 4 LOB: 2 BB: 0 P: 16	R: 0 E: 0 K: 0 S: 10	H: 0 LOB: 0 BB: 0 P: 12	R: 0 E: 0 K: 3 S: 9	H: 0 LOB: 0 BB: 0 P: 15	R: 2 E: 0 K: 0 S: 16	H: 2 LOB: 1 BB: 1 P: 30	R: 0 E: 0 K: 0 S: 4	H: 0 LOB: 0 BB: 0 P: 7		1B: 5 2B: 1 3B: 0 HR: 3	SF: 0 SAC: 0 DP: 2 HBP: 0	WP: 0 PB: 0 SB: 0 CS: 0	PA: 34
<b>PITCHER</b>	IP	WLS	BF	H	R	ER	SO	BB	IBB	HBP	BLK	WP	HR	S	P	ERA		WHIP			
<b>Jeff Fassero, L</b> (1, 1) ERA: 4.2	7.0	L	29	8	5	5	11	1	0	0	0	0	3	79	126	6.43		1.286			
<b>Jose Paniagua, R</b> (8, 1) ERA: 1.99	1.0		2	0	0	0	0	0	0	0	0	0	0	4	8	0.00		0.000			
<b>Bob Wells, R</b> (9, 1) ERA: 6.22	1.0		3	0	0	0	0	0	0	0	0	0	0	4	7	0.00		0.000			

Batter	1	2	3	4	5	6	7	8	9	AB	R	H	RBI	BB	SO	LOB	BOTTOM						
<b>Shane Monahan, L</b> (1, 7) OBP: 0.289, SLG: 0.390										3	0	0	0	0	2	0	<b>Baltimore Orioles @ Seattle Mariners</b> The Kingdome, Seattle, WA Sun Sep 06 1998, 10:05 PM EDT Att: 30,285 - Dome - 72 F						
<b>David Segui, S</b> (8, PH) <b>Charles Gipson, R</b> (9, 7) OBP: 0.361, SLG: 0.481 OBP: 0.324, SLG: 0.250										4	0	0	0	0	1	1							
<b>Alex Rodriguez, R</b> (1, 6) OBP: 0.356, SLG: 0.560										4	0	0	0	0	1	0							
<b>Ken Griffey Jr., L</b> (1, 8) OBP: 0.372, SLG: 0.609										3	0	1	0	1	0	0							
<b>Edgar Martinez, R</b> (1, 10) OBP: 0.421, SLG: 0.540										3	0	0	0	1	2	2							
<b>Jay Buhner, R</b> (1, 9) OBP: 0.344, SLG: 0.463										4	0	0	0	0	1	3							
<b>Dan Wilson, R</b> (1, 2) OBP: 0.303, SLG: 0.395										3	1	1	0	0	1	1							
<b>Russ Davis, R</b> (1, 5) OBP: 0.311, SLG: 0.462										2	1	1	1	1	0	1							
<b>Raul Ibanez, L</b> (1, 3) OBP: 0.306, SLG: 0.543										2	1	1	1	1	0	1							
<b>Carlos Guillen, S</b> (1, 4) OBP: 0.333, SLG: 0.333										3	0	1	1	0	1	1							
<b>Inning Stats</b>	R: 0 E: 0 K: 2 S: 8	H: 0 LOB: 0 BB: 0 P: 12	R: 0 E: 0 K: 2 S: 12	H: 0 LOB: 1 BB: 1 P: 21	R: 1 E: 0 K: 2 S: 10	H: 1 LOB: 0 BB: 0 P: 14	R: 0 E: 0 K: 2 S: 12	H: 1 LOB: 1 BB: 0 P: 18	R: 0 E: 0 K: 0 S: 3	H: 0 LOB: 0 BB: 1 P: 10	R: 0 E: 0 K: 1 S: 5	H: 0 LOB: 0 BB: 0 P: 8	R: 0 E: 0 K: 1 S: 7	H: 0 LOB: 0 BB: 0 P: 12	R: 1 E: 0 K: 1 S: 11	H: 2 LOB: 1 BB: 0 P: 17		R: 0 E: 0 K: 0 S: 10	H: 0 LOB: 1 BB: 1 P: 18	1B: 1 2B: 2 3B: 0 HR: 1	SF: 0 SAC: 0 DP: 0 HBP: 0	WP: 1 PB: 0 SB: 1 CS: 0	PA: 33
<b>PITCHER</b>	IP	WLS	BF	H	R	ER	SO	BB	IBB	HBP	BLK	WP	HR	S	P	ERA		WHIP					
<b>35 Mike Mussina, R</b> (1, 1) ERA: 3.45	8.0	W	29	4	2	2	10	2	0	0	0	0	0	10	112	2.25		0.750					
<b>Arthur Rhodes, L</b> (9, 1) ERA: 3.16	1.0	S	4	0	0	0	0	1	0	0	0	0	0	10	18	0.00		1.000					





Batter	1	2	3	4	5	6	7	8	9	AB	R	H	RBI	BB	SO	LOB	TOP										
Roberto Alomar, S OBP: 0.353, SLG: 0.419	0-0 1B		3-3 K			1-3 K		1-1 L7		4	0	1	0	0	2	1											
Brady Anderson, L OBP: 0.357, SLG: 0.413 Gene Kingsale, S	3-2 F8			1-3 K		1-2 F8			1-3 K	3	0	0	0	0	1	1											
Eric Davis, R OBP: 0.383, SLG: 0.593 Harold Baines, L OBP: 0.371, SLG: 0.455	3-2 G6-3			3-1 E9 1B		2-1 G4-3			2-1 G3-1	3	1	0	0	0	0	1											
Rafael Palmeiro, L OBP: 0.372, SLG: 0.571 Charlie Greene, R OBP: 0.400, SLG: 0.400	3-1 L8			1-1 F9			3-2 G4-3		0-1 P3	3	0	0	0	0	0	2											
Cal Ripken Jr., R OBP: 0.337, SLG: 0.396 Jeff Reboulet, R OBP: 0.365, SLG: 0.342		3-2 F8		1-1 2H 1B			0-0 G5-3			3	0	1	1	0	0	0											
B.J. Surhoff, L OBP: 0.325, SLG: 0.439 Danny Clyburn, R OBP: 0.286, SLG: 0.231		3-2 L9		0-0 G6-3			2-2 P5			3	0	0	0	0	0	1											
23 Chris Hoiles, R OBP: 0.367, SLG: 0.485			3-3 K			3-2 G3			1-0 F8	3	0	0	0	0	1	0											
Lyle Mouton, R OBP: 0.292, SLG: 0.435 Rich Becker, L OBP: 0.346, SLG: 0.337			1-3 K			1-3 K			1-3 K	2	0	0	0	0	2	0											
Mike Bordick, R OBP: 0.328, SLG: 0.400			0-1 G6-3			1-2 G5-3			0-1 2B	3	0	1	0	0	0	0											
<b>Inning Stats</b>	R: 0 E: 0 K: 0 S: 10	H: 1 LOB: 1 BB: 0 P: 19	R: 0 E: 0 K: 1 S: 11	H: 0 LOB: 0 BB: 0 P: 20	R: 0 E: 0 K: 2 S: 8	H: 0 LOB: 0 BB: 0 P: 12	R: 1 E: 1 K: 1 S: 10	H: 1 LOB: 1 BB: 0 P: 16	R: 0 E: 0 K: 1 S: 10	H: 0 LOB: 0 BB: 0 P: 15	R: 0 E: 0 K: 0 S: 8	H: 0 LOB: 0 BB: 0 P: 12	R: 0 E: 0 K: 0 S: 10	H: 0 LOB: 0 BB: 0 P: 15	R: 0 E: 0 K: 1 S: 8	H: 1 LOB: 1 BB: 0 P: 11	R: 0 E: 0 K: 1 S: 8	H: 0 LOB: 0 BB: 0 P: 11	1B: 2 2B: 1 3B: 0 HR: 0	SF: 0 SAC: 0 DP: 0 HBP: 0	WP: 0 PB: 0 SB: 1 CS: 0	PA: 31					
<b>PITCHER</b>	IP	WLS	BF	H	R	ER	SO	BB	IBB	HBP	BLK	WP	HR	S	P	ERA	WHIP										
Jamie Moyer, L ERA: 3.32	7.0	W	24	2	1	0	6	0	0	0	0	0	0	67	109	0.00	0.286										
26 Bill Swift, R ERA: 5.58	1.0		4	1	0	0	1	0	0	0	0	0	0	8	11	0.00	1.000										
Heathcliff Slocumb, R ERA: 5.73	1.0		3	0	0	0	1	0	0	0	0	0	0	8	11	0.00	0.000										

Baltimore Orioles @ Seattle Mariners  
The Kingdome, Seattle, WA  
Mon Sep 07 1998, 10:05 PM EDT  
Att: 24,229 - Dome - 72 F

AB 31  
R 1  
H 3  
RBI 1  
BB 0  
SO 8  
LOB 6



Batter	1	2	3	4	5	6	7	8	9	AB	R	H	RBI	BB	SO	LOB	BOTTOM										
Carlos Guillen, S OBP: 0.625, SLG: 0.571	0-2 G5-4-3 1B		2-1 HR 1B		0-1 HR 1B	4-1 BB HR BB	2-3 K			4	3	3	0	1	1	2											
Alex Rodriguez, R OBP: 0.356, SLG: 0.563 Giomar Guevara, S	2-2 G5-4-3		0-0 HR		1-1 G5-3	4-2 HR BB	2-3 K			4	2	1	2	1	1	4											
Ken Griffey Jr., L OBP: 0.375, SLG: 0.623 Raul Ibanez, L OBP: 0.306, SLG: 0.543	1-1 HR 2B		1-0 1B		0-1 HR	0-0 HR	2-2 P4			5	3	4	6	0	0	0											
Edgar Martinez, R OBP: 0.420, SLG: 0.545	2-1 HR		1-1 L5-3		3-3 K	3-2 G5-3 1B	0-2 F9			5	1	2	2	0	1	1											
David Segui, S OBP: 0.360, SLG: 0.480	2-3 K		1-2 G6-3		3-1 2B	1-1 G5-3	0-1 G4-3			5	0	1	0	0	1	1											
Russ Davis, R OBP: 0.311, SLG: 0.459 David Bell, R OBP: 0.306, SLG: 0.415		3-2 F9		4-2 WP S BB	3-3 K	1-2 F7				3	0	0	0	1	1	2											
Rob Ducey, L OBP: 0.340, SLG: 0.412 Charles Gipson, R OBP: 0.324, SLG: 0.250		1-3 K		2-3 K		4-1 WP S 1B BB	2-2 1B 1B			3	1	1	0	1	2	1											
John Marzano, R OBP: 0.321, SLG: 0.373		0-0 2B		1-3 K		2-3 K	1-0 F9			4	0	1	0	0	2	3											
Shane Monahan, L OBP: 0.295, SLG: 0.393		0-2 P7		1-1 G4-3		3-2 BB HR 1B	1-3 1B			4	1	2	1	0	0	2											
<b>Inning Stats</b>	R: 2 E: 0 K: 1 S: 13	H: 3 LOB: 0 BB: 0 P: 20	R: 0 E: 0 K: 1 S: 10	H: 1 LOB: 1 BB: 0 P: 14	R: 2 E: 0 K: 0 S: 9	H: 3 LOB: 0 BB: 0 P: 14	R: 0 E: 0 K: 2 S: 12	H: 0 LOB: 1 BB: 1 P: 20	R: 2 E: 0 K: 1 S: 15	H: 3 LOB: 1 BB: 0 P: 25	R: 5 E: 0 K: 1 S: 22	H: 3 LOB: 3 BB: 3 P: 44	R: 0 E: 0 K: 2 S: 12	H: 0 LOB: 2 BB: 0 P: 20	R: 0 E: 0 K: 0 S: 11	H: 0 LOB: 0 BB: 0 P: 13	1B: 8 2B: 4 3B: 0 HR: 4	SF: 0 SAC: 0 DP: 2 HBP: 0	WP: 2 PB: 0 SB: 3 CS: 0	PA: 41							
<b>PITCHER</b>	IP	WLS	BF	H	R	ER	SO	BB	IBB	HBP	BLK	WP	HR	S	P	ERA	WHIP										
Doug Drabek, R ERA: 7.19	3.0	L	15	7	4	4	2	1	0	0	0	1	1	29	49	11.57	1.714										
Pete Smith, R ERA: 5.51	2.1		11	3	3	3	5	1	0	0	0	1	1	9	20	∞	∞										
Jimmy Key, L ERA: 4.18	0.0		4	2	4	4	0	2	0	0	0	1	1	9	20	∞	∞										
Rocky Coppinger, R ERA:	2.2		11	3	0	0	2	0	0	0	0	0	0	31	46	0.00	1.125										

Baltimore Orioles @ Seattle Mariners  
The Kingdome, Seattle, WA  
Mon Sep 07 1998, 10:05 PM EDT  
Att: 24,229 - Dome - 72 F

AB 37  
R 11  
H 15  
RBI 11  
BB 4  
SO 9  
LOB 16





Batter	1	2	3	4	5	6	7	8	9	AB	R	H	RBI	BB	SO	LOB	TOP								
<b>Randy Winn, S</b> OBP: 0.356, SLG: 0.403 (1, 8)	1-1 G3		3-2 G6-3 2-3		2-0 G4-3	0-3 K		4-1 1B 1B BB	4-2 BB	4	1	0	0	2	1	2									
<b>Wade Boggs, L</b> OBP: 0.347, SLG: 0.398 <b>Dave Silvestri, R</b> OBP: 0.167, SLG: 0.167 (9, 5)	1-3 K		2-3 K			0-0 HR 1B	4-2 BB 1B BB	1-0 BB 1B 1B	1-0 G3	5	3	2	0	1	2	2									
<b>Bobby Smith, R</b> OBP: 0.360, SLG: 0.446 (1, 6)	3-3 K			2-0 FC9-5 2B		4-1 HR BB	0-3 K	0-1 1B BB 1B		4	1	2	1	1	2	1									
<b>Fred McGriff, L</b> OBP: 0.361, SLG: 0.437 (1, 3)		1-0 F9		3-2 FC9-5 2-3		0-0 HR 1B 2H 2H	0-0 1B BB 1B	1-0 P7		5	2	2	3	0	0	3									
<b>Paul Sorrento, L</b> OBP: 0.315, SLG: 0.412 (1, 10)		3-3 K		4-2 1B BB		1-1 S 1B	4-2 1B BB	4-1 1B BB		2	2	1	0	3	1	0									
<b>Quinton McCracken, S</b> OBP: 0.333, SLG: 0.413 (1, 7)		2-0 1B		1-1 1B		2-2 F9	1-1 1B BB	0-0 1B BB		5	0	4	2	0	0	1									
<b>John Flaherty, R</b> OBP: 0.270, SLG: 0.291 (1, 2)	1 SAFE 0-2 F9			0-0 G5-3		2-3 K	0-0 1B	1-2 2-3 3H	2-0 P9	5	0	1	2	0	1	7									
<b>Rich Butler, L</b> OBP: 0.282, SLG: 0.351 (1, 9)			2-1 G6-3 2B		0-0 P5	1-0 2B 3B	G6-3		0-0 L4	5	1	2	1	0	0	1									
<b>Miguel Cairo, R</b> OBP: 0.310, SLG: 0.374 (1, 4)			2-3 K		1-0 P4	0-0 2B		1-1 G6-3	1-0 G4-3	5	0	1	1	0	1	1									
<b>Inning Stats</b>	R: 0 E: 0 K: 2 S: 12	H: 0 LOB: 0 BB: 0 P: 17	R: 0 E: 0 K: 1 S: 9	H: 1 LOB: 1 BB: 0 P: 15	R: 0 E: 0 K: 2 S: 12	H: 1 LOB: 1 BB: 0 P: 21	R: 0 E: 0 K: 0 S: 12	H: 2 LOB: 2 BB: 1 P: 22	R: 0 E: 0 K: 0 S: 3	H: 0 LOB: 0 BB: 0 P: 6	R: 5 E: 0 K: 2 S: 19	H: 5 LOB: 1 BB: 1 P: 29	R: 3 E: 0 K: 1 S: 15	H: 3 LOB: 1 BB: 2 P: 27	R: 2 E: 0 K: 0 S: 10	H: 3 LOB: 3 BB: 2 P: 23	R: 0 E: 0 K: 0 S: 8	H: 0 LOB: 1 BB: 1 P: 14	1B: 10 2B: 4 3B: 1 HR: 1	SF: 0 SAC: 0 DP: 1 HBP: 0	WP: 0 PB: 0 SB: 1 CS: 0	PA: 47			
<b>PITCHER</b>	IP	WLS	BF	H	R	ER	SO	BB	IBB	HBP	BLK	WP	HR	S	P	ERA	WHIP								
<b>Mac Suzuki, R</b> ERA: 5.25 (1, 1)	5.2	L	27	9	5	5	6	2	0	0	0	0	0	13	22	7.94	1.941								
<b>Paul Spoljarc, L</b> ERA: 5.99 (6, 1)	0.2	6	2	3	3	2	2	2	0	0	0	0	0	11	20	40.50	6.000								
<b>Steve Gajkowski, R</b> ERA: 12.46 (7, 1)	1.0	6	3	2	2	0	1	0	0	0	0	0	0	13	22	18.00	4.000								
<b>Andrew Lorraine, L</b> ERA: (8, 1)	0.1	3	1	0	0	0	1	0	0	0	0	0	0	3	8	0.00	6.000								
<b>59 David Holdridge, R</b> ERA: 5.4 (8, 1)	1.1	5	0	0	0	0	1	0	0	0	0	0	0	9	17	0.00	0.750								
<b>Batter</b>	<b>1</b>	<b>2</b>	<b>3</b>	<b>4</b>	<b>5</b>	<b>6</b>	<b>7</b>	<b>8</b>	<b>9</b>	<b>AB</b>	<b>R</b>	<b>H</b>	<b>RBI</b>	<b>BB</b>	<b>SO</b>	<b>LOB</b>	<b>BOTTOM</b>								
<b>David Bell, R</b> OBP: 0.305, SLG: 0.416 (1, 4)	1-1 G5-3		2-2 F7		2-0 2B			3-3 K		4	0	1	0	0	1	2									
<b>Alex Rodriguez, R</b> OBP: 0.354, SLG: 0.559 (1, 6)	2-1 P3		0-0 P8		0-3 K			0-0 L9		4	0	0	0	0	1	3									
<b>Ken Griffey Jr., L</b> OBP: 0.374, SLG: 0.620 (1, 8)	0-0 G6-3			4-1 G4-3 WP BB		1-0 F7		1-0 P8		3	0	0	0	1	0	1									
<b>Edgar Martinez, R</b> OBP: 0.418, SLG: 0.541 <b>Raul Ibanez, L</b> OBP: 0.297, SLG: 0.528 (9, PH)		1-2 G4-3		2-2 G6-3		2-1 P3		3-2 G1-3		3	0	0	0	0	0	2									
<b>David Segui, S</b> OBP: 0.358, SLG: 0.477 (1, 3)		3-3 K		2-1 G4-3		0-0 L9				3	0	0	0	0	1	1									
<b>Russ Davis, R</b> OBP: 0.309, SLG: 0.456 (1, 5)		2-3 K		1-2 F7		0-0 F7				3	0	0	0	0	1	1									
<b>Dan Wilson, R</b> OBP: 0.304, SLG: 0.392 (1, 2)			4-2 1B BB		3-1 F8		1-0 P3			2	0	0	0	1	0	0									
<b>Charles Gipson, R</b> OBP: 0.325, SLG: 0.257 (1, 9)			1-0 1B		0-3 K		3-2 G6-3			3	0	1	0	0	1	0									
<b>Shane Monahan, L</b> OBP: 0.289, SLG: 0.386 (1, 7)			2-3 K		2-2 L8		2-3 K			3	0	0	0	0	2	2									
<b>Inning Stats</b>	R: 0 E: 0 K: 0 S: 5	H: 0 LOB: 0 BB: 0 P: 8	R: 0 E: 0 K: 2 S: 10	H: 0 LOB: 0 BB: 0 P: 16	R: 0 E: 0 K: 1 S: 11	H: 1 LOB: 2 BB: 1 P: 20	R: 0 E: 0 K: 0 S: 11	H: 0 LOB: 1 BB: 1 P: 20	R: 0 E: 0 K: 1 S: 8	H: 0 LOB: 0 BB: 0 P: 13	R: 0 E: 0 K: 1 S: 7	H: 1 LOB: 1 BB: 0 P: 12	R: 0 E: 0 K: 0 S: 3	H: 0 LOB: 0 BB: 0 P: 4	R: 0 E: 0 K: 2 S: 11	H: 0 LOB: 0 BB: 0 P: 19	R: 0 E: 0 K: 0 S: 6	H: 0 LOB: 0 BB: 0 P: 10	1B: 1 2B: 1 3B: 0 HR: 0	SF: 0 SAC: 0 DP: 0 HBP: 0	WP: 1 PB: 0 SB: 0 CS: 0	PA: 31			
<b>PITCHER</b>	IP	WLS	BF	H	R	ER	SO	BB	IBB	HBP	BLK	WP	HR	S	P	ERA	WHIP								
<b>Wilson Alvarez, L</b> ERA: 4.54 (1, 1)	7.0	W	25	2	0	0	5	2	0	0	0	0	0	55	93	0.00	0.571								
<b>Jim Mecir, R</b> ERA: 3.33 (8, 1)	1.0	3	0	0	0	2	0	0	0	0	0	0	0	11	19	0.00	0.000								
<b>Bryan Rekar, R</b> ERA: 5.13 (9, 1)	1.0	3	0	0	0	0	0	0	0	0	0	0	0	6	10	0.00	0.000								

**Tampa Bay Devil Rays @ Seattle Mariners**  
The Kingdome, Seattle, WA  
Tue Sep 08 1998, 10:05 PM EDT  
Att: 20,679 - Dome - 72 F

livebaseballscorecards.com

AB	40
R	10
H	15
RBI	10
BB	7
SO	8
LOB	18

**Tampa Bay Devil Rays @ Seattle Mariners**  
The Kingdome, Seattle, WA  
Tue Sep 08 1998, 10:05 PM EDT  
Att: 20,679 - Dome - 72 F

livebaseballscorecards.com

AB	29
R	0
H	2
RBI	0
BB	2
SO	7
LOB	12



Batter	1	2	3	4	5	6	7	8	9	AB	R	H	RBI	BB	SO	LOB	TOP				
<b>Randy Winn, S</b> OBP: 0.355, SLG: 0.399 (1, 8)	4-1 G5-3 BB	1-1 P8			3-1 G3		3-3 K			3	0	0	0	1	1	4					
<b>Wade Boggs, L</b> OBP: 0.348, SLG: 0.397 (1, 5)	1-3 K		1-1 P3		0-0 FC5-2		0-2 L8			1	0	0	0	0	1	1					
<b>Dave Silvestri, R</b> OBP: 0.111, SLG: 0.111 (3, 5)										3	0	0	0	0	0	1					
<b>Bobby Smith, R</b> OBP: 0.359, SLG: 0.447 (1, 6)	0-1 G5-3		1-1 G3-1 2B		1-3 K			2-0 P9		4	0	1	0	0	1	2					
<b>Fred McGriff, L</b> OBP: 0.358, SLG: 0.433 (1, 10)	2-3 K		3-2 G3-1			3-2 F7		1-0 G4-3		4	0	0	0	0	1	2					
<b>Paul Sorrento, L</b> OBP: 0.314, SLG: 0.409 (1, 3)		4-1 1B BB	1-2 G1-6-3			0-1 G3		0-0 G4-3		3	1	0	0	1	0	1					
<b>Quinton McCracken, S</b> OBP: 0.334, SLG: 0.416 (1, 7)		0-0 1B		2-1 G1-3		2-2 1B 2B			0-2 F7	4	1	2	0	0	0	0					
<b>John Flaherty, R</b> OBP: 0.270, SLG: 0.290 (1, 2)		0-3 K		0-2 G1-3		0-1 1B		0-1 P9		4	0	1	1	0	1	2					
<b>Rich Butler, L</b> OBP: 0.281, SLG: 0.349 (1, 9)		3-1 1B		1-3 K		3-3 K		1-0 L4-3		4	0	1	1	0	2	1					
<b>Miguel Cairo, R</b> OBP: 0.313, SLG: 0.376 (1, 4)		0-0 P1		2-1 G3 FC5-2 1B			0-1 CS 1B			3	0	2	0	0	0	2					
<b>Inning Stats</b>	R: 0 E: 0 K: 2 S: 9	H: 0 LOB: 1 BB: 1 P: 16	R: 1 E: 0 K: 1 S: 10	H: 2 LOB: 2 BB: 1 P: 18	R: 0 E: 0 K: 0 S: 11	H: 1 LOB: 1 BB: 0 P: 17	R: 0 E: 0 K: 1 S: 8	H: 0 LOB: 0 BB: 0 P: 11	R: 0 E: 0 K: 1 S: 8	H: 1 LOB: 1 BB: 0 P: 14	R: 1 E: 0 K: 1 S: 13	H: 2 LOB: 1 BB: 0 P: 21	R: 0 E: 0 K: 1 S: 9	H: 1 LOB: 0 BB: 0 P: 12	R: 0 E: 0 K: 0 S: 3	H: 0 LOB: 0 BB: 0 P: 6	R: 0 E: 0 K: 0 S: 7	H: 0 LOB: 0 BB: 0 P: 8	1B: 5 2B: 2 3B: 0 HR: 0	SF: 0 SAC: 0 DP: 0 HBP: 0	WP: 0 PA: 35 CS: 1
<b>PITCHER</b>	IP	WLS	BF	H	R	ER	SO	BB	IBB	HBP	BLK	WP	HR	S	P	ERA	WHIP				
<b>Paul Abbott, R</b> ERA: 3.18 (1, 1)	5.2	W	25	6	2	2	5	2	0	0	0	0	0	56	91	3.18	1.412				
<b>Jose Paniagua, R</b> ERA: 1.33 (6, 1)	2.1		7	1	0	0	2	0	0	0	0	0	0	15	24	0.00	0.429				
<b>Mike Timlin, R</b> ERA: 3.11 (9, 1)	1.0	S	3	0	0	0	0	0	0	0	0	0	0	7	8	0.00	0.000				

Tampa Bay Devil Rays @ Seattle Mariners  
The Kingdome, Seattle, WA  
Wed Sep 09 1998, 6:33 AM EDT  
Att: 22,256 - Dome - 72 F

AB 33  
R 2  
H 7  
RBI 2  
BB 2  
SO 7  
LOB 16



Batter	1	2	3	4	5	6	7	8	9	AB	R	H	RBI	BB	SO	LOB	BOTTOM				
<b>Carlos Guillen, S</b> OBP: 0.500, SLG: 0.455 (1, 4)	1-3 K			1-2 1B		0-0 4-3				4	0	1	1	0	2	1					
<b>Alex Rodriguez, R</b> OBP: 0.355, SLG: 0.558 (1, 6)	1-2 1B		0-0 G4-3	1-2 K			0-0 S WP SF7 1B			4	1	2	0	0	1	2					
<b>Ken Griffey Jr., L</b> OBP: 0.373, SLG: 0.617 (1, 8)	2-1 1B		0-2 G6-3		1-2 G3-1		0-3 K			4	0	1	0	0	1	1					
<b>Edgar Martinez, R</b> OBP: 0.417, SLG: 0.540 (1, 10)	2-1 1B		0-0 4-3		2-3 K		3-2 SF7			3	0	1	1	0	1	0					
<b>David Segui, S</b> OBP: 0.361, SLG: 0.480 (1, 3)	0-0 G1-3			1-0 FC1-5 2B	4-2 BB		2-1 1B			3	0	2	0	1	0	2					
<b>Russ Davis, R</b> OBP: 0.309, SLG: 0.454 (1, 5)		1-0 FC1 HBP		0-1 FC1-5 2B 1B	3-2 G5-3		3-3 K			2	2	0	0	0	0	2					
<b>David Bell, R</b> OBP: 0.304, SLG: 0.415 (7, 5)				2-3 1B						1	0	0	0	0	1	1					
<b>Raul Ibanez, L</b> OBP: 0.525 (1, 7)		0-2 FC1		2-2 1B 2B		0-3 K		0-3 K		4	1	1	1	0	2	0					
<b>Charles Gipson, R</b> OBP: 0.325, SLG: 0.257 (9, 7)		1-H G5-4-3		1-3 1B 2B						0	0	0	0	0	0	0					
<b>Joe Oliver, R</b> OBP: 0.272, SLG: 0.327 (1, 2)		0-0 G5-4-3		0-0 1B 1B		0-0 K		0-0 F8		4	0	2	1	0	0	1					
<b>Ryan Radmanovich, L</b> OBP: 0.111, SLG: 0.192 (1, 9)		3-2 HR		1-3 K		3-3 K		0-1 F8		4	1	1	1	0	2	3					
<b>Inning Stats</b>	R: 0 E: 0 K: 1 S: 12	H: 3 LOB: 2 BB: 0 P: 18	R: 2 E: 1 K: 1 S: 12	H: 1 LOB: 0 BB: 0 P: 16	R: 0 E: 0 K: 0 S: 5	H: 0 LOB: 0 BB: 0 P: 5	R: 2 E: 0 K: 2 S: 18	H: 4 LOB: 2 BB: 0 P: 25	R: 0 E: 0 K: 1 S: 12	H: 0 LOB: 1 BB: 1 P: 22	R: 0 E: 0 K: 2 S: 8	H: 1 LOB: 1 BB: 0 P: 11	R: 1 E: 0 K: 2 S: 13	H: 2 LOB: 1 BB: 0 P: 21	R: 0 E: 0 K: 1 S: 6	H: 0 LOB: 0 BB: 0 P: 6	1B: 8 2B: 2 3B: 0 HR: 1	SF: 1 SAC: 0 DP: 1 HBP: 1	WP: 1 PA: 36 CS: 0		
<b>PITCHER</b>	IP	WLS	BF	H	R	ER	SO	BB	IBB	HBP	BLK	WP	HR	S	P	ERA	WHIP				
<b>Rolando Arrojo, R</b> ERA: 3.67 (1, 1)	6.0	L	29	10	5	5	7	1	0	1	0	0	0	68	98	7.50	1.833				
<b>Scott Aldred, L</b> ERA: 3.89 (7, 1)	0.1		1	0	0	0	1	0	0	0	0	0	0	3	3	0.00	0.000				
<b>Esteban Yan, R</b> ERA: 4.04 (7, 1)	0.2		3	1	0	0	1	0	0	0	0	1	0	9	17	0.00	1.500				
<b>Albie Lopez, R</b> ERA: 2.13 (8, 1)	1.0		3	0	0	0	1	0	0	0	0	0	0	6	6	0.00	0.000				

Tampa Bay Devil Rays @ Seattle Mariners  
The Kingdome, Seattle, WA  
Wed Sep 09 1998, 6:33 AM EDT  
Att: 22,256 - Dome - 72 F

AB 33  
R 5  
H 11  
RBI 5  
BB 1  
SO 10  
LOB 13





Batter	1	2	3	4	5	6	7	8	9	AB	R	H	RBI	BB	SO	LOB	TOP								
Carlos Guillen, S OBP: 0.353, SLG: 0.313 (1, 4)	F7		F9		G4-3		K		F8	5	0	0	0	0	1	2	<b>Seattle Mariners @ Kansas City Royals</b> Kauffman Stadium, Kansas City, MO Fri Sep 11 1998, 3:33 AM CDT Unknown - 82 F <a href="http://livebaseballscorecards.com">livebaseballscorecards.com</a>								
Alex Rodriguez, R OBP: 0.354, SLG: 0.556 (1, 6)	F9		G4-3			G4-3 WP 1B	F8		K	5	0	1	0	0	1	2									
Ken Griffey Jr., L OBP: 0.373, SLG: 0.615 (1, 10)	F8							L3		4	0	1	0	0	1	1									
David Segui, S OBP: 0.360, SLG: 0.484 (1, 3)		P4	P4			G4-3			HR	4	1	1	1	0	0	2									
Russ Davis, R OBP: 0.310, SLG: 0.453 (1, 5)					G6-4-3 1B					3	1	1	0	1	1	1									
Raul Ibanez, L OBP: 0.311, SLG: 0.591 Charles Gipson, R OBP: 0.325, SLG: 0.257 (1, 7) (8, 8)		FC3-6 1-H WP 2B			K					4	2	2	1	0	2	1									
Dan Wilson, R OBP: 0.309, SLG: 0.405 (1, 2)					G6-4-3 1-2					0	0	0	0	0	0	0									
Shane Monahan, L OBP: 0.282, SLG: 0.376 (1, 8) (8, 7)		FC3-6 1-2 2-3 WP								4	0	0	0	0	1	3									
Ryan Radmanovich, L OBP: 0.161, SLG: 0.233 (1, 9)			F9							4	0	2	1	0	0	1									
<b>Inning Stats</b>	R: 0 E: 0 K: 0 S: 8	H: 0 LOB: 0 BB: 0 P: 13	R: 2 E: 0 K: 0 S: 11	H: 1 LOB: 1 BB: 2 P: 25	R: 0 E: 0 K: 0 S: 7	H: 1 LOB: 1 BB: 0 P: 7	R: 0 E: 0 K: 1 S: 8	H: 1 LOB: 0 BB: 0 P: 12	R: 0 E: 1 K: 0 S: 4	H: 0 LOB: 0 BB: 0 P: 7	R: 0 E: 0 K: 1 S: 9	H: 1 LOB: 1 BB: 0 P: 16	R: 2 E: 0 K: 2 S: 14	H: 3 LOB: 1 BB: 0 P: 22	R: 1 E: 0 K: 2 S: 10	H: 1 LOB: 0 BB: 0 P: 15	R: 1 E: 0 K: 1 S: 16	H: 2 LOB: 1 BB: 0 P: 27	1B: 6 2B: 1 3B: 1 HR: 2	SF: 0 SAC: 0 DP: 1 HBP: 0	WP: 3 PB: 0 SB: 1 CS: 0	PA: 38			
<b>PITCHER</b>	IP	WLS	BF	H	R	ER	SO	BB	IBB	HBP	BLK	WP	HR	S	P	ERA	WHIP								
Brian Barber, R ERA: 4.97 (1, 1)	7.0	L	29	7	4	4	4	2	0	0	0	3	0	61	102	5.14	1.286								
Allen McDill, L ERA: 6.0 (8, 1)	1.2		8	3	2	2	2	0	0	0	0	0	2	22	35	10.80	1.800								
Scott Service, R ERA: 3.04 (9, 1)	0.1		1	0	0	0	1	0	0	0	0	0	0	4	7	0.00	0.000								

Batter	1	2	3	4	5	6	7	8	9	AB	R	H	RBI	BB	SO	LOB	BOTTOM								
Johnny Damon, L OBP: 0.334, SLG: 0.417 (1, 8)	F7		P1			G3-1			F9	4	0	0	0	0	0	1	<b>Seattle Mariners @ Kansas City Royals</b> Kauffman Stadium, Kansas City, MO Fri Sep 11 1998, 3:33 AM CDT Unknown - 82 F <a href="http://livebaseballscorecards.com">livebaseballscorecards.com</a>								
Scott Leius, R OBP: 0.176, SLG: 0.152 (1, 5) (9, 6)	G6-3				G6-3				G5-3	4	0	0	0	0	0	1									
Jose Offerman, S OBP: 0.401, SLG: 0.433 (1, 4)	F8				G6-3					4	1	1	0	0	1	0									
Dean Palmer, R OBP: 0.326, SLG: 0.517 (1, 10)		P6			F9					4	1	1	2	0	1	0									
Jeff King, R OBP: 0.320, SLG: 0.453 (1, 3)		L8								4	1	1	1	0	0	0									
Jeff Conine, R OBP: 0.313, SLG: 0.425 (1, 9)										2	0	0	0	1	0	0									
Chris Hatcher, R OBP: 0.286, SLG: 0.167 (1, 7)										3	0	1	0	0	2	1									
29 Mike Sweeney, R OBP: 0.319, SLG: 0.397 (1, 2)										3	0	0	0	0	0	1									
Shane Halter, R OBP: 0.263, SLG: 0.312 Terry Pendleton, S OBP: 0.294, SLG: 0.321 (1, 6) (8, PH) (9, 5)										2	0	0	0	0	0	0									
										1	0	1	0	0	0	0									
<b>Inning Stats</b>	R: 0 E: 0 K: 0 S: 7	H: 0 LOB: 0 BB: 0 P: 12	R: 0 E: 0 K: 1 S: 10	H: 0 LOB: 1 BB: 1 P: 16	R: 0 E: 0 K: 0 S: 3	H: 0 LOB: 0 BB: 0 P: 6	R: 0 E: 0 K: 0 S: 3	H: 0 LOB: 0 BB: 0 P: 6	R: 1 E: 0 K: 0 S: 9	H: 2 LOB: 0 BB: 0 P: 10	R: 0 E: 0 K: 0 S: 4	H: 0 LOB: 0 BB: 0 P: 6	R: 2 E: 0 K: 1 S: 13	H: 2 LOB: 0 BB: 0 P: 19	R: 0 E: 0 K: 0 S: 10	H: 1 LOB: 1 BB: 0 P: 16	R: 0 E: 0 K: 2 S: 11	H: 0 LOB: 0 BB: 0 P: 13	1B: 2 2B: 1 3B: 0 HR: 2	SF: 0 SAC: 0 DP: 1 HBP: 0	WP: 0 PB: 0 SB: 0 CS: 0	PA: 32			
<b>PITCHER</b>	IP	WLS	BF	H	R	ER	SO	BB	IBB	HBP	BLK	WP	HR	S	P	ERA	WHIP								
Jeff Fassero, L ERA: 4.17 (1, 1)	8.0	W	29	5	3	3	2	1	0	0	0	0	2	63	94	3.38	0.750								
Mike Timlin, R ERA: 3.07 (9, 1)	1.0	S	3	0	0	0	2	0	0	0	0	0	0	11	13	0.00	0.000								



Batter	1	2	3	4	5	6	7	8	9	AB	R	H	RBI	BB	SO	LOB	TOP										
<b>Carlos Guillen, S</b> OBP: 0.391, SLG: 0.350 (1, 4)	1-2 G6-3 2B 1B	0-0 G5-4-3 1B				1-1 F9		1-0 P4		4	1	2	1	0	0	1											
<b>David Bell, R</b> OBP: 0.301, SLG: 0.411 (1, 5) (6, 7)	1-0 G6-3	2-1 G5-4-3				3-2 L8		1-2 G6-3		4	0	0	0	0	0	4											
<b>Ken Griffey Jr., L</b> OBP: 0.370, SLG: 0.610 (1, 8)	2-0 F8				2-2 G4-3			1-3 K		4	0	0	0	0	1	1											
<b>Alex Rodriguez, R</b> OBP: 0.355, SLG: 0.557 (1, 10)	1-2 HR 2B				0-3 K			0-2 P3		4	1	2	1	0	1	0											
<b>David Segui, S</b> OBP: 0.359, SLG: 0.488 (1, 3)	3-2 HR				0-0 G5-3			1-0 G5-3		4	1	1	2	0	0	1											
<b>Raul Ibanez, L</b> OBP: 0.298, SLG: 0.565 <b>Russ Davis, R</b> OBP: 0.309, SLG: 0.451 (1, 9) (6, 5)	1-2 F9				0-1 F7			0-0 G3		2	0	0	0	0	0	0											
<b>Shane Monahan, L</b> OBP: 0.279, SLG: 0.371 (6, 9)		1-2 G3			0-3 K			0-0 G5-3		2	0	0	0	0	1	0											
<b>Charles Gipson, R</b> OBP: 0.310, SLG: 0.243 (7, 7) (7, 9)		0-2 1B 1B			0-0 G5-3			3-2 HR		2	0	0	0	0	0	0											
<b>John Marzano, R</b> OBP: 0.326, SLG: 0.402 (1, 2)		0-2 1B 1B			0-0 G5-3			3-2 HR		4	2	2	1	0	0	0											
<b>Giomar Guevara, S</b> OBP: 0.500, SLG: 0.250 (1, 6)		0-0 1B			0-0 G1-3			4-1 BB		2	0	1	0	1	0	0											
<b>Inning Stats</b>	R: 3 E: 0 K: 0 S: 17	H: 3 LOB: 0 BB: 0 P: 26	R: 1 E: 0 K: 0 S: 10	H: 3 LOB: 1 BB: 0 P: 13	R: 0 E: 0 K: 1 S: 8	H: 0 LOB: 0 BB: 0 P: 10	R: 0 E: 0 K: 1 S: 6	H: 0 LOB: 0 BB: 0 P: 6	R: 0 E: 0 K: 0 S: 7	H: 1 LOB: 1 BB: 0 P: 14	R: 1 E: 0 K: 0 S: 10	H: 1 LOB: 1 BB: 1 P: 19	R: 0 E: 0 K: 1 S: 7	H: 0 LOB: 0 BB: 0 P: 9	R: 0 E: 0 K: 0 S: 10	H: 0 LOB: 0 BB: 0 P: 14	1B: 5 2B: 1 3B: 0 HR: 2	SF: 0 SAC: 0 DP: 1 HBP: 0	WP: 0 PB: 0 SB: 0 CS: 0	PA: 35							
<b>PITCHER</b>	IP	WLS	BF	H	R	ER	SO	BB	IBB	HBP	BLK	WP	HR	S	P	ERA	WHIP										
<b>Kevin Appier, R</b> ERA: 7.2 <b>Glendon Rusch, L</b> ERA: 6.14	(1, 1) (6, 1)	5.0 S	20 15	6 2	4 1	4 1	2 1	0 1	0 0	0 0	0 0	0 0	1 1	48 36	66 56	7.20 2.25	1.200 0.750										

Seattle Mariners @ Kansas City Royals  
Kauffman Stadium, Kansas City, MO  
Fri Sep 11 1998, 7:05 PM CDT  
Att: 18,874 - Unknown - 75 F

AB 34  
R 5  
H 8  
RBI 5  
BB 1  
SO 3  
LOB 8



Batter	1	2	3	4	5	6	7	8	9	AB	R	H	RBI	BB	SO	LOB	BOTTOM										
<b>Johnny Damon, L</b> OBP: 0.335, SLG: 0.415 (1, 8)	1-0 P6					0-1 G6-3		2-2 G4-3		4	1	1	0	1	0	0											
<b>Larry Sutton, L</b> OBP: 0.312, SLG: 0.350 (1, 9) (8, 7)	1-2 F7					0-0 BB 1B		4-1 1B BB		4	1	2	0	1	0	3											
<b>Jose Offerman, S</b> OBP: 0.402, SLG: 0.436 (1, 4)	3-2 2B				0-1 G4-3			0-0 G5-4-3 1B		5	1	3	1	0	1	1											
<b>Dean Palmer, R</b> OBP: 0.329, SLG: 0.523 (1, 5)	1-0 F8				2-2 HR			1-1 G5-4-3		4	2	2	1	1	0	3											
<b>Jeremy Giambi, L</b> OBP: 0.357, SLG: 0.520 <b>Jeff Conine, R</b> OBP: 0.313, SLG: 0.425 (1, 7) (8, 9)		0-2 G4-3			1-0 G1-3			4-1 BB		3	0	0	1	1	0	2											
<b>Terry Pendleton, S</b> OBP: 0.294, SLG: 0.333 (1, 10)		3-2 G4-3			1-2 2-3 3-H 1B			1-2 2-3 BB		0	0	0	0	0	0	0											
<b>Hal Morris, L</b> OBP: 0.347, SLG: 0.386 (1, 3)		0-1 HR 1B			1-0 G1-3			4-1 BB		4	1	1	3	0	0	3											
<b>Tim Spehr, R</b> OBP: 0.288, SLG: 0.232 (1, 2)		3-1 HR			1-1 BB 1B			2-3 K		4	1	2	2	0	2	0											
<b>Mendy López, R</b> OBP: 0.267, SLG: 0.286 (1, 6)		2-2 G5-3			0-1 BB 1B			0-0 K		4	0	1	0	0	1	0											
<b>Inning Stats</b>	R: 0 E: 0 K: 0 S: 9	H: 1 LOB: 1 BB: 0 P: 15	R: 2 E: 0 K: 0 S: 15	H: 2 LOB: 0 BB: 0 P: 23	R: 5 E: 0 K: 0 S: 14	H: 6 LOB: 3 BB: 2 P: 28	R: 1 E: 0 K: 0 S: 8	H: 1 LOB: 0 BB: 0 P: 11	R: 0 E: 0 K: 2 S: 11	H: 0 LOB: 0 BB: 0 P: 15	R: 0 E: 0 K: 1 S: 14	H: 2 LOB: 3 BB: 1 P: 20	R: 0 E: 0 K: 1 S: 6	H: 0 LOB: 0 BB: 0 P: 10	R: 0 E: 0 K: 0 S: 7	H: 1 LOB: 1 BB: 1 P: 14	1B: 9 2B: 1 3B: 0 HR: 3	SF: 0 SAC: 0 DP: 1 HBP: 0	WP: 0 PB: 0 SB: 0 CS: 0	PA: 40							
<b>PITCHER</b>	IP	WLS	BF	H	R	ER	SO	BB	IBB	HBP	BLK	WP	HR	S	P	ERA	WHIP										
<b>27 Ken Cloude, R</b> ERA: 6.55 <b>26 Bill Swift, R</b> ERA: 5.85 <b>Paul Spoljaric, L</b> ERA: 5.81 <b>31 Bobby Ayala, R</b> ERA: 7.13	(1, 1) (2, 1) (3, 1) (7, 1)	1.2 L	8 10	3 6	2 5	2 5	0 0	0 1	0 0	0 0	0 0	0 0	1 1	17 34	29 51	45.00 2.70	7.000 1.500										

Seattle Mariners @ Kansas City Royals  
Kauffman Stadium, Kansas City, MO  
Fri Sep 11 1998, 7:05 PM CDT  
Att: 18,874 - Unknown - 75 F

AB 36  
R 8  
H 13  
RBI 8  
BB 4  
SO 4  
LOB 12





Batter	1	2	3	4	5	6	7	8	9	AB	R	H	RBI	BB	SO	LOB	TOP								
<b>Carlos Guillen, S</b> (1, 4) OBP: 0.400, SLG: 0.348	1-0 E 1B		0-3 K				4-1 1B BB		0-3 K								3 0 1 0 1 2 0								
<b>Alex Rodriguez, R</b> (1, 6) OBP: 0.356, SLG: 0.556	1-1 E5		1-1 P3				3-1 S 1B		0-0 FC3-6 1B								4 0 2 0 0 0 1								
<b>Ken Griffey Jr., L</b> (1, 8) OBP: 0.371, SLG: 0.614	0-0 P2		0-1 HR				4-2 1-2 BB		0-1 FC3-6 G1-6-3 1-2								3 1 1 1 1 0 3								
<b>Edgar Martinez, R</b> (1, 10) OBP: 0.414, SLG: 0.536	1-3 K		2-0 G6-3				0-0 L7		3-2 G1-6-3								4 0 0 0 0 1 6								
<b>David Segui, S</b> (1, 3) OBP: 0.357, SLG: 0.484	3-2 F9						0-0 G6-3		0-1 G6-3								4 0 0 0 0 0 3								
<b>Russ Davis, R</b> (1, 5) OBP: 0.307, SLG: 0.447		1-0 P3					0-2 G6-3		0-3 K								4 0 0 0 0 2 0								
<b>Raul Ibanez, L</b> (1, 7) OBP: 0.275, SLG: 0.520		2-1 G4-3					1-3 K		0-0 G4-3								4 0 0 0 0 1 0								
<b>Joe Oliver, R</b> (1, 2) OBP: 0.271, SLG: 0.339		2-2 HR					1-2 F8		3-3 K								4 1 1 1 0 1 0								
<b>Ryan Radmanovich, L</b> (9, PR) OBP: 0.161, SLG: 0.233																	0 0 0 0 0 0 0								
<b>Rob Ducey, L</b> (1, 9) OBP: 0.335, SLG: 0.405		0-1 F8					3-2 F7		1-1 G3								4 0 0 0 0 1 1								
<b>Inning Stats</b>	R: 0 E: 1 K: 1 S: 11	H: 1 LOB: 2 BB: 0 P: 17	R: 1 E: 0 K: 0 S: 10	H: 1 LOB: 0 BB: 0 P: 15	R: 1 E: 0 K: 1 S: 8	H: 1 LOB: 0 BB: 0 P: 11	R: 0 E: 0 K: 1 S: 7	H: 0 LOB: 0 BB: 0 P: 8	R: 0 E: 0 K: 0 S: 12	H: 0 LOB: 0 BB: 2 P: 27	R: 0 E: 0 K: 1 S: 6	H: 0 LOB: 0 BB: 0 P: 6	R: 0 E: 0 K: 2 S: 10	H: 0 LOB: 0 BB: 0 P: 14	R: 0 E: 0 K: 0 S: 11	H: 1 LOB: 1 BB: 0 P: 10	R: 0 E: 1 K: 12 S: 12	H: 0 LOB: 1 BB: 0 P: 15	1B: 3 2B: 0 3B: 0 HR: 2	SF: 0 SAC: 0 DP: 0 HBP: 0	WP: 0 PB: 0 SB: 2 CS: 0	PA: 36			
<b>PITCHER</b>	IP	WLS	BF	H	R	ER	SO	BB	IBB	HBP	BLK	WP	HR	S	P	ERA	WHIP								
<b>Tim Belcher, R</b> (1, 1) ERA: 3.92	8.0	W	32	5	2	2	6	2	0	0	0	0	2	75	112	2.25	0.875								
<b>Jeff Montgomery, R</b> (9, 1) ERA: 5.47	1.0	S	4	0	0	0	2	0	0	0	0	0	0	12	15	0.00	0.000								

Seattle Mariners @ Kansas City Royals  
Kauffman Stadium, Kansas City, MO  
Sat Sep 12 1998, 7:05 PM CDT  
Att: 28,091 - Unknown - 82 F

AB 34  
R 2  
H 5  
RBI 2  
BB 2  
SO 8  
LOB 14



Batter	1	2	3	4	5	6	7	8	9	AB	R	H	RBI	BB	SO	LOB	BOTTOM								
<b>Johnny Damon, L</b> (1, 8) OBP: 0.336, SLG: 0.420	1-1 HR	4-2 CS BB					2-2 FC4-2 FC6-4 2H		1-3 K								3 1 1 1 1 1 1								
<b>Scott Leius, R</b> (1, 5) OBP: 0.184, SLG: 0.162	0-0 FC4-6 1B	1-0 CS	1-0 G6-3				0-0 FC6-4 1-2		2-2 G5-3								4 0 1 0 0 0 1								
<b>Jose Offerman, S</b> (1, 4) OBP: 0.401, SLG: 0.435	3-2 FC4-6 S 1-2 HR		3-2 F9				1-2 CS 1B		0-0 F8								4 1 1 0 0 0 1								
<b>Dean Palmer, R</b> (1, 10) OBP: 0.328, SLG: 0.521	2-1 F8		3-2 G6-3				2-2 1B G5-3 1B		3-3 K								4 1 1 0 0 1 1								
<b>Jeff King, R</b> (1, 3) OBP: 0.321, SLG: 0.460	2-2 HR						1-0 G5-3 BB 1-3 1B		0-0 F7								4 1 2 2 0 0 0								
<b>Jeff Conine, R</b> (1, 9) OBP: 0.314, SLG: 0.422	0-0 F8						2-3 K		4-1 G5-3 BB 1-2 BB								2 0 0 0 1 1 0								
<b>Chris Hatcher, R</b> (1, 7) OBP: 0.200, SLG: 0.111			0-3 K				1-3 K		0-0 G5-3								3 0 0 1 0 2 2								
<b>Tim Spehr, R</b> (1, 2) OBP: 0.290, SLG: 0.254			1-0 G5-3				2-0 FC4-2 2B		1-1 P4								3 0 1 0 0 0 2								
<b>Mendy López, R</b> (1, 6) OBP: 0.269, SLG: 0.305		1-2 HR					2-1 G6-3		0-0 G4-3								3 1 1 1 0 0 1								
<b>Inning Stats</b>	R: 3 E: 0 K: 0 S: 14	H: 3 LOB: 0 BB: 0 P: 22	R: 1 E: 0 K: 1 S: 9	H: 1 LOB: 1 BB: 1 P: 16	R: 0 E: 0 K: 0 S: 8	H: 0 LOB: 0 BB: 0 P: 15	R: 0 E: 0 K: 2 S: 11	H: 0 LOB: 0 BB: 0 P: 15	R: 0 E: 0 K: 0 S: 7	H: 3 LOB: 2 BB: 1 P: 20	R: 0 E: 0 K: 1 S: 7	H: 0 LOB: 0 BB: 0 P: 10	R: 0 E: 0 K: 1 S: 5	H: 0 LOB: 0 BB: 0 P: 8	R: 0 E: 0 K: 1 S: 5	H: 0 LOB: 0 BB: 0 P: 8	1B: 4 2B: 1 3B: 0 HR: 3	SF: 0 SAC: 0 DP: 0 HBP: 0	WP: 0 PB: 0 SB: 2 CS: 2	PA: 33					
<b>PITCHER</b>	IP	WLS	BF	H	R	ER	SO	BB	IBB	HBP	BLK	WP	HR	S	P	ERA	WHIP								
<b>Jamie Moyer, L</b> (1, 1) ERA: 3.61	7.0	L	29	5	5	4	4	2	0	0	0	0	3	67	111	6.43	1.429								
<b>Heathcliff Slocumb, R</b> (8, 1) ERA: 5.64	1.0		3	0	0	0	1	0	0	0	0	0	0	5	8	0.00	0.000								

Seattle Mariners @ Kansas City Royals  
Kauffman Stadium, Kansas City, MO  
Sat Sep 12 1998, 7:05 PM CDT  
Att: 28,091 - Unknown - 82 F

AB 30  
R 5  
H 8  
RBI 5  
BB 2  
SO 5  
LOB 9





Batter	1	2	3	4	5	6	7	8	9	AB	R	H	RBI	BB	SO	LOB	TOP				
<b>Carlos Guillen, S</b> OBP: 0.367, SLG: 0.357 (1, 4)										5	1	1	1	0	2	4	<b>Seattle Mariners @ Minnesota Twins</b> Hubert H. Humphrey Metrodome, Minneapolis, MN Mon Sep 14 1998, 8:05 PM EDT Alt. 9,711 - Dome - 72 F				
<b>Alex Rodriguez, R</b> OBP: 0.355, SLG: 0.555 (1, 6)										4	0	1	2	0	1	2					
<b>Ken Griffey Jr., L</b> OBP: 0.368, SLG: 0.609 <b>Charles Gibson, R</b> OBP: 0.310, SLG: 0.243 (8, 8)										5	0	0	0	0	2	2					
<b>Edgar Martinez, R</b> OBP: 0.416, SLG: 0.542 <b>Giomar Guevara, S</b> OBP: 0.300, SLG: 0.250 (9, PR)										5	1	3	1	0	0	0					
<b>Raul Ibanez, L</b> OBP: 0.304, SLG: 0.519 (1, 3)										4	2	2	0	1	2	1					
<b>Dan Wilson, R</b> OBP: 0.310, SLG: 0.403 (1, 2)										4	2	1	0	0	1	3					
<b>Russ Davis, R</b> OBP: 0.310, SLG: 0.458 (1, 5)										5	3	3	3	0	2	2					
<b>Ryan Radmanovich, L</b> OBP: 0.194, SLG: 0.286 (1, 9)										5	1	2	2	0	1	3					
<b>Shane Monahan, L</b> OBP: 0.284, SLG: 0.374 (1, 7)										4	0	2	1	0	0	1					
<b>Inning Stats</b>	R: 0 E: 0 K: 1 S: 7	H: 0 LOB: 0 BB: 0 P: 10	R: 3 E: 0 K: 1 S: 16	H: 3 LOB: 2 BB: 1 P: 24	R: 0 E: 0 K: 2 S: 15	H: 1 LOB: 1 BB: 0 P: 21	R: 0 E: 0 K: 1 S: 6	H: 0 LOB: 0 BB: 0 P: 9	R: 0 E: 0 K: 1 S: 7	H: 6 LOB: 1 BB: 0 P: 31	R: 0 E: 0 K: 1 S: 9	H: 0 LOB: 0 BB: 0 P: 14	R: 2 E: 0 K: 0 S: 9	H: 3 LOB: 1 BB: 0 P: 15	R: 0 E: 0 K: 3 S: 14	H: 2 LOB: 2 BB: 0 P: 20		1B: 10 2B: 3 HR: 2	SF: 1 SAC: 0 DP: 0 HBP: 1	WP: 0 PB: 0 SB: 0 CS: 0	PA: 44
<b>PITCHER</b>	IP	WLS	BF	H	R	ER	SO	BB	IBB	HBP	BLK	WP	HR	S	P	ERA	WHIP				
<b>Brad Radke, R</b> ERA: 4.31 (1, 1)	5.0	L	25	8	7	7	6	1	0	1	0	0	2	59	84	12.60	1.800				
<b>Dan Serafini, L</b> ERA: 6.11 (6, 1)	3.0		14	5	3	3	2	0	0	0	0	0	0	31	50	9.00	1.667				
<b>Todd Ritchie, R</b> ERA: 6.64 (9, 1)	1.0		5	2	0	0	3	0	0	0	0	0	0	14	20	0.00	2.000				

AB 41  
R 10  
H 15  
RBI 10  
BB 1  
SO 11  
LOB 18





Batter	1	2	3	4	5	6	7	8	9	AB	R	H	RBI	BB	SO	LOB	BOTTOM					
<b>Chris Latham, S</b> OBP: 0.279, SLG: 0.137 (1, 8)										4	1	1	0	1	1	1	<b>Seattle Mariners @ Minnesota Twins</b> Hubert H. Humphrey Metrodome, Minneapolis, MN Mon Sep 14 1998, 8:05 PM EDT Alt. 9,711 - Dome - 72 F					
<b>Alex Ochoa, R</b> OBP: 0.294, SLG: 0.361 <b>Denny Hocking, S</b> OBP: 0.254, SLG: 0.242 (7, PH)										3	0	0	0	0	1	3						
<b>Paul Moltor, R</b> OBP: 0.331, SLG: 0.375 (1, 10)										4	0	1	0	0	2	1						
<b>David Ortiz, L</b> OBP: 0.372, SLG: 0.450 (1, 3)										3	1	1	1	1	0	1						
<b>Marty Cordova, R</b> OBP: 0.336, SLG: 0.383 (1, 7)										2	0	1	0	2	1	1						
<b>Todd Walker, L</b> OBP: 0.373, SLG: 0.476 (1, 4)										4	1	1	1	0	0	5						
<b>Terry Steinbach, R</b> OBP: 0.315, SLG: 0.421 <b>A.J. Pierzynski, L</b> OBP: 0.667, SLG: 0.500 (9, 2)										4	0	0	0	0	3	3						
<b>Corey Koskie, L</b> OBP: 0.091, SLG: 0.091 (1, 5)										4	0	0	0	0	2	0						
<b>Pat Meares, R</b> OBP: 0.302, SLG: 0.374 (1, 6)										4	0	1	0	0	1	0						
<b>Inning Stats</b>	R: 1 E: 0 K: 2 S: 14	H: 3 LOB: 3 BB: 1 P: 20	R: 0 E: 1 K: 1 S: 10	H: 0 LOB: 0 BB: 0 P: 15	R: 2 E: 1 K: 3 S: 15	H: 1 LOB: 1 BB: 1 P: 25	R: 0 E: 0 K: 0 S: 7	H: 1 LOB: 1 BB: 0 P: 12	R: 0 E: 0 K: 0 S: 6	H: 0 LOB: 0 BB: 1 P: 12	R: 0 E: 0 K: 2 S: 8	H: 0 LOB: 0 BB: 0 P: 9	R: 0 E: 0 K: 1 S: 12	H: 0 LOB: 1 BB: 1 P: 22	R: 0 E: 0 K: 0 S: 5	H: 0 LOB: 0 BB: 1 P: 13		R: 0 E: 0 K: 2 S: 9	H: 1 LOB: 1 BB: 0 P: 13	1B: 4 2B: 3 3B: 0 HR: 0	SF: 0 SAC: 0 DP: 1 HBP: 0	WP: 0 PB: 0 SB: 1 CS: 0
<b>PITCHER</b>	IP	WLS	BF	H	R	ER	SO	BB	IBB	HBP	BLK	WP	HR	S	P	ERA	WHIP					
<b>Mac Suzuki, R</b> ERA: 4.42 (7, 1)	1.2		5	0	0	0	1	1	0	0	0	0	0	13	24	0.00	0.600					
<b>Steve Gajkowski, R</b> ERA: 10.13 (9, 1)	1.0		4	1	0	0	2	0	0	0	0	0	0	9	13	0.00	1.000					

AB 33  
R 3  
H 6  
RBI 2  
BB 5  
SO 11  
LOB 16





Batter	1	2	3	4	5	6	7	8	9	AB R H RBI BB SO LOB	TOP											
<b>Carlos Guillen, S</b> (1, 4) OBP: 0.389, SLG: 0.364	G6-3					G5-3	1B HR		F8	5 2 2 1 1 0 0	<b>Seattle Mariners @ Minnesota Twins</b> Hubert H. Humphrey Metrodome, Minneapolis, MN Tue Sep 15 1998, 4:33 AM EDT Att. 8,024 - Dome - 72 F  <b>AB 41</b> <b>R 12</b> <b>H 16</b> <b>RBI 12</b> <b>BB 4</b> <b>SO 6</b> <b>LOB 17</b>  											
<b>Alex Rodriguez, R</b> (1, 6) OBP: 0.371, SLG: 0.555	S 1B SF8	L8		E 1B BB		1B	HR		1B	5 3 3 1 1 0 3												
<b>Ken Griffey Jr., L</b> (1, 8) OBP: 0.371, SLG: 0.615	SF8		K	1B		1B	HR		P5	6 1 4 5 0 1 1												
<b>Edgar Martinez, R</b> (1, 10) OBP: 0.414, SLG: 0.540	SF8		K	1B		G4-3	K			4 0 1 2 0 2 3												
<b>Raul Ibanez, L</b> (1, 9) OBP: 0.317, SLG: 0.509							1B		F9	3 0 1 0 1 1 2												
<b>Charles Gipson, R</b> (7, PR) OBP: 0.302, SLG: 0.237			L1	K			1B			1 1 0 0 0 0 0												
<b>Russ Davis, R</b> (1, 5) OBP: 0.310, SLG: 0.456	L8			1B FC3-6	K		G6-3 1B SF9		F8	4 2 1 0 1 1 2												
<b>David Bell, R</b> (1, 3) OBP: 0.305, SLG: 0.413		G4-3 SH3 1B		P3	G6-3		1B G6-3			5 2 3 1 0 0 1												
<b>John Marzano, R</b> (1, 2) OBP: 0.324, SLG: 0.397		SH3		FC3-6 1B	F9		G6-3		K	4 0 1 0 0 1 3												
<b>Shane Monahan, L</b> (1, 7) OBP: 0.279, SLG: 0.367				FC3-6 E 1B		B1-3	SF9		F8	3 1 0 1 0 0 2												
<b>Dan Wilson, R</b> (7, PH) OBP: 0.310, SLG: 0.403										0 0 0 1 0 0 0												
<b>Ryan Radmanovich, L</b> (7, 9) OBP: 0.189, SLG: 0.278										1 0 0 0 0 0 0												
<b>Inning Stats</b>	R: 1 E: 0 K: 0 S: 12	H: 1 LOB: 2 BB: 2 P: 27	R: 1 E: 0 K: 0 S: 10	H: 2 LOB: 1 BB: 0 P: 12	R: 0 E: 0 K: 2 S: 9	H: 0 LOB: 0 BB: 0 P: 14	R: 4 E: 1 K: 1 S: 20	H: 3 LOB: 2 BB: 2 P: 32	R: 0 E: 0 K: 1 S: 5	H: 0 LOB: 0 BB: 0 P: 6	R: 0 E: 0 K: 0 S: 10	H: 2 LOB: 2 BB: 0 P: 14	R: 6 E: 0 K: 1 S: 21	H: 6 LOB: 1 BB: 0 P: 34	R: 0 E: 0 K: 1 S: 11	H: 1 LOB: 1 BB: 0 P: 17	R: 0 E: 0 K: 0 S: 9	H: 1 LOB: 1 BB: 0 P: 14	1B: 15 2B: 0 3B: 0 HR: 1	SF: 2 SAC: 1 DP: 0 HBP: 0	WP: 1 PB: 0 SB: 2 CS: 0	PA: 48
<b>PITCHER</b>	IP WLS BF H R ER SO BB IBB HBP BLK WP HR S P ERA WHIP											IP WLS BF H R ER SO BB IBB HBP BLK WP HR S P ERA WHIP										
<b>Frankie Rodriguez, R</b> (1, 1) ERA: 6.72	3.2 L 22 6 6 3 2 4 0 0 0 0 1 0 46 79 7.36 2.727																					
<b>Travis Miller, L</b> (4, 1) ERA: 4.43	2.0 8 2 0 0 2 0 0 0 0 0 0 0 16 20 0.00 1.000																					
<b>Hector Carrasco, R</b> (6, 1) ERA: 4.6	0.2 5 3 4 4 0 0 0 0 0 0 0 12 19 54.00 4.500																					
<b>Eddie Guardado, L</b> (7, 1) ERA: 4.79	0.1 4 3 2 2 0 0 0 0 0 0 1 9 16 54.00 9.000																					
<b>23 Benji Sampson, L</b> (7, 1) ERA:	2.1 9 2 0 0 2 0 0 0 0 0 0 24 36 0.00 0.857																					

Batter	1	2	3	4	5	6	7	8	9	AB R H RBI BB SO LOB	BOTTOM											
<b>Chris Latham, S</b> (1, 8) OBP: 0.258, SLG: 0.125	K		K	K			F9	G3		5 0 0 0 0 3 4	<b>Seattle Mariners @ Minnesota Twins</b> Hubert H. Humphrey Metrodome, Minneapolis, MN Tue Sep 15 1998, 4:33 AM EDT Att. 8,024 - Dome - 72 F  <b>AB 38</b> <b>R 7</b> <b>H 12</b> <b>RBI 7</b> <b>BB 3</b> <b>SO 9</b> <b>LOB 15</b>  											
<b>Todd Walker, L</b> (1, 4) OBP: 0.373, SLG: 0.476	F8		1B		K		FC5-4 WP 1B		HR	3 1 1 0 0 1 0												
<b>Denny Hocking, S</b> (7, PH) OBP: 0.257, SLG: 0.264			1B				1B WP		F7	2 2 1 1 0 0 1												
<b>Matt Lawton, L</b> (1, 9) OBP: 0.387, SLG: 0.482	K		1B		HR		1B WP			4 1 2 1 1 1 0												
<b>Ron Coomer, R</b> (1, 3) OBP: 0.299, SLG: 0.414		1B	1B		G4-3		G4-3		G5-3	5 0 3 3 0 0 0												
<b>David Ortiz, L</b> (1, 10) OBP: 0.366, SLG: 0.441	F8		F7		G4-3		G6-3		K	5 0 0 0 0 1 5												
<b>Marty Cordova, R</b> (1, 7) OBP: 0.337, SLG: 0.383				1B FC4-6		G6-4-3 BB			K	3 1 1 0 1 2 1												
<b>A.J. Pierzynski, L</b> (1, 2) OBP: 0.600, SLG: 0.500						G6-4-3				2 0 1 0 0 0 1												
<b>Alex Ochoa, R</b> (6, PH) OBP: 0.293, SLG: 0.359	G1-3			1B		1-2			HR	1 0 0 0 0 0 1												
<b>Javier Valentin, S</b> (7, 2) OBP: 0.259, SLG: 0.325				1B						1 1 1 1 0 0 0												
<b>Pat Meares, R</b> (1, 6) OBP: 0.300, SLG: 0.371			F7	FC4-6		G6-3			K	4 0 0 1 0 1 1												
<b>Corey Koskie, L</b> (1, 5) OBP: 0.154, SLG: 0.083				1B						1 1 0 0 1 0 1												
<b>Brent Gates, S</b> (7, PH) OBP: 0.323, SLG: 0.309			1B	1B	FC6-4		FC5-4			2 0 2 0 0 0 0												
<b>Inning Stats</b>	R: 0 E: 0 K: 2 S: 9	H: 0 LOB: 0 BB: 0 P: 15	R: 0 E: 0 K: 1 S: 10	H: 1 LOB: 1 BB: 0 P: 14	R: 2 E: 0 K: 1 S: 17	H: 3 LOB: 2 BB: 1 P: 25	R: 1 E: 0 K: 1 S: 11	H: 2 LOB: 1 BB: 0 P: 14	R: 1 E: 0 K: 0 S: 8	H: 1 LOB: 0 BB: 0 P: 11	R: 0 E: 0 K: 0 S: 5	H: 0 LOB: 0 BB: 1 P: 12	R: 1 E: 0 K: 0 S: 14	H: 2 LOB: 2 BB: 1 P: 24	R: 1 E: 0 K: 2 S: 15	H: 2 LOB: 1 BB: 0 P: 22	R: 1 E: 0 K: 1 S: 8	H: 1 LOB: 0 BB: 0 P: 11	1B: 9 2B: 0 3B: 0 HR: 3	SF: 0 SAC: 0 DP: 1 HBP: 0	WP: 2 PB: 0 SB: 0 CS: 0	PA: 41
<b>PITCHER</b>	IP WLS BF H R ER SO BB IBB HBP BLK WP HR S P ERA WHIP											IP WLS BF H R ER SO BB IBB HBP BLK WP HR S P ERA WHIP										
<b>Paul Abbott, R</b> (1, 1) ERA: 5.06	5.0 W 24 7 4 4 6 2 0 0 0 0 1 0 14 24 5.40 1.200																					
<b>Andrew Lorraine, L</b> (6, 1) ERA: 4.5	1.2 6 1 1 1 0 1 0 0 0 0 1 0 14 24 5.40 1.200																					
<b>Heathcliff Slocumb, R</b> (7, 1) ERA: 5.66	1.1 7 3 1 1 2 0 0 0 0 0 1 1 18 28 6.75 2.250																					
<b>31 Bobby Ayala, R</b> (6, 5) ERA: 7.15	1.0 4 1 1 1 1 0 0 0 0 0 0 1 8 11 9.00 1.000																					



Batter	1	2	3	4	5	6	7	8	9	AB	R	H	RBI	BB	SO	LOB	TOP				
Carlos Guillen, S (1,4) OBP: 0.366, SLG: 0.395	F6			B1-3		E	F7		P5	5	1	1	0	0	0	1					
Alex Rodriguez, R (1,6) OBP: 0.355, SLG: 0.551	F4			G1-3		E6	G6-3			4	0	0	0	0	0	1					
Ken Griffey Jr., L (1,8) OBP: 0.372, SLG: 0.613	L9			K		BB				3	1	1	0	1	1	0					
Edgar Martinez, R (1,10) OBP: 0.416, SLG: 0.548		G6-3				HR				4	1	3	2	0	0	0					
Raul Ibanez, L (1,9) OBP: 0.313, SLG: 0.483		K				F7			G4-3	3	0	0	0	1	1	1					
Charles Gipson, R (8,9) OBP: 0.302, SLG: 0.237										0	0	0	0	0	0	0					
Russ Davis, R (1,5) OBP: 0.308, SLG: 0.452		K				G4-3	K2-3		K	4	0	0	0	0	3	4					
David Bell, R (1,3) OBP: 0.304, SLG: 0.411				K					F7	4	0	1	0	0	1	1					
Dan Wilson, R (1,2) OBP: 0.309, SLG: 0.404				K					P3	4	1	1	0	0	1	1					
Shane Monahan, L (1,7) OBP: 0.273, SLG: 0.359				G4-3						4	0	0	0	0	1	0					
<b>Inning Stats</b>	R: 0 H: 0 E: 0 K: 0 S: 6	H: 0 LOB: 0 BB: 0 P: 6	R: 0 H: 0 E: 0 K: 2 S: 8	H: 0 LOB: 0 BB: 0 P: 10	R: 0 H: 0 E: 0 K: 2 S: 8	H: 0 LOB: 0 BB: 0 P: 11	R: 0 H: 0 E: 0 K: 1 S: 7	H: 0 LOB: 0 BB: 0 P: 9	R: 1 H: 2 E: 0 K: 0 S: 14	H: 2 LOB: 1 BB: 2 P: 30	R: 1 H: 1 E: 2 K: 1 S: 11	H: 1 LOB: 1 BB: 0 P: 15	R: 1 H: 2 E: 0 K: 1 S: 11	H: 2 LOB: 1 BB: 0 P: 14	R: 0 H: 0 E: 0 K: 0 S: 5	H: 0 LOB: 0 BB: 0 P: 9	1B: 4 2B: 1 3B: 1 HR: 1	SF: 0 SAC: 0 DP: 0 HBP: 0	WP: 0 PB: 0 SB: 2 CS: 1	PA: 37	
<b>PITCHER</b>	IP	WLS	BF	H	R	ER	SO	BB	IBB	HBP	BLK	WP	HR	S	P	ERA	WHIP				
Gil Heredia, R (1,1) ERA: 2.22	6.1	L	27	5	3	2	7	2	0	0	0	0	1	57	85	2.84	1.105				
Tim Worrell, R (7,1) ERA: 5.38	2.2		10	2	1	1	1	0	0	0	0	0	0	20	28	3.38	0.750				

Seattle Mariners @ Oakland Athletics  
Network Associates Coliseum, Oakland, CA  
Wed Sep 16 1998, 10:05 PM EDT  
Att: 12,371 - Unknown - 64 F

AB 35  
R 4  
H 7  
RBI 2  
BB 2  
SO 8  
LOB 9



Batter	1	2	3	4	5	6	7	8	9	AB	R	H	RBI	BB	SO	LOB	BOTTOM					
Rickey Henderson, R (1,7) OBP: 0.374, SLG: 0.344	F7		K			F9		G1-3		4	0	1	0	0	1	2						
Ryan Christenson, R (1,8) OBP: 0.330, SLG: 0.374	G6-3		FC6-4			L1			G4-3	4	0	0	0	0	0	2						
Jason Giambi, L (1,3) OBP: 0.382, SLG: 0.488	F7				G4-3		K		1B	4	0	1	0	0	1	1						
Mike Blowers, R (1,5) OBP: 0.303, SLG: 0.386									1B	3	0	0	0	0	1	1						
Matt Stairs, L (9, PH) OBP: 0.375, SLG: 0.524	G5-3				K		G6-3		K	1	0	0	0	0	1	1						
Scott Spiezio, S (1,10) OBP: 0.331, SLG: 0.388		K			K					4	0	1	0	0	2	0						
Miguel Tejada, R (1,6) OBP: 0.305, SLG: 0.388		G5-3								3	0	0	0	0	1	0						
3 Eric Chavez, L (9, PH) OBP: 0.176, SLG: 0.235									F7	1	0	0	0	0	0	2						
Jason McDonald, S (1,9) OBP: 0.362, SLG: 0.318						F9				3	1	1	0	0	1	0						
A.J. Hinch, R (1,2) OBP: 0.298, SLG: 0.350										3	0	0	0	0	1	1						
Jorge Velandia, R (1,4) OBP: 0.250, SLG: 0.250										2	0	1	0	0	0	0						
Ed Sprague, R (8, PH) OBP: 0.253, SLG: 0.408										1	0	1	1	0	0	0						
Rafael Bourquard, R (9,4) OBP: 0.289, SLG: 0.296										0	0	0	0	0	0	0						
<b>Inning Stats</b>	R: 0 H: 1 E: 0 K: 0 S: 9	H: 0 LOB: 0 BB: 0 P: 14	R: 0 H: 0 E: 0 K: 2 S: 8	H: 0 LOB: 0 BB: 0 P: 12	R: 0 H: 1 E: 0 K: 1 S: 12	H: 1 LOB: 1 BB: 0 P: 14	R: 0 H: 0 E: 0 K: 2 S: 10	H: 0 LOB: 0 BB: 0 P: 16	R: 0 H: 0 E: 0 K: 2 S: 8	H: 0 LOB: 0 BB: 0 P: 12	R: 0 H: 0 E: 0 K: 0 S: 8	H: 0 LOB: 0 BB: 0 P: 14	R: 0 H: 0 E: 0 K: 1 S: 8	H: 0 LOB: 0 BB: 0 P: 13	R: 1 H: 2 E: 0 K: 0 S: 11	H: 2 LOB: 1 BB: 0 P: 17	R: 0 H: 2 E: 0 K: 1 S: 14	H: 2 LOB: 2 BB: 0 P: 20	1B: 4 2B: 2 3B: 0 HR: 0	SF: 0 SAC: 0 DP: 0 HBP: 0	WP: 0 PB: 0 SB: 1 CS: 0	PA: 33
<b>PITCHER</b>	IP	WLS	BF	H	R	ER	SO	BB	IBB	HBP	BLK	WP	HR	S	P	ERA	WHIP					
Jeff Fassero, L (1,1) ERA: 4.06	7.2	W	27	4	1	1	8	4	1	1	8	0	0	73	111	1.17	0.522					
Jose Paniagua, R (8,1) ERA: 1.2	0.1		1	0	0	0	0	0	0	0	0	0	0	1	1	0.00	0.000					
Mike Timlin, R (9,1) ERA: 3.03	1.0	S	5	2	0	0	1	0	0	0	0	0	0	14	20	0.00	2.000					

Seattle Mariners @ Oakland Athletics  
Network Associates Coliseum, Oakland, CA  
Wed Sep 16 1998, 10:05 PM EDT  
Att: 12,371 - Unknown - 64 F

AB 33  
R 1  
H 6  
RBI 1  
BB 0  
SO 9  
LOB 10





Batter	1	2	3	4	5	6	7	8	9	AB	R	H	RBI	BB	SO	LOB	TOP			
<b>Carlos Guillen, S</b> (1,4) <small>OBP: 0.381, SLG: 0.410</small> <b>Giomar Guevara, S</b> (3, FH) <small>OBP: 0.300, SLG: 0.125</small>										1 1 1 0 0 0 0										
<b>Alex Rodriguez, R</b> (1,6) <small>OBP: 0.371, SLG: 0.553</small>										5 2 3 0 0 2 0										
<b>Ken Griffey Jr., L</b> (1,8) <small>OBP: 0.371, SLG: 0.616</small> <b>Charles Gibson, R</b> (8,8) <small>OBP: 0.295, SLG: 0.231</small>										4 2 1 3 0 1 1										
<b>Edgar Martinez, R</b> (1,10) <small>OBP: 0.419, SLG: 0.555</small>										4 1 3 0 1 0 1										
<b>Raul Ibanez, L</b> (1,9) <small>OBP: 0.319, SLG: 0.477</small>										5 0 2 2 0 1 3										
<b>Russ Davis, R</b> (1,5) <small>OBP: 0.308, SLG: 0.450</small> <b>Rico Rossy, R</b> (8,5) <small>OBP: 0.260, SLG: 0.296</small>										4 1 1 1 0 2 1										
<b>David Bell, R</b> (1,3) <small>OBP: 0.305, SLG: 0.414</small>										5 0 2 0 0 1 4										
<b>Joe Oliver, R</b> (1,2) <small>OBP: 0.270, SLG: 0.336</small>										5 1 1 1 0 1 5										
<b>Shane Monahan, L</b> (1,7) <small>OBP: 0.278, SLG: 0.364</small>										3 0 1 1 1 0 1										
<b>Inning Stats</b>	R: 3 E: 0 K: 0 S: 5	H: 3 LOB: 0 BB: 1 P: 9	R: 0 E: 0 K: 1 S: 5	H: 0 LOB: 0 BB: 0 P: 5	R: 0 E: 0 K: 1 S: 5	H: 0 LOB: 0 BB: 0 P: 5	R: 3 E: 0 K: 0 S: 7	H: 4 LOB: 1 BB: 0 P: 7	R: 1 E: 0 K: 1 S: 7	H: 2 LOB: 1 BB: 0 P: 7	R: 0 E: 0 K: 3 S: 8	H: 1 LOB: 1 BB: 0 P: 10	R: 0 E: 0 K: 2 S: 8	H: 1 LOB: 2 BB: 1 P: 12	R: 1 E: 0 K: 0 S: 7	H: 4 LOB: 3 BB: 0 P: 7	1B: 10 2B: 4 3B: 1 HR: 1	SF: 0 SAC: 0 DP: 1 HBP: 0	WP: 0 PB: 1 SB: 1 CS: 0	PA: 44
<b>PITCHER</b>	IP WLS BF H R ER SO BB IBB HBP BLK WP HR S P ERA WHIP																			
<b>Tom Candiotti, R</b> (1,1) <small>ERA: 4.84</small> <b>Jay Witasick, R</b> (6,1) <small>ERA: 5.63</small> <b>Blake Stein, R</b> (8,1) <small>ERA: 6.41</small> <b>Mike Mohler, L</b> (9,1) <small>ERA: 5.28</small>	5.0 L 24 9 7 6 3 1 0 0 0 0 0 1 29 33 10.80 2.000																			

Seattle Mariners @ Oakland Athletics  
Network Associates Coliseum, Oakland, CA  
Thu Sep 17 1998, 6:33 AM EDT  
Att: 11,707 - Cloudy - 63 F

AB 42  
R 8  
H 16  
RBI 8  
BB 2  
SO 10  
LOB 21



Batter	1	2	3	4	5	6	7	8	9	AB	R	H	RBI	BB	SO	LOB	BOTTOM					
<b>Rickey Henderson, R</b> (1,7) <small>OBP: 0.374, SLG: 0.345</small>										4 0 1 0 0 1 0												
<b>Ryan Christenson, R</b> (1,8) <small>OBP: 0.329, SLG: 0.372</small>										4 0 1 0 0 1 0												
<b>Mike Blowers, R</b> (1,3) <small>OBP: 0.301, SLG: 0.383</small>										3 0 0 0 0 1 2												
<b>Matt Stairs, L</b> (1,10) <small>OBP: 0.377, SLG: 0.521</small>										3 0 0 0 0 0 2												
<b>Ed Sprague, R</b> (1,5) <small>OBP: 0.281, SLG: 0.405</small>										3 0 0 0 0 1 0												
<b>Scott Spiezio, S</b> (1,4) <small>OBP: 0.333, SLG: 0.390</small>										3 0 2 0 0 0 0												
<b>Miguel Tejada, R</b> (1,6) <small>OBP: 0.302, SLG: 0.385</small>										3 0 0 0 0 0 2												
<b>Jason McDonald, S</b> (1,9) <small>OBP: 0.356, SLG: 0.311</small>										3 0 0 0 0 0 2												
<b>A.J. Hinch, R</b> (1,2) <small>OBP: 0.296, SLG: 0.347</small>										3 0 0 0 0 0 0												
<b>Inning Stats</b>	R: 0 E: 0 K: 1 S: 6	H: 2 LOB: 1 BB: 0 P: 6	R: 0 E: 0 K: 0 S: 3	H: 0 LOB: 0 BB: 0 P: 3	R: 0 E: 0 K: 0 S: 3	H: 0 LOB: 0 BB: 0 P: 3	R: 0 E: 0 K: 1 S: 5	H: 0 LOB: 0 BB: 0 P: 5	R: 0 E: 0 K: 1 S: 4	H: 1 LOB: 1 BB: 0 P: 4	R: 0 E: 0 K: 1 S: 5	H: 0 LOB: 0 BB: 0 P: 5	R: 0 E: 0 K: 1 S: 5	H: 0 LOB: 0 BB: 0 P: 5	R: 0 E: 0 K: 0 S: 3	H: 1 LOB: 0 BB: 0 P: 3	R: 0 E: 0 K: 0 S: 3	H: 0 LOB: 0 BB: 0 P: 3	1B: 3 2B: 1 3B: 0 HR: 0	SF: 0 SAC: 0 DP: 2 HBP: 0	WP: 0 PB: 0 SB: 0 CS: 0	PA: 29
<b>PITCHER</b>	IP WLS BF H R ER SO BB IBB HBP BLK WP HR S P ERA WHIP																					
<b>Jamie Moyer, L</b> (1,1) <small>ERA: 3.47</small>	9.0 W 29 4 0 0 4 0 0 0 0 0 0 0 37 37 0.00 0.444																					

Seattle Mariners @ Oakland Athletics  
Network Associates Coliseum, Oakland, CA  
Thu Sep 17 1998, 6:33 AM EDT  
Att: 11,707 - Cloudy - 63 F

AB 29  
R 0  
H 4  
RBI 0  
BB 0  
SO 4  
LOB 8





Batter	1	2	3	4	5	6	7	8	9	10	11	12	AB	R	H	RBI	BB	SO	LOB	TOP		
Alex Rodriguez, R OBP: 0.355, SLG: 0.551 (1, 6)	G1-3		G4-3	K			K			K				6	0	1	1	0	3	2		
David Bell, R OBP: 0.304, SLG: 0.413 (12, 3)	P4		1B 2B		G5-3			G4-3			P4	F7		6	1	1	0	0	0	2		
Ken Griffey Jr., L OBP: 0.368, SLG: 0.611 (1, 8)	F7		F8		F9			F8			K			5	0	0	0	0	1	1		
Edgar Martinez, R OBP: 0.419, SLG: 0.555 (1, 10)		1B 2B			F7			G5-3			F8			5	1	2	1	0	0	0		
Raul Ibanez, L OBP: 0.324, SLG: 0.464 (12, 9)		2B WP	G4-3			F7			K			SH1-4 2B		4	2	1	0	1	1	1		
Dan Wilson, R OBP: 0.308, SLG: 0.402 (1, 2)		K			F9			F9		K		SH1-4		4	0	1	0	0	2	2		
Russ Davis, R OBP: 0.307, SLG: 0.447 (1, 5)		K			F9			G5-3		K				4	0	0	0	1	2	3		
Ryan Radmanovich, L OBP: 0.286, SLG: 0.325 (10, 9)								G4-3						3	0	2	2	0	0	0		
David Segui, S OBP: 0.247, SLG: 0.296 (12, 9)												FC4-2 2B		1	0	1	1	0	0	0		
Shane Monahan, L OBP: 0.270, SLG: 0.354 (1, 7)	G3				F7			G4-3				FC4-2 2B		5	0	0	0	0	1	5		
<b>Inning Stats</b>	R: 0 E: 0 K: 5	H: 0 LOB: 0 BB: 9	R: 2 E: 0 K: 2 S: 13	H: 3 LOB: 1 BB: 21	R: 1 E: 0 K: 0 S: 13	H: 2 LOB: 1 BB: 0 P: 22	R: 0 E: 0 K: 1 S: 12	H: 2 LOB: 2 BB: 0 P: 18	R: 0 E: 0 K: 0 S: 6	H: 0 LOB: 0 BB: 10	R: 0 E: 0 K: 1 S: 7	H: 0 LOB: 0 BB: 13	R: 0 E: 0 K: 2 S: 9	H: 0 LOB: 0 BB: 14	R: 0 E: 0 K: 1 S: 7	H: 0 LOB: 0 BB: 11	R: 2 E: 0 K: 0 S: 12	H: 2 LOB: 2 BB: 23	1B: 4 2B: 5 3B: 0 HR: 0	SF: 0 SAC: 1 DP: 0 HBP: 0	WP: 1 PB: 0 SB: 0 CS: 0	PA: 47
<b>PITCHER</b>	Ken Hill, R ERA: 5.12 Jason Dickson, R ERA: 6.12 Mike Holtz, L ERA: 5.27 Troy Percival, R ERA: 3.43 Jarrod Washburn, L ERA: 4.54	IP: 3.2 WLS: 18 BF: 77 H: 7 R: 3 ER: 3 SO: 2 BB: 0 IBB: 0 HBP: 0 BLK: 0 WP: 0 HR: 0 S: 64 P: 64 ERA: 7.36 WHIP: 1.909	IP: 10.1 WLS: 4 BF: 42 H: 2 R: 2 ER: 2 SO: 2 BB: 2 IBB: 0 HBP: 0 BLK: 0 WP: 0 HR: 0 S: 32 P: 32 ERA: 10.80 WHIP: 3.000																			

Seattle Mariners @ Anaheim Angels  
Edison International Field, Anaheim, CA  
Fri Sep 18 1998, 10:05 PM EDT  
Att. 39,902 - Unknown - 74 F

AB 44  
R 5  
H 9  
RBI 5  
BB 2  
SO 10  
LOB 16



Batter	1	2	3	4	5	6	7	8	9	10	11	12	AB	R	H	RBI	BB	SO	LOB	BOTTOM		
Oriando Palmeiro, L OBP: 0.390, SLG: 0.395 (1, 7)	F7		F9		K			G5-3		FC6				5	0	0	0	0	1	3		
Randy Velarde, R OBP: 0.377, SLG: 0.384 (1, 4)	2B		F8		G5-3			G1-3						5	1	2	0	0	0	1		
Jim Edmonds, L OBP: 0.373, SLG: 0.513 (1, 8)	1B 2B							K		G3				5	2	2	2	0	2	1		
Tim Salmon, R OBP: 0.406, SLG: 0.538 13 Justin Baughman, R OBP: 0.269, SLG: 0.314	1B 2B							K						3	0	1	0	1	1	0		
Gregg Jefferies, S OBP: 0.333, SLG: 0.412 Chris Pritchett, L OBP: 0.362, SLG: 0.431	1B		F8					F7		F9		E6		5	0	1	1	0	0	2		
16 Garret Anderson, L OBP: 0.332, SLG: 0.462 (1, 9)	P6				F9			K		CS		G4-3		5	0	0	0	0	1	4		
Matt Walbeck, S OBP: 0.311, SLG: 0.356 (1, 2)	K				P6			G4-3						5	0	2	0	0	1	2		
Troy Glaus, R OBP: 0.282, SLG: 0.298 Mark Johnson, L OBP: 0.125, SLG: 0.125 Craig Shipley, R OBP: 0.313, SLG: 0.374 Darin Erstad, L OBP: 0.359, SLG: 0.497			G3-1					K		FC1-6 1B				2	0	0	0	0	1	0		
Gary Disarcina, R OBP: 0.323, SLG: 0.387 (1, 6)			G6-3					G4-3						5	0	2	0	0	1	0		
<b>Inning Stats</b>	R: 2 E: 0 K: 1 S: 18	H: 4 LOB: 2 BB: 0 P: 26	R: 0 E: 0 K: 8 S: 8	H: 0 LOB: 0 BB: 13	R: 1 E: 0 K: 0 S: 8	H: 1 LOB: 0 BB: 6	R: 0 E: 0 K: 1 S: 6	H: 0 LOB: 0 BB: 8	R: 0 E: 0 K: 1 S: 9	H: 1 LOB: 0 BB: 11	R: 0 E: 0 K: 0 S: 7	H: 0 LOB: 0 BB: 11	R: 0 E: 0 K: 0 S: 10	H: 2 LOB: 2 BB: 15	R: 0 E: 1 K: 1 S: 11	H: 1 LOB: 2 BB: 14	R: 0 E: 0 K: 1 S: 7	H: 0 LOB: 0 BB: 10	1B: 7 2B: 2 3B: 0 HR: 1	SF: 0 SAC: 1 DP: 1 HBP: 0	WP: 0 PB: 0 SB: 0 CS: 2	PA: 46
<b>PITCHER</b>	27 Ken Cloude, R ERA: 4.46 Jose Paniagua, R ERA: 1.06 Heathcliff Stocumb, R ERA: 5.48 Mike Timlin, R ERA: 2.56	IP: 6.0 WLS: 23 BF: 63 H: 6 R: 3 ER: 3 SO: 5 BB: 3 IBB: 0 HBP: 0 BLK: 0 WP: 0 HR: 1 S: 58 P: 84 ERA: 4.50 WHIP: 1.000	IP: 7.1 WLS: 6 BF: 1 H: 0 R: 0 ER: 0 SO: 1 BB: 0 IBB: 0 HBP: 0 BLK: 0 WP: 0 HR: 0 S: 22 P: 22 ERA: 0.00 WHIP: 0.500	IP: 8.1 WLS: 8 BF: 2 H: 2 R: 0 ER: 0 SO: 0 BB: 1 IBB: 0 HBP: 0 BLK: 0 WP: 0 HR: 0 S: 19 P: 33 ERA: 0.00 WHIP: 1.500	IP: 11.1 WLS: 8 BF: 1 H: 0 R: 0 ER: 2 SO: 2 BB: 0 IBB: 0 HBP: 0 BLK: 0 WP: 0 HR: 0 S: 18 P: 24 ERA: 0.00 WHIP: 0.500																	

Seattle Mariners @ Anaheim Angels  
Edison International Field, Anaheim, CA  
Fri Sep 18 1998, 10:05 PM EDT  
Att. 39,902 - Unknown - 74 F

AB 43  
R 3  
H 10  
RBI 3  
BB 1  
SO 8  
LOB 15





Batter	1	2	3	4	5	6	7	8	9	AB	R	H	RBI	BB	SO	LOB	TOP										
Shane Monahan, L (1,7) OBP: 0.274, SLG: 0.355	3-3 K		0-1 E 1B		1-2 G1-3		1-1 FC3-6 1B		1-0 P7	5	1	2	0	0	1	0											
Alex Rodriguez, R (1,6) OBP: 0.338, SLG: 0.557	3-1 HR		0-1 E 1B		0-0 B1-3		0-1 FC3-6 1B			4	2	3	1	0	0	0											
Ken Griffey Jr., L (1,8) OBP: 0.369, SLG: 0.611	0-0 F8		1-0 E8 2B		4-0 1B BB		2-1 FC3-6			3	0	1	2	1	0	2											
Edgar Martinez, R (1,10) OBP: 0.421, SLG: 0.556	0-2 1B		4-0 FC3-2-5 BB		2-1 1B		1-3 K			3	0	2	0	1	1	2											
Raul Ibanez, L (1,3) Charles Gipson, R (8,PH) OBP: 0.312, SLG: 0.444 OBP: 0.283, SLG: 0.220	1-2 G6-3		0-0 FC3-2-5 1B		1-0 F8		2-2 F7			3	0	0	0	0	0	5											
Russ Davis, R (1,5) OBP: 0.304, SLG: 0.443		2-1 F9	1-3 K		3-2 F8		1-0 P6			4	0	0	0	0	1	2											
Ryan Radmanovich, L (1,9) OBP: 0.209, SLG: 0.302	2-3 K			0-2 G4-3		0-0 L4		1-3 K		4	0	0	0	0	2	0											
John Marzano, R (1,2) Rob Ducey, L (9,PH) OBP: 0.317, SLG: 0.388 OBP: 0.333, SLG: 0.403	0-0 G4-3			1-1 F9		2-1 F7		3-3 K		3	0	0	0	0	0	0											
Rico Rossy, R (1,4) David Segui, S (9,PH) OBP: 0.250, SLG: 0.284 OBP: 0.357, SLG: 0.486			2-2 F9	1-0 F7			0-0 G1-6-3		1-0 F7	3	0	0	0	0	0	0											
<b>Inning Stats</b>	R: 1 E: 0 K: 1 S: 12	H: 2 LOB: 1 BB: 0 P: 19	R: 0 E: 0 K: 1 S: 6	H: 0 LOB: 0 BB: 0 P: 10	R: 2 E: 1 K: 1 S: 13	H: 3 LOB: 2 BB: 1 P: 21	R: 0 E: 0 K: 0 S: 6	H: 0 LOB: 0 BB: 1 P: 8	R: 0 E: 0 K: 0 S: 8	H: 1 LOB: 2 BB: 1 P: 16	R: 0 E: 0 K: 0 S: 6	H: 0 LOB: 0 BB: 0 P: 11	R: 0 E: 0 K: 1 S: 11	H: 2 LOB: 0 BB: 0 P: 15	R: 0 E: 0 K: 1 S: 10	H: 0 LOB: 0 BB: 0 P: 14	R: 0 E: 0 K: 1 S: 6	H: 0 LOB: 0 BB: 0 P: 11	1B: 6 2B: 1 3B: 0 HR: 1	SF: 0 SAC: 0 DP: 0 HBP: 0	WP: 0 PB: 0 SB: 0 CS: 0	PA: 37					
<b>PITCHER</b>	IP	WLS	BF	H	R	ER	SO	BB	IBB	HBP	BLK	WP	HR	S	P	ERA	WHIP										
Jack McDowell, R (1,1) ERA: 4.63	6.1	W	29	8	3	3	3	2	0	0	0	0	1	56	91	4.26	1.579										
Mike Holtz, L (7,1) ERA: 5.14	0.2		2	0	0	0	1	0	0	0	0	0	0	6	9	0.00	0.000										
Mike Fetters, R (8,1) ERA: 4.37	1.0	S	3	0	0	0	1	0	0	0	0	0	0	10	14	0.00	0.000										
Troy Percival, R (9,1) ERA: 3.38	1.0	S	3	0	0	0	1	0	0	0	0	0	0	6	11	0.00	0.000										

Seattle Mariners @ Anaheim Angels  
Edison International Field, Anaheim, CA  
Sat Sep 19 1998, 10:05 PM EDT  
Att: 42,833 - Unknown - 73 F

AB 35  
R 3  
H 8  
RBI 3  
BB 2  
SO 6  
LOB 11



Batter	1	2	3	4	5	6	7	8	9	AB	R	H	RBI	BB	SO	LOB	BOTTOM										
Gregg Jefferies, S (1,7) Reggie Williams, S (7,7) OBP: 0.333, SLG: 0.412 OBP: 0.474, SLG: 0.484	1-1 G4-3		1-0 E 2B 1B		0-2 F7		0-3 K			3	1	1	0	0	0	0											
Randy Velarde, R (1,4) OBP: 0.385, SLG: 0.395	1-2 S 1B		1-1 E 1H 2H 2B		4-0 BB		2-1 G5-3			3	0	2	2	1	0	0											
Jim Edmonds, L (1,8) OBP: 0.370, SLG: 0.510	0-0 F7		3-1 G4-3		3-3 K		1-3 K			4	0	0	0	0	2	2											
Tim Salmon, R (1,10) OBP: 0.407, SLG: 0.538	2-2 F8			2-1 E 1B 2B		4-2 WP 1B BB		0-3 K		3	2	1	0	1	1	1											
16 Garret Anderson, L (1,9) OBP: 0.332, SLG: 0.461		2-2 G4-3		0-0 E 2H 1B 1B		1-0 B1		1-1 G4-3		4	0	1	1	0	0	1											
Chris Pritchett, L (1,3) Todd Greene, R (6,PH) Mark Johnson, L (7,3) OBP: 0.352, SLG: 0.418 OBP: 0.333, SLG: 0.385 OBP: 0.111, SLG: 0.111		2-1 G4-3		1-0 F8		3-3 K		2-3 K		2	0	0	0	0	0	1											
Matt Walbeck, S (1,2) OBP: 0.314, SLG: 0.359	0-0 F9			1-0 F8		0-0 E 2H 1B 1B		2-3 K		3	1	2	1	0	0	0											
Troy Glaus, R (1,5) OBP: 0.289, SLG: 0.306			1-0 E 2B 1B		0-3 K		1-2 WP 2H 1B			3	1	2	1	0	1	2											
Gary Disarcina, R (1,6) OBP: 0.321, SLG: 0.385			1-2 F9	0-1 FC4-6		2-2 G5-3				3	0	0	0	0	0	4											
<b>Inning Stats</b>	R: 0 E: 0 K: 0 S: 11	H: 1 LOB: 1 BB: 0 P: 15	R: 0 E: 0 K: 0 S: 6	H: 0 LOB: 0 BB: 0 P: 10	R: 2 E: 0 K: 0 S: 9	H: 3 LOB: 0 BB: 0 P: 16	R: 1 E: 0 K: 1 S: 10	H: 3 LOB: 2 BB: 0 P: 14	R: 0 E: 0 K: 1 S: 8	H: 0 LOB: 0 BB: 1 P: 15	R: 2 E: 0 K: 1 S: 15	H: 2 LOB: 1 BB: 1 P: 26	R: 0 E: 0 K: 2 S: 8	H: 0 LOB: 0 BB: 0 P: 11	R: 0 E: 0 K: 2 S: 10	H: 0 LOB: 0 BB: 0 P: 13	1B: 7 2B: 2 3B: 0 HR: 0	SF: 0 SAC: 0 DP: 0 HBP: 0	WP: 2 PB: 0 SB: 1 CS: 0	PA: 33							
<b>PITCHER</b>	IP	WLS	BF	H	R	ER	SO	BB	IBB	HBP	BLK	WP	HR	S	P	ERA	WHIP										
Mac Suzuki, R (1,1) ERA: 4.84	4.0		18	7	3	3	1	0	0	0	0	0	0	36	55	6.75	1.750										
Paul Spoljaric, L (5,1) ERA: 5.5	2.0	L	9	2	2	2	2	2	0	0	0	2	0	23	41	9.00	2.000										
31 Bobby Ayala, R (7,1) ERA: 6.96	2.0		6	0	0	0	4	0	0	0	0	0	0	18	24	0.00	0.000										

Seattle Mariners @ Anaheim Angels  
Edison International Field, Anaheim, CA  
Sat Sep 19 1998, 10:05 PM EDT  
Att: 42,833 - Unknown - 73 F

AB 31  
R 5  
H 9  
RBI 5  
BB 2  
SO 7  
LOB 12





Batter	1	2	3	4	5	6	7	8	9	AB R H RBI BB SO LOB	TOP											
David Bell, R OBP: 0.305, SLG: 0.413 (1, 4)	2-2 1B 1B	0-0 P3		2-1 FC6-4 1-2			1-1 2B SF7 1B		2-3 K	5 1 2 0 0 1 4	<b>Seattle Mariners @ Anaheim Angels</b> Edison International Field, Anaheim, CA Sun Sep 20 1998, 10:05 PM EDT Att: 42,972 - Cloudy - 75 F											
Alex Rodriguez, R OBP: 0.358, SLG: 0.557 (1, 6)	0-1 1B	1-2 G3-1			1-0 F7		0-1 SF7 1-3 2B		2-2 F8	5 0 2 0 0 0 2												
Ken Griffey Jr., L OBP: 0.367, SLG: 0.608 (1, 8)	1-0 B2			0-3 F7	0-3 K		2-2 SF7			3 0 0 1 0 1 2												
Edgar Martinez, R OBP: 0.420, SLG: 0.554 (1, 10)	1-1 1B			0-1 P3			2-3 3-H 2-3 K			4 0 1 0 0 1 1												
Raul Ibanez, L OBP: 0.300, SLG: 0.427 David Segui, S OBP: 0.357, SLG: 0.485 (7, PH) (7, 3)	0-3 K			2-1 P4			0-0 G4-3		1-1 G6-3	3 0 0 0 0 1 3 1 0 0 0 0 0 1												
Russ Davis, R OBP: 0.306, SLG: 0.442 (1, 5)	2-1 F8			2-1 FC4-6 1B			4-1 BB BB		1-3 K	3 0 1 0 1 1 3												
Dan Wilson, R OBP: 0.310, SLG: 0.401 (1, 2)				1-1 FC4-6 1B			4-2 SAFE 1-2 BB		0-0 G6-3	3 0 1 0 1 1 0												
Ryan Radmanovich, L OBP: 0.208, SLG: 0.298 (1, 9)				2-1 F7			1-3 K		0-0 F8	4 0 1 0 0 1 4												
Shane Monahan, L OBP: 0.273, SLG: 0.349 (1, 7)				1-0 FC4-6 1-2 2-3			2-1 F8		1-3 K	3 0 0 0 1 1 4												
<b>Inning Stats</b>	R: 0 H: 3 E: 0 K: 1 S: 15	H: 3 LOB: 3 BB: 0 P: 21	R: 0 H: 1 E: 0 K: 1 S: 8	H: 1 LOB: 2 BB: 1 P: 14	R: 0 H: 0 E: 0 K: 0 S: 5	H: 0 LOB: 0 BB: 0 P: 10	R: 0 H: 2 E: 0 K: 1 S: 9	H: 2 LOB: 2 BB: 0 P: 17	R: 0 H: 0 E: 0 K: 1 S: 7	H: 0 LOB: 0 BB: 0 P: 9		R: 0 H: 0 E: 0 K: 1 S: 9	H: 0 LOB: 2 BB: 2 P: 20	R: 1 H: 2 E: 0 K: 1 S: 13	H: 2 LOB: 1 BB: 0 P: 19	R: 0 H: 0 E: 0 K: 1 S: 5	H: 0 LOB: 0 BB: 0 P: 6	R: 0 H: 0 E: 0 K: 2 S: 13	H: 0 LOB: 0 BB: 0 P: 18	1B: 7 2B: 1 3B: 0 HR: 0	SF: 1 SAC: 0 DP: 0 HBP: 0	WP: 0 PB: 0 SB: 0 CS: 0
<b>PITCHER</b>	IP WLS BF H R ER SO BB IBB HBP BLK WP HR S P ERA WHIP											IP WLS BF H R ER SO BB IBB HBP BLK WP HR S P ERA WHIP										
Omar Olivares, R ERA: 3.83 (1, 1)	6.0 W 29 8 1 1 4 3 0 0 0 0 0 0 0 9 14 1.50 1.833																					
Jarrod Washburn, L ERA: 4.57 (7, 1)	1.0 3 0 0 0 1 0 0 0 0 0 0 0 9 14 0.00 0.000																					
Pep Harris, R ERA: 4.66 (8, 1)	1.0 3 0 0 0 1 0 0 0 0 0 0 0 5 6 0.00 0.000																					
Troy Percival, R ERA: 3.32 (9, 1)	1.0 S 3 0 0 0 2 0 0 0 0 0 0 0 13 18 0.00 0.000																					

AB	34
R	1
H	8
RBI	1
BB	3
SO	8
LOB	24



Batter	1	2	3	4	5	6	7	8	9	AB R H RBI BB SO LOB	BOTTOM									
Orlando Palmeiro, L OBP: 0.398, SLG: 0.391 (1, 7)	4-1 FC5-4 BB		0-0 SF9 1B 1-2		1-2 CS 1B		3-2 SAFE G4-3 1-2			3 1 2 0 1 0 1	<b>Seattle Mariners @ Anaheim Angels</b> Edison International Field, Anaheim, CA Sun Sep 20 1998, 10:05 PM EDT Att: 42,972 - Cloudy - 75 F									
Randy Velarde, R OBP: 0.377, SLG: 0.388 (1, 4)	1-2 FC5-4 S 1-2		1-2 SF9 1-3 2-H		1-1 G6-3 1-2		2-0 G6-3			3 0 0 1 0 0 3										
Jim Edmonds, L OBP: 0.369, SLG: 0.508 (1, 8)	2-2 F7		0-1 WP 1B 3-H		1-2 F8				3-2 F7	4 1 1 1 0 0 1										
Tim Salmon, R OBP: 0.407, SLG: 0.537 (1, 10)	4-2 BB		1-0 16 G5-3 1B 1-H				0-0 F8		0-1 F9	3 0 1 1 1 0 0										
16 Garret Anderson, L OBP: 0.331, SLG: 0.458 (1, 9)	0-2 G4-3		0-0 G5-3 1-2				4-2 S BB		2-3 K	3 0 0 0 1 1 3										
Chris Pritchett, L OBP: 0.338, SLG: 0.400 (1, 3)			0-0 B2-3 K				3-3 K		1-2 K	3 0 0 0 0 2 2										
Matt Walbeck, S OBP: 0.311, SLG: 0.356 (1, 2)				1-2 G3-1			2-0 F7			3 0 0 0 0 0 1										
Troy Glaus, R OBP: 0.284, SLG: 0.299 (1, 5)			2-2 F9		2-3 K		2-2 F8			3 0 0 0 0 1 0										
Gary Disarcina, R OBP: 0.323, SLG: 0.386 (1, 6)			0-0 WP SF9 1B		0-3 K		4-2 G4-3 BB			2 1 1 0 1 1 0										
<b>Inning Stats</b>	R: 0 H: 0 E: 0 K: 0 S: 14	H: 0 LOB: 0 BB: 2 P: 25	R: 0 H: 0 E: 0 K: 0 S: 7	H: 0 LOB: 0 BB: 0 P: 9	R: 3 H: 4 E: 0 K: 1 S: 13	H: 4 LOB: 1 BB: 0 P: 16	R: 0 H: 0 E: 0 K: 2 S: 13	H: 0 LOB: 0 BB: 0 P: 16	R: 0 H: 1 E: 0 K: 0 S: 8	H: 1 LOB: 0 BB: 0 P: 11		R: 0 H: 0 E: 0 K: 1 S: 9	H: 0 LOB: 1 BB: 1 P: 18	R: 0 H: 0 E: 0 K: 0 S: 12	H: 0 LOB: 1 BB: 1 P: 23	R: 0 H: 0 E: 0 K: 1 S: 8	H: 0 LOB: 0 BB: 0 P: 13	1B: 5 2B: 0 3B: 0 HR: 0	SF: 1 SAC: 0 DP: 0 HBP: 0	WP: 2 PB: 0 SB: 0 CS: 1
<b>PITCHER</b>	IP WLS BF H R ER SO BB IBB HBP BLK WP HR S P ERA WHIP											IP WLS BF H R ER SO BB IBB HBP BLK WP HR S P ERA WHIP								
Paul Abbott, R ERA: 4.86 (1, 1)	6.0 L 25 5 3 3 4 3 0 0 0 0 0 0 0 20 36 0.00 0.500																			
Heathcliff Slocumb, R ERA: 5.32 (7, 1)	2.0 7 0 0 0 1 1 0 0 0 0 0 0 0 0 20 36 0.00 0.500																			

AB	27
R	3
H	5
RBI	3
BB	4
SO	5
LOB	11





Batter	1	2	3	4	5	6	7	8	9	AB	R	H	RBI	BB	SO	LOB	TOP			
Rickey Henderson, R OBP: 0.373, SLG: 0.345	G1-3		L8		G5-3					3	0	0	0	1	0	2	<b>Oakland Athletics @ Seattle Mariners</b> The Kingdome, Seattle, WA Mon Sep 21 1998, 10:05 PM EDT Att: 30,076 - Dome - 72 F			
Ryan Christenson, R OBP: 0.329, SLG: 0.376	F7		2B			F9	F8			4	0	1	1	0	0	3				
Mike Blowers, R OBP: 0.298, SLG: 0.380	G4-3					G5-3		G6-3		4	0	0	0	0	1	2				
Ed Sprague, R OBP: 0.280, SLG: 0.403		P3			G5-3			K		4	0	1	0	0	1	0				
Ben Grieve, L OBP: 0.386, SLG: 0.452		K			K			K		4	1	1	0	0	3	1				
Scott Spiezio, S OBP: 0.331, SLG: 0.383		G5-3			F7					4	0	1	0	0	0	1				
Miguel Tejada, R OBP: 0.303, SLG: 0.386										4	1	2	1	0	2	1				
Jason McDonald, S OBP: 0.352, SLG: 0.307										4	0	0	0	0	2	3				
A.J. Hinch, R OBP: 0.294, SLG: 0.342										2	0	0	0	1	1	2				
<b>Inning Stats</b>	R: 0 E: 0 K: 0 S: 8	H: 0 LOB: 0 BB: 0 P: 12	R: 0 E: 0 K: 1 S: 9	H: 0 LOB: 0 BB: 0 P: 12	R: 1 E: 0 K: 2 S: 18	H: 2 LOB: 2 BB: 1 P: 28	R: 0 E: 0 K: 2 S: 11	H: 1 LOB: 1 BB: 0 P: 16	R: 0 E: 0 K: 0 S: 4	H: 0 LOB: 0 BB: 0 P: 5	R: 1 E: 0 K: 1 S: 19	H: 3 LOB: 3 BB: 1 P: 31	R: 0 E: 0 K: 2 S: 9	H: 0 LOB: 0 BB: 0 P: 12	R: 0 E: 0 K: 2 S: 8	H: 0 LOB: 0 BB: 0 P: 12	1B: 4 2B: 2 3B: 0 HR: 0	SF: 0 SAC: 0 DP: 0 HBP: 0	WP: 0 PB: 0 SB: 0 CS: 0	PA: 35
<b>PITCHER</b>	IP	WLS	BF	H	R	ER	SO	BB	IBB	HBP	BLK	WP	HR	S	P	ERA	WHIP			
Jeff Fassero, L ERA: 4.01	7.0		29	6	2	2	6	2	0	0	0	0	0	77	117	2.57	1.143			
Jose Paniagua, R ERA: 1.0	1.0	W	3	0	0	0	2	0	0	0	0	0	0	9	12	0.00	0.000			
Mike Timlin, R ERA: 2.91	1.0	S	3	0	0	0	2	0	0	0	0	0	0	8	12	0.00	0.000			

AB 33  
R 2  
H 6  
RBI 2  
BB 2  
SO 10  
LOB 15



Batter	1	2	3	4	5	6	7	8	9	AB	R	H	RBI	BB	SO	LOB	BOTTOM			
David Bell, R OBP: 0.303, SLG: 0.412	P2		1B 2B	F9			G5-3	G5-3		5	1	1	0	0	0	2	<b>Oakland Athletics @ Seattle Mariners</b> The Kingdome, Seattle, WA Mon Sep 21 1998, 10:05 PM EDT Att: 30,076 - Dome - 72 F			
Alex Rodriguez, R OBP: 0.359, SLG: 0.559			L5 1B		G5-3		G6-3			4	0	2	1	0	0	0				
Ken Griffey Jr., L OBP: 0.365, SLG: 0.604	L7		L5		G3		G6-3			4	0	0	0	0	0	2				
Edgar Martinez, R OBP: 0.421, SLG: 0.552	K		HBP					G5-3		3	0	1	0	0	1	1				
Raul Ibanez, L OBP: 0.310, SLG: 0.443			G4-3		K					4	1	2	0	0	1	3				
Russ Davis, R OBP: 0.306, SLG: 0.444										3	1	1	0	0	0	1				
Rico Rossy, R OBP: 0.250, SLG: 0.284	G5-3				F8 FC6-4		G4-3			0	0	0	0	0	0	0				
Rob Ducey, L OBP: 0.336, SLG: 0.410										1	0	1	1	0	0	0				
Giomar Guevara, S OBP: 0.300, SLG: 0.125										0	1	0	0	0	0	0				
Ryan Radmanovich, L OBP: 0.199, SLG: 0.290										3	0	0	0	0	2	2				
Charles Gipson, R OBP: 0.298, SLG: 0.238										1	1	1	1	0	0	0				
Joe Oliver, R OBP: 0.269, SLG: 0.335										1	0	0	0	0	1	1				
John Marzano, R OBP: 0.324, SLG: 0.385										1	0	0	0	0	0	2				
Shane Monahan, L OBP: 0.273, SLG: 0.353										4	0	1	2	0	0	2				
<b>Inning Stats</b>	R: 0 E: 0 K: 1 S: 7	H: 1 LOB: 1 BB: 0 P: 10	R: 0 E: 0 K: 2 S: 8	H: 1 LOB: 1 BB: 0 P: 10	R: 1 E: 0 K: 0 S: 11	H: 2 LOB: 2 BB: 0 P: 16	R: 0 E: 0 K: 0 S: 9	H: 1 LOB: 1 BB: 0 P: 17	R: 0 E: 0 K: 1 S: 6	H: 0 LOB: 1 BB: 0 P: 9	R: 0 E: 0 K: 0 S: 14	H: 0 LOB: 0 BB: 0 P: 19	R: 0 E: 0 K: 0 S: 6	H: 0 LOB: 0 BB: 0 P: 6	R: 3 E: 0 K: 0 S: 22	H: 4 LOB: 1 BB: 0 P: 35	1B: 4 2B: 6 3B: 0 HR: 0	SF: 0 SAC: 0 DP: 0 HBP: 3	WP: 1 PB: 0 SB: 0 CS: 0	PA: 37
<b>PITCHER</b>	IP	WLS	BF	H	R	ER	SO	BB	IBB	HBP	BLK	WP	HR	S	P	ERA	WHIP			
Gil Heredia, R ERA: 2.78	1.1		33	8	4	4	5	0	0	0	0	0	0	69	103	4.91	1.091			
Buddy Groom, L ERA: 4.53	0.2		4	2	1	1	0	0	0	0	0	1	0	14	19	13.50	3.000			

AB 34  
R 5  
H 10  
RBI 5  
BB 0  
SO 5  
LOB 16

















Batter	1	2	3	4	5	6	7	8	9	AB	R	H	RBI	BB	SO	LOB	TOP				
Tom Goodwin, L (1, 8) OBP: 0.375, SLG: 0.333 18 Milt Cuyler, S (7, 8)			E4			F7		WP BB		3	0	0	0	0	1	0					
Mark McLemore, S (1, 4) OBP: 0.389, SLG: 0.317 Luis Alicaia, S (7, 4)	G6-3		F7			G3		F9		3	0	0	0	0	0	1					
29 Rusty Greer, L (1, 7) OBP: 0.384, SLG: 0.448 Warren Newson, L (8, PH) OBP: 0.263, SLG: 0.278 (8, 7)				G5-4-3 1B			FC6-4 1B			3	0	2	0	0	1	0					
Juan Gonzalez, R (1, 9) OBP: 0.366, SLG: 0.629 Mike Simms, R (7, 9) OBP: 0.398, SLG: 0.626		FC4-6 1B		G5-4-3 1-2		FC6-4 1-2				3	0	1	0	0	0	2					
Will Clark, L (1, 10) OBP: 0.384, SLG: 0.507 Roberto Kelly, R (7, PH) OBP: 0.342, SLG: 0.534 Chris Tremie, R (9, PH) OBP: 1.000, SLG: 2.000			F7				HR 1B		HR 2B	2	0	0	0	0	1	1					
Ivan Rodriguez, R (1, 2) OBP: 0.338, SLG: 0.513 Bill Haselman, R (7, PH) OBP: 0.317, SLG: 0.542 (7, 2)	FC4-6 1-2				G5-3		F7		P8	2	0	0	0	0	1	2					
Lee Stevens, L (1, 3) OBP: 0.326, SLG: 0.507										3	2	2	4	1	1	1					
Todd Zeile, R (1, 5) OBP: 0.351, SLG: 0.439 Scott Sheldon, R (7, PH) OBP: 0.182, SLG: 0.100 (7, 5)			G6-4-3 BB				K		G4-6-3 BB	1	0	1	0	1	0	0					
Royce Clayton, R (1, 6) OBP: 0.318, SLG: 0.364 Domingo Cedenio, S (7, PH) OBP: 0.315, SLG: 0.391 (7, 6)			G6-4-3 1-2		G5-4-3 1-2		G3		G4-6-3 1-2	2	0	0	0	0	3	1					
<b>Inning Stats</b>	R: 0 E: 0 K: 2 S: 8	H: 0 LOB: 0 BB: 0 P: 12	R: 0 E: 0 K: 2 S: 14	H: 1 LOB: 1 BB: 0 P: 19	R: 0 E: 1 K: 0 S: 8	H: 0 LOB: 1 BB: 1 P: 15	R: 0 E: 0 K: 0 S: 5	H: 1 LOB: 0 BB: 0 P: 9	R: 0 E: 0 K: 0 S: 10	H: 1 LOB: 1 BB: 0 P: 15	R: 2 E: 0 K: 1 S: 10	H: 2 LOB: 0 BB: 0 P: 11	R: 0 E: 0 K: 2 S: 8	H: 0 LOB: 1 BB: 1 P: 17	R: 2 E: 0 K: 0 S: 5	H: 2 LOB: 0 BB: 1 P: 11	1B: 5 2B: 1 3B: 0 HR: 2	SF: 0 SAC: 0 DP: 4 HBP: 0	WP: 1 PB: 1 SB: 1 CS: 0	PA: 36	
<b>PITCHER</b>	IP WLS BF ERA WHIP	IP WLS BF ERA WHIP	IP WLS BF ERA WHIP	IP WLS BF ERA WHIP	IP WLS BF ERA WHIP	IP WLS BF ERA WHIP	IP WLS BF ERA WHIP	IP WLS BF ERA WHIP	IP WLS BF ERA WHIP	IP WLS BF ERA WHIP	IP WLS BF ERA WHIP	IP WLS BF ERA WHIP	IP WLS BF ERA WHIP	IP WLS BF ERA WHIP	IP WLS BF ERA WHIP	IP WLS BF ERA WHIP	IP WLS BF ERA WHIP	IP WLS BF ERA WHIP	IP WLS BF ERA WHIP	IP WLS BF ERA WHIP	
Paul Abbott, R (1, 1) ERA: 4.01	8.0 W 31 2.25 1.125																				
Jose Paniagua, R (9, 1) ERA: 2.14	1.0 5 2 18.00 3.000																				

Texas Rangers @ Seattle Mariners  
The Kingdome, Seattle, WA  
Fri Sep 25 1998, 10:05 PM EDT  
Att: 39,325 - Dome - 72 F

livebaseballscores.com

AB 32  
R 4  
H 8  
RBI 4  
BB 4  
SO 7  
LOB 15

Batter	1	2	3	4	5	6	7	8	9	AB	R	H	RBI	BB	SO	LOB	BOTTOM				
David Bell, R (1, 4) OBP: 0.313, SLG: 0.420	F8		2B 1B	1B 2B		HR 2B		G6-3		5	3	3	1	0	0	0					
Alex Rodriguez, R (1, 6) OBP: 0.359, SLG: 0.561 Giomar Guevara, S (7, 6) OBP: 0.400, SLG: 0.273	F7		P9	G3 WP 1B		HR BB		2B 2B		3	1	1	1	1	0	2					
Ken Griffey Jr., L (1, 8) OBP: 0.367, SLG: 0.614 Charles Gipson, R (7, 8) OBP: 0.300, SLG: 0.244	G3-1		2B 2B	G3 1-3		HR 2H		G5-3		4	2	2	5	0	1	1					
Edgar Martinez, R (1, 10) OBP: 0.422, SLG: 0.553 Rico Rossy, R (8, PR) OBP: 0.282, SLG: 0.321			2B 2B			HR 1B		HR 1B 2B		5	1	3	2	0	2	1					
David Segui, S (1, 3) OBP: 0.358, SLG: 0.487 Ryan Radmanovich, L (2, 9) OBP: 0.269, SLG: 0.355			G4-3		P8	HR		G5-4-3 1B		0	0	0	0	0	0	0					
Russ Davis, R (1, 5) OBP: 0.304, SLG: 0.444	F8			HR 1B		3B		G5-4-3 1-2		5	1	2	0	0	1	2					
Raul Ibanez, L (1, 9) OBP: 0.302, SLG: 0.429 (2, 3)			FC1-5 1B	HR 1B				G5-3		4	1	2	0	0	1	1					
Joe Oliver, R (1, 2) OBP: 0.272, SLG: 0.347			FC1-5 1B	HR 2H		P4		L6		3	2	1	3	1	0	1					
Shane Monahan, L (1, 7) OBP: 0.269, SLG: 0.348			FC1-5 2B	F8		P5		P2		4	1	0	0	0	2						
<b>Inning Stats</b>	R: 0 E: 0 K: 0 S: 7	H: 0 LOB: 0 BB: 0 P: 11	R: 0 E: 0 K: 2 S: 9	H: 0 LOB: 0 BB: 0 P: 10	R: 4 E: 0 K: 1 S: 18	H: 4 LOB: 1 BB: 1 P: 30	R: 4 E: 0 K: 1 S: 19	H: 5 LOB: 1 BB: 0 P: 28	R: 0 E: 0 K: 1 S: 10	H: 1 LOB: 1 BB: 0 P: 16	R: 5 E: 0 K: 1 S: 12	H: 4 LOB: 0 BB: 1 P: 23	R: 0 E: 0 K: 0 S: 5	H: 0 LOB: 0 BB: 0 P: 9	R: 2 E: 0 K: 0 S: 10	H: 3 LOB: 1 BB: 0 P: 13	1B: 7 2B: 6 3B: 1 HR: 3	SF: 0 SAC: 0 DP: 1 HBP: 0	WP: 1 PB: 0 SB: 0 CS: 0	PA: 42	
<b>PITCHER</b>	IP WLS BF ERA WHIP	IP WLS BF ERA WHIP	IP WLS BF ERA WHIP	IP WLS BF ERA WHIP	IP WLS BF ERA WHIP	IP WLS BF ERA WHIP	IP WLS BF ERA WHIP	IP WLS BF ERA WHIP	IP WLS BF ERA WHIP	IP WLS BF ERA WHIP	IP WLS BF ERA WHIP	IP WLS BF ERA WHIP	IP WLS BF ERA WHIP	IP WLS BF ERA WHIP	IP WLS BF ERA WHIP	IP WLS BF ERA WHIP	IP WLS BF ERA WHIP	IP WLS BF ERA WHIP	IP WLS BF ERA WHIP	IP WLS BF ERA WHIP	
Esteban Loaiza, R (1, 1) ERA: 5.16	3.0 L 16 18.00 2.333																				
Greg Cadaret, L (4, 1) ERA: 4.43	0.2 5 3 27.00 4.500																				
Al Levine, R (4, 1) ERA: 4.45	1.2 8 2 10.80 1.800																				
Eric Gunderson, L (6, 1) ERA: 4.77	1.2 8 3 16.20 1.800																				
Scott Bailes, L (8, 1) ERA: 6.69	1.0 5 3 18.00 3.000																				

Texas Rangers @ Seattle Mariners  
The Kingdome, Seattle, WA  
Fri Sep 25 1998, 10:05 PM EDT  
Att: 39,325 - Dome - 72 F

livebaseballscores.com

AB 40  
R 15  
H 17  
RBI 15  
BB 2  
SO 5  
LOB 12



Batter	1	2	3	4	5	6	7	8	9	AB	R	H	RBI	BB	SO	LOB	TOP				
<b>Domingo Ceden</b> , S (1, 6) OBP: 0.313, SLG: 0.394	2-1 2B		2-1 G6-3		1-3 K		2-3 K			4	0	1	0	0	2	3					
<b>Luis Alica</b> , S (1, 4) OBP: 0.371, SLG: 0.426	2-0 F9			1-0 P3		0-3 K		1-1 F9		4	0	0	0	0	1	0					
<b>Roberto Kelly</b> , R (1, 7) <b>Warren Newson</b> , L (6, 7)	0-1 P6			0-1 HR		1-1 1B		2-2 G4-3		3	1	2	1	0	0	0					
<b>Juan Gonzalez</b> , R (1, 10) <b>Tom Goodwin</b> , L (8, PH)		3-3 K		0-0 WP SF9 2B		2-2 P4		2-3 K		3	1	1	0	0	1	1					
<b>Mike Simms</b> , R (1, 9)		4-2 FC6-4 BB		0-0 SF9 2H		3-3 K			1-3 K	2	0	0	1	1	2	1					
<b>Todd Zeile</b> , R (1, 5) <b>Scott Sheldon</b> , R (7, 5)		0-3 K		2-1 P2			2-2 G6-3		0-3 K	3	0	0	0	0	1	1					
<b>Bill Haselman</b> , R (1, 2)		0-0 FC6-4 1-2			0-1 G5-3		0-0 1B 2B		2-0 2B	4	0	2	0	0	0	1					
<b>Lee Stevens</b> , L (1, 3)			1-2 G4-3		2-3 K		1-3 K		0-2 L7	4	0	0	0	0	2	2					
<b>1B Mit Cuyler</b> , S (1, 8)			2-1 G6-3		1-1 2B		1-2 2B			3	0	2	0	0	0	0					
<b>Inning Stats</b>	R: 0 E: 0 K: 0 S: 5	H: 1 LOB: 0 BB: 0 P: 9	R: 0 E: 0 K: 2 S: 10	H: 0 LOB: 1 BB: 1 P: 17	R: 0 E: 0 K: 0 S: 8	H: 0 LOB: 0 BB: 0 P: 13	R: 2 E: 0 K: 0 S: 7	H: 2 LOB: 0 BB: 0 P: 10	R: 0 E: 0 K: 2 S: 11	H: 1 LOB: 1 BB: 0 P: 17	R: 0 E: 0 K: 2 S: 14	H: 2 LOB: 2 BB: 0 P: 20	R: 0 E: 0 K: 1 S: 8	H: 0 LOB: 0 BB: 0 P: 13	R: 0 E: 0 K: 2 S: 10	H: 1 LOB: 1 BB: 0 P: 13	1B: 2 2B: 5 HR: 1	SF: 1 SAC: 0 HBP: 0	WP: 1 PB: 0 CS: 0	PA: 35	
<b>PITCHER</b>	IP	WLS	BF	H	R	ER	SO	BB	IBB	HBP	BLK	WP	HR	S	P	ERA	WHIP				
<b>Jeff Fassero</b> , L (1, 1) ERA: 3.97	7.0	W	28	7	2	2	8	1	0	0	0	1	1	65	100	2.57	1.143				
<b>Jose Paniagua</b> , R (8, 1) ERA: 2.05	1.0		3	0	0	0	1	0	0	0	0	0	0	8	13	0.00	0.000				
<b>Mike Timlin</b> , R (9, 1) ERA: 2.95	1.0	S	4	1	0	0	2	0	0	0	0	0	0	10	13	0.00	1.000				

Texas Rangers @ Seattle Mariners  
The Kingdome, Seattle, WA  
Sat Sep 26 1998, 10:05 PM EDT  
Att: 33,147 - Dome - 72 F

AB 33  
R 2  
H 8  
RBI 2  
BB 1  
SO 11  
LOB 9



Batter	1	2	3	4	5	6	7	8	9	AB	R	H	RBI	BB	SO	LOB	BOTTOM				
<b>David Bell</b> , R (1, 4)	0-0 L4	2-2 1B 2B		4-0 BB		3-2 G4-3				3	0	1	2	1	0	0					
<b>Alex Rodriguez</b> , R (1, 6)	1-2 G1-3	1-2 1B		2-3 K			0-0 G5-3			4	0	1	0	0	1	2					
<b>Ken Griffey Jr.</b> , L (1, 8) (4, 7) (7, 9) (9, 3)	3-3 K		0-0 G6-3		0-0 L7		2-1 F8			4	0	0	0	0	1	0					
<b>Edgar Martinez</b> , R (1, 10)		2-1 1B 2B	1-1 HR		2-1 1B		2-0 2B			4	2	4	1	0	0	0					
<b>Russ Davis</b> , R (1, 5)		3-0 F8 BB 1B	1-0 L1		2-2 1B		0-0 F8			4	1	2	1	0	0	1					
<b>Dan Wilson</b> , R (1, 2)		4-2 WP 1B 2B BB	2-2 F7		1-3 K		1-1 L4			3	1	0	0	1	1	2					
<b>Raul Ibanez</b> , L (1, 3) (9, 9)		1-2 F8		0-0 F7	2-1 P7		1-3 K			4	0	0	0	0	1	4					
<b>Charles Gipson</b> , R (1, 9) (4, 8)		2-2 P8		3-2 G4-3 WP 1B		0-2 G3-1		3-2 P3		4	0	1	0	0	0	2					
<b>Shane Monahan</b> , L (1, 7) (4, 9) (7, 7)		1-0 WP 2B 1B		1-2 G4-3	1-2 SAFE G4-3		2-1 F7			3	1	1	1	0	0	1					
<b>Inning Stats</b>	R: 0 E: 0 K: 1 S: 8	H: 0 LOB: 0 BB: 0 P: 12	R: 4 E: 0 K: 0 S: 23	H: 5 LOB: 2 BB: 1 P: 39	R: 1 E: 0 K: 0 S: 8	H: 1 LOB: 0 BB: 0 P: 12	R: 0 E: 0 K: 1 S: 14	H: 1 LOB: 2 BB: 1 P: 24	R: 0 E: 0 K: 0 S: 11	H: 2 LOB: 2 BB: 0 P: 18	R: 0 E: 0 K: 0 S: 10	H: 0 LOB: 0 BB: 0 P: 15	R: 0 E: 0 K: 0 S: 5	H: 1 LOB: 1 BB: 0 P: 9	R: 0 E: 0 K: 1 S: 9	H: 0 LOB: 0 BB: 0 P: 14	1B: 6 2B: 3 3B: 0 HR: 1	SF: 0 SAC: 0 DP: 0 HBP: 0	WP: 2 PB: 0 CS: 0	PA: 35	
<b>PITCHER</b>	IP	WLS	BF	H	R	ER	SO	BB	IBB	HBP	BLK	WP	HR	S	P	ERA	WHIP				
<b>Eric Gunderson</b> , L (1, 1) ERA: 5.19	1.2	L	9	3	4	4	1	1	0	0	0	1	1	16	23	6.75	2.250				
<b>Al Levine</b> , R (2, 1) ERA: 4.5	1.1		6	3	1	1	0	0	0	0	0	0	0	25	42	0.00	2.000				
<b>Greg Cadaret</b> , L (4, 1) ERA: 4.23	2.0		10	3	0	0	2	1	0	0	0	1	0	25	42	0.00	2.000				
<b>Danny Patterson</b> , R (6, 1) ERA: 4.45	2.0		7	1	0	0	0	0	0	0	0	0	0	15	24	0.00	0.500				
<b>Xavier Hernandez</b> , R (8, 1) ERA: 3.57	1.0		3	0	0	0	1	0	0	0	0	0	0	9	14	0.00	0.000				

Texas Rangers @ Seattle Mariners  
The Kingdome, Seattle, WA  
Sat Sep 26 1998, 10:05 PM EDT  
Att: 33,147 - Dome - 72 F

AB 33  
R 5  
H 10  
RBI 5  
BB 2  
SO 4  
LOB 12





Batter	1	2	3	4	5	6	7	8	9	AB	R	H	RBI	BB	SO	LOB	TOP
Tom Goodwin, L (1, 8) 18 Milt Cuyler, S (4, 8) OBP: 0.378, SLG: 0.338 OBP: 0.571, SLG: 1.333	4-2 29 1B S BB		0-0 29 WP HR 1B	0-1 3B	0-0 F7		2-1 1-H 2-H HR		3-2 F8	2	1	2	0	1	0	0	
Royce Clayton, R (1, 6) Lee Stevens, L (6, 3) OBP: 0.319, SLG: 0.366 OBP: 0.324, SLG: 0.512	4-0 SAFE SAFE 29 1B BB		0-3 K	1-1 BB 2B	2-1 FC6-4		3-1 HR			3	1	1	0	1	1	2	
29 Rusty Greer, L (1, 7) Warren Newson, L (4, 7) OBP: 0.386, SLG: 0.455 OBP: 0.227, SLG: 0.238	1-0 1-2 2-3 1B		1-2 HR	4-1 BB 2B		0-1 G4-3	2-3 K			2	2	2	2	1	0	0	
Juan Gonzalez, R (1, 10) Chris Tremie, R (4, PH) OBP: 0.366, SLG: 0.630 OBP: 0.500, SLG: 0.667	1-2 P6		1-1 G1-3 1B 2B	4-1 2B HR BB		1-3 K	0-0 G5-3			2	1	1	0	0	0	3	
Mike Simms, R (1, 3) OBP: 0.381, SLG: 0.613	2-3 K		1-2 G1-3	0-2 HR 2B		2-1 G5-3		0-3 K		5	1	1	2	0	2	4	
Roberto Kelly, R (1, 9) Luis Alicea, S (6, 4) OBP: 0.349, SLG: 0.560 OBP: 0.372, SLG: 0.425	2-2 P3		1-2 1B	0-2 HR		4-0 18 HR BB	1-0 F8			3	1	2	4	0	0	3	
Bill Haselman, R (1, 2) OBP: 0.327, SLG: 0.543		0-3 K2-3	0-0 1B	3-1 F8		0-0 18 HR 1B	3-3 K			5	1	2	0	0	2	0	
Domingo Cedeno, S (1, 4) OBP: 0.309, SLG: 0.383		1-3 K	3-1 F9		2-2 G4-3	0-3 K	4-2 G5-4-3 BB			4	0	0	0	1	2	4	
Scott Sheldon, R (1, 5) OBP: 0.176, SLG: 0.125		0-1 G6-3		0-3 K	0-1 FC6-4 1B		1-0 P9	3-2 G5-4-3		5	0	1	0	0	1	3	
<b>Inning Stats</b>	R: 0 H: 1 E: 0 K: 1 S: 14	H: 0 R: 0 ER: 0 LOB: 0 BB: 0 P: 9	R: 3 H: 5 E: 0 K: 1 S: 18	H: 2 R: 0 ER: 0 LOB: 2 BB: 0 P: 25	R: 5 H: 4 E: 0 K: 1 S: 17	H: 1 R: 0 ER: 0 LOB: 0 BB: 0 P: 14	R: 0 H: 0 E: 0 K: 1 S: 7	H: 0 R: 0 ER: 0 LOB: 1 BB: 1 P: 10	R: 4 H: 3 E: 0 K: 2 S: 13	H: 0 R: 0 ER: 0 LOB: 0 BB: 0 P: 11	R: 0 H: 0 E: 0 K: 0 S: 9	H: 0 R: 0 ER: 0 LOB: 0 BB: 1 P: 19	1B: 6 2B: 3 3B: 1 HR: 4	SF: 0 SAC: 0 DP: 1 HBP: 0	WP: 2 PB: 0 SB: 1 CS: 0	PA: 46	
<b>PITCHER</b>	IP WLS BF H R ER SO BB IBB HBP BLK WP HR S P ERA WHIP																
Paul Spoljaric, L (1, 1) ERA: 6.48	3.2 L 23 9 7 7 5 4 0 0 0 0 1 1 52 83 17.18 3.545																
Steve Gajkowski, R (4, 1) ERA: 7.27	1.1 6 2 1 1 0 0 0 0 0 0 0 2 15 22 6.75 1.500																
Mac Suzuki, R (6, 1) ERA: 7.18	1.2 9 3 4 4 2 1 0 0 0 0 1 16 29 21.60 2.400																
59 David Holdridge, R (7, 1) ERA: 4.05	1.1 5 0 0 0 3 0 0 0 0 1 0 11 17 0.00 0.000																
Andrew Lorraine, L (9, 1) ERA: 2.45	1.0 3 0 0 0 0 1 0 0 0 0 0 9 19 0.00 1.000																
<b>Batter</b>	<b>1</b>	<b>2</b>	<b>3</b>	<b>4</b>	<b>5</b>	<b>6</b>	<b>7</b>	<b>8</b>	<b>9</b>	<b>AB</b>	<b>R</b>	<b>H</b>	<b>RBI</b>	<b>BB</b>	<b>SO</b>	<b>LOB</b>	<b>BOTTOM</b>
Alex Rodriguez, R (1, 6) OBP: 0.360, SLG: 0.560	4-1 G3 S SF8 BB		1-1 2B FC6-5 1B		1-0 1B 2B	4-2 BB		0-0 G6-4-3		1	1	1	0	1	0	0	
Giomar Guevara, S (3, FR) OBP: 0.444, SLG: 0.385										2	2	1	0	1	0	1	
Ken Griffey Jr., L (1, 8) OBP: 0.385, SLG: 0.611	1-2 G3		1-1 SAFE FC6-5 2B		3-1 BB 1B	1-3 K		4-2 BB BB		2	0	1	0	0	0	1	
Charles Gipson, R (3, FR) OBP: 0.316, SLG: 0.255										2	2	1	0	1	1	2	
Edgar Martinez, R (1, 10) OBP: 0.429, SLG: 0.565	4-0 BB		1-2 FC6-5 BB		4-0 1B BB	1-2 BB	1-2 S 1B WP	4-1 1B BB		2	1	1	1	3	0	2	
David Segui, S (1, 3) OBP: 0.359, SLG: 0.487	0-1 SF8		2-3 3-H 4-2 G5-4-3 BB		1-0 1B 1B	1-2 1B	2-3 K	0-2 F7		0	0	0	1	1	0	0	
Raul Ibanez, L (3, FR) OBP: 0.291, SLG: 0.408										3	0	1	2	0	1	3	
Russ Davis, R (1, 5) OBP: 0.305, SLG: 0.442	0-3 K		3-1 G5-4-3		1-2 P8		2-3 K	2-3 K		2	0	0	0	0	1	3	
Rico Rossy, R (5, 5) OBP: 0.253, SLG: 0.309										3	0	0	0	0	2	5	
David Bell, R (1, 4) OBP: 0.315, SLG: 0.422		1-0 P8		2-2 P3	3-2 G4-3		2-2 WP 1B	3-2 1B		5	0	2	2	0	0	2	
Ryan Radmanovich, L (1, 9) OBP: 0.260, SLG: 0.362		4-2 BB		1-0 P7		3-3 K	3-3 K	1-3 K		4	0	0	0	1	3	3	
Joe Oliver, R (1, 2) OBP: 0.272, SLG: 0.346		1-3 K		2-1 G1-3		2-2 BB 1B		0-0 F9		4	0	1	0	0	1	1	
Shane Monahan, L (1, 7) OBP: 0.269, SLG: 0.346		1-1 G3-1			1-3 K	1-2 F7		1-1 G6-4-3 1B		4	0	1	0	0	1	2	
<b>Inning Stats</b>	R: 1 H: 0 E: 0 K: 1 S: 10	H: 0 R: 0 ER: 0 LOB: 1 BB: 2 P: 19	R: 0 H: 0 E: 0 K: 1 S: 11	H: 2 R: 0 ER: 0 LOB: 2 BB: 1 P: 21	R: 0 H: 0 E: 0 K: 0 S: 7	H: 3 R: 2 ER: 0 LOB: 2 BB: 1 P: 26	R: 0 H: 1 E: 0 K: 2 S: 15	H: 2 R: 1 ER: 0 LOB: 1 BB: 0 P: 25	R: 0 H: 1 E: 0 K: 0 S: 4	H: 0 R: 0 ER: 0 LOB: 0 BB: 0 P: 5	R: 1 H: 1 E: 0 K: 2 S: 16	H: 1 R: 0 ER: 0 LOB: 2 BB: 2 P: 30	1B: 8 2B: 2 3B: 0 HR: 0	SF: 1 SAC: 0 DP: 2 HBP: 0	WP: 2 PB: 0 SB: 0 CS: 0	PA: 43	
<b>PITCHER</b>	IP WLS BF H R ER SO BB IBB HBP BLK WP HR S P ERA WHIP																
Jonathan Johnson, R (1, 1) ERA: 8.31	4.1 W 22 5 4 4 3 5 0 0 0 0 0 0 17 30 0.00 1.500																
Tony Fossas, L (5, 1) ERA: 5.96	1.1 6 1 0 0 1 1 0 0 0 0 0 0 17 30 0.00 1.500																
Tim Crabtree, R (6, 1) ERA: 5.96	1.0 5 2 1 1 3 0 0 0 0 0 1 0 15 23 9.00 2.000																
Scott Bales, L (7, 1) ERA: 6.47	1.1 4 1 0 0 1 0 0 0 0 0 1 0 7 11 0.00 0.750																
John Wetland, R (9, 1) ERA: 2.03	1.0 6 1 1 1 2 2 0 0 0 0 0 0 16 30 9.00 3.000																

Texas Rangers @ Seattle Mariners  
The Kingdome, Seattle, WA  
Sun Sep 27 1998, 6:33 AM EDT  
Att: 37,986 - Dome - 72 F

AB	40
R	12
H	14
RBI	12
BB	6
SO	10
LOB	21



Texas Rangers @ Seattle Mariners  
The Kingdome, Seattle, WA  
Sun Sep 27 1998, 6:33 AM EDT  
Att: 37,986 - Dome - 72 F

AB	34
R	6
H	10
RBI	6
BB	8
SO	10
LOB	25

