

Seattle Mariners - 1999

Batter	1	2	3	4	5	6	7	8	9	AB R H RBI BB SO LOB	TOP											
Ray Durham, S (1, 4) OBP: 0.600, SLG: 1.000	1-2 G6-3 3B		1-1 G5-4-3 1-2f		0-1 1B		2-0 FC5-4 2B		1-2 FC5-4 1B	5 2 3 0 0 0 2												
Mike Caruso, S (1, 6) OBP: 0.400, SLG: 0.250	1-1 G6-3			2-1 1B 14 G4-6-3 1B	0-1 F9		4-1 2B	1-2 2B BB	0-1 FC5-4 1-2f	4 2 1 1 1 0 2												
Frank Thomas, R (1, 3) OBP: 0.750, SLG: 1.250	3-2 F7			1-1 14 G4-6-3 1B		0-1 14 HR 2B	2-1 14 FC5 2B			4 1 3 2 0 0 0												
14 Paul Konerko, R (1, 10) OBP: 0.250, SLG: 1.000	2-3 K			2-2 G4-6-3 1-2f 3-H		1-2 HR	1-2 FC5			4 1 1 2 0 1 2												
Magglio Ordonez, R (1, 9)		2-0 L9		2-2 F8		0-2 G3		0-1 G4-3		4 0 0 0 0 0 0												
Greg Norton, S (1, 5) OBP: 0.500, SLG: 0.333		0-0 G5-3			4-2 HR BB	0-3 K		0-1 25 G5-4-3 1B		3 1 1 0 1 1 0												
25 Jeff Abbott, R (1, 7)		0-2 G6-3			1-3 K	2-2 G5-3		0-0 G5-4-3 1-2f		4 0 0 0 0 1 2												
Darrin Jackson, R (1, 8) OBP: 0.500, SLG: 1.250			0-0 G6-3		1-1 HR		0-1 FC5-4 1B		0-1 G6-3	4 1 2 2 0 0 0												
Brook Fordyce, R (1, 2) OBP: 0.250, SLG: 0.250			0-0 G5-4-3 1B		0-1 L7		1-1 P5		2-2 F7	4 0 1 0 0 0 1												
Inning Stats	R: 1 E: 0 K: 1 S: 13	H: 1 LOB: 0 BB: 0 P: 20	R: 0 E: 0 K: 0 S: 5	H: 0 LOB: 0 BB: 0 P: 7	R: 0 E: 0 K: 0 S: 4	H: 1 LOB: 0 BB: 0 P: 5	R: 1 E: 0 K: 0 S: 10	H: 2 LOB: 0 BB: 0 P: 17	R: 2 E: 0 K: 1 S: 14	H: 2 LOB: 1 BB: 1 P: 20	R: 2 E: 0 K: 1 S: 14	H: 2 LOB: 0 BB: 0 P: 17	R: 2 E: 0 K: 0 S: 12	H: 2 LOB: 1 BB: 1 P: 21	R: 0 E: 0 K: 0 S: 5	H: 1 LOB: 0 BB: 0 P: 5	R: 0 E: 0 K: 0 S: 11	H: 1 LOB: 1 BB: 0 P: 14	1B: 7 2B: 2 3B: 1 HR: 2	SF: 0 SAC: 0 DP: 3 HBP: 0	WP: 0 PB: 0 SB: 0 CS: 0	PA: 38
PITCHER	IP WLS BF H R ER SO BB IBB HBP BLK WP HR S P ERA WHIP																					
Jeff Fassero, L (1, 1) ERA: 9.0	6.0 L 25 8 6 6 3 1 0 0 0 0 2 60 86 9.00 1.500																					
Brett Hinchliffe, R (7, 1) ERA: 6.0	3.0 13 4 2 2 0 1 0 0 0 0 0 28 40 6.00 1.667																					

Chicago White Sox @ Seattle Mariners
The Kingdome, Seattle, WA
Mon Apr 05 1999, 10:35 PM EDT
Att: 51,656 - Dome - 72 F

livebaseballscorecards.com

AB	36
R	8
H	12
RBI	7
BB	2
SO	3
LOB	9



Batter	1	2	3	4	5	6	7	8	9	AB	R	H	RBI	BB	SO	LOB
Carlos Guillen, S OBP: 0.200, SLG: 0.800 (1, 4)	3-1 F8		3-2 HR	2-3 K			1-2 P2		1-1 G5-3	5	1	1	1	0	1	1
Alex Rodriguez, R (1, 6)	2-1 G5-3		1-0 G5-3			1-2 G5-3	2-2 K			4	0	0	0	0	1	0
Ken Griffey Jr., L OBP: 0.500, SLG: 1.333 (1, 8)	4-1 1B BB		0-1 HR			2-3 K		0-1 P5		3	1	1	1	1	1	0
Edgar Martinez, R OBP: 0.250, SLG: 0.250 (1, 10)	2-2 1B		2-2 F8		0-1 P4			2-2 F7		4	0	1	0	0	0	0
David Segui, S OBP: 0.500, SLG: 0.333 (1, 3)	0-0 F9		1-1 1B		1-0 G4-3			4-2 BB BB		3	0	1	0	1	0	2
Jay Buhner, R OBP: 0.500, SLG: 0.333 (1, 9)		1-2 F8	2-2 G5-3		3-1 1B 1B			4-2 BB		3	0	1	0	1	0	1
John Mabry, L OBP: 0.250, SLG: 0.250 (1, 7)		0-1 G5-3		1-1 P4		2-1 1B		0-3 K		4	0	1	0	0	1	2
Russ Davis, R OBP: 0.250, SLG: 0.500 (1, 5)		0-1 2B		2-3 K		1-3 K		1-0 F8		4	0	1	0	0	2	1
Dan Wilson, R OBP: 0.250, SLG: 0.250 (1, 2)		0-1 F7		1-1 1B		1-3 K		1-3 K		4	0	1	0	0	2	1

Inning Stats	R: 0	H: 1	R: 0	H: 1	R: 2	H: 3	R: 0	H: 0	R: 0	H: 2	R: 0	H: 0	R: 0	H: 0	R: 0	H: 0	R: 0	H: 0	1B: 5	SF: 0	WP: 0	PA: 37
	E: 0	LOB: 2	E: 0	LOB: 1	E: 0	LOB: 1	E: 0	LOB: 0	E: 0	LOB: 1	E: 0	LOB: 0	E: 0	LOB: 2	E: 0	LOB: 0	E: 0	LOB: 0	2B: 1	SAC: 0	PB: 0	
	K: 0	BB: 1	K: 0	BB: 0	K: 0	BB: 0	K: 1	BB: 0	K: 2	BB: 0	K: 2	BB: 0	K: 1	BB: 2	K: 1	BB: 0	K: 1	BB: 0	3B: 0	DP: 0	SB: 0	
	S: 12	P: 23	S: 9	P: 10	S: 20	P: 29	S: 12	P: 18	S: 9	P: 12	S: 9	P: 16	S: 10	P: 14	S: 17	P: 27	S: 6	P: 9	HR: 2	HBP: 0	CS: 0	

PITCHER	IP	WLS	BF	H	R	ER	SO	BB	IBB	HBP	BLK	WP	HR	S	P	ERA	WHIP
James Baldwin, R ERA: 3.0 (1, 1)	6.0		26	8	2	2	4	1	0	0	0	0	2	71	108	3.00	1.500
Keith Foulke, R ERA: (7, 1)	2.0		8	0	0	0	3	2	0	0	0	0	0	27	41	0.00	1.000
41 Bill Simas, R ERA: (9, 1)	1.0		3	0	0	0	1	0	0	0	0	0	0	6	9	0.00	0.000


BOTTOM

Chicago White Sox @ Seattle Mariners
The Kingdom, Seattle, WA

Mon Apr 05 1999, 10:35 PM EDT
Att: 51,656 - Dome - 72 F

livebaseballscores.com

AB	34
R	2
H	8
RBI	2
BB	3
SO	8
LOB	8



Batter	1	2	3	4	5	6	7	8	9	AB R H RBI BB SO LOB	TOP		
Ray Durham, S (1, 4) OBP: 0.556, SLG: 1.125 Craig Wilson, R (8, PH) (8, 4)	2-2 HR		0-3 K		1-2 G1-3		4-0 1B BB	4-2 BB 14 BB 1B	3-2 P6	3 2 1 1 1 1 0 1 1 0 0 1 0 1			
Mike Caruso, S (1, 6) OBP: 0.500, SLG: 0.444	1-1 14 G1-4-3 1B		2-0 G4-3		2-2 F8		1-0 1B WP 1B	0-0 14 BB BB 1B		5 1 3 1 0 0 0			
Frank Thomas, R (1, 10) OBP: 0.778, SLG: 1.125	0-1 F7		2-0 1B		3-2 2B		1-0 WP 2B 1B	4-0 14 BB BB		4 1 3 2 1 0 1			
14 Paul Konerko, R (1, 3) OBP: 0.222, SLG: 0.500	0-1 G1-4-3 1-2f		1-1 G1-3		1-3 K		3-3 K	4-1 BB		4 0 0 1 1 2 5			
Magglio Ordonez, R (1, 9) OBP: 0.222, SLG: 0.333		2-3 K		0-0 G6-3		2-2 CS 1B	2-0 G3 2B	1-1 P9		5 0 2 1 0 1 3			
Greg Norton, S (1, 5) OBP: 0.444, SLG: 0.167		1-3 K		4-2 HR BB		2-3 K 1-2	0-1 G3	4-2 2B SF8 BB		3 2 0 0 2 2 2			
25 Jeff Abbott, R (1, 7) OBP: 0.111, SLG: 0.444 McKay Christensen, L (9, 8)		1-2 HR		0-3 K		0-0 F9	1-3 K	2-2 F7		5 1 1 1 0 2 3 0 0 0 0 0 0 0			
Darrin Jackson, R (1, 8) OBP: 0.667, SLG: 1.444 (9, 7)		0-0 1B		2-2 HR 1-H			0-0 S 1B 1B	G2	0-0 SF8 2B	5 2 4 2 0 0 0			
Brook Fordyce, R (1, 2) OBP: 0.222, SLG: 0.250		1-2 F7		1-3 K			0-2 1B BB 1B	2-3 K	1-2 SF8	4 1 1 1 0 2 1			
Inning Stats	R: 1 H: 2 E: 0 LOB: 0 K: 0 BB: 0 S: 10 P: 13	R: 1 H: 2 E: 0 LOB: 1 K: 2 BB: 0 S: 14 P: 19	R: 0 H: 1 E: 0 LOB: 1 K: 1 BB: 0 S: 7 P: 12	R: 2 H: 1 E: 0 LOB: 0 K: 2 BB: 1 S: 12 P: 19	R: 0 H: 1 E: 0 LOB: 1 K: 1 BB: 0 S: 12 P: 19	R: 0 H: 1 E: 0 LOB: 0 K: 1 BB: 0 S: 8 P: 12	R: 5 H: 5 E: 0 LOB: 1 K: 2 BB: 1 S: 16 P: 28	R: 1 H: 1 E: 0 LOB: 3 K: 1 BB: 3 S: 10 P: 25	R: 1 H: 1 E: 0 LOB: 1 K: 0 BB: 1 S: 15 P: 25	1B: 9 SF: 1 2B: 4 SAC: 0 3B: 0 DP: 2 HR: 3 HBP: 0	WP: 1 PA: 46 PB: 0 SB: 1 CS: 1		
PITCHER	IP WLS BF H R ER SO BB IBB HBP BLK WP HR S P ERA WHIP											PITCHER	IP WLS BF H R ER SO BB IBB HBP BLK WP HR S P ERA WHIP
Jamie Moyer, L (1, 1) ERA: 12.0	6.0 L 29 11 8 8 7 2 0 0 0 0 0 3 68 104 12.00 2.167												
Eric Weaver, R (7, 1) ERA: 10.8	1.2 10 3 2 2 3 2 0 0 0 0 1 0 18 35 10.80 3.000												
Mac Suzuki, R (8, 1) ERA: 6.75	1.1 7 1 1 1 0 2 0 0 0 0 0 0 18 33 6.75 2.250												

Chicago White Sox @ Seattle Mariners
The Kingdome, Seattle, WA
Tue Apr 06 1999, 10:05 PM EDT
Att. 20,435 - Dome - 72 F

AB	39
R	11
H	15
RBI	10
BB	6
SO	10
LOB	16



BOTTOM

Chicago White Sox @ Seattle Mariners
The Kingdome, Seattle, WA
Tue Apr 06 1999, 10:05 PM EDT
Att. 20,435 - Dome - 72 F

livebaseballscorecards.com

AB 33
R 3
H 6
RBI 3
BB 4
SO 5
LOB 14



WP: 1 PA: 37
PB: 0
SB: 0
CS: 0

AB R H RBI BB SO LOB

5 0 1 1 0 1 2
2 1 0 0 1 0 0
1 0 0 0 0 0 2

3 0 1 0 1 0 0

3 0 0 1 1 0 1

4 0 0 0 0 1 3

3 0 0 0 1 1 2

4 1 1 1 0 1 3

4 1 1 0 0 1 1

4 0 2 0 0 0 0

1B: 4 SF: 0
2B: 1 SAC: 0
3B: 0 DP: 0
HR: 1 HBP: 0

Batter	1	2	3	4	5	6	7	8	9
Carlos Guillen, S OBP: 0.200, SLG: 0.500 (1, 4)	2-1 G6-3	0-1 G1-3			2-3 K2-3		1-0 K2-3 1B		3-2 F8
Alex Rodriguez, R David Bell, R (7, PH) (8, 6)	4-2 2B G4-3 BB		1-2 L7		3-2 P6		2-1 G4-3		
Ken Griffey Jr., L OBP: 0.500, SLG: 1.000 (1, 8)	1-1 G4-3 1-3 2B		1-0 G4-3			0-0 F7		4-0 BB BB	
Edgar Martinez, R OBP: 0.250, SLG: 0.143 (1, 10)	3-1 G4-3		1-2 G5-3			3-2 G6-3		4-2 BB 1-2	
David Segui, S OBP: 0.250, SLG: 0.143 (1, 3)	3-2 L7			1-1 L9		1-0 F8		1-3 K	
Jay Buhner, R OBP: 0.375, SLG: 0.167 (1, 9)		4-2 FC6-4 BB		2-1 F9			1-0 G5-3	2-3 K	
Russ Davis, R OBP: 0.250, SLG: 0.750 (1, 5)		0-0 F9		1-1 HR			2-0 P3	1-3 K	
Butch Huskey, R OBP: 0.250, SLG: 0.250 (1, 7)		0-0 FC6-4 1B 1-2f		3-3 K			0-1 WP 1B 1B	1-1 F7	
Tom Lampkin, L OBP: 0.500, SLG: 0.500 (1, 2)		1-0 1B			2-2 G6-3		1-2 1B WP 1B	1-1 F8	

Inning Stats	R: 1	H: 1	E: 0	K: 13	S: 13	R: 0	H: 1	E: 0	K: 7	S: 7	R: 0	H: 0	E: 0	K: 7	S: 7	R: 1	H: 1	E: 0	K: 9	S: 9	R: 0	H: 0	E: 0	K: 10	S: 10	R: 0	H: 0	E: 0	K: 5	S: 5	R: 1	H: 3	E: 0	K: 10	S: 10	R: 0	H: 0	E: 0	K: 15	S: 15	R: 0	H: 0	E: 0	K: 7	S: 7	R: 0	H: 0	E: 0	K: 12	S: 12
--------------	------	------	------	-------	-------	------	------	------	------	------	------	------	------	------	------	------	------	------	------	------	------	------	------	-------	-------	------	------	------	------	------	------	------	------	-------	-------	------	------	------	-------	-------	------	------	------	------	------	------	------	------	-------	-------

PITCHER	IP	WLS	BF	H	R	ER	SO	BB	IBB	HBP	BLK	WP	HR	S	P	ERA	WHIP
Jim Parque, L ERA: 4.05	(1, 1)	6.2	28	6	3	3	2	2	0	0	0	1	1	59	103	4.05	1.200
41 Bill Simas, R ERA:	(7, 1)	0.1	3	0	0	0	0	2	0	0	0	0	0	6	16	0.00	6.000
Bob Howry, R ERA:	(8, 1)	1.0	3	0	0	0	3	0	0	0	0	0	0	11	15	0.00	0.000
David Lundquist, R ERA:	(9, 1)	1.0	3	0	0	0	0	0	0	0	0	0	0	7	12	0.00	0.000

Batter	1	2	3	4	5	6	7	8	9	AB R H RBI BB SO LOB	TOP									
Ray Durham, S (1, 4) OBP: 0.500, SLG: 0.846	2-3 K	0-0 2-H 1B			2-1 F7		3-2 BB 1B		3-2 G4-3	5 0 2 1 0 1 1										
Mike Caruso, S (1, 6) OBP: 0.400, SLG: 0.308	0-2 P5		1-1 G6-3		1-0 P8		4-0 G6-3 BB		0-1 G6-3	4 0 0 1 1 0 0										
Frank Thomas, R (1, 10) OBP: 0.643, SLG: 0.818	4-1 1B 2B BB		3-0 F9		2-2 G6-3		2-1 G6-3 1-2f		4-2 BB BB	3 1 0 0 2 0 2										
Jeff Liefer, L (1, 3) OBP: 0.600, SLG: 0.500	1-2 2B 1-3 1B		1-2 FC6-4 1B		0-1 F7		2-1 G3-1		4-2 1-2 BB	4 0 2 0 1 0 0										
Magglio Ordonez, R (1, 9) OBP: 0.286, SLG: 0.385	1-1 1-3 3-H 2B		2-1 FC6-4 1-2f		4-0 1B BB		2-0 P3		1-2 L4	4 0 1 1 1 0 3										
Greg Norton, S (1, 5) OBP: 0.385, SLG: 0.200	1-3 K			2-2 BLK 1B		0-0 F7		2-2 E6 2B		4 0 1 0 0 1 3										
Darrin Jackson, R (1, 7) OBP: 0.692, SLG: 1.385		X 0-0 1B 2B		2-3 K		1-1 1-2 1B		0-2 1-3 2B		4 1 3 0 0 1 1										
Mark Johnson, L (1, 2)		S 3-3 K		1 SAFE 1 SAFE 1 SAFE K 1-2 K		2-3 K		0-0 F8		4 0 0 0 0 3 6										
McKay Christensen, L (1, 8) OBP: 0.250, SLG: 0.500		S 0-1 G6-3		3-1 F7		3-2 G4-3		1-0 G4-3 G6-3 2B		4 1 1 0 0 0 2										
Inning Stats	R: 1 E: 0 K: 2 S: 17	H: 2 LOB: 2 BB: 1 P: 26	R: 1 E: 0 K: 1 S: 9	H: 2 LOB: 1 BB: 0 P: 12	R: 0 E: 0 K: 1 S: 8	H: 1 LOB: 1 BB: 0 P: 15	R: 0 E: 0 K: 2 S: 12	H: 1 LOB: 1 BB: 0 P: 20	R: 0 E: 0 K: 1 S: 8	H: 1 LOB: 2 BB: 1 P: 15	R: 0 E: 0 K: 0 S: 8	H: 1 LOB: 1 BB: 1 P: 20	R: 0 E: 1 K: 0 S: 10	H: 1 LOB: 2 BB: 0 P: 16	R: 1 E: 0 K: 0 S: 14	H: 1 LOB: 2 BB: 2 P: 27	1B: 6 2B: 4 3B: 0 HR: 0	SF: 0 SAC: 0 DP: 1 HBP: 0	WP: 0 PB: 0 SB: 0 CS: 0	PA: 41
PITCHER	IP WLS BF H R ER SO BB IBB HBP BLK WP HR S P ERA WHIP																			
Freddy Garcia, R (1, 1) ERA: 3.18	5.2 W 25 7 2 2 5 2 0 0 1 0 0 57 94 3.18 1.588																			
Jose Paniagua, R (6, 1) ERA:	2.0 H 9 2 0 0 1 1 0 0 0 0 0 20 40 0.00 1.500																			
Jose Mesa, R (8, 1) ERA: 6.75	1.1 S 7 1 1 1 0 2 0 0 0 0 0 15 28 6.75 2.250																			

Chicago White Sox @ Seattle Mariners
The Kingdome, Seattle, WA
Wed Apr 07 1999, 10:35 PM EDT
Att. 21,050 - Dome - 72 F

AB	36
R	3
H	10
RBI	3
BB	5
SO	6
LOB	18



Batter	1	2	3	4	5	6	7	8	9	AB	R	H	RBI	BB	SO	LOB
Carlos Guillen, S (1, 6) OBP: 0.214, SLG: 0.429	2-3 K	3-2 G1-3		0-1 SH1-3	1-2 F9		1-2 P6			4	0	1	1	0	1	3
David Bell, R (1, 4) OBP: 0.214, SLG: 0.429	1-1 G6-3		3-2 L6	2-2 1B	1 SAFE F9			2-0 G6-3		4	1	0	0	0	0	1
Ken Griffey Jr., L (1, 8) OBP: 0.692, SLG: 1.300	0-0 HR		1-0 F7	2-1 BB		4-1 BB		1-1 2B		4	2	4	2	1	0	0
Edgar Martinez, R (1, 10) OBP: 0.385, SLG: 0.364	3-2 G6-3		4-0 BB	0-0 BB	1-2 BB	1-0 P6		1-1 2B		4	0	2	2	1	0	1
David Segui, S (1, 3) OBP: 0.154, SLG: 0.083		0-1 E5	0-0 F7	0-1 F7		3-2 F7		0-0 F8		5	0	0	0	0	0	6
Jay Buhner, R (1, 9) OBP: 0.385, SLG: 0.111		1-3 K	4-2 BB	4-2 BB		3-3 K		0-0 G1-3		3	0	0	0	2	2	3
John Mabry, L (1, 7) OBP: 0.143, SLG: 0.143		0-0 F8	2-3 K	1-1 G1-3			0-0 HR			3	0	0	0	0	1	7
Matt Mieske, R (7, PH) OBP: 1.000, SLG: 4.000										1	1	1	1	0	0	0
Russ Davis, R (1, 5) OBP: 0.417, SLG: 1.091		4-2 BB		1-1 HR	0-1 1B		2-3 K			3	2	2	1	1	1	0
Dan Wilson, R (1, 2) OBP: 0.375, SLG: 0.167		4-0 BB		4-1 SH1-3	1-2 F9		1-3 K			2	1	0	0	2	1	1

Inning Stats	R: 1	H: 1	E: 0	K: 1	S: 9	R: 0	H: 0	E: 1	K: 1	S: 13	R: 0	H: 1	E: 0	K: 1	S: 10	R: 3	H: 3	E: 0	K: 0	S: 17	R: 1	H: 2	E: 0	K: 1	S: 11	R: 0	H: 0	E: 0	K: 1	S: 8	R: 1	H: 1	E: 0	K: 2	S: 11	R: 1	H: 2	E: 0	K: 0	S: 7
	LOB: 0	BB: 0	BB: 15	LOB: 3	BB: 2	LOB: 3	BB: 2	LOB: 3	BB: 2	P: 24	LOB: 3	BB: 2	LOB: 3	BB: 2	P: 31	LOB: 1	BB: 1	LOB: 0	BB: 0	P: 16	LOB: 1	BB: 1	LOB: 0	BB: 0	P: 15	LOB: 1	BB: 1	LOB: 1	BB: 11	LOB: 0	BB: 0	LOB: 1	BB: 11	LOB: 3	SF: 0	SAC: 1	DP: 0	HBP: 1		

PITCHER	IP	WLS	BF	H	R	ER	SO	BB	IBB	HBP	BLK	WP	HR	S	P	ERA	WHIP
John Snyder, R (1, 1) ERA: 9.0	3.0	L	18	3	3	3	3	5	0	0	0	1	2	35	72	9.00	2.667
Sean Lowe, R (4, 1) ERA: 6.0	3.0		15	4	2	2	1	2	0	1	0	0	0	33	58	6.00	2.000
Bryan Ward, L (7, 1) ERA: 9.0	2.0		9	3	2	2	2	0	0	0	0	0	1	18	26	9.00	1.500


BOTTOM

Chicago White Sox @ Seattle Mariners
The Kingdome, Seattle, WA

Wed Apr 07 1999, 10:35 PM EDT
Att: 21,050 - Dome - 72 F

livebaseballscorecards.com

AB	33
R	7
H	10
RBI	7
BB	7
SO	6
LOB	22



1B:	5	SF:	0	WP:	1	PA:	42
2B:	2	SAC:	1	PB:	0		
3B:	0	DP:	0	SB:	1		
HR:	3	HBP:	1	CS:	0		

Batter	1	2	3	4	5	6	7	8	9	AB R H RBI BB SO LOB	TOP	
Tony Phillips, S OBP: 0.250, SLG: 0.308 (1, 4) C B F X	2-2 L8			0-0 G6-3		2-2 S HBP			1-2 F8	3 0 0 0 0 0 1		
Ryan Christenson, R OBP: 0.250, SLG: 0.250 (1, 8) B C X	1-1 G4-3 1B			1-0 F8		1-1 P4			0-0 P4	4 0 1 0 0 0 2		
Jason Giambi, L OBP: 0.250, SLG: 0.143 (1, 3) C X	0-1 G4-3 1-2f			3-2 F8					0-0 F8	4 0 0 0 0 0 2		
John Jaha, R OBP: 0.125, SLG: 0.286 (1, 10) C C B B B		2-3 K			1-3 K				0-1 P6	3 0 0 0 0 2 0		
Matt Stairs, L OBP: 0.133, SLG: 0.071 (1, 9) B B B C C C C X		2-2 F7			2-3 K				0-0 P6	3 0 0 0 0 1 0		
Olmedo Saenz, R (1, 5) C B X		1-1 G5-3			2-3 K				1-1 L5	3 0 0 0 0 1 0		
Ben Grieve, L OBP: 0.071, SLG: 0.071 (1, 7) C C B C X				1-2 P6					2-3 K	3 0 0 0 0 1 0		
Miguel Tejada, R OBP: 0.462, SLG: 0.500 (1, 6) S F F F				0-3 K					2-2 P6	3 1 1 0 0 1 0		
A.J. Hinch, R (1, 2) B F X				1-1 F8					2-1 P9	2 0 0 0 0 0 1		
Tim Raines, S OBP: 0.333, SLG: 0.333 (9, PH) C F C B B B									3-2 F8 WP 1B	1 0 1 0 0 0 0		
Inning Stats	R: 0 E: 0 K: 0 S: 7 H: 1 LOB: 0 BB: 0 P: 10	R: 0 E: 0 K: 1 S: 9 H: 0 LOB: 0 BB: 0 P: 14	R: 0 E: 0 K: 1 S: 9 H: 0 LOB: 0 BB: 0 P: 11	R: 0 E: 0 K: 0 S: 6 H: 0 LOB: 0 BB: 0 P: 10	R: 0 E: 0 K: 3 S: 9 H: 0 LOB: 0 BB: 0 P: 14	R: 1 E: 0 K: 0 S: 12 H: 1 LOB: 1 BB: 0 P: 19	R: 0 E: 0 K: 0 S: 6 H: 0 LOB: 0 BB: 0 P: 6	R: 0 E: 0 K: 1 S: 9 H: 0 LOB: 0 BB: 0 P: 14	R: 0 E: 0 K: 0 S: 9 H: 1 LOB: 1 BB: 0 P: 13	1B: 2 2B: 1 3B: 0 HR: 0 SF: 0 SAC: 0 DP: 1 HBP: 1	WP: 1 PB: 0 SB: 2 CS: 0 PA: 30	
PITCHER Butch Henry, L ERA: John Halama, L ERA:	IP WLS BF H R ER SO BB IBB HBP BLK WP HR S P ERA WHIP (1, 1) 7.0 W 23 2 1 0 5 0 0 1 0 0 0 58 84 0.00 0.286	(8, 1) 2.0 7 1 0 0 1 0 0 0 0 1 0 18 27 0.00 0.500	PITCHER IP WLS BF H R ER SO BB IBB HBP BLK WP HR S P ERA WHIP									

Oakland Athletics @ Seattle Mariners
The Kingdome, Seattle, WA
Fri Apr 09 1999, 10:05 PM EDT
Att. 24,823 - Dome - 72 F

livebaseballscorecards.com

AB 29
R 1
H 3
RBI 0
BB 0
SO 6
LOB 6



Batter	1	2	3	4	5	6	7	8	9	AB	R	H	RBI	BB	SO	LOB
--------	---	---	---	---	---	---	---	---	---	----	---	---	-----	----	----	-----

Carlos Guillen, S <small>(1, 6)</small> <small>OBP: 0.211, SLG: 0.333</small>	4-0 FC3-6 1B HR BB	2-3 K			3-3 K			0-0 G6-3 1-2f	3-3 K								
David Bell, R <small>(1, 4)</small> <small>OBP: 0.182, SLG: 0.100</small>	1-1 FC3-6 1B	1-1 G4-6-3			1-2 L8			2-2 F8	1-2 F7								
Ken Griffey Jr., L <small>(1, 8)</small> <small>OBP: 0.588, SLG: 1.000</small>	3-2 FC3-6 HR 1-2f 2-3			1-2 L4			2-3 K WP 1B			1-0 S 2B HBP							
Edgar Martinez, R <small>(1, 10)</small> <small>OBP: 0.412, SLG: 0.571</small>	2-1 HR 1-H 3-H			2-3 K			4-1 1B BB			3-3 K							
David Segui, S <small>(1, 3)</small> <small>OBP: 0.235, SLG: 0.250</small>	2-3 K			2-1 BB 1B			2-1 F8			1-0 2B 2-H							
Jay Buhner, R <small>(1, 9)</small> <small>OBP: 0.529, SLG: 0.364</small>	4-2 1B BB			4-2 BB			2-0 FC6-4 1B 1-2 2-H			2-2 2B 2-H							
Russ Davis, R <small>(1, 5)</small> <small>OBP: 0.438, SLG: 0.929</small>	0-0 1B 1-3			1-0 G5-3			1-1 FC6-4 1-2f			2-1 HBP							
Butch Huskey, R <small>(1, 7)</small> <small>OBP: 0.250, SLG: 0.250</small>	2-1 L7			0-1 L1-3 1B			2-3 K			1-1 G5-3							
Charles Gipson, R <small>(8, 7)</small>					2-2 L1-3 1-2			2-1 G6-3 1B			3-3 K						
Dan Wilson, R <small>(1, 2)</small> <small>OBP: 0.417, SLG: 0.300</small>			0-2 G4-6-3 1B														

Inning Stats	R: 3 E: 0 K: 1 S: 15	H: 3 LOB: 2 BB: 2 P: 33	R: 0 E: 0 K: 1 S: 8	H: 1 LOB: 0 BB: 0 P: 11	R: 0 E: 0 K: 1 S: 14	H: 1 LOB: 2 BB: 1 P: 24	R: 0 E: 0 K: 1 S: 10	H: 1 LOB: 0 BB: 0 P: 15	R: 1 E: 0 K: 1 S: 12	H: 1 LOB: 2 BB: 1 P: 24	R: 0 E: 0 K: 1 S: 6	H: 1 LOB: 0 BB: 0 P: 10	R: 2 E: 0 K: 1 S: 17	H: 2 LOB: 2 BB: 0 P: 29	R: 0 E: 0 K: 2 S: 11	H: 0 LOB: 0 BB: 0 P: 18
---------------------	-------------------------------	----------------------------------	------------------------------	----------------------------------	-------------------------------	----------------------------------	-------------------------------	----------------------------------	-------------------------------	----------------------------------	------------------------------	----------------------------------	-------------------------------	----------------------------------	-------------------------------	----------------------------------

PITCHER	IP	WLS	BF	H	R	ER	SO	BB	IBB	HBP	BLK	WP	HR	S	P	ERA	WHIP
Kenny Rogers, L ERA: 5.79	(1, 1)	4.2	L	24	7	4	3	5	4	0	0	1	1	57	104	5.79	2.357
Brad Rigby, R ERA: 4.15	(5, 1)	2.1		11	3	2	2	0	0	2	0	0	0	25	42	7.71	1.286
Tim Worrell, R ERA: 13.5	(8, 1)	1.0		3	0	0	0	2	0	0	0	0	0	11	18	0.00	0.000

BOTTOM

4 1 0 0 1 3 2
5 0 1 0 0 0 1
3 3 0 0 0 1 2
3 1 1 3 1 2 1
4 1 2 1 0 1 2
2 0 2 2 2 0 0
3 0 1 0 0 0 4
4 0 1 0 0 1 4
0 0 0 0 0 0 0
4 0 2 0 0 1 1

AB	32
R	6
H	10
RBI	6
BB	4
SO	9
LOB	17

1B: 7	SF: 0	WP: 1	PA: 38
2B: 3	SAC: 0	PB: 1	
3B: 0	DP: 3	SB: 1	
HR: 1	HBP: 2	CS: 0	

Oakland Athletics @ Seattle Mariners
The Kingdome, Seattle, WA
Fri Apr 09 1999, 10:05 PM EDT
Att. 24,823 - Dome - 72 F
livebaseballscorecards.com

Batter	1	2	3	4	5	6	7	8	9	AB R H RBI BB SO LOB	TOP											
Tony Phillips, S (1, 9) OBP: 0.318, SLG: 0.471	3-1 E5		4-1 1B BB	4-0 IBB		2-0 G3	1-2 F7		3-2 HR	4 1 1 1 2 0 2												
Tim Raines, S (1, 7) OBP: 0.400, SLG: 0.375	1-2 P3		2-0 1B	1-0 SF8		4-0 BB		2-3 K	1-0 1B HR	2 0 1 1 1 0 1 2 1 1 0 0 1 0												
Jason McDonald, S (7, 7) OBP: 0.462, SLG: 0.417			1-H 1B	3-H BB																		
Jason Giambi, L (1, 3) OBP: 0.273, SLG: 0.158	3-3 K		2-3 K	2-3 K		2-3 K		4-1 WP 1B BB	2-0 1B HR	5 1 1 0 1 4 5												
John Jaha, R (1, 10) OBP: 0.286, SLG: 0.833	1-1 G6-3		4-2 BB		0-2 HR	3-3 K		1-3 K	3-2 1B HR	5 2 2 4 1 2 3												
Olmedo Saenz, R (1, 5) OBP: 0.333, SLG: 0.333		3-2 G5-3	0-2 G1-3		1-1 1B 2B		0-1 2B SF8	1-0 WP 1B	2-2 F8	6 2 3 0 0 0 2												
Scott Spiezo, S (1, 4) OBP: 0.556, SLG: 0.571		2-3 K		0-1 G5-3	1-0 1B 2B		2-1 2B	4-2 FC5-4 BB		4 1 2 0 1 1 0												
Miguel Tejada, R (1, 6) OBP: 0.500, SLG: 0.706		1-2 2B		1-1 1B 2B	0-0 CS 2B		1-2 G1-3	1-0 FC5-4		5 1 3 2 0 0 5												
Mike Macfarlane, R (1, 2) OBP: 0.200, SLG: 0.250	0-1 F7			1-0 2B SF8	2-3 K		1-2 SF8		1-3 K	4 1 1 1 0 2 2												
Ryan Christenson, R (1, 8) OBP: 0.444, SLG: 0.875			1-1 HR	1-0 2B	1-3 K		4-0 BB		2-3 K2-3	4 1 2 2 1 2 0												
Inning Stats	R: 0 E: 1 K: 1 S: 10	H: 0 LOB: 1 BB: 0 P: 18	R: 0 E: 0 K: 1 S: 11	H: 1 LOB: 1 BB: 2 P: 17	R: 1 E: 0 K: 1 S: 13	H: 2 LOB: 2 BB: 2 P: 26	R: 2 E: 0 K: 1 S: 10	H: 3 LOB: 2 BB: 1 P: 20	R: 3 E: 0 K: 2 S: 14	H: 4 LOB: 0 BB: 0 P: 19	R: 0 E: 0 K: 2 S: 9	H: 0 LOB: 1 BB: 1 P: 20	R: 1 E: 0 K: 0 S: 13	H: 2 LOB: 2 BB: 1 P: 22	R: 0 E: 0 K: 2 S: 11	H: 1 LOB: 3 BB: 2 P: 24	R: 4 E: 0 K: 2 S: 20	H: 4 LOB: 0 BB: 0 P: 34	1B: 8 2B: 6 3B: 0 HR: 4	SF: 2 SAC: 0 DP: 1 HBP: 0	WP: 1 PB: 0 SB: 0 CS: 1	PA: 50
PITCHER	IP WLS BF H R ER SO BB IBB HBP BLK WP HR S P ERA WHIP																					
Jeff Fassero, L ERA: 10.8	(1, 1) 4.0 L 25 10 6 6 4 2 2 0 0 0 0 2 51 90 13.50 3.000																					
Mac Suzuki, R ERA: 4.15	(5, 1) 3.0 12 2 1 1 4 2 0 0 0 0 0 0 29 52 3.00 1.333																					
Eric Weaver, R ERA: 6.75	(8, 1) 1.0 6 1 0 0 2 2 0 0 0 1 0 11 24 0.00 3.000																					
Jose Mesa, R ERA: 19.29	(9, 1) 1.0 7 4 4 4 2 0 0 0 0 0 0 2 20 34 36.00 4.000																					

Oakland Athletics @ Seattle Mariners
The Kingdome, Seattle, WA

AB	41
R	11
H	17
RBI	11
BB	7
SO	12
LOB	20



Sat Apr 10 1999, 9:05 PM EDT
Att: 35,991 - Dome - 72 F

livebaseballscores.com

Batter	1	2	3	4	5	6	7	8	9	AB	R	H	RBI	BB	SO	LOB	BOTTOM			
Carlos Guillen, S (1, 6) <i>OBP: 0.200, SLG: 0.316</i> Charles Gipson, R (3, 6) Raul Ibanez, L (7, PH) <i>OBP: 1.000, SLG: 1.000</i> (8, 7)	0-1 F7	(Greyed out)		0-1 F8	(Greyed out)		1-2 K2-3	0-0 FC6-4 1B	(Greyed out)		1	0	0	0	0	0		Oakland Athletics @ Seattle Mariners The Kingdome, Seattle, WA Sat Apr 10 1999, 9:05 PM EDT Att: 35,991 - Dome - 72 F		
David Bell, R (1, 4) <i>OBP: 0.133, SLG: 0.071</i>	0-0 F8	(Greyed out)		2-1 F8	(Greyed out)		1-0 F8	0-2 FC6-4	(Greyed out)		4	0	0	0	0	2				
Ken Griffey Jr., L (1, 8) <i>OBP: 0.619, SLG: 0.938</i>	4-1 1B BB	(Greyed out)		(Greyed out)		1-3 K	(Greyed out)		0-0 2B 1B	(Greyed out)		3	1	2	0	1	1		0	
Edgar Martinez, R (1, 10) <i>OBP: 0.429, SLG: 0.556</i>	1-0 1-2 1B	(Greyed out)		2-2 L6-3 1B	(Greyed out)		1-1 F9	3-2 P6	(Greyed out)		4	0	2	0	0	2				
David Segui, S (1, 3) <i>OBP: 0.238, SLG: 0.300</i>	1-1 G4-3	(Greyed out)		3-2 L6-3	(Greyed out)		1-1 1-3 1B 2B	1-2 F7	(Greyed out)		4	1	1	0	0	4				
Jay Buhner, R (1, 9) <i>OBP: 0.429, SLG: 0.267</i>	(Greyed out)		2-2 G4-3	(Greyed out)		0-0 G5-3	(Greyed out)		0-3 K	(Greyed out)		4	0	0	0	2	3			
John Mabry, L (1, 7) <i>OBP: 0.182, SLG: 0.182</i> (8, 5)	(Greyed out)		1-2 F8	(Greyed out)		0-1 G3	(Greyed out)		1-1 1B 1B 2B	(Greyed out)		4	1	1	2	0	0			
Russ Davis, R (1, 5) <i>OBP: 0.400, SLG: 0.778</i> (8, 6)	(Greyed out)		0-1 F9	(Greyed out)		0-1 F7	(Greyed out)		2-2 1B 1B	(Greyed out)		4	1	1	0	0	0			
Dan Wilson, R (1, 2) <i>OBP: 0.375, SLG: 0.286</i>	(Greyed out)		3-2 G4-3	(Greyed out)		0-2 G5-3	(Greyed out)		0-1 1B	(Greyed out)		4	0	1	1	0	1		0	
Inning Stats	R: 0 H: 1 E: 0 LOB: 2 K: 0 BB: 1 S: 7 P: 13		R: 0 H: 0 E: 0 LOB: 0 K: 0 BB: 0 S: 9 P: 12		R: 0 H: 0 E: 0 LOB: 0 K: 0 BB: 0 S: 7 P: 12		R: 0 H: 1 E: 0 LOB: 0 K: 1 BB: 0 S: 10 P: 16		R: 0 H: 0 E: 0 LOB: 0 K: 0 BB: 0 S: 5 P: 5		R: 0 H: 0 E: 0 LOB: 0 K: 1 BB: 0 S: 8 P: 10		R: 4 H: 6 E: 0 LOB: 2 K: 1 BB: 0 S: 20 P: 25		R: 0 H: 1 E: 0 LOB: 1 K: 1 BB: 0 S: 14 P: 19		R: 0 H: 0 E: 0 LOB: 0 K: 1 BB: 0 S: 6 P: 7		1B: 8 SF: 0 2B: 2 SAC: 0 3B: 0 DP: 1 HR: 0 HBP: 0	WP: 0 PA: 36 PB: 0 SB: 0 CS: 0
PITCHER	IP WLS BF H R ER SO BB IBB HBP BLK WP HR S P ERA WHIP Gil Heredia, R (1, 1) 6.2 W 26 6 4 4 3 1 0 0 0 0 0 0 59 86 5.40 1.050 Doug Jones, R (7, 1) 2.1 10 3 0 0 2 0 0 0 0 0 0 0 27 33 0.00 1.286									IP WLS BF H R ER SO BB IBB HBP BLK WP HR S P ERA WHIP (Pitcher stats for the second half of the game, mostly greyed out)										

livebaseballscorecards.com

AB 35
R 4
H 9
RBI 4
BB 1
SO 5
LOB 11



Batter	1		2		3		4		5		6		7		8		9		AB R H RBI BB SO LOB	TOP			
Tony Phillips, S OBP: 0.333, SLG: 0.545 (1, 7) (8, 6)	1-1 F9		2-2 P4						2-2 1B 2B				2-1 2B 2B		2-3 K				5 2 2 0 0 1 3				
Tim Raines, S OBP: 0.333, SLG: 0.308 (1, 10)	2-1 E6 1B				1-1 G5-3				2-2 FC1-6 1B				2-1 G5-3		2-2 FC6-4 BB				5 0 1 2 0 0 2				
Matt Stairs, L OBP: 0.200, SLG: 0.167 (1, 9)	1-3 K				0-1 G5-3				1-1 FC1-6 1B				0-0 3 1B 2B		4-2 FC6-4 BB				4 1 1 1 1 1 2				
John Jaha, R OBP: 0.316, SLG: 0.688 Mike Macfarlane, R OBP: 0.200, SLG: 0.250 (1, 3) (8, 2)	1-1 FC5-4 1B		1-1 P3					0-0 FC5-4					4-2 3 1B BB		1-2 FC6-4 BB				4 0 1 0 1 0 3 0 0 0 0 0 0 0				
Olmedo Saenz, R OBP: 0.250, SLG: 0.250 3 Eric Chavez, L OBP: 0.308, SLG: 0.333 (1, 5) (7, PH) (7, 5)	0-0 FC5-4							3-1 G1-5-3					1-1 K					3-1 2B 2B	3 0 0 0 0 1 2 2 1 2 1 0 0 0				
Scott Spezio, S OBP: 0.429, SLG: 0.500 (1, 4)			1-1 F9					2-3 K					1-0 G5-3		1-0 G3-1			2-2 2B	5 0 1 1 0 1 2				
Miguel Tejada, R OBP: 0.450, SLG: 0.632 Jorge Velandia, R Jason McDonald, S OBP: 0.467, SLG: 0.385 (1, 6) (5, 6) (8, PH) (8, 8)			1-2 E6 1B					1-2 G6-3					3-2 F7				4-2 WP 2B BB	3-1 L5	2 0 0 0 0 0 0 1 0 0 0 0 0 0 1 1 0 0 1 0 1				
Ryan Christenson, R OBP: 0.417, SLG: 0.700 Ben Grieve, L OBP: 0.125, SLG: 0.188 (1, 8) (8, PH) (8, 7)			1-1 F9						3-1 G1-3				4-2 2B G5-3 BB		2-1 1B 2B		1-1 P5	2 1 0 0 1 0 1 2 1 1 1 0 0 1					
A.J. Hinch, R OBP: 0.154, SLG: 0.385 Jason Giambi, L OBP: 0.292, SLG: 0.190 (1, 2) (8, PH) (8, 3)			0-1 1B						0-1 HR				0-3 K		0-0 FC6-4 1B		3-2 P5	3 1 2 1 0 1 1 2 0 1 1 0 0 1					
Inning Stats	R: 0 E: 1 K: 1 S: 10	H: 1 LOB: 2 BB: 0 P: 15	R: 0 E: 1 K: 0 S: 12	H: 1 LOB: 2 BB: 0 P: 17	R: 0 E: 0 K: 0 S: 6	H: 0 LOB: 0 BB: 0 P: 8	R: 0 E: 0 K: 1 S: 8	H: 0 LOB: 0 BB: 0 P: 14	R: 2 E: 0 K: 0 S: 14	H: 3 LOB: 1 BB: 0 P: 22	R: 0 E: 0 K: 1 S: 7	H: 0 LOB: 0 BB: 0 P: 11	R: 3 E: 0 K: 1 S: 15	H: 3 LOB: 2 BB: 2 P: 29	R: 2 E: 0 K: 1 S: 18	H: 2 LOB: 2 BB: 2 P: 33	R: 1 E: 0 K: 0 S: 12	H: 2 LOB: 1 BB: 0 P: 24	1B: 5 2B: 6 3B: 0 HR: 1	SF: 0 SAC: 0 DP: 0 HBP: 0	WP: 1 PB: 0 SB: 0 CS: 0	PA: 45	
PITCHER	IP WLS BF H R ER SO BB IBB HBP BLK WP HR S P ERA WHIP																						
Jamie Moyer, L ERA: 9.24 Brett Hinchliffe, R ERA: 10.8 Jose Paniagua, R ERA: John Halama, L ERA: 3.0	(1, 1) (7, 1) (8, 1) (9, 1)	6.2 0.1 1.0 1.0	W 5 5 5	30 2 1 2	7 2 1 2	5 2 0 1	5 2 0 1	4 0 1 0	1 2 1 0	0 0 0 0	0 2 1 0	0 0 0 0	0 1 0 0	1 9 14 12	67 21 23 24	105 54.00 0.00 9.00	1.200 12.000 2.000 2.000					ERA WHIP	

Oakland Athletics @ Seattle Mariners
The Kingdome, Seattle, WA
Sun Apr 11 1999, 4:35 PM EDT
Att: 24,036 - Dome - 72 F

livebaseballscorecards.com

AB	41
R	8
H	12
RBI	8
BB	4
SO	5
LOB	19



Batter	1	2	3	4	5	6	7	8	9	AB	R	H	RBI	BB	SO	LOB	BOTTOM	
David Bell, R OBP: 0.200, SLG: 0.167 (1, 4) CBB SBS SSS	2-3 K	2-2 L5	1-2 G4-3 1B 2-H 3-H 2B	1-0 FC4 1-2f			4-2 1B BB			4	1	1	2	1	1	3		
David Segui, S OBP: 0.269, SLG: 0.360 (1, 3) BBS X	2-0 2B		1-1 E1 FC4-6 G4-3 2-2 3-3			1-1 G4-3	1-1 1B			5	0	2	0	0	0	1		
Ken Griffey Jr., L OBP: 0.538, SLG: 0.762 (1, 8) X	0-0 F9		0-0 FC4-6 HR 1-2f 2-2 3-3 1B			3-3 K	0-1 P5			5	1	1	1	0	1	4		
Edgar Martinez, R OBP: 0.423, SLG: 0.636 (1, 10) BBS BFB F	4-2 BB		2-1 HR			1-3 K		0-0 F8		4	1	1	2	1	2	1		
John Mabry, L OBP: 0.313, SLG: 0.500 (1, 9) X	0-0 F9		3-2 HR 1B	2-1 G4-3			1-1 G6-4-3 1B			5	2	3	1	0	0	2		
Russ Davis, R OBP: 0.400, SLG: 0.826 (1, 5) CBB BBS X		3-1 2B G3 1B	3-1 1B HR	2-0 F8		1-3 K		1-2 P4		5	2	2	2	0	1	1		
Butch Huskey, R OBP: 0.417, SLG: 0.583 Charles Gipson, R OBP: 0.333, SLG: 0.333 (1, 7) (7, 7) X		0-0 G3 2B	3-2 1B 2B 1B	0-2 1B 2B		0-1 G6-4-3 1-2f		0-0 BLK 1B		4	2	3	0	0	0	1		
Tom Lampkin, L OBP: 0.444, SLG: 0.444 (1, 2) X		0-0 G3	1-0 2B 1B	0-0 1B 1B			2-0 P6	1-2 G1-3		5	1	2	2	0	0	2		
Giomar Guevara, S OBP: 0.500, SLG: 0.750 (1, 6) BBS X		1-1 G4-3	3-1 2B 2B	0-0 FC4 1-3 2-H 1B			2-3 K			4	1	2	1	0	1	1		
Inning Stats	R: 0 E: 0 K: 1 S: 8	H: 1 LOB: 2 BB: 1 P: 16	R: 1 E: 0 K: 0 S: 9	H: 2 LOB: 1 BB: 0 P: 15	R: 8 E: 1 K: 1 S: 29	H: 8 LOB: 1 BB: 0 P: 53	R: 1 E: 0 K: 0 S: 9	H: 3 LOB: 2 BB: 0 P: 14	R: 0 E: 0 K: 1 S: 7	H: 1 LOB: 0 BB: 0 P: 9	R: 0 E: 0 K: 1 S: 10	H: 1 LOB: 2 BB: 1 P: 19	R: 1 E: 0 K: 0 S: 9	H: 2 LOB: 1 BB: 0 P: 11	1B: 10 2B: 5 3B: 0 HR: 3	SF: 0 SAC: 0 DP: 1 HBP: 0	WP: 0 PB: 0 SB: 0 CS: 0	PA: 44
PITCHER	IP WLS BF H R ER SO BB IBB HBP BLK WP HR S P ERA WHIP	IP WLS BF H R ER SO BB IBB HBP BLK WP HR S P ERA WHIP																
Tom Candiotti, R ERA: 9.72 (1, 1)	2.1 L 16 7 6 5 1 1 0 0 0 0 2 30 56 19.29 3.429	1.2 12 7 4 4 1 0 0 0 0 0 0 25 42 21.60 4.200	1.0 4 1 0 0 2 0 0 0 0 0 0 12 18 0.00 1.000	2.0 7 1 0 0 2 1 0 0 0 0 15 25 0.00 1.000	1.0 5 2 1 1 0 0 0 0 0 1 9 11 9.00 2.000													

Oakland Athletics @ Seattle Mariners
The Kingdome, Seattle, WA
Sun Apr 11 1999, 4:35 PM EDT
Att. 24,036 - Dome - 72 F

livebaseballscorecards.com

AB	42
R	11
H	18
RBI	11
BB	2
SO	6
LOB	16



Batter	1	2	3	4	5	6	7	8	9	AB R H RBI BB SO LOB	TOP
--------	---	---	---	---	---	---	---	---	---	----------------------	-----

Tony Phillips, S (1, 4) <small>OBP: 0.313, SLG: 0.593</small>	1-2 F7		2-2 F7		0-2 F7		1-2 HR		2-2 FC4-6	5 1 1 1 0 0 3	
Jason McDonald, S (1, 8) <small>OBP: 0.400, SLG: 0.333</small>	1-0 F7		1-0 P6		0-0 1B		3-2 G3		2-3 K	5 0 1 0 0 1 2	
Jason Giambi, L (1, 3) <small>OBP: 0.345, SLG: 0.208</small>	4-2 BB		0-1 P6		2-2 1B		4-2 BB		1-2 G4-3	3 0 1 1 2 0 2	
John Jaha, R (1, 10) <small>OBP: 0.261, SLG: 0.550</small>	1-3 K			1-1 E6		1-3 K	2-2 F9			4 0 0 0 0 2 2	

Matt Stairs, L (1, 9) <small>OBP: 0.250, SLG: 0.364</small>		3-2 1B		0-0 F7		1-2 HR		2-3 K		4 1 2 1 0 1 1	
Ben Grieve, L (1, 7) <small>OBP: 0.150, SLG: 0.250</small>		1-0 F8		2-3 K		1-3 K		2-1 G4-3		4 0 1 0 0 2 2	
3 Eric Chavez, L (1, 5) <small>OBP: 0.294, SLG: 0.313</small>		2-3 K		1-2 G1-3		3-2 1B		0-2 G4-3		4 0 1 0 0 1 3	
Mike Macfarlane, R (1, 2) <small>OBP: 0.222, SLG: 0.250</small>		0-0 G5-3			2-1 E5	3-2 G6-3		1-1 G2-3		4 0 1 0 0 0 3	
Miguel Tejada, R (1, 6) <small>OBP: 0.458, SLG: 0.591</small>			1-2 1B		0-0 FC6-5		0-2 G5-3		2-1 FC4-6	3 1 1 0 0 0 1	

Inning Stats	R: 0 E: 0 K: 1 S: 11	H: 0 LOB: 1 BB: 1 P: 18	R: 0 E: 0 K: 1 S: 8	H: 1 LOB: 1 BB: 0 P: 14	R: 0 E: 0 K: 0 S: 10	H: 1 LOB: 1 BB: 0 P: 14	R: 0 E: 1 K: 1 S: 10	H: 0 LOB: 1 BB: 0 P: 14	R: 1 E: 1 K: 0 S: 11	H: 3 LOB: 2 BB: 0 P: 15	R: 1 E: 0 K: 2 S: 20	H: 2 LOB: 1 BB: 0 P: 29	R: 1 E: 0 K: 0 S: 15	H: 1 LOB: 1 BB: 1 P: 25	R: 0 E: 0 K: 1 S: 11	H: 1 LOB: 1 BB: 0 P: 16	R: 0 E: 0 K: 1 S: 10	H: 0 LOB: 1 BB: 0 P: 17	1B: 6 2B: 1 3B: 0 HR: 2	SF: 0 SAC: 0 DP: 0 HBP: 1	WP: 0 PB: 0 SB: 0 CS: 0	PA: 39
---------------------	-------------------------------	----------------------------------	------------------------------	----------------------------------	-------------------------------	----------------------------------	-------------------------------	----------------------------------	-------------------------------	----------------------------------	-------------------------------	----------------------------------	-------------------------------	----------------------------------	-------------------------------	----------------------------------	-------------------------------	----------------------------------	----------------------------------	------------------------------------	----------------------------------	--------

PITCHER																	IP	WLS	BF	H	R	ER	SO	BB	IBB	HBP	BLK	WP	HR	S	P	ERA	WHIP
Freddy Garcia, R (1, 1) ERA: 3.65	6.2	W	30	8	3	3	5	2	0	0	0	0	2	82	124	4.05	1.500																
Jose Paniagua, R (7, 1) ERA:	0.1	H	1	0	0	0	0	0	0	0	0	0	0	3	5	0.00	0.000																
John Halama, L (8, 1) ERA: 2.45	0.2	H	3	1	0	0	1	0	0	0	0	0	0	9	13	0.00	1.500																
Jose Mesa, R (8, 1) ERA: 12.27	1.1	S	5	0	0	0	1	0	0	1	0	0	0	12	20	0.00	0.000																

Oakland Athletics @ Seattle Mariners
The Kingdome, Seattle, WA
Mon Apr 12 1999, 10:05 PM EDT
Att: 24,650 - Dome - 72 F

livebaseballscorecards.com

AB	36
R	3
H	9
RBI	3
BB	2
SO	7
LOB	19



Batter	1	2	3	4	5	6	7	8	9	AB	R	H	RBI	BB	SO	LOB
--------	---	---	---	---	---	---	---	---	---	----	---	---	-----	----	----	-----

David Bell, R OBP: 0.208, SLG: 0.318 (1, 4)	0-1 G1-3		2-3 K		1-0 HR	0-3 K				4	1	1	1	0	2	0
David Segui, S OBP: 0.300, SLG: 0.379 (1, 3)	2-2 F8		1-1 2B 1B		2-2 F9		0-0 G1-6-3 1B			4	0	2	0	0	0	0
Ken Griffey Jr., L OBP: 0.500, SLG: 0.720 (1, 8)	0-0 P5		1-0 1-H 2B		1-0 G3		2-0 G1-6-3 1-2f			4	0	1	0	0	0	1
Edgar Martinez, R OBP: 0.433, SLG: 0.640 (1, 10)		3-3 K	1-2 G4-3		4-2 HR S BB		2-1 2B			3	1	1	0	1	1	1
John Mabry, L OBP: 0.250, SLG: 0.400 (1, 9)		1-2 K		0-1 L4		0-1 P2		2-3 K		4	0	0	0	0	2	2
Russ Davis, R OBP: 0.414, SLG: 0.808 (1, 5)		0-0 2B		4-0 BB		0-0 L5		1-3 K		3	1	1	0	1	1	1
Butch Huskey, R OBP: 0.467, SLG: 0.867 Charles Gipson, R OBP: 0.500, SLG: 0.500 (1, 7) (7, 7)		0-2 1B 2-H 2B		1-0 SAFE P6		2-2 2-H HR		0-0 CS 1B		3	1	2	3	0	0	1
Dan Wilson, R OBP: 0.400, SLG: 0.333 (1, 2)		1-0 1B		3-1 SAFE SAFE SAFE F8		2-0 E HR 1B		0-0 SAFE SAFE F7		4	1	2	0	0	0	2
Domingo Cedeno, S OBP: 0.333, SLG: 1.333 (1, 6)		1-3 SAFE K		0-1 SAFE SAFE SAFE F8		3-2 SAFE SAFE SAFE HR		0-1 SAFE SAFE SAFE CS		3	1	1	2	0	1	2

Inning Stats	R: 0	H: 0	E: 0	K: 0	S: 6	R: 1	H: 3	E: 0	K: 3	S: 16	R: 0	H: 2	E: 0	K: 1	S: 9	R: 0	H: 0	E: 0	K: 0	S: 5	R: 1	H: 1	E: 0	K: 0	S: 7	R: 4	H: 3	E: 1	K: 1	S: 17	R: 0	H: 2	E: 0	K: 1	S: 8	R: 0	H: 1	E: 0	K: 1	S: 7	1B: 5	2B: 4	3B: 0	HR: 3	SF: 0	SAC: 0	DP: 1	HBP: 0	WP: 0	PB: 0	SB: 1	CS: 1	PA: 36
--------------	------	------	------	------	------	------	------	------	------	-------	------	------	------	------	------	------	------	------	------	------	------	------	------	------	------	------	------	------	------	-------	------	------	------	------	------	------	------	------	------	------	-------	-------	-------	-------	-------	--------	-------	--------	-------	-------	-------	-------	--------

PITCHER	IP	WLS	BF	H	R	ER	SO	BB	IBB	HBP	BLK	WP	HR	S	P	ERA	WHIP
Jimmy Haynes, R ERA: 7.11 (1, 1)	6.0	L	28	9	6	6	5	2	0	0	0	0	3	60	96	9.00	1.833
Buddy Groom, L ERA: (7, 1)	1.0		4	2	0	0	1	0	0	0	0	0	0	8	14	0.00	2.000
Tim Worrell, R ERA: 7.71 (8, 1)	1.0		3	1	0	0	1	0	0	0	0	0	0	7	8	0.00	1.000

BOTTOM

Oakland Athletics @ Seattle Mariners
 The Kingdome, Seattle, WA
 Mon Apr 12 1999, 10:05 PM EDT
 Att: 24,650 - Dome - 72 F

livebaseballscorecards.com

AB	33
R	6
H	12
RBI	6
BB	2
SO	7
LOB	10



Batter	1	2	3	4	5	6	7	8	9	AB R H RBI BB SO LOB	TOP									
Tom Goodwin, L OBP: 0.300, SLG: 0.333 (1, 8)	4-2 WP 1B SF7 BB	3-3 K	3-1 2B 1B	3-2 P6		0-0 2B 29 G3 1B		0-3 K		5 3 2 1 1 2 0										
Mark McLemore, S OBP: 0.375, SLG: 0.522 (1, 4)	0-0 1B 1B	1-1 2B 1B	3-1 F8	1-1 G3-1		2-0 2B		0-0 G3-1		6 2 3 0 0 0 2										
29 Rusty Greer, L OBP: 0.417, SLG: 0.452 (1, 7)	4-1 1B HR BB	1-1 1B 2B	1-1 2B HR 1B		2-2 1B 1B	2-2 G3		0-1 BB 1B 1B		5 3 4 2 1 0 1										
Juan Gonzalez, R OBP: 0.343, SLG: 0.406 (1, 9) Roberto Kelly, R OBP: 0.625, SLG: 1.000 (6, 9)	1-1 SF7	4-0 1B IBB	2-2 HR 2B		0-0 F9	0-1 F7		1-2 BB 1B		3 1 1 2 1 0 2 1 0 1 0 0 0 0										
Rafael Palmeiro, L OBP: 0.400, SLG: 0.440 (1, 10) Luis Alicea, S OBP: 0.316, SLG: 0.133 (1, PR)	2-2 HR 1B	2-3 K	4-1 HR BB		0-1 1B		1-3 K	3-2 F8		1 0 1 1 0 0 0 4 2 1 0 1 2 5										
Ivan Rodriguez, R OBP: 0.414, SLG: 0.714 (1, 2) Gregg Zaun, S (8, 2)	1-0 HR	0-0 FC6-4 1B	2-2 HR		0-0 F8	1-0 G6-4-3 1B		4-2 BB		5 2 4 9 0 0 2 0 0 0 0 1 0 0										
Todd Zeile, R OBP: 0.486, SLG: 0.759 (1, 5)	4-2 FC6-4 BB	2-1 FC6-4	4-2 BB		1-3 K	1-2 G6-4-3		2-2 G6-3		4 0 0 0 2 1 8										
Lee Stevens, L OBP: 0.364, SLG: 0.483 (1, 3)	0-2 F8					0-1 1B 2B		3-3 K		5 2 2 0 0 2 2										
Royce Clayton, R OBP: 0.143, SLG: 0.077 (1, 6)	2-1 FC6-4					0-0 F7		0-3 K		5 0 0 0 0 1 3										
Inning Stats	R: 5 E: 0 K: 0 S: 17	H: 3 LOB: 1 BB: 3 P: 35	R: 2 E: 0 K: 2 S: 16	H: 3 LOB: 2 BB: 1 P: 29	R: 6 E: 0 K: 1 S: 26	H: 5 LOB: 1 BB: 2 P: 46	R: 0 E: 0 K: 0 S: 7	H: 0 LOB: 0 BB: 0 P: 11	R: 0 E: 0 K: 1 S: 10	H: 2 LOB: 2 BB: 0 P: 13	R: 2 E: 0 K: 0 S: 10	H: 3 LOB: 1 BB: 0 P: 14	R: 0 E: 0 K: 1 S: 8	H: 1 LOB: 0 BB: 0 P: 11	R: 0 E: 0 K: 3 S: 9	H: 0 LOB: 0 BB: 0 P: 12	R: 0 E: 0 K: 0 S: 14	H: 2 LOB: 3 BB: 1 P: 24	1B: 13 SF: 1 2B: 4 SAC: 0 3B: 0 DP: 1 HR: 2 HBP: 0	WP: 1 PA: 52 PB: 0 SB: 0 CS: 0
PITCHER	IP WLS BF H R ER SO BB IBB HBP BLK WP HR S P ERA WHIP																			
28 Ken Cloude, R ERA: 37.8 (1, 1)	1.2 L	15 6 7 7 2 3 1 0 0 0	6 7 7 2 3 1 0 0 0	7 7 2 3 1 0 0 0	7 2 3 1 0 0 0	3 2 2 2 0 0 0	1 8 8 4 0 0 0	31 88 31 47 60 88 47 0.00 1.333	60 88 47 0.00 1.333											
Mac Suzuki, R ERA: 10.38 (2, 1)	4.1	25 10 8 8 2 2 0 0 0	10 8 8 2 2 0 0 0	8 8 2 2 0 0 0	2 2 0 0 0	2 2 0 0 0	0 0 0 0	55 88 31 47 60 88 47 0.00 1.333	88 47 60 88 47 0.00 1.333											
Brett Hinchliffe, R ERA: 5.68 (7, 1)	3.0	12 3 0 0 4 1 0 0 0	3 0 0 4 1 0 0 0	0 0 4 1 0 0 0	4 1 0 0 0	0 0 0 0	0 0 0 0	31 47 60 88 47 0.00 1.333	47 60 88 47 0.00 1.333											

Texas Rangers @ Seattle Mariners

The Kingdom, Seattle, WA

Tue Apr 13 1999, 10:05 PM EDT
Att: 20,710 - Dome - 72 F

livebaseballscorecards.com

AB	44
R	15
H	19
RBI	15
BB	7
SO	8
LOB	25



Batter	1	2	3	4	5	6	7	8	9	AB	R	H	RBI	BB	SO	LOB
David Bell, R OBP: 0.207, SLG: 0.407 (1, 4)	2-0 G6-3			2-1 HR		1-1 G6-3		0-2 F8	0-0 P9	5	1	1	1	0	0	2
David Segui, S OBP: 0.303, SLG: 0.469 John Mabry, L OBP: 0.286, SLG: 0.429 (1, 3) (8, 3)	0-0 G4-3			1-3 K		0-0 HR		0-1 1B		3	1	1	1	0	1	0
Ken Griffey Jr., L OBP: 0.500, SLG: 0.704 Matt Mieske, R OBP: 0.333, SLG: 1.333 (1, 8) (5, 8) (8, 9)	2-3 K			2-0 FC6-4 1B		3-2 P4		2-3 K		2	0	1	0	0	1	0
Edgar Martinez, R OBP: 0.412, SLG: 0.621 (1, 10)				1-1 FC6-4		1-2 2B		3-3 K		4	1	1	0	0	1	2
Butch Huskey, R OBP: 0.474, SLG: 0.842 (1, 7)				0-2 F9		1-1 HR		2-2 1B G3-1 1B		4	2	2	1	0	0	1
Jay Buhner, R OBP: 0.417, SLG: 0.444 Charles Gipson, R OBP: 0.400, SLG: 0.400 (1, 9) (8, 8)				2-0 F7		1-0 F8		0-2 HR		3	1	1	2	0	0	0
Russ Davis, R OBP: 0.375, SLG: 0.724 Giomar Guevara, S OBP: 0.400, SLG: 0.600 (1, 5) (8, 6)				1-1 G6-3		2-1 F8		3-1 G6-3		3	0	0	0	0	0	0
Dan Wilson, R OBP: 0.364, SLG: 0.300 Raul Ibanez, L OBP: 0.667, SLG: 0.667 (1, 2) (6, 2)				0-1 P3		0-0 G4-3		1-3 K		2	0	0	0	0	0	0
Domingo Cedeno, S OBP: 0.286, SLG: 0.714 (1, 6) (8, 5)				0-0 G4-3		0-3 K		2-3 K		2	0	1	0	0	1	0

Inning Stats	R: 0	H: 0	E: 0	K: 1	S: 5	LOB: 0	BB: 0	P: 9	R: 0	H: 0	E: 0	K: 0	S: 5	LOB: 0	BB: 0	P: 9	R: 0	H: 0	E: 0	K: 0	S: 5	LOB: 0	BB: 0	P: 6	R: 1	H: 2	E: 0	K: 1	S: 11	LOB: 1	BB: 0	P: 17	R: 0	H: 0	E: 0	K: 0	S: 4	LOB: 0	BB: 0	P: 7	R: 1	H: 1	E: 0	K: 1	S: 9	LOB: 0	BB: 0	P: 13	R: 3	H: 3	E: 0	K: 2	S: 17	LOB: 0	BB: 0	P: 25	R: 0	H: 1	E: 0	K: 2	S: 11	LOB: 1	BB: 0	P: 16	R: 1	H: 3	E: 0	K: 1	S: 19	LOB: 2	BB: 0	P: 26	1B: 5	SF: 0	2B: 2	SAC: 0	3B: 0	DP: 0	HR: 3	HBP: 0	WP: 0	PA: 37
--------------	------	------	------	------	------	--------	-------	------	------	------	------	------	------	--------	-------	------	------	------	------	------	------	--------	-------	------	------	------	------	------	-------	--------	-------	-------	------	------	------	------	------	--------	-------	------	------	------	------	------	------	--------	-------	-------	------	------	------	------	-------	--------	-------	-------	------	------	------	------	-------	--------	-------	-------	------	------	------	------	-------	--------	-------	-------	-------	-------	-------	--------	-------	-------	-------	--------	-------	--------

PITCHER	IP	WLS	BF	H	R	ER	SO	BB	IBB	HBP	BLK	WP	HR	S	P	ERA	WHIP
Mike Morgan, R ERA: 4.05 (1, 1)	6.1	W	25	6	5	5	3	0	0	0	0	0	3	49	76	7.11	0.947
59 Jeff Zimmerman, R ERA: (7, 1)	1.2		6	1	0	0	4	0	0	0	0	0	0	18	26	0.00	0.600
Danny Patterson, R ERA: 5.4 (9, 1)	1.0		6	3	1	1	1	0	0	0	0	0	0	19	26	9.00	3.000

BOTTOM

Texas Rangers @ Seattle Mariners
The Kingdome, Seattle, WA
Tue Apr 13 1999, 10:05 PM EDT
Att: 20,710 - Dome - 72 F

livebaseballscores.com

AB	37
R	6
H	10
RBI	6
BB	0
SO	8
LOB	8



Batter	1	2	3	4	5	6	7	8	9	AB R H RBI BB SO LOB	TOP																
Mark McLemore, S (1, 4) OBP: 0.367, SLG: 0.500	2-2 2B 1B		1 SAFE 0-1 L9	2-1 SF7		2-0 P9	1-1 G4-6-3		1-0 29 BB 1B	5 1 2 2 0 0 4																	
Roberto Kelly, R (1, 9) OBP: 0.643, SLG: 0.923	0-1 1-3 2B		2-2 1B 1B	1-2 G6-3		3-2 29 BB 1B		3-1 G6-3	4-2 29 BB BB	5 0 3 1 1 0 1																	
29 Rusty Greer, L (1, 7) OBP: 0.476, SLG: 0.500	4-2 G6-4-3 BB		0-0 F7		2-0 G3 2B	4-2 1-2 BB		4-2 G5-4-3 BB	2-1 1-2 1B	3 0 2 1 3 0 1																	
Juan Gonzalez, R (1, 10) OBP: 0.317, SLG: 0.378	3-3 K		1-0 FC6-4 1B		1-0 L8	0-1 SF8		1-2 G5-4-3	1-2 F7	5 0 1 1 0 1 7																	
Ivan Rodriguez, R (1, 2) OBP: 0.382, SLG: 0.636	0-1 G6-4-3		0-0 FC6-4		0-0 G3	1-1 P3			0-2 HR 1B	5 1 1 0 0 0 8																	
Todd Zeile, R (1, 5) OBP: 0.500, SLG: 0.719		1-3 K		2-2 1B 2B 1B	4-0 BB BB		4-2 1B 1B BB	1-2 F9		3 2 1 0 2 1 1																	
Lee Stevens, L (1, 3) OBP: 0.421, SLG: 0.606		1-3 K		1-2 2B 1B SF7	4-0 BB BB		3-1 1B 1B	2-2 SAFE HR		4 2 3 2 1 1 0																	
Royce Clayton, R (1, 6) OBP: 0.211, SLG: 0.222		2-3 K		2-2 2B	0-0 F9		1-1 B3	1-2 G4-3 1B		5 1 2 1 0 1 5																	
Tom Goodwin, L (1, 8) OBP: 0.343, SLG: 0.355			4-2 S 1B BB	1-1 G4-3		2-2 1B S SF8 1B	0-1 G4-6-3 1B	0-1 G4-3		4 2 2 1 1 0 3																	
Inning Stats	R: 0 E: 0 K: 1 S: 17	H: 2 LOB: 2 BB: 1 P: 26	R: 0 E: 0 K: 3 S: 11	H: 0 LOB: 0 BB: 0 P: 15	R: 1 E: 0 K: 0 S: 10	H: 2 LOB: 2 BB: 1 P: 17	R: 2 E: 0 K: 0 S: 18	H: 3 LOB: 1 BB: 0 P: 27	R: 0 E: 0 K: 0 S: 4	H: 1 LOB: 3 BB: 2 P: 15	R: 1 E: 0 K: 0 S: 13	H: 2 LOB: 2 BB: 1 P: 25	R: 1 E: 0 K: 0 S: 10	H: 2 LOB: 1 BB: 1 P: 19	R: 0 E: 0 K: 0 S: 8	H: 0 LOB: 0 BB: 1 P: 16	R: 4 E: 0 K: 0 S: 23	H: 5 LOB: 2 BB: 1 P: 35	1B: 13 2B: 3 3B: 0 HR: 1	SF: 2 SAC: 0 DP: 3 HBP: 0	WP: 0 PB: 0 SB: 3 CS: 0	PA: 49					
PITCHER	IP WLS BF H R ER SO BB IBB HBP BLK WP HR S P ERA WHIP																										
Butch Henry, L (1, 1) ERA: 2.92	5.1		30	10	4	4	4	5	0	0	0	0	0	69	120	6.75	2.812										
Jose Paniagua, R (6, 1) ERA: 1.5	2.2	L	10	2	1	1	0	2	0	0	0	0	0	22	40	3.38	1.500										
Jose Mesa, R (9, 1) ERA: 18.69	0.2		7	4	4	4	0	1	0	0	0	0	1	18	27	54.00	7.500										
Melvin Bunch, R (9, 1) ERA:	0.1		2	1	0	0	0	0	0	0	0	0	0	5	8	0.00	3.000										

Texas Rangers @ Seattle Mariners
The Kingdome, Seattle, WA
Wed Apr 14 1999, 10:35 PM EDT
Att. 20,123 - Dome - 72 F

livebaseballscorecards.com

AB	39
R	9
H	17
RBI	9
BB	8
SO	4
LOB	30



Batter	1	2	3	4	5	6	7	8	9	AB R H RBI BB SO LOB
David Bell, R (1, 4) OBP: 0.235, SLG: 0.469	0-3 K		1-0 G4-3		1-0 2B		1-0 F7		1-1 2B	5 2 2 0 0 1 1
David Segui, S (1, 3) OBP: 0.316, SLG: 0.514	1-2 K		1-3 K		0-0 1B SF7 2B		0-1 P5		1-0 2B	5 2 2 2 0 2 1
Ken Griffey Jr., L (1, 8) OBP: 0.459, SLG: 0.656	0-1 F7		0-3 K		0-0 F7		2-2 G5-3		1-2 2B	5 0 1 1 0 1 2
Edgar Martinez, R (1, 10) OBP: 0.447, SLG: 0.656		2-1 F8		1-1 G3 1B 2B	3-2 1B		4-0 G5-3 BB		0-3 K	3 1 2 0 1 0 0
Raul Ibanez, L (8, PR) OBP: 0.500, SLG: 0.500										1 0 0 0 0 1 1
Jay Buhner, R (1, 9) OBP: 0.393, SLG: 0.476		1-1 G4-3 2B		0-3 K	3-0 SF7					3 0 1 1 0 2 2
John Mabry, L (1, 7) OBP: 0.250, SLG: 0.375		0-0 G4-3		1-1 G3	0-1 G4-3					3 0 0 0 0 0 3
Matt Mieske, R (8, PH) OBP: 0.250, SLG: 1.000		2-3 G4-3		2-3 G4-3						1 0 0 0 0 0 1
Russ Davis, R (1, 5) OBP: 0.361, SLG: 0.667		3-2 G6-3		2-1 1B						4 0 1 1 0 1 3
Dan Wilson, R (1, 2) OBP: 0.385, SLG: 0.304			4-2 2B BB	1-1 1B						3 1 1 0 1 0 0
Giomar Guevara, S (1, 6) OBP: 0.375, SLG: 0.625			0-0 G4-3 1H 2B	2-3 K						3 0 1 1 0 1 2
Butch Huskey, R (9, PH) OBP: 0.450, SLG: 0.800										1 0 0 0 0 0 0

Inning Stats	R: 0	H: 0	E: 0	K: 2	S: 8	H: 0	LOB: 0	BB: 0	P: 9	R: 0	H: 1	E: 0	K: 0	S: 10	R: 1	H: 1	E: 0	K: 2	S: 11	R: 1	H: 3	E: 0	K: 2	S: 14	R: 2	H: 3	E: 0	K: 0	S: 9	R: 0	H: 0	E: 0	K: 1	S: 8	R: 0	H: 0	E: 0	K: 0	S: 6	R: 0	H: 0	E: 0	K: 1	S: 6	R: 2	H: 3	E: 0	K: 1	S: 12	1B: 3	2B: 8	3B: 0	HR: 0	SF: 1	SAC: 0	DP: 0	HBP: 0	WP: 0	PB: 0	SB: 0	CS: 0	PA: 40
--------------	------	------	------	------	------	------	--------	-------	------	------	------	------	------	-------	------	------	------	------	-------	------	------	------	------	-------	------	------	------	------	------	------	------	------	------	------	------	------	------	------	------	------	------	------	------	------	------	------	------	------	-------	-------	-------	-------	-------	-------	--------	-------	--------	-------	-------	-------	-------	--------

PITCHER	IP	WLS	BF	H	R	ER	SO	BB	IBB	HBP	BLK	WP	HR	S	P	ERA	WHIP
John Burkett, R (1, 1) ERA: 11.57	4.1		22	8	4	4	6	1	0	0	0	0	0	49	73	8.31	2.077
59 Jeff Zimmerman, R (5, 1) ERA:	2.2	W	8	0	0	0	1	0	0	0	0	0	0	17	30	0.00	0.000
Tim Crabtree, R (8, 1) ERA: 7.36	0.1	H	2	0	0	0	1	1	0	0	0	0	0	3	7	0.00	3.000
Mike Munoz, L (8, 1) ERA:	0.1	H	1	0	0	0	0	0	0	0	0	0	0	1	2	0.00	0.000
John Wetteland, R (8, 1) ERA: 4.91	1.1	S	7	3	2	2	1	0	0	0	0	0	0	14	17	13.50	2.250

BOTTOM

Texas Rangers @ Seattle Mariners
The Kingdome, Seattle, WA
Wed Apr 14 1999, 10:35 PM EDT
Att: 20,123 - Dome - 72 F

livebaseballscorecards.com

AB	37
R	6
H	11
RBI	6
BB	2
SO	9
LOB	16



Batter	1	2	3	4	5	6	7	8	9	10	AB R H RBI BB SO LOB	TOP													
Luis Alicea, S OBP: 0.375, SLG: 0.300 (1, 4) X	0-0 2B 1B		1-0 G2-3 29 2B 1B 1-H		3-2 G6-3		1-0 2-6 1-2	1-1 F8		0-0 2B 2-H	5 2 3 2 0 0 0														
Roberto Kelly, R OBP: 0.579, SLG: 0.833 Jon Shave, R OBP: 0.353, SLG: 0.353 (1, 8) 1 SAFE (10, 3) 1 SAFE 1 B X	2-1 29 G3 1-H 2B		0-2 G2-3		0-2 G4-3			1-1 1B		0-0 F7	5 0 2 1 0 0 3 0 0 0 0 0 0 0														
29 Rusty Greer, L OBP: 0.447, SLG: 0.487 (1, 7) B X	1-0 G3 2-3		2-1 2B 2-H		3-1 G4-3			2-0 F8		0-3 K	5 0 1 1 0 1 4														
Juan Gonzalez, R OBP: 0.289, SLG: 0.341 (1, 9) B C B S B S B C	3-3 K		0-0 P4		1-0 G6-3			2-1 G4-3			4 0 0 0 0 1 3														
Rafael Palmeiro, L OBP: 0.353, SLG: 0.379 (1, 10) B F B B X	3-1 F8		1-1 L4		2-3 K			2-1 G3			4 0 0 0 0 1 2														
Ivan Rodriguez, R OBP: 0.368, SLG: 0.583 (1, 2) C B B X		1-1 F9		1-2 F8		4-1 CS BB		1-0 G6-3			3 0 0 0 1 0 0														
Todd Zeile, R OBP: 0.455, SLG: 0.639 (1, 5) C B B C C B C B C B C		3-3 K		0-0 G4-3		1-2 CS 1-2	1-1 F8		1-1 G6-3		4 0 0 0 0 1 0														
Lee Stevens, L OBP: 0.452, SLG: 0.611 Tom Goodwin, L OBP: 0.343, SLG: 0.355 (1, 3) (10, PR) (10, 8) C X		0-1 G4-3		4-2 FC4-6 BB			2-1 2-6 1B		0-0 SH5-3 2B 1B	3 0 2 0 1 0 0 0 1 0 0 0 0 0															
Royce Clayton, R OBP: 0.227, SLG: 0.238 (1, 6) F X		0-1 1B 1B		2-0 FC4-6 1-2f			2-3 K		0-0 SH5-3 1-2	3 1 1 0 0 1 2															
Inning Stats	R: 1 E: 0 K: 1 S: 9	H: 2 LOB: 1 BB: 0 P: 18	R: 0 E: 0 K: 1 S: 8	H: 0 LOB: 0 BB: 0 P: 12	R: 2 E: 0 K: 0 S: 11	H: 3 LOB: 1 BB: 0 P: 15	R: 0 E: 0 K: 0 S: 8	H: 0 LOB: 1 BB: 1 P: 15	R: 0 E: 0 K: 1 S: 8	H: 0 LOB: 0 BB: 0 P: 14	R: 0 E: 0 K: 1 S: 8	H: 1 LOB: 1 BB: 0 P: 13	R: 0 E: 0 K: 0 S: 7	H: 1 LOB: 1 BB: 0 P: 13	R: 0 E: 0 K: 0 S: 5	H: 0 LOB: 0 BB: 0 P: 9	R: 1 E: 0 K: 1 S: 7	H: 2 LOB: 2 BB: 0 P: 7	1B: 6 2B: 3 3B: 0 HR: 0	SF: 0 SAC: 1 DP: 0 HBP: 0	WP: 0 PB: 0 SB: 1 CS: 1	PA: 40			
PITCHER Jeff Fassero, L ERA: 7.5 John Halama, L ERA: 3.18	IP 8.0	WLS 32	BF 32	H 7	R 3	ER 3	SO 4	BB 2	IBB 0	HBP 0	BLK 0	WP 0	HR 0	S 66	P 116	ERA 3.38	WHIP 1.125								
	IP 2.0	WLS L	BF 8	H 2	R 1	ER 1	SO 1	BB 0	IBB 0	HBP 0	BLK 0	WP 0	HR 0	S 12	P 16	ERA 4.50	WHIP 1.000								

Texas Rangers @ Seattle Mariners
The Kingdom, Seattle, WA

Thu Apr 15 1999, 6:35 PM EDT
Att. 22,145 - Dome - 72 F

livebaseballscorecards.com

AB	36
R	4
H	9
RBI	4
BB	2
SO	5
LOB	14




Batter	1	2	3	4	5	6	7	8	9	10	AB	R	H	RBI	BB	SO	LOB
David Bell, R OBP: 0.237, SLG: 0.528 (1, 4)	G1-3		1-1 SAFE HR		2-3 K			0-0 P4			4	1	1	2	0	1	0
John Mabry, L OBP: 0.214, SLG: 0.321 (1, 8)	P6		3-2 L8		1-2 P6			3-3 K			4	0	0	0	0	1	0
David Segui, S OBP: 0.286, SLG: 0.463 (1, 3)	F8		0-0 F7			3-2 G4-3			3-2 G4-3		4	0	0	0	0	0	0
Edgar Martinez, R OBP: 0.429, SLG: 0.611 (1, 10)		2-2 G5-3		1-0 2B 1B		0-1 G4-3			2-1 F7		4	1	1	0	0	0	0
Jay Buhner, R OBP: 0.344, SLG: 0.400 (1, 9)		0-3 K		2-3 K		1-1 G6-3			0-3 K		4	0	0	0	0	3	1
Butch Huskey, R OBP: 0.458, SLG: 0.792 (1, 7)		3-1 1B		1-2 SAFE 1-H 2B			3-2 G4-3			0-3 K	4	0	2	1	0	1	0
Russ Davis, R OBP: 0.325, SLG: 0.595 (1, 5)		2-2 SAFE F7		3-1 F9			0-0 F8			0-0 F9	4	0	0	0	0	0	2
Tom Lampkin, L OBP: 0.385, SLG: 0.385 (1, 2)			2-2 FC1-6 1B		0-0 F9		3-2 G5-3			0-3 K	4	0	1	0	0	1	1
Giomar Guevara, S OBP: 0.300, SLG: 0.500 Raul Ibanez, L OBP: 0.400, SLG: 0.400 Domingo Ceden, S OBP: 0.286, SLG: 0.714 (1, 6) (8, PH) (9, 6)			1-0 FC1-6 HR		0-0 F8			1-2 G3			2	1	0	0	0	0	1
											1	0	0	0	0	0	0
											0	0	0	0	0	0	0

Inning Stats	R: 0	H: 0	E: 0	K: 0	S: 6	R: 0	H: 1	E: 0	K: 1	S: 12	R: 2	H: 2	E: 0	K: 0	S: 11	R: 1	H: 2	E: 0	K: 1	S: 10	R: 0	H: 0	E: 0	K: 1	S: 11	R: 0	H: 0	E: 0	K: 0	S: 8	R: 0	H: 0	E: 0	K: 1	S: 10	R: 0	H: 0	E: 0	K: 1	S: 8	R: 0	H: 0	E: 0	K: 1	S: 7	R: 0	H: 0	E: 0	K: 2	S: 7	1B: 3	SF: 0	2B: 1	SAC: 0	3B: 0	DP: 0	HR: 1	HBP: 0	WP: 0	PA: 35
PITCHER	IP	WLS	BF	H	R	ER	SO	BB	IBB	HBP	BLK	WP	HR	S	P	ERA	WHIP																																											
Rick Helling, R ERA: 8.59 (1, 1)	8.0		29	5	3	3	4	0	0	0	0	0	1	79	121	3.38	0.625																																											
Tim Crabtree, R ERA: 5.79 (9, 1)	1.0	W	3	0	0	0	1	0	0	0	0	0	0	8	13	0.00	0.000																																											
John Wetteland, R ERA: 3.86 (10, 1)	1.0	S	3	0	0	0	2	0	0	0	0	0	0	7	7	0.00	0.000																																											

TEXAS RANGERS @ SEATTLE MARINERS
The Kingdome, Seattle, WA
Thu Apr 15 1999, 6:35 PM EDT
Att: 22,145 - Dome - 72 F

livebaseballscorecards.com

AB 35
R 3
H 5
RBI 3
BB 0
SO 7
LOB 5



Batter	1	2	3	4	5	6	7	8	9	AB R H RBI BB SO LOB	TOP	
David Bell, R (1, 4) OBP: 0.238, SLG: 0.500	0-0 G4-3 1B		1-1 F7		0-1 F7			1-0 F8		4 0 1 0 0 0 0		
David Segui, S (1, 3) OBP: 0.283, SLG: 0.432	3-2 F8		4-2 2B BB		1-1 G3-1			1-2 F9		3 0 0 0 1 0 1		
Ken Griffey Jr., L (1, 8) OBP: 0.463, SLG: 0.629	2-2 G4-3 1-2		2-3 K			0-0 CS 1B			4-0 BB HR BB	3 1 1 0 1 1 2		
Edgar Martinez, R (1, 10) OBP: 0.435, SLG: 0.615	1-2 G6-3		0-0 1-3 2B		1 SAFE 3-3 1 SAFE K 1-2				4-1 HR BB	3 1 1 0 1 1 2		
Butch Huskey, R (1, 7) OBP: 0.393, SLG: 0.679		2-1 P6	0-2 G6-3		1-3 K			3-3 K		4 0 0 0 0 2 4		
John Mabry, L (1, 9) OBP: 0.250, SLG: 0.419		4-2 HR BB		2-2 F7			0-0 F8		1-1 HR	3 2 1 3 1 0 0		
Russ Davis, R (1, 5) OBP: 0.318, SLG: 0.634		0-0 1-H HR		1-0 F8			1-2 F9		2-3 K	4 1 1 2 0 1 0		
Dan Wilson, R (1, 2) OBP: 0.333, SLG: 0.259		2-2 G6-3		1-0 G5-3			2-3 K		2-2 L5	4 0 0 0 0 1 0		
Giomar Guevara, S (1, 6) OBP: 0.250, SLG: 0.417 Domingo Ceden, S (8, PH) OBP: 0.250, SLG: 0.625 (8, 6)		0-1 G5-3		0-0 G4-3				0-1 G4-3		2 0 0 0 0 0 0 1 0 0 0 0 0 0		
Inning Stats	R: 0 H: 1 E: 0 LOB: 1 K: 0 BB: 0 S: 12 P: 18	R: 2 H: 1 E: 0 LOB: 0 K: 0 BB: 1 S: 10 P: 18	R: 0 H: 1 E: 0 LOB: 2 K: 1 BB: 1 S: 14 P: 21	R: 0 H: 0 E: 0 LOB: 0 K: 0 BB: 0 S: 5 P: 9	R: 0 H: 0 E: 0 LOB: 0 K: 0 BB: 0 S: 5 P: 6	R: 0 H: 1 E: 0 LOB: 0 K: 2 BB: 0 S: 9 P: 13	R: 0 H: 0 E: 0 LOB: 0 K: 1 BB: 0 S: 8 P: 11	R: 0 H: 0 E: 0 LOB: 0 K: 0 BB: 0 S: 6 P: 8	R: 3 H: 1 E: 0 LOB: 0 K: 2 BB: 2 S: 14 P: 30	1B: 2 SF: 0 2B: 2 SAC: 0 3B: 0 DP: 1 HR: 2 HBP: 0	WP: 0 PA: 35 PB: 0 SB: 0 CS: 1	
PITCHER	IP WLS BF H R ER SO BB IBB HBP BLK WP HR S P ERA WHIP											
Tim Belcher, R (1, 1) ERA: 7.53	7.0 W 26 4 2 2 4 2 0 0 0 0 1 63 96 2.57 0.857											
Shigetoshi Hasegawa, R (8, 1) ERA: 6.75	2.0 9 1 3 3 2 2 0 0 0 0 1 20 38 13.50 1.500											

Seattle Mariners @ Anaheim Angels
Edison International Field, Anaheim, CA

Fri Apr 16 1999, 10:05 PM EDT
Att. 39,635 - Cloudy - 69 F

livebaseballscorecards.com

AB 31
R 5
H 5
RBI 5
BB 4
SO 6
LOB 9



Batter	1	2	3	4	5	6	7	8	9	AB	R	H	RBI	BB	SO	LOB	BOTTOM			
Orlando Palmeiro, L (1, 7) OBP: 0.275, SLG: 0.359	2-2 G3-1		3-2 F9		2-2 BB 1B	1-2 HBP	3-2 G1-3			4	0	1	0	0	0	1				
Randy Velarde, R (1, 4) OBP: 0.392, SLG: 0.438	1-0 1B 16 1B 1B		0-1 E6 G5-3		2-3 K	0-0 P6		3-2 L9		5	1	1	0	0	1	2				
Darin Erstad, L (1, 3) OBP: 0.365, SLG: 0.378	2-2 F8		0-0 G5-3		4-2 BB		3-2 F9	4-2 2B 16 F9-2 BB		3	0	0	0	2	0	2				
Tim Salmon, R (1, 9) OBP: 0.510, SLG: 0.814	1-2 16 1B 1B 1-3 1B		1-0 G5-3		3-3 K		0-0 16 1B HR 1B	1-1 2B		5	2	3	0	0	1	3				
16 Garret Anderson, L (1, 8) OBP: 0.320, SLG: 0.391	0-0 1B 1-2 1B			1-1 G4-3		0-1 G4-3	0-0 HR HBP 1B	0-0 F9-2		5	1	2	1	0	0	2				
Troy Glaus, R (1, 5) OBP: 0.533, SLG: 0.872	2-0 1B			0-2 2B		3-2 F7 1B 2B	1-1 HR HBP			3	2	3	1	0	0	0				
Todd Greene, R (1, 10) OBP: 0.300, SLG: 0.553		1-2 F9		3-2 P2		0-1 F7	1-0 HR			4	1	1	4	0	0	2				
Charlie O'Brien, R (1, 2) OBP: 0.071, SLG: 0.071		1-3 K		2-0 G6-3		0-1 HR 1B	2-1 F9			4	1	1	1	0	1	1				
Andy Sheets, R (1, 6) OBP: 0.381, SLG: 0.525		0-0 G4-3			2-3 K	1-2 HR	1-0 2B			4	1	2	2	0	1	0				
Inning Stats	R: 2 E: 0 K: 0 S: 13	H: 4 LOB: 2 BB: 0 P: 21	R: 0 E: 0 K: 1 S: 7	H: 0 LOB: 0 BB: 0 P: 9	R: 0 E: 1 K: 0 S: 7	H: 1 LOB: 1 BB: 0 P: 11	R: 0 E: 0 K: 0 S: 9	H: 1 LOB: 1 BB: 0 P: 15	R: 0 E: 0 K: 3 S: 15	H: 1 LOB: 2 BB: 1 P: 28	R: 3 E: 0 K: 0 S: 15	H: 3 LOB: 1 BB: 0 P: 20	R: 4 E: 0 K: 0 S: 15	H: 4 LOB: 1 BB: 0 P: 26	R: 0 E: 0 K: 0 S: 8	H: 1 LOB: 1 BB: 1 P: 16	1B: 8 2B: 5 3B: 0 HR: 2	SF: 0 SAC: 0 DP: 1 HBP: 2	WP: 0 PB: 0 SB: 0 CS: 0	PA: 41
PITCHER	IP WLS BF H R ER SO	IP WLS BF H R ER SO	IP WLS BF H R ER SO	IP WLS BF H R ER SO	IP WLS BF H R ER SO	IP WLS BF H R ER SO	IP WLS BF H R ER SO	IP WLS BF H R ER SO	IP WLS BF H R ER SO	IP WLS BF H R ER SO	IP WLS BF H R ER SO	IP WLS BF H R ER SO	IP WLS BF H R ER SO	IP WLS BF H R ER SO	IP WLS BF H R ER SO	IP WLS BF H R ER SO	ERA WHIP	ERA WHIP		
Jamie Moyer, L (1, 1) ERA: 10.42	6.1 L																12.79	2.053		
Melvin Bunch, R (7, 1) ERA:	1.2																0.00	1.800		

Seattle Mariners @ Anaheim Angels
Edison International Field, Anaheim, CA

Fri Apr 16 1999, 10:05 PM EDT
Att. 39,635 - Cloudy - 69 F

livebaseballscorecards.com

AB 37
R 9
H 14
RBI 9
BB 2
SO 4
LOB 13



Batter	1	2	3	4	5	6	7	8	9	10	AB R H RBI BB SO LOB	TOP																	
David Bell, R (1, 4) OBP: 0.234, SLG: 0.467	1-2 P4		2-1 HR 1B		2-1 F9		1-2 G1-3			0-0 F8	5 1 1 0 0 0 0	Seattle Mariners @ Anaheim Angels Edison International Field, Anaheim, CA Sat Apr 17 1999, 10:05 PM EDT Att: 43,752 - Cloudy - 75 F																	
David Segui, S (1, 3) OBP: 0.294, SLG: 0.479	4-2 S BB		0-0 F7		1-0 F9			1-0 F7		0-0 HR	4 1 1 1 1 0 1																		
Ken Griffey Jr., L (1, 8) OBP: 0.522, SLG: 0.722	4-2 G5-4-3 BB		1-1 HR		4-2 BB			4-0 CS BB		4-0 S BB	1 1 1 2 4 0 0																		
Edgar Martinez, R (1, 10) OBP: 0.392, SLG: 0.545	0-0 G5-4-3 1-2f		3-2 G1-3		1-0 F9			0-3 SAFE K 1-2		0-0 L4 1-2	5 0 0 0 0 1 5																		
John Mabry, L (1, 9) OBP: 0.216, SLG: 0.361		0-2 G4-3		0-2 P5		3-2 F7			0-0 F8	0-3 K	5 0 0 0 0 1 1																		
Butch Huskey, R (1, 7) OBP: 0.406, SLG: 0.656		1-1 S 1B		2-1 WP 3B 1B		1-0 G5-3			2-0 E6 G5-3 1B		4 1 2 0 0 0 0																		
Russ Davis, R (1, 5) OBP: 0.313, SLG: 0.600		2-3 SAFE K 1-2		3-3 K 1-2		2-2 F8			0-0 G5-3 1B		4 0 1 0 0 2 2																		
Dan Wilson, R (1, 2) OBP: 0.324, SLG: 0.323		0-0 G4-3		2-0 2-H 3B			1-3 K		2-2 G5-3	1-2 2-3	4 0 1 1 0 1 3																		
Domingo Cedeno, S (1, 6) OBP: 0.182, SLG: 0.455			0-0 B2		2-3 K		3-2 F9		0-0 F9		3 0 0 0 0 1 1																		
Tom Lampkin, L (9, PH) OBP: 0.357, SLG: 0.357											1 0 0 0 0 0 2																		
Giomar Cueva, S (9, 6) OBP: 0.250, SLG: 0.417											0 0 0 0 0 0 0																		
Inning Stats	R: 0 E: 0 K: 0 S: 9	H: 0 LOB: 1 BB: 2 P: 18	R: 0 E: 0 K: 1 S: 9	H: 1 LOB: 1 BB: 0 P: 12	R: 2 E: 0 K: 0 S: 11	H: 2 LOB: 0 BB: 0 P: 17	R: 1 E: 0 K: 2 S: 12	H: 2 LOB: 1 BB: 0 P: 21	R: 0 E: 0 K: 0 S: 7	H: 0 LOB: 0 BB: 0 P: 15	R: 0 E: 0 K: 0 S: 7	H: 0 LOB: 0 BB: 0 P: 13	R: 0 E: 0 K: 1 S: 9	H: 0 LOB: 1 BB: 0 P: 14	R: 0 E: 0 K: 1 S: 4	H: 0 LOB: 1 BB: 1 P: 9	R: 0 E: 1 K: 0 S: 8	H: 1 LOB: 2 BB: 0 P: 12	R: 1 E: 0 K: 1 S: 6	H: 1 LOB: 1 BB: 1 P: 10	1B: 4 2B: 1 3B: 1 HR: 2	SF: 0 SAC: 0 DP: 2 HBP: 0	WP: 1 PB: 0 SB: 3 CS: 1	PA: 41					
PITCHER	IP WLS BF H R ER SO BB IBB HBP BLK WP HR S P ERA WHIP													IP WLS BF H R ER SO BB IBB HBP BLK WP HR S P ERA WHIP															
Ken Hill, R (1, 1) ERA: 5.87	7.0													7.0															
Mike Holtz, L (8, 1) ERA:	0.1	2	0	0	0	0	1	0	0	0	0	0	0	1	6	0.00	3.000												
Mark Petkovsek, R (8, 1) ERA:	1.0	4	1	0	0	1	0	0	0	0	0	0	0	6	8	0.00	1.000												
Troy Percival, R (9, 1) ERA: 1.93	1.2	L	7	1	1	1	1	0	0	0	0	0	1	11	17	5.40	1.200												

livebaseballscorecards.com

AB	36
R	4
H	7
RBI	4
BB	5
SO	6
LOB	15



Batter	1	2	3	4	5	6	7	8	9	10	AB R H RBI BB SO LOB
Orlando Palmeiro, L (1, 7) OBP: 0.244, SLG: 0.318	2-1 G6-3		1-2 G3-1		2-2 F8		0-0 F8		1-1 G4-3		5 0 0 0 0 0 3
Randy Velarde, R (1, 4) OBP: 0.357, SLG: 0.396	3-3 K		3-2 P3		2-3 K		1-1 P3		0-0 F7		5 0 0 0 0 2 1
Darin Erstad, L (1, 3) OBP: 0.351, SLG: 0.360	0-3 K		3-3 K		0-0 G6-3			1-1 G1-3		0-0 BB 1B	5 0 1 0 0 2 0
Tim Salmon, R (1, 9)		0-1 F7		1-1 G6-3		0-0 G5-3 S 1B		0-1 G6-3		4-0 BB 1-2 BB	4 0 1 0 1 0 0
16 Garret Anderson, L (1, 8) OBP: 0.327, SLG: 0.412		0-3 K 1B E		0-0 HR 2B		1-3 K SAFE		3-2 1B		0-3 K	5 2 2 0 0 3 3
Troy Glaus, R (1, 5) OBP: 0.520, SLG: 0.814		3-2 E 1-2 1B		3-2 L3		4-2 BB 1-2		2-2 F9		0-3 K	4 0 1 0 1 1 4
Todd Greene, R (1, 10) OBP: 0.318, SLG: 0.610		0-3 K		0-0 HR 2-H		1-0 G5-3 2-3f			4-2 G6-3 SH1-4 BB		3 1 1 2 1 1 4 0 0 0 0 0 0 0
Jeff Huson, L (9, PR) OBP: 0.182, SLG: 0.182											
Matt Walbeck, S (1, 2) OBP: 0.379, SLG: 0.333		2-0 E8 1-3 2-H 1B		2-0 S 1B			0-0 G6-3		1-0 SH1-4 1-2		3 0 2 1 0 0 0
Andy Sheets, R (1, 6) OBP: 0.370, SLG: 0.488		0-0 G5-3		1-1 G6-3			4-2 BB		1-2 G6-3		3 0 0 0 1 0 5

Inning Stats	R: 0	H: 0	E: 0	K: 2	S: 10	P: 15	R: 1	H: 2	E: 1	K: 2	S: 15	P: 20	R: 0	H: 0	E: 0	K: 1	S: 10	P: 17	R: 2	H: 3	E: 0	K: 0	S: 11	P: 18	R: 0	H: 0	E: 0	K: 1	S: 7	P: 11	R: 0	H: 1	E: 0	K: 1	S: 7	P: 13	R: 0	H: 0	E: 0	K: 0	S: 6	P: 11	R: 0	H: 1	E: 0	K: 0	S: 11	P: 17	R: 0	H: 0	E: 0	K: 0	S: 10	P: 17	R: 0	H: 1	E: 0	K: 2	S: 8	P: 12	1B: 6	SF: 0	2B: 1	SAC: 1	3B: 0	DP: 1	HR: 1	HBP: 0	WP: 1	PA: 42
--------------	------	------	------	------	-------	-------	------	------	------	------	-------	-------	------	------	------	------	-------	-------	------	------	------	------	-------	-------	------	------	------	------	------	-------	------	------	------	------	------	-------	------	------	------	------	------	-------	------	------	------	------	-------	-------	------	------	------	------	-------	-------	------	------	------	------	------	-------	-------	-------	-------	--------	-------	-------	-------	--------	-------	--------

PITCHER	IP	WLS	BF	H	R	ER	SO	BB	IBB	HBP	BLK	WP	HR	S	P	ERA	WHIP
Freddy Garcia, R (1, 1) ERA: 3.54	8.0		33	7	3	3	7	2	0	0	0	1	1	77	122	3.38	1.125
Jose Paniagua, R (9, 1) ERA: 1.29	1.0	W	4	0	0	0	0	1	0	0	0	0	0	10	17	0.00	1.000
Jose Mesa, R (10, 1) ERA: 15.19	1.0	S	5	1	0	0	2	1	0	0	0	0	0	8	12	0.00	2.000


BOTTOM

Seattle Mariners @ Anaheim Angels
Edison International Field, Anaheim, CA

Sat Apr 17 1999, 10:05 PM EDT
Att. 43,752 - Cloudy - 75 F

livebaseballscorecards.com

AB	37
R	3
H	8
RBI	3
BB	4
SO	9
LOB	20



Batter	1	2	3	4	5	6	7	8	9	AB R H RBI BB SO LOB
David Bell, R (1, 4) OBP: 0.231, SLG: 0.440	3-1 L8		2-0 P3	1-2 F7		0-2 F7		0-0 CS 1B		5 0 1 0 0 0 2
David Segui, S (1, 3) OBP: 0.268, SLG: 0.434	1-2 G6-3		2-1 G3		0-1 G4-3	1-0 F9		1-0 CS 1-2	0-0 G4-3	5 0 0 0 0 0 1
Ken Griffey Jr., L (1, 8) OBP: 0.510, SLG: 0.675	3-1 P3		2-0 2B HBP		0-0 2B 1B	2-1 F8			0-2 G3	4 2 1 0 0 0 1
Edgar Martinez, R (1, 10) OBP: 0.411, SLG: 0.583		2-3 K	3-2 HR 2B		1-2 1B 2B				4-2 BB	4 2 2 2 1 1 0
Jay Buhner, R (1, 9) OBP: 0.351, SLG: 0.483		4-2 BB	0-0 HR		1-2 E6 1B				2-2 L4	4 1 1 2 1 0 2
Butch Huskey, R (1, 7) OBP: 0.417, SLG: 0.722		2-1 L7	2-3 K2-3		1-0 1B					4 1 2 2 0 1 1
Russ Davis, R (1, 5) OBP: 0.288, SLG: 0.551		2-1 F9		1-1 F9	0-0 F7				2-0 G4-3	4 0 0 0 0 0 3
Dan Wilson, R (1, 2) OBP: 0.316, SLG: 0.314			0-1 HR 1B	3-1 F8	1-0 F9			1-1 F8		4 1 1 0 0 0 2
Domingo Cedeño, S (1, 6) OBP: 0.333, SLG: 0.714			0-0 HR	3-2 1B		4-2 BB		1-0 F7		3 1 2 2 1 0 0

Inning Stats	R: 0 E: 0 K: 0 S: 7	H: 0 LOB: 0 BB: 0 P: 14	R: 0 E: 0 K: 1 S: 9	H: 0 LOB: 1 BB: 1 P: 19	R: 5 E: 0 K: 1 S: 14	H: 4 LOB: 0 BB: 0 P: 25	R: 0 E: 0 K: 0 S: 10	H: 1 LOB: 1 BB: 0 P: 18	R: 2 E: 1 K: 0 S: 12	H: 3 LOB: 2 BB: 0 P: 16	R: 0 E: 0 K: 0 S: 8	H: 0 LOB: 1 BB: 1 P: 15	R: 1 E: 0 K: 0 S: 5	H: 1 LOB: 0 BB: 0 P: 9	R: 0 E: 0 K: 0 S: 4	H: 1 LOB: 0 BB: 0 P: 7	R: 0 E: 0 K: 0 S: 10	H: 0 LOB: 1 BB: 1 P: 16	1B: 5 2B: 2 3B: 0 HR: 3	SF: 0 SAC: 0 DP: 0 HBP: 1	WP: 0 PB: 0 SB: 1 CS: 1	PA: 42
--------------	------------------------------	----------------------------------	------------------------------	----------------------------------	-------------------------------	----------------------------------	-------------------------------	----------------------------------	-------------------------------	----------------------------------	------------------------------	----------------------------------	------------------------------	---------------------------------	------------------------------	---------------------------------	-------------------------------	----------------------------------	----------------------------------	------------------------------------	----------------------------------	--------


PITCHER	IP	WLS	BF	H	R	ER	SO	BB	IBB	HBP	BLK	WP	HR	S	P	ERA	WHIP
Steve Sparks, R (1, 1) ERA: 9.42	4.1	L	24	8	7	7	2	1	0	1	0	0	2	50	89	14.54	2.077
Scott Schoeneweis, L (5, 1) ERA: 6.75	2.2		10	1	1	1	0	1	0	0	0	0	1	15	27	3.38	0.750
Al Levine, R (8, 1) ERA:	1.0		3	1	0	0	0	0	0	0	0	0	0	4	7	0.00	1.000
Mike Magnante, L (9, 1) ERA:	1.0		4	0	0	0	0	1	0	0	0	0	0	10	16	0.00	1.000

TOP

Seattle Mariners @ Anaheim Angels
Edison International Field, Anaheim, CA

Sun Apr 18 1999, 4:05 PM EDT
Att. 37,465 - Sunny - 80 F

AB	37
R	8
H	10
RBI	8
BB	3
SO	2
LOB	12



Batter	1	2	3	4	5	6	7	8	9	AB R H RBI BB SO LOB	TOP											
David Bell, R (1, 4) OBP: 0.214, SLG: 0.407	0-0 B2		0-0 G5-3		2-2 G4-3		1-2 SAFE P4			4 0 0 0 0 0 1												
David Segui, S (1, 3) OBP: 0.283, SLG: 0.439	0-0 F8		1-0 BB 1B		0-1 G5-3			1-2 1B		4 0 2 0 0 0 0												
Ken Griffey Jr., L (1, 8) OBP: 0.491, SLG: 0.636	0-3 K		1-2 SAFE SAFE 1B		0-0 G3			2-2 L4		4 0 1 0 0 1 1												
Edgar Martinez, R (1, 10) OBP: 0.433, SLG: 0.580		4-2 BB 2B	4-0 BB BB		2-2 BB 1B			2-2 F8		2 1 1 0 2 0 1												
Jay Buhner, R (1, 9) OBP: 0.366, SLG: 0.452		4-0 SAFE 2B BB	3-2 G4-6-3		4-2 SAFE BB			0-2 K		2 0 0 0 2 1 4												
Butch Huskey, R (1, 7) OBP: 0.375, SLG: 0.650		0-1 P3		0-0 F9		1-2 F9			1-1 F9	4 0 0 0 0 0 4												
Russ Davis, R (1, 5) OBP: 0.286, SLG: 0.547		1-0 BB 1-3 2-H 2B		2-3 K		3-2 G6-3			0-1 F9	4 0 1 1 0 1 2												
Dan Wilson, R (1, 2) OBP: 0.286, SLG: 0.282		1-0 L4		2-2 F8			0-0 F8		1-3 K	4 0 0 0 0 1 2												
Domingo Cedenos, S (1, 6) OBP: 0.333, SLG: 0.625		1-0 F9		2-3 K			4-2 CS BB			2 0 0 0 1 1 2												
Inning Stats	R: 0 E: 0 K: 1 S: 5	H: 0 LOB: 0 BB: 0 P: 5	R: 1 E: 0 K: 0 S: 8	H: 1 LOB: 2 BB: 2 P: 19	R: 0 E: 0 K: 0 S: 8	H: 2 LOB: 2 BB: 1 P: 17	R: 0 E: 0 K: 1 S: 7	H: 0 LOB: 0 BB: 0 P: 11	R: 0 E: 0 K: 1 S: 8	H: 0 LOB: 0 BB: 0 P: 12	R: 0 E: 0 K: 0 S: 12	H: 1 LOB: 2 BB: 1 P: 22	R: 0 E: 0 K: 0 S: 10	H: 0 LOB: 0 BB: 1 P: 15	R: 0 E: 0 K: 1 S: 12	H: 1 LOB: 1 BB: 0 P: 17	R: 0 E: 0 K: 1 S: 7	H: 0 LOB: 0 BB: 0 P: 9	1B: 4 2B: 1 3B: 0 HR: 0	SF: 0 SAC: 0 DP: 1 HBP: 0	WP: 0 PB: 0 SB: 0 CS: 1	PA: 35
PITCHER	IP WLS BF H R ER SO BB IBB HBP BLK WP HR S P ERA WHIP																					
Jim Paraque, L (1, 1) ERA: 3.26	6.0 W 25 4 1 1 3 4 0 0 0 0 0 48 86 1.50 1.333																					
Keith Foulke, R (7, 1) ERA: 0.9	1.0 H 4 1 0 0 0 1 0 0 0 0 0 0 13 19 0.00 2.000																					
Bryan Ward, L (8, 1) ERA: 5.06	0.1 H 1 0 0 0 0 0 0 0 0 0 0 0 3 5 0.00 0.000																					
41 Bill Simas, R (8, 1) ERA: 3.86	0.2 H 2 0 0 0 1 0 0 0 0 0 0 0 6 8 0.00 0.000																					
Bob Howry, R (9, 1) ERA: 3.0	1.0 S 3 0 0 0 1 0 0 0 0 0 0 0 7 9 0.00 0.000																					

Seattle Mariners @ Chicago White Sox
 Comiskey Park, Chicago, IL
 Tue Apr 20 1999, 8:05 PM EDT
 Att. 8,980 - Overcast - 45 F

livebaseballscorecards.com

AB	30
R	1
H	5
RBI	1
BB	5
SO	5
LOB	17



Batter	1	2	3	4	5	6	7	8	9	AB	R	H	RBI	BB	SO	LOB	BOTTOM			
Ray Durham, S OBP: 0.404, SLG: 0.540 (1, 4)	 2-0	 2-1			 3-2		 3-2			4	2	3	1	0	0	2	Seattle Mariners @ Chicago White Sox Comiskey Park, Chicago, IL Tue Apr 20 1999, 8:05 PM EDT Att. 8,980 - Overcast - 45 F			
Mike Caruso, S OBP: 0.275, SLG: 0.245 (1, 6)	 1-0	 2-3			 2-0		 2-1			4	0	1	0	0	1	3				
Frank Thomas, R OBP: 0.556, SLG: 0.725 (1, 10)	 3-1			 2-2		 2-0		 2-2		4	0	1	1	0	0	2				
Magglio Ordonez, R OBP: 0.346, SLG: 0.468 (1, 9)	 0-1			 0-1		 3-2		 0-1		4	0	0	0	0	0	3				
14 Paul Konerko, R OBP: 0.262, SLG: 0.325 (1, 3) Craig Wilson, R OBP: 0.200, SLG: 0.111 (9, 5)	 0-1			 2-2		 1-0		 1-1		4	0	1	0	0	0	3				
										0	0	0	0	0	0	0				
Darrin Jackson, R OBP: 0.440, SLG: 0.880 (1, 8) (8, 7)		 0-2			 1-1		 2-0			3	1	1	0	0	0	1				
Greg Norton, S OBP: 0.409, SLG: 0.353 (1, 5) (9, 3)		 1-3			 2-2		 3-2			3	0	0	0	0	1	2				
25 Jeff Abbott, R OBP: 0.107, SLG: 0.185 (1, 7) McKay Christensen, L OBP: 0.346, SLG: 0.375 (8, 8)		 4-2			 3-2		 1-0			2	0	0	0	1	0	0				
										0	0	0	0	0	0	0				
Brook Fordyce, R OBP: 0.276, SLG: 0.333 (1, 2)		 2-2			 2-1		 1-3			3	0	1	1	0	1	0				
Inning Stats	R: 0 E: 1 K: 0 S: 8	H: 2 LOB: 2 BB: 0 P: 14	R: 1 E: 0 K: 2 S: 16	H: 2 LOB: 2 BB: 1 P: 27	R: 0 E: 0 K: 0 S: 8	H: 0 LOB: 0 BB: 0 P: 12	R: 0 E: 0 K: 0 S: 11	H: 0 LOB: 0 BB: 0 P: 17	R: 1 E: 0 K: 0 S: 12	H: 2 LOB: 1 BB: 0 P: 24	R: 0 E: 0 K: 0 S: 5	H: 1 LOB: 0 BB: 0 P: 11	R: 1 E: 0 K: 1 S: 11	H: 1 LOB: 0 BB: 0 P: 18	R: 0 E: 0 K: 0 S: 9	H: 0 LOB: 0 BB: 0 P: 12	1B: 5 2B: 3 3B: 0 HR: 1	SF: 0 SAC: 0 DP: 2 HBP: 0	WP: 0 PB: 0 SB: 1 CS: 0	PA: 32

PITCHER	IP	WLS	BF	H	R	ER	SO	BB	IBB	HBP	BLK	WP	HR	S	P	ERA	WHIP
Jeff Fassero, L ERA: 6.48 (1, 1)	7.0	L	29	8	3	3	3	1	0	0	0	0	1	71	123	3.86	1.286
Jose Paniagua, R ERA: 1.0 (8, 1)	1.0		3	0	0	0	0	0	0	0	0	0	0	9	12	0.00	0.000

Seattle Mariners @ Chicago White Sox
 Comiskey Park, Chicago, IL
 Tue Apr 20 1999, 8:05 PM EDT
 Att. 8,980 - Overcast - 45 F

livebaseballscorecards.com

AB	31
R	3
H	8
RBI	3
BB	1
SO	3
LOB	16



Batter	1	2	3	4	5	6	7	8	9	AB R H RBI BB SO LOB	TOP											
Domingo Cedeno, S (1, 6) OBP: 0.273, SLG: 0.500	0-3 K		0-0 F7		0-0 G4-6-3			0-0 E6 BB		4 0 0 0 0 1 3	Seattle Mariners @ Chicago White Sox Comiskey Park, Chicago, IL Wed Apr 21 1999, 8:05 PM EDT Att. 9,405 - Overcast - 49 F											
David Bell, R (1, 4) OBP: 0.200, SLG: 0.379	1-2 G5-3		2-2 F9			2-2 G1-3		0-0 F8		4 0 0 0 0 0 2												
Ken Griffey Jr., L (1, 8) OBP: 0.475, SLG: 0.596	3-2 G3		0-0 F7			1-1 G3		4-1 BB		3 0 0 0 1 0 0												
Edgar Martinez, R (1, 10) OBP: 0.438, SLG: 0.574		0-1 2B SF7 1B		1-0 G4-6-3 1B		2-2 F9		1-0 F8		4 1 2 0 0 0 3												
David Segui, S (1, 3) OBP: 0.281, SLG: 0.443		0-0 SF7 FC2 2B		1-2 G4-6-3		1-0 F8		1-3 K		4 0 1 0 0 1 1												
Jay Buhner, R (1, 9) OBP: 0.356, SLG: 0.412		4-1 FC2 SF7 BB		0-0 P6		0-1 P4		2-0 E6		3 0 0 0 1 0 0												
Matt Mieske, R (9, PR) OBP: 0.250, SLG: 1.000										0 0 0 0 0 0 0												
John Mabry, L (1, 7) OBP: 0.220, SLG: 0.359		0-0 SF7		1-1 1B 1B		2-3 K		2-3 K		3 0 1 1 0 2 1												
Russ Davis, R (1, 5) OBP: 0.283, SLG: 0.544		0-1 FC2		2-3 SAFE K		1-1 BB 2B		2-3 K		4 0 1 0 0 2 4												
Tom Lampkin, L (1, 2) OBP: 0.353, SLG: 0.353		0-1 P4		0-0 G4-6-3 1B		3-2 P5				3 0 1 0 0 0 3												
Inning Stats	R: 0 E: 0 K: 1 S: 11	H: 0 LOB: 0 BB: 0 P: 15	R: 1 E: 0 K: 0 S: 9	H: 2 LOB: 2 BB: 1 P: 13	R: 0 E: 0 K: 0 S: 6	H: 0 LOB: 0 BB: 0 P: 8	R: 0 E: 0 K: 0 S: 5	H: 1 LOB: 0 BB: 0 P: 7	R: 0 E: 0 K: 1 S: 8	H: 2 LOB: 1 BB: 0 P: 11	R: 0 E: 0 K: 1 S: 8	H: 0 LOB: 0 BB: 0 P: 13	R: 0 E: 0 K: 1 S: 6	H: 0 LOB: 0 BB: 0 P: 9	R: 0 E: 1 K: 0 S: 9	H: 1 LOB: 3 BB: 1 P: 18	R: 0 E: 1 K: 3 S: 11	H: 0 LOB: 1 BB: 0 P: 18	1B: 4 2B: 2 3B: 0 HR: 0	SF: 1 SAC: 0 DP: 2 HBP: 0	WP: 0 PB: 0 SB: 0 CS: 0	PA: 35
PITCHER	IP WLS BF H R ER SO BB IBB HBP BLK WP HR S P ERA WHIP																					
John Snyder, R (1, 1) ERA: 2.12	8.0 W 31 6 1 1 3 2 0 0 0 0 0 0 62 94 1.12 1.000																					
Bob Howry, R (9, 1) ERA: 2.57	1.0 S 4 0 0 0 3 0 0 0 0 0 0 0 11 18 0.00 0.000																					

AB	32
R	1
H	6
RBI	1
BB	2
SO	6
LOB	17



Batter	1	2	3	4	5	6	7	8	9	AB R H RBI BB SO LOB	TOP														
David Segui, S OBP: 0.304, SLG: 0.500 (1, 3)	1-2 1B	3-2 1-H 2-H HR			1-0 FC6 1B		2-1 F7		1-3 K	5 1 3 3 0 1 1															
Edgar Martinez, R OBP: 0.426, SLG: 0.552 (1, 10)	2-0 F9	3-2 F9			2-0 F8			3-1 FC4-6 1B		4 0 1 0 0 0 2															
Ken Griffey Jr., L OBP: 0.460, SLG: 0.560 (1, 8)	1-3 K			4-0 G6-4-3 BB	1-0 FC6 1-2f			2-0 FC4-6 BB 1-2f		3 0 0 0 1 1 3															
Jay Buhner, R OBP: 0.367, SLG: 0.405 (1, 9)	3-3 K			3-0 F8		0-0 1B		4-1 1-2 BB		3 0 1 0 1 1 2															
John Mabry, L OBP: 0.200, SLG: 0.326 (1, 7)		1-3 K		0-0 G6-4-3 1-2f		0-1 L5		1-2 P5		4 0 0 0 0 1 4															
Russ Davis, R OBP: 0.261, SLG: 0.525 (1, 5)		1-2 E 1B		1-0 G6-3		1-3 K		3-1 P6		4 1 1 0 0 1 3															
Dan Wilson, R OBP: 0.261, SLG: 0.256 (1, 2)		2-3 K		2-2 F9		1-3 K			3-1 F7	4 0 0 0 0 2 2															
David Bell, R OBP: 0.188, SLG: 0.355 (1, 4)		1-0 E6 BB HR 2-H		1-2 F8			1-2 G6-3		1-2 G6-3	4 1 0 0 0 0 0															
Domingo Cedenro, S OBP: 0.280, SLG: 0.455 Tom Lampkin, L OBP: 0.389, SLG: 0.389 Giomar Guevara, S OBP: 0.250, SLG: 0.417 (1, 6) (9, PH) (9, PR)		4-2 HR BB		3-2 F8			1-2 G4-3		0-1 1B	2 1 0 0 1 0 0 1 0 1 0 0 0 0 0 0 0 0 0 0 0															
Inning Stats	R: 0 E: 0 K: 2 S: 11	H: 1 LOB: 1 BB: 0 P: 18	R: 4 E: 1 K: 2 S: 21	H: 2 LOB: 0 BB: 1 P: 36	R: 0 E: 0 K: 0 S: 2	H: 0 LOB: 0 BB: 1 P: 9	R: 0 E: 0 K: 0 S: 11	H: 0 LOB: 0 BB: 0 P: 15	R: 0 E: 0 K: 0 S: 10	H: 1 LOB: 1 BB: 0 P: 17	R: 0 E: 0 K: 2 S: 12	H: 1 LOB: 1 BB: 0 P: 14	R: 0 E: 0 K: 0 S: 9	H: 0 LOB: 0 BB: 0 P: 13	R: 0 E: 0 K: 0 S: 9	H: 1 LOB: 2 BB: 1 P: 22	R: 0 E: 0 K: 1 S: 10	H: 1 LOB: 1 BB: 0 P: 15	1B: 6 2B: 0 3B: 0 HR: 1	SF: 0 SAC: 0 DP: 1 HBP: 0	WP: 0 PB: 0 SB: 1 CS: 0	PA: 37			
PITCHER	IP	WLS	BF	H	R	ER	SO	BB	IBB	HBP	BLK	WP	HR	S	P	ERA	WHIP								
Bobby Witt, R ERA: 3.18 (1, 1)	6.0		25	5	4	0	6	2	0	0	0	0	1	67	109	0.00	1.167								
Esteban Yan, R ERA: 6.23 (7, 1)	1.0		4	1	0	0	0	0	0	0	0	0	0	11	18	0.00	1.000								
Scott Aldred, L ERA: (8, 1)	0.1		1	0	0	0	0	0	0	0	0	0	0	1	3	0.00	0.000								
Rick White, R ERA: 2.38 (8, 1)	0.2	W	3	0	0	0	0	1	0	0	0	0	0	6	14	0.00	1.500								
Roberto Hernandez, R ERA: 0.79 (9, 1)	1.0	S	4	1	0	0	1	0	0	0	0	0	0	10	15	0.00	1.000								

Seattle Mariners @ Tampa Bay Devil Rays

Tropicana Field, St. Petersburg, FL

Fri Apr 23 1999, 7:05 PM EDT


Att: 18,750 - Dome - 72 F

AB	34
R	4
H	7
RBI	3
BB	3
SO	7
LOB	17



Batter	1	2	3	4	5	6	7	8	9
Randy Winn, S OBP: 0.309, SLG: 0.455 (1, 8)	2-2 F7	2-1 FC6-4		0-0 CS 1B		1-1 G4-3		3-1 HR	
Dave Martinez, L OBP: 0.425, SLG: 0.508 (1, 9)	4-2 1B BB		2-1 WP 1B	2-0 CS 1-2	2-2 1B		4-1 2B 1B BB	4-0 PO BB	
Jose Canseco, R OBP: 0.388, SLG: 0.676 (1, 10)	1-3 K		4-0 1B SF7 BB	1-2 1B	1-0 1B		3-0 1B SF8 2B	3-2 PO	
Wade Boggs, L OBP: 0.340, SLG: 0.347 (1, 5) David Lamb, S OBP: 0.222, SLG: 0.222 (9, 4)	0-1 FC6-4 1B		1-0 1B	1-3 2-H 1B	1-0 F7		1-2 S 1B		
John Flaherty, R OBP: 0.348, SLG: 0.446 (1, 2)	0-0 FC6-4		0-0 SF7	3-H	2-1 P2		0-0 SF8		
Paul Sorrento, L OBP: 0.250, SLG: 0.143 (1, 3)		2-3 K	1-1 F8		3-1 F8		3-H 4-1 G6-4-3 BB		
Quinton McCracken, S OBP: 0.283, SLG: 0.379 (1, 7)		1-0 S 1B	2-0 P5		3-2 S 1B		1-1 G6-4-3		
Miguel Cairo, R OBP: 0.318, SLG: 0.393 (1, 4) Bobby Smith, R OBP: 0.211, SLG: 0.229 (5, 4) (9, 5)		1-3 K		0-1 G5-3		2-3 K		3-1 L3	
Kevin Stocker, S OBP: 0.466, SLG: 0.549 (1, 6)		2-1 FC6-4 HBP		2-2 G1-3		2-2 F7		3-2 F7	

AB	R	H	RBI	BB	SO	LOB
5	1	2	1	0	0	3
2	2	2	0	3	0	0
3	2	2	0	1	1	1
4	0	3	2	0	0	2
0	0	0	0	0	0	0
2	0	0	2	0	0	4
3	0	0	0	1	1	3
4	0	2	0	0	0	3
2	0	0	0	0	1	1
2	0	0	0	0	1	1
3	0	0	0	0	0	1

BOTTOM	
Seattle Mariners @ Tampa Bay Devil Rays	
Tropicana Field, St. Petersburg, FL	
Fri Apr 23 1999, 7:05 PM EDT	
Att: 18,750 - Dome - 72 F	
AB	30
R	5
H	11
RBI	5
BB	5
SO	4
LOB	19
	
WP: 1	PA: 40
PB: 0	
SB: 3	
CS: 1	

Inning Stats	R: 0	H: 1	E: 0	LOB: 2	K: 1	P: 18	R: 0	H: 1	E: 0	LOB: 2	K: 2	P: 18	R: 0	H: 2	E: 0	LOB: 2	K: 0	P: 18	R: 0	H: 1	E: 0	LOB: 1	K: 1	P: 19	R: 2	H: 2	E: 0	LOB: 1	K: 0	P: 22	R: 1	H: 1	E: 0	LOB: 0	K: 0	P: 26
PITCHER	IP	WLS	BF	H	R	ER	SO	BB	IBB	HBP	BLK	WP	HR	S	P	ERA	WHIP																			
Freddy Garcia, R ERA: 3.55 (1, 1)	5.0		25	8	2		3	2	0	1	0	1	0	49	90	3.60	2.000																			
28 Ken Cloude, R ERA: 15.19 (6, 1)	1.1	B	7	2	2	2	1	1	0	0	0	0	0	14	27	13.50	2.250																			
John Halama, L ERA: 5.19 (7, 1)	1.1	L	6	1	1	1	0	2	0	0	0	0	1	10	28	6.75	2.250																			
Jose Paniagua, R ERA: 1.74 (8, 1)	0.1		0	0	0	0	0	0	0	0	0	0	0	4	6	0.00	0.000																			

Batter	1	2	3	4	5	6	7	8	9	AB R H RBI BB SO LOB	TOP
David Segui, S (1, 3) OBP: 0.301, SLG: 0.529 Russ Davis, R (8, 5) OBP: 0.277, SLG: 0.516	1-0 G3-1		0-3 K		2-2 HR		3-1 E6 2B 1B		2-3 K	4 2 1 1 0 1 0 1 0 0 0 0 1 0	
Edgar Martinez, R (1, 10) OBP: 0.411, SLG: 0.540	3-3 K		1-2 G4-3		3-3 K		2-2 1B 1-3 SF8 2B		1-3 K	5 1 1 0 0 3 0	
Ken Griffey Jr., L (1, 8) OBP: 0.485, SLG: 0.691	1-2 1B			1-1 HR	2-1 HR		0-0 G6-4-3 1B		0-0 F7	5 2 4 3 0 0 0	
Jay Buhner, R (1, 9) OBP: 0.358, SLG: 0.475	3-2 G1-3			0-0 HR	1-1 G6-3		2-0 SF8			3 1 1 2 0 0 1	
Butch Huskey, R (1, 7) OBP: 0.341, SLG: 0.591				1-2 P4	0-2 G6-3		0-0 G6-4-3			4 0 0 0 0 0 1	
John Mabry, L (1, 5) OBP: 0.204, SLG: 0.383 (8, 3)				2-2 HR		2-3 K		2-2 F7		4 1 1 1 0 1 0	
Tom Lampkin, L (1, 2) OBP: 0.364, SLG: 0.364				0-0 1B	0-0 G4-3		2-0 G3		0-0 G3	4 0 1 0 0 0 0	
David Bell, R (1, 4) OBP: 0.221, SLG: 0.415				1-1 P5	2-2 2B 1B		1-0 HR		4-0 BB	3 2 2 1 1 0 1	
Domingo Ceden0, S (1, 6) OBP: 0.276, SLG: 0.462				0-0 P5	1-1 2B		2-3 K		0-0 F9	4 0 1 1 0 1 1	
Inning Stats	R: 0 H: 1 E: 0 LOB: 1 K: 1 BB: 0 S: 12 P: 20	R: 0 H: 1 E: 0 LOB: 1 K: 0 BB: 0 S: 9 P: 13	R: 0 H: 0 E: 0 LOB: 0 K: 1 BB: 0 S: 8 P: 9	R: 4 H: 5 E: 0 LOB: 1 K: 0 BB: 0 S: 19 P: 26	R: 2 H: 2 E: 0 LOB: 0 K: 1 BB: 0 S: 13 P: 21	R: 1 H: 1 E: 0 LOB: 0 K: 2 BB: 0 S: 11 P: 18	R: 2 H: 2 E: 1 LOB: 0 K: 0 BB: 0 S: 8 P: 15	R: 0 H: 0 E: 0 LOB: 1 K: 0 BB: 1 S: 5 P: 11	R: 0 H: 0 E: 0 LOB: 0 K: 2 BB: 0 S: 7 P: 10	1B: 4 SF: 1 2B: 2 SAC: 0 3B: 0 DP: 1 HR: 6 HBP: 0	WP: 0 PA: 39 PB: 0 SB: 0 CS: 0
PITCHER	IP WLS BF H R ER SO BB IBB HBP BLK WP HR S P ERA WHIP										
Rolando Arrojo, R (1, 1) ERA: 6.14	4.1 L 21 9 6 6 3 0 0 0 0 0 0 5 56 83 12.46 2.077										
Albie Lopez, R (5, 1) ERA: 5.68	2.2 11 3 3 2 2 0 0 0 0 0 1 24 39 6.75 1.125										
Norm Charlton, L (8, 1) ERA:	1.0 4 0 0 0 0 1 0 0 0 0 0 5 11 0.00 1.000										
Esteban Yan, R (9, 1) ERA: 5.59	1.0 3 0 0 0 0 2 0 0 0 0 0 0 7 10 0.00 0.000										

Seattle Mariners @ Tampa Bay Devil Rays

Tropicana Field, St. Petersburg, FL

Sat Apr 24 1999, 6:35 PM EDT

Att. 24,498 - Dome - 72 F

livebaseballscorecards.com

AB	37
R	9
H	12
RBI	9
BB	1
SO	7
LOB	4



Batter	1	2	3	4	5	6	7	8	9	AB	R	H	RBI	BB	SO	LOB
Randy Winn, S OBP: 0.342, SLG: 0.471 (1, 8)	1-2 CS 1B		0-0 L4		0-0 1B		4-2 E HR BB		1-1 WP 1B	4	1	3	0	1	0	0
Dave Martinez, L OBP: 0.397, SLG: 0.469 (1, 9)	3-3 1-2		0-2 F8		0-0 F7		0-2 P4		1-0 F7	5	0	0	0	0	1	7
Jose Canseco, R OBP: 0.376, SLG: 0.685 (1, 10)	2-1 F7				0-0 F9		2-2 HR		1-3 K	5	1	1	3	0	1	4
Wade Boggs, L OBP: 0.316, SLG: 0.321 (1, 5)							2-H 3-H 2-3 K			4	0	0	0	0	1	1
John Flaherty, R OBP: 0.343, SLG: 0.450 (1, 2)										4	0	1	0	0	0	0
Paul Sorrento, L OBP: 0.250, SLG: 0.100 (1, 3)										3	0	0	0	1	1	2
Danny Clyburn, R OBP: 0.275, SLG: 0.389 (1, 7)										4	1	2	0	0	1	2
Bobby Smith, R OBP: 0.214, SLG: 0.231 (1, 4)										4	0	1	0	0	1	3
Kevin Stocker, S OBP: 0.468, SLG: 0.528 (1, 6)										2	1	0	0	2	0	1

Inning Stats	R: 0	H: 1	R: 0	H: 1	R: 0	H: 0	R: 0	H: 2	R: 0	H: 0	R: 4	H: 2	R: 0	H: 0	R: 0	H: 1	1B: 6	SF: 0
	E: 0	LOB: 0	E: 0	LOB: 2	E: 0	LOB: 0	E: 1	LOB: 2	E: 0	LOB: 0	E: 1	LOB: 0	E: 0	LOB: 0	E: 0	LOB: 2	2B: 2	SAC: 0
	K: 1	BB: 0	K: 0	BB: 1	K: 0	BB: 0	K: 2	BB: 0	K: 0	BB: 0	K: 1	BB: 2	K: 0	BB: 0	K: 2	BB: 1	3B: 0	DP: 1
	S: 9	P: 15	S: 14	P: 23	S: 8	P: 10	S: 14	P: 25	S: 7	P: 9	S: 21	P: 36	S: 7	P: 10	S: 14	P: 22	HR: 1	HBP: 0

PITCHER	IP	WLS	BF	H	R	ER	SO	BB	IBB	HBP	BLK	WP	HR	S	P	ERA	WHIP
Butch Henry, L ERA: 2.89 (1, 1)	6.1	W	27	6	2	2	3	2	0	0	0	0	0	63	101	2.84	1.263
Mac Suzuki, R ERA: 10.45 (7, 1)	1.2		7	1	2	2	1	1	0	0	0	0	1	20	31	10.80	1.200
Jose Mesa, R ERA: 11.05 (9, 1)	1.0		5	1	0	0	2	1	0	0	0	1	0	14	22	0.00	2.000

PITCHER	IP	WLS	BF	H	R	ER	SO	BB	IBB	HBP	BLK	WP	HR	S	P	ERA	WHIP

BOTTOM

Seattle Mariners @ Tampa Bay Devil Rays
Tropicana Field, St. Petersburg, FL

livebaseballscorecards.com

AB	35
R	4
H	8
RBI	3
BB	4
SO	6
LOB	20



WP: 1	PA: 39
PB: 0	
SB: 0	
CS: 1	

Sat Apr 24 1999, 6:35 PM EDT
Att: 24,498 - Dome - 72 F

AB	36
R	6
H	12
RBI	6
BB	4
SO	2
LOB	15



WP:	0	PA:	41
PB:	2	ERA:	7.20
SB:	0	WHIP:	2.200
CS:	0		

Batter	1	2	3	4	5	6	7	8	9	AB	R	H	RBI	BB	SO	LOB	TOP						
David Segui, S OBP: 0.321, SLG: 0.547 (1, 3)	1-2 1B 2B	1-2 1B 2B		0-2 F7		3-2 1B			2-2 P2	5	1	3	1	0	0	0							
Edgar Martinez, R OBP: 0.423, SLG: 0.530 (1, 10)	1-0 G6-3 1B	3-2 G5-3		4-2 BB		2-1 G4-3			4-1 G1-3 HR	3	1	1	1	2	0	3							
Ken Griffey Jr., L OBP: 0.452, SLG: 0.633 (1, 8)	2-1 G6-3		0-0 G6-3	0-0 G4-3					3-2 G1-3	5	0	0	0	0	0	3							
Jay Buhner, R OBP: 0.397, SLG: 0.600 (1, 9)	1-2 1B		1-0 F8 PB 1B		2-1 2B				1-2 HR	5	2	4	2	0	0	0							
Butch Huskey, R OBP: 0.327, SLG: 0.542 (1, 7)	0-1 G4-3		4-1 1B BB		0-2 G5-3				1-0 G6-3	4	1	0	0	1	0	2							
Matt Mieske, R OBP: 0.250, SLG: 1.000 (9, 7)										0	0	0	0	0	0	0							
Russ Davis, R OBP: 0.289, SLG: 0.500 (1, 5)			1-2 F7		2-2 F7				2-1 P6	2	0	0	0	0	0	2							
John Mabry, L OBP: 0.196, SLG: 0.367 (3, 5)			2-3 F8		1-2 F9					2	0	0	0	0	0	1							
Dan Wilson, R OBP: 0.280, SLG: 0.277 (1, 2)			2-2 G5-3		1-2 1B				2-1 1B	4	0	2	1	0	0	1							
David Bell, R OBP: 0.250, SLG: 0.441 (1, 4)			4-0 1B HBP BB		1-2 1B				0-0 F9	3	1	2	1	1	0	1							
Domingo Cedeno, S OBP: 0.281, SLG: 0.429 (1, 6)			1-2 1B						2-2 2B														
Tom Lampkin, L OBP: 0.348, SLG: 0.348 (8, PH)			1-0 PB 1B HBP						2-3 K	2	0	0	0	0	1	1							
Giomar Guevara, S OBP: 0.250, SLG: 0.417 (8, 6)			1-2 G3-1						1-3 K	0	0	0	0	0	0	0							
Inning Stats	R: 1 E: 0 K: 0 S: 11	H: 3 LOB: 1 BB: 0 P: 16	R: 1 E: 0 K: 0 S: 14	H: 1 LOB: 2 BB: 1 P: 26	R: 2 E: 0 K: 0 S: 16	H: 3 LOB: 2 BB: 1 P: 22	R: 0 E: 0 K: 0 S: 10	H: 0 LOB: 1 BB: 1 P: 15	R: 0 E: 0 K: 0 S: 11	H: 1 LOB: 1 BB: 0 P: 16	R: 0 E: 0 K: 1 S: 15	H: 2 LOB: 1 BB: 0 P: 24	R: 0 E: 0 K: 0 S: 8	H: 0 LOB: 0 BB: 0 P: 13	R: 0 E: 0 K: 1 S: 8	H: 1 LOB: 1 BB: 0 P: 13	R: 2 E: 0 K: 0 S: 16	H: 1 LOB: 0 BB: 1 P: 27	1B: 8 2B: 3 3B: 0 HR: 1	SF: 0 SAC: 0 DP: 1 HBP: 1	WP: 0 PB: 2 SB: 0 CS: 0	PA: 41	
PITCHER	IP	WLS	BF	H	R	ER	SO	BB	IBB	HBP	BLK	WP	HR	S	P	ERA	WHIP						
Julio Santana, R ERA: 8.14 (1, 1)	5.0		25	8	4	4	0	3	0	1	0	0	0	62	95	7.20	2.200						
Rick White, R ERA: 2.19 (6, 1)	1.0		4	2	0	0	1	0	0	0	0	0	0	15	24	0.00	2.000						
Scott Aldred, L ERA: (7, 1)	0.1		1	0	0	0	0	0	0	0	0	0	0	2	3	0.00	0.000						
Jim Mecir, R ERA: 2.84 (7, 1)	1.2		6	1	0	0	1	0	0	0	0	0	0	14	23	0.00	0.600						
Roberto Hernandez, R ERA: 2.19 (9, 1)	1.0	L	5	1	2	2	0	1	0	0	0	0	1	16	27	18.00	2.000						

livebaseballscorecards.com

Batter	1	2	3	4	5	6	7	8	9	AB R H RBI BB SO LOB
Randy Winn, S OBP: 0.333, SLG: 0.446 (1, 8)	2-3 K	2-1 G4-3		1-1 F9			4-1 G1-3 BB		1-1 G1-4-3	4 0 0 0 1 1 2
Quinton McCracken, S OBP: 0.281, SLG: 0.371 (1, 7)	2-1 G4-3		0-0 2B 1B		0-3 K		1-0 F9			4 1 1 0 0 1 1
Jose Canseco, R OBP: 0.382, SLG: 0.727 (1, 10)	2-3 K		1-1 1-H 2B		1-0 HR		3-1 G1-3			4 1 2 2 0 1 1
Fred McGriff, L OBP: 0.319, SLG: 0.422 (1, 3)		0-0 E6 1B	2-3 K		0-0 FC1-6 1B		3-3 K			4 1 1 0 0 2 2
Danny Clyburn, R OBP: 0.250, SLG: 0.350 (1, 9)		2-2 G5-3	1-3 K		2-0 FC1-6 1-2f		0-0 F9			4 0 0 0 0 1 3
Bobby Smith, R OBP: 0.217, SLG: 0.214 (1, 5)		2-2 E5 F9 1B 1B	4-1 BB		2-3 K		3-2 G4-3			3 1 0 0 1 1 2
David Lamb, S OBP: 0.231, SLG: 0.231 (1, 4)		0-0 1B 1B	0-1 G6-3		0-1 G5-3		1-3 K			4 0 1 1 0 1 2
Mike DiFelice, R OBP: 0.250, SLG: 0.583 Wade Boggs, L OBP: 0.310, SLG: 0.315 (9, PH)		1-1 F9		1-2 G4-3		0-1 L5		1-1 F7		3 0 0 0 0 0 2 1 0 0 0 0 0 0
Kevin Stocker, S OBP: 0.455, SLG: 0.509 (1, 6)		0-1 1B		0-1 B5-3		0-0 F9		0-0 G3-1		4 0 1 1 0 0 0

Inning Stats	R: 0	H: 0	E: 0	K: 2	S: 12	LOB: 0	BB: 0	P: 18	R: 2	H: 2	E: 2	K: 0	S: 14	LOB: 2	BB: 0	P: 21	R: 1	H: 2	E: 0	K: 2	S: 12	LOB: 2	BB: 1	P: 20	R: 0	H: 0	E: 0	K: 0	S: 7	LOB: 0	BB: 0	P: 9	R: 1	H: 2	E: 0	K: 2	S: 9	LOB: 1	BB: 0	P: 14	R: 0	H: 0	E: 0	K: 0	S: 5	LOB: 0	BB: 0	P: 5	R: 0	H: 0	E: 0	K: 1	S: 8	LOB: 1	BB: 1	P: 19	R: 0	H: 0	E: 0	K: 1	S: 7	LOB: 0	BB: 0	P: 11	R: 0	H: 0	E: 0	K: 0	S: 5	LOB: 0	BB: 0	P: 7	1B: 4	SF: 0	2B: 1	SAC: 0	3B: 0	DP: 0	HR: 1	HBP: 0	WP: 0	PA: 37
--------------	------	------	------	------	-------	--------	-------	-------	------	------	------	------	-------	--------	-------	-------	------	------	------	------	-------	--------	-------	-------	------	------	------	------	------	--------	-------	------	------	------	------	------	------	--------	-------	-------	------	------	------	------	------	--------	-------	------	------	------	------	------	------	--------	-------	-------	------	------	------	------	------	--------	-------	-------	------	------	------	------	------	--------	-------	------	-------	-------	-------	--------	-------	-------	-------	--------	-------	--------

PITCHER	IP	WLS	BF	H	R	ER	SO	BB	IBB	HBP	BLK	WP	HR	S	P	ERA	WHIP
Jeff Fassero, L ERA: 5.63 (1, 1)	7.0		31	6	4	2	7	2	0	0	0	0	1	67	106	2.57	1.143
Jose Paniagua, R ERA: 1.59 (8, 1)	1.0	W	3	0	0	0	1	0	0	0	0	0	0	7	11	0.00	0.000
Jose Mesa, R ERA: 9.72 (9, 1)	1.0	S	3	0	0	0	0	0	0	0	0	0	0	5	7	0.00	0.000


BOTTOM

Seattle Mariners @ Tampa Bay Devil Rays
Tropicana Field, St. Petersburg, FL

Sun Apr 25 1999, 1:35 PM EDT
Att. 25,191 - Dome - 72 F

livebaseballscorecards.com

AB	35
R	4
H	6
RBI	4
BB	2
SO	8
LOB	15



Batter	1	2	3	4	5	6	7	8	9	AB R H RBI BB SO LOB	TOP		
Frank Catalanotto, L (1, 10) OBP: 0.357, SLG: 0.542	1-1 G6-3		0-1 F7		1-3 K	2-3 K		1-0 1B 2B		5 1 1 0 0 2 3			
Damion Easley, R (1, 4) OBP: 0.338, SLG: 0.446	2-2 G6-3		1-3 K		4-0 1B BB		0-1 G5-3	3-1 1B		4 0 1 2 1 1 0			
Bobby Higginson, L (1, 9) OBP: 0.429, SLG: 0.532	4-1 CS BB			2-3 K	0-0 1B		2-2 G4-3	0-0 P5		4 0 1 1 1 1 1			
Tony Clark, S (1, 3) OBP: 0.318, SLG: 0.403	1-1 CS	2-1 F8		2-0 1B	2-3 K		4-0 1B BB		3-2 P7	4 1 1 0 1 1 2			
Dean Palmer, R (1, 5) OBP: 0.319, SLG: 0.415				0-0 P6		0-0 G1-3	2-1 1B		2-2 FC5-4 1B	5 1 3 0 0 0 1			
Karim Garcia, L (1, 7) Brian Hunter, R (8, 8) OBP: 0.311, SLG: 0.309				2-3 K		3-2 HR	0-2 1B		0-1 FC5-4	4 1 2 2 0 2 2 1 0 0 0 0 0 1			
Juan Encarnacion, R (1, 8) (8, 7) OBP: 0.271, SLG: 0.420				1-1 S		0-2 HR	0-1 2B 1B		2-2 F7	5 1 3 2 0 0 1			
Bill Haselman, R (1, 2) OBP: 0.353, SLG: 0.429				1-1 G4-3		0-1 E S 1B	2-1 F9		2-2 G1-3	4 1 1 0 0 0 2			
Deivi Cruz, R (1, 6) OBP: 0.237, SLG: 0.293				0-0 G5-3		1-1 G6-3	0-0 2B		3-1 2B 1B	4 1 2 0 0 0 1			
Inning Stats	R: 0 E: 0 K: 0 S: 7 H: 0 LOB: 0 BB: 1 P: 15	R: 1 E: 0 K: 1 S: 11 H: 2 LOB: 1 BB: 0 P: 15	R: 0 E: 0 K: 1 S: 6 H: 0 LOB: 0 BB: 0 P: 7	R: 0 E: 0 K: 2 S: 8 H: 1 LOB: 1 BB: 0 P: 14	R: 2 E: 0 K: 2 S: 15 H: 3 LOB: 2 BB: 1 P: 23	R: 1 E: 0 K: 1 S: 12 H: 3 LOB: 2 BB: 0 P: 19	R: 1 E: 0 K: 0 S: 10 H: 2 LOB: 2 BB: 1 P: 18	R: 2 E: 0 K: 0 S: 12 H: 3 LOB: 1 BB: 0 P: 23	R: 0 E: 0 K: 0 S: 11 H: 1 LOB: 1 BB: 0 P: 17	1B: 10 2B: 3 3B: 0 HR: 2 SF: 0 SAC: 0 DP: 0 HBP: 0	WP: 0 PB: 0 SB: 3 CS: 1 PA: 44		
PITCHER	IP WLS BF H R ER SO BB IBB HBP BLK WP HR S P ERA WHIP											PITCHER	IP WLS BF H R ER SO BB IBB HBP BLK WP HR S P ERA WHIP
Jamie Moyer, L (1, 1) ERA: 7.64	7.0 L 33 11 5 5 7 3 0 0 0 0 0 2 69 111 6.43 2.000												
Melvin Bunch, R (8, 1) ERA: 4.5	2.0 10 4 2 2 0 0 0 0 0 0 0 0 23 40 9.00 2.000												

Detroit Tigers @ Seattle Mariners

The Kingdome, Seattle, WA

Mon Apr 26 1999, 10:05 PM EDT

Att. 25,465 - Dome - 72 F

livebaseballscorecards.com

AB	40
R	7
H	15
RBI	7
BB	3
SO	7
LOB	14



Batter	1	2	3	4	5	6	7	8	9	AB	R	H	RBI	BB	SO	LOB
David Bell, R OBP: 0.237, SLG: 0.417 (1, 4) B X	1-0 L8		1-0 G6-3			2-2 G6-3	0-0 FC5-4 1-2f			4	0	0	0	0	0	3
Edgar Martinez, R OBP: 0.427, SLG: 0.529 (1, 10) X	0-0 G6-3			1-1 S 1B		2-1 FC5-6 1B		1-1 F8		4	0	2	0	0	0	0
Ken Griffey Jr., L OBP: 0.429, SLG: 0.594 (1, 8) X	0-0 G4-3			3-3 SAFE 1-2 K		2-0 FC5-6 1B 1-2f		2-3 K		4	0	0	0	0	2	2
Jay Buhner, R OBP: 0.387, SLG: 0.571 (1, 9) X		0-0 G1-3		0-0 G6-3		2-1 SAFE 1-2 1B		2-3 K		4	0	1	0	0	1	1
David Segui, S OBP: 0.305, SLG: 0.519 (1, 3) X		0-0 F7		1-1 P6		0-1 P5		2-3 K		4	0	0	0	0	1	3
Russ Davis, R OBP: 0.254, SLG: 0.471 (1, 5) X		0-1 F9			2-1 F8		1-2 F8		0-3 K	4	0	0	0	0	1	0
Tom Lampkin, L OBP: 0.333, SLG: 0.333 (1, 2) X			2-1 G5-3		0-3 K		0-0 1B 1B		3-2 G4-3	4	0	1	0	0	1	0
Butch Huskey, R OBP: 0.365, SLG: 0.569 (1, 7) X			1-1 G3 1B		2-2 1B		1-1 FC5-4 1-2 1B			3	0	3	0	0	0	0
Domingo Cedenzo, S OBP: 0.265, SLG: 0.400 (1, 6) Raul Ibanez, L OBP: 0.333, SLG: 0.333 (7, PH) Giomar Guevara, S OBP: 0.250, SLG: 0.417 (8, 6) X			0-0 G3 1-2		3-2 F7		1-1 F7			2	0	0	0	0	0	2
										1	0	0	0	0	0	2
										0	0	0	0	0	0	0

Inning Stats	R: 0	H: 0	E: 0	K: 0	S: 3	R: 0	H: 0	E: 0	K: 0	S: 4	R: 0	H: 1	E: 0	K: 0	S: 6	R: 0	H: 1	E: 0	K: 1	S: 8	R: 0	H: 1	E: 0	K: 1	S: 12	R: 0	H: 2	E: 0	K: 0	S: 11	R: 0	H: 2	E: 0	K: 0	S: 9	R: 0	H: 0	E: 0	K: 2	S: 8	R: 0	H: 0	E: 0	K: 2	S: 9	R: 0	H: 0	E: 0	K: 2	S: 9	1B: 7	SF: 0	2B: 0	SAC: 0	3B: 0	DP: 0	HR: 0	HBP: 0	WP: 0	PA: 34
--------------	------	------	------	------	------	------	------	------	------	------	------	------	------	------	------	------	------	------	------	------	------	------	------	------	-------	------	------	------	------	-------	------	------	------	------	------	------	------	------	------	------	------	------	------	------	------	------	------	------	------	------	-------	-------	-------	--------	-------	-------	-------	--------	-------	--------

PITCHER	IP	WLS	BF	H	R	ER	SO	BB	IBB	HBP	BLK	WP	HR	S	P	ERA	WHIP
Brian Moehler, R ERA: 3.94 (1, 1)	7.0	W	28	7	0	0	2	0	0	0	0	0	0	53	81	0.00	1.000
Doug Brocail, R ERA: 3.38 (8, 1)	1.0		3	0	0	0	2	0	0	0	0	0	0	8	13	0.00	0.000
Mel Rojas, R ERA: 7.0 (9, 1)	1.0		3	0	0	0	2	0	0	0	0	0	0	9	14	0.00	0.000

DETROIT TIGERS @ SEATTLE MARINERS
The Kingdom, Seattle, WA
 Mon Apr 26 1999, 10:05 PM EDT
 Att. 25,465 - Dome - 72 F

livebaseballscorecards.com

AB	34
R	0
H	7
RBI	0
BB	0
SO	6
LOB	13



Batter	1	2	3	4	5	6	7	8	9	AB R H RBI BB SO LOB	TOP														
Gregg Jefferies, S (1, 10) <small>OBP: 0.250, SLG: 0.278</small>	2-2 1B	2-2 F7		2-0 G4-3			0-3 K		1-1 G3	5 0 1 0 0 1 1															
Damion Easley, R (1, 4) <small>OBP: 0.354, SLG: 0.514</small>	0-1 2B		1-3 K	0-0 HR			0-0 1B		0-1 G6-3	5 1 3 1 0 1 0															
Bobby Higginson, L (1, 9) <small>OBP: 0.407, SLG: 0.500</small>	3-3 K		2-1 F7	3-2 F8			1-0 F8		1-0 F8	4 0 0 0 0 1 2															
Tony Clark, S (1, 3) <small>OBP: 0.278, SLG: 0.400</small>	4-1 BB		1-1 1B				1-3 K2-3		3-3 K	3 1 1 0 1 2 1															
Dean Palmer, R (1, 5) <small>OBP: 0.315, SLG: 0.397</small>	1-1 F8		4-0 BB	1-2 BB			1-3 K		3-2 F9	3 1 0 0 1 1 2															
Karim Garcia, L (1, 7) Brian Hunter, R (8, 8) <small>OBP: 0.308, SLG: 0.520</small> <small>OBP: 0.311, SLG: 0.309</small>			1-3 K	1-0 HR			0-0 P9		2-0 F8	4 1 1 3 0 1 0 0 0 0 0 0 0 0															
Juan Encarnacion, R (1, 8) <small>OBP: 0.297, SLG: 0.444</small>			0-1 F7	2-2 2B			1-1 CS HBP		3-2 1B	3 0 2 0 0 0 0															
Brad Ausmus, R (1, 2) <small>OBP: 0.264, SLG: 0.388</small>			3-1 HR	3-1 P3			1-3 K		2-2 K	4 1 1 1 0 2 3															
Luis Garcia, R (1, 6) Deivi Cruz, R (7, 6) <small>OBP: 0.143, SLG: 0.286</small> <small>OBP: 0.233, SLG: 0.288</small>			0-0 2B				0-0 F9		0-0 G5-3	3 0 1 0 0 1 0 1 0 0 0 0 0 0															
Inning Stats	R: 0 E: 0 K: 1 S: 13	H: 2 LOB: 2 BB: 1 P: 23	R: 1 E: 0 K: 1 S: 11	H: 2 LOB: 1 BB: 0 P: 17	R: 3 E: 0 K: 1 S: 13	H: 3 LOB: 1 BB: 1 P: 27	R: 1 E: 0 K: 1 S: 8	H: 1 LOB: 0 BB: 0 P: 14	R: 0 E: 0 K: 2 S: 7	H: 0 LOB: 0 BB: 0 P: 9	R: 0 E: 0 K: 1 S: 5	H: 0 LOB: 0 BB: 0 P: 7	R: 0 E: 0 K: 2 S: 9	H: 1 LOB: 1 BB: 0 P: 12	R: 0 E: 0 K: 1 S: 11	H: 1 LOB: 1 BB: 0 P: 21	R: 0 E: 0 K: 0 S: 5	H: 0 LOB: 0 BB: 0 P: 6	1B: 4 2B: 3 3B: 0 HR: 3	SF: 0 SAC: 0 DP: 0 HBP: 1	WP: 0 PB: 0 SB: 2 CS: 1	PA: 38			
PITCHER	IP WLS BF H R ER SO BB IBB HBP BLK WP HR S P ERA WHIP											PITCHER	IP WLS BF H R ER SO BB IBB HBP BLK WP HR S P ERA WHIP												
Brett Hinchliffe, R (1, 1) <small>ERA: 8.1</small>	4.0 L	21 8 5 5 4																							
Mac Suzuki, R (5, 1) <small>ERA: 7.53</small>	4.0	14 2 0 0 6																							
28 Ken Cloude, R (9, 1) <small>ERA: 12.79</small>	1.0	3 0 0 0 0																							

Detroit Tigers @ Seattle Mariners
 The Kingdome, Seattle, WA
 Tue Apr 27 1999, 10:05 PM EDT
 Att. 19,617 - Dome - 72 F

AB	35
R	5
H	10
RBI	5
BB	2
SO	10
LOB	9



Batter	1	2	3	4	5	6	7	8	9	AB	R	H	RBI	BB	SO	LOB	BOTTOM			
David Bell, R OBP: 0.259, SLG: 0.413 (1, 4)	4-1 1B BB		4-0 BB		1 SAFE 0-2 1-2 1B	1-3 1B		0-2 E5		3	0	1	0	2	1	3				
Matt Mieske, R OBP: 0.250, SLG: 0.625 David Segui, S OBP: 0.301, SLG: 0.513 (1, 7) (8, PH) (9, 3)	0-1 1B		2-2 P6		1-3 1B	0-1 FC6-4		1-1 G1		4	0	1	0	0	1	5				
Ken Griffey Jr., L OBP: 0.415, SLG: 0.559 (1, 8)	2-3 1B		0-0 P5		1-0 F8		4-2 BB		2-2 F8	4	0	0	0	1	1	5				
Edgar Martinez, R OBP: 0.425, SLG: 0.507 (1, 10)	1-3 1B			0-0 G6-3	4-0 1-2 2-3 BB		2-3 1B		4-0 BB	3	0	0	0	2	2	3				
Jay Buhner, R OBP: 0.373, SLG: 0.528 (1, 9)	2-3 K			4-0 1B BB	0-0 P7		2-2 F8		2-3 K	4	0	0	0	1	2	7				
Dan Wilson, R OBP: 0.291, SLG: 0.308 (1, 2)		0-1 L4		3-1 1-2 1B		1-0 1B 2B		1-1 L9		5	1	2	0	0	0	2				
Butch Huskey, R OBP: 0.375, SLG: 0.564 (1, 3) (9, 7)		0-3 K		1-1 F9		0-0 1B 1B		1-0 G6-4-3 1B		4	0	2	1	0	1	2				
Russ Davis, R OBP: 0.240, SLG: 0.444 (1, 5)		2-3 1B		1-0 F8		0-0 F9		0-0 G6-4-3 1-2f 1B		4	0	0	0	0	1	4				
Domingo Cedenno, S OBP: 0.297, SLG: 0.424 John Mabry, L OBP: 0.212, SLG: 0.380 Giomar Guevara, S OBP: 0.250, SLG: 0.417 (1, 6) (8, PH) (9, 6)			1-1 P4		1-2 BB 1B 1B		0-0 FC6-4 1B		0-0 E 1B	3	0	2	0	0	0	0				
Inning Stats	R: 0 E: 0 K: 3 S: 12	H: 1 LOB: 2 BB: 1 P: 21	R: 0 E: 0 K: 2 S: 8	H: 0 LOB: 0 BB: 0 P: 10	R: 0 E: 0 K: 0 S: 8	H: 1 LOB: 2 BB: 1 P: 15	R: 0 E: 0 K: 1 S: 11	H: 2 LOB: 3 BB: 1 P: 18	R: 1 E: 0 K: 1 S: 10	H: 3 LOB: 2 BB: 0 P: 12	R: 0 E: 0 K: 1 S: 10	H: 0 LOB: 1 BB: 1 P: 19	R: 0 E: 1 K: 0 S: 8	H: 2 LOB: 2 BB: 0 P: 10	R: 0 E: 0 K: 1 S: 7	H: 0 LOB: 1 BB: 1 P: 15	1B: 8 2B: 1 3B: 0 HR: 0	SF: 0 SAC: 0 DP: 1 HBP: 0	WP: 0 PB: 0 SB: 0 CS: 0	PA: 42
PITCHER	IP WLS BF H R ER SO	W W	H R ER SO	H R ER SO	BB IBB HBP BLK	WP HR S P	ERA WHIP	PITCHER	IP WLS BF H R ER SO	BB IBB HBP BLK	WP HR S P	ERA WHIP								
Justin Thompson, L ERA: 3.77 (1, 1)	6.0		7	1	1	7	1.50	1.833												
Matt Anderson, R ERA: 0.9 (7, 1)	1.0	4	0	0	0	1	0.00	1.000												
Doug Brocail, R ERA: 3.09 (8, 1)	1.0	5	2	0	0	0	0.00	2.000												
C.J. Nitkowski, L ERA: 6.43 (9, 1)	0.1	2	0	0	0	0	0.00	3.000												
Todd Jones, R ERA: (9, 1)	0.2	2	0	0	0	1	0.00	0.000												

Detroit Tigers @ Seattle Mariners
The Kingdome, Seattle, WA
Tue Apr 27 1999, 10:05 PM EDT
Att: 19,617 - Dome - 72 F

livebaseballscorecards.com

AB 36
R 1
H 9
RBI 1
BB 6
SO 9
LOB 33



Batter	1	2	3	4	5	6	7	8	9	AB R H RBI BB SO LOB	TOP											
Gregg Jefferies, S OBP: 0.271, SLG: 0.316 (1, 10)	 1-2		 2-1		 0-0		 2-1		 1-1	4 1 2 0 0 0 2	<p>Detroit Tigers @ Seattle Mariners The Kingdome, Seattle, WA Wed Apr 28 1999, 10:35 PM EDT Att: 21,708 - Dome - 72 F</p> <p>livebaseballscorecards.com</p> <p>AB 34 R 6 H 8 RBI 6 BB 7 SO 6 LOB 17</p>											
Damion Easley, R OBP: 0.357, SLG: 0.493 (1, 4)	 2-2		 1-1		 3-2		 1-0		 4-1	3 1 0 0 1 0 2												
Bobby Higginson, L OBP: 0.430, SLG: 0.515 (1, 9)	 4-2			 1-1	 2-0		 4-2	 1-2	 4-2	2 2 1 0 3 0 1												
Tony Clark, S OBP: 0.286, SLG: 0.392 (1, 3)	 3-3			 1-0		 3-2	 4-0	 1-2	 1-0	4 0 1 2 1 1 2												
Dean Palmer, R OBP: 0.321, SLG: 0.389 (1, 5)		 3-2		 4-0		 1-1	 0-3	 0-1	 1-2	4 1 1 2 1 1 3												
Karim Garcia, L OBP: 0.290, SLG: 0.448 (1, 7)		 0-0		 2-2		 4-2		 1-3	 1-3	4 0 0 1 1 2 3												
Juan Encarnacion, R OBP: 0.291, SLG: 0.429 (1, 8)		 2-2		 0-1		 1-2		 1-3	 2-3	5 0 1 1 0 2 3												
Brad Ausmus, R OBP: 0.263, SLG: 0.377 (1, 2)			 3-2	 2-2			 2-1	 1-2		4 1 1 0 0 0 1												
Deivi Cruz, R OBP: 0.234, SLG: 0.286 (1, 6)			 0-0		 0-2		 0-1		 1-0	4 0 1 0 0 0 0												
Inning Stats	R: 0 E: 0 K: 1 S: 11	H: 0 LOB: 1 BB: 1 P: 21	R: 0 E: 0 K: 0 S: 7	H: 0 LOB: 0 BB: 0 P: 12	R: 0 E: 0 K: 0 S: 7	H: 0 LOB: 1 BB: 0 P: 13	R: 2 E: 0 K: 0 S: 13	H: 2 LOB: 1 BB: 1 P: 23	R: 0 E: 0 K: 0 S: 8	H: 1 LOB: 1 BB: 0 P: 13		R: 0 E: 0 K: 0 S: 10	H: 0 LOB: 1 BB: 1 P: 19	R: 1 E: 0 K: 1 S: 11	H: 2 LOB: 3 BB: 2 P: 24	R: 0 E: 0 K: 2 S: 9	H: 0 LOB: 0 BB: 0 P: 12	R: 3 E: 0 K: 2 S: 15	H: 3 LOB: 2 BB: 2 P: 29	1B: 5 2B: 3 3B: 0 HR: 0	SF: 0 SAC: 0 DP: 1 HBP: 2	WP: 0 PB: 0 SB: 0 CS: 0
PITCHER	IP WLS BF H R ER SO BB IBB HBP BLK WP HR S P ERA WHIP												PITCHER	IP WLS BF H R ER SO BB IBB HBP BLK WP HR S P ERA WHIP								
Freddy Garcia, R ERA: 3.73 (1, 1)	6.0 W 26 4 3 3 1 3 0 1 0 0 0 58 105 4.50 1.167																					
Jose Paniagua, R ERA: 1.35 (7, 1)	2.0 9 1 0 0 3 2 0 1 0 0 0 18 32 0.00 1.500																					
Jose Mesa, R ERA: 11.57 (9, 1)	1.0 8 3 3 3 2 2 0 0 0 0 0 15 29 27.00 5.000																					

Batter	1	2	3	4	5	6	7	8	9	AB	R	H	RBI	BB	SO	LOB
David Bell, R OBP: 0.279, SLG: 0.456 (1, 4)	1-1 P3		3-2 WP HR 1B	0-0 HR	4-0 BB		2-1 F9			4	2	2	1	1	0	1
Edgar Martinez, R OBP: 0.435, SLG: 0.493 (1, 10)	4-1 FC3-6 BB		4-0 HR BB	4-1 F8 HBP BB	1-3 K			1-3 K		2	1	0	0	3	2	1
Ken Griffey Jr., L OBP: 0.402, SLG: 0.575 (1, 8)	1-0 FC3-6 FC6-4 1-2f		1-0 HR 1-H 2-H	2-2 F8		2-2 P5		0-1 G1-3		5	1	1	3	0	0	2
Jay Buhner, R OBP: 0.375, SLG: 0.509 (1, 9)	0-0 FC6-4 1-2f		3-2 HR 1B	2-1 E HBP		3-2 G5-3		1-0 F8		4	1	1	0	0	0	1
John Mabry, L OBP: 0.232, SLG: 0.500 (1, 3)		3-1 HR	3-2 HR 1-H	1-0 F8 1-2 2-3		2-0 F7				4	2	2	3	0	0	2
Butch Huskey, R OBP: 0.367, SLG: 0.534 (1, 7)		2-3 K	1-1 P8	4-2 BB			0-0 G5-3			3	0	0	0	1	1	0
Brian Hunter, R OBP: 0.311, SLG: 0.309 (8, 7)										0	0	0	0	0	0	0
Russ Davis, R OBP: 0.253, SLG: 0.447 (1, 5)		2-3 K	2-1 1B	2-1 F8			1-0 1B FC5-4 1B			4	1	2	0	0	1	3
Dan Wilson, R OBP: 0.305, SLG: 0.321 (1, 2)		2-1 1B	2-3 K		0-2 G6-3		3-2 FC5-4 1B			4	0	2	0	0	1	1
Rafael Bourdigal, R (1, 6)		1-2 G6-3	0-0 F9		0-1 G5-3		0-0 FC5-4 1-2f 3-H			4	0	0	1	0	0	3

Inning Stats	R: 0	H: 0	E: 0	K: 0	S: 5	R: 1	H: 2	E: 0	K: 2	S: 13	R: 5	H: 5	E: 0	K: 1	S: 20	R: 1	H: 1	E: 1	K: 0	S: 11	R: 0	H: 0	E: 0	K: 1	S: 9	R: 0	H: 0	E: 0	K: 0	S: 7	R: 1	H: 2	E: 0	K: 0	S: 10	R: 0	H: 0	E: 0	K: 1	S: 6
	LOB: 1	BB: 1	P: 11	LOB: 1	BB: 0	P: 23	LOB: 1	BB: 1	P: 39	LOB: 3	BB: 2	P: 26	LOB: 1	BB: 1	P: 14	LOB: 0	BB: 0	LOB: 0	BB: 0	P: 14	LOB: 1	BB: 0	P: 16	LOB: 0	BB: 0	P: 8	LOB: 0	BB: 0	P: 8	LOB: 0	BB: 0	P: 8	LOB: 0	BB: 0	P: 8	LOB: 0	BB: 0	P: 8		

PITCHER	IP	WLS	BF	H	R	ER	SO	BB	IBB	HBP	BLK	WP	HR	S	P	ERA	WHIP
Willie Blair, R ERA: 6.08 (1, 1)	3.0	L	20	8	7	7	3	3	0	0	0	1	4	40	79	21.00	3.667
Masao Kida, R ERA: 7.24 (4, 1)	4.0		17	2	1	1	1	2	0	1	0	0	0	35	64	2.25	1.000
44 Sean Runyan, L ERA: 3.18 (8, 1)	1.0		3	0	0	0	1	0	0	0	0	0	0	6	8	0.00	0.000

BOTTOM

Detroit Tigers @ Seattle Mariners
The Kingdom, Seattle, WA
Wed Apr 28 1999, 10:35 PM EDT
Att: 21,708 - Dome - 72 F

livebaseballscorecards.com

AB	34
R	8
H	10
RBI	8
BB	5
SO	5
LOB	14



1B:	6	SF:	0	WP:	1	PA:	40
2B:	0	SAC:	0	PB:	0	SB:	0
3B:	0	DP:	0	CS:	0		
HR:	4	HBP:	1				

Batter	1	2	3	4	5	6	7	8	9	AB	R	H	RBI	BB	SO	LOB
Gregg Jefferies, S OBP: 0.267, SLG: 0.309 (1, 10)	2-1 F8		1-2 G6-3		0-1 2B 1B		0-0 F9		2-1 G5-3	5	1	1	0	0	0	0
Damion Easley, R OBP: 0.368, SLG: 0.553 Frank Catalanotto, L OBP: 0.400, SLG: 0.615 (7, PH) (7, 4)	1-0 G5-3		0-0 HR		2-0 1B 2B		1-1 2B		1-1 1B 1B	3	2	2	2	0	0	0
Bobby Higginson, L OBP: 0.440, SLG: 0.521 (1, 9)	2-2 1B 1B		0-0 F8		1-2 2B 1B		1-3 K		3-2 1B 1B	5	1	3	1	0	1	1
Tony Clark, S OBP: 0.292, SLG: 0.386 (1, 3)	0-0 1B		4-1 BB		0-0 F7		0-1 G6-3		0-0 L9	4	0	1	0	1	0	4
Dean Palmer, R OBP: 0.329, SLG: 0.421 (1, 5)	1-3 K		1-0 P9		3-2 1B 2B				3-2 G4-3 2B	4	1	2	1	0	1	3
Karim Garcia, L OBP: 0.314, SLG: 0.455 (1, 7)					0-0 G3		1-1 1B		1-1 G4-3	4	0	2	1	0	0	1
Juan Encarnacion, R OBP: 0.289, SLG: 0.420 (1, 8)					0-0 G1-6-3		3-2 G5-3		0-3 K	4	1	1	0	0	1	1
Bill Haselman, R OBP: 0.333, SLG: 0.389 (1, 2)					0-0 F8		2-2 F9		3-2 G4-3	4	0	1	1	0	0	1
Deivi Cruz, R OBP: 0.224, SLG: 0.273 Luis Garcia, R OBP: 0.125, SLG: 0.250 (1, 6) (7, 6)					2-2 G6-3		0-0 P3		0-0 F8	3	0	0	0	0	0	0

Detroit Tigers @ Seattle Mariners

The Kingdome, Seattle, WA

Thu Apr 29 1999, 3:35 PM EDT
Att: 22,078 - Dome - 72 F

livebaseballscorecards.com

AB	39
R	6
H	15
RBI	6
BB	1
SO	3
LOB	11



Inning Stats		1		2		3		4		5		6		7		8		9		1B:	SF:	2B:	SAC:	3B:	DP:	HR:	HBP:	WP:	PA:		
R: 0	H: 2	R: 1	H: 3	R: 1	H: 1	R: 0	H: 0	R: 4	H: 5	R: 0	H: 0	R: 0	H: 1	R: 0	H: 1	R: 0	H: 2	R: 0	H: 2	10	0	4	0	0	0	0	0	0	0	0	40
E: 0	LOB: 2	E: 0	LOB: 0	E: 0	LOB: 1	E: 0	LOB: 0	E: 0	LOB: 1	E: 0	LOB: 0	E: 0	LOB: 1	E: 0	LOB: 1	E: 0	LOB: 2	E: 0	LOB: 2	0	0	0	0	0	0	0	0	0	0		
K: 1	BB: 0	K: 0	BB: 0	K: 0	BB: 1	K: 0	BB: 0	K: 0	BB: 0	K: 0	BB: 0	K: 1	BB: 0	K: 1	BB: 0	K: 1	BB: 0	K: 0	BB: 0	0	0	0	0	0	0	0	0	0	0		
S: 10	P: 16	S: 9	P: 14	S: 7	P: 13	S: 3	P: 3	S: 16	P: 25	S: 9	P: 14	S: 9	P: 11	S: 11	P: 18	S: 9	P: 15	S: 9	P: 15	0	0	0	0	0	0	0	0	0	0		

PITCHER	IP	WLS	BF	H	R	ER	SO	BB	IBB	HBP	BLK	WP	HR	S	P	ERA	WHIP
Butch Henry, L ERA: 4.63 (1, 1)	4.2		23	10	6	6	1	1	0	0	0	0	1	43	68	11.57	2.357
28 Ken Cloude, R ERA: 9.35 (5, 1)	2.1	W	8	2	0	0	1	0	0	0	0	0	0	20	28	0.00	0.857
Mark Leiter, R ERA: (8, 1)	1.0		4	1	0	0	1	0	0	0	0	0	0	11	18	0.00	1.000
John Halama, L ERA: 4.66 (9, 1)	1.0		5	2	0	0	0	0	0	0	0	0	0	9	15	0.00	2.000

PITCHER	IP	WLS	BF	H	R	ER	SO	BB	IBB	HBP	BLK	WP	HR	S	P	ERA	WHIP
---------	----	-----	----	---	---	----	----	----	-----	-----	-----	----	----	---	---	-----	------

BOTTOM

Detroit Tigers @ Seattle Mariners
The Kingdom, Seattle, WA

Thu Apr 29 1999, 3:35 PM EDT
Att. 22,078 - Dome - 72 F

livebaseballscorecards.com

AB	43
R	22
H	19
RBI	22
BB	8
SO	5
LOB	23



WP:	0	PA:	54
PB:	0		
SB:	1		
CS:	0		

AB R H RBI BB SO LOB

6 2 3 1 0 0 3

4 2 1 2 2 2 1

5 3 2 6 0 0 3

1 1 1 0 0 0 0

5 2 1 1 1 1 2

4 3 1 1 2 0 1

1 0 1 0 1 0 0

1 2 1 1 1 0 0

2 1 1 1 0 0 2

5 2 3 5 0 0 3

3 1 1 1 1 0 3

6 3 3 3 0 2 5

1B: 10 SF: 1
2B: 5 SAC: 0
3B: 0 DP: 0
HR: 4 HBP: 2

Batter	1	2	3	4	5	6	7	8	9
Brian Hunter, R OBP: 0.328, SLG: 0.328 (1, 7) <small>BB C X</small>	3-2 		1-0 G4-3 <small>①</small>		<small>FC3-6 BB E</small> 	1-0 P6 <small>②</small>	3-2 L8 <small>③</small>		
David Bell, R OBP: 0.293, SLG: 0.482 (1, 4) <small>C F B 1 SAFE SAFE SAFE SAFE X</small>	1-2 F7 <small>①</small>		1-3 K <small>②</small>		<small>FC3-6 BB</small> 	0-1 		0-3 	
Ken Griffey Jr., L OBP: 0.402, SLG: 0.641 Raul Ibanez, L OBP: 0.429, SLG: 0.429 (1, 8) <small>X</small>	0-0 P5 <small>②</small>		2-1 P5 <small>③</small>		<small>FC3-6 BB E</small> 	1-1 		1-2 	
Edgar Martinez, R OBP: 0.429, SLG: 0.475 (1, 10) <small>1 SAFE SAFE SAFE SAFE X</small>	2-2 G3-1 <small>③</small>			4-1 	<small>E5 BB HBP</small> 	2-3 K <small>③</small>		3-2 	
David Segui, S OBP: 0.315, SLG: 0.500 (1, 3) <small>B F B T B B</small>		4-2 		0-0 F7 <small>①</small>	4-2 	1-0 G4-3 <small>①</small>	2-2 L7 <small>①</small>	0-0 	
John Mabry, L OBP: 0.259, SLG: 0.509 Jay Buhner, R OBP: 0.392, SLG: 0.534 (5, PH) (6, 9) Matt Mieske, R OBP: 0.300, SLG: 0.900 (7, 7) <small>S X</small>		1-0 		4-2 	4-1 	0-0 	1-2 	1-2 	
Russ Davis, R OBP: 0.282, SLG: 0.481 (1, 5) <small>S X</small>		0-1 FC5-4 <small>①</small>		1-2 	1-2 	1-0 	0-2 	1-0 	0-1
Tom Lampkin, L OBP: 0.364, SLG: 0.333 (1, 2) <small>X</small>		0-0 G1-3 <small>②</small>		1-2 	2-1 	1-1 	0-0 	4-0 	
Rafael Bourquard, R OBP: 0.300, SLG: 0.500 (1, 6) <small>B X</small>		1-0 L7 <small>③</small>			<small>FC3-6 2B</small> 	2-1 	1-3 K <small>②</small>	2-3 	

Inning Stats	R: 0 E: 0 K: 0 S: 10	H: 1 LOB: 1 BB: 0 P: 16	R: 1 E: 0 K: 0 S: 8	H: 1 LOB: 1 BB: 1 P: 14	R: 0 E: 0 K: 1 S: 6	H: 0 LOB: 0 BB: 0 P: 10	R: 0 E: 0 K: 0 S: 8	H: 0 LOB: 2 BB: 2 P: 18	R: 11 E: 1 K: 0 S: 22	H: 5 LOB: 0 BB: 4 P: 48	R: 6 E: 0 K: 1 S: 16	H: 5 LOB: 0 BB: 0 P: 24	R: 1 E: 0 K: 1 S: 17	H: 3 LOB: 2 BB: 0 P: 25	R: 3 E: 0 K: 2 S: 19	H: 4 LOB: 2 BB: 1 P: 30
---------------------	-------------------------------	----------------------------------	------------------------------	----------------------------------	------------------------------	----------------------------------	------------------------------	----------------------------------	--------------------------------	----------------------------------	-------------------------------	----------------------------------	-------------------------------	----------------------------------	-------------------------------	----------------------------------

	PITCHER	IP	WLS	BF	H	R	ER	SO	BB	IBB	HBP	BLK	WP	HR	S	P	ERA	WHIP
Dave Mlicki, R ERA: 3.18 (1, 1)		4.1		23	4	6	6	1	5	0	0	0	0	0	44	84	12.46	2.077
C.J. Nitkowski, L ERA: 7.71 (5, 1)		0.0	L	1	0	0	0	0	1	0	0	0	0	0	1	5	∞	∞
Mel Rojas, R ERA: 15.19 (5, 1)		1.2		16	8	12	10	1	1	0	2	0	0	3	25	41	54.00	5.400
44 Sean Runyan, L ERA: 4.05 (7, 1)		1.0		6	3	1	1	1	0	0	0	0	0	1	17	25	9.00	3.000
Todd Jones, R ERA: 3.0 (8, 1)		1.0		8	4	3	3	2	1	0	0	0	0	0	19	30	27.00	5.000

Batter	1	2	3	4	5	6	7	8	9	AB R H RBI BB SO LOB	TOP																
Shannon Stewart, R (1, 7) OBP: 0.439, SLG: 0.516	1-0 G5-3 SF8 1B		1-2 1B HR 2B	2-2 G6-3	4-2 1-2 BB		2-2 G1-3			4 2 2 0 1 0 2																	
Alex Gonzalez, R (1, 6) OBP: 0.371, SLG: 0.442	1-1 G5-3		1-1 HR 1B	0-0 2B	2-3 K			3-3 K		5 1 2 0 0 2 3																	
Shawn Green, L (1, 9) OBP: 0.391, SLG: 0.686	4-0 CS BB		3-2 1-H 3-H HR	4-2 BB		4-1 F7-1-3 BB		0-3 K		2 1 1 3 3 1 0																	
Carlos Delgado, L (1, 3) OBP: 0.369, SLG: 0.511	2-2 SF8		3-2 HR	2-1 F7		1-1 F7-1-3		0-0 HR		4 2 2 3 0 0 3																	
Tony Fernandez, S (1, 5) OBP: 0.450, SLG: 0.488	1-2 CS 1-2	1-0 F7	0-0 G4-3	2-1 F8		3-1 G5-3		3-0 G5-3		5 0 0 0 0 0 2																	
Geronimo Berroa, R (1, 10) OBP: 0.375, SLG: 0.389		4-1 1B BB	4-2 HR BB		0-1 HR		4-1 FC6-4 BB		2-2 F9	1 2 1 1 3 0 0 1 0 0 0 0 0 0																	
Kevin Witt, L (9, PH) OBP: 0.333, SLG: 0.800																											
José Cruz Jr., S (1, 8) OBP: 0.381, SLG: 0.393		0-3 K	3-2 1-H HR		2-3 K		1-0 FC6-4 1B		1-2 1B	5 1 2 2 0 2 2																	
Mark Dalesandro, R (1, 2) Darrin Fletcher, L (2, PH) OBP: 0.347, SLG: 0.477		0-1 1B	1-1 G4-3		4-2 BB BB		2-0 F8		0-1 F8	0 0 0 0 0 0 0 4 0 1 0 1 0 2																	
Pat Kelly, R (1, 4) OBP: 0.358, SLG: 0.612		1-0 P3	0-0 G1-3		1-0 F9		0-0 1B		0-1 G4-3	4 0 1 0 0 0 3 1 0 0 0 0 0 1																	
Willie Greene, L (9, PH) OBP: 0.333, SLG: 0.364																											
Inning Stats	R: 1 E: 0 K: 0 S: 8	H: 1 LOB: 0 BB: 1 P: 17	R: 0 E: 0 K: 1 S: 8	H: 1 LOB: 2 BB: 1 P: 14	R: 6 E: 0 K: 0 S: 23	H: 5 LOB: 0 BB: 1 P: 39	R: 0 E: 0 K: 0 S: 12	H: 1 LOB: 2 BB: 1 P: 22	R: 1 E: 0 K: 2 S: 15	H: 1 LOB: 2 BB: 2 P: 28	R: 0 E: 0 K: 0 S: 5	H: 0 LOB: 0 BB: 1 P: 13	R: 0 E: 0 K: 0 S: 7	H: 1 LOB: 2 BB: 1 P: 16	R: 1 E: 0 K: 2 S: 8	H: 1 LOB: 0 BB: 0 P: 14	R: 0 E: 0 K: 0 S: 10	H: 1 LOB: 1 BB: 0 P: 13	1B: 5 2B: 3 3B: 0 HR: 5	SF: 1 SAC: 0 DP: 1 HBP: 0	WP: 0 PB: 0 SB: 2 CS: 1	PA: 46					
PITCHER	IP WLS BF H R ER SO BB IBB HBP BLK WP HR S P ERA WHIP																										
Jeff Fassero, L (1, 1) ERA: 6.87	4.2		28	9	8	8	2	6	0	0	0	0	4	63	115	15.43	3.214										
John Halama, L (5, 1) ERA: 4.15	3.1	W	13	2	1	1	3	2	0	0	0	0	1	23	48	2.70	1.200										
Jose Mesa, R (9, 1) ERA: 10.45	1.0	S	4	1	0	0	0	0	0	0	0	0	0	10	13	0.00	1.000										

Toronto Blue Jays @ Seattle Mariners
The Kingdome, Seattle, WA
Fri Apr 30 1999, 10:05 PM EDT
Att. 29,353 - Dome - 72 F

livebaseballscorecards.com

AB	36
R	9
H	12
RBI	9
BB	8
SO	5
LOB	18



BOTTOM

Toronto Blue Jays @ Seattle Mariners
The Kingdom, Seattle, WA
Fri Apr 30 1999, 10:05 PM EDT
Att. 29,353 - Dome - 72 F

livebaseballscorecards.com

AB 33
R 11
H 10
RBI 11
BB 7
SO 3
LOB 17



WP: 1 PA: 41
PB: 0
SB: 2
CS: 1

AB	R	H	RBI	BB	SO	LOB
5	1	1	0	0	2	3
1	0	1	1	0	0	0
2	0	0	0	1	0	0
0	1	0	0	1	0	0
5	1	2	5	0	0	1
4	0	1	0	1	0	4
4	0	0	0	1	1	5
3	1	1	1	0	0	0
0	0	0	0	0	0	0
1	0	0	0	0	0	2
4	1	1	1	0	0	2
2	3	1	0	2	0	0
2	3	2	3	1	0	0
1B: 6	SF: 1	WP: 1	PA: 41			
2B: 1	SAC: 0	PB: 0				
3B: 0	DP: 1	SB: 2				
HR: 4	HBP: 0	CS: 1				

Batter	1	2	3	4	5	6	7	8	9		
Brian Hunter, R OBP: 0.319, SLG: 0.318 (1, 7)	1-1 1B	1-3 K			0-2 G4-3	1-1 G6-3		2-3 K			
David Bell, R OBP: 0.301, SLG: 0.488 Domingo Cedeno, S OBP: 0.300, SLG: 0.400 Butch Huskey, R OBP: 0.377, SLG: 0.534 (8, PH) (9, 5)	2-2 FC3-6 1B		0-1 G6-3		4-0 1B BB	1-1 P6		4-1 1B HR BB			
Ken Griffey Jr., L OBP: 0.402, SLG: 0.663 (1, 8)	0-0 E4 FC3-6 1B		1-1 F9		2-2 1B		3-2 F8	0-0 HR			
Edgar Martinez, R OBP: 0.427, SLG: 0.464 (1, 10)	1-2 FC3-6 1B		1-0 1B		2-2 P8		4-1 BB BB	0-2 G5-3			
David Segui, S OBP: 0.309, SLG: 0.477 (1, 3)	1-3 K		3-2 G4-3		0-0 F7		4-0 BB	0-0 F8			
John Mabry, L OBP: 0.262, SLG: 0.552 Matt Mieske, R OBP: 0.300, SLG: 0.900 Raul Ibanez, L OBP: 0.375, SLG: 0.375 (7, PH) (8, 9)		2-2 HR		1-0 P5		1-2 G1-5-3		0-0 P3			
Russ Davis, R OBP: 0.281, SLG: 0.506 (1, 5) (9, 6)		2-1 P3		3-2 F8		0-0 HR		3-2 P3			
Dan Wilson, R OBP: 0.333, SLG: 0.328 (1, 2)		4-1 WP SF8 BB		0-1 G6-3		1-1 HR 1B		4-2 BB HR BB			
Rafael Bournigal, R OBP: 0.429, SLG: 0.833 (1, 6) (9, 4)		3-1 SF8			1-1 G4-3 1B	1-0 HR		4-1 HR BB			
Inning Stats	R: 1 H: 2 E: 1 LOB: 2 K: 1 BB: 0 S: 13 P: 18	R: 2 H: 1 E: 0 LOB: 0 K: 1 BB: 1 S: 11 P: 23	R: 0 H: 1 E: 0 LOB: 1 K: 0 BB: 0 S: 9 P: 14	R: 0 H: 0 E: 0 LOB: 0 K: 0 BB: 0 S: 6 P: 10	R: 1 H: 2 E: 0 LOB: 2 K: 0 BB: 1 S: 14 P: 23	R: 3 H: 3 E: 0 LOB: 0 K: 0 BB: 0 S: 11 P: 16	R: 0 H: 0 E: 0 LOB: 2 K: 0 BB: 2 S: 10 P: 24	R: 4 H: 1 E: 0 LOB: 0 K: 1 BB: 3 S: 14 P: 28			
PITCHER	IP WLS BF H R ER SO BB IBB HBP BLK WP HR S P ERA WHIP										
Kelvim Escobar, R ERA: 5.52 (1, 1)	5.1 0 27 9 7 7 2 2 0 0 0 1 3 60 98 11.81 2.062										
Pete Munro, R ERA: 1.56 (6, 1)	0.2 H 2 0 0 0 0 0 0 0 0 0 0 4 6 0.00 0.000										
Dan Plesac, L ERA: 6.55 (7, 1)	0.1 H 3 0 0 0 0 2 0 0 0 0 0 6 17 0.00 6.000										
Robert Person, R ERA: 8.22 (7, 1)	1.0 L 6 0 3 3 1 3 0 0 0 0 0 12 29 27.00 3.000										
Graeme Lloyd, L ERA: 1.98 (8, 1)	0.2 B 3 1 1 1 0 0 0 0 0 0 0 1 6 6 13.50 1.500										

Batter	1	2	3	4	5	6	7	8	9	AB	R	H	RBI	BB	SO	LOB	TOP
Shannon Stewart, R (1, 7) OBP: 0.438, SLG: 0.510	2-2 G5-3		0-1 1B 1-2 2-3 1B	0-1 P4			1-1 G1-3	0-2 BB BB 1B		5	0	2	1	0	0	1	
Alex Gonzalez, R (1, 6) OBP: 0.364, SLG: 0.424	1-0 F8		2-1 P4	1-2 G5-3			0-0 G5-3	4-0 BB BB 1B		4	0	0	0	1	0	4	
Shawn Green, L (1, 9) OBP: 0.400, SLG: 0.676	1-0 L7		2-2 G3-6-1 1B 1-2 2-3 3-H				2-3 K	4-2 BB BB BB BB BB BB		3	0	1	2	1	1	0	
Carlos Delgado, L (1, 3) OBP: 0.362, SLG: 0.495		3-3 K	0-0 G3-6-1				3-0 F8	0-2 SH2-4 2B 1B G4-3		5	1	1	0	0	1	7	
Tony Fernandez, S (1, 5) OBP: 0.438, SLG: 0.472		1-1 F7		3-2 G6-3	0-1 F8			0-1 SH2-4 2B 1B	1-3 K	5	1	1	0	0	1	1	
Geronimo Berroa, R (1, 10) OBP: 0.385, SLG: 0.400 Kevin Witt, L (5, PH) OBP: 0.250, SLG: 0.571		2-3 K		0-1 1B E 1B	2-3 K			1-1 SH2-4 1B	2-3 K	2	1	1	0	0	1	0	
José Cruz Jr., S (1, 8) OBP: 0.388, SLG: 0.409			0-0 E1 1B 1B	3-2 SAFE SAFE E 1B			1-2 G1-6-3 1B	4-0 2B 1B IBB	3-3 K	4	3	3	0	1	1	0	
Mike Matheny, R (1, 2) OBP: 0.200, SLG: 0.276			0-0 1B 1B 1B	2-1 E3 2B			1 SAFE 0-1 G1-6-3	0-0 P2		4	2	1	1	0	0	4	
Pat Kelly, R (1, 4) OBP: 0.386, SLG: 0.660			2-2 1B 1B	2-2 1B 2B			2-3 K	0-2 1B BB 2B		4	1	3	4	0	1	0	

Inning Stats	R: 0	H: 0	E: 0	K: 0	S: 5	P: 9	R: 0	H: 0	E: 0	K: 2	S: 8	P: 14	R: 2	H: 5	E: 1	K: 0	S: 14	R: 3	H: 3	E: 1	K: 0	S: 22	P: 33	R: 0	H: 0	E: 0	K: 1	S: 7	P: 14	R: 0	H: 1	E: 0	K: 1	S: 8	P: 11	R: 0	H: 0	E: 0	K: 1	S: 6	P: 9	R: 4	H: 4	E: 0	K: 0	S: 22	P: 37	R: 0	H: 0	E: 0	K: 3	S: 9	P: 15	1B: 11	2B: 2	3B: 0	HR: 0	SF: 0	SAC: 1	DP: 2	HBP: 1	WP: 0	PA: 43
--------------	------	------	------	------	------	------	------	------	------	------	------	-------	------	------	------	------	-------	------	------	------	------	-------	-------	------	------	------	------	------	-------	------	------	------	------	------	-------	------	------	------	------	------	------	------	------	------	------	-------	-------	------	------	------	------	------	-------	--------	-------	-------	-------	-------	--------	-------	--------	-------	--------

PITCHER	IP	WLS	BF	H	R	ER	SO	BB	IBB	HBP	BLK	WP	HR	S	P	ERA	WHIP
Jamie Moyer, L (1, 1) ERA: 7.81	7.1	L	34	11	8	7	5	0	1	1	0	0	0	78	123	8.59	1.500
Mark Leiter, R (8, 1) ERA: 6.75	0.1		2	1	0	0	0	0	0	0	0	0	0	4	4	0.00	3.000
Jose Paniagua, R (8, 1) ERA: 1.23	1.1		7	1	1	1	3	2	0	0	0	0	0	19	35	6.75	2.250

Toronto Blue Jays @ Seattle Mariners
The Kingdome, Seattle, WA
Sat May 01 1999, 9:05 PM EDT
Att: 35,628 - Dome - 72 F

AB	38
R	9
H	13
RBI	8
BB	3
SO	8
LOB	18



WP: 0	PA: 43
PB: 0	
SB: 1	
CS: 0	

Batter	1	2	3	4	5	6	7	8	9	AB R H RBI BB SO LOB
Brian Hunter, R OBP: 0.299, SLG: 0.296 (1, 7) C S B B S	2-3 K		0-2 G4-3 1-2		1-0 F9	1-2 L3			1-3 K	5 0 0 0 0 2 3
David Bell, R OBP: 0.327, SLG: 0.506 (1, 4) B B X	2-0 P5		4-2 BB		3-2 1B HR 1B	4-1 BB			0-0 2B	3 1 2 0 2 0 0
Ken Griffey Jr., L OBP: 0.392, SLG: 0.632 (1, 8) B B B	4-0 FC5-4 BB		3-2 P3		1-1 F7	1-0 L1			0-1 P6	4 0 0 0 1 0 7
Edgar Martinez, R OBP: 0.417, SLG: 0.449 (1, 10) C C 1 B F X	1-2 FC5-4 1-2f		2-2 G6-3		2-2 1B HR			1-1 F9	1-3 K	5 1 1 0 0 1 4
David Segui, S OBP: 0.316, SLG: 0.511 (1, 3) C C B S		1-3 K			2-1 F8	2-1 HR			0-0 G4-6-3 1B	4 1 2 3 0 1 0
John Mabry, L OBP: 0.262, SLG: 0.532 (1, 9) C B B X		2-1 L8			1-1 1B FC5-2-6 1B	0-1 F7			0-0 G4-6-3 1-2f	4 0 1 0 0 0 1
Russ Davis, R OBP: 0.301, SLG: 0.511 (1, 5) B B B B X		4-2 BB			1-1 FC5-2-6 1B 1-2 1B	1-1 SH5-4 1B			2-2 G4-3	3 0 2 0 1 0 0
Dan Wilson, R OBP: 0.343, SLG: 0.339 (1, 2) C B B C		2-3 K			1-0 1B 1-2 2-3 1B	0-0 SH5-4 1B 1-2 1B			1-0 G4-3	4 0 2 0 0 1 1
Rafael Bournigal, R OBP: 0.438, SLG: 0.786 (1, 6) B C C X			1-1 G4-3 1B		1-2 FC5-2-6 2-3 3-H	0-0 SH5-4 1-2 2-3			3-2 G6-3	2 0 1 0 0 0 3 1 0 0 0 0 0 0 0 0 0 0 0 0 0

Inning Stats	R: 0	H: 0	E: 0	K: 1	S: 8	LOB: 1	BB: 1	P: 17	R: 0	H: 0	E: 0	K: 2	S: 10	LOB: 1	BB: 1	P: 19	R: 0	H: 1	E: 0	K: 0	S: 13	LOB: 2	BB: 1	P: 23	R: 3	H: 3	E: 0	K: 0	S: 22	LOB: 0	BB: 0	P: 31	R: 0	H: 2	E: 0	K: 0	S: 9	LOB: 3	BB: 1	R: 0	H: 1	E: 0	K: 0	S: 4	LOB: 0	BB: 0	R: 0	H: 0	E: 0	K: 0	S: 8	LOB: 0	BB: 0	R: 0	H: 1	E: 0	K: 2	S: 9	LOB: 1	BB: 0	1B: 9	SF: 0	2B: 1	SAC: 1	3B: 0	DP: 2	HR: 1	HBP: 0	WP: 0	PA: 40
--------------	------	------	------	------	------	--------	-------	-------	------	------	------	------	-------	--------	-------	-------	------	------	------	------	-------	--------	-------	-------	------	------	------	------	-------	--------	-------	-------	------	------	------	------	------	--------	-------	------	------	------	------	------	--------	-------	------	------	------	------	------	--------	-------	------	------	------	------	------	--------	-------	-------	-------	-------	--------	-------	-------	-------	--------	-------	--------

PITCHER	IP	WLS	BF	H	R	ER	SO	BB	IBB	HBP	BLK	WP	HR	S	P	ERA	WHIP
Chris Carpenter, R ERA: 2.67 (1, 1)	5.2	W	29	9	3	3	3	4	0	0	0	0	1	71	120	4.76	2.294
Tom Davey, R ERA: 3.12 (6, 1)	3.1	S	11	2	0	0	2	0	0	0	0	0	0	22	32	0.00	0.600

BOTTOM

Toronto Blue Jays @ Seattle Mariners
The Kingdome, Seattle, WA
Sat May 01 1999, 9:05 PM EDT
Att. 35,628 - Dome - 72 F

livebaseballscorecards.com

AB	35
R	3
H	11
RBI	3
BB	4
SO	5
LOB	19



Batter	1	2	3	4	5	6	7	8	9	AB R H RBI BB SO LOB	TOP																									
Shannon Stewart, R (1, 7) OBP: 0.444, SLG: 0.525	2-2 G5-3		1-1 BB BB 1B		0-1 S 1B		2-0 2B		1-2 G6-3	5 0 3 0 0 0 0																										
Alex Gonzalez, R (1, 6) OBP: 0.374, SLG: 0.422	0-1 G5-3		4-0 1 SAFE 1 SAFE BB 1-2 BB		4-0 1-2 BB		0-2 F8		0-2 1B 1B	3 0 1 0 2 0 1																										
Shawn Green, L (1, 9) OBP: 0.400, SLG: 0.661	3-2 G3		4-0 1-2 2-3 BB		3-3 K		1-0 L4		1-1 1-2 1B	4 0 1 0 1 1 3																										
Carlos Delgado, L (1, 3) OBP: 0.364, SLG: 0.485			3-2 G4-3				4-0 1B SF8 1B IBB		1-2 G6-3	4 1 1 0 1 0 5																										
Kevin Witt, L (1, 10) OBP: 0.250, SLG: 0.455			1-2 L4		1-0 G3		2-2 BB 1-3 1B		1-1 G4-3	4 0 1 0 0 0 2																										
Willie Greene, L (1, 5) OBP: 0.328, SLG: 0.348			0-2 G4-3		0-0 G5-3		0-0 SF8		4-1 FC3-6 BB	2 0 0 1 1 0 0																										
José Cruz Jr., S (1, 8) OBP: 0.393, SLG: 0.396			1-1 P5		1-2 P6		4-0 1-2 BB		1-1 FC3-6 CS	3 0 0 0 1 0 1																										
Mike Matheny, R (1, 2) OBP: 0.206, SLG: 0.364			1-2 HR				3-2 F8		1-1 P9	4 1 1 1 0 1 3																										
Pat Kelly, R (1, 4) OBP: 0.379, SLG: 0.648			2-0 G5-3				0-1 L6		0-0 L9	1 0 0 0 0 0 0																										
Norberto Martin, R (3, 4) OBP: 0.333, SLG: 0.158							0-0 G3			3 0 0 0 0 0 2																										
Inning Stats	R: 0 E: 0 K: 0 S: 9	H: 0 LOB: 0 BB: 0 P: 14	R: 0 E: 0 K: 0 S: 9	H: 0 LOB: 0 BB: 0 P: 10	R: 1 E: 0 K: 0 S: 13	H: 2 LOB: 3 BB: 2 P: 28	R: 0 E: 0 K: 0 S: 5	H: 0 LOB: 0 BB: 0 P: 7	R: 0 E: 0 K: 2 S: 11	H: 1 LOB: 2 BB: 1 P: 19	R: 1 E: 0 K: 0 S: 19	H: 2 LOB: 2 BB: 1 P: 31	R: 0 E: 0 K: 0 S: 9	H: 1 LOB: 2 BB: 1 P: 17	R: 0 E: 0 K: 0 S: 5	H: 0 LOB: 0 BB: 1 P: 11	R: 0 E: 0 K: 0 S: 13	H: 2 LOB: 2 BB: 0 P: 16	1B: 6 2B: 1 3B: 0 HR: 1	SF: 1 SAC: 0 DP: 0 HBP: 0	WP: 0 PB: 0 SB: 1 CS: 1	PA: 40														
PITCHER	IP WLS BF H R ER SO BB IBB HBP BLK WP HR S P ERA WHIP																																			
Mac Suzuki, R (1, 1) ERA: 6.52	5.0	23	5	2	2	2	3	0	0	0	0	0	1	57	93	3.60	1.600																			
28 Ken Cloude, R (6, 1) ERA: 6.39	4.0	W	17	3	0	0	2	1	0	0	0	0	0	36	60	0.00	1.250																			

Toronto Blue Jays @ Seattle Mariners
The Kingdome, Seattle, WA
Sun May 02 1999, 4:35 PM EDT
Att. 31,355 - Dome - 72 F

livebaseballscorecards.com

AB	33
R	2
H	8
RBI	2
BB	6
SO	2
LOB	17



Batter	1	2	3	4	5	6	7	8	9	AB R H RBI BB SO LOB
Brian Hunter, R OBP: 0.309, SLG: 0.320 (1, 7)	0-2 2B		3-2 1B G4-6-3		0-2 G6-3			1-0 G4-6-3 1-2f		4 0 2 1 0 0 1
David Bell, R OBP: 0.324, SLG: 0.527 (1, 4)	3-2 P4		3-1 G4-6-3			3-3 K			3-1 HR	4 1 1 1 0 1 3
Ken Griffey Jr., L OBP: 0.396, SLG: 0.622 (1, 8)	3-2 F7		4-0 G4-6-3 IBB			2-3 K			0-1 SH3-4 1B	3 1 1 0 1 1 1
David Segui, S OBP: 0.310, SLG: 0.500 (1, 3)	0-3 K		0-0 G4-6-3			2-3 K			0-0 SH3-4	2 0 0 0 0 1 4
Russ Davis, R OBP: 0.298, SLG: 0.506 (6, 5)									1-2	1 0 0 0 0 1 0
John Mabry, L OBP: 0.250, SLG: 0.508 (1, 5)		0-1 G3		0-2 F7			0-0 P5		2-3 K	3 0 0 0 0 0 0
Dan Wilson, R OBP: 0.338, SLG: 0.333 (9, PH)										1 0 0 0 0 1 1
Butch Huskey, R OBP: 0.369, SLG: 0.516 (1, 9)		2-3 K		2-3 K			0-3 K		0-2 1B	4 0 1 1 0 3 0
Matt Mieske, R OBP: 0.231, SLG: 0.692 (1, 10)		3-2 G4-3		1-3 K			2-1 P6			3 0 0 0 0 1 0
Tom Lampkin, L OBP: 0.361, SLG: 0.364 (1, 2)			2-2 1B 2B		2-0 G3			1-0 G4-3		3 1 1 0 0 0 0
Rafael Bournigal, R OBP: 0.444, SLG: 0.750 (1, 6)			0-2 G4-6-3 WP 1B		1-0 G6-3			4-2 G4-6-3 BB		2 0 1 0 0 0 0
Edgar Martinez, R OBP: 0.422, SLG: 0.449 (8, PH)										0 0 0 0 1 0 0
Domingo Cedenio, S OBP: 0.300, SLG: 0.400 (8, PR)										0 0 0 0 0 0 0

Inning Stats	R: 0	H: 1	E: 0	K: 1	S: 16	LOB: 1	BB: 0	P: 22	R: 0	H: 0	E: 0	K: 1	S: 9	LOB: 0	BB: 0	P: 14	R: 1	H: 3	E: 0	K: 0	S: 14	LOB: 2	BB: 1	P: 26	R: 0	H: 0	E: 0	K: 2	S: 11	LOB: 0	BB: 0	P: 14	R: 0	H: 0	E: 0	K: 3	S: 9	LOB: 0	BB: 0	P: 16	R: 0	H: 0	E: 0	K: 1	S: 6	LOB: 0	BB: 0	P: 8	R: 0	H: 0	E: 0	K: 0	S: 5	LOB: 0	BB: 0	P: 8	R: 0	H: 0	E: 0	K: 0	S: 5	LOB: 1	BB: 1	P: 11	R: 2	H: 3	E: 0	K: 1	S: 11	LOB: 1	BB: 0	P: 16	1B: 4	SF: 0	2B: 2	SAC: 1	3B: 0	DP: 2	HR: 1	HBP: 0	WP: 1	PA: 33
PITCHER	IP	WLS	BF	H	R	ER	SO	BB	IBB	HBP	BLK	WP	HR	S	P	ERA	WHIP																																																																	
Pat Hentgen, R ERA: 4.41 (1, 1)	7.1		27	4	1	1	8	1	1	0	0	1	0	74	117	1.23	0.682																																																																	
Pete Munro, R ERA: 2.0 (8, 1)	0.2	B	2	1	1	1	0	0	0	0	0	0	1	3	7	13.50	1.500																																																																	
Dan Plesac, L ERA: 7.15 (9, 1)	0.1	L	2	1	0	0	0	0	0	0	0	0	0	3	3	0.00	3.000																																																																	
Robert Person, R ERA: 7.88 (9, 1)	0.1		2	1	1	1	1	0	0	0	0	0	0	6	8	27.00	3.000																																																																	

Toronto Blue Jays @ Seattle Mariners
The Kingdome, Seattle, WA
Sun May 02 1999, 4:35 PM EDT
Att. 31,355 - Dome - 72 F

AB	30
R	3
H	7
RBI	3
BB	2
SO	9
LOB	10



PITCHER	IP	WLS	BF	H	R	ER	SO	BB	IBB	HBP	BLK	WP	HR	S	P	ERA	WHIP
Pat Hentgen, R ERA: 4.41 (1, 1)	7.1		27	4	1	1	8	1	1	0	0	1	0	74	117	1.23	0.682
Pete Munro, R ERA: 2.0 (8, 1)	0.2	B	2	1	1	1	0	0	0	0	0	0	1	3	7	13.50	1.500
Dan Plesac, L ERA: 7.15 (9, 1)	0.1	L	2	1	0	0	0	0	0	0	0	0	0	3	3	0.00	3.000
Robert Person, R ERA: 7.88 (9, 1)	0.1		2	1	1	1	1	0	0	0	0	0	0	6	8	27.00	3.000

Batter	1	2	3	4	5	6	7	8	9	AB R H RBI BB SO LOB	TOP											
Shannon Stewart, R (1, 7) OBP: 0.423, SLG: 0.495	0-2 P6	2-1 G5-3	0-0 L4		1-2 G6-3		1-0 G4-3		3-2 F9	6 0 0 0 0 0 5												
Alex Gonzalez, R (1, 6) OBP: 0.380, SLG: 0.430	2-1 F8		4-1 E 2B BB	0-0 G4-3 SF7 2B		1-3 K2-3		3-2 F9	2-2 F9 1B	5 3 2 0 1 1 0												
Shawn Green, L (1, 9) OBP: 0.397, SLG: 0.670	2-3 K		0-0 E4 2B	3-1 G4-3		2-1 F8		2-2 WP 2B 1B	2-0 HR 1B	6 3 2 3 0 1 2												
Carlos Delgado, L (1, 3) OBP: 0.386, SLG: 0.569		2-1 HR	2-1 1B 2B	0-1 SF7		1-2 1B 1B HBP		4-1 2B 1B	2-0 HR	3 5 3 5 1 0 0												
Tony Fernandez, S (1, 5) OBP: 0.450, SLG: 0.489		4-2 FC3-6 BB	1-2 2B 1B	3-1 E6		2-1 1B 1B		3-2 2B	1-1 G4-3	5 1 3 3 1 0 0												
Kevin Witt, L (1, 10) OBP: 0.294, SLG: 0.500		0-0 FC3-6 HR	1-0 WP FC 2B	1-2 G3		1-0 1B		2-3 K		5 2 2 2 0 1 3												
José Cruz Jr., S (1, 8) OBP: 0.394, SLG: 0.426		1-1 HR	3-3 K		1-1 G1-3 1B		0-0 F8		1-0 P3	5 1 2 2 0 1 4												
Kevin Brown, R (1, 2) OBP: 0.200, SLG: 0.200		3-3 K	0-2 FC		0-1 G1-3				2-3 K	5 0 1 1 0 2 1												
Norberto Martin, R (1, 4) OBP: 0.379, SLG: 0.261		0-0 2B	1-3 K		4-0 G6-3 BB		1-1 L4-3		0-0 1B HR	4 1 2 0 1 1 2												
Inning Stats	R: 0 E: 0 K: 1 S: 10	H: 0 LOB: 0 BB: 0 P: 14	R: 3 E: 0 K: 1 S: 13	H: 3 LOB: 1 BB: 1 P: 25	R: 5 E: 1 K: 2 S: 20	H: 3 LOB: 1 BB: 1 P: 32	R: 1 E: 1 K: 0 S: 10	H: 1 LOB: 1 BB: 0 P: 17	R: 0 E: 0 K: 0 S: 7	H: 1 LOB: 1 BB: 1 P: 13	R: 1 E: 0 K: 1 S: 11	H: 2 LOB: 2 BB: 0 P: 18	R: 0 E: 0 K: 0 S: 4	H: 1 LOB: 0 BB: 0 P: 6	R: 2 E: 0 K: 1 S: 14	H: 2 LOB: 1 BB: 1 P: 29	R: 4 E: 0 K: 1 S: 18	H: 4 LOB: 0 BB: 0 P: 30	1B: 8 2B: 6 3B: 0 HR: 4	SF: 1 SAC: 0 DP: 2 HBP: 1	WP: 2 PB: 0 SB: 0 CS: 0	PA: 50
PITCHER	IP WLS BF H R ER SO BB IBB HBP BLK WP HR S P ERA WHIP																					
Freddy Garcia, R (1, 1) ERA: 5.13	2.0 L 14 5 7 6 2 2 0 0 0 0 0 2 30 53 27.00 3.500																					
John Halama, L (3, 1) ERA: 4.76	4.0 20 5 3 3 3 1 0 1 0 1 0 41 66 6.75 1.500																					
Eric Weaver, R (7, 1) ERA: 7.71	2.0 9 3 2 2 1 0 1 0 0 1 0 18 35 9.00 1.500																					
Jose Mesa, R (9, 1) ERA: 12.71	1.0 7 4 4 4 4 1 0 0 0 0 0 2 18 30 36.00 4.000																					

Toronto Blue Jays @ Seattle Mariners
The Kingdom, Seattle, WA
Mon May 03 1999, 6:35 PM EDT
Att. 22,304 - Dome - 72 F

livebaseballscorecards.com

AB	44
R	16
H	17
RBI	16
BB	4
SO	7
LOB	17



Batter	1	2	3	4	5	6	7	8	9	AB	R	H	RBI	BB	SO	LOB	
Brian Hunter, R OBP: 0.314, SLG: 0.325 (1, 7)	2-1 F9 BB SF8 1B	0-1 P6		0-0 G6-3		0-2 1-2 1B		1-3 K		5	1	2	0	0	1	1	
David Bell, R OBP: 0.327, SLG: 0.547 (1, 4)	4-2 1-2 BB		3-2 G6-3	2-2 P7		2-2 F9		2-2 HR		4	1	1	1	1	0	2	
Ken Griffey Jr., L OBP: 0.396, SLG: 0.606 (1, 8)	1-2 F9		1-1 F9		0-1 G4-3		4-1 G4-3 S BB		0-0 HR 1B	4	1	1	0	1	0	2	
Edgar Martinez, R OBP: 0.404, SLG: 0.430 (1, 10)	0-0 SF8		2-0 F9		2-2 G4-3		1-3 K		2-3 K	4	0	0	1	0	2	2	
Matt Mieske, R OBP: 0.313, SLG: 0.688 (1, 9)	2-2 P4		1-2 HR 1B		1-2 1B		2-2 G4-3		2-3 K	3	1	2	0	0	0	1	
John Mabry, L OBP: 0.243, SLG: 0.493 (7, PH) (8, 9)										2	0	0	0	0	1	2	
Russ Davis, R OBP: 0.313, SLG: 0.570 (1, 5)		4-2 HR BB		0-0 HR		2-3 K		2-0 F8		3-1 HR	4	3	2	4	1	1	2
Butch Huskey, R OBP: 0.371, SLG: 0.552 (1, 3)		2-2 HR		3-2 L4		1-1 G6-3		1-1 1B		1-0 G6-3	5	1	2	2	0	0	0
Dan Wilson, R OBP: 0.333, SLG: 0.328 (1, 2)		2-2 P5		2-2 HR 1B		1-0 F9		0-2 G1-4-6-3			4	1	1	0	0	0	1
Rafael Bournigal, R OBP: 0.500, SLG: 0.895 (1, 6)		1-1 F7		0-0 HR		0-1 1B		4-0 BB			3	1	2	2	1	0	0

Inning Stats	R: 1	H: 1	E: 0	LOB: 1	K: 0	S: 11	R: 2	H: 1	E: 0	LOB: 0	K: 0	S: 16	R: 0	H: 0	E: 0	LOB: 0	K: 0	S: 7	R: 4	H: 4	E: 0	LOB: 0	K: 0	S: 15	R: 0	H: 1	E: 0	LOB: 1	K: 1	S: 12	R: 0	H: 2	E: 0	LOB: 2	K: 0	S: 11	R: 0	H: 0	E: 0	LOB: 1	K: 1	S: 9	R: 0	H: 1	E: 0	LOB: 1	K: 1	S: 9	R: 3	H: 3	E: 0	LOB: 0	K: 2	S: 13	1B: 8	SF: 1	2B: 0	SAC: 0	3B: 0	DP: 1	HR: 5	HBP: 0	WP: 0	PA: 43
--------------	------	------	------	--------	------	-------	------	------	------	--------	------	-------	------	------	------	--------	------	------	------	------	------	--------	------	-------	------	------	------	--------	------	-------	------	------	------	--------	------	-------	------	------	------	--------	------	------	------	------	------	--------	------	------	------	------	------	--------	------	-------	-------	-------	-------	--------	-------	-------	-------	--------	-------	--------

PITCHER	IP	WLS	BF	H	R	ER	SO	BB	IBB	HBP	BLK	WP	HR	S	P	ERA	WHIP
David Wells, L ERA: 6.39 (1, 1)	5.0	W	24	7	7	7	1	2	0	0	0	0	3	61	98	12.60	1.800
Pete Munro, R ERA: 1.89 (6, 1)	1.0	H	5	2	0	0	0	0	0	0	0	0	11	15	0.00	2.000	
Tom Davey, R ERA: 4.05 (7, 1)	2.2	H	13	4	3	3	4	2	0	0	0	0	2	30	54	10.12	2.250
Graeme Lloyd, L ERA: 1.93 (9, 1)	0.1		1	0	0	0	0	0	0	0	0	0	0	1	2	0.00	0.000

BOTTOM

Toronto Blue Jays @ Seattle Mariners
The Kingdom, Seattle, WA
Mon May 03 1999, 6:35 PM EDT
Att. 22,304 - Dome - 72 F

livebaseballscorecards.com

AB	38
R	10
H	13
RBI	10
BB	4
SO	5
LOB	13



Batter	1	2	3	4	5	6	7	8	9	AB R H RBI BB SO LOB	TOP											
Brian Hunter, R (1, 7) OBP: 0.319, SLG: 0.341	3-2 HR 1B	0-0 2B			2-2 G6-3		2-1 G1-3		0-3 K	5 1 2 0 0 1 1												
David Bell, R (1, 4) OBP: 0.333, SLG: 0.576	1-0 HR 1-H	2-1 G1-3			1-2 1B		2-3 K			4 1 2 2 0 1 1												
Ken Griffey Jr., L (1, 8) OBP: 0.383, SLG: 0.582	1-2 F7				2-3 K		1-1 G5-3			4 0 0 0 0 1 1												
Edgar Martinez, R (1, 10) OBP: 0.415, SLG: 0.438	2-0 HR 1B				0-2 G2			2-1 1B CS		3 1 2 0 1 0 1												
David Segui, S (1, 3) OBP: 0.298, SLG: 0.480	3-1 F9						0-1 G5-3			4 0 0 0 0 2 3												
John Mabry, L (1, 9) OBP: 0.257, SLG: 0.529	1-2 HR 1-H						4-2 HR BB			3 2 1 2 1 1 2												
Russ Davis, R (1, 5) OBP: 0.311, SLG: 0.557	3-1 F9				1-1 G6-3 1B		0-3 K			4 0 1 0 0 1 1												
Dan Wilson, R (1, 2) OBP: 0.342, SLG: 0.394					1-3 K		0-1 HR 1-H			4 1 2 2 0 1 1												
Rafael Bourquigal, R (1, 6) OBP: 0.423, SLG: 0.739					1-1 G6-3		0-0 F7			4 0 0 0 0 0 2												
Inning Stats	R: 4 E: 0 K: 0 S: 18	H: 4 LOB: 0 BB: 0 P: 32	R: 0 E: 0 K: 0 S: 11	H: 1 LOB: 1 BB: 0 P: 16	R: 0 E: 0 K: 1 S: 9	H: 0 LOB: 1 BB: 1 P: 15	R: 0 E: 0 K: 1 S: 10	H: 1 LOB: 0 BB: 0 P: 12	R: 0 E: 0 K: 1 S: 12	H: 1 LOB: 1 BB: 0 P: 17	R: 2 E: 0 K: 1 S: 10	H: 1 LOB: 0 BB: 1 P: 14	R: 0 E: 0 K: 1 S: 7	H: 0 LOB: 0 BB: 0 P: 12	R: 0 E: 0 K: 2 S: 11	H: 1 LOB: 0 BB: 0 P: 16	R: 0 E: 0 K: 1 S: 9	H: 1 LOB: 1 BB: 0 P: 11	1B: 5 2B: 2 3B: 0 HR: 3	SF: 0 SAC: 0 DP: 1 HBP: 0	WP: 0 PB: 0 SB: 1 CS: 1	PA: 37
PITCHER	IP WLS BF H R ER SO BB IBB HBP BLK WP HR S P ERA WHIP																					
Dave Burba, R (1, 1) ERA: 3.96	6.0 L 27 8 6 6 4 2 0 0 0 0 0 3 70 106 9.00 1.667																					
Steve Karsay, R (7, 1) ERA: 2.95	2.0 6 1 0 0 3 0 0 0 0 0 0 0 18 28 0.00 0.500																					
Steve Reed, R (9, 1) ERA: 1.42	1.0 4 1 0 0 1 0 0 0 0 0 0 0 9 11 0.00 1.000																					

Seattle Mariners @ Cleveland Indians
 Jacobs Field, Cleveland, OH
 Wed May 05 1999, 7:05 PM EDT
 Att. 42,991 - Cloudy - 70 F

livebaseballscorecards.com

AB	35
R	6
H	10
RBI	6
BB	2
SO	8
LOB	13



Batter	1	2	3	4	5	6	7	8	9	AB R H RBI BB SO LOB
Kenny Lofton, L (1, 10) OBP: 0.453, SLG: 0.575 (9, 8)	4-0 1B G1-3 HR BB	2-0 G4-3		3-2 L9		3-2 L5-3 HBP			2-3 K	3 1 0 0 1 1 3
Enrique Wilson, S (1, 6) OBP: 0.278, SLG: 0.353	1-2 G1-3		0-0 1B F8-2 2B		1-0 G6-3	0-0 L5-3			3-2 G3-1	5 0 1 0 0 0 4
Roberto Alomar, S (1, 4) OBP: 0.433, SLG: 0.564	1-1 S HR 1B		1-2 F8-2 S 1B		4-2 S HR BB			2-3 K	4-1 BB	3 2 2 0 2 1 0
Manny Ramirez, R (1, 9) OBP: 0.358, SLG: 0.583	3-3 K		3-2 F8-2		1-1 F9			2-3 K	0-1 L4	5 0 0 0 0 2 6
Travis Fryman, R (1, 5) OBP: 0.372, SLG: 0.510	0-0 HR		1-2 G4-3		2-2 HR			0-1 L6		4 2 2 5 0 0 1
Richie Sexson, R (1, 3) OBP: 0.269, SLG: 0.493	0-2 P4			4-2 1B WP BB		1-0 F9		1-2 1B		3 0 1 0 1 0 0
David Justice, L (1, 7) OBP: 0.266, SLG: 0.390		1-1 P4		2-1 L6		0-0 L3		1-0 L8		4 0 0 0 0 0 2
Sandy Alomar Jr., R (1, 2) OBP: 0.348, SLG: 0.556		1-1 FC6-4 1B		2-2 1B		2-0 1B 2B		1-1 L8		4 0 3 0 0 0 1
Jolbert Cabrera, R (1, 8) OBP: 0.250, SLG: 0.143 Wil Cordero, R (8, PH) OBP: 0.370, SLG: 0.493 Steve Reed, R (9, 1)		1-2 FC6-4 1-2f		3-3 K		1-2 HBP 1B		1-3 K		3 0 1 0 0 1 3 1 0 0 0 0 1 1 0 0 0 0 0 0 0

Inning Stats	R: 3 E: 0 K: 1 S: 14	H: 2 LOB: 0 BB: 1 P: 23	R: 0 E: 0 K: 0 S: 8	H: 1 LOB: 1 BB: 0 P: 13	R: 0 E: 0 K: 0 S: 12	H: 2 LOB: 1 BB: 0 P: 17	R: 0 E: 0 K: 1 S: 16	H: 1 LOB: 2 BB: 1 P: 30	R: 2 E: 0 K: 0 S: 10	H: 1 LOB: 0 BB: 1 P: 19	R: 0 E: 0 K: 0 S: 8	H: 2 LOB: 2 BB: 0 P: 14	R: 0 E: 0 K: 2 S: 10	H: 0 LOB: 0 BB: 0 P: 14	R: 0 E: 0 K: 1 S: 9	H: 1 LOB: 1 BB: 0 P: 13	R: 0 E: 0 K: 1 S: 9	H: 0 LOB: 1 BB: 1 P: 18	1B: 6 2B: 4 3B: 0 HR: 2	SF: 0 SAC: 0 DP: 2 HBP: 1
--------------	-------------------------------	----------------------------------	------------------------------	----------------------------------	-------------------------------	----------------------------------	-------------------------------	----------------------------------	-------------------------------	----------------------------------	------------------------------	----------------------------------	-------------------------------	----------------------------------	------------------------------	----------------------------------	------------------------------	----------------------------------	----------------------------------	------------------------------------

PITCHER	IP	WLS	BF	H	R	ER	SO	BB	IBB	HBP	BLK	WP	HR	S	P	ERA	WHIP
Jeff Fassero, L (1, 1) ERA: 7.07	5.1	W	28	9	5	5	2	3	0	1	0	1	2	67	115	8.44	2.250
Jose Paniagua, R (6, 1) ERA: 1.04	2.2	H	8	1	0	0	3	0	0	0	0	0	0	20	28	0.00	0.375
Jose Mesa, R (9, 1) ERA: 11.68	1.0	S	4	0	0	0	1	1	0	0	0	0	0	9	18	0.00	1.000

BOTTOM


Seattle Mariners @ Cleveland Indians
Jacobs Field, Cleveland, OH
Wed May 05 1999, 7:05 PM EDT
Att: 42,991 - Cloudy - 70 F

livebaseballscorecards.com

AB	35
R	5
H	10
RBI	5
BB	4
SO	6
LOB	21



WP: 1	PA: 40
PB: 0	
SB: 3	
CS: 0	

Batter	1	2	3	4	5	6	7	8	9	AB R H RBI BB SO LOB	TOP																
Brian Hunter, R (1, 7) OBP: 0.316, SLG: 0.337	3-3 K		0-2 E1 SF9 1B 1B		0-1 G6-3		0-1 P8			4 1 1 0 0 1 1																	
David Bell, R (1, 4) OBP: 0.322, SLG: 0.559	1-2 P4		0-2 SF9		1-2 P2		2-3 K			3 0 0 1 0 1 1																	
Ken Griffey Jr., L (1, 8) OBP: 0.387, SLG: 0.608	1-3 K		0-0 1B 2B 1B		1-1 HR			0-3 K		4 2 2 2 0 2 0																	
Edgar Martinez, R (1, 10) OBP: 0.426, SLG: 0.439		2-2 G4-3	0-1 1B 2B 1B		4-2 FC6-4 BB			4-2 G1-3 BB		2 0 1 0 2 0 0																	
David Segui, S (1, 3) OBP: 0.306, SLG: 0.490		1-1 1B	2-1 2B		1-2 FC6-4 1-2f			3-2 G1-3 1-2		4 0 2 1 0 0 2																	
John Mabry, L (1, 9) OBP: 0.256, SLG: 0.507	1-3 K			4-1 G1-6-3 BB		2-3 K		1-2 G4-3		3 0 0 0 1 2 3																	
Russ Davis, R (1, 5) OBP: 0.289, SLG: 0.535		0-1 P9		0-1 P3		3-3 K			1-2 G4-3	4 0 0 0 0 1 3	AB 31 R 4 H 7 RBI 4 BB 4 SO 9 LOB 11																
Dan Wilson, R (1, 2) OBP: 0.325, SLG: 0.373			3-3 K	0-0 G1-6-3 1-2f		0-1 G6-3			2-3 K	4 0 0 0 0 2 1																	
Rafael Bourquigal, R (1, 6) OBP: 0.429, SLG: 0.708			4-2 E SF9 BB		1-2 F9		3-1 2B		1-1 G1-3	1 1 0 0 1 0 0 1 0 1 0 0 0 0 0 0 0 0 0 0 0 1 0 0 0 0 0 0																	
Raul Ibanez, L (7, PH) OBP: 0.400, SLG: 0.500																											
Domingo Cedenio, S (7, 6) OBP: 0.300, SLG: 0.400																											
Tom Lampkin, L (9, PH) OBP: 0.351, SLG: 0.353																											
Inning Stats	R: 0 E: 0 K: 2 S: 10	H: 0 LOB: 0 BB: 0 P: 15	R: 0 E: 0 K: 1 S: 12	H: 1 LOB: 1 BB: 0 P: 16	R: 3 E: 1 K: 1 S: 16	H: 4 LOB: 2 BB: 1 P: 25	R: 0 E: 0 K: 0 S: 4	H: 0 LOB: 0 BB: 1 P: 8	R: 0 E: 0 K: 0 S: 8	H: 0 LOB: 0 BB: 0 P: 10	R: 1 E: 0 K: 2 S: 15	H: 1 LOB: 1 BB: 1 P: 26	R: 0 E: 0 K: 1 S: 9	H: 1 LOB: 1 BB: 0 P: 14	R: 0 E: 0 K: 1 S: 16	H: 0 LOB: 1 BB: 1 P: 24	R: 0 E: 0 K: 1 S: 8	H: 0 LOB: 0 BB: 0 P: 12	1B: 4 2B: 2 3B: 0 HR: 1	SF: 1 SAC: 0 DP: 1 HBP: 0	WP: 0 PB: 0 SB: 0 CS: 0	PA: 36					
PITCHER	IP	WLS	BF	H	R	ER	SO	BB	IBB	HBP	BLK	WP	HR	S	P	ERA	WHIP										
Bartolo Colon, R (1, 1) ERA: 4.24	6.0	W	25	6	4	4	6	3	0	0	0	0	1	65	100	6.00	1.500										
Steve Reed, R (7, 1) ERA: 1.32	1.0	H	4	1	0	0	1	0	0	0	0	0	0	9	14	0.00	1.000										
Paul Assenmacher, L (8, 1) ERA: 4.76	0.1		1	0	0	0	1	0	0	0	0	0	0	3	3	0.00	0.000										
Steve Karsay, R (8, 1) ERA: 2.86	0.2		3	0	0	0	0	1	0	0	0	0	0	13	21	0.00	1.500										
Michael Jackson, R (9, 1) ERA: 3.86	1.0		3	0	0	0	1	0	0	0	0	0	0	8	12	0.00	0.000										

Seattle Mariners @ Cleveland Indians
 Jacobs Field, Cleveland, OH
 Thu May 06 1999, 7:05 PM EDT
 Att. 41,962 - Cloudy - 74 F

livebaseballscorecards.com

Batter	1	2	3	4	5	6	7	8	9
Kenny Lofton, L OBP: 0.459, SLG: 0.565 (1, 8)	3-2 L8		4-0 BB		4-2 BB	2-3 K		4-2 BB	
Enrique Wilson, S OBP: 0.271, SLG: 0.339 (1, 6)	1-2 G4-3		1-2 G5-3		1-1 G6-4-3		3-1 BB 2B 1B	0-2 P2	
Roberto Alomar, S OBP: 0.440, SLG: 0.553 (1, 4)	1-2 G5-3			1-1 L9	4-2 2B BB		4-1 BB 2B BB	3-2 HBP	
Manny Ramirez, R OBP: 0.375, SLG: 0.593 (1, 9)		1-0 1B		4-1 1B BB	3-2 2B		4-2 2B FC6-4 BB	1-2 P6	
Travis Fryman, R OBP: 0.364, SLG: 0.495 (1, 5)		1-1 F9		1-1 1B BB 1B	3-2 F7		1-2 K	3-1 F9	
Wil Cordero, R OBP: 0.388, SLG: 0.513 (1, 10)		0-1 F8		0-1 FC5-4 1B		4-2 HR BB	2-0 FC6-4 2B		
David Justice, L OBP: 0.279, SLG: 0.387 (1, 7)		1-1 L6		2-0 FC5-4 1B		0-0 F7	4-0 FC6-4 IBB		
Richie Sexson, R OBP: 0.256, SLG: 0.468 (1, 3)			3-3 K	2-2 FC5-4		1-3 K	0-1 FC6-4		
Sandy Alomar Jr., R OBP: 0.343, SLG: 0.582 (1, 2)			3-1 F7	1-2 F8		2-0 HR	1-3 K		

AB	R	H	RBI	BB	SO	LOB
2	0	0	0	3	1	0
5	1	1	0	0	0	3
2	2	0	0	2	0	0
3	2	2	1	2	0	2
5	1	1	0	0	1	7
3	1	2	3	1	0	1
3	0	1	0	1	0	2
4	0	0	2	0	2	5
4	1	1	2	0	1	4

BOTTOM

Seattle Mariners @ Cleveland Indians
 Jacobs Field, Cleveland, OH
 Thu May 06 1999, 7:05 PM EDT
 Att: 41,962 - Cloudy - 74 F

livebaseballscorecards.com

AB	31
R	8
H	8
RBI	8
BB	9
SO	5
LOB	24



Inning	R	H	E	K	S	P	BB	IBB	HBP	BLK	WP	HR	S	P	ERA	WHIP
1	0	0	0	9	14											
2	0	1	0	7	10											
3	0	0	0	10	21											
4	2	3	0	14	25											
5	1	1	0	14	29											
6	2	1	0	11	20											
7	3	2	0	15	34											
8	0	0	0	12	23											
9	0	0	0	10	14											

WP : 0	PA : 41
PB : 0	
SB : 1	
CS : 0	

PITCHER	IP	WLS	BF	H	R	ER	SO	BB	IBB	HBP	BLK	WP	HR	S	P	ERA	WHIP
Jamie Moyer, L ERA: 7.69 (1, 1)	5.1		25	5	4	4	1	5	0	0	0	0	0	58	107	6.75	1.875
Eric Weaver, R ERA: 9.0 (6, 1)	0.1	L	2	1	1	1	1	0	0	0	0	0	1	4	7	27.00	3.000
48 Sean Spencer, L ERA: 54.0 (6, 1)	0.1		3	1	2	2	1	1	0	0	0	0	0	6	15	54.00	6.000
28 Ken Cloude, R ERA: 6.14 (7, 1)	2.0		11	1	1	1	2	2	1	1	0	0	0	24	47	4.50	1.500

Batter	1	2	3	4	5	6	7	8	9	AB R H RBI BB SO LOB	TOP
Brian Hunter, R OBP: 0.313, SLG: 0.333 (1, 7) (8, 8)	1-1 S G4-3 1B		1-0 G5-3			1-1 E4 1-2		1-1 G6-4-3 1-2f		4 0 1 0 0 0 2	
David Bell, R OBP: 0.311, SLG: 0.538 (1, 4) SAFE SAFE	1-0 P4			0-0 G4-3		2-2 F9		1-0 P4		4 0 0 0 0 0 3	
Ken Griffey Jr., L OBP: 0.377, SLG: 0.590 Domingo Cedeño, S OBP: 0.293, SLG: 0.389 (1, 8) (8, 6)	1-2 G4-3			1-0 P6		1-3 K			2-0 F7	3 0 0 0 0 1 3 1 0 0 0 0 0 0	
Edgar Martínez, R OBP: 0.421, SLG: 0.441 (1, 10)	3-3 K 2-3			2-1 WP K 2B		0-1 G3			1-3 K	4 0 1 0 0 2 3	
David Segui, S OBP: 0.295, SLG: 0.472 (1, 3)			2-0 F8		3-3 K 2-3		0-0 G4-3		0-0 G1-3	4 0 0 0 0 1 1	
Butch Huskey, R OBP: 0.356, SLG: 0.529 (1, 9)			1-3 K		1-0 G6-3		1-0 G6-3			3 0 0 0 0 1 0	
Russ Davis, R OBP: 0.300, SLG: 0.558 (1, 5)			2-1 F9		2-2 G6-3		0-0 HR			3 1 1 1 0 0 0	
Dan Wilson, R OBP: 0.313, SLG: 0.359 (1, 2)			1-3 K		2-2 F7		2-2 G5-3			3 0 0 0 0 1 0	
Rafael Bourquigal, R OBP: 0.433, SLG: 0.692 Raul Ibanez, L OBP: 0.455, SLG: 0.545 (1, 6) (8, PH) (8, 7)			0-2 G5-3			1-2 E 1B		0-0 G6-4-3 1B		2 0 1 0 0 0 0 1 0 1 0 0 0 0	
Inning Stats	R: 0 H: 1 E: 0 LOB: 1 K: 1 BB: 0 S: 10 P: 16	R: 0 H: 0 E: 0 LOB: 0 K: 1 BB: 0 S: 6 P: 11	R: 0 H: 0 E: 0 LOB: 0 K: 1 BB: 0 S: 8 P: 10	R: 0 H: 1 E: 0 LOB: 1 K: 1 BB: 0 S: 7 P: 13	R: 0 H: 0 E: 0 LOB: 0 K: 0 BB: 0 S: 10 P: 15	R: 0 H: 1 E: 1 LOB: 2 K: 1 BB: 0 S: 14 P: 19	R: 1 H: 1 E: 0 LOB: 0 K: 0 BB: 0 S: 6 P: 9	R: 0 H: 1 E: 0 LOB: 0 K: 0 BB: 0 S: 4 P: 6	R: 0 H: 0 E: 0 LOB: 0 K: 1 BB: 0 S: 5 P: 8	1B: 3 SF: 0 2B: 1 SAC: 0 3B: 0 DP: 1 HR: 1 HBP: 0	WP: 1 PA: 32 PB: 0 SB: 1 CS: 0
PITCHER Hideki Irabu, R ERA: 5.23 Dan Naulty, R ERA: 3.77 (1, 1) (8, 1)	IP WLS BF H R ER SO BB IBB HBP BLK WP HR S P ERA WHIP	7.0 W 26 4 1 1 5 0 0 0 0 1 1 61 93 1.29 0.571	2.0 6 1 0 0 1 0 0 0 0 0 0 0 9 14 0.00 0.500								

Seattle Mariners @ New York Yankees
Yankee Stadium, Bronx, NY
Fri May 07 1999, 7:30 PM EDT
Att. 38,476 - Overcast - 57 F

livebaseballscorecards.com

AB	32
R	1
H	5
RBI	1
BB	0
SO	6
LOB	12



Seattle Mariners @ New York Yankees
 Yankee Stadium, Bronx, NY

Sat May 08 1999, 1:35 PM EDT
 Att. 41,786 - Overcast - 57 F

AB	44
R	14
H	19
RBI	14
BB	7
SO	1
LOB	18



Batter	1	2	3	4	5	6	7	8	9	AB	R	H	RBI	BB	SO	LOB	TOP																				
Brian Hunter, R (1, 7) OBP: 0.324, SLG: 0.364	0-0 P3		1-1 1B		0-1 2B 1B	0-1 P4	1-0 1B 3B	3-2 FC1-2 1B		6	2	3	3	0	0	3																					
David Bell, R (1, 4) OBP: 0.328, SLG: 0.550	2-2 G3-1		1-0 F9		3-1 1B 2B	4-2 HR BB	1-2 BB 1B	1-1 1B		5	2	3	3	1	0	1																					
Ken Griffey Jr., L (1, 8) OBP: 0.375, SLG: 0.604	2-1 G3-1		0-0 G3		1-1 1B	0-1 HR	3-1 F7		2-2 F9	6	2	2	3	0	0	2																					
Edgar Martinez, R (1, 10) OBP: 0.432, SLG: 0.438		2-2 P4		2-1 1B WP 1B	4-1 2B BB	2-3 K	4-2 BB		4-0 BB	3	1	1	0	3	1	0																					
David Segui, S (1, 3) OBP: 0.288, SLG: 0.455		0-1 G4-3		2-2 F7	3-2 2B 1B	1-2 F9	0-0 L9		2-1 P6	6	1	1	1	0	0	4																					
John Mabry, L (1, 5) OBP: 0.298, SLG: 0.544		3-1 1B		0-0 1B	2-1 1B 2B		1-1 1B 3B 1B	1-1 BB 1B FC1-2 1B	0-2 G1-3	6	2	5	1	0	0	1																					
Raul Ibanez, L (1, 9) OBP: 0.385, SLG: 0.462		2-2 F8		1-2 G4-3	1-2 1B		1-0 G1-3	2-0 FC1-2 BB 1B		2	0	0	0	0	0	2																					
Matt Mieske, R (5, PH) OBP: 0.368, SLG: 0.667							1-2 G1-3	1-2 1B 1B		2	1	1	0	1	0	1																					
Tom Lampkin, L (1, 2) OBP: 0.381, SLG: 0.447			2-1 HR				4-0 1B 3B IBB	0-0 F7		4	2	2	3	1	0	2																					
Rafael Bournigal, R (1, 6) OBP: 0.429, SLG: 0.633			0-0 F8				0-2 3B 1B	4-0 FC1-2 1B BB		4	1	1	0	1	0	2																					
Inning Stats	R: 0 E: 0 K: 0 S: 6 H: 0 LOB: 0 BB: 0 P: 10	R: 0 E: 0 K: 0 S: 11 H: 1 LOB: 1 BB: 0 P: 18	R: 1 E: 0 K: 0 S: 7 H: 2 LOB: 1 BB: 0 P: 11	R: 0 E: 0 K: 0 S: 10 H: 2 LOB: 1 BB: 0 P: 15	R: 6 E: 0 K: 0 S: 20 H: 6 LOB: 2 BB: 2 P: 39	R: 2 E: 0 K: 1 S: 14 H: 1 LOB: 0 BB: 1 P: 21	R: 4 E: 0 K: 0 S: 16 H: 4 LOB: 2 BB: 2 P: 31	R: 1 E: 0 K: 0 S: 10 H: 3 LOB: 2 BB: 1 P: 21	R: 0 E: 0 K: 0 S: 11 H: 0 LOB: 1 BB: 1 P: 19	1B: 14 2B: 2 3B: 1 HR: 2 SF: 0 SAC: 0 DP: 0 HBP: 0	WP: 1 PA: 51 PB: 0 SB: 1 CS: 0																										
PITCHER	IP	WLS	BF	H	R	ER	SO	BB	IBB	HBP	BLK	WP	HR	S	P	ERA	WHIP	PITCHER	IP	WLS	BF	H	R	ER	SO	BB	IBB	HBP	BLK	WP	HR	S	P	ERA	WHIP		
Orlando Hernandez, R (1, 1) ERA: 6.28	4.2	L	24	10	7	7	0	1	0	0	0	1	1	51	85	13.50	2.357																				
Tony Fossas, L (5, 1) ERA: 54.0	0.0		2	1	0	0	0	0	1	0	0	0	0	1	6	∞	∞																				
Jay Tessmer, R (5, 1) ERA: 24.0	2.0		14	5	6	6	1	2	1	0	0	0	1	31	53	27.00	3.500																				
Dan Naulty, R (7, 1) ERA: 3.78	2.1		11	3	1	1	0	2	0	0	0	0	0	22	41	3.86	2.143																				

livebaseballscorecards.com

Batter	1	2	3	4	5	6	7	8	9	AB R H RBI BB SO LOB	TOP																
Brian Hunter, R (1, 7) OBP: 0.330, SLG: 0.363	1-2 G4-3		0-1 2-H 1B			4-2 FC6-4 G6-3 1B BB		1-2 G3-1		3 1 1 0 1 0 0	Seattle Mariners @ New York Yankees Yankee Stadium, Bronx, NY Sun May 09 1999, 1:35 PM EDT Att. 49,622 - Sunny - 68 F																
David Bell, R (1, 4) OBP: 0.333, SLG: 0.544	1-1 F7			4-0 E BB		2-1 FC6-4 1B		0-3 K		3 0 1 0 1 1 0																	
Ken Griffey Jr., L (1, 8) OBP: 0.364, SLG: 0.583	1-3 K			1-0 SAFE F8		0-2 FC6-4 G6-3 1-2f 2-3		1-0 P6		4 0 0 0 0 1 3																	
Edgar Martinez, R (1, 10) OBP: 0.419, SLG: 0.422		1-2 G1-4-3		0-3 K		1-1 SAFE G6-3		1-0 E6 DI		4 0 0 1 0 1 2																	
David Segui, S (1, 3) OBP: 0.279, SLG: 0.440		2-2 F9		1-2 G6-3		2-3 K		1-1 F7		4 0 0 0 0 1 3																	
Jay Buhner, R (1, 9) OBP: 0.372, SLG: 0.500		2-2 G5-3			2-3 K		0-3 K		0-3 K	4 0 0 0 0 3 1																	
Russ Davis, R (1, 5) OBP: 0.292, SLG: 0.542			2-3 K		2-0 F9		1-0 E5 G6-4-3			3 0 0 0 0 1 0																	
Dan Wilson, R (1, 2) OBP: 0.326, SLG: 0.375			2-1 1B 2B		4-0 BB		0-0 G6-4-3 1-2f			2 0 1 0 1 0 1																	
Rafael Bourquigal, R (1, 6) OBP: 0.405, SLG: 0.594 Raul Ibanez, L (8, PH) OBP: 0.357, SLG: 0.429 Domingo Cedenzo, S (8, 6) OBP: 0.293, SLG: 0.389			2-1 G5-3		0-3 K			2-2 G6-3		2 0 0 0 0 1 2 1 0 0 0 0 0 0 0 0 0 0 0 0 0																	
Inning Stats	R: 0 E: 0 K: 1 S: 8	H: 0 LOB: 0 BB: 0 P: 11	R: 0 E: 0 K: 0 S: 9	H: 0 LOB: 0 BB: 0 P: 14	R: 0 E: 0 K: 1 S: 11	H: 2 LOB: 2 BB: 0 P: 17	R: 0 E: 1 K: 1 S: 9	H: 0 LOB: 1 BB: 1 P: 15	R: 0 E: 0 K: 2 S: 7	H: 0 LOB: 1 BB: 1 P: 15	R: 1 E: 0 K: 1 S: 12	H: 1 LOB: 1 BB: 1 P: 21	R: 0 E: 1 K: 1 S: 5	H: 0 LOB: 0 BB: 0 P: 6	R: 0 E: 0 K: 1 S: 11	H: 0 LOB: 0 BB: 0 P: 14	R: 0 E: 1 K: 1 S: 7	H: 0 LOB: 1 BB: 0 P: 10	1B: 2 2B: 1 3B: 0 HR: 0	SF: 0 SAC: 0 DP: 1 HBP: 0	WP: 0 PB: 0 SB: 0 CS: 0	PA: 33					
PITCHER	IP WLS BF H R ER SO BB IBB HBP BLK WP HR S P ERA WHIP																										
Mike Stanton, L (1, 1) ERA: 8.18	4.0		14	2	0	0	3	1	0	0	0	0	0	37	57	0.00	0.750										
Jason Grimsley, R (5, 1) ERA: 2.65	4.0	W	15	1	1	1	5	2	0	0	0	0	0	35	56	2.25	0.750										
42 Mariano Rivera, R (9, 1) ERA: 2.51	1.0		4	0	0	0	1	0	0	0	0	0	0	7	10	0.00	0.000										

AB	30
R	1
H	3
RBI	1
BB	3
SO	9
LOB	12



Batter	1	2	3	4	5	6	7	8	9
Chad Curtis, R OBP: 0.329, SLG: 0.339 (1, 7) C X	0-1 2 HR 1B		4-1 2 G6-3 2B BB	0-3 K			4-1 S 1B BB	3-3 K	
2 Derek Jeter, R OBP: 0.472, SLG: 0.697 (1, 6) SAFE C X	1-1 HR		2-2 G6-3 1-2		0-1 S 1B		1-3 K		
Paul O'Neill, L OBP: 0.382, SLG: 0.491 (1, 9) SAFE C X	2-2 F8		1-1 F8		2-3 K		4-0 1B BB		
Bernie Williams, S OBP: 0.364, SLG: 0.468 (1, 8) SAFE C X	2-1 G5-4-3 1B		2-1 2B		0-3 K		0-0 1B		
Chili Davis, S OBP: 0.445, SLG: 0.594 (1, 10) Ricky Ledee, L OBP: 0.245, SLG: 0.200 (8, PR) X	0-0 G5-4-3 1-2f		4-2 BB		1-2 G1-3			0-1 WP 2B 1B	
Tino Martinez, L OBP: 0.352, SLG: 0.482 (1, 3) C X		0-1 F8	0-1 G1-3		2-1 G3			3-2 G6-3 1-H 2B	
Scott Brosius, R OBP: 0.282, SLG: 0.545 (1, 5) SAFE C X		4-1 20 S 20 1B BB		4-1 BB	0-0 G5-3		0-0 G6-3		
20 Jorge Posada, S OBP: 0.333, SLG: 0.339 (1, 2) SAFE C X		3-2 G1-6-3 1-H 1B		0-3 K	2-1 G4-3		4-0 IBB		
Luis Sojo, R OBP: 0.222, SLG: 0.244 (1, 4) SAFE C X		2-1 G1-6-3 1-2f		1-2 P3		2-2 G6-3	0-3 K		

Inning Stats	R: 2	H: 3	E: 0	LOB: 0	K: 0	S: 10	P: 15	R: 1	H: 1	E: 0	LOB: 0	K: 0	S: 8	P: 17	R: 1	H: 1	E: 0	LOB: 2	K: 0	S: 13	P: 26	R: 0	H: 0	E: 0	LOB: 1	K: 2	S: 10	P: 15	R: 0	H: 1	E: 0	LOB: 1	K: 2	S: 11	P: 14	R: 0	H: 0	E: 0	LOB: 0	K: 0	S: 5	P: 9	R: 1	H: 1	E: 0	LOB: 2	K: 1	S: 8	P: 19	R: 1	H: 2	E: 0	LOB: 2	K: 2	S: 13	P: 23
--------------	------	------	------	--------	------	-------	-------	------	------	------	--------	------	------	-------	------	------	------	--------	------	-------	-------	------	------	------	--------	------	-------	-------	------	------	------	--------	------	-------	-------	------	------	------	--------	------	------	------	------	------	------	--------	------	------	-------	------	------	------	--------	------	-------	-------

PITCHER	IP	WLS	BF	H	R	ER	SO	BB	IBB	HBP	BLK	WP	HR	S	P	ERA	WHIP
Jeff Fassero, L ERA: 6.98 (1, 1)	7.0	L	31	7	5	5	5	6	0	0	0	0	1	65	115	6.43	1.857
Jose Mesa, R ERA: 11.48 (8, 1)	1.0		6	2	1	1	2	0	1	0	0	1	0	13	23	9.00	2.000

BOTTOM

Seattle Mariners @ New York Yankees
Yankee Stadium, Bronx, NY

Sun May 09 1999, 1:35 PM EDT
Att. 49,622 - Sunny - 68 F

AB	R	H	RBI	BB	SO	LOB
3	3	1	0	2	2	3
4	1	2	2	0	1	2
3	0	0	0	1	1	2
4	0	3	2	0	1	1
3	0	1	0	1	0	2
0	1	0	0	0	0	0
4	0	1	1	0	0	2
2	1	0	0	2	0	2
3	0	1	1	1	1	1
4	0	0	0	0	1	4

AB	30
R	6
H	9
RBI	6
BB	7
SO	7
LOB	19

1B	2B	3B	HR	SF	SAC	DP	HBP	WP	PA
6	2	0	1	0	2	0	0	1	37

livebaseballscorecards.com



Batter	1	2	3	4	5	6	7	8	9	AB R H RBI BB SO LOB	TOP														
Brian Hunter, R (1, 7) OBP: 0.342, SLG: 0.368	2-1 F9 S 1B	4-0 BB		0-1 G6-3			2-1 F9		2-2 1-2 2-H 1B	4 1 2 1 1 0 0															
David Bell, R (1, 4) OBP: 0.321, SLG: 0.521	0-2 F9 1-3	2-0 L7			0-3 K		2-2 F7		3-1 P5	5 0 0 0 0 1 5															
Ken Griffey Jr., L (1, 8) OBP: 0.365, SLG: 0.571	0-0 FC4-6 3-H 1B		4-0 1B FC4-6 BB		1-1 P6			2-0 F8	1-2 L8	4 1 1 1 1 0 2															
David Segui, S (1, 3) OBP: 0.286, SLG: 0.442	1-1 FC4-6 1-2f BB 1B		1-1 FC4-6 BB 1B		0-0 1B			1-0 G4-3		4 0 2 0 0 0 1															
Jay Buhner, R (1, 9) OBP: 0.390, SLG: 0.547	4-2 1-2 BB		4-0 1-2 FC4-6 BB		0-3 K2-3			1-1 HR		2 1 1 1 2 1 1															
John Mabry, L (1, 10) OBP: 0.264, SLG: 0.518	1-0 G4-3		1-1 FC4-6 CS 1-2f 2-3 3-H		0-1 G4-3			3-2 F8		4 0 0 1 0 0 4															
Russ Davis, R (1, 5) OBP: 0.299, SLG: 0.536		1-3 K	1-3 K		4-2 L9-3 BB			0-2 BB 1B		3 1 1 0 1 2 2															
Dan Wilson, R (1, 2) OBP: 0.322, SLG: 0.369		0-1 1B		0-1 F8		2-1 L9-3		0-0 L7		4 0 1 0 0 0 2															
Rafael Bourrigal, R (1, 6) OBP: 0.400, SLG: 0.571 Raul Ibanez, L (9, PH) OBP: 0.400, SLG: 0.429		1-0 1B		0-1 G5-3			0-1 F7	4-0 1B BB		3 0 1 0 0 0 0 0 0 0 0 1 0 0															
Inning Stats	R: 1 E: 0 K: 0 S: 11	H: 2 LOB: 2 BB: 1 P: 19	R: 0 E: 0 K: 1 S: 7	H: 2 LOB: 2 BB: 1 P: 15	R: 1 E: 0 K: 1 S: 11	H: 1 LOB: 2 BB: 2 P: 24	R: 0 E: 0 K: 0 S: 6	H: 0 LOB: 0 BB: 0 P: 6	R: 0 E: 0 K: 2 S: 10	H: 1 LOB: 1 BB: 0 P: 11	R: 0 E: 0 K: 0 S: 6	H: 0 LOB: 0 BB: 1 P: 12	R: 0 E: 0 K: 0 S: 7	H: 0 LOB: 0 BB: 0 P: 11	R: 1 E: 0 K: 0 S: 8	H: 1 LOB: 0 BB: 0 P: 15	R: 1 E: 0 K: 0 S: 12	H: 2 LOB: 2 BB: 1 P: 22	1B: 8 2B: 2 3B: 0 HR: 1	SF: 0 SAC: 0 DP: 2 HBP: 0	WP: 0 PB: 0 SB: 1 CS: 1	PA: 39			
PITCHER	IP	WLS	BF	H	R	ER	SO	BB	IBB	HBP	BLK	WP	HR	S	P	ERA	WHIP								
Pat Rapp, R (1, 1) ERA: 8.06	2.0		14	5	2	2	1	4	0	0	0	0	0	20	45	9.00	4.500								
John Wasdin, R (3, 1) ERA: 2.77	6.1	W	22	3	2	2	3	2	0	0	0	0	1	50	76	2.84	0.789								
Kip Gross, R (9, 1) ERA: 5.84	0.2		3	1	0	0	0	0	0	0	0	0	0	8	14	0.00	1.500								

Seattle Mariners @ Boston Red Sox
Fenway Park, Boston, MA
 Mon May 10 1999, 7:05 PM EDT
 Att. 21,660 - Unknown - 68 F

livebaseballscorecards.com

AB	33
R	4
H	9
RBI	4
BB	6
SO	4
LOB	17



Batter	1	2	3	4	5	6	7	8	9	AB R H RBI BB SO LOB
Jeff Frye, R <small>OBP: 0.356, SLG: 0.308</small> (1, 4)	1-1 1B	1-1 P4	0-1 P4			4-0 2B BB		0-2 FC1-6 BB HR BB		4 2 1 0 1 0 4
John Valentin, R <small>OBP: 0.309, SLG: 0.412</small> (1, 5)	2-2 HBP HR 1B	1-2 F9	4-0 BB			0-1 P2		4-0 HR BB		3 2 1 1 2 0 1
Brian Daubach, L <small>OBP: 0.390, SLG: 0.595</small> (1, 10)	2-2 HR HBP		1-2 HR 2B			1-0 L4-6 2B		4-2 HR BB		3 3 2 0 1 0 3
Nomar Garciaparra, R <small>OBP: 0.382, SLG: 0.551</small> (1, 6)	2-0 HR		0-1 HR		0-0 P4	4-1 BB		0-0 HR		4 3 3 10 1 0 0
Troy O'Leary, L <small>OBP: 0.359, SLG: 0.546</small> (1, 7)	3-2 L6		3-2 HR		2-2 P2	1-1 L4-6		3-3 K		5 1 1 1 0 1 3
Mike Stanley, R <small>OBP: 0.450, SLG: 0.414</small> (1, 3)	1-0 G5-3		4-1 1B BB BB		1-1 G5-3		1-2 F9	1-3 K		4 1 0 0 1 1 0
Scott Hatteberg, L <small>OBP: 0.462, SLG: 0.176</small> (1, 2)	4-2 BB		1-3 K		1-1 P5		0-1 F8			3 0 0 0 1 1 1
Damon Buford, R <small>OBP: 0.358, SLG: 0.419</small> (1, 8)	3-3 K		4-2 BB 1B BB		0-3 K		0-3 K			3 0 0 0 1 3 1
Darren Lewis, R <small>OBP: 0.323, SLG: 0.282</small> (1, 9)		2-0 F8	0-0 BB 1B		1-0 G4-3		0-2 FC1-6 1B			4 0 2 0 0 0 0


Inning Stats	R: 4	H: 3	E: 0	K: 1	S: 19	LOB: 1	BB: 1	P: 37	R: 0	H: 0	E: 0	K: 0	S: 6	LOB: 0	BB: 0	P: 10	R: 4	H: 4	E: 0	K: 1	S: 25	LOB: 3	BB: 3	P: 46	R: 0	H: 0	E: 0	K: 0	S: 6	LOB: 0	BB: 0	P: 9	R: 0	H: 0	E: 0	K: 1	S: 6	LOB: 0	BB: 0	P: 8	R: 0	H: 1	E: 0	K: 0	S: 16	LOB: 2	BB: 2	R: 0	H: 0	E: 0	K: 1	S: 8	LOB: 0	BB: 0	P: 9	R: 4	H: 2	E: 0	K: 2	S: 17	LOB: 0	BB: 2	P: 29	1B: 4	2B: 3	3B: 0	HR: 4	SF: 0	SAC: 0	DP: 1	HBP: 1	WP: 0	PA: 42
--------------	------	------	------	------	-------	--------	-------	-------	------	------	------	------	------	--------	-------	-------	------	------	------	------	-------	--------	-------	-------	------	------	------	------	------	--------	-------	------	------	------	------	------	------	--------	-------	------	------	------	------	------	-------	--------	-------	------	------	------	------	------	--------	-------	------	------	------	------	------	-------	--------	-------	-------	-------	-------	-------	-------	-------	--------	-------	--------	-------	--------

PITCHER	IP	WLS	BF	H	R	ER	SO	BB	IBB	HBP	BLK	WP	HR	S	P	ERA	WHIP
Brett Hinchliffe, R <small>ERA: 11.49</small>	(1, 1)	2.1	L	18	7	8	2	3	0	1	0	0	3	40	77	30.86	4.286
28 Ken Cloude, R <small>ERA: 5.12</small>	(3, 1)	4.2		17	1	0	2	3	0	0	0	0	0	36	58	0.00	0.857
Eric Weaver, R <small>ERA: 11.05</small>	(8, 1)	1.0		7	2	4	2	2	0	0	0	0	1	17	29	36.00	4.000

BOTTOM

Seattle Mariners @ Boston Red Sox
 Fenway Park, Boston, MA
 Mon May 10 1999, 7:05 PM EDT
 Att: 21,660 - Unknown - 68 F

AB 33
R 12
H 10
RBI 12
BB 8
SO 6
LOB 13



Batter	1	2	3	4	5	6	7	8	9	AB R H RBI BB SO LOB	TOP										
Brian Hunter, R (1, 7) OBP: 0.333, SLG: 0.357	1-3 K	1-2 G5-3		1-1 CS 1B		2-2 E1 1B	3-3 K		0-0 FC4-6 BB S	6 1 1 0 0 2 4											
David Bell, R (1, 4) OBP: 0.329, SLG: 0.540	0-0 HR		0-2 G5-3	1-0 CS 1-2	2-2 G6-3	2-1 1B		2-2 P8	4-2 BB BB	5 1 2 2 1 0 0											
Ken Griffey Jr., L (1, 8) OBP: 0.378, SLG: 0.569	2-0 1B 1B		4-0 PB S BB		1-2 G1-3	0-2 1B		1-2 F8	4-1 BB BB	4 0 2 1 2 0 0											
David Segui, S (1, 3) OBP: 0.288, SLG: 0.432	1-1 1B 1-2 1B		0-0 F9		0-2 P5	2-2 F8		4-0 BB BB	1-1 G3	5 0 1 0 1 0 6											
Butch Huskey, R (1, 10) OBP: 0.385, SLG: 0.589	0-2 K		4-2 PB BB			3-2 1B G6-4-3 2B	1-1 HR	4-1 BB BB		3 2 2 1 2 1 2											
Jay Buhner, R (1, 9) OBP: 0.414, SLG: 0.545	1-0 1-2 2-H 1B		1-1 G6-3			4-0 G6-4-3 1B BB	4-2 G3 1B BB	4-2 BB BB		2 2 1 0 3 0 2											
Russ Davis, R (1, 5) OBP: 0.295, SLG: 0.522				3-2 F7		0-0 G6-4-3 1B	1-1 F8	1-1 L9		5 0 1 0 0 0 4											
Tom Lampkin, L (1, 2) OBP: 0.409, SLG: 0.575						2-2 G6-4-3 1-2f 2-3 3-H 2B	1-0 G3		1-3 K	2 1 2 1 0 0 0											
Dan Wilson, R (6, PH) OBP: 0.312, SLG: 0.356										3 0 0 0 0 1 3											
Domingo Cedeno, S (1, 6) OBP: 0.326, SLG: 0.425				1-1 G6-3		3-2 E 1B 2B	2-0 S 1B		4-2 FC4-6 BB	4 1 2 2 1 0 1											
Inning Stats	R: 1 E: 0 K: 2 S: 12	H: 4 LOB: 2 BB: 0 P: 17	R: 0 E: 0 K: 0 S: 7	H: 1 LOB: 1 BB: 0 P: 10	R: 0 E: 0 K: 0 S: 9	H: 0 LOB: 2 BB: 2 P: 18	R: 1 E: 0 K: 0 S: 11	H: 2 LOB: 0 BB: 0 P: 19	R: 0 E: 0 K: 0 S: 9	H: 0 LOB: 0 BB: 0 P: 12	R: 4 E: 1 K: 0 S: 26	H: 5 LOB: 2 BB: 1 P: 44	R: 2 E: 0 K: 1 S: 13	H: 2 LOB: 1 BB: 1 P: 25	R: 0 E: 0 K: 0 S: 15	H: 0 LOB: 3 BB: 3 P: 31	R: 0 E: 0 K: 1 S: 13	H: 0 LOB: 3 BB: 3 P: 27	1B: 8 2B: 3 3B: 0 HR: 3	SF: 0 SAC: 0 DP: 1 HBP: 0	WP: 0 PA: 50 PB: 1 SB: 3 CS: 1
PITCHER 49 Tim Wakefield, R (1, 1) ERA: 7.14	IP: 5.0 WLS: L BF: 25 H: 9 R: 5 ER: 4 SO: 2 BB: 3 IBB: 0 HBP: 0 BLK: 0 WP: 0 HR: 2 S: 53 P: 88 ERA: 7.20 WHIP: 2.400										PITCHER Kip Gross, R (9, 1) ERA: 5.68	IP: 0.1 WLS: 2 BF: 2 H: 0 R: 0 ER: 0 SO: 0 BB: 1 IBB: 0 HBP: 0 BLK: 0 WP: 0 HR: 0 S: 3 P: 8 ERA: 0.00 WHIP: 3.000									
Rheal Cormier, L (6, 1) ERA: 3.0	1.0 6 3 1 0 0 0 0 0 0 0 0 0 0 0 0 0 0 0																				
Jim Corsi, R (7, 1) ERA: 5.54	1.0 6 2 2 2 1 1 0 0 0 0 1 13 25 18.00 3.000																				
Mark Guthrie, L (8, 1) ERA: 4.11	1.0 6 0 0 0 0 3 0 0 0 0 0 15 31 0.00 3.000																				
Tom Gordon, R (9, 1) ERA:	0.2 4 0 0 0 0 2 0 0 0 0 0 10 19 0.00 3.000																				

Seattle Mariners @ Boston Red Sox
Fenway Park, Boston, MA
Tue May 11 1999, 7:05 PM EDT
Att. 24,416 - Unknown - 71 F

AB	39
R	8
H	14
RBI	7
BB	10
SO	4
LOB	22




Batter	1	2	3	4	5	6	7	8	9	AB	R	H	RBI	BB	SO	LOB
Jose Offerman, S OBP: 0.423, SLG: 0.548 (1, 10)	0-1 G1-3		0-0 P3	1 SAFE 2-2 P4		3-2 F8		1-0 G3		5	0	0	0	0	0	5
John Valentin, R OBP: 0.326, SLG: 0.418 (1, 5)	4-2 FC5-4 BB		1-1 2B 1B		0-1 P4		4-2 G6-3 BB		2-2 FC6-5 BB 1B	3	1	2	0	2	0	0
Nomar Garciaparra, R OBP: 0.383, SLG: 0.549 (1, 6)	2-1 FC5-4 1-2f		2-1 1-H 2B		0-0 F8		0-0 G6-3 1-2f		4-2 FC6-5 BB E	4	1	1	1	1	0	2
Mike Stanley, R OBP: 0.431, SLG: 0.391 (1, 3)	0-0 L4		2-2 L7		2-2 G5-3		2-3 K		1-2 FC6-5 E 1-2 2-3f	5	0	0	0	0	1	4
Troy O'Leary, L OBP: 0.346, SLG: 0.524 (1, 7)		1-2 G4-3	1-1 L7		2-2 F9		3-2 F7		1-0 F8	5	0	0	0	0	0	3
Damon Buford, R OBP: 0.365, SLG: 0.423 Scott Hatteberg, L OBP: 0.444, SLG: 0.167 (1, 8) (9, PH)		1-0 F7		3-1 CS 1B		2-2 G1-3		2-1 FC4-6 1B	0-1 E4 1-3 2-H	4	0	2	0	0	0	0
Jeff Frye, R OBP: 0.359, SLG: 0.291 (1, 4)		4-1 1B BB		1 SAFE 2-2 K 1-2		4-2 2B BB		2-2 FC4-6 1B 1-2f	2-2 G1-6-3	3	2	0	0	2	1	4
Jason Varitek, S OBP: 0.315, SLG: 0.366 (1, 2)		1-1 1B		0-0 E5 1B		0-0 1-H 2B		2-1 1B 1B		4	1	3	1	0	0	0
Darren Lewis, R OBP: 0.333, SLG: 0.287 18 Reggie Jefferson, S OBP: 0.368, SLG: 0.490 Trot Nixon, L OBP: 0.274, SLG: 0.333 (1, 9) (8, PH) (8, PR) (9, 9)		3-2 F9		2-0 1B		4-2 BB		0-0 1B		2	0	1	1	1	0	2

Inning Stats	R: 0	H: 0	E: 0	K: 7	S: 7	R: 0	H: 1	E: 0	K: 10	S: 10	R: 1	H: 2	E: 0	K: 10	S: 10	R: 0	H: 0	E: 0	K: 6	S: 6	R: 1	H: 1	E: 0	K: 14	S: 14	R: 0	H: 0	E: 0	K: 9	S: 9	R: 1	H: 3	E: 0	K: 13	S: 13	R: 1	H: 1	E: 1	K: 17	S: 17	1B: 8	SF: 0	2B: 2	3B: 0	HR: 0	SAC: 0	DP: 1	HBP: 0	WP: 0	PA: 43
--------------	------	------	------	------	------	------	------	------	-------	-------	------	------	------	-------	-------	------	------	------	------	------	------	------	------	-------	-------	------	------	------	------	------	------	------	------	-------	-------	------	------	------	-------	-------	-------	-------	-------	-------	-------	--------	-------	--------	-------	--------

PITCHER	IP	WLS	BF	H	R	ER	SO	BB	IBB	HBP	BLK	WP	HR	S	P	ERA	WHIP
Jamie Moyer, L ERA: 7.14 (1, 1)	6.0		28	6	3	2	1	4	0	0	0	0	0	58	106	3.00	1.667
Jose Paniagua, R ERA: 1.74 (7, 1)	2.0		9	3	1	1	1	1	0	0	0	0	0	22	38	4.50	2.000
Jose Mesa, R ERA: 10.67 (9, 1)	1.0		6	1	1	0	0	1	0	0	0	0	0	17	27	0.00	2.000

Seattle Mariners @ Boston Red Sox
Fenway Park, Boston, MA
 Tue May 11 1999, 7:05 PM EDT
 Att: 24,416 - Unknown - 71 F

AB	37
R	5
H	10
RBI	4
BB	6
SO	2
LOB	21



PITCHER	IP	WLS	BF	H	R	ER	SO	BB	IBB	HBP	BLK	WP	HR	S	P	ERA	WHIP
---------	----	-----	----	---	---	----	----	----	-----	-----	-----	----	----	---	---	-----	------

Batter	1	2	3	4	5	6	7	8	9	AB R H RBI BB SO LOB	TOP											
Brian Hunter, R (1, 7) OBP: 0.325, SLG: 0.348 Raul Ibanez, L (8, PH) OBP: 0.438, SLG: 0.467 (8, 7)	0-3 K		1-3 K			2-2 G1-3		3-2 1B		3 0 0 0 0 2 0 1 0 1 0 0 0 0												
David Bell, R (1, 4) OBP: 0.326, SLG: 0.555	0-0 P9			1-3 K		2-2 HR		0-0 F9		4 1 1 1 0 1 1												
Ken Griffey Jr., L (1, 8) OBP: 0.374, SLG: 0.559	2-3 K			3-3 K		3-3 K			0-0 F9 1B 1B	4 0 1 0 0 3 0												
Edgar Martinez, R (1, 10) OBP: 0.414, SLG: 0.411		4-2 FC4-6 BB		3-3 K		1-1 F9			3-2 L8	3 0 0 0 1 1 1												
David Segui, S (1, 3) OBP: 0.294, SLG: 0.442		0-3 K			2-2 1B SF8 2B		1-3 K		0-0 1-2 1B	4 1 2 0 0 2 1												
Jay Buhner, R (1, 9) OBP: 0.396, SLG: 0.514		2-3 K			3-3 K		1-3 K		0-0 F9	4 0 0 0 0 3 4												
John Mabry, L (1, 5) OBP: 0.283, SLG: 0.506		2-0 FC4-6 1-2			3-2 1B		0-0 G6-3		1-1 G4-3	4 0 1 0 0 0 3												
Dan Wilson, R (1, 2) OBP: 0.302, SLG: 0.348			0-1 L7		0-0 SF8			2-3 K		2 0 0 1 0 1 0												
Domingo Cedenzo, S (1, 6) OBP: 0.313, SLG: 0.405 Tom Lampkin, L (8, PH) OBP: 0.400, SLG: 0.561 Rafael Bournigal, R (8, 6) OBP: 0.400, SLG: 0.571			2-3 K		0-1 P7			0-3 K		2 0 0 0 0 1 1 1 0 0 0 0 1 0 0 0 0 0 0 0 0												
Inning Stats	R: 0 E: 0 K: 2 S: 7	H: 0 LOB: 0 BB: 0 P: 9	R: 0 E: 0 K: 2 S: 11	H: 0 LOB: 1 BB: 1 P: 19	R: 0 E: 0 K: 2 S: 8	H: 0 LOB: 0 BB: 0 P: 11	R: 0 E: 0 K: 3 S: 11	H: 0 LOB: 0 BB: 0 P: 18	R: 1 E: 0 K: 1 S: 14	H: 2 LOB: 1 BB: 0 P: 22	R: 1 E: 0 K: 1 S: 14	H: 1 LOB: 0 BB: 0 P: 22	R: 0 E: 0 K: 2 S: 7	H: 0 LOB: 0 BB: 0 P: 9	R: 0 E: 0 K: 2 S: 11	H: 1 LOB: 1 BB: 0 P: 16	R: 0 E: 0 K: 0 S: 9	H: 2 LOB: 2 BB: 0 P: 13	1B: 4 2B: 1 3B: 0 HR: 1	SF: 1 SAC: 0 DP: 0 HBP: 0	WP: 0 PB: 0 SB: 0 CS: 0	PA: 34
PITCHER	IP WLS BF H R ER SO BB IBB HBP BLK WP HR S P ERA WHIP																					
Pedro Martinez, R (1, 1) ERA: 1.81 Derek Lowe, R (9, 1) ERA: 4.84	8.0 W 29 4 2 2 15 1 0 0 0 0 0 1 83 126 2.25 0.625																					
	1.0 5 2 0 0 0 0 0 0 0 0 0 0 9 13 0.00 2.000																					

Seattle Mariners @ Boston Red Sox
 Fenway Park, Boston, MA
 Wed May 12 1999, 7:35 PM EDT
 Att. 28,177 - Unknown - 69 F

AB	32
R	2
H	6
RBI	2
BB	1
SO	15
LOB	11



Batter	1	2	3	4	5	6	7	8	9
Jose Offerman, S OBP: 0.429, SLG: 0.550 (1, 4)	G6-3		FC6-4 BB 1-2 3-H 1B	1-3 2-H 1B		P8		BB BB 1B	
John Valentin, R OBP: 0.322, SLG: 0.405 (1, 5)	F8		F8	F7		P3		BB BB 1B	
Brian Daubach, L OBP: 0.413, SLG: 0.600 (1, 10)	P7		FC6-4 BB 1-2 2-3		G1-3 BB 2B	L4		1B SF8 BB	
Nomar Garciaparra, R OBP: 0.400, SLG: 0.575 (1, 6)		G3 G6-3 2B	FC6-4 BB 1-2 2-3 3-H		BB G1-3 1B		F8 2B	1-3 2-H 3-H 1B	
Troy O'Leary, L OBP: 0.340, SLG: 0.512 (1, 7)		G3			K		F8	SF8	
Mike Stanley, R OBP: 0.421, SLG: 0.392 (1, 3)		G6-3	P3		G1-3		2B	L7	
Trot Nixon, L OBP: 0.286, SLG: 0.333 (1, 9)		K			HBP 1B		K		
Darren Lewis, R OBP: 0.340, SLG: 0.281 (1, 8)			1B BB 1B		HBP		G6-3		
Jason Varitek, S OBP: 0.323, SLG: 0.365 (1, 2)			BB BB 1B		HBP		F8		

Inning Stats	R: 0	H: 0	E: 0	K: 0	S: 8	LOB: 0	BB: 0	P: 15
	R: 1	H: 1	E: 0	K: 1	S: 7 <td>LOB: 0</td> <td>BB: 0</td> <td>P: 11 </td>	LOB: 0	BB: 0	P: 11
	R: 2	H: 2	E: 0	K: 0	S: 13 <td>LOB: 3</td> <td>BB: 3</td> <td>P: 30 </td>	LOB: 3	BB: 3	P: 30
	R: 1	H: 2	E: 0	K: 1	S: 13 <td>LOB: 1</td> <td>BB: 0</td> <td>P: 16 </td>	LOB: 1	BB: 0	P: 16
	R: 1	H: 2	E: 0	K: 2	S: 12 <td>LOB: 3</td> <td>BB: 2</td> <td>P: 25 </td>	LOB: 3	BB: 2	P: 25
	R: 0	H: 0	E: 0	K: 0	S: 4 <td>LOB: 0</td> <td>BB: 0</td> <td>P: 7 </td>	LOB: 0	BB: 0	P: 7
	R: 1	H: 2	E: 0	K: 1	S: 13 <td>LOB: 1</td> <td>BB: 0</td> <td>P: 23 </td>	LOB: 1	BB: 0	P: 23
	R: 3	H: 2	E: 0	K: 0	S: 16 <td>LOB: 1</td> <td>BB: 2</td> <td>P: 30 </td>	LOB: 1	BB: 2	P: 30


PITCHER	IP	WLS	BF	H	R	ER	SO	BB	IBB	HBP	BLK	WP	HR	S	P	ERA	WHIP
Mac Suzuki, R ERA: 7.04 (1, 1)	6.0	L	31	8	6	6	4	4	1	1	0	0	0	59	108	9.00	2.000
John Halama, L ERA: 5.14 (7, 1)	2.0		11	3	3	3	1	2	0	0	0	0	0	27	49	13.50	2.500

BOTTOM

Seattle Mariners @ Boston Red Sox
Fenway Park, Boston, MA
Wed May 12 1999, 7:35 PM EDT
Att: 28,177 - Unknown - 69 F

AB	R	H	RBI	BB	SO	LOB
5	1	3	2	0	0	0
4	1	0	0	1	0	3
3	2	1	0	2	0	0
5	2	4	3	0	0	2
3	0	0	1	1	1	4
5	0	1	2	0	0	6
3	1	1	0	1	2	1
2	1	0	1	2	1	2
3	1	1	0	0	1	3

AB	33
R	9
H	11
RBI	9
BB	7
SO	5
LOB	21



WP	PA
0	42
PB	0
SB	0
CS	0

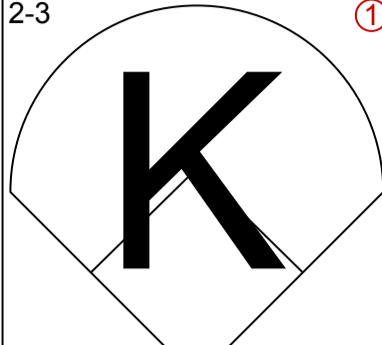
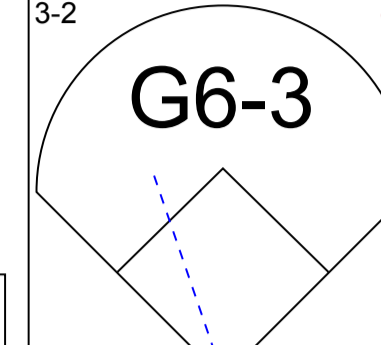
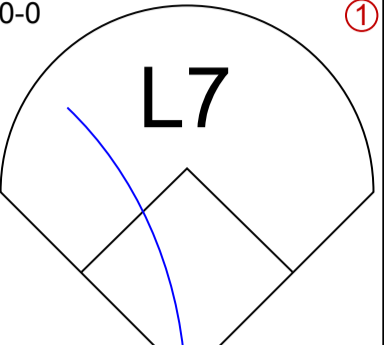
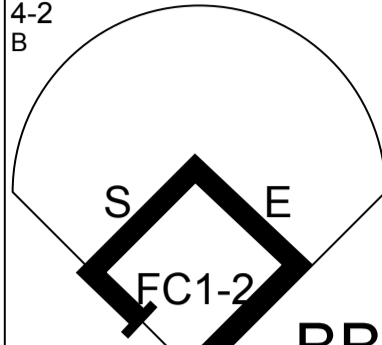
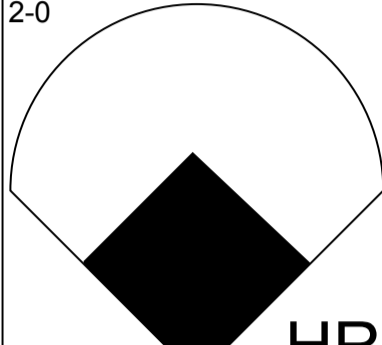
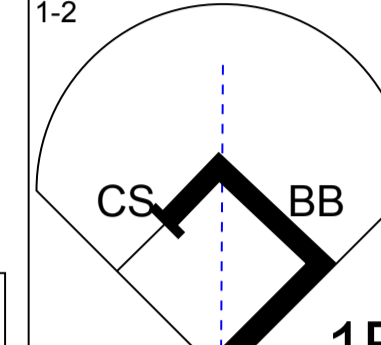
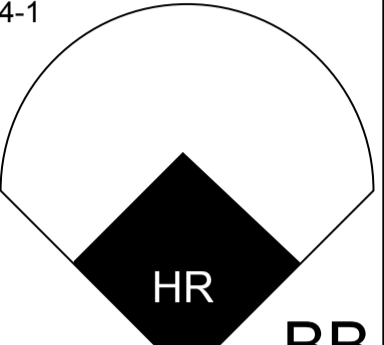
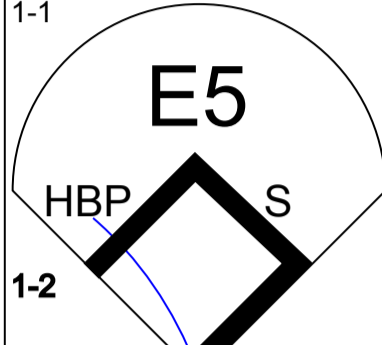
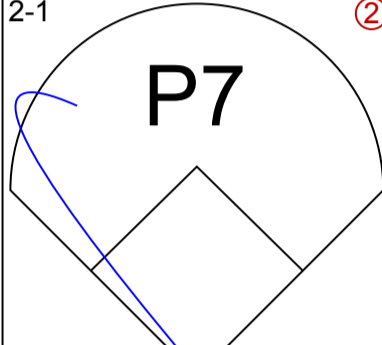
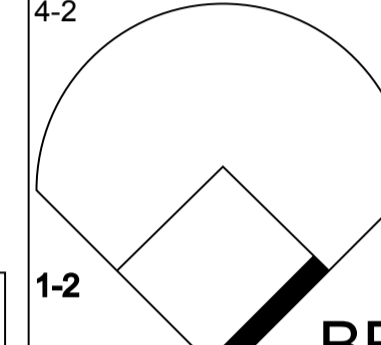
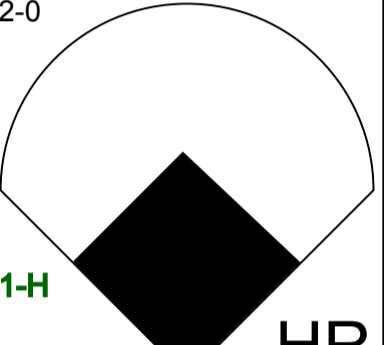
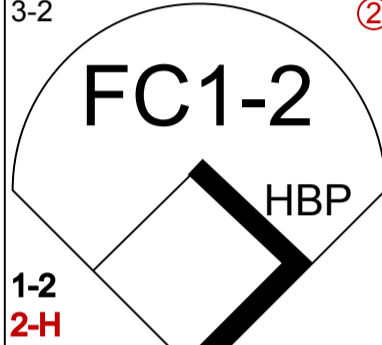
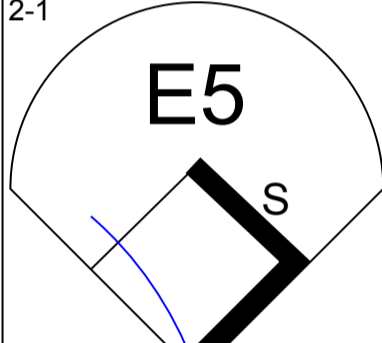
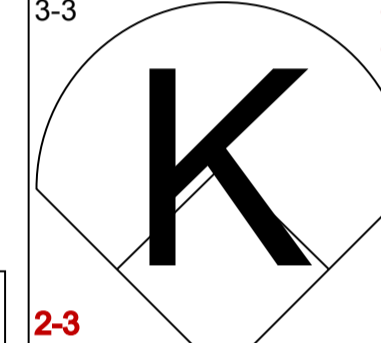
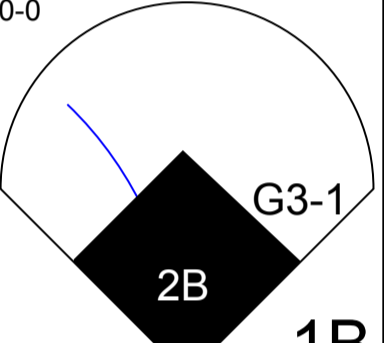
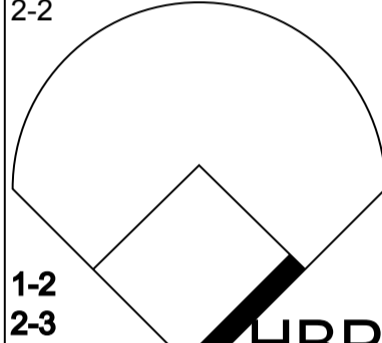
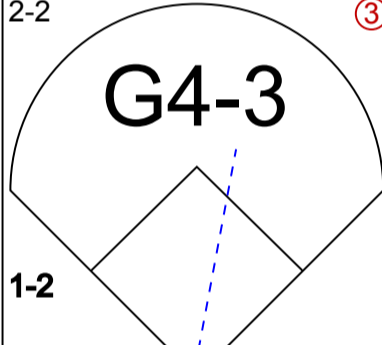
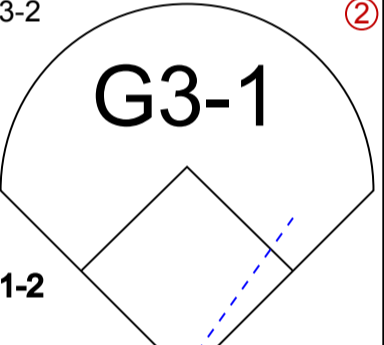
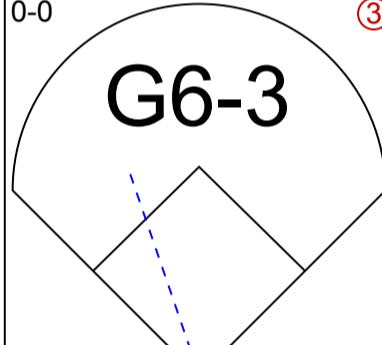
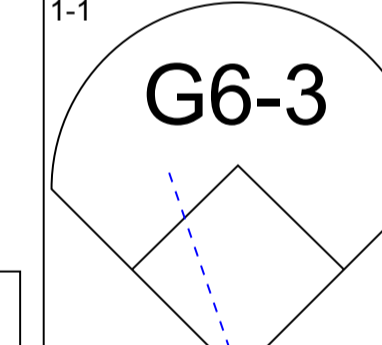
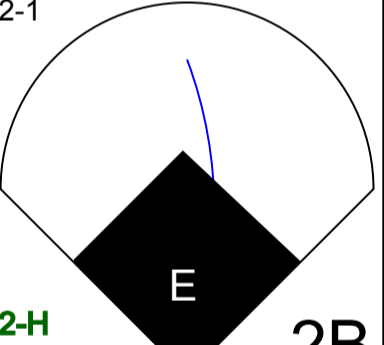
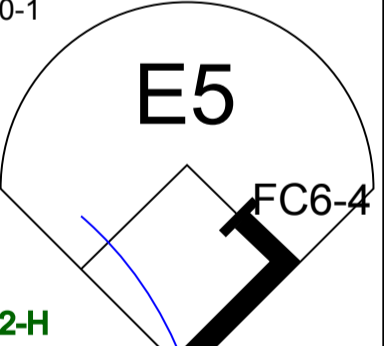
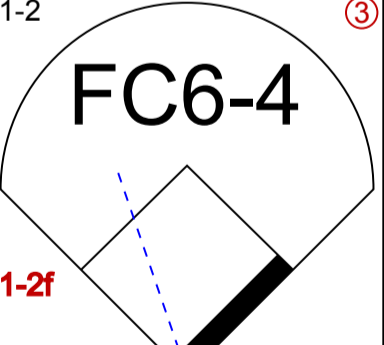
WP	PA	ERA	WHIP
0	42		

Batter	1	2	3	4	5	6	7	8	9	AB R H RBI BB SO LOB	TOP																																																																								
Carlos Beltrán, S (1, 8) OBP: 0.348, SLG: 0.497 F C B B B B B	4-2 		0-1 		0-0 	2-1 	2-2 		1-0 	5 2 4 3 1 0 0	Kansas City Royals @ Seattle Mariners The Kingdome, Seattle, WA Fri May 14 1999, 10:05 PM EDT Att: 25,445 - Dome - 72 F																																																																								
Joe Randa, R (1, 5) OBP: 0.353, SLG: 0.409 1 SAFE C B B X	1-1 		4-2 		1-1 	0-0 	4-1 		2-3 	4 2 2 0 2 1 2																																																																									
Johnny Damon, L (1, 7) OBP: 0.359, SLG: 0.460 C F B B B X	2-2 		2-1 		2-1 	3-2 	2-1 		1-1 	6 0 1 1 0 0 7																																																																									
Jeff King, R (1, 3) OBP: 0.348, SLG: 0.333 B B	2-0 	1-1 	0-0 		4-0 	3-2 		1-0 	1-3 	5 1 1 0 1 1 3																																																																									
29 Mike Sweeney, R (1, 10) OBP: 0.377, SLG: 0.562 C B F B B B X		2-2 		0-2 	0-0 	2-1 		1-3 	1-0 	6 1 2 4 0 1 3																																																																									
Jermaine Dye, R (1, 9) OBP: 0.343, SLG: 0.529 C B C B B B X		2-3 		2-1 	0-0 		3-1 	4-2 		4 0 1 0 1 1 1																																																																									
Chad Kreuter, S (1, 2) OBP: 0.303, SLG: 0.329 B B B B F C B B X			3-2 	4-1 	1-2 		2-3 	0-3 		4 2 2 1 1 2 2																																																																									
Carlos Febles, R (1, 4) OBP: 0.390, SLG: 0.512 B X			1-0 	3-2 	1-1 		2-1 	0-1 		5 2 4 1 0 0 2																																																																									
Rey Sanchez, R (1, 6) OBP: 0.336, SLG: 0.431 F C B X			0-2 	0-1 	1-1 		0-0 		3-2 	5 2 2 1 0 0 5																																																																									
Inning Stats	R: 0 H: 0 E: 1 LOB: 0 K: 0 BB: 1 S: 8 P: 17	R: 0 H: 0 E: 0 LOB: 0 K: 1 BB: 0 S: 8 P: 13	R: 2 H: 3 E: 0 LOB: 2 K: 0 BB: 1 S: 14 P: 24	R: 1 H: 2 E: 0 LOB: 1 K: 0 BB: 1 S: 14 P: 23	R: 4 H: 6 E: 0 LOB: 2 K: 0 BB: 1 S: 16 P: 26	R: 1 H: 2 E: 0 LOB: 1 K: 0 BB: 0 S: 11 P: 21	R: 2 H: 3 E: 0 LOB: 2 K: 1 BB: 1 S: 14 P: 29	R: 0 H: 1 E: 0 LOB: 2 K: 2 BB: 1 S: 16 P: 22	R: 2 H: 2 E: 0 LOB: 1 K: 2 BB: 0 S: 14 P: 23	1B: 10 SF: 0 2B: 8 SAC: 0 3B: 0 DP: 3 HR: 2 HBP: 0	WP: 2 PA: 51 PB: 0 SB: 1 CS: 1																																																																								
PITCHER	IP WLS BF H R ER SO BB IBB HBP BLK WP HR S P ERA WHIP	<table border="1"> <thead> <tr> <th>PITCHER</th> <th>IP</th> <th>WLS</th> <th>BF</th> <th>H</th> <th>R</th> <th>ER</th> <th>SO</th> <th>BB</th> <th>IBB</th> <th>HBP</th> <th>BLK</th> <th>WP</th> <th>HR</th> <th>S</th> <th>P</th> <th>ERA</th> <th>WHIP</th> </tr> </thead> <tbody> <tr> <td>Jeff Fassero, L (1, 1) ERA: 7.59</td> <td>4.1</td> <td>L</td> <td>26</td> <td>11</td> <td>7</td> <td>7</td> <td>1</td> <td>3</td> <td>1</td> <td>0</td> <td>0</td> <td>0</td> <td>2</td> <td>58</td> <td>100</td> <td>14.54</td> <td>3.231</td> </tr> <tr> <td>Brett Hinchliffe, R (5, 1) ERA: 11.29</td> <td>2.2</td> <td></td> <td>13</td> <td>5</td> <td>3</td> <td>3</td> <td>1</td> <td>1</td> <td>0</td> <td>0</td> <td>0</td> <td>0</td> <td>0</td> <td>27</td> <td>53</td> <td>10.12</td> <td>2.250</td> </tr> <tr> <td>Eric Weaver, R (8, 1) ERA: 10.61</td> <td>2.0</td> <td></td> <td>11</td> <td>3</td> <td>2</td> <td>2</td> <td>4</td> <td>1</td> <td>0</td> <td>0</td> <td>0</td> <td>2</td> <td>0</td> <td>30</td> <td>45</td> <td>9.00</td> <td>2.000</td> </tr> </tbody> </table>										PITCHER	IP	WLS	BF	H	R	ER	SO	BB	IBB	HBP	BLK	WP	HR	S	P	ERA	WHIP	Jeff Fassero, L (1, 1) ERA: 7.59	4.1	L	26	11	7	7	1	3	1	0	0	0	2	58	100	14.54	3.231	Brett Hinchliffe, R (5, 1) ERA: 11.29	2.2		13	5	3	3	1	1	0	0	0	0	0	27	53	10.12	2.250	Eric Weaver, R (8, 1) ERA: 10.61	2.0		11	3	2	2	4	1	0	0	0	2	0	30	45	9.00	2.000
PITCHER	IP	WLS	BF	H	R	ER	SO	BB	IBB	HBP	BLK	WP	HR	S	P	ERA	WHIP																																																																		
Jeff Fassero, L (1, 1) ERA: 7.59	4.1	L	26	11	7	7	1	3	1	0	0	0	2	58	100	14.54	3.231																																																																		
Brett Hinchliffe, R (5, 1) ERA: 11.29	2.2		13	5	3	3	1	1	0	0	0	0	0	27	53	10.12	2.250																																																																		
Eric Weaver, R (8, 1) ERA: 10.61	2.0		11	3	2	2	4	1	0	0	0	2	0	30	45	9.00	2.000																																																																		

livebaseballscorecards.com

AB	44
R	12
H	19
RBI	11
BB	6
SO	6
LOB	25



Batter	1	2	3	4	5	6	7	8	9	AB	R	H	RBI	BB	SO	LOB
Brian Hunter, R OBP: 0.320, SLG: 0.336 (1, 7)										4	0	0	0	1	1	0
Alex Rodriguez, R OBP: 0.333, SLG: 0.500 (1, 6)										4	2	2	1	1	0	1
Ken Griffey Jr., L OBP: 0.382, SLG: 0.577 (1, 8)										3	1	1	2	2	0	2
Edgar Martinez, R OBP: 0.414, SLG: 0.405 (1, 10)										4	1	1	0	0	2	3
David Segui, S OBP: 0.291, SLG: 0.440 (1, 3)										5	1	1	0	0	1	5
Jay Buhner, R OBP: 0.406, SLG: 0.527 (1, 9)										4	1	2	2	1	1	0
Russ Davis, R OBP: 0.291, SLG: 0.508 (1, 5)										5	0	1	0	0	1	2
Dan Wilson, R OBP: 0.297, SLG: 0.340 (1, 2)										5	0	1	0	0	0	4
David Bell, R OBP: 0.322, SLG: 0.564 (1, 4)										5	1	1	1	0	1	3

Inning Stats	R: 1	H: 1	E: 1	K: 1	S: 11	LOB: 1	BB: 0	P: 21	R: 0	H: 0	E: 0	K: 1	S: 9	LOB: 1	BB: 1	P: 18	R: 0	H: 1	E: 0	K: 1	S: 13	LOB: 2	BB: 1	P: 24	R: 0	H: 1	E: 0	K: 1	S: 8	LOB: 1	BB: 0	P: 12	R: 5	H: 4	E: 1	K: 0	S: 18	LOB: 3	BB: 1	P: 28	R: 0	H: 1	E: 0	K: 1	S: 14	LOB: 1	BB: 0	P: 23	R: 0	H: 0	E: 0	K: 1	S: 12	LOB: 1	BB: 1	P: 22	R: 1	H: 2	E: 0	K: 1	S: 11	LOB: 1	BB: 0	P: 17	1B: 5	2B: 3	3B: 0	HR: 3	SF: 0	SAC: 0	DP: 1	HBP: 1	WP: 0	PA: 45
--------------	------	------	------	------	-------	--------	-------	-------	------	------	------	------	------	--------	-------	-------	------	------	------	------	-------	--------	-------	-------	------	------	------	------	------	--------	-------	-------	------	------	------	------	-------	--------	-------	-------	------	------	------	------	-------	--------	-------	-------	------	------	------	------	-------	--------	-------	-------	------	------	------	------	-------	--------	-------	-------	-------	-------	-------	-------	-------	--------	-------	--------	-------	--------

PITCHER	IP	WLS	BF	H	R	ER	SO	BB	IBB	HBP	BLK	WP	HR	S	P	ERA	WHIP
Jeff Suppan, R ERA: 4.14 (1, 1)	4.2		24	7	6	5	4	3	0	0	0	0	3	53	101	9.64	2.143
Jose Santiago, R ERA: 2.66 (5, 1)	0.2		5	0	0	0	0	1	0	0	0	0	0	17	24	0.00	1.500
Alvin Morman, L ERA: 4.82 (6, 1)	0.1	H	1	0	0	0	0	0	0	0	0	0	0	3	6	0.00	0.000
Scott Service, R ERA: 6.27 (6, 1)	2.1	W	10	1	0	0	2	1	0	1	0	0	0	29	50	0.00	0.857
Jeff Montgomery, R ERA: 5.4 (9, 1)	1.0		5	2	1	1	1	0	0	0	0	0	0	11	17	9.00	2.000

BOTTOM

Kansas City Royals @ Seattle Mariners
The Kingdom, Seattle, WA

livebaseballscores.com

AB 39
R 7
H 10
RBI 6
BB 5
SO 7
LOB 20



Fri May 14 1999, 10:05 PM EDT
Att. 25,445 - Dome - 72 F

Batter	1	2	3	4	5	6	7	8	9	AB R H RBI BB SO LOB	TOP																									
Carlos Beltrán, S (1, 8) OBP: 0.344, SLG: 0.506	2-3 K	0-0 P4		3-2 F7		3-3 K		0-0 HR		5 1 1 3 0 2 4																										
Joe Randa, R (1, 5) OBP: 0.348, SLG: 0.401	1-2 F8		1-1 F7		1-1 P3	3-1 1B		3-3 K		5 0 1 1 0 1 1																										
Johnny Damon, L (1, 7) OBP: 0.360, SLG: 0.486	3-2 L4		2-0 F8		2-2 2B	1-0 F9		2-2 HR		5 2 2 1 0 0 1																										
Jeff King, R (1, 3) OBP: 0.365, SLG: 0.345		1-2 1B	4-0 BB		2-2 G5-3		2-3 K	1-2 1B		4 0 2 0 1 1 1																										
29 Mike Sweeney, R (1, 10) OBP: 0.370, SLG: 0.545		0-1 G6-4-3	2-3 K		2-2 1B		0-1 G5-3	2-0 G4-3		5 0 1 1 0 1 4																										
Jermaine Dye, R (1, 9) OBP: 0.345, SLG: 0.524		2-0 1B		0-0 1B	0-1 L5		2-3 K	2-1 F9		5 2 2 0 0 1 1																										
Chad Kreuter, S (1, 2) OBP: 0.323, SLG: 0.350		0-0 1B		2-1 F8		0-1 F8		1-0 SH5-3	2-0 P9	4 1 3 0 0 0 0	AB 41																									
Scott Pose, L (8, PR) OBP: 0.417, SLG: 0.400		1-2 1B		1-3 1B				BB HR		0 1 0 0 0 0 0	R 11																									
Tim Spehr, R (8, 2) OBP: 0.381, SLG: 0.556		1-2 1B		1-3 1B				1B		1 0 0 0 0 0 0	H 17																									
Carlos Febles, R (1, 4) OBP: 0.404, SLG: 0.551		0-0 1B		1-2 CS		0-1 HR		4-0 SH5-3	1-0 G4-3	4 3 3 3 1 0 0	RBI 11																									
Rey Sanchez, R (1, 6) OBP: 0.344, SLG: 0.444		0-2 1B		1-2 1B		1-2 HR		1-2 HR		3 1 2 2 0 0 2	BB 2																									
		2-3 1B		0-0 F8		1-2 1B		0-0 SH5-3			SO 6																									
				2-3 1B		2-3 2B		1-2 2-3			LOB 14																									
Inning Stats	R: 0 E: 0 K: 1 S: 10	H: 0 LOB: 0 BB: 0 P: 16	R: 3 E: 0 K: 0 S: 14	H: 5 LOB: 1 BB: 0 P: 17	R: 0 E: 0 K: 1 S: 6	H: 0 LOB: 1 BB: 1 P: 15	R: 1 E: 0 K: 0 S: 11	H: 3 LOB: 1 BB: 0 P: 17	R: 1 E: 0 K: 0 S: 13	H: 2 LOB: 1 BB: 0 P: 20	R: 2 E: 0 K: 1 S: 14	H: 3 LOB: 1 BB: 0 P: 22	R: 0 E: 0 K: 2 S: 11	H: 0 LOB: 0 BB: 0 P: 15	R: 4 E: 0 K: 1 S: 16	H: 4 LOB: 2 BB: 1 P: 29	R: 0 E: 0 K: 0 S: 4	H: 0 LOB: 0 BB: 0 P: 9	1B: 11 2B: 3 3B: 0 HR: 3	SF: 0 SAC: 1 DP: 1 HBP: 0	WP: 0 PB: 0 SB: 0 CS: 1	PA: 44														
PITCHER	IP WLS BF H R ER SO BB IBB HBP BLK WP HR S P ERA WHIP																																			
28 Ken Cloude, R (1, 1) ERA: 5.92	5.0		24	10	5	5	2	1	0	0	0	0	0	54	85	9.00	2.200																			
Ryan Franklin, R (6, 1) ERA: 27.0	0.2	H	5	3	2	2	1	0	0	0	0	0	1	13	20	27.00	4.500																			
Jose Paniagua, R (6, 1) ERA: 3.18	2.0	L	10	3	4	4	3	1	0	0	0	0	2	24	39	18.00	2.000																			
Jose Mesa, R (8, 1) ERA: 9.77	1.1		5	1	0	0	0	0	0	0	0	0	0	8	16	0.00	0.750																			

Kansas City Royals @ Seattle Mariners
The Kingdome, Seattle, WA
Sat May 15 1999, 9:05 PM EDT
Att. 38,215 - Dome - 72 F

livebaseballscorecards.com



Batter	1	2	3	4	5	6	7	8	9	AB	R	H	RBI	BB	SO	LOB
Brian Hunter, R (1, 7) OBP: 0.308, SLG: 0.323 Butch Huskey, R (9, PH) OBP: 0.380, SLG: 0.581	2-2 G5-3	0-1 P3	1-0 G6-3		0-1 G6-3		1-0 F8		2-2 F7	5	0	0	1	0	0	4
Alex Rodriguez, R (1, 6) OBP: 0.294, SLG: 0.357	1-0 G1-3	4-1 BB		2-1 P4	1-1 F8			3-3 K		4	0	0	0	1	1	2
Ken Griffey Jr., L (1, 8) OBP: 0.389, SLG: 0.597	1-0 HR	1-0 G4-3		2-1 1B		1-2 G4-3		1-0 1B G4-3 HBP		4	2	2	1	0	0	2
Edgar Martinez, R (1, 10) OBP: 0.420, SLG: 0.403	4-2 HR BB		2-3 K	2-3 K		4-2 BB		3-2 G4-3 HBP 1B		3	1	1	0	2	2	1
David Segui, S (1, 3) OBP: 0.301, SLG: 0.460	1-0 HR		4-2 WP BB G3 BB	0-0 G1-3		2-3 K		1-0 G4-3 HBP		3	2	1	2	1	1	2
Jay Buhner, R (1, 9) OBP: 0.400, SLG: 0.506 John Mabry, L (8, 9) OBP: 0.283, SLG: 0.506 Matt Mieske, R (8, PH) OBP: 0.388, SLG: 0.667 Raul Ibanez, L (8, PH) OBP: 0.412, SLG: 0.438	3-2 F9		4-1 G3 WP 3B BB		2-3 K	0-0 F7		2-2 G4-3		3	1	0	0	1	1	1
Tom Lampkin, L (1, 2) OBP: 0.380, SLG: 0.511		4-0 G1-3 2B BB	3-0 G3		1-1 E3 BB G6-3		1-2 G3-1	3-2 G6-3		4	2	0	1	1	0	3
Russ Davis, R (1, 5) OBP: 0.303, SLG: 0.548		0-1 G1-3	1-1 2B 3B		4-0 G6-3 BB		3-2 HR		2-1 G6-3	4	2	2	2	1	0	1
David Bell, R (1, 4) OBP: 0.331, SLG: 0.577		2-0 2B	0-2 2B		4-1 G6-3 BB		2-0 G5-3		0-3 K	4	0	2	2	1	1	0

Inning Stats	R: 3	H: 2	E: 0	K: 0	S: 11	H: 2	LOB: 0	BB: 1	P: 23	R: 1	H: 1	E: 0	K: 0	S: 7	R: 3	H: 2	E: 0	K: 1	S: 17	R: 0	H: 1	E: 0	K: 1	S: 8	R: 1	H: 0	E: 1	K: 1	S: 10	R: 0	H: 0	E: 0	K: 1	S: 11	R: 1	H: 1	E: 0	K: 0	S: 10	R: 1	H: 1	E: 0	K: 1	S: 14	R: 0	H: 0	E: 0	K: 1	S: 8	R: 0	H: 0	E: 0	K: 1	S: 8	1B: 2	2B: 2	3B: 1	HR: 3	SF: 0	SAC: 0	DP: 0	HBP: 2
--------------	------	------	------	------	-------	------	--------	-------	-------	------	------	------	------	------	------	------	------	------	-------	------	------	------	------	------	------	------	------	------	-------	------	------	------	------	-------	------	------	------	------	-------	------	------	------	------	-------	------	------	------	------	------	------	------	------	------	------	-------	-------	-------	-------	-------	--------	-------	--------

PITCHER	IP	WLS	BF	H	R	ER	SO	BB	IBB	HBP	BLK	WP	HR	S	P	ERA	WHIP
Jay Witasick, R (1, 1) ERA: 7.92	2.1		15	3	6	6	1	5	0	0	0	0	0	28	61	23.14	3.429
Terry Mathews, R (3, 1) ERA: 2.38	2.2		14	3	2	1	2	2	0	0	0	1	0	25	48	3.38	1.875
Alvin Morman, L (6, 1) ERA: 5.06	1.1		6	1	1	1	1	1	0	0	0	0	1	19	30	6.75	1.500
Jose Santiago, R (7, 1) ERA: 2.55	1.0	W	3	0	0	0	1	0	0	0	0	0	0	6	12	0.00	0.000
Matt Whisenant, L (8, 1) ERA: 2.25	0.0		3	1	0	0	0	0	0	2	0	0	0	4	9	∞	∞


BOTTOM

Kansas City Royals @ Seattle Mariners
The Kingdom, Seattle, WA

Sat May 15 1999, 9:05 PM EDT
Att: 38,215 - Dome - 72 F

livebaseballscorecards.com

AB	36
R	10
H	8
RBI	10
BB	8
SO	6
LOB	18



WP: 1 PA: 46
PB: 0
SB: 0
CS: 0

Batter	1	2	3	4	5	6	7	8	9	AB R H RBI BB SO LOB	TOP											
Carlos Beltrán, S (1, 8) OBP: 0.347, SLG: 0.506	1-3 K		0-0 1B		0-0 P6			1-2 1B		4 0 2 0 0 1 1												
Carlos Febles, R (1, 4) OBP: 0.400, SLG: 0.542	2-3 K		1-3 K			2-1 1B		2-2 F8		4 0 1 0 0 2 4												
Johnny Damon, L (1, 7) OBP: 0.358, SLG: 0.479	0-2 F8		0-2 P6			2-3 K		1-2 1B		4 0 1 0 0 1 4												
Jeff King, R (1, 3) OBP: 0.359, SLG: 0.339		0-1 1B		1-1 G5-3		1-2 P2		2-1 P2		4 0 1 0 0 0 3												
29 Mike Sweeney, R (1, 10) OBP: 0.374, SLG: 0.540		0-0 P3		1-0 1B		4-0 BB		2-2 F7		3 0 1 0 1 0 3												
Jermaine Dye, R (1, 9) OBP: 0.343, SLG: 0.523		0-0 G4-3-6		2-2 G1-4-3		2-2 P5			0-1 G1-6-3 2B	4 1 1 0 0 0 4												
Scott Leius, R (1, 5) OBP: 0.282, SLG: 0.306			1-2 G5-3		2-1 1B		1-0 G6-3		3-1 G1-6-3	3 0 1 0 0 0 0												
Scott Pose, L (9, PH) OBP: 0.405, SLG: 0.387									2-3	1 0 0 0 0 0 1	AB 34											
Tim Spehr, R (1, 2) OBP: 0.378, SLG: 0.526			4-2 1B		2-3 K		0-0 F9		3-1 G4-3	2 0 0 0 1 1 1	R 1											
Chad Kreuter, S (9, PH) OBP: 0.319, SLG: 0.346									3-H	1 0 0 1 0 0 0	H 9											
Rey Sanchez, R (1, 6) OBP: 0.343, SLG: 0.442			0-0 1B		1-1 G5-3		1-1 G6-3		1-0 F9	3 0 1 0 0 0 1	RBI 1											
Larry Sutton, L (9, PH) OBP: 0.343, SLG: 0.414										1 0 0 0 0 0 0	BB 2											
											SO 5											
											LOB 22											
Inning Stats	R: 0 E: 0 K: 2 S: 9	H: 0 LOB: 0 BB: 0 P: 12	R: 0 E: 0 K: 0 S: 4	H: 1 LOB: 0 BB: 0 P: 4	R: 0 E: 0 K: 1 S: 15	H: 2 LOB: 3 BB: 1 P: 21	R: 0 E: 0 K: 0 S: 6	H: 1 LOB: 0 BB: 0 P: 10	R: 0 E: 0 K: 1 S: 8	H: 1 LOB: 1 BB: 0 P: 13	R: 0 E: 0 K: 1 S: 11	H: 1 LOB: 2 BB: 1 P: 22	R: 0 E: 0 K: 0 S: 4	H: 0 LOB: 0 BB: 0 P: 6	R: 0 E: 0 K: 0 S: 16	H: 2 LOB: 2 BB: 0 P: 24	R: 1 E: 0 K: 0 S: 7	H: 1 LOB: 0 BB: 0 P: 14	1B: 8 2B: 1 3B: 0 HR: 0	SF: 0 SAC: 0 DP: 2 HBP: 0	WP: 0 PB: 0 SB: 0 CS: 0	PA: 36
PITCHER	IP WLS BF H R ER SO BB IBB HBP BLK WP HR S P ERA WHIP																					
Jamie Moyer, L (1, 1) ERA: 6.18	8.0 W 32 8 0 0 5 2 0 0 0 0 0 0 0 73 112 0.00 1.250																					
Jose Mesa, R (9, 1) ERA: 9.72	1.0 4 1 1 1 0 0 0 0 0 0 0 0 0 7 14 9.00 1.000																					

Kansas City Royals @ Seattle Mariners
 The Kingdom, Seattle, WA
 Sun May 16 1999, 4:35 PM EDT
 Att. 36,637 - Dome - 72 F

livebaseballscorecards.com



BOTTOM

Kansas City Royals @ Seattle Mariners
The Kingdome, Seattle, WA

Sun May 16 1999, 4:35 PM EDT
Att. 36,637 - Dome - 72 F

livebaseballscorecards.com

AB 30
R 5
H 9
RBI 5
BB 4
SO 5
LOB 13



WP: 0 PA: 35
PB: 0
SB: 0
CS: 0

AB R H RBI BB SO LOB

4 1 1 0 0 1 0

3 2 2 1 1 0 0

4 2 3 2 0 0 1

3 0 1 0 1 0 2

2 0 0 1 1 1 4

4 0 1 1 0 1 2

3 0 0 0 1 0 1

4 0 1 0 0 1 2

3 0 0 0 0 1 1

1B: 6 SF: 1
2B: 3 SAC: 0
3B: 0 DP: 1
HR: 1 HBP: 0

Baseball scorecard grid with 9 columns (numbered 1-9) and 10 rows (batters and inning stats). Each cell contains a diamond diagram with pitch counts and player initials.

Player information table with columns for Batter, IP, WLS, BF, H, R, ER, SO, BB, IBB, HBP, BLK, WP, HR, S, P, ERA, WHIP.

Summary table for Pitchers: 49 Chris Fussell, R (1, 1); Scott Service, R (7, 1); Matt Whisenant, L (8, 1). Includes IP, WLS, BF, H, R, ER, SO, BB, IBB, HBP, BLK, WP, HR, S, P, ERA, WHIP.

Batter	1	2	3	4	5	6	7	8	9	AB R H RBI BB SO LOB	TOP					
Todd Walker, L OBP: 0.329, SLG: 0.356 (1, 4) X	0-0 F8		3-2 1B 1B	2-1 FC4-6			1-1 G1-3		4-1 BB BB	4 1 1 1 1 0 2						
Corey Koskie, L OBP: 0.357, SLG: 0.484 (1, 10) (8, 9) C S	0-3 K		3-3 K	1-0 F7			1-0 F7		4-0 BB BB	4 0 0 0 1 2 4						
Ron Coomer, R OBP: 0.379, SLG: 0.588 Denny Hocking, S OBP: 0.318, SLG: 0.329 (1, 5) (7, 5) C B C S	1-3 K		0-0 1B 1B				2-0 G4-3		0-2 BB BB	4 0 1 2 0 1 0 1 0 0 0 0 0 3						
Matt Lawton, L OBP: 0.355, SLG: 0.486 Chris Latham, S OBP: 0.043, SLG: 0.048 (1, 9) (8, 7) X		0-0 HR	1-1 1B				1-2 1B		1-0 G1-4-3 G3 2B	4 2 4 1 0 0 0 0 0 0 0 0 0 0						
Marty Cordova, R OBP: 0.362, SLG: 0.423 Bob Wells, R (1, 7) (8, 1) C B B B B		3-3 K	3-3 K				1-3 K		1-1 G1-4-3	4 0 0 0 0 3 4 0 0 0 0 0 0 0						
Doug Mientkiewicz, L OBP: 0.368, SLG: 0.384 (1, 3) C B B S		1-3 K	2-3 K				2-1 F7		0-0 G3	4 0 0 1 0 2 3						
Torii Hunter, R OBP: 0.285, SLG: 0.348 (1, 8) C B T C C		1-3 K					0-0 FC4-6 1B		3-H F8	4 0 1 0 0 1 0						
A.J. Pierzynski, L (1, 2) F H			1-1 2B 1B HBP	1-2 FC4-6 1B			1-2 P3		0-1 L9	3 1 0 0 0 1 1						
Cristian Guzman, S OBP: 0.224, SLG: 0.223 (1, 6) X		0-0 1B 2B	0-0 1B	2-2 FC4-6 1B			0-0 B1-3		4-2 BB BB BB	3 1 2 0 1 0 0						
Inning Stats	R: 0 E: 0 K: 2 S: 7 H: 0 LOB: 0 P: 8	R: 1 E: 0 K: 3 S: 10 H: 1 LOB: 0 P: 15	R: 3 E: 0 K: 3 S: 18 H: 4 LOB: 2 P: 31	R: 0 E: 0 K: 0 S: 13 H: 2 LOB: 2 P: 19	R: 0 E: 0 K: 1 S: 9 H: 1 LOB: 1 P: 13	R: 0 E: 0 K: 1 S: 7 H: 0 LOB: 0 P: 10	R: 0 E: 0 K: 0 S: 4 H: 0 LOB: 0 P: 8	R: 1 E: 0 K: 0 S: 8 H: 1 LOB: 0 P: 12	R: 0 E: 0 K: 0 S: 9 H: 0 LOB: 2 P: 21	1B: 6 2B: 2 3B: 0 HR: 1 SF: 0 SAC: 0 DP: 1 HBP: 1	WP: 0 PB: 0 SB: 1 CS: 0 PA: 39					
PITCHER	IP WLS BF H R ER SO BB IBB HBP BLK WP HR S P ERA WHIP															
Mac Suzuki, R ERA: 7.64 (1, 1)	2.1	12	4	4	4	6	0	0	1	0	0	1	26	39	15.43	1.714
John Halama, L ERA: 4.5 (3, 1)	5.0	W	20	5	1	1	4	0	0	0	0	0	45	70	1.80	1.000
46 Jordan Zimmerman, L ERA: (8, 1)	0.2		2	0	0	0	0	0	0	0	0	0	5	7	0.00	0.000
Ryan Franklin, R ERA: 10.8 (9, 1)	1.0		5	0	0	0	3	0	0	0	0	0	9	21	0.00	3.000

Minnesota Twins @ Seattle Mariners
The Kingdom, Seattle, WA
Mon May 17 1999, 10:05 PM EDT
Att: 25,710 - Dome - 72 F

livebaseballscorecards.com

AB	35
R	5
H	9
RBI	5
BB	3
SO	10
LOB	17



Batter	1	2	3	4	5	6	7	8	9	AB	R	H	RBI	BB	SO	LOB
David Bell, R OBP: 0.337, SLG: 0.572 (1, 4)	4-1 2B BB	1-1 2B		2-3 K		1-0 1B HR	1-3 K			4	2	2	0	1	2	0
Alex Rodriguez, R OBP: 0.346, SLG: 0.591 Rafael Bourimigal, R OBP: 0.400, SLG: 0.571 (1, 6) (8, 6)	0-1 F7	0-0 F8		3-2 HR		0-3 K	0-1 G5-3			5	1	1	1	0	1	3
Ken Griffey Jr., L OBP: 0.406, SLG: 0.631 Raul Ibanez, L OBP: 0.389, SLG: 0.412 (1, 8) (8, 9)	3-2 HR 2B		0-1 BB E 1B	3-0 L9		4-0 1B HR IBB		3-2 G6-3		3	3	2	1	1	0	0
Edgar Martinez, R OBP: 0.439, SLG: 0.467 (1, 10)	3-1 HR		1 SAFE 4-0 E HR BB	1-0 HR		1-0 HR 1B		4-2 HR BB		3	5	3	3	2	0	0
Butch Huskey, R OBP: 0.398, SLG: 0.654 (1, 7)	3-2 F8		0-1 E7 HR 1B	0-0 FC5-4 1B		0-0 HR		0-1 HR		5	3	4	7	0	0	0
Jay Buhner, R OBP: 0.413, SLG: 0.550 Matt Mieske, R OBP: 0.350, SLG: 0.632 (1, 9) (7, 9) (8, 8)	4-2 BB		1-1 HR	2-2 FC5-4		1-0 PB WP 1B		0-1 G6-3		3	1	2	3	1	0	1
David Segui, S OBP: 0.303, SLG: 0.448 (1, 3)	2-0 F8		2-1 G1		0-0 G3-1	2-3 K		0-0 1B		5	0	1	0	0	1	2
Russ Davis, R OBP: 0.298, SLG: 0.523 (1, 5)		3-2 P3	0-0 G1-3		3-2 G5-4-3 1B	2-2 G5-3		2-3 K		5	0	1	0	0	1	2
Dan Wilson, R OBP: 0.278, SLG: 0.317 (1, 2)		3-2 F8	2-2 G1-3		0-1 G5-4-3		3-2 F9			4	0	0	0	0	0	1

Inning Stats	R: 3	H: 2	E: 0	K: 0	S: 20	LOB: 1	BB: 39	R: 0	H: 1	E: 0	K: 0	S: 14	LOB: 1	BB: 21	R: 4	H: 3	E: 1	K: 0	S: 14	R: 2	H: 3	E: 0	K: 1	S: 13	LOB: 1	BB: 24	R: 0	H: 1	E: 0	K: 0	S: 7	R: 4	H: 4	E: 0	K: 2	S: 14	R: 0	H: 0	E: 0	K: 1	S: 8	R: 2	H: 2	E: 0	K: 1	S: 13	LOB: 1	BB: 22
--------------	------	------	------	------	-------	--------	--------	------	------	------	------	-------	--------	--------	------	------	------	------	-------	------	------	------	------	-------	--------	--------	------	------	------	------	------	------	------	------	------	-------	------	------	------	------	------	------	------	------	------	-------	--------	--------

PITCHER	IP	WLS	BF	H	R	ER	SO	BB	IBB	HBP	BLK	WP	HR	S	P	ERA	WHIP
Eric Milton, L ERA: 7.14 (1, 1)	2.0	L	15	6	7	7	0	3	0	0	0	0	2	40	71	31.50	4.500
Joe Mays, R ERA: 5.97 (3, 1)	4.0		20	8	6	6	3	0	1	0	0	1	3	42	71	13.50	2.000
23 Benj Sampson, L ERA: 7.97 (7, 1)	1.0		3	0	0	0	1	0	0	0	0	0	0	8	12	0.00	0.000
Bob Wells, R ERA: 5.68 (8, 1)	1.0		6	2	2	2	1	1	0	0	0	0	1	13	22	18.00	3.000


BOTTOM

Minnesota Twins @ Seattle Mariners
The Kingdome, Seattle, WA

Mon May 17 1999, 10:05 PM EDT
Att: 25,710 - Dome - 72 F

AB	39
R	15
H	16
RBI	15
BB	5
SO	5
LOB	9

livebaseballscores.com



WP: 1	PA: 44
PB: 1	
SB: 1	
CS: 0	

Batter	1	2	3	4	5	6	7	8	9	AB R H RBI BB SO LOB	TOP									
Todd Walker, L (1, 4) OBP: 0.333, SLG: 0.360	0-0 1B		0-1 F7		3-2 FC4-6 1B		2-2 1B			4 0 2 0 0 0 2										
Denny Hocking, S (1, 7) OBP: 0.315, SLG: 0.325	2-0 F7		1-0 G3		3-1 1B		2-0 F8			4 0 1 0 0 0 4										
Matt Lawton, L (1, 9) OBP: 0.354, SLG: 0.490 Chris Latham, S (7, 9) OBP: 0.083, SLG: 0.091	1-0 F9			0-1 F9 2B		2-3 K		0-2 G6-4-3 1B		3 1 1 0 0 1 1 1 0 1 0 0 0 0										
Ron Coomer, R (1, 5) OBP: 0.375, SLG: 0.577	1-0 F9			1-2 F9		0-1 1B		1-0 G6-4-3		4 0 1 0 0 0 3										
Corey Koskie, L (1, 10) OBP: 0.351, SLG: 0.485		2-0 G1-3		1-2 F9 2B		2-2 F7		3-1 G3-1		4 0 1 1 0 0 1										
Torii Hunter, R (1, 8) OBP: 0.277, SLG: 0.338		2-2 G1-3		2-0 G6-3		2-3 K		0-1 G5-3		4 0 0 0 0 1 2										
Doug Mientkiewicz, L (1, 3) OBP: 0.358, SLG: 0.371		1-2 F8		1-3 K			0-0 G3-1		1-1 F9	4 0 0 0 0 1 1										
A.J. Pierzynski, L (1, 2) OBP: 0.375, SLG: 0.167			4-1 G4-3 BB		1-2 FC4-6 1B		3-2 E5 1B		2-2 G6-3	3 0 1 0 1 0 0										
Cristian Guzman, S (1, 6) OBP: 0.218, SLG: 0.217			3-2 G4-3		1-1 L7		0-0 P2			3 0 0 0 0 0 3										
Inning Stats	R: 0 E: 0 K: 0 S: 4	H: 1 LOB: 1 BB: 0 P: 8	R: 0 E: 0 K: 0 S: 7	H: 0 LOB: 0 BB: 0 P: 12	R: 0 E: 0 K: 0 S: 7	H: 0 LOB: 1 BB: 1 P: 15	R: 1 E: 0 K: 1 S: 12	H: 2 LOB: 1 BB: 0 P: 17	R: 0 E: 0 K: 2 S: 11	H: 1 LOB: 1 BB: 0 P: 17	R: 0 E: 1 K: 0 S: 9	H: 1 LOB: 2 BB: 0 P: 16	R: 0 E: 0 K: 0 S: 7	H: 1 LOB: 0 BB: 0 P: 11	R: 0 E: 0 K: 0 S: 7	H: 0 LOB: 0 BB: 0 P: 10	1B: 6 2B: 2 3B: 0 HR: 0	SF: 0 SAC: 0 DP: 1 HBP: 0	WP: 1 PB: 0 SB: 0 CS: 0	PA: 35
PITCHER	IP WLS BF H R ER SO BB IBB HBP BLK WP HR S P ERA WHIP																			
Freddy Garcia, R (1, 1) ERA: 4.5	7.0 W 29 7 1 1 3 1 0 0 0 1 0 61 104 1.29 1.143																			
Rafael Carmona, R (8, 1) ERA:	2.0 6 1 0 0 0 0 0 0 0 0 0 14 21 0.00 0.500																			

Minnesota Twins @ Seattle Mariners
The Kingdome, Seattle, WA
Tue May 18 1999, 10:05 PM EDT
Att. 20,486 - Dome - 72 F

livebaseballscorecards.com

AB	34
R	1
H	8
RBI	1
BB	1
SO	3
LOB	17



Batter	1	2	3	4	5	6	7	8	9	AB	R	H	RBI	BB	SO	LOB
David Bell, R OBP: 0.327, SLG: 0.553 (1, 4)	2-1 G3	1-2 G4-3		1-1 G5-3	1-0 F9		0-0 F8			5	0	0	1	0	0	6
Alex Rodriguez, R OBP: 0.400, SLG: 0.583 Rafael Bourimigal, R OBP: 0.415, SLG: 0.583 (1, 6) (7, 6)	2-2 G6-3	1-1 1B		4-2 BB		4-2 G3 HR BB	0-1 1B	1-2 2-3 1B		2	1	1	1	2	0	0
Ken Griffey Jr., L OBP: 0.400, SLG: 0.637 (1, 8)	0-0 HR	0-0 P6		1-0 P4		2-1 G3	2-2 L9			5	1	1	1	0	0	7
Edgar Martinez, R OBP: 0.444, SLG: 0.543 (1, 10)	1-1 G5-3		0-1 F7		2-1 HR	2-2 HR	3-1 HR			5	3	3	4	0	0	0
David Segui, S OBP: 0.306, SLG: 0.450 (1, 3)		4-0 WP 1B 1B BB	1-1 2B	1-2 G4-3	0-3 K	1-3 K	1-3 K			4	1	1	0	1	2	0
Jay Buhner, R OBP: 0.415, SLG: 0.549 Matt Mieske, R OBP: 0.391, SLG: 0.619 (1, 9) (5, 9)		1-2 1B WP FC 1B	0-1 F9	4-2 1B 1B BB	0-1 F9	3-1 BB 1B				2	1	1	0	0	0	1
John Mabry, L OBP: 0.277, SLG: 0.479 (1, 5)		2-1 SH1-3 FC G4-3 1B	1-1 F8	1-3 K	1-1 P4	1-3 K				5	1	1	1	0	2	3
Butch Huskey, R OBP: 0.419, SLG: 0.655 (1, 7)		0-1 FC G4-3 SH1-3 1B		4-1 BLK G4-3 BB	3-2 1B 1B	0-1 1B BB 1B	4-1 BB 1B			3	1	2	1	2	0	1
Dan Wilson, R OBP: 0.286, SLG: 0.317 (1, 2)		0-0 SH1-3		1-1 G4-3	1-2 1B	4-2 1B BB	1-1 F8			3	0	1	1	1	0	3

Inning Stats	R: 1	H: 1	E: 0	K: 0	S: 9	R: 4	H: 3	E: 0	K: 0	S: 14	R: 0	H: 1	E: 0	K: 0	S: 8	R: 2	H: 3	E: 0	K: 1	S: 17	R: 2	H: 1	E: 0	K: 1	S: 16	R: 0	H: 2	E: 0	K: 0	S: 13	R: 1	H: 2	E: 0	K: 2	S: 13
	LOB: 0	BB: 0	P: 14	LOB: 1	BB: 1	P: 23	LOB: 1	BB: 0	P: 10	LOB: 2	BB: 2	P: 19	LOB: 2	BB: 1	P: 30	LOB: 0	BB: 1	P: 24	LOB: 3	BB: 1	P: 20	LOB: 2	BB: 1	P: 26	LOB: 2	BB: 1	P: 26	LOB: 0	SAC: 1	DP: 0	HBP: 0	HR: 4			

PITCHER	IP	WLS	BF	H	R	ER	SO	BB	IBB	HBP	BLK	WP	HR	S	P	ERA	WHIP
Dan Perkins, R ERA: 9.62 (1, 1)	4.1	L	24	6	7	7	0	4	0	0	1	1	2	46	80	14.54	2.308
23 Benj Sampson, L ERA: 7.99 (5, 1)	3.1		19	7	3	3	4	2	0	0	0	0	2	49	78	8.10	2.700
Mike Trombley, R ERA: 1.73 (8, 1)	0.1		2	0	0	0	0	1	0	0	0	0	0	3	8	0.00	3.000


BOTTOM

Minnesota Twins @ Seattle Mariners
The Kingdome, Seattle, WA

Tue May 18 1999, 10:05 PM EDT
Att. 20,486 - Dome - 72 F

livebaseballscorecards.com

AB	37
R	10
H	13
RBI	10
BB	7
SO	4
LOB	21



1B:	8	SF:	0	WP:	1	PA:	45
2B:	1	SAC:	1	PB:	0		
3B:	0	DP:	0	SB:	0		
HR:	4	HBP:	0	CS:	0		

Batter	1	2	3	4	5	6	7	8	9	AB R H RBI BB SO LOB	TOP											
Todd Walker, L (1, 4) OBP: 0.325, SLG: 0.351	0-1 G6-3		1-3 K			0-0 G4-3		1-1 L1-3		4 0 0 0 0 1 1												
Brent Gates, S (1, 5) OBP: 0.275, SLG: 0.274	2-3 K		0-1 CS 1B			1-1 G6-3			1-3 K	4 0 1 0 0 2 0												
Ron Coomer, R (1, 3) OBP: 0.371, SLG: 0.567	2-0 G6-3		0-2 CS 1-2		0-0 F8		0-0 F9		3-1 G6-4-3 1B	4 0 1 0 0 0 0												
Marty Cordova, R (1, 10) OBP: 0.351, SLG: 0.409		1-3 K			2-0 F9			0-3 K	1-0 G6-4-3 1-2f	4 0 0 0 0 2 1												
Matt Lawton, L (1, 9) OBP: 0.354, SLG: 0.486		2-3 K			0-0 P6			2-2 1B 1B		3 0 1 0 0 1 0												
Chad Allen, R (1, 7) OBP: 0.313, SLG: 0.390		1-0 E S E6 1B			0-0 F8			2-0 G5-4-3 1-2 1B		3 0 2 0 0 0 0												
Torii Hunter, R (1, 8) OBP: 0.285, SLG: 0.336		4-2 E6 1-2 BB			4-2 BB BB			0-0 G5-4-3 1-2f		1 0 0 0 2 0 2												
Javier Valentin, S (1, 2) OBP: 0.259, SLG: 0.255		3-2 E6 1-2 2-H			3-3 K			4-1 FC5-4 BB		2 0 0 0 1 1 3												
Cristian Guzman, S (1, 6) OBP: 0.212, SLG: 0.211			1-0 F8			0-3 K		0-1 FC5-4 L1-3 1-2f		3 0 0 0 0 1 2												
Inning Stats	R: 0 E: 0 K: 1 S: 8	H: 0 LOB: 0 BB: 0 P: 12	R: 0 E: 1 K: 2 S: 14	H: 1 LOB: 2 BB: 1 P: 25	R: 0 E: 0 K: 1 S: 9	H: 1 LOB: 0 BB: 0 P: 11	R: 0 E: 0 K: 0 S: 3	H: 0 LOB: 0 BB: 0 P: 5	R: 0 E: 0 K: 2 S: 12	H: 0 LOB: 1 BB: 1 P: 19	R: 0 E: 0 K: 0 S: 4	H: 0 LOB: 0 BB: 0 P: 5	R: 0 E: 0 K: 1 S: 9	H: 2 LOB: 1 BB: 0 P: 13	R: 0 E: 0 K: 0 S: 5	H: 0 LOB: 0 BB: 1 P: 10	R: 0 E: 0 K: 1 S: 6	H: 1 LOB: 0 BB: 0 P: 11	1B: 5 2B: 1 3B: 0 HR: 0	SF: 0 SAC: 0 DP: 3 HBP: 0	WP: 0 PB: 0 SB: 1 CS: 1	PA: 32
PITCHER	IP WLS BF H R ER SO BB IBB HBP BLK WP HR S P ERA WHIP																					
Jeff Fassero, L (1, 1) ERA: 6.6	8.0 W 28 4 0 0 7 3 0 0 0 0 0 0 64 100 0.00 0.875																					
Jose Paniagua, R (9, 1) ERA: 3.04	1.0 3 1 0 0 1 0 0 0 0 0 0 0 6 11 0.00 1.000																					

Minnesota Twins @ Seattle Mariners
The Kingdom, Seattle, WA
 Wed May 19 1999, 10:35 PM EDT
 Att. 20,497 - Dome - 72 F

livebaseballscorecards.com

AB	28
R	0
H	5
RBI	0
BB	3
SO	8
LOB	9



Batter	1	2	3	4	5	6	7	8	9	AB R H RBI BB SO LOB
David Bell, R OBP: 0.326, SLG: 0.545 (1, 4)	1-1 G5-3		2-2 F8		0-0 F8		1-0 HR 1B			4 1 1 1 0 0 1
Alex Rodriguez, R OBP: 0.412, SLG: 0.786 (1, 6)	3-1 G6-3		2-0 HR		2-2 G5-3		0-0 HR			4 2 2 4 0 0 0
Ken Griffey Jr., L OBP: 0.402, SLG: 0.653 (1, 8)	3-2 HR		2-2 G1-3		0-0 G3-1		0-1 1B			4 1 2 1 0 0 0
Edgar Martinez, R OBP: 0.439, SLG: 0.534 (1, 10)	3-2 G1		1-2 G1-3		3-2 G4-6-3 1B		2-3 K			4 0 1 0 0 1 1
David Segui, S OBP: 0.311, SLG: 0.464 (1, 3)		0-0 2B		1-2 1B 2B		0-1 G4-6-3 1-2f		3-2 F7		4 1 2 0 0 0 1
Butch Huskey, R OBP: 0.402, SLG: 0.625 (1, 7)		3-1 G6-3		2-1 F9		0-0 G6-3		2-2 G5-3		4 0 0 0 0 0 2
Charles Gipson, R OBP: 0.400, SLG: 0.400 (9, 7)										0 0 0 0 0 0 0
John Mabry, L OBP: 0.276, SLG: 0.470 (1, 9)		2-2 P6		1-1 FC6 2-H 1B			0-3 K2-3			4 0 1 1 0 1 1
Russ Davis, R OBP: 0.292, SLG: 0.511 (1, 5)		1-2 G5-3		2-0 F7			2-3 K			3 0 0 0 0 1 2
Dan Wilson, R OBP: 0.296, SLG: 0.336 (1, 2)			0-1 HR 1B		0-0 FC6 1-2f		1-0 1B 2B			3 2 2 0 0 0 1

Inning Stats	R: 1 E: 0 K: 0 S: 13	H: 1 LOB: 0 BB: 0 P: 23	R: 0 E: 0 K: 0 S: 9	H: 1 LOB: 1 BB: 0 P: 15	R: 2 E: 0 K: 0 S: 13	H: 2 LOB: 0 BB: 0 P: 20	R: 1 E: 0 K: 0 S: 9	H: 2 LOB: 1 BB: 0 P: 15	R: 0 E: 0 K: 0 S: 8	H: 0 LOB: 0 BB: 0 P: 10	R: 0 E: 0 K: 0 S: 7	H: 1 LOB: 0 BB: 0 P: 10	R: 3 E: 0 K: 3 S: 15	H: 4 LOB: 1 BB: 0 P: 21	R: 0 E: 0 K: 0 S: 9	H: 0 LOB: 0 BB: 0 P: 15	1B: 5 2B: 3 3B: 0 HR: 3	SF: 0 SAC: 0 DP: 1 HBP: 0	WP: 0 PB: 0 SB: 0 CS: 0	PA: 34
--------------	-------------------------------	----------------------------------	------------------------------	----------------------------------	-------------------------------	----------------------------------	------------------------------	----------------------------------	------------------------------	----------------------------------	------------------------------	----------------------------------	-------------------------------	----------------------------------	------------------------------	----------------------------------	----------------------------------	------------------------------------	----------------------------------	--------

PITCHER	IP	WLS	BF	H	R	ER	SO	BB	IBB	HBP	BLK	WP	HR	S	P	ERA	WHIP
Mike Lincoln, R ERA: 5.83 (1, 1)	5.0	L	21	6	4	4	0	0	0	0	0	0	2	52	83	7.20	1.200
Bob Wells, R ERA: 5.4 (6, 1)	1.0		3	1	0	0	0	0	0	0	0	0	0	7	10	0.00	1.000
Mike Trombley, R ERA: 2.67 (7, 1)	1.0		7	4	3	3	3	0	0	0	0	0	1	15	21	27.00	4.000
Rick Aguilera, R ERA: 1.27 (8, 1)	1.0		3	0	0	0	0	0	0	0	0	0	0	9	15	0.00	0.000


BOTTOM

Minnesota Twins @ Seattle Mariners
The Kingdome, Seattle, WA

Wed May 19 1999, 10:35 PM EDT
Att. 20,497 - Dome - 72 F

livebaseballscorecards.com

AB	34
R	7
H	11
RBI	7
BB	0
SO	3
LOB	9



Batter	1	2	3	4	5	6	7	8	9	AB	R	H	RBI	BB	SO	LOB	TOP
--------	---	---	---	---	---	---	---	---	---	----	---	---	-----	----	----	-----	-----

David Bell, R (1, 4) X OBP: 0.322, SLG: 0.535	G5-3		G1-3		P4	F7				5	0	1	1	0	0	1	
Alex Rodriguez, R (1, 6) CBS OBP: 0.385, SLG: 0.688	K		F8		1B	FC5-2		L5	FC5-4	4	0	0	0	1	1	1	
Ken Griffey Jr., L (1, 8) FBBX OBP: 0.408, SLG: 0.656 Brian Hunter, R (9, 7) FBBX OBP: 0.307, SLG: 0.320	G4-3				1B	S				4	1	2	0	1	1	0	
Edgar Martinez, R (1, 10) CFC OBP: 0.432, SLG: 0.522					1B												
David Segui, S (1, 3) SFBX OBP: 0.314, SLG: 0.459					K					4	1	1	0	1	1	4	
Butch Huskey, R (1, 7) SFX OBP: 0.406, SLG: 0.620 Charles Gipson, R (7, 7) SFX OBP: 0.400, SLG: 0.400 (9, 8)					1B					4	1	2	1	0	0	2	
John Mabry, L (1, 9) LFCX OBP: 0.303, SLG: 0.485					1B					3	2	3	1	1	0	0	
Russ Davis, R (1, 5) FBBX OBP: 0.299, SLG: 0.522					1B					3	0	2	2	0	0	2	
Dan Wilson, R (1, 2) CFBX OBP: 0.286, SLG: 0.324					K					4	0	0	0	0	2	4	

Inning Stats	R: 0 E: 0 K: 1 S: 6	H: 0 LOB: 0 BB: 0 P: 10	R: 1 E: 0 K: 1 S: 12	H: 3 LOB: 1 BB: 0 P: 16	R: 0 E: 0 K: 0 S: 7	H: 0 LOB: 0 BB: 0 P: 12	R: 2 E: 0 K: 2 S: 20	H: 4 LOB: 2 BB: 1 P: 35	R: 0 E: 0 K: 0 S: 9	H: 1 LOB: 2 BB: 1 P: 19	R: 1 E: 0 K: 0 S: 9	H: 1 LOB: 1 BB: 1 P: 17	R: 0 E: 0 K: 0 S: 10	H: 1 LOB: 2 BB: 1 P: 20	R: 1 E: 0 K: 1 S: 13	H: 2 LOB: 1 BB: 0 P: 18	R: 0 E: 0 K: 1 S: 7	H: 0 LOB: 0 BB: 0 P: 11	1B: 10 2B: 2 3B: 0 HR: 0	SF: 0 SAC: 1 DP: 1 HBP: 0	WP: 0 PB: 0 SB: 2 CS: 0	PA: 41	
PITCHER	IP	WLS	BF	H	R	ER	SO	BB	IBB	HBP	BLK	WP	HR	S	P	ERA	WHIP						
Jay Witasick, R (1, 1) ERA: 7.5	5.0	L	23	8	3	3	4	2	0	0	1	0	0	54	92	5.40	2.000						
Scott Service, R (6, 1) ERA: 6.14	1.1		6	1	1	1	0	1	0	0	0	0	0	12	22	6.75	1.500						
Alvin Morman, L (7, 1) ERA: 4.76	0.2		4	1	0	0	0	1	0	0	0	0	0	7	15	0.00	3.000						
Jeff Montgomery, R (8, 1) ERA: 5.09	1.0		5	2	1	1	1	0	0	0	0	0	0	13	18	9.00	2.000						
Matt Whisenant, L (9, 1) ERA: 1.93	1.0		3	0	0	0	1	0	0	0	0	0	0	7	11	0.00	0.000						

Seattle Mariners @ Kansas City Royals
 Kauffman Stadium, Kansas City, MO

Fri May 21 1999, 7:05 PM CDT
 Att. 29,547 - Unknown - 74 F

AB	36
R	5
H	12
RBI	5
BB	4
SO	6
LOB	17



WP	0	PA	41
----	---	----	----

ERA	7.5	WHIP	2.000
ERA	6.14	WHIP	1.500
ERA	4.76	WHIP	3.000
ERA	5.09	WHIP	2.000
ERA	1.93	WHIP	0.000

Batter	1	2	3	4	5	6	7	8	9	AB	R	H	RBI	BB	SO	LOB
Carlos Beltrán, S (1, 8) OBP: 0.337, SLG: 0.497	0-0 F7		1-1 FC4-6 FC5-4		2-1 G4-3		1-0 G4-6-3		0-0 E9 1B	5	0	1	1	0	0	4
Joe Randa, R (1, 5) OBP: 0.333, SLG: 0.398	1-2 F9		1-1 FC5-4		2-0 G1-3		2-1 L9		1-0 F8	5	0	0	0	0	0	5
Johnny Damon, L (1, 7) OBP: 0.344, SLG: 0.448	2-1 F9		0-1 G4-3			2-3 K		2-2 G1-3		4	0	0	0	0	1	1
Jeff King, R (1, 3) OBP: 0.385, SLG: 0.389		0-0 1B 1B 1B		1-3 K		3-3 K		1-3 K		4	1	1	0	0	3	0
29 Mike Sweeney, R (1, 10) OBP: 0.400, SLG: 0.560		3-1 SAFE F8		1-3 K		2-2 1B 1B		1-1 P4		4	0	1	0	0	1	1
Jermaine Dye, R (1, 9) OBP: 0.379, SLG: 0.572		2-1 F8		2-1 1B		1-0 1B		2-1 F8		4	0	2	0	0	0	1
Tim Spehr, R (1, 2) OBP: 0.375, SLG: 0.512		0-1 SAFE 1B		3-1 F8		2-2 F9		1-3 K		3	0	1	0	0	0	3
Scott Pose, L (9, PH) OBP: 0.410, SLG: 0.375		1-2 1B		1-2 1B						1	0	0	0	0	1	0
Carlos Febles, R (1, 4) OBP: 0.404, SLG: 0.558		0-0 PO 1B		2-0 G4-3 F7 1B		0-1 G4-6-3 1B		3-2 DI E 1B		4	1	4	1	0	0	0
Rey Sanchez, R (1, 6) OBP: 0.333, SLG: 0.438		0-2 SAFE PO		1-1 E6 FC4-6		1-2 F7		4-1 E BB		3	0	1	0	0	0	1
Larry Sutton, L (9, PH) OBP: 0.342, SLG: 0.397		1-2 1B		1-2 F7						0	0	0	0	1	0	0

BOTTOM

Seattle Mariners @ Kansas City Royals
Kauffman Stadium, Kansas City, MO

livebaseballscores.com

AB	37
R	2
H	11
RBI	2
BB	1
SO	6
LOB	16




WP: 0	PA: 39
PB: 0	
SB: 0	
CS: 0	

Fri May 21 1999, 7:05 PM CDT
Att: 29,547 - Unknown - 74 F

Inning Stats	R: 0	H: 0	E: 0	LOB: 0	K: 0	BB: 0	S: 6	P: 9	R: 1	H: 3	E: 0	LOB: 1	K: 0	BB: 0	S: 10	P: 15	R: 0	H: 0	E: 1	LOB: 1	K: 0	BB: 0	S: 8	P: 11	R: 0	H: 1	E: 0	LOB: 1	K: 2	BB: 0	S: 11	R: 0	H: 2	E: 0	LOB: 2	K: 2	BB: 0	S: 15	R: 0	H: 2	E: 0	LOB: 1	K: 0	BB: 0	S: 7	R: 0	H: 0	E: 0	LOB: 0	K: 1	BB: 0	S: 8	P: 12	R: 1	H: 2	E: 1	LOB: 2	K: 1	BB: 1	S: 11	P: 22	1B: 11	SF: 0	2B: 0	SAC: 0	3B: 0	DP: 1	HR: 0	HBP: 0
--------------	------	------	------	--------	------	-------	------	------	------	------	------	--------	------	-------	-------	-------	------	------	------	--------	------	-------	------	-------	------	------	------	--------	------	-------	-------	------	------	------	--------	------	-------	-------	------	------	------	--------	------	-------	------	------	------	------	--------	------	-------	------	-------	------	------	------	--------	------	-------	-------	-------	--------	-------	-------	--------	-------	-------	-------	--------

PITCHER	IP	WLS	BF	H	R	ER	SO	BB	IBB	HBP	BLK	WP	HR	S	P	ERA	WHIP
Jamie Moyer, L (1, 1) ERA: 5.76	6.0	W	25	7	1	1	4	0	0	0	0	0	0	58	93	1.50	1.167
Jose Paniagua, R (7, 1) ERA: 2.81	2.0	H	7	2	0	0	1	0	0	0	0	0	0	15	23	0.00	1.000
Jose Mesa, R (9, 1) ERA: 9.68	1.0		6	2	1	1	1	1	0	0	0	0	0	11	22	9.00	3.000

Batter	1	2	3	4	5	6	7	8	9	AB R H RBI BB SO LOB	TOP											
David Bell, R (1, 4) OBP: 0.324, SLG: 0.530	3-2 1B WP 1B	0-0 B5-3 1-2f			1-0 G5-3		0-0 1B 1B		2-1 P5	5 2 2 0 0 0 1												
Alex Rodriguez, R (1, 6) OBP: 0.364, SLG: 0.622	1-2 BB 1-3 1B		2-2 F8		3-1 P9		1-1 SAFE F8		3-2 G6-3	5 0 1 0 0 0 1												
Ken Griffey Jr., L (1, 10) OBP: 0.413, SLG: 0.652	2-1 BB 1-2 1B		4-1 2B G6-3 BB		2-1 F9		0-0 1B E 1B		0-0 G3	4 2 2 1 1 0 0												
David Segui, S (1, 3) OBP: 0.324, SLG: 0.469	4-2 L1-3 1-2 2-3 BB		1 SAFE 1-0 WP 1-3 2B		0-0 G4-3		0-0 E8 1-H 3-H 1B			3 0 2 1 1 0 0												
Butch Huskey, R (1, 7) OBP: 0.400, SLG: 0.604	1-0 P7		0-2 G6-3		3-2 G1-3 HR 1B		0-2 G5-3			4 1 1 1 0 0 5												
Brian Hunter, R (7, 7) OBP: 0.307, SLG: 0.320			3-H G4-3		0-1 G1-3 1-2					0 0 0 0 0 0 0												
John Mabry, L (1, 9) OBP: 0.292, SLG: 0.467	0-0 L1-3 1-2		3-1 G4-3		0-2 L8					4 0 0 0 0 0 5												
Russ Davis, R (1, 5) OBP: 0.305, SLG: 0.542		2-1 1B FC6-4 1B		1-3 K		2-2 HR		1-1 G5-3		4 2 2 2 0 1 0	AB 37 R 7 H 12 RBI 6 BB 2 SO 1 LOB 14											
Dan Wilson, R (1, 2) OBP: 0.293, SLG: 0.330		3-2 SAFE FC6-4 1-3 1B		1-1 G6-3		0-0 G4-3		1-0 1B		4 0 2 0 0 0 0												
Charles Gipson, R (1, 8) OBP: 0.222, SLG: 0.222		0-0 FC6-4 B5-3 1-2f 3-H		0-1 G6-3		3-2 G5-3		1-0 F9		4 0 0 1 0 0 2												
Inning Stats	R: 1 E: 0 K: 0 S: 13	H: 3 LOB: 2 BB: 1 P: 24	R: 1 E: 0 K: 0 S: 8	H: 2 LOB: 0 BB: 0 P: 13	R: 1 E: 0 K: 0 S: 10	H: 1 LOB: 1 BB: 1 P: 20	R: 0 E: 0 K: 1 S: 7	H: 0 LOB: 0 BB: 0 P: 9	R: 0 E: 0 K: 0 S: 5	H: 0 LOB: 0 BB: 0 P: 11	R: 2 E: 0 K: 0 S: 12	H: 2 LOB: 0 BB: 0 P: 17	R: 2 E: 1 K: 0 S: 14	H: 3 LOB: 1 BB: 0 P: 18	R: 0 E: 0 K: 0 S: 7	H: 1 LOB: 1 BB: 0 P: 10	R: 0 E: 0 K: 0 S: 6	H: 0 LOB: 0 BB: 0 P: 11	1B: 10 2B: 3 3B: 0 HR: 1	SF: 0 SAC: 0 DP: 2 HBP: 0	WP: 2 PB: 0 SB: 0 CS: 0	PA: 39
PITCHER	IP WLS BF H R ER SO BB IBB HBP BLK WP HR S P ERA WHIP																					
49 Chris Fussell, R (1, 1) ERA: 6.35	5.1 L 23 7 4 4 1 2 0 0 0 0 2 0 47 84 6.75 1.688																					
Jose Santiago, R (6, 1) ERA: 2.86	1.2 9 4 3 2 0 0 0 0 0 0 0 1 22 28 10.80 2.400																					
Terry Mathews, R (8, 1) ERA: 1.65	2.0 7 1 0 0 0 0 0 0 0 0 0 0 13 21 0.00 0.500																					

Seattle Mariners @ Kansas City Royals
Kauffman Stadium, Kansas City, MO
Sat May 22 1999, 7:05 PM CDT
Att. 36,224 - Unknown - 77 F

livebaseballscorecards.com

Batter	1	2	3	4	5	6	7	8	9	AB R H RBI BB SO LOB
Carlos Beltrán, S (1, 8) OBP: 0.333, SLG: 0.489	0-1 P3		0-0 B1-3		2-2 FC 1B 1B	0-1 F8			0-2 1B WP 1B	5 0 1 1 0 0 1
Joe Randa, R (1, 5) OBP: 0.335, SLG: 0.398	0-0 F9		0-2 3B 1B		0-0 1B 1-2 1B		1-1 P2		3-2 G6-3 1-2	5 1 2 0 0 0 1
Johnny Damon, L (1, 7) OBP: 0.351, SLG: 0.464	2-2 G3		2-2 1-H 3B		1-2 1B 1-2 2-3 1B		3-2 P2		3-2 29 G4-6-3 1B	5 0 3 1 0 0 0
29 Mike Sweeney, R (1, 10) OBP: 0.400, SLG: 0.562		2-2 F8 WP 2B	1-1 F8		1-0 P3		0-2 BB 1B		1-1 G4-6-3 1-2	5 1 2 0 0 0 6
Larry Sutton, L (1, 3) OBP: 0.338, SLG: 0.379		0-0 F8 2-3		2-0 G3-1	3-2 G6-3		4-2 BB			3 0 0 0 1 0 4
Jermaine Dye, R (1, 9) OBP: 0.382, SLG: 0.570		1-0 L6		0-1 G6-4-3 1B		1-0 SH2-4 SF4 1B		1-2 G4-1		4 1 2 0 0 0 3
Chad Kreuter, S (1, 2) OBP: 0.375, SLG: 0.427		4-1 BB		1 SAFE G6-4-3 1-2f		0-0 SF4 SH2-4 1-2 1B		0-1 F9		3 0 1 0 1 0 1
Carlos Febles, R (1, 4) OBP: 0.402, SLG: 0.550		2-2 F8			4-2 G4-3 FC BB	1-1 SH2-4		1-1 G1-3		2 1 0 0 1 0 1
Rey Sanchez, R (1, 6) OBP: 0.325, SLG: 0.429			0-0 G4-3		2-2 G4-3 1-3	0-0 SF4 2-3 3-H		0-0 F9		3 0 0 1 0 0 1

Inning Stats	R: 0 E: 0 K: 0 S: 6	H: 0 LOB: 0 BB: 0 P: 8	R: 1 E: 0 K: 0 S: 9	H: 1 LOB: 1 BB: 1 P: 18	R: 1 E: 0 K: 0 S: 11	H: 2 LOB: 1 BB: 0 P: 14	R: 0 E: 0 K: 0 S: 4	H: 1 LOB: 0 BB: 0 P: 6	R: 1 E: 0 K: 0 S: 16	H: 2 LOB: 3 BB: 1 P: 29	R: 1 E: 0 K: 0 S: 7	H: 2 LOB: 1 BB: 0 P: 9	R: 0 E: 0 K: 0 S: 16	H: 1 LOB: 2 BB: 1 P: 25	R: 0 E: 0 K: 0 S: 5	H: 0 LOB: 0 BB: 0 P: 6	R: 0 E: 0 K: 0 S: 11	H: 2 LOB: 1 BB: 0 P: 18	1B: 9 2B: 1 3B: 1 HR: 0	SF: 1 SAC: 1 DP: 2 HBP: 0
--------------	------------------------------	---------------------------------	------------------------------	----------------------------------	-------------------------------	----------------------------------	------------------------------	---------------------------------	-------------------------------	----------------------------------	------------------------------	---------------------------------	-------------------------------	----------------------------------	------------------------------	---------------------------------	-------------------------------	----------------------------------	----------------------------------	------------------------------------

BOTTOM

Seattle Mariners @ Kansas City Royals
Kauffman Stadium, Kansas City, MO

livebaseballscorecards.com


AB	35
R	4
H	11
RBI	3
BB	3
SO	0
LOB	18



WP: 2	PA: 40
PB: 0	
SB: 1	
CS: 0	

Sat May 22 1999, 7:05 PM CDT
Att: 36,224 - Unknown - 77 F

PITCHER	IP	WLS	BF	H	R	ER	SO	BB	IBB	HBP	BLK	WP	HR	S	P	ERA	WHIP
28 Ken Cloude, R (1, 1) ERA: 5.97	4.1		20	5	3	3	0	2	0	0	0	1	0	39	63	6.23	1.615
46 Jordan Zimmerman, L (5, 1) ERA:	0.0		1	1	0	0	0	0	0	0	0	0	0	3	4	∞	∞
Rafael Carmona, R (5, 1) ERA: 2.08	2.1	W	11	3	1	1	0	1	0	0	0	0	0	23	37	3.86	1.714
Jose Paniagua, R (7, 1) ERA: 2.67	1.1	H	4	0	0	0	0	0	0	0	0	0	0	9	11	0.00	0.000
Jose Mesa, R (9, 1) ERA: 9.16	1.0	S	4	2	0	0	0	0	0	0	0	1	0	11	18	0.00	2.000

Batter	1	2	3	4	5	6	7	8	9	AB R H RBI BB SO LOB	TOP																
David Bell, R (1, 4) OBP: 0.323, SLG: 0.542	2-2 G1-3			3-2 G5-3		0-2 G5-3		2-2 HR		4 1 1 2 0 0 1																	
Alex Rodriguez, R (1, 6) OBP: 0.375, SLG: 0.634	0-3 K			1-0 G4-3			2-1 1B G6-3	1-1 1B		4 2 2 0 0 1 0																	
Ken Griffey Jr., L (1, 8) OBP: 0.410, SLG: 0.642	0-0 G5-3			1-0 P2			2-2 L7	1-0 FC6-4 1B		4 0 1 1 0 0 1																	
David Segui, S (1, 3) OBP: 0.328, SLG: 0.470		2-1 F8			1-0 CS 1B		2-1 1B	1-0 FC6-4		4 0 2 0 0 0 1																	
Butch Huskey, R (1, 10) OBP: 0.385, SLG: 0.580		1-2 F9			0-0 F9		2-2 G6-3		1-2 F9	4 0 0 1 0 0 2																	
John Mabry, L (1, 9) Charles Gipson, R (9, PR) OBP: 0.291, SLG: 0.459 OBP: 0.222, SLG: 0.222		1-1 L9			3-3 SAFE K 1-2		3-3 SAFE K		0-1 CS 1B	4 0 1 0 0 2 2 0 0 0 0 0 0 0																	
Russ Davis, R (1, 5) OBP: 0.303, SLG: 0.531			0-1 G1-3			4-2 G6-4-3 BB		1-3 K	2-3 SAFE K	3 0 0 0 1 2 1	AB 32 R 4 H 9 RBI 4 BB 1 SO 6 LOB 10																
Tom Lampkin, L (1, 2) OBP: 0.377, SLG: 0.489			1-0 CS HBP			1-2 G6-4-3 1-2f		0-0 G4-3		2 0 0 0 0 0 1																	
Matt Mieske, R (1, 7) OBP: 0.423, SLG: 0.625			3-3 SAFE K 1-2			1-2 1B		0-2 HR 1B		3 1 2 0 0 1 1																	
Inning Stats	R: 0 E: 0 K: 1 S: 7	H: 0 LOB: 0 BB: 0 P: 9	R: 0 E: 0 K: 0 S: 7	H: 0 LOB: 0 BB: 0 P: 11	R: 0 E: 0 K: 1 S: 5	H: 0 LOB: 1 BB: 0 P: 9	R: 0 E: 0 K: 0 S: 5	H: 0 LOB: 0 BB: 0 P: 10	R: 0 E: 0 K: 1 S: 8	H: 1 LOB: 1 BB: 0 P: 12	R: 0 E: 0 K: 0 S: 14	H: 1 LOB: 1 BB: 1 P: 20	R: 1 E: 0 K: 1 S: 13	H: 2 LOB: 1 BB: 0 P: 22	R: 3 E: 0 K: 1 S: 15	H: 4 LOB: 1 BB: 0 P: 21	R: 0 E: 0 K: 1 S: 9	H: 1 LOB: 1 BB: 0 P: 12	1B: 7 2B: 3 3B: 0 HR: 1	SF: 0 SAC: 0 DP: 3 HBP: 1	WP: 0 PB: 0 SB: 0 CS: 3	PA: 34					
PITCHER	IP WLS BF H R ER SO BB IBB HBP BLK WP HR S P ERA WHIP																										
Kevin Appier, R (1, 1) ERA: 4.0	7.0		24	4	1	1	4	1	0	1	0	0	0	59	93	1.29	0.714										
Scott Service, R (8, 1) ERA: 7.15	0.2	B	5	3	3	3	1	0	0	0	0	0	1	13	17	40.50	4.500										
Matt Whisenant, L (8, 1) ERA: 1.88	0.1	W	2	1	0	0	0	0	0	0	0	0	0	2	4	0.00	3.000										
Jeff Montgomery, R (9, 1) ERA: 4.82	1.0	S	3	1	0	0	1	0	0	0	0	0	0	9	12	0.00	1.000										

Seattle Mariners @ Kansas City Royals
Kauffman Stadium, Kansas City, MO
Sun May 23 1999, 1:05 PM CDT
Att. 21,373 - Cloudy - 72 F

livebaseballscorecards.com

Batter	1	2	3	4	5	6	7	8	9
Carlos Beltrán, S OBP: 0.330, SLG: 0.481 (1, 8)	0-0 G4-3 2B 1B	0-2 G4-3 1-2			0-3 K		0-1 G4-3	2-2 G4-3	
Joe Randa, R OBP: 0.339, SLG: 0.406 (1, 5)	1-1 G4-3 1-3 2B 1B		3-2 G5-3		3-2 1B		0-0 F9		
Johnny Damon, L OBP: 0.344, SLG: 0.453 (1, 7)	2-0 G4-3 2-3 3-H 1B		1-2 G3-1		0-0 L7		0-0 L3		
29 Mike Sweeney, R OBP: 0.409, SLG: 0.561 (1, 10)	3-2 G6-4-3 1B		4-1 FC4-6 BB		1-0 G5-3			4-1 G3-1 1B BB	
Larry Sutton, L OBP: 0.333, SLG: 0.371 (1, 3)	0-0 G6-4-3 1-2f		2-2 FC4-6		1-1 3B 1B		1-0 SAFE G3-1	1-2 G3-1	
Jermaine Dye, R OBP: 0.396, SLG: 0.608 (1, 9)		3-2 FC5-4 2B		0-0 2B	2-2 1-H FC4-2 3B		0-0 1B 1B		
Chad Kreuter, S OBP: 0.362, SLG: 0.410 (1, 2)		1-3 K		2-1 P6	3-3 K		0-1 P6		
Carlos Febles, R OBP: 0.405, SLG: 0.546 (1, 4)		4-2 FC5-4 BB		3-1 F9	1-1 FC4-2		1-1 1B 1B		
Rey Sanchez, R OBP: 0.323, SLG: 0.424 (1, 6)		3-2 FC5-4 1-2f 2-3		2-3 K	2-0 SAFE G1-3		1-0 1-3 2-H 3-H 1B		

Inning Stats	R: 2	H: 3	E: 0	K: 0	S: 8	LOB: 0	BB: 0	P: 14
	R: 0	H: 1	E: 0	K: 1	S: 17	LOB: 2	BB: 1	P: 28
	R: 0	H: 0	E: 0	K: 0	S: 12	LOB: 1	BB: 1	P: 22
	R: 0	H: 1	E: 0	K: 1	S: 8	LOB: 1	BB: 0	P: 15
	R: 0	H: 1	E: 0	K: 1	S: 8	LOB: 1	BB: 0	P: 12
	R: 1	H: 2	E: 0	K: 1	S: 11	LOB: 1	BB: 0	P: 20
	R: 0	H: 0	E: 0	K: 0	S: 4	LOB: 0	BB: 0	P: 4
	R: 2	H: 3	E: 0	K: 0	S: 11	LOB: 2	BB: 1	P: 20

PITCHER	IP	WLS	BF	H	R	ER	SO	BB	IBB	HBP	BLK	WP	HR	S	P	ERA	WHIP
Freddy Garcia, R ERA: 4.5 (1, 1)	6.0		27	8	3	3	4	2	0	0	0	0	0	64	111	4.50	1.667
Mac Suzuki, R ERA: 7.68 (7, 1)	1.0		4	0	1	1	0	1	0	0	0	0	0	5	9	9.00	1.000
Jose Paniagua, R ERA: 2.89 (8, 1)	1.0	L	6	3	1	1	0	0	0	0	0	0	0	10	15	9.00	3.000

BOTTOM

Seattle Mariners @ Kansas City Royals
Kauffman Stadium, Kansas City, MO

Sun May 23 1999, 1:05 PM CDT
Att: 21,373 - Cloudy - 72 F

AB	R	H	RBI	BB	SO	LOB
5	1	1	0	0	1	4
4	1	2	0	0	0	0
4	0	0	1	0	0	2
2	1	1	1	2	0	1
4	1	1	0	0	0	3
4	1	4	1	0	0	0
4	0	0	0	0	2	5
3	0	1	1	1	0	2
4	0	1	1	0	1	4

AB	34
R	5
H	11
RBI	5
BB	3
SO	4
LOB	21

1B	2B	3B	HR	SF	SAC	DP	HBP
7	3	1	0	0	1	0	0

WP	PA
0	37

Batter	1	2	3	4	5	6	7	8	9	AB R H RBI BB SO LOB	TOP		
Brian Hunter, R OBP: 0.310, SLG: 0.318 (1, 7) C B X	1-1 BB 2B 1B		0-1 G5-3			1-2 E6 G6-3			1-1 G4-3	4 1 1 0 1 0 0			
Alex Rodriguez, R OBP: 0.415, SLG: 0.705 (1, 6) SAFE 1 B SAFE 1 B SAFE 1 C SAFE 1 F B	4-2 2B G6-3 BB		3-1 HR			1-0 G6-3			2-2 HR 1B	3 3 2 1 2 0 1			
Ken Griffey Jr., L OBP: 0.409, SLG: 0.659 (1, 8) C X	0-1 G6-3 1-3 2-H 2B		2-0 G4-3			0-0 F9			2-2 HR 1-H	5 1 2 3 0 0 4			
Edgar Martinez, R OBP: 0.437, SLG: 0.521 (1, 10) C B X	1-1 G6-3		0-1 WP 1B			3-2 G4-6-3 1B			3-1 G3 1B BB	4 0 2 1 1 0 1			
David Segui, S OBP: 0.330, SLG: 0.467 (1, 3) B C X	1-1 P5		2-2 F9			3-1 G4-6-3 1-2f			1-1 1B 1B 1B	5 0 2 0 0 0 3			
John Mabry, L OBP: 0.233, SLG: 0.447 (1, 9) Matt Mieske, R OBP: 0.429, SLG: 0.615 (8, PH) (8, 9) B C C B T	2-2 K		1-2 F7			3-2 G1-3			1-1 1B 1-2 1B	3 0 0 0 0 1 1 2 0 1 0 0 1 2			
Russ Davis, R OBP: 0.296, SLG: 0.517 (1, 5) B X		1-0 L6		1-3 K					2-2 F8 F8	4 0 0 0 0 1 2			
David Bell, R OBP: 0.316, SLG: 0.529 (1, 4) C T C X		0-2 G6-3		0-0 P3					0-3 K K	4 0 0 0 0 1 2			
Dan Wilson, R OBP: 0.299, SLG: 0.353 (1, 2) C F C X B B		1-2 F9			1-1 3B				3-2 F8	4 0 2 0 0 0 0			
Inning Stats	R: 2 E: 0 K: 1 S: 13 H: 2 LOB: 1 BB: 1 P: 22	R: 0 E: 0 K: 0 S: 7 H: 0 LOB: 0 BB: 0 P: 9	R: 1 E: 0 K: 0 S: 10 H: 2 LOB: 1 BB: 0 P: 17	R: 0 E: 0 K: 1 S: 7 H: 0 LOB: 0 BB: 0 P: 9	R: 0 E: 1 K: 0 S: 8 H: 1 LOB: 1 BB: 0 P: 11	R: 0 E: 0 K: 0 S: 12 H: 1 LOB: 0 BB: 0 P: 21	R: 0 E: 0 K: 0 S: 9 H: 1 LOB: 3 BB: 2 P: 22	R: 0 E: 0 K: 1 S: 12 H: 2 LOB: 2 BB: 0 P: 19	R: 2 E: 0 K: 1 S: 19 H: 3 LOB: 2 BB: 1 P: 34	1B: 8 2B: 1 3B: 1 HR: 2 SF: 0 SAC: 0 DP: 1 HBP: 0	WP: 2 PB: 0 SB: 0 CS: 0 PA: 42		
PITCHER	IP WLS BF H R ER SO BB IBB HBP BLK WP HR S P ERA WHIP											PITCHER	IP WLS BF H R ER SO BB IBB HBP BLK WP HR S P ERA WHIP
Dan Perkins, R ERA: 8.42 (1, 1)	6.2 W 28 7 3 3 2 2 0 0 0 1 1 64 104 4.05 1.350												
Joe Mays, R ERA: 6.0 (7, 1)	0.0 1 0 0 0 0 1 0 0 0 1 0 0 4 ∞ ∞												
Travis Miller, L ERA: (7, 1)	0.2 H 4 2 0 0 0 0 0 0 0 0 0 8 14 0.00 3.000												
Bob Wells, R ERA: 4.67 (8, 1)	1.1 7 2 2 2 1 1 0 0 0 0 1 19 33 13.50 2.250												
Mike Trombley, R ERA: 2.23 (9, 1)	0.1 2 1 0 0 1 0 0 0 0 0 0 6 9 0.00 3.000												

Seattle Mariners @ Minnesota Twins
Hubert H. Humphrey Metrodome, Minneapolis, MN
 Mon May 24 1999, 8:05 PM EDT
 Att. 12,101 - Dome - 72 F

AB	38
R	5
H	12
RBI	5
BB	4
SO	4
LOB	16



Batter	1	2	3	4	5	6	7	8	9
Todd Walker, L OBP: 0.326, SLG: 0.379 Denny Hocking, S OBP: 0.320, SLG: 0.333	0-0 G1-4-3	0-0 F7	0-0 F7			0-2 G6-3		2-3 K	
Torii Hunter, R OBP: 0.284, SLG: 0.336	1-2 1B	0-2 SF8			1-3 K	0-0 G5-3			
Brent Gates, S OBP: 0.295, SLG: 0.286	0-1 HR	1-3 SAFE K			2-2 G3-1		0-1 F8 HR		
Marty Cordova, R OBP: 0.365, SLG: 0.411	1-3 SAFE K		1-1 1B HR		1-3 K		0-1 F8		
Ron Coomer, R OBP: 0.351, SLG: 0.566	1-0 HR		0-0 1B HR		1-3 K		2-0 HR		
Matt Lawton, L OBP: 0.359, SLG: 0.456	2-0 G4-3		2-3 K		1-0 P3		4-0 G6-4-3 BB		
Chad Allen, R OBP: 0.318, SLG: 0.403		3-1 1B 1B	3-2 1B HR		0-0 F9		1-2 G6-4-3		
Javier Valentin, S OBP: 0.300, SLG: 0.317		2-0 1B SF8	0-0 G3 2B		1-3 K		1-2 F8		
Cristian Guzman, S OBP: 0.225, SLG: 0.226		1-0 1B	2-2 G3		4-2 G6-3 BB		1-0 F8		

Inning Stats	R: 3	H: 3	E: 0	K: 1	S: 12	LOB: 0	BB: 0	P: 17	R: 2	H: 3	E: 0	K: 1	S: 11	LOB: 1	BB: 0	P: 18	R: 3	H: 4	E: 0	K: 1	S: 14	LOB: 1	BB: 0	P: 22	R: 0	H: 0	E: 0	K: 2	S: 9	LOB: 0	BB: 0	P: 13	R: 0	H: 0	E: 0	K: 1	S: 5	LOB: 0	BB: 0	P: 7	R: 0	H: 0	E: 0	K: 1	S: 11	LOB: 1	BB: 1	P: 16	R: 2	H: 2	E: 0	K: 0	S: 8	LOB: 0	BB: 1	P: 15	R: 0	H: 0	E: 0	K: 1	S: 8	LOB: 0	BB: 0	P: 12
--------------	------	------	------	------	-------	--------	-------	-------	------	------	------	------	-------	--------	-------	-------	------	------	------	------	-------	--------	-------	-------	------	------	------	------	------	--------	-------	-------	------	------	------	------	------	--------	-------	------	------	------	------	------	-------	--------	-------	-------	------	------	------	------	------	--------	-------	-------	------	------	------	------	------	--------	-------	-------


PITCHER	IP	WLS	BF	H	R	ER	SO	BB	IBB	HBP	BLK	WP	HR	S	P	ERA	WHIP
Jeff Fassero, L ERA: 7.49	(1, 1)	2.1	L	16	9	8	8	3	0	0	0	0	2	32	50	30.86	3.857
Ryan Franklin, R ERA: 6.35	(3, 1)	4.0		16	3	2	2	4	1	0	0	0	1	35	50	4.50	1.000
46 Jordan Zimmerman, L ERA:	(7, 1)	0.2		2	0	0	0	0	1	0	0	0	0	3	8	0.00	1.500
Mac Suzuki, R ERA: 7.46	(8, 1)	1.0		3	0	0	0	1	0	0	0	0	0	8	12	0.00	0.000

AB R H RBI BB SO LOB

4	0	0	0	0	0	4
1	0	0	0	0	1	0
3	1	1	1	0	1	1
4	2	2	1	0	1	1
4	1	1	0	0	2	2
4	3	3	4	0	1	0
3	0	0	0	1	1	2
4	2	2	3	0	0	1
4	1	2	0	0	1	0
3	0	1	1	1	0	1

AB	R	H	RBI	BB	SO	LOB
34	10	12	10	2	8	12

WP: 0 PA: 37
PB: 0
SB: 0
CS: 0



Seattle Mariners @ Minnesota Twins
 Hubert H. Humphrey Metrodome, Minneapolis, MN
 Mon May 24 1999, 8:05 PM EDT
 Att. 12,101 - Dome - 72 F

livebaseballscorecards.com

Seattle Mariners @ Minnesota Twins

Hubert H. Humphrey Metrodome, Minneapolis, MN

Tue May 25 1999, 8:05 PM EDT
Att. 13,875 - Dome - 72 F

AB	43
R	15
H	17
RBI	15
BB	8
SO	4
LOB	19



Batter	1	2	3	4	5	6	7	8	9	AB R H RBI BB SO LOB
Brian Hunter, R (1, 7) OBP: 0.311, SLG: 0.319	3-2 G1-3		3-1 L8	0-0 2B HR 1B	0-0 G4-3		0-3 K		1-0 G4-3 1B SF8 1B	6 2 2 1 0 1 2
Alex Rodriguez, R (1, 6) OBP: 0.441, SLG: 0.714 Rafael Bourrigal, R (9, 6) OBP: 0.415, SLG: 0.583	1-1 G6-3		0-0 BB 1B	1-1 HR 2B		4-1 G1-3 S HR BB	2-2 F9		1-0 G4-3 HR 1B	5 3 3 1 1 0 0 0 0 0 0 0 0 0
Ken Griffey Jr., L (1, 8) OBP: 0.414, SLG: 0.673 Charles Gipson, R (7, 8) OBP: 0.200, SLG: 0.200	2-3 K		4-1 BB 1B	2-0 HR		1-1 SAFE P5	1-2 BB 1B		0-0 G4-3	4 1 2 3 1 1 1 1 0 0 0 0 0 2
Edgar Martinez, R (1, 10) OBP: 0.439, SLG: 0.510		4-2 FC6-4 BB	1-0 L7	1-0 G5-3		2-1 G1-3	4-1 BB		4-0 HR IBB	3 1 0 0 3 0 4
Butch Huskey, R (1, 3) OBP: 0.383, SLG: 0.600		0-2 FC6-4 G5-3				0-0 HR	1-1 F7		1-0 SF8	5 2 2 3 0 0 3
Matt Mieske, R (1, 9) OBP: 0.441, SLG: 0.688		2-1 G5-3				2-2 BB 1B		2-1 L7	1-1 HR	6 3 3 4 0 1 1
Russ Davis, R (1, 5) OBP: 0.303, SLG: 0.532		1-0 F9				4-2 1B BB		3-2 1B	1-3 K	5 1 2 2 1 1 1
David Bell, R (1, 4) OBP: 0.323, SLG: 0.534			0-1 L4	4-0 1B BB	0-0 G4-3 2B	0-2 1B		2-0 F7		4 1 2 1 1 0 1
Dan Wilson, R (1, 2) OBP: 0.303, SLG: 0.350			4-1 BB 1B BB	1-1 1B 2B 1B	1-1 G4-3	1-2 L1		0-1 G6-3		4 1 1 0 1 0 4

Inning Stats	R: 0	H: 0	E: 0	K: 1	S: 8	R: 0	H: 0	E: 0	K: 0	S: 8	R: 0	H: 1	E: 0	K: 0	S: 8	R: 8	H: 7	E: 0	K: 1	S: 20	R: 0	H: 1	E: 0	K: 0	S: 5	R: 3	H: 3	E: 0	K: 0	S: 18	R: 0	H: 1	E: 0	K: 1	S: 13	R: 0	H: 1	E: 0	K: 0	S: 8	R: 4	H: 3	E: 0	K: 1	S: 9	1B: 11	SF: 1	2B: 2	SAC: 0	3B: 0	DP: 0	HR: 4	HBP: 0	WP: 1	PA: 52
--------------	------	------	------	------	------	------	------	------	------	------	------	------	------	------	------	------	------	------	------	-------	------	------	------	------	------	------	------	------	------	-------	------	------	------	------	-------	------	------	------	------	------	------	------	------	------	------	--------	-------	-------	--------	-------	-------	-------	--------	-------	--------

PITCHER	IP	WLS	BF	H	R	ER	SO	BB	IBB	HBP	BLK	WP	HR	S	P	ERA	WHIP
Gary Rath, L (1, 1) ERA: 15.0	3.0	L	18	5	5	5	1	4	0	0	1	1	1	34	69	15.00	3.000
Rob Radlosky, R (4, 1) ERA: 18.0	3.0		18	7	6	6	1	2	0	0	0	0	2	33	53	18.00	3.000
23 Benj Sampson, L (7, 1) ERA: 8.44	3.0		16	5	4	4	2	1	1	0	0	0	1	30	54	12.00	2.000

WP: 1	PA: 52
PB: 0	
SB: 1	
CS: 0	

Batter	1	2	3	4	5	6	7	8	9	AB	R	H	RBI	BB	SO	LOB
Denny Hocking, S OBP: 0.315, SLG: 0.320 (1, 4)	4-0 FC6-4 BB	3-2 F9		2-3 K		0-0 F8		1-1 G6-3		4	0	0	0	1	1	2
Torii Hunter, R OBP: 0.281, SLG: 0.331 (1, 8)	1-2 FC6-4 1B E	2-1 F8		1-1 1B		3-2 G5-3		0-0 G5-3		5	1	1	0	0	0	2
Brent Gates, S OBP: 0.313, SLG: 0.311 (1, 5)	3-2 E7 F9 BB 1B		2-1 G4-3 1B 2B		1-1 F9		0-1 G4-3		4-0 2B BB	4	2	2	0	1	0	2
Marty Cordova, R OBP: 0.366, SLG: 0.440 (1, 10)	0-0 F9		0-0 G4-3		0-0 F9		1-0 HR		0-0 1-3 2B	5	1	2	1	0	0	3
Ron Coomer, R OBP: 0.358, SLG: 0.566 Doug Mientkiewicz, L OBP: 0.361, SLG: 0.371 (1, 3) (7, 3)	4-0 BB BB IBB		0-1 BB 1B SF3 1B		0-0 G6-3		0-0 1B		2-3 K	2	1	1	1	1	0	0
Matt Lawton, L OBP: 0.364, SLG: 0.457 Corey Koskie, L OBP: 0.354, SLG: 0.479 (1, 9) (7, 9)	4-1 BB BB		0-0 SF3 BB 1B		1-3 K		2-2 F8		1-3 K	2	0	1	0	1	1	0
Chad Allen, R OBP: 0.329, SLG: 0.404 (1, 7)	4-2 BB		4-2 SF3 BB		3-2 1B		0-1 G4-3			2	0	1	1	2	0	0
Javier Valentin, S OBP: 0.288, SLG: 0.308 A.J. Pierzynski, L OBP: 0.286, SLG: 0.167 (1, 2) (7, 2)	0-1 L9		1-2 SF3		0-0 F9			1-1 G6-3		2	0	0	1	0	0	4
Cristian Guzman, S OBP: 0.233, SLG: 0.228 (1, 6)		1-0 G5-3	1-1 F8			4-2 G5-3 BB		1-2 G6-3 1B		1	0	0	0	0	0	0

BOTTOM

Seattle Mariners @ Minnesota Twins
 Hubert H. Humphrey Metrodome, Minneapolis, MN
 Tue May 25 1999, 8:05 PM EDT
 Att. 13,875 - Dome - 72 F

livebaseballscorecards.com

AB	34
R	5
H	10
RBI	4
BB	7
SO	4
LOB	19



Inning Stats	R	H	E	K	S	WLS	W	BF	H	R	ER	SO	BB	IBB	HBP	BLK	WP	HR	S	P	ERA	WHIP
	2	1	1	0	14			34	6	4	4	2	4	1	0	0	0	0	57	99	7.20	2.000
	0	0	0	0	10				0	0	0	0	0	0	0	0	0	1	18	28	4.50	1.500
	0	0	0	0	7				0	0	0	0	0	0	0	0	0	0	7	10	0.00	1.000
	0	0	0	0	15				1	0	0	2	1	0	0	0	0	0	8	15	0.00	2.000

PITCHER	IP	WLS	BF	H	R	ER	SO	BB	IBB	HBP	BLK	WP	HR	S	P	ERA	WHIP
John Halama, L ERA: 4.94	(1, 1)	5.0	26	6	4	4	2	4	1	0	0	0	0	57	99	7.20	2.000
Rafael Carmona, R ERA: 2.94	(6, 1)	2.0	8	2	1	1	0	1	0	0	0	0	1	18	28	4.50	1.500
46 Jordan Zimmerman, L ERA:	(8, 1)	1.0	3	1	0	0	0	0	0	0	0	0	0	7	10	0.00	1.000
Mac Suzuki, R ERA: 7.25	(9, 1)	1.0	5	1	0	0	2	1	0	0	0	0	0	8	15	0.00	2.000

Batter	1	2	3	4	5	6	7	8	9	AB R H RBI BB SO LOB	TOP											
Brian Hunter, R (1, 7) OBP: 0.320, SLG: 0.345	2-2 1B S 1B		2-1 HR		4-0 2B HR BB	2-3 K		0-1 F7		4 3 2 1 1 1 0												
Alex Rodriguez, R (1, 6) OBP: 0.453, SLG: 0.778	3-3 K 1-2		1-2 HR 1B		0-0 HR 2B	0-2 HR		1-3 K		5 3 3 1 0 2 1												
Ken Griffey Jr., L (1, 8) OBP: 0.421, SLG: 0.690 Charles Gipson, R (7, 8) OBP: 0.273, SLG: 0.364	3-1 G6-4-3 2-H 1B		2-2 HR 1-H		4-0 HR IBB	0-0 G3-1		2-2 2B		3 2 2 3 1 0 0 1 0 1 0 0 0 0												
Edgar Martinez, R (1, 10) OBP: 0.443, SLG: 0.531	1-2 G6-4-3 1-2f		1-1 1B		0-0 HR 1-H 2-H 3-H		4-1 E 1B BB	2-3 K		4 2 2 4 1 1 2												
Butch Huskey, R (1, 3) OBP: 0.375, SLG: 0.582		2-2 F8	1-0 F9		0-2 E 1B		0-0 E5 1B		0-3 K	5 1 1 0 0 1 2												
John Mabry, L (1, 9) OBP: 0.268, SLG: 0.441		3-3 K		4-0 G5-4-3 BB	0-1 E6		0-2 BB 1B 2-H 3-H	1-1 F7		4 0 1 2 1 1 1												
Russ Davis, R (1, 5) OBP: 0.300, SLG: 0.519		2-1 P8		0-0 G5-4-3 1-2f	2-2 F9		1-1 P3	4-2 BB		4 0 0 0 1 0 4												
Tom Lampkin, L (1, 2) OBP: 0.362, SLG: 0.451			1-1 G4-3	0-1 F8	2-3 K		4-2 G5-4-3 BB	1-0 G3-1		4 0 0 0 1 1 3												
Rafael Bourquigal, R (1, 4) OBP: 0.378, SLG: 0.525			0-1 F9		1-2 G6-3	1-2 G5-3	3-2 G5-4-3			4 0 0 0 0 0 2												
Inning Stats	R: 1 E: 0 K: 1 S: 11	H: 2 LOB: 0 BB: 0 P: 20	R: 0 E: 0 K: 1 S: 9	H: 0 LOB: 0 BB: 0 P: 16	R: 3 E: 0 K: 0 S: 16	H: 4 LOB: 1 BB: 0 P: 24	R: 0 E: 0 K: 0 S: 3	H: 0 LOB: 0 BB: 1 P: 7	R: 4 E: 1 K: 1 S: 21	H: 3 LOB: 2 BB: 2 P: 34	R: 1 E: 0 K: 1 S: 11	H: 1 LOB: 0 BB: 0 P: 14	R: 2 E: 1 K: 0 S: 13	H: 1 LOB: 1 BB: 2 P: 25	R: 0 E: 0 K: 2 S: 12	H: 1 LOB: 1 BB: 0 P: 17	R: 0 E: 0 K: 1 S: 9	H: 0 LOB: 1 BB: 1 P: 15	1B: 6 2B: 2 3B: 0 HR: 4	SF: 0 SAC: 0 DP: 3 HBP: 0	WP: 0 PB: 0 SB: 1 CS: 0	PA: 44
PITCHER	IP WLS BF H R ER SO BB IBB HBP BLK WP HR S P ERA WHIP																					
LaTroy Hawkins, R (1, 1) ERA: 8.73	4.1 L 23 9 8 8 2 2 1 0 0 0 0 3 47 84 16.61 2.538																					
Travis Miller, L (5, 1) ERA: 2.08	1.2 7 1 1 1 2 0 0 0 0 0 0 1 24 31 5.40 0.600																					
Joe Mays, R (7, 1) ERA: 5.54	3.0 14 2 2 0 3 3 0 0 0 0 0 0 34 57 0.00 1.667																					

Seattle Mariners @ Minnesota Twins
 Hubert H. Humphrey Metrodome, Minneapolis, MN
 Wed May 26 1999, 1:15 PM EDT
 Att. 17,022 - Dome - 72 F

AB	38
R	11
H	12
RBI	11
BB	6
SO	7
LOB	15



Batter	1	2	3	4	5	6	7	8	9	AB	R	H	RBI	BB	SO	LOB
Todd Walker, L OBP: 0.325, SLG: 0.376 (1, 4)	2-2 G5-3		1-1 G3		0-0 F8			0-2 G6-4-3 1B		4	0	1	0	0	0	1
Chad Allen, R OBP: 0.327, SLG: 0.400 (1, 7)	3-1 F8			1-1 HR 1B		1-1 E3 G1-6-3		1-2 G6-4-3 1-2f		4	1	1	0	0	0	1
Brent Gates, S OBP: 0.310, SLG: 0.346 (1, 5)	2-1 G1-3			0-1 1-H HR		3-2 G1-6-3 1-2f			1-3 K	4	1	1	2	0	1	1
Marty Cordova, R OBP: 0.376, SLG: 0.467 (1, 10)		4-2 FC6-4 BB		3-2 L6		3-2 HR			2-1 BB 1B	3	1	2	1	1	0	0
Ron Coomer, R OBP: 0.348, SLG: 0.550 (1, 3)		1-0 FC6-4 1-2f		2-0 G5-3		2-1 L6			0-2 F8	4	0	0	0	0	0	2
Matt Lawton, L OBP: 0.358, SLG: 0.448 Corey Koskie, L OBP: 0.363, SLG: 0.479 (1, 9) (8, 9)		0-0 P2		1-3 K			2-0 G3		4-0 BB	3	0	0	0	0	1	1
Torii Hunter, R OBP: 0.282, SLG: 0.331 Doug Mientkiewicz, L OBP: 0.359, SLG: 0.368 (1, 8) (9, PH)		0-3 K			0-3 K		0-0 G4-6-3 1B		2-1 F8	3	0	1	0	0	2	1
Javier Valentin, S OBP: 0.276, SLG: 0.294 (1, 2)			2-1 G5-3			2-2 P4		0-1 G4-6-3 1-2f		3	0	0	0	0	0	1
Cristian Guzman, S OBP: 0.235, SLG: 0.238 Denny Hocking, S OBP: 0.315, SLG: 0.320 (1, 6) (9, 6)			1-0 G6-3		1-1 2B			1-0 G6-3		3	0	1	0	0	0	0
										0	0	0	0	0	0	0

Inning Stats	R: 0	H: 0	E: 0	K: 0	S: 8	R: 0	H: 0	E: 0	K: 1	S: 7	R: 0	H: 0	E: 0	K: 0	S: 5	R: 2	H: 2	E: 0	K: 1	S: 14	R: 0	H: 1	E: 0	K: 1	S: 10	R: 1	H: 1	E: 1	K: 0	S: 11	R: 0	H: 1	E: 0	K: 0	S: 4	R: 0	H: 1	E: 0	K: 0	S: 7	R: 0	H: 1	E: 0	K: 1	S: 10	1B: 4	SF: 0	2B: 1	3B: 0	HR: 2	WP: 0	PA: 34
	LOB: 0	BB: 0	P: 15	BB: 1	P: 12	LOB: 1	BB: 1	P: 9	LOB: 0	BB: 0	LOB: 0	BB: 0	P: 21	LOB: 1	BB: 0	LOB: 0	BB: 0	P: 13	LOB: 0	BB: 0	LOB: 0	BB: 0	P: 6	LOB: 0	BB: 0	LOB: 0	BB: 0	P: 9	LOB: 2	BB: 1	SAC: 0	DP: 3	HBP: 0	ERA	WHIP	ERA	WHIP															
PITCHER	IP	WLS	BF	H	R	ER	SO	BB	IBB	HBP	BLK	WP	HR	S	P	ERA	WHIP											ERA	WHIP																							
Jamie Moyer, L ERA: 5.5 (1, 1)	8.0	W	29	6	3	3	3	1	0	0	0	0	2	66	105	3.38	0.875																																			
Jose Mesa, R ERA: 8.69 (9, 1)	1.0		5	1	0	0	1	1	0	0	0	0	0	10	19	0.00	2.000																																			

BOTTOM

Seattle Mariners @ Minnesota Twins
Hubert H. Humphrey Metrodome, Minneapolis, MN

Wed May 26 1999, 1:15 PM EDT
Att. 17,022 - Dome - 72 F

livebaseballscorecards.com

AB	32
R	3
H	7
RBI	3
BB	2
SO	4
LOB	10



Batter	1	2	3	4	5	6	7	8	9	AB R H RBI BB SO LOB	TOP											
Randy Winn, S (1, 8) OBP: 0.328, SLG: 0.392	1-1 F7		1-2 G6-4-3 1B		4-0 FC5 BB			2-1 G5-3		3 0 1 0 1 0 0												
Dave Martinez, L (1, 9) OBP: 0.395, SLG: 0.468	1-2 G5-3 1B		2-0 F8		4-1 BB			2-3 K		3 0 1 0 1 1 1												
Jose Canseco, R (1, 10) OBP: 0.374, SLG: 0.665	3-1 G5-3		1-0 G6-4-3		2-1 FC5			1-3 K		4 0 0 0 0 1 5												
Fred McGriff, L (1, 3) OBP: 0.440, SLG: 0.656	0-0 P7			0-0 L6				4-2 G6-3 BB		3 0 1 0 1 0 1												
John Flaherty, R (1, 2) OBP: 0.304, SLG: 0.455		2-2 WP SF8 1B		3-1 G5-3				1-0 F7		4 1 1 0 0 0 2												
Wade Boggs, L (1, 5) OBP: 0.311, SLG: 0.323		0-1 SF8 WP 1B		2-1 F8				0-0 G6-3		4 0 1 0 0 0 2												
Paul Sorrento, L (1, 7) OBP: 0.357, SLG: 0.393		1-3 K		2-0 G6-3				1-2 G3		3 0 0 0 0 1 2												
Miguel Cairo, R (1, 4) OBP: 0.343, SLG: 0.368		1-2 SF8		4-1 BB WP BB				3-2 G6-3		1 0 0 1 1 0 0												
Kevin Stocker, S (1, 6) OBP: 0.396, SLG: 0.404		0-0 L6		3-1 F7				1-1 F8		3 0 0 0 0 0 2												
Inning Stats	R: 0 E: 0 K: 0 S: 8	H: 1 LOB: 1 BB: 0 P: 13	R: 1 E: 0 K: 1 S: 13	H: 2 LOB: 1 BB: 0 P: 17	R: 0 E: 0 K: 0 S: 5	H: 1 LOB: 0 BB: 0 P: 9	R: 0 E: 0 K: 0 S: 5	H: 0 LOB: 0 BB: 0 P: 10	R: 0 E: 0 K: 0 S: 7	H: 0 LOB: 3 BB: 3 P: 26	R: 0 E: 0 K: 0 S: 4	H: 0 LOB: 0 BB: 1 P: 9	R: 0 E: 0 K: 0 S: 9	H: 0 LOB: 0 BB: 0 P: 14	R: 0 E: 0 K: 2 S: 8	H: 0 LOB: 0 BB: 0 P: 13	R: 0 E: 0 K: 0 S: 9	H: 1 LOB: 0 BB: 0 P: 13	1B: 5 2B: 0 3B: 0 HR: 0	SF: 1 SAC: 0 DP: 3 HBP: 0	WP: 2 PB: 0 SB: 0 CS: 0	PA: 33
PITCHER	IP WLS BF H R ER SO BB IBB HBP BLK WP HR S P ERA WHIP																					
Freddy Garcia, R (1, 1) ERA: 4.26	5.0 W 21 4 1 1 1 3 0 0 0 2 0 38 75 1.80 1.400																					
46 Jordan Zimmerman, L (6, 1) ERA:	2.0 H 6 0 0 0 0 1 0 0 0 0 0 13 23 0.00 0.500																					
Jose Paniagua, R (8, 1) ERA: 2.7	2.0 6 1 0 0 0 2 0 0 0 0 0 0 17 26 0.00 0.500																					

Tampa Bay Devil Rays @ Seattle Mariners
The Kingdome, Seattle, WA
Fri May 28 1999, 10:05 PM EDT
Att. 25,421 - Dome - 72 F

AB	28
R	1
H	5
RBI	1
BB	4
SO	3
LOB	15



livebaseballscorecards.com

Batter	1	2	3	4	5	6	7	8	9	AB R H RBI BB SO LOB
Brian Hunter, R OBP: 0.310, SLG: 0.333 (1, 7)	1-2 G4-3	2-3 K		0-2 P6	1-0 G6-3		2-2 F8			5 0 0 0 0 1 3
Alex Rodriguez, R OBP: 0.464, SLG: 0.759 (1, 6)	3-2 1B HR 1B	3-2 FC3-6		4-1 FC4 BB		0-0 WP 1B	3-3 K			4 2 2 0 1 1 1
Ken Griffey Jr., L OBP: 0.420, SLG: 0.680 (1, 8)	0-0 1B HR 1B	1-1 F9		2-1 F7		4-0 1B E IBB	0-1 F8			4 2 1 0 1 0 2
Edgar Martinez, R OBP: 0.442, SLG: 0.533 (1, 10)	2-1 P3		2-1 1B FC1-2 2B	1-2 FC4		1-2 E 1B	1-2 G4-3			5 0 2 1 0 0 3
Butch Huskey, R OBP: 0.384, SLG: 0.605 (1, 9)	2-0 1B HR		4-2 FC1-2 1B BB		0-3 K	2-0 F9	0-0 FC4-6 1B			4 1 2 3 1 1 2
David Segui, S OBP: 0.332, SLG: 0.462 (1, 3)	4-2 BB		0-2 FC1-2 1B		2-2 F9	1-1 F7	0-1 FC4-6			4 0 1 0 1 0 3
Russ Davis, R OBP: 0.310, SLG: 0.540 (1, 5)	4-2 1B BB		0-1 FC1-2 FC6-4		2-2 K HR	1-0 E9 FC6-4 1B				3 1 2 1 1 0 3
David Bell, R OBP: 0.322, SLG: 0.533 (1, 4)	3-2 P1		1-3 K		1-0 WP 2B	0-1 FC6-4				4 0 1 0 0 1 7
Dan Wilson, R OBP: 0.309, SLG: 0.344 (1, 2)		4-2 FC3-6 BB		2-2 FC6-4			3-1 G5-3			2 0 0 0 2 0 3

Inning Stats	R: 3	H: 3	LOB: 2	K: 0	S: 26	P: 45	R: 0	H: 0	LOB: 1	K: 1	S: 12	P: 22	R: 0	H: 2	LOB: 3	K: 1	S: 16	P: 25	R: 0	H: 0	LOB: 1	K: 0	S: 10	P: 17	R: 1	H: 2	LOB: 2	K: 0	S: 14	P: 24	R: 2	H: 3	LOB: 2	K: 0	S: 10	P: 19	R: 0	H: 0	LOB: 0	K: 1	S: 9	P: 17	R: 0	H: 1	LOB: 1	K: 0	S: 8	P: 9
--------------	------	------	--------	------	-------	-------	------	------	--------	------	-------	-------	------	------	--------	------	-------	-------	------	------	--------	------	-------	-------	------	------	--------	------	-------	-------	------	------	--------	------	-------	-------	------	------	--------	------	------	-------	------	------	--------	------	------	------

PITCHER	IP	WLS	BF	H	R	ER	SO	BB	IBB	HBP	BLK	WP	HR	S	P	ERA	WHIP
Wilson Alvarez, L ERA: 3.77 (1, 1)	4.2	L	27	7	4	4	3	6	0	0	0	0	2	77	131	7.71	2.786
Dave Eiland, R ERA: 6.75 (5, 1)	1.1		8	3	2	1	0	0	1	0	0	2	0	11	21	6.75	2.250
Julio Santana, R ERA: 9.2 (7, 1)	2.0		7	1	0	0	1	0	0	0	0	0	0	17	26	0.00	0.500

BOTTOM

Tampa Bay Devil Rays @ Seattle Mariners
The Kingdom, Seattle, WA

Fri May 28 1999, 10:05 PM EDT
Att. 25,421 - Dome - 72 F

livebaseballscorecards.com

AB	35
R	6
H	11
RBI	5
BB	7
SO	4
LOB	27



1B: 7	SF: 0	WP: 2	PA: 42
2B: 2	SAC: 0	PB: 0	
3B: 0	DP: 0	SB: 0	
HR: 2	HBP: 0	CS: 0	

Batter	1	2	3	4	5	6	7	8	9	AB R H RBI BB SO LOB	TOP										
Randy Winn, S (1, 8) OBP: 0.317, SLG: 0.377	0-0 G6-3		3-2 G1-3	1-3 K		2-3 K			2-2 G5-3	5 0 0 0 0 2 3	Tampa Bay Devil Rays @ Seattle Mariners The Kingdome, Seattle, WA Sat May 29 1999, 9:05 PM EDT Att. 38,093 - Dome - 72 F livebaseballscorecards.com										
Miguel Cairo, R (1, 4) OBP: 0.355, SLG: 0.430	3-2 G1-3		0-0 2B	2-2 F8			0-0 L8 E 2B	1-0 HR	5 2 3 1 0 0 3												
Jose Canseco, R (1, 10) OBP: 0.370, SLG: 0.649	0-2 F9		1-1 F7		1-2 G5-3		4-2 BB	2-1 L8	4 0 0 0 1 0 1												
Fred McGriff, L (1, 3) OBP: 0.429, SLG: 0.636		2-0 L7	3-3 K		1-2 G3-1		3-1 L8	0-0 G3	5 0 0 0 0 1 3												
Herbert Perry, R (1, 5) OBP: 0.407, SLG: 0.558		1-2 2B 1B 1B		0-1 HR	3-2 WP 1B 1B		0-0 L5		4 3 3 1 0 0 1												
Aaron Ledesma, R (1, 6) OBP: 0.333, SLG: 0.357		0-0 1B 2B		2-2 G6-3	3-2 1B		3-H L9		4 0 2 1 0 0 1												
Dave Martinez, L (1, 9) OBP: 0.397, SLG: 0.469		3-2 FC4-6 1B		1-1 BB 1B	3-2 G3			0-3 K	4 0 2 1 0 1 1												
Danny Clyburn, R (1, 7) OBP: 0.270, SLG: 0.358 Paul Sorrento, L (6, PH) OBP: 0.350, SLG: 0.384		2-3 SAFE K		4-2 BB BB		2-3 K		2-3 K	1 0 0 0 1 1 2 2 0 0 0 0 2 0												
Mike DiFelice, R (1, 2) OBP: 0.262, SLG: 0.425		0-0 FC4-6		4-1 BB		1-1 F9		1-0 P7	3 0 0 0 1 0 2												
Inning Stats	R: 0 E: 0 K: 0 S: 7 H: 0 LOB: 0 BB: 0 P: 10	R: 1 E: 0 K: 1 S: 12 H: 3 LOB: 2 BB: 0 P: 20	R: 0 E: 0 K: 1 S: 9 H: 1 LOB: 1 BB: 0 P: 16	R: 1 E: 0 K: 1 S: 17 H: 2 LOB: 3 BB: 2 P: 31	R: 1 E: 0 K: 0 S: 18 H: 2 LOB: 1 BB: 0 P: 29	R: 0 E: 0 K: 2 S: 9 H: 0 LOB: 0 BB: 0 P: 14	R: 1 E: 1 K: 0 S: 8 H: 1 LOB: 1 BB: 1 P: 16	R: 0 E: 0 K: 2 S: 7 H: 0 LOB: 0 BB: 0 P: 10	R: 1 E: 0 K: 0 S: 10 H: 1 LOB: 0 BB: 0 P: 15	1B: 5 2B: 3 3B: 0 HR: 2 SF: 0 SAC: 0 DP: 0 HBP: 0	WP: 1 PB: 0 SB: 1 CS: 0 PA: 40										
PITCHER	IP WLS BF H R ER SO BB IBB HBP BLK WP HR S P ERA WHIP	Jeff Fassero, L (1, 1) ERA: 7.34 Frankie Rodriguez, R (6, 1) ERA: 46 Jordan Zimmerman, L (7, 1) ERA: Jose Paniagua, R (7, 1) ERA: 2.64 John Halama, L (8, 1) ERA: 4.78										PITCHER Rafael Carmona, R (9, 1) ERA: 3.68									

Batter	1	2	3	4	5	6	7	8	9	AB	R	H	RBI	BB	SO	LOB
Brian Hunter, R OBP: 0.307, SLG: 0.327 (1, 7)	0-0 G5-3		4-2 2B 1B BB	3-2 F9		3-1 SF8	1-2 G1-3			3	1	0	1	1	0	2
Alex Rodriguez, R OBP: 0.473, SLG: 0.774 (1, 6)	3-3 K		0-1 1B 2B 2B	0-0 G6-3		4-2 1-2 BB		0-0 1B 2B		4	2	2	0	1	1	0
Ken Griffey Jr., L OBP: 0.415, SLG: 0.665 (1, 8)	0-1 G4-3		4-0 1B 2B IBB		1-1 P6	1-1 F7		0-3 K		4	1	0	0	1	1	3
Edgar Martinez, R OBP: 0.441, SLG: 0.529 (1, 10)		0-1 G6-3	3-2 2B 1B		2-2 G5-3		2-2 F9	1-1 1B		5	0	2	2	2	0	0
Butch Huskey, R OBP: 0.388, SLG: 0.610 (1, 9)		0-1 BB E 1B	3-3 K		1-1 G6-3		0-0 2B 2B	0-0 F9		4	1	2	0	0	1	3
Charles Gipson, R OBP: 0.250, SLG: 0.333 (7, PR) (8, 9)										1	1	0	0	0	0	1
David Segui, S OBP: 0.344, SLG: 0.483 (1, 3)		4-1 SAFE E BB 1B	0-2 1-3 2-H 3-H 2B		3-2 SF8 3B	4-2 2B BB		3-3 K		3	3	2	2	2	1	1
John Mabry, L OBP: 0.295, SLG: 0.446 (1, 5)		1-2 E4 2B	0-0 G4-3		4-1 1B SF8 BB	2-3 K				3	1	1	2	1	1	4
David Bell, R OBP: 0.320, SLG: 0.536 (1, 4)		0-1 F9	3-3 K		0-2 SF8	0-2 1B 2B				3	1	1	3	0	1	3
Dan Wilson, R OBP: 0.314, SLG: 0.349 (1, 2)		1-2 F9		2-3 K		2-2 BB 1B	1-1 1B			4	0	2	1	0	1	1

Inning Stats	R: 0	H: 0	E: 0	K: 1	S: 6	R: 2	H: 2	E: 1	K: 0	S: 13	R: 3	H: 3	E: 0	K: 2	S: 23	R: 0	H: 0	E: 0	K: 1	S: 7	R: 0	H: 0	E: 0	K: 0	S: 8	R: 2	H: 2	E: 0	K: 0	S: 18	R: 3	H: 3	E: 0	K: 1	S: 18	R: 1	H: 2	E: 0	K: 2	S: 10	
	LOB: 0	BB: 0	BB: 9	LOB: 1	BB: 1	LOB: 2	BB: 2	LOB: 0	BB: 0	LOB: 0	LOB: 0	BB: 0	LOB: 0	BB: 0	LOB: 2	BB: 2	LOB: 2	BB: 2	LOB: 2	BB: 1	LOB: 1	BB: 0	LOB: 1	BB: 0	LOB: 0	BB: 0	LOB: 2	BB: 1	LOB: 2	BB: 1	LOB: 1	BB: 0	LOB: 0	BB: 0	LOB: 0	BB: 0	LOB: 0	BB: 0	LOB: 0	BB: 0	LOB: 0

PITCHER	IP	WLS	BF	H	R	ER	SO	BB	IBB	HBP	BLK	WP	HR	S	P	ERA	WHIP
Ryan Rupe, R ERA: 4.64 (1, 1)	5.1	L	26	6	7	7	4	3	1	0	0	0	0	64	106	11.81	1.688
Rick White, R ERA: 3.82 (6, 1)	0.1		3	1	0	0	0	1	0	0	0	0	0	9	18	0.00	6.000
Mike Duvall, L ERA: 2.84 (6, 1)	0.1		1	0	0	0	0	0	0	0	0	0	0	2	3	0.00	0.000
Esteban Yan, R ERA: 4.45 (7, 1)	1.0		7	3	3	3	1	1	0	0	0	0	0	18	28	27.00	4.000
Roberto Hernandez, R ERA: 4.97 (8, 1)	1.0		5	2	1	1	2	0	0	0	0	0	0	10	14	9.00	2.000

BOTTOM

Tampa Bay Devil Rays @ Seattle Mariners
The Kingdom, Seattle, WA

Sat May 29 1999, 9:05 PM EDT
Att: 38,093 - Dome - 72 F

livebaseballscores.com

AB	34
R	11
H	12
RBI	11
BB	6
SO	7
LOB	18



WP: 0	PA: 42
PB: 0	SB: 0
CS: 0	

Batter	1	2	3	4	5	6	7	8	9	AB R H RBI BB SO LOB	TOP											
Randy Winn, S OBP: 0.338, SLG: 0.407 (1, 8)	1-2 CS 1B	1-2 WP 1B				1-3 K			1-0 FC6-5 2B	5 1 4 3 1 1 0												
Dave Martinez, L OBP: 0.400, SLG: 0.470 (1, 9)	4-1 HR BB	3-1 F7					1-3 K		1-2 F8	4 2 1 2 2 1 2												
Jose Canseco, R OBP: 0.374, SLG: 0.659 (1, 10)	0-2 HR						2-1 G4-6-3 1B		0-1 FC6-5	5 2 2 2 1 2 4												
Fred McGriff, L OBP: 0.429, SLG: 0.653 (1, 3) Herbert Perry, R OBP: 0.400, SLG: 0.547 (7, 3)	2-3 K						3-1 G4-6-3		0-0 P7	5 2 2 2 0 1 1 1 0 0 0 0 0 1												
John Flaherty, R OBP: 0.307, SLG: 0.473 (1, 2)	0-1 WP 1B								0-1 G6-3	5 1 2 1 0 0 2												
Wade Boggs, L OBP: 0.315, SLG: 0.320 (1, 5)	3-3 K								2-0 PB 1B	4 1 1 0 1 1 1												
Paul Sorrento, L OBP: 0.352, SLG: 0.411 (1, 7)									0-0 F7	4 2 1 2 1 1 1												
Miguel Cairo, R OBP: 0.368, SLG: 0.456 (1, 4) David Lamb, S OBP: 0.283, SLG: 0.271 (8, PH) (8, 4)									2-2 F8	3 1 2 1 1 0 0 1 0 0 0 0 0 1												
Kevin Stocker, S OBP: 0.402, SLG: 0.414 (1, 6)	4-1 1B WP BB								1-0 2B	4 3 2 1 1 1 3												
Inning Stats	R: 2 E: 0 K: 2 S: 17	H: 3 LOB: 1 BB: 1 P: 26	R: 1 E: 0 K: 1 S: 10	H: 1 LOB: 1 BB: 2 P: 24	R: 2 E: 0 K: 1 S: 10	H: 2 LOB: 0 BB: 0 P: 20	R: 8 E: 0 K: 2 S: 29	H: 6 LOB: 3 BB: 5 P: 61	R: 0 E: 0 K: 0 S: 8	H: 0 LOB: 0 BB: 0 P: 15	R: 1 E: 0 K: 1 S: 11	H: 1 LOB: 0 BB: 0 P: 17	R: 0 E: 0 K: 1 S: 9	H: 1 LOB: 0 BB: 0 P: 15	R: 0 E: 0 K: 0 S: 8	H: 1 LOB: 1 BB: 0 P: 12	R: 1 E: 0 K: 0 S: 8	H: 2 LOB: 1 BB: 0 P: 11	1B: 7 2B: 5 3B: 1 HR: 4	SF: 0 SAC: 0 DP: 1 HBP: 0	WP: 2 PB: 2 SB: 1 CS: 1	PA: 49
PITCHER	IP WLS BF H R ER SO BB IBB HBP BLK WP HR S P ERA WHIP																				PITCHER	IP WLS BF H R ER SO BB IBB HBP BLK WP HR S P ERA WHIP
28 Ken Cloude, R ERA: 7.39 (1, 1)	3.0 L 18 8 7 7 4 3 0 0 0 0 2 3 40 75 21.00 3.667																					
Mac Suzuki, R ERA: 8.67 (4, 1)	0.1 7 3 3 3 0 2 1 0 0 0 0 0 9 26 81.00 15.000																					
Frankie Rodriguez, R ERA: 1.93 (4, 1)	3.2 15 3 4 4 4 2 0 0 0 0 0 1 45 77 9.82 1.364																					
Jose Mesa, R ERA: 8.27 (8, 1)	1.0 4 1 0 0 0 0 0 0 0 0 0 0 8 12 0.00 1.000																					
Rafael Carmona, R ERA: 4.32 (9, 1)	1.0 5 2 1 1 0 0 0 0 0 0 0 0 8 11 9.00 2.000																					

Tampa Bay Devil Rays @ Seattle Mariners
The Kingdome, Seattle, WA
Sun May 30 1999, 8:05 PM EDT
Att. 28,090 - Dome - 72 F

AB	41
R	15
H	17
RBI	14
BB	8
SO	8
LOB	16



Batter	1	2	3	4	5	6	7	8	9	AB	R	H	RBI	BB	SO	LOB
Brian Hunter, R OBP: 0.327, SLG: 0.359 (1, 7)	2-1 1B 3B	4-1 1-2 BB		0-0 1-2 1B		4-1 G1-6-3 BB		0-0 WP 1B 2B		3	2	3	0	2	0	0
Alex Rodriguez, R OBP: 0.468, SLG: 0.754 Rafael Bourimigal, R OBP: 0.363, SLG: 0.524 (1, 6) (5, 6)	0-2 CS 1B	3-2 L4		1-2 F8		0-2 G1-6-3 1-2f		1-2 BB 1B		3	0	1	1	0	0	5
Ken Griffey Jr., L OBP: 0.419, SLG: 0.663 Charles Gipson, R OBP: 0.357, SLG: 0.462 (1, 8) (5, PR) (6, 4)	1-0 F9		0-0 1B 1B		4-2 1B 1B G4-6-3 BB		1-0 2B	4-1 1B BB		2	0	1	0	1	0	1
Edgar Martinez, R OBP: 0.440, SLG: 0.525 (1, 10)	3-2 G5-3 1-2		1 SAFE 2-0 P4		0-1 G4-6-3 1-2 1B 1B		0-1 G1-6-3	2-2 1-2 2-H 1B		5	1	2	1	0	0	3
Butch Huskey, R OBP: 0.388, SLG: 0.602 (1, 9)		3-1 F9	0-2 1B 1B		1-1 1-2 2-3 1B		0-1 P6	1-1 G2-3		5	0	2	0	0	0	3
David Segui, S OBP: 0.335, SLG: 0.470 (1, 3)		2-1 G6-3	0-1 G1-6-3 1-2f		2-2 G4-6-3 1-2f 2-3 3-H		1-1 L7		0-0 F8	5	0	0	0	0	0	5
John Mabry, L OBP: 0.299, SLG: 0.440 (1, 5)		4-2 BB 1B BB		1-0 F8	2-2 1B		2-3 K	2-3 K		4	1	1	1	1	2	0
David Bell, R OBP: 0.320, SLG: 0.530 Matt Mieske, R OBP: 0.444, SLG: 0.765 (1, 4) (6, 8)		4-1 1B 1-2 BB		0-0 F9	0-2 F9		1-2 K	1-3 K		2	0	0	0	1	0	1
Dan Wilson, R OBP: 0.324, SLG: 0.359 Tom Lampkin, L OBP: 0.350, SLG: 0.434 (1, 2) (6, 2)		2-2 BB 1B		0-1 1B		0-1 F7		1-3 K		2	0	2	1	0	0	0
										2	0	0	0	0	1	0

Inning Stats	R: 1	H: 2	E: 0	K: 0	S: 9	R: 1	H: 1	E: 0	K: 0	S: 18	R: 0	H: 2	E: 0	K: 0	S: 7	R: 0	H: 2	E: 0	K: 0	S: 8	R: 2	H: 3	E: 0	K: 0	S: 18	R: 0	H: 0	E: 0	K: 0	S: 6	R: 0	H: 1	E: 0	K: 0	S: 7	R: 3	H: 4	E: 0	K: 2	S: 20	R: 0	H: 0	E: 0	K: 2	S: 7	R: 0	H: 0	E: 0	K: 2	S: 7	1B: 11	SF: 0	2B: 2	SAC: 0	3B: 1	DP: 3	HR: 1	HBP: 0	WP: 1	PA: 44
--------------	------	------	------	------	------	------	------	------	------	-------	------	------	------	------	------	------	------	------	------	------	------	------	------	------	-------	------	------	------	------	------	------	------	------	------	------	------	------	------	------	-------	------	------	------	------	------	------	------	------	------	------	--------	-------	-------	--------	-------	-------	-------	--------	-------	--------

PITCHER	IP	WLS	BF	H	R	ER	SO	BB	IBB	HBP	BLK	WP	HR	S	P	ERA	WHIP
Bryan Rekar, R ERA: 5.08 (1, 1)	5.0		26	10	4	4	0	4	0	0	0	0	0	60	101	7.20	2.800
Rick White, R ERA: 4.32 (6, 1)	2.2		14	5	3	3	2	2	0	0	0	1	1	31	48	10.12	2.625
Julio Santana, R ERA: 9.1 (8, 1)	0.1		1	0	0	0	0	0	0	0	0	0	0	2	3	0.00	0.000
Scott Aldred, L ERA: 3.46 (9, 1)	1.0		3	0	0	0	2	0	0	0	0	0	0	7	10	0.00	0.000

BOTTOM

Tampa Bay Devil Rays @ Seattle Mariners
The Kingdom, Seattle, WA
Sun May 30 1999, 8:05 PM EDT
Att. 28,090 - Dome - 72 F

livebaseballscorecards.com

AB	38
R	7
H	15
RBI	6
BB	6
SO	4
LOB	19



Batter	1	2	3	4	5	6	7	8	9	AB R H RBI BB SO LOB	TOP		
Brady Anderson, L (1, 10) OBP: 0.410, SLG: 0.506	0-1 P2		0-1 P5		0-0 HR	0-0 F9			1-2 G4-3 2B	5 1 2 3 0 0 3			
Rich Amaral, R (1, 8) OBP: 0.355, SLG: 0.365 Harold Baines, L (9, PH) OBP: 0.376, SLG: 0.593	2-1 2B		2-3 K		3-2 2B		0-1 F9		3-2 G4-3 2-3 3-H	4 0 2 0 0 1 1 1 0 0 1 0 0 1			
B.J. Surhoff, L (1, 7) OBP: 0.362, SLG: 0.529	2-3 K			2-2 G4-3	1-3 K		1-0 G1-3 1B		1-3 K2-3	5 0 1 0 0 3 3			
Albert Belle, R (1, 9) OBP: 0.403, SLG: 0.433	1-0 F8			1-0 G4-3	1-0 G6-3		1-2 G1-3		4-0 DI BB	4 0 0 0 1 0 3			
Will Clark, L (1, 3) OBP: 0.383, SLG: 0.500				1-1 G4-3		0-1 1B SF7 1B	1-0 G6-3		1-2 F7	5 1 1 0 0 0 3			
Cal Ripken Jr., R (1, 5) OBP: 0.287, SLG: 0.472				1-1 F7	1-0 HR			0-0 G6-3		4 1 2 1 0 0 0			
Delino DeShields, L (1, 4) OBP: 0.327, SLG: 0.366				0-2 G1	0-0 G6-3			3-3 K		4 0 1 0 0 1 0			
Mike Bordick, R (1, 6) OBP: 0.312, SLG: 0.365				2-2 F7	4-2 1B HR BB		2-0 SF7		0-1 P4	2 1 0 1 1 0 0			
Charles Johnson, R (1, 2) OBP: 0.351, SLG: 0.534				1-1 1B	2-0 1B HR		1-3 K		1-1 2B G4-3 1B	4 2 3 0 0 1 2			
Inning Stats	R: 0 E: 0 K: 1 S: 8 H: 1 LOB: 1 BB: 0 P: 13	R: 0 E: 0 K: 0 S: 7 H: 0 LOB: 0 BB: 0 P: 8	R: 0 E: 0 K: 1 S: 10 H: 1 LOB: 1 BB: 0 P: 15	R: 0 E: 0 K: 0 S: 7 H: 0 LOB: 0 BB: 0 P: 11	R: 4 E: 0 K: 1 S: 14 H: 4 LOB: 1 BB: 1 P: 26	R: 1 E: 0 K: 1 S: 11 H: 3 LOB: 2 BB: 0 P: 14	R: 0 E: 0 K: 0 S: 7 H: 1 LOB: 1 BB: 0 P: 10	R: 0 E: 0 K: 1 S: 6 H: 0 LOB: 0 BB: 0 P: 9	R: 1 E: 0 K: 1 S: 17 H: 2 LOB: 2 BB: 1 P: 28	1B: 7 2B: 3 3B: 0 HR: 2 SF: 1 SAC: 0 DP: 0 HBP: 0	WP: 0 PB: 0 SB: 0 CS: 0 PA: 41		
PITCHER	IP WLS BF H R ER SO BB IBB HBP BLK WP HR S P ERA WHIP											PITCHER	IP WLS BF H R ER SO BB IBB HBP BLK WP HR S P ERA WHIP
Jamie Moyer, L (1, 1) ERA: 5.51	8.0 W 35 10 5 5 5 1 0 0 0 0 2 70 106 5.62 1.375												
Jose Paniagua, R (9, 1) ERA: 2.87	0.2 5 2 1 1 1 1 0 0 0 0 0 14 24 13.50 4.500												
Jose Mesa, R (9, 1) ERA: 8.14	0.1 S 1 0 0 0 0 0 0 0 0 0 0 3 4 0.00 0.000												

Baltimore Orioles @ Seattle Mariners
The Kingdome, Seattle, WA
Mon May 31 1999, 8:05 PM EDT
Att. 23,100 - Dome - 72 F

livebaseballscorecards.com

AB	38
R	6
H	12
RBI	6
BB	2
SO	6
LOB	16



Batter	1	2	3	4	5	6	7	8	9	AB	R	H	RBI	BB	SO	LOB
Brian Hunter, R OBP: 0.329, SLG: 0.361 (1, 7)	1-1 CS 1B	2-2 HR 1B	1-1 F7		0-3 K		1-0 G4-3			5	1	2	1	0	1	3
Alex Rodriguez, R OBP: 0.476, SLG: 0.826 (1, 6)	0-3 SAFE K	0-1 HR 1B	2-2 F8			3-1 HR	4-2 BB			4	2	2	4	1	1	3
Ken Griffey Jr., L OBP: 0.418, SLG: 0.672 (1, 8)	0-1 1-2 1B	1-2 HR			0-0 G3-1	1-3 K	0-1 L9			5	1	2	1	0	1	2
Edgar Martinez, R OBP: 0.444, SLG: 0.527 (1, 10)	1-3 K	4-2 BB			2-2 HR 2B	4-1 BB BB		1-2 G6-3		3	1	1	0	2	1	1
Butch Huskey, R OBP: 0.396, SLG: 0.622 (1, 9)		E5 BB 1B			1-0 HR	4-2 BB BB		0-1 G1-6-3 1B		4	2	2	2	1	0	1
Charles Gipson, R OBP: 0.357, SLG: 0.462 (8, PR) (9, 9)		P3			2-H HR	1-2 BB		2-2 G1-6-3		0	0	0	0	0	0	0
David Segui, S OBP: 0.332, SLG: 0.459 (1, 3)		4-2 1B BB	2-1 F8		1-1 G3	3-3 K		1-2 G1-6-3		4	1	0	0	1	1	3
Russ Davis, R OBP: 0.309, SLG: 0.530 (1, 5)		0-1 F9	4-0 1B BB		2-0 P5	2-1 G4-3				3	1	0	0	1	0	4
David Bell, R OBP: 0.324, SLG: 0.529 (1, 4)		1-1 SAFE 1B HR 1B	2-2 WP 1B 1B		3-1 G5-3		3-2 G5-3			4	1	2	1	0	0	0
Dan Wilson, R OBP: 0.329, SLG: 0.370 (1, 2)		0-3 K	1-1 WP 1B		2-3 K		1-1 G4-3 2B			4	0	2	1	0	2	2

Inning Stats	R: 0	H: 2	E: 0	K: 2	S: 10	LOB: 1	BB: 0	P: 12	R: 6	H: 4	E: 1	K: 1	S: 27	LOB: 1	BB: 2	P: 41	R: 1	H: 2	E: 0	K: 0	S: 15	LOB: 2	BB: 1	P: 27	R: 2	H: 2	E: 0	K: 0	S: 8	LOB: 0	BB: 0	P: 14	R: 0	H: 0	E: 0	K: 2	S: 8	LOB: 0	BB: 0	P: 13	R: 1	H: 1	E: 0	K: 2	S: 15	LOB: 2	BB: 2	P: 32	R: 0	H: 1	E: 0	K: 0	S: 12	LOB: 2	BB: 1	P: 21	R: 0	H: 1	E: 0	K: 0	S: 9	LOB: 1	BB: 0	P: 12
--------------	------	------	------	------	-------	--------	-------	-------	------	------	------	------	-------	--------	-------	-------	------	------	------	------	-------	--------	-------	-------	------	------	------	------	------	--------	-------	-------	------	------	------	------	------	--------	-------	-------	------	------	------	------	-------	--------	-------	-------	------	------	------	------	-------	--------	-------	-------	------	------	------	------	------	--------	-------	-------


PITCHER	IP	WLS	BF	H	R	ER	SO	BB	IBB	HBP	BLK	WP	HR	S	P	ERA	WHIP
Sidney Ponson, R ERA: 4.37 (1, 1)	4.0	L	25	10	9	3	3	3	0	0	0	1	3	60	94	6.75	3.250
Mike Fetters, R ERA: 5.14 (5, 1)	2.2		13	2	1	1	4	3	0	0	0	0	1	33	64	3.38	1.875
Jesse Orosco, L ERA: 7.62 (7, 1)	0.1		1	0	0	0	0	0	0	0	0	0	0	2	2	0.00	0.000
Mike Timlin, R ERA: 4.26 (8, 1)	1.0		3	1	0	0	0	0	0	0	0	0	0	9	12	0.00	1.000

BOTTOM

Baltimore Orioles @ Seattle Mariners
The Kingdome, Seattle, WA
Mon May 31 1999, 8:05 PM EDT
Att. 23,100 - Dome - 72 F

AB	36
R	10
H	13
RBI	10
BB	6
SO	7
LOB	19

livebaseballscorecards.com



1B:	7	SF:	0	WP:	1	PA:	42
2B:	2	SAC:	0	PB:	0		
3B:	0	DP:	1	SB:	0		
HR:	4	HBP:	0	CS:	1		

Batter	1	2	3	4	5	6	7	8	9	AB	R	H	RBI	BB	SO	LOB	TOP								
Brady Anderson, L (1, 8) OBP: 0.417, SLG: 0.503	2-2 G4-3	2-1 F9			1-2 2B HBP	1-2 WP HBP 1B	4-0 WP BB FC BB	4-2 BB		3	3	1	1	2	0	2									
Delino DeShields, L (1, 4) OBP: 0.337, SLG: 0.386 Jeff Reboulet, R (6, 4) OBP: 0.366, SLG: 0.232	0-1 L5		2-1 G4-3 2B		0-1 SAFE 2B 2B	1-1 1B WP 2B HBP	4-1 SAFE FC WP SF8 BB	1-1 F8		3	2	2	0	0	0	0									
B.J. Surhoff, L (1, 7) OBP: 0.366, SLG: 0.531	4-1 S BB		1-1 G4-3		2-1 G4-3 1B 2B	1-2 2B 1B	3-2 G5-3		1-0 F7	5	2	2	3	1	0	3									
Albert Belle, R (1, 9) OBP: 0.401, SLG: 0.432 Rich Amaral, R (9, 9) OBP: 0.355, SLG: 0.365	1-1 P9		1-3 K		0-0 G4-3 2B	3-1 1B 2B	4-0 FC BB		0-2 F8	5	1	1	1	1	1	3									
Harold Baines, L (1, 10) OBP: 0.387, SLG: 0.593		0-1 BB 2B 1B	1-0 G4-3		2-2 1B	1-0 BB 1B	1-1 FC		4-0 WP 2B BB	5	2	3	3	1	0	3									
Will Clark, L (1, 3) OBP: 0.384, SLG: 0.493 Jeff Conine, R (7, 3) OBP: 0.344, SLG: 0.449		4-2 2B BB			3-2 F8	0-0 F7	1-1 BB 1B	1-0 SF8	4-1 2B BB	3	0	1	2	1	0	1									
Cal Ripken Jr., R (1, 5) OBP: 0.300, SLG: 0.495		3-2 1-3 2-H 2B			0-1 G6-3			3-1 F9	1-1 1-H 2-H 2B	6	1	3	3	0	0	4									
Mike Bordick, R (1, 6) OBP: 0.312, SLG: 0.361		1-3 K			0-2 P9				2-2 F7	5	1	1	0	1	1	3									
Charles Johnson, R (1, 2) OBP: 0.340, SLG: 0.514		1-3 K			2-2 G6-3				1-3 K	5	0	0	0	0	3	7									
Inning Stats	R: 0 E: 0 K: 0 S: 8	H: 0 LOB: 1 BB: 1 P: 15	R: 1 E: 0 K: 2 S: 19	H: 2 LOB: 2 BB: 1 P: 30	R: 0 E: 0 K: 1 S: 9	H: 1 LOB: 1 BB: 0 P: 14	R: 0 E: 0 K: 0 S: 8	H: 0 LOB: 0 BB: 0 P: 11	R: 3 E: 0 K: 0 S: 14	H: 3 LOB: 1 BB: 0 P: 21	R: 6 E: 0 K: 1 S: 25	H: 7 LOB: 3 BB: 1 P: 42	R: 2 E: 0 K: 0 S: 11	H: 0 LOB: 2 BB: 3 P: 31	R: 0 E: 0 K: 1 S: 11	H: 0 LOB: 1 BB: 1 P: 19	R: 2 E: 0 K: 0 S: 8	H: 1 LOB: 1 BB: 2 P: 19	1B: 8 2B: 6 3B: 0 HR: 0	SF: 1 SAC: 0 DP: 0 HBP: 2	WP: 3 PB: 0 SB: 1 CS: 0	PA: 53			
PITCHER	IP	WLS	BF	H	R	ER	SO	BB	IBB	HBP	BLK	WP	HR	S	P	ERA	WHIP								
Freddy Garcia, R (1, 1) ERA: 4.76	5.1	L	27	8	6	6	4	2	0	1	0	0	0	65	101	10.12	1.875								
46 Jordan Zimmerman, L (6, 1) ERA: 7.71	0.0		6	5	4	4	0	0	0	1	0	1	0	13	21	∞	∞								
Rafael Carmona, R (6, 1) ERA: 4.0	0.2		3	0	0	0	0	1	0	0	0	0	0	5	11	0.00	1.500								
Mac Suzuki, R (7, 1) ERA: 9.0	2.2		16	1	4	4	1	6	0	0	0	2	0	29	67	13.50	2.625								
Frankie Rodriguez, R (9, 1) ERA: 1.8	0.1		1	0	0	0	0	0	0	0	0	0	0	1	2	0.00	0.000								

Baltimore Orioles @ Seattle Mariners
The Kingdome, Seattle, WA
Tue Jun 01 1999, 10:05 PM EDT
Att. 21,597 - Dome - 72 F

AB	41
R	14
H	14
RBI	13
BB	9
SO	5
LOB	27



BOTTOM

Baltimore Orioles @ Seattle Mariners
The Kingdome, Seattle, WA

AB	38
R	11
H	14
RBI	11
BB	7
SO	5
LOB	18



WP:	1	PA:	47
PB:	0		
SB:	1		
CS:	0		

Tue Jun 01 1999, 10:05 PM EDT
Att. 21,597 - Dome - 72 F

livebaseballscorecards.com

AB R H RBI BB SO LOB


6	0	1	1	0	0	3
4	1	1	0	2	1	2
5	0	2	3	0	0	2
0	0	0	0	0	0	0
4	2	2	1	1	2	2
5	0	2	0	0	1	3
5	1	1	1	0	0	4
5	4	3	3	0	1	0
1	2	1	0	4	0	0
3	1	1	2	0	0	2

Batter	1	2	3	4	5	6	7	8	9
Brian Hunter, R OBP: 0.324, SLG: 0.354 (1, 7)	3-2 P6 1B	2-2 G1-6-3 1B		1-2 F8 1B		1-0 G4-3 1B		2-1 F8 1B	1-1 F9 1B
Alex Rodriguez, R OBP: 0.477, SLG: 0.795 (1, 6)	4-1 S 2B BB	1-0 G1-6-3 1-2f		4-1 1B BB			2-1 G6-3 1B	0-0 1B 1-3	2-3 K 1B
Ken Griffey Jr., L OBP: 0.418, SLG: 0.670 (1, 8)	3-2 2B 1-H		2-2 G6-3	2-1 1B 2-H 3-H			2-0 P6 1B	1-0 G1-3	
Charles Gipson, R OBP: 0.357, SLG: 0.462 (9, 8)									
Edgar Martinez, R OBP: 0.448, SLG: 0.550 (1, 10)	4-1 BB		0-3 K 1B	2-3 K 1B			3-2 HR		1-0 2B 2B
Butch Huskey, R OBP: 0.396, SLG: 0.621 (1, 9)	1-3 K 2B		3-2 2B		3-2 G6-3 1B		1-2 FC4-6 1B		0-2 L4 1B
David Segui, S OBP: 0.329, SLG: 0.458 (1, 3)	2-2 G3 1B		0-1 G4-3 1B		2-0 G5-3 1B		1-2 FC4-6 1-2f		0-0 HR 2B
Russ Davis, R OBP: 0.317, SLG: 0.568 (1, 5)		0-1 SH1-3 1B BB 1B		1-3 K SH1-3 BB 1B		1-1 F9 1B		1-0 HR	1-1 HR 2-H
David Bell, R OBP: 0.340, SLG: 0.532 (1, 4)		4-2 1B SH1-3 BB		4-1 SH1-3 1B BB		2-1 G6-3 1B		4-2 1B BB	4-2 HR BB
Dan Wilson, R OBP: 0.329, SLG: 0.391 (1, 2)		0-1 SH1-3 1-2 2-3		0-0 SH1-3 1-2 2-3		0-1 G6-3 1-2f		1-0 F7 1B	0-0 HR 1-H

Inning Stats	R: 1	H: 1	E: 0	K: 1	S: 16	LOB: 2	BB: 2	P: 33	R: 1	H: 2	E: 0	K: 0	S: 13	LOB: 1	BB: 1	P: 20	R: 0	H: 1	E: 0	K: 1	S: 12	LOB: 1	BB: 0	P: 17	R: 2	H: 1	E: 0	K: 2	S: 14	LOB: 2	BB: 2	P: 28	R: 0	H: 0	E: 0	K: 0	S: 6	LOB: 0	BB: 0	P: 12	R: 0	H: 1	E: 0	K: 0	S: 5	LOB: 0	BB: 0	P: 8	R: 1	H: 2	E: 0	K: 0	S: 16	LOB: 1	BB: 0	P: 25	R: 1	H: 2	E: 0	K: 0	S: 10	LOB: 2	BB: 1	P: 19	R: 5	H: 4	E: 0	K: 1	S: 15	LOB: 0	BB: 1	P: 24	1B: 6	SF: 0	2B: 4	SAC: 2	3B: 0	DP: 2	HR: 4	HBP: 0
--------------	------	------	------	------	-------	--------	-------	-------	------	------	------	------	-------	--------	-------	-------	------	------	------	------	-------	--------	-------	-------	------	------	------	------	-------	--------	-------	-------	------	------	------	------	------	--------	-------	-------	------	------	------	------	------	--------	-------	------	------	------	------	------	-------	--------	-------	-------	------	------	------	------	-------	--------	-------	-------	------	------	------	------	-------	--------	-------	-------	-------	-------	-------	--------	-------	-------	-------	--------

PITCHER	IP	WLS	BF	H	R	ER	SO	BB	IBB	HBP	BLK	WP	HR	S	P	ERA	WHIP
Juan Guzman, R ERA: 5.49 (1, 1)	4.0		22	5	4	4	4	5	0	0	0	1	0	55	98	9.00	2.500
Doug Johns, L ERA: 4.11 (5, 1)	3.0	W	11	3	1	1	0	0	0	0	0	0	1	27	45	3.00	1.000
Jason Johnson, R ERA: 9.31 (8, 1)	0.2		5	2	1	1	0	1	0	0	0	0	1	9	17	13.50	4.500
Jesse Orosco, L ERA: 7.43 (8, 1)	0.1		1	0	0	0	0	0	0	0	0	0	0	1	2	0.00	0.000
Mike Timlin, R ERA: 6.52 (9, 1)	0.1		6	4	5	5	0	1	0	0	0	0	2	10	16	135.00	15.000

PITCHER	IP	WLS	BF	H	R	ER	SO	BB	IBB	HBP	BLK	WP	HR	S	P	ERA	WHIP
Arthur Rhodes, L ERA: 4.32 (9, 1)	0.2		2	0	0	0	1	0	0	0	0	0	0	5	8	0.00	0.000

Batter	1	2	3	4	5	6	7	8	9	AB R H RBI BB SO LOB	TOP																	
Brady Anderson, L (1, 8) OBP: 0.416, SLG: 0.503	0-3 K		4-2 1B BB		0-0 1B 2B		3-3 K		2-1 P6	4 1 1 0 1 2 2																		
Mike Bordick, R (1, 6) OBP: 0.323, SLG: 0.374	2-2 CS 1B		4-1 1B BB		2-0 1B 2-H		2-1 2B		0-2 F9	4 0 3 0 1 0 2																		
B.J. Surhoff, L (1, 7) OBP: 0.364, SLG: 0.526	1-1 P5		1-1 1B			1-1 G6-3				4 0 1 1 0 1 2																		
Albert Belle, R (1, 9) OBP: 0.394, SLG: 0.422	1-2 CS 1-2	0-0 G6-3	0-0 L6			1-1 G6-3		2-2 F7		4 0 0 0 0 0 2																		
Jeff Conine, R (1, 3) OBP: 0.348, SLG: 0.458		2-1 FC6-4 1B CS 1B		0-3 K		3-1 1B 2B		0-0 G6-3		4 1 2 0 0 1 0																		
Cal Ripken Jr., R (1, 5) OBP: 0.308, SLG: 0.495		2-1 FC6-4 1B		2-3 K		2-1 1B		1-2 G6-3		4 0 2 0 0 1 0																		
Rich Amaral, R (1, 10) Harold Baines, L (9, PH) OBP: 0.354, SLG: 0.364 OBP: 0.391, SLG: 0.596		2-2 FC6-4 1-2f 2-3		2-3 K		2-1 1B			2-1 FC6-4 1B	3 0 1 1 0 1 2 1 0 1 0 0 0 0	AB 35																	
Jeff Reboulet, R (1, 4) Will Clark, L (9, PH) OBP: 0.365, SLG: 0.237 OBP: 0.379, SLG: 0.487		2-2 CS 3-H	3-1 P2		1-2 G6-4-3 1B		3-2 F8		1-2 FC6-4 BB 1-2f	3 0 1 0 0 0 2 1 0 0 0 0 0 1	RBI 2 BB 3 SO 7 LOB 14																	
Charles Johnson, R (1, 2) OBP: 0.338, SLG: 0.504			3-3 K		0-2 G6-4-3 1-2f		0-1 F8		4-1 BB	3 0 0 0 1 1 1																		
Inning Stats	R: 0 E: 0 K: 1 S: 10	H: 1 LOB: 0 BB: 0 P: 14	R: 0 E: 0 K: 0 S: 11	H: 2 LOB: 1 BB: 0 P: 19	R: 1 E: 0 K: 1 S: 11	H: 1 LOB: 2 BB: 2 P: 26	R: 0 E: 0 K: 3 S: 9	H: 0 LOB: 0 BB: 0 P: 13	R: 0 E: 0 K: 0 S: 8	H: 3 LOB: 2 BB: 0 P: 11	R: 1 E: 0 K: 0 S: 14	H: 3 LOB: 2 BB: 0 P: 26	R: 0 E: 0 K: 2 S: 10	H: 1 LOB: 1 BB: 0 P: 17	R: 0 E: 0 K: 0 S: 8	H: 0 LOB: 0 BB: 0 P: 11	R: 0 E: 0 K: 0 S: 11	H: 1 LOB: 2 BB: 1 P: 20	1B: 9 2B: 3 3B: 0 HR: 0	SF: 0 SAC: 0 DP: 1 HBP: 0	WP: 0 PB: 0 SB: 0 CS: 2	PA: 40						
PITCHER	IP WLS BF H R ER SO BB IBB HBP BLK WP HR S P ERA WHIP																											
John Halama, L (1, 1) ERA: 4.38	7.0		30	11	2	2	7	2	0	0	0	0	0	0	73	126	2.57	1.857										
Jose Paniagua, R (8, 1) ERA: 2.78	1.0	W	3	0	0	0	0	0	0	0	0	0	0	8	11	0.00	0.000											
Jose Mesa, R (9, 1) ERA: 7.77	1.0	S	5	1	0	0	0	1	0	0	0	0	0	11	20	0.00	2.000											

Baltimore Orioles @ Seattle Mariners
The Kingdome, Seattle, WA
Wed Jun 02 1999, 10:35 PM EDT
Att: 21,651 - Dome - 72 F

livebaseballscorecards.com

Batter	1	2	3	4	5	6	7	8	9
Brian Hunter, R (1, 7) OBP: 0.319, SLG: 0.347 David Segui, S (8, PH) OBP: 0.332, SLG: 0.458 (9, 3)	0-3 K		2-3 K			0-1 G5-3		4-2 FC6-4 BB	
Alex Rodriguez, R (1, 6) OBP: 0.478, SLG: 0.776	1-0 1B			4-2 L3 BB		1-1 E6		0-0 FC6-4 2B 1-2f 2-3	
Ken Griffey Jr., L (1, 8) OBP: 0.415, SLG: 0.667	1-0 P5			0-0 L3 1-2		1-0 L8		1-2 1B 2B 1-H 3-H	
Edgar Martinez, R (1, 10) OBP: 0.449, SLG: 0.547	3-3 K			1-2 1B		2-2 G1-3		4-1 1B BB	
Butch Huskey, R (1, 3) OBP: 0.392, SLG: 0.610 Charles Gipson, R (8, PR) OBP: 0.357, SLG: 0.462 (9, 7)		1-0 G4-3		0-3 K			2-2 P4	0-0 1B	
John Mabry, L (1, 9) OBP: 0.299, SLG: 0.433 Matt Mieske, R (8, PH) OBP: 0.432, SLG: 0.743 (9, 9)		4-2 G4-6-3 BB			2-2 E1 G4-6-3		2-3 K	1-2 G6-3 3-H	
Russ Davis, R (1, 5) OBP: 0.312, SLG: 0.558		1-2 G4-6-3 1-2f			1-2 G4-6-3 1-2f		1-3 K		
David Bell, R (1, 4) OBP: 0.339, SLG: 0.528			2-0 F9		3-1 G4-3			1-2 FC6-4 SH3 2B 1B	
Dan Wilson, R (1, 2) OBP: 0.331, SLG: 0.414			1-1 G6-3			2-1 HR		0-0 SH3 1-2	

Inning Stats	R: 0	H: 1	E: 0	K: 2	S: 11	LOB: 1	BB: 0	P: 16
	R: 0	H: 0	E: 0	K: 0	S: 7	LOB: 0	BB: 1	P: 13
	R: 0	H: 0	E: 0	K: 1	S: 6	LOB: 0	BB: 0	P: 11
	R: 0	H: 1	E: 0	K: 1	S: 14	LOB: 1	BB: 1	P: 19
	R: 0	H: 0	E: 1	K: 0	S: 9	LOB: 0	BB: 0	P: 15
	R: 1	H: 1	E: 1	K: 0	S: 11	LOB: 1	BB: 0	P: 17
	R: 0	H: 0	E: 0	K: 2	S: 11	LOB: 0	BB: 0	P: 16
	R: 3	H: 3	E: 0	K: 0	S: 14	LOB: 2	BB: 2	P: 24
	R: 2	H: 1	E: 1	K: 1	S: 11	LOB: 1	BB: 0	P: 17

PITCHER	IP	WLS	BF	H	R	ER	SO	BB	IBB	HBP	BLK	WP	HR	S	P	ERA	WHIP
35 Mike Mussina, R (1, 1) ERA: 4.26	7.2	L	32	6	4	4	6	4	0	0	0	0	1	82	130	4.70	1.304
Jesse Orosco, L (8, 1) ERA: 7.24	0.1		1	0	0	0	0	0	0	0	0	0	0	1	1	0.00	0.000

BOTTOM

Baltimore Orioles @ Seattle Mariners
The Kingdome, Seattle, WA
Wed Jun 02 1999, 10:35 PM EDT
Att. 21,651 - Dome - 72 F

AB	28
R	4
H	6
RBI	4
BB	4
SO	6
LOB	12

livebaseballscorecards.com



1B: 4	SF: 0	WP: 0	PA: 33
2B: 2	SAC: 1	PB: 0	
3B: 0	DP: 3	SB: 0	
HR: 1	HBP: 0	CS: 0	

Batter	1	2	3	4	5	6	7	8	9	AB R H RBI BB SO LOB	TOP		
Brian Hunter, R (1, 7) OBP: 0.323, SLG: 0.351 Edgar Martinez, R (9, PH) OBP: 0.447, SLG: 0.543	3-2 1B WP 1B		3-2 L9		0-0 BB S 1B		1-2 E3 FC5 G4-3		0-0 G6-4-3 1-2f	4 1 2 0 0 0 0 1 0 0 0 0 0 1			
David Bell, R (1, 4) OBP: 0.341, SLG: 0.523	2-2 K SAFE		0-2 1B		4-0 2-5 BB 1-3		3-2 G4-3 SAFE SAFE SAFE SAFE SAFE SAFE		3-1 P6	4 0 1 0 1 1 2			
Ken Griffey Jr., L (1, 8) OBP: 0.421, SLG: 0.665	2-1 G5-3 WP 1-3 1B		2-3 K		4-1 1-2 BB		4-0 IBB			2 0 1 0 2 1 1			
Alex Rodriguez, R (1, 6) OBP: 0.469, SLG: 0.788	3-2 G5-3 1-3 3-H		2-3 K		1-0 2-5 2-3	1-1 HR	0-1 FC5 2-3f			4 1 1 1 0 1 4			
Butch Huskey, R (1, 3) OBP: 0.408, SLG: 0.613	4-1 BB			4-2 BB		4-0 S BB		0-1 1B		1 0 1 0 3 0 0			
Matt Mieske, R (1, 9) OBP: 0.410, SLG: 0.703 John Mabry, L (6, PH) OBP: 0.295, SLG: 0.426 Jose Paniagua, R (8, 9) Jose Mesa, R (8, 1)	3-3 K		3-1 F7		3-3 K 1-2		3-3 K		0-3 K	2 0 0 0 0 1 3 2 0 0 0 0 2 2 0 0 0 0 0 0 0 0 0 0 0 0 0 0			
Russ Davis, R (1, 5) OBP: 0.305, SLG: 0.545		3-1 P4		1-3 K		2-1 G5-3		3-2 L7		4 0 0 0 0 1 3			
Dan Wilson, R (1, 2) OBP: 0.323, SLG: 0.403		0-3 K		2-3 K2-3		0-0 P4		3-3 K		4 0 0 0 0 3 3			
Jeff Fassero, L (1, 1) Raul Ibanez, L (8, 9) OBP: 0.421, SLG: 0.444		0-0 F8		0-3 K		0-3 K		0-3 K		3 0 0 0 0 2 0 1 0 1 0 0 0 0			
Inning Stats	R: 1 E: 0 K: 2 S: 16 H: 2 LOB: 2 BB: 1 P: 33	R: 0 E: 0 K: 1 S: 6 H: 0 LOB: 0 BB: 0 P: 9	R: 0 E: 0 K: 2 S: 13 H: 1 LOB: 1 BB: 0 P: 20	R: 0 E: 0 K: 2 S: 11 H: 0 LOB: 1 BB: 1 P: 21	R: 0 E: 0 K: 1 S: 6 H: 1 LOB: 2 BB: 2 P: 15	R: 1 E: 0 K: 1 S: 8 H: 1 LOB: 1 BB: 1 P: 18	R: 0 E: 1 K: 1 S: 11 H: 0 LOB: 2 BB: 1 P: 19	R: 0 E: 0 K: 2 S: 13 H: 1 LOB: 1 BB: 0 P: 19	R: 0 E: 0 K: 0 S: 6 H: 1 LOB: 0 BB: 0 P: 10	1B: 6 2B: 0 3B: 0 HR: 1 SF: 0 SAC: 0 DP: 1 HBP: 0	WP: 1 PB: 0 SB: 2 CS: 0 PA: 38		
PITCHER	IP WLS BF H R ER SO BB IBB HBP BLK WP HR S P ERA WHIP											PITCHER	IP WLS BF H R ER SO BB IBB HBP BLK WP HR S P ERA WHIP
Sterling Hitchcock, L (1, 1) ERA: 5.22 Brian Boehringer, R (6, 1) ERA: 3.16 Donne Wall, R (8, 1) ERA: 3.13 Trevor Hoffman, R (9, 1) ERA: 4.64	5.0 24 5 2 2 8 5 0 0 0 1 1 54 105 3.60 2.000												

Seattle Mariners @ San Diego Padres
Qualcomm Stadium, San Diego, CA
Fri Jun 04 1999, 10:05 PM EDT
Att. 26,060 - Unknown - 65 F

AB	32
R	2
H	7
RBI	1
BB	6
SO	12
LOB	19



Batter	1	2	3	4	5	6	7	8	9	AB	R	H	RBI	BB	SO	LOB	BOTTOM			
Damian Jackson, R OBP: 0.307, SLG: 0.372 (1, 6)	3-2 F9		3-2 P4	3-3 K			1-0 G6-3	2-1 FC6-4		5	0	1	0	0	1	4	Seattle Mariners @ San Diego Padres Qualcomm Stadium, San Diego, CA Fri Jun 04 1999, 10:05 PM EDT Att: 26,060 - Unknown - 65 F			
Eric Owens, R OBP: 0.306, SLG: 0.441 (1, 7)	0-0 BB		2-2 BB	2-0 G5-3			0-2 G6-3			4	0	2	0	0	0	2				
Phil Nevin, R OBP: 0.286, SLG: 0.471 (1, 2)	2-3 K		1 SAFE BB	1-2 BB		1-0 G6-3	1-2 F8			4	0	1	0	0	1	2				
Jim Leyritz, R OBP: 0.333, SLG: 0.462 David Newhan, L (8, PR) (9, 4)	4-2 BB		4-2 BB	1-2 BB		1-3 K		4-2 BB		1	0	0	0	3	1	0				
George Arias, R OBP: 0.250, SLG: 0.432 (1, 5)	2-2 F9		1-3 K			2-2 F8		1-3 K		4	0	0	0	0	2	6				
Ruben Rivera, R OBP: 0.239, SLG: 0.382 (1, 8)		0-0 HR	1-3 K			1-0 F8		2-1 FC4-6		3	1	1	1	0	1	3				
Gary Matthews, S (1, 9)		2-1 P4		4-1 BB		3-2 F9		4-2 FC4-6		2	1	0	0	2	0	0				
Ed Giovanola, L OBP: 0.367, SLG: 0.250 John Vander Wal, L OBP: 0.406, SLG: 0.472 Trevor Hoffman, R (8, PH) (9, 1)		2-1 G4-3		2-1 S		3-2 G3		3-1 FC4-6		3	0	1	0	0	0	0				
Sterling Hitchcock, L OBP: 0.182, SLG: 0.143 Brian Boehringer, S (6, 1) Quilvio Veras, S OBP: 0.346, SLG: 0.348 Donne Wall, R (7, PH) Dave Magadan, L OBP: 0.374, SLG: 0.388 (8, PH) (9, 3)		2-2 G1-3		0-3 K			0-0 F7	4-0 FC6-4		2	0	0	0	0	1	2				
Inning Stats	R: 0 E: 0 K: 1 S: 14	H: 1 LOB: 2 BB: 1 P: 24	R: 1 E: 0 K: 0 S: 8	H: 1 LOB: 0 BB: 0 P: 14	R: 0 E: 0 K: 2 S: 16	H: 2 LOB: 3 BB: 1 P: 27	R: 1 E: 0 K: 2 S: 10	H: 1 LOB: 1 BB: 1 P: 21	R: 0 E: 0 K: 1 S: 7	H: 0 LOB: 0 BB: 0 P: 11	R: 0 E: 0 K: 0 S: 7	H: 0 LOB: 0 BB: 0 P: 14	R: 0 E: 0 K: 0 S: 8	H: 1 LOB: 1 BB: 0 P: 10	R: 1 E: 0 K: 1 S: 16	H: 0 LOB: 3 BB: 3 P: 36		1B: 4 2B: 1 3B: 0 HR: 1	SF: 0 SAC: 0 DP: 0 HBP: 1	WP: 0 PB: 0 SB: 3 CS: 0
PITCHER	IP WLS BF H R ER SO	WLS L 1 0	IP WLS BF H R ER SO	IP WLS BF H R ER SO	IP WLS BF H R ER SO	IP WLS BF H R ER SO	IP WLS BF H R ER SO	IP WLS BF H R ER SO	IP WLS BF H R ER SO	IP WLS BF H R ER SO	IP WLS BF H R ER SO	IP WLS BF H R ER SO	IP WLS BF H R ER SO	IP WLS BF H R ER SO	IP WLS BF H R ER SO	IP WLS BF H R ER SO	ERA WHIP	ERA WHIP		
Jeff Fassero, L ERA: 6.9 (1, 1)	7.0		7.0		7.0		7.0		7.0		7.0		7.0		7.0		2.57	1.286		
Jose Paniagua, R ERA: 3.0 (8, 1)	0.2	L	0.2		0.2		0.2		0.2		0.2		0.2		0.2		13.50	4.500		
Jose Mesa, R ERA: 7.66 (8, 1)	0.1		0.1		0.1		0.1		0.1		0.1		0.1		0.1		0.00	0.000		

AB	30
R	3
H	6
RBI	2
BB	6
SO	7
LOB	21



WP	0
PB	0
SB	3
CS	0

WP	0
PA	37

Batter	1	2	3	4	5	6	7	8	9	10	AB	R	H	RBI	BB	SO	LOB	TOP					
Brian Hunter, R OBP: 0.323, SLG: 0.347 (1, 7)	1-2 G6-3		3-1 F8	0-2 F9		2-1 S 1B		4-2 S BB		0-0 P4	5	0	1	0	1	0	5						
David Bell, R OBP: 0.338, SLG: 0.515 (1, 4)	2-1 F8		2-2 1B		3-2 F8	2-2 F7		1-2 G6-3			5	0	1	0	0	0	3						
Ken Griffey Jr., L OBP: 0.416, SLG: 0.652 (1, 8)	0-0 P6		1-1 P6		1-0 L9	4-0 IBB			2-1 P6		4	0	0	0	1	0	2						
Alex Rodriguez, R OBP: 0.465, SLG: 0.762 (1, 6)		0-0 F8		1-2 1B 1B	4-2 1B BB	1-3 K			2-2 F8		4	2	1	0	1	1	3						
Butch Huskey, R OBP: 0.401, SLG: 0.596 Rafael Carmona, L 46 Jordan Zimmerman, R Jose Mesa, R (1, 3) (9, 1) (9, 1) (9, 1)		1-3 K		0-1 F8	4-2 1B BB		0-3 K		2-2 E3		4	0	0	0	1	2	1						
Russ Davis, R OBP: 0.308, SLG: 0.541 (1, 5)		2-1 1B		3-1 F9	1-0 1B		2-1 F9		2-3 K		5	0	2	1	0	1	2						
John Mabry, L OBP: 0.299, SLG: 0.421 (1, 9) (9, 3)		1-2 L7		3-2 1B 1B	1-1 P6		0-0 P3			4-0 G4-3 SH2-4 BB	4	0	1	0	1	0	3						
Dan Wilson, R OBP: 0.327, SLG: 0.405 (1, 2)			1-1 L7	1-1 1B BB		0-0 1B SH3-4 1B		3-1 L5		0-0 SH2-4	4	0	2	1	0	0	0						
Jamie Moyer, L OBP: 0.667, SLG: 0.500 Raul Ibanez, L OBP: 0.400, SLG: 0.421 (1, 1) (9, 9)			3-2 1B 1B	3-2 1B BB	4-1 1B BB	2-0 SH3-4		1-3 K		0-0 G4-3	2	0	1	0	1	1	0						
Inning Stats	R: 0 E: 0 K: 0 S: 6	H: 0 LOB: 0 BB: 0 P: 9	R: 0 E: 0 K: 1 S: 10	H: 1 LOB: 1 BB: 0 P: 14	R: 0 E: 0 K: 0 S: 14	H: 2 LOB: 2 BB: 0 P: 24	R: 1 E: 0 K: 0 S: 17	H: 3 LOB: 3 BB: 1 P: 29	R: 1 E: 0 K: 0 S: 14	H: 1 LOB: 2 BB: 2 P: 28	R: 0 E: 0 K: 1 S: 11	H: 0 LOB: 0 BB: 0 P: 8	R: 0 E: 0 K: 1 S: 11	H: 0 LOB: 1 BB: 1 P: 20	R: 0 E: 1 K: 1 S: 12	H: 0 LOB: 1 BB: 0 P: 20	R: 0 E: 0 K: 0 S: 3	H: 0 LOB: 1 BB: 1 P: 7	1B: 9 2B: 0 3B: 0 HR: 0	SF: 0 SAC: 2 DP: 0 HBP: 0	WP: 0 PB: 0 SB: 2 CS: 0	PA: 46	
PITCHER	IP WLS BF H R ER SO BB IBB HBP BLK WP HR S P ERA WHIP																				PITCHER	IP WLS BF H R ER SO BB IBB HBP BLK WP HR S P ERA WHIP	
Woody Williams, R ERA: 3.43 (1, 1)	5.1																					5.1	
Will Cunnane, R ERA: (6, 1)	0.2																					0.2	
Dan Miceli, R ERA: 4.88 (7, 1)	2.0																					2.0	
Trevor Hoffman, R ERA: 4.43 (9, 1)	1.0																					1.0	
Carlos Reyes, R ERA: 3.56 (10, 1)	1.0	W																					1.0

Seattle Mariners @ San Diego Padres
Qualcomm Stadium, San Diego, CA
Sat Jun 05 1999, 10:05 PM EDT
Att: 52,539 - Unknown - 65 F

livebaseballscorecards.com

AB	38
R	2
H	9
RBI	2
BB	6
SO	5
LOB	20



BOTTOM

Seattle Mariners @ San Diego Padres
Qualcomm Stadium, San Diego, CA

Sat Jun 05 1999, 10:05 PM EDT
Att. 52,539 - Unknown - 65 F

livebaseballscorecards.com

AB	32
R	3
H	7
RBI	3
BB	5
SO	7
LOB	9



WP:	0	PA:	38
PB:	0		
SB:	0		
CS:	0		

AB R H RBI BB SO LOB

4	0	1	0	1	1	1
4	0	1	1	1	1	1
3	0	0	0	0	1	0
3	1	1	1	1	0	1
3	0	1	0	0	0	1
0	0	0	0	1	0	0
3	1	1	1	0	1	1
1	0	0	0	0	0	3
0	0	0	0	0	0	0
4	0	0	0	0	1	0
4	1	2	0	0	2	0
1	0	0	0	0	0	0
0	0	0	0	0	0	0
1	0	0	0	0	0	1
0	0	0	0	0	0	0
0	0	0	0	1	0	0

1B: 5 SF: 0
2B: 1 SAC: 1
3B: 0 DP: 3
HR: 2 HBP: 0

Batter	1	2	3	4	5	6	7	8	9	10
Damian Jackson, R OBP: 0.310, SLG: 0.368 (1, 6)	1-0 G4-3		0-1 1B			1-0 G5-3		0-3 K		4-0 1B BB
Eric Owens, R OBP: 0.310, SLG: 0.434 (1, 7) (10, 8)	1-3 K		0-0 P6			1-1 F8			4-1 BB SH3-4 G1-2-3 BB	0-0 1B
Phil Nevin, R OBP: 0.277, SLG: 0.456 (1, 9) (10, 7)	3-2 K			2-1 E6 G5-4-3			0-0 P4		0-0 SH3-4	
Jim Leyritz, R OBP: 0.339, SLG: 0.486 (1, 3)		1-1 HR		3-2 F8			3-1 F9		4-0 BB IBB	
George Arias, R OBP: 0.253, SLG: 0.429 Dave Magadan, L OBP: 0.379, SLG: 0.388 (9, PH) (10, 5)		1-2 L1-3 1B		3-1 G5-4-3 SAFE 1-2f			3-2 P5		4-1 BB BB	
Ruben Rivera, R OBP: 0.241, SLG: 0.403 John Vander Wal, L OBP: 0.402, SLG: 0.467 Carlos Reyes, S (10, 1)		0-0 L1-3			3-3 K			2-1 HR	2-1 G1-2-3	
Greg Myers, L OBP: 0.394, SLG: 0.448 (1, 2)		1-3 K		0-1 G4-3				0-2 P7		0-0 F8
Ed Giovanola, L OBP: 0.382, SLG: 0.286 (1, 4)			3-3 K		3-3 K			3-1 FC5-4 1B		0-0 BB BB 1B
Woody Williams, R OBP: 0.189, SLG: 0.200 Will Cunnane, R Gary Matthews, S Dan Miceli, R Quilvio Veras, S OBP: 0.344, SLG: 0.346 Trevor Hoffman, R Mike Darr, L OBP: 0.467, SLG: 0.333 (1, 1) (6, 1) (6, PH) (7, 1) (8, PH) (9, 1) (10, 9)			0-2 G1-3			0-0 G1-3		1-2 FC5-4 1-2f		4-0 1B BB BB

Inning Stats	R: 0	H: 0	E: 0	K: 2	S: 7	R: 1	H: 2	E: 0	K: 1	S: 9	R: 0	H: 1	E: 0	K: 1	S: 9	R: 0	H: 0	E: 1	K: 0	S: 7	R: 0	H: 0	E: 0	K: 2	S: 9	R: 0	H: 0	E: 0	K: 0	S: 4	R: 0	H: 0	E: 0	K: 0	S: 7	R: 1	H: 2	E: 0	K: 1	S: 15	R: 0	H: 0	E: 0	K: 0	S: 7	R: 0	H: 0	E: 0	K: 0	S: 5	R: 0	H: 0	E: 0	K: 0	S: 3	R: 1	H: 2	E: 0	K: 0	S: 3	R: 0	H: 2	E: 0	K: 0	S: 5	R: 1	H: 2	E: 0	K: 0	S: 11	1B: 5	SF: 0	2B: 1	SAC: 1	3B: 0	DP: 3	HR: 2	HBP: 0	WP: 0	PA: 38
--------------	------	------	------	------	------	------	------	------	------	------	------	------	------	------	------	------	------	------	------	------	------	------	------	------	------	------	------	------	------	------	------	------	------	------	------	------	------	------	------	-------	------	------	------	------	------	------	------	------	------	------	------	------	------	------	------	------	------	------	------	------	------	------	------	------	------	------	------	------	------	-------	-------	-------	-------	--------	-------	-------	-------	--------	-------	--------

PITCHER	IP	WLS	BF	H	R	ER	SO	BB	IBB	HBP	BLK	WP	HR	S	P	ERA	WHIP
Jamie Moyer, L ERA: 5.22	8.0		28	5	2	2	7	0	0	0	0	0	2	67	106	2.25	0.625
Rafael Carmona, R ERA: 3.86	0.1		3	0	0	0	0	1	1	0	0	0	0	2	10	0.00	3.000
46 Jordan Zimmerman, L ERA: 7.71	0.0		1	0	0	0	0	1	0	0	0	0	0	1	5	∞	∞
Jose Mesa, R ERA: 7.71	1.0	L	6	2	1	1	0	2	0	0	0	0	0	5	15	9.00	4.000

Batter	1	2	3	4	5	6	7	8	9	AB R H RBI BB SO LOB	TOP																						
Brian Hunter, R OBP: 0.315, SLG: 0.337 (1, 7)	2-1 G6-3		0-1 F8			2-3 K	2-0 G5-3		0-1 G1-3	5 0 0 0 0 1 2																							
Alex Rodriguez, R OBP: 0.457, SLG: 0.736 (1, 6)	3-3 K			2-2 G6-3		4-2 BB BB		3-2 F7		3 0 0 0 1 1 0																							
Ken Griffey Jr., L OBP: 0.417, SLG: 0.647 (1, 8)	0-0 CS 1B			2-1 F8		4-1 SAFE SAFE BB		1-0 F8		3 0 1 0 1 0 0																							
Edgar Martinez, R OBP: 0.443, SLG: 0.554 John Mabry, L OBP: 0.299, SLG: 0.421 (1, 3) (8, 3)	2-1 CS 1-2	1-2 G6-3		1-2 E6		1-1 L9		2-1 HR		4 1 1 1 0 0 2 0 0 0 0 0 0 0																							
Raul Ibanez, L OBP: 0.375, SLG: 0.391 (1, 9)		2-2 G5-3		0-0 F7			1-1 E5 SH1-3 2B	0-0 S 1B		4 1 1 0 0 0 1																							
Russ Davis, R OBP: 0.303, SLG: 0.533 (1, 5)		1-1 G4-3			3-3 K		0-0 SH1-3	1-3 K		3 0 0 0 0 2 1																							
Tom Lampkin, L OBP: 0.359, SLG: 0.509 (1, 2)			1-2 HR		0-2 L9		3-1 1B 2B		1-3 K	4 2 2 2 0 1 0																							
David Bell, R OBP: 0.332, SLG: 0.505 (1, 4)			3-3 K		0-1 G6-3		0-1 F8		2-0 F9	4 0 0 0 0 1 1																							
Freddy Garcia, R OBP: 0.333, SLG: 0.333 Butch Huskey, R OBP: 0.405, SLG: 0.599 Jose Paniagua, R (9, 1) (9, 1)			0-0 G6-3			2-2 G6-3	0-0 1B		1-0 1B	3 0 1 1 0 0 0 1 0 1 0 0 0 0 0 0 0 0 0 0 0																							
Inning Stats	R: 0 E: 0 K: 1 S: 8	H: 1 LOB: 0 BB: 0 P: 15	R: 0 E: 0 K: 0 S: 9	H: 0 LOB: 0 BB: 0 P: 13	R: 1 E: 0 K: 1 S: 11	H: 1 LOB: 0 BB: 0 P: 15	R: 0 E: 1 K: 0 S: 9	H: 0 LOB: 1 BB: 0 P: 14	R: 0 E: 0 K: 1 S: 8	H: 0 LOB: 0 BB: 0 P: 11	R: 0 E: 0 K: 1 S: 17	H: 0 LOB: 2 BB: 2 P: 30	R: 2 E: 1 K: 0 S: 9	H: 2 LOB: 1 BB: 0 P: 15	R: 1 E: 0 K: 1 S: 11	H: 2 LOB: 1 BB: 0 P: 18	R: 0 E: 0 K: 1 S: 8	H: 1 LOB: 1 BB: 0 P: 12	1B: 4 2B: 1 3B: 0 HR: 2	SF: 0 SAC: 1 DP: 0 HBP: 0	WP: 0 PB: 0 SB: 1 CS: 1	PA: 38											
PITCHER Andy Ashby, R ERA: 3.65 Donne Wall, R ERA: 3.0	IP 8.0	WLS L	BF 33	H 6	R 4	ER 2	SO 5	BB 2	IBB 0	HBP 0	BLK 0	WP 0	HR 2	S 82	P 131	ERA 2.25	WHIP 1.000																
										PITCHER					IP	WLS	BF	H	R	ER	SO	BB	IBB	HBP	BLK	WP	HR	S	P	ERA	WHIP		

Seattle Mariners @ San Diego Padres
Qualcomm Stadium, San Diego, CA

Sun Jun 06 1999, 4:05 PM EDT
Att. 31,761 - Sunny - 72 F

livebaseballscorecards.com

AB 34
R 4
H 7
RBI 4
BB 2
SO 6
LOB 7



Batter	1	2	3	4	5	6	7	8	9	AB	R	H	RBI	BB	SO	LOB
Damian Jackson, R OBP: 0.322, SLG: 0.383 (1, 6)	1-1 G4-3		1-0 1B		4-2 BB			0-2 2B		3	0	2	1	1	0	0
Mike Darr, L OBP: 0.368, SLG: 0.250 (1, 9)	2-3 K		2-2 G1-3		0-1 F8			2-1 F7		4	0	0	0	0	1	4
Dave Magadan, L OBP: 0.375, SLG: 0.378 (1, 5)	1-1 L9			2-2 F8		4-1 CS BB		3-2 G4-3		3	0	0	0	1	0	1
John Vander Wal, L OBP: 0.396, SLG: 0.457 (1, 3)		1-3 K		1-0 FC4-6 1B		2-2 F7		1-1 G1-3		4	0	1	0	0	1	1
Phil Nevin, R OBP: 0.267, SLG: 0.436 (1, 2)		1-2 G6-3		1-2 FC4-6		3-3 K		0-3 K		4	0	0	0	0	2	2
Ruben Rivera, R OBP: 0.235, SLG: 0.391 (1, 8)		2-3 K		0-0 P5		3-2 F7		1-0 L7		4	0	0	0	0	1	1
Gary Matthews, S OBP: 0.500, SLG: 0.200 (1, 7)			1-1 E 1B		4-2 G5-3 BB		0-0 G3		2-1 1 0	2	1	1	0	1	0	0
Ed Giovanola, L OBP: 0.351, SLG: 0.258 (1, 4)			3-3 K		1-0 F7		2-2 G4-3		3 0 0 0 0 1 2	3	0	0	0	0	1	2
Andy Ashby, R OBP: 0.083, SLG: 0.087 (1, 1)			1-0 G6-3		0-0 G5-3			1-1 L7		2	0	0	0	0	0	2
Quilvio Veras, S OBP: 0.343, SLG: 0.344 (8, PH)										1	0	0	0	0	0	0
Donne Wall, R (9, 1)										0	0	0	0	0	0	0

Inning Stats	R: 0	H: 0	R: 0	H: 0	R: 1	H: 2	R: 0	H: 1	R: 0	H: 0	R: 0	H: 0	R: 0	H: 1	R: 0	H: 0	R: 0	H: 0	R: 0	H: 0	1B: 3	SF: 0	WP: 0	PA: 33
	E: 0	LOB: 0	E: 0	LOB: 0	E: 1	LOB: 1	E: 0	LOB: 1	E: 0	LOB: 2	E: 0	LOB: 1	E: 0	LOB: 1	E: 0	LOB: 0	E: 0	LOB: 0	E: 0	LOB: 0	2B: 2	SAC: 0	PB: 0	
	K: 1	BB: 0	K: 2	BB: 0	K: 1	BB: 0	K: 0	BB: 0	K: 0	BB: 2	K: 1	BB: 1	K: 0	BB: 0	K: 0	BB: 0	K: 1	BB: 0	K: 1	BB: 0	3B: 0	DP: 1	SB: 1	
	S: 8	P: 12	S: 9	P: 13	S: 10	P: 18	S: 9	P: 13	S: 8	P: 17	S: 7	P: 16	S: 7	P: 12	S: 12	P: 18	S: 6	P: 8	S: 6	P: 8	HR: 0	HBP: 0	CS: 1	

PITCHER	IP	WLS	BF	H	R	ER	SO	BB	IBB	HBP	BLK	WP	HR	S	P	ERA	WHIP
Freddy Garcia, R ERA: 4.22 (1, 1)	8.0	W	30	4	1	0	5	3	0	0	0	0	0	70	119	0.00	0.875
Jose Paniagua, R ERA: 2.91 (9, 1)	1.0	S	3	0	0	0	1	0	0	0	0	0	0	6	8	0.00	0.000


BOTTOM


Seattle Mariners @ San Diego Padres
Qualcomm Stadium, San Diego, CA

Sun Jun 06 1999, 4:05 PM EDT
Att: 31,761 - Sunny - 72 F

livebaseballscorecards.com

AB	30
R	1
H	4
RBI	1
BB	3
SO	6
LOB	13



Batter	1	2	3	4	5	6	7	8	9	AB R H RBI BB SO LOB	TOP															
Brian Hunter, R OBP: 0.312, SLG: 0.333 (1, 7)	2-1 1B CS 1B		1-1 P4			2-2 P4			1-0 P3	5 1 1 0 0 0 3	<p>Seattle Mariners @ Colorado Rockies Coors Field, Denver, CO Mon Jun 07 1999, 7:05 PM MDT Att. 40,692 - Unknown - 83 F</p> <p>livebaseballscorecards.com</p> <table border="1"> <tr><td>AB</td><td>34</td></tr> <tr><td>R</td><td>4</td></tr> <tr><td>H</td><td>8</td></tr> <tr><td>RBI</td><td>3</td></tr> <tr><td>BB</td><td>5</td></tr> <tr><td>SO</td><td>11</td></tr> <tr><td>LOB</td><td>19</td></tr> </table> 	AB	34	R	4	H	8	RBI	3	BB	5	SO	11	LOB	19	
AB	34																									
R	4																									
H	8																									
RBI	3																									
BB	5																									
SO	11																									
LOB	19																									
Alex Rodriguez, R OBP: 0.473, SLG: 0.744 (1, 6)	3-2 CS 1B		4-2 1-2 BB			1-0 G4-3 1B 2B			2-3 K	3 2 2 1 2 1 0																
Ken Griffey Jr., L OBP: 0.409, SLG: 0.632 (1, 8)	0-0 P4		1-3 K			0-0 G4-3 2-3			1-3 K	5 0 0 0 0 2 6																
Edgar Martinez, R OBP: 0.444, SLG: 0.550 David Segui, S OBP: 0.332, SLG: 0.458 (1, 3) (7, 3)	3-3 K 1-2 3-H					1-1 BB 1B			1-0 F8 2-3	3 0 1 0 1 1 2 0 0 0 0 0 0 0																
Butch Huskey, R OBP: 0.407, SLG: 0.596 John Mabry, L OBP: 0.299, SLG: 0.421 (1, 9) (9, 9)						0-1 K			1-0 K 1-2 1B	4 0 2 2 0 1 1 0 0 0 0 0 0 0																
Russ Davis, R OBP: 0.297, SLG: 0.521 (1, 5)						2-3 K			3-3 K	4 0 0 0 0 3 4																
David Bell, R OBP: 0.331, SLG: 0.498 (1, 4)						4-0 1-2 BB			3-2 L7	3 0 0 0 1 0 0																
Dan Wilson, R OBP: 0.325, SLG: 0.401 (1, 2)						1-3 K			0-0 G1-3	4 0 1 0 0 2 2																
John Halama, L OBP: 0.500, SLG: 0.667 Jose Paniagua, R Jose Mesa, R (1, 1) (8, 1) (9, 1)						4-1 BB BB			1-3 K	3 1 1 0 1 1 1 0 0 0 0 0 0 0 0 0 0 0 0 0 0																
Inning Stats	R: 1 E: 0 K: 1 S: 11	H: 2 LOB: 2 BB: 0 P: 19	R: 0 E: 0 K: 0 S: 5	H: 0 LOB: 0 BB: 0 P: 9	R: 0 E: 0 K: 2 S: 11	H: 0 LOB: 2 BB: 2 P: 22	R: 0 E: 0 K: 3 S: 12	H: 1 LOB: 2 BB: 1 P: 20	R: 2 E: 0 K: 1 S: 15	H: 3 LOB: 2 BB: 1 P: 27	R: 0 E: 0 K: 0 S: 8	H: 1 LOB: 1 BB: 0 P: 11	R: 1 E: 0 K: 1 S: 9	H: 1 LOB: 1 BB: 1 P: 18	R: 0 E: 0 K: 1 S: 7	H: 0 LOB: 0 BB: 0 P: 11	R: 0 E: 0 K: 2 S: 7	H: 0 LOB: 0 BB: 0 P: 11	1B: 6 2B: 3 3B: 0 HR: 0	SF: 0 SAC: 0 DP: 1 HBP: 0	WP: 0 PB: 0 SB: 0 CS: 2	PA: 39				
PITCHER	IP WLS BF H R ER SO BB IBB HBP BLK WP HR S P ERA WHIP	(1, 1) Bobby Jones, L ERA: 4.83	(7, 1) Curt Leskanic, R ERA: 5.34	(9, 1) Jerry Dipoto, R ERA: 3.98	PITCHER																					

Batter	1	2	3	4	5	6	7	8	9	AB	R	H	RBI	BB	SO	LOB
Darryl Hamilton, L OBP: 0.357, SLG: 0.384 (1, 8)	0-1 P5		0-1 1B			1-1 1B		1-1 1B		4	0	3	0	0	0	0
Neifi Perez, S OBP: 0.319, SLG: 0.431 (1, 6)	0-1 B1-3		3-3 K			0-0 G5-4-3		0-0 SH5-4		3	0	0	0	0	1	3
Larry Walker, L OBP: 0.432, SLG: 0.655 (1, 9)	0-2 L8		2-0 G5-3			0-0 G4-3		4-2 BB		3	0	0	0	1	0	2
Dante Bichette, R OBP: 0.325, SLG: 0.488 (1, 7)		1-0 1B		2-2 G6-3			1-1 F8	1-0 G5-4-3		4	0	1	0	0	0	3
Vinny Castilla, R OBP: 0.346, SLG: 0.510 (1, 5)		0-1 F8		0-0 G5-3			1-1 F9		3-1 G6-3	4	0	0	0	0	0	1
17 Todd Helton, L OBP: 0.355, SLG: 0.495 (1, 3)		1-1 G4-6-3		3-2 G6-3			1-2 1B		2-2 F7	4	0	1	0	0	0	1
Henry Blanco, R OBP: 0.361, SLG: 0.459 Lenny Harris, L OBP: 0.264, SLG: 0.275 (9, PH)			0-0 2B		0-1 F8		1-2 F9		2-1 G3-1	3	1	1	0	0	0	1
Terry Shumpert, R OBP: 0.500, SLG: 1.200 (1, 4)			0-0 2B		2-2 G6-3			1-2 HR		3	1	2	1	0	0	0
Bobby Jones, R OBP: 0.200, SLG: 0.125 Curt Leskanic, R (7, 1) Angel Echevarria, R OBP: 0.333, SLG: 0.519 7 Kurt Abbott, R OBP: 0.238, SLG: 0.308 Jerry Dipoto, R (9, 1)			0-0 SF8		2-1 G6-3			3-1 1B		1	0	0	1	0	0	0

Inning Stats	R: 0	H: 0	E: 0	K: 0	S: 7	R: 0	H: 1	E: 0	K: 0	S: 5	R: 1	H: 3	E: 0	K: 1	S: 9	R: 0	H: 0	E: 0	K: 0	S: 9	R: 0	H: 0	E: 0	K: 0	S: 7	R: 0	H: 1	E: 0	K: 0	S: 4	R: 0	H: 1	E: 0	K: 0	S: 10	R: 1	H: 3	E: 0	K: 0	S: 12	R: 0	H: 0	E: 0	K: 0	S: 8	1B: 7	SF: 1	2B: 1	SAC: 1	3B: 0	DP: 3	HR: 1	HBP: 0	WP: 0	PA: 34
--------------	------	------	------	------	------	------	------	------	------	------	------	------	------	------	------	------	------	------	------	------	------	------	------	------	------	------	------	------	------	------	------	------	------	------	-------	------	------	------	------	-------	------	------	------	------	------	-------	-------	-------	--------	-------	-------	-------	--------	-------	--------

PITCHER	IP	WLS	BF	H	R	ER	SO	BB	IBB	HBP	BLK	WP	HR	S	P	ERA	WHIP
John Halama, L ERA: 4.08 (1, 1)	7.1	W	30	9	2	2	1	1	0	0	0	0	1	62	92	2.46	1.364
Jose Paniagua, R ERA: 2.86 (8, 1)	0.2	H	1	0	0	0	0	0	0	0	0	0	0	1	2	0.00	0.000
Jose Mesa, R ERA: 7.4 (9, 1)	1.0	S	3	0	0	0	0	0	0	0	0	0	0	8	15	0.00	0.000

BOTTOM

Seattle Mariners @ Colorado Rockies
Coors Field, Denver, CO
Mon Jun 07 1999, 7:05 PM MDT
Att: 40,692 - Unknown - 83 F

livebaseballscores.com

AB	31
R	2
H	9
RBI	2
BB	1
SO	1
LOB	11



Batter	1	2	3	4	5	6	7	8	9	AB	R	H	RBI	BB	SO	LOB	TOP								
Brian Hunter, R OBP: 0.313, SLG: 0.330 (1, 7)										5	2	1	0	0	1	1									
Alex Rodriguez, R OBP: 0.478, SLG: 0.768 (1, 6)										5	2	3	2	0	2	0									
Ken Griffey Jr., L OBP: 0.421, SLG: 0.670 (1, 8)										3	2	3	4	2	0	0									
David Segui, S OBP: 0.338, SLG: 0.456 (1, 3)										3	0	1	0	2	0	1									
Butch Huskey, R OBP: 0.401, SLG: 0.603 Matt Mieske, R OBP: 0.410, SLG: 0.703 (1, 9) (8, 9)										5	1	1	1	0	0	7									
John Mabry, L OBP: 0.315, SLG: 0.434 (1, 5)										3	1	2	0	2	0	2									
Tom Lampkin, L OBP: 0.362, SLG: 0.532 (1, 2)										5	2	2	1	0	2	6									
Rafael Bourquigal, R OBP: 0.365, SLG: 0.500 (1, 4)										4	0	1	1	0	0	2									
Frankie Rodriguez, R OBP: 0.333, SLG: 0.333 28 Ken Cloude, R (6, 1)										3	0	1	1	0	0	1									
Inning Stats	R: 6 E: 1 K: 0 S: 20	H: 7 LOB: 1 BB: 0 P: 30	R: 0 E: 0 K: 1 S: 10	H: 0 LOB: 1 BB: 1 P: 20	R: 0 E: 0 K: 1 S: 12	H: 1 LOB: 1 BB: 0 P: 16	R: 1 E: 0 K: 1 S: 22	H: 1 LOB: 3 BB: 3 P: 44	R: 0 E: 0 K: 1 S: 5	H: 1 LOB: 0 BB: 0 P: 8	R: 1 E: 0 K: 0 S: 11	H: 2 LOB: 1 BB: 1 P: 19	R: 1 E: 0 K: 0 S: 14	H: 1 LOB: 0 BB: 0 P: 19	R: 1 E: 0 K: 1 S: 14	H: 2 LOB: 2 BB: 1 P: 23	R: 0 E: 0 K: 0 S: 6	H: 0 LOB: 0 BB: 0 P: 12	1B: 8 2B: 3 3B: 1 HR: 4	SF: 1 SAC: 0 DP: 2 HBP: 1	WP: 2 PB: 0 SB: 2 CS: 0	PA: 46			
PITCHER	IP	WLS	BF	H	R	ER	SO	BB	IBB	HBP	BLK	WP	HR	S	P	ERA	WHIP								
Mark Brownson, R ERA: 7.36 (1, 1)	0.2	L	9	7	6	6	0	0	0	0	0	0	2	19	28	81.00	10.500								
Chuck McElroy, L ERA: 6.75 (1, 1)	2.1		9	1	0	0	2	1	0	0	0	0	0	23	38	0.00	0.857								
David Lee, R ERA: 7.04 (4, 1)	1.0		7	1	1	1	1	3	0	1	0	0	0	22	44	9.00	4.000								
Mike DeJean, R ERA: 7.0 (5, 1)	3.0		12	4	2	2	1	1	0	0	0	0	1	30	46	6.00	1.667								
Dave Veres, R ERA: 4.71 (8, 1)	2.0		9	2	1	1	1	1	0	0	0	2	1	20	35	4.50	1.500								

Seattle Mariners @ Colorado Rockies
Coors Field, Denver, CO
Tue Jun 08 1999, 7:05 PM MDT
Att. 41,940 - Unknown - 83 F

livebaseballscorecards.com

AB	38
R	10
H	15
RBI	10
BB	6
SO	5
LOB	20



Batter	1	2	3	4	5	6	7	8	9	AB	R	H	RBI	BB	SO	LOB
Darryl Hamilton, L OBP: 0.367, SLG: 0.392 (1, 8)	4-2 1B BB	2-2 1B		1-2 1B		1-1 G5-3		0-0 1B		4	1	3	2	1	0	0
Neifi Perez, S OBP: 0.317, SLG: 0.426 (1, 6)	0-0 1B 1B	0-0 G4-3		2-3 K			2-1 F9	0-1 F8		5	1	1	0	0	1	4
Larry Walker, L OBP: 0.433, SLG: 0.671 David Lee, R Mike DeJean, R Edgard Clemente, R OBP: 0.333, SLG: 0.364 Dave Veres, R 7 Kurt Abbott, R OBP: 0.233, SLG: 0.300 (1, 9) (4, 1) (5, 1) (7, PH) (8, 1) (9, PH)	2-2 F7		2-0 HR		1-3 K		1-3 K		1-2 G4-3	2	1	1	1	0	0	2
Dante Bichette, R OBP: 0.326, SLG: 0.486 (1, 7)	1-2 1B 1B		1-1 G5-3		3-2 G1-3		0-1 FC4 1B		0-3 K	5	0	2	1	0	1	0
Vinny Castilla, R OBP: 0.347, SLG: 0.507 (1, 5)	0-1 1B 1B		0-1 FC6-4 1B		3-1 E6 17 BB		0-0 FC4		0-1 G6-3	5	0	2	1	0	0	1
17 Todd Helton, L OBP: 0.358, SLG: 0.489 (1, 3)	1-0 G4-6-3		2-0 FC6-4		4-0 BB			4-2 FC4-6 BB		2	0	0	0	2	0	3
Lenny Harris, L OBP: 0.250, SLG: 0.260 (1, 4)		1-2 L4	1-0 G4-3		3-1 P5			0-0 FC4-6 1B		4	1	0	0	0	0	4
Jeff Reed, L OBP: 0.368, SLG: 0.385 (1, 2)		1-0 E3 1B		1-0 L9		3-2 L4		1-1 G1-3 1B		4	1	1	0	0	0	0
Mark Brownson, L Chuck McElroy, L Angel Echevarria, R OBP: 0.317, SLG: 0.491 (1, 1) (1, 1) (4, 9)		0-0 F7		2-3 K		0-1 F8		0-1 G1-3		0	0	0	0	0	0	0
								1-2 2-3		1	0	0	0	0	0	1
										3	0	0	0	0	1	2

Inning Stats	R: 2	H: 3	E: 0	K: 0	S: 15	LOB: 1	BB: 1	P: 23	R: 0	H: 1	E: 1	K: 0	S: 9	LOB: 2	BB: 0	P: 13	R: 1	H: 2	E: 0	K: 0	S: 7	LOB: 1	BB: 0	P: 13	R: 0	H: 1	E: 0	K: 2	S: 10	LOB: 0	BB: 0	P: 16	R: 0	H: 0	E: 1	K: 1	S: 12	LOB: 2	BB: 1	P: 26	R: 0	H: 0	E: 0	K: 0	S: 7	LOB: 0	BB: 0	P: 11	R: 0	H: 1	E: 0	K: 1	S: 8	LOB: 1	BB: 0	P: 11	R: 2	H: 2	E: 0	K: 0	S: 12	LOB: 1	BB: 1	P: 17	R: 0	H: 0	E: 0	K: 1	S: 9	LOB: 0	BB: 0	P: 10	1B: 9	2B: 0	3B: 0	HR: 1	SF: 0	SAC: 0	DP: 1	HBP: 0	WP: 0	PA: 41
PITCHER	IP	WLS	BF	H	R	ER	SO	BB	IBB	HBP	BLK	WP	HR	S	P	ERA	WHIP																																																																	
Frankie Rodriguez, R ERA: 3.6 (1, 1)	5.0	W	25	7	3	3	3	2	0	0	0	0	1	53	91	5.40	1.800																																																																	
28 Ken Cloude, R ERA: 7.07 (6, 1)	4.0	S	16	3	2	2	2	1	0	0	0	0	0	36	49	4.50	1.000																																																																	

BOTTOM

Seattle Mariners @ Colorado Rockies
Coors Field, Denver, CO
Tue Jun 08 1999, 7:05 PM MDT
Att: 41,940 - Unknown - 83 F

livebaseballscores.com

AB	38
R	5
H	10
RBI	5
BB	3
SO	5
LOB	17



Batter 1 2 3 4 5 6 7 8 9 AB R H RBI BB SO LOB TOP

David Bell, R (1, 4) OBP: 0.332, SLG: 0.507	4-1 HR BB		2-1 G3		0-0 HR		2-2 G5-3		2-1 L7	4 2 1 1 1 0 1
Alex Rodriguez, R (1, 6) OBP: 0.487, SLG: 0.740	0-0 F9		3-2 P4		0-0 G6-3		0-1 E5 3B		1-0 DI 1B	5 2 1 0 0 0 2
Ken Griffey Jr., L (1, 8) OBP: 0.420, SLG: 0.686	1-2 P3			3-2 HR	3-3 K		2-1 G6-3 3B		3-1 F8	5 2 2 3 0 1 2
Butch Huskey, R (1, 7) OBP: 0.407, SLG: 0.622 (7, 9)	1-0 HR			1-1 BB 1B G6-4-3	2-2 P4		1-2 G6-3		1-0 1B	5 2 3 4 0 0 0
Matt Mieske, R (1, 9) OBP: 0.405, SLG: 0.675 John Mabry, L (7, PH) OBP: 0.313, SLG: 0.431 Rafael Carmona, L (7, 1) 46 Jordan Zimmerman, R (7, 1)	3-2 G6-3			1-1 G6-4-3 BB 1B			0-2 G5-3		1-2 G5-3	3 1 1 0 0 0 0 1 0
David Segui, S (1, 3) OBP: 0.346, SLG: 0.474		0-0 L5		4-1 G6-4-3 BB			2-2 HR		0-0 FC3-6 1B	3 1 2 1 1 0 0
Russ Davis, R (1, 5) OBP: 0.291, SLG: 0.510		1-3 K		0-0 G6-4-3			1-3 K		1-1 FC3-6	4 0 0 0 0 2 3
Dan Wilson, R (1, 2) OBP: 0.323, SLG: 0.397		2-2 G1-3		1-2 1B			1-0 L9		2-3 K	4 0 1 1 0 1 1
Jeff Fassero, L (1, 1) Mac Suzuki, R (5, 1) Brian Hunter, R (7, PH) (7, 7)			0-3 K		3-3 K		0-0 G5-3 3B 1B		0-1 F9	2 0 0 0 0 2 1 0 0 0 0 0 0 0 2 1 1 0 0 0 1

Inning Stats	R: 2 E: 0 K: 0 S: 10	H: 1 LOB: 0 BB: 1 P: 19	R: 0 E: 0 K: 1 S: 9	H: 0 LOB: 0 BB: 0 P: 12	R: 0 E: 0 K: 1 S: 8	H: 0 LOB: 0 BB: 0 P: 13	R: 3 E: 0 K: 1 S: 16	H: 4 LOB: 1 BB: 1 P: 29	R: 1 E: 0 K: 1 S: 9	H: 1 LOB: 0 BB: 0 P: 14	R: 1 E: 0 K: 1 S: 10	H: 1 LOB: 0 BB: 0 P: 14	R: 3 E: 1 K: 0 S: 15	H: 2 LOB: 0 BB: 0 P: 21	R: 0 E: 0 K: 1 S: 8	H: 1 LOB: 1 BB: 0 P: 11	R: 1 E: 0 K: 0 S: 6	H: 2 LOB: 1 BB: 0 P: 13	1B: 7 2B: 0 3B: 1 HR: 4	SF: 0 SAC: 0 DP: 1 HBP: 0	WP: 0 PB: 0 SB: 0 CS: 0	PA: 40
--------------	-------------------------------	----------------------------------	------------------------------	----------------------------------	------------------------------	----------------------------------	-------------------------------	----------------------------------	------------------------------	----------------------------------	-------------------------------	----------------------------------	-------------------------------	----------------------------------	------------------------------	----------------------------------	------------------------------	----------------------------------	----------------------------------	------------------------------------	----------------------------------	--------

PITCHER	IP	WLS	BF	H	R	ER	SO	BB	IBB	HBP	BLK	WP	HR	S	P	ERA	WHIP										
Brian Bohanon, L (1, 1) ERA: 5.12	6.1	W	28	8	8	8	5	2	0	0	0	0	4	66	107	11.37	1.579										
Curt Leskanic, R (7, 1) ERA: 5.04	1.2		8	2	2	0	1	0	0	0	0	0	0	19	26	0.00	1.200										
Jerry Dipoto, R (9, 1) ERA: 4.13	1.0		4	2	1	1	0	0	0	0	0	0	0	6	13	9.00	2.000										

Seattle Mariners @ Colorado Rockies
Coors Field, Denver, CO
Wed Jun 09 1999, 7:05 PM MDT
Att. 40,671 - Overcast - 72 F

livebaseballscorecards.com

AB	38
R	11
H	12
RBI	10
BB	2
SO	6
LOB	11



Batter	1	2	3	4	5	6	7	8	9	AB	R	H	RBI	BB	SO	LOB
Terry Shumpert, R (1, 4) OBP: 0.400, SLG: 0.933	F7		E5 7 BB E	K		F9	2B			5	1	1	0	0	1	1
Neifi Perez, S (1, 6) OBP: 0.314, SLG: 0.421	G4-3		K		7 HR 1B	F8	G6-3			5	1	1	0	0	1	3
7 Kurt Abbott, R (1, 3) 17 Todd Helton, L (8, 3) OBP: 0.277, SLG: 0.395 OBP: 0.356, SLG: 0.487	G5-3		FC6-4 BB		HR		BB BB G4-3-6 1B	G6-3		3	2	2	2	1	0	0
Dante Bichette, R (1, 7) OBP: 0.328, SLG: 0.495		L7	FC6-4 WP HR		HR		G4-3-6 BB 1B BB	G5-3		4	3	1	2	1	0	1
Vinny Castilla, R (1, 5) OBP: 0.353, SLG: 0.502		G6-3	HR BB		2B BB		G4-3-6 BB 1B BB	F8		2	2	0	0	3	0	0
Angel Echevarria, R (1, 9) Darryl Hamilton, L (7, PH) OBP: 0.348, SLG: 0.633 OBP: 0.366, SLG: 0.390		HR	HR		2B		G4-3-6			3	2	3	5	0	0	0
Henry Blanco, R (1, 2) OBP: 0.356, SLG: 0.442		F8	G6-3		L9		1B HR BB			3	1	0	0	1	0	1
Edgard Clemente, R (1, 8) OBP: 0.375, SLG: 0.600			HR		F7		P5			4	2	2	2	0	0	1
Brian Bohanon, L (1, 1) Curt Leskanic, R (7, 1) Jerry Dipoto, R (9, 1) OBP: 0.182, SLG: 0.129 OBP: 1.000, SLG: 4.000			BB E FC6-4 1B		K		G4-3			3	1	1	0	0	1	0

Inning Stats	R: 0	H: 0	E: 0	K: 0	S: 7	R: 1	H: 1	E: 0	K: 0	S: 9	R: 6	H: 3	E: 2	K: 1	S: 21	R: 4	H: 4	E: 0	K: 0	S: 15	R: 0	H: 0	E: 0	K: 0	S: 6	R: 5	H: 4	E: 0	K: 0	S: 17	R: 0	H: 0	E: 0	K: 0	S: 4	
	LOB: 0	BB: 0				LOB: 0	BB: 0				LOB: 0	BB: 2				LOB: 0	BB: 1				LOB: 0	BB: 0				LOB: 1	BB: 3				LOB: 0	BB: 0				

PITCHER	IP	WLS	BF	H	R	ER	SO	BB	IBB	HBP	BLK	WP	HR	S	P	ERA	WHIP
Jeff Fassero, L (1, 1) ERA: 7.0	4.0	L	21	6	9	4	3	2	0	0	0	1	4	52	85	9.00	2.000
Mac Suzuki, R (5, 1) ERA: 9.0	2.0		8	2	2	2	0	1	0	0	0	1	16	30	9.00	1.500	
Rafael Carmona, R (7, 1) ERA: 8.1	0.2		8	4	5	5	0	3	0	0	0	1	15	32	67.50	10.500	
46 Jordan Zimmerman, L (7, 1) ERA: 6.0	1.1		4	0	0	0	0	0	0	0	0	0	6	11	0.00	0.000	

BOTTOM

Seattle Mariners @ Colorado Rockies
Coors Field, Denver, CO

Wed Jun 09 1999, 7:05 PM MDT
Att: 40,671 - Overcast - 72 F

livebaseballscorecards.com

AB	35
R	16
H	12
RBI	14
BB	6
SO	3
LOB	9



WP: 1	PA: 41
PB: 0	
SB: 0	
CS: 1	

Batter	1	2	3	4	5	6	7	8	9	AB R H RBI BB SO LOB	TOP											
F.P. Santangelo, S (1, 8) OBP: 0.434, SLG: 0.388 Marvin Benard, L (9, PH) OBP: 0.340, SLG: 0.379	2-2 G5-3	2-0 G5-3			2-2 G6-3		0-1 G1-3		1-2 1B	4 0 0 0 0 0 2 1 0 1 0 0 0 0												
Bill Mueller, S (1, 5) OBP: 0.350, SLG: 0.337	2-2 G6-3		0-0 F9			1-2 G4-3		1-0 F8	2-1 G1-2-3	5 0 0 0 0 0 3												
Barry Bonds, L (1, 7) OBP: 0.467, SLG: 0.702	4-2 1B BB		1-1 P2			4-2 S BB		3-3 K		2 0 0 0 2 1 0												
Jeff Kent, R (1, 4) OBP: 0.367, SLG: 0.480	2-0 1-2 1B		0-1 G5-3			0-2 F9		0-0 1B 2B		4 1 2 0 0 0 1												
Charlie Hayes, R (1, 10) OBP: 0.262, SLG: 0.252	0-1 P6				0-3 K		0-1 F9	3-2 2-H 1B		4 0 1 1 0 1 3												
Stan Javier, S (1, 9) OBP: 0.390, SLG: 0.433		2-2 HR 2B			1-1 F9		2-1 2B 1B	3-3 K		4 1 2 0 0 1 1												
J.T. Snow, L (1, 3) OBP: 0.378, SLG: 0.445		2-2 2-H HR			1-0 G4-3		0-1 1-3 2B		1-0 F7	4 1 2 2 0 0 0												
Rich Aurilia, R (1, 6) OBP: 0.357, SLG: 0.500		1-1 P3			0-0 F8		2-1 F7		1-0 1B BB G1-2-3 1B	4 0 1 0 0 0 2												
Scott Servais, R (1, 2) OBP: 0.327, SLG: 0.427 Brent Mayne, L (9, PH) OBP: 0.408, SLG: 0.476		1-1 P5			1-3 K		1-1 P2		4-0 1B BB	3 0 0 0 0 1 2 0 0 0 0 1 0 0												
Inning Stats	R: 0 E: 0 K: 0 S: 11	H: 1 LOB: 2 BB: 1 P: 21	R: 2 E: 0 K: 0 S: 12	H: 2 LOB: 0 BB: 0 P: 20	R: 0 E: 0 K: 0 S: 5	H: 0 LOB: 0 BB: 0 P: 6	R: 0 E: 0 K: 1 S: 6	H: 0 LOB: 0 BB: 0 P: 8	R: 0 E: 0 K: 1 S: 7	H: 0 LOB: 0 BB: 0 P: 10	R: 0 E: 0 K: 0 S: 11	H: 0 LOB: 1 BB: 1 P: 16	R: 0 E: 0 K: 0 S: 10	H: 2 LOB: 2 BB: 0 P: 15	R: 1 E: 0 K: 2 S: 12	H: 2 LOB: 1 BB: 0 P: 22	R: 0 E: 0 K: 0 S: 7	H: 2 LOB: 2 BB: 1 P: 16	1B: 5 2B: 3 3B: 0 HR: 1	SF: 0 SAC: 0 DP: 1 HBP: 0	WP: 0 PB: 0 SB: 1 CS: 0	PA: 38
PITCHER	IP WLS BF H R ER SO BB IBB HBP BLK WP HR S P ERA WHIP																					
Jamie Moyer, L (1, 1) ERA: 5.09	7.2 W 32 7 3 3 3 2 0 0 0 0 0 1 70 111 3.52 1.174																					
Jose Paniagua, R (8, 1) ERA: 2.8	0.2 5 2 0 0 1 1 0 0 0 0 0 0 9 19 0.00 4.500																					
Jose Mesa, R (9, 1) ERA: 7.2	0.2 S 1 0 0 0 0 0 0 0 0 0 0 0 2 4 0.00 0.000																					

San Francisco Giants @ Seattle Mariners
 The Kingdom, Seattle, WA
 Fri Jun 11 1999, 10:05 PM EDT
 Att. 29,527 - Dome - 72 F

livebaseballscorecards.com

AB	35
R	3
H	9
RBI	3
BB	3
SO	4
LOB	14



Batter	1	2	3	4	5	6	7	8	9	AB	R	H	RBI	BB	SO	LOB
Brian Hunter, R OBP: 0.313, SLG: 0.330 (1, 7)										4	0	1	0	0	0	2
Alex Rodriguez, R OBP: 0.460, SLG: 0.725 (1, 6)										2	1	0	1	0	0	1
Ken Griffey Jr., L OBP: 0.418, SLG: 0.679 (1, 8)										4	0	1	0	0	0	2
Edgar Martinez, R OBP: 0.445, SLG: 0.565 (1, 10)										4	1	2	2	0	1	2
Butch Huskey, R OBP: 0.403, SLG: 0.610 (1, 9)										3	1	0	0	1	1	2
John Mabry, L OBP: 0.313, SLG: 0.431 (9, 9)										0	0	0	0	0	0	0
David Segui, S OBP: 0.348, SLG: 0.475 (1, 3)										4	1	2	0	0	0	1
Russ Davis, R OBP: 0.290, SLG: 0.503 (1, 5)										3	1	0	0	1	0	0
David Bell, R OBP: 0.335, SLG: 0.507 (1, 4)										4	1	2	2	0	0	0
Dan Wilson, R OBP: 0.327, SLG: 0.413 (1, 2)										4	1	2	2	0	0	1

Inning Stats	R: 6	H: 4	E: 0	LOB: 1	K: 0	BB: 2	S: 18	R: 0	H: 1	E: 0	LOB: 1	K: 1	BB: 0	S: 17	R: 0	H: 1	E: 0	LOB: 0	K: 0	BB: 0	S: 3	R: 1	H: 2	E: 0	LOB: 1	K: 1	BB: 0	S: 15	R: 0	H: 0	E: 0	LOB: 0	K: 0	BB: 0	S: 7	R: 0	H: 1	E: 0	LOB: 1	K: 0	BB: 0	S: 7	R: 0	H: 1	E: 0	LOB: 1	K: 0	BB: 0	S: 10	R: 0	H: 0	E: 0	LOB: 0	K: 0	BB: 0	S: 11	R: 0	H: 0	E: 0	LOB: 0	K: 0	BB: 0	S: 19
1B: 7	SF: 1	2B: 2	SAC: 0	3B: 0	DP: 0	HR: 1	HBP: 1	WP: 0	PA: 36	PB: 0	SB: 2	CS: 0																																																			

PITCHER	IP	WLS	BF	H	R	ER	SO	BB	IBB	HBP	BLK	WP	HR	S	P	ERA	WHIP
Mark Gardner, R ERA: 8.31 (1, 1)	6.0	L	29	9	7	7	2	2	0	1	0	0	1	67	111	10.50	1.833
Julian Tavarez, R ERA: 7.71 (7, 1)	1.0		4	1	0	0	0	0	0	0	0	0	0	10	16	0.00	1.000
Jerry Spradlin, R ERA: 5.63 (8, 1)	1.0		3	0	0	0	0	0	0	0	0	0	0	11	19	0.00	0.000

BOTTOM

San Francisco Giants @ Seattle Mariners
The Kingdom, Seattle, WA
Fri Jun 11 1999, 10:05 PM EDT
Att. 29,527 - Dome - 72 F

livebaseballscores.com

AB	32
R	7
H	10
RBI	7
BB	2
SO	2
LOB	11



Batter	1	2	3	4	5	6	7	8	9	AB R H RBI BB SO LOB	TOP											
Marvin Benard, L (1, 8) OBP: 0.351, SLG: 0.406	1-2 1B 2B	1-3 K	3-1 1-H HR	0-2 3-H 1B		0-1 1B	2-2 L7		4-0 F7 BB	6 2 4 3 1 1 3												
Bill Mueller, S (1, 5) OBP: 0.364, SLG: 0.341	1-0 1B PB HR 2-H	4-1 BB BB BB	4-2 BB	2-1 F7		1-3 K		1-1 G4-3 2B 1B	0-0 F7	5 2 2 1 2 1 5												
Barry Bonds, L (1, 7) OBP: 0.433, SLG: 0.630	2-0 1-3 HR 1B	1-1 P5	3-2 F7		0-0 F8	1-3 K		0-0 G4-3 1B	1-0 F8	7 1 1 0 0 1 8												
Jeff Kent, R (1, 4) OBP: 0.382, SLG: 0.513	2-1 1-H 3-H HR	4-1 BB BB		1-0 WP BB 1B	0-1 S BB 1B		2-0 G1-3 2B	1-1 2-H 2B		5 3 5 4 1 0 0												
J.T. Snow, L (1, 3) OBP: 0.388, SLG: 0.450	0-0 F9	4-2 1-2 2-3 3-H BB		4-2 WP 1B BB	4-2 BB		4-2 G1-3 2B BB	3-2 2B		2 2 1 1 4 0 0												
Stan Javier, S (1, 10) OBP: 0.379, SLG: 0.430	1-2 E S 1B	3-1 F7		1-1 WP 1B 1B	1-3 K		0-0 G1-3	2-2 G6-3		6 1 2 2 0 1 8												
Armando Rios, L (1, 9) OBP: 0.374, SLG: 0.463	3-3 K		4-2 FC5-4 BB	2-2 G4-3 S 1B 1B	2-2 G4-3		3-1 2B		3-1 E 1B SF8 1B	5 2 3 3 1 1 3	AB 47 R 15 H 22 RBI 15 BB 9 SO 7 LOB 34											
Rich Aurilia, R (1, 6) OBP: 0.357, SLG: 0.495	1-1 G6-3		1-2 FC5-4 HR	0-3 K		2-1 P6	0-1 1B		0-2 SF8 E 1B	6 1 2 0 0 1 3												
Brent Mayne, L (1, 2) OBP: 0.405, SLG: 0.473		2-2 BB BB 1B	0-0 F7	1-2 G4-3		2-1 1B	1-3 K		0-1 SF8	5 1 2 1 0 1 4												
Inning Stats	R: 4 E: 1 K: 1 S: 16	H: 5 LOB: 1 BB: 0 P: 27	R: 1 E: 0 K: 1 S: 16	H: 1 LOB: 3 BB: 3 P: 35	R: 2 E: 0 K: 1 S: 14	H: 1 LOB: 1 BB: 2 P: 29	R: 4 E: 0 K: 1 S: 23	H: 4 LOB: 1 BB: 1 P: 34	R: 0 E: 0 K: 1 S: 15	H: 1 LOB: 2 BB: 1 P: 21	R: 0 E: 0 K: 2 S: 12	H: 2 LOB: 2 BB: 0 P: 18	R: 2 E: 0 K: 1 S: 18	H: 3 LOB: 2 BB: 1 P: 30	R: 1 E: 0 K: 0 S: 11	H: 3 LOB: 1 BB: 0 P: 18	R: 1 E: 1 K: 0 S: 9	H: 2 LOB: 2 BB: 1 P: 17	1B: 15 2B: 5 3B: 0 HR: 2	SF: 1 SAC: 0 DP: 0 HBP: 0	WP: 3 PB: 1 SB: 3 CS: 0	PA: 57
PITCHER	IP WLS BF H R ER SO BB IBB HBP BLK WP HR S P ERA WHIP																					
Freddy Garcia, R (1, 1) ERA: 4.73	2.0 L 15 6 5 5 2 3 0 0 0 0 1 32 62 22.50 4.500																					
Mac Suzuki, R (3, 1) ERA: 9.43	1.0 7 2 3 3 0 2 0 0 0 0 1 15 31 27.00 4.000																					
28 Ken Cloude, R (4, 1) ERA: 7.41	2.0 12 4 3 3 2 2 0 0 0 2 0 37 53 13.50 3.000																					
46 Jordan Zimmerman, L (6, 1) ERA: 6.75	2.0 12 5 2 2 3 1 0 0 0 0 0 30 48 9.00 3.000																					
Rafael Carmona, R (8, 1) ERA: 7.94	1.1 9 5 2 1 0 1 0 0 0 0 0 18 32 6.75 4.500																					
PITCHER	IP WLS BF H R ER SO BB IBB HBP BLK WP HR S P ERA WHIP																					
Frankie Rodriguez, R (9, 1) ERA: 3.38	0.2 2 0 0 0 0 0 0 0 0 0 0 2 3 0.00 0.000																					

San Francisco Giants @ Seattle Mariners
The Kingdome, Seattle, WA
Sat Jun 12 1999, 9:05 PM EDT
Att. 35,625 - Dome - 72 F

livebaseballscorecards.com



Batter	1	2	3	4	5	6	7	8	9	AB	R	H	RBI	BB	SO	LOB
Brian Hunter, R OBP: 0.315, SLG: 0.337 (1, 7)	2-2 G6-3		1-0 F9	1-1 1B		2-3 SAFE K		2-2 1B 2B		5	1	2	0	0	1	2
Alex Rodriguez, R OBP: 0.457, SLG: 0.720 (1, 6)	2-3 K		2-1 P6	2-0 1B		3-2 1-H 3-H E 2B		0-0 G5-3		5	1	2	3	0	1	1
Ken Griffey Jr., L OBP: 0.417, SLG: 0.677 (1, 8)	1-2 1B 2B		2-1 BB HR 1B	1-0 F7		3-2 2-H E7		1-3 K		5	2	2	0	0	1	3
Edgar Martinez, R OBP: 0.453, SLG: 0.567 (1, 10)	2-1 2-H 1B		4-0 1-2 HR BB			2-3 K		2-0 2-H 1B		3	1	2	2	1	1	0
Butch Huskey, R OBP: 0.398, SLG: 0.616 (1, 9)	0-2 F7		2-2 1-H 2-H HR			3-2 L8		1-1 G6-3 L6		5	1	1	3	0	0	4
David Segui, S OBP: 0.350, SLG: 0.471 (1, 3)		4-2 F 2B BB	2-1 G5-3			1-2 F9		1-3 K		4	1	1	0	1	1	0
David Bell, R OBP: 0.336, SLG: 0.523 (1, 4)		0-0 1-H 2B		1-0 L9		0-0 G5-3		1-0 HR		5	1	2	2	0	0	1
Russ Davis, R OBP: 0.293, SLG: 0.500 (1, 5)		1-0 G4-3		3-2 FC4-6 1B		0-1 1B 2B 1B		2-2 L7		5	1	2	0	0	0	1
Tom Lampkin, L OBP: 0.351, SLG: 0.507 (1, 2)		2-0 L7		2-2 FC4-6 1B		1-0 2B 1B		2-1 F7		5	2	1	0	0	0	2

Inning Stats	R: 1	H: 2	E: 0	K: 1	S: 16	H: 2	LOB: 1	BB: 0	P: 23	R: 1	H: 1	E: 0	K: 0	S: 10	H: 1	LOB: 0	BB: 1	P: 17	R: 3	H: 2	E: 0	K: 0	S: 10	R: 0	H: 0	E: 0	K: 1	S: 10	R: 3	H: 3	E: 1	K: 1	S: 17	H: 3	LOB: 2	BB: 0	P: 28	R: 1	H: 1	E: 0	K: 1	S: 9	H: 2	LOB: 1	BB: 0	P: 16	R: 0	H: 1	E: 0	K: 0	S: 10	H: 1	LOB: 1	BB: 0	P: 17	1B: 9	2B: 4	3B: 0	HR: 2	SF: 0	SAC: 0	DP: 0	HBP: 1	WP: 0	PB: 0	SB: 0	CS: 0	PA: 45
--------------	------	------	------	------	-------	------	--------	-------	-------	------	------	------	------	-------	------	--------	-------	-------	------	------	------	------	-------	------	------	------	------	-------	------	------	------	------	-------	------	--------	-------	-------	------	------	------	------	------	------	--------	-------	-------	------	------	------	------	-------	------	--------	-------	-------	-------	-------	-------	-------	-------	--------	-------	--------	-------	-------	-------	-------	--------

PITCHER	IP	WLS	BF	H	R	ER	SO	BB	IBB	HBP	BLK	WP	HR	S	P	ERA	WHIP
Kirk Rueter, L ERA: 5.88 (1, 1)	5.1		27	10	8	8	2	2	0	0	0	0	0	62	106	13.50	2.250
Jerry Spradlin, R ERA: 5.55 (6, 1)	0.1		2	1	0	0	1	0	0	0	0	0	0	6	11	0.00	3.000
Alan Embree, L ERA: 2.42 (6, 1)	0.0		1	0	1	0	0	0	0	0	0	0	0	3	6	∞	∞
Felix Rodriguez, R ERA: 4.82 (6, 1)	1.1	H	6	1	1	1	1	0	0	1	0	0	1	13	21	6.75	0.750
John Johnstone, R ERA: 1.93 (8, 1)	1.0		5	2	1	1	1	0	0	0	0	0	0	10	16	9.00	2.000


BOTTOM

San Francisco Giants @ Seattle Mariners
The Kingdome, Seattle, WA

Sat Jun 12 1999, 9:05 PM EDT
Att: 35,625 - Dome - 72 F

livebaseballscorecards.com

AB	42
R	11
H	15
RBI	10
BB	2
SO	5
LOB	14



Batter	1	2	3	4	5	6	7	8	9	AB R H RBI BB SO LOB	TOP																	
F.P. Santangelo, S (1, 8) OBP: 0.441, SLG: 0.416	0-1 G6-3		2-1 3B		4-1 BB		2-3 K	2-2 1B		4 0 2 1 1 1 0																		
Bill Mueller, S (1, 5) OBP: 0.375, SLG: 0.354	1-2 BB 1B		1-3 K		2-2 G6-4-3 1-2f			1-2 2-H 1B		5 1 3 0 0 1 3																		
Armando Rios, L (1, 9) OBP: 0.375, SLG: 0.459	1-1 F8		2-3 K			0-3 K2-3		1-1 BB 1B	0-0 1B	5 2 2 0 0 2 2																		
Jeff Kent, R (1, 4) OBP: 0.382, SLG: 0.513	4-1 1-2 BB			2-3 K		2-0 2B		0-3 K	0-0 F8	4 1 1 0 1 2 3																		
Stan Javier, S (1, 7) OBP: 0.379, SLG: 0.435	1-2 G5-3			0-0 F9		1-1 2B		0-0 E1 BB 1B	0-0 BB 1B	5 1 2 1 0 0 4																		
Charlie Hayes, R (1, 10) OBP: 0.257, SLG: 0.247		1-0 F8		1-3 K		1-0 G6-3		4-1 1B 1B SF7 BB	4-2 BB	3 0 0 0 0 1 1 0 1 0 1 2 0 0																		
Barry Bonds, L (8, PH) OBP: 0.449, SLG: 0.630								1-2 2-3 3-H BB 1B	1-2 BB																			
J.T. Snow, L (1, 3) OBP: 0.385, SLG: 0.447		0-3 K			1-0 G4-3		1-3 K	1-2 1B 1B	0-0 SF8-3-5	4 1 1 3 0 2 1																		
Rich Aurilia, R (1, 6) OBP: 0.359, SLG: 0.493		1-0 F8			4-0 E 2B BB			1-2 2-3 1B 1B		3 1 1 0 1 0 0																		
Scott Servais, R (1, 2) OBP: 0.328, SLG: 0.434			0-0 F7		3-0 SAFE SAFE 2B			0-0 G4-3	1-1 SF7	3 0 1 1 0 0 0 0 0 0 1 0 0 0																		
Brent Mayne, L (8, PH) OBP: 0.403, SLG: 0.473																												
Inning Stats	R: 0 E: 0 K: 0 S: 11	H: 1 LOB: 2 BB: 1 P: 18	R: 0 E: 0 K: 1 S: 5	H: 0 LOB: 0 BB: 0 P: 7	R: 0 E: 0 K: 2 S: 7	H: 0 LOB: 0 BB: 0 P: 10	R: 1 E: 1 K: 0 S: 6	H: 1 LOB: 1 BB: 2 P: 20	R: 1 E: 0 K: 2 S: 10	H: 2 LOB: 1 BB: 0 P: 15	R: 0 E: 0 K: 1 S: 6	H: 0 LOB: 0 BB: 0 P: 8	R: 5 E: 1 K: 1 S: 27	H: 6 LOB: 2 BB: 1 P: 42	R: 1 E: 0 K: 0 S: 6	H: 2 LOB: 1 BB: 1 P: 10	1B: 9 2B: 4 3B: 1 HR: 0	SF: 2 SAC: 0 DP: 2 HBP: 0	WP: 0 PB: 0 SB: 0 CS: 0	PA: 43								
PITCHER	IP WLS BF H R ER SO BB IBB HBP BLK WP HR S P ERA WHIP																											
John Halama, L (1, 1) ERA: 3.78	6.0		25	5	2	1	7	3	0	0	0	0	0	49	85	1.50	1.333											
Jose Paniagua, R (7, 1) ERA: 3.19	1.1	L	8	2	4	3	2	1	0	0	0	0	0	17	27	20.25	2.250											
Jose Mesa, R (8, 1) ERA: 7.36	0.2	B	5	4	1	0	0	0	0	0	0	0	0	16	23	0.00	6.000											
Aaron Scheffer, R (9, 1) ERA: 9.0	1.0		5	2	1	1	0	1	0	0	0	0	0	6	10	9.00	3.000											

San Francisco Giants @ Seattle Mariners
The Kingdome, Seattle, WA
Sun Jun 13 1999, 3:35 PM EDT
Att. 33,500 - Dome - 72 F

AB	36
R	8
H	13
RBI	8
BB	5
SO	9
LOB	14



WP: 0	PA: 43
PB: 0	
SB: 0	
CS: 0	

BOTTOM

San Francisco Giants @ Seattle Mariners
 The Kingdome, Seattle, WA
 Sun Jun 13 1999, 3:35 PM EDT
 Att. 33,500 - Dome - 72 F

livebaseballscorecards.com

AB	34
R	4
H	7
RBI	3
BB	6
SO	10
LOB	17



WP:	1	PA:	40
PB:	1		
SB:	1		
CS:	0		

AB R H RBI BB SO LOB

4	2	2	0	1	1	0
4	0	1	0	1	2	2
4	0	1	1	1	0	2
3	0	0	1	2	1	4
3	1	0	0	1	1	6
0	0	0	0	0	0	0
4	0	1	1	0	1	1
4	0	0	0	0	2	1
4	0	0	0	0	1	1
4	1	2	0	0	1	0

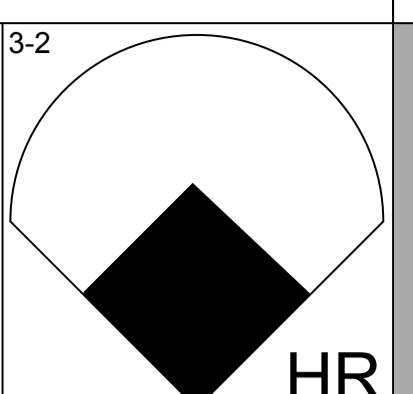
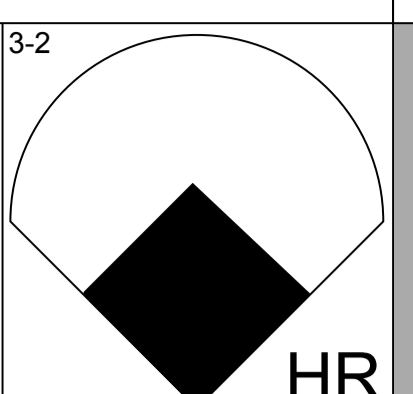
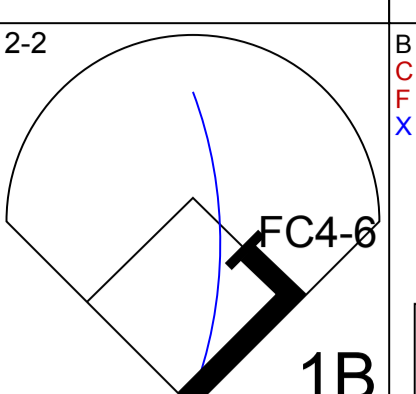
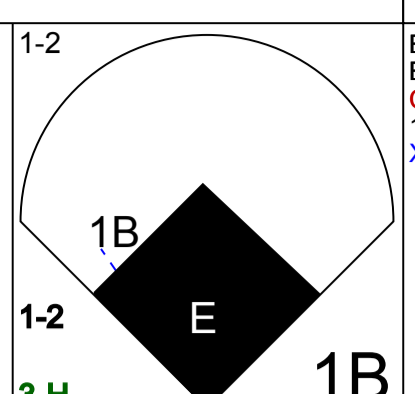
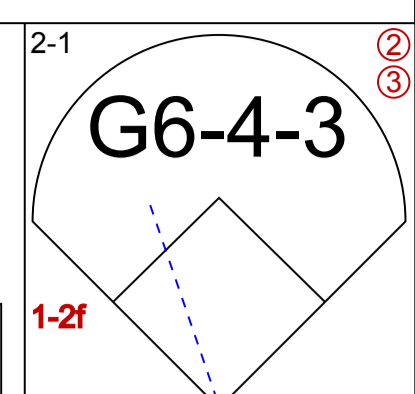
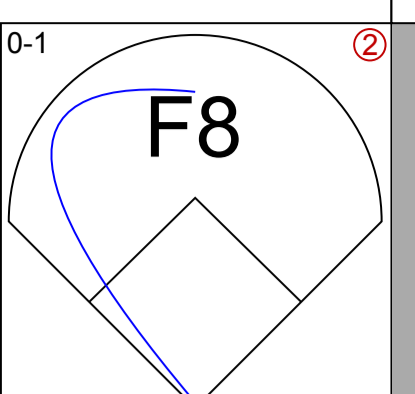
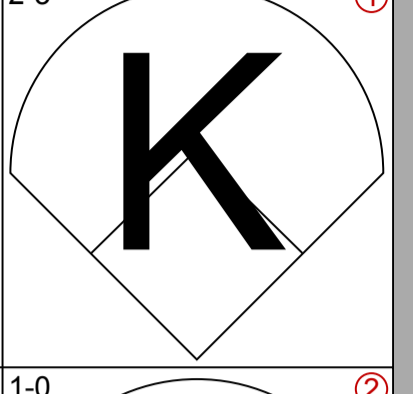
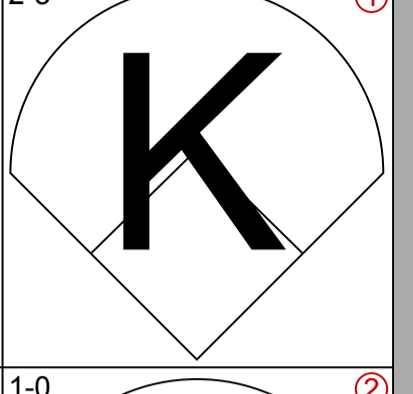
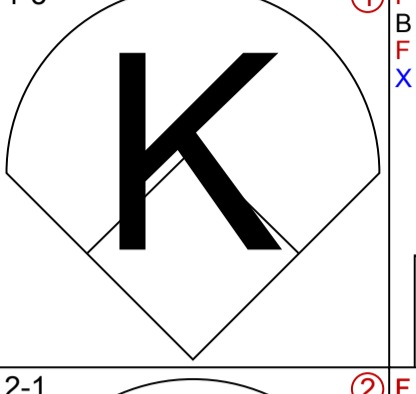
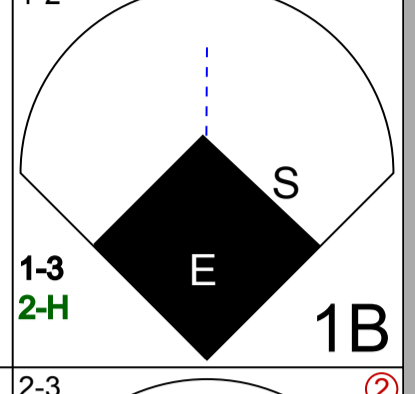
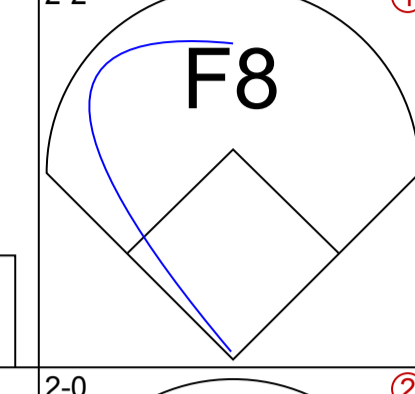
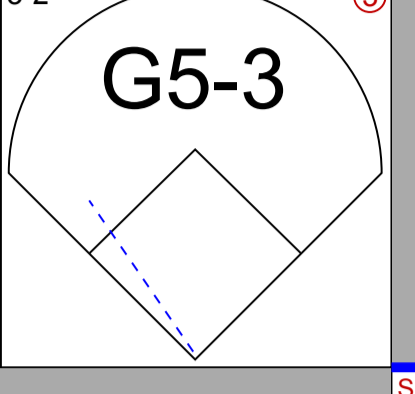
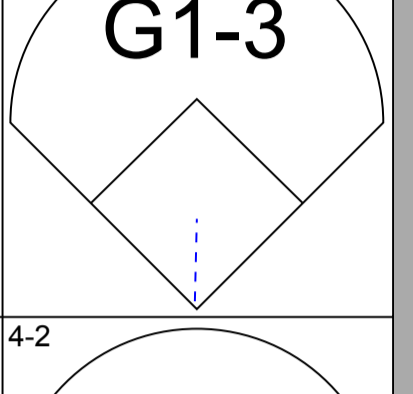
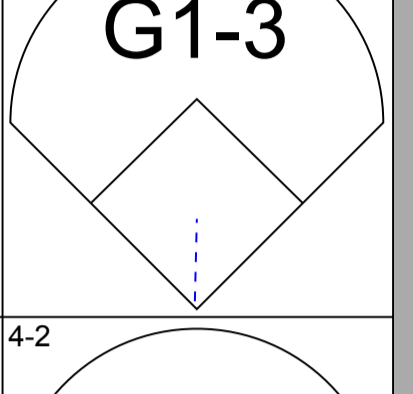
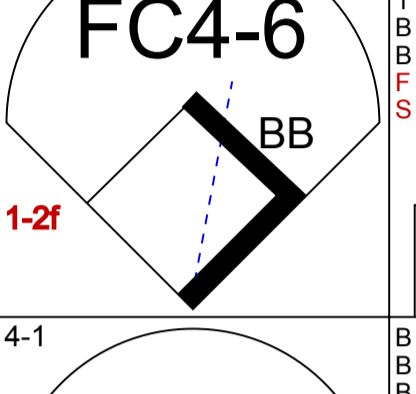
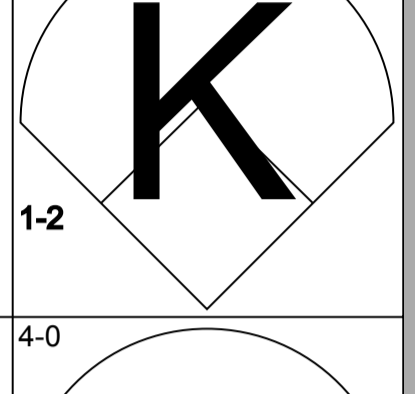
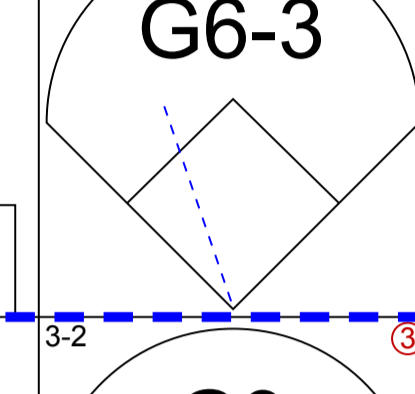
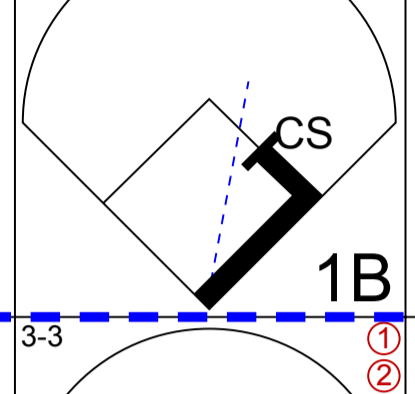
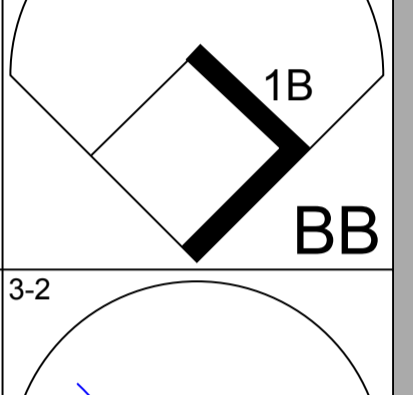
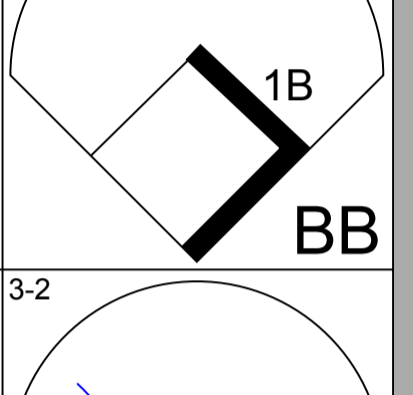
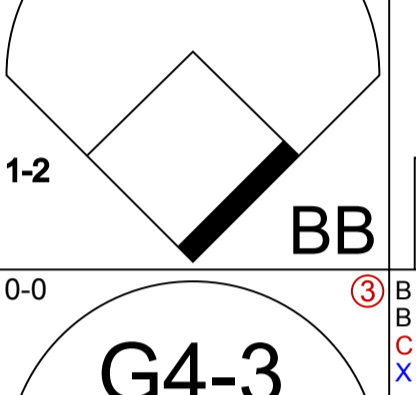
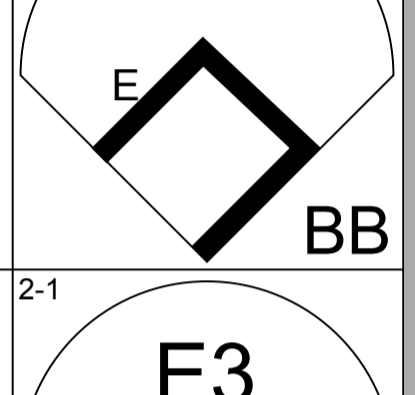
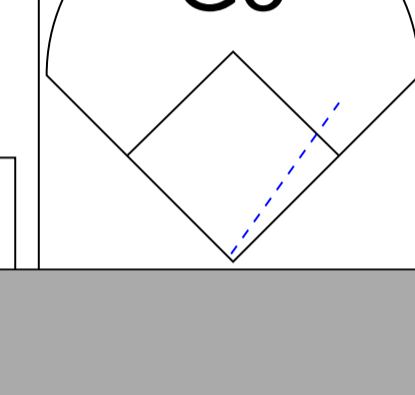
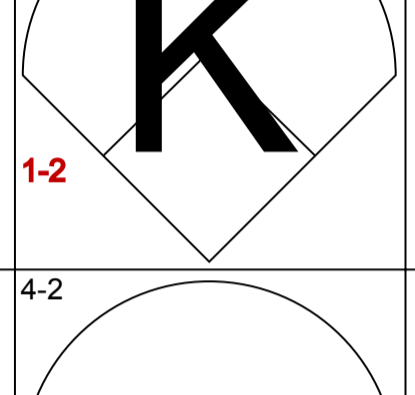
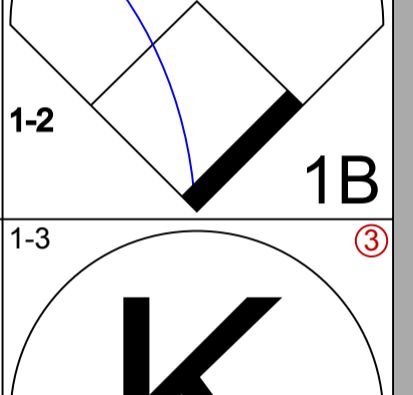
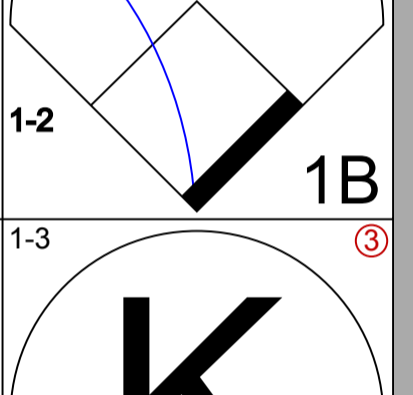
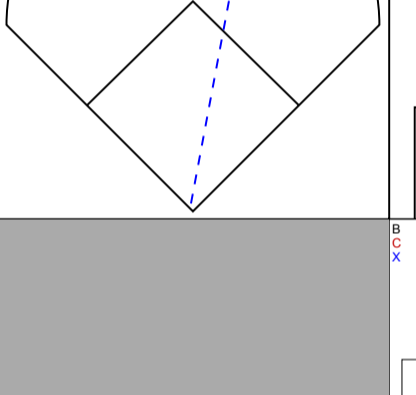
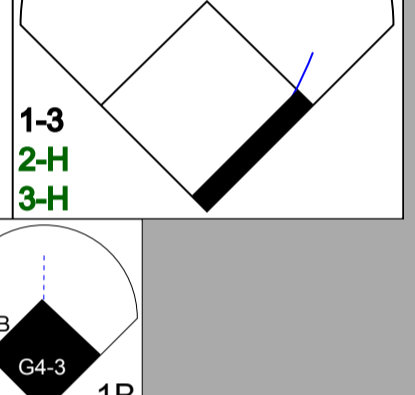
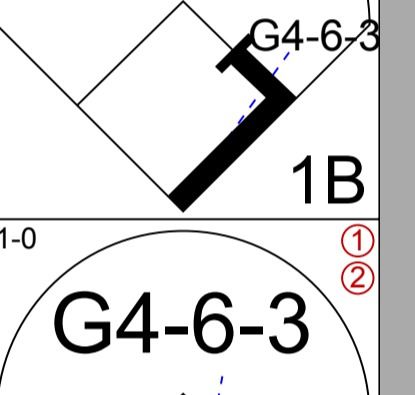
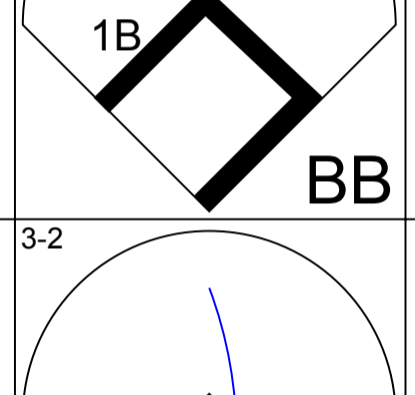
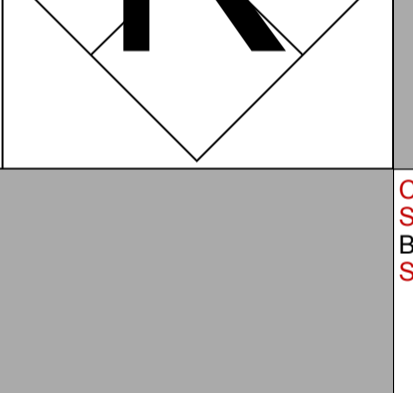
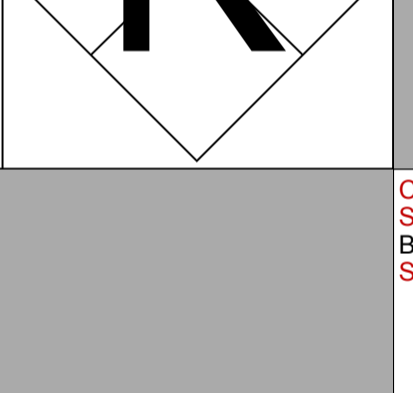
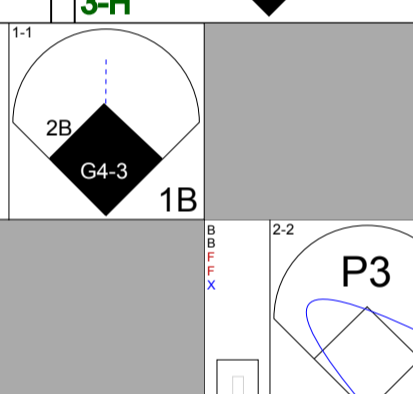
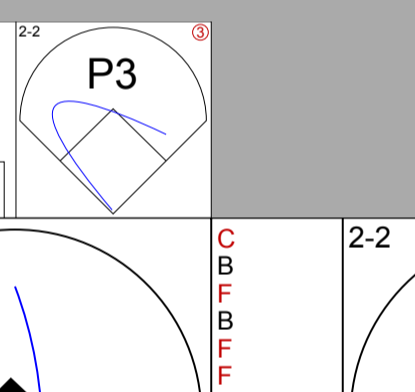
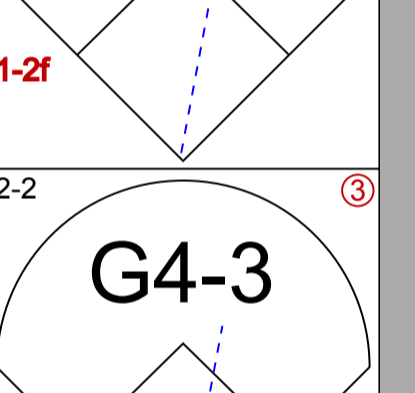
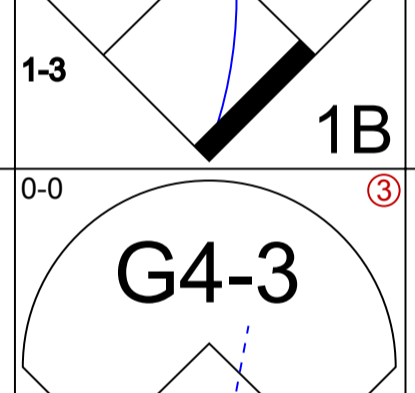
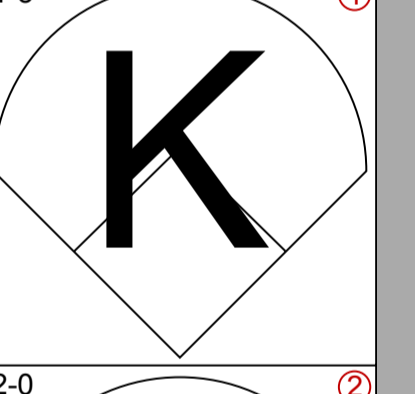
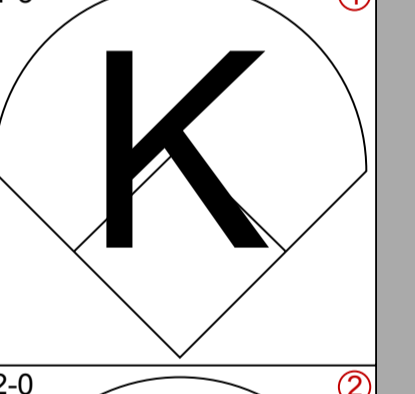
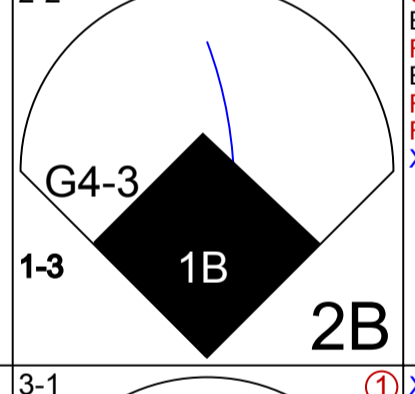
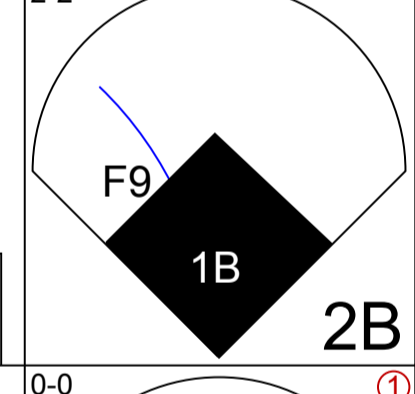
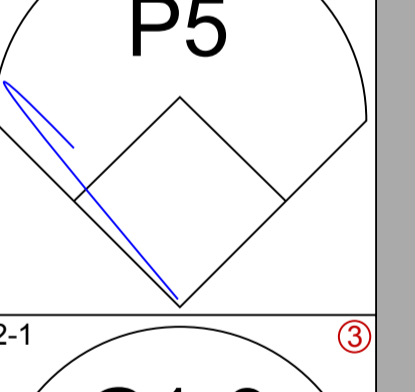
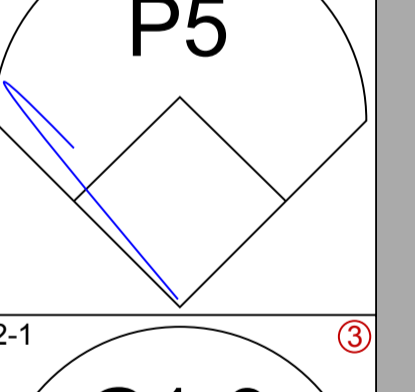
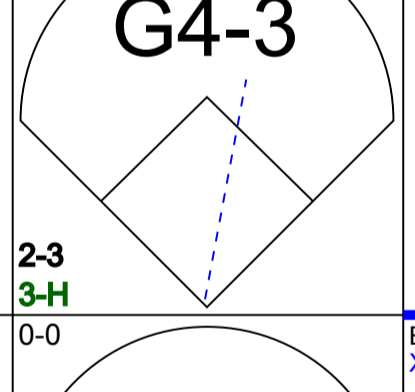
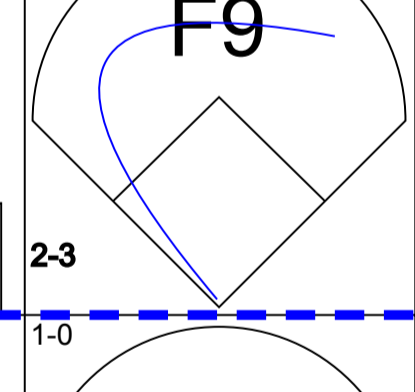
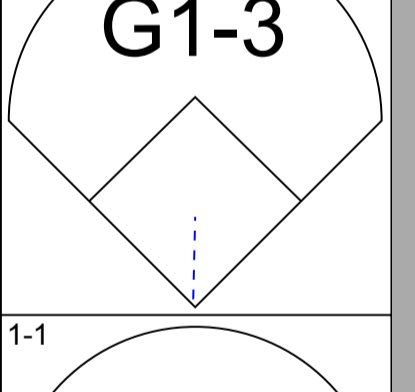
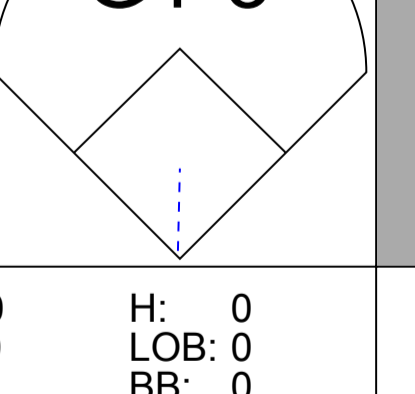
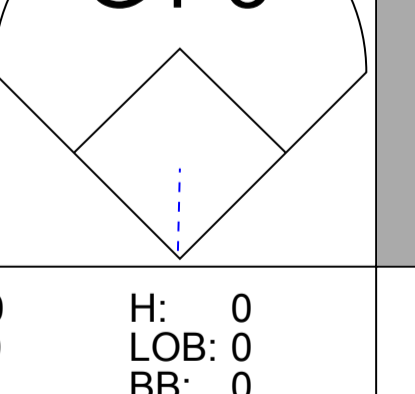
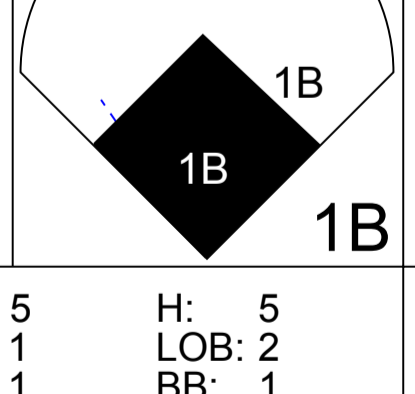
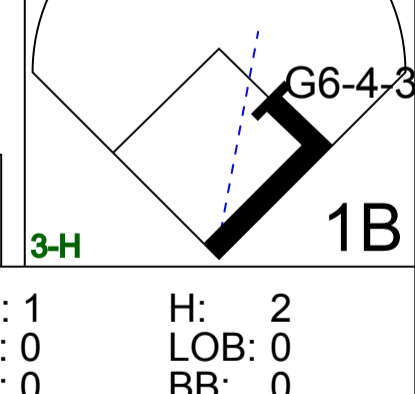
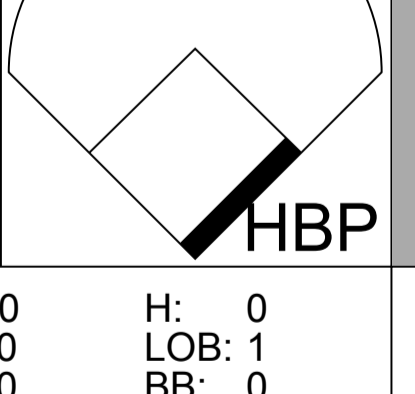
1B:	5	SF:	0
2B:	2	SAC:	0
3B:	0	DP:	0
HR:	0	HBP:	0

Batter	1	2	3	4	5	6	7	8	9
Brian Hunter, R OBP: 0.321, SLG: 0.340 (1, 7)	2-1 G4-3		1-3 K		2-0 E9 WP BB 1B		2-2 1B 1B		4-1 BB BB BB BB
Alex Rodriguez, R OBP: 0.455, SLG: 0.703 (1, 6)	2-2 F8		1-3 K		4-2 BB WP BB		2-1 1B 1B 1 SAFE 1 SAFE 1 SAFE 1 SAFE		0-3 K
Ken Griffey Jr., L OBP: 0.417, SLG: 0.670 (1, 8)	0-2 P6			0-0 G3	4-2 BB BB		0-0 S 1B 1-3 2-H		0-0 F8 2-3
Edgar Martinez, R OBP: 0.451, SLG: 0.558 (1, 10)		3-2 F8		4-1 PB BB	4-1 BB BB		2-3 K		0-0 G6-3
Butch Huskey, R OBP: 0.395, SLG: 0.605 (1, 9)		4-2 2B BB		0-0 F8	2-3 K		2-2 L7		
Matt Mieske, R OBP: 0.405, SLG: 0.675 (8, 9)							1-2		
David Segui, S OBP: 0.348, SLG: 0.471 (1, 3)		3-2 2B 1-H		3-3 K 1-2		3-2 G4-3		1-2 L7	
John Mabry, L OBP: 0.305, SLG: 0.418 (1, 5)		2-3 K			0-0 G3	1-0 G3		3-3 K	
David Bell, R OBP: 0.331, SLG: 0.513 (1, 4)		1-2 F9			0-1 G6-3	1-3 K		0-0 F7	
Tom Lampkin, L OBP: 0.359, SLG: 0.521 (1, 2)			3-3 K		0-0 E WP 1B		0-2 G6-3		3-2 F8 2B

Inning Stats	R: 0	H: 0	E: 0	K: 0	S: 9	H: 0	LOB: 0	BB: 0	P: 13	R: 1	H: 1	E: 0	K: 1	S: 18	H: 1	LOB: 1	BB: 1	P: 31	R: 0	H: 0	E: 0	K: 3	S: 9	H: 0	LOB: 0	BB: 0	P: 14	R: 0	H: 0	E: 0	K: 1	S: 7	H: 0	LOB: 1	BB: 1	P: 14	R: 2	H: 2	E: 1	K: 1	S: 15	H: 2	LOB: 3	BB: 3	P: 31	R: 0	H: 0	E: 0	K: 1	S: 7	H: 0	LOB: 0	BB: 0	P: 12	R: 1	H: 3	E: 0	K: 1	S: 17	H: 3	LOB: 2	BB: 0	P: 25	R: 0	H: 0	E: 0	K: 1	S: 7	H: 0	LOB: 0	BB: 0	P: 11	R: 0	H: 1	E: 0	K: 1	S: 9	H: 1	LOB: 2	BB: 1	P: 16	1B: 5	SF: 0	2B: 2	SAC: 0	3B: 0	DP: 0	HR: 0	HBP: 0	WP: 1	PA: 40
--------------	------	------	------	------	------	------	--------	-------	-------	------	------	------	------	-------	------	--------	-------	-------	------	------	------	------	------	------	--------	-------	-------	------	------	------	------	------	------	--------	-------	-------	------	------	------	------	-------	------	--------	-------	-------	------	------	------	------	------	------	--------	-------	-------	------	------	------	------	-------	------	--------	-------	-------	------	------	------	------	------	------	--------	-------	-------	------	------	------	------	------	------	--------	-------	-------	-------	-------	-------	--------	-------	-------	-------	--------	-------	--------

PITCHER	IP	WLS	BF	H	R	ER	SO	BB	IBB	HBP	BLK	WP	HR	S	P	ERA	WHIP
Russ Ortiz, R ERA: 3.38 (1, 1)	6.1		29	5	4	4	7	5	0	0	0	1	0	74	128	5.68	1.579
Rich Rodriguez, L ERA: 3.32 (7, 1)	0.0		1	1	0	0	0	0	0	0	0	0	0	1	1	∞	∞
Julian Tavarez, R ERA: 7.45 (7, 1)	0.2	W	2	0	0	0	1	0	0	0	0	0	0	7	11	0.00	0.000
John Johnstone, R ERA: 1.87 (8, 1)	1.0	H	3	0	0	0	1	0	0	0	0	0	0	7	11	0.00	0.000
Robb Nen, R ERA: 2.97 (9, 1)	1.0		5	1	0	0	1	1	0	0	0	0	0	9	16	0.00	2.000

PITCHER	IP	WLS	BF	H	R	ER	SO	BB	IBB	HBP	BLK	WP	HR	S	P	ERA	WHIP
Russ Ortiz, R ERA: 3.38 (1, 1)	6.1		29	5	4	4	7	5	0	0	0	1	0	74	128	5.68	1.579
Rich Rodriguez, L ERA: 3.32 (7, 1)	0.0		1	1	0	0	0	0	0	0	0	0	0	1	1	∞	∞
Julian Tavarez, R ERA: 7.45 (7, 1)	0.2	W	2	0	0	0	1	0	0	0	0	0	0	7	11	0.00	0.000
John Johnstone, R ERA: 1.87 (8, 1)	1.0	H	3	0	0	0	1	0	0	0	0	0	0	7	11	0.00	0.000
Robb Nen, R ERA: 2.97 (9, 1)	1.0		5	1	0	0	1	1	0	0	0	0	0	9	16	0.00	2.000

Batter	1	2	3	4	5	6	7	8	9	AB R H RBI BB SO LOB	TOP										
Brian Hunter, R OBP: 0.328, SLG: 0.360 (1, 7) 	3-2 		2-2 FC4-6 1B 	1-2 1B E 1B 	2-1 G6-4-3 1-2f 			0-1 F8 		5 2 3 2 0 0 2											
Alex Rodriguez, R OBP: 0.446, SLG: 0.681 (1, 6) 	2-3 K 		1-3 K 	1-2 S E 1B 		2-2 F8 		3-2 G5-3 		5 1 1 1 0 2 2											
Ken Griffey Jr., L OBP: 0.413, SLG: 0.660 (1, 8) 	1-0 G1-3 		2-1 FC4-6 BB 1-2f 	2-3 K 1-2 		2-0 G6-3 		2-2 CS 1B 		5 0 1 0 0 1 3											
Butch Huskey, R OBP: 0.400, SLG: 0.598 (1, 10) 	4-2 1B BB 		4-1 BB 1-2 	4-0 E BB 		3-2 G3 		3-3 SAFE K 1-2 		2 0 0 0 3 1 1											
David Segui, S OBP: 0.353, SLG: 0.472 (1, 3) 	3-2 1B 1-2 		0-0 G4-3 	2-1 E3 1-3 2-H 3-H 			0-1 G4-6-3 1B 		4-2 1B BB 		4 0 2 0 1 0 3										
Raul Ibanez, L OBP: 0.379, SLG: 0.393 (1, 9) 	1-3 K 						1-0 G4-6-3 1-2f 		3-2 1B 1-3 		5 1 2 0 0 1 5										
John Mabry, L OBP: 0.306, SLG: 0.432 (1, 5) 		1-3 K 		2-2 G4-3 1B 2B 1-3 	2-2 F9 1B 2B 					5 2 2 0 0 1 2											
David Bell, R OBP: 0.326, SLG: 0.504 (1, 4) 		2-0 P5 		3-1 G4-3 2-3 3-H 	0-0 F9 2-3 			2-1 G1-3 		4 0 0 1 0 0 2											
Tom Lampkin, L OBP: 0.378, SLG: 0.527 (1, 2) 		2-1 G1-3 		0-0 1B 1B 	1-0 G6-4-3 3-H 1B 			1-1 HBP 		3 1 2 1 0 0 0											
Inning Stats	R: 1 H: 2 E: 0 LOB: 2 K: 2 BB: 1 S: 16 P: 30		R: 0 H: 0 E: 0 LOB: 0 K: 1 BB: 0 S: 6 P: 11		R: 0 H: 1 E: 0 LOB: 2 K: 1 BB: 1 S: 10 P: 19		R: 5 H: 5 E: 1 LOB: 2 K: 1 BB: 1 S: 24 P: 42		R: 1 H: 2 E: 0 LOB: 0 K: 0 BB: 0 S: 9 P: 14		R: 0 H: 0 E: 0 LOB: 0 K: 0 BB: 0 S: 7 P: 14		R: 0 H: 1 E: 0 LOB: 0 K: 0 BB: 0 S: 6 P: 9		R: 0 H: 0 E: 0 LOB: 1 K: 0 BB: 0 S: 8 P: 14		R: 0 H: 2 E: 0 LOB: 2 K: 1 BB: 1 S: 15 P: 27		1B: 10 SF: 0 2B: 3 SAC: 0 3B: 0 DP: 3 HR: 1 HBP: 1		WP: 0 PA: 43 PB: 0 SB: 1 CS: 1
PITCHER	IP WLS BF H R ER SO BB IBB HBP BLK WP HR S P ERA WHIP																				
Nelson Cruz, R ERA: 4.24 (1, 1)	4.1 26 9 7 5 5 3 0 0 0 0 1 62 110 10.38 2.769																				
Will Brunson, L ERA: 7.36 (5, 1)	1.1 4 1 0 0 0 0 0 0 0 0 0 7 14 0.00 0.750																				
Bryce Florie, R ERA: 4.4 (6, 1)	2.1 8 1 0 0 0 0 0 0 1 0 0 0 17 29 0.00 0.429																				
C.J. Nitkowski, L ERA: 5.56 (9, 1)	0.0 1 1 0 0 0 0 0 0 0 0 0 3 5 ∞ ∞																				
Masao Kida, R ERA: 5.5 (9, 1)	1.0 W 4 1 0 0 1 1 0 0 0 0 0 0 12 22 0.00 2.000																				

Seattle Mariners @ Detroit Tigers
Tiger Stadium, Detroit, MI
Mon Jun 14 1999, 7:05 PM EDT
Att. 17,291 - Cloudy - 75 F
livebaseballscores.com

AB	38
R	7
H	13
RBI	5
BB	4
SO	6
LOB	20



Batter	1	2	3	4	5	6	7	8	9	AB	R	H	RBI	BB	SO	LOB
Gregg Jefferies, S OBP: 0.276, SLG: 0.335	1-0 G6-3		1-0 1B	1-1 L8		0-1 F7		0-2 G6-3		5	1	1	0	0	0	1
Brad Ausmus, R OBP: 0.366, SLG: 0.448	0-1 P3		3-1 2-H		4-2 HR	1-1 G1-3			4-1 2B	3	2	1	1	2	0	1
Juan Encarnacion, R OBP: 0.317, SLG: 0.484	2-2 F8		0-3 K		2-1 F9				1-3 K	5	0	0	0	0	3	3
Dean Palmer, R OBP: 0.348, SLG: 0.560		2-2 F8	0-1 P4		1-0 HR			0-0 F9	4-2 2B	4	1	1	2	1	0	1
Tony Clark, S OBP: 0.314, SLG: 0.391		2-1 FC3-6		2-0 FC4-6		2-0 F7		4-2 BB	0-0 2B	4	0	3	1	1	0	0
Damion Easley, R OBP: 0.351, SLG: 0.448		4-1 FC3-6		2-1 FC4-6		0-1 FC6		2-2 G3		3	1	1	0	1	0	2
Bobby Higginson, L OBP: 0.362, SLG: 0.418		2-2 FC3-6		2-2 HR		0-2 FC6			2-1 F9	4	1	1	0	0	0	3
Gabe Kapler, R OBP: 0.327, SLG: 0.481		1-0 FC6-4		2-0 HR		4-2 SH1-3		0-1 HR		3	2	2	4	1	0	2
Deivi Cruz, R OBP: 0.247, SLG: 0.316			1-0 L8	0-1 P3		0-1 SH1-3		0-1 F8		3	0	0	0	0	0	0

Inning Stats	R: 0	H: 0	E: 0	K: 0	S: 6	LOB: 0	BB: 0	P: 9	R: 0	H: 1	E: 0	K: 0	S: 11	LOB: 2	BB: 1	P: 22	R: 1	H: 2	E: 0	K: 1	S: 9	LOB: 1	BB: 0	P: 14	R: 3	H: 3	E: 0	K: 0	S: 12	LOB: 0	BB: 0	P: 21	R: 2	H: 2	E: 0	K: 0	S: 11	LOB: 1	BB: 1	P: 20	R: 0	H: 0	E: 0	K: 0	S: 8	LOB: 1	BB: 1	P: 13	R: 0	H: 0	E: 0	K: 1	S: 12	LOB: 1	BB: 1	P: 19	R: 1	H: 1	E: 0	K: 0	S: 9	LOB: 0	BB: 0	P: 11	R: 1	H: 1	E: 0	K: 1	S: 9	LOB: 2	BB: 2	P: 18	1B: 5	SF: 0	2B: 2	SAC: 1	3B: 0	DP: 0	HR: 3	HBP: 0	WP: 0	PA: 41
PITCHER	IP	WLS	BF	H	R	ER	SO	BB	IBB	HBP	BLK	WP	HR	S	P	ERA	WHIP																																																																	
Jeff Fassero, L ERA: 7.23	(1, 1)	5.0		8	6	6	1	2	0	0	0	0	2	49	86	10.80	2.000																																																																	
28 Ken Cloude, R ERA: 7.24	(6, 1)	3.1	L	16	2	2	2	4	0	0	0	0	1	38	61	5.40	1.800																																																																	

BOTTOM


Seattle Mariners @ Detroit Tigers

Tiger Stadium, Detroit, MI

Mon Jun 14 1999, 7:05 PM EDT

Att: 17,291 - Cloudy - 75 F

AB	34
R	8
H	10
RBI	8
BB	6
SO	3
LOB	13



WP	PA
0	41

Batter	1	2	3	4	5	6	7	8	9	AB R H RBI BB SO LOB	TOP																												
Brian Hunter, R OBP: 0.330, SLG: 0.363 (1, 8) (9, 7)	1-2 G6-3			1-2 HR 1B	2-1 P3			1-2 G4-3 1B		4 1 2 0 0 0 0																													
Alex Rodriguez, R OBP: 0.441, SLG: 0.664 (1, 6)	1-2 G5-3			4-0 HR BB	1-2 P3			1-2 G4-3 1-3		3 1 0 0 1 0 1																													
Ken Griffey Jr., L OBP: 0.414, SLG: 0.668 (1, 10) (9, 8)	0-0 G4-3			1-1 HR 1-H 2-H	2-3 K			4-0 IBB		3 1 1 3 1 1 0																													
Butch Huskey, R OBP: 0.397, SLG: 0.590 Raul Ibanez, L OBP: 0.379, SLG: 0.393 Jose Mesa, R (9, 1)		2-2 G4-3		1-1 1B 3B 1B		2-2 G6-3		2-3 K		4 1 1 0 0 1 2 0 0 0 0 0 0 0 0 0 0 0 0 0 0																													
David Segui, S OBP: 0.351, SLG: 0.468 (1, 3)		0-2 G3-1		0-0 1-2 3B 1B		0-1 G4-3		0-0 G4-3		4 1 1 0 0 0 2																													
John Mabry, L OBP: 0.301, SLG: 0.420 (1, 9)		2-0 G4-3		2-3 K		3-2 F8			3-2 E8	4 0 0 0 0 1 2																													
Russ Davis, R OBP: 0.288, SLG: 0.490 (1, 5)			0-3 K	2-3 K		1-1 G4-3			1-3 K	4 0 0 0 0 3 3																													
David Bell, R OBP: 0.324, SLG: 0.509 (1, 4)			0-1 G5-3	2-0 1-H 2-H 3B		1-1 G6-3			3-2 L5	4 0 1 2 0 0 1																													
Dan Wilson, R OBP: 0.320, SLG: 0.402 (1, 2)			2-1 G4-3	3-2 F8		0-3 K			2-1 L4	4 0 0 0 0 1 2																													
Inning Stats	R: 0 E: 0 K: 0 S: 9	H: 0 LOB: 0 BB: 0 P: 11	R: 0 E: 0 K: 0 S: 8	H: 0 LOB: 0 BB: 0 P: 12	R: 0 E: 0 K: 1 S: 8	H: 0 LOB: 0 BB: 0 P: 10	R: 5 E: 0 K: 2 S: 19	H: 5 LOB: 1 BB: 1 P: 35	R: 0 E: 0 K: 1 S: 9	H: 0 LOB: 0 BB: 0 P: 14	R: 0 E: 0 K: 0 S: 12	H: 0 LOB: 0 BB: 0 P: 17	R: 0 E: 0 K: 1 S: 7	H: 0 LOB: 0 BB: 0 P: 9	R: 0 E: 0 K: 1 S: 12	H: 1 LOB: 2 BB: 1 P: 22	R: 0 E: 1 K: 1 S: 12	H: 0 LOB: 1 BB: 0 P: 21	1B: 4 2B: 0 3B: 1 HR: 1	SF: 0 SAC: 0 DP: 0 HBP: 0	WP: 0 PB: 0 SB: 2 CS: 0	PA: 36																	
PITCHER Brian Moehler, R ERA: 4.9 Masao Kida, R ERA: 5.26	IP 7.1	WLS L	BF 30	H 6	R 5	ER 5	SO 5	BB 1	IBB 1	HBP 0	BLK 0	WP 0	HR 1	S 80	P 124	ERA 6.14	WHIP 0.955																						
																		PITCHER					IP	WLS	BF	H	R	ER	SO	BB	IBB	HBP	BLK	WP	HR	S	P	ERA	WHIP

Seattle Mariners @ Detroit Tigers
Tiger Stadium, Detroit, MI
Tue Jun 15 1999, 7:05 PM EDT
Att. 16,659 - Cloudy - 64 F

livebaseballscorecards.com

AB 34
R 5
H 6
RBI 5
BB 2
SO 7
LOB 13



Batter	1	2	3	4	5	6	7	8	9	AB	R	H	RBI	BB	SO	LOB
Luis Polonia, L (1, 10) OBP: 0.433, SLG: 0.638	0-1 G6-3		0-0 G6-3		1-2 HR		3-2 L6		1-2 G6-3	5	1	1	1	0	0	0
Brad Ausmus, R (1, 2) OBP: 0.361, SLG: 0.441	0-1 G6-4-3 1B		0-3 K		1-3 K		2-0 G3		3-2 L9	5	0	1	0	0	2	0
Juan Encarnacion, R (1, 7) OBP: 0.323, SLG: 0.482	1-1 G6-4-3 1-2f		3-2 S HBP		2-3 K		2-1 2B HBP		1-0 1B 1B	3	1	1	0	0	1	1
Dean Palmer, R (1, 5) OBP: 0.349, SLG: 0.556		2-0 HBP BB FC4-6 1B	2-1 F9		0-3 K		1-3 K SAFE		0-1 1B 1B	5	1	2	0	0	2	2
Tony Clark, S (1, 3) OBP: 0.321, SLG: 0.395		4-0 FC4-6 HBP BB		1-1 F9		4-1 FC6-4 BB		2-2 1B 2B	3-2 F7	3	0	1	1	2	0	2
Damion Easley, R (1, 4) (8, 6) OBP: 0.354, SLG: 0.447		2-1 FC4-6 HBP		0-0 F7		0-0 F8		2-2 1B		3	0	1	0	0	0	1
Bobby Higginson, L (1, 9) OBP: 0.361, SLG: 0.415		0-1 FC4-6 FC6-4 1-2f 2-3 3-H		2-2 BB 1B		1-1 F8		2-3 K		4	0	1	1	0	1	5
Gabe Kapler, R (1, 8) OBP: 0.325, SLG: 0.471		1-3 K		4-1 FC5-4 BB		0-0 FC6-4 1-2f		1-1 P3		3	0	0	0	1	1	5
Deivi Cruz, R (1, 6) OBP: 0.244, SLG: 0.313		0-1 FC6-4 1-2f		1-2 FC5-4 1-2f			2-2 G1		1-2 HR	2	0	0	0	0	0	4
Frank Catalanotto, L (7, PH) (8, 4) OBP: 0.322, SLG: 0.496										2	1	1	1	0	0	0

Inning Stats	R: 0	H: 1	E: 0	LOB: 0	K: 0	BB: 0	S: 6	P: 7	R: 1	H: 1	E: 0	LOB: 2	K: 1	BB: 1	S: 9	P: 18	R: 0	H: 0	E: 0	LOB: 1	K: 1	BB: 0	S: 8	P: 13	R: 0	H: 1	E: 0	LOB: 2	K: 0	BB: 1	S: 10	P: 18	R: 1	H: 1	E: 0	LOB: 0	K: 3	BB: 0	S: 12	P: 16	R: 0	H: 0	E: 0	LOB: 1	K: 0	BB: 1	S: 5	P: 10	R: 0	H: 0	E: 0	LOB: 0	K: 0	BB: 0	S: 8	P: 15	R: 1	H: 2	E: 0	LOB: 2	K: 2	BB: 0	S: 16	P: 26	R: 1	H: 3	E: 0	LOB: 2	K: 0	BB: 0	S: 16	P: 25	1B: 6	SF: 0	2B: 1	SAC: 0	3B: 0	DP: 1	HR: 2	HBP: 3	WP: 0	PA: 41
--------------	------	------	------	--------	------	-------	------	------	------	------	------	--------	------	-------	------	-------	------	------	------	--------	------	-------	------	-------	------	------	------	--------	------	-------	-------	-------	------	------	------	--------	------	-------	-------	-------	------	------	------	--------	------	-------	------	-------	------	------	------	--------	------	-------	------	-------	------	------	------	--------	------	-------	-------	-------	------	------	------	--------	------	-------	-------	-------	-------	-------	-------	--------	-------	-------	-------	--------	-------	--------

PITCHER	IP	WLS	BF	H	R	ER	SO	BB	IBB	HBP	BLK	WP	HR	S	P	ERA	WHIP
Frankie Rodriguez, R (1, 1) ERA: 3.06	7.0	W	29	4	2	2	5	3	0	0	0	0	1	58	97	2.57	1.000
Jose Paniagua, R (8, 1) ERA: 3.35	1.0	H	6	2	1	1	2	0	0	1	0	0	0	16	26	9.00	2.000
Jose Mesa, R (9, 1) ERA: 7.43	1.0	S	6	3	1	1	0	0	0	0	0	0	1	16	25	9.00	3.000
Jose Mesa, R (9, 1) ERA: 7.43	1.0	S	6	3	1	1	0	0	0	0	0	0	1	16	25	9.00	3.000

BOTTOM

Seattle Mariners @ Detroit Tigers
Tiger Stadium, Detroit, MI
Tue Jun 15 1999, 7:05 PM EDT
Att: 16,659 - Cloudy - 64 F

livebaseballscores.com

AB	35
R	4
H	9
RBI	4
BB	3
SO	7
LOB	20



Batter	1	2	3	4	5	6	7	8	9	AB R H RBI BB SO LOB	TOP											
Brian Hunter, R OBP: 0.332, SLG: 0.368 (1, 8) (9, 7)	0-2 SH1-3 1B	0-3 K		0-0 G4-3		1-0 S SF8 2B		1-2 G6-3		5 1 2 0 0 1 1												
Alex Rodriguez, R OBP: 0.435, SLG: 0.656 (1, 6)	0-0 SH1-3 1-2		1-3 K		0-0 2B SF9 1B	2-1 SF8 2-H		0-1 P4		3 1 1 1 0 1 0												
Ken Griffey Jr., L OBP: 0.414, SLG: 0.671 (1, 10) (9, 8)	1-3 K		0-0 1B 2B		1 SAFE 2-2 1 SAFE 1 SAFE SF9 1-3 1B 2B	2-2 F8		0-0 G4-3		5 1 2 0 0 1 1												
Butch Huskey, R OBP: 0.392, SLG: 0.582 Aaron Scheffer, L (1, 7) (9, 1)	3-2 G1-3		1-3 K		0-1 SF9		1-1 F8		1-0 1B 1B	4 1 1 1 0 1 2 0 0 0 0 0 0 0												
David Segui, S OBP: 0.365, SLG: 0.475 (1, 3)		4-2 BB 2B BB	0-0 1B		2-3 3-H FC5-4 1B 1B		4-2 BB BB		1-0 1B 1-2 1B	3 1 3 1 2 0 0												
John Mabry, L OBP: 0.310, SLG: 0.422 (1, 9)		4-2 BB 1-2 2B G6-3 BB	1-0 G4-3		1 SAFE 1-1 FC5-4 1-2 1B		1-1 F7		0-2 FC6-4 1-2 2-H 1B	4 1 2 1 1 0 3												
Russ Davis, R OBP: 0.286, SLG: 0.481 (1, 5)		2-3 K		0-0 G6-3		2-0 FC5-4 1-2f 2-3		4-2 FC4-6 1-2 BB		4 0 0 0 1 2 6												
David Bell, R OBP: 0.322, SLG: 0.506 (1, 4)		1-0 G6-3 1-3 2-H 2B		3-1 G6-3		0-1 G2		0-1 FC4-6 1-2f		5 0 1 1 0 0 6												
Dan Wilson, R OBP: 0.318, SLG: 0.417 (1, 2)		2-1 G6-3 2-3 3-H		1-1 HR		0-1 G1-3		1-3 K		4 1 1 2 0 1 1												
Inning Stats	R: 0 E: 0 K: 1 S: 12	H: 1 LOB: 1 BB: 0 P: 16	R: 2 E: 0 K: 2 S: 17	H: 1 LOB: 1 BB: 2 P: 30	R: 0 E: 0 K: 2 S: 10	H: 2 LOB: 2 BB: 0 P: 13	R: 1 E: 0 K: 0 S: 6	H: 1 LOB: 0 BB: 0 P: 10	R: 2 E: 0 K: 0 S: 14	H: 4 LOB: 2 BB: 0 P: 21	R: 1 E: 0 K: 0 S: 9	H: 1 LOB: 0 BB: 0 P: 14	R: 0 E: 0 K: 0 S: 17	H: 0 LOB: 2 BB: 2 P: 27	R: 0 E: 0 K: 1 S: 8	H: 0 LOB: 0 BB: 0 P: 10	R: 1 E: 0 K: 1 S: 12	H: 3 LOB: 2 BB: 0 P: 18	1B: 8 2B: 4 3B: 0 HR: 1	SF: 2 SAC: 1 DP: 0 HBP: 0	WP: 0 PB: 0 SB: 1 CS: 0	PA: 44
PITCHER	IP WLS BF H R ER SO BB IBB HBP BLK WP HR S P ERA WHIP																					
Dave Micki, R ERA: 4.68 (1, 1)	6.0 L 30 10 6 6 5 2 0 0 0 0 0 1 68 104 9.00 2.000																					
Willie Blair, R ERA: 8.36 (7, 1)	2.0 8 0 0 0 1 2 0 0 0 0 0 0 25 37 0.00 1.000																					
Will Brunson, L ERA: 8.22 (9, 1)	0.1 4 3 1 1 0 0 0 0 0 0 0 0 6 8 27.00 9.000																					
Todd Jones, R ERA: 5.0 (9, 1)	0.2 2 0 0 0 0 1 0 0 0 0 0 0 6 10 0.00 0.000																					

Seattle Mariners @ Detroit Tigers
Tiger Stadium, Detroit, MI
Wed Jun 16 1999, 7:05 PM EDT
Att. 17,136 - Cloudy - 64 F

livebaseballscorecards.com

AB	37
R	7
H	13
RBI	7
BB	4
SO	7
LOB	20



Batter	1	2	3	4	5	6	7	8	9	AB R H RBI BB SO LOB
Gregg Jefferies, S OBP: 0.277, SLG: 0.341 Bill Haselman, R OBP: 0.323, SLG: 0.426 (1, 10)	2-1 2B		2-1 L4	2-2 PO	1-3 K		2-0 G6-3		1-0 1B	3 0 1 0 0 1 0 2 0 1 0 0 0 0
Brad Ausmus, R OBP: 0.357, SLG: 0.434 (1, 2)	0-3 K		2-2 1B 1B		2-3 K		0-1 P4		1-1 F8	5 1 1 0 0 2 3
Juan Encarnacion, R OBP: 0.318, SLG: 0.473 (1, 7)	0-3 K		1 SAFE 2-3 K		2-2 L5			2-2 F8		4 0 0 0 0 2 2
Dean Palmer, R OBP: 0.352, SLG: 0.555 (1, 5)	3-3 K		1 SAFE 1 SAFE 0-0 1B 1-3 1B			0-1 G5-3		1-0 G3-1 1B		4 0 2 0 0 1 1
Tony Clark, S OBP: 0.325, SLG: 0.398 (1, 3)		2-0 HBP 1B	1-2 1B			2-2 P3		1-0 G3-1		4 0 2 1 0 0 1
Damion Easley, R OBP: 0.356, SLG: 0.443 (1, 4)		2-1 1-2 HBP	0-3 K			2-1 2B HBP		0-1 L7		2 0 0 0 0 1 3
Gabe Kapler, R OBP: 0.323, SLG: 0.472 (1, 8)		2-2 P6		3-1 G5-3		1-2 2B			1-3 K	4 0 1 0 0 1 2
Karim Garcia, L OBP: 0.250, SLG: 0.366 (1, 9)		2-3 K		0-0 L3		3-3 K			1-3 K	4 0 0 0 0 3 4
Deivi Cruz, R OBP: 0.245, SLG: 0.311 (1, 6)		1-1 G1-3		0-1 E5 PO			0-0 G6-3		1-1 1B 1B	4 0 1 0 0 0 2


Inning Stats	R: 0	H: 1	E: 0	LOB: 1	K: 3	BB: 0	S: 11	R: 0	H: 1	E: 0	LOB: 2	K: 1	BB: 0	S: 10	R: 1	H: 3	E: 0	LOB: 2	K: 2	BB: 0	S: 16	R: 0	H: 0	E: 1	LOB: 0	K: 0	BB: 0	S: 7	R: 0	H: 0	E: 0	LOB: 0	K: 2	BB: 0	S: 9	R: 0	H: 1	E: 0	LOB: 2	K: 1	BB: 0	S: 12	R: 0	H: 0	E: 0	LOB: 0	K: 0	BB: 0	S: 4	R: 0	H: 1	E: 0	LOB: 1	K: 0	BB: 0	S: 7	R: 0	H: 2	E: 0	LOB: 2	K: 2	BB: 0	S: 11	1B: 7	SF: 0	2B: 2	SAC: 0	3B: 0	DP: 0	HR: 0	HBP: 2	WP: 0	PA: 39
--------------	------	------	------	--------	------	-------	-------	------	------	------	--------	------	-------	-------	------	------	------	--------	------	-------	-------	------	------	------	--------	------	-------	------	------	------	------	--------	------	-------	------	------	------	------	--------	------	-------	-------	------	------	------	--------	------	-------	------	------	------	------	--------	------	-------	------	------	------	------	--------	------	-------	-------	-------	-------	-------	--------	-------	-------	-------	--------	-------	--------

PITCHER	IP	WLS	BF	H	R	ER	SO	BB	IBB	HBP	BLK	WP	HR	S	P	ERA	WHIP
Jamie Moyer, L ERA: 4.78 (1, 1)	8.0	W	33	7	1	1	9	0	0	2	0	0	0	76	121	1.12	0.875
Aaron Scheffer, R ERA: 4.5 (9, 1)	1.0		5	2	0	0	2	0	0	0	0	0	0	11	16	0.00	2.000

BOTTOM

Seattle Mariners @ Detroit Tigers
Tiger Stadium, Detroit, MI
Wed Jun 16 1999, 7:05 PM EDT
Att. 17,136 - Cloudy - 64 F

AB	36
R	1
H	9
RBI	1
BB	0
SO	11
LOB	18



PITCHER	IP	WLS	BF	H	R	ER	SO	BB	IBB	HBP	BLK	WP	HR	S	P	ERA	WHIP
---------	----	-----	----	---	---	----	----	----	-----	-----	-----	----	----	---	---	-----	------

Batter	1	2	3	4	5	6	7	8	9	AB R H RBI BB SO LOB	TOP
Brian Hunter, R (1, 7) OBP: 0.332, SLG: 0.368 Tom Lampkin, L (8, PH) OBP: 0.373, SLG: 0.520 Matt Mieske, R (8, 9) OBP: 0.395, SLG: 0.659	1-1 1B		1-2 FC6-4			1-0 G6-3		1-1 P5	3-3 K	3 0 1 0 0 0 1 1 0 0 0 0 0 2 1 0 0 0 0 1 2	
Alex Rodriguez, R (1, 6) OBP: 0.430, SLG: 0.667	1-0 G6-4-3			0-1 F8			0-0 HR	2-2 G1-3		4 1 1 1 0 0 3	
Ken Griffey Jr., L (1, 8) OBP: 0.412, SLG: 0.663	3-3 K			3-2 P4			1-0 G3		4-2 E 1B 3B BB	3 1 0 0 1 1 0	
Butch Huskey, R (1, 10) OBP: 0.389, SLG: 0.575		3-1 G1-3		2-3 K			0-0 P3		1-2 E9 3B 1B	4 1 1 0 0 1 0	
David Segui, S (1, 3) OBP: 0.367, SLG: 0.484		1-1 F8			1-2 L7		2-1 1B		0-0 SH1-3 3B	4 1 2 2 0 0 0	
John Mabry, L (1, 9) OBP: 0.308, SLG: 0.418 (8, 5)		2-2 G4-3		3-2 G6-4-3 1B			0-3 K		1-2 G4-3	4 0 1 0 0 1 2	
Russ Davis, R (1, 5) OBP: 0.283, SLG: 0.476 Raul Ibanez, L (8, PH) OBP: 0.419, SLG: 0.393 (8, 7)			1-3 K		0-1 G6-4-3			4-1 SH1-4 1B BB	4-0 SH1-3 IBB	2 0 0 0 0 1 1 0 0 0 0 2 0 0	AB 30 R 4 H 7 RBI 4 BB 5 SO 6 LOB 11
David Bell, R (1, 4) OBP: 0.322, SLG: 0.504			1-3 K			1-0 P2		0-0 SH1-4 1B	0-0 SH1-3	3 0 1 1 0 1 0	
Dan Wilson, R (1, 2) OBP: 0.324, SLG: 0.414			4-2 FC6-4 BB			1-1 F7		0-0 SH1-4	4-1 BB	1 0 0 0 2 0 0	
Inning Stats	R: 0 H: 1 E: 0 LOB: 0 K: 1 BB: 0 S: 7 P: 12	R: 0 H: 0 E: 0 LOB: 0 K: 0 BB: 0 S: 8 P: 14	R: 0 H: 0 E: 0 LOB: 1 K: 2 BB: 1 S: 11 P: 18	R: 0 H: 0 E: 0 LOB: 0 K: 1 BB: 0 S: 10 P: 15	R: 0 H: 1 E: 0 LOB: 0 K: 0 BB: 0 S: 8 P: 12	R: 0 H: 0 E: 0 LOB: 0 K: 0 BB: 0 S: 4 P: 7	R: 1 H: 2 E: 0 LOB: 1 K: 1 BB: 0 S: 8 P: 11	R: 0 H: 1 E: 0 LOB: 2 K: 0 BB: 1 S: 9 P: 16	R: 3 H: 2 E: 1 LOB: 2 K: 1 BB: 3 S: 16 P: 33	1B: 5 SF: 0 2B: 0 SAC: 2 3B: 1 DP: 2 HR: 1 HBP: 0	WP: 0 PA: 37 PB: 0 SB: 0 CS: 0
PITCHER Jeff Weaver, R (1, 1) ERA: 2.96 C.J. Nitkowski, L (9, 1) ERA: 5.96 Todd Jones, R (9, 1) ERA: 5.46	IP WLS BF H R ER SO BB IBB HBP BLK WP HR S P ERA WHIP 8.0 0 29 5 1 1 5 2 0 0 0 0 1 65 105 1.12 0.875 0.0 1 0 1 1 0 1 0 0 0 0 0 0 4 8 ∞ ∞ 1.0 L 7 2 2 2 1 1 1 0 0 0 0 0 12 25 18.00 3.000	PITCHER IP WLS BF H R ER SO BB IBB HBP BLK WP HR S P ERA WHIP									

Seattle Mariners @ Detroit Tigers
 Tiger Stadium, Detroit, MI
 Thu Jun 17 1999, 7:05 PM EDT
 Att. 18,415 - Cloudy - 66 F

livebaseballscorecards.com

Batter	1	2	3	4	5	6	7	8	9	AB R H RBI BB SO LOB
Luis Polonia, L (1, 7) OBP: 0.438, SLG: 0.661 Karim Garcia, L (9, 7) OBP: 0.248, SLG: 0.363	2-2 G3-1 2B		2-2 BB 2B		1-2 G3-1		3-3 K		2-2 F7	4 0 2 0 0 1 1 1 0 0 0 0 0 0
Brad Ausmus, R (1, 2) OBP: 0.350, SLG: 0.425	3-1 G3-1 2-3		1-0 F7		3-2 G6-3		2-1 L8			4 0 0 0 0 0 3
Bobby Higginson, L (1, 9) OBP: 0.363, SLG: 0.414	1-3 K		4-2 BB BB		1-0 P6			1-1 CS HBP 1B		3 0 1 0 0 1 1 1
Dean Palmer, R (1, 10) OBP: 0.350, SLG: 0.548	0-3 K		1-1 F8		2-1 F9		1-2 CS HBP	1-2 CS HBP		3 0 0 0 0 0 1 3
Tony Clark, S (1, 3)		4-0 BLK 1B BB	4-1 BB		0-0 G4-3		3-3 SAFE K	1-2 2-3		2 1 0 0 2 1 2
Damion Easley, R (1, 4) OBP: 0.351, SLG: 0.435		1-3 K	1-3 K		3-2 G4-3		0-0 L4			4 0 0 0 0 0 2 5
Frank Catalanotto, L (1, 5) OBP: 0.320, SLG: 0.489		2-2 K		1-0 G6-4-3 1B		1-0 G4-3		0-3 K		4 0 1 0 0 0 2 1
Gabe Kapler, R (1, 8) OBP: 0.333, SLG: 0.497		2-1 1-H 1B		2-0 SAFE G6-4-3 1-2f		4-1 BB 2B		3-2 HR		3 2 2 2 1 0 1
Deivi Cruz, R (1, 6) OBP: 0.246, SLG: 0.317 Gregg Jefferies, S (9, PH) OBP: 0.276, SLG: 0.339		1-1 SAFE G4-3		2-0 SAFE F8		0-0 SAFE 1-H 2B		0-1 G1-3		3 0 1 1 0 0 0 1 1 0 0 0 0 0 0 0


Inning Stats	R: 0	H: 1	E: 0	LOB: 1	K: 2	BB: 0	S: 11	R: 1	H: 1	E: 0	LOB: 1	K: 2	BB: 1	S: 10	R: 0	H: 1	E: 0	LOB: 3	K: 1	BB: 2	S: 12	R: 0	H: 1	E: 0	LOB: 0	K: 0	BB: 0	S: 3	R: 0	H: 0	E: 0	LOB: 0	K: 0	BB: 0	S: 7	R: 1	H: 1	E: 0	LOB: 1	K: 1	BB: 1	S: 8	R: 0	H: 1	E: 0	LOB: 1	K: 1	BB: 0	S: 9	R: 1	H: 1	E: 0	LOB: 0	K: 1	BB: 0	S: 12	1B: 3	SF: 0	2B: 3	SAC: 0	3B: 0	DP: 1	HR: 1	HBP: 1
--------------	------	------	------	--------	------	-------	-------	------	------	------	--------	------	-------	-------	------	------	------	--------	------	-------	-------	------	------	------	--------	------	-------	------	------	------	------	--------	------	-------	------	------	------	------	--------	------	-------	------	------	------	------	--------	------	-------	------	------	------	------	--------	------	-------	-------	-------	-------	-------	--------	-------	-------	-------	--------

PITCHER	IP	WLS	BF	H	R	ER	SO	BB	IBB	HBP	BLK	WP	HR	S	P	ERA	WHIP
Freddy Garcia, R (1, 1) ERA: 4.48	8.0	W	33	6	2	2	7	4	0	1	1	0	0	66	125	2.25	1.250
Jose Mesa, R (9, 1) ERA: 7.48	1.0	S	4	1	1	1	1	0	0	0	0	0	1	12	17	9.00	1.000

BOTTOM

Seattle Mariners @ Detroit Tigers
Tiger Stadium, Detroit, MI
Thu Jun 17 1999, 7:05 PM EDT
Att: 18,415 - Cloudy - 66 F

AB	32
R	3
H	7
RBI	3
BB	4
SO	8
LOB	18



WP	PA	ERA	WHIP
0	37		

Batter	1	2	3	4	5	6	7	8	9	AB R H RBI BB SO LOB	TOP											
Brian Hunter, R (1, 7) OBP: 0.329, SLG: 0.361	1-1 L6	0-2 E4 2B		1-2 G6-3		4-1 BB G3 BB		0-1 G5-3		4 1 0 0 1 0 1												
Alex Rodriguez, R (1, 6) OBP: 0.429, SLG: 0.664	2-3 K	1-1 1B 2B			0-0 G4-3 1B	2-2 G3		1-1 G5-3		5 1 2 3 0 1 2												
Ken Griffey Jr., L (1, 8) OBP: 0.418, SLG: 0.676	1-0 1B	3-2 1B			1-0 P2	4-0 BB IBB			3-2 HR	4 1 3 2 1 0 1												
Butch Huskey, R (1, 10) OBP: 0.389, SLG: 0.584	2-2 G5-3	1-2 G5-3			1 SAFE 0-1 G4-3	4-0 BB			2-1 HR	4 1 1 2 1 0 3												
David Segui, S (1, 3) OBP: 0.368, SLG: 0.480		2-0 1B 1B	1-1 L7		4-0 IBB	0-0 L7			3-2 F8	4 1 1 0 1 0 3												
Raul Ibanez, L (1, 9) OBP: 0.389, SLG: 0.364		0-1 F9 1B E 1B	0-0 G3-1		0-0 F9		0-2 F8		1-2 P6	5 1 1 0 0 0 2												
David Bell, R (1, 4) OBP: 0.320, SLG: 0.498		1-2 E 2B 1B	0-0 G5-3			1-2 F9	1-1 G3		2-3 K2-3	5 1 1 1 0 1 0												
John Mabry, L (1, 5) OBP: 0.307, SLG: 0.410		0-0 F9		1-0 G3-1		4-2 2B G3 BB	0-1 G4-3			3 1 0 0 1 0 2												
Dan Wilson, R (1, 2) OBP: 0.323, SLG: 0.416		2-3 K		0-1 G6-3		0-2 G3 BB 2B		0-1 F8		4 1 1 0 0 1 2												
Inning Stats	R: 0 E: 0 K: 1 S: 11	H: 1 LOB: 1 BB: 0 P: 17	R: 5 E: 1 K: 1 S: 23	H: 5 LOB: 1 BB: 0 P: 33	R: 0 E: 0 K: 0 S: 4	H: 0 LOB: 0 BB: 0 P: 5	R: 0 E: 0 K: 0 S: 8	H: 0 LOB: 0 BB: 0 P: 10	R: 0 E: 0 K: 0 S: 5	H: 1 LOB: 2 BB: 1 P: 10	R: 2 E: 0 K: 0 S: 15	H: 1 LOB: 3 BB: 4 P: 34	R: 0 E: 0 K: 0 S: 7	H: 0 LOB: 0 BB: 0 P: 8	R: 0 E: 0 K: 0 S: 6	H: 0 LOB: 0 BB: 0 P: 7	R: 2 E: 0 K: 1 S: 17	H: 2 LOB: 0 BB: 0 P: 28	1B: 6 2B: 2 3B: 0 HR: 2	SF: 0 SAC: 0 DP: 0 HBP: 0	WP: 0 PB: 0 SB: 0 CS: 0	PA: 43
PITCHER	IP WLS BF H R ER SO BB IBB HBP BLK WP HR S P ERA WHIP																					
Charles Nagy, R (1, 1) ERA: 4.13	5.2 L 31 8 7 3 2 3 2 0 0 0 0 65 108 4.76 1.941																					
Paul Assenmacher, L (6, 1) ERA: 4.2	2.1 7 0 0 0 0 0 0 0 0 0 0 14 16 0.00 0.000																					
Ricardo Rincon, L (9, 1) ERA: 1.59	1.0 5 2 2 2 1 0 0 0 0 0 0 2 17 28 18.00 2.000																					

Seattle Mariners @ Cleveland Indians
Jacobs Field, Cleveland, OH
 Fri Jun 18 1999, 7:05 PM EDT
 Att. 43,126 - Unknown - 67 F

livebaseballscorecards.com

AB	38
R	9
H	10
RBI	8
BB	5
SO	3
LOB	16



Batter	1	2	3	4	5	6	7	8	9	AB	R	H	RBI	BB	SO	LOB
Kenny Lofton, L OBP: 0.452, SLG: 0.504 Jacob Cruz, L OBP: 0.462, SLG: 0.923	1-0 E5 FC6-4			1-2 F9		1-2 F8		1-1 HR		3	0	0	0	0	0	1
Omar Vizquel, S OBP: 0.400, SLG: 0.435	0-1 FC6-4 P2 1-2f			0-2 L8		1-1 G1-6-3 1B		1-1 S G6-4-3 1B		4	1	2	0	0	0	1
Roberto Alomar, S OBP: 0.429, SLG: 0.525 Jeff Manto, R OBP: 0.433, SLG: 0.333	3-2 P2 1-2			0-3 K		1-1 G1-6-3 1B		1-0 G6-4-3 1B		3	0	0	0	0	1	3
Manny Ramirez, R OBP: 0.428, SLG: 0.630			3-2 K		3-2 F9 1B		3-1 1B	2-1 G6-4-3 1-2f 2-H		4	0	2	0	0	1	1
Richie Sexson, R OBP: 0.293, SLG: 0.514			1-1 G5-3		2-1 SAFE 1-2 1B		1-3 K	1-2 F8		4	0	1	0	0	1	1
David Justice, L OBP: 0.373, SLG: 0.531			1-1 G6-3		0-1 F9		1-0 G6-4-3 1B		3-2 G4-3	4	0	1	0	0	0	2
Alex Ramirez, R OBP: 0.250, SLG: 0.750			2-3 K		0-3 K		2-0 G6-4-3 1-2f		0-3 K	4	0	0	0	0	3	4
Enrique Wilson, S OBP: 0.336, SLG: 0.423			0-2 G1-3		2-2 SAFE L4		2-0 HR 1B	3-2 G4-3		4	1	1	0	0	0	2
Einar Diaz, R OBP: 0.294, SLG: 0.382			1-2 P6		1-1 1B		1-2 HR 1B			3	1	2	0	0	0	0

Inning Stats	R: 0	H: 0	E: 1	LOB: 0	K: 0	BB: 0	S: 6	P: 10	R: 0	H: 0	E: 0	LOB: 0	K: 1	BB: 0	S: 7	P: 12	R: 0	H: 0	E: 0	LOB: 0	K: 1	BB: 0	S: 10	P: 13	R: 0	H: 2	E: 0	LOB: 2	K: 1	BB: 0	S: 14	P: 21	R: 0	H: 2	E: 0	LOB: 1	K: 0	BB: 0	S: 9	P: 13	R: 0	H: 2	E: 0	LOB: 1	K: 1	BB: 0	S: 7	P: 14	R: 4	H: 5	E: 0	LOB: 0	K: 0	BB: 0	S: 15	P: 24	R: 0	H: 0	E: 0	LOB: 0	K: 1	BB: 0	S: 9	P: 15	1B: 10	SF: 0	2B: 0	SAC: 0	3B: 0	DP: 3	HR: 1	HBP: 0	WP: 0	PA: 35
--------------	------	------	------	--------	------	-------	------	-------	------	------	------	--------	------	-------	------	-------	------	------	------	--------	------	-------	-------	-------	------	------	------	--------	------	-------	-------	-------	------	------	------	--------	------	-------	------	-------	------	------	------	--------	------	-------	------	-------	------	------	------	--------	------	-------	-------	-------	------	------	------	--------	------	-------	------	-------	--------	-------	-------	--------	-------	-------	-------	--------	-------	--------

PITCHER	IP	WLS	BF	H	R	ER	SO	BB	IBB	HBP	BLK	WP	HR	S	P	ERA	WHIP
John Halama, L ERA: 3.79	(1, 1)	7.0	28	9	3	3	5	0	0	0	0	0	1	71	106	3.86	1.286
Jose Paniagua, R ERA: 3.49	(8, 1)	1.0	4	2	1	1	0	0	0	0	0	0	0	8	13	9.00	2.000
Jeff Fassero, L ERA: 7.14	(9, 1)	1.0	3	0	0	0	1	0	0	0	0	0	0	9	15	0.00	0.000

BOTTOM

Seattle Mariners @ Cleveland Indians
Jacobs Field, Cleveland, OH
Fri Jun 18 1999, 7:05 PM EDT
Att: 43,126 - Unknown - 67 F

livebaseballscorecards.com

AB	35
R	4
H	11
RBI	3
BB	0
SO	6
LOB	15



Batter	1	2	3	4	5	6	7	8	9	AB R H RBI BB SO LOB	TOP											
Brian Hunter, R (1, 7) OBP: 0.331, SLG: 0.362	2-2 G6-3		2-0 WP 2B 1B		0-2 G1-3		1-1 G5-3		1-1 G6-4-3 1B	5 1 2 0 0 0 0	Seattle Mariners @ Cleveland Indians Jacobs Field, Cleveland, OH Sat Jun 19 1999, 1:05 PM EDT Att. 43,205 - Cloudy - 75 F											
Alex Rodriguez, R (1, 6) OBP: 0.429, SLG: 0.669	0-2 G5-3		1-2 1-H 1B 2B		0-2 1B 2B		2-2 F8		1-1 G6-4-3	5 2 2 1 0 0 2												
Ken Griffey Jr., L (1, 8) OBP: 0.418, SLG: 0.681	1-2 G3		4-0 1B IBB		0-3 K2-3		1-1 HR		3-3 K	4 1 1 1 1 2 2												
Edgar Martinez, R (1, 10) OBP: 0.452, SLG: 0.554		1-0 G6-3	1-0 1-3 2-H 1B		4-0 1B BB		0-0 G6-3			3 0 1 1 1 0 0												
David Segui, S (1, 3) OBP: 0.366, SLG: 0.476		1-0 G4-3	2-3 K2-3		1-0 1-2 2-H 1B			1-3 K		4 0 1 1 0 2 2												
Butch Huskey, R (1, 9) OBP: 0.392, SLG: 0.598		2-2 HR		0-1 CS 1B		0-0 G6-3		0-1 G5-3		4 1 2 1 0 0 2												
John Mabry, L (1, 5) OBP: 0.300, SLG: 0.400		1-0 F8		2-2 F8		1-1 G4-3		1-2 G3		4 0 0 0 0 0 1												
David Bell, R (1, 4) OBP: 0.323, SLG: 0.498			3-1 F9	1-2 1-2 1B		1-3 K		1-2 1B G6-4-3 1B		4 1 2 0 0 1 0												
Tom Lampkin, L (1, 2) OBP: 0.368, SLG: 0.506			3-1 F7	0-0 G1-3		2-3 K		0-1 G6-4-3 1B		4 0 1 0 0 1 1												
Inning Stats	R: 0 E: 0 K: 0 S: 11	H: 0 LOB: 0 BB: 0 P: 14	R: 1 E: 0 K: 0 S: 6	H: 1 LOB: 0 BB: 0 P: 11	R: 2 E: 0 K: 1 S: 12	H: 3 LOB: 2 BB: 1 P: 28	R: 0 E: 0 K: 0 S: 10	H: 2 LOB: 1 BB: 0 P: 12	R: 1 E: 0 K: 1 S: 12	H: 2 LOB: 2 BB: 1 P: 17	R: 0 E: 0 K: 2 S: 9	H: 0 LOB: 0 BB: 0 P: 13	R: 1 E: 0 K: 0 S: 10	H: 1 LOB: 0 BB: 0 P: 14	R: 0 E: 0 K: 1 S: 8	H: 0 LOB: 0 BB: 0 P: 10	R: 1 E: 0 K: 1 S: 14	H: 3 LOB: 1 BB: 0 P: 20	1B: 8 2B: 2 3B: 0 HR: 2	SF: 0 SAC: 0 DP: 1 HBP: 0	WP: 1 PB: 0 SB: 0 CS: 1	PA: 39
PITCHER	IP WLS BF H R ER SO BB IBB HBP BLK WP HR S P ERA WHIP																					
Dave Burba, R (1, 1) ERA: 4.63	7.0 W 31 9 5 5 4 1 1 0 0 1 2 70 109 6.43 1.429																					
Paul Shuey, R (8, 1) ERA: 2.38	1.0 6 3 1 1 1 0 0 0 0 0 0 16 20 9.00 3.000																					
Michael Jackson, R (9, 1) ERA: 4.65	1.0 S 2 0 0 0 0 1 0 0 0 0 0 6 10 0.00 0.000																					

AB	37
R	6
H	12
RBI	5
BB	2
SO	6
LOB	10



Batter	1	2	3	4	5	6	7	8	9
Kenny Lofton, L OBP: 0.451, SLG: 0.500 (1, 8)	4-2 BB 1B BB	2-2 L8		2-1 F8	3-1 1B 1B		2-1 G4-3		
Omar Vizquel, S OBP: 0.400, SLG: 0.436 (1, 6)	1-0 BB 1B		0-1 F8	3-2 SF7	1-2 1B		0-0 P5		
Roberto Alomar, S OBP: 0.431, SLG: 0.535 (1, 4)	4-1 G4-6-3 BB		4-2 HR BB	0-1 HR		3-2 F7	3-2 G3		
Manny Ramirez, R OBP: 0.427, SLG: 0.637 (1, 9)	0-3 K		3-2 F8	2-2 HR		0-1 1B 1B	0-3 K		
David Justice, L OBP: 0.371, SLG: 0.540 (1, 10)	0-2 G4-6-3		2-0 HR	3-3 K		1-3 K			
Jim Thome, L OBP: 0.403, SLG: 0.463 (1, 3)		4-2 HR BB	3-1 P9		2-3 K	2-2 FC6-4 1B			
Jacob Cruz, L OBP: 0.529, SLG: 1.067 (1, 7)		1-1 HR		4-2 E 1B BB	4-2 BB BB	1-1 FC6-4			
Enrique Wilson, S OBP: 0.333, SLG: 0.411 (1, 5)		3-3 K		3-1 E5	4-1 1B BB		1-3 K		
Einar Diaz, R OBP: 0.293, SLG: 0.378 (1, 2)		0-1 P9		0-1 E7 SF7 1B	2-2 P2		2-0 P4		

Inning Stats	R: 0	H: 1	E: 0	K: 1	S: 11	R: 2	H: 1	E: 0	K: 1	S: 17	R: 2	H: 1	E: 0	K: 0	S: 14	R: 5	H: 3	E: 2	K: 1	S: 19	R: 1	H: 2	E: 0	K: 1	S: 15	R: 0	H: 0	E: 0	K: 1	S: 7	R: 0	H: 0	E: 0	K: 1	S: 9
	LOB: 2	BB: 2				LOB: 0	BB: 1				LOB: 0	BB: 1				LOB: 0	BB: 1	LOB: 2	BB: 2		LOB: 2	BB: 0		LOB: 0	BB: 0		LOB: 0	BB: 0		LOB: 0	BB: 0		LOB: 0	BB: 0	

PITCHER	IP	WLS	BF	H	R	ER	SO	BB	IBB	HBP	BLK	WP	HR	S	P	ERA	WHIP
Melvin Bunch, R ERA: 6.75 (1, 1)	2.2		13	2	3	3	2	4	0	0	0	0	1	39	65	10.12	2.250
Allen Watson, L ERA: 4.35 (3, 1)	1.2	L	13	4	7	2	2	3	0	0	0	1	3	28	60	10.80	4.200
28 Ken Cloude, R ERA: 6.8 (5, 1)	2.2		11	4	0	0	2	0	0	0	0	0	0	30	48	0.00	1.500
Aaron Scheffer, R ERA: 3.0 (8, 1)	1.0		3	0	0	0	1	0	0	0	0	0	0	9	12	0.00	0.000

AB R H RBI BB SO LOB

4	0	1	1	1	0	1
4	0	2	1	0	0	0
3	2	1	1	2	0	0
5	1	2	1	0	2	4
4	1	1	2	0	2	4
3	1	1	0	1	1	0
2	3	1	2	2	0	2
3	1	0	0	1	2	1
4	1	1	1	0	0	2

AB	32
R	10
H	10
RBI	9
BB	7
SO	7
LOB	14



WP	HR	S	P	ERA	WHIP
1	0	1	40		

Seattle Mariners @ Cleveland Indians
 Jacobs Field, Cleveland, OH
 Sat Jun 19 1999, 1:05 PM EDT
 Att: 43,205 - Cloudy - 75 F

livebaseballscorecards.com

Seattle Mariners @ Cleveland Indians
 Jacobs Field, Cleveland, OH
 Sun Jun 20 1999, 8:05 PM EDT
 Att. 43,070 - Cloudy - 73 F

livebaseballscorecards.com

AB	38
R	5
H	11
RBI	5
BB	5
SO	7
LOB	21



Batter	1	2	3	4	5	6	7	8	9	AB	R	H	RBI	BB	SO	LOB	TOP					
Brian Hunter, R OBP: 0.332, SLG: 0.367 (1, 7)	1-1 G1-3		0-0 F9		1-1 FC4		2-1 1B	1-0 2B		5	1	2	0	0	0	1						
Alex Rodriguez, R OBP: 0.430, SLG: 0.669 Rafael Bourimigal, R OBP: 0.377, SLG: 0.532 (1, 6)	1-2 F9		1-2 2B		4-0 BB		0-0 F7	0-2 2B		3	0	1	0	1	0	1						
Ken Griffey Jr., L OBP: 0.419, SLG: 0.677 Raul Ibanez, L OBP: 0.378, SLG: 0.353 (1, 8)	4-1 1B BB		2-1 G3-1		3-2 G4-3		2-1 1B	1-3 2B		3	0	1	0	1	0	3						
Edgar Martinez, R OBP: 0.451, SLG: 0.551 (1, 10)	1-2 1B				2-3 K		0-1 1B	2-2 G6-3		5	1	2	0	0	1	3						
David Segui, S OBP: 0.363, SLG: 0.468 (1, 3)	1-2 G1-3				4-1 BB		3-2 F7	1-1 G4-3		4	0	0	0	1	0	5						
Butch Huskey, R OBP: 0.392, SLG: 0.591 (1, 9)			3-3 K		0-1 P3		2-2 1B	4-1 HR		4	1	1	0	1	1	1						
Russ Davis, R OBP: 0.281, SLG: 0.484 (1, 5)			1-0 G3-1		3-3 K		3-3 K	0-0 HR		5	1	1	2	0	3	3						
David Bell, R OBP: 0.325, SLG: 0.496 (1, 4)			2-2 P4		4-2 FC4		2-0 1B	2-2 P3		3	0	1	1	1	0	0						
Dan Wilson, R OBP: 0.321, SLG: 0.412 (1, 2)			1-2 G1-3		2-3 K		2-1 F8	1-1 2B		4	1	1	0	0	1	3						
Inning Stats	R: 0 E: 0 K: 0 S: 12	H: 1 LOB: 2 BB: 1 P: 20	R: 0 E: 0 K: 1 S: 9	H: 0 LOB: 0 BB: 0 P: 15	R: 0 E: 1 K: 0 S: 10	H: 1 LOB: 1 BB: 0 P: 14	R: 0 E: 0 K: 2 S: 12	H: 0 LOB: 1 BB: 1 P: 21	R: 0 E: 0 K: 1 S: 15	H: 0 LOB: 2 BB: 2 P: 29	R: 1 E: 0 K: 1 S: 18	H: 3 LOB: 2 BB: 0 P: 30	R: 0 E: 0 K: 0 S: 9	H: 2 LOB: 2 BB: 0 P: 14	R: 4 E: 0 K: 1 S: 18	H: 4 LOB: 1 BB: 1 P: 29	R: 0 E: 0 K: 1 S: 11	H: 0 LOB: 0 BB: 0 P: 12	1B: 7 2B: 3 3B: 0 HR: 1	SF: 0 SAC: 0 DP: 0 HBP: 0	WP: 0 PB: 0 SB: 1 CS: 0	PA: 43
PITCHER	IP	WLS	BF	H	R	ER	SO	BB	IBB	HBP	BLK	WP	HR	S	P	ERA	WHIP					
Jaret Wright, R ERA: 6.55 (1, 1)	5.2	W	26	5	1	1	5	4	0	0	0	0	0	74	125	1.59	1.588					
Steve Reed, R ERA: 2.93 (6, 1)	1.1		6	2	0	0	0	0	0	0	0	0	0	11	18	0.00	1.500					
Ricardo Rincon, L ERA: 4.5 (8, 1)	0.2		7	4	4	4	1	1	0	0	0	0	1	14	23	54.00	7.500					
Steve Karsay, R ERA: 2.3 (8, 1)	1.1		4	0	0	0	1	0	0	0	0	0	0	15	18	0.00	0.000					

Batter	1	2	3	4	5	6	7	8	9	10	11	12	AB	R	H	RBI	BB	SO	LOB	TOP		
Brian Hunter, R OBP: 0.330, SLG: 0.364 John Mabry, L OBP: 0.298, SLG: 0.398	2-1 L9		2-2 FC6			0-0 FC4-6		1-0 1B		0-3 K		0-0 G3	5	1	1	0	0	1	3			
Alex Rodriguez, R OBP: 0.421, SLG: 0.646	1-3 K			3-2 G1-3		3-3 K		3-2 P2		0-3 K		4-0 BB	5	0	0	0	1	3	4			
Ken Griffey Jr., L OBP: 0.421, SLG: 0.675	1-1 F8			2-1 2B		4-0 IBB		2-1 1B		0-0 F8		0-0 F8	5	1	2	1	1	0	2			
Edgar Martinez, R OBP: 0.446, SLG: 0.542		1-1 G5-3		3-3 K		0-2 F8		2-1 1B				0-0 G1	5	0	1	2	0	1	3			
David Segui, S OBP: 0.356, SLG: 0.458	1-0 F9			2-3 K			1-3 K	2-3 K				0-0 G4-3	5	0	0	0	0	3	2			
Butch Huskey, R OBP: 0.391, SLG: 0.587 Charles Gipson, R OBP: 0.357, SLG: 0.462 Raul Ibanez, L OBP: 0.385, SLG: 0.361		0-1 G4-3			0-2 L3		1-2 F9		0-0 G4-3			0-0 1B	3	0	1	0	0	0	0			
David Bell, R OBP: 0.323, SLG: 0.490			2-1 G1-3		0-0 L3		0-2 G3-1		3-3 K		0-0 1B	5	0	1	0	0	1	1				
Russ Davis, R OBP: 0.280, SLG: 0.477			0-0 CS		1-2 F7			1-3 K	2-3 K		0-0 G6-3	5	0	1	0	0	2	2				
Dan Wilson, R OBP: 0.333, SLG: 0.417			4-2 FC6			3-2 FC4-6		1-0 1B		4-0 BB		0-0 G3-1	3	1	2	0	2	0	0			
Inning Stats	R: 0 E: 0 K: 1 S: 8	H: 0 LOB: 0 BB: 0 P: 12	R: 0 E: 0 K: 0 S: 5	H: 0 LOB: 0 BB: 0 P: 7	R: 0 E: 0 K: 0 S: 8	H: 1 LOB: 1 BB: 1 P: 16	R: 0 E: 0 K: 1 S: 12	H: 1 LOB: 1 BB: 0 P: 22	R: 0 E: 0 K: 0 S: 8	H: 1 LOB: 0 BB: 0 P: 9	R: 0 E: 0 K: 1 S: 10	H: 0 LOB: 0 BB: 0 P: 12	R: 3 E: 0 K: 2 S: 7	H: 4 LOB: 1 BB: 0 P: 14	R: 0 E: 0 K: 0 S: 5	H: 2 LOB: 2 BB: 0 P: 5	R: 0 E: 0 K: 0 S: 3	H: 0 LOB: 1 BB: 1 P: 7	1B: 9 2B: 2 3B: 0 HR: 0	SF: 0 SAC: 0 DP: 1 HBP: 0	WP: 0 PB: 0 SB: 3 CS: 1	PA: 48
PITCHER	IP WLS BF H R ER SO BB IBB HBP BLK WP HR S P ERA WHIP																					
Bartolo Colon, R ERA: 5.33	(1, 1) 7.2																					
Paul Assenmacher, L ERA: 4.8	(8, 1) 0.0	1	1	0	0	0	0	0	0	0	0	0										
Paul Shuey, R ERA: 2.29	(8, 1) 1.1	B	5	1	1	1	3	0	0	0	0	0										
Michael Jackson, R ERA: 4.5	(10, 1) 1.0		4	0	0	0	2	1	0	0	0	0										
Steve Karsay, R ERA: 2.2	(11, 1) 2.0	W	9	2	0	0	0	1	0	0	0	0										

Seattle Mariners @ Cleveland Indians
 Jacobs Field, Cleveland, OH
 Mon Jun 21 1999, 7:05 PM EDT
 Att. 43,093 - Unknown - 72 F

AB	44
R	3
H	10
RBI	3
BB	4
SO	11
LOB	17




Batter	1	2	3	4	5	6	7	8	9	10	11	12	AB	R	H	RBI	BB	SO	LOB					
Kenny Lofton, L OBP: 0.441, SLG: 0.485 (1, 8)	G6-3			L7	L7		F8		K	FC6-4			6	0	0	0	0	1	3					
Omar Vizquel, S OBP: 0.405, SLG: 0.448 (1, 6)	F9			G6-3		WP 1B	P7		F9 2B		G3-1		6	1	2	0	0	0	1					
David Justice, L OBP: 0.374, SLG: 0.531 (1, 9)	L9			BB 1B		L4		K	IBB		G6-3		5	0	1	0	1	1	1					
Richie Sexson, R OBP: 0.308, SLG: 0.528 (1, 7)		CS 1B				1B BB		G1-3	F9			K	4	0	1	0	2	1	2					
Jim Thome, L OBP: 0.417, SLG: 0.477 (1, 3)			K			K		1B BB	IBB			1B SH3-4 WP 1B	4	2	1	0	2	3	5					
Alex Ramirez, R OBP: 0.357, SLG: 0.615 (1, 10)			L3					BB 1B	K			SH3-4	4	1	2	1	1	1	4					
Jeff Manto, R OBP: 0.455, SLG: 0.348 Roberto Alomar, S OBP: 0.431, SLG: 0.528 (8, PH) (9, 4)						SH1-3 1B	P5							2	0	1	0	0	0	2				
Enrique Wilson, S OBP: 0.352, SLG: 0.426 (9, 5)														1	0	1	0	2	0	0				
Einar Diaz, R OBP: 0.305, SLG: 0.394 Jacob Cruz, L OBP: 0.391, SLG: 0.800 Chris Turner, R OBP: 0.250, SLG: 0.211 (1, 2) (8, PH) (9, 2)														5	0	3	2	1	1	2				
Inning Stats	R: 0 E: 0 K: 8	H: 0 LOB: 0 BB: 11	R: 0 E: 0 K: 7	H: 1 LOB: 0 BB: 12	R: 0 E: 0 K: 7	H: 1 LOB: 0 BB: 10	R: 0 E: 0 K: 15	H: 1 LOB: 2 BB: 27	R: 1 E: 1 K: 11	H: 2 LOB: 1 BB: 15	R: 1 E: 0 K: 17	H: 2 LOB: 2 BB: 26	R: 0 E: 0 K: 12	H: 1 LOB: 3 BB: 28	R: 0 E: 0 K: 12	H: 0 LOB: 1 BB: 28	R: 0 E: 0 K: 15	H: 0 LOB: 0 BB: 5	R: 1 E: 0 K: 15	H: 2 LOB: 2 BB: 7	1B: 10 2B: 2 3B: 0 HR: 0	SF: 0 DP: 1 HBP: 0	WP: 2 PB: 0 SB: 1 CS: 1	PA: 54

PITCHER	IP	WLS	BF	H	R	ER	SO	BB	IBB	HBP	BLK	WP	HR	S	P	ERA	WHIP
Jamie Moyer, L ERA: 4.65 (1, 1)	7.0		29	8	2	2	4	2	0	0	0	1	0	74	114	2.57	1.429
Jeff Fassero, L ERA: 7.19 (8, 1)	0.2	H	4	0	1	1	1	2	0	0	0	0	0	14	25	13.50	3.000
Jose Paniagua, R ERA: 3.29 (8, 1)	2.1	B	13	2	0	0	3	2	2	0	0	0	0	23	50	0.00	1.714
Jose Mesa, R ERA: 7.2 (11, 1)	1.1	L	8	2	1	1	1	0	1	0	0	1	0	8	12	6.75	1.500

Seattle Mariners @ Cleveland Indians
Jacobs Field, Cleveland, OH
 Mon Jun 21 1999, 7:05 PM EDT
 Att: 43,093 - Unknown - 72 F

AB	42
R	4
H	12
RBI	3
BB	9
SO	9
LOB	27



Batter	1	2	3	4	5	6	7	8	9	AB R H RBI BB SO LOB	TOP											
Darin Erstad, L (1, 3) OBP: 0.300, SLG: 0.368	2-2 P5		2-0 P5			0-1 G6-4-3		2-2 3B 1B		4 1 1 1 0 0 1	Anaheim Angels @ Seattle Mariners The Kingdome, Seattle, WA Tue Jun 22 1999, 10:05 PM EDT Att. 26,153 - Dome - 72 F											
Randy Velarde, R (1, 4) OBP: 0.364, SLG: 0.398	2-3 K			4-2 16 G3 16 S BB		3-2 L5		1-1 16 1B 3B	3 1 1 1 1 1 0													
Mo Vaughn, L (1, 10) OBP: 0.342, SLG: 0.498	2-3 K			0-0 P5			1-0 L8	3-2 G4-3	4 0 0 0 0 1 2													
16 Garret Anderson, L (1, 8) OBP: 0.293, SLG: 0.467		1-1 F7		1-1 G3			2-1 2B	2-0 3B 1B	4 0 2 1 0 0 1													
Troy Glaus, R (1, 5) OBP: 0.311, SLG: 0.448		2-3 K		1-3 K			1-2 G5-3	3-2 P4	4 0 0 0 0 2 3													
Matt Luke, L (1, 9) OBP: 0.500, SLG: 1.000		0-2 1B			2-0 F8		4-2 BB	1-1 HR	3 1 2 1 1 0 0													
Steve Decker, R (1, 2) OBP: 0.370, SLG: 0.318		0-1 F8			2-3 K		0-1 P3	2-1 G4-3	4 0 0 0 0 1 3													
Orlando Palmeiro, L (1, 7) OBP: 0.370, SLG: 0.319			0-1 F7			1-1 G4-3		2-2 G6-3	1-0 G6-3	4 0 0 0 0 0 0												
Gary Disarcina, R (1, 6) OBP: 0.500, SLG: 0.500			0-0 P2			2-1 G6-4-3 1B		1-0 1B 2B	1-1 F8	2 0 1 0 0 0 0												
Jeff Huson, L (8, PH) OBP: 0.291, SLG: 0.296										2 1 1 0 0 0 0												
Inning Stats	R: 0 E: 0 K: 2 S: 14	H: 0 LOB: 0 BB: 0 P: 20	R: 0 E: 0 K: 1 S: 10	H: 1 LOB: 1 BB: 0 P: 13	R: 0 E: 0 K: 0 S: 4	H: 0 LOB: 0 BB: 0 P: 6	R: 0 E: 0 K: 1 S: 13	H: 0 LOB: 1 BB: 1 P: 19	R: 0 E: 0 K: 1 S: 6	H: 0 LOB: 0 BB: 0 P: 11	R: 0 E: 0 K: 0 S: 7	H: 1 LOB: 0 BB: 0 P: 12	R: 0 E: 0 K: 0 S: 10	H: 1 LOB: 2 BB: 1 P: 18	R: 3 E: 0 K: 0 S: 18	H: 4 LOB: 1 BB: 0 P: 32	R: 1 E: 0 K: 0 S: 7	H: 1 LOB: 0 BB: 0 P: 12	1B: 4 2B: 2 3B: 1 HR: 1	SF: 0 SAC: 0 DP: 1 HBP: 0	WP: 0 PB: 0 SB: 1 CS: 0	PA: 36
PITCHER	IP WLS BF H R ER SO BB IBB HBP BLK WP HR S P ERA WHIP																					
Freddy Garcia, R (1, 1) ERA: 4.41	7.1 L 29 6 3 3 5 2 0 0 0 0 0 0 73 114 3.68 1.091																					
Jeff Fassero, L (8, 1) ERA: 7.17	0.1 2 1 0 0 0 0 0 0 0 0 0 0 5 10 0.00 3.000																					
28 Ken Cloude, R (8, 1) ERA: 6.95	0.1 1 0 0 0 0 0 0 0 0 0 0 0 4 7 0.00 0.000																					
Allen Watson, L (9, 1) ERA: 4.46	1.0 4 1 1 1 0 0 0 0 0 0 0 0 1 7 9.00 1.000																					

livebaseballscorecards.com

AB	34
R	4
H	8
RBI	4
BB	2
SO	5
LOB	10



BOTTOM

Anaheim Angels @ Seattle Mariners
The Kingdome, Seattle, WA
Tue Jun 22 1999, 10:05 PM EDT
Att. 26,153 - Dome - 72 F

livebaseballscorecards.com

AB	31
R	2
H	6
RBI	2
BB	4
SO	6
LOB	14



WP:	0	PA:	35
PB:	1	SB:	2
CS:	0		

AB R H RBI BB SO LOB

3	1	1	0	1	0	0
4	0	2	1	0	0	1
3	0	0	0	1	1	2
2	0	0	0	2	1	3
4	0	0	0	0	1	6
4	0	0	0	0	2	0
3	1	2	0	0	0	0
1	0	0	0	0	0	0
3	0	1	1	0	0	1
1	0	0	0	0	1	0
3	0	0	0	0	0	1

1B:	3	SF:	0
2B:	3	SAC:	0
3B:	0	DP:	1
HR:	0	HBP:	0

IP	WLS	BF	H	R	ER	SO	BB	IBB	HBP	BLK	WP	HR	S	P	ERA	WHIP
3.0		11	1	0	0	1	1	0	0	0	0	0	25	39	0.00	0.667
3.0		12	3	1	1	3	2	0	0	0	0	0	26	52	3.00	1.667
2.0	W	9	2	1	1	0	1	0	0	0	0	0	27	43	4.50	1.500
1.0	S	3	0	0	0	2	0	0	0	0	0	0	9	10	0.00	0.000

Batter	1	2	3	4	5	6	7	8	9
Brian Hunter, R (1, 7) OBP: 0.332, SLG: 0.363	2-2 P3		0-0 G6-3			2-1 BB		4-2 2B	
Alex Rodriguez, R (1, 6) OBP: 0.423, SLG: 0.649	0-2 PB		2-2 G1-6-3			0-1 F9		0-2 G4-3	
Ken Griffey Jr., L (1, 8) OBP: 0.419, SLG: 0.668	2-3 K			1-0 F8		4-0 BB		2-2 G4-3	
Edgar Martinez, R (1, 10) OBP: 0.447, SLG: 0.537	4-2 BB			4-2 G6-4-3		3-3 K		2-2 G6-3	
Butch Huskey, R (1, 3) OBP: 0.384, SLG: 0.575	0-0 F8			2-1 G6-4-3		3-3 K		2-2 L9	
Raul Ibanez, L (1, 9) OBP: 0.349, SLG: 0.325		3-1 G6-3			3-3 K		0-0 G1-3		0-3 K
Dan Wilson, R (1, 2) OBP: 0.338, SLG: 0.432		1-0 G5-3			2-1 BB		1-2 2B		1-2 G6-3
Tom Lampkin, L (9, PH) OBP: 0.364, SLG: 0.500									
David Bell, R (1, 4) OBP: 0.323, SLG: 0.489		0-1 G4-3			1-1 BB		3-1 G6-3		0-3 K
John Mabry, L (9, PH) OBP: 0.297, SLG: 0.395									
Russ Davis, R (1, 5) OBP: 0.276, SLG: 0.471			0-1 F9		1-1 F9		2-2 G5-3		

Inning Stats	R: 0	H: 1	E: 0	K: 1	S: 14	LOB: 2	BB: 1	P: 22	R: 0	H: 0	E: 0	K: 0	S: 5	LOB: 0	BB: 0	P: 9	R: 0	H: 0	E: 0	K: 0	S: 6	LOB: 0	BB: 0	P: 8	R: 0	H: 0	E: 0	K: 0	S: 5	LOB: 0	BB: 1	P: 12	R: 1	H: 2	E: 0	K: 1	S: 9	LOB: 0	BB: 0	P: 16	R: 0	H: 1	E: 0	K: 2	S: 12	LOB: 2	BB: 1	P: 24	R: 0	H: 1	E: 0	K: 0	S: 9	LOB: 1	BB: 0	P: 15	R: 1	H: 1	E: 0	K: 0	S: 18	LOB: 1	BB: 1	P: 28	R: 0	H: 0	E: 0	K: 2	S: 9	LOB: 0	BB: 0	P: 10	1B: 3	2B: 3	3B: 0	HR: 0	SF: 0	SAC: 0	DP: 1	HBP: 0	WP: 0	PA: 35
--------------	------	------	------	------	-------	--------	-------	-------	------	------	------	------	------	--------	-------	------	------	------	------	------	------	--------	-------	------	------	------	------	------	------	--------	-------	-------	------	------	------	------	------	--------	-------	-------	------	------	------	------	-------	--------	-------	-------	------	------	------	------	------	--------	-------	-------	------	------	------	------	-------	--------	-------	-------	------	------	------	------	------	--------	-------	-------	-------	-------	-------	-------	-------	--------	-------	--------	-------	--------

PITCHER	IP	WLS	BF	H	R	ER	SO	BB	IBB	HBP	BLK	WP	HR	S	P	ERA	WHIP
Steve Sparks, R (1, 1) ERA: 5.02	3.0		11	1	0	0	1	1	0	0	0	0	0	25	39	0.00	0.667
Shigetoshi Hasegawa, R (4, 1) ERA: 4.13	3.0		12	3	1	1	3	2	0	0	0	0	0	26	52	3.00	1.667
Mark Petkovsek, R (7, 1) ERA: 1.87	2.0	W	9	2	1	1	0	1	0	0	0	0	0	27	43	4.50	1.500
Troy Percival, R (9, 1) ERA: 2.25	1.0	S	3	0	0	0	2	0	0	0	0	0	0	9	10	0.00	0.000

Batter	1	2	3	4	5	6	7	8	9	AB R H RBI BB SO LOB	TOP											
Darin Erstad, L (1, 3) OBP: 0.299, SLG: 0.375	2-2 HR		2-2 G4-3		1-2 F7		2-2 G4-3		1-1 P6	5 1 1 1 0 0 0	Anaheim Angels @ Seattle Mariners The Kingdome, Seattle, WA Wed Jun 23 1999, 10:35 PM EDT Att. 25,087 - Dome - 72 F											
Randy Velarde, R (1, 4) OBP: 0.365, SLG: 0.402	1-0 L8		0-1 G1-3		2-0 2B 1B		1-3 K		0-0 2B	5 0 2 0 0 1 0												
Mo Vaughn, L (1, 10) OBP: 0.343, SLG: 0.498	1-2 16 BB HBP		0-0 G6-3		1-1 2B		1-3 K		3-2 L6	4 0 1 0 0 1 1												
Todd Greene, R (1, 9) OBP: 0.306, SLG: 0.500	2-3 K			1-0 FC3-6 2B	0-3 K			0-0 G6-3	1-0 P6	5 1 1 0 0 2 4												
16 Garret Anderson, L (1, 8) OBP: 0.299, SLG: 0.471	4-2 1-2 BB			4-1 FC3-6 BB	2-2 G4-3			2-1 F9 1B 2B		2 1 1 0 2 0 2												
Troy Glaus, R (1, 5) OBP: 0.306, SLG: 0.440	1-3 K			1-3 K		0-0 G1-3		0-0 F9		4 0 0 0 0 2 5												
Matt Luke, L (1, 7) OBP: 0.438, SLG: 0.800		2-3 K		0-0 FC3-6 2B 1-2 2-3		0-2 G3		1-2 1B 1B		4 0 1 1 0 1 2												
Matt Walbeck, S (1, 2) OBP: 0.308, SLG: 0.349		2-1 L6		0-0 1-3 3-H 2B		2-0 1B		3-H 2-2 1B		4 0 3 1 0 0 0												
Gary Disarcina, R (1, 6) OBP: 0.200, SLG: 0.200 Jeff Huson, L (8, PH) OBP: 0.287, SLG: 0.293 (8, 6)		0-1 G5-3		0-0 G1-3		2-3 SAFE K		1-3 K		3 0 0 0 0 1 3 1 0 0 0 0 1 2												
Inning Stats	R: 1 E: 0 K: 2 S: 15	H: 1 LOB: 2 BB: 1 P: 26	R: 0 E: 0 K: 1 S: 7	H: 0 LOB: 0 BB: 0 P: 11	R: 0 E: 0 K: 0 S: 7	H: 0 LOB: 0 BB: 0 P: 9	R: 1 E: 0 K: 1 S: 9	H: 2 LOB: 2 BB: 1 P: 15	R: 0 E: 0 K: 1 S: 14	H: 2 LOB: 2 BB: 0 P: 20	R: 0 E: 0 K: 1 S: 8	H: 1 LOB: 1 BB: 0 P: 12	R: 0 E: 0 K: 2 S: 9	H: 0 LOB: 0 BB: 0 P: 13	R: 1 E: 0 K: 1 S: 14	H: 3 LOB: 2 BB: 0 P: 20	R: 0 E: 0 K: 0 S: 7	H: 1 LOB: 1 BB: 0 P: 12	1B: 4 2B: 5 3B: 0 HR: 1	SF: 0 SAC: 0 DP: 0 HBP: 1	WP: 0 PB: 0 SB: 0 CS: 0	PA: 40
PITCHER	IP WLS BF H R ER SO BB IBB HBP BLK WP HR S P ERA WHIP																					
John Halama, L (1, 1) ERA: 3.72	6.0 W 27 6 2 2 6 2 0 1 0 0 1 60 93 3.00 1.333																					
Frankie Rodriguez, R (7, 1) ERA: 5.11	3.0 S 13 4 1 1 3 0 0 0 0 0 0 30 45 3.00 1.333																					

livebaseballscorecards.com

AB	37
R	3
H	10
RBI	3
BB	2
SO	9
LOB	19



Batter	1	2	3	4	5	6	7	8	9	AB R H RBI BB SO LOB
Brian Hunter, R OBP: 0.330, SLG: 0.361 (1, 7)	0-2 G6-3	3-2 1B		1-2 F9		1-2 SF8		3-2 E4 WP		4 0 1 3 0 0 1
Alex Rodriguez, R OBP: 0.411, SLG: 0.632 (1, 6)	3-1 G6-3	2-1 G1-2-3		0-0 F8		0-1 F9		1-1 SF8		4 0 0 1 0 0 4
Ken Griffey Jr., L OBP: 0.415, SLG: 0.659 (1, 8)	3-1 P5		3-2 F7		0-1 1B	3-3 K		3-0 G3		5 0 1 0 0 1 2
Edgar Martinez, R OBP: 0.448, SLG: 0.534 (1, 10)		2-0 1B	4-2 1B		1-0 P5		0-0 G6-3			3 2 1 0 1 0 1
Butch Huskey, R OBP: 0.386, SLG: 0.569 (1, 3)		4-1 1B	0-0 F8		4-2 BB		2-1 L6			2 1 0 0 2 0 1
Charles Gipson, R OBP: 0.357, SLG: 0.462 (8, 9)		1-2 E			1-2 BB					0 0 0 0 0 0 0
John Mabry, L OBP: 0.296, SLG: 0.398 (1, 9)		3-2 F7	3-1 1B		0-1 F8		3-1 G4-3			4 1 1 0 0 0 4
David Bell, R OBP: 0.329, SLG: 0.491 (1, 4)		4-0 E	0-2 1B		2-2 L4			1-2 1B		3 2 2 2 1 0 2
Dan Wilson, R OBP: 0.347, SLG: 0.439 (1, 2)		3-2 1B	0-3 K			1-2 1B		2-2 E		4 2 3 1 0 1 1
Russ Davis, R OBP: 0.276, SLG: 0.467 (1, 5)		0-0 E5		1-3 K		3-2 1B		3-3 K		4 0 1 1 0 2 4

Inning Stats	R: 0	H: 0	E: 0	K: 0	S: 7	R: 3	H: 3	E: 1	K: 0	S: 15	R: 2	H: 2	E: 0	K: 1	S: 15	R: 0	H: 1	E: 0	K: 0	S: 10	R: 1	H: 2	E: 0	K: 1	S: 19	R: 0	H: 0	E: 0	K: 0	S: 5	R: 2	H: 2	E: 1	K: 1	S: 19	R: 0	H: 0	E: 0	K: 0	S: 5	R: 2	H: 2	E: 1	K: 1	S: 19	1B: 9	SF: 2	2B: 1	SAC: 0	3B: 0	DP: 1	HR: 0	HBP: 0	WP: 3	PA: 39
--------------	------	------	------	------	------	------	------	------	------	-------	------	------	------	------	-------	------	------	------	------	-------	------	------	------	------	-------	------	------	------	------	------	------	------	------	------	-------	------	------	------	------	------	------	------	------	------	-------	-------	-------	-------	--------	-------	-------	-------	--------	-------	--------

PITCHER	IP	WLS	BF	H	R	ER	SO	BB	IBB	HBP	BLK	WP	HR	S	P	ERA	WHIP
Ken Hill, R ERA: 4.97 (1, 1)	2.0	L	11	3	3	3	0	2	0	0	0	0	0	22	49	13.50	2.500
Mike Magnante, L ERA: 5.7 (3, 1)	3.0		16	5	3	3	2	2	0	0	0	0	0	43	66	9.00	2.333
Al Levine, R ERA: 3.94 (6, 1)	3.0		12	2	2	2	2	0	0	0	0	2	0	32	54	6.00	0.667

BOTTOM

Anaheim Angels @ Seattle Mariners
The Kingdom, Seattle, WA

Wed Jun 23 1999, 10:35 PM EDT
Att. 25,087 - Dome - 72 F

livebaseballscorecards.com

AB	33
R	8
H	10
RBI	8
BB	4
SO	4
LOB	20



Batter	1	2	3	4	5	6	7	8	9	AB R H RBI BB SO LOB	TOP																									
Darin Erstad, L (1, 3) OBP: 0.306, SLG: 0.378	0-0 G4-3		4-0 HR BB		4-2 1B 16 SF8 1B BB		2-2 G3	4-2 HR BB	2-2 FC4-2 HR 2B	3 4 1 1 3 0 0																										
Randy Velarde, R (1, 4) OBP: 0.375, SLG: 0.424	0-2 E 1B 1B		3-2 1-H HR		2-1 16 SF8 1B 1-2 1B		2-0 2B 1B	1-0 HR 1B	2-2 FC4-2 HR	6 3 5 4 0 0 2																										
Mo Vaughn, L (1, 10) OBP: 0.356, SLG: 0.540	2-2 E9 1-3 1B		1-1 F8		1-1 1-2 2-3 1B		0-0 1-3 2B	0-0 1-H HR	1-0 1-H HR	6 2 5 6 0 0 0																										
Todd Greene, R (1, 9) OBP: 0.299, SLG: 0.487 Andy Sheets, R (8, 6) OBP: 0.250, SLG: 0.313	0-0 P6		2-2 G1-3		1-2 P5		0-3 K	0-0 F8	1-1 G1-3	5 0 0 0 0 1 7 1 0 0 0 0 0 0																										
16 Garret Anderson, L (1, 8) OBP: 0.297, SLG: 0.468	0-3 K		2-1 G4-3		0-0 SF8		1-3 K	1-0 1B 1B		4 0 1 1 0 2 4																										
Troy Glaus, R (1, 5) OBP: 0.308, SLG: 0.437					0-1 G5-3					4 0 1 0 1 0 2																										
Reggie Williams, S (1, 7) OBP: 0.200, SLG: 0.176 Orlando Palmeiro, L (8, PH) OBP: 0.371, SLG: 0.321					1-2 1B		3-2 F7			3 0 1 0 0 0 1 2 1 1 0 0 0 2																										
Matt Walbeck, S (1, 2) OBP: 0.305, SLG: 0.340					1-2 F8		0-0 F8			4 1 0 0 1 0 2																										
Gary Disarcina, R (1, 6) OBP: 0.125, SLG: 0.125 Matt Luke, L (8, PH) OBP: 0.500, SLG: 0.813					0-0 L4		0-1 F8			3 0 0 0 0 1 2 1 1 1 0 1 0 0																										
Inning Stats	R: 0 E: 1 K: 1 S: 13	H: 2 LOB: 2 BB: 0 P: 15	R: 0 E: 0 K: 1 S: 6	H: 0 LOB: 1 BB: 1 P: 14	R: 2 E: 0 K: 0 S: 11	H: 1 LOB: 0 BB: 1 P: 23	R: 0 E: 0 K: 0 S: 10	H: 1 LOB: 1 BB: 0 P: 12	R: 1 E: 0 K: 0 S: 11	H: 2 LOB: 2 BB: 1 P: 19	R: 0 E: 0 K: 2 S: 11	H: 2 LOB: 2 BB: 0 P: 16	R: 6 E: 0 K: 0 S: 18	H: 5 LOB: 2 BB: 3 P: 36	R: 3 E: 0 K: 0 S: 12	H: 3 LOB: 0 BB: 0 P: 19	1B: 11 2B: 2 3B: 0 HR: 3	SF: 1 SAC: 0 DP: 0 HBP: 0	WP: 1 PB: 0 SB: 0 CS: 0	PA: 49																
PITCHER	IP WLS BF H R ER SO BB IBB HBP BLK WP HR S P ERA WHIP																																			
Jeff Fassero, L (1, 1) ERA: 6.99	6.0		27	6	3	3	2	3	0	0	0	0	1	58	93	4.50	1.500																			
Jose Paniagua, R (7, 1) ERA: 3.83	1.1		9	3	3	3	2	2	0	0	0	1	0	18	33	20.25	3.750																			
Jose Mesa, R (8, 1) ERA: 8.01	0.1	L	5	3	3	3	0	1	0	0	0	0	1	6	12	81.00	12.000																			
28 Ken Cloude, R (8, 1) ERA: 7.19	1.0		6	3	2	2	0	0	0	0	0	0	0	14	21	18.00	3.000																			
Allen Watson, L (9, 1) ERA: 4.64	0.1		2	1	1	1	0	0	0	0	0	0	1	3	5	27.00	3.000																			

Anaheim Angels @ Seattle Mariners
 The Kingdome, Seattle, WA
 Thu Jun 24 1999, 10:05 PM EDT
 Att. 26,431 - Dome - 72 F

livebaseballscorecards.com

AB	42
R	12
H	16
RBI	12
BB	6
SO	4
LOB	22



Batter	1	2	3	4	5	6	7	8	9	AB	R	H	RBI	BB	SO	LOB
Brian Hunter, R OBP: 0.327, SLG: 0.357 (1, 7) (9, 8)	4-2 WP 1B G4-3 BB	2-1 SAFE SF8		0-0 P9		1-1 F8			2-1 G5-3	3	1	0	1	1	0	2
Alex Rodriguez, R OBP: 0.416, SLG: 0.650 (1, 6) (9, 8)	0-2 G4-3 WP PB 1B	3-2 SAFE S 1B		3-1 HR			2-2 F8		1-2 G6-3	5	2	3	3	0	0	0
Ken Griffey Jr., L OBP: 0.410, SLG: 0.650 Raul Ibanez, L OBP: 0.341, SLG: 0.317 (1, 8) (8, 9)	3-3 K	1-3 K		3-2 F8			2-2 G4-3		3-1 F8	4	0	0	0	0	2	3
Edgar Martinez, R OBP: 0.441, SLG: 0.524 (1, 10) (9, 8)	2-2 G4-3	3-3 K		0-1 F9			3-3 K			4	0	0	1	0	2	2
Butch Huskey, R OBP: 0.381, SLG: 0.561 John Mabry, L OBP: 0.299, SLG: 0.401 (1, 3) (7, 3) (9, 5)	1-3 K		3-2 F8		1-1 G6-3			2-1 FC5-4 1B		3	0	0	0	0	1	0
David Bell, R OBP: 0.328, SLG: 0.485 (1, 4) (9, 8)	0-2 P3		4-2 G4-6-3 BB		0-0 G6-3			1-2 FC5-4 1B		3	0	0	0	1	0	2
Dan Wilson, R OBP: 0.350, SLG: 0.437 (1, 2) (9, 8)		4-2 2B 1B BB	1-0 G4-6-3		2-2 1B			1-0 F8		3	1	1	0	1	0	2
Russ Davis, R OBP: 0.276, SLG: 0.470 David Segui, S OBP: 0.358, SLG: 0.461 (1, 5) (8, PH) (9, 3)	1-1 1B	1-1 SF8 2B		2-1 F9		0-3 K		2-2 1B		3	1	1	0	0	1	1
Charles Gipson, R OBP: 0.412, SLG: 0.500 (1, 9) (8, 8)	0-2 S 1B		0-1 HR 1B		0-0 F9			1-2 P7		3	2	2	1	0	0	1
Tom Lampkin, L OBP: 0.360, SLG: 0.494 (8, PH) (9, 7)	2-3 3-H 1B									1	0	0	0	0	0	2

Inning Stats	R: 2	H: 1	E: 0	K: 2	S: 19	H: 1	LOB: 1	BB: 1	P: 29	R: 3	H: 3	E: 0	K: 2	S: 20	H: 1	LOB: 1	BB: 1	P: 34	R: 0	H: 0	E: 0	K: 0	S: 6	R: 2	H: 2	E: 0	K: 0	S: 10	R: 0	H: 0	E: 0	K: 1	S: 9	R: 0	H: 0	E: 0	K: 1	S: 10	R: 0	H: 2	E: 0	K: 0	S: 13	R: 0	H: 0	E: 0	K: 0	S: 7	1B: 7	2B: 1	3B: 0	HR: 1	SF: 1	SAC: 0	DP: 1	HBP: 0	WP: 1	PB: 1	SB: 2	CS: 0	PA: 39
--------------	------	------	------	------	-------	------	--------	-------	-------	------	------	------	------	-------	------	--------	-------	-------	------	------	------	------	------	------	------	------	------	-------	------	------	------	------	------	------	------	------	------	-------	------	------	------	------	-------	------	------	------	------	------	-------	-------	-------	-------	-------	--------	-------	--------	-------	-------	-------	-------	--------

PITCHER	IP	WLS	BF	H	R	ER	SO	BB	IBB	HBP	BLK	WP	HR	S	P	ERA	WHIP
Chuck Finley, L ERA: 4.56 (1, 1)	4.0		21	6	7	6	4	3	0	0	0	1	1	55	95	13.50	2.250
Shigetoshi Hasegawa, R ERA: 3.86 (5, 1)	2.1		8	1	0	0	1	0	0	0	0	0	0	17	23	0.00	0.429
Scott Schoeneweis, L ERA: 4.2 (7, 1)	0.2	W	3	1	0	0	1	0	0	0	0	0	0	9	16	0.00	1.500
Mark Petkovsek, R ERA: 1.77 (8, 1)	2.0	S	7	1	0	0	0	0	0	0	0	0	0	18	29	0.00	0.500

BOTTOM

Anaheim Angels @ Seattle Mariners
The Kingdome, Seattle, WA
Thu Jun 24 1999, 10:05 PM EDT
Att: 26,431 - Dome - 72 F

livebaseballscores.com

AB	35
R	7
H	9
RBI	6
BB	3
SO	6
LOB	15



Batter	1		2		3		4		5		6		7		8		9		AB	R	H	RBI	BB	SO	LOB	TOP					
Mark McLemore, S OBP: 0.368, SLG: 0.376 (1, 4)	1-3	K			4-1	G6-3 BB			1-1	G5-3	4-1	HR BB			2-2	HR 1B	3-2	29 BB 1B	4	3	2	0	2	1	0						
Ivan Rodriguez, R OBP: 0.344, SLG: 0.520 Gregg Zaun, S OBP: 0.288, SLG: 0.245 (1, 2) (9, 2)	1-2	HR			0-1	G6-3			3-2	P6	0-0	HR			0-1	SF8	1-0	29 BB 1B	5	3	3	5	0	0	1						
29 Rusty Greer, L OBP: 0.370, SLG: 0.442 (1, 7)	3-1	1B 1B			4-1	BB			0-0	G6-3	1-0	1B			1-2	F7	4-1	1B G4-3 BB	4	1	2	1	2	0	1						
Juan Gonzalez, R OBP: 0.350, SLG: 0.597 Scarborough Green, S (1, 9) (9, PR) (9, 8)	2-2	F9			0-0	P9			0-1	HR	0-1	HR			1-1	HR	0-1	G4-3 1B	6	2	3	5	0	0	4						
Rafael Palmeiro, L OBP: 0.437, SLG: 0.634 (1, 10)	1-2	1B			0-2	F9			4-0	FC6-4 BB	1-1	F7			4-1	1B BB	2-1	G4-3	4	0	1	1	2	0	3						
Todd Zeile, R OBP: 0.324, SLG: 0.455 (1, 5)	0-1	F8			1-0	F8			0-1	FC6-4 HR	1-1	G5-3			1-0	1B	0-0	P6	6	1	1	0	0	0	5						
Lee Stevens, L OBP: 0.383, SLG: 0.560 (1, 3)			1-1	F9	1-3	K			1-0	HR	0-1	1B			3-3	K			5	1	2	2	0	2	2						
Roberto Kelly, R OBP: 0.375, SLG: 0.454 (1, 8) (9, 9)			1-1	F8	0-1	1B			2-3	K	3-3	K			2-0	FC6 1B			5	0	2	0	0	2	1						
Royce Clayton, R OBP: 0.295, SLG: 0.335 (1, 6)			1-2	L9	2-0	F9			2-2	HR 1B			1-2	1B SF8 1B	3-2	FC6 1B 29 BB			5	3	2	0	0	0	2						
Inning Stats	R: 1 E: 0 K: 1 S: 19	H: 3 LOB: 2 BB: 0 P: 27	R: 0 E: 0 K: 0 S: 7	H: 0 LOB: 0 BB: 0 P: 10	R: 0 E: 0 K: 0 S: 8	H: 0 LOB: 2 BB: 2 P: 16	R: 0 E: 0 K: 1 S: 7	H: 1 LOB: 1 BB: 0 P: 11	R: 0 E: 0 K: 0 S: 7	H: 0 LOB: 0 BB: 0 P: 11	R: 6 E: 0 K: 1 S: 19	H: 5 LOB: 1 BB: 2 P: 38	R: 0 E: 0 K: 1 S: 9	H: 1 LOB: 1 BB: 0 P: 14	R: 3 E: 0 K: 1 S: 20	H: 4 LOB: 2 BB: 1 P: 32	R: 4 E: 0 K: 0 S: 18	H: 4 LOB: 2 BB: 1 P: 33	1B: 13 2B: 0 3B: 0 HR: 5	SF: 1 SAC: 0 DP: 0 HBP: 0	WP: 0 PB: 0 SB: 2 CS: 0	PA: 51									
PITCHER	IP	WLS	BF	H	R	ER	SO	BB	IBB	HBP	BLK	WP	HR	S	P	ERA	WHIP														
Paul Abbott, R ERA: 5.4 (1, 1)	5.0		23	5	3	3	2	3	0	0	0	0	2	50	84	5.40	1.600														
Frankie Rodriguez, R ERA: 6.04 (6, 1)	0.2	L	5	2	1	1	1	1	0	0	0	0	1	13	22	13.50	4.500														
Melvin Bunch, R ERA: 11.7 (6, 1)	3.1		23	11	10	10	2	2	0	0	0	0	2	51	86	27.00	3.900														

Texas Rangers @ Seattle Mariners
The Kingdome, Seattle, WA
Fri Jun 25 1999, 10:05 PM EDT
Att. 30,490 - Dome - 72 F

livebaseballscorecards.com

AB	44
R	14
H	18
RBI	14
BB	6
SO	5
LOB	19



Batter	1	2	3	4	5	6	7	8	9	AB	R	H	RBI	BB	SO	LOB
Brian Hunter, R OBP: 0.326, SLG: 0.357 (1, 8)	2-2 G6-3		3-1 L4-3 1B		0-0 SF8		0-1 F8			3	0	1	1	0	0	0
David Bell, R OBP: 0.327, SLG: 0.480 (1, 4)	2-2 F9		2-0 L4-3		3-H 4-2 BB			2-2 G6-3		3	0	0	0	1	0	1
Alex Rodriguez, R OBP: 0.407, SLG: 0.634 (1, 6)	3-2 L5			0-0 G5-3	3-3 K			0-1 E6		4	0	0	0	0	1	2
Edgar Martinez, R OBP: 0.438, SLG: 0.516 (1, 10)		4-1 1B 1B G5-4-3 BB		3-2 F8		3-3 K		1-0 G5-4-3		3	1	0	0	1	1	1
David Segui, S OBP: 0.360, SLG: 0.473 (1, 3)		0-1 G5-4-3 1B		1-1 G3		2-1 HR		1-2 F8		4	1	2	1	0	0	0
Raul Ibanez, L OBP: 0.354, SLG: 0.333 (1, 7)		1-0 G5-4-3 1B			0-1 1B S G4-3 1B	0-2 G3		1-2 F7		4	1	2	0	0	0	0
Dan Wilson, R OBP: 0.348, SLG: 0.430 (1, 2)		1-2 G5-4-3			4-2 G4-3 1B SF8 HBP	1-3 K		0-0 F8		3	1	0	0	0	1	2
John Mabry, L OBP: 0.300, SLG: 0.400 (1, 9)		3-3 K			2-1 G4-3 1B		1-2 G3			3	0	1	0	0	1	1
Russ Davis, R OBP: 0.273, SLG: 0.464 (1, 5)			2-3 K		0-0 G4-3		1-0 F8			3	0	0	1	0	1	2

Inning Stats	R: 0	H: 0	E: 0	K: 0	S: 9	R: 1	H: 2	E: 0	K: 1	S: 10	R: 0	H: 1	E: 0	K: 1	S: 7	R: 0	H: 0	E: 0	K: 0	S: 6	R: 2	H: 2	E: 0	K: 1	S: 16	R: 1	H: 1	E: 0	K: 2	S: 12	R: 0	H: 0	E: 0	K: 0	S: 6	R: 0	H: 0	E: 1	K: 0	S: 7	R: 0	H: 0	E: 0	K: 0	S: 7	R: 0	H: 0	E: 0	K: 0	S: 7	1B: 5	SF: 1	2B: 1	SAC: 0	3B: 0	DP: 3	HR: 1	HBP: 1	WP: 0	PA: 34
--------------	------	------	------	------	------	------	------	------	------	-------	------	------	------	------	------	------	------	------	------	------	------	------	------	------	-------	------	------	------	------	-------	------	------	------	------	------	------	------	------	------	------	------	------	------	------	------	------	------	------	------	------	-------	-------	-------	--------	-------	-------	-------	--------	-------	--------

PITCHER	IP	WLS	BF	H	R	ER	SO	BB	IBB	HBP	BLK	WP	HR	S	P	ERA	WHIP
Ryan Glynn, R ERA: 7.46 (1, 1)	5.1	W	23	6	4	4	4	2	0	1	0	0	1	53	98	6.75	1.500
Mike Munoz, L ERA: 3.6 (6, 1)	1.2		5	0	0	0	1	0	0	0	0	0	0	13	16	0.00	0.000
Danny Patterson, R ERA: 4.4 (8, 1)	2.0		6	0	0	0	0	0	0	0	0	0	0	14	19	0.00	0.000


BOTTOM

Texas Rangers @ Seattle Mariners
The Kingdome, Seattle, WA

Fri Jun 25 1999, 10:05 PM EDT
Att: 30,490 - Dome - 72 F

livebaseballscorecards.com

AB 30
R 4
H 6
RBI 3
BB 2
SO 5
LOB 9



Batter	1	2	3	4	5	6	7	8	9	AB R H RBI BB SO LOB	TOP																	
Royce Clayton, R OBP: 0.287, SLG: 0.325 (1, 6)	1-0 G4-3		0-0 G5-3	2-2 L6			2-1 P3	1-1 G6-3		5 0 0 0 0 0 5																		
Ivan Rodriguez, R OBP: 0.341, SLG: 0.514 (1, 2)	1-0 F9		0-0 FC6-5-4 29 1B			1-3 K	1-0 1B		0-0 G6-3	5 1 1 0 0 1 1																		
29 Rusty Greer, L OBP: 0.370, SLG: 0.439 (1, 7)	3-3 K		3-2 BB 1B			1-1 G1-3	0-1 P4		4-2 1B BB	4 0 1 0 1 1 2																		
Juan Gonzalez, R OBP: 0.357, SLG: 0.605 (1, 9)		1-1 1B 1B	0-0 BB 1B			1-1 F8		3-2 1B 2B	2-2 G4-6-3 1B	5 1 4 1 0 0 0																		
Rafael Palmeiro, L OBP: 0.433, SLG: 0.625 (1, 10)		0-3 K	4-1 BB 1B			1-0 F8		1-1 F9	2-0 G4-6-3 1-2f	4 0 0 0 1 1 4																		
Todd Zeile, R OBP: 0.327, SLG: 0.456 (1, 5)		2-1 1B	2-1 F7			1-1 G1-3		3-1 1B 2B 1B		4 1 2 0 0 0 3																		
Lee Stevens, L OBP: 0.381, SLG: 0.555 Scarborough Green, S (8, PR) Jon Shave, R OBP: 0.302, SLG: 0.286 (8, 3)		2-1 L8		1-1 P5		2-1 P2		0-0 2B E 1B		4 0 1 0 0 0 2 0 1 0 0 0 0 0 0 0 0 0 0 0 0																		
Roberto Kelly, R OBP: 0.371, SLG: 0.455 (1, 8)		1-3 K		2-1 F7			2-2 G4-3	1-0 E2 1-H 2-H 3-H		4 0 1 2 0 1 2																		
Luis Alicea, S OBP: 0.278, SLG: 0.205 (1, 4)			4-0 FC6-5-4 G5-3 BB			1-1 1B	1-1 1B	0-0 P4		3 0 2 0 1 0 2																		
Inning Stats	R: 0 E: 0 K: 1 S: 5	H: 0 LOB: 0 BB: 0 P: 10	R: 0 E: 0 K: 2 S: 13	H: 2 LOB: 2 BB: 0 P: 19	R: 1 E: 0 K: 0 S: 9	H: 2 LOB: 3 BB: 2 P: 22	R: 0 E: 0 K: 0 S: 13	H: 1 LOB: 1 BB: 0 P: 19	R: 0 E: 0 K: 1 S: 7	H: 0 LOB: 0 BB: 0 P: 10	R: 0 E: 0 K: 0 S: 5	H: 0 LOB: 0 BB: 0 P: 9	R: 0 E: 0 K: 0 S: 10	H: 2 LOB: 2 BB: 0 P: 16	R: 3 E: 1 K: 0 S: 13	H: 4 LOB: 2 BB: 0 P: 22	R: 0 E: 0 K: 0 S: 8	H: 1 LOB: 1 BB: 1 P: 16	1B: 10 2B: 2 3B: 0 HR: 0	SF: 0 SAC: 0 DP: 1 HBP: 0	WP: 0 PB: 0 SB: 0 CS: 0	PA: 41						
PITCHER	IP WLS BF H R ER SO BB IBB HBP BLK WP HR S P ERA WHIP																											
Jamie Moyer, L ERA: 4.59 (1, 1)	7.1		34	10	4	3	4	2	0	0	0	0	0	0	71	121	3.68	1.636										
Jose Paniagua, R ERA: 3.77 (8, 1)	0.2	W	3	1	0	0	0	0	0	0	0	0	0	4	6	0.00	1.500											
Jose Mesa, R ERA: 7.76 (9, 1)	1.0	S	4	1	0	0	0	1	0	0	0	0	0	8	16	0.00	2.000											

Texas Rangers @ Seattle Mariners
The Kingdome, Seattle, WA
Sat Jun 26 1999, 4:05 PM EDT
Att. 37,992 - Dome - 72 F

livebaseballscorecards.com

AB	38
R	4
H	12
RBI	3
BB	3
SO	4
LOB	21



Batter	1	2	3	4	5	6	7	8	9
Brian Hunter, R OBP: 0.320, SLG: 0.350 (1, 7)	3-2 F8	3-2 F8		2-2 F8		0-0 P4		2-3 K	
Alex Rodriguez, R OBP: 0.397, SLG: 0.614 (1, 6)	1-0 P5	2-2 G5-3			1-3 K	2-0 P5		2-2 L6	
Ken Griffey Jr., L OBP: 0.408, SLG: 0.643 (1, 8)	4-2 BB 1B		1-0 P2		2-3 K		2-0 G1-3		
Edgar Martinez, R OBP: 0.443, SLG: 0.528 (1, 10)	4-2 BB 1B		1-2 2B		3-0 2B		3-2 G6-3		
David Segui, S OBP: 0.366, SLG: 0.474 (1, 3)	2-1 BB 1B		4-0 BB		4-0 IBB		0-1 F8		
Butch Huskey, R OBP: 0.380, SLG: 0.558 (1, 9)	1-2 BB 1B		2-3 K		2-0 F7		4-0 SH1-3 1B		
Charles Gipson, R OBP: 0.444, SLG: 0.500 (8, 9)	1-3 BB 2-H 1B								
John Mabry, L OBP: 0.295, SLG: 0.393 (1, 5)	2-3 K		3-3 K			1-2 G3		0-0 SH1-3	
David Bell, R OBP: 0.329, SLG: 0.478 (1, 4)		2-2 F9		0-0 F9		4-2 HR		3-1 BB 1B	
Tom Lampkin, L OBP: 0.376, SLG: 0.553 (1, 2)		2-2 2B		3-2 F8		0-0 HR		2-2 BB SAFE 1B	

Inning Stats	R: 2	H: 2	E: 0	K: 1	S: 18	LOB: 2	BB: 2	P: 35	R: 0	H: 1	E: 0	K: 0	S: 18	LOB: 1	BB: 1	P: 27	R: 0	H: 1	E: 0	K: 2	S: 10	LOB: 2	BB: 1	P: 21	R: 0	H: 0	E: 0	K: 0	S: 7	LOB: 0	BB: 0	P: 12	R: 0	H: 1	E: 0	K: 2	S: 8	LOB: 2	BB: 1	P: 20	R: 2	H: 1	E: 0	K: 0	S: 9	LOB: 0	BB: 1	P: 16	R: 0	H: 0	E: 0	K: 0	S: 8	LOB: 0	BB: 0	P: 13	R: 1	H: 2	E: 0	K: 1	S: 13	LOB: 2	BB: 1	P: 26
--------------	------	------	------	------	-------	--------	-------	-------	------	------	------	------	-------	--------	-------	-------	------	------	------	------	-------	--------	-------	-------	------	------	------	------	------	--------	-------	-------	------	------	------	------	------	--------	-------	-------	------	------	------	------	------	--------	-------	-------	------	------	------	------	------	--------	-------	-------	------	------	------	------	-------	--------	-------	-------

PITCHER	IP	WLS	BF	H	R	ER	SO	BB	IBB	HBP	BLK	WP	HR	S	P	ERA	WHIP
Rick Helling, R ERA: 4.34 (1, 1)	6.0		29	6	4	4	5	4	1	0	0	0	1	70	131	6.00	1.667
Mike Venafro, L ERA: 2.1 (7, 1)	1.1	L	5	0	1	1	0	1	0	0	0	0	0	9	18	6.75	0.750
Tim Crabtree, R ERA: 3.29 (8, 1)	0.2		4	2	0	0	1	0	0	0	0	0	0	12	21	0.00	3.000

BOTTOM

Texas Rangers @ Seattle Mariners
The Kingdome, Seattle, WA

Sat Jun 26 1999, 4:05 PM EDT
Att: 37,992 - Dome - 72 F

AB	31
R	5
H	8
RBI	5
BB	6
SO	6
LOB	14

livebaseballscorecards.com



1B: 4	SF: 0	WP: 0	PA: 38
2B: 3	SAC: 1	PB: 0	
3B: 0	DP: 0	SB: 0	
HR: 1	HBP: 0	CS: 0	

Batter 1 2 3 4 5 6 7 8 9 AB R H RBI BB SO LOB TOP

Tom Goodwin, L (1, 8) OBP: 0.319, SLG: 0.311	1-2 29 HR 1B	0-2 F7		4-0 29 1B BB		1-3 K		2-2 G6-4-3 1-2f	4 1 1 0 1 1 1
Mark McLemore, S (1, 4) OBP: 0.368, SLG: 0.371	1-1 F8	4-1 29 BB BB		2-1 F8		1-1 G4-3		4-1 29 DI BB	3 0 0 0 2 0 2
29 Rusty Greer, L (1, 7) OBP: 0.374, SLG: 0.451	3-2 HR 1-H	4-1 BB		1-2 1B		2-2 G1-3		2-2 F7 1-2	4 1 2 2 1 0 1
Juan Gonzalez, R (1, 9) OBP: 0.353, SLG: 0.596	2-3 K	2-3 K		1-0 F8		2-0 P4			4 0 0 0 0 2 4
Rafael Palmeiro, L (1, 10) OBP: 0.434, SLG: 0.620	4-2 2B BB			1-1 F8		4-1 1B BB		0-2 G3-1	2 0 0 0 2 0 0
Todd Zeile, R (1, 5) OBP: 0.332, SLG: 0.464	2-0 2B			0-0 E5		2-0 G4-6-3 1B		1-1 G1-6-3 1B	4 0 3 0 0 0 0
Lee Stevens, L (1, 3) OBP: 0.379, SLG: 0.548	4-0 IBB			3-3 K		0-0 F7		2-2 G1-6-3 1-2f	3 0 0 0 1 1 4
Gregg Zaun, S (1, 2) OBP: 0.270, SLG: 0.228	2-2 G5-3			2-0 G4-3		2-1 G4-6-3 1-2f		3-3 K	4 0 0 0 0 1 6
Royce Clayton, R (1, 6) OBP: 0.282, SLG: 0.319									3 0 0 0 0 0 0
Jon Shave, R (6, 6) OBP: 0.302, SLG: 0.286									0 0 0 0 0 0 0
Luis Alicaia, S (9, PH) OBP: 0.286, SLG: 0.205		1-2 G6-3		2-2 G6-3		0-0 G5-3		4-0 G6-4-3 BB	0 0 0 0 1 0 0

Texas Rangers @ Seattle Mariners
The Kingdome, Seattle, WA
Sun Jun 27 1999, 4:35 PM EDT
Att. 56,530 - Dome - 72 F

livebaseballscorecards.com

AB	31
R	2
H	6
RBI	2
BB	8
SO	5
LOB	18



Inning Stats	R: 2 E: 0 K: 1 S: 21	H: 3 LOB: 3 BB: 2 P: 39	R: 0 E: 0 K: 1 S: 15	H: 0 LOB: 2 BB: 2 P: 26	R: 0 E: 1 K: 1 S: 7	H: 0 LOB: 1 BB: 0 P: 13	R: 0 E: 0 K: 0 S: 9	H: 1 LOB: 2 BB: 1 P: 19	R: 0 E: 0 K: 0 S: 5	H: 1 LOB: 1 BB: 1 P: 13	R: 0 E: 0 K: 1 S: 6	H: 0 LOB: 0 BB: 0 P: 8	R: 0 E: 0 K: 0 S: 8	H: 0 LOB: 0 BB: 0 P: 12	R: 0 E: 0 K: 1 S: 8	H: 1 LOB: 0 BB: 0 P: 14	R: 0 E: 0 K: 0 S: 7	H: 0 LOB: 1 BB: 2 P: 19	1B: 4 2B: 1 3B: 0 HR: 1	SF: 0 SAC: 0 DP: 3 HBP: 0	WP: 0 PB: 0 SB: 0 CS: 0	PA: 39
--------------	-------------------------------	----------------------------------	-------------------------------	----------------------------------	------------------------------	----------------------------------	------------------------------	----------------------------------	------------------------------	----------------------------------	------------------------------	---------------------------------	------------------------------	----------------------------------	------------------------------	----------------------------------	------------------------------	----------------------------------	----------------------------------	------------------------------------	----------------------------------	--------

PITCHER	IP	WLS	BF	H	R	ER	SO	BB	IBB	HBP	BLK	WP	HR	S	P	ERA	WHIP
Freddy Garcia, R (1, 1) ERA: 4.37	5.0	W	26	5	2	2	3	5	1	0	0	0	1	57	110	3.60	2.000
Frankie Rodriguez, R (6, 1) ERA: 5.4	3.0	H	9	1	0	0	2	0	0	0	0	0	0	22	34	0.00	0.333
Jose Mesa, R (9, 1) ERA: 7.52	1.0	S	4	0	0	0	0	2	0	0	0	0	0	7	19	0.00	2.000

PITCHER	IP	WLS	BF	H	R	ER	SO	BB	IBB	HBP	BLK	WP	HR	S	P	ERA	WHIP
---------	----	-----	----	---	---	----	----	----	-----	-----	-----	----	----	---	---	-----	------

Batter	1	2	3	4	5	6	7	8	9
Brian Hunter, R OBP: 0.325, SLG: 0.362 (1, 7)	0-1 S HR 1B	1 SAFE 2-1 G1-3 1-2		2-1 E6 2-H 1B			0-0 3B	1-3 K	
Alex Rodriguez, R OBP: 0.397, SLG: 0.606 (1, 6)	4-2 SAFE HR BB		1-0 2B 1B	0-2 G5-3			2-2 G5-3	2-2 E6 1-2 2-3	
Ken Griffey Jr., L OBP: 0.411, SLG: 0.650 (1, 8)	3-1 1-H 2-H HR		1-1 P3		4-1 E S BB		4-0 S IBB	1-3 K	
Edgar Martinez, R OBP: 0.440, SLG: 0.527 (1, 10)	0-3 K		0-0 1-H 2B		1-0 SAFE L5		1-3 K 1-2		
David Segui, S OBP: 0.364, SLG: 0.468 (1, 3)	0-0 F7		0-3 K		1 SAFE 1-1 SAFE F8		4-0 IBB		
Butch Huskey, R OBP: 0.374, SLG: 0.547 Charles Gipson, R OBP: 0.444, SLG: 0.500 (8, 9)	1-2 F9		1-2 G5-3		2-3 K 1-3		0-0 G5-3		
John Mabry, L OBP: 0.294, SLG: 0.396 (1, 5)		1-1 G2-3		2-2 F7		2-1 F8		0-1 1B FC6-2-5 2B	
David Bell, R OBP: 0.331, SLG: 0.478 (1, 4)		1-3 K		2-2 G6-3 E 1B		1-2 G6-3		1-1 E FC6-2-5 1B 2-3	
Dan Wilson, R OBP: 0.346, SLG: 0.426 (1, 2)		2-2 S 1B		1 SAFE 3-2 G6-3 1-2		2-2 F7		0-0 FC6-2-5 E 1-2 3-3	

Inning Stats	R: 3	H: 2	E: 0	K: 1	S: 17	LOB: 0	BB: 1	P: 25	R: 0	H: 1	E: 0	K: 1	S: 11	LOB: 1	BB: 0	P: 17	R: 1	H: 2	E: 0	K: 1	S: 10	LOB: 1	BB: 0	P: 13	R: 0	H: 0	E: 0	K: 1	S: 7	LOB: 1	BB: 1	P: 15	R: 0	H: 0	E: 0	K: 0	S: 8	LOB: 0	BB: 0	P: 13	R: 0	H: 1	E: 0	K: 1	S: 10	LOB: 3	BB: 2	P: 21	R: 0	H: 2	E: 1	K: 2	S: 16	LOB: 3	BB: 0	P: 21
1B: 6	SF: 0	2B: 2	SAC: 0	3B: 1	DP: 0	HR: 1	HBP: 0	WP: 0	PA: 39	SB: 4	CS: 0	1B: 6	SF: 0	2B: 2	SAC: 0	3B: 1	DP: 0	HR: 1	HBP: 0	WP: 0	PA: 39	SB: 4	CS: 0																																	

PITCHER	IP	WLS	BF	H	R	ER	SO	BB	IBB	HBP	BLK	WP	HR	S	P	ERA	WHIP
Aaron Sele, R ERA: 5.42 (1, 1)	7.0	L	33	8	5	4	5	2	2	0	0	0	1	78	128	5.14	1.429
Danny Patterson, R ERA: 4.31 (8, 1)	0.2		5	2	0	0	1	0	0	0	0	0	0	13	17	0.00	3.000
Mike Venafro, L ERA: 2.08 (8, 1)	0.1		1	0	0	0	1	0	0	0	0	0	0	3	4	0.00	0.000

BOTTOM

Texas Rangers @ Seattle Mariners
The Kingdome, Seattle, WA
Sun Jun 27 1999, 4:35 PM EDT
Att. 56,530 - Dome - 72 F

livebaseballscores.com

AB	35
R	5
H	10
RBI	4
BB	4
SO	7
LOB	24



Batter	1	2	3	4	5	6	7	8	9	10	11	12	AB R H RBI BB SO LOB	TOP
Brian Hunter, R (1, 7) OBP: 0.320, SLG: 0.356 C X B X	2-2 L5	0-0 FC5 2-3f			3-2 L8			0-0 B2-3			0-3 K		5 0 0 0 0 1 2	
Alex Rodriguez, R (1, 6) OBP: 0.392, SLG: 0.592 S B B X	3-2 G6-3				1-2 F9			4-0 CS BB			0-3 K		4 0 0 0 1 2 0	
Ken Griffey Jr., L (1, 8) OBP: 0.408, SLG: 0.641 C B B B	4-2 BB				0-1 F8			3-3 SAFE K			0-0 F7		4 0 0 0 1 1 1	
Edgar Martinez, R (1, 10) OBP: 0.436, SLG: 0.620 Charles Gibson, R (12, PR) OBP: 0.444, SLG: 0.500 SAFE SAFE SAFE X	1-2 F7				1-3 K			2-1 L7			1-3 K		5 0 1 0 0 2 1 0 1 0 0 0 0 0	
David Segui, S (1, 3) OBP: 0.366, SLG: 0.469 C B B X		2-2 CS 1B			0-0 G1-6-3 1B			1-0 G3			0-3 K		4 0 2 0 0 1 0	
Raul Ibanez, L (1, 9) OBP: 0.340, SLG: 0.320 Jose Mesa, R (12, 1) X	1 SAFE 0-0 P8				2-1 G1-6-3 1-2f			0-0 F7			2-0 G3-1		5 0 1 1 0 0 2 0 0 0 0 0 0 0	
David Bell, R (1, 4) OBP: 0.335, SLG: 0.479 1 SAFE SAFE B B X	1 SAFE 1-0 1B				3-1 1B			4-2 BB			0-3 K		4 1 2 0 1 1 1	
Dan Wilson, R (1, 2) OBP: 0.344, SLG: 0.423 B S B B X	2-2 FC5 BB 1-2 1B				0-0 L9			0-0 SAFE SAFE F9			0-0 G3-1		4 0 1 1 0 0 2	
Russ Davis, R (1, 5) OBP: 0.273, SLG: 0.458 B B C B	4-1 1B BB				0-0 F9			0-1 F8			0-0 G6-3		3 0 0 0 1 0 1	

Seattle Mariners @ Oakland Athletics
Network Associates Coliseum, Oakland, CA

Tue Jun 29 1999, 10:05 PM EDT
Att. 11,762 - Unknown - 73 F

livebaseballscorecards.com

AB	38
R	2
H	7
RBI	2
BB	4
SO	8
LOB	10



Inning Stats	R: 0	H: 0	E: 0	K: 0	S: 13	LOB: 1	BB: 1	P: 23	R: 1	H: 3	E: 0	K: 0	S: 11	LOB: 2	BB: 1	P: 20	R: 0	H: 0	E: 0	K: 2	S: 8	LOB: 0	BB: 0	P: 11	R: 0	H: 2	E: 0	K: 0	S: 6	LOB: 1	BB: 0	P: 11	R: 0	H: 0	E: 0	K: 0	S: 10	LOB: 0	BB: 0	P: 17	R: 0	H: 0	E: 0	K: 0	S: 7	LOB: 0	BB: 0	P: 12	R: 0	H: 0	E: 0	K: 1	S: 4	LOB: 1	BB: 1	P: 11	R: 0	H: 0	E: 0	K: 2	S: 7	LOB: 0	BB: 0	P: 10	R: 0	H: 0	E: 0	K: 1	S: 5	LOB: 0	BB: 0	P: 5	R: 0	H: 0	E: 0	K: 2	S: 7	LOB: 0	BB: 0	P: 7	R: 1	H: 2	E: 0	K: 0	S: 4	LOB: 1	BB: 0	P: 4	1B: 7	SF: 0	2B: 1	SAC: 1	3B: 0	DP: 2	HR: 0	HBP: 0	WP: 0	PA: 43	PB: 0	SB: 0	CS: 2
PITCHER	IP	WLS	BF	H	R	ER	SO	BB	IBB	HBP	BLK	WP	HR	S	P	ERA	WHIP																																																																																				
Mike Oquist, R (1, 1) ERA: 5.14	7.0		27	5	1	1	2	3	0	0	0	0	0	63	106	1.29	1.143																																																																																				
Doug Jones, R (8, 1) ERA: 3.2	3.0		9	0	0	0	4	1	0	0	0	0	0	16	26	0.00	0.333																																																																																				
Billy Taylor, R (11, 1) ERA: 2.61	1.0		3	0	0	0	2	0	0	0	0	0	0	7	7	0.00	0.000																																																																																				
T.J. Mathews, R (12, 1) ERA: 3.48	1.0	L	4	2	1	1	0	0	0	0	0	0	0	4	4	9.00	2.000																																																																																				

Batter	1	2	3	4	5	6	7	8	9	10	11	12	AB R H RBI BB SO LOB
Tony Phillips, S OBP: 0.352, SLG: 0.467 (1, 4) (11, 8)	1-2 G6-4-3 1B		1-2 G1-2-3		1-1 G4-6-3		0-1 F7			0-3 K		0-0 G1	6 0 1 0 0 1 7
Miguel Tejada, R OBP: 0.330, SLG: 0.422 (1, 6)	3-2 G6-4-3 1-2f		1-1 F8			1-0 B1-3		1-1 F8		0-3 K			5 0 0 0 0 1 3
Matt Stairs, L OBP: 0.344, SLG: 0.514 (1, 9)	2-1 P3			3-1 CS 1B		3-3 K		1-1 P7			0-0 P6		5 0 1 0 0 1 0
John Jaha, R OBP: 0.408, SLG: 0.594 Tim Hudson, R OBP: 1.000, SLG: 1.000 (11, PR)		2-3 K		1-3 K		3-2 HBP		4-2 BB			0-0 1B		3 0 1 0 1 2 1 0 0 0 0 0 0 0
Olmedo Saenz, R OBP: 0.348, SLG: 0.401 (1, 5)		0-1 G4-3		1-0 1B		0-1 G4-3		2-1 G6-3			0-0 P6		5 0 1 0 0 0 3
Jason Giambi, L OBP: 0.375, SLG: 0.483 (1, 3)		1-3 K		0-0 G4-3			1-0 SH1-3 1B			0-3 K			5 1 1 0 0 3 2
Tim Raines, S OBP: 0.351, SLG: 0.340 (1, 7)			4-2 1B BB		4-2 1B BB		1-1 SH1-3		1-1 G3			0-3 K	2 0 0 0 2 1 0
Ramon Hernandez, R OBP: 0.400, SLG: 0.400 (1, 2)			0-0 G1-2-3 1B		0-0 L6		0-1 1B		2-1 F9			0-0 P3	5 0 2 1 0 0 1
Ryan Christenson, R OBP: 0.267, SLG: 0.257 Ben Grieva, L OBP: 0.343, SLG: 0.416 Jorge Velandia, R OBP: 0.207, SLG: 0.241 3 Eric Chavez, L OBP: 0.333, SLG: 0.389 (12, PH)			0-0 G1-2-3 1B		2-1 L7		2-1 L7			0-0 P6		0-0 E6	3 0 2 0 0 0 1 1 0 0 0 0 0 0 0 0 0 0 0 0 0 1 0 0 0 0 0 0


Inning Stats	R: 0	H: 1	E: 0	K: 0	S: 8	LOB: 0	BB: 0	P: 14	R: 0	H: 0	E: 0	K: 2	S: 8	LOB: 0	BB: 0	P: 11	R: 0	H: 2	E: 0	K: 0	S: 9	LOB: 2	BB: 1	P: 15	R: 0	H: 2	E: 0	K: 1	S: 7	LOB: 1	BB: 0	P: 12	R: 0	H: 1	E: 0	K: 0	S: 7	LOB: 1	BB: 1	P: 14	R: 0	H: 0	E: 0	K: 1	S: 8	LOB: 1	BB: 0	P: 15	R: 1	H: 2	E: 0	K: 0	S: 9	LOB: 1	BB: 0	P: 13	R: 0	H: 0	E: 0	K: 0	S: 8	LOB: 1	BB: 1	P: 16	R: 0	H: 0	E: 0	K: 1	S: 7	LOB: 0	BB: 0	P: 10	R: 0	H: 0	E: 0	K: 2	S: 7	LOB: 0	BB: 0	P: 7	R: 0	H: 1	E: 0	K: 1	S: 6	LOB: 1	BB: 0	P: 6	R: 0	H: 0	E: 1	K: 1	S: 6	LOB: 0	BB: 0	P: 6	1B: 9	2B: 0	3B: 0	HR: 0	SF: 0	DP: 3	HBP: 1	WP: 0	PA: 46
--------------	------	------	------	------	------	--------	-------	-------	------	------	------	------	------	--------	-------	-------	------	------	------	------	------	--------	-------	-------	------	------	------	------	------	--------	-------	-------	------	------	------	------	------	--------	-------	-------	------	------	------	------	------	--------	-------	-------	------	------	------	------	------	--------	-------	-------	------	------	------	------	------	--------	-------	-------	------	------	------	------	------	--------	-------	-------	------	------	------	------	------	--------	-------	------	------	------	------	------	------	--------	-------	------	------	------	------	------	------	--------	-------	------	-------	-------	-------	-------	-------	-------	--------	-------	--------

PITCHER	IP	WLS	BF	H	R	ER	SO	BB	IBB	HBP	BLK	WP	HR	S	P	ERA	WHIP
John Halama, L ERA: 3.39 (1, 1)	9.0		35	8	1	1	5	3	0	1	0	0	0	71	120	1.00	1.222
Jose Paniagua, R ERA: 3.6 (10, 1)	2.0	W	7	1	0	0	3	0	0	0	0	0	0	13	13	0.00	0.500
Jose Mesa, R ERA: 7.29 (12, 1)	1.0	S	4	0	0	0	1	0	0	0	0	0	0	6	6	0.00	0.000

Seattle Mariners @ Oakland Athletics
Network Associates Coliseum, Oakland, CA
 Tue Jun 29 1999, 10:05 PM EDT
 Att: 11,762 - Unknown - 73 F

livebaseballscorecards.com

AB	41
R	1
H	9
RBI	1
BB	3
SO	9
LOB	18



Batter	1	2	3	4	5	6	7	8	9	AB	R	H	RBI	BB	SO	LOB	TOP
Brian Hunter, R OBP: 0.321, SLG: 0.354 (1, 7) BB BB BB BB	4-1 S BB		0-0 G5-4-3 1B	1-3 K			1-1 G5-3	1-1 E9 1-H		4	0	1	0	1	1	2	
Alex Rodriguez, R OBP: 0.385, SLG: 0.579 Rafael Bourimigal, R OBP: 0.370, SLG: 0.521 (8, PH) SAFE SAFE SAFE SAFE SAFE SAFE SAFE SAFE	3-2 F8		2-1 G5-4-3 1-2f		2-2 G6-3		3-1 G5-3	1-2 F8		4	0	0	0	0	0	2	
Ken Griffey Jr., L OBP: 0.406, SLG: 0.636 Raul Ibanez, L OBP: 0.333, SLG: 0.314 (1, 8) SAFE SAFE SAFE SAFE (8, 7) SAFE SAFE SAFE SAFE	2-3 K		2-2 1B 1B		0-0 G1-3		2-1 F8		2-2 G1-4-3	4	0	1	0	0	1	1	
Edgar Martinez, R OBP: 0.442, SLG: 0.520 (1, 10) SAFE SAFE SAFE SAFE SAFE SAFE SAFE SAFE	4-1 1-2 BB		2-0 1-2 1B		4-1 2B BB		1-1 G4-3	4-2 1B 1B BB		2	1	1	0	3	0	0	
David Segui, S OBP: 0.370, SLG: 0.473 (1, 3) SAFE SAFE SAFE SAFE	0-0 G3		1-1 G3-1		0-0 1-3 2B		4-2 2B BB	1-1 1B 1B 1B		4	1	2	0	1	0	4	
Butch Huskey, R OBP: 0.370, SLG: 0.539 (1, 9) SAFE SAFE SAFE SAFE SAFE SAFE SAFE SAFE		2-3 K		0-0 F8	0-1 G4-3		2-0 F8	2-2 1B 1B		5	0	1	0	0	1	3	
John Mabry, L OBP: 0.302, SLG: 0.406 (1, 5) SAFE SAFE SAFE SAFE		2-0 FC6-4 1B		0-0 G4-3		1-1 F8	1-0 2B 2B	2-2 1-2 2-3 3-H 1B		5	1	3	1	0	0	0	
David Bell, R OBP: 0.335, SLG: 0.477 Charles Gipson, R OBP: 0.450, SLG: 0.556 (8, PH) SAFE SAFE SAFE SAFE SAFE SAFE		2-2 FC6-4 1-2f 1B		1-1 1B 1B		3-2 P3	2-2 E 2B	3-2 P3		3	0	1	0	0	0	1	
Dan Wilson, R OBP: 0.342, SLG: 0.420 Tom Lampkin, L OBP: 0.372, SLG: 0.547 (1, 2) SAFE SAFE SAFE SAFE (9, PH) SAFE SAFE SAFE SAFE		1-3 K		0-1 1-2 1B		1-3 K	0-1 E3 E	2-2 F9		4	1	1	0	0	2	1	
Inning Stats	R: 0 E: 0 K: 1 S: 9 H: 0 LOB: 2 BB: 2 P: 22	R: 0 E: 0 K: 2 S: 10 H: 1 LOB: 1 BB: 0 P: 17	R: 0 E: 0 K: 0 S: 9 H: 3 LOB: 2 BB: 0 P: 16	R: 0 E: 0 K: 1 S: 9 H: 2 LOB: 2 BB: 0 P: 11	R: 0 E: 0 K: 0 S: 8 H: 1 LOB: 2 BB: 1 P: 14	R: 0 E: 0 K: 1 S: 9 H: 0 LOB: 0 BB: 0 P: 14	R: 0 E: 0 K: 0 S: 6 H: 0 LOB: 0 BB: 0 P: 12	R: 4 E: 2 K: 0 S: 20 H: 2 LOB: 1 BB: 1 P: 32	R: 1 E: 0 K: 0 S: 28 H: 3 LOB: 3 BB: 1 P: 44	1B: 9 2B: 3 3B: 0 HR: 0 SF: 0 SAC: 0 DP: 1 HBP: 0	WP: 0 PB: 0 SB: 1 CS: 0 PA: 45						
PITCHER Tim Hudson, R ERA: 2.81 T.J. Mathews, R ERA: 3.89 Buddy Groom, L ERA: 7.78 Tim Worrell, R ERA: 4.22	IP WLS BF H R ER SO BB IBB HBP BLK WP HR S P ERA WHIP	7.0 W 30 7 0 0 5 3 0 0 0 0 0 0 60 106 0.00 1.429	1.0 8 2 4 2 0 0 1 0 0 0 0 0 20 32 18.00 3.000	0.1 5 3 1 1 0 0 1 0 0 0 0 0 16 27 27.00 12.000	0.2 2 0 0 0 0 0 0 0 0 0 0 0 12 17 0.00 0.000	PITCHER IP WLS BF H R ER SO BB IBB HBP BLK WP HR S P ERA WHIP											

Seattle Mariners @ Oakland Athletics
Network Associates Coliseum, Oakland, CA
Wed Jun 30 1999, 10:35 PM EDT
Att. 17,224 - Unknown - 74 F

AB	40
R	5
H	12
RBI	3
BB	5
SO	5
LOB	21



Batter	1	2	3	4	5	6	7	8	9	AB R H RBI BB SO LOB
Tony Phillips, S OBP: 0.350, SLG: 0.463 (1, 9) BB BB X	3-1 HR 1B	0-2 G6-3	1-3 K			2-0 G1-3	1-3 K			5 1 1 0 0 2 4
Miguel Tejada, R OBP: 0.331, SLG: 0.433 (1, 6) F B SAFE F X	1-2 HR 1-H	0-3 K			1-0 F9		E5 2B E4 1B			5 2 2 3 0 1 0
Tim Raines, S OBP: 0.353, SLG: 0.345 (1, 7) X	0-0 F9	4-2 BB			2-0 G4-3		2B F8			4 1 1 1 1 0 2
John Jaha, R OBP: 0.412, SLG: 0.607 (1, 10) BB BB X	2-0 1B HBP BB 1B	2-3 SAFE K			0-1 L6		4-1 2B E BB HR			4 3 2 1 1 1 1
Olmedo Saenz, R OBP: 0.350, SLG: 0.404 (1, 5) C BB S H	3-2 BB 1B SF9 HBP		2-1 P3		3-2 G5-3		1-1 E 2B 2B	2-1 P5		4 2 1 1 0 0 0
Jason Giambi, L OBP: 0.378, SLG: 0.484 (1, 3) X	0-0 SF9 BB 1B		0-0 1B 1B		2-3 K		0-0 E4 2B SF9	4-1 HR BB		4 3 2 1 1 1 1
Ramon Hernandez, R OBP: 0.600, SLG: 1.000 (1, 2) BB BB B	4-0 FC4-6 BB		2-0 1B 1B		0-0 F7		0-0 1B E 2B	0-2 HR		4 2 3 4 1 0 0
Ryan Christenson, R OBP: 0.264, SLG: 0.260 (1, 8) X	0-0 SF9		2-2 1B			1-3 K	2-2 SF9	3-2 F9		3 0 1 3 0 1 0
Jorge Velandia, R OBP: 0.206, SLG: 0.235 (1, 4) X	0-0 FC4-6 1-2f		2-3 K			2-3 K	0-2 E 1B	2-2 P5		5 0 1 0 0 2 4

Inning Stats	R: 4 E: 0 K: 0 S: 13	H: 4 LOB: 2 BB: 1 P: 26	R: 0 E: 0 K: 2 S: 12	H: 0 LOB: 1 BB: 1 P: 18	R: 1 E: 0 K: 2 S: 14	H: 3 LOB: 2 BB: 0 P: 23	R: 0 E: 0 K: 0 S: 4	H: 0 LOB: 0 BB: 0 P: 7	R: 0 E: 0 K: 1 S: 9	H: 0 LOB: 0 BB: 0 P: 14	R: 0 E: 0 K: 2 S: 9	H: 0 LOB: 0 BB: 0 P: 14	R: 6 E: 3 K: 1 S: 22	H: 5 LOB: 2 BB: 1 P: 32	R: 3 E: 0 K: 0 S: 14	H: 2 LOB: 0 BB: 1 P: 25	1B: 8 2B: 3 3B: 0 HR: 3	SF: 2 SAC: 0 DP: 0 HBP: 1
--------------	-------------------------------	----------------------------------	-------------------------------	----------------------------------	-------------------------------	----------------------------------	------------------------------	---------------------------------	------------------------------	----------------------------------	------------------------------	----------------------------------	-------------------------------	----------------------------------	-------------------------------	----------------------------------	----------------------------------	------------------------------------


BOTTOM

Seattle Mariners @ Oakland Athletics
Network Associates Coliseum, Oakland, CA

Wed Jun 30 1999, 10:35 PM EDT
Att: 17,224 - Unknown - 74 F

livebaseballscorecards.com

AB	38
R	14
H	14
RBI	14
BB	4
SO	8
LOB	12



WP: 0	PA: 45
PB: 0	
SB: 0	
CS: 0	

PITCHER	IP	WLS	BF	H	R	ER	SO	BB	IBB	HBP	BLK	WP	HR	S	P	ERA	WHIP
Jeff Fassero, L ERA: 7.21 (1, 1)	6.0	L	31	8	8	7	7	3	0	0	0	0	1	65	112	10.50	1.833
46 Jordan Zimmerman, L ERA: 7.88 (7, 1)	0.0		2	1	0	0	0	0	0	0	0	0	0	3	4	∞	∞
28 Ken Cloude, R ERA: 7.23 (7, 1)	1.0		6	3	3	2	1	0	0	0	0	0	0	15	18	18.00	3.000
Damaso Marte, L ERA: 27.0 (8, 1)	1.0		6	2	3	3	0	1	0	0	0	0	2	14	25	27.00	3.000

Batter	1	2	3	4	5	6	7	8	9	AB R H RBI BB SO LOB	TOP																		
Brian Hunter, R (1, 7) OBP: 0.317, SLG: 0.349	2-3 1		1-0 2			0-1 1		0-1 S G4-3		4 1 0 0 0 1 1																			
Alex Rodriguez, R (1, 6) OBP: 0.387, SLG: 0.580	1-1 2B		4-2 BB			2-2 2		1-2 1-H 3-H		3 0 1 1 1 0 0																			
Ken Griffey Jr., L (1, 8) OBP: 0.404, SLG: 0.631	1-1 2		1-2 3			1-0 3		2-0 S 1B		4 1 1 0 0 0 2																			
Edgar Martinez, R (1, 10) OBP: 0.443, SLG: 0.522	4-0 BB			1-1 1			2-2 G5-3 2B	3-3 1-2		3 1 1 0 1 1 1																			
David Segui, S (1, 3) OBP: 0.369, SLG: 0.469	3-1 3			1-1 2			0-0 2-3	2-0 2-H		4 0 1 1 0 0 3																			
John Mabry, L (1, 9) OBP: 0.296, SLG: 0.398		0-1 1		2-3 3			2-2 3-H	0-0 3		4 0 0 1 0 1 1																			
David Bell, R (1, 4) OBP: 0.334, SLG: 0.474			3-2 2		2-2 1		0-0 1B		0-3 1	4 0 1 0 0 1 0	AB 34																		
Tom Lampkin, L (1, 2) OBP: 0.367, SLG: 0.533		2-1 3			1-3 2		0-1 1 SAFE		0-0 1B	4 0 1 0 0 1 1	R 4																		
Charles Gipson, R (9, PR) OBP: 0.450, SLG: 0.556										0 0 0 0 0 0 0	H 7																		
Dan Wilson, R (9, 2) OBP: 0.342, SLG: 0.420										0 0 0 0 0 0 0	RBI 3																		
Russ Davis, R (1, 5) OBP: 0.272, SLG: 0.454			0-1 1		0-2 3			0-0 E 1B	1-1 1-2	4 1 1 0 0 0 1	BB 2																		
Inning Stats	R: 0 E: 0 K: 1 S: 9	H: 1 LOB: 2 BB: 1 P: 20	R: 0 E: 0 K: 0 S: 10	H: 0 LOB: 0 BB: 0 P: 15	R: 0 E: 0 K: 0 S: 9	H: 0 LOB: 1 BB: 1 P: 15	R: 0 E: 0 K: 1 S: 7	H: 0 LOB: 0 BB: 0 P: 11	R: 0 E: 0 K: 0 S: 9	H: 0 LOB: 0 BB: 0 P: 12	R: 1 E: 0 K: 0 S: 6	H: 2 LOB: 1 BB: 0 P: 9	R: 3 E: 1 K: 1 S: 12	H: 3 LOB: 1 BB: 0 P: 20	R: 0 E: 0 K: 1 S: 6	H: 1 LOB: 1 BB: 0 P: 7	1B: 5 2B: 2 3B: 0 HR: 0	SF: 0 SAC: 0 DP: 0 HBP: 0	WP: 0 PB: 0 SB: 3 CS: 1	PA: 36									
PITCHER	IP WLS BF H R ER SO BB IBB HBP BLK WP HR S P ERA WHIP																												
Jimmy Haynes, R (1, 1) ERA: 4.75	7.0		27	4	2	2	3	2	0	0	0	0	0	0	63	99	2.57	0.857											
Billy Taylor, R (8, 1) ERA: 2.73	2.0	W	9	3	2	0	2	0	0	0	0	0	0	17	26	0.00	1.500												

Seattle Mariners @ Oakland Athletics
 Network Associates Coliseum, Oakland, CA
 Thu Jul 01 1999, 4:05 PM EDT
 Att. 11,632 - Unknown - 71 F

livebaseballscorecards.com

Batter	1	2	3	4	5	6	7	8	9	AB R H RBI BB SO LOB
Tony Phillips, S (1, 4) OBP: 0.353, SLG: 0.465	0-2 G1-3		0-0 1B		2-2 CS 1B		1-0 F8		1-0 1B	5 0 3 2 0 0 1
Miguel Tejada, R (1, 6) OBP: 0.327, SLG: 0.427	2-2 F8		1-3 K		1-2 CS 1B	1-3 K		0-3 K		4 0 0 0 0 3 1
Ben Grieve, L (1, 7) OBP: 0.341, SLG: 0.413	1-2 G3-1			0-1 G1-3		3-1 1B		0-0 G3-1		4 0 1 0 0 0 0
John Jaha, R (1, 10) OBP: 0.409, SLG: 0.598 Olmedo Saenz, R (8, PR) OBP: 0.350, SLG: 0.404		3-1 G6-3		1-3 K		2-3 K		4-2 BB BB		3 0 0 0 1 2 1 0 0 0 0 0 0 0
Matt Stairs, L (1, 9) OBP: 0.343, SLG: 0.508		3-3 K		3-3 K		2-3 K		4-1 FC5-4 BB		3 0 0 0 1 3 1
Jason Giambi, L (1, 3) OBP: 0.380, SLG: 0.482		2-3 K			3-1 1B 3 1B G6-4-3 1B		4-1 G5-3 1B BB	0-2 FC5-4		3 2 1 0 1 1 2
3 Eric Chavez, L (1, 5) OBP: 0.336, SLG: 0.407			2-1 HR		0-1 G6-4-3 1B 1-2 1B 1B		0-3 K		1-0 F7	4 2 2 1 0 1 1
Ramon Hernandez, R (1, 2) OBP: 0.571, SLG: 0.846 A.J. Hinch, R (9, PR) OBP: 0.236, SLG: 0.295		2-2 G1-3			0-0 G6-4-3 1B 1-2 2-3 1B		2-0 G5-3		2-2 HBP 1B 1B	4 0 2 0 0 0 1 0 1 0 0 0 0 0
Ryan Christenson, R (1, 8) OBP: 0.272, SLG: 0.262			2-3 K		0-0 G6-4-3		3-2 1B		3-2 1B HBP	3 0 1 1 0 1 2

Inning Stats	R: 0	H: 0	E: 0	LOB: 0	K: 0	S: 9	R: 0	H: 0	E: 0	LOB: 0	K: 2	S: 8	R: 1	H: 2	E: 0	LOB: 1	K: 2	S: 13	R: 0	H: 0	E: 0	LOB: 0	K: 2	S: 9	R: 2	H: 4	E: 0	LOB: 0	K: 0	S: 11	R: 0	H: 1	E: 0	LOB: 1	K: 3	S: 13	R: 1	H: 1	E: 0	LOB: 1	K: 1	S: 9	R: 0	H: 0	E: 0	LOB: 2	K: 1	S: 13	R: 1	H: 2	E: 0	LOB: 2	K: 0	S: 8	1B: 9	SF: 0	2B: 0	SAC: 0	3B: 0	DP: 1	HR: 1	HBP: 1	WP: 0	PA: 38
--------------	------	------	------	--------	------	------	------	------	------	--------	------	------	------	------	------	--------	------	-------	------	------	------	--------	------	------	------	------	------	--------	------	-------	------	------	------	--------	------	-------	------	------	------	--------	------	------	------	------	------	--------	------	-------	------	------	------	--------	------	------	-------	-------	-------	--------	-------	-------	-------	--------	-------	--------

PITCHER	IP	WLS	BF	H	R	ER	SO	BB	IBB	HBP	BLK	WP	HR	S	P	ERA	WHIP
Frankie Rodriguez, R (1, 1) ERA: 5.4	5.0		19	6	3	3	6	0	0	0	0	0	1	50	78	5.40	1.200
Paul Abbott, R (6, 1) ERA: 4.5	3.0		14	2	1	1	5	3	0	0	0	0	0	35	61	3.00	1.667
Jose Paniagua, R (9, 1) ERA: 3.77	0.1	L	4	2	1	1	0	0	0	1	0	0	0	8	15	27.00	6.000


BOTTOM

Seattle Mariners @ Oakland Athletics
Network Associates Coliseum, Oakland, CA

Thu Jul 01 1999, 4:05 PM EDT
Att. 11,632 - Unknown - 71 F

livebaseballscorecards.com

AB	33
R	5
H	10
RBI	4
BB	3
SO	11
LOB	10



Batter	1	2	3	4	5	6	7	8	9	AB R H RBI BB SO LOB	TOP																						
Brian Hunter, R (1, 7) OBP: 0.315, SLG: 0.346	1-1 F7		1-2 G6-3		1-0 FC6-4 1B WP	2-0 1B			0-3 K	5 1 1 2 0 1 2																							
David Bell, R (1, 4) OBP: 0.338, SLG: 0.480 Charles Gipson, R (9, PR) OBP: 0.450, SLG: 0.556 Rafael Bourimigal, R (9, 4) OBP: 0.370, SLG: 0.521	3-2 FC6-4 2B		3-1 F9		3-2 WP 1B	0-0 G3			3-2 1B SF9 1B	5 0 3 0 0 0 2 0 1 0 0 0 0 0 0 0 0 0 0 0 0																							
Ken Griffey Jr., L (1, 8) OBP: 0.407, SLG: 0.629	4-2 FC6-4 BB			1-2 G1-3	3-1 G6-3			1-1 G5-4-3 1B	1-2 1B	4 0 2 0 1 0 1																							
Alex Rodriguez, R (1, 6) OBP: 0.382, SLG: 0.573	1-2 FC6-4 FC5-4 1-2f 2-3			1-1 P6		2-2 E7 1B		1-2 G5-4-3	0-1 SF9	4 1 1 1 0 0 3																							
Edgar Martinez, R (1, 10) OBP: 0.446, SLG: 0.523	3-1 FC5-4 1-2f			3-2 1B	0-0 1B	0-0 2B SF8 1B		1-1 1B	2-3 K	5 1 3 1 0 1 3																							
David Segui, S (1, 3) OBP: 0.367, SLG: 0.470		1-2 F7		0-0 G1-3		0-2 SF8 1B 2B		2-2 G3		4 1 1 0 0 0 2																							
Butch Huskey, R (1, 9) OBP: 0.368, SLG: 0.534		2-2 G6-3			0-0 1B FC6-4 1B	3-2 G5-3			2-3 K	4 1 1 0 0 1 2																							
Dan Wilson, R (1, 2) OBP: 0.345, SLG: 0.418		1-3 K			1-0 F7	4-0 1B IBB			0-2 G5-4-3 1B	3 0 1 0 1 1 1																							
Russ Davis, R (1, 5) OBP: 0.276, SLG: 0.455			4-0 G6-3 BB		3-2 FC6-4 1B	0-0 SF8			1-2 G5-4-3	2 0 1 1 1 0 1																							
Inning Stats	R: 0 E: 0 K: 0 S: 13	H: 1 LOB: 2 BB: 1 P: 25	R: 0 E: 0 K: 1 S: 9	H: 0 LOB: 0 BB: 0 P: 13	R: 0 E: 0 K: 0 S: 5	H: 0 LOB: 0 BB: 1 P: 13	R: 0 E: 0 K: 0 S: 9	H: 1 LOB: 1 BB: 0 P: 14	R: 2 E: 1 K: 0 S: 15	H: 3 LOB: 1 BB: 1 P: 23	R: 3 E: 1 K: 0 S: 15	H: 4 LOB: 2 BB: 1 P: 26	R: 0 E: 0 K: 0 S: 12	H: 2 LOB: 1 BB: 0 P: 17	R: 0 E: 0 K: 1 S: 12	H: 1 LOB: 0 BB: 0 P: 15	R: 1 E: 0 K: 2 S: 17	H: 2 LOB: 1 BB: 0 P: 23	1B: 12 2B: 2 3B: 0 HR: 0	SF: 2 SAC: 0 DP: 3 HBP: 0	WP: 1 PB: 0 SB: 0 CS: 0	PA: 41											
PITCHER	IP WLS BF H R ER SO BB IBB HBP BLK WP HR S P ERA WHIP																ERA WHIP																
Rick Helling, R (1, 1) ERA: 4.53	5.2		28	9	5	5	1	2	1	0	0	1	0	63	113	7.94	1.941																
Tim Crabtree, R (6, 1) ERA: 3.14	1.1		5	2	0	0	0	0	0	0	0	0	0	13	18	0.00	1.500																
59 Jeff Zimmerman, R (8, 1) ERA: 0.94	1.0		3	1	0	0	1	0	0	0	0	0	0	12	15	0.00	1.000																
John Wetteland, R (9, 1) ERA: 4.15	1.0	W	5	2	1	1	2	0	0	0	0	0	0	17	23	9.00	2.000																

Seattle Mariners @ Texas Rangers
The Ballpark at Arlington, Arlington, TX

Fri Jul 02 1999, 8:35 PM EDT
Att. 39,677 - Unknown - 91 F

livebaseballscorecards.com

AB	36
R	6
H	14
RBI	5
BB	3
SO	4
LOB	17



Batter	1	2	3	4	5	6	7	8	9	AB	R	H	RBI	BB	SO	LOB
Luis Alicea, S OBP: 0.288, SLG: 0.225 Mark McLemore, S OBP: 0.368, SLG: 0.374	2-3 		3-2 G4-3 2B		3-3 	2-3 			4-0 	4	0	1	0	0	3	3
Ivan Rodriguez, R OBP: 0.335, SLG: 0.489	0-1 L4		0-1 G4-3 2-3			3-2 G5-3	0-0 F8		1-2 L4	5	0	0	0	0	0	3
29 Rusty Greer, L OBP: 0.379, SLG: 0.445	1-2 G3		4-1 			3-2 2B	2-1 G6-4-3 HBP		3-1 	3	1	2	1	1	0	0
Juan Gonzalez, R OBP: 0.361, SLG: 0.613		3-2 P3	1-1 F7			1-1 1B	1-0 G6-4-3			4	1	1	1	0	0	3
Rafael Palmeiro, L OBP: 0.439, SLG: 0.632		1-0 F7		1-1 F9		3-3 		2-1 P8		4	0	0	0	0	1	1
Todd Zeile, R OBP: 0.347, SLG: 0.476		0-1 F9		2-1 F7		1-1 1B		3-2 G1-3		4	1	1	1	0	0	0
Roberto Kelly, R OBP: 0.377, SLG: 0.464			0-0 	1-1 G4-3		4-2 1B		1-0 		3	2	2	1	1	0	0
Lee Stevens, L OBP: 0.381, SLG: 0.544			1-2 G6-3 3B		3-0 G3-1	2-2 HBP		3-3 K		4	1	2	2	0	1	0
Royce Clayton, R OBP: 0.286, SLG: 0.344			1-1 G6-3		1-0 F8	1-1 HBP		0-1 		3	1	1	1	0	0	0

Inning Stats	R: 0	H: 0	E: 0	K: 1	S: 8	LOB: 0	BB: 0	P: 11	R: 0	H: 0	E: 0	K: 0	S: 8	LOB: 0	BB: 0	P: 12	R: 2	H: 3	E: 0	K: 0	S: 14	LOB: 2	BB: 1	P: 24	R: 0	H: 0	E: 0	K: 0	S: 6	LOB: 0	BB: 0	P: 10	R: 0	H: 0	E: 0	K: 1	S: 5	LOB: 0	BB: 0	P: 12	R: 3	H: 4	E: 0	K: 2	S: 35	LOB: 3	BB: 1	P: 55	R: 0	H: 0	E: 0	K: 0	S: 3	LOB: 0	BB: 0	P: 6	R: 1	H: 1	E: 0	K: 1	S: 9	LOB: 0	BB: 0	P: 18	R: 1	H: 2	E: 0	K: 0	S: 7	LOB: 2	BB: 1	P: 15	1B: 4	SF: 0	2B: 4	SAC: 0	3B: 1	DP: 1	HR: 1	HBP: 2	WP: 0	PA: 39
--------------	------	------	------	------	------	--------	-------	-------	------	------	------	------	------	--------	-------	-------	------	------	------	------	-------	--------	-------	-------	------	------	------	------	------	--------	-------	-------	------	------	------	------	------	--------	-------	-------	------	------	------	------	-------	--------	-------	-------	------	------	------	------	------	--------	-------	------	------	------	------	------	------	--------	-------	-------	------	------	------	------	------	--------	-------	-------	-------	-------	-------	--------	-------	-------	-------	--------	-------	--------

PITCHER	IP	WLS	BF	H	R	ER	SO	BB	IBB	HBP	BLK	WP	HR	S	P	ERA	WHIP
Jamie Moyer, L ERA: 4.74	(1, 1)	5.2	26	7	5	5	3	2	0	0	0	0	0	70	115	7.94	1.588
28 Ken Cloude, R ERA: 7.2	(6, 1)	2.2	12	2	2	2	2	0	1	2	0	0	1	23	43	6.75	0.750
46 Jordan Zimmerman, L ERA: 7.88	(9, 1)	0.0	1	1	0	0	0	0	0	0	0	0	0	2	5	∞	∞

BOTTOM

Seattle Mariners @ Texas Rangers
The Ballpark at Arlington, Arlington, TX

livebaseballscores.com

AB	34
R	7
H	10
RBI	7
BB	3
SO	5
LOB	10

Fri Jul 02 1999, 8:35 PM EDT
Att: 39,677 - Unknown - 91 F

Batter	1	2	3	4	5	6	7	8	9	AB R H RBI BB SO LOB	TOP																
Brian Hunter, R OBP: 0.318, SLG: 0.354 (1, 7) B X	1-0 G6-3 ①		0-1 G5-3 ②		2-1 1B 2B 1B X	0-0 E4 1H 3B X	4-1 1B BB X		0-1 G3 ③	5 2 2 1 1 0 0																	
David Bell, R OBP: 0.342, SLG: 0.488 (1, 4) C B B X	3-2 G6-3 ②		1-1 G1-3 ③		1-2 2B 1B X	2-2 1B 3B SAFE X	1-0 G6-3 1B X			5 2 3 0 0 0 0																	
Ken Griffey Jr., L OBP: 0.410, SLG: 0.630 (1, 8) S B B H	3-2 HBP X			0-0 HR 1B X	0-0 F8 SF7 2B 1H 2H 3H X	3-3 K 2B X	3-0 G6-3 1-2f X			4 2 2 3 0 1 3																	
Alex Rodriguez, R OBP: 0.387, SLG: 0.605 (1, 6) C S S	0-3 K ③			3-1 HR 1B 1H X	0-0 F8 2B 2-3 X	0-1 S 1B 3-H X		2-1 HR X		5 2 3 4 0 1 2																	
Edgar Martinez, R OBP: 0.441, SLG: 0.515 (1, 10) B S X		1-1 F7 ①		3-2 F7 ① B B B X	4-0 BB X	2-3 K 1-2 ③		0-3 K ①		4 0 0 0 1 2 1																	
David Segui, S OBP: 0.368, SLG: 0.474 (1, 3) S T C X		0-3 K ②		2-1 2B B B B X	3-1 SF7 ② 3-H X		1-2 SH3-4 1B HR 1B X	1-1 G3-1 ②		4 1 2 1 0 1 0																	
Butch Huskey, R OBP: 0.369, SLG: 0.535 (1, 9) Charles Gipson, R OBP: 0.450, SLG: 0.556 (8, 9) B C B T C X		3-2 2B X		0-2 G6-3 ② B B F C X	2-3 K ③ X		2-1 SH3-4 1B HR 1B SAFE X	1-2 G6-3 ③		5 1 2 0 0 1 2 0 0 0 0 0 0 0																	
Dan Wilson, R OBP: 0.339, SLG: 0.410 (1, 2) C B B X		2-3 K ③		2-1 G5-3 ③ B B F X		0-1 G5-3 ① M X	0-1 SH3-4 ①		3-2 G1-3 ①	4 0 0 0 0 1 2																	
Russ Davis, R OBP: 0.282, SLG: 0.465 (1, 5) S T C X			1-3 K ①		4-0 1B 2B 1B BB X	H 1-0 E HBP X	1-1 HR 2H 3H X		3-3 K ②	3 3 1 3 1 2 0																	
Inning Stats	R: 0 E: 0 K: 1 S: 9	H: 0 LOB: 1 BB: 0 P: 16	R: 0 E: 0 K: 2 S: 11	H: 1 LOB: 1 BB: 0 P: 17	R: 0 E: 0 K: 1 S: 8	H: 0 LOB: 0 BB: 0 P: 10	R: 2 E: 0 K: 0 S: 15	H: 3 LOB: 1 BB: 0 P: 25	R: 4 E: 0 K: 1 S: 12	H: 3 LOB: 1 BB: 2 P: 28	R: 3 E: 1 K: 2 S: 17	H: 3 LOB: 1 BB: 0 P: 25	R: 3 E: 0 K: 0 S: 13	H: 4 LOB: 1 BB: 1 P: 25	R: 1 E: 0 K: 1 S: 10	H: 1 LOB: 0 BB: 0 P: 14	R: 0 E: 0 K: 1 S: 8	H: 0 LOB: 0 BB: 0 P: 14	1B: 7 2B: 3 3B: 2 HR: 3	SF: 1 SAC: 1 DP: 1 HBP: 2	WP: 0 PB: 0 SB: 1 CS: 0	PA: 46					
PITCHER	IP	WLS	BF	H	R	ER	SO	BB	IBB	HBP	BLK	WP	HR	S	P	ERA	WHIP										
Aaron Sele, R ERA: 5.7 (1, 1)	5.0		25	7	6	6	5	2	0	1	0	0	1	55	96	10.80	1.800										
Danny Patterson, R ERA: 4.96 (6, 1)	0.1	H	4	2	3	3	0	0	0	1	0	0	0	7	10	81.00	6.000										
Mike Venafro, L ERA: 2.5 (6, 1)	0.1	H	1	0	0	0	1	0	0	0	0	0	0	4	7	0.00	0.000										
Tim Crabtree, R ERA: 3.99 (6, 1)	0.2	L	7	4	3	3	1	1	0	0	0	0	1	17	27	40.50	7.500										
Dan Kolb, R ERA: 4.15 (7, 1)	2.2		9	2	1	1	2	0	0	0	0	0	1	20	34	3.38	0.750										

Seattle Mariners @ Texas Rangers
The Ballpark at Arlington, Arlington, TX
Sat Jul 03 1999, 8:35 PM EDT
Att. 46,674 - Cloudy - 90 F

livebaseballscorecards.com

AB	39
R	13
H	15
RBI	12
BB	3
SO	9
LOB	10



Batter	1	2	3	4	5	6	7	8	9	AB R H RBI BB SO LOB
Mark McLemore, S OBP: 0.377, SLG: 0.391 (1, 4)	0-1 HR		1-1 2B 1B	4-2 29 BB 1B BLK BB	0-3 K		4-2 29 1B BB SF7 BB		2-1 G4-6-3 1B	4 4 3 1 2 1 2
Ivan Rodriguez, R OBP: 0.341, SLG: 0.495 (1, 2)	2-2 S 29 PB SF7 1B		0-0 BB FC3-6 2B 1-H	1-0 BLK 29 BB SF7 1B	1-1 G6-3		4-2 29 1B 1B BB		0-1 G4-6-3 1-2f	5 4 3 1 1 0 3
29 Rusty Greer, L OBP: 0.387, SLG: 0.447 (1, 7)	4-2 G3 SF7 1-2 BB		4-0 FC3-6 1B BB	4-2 BLK 1B BB		2-1 G4-3	0-0 1B 1-2 2-3 1B		1-1 WP 1B	3 3 2 0 3 0 0
Juan Gonzalez, R OBP: 0.361, SLG: 0.612 Scarborough Green, S OBP: 0.333, SLG: 0.333 (1, 9) (9, PR)	2-2 SF7 1-2 2-H		4-0 FC3-6 BB 1-2 2-3 BB	1-1 SF7 1-2 2-H 3-H		2-1 F7	2-1 SF7 3-H		1-1 1B 1-H	2 0 1 4 1 0 0 0 0 0 0 0 0 0
Rafael Palmeiro, L OBP: 0.440, SLG: 0.628 (1, 10)	0-0 G3 2-3		1-0 FC3-6 1B 1-2f 2-3 3-H	1-1 1B 2-H		4-1 BB 1B BB	0-0 1B 1-2 2-H 1B		0-0 F8	5 1 2 3 1 0 4
Todd Zeile, R OBP: 0.348, SLG: 0.475 (1, 5)	3-2 G3		2-0 1B 1-2 3-H 1B	0-1 G4-3		1-2 BB 1B	3-3 K			5 0 2 1 0 1 4
Lee Stevens, L OBP: 0.378, SLG: 0.535 (1, 3)			1-3 K			4-2 G6-3			3-2 P4	4 0 0 0 1 2 2
Roberto Kelly, R OBP: 0.378, SLG: 0.458 (1, 8)			3-1 F7	0-0 1B 1-3 2-H		4-2 1B BB	1-2 F8		2-2 G3-1	4 0 1 1 1 0 3
Royce Clayton, R OBP: 0.284, SLG: 0.341 (1, 6)			0-2 G5-3			2-0 G6-3	1-2 1B		3-2 G6-3	5 0 1 0 0 1 0

Inning Stats	R: 2 E: 0 K: 0 S: 19	H: 2 LOB: 1 BB: 1 P: 30	R: 0 E: 0 K: 1 S: 9	H: 0 LOB: 0 BB: 0 P: 15	R: 4 E: 0 K: 1 S: 9	H: 4 LOB: 2 BB: 2 P: 22	R: 3 E: 0 K: 0 S: 12	H: 2 LOB: 1 BB: 2 P: 25	R: 0 E: 0 K: 1 S: 17	H: 1 LOB: 2 BB: 1 P: 25	R: 0 E: 0 K: 0 S: 13	H: 1 LOB: 3 BB: 2 P: 27	R: 2 E: 0 K: 2 S: 18	H: 2 LOB: 2 BB: 2 P: 33	R: 0 E: 0 K: 0 S: 9	H: 0 LOB: 0 BB: 0 P: 17	R: 1 E: 0 K: 0 S: 9	H: 3 LOB: 1 BB: 0 P: 13	1B: 13 2B: 1 3B: 0 HR: 1	SF: 3 SAC: 0 DP: 1 HBP: 0	WP: 1 PB: 1 SB: 1 CS: 0	PA: 50
--------------	-------------------------------	----------------------------------	------------------------------	----------------------------------	------------------------------	----------------------------------	-------------------------------	----------------------------------	-------------------------------	----------------------------------	-------------------------------	----------------------------------	-------------------------------	----------------------------------	------------------------------	----------------------------------	------------------------------	----------------------------------	-----------------------------------	------------------------------------	----------------------------------	--------

PITCHER	IP	WLS	BF	H	R	ER	SO	BB	IBB	HBP	BLK	WP	HR	S	P	ERA	WHIP
Freddy Garcia, R ERA: 5.04 (1, 1)	3.2		22	7	9	9	2	5	0	0	1	0	1	45	87	22.09	3.273
Damaso Marte, L ERA: 9.0 (4, 1)	2.0		12	3	0	0	1	3	0	0	0	0	0	31	53	0.00	3.000
Jose Paniagua, R ERA: 4.05 (6, 1)	1.1	W	8	2	2	2	2	2	0	0	0	0	0	21	37	13.50	3.000
Jose Mesa, R ERA: 7.13 (8, 1)	2.0	S	8	3	1	1	0	0	0	0	0	1	0	18	30	4.50	1.500

BOTTOM

Seattle Mariners @ Texas Rangers
The Ballpark at Arlington, Arlington, TX

Sat Jul 03 1999, 8:35 PM EDT
Att: 46,674 - Cloudy - 90 F

livebaseballscorecards.com

AB	37
R	12
H	15
RBI	11
BB	10
SO	5
LOB	18



Batter	1	2	3	4	5	6	7	8	9	AB R H RBI BB SO LOB	BOTTOM												
Mark McLemore, S OBP: 0.373, SLG: 0.385 (1, 4)	1-3 K ①		1-3 K ②			0-1 G3 ①		3-1 F8 ②		4 0 0 0 0 2 1	Seattle Mariners @ Texas Rangers The Ballpark at Arlington, Arlington, TX Sun Jul 04 1999, 8:05 PM EDT Att: 47,204 - Cloudy - 89 F												
Ivan Rodriguez, R OBP: 0.340, SLG: 0.491 (1, 2)	1-0 1B ①		0-1 G6-3 ③			0-1 L9 ②		1-2 G5-3 ③		4 0 1 0 0 0 1													
29 Rusty Greer, L OBP: 0.382, SLG: 0.441 (1, 7)	1-1 F8 ②				2-0 G4-3 ①	0-1 F7 ③			1-0 G3-1 ①	4 0 0 0 0 0 1													
Juan Gonzalez, R OBP: 0.359, SLG: 0.607 (1, 9)	2-3 K ③				1-3 K ②		1-0 WP 1B		2-1 G6-3 ②	4 0 1 0 0 2 1													
Rafael Palmeiro, L OBP: 0.438, SLG: 0.626 (1, 10)		0-0 P4 ①			1-2 F9 ③		3-2 P2 ①		0-0 HBP 2B	4 0 1 0 0 0 1													
Todd Zeile, R OBP: 0.349, SLG: 0.473 (1, 5)		0-1 1B ①			0-2 G3 ①		2-0 G6-3 ②		4-2 HBP BB	3 0 1 0 1 0 1													
Roberto Kelly, R OBP: 0.388, SLG: 0.462 (1, 8)		1-0 G1-6-3 1B ②			0-2 1B ②		2-2 F8 ③		3-2 HBP 1-2 2-3 HBP	3 0 2 0 0 0 1													
Lee Stevens, L OBP: 0.377, SLG: 0.529 (1, 3)		1-2 G1-6-3 ③			1-2 F8 ②			4-2 FC9-6 BB	0-0 G4-3 ③	3 0 0 0 1 0 6													
Royce Clayton, R OBP: 0.280, SLG: 0.335 (1, 6)			0-1 G6-3 ①		0-2 G2-3 ③		1-1 FC9-6 F8 ①			3 0 0 0 0 0 2													
Inning Stats	R: 0 E: 0 K: 2 S: 10	H: 1 LOB: 1 BB: 0 P: 15	R: 0 E: 0 K: 0 S: 10	H: 2 LOB: 1 BB: 0 P: 12	R: 0 E: 0 K: 1 S: 8	H: 0 LOB: 0 BB: 0 P: 9	R: 0 E: 0 K: 1 S: 7	H: 0 LOB: 0 BB: 0 P: 11	R: 0 E: 0 K: 0 S: 12	H: 1 LOB: 1 BB: 0 P: 13		R: 0 E: 0 K: 0 S: 6	H: 0 LOB: 0 BB: 0 P: 6	R: 0 E: 0 K: 0 S: 10	H: 1 LOB: 1 BB: 0 P: 18	R: 0 E: 0 K: 0 S: 9	H: 0 LOB: 1 BB: 1 P: 18	R: 0 E: 0 K: 0 S: 12	H: 1 LOB: 3 BB: 1 P: 22	1B: 5 2B: 1 3B: 0 HR: 0	SF: 0 SAC: 0 DP: 1 HBP: 1	WP: 1 PB: 0 SB: 0 CS: 0	PA: 35 ERA WHIP
PITCHER John Halama, L ERA: 3.02 (1, 1)	IP 9.0	WLS W	BF 35	H 6	R 0	ER 0	SO 4	BB 2	IBB 0	HBP 1	BLK 0	WP 1	HR 0	S 84	P 124	ERA 0.00	WHIP 0.889						

livebaseballscorecards.com

AB	32
R	0
H	6
RBI	0
BB	2
SO	4
LOB	15



Batter	1	2	3	4	5	6	7	8	9	AB R H RBI BB SO LOB	TOP											
Brian Hunter, R OBP: 0.321, SLG: 0.369 (1, 7)	2-2 P6	1-0 1B		1-0 P6		0-0 1B 1-2 2-3		0-0 G6-4-3 1-2f		5 0 2 0 0 0 1												
David Bell, R OBP: 0.338, SLG: 0.481 (1, 4)	2-0 G6-3	1-0 P4		3-2 G6-3		1-1 SF9		1-3 K		4 0 0 1 0 1 1												
Ken Griffey Jr., L OBP: 0.412, SLG: 0.636 Charles Gipson, R OBP: 0.450, SLG: 0.556 (1, 8) (9, 8)	2-2 HR			0-0 F7		2-1 1B 1-2 2-3			2-0 P4	5 1 2 1 0 1 0 0 0 0 0 0 0 0												
Alex Rodriguez, R OBP: 0.394, SLG: 0.633 Rafael Bourquim, R OBP: 0.370, SLG: 0.521 (1, 6) (9, 6)	0-0 HR 1B			1-1 HR		2-0 HR		2-0 F8	1-2 HR 1B	5 4 4 2 0 0 2 0 0 0 0 0 0 0												
Edgar Martinez, R OBP: 0.442, SLG: 0.546 (1, 10)	0-1 HR			4-1 BB BB		1-3 K		0-0 L4	1-0 HR 1B	4 2 2 4 1 1 0												
David Segui, S OBP: 0.370, SLG: 0.471 (1, 3)	0-0 1B			4-1 BB		1-0 L9		2-1 G6-3	3-2 L7	4 0 1 0 1 0 0												
John Mabry, L OBP: 0.294, SLG: 0.408 (1, 9)	3-3 K			0-3 K		1-3 K		2-1 HR	2-3 K	5 1 1 1 0 4 3												
Dan Wilson, R OBP: 0.332, SLG: 0.400 (1, 2)		2-2 F9		1-2 G6-3		3-2 1B SF9 1B		1-3 K		4 1 1 0 0 1 2												
Russ Davis, R OBP: 0.288, SLG: 0.472 (1, 5)		2-3 K			2-0 HR	4-2 1B BB		4-2 G6-4-3 BB		2 1 1 1 2 1 0												
Inning Stats	R: 3 E: 0 K: 1 S: 15	H: 4 LOB: 1 BB: 0 P: 24	R: 0 E: 0 K: 1 S: 9	H: 1 LOB: 1 BB: 0 P: 15	R: 1 E: 0 K: 2 S: 13	H: 1 LOB: 2 BB: 2 P: 25	R: 1 E: 0 K: 0 S: 8	H: 1 LOB: 0 BB: 0 P: 14	R: 1 E: 0 K: 2 S: 10	H: 1 LOB: 0 BB: 0 P: 15	R: 1 E: 0 K: 0 S: 13	H: 3 LOB: 2 BB: 1 P: 25	R: 1 E: 0 K: 1 S: 8	H: 1 LOB: 0 BB: 0 P: 13	R: 0 E: 0 K: 1 S: 6	H: 0 LOB: 0 BB: 1 P: 11	R: 2 E: 0 K: 1 S: 11	H: 2 LOB: 0 BB: 0 P: 20	1B: 7 2B: 0 3B: 0 HR: 7	SF: 1 SAC: 0 DP: 1 HBP: 0	WP: 0 PB: 0 SB: 0 CS: 0	PA: 43
PITCHER	IP WLS BF H R ER SO BB IBB HBP BLK WP HR S P ERA WHIP																					
Shigetoshi Hasegawa, R ERA: 4.25 (1, 1)	2.1 L 15 6 4 4 3 2 0 0 0 0 0 3 31 57 15.43 3.429																					
Jarrod Washburn, L ERA: 9.0 (3, 1)	2.2 13 4 3 3 3 1 0 0 0 0 0 2 32 51 10.12 1.875																					
Al Levine, R ERA: 3.15 (6, 1)	3.0 10 2 1 1 2 1 0 0 0 0 0 1 19 34 3.00 1.000																					
Mike Holtz, L ERA: 6.75 (9, 1)	1.0 5 2 2 2 1 0 0 0 0 0 0 1 11 20 18.00 2.000																					

Seattle Mariners @ Anaheim Angels
Edison International Field, Anaheim, CA

Mon Jul 05 1999, 10:05 PM EDT
Att. 36,987 - Unknown - 78 F

AB	38
R	10
H	14
RBI	10
BB	4
SO	9
LOB	9



Batter	1	2	3	4	5	6	7	8	9	AB R H RBI BB SO LOB
Darin Erstad, L (1, 7) OBP: 0.318, SLG: 0.385	1-3 K		2-3 K		1-3 K			1-0 F7		4 0 0 0 0 3 0
Randy Velarde, R (1, 4) OBP: 0.384, SLG: 0.424	0-2 G5-3		2-3 K			1-1 P3		3-1 1B		4 0 1 0 0 1 0
Mo Vaughn, L (1, 3) OBP: 0.355, SLG: 0.502	4-2 BB		4-1 BB			4-2 16 FC4-6 BB		1-3 K		1 0 0 0 3 1 1
16 Garret Anderson, L (1, 8) OBP: 0.306, SLG: 0.459	0-1 F8		2-2 G1-3			3-2 FC4-6		0-3 K		4 0 0 0 0 1 3
Steve Decker, R (1, 10) OBP: 0.395, SLG: 0.324		3-1 1B BB 1B		1-2 F8		3-3 K		0-0 G5-3		4 0 1 0 0 1 1
Troy Glaus, R (1, 5) OBP: 0.301, SLG: 0.426		4-0 1B BB 1-2 BB		3-1 F9			3-2 G5-3		2-2 F9	3 0 0 0 1 0 0
Todd Greene, R (1, 9) OBP: 0.276, SLG: 0.446		0-3 K		1-3 K			0-3 K			3 0 0 0 0 3 2
Matt Walbeck, S (1, 2) OBP: 0.297, SLG: 0.326		0-0 1-3 2-3 1B			3-1 F7		0-0 G6-3			3 0 1 0 0 0 0
Gary Disarcina, R (1, 6) OBP: 0.282, SLG: 0.324			2-3 K		1-0 L8			1-0 F8		3 0 0 0 0 1 2

Inning Stats	R: 0	H: 0	E: 0	K: 1	S: 11	H: 0	LOB: 1	BB: 1	P: 16	R: 0	H: 2	E: 0	K: 2	S: 11	H: 0	LOB: 2	BB: 1	P: 20	R: 0	H: 0	E: 0	K: 1	S: 8	H: 0	LOB: 0	BB: 0	P: 13	R: 0	H: 0	E: 0	K: 1	S: 7	H: 0	LOB: 0	BB: 0	P: 12	R: 0	H: 0	E: 0	K: 1	S: 11	H: 0	LOB: 1	BB: 1	P: 22	R: 0	H: 0	E: 0	K: 1	S: 8	H: 0	LOB: 0	BB: 0	P: 11	R: 0	H: 1	E: 0	K: 1	S: 7	H: 0	LOB: 1	BB: 0	P: 13	R: 0	H: 0	E: 0	K: 1	S: 7	H: 0	LOB: 0	BB: 0	P: 9	1B: 3	SF: 0	2B: 0	SAC: 0	3B: 0	DP: 0	HR: 0	HBP: 0	WP: 0	PA: 33
--------------	------	------	------	------	-------	------	--------	-------	-------	------	------	------	------	-------	------	--------	-------	-------	------	------	------	------	------	------	--------	-------	-------	------	------	------	------	------	------	--------	-------	-------	------	------	------	------	-------	------	--------	-------	-------	------	------	------	------	------	------	--------	-------	-------	------	------	------	------	------	------	--------	-------	-------	------	------	------	------	------	------	--------	-------	------	-------	-------	-------	--------	-------	-------	-------	--------	-------	--------

PITCHER	IP	WLS	BF	H	R	ER	SO	BB	IBB	HBP	BLK	WP	HR	S	P	ERA	WHIP
Jeff Fassero, L (1, 1) ERA: 6.67	8.0	W	30	3	0	0	10	4	0	0	0	0	0	74	128	0.00	0.875
Paul Abbott, R (9, 1) ERA: 4.0	1.0		3	0	0	0	1	0	0	0	0	0	0	7	9	0.00	0.000


BOTTOM

Seattle Mariners @ Anaheim Angels
Edison International Field, Anaheim, CA

Mon Jul 05 1999, 10:05 PM EDT
Att: 36,987 - Unknown - 78 F

livebaseballscorecards.com

AB	29
R	0
H	3
RBI	0
BB	4
SO	11
LOB	9



Batter	1	2	3	4	5	6	7	8	9	AB R H RBI BB SO LOB	TOP															
Brian Hunter, R (1, 8) OBP: 0.317, SLG: 0.364	1-3 K		3-2 G3		1-2 G4-3		2-3 K			4 0 0 0 0 2 3																
David Bell, R (1, 4) OBP: 0.340, SLG: 0.479	2-2 2B 1B		1-1 F9		4-2 BB			0-1 G5-3		3 1 1 0 1 0 0																
Ken Griffey Jr., L (1, 10) OBP: 0.408, SLG: 0.628	3-2 P5			1-0 P3	3-3 K			1-2 G4-3		4 0 0 0 0 1 4																
Alex Rodriguez, R (1, 6) OBP: 0.400, SLG: 0.653	3-2 1-H 2B			3-2 HR		3-3 K		4-0 CS BB		3 1 2 2 1 1 0																
Butch Huskey, R (1, 7) OBP: 0.362, SLG: 0.521	2-1 P6			0-0 F8		2-1 G5-3		2-2 CS 1-2	0-1 G4-3	4 0 0 0 0 0 1																
David Segui, S (1, 3) OBP: 0.365, SLG: 0.465		0-0 F7		2-2 P5		0-1 G4-3			0-3 K	4 0 0 0 0 1 0																
John Mabry, L (1, 9) OBP: 0.293, SLG: 0.405		3-1 F7				0-3 K			1-2 1B	4 0 1 0 0 2 0																
Dan Wilson, R (1, 2) OBP: 0.335, SLG: 0.406		2-0 G6-3			1-2 G4-3 1B 1B		2-1 F9 2B		0-1 L8	4 0 2 0 0 0 1																
Russ Davis, R (1, 5) OBP: 0.289, SLG: 0.470			0-0 F9		1 SAFE 2-0 G4-3 1B		1-2 F9			3 0 1 0 0 0 1																
Inning Stats	R: 1 E: 0 K: 1 S: 16	H: 2 LOB: 1 BB: 0 P: 27	R: 0 E: 0 K: 0 S: 4	H: 0 LOB: 0 BB: 0 P: 9	R: 0 E: 0 K: 0 S: 6	H: 0 LOB: 0 BB: 0 P: 10	R: 1 E: 0 K: 0 S: 9	H: 1 LOB: 0 BB: 0 P: 15	R: 0 E: 0 K: 2 S: 18	H: 2 LOB: 3 BB: 1 P: 29	R: 0 E: 0 K: 1 S: 7	H: 0 LOB: 0 BB: 0 P: 12	R: 0 E: 0 K: 2 S: 13	H: 1 LOB: 1 BB: 0 P: 19	R: 0 E: 0 K: 0 S: 9	H: 0 LOB: 0 BB: 1 P: 15	R: 0 E: 0 K: 1 S: 10	H: 1 LOB: 1 BB: 0 P: 11	1B: 4 2B: 2 3B: 0 HR: 1	SF: 0 SAC: 0 DP: 0 HBP: 0	WP: 0 PB: 0 SB: 0 CS: 1	PA: 36				
PITCHER	IP WLS BF H R ER SO BB IBB HBP BLK WP HR S P ERA WHIP																									
Mike Fyhrie, R (1, 1) ERA: 2.57	7.0	28	6	2	2	6	1	0	0	0	0	1	73	121	2.57	1.000										
Mark Petkovsek, R (8, 1) ERA: 1.69	2.0	7	1	0	0	1	1	0	0	0	0	0	19	26	0.00	1.000										

Seattle Mariners @ Anaheim Angels
Edison International Field, Anaheim, CA

Tue Jul 06 1999, 10:05 PM EDT
Att. 22,444 - Unknown - 74 F

livebaseballscorecards.com

AB 33
R 2
H 7
RBI 2
BB 2
SO 7
LOB 10



Batter	1	2	3	4	5	6	7	8	9
Darin Erstad, L OBP: 0.322, SLG: 0.388 (1, 7)	4-1 BB		1-1 SF9		1-0 CS	0-2 FC4-6 BB 1B	0-1 G4-6-3	1-1 1B	
Randy Velarde, R OBP: 0.388, SLG: 0.425 (1, 4)	3-2 P4		3-1 1B			4-0 FC4-6 BB		2-H 3-H 1B	
Mo Vaughn, L OBP: 0.350, SLG: 0.494 (1, 3)	1-2 F8		0-3 K			3-3 K		1-3 K	
16 Garret Anderson, L OBP: 0.308, SLG: 0.458 (1, 8)	2-2 L6			2-2 G4-6-3 1B		1-1 FC4-6 BB 1B		4-0 1B 1B	
Troy Glaus, R OBP: 0.304, SLG: 0.425 (1, 5)		1-2 F9		1-2 G4-6-3 1-2f		4-1 BB BB		2-2 1B 1B 1B	
Orlando Palmeiro, L OBP: 0.370, SLG: 0.321 (1, 9)		1-2 G6-3		3-3 K		4-1 BB		1-1 F9	
Jeff Huson, L OBP: 0.288, SLG: 0.293 (1, 10)		2-3 K			3-3 K	0-0 G4-3		1-0 1B 1B	
Matt Walbeck, S OBP: 0.312, SLG: 0.335 (1, 2)			1-0 SH5-3 SF9 2B		4-2 CS BB		4-2 FC5-6 BB	4-2 1B BB	
Gary Disarcina, R OBP: 0.286, SLG: 0.325 (1, 6)			0-0 SH5-3		2-1 P4		1-0 FC5-6 G4-6-3	1-0 1B 1B	

Inning Stats		R: 0	H: 0	R: 0	H: 0	R: 1	H: 2	R: 0	H: 1	R: 0	H: 0	R: 1	H: 1	R: 0	H: 0	R: 0	H: 0	R: 6	H: 5
		E: 0	LOB: 1	E: 0	LOB: 0	E: 0	LOB: 1	E: 0	LOB: 0	E: 0	LOB: 0	E: 0	LOB: 3	E: 0	LOB: 0	E: 0	LOB: 0	E: 0	LOB: 1
		K: 0	BB: 1	K: 1	BB: 0	K: 1	BB: 0	K: 1	BB: 0	K: 1	BB: 1	K: 1	BB: 3	K: 0	BB: 1	K: 0	BB: 1	K: 1	BB: 2
		S: 10	P: 20	S: 9	P: 13	S: 10	P: 15	S: 9	P: 15	S: 7	P: 17	S: 11	P: 27	S: 6	P: 11	S: 17	P: 34	S: 17	P: 34

PITCHER	IP	WLS	BF	H	R	ER	SO	BB	IBB	HBP	BLK	WP	HR	S	P	ERA	WHIP
Gil Meche, R ERA: 3.18 (1, 1)	5.2		24	4	2	2	5	5	0	0	0	0	0	55	106	3.18	1.588
Frankie Rodriguez, R ERA: 6.56 (6, 1)	2.1	L	14	5	6	6	1	2	1	0	0	0	0	24	46	23.14	3.000


BOTTOM

Seattle Mariners @ Anaheim Angels
Edison International Field, Anaheim, CA

Tue Jul 06 1999, 10:05 PM EDT
Att: 22,444 - Unknown - 74 F

AB	28
R	8
H	9
RBI	8
BB	8
SO	6
LOB	19

WP: 0 PA: 39
PB: 0
SB: 1
CS: 1



livebaseballscores.com

Batter	1	2	3	4	5	6	7	8	9	AB R H RBI BB SO LOB	TOP
Brian Hunter, R (1, 7) OBP: 0.313, SLG: 0.359	2-3 K		1-3 K		0-0 G1-6-3 1-2f			2-1 F8		4 0 0 0 0 2 1	
David Bell, R (1, 4) OBP: 0.342, SLG: 0.479	0-1 G1-6-3 1B		0-0 F9			1-2 F9-5 G4-3 1B		0-1 G4-3		4 0 2 0 0 0 0	
Ken Griffey Jr., L (1, 8) OBP: 0.409, SLG: 0.626	2-1 G1-6-3 1-2f			0-2 1B PB G6-3 1B		0-0 G4-3		3-2 2B 1B		4 1 2 0 0 0 2	
Alex Rodriguez, R (1, 6) OBP: 0.406, SLG: 0.675		0-1 HR		3-2 G6-3 PB 1-3 1B		1-2 F9-5 2-3		0-2 2B		4 1 3 1 0 0 1	
Butch Huskey, R (1, 10) OBP: 0.360, SLG: 0.529		2-1 HR		0-3 SAFE K		3-2 G6-3		2-1 G1-3		4 1 1 1 0 1 4	
David Segui, S (1, 3) OBP: 0.364, SLG: 0.462		0-0 G4-3		1-2 G6-3		0-2 2B 1B		0-0 F8		4 0 1 1 0 0 1	
Raul Ibanez, L (1, 9) OBP: 0.362, SLG: 0.364		1-0 P4 1B		3-1 G6-3		0-0 2B		2-2 G1-6-3 1B		4 0 3 0 0 0 1	
Dan Wilson, R (1, 2) OBP: 0.329, SLG: 0.399		1-1 SAFE P4		2-3 K		1-3 K		2-2 G1-6-3		4 0 0 0 0 2 4	
Russ Davis, R (1, 5) OBP: 0.289, SLG: 0.469			0-0 F8		1-0 G1-6-3 1B		0-0 G4-3			3 0 1 0 0 0 2	
Inning Stats	R: 0 E: 0 K: 1 S: 8 H: 1 LOB: 0 BB: 0 P: 12	R: 2 E: 1 K: 0 S: 8 H: 3 LOB: 1 BB: 0 P: 12	R: 0 E: 0 K: 1 S: 5 H: 0 LOB: 0 BB: 0 P: 6	R: 1 E: 0 K: 1 S: 17 H: 2 LOB: 1 BB: 0 P: 24	R: 0 E: 0 K: 1 S: 5 H: 1 LOB: 0 BB: 0 P: 8	R: 0 E: 0 K: 0 S: 7 H: 1 LOB: 0 BB: 0 P: 9	R: 0 E: 0 K: 1 S: 11 H: 2 LOB: 2 BB: 0 P: 15	R: 0 E: 0 K: 0 S: 15 H: 2 LOB: 2 BB: 0 P: 22	R: 0 E: 0 K: 0 S: 7 H: 1 LOB: 0 BB: 0 P: 11	1B: 9 2B: 3 3B: 0 HR: 2 SF: 0 SAC: 0 DP: 4 HBP: 0	WP: 0 PB: 2 SB: 0 CS: 0 PA: 35

PITCHER	IP	WLS	BF	H	R	ER	SO	BB	IBB	HBP	BLK	WP	HR	S	P	ERA	WHIP
Steve Sparks, R (1, 1) ERA: 4.74	8.0	W	32	12	3	2	5	0	0	0	0	0	2	76	108	2.25	1.500
Mike Magnante, L (9, 1) ERA: 4.86	1.0		3	1	0	0	0	0	0	0	0	0	0	7	11	0.00	1.000

Seattle Mariners @ Anaheim Angels

Edison International Field, Anaheim, CA

Wed Jul 07 1999, 10:35 PM EDT
Att. 23,623 - Cloudy - 73 F

livebaseballscorecards.com

AB	35
R	3
H	13
RBI	3
BB	0
SO	5
LOB	16



Batter	1	2	3	4	5	6	7	8	9
Darin Erstad, L OBP: 0.323, SLG: 0.388 (1, 7)	1-2 G3-1	1-0 G6-3 2-H 3-H 1B		2-0 F7	2-0 1B 2B 1B		0-1 FC6-4 WP 1-2f		
Randy Velarde, R OBP: 0.385, SLG: 0.421 (1, 4)	3-3 K	2-2 G6-3 2-3		0-1 G6-3	2-1 2B 1B 1-2		3-3 K 1-2		
Mo Vaughn, L OBP: 0.358, SLG: 0.514 (1, 3)	3-2 HR	4-2 BB						0-0 G3-1	
Jeff Huson, L OBP: 0.288, SLG: 0.293 (9, 3)									
16 Garret Anderson, L OBP: 0.312, SLG: 0.463 (1, 8)	0-1 1B	2-2 F9						1-2 WP 2B	
Troy Glas, R OBP: 0.305, SLG: 0.426 (1, 5)	0-0 F9			2-1 FC5-4 HBP				2-3 K	
Tim Unroe, R OBP: 0.309, SLG: 0.353 (1, 10)		2-1 1B E HBP		0-2 FC5-4 1-2f			1-1 1B 2-3 3-H	1-1 E5 G4-6-3	
Steve Decker, R OBP: 0.362, SLG: 0.289 (1, 2)		1-2 SAFE P4		0-0 F9			0-0 F8	3-2 G4-6-3 1-2f	
Reggie Williams, S OBP: 0.250, SLG: 0.321 (1, 9)		1-1 SAFE 1B E		2-3 K			2-1 1B 2B 3-H	0-2 FC6-4 1B	
Gary Disarcina, R OBP: 0.304, SLG: 0.341 (1, 6)		1-0 E8 1B 1-3 2-H			1-1 G4-3		0-1 1B PB	2-2 F9	

Inning Stats	R: 1	H: 2	E: 0	K: 1	S: 16	R: 3	H: 3	E: 1	K: 0	S: 18	R: 0	H: 0	E: 0	K: 1	S: 8	R: 0	H: 0	E: 0	K: 0	S: 5	R: 6	H: 9	E: 0	K: 0	S: 21	R: 0	H: 0	E: 1	K: 0	S: 6	R: 0	H: 1	E: 0	K: 1	S: 12	R: 0	H: 1	E: 0	K: 1	S: 12
	LOB: 1	BB: 0				LOB: 2	BB: 1				LOB: 1	BB: 0				LOB: 0	BB: 0				LOB: 2	BB: 0				LOB: 0	BB: 0				LOB: 1	BB: 0					LOB: 1	BB: 0		


PITCHER	IP	WLS	BF	H	R	ER	SO	BB	IBB	HBP	BLK	WP	HR	S	P	ERA	WHIP
Jamie Moyer, L ERA: 5.05 (1, 1)	4.2	L	26	10	8	7	2	1	0	2	0	0	1	60	93	13.50	2.357
28 Ken Cloude, R ERA: 7.56 (5, 1)	0.0		4	4	2	2	0	0	0	0	0	0	0	6	10	∞	∞
Damaso Marte, L ERA: 6.23 (5, 1)	1.1		4	0	0	0	0	0	0	0	0	0	0	8	15	0.00	0.000
Jose Mesa, R ERA: 6.94 (7, 1)	1.0		4	1	0	0	1	0	0	0	0	1	0	12	17	0.00	1.000
Jose Paniagua, R ERA: 3.97 (8, 1)	1.0		4	1	0	0	1	0	0	0	0	1	0	12	18	0.00	1.000

BOTTOM

AB R H RBI BB SO LOB

5	1	2	3	0	0	1
5	0	1	0	0	2	2
4	2	3	2	1	0	0
0	0	0	0	0	0	0
5	1	3	0	0	0	4
4	1	1	1	0	1	2
4	1	1	1	0	0	2
4	0	0	0	0	0	4
4	2	3	1	0	1	1
4	2	2	2	0	0	1

AB 39
R 10
H 16
RBI 10
BB 1
SO 4
LOB 17



PITCHER	IP	WLS	BF	H	R	ER	SO	BB	IBB	HBP	BLK	WP	HR	S	P	ERA	WHIP
Jamie Moyer, L ERA: 5.05 (1, 1)	4.2	L	26	10	8	7	2	1	0	2	0	0	1	60	93	13.50	2.357
28 Ken Cloude, R ERA: 7.56 (5, 1)	0.0		4	4	2	2	0	0	0	0	0	0	0	6	10	∞	∞
Damaso Marte, L ERA: 6.23 (5, 1)	1.1		4	0	0	0	0	0	0	0	0	0	0	8	15	0.00	0.000
Jose Mesa, R ERA: 6.94 (7, 1)	1.0		4	1	0	0	1	0	0	0	0	1	0	12	17	0.00	1.000
Jose Paniagua, R ERA: 3.97 (8, 1)	1.0		4	1	0	0	1	0	0	0	0	1	0	12	18	0.00	1.000

Seattle Mariners @ Anaheim Angels
Edison International Field, Anaheim, CA
Wed Jul 07 1999, 10:35 PM EDT
Att: 23,623 - Cloudy - 73 F

livebaseballscorecards.com

Batter	1	2	3	4	5	6	7	8	9	AB R H RBI BB SO LOB	TOP											
Brian Hunter, R (1, 7) OBP: 0.315, SLG: 0.361	1-2 S 1B	2-3 K		0-1 P6			1-2 1-3 1B			4 0 2 0 0 1 3												
David Bell, R (1, 4) OBP: 0.338, SLG: 0.473	2-0 F9		1-2 G6-3		1-2 F8		1-2 P6 3-H			4 0 0 0 0 0 3												
Ken Griffey Jr., L (1, 8) OBP: 0.407, SLG: 0.622	1-3 K		0-0 1B 1B		1-3 K			3-3 K		4 0 1 0 0 3 1												
Alex Rodriguez, R (1, 6) OBP: 0.403, SLG: 0.665	3-1 HBP		2-0 P3		1-0 F8			2-0 L7		3 0 0 0 0 0 1												
David Segui, S (1, 3) OBP: 0.362, SLG: 0.459	2-2 G3		1-2 1B		2-0 G4-3			2-1 G6-3		4 0 1 0 0 0 2												
Raul Ibanez, L (1, 9) Charles Gipson, R (9, PH) OBP: 0.361, SLG: 0.379 OBP: 0.429, SLG: 0.526		1-0 SH1-4 2B	2-2 P6		3-1 L4			2-2 F8		3 0 1 0 0 0 2 1 0 0 0 0 0 0												
Dan Wilson, R (1, 2) Paul Abbott, R (6, 1) 28 Ken Cloude, R (8, 1) Butch Huskey, R (9, PH) OBP: 0.329, SLG: 0.398 OBP: 0.362, SLG: 0.529		3-2 P4		2-2 SH1-4 1B		3-1 F9		4-1 G4-6-3 BB		3 0 1 0 0 0 1 0 0 0 0 0 0 0 0 0 0 0 0 0 0 0 0 0 0 1 0 0												
Russ Davis, R (1, 5) John Mabry, L (3, 5) OBP: 0.292, SLG: 0.469 OBP: 0.289, SLG: 0.399		2-1 SH1-4 HBP		2-3 K		2-2 F9		2-1 G4-6-3		0 0 0 0 0 0 0 3 0 0 0 0 1 2												
Freddy Garcia, R (1, 1) Damaso Marte, L (6, 1) Tom Lampkin, L (6, 2) OBP: 0.333, SLG: 0.333 OBP: 0.374, SLG: 0.538		0-0 SH1-4		0-2 SH1-4		2-2 1B CS 1B				0 0 0 0 0 0 0 0 0 0 0 0 0 0 1 0 1 0 0 0 0												
Inning Stats	R: 0 E: 0 K: 1 S: 12	H: 1 LOB: 2 BB: 0 P: 20	R: 0 E: 0 K: 1 S: 12	H: 1 LOB: 2 BB: 0 P: 20	R: 0 E: 0 K: 0 S: 12	H: 2 LOB: 2 BB: 0 P: 18	R: 0 E: 0 K: 1 S: 12	H: 1 LOB: 1 BB: 0 P: 16	R: 0 E: 0 K: 1 S: 7	H: 0 LOB: 0 BB: 0 P: 10	R: 0 E: 0 K: 0 S: 5	H: 0 LOB: 0 BB: 0 P: 13	R: 0 E: 0 K: 0 S: 15	H: 2 LOB: 1 BB: 0 P: 21	R: 0 E: 0 K: 1 S: 6	H: 0 LOB: 0 BB: 0 P: 13	R: 0 E: 0 K: 0 S: 7	H: 0 LOB: 0 BB: 1 P: 15	1B: 6 2B: 1 3B: 0 HR: 0	SF: 0 SAC: 2 DP: 1 HBP: 2	WP: 0 PB: 0 SB: 1 CS: 1	PA: 35
PITCHER	IP WLS BF H R ER SO BB IBB HBP BLK WP HR S P ERA WHIP																					
Ismael Valdez, R (1, 1) ERA: 3.36	7.0 W 29 7 0 0 4 0 0 2 0 0 0 0 75 118 0.00 1.000																					
Pedro Borbon, L (8, 1) ERA: 1.64	1.0 3 0 0 0 1 0 0 0 0 0 0 6 13 0.00 0.000																					
Alan Mills, R (9, 1) ERA: 3.08	1.0 3 0 0 0 0 1 0 0 0 0 0 7 15 0.00 1.000																					

Seattle Mariners @ Los Angeles Dodgers
 Dodger Stadium, Los Angeles, CA
 Fri Jul 09 1999, 7:10 PM PDT
 Att. 44,653 - Unknown - 70 F

AB	30
R	0
H	7
RBI	0
BB	1
SO	5
LOB	15



Batter	1	2	3	4	5	6	7	8	9	AB R H RBI BB SO LOB
Mark Grudzielanek, R OBP: 0.357, SLG: 0.393 (1, 6)	4-2 1B HBP	2-2 HR		0-3 K	2-3 K		0-1 1B			4 1 2 4 0 2 2
Todd Hollandsworth, L OBP: 0.330, SLG: 0.435 Pedro Borbon, R Alan Mills, R (1, 3) (8, 1) (9, 1)	2-1 1B	3-2 G4-3		4-0 S BB		4-2 1B BB	3-3 K			3 0 1 0 2 1 1 0 0 0 0 0 0 0 0 0 0 0 0 0 0
Gary Sheffield, R OBP: 0.408, SLG: 0.502 Trenidad Hubbard, R OBP: 0.422, SLG: 0.441 (1, 7) (9, 7)	4-0 1B BB	1-2 1B		3-3 K		2-2 1B		1-1 G5-3		4 0 2 0 1 1 1 0 0 0 0 0 0 0
Todd Hundley, S OBP: 0.286, SLG: 0.454 (1, 2)	2-3 K	2-3 K		1-1 F8		0-0 F9		1-1 FC6-4 1B		5 0 1 0 0 2 7
Raul Mondesi, R OBP: 0.338, SLG: 0.497 (1, 9)	2-3 K		2-3 K		4-1 22 E 1B BB	3-3 K		0-1 FC6-4 22 1B 1-2f		4 1 0 0 1 3 6
22 Devon White, S OBP: 0.327, SLG: 0.417 (1, 8)	2-3 K		2-1 FC5 BB 1B		0-0 E4 1B	3-2 G6-3		2-0 1B		5 0 2 0 0 1 6
Adrian Beltré, R OBP: 0.375, SLG: 0.469 (1, 5)		2-0 1B HR HBP	4-0 1-2 BB		2-2 F8		0-0 S 1B 2B	0-2 G4-3		3 2 1 0 1 0 4
Craig Counsell, L OBP: 0.226, SLG: 0.193 (1, 4)		2-2 SH1-3 HR 1B	1-3 K		0-0 1-2 2-H 1B		0-0 P4			4 1 2 1 0 1 3
Ismael Valdez, R OBP: 0.083, SLG: 0.057 Dave Hansen, L OBP: 0.451, SLG: 0.479 (7, PH) (8, 3)		1-1 SH1-3	0-1 FC5		2-3 K		2-3 K			2 0 0 0 0 1 4 1 0 0 0 0 1 1

Inning Stats	R: 0	H: 1	E: 0	K: 3	S: 15	LOB: 3	BB: 1	P: 31
	R: 3	H: 3	E: 0	K: 1	S: 19	LOB: 1	BB: 0	P: 32
	R: 0	H: 1	E: 0	K: 2	S: 10	LOB: 2	BB: 1	P: 19
	R: 0	H: 0	E: 0	K: 2	S: 8	LOB: 1	BB: 1	P: 16
	R: 1	H: 1	E: 1	K: 2	S: 15	LOB: 2	BB: 1	P: 25
	R: 0	H: 1	E: 0	K: 1	S: 13	LOB: 2	BB: 1	P: 25
	R: 1	H: 2	E: 0	K: 2	S: 10	LOB: 1	BB: 0	P: 15
	R: 0	H: 2	E: 0	K: 1	S: 10	LOB: 2	BB: 0	P: 14


PITCHER	IP	WLS	BF	H	R	ER	SO	BB	IBB	HBP	BLK	WP	HR	S	P	ERA	WHIP
Freddy Garcia, R ERA: 5.15 (1, 1)	5.0	L	28	6	4	4	10	4	0	2	0	0	1	67	123	7.20	2.000
Damaso Marte, L ERA: 5.79 (6, 1)	0.1		3	1	0	0	0	1	0	0	0	0	0	7	13	0.00	6.000
Paul Abbott, R ERA: 4.22 (6, 1)	1.2		7	2	1	1	3	0	0	0	0	0	0	16	27	5.40	1.200
28 Ken Cloude, R ERA: 7.41 (8, 1)	1.0		5	2	0	0	0	0	0	0	0	0	0	10	14	0.00	2.000

BOTTOM

Seattle Mariners @ Los Angeles Dodgers
 Dodger Stadium, Los Angeles, CA

Fri Jul 09 1999, 7:10 PM PDT
 Att: 44,653 - Unknown - 70 F

AB	35
R	5
H	11
RBI	5
BB	5
SO	13
LOB	35



1B:	9	SF:	0	WP:	0	PA:	43
2B:	1	SAC:	1	PB:	0		
3B:	0	DP:	0	SB:	3		
HR:	1	HBP:	2	CS:	0		

Batter	1	2	3	4	5	6	7	8	9	AB R H RBI BB SO LOB	TOP																								
Brian Hunter, R OBP: 0.315, SLG: 0.360 (1, 7)	2-3 K		2-1 L3			3-2 G6-3			1-2 BB 1B	4 0 1 0 0 1 0																									
David Bell, R OBP: 0.334, SLG: 0.467 (1, 4)	3-2 E6 CS		2-2 P4			1-2 G1-3			3-2 1 SAFE B 1 SAFE L 1 SAFE F F	4 0 0 0 0 0 1																									
Ken Griffey Jr., L OBP: 0.403, SLG: 0.614 (1, 8)	3-3 K 1-2				1-3 K	1-2 F9			1-3 K	4 0 0 0 0 3 2																									
Alex Rodriguez, R OBP: 0.401, SLG: 0.656 (1, 6)		3-3 K			3-2 G1-3				4-2 1 SAFE B 1 SAFE B 1 B F B B	3 0 0 0 1 2 0																									
David Segui, S OBP: 0.361, SLG: 0.466 (1, 3)		1-0 HR			2-2 G6-3			1-0 G3	2-2 L9	4 1 1 1 0 0 2																									
Butch Huskey, R OBP: 0.362, SLG: 0.525 (1, 9)		4-2 BB					1-1 G3-1			2 0 0 0 1 1 0																									
Tom Lampkin, L OBP: 0.373, SLG: 0.543 (1, 2)		1 SAFE 0-2 F8				0-0 G4-3 2B			0-2 G4-3	3 0 1 0 0 0 1																									
Charles Gipson, R OBP: 0.375, SLG: 0.455 (1, 5)		0-0 G6-3				0-1 G4-3			1-1 B5-3	3 0 0 0 0 0 2																									
John Halama, L OBP: 0.333, SLG: 0.400 (1, 1)			0-1 G5-3			2-3 K			0-1 L6	2 0 0 0 0 1 1																									
Raul Ibanez, L OBP: 0.355, SLG: 0.373 (8, PH)										1 0 0 0 0 0 0																									
Jose Paniagua, R (8, 1)										0 0 0 0 0 0 0																									
Inning Stats	R: 0 E: 1 K: 2 S: 10	H: 0 LOB: 1 BB: 0 P: 18	R: 1 E: 0 K: 1 S: 10	H: 1 LOB: 1 BB: 1 P: 18	R: 0 E: 0 K: 0 S: 9	H: 0 LOB: 0 BB: 0 P: 13	R: 0 E: 0 K: 1 S: 10	H: 0 LOB: 0 BB: 0 P: 16	R: 0 E: 0 K: 2 S: 9	H: 1 LOB: 1 BB: 0 P: 13	R: 0 E: 0 K: 0 S: 11	H: 0 LOB: 0 BB: 0 P: 16	R: 0 E: 0 K: 1 S: 8	H: 0 LOB: 0 BB: 0 P: 13	R: 0 E: 0 K: 0 S: 7	H: 0 LOB: 0 BB: 0 P: 8	R: 0 E: 0 K: 1 S: 19	H: 1 LOB: 2 BB: 1 P: 30	1B: 1 2B: 2 3B: 0 HR: 1	SF: 0 SAC: 0 DP: 1 HBP: 0	WP: 0 PB: 0 SB: 0 CS: 1	PA: 32													
PITCHER	IP WLS BF H R ER SO BB IBB HBP BLK WP HR S P ERA WHIP																																		
Kevin Brown, R ERA: 3.53 (1, 1)	8.0	27	2	1	1	7	1	0	0	0	0	1	74	115	1.12	0.375																			
Jeff Shaw, R ERA: 2.37 (9, 1)	1.0	5	1	0	0	1	1	0	0	0	0	0	19	30	0.00	2.000																			

Seattle Mariners @ Los Angeles Dodgers
Dodger Stadium, Los Angeles, CA
Sat Jul 10 1999, 7:10 PM PDT
Att. 50,813 - Unknown - 70 F

AB	30
R	1
H	3
RBI	1
BB	2
SO	8
LOB	9



Batter	1	2	3	4	5	6	7	8	9	AB R H RBI BB SO LOB
Eric Young Sr., R OBP: 0.351, SLG: 0.325 Jeff Shaw, R (9, 1)	1-1 CS 1B		2-0 F9		2-1 P3			4-1 BB		3 0 1 0 1 0 0 0 0 0 0 0 0 0
Mark Grudzielanek, R OBP: 0.360, SLG: 0.392	2-1 SAFE SAFE 1-2 1B		4-1 BB			2-3 K		2-2 G6-3 2-3		3 0 1 0 1 1 2
Gary Sheffield, R OBP: 0.403, SLG: 0.495	3-2 SAFE SAFE 1-2 G3		3-2 SAFE SAFE F7			0-0 G6-3			1-1 F8	4 0 0 0 0 0 2
Eric Karros, R OBP: 0.344, SLG: 0.535	2-1 F9			1-0 22 G1-3 SF9 2B		3-2 E5 22 CS			1-3 K	4 1 1 0 0 1 1
22 Devon White, S OBP: 0.330, SLG: 0.416		3-2 SAFE SAFE 1B		1-2 G1-3 2-3		0-1 SAFE CS 1-2	0-1 G1		4-2 BB 1B BB	3 1 1 0 1 0 1
Raul Mondesi, R OBP: 0.337, SLG: 0.494		2-3 SAFE SAFE SAFE K		1-2 SAFE SAFE SF9 3-H			2-0 G5-3		4-2 SAFE SAFE SAFE SAFE 1B BB	2 0 0 1 1 1 1
Adrian Beltré, R OBP: 0.376, SLG: 0.468		4-1 SAFE SAFE SAFE G6-4-3 BB 1-2		1-0 SAFE SAFE L9 1-0			3-2 G5-3		0-0 1-2 2-H 1B	3 0 1 1 1 0 0
Angel Pena, R OBP: 0.250, SLG: 0.284 Dave Hansen, L OBP: 0.457, SLG: 0.486 Trenidad Hubbard, R OBP: 0.422, SLG: 0.441 Todd Hundley, S OBP: 0.286, SLG: 0.454	2-1 SAFE SAFE SAFE G6-4-3 1-2f				2-2 SAFE SAFE SAFE SAFE G5-3			1-2 SAFE SAFE SAFE SAFE CS SH5-4 1B		2 0 0 0 0 0 2 1 0 1 0 0 0 0 0 0 0 0 0 0 0 0 0 0 0 0 0 0
Kevin Brown, R OBP: 0.111, SLG: 0.070 Craig Counsell, L OBP: 0.226, SLG: 0.193			0-0 G4-3		1-1 G4-3			0-0 SH5-4 1-2		2 0 0 0 0 0 0 0 0 0 0 0 0 0

Inning Stats	R: 0	H: 2	E: 0	K: 0	S: 9	LOB: 1	BB: 0	P: 17	R: 0	H: 1	E: 0	K: 1	S: 10	LOB: 1	BB: 1	P: 20	R: 0	H: 0	E: 0	K: 0	S: 6	LOB: 1	BB: 1	P: 15	R: 1	H: 1	E: 0	K: 0	S: 8	LOB: 0	BB: 0	P: 12	R: 0	H: 0	E: 0	K: 0	S: 8	LOB: 0	BB: 0	P: 13	R: 0	H: 0	E: 1	K: 1	S: 12	LOB: 0	BB: 0	P: 17	R: 0	H: 0	E: 0	K: 0	S: 6	LOB: 0	BB: 0	P: 11	R: 0	H: 1	E: 0	K: 0	S: 10	LOB: 2	BB: 1	P: 17	R: 1	H: 1	E: 0	K: 1	S: 12	LOB: 2	BB: 2	P: 21	1B: 5	SF: 1	2B: 1	SAC: 1	3B: 0	DP: 1	HR: 0	HBP: 0	WP: 0	PA: 35
PITCHER	IP	WLS	BF	H	R	ER	SO	BB	IBB	HBP	BLK	WP	HR	S	P	ERA	WHIP																																																																	
John Halama, L ERA: 2.89	(1, 1)	7.0		4	1	1	2	2	0	0	0	0	0	59	105	1.29	0.857																																																																	
Jose Paniagua, R ERA: 4.01	(8, 1)	1.2	L	9	2	1	1	3	0	0	0	0	0	22	38	5.40	3.000																																																																	

BOTTOM

Seattle Mariners @ Los Angeles Dodgers
 Dodger Stadium, Los Angeles, CA
 Sat Jul 10 1999, 7:10 PM PDT
 Att: 50,813 - Unknown - 70 F

livebaseballscores.com

AB	27
R	2
H	6
RBI	2
BB	5
SO	3
LOB	9



Batter	1	2	3	4	5	6	7	8	9	AB R H RBI BB SO LOB	TOP												
Brian Hunter, R (1, 7) OBP: 0.312, SLG: 0.356 Tom Lampkin, L (7, PH) OBP: 0.365, SLG: 0.531 (7, 7)	0-3 K		0-0 F9	1-0 G6-3			0-2 P4		2-1 P5	3 0 0 0 0 1 0 2 0 0 0 0 0 0	Seattle Mariners @ Los Angeles Dodgers Dodger Stadium, Los Angeles, CA Sun Jul 11 1999, 1:10 PM PDT Att. 43,211 - Unknown - 84 F livebaseballscorecards.com												
David Bell, R (1, 4) OBP: 0.336, SLG: 0.466	2-2 F9		1-0 HR 1B		0-0 P2		4-2 BB			3 1 1 0 1 0 0													
Ken Griffey Jr., L (1, 8) OBP: 0.404, SLG: 0.620	1-3 K		3-2 HR 1-H		4-1 BB		0-1 F9			3 1 1 2 1 1 1													
Alex Rodriguez, R (1, 6) OBP: 0.398, SLG: 0.647		0-3 K	4-1 1B 1B BB		0-3 K		3-2 G6-3			3 1 0 0 1 2 1													
David Segui, S (1, 3) OBP: 0.363, SLG: 0.466		2-3 K	1 SAFE 3-2 1B 1-3 1B		2-1 F7		1-0 1B			4 0 2 0 0 1 1													
Raul Ibanez, L (1, 9) OBP: 0.375, SLG: 0.383 Butch Huskey, R (6, PH) OBP: 0.359, SLG: 0.521 (6, 9)		4-1 1B BB	0-2 FC5-4 1-2 1B 3-H		2-2 G4-3		1-0 F9			1 0 1 1 1 0 0 2 0 0 0 0 0 1													
Dan Wilson, R (1, 2) OBP: 0.328, SLG: 0.396		1-2 1B	1-2 FC5-4 1-2 1-2f		1-0 F9		2-2 F8			4 0 1 0 0 0 3													
John Mabry, L (1, 5) OBP: 0.286, SLG: 0.395 Russ Davis, R (6, PH) OBP: 0.290, SLG: 0.465 (6, 5)		3-3 K		1-2 G4-3		1-1 F8		1-0 F9		2 0 0 0 0 1 2 2 0 0 0 0 0 0													
Jeff Fassero, L (1, 1) Gil Meche, R (4, 1) Frankie Rodriguez, R (5, 1) Rafael Bourquim, R (7, PH) Paul Abbott, R (7, 1) Freddy Garcia, R (8, PH) OBP: 0.250, SLG: 0.250			3-2 L5	0-3 K			2-1 P4		1-3 K	2 0 0 0 0 1 0 0 0 0 0 0 0 0 0 0 0 0 0 0 0 1 0 0 0 0 0 0 0 0 0 0 0 0 0 1 0 0 0 0 1 0													
Inning Stats	R: 0 E: 0 K: 2 S: 10	H: 0 LOB: 0 BB: 0 P: 13	R: 0 E: 0 K: 3 S: 17	H: 1 LOB: 2 BB: 1 P: 27	R: 3 E: 0 K: 0 S: 21	H: 4 LOB: 2 BB: 1 P: 36	R: 0 E: 0 K: 1 S: 7	H: 0 LOB: 0 BB: 0 P: 9	R: 0 E: 0 K: 1 S: 7	H: 0 LOB: 1 BB: 1 P: 13		R: 0 E: 0 K: 0 S: 6	H: 0 LOB: 0 BB: 0 P: 10	R: 0 E: 0 K: 0 S: 10	H: 0 LOB: 1 BB: 1 P: 16	R: 0 E: 0 K: 0 S: 8	H: 1 LOB: 1 BB: 0 P: 15	R: 0 E: 0 K: 1 S: 6	H: 0 LOB: 0 BB: 0 P: 10	1B: 5 2B: 0 3B: 0 HR: 1	SF: 0 SAC: 0 DP: 0 HBP: 0	WP: 0 PB: 0 SB: 0 CS: 0	PA: 37
PITCHER 37 Darren Dreifort, R (1, 1) ERA: 5.77 Onan Masaoka, L (6, 1) ERA: 2.97	IP 5.0 4.0	WLS W S	BF 23 14	H 5 1	R 3 0	ER 3 0	SO 7 1	BB 3 1	IBB 0 0	HBP 0 0	BLK 0 0	WP 0 0	HR 1 0	S 62 30	P 98 51	ERA 5.40 0.00	WHIP 1.600 0.500						PITCHER IP WLS BF H R ER SO BB IBB HBP BLK WP HR S P ERA WHIP



Batter	1	2	3	4	5	6	7	8	9
Eric Young Sr., R OBP: 0.356, SLG: 0.338 Craig Counsell, L OBP: 0.223, SLG: 0.191 (1, 4) (6, PR) (7, 4)	0-0 WP 2B	3-3 K		1-0 1B 2B	0-0 SH1-3	2-0 2B 1B		2-1 P6	
Trenidad Hubbard, R OBP: 0.414, SLG: 0.453 (1, 7) (7, 2)	2-2 F7	3-1 E6 BB		2-2 FC4-6 1B	2-0 SF6	2-0 HR 2B		1-0 L3	
Mark Grudzielanek, R OBP: 0.361, SLG: 0.389 (1, 6)	2-2 G5-3	4-0 BB		1-2 FC4-6 22 BB 1B	0-2 22 BB 1B	2-1 F8			
Eric Karros, R OBP: 0.351, SLG: 0.546 (1, 3)	4-2 BB	0-0 F7		0-0 22 BB 1B	4-0 22 BB 1B	0-0 HR			
22 Devon White, S OBP: 0.331, SLG: 0.413 (1, 8)	2-3 K		2-1 F9	4-1 BB	1-2 22 BB 1B	2-3 K			
Raul Mondesi, R OBP: 0.333, SLG: 0.488 Onan Masaoka, R (1, 9) (6, 1)		2-0 F8	1-0 F8	0-3 K	0-0 P5		1-2 G4-3		
Adrián Beltré, R OBP: 0.377, SLG: 0.465 (1, 5)		0-0 37 2B 1B	4-0 HR BB	1-2 G1-3		3-3 K	1-3 K		
Angel Pena, R OBP: 0.283, SLG: 0.345 Jose Vizcaino, S OBP: 0.281, SLG: 0.278 (1, 2) (7, 7)		2-0 37 2B 1B	0-1 HR		4-0 SH1-3 SF6 BB	3-2 1B 2B 1B	0-0 G3-1		
37 Darren Dreifort, R OBP: 0.286, SLG: 0.303 Todd Hollandsworth, L OBP: 0.350, SLG: 0.441 (1, 1) (5, PH) (6, 9)		0-0 E 2B	2-0 G6-3		4-1 SF6 SH1-3 1B BB	1-2 1B 2B 1B		4-1 L3 BB	

Inning Stats	R: 1	H: 1	E: 0	K: 1	S: 16	L: 1	LOB: 1	BB: 1	P: 26	R: 2	H: 3	E: 1	K: 1	S: 11	L: 3	LOB: 3	BB: 1	P: 25	R: 2	H: 1	E: 0	K: 0	S: 6	R: 1	H: 3	E: 0	K: 1	S: 15	R: 3	H: 2	E: 0	K: 0	S: 10	R: 5	H: 5	E: 0	K: 2	S: 22	R: 0	H: 0	E: 0	K: 1	S: 7	R: 0	H: 0	E: 0	K: 0	S: 4


PITCHER	IP	WLS	BF	H	R	ER	SO	BB	IBB	HBP	BLK	WP	HR	S	P	ERA	WHIP
Jeff Fassero, L ERA: 6.89	(1, 1)	3.0	L	20	7	6	5	2	3	0	0	0	1	37	73	15.00	3.333
Gil Meche, R ERA: 6.14	(4, 1)	1.2		11	2	3	3	1	4	0	0	0	0	17	37	16.20	3.600
Frankie Rodriguez, R ERA: 7.54	(5, 1)	1.1		10	6	5	5	2	0	0	0	0	1	26	42	33.75	4.500
Paul Abbott, R ERA: 3.55	(7, 1)	2.0		6	0	0	0	1	1	0	0	0	0	11	20	0.00	0.500

AB	R	H	RBI	BB	SO	LOB
4	2	3	0	0	1	2
1	1	0	0	0	0	1
5	1	2	5	0	0	3
4	1	1	1	1	0	4
3	1	2	2	2	0	3
4	0	1	1	1	2	2
4	0	0	0	0	1	5
1	0	0	0	0	0	0
4	2	1	0	1	2	3
3	4	3	2	1	0	0
1	0	0	0	0	0	0
2	0	1	1	0	0	0
1	2	1	0	2	0	0

AB	37
R	14
H	15
RBI	12
BB	8
SO	6
LOB	23

WP	PA
1	47
PB	0
SB	1
CS	0

Seattle Mariners @ Los Angeles Dodgers
 Dodger Stadium, Los Angeles, CA
 Sun Jul 11 1999, 1:10 PM PDT
 Att: 43,211 - Unknown - 84 F



Batter	1	2	3	4	5	6	7	8	9	AB	R	H	RBI	BB	SO	LOB
David Bell, R OBP: 0.341, SLG: 0.479 (1, 4)	3-2 2B		2-3 K			3-1 2B		1-0 2B		4	1	3	1	0	1	0
David Segui, S OBP: 0.361, SLG: 0.467 (1, 3)	0-0 F7			0-0 G3		2-2 G4-3		0-1 2B		4	0	1	1	0	0	2
Ken Griffey Jr., L OBP: 0.405, SLG: 0.621 (1, 8)	3-1 F7			3-3 K			2-1 G6-3 2B		4-0 IBB	3	0	1	0	1	1	1
Alex Rodriguez, R OBP: 0.392, SLG: 0.635 (1, 6)	1-3 K			0-0 F8			2-2 G6-3	2-1 F8		4	0	0	0	0	1	4
Edgar Martinez, R OBP: 0.439, SLG: 0.542 (1, 10)		1-1 P3			1-2 G4-3 1B				2-3 K	4	0	1	0	0	2	1
Jay Buhner, R OBP: 0.400, SLG: 0.523 (1, 9)		2-3 K			2-1 G4-3				0-2 G6-3	4	0	0	0	0	1	2
Butch Huskey, R OBP: 0.354, SLG: 0.512 (1, 7)		3-2 G5-3			0-3 K				2-2 G1-3	4	0	0	0	0	1	0
Russ Davis, R OBP: 0.290, SLG: 0.464 (1, 5)			1-1 CS 1B			1-2 G6-3			1-3 K	3	0	1	0	0	1	0
Dan Wilson, R OBP: 0.328, SLG: 0.399 (1, 2)			3-2 G6-3			2-3 K			1-0 2B	3	1	1	0	0	1	1

Inning Stats	R: 0	H: 1	E: 0	K: 1	S: 10	H: 1	LOB: 1	BB: 0	P: 17	R: 0	H: 0	E: 0	K: 1	S: 9	H: 0	LOB: 0	BB: 0	P: 15	R: 0	H: 1	E: 0	K: 1	S: 8	H: 1	LOB: 0	BB: 0	P: 14	R: 0	H: 0	E: 0	K: 1	S: 6	R: 0	H: 1	E: 0	K: 1	S: 8	H: 1	LOB: 0	BB: 0	P: 11	R: 0	H: 1	E: 0	K: 1	S: 11	H: 1	LOB: 1	BB: 0	P: 19	R: 0	H: 1	E: 0	K: 1	S: 12	H: 1	LOB: 1	BB: 0	P: 19	R: 2	H: 3	E: 0	K: 1	S: 16	H: 3	LOB: 2	BB: 1	P: 27	R: 0	H: 0	E: 0	K: 1	S: 8	H: 0	LOB: 0	BB: 0	P: 10	1B: 2	SF: 0	2B: 6	SAC: 0	3B: 0	DP: 1	HR: 0	HBP: 0	WP: 0	PA: 34
--------------	------	------	------	------	-------	------	--------	-------	-------	------	------	------	------	------	------	--------	-------	-------	------	------	------	------	------	------	--------	-------	-------	------	------	------	------	------	------	------	------	------	------	------	--------	-------	-------	------	------	------	------	-------	------	--------	-------	-------	------	------	------	------	-------	------	--------	-------	-------	------	------	------	------	-------	------	--------	-------	-------	------	------	------	------	------	------	--------	-------	-------	-------	-------	-------	--------	-------	-------	-------	--------	-------	--------

PITCHER	IP	WLS	BF	H	R	ER	SO	BB	IBB	HBP	BLK	WP	HR	S	P	ERA	WHIP
Andy Ashby, R ERA: 3.13 (1, 1)	7.2		28	7	2	2	8	0	0	0	0	0	0	76	121	2.35	0.913
Heath Murray, L ERA: 5.4 (8, 1)	0.0		2	1	0	0	0	0	1	0	0	0	0	2	6	∞	∞
Will Cunnane, R ERA: 4.41 (8, 1)	0.1	W	1	0	0	0	0	0	0	0	0	0	0	2	4	0.00	0.000
Dan Miceli, R ERA: 3.65 (9, 1)	1.0	S	3	0	0	0	1	0	0	0	0	0	0	8	10	0.00	0.000

BOTTOM

San Diego Padres @ Seattle Mariners
Safeco Field, Seattle, WA
Thu Jul 15 1999, 7:05 PM PDT
Att. 44,607 - Overcast - 67 F

livebaseballscores.com

AB	33
R	2
H	8
RBI	2
BB	1
SO	9
LOB	11



Batter	1	2	3	4	5	6	7	8	9	AB R H RBI BB SO LOB	TOP		
Quilvio Veras, S (1, 4) OBP: 0.360, SLG: 0.365 F B B B B	4-2 BB		2-0 L9 BB		1-0 F9 BB		2-2 G6-3 BB	2-1 G6-4-3 1-2f		4 0 0 0 1 0 2			
Eric Owens, R (1, 7) OBP: 0.336, SLG: 0.434 C F B B X	2-2 G6-3 1-2		4-1 BB		2-2 G1-3 BB		2-2 1B 1B		0-0 1B	4 1 2 0 1 0 1			
Reggie Sanders, R (1, 10) OBP: 0.399, SLG: 0.554 B C S X	1-2 P2 BB		2-2 P8 1-2		2-2 G6-3 BB		4-0 1B BB		2-1 P4 BB	4 0 0 0 1 0 3			
Phil Nevin, R (1, 9) OBP: 0.347, SLG: 0.552 X	0-0 F7 BB		2-0 G6-3 BB			1-0 F8 BB	0-0 1B		4-1 BB	4 0 1 1 1 0 2			
Wally Joyner, L (1, 3) OBP: 0.379, SLG: 0.383 C X		0-1 BB 1B		2-3 BB		1-0 G3-1 BB	4-2 BB		0-2 G6-4-3 1-2f	4 0 1 0 1 1 2			
Ruben Rivera, R (1, 8) OBP: 0.300, SLG: 0.498 C B B C B SAFE B		4-2 1-2 BB		3-2 BB 1B		1-2 2B	3-3 K			3 1 2 0 1 1 2			
George Arias, R (1, 5) OBP: 0.277, SLG: 0.440 S B S S		2-3 K		3-3 K		0-0 2B		3-1 2B		4 0 2 1 0 2 3			
Ben Davis, S (1, 2) OBP: 0.324, SLG: 0.348 C B B T C B B		2-3 K		4-1 BB		0-0 E6		1-1 P4 BB		3 0 0 0 1 1 4			
Damian Jackson, R (1, 6) OBP: 0.346, SLG: 0.402 G C S S		0-3 K		1-3 K		1-2 G6-3 BB		4-2 BB		3 0 0 0 1 2 6			
Inning Stats	R: 0 H: 0 E: 0 LOB: 1 K: 0 BB: 1 S: 10 P: 17	R: 0 H: 1 E: 0 LOB: 2 K: 3 BB: 1 S: 13 P: 21	R: 0 H: 0 E: 0 LOB: 1 K: 0 BB: 1 S: 6 P: 16	R: 0 H: 1 E: 0 LOB: 2 K: 3 BB: 1 S: 16 P: 29	R: 0 H: 0 E: 0 LOB: 0 K: 0 BB: 0 S: 9 P: 14	R: 1 H: 2 E: 1 LOB: 2 K: 0 BB: 0 S: 10 P: 14	R: 1 H: 2 E: 0 LOB: 2 K: 1 BB: 2 S: 13 P: 28	R: 0 H: 1 E: 0 LOB: 1 K: 0 BB: 1 S: 8 P: 18	R: 0 H: 1 E: 0 LOB: 1 K: 0 BB: 1 S: 7 P: 13	1B: 5 SF: 0 2B: 3 SAC: 0 3B: 0 DP: 2 HR: 0 HBP: 0	WP: 0 PA: 41 PB: 0 SB: 4 CS: 0		
PITCHER	IP WLS BF H R ER SO BB IBB HBP BLK WP HR S P ERA WHIP											PITCHER	IP WLS BF H R ER SO BB IBB HBP BLK WP HR S P ERA WHIP
Jeff Fassero, L (1, 1) ERA: 6.65	6.2 L 32 6 2 2 6 6 0 0 0 0 0 0 74 133 2.70 1.800												
Jose Paniagua, R (7, 1) ERA: 3.91	1.1 5 1 0 0 1 1 0 0 0 0 0 0 11 24 0.00 1.500												
Frankie Rodriguez, R (9, 1) ERA: 7.34	1.0 4 1 0 0 0 1 0 0 0 0 0 0 7 13 0.00 2.000												

San Diego Padres @ Seattle Mariners
 Safeco Field, Seattle, WA
 Fri Jul 16 1999, 7:05 PM PDT
 Att: 43,252 - Dome - 72 F

AB	33
R	2
H	8
RBI	2
BB	8
SO	7
LOB	25



WP: 0 PA: 41
 PB: 0
 SB: 4
 CS: 0

AB	33
R	2
H	8
RBI	2
BB	8
SO	7
LOB	25

Batter	1	2	3	4	5	6	7	8	9	AB	R	H	RBI	BB	SO	LOB
David Bell, R (1, 4) OBP: 0.339, SLG: 0.475	3-3 K		3-3 K		0-0 L6			3-1 1B	2-3 K	5	0	1	0	0	3	2
David Segui, S (1, 3) OBP: 0.360, SLG: 0.464	3-2 P4			0-2 1B		3-1 G6-3		1-0 FC3-4-6 1B		4	1	1	0	0	0	1
Ken Griffey Jr., L (1, 8) OBP: 0.403, SLG: 0.617	3-2 G4-3			3-1 1B		2-3 K		0-1 1B		4	0	1	0	0	1	1
Alex Rodriguez, R (1, 6) OBP: 0.394, SLG: 0.637		0-0 B1-3		3-2 1B		1-1 WP 2B		2-0 P6		4	0	2	0	0	0	2
Edgar Martinez, R (1, 10) OBP: 0.440, SLG: 0.541		3-2 1B		0-3 K		1-2 F8		1-1 1B		4	0	2	1	0	1	3
Jay Buhner, R (1, 9) OBP: 0.386, SLG: 0.500		2-3 K		0-0 G4-3			1-2 G4-3	0-3 K		4	0	0	0	0	2	5
Butch Huskey, R (1, 7) OBP: 0.350, SLG: 0.506		1-0 F9			0-3 K		1-2 G5-3		2-2 F7	3	0	0	0	0	1	1
Raul Ibanez, L (9, PH) OBP: 0.369, SLG: 0.377										1	0	0	0	0	0	0
Russ Davis, R (1, 5) OBP: 0.291, SLG: 0.466			2-1 G3		1-1 G6-3		0-0 2B		4-1 WP BB	3	0	1	0	0	0	1
John Mabry, L (9, PH) OBP: 0.290, SLG: 0.395					1-2					0	0	0	0	1	0	0
Dan Wilson, R (1, 2) OBP: 0.328, SLG: 0.398			3-3 K		1-0 1B		3-2 F8		2-2 L6	3	0	1	0	0	1	1
Tom Lampkin, L (9, PH) OBP: 0.362, SLG: 0.526									1-2	1	0	0	0	0	0	1

Inning Stats	R: 0	H: 0	E: 0	K: 1	S: 12	R: 0	H: 1	E: 0	K: 1	S: 8	R: 0	H: 0	E: 0	K: 2	S: 11	R: 0	H: 2	E: 0	K: 1	S: 12	R: 0	H: 1	E: 0	K: 1	S: 7	R: 0	H: 1	E: 0	K: 1	S: 11	R: 0	H: 3	E: 0	K: 1	S: 11	R: 0	H: 0	E: 0	K: 1	S: 18	R: 0	H: 1	E: 0	K: 1	S: 28	1B: 7	2B: 2	3B: 0	HR: 0	SF: 0	SAC: 0	DP: 1	HBP: 0	WP: 3	PB: 0	SB: 0	CS: 0	PA: 37
--------------	------	------	------	------	-------	------	------	------	------	------	------	------	------	------	-------	------	------	------	------	-------	------	------	------	------	------	------	------	------	------	-------	------	------	------	------	-------	------	------	------	------	-------	------	------	------	------	-------	-------	-------	-------	-------	-------	--------	-------	--------	-------	-------	-------	-------	--------

PITCHER	IP	WLS	BF	H	R	ER	SO	BB	IBB	HBP	BLK	WP	HR	S	P	ERA	WHIP
Sterling Hitchcock, L (1, 1) ERA: 3.9	7.0	W	27	6	0	0	7	0	0	0	0	2	0	71	114	0.00	0.857
Donne Wall, R (8, 1) ERA: 2.97	0.2	H	5	3	1	1	0	0	0	0	0	0	0	8	15	13.50	4.500
Trevor Hoffman, R (8, 1) ERA: 2.97	1.1	S	5	0	0	0	2	1	0	0	0	1	0	21	31	0.00	0.750

BOTTOM

San Diego Padres @ Seattle Mariners
Safeco Field, Seattle, WA
Fri Jul 16 1999, 7:05 PM PDT
Att. 43,252 - Dome - 72 F

livebaseballscorecards.com

AB	36
R	1
H	9
RBI	1
BB	1
SO	9
LOB	18



Batter	1	2	3	4	5	6	7	8	9	AB R H RBI BB SO LOB	TOP	
Quilvio Veras, S (1, 4) OBP: 0.364, SLG: 0.369 George Arias, R (8, 5) OBP: 0.277, SLG: 0.440	3-2 		4-2 		4-1 		0-3 			2 1 1 0 2 1 0 0 0 0 0 0 0 0		
Eric Owens, R (1, 9) OBP: 0.342, SLG: 0.443	0-1 		2-1 		2-0 			2-1 		4 0 3 1 0 0 1		
Dave Magadan, L (1, 3) OBP: 0.370, SLG: 0.385	2-1 		4-2 		0-0 			1-2 		3 0 1 0 1 0 2		
John Vander Wal, L (1, 7) OBP: 0.388, SLG: 0.474	4-1 		1-1 		1-3 			3-3 		3 0 0 0 1 2 4		
Wally Joyner, L (1, 10) OBP: 0.376, SLG: 0.376	4-0 			2-3 		3-3 		2-1 		3 0 0 0 1 2 1		
Carlos Baerga, S (1, 5) OBP: 0.303, SLG: 0.367 (8, 4)	1-2 		3-2 		0-1 			0-1 		4 0 0 0 0 0 3		
Ruben Rivera, R (1, 8) OBP: 0.295, SLG: 0.489		0-3 		2-1 		1-1 		2-3 		4 0 0 0 0 2 0		
Ben Davis, S (1, 2) OBP: 0.308, SLG: 0.329		1-1 		1-0 		1-1 		0-3 		4 0 0 0 0 1 0		
Ed Giovanola, L (1, 6) OBP: 0.315, SLG: 0.277		2-2 		0-3 		0-2 				3 0 0 0 0 1 0		
Inning Stats	R: 0 H: 1 E: 0 LOB: 3 K: 0 BB: 2 S: 11 P: 25	R: 0 H: 0 E: 0 LOB: 0 K: 1 BB: 0 S: 10 P: 13	R: 0 H: 1 E: 0 LOB: 1 K: 0 BB: 2 S: 8 P: 19	R: 0 H: 0 E: 0 LOB: 0 K: 1 BB: 0 S: 8 P: 15	R: 1 H: 2 E: 0 LOB: 2 K: 2 BB: 1 S: 11 P: 19	R: 0 H: 0 E: 0 LOB: 0 K: 1 BB: 0 S: 7 P: 11	R: 0 H: 0 E: 0 LOB: 0 K: 1 BB: 0 S: 10 P: 11	R: 0 H: 1 E: 0 LOB: 1 K: 1 BB: 0 S: 11 P: 19	R: 0 H: 0 E: 0 LOB: 0 K: 2 BB: 0 S: 8 P: 10	1B: 3 SF: 0 2B: 2 SAC: 0 3B: 0 DP: 0 HR: 0 HBP: 0	WP: 0 PA: 35 PB: 0 SB: 3 CS: 1	
PITCHER Freddy Garcia, R (1, 1) ERA: 4.86 Paul Abbott, R (9, 1) ERA: 3.14	IP WLS BF H R ER SO BB IBB HBP BLK WP HR S P ERA WHIP 8.0 W 32 5 1 1 7 5 0 0 0 0 0 0 76 132 1.12 1.250 1.0 3 0 0 0 2 0 0 0 0 0 0 0 8 10 0.00 0.000											PITCHER IP WLS BF H R ER SO BB IBB HBP BLK WP HR S P ERA WHIP

San Diego Padres @ Seattle Mariners
 Safeco Field, Seattle, WA
 Sat Jul 17 1999, 1:05 PM PDT
 Att. 44,077 - Unknown - 56 F

AB	30
R	1
H	5
RBI	1
BB	5
SO	9
LOB	11



Batter	1	2	3	4	5	6	7	8	9
David Bell, R OBP: 0.342, SLG: 0.475 (1, 4)	2-2 1B 1B	1-3 K			4-0 HR BB		2-2 BB 1B	1-2 G5-3	
Alex Rodriguez, R OBP: 0.398, SLG: 0.648 (1, 6)	3-2 F9 1B 1B		2-0 G6-3		2-2 HR 1-H		4-0 E HR 1B BB	2-0 F8	
Ken Griffey Jr., L OBP: 0.404, SLG: 0.615 (1, 8)	2-1 G4-6-3 1B		1-2 P6		3-2 F7		0-2 HR E 1B		
Edgar Martinez, R OBP: 0.438, SLG: 0.536 (1, 10)	2-2 F9		0-2 1B		2-2 P6		1-3 K		
David Segui, S OBP: 0.362, SLG: 0.463 (1, 3)	2-1 G4-6-3 1-2f		0-2 P2		2-0 FC6-4 1B		4-0 HR IBB		
Raul Ibanez, L OBP: 0.362, SLG: 0.415 (1, 7)		1-2 P5		1-0 P5	0-1 FC6-4 1-2f		1-1 HR		
Tom Lampkin, L OBP: 0.358, SLG: 0.535 (1, 2)		0-2 3B		1-3 K		1-3 K	1-2 G3		
John Mabry, L OBP: 0.289, SLG: 0.389 (1, 9)		1-2 G4-3		0-1 G6-3		4-2 G6-4-3 BB	2-3 K2-3		
Russ Davis, R OBP: 0.294, SLG: 0.476 (1, 5)		4-2 BB			0-0 HR	0-0 G6-4-3 1-2f		2-1 G4-3	

Inning Stats	R: 1	H: 3	E: 0	K: 0	S: 16	LOB: 1	BB: 0	P: 27	R: 0	H: 1	E: 0	K: 1	S: 17	LOB: 2	BB: 1	P: 24	R: 0	H: 1	E: 0	K: 0	S: 12	LOB: 0	BB: 0	P: 15	R: 0	H: 0	E: 0	K: 1	S: 6	LOB: 1	BB: 1	P: 28	R: 3	H: 3	E: 0	K: 0	S: 15	LOB: 0	BB: 1	P: 14	R: 0	H: 0	E: 0	K: 1	S: 9	LOB: 0	BB: 1	P: 14	R: 5	H: 3	E: 1	K: 2	S: 18	LOB: 0	BB: 2	P: 33	R: 0	H: 0	E: 0	K: 0	S: 6	LOB: 0	BB: 0	P: 11
--------------	------	------	------	------	-------	--------	-------	-------	------	------	------	------	-------	--------	-------	-------	------	------	------	------	-------	--------	-------	-------	------	------	------	------	------	--------	-------	-------	------	------	------	------	-------	--------	-------	-------	------	------	------	------	------	--------	-------	-------	------	------	------	------	-------	--------	-------	-------	------	------	------	------	------	--------	-------	-------

PITCHER																	AB	R	H	RBI	BB	SO	LOB	
Woody Williams, R ERA: 4.63 (1, 1)	IP	WLS	BF	H	R	ER	SO	BB	IBB	HBP	BLK	WP	HR	S	P	100	7.71	2.143	4	3	2	0	1	2
Heath Murray, L ERA: 5.31 (5, 1)	0.2		3	0	0	0	1	1	0	0	0	0	0	10	15	0.00	1.500	4	2	2	2	1	0	0
Carlos Almanzar, R ERA: 4.74 (6, 1)	1.0		6	2	4	4	1	1	1	0	0	0	0	11	22	36.00	3.000	4	1	2	2	0	0	0
Carlos Reyes, R ERA: 3.04 (7, 1)	1.2		6	1	1	1	1	0	0	0	0	0	0	14	23	5.40	0.600	4	0	1	2	0	0	0

BOTTOM

San Diego Padres @ Seattle Mariners
Safeco Field, Seattle, WA

Sat Jul 17 1999, 1:05 PM PDT
Att: 44,077 - Unknown - 56 F

livebaseballscorecards.com

AB	33
R	9
H	11
RBI	9
BB	5
SO	5
LOB	12



PITCHER																	WP	PA
1B	7	SF	0	WP	0	PA	38											
2B	0	SAC	0	PB	0													
3B	1	DP	2	SB	0													
HR	3	HBP	0	CS	0													

Batter	1	2	3	4	5	6	7	8	9	10	AB	R	H	RBI	BB	SO	LOB
Tony Womack, L (1, 8) OBP: 0.332, SLG: 0.362 (7, 9)	G6-3		G4-3			F8		CS			5	1	2	0	0	0	0
Jay Bell, R (1, 4) OBP: 0.363, SLG: 0.575	F8		F7			P3		CS	L4		4	1	0	0	1	0	0
Luis Gonzalez, L (1, 7) OBP: 0.417, SLG: 0.565	G4-3		E2			G4-3					4	1	2	2	1	0	0
Matt Williams, R (1, 5) OBP: 0.358, SLG: 0.573		G6-3	K			L9					5	1	2	1	0	1	1
Greg Colbrunn, R (1, 10) OBP: 0.380, SLG: 0.468 David Dellucci, L (9, PH) OBP: 0.448, SLG: 0.500		L6	L6			BB		BB	K		2	1	0	0	2	0	2
Bernard Gilkey, R (1, 9) OBP: 0.404, SLG: 0.496 Steve Finley, L (7, PH) OBP: 0.325, SLG: 0.501 (7, 8)		BB	BB			F8		G4-6-3	F7		2	1	1	1	1	0	1
Travis Lee, L (1, 3) OBP: 0.355, SLG: 0.400		BB	BB			BB		BB			1	0	0	0	1	0	2
Hanley Frias, S (1, 6) OBP: 0.300, SLG: 0.235		BB	BB			BB		BB			5	0	3	2	0	0	2
Kelly Stinnett, R (1, 2) OBP: 0.282, SLG: 0.389		BB	BB			BB		BB			5	0	1	1	0	1	3

Inning Stats	R: 0	H: 0	E: 0	K: 0	S: 13	P: 19	R: 1	H: 1	E: 0	K: 0	S: 16	P: 27	R: 5	H: 5	E: 0	K: 1	S: 26	P: 38	R: 0	H: 1	E: 1	K: 1	S: 11	P: 19	R: 1	H: 2	E: 0	K: 0	S: 10	P: 18	R: 0	H: 0	E: 0	K: 0	S: 9	P: 15	R: 0	H: 0	E: 0	K: 0	S: 10	P: 20	R: 0	H: 1	E: 0	K: 1	S: 9	P: 15	R: 0	H: 1	E: 0	K: 1	S: 11	P: 20	R: 0	H: 0	E: 0	K: 0	S: 3	P: 3	1B: 10	SF: 0	2B: 1	SAC: 0	3B: 0	DP: 1	HR: 0	HBP: 1	WP: 0	PA: 46
--------------	------	------	------	------	-------	-------	------	------	------	------	-------	-------	------	------	------	------	-------	-------	------	------	------	------	-------	-------	------	------	------	------	-------	-------	------	------	------	------	------	-------	------	------	------	------	-------	-------	------	------	------	------	------	-------	------	------	------	------	-------	-------	------	------	------	------	------	------	--------	-------	-------	--------	-------	-------	-------	--------	-------	--------

PITCHER	IP	WLS	BF	H	R	ER	SO	BB	IBB	HBP	BLK	WP	HR	S	P	ERA	WHIP
John Halama, L (1, 1) ERA: 3.4	2.1		16	6	6	6	0	2	0	1	0	0	0	50	77	23.14	3.429
28 Ken Cloude, R (3, 1) ERA: 7.08	3.2		14	3	1	1	2	1	0	0	0	0	0	35	59	2.46	1.091
Jose Paniagua, R (7, 1) ERA: 3.76	2.0		7	1	0	0	1	2	0	0	0	0	0	19	35	0.00	1.500
Jose Mesa, R (9, 1) ERA: 6.98	2.0	W	8	1	0	0	1	1	0	0	0	0	0	14	23	0.00	1.000

TOP

Arizona Diamondbacks @ Seattle Mariners

Safeco Field, Seattle, WA
Sun Jul 18 1999, 1:35 PM PDT
Att: 44,705 - Unknown - 64 F

AB	38
R	7
H	11
RBI	7
BB	6
SO	4
LOB	16

livebaseballscores.com

Batter	1	2	3	4	5	6	7	8	9	10	AB R H RBI BB SO LOB
David Bell, R OBP: 0.340, SLG: 0.471 (1, 4)	F9		F8		G6-3	SF8			S WP BB		3 0 0 1 1 0 1
Alex Rodriguez, R OBP: 0.394, SLG: 0.638 (1, 6)	G5-3			F8		3-H			K		5 1 1 0 0 1 3
Ken Griffey Jr., L OBP: 0.409, SLG: 0.624 (1, 8)	G1-3			HR		1B	SF8		S IBB		3 3 2 1 2 0 0
Edgar Martinez, R OBP: 0.434, SLG: 0.532 (1, 10)		G4-3		G4-3		1B	SF8		K		4 1 1 2 0 1 2
David Segui, S OBP: 0.359, SLG: 0.460 (1, 3)		F7		FC5-4 1B		SF9	G3		F8		4 0 1 1 0 0 2
Jay Buhner, R OBP: 0.395, SLG: 0.489 John Mabry, L (10, PR) OBP: 0.289, SLG: 0.389				FC5-4 1B		1B	K				2 1 0 0 3 1 1 0 1 0 0 0 0 0
Butch Huskey, R OBP: 0.350, SLG: 0.504 Raul Ibanez, L (8, PH) OBP: 0.352, SLG: 0.403 (9, 7)		K				1B		G6-3			3 1 1 0 0 2 1 2 0 0 0 0 0 1
Russ Davis, R OBP: 0.295, SLG: 0.474 (1, 5)			K			1B		G4-3			5 0 2 2 0 2 0
Dan Wilson, R OBP: 0.331, SLG: 0.404 (1, 2)			F7			1B		K			4 0 2 1 0 1 0

Inning Stats	R: 0	H: 0	E: 0	K: 0	S: 6	R: 0	H: 0	E: 0	K: 1	S: 9	R: 0	H: 0	E: 0	K: 1	S: 9	R: 1	H: 2	E: 0	K: 0	S: 12	R: 0	H: 1	E: 0	K: 2	S: 14	R: 5	H: 6	E: 0	K: 0	S: 25	R: 1	H: 0	E: 0	K: 1	S: 9	R: 0	H: 0	E: 0	K: 1	S: 8	R: 0	H: 0	E: 0	K: 2	S: 14	R: 1	H: 1	E: 0	K: 0	S: 2	1B: 8	SF: 3	2B: 1	3B: 0	HR: 1	WP: 1	PA: 44
	0	0	0	0	6	0	0	0	1	9	0	0	0	1	9	1	2	0	0	12	0	1	0	2	14	5	6	0	0	25	1	0	0	1	9	0	0	0	1	8	0	0	2	14	0	0	0	1	8	3	1	0	1	1	44		

PITCHER	IP	WLS	BF	H	R	ER	SO	BB	IBB	HBP	BLK	WP	HR	S	P	ERA	WHIP
Omar Daal, L ERA: 3.74 (1, 1)	5.1		26	8	6	6	4	2	0	0	0	0	1	67	111	10.12	1.875
Bobby Chouinard, R ERA: 2.08 (6, 1)	1.2	B	7	1	1	0	1	1	0	0	0	0	0	17	32	0.00	1.200
Byung-Hyun Kim, R ERA: 4.09 (8, 1)	2.1	L	11	1	1	1	3	2	1	0	0	1	0	24	40	3.86	1.286

BOTTOM

Arizona Diamondbacks @ Seattle Mariners
 Safeco Field, Seattle, WA
 Sun Jul 18 1999, 1:35 PM PDT
 Att. 44,705 - Unknown - 64 F

livebaseballscores.com

AB	35
R	8
H	10
RBI	8
BB	6
SO	8
LOB	11



Batter	1	2	3	4	5	6	7	8	9	AB R H RBI BB SO LOB	TOP
Tony Womack, L (1, 4) OBP: 0.331, SLG: 0.360	2-1 F7		3-2 G4-3	1-1 G1-3			2-2 1B		0-1 G1-3	5 0 1 0 0 0 0	
Jay Bell, R (1, 10) OBP: 0.361, SLG: 0.573	1-2 P4		1-0 BB 2B		1-1 L4		1-2 SAFE F7		0-1 P4	5 0 1 0 0 0 1	
Luis Gonzalez, L (1, 7) OBP: 0.417, SLG: 0.570	2-3 K		1-0 BB HBP		0-2 F8			2-2 HR	2-3 K	4 1 1 1 0 2 0	
Matt Williams, R (1, 5) OBP: 0.359, SLG: 0.571		1-3 K	4-1 BB 1-2 2-3 BB		1-1 G6-3			2-1 G3 BB 1B		3 0 1 0 1 1 0	
Steve Finley, L (1, 8) OBP: 0.326, SLG: 0.499		2-2 F7	1-0 G4-3			4-0 G6-3 BB		4-1 G3 BB		2 0 0 0 2 0 3	
David Dellucci, L (1, 9) OBP: 0.450, SLG: 0.495		1-1 2B 1B		4-1 HR BB		2-1 SAFE L6		0-3 K		3 2 1 0 1 1 3	
Travis Lee, L (1, 3) OBP: 0.354, SLG: 0.401		3-2 1-H 2B		1-3 SAFE K		0-0 1-2f G6-3		0-2 G3		4 0 1 1 0 1 4	
Andy Fox, L (1, 6) OBP: 0.383, SLG: 0.430		2-1 G4-3		0-0 SAFE SAFE P7			1-2 G3-1	1-3 K		4 0 0 0 0 1 4	
Kelly Stinnett, R (1, 2) OBP: 0.287, SLG: 0.429			3-3 K	2-0 1-H HR			1-0 F9		2-1 HR	4 2 2 3 0 1 0	
Inning Stats	R: 0 E: 0 K: 1 S: 8 H: 0 LOB: 0 BB: 0 P: 13	R: 1 E: 0 K: 1 S: 14 H: 2 LOB: 1 BB: 0 P: 23	R: 0 E: 0 K: 1 S: 9 H: 1 LOB: 3 BB: 1 P: 22	R: 2 E: 0 K: 1 S: 8 H: 1 LOB: 0 BB: 1 P: 16	R: 0 E: 0 K: 0 S: 7 H: 0 LOB: 0 BB: 0 P: 9	R: 0 E: 0 K: 0 S: 3 H: 0 LOB: 0 BB: 1 P: 9	R: 0 E: 0 K: 0 S: 12 H: 1 LOB: 1 BB: 0 P: 17	R: 1 E: 0 K: 2 S: 16 H: 2 LOB: 2 BB: 1 P: 25	R: 1 E: 0 K: 1 S: 9 H: 1 LOB: 0 BB: 0 P: 13	1B: 3 2B: 2 3B: 0 HR: 3 SF: 0 SAC: 0 DP: 1 HBP: 1	WP: 0 PB: 0 SB: 0 CS: 0 PA: 39
PITCHER	IP WLS BF H R ER SO BB IBB HBP BLK WP HR S P ERA WHIP										
Gil Meche, R (1, 1) ERA: 5.02	7.0 W 29 5 3 3 4 3 0 1 0 0 1 61 109 3.86 1.143										
Paul Abbott, R (8, 1) ERA: 3.86	2.0 10 3 2 2 3 1 0 0 0 0 2 25 38 9.00 2.000										

Arizona Diamondbacks @ Seattle Mariners
Safeco Field, Seattle, WA
Mon Jul 19 1999, 7:05 PM PDT
Att. 44,287 - Unknown - 76 F

AB	34
R	5
H	8
RBI	5
BB	4
SO	7
LOB	15



Batter	1	2	3	4	5	6	7	8	9	AB	R	H	RBI	BB	SO	LOB
David Bell, R OBP: 0.341, SLG: 0.468 (1, 4)										4	1	1	0	1	1	0
Alex Rodriguez, R OBP: 0.396, SLG: 0.648 (1, 6)										4	1	2	4	0	0	2
Ken Griffey Jr., L OBP: 0.407, SLG: 0.620 (1, 8)										4	1	1	0	0	1	1
Edgar Martinez, R OBP: 0.432, SLG: 0.526 (1, 10)										3	0	0	0	1	0	1
David Segui, S OBP: 0.361, SLG: 0.461 (1, 3)										4	0	2	0	0	0	2
Jay Buhner, R OBP: 0.398, SLG: 0.516 (1, 9)										3	1	1	2	1	1	1
John Mabry, L OBP: 0.289, SLG: 0.389 (8, 9)										0	0	0	0	0	0	0
Butch Huskey, R OBP: 0.352, SLG: 0.504 (1, 7)										4	1	2	0	0	0	2
Raul Ibanez, L OBP: 0.352, SLG: 0.403 (8, 7)										0	0	0	0	0	0	0
Russ Davis, R OBP: 0.295, SLG: 0.475 (1, 5)										4	1	1	1	0	1	2
Dan Wilson, R OBP: 0.330, SLG: 0.402 (1, 2)										4	1	1	0	0	0	2

Inning Stats	R: 0	H: 0	E: 0	K: 2	S: 15	LOB: 0	BB: 0	P: 20	R: 0	H: 0	E: 0	K: 1	S: 8	LOB: 0	BB: 0	P: 13	R: 0	H: 2	E: 0	K: 0	S: 22	LOB: 2	BB: 0	P: 29	R: 3	H: 5	E: 0	K: 0	S: 21	LOB: 1	BB: 0	P: 28	R: 0	H: 1	E: 0	K: 0	S: 9	LOB: 2	BB: 1	P: 16	R: 4	H: 2	E: 0	K: 0	S: 20	LOB: 0	BB: 2	P: 35	R: 0	H: 1	E: 0	K: 0	S: 10	LOB: 1	BB: 0	P: 17	R: 0	H: 0	E: 0	K: 1	S: 8	LOB: 0	BB: 0	P: 15	R: 0	H: 0	E: 0	K: 1	S: 8	LOB: 0	BB: 0	P: 15
1B: 8	SF: 0	2B: 1	SAC: 0	3B: 0	DP: 0	HR: 2	HBP: 0	WP: 0	PA: 37	1B: 8	SF: 0	2B: 1	SAC: 0	3B: 0	DP: 0	HR: 2	HBP: 0	WP: 0	PA: 37	1B: 8	SF: 0	2B: 1	SAC: 0	3B: 0	DP: 0	HR: 2	HBP: 0	WP: 0	PA: 37	1B: 8	SF: 0	2B: 1	SAC: 0	3B: 0	DP: 0	HR: 2	HBP: 0	WP: 0	PA: 37	1B: 8	SF: 0	2B: 1	SAC: 0	3B: 0	DP: 0	HR: 2	HBP: 0	WP: 0	PA: 37																							

PITCHER	IP	WLS	BF	H	R	ER	SO	BB	IBB	HBP	BLK	WP	HR	S	P	ERA	WHIP
Brian Anderson, L ERA: 7.03 (1, 1)	5.2	L	27	9	5	5	3	1	1	0	0	0	1	87	127	7.94	1.765
Vicente Padilla, R ERA: 16.88 (6, 1)	1.1		7	2	2	2	0	1	0	0	0	0	1	18	31	13.50	2.250
Gregg Olson, R ERA: 4.7 (8, 1)	1.0		3	0	0	0	1	0	0	0	0	0	0	8	15	0.00	0.000


BOTTOM

Arizona Diamondbacks @ Seattle Mariners
Safeco Field, Seattle, WA

Mon Jul 19 1999, 7:05 PM PDT
Att: 44,287 - Unknown - 76 F

livebaseballscorecards.com

AB	34
R	7
H	11
RBI	7
BB	3
SO	4
LOB	13



Batter	1	2	3	4	5	6	7	8	9	AB	R	H	RBI	BB	SO	LOB	TOP								
Tony Womack, L OBP: 0.332, SLG: 0.363 (1, 9) (5, 4)	0-1 G2-3		0-0 G4-3		1-2 G3-1	0-1 1B BB 1B		1-0 HR 2B		5	2	2	2	0	0	0									
Jay Bell, R OBP: 0.361, SLG: 0.574 Bernard Gilkey, R OBP: 0.406, SLG: 0.521 (1, 4) (5, 7)	2-1 G5-3		0-0 G4-3 2B		3-1 G6-3	0-0 P4		1-0 HR		3	0	1	0	0	0	0									
Luis Gonzalez, L OBP: 0.419, SLG: 0.568 (1, 10)	3-2 1B		2-1 G4-3 2-3		4-1 1B BB	4-1 1B BB		2-1 F8		3	0	1	0	2	0	1									
Matt Williams, R OBP: 0.360, SLG: 0.569 (1, 5)	0-0 G4-3		0-0 F9		2-0 1B	0-1 1B		0-2 G6-3		5	0	2	2	0	0	2									
Steve Finley, L OBP: 0.325, SLG: 0.500 (1, 8)		2-2 G1-3		1-2 G4-3	0-1 G3	2-2 F7		0-0 3B		5	0	1	0	0	0	4									
David Dellucci, L OBP: 0.456, SLG: 0.500 (1, 7) (5, 9)		1-0 G1-6-3		0-1 G5-3 BB 1B		0-0 1B 1B 1B		2-3 K		5	1	3	0	0	1	1									
Travis Lee, L OBP: 0.354, SLG: 0.398 (1, 3)		4-1 1B BB		4-1 G5-3 BB		0-0 F8	2-2 F8		2-1 F7	3	0	0	0	2	0	2									
Andy Fox, L OBP: 0.388, SLG: 0.435 (1, 6)		1-0 1B		1-2 G5-3 1B		0-0 1B 1B	0-0 1B		1-3 K	5	1	3	0	0	1	2									
Kelly Stinnett, R OBP: 0.284, SLG: 0.422 (1, 2)		0-3 K		1-3 K		1-2 BB 1B 1B	1-2 G5-3		3-1 P3	5	1	1	0	0	2	5									
Inning Stats	R: 0 E: 0 K: 0 S: 9	H: 1 LOB: 1 BB: 0 P: 14	R: 0 E: 0 K: 1 S: 9	H: 1 LOB: 2 BB: 1 P: 17	R: 0 E: 0 K: 0 S: 5	H: 1 LOB: 1 BB: 0 P: 7	R: 0 E: 0 K: 1 S: 12	H: 1 LOB: 2 BB: 1 P: 19	R: 0 E: 0 K: 0 S: 13	H: 1 LOB: 2 BB: 1 P: 23	R: 4 E: 0 K: 0 S: 15	H: 5 LOB: 2 BB: 1 P: 22	R: 0 E: 0 K: 0 S: 9	H: 2 LOB: 1 BB: 0 P: 12	R: 2 E: 0 K: 1 S: 12	H: 3 LOB: 1 BB: 0 P: 18	R: 0 E: 0 K: 1 S: 7	H: 0 LOB: 0 BB: 0 P: 13	1B: 11 2B: 2 3B: 1 HR: 1	SF: 0 SAC: 0 DP: 0 HBP: 0	WP: 0 PB: 0 SB: 0 CS: 0	PA: 45			
PITCHER	IP	WLS	BF	H	R	ER	SO	BB	IBB	HBP	BLK	WP	HR	S	P	ERA	WHIP								
Frankie Rodriguez, R ERA: 6.49 (1, 1)	5.0		23	5	0	0	2	3	0	0	0	0	0	48	80	0.00	1.600								
Damaso Marte, L ERA: 9.35 (6, 1)	4.0	L	22	10	6	6	2	1	0	0	0	0	1	43	65	13.50	2.750								

Arizona Diamondbacks @ Seattle Mariners
Safeco Field, Seattle, WA
Tue Jul 20 1999, 7:05 PM PDT
Att. 44,884 - Cloudy - 78 F

AB	41
R	6
H	15
RBI	6
BB	4
SO	4
LOB	19



Batter	1	2	3	4	5	6	7	8	9	AB	R	H	RBI	BB	SO	LOB	
David Bell, R OBP: 0.343, SLG: 0.469 (1, 4)	0-0 G4-3		3-1 F8			1-2 G4-6-3 1B		1-0 1B		4	0	2	0	0	0	0	
Alex Rodriguez, R OBP: 0.397, SLG: 0.650 (1, 6)	2-0 G1-3 2B			2-1 G6-3		1-2 G4-6-3 1-2f		0-0 1B		4	0	2	0	0	0	1	
Ken Griffey Jr., L OBP: 0.406, SLG: 0.615 (1, 8)	2-2 G1-3			1-3 K		4-2 1B HBP		0-2 F9		3	0	0	0	0	1	3	
Edgar Martinez, R OBP: 0.432, SLG: 0.526 (1, 10)	2-3 G3			2-2 1B		1-2 FC6-4 1B		1-3 K		4	0	2	0	0	1	3	
David Segui, S OBP: 0.357, SLG: 0.455 (1, 3)		0-2 G1-3		1-3 K		1-0 FC6-4 1-2f			2-2 G1-3		4	0	0	0	0	1	3
Jay Buhner, R OBP: 0.394, SLG: 0.505 (1, 9)		1-1 F8			1-3 K				2-1 1B		4	0	1	0	0	2	0
Butch Huskey, R OBP: 0.351, SLG: 0.500 (1, 7)		1-3 K			0-1 1B				2-1 L6		4	0	1	0	0	1	1
Russ Davis, R OBP: 0.291, SLG: 0.468 (1, 5)			2-3 K		0-3 K				0-2 L6		4	0	0	0	0	3	2
Dan Wilson, R OBP: 0.326, SLG: 0.397 (1, 2)			1-3 K		2-1 L3				1-2 G1-3		3	0	0	0	0	1	1

Inning Stats	R: 0	H: 1	E: 0	LOB: 1	K: 0	BB: 0	S: 9	R: 0	H: 0	E: 0	LOB: 0	K: 1	BB: 0	S: 8	R: 0	H: 0	E: 0	LOB: 0	K: 2	BB: 0	S: 8	R: 0	H: 1	E: 0	LOB: 1	K: 2	BB: 0	S: 16	R: 0	H: 1	E: 0	LOB: 1	K: 2	BB: 0	S: 11	R: 0	H: 2	E: 0	LOB: 2	K: 0	BB: 0	S: 14	R: 0	H: 0	E: 0	LOB: 0	K: 2	BB: 0	S: 7	R: 0	H: 2	E: 0	LOB: 2	K: 1	BB: 0	S: 12	R: 0	H: 1	E: 0	LOB: 1	K: 0	BB: 0	S: 11	1B: 7	SF: 0	2B: 1	SAC: 0	3B: 0	DP: 1	HR: 0	HBP: 1	WP: 0	PA: 35
--------------	------	------	------	--------	------	-------	------	------	------	------	--------	------	-------	------	------	------	------	--------	------	-------	------	------	------	------	--------	------	-------	-------	------	------	------	--------	------	-------	-------	------	------	------	--------	------	-------	-------	------	------	------	--------	------	-------	------	------	------	------	--------	------	-------	-------	------	------	------	--------	------	-------	-------	-------	-------	-------	--------	-------	-------	-------	--------	-------	--------


PITCHER	IP	WLS	BF	H	R	ER	SO	BB	IBB	HBP	BLK	WP	HR	S	P	ERA	WHIP
Randy Johnson, L ERA: 2.65 (1, 1)	9.0	W	35	8	0	0	10	0	0	1	0	0	0	96	139	0.00	0.889

BOTTOM

Arizona Diamondbacks @ Seattle Mariners
Safeco Field, Seattle, WA
 Tue Jul 20 1999, 7:05 PM PDT
 Att. 44,884 - Cloudy - 78 F

livebaseballscorecards.com

AB	34
R	0
H	8
RBI	0
BB	0
SO	10
LOB	14



Batter	1	2	3	4	5	6	7	8	9	AB	R	H	RBI	BB	SO	LOB	TOP
Tony Phillips, S (1, 4) OBP: 0.343, SLG: 0.433 Jorge Velandia, R (8, 4) OBP: 0.200, SLG: 0.225	3-2 F9		0-0 P6		3-2 F7	0-1 F8		2-1 BB 3 HR 1-H 2B	1-1 G5-4-3 1B	5	1	1	1	0	0	1	
Miguel Tejada, R (1, 6) OBP: 0.325, SLG: 0.406	4-2 CS BB		0-1 F9		1-1 1B 1B HBP	1-0 G6-3		2-1 G6-3	1-0 G5-4-3 1-2f 1B	4	1	0	0	1	0	3	
Jason Giambi, L (1, 3) OBP: 0.392, SLG: 0.506	3-3 K 1-2		1-2 HR 1B		1-2 3 BB 1B 1B		1-1 F9 2B	4-2 3 BB 3 HR BB	4-2 BB BB	4	3	3	0	2	1	1	
John Jaha, R (1, 10) Mike Macfarlane, R (9, PH) OBP: 0.411, SLG: 0.600 OBP: 0.311, SLG: 0.372		2-0 WP FC3-2-5 2B	2-2 1-H HR		0-1 BB 3 BB 1B		0-1 F9 2-3	4-2 3 HR BB	2-0 F9	4	2	3	3	1	0	1	
Olmedo Saenz, R (1, 5) 3 Eric Chavez, L (4, 5) OBP: 0.362, SLG: 0.444 OBP: 0.332, SLG: 0.426		3-2 FC3-2-5 HR 2-3 HBP	1-1 2B		4-2 BB BB		0-1 G4-3	0-1 1-H 2-H 3-H HR		1	1	1	0	0	0	0	
Matt Stairs, L (1, 9) OBP: 0.354, SLG: 0.488		3-2 FC3-2-5 HR	3-2 F7		4-1 G6-4-3 BB		4-1 BB IBB	2-2 G3		3	1	0	1	2	0	3	
Ramon Hernandez, R (1, 2) OBP: 0.373, SLG: 0.492		2-0 1-H 3-H HR			1-1 F9	1-0 G6-4-3		4-2 1-2 BB	2-1 1B	4	1	2	3	1	0	3	
Ben Grieve, L (1, 7) Jason McDonald, S (7, 7) OBP: 0.343, SLG: 0.455 OBP: 0.304, SLG: 0.269		3-3 K			2-0 G4-3		0-0 F7	1-3 K	3-2 P6	4	0	0	0	0	2	3	
Ryan Christenson, R (1, 8) OBP: 0.302, SLG: 0.306		2-1 G6-3			1-1 F9		1-1 F8 2B		0-0 2B 1B	5	2	3	0	0	0	0	
Inning Stats	R: 0 E: 0 K: 1 S: 9 H: 0 LOB: 0 BB: 1 P: 19	R: 3 E: 0 K: 1 S: 12 H: 2 LOB: 0 BB: 0 P: 27	R: 2 E: 0 K: 0 S: 16 H: 3 LOB: 1 BB: 0 P: 23	R: 0 E: 0 K: 0 S: 5 H: 0 LOB: 0 BB: 0 P: 9	R: 2 E: 0 K: 0 S: 14 H: 2 LOB: 2 BB: 2 P: 28	R: 0 E: 0 K: 0 S: 6 H: 1 LOB: 1 BB: 0 P: 8	R: 0 E: 0 K: 1 S: 12 H: 1 LOB: 3 BB: 2 P: 22	R: 5 E: 0 K: 0 S: 20 H: 4 LOB: 1 BB: 2 P: 39	R: 1 E: 0 K: 0 S: 16 H: 2 LOB: 1 BB: 1 P: 25	1B: 6 2B: 6 3B: 0 HR: 3 SF: 0 SAC: 0 DP: 2 HBP: 2	WP: 1 PA: 49 PB: 0 SB: 0 CS: 1						
PITCHER	IP WLS BF H R ER SO BB IBB HBP BLK WP HR S P ERA WHIP	IP WLS BF H R ER SO BB IBB HBP BLK WP HR S P ERA WHIP	IP WLS BF H R ER SO BB IBB HBP BLK WP HR S P ERA WHIP	IP WLS BF H R ER SO BB IBB HBP BLK WP HR S P ERA WHIP	IP WLS BF H R ER SO BB IBB HBP BLK WP HR S P ERA WHIP	IP WLS BF H R ER SO BB IBB HBP BLK WP HR S P ERA WHIP	IP WLS BF H R ER SO BB IBB HBP BLK WP HR S P ERA WHIP	IP WLS BF H R ER SO BB IBB HBP BLK WP HR S P ERA WHIP	IP WLS BF H R ER SO BB IBB HBP BLK WP HR S P ERA WHIP	IP WLS BF H R ER SO BB IBB HBP BLK WP HR S P ERA WHIP	IP WLS BF H R ER SO BB IBB HBP BLK WP HR S P ERA WHIP	IP WLS BF H R ER SO BB IBB HBP BLK WP HR S P ERA WHIP	IP WLS BF H R ER SO BB IBB HBP BLK WP HR S P ERA WHIP	IP WLS BF H R ER SO BB IBB HBP BLK WP HR S P ERA WHIP	IP WLS BF H R ER SO BB IBB HBP BLK WP HR S P ERA WHIP	IP WLS BF H R ER SO BB IBB HBP BLK WP HR S P ERA WHIP	IP WLS BF H R ER SO BB IBB HBP BLK WP HR S P ERA WHIP
Jeff Fassero, L (1, 1) ERA: 6.86	3.0 L																
Ryan Franklin, R (4, 1) ERA: 5.59	4.0																
28 Ken Cloude, R (8, 1) ERA: 7.78	2.0																

Oakland Athletics @ Seattle Mariners
Safeco Field, Seattle, WA
Wed Jul 21 1999, 7:35 PM PDT
Att. 42,223 - Cloudy - 68 F

livebaseballscorecards.com

AB	39
R	13
H	15
RBI	13
BB	8
SO	3
LOB	18



Batter	1	2	3	4	5	6	7	8	9	AB R H RBI BB SO LOB
David Bell, R OBP: 0.342, SLG: 0.466 (1, 4)	1-1 F9		1-2 3-H 1B		0-0 F8			2-1 P6		4 0 1 1 0 0 1
Alex Rodriguez, R OBP: 0.391, SLG: 0.639 Rafael Bourimigal, R OBP: 0.364, SLG: 0.510 (1, 6) (9, 6)	0-1 G6-3		1-3 1 SAFE 1 SAFE K			0-2 G4-3		0-3 K		4 0 0 0 0 2 2 0 0 0 0 0 0 0
Ken Griffey Jr., L OBP: 0.404, SLG: 0.613 Ozzie Timmons, R (1, 8) (9, 7)	1-3 K			0-0 G4-6-3 1B 2B		0-0 L3		1-1 P5		4 1 1 0 0 1 1 0 0 0 0 0 0 0
Edgar Martinez, R OBP: 0.430, SLG: 0.520 (1, 10)		1-0 F8		4-1 G4-6-3 BB		2-1 G6-3		0-3 K		3 0 0 0 1 1 0
David Segui, S OBP: 0.356, SLG: 0.452 (1, 3)		0-1 G3		3-2 G4-6-3 1-2f 2-3		1-1 G6-3 1B		0-3 K		4 0 1 0 0 1 2
Raul Ibanez, L OBP: 0.347, SLG: 0.394 (1, 7) (9, 9)		1-1 L6		0-0 1B		2-2 G6-3 1-2f		1-2 F7		4 0 1 1 0 0 1
Tom Lampkin, L OBP: 0.357, SLG: 0.558 (1, 2)			1-1 F9	2-2 G1-3		0-0 HR				3 1 1 1 0 0 1
John Mabry, L OBP: 0.289, SLG: 0.393 (1, 9) (9, 8)			2-2 F8 1B 2B		1-3 K		0-3 K			3 1 1 0 0 2 0
Russ Davis, R OBP: 0.291, SLG: 0.466 (1, 5)			2-1 F8		3-3 K		1-2 1B			3 0 1 0 0 1 1

Inning Stats	R: 0	H: 0	E: 0	K: 1	S: 7	R: 0	H: 0	E: 0	K: 0	S: 5	R: 1	H: 2	E: 0	K: 1	S: 13	R: 1	H: 2	E: 0	K: 0	S: 9	R: 0	H: 0	E: 0	K: 2	S: 7	R: 0	H: 0	E: 0	K: 1	S: 6	R: 1	H: 2	E: 0	K: 1	S: 9	R: 0	H: 1	E: 0	K: 1	S: 11	R: 0	H: 0	E: 0	K: 2	S: 9	1B: 4	SF: 0	2B: 2	SAC: 0	3B: 0	DP: 2	HR: 1	HBP: 0	WP: 0	PA: 33
	0	0	0	1	7	0	0	0	0	5	1	2	0	1	13	1	2	0	0	9	0	0	0	2	7	0	0	0	0	0	0	2	0	0	0	1	11	0	1	0	1	15	0	0	0	0	10	4	0	2	0	1	0	33	


PITCHER	IP	WLS	BF	H	R	ER	SO	BB	IBB	HBP	BLK	WP	HR	S	P	ERA	WHIP
Gil Heredia, R ERA: 5.09 (1, 1)	8.0	W	30	7	3	3	6	1	0	0	0	0	1	67	100	3.38	1.000
Chad Harville, R ERA: 3.86 (9, 1)	1.0		3	0	0	0	2	0	0	0	0	0	0	9	10	0.00	0.000

BOTTOM

Oakland Athletics @ Seattle Mariners
Safeco Field, Seattle, WA
 Wed Jul 21 1999, 7:35 PM PDT
 Att. 42,223 - Cloudy - 68 F

livebaseballscorecards.com

AB	32
R	3
H	7
RBI	3
BB	1
SO	8
LOB	9



Batter	1	2	3	4	5	6	7	8	9	10	AB R H RBI BB SO LOB	TOP												
Tony Phillips, S OBP: 0.346, SLG: 0.434 (1, 4) B F X	2-1 F8 ①		X 0-0 FC6-4 1B 1-3 2-H			C B B F X 0-1 SAFE G4-3 ① 1-2		C B B F B 4-2 WP BB ②		X 0-0 G6-3 ② 4 1 2 1 1 0 0														
Miguel Tejada, R OBP: 0.321, SLG: 0.401 (1, 6) X	0-0 B1-3 ②		X 0-0 FC6-4 ② 1-2f 3-H			C SAFE G4-3 ① 1-2		B B B S B X 3-2 F8 ②		X 0-0 P2 ③ 5 0 0 1 0 0 3														
Ben Grieve, L OBP: 0.342, SLG: 0.449 (1, 7) B F F B X	2-2 F7 ③		B S B SAFE S 2-3 K ③			F B B B X 3-1 G4-3 ② 2-3		B C F SAFE B B B 4-2 1-2 BB ②			3 0 0 0 1 1 2													
John Jaha, R OBP: 0.412, SLG: 0.609 (1, 10) B B C C C X		3-2 F9 ①		H 1-0 L4-6 S HBP ①		F B B C X 2-2 HR ③ 3-H		F B B C X 3-2 G6-3 ③			3 1 1 1 0 0 2													
Jason Giambi, L OBP: 0.388, SLG: 0.500 (1, 3) C X		0-1 F9 ②		C B B S 2-3 K ①		B X 1-0 F8 ③			S S 0-3 K ①		4 0 0 0 0 2 1													
Matt Stairs, L OBP: 0.350, SLG: 0.482 (1, 9) B X		1-0 G3 ③		B S X 1-1 L4-6 ② ③ 1-3			B B B X 3-2 F9 ①		C X 0-1 G4-3 ②		4 0 0 0 0 0 1													
3 Eric Chavez, L OBP: 0.331, SLG: 0.420 (1, 5) B C B S S S			B S 2-3 K ①		B B S S 2-3 K ①		F B X 1-1 P5 ②		B C B B B 4-2 BB ③		3 0 0 0 1 2 0													
Mike Macfarlane, R OBP: 0.309, SLG: 0.363 (1, 2) C F B B B B B			4-2 1B BB ②		X 0-0 F7 ②		F B B S B X 3-2 F9 ③		B F B X 2-1 P3 ③		3 1 0 0 1 0 1													
Ryan Christenson, R OBP: 0.301, SLG: 0.305 (1, 8) C B B SAFE B B B B B			3-2 X 1B FC6-4 1B ③ 1-2		C C B S 1-3 K ③			C B B X 2-1 G4-3 ①		X 0-0 L9 ① 4 1 1 0 0 1 0														
Inning Stats	R: 0 E: 0 K: 0 S: 6	H: 0 LOB: 0 BB: 0 P: 10	R: 0 E: 0 K: 0 S: 6	H: 0 LOB: 0 BB: 0 P: 10	R: 2 E: 0 K: 2 S: 18	H: 2 LOB: 1 BB: 1 P: 29	R: 0 E: 0 K: 1 S: 5	H: 0 LOB: 0 BB: 0 P: 9	R: 0 E: 0 K: 2 S: 7	H: 0 LOB: 0 BB: 0 P: 10	R: 2 E: 0 K: 0 S: 11	H: 2 LOB: 0 BB: 0 P: 19	R: 0 E: 0 K: 0 S: 9	H: 0 LOB: 0 BB: 0 P: 16	R: 0 E: 0 K: 0 S: 12	H: 0 LOB: 2 BB: 2 P: 28	R: 0 E: 0 K: 1 S: 9	H: 0 LOB: 1 BB: 1 P: 15	R: 0 E: 0 K: 0 S: 3	H: 0 LOB: 0 BB: 0 P: 3	1B: 3 2B: 1 3B: 0 HR: 1	SF: 0 SAC: 0 DP: 1 HBP: 1	WP: 2 PB: 0 SB: 1 CS: 0	PA: 38
PITCHER Freddy Garcia, R ERA: 4.86 Paul Abbott, R ERA: 3.32	IP 7.1 2.2	WLS 28 10	H 4 0	R 4 0	ER 4 0	SO 5 1	BB 2 2	IBB 0 0	HBP 1 0	BLK 0 0	WP 1 1	HR 1 0	S 66 20	P 113 36	ERA 4.91 0.00	WHIP 0.818 0.750								

Oakland Athletics @ Seattle Mariners

Safeco Field, Seattle, WA

Thu Jul 22 1999, 3:35 PM PDT

Att: 44,311 - Sunny - 70 F

livebaseballscores.com

AB	33
R	4
H	4
RBI	3
BB	4
SO	6
LOB	10



Batter	1	2	3	4	5	6	7	8	9	10	AB	R	H	RBI	BB	SO	LOB	BOTTOM
--------	---	---	---	---	---	---	---	---	---	----	----	---	---	-----	----	----	-----	--------

David Bell, R <small>OBP: 0.343, SLG: 0.468</small> <small>(1, 4)</small> 			F9 <small>(1)</small> 		G6-3 <small>(3)</small> 		FC6-5-6 <small>(2)</small> 		F8 <small>(3)</small> 		5	1	2	0	0	0	1	
Alex Rodriguez, R <small>OBP: 0.395, SLG: 0.651</small> <small>(1, 6)</small> 			F8 <small>(2)</small> 			SF8 <small>(1)</small> 	FC6-5-6 <small>(2)</small> 			G1-3 <small>(1)</small> 	5	3	3	3	0	0	1	
Ken Griffey Jr., L <small>OBP: 0.400, SLG: 0.605</small> <small>(1, 8)</small> 			K <small>(3)</small> 			F8 <small>(1)</small> 	F9 <small>(3)</small> 			G1-3 <small>(1)</small> 	5	0	0	0	0	1	3	
Edgar Martinez, R <small>OBP: 0.433, SLG: 0.520</small> <small>(1, 10)</small> 				F8 <small>(1)</small> 		SF8 <small>(1)</small> 			1B <small>(1)</small> 	1B <small>(1)</small> 	4	0	2	0	1	0	0	
Jay Buhner, R <small>OBP: 0.394, SLG: 0.490</small> <small>(1, 9)</small> 				G6-3 <small>(2)</small> 		BB <small>(1)</small> 			K <small>(2)</small> 	1B <small>(1)</small> 	3	0	0	0	2	1	0	
David Segui, S <small>OBP: 0.356, SLG: 0.453</small> <small>(1, 3)</small> 			F9 <small>(1)</small> 		1B <small>(1)</small> 		SF8 <small>(2)</small> 		K <small>(3)</small> 	1B <small>(1)</small> 	4	0	2	2	0	1	0	
Dan Wilson, R <small>OBP: 0.325, SLG: 0.392</small> <small>(1, 2)</small> 			G6-3 <small>(2)</small> 		G6-3 <small>(3)</small> 		G3 <small>(3)</small> 		G6-3 <small>(1)</small> 	SH1-4 <small>(1)</small> 	3	0	0	0	1	0	3	
Ozzie Timmons, R <small>OBP: 0.364, SLG: 0.510</small> <small>(1, 7)</small> 			BB <small>(3)</small> 			F8 <small>(1)</small> 		K <small>(1)</small> 	SH1-4 <small>(1)</small> 	1B <small>(1)</small> 	2	0	0	0	1	1	0	
Russ Davis, R <small>OBP: 0.291, SLG: 0.463</small> <small>(1, 5)</small> 			F7 <small>(3)</small> 		G6-3 <small>(2)</small> 		FC6-5-6 <small>(1)</small> 		G6-3 <small>(2)</small> 	G6-3 <small>(2)</small> 	4	1	1	0	0	0	2	

Inning Stats	R: 2 E: 0 K: 0 S: 17	H: 2 LOB: 0 BB: 0 P: 28	R: 0 E: 0 K: 0 S: 8	H: 0 LOB: 1 BB: 1 P: 14	R: 0 E: 0 K: 1 S: 11	H: 0 LOB: 0 BB: 0 P: 16	R: 0 E: 0 K: 0 S: 6	H: 1 LOB: 1 BB: 0 P: 11	R: 0 E: 0 K: 0 S: 7	H: 0 LOB: 0 BB: 0 P: 13	R: 1 E: 0 K: 0 S: 8	H: 2 LOB: 2 BB: 1 P: 18	R: 1 E: 0 K: 1 S: 16	H: 2 LOB: 1 BB: 0 P: 21	R: 0 E: 0 K: 2 S: 7	H: 1 LOB: 0 BB: 0 P: 8	R: 0 E: 0 K: 0 S: 12	H: 0 LOB: 1 BB: 1 P: 16	R: 1 E: 0 K: 0 S: 3	H: 2 LOB: 3 BB: 2 P: 11	1B: 8 2B: 1 3B: 0 HR: 1	SF: 1 SAC: 1 DP: 0 HBP: 0	WP: 0 PB: 0 SB: 3 CS: 0	PA: 42
---------------------	-------------------------------	----------------------------------	------------------------------	----------------------------------	-------------------------------	----------------------------------	------------------------------	----------------------------------	------------------------------	----------------------------------	------------------------------	----------------------------------	-------------------------------	----------------------------------	------------------------------	---------------------------------	-------------------------------	----------------------------------	------------------------------	----------------------------------	----------------------------------	------------------------------------	----------------------------------	--------

PITCHER	IP	WLS	BF	H	R	ER	SO	BB	IBB	HBP	BLK	WP	HR	S	P	ERA	WHIP
Tim Hudson, R <small>ERA: 2.4</small>	(1, 1)		24	5	3	3	1	2	0	0	0	0	1	56	99	4.76	1.235
Doug Jones, R <small>ERA: 3.44</small>	(6, 1)	L	14	4	2	2	3	1	0	0	0	0	0	37	47	5.40	1.500
Buddy Groom, L <small>ERA: 6.75</small>	(10, 1)		2	0	0	0	0	0	1	0	0	0	0	1	5	0.00	0.000
Chad Harville, R <small>ERA: 3.86</small>	(10, 1)		2	1	0	0	0	1	0	0	0	0	0	1	5	∞	∞

Oakland Athletics @ Seattle Mariners
Safeco Field, Seattle, WA
 Thu Jul 22 1999, 3:35 PM PDT
 Att: 44,311 - Sunny - 70 F

livebaseballscorecards.com

AB	35
R	5
H	10
RBI	5
BB	5
SO	4
LOB	10



Batter	1	2	3	4	5	6	7	8	9	AB R H RBI BB SO LOB	TOP																		
David Bell, R (1, 4) OBP: 0.343, SLG: 0.466	3-1 F8		0-3 K		2-2 HR 1B		4-2 BB		1-1 G6-3	4 1 1 0 1 1 2																			
Alex Rodriguez, R (1, 6) OBP: 0.390, SLG: 0.640	2-3 K		3-2 FC5 1-2 2-3f		0-0 P4		0-0 F8			4 0 0 0 0 1 5																			
Ken Griffey Jr., L (1, 8) OBP: 0.398, SLG: 0.609	2-3 K		1-3 K		1-1 HR 1-H		1-2 L4			4 1 1 2 0 2 4																			
Edgar Martinez, R (1, 10) OBP: 0.434, SLG: 0.527		2-1 2B		2-1 G4-3 HR 2B		2-0 F9		1-3 K		4 1 2 0 0 1 0																			
Jay Buhner, R (1, 9) OBP: 0.382, SLG: 0.472		3-2 G5-3		2-3 K		1-3 K		3-3 K		4 0 0 0 0 3 2																			
David Segui, S (1, 3) OBP: 0.355, SLG: 0.453		1-2 F7		1-0 G4-3		1-1 L4		3-2 2B		4 0 1 0 0 0 2																			
Ozzie Timmons, R (1, 7) OBP: 0.286, SLG: 0.667		2-0 P6		1-0 HR 3-H		0-2 F8		0-3 K2-3		4 1 1 2 0 1 2																			
Rafael Bourrigal, R (9, 7) OBP: 0.364, SLG: 0.510										0 0 0 0 0 0 0																			
Dan Wilson, R (1, 2) OBP: 0.327, SLG: 0.391			2-2 FC5 BB 1B		0-2 G4-3		4-2 F8 SH1-3 BB		1-0 F7	3 0 1 0 1 0 0																			
Russ Davis, R (1, 5) OBP: 0.291, SLG: 0.460			4-1 FC5 BB		1-0 F8		1-0 SH1-3		1-0 F8	2 0 0 0 1 0 0																			
Inning Stats	R: 0 E: 0 K: 2 S: 9	H: 0 LOB: 0 BB: 0 P: 16	R: 0 E: 0 K: 0 S: 10	H: 1 LOB: 1 BB: 0 P: 18	R: 0 E: 0 K: 2 S: 15	H: 1 LOB: 2 BB: 1 P: 25	R: 2 E: 0 K: 1 S: 10	H: 2 LOB: 0 BB: 0 P: 16	R: 2 E: 0 K: 0 S: 9	H: 2 LOB: 0 BB: 0 P: 15	R: 0 E: 0 K: 1 S: 8	H: 0 LOB: 0 BB: 0 P: 10	R: 0 E: 0 K: 0 S: 9	H: 0 LOB: 2 BB: 2 P: 19	R: 0 E: 0 K: 3 S: 14	H: 1 LOB: 1 BB: 0 P: 21	R: 0 E: 0 K: 0 S: 4	H: 0 LOB: 0 BB: 0 P: 7	1B: 2 2B: 3 3B: 0 HR: 2	SF: 0 SAC: 1 DP: 0 HBP: 0	WP: 0 PB: 0 SB: 0 CS: 0	PA: 37							
PITCHER	IP WLS BF H R ER SO BB IBB HBP BLK WP HR S P ERA WHIP																												
LaTroy Hawkins, R (1, 1) ERA: 7.21	6.0		26	6	4	4	6	2	0	0	0	0	0	2	63	106	6.00	1.333											
Bob Wells, R (7, 1) ERA: 4.18	0.2		3	0	0	0	0	1	0	0	0	0	0	4	9	0.00	1.500												
Eddie Guardado, L (7, 1) ERA: 4.32	0.1		1	0	0	0	0	0	0	0	0	0	0	3	4	0.00	0.000												
Hector Carrasco, R (8, 1) ERA: 8.59	2.0	W	7	1	0	0	3	0	0	0	0	0	0	18	28	0.00	0.500												

Seattle Mariners @ Minnesota Twins
 Hubert H. Humphrey Metrodome, Minneapolis, MN
 Fri Jul 23 1999, 8:05 PM EDT
 Att. 20,014 - Dome - 72 F

livebaseballscorecards.com

AB	33
R	4
H	7
RBI	4
BB	3
SO	9
LOB	17



Batter	1	2	3	4	5	6	7	8	9	AB	R	H	RBI	BB	SO	LOB
Denny Hocking, S OBP: 0.321, SLG: 0.384 (1, 4) (8, 7)	0-0 FC3-6 1B	0-0 L3			1-3 K	0-0 FC6-4 1-2f		2-3 K		5	0	1	0	0	2	4
Cristian Guzman, S OBP: 0.281, SLG: 0.299 (1, 6)	1-1 FC3-6 BB 1B 1-2f	3-3 K			1-1 1B		3-2 1B 2B	4-2 BB		4	1	2	0	1	1	3
Brent Gates, S OBP: 0.374, SLG: 0.393 (1, 5)	0-1 BB 1B 1-2		0-1 G6-3		2-1 F9		1-1 2B SF8 2-H	1-1 G6-3		5	1	2	1	0	0	2
Ron Coomer, R OBP: 0.316, SLG: 0.457 Jacque Jones, L OBP: 0.345, SLG: 0.455 (1, 3) (9, PR)	4-0 BB 1-2 2-3 BB		1-3 K		0-0 G4-3		2-2 SF8 FC4-6 2B		1-2 2B 1B 1B	4	1	2	0	1	1	1
Marty Cordova, R OBP: 0.371, SLG: 0.451 (1, 9)	0-3 K		0-1 G4-3		1-3 K		0-2 SF8		1-1 1B 2B 1-3	4	0	1	1	0	2	3
Chad Allen, R OBP: 0.334, SLG: 0.397 Todd Walker, L OBP: 0.343, SLG: 0.420 (1, 7) (7, PH) (8, 4)	3-2 G1-3		1-0 G4-3		2-2 1B 1B		4-0 FC4-6 BB		4-0 1B IBB	3	1	1	0	0	0	3
Matt Lawton, L OBP: 0.343, SLG: 0.389 (1, 10)		4-0 2B BB		4-0 FC5-4 BB		2-3 K		0-0 FC4-6		3	0	1	2	2	1	2
Javier Valentin, S OBP: 0.314, SLG: 0.397 (1, 2)		0-0 F7		1-1 F8		2-1 1B 1B		0-3 K		4	0	1	0	0	1	3
Torii Hunter, R OBP: 0.296, SLG: 0.362 (1, 8)		1-2 2B		0-1 FC5-4		0-2 FC6-4 1B		0-0 P1		4	0	2	1	0	0	1


Inning Stats	R: 0	H: 2	E: 0	K: 1	S: 12	LOB: 3	BB: 1	P: 20	R: 0	H: 1	E: 0	K: 1	S: 8	LOB: 2	BB: 1	P: 16	R: 0	H: 0	E: 0	K: 1	S: 7	LOB: 0	BB: 0	P: 8	R: 0	H: 1	E: 0	K: 1	S: 5	LOB: 1	BB: 1	P: 11	R: 0	H: 3	E: 0	K: 2	S: 16	LOB: 2	BB: 0	P: 23	R: 3	H: 3	E: 0	K: 1	S: 16	LOB: 1	BB: 1	P: 26	R: 0	H: 0	E: 0	K: 1	S: 9	LOB: 1	BB: 1	P: 16	R: 1	H: 3	E: 0	K: 0	S: 9	LOB: 3	BB: 1	P: 17	1B: 9	2B: 4	3B: 0	HR: 0	SF: 1	SAC: 0	DP: 0	HBP: 0	WP: 0	PB: 0	SB: 0	CS: 0	PA: 43
--------------	------	------	------	------	-------	--------	-------	-------	------	------	------	------	------	--------	-------	-------	------	------	------	------	------	--------	-------	------	------	------	------	------	------	--------	-------	-------	------	------	------	------	-------	--------	-------	-------	------	------	------	------	-------	--------	-------	-------	------	------	------	------	------	--------	-------	-------	------	------	------	------	------	--------	-------	-------	-------	-------	-------	-------	-------	--------	-------	--------	-------	-------	-------	-------	--------

PITCHER	IP	WLS	BF	H	R	ER	SO	BB	IBB	HBP	BLK	WP	HR	S	P	ERA	WHIP
John Halama, L ERA: 3.47 (1, 1)	6.0		30	9	3	3	6	3	0	0	0	0	0	61	99	4.50	2.000
Jose Paniagua, R ERA: 3.95 (7, 1)	2.0	L	13	4	2	2	2	2	1	0	0	0	0	29	50	9.00	3.000

Seattle Mariners @ Minnesota Twins
Hubert H. Humphrey Metrodome, Minneapolis, MN

Fri Jul 23 1999, 8:05 PM EDT
Att: 20,014 - Dome - 72 F

AB	36
R	5
H	13
RBI	5
BB	6
SO	8
LOB	22



Batter	1	2	3	4	5	6	7	8	9	AB R H RBI BB SO LOB	TOP																
David Bell, R (1, 4) OBP: 0.339, SLG: 0.459	1-2 F9		2-1 P6		3-1 F8		0-2 G4-3		1-0 G5-3	5 0 0 0 0 0 4																	
Alex Rodriguez, R (1, 6) OBP: 0.388, SLG: 0.633	3-2 F8			2-2 L5	4-2 1B BB		0-1 F8			3 0 0 0 1 0 1																	
Ken Griffey Jr., L (1, 8) OBP: 0.397, SLG: 0.605	2-3 K			1-0 G3	3-1 1B			0-0 G4-3		4 0 1 2 0 1 0																	
Edgar Martinez, R (1, 10) OBP: 0.434, SLG: 0.524		4-1 FC5-4 BB		3-2 1B	0-0 G1-3			3-1 P3		3 0 1 0 1 0 2																	
Jay Buhner, R (1, 9) OBP: 0.379, SLG: 0.464		3-3 K		2-1 P4		2-3 K		1-2 FC4-6 1B		4 0 1 0 0 2 2																	
David Segui, S (1, 3) OBP: 0.354, SLG: 0.451		3-2 F7			0-1 FC6-4 BB 1B	2-3 K		0-0 FC4-6 1-2f		4 1 1 0 0 1 2																	
Butch Huskey, R (1, 7) OBP: 0.353, SLG: 0.496		3-1 FC5-4 1-2f			4-0 SAFE 1-2 BB	0-3 K			4-0 G4-3 G1-3 BB	2 0 0 0 2 1 1	AB 33 R 3 H 6 RBI 3 BB 4 SO 6 LOB 16																
Russ Davis, R (1, 5) OBP: 0.288, SLG: 0.454			3-3 K		0-0 FC6-4 BB 1B 1-2f 2-3		2-2 F8		1-0 G1-3 1-2	4 1 0 0 0 1 3																	
Dan Wilson, R (1, 2) OBP: 0.330, SLG: 0.397			1-0 G3-1		1-2 BB 1B 3-H		1-1 G4-3 2B		1-0 G4-3 2-3	4 1 2 1 0 0 1																	
Inning Stats	R: 0 E: 0 K: 1 S: 11	H: 0 LOB: 0 BB: 0 P: 17	R: 0 E: 0 K: 1 S: 9	H: 0 LOB: 1 BB: 1 P: 22	R: 0 E: 0 K: 1 S: 6	H: 0 LOB: 0 BB: 0 P: 12	R: 0 E: 0 K: 0 S: 10	H: 1 LOB: 1 BB: 0 P: 18	R: 3 E: 0 K: 0 S: 13	H: 3 LOB: 2 BB: 2 P: 28	R: 0 E: 0 K: 3 S: 14	H: 0 LOB: 0 BB: 0 P: 18	R: 0 E: 0 K: 0 S: 12	H: 1 LOB: 1 BB: 0 P: 15	R: 0 E: 0 K: 0 S: 7	H: 1 LOB: 1 BB: 0 P: 11	R: 0 E: 0 K: 0 S: 3	H: 0 LOB: 1 BB: 1 P: 10	1B: 5 2B: 1 3B: 0 HR: 0	SF: 0 SAC: 0 DP: 0 HBP: 0	WP: 0 PB: 0 SB: 0 CS: 0	PA: 37					
PITCHER	IP WLS BF H R ER SO BB IBB HBP BLK WP HR S P ERA WHIP																										
Mark Redman, L (1, 1) ERA: 5.79	4.2		21	4	3	3	3	3	0	0	0	0	0	48	96	5.79	1.500										
Bob Wells, R (5, 1) ERA: 3.94	3.1	W	12	2	0	0	3	0	0	0	0	0	0	34	45	0.00	0.600										
Travis Miller, L (9, 1) ERA: 2.45	1.0		4	0	0	0	0	1	0	0	0	0	0	3	10	0.00	1.000										

Seattle Mariners @ Minnesota Twins
 Hubert H. Humphrey Metrodome, Minneapolis, MN
 Sat Jul 24 1999, 8:05 PM EDT
 Att. 30,138 - Dome - 72 F

livebaseballscorecards.com



Batter	1	2	3	4	5	6	7	8	9	AB	R	H	RBI	BB	SO	LOB
Jacque Jones, L (1, 8) OBP: 0.353, SLG: 0.482	1-1 1B E 1B	2-0 FC4 1B		2-1 1-H HR	3-3 K		0-0 F7			5	2	3	2	0	1	1
Cristian Guzman, S (1, 6) OBP: 0.279, SLG: 0.297	0-0 E 1-2 BB 1B	1-1 FC4 1-2f		2-3 K		0-1 G3		0-0 F8		5	1	1	0	0	1	1
Todd Walker, L (1, 4) OBP: 0.344, SLG: 0.420	2-2 E6 BB 1-3 2-H		2-0 G6-3		1-2 F7	1-2 3B 1B		2-2 1B		5	1	2	0	0	0	1
Marty Cordova, R (1, 10) OBP: 0.375, SLG: 0.459	0-0 G1-3		1-0 1B 1B		4-1 BB HR BB	1-2 G4-3 3B		0-0 F8		4	2	2	1	1	0	3
Matt Lawton, L (1, 9) OBP: 0.351, SLG: 0.393	4-0 BB IBB		0-0 G4-6-3 1B		1-2 HR 1B	4-0 G4-3 IBB		0-0 G3-1		3	1	2	0	2	0	1
Chad Allen, R (1, 7) OBP: 0.336, SLG: 0.395	4-2 G4-6-3 1-2 2-3 3-H BB		3-2 G4-6-3 1-2f		4-2 HR BB	3-2 G4-3		1-2 3-H		2	1	0	2	2	0	3
Corey Koskie, L (1, 5) OBP: 0.369, SLG: 0.472	1-0 G4-6-3 1-2f			2-0 P5	0-0 HR	0-0 G6-3				4	1	1	4	0	0	4
Terry Steinbach, R (1, 2) OBP: 0.378, SLG: 0.429		1-1 F8		3-1 F7	1-1 1B		0-1 P4			4	0	1	0	0	0	0
Doug Mientkiewicz, L (1, 3) OBP: 0.345, SLG: 0.341		3-2 P5		4-0 HR BB	1-2 P6		1-0 F9			3	1	0	0	1	0	1

Inning Stats	R: 2	H: 2	E: 1	K: 0	S: 11	LOB: 2	BB: 2	P: 23	R: 0	H: 1	E: 0	K: 0	S: 8	LOB: 1	BB: 0	P: 15	R: 0	H: 2	E: 0	K: 0	S: 8	LOB: 1	BB: 0	P: 14	R: 2	H: 1	E: 0	K: 1	S: 8	LOB: 0	BB: 1	P: 21	R: 4	H: 3	E: 0	K: 1	S: 18	LOB: 1	BB: 2	P: 33	R: 2	H: 2	E: 0	K: 0	S: 13	LOB: 1	BB: 1	P: 22	R: 0	H: 0	E: 0	K: 0	S: 4	LOB: 0	BB: 0	P: 5	R: 0	H: 1	E: 0	K: 0	S: 7	LOB: 1	BB: 0	P: 9
--------------	------	------	------	------	-------	--------	-------	-------	------	------	------	------	------	--------	-------	-------	------	------	------	------	------	--------	-------	-------	------	------	------	------	------	--------	-------	-------	------	------	------	------	-------	--------	-------	-------	------	------	------	------	-------	--------	-------	-------	------	------	------	------	------	--------	-------	------	------	------	------	------	------	--------	-------	------

PITCHER	IP	WLS	BF	H	R	ER	SO	BB	IBB	HBP	BLK	WP	HR	S	P	ERA	WHIP
Gil Meche, R (1, 1) ERA: 6.75	4.1	L	24	7	7	6	1	4	1	0	0	0	1	44	92	12.46	2.538
Frankie Rodriguez, R (5, 1) ERA: 6.85	1.2		10	4	3	3	1	0	1	0	0	0	1	22	36	16.20	2.400
Ryan Franklin, R (7, 1) ERA: 5.06	1.0		3	0	0	0	0	0	0	0	0	0	0	4	5	0.00	0.000
Jose Mesa, R (8, 1) ERA: 6.81	1.0		4	1	0	0	0	0	0	0	0	0	0	7	9	0.00	1.000


BOTTOM

Seattle Mariners @ Minnesota Twins
 Hubert H. Humphrey Metrodome, Minneapolis, MN

Sat Jul 24 1999, 8:05 PM EDT
 Att: 30,138 - Dome - 72 F

livebaseballscorecards.com

AB	35
R	10
H	12
RBI	9
BB	6
SO	2
LOB	15



WP	HR	S	P	ERA	WHIP
0	0	0	0	0	0

Batter	1	2	3	4	5	6	7	8	9	AB R H RBI BB SO LOB	TOP											
Raul Ibanez, L (1, 7) OBP: 0.342, SLG: 0.387	0-1 P6		1-1 P3		0-1 F8-1-5		2-1 F7			4 0 1 0 0 0 1												
Alex Rodriguez, R (1, 6) OBP: 0.389, SLG: 0.642	1-2 HR		2-2 G5-3		0-2 1B		2-2 P3			4 1 2 2 0 0 1												
Ken Griffey Jr., L (1, 8) OBP: 0.398, SLG: 0.611	2-2 HR		2-2 P3		1-0 F8-1-5			4-2 BB		3 1 1 1 1 0 2												
Edgar Martinez, R (1, 10) OBP: 0.432, SLG: 0.519	1-2 L9			0-0 F8		1-1 G5-3		4-2 BB		3 0 0 0 1 0 0												
Jay Buhner, R (1, 9) OBP: 0.382, SLG: 0.482	1-3 K			0-0 1B		0-0 2B		2-1 F9		4 1 2 0 0 1 2												
David Segui, S (1, 3) OBP: 0.351, SLG: 0.447		0-0 G3		0-3 K		3-2 F8		0-0 G4-6-3		3 0 0 0 0 1 2												
Russ Davis, R (6, 5) OBP: 0.287, SLG: 0.452										1 0 0 0 0 0 2												
Tom Lampkin, L (1, 2) OBP: 0.357, SLG: 0.551		0-1 F9		0-1 1B		1-3 K			0-2 G5-6-3	3 0 1 1 0 1 1												
Dan Wilson, R (9, PH) OBP: 0.329, SLG: 0.395										1 0 0 0 0 0 0	AB 33											
John Mabry, L (1, 5) OBP: 0.293, SLG: 0.400		0-0 2B			1-0 F7		2-2 1B		0-3 K	4 0 2 0 0 1 0	R 4											
Rafael Bourquigal, R (1, 4) OBP: 0.356, SLG: 0.481		0-0 G5-3			4-0 1B		2-3 K		0-1 G6-3	3 1 0 0 1 1 2	H 9											
											RBI 4											
											BB 3											
											SO 5											
											LOB 13											
Inning Stats	R: 2 E: 0 K: 1 S: 16	H: 2 LOB: 0 BB: 0 P: 21	R: 0 E: 0 K: 0 S: 5	H: 1 LOB: 1 BB: 0 P: 5	R: 0 E: 0 K: 0 S: 8	H: 0 LOB: 0 BB: 0 P: 13	R: 1 E: 0 K: 1 S: 8	H: 2 LOB: 1 BB: 0 P: 8	R: 1 E: 0 K: 0 S: 7	H: 2 LOB: 1 BB: 1 P: 13	R: 0 E: 0 K: 1 S: 14	H: 1 LOB: 1 BB: 0 P: 19	R: 0 E: 0 K: 1 S: 14	H: 1 LOB: 1 BB: 0 P: 22	R: 0 E: 0 K: 0 S: 8	H: 0 LOB: 1 BB: 2 P: 18	R: 0 E: 0 K: 1 S: 9	H: 0 LOB: 0 BB: 0 P: 9	1B: 4 2B: 4 3B: 0 HR: 2	SF: 0 SAC: 0 DP: 2 HBP: 0	WP: 0 PB: 0 SB: 1 CS: 0	PA: 36
PITCHER	IP WLS BF H R ER SO BB IBB HBP BLK WP HR S P ERA WHIP																					
Brad Radke, R (1, 1) ERA: 3.74	7.0 L 29 9 4 4 4 1 0 0 0 0 0 2 72 101 5.14 1.429																					
Eddie Guardado, L (8, 1) ERA: 4.32	0.0 1 0 0 0 0 1 0 0 0 0 0 0 3 7 ∞ ∞																					
Hector Carrasco, R (8, 1) ERA: 8.04	1.0 3 0 0 0 0 1 0 0 0 0 0 0 5 11 0.00 1.000																					
Travis Miller, L (9, 1) ERA: 2.36	1.0 3 0 0 0 0 1 0 0 0 0 0 0 9 9 0.00 0.000																					

Seattle Mariners @ Minnesota Twins
 Hubert H. Humphrey Metrodome, Minneapolis, MN
 Sun Jul 25 1999, 2:05 PM EDT
 Att. 21,621 - Dome - 72 F

livebaseballscorecards.com



Batter	1	2	3	4	5	6	7	8	9	AB	R	H	RBI	BB	SO	LOB
Denny Hocking, S (1, 4) OBP: 0.320, SLG: 0.382	2-1 L5		2-2 G5-3			0-0 G6-4-3 BB 1B	1-3 K			4	1	1	0	0	1	1
Cristian Guzman, S (1, 6) OBP: 0.283, SLG: 0.297	3-2 1B		3-2 F7			4-0 G6-4-3 BB		2-1 G4-3		3	0	1	0	1	0	1
Brent Gates, S (1, 5) OBP: 0.368, SLG: 0.385	1-2 F7		2-1 G6-3			0-1 G6-4-3		3-2 G3		4	0	0	0	0	0	4
Marty Cordova, R (1, 9) OBP: 0.376, SLG: 0.459	2-0 1B			2-1 G5-3		3-0 1B		2-2 F8		4	0	2	1	0	0	0
Terry Steinbach, R (1, 2) OBP: 0.370, SLG: 0.419	2-2 F7			3-2 F7		0-0 F7			2-1 F8	4	0	0	0	0	0	3
Chad Allen, R (1, 7) OBP: 0.334, SLG: 0.392		0-1 F9		2-3 K			2-3 K		2-3 K	2	0	0	0	0	1	0
Jacque Jones, L (7, PH) OBP: 0.349, SLG: 0.475 (8, 8)										2	0	0	0	0	2	0
Ron Coomer, R (1, 3) OBP: 0.315, SLG: 0.455		1-0 G6-3			3-3 K		1-2 K		0-0 P6	4	1	1	0	0	1	0
Todd Walker, L (1, 10) OBP: 0.344, SLG: 0.425		1-0 G4-3			3-2 G6-3		0-0 G4-3 3B			3	1	1	1	0	0	0
Torii Hunter, R (1, 8) OBP: 0.297, SLG: 0.363			1-0 G5-3 1B		1-1 G1-3		0-0 G4-3			2	0	1	0	0	0	0
Matt Lawton, L (7, PH) OBP: 0.350, SLG: 0.391 (8, 7)										1	0	0	1	0	0	0

Inning Stats	R: 0	H: 2	E: 0	LOB: 2	K: 0	P: 23	R: 0	H: 0	E: 0	LOB: 0	K: 0	P: 23	R: 0	H: 1	E: 0	LOB: 1	K: 0	P: 18	R: 0	H: 0	E: 0	LOB: 0	K: 1	P: 16	R: 0	H: 0	E: 0	LOB: 0	K: 1	P: 15	R: 1	H: 2	E: 0	LOB: 1	K: 0	P: 12	R: 2	H: 2	E: 0	LOB: 0	K: 2	P: 16	R: 0	H: 0	E: 0	LOB: 0	K: 0	P: 15	R: 0	H: 0	E: 0	LOB: 0	K: 1	P: 10	1B: 6	SF: 0	2B: 0	SAC: 0	3B: 1	DP: 1	HR: 0	HBP: 0	WP: 0	PA: 34
--------------	------	------	------	--------	------	-------	------	------	------	--------	------	-------	------	------	------	--------	------	-------	------	------	------	--------	------	-------	------	------	------	--------	------	-------	------	------	------	--------	------	-------	------	------	------	--------	------	-------	------	------	------	--------	------	-------	------	------	------	--------	------	-------	-------	-------	-------	--------	-------	-------	-------	--------	-------	--------

PITCHER	IP	WLS	BF	H	R	ER	SO	BB	IBB	HBP	BLK	WP	HR	S	P	ERA	WHIP
Jamie Moyer, L (1, 1) ERA: 4.69	6.0	W	23	5	1	1	2	1	0	0	0	0	0	49	90	1.50	1.000
Paul Abbott, R (7, 1) ERA: 3.86	2.0	H	8	2	2	2	2	0	0	0	0	0	0	20	31	9.00	1.000
Jose Mesa, R (9, 1) ERA: 6.64	1.0	S	3	0	0	0	1	0	0	0	0	0	0	6	10	0.00	0.000

BOTTOM

Seattle Mariners @ Minnesota Twins
 Hubert H. Humphrey Metrodome, Minneapolis, MN
 Sun Jul 25 1999, 2:05 PM EDT
 Att: 21,621 - Dome - 72 F

livebaseballscorecards.com

AB	33
R	3
H	7
RBI	3
BB	1
SO	5
LOB	9



Batter	1	2	3	4	5	6	7	8	9	AB R H RBI BB SO LOB	TOP											
Brian Hunter, R (1, 7) OBP: 0.312, SLG: 0.363	2-1 G1-4-3		4-0 G4-3 BB		0-1 HR	0-1 F9		2-1 G6-3	2-0 FC5-4	5 1 1 1 1 0 4												
David Bell, R (1, 4) OBP: 0.340, SLG: 0.458	2-2 G5-3		1-1 G4-3		0-0 1B 1B		0-0 G6-3		3-2 HR 1B	5 1 2 0 0 0 1												
Ken Griffey Jr., L (1, 8) OBP: 0.400, SLG: 0.621	3-2 F9		4-2 BB		1-3 K		1-1 3B 2B		2-1 HR	4 2 2 2 1 1 1												
Edgar Martinez, R (1, 10) OBP: 0.435, SLG: 0.524		1-2 F8 2B	0-3 K		1-1 1B		0-3 K		2-1 1B 1B 1B	5 0 3 0 0 2 3												
David Segui, S (1, 3) OBP: 0.352, SLG: 0.452		1-2 P5	2-1 F7		2-0 F9		1-1 3B		1-1 1B 1B	5 1 2 1 0 0 5												
Jay Buhner, R (1, 9) OBP: 0.383, SLG: 0.475		4-1 E BB		1-1 G6-3		3-1 G5-3		3-3 K	2-0 2B E 1B	4 1 1 0 1 1 1												
Dan Wilson, R (1, 2) OBP: 0.333, SLG: 0.401		1-1 F8		0-1 G6-3		2-1 FC6-4 1B 1B		4-1 G1-6-3 BB	0-1 E 2B	4 1 2 1 1 0 2												
John Mabry, L (1, 5) OBP: 0.235, SLG: 0.397		4-0 IBB		1-2 P2		2-2 FC6-4 1B		2-2 G1-6-3	1-1 E3 FC5-4	4 0 1 1 1 0 1												
Rafael Bournigal, R (1, 6) OBP: 0.349, SLG: 0.482		1-1 P4		2-2 F7		1-2 FC6-4		0-1 2B	0-0 F9	4 0 1 0 0 0 5												
Raul Ibanez, L (9, PH) OBP: 0.338, SLG: 0.382										1 0 0 0 0 0 1												
Inning Stats	R: 0 E: 0 K: 0 S: 8	H: 0 LOB: 0 BB: 0 P: 15	R: 0 E: 1 K: 0 S: 12	H: 1 LOB: 3 BB: 2 P: 24	R: 0 E: 0 K: 1 S: 11	H: 0 LOB: 2 BB: 2 P: 22	R: 0 E: 0 K: 0 S: 7	H: 0 LOB: 0 BB: 0 P: 9	R: 1 E: 0 K: 1 S: 13	H: 3 LOB: 2 BB: 0 P: 19	R: 0 E: 0 K: 0 S: 12	H: 2 LOB: 2 BB: 0 P: 20	R: 1 E: 0 K: 2 S: 13	H: 2 LOB: 1 BB: 0 P: 18	R: 0 E: 0 K: 0 S: 9	H: 1 LOB: 1 BB: 1 P: 17	R: 5 E: 1 K: 0 S: 16	H: 6 LOB: 1 BB: 0 P: 29	1B: 8 2B: 4 3B: 1 HR: 2	SF: 0 SAC: 0 DP: 1 HBP: 0	WP: 0 PB: 0 SB: 0 CS: 0	PA: 46
PITCHER	IP WLS BF H R ER SO BB IBB HBP BLK WP HR S P ERA WHIP																					
Kevin Appier, R (1, 1) ERA: 4.87	7.0 W 33 8 2 2 4 3 1 0 0 0 1 76 127 2.57 1.571																					
Ken Ray, R (8, 1) ERA: 8.31	1.1 10 7 5 4 0 1 0 0 0 0 1 21 39 27.00 6.000																					
Scott Service, R (9, 1) ERA: 5.59	0.2 S 3 0 0 0 0 0 0 0 0 0 0 4 7 0.00 0.000																					

Seattle Mariners @ Kansas City Royals
Kauffman Stadium, Kansas City, MO
Tue Jul 27 1999, 7:05 PM CDT
Att. 18,232 - Cloudy - 98 F

AB	41
R	7
H	15
RBI	6
BB	5
SO	4
LOB	24



Batter	1	2	3	4	5	6	7	8	9	AB	R	H	RBI	BB	SO	LOB
Johnny Damon, L (1, 7) OBP: 0.382, SLG: 0.498	1-2 HBP		1-2 G4-3	2-1 1B	0-0 P6		0-1 P7			4	0	1	1	0	0	3
Carlos Febles, R (1, 4) OBP: 0.350, SLG: 0.424	1-0 F9		2-0 G4-3	0-0 F8		1-3 K		0-2 HR		5	1	1	0	0	1	3
Carlos Beltrán, S (1, 8) OBP: 0.341, SLG: 0.471	3-1 F8			1-1 G6-3	3-1 G6-3	0-0 F9 29 S 1B		0-0 HR		5	1	2	2	0	0	1
29 Mike Sweeney, R (1, 3) OBP: 0.395, SLG: 0.536	0-1 G4-3			0-0 G6-3 WP 2B	2-2 3B 1B	4-0 BB		3-1 G6-3		4	2	2	0	1	0	1
Jermaine Dye, R (1, 9) OBP: 0.365, SLG: 0.560		1-2 G5-3		1-1 G6-3	0-0 1B 3B	3-1 F9		1-2 2B		5	1	2	1	0	0	3
Scott Pose, L (8, PR) OBP: 0.400, SLG: 0.342 (9, 9)				2-3 2B	1-H 3B	2-3 2B				0	0	0	0	0	0	0
Joe Randa, R (1, 5) OBP: 0.381, SLG: 0.512		3-1 1B		3-1 1B 1B	1-0 G3	0-0 FC5-6-4		1-0 P2		5	1	2	0	0	0	4
Jed Hansen, R (9, 5) OBP: 0.325, SLG: 0.324				3-H 1B 1B		1-2f				0	0	0	0	0	0	0
Chad Kreuter, S (1, 2) OBP: 0.343, SLG: 0.365		1-2 L8		1-2 1B 1B	4-0 1B E BB		1-1 P5	0-0 F8		4	2	1	0	1	0	2
Jeremy Giambi, L (1, 10) OBP: 0.386, SLG: 0.366		0-3 K		2-0 1B 1B	3-2 E8 1B 1B		4-0 BB			3	1	2	2	1	1	1
Rey Sanchez, R (1, 6) OBP: 0.316, SLG: 0.361				1-3 2-H 1B 1B	1-H 3-H 1B 1B											
Ray Holbert, R (9, 6)			2-1 G6-3	0-0 1B	2-0 1B		2-0 F8			4	0	2	1	0	0	1
				1-2 3-H 1B						0	0	0	0	0	0	0

Inning Stats	R: 0	H: 0	E: 0	K: 0	S: 7	R: 0	H: 1	E: 0	K: 1	S: 11	R: 0	H: 0	E: 0	K: 0	S: 6	R: 4	H: 6	E: 0	K: 0	S: 15	R: 3	H: 4	E: 1	K: 0	S: 12	R: 0	H: 1	E: 0	K: 1	S: 7	R: 0	H: 0	E: 0	K: 0	S: 5	R: 2	H: 3	E: 0	K: 0	S: 11
	LOB: 1	BB: 0	LOB: 1	BB: 0	P: 12	LOB: 0	BB: 0	LOB: 0	BB: 0	P: 16	LOB: 2	BB: 0	LOB: 0	BB: 0	P: 11	LOB: 2	BB: 1	LOB: 2	BB: 1	P: 27	LOB: 2	BB: 1	LOB: 1	BB: 1	P: 15	LOB: 1	BB: 1	LOB: 1	BB: 0	P: 16	LOB: 1	BB: 0	P: 16	LOB: 1	BB: 0	P: 16				

PITCHER	IP	WLS	BF	H	R	ER	SO	BB	IBB	HBP	BLK	WP	HR	S	P	ERA	WHIP
Jeff Fassero, L (1, 1) ERA: 7.06	4.1	L	23	9	6	6	1	0	0	1	0	1	0	45	75	12.46	2.077
28 Ken Cloude, R (5, 1) ERA: 7.84	3.0		18	6	3	3	1	3	0	0	0	0	1	27	56	9.00	3.000
Ryan Franklin, R (8, 1) ERA: 4.76	0.2		2	0	0	0	0	0	0	0	0	0	0	2	3	0.00	0.000


BOTTOM

Seattle Mariners @ Kansas City Royals
Kauffman Stadium, Kansas City, MO

Tue Jul 27 1999, 7:05 PM CDT
Att: 18,232 - Cloudy - 98 F

AB	39
R	9
H	15
RBI	7
BB	3
SO	2
LOB	19

WP: 1 PA: 43
PB: 0 SB: 1
CS: 0



PITCHER	IP	WLS	BF	H	R	ER	SO	BB	IBB	HBP	BLK	WP	HR	S	P	ERA	WHIP
Jeff Fassero, L (1, 1) ERA: 7.06	4.1	L	23	9	6	6	1	0	0	1	0	1	0	45	75	12.46	2.077
28 Ken Cloude, R (5, 1) ERA: 7.84	3.0		18	6	3	3	1	3	0	0	0	0	1	27	56	9.00	3.000
Ryan Franklin, R (8, 1) ERA: 4.76	0.2		2	0	0	0	0	0	0	0	0	0	0	2	3	0.00	0.000

Batter	1	2	3	4	5	6	7	8	9	AB R H RBI BB SO LOB	TOP											
Brian Hunter, R (1, 7) OBP: 0.308, SLG: 0.358	0-1 G4-3	0-1 F8		0-0 P6			2-2 G6-3		0-3 K	5 0 0 0 0 1 2												
Alex Rodriguez, R (1, 6) OBP: 0.389, SLG: 0.635	4-2 1B BB	4-1 CS BB			2-3 K		0-3 K		1-2 F8	3 0 0 0 2 2 1												
Ken Griffey Jr., L (1, 8) OBP: 0.399, SLG: 0.617	0-0 1B BB	0-2 CS	3-0 F7		1-3 K		1-1 P4			4 0 1 0 0 1 0												
Edgar Martinez, R (1, 10) OBP: 0.433, SLG: 0.519	4-1 1B BB		2-1 F7		2-2 G5-3			1-0 F8		3 0 0 0 1 0 0												
Jay Buhner, R (1, 9) OBP: 0.392, SLG: 0.504	2-3 K		3-2 HR		4-0 1B BB			0-1 L9-6 1B		3 1 2 1 1 1 3												
Russ Davis, R (1, 5) OBP: 0.286, SLG: 0.450	3-2 G6-3		1-2 G3		1-3 K		2-0 1B	1-2 1B		4 0 1 0 0 1 4												
David Bell, R (1, 4) OBP: 0.344, SLG: 0.460		4-2 HR BB		0-2 G5-3 1B		2-1 FC6-4 1B		2-2 L9-6		3 1 2 0 1 0 2												
Raul Ibanez, L (1, 3) OBP: 0.333, SLG: 0.413		0-2 HR		2-3 K		3-2 P5		2-3 K		4 1 1 2 0 2 3												
Dan Wilson, R (1, 2) OBP: 0.332, SLG: 0.399		0-3 K		0-0 G5-3		2-2 FC6-4		2-1 1B		4 0 1 0 0 1 3												
Inning Stats	R: 0 E: 0 K: 1 S: 12	H: 1 LOB: 3 BB: 2 P: 25	R: 2 E: 0 K: 1 S: 14	H: 1 LOB: 0 BB: 2 P: 22	R: 1 E: 0 K: 0 S: 10	H: 1 LOB: 0 BB: 0 P: 19	R: 0 E: 0 K: 1 S: 10	H: 1 LOB: 1 BB: 0 P: 12	R: 0 E: 0 K: 2 S: 10	H: 0 LOB: 0 BB: 0 P: 15	R: 0 E: 0 K: 1 S: 14	H: 1 LOB: 2 BB: 1 P: 26	R: 0 E: 0 K: 1 S: 12	H: 0 LOB: 0 BB: 0 P: 15	R: 0 E: 0 K: 0 S: 7	H: 2 LOB: 1 BB: 0 P: 12	R: 0 E: 0 K: 2 S: 12	H: 1 LOB: 1 BB: 0 P: 17	1B: 6 2B: 1 3B: 0 HR: 2	SF: 0 SAC: 0 DP: 1 HBP: 0	WP: 0 PB: 0 SB: 0 CS: 1	PA: 39
PITCHER	IP WLS BF H R ER SO BB IBB HBP BLK WP HR S P ERA WHIP																					
50 José Rosado, L (1, 1) ERA: 3.69	7.0 W 30 5 3 3 7 5 0 0 0 0 0 2 82 134 3.86 1.429																					
Brian Barber, R (8, 1) ERA: 7.02	1.0 H 4 2 0 0 0 0 0 0 0 0 0 0 7 12 0.00 2.000																					
Scott Service, R (9, 1) ERA: 5.49	1.0 S 4 1 0 0 2 0 0 0 0 0 0 0 0 12 17 0.00 1.000																					

Seattle Mariners @ Kansas City Royals
Kauffman Stadium, Kansas City, MO
 Wed Jul 28 1999, 7:05 PM CDT
 Att. 17,476 - Unknown - 100 F

AB	33
R	3
H	8
RBI	3
BB	5
SO	9
LOB	18



Batter	1	2	3	4	5	6	7	8	9	AB	R	H	RBI	BB	SO	LOB
Johnny Damon, L OBP: 0.381, SLG: 0.494 (1, 7)	1-0 P4		2-2 L8				1-2 L3			3	0	0	0	1	0	1
Carlos Febles, R OBP: 0.351, SLG: 0.424 (1, 4)	3-1 G1-6-3 1B			2-1 G6-3			4-2 S HR BB			3	1	1	0	1	1	1
Carlos Beltrán, S OBP: 0.342, SLG: 0.478 (1, 8)	0-0 G1-6-3 1-2f			1-2 1B 2B 1B			1-1 1H HR			4	2	2	2	0	0	2
29 Mike Sweeney, R OBP: 0.394, SLG: 0.536 (1, 3)		3-1 G5-3		3-2 G5-3			2-0 2B		1-1 G6-3	4	0	1	0	0	0	1
Jed Hansen, R OBP: 0.325, SLG: 0.324 (9, 3)				1-2					0 0 0 0 0 0 0							
Jermaine Dye, R OBP: 0.364, SLG: 0.556 (1, 9)		3-2 G5-3		1-0 2B E 1B			3-3 K		1-1 G6-3	4	1	1	0	0	1	1
Joe Randa, R OBP: 0.382, SLG: 0.514 (1, 5)		2-3 K		2-3					0 0 0 0 0 0 0							
Jeremy Giambi, L OBP: 0.377, SLG: 0.355 (1, 10)			2-1 F8	1-3 K					0 0 0 0 0 1 0							
Chad Kreuter, S OBP: 0.343, SLG: 0.377 (1, 2)			2-2 G4-1						2-0 WP 1B	4	0	0	0	0	1	2
Rey Sanchez, R OBP: 0.316, SLG: 0.361 (1, 6)			2-1 1B						2-0 G6-3	4	0	0	0	0	1	2
									1-2							

Inning Stats		R: 0	H: 1	R: 0	H: 0	R: 0	H: 1	R: 2	H: 3	R: 3	H: 3	R: 0	H: 0	R: 0	H: 1	R: 0	H: 0	R: 0	H: 1	1B: 5	SF: 0	WP: 2	PA: 34
		E: 0	LOB: 0	E: 0	LOB: 0	E: 0	LOB: 1	E: 1	LOB: 1	E: 0	LOB: 1	E: 0	LOB: 0	E: 0	LOB: 1	E: 0	LOB: 1	E: 0	LOB: 1	2B: 2	SAC: 0	PB: 0	
		K: 0	BB: 0	K: 1	BB: 0	K: 0	BB: 0	K: 1	BB: 0	K: 2	BB: 1	K: 1	BB: 0	K: 1	BB: 1	K: 0	BB: 0	K: 0	BB: 0	3B: 0	DP: 1	SB: 2	
		S: 4	P: 8	S: 8	P: 16	S: 10	P: 18	S: 15	P: 24	S: 19	P: 33	S: 8	P: 16	S: 8	P: 16	S: 6	P: 10	S: 6	P: 10	HR: 2	HBP: 0	CS: 0	
PITCHER		IP	WLS	BF	H	R	ER	SO	BB	IBB	HBP	BLK	WP	HR	S	P	ERA	WHIP					
Freddy Garcia, R ERA: 4.96 (1, 1)	5.0	L	23	8	5	4	4	4	1	0	0	0	1	2	56	99	7.20	1.800					
Frankie Rodriguez, R ERA: 6.56 (6, 1)	2.0		7	0	0	0	1	1	0	0	0	0	0	0	16	32	0.00	0.500					
Jose Paniagua, R ERA: 3.86 (8, 1)	1.0		4	1	0	0	0	0	0	0	0	0	1	0	6	10	0.00	1.000					

BOTTOM

Seattle Mariners @ Kansas City Royals

Kauffman Stadium, Kansas City, MO

Wed Jul 28 1999, 7:05 PM CDT

Att. 17,476 - Unknown - 100 F

livebaseballscores.com

AB	32
R	5
H	9
RBI	4
BB	2
SO	5
LOB	8



Seattle Mariners @ Kansas City Royals

Kauffman Stadium, Kansas City, MO

Thu Jul 29 1999, 1:05 PM CDT
Att. 20,147 - Sunny - 98 F

livebaseballscorecards.com



Batter	1	2	3	4	5	6	7	8	9	AB	R	H	RBI	BB	SO	LOB	TOP								
Brian Hunter, R OBP: 0.311, SLG: 0.360 (1, 8) (8, 7)	1-0 G1-3	0-0 B2		1-0 BB 1B		1-1 S 2B 1B	1-0 BB 1B		3-1 P4	6	1	3	1	0	0	0									
David Bell, R OBP: 0.344, SLG: 0.458 (1, 4)	2-2 1B 1B		0-0 P5	1-0 F9		2-3 K 1-2	4-2 BB			4	0	1	0	1	1	3									
Ken Griffey Jr., L OBP: 0.401, SLG: 0.615 (1, 10) (8, 8)	1-2 1B		1-1 F8	4-0 FC6-4 BB		4-0 S 2B IBB	0-2 G3-1			3	1	1	0	2	0	3									
Alex Rodriguez, R OBP: 0.390, SLG: 0.646 (1, 6)	1-3 K		0-0 HR	2-1 FC6-4		1-2 1-H 2-H 2B		1-3 K		5	1	2	3	0	2	5									
Raul Ibanez, L OBP: 0.326, SLG: 0.400 (1, 9)	2-0 G4-3		0-3 K		0-3 K	0-2 L9		2-2 G6-4-3 1B		5	0	1	0	0	2	3									
Tom Lampkin, L OBP: 0.358, SLG: 0.536 (1, 2)			1-2 G3-1		4-0 2B 1B BB	4-1 1B BB	1-1 F7		3-2 G6-4-3 1-2f	3	1	0	0	2	0	2									
Ozzie Timmons, R OBP: 0.273, SLG: 0.500 Paul Abbott, R (8, 1) Edgar Martinez, R OBP: 0.434, SLG: 0.530 Jose Mesa, R (9, 1)		0-1 G1-3 HR 1B		2-2 F7		0-3 K		1-0 G4-3	0-0 HR	4	1	1	0	0	1	2									
John Mabry, L OBP: 0.302, SLG: 0.406 (1, 3)		1-0 G1-3		1-0 1B 2B		3-2 K 1B	0-0 BB 1B 1B		0-3 K	5	1	3	0	0	1	1									
Russ Davis, R OBP: 0.288, SLG: 0.459 (1, 5)		2-0 HR		0-0 BB 1B		1-3 K		2-3 K	0-0 P4	5	1	2	3	0	2	3									
Inning Stats	R: 0 E: 0 K: 1 S: 11	H: 2 LOB: 2 BB: 0 P: 18	R: 2 E: 0 K: 0 S: 10	H: 2 LOB: 0 BB: 0 P: 14	R: 1 E: 0 K: 1 S: 7	H: 1 LOB: 0 BB: 0 P: 8	R: 2 E: 0 K: 0 S: 10	H: 3 LOB: 3 BB: 2 P: 25	R: 0 E: 0 K: 3 S: 17	H: 1 LOB: 2 BB: 1 P: 25	R: 2 E: 0 K: 1 S: 15	H: 2 LOB: 1 BB: 1 P: 24	R: 0 E: 0 K: 1 S: 15	H: 2 LOB: 3 BB: 1 P: 23	R: 0 E: 0 K: 1 S: 10	H: 1 LOB: 0 BB: 0 P: 16	R: 1 E: 0 K: 1 S: 7	H: 1 LOB: 0 BB: 0 P: 10	1B: 10 2B: 2 3B: 0 HR: 3	SF: 0 SAC: 0 DP: 1 HBP: 0	WP: 0 PB: 0 SB: 3 CS: 0	PA: 46			
PITCHER	IP	WLS	BF	H	R	ER	SO	BB	IBB	HBP	BLK	WP	HR	S	P	ERA	WHIP								
Jeff Suppan, R ERA: 4.12 (1, 1)	5.1	L	31	11	7	7	6	3	1	0	0	0	2	65	108	11.81	2.625								
Alvin Morman, L ERA: 3.48 (6, 1)	1.2		8	2	0	0	1	1	0	0	0	0	0	20	29	0.00	1.800								
Matt Whisenant, L ERA: 5.51 (8, 1)	1.0		3	1	0	0	1	0	0	0	0	0	0	10	16	0.00	1.000								
Glendon Rusch, L ERA: 9.0 (9, 1)	1.0		4	1	1	1	1	0	0	0	0	0	1	7	10	9.00	1.000								

Batter	1	2	3	4	5	6	7	8	9	AB	R	H	RBI	BB	SO	LOB
Johnny Damon, L (1, 7) OBP: 0.382, SLG: 0.494	2-3 K		2-0 G4-3 1B		3-1 G6-4-3 1B			0-3 K		4	0	2	0	0	2	0
Carlos Febles, R (1, 4) OBP: 0.350, SLG: 0.427	1-1 G6-3		2-1 G4-3 1-2f		2-2 G6-4-3 1-2f			1-2 3B		4	0	1	0	0	0	2
Carlos Beltrán, S (1, 8) OBP: 0.339, SLG: 0.474	2-3 K		0-0 G6-3					1-0 L9		4	0	0	0	0	1	1
29 Mike Sweeney, R (1, 3) OBP: 0.397, SLG: 0.544		4-1 1B 2B BB		2-2 HR				3-1 G4-3		2	2	1	1	2	0	0
Jermaine Dye, R (1, 9) OBP: 0.363, SLG: 0.561		0-0 F8		1-1 HR				3-2 P7		4	1	1	1	0	0	2
Joe Randa, R (1, 5) OBP: 0.381, SLG: 0.511		2-0 2B 1B		0-0 G6-3				0-1 F9		4	1	1	0	0	0	1
Jeremy Giambi, L (1, 10) OBP: 0.380, SLG: 0.366		2-2 L5-4 1-H 2-H 2B		3-2 G4-3				2-3 K		4	0	2	2	0	1	0
Tim Spehr, R (1, 2) OBP: 0.333, SLG: 0.420 Scott Pose, L (9, PH) OBP: 0.396, SLG: 0.338		4-0 BB		0-0 G1-3				3-2 F8		2	0	0	0	1	0	0
Rey Sanchez, R (1, 6) OBP: 0.313, SLG: 0.358		1-2 L5-4 2-3						0-1 G6-3		1	0	0	0	0	0	2

Inning Stats	R: 0	H: 0	E: 0	K: 2	S: 8	LOB: 0	BB: 0	P: 13	R: 2	H: 2	E: 0	K: 0	S: 12	LOB: 1	BB: 2	P: 25	R: 0	H: 1	E: 0	K: 0	S: 4	LOB: 0	BB: 0	P: 8	R: 2	H: 2	E: 0	K: 0	S: 10	LOB: 0	BB: 0	P: 16	R: 0	H: 0	E: 0	K: 0	S: 8	LOB: 0	BB: 0	P: 17	R: 0	H: 0	E: 0	K: 1	S: 9	LOB: 0	BB: 0	P: 14	R: 0	H: 1	E: 0	K: 1	S: 12	LOB: 1	BB: 0	P: 16	R: 0	H: 1	E: 0	K: 0	S: 10	LOB: 2	BB: 1	P: 22	1B: 4	SF: 0	2B: 2	SAC: 0	3B: 1	DP: 3	HR: 2	HBP: 0	WP: 1	PA: 35
--------------	------	------	------	------	------	--------	-------	-------	------	------	------	------	-------	--------	-------	-------	------	------	------	------	------	--------	-------	------	------	------	------	------	-------	--------	-------	-------	------	------	------	------	------	--------	-------	-------	------	------	------	------	------	--------	-------	-------	------	------	------	------	-------	--------	-------	-------	------	------	------	------	-------	--------	-------	-------	-------	-------	-------	--------	-------	-------	-------	--------	-------	--------

PITCHER	IP	WLS	BF	H	R	ER	SO	BB	IBB	HBP	BLK	WP	HR	S	P	ERA	WHIP
John Halama, L (1, 1) ERA: 3.65	5.0	W	20	6	4	4	2	2	0	0	0	0	0	42	75	7.20	1.600
Paul Abbott, R (6, 1) ERA: 3.38	3.0	H	10	1	0	0	2	0	0	0	0	0	0	29	47	0.00	0.333
Paul Abbott, R (8, 1) ERA: 3.38	3.0	H	10	1	0	0	2	0	0	0	0	0	0	29	47	0.00	0.333
Jose Mesa, R (9, 1) ERA: 6.48	1.0		5	1	0	0	0	1	0	0	0	1	0	10	22	0.00	2.000

BOTTOM

Seattle Mariners @ Kansas City Royals
Kauffman Stadium, Kansas City, MO

Thu Jul 29 1999, 1:05 PM CDT
Att. 20,147 - Sunny - 98 F

livebaseballscorecards.com

AB	32
R	4
H	8
RBI	4
BB	3
SO	4
LOB	10



Batter	1	2	3	4	5	6	7	8	9	AB R H RBI BB SO LOB	TOP											
Delino DeShields, L (1, 4) OBP: 0.350, SLG: 0.361	2-2 P5		2-1 G4-3		3-2 G3-1		2-3 K		1-1 G6-3	5 0 0 0 0 1 2	Baltimore Orioles @ Seattle Mariners Safeco Field, Seattle, WA Fri Jul 30 1999, 7:05 PM PDT Att. 44,931 - Cloudy - 72 F											
Mike Bordick, R (1, 6) OBP: 0.331, SLG: 0.379	1-2 P2		2-2 G5-3		1-2 F8		1-3 K		1-1 HBP	4 0 0 0 0 1 2												
B.J. Surhoff, L (1, 7) OBP: 0.363, SLG: 0.539	3-2 P5			1-0 F7		3-2 1B		3-2 F7	0-1 F9	5 0 1 0 0 0 1												
Albert Belle, R (1, 9) OBP: 0.393, SLG: 0.505		0-0 G4-3		0-0 P6		0-0 P3		1-0 1B S E 1B		4 1 1 0 0 0 1												
Harold Baines, L (1, 10) OBP: 0.403, SLG: 0.620 Jeff Conine, R (8, PH) OBP: 0.345, SLG: 0.484		3-2 BB 1B		1-0 G3		0-0 F8		0-0 L9		3 0 1 0 0 0 1 1 0 0 0 0 0 1												
Will Clark, L (1, 3) OBP: 0.382, SLG: 0.505		4-2 FC6-4 BB 1B			1-0 G3		3-3 K	4-1 E BB		2 0 1 0 2 1 1												
Cal Ripken Jr., R (1, 5) OBP: 0.356, SLG: 0.589		1-0 P7			2-0 FC4-6 BB 2B		0-0 G4-3 E 2B	0-0 E8 1-3 2-H 1B		4 2 2 0 0 0 3												
Rich Amaral, R (1, 8) OBP: 0.357, SLG: 0.374		0-0 FC6-4 1-2f			4-2 2B BB		0-1 G4-3	3-3 K		3 1 0 0 1 1 5												
Charles Johnson, R (1, 2) OBP: 0.353, SLG: 0.451			1-3 K		3-2 G3-1 1-H 2-H 2B		0-1 E6 3-H	3-3 K		4 0 1 3 0 2 0												
Inning Stats	R: 0 E: 0 K: 0 S: 10	H: 0 LOB: 0 BB: 0 P: 16	R: 0 E: 0 K: 0 S: 10	H: 1 LOB: 2 BB: 1 P: 18	R: 0 E: 0 K: 1 S: 9	H: 0 LOB: 0 BB: 0 P: 14	R: 0 E: 0 K: 0 S: 3	H: 0 LOB: 0 BB: 0 P: 5	R: 2 E: 0 K: 0 S: 13	H: 2 LOB: 1 BB: 1 P: 27		R: 0 E: 0 K: 1 S: 9	H: 1 LOB: 1 BB: 0 P: 15	R: 1 E: 1 K: 2 S: 11	H: 1 LOB: 1 BB: 0 P: 14	R: 1 E: 1 K: 1 S: 10	H: 2 LOB: 2 BB: 1 P: 21	R: 0 E: 0 K: 1 S: 8	H: 0 LOB: 1 BB: 0 P: 13	1B: 5 2B: 2 3B: 0 HR: 0	SF: 0 SAC: 0 DP: 0 HBP: 1	WP: 0 PB: 0 SB: 1 CS: 0
PITCHER	IP WLS BF H R ER SO BB IBB HBP BLK WP HR S P ERA WHIP																					
Gil Meche, R (1, 1) ERA: 6.12	6.1 W 27 5 3 3 2 2 0 0 0 0 0 0 59 100 4.26 1.105																					
Steve Sinclair, L (7, 1) ERA: 10.8	1.0 H 4 1 1 0 2 0 0 0 0 0 0 0 10 17 0.00 1.000																					
Jose Paniagua, R (8, 1) ERA: 3.83	0.2 H 4 1 0 0 1 1 0 0 0 0 0 0 6 13 0.00 3.000																					
Jose Mesa, R (9, 1) ERA: 6.33	1.0 S 4 0 0 0 1 0 0 0 1 0 0 0 8 13 0.00 0.000																					

AB	35
R	4
H	7
RBI	3
BB	3
SO	6
LOB	17



Batter	1	2	3	4	5	6	7	8	9
Brian Hunter, R OBP: 0.310, SLG: 0.359 (1, 7)	1-3 K		0-1 L3		2-1 E1 HR 1B	3-2 G5-3		0-1 SF8	
David Bell, R OBP: 0.345, SLG: 0.458 (1, 4)	2-2 2B		3-1 G5-3		4-2 HR BB	1-1 P3		0-3 K	
Ken Griffey Jr., L OBP: 0.400, SLG: 0.613 (1, 8)	2-3 K			2-2 2B	1-3 K		2-0 G3-1		
Alex Rodriguez, R OBP: 0.388, SLG: 0.651 (1, 6)	0-3 K			0-2 P3	2-2 HR		2-3 K		
Edgar Martinez, R OBP: 0.432, SLG: 0.525 (1, 10)		3-2 F9		4-0 BB	2-1 F9		3-1 G6-3		
Jay Buhner, R OBP: 0.395, SLG: 0.524 (1, 9)		0-3 K		0-3 K	3-2 HR		4-2 SH1-4 BB		
Shane Monahan, L (8, PR) (9, 9)									
John Mabry, L OBP: 0.301, SLG: 0.401 (1, 3)		1-1 G4-3		0-0 P3	3-3 K		4-2 SF8 SH1-4 BB		
Russ Davis, R OBP: 0.294, SLG: 0.462 (1, 5)			3-2 F8 1B		4-2 1B HBP E BB	0-1 SH1-3 1B		2-1 SH1-4	
Dan Wilson, R OBP: 0.336, SLG: 0.397 (1, 2)			3-2 F8		3-1 E HR HBP	0-0 SH1-3		4-2 BB	

Inning Stats	R: 0 E: 0 K: 3 S: 15	H: 1 LOB: 1 BB: 0 P: 20	R: 0 E: 0 K: 1 S: 9	H: 0 LOB: 0 BB: 0 P: 13	R: 0 E: 0 K: 0 S: 14	H: 1 LOB: 1 BB: 0 P: 23	R: 0 E: 0 K: 1 S: 12	H: 1 LOB: 2 BB: 1 P: 18	R: 6 E: 1 K: 2 S: 25	H: 3 LOB: 0 BB: 2 P: 49	R: 0 E: 0 K: 0 S: 8	H: 1 LOB: 1 BB: 0 P: 12	R: 0 E: 0 K: 1 S: 7	H: 0 LOB: 0 BB: 0 P: 14	R: 1 E: 0 K: 1 S: 15	H: 0 LOB: 2 BB: 3 P: 29
--------------	-------------------------------	----------------------------------	------------------------------	----------------------------------	-------------------------------	----------------------------------	-------------------------------	----------------------------------	-------------------------------	----------------------------------	------------------------------	----------------------------------	------------------------------	----------------------------------	-------------------------------	----------------------------------

PITCHER	IP	WLS	BF	H	R	ER	SO	BB	IBB	HBP	BLK	WP	HR	S	P	ERA	WHIP
Jason Johnson, R ERA: 5.58 (1, 1)	4.0	L	20	4	4	4	5	3	0	1	0	0	0	60	97	9.00	1.750
Arthur Rhodes, L ERA: 6.44 (5, 1)	1.0		5	2	2	2	2	0	0	0	0	0	2	15	26	18.00	2.000
Ricky Bones, R ERA: 5.86 (6, 1)	2.0		7	1	0	0	1	0	0	0	0	0	0	15	26	0.00	0.500
Al Reyes, R ERA: 4.02 (8, 1)	1.0		6	0	1	1	1	3	0	0	0	0	0	15	29	9.00	3.000

BOTTOM


Baltimore Orioles @ Seattle Mariners
Safeco Field, Seattle, WA

Fri Jul 30 1999, 7:05 PM PDT
Att. 44,931 - Cloudy - 72 F

AB	R	H	RBI	BB	SO	LOB
4	1	1	1	0	1	2
4	1	1	0	1	1	4
4	0	1	0	0	2	4
4	1	1	4	0	2	2
3	0	0	0	1	0	0
3	1	1	1	1	2	2
0	1	0	0	0	0	0
3	0	0	0	1	1	2
2	1	2	0	1	0	0
1	1	0	0	1	0	1

AB	28
R	7
H	7
RBI	6
BB	6
SO	9
LOB	17

WP: 0 PA: 38
PB: 0
SB: 2
CS: 0



Batter	1	2	3	4	5	6	7	8	9	AB R H RBI BB SO LOB	TOP	
Rich Amaral, R (1, 8) OBP: 0.345, SLG: 0.359	0-0 F8		0-0 F8		1 SAFE 2-2 F7			2-1 F7		4 0 0 0 0 0 1		
Delino DeShields, L (1, 4) OBP: 0.344, SLG: 0.355	0-0 F7		0-2 F7		2-1 CS	1-1 G4-3		1-1 F7		4 0 0 0 0 0 0		
B.J. Surhoff, L (1, 7) OBP: 0.364, SLG: 0.539	1-3 K		3-1 1B			1-0 1B			3-2 L4	4 0 2 0 0 1 0		
Albert Belle, R (1, 10) OBP: 0.391, SLG: 0.505		1-0 2B	0-0 F8			1-2 F9			0-0 L9	4 1 1 0 0 0 2		
Cal Ripken Jr., R (1, 5) OBP: 0.358, SLG: 0.591		0-0 1B 2B		3-1 G6-3		2-0 F7			0-1 BB 1B	4 1 2 1 0 0 1		
Will Clark, L (1, 3) OBP: 0.379, SLG: 0.498		1-1 P2		1-1 F8			3-2 F7		4-0 BB	3 0 0 0 1 0 1		
Jeff Conine, R (1, 9) OBP: 0.344, SLG: 0.480		3-2 F8		0-0 L9			1-1 G6-4-3 1B		0-3 K	4 0 1 0 0 1 3		
Charles Johnson, R (1, 2) OBP: 0.353, SLG: 0.449		1-0 FC6-4 1B		2-2 F8			0-0 G6-4-3			3 0 1 1 0 0 1		
Mike Bordick, R (1, 6) OBP: 0.331, SLG: 0.379		0-1 FC6-4		2-1 CS 1B				0-0 F8		3 0 1 0 0 0 1		
Inning Stats	R: 0 H: 0 E: 0 LOB: 0 K: 1 BB: 0 S: 5 P: 6	R: 2 H: 3 E: 0 LOB: 1 K: 0 BB: 0 S: 10 P: 16	R: 0 H: 1 E: 0 LOB: 1 K: 0 BB: 0 S: 7 P: 10	R: 0 H: 0 E: 0 LOB: 0 K: 0 BB: 0 S: 5 P: 9	R: 0 H: 1 E: 0 LOB: 0 K: 0 BB: 0 S: 9 P: 17	R: 0 H: 1 E: 0 LOB: 1 K: 0 BB: 0 S: 7 P: 12	R: 0 H: 1 E: 0 LOB: 0 K: 0 BB: 0 S: 6 P: 10	R: 0 H: 0 E: 0 LOB: 0 K: 1 BB: 1 S: 5 P: 8	R: 0 H: 1 E: 0 LOB: 2 K: 1 BB: 1 S: 11 P: 18	1B: 6 SF: 0 2B: 2 SAC: 0 3B: 0 DP: 1 HR: 0 HBP: 0	WP: 0 PA: 35 PB: 0 SB: 0 CS: 1	
PITCHER	IP WLS BF H R ER SO BB IBB HBP BLK WP HR S P ERA WHIP											
Jamie Moyer, L (1, 1) ERA: 4.56	8.0 W 29 7 2 2 1 0 0 0 0 0 0 0 54 88 2.25 0.875											
Jose Mesa, R (9, 1) ERA: 6.18	1.0 S 5 1 0 0 1 1 0 0 0 0 0 0 11 18 0.00 2.000											

Baltimore Orioles @ Seattle Mariners
Safeco Field, Seattle, WA
Sat Jul 31 1999, 1:05 PM PDT
Att. 45,139 - Sunny - 71 F

livebaseballscorecards.com

AB	33
R	2
H	8
RBI	2
BB	1
SO	2
LOB	10



Batter	1	2	3	4	5	6	7	8	9	AB R H RBI BB SO LOB
Brian Hunter, R OBP: 0.312, SLG: 0.359 (1, 7)	1-1 G5-3	2-1 BB 1B		1-3 K		2-0 CS 1-2	4-2 G1-3 BB			3 1 1 0 1 1 0
David Bell, R OBP: 0.344, SLG: 0.455 (1, 4)	1-2 L4	4-1 BB			0-0 F8		0-0 G1-3			3 0 0 0 1 0 1
Ken Griffey Jr., L OBP: 0.400, SLG: 0.620 (1, 8)	1-0 HR	1-0 G1-3			1-2 CS 1B		2-2 G3-1			4 1 2 2 0 0 2
Alex Rodriguez, R OBP: 0.386, SLG: 0.645 (1, 6)	1-2 BB 1B		3-3 K		1-3 K 1-2		0-3 K			4 0 1 0 0 3 1
Edgar Martinez, R OBP: 0.433, SLG: 0.526 (1, 10)	4-2 BB		0-1 F8			0-1 2B		1-3 K		3 1 1 0 1 1 0
Jay Buhner, R OBP: 0.391, SLG: 0.512 (1, 9)	1-3 K		4-2 BB			1-2 F8		0-3 K		3 0 0 0 1 2 3
Tom Lampkin, L OBP: 0.371, SLG: 0.549 (1, 2)		1-1 BB 1B	1-0 G4-3			0-1 G4-3 1B 2B		4-1 BB		3 1 2 1 1 0 1
John Mabry, L OBP: 0.300, SLG: 0.411 (1, 3)		2-2 HR		1-0 F7		3-2 G4-3		0-1 F7		4 1 1 1 0 0 2
Russ Davis, R OBP: 0.295, SLG: 0.461 (1, 5)		1-3 K		1-3 K		0-0 CS 1B				3 0 1 1 0 2 0

Inning Stats	R: 1 E: 0 K: 1 S: 14	H: 2 LOB: 2 BB: 1 P: 23	R: 1 E: 0 K: 1 S: 14	H: 3 LOB: 2 BB: 1 P: 25	R: 0 E: 0 K: 1 S: 8	H: 0 LOB: 1 BB: 1 P: 16	R: 0 E: 0 K: 2 S: 7	H: 0 LOB: 0 BB: 0 P: 10	R: 0 E: 0 K: 1 S: 8	H: 1 LOB: 0 BB: 0 P: 10	R: 2 E: 0 K: 0 S: 15	H: 3 LOB: 0 BB: 0 P: 21	R: 1 E: 0 K: 1 S: 10	H: 0 LOB: 0 BB: 1 P: 16	R: 0 E: 0 K: 2 S: 11	H: 0 LOB: 1 BB: 1 P: 16	1B: 5 2B: 2 3B: 0 HR: 2	SF: 0 SAC: 0 DP: 0 HBP: 0	WP: 0 PB: 0 SB: 0 CS: 2	PA: 36
--------------	-------------------------------	----------------------------------	-------------------------------	----------------------------------	------------------------------	----------------------------------	------------------------------	----------------------------------	------------------------------	----------------------------------	-------------------------------	----------------------------------	-------------------------------	----------------------------------	-------------------------------	----------------------------------	----------------------------------	------------------------------------	----------------------------------	--------


PITCHER	IP	WLS	BF	H	R	ER	SO	BB	IBB	HBP	BLK	WP	HR	S	P	ERA	WHIP
Sidney Ponson, R ERA: 4.18 (1, 1)	6.0	L	27	9	4	4	6	3	0	0	0	0	2	66	105	6.00	2.000
Doug Johns, L ERA: 4.54 (7, 1)	0.2		3	0	1	1	0	1	0	0	0	0	0	7	13	13.50	1.500
Scott Kamieniecki, R ERA: 6.75 (7, 1)	1.1		5	0	0	0	3	1	0	0	0	0	0	14	19	0.00	0.750

BOTTOM

Baltimore Orioles @ Seattle Mariners
Safeco Field, Seattle, WA

Sat Jul 31 1999, 1:05 PM PDT
Att. 45,139 - Sunny - 71 F

AB	30
R	5
H	9
RBI	5
BB	5
SO	9
LOB	10



Batter	1	2	3	4	5	6	7	8	9	AB R H RBI BB SO LOB	TOP											
Rich Amaral, R OBP: 0.339, SLG: 0.352 (1, 8)	1-0 L4		1-2 BB S 1B	1-3 K		0-3 K		1-1 FC5-4 1-2f		5 0 1 0 0 2 7												
Mike Bordick, R OBP: 0.332, SLG: 0.377 (1, 6)	2-2 S 1B		4-2 SAFE SAFE 1-2 BB BB		0-1 F8	1-3 K		2-3 K		4 0 1 0 1 2 3												
B.J. Surhoff, L OBP: 0.360, SLG: 0.533 (1, 7)	1-3 K 1-2		0-0 F8		3-3 K		1-0 P4		1-0 G6-3	5 0 0 0 0 2 3												
Albert Belle, R OBP: 0.391, SLG: 0.501 (1, 9)	4-0 BB		4-1 BB 1-2 2-3 BB		0-1 F9		0-0 G4-3		0-3 K	3 0 0 0 2 1 0												
Jeff Conine, R OBP: 0.339, SLG: 0.473 (1, 3) (8, 5)	2-2 G1-3		2-2 L7			2-2 P6		2-2 F9		4 0 0 0 0 0 5												
Harold Baines, L OBP: 0.407, SLG: 0.621 (1, 10)		0-1 G4-3		0-0 1B 1B		1-1 1B 1B		4-2 SH3-4 BB		3 1 2 0 1 0 0												
Charles Johnson, R OBP: 0.353, SLG: 0.448 (1, 2)		2-0 G1-3		2-3 K		1-0 1B 1B 1B		0-1 SH3-4		3 0 1 0 0 1 1												
Delino DeShields, L OBP: 0.347, SLG: 0.357 (1, 4)		2-3 K		1-2 1B 1-2 1B		0-0 1B 1-2 3-H 1B		3-3 K		4 0 2 1 0 2 1												
Jeff Reboulet, R OBP: 0.306, SLG: 0.205 Will Clark, L OBP: 0.382, SLG: 0.498 (8, PH) (8, 3)			2-1 G6-3	2-2 P3		3-1 1B 1-2 2-3		4-0 FC5-4 IBB		3 0 1 0 0 0 2 0 0 0 0 1 0 0												
Inning Stats	R: 0 E: 0 K: 1 S: 13	H: 1 LOB: 2 BB: 1 P: 23	R: 0 E: 0 K: 1 S: 7	H: 0 LOB: 0 BB: 0 P: 11	R: 0 E: 0 K: 0 S: 12	H: 1 LOB: 3 BB: 2 P: 25	R: 0 E: 0 K: 2 S: 21	H: 2 LOB: 2 BB: 0 P: 27	R: 0 E: 0 K: 1 S: 8	H: 0 LOB: 0 BB: 0 P: 11	R: 1 E: 0 K: 2 S: 15	H: 4 LOB: 3 BB: 0 P: 23	R: 0 E: 0 K: 0 S: 5	H: 0 LOB: 0 BB: 0 P: 8	R: 0 E: 0 K: 1 S: 10	H: 0 LOB: 2 BB: 2 P: 22	R: 0 E: 0 K: 2 S: 8	H: 0 LOB: 0 BB: 0 P: 11	1B: 8 2B: 0 3B: 0 HR: 0	SF: 0 SAC: 1 DP: 0 HBP: 0	WP: 0 PB: 0 SB: 2 CS: 0	PA: 40
PITCHER	IP WLS BF H R ER SO BB IBB HBP BLK WP HR S P ERA WHIP																					
Jeff Fassero, L ERA: 6.8 Paul Abbott, R ERA: 3.12 Jose Mesa, R ERA: 6.04	(1, 1) 6.0 WLS 29 H 8 R 1 ER 1 SO 7 BB 3 IBB 0 HBP 0 BLK 0 WP 0 HR 0 S 76 P 120 ERA 1.50 WHIP 1.833	(7, 1) 2.0 W 8 0 0 0 1 1 1 0 0 0 0 15 30 0.00 0.500	(9, 1) 1.0 S 3 0 0 0 2 0 0 0 0 0 0 8 11 0.00 0.000																			

Baltimore Orioles @ Seattle Mariners
Safeco Field, Seattle, WA
Sun Aug 01 1999, 1:35 PM PDT
Att. 45,149 - Cloudy - 63 F

livebaseballscorecards.com

AB	34
R	1
H	8
RBI	1
BB	5
SO	10
LOB	22



Batter	1	2	3	4	5	6	7	8	9	AB R H RBI BB SO LOB
Brian Hunter, R (1, 7) OBP: 0.312, SLG: 0.357	3-2 G4-3			4-2 G4-3 BB		0-0 SH3		1-2 P4		2 0 0 0 1 0 0
David Bell, R (1, 4) OBP: 0.341, SLG: 0.451	0-0 P2			0-0 G4-3		3-1 SF9		0-1 G1-6-3		3 0 0 1 0 0 1
Ken Griffey Jr., L (1, 8) OBP: 0.400, SLG: 0.617	2-1 G4-1			4-2 BB		0-0 F7				2 0 0 0 1 0 0
Alex Rodriguez, R (1, 6) OBP: 0.382, SLG: 0.638		0-3 K		1-3 K		0-0 P4				3 0 0 0 0 2 2
Edgar Martinez, R (1, 10) OBP: 0.429, SLG: 0.521		1-2 G1-3		1-2 L4		1-3 K				3 0 0 0 0 1 2
Jay Buhner, R (1, 9) OBP: 0.384, SLG: 0.500		0-3 K			1-0 L6		1-3 K			3 0 0 0 0 2 0
John Mabry, L (1, 3) OBP: 0.300, SLG: 0.415			1-3 K		1-3 K			0-0 E 2B		3 1 1 0 0 2 0
Dan Wilson, R (1, 2) OBP: 0.336, SLG: 0.396			1-2 G6-3		0-1 G6-3			0-0 E5 SH3 S 1B		3 1 1 0 0 0 0
Russ Davis, R (1, 5) OBP: 0.296, SLG: 0.465			1-3 K			0-0 SH3 SF9 2B		1-0 SH3		2 1 1 0 0 1 0
Inning Stats	R: 0 H: 0 E: 0 LOB: 0 K: 0 BB: 0 S: 6 P: 11	R: 0 H: 0 E: 0 LOB: 0 K: 2 BB: 0 S: 9 P: 10	R: 0 H: 0 E: 0 LOB: 0 K: 2 BB: 0 S: 9 P: 12	R: 0 H: 0 E: 0 LOB: 2 K: 1 BB: 2 S: 15 P: 25	R: 0 H: 0 E: 0 LOB: 0 K: 1 BB: 0 S: 6 P: 8	R: 1 H: 1 E: 0 LOB: 0 K: 0 BB: 0 S: 5 P: 8	R: 0 H: 0 E: 0 LOB: 0 K: 2 BB: 0 S: 7 P: 9	R: 2 H: 2 E: 1 LOB: 0 K: 0 BB: 0 S: 8 P: 10		1B: 1 SF: 1 2B: 2 SAC: 2 3B: 0 DP: 0 HR: 0 HBP: 0
PITCHER 35 Mike Mussina, R (1, 1) ERA: 3.62	IP WLS BF H R ER SO BB IBB HBP BLK WP HR S P ERA WHIP	8.0 L 29 3 3 2 8 2 0 0 0 0 0 0 65 93 2.25 0.625								

BOTTOM

Baltimore Orioles @ Seattle Mariners
Safeco Field, Seattle, WA
 Sun Aug 01 1999, 1:35 PM PDT
 Att: 45,149 - Cloudy - 63 F

livebaseballscorecards.com

AB	24
R	3
H	3
RBI	1
BB	2
SO	8
LOB	5



WP: 0	PA: 29
PB: 0	
SB: 1	
CS: 0	

Batter	1	2	3	4	5	6	7	8	9	AB R H RBI BB SO LOB	TOP											
Terrell Lowery, R (1, 8) OBP: 0.394, SLG: 0.533 B C B B B X PB 2B	3-2 2B		2-3 1 SAFE 1 SAFE K		1-3 C S B S K			0-1 S X G4-3 1B		4 0 2 0 0 2 3												
Dave Martinez, L (1, 9) OBP: 0.363, SLG: 0.415 B C B B B X P6 2-3	2-2 P6 2-3		3-3 F S B B B S 1-2 K		0-1 C X G4-3			3-2 B F 1 SAFE F B F B X F7		4 0 0 0 0 1 3												
Bubba Trammell, R (1, 7) OBP: 0.372, SLG: 0.507 F B S F S K	1-3 K			2-3 B C B F T S O B K		0-1 C X HBP 1B		2-2 S B B S S X G4-3 1-2		4 0 1 0 0 2 2												
Fred McGriff, L (1, 10) David Lamb, S (8, PR) OBP: 0.429, SLG: 0.614 OBP: 0.292, SLG: 0.308 S S B B B X L4	3-2 L4		2-3 B S B S S S K		2-3 C B B F F F F 1 S SAFE K		4-1 B B S B B BB		3 0 0 0 1 2 2 0 0 0 0 0 0 0													
John Flaherty, R (1, 2) OBP: 0.322, SLG: 0.409 X		0-0 F8		2-1 B S B X F9		2-2 C S B F H 1-2 HBP		0-3 C S S K		3 0 0 0 0 1 2												
Wade Boggs, L (1, 5) OBP: 0.368, SLG: 0.356 C O C		0-2 K		2-0 B B X G1-3 1B		0-0 X G3		4-2 C B B C B B FC3-6 BB		3 0 1 0 1 1 2												
Tony Graffanino, R (1, 4) OBP: 0.313, SLG: 0.500 C S C		0-3 K		1-2 B C S X G1-3 1B		0-1 C X G6-3		0-1 C X P3		4 0 1 0 0 1 1												
Paul Sorrento, L (1, 3) OBP: 0.343, SLG: 0.405 B B B X			2-0 B B X S 1B		3-2 S B B B B X F7		4-0 B B B B B G6-4-3 BB		0-0 X FC3-6 1-2f	3 0 1 0 1 0 3												
Aaron Ledesma, R (1, 6) OBP: 0.277, SLG: 0.277 S P T B S			2-3 S P T B S K		1-0 B X G1-3		0-2 C F C X G6-4-3 1-2f		1-1 C B B X G3	4 0 0 0 0 1 5												
Inning Stats	R: 0 E: 0 K: 1 S: 14	H: 1 LOB: 1 BB: 0 P: 23	R: 0 E: 0 K: 2 S: 7	H: 0 LOB: 0 BB: 0 P: 7	R: 0 E: 0 K: 3 S: 11	H: 1 LOB: 1 BB: 0 P: 20	R: 0 E: 0 K: 2 S: 10	H: 0 LOB: 0 BB: 0 P: 16	R: 0 E: 0 K: 1 S: 11	H: 2 LOB: 2 BB: 0 P: 19	R: 0 E: 0 K: 1 S: 14	H: 1 LOB: 2 BB: 0 P: 18	R: 0 E: 0 K: 0 S: 5	H: 0 LOB: 0 BB: 1 P: 9	R: 0 E: 0 K: 1 S: 13	H: 1 LOB: 2 BB: 1 P: 22	R: 0 E: 0 K: 0 S: 7	H: 0 LOB: 1 BB: 1 P: 12	1B: 5 2B: 1 3B: 0 HR: 0	SF: 0 SAC: 0 DP: 1 HBP: 1	WP: 0 PB: 1 SB: 1 CS: 0	PA: 36
PITCHER	IP WLS BF H R ER SO BB IBB HBP BLK WP HR S P ERA WHIP																					
Freddy Garcia, R (1, 1) ERA: 4.66	7.2 W 30 6 0 0 10 1 0 1 0 0 0 0 81 126 0.00 0.913																					
Steve Sinclair, L (8, 1) ERA: 10.8	0.0 1 0 0 0 0 1 0 0 0 0 0 0 1 5 ∞ ∞																					
Jose Paniagua, R (8, 1) ERA: 3.75	1.1 S 5 0 0 0 1 1 0 0 0 0 0 0 10 15 0.00 0.750																					

Tampa Bay Devil Rays @ Seattle Mariners
 Safeco Field, Seattle, WA
 Mon Aug 02 1999, 7:05 PM PDT
 Att. 45,118 - Unknown - 80 F

AB	32
R	0
H	6
RBI	0
BB	3
SO	11
LOB	23



Batter	1	2	3	4	5	6	7	8	9	AB R H RBI BB SO LOB	TOP									
Terrell Lowery, R OBP: 0.408, SLG: 0.531 (1, 8)	2-2 P6		2-0 G4-6-3 1B		2-2 1-2 3-H 1B		4-2 BB		1-3 K	4 0 2 1 1 1 3										
Dave Martinez, L OBP: 0.361, SLG: 0.410 (1, 9)	4-1 2B BB		2-1 G4-6-3 1-2f		1-0 F8		3-3 K		1-0 F8	4 1 0 0 1 1 9										
Tony Graffano, R OBP: 0.350, SLG: 0.550 (1, 4)	3-2 1-H 2B			3-3 K		0-0 F8		2-1 G1-6-3 1B		4 0 2 1 0 1 0										
Fred McGriff, L OBP: 0.425, SLG: 0.607 (1, 10)	1-1 G1-3			3-2 L6		0-2 L6		0-0 G1-6-3 1-2f		4 0 0 0 0 0 2										
John Flaherty, R OBP: 0.318, SLG: 0.404 (1, 2)	3-3 K			0-1 P3		0-0 G6-3		0-2 F9		4 0 0 0 0 1 1										
Wade Boggs, L OBP: 0.370, SLG: 0.356 (1, 5)		2-2 F8-3 1B			4-2 F9 1B BB		0-0 G4-3		2-2 L7	3 1 1 0 1 0 0										
Bubba Trammell, R OBP: 0.381, SLG: 0.507 (1, 7)		0-0 F8-3 1-2			4-2 1B BB		4-0 2B BB		2-2 1B 1B 1B	2 0 1 0 2 0 1										
Paul Sorrento, L OBP: 0.341, SLG: 0.402 (1, 3)		0-2 G6-3			0-1 F9		1-3 K		2-2 1B 1B	4 0 1 0 0 1 3										
Aaron Ledesma, R OBP: 0.278, SLG: 0.285 (1, 6)			0-1 G6-3		0-1 F9		0-0 2B		0-2 1B	3 0 1 0 0 0 2										
Rich Butler, L OBP: 0.235, SLG: 0.250 (9, PH)									1-2 2-3 1B	1 0 1 0 0 0 0										
Inning Stats	R: 1 E: 0 K: 1 S: 14	H: 1 LOB: 1 BB: 1 P: 27	R: 0 E: 0 K: 0 S: 8	H: 1 LOB: 0 BB: 0 P: 10	R: 0 E: 0 K: 0 S: 5	H: 1 LOB: 0 BB: 0 P: 9	R: 0 E: 0 K: 1 S: 10	H: 0 LOB: 0 BB: 0 P: 16	R: 1 E: 0 K: 0 S: 16	H: 1 LOB: 2 BB: 2 P: 27	R: 0 E: 0 K: 2 S: 11	H: 1 LOB: 3 BB: 2 P: 23	R: 0 E: 0 K: 0 S: 7	H: 1 LOB: 0 BB: 0 P: 9	R: 0 E: 0 K: 1 S: 17	H: 3 LOB: 3 BB: 0 P: 25	1B: 7 2B: 3 3B: 0 HR: 0	SF: 0 SAC: 0 DP: 3 HBP: 0	WP: 0 PB: 0 SB: 0 CS: 0	PA: 38
PITCHER	IP WLS BF H R ER SO BB IBB HBP BLK WP HR S P ERA WHIP																			
John Halama, L ERA: 3.59 (1, 1)	6.2 W 27 5 2 2 3 4 0 0 0 0 0 63 104 2.70 1.350																			
Paul Abbott, R ERA: 2.96 (7, 1)	1.1 H 5 1 0 0 1 1 0 0 0 0 0 0 13 22 0.00 1.500																			
Jose Mesa, R ERA: 5.91 (9, 1)	1.0 S 6 3 0 0 1 0 0 0 0 0 0 0 17 25 0.00 3.000																			

Tampa Bay Devil Rays @ Seattle Mariners
Safeco Field, Seattle, WA

Tue Aug 03 1999, 7:05 PM PDT
Att. 37,180 - Cloudy - 69 F

AB	33
R	2
H	9
RBI	2
BB	5
SO	5
LOB	21



Batter	1	2	3	4	5	6	7	8	9
Brian Hunter, R OBP: 0.309, SLG: 0.353 (1, 7)	2-2 L3		2-3 K	0-0 G5-3		1-2 G4-3		1-1 SF9	
David Bell, R OBP: 0.336, SLG: 0.444 (1, 4)	0-0 F9		0-0 F7		2-2 G5-3	2-2 P6-4		3-H 0-2 G5-3	
Ken Griffey Jr., L OBP: 0.402, SLG: 0.624 (1, 8)	3-2 2B		0-0 F7		0-0 HR		1-0 G4-3		
Alex Rodriguez, R OBP: 0.382, SLG: 0.640 (1, 6)	3-2 G6-3			3-1 E5 F7 1B	0-0 HR		2-1 G6-3		
Edgar Martinez, R OBP: 0.433, SLG: 0.521 (1, 10)		1-2 1B BB		3-2 F7	4-2 2B BB		1-1 1B		
Jay Buhner, R OBP: 0.393, SLG: 0.500 (1, 9)		1 SAFE 4-0 FC4-6 1-2 BB		1-0 G4-3 1B HBP	2-3 K		1-2 1B		
John Mabry, L OBP: 0.304, SLG: 0.417 (1, 3)		2-3 K		1-2 G4-3 1B	0-0 1-H 2B		3-3 K		
Dan Wilson, R OBP: 0.333, SLG: 0.396 (1, 2)		0-0 P4		0-1 G4-3	2-0 P3		1-1 SH3 SF9 2B		
Russ Davis, R OBP: 0.299, SLG: 0.462 (1, 5)		2-0 FC4-6		4-2 BB		0-1 P6-4 G4-3 1B		1-1 SH3	

AB	R	H	RBI	BB	SO	LOB
4	0	0	1	0	1	4
5	0	0	0	0	0	1
4	1	2	1	0	0	0
4	2	1	1	0	0	1
3	1	2	0	1	0	1
2	0	1	0	1	1	1
4	0	2	2	0	2	4
4	1	1	0	0	0	5
2	0	1	0	1	0	2

BOTTOM	
AB	32
R	5
H	10
RBI	5
BB	3
SO	4
LOB	19

1B	2B	3B	HR	SF	SAC	DP	HBP	WP	PA
5	4	0	2	1	1	1	1	0	38

Inning Stats														
R	H	E	K	S	R	H	E	K	S	R	H	E	K	S
0	1	0	0	14	0	1	0	1	8	0	0	0	0	5
0	0	0	0	0	0	0	0	0	0	1	0	0	0	7
1	3	1	0	19	1	3	1	0	31	3	3	0	1	0
0	0	0	0	0	0	0	0	0	0	0	0	0	0	0
0	1	0	0	8	0	1	0	0	11	0	1	0	0	14

PITCHER														
IP	WLS	BF	H	R	ER	SO	BB	IBB	HBP	BLK	WP	HR	S	P
5.0	L	26	6	4	3	3	3	0	1	0	0	2	59	100
3.0		12	4	1	1	1	0	0	0	0	0	0	30	44

Tampa Bay Devil Rays @ Seattle Mariners
Safeco Field, Seattle, WA
 Tue Aug 03 1999, 7:05 PM PDT
 Att: 37,180 - Cloudy - 69 F



Batter	1	2	3	4	5	6	7	8	9	AB	R	H	RBI	BB	SO	LOB	TOP										
Terrell Lowery, R (1, 8) OBP: 0.390, SLG: 0.514	3-3 K	2-2 1B 2B		3-2 E3 FC4-6	1-2 F8		3-3 K		2-1 G1-3	6	0	1	1	0	2	5											
Wade Boggs, L (1, 5) OBP: 0.370, SLG: 0.355	2-2 G2-3	1-2		1-1 FC4-6 E		1-2 G5-3		2-3 K		3	0	1	0	0	0	2											
Bobby Smith, R (5, 5) OBP: 0.238, SLG: 0.214		2-3 1B		1-2f 2-3						2	0	0	0	0	1	0											
Tony Graffanino, R (1, 4) OBP: 0.360, SLG: 0.640	3-2 HR 3B	1-1 L9		3-1 E5	1-2 3-H		3-1 G4-3	1-1 G4-3 2B		5	1	2	0	0	0	3											
Fred McGriff, L (1, 10) OBP: 0.428, SLG: 0.617	1-1			1-0 F7		0-0 1B		1-0 G4-3		4	1	3	2	0	0	2											
Mickey Callaway, R (6, PR) OBP: 0.667, SLG: 0.667			0-1 FC6-5 BB 1B	1-0		1-1 1B		2-3 G4-3		0	0	0	0	0	0	0											
David Lamb, S (8, PH) OBP: 0.289, SLG: 0.305	3-H HR			1-2 3-H		1-1 1B		2-3 G4-3		1	0	0	0	0	0	1											
Bubba Trammell, R (1, 7) OBP: 0.382, SLG: 0.500	0-1 G6-3		4-1 G1-3 FC6-5 BB	2-3 K		0-1 1B		0-1 G4-3		4	0	1	0	1	1	3											
Paul Sorrento, L (1, 3) OBP: 0.338, SLG: 0.397			3-1 G3-1	3-2 FC6-5 G1-3		1-3 K		1-0 1B 1B		5	0	1	0	0	1	2											
Aaron Ledesma, R (1, 6) OBP: 0.287, SLG: 0.290			0-1 1B WP 1B	0-1 G1-3		4-0 F9 BB BB		1-0 F8		4	2	2	0	1	0	3											
Rich Butler, L (1, 9) OBP: 0.227, SLG: 0.200			1-2 F8	3-3 K		4-2 BB		1-2 F8		4	0	0	0	1	2	5											
Mike DiFelice, R (1, 2) OBP: 0.333, SLG: 0.500			3-2 WP 2B 1B	3-1 FC4-6 E 2B		1-0 F9		1-0 1B		5	3	4	2	0	0	2											
Inning Stats	R: 2 E: 0 K: 1 S: 15	H: 2 LOB: 0 BB: 0 P: 24	R: 2 E: 0 K: 0 S: 25	H: 4 LOB: 2 BB: 0 P: 36	R: 0 E: 0 K: 1 S: 11	H: 1 LOB: 2 BB: 1 P: 21	R: 1 E: 2 K: 1 S: 14	H: 1 LOB: 2 BB: 0 P: 27	R: 0 E: 0 K: 1 S: 10	H: 0 LOB: 2 BB: 2 P: 21	R: 0 E: 0 K: 0 S: 9	H: 2 LOB: 2 BB: 0 P: 13	R: 0 E: 0 K: 1 S: 12	H: 2 LOB: 2 BB: 0 P: 19	R: 0 E: 0 K: 1 S: 8	H: 1 LOB: 1 BB: 0 P: 12	R: 2 E: 0 K: 1 S: 11	H: 2 LOB: 0 BB: 0 P: 17	1B: 9 2B: 3 3B: 1 HR: 2	SF: 0 SAC: 0 DP: 0 HBP: 0	WP: 1 PB: 0 SB: 0 CS: 0	PA: 46					
PITCHER	IP	WLS	BF	H	R	ER	SO	BB	IBB	HBP	BLK	WP	HR	S	P	ERA	WHIP										
Gil Meche, R (1, 1) ERA: 7.09	1.2	L	11	6	4	4	1	0	0	0	0	1	1	38	57	21.60	3.600										
Tom Davey, R (2, 1) ERA: 4.47	2.1		12	2	1	0	2	1	0	0	0	0	0	27	51	0.00	1.286										
Steve Sinclair, L (5, 1) ERA: 9.39	1.0		5	0	0	0	1	2	0	0	0	0	0	10	21	0.00	2.000										
Frankie Rodriguez, R (6, 1) ERA: 6.39	4.0		18	7	2	2	3	0	0	0	0	0	1	40	61	4.50	1.750										

Tampa Bay Devil Rays @ Seattle Mariners

Safeco Field, Seattle, WA

Wed Aug 04 1999, 7:35 PM PDT
Att. 42,336 - Unknown - 72 F

AB	43
R	7
H	15
RBI	5
BB	3
SO	7
LOB	28



Batter	1	2	3	4	5	6	7	8	9	AB R H RBI BB SO LOB
Brian Hunter, R OBP: 0.306, SLG: 0.349 (1, 7)	2-2 G4-3		1-0 G4-3		1-0 P8			1-3 K		4 0 0 0 0 1 0
David Bell, R OBP: 0.338, SLG: 0.444 (1, 4)	1-2 1B		2-3 K			2-2 G4-3 WP 1B		2-1 F7		4 0 2 0 0 1 0
Ken Griffey Jr., L OBP: 0.400, SLG: 0.620 (1, 8)	0-0 F8		2-1 G2-3			1-1 F8		4-1 G6-3 DI BB		3 1 0 0 1 0 2
Alex Rodriguez, R OBP: 0.378, SLG: 0.631 (1, 6)	2-3 K			0-2 F7		2-1 G4-3		1-2 G6-3		4 0 0 0 0 1 3
Edgar Martinez, R OBP: 0.432, SLG: 0.521 (1, 10)		2-2 G6-3		0-0 2B		2-2 G5-3		3-1 G6-3		4 0 1 1 0 0 1
Jay Buhner, R OBP: 0.390, SLG: 0.493 (1, 9)		2-2 BB 1B 1B		0-0 G6-3			1-3 K	3-H 3-1 G5-3		4 0 1 0 0 1 1
John Mabry, L OBP: 0.304, SLG: 0.416 (1, 3)			1-0 BB 1B		0-3 K		1-0 P7			3 0 1 0 0 1 1
Dan Wilson, R OBP: 0.333, SLG: 0.393 (1, 2)			4-1 G4-6-3 BB		0-3 K		1-2 L4			2 0 0 0 1 1 0
Russ Davis, R OBP: 0.296, SLG: 0.457 (1, 5)		1-0 G4-6-3			1-3 K			0-2 G5-3		3 0 0 0 0 1 3

Inning Stats	R: 0	H: 1	E: 0	LOB: 1	K: 1	BB: 0	S: 14	R: 0	H: 2	E: 0	LOB: 2	K: 0	BB: 1	S: 11	R: 0	H: 0	E: 0	LOB: 0	K: 1	BB: 0	S: 6	R: 0	H: 1	E: 0	LOB: 1	K: 1	BB: 0	S: 8	R: 0	H: 0	E: 0	LOB: 0	K: 2	BB: 0	S: 7	R: 0	H: 1	E: 0	LOB: 1	K: 0	BB: 0	S: 10	R: 0	H: 0	E: 0	LOB: 0	K: 1	BB: 0	S: 7	R: 0	H: 0	E: 0	LOB: 0	K: 1	BB: 0	S: 8	R: 1	H: 0	E: 0	LOB: 0	K: 0	BB: 1	S: 9	1B: 4	SF: 0	2B: 1	SAC: 0	3B: 0	DP: 1	HR: 0	HBP: 0
--------------	------	------	------	--------	------	-------	-------	------	------	------	--------	------	-------	-------	------	------	------	--------	------	-------	------	------	------	------	--------	------	-------	------	------	------	------	--------	------	-------	------	------	------	------	--------	------	-------	-------	------	------	------	--------	------	-------	------	------	------	------	--------	------	-------	------	------	------	------	--------	------	-------	------	-------	-------	-------	--------	-------	-------	-------	--------

PITCHER	IP	WLS	BF	H	R	ER	SO	BB	IBB	HBP	BLK	WP	HR	S	P	ERA	WHIP
Dave Eiland, R ERA: 5.26 (1, 1)	6.0	W	23	5	0	0	5	1	0	0	0	1	0	56	85	0.00	1.000
Albie Lopez, R ERA: 6.62 (7, 1)	2.0		6	0	0	0	2	0	0	0	0	0	0	15	21	0.00	0.000
Roberto Hernandez, R ERA: 3.38 (9, 1)	1.0		4	0	1	1	0	1	0	0	0	0	0	9	20	9.00	1.000

BOTTOM

Tampa Bay Devil Rays @ Seattle Mariners
Safeco Field, Seattle, WA

Wed Aug 04 1999, 7:35 PM PDT
Att: 42,336 - Unknown - 72 F

AB	31
R	1
H	5
RBI	1
BB	2
SO	7
LOB	11



Batter	1	2	3	4	5	6	7	8	9	AB R H RBI BB SO LOB	TOP											
Chuck Knoblauch, R (1, 4) OBP: 0.393, SLG: 0.432	4-0 1B 3B BB	3-3 K			0-1 G3 2 G5-3 1B		3-2 FC4-6 1B 2B		1-1 1B 3B	4 3 3 0 1 1 0												
2 Derek Jeter, R (1, 6) OBP: 0.433, SLG: 0.588	3-2 F7		3-2 L6		0-0 G5-3		2-0 FC4-6 HBP		2-3 K	4 0 0 0 0 1 3												
Paul O'Neill, L (1, 9) OBP: 0.364, SLG: 0.474	0-0 3B 1B		2-2 G2-3		2-0 G3		0-0 FC4-6 1B		1-0 E 1B	5 1 2 1 0 0 3												
Bernie Williams, S (1, 8) OBP: 0.428, SLG: 0.541	3-2 1-H 2-H 3B		2-0 2B		3-2 F8		3-2 1-3 3-H CS 1B		0-1 E8 1B	5 0 4 3 0 0 1												
Chili Davis, S (1, 10) OBP: 0.379, SLG: 0.476	3-2 G6-3		1-1 G5-3		0-0 G5-3		3-2 G3-1		3-3 K	5 0 0 0 0 1 6												
20 Jorge Posada, S (1, 2) OBP: 0.330, SLG: 0.420	0-0 G6-3			1-0 G6-3		2-1 HR 2B		4-0 WP BB	1-0 G1-3	4 1 1 0 1 0 3												
Tino Martinez, L (1, 3) OBP: 0.345, SLG: 0.438		2-2 HR		1-1 P7		0-1 HR		1-3 K		4 2 2 3 0 1 1												
Shane Spencer, R (1, 7) OBP: 0.313, SLG: 0.391		1-3 K		4-2 BB		2-0 F9		1-2 F8		2 0 0 0 1 1 0												
Ricky Ledee, L (8, PH) OBP: 0.304, SLG: 0.443								1-2 1-2		1 0 0 0 0 0 1												
Scott Brosius, R (1, 5) OBP: 0.327, SLG: 0.437		3-3 K		2-2 P2		1-2 G3		0-1 G4-3		4 0 0 0 0 1 2												
Inning Stats	R: 2 E: 0 K: 0 S: 14	H: 2 LOB: 1 BB: 1 P: 27	R: 1 E: 0 K: 3 S: 17	H: 1 LOB: 0 BB: 0 P: 26	R: 0 E: 0 K: 0 S: 12	H: 1 LOB: 1 BB: 1 P: 20	R: 0 E: 0 K: 0 S: 8	H: 0 LOB: 1 BB: 1 P: 16	R: 0 E: 0 K: 0 S: 8	H: 1 LOB: 1 BB: 0 P: 13	R: 2 E: 0 K: 0 S: 9	H: 2 LOB: 0 BB: 0 P: 14	R: 1 E: 0 K: 0 S: 10	H: 2 LOB: 1 BB: 0 P: 21	R: 0 E: 0 K: 1 S: 8	H: 0 LOB: 1 BB: 1 P: 14	R: 1 E: 1 K: 2 S: 14	H: 3 LOB: 2 BB: 0 P: 22	1B: 5 2B: 3 3B: 2 HR: 2	SF: 0 SAC: 0 DP: 0 HBP: 1	WP: 1 PB: 0 SB: 0 CS: 1	PA: 42
PITCHER	IP WLS BF H R ER SO BB IBB HBP BLK WP HR S P ERA WHIP																					
Jamie Moyer, L (1, 1) ERA: 4.67	6.0 L 27 7 5 5 3 2 0 0 0 0 0 2 68 116 7.50 1.500																					
Jose Paniagua, R (7, 1) ERA: 3.9	2.1 11 3 2 2 2 1 0 1 0 1 0 24 44 7.71 1.714																					
Steve Sinclair, L (9, 1) ERA: 8.64	0.2 4 2 0 0 1 0 0 0 0 0 0 8 13 0.00 3.000																					

New York Yankees @ Seattle Mariners
Safeco Field, Seattle, WA
Thu Aug 05 1999, 7:05 PM PDT
Att: 45,190 - Dome - 72 F

livebaseballscorecards.com

AB	38
R	7
H	12
RBI	7
BB	3
SO	6
LOB	20



Batter	1	2	3	4	5	6	7	8	9	AB R H RBI BB SO LOB
Brian Hunter, R OBP: 0.308, SLG: 0.349 (1, 7)	2-2 FC6-4 1B		4-0 1B WP 1-2 SF9 BB		0-1 G4-3		2-2 P3			3 1 1 0 1 0 0
David Bell, R OBP: 0.337, SLG: 0.441 (1, 4)	1-1 FC6-4 1-2f HR		4-2 1B 1-2 2-3 BB		1-1 F8		0-1 F8			3 1 0 0 1 0 1
Ken Griffey Jr., L OBP: 0.399, SLG: 0.616 (1, 8)	3-1 L7		0-2 G6-4-3 1B		3-2 G4-3		1-1 G6-3			4 0 1 1 0 0 1
Alex Rodriguez, R OBP: 0.376, SLG: 0.638 (1, 6)	1-1 1-H HR		0-2 SF9		1-2 G5-3		0-1 P9			3 1 1 3 0 0 0
Edgar Martinez, R OBP: 0.427, SLG: 0.514 (1, 10)	3-1 P4		3-H G6-4-3 1-2f		1-1 G1-3		3-2 L5			4 0 0 0 0 0 2
Jay Buhner, R OBP: 0.386, SLG: 0.482 (1, 9)		1-1 F8		2-3 K		4-2 1B BB		2-3 K		3 0 0 0 1 2 0
Tom Lampkin, L OBP: 0.383, SLG: 0.552 (1, 2)		4-2 G6-4-3 BB		1-2 G4-1 1B		1-1 1-2 1B		0-0 G3		3 0 2 0 1 0 0
John Mabry, L OBP: 0.303, SLG: 0.411 (1, 3)		1-0 G6-4-3 1-2f		2-2 G4-1 1-2		1-3 K		4-1 BB		3 0 0 0 1 1 4
Russ Davis, R OBP: 0.295, SLG: 0.455 (1, 5)			2-2 WP 1B BB 1B		2-3 K		2-1 F9		0-3 K	4 1 1 0 0 2 2

Inning Stats	R: 2	H: 2	E: 0	K: 0	S: 11	LOB: 0	BB: 0	P: 21	R: 0	H: 0	E: 0	K: 0	S: 5	LOB: 0	BB: 1	P: 11	R: 2	H: 2	E: 0	K: 0	S: 17	LOB: 1	BB: 2	P: 28	R: 0	H: 1	E: 0	K: 2	S: 14	LOB: 1	BB: 0	P: 21	R: 0	H: 0	E: 0	K: 0	S: 9	LOB: 0	BB: 0	P: 13	R: 0	H: 1	E: 0	K: 1	S: 12	LOB: 2	BB: 1	P: 20	R: 0	H: 0	E: 0	K: 0	S: 7	LOB: 0	BB: 0	P: 11	R: 0	H: 0	E: 0	K: 0	S: 7	LOB: 0	BB: 0	P: 11	R: 0	H: 0	E: 0	K: 2	S: 9	LOB: 1	BB: 1	P: 15	1B: 5	2B: 0	3B: 0	HR: 1	SF: 1	SAC: 0	DP: 2	HBP: 0	WP: 1	PB: 0	SB: 0	CS: 0	PA: 36
--------------	------	------	------	------	-------	--------	-------	-------	------	------	------	------	------	--------	-------	-------	------	------	------	------	-------	--------	-------	-------	------	------	------	------	-------	--------	-------	-------	------	------	------	------	------	--------	-------	-------	------	------	------	------	-------	--------	-------	-------	------	------	------	------	------	--------	-------	-------	------	------	------	------	------	--------	-------	-------	------	------	------	------	------	--------	-------	-------	-------	-------	-------	-------	-------	--------	-------	--------	-------	-------	-------	-------	--------

PITCHER	IP	WLS	BF	H	R	ER	SO	BB	IBB	HBP	BLK	WP	HR	S	P	ERA	WHIP
Roger Clemens, R ERA: 4.8 (1, 1)	7.0	W	29	6	4	4	3	4	0	0	0	1	1	75	125	5.14	1.429
Mike Stanton, L ERA: 4.46 (8, 1)	1.0	H	3	0	0	0	0	0	0	0	0	0	0	7	11	0.00	0.000
42 Mariano Rivera, R ERA: 2.98 (9, 1)	1.0	S	4	0	0	0	2	1	0	0	0	0	0	9	15	0.00	1.000

BOTTOM

New York Yankees @ Seattle Mariners
Safeco Field, Seattle, WA
Thu Aug 05 1999, 7:05 PM PDT
Att: 45,190 - Dome - 72 F

livebaseballscorecards.com

AB	30
R	4
H	6
RBI	4
BB	5
SO	5
LOB	10



Batter	1	2	3	4	5	6	7	8	9	AB R H RBI BB SO LOB	TOP		
Chuck Knoblauch, R (1, 4) OBP: 0.392, SLG: 0.437										5 1 1 2 0 0 4			
Joe Girardi, R (1, 2) OBP: 0.257, SLG: 0.326 20 Jorge Posada, S (9, PH) OBP: 0.329, SLG: 0.418 (9, 2)										3 1 1 0 2 0 0 1 0 0 0 0 0 1			
Paul O'Neill, L (1, 9) OBP: 0.364, SLG: 0.480										4 1 1 2 1 0 2			
Bernie Williams, S (1, 8) OBP: 0.432, SLG: 0.550										4 1 3 3 1 1 0			
Jim Leyritz, R (1, 3) OBP: 0.329, SLG: 0.444 Tino Martinez, L (7, 3) OBP: 0.345, SLG: 0.438										5 1 2 0 0 1 6 0 0 0 0 0 0 0			
Shane Spencer, R (1, 10) OBP: 0.310, SLG: 0.384										5 1 1 0 0 1 3			
Scott Brosius, R (1, 5) OBP: 0.328, SLG: 0.448										5 2 2 3 0 1 1			
Chad Curtis, R (1, 7) OBP: 0.386, SLG: 0.342										3 1 1 0 2 0 1			
Luis Sojo, R (1, 6) OBP: 0.298, SLG: 0.358										5 2 3 1 0 0 1			
Inning Stats	R: 5 H: 6 E: 1 LOB: 2 K: 0 BB: 1 S: 23 P: 40	R: 0 H: 0 E: 0 LOB: 0 K: 1 BB: 0 S: 6 P: 9	R: 0 H: 1 E: 0 LOB: 1 K: 2 BB: 0 S: 12 P: 20	R: 2 H: 3 E: 0 LOB: 2 K: 0 BB: 1 S: 19 P: 30	R: 4 H: 3 E: 0 LOB: 1 K: 0 BB: 3 S: 12 P: 30	R: 0 H: 1 E: 0 LOB: 1 K: 0 BB: 0 S: 6 P: 9	R: 0 H: 1 E: 0 LOB: 2 K: 1 BB: 1 S: 13 P: 22	R: 0 H: 0 E: 0 LOB: 0 K: 0 BB: 0 S: 7 P: 9	R: 0 H: 0 E: 0 LOB: 0 K: 0 BB: 0 S: 2 P: 4	1B: 9 SF: 0 2B: 2 SAC: 0 3B: 0 DP: 2 HR: 4 HBP: 1	WP: 0 PA: 47 PB: 0 SB: 0 CS: 0		
PITCHER	IP WLS BF H R ER SO BB IBB HBP BLK WP HR S P ERA WHIP											PITCHER	IP WLS BF H R ER SO BB IBB HBP BLK WP HR S P ERA WHIP
Jeff Fassero, L (1, 1) ERA: 7.11	3.1 L 21 10 7 7 3 1 0 0 0 0 0 4 52 84 18.90 3.300												
Tom Davey, R (4, 1) ERA: 5.13	1.0 9 2 4 4 0 3 1 0 0 0 0 0 16 38 36.00 5.000												
Frankie Rodriguez, R (5, 1) ERA: 5.93	4.0 16 3 0 0 1 1 0 1 0 0 0 0 31 50 0.00 1.000												
Jose Mesa, R (9, 1) ERA: 5.83	0.2 1 0 0 0 0 0 0 0 0 0 0 0 1 1 0.00 0.000												

New York Yankees @ Seattle Mariners
 Safeco Field, Seattle, WA
 Fri Aug 06 1999, 7:05 PM PDT
 Att: 45,262 - Dome - 72 F

livebaseballscorecards.com

AB	40
R	11
H	15
RBI	11
BB	6
SO	4
LOB	19



Batter	1	2	3	4	5	6	7	8	9	AB R H RBI BB SO LOB	TOP
Chuck Knoblauch, R (1, 4) OBP: 0.389, SLG: 0.433	1-1 			2-1 		2-2 		1-3 		4 0 0 0 0 1 0	New York Yankees @ Seattle Mariners Safeco Field, Seattle, WA Sat Aug 07 1999, 6:05 PM PDT Att. 45,202 - Overcast - 70 F
2 Derek Jeter, R (1, 6) OBP: 0.431, SLG: 0.585	1-2 		0-0 		0-2 		3-2 		4 0 1 0 0 0 0		
Paul O'Neill, L (1, 9) OBP: 0.363, SLG: 0.478	3-2 		3-3 		1-1 		2-0 		4 0 1 0 0 1 1		
Bernie Williams, S (1, 8) OBP: 0.431, SLG: 0.546		1-3 		1-3 		1-3 		4-0 		3 0 0 0 1 3 1	
Tino Martinez, L (1, 3) OBP: 0.344, SLG: 0.435		1-3 		4-2 		0-1 		1-0 		3 1 0 0 1 1 2	
Chili Davis, S (1, 10) OBP: 0.378, SLG: 0.478		0-0 		1-1 		1-1 				3 0 1 0 0 0 0	
Ricky Ledee, L (1, 7) OBP: 0.304, SLG: 0.435			2-3 		4-0 		1-3 			2 0 0 0 1 2 0	
Scott Brosius, R (1, 5) OBP: 0.325, SLG: 0.446			1-3 		2-0 		1-3 			2 0 0 1 0 2 0	
Joe Girardi, R (1, 2) OBP: 0.252, SLG: 0.319			2-1 		1-2 		2-1 			3 0 0 0 0 0 2	
Inning Stats	R: 0 H: 0 E: 0 LOB: 0 K: 0 BB: 0 S: 9 P: 14	R: 0 H: 0 E: 0 LOB: 0 K: 2 BB: 0 S: 7 P: 9	R: 0 H: 0 E: 0 LOB: 0 K: 2 BB: 0 S: 10 P: 15	R: 0 H: 0 E: 0 LOB: 0 K: 1 BB: 0 S: 6 P: 11	R: 1 H: 1 E: 0 LOB: 2 K: 1 BB: 2 S: 11 P: 24	R: 0 H: 1 E: 0 LOB: 1 K: 1 BB: 0 S: 11 P: 15	R: 0 H: 0 E: 0 LOB: 0 K: 1 BB: 0 S: 7 P: 9	R: 0 H: 0 E: 0 LOB: 0 K: 2 BB: 0 S: 8 P: 12	R: 0 H: 1 E: 0 LOB: 1 K: 0 BB: 1 S: 5 P: 15	1B: 2 SF: 1 2B: 1 SAC: 0 3B: 0 DP: 1 HR: 0 HBP: 0	
PITCHER Freddy Garcia, R (1, 1) ERA: 4.42	IP WLS BF H R ER SO BB IBB HBP BLK WP HR S P ERA WHIP 9.0 L 32 3 1 1 10 1 2 0 0 0 0 74 124 1.00 0.444										

livebaseballscorecards.com

AB	28
R	1
H	3
RBI	1
BB	3
SO	10
LOB	6



Batter	1	2	3	4	5	6	7	8	9	AB R H RBI BB SO LOB	TOP		
Chuck Knoblauch, R (1, 4) <small>OBP: 0.391, SLG: 0.440</small>	0-1 		1-1 		3-1 		2-3 	1-0 		5 1 3 0 0 1 0			
2 Derek Jeter, R (1, 6) <small>OBP: 0.433, SLG: 0.585</small>	0-1 		1-2 		4-2 		2-1 	4-0 		3 1 1 0 2 0 1			
Bernie Williams, S (1, 8) <small>OBP: 0.434, SLG: 0.546</small>	4-2 			4-2 	0-0 		4-0 	1-1 		2 2 1 1 3 0 2			
Chili Davis, S (1, 10) <small>OBP: 0.379, SLG: 0.475</small>	0-0 			1-1 	1-2 		4-2 	1-3 		4 2 1 0 1 1 5			
Tino Martinez, L (1, 3) <small>OBP: 0.345, SLG: 0.436</small>		0-2 		1-3 		2-2 	4-2 		2-1 	4 1 1 1 1 1 2			
Scott Brosius, R (1, 5) <small>OBP: 0.326, SLG: 0.454</small>		0-0 		0-0 		3-2 	1-1 		3-1 	5 1 2 5 0 0 1			
Shane Spencer, R (1, 9) <small>OBP: 0.306, SLG: 0.378</small>		2-1 		1-0 		0-0 	1-2 		1-0 	5 0 1 0 0 0 2			
Chad Curtis, R (1, 7) <small>OBP: 0.381, SLG: 0.356</small>			1-1 	3-0 		3-1 	0-1 		0-3 	5 1 1 1 0 1 1			
Joe Girardi, R (1, 2) <small>OBP: 0.244, SLG: 0.309</small>			2-1 		0-2 		0-0 	1-3 	1-2 	5 0 0 0 0 1 1			
Inning Stats	R: 0 E: 0 K: 0 S: 7 H: 0 LOB: 1 BB: 1 P: 11	R: 0 E: 0 K: 0 S: 6 H: 0 LOB: 0 BB: 0 P: 8	R: 0 E: 0 K: 0 S: 9 H: 1 LOB: 1 BB: 0 P: 14	R: 3 E: 0 K: 1 S: 10 H: 2 LOB: 0 BB: 1 P: 20	R: 0 E: 0 K: 0 S: 12 H: 1 LOB: 2 BB: 1 P: 19	R: 0 E: 0 K: 0 S: 9 H: 0 LOB: 0 BB: 0 P: 14	R: 4 E: 0 K: 1 S: 20 H: 3 LOB: 2 BB: 3 P: 41	R: 1 E: 0 K: 2 S: 11 H: 2 LOB: 2 BB: 1 P: 19	R: 1 E: 1 K: 1 S: 11 H: 2 LOB: 1 BB: 0 P: 18	1B: 5 2B: 4 3B: 0 HR: 2 SF: 0 SAC: 0 DP: 0 HBP: 0	WP: 0 PB: 0 SB: 0 CS: 0 PA: 45		
PITCHER	IP WLS BF H R ER SO BB IBB HBP BLK WP HR S P ERA WHIP											PITCHER	IP WLS BF H R ER SO BB IBB HBP BLK WP HR S P ERA WHIP
John Halama, L (1, 1) <small>ERA: 3.77</small>	6.2 L 29 6 5 5 2 3 0 0 0 0 0 2 63 103 6.75 1.350												
Paul Abbott, R (7, 1) <small>ERA: 3.58</small>	0.1 5 1 2 2 0 3 0 0 0 0 0 0 10 24 54.00 12.000												
Todd Williams, R (8, 1) <small>ERA: 9.0</small>	1.0 6 2 1 1 2 1 0 0 0 0 0 0 11 19 9.00 3.000												
Steve Sinclair, L (9, 1) <small>ERA: 7.71</small>	1.0 5 2 1 0 1 0 0 0 0 0 0 0 11 18 0.00 2.000												

New York Yankees @ Seattle Mariners
 Safeco Field, Seattle, WA
 Sun Aug 08 1999, 1:35 PM PDT
 Att. 45,195 - Sunny - 71 F

livebaseballscorecards.com

AB	38
R	9
H	11
RBI	8
BB	7
SO	5
LOB	15



Batter	1	2	3	4	5	6	7	8	9	AB R H RBI BB SO LOB
Brian Hunter, R OBP: 0.305, SLG: 0.341 (1, 7)	1-2 P3		1-2 G6-3			0-3 K	2-1 G3		4-2 BB	4 0 0 1 1 1 2
David Bell, R OBP: 0.334, SLG: 0.437 (1, 4)	2-3 K		3-3 K			1-0 P3	1-1 G4-3		2-0 F7	5 0 0 0 0 2 5
Ken Griffey Jr., L OBP: 0.401, SLG: 0.609 (1, 8)	3-2 F8			2-2 G4-3		3-2 P5		3-2 K		4 0 0 0 0 1 0
Alex Rodriguez, R OBP: 0.376, SLG: 0.638 (1, 6)		0-1 G6-3		1-2 E S 1B		2-2 DI 1B		2-2 F9		4 1 2 0 0 0 0
Edgar Martinez, R OBP: 0.433, SLG: 0.517 (1, 10)		4-2 BB BB		3-3 K 1B		2-1 1B 1B BB		3-1 F9		3 1 1 1 1 1 1
Jay Buhner, R OBP: 0.397, SLG: 0.483 (1, 9)		4-2 BB		0-3 K		3-3 K				2 0 0 0 2 2 2
Raul Ibanez, L OBP: 0.320, SLG: 0.365 (1, 3)		2-3 K			1-3 K		0-1 BB 1B G3 1B		3-3 K	4 1 1 0 0 3 3
Dan Wilson, R OBP: 0.327, SLG: 0.382 (1, 2)		0-2 P4			0-3 K		1-0 G3 BB 1B		3-3 K	4 0 1 0 0 2 3
Russ Davis, R OBP: 0.298, SLG: 0.456 (1, 5)			0-0 G6-3		3-3 K		4-0 G3 BB		1-2 2B	3 0 1 1 1 1 0

Inning Stats	R: 0	H: 0	E: 0	K: 1	S: 12	R: 0	H: 0	E: 0	K: 1	S: 13	R: 0	H: 1	E: 1	K: 2	S: 13	R: 0	H: 0	E: 0	K: 3	S: 14	R: 0	H: 0	E: 0	K: 1	S: 10	R: 3	H: 4	E: 0	K: 1	S: 17	R: 0	H: 0	E: 0	K: 1	S: 9	R: 0	H: 1	E: 0	K: 2	S: 15	1B: 5	2B: 1	3B: 0	HR: 0	SF: 0	SAC: 0	DP: 0	HBP: 0	WP: 0	PB: 0	SB: 1	CS: 0	PA: 38
--------------	------	------	------	------	-------	------	------	------	------	-------	------	------	------	------	-------	------	------	------	------	-------	------	------	------	------	-------	------	------	------	------	-------	------	------	------	------	------	------	------	------	------	-------	-------	-------	-------	-------	-------	--------	-------	--------	-------	-------	-------	-------	--------

PITCHER	IP	WLS	BF	H	R	ER	SO	BB	IBB	HBP	BLK	WP	HR	S	P	ERA	WHIP
David Cone, R ERA: 2.84 (1, 1)	6.0	W	23	3	2	2	9	2	0	0	0	0	0	79	117	3.00	0.833
Jason Grimsley, R ERA: 4.32 (7, 1)	0.1		4	2	0	0	1	1	0	0	0	0	0	6	14	0.00	9.000
Dan Naulty, R ERA: 4.78 (7, 1)	2.1	H	10	1	1	1	3	2	0	0	0	0	0	27	53	3.86	1.286
Mike Stanton, L ERA: 4.31 (9, 1)	0.1		1	0	0	0	0	0	0	0	0	0	0	1	3	0.00	0.000

BOTTOM

New York Yankees @ Seattle Mariners
Safeco Field, Seattle, WA
Sun Aug 08 1999, 1:35 PM PDT
Att: 45,195 - Sunny - 71 F

livebaseballscores.com

AB	33
R	3
H	6
RBI	3
BB	5
SO	13
LOB	16



Batter	1	2	3	4	5	6	7	8	9	AB R H RBI BB SO LOB	TOP
Ray Durham, S (1, 4) OBP: 0.366, SLG: 0.462 55 Liu Rodriguez, S (7, 4) OBP: 0.304, SLG: 0.271	2-2 G5-3 	2-2 F8 		1-0 F7 			0-3 K 		4-0 BB 	4 0 0 0 0 1 5 0 0 0 0 1 0 0	
Chris Singleton, L (1, 8) OBP: 0.340, SLG: 0.526	1-2 F8 		2-2 1B 2B 		1-3 K 		1-2 P4 		1-1 B1 	5 1 1 0 0 1 4	
Frank Thomas, R (1, 10) OBP: 0.410, SLG: 0.488	1-3 K 		2-2 FC9-6 1B 		3-2 P4 		2-0 FC6-4 1B 		0-1 F9 	5 0 2 2 0 1 2	
Magglio Ordonez, R (1, 9) OBP: 0.352, SLG: 0.551		0-1 F7 	0-0 FC9-6 1-2f 		0-2 G4-3 		0-0 FC6-4 1-2f 		1-0 G4-3 	5 0 0 0 0 0 5	
Carlos Lee, R (1, 7) OBP: 0.321, SLG: 0.426		0-2 G6-3 	2-0 F9 			2-1 F8 		1-1 G6-3 		4 0 0 0 0 0 1	
14 Paul Konerko, R (1, 3) OBP: 0.345, SLG: 0.516		4-2 HR BB 	1-0 F7 			2-1 G6-3 		2-2 G3 2B 		3 1 1 0 1 0 1	
Greg Norton, S (1, 5) OBP: 0.350, SLG: 0.411		0-1 HR 		3-2 F7 		2-2 F7 		0-2 G3 		4 1 1 2 0 0 1	
Brook Fordyce, R (1, 2) OBP: 0.351, SLG: 0.430		4-0 BB BB 		3-2 F9 			4-1 BB 1B BB 		1-3 K 	2 1 0 0 2 1 1	
Mike Caruso, S (1, 6) OBP: 0.288, SLG: 0.316		4-0 BB 		4-0 BB 			4-0 1B BB 		2-1 F9 55 BB 1B 	1 0 1 0 3 0 0	
Inning Stats	R: 0 H: 0 E: 0 LOB: 0 K: 1 BB: 0 S: 10 P: 14	R: 2 H: 1 E: 0 LOB: 2 K: 0 BB: 3 S: 17 P: 31	R: 1 H: 2 E: 0 LOB: 1 K: 0 BB: 0 S: 9 P: 16	R: 0 H: 0 E: 0 LOB: 1 K: 0 BB: 1 S: 9 P: 20	R: 0 H: 0 E: 0 LOB: 0 K: 1 BB: 0 S: 11 P: 15	R: 0 H: 0 E: 0 LOB: 0 K: 0 BB: 0 S: 7 P: 13	R: 1 H: 1 E: 0 LOB: 2 K: 1 BB: 2 S: 9 P: 20	R: 0 H: 1 E: 0 LOB: 1 K: 1 BB: 0 S: 11 P: 15	R: 0 H: 1 E: 0 LOB: 2 K: 0 BB: 1 S: 7 P: 15	1B: 3 SF: 0 2B: 2 SAC: 0 3B: 0 DP: 0 HR: 1 HBP: 0	WP: 0 PA: 40 PB: 0 SB: 0 CS: 0
PITCHER Gil Meche, R (1, 1) ERA: 6.61 Jose Paniagua, R (7, 1) ERA: 3.92 Jose Mesa, R (9, 1) ERA: 5.7	IP WLS BF H R ER SO BB IBB HBP BLK WP HR S P ERA WHIP 6.0 W 25 3 3 3 2 4 0 0 0 0 1 63 109 4.50 1.167 2.0 H 10 2 1 1 2 2 0 0 0 0 0 20 35 4.50 2.000 1.0 S 5 1 0 0 0 1 0 0 0 0 0 7 15 0.00 2.000	PITCHER IP WLS BF H R ER SO BB IBB HBP BLK WP HR S P ERA WHIP									

Chicago White Sox @ Seattle Mariners
 Safeco Field, Seattle, WA
 Mon Aug 09 1999, 7:05 PM PDT
 Att. 42,978 - Unknown - 70 F

AB	33
R	4
H	6
RBI	4
BB	7
SO	4
LOB	20



BOTTOM

Chicago White Sox @ Seattle Mariners
Safeco Field, Seattle, WA
Mon Aug 09 1999, 7:05 PM PDT
Att: 42,978 - Unknown - 70 F

livebaseballscores.com

AB	31
R	6
H	7
RBI	6
BB	5
SO	4
LOB	11



WP:	1	PA:	36
PB:	0		
SB:	0		
CS:	0		

AB	R	H	RBI	BB	SO	LOB
4	0	0	0	0	0	0
4	1	1	0	0	0	0
3	1	0	0	1	0	1
4	2	2	0	0	1	0
4	1	3	2	0	1	0
2	1	1	4	2	1	1
2	0	0	0	1	0	1
0	0	0	0	1	0	0
4	0	0	0	0	1	4
3	0	0	0	0	0	1
1	0	0	0	0	0	3
0	0	0	0	0	0	0
1B:	5	SF:	0			
2B:	1	SAC:	0			
3B:	0	DP:	0			
HR:	1	HBP:	0			

Batter	1	2	3	4	5	6	7	8	9
Brian Hunter, R OBP: 0.302, SLG: 0.338 (1, 7)	2-1 G5-3		1-1 G4-3		1-2 G5-3		1-0 L6		
John Mabry, L OBP: 0.300, SLG: 0.406 (1, 3)	1-0 1B 2B 1B		2-0 P5			0-1 P5	0-1 P9		
Ken Griffey Jr., L OBP: 0.400, SLG: 0.604 (1, 8)	2-2 L9		1-0 G3			4-2 1B 1B HR BB	0-0 F8		
Alex Rodriguez, R OBP: 0.376, SLG: 0.636 (1, 6)	1-2 2B 1B			0-0 L6		2-2 1B HR 1B		2-3 K	
Edgar Martinez, R OBP: 0.436, SLG: 0.522 (1, 10)	3-1 2B			2-3 K		3-1 HR 1B		1-2 WP FC5-2 1B	
Jay Buhner, R OBP: 0.404, SLG: 0.503 (1, 9)	2-3 K			4-2 BB		3-1 HR		4-2 FC5-2 WP BB	
Tom Lampkin, L OBP: 0.376, SLG: 0.533 (1, 2)		2-2 F8		2-0 G3		4-2 BB		4-0 FC5-2 IBB	
Dan Wilson, R OBP: 0.329, SLG: 0.382 (8, PH)									
Russ Davis, R OBP: 0.295, SLG: 0.450 (1, 5)		0-2 F9			3-3 K	1-0 F8		0-2 FC5-2	
Rafael Bourrigal, R OBP: 0.328, SLG: 0.450 (1, 4)			0-1 G4-3					1-2 2-3 3-H	
Raul Ibanez, L OBP: 0.317, SLG: 0.361 (8, PH)					0-0 G4-3	1-0 P2		2-2 F7	
David Bell, R OBP: 0.334, SLG: 0.437 (9, 4)									

Inning	R	H	E	K	S	H	LOB	BB	P
1	2	3	0	1	27	0	0	0	8
2	0	0	0	0	10	0	0	0	8
3	0	0	0	0	15	0	0	0	11
4	0	0	0	0	11	0	0	0	11
5	4	3	0	1	33	0	0	0	5
6	0	0	0	0	5	0	0	0	5
7	0	1	0	1	30	0	0	0	30
8	0	0	0	0	0	0	0	0	0
9	0	0	0	0	0	0	0	0	0

PITCHER	IP	WLS	BF	H	R	ER	SO	BB	IBB	HBP	BLK	WP	HR	S	P	ERA	WHIP
John Snyder, R ERA: 5.77 (1, 1)	5.1	L	25	6	6	6	3	3	0	0	0	0	1	55	100	10.12	1.688
Carlos Castillo, R ERA: 4.3 (6, 1)	2.0		8	1	0	0	1	1	0	0	0	0	0	17	27	0.00	1.000
Jesus Pena, L ERA: (8, 1)	0.1		2	0	0	0	0	0	1	0	0	1	0	3	7	0.00	0.000
Bob Howry, R ERA: 3.09 (8, 1)	0.1		1	0	0	0	0	0	0	0	0	0	0	3	5	0.00	0.000

Batter	1	2	3	4	5	6	7	8	9	AB R H RBI BB SO LOB	TOP								
Ray Durham, S (1, 4) OBP: 0.365, SLG: 0.460	1-0 F8		1-1 CS	2-2 CS	1-0 G1-3		0-0 G6-3			4 0 1 0 0 0 0									
Chris Singleton, L (1, 8) OBP: 0.336, SLG: 0.519	1-2 G4-3		1-1 F8		2-2 G3-1			1-1 F7		4 0 0 0 0 0 2									
Frank Thomas, R (1, 10) OBP: 0.406, SLG: 0.483	2-3 K		0-0 F9		2-3 K			1-0 F8		4 0 0 0 0 2 2									
Magglio Ordonez, R (1, 9) OBP: 0.351, SLG: 0.548		1-0 F7		1-2 14 1B HR		1-1 F9		0-0 P7		4 1 1 0 0 0 0									
14 Paul Konerko, R (1, 3) OBP: 0.349, SLG: 0.517		3-1 1B		2-2 1B HR		4-1 BB		0-0 P6		3 1 2 0 1 0 0									
Carlos Lee, R (1, 7) OBP: 0.320, SLG: 0.433		2-3 K		0-1 1B HR		2-3 K		2-2 P6		4 1 1 3 0 2 2									
Brian Simmons, S (9, 7) OBP: 0.317, SLG: 0.513				1-H 3-H HR				P6		0 0 0 0 0 0 0									
Craig Wilson, R (1, 5) OBP: 0.325, SLG: 0.352		2-2 F9		0-1 G5-3		1-0 F8		2-1 1B		4 0 1 0 0 0 2									
Mark Johnson, L (1, 2) OBP: 0.315, SLG: 0.324			1-1 1B	3-2 L3			1-1 G3-1		1-3 K	4 0 1 0 0 1 1									
Mike Caruso, S (1, 6) OBP: 0.291, SLG: 0.317			0-0 1-4	4-0 CS BB			0-0 1B			2 0 1 0 1 0 1									
Inning Stats	R: 0 H: 0 E: 0 K: 1 S: 8	H: 0 LOB: 0 BB: 0 P: 12	R: 0 H: 1 E: 0 K: 1 S: 13	H: 1 LOB: 1 BB: 0 P: 21	R: 0 H: 2 E: 0 K: 0 S: 8	H: 2 LOB: 2 BB: 0 P: 11	R: 3 H: 3 E: 0 K: 0 S: 16	H: 3 LOB: 0 BB: 1 P: 28	R: 0 H: 0 E: 0 K: 1 S: 7	H: 0 LOB: 0 BB: 0 P: 12	R: 0 H: 1 E: 0 K: 0 S: 4	H: 1 LOB: 0 BB: 0 P: 5	R: 0 H: 0 E: 0 K: 0 S: 4	H: 0 LOB: 0 BB: 0 P: 6	R: 0 H: 1 E: 0 K: 1 S: 13	H: 1 LOB: 1 BB: 0 P: 18	1B: 7 SF: 0 2B: 0 SAC: 0 3B: 0 DP: 0 HR: 1 HBP: 0	WP: 0 PA: 36 PB: 0 SB: 0 CS: 1	
PITCHER Jamie Moyer, L (1, 1) ERA: 4.58	IP: 9.0 WLS: W BF: 35 H: 8 R: 3 ER: 3 SO: 5 BB: 2 IBB: 0 HBP: 0 BLK: 0 WP: 0 HR: 1 S: 81 P: 129 ERA: 3.00 WHIP: 1.111																		

Chicago White Sox @ Seattle Mariners
 Safeco Field, Seattle, WA
 Tue Aug 10 1999, 7:05 PM PDT
 Att. 43,696 - Unknown - 77 F

AB	33
R	3
H	8
RBI	3
BB	2
SO	5
LOB	10



Batter	1	2	3	4	5	6	7	8	9
Brian Hunter, R OBP: 0.299, SLG: 0.334 (1, 7)	1-3 K		1-1 G3-1		0-1 G6-3		2-1 G5-3		
David Bell, R OBP: 0.333, SLG: 0.442 (1, 4)	2-3 K			1-2 P9		1-0 HR		2-1 F7	
Ken Griffey Jr., L OBP: 0.398, SLG: 0.608 (1, 8)	1-2 P7			2-2 HR		2-1 F7		1-2 G1-3	
Alex Rodriguez, R OBP: 0.376, SLG: 0.631 (1, 6)		0-0 P5		2-1 G5-3		1-2 PB 1B		2-0 F8	
Edgar Martinez, R OBP: 0.439, SLG: 0.524 (1, 3) Frankie Rodriguez, R OBP: 0.333, SLG: 0.333 (9, PR)		1-2 CS BB 1B		1-0 FC5-4 1B		0-3 K		4-1 SH1-4 2B BB	
Jay Buhner, R OBP: 0.406, SLG: 0.500 (1, 9) John Mabry, L OBP: 0.300, SLG: 0.406 (9, PR)		4-1 BB BB BB BB BB BB BB BB BB BB BB BB BB BB BB		2-2 FC5-4 1-2f		3-3 1 SAFE K		2-2 SH1-4 2B 1B	
Ozzie Timmons, R OBP: 0.235, SLG: 0.333 (1, 10) Rafael Bourrigal, R OBP: 0.328, SLG: 0.450 (9, PH)		3-3 K 2-3			0-2 F8		2-1 P4	0-0 SH1-4 1-2 2-3	
Dan Wilson, R OBP: 0.331, SLG: 0.381 (1, 2)			2-2 G5-3		1-0 G5-3 1B		1-2 G6-3	4-0 2B IBB	
Russ Davis, R OBP: 0.295, SLG: 0.449 (1, 5) Tom Lampkin, L OBP: 0.381, SLG: 0.545 (9, PH)			1-1 F9		0-1 G5-3		1-0 1B	0-0 1-3 2-H 3-H 2B	

AB	R	H	RBI	BB	SO	LOB
4	0	0	0	0	1	2
4	1	1	1	0	1	0
4	1	1	1	0	0	0
4	0	1	0	0	0	0
3	0	2	0	1	1	1
0	1	0	0	0	0	0
3	0	1	0	1	1	2
0	1	0	0	0	0	0
3	0	0	0	0	1	2
0	0	0	0	0	0	0
3	0	1	0	0	0	1
1	0	1	2	0	0	0

AB	32
R	4
H	9
RBI	4
BB	3
SO	5
LOB	8



Inning Stats																																																																															
R	H	E	K	S	R	H	E	K	S	R	H	E	K	S	R	H	E	K	S	R	H	E	K	S	R	H	E	K	S	R	H	E	K	S																																													
0	0	0	2	10	0	1	0	1	8	1	2	0	0	12	0	1	0	0	8	1	2	0	0	19	0	1	0	0	15	0	0	0	0	11	2	2	0	2	16	0	2	0	0	6	0	2	0	0	16	0	2	0	0	6	0	2	0	0	6	0	2	0	0	6	0	2	0	0	6	0	2	0	0	6	0	2	0	0	6

WP	HR	S	P	ERA	WHIP	WP	HR	S	P	ERA	WHIP																																										
0	1	105	105	2.57	1.143	0	0	11	11	0.00	0.000	0	0	16	16	54.00	9.000	0	0	6	6	0.00	0.000	0	0	6	6	0.00	0.000	0	0	6	6	0.00	0.000	0	0	6	6	0.00	0.000	0	0	6	6	0.00	0.000	0	0	6	6	0.00	0.000

Batter	1	2	3	4	5	6	7	8	9	AB R H RBI BB SO LOB	TOP
Ray Durham, S (1, 4) OBP: 0.364, SLG: 0.459	0-2 F8			2-2 G6-3 HR 1B	0-2 G1-3			0-0 G4-3		4 1 1 0 0 0 1	
Mike Caruso, S (1, 6) OBP: 0.288, SLG: 0.314	2-2 L3			1-1 G6-3		1-0 L6		3-2 G6-3		4 0 0 0 0 0 1	
Frank Thomas, R (1, 10) OBP: 0.407, SLG: 0.490	2-1 F8			2-0 HR		1-3 K		0-0 G6-3 14 1B		4 1 2 2 0 1 0	
Magglio Ordonez, R (1, 9) OBP: 0.348, SLG: 0.543			0-0 G5-3	1-3 K		0-0 G6-3		2-3 K		4 0 0 0 0 2 1	
14 Paul Konerko, R (1, 3) OBP: 0.351, SLG: 0.515			3-2 F7	4-2 BB			1-0 G6-4-3 1B 1B		3-2 G6-3	3 0 1 0 1 0 1	
Chris Singleton, L (1, 8) OBP: 0.335, SLG: 0.516			0-0 F8	3-3 K			0-0 G6-4-3 1B		3-2 G4-3	4 0 1 0 0 1 2	
Carlos Lee, R (1, 7) OBP: 0.317, SLG: 0.429			1-1 G1		1-2 F9		1-1 G6-4-3			3 0 0 0 0 0 2	
Greg Norton, S (1, 5) OBP: 0.347, SLG: 0.408			1-3 K		2-3 K		1-3 K			3 0 0 0 0 3 1	
Brook Fordyce, R (1, 2) OBP: 0.351, SLG: 0.429			2-3 K		1-2 1B			2-3 K		3 0 1 0 0 2 0	

Chicago White Sox @ Seattle Mariners
Safeco Field, Seattle, WA
Wed Aug 11 1999, 3:35 PM PDT
Att. 45,194 - Overcast - 64 F

AB	32
R	2
H	6
RBI	2
BB	1
SO	9
LOB	9



Inning Stats	R: 0 E: 0 K: 0 S: 9	H: 0 LOB: 0 BB: 0 P: 13	R: 0 E: 0 K: 0 S: 5	H: 0 LOB: 0 BB: 0 P: 8	R: 0 E: 0 K: 2 S: 8	H: 0 LOB: 0 BB: 0 P: 12	R: 2 E: 0 K: 2 S: 18	H: 2 LOB: 1 BB: 1 P: 31	R: 0 E: 0 K: 1 S: 17	H: 1 LOB: 1 BB: 0 P: 21	R: 0 E: 0 K: 1 S: 8	H: 0 LOB: 0 BB: 0 P: 10	R: 0 E: 0 K: 1 S: 8	H: 2 LOB: 1 BB: 0 P: 11	R: 0 E: 0 K: 1 S: 7	H: 0 LOB: 0 BB: 0 P: 12	R: 0 E: 0 K: 1 S: 11	H: 1 LOB: 1 BB: 0 P: 19	1B: 5 2B: 0 3B: 0 HR: 1	SF: 0 SAC: 0 DP: 1 HBP: 0	WP: 0 PB: 0 SB: 0 CS: 0	PA: 33
--------------	------------------------------	----------------------------------	------------------------------	---------------------------------	------------------------------	----------------------------------	-------------------------------	----------------------------------	-------------------------------	----------------------------------	------------------------------	----------------------------------	------------------------------	----------------------------------	------------------------------	----------------------------------	-------------------------------	----------------------------------	----------------------------------	------------------------------------	----------------------------------	--------

PITCHER	IP	WLS	BF	H	R	ER	SO	BB	IBB	HBP	BLK	WP	HR	S	P	ERA	WHIP
Paul Abbott, R (1, 1) ERA: 3.58	5.0	W	19	3	2	2	5	1	0	0	0	0	1	57	85	3.60	0.800
Tom Davey, R (6, 1) ERA: 4.83	3.0		10	2	0	0	3	0	0	0	0	0	0	23	33	0.00	0.667
Todd Williams, R (9, 1) ERA: 4.5	1.0		4	1	0	0	1	0	0	0	0	0	0	11	19	0.00	1.000

PITCHER	IP	WLS	BF	H	R	ER	SO	BB	IBB	HBP	BLK	WP	HR	S	P	ERA	WHIP
---------	----	-----	----	---	---	----	----	----	-----	-----	-----	----	----	---	---	-----	------

Batter	1	2	3	4	5	6	7	8	9
Brian Hunter, R OBP: 0.298, SLG: 0.331 (1, 7) (7, 8)									
David Bell, R OBP: 0.332, SLG: 0.438 (1, 4)									
Ken Griffey Jr., L OBP: 0.401, SLG: 0.607 Ozzie Timmons, R OBP: 0.222, SLG: 0.313 (1, 8) (7, 7)									
Alex Rodriguez, R OBP: 0.381, SLG: 0.642 (1, 6)									
Edgar Martinez, R OBP: 0.438, SLG: 0.529 (1, 10)									
Tom Lampkin, L OBP: 0.384, SLG: 0.544 (1, 2)									
Raul Ibanez, L OBP: 0.324, SLG: 0.390 (1, 9)									
John Mabry, L OBP: 0.295, SLG: 0.400 (1, 3)									
Russ Davis, R OBP: 0.297, SLG: 0.450 (1, 5)									

AB	R	H	RBI	BB	SO	LOB
4	2	0	0	1	0	2
4	1	0	0	1	0	1
2	3	1	0	2	0	0
1	0	0	0	0	0	0
4	2	3	5	0	0	0
4	1	1	2	0	1	1
4	1	2	0	0	1	0
3	1	1	2	1	0	0
4	0	0	0	0	0	2
4	0	2	0	0	0	2

BOTTOM

Chicago White Sox @ Seattle Mariners
Safeco Field, Seattle, WA
Wed Aug 11 1999, 3:35 PM PDT
Att. 45,194 - Overcast - 64 F

livebaseballscorecards.com

AB	34
R	11
H	10
RBI	9
BB	5
SO	2
LOB	8



1B: 7	SF: 0	WP: 1	PA: 39
2B: 0	SAC: 0	PB: 0	
3B: 0	DP: 1	SB: 3	
HR: 3	HBP: 0	CS: 0	

Inning Stats																	
R: 6		H: 5		E: 1		K: 0		S: 21		R: 0		H: 0		E: 0			
LOB: 1		BB: 2		P: 36		R: 0		H: 0		E: 0		K: 0		S: 5			
P: 9		R: 0		H: 1		E: 0		K: 0		S: 13		R: 3		H: 2			
LOB: 0		BB: 1		P: 24		R: 1		H: 2		E: 1		K: 1		S: 17			
P: 15		R: 0		H: 1		E: 0		K: 0		S: 9		R: 2		H: 1			
LOB: 1		BB: 0		P: 15		R: 0		H: 0		E: 0		K: 1		S: 12			
P: 14		R: 0		H: 0		E: 0		K: 0		S: 9		R: 0		H: 0			
LOB: 0		BB: 0		P: 14		R: 0		H: 0		E: 0		K: 0		S: 8			
P: 14		R: 0		H: 0		E: 0		K: 0		S: 8		R: 0		H: 0			
LOB: 0		BB: 0		P: 14		R: 0		H: 0		E: 0		K: 0		S: 8			
PITCHER	IP	WLS	BF	H	R	ER	SO	BB	IBB	HBP	BLK	WP	HR	S	P	ERA	WHIP
Jaime Navarro, R ERA: 6.02 (1, 1)	4.0	L	24	8	9	7	1	4	0	0	0	1	2	56	100	15.75	3.000
Scott Eyre, L ERA: 9.72 (5, 1)	2.0		9	2	2	2	1	1	0	0	0	0	1	21	40	9.00	1.500
Jesus Pena, L ERA: (7, 1)	1.0		3	0	0	0	0	0	0	0	0	0	0	9	14	0.00	0.000
41 Bill Simas, R ERA: 4.47 (8, 1)	1.0		3	0	0	0	0	0	0	0	0	0	0	8	14	0.00	0.000


Batter	1	2	3	4	5	6	7	8	9	AB R H RBI BB SO LOB	TOP																
Brian Hunter, R (1, 7) OBP: 0.299, SLG: 0.330	1-2 G6-3	3-2 CS 1B		3-1 E5 FC4-6		4-2 E BB		2-3 K		4 0 1 2 1 1 2																	
David Bell, R (1, 4) OBP: 0.331, SLG: 0.435	2-2 G3	1-0 CS 1B	2-2 L3	2-2 FC4-6		3-2 E3 FC6		1-2 BB BB 1B	1-2 BB BB 1B	5 0 1 1 0 0 4																	
Ken Griffey Jr., L (1, 8) OBP: 0.401, SLG: 0.604	3-1 G3		4-2 BB		0-0 HR 1B	1-3 K		1-1 F9	1-1 F9	4 1 1 0 1 1 3																	
Alex Rodriguez, R (1, 6) OBP: 0.381, SLG: 0.648		0-0 WP BB FC5 1B	3-2 F8		1 SAFE 1 SAFE 1 SAFE HR 1H	0-1 FC6		1-3 K	1-3 K	5 2 2 2 0 1 4																	
Edgar Martinez, R (1, 10) OBP: 0.437, SLG: 0.525		4-1 FC5 BB BB	1 SAFE 2-3 K		3-3 K		0-1 G5-3	4-1 BB BB	4-1 BB BB	3 0 0 0 2 2 1																	
Jay Buhner, R (1, 9) OBP: 0.406, SLG: 0.490		4-2 BB FC5 1B BB		0-3 K	3-3 K		0-1 L9	4-2 BB BB	4-2 BB BB	3 1 0 0 2 2 0																	
John Mabry, L (1, 3) OBP: 0.297, SLG: 0.401		2-3 K		1-1 E 1B 1B	2-0 G5-3		1-2 F7	2-1 F8	2-1 F8	2 0 1 0 0 1 3 3 0 0 0 0 0 3																	
Raul Ibanez, L (4, PR) OBP: 0.315, SLG: 0.379																											
Dan Wilson, R (1, 2) OBP: 0.330, SLG: 0.383		3-2 FC5 BB 1B		1-1 P5		2-2 G3 E 2B		1-2 G5-3		4 2 1 1 0 0 3																	
Russ Davis, R (1, 5) OBP: 0.299, SLG: 0.449		4-2 1B BB		2-0 E 1B		2-1 G3		1-3 K		3 0 1 0 1 1 1																	
Inning Stats	R: 0 E: 0 K: 0 S: 8	H: 0 LOB: 0 BB: 0 P: 14	R: 3 E: 0 K: 1 S: 20	H: 2 LOB: 1 BB: 3 P: 41	R: 0 E: 0 K: 1 S: 12	H: 0 LOB: 1 BB: 1 P: 23	R: 0 E: 1 K: 1 S: 13	H: 2 LOB: 3 BB: 0 P: 22	R: 2 E: 0 K: 2 S: 13	H: 2 LOB: 0 BB: 0 P: 24	R: 1 E: 1 K: 1 S: 16	H: 1 LOB: 2 BB: 1 P: 28	R: 0 E: 0 K: 0 S: 7	H: 0 LOB: 0 BB: 0 P: 8	R: 0 E: 0 K: 2 S: 11	H: 0 LOB: 0 BB: 0 P: 15	R: 0 E: 0 K: 1 S: 18	H: 1 LOB: 3 BB: 2 P: 31	1B: 6 2B: 1 3B: 0 HR: 1	SF: 0 SAC: 0 DP: 0 HBP: 0	WP: 1 PB: 0 SB: 1 CS: 1	PA: 44					
PITCHER	IP WLS BF H R ER SO BB IBB HBP BLK WP HR S P ERA WHIP																										
Pat Rapp, R (1, 1) ERA: 4.49	3.2		19	4	3	3	3	4	0	0	0	1	0	50	95	7.36	2.182										
John Wasdin, R (4, 1) ERA: 4.47	1.1		6	2	2	2	2	0	0	0	0	0	1	16	29	13.50	1.500										
Derek Lowe, R (6, 1) ERA: 3.13	3.0	W	12	1	1	1	3	1	0	0	0	0	0	34	51	3.00	0.667										
49 Tim Wakefield, R (9, 1) ERA: 5.01	1.0		6	1	0	0	1	2	0	0	0	0	0	18	31	0.00	3.000										

Seattle Mariners @ Boston Red Sox
Fenway Park, Boston, MA

Fri Aug 13 1999, 7:05 PM EDT
Att. 33,653 - Overcast - 83 F

AB	36
R	6
H	8
RBI	6
BB	7
SO	9
LOB	24



Batter	1	2	3	4	5	6	7	8	9	AB R H RBI BB SO LOB	TOP																	
David Bell, R (1, 4) OBP: 0.334, SLG: 0.439	3-2 G5-3		2-2 1-3 1B		2-1 2-H 1B 2B		4-1 BB			3 0 2 1 1 0 0																		
Tom Lampkin, L (1, 2) OBP: 0.387, SLG: 0.543	2-2 G1-6-3 1B		2-2 P4		0-2 2-H 1B		0-0 L9			4 0 2 0 0 0 3																		
Ken Griffey Jr., L (1, 8) OBP: 0.398, SLG: 0.599 Rafael Bournival, R (8, 6) OBP: 0.328, SLG: 0.450	2-2 G1-6-3 1-2f			2-2 F9		0-1 F7		1-0 G4-3		4 0 0 0 0 0 1 0 0 0 0 0 0 0																		
Alex Rodriguez, R (1, 6) OBP: 0.382, SLG: 0.658 Ozzie Timmons, R (8, 7) OBP: 0.222, SLG: 0.313		1-1 G6-3		0-1 G4-3		0-1 HR		0-2 2B		4 1 2 1 0 0 0 0 0 0 0 0 0 0																		
Edgar Martinez, R (1, 10) OBP: 0.438, SLG: 0.523		0-0 G1-3		4-2 BB		3-2 1B		0-3 K		3 0 1 0 1 1 1																		
Jay Buhner, R (1, 9) OBP: 0.398, SLG: 0.478		2-0 P3		1-3 K		1-3 K		2-3 K		4 0 0 0 0 3 3																		
Raul Ibanez, L (1, 3) OBP: 0.313, SLG: 0.383			0-1 G4-3		1-1 PB 2B 2B		0-1 G4-3		2-2 G1-3	4 1 1 0 0 0 1	AB 33 R 2 H 8 RBI 2 BB 3 SO 9 LOB 11																	
Russ Davis, R (1, 5) OBP: 0.296, SLG: 0.443			1-3 K		2-3 K		1-3 K		2-3 K	4 0 0 0 0 4 1																		
Brian Hunter, R (1, 7) OBP: 0.299, SLG: 0.327			4-2 1B BB		3-2 G5-3		2-3 K		0-2 L8	3 0 0 0 1 1 1																		
Inning Stats	R: 0 E: 0 K: 0 S: 9	H: 1 LOB: 0 BB: 0 P: 16	R: 0 E: 0 K: 0 S: 4	H: 0 LOB: 0 BB: 0 P: 7	R: 0 E: 0 K: 1 S: 15	H: 1 LOB: 2 BB: 1 P: 23	R: 0 E: 0 K: 1 S: 13	H: 0 LOB: 1 BB: 1 P: 20	R: 1 E: 0 K: 1 S: 14	H: 3 LOB: 2 BB: 0 P: 22	R: 1 E: 0 K: 1 S: 12	H: 2 LOB: 1 BB: 0 P: 16	R: 0 E: 0 K: 2 S: 9	H: 0 LOB: 1 BB: 1 P: 16	R: 0 E: 0 K: 2 S: 13	H: 1 LOB: 1 BB: 0 P: 16	R: 0 E: 0 K: 1 S: 12	H: 0 LOB: 0 BB: 0 P: 16	1B: 4 2B: 3 3B: 0 HR: 1	SF: 0 SAC: 0 DP: 1 HBP: 0	WP: 0 PB: 1 SB: 0 CS: 0	PA: 36						
PITCHER	IP WLS BF H R ER SO BB IBB HBP BLK WP HR S P ERA WHIP																											
Bryce Florie, R (1, 1) ERA: 4.43	4.2		19	4	1	1	3	2	0	0	0	0	0	0	52	85	1.93	1.286										
Rheal Cormier, L (5, 1) ERA: 3.47	0.1		1	1	0	0	0	0	0	0	0	0	0	3	3	0.00	3.000											
Pedro Martinez, R (6, 1) ERA: 2.45	4.0	W	16	3	1	1	6	1	0	0	0	0	1	46	64	2.25	1.000											

Seattle Mariners @ Boston Red Sox
 Fenway Park, Boston, MA
 Sat Aug 14 1999, 4:05 PM EDT
 Att. 33,253 - Overcast - 84 F

livebaseballscorecards.com

Batter	1	2	3	4	5	6	7	8	9	AB R H RBI BB SO LOB	TOP											
David Bell, R (1, 4) OBP: 0.331, SLG: 0.435	0-3 K		1-1 SH1-3		0-1 F9			1-3 K	2-1 F8	4 0 0 0 0 2 1												
Raul Ibanez, L (1, 7) OBP: 0.303, SLG: 0.369	1-3 K		1-0 G3-1			1-1 L7		0-0 E7 1B		4 1 0 0 0 1 1												
Ken Griffey Jr., L (1, 8) OBP: 0.397, SLG: 0.595	0-1 G4-3		0-0 P5			0-0 P5		0-2 BB 1B		4 0 1 0 0 0 1												
Alex Rodriguez, R (1, 6) OBP: 0.386, SLG: 0.668		4-0 PB SF8-5 1B BB		1-2 E6 1B		1-1 HR		2-2 BB 1B		3 3 2 2 1 0 0												
Edgar Martinez, R (1, 10) OBP: 0.438, SLG: 0.521		1-2 SF8-5 PB 1B		2-1 F7		0-2 F9		4-2 BB		3 0 1 0 1 0 1												
Jay Buhner, R (1, 9) OBP: 0.390, SLG: 0.469		3-1 SF8-5 1-3 2-H		0-3 K			0-0 G5-3	0-3 K		3 0 0 1 0 2 4												
Ryan Jackson, L (1, 3) OBP: 0.500, SLG: 0.500		1-2 1B		1-0 CS 1B			1-0 F8		2-2 G4-3	4 0 2 1 0 0 0												
Dan Wilson, R (1, 2) OBP: 0.326, SLG: 0.378		2-3 K		2-0 CS 1-2		2-2 G4-3		0-1 G4-3	0-3 K	4 0 0 0 0 2 1												
Rafael Bourquigal, R (1, 5) OBP: 0.338, SLG: 0.453			3-2 G3-1 SH1-3 1B		1-1 G5-3			0-1 G5-3	0-0 1B	4 0 2 0 0 0 0												
Inning Stats	R: 0 E: 0 K: 2 S: 8	H: 0 LOB: 0 BB: 0 P: 9	R: 1 E: 0 K: 1 S: 11	H: 2 LOB: 1 BB: 1 P: 22	R: 0 E: 0 K: 0 S: 8	H: 1 LOB: 1 BB: 0 P: 13	R: 1 E: 1 K: 1 S: 9	H: 1 LOB: 0 BB: 0 P: 15	R: 0 E: 0 K: 0 S: 7	H: 0 LOB: 0 BB: 0 P: 10	R: 1 E: 0 K: 0 S: 8	H: 1 LOB: 0 BB: 0 P: 10	R: 0 E: 0 K: 0 S: 4	H: 0 LOB: 0 BB: 0 P: 5	R: 1 E: 1 K: 2 S: 19	H: 2 LOB: 3 BB: 1 P: 26	R: 0 E: 0 K: 1 S: 13	H: 1 LOB: 1 BB: 0 P: 17	1B: 7 2B: 1 3B: 0 HR: 1	SF: 1 SAC: 1 DP: 1 HBP: 0	WP: 0 PB: 1 SB: 1 CS: 1	PA: 38
PITCHER	IP WLS BF H R ER SO BB IBB HBP BLK WP HR S P ERA WHIP																					
Mark Portugal, R (1, 1) ERA: 5.11	7.2 L 31 7 4 2 5 1 0 0 0 0 0 1 67 99 2.35 1.043																					
John Wasdin, R (8, 1) ERA: 4.36	1.1 6 1 0 0 2 1 0 0 0 0 0 0 20 28 0.00 1.500																					

Seattle Mariners @ Boston Red Sox
Fenway Park, Boston, MA
Sun Aug 15 1999, 1:05 PM EDT
Att. 32,460 - Cloudy - 66 F

livebaseballscorecards.com

AB	33
R	4
H	8
RBI	4
BB	2
SO	7
LOB	9



Batter	1	2	3	4	5	6	7	8	9	AB R H RBI BB SO LOB
Jose Offerman, S (1, 4) OBP: 0.380, SLG: 0.428	4-0 G2-3 BB BB		4-1 2B BB		0-0 2B			2-2 G1-3 2B 1B		2 2 2 0 2 0 0
John Valentin, R (1, 5) OBP: 0.320, SLG: 0.418	2-3 SAFE		2-3 K		2-1 P3			0-1 F8		4 0 0 0 0 2 4
Brian Daubach, L (1, 3) OBP: 0.399, SLG: 0.667	4-2 G2-3 BB		0-0 1-H 2B		1-2 L7			1-2 G1-3		3 1 1 1 1 0 2
Nomar Garciaparra, R (1, 6) OBP: 0.409, SLG: 0.609	2-2 G2-3		1-1 2-H 2B		2-2 P8			1-0 2B		4 0 2 2 0 0 2
Troy O'Leary, L (1, 7) OBP: 0.348, SLG: 0.541	3-2 P2		1-1 L6		1-0 L8			2-1 P2		4 0 0 0 0 0 4
18 Reggie Jefferson, S (1, 10) OBP: 0.352, SLG: 0.444		1-1 G3		3-2 P6		1-0 L9		0-1 F9		4 0 0 0 0 0 0
Lenny Webster, R (1, 2) OBP: 0.290, SLG: 0.140		1-2 L8		3-1 G4-3		1-0 G5-3		0-3 K		3 0 0 0 0 0 0
Jason Varitek, S (9, PH) OBP: 0.326, SLG: 0.462		0-2 F9		2-3 K		0-1 G4-3		2-2 S 1B		1 0 0 0 0 1 0
Donnie Sadler, R (1, 8) OBP: 0.288, SLG: 0.365										3 0 0 0 0 1 0
Mike Stanley, R (9, PH) OBP: 0.392, SLG: 0.467										1 0 1 0 0 0 0
Darren Lewis, R (9, PR) OBP: 0.329, SLG: 0.327										0 0 0 0 0 0 0
Trot Nixon, L (1, 9) OBP: 0.339, SLG: 0.439			1-1 G4-3		3-3 K		1-0 G3-1		2-3 K	4 0 0 0 0 2 1

Inning Stats	R: 0	H: 0	E: 0	LOB: 2	K: 1	S: 13	R: 0	H: 0	E: 0	LOB: 0	K: 0	S: 8	R: 2	H: 2	E: 0	LOB: 1	K: 1	S: 11	R: 0	H: 0	E: 0	LOB: 0	K: 1	S: 10	R: 0	H: 1	E: 0	LOB: 1	K: 1	S: 9	R: 0	H: 0	E: 0	LOB: 0	K: 0	S: 4	R: 1	H: 2	E: 0	LOB: 1	K: 0	S: 16	R: 0	H: 1	E: 0	LOB: 2	K: 2	S: 13	1B: 2	SF: 0	2B: 4	SAC: 0	3B: 0	DP: 0	HR: 0	HBP: 0	WP: 0	PA: 36
--------------	------	------	------	--------	------	-------	------	------	------	--------	------	------	------	------	------	--------	------	-------	------	------	------	--------	------	-------	------	------	------	--------	------	------	------	------	------	--------	------	------	------	------	------	--------	------	-------	------	------	------	--------	------	-------	-------	-------	-------	--------	-------	-------	-------	--------	-------	--------

PITCHER	IP	WLS	BF	H	R	ER	SO	BB	IBB	HBP	BLK	WP	HR	S	P	ERA	WHIP
Gil Meche, R (1, 1) ERA: 5.9	7.0	W	27	3	2	2	4	3	0	0	0	0	0	62	108	2.57	0.857
Tom Davey, R (8, 1) ERA: 4.91	1.0	H	5	2	1	1	0	0	0	0	0	0	0	16	22	9.00	2.000
Jose Mesa, R (9, 1) ERA: 5.66	1.0	S	4	1	0	0	2	0	0	0	0	0	0	13	17	0.00	1.000

BOTTOM

Seattle Mariners @ Boston Red Sox
Fenway Park, Boston, MA
 Sun Aug 15 1999, 1:05 PM EDT
 Att: 32,460 - Cloudy - 66 F

livebaseballscorecards.com

AB	33
R	3
H	6
RBI	3
BB	3
SO	6
LOB	13



Batter	1	2	3	4	5	6	7	8	9	AB R H RBI BB SO LOB	TOP	
Brian Hunter, R (1, 7) OBP: 0.295, SLG: 0.323	2-1 P4	1-0 G4-3			0-2 F8		0-1 L8	0-0 SH1-4	1-1 F8	5 0 0 0 0 0 4		
David Bell, R (1, 4) OBP: 0.336, SLG: 0.435	4-1 BB 1B BB				4-0 BB BB		3-2 WP 1B BB 1B	0-2 F9		2 1 1 0 3 0 1		
Ken Griffey Jr., L (1, 8) OBP: 0.399, SLG: 0.596	2-0 BB 1B				2-1 P4		2-2 BB WP 1B	3-1 HR 1B		5 2 3 1 0 1 2		
Alex Rodriguez, R (1, 6) OBP: 0.389, SLG: 0.674	4-0 BB BB				0-1 F8		4-1 BB BB 1B	2-0 HR		3 1 1 2 2 1 2		
Edgar Martinez, R (1, 10) OBP: 0.440, SLG: 0.520	1-0 G6-4-3				4-1 BB BB		4-2 G4-6-3 1B 1B	1-0 F9		3 1 1 1 2 0 3		
Jay Buhner, R (1, 9) Ozzie Timmons, R (9, PR) (9, 9) OBP: 0.395, SLG: 0.470 OBP: 0.222, SLG: 0.313					1-3 K		0-0 G4-6-3 1B	1-0 SH1-4 WP 1B		4 1 2 0 1 2 5 0 0 0 0 0 0 0		
Ryan Jackson, L (1, 3) OBP: 0.556, SLG: 0.571					0-1 F8		0-1 G4-6-3	4-0 SH1-4 BB		3 0 1 1 2 0 2		
Dan Wilson, R (1, 2) OBP: 0.325, SLG: 0.377					1-0 P4		1-2 F9	0-0 SH1-4		3 0 1 2 0 0 3		
Russ Davis, R (1, 5) OBP: 0.295, SLG: 0.440					1-2 G3		0-3 K	2-2 F9 SH1-4 1B		5 1 1 0 0 2 5		
Inning Stats	R: 0 H: 1 E: 0 LOB: 2 K: 0 BB: 2 S: 5 P: 18	R: 1 H: 1 E: 0 LOB: 1 K: 0 BB: 1 S: 9 P: 18	R: 0 H: 0 E: 0 LOB: 2 K: 2 BB: 2 S: 11 P: 22	R: 0 H: 0 E: 0 LOB: 0 K: 0 BB: 0 S: 7 P: 9	R: 0 H: 0 E: 0 LOB: 1 K: 1 BB: 1 S: 9 P: 15	R: 1 H: 3 E: 0 LOB: 1 K: 1 BB: 0 S: 13 P: 16	R: 2 H: 2 E: 0 LOB: 3 K: 1 BB: 3 S: 18 P: 35	R: 3 H: 3 E: 0 LOB: 0 K: 0 BB: 0 S: 11 P: 19	R: 0 H: 1 E: 0 LOB: 3 K: 1 BB: 1 S: 7 P: 15	1B: 9 SF: 1 2B: 1 SAC: 2 3B: 0 DP: 2 HR: 1 HBP: 0	WP: 2 PA: 46 PB: 0 SB: 0 CS: 0	
PITCHER	IP WLS BF H R ER SO BB IBB HBP BLK WP HR S P ERA WHIP											
Chris Carpenter, R (1, 1) ERA: 3.69	6.2 L 34 7 4 4 5 8 1 0 0 1 0 70 131 5.40 2.250											
Paul Quantrill, R (7, 1) ERA: 2.97	1.0 4 1 1 1 0 0 0 0 0 0 0 0 9 11 9.00 1.000											
Graeme Lloyd, L (8, 1) ERA: 3.23	0.0 1 1 0 0 0 0 0 0 0 0 0 0 2 5 ∞ ∞											
John Frascatore, R (8, 1) ERA: 3.92	1.1 7 2 2 2 1 1 0 0 0 1 1 9 20 13.50 2.250											

Seattle Mariners @ Toronto Blue Jays
SkyDome, Toronto, ON
Mon Aug 16 1999, 7:05 PM EDT
Att. 29,308 - Cloudy - 72 F

livebaseballscorecards.com

AB 33
R 7
H 11
RBI 7
BB 10
SO 6
LOB 27



Batter	1	2	3	4	5	6	7	8	9	AB R H RBI BB SO LOB
Shannon Stewart, R (1, 7) OBP: 0.377, SLG: 0.430	0-1 G1-3		0-0 F8			3-2 G6-3	0-1 F8		2-1 1B	5 0 1 1 0 0 3
Brian McRae, S (1, 10) OBP: 0.321, SLG: 0.359	3-2 G6-3		1-2 L9			2-2 P2		2-2 G4-1	1-1 G4-3	5 0 0 0 0 0 2
Shawn Green, L (1, 9) OBP: 0.384, SLG: 0.605	2-2 G3-1				3-2 P2		2-2 G4-3	3-2 P7		4 0 0 0 0 0 0
Carlos Delgado, L (1, 3) OBP: 0.368, SLG: 0.565		0-0 1B		1-3 K		4-2 1B BB	1-0 2B			3 1 2 0 1 1 0
Tony Fernandez, S (1, 5) OBP: 0.431, SLG: 0.468		2-2 F8		3-2 F7		1-0 1B	1-3 K			4 1 0 0 0 1 3
Tony Batista, R (1, 6) OBP: 0.339, SLG: 0.515		0-3 K			4-2 G6-4-3 BB	2-2 P6		1-1 1B S		3 1 1 0 1 1 3
Darrin Fletcher, L (1, 2) OBP: 0.332, SLG: 0.476		3-0 F8			1-1 G6-4-3	0-2 1B 2B		3-2 1B G1		4 2 2 2 0 0 2
Jacob Brumfield, R (1, 8) OBP: 0.320, SLG: 0.382			0-0 1B		0-3 K	2-0 2B 1B		3-2 G1		3 0 2 0 0 1 0
Willie Greene, L (9, PH) OBP: 0.283, SLG: 0.404						1-2 1B		1-2 1B		1 0 0 1 0 0 1
Homer Bush, R (1, 4) OBP: 0.360, SLG: 0.424			1-3 K			1-3 2B		2-2 1B		4 0 2 1 0 2 1

Inning Stats	R: 0	H: 0	E: 0	K: 0	S: 8	R: 0	H: 1	E: 0	K: 1	S: 8	R: 0	H: 1	E: 0	K: 1	S: 8	R: 0	H: 0	E: 0	K: 1	S: 10	R: 0	H: 0	E: 0	K: 1	S: 12	R: 3	H: 3	E: 1	K: 0	S: 19	R: 0	H: 1	E: 0	K: 1	S: 11	R: 2	H: 4	E: 0	K: 0	S: 15	1B: 8	SF: 0	2B: 2	SAC: 0	3B: 0	DP: 1	HR: 0	HBP: 0	WP: 0	PA: 38
	0	0	0	0	13	0	1	0	1	8	0	1	0	1	10	0	0	0	1	13	0	0	0	0	0	0	0	3	3	1	0	18	0	1	0	18	0	4	1	0	27	8	0	2	0	0	0	0	38	


PITCHER	IP	WLS	BF	H	R	ER	SO	BB	IBB	HBP	BLK	WP	HR	S	P	ERA	WHIP
Jamie Moyer, L (1, 1) ERA: 4.4	6.2	W	27	5	3	0	5	2	0	0	0	0	0	71	113	0.00	1.050
Jose Paniagua, R (7, 1) ERA: 3.84	1.1	H	5	1	0	0	1	0	0	0	0	0	0	13	20	0.00	0.750
Tom Davey, R (9, 1) ERA: 5.26	0.0		2	2	2	2	0	0	0	0	0	0	0	5	9	∞	∞
Jose Mesa, R (9, 1) ERA: 5.54	1.0	S	4	2	0	0	0	0	0	0	0	0	0	10	18	0.00	2.000

BOTTOM

Seattle Mariners @ Toronto Blue Jays
 SkyDome, Toronto, ON
 Mon Aug 16 1999, 7:05 PM EDT
 Att. 29,308 - Cloudy - 72 F

livebaseballscorecards.com

AB	36
R	5
H	10
RBI	5
BB	2
SO	6
LOB	15



Batter	1	2	3	4	5	6	7	8	9	AB R H RBI BB SO LOB	TOP											
Brian Hunter, R (1, 7) OBP: 0.294, SLG: 0.322	2-2 P3	1-3 K		3-2 1B		0-0 G6-3		0-1 FC3-6		5 0 1 0 0 1 4												
David Bell, R (1, 4) OBP: 0.339, SLG: 0.438	0-0 1B HR		4-1 HR	3-1 P6		3-2 G4-3 F8-2-5		1-1 G6-3		4 2 2 0 1 0 1												
Ken Griffey Jr., L (1, 8) OBP: 0.401, SLG: 0.602	2-1 1-2 HR		0-0 1-H HR		0-1 F8		0-2 G4-3		1-0 1B	5 2 3 2 0 0 1												
Alex Rodriguez, R (1, 6) OBP: 0.386, SLG: 0.667	1-3 K		1-2 G4-3		1-0 G6-4-3 1B		0-2 F8-2-5		2-0 F7	5 0 1 0 0 1 4												
Edgar Martinez, R (1, 10) OBP: 0.442, SLG: 0.536	2-1 1-H 2-H HR		1-1 HR		2-2 G6-4-3			4-2 SH5-4 1B	2-2 F8	4 3 2 4 1 0 2												
Tom Lampkin, L (1, 2) OBP: 0.379, SLG: 0.530	2-3 K		0-0 F7			1-0 G4-3		1-0 SH5-4		3 0 0 0 0 1 0												
Ryan Jackson, L (1, 3) OBP: 0.538, SLG: 0.545		0-0 G3	0-1 G4-3			2-2 S 2B		1-0 1B		4 1 2 1 0 0 0												
Raul Ibanez, L (1, 9) OBP: 0.303, SLG: 0.377		2-0 E3		2-2 P3		1-0 1-H 2B		0-3 K		3 0 1 1 0 0 0												
Ozzie Timmons, R (8, PH) OBP: 0.211, SLG: 0.294										1 0 0 0 0 1 1												
Russ Davis, R (1, 5) OBP: 0.295, SLG: 0.436		0-1 P4		0-3 K		0-0 G5-3		3-2 FC3-6 HBP		3 0 0 0 0 1 2												
Inning Stats	R: 3 E: 0 K: 2 S: 14	H: 3 LOB: 0 BB: 0 P: 23	R: 0 E: 1 K: 1 S: 7	H: 0 LOB: 1 BB: 0 P: 10	R: 3 E: 0 K: 0 S: 10	H: 2 LOB: 0 BB: 1 P: 16	R: 0 E: 0 K: 1 S: 12	H: 1 LOB: 1 BB: 0 P: 20	R: 0 E: 0 K: 0 S: 6	H: 1 LOB: 0 BB: 0 P: 9	R: 1 E: 0 K: 0 S: 7	H: 2 LOB: 1 BB: 0 P: 11	R: 0 E: 0 K: 0 S: 10	H: 1 LOB: 0 BB: 0 P: 13	R: 1 E: 0 K: 1 S: 12	H: 1 LOB: 2 BB: 1 P: 21	R: 0 E: 0 K: 0 S: 7	H: 1 LOB: 1 BB: 0 P: 13	1B: 7 2B: 3 3B: 0 HR: 3	SF: 0 SAC: 1 DP: 2 HBP: 1	WP: 0 PB: 0 SB: 1 CS: 0	PA: 41
PITCHER	IP	WLS	BF	H	R	ER	SO	BB	IBB	HBP	BLK	WP	HR	S	P	ERA	WHIP					
Pat Hentgen, R (1, 1) ERA: 5.42	6.0	L	28	9	7	7	4	1	0	0	0	0	3	56	89	10.50	1.667					
Pete Munro, R (7, 1) ERA: 5.23	1.0		4	1	1	1	0	1	0	0	0	0	0	12	19	9.00	2.000					
Paul Spoljaric, L (8, 1) ERA: 5.5	2.0		9	2	0	0	1	0	0	1	0	0	0	17	28	0.00	1.000					

Seattle Mariners @ Toronto Blue Jays
SkyDome, Toronto, ON
Tue Aug 17 1999, 7:05 PM EDT
Att. 30,137 - Cloudy - 80 F

livebaseballscorecards.com

AB	37
R	8
H	12
RBI	8
BB	2
SO	5
LOB	15



Batter	1	2	3	4	5	6	7	8	9	AB R H RBI BB SO LOB
Shannon Stewart, R (1, 7) OBP: 0.379, SLG: 0.431	2-1 F9		1-1 1B G3 2B		1-1 G6-3		4-1 1-2 G6-4-3 BB		4-1 DI BB	3 1 1 0 2 0 0
Brian McRae, S (1, 8) OBP: 0.322, SLG: 0.358	4-1 G4-3 2B BB		0-0 G3 1B		2-3 K		0-0 G6-4-3 1-2f		2-2 G4-3 1-2	4 1 1 0 1 1 3
Shawn Green, L (1, 9) OBP: 0.381, SLG: 0.600	3-1 G4-3 1-2		3-3 K		2-3 K			1-3 K		4 0 0 0 0 3 3
Carlos Delgado, L (1, 3) OBP: 0.369, SLG: 0.569	1-1 2-H 2B		1-0 G3 1-2 3-H		1-0 F7			3-1 2B 2B		4 1 2 2 0 0 1
Tony Fernandez, S (1, 5) OBP: 0.431, SLG: 0.470	1-1 G3		4-1 BB		1-3 K			2-1 2B		3 0 1 1 1 1 1
Darrin Fletcher, L (1, 2) OBP: 0.331, SLG: 0.471		2-3 K	0-0 G3-1		1-0 F8			4-1 G6-4-3 BB		3 0 0 0 1 1 2
Tony Batista, R (1, 6) OBP: 0.336, SLG: 0.509		2-3 K		0-2 P5		1-3 K		1-0 G6-4-3 1-2f		4 0 0 0 0 2 2
Willie Greene, L (1, 10) OBP: 0.282, SLG: 0.417		0-3 K		1-3 K		0-0 HR			3-1 L6	4 1 1 1 0 2 0
Homer Bush, R (1, 4) OBP: 0.362, SLG: 0.432			2-0 HR	0-1 G1-6-3		4-1 BB BB			3-2 P5	3 1 1 1 1 0 0

Inning Stats	R: 1	H: 1	E: 0	K: 0	S: 9	H: 1	LOB: 1	BB: 1	P: 20	R: 0	H: 0	E: 0	K: 3	S: 10	H: 0	LOB: 0	BB: 0	P: 14	R: 2	H: 3	E: 0	K: 1	S: 10	H: 0	LOB: 2	BB: 1	P: 21	R: 0	H: 0	E: 0	K: 1	S: 9	H: 0	LOB: 0	BB: 0	P: 10	R: 0	H: 0	E: 0	K: 2	S: 9	H: 0	LOB: 0	BB: 0	P: 14	R: 1	H: 1	E: 0	K: 1	S: 7	H: 1	LOB: 1	BB: 2	P: 16	R: 1	H: 2	E: 0	K: 1	S: 9	H: 2	LOB: 1	BB: 1	P: 20	R: 0	H: 0	E: 0	K: 0	S: 9	H: 0	LOB: 1	BB: 1	P: 21	1B: 1	2B: 4	3B: 0	HR: 2	SF: 0	SAC: 0	DP: 2	HBP: 0	WP: 0	PB: 0	SB: 0	CS: 0	PA: 38
--------------	------	------	------	------	------	------	--------	-------	-------	------	------	------	------	-------	------	--------	-------	-------	------	------	------	------	-------	------	--------	-------	-------	------	------	------	------	------	------	--------	-------	-------	------	------	------	------	------	------	--------	-------	-------	------	------	------	------	------	------	--------	-------	-------	------	------	------	------	------	------	--------	-------	-------	------	------	------	------	------	------	--------	-------	-------	-------	-------	-------	-------	-------	--------	-------	--------	-------	-------	-------	-------	--------


PITCHER	IP	WLS	BF	H	R	ER	SO	BB	IBB	HBP	BLK	WP	HR	S	P	ERA	WHIP
Paul Abbott, R (1, 1) ERA: 3.92	6.1	W	26	5	4	4	9	2	0	0	0	0	2	56	92	5.68	1.105
Todd Williams, R (7, 1) ERA: 15.43	0.0		2	0	0	0	0	2	0	0	0	0	0	2	10	∞	∞
Jeff Fassero, L (7, 1) ERA: 7.23	1.0	H	5	2	1	1	1	1	0	0	0	0	0	9	19	9.00	3.000
Jose Paniagua, R (8, 1) ERA: 3.8	0.2	H	1	0	0	0	0	0	0	0	0	0	0	1	2	0.00	0.000
Jose Mesa, R (9, 1) ERA: 5.44	1.0	S	4	0	0	0	0	1	0	0	0	0	0	9	21	0.00	1.000

BOTTOM

Seattle Mariners @ Toronto Blue Jays
 SkyDome, Toronto, ON
 Tue Aug 17 1999, 7:05 PM EDT
 Att: 30,137 - Cloudy - 80 F

livebaseballscorecards.com

AB	32
R	5
H	7
RBI	5
BB	6
SO	10
LOB	12



Batter	1	2	3	4	5	6	7	8	9	AB R H RBI BB SO LOB	TOP											
Brian Hunter, R (1, 7) OBP: 0.295, SLG: 0.323	2-3 		1-2 		0-0 		0-1 		4-0 	4 1 1 0 1 1 1												
David Bell, R (1, 4) OBP: 0.337, SLG: 0.438	2-2 		0-0 		1-2 		2-1 		1-1 	5 1 1 1 0 0 4												
Ken Griffey Jr., L (1, 8) OBP: 0.400, SLG: 0.599	3-2 		2-2 		1-1 			0-1 		4 1 1 1 0 0 0												
Alex Rodriguez, R (1, 6) OBP: 0.385, SLG: 0.662			1-3 			0-1 		0-2 		4 0 1 0 0 1 1												
Edgar Martinez, R (1, 10) OBP: 0.442, SLG: 0.536		2-2 	1-1 			1-3 		0-3 		4 1 2 1 0 2 1												
Jay Buhner, R (1, 9) OBP: 0.402, SLG: 0.494		3-2 	2-3 			2-1 			2-1 	4 1 3 2 0 1 1 0 0 0 0 0 0 0												
Raul Ibanez, L (9, PR) OBP: 0.303, SLG: 0.377																						
Dan Wilson, R (1, 2) OBP: 0.322, SLG: 0.373		1-0 			2-1 		0-0 		1-3 	4 0 0 0 0 1 3												
Russ Davis, R (1, 5) OBP: 0.292, SLG: 0.431		1-0 			0-3 			0-0 	1-3 	4 0 0 0 0 2 1												
Ryan Jackson, L (1, 3) OBP: 0.529, SLG: 0.500			0-3 		1-1 		0-0 		4-1 	3 0 1 0 0 1 0												
Inning Stats	R: 0 E: 0 K: 1 S: 14	H: 0 LOB: 0 BB: 0 P: 21	R: 2 E: 0 K: 0 S: 12	H: 2 LOB: 0 BB: 0 P: 22	R: 3 E: 1 K: 3 S: 21	H: 4 LOB: 1 BB: 0 P: 28	R: 0 E: 0 K: 1 S: 7	H: 0 LOB: 0 BB: 0 P: 10	R: 0 E: 0 K: 0 S: 6	H: 0 LOB: 0 BB: 0 P: 8	R: 0 E: 0 K: 1 S: 8	H: 2 LOB: 1 BB: 0 P: 11	R: 0 E: 0 K: 0 S: 6	H: 1 LOB: 1 BB: 0 P: 8	R: 0 E: 0 K: 1 S: 8	H: 0 LOB: 0 BB: 0 P: 8	R: 0 E: 0 K: 2 S: 11	H: 1 LOB: 3 BB: 1 P: 24	1B: 7 2B: 3 3B: 0 HR: 1	SF: 0 SAC: 0 DP: 1 HBP: 1	WP: 0 PB: 0 SB: 2 CS: 0	PA: 38
PITCHER	IP WLS BF H R ER SO BB IBB HBP BLK WP HR S P ERA WHIP																					
David Wells, L (1, 1) ERA: 5.13	8.0 L 32 9 5 4 7 0 0 0 0 0 0 1 82 116 4.50 1.125																					
Billy Koch, R (9, 1) ERA: 2.3	1.0 6 1 0 0 2 1 0 1 0 0 0 0 11 24 0.00 2.000																					

Seattle Mariners @ Toronto Blue Jays
SkyDome, Toronto, ON
Wed Aug 18 1999, 1:05 PM EDT
Att. 38,224 - Cloudy - 70 F

AB	36
R	5
H	10
RBI	5
BB	1
SO	9
LOB	12



Batter	1	2	3	4	5	6	7	8	9	AB R H RBI BB SO LOB
Shannon Stewart, R (1, 7) OBP: 0.378, SLG: 0.429	1-2 K ①		3-2 1B		2-1 L4 ③		2-3 K ③		0-0 F9 ③	5 0 1 0 0 2 1
Brian McRae, S (1, 8) OBP: 0.321, SLG: 0.355	2-1 F7 ②		2-0 P8 ③			2-2 G5-3 ①		4-2 FC3-8 BB		3 0 0 0 1 0 1
Shawn Green, L (1, 9) OBP: 0.382, SLG: 0.601	2-1 2B			1-0 G4-3 ①		0-0 G4-3 S 1B		0-2 FC3-6 1B HBP 1-2f		4 0 2 0 0 0 1
Carlos Delgado, L (1, 3) OBP: 0.368, SLG: 0.565	2-3 K ③			0-1 P5 ②		1-1 G4-3 ②		1-0 1B		3 0 0 0 0 1 2
Tony Fernandez, S (1, 5) OBP: 0.432, SLG: 0.469		2-2 G6-3 ①		1-0 G3-1 ③		4-2 BB BB		2-2 1-2 2-3 1B ②		3 0 1 0 1 0 0
Tony Batista, R (1, 6) OBP: 0.337, SLG: 0.511		0-0 F8 ②			0-1 1B 2B	4-2 BB		0-3 K		3 1 1 0 1 1 3
Willie Greene, L (1, 10) OBP: 0.276, SLG: 0.408		0-1 G4-3 ③			0-1 P3 ①	2-3 K		1-1 F7 ③		4 0 0 0 0 1 7
Mike Matheny, R (1, 2) OBP: 0.276, SLG: 0.317 Darrin Fletcher, L (9, PH) OBP: 0.330, SLG: 0.469			0-0 F7 ①		3-2 1B		3-3 K ①		2-3 K ①	3 0 1 1 0 1 0 1 0 0 0 0 1 0
Homer Bush, R (1, 4) OBP: 0.357, SLG: 0.427			3-2 G5-3 ②		1-3 K ②		1-2 G2-3 ②		1-3 K ②	4 0 0 0 0 2 1

BOTTOM

Seattle Mariners @ Toronto Blue Jays
 SkyDome, Toronto, ON
 Wed Aug 18 1999, 1:05 PM EDT
 Att. 38,224 - Cloudy - 70 F

livebaseballscorecards.com

AB	33
R	1
H	6
RBI	1
BB	3
SO	9
LOB	16



Inning Stats	R: 0	H: 1	E: 0	K: 2	S: 11	H: 1	LOB: 1	BB: 0	P: 18	R: 0	H: 0	E: 0	K: 0	S: 7	H: 0	LOB: 0	BB: 0	P: 9	R: 0	H: 1	E: 0	K: 0	S: 10	H: 1	LOB: 1	BB: 0	P: 18	R: 1	H: 2	E: 0	K: 1	S: 13	H: 1	LOB: 3	BB: 2	P: 28	R: 0	H: 0	E: 0	K: 2	S: 9	H: 1	LOB: 3	BB: 1	P: 24	R: 0	H: 0	E: 0	K: 2	S: 7	H: 0	LOB: 0	BB: 0	P: 10	1B: 4	SF: 0	2B: 2	SAC: 0	3B: 0	DP: 0	HR: 0	HBP: 1	WP: 0	PA: 37
--------------	------	------	------	------	-------	------	--------	-------	-------	------	------	------	------	------	------	--------	-------	------	------	------	------	------	-------	------	--------	-------	-------	------	------	------	------	-------	------	--------	-------	-------	------	------	------	------	------	------	--------	-------	-------	------	------	------	------	------	------	--------	-------	-------	-------	-------	-------	--------	-------	-------	-------	--------	-------	--------

PITCHER	IP	WLS	BF	H	R	ER	SO	BB	IBB	HBP	BLK	WP	HR	S	P	ERA	WHIP
Freddy Garcia, R (1, 1) ERA: 4.5	5.2	W	24	5	1	1	3	2	0	0	0	0	0	57	93	1.59	1.235
Steve Sinclair, L (6, 1) ERA: 7.71	0.1	H	1	0	0	0	1	0	0	0	0	0	0	3	5	0.00	0.000
Tom Davey, R (7, 1) ERA: 5.13	1.1		7	1	0	0	2	1	0	1	0	0	0	20	33	0.00	1.500
Jose Paniagua, R (8, 1) ERA: 3.7	1.2	S	5	0	0	0	3	0	0	0	0	0	0	12	16	0.00	0.000

PITCHER	IP	WLS	BF	H	R	ER	SO	BB	IBB	HBP	BLK	WP	HR	S	P	ERA	WHIP
---------	----	-----	----	---	---	----	----	----	-----	-----	-----	----	----	---	---	-----	------

Batter	1	2	3	4	5	6	7	8	9	AB R H RBI BB SO LOB	TOP		
Dave Roberts, L (1, 8) OBP: 0.339, SLG: 0.321	1-2 G4-1	2-2 1B			1-1 2B 1B		2-3 K		1-1 G6-3	5 1 2 0 0 1 0	Cleveland Indians @ Seattle Mariners Safeco Field, Seattle, WA Fri Aug 20 1999, 7:05 PM PDT Att. 44,915 - Unknown - 78 F livebaseballscorecards.com		
Omar Vizquel, S (1, 6) OBP: 0.401, SLG: 0.434	2-2 G6-3	1-0 G5-3			2-1 SH2-3 1-H SF8 2B		1-2 L4		4-0 2B BB	4 2 1 1 1 0 3			
Roberto Alomar, S (1, 4) OBP: 0.425, SLG: 0.559	3-2 F7				0-0 SH2-3 2-3		1-1 G6-3		0-0 1-H 2B	4 1 2 2 0 0 0			
Manny Ramirez, R (1, 9) OBP: 0.421, SLG: 0.612		2-2 HR HBP			4-0 IBB			4-2 FC5-4 1B G6-3 BB	2-0 G6-3	2 2 0 0 2 1 1			
Richie Sexson, R (1, 7) OBP: 0.313, SLG: 0.501 (9, 3)		0-0 HR			0-0 SF8 3-H			1-0 FC5-4 1-2 1B		3 1 2 3 0 0 0			
Jim Thome, L (1, 3) OBP: 0.423, SLG: 0.536		4-2 1B BB BB			1-3 K			0-1 FC5-4 G6-3		3 0 0 0 1 1 3			
David Justice, L (9, 7) OBP: 0.407, SLG: 0.513								1-2 2-3		0 0 0 0 0 0 0			
Alex Ramirez, R (1, 10) OBP: 0.279, SLG: 0.373		3-3 K SAFE			0-0 G6-4-3 1B		2-3 K	0-2 G6-3 1-2 3-H		4 0 1 1 0 2 2			
Enrique Wilson, S (1, 5) OBP: 0.307, SLG: 0.355		1-3 K			2-1 G6-4-3 1-2f		2-2 G5-3	2-0 F9		4 0 0 0 0 1 3			
Einar Diaz, R (1, 2) OBP: 0.309, SLG: 0.338		4-0 1B BB			1-0 G6-3		1-2 G6-3	3-2 P3		3 0 0 0 1 0 0			
Inning Stats	R: 0 E: 0 K: 0 S: 9 H: 0 LOB: 0 BB: 0 P: 15	R: 2 E: 0 K: 2 S: 18 H: 2 LOB: 3 BB: 2 P: 35	R: 1 E: 0 K: 1 S: 9 H: 1 LOB: 0 BB: 0 P: 12	R: 0 E: 0 K: 0 S: 4 H: 1 LOB: 0 BB: 0 P: 7	R: 2 E: 0 K: 1 S: 9 H: 2 LOB: 1 BB: 1 P: 17	R: 0 E: 0 K: 1 S: 10 H: 0 LOB: 0 BB: 0 P: 15	R: 0 E: 0 K: 1 S: 8 H: 0 LOB: 0 BB: 0 P: 12	R: 1 E: 0 K: 0 S: 10 H: 1 LOB: 1 BB: 1 P: 17	R: 1 E: 0 K: 0 S: 7 H: 1 LOB: 1 BB: 1 P: 17	1B: 4 2B: 2 3B: 0 HR: 2 SF: 1 SAC: 1 DP: 1 HBP: 1	WP: 0 PB: 0 SB: 1 CS: 0 PA: 40		
PITCHER	IP WLS BF H R ER SO BB IBB HBP BLK WP HR S P ERA WHIP											PITCHER	IP WLS BF H R ER SO BB IBB HBP BLK WP HR S P ERA WHIP
John Halama, L (1, 1) ERA: 4.16	7.0 L 30 6 5 5 6 2 1 1 0 0 0 2 67 113 6.43 1.143												
Tom Davey, R (8, 1) ERA: 5.3	0.0 2 1 1 1 0 1 0 0 0 0 0 0 4 9 ∞ ∞												
Steve Sinclair, L (8, 1) ERA: 7.43	1.2 7 1 1 1 0 1 0 0 0 0 0 0 12 22 5.40 1.200												
Todd Williams, R (9, 1) ERA: 13.5	0.1 1 0 0 0 0 0 0 0 0 0 0 0 1 3 0.00 0.000												



Batter	1	2	3	4	5	6	7	8	9	AB	R	H	RBI	BB	SO	LOB
Brian Hunter, R (1, 7) OBP: 0.293, SLG: 0.321 Raul Ibanez, L (9, PH) OBP: 0.309, SLG: 0.377	1-3 K		1-1 P6			2-1 G6-3	0-1 SH3-4		4-0 1B BB	3	0	0	0	0	1	0
David Bell, R (1, 4) OBP: 0.337, SLG: 0.435 Tom Lampkin, L (9, PH) OBP: 0.384, SLG: 0.534	2-1 G4-3		3-2 L3			4-2 1B 2B BB	3-3 K		2-2 1B	3	1	0	0	1	1	1
Ken Griffey Jr., L (1, 8) OBP: 0.400, SLG: 0.596	1-3 K			4-2 S BB		1-1 1B 2B 1B	2-2 G3		1-3 K	4	1	1	0	1	2	3
Alex Rodriguez, R (1, 6) OBP: 0.383, SLG: 0.655		1-0 G5-3		3-3 1 SAFE S 1-2 K		0-1 2B 1B 1B		0-2 G5-3	2-3 K	5	1	1	0	0	2	3
Edgar Martinez, R (1, 10) OBP: 0.445, SLG: 0.541		1-0 1B 1B		2-2 G6-3		1-1 1B G5-3 2B		1-1 FC5-4 1B		4	1	3	2	0	0	1
Jay Buhner, R (1, 9) OBP: 0.399, SLG: 0.489		0-3 K		1-0 F9		0-1 G5-3 1B		3-2 FC5-4 BB		4	0	1	1	0	1	3
Ryan Jackson, L (1, 3) OBP: 0.524, SLG: 0.471		3-2 1B 1B			0-0 G6-3	0-2 G5-3		4-0 1B BB		3	0	1	1	1	0	1
Dan Wilson, R (1, 2) OBP: 0.318, SLG: 0.368		1-1 F7			2-2 K	1-3 K		1-3 K		4	0	0	0	0	3	5
Russ Davis, R (1, 5) OBP: 0.291, SLG: 0.429			2-3 K			1-1 G2-3		3-2 SH3-4 1B		4	0	1	0	0	1	0

Inning Stats	R: 0	H: 0	E: 0	K: 2	S: 8	H: 0	LOB: 0	BB: 0	P: 12	R: 0	H: 2	E: 0	K: 1	S: 12	R: 0	H: 0	E: 0	K: 1	S: 12	R: 0	H: 0	E: 0	K: 1	S: 6	R: 4	H: 4	E: 0	K: 1	S: 20	R: 0	H: 1	E: 0	K: 1	S: 13	R: 0	H: 1	E: 0	K: 2	S: 11	R: 0	H: 1	E: 0	K: 2	S: 11	1B: 8	2B: 1	3B: 0	HR: 0	SF: 0	SAC: 1	DP: 0	HBP: 0	WP: 0	PB: 0	SB: 1	CS: 0	PA: 40
--------------	------	------	------	------	------	------	--------	-------	-------	------	------	------	------	-------	------	------	------	------	-------	------	------	------	------	------	------	------	------	------	-------	------	------	------	------	-------	------	------	------	------	-------	------	------	------	------	-------	-------	-------	-------	-------	-------	--------	-------	--------	-------	-------	-------	-------	--------

PITCHER	IP	WLS	BF	H	R	ER	SO	BB	IBB	HBP	BLK	WP	HR	S	P	ERA	WHIP
Bartolo Colon, R (1, 1) ERA: 4.05	5.1	W	20	2	1	1	6	2	0	0	0	0	0	55	90	1.69	0.750
David Riske, R (6, 1) ERA: 13.5	0.2		6	4	3	3	1	0	0	0	0	0	0	15	18	40.50	6.000
Paul Shuey, R (7, 1) ERA: 3.23	2.0	H	9	2	0	0	2	1	0	0	0	0	0	24	41	0.00	1.500
Michael Jackson, R (9, 1) ERA: 4.19	1.0	S	5	1	0	0	2	1	0	0	0	0	0	11	21	0.00	2.000

BOTTOM

Cleveland Indians @ Seattle Mariners
Safeco Field, Seattle, WA
Fri Aug 20 1999, 7:05 PM PDT
Att: 44,915 - Unknown - 78 F

livebaseballscores.com

AB	35
R	4
H	9
RBI	4
BB	4
SO	11
LOB	17



Batter	1	2	3	4	5	6	7	8	9	AB R H RBI BB SO LOB	TOP		
Dave Roberts, L (1, 8) OBP: 0.311, SLG: 0.293	2-2 G4-3		3-3 K		0-2 G4-3		1-3 K	2-3 K		5 0 0 0 0 3 2			
Enrique Wilson, S (1, 6) OBP: 0.312, SLG: 0.361	2-1 G4-6-3 1B			3-2 SH3-1 E 2B	1-2 P2			2-1 F8	4-2 FC6-4 BB	4 1 2 0 1 0 0			
Roberto Alomar, S (1, 4) OBP: 0.425, SLG: 0.556	2-2 G4-6-3 1-2f			0-0 SH3-1 2-3		4-0 CS BB		4-2 S 2B BB	0-1 F7	2 1 0 0 2 0 2			
Manny Ramirez, R (1, 9) OBP: 0.422, SLG: 0.613 Alex Ramirez, R (8, 9) OBP: 0.274, SLG: 0.367			3-3 K	4-1 E 1B BB		3-3 K 1-2		2-1 WP 1-H G4-3 2B	1-3 K	3 2 1 1 1 2 1 1 0 0 0 0 1 1			
David Justice, L (1, 10) OBP: 0.410, SLG: 0.511			2-2 FC4-6 1B	2-3 K		4-0 1B BB		4-2 G4-3 2B BB	0-1 FC6-4 1-2f	3 1 1 0 2 1 3			
Jim Thome, L (1, 3) OBP: 0.422, SLG: 0.533			1-1 FC4-6 1-2f	2-1 E3 1B	1-2 1B	3-2 1B		2-0 G4-3		4 0 1 1 0 0 3			
Richie Sexson, R (1, 7) OBP: 0.314, SLG: 0.504			2-2 P3	1-0 1B	1-3 2-H 1B	0-3 K		1-1 1B 2B		4 1 2 2 0 1 3			
Carlos Baerga, S (1, 5) OBP: 0.317, SLG: 0.358			1-0 L9	1-3 K			1-0 F7	0-1 1B 1B		4 0 1 1 0 1 2			
Jesse Levis, L (1, 2) OBP: 0.238, SLG: 0.200			1-3 K		3-1 P5		0-2 G5-3	2-0 1B		4 0 1 0 0 1 0			
Inning Stats	R: 0 E: 0 K: 0 S: 8 H: 1 LOB: 0 BB: 0 P: 14	R: 0 E: 0 K: 1 S: 11 H: 1 LOB: 1 BB: 0 P: 19	R: 0 E: 0 K: 2 S: 7 H: 0 LOB: 0 BB: 0 P: 12	R: 2 E: 1 K: 2 S: 15 H: 2 LOB: 2 BB: 1 P: 28	R: 0 E: 0 K: 0 S: 9 H: 0 LOB: 0 BB: 0 P: 13	R: 0 E: 0 K: 2 S: 12 H: 1 LOB: 2 BB: 2 P: 26	R: 0 E: 0 K: 1 S: 7 H: 0 LOB: 0 BB: 0 P: 9	R: 4 E: 0 K: 1 S: 19 H: 4 LOB: 2 BB: 2 P: 38	R: 0 E: 0 K: 1 S: 9 H: 0 LOB: 1 BB: 1 P: 14	1B: 6 2B: 4 3B: 0 HR: 0 SF: 0 SAC: 1 DP: 2 HBP: 0	WP: 1 PB: 0 SB: 1 CS: 1 PA: 41		
PITCHER	IP WLS BF H R ER SO BB IBB HBP BLK WP HR S P ERA WHIP											PITCHER	IP WLS BF H R ER SO BB IBB HBP BLK WP HR S P ERA WHIP
Gil Meche, R (1, 1) ERA: 5.12	6.0 L 25 5 2 0 7 3 0 0 0 0 0 0 62 112 0.00 1.333												
Jeff Fassero, L (7, 1) ERA: 7.38	2.0 12 4 4 4 2 2 0 0 0 1 0 26 47 18.00 3.000												
Todd Williams, R (9, 1) ERA: 9.82	1.0 4 0 0 0 0 1 1 0 0 0 0 0 9 14 0.00 1.000												

Cleveland Indians @ Seattle Mariners
Safeco Field, Seattle, WA
 Sat Aug 21 1999, 1:05 PM PDT
 Att. 44,891 - Overcast - 66 F

livebaseballscorecards.com

AB	34
R	6
H	9
RBI	5
BB	6
SO	10
LOB	17



Batter	1	2	3	4	5	6	7	8	9	AB	R	H	RBI	BB	SO	LOB
Brian Hunter, R OBP: 0.291, SLG: 0.318 (1, 7)	0-0 B1-3		1-2 F8			2-1 G6-3		0-1 FC3-6 WP		4	0	0	0	0	0	1
David Bell, R OBP: 0.340, SLG: 0.436 (1, 4)	2-1 F8			1-1 1B		1-0 1B		4-2 1-2 BB		3	0	2	0	1	0	0
Ken Griffey Jr., L OBP: 0.397, SLG: 0.591 (1, 8)	0-1 P4			3-3 K		0-0 F7		1-3 K		4	0	0	0	0	2	4
Alex Rodriguez, R OBP: 0.381, SLG: 0.649 (1, 6)				4-2 FC6-4 BB		1-0 F7		1-3 K		3	0	0	0	1	2	3
Edgar Martinez, R OBP: 0.446, SLG: 0.541 (1, 10)				1-2 P6			2-1 F8		3-2 G5-4-3 1B	4	0	2	0	0	0	2
Jay Buhner, R OBP: 0.392, SLG: 0.478 (1, 9)				2-2 FC6-4 1-2f			2-3 K		0-1 G5-4-3 1-2f	4	0	0	0	0	2	4
Tom Lampkin, L OBP: 0.383, SLG: 0.529 (1, 2)				1-3 K			0-1 1B		1-2 P5	3	0	1	0	0	2	1
Ozzie Timmons, R OBP: 0.200, SLG: 0.278 (9, PH)										1	0	0	0	0	0	0
Ryan Jackson, L OBP: 0.500, SLG: 0.421 (1, 3)				4-1 G4-6-3 BB			1-3 K		2-2 G3-1	2	0	0	0	1	1	1
Rafael Bourrigal, R OBP: 0.338, SLG: 0.448 (1, 5)				0-0 G4-6-3 1-2f			2-1 G6-3		3-2 FC3-8 1B	3	0	1	0	0	0	1

Inning Stats	R: 0	H: 0	E: 0	K: 0	S: 5	R: 0	H: 1	E: 0	K: 3	S: 12	R: 0	H: 0	E: 0	K: 0	S: 5	R: 0	H: 1	E: 0	K: 1	S: 16	R: 0	H: 0	E: 0	K: 2	S: 10	R: 0	H: 1	E: 0	K: 0	S: 9	R: 0	H: 1	E: 0	K: 1	S: 11	R: 0	H: 1	E: 0	K: 2	S: 16	R: 0	H: 1	E: 0	K: 0	S: 11	1B: 6	2B: 0	3B: 0	HR: 0	SF: 0	SAC: 0	DP: 2	HBP: 0	WP: 1	PB: 0	SB: 1	CS: 0	PA: 34
PITCHER	IP	WLS	BF	H	R	ER	SO	BB	IBB	HBP	BLK	WP	HR	S	P	ERA	WHIP																																									
Dave Burba, R ERA: 4.6 (1, 1)	7.1	W	29	5	0	0	7	3	0	0	0	1	0	72	119	0.00	1.091																																									
Ricardo Rincon, L ERA: 5.29 (8, 1)	1.2		5	1	0	0	2	0	0	0	0	0	0	19	25	0.00	0.600																																									

BOTTOM

Cleveland Indians @ Seattle Mariners
Safeco Field, Seattle, WA
Sat Aug 21 1999, 1:05 PM PDT
Att. 44,891 - Overcast - 66 F

livebaseballscores.com

AB	31
R	0
H	6
RBI	0
BB	3
SO	9
LOB	17



Batter	1	2	3	4	5	6	7	8	9	10	AB	R	H	RBI	BB	SO	LOB	TOP				
Dave Roberts, L (1, 8) OBP: 0.299, SLG: 0.281	0-0 F2		1-1 2B 1-2 1B		0-0 B3		0-1 G1-3		3-2 P6	0-0 FC4-2	6	0	1	0	0	0	4					
Enrique Wilson, S (1, 4) OBP: 0.309, SLG: 0.360	2-2 F9		2-2 1-3 2-H 2B		0-1 F7				0-1 F9	1-3 K	6	0	1	1	0	2	4					
Omar Vizquel, S (1, 6) OBP: 0.401, SLG: 0.434	0-1 CS 1B		1-2 F7		3-2 P4				0-0 S 1B	0-0 P4	5	0	2	0	0	0	2					
Manny Ramirez, R (1, 9) OBP: 0.423, SLG: 0.621	1-0 CS	1-2 F9		2-1 G1 2B		1-1 HR			3-3 K	4-0 HR BB	4	2	2	1	1	1	1					
Richie Sexson, R (1, 7) OBP: 0.315, SLG: 0.509		2-0 F8		0-1 F8		3-3 K			4-0 BB	0-0 HR	4	1	1	2	1	1	1					
Jim Thome, L (1, 3) OBP: 0.420, SLG: 0.528		1-3 K		1-2 G1		1-1 P6			0-3 K	4-0 2B BB	4	1	0	0	1	2	3					
Alex Ramirez, R (1, 10) OBP: 0.292, SLG: 0.371			1-1 1B 2B 1B		4-2 BB		1-1 F9		4-1 1B SF8 BB	0-0 BB FC4-2 2B	2	1	1	0	1	0	0					
Roberto Alomar, S (9, PH) OBP: 0.427, SLG: 0.560											1	1	1	0	1	0	0					
Carlos Baerga, S (1, 5) OBP: 0.321, SLG: 0.354		1-1 SAFE F7		0-1 G1		1-1 F8			3-1 S 1B	4-0 FC4-2 BB IBB	4	0	1	0	1	0	3					
Einar Díaz, R (1, 2) OBP: 0.309, SLG: 0.347			0-1 P4		2-2 HR		0-0 F8		1-1 SF8	4-0 FC4-2 BB	3	1	1	1	0	0	1					
David Justice, L (9, PH) OBP: 0.409, SLG: 0.511											0	0	0	1	0	0	0					
Jesse Levis, L (9, 2) OBP: 0.273, SLG: 0.200											0	0	0	1	1	0	0					
Inning Stats	R: 0 E: 0 K: 0 S: 6	H: 1 LOB: 0 BB: 0 P: 9	R: 0 E: 0 K: 1 S: 7	H: 0 LOB: 0 BB: 0 P: 11	R: 1 E: 0 K: 0 S: 16	H: 3 LOB: 2 BB: 0 P: 22	R: 0 E: 0 K: 0 S: 11	H: 1 LOB: 2 BB: 1 P: 18	R: 1 E: 0 K: 1 S: 9	H: 1 LOB: 0 BB: 0 P: 15	R: 0 E: 0 K: 0 S: 5	H: 0 LOB: 0 BB: 0 P: 6	R: 0 E: 0 K: 2 S: 9	H: 1 LOB: 2 BB: 1 P: 16	R: 1 E: 0 K: 1 S: 11	H: 1 LOB: 1 BB: 1 P: 23	R: 3 E: 0 K: 1 S: 7	H: 2 LOB: 3 BB: 4 P: 23	1B: 5 2B: 3 3B: 0 HR: 3	SF: 1 SAC: 0 DP: 0 HBP: 0	WP: 0 PB: 0 SB: 2 CS: 1	PA: 48
PITCHER	IP WLS BF H R ER SO	IP WLS BF H R ER SO	IP WLS BF H R ER SO	IP WLS BF H R ER SO	IP WLS BF H R ER SO	IP WLS BF H R ER SO	IP WLS BF H R ER SO	IP WLS BF H R ER SO	IP WLS BF H R ER SO	IP WLS BF H R ER SO	IP WLS BF H R ER SO	IP WLS BF H R ER SO	IP WLS BF H R ER SO	IP WLS BF H R ER SO	IP WLS BF H R ER SO	IP WLS BF H R ER SO	IP WLS BF H R ER SO	ERA WHIP	ERA WHIP			
Jamie Moyer, L (1, 1) ERA: 4.38	7.1																					
Jose Paniagua, R (8, 1) ERA: 3.66	0.2																					
Jose Mesa, R (9, 1) ERA: 5.98	1.1	L																				
Steve Sinclair, L (10, 1) ERA: 7.07	0.2																					

Cleveland Indians @ Seattle Mariners
 Safeco Field, Seattle, WA
 Sun Aug 22 1999, 5:05 PM PDT
 Att. 44,941 - Unknown - 75 F

livebaseballscorecards.com

AB 39
 R 7
 H 11
 RBI 7
 BB 7
 SO 6
 LOB 19



BOTTOM

Cleveland Indians @ Seattle Mariners
Safeco Field, Seattle, WA
Sun Aug 22 1999, 5:05 PM PDT
Att. 44,941 - Unknown - 75 F

livebaseballscorecards.com

AB 37
R 4
H 7
RBI 4
BB 3
SO 11
LOB 15



WP: 1 PA: 40
PB: 0
SB: 1
CS: 0

AB R H RBI BB SO LOB

5 0 0 0 0 1 2

3 1 1 0 0 0 0
2 1 0 0 0 1 0

5 1 2 4 0 1 0

4 0 1 0 1 1 1

4 0 2 0 0 1 2
0 0 0 0 0 0 0

4 0 0 0 0 3 4

2 0 0 0 2 0 1

4 1 1 0 0 1 3

3 0 0 0 0 1 1
1 0 0 0 0 1 1

1B: 2 SF: 0
2B: 3 SAC: 0
3B: 1 DP: 1
HR: 1 HBP: 0

Batter	1	2	3	4	5	6	7	8	9	10
David Bell, R (1, 4) OBP: 0.337, SLG: 0.432			L5		F8			G1-3	F8	
Ozzie Timmons, R (1, 10) OBP: 0.217, SLG: 0.333	F8		3B 2B		P4			K HR		F7
Tom Lampkin, L (8, PH) OBP: 0.377, SLG: 0.522										
Ken Griffey Jr., L (1, 8) OBP: 0.397, SLG: 0.600	K		3B		P3			K HR		L9
Alex Rodriguez, R (1, 6) OBP: 0.382, SLG: 0.648		E S BB	K		G6-3			G6-3 2B		P6
Edgar Martinez, R (1, 3) OBP: 0.446, SLG: 0.543		K						G6-3		
Ryan Jackson, L (9, 3) OBP: 0.500, SLG: 0.421					2B			1B		
Jay Buhner, R (1, 9) OBP: 0.385, SLG: 0.467		K			F7			K2-3		
Russ Davis, R (1, 5) OBP: 0.293, SLG: 0.427		G4-3						P4		BB
Dan Wilson, R (1, 2) OBP: 0.317, SLG: 0.366			2B 3B 1B		G6-3			F8		K
Brian Hunter, R (1, 7) OBP: 0.289, SLG: 0.316			P4					K		K
Raul Ibanez, L (9, PH) OBP: 0.306, SLG: 0.374					F8					

Inning Stats	R: 0	H: 0	E: 0	K: 2	S: 10	P: 14	R: 0	H: 0	E: 0	K: 2	S: 8	P: 18	R: 2	H: 3	E: 0	K: 1	S: 16	R: 0	H: 1	E: 0	K: 0	S: 6	R: 0	H: 0	E: 0	K: 1	S: 11	R: 0	H: 1	E: 0	K: 1	S: 11	R: 0	H: 0	E: 0	K: 1	S: 8	R: 2	H: 2	E: 0	K: 2	S: 15	R: 0	H: 0	E: 0	K: 2	S: 11	R: 0	H: 0	E: 0	K: 0	S: 3
--------------	------	------	------	------	-------	-------	------	------	------	------	------	-------	------	------	------	------	-------	------	------	------	------	------	------	------	------	------	-------	------	------	------	------	-------	------	------	------	------	------	------	------	------	------	-------	------	------	------	------	-------	------	------	------	------	------

PITCHER	IP	WLS	BF	H	R	ER	SO	BB	IBB	HBP	BLK	WP	HR	S	P	ERA	WHIP
Chris Haney, L (1, 1) ERA: 2.89	6.0		24	5	2	2	6	2	0	0	0	0	0	62	107	3.00	1.167
Paul Shuey, R (7, 1) ERA: 3.31	1.1	H	5	0	1	1	2	0	0	0	0	1	0	15	24	6.75	0.000
Paul Assenmacher, L (8, 1) ERA: 8.2	0.0	B	2	2	1	1	0	0	0	0	0	0	1	4	5	∞	∞
David Riske, R (8, 1) ERA: 9.95	1.2	W	6	0	0	0	3	1	0	0	0	0	0	15	21	0.00	0.600
Michael Jackson, R (10, 1) ERA: 4.12	1.0	S	3	0	0	0	0	0	0	0	0	0	0	3	3	0.00	0.000

PITCHER	IP	WLS	BF	H	R	ER	SO	BB	IBB	HBP	BLK	WP	HR	S	P	ERA	WHIP
Chris Haney, L (1, 1) ERA: 2.89	6.0		24	5	2	2	6	2	0	0	0	0	0	62	107	3.00	1.167
Paul Shuey, R (7, 1) ERA: 3.31	1.1	H	5	0	1	1	2	0	0	0	0	1	0	15	24	6.75	0.000
Paul Assenmacher, L (8, 1) ERA: 8.2	0.0	B	2	2	1	1	0	0	0	0	0	0	1	4	5	∞	∞
David Riske, R (8, 1) ERA: 9.95	1.2	W	6	0	0	0	3	1	0	0	0	0	0	15	21	0.00	0.600
Michael Jackson, R (10, 1) ERA: 4.12	1.0	S	3	0	0	0	0	0	0	0	0	0	0	3	3	0.00	0.000

Batter	1	2	3	4	5	6	7	8	9	AB R H RBI BB SO LOB	TOP
Dave Roberts, L (1, 8) <small>OBP: 0.282, SLG: 0.265</small> Richie Sexson, R (9, PH) <small>OBP: 0.315, SLG: 0.508</small>	2-3 		3-2 G5-3 1-2 		3-1 G4-3 			1-3 K 	2-3 K 	4 0 0 0 0 2 2 1 0 0 0 0 1 3	
Omar Vizquel, S (1, 6) <small>OBP: 0.400, SLG: 0.431</small>	4-0 		2-0 G4-3 			2-3 K 		1-3 K 		3 0 0 0 1 2 2	
Roberto Alomar, S (1, 4) <small>OBP: 0.426, SLG: 0.557</small>	1-3 K 			1-2 G1-3 1B 		0-1 G6-3 		0-3 K 		4 0 1 0 0 2 2	
Manny Ramirez, R (1, 9) <small>OBP: 0.424, SLG: 0.619</small>	1-3 			3-2 F9 		4-2 		0-1 	0-1 1B BB 	3 1 1 0 1 1 2	
David Justice, L (1, 7) <small>OBP: 0.407, SLG: 0.507</small>		4-1 G4-3 BB 		3-2 G1-3 1-2 		0-3 		2-3 K 	2-3 K 	3 0 0 0 1 2 3	
Jim Thome, L (1, 3) <small>OBP: 0.420, SLG: 0.525</small>		2-3 K 		4-2 			1-3 K 		4-1 BB 1B 	2 0 0 0 2 2 1	
Carlos Baerga, S (1, 5) <small>OBP: 0.319, SLG: 0.350</small>		0-1 G4-3 1-2f 		1-0 G4-3 			0-2 G6-3 		0-1 	4 0 1 0 0 0 3	
Alex Ramirez, R (1, 10) <small>OBP: 0.275, SLG: 0.348</small>			1-1 F7 		2-2 F8 		1-3 		1-3 K 	4 0 0 0 0 2 3	
Einar Diaz, R (1, 2) <small>OBP: 0.315, SLG: 0.354</small>			2-1 G5-3 1B 		0-3 K 			0-1 	4-1 	3 0 2 1 1 1 0	
Inning Stats	R: 0 H: 0 E: 0 LOB: 1 K: 3 BB: 1 S: 9 P: 17	R: 0 H: 0 E: 0 LOB: 0 K: 1 BB: 1 S: 6 P: 12	R: 0 H: 1 E: 0 LOB: 1 K: 0 BB: 0 S: 9 P: 17	R: 0 H: 1 E: 0 LOB: 2 K: 0 BB: 1 S: 14 P: 26	R: 0 H: 0 E: 0 LOB: 0 K: 1 BB: 0 S: 8 P: 13	R: 0 H: 0 E: 0 LOB: 1 K: 2 BB: 1 S: 13 P: 19	R: 0 H: 0 E: 0 LOB: 0 K: 2 BB: 0 S: 9 P: 11	R: 0 H: 1 E: 0 LOB: 1 K: 3 BB: 0 S: 11 P: 13	R: 1 H: 2 E: 0 LOB: 3 K: 3 BB: 2 S: 15 P: 28	1B: 4 SF: 0 2B: 1 SAC: 0 3B: 0 DP: 1 HR: 0 HBP: 0	WP: 0 PA: 37 PB: 0 SB: 0 CS: 0
PITCHER Paul Abbott, R (1, 1) <small>ERA: 3.26</small> Jose Paniagua, R (9, 1) <small>ERA: 3.76</small> Jose Mesa, R (9, 1) <small>ERA: 5.94</small>	IP WLS BF H R ER SO BB IBB HBP BLK WP HR S P ERA WHIP 8.0 W 30 3 0 0 12 4 0 0 0 0 0 0 79 128 0.00 0.875 0.2 6 2 1 1 2 2 0 0 0 0 0 0 12 23 13.50 6.000 0.1 S 1 0 0 0 0 1 0 0 0 0 0 0 0 3 5 0.00 0.000	PITCHER IP WLS BF H R ER SO BB IBB HBP BLK WP HR S P ERA WHIP									

Cleveland Indians @ Seattle Mariners
 Safeco Field, Seattle, WA
 Mon Aug 23 1999, 7:05 PM PDT
 Att. 44,689 - Cloudy - 81 F

AB	31
R	1
H	5
RBI	1
BB	6
SO	15
LOB	21



livebaseballscorecards.com

Batter	1	2	3	4	5	6	7	8	9	AB R H RBI BB SO LOB
Raul Ibanez, L OBP: 0.305, SLG: 0.370 (1, 7)	1-3 K		1-1 F9	2-2 2-H 1B			0-1 F9			4 0 1 1 0 1 0
David Bell, R OBP: 0.336, SLG: 0.430 (1, 4)	1-1 HR 1B		2-2 F8	1-3 K			1-2 F8			4 1 1 0 0 1 1
Ken Griffey Jr., L OBP: 0.397, SLG: 0.604 (1, 8)	1-2 1-H HR		2-2 1B HBP			1-1 G4-3		1-2 F8		3 1 1 2 0 0 0
Alex Rodriguez, R OBP: 0.383, SLG: 0.654 (1, 6)	2-2 HR		2-0 1 SAFE 1 SAFE S 1B			0-2 G5-3		0-0 G6-3		4 1 2 1 0 0 0
Edgar Martinez, R OBP: 0.444, SLG: 0.538 (1, 10)	1-0 G4-3		4-1 1B IBB			3-2 G6-3		1-1 F8		3 0 0 0 1 0 0
Jay Buhner, R OBP: 0.380, SLG: 0.459 (1, 9)	1-2 P3		0-0 P6				1-2 F7			3 0 0 0 0 0 3
Ryan Jackson, L OBP: 0.444, SLG: 0.364 (1, 3)			2-3 K			0-0 G3-1		1-0 G6-3		3 0 0 0 0 1 0
Russ Davis, R OBP: 0.294, SLG: 0.429 (1, 5)			1-2 F8			1-2 1B 2B		1-2 L9		3 1 1 0 0 0 0
Dan Wilson, R OBP: 0.314, SLG: 0.363 (1, 2)			2-3 K			0-3 K		0-1 G5-3		3 0 0 0 0 2 1

Inning Stats	R: 3 E: 0 K: 1 S: 15	H: 3 LOB: 0 BB: 0 P: 22	R: 0 E: 0 K: 2 S: 9	H: 0 LOB: 0 BB: 0 P: 14	R: 0 E: 0 K: 0 S: 11	H: 1 LOB: 3 BB: 1 P: 22	R: 1 E: 0 K: 2 S: 14	H: 2 LOB: 1 BB: 0 P: 18	R: 0 E: 0 K: 0 S: 8	H: 0 LOB: 0 BB: 0 P: 12	R: 0 E: 0 K: 0 S: 7	H: 0 LOB: 0 BB: 0 P: 10	R: 0 E: 0 K: 0 S: 7	H: 0 LOB: 0 BB: 0 P: 8	R: 0 E: 0 K: 0 S: 6	H: 0 LOB: 0 BB: 0 P: 8
1B: 3 2B: 1 3B: 0 HR: 2	SF: 0 SAC: 0 DP: 0 HBP: 1	WP: 0 PB: 0 SB: 1 CS: 0	PA: 32													


PITCHER	IP	WLS	BF	H	R	ER	SO	BB	IBB	HBP	BLK	WP	HR	S	P	ERA	WHIP
Charles Nagy, R ERA: 4.97 (1, 1)	8.0	L	32	6	4	4	5	0	1	1	0	0	2	77	114	4.50	0.750

BOTTOM

Cleveland Indians @ Seattle Mariners
Safeco Field, Seattle, WA
Mon Aug 23 1999, 7:05 PM PDT
Att. 44,689 - Cloudy - 81 F

livebaseballscorecards.com

AB	30
R	4
H	6
RBI	4
BB	1
SO	5
LOB	5



Batter	1	2	3	4	5	6	7	8	9	AB R H RBI BB SO LOB	TOP	
Luis Polonia, L OBP: 0.357, SLG: 0.502 (1, 7) B X	1-0 F8 S 1B		2-2 P7			0-0 G6-3		1-3 K		4 0 1 0 0 1 0		
Bobby Higginson, L OBP: 0.336, SLG: 0.372 (1, 10) C B B X	2-2 F8 1-3		0-1 G3			3-2 G3-1		2-0 F8		4 0 0 0 0 0 1		
Dean Palmer, R OBP: 0.338, SLG: 0.515 (1, 5) B F H	2-1 HBP		2-3 K			3-2 BB 1B 1B		2-3 K		3 0 1 0 0 2 0		
Tony Clark, S OBP: 0.351, SLG: 0.474 (1, 3) S S S	1-3 K				1-1 F7	2-1 BB 1B		3-2 F8		4 0 1 0 0 1 2		
Juan Encarnacion, R OBP: 0.296, SLG: 0.471 (1, 8) S S S	0-3 K				2-3 K	4-2 BB 1-2 2-3 BB		0-1 1B 1B		3 0 1 0 1 2 2		
Damion Easley, R OBP: 0.349, SLG: 0.423 (1, 4) B X C S		1-2 G4-3			2-0 P4	2-3 K		1-3 K		4 0 0 0 0 2 4		
Karim Garcia, L OBP: 0.266, SLG: 0.387 (1, 9) C C B C S		1-2 G1-3				1-3 K		1-1 1B		4 0 1 0 0 1 0		
Bill Haselman, R OBP: 0.331, SLG: 0.421 (1, 2) X T B B C S		3-2 WP 2B				3-3 K		0-3 K		4 0 1 0 0 2 2		
Deivi Cruz, R OBP: 0.287, SLG: 0.381 (1, 6) S C C C B		1-3 K				0-0 F7		0-0 G6-3		3 0 0 0 0 1 1		
Inning Stats	R: 0 H: 1 E: 0 LOB: 2 K: 2 BB: 0 S: 11 P: 17	R: 0 H: 1 E: 0 LOB: 1 K: 1 BB: 0 S: 13 P: 19	R: 0 H: 0 E: 0 LOB: 0 K: 1 BB: 0 S: 9 P: 13	R: 0 H: 0 E: 0 LOB: 0 K: 1 BB: 0 S: 6 P: 11	R: 0 H: 0 E: 0 LOB: 0 K: 2 BB: 0 S: 9 P: 13	R: 0 H: 2 E: 0 LOB: 3 K: 1 BB: 1 S: 14 P: 28	R: 0 H: 0 E: 0 LOB: 0 K: 1 BB: 0 S: 6 P: 6	R: 0 H: 0 E: 0 LOB: 0 K: 2 BB: 0 S: 7 P: 12	R: 0 H: 2 E: 0 LOB: 2 K: 1 BB: 0 S: 15 P: 20	1B: 5 SF: 0 2B: 1 SAC: 0 3B: 0 DP: 0 HR: 0 HBP: 1	WP: 1 PA: 35 PB: 0 SB: 1 CS: 0	
PITCHER Freddy Garcia, R (1, 1) ERA: 4.24	IP WLS BF H R ER SO BB IBB HBP BLK WP HR S P ERA WHIP	9.0 W 35 6 0 0 12 1 0 1 0 1 0 90 139 0.00 0.778										

Detroit Tigers @ Seattle Mariners

Safeco Field, Seattle, WA

Tue Aug 24 1999, 7:05 PM PDT
Att. 42,517 - Cloudy - 79 F

livebaseballscorecards.com

AB	33
R	0
H	6
RBI	0
BB	1
SO	12
LOB	12



Batter	1	2	3	4	5	6	7	8	9	AB R H RBI BB SO LOB	TOP											
Kimera Barteo, R (1, 8) OBP: 0.314, SLG: 0.318	0-1 F9			1-1 G5-3 3B	0-2 P4			0-1 G3		4 0 1 0 0 0 2												
Brad Ausmus, R (1, 2) OBP: 0.356, SLG: 0.427	3-2 F8			0-3 K		0-0 G5-3		2-1 E 1B		4 0 1 0 0 1 1												
Dean Palmer, R (1, 5) OBP: 0.337, SLG: 0.512	1-2 G6-3			1-0 G5-3 3-Hf		2-2 G6-3		0-0 E8 1B		4 0 1 0 0 0 1												
Tony Clark, S (1, 3) OBP: 0.350, SLG: 0.479		2-2 F9			1-2 HR	0-3 K		0-2 F7		4 1 1 1 0 1 2												
Juan Encarnacion, R (1, 7) OBP: 0.295, SLG: 0.469		2-2 G6-3			0-0 G3		2-1 G5-3		0-1 F8 1B	4 0 1 0 0 0 0												
Bobby Higginson, L (1, 10) OBP: 0.357, SLG: 0.376		0-3 K			1-0 1B 1B		0-2 2B		2-0 F8 1-2	4 1 2 0 0 1 1												
Damion Easley, R (1, 4) OBP: 0.348, SLG: 0.421			2-3 K		1-2 1B 1-3 1B		2-1 G6-3		1-3 K	4 0 1 0 0 2 2												
Gabe Kapler, R (1, 9) OBP: 0.297, SLG: 0.419			3-1 G5-3		1-1 SAFE K 1-2 1B		1-0 P3		1-3 K	3 0 1 1 0 0 1												
Luis Polonia, L (9, PH) OBP: 0.356, SLG: 0.500					2-1 SAFE F7					1 0 0 0 0 1 1												
Deivi Cruz, R (1, 6) OBP: 0.285, SLG: 0.378			0-0 G5-3					1-1 F8		3 0 0 0 0 0 2												
Inning Stats	R: 0 E: 0 K: 0 S: 8	H: 0 LOB: 0 BB: 0 P: 12	R: 0 E: 0 K: 1 S: 9	H: 0 LOB: 0 BB: 0 P: 13	R: 0 E: 0 K: 1 S: 6	H: 0 LOB: 0 BB: 0 P: 11	R: 0 E: 0 K: 1 S: 6	H: 1 LOB: 0 BB: 0 P: 8	R: 2 E: 0 K: 0 S: 16	H: 4 LOB: 2 BB: 0 P: 22	R: 0 E: 0 K: 1 S: 9	H: 0 LOB: 0 BB: 0 P: 11	R: 0 E: 0 K: 0 S: 8	H: 1 LOB: 1 BB: 0 P: 13	R: 0 E: 1 K: 0 S: 10	H: 2 LOB: 2 BB: 0 P: 13	R: 0 E: 0 K: 2 S: 10	H: 1 LOB: 1 BB: 0 P: 14	1B: 6 2B: 2 3B: 1 HR: 1	SF: 0 SAC: 0 DP: 1 HBP: 0	WP: 0 PB: 0 SB: 0 CS: 0	PA: 35
PITCHER	IP WLS BF H R ER SO BB IBB HBP BLK WP HR S P ERA WHIP																					
John Halama, L (1, 1) ERA: 4.05	8.0 W 31 8 2 2 4 0 0 0 0 0 1 72 103 2.25 1.000																					
Jose Mesa, R (9, 1) ERA: 5.83	1.0 S 4 1 0 0 2 0 0 0 0 0 0 10 14 0.00 1.000																					

Detroit Tigers @ Seattle Mariners

Safeco Field, Seattle, WA

Wed Aug 25 1999, 7:35 PM PDT
Att. 43,789 - Unknown - 68 F

livebaseballscorecards.com

AB	35
R	2
H	9
RBI	2
BB	0
SO	6
LOB	13



Batter	1	2	3	4	5	6	7	8	9
Brian Hunter, R OBP: 0.293, SLG: 0.317 (1, 7) B C S X	1-2 G6-3 ①			1-1 F8 ①		1-3 K ①		1-1 1B SF8 1B	
David Bell, R OBP: 0.331, SLG: 0.424 Rafael Bourimigal, R OBP: 0.347, SLG: 0.456 (1, 4) (8, 4) F C C	0-3 K ②			2-0 F8 ②		2-0 G6-3 ②		1-0 1 SAFE 1 SAFE 1-3 1B	
Ken Griffey Jr., L OBP: 0.397, SLG: 0.614 (1, 8) B F S S	1-3 K ③			1-2 2B 1B		1-0 G4-3 ③		0-1 SF8 ② 3-H	
Alex Rodriguez, R OBP: 0.380, SLG: 0.648 (1, 6)			1-2 F8 ①	0-1 1-H 1B 2B		1-3 K ①		1-3 K ③	
Edgar Martinez, R OBP: 0.444, SLG: 0.536 (1, 10)			1-1 G5-3 ②	1-1 2-H 1B		2-2 1B 1B			
Tom Lampkin, L OBP: 0.370, SLG: 0.511 (1, 2)			3-2 F9 ③	1-2 G3-1 ③		0-0 F8 ②			
Russ Davis, R OBP: 0.294, SLG: 0.427 (1, 5)			0-0 F8 ①		1-1 F9 ①		2-2 FC6-4 1B		
Raul Ibanez, L OBP: 0.298, SLG: 0.361 (1, 9)			2-1 F9 ②		3-2 F8 ②		1-2 FC6-4 ③ 1-2f		
Ryan Jackson, L OBP: 0.364, SLG: 0.286 (1, 3)			1-0 L8 ③		1-3 K ③		3-2 F7 ①		

Inning Stats	R: 0	H: 0	E: 0	LOB: 0	K: 2	BB: 0	S: 9	P: 11	R: 0	H: 0	E: 0	LOB: 0	K: 0	BB: 0	S: 10	R: 0	H: 0	E: 0	LOB: 0	K: 0	BB: 0	S: 4	R: 2	H: 3	E: 0	LOB: 1	K: 0	BB: 0	S: 14	R: 0	H: 0	E: 0	LOB: 0	K: 1	BB: 0	S: 8	R: 0	H: 0	E: 0	LOB: 0	K: 1	BB: 0	S: 5	R: 0	H: 2	E: 0	LOB: 2	K: 1	BB: 0	S: 15	R: 1	H: 2	E: 0	LOB: 1	K: 1	BB: 0	S: 11	1B: 6	SF: 1	2B: 1	SAC: 0	3B: 0	DP: 0	HR: 0	HBP: 0
--------------	------	------	------	--------	------	-------	------	-------	------	------	------	--------	------	-------	-------	------	------	------	--------	------	-------	------	------	------	------	--------	------	-------	-------	------	------	------	--------	------	-------	------	------	------	------	--------	------	-------	------	------	------	------	--------	------	-------	-------	------	------	------	--------	------	-------	-------	-------	-------	-------	--------	-------	-------	-------	--------


PITCHER	IP	WLS	BF	H	R	ER	SO	BB	IBB	HBP	BLK	WP	HR	S	P	ERA	WHIP
Brian Moehler, R ERA: 5.5 (1, 1)	7.1	L	29	7	3	3	5	0	0	0	0	0	0	71	107	3.68	0.955
Francisco Cordero, R ERA: (8, 1)	0.2		2	0	0	0	1	0	0	0	0	0	0	5	6	0.00	0.000

DETROIT TIGERS @ SEATTLE MARINERS
Safeco Field, Seattle, WA
 Wed Aug 25 1999, 7:35 PM PDT
 Att: 43,789 - Unknown - 68 F

AB	R	H	RBI	BB	SO	LOB
4	1	1	0	0	1	0
3	0	0	0	0	1	0
1	0	1	0	0	0	0
3	1	1	1	0	1	0
4	1	1	1	0	2	1
3	0	2	1	0	0	0
3	0	0	0	0	0	2
3	0	1	0	0	0	0
3	0	0	0	0	0	2
3	0	0	0	0	1	0

AB	30
R	3
H	7
RBI	3
BB	0
SO	6
LOB	5

WP: 0 PA: 31
 PB: 0
 SB: 1
 CS: 0



PITCHER	IP	WLS	BF	H	R	ER	SO	BB	IBB	HBP	BLK	WP	HR	S	P	ERA	WHIP
---------	----	-----	----	---	---	----	----	----	-----	-----	-----	----	----	---	---	-----	------

Batter	1		2		3		4		5		6		7		8		9		AB	R	H	RBI	BB	SO	LOB	TOP										
Brian Hunter, R OBP: 0.294, SLG: 0.319 (1, 7) FC1-2 WP S 1B	2-2		S M B B X		1-2 F9 ①		B B C C C C X		2-2 F9 ①		C C B B X		2-1 1B		4 0 2 0 0 0 0		4 0 1 0 0 3 2		3 0 1 0 1 1 1		3 0 1 0 1 1 2		3 0 1 0 1 1 3		3 0 0 0 1 0 5		3 0 0 0 1 1 1		3 0 0 0 1 1 1		3 0 0 0 0 2 0		2 0 0 0 0 1 0		1 0 0 0 0 0 0	
David Bell, R OBP: 0.331, SLG: 0.422 (1, 4) SAFE SAFE SAFE SAFE SAFE SAFE	0-3 K ①		C C F F B B S		2-3 K ②		B B F F X		0-0 CS 1B		B B C C C C X		2-3 K ③		0-2 BB 2B		4-1 BB BB		2-3 K ①		2-2 F7 ②		4-2 BB 1-2 2-3		2-3 K ③		2 0 0 0 0 2 0		2 0 0 0 0 1 3		2 0 0 0 0 1 0		1 0 0 0 0 0 0			
Ken Griffey Jr., L OBP: 0.398, SLG: 0.615 (1, 8) SAFE SAFE SAFE SAFE	4-2 FC1-2 WP 1-2 BB		S M B B X		2-1 P5 ③		B B F F X		3-3 K ② ③		B B F F X		1-3 K ①		4-1 BB		4-2 BB 1-2 2-3		2-3 K ③		2 0 0 0 0 1 0		1 0 0 0 0 0 0				WP: 1 PA: 35									
Alex Rodriguez, R OBP: 0.381, SLG: 0.646 (1, 6) SAFE SAFE SAFE	1-0 FC1-2 BB 1-3 2-H		C C B B X		2-2 F8-5 S 1B		B B F F X		2-2 F8-5 ① ②		C B B B C C X		3-2 F9 ②		3-2 P4 ③		4-2 BB																			
Edgar Martinez, R OBP: 0.443, SLG: 0.532 (1, 10) SAFE SAFE SAFE	4-0 1-2 BB		B B B B B B		2-2 F8-5 ① ②		B B F F X		0-1 G3 ③		B B F F X		4-1 BB		4-2 BB																					
Tom Lampkin, L OBP: 0.367, SLG: 0.500 (1, 2) SAFE SAFE SAFE	2-1 F7 ③		B B C C X		0-1 G3 ③		B B F F X		1-1 G6-3 ①		B B F F X		3-2 P4 ③		1-1 P5 ②																					
Russ Davis, R OBP: 0.294, SLG: 0.424 (1, 5) SAFE SAFE SAFE	1-3 K ①		B B C C X		1-3 K ①		B B F F X		1-1 G6-3 ①		B B F F X		3-2 P4 ③		1-1 P5 ②																					
Raul Ibanez, L OBP: 0.293, SLG: 0.355 (1, 9) Ozzie Timmons, R OBP: 0.200, SLG: 0.304 (8, PH) (8, 9)	2-3 K ②		B B C C X		2-3 K ②		B B F F X		3-3 K ②		B B F F X		3-2 P4 ③		1-1 P5 ②																					
Ryan Jackson, L OBP: 0.343, SLG: 0.267 (1, 3) Dan Wilson, R OBP: 0.311, SLG: 0.359 (7, 3)	3-3 K ③		B B C C X		3-3 K ③		B B F F X		2-1 G4-1 ③		B B C C X		3-2 P4 ③		1-1 P5 ②																					
Inning Stats	R: 0 H: 1 E: 0 LOB: 3 K: 1 BB: 2 S: 16 P: 29		R: 0 H: 0 E: 0 LOB: 0 K: 3 BB: 0 S: 10 P: 16		R: 0 H: 0 E: 0 LOB: 0 K: 1 BB: 0 S: 8 P: 13		R: 0 H: 1 E: 0 LOB: 0 K: 0 BB: 0 S: 10 P: 14		R: 0 H: 0 E: 0 LOB: 0 K: 1 BB: 0 S: 9 P: 15		R: 0 H: 1 E: 0 LOB: 1 K: 1 BB: 0 S: 7 P: 12		R: 0 H: 0 E: 0 LOB: 1 K: 1 BB: 1 S: 14 P: 25		R: 0 H: 1 E: 0 LOB: 1 K: 1 BB: 0 S: 8 P: 14		R: 0 H: 1 E: 0 LOB: 3 K: 2 BB: 2 S: 16 P: 30		1B: 4 SF: 0 2B: 3 SAC: 0 3B: 0 DP: 2 HR: 0 HBP: 0		WP: 1 PA: 35 PB: 0 SB: 2 CS: 1															
PITCHER Roger Clemens, R ERA: 4.45 Jeff Nelson, R ERA: 5.14	(1, 1) 8.0 WLS 6		(9, 1) 1.0 WLS 6																																	
	IP WLS BF H R ER SO BB IBB HBP BLK WP HR S P ERA WHIP		IP WLS BF H R ER SO BB IBB HBP BLK WP HR S P ERA WHIP																																	

Seattle Mariners @ New York Yankees
 Yankee Stadium, Bronx, NY
 Fri Aug 27 1999, 7:30 PM EDT
 Att. 51,985 - Unknown - 79 F

AB	30
R	0
H	5
RBI	0
BB	5
SO	11
LOB	17



Batter	1	2	3	4	5	6	7	8	9	AB	R	H	RBI	BB	SO	LOB
Chuck Knoblauch, R (1, 4) <small>OBP: 0.392, SLG: 0.445</small>	4-2 	4-1 		1-0 	2-1 		2-0 			3	2	1	1	2	0	2
2 Derek Jeter, R (1, 6) <small>OBP: 0.425, SLG: 0.564</small>	1-2 	0-0 		3-2 		1-0 		1-2 		5	1	3	2	0	0	0
Paul O'Neill, L (1, 9) Shane Spencer, R (8, PR) <small>OBP: 0.364, SLG: 0.458</small> <small>OBP: 0.301, SLG: 0.369</small>	2-2 	3-1 		4-2 		1-0 		0-0 		4	1	2	0	1	0	4
Bernie Williams, S (1, 8) <small>OBP: 0.432, SLG: 0.544</small>	0-2 		0-1 	4-1 		3-1 		2-0 		4	0	1	2	1	0	2
Tino Martinez, L (1, 3) <small>OBP: 0.344, SLG: 0.450</small>	0-0 		4-2 	1-3 		0-2 		2-2 		4	0	0	0	1	1	7
Chili Davis, S (1, 10) Jim Leyritz, R (8, PR) <small>OBP: 0.378, SLG: 0.455</small> <small>OBP: 0.344, SLG: 0.450</small>		4-2 	2-2 	2-2 			3-2 	0-0 		4	0	2	2	1	0	1
Ricky Ledee, L (1, 7) <small>OBP: 0.362, SLG: 0.509</small>		1-2 	3-3 	0-1 			0-0 	4-2 		4	0	1	0	1	1	4
Scott Brosius, R (1, 5) <small>OBP: 0.313, SLG: 0.429</small>		2-0 		2-1 	3-0 		2-3 	2-3 		5	2	1	0	0	2	5
Joe Girardi, R (1, 2) <small>OBP: 0.256, SLG: 0.329</small>		0-0 		1-2 	0-1 		4-2 			3	1	1	0	1	0	1

Inning Stats	R: 1	H: 1	E: 0	K: 0	S: 12	R: 2	H: 2	E: 0	K: 0	S: 11	R: 0	H: 0	E: 0	K: 1	S: 10	R: 4	H: 4	E: 1	K: 1	S: 23	R: 0	H: 0	E: 0	K: 0	S: 5	R: 0	H: 1	E: 0	K: 1	S: 7	R: 0	H: 1	E: 0	K: 1	S: 11	R: 1	H: 3	E: 0	K: 1	S: 17
	LOB: 1	BB: 1	P: 19			LOB: 2	BB: 2	P: 25			LOB: 1	BB: 1	P: 19			LOB: 2	BB: 2	P: 41			LOB: 0	BB: 0	P: 10			LOB: 1	BB: 0	P: 12			LOB: 2	BB: 1	P: 22			LOB: 3	BB: 1	P: 28		

PITCHER	IP	WLS	BF	H	R	ER	SO	BB	IBB	HBP	BLK	WP	HR	S	P	ERA	WHIP
Gil Meche, R (1, 1) <small>ERA: 5.88</small>	3.1	L	20	6	6	6	1	4	0	0	0	0	0	43	80	16.20	3.000
23 Robert Ramsey, L (4, 1) <small>ERA: 3.38</small>	2.2		12	2	1	1	1	1	1	0	0	1	0	25	46	3.38	1.125
Frankie Rodriguez, R (7, 1) <small>ERA: 6.14</small>	2.0		12	4	1	1	2	2	0	0	0	0	0	28	50	4.50	3.000

Seattle Mariners @ New York Yankees
 Yankee Stadium, Bronx, NY

Fri Aug 27 1999, 7:30 PM EDT
 Att: 51,985 - Unknown - 79 F

AB	36
R	8
H	12
RBI	7
BB	8
SO	4
LOB	26

livebaseballscorecards.com

WP	PA	1B	2B	3B	HR	SF	SAC	DP	HBP	WP	HR	S	P	ERA	WHIP
1	44	9	3	0	0	0	0	0	0	1	0	28	22	4.50	3.000

Batter	1	2	3	4	5	6	7	8	9	AB R H RBI BB SO LOB	TOP														
Brian Hunter, R OBP: 0.294, SLG: 0.319 (1, 7) C B B B S	2-3 K		2-1 F7-6-3 1-2			1-3 K		1-0 S 1B		4 0 1 0 0 2 1															
David Bell, R OBP: 0.328, SLG: 0.419 (1, 3) (8, 4) B F F X	1-2 G4-3			1-1 E4 S		1-3 K		0-3 K 1-2		4 0 0 0 0 2 1															
Ken Griffey Jr., L OBP: 0.399, SLG: 0.613 (1, 8) B B C F B F F X	3-2 L8			3-1 P2		4-1 BB		0-0 G6-3 1B		3 0 1 0 1 0 1															
Alex Rodriguez, R OBP: 0.378, SLG: 0.639 (1, 6) C B B B B B S		3-3 K		2-3 K 1-2		3-3 K		1-2 G6-3 1-2f		4 0 0 0 0 3 3															
Edgar Martinez, R OBP: 0.443, SLG: 0.530 (1, 10) B B B B B B S		2-3 K		4-0 IBB			3-2 P4	2-0 HBP		2 0 0 0 1 1 0															
Dan Wilson, R OBP: 0.307, SLG: 0.354 (1, 2) (8, 3) B B B B B B S		2-2 F8		3-3 K			1-3 K	0-2 F8		4 0 0 0 0 2 3															
Raul Ibanez, L OBP: 0.294, SLG: 0.378 (1, 9) B F F B X			2-2 HR			0-2 G4-3		0-0 P5		3 1 1 1 0 0 0															
Russ Davis, R OBP: 0.292, SLG: 0.421 (1, 5) C C C C S			0-3 K			2-3 K		1-3 K		3 0 0 0 0 3 0															
Rafael Bourquigal, R OBP: 0.351, SLG: 0.457 Tom Lampkin, L OBP: 0.365, SLG: 0.497 (8, PH) (8, 2) B B C C X T T C C S			2-2 F7-6-3 1B			0-1 F7		3-2 F8		2 0 1 0 0 0 0 1 0 0 0 0 0 0															
Inning Stats	R: 0 E: 0 K: 1 S: 13	H: 0 LOB: 0 BB: 0 P: 19	R: 0 E: 0 K: 2 S: 10	H: 0 LOB: 0 BB: 0 P: 17	R: 1 E: 0 K: 1 S: 12	H: 2 LOB: 0 BB: 0 P: 18	R: 0 E: 1 K: 2 S: 12	H: 0 LOB: 2 BB: 1 P: 25	R: 0 E: 0 K: 1 S: 8	H: 0 LOB: 0 BB: 0 P: 10	R: 0 E: 0 K: 3 S: 11	H: 0 LOB: 1 BB: 1 P: 20	R: 0 E: 0 K: 1 S: 9	H: 0 LOB: 0 BB: 0 P: 13	R: 0 E: 0 K: 2 S: 10	H: 1 LOB: 1 BB: 0 P: 15	R: 0 E: 0 K: 0 S: 7	H: 1 LOB: 1 BB: 0 P: 10	1B: 3 2B: 1 3B: 0 HR: 1	SF: 0 SAC: 0 DP: 2 HBP: 1	WP: 0 PB: 0 SB: 2 CS: 0	PA: 33			
PITCHER	IP	WLS	BF	H	R	ER	SO	BB	IBB	HBP	BLK	WP	HR	S	P	ERA	WHIP								
Orlando Hernandez, R ERA: 4.11 (1, 1)	8.0		29	3	1	1	13	1	1	0	0	0	1	85	137	1.12	0.500								
42 Mariano Rivera, R ERA: 2.39 (9, 1)	1.0	W	4	1	0	0	0	0	0	1	0	0	0	7	10	0.00	1.000								

Seattle Mariners @ New York Yankees
Yankee Stadium, Bronx, NY
Sat Aug 28 1999, 4:30 PM EDT
Att. 54,787 - Sunny - 79 F

livebaseballscorecards.com

AB	30
R	1
H	4
RBI	1
BB	2
SO	13
LOB	9



Batter	1	2	3	4	5	6	7	8	9	AB	R	H	RBI	BB	SO	LOB
Chuck Knoblauch, R (1, 4) OBP: 0.391, SLG: 0.446	0-1 L4		2-2 G3-1 2B		0-2 F7			0-2 G5-3		4	0	1	0	0	0	0
2 Derek Jeter, R (1, 6) OBP: 0.424, SLG: 0.563	0-0 1B 2B		1-2 F7			3-2 G4-3		3-3 K		4	0	1	0	0	1	1
Paul O'Neill, L (1, 9) OBP: 0.363, SLG: 0.455	2-3 K		2-1 G3-1			1-1 F8		4-1 BB		3	0	0	0	1	1	2
Bernie Williams, S (1, 8) OBP: 0.433, SLG: 0.544	3-2 2-H 1B		0-0 G6-3			1-1 1B		2-2 L9		4	0	2	0	0	0	2
Tino Martinez, L (1, 3) OBP: 0.343, SLG: 0.449		1-0 20 WP 1B G5-3 1B		1-1 F8		2-1 F7		1-3 K BB		4	1	1	0	0	1	1
Chili Davis, S (1, 10) OBP: 0.377, SLG: 0.452 Chad Curtis, R (9, PR) OBP: 0.374, SLG: 0.355		0-0 G5-3		2-3 K			2-1 F7	4-2 20 F8 20 S 1B BB		3	0	0	0	1	1	1
20 Jorge Posada, S (1, 2) OBP: 0.344, SLG: 0.420		4-1 1B BB		1-1 G5-3			2-2 WP 1B		3-2 F8	3	0	1	0	1	0	1
Shane Spencer, R (1, 7) OBP: 0.302, SLG: 0.368 Ricky Ledee, L (9, PH) OBP: 0.366, SLG: 0.509		0-0 G5-4-3 1B		2-2 F9			2-3 K	4-0 1B IBB		3	0	1	1	0	1	1
Scott Brosius, R (1, 5) OBP: 0.313, SLG: 0.428		1-2 G5-4-3 1-2f		0-0 G6-3			0-0 G5-3	0-1 1B		4	0	1	1	0	0	3

Inning Stats		R: 0	H: 2	E: 0	K: 1	S: 12	R: 1	H: 2	E: 0	K: 0	S: 7	R: 0	H: 1	E: 0	K: 0	S: 10	R: 0	H: 0	E: 0	K: 1	S: 7	R: 0	H: 0	E: 0	K: 0	S: 7	R: 0	H: 1	E: 0	K: 1	S: 11	R: 0	H: 1	E: 0	K: 1	S: 10	R: 0	H: 0	E: 0	K: 1	S: 10	R: 1	H: 1	E: 0	K: 1	S: 10
LOB: 2 BB: 0 P: 17		LOB: 1 BB: 1 P: 13		LOB: 0 BB: 0 P: 15		LOB: 0 BB: 0 P: 11		LOB: 0 BB: 0 P: 9		LOB: 1 BB: 0 P: 18		LOB: 1 BB: 0 P: 16		LOB: 1 BB: 1 P: 19		LOB: 2 BB: 2 P: 22		LOB: 0 BB: 0 P: 3		LOB: 0 BB: 0 P: 3		LOB: 0 BB: 0 P: 3		LOB: 0 BB: 0 P: 3		LOB: 0 BB: 0 P: 3		LOB: 0 BB: 0 P: 3		LOB: 0 BB: 0 P: 3		LOB: 0 BB: 0 P: 3		LOB: 0 BB: 0 P: 3		LOB: 0 BB: 0 P: 3		LOB: 0 BB: 0 P: 3		LOB: 0 BB: 0 P: 3						

BOTTOM

Seattle Mariners @ New York Yankees
 Yankee Stadium, Bronx, NY
 Sat Aug 28 1999, 4:30 PM EDT
 Att: 54,787 - Sunny - 79 F

livebaseballscorecards.com

AB	32
R	2
H	8
RBI	2
BB	4
SO	5
LOB	12



WP: 2	PA: 36
PB: 1	
SB: 1	
CS: 0	

Batter	1	2	3	4	5	6	7	8	9	AB R H RBI BB SO LOB	TOP											
Russ Davis, R (1, 5) OBP: 0.290, SLG: 0.420	1-1 P6		3-2 P5		2-1 G4-3		1-0 2B		0-3 K	5 0 1 0 0 1 0												
Brian Hunter, R (1, 7) OBP: 0.291, SLG: 0.315	1-1 G4-3		0-0 B2-3		1-0 E5		3-3 K		2-3 K	5 0 0 0 0 2 1												
Ken Griffey Jr., L (1, 8) OBP: 0.395, SLG: 0.607	3-2 F7		0-2 F8		3-1 P5			1-0 G5-3	3-3 K	5 0 0 0 0 1 1												
Alex Rodriguez, R (1, 6) OBP: 0.376, SLG: 0.635		2-1 G6-3		1-3 K		2-0 F9		0-2 FC5-4 1B		4 0 1 0 0 1 0												
Edgar Martinez, R (1, 10) OBP: 0.444, SLG: 0.532		0-1 2B		2-1 1B		1-1 L9		0-2 FC5-4 1B		4 2 2 0 0 0 1												
Jay Buhner, R (1, 9) OBP: 0.382, SLG: 0.471		4-1 2B		1-3 K		3-2 HR		1-1 HBP 1B		3 2 2 1 1 1 1												
Rafael Bournigal, R (1, 4) OBP: 0.346, SLG: 0.446		2-2 F9		0-0 G1-3		1-0 F8		2-2 HBP 1B		4 0 1 1 0 0 3												
Dan Wilson, R (1, 2) OBP: 0.310, SLG: 0.360		3-2 2B		2-1 G4-3		2-2 G3-6 1B		2-1 HBP		3 0 2 2 0 0 0												
Tom Lampkin, L (8, PH) OBP: 0.369, SLG: 0.497		1-H 2-H						1-2 2-3		0 0 0 0 0 0 0												
David Bell, R (1, 3) OBP: 0.328, SLG: 0.424		1-0 F9		1-1 HR		1-1 G3-6		0-1 P3		3 1 1 1 0 0 2												
Raul Ibanez, L (8, PH) OBP: 0.292, SLG: 0.375										1 0 0 0 0 0 3												
Inning Stats	R: 0 E: 0 K: 0 S: 7	H: 0 LOB: 0 BB: 0 P: 12	R: 2 E: 0 K: 0 S: 15	H: 2 LOB: 1 BB: 1 P: 27	R: 0 E: 0 K: 0 S: 7	H: 0 LOB: 0 BB: 0 P: 10	R: 0 E: 0 K: 2 S: 9	H: 1 LOB: 1 BB: 0 P: 13	R: 1 E: 1 K: 0 S: 9	H: 1 LOB: 1 BB: 0 P: 18	R: 1 E: 0 K: 0 S: 8	H: 1 LOB: 0 BB: 0 P: 15	R: 0 E: 0 K: 1 S: 11	H: 2 LOB: 1 BB: 0 P: 18	R: 1 E: 0 K: 0 S: 15	H: 3 LOB: 3 BB: 0 P: 21	R: 0 E: 0 K: 3 S: 10	H: 0 LOB: 0 BB: 0 P: 15	1B: 5 2B: 3 3B: 0 HR: 2	SF: 0 SAC: 0 DP: 1 HBP: 1	WP: 0 PB: 0 SB: 0 CS: 0	PA: 39
PITCHER	IP WLS BF H R ER SO BB IBB HBP BLK WP HR S P ERA WHIP																					
Andy Pettitte, L (1, 1) ERA: 4.49	7.0 W 29 7 4 4 3 1 0 0 0 0 0 2 66 113 5.14 1.143																					
Mike Stanton, L (8, 1) ERA: 3.78	0.2 5 3 1 1 0 0 0 0 0 0 0 0 12 16 13.50 4.500																					
Jeff Nelson, R (8, 1) ERA: 5.14	0.0 1 0 0 0 0 0 0 0 1 0 0 0 1 3 ∞ ∞																					
42 Mariano Rivera, R (8, 1) ERA: 2.33	1.1 S 4 0 0 0 3 0 0 0 0 0 0 0 12 17 0.00 0.000																					

Seattle Mariners @ New York Yankees
 Yankee Stadium, Bronx, NY
 Sun Aug 29 1999, 1:35 PM EDT
 Att. 52,493 - Sunny - 83 F

livebaseballscorecards.com

AB	37
R	5
H	10
RBI	5
BB	1
SO	6
LOB	12



BOTTOM

Seattle Mariners @ New York Yankees
Yankee Stadium, Bronx, NY
Sun Aug 29 1999, 1:35 PM EDT
Att: 52,493 - Sunny - 83 F

livebaseballscorecards.com

AB 34
R 11
H 12
RBI 8
BB 6
SO 5
LOB 18



WP: 0 PA: 42
PB: 0
SB: 1
CS: 0

AB	R	H	RBI	BB	SO	LOB
4	2	1	0	0	0	0
4	1	2	1	1	0	0
4	2	1	0	1	1	3
5	3	3	2	0	1	3
2	0	1	2	2	0	0
5	0	0	0	0	1	6
3	1	3	3	1	0	0
4	0	0	0	0	2	5
3	2	1	0	1	0	1
1B: 8	SF: 1	WP: 0	PA: 42			
2B: 2	SAC: 0	PB: 0				
3B: 0	DP: 2	SB: 1				
HR: 2	HBP: 1	CS: 0				

Batter	1	2	3	4	5	6	7	8	9										
Chuck Knoblauch, R (1, 4) OBP: 0.391, SLG: 0.444	2-1 G5-3 E		3-2 E 2 1B 1B	2-0 P6		2-1 L6 1-H		2-1 G6-3 HBP											
2 Derek Jeter, R (1, 6) OBP: 0.425, SLG: 0.563	4-1 BB		2-1 E BB 1B	3-2 F8		0-1 G4-3		0-0 G6-3 1B											
Paul O'Neill, L (1, 9) OBP: 0.364, SLG: 0.453	0-3 K		0-2 E5 BB 1-3 2-H		2-1 1B SF8 1B	4-1 HR BB		1-1 G6-3 1-2f 3-H											
Bernie Williams, S (1, 8) OBP: 0.434, SLG: 0.551	2-3 K		0-0 P8		2-0 1-3 IHR 1B	0-2 1-H HR		3-2 2B 1B											
Tino Martinez, L (1, 3) OBP: 0.346, SLG: 0.451		3-1 F7	4-0 BB IBB		1-2 SF8 3-H	4-2 BB		1-1 1-H 2B											
Chili Davis, S (1, 10) OBP: 0.373, SLG: 0.446		1-0 P4	0-0 L3		3-2 SAFE G1 1-2	3-3 K		3-2 G6-3											
Ricky Ledee, L (1, 7) OBP: 0.380, SLG: 0.543		1-0 2B	4-1 1-2 2-3 3-H BB		1-0 2-H IHR		2-1 G6-3 1B												
Jim Leyritz, R (1, 5) OBP: 0.337, SLG: 0.439		1-0 G5-3	1-3 K		2-3 K		3-2 F8												
Joe Girardi, R (1, 2) OBP: 0.261, SLG: 0.329			0-0 1B 2 1B 1B	0-1 F8		4-0 S E BB	2-1 G6-3 1-2f												
Inning Stats	R: 0 H: 0 E: 0 LOB: 1 K: 2 BB: 1 S: 9 P: 17	R: 0 H: 1 E: 0 LOB: 1 K: 0 BB: 0 S: 5 P: 11	R: 3 H: 3 E: 1 LOB: 3 K: 1 BB: 2 S: 15 P: 29	R: 0 H: 0 E: 0 LOB: 0 K: 0 BB: 0 S: 6 P: 11	R: 3 H: 3 E: 0 LOB: 0 K: 1 BB: 0 S: 15 P: 26	R: 3 H: 1 E: 0 LOB: 1 K: 1 BB: 3 S: 13 P: 30	R: 0 H: 1 E: 0 LOB: 0 K: 0 BB: 0 S: 7 P: 14	R: 2 H: 3 E: 0 LOB: 1 K: 0 BB: 0 S: 12 P: 22											
PITCHER	IP WLS BF H R ER SO BB IBB HBP BLK WP HR S P ERA WHIP																		
Paul Abbott, R (1, 1) ERA: 3.63	5.0 L 26 7 6 4 4 2 1 0 0 0 0 50 94 7.20 1.800																		
Todd Williams, R (6, 1) ERA: 10.38	0.2 3 0 1 1 0 1 0 0 0 0 0 4 10 13.50 1.500																		
Steve Sinclair, L (6, 1) ERA: 8.16	0.1 5 2 2 2 1 2 0 0 0 0 0 1 11 24 54.00 12.000																		
Tom Davey, R (7, 1) ERA: 5.43	2.0 8 3 2 2 0 0 0 0 1 0 0 0 17 32 9.00 1.500																		

Batter	1	2	3	4	5	6	7	8	9	AB R H RBI BB SO LOB	TOP
David Bell, R (1, 4) OBP: 0.327, SLG: 0.422	0-3 K		1-0 G6-4-3 1-2f 2-3		1-1 FC3-5 1B	1-3 K		2-3 K		5 0 1 0 0 3 4	
Ozzie Timmons, R (1, 7) OBP: 0.200, SLG: 0.321 Jose Mesa, R (9, 1)	2-1 2B		0-2 P3		2-1 F8		1-1 G6-3		1-2 G6-3	5 0 1 0 0 0 2 0 0 0 0 0 0 0	
Ken Griffey Jr., L (1, 10) OBP: 0.393, SLG: 0.602 (9, 8)	1-3 K			0-2 HR 1B	1-1 FC3-5 1-2f		1-1 G4-3		0-3 K	5 1 1 0 0 2 2	
Alex Rodriguez, R (1, 6) OBP: 0.377, SLG: 0.632	1-2 F8			1-0 L8	3-2 P6		1-1 1B		1-0 PO 1B	5 0 2 0 0 0 3	
Edgar Martinez, R (1, 3) OBP: 0.444, SLG: 0.538 Ryan Jackson, L (9, 3) OBP: 0.343, SLG: 0.267			1-1 P4	1-0 HR		4-2 SH5-4 1B BB	0-2 G1-3		2-1 PO	3 2 1 2 1 0 1 0 0 0 0 0 0 0	
Jay Buhner, R (1, 9) OBP: 0.390, SLG: 0.464		0-3 K		2-3 K		4-1 SH5-4 1B BB		1-3 K		3 1 0 0 1 3 0	
Dan Wilson, R (1, 2) OBP: 0.313, SLG: 0.366		1-2 G5-3		1-2 1B 1B		0-0 SH5-4		3-2 1B 2B		3 1 2 0 0 0 0	
Russ Davis, R (1, 5) OBP: 0.295, SLG: 0.424			0-0 G6-4-3 1B BB	2-2 FC5-4 1B		0-0 G5-3 1B		0-2 F8		4 0 3 2 0 0 1	
Brian Hunter, R (1, 8) OBP: 0.293, SLG: 0.315 (9, 7)			4-2 G6-4-3 BB	0-0 FC5-4		3-2 G5-3		3-2 1B		3 0 1 1 1 0 3	
Inning Stats	R: 0 H: 1 E: 0 LOB: 1 K: 2 BB: 0 S: 12 P: 16	R: 0 H: 0 E: 0 LOB: 0 K: 1 BB: 0 S: 8 P: 10	R: 0 H: 1 E: 0 LOB: 1 K: 0 BB: 1 S: 7 P: 12	R: 2 H: 4 E: 0 LOB: 2 K: 1 BB: 0 S: 15 P: 22	R: 0 H: 1 E: 0 LOB: 1 K: 0 BB: 0 S: 11 P: 18	R: 2 H: 1 E: 0 LOB: 1 K: 1 BB: 2 S: 11 P: 23	R: 0 H: 1 E: 0 LOB: 1 K: 0 BB: 0 S: 9 P: 12	R: 1 H: 2 E: 0 LOB: 1 K: 2 BB: 0 S: 17 P: 26	R: 0 H: 1 E: 0 LOB: 0 K: 1 BB: 0 S: 8 P: 12	1B: 9 SF: 0 2B: 2 SAC: 1 3B: 0 DP: 1 HR: 1 HBP: 0	WP: 0 PA: 41 PB: 0 SB: 0 CS: 0
PITCHER	IP WLS BF H R ER SO BB IBB HBP BLK WP HR S P ERA WHIP										
Jim Parque, L (1, 1) ERA: 4.66	6.2 L 31 9 4 4 5 3 0 0 0 0 0 1 70 110 5.40 1.800										
Sean Lowe, R (7, 1) ERA: 3.05	1.1 6 2 1 1 2 0 0 0 0 0 0 0 20 29 6.75 1.500										
Jesus Pena, L (9, 1) ERA: 1.23	1.0 3 1 0 0 1 0 0 0 0 0 0 0 8 12 0.00 1.000										

Seattle Mariners @ Chicago White Sox
Comiskey Park, Chicago, IL
Mon Aug 30 1999, 5:05 PM EDT
Unknown - 67 F

livebaseballscorecards.com

AB 36
R 5
H 12
RBI 5
BB 3
SO 8
LOB 16



Batter	1	2	3	4	5	6	7	8	9	AB R H RBI BB SO LOB
Ray Durham, S OBP: 0.380, SLG: 0.457 (1, 4)	1-3 K		1-3 K		1-0 G6-3		4-2 FC4-6 BB		1-1 BB 1B	4 0 1 0 1 2 1
Mike Caruso, S OBP: 0.292, SLG: 0.304 (1, 6)	2-3 K		3-1 2-H 1B		3-2 G6-3		1-2 FC4-6 1-2f		4-0 1-2 BB	4 0 1 1 1 1 1
Frank Thomas, R OBP: 0.418, SLG: 0.481 (1, 10)	2-0 G5-3		4-2 BB		4-0 BB		0-3 SAFE K		3-3 K	3 0 0 0 2 2 3
Magglio Ordonez, R OBP: 0.339, SLG: 0.522 (1, 9)		0-2 F7	2-3 K		0-0 P2			0-1 FC5-4 1B		4 0 1 0 0 1 3
14 Paul Konerko, R OBP: 0.352, SLG: 0.524 (1, 3)		2-2 1B		X	0-0 2B FC6-5-4 1B		3-2 L6-4 1B		0-3 K	4 1 3 0 0 1 1
Chris Singleton, L OBP: 0.332, SLG: 0.498 (1, 8)		0-1 P6		X	0-0 F8		3-1 F8		2-2 FC5-4 1-2f	4 0 0 0 0 0 4
Carlos Lee, R OBP: 0.327, SLG: 0.464 (1, 7)		3-1 SAFE G5-3		X	1-2 FC6-5-4 1-3 2B		3-2 1-2 1B		2-1 P6	4 0 2 0 0 0 2
Craig Wilson, R OBP: 0.296, SLG: 0.321 (1, 5)			1-1 1B 2B		1-2 FC6-5-4		3-2 L6-4 2-3		2-2 G3-1	4 1 1 1 0 0 3
Mark Johnson, L OBP: 0.327, SLG: 0.333 (1, 2)			1-3 K		2-2 F7		2-2 G5-3		0-2 G3	4 0 0 0 0 1 2

Inning Stats	R: 0 E: 0 K: 2 S: 7	H: 0 LOB: 0 BB: 0 P: 12	R: 0 E: 0 K: 0 S: 11	H: 1 LOB: 1 BB: 0 P: 16	R: 1 E: 0 K: 3 S: 15	H: 2 LOB: 2 BB: 1 P: 27	R: 1 E: 0 K: 0 S: 15	H: 2 LOB: 1 BB: 0 P: 19	R: 0 E: 0 K: 0 S: 6	H: 0 LOB: 1 BB: 1 P: 14	R: 0 E: 0 K: 0 S: 12	H: 2 LOB: 1 BB: 0 P: 24	R: 0 E: 0 K: 1 S: 14	H: 0 LOB: 1 BB: 1 P: 21	R: 0 E: 0 K: 1 S: 10	H: 1 LOB: 1 BB: 0 P: 14	R: 0 E: 0 K: 1 S: 11	H: 1 LOB: 2 BB: 1 P: 21	1B: 7 2B: 3 3B: 0 HR: 0	SF: 0 SAC: 0 DP: 1 HBP: 0
--------------	------------------------------	----------------------------------	-------------------------------	----------------------------------	-------------------------------	----------------------------------	-------------------------------	----------------------------------	------------------------------	----------------------------------	-------------------------------	----------------------------------	-------------------------------	----------------------------------	-------------------------------	----------------------------------	-------------------------------	----------------------------------	----------------------------------	------------------------------------

PITCHER	IP	WLS	BF	H	R	ER	SO	BB	IBB	HBP	BLK	WP	HR	S	P	ERA	WHIP
Freddy Garcia, R ERA: 4.21 (1, 1)	5.1	W	25	7	2	2	5	2	0	0	0	0	0	62	105	3.38	1.688
Jose Paniagua, R ERA: 3.66 (6, 1)	2.2	H	9	1	0	0	2	1	0	0	0	0	0	28	42	0.00	0.750
Jose Mesa, R ERA: 5.73 (9, 1)	1.0	S	5	1	0	0	1	1	0	0	0	0	0	11	21	0.00	2.000

BOTTOM

Seattle Mariners @ Chicago White Sox
Comiskey Park, Chicago, IL
Mon Aug 30 1999, 5:05 PM EDT
Unknown - 67 F

livebaseballscorecards.com

AB	35
R	2
H	9
RBI	2
BB	4
SO	8
LOB	20



WP	PA	ERA	WHIP
0	39		

Batter	1	2	3	4	5	6	7	8	9	AB R H RBI BB SO LOB	TOP											
Brian Hunter, R OBP: 0.295, SLG: 0.320 (1, 7) (8, 8)	0-2 BLK 1B 1B	2-2 F7 F7			2-1 1B 1B 2B	0-0 1B 1B		0-0 E5 FC6-4	0-2 G4-3	6 3 3 0 0 0 0												
Raul Ibanez, L OBP: 0.308, SLG: 0.391 (1, 9)	1-1 1B 2B 1B	1-2 2B			0-0 FC1-5 1B	4-1 1B BB		0-0 FC6-4 WP HR	1-1 F8	5 2 3 1 1 0 1												
Ken Griffey Jr., L OBP: 0.392, SLG: 0.598 Ozzie Timmons, R OBP: 0.200, SLG: 0.321 (1, 8) (8, 7)	2-2 P5	0-1 F8			0-0 FC1-5 1B	3-3 K		1-2 E5 HR		5 2 1 1 0 1 6 0 0 0 0 0 0 0												
Alex Rodriguez, R OBP: 0.379, SLG: 0.629 (1, 6)	4-2 1B 2B BB		1-1 F7		1-0 FC1-5 1B S	2-0 1B		4-0 HR IBB		3 3 1 2 2 0 2												
Edgar Martinez, R OBP: 0.446, SLG: 0.546 (1, 10)	0-2 2B FC 1B		2-0 G4-3		1-2 1B 1B	2-3 K		2-0 HR		5 3 3 5 0 1 2												
Tom Lampkin, L OBP: 0.364, SLG: 0.493 (1, 2)	2-2 FC 2B		0-0 F8		3-3 K	1-3 K		2-1 G4-3		5 0 1 2 0 2 3												
Ryan Jackson, L OBP: 0.350, SLG: 0.286 (1, 3)	1-0 FC CS			0-0 G4-3	1-2 1B		1-3 K	0-0 1B		5 0 2 2 0 1 1												
Russ Davis, R OBP: 0.291, SLG: 0.418 (1, 5)	SAFE 2-2 L8			3-2 P4	0-3 K		2-0 G4-3	0-3 K		5 0 0 0 0 2 4												
Rafael Bourquigal, R OBP: 0.337, SLG: 0.443 (1, 4)		0-1 P3		3-1 F7		1-1 1B 2B	1-0 G1-3	1-0 G5-3		5 1 1 0 0 0 0												
Inning Stats	R: 4 E: 0 K: 0 S: 21	H: 4 LOB: 1 BB: 1 P: 33	R: 0 E: 0 K: 0 S: 10	H: 1 LOB: 1 BB: 0 P: 13	R: 0 E: 0 K: 0 S: 4	H: 0 LOB: 0 BB: 0 P: 7	R: 0 E: 0 K: 0 S: 6	H: 0 LOB: 0 BB: 0 P: 12	R: 4 E: 0 K: 2 S: 19	H: 5 LOB: 1 BB: 0 P: 27	R: 2 E: 0 K: 3 S: 18	H: 3 LOB: 2 BB: 1 P: 31	R: 0 E: 0 K: 1 S: 5	H: 0 LOB: 0 BB: 0 P: 9	R: 4 E: 2 K: 1 S: 12	H: 2 LOB: 1 BB: 1 P: 21	R: 0 E: 0 K: 0 S: 7	H: 0 LOB: 0 BB: 0 P: 9	1B: 10 2B: 4 3B: 0 HR: 1	SF: 0 SAC: 0 DP: 0 HBP: 0	WP: 1 PB: 0 SB: 3 CS: 1	PA: 47
PITCHER	IP WLS BF H R ER SO BB IBB HBP BLK WP HR S P ERA WHIP																					
Carlos Castillo, R ERA: 6.99 (1, 1)	4.1 L 23 9 8 8 0 1 0 0 0 1 0 0 51 79 16.61 2.308																					
Scott Eyre, L ERA: 7.56 (5, 1)	0.2 5 3 2 2 2 0 0 0 0 0 0 0 12 17 27.00 4.500																					
Jesus Pena, L ERA: 0.93 (6, 1)	2.1 12 1 3 1 4 1 1 0 0 1 0 25 46 3.86 0.857																					
41 Bill Simas, R ERA: 4.13 (8, 1)	1.2 7 2 1 0 1 0 0 0 0 0 0 1 14 20 0.00 1.200																					

Seattle Mariners @ Chicago White Sox
Comiskey Park, Chicago, IL
Mon Aug 30 1999, 8:05 PM EDT
Att. 17,190 - Unknown - 68 F

AB	44
R	14
H	15
RBI	13
BB	3
SO	7
LOB	19



BOTTOM

Batter	1	2	3	4	5	6	7	8	9	AB R H RBI BB SO LOB
Ray Durham, S (1, 4) <small>OBP: 0.381, SLG: 0.458</small> Craig Wilson, R (1, PR) <small>OBP: 0.290, SLG: 0.315</small> (2, 4)	2-2 FC6-4 1B	1-2 F9			1-1 G1-3	1-1 G5-3		0-1 G5-3		1 0 1 0 0 0 0 4 0 0 0 0 0 4
Mike Caruso, S (1, 6) <small>OBP: 0.293, SLG: 0.305</small>	1-0 F9		1-2 P6		1-2 1B		1-0 14 2B 1B	0-1 F9		5 1 2 0 0 0 1
Frank Thomas, R (1, 10) <small>OBP: 0.415, SLG: 0.476</small>	2-0 F7		1-2 G4-3		2-3 K		1-3 K	0-0 F9		5 0 0 0 0 2 3
Magglio Ordonez, R (1, 9) <small>OBP: 0.337, SLG: 0.519</small> Darin Jackson, R (7, PH) <small>OBP: 0.287, SLG: 0.429</small> (8, 9)	0-0 FC6-4 1-2F		1-2 G6-3		1-2 P2		1-2 L8	1-2 G3-1		3 0 0 0 0 0 2 2 0 0 0 0 0 1
14 Paul Konerko, R (1, 3) <small>OBP: 0.354, SLG: 0.533</small>		0-0 F9		0-1 G4-3		2-1 HR	2-0 1-H 2B			4 1 2 2 0 0 0
Brian Simmons, S (1, 8) <small>OBP: 0.279, SLG: 0.397</small>		4-0 1B 1B BB		2-3 K		0-3 K	2-0 G4-3			3 1 0 0 1 2 1
Carlos Lee, R (1, 7) <small>OBP: 0.328, SLG: 0.467</small>		1-2 1B 1-3 1B		3-1 HR 2B		2-1 G6-3		2-2 P6		4 1 2 0 0 0 0
Greg Norton, S (1, 5) <small>OBP: 0.348, SLG: 0.415</small>		2-0 1-2 3-H 1B		0-1 HR		4-1 1B BB		2-0 HR		3 2 3 4 1 0 0
Brook Fordyce, R (1, 2) <small>OBP: 0.345, SLG: 0.428</small>		0-3 K		3-1 G6-3		1-0 1-2 1B		1-1 G3		4 0 1 0 0 1 2

Inning Stats	R: 0	H: 1	E: 0	LOB: 1	K: 0	BB: 0	S: 7	R: 1	H: 2	E: 0	LOB: 2	K: 1	BB: 1	S: 12	R: 0	H: 0	E: 0	LOB: 0	K: 0	BB: 0	S: 12	R: 2	H: 2	E: 0	LOB: 0	K: 1	BB: 0	S: 13	R: 0	H: 1	E: 0	LOB: 1	K: 1	BB: 0	S: 11	R: 1	H: 2	E: 0	LOB: 2	K: 1	BB: 1	S: 11	R: 1	H: 2	E: 0	LOB: 1	K: 1	BB: 0	S: 10	R: 1	H: 1	E: 0	LOB: 0	K: 0	BB: 0	S: 9	R: 0	H: 0	E: 0	LOB: 0	K: 0	BB: 0	S: 6	1B: 6	SF: 0	2B: 2	SAC: 0	3B: 0	DP: 0	HR: 3	HBP: 0	WP: 0	PA: 40
--------------	------	------	------	--------	------	-------	------	------	------	------	--------	------	-------	-------	------	------	------	--------	------	-------	-------	------	------	------	--------	------	-------	-------	------	------	------	--------	------	-------	-------	------	------	------	--------	------	-------	-------	------	------	------	--------	------	-------	-------	------	------	------	--------	------	-------	------	------	------	------	--------	------	-------	------	-------	-------	-------	--------	-------	-------	-------	--------	-------	--------

PITCHER	IP	WLS	BF	H	R	ER	SO	BB	IBB	HBP	BLK	WP	HR	S	P	ERA	WHIP
28 Ken Cloude, R (1, 1) <small>ERA: 7.71</small>	5.2	W	26	7	4	4	4	2	0	0	0	0	2	63	100	6.35	1.588
Frankie Rodriguez, R (6, 1) <small>ERA: 6.1</small>	3.1	S	14	4	2	2	1	0	0	0	0	0	1	28	43	5.40	1.200

PITCHER	IP	WLS	BF	H	R	ER	SO	BB	IBB	HBP	BLK	WP	HR	S	P	ERA	WHIP
---------	----	-----	----	---	---	----	----	----	-----	-----	-----	----	----	---	---	-----	------

Seattle Mariners @ Chicago White Sox
 Comiskey Park, Chicago, IL
 Mon Aug 30 1999, 8:05 PM EDT
 Att: 17,190 - Unknown - 68 F

livebaseballscorecards.com

AB	38
R	6
H	11
RBI	6
BB	2
SO	5
LOB	14



Batter	1	2	3	4	5	6	7	8	9	AB	R	H	RBI	BB	SO	LOB	TOP								
Brian Hunter, R OBP: 0.294, SLG: 0.319 (1, 7) (7, 8)	E5 SF8	CS 1B		SF7	P3		FC6-4			4	1	1	1	0	0	3									
Raul Ibanez, L OBP: 0.304, SLG: 0.406 (1, 3) (7, 7)	E4 1B	CS	G4-3	HR	F7		F9			5	2	1	3	0	0	4									
Ken Griffey Jr., L OBP: 0.388, SLG: 0.594 Ryan Jackson, L OBP: 0.350, SLG: 0.286 (1, 8) (7, 3)	SF8		P2	G6-3		F7	K			4	0	0	1	0	1	1									
Alex Rodriguez, R OBP: 0.384, SLG: 0.646 Rafael Bourimigal, R OBP: 0.337, SLG: 0.443 (1, 6) (9, 6)	1B BB		HR	1B		HR		F8		4	2	3	2	1	0	0									
Edgar Martinez, R OBP: 0.445, SLG: 0.544 (1, 10)	F9		F8	1B		FC6-4 1B	F8			5	0	2	0	0	0	2									
Jay Buhner, R OBP: 0.390, SLG: 0.467 (1, 9)	1B			FC6-4 HR		K				5	2	2	1	0	1	3									
Tom Lampkin, L OBP: 0.371, SLG: 0.516 (1, 2)	F7			2B SF7 1B	SH2-4 1B	HR	F9			5	2	3	2	0	0	2									
Russ Davis, R OBP: 0.293, SLG: 0.421 (1, 5)		F9		HR 2B	SH2-4 1B	K				5	1	2	1	0	2	0									
David Bell, R OBP: 0.328, SLG: 0.422 (1, 4)		K		HR BB	SH2-4		FC6-4 1B		G4-3	3	1	1	0	1	1	0									
Inning Stats	R: 2 E: 2 K: 0 S: 13	H: 1 LOB: 2 BB: 1 P: 23	R: 0 E: 0 K: 1 S: 8	H: 1 LOB: 0 BB: 0 P: 14	R: 1 E: 0 K: 0 S: 6	H: 1 LOB: 0 BB: 0 P: 11	R: 5 E: 0 K: 0 S: 18	H: 6 LOB: 2 BB: 1 P: 39	R: 0 E: 0 K: 1 S: 14	H: 2 LOB: 0 BB: 0 P: 23	R: 3 E: 0 K: 1 S: 14	H: 3 LOB: 0 BB: 0 P: 21	R: 0 E: 0 K: 1 S: 10	H: 1 LOB: 1 BB: 0 P: 14	R: 0 E: 0 K: 1 S: 9	H: 0 LOB: 0 BB: 0 P: 14	R: 0 E: 0 K: 1 S: 13	H: 0 LOB: 0 BB: 0 P: 21	1B: 9 2B: 2 3B: 0 HR: 4	SF: 2 SAC: 1 DP: 0 HBP: 0	WP: 1 PB: 0 SB: 0 CS: 1	PA: 46			
PITCHER	IP	WLS	BF	H	R	ER	SO	BB	IBB	HBP	BLK	WP	HR	S	P	ERA	WHIP								
John Snyder, R ERA: 6.62 (1, 1)	3.1	L	20	7	8	6	1	2	0	0	0	1	2	38	72	16.20	2.700								
Jaime Navarro, R ERA: 6.3 (4, 1)	2.1		13	6	2	2	0	0	0	0	0	0	1	30	52	7.71	2.571								
Sean Lowe, R ERA: 3.14 (6, 1)	0.1		2	1	1	1	1	0	0	0	0	0	1	5	7	27.00	3.000								
James Baldwin, R ERA: 5.55 (7, 1)	1.0		4	1	0	0	1	0	0	0	0	0	0	10	14	0.00	1.000								
Keith Foulke, R ERA: 2.49 (8, 1)	1.0		3	0	0	0	1	0	0	0	0	0	0	9	14	0.00	0.000								
PITCHER	IP	WLS	BF	H	R	ER	SO	BB	IBB	HBP	BLK	WP	HR	S	P	ERA	WHIP								
Bob Howry, R ERA: 3.7 (9, 1)	1.0		3	0	0	0	1	0	0	0	0	0	0	13	21	0.00	0.000								

Seattle Mariners @ Chicago White Sox
Comiskey Park, Chicago, IL
Tue Aug 31 1999, 8:05 PM EDT
Att. 12,579 - Cloudy - 73 F

AB	40
R	11
H	15
RBI	11
BB	2
SO	5
LOB	15



Batter	1	2	3	4	5	6	7	8	9	AB R H RBI BB SO LOB	BOTTOM
Mike Caruso, S OBP: 0.294, SLG: 0.306 (1, 6) C X	0-1 HR 1B		2-2 P5		0-2 G4-3		2-2 G3		1-2 FC5-4 1B	5 1 2 0 0 0 1	Seattle Mariners @ Chicago White Sox Comiskey Park, Chicago, IL Tue Aug 31 1999, 8:05 PM EDT Att. 12,579 - Cloudy - 73 F
Darrin Jackson, R OBP: 0.291, SLG: 0.455 (1, 8) B 1 SAFE B 1 SAFE F X	2-2 HR 1-H		0-0 1B BB 14 WP 1B		0-0 SF8		0-1 F7		1-3 K	4 2 2 3 0 1 2	
Frank Thomas, R OBP: 0.415, SLG: 0.473 (1, 10) X	0-0 G6-3		4-0 14 WP 1B 1-2 BB		0-2 G5-3		4-2 14 G6-3 1B BB		0-0 FC5-4 1-2f	3 0 0 0 2 0 2	
Magglio Ordonez, R OBP: 0.339, SLG: 0.519 (1, 9) C C B X	1-2 G1-3		0-1 14 WP 1-2 1B 2-3		0-0 G4-3		0-0 14 G6-3 1-2 1B			4 0 2 0 0 0 0	
14 Paul Konerko, R OBP: 0.351, SLG: 0.528 (1, 3) B C C X	1-3 K		1-2 G5-3 1-2 2-3 3-H		1-2 G6-3		1-1 G6-3 1-2 2-3			4 0 0 0 0 1 4	
Carlos Lee, R OBP: 0.330, SLG: 0.466 (1, 7) C X		0-2 F7		1-1 P5		1-2 1B		3-2 HBP		3 0 1 0 0 0 0	
Craig Wilson, R OBP: 0.285, SLG: 0.309 (1, 4) 55 Liu Rodriguez, S OBP: 0.304, SLG: 0.271 (9, 4) B X		1-0 L5		1-3 K		0-2 G6-3		1-1 G4-3		4 0 0 0 0 1 4 0 0 0 0 0 0 0	
Greg Norton, S OBP: 0.347, SLG: 0.416 (1, 5) B B C X		3-2 G6-3		3-3 K			1-0 P4		1-1 2B	4 0 1 0 0 1 0	
Brook Fordyce, R OBP: 0.344, SLG: 0.429 (1, 2) F F B X			1-3 K		2-0 G4-3 SF8 2B		1-0 P4		1-2 G5-3	4 1 1 0 0 1 1	
Inning Stats	R: 2 H: 2 E: 0 LOB: 0 K: 1 BB: 0 S: 12 P: 16	R: 0 H: 0 E: 0 LOB: 0 K: 0 BB: 0 S: 8 P: 12	R: 1 H: 2 E: 0 LOB: 2 K: 1 BB: 1 S: 12 P: 20	R: 0 H: 0 E: 0 LOB: 0 K: 2 BB: 0 S: 9 P: 14	R: 1 H: 1 E: 0 LOB: 0 K: 0 BB: 0 S: 8 P: 10	R: 0 H: 1 E: 0 LOB: 1 K: 0 BB: 0 S: 10 P: 12	R: 0 H: 0 E: 0 LOB: 0 K: 0 BB: 0 S: 10 P: 14	R: 0 H: 1 E: 0 LOB: 3 K: 0 BB: 1 S: 11 P: 20	R: 0 H: 2 E: 0 LOB: 2 K: 1 BB: 0 S: 13 P: 17	1B: 6 SF: 1 2B: 2 SAC: 0 3B: 0 DP: 0 HR: 1 HBP: 1	
PITCHER	IP WLS BF H R ER SO BB IBB HBP BLK WP HR S P ERA WHIP										
John Halama, L ERA: 4.1 (1, 1)	7.0 W 28 H 6 R 4 ER 4 SO 4 BB 1 IBB 0 HBP 0 BLK 0 WP 1 HR 1 S 69 P 98 ERA 5.14 WHIP 1.000										
Tom Davey, R ERA: 5.24 (8, 1)	2.0 W 11 H 3 R 0 ER 0 SO 1 BB 0 IBB 1 HBP 0 BLK 0 WP 0 HR 0 S 24 P 37 ERA 0.00 WHIP 2.000										

AB 35
R 4
H 9
RBI 3
BB 2
SO 5
LOB 14



livebaseballscorecards.com

Batter	1	2	3	4	5	6	7	8	9	AB R H RBI BB SO LOB	TOP											
Brian Hunter, R (1, 7) OBP: 0.293, SLG: 0.318	0-1 G5-3		2-2 F8			0-1 FC5-6 S 1B 1-2f	1-1 1B		0-0 B1-3	5 0 1 0 0 0 2												
David Bell, R (1, 4) OBP: 0.329, SLG: 0.421	1-3 K			0-0 G1-3		1-1 1B	3-1 1B		0-1 L9	5 0 2 1 0 1 0												
Ken Griffey Jr., L (1, 8) OBP: 0.386, SLG: 0.589	0-2 G4-3			0-1 F9		2-3 K	3-1 F8			4 0 0 0 0 1 4												
Alex Rodriguez, R (1, 6) OBP: 0.381, SLG: 0.639		0-1 P4		2-2 P3		2-3 K		0-0 F7		4 0 0 0 0 1 2												
Edgar Martinez, R (1, 10) OBP: 0.446, SLG: 0.554		2-2 G6-3			2-1 L8		3-2 HR	3-1 2B		4 1 2 1 0 0 0												
Jay Buhner, R (1, 9) Charles Gipson, R (9, 9) OBP: 0.375, SLG: 0.455		2-3 K			2-1 G6-3		3-2 HR	4-0 BB		3 1 1 1 1 1 0 0 0 0 0 0 0 0												
Mike Blowers, R (1, 3) OBP: 0.333, SLG: 0.333 Raul Ibanez, L (8, PH) OBP: 0.302, SLG: 0.403 Ryan Jackson, L (8, 3) OBP: 0.350, SLG: 0.286			1-0 F9		1-0 1B		1-0 G5-3	1-0 L7		3 0 1 0 0 0 0 1 0 0 0 0 0 2 0 0 0 0 0 0 0												
Dan Wilson, R (1, 2) OBP: 0.313, SLG: 0.367			2-2 2B		1-0 F8		1-2 F8	1-3 K		4 0 1 0 0 1 3												
Russ Davis, R (1, 5) OBP: 0.295, SLG: 0.421			0-0 L7			0-0 FC5-6 1B	0-1 1B		2-0 L9	4 1 2 0 0 0 1												
Inning Stats	R: 0 E: 0 K: 1 S: 9	H: 0 LOB: 0 BB: 0 P: 10	R: 0 E: 0 K: 1 S: 8	H: 0 LOB: 0 BB: 0 P: 12	R: 0 E: 0 K: 0 S: 9	H: 1 LOB: 1 BB: 0 P: 14	R: 0 E: 0 K: 0 S: 6	H: 0 LOB: 0 BB: 0 P: 8	R: 0 E: 0 K: 0 S: 6	H: 1 LOB: 1 BB: 0 P: 12	R: 0 E: 0 K: 2 S: 12	H: 2 LOB: 2 BB: 0 P: 17	R: 3 E: 0 K: 0 S: 20	H: 5 LOB: 2 BB: 0 P: 35	R: 0 E: 0 K: 1 S: 7	H: 1 LOB: 2 BB: 1 P: 16	R: 0 E: 0 K: 0 S: 4	H: 0 LOB: 0 BB: 0 P: 6	1B: 6 2B: 2 3B: 0 HR: 2	SF: 0 SAC: 0 DP: 0 HBP: 0	WP: 0 PB: 0 SB: 1 CS: 0	PA: 38
PITCHER	IP WLS BF H R ER SO BB IBB HBP BLK WP HR S P ERA WHIP																					
Mike Sirotko, L (1, 1) ERA: 3.94	7.0 L 30 9 3 3 4 0 0 0 0 0 2 70 108 3.86 1.286																					
41 Bill Simas, R (8, 1) ERA: 4.11	0.1 3 1 0 0 0 1 0 0 0 0 0 3 10 0.00 6.000																					
Keith Foulke, R (8, 1) ERA: 2.45	1.2 5 0 0 0 0 1 0 0 0 0 0 8 12 0.00 0.000																					

Seattle Mariners @ Chicago White Sox
Comiskey Park, Chicago, IL
Wed Sep 01 1999, 8:05 PM EDT
Att. 12,472 - Cloudy - 85 F

livebaseballscorecards.com

AB 37
R 3
H 10
RBI 3
BB 1
SO 5
LOB 14



Batter	1	2	3	4	5	6	7	8	9	AB	R	H	RBI	BB	SO	LOB
Mike Caruso, S (1, 6) OBP: 0.291, SLG: 0.303	0-0 B1-3	0-0 P6			0-0 SH5-3		1-3 K		1-1 L9	4	0	0	0	0	1	5
55 Liu Rodriguez, S (1, 4) OBP: 0.322, SLG: 0.280 Frank Thomas, R (7, PH) OBP: 0.414, SLG: 0.472 Greg Norton, S (8, 5) OBP: 0.346, SLG: 0.415	4-2 BB		0-0 G5-4-3 1B		0-2 F7		3-3 K		3-2 P4	2	0	1	0	1	0	1
Magglio Ordonez, R (1, 9) OBP: 0.342, SLG: 0.519	4-0 14 G4-6-3 BB		0-0 G5-4-3		4-2 14 G4-3 BB		0-0 14 FC5-4 1B			2	0	1	1	2	0	1
14 Paul Konerko, R (1, 3) OBP: 0.350, SLG: 0.524	3-2 G4-6-3		4-2 BB		1-1 G4-3		2-1 FC5-4			3	0	0	0	1	0	5
Chris Singleton, L (1, 8) OBP: 0.331, SLG: 0.495		3-3 K	0-0 G4-3		0-0 3B 1B			0-0 P2		4	1	1	0	0	1	1
Carlos Lee, R (1, 10) OBP: 0.334, SLG: 0.475		3-1 FC5-4 2B		4-0 G6-4-3 BB		1-2 3B		1-3 K		3	0	2	1	1	1	0
Brian Simmons, S (1, 7) OBP: 0.292, SLG: 0.393		4-1 FC5-4 BB		1-1 G6-4-3		3-2 G6-3		0-0 S 1B		3	0	1	0	1	0	2
Craig Wilson, R (1, 5) OBP: 0.284, SLG: 0.304 (8, 4)		1-1 FC5-4 BB		3-1 G4-3			4-1 1B BB		1-1 F7	3	1	0	0	1	0	3
Mark Johnson, L (1, 2) OBP: 0.336, SLG: 0.341 Ray Durham, S (9, PH) OBP: 0.380, SLG: 0.457		4-1 BB		0-1 55 CS SH5-3 1B			0-2 1B		0-0 F8	2	0	2	0	1	0	0
										1	0	0	0	0	0	0

Inning Stats	R: 0	H: 0	E: 0	K: 0	S: 9	R: 0	H: 1	E: 0	K: 1	S: 10	R: 0	H: 1	E: 0	K: 0	S: 7	R: 0	H: 0	E: 0	K: 0	S: 4	R: 0	H: 1	E: 0	K: 0	S: 6	R: 1	H: 2	E: 0	K: 0	S: 11	R: 1	H: 2	E: 0	K: 2	S: 14	R: 0	H: 1	E: 0	K: 1	S: 7	R: 0	H: 0	E: 0	K: 0	S: 6	1B: 6	SF: 0	3B: 1	HR: 0
	LOB: 1	BB: 2	P: 20	LOB: 3	BB: 2	P: 25	LOB: 1	BB: 1	P: 11	LOB: 0	BB: 1	P: 12	LOB: 0	BB: 0	P: 6	LOB: 1	BB: 1	P: 20	LOB: 2	BB: 1	P: 24	LOB: 1	BB: 0	P: 9	LOB: 0	BB: 0	P: 10	1B: 2	2B: 1	3B: 1	HR: 0	SAC: 1	DP: 4	HBP: 0	WP: 0	PA: 38	ERA	WHIP	ERA	WHIP									

PITCHER	IP	WLS	BF	H	R	ER	SO	BB	IBB	HBP	BLK	WP	HR	S	P	ERA	WHIP
Gil Meche, R (1, 1) ERA: 5.56	6.0	W	27	6	2	2	1	8	0	0	0	0	0	52	103	3.00	2.333
Jose Paniagua, R (7, 1) ERA: 3.56	2.0	H	8	2	0	0	3	0	0	0	0	0	0	16	24	0.00	1.000
Jose Mesa, R (9, 1) ERA: 5.63	1.0	S	3	0	0	0	0	0	0	0	0	0	0	6	10	0.00	0.000

BOTTOM

Seattle Mariners @ Chicago White Sox
Comiskey Park, Chicago, IL

livebaseballscorecards.com

AB	29
R	2
H	8
RBI	2
BB	8
SO	4
LOB	20

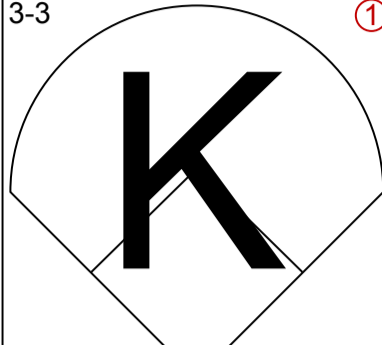
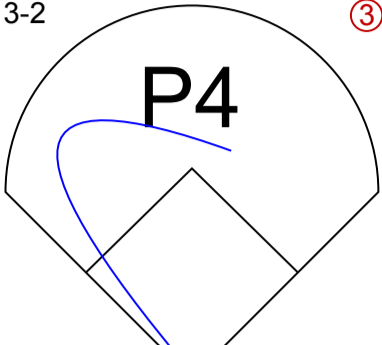
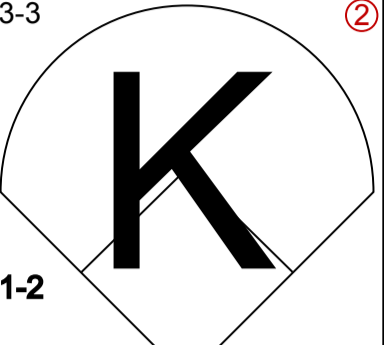
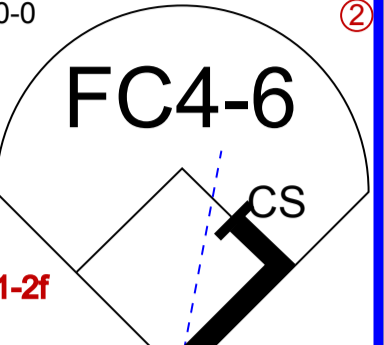
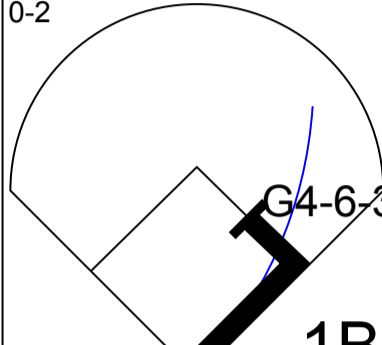
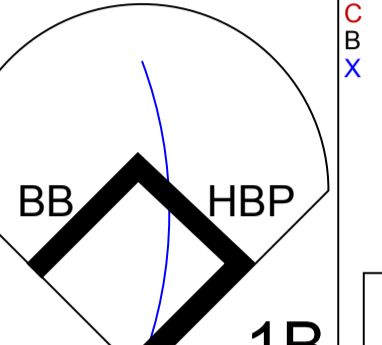
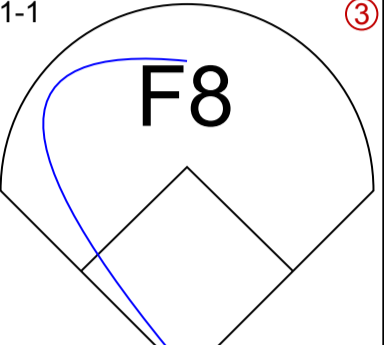
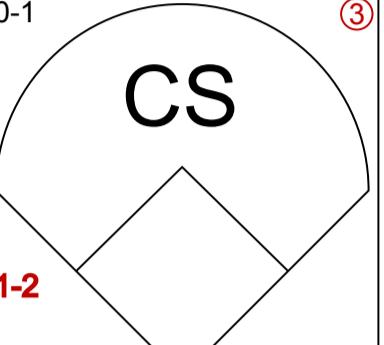
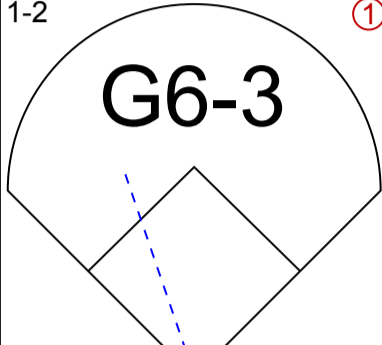
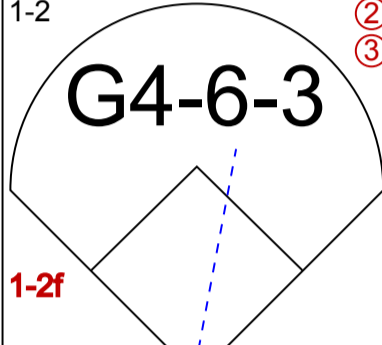
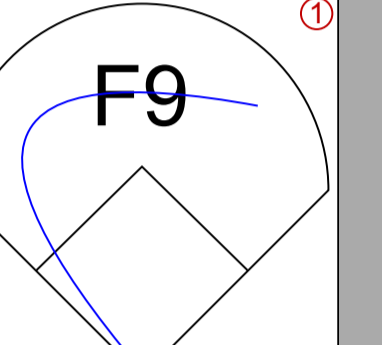
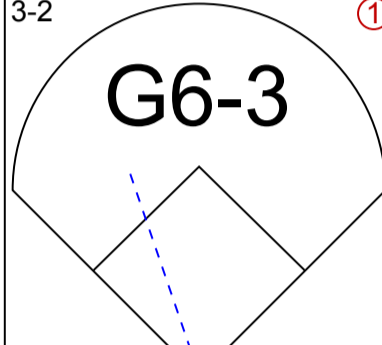
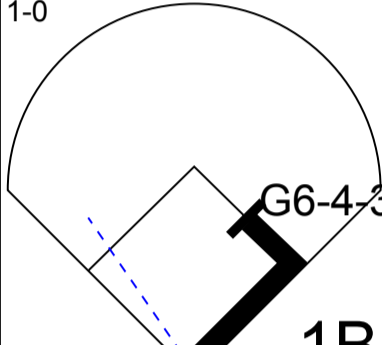
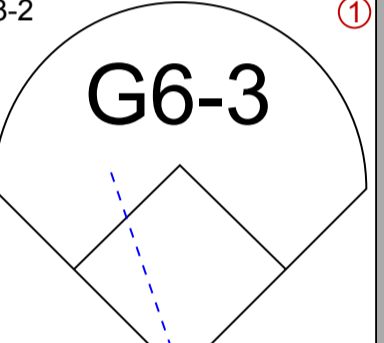
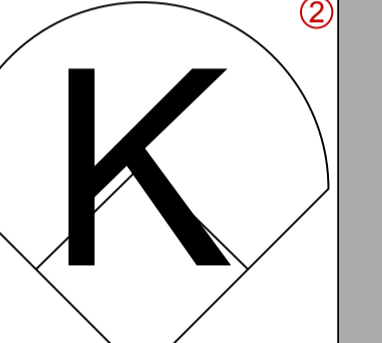
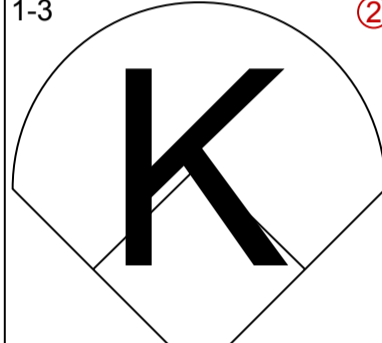
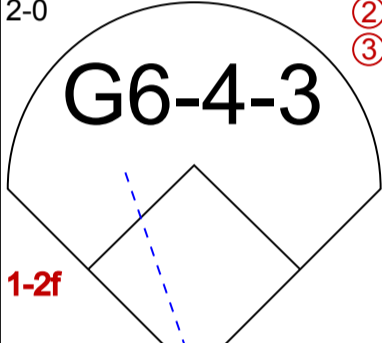
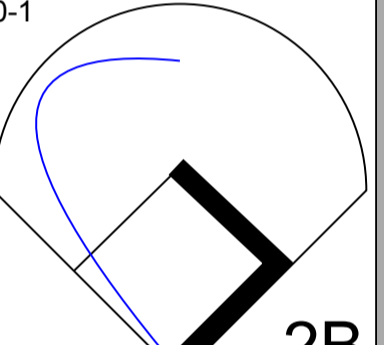
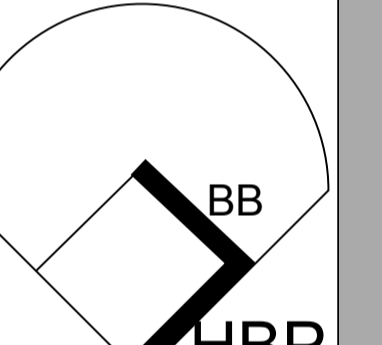
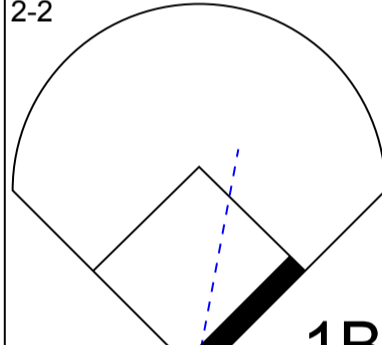
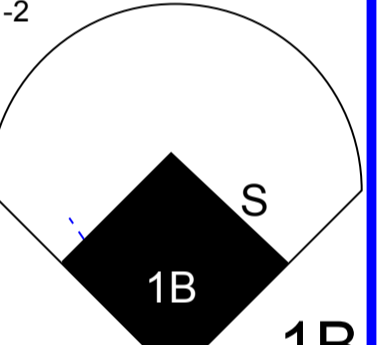
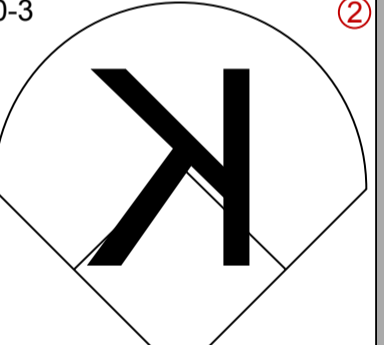
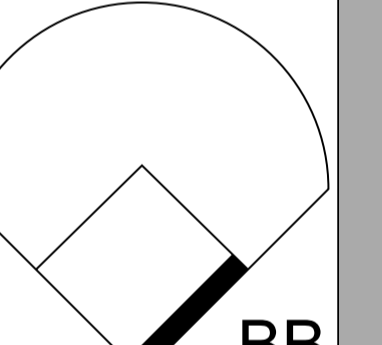
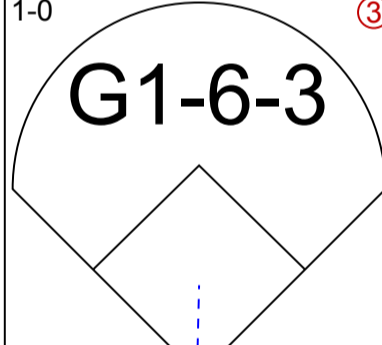
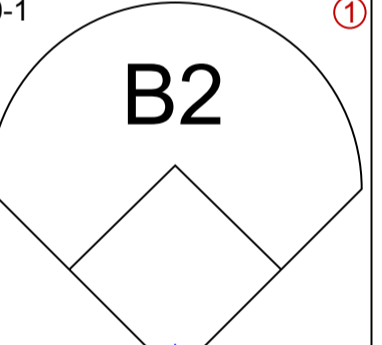
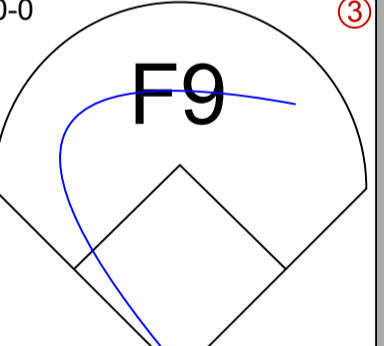
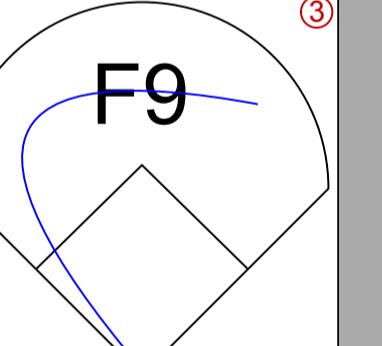
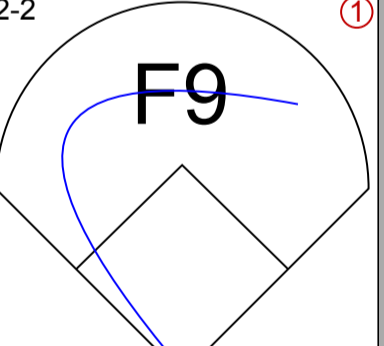
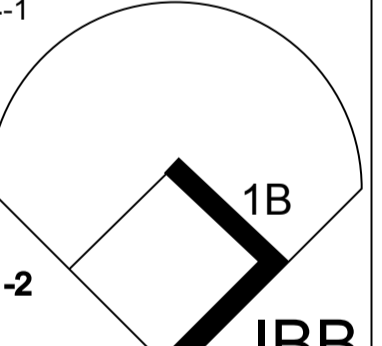
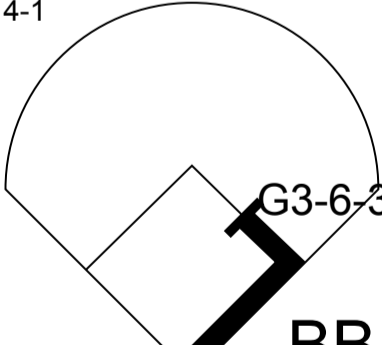
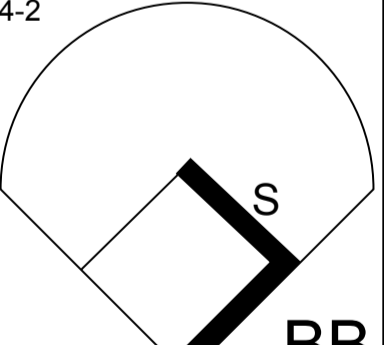
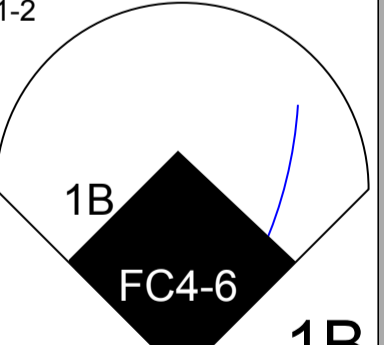
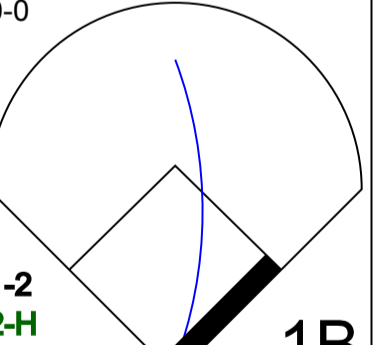
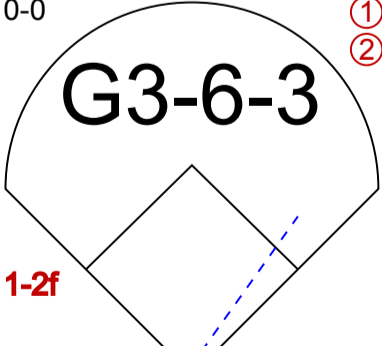
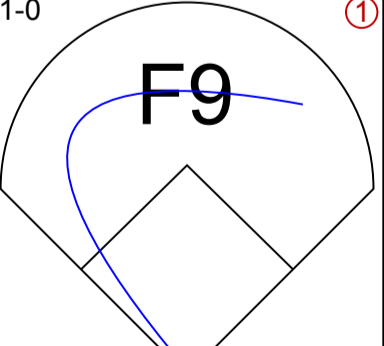
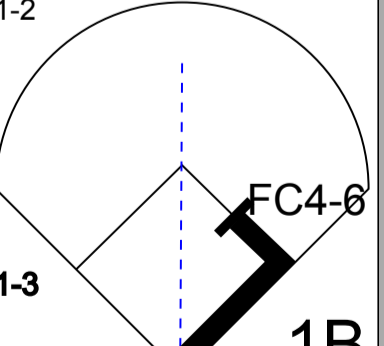


WP: 0	PA: 38
PB: 0	ERA
SB: 1	WHIP
CS: 1	

Wed Sep 01 1999, 8:05 PM EDT
Atf: 12,472 - Cloudy - 85 F

Batter	1	2	3	4	5	6	7	8	9	AB R H RBI BB SO LOB	TOP									
Jose Offerman, S OBP: 0.384, SLG: 0.431 (1, 4)	2-2 F7		3-3 K			1-3 K			1-1 P4	4 0 0 0 0 2 0	Boston Red Sox @ Seattle Mariners Safeco Field, Seattle, WA Fri Sep 03 1999, 7:05 PM PDT Att. 44,471 - Unknown - 74 F livebaseballscorecards.com									
Darren Lewis, R OBP: 0.326, SLG: 0.332 (1, 9) (8, 8)	2-3 K		0-0 B3			3-2 F7			3-2 F9	4 0 0 0 0 1 0										
Nomar Garciaparra, R OBP: 0.406, SLG: 0.574 (1, 6)	1-0 1B				0-2 F7				0-1 P3	4 1 2 1 0 0 0										
Mike Stanley, R OBP: 0.380, SLG: 0.455 (1, 3)	1-0 1B				1-1 F7				1-0 F8	3 0 1 0 0 0 0										
Butch Huskey, R OBP: 0.351, SLG: 0.499 (1, 10)	1-0 P4				2-1 L4				1-1 P2	3 0 0 0 0 0 2										
Troy O'Leary, L OBP: 0.339, SLG: 0.508 (1, 7)									2-1 P3	2 0 0 0 1 0 0										
Jason Varitek, S OBP: 0.332, SLG: 0.454 (1, 2)									0-3 K	3 0 0 0 0 2 1										
Damon Buford, R OBP: 0.294, SLG: 0.365 Trot Nixon, L OBP: 0.346, SLG: 0.462 (1, 8) (8, 9)									0-0 B1-3	3 0 0 0 0 0 0 0 0 0 0 0 0 0										
38 Wilton Veras, R OBP: 0.294, SLG: 0.417 (1, 5)									0-0 P7	3 0 0 0 0 0 0										
Inning Stats	R: 0 E: 0 K: 1 S: 10	H: 2 LOB: 2 BB: 0 P: 17	R: 0 E: 0 K: 1 S: 10	H: 0 LOB: 0 BB: 0 P: 13	R: 0 E: 0 K: 1 S: 5	H: 0 LOB: 0 BB: 0 P: 8	R: 0 E: 0 K: 0 S: 7	H: 0 LOB: 0 BB: 0 P: 10	R: 0 E: 0 K: 0 S: 6	H: 0 LOB: 0 BB: 1 P: 12	R: 1 E: 0 K: 0 S: 7	H: 1 LOB: 0 BB: 0 P: 12	R: 0 E: 0 K: 1 S: 5	H: 0 LOB: 0 BB: 0 P: 5	R: 0 E: 0 K: 0 S: 8	H: 0 LOB: 0 BB: 0 P: 12	1B: 2 2B: 0 3B: 0 HR: 1	SF: 0 SAC: 0 DP: 1 HBP: 0	WP: 0 PB: 0 SB: 0 CS: 0	PA: 30
PITCHER Jamie Moyer, L ERA: 4.11 (1, 1)	IP: 9.0 WLS: W BF: 30 H: 3 R: 1 ER: 1 SO: 5 BB: 1 IBB: 0 HBP: 0 BLK: 0 WP: 0 HR: 1 S: 65 P: 101 ERA: 1.00 WHIP: 0.444											PITCHER IP: WLS: BF: H: R: ER: SO: BB: IBB: HBP: BLK: WP: HR: S: P: ERA: WHIP								



Batter	1	2	3	4	5	6	7	8	9	AB R H RBI BB SO LOB
Brian Hunter, R OBP: 0.291, SLG: 0.316 (1, 7) Tom Lampkin, L OBP: 0.368, SLG: 0.513 (7, PH) Ryan Jackson, L OBP: 0.350, SLG: 0.286 (7, PR) (8, 3)	3-3 		3-2 		3-3 		0-0 			3 0 0 0 0 2 1 1 0 0 1 0 0 1 0 0 0 0 0 0 0
Raul Ibanez, L OBP: 0.307, SLG: 0.406 (1, 3) (8, 7)	0-2 			0-1 	1-1 		0-1 	1-2 		4 0 2 0 0 0 1
Ken Griffey Jr., L OBP: 0.385, SLG: 0.586 (1, 8)	1-2 			2-2 		3-2 		1-0 		4 0 1 0 0 0 2
Alex Rodriguez, R OBP: 0.377, SLG: 0.633 (1, 6)		3-2 		2-3 		1-3 		2-0 		4 0 0 0 0 2 2
Edgar Martinez, R OBP: 0.450, SLG: 0.559 Charles Gipson, R OBP: 0.375, SLG: 0.455 (1, 10) (9, PR)		0-1 		1-2 	1-2 				1-2 	3 0 3 0 0 0 0 0 1 0 0 0 0 0
Jay Buhner, R OBP: 0.380, SLG: 0.473 (1, 9)		0-3 		4-2 	1-2 				0-1 	3 0 0 0 1 1 3
Russ Davis, R OBP: 0.294, SLG: 0.418 (1, 5)		0-0 		0-0 			2-2 		4-1 	3 0 0 0 1 0 4
Dan Wilson, R OBP: 0.320, SLG: 0.371 (1, 2)			4-1 		4-2 		1-2 		0-0 	2 1 2 1 2 0 0
David Bell, R OBP: 0.329, SLG: 0.421 (1, 4)			0-0 		1-0 		1-2 			3 0 1 0 0 0 2

Inning Stats	R: 0 E: 0 K: 1 S: 9	H: 1 LOB: 0 BB: 0 P: 13	R: 0 E: 0 K: 1 S: 10	H: 1 LOB: 1 BB: 0 P: 13	R: 0 E: 0 K: 0 S: 6	H: 0 LOB: 0 BB: 1 P: 13	R: 0 E: 0 K: 1 S: 14	H: 1 LOB: 3 BB: 1 P: 23	R: 0 E: 0 K: 1 S: 8	H: 0 LOB: 1 BB: 1 P: 17	R: 0 E: 0 K: 1 S: 13	H: 1 LOB: 1 BB: 0 P: 20	R: 1 E: 0 K: 0 S: 14	H: 2 LOB: 1 BB: 0 P: 18	R: 0 E: 0 K: 0 S: 5	H: 1 LOB: 0 BB: 0 P: 9	R: 1 E: 0 K: 0 S: 9	H: 2 LOB: 2 BB: 1 P: 14	1B: 8 2B: 1 3B: 0 HR: 0	SF: 0 SAC: 0 DP: 3 HBP: 1
---------------------	------------------------------	----------------------------------	-------------------------------	----------------------------------	------------------------------	----------------------------------	-------------------------------	----------------------------------	------------------------------	----------------------------------	-------------------------------	----------------------------------	-------------------------------	----------------------------------	------------------------------	---------------------------------	------------------------------	----------------------------------	----------------------------------	------------------------------------

PITCHER	IP	WLS	BF	H	R	ER	SO	BB	IBB	HBP	BLK	WP	HR	S	P	ERA	WHIP
Pat Rapp, R ERA: 4.08 (1, 1)	6.1		26	5	1	1	5	3	0	1	0	0	0	69	111	1.42	1.263
Derek Lowe, R ERA: 2.8 (7, 1)	2.0	L	9	4	1	1	0	0	1	0	0	0	0	19	29	4.50	2.000

BOTTOM

Boston Red Sox @ Seattle Mariners
Safeco Field, Seattle, WA
Fri Sep 03 1999, 7:05 PM PDT
Att: 44,471 - Unknown - 74 F

AB	30
R	2
H	9
RBI	2
BB	4
SO	5
LOB	16



WP: 0	PA: 36
PB: 0	
SB: 2	
CS: 1	

Batter	1	2	3	4	5	6	7	8	9	AB R H RBI BB SO LOB	TOP											
Jose Offerman, S (1, 4) OBP: 0.383, SLG: 0.430	0-3 K			0-1 G3	2-2 1B			1 SAFE 2-1 SF8		3 0 1 1 0 1 0												
Darren Lewis, R (1, 8) OBP: 0.325, SLG: 0.330	3-3 K			1-2 G3-1	1-0 P5			4-1 PO HBP BB		3 0 0 0 1 1 2												
Brian Daubach, L (1, 3) OBP: 0.374, SLG: 0.591 Mike Stanley, R (8, PH) OBP: 0.379, SLG: 0.454	3-3 K			2-0 P3			1-2 P5	2-3 K		3 0 0 0 0 1 0 1 0 0 0 0 1 1												
Nomar Garciaparra, R (1, 6) OBP: 0.406, SLG: 0.579				0-1 P3	2-2 HR		1-1 P5	3-2 HBP		3 1 1 1 0 0 0												
Troy O'Leary, L (1, 7) OBP: 0.338, SLG: 0.506				1-3 K	1-1 2B 1B		2-2 G4-3	3-0 PO	1-3 K	4 1 1 0 0 2 0												
Butch Huskey, R (1, 10) OBP: 0.347, SLG: 0.493				3-3 K	0-0 P4		1-3 K	0-3 K		4 0 0 0 0 3 1												
Jason Varitek, S (1, 2) OBP: 0.331, SLG: 0.455				0-0 F8	1-1 1B 2B		2-1 P6	0-0 G6-3		4 1 1 1 0 0 0												
38 Wilton Veras, R (1, 5) OBP: 0.278, SLG: 0.392				1-3 K	0-0 G5-3		1-1 G4-3			3 0 0 0 0 1 1												
Trot Nixon, L (1, 9) OBP: 0.349, SLG: 0.464				2-2 G4-3	2-2 1B 1B			1-2 SF8 1B		3 1 2 1 0 0 0												
Inning Stats	R: 0 E: 0 K: 3 S: 10	H: 0 LOB: 0 BB: 0 P: 16	R: 0 E: 0 K: 2 S: 8	H: 0 LOB: 0 BB: 0 P: 12	R: 0 E: 0 K: 1 S: 7	H: 0 LOB: 0 BB: 0 P: 10	R: 0 E: 0 K: 0 S: 6	H: 0 LOB: 0 BB: 0 P: 9	R: 3 E: 0 K: 0 S: 16	H: 5 LOB: 2 BB: 0 P: 25	R: 0 E: 0 K: 0 S: 8	H: 0 LOB: 0 BB: 0 P: 12	R: 0 E: 0 K: 1 S: 7	H: 0 LOB: 0 BB: 0 P: 11	R: 1 E: 0 K: 1 S: 13	H: 1 LOB: 1 BB: 1 P: 28	R: 0 E: 0 K: 2 S: 7	H: 0 LOB: 0 BB: 0 P: 8	1B: 4 2B: 1 3B: 0 HR: 1	SF: 1 SAC: 0 DP: 0 HBP: 1	WP: 0 PB: 0 SB: 1 CS: 0	PA: 35
PITCHER	IP WLS BF H R ER SO BB IBB HBP BLK WP HR S P ERA WHIP																					
Paul Abbott, R (1, 1) ERA: 3.64	7.1 L 29 6 4 3 7 1 0 0 0 0 0 1 68 108 3.68 0.955																					
Butch Henry, L (8, 1) ERA: 4.44	1.0 3 0 0 0 2 0 0 1 0 0 0 0 10 19 0.00 0.000																					
Todd Williams, R (9, 1) ERA: 9.0	0.2 2 0 0 0 1 0 0 0 0 0 0 0 4 4 0.00 0.000																					

Boston Red Sox @ Seattle Mariners
Safeco Field, Seattle, WA
 Sat Sep 04 1999, 6:05 PM PDT
 Att. 44,597 - Cloudy - 64 F

livebaseballscorecards.com

AB 31
R 4
H 6
RBI 4
BB 1
SO 10
LOB 5



Batter	1	2	3	4	5	6	7	8	9	AB R H RBI BB SO LOB
Brian Hunter, R OBP: 0.289, SLG: 0.313 (1, 7)	0-3 K		2-1 F9		1 SAFE 1-2 G5-3			2-3 K		4 0 0 0 0 2 2
Raul Ibanez, L OBP: 0.312, SLG: 0.404 (1, 3)	0-2 S 1B		3-3 K			0-3 K		4-2 1B G6-3 BB		3 0 1 0 1 2 1
Ken Griffey Jr., L OBP: 0.382, SLG: 0.582 (1, 8)	1-1 P5			0-0 P4		2-3 K		1-2 P2		4 0 0 0 0 1 2
Alex Rodriguez, R OBP: 0.374, SLG: 0.627 (1, 6)	1 SAFE 2-3 K 1-2			0-0 F9		2-1 F8		2-1 G6-3 1-2		4 0 0 0 0 1 2
Edgar Martinez, R OBP: 0.450, SLG: 0.558 (1, 10)		3-3 K		4-0 BB		1-3 K		1-1 BB 2-3 1B		3 0 1 0 1 2 0
Jay Buhner, R OBP: 0.374, SLG: 0.464 (1, 9)		1-3 K		1-3 K		1-3 K		2-3 K		4 0 0 0 0 4 3
Tom Lampkin, L OBP: 0.368, SLG: 0.506 (1, 2)		4-2 CS BB			2-3 K		1-3 K			2 0 0 0 1 2 0
David Bell, R OBP: 0.331, SLG: 0.423 (1, 4)		2-2 CS 1-2	1-1 BB 2B		4-2 BB		1-3 K			2 0 1 0 1 1 0
Rafael Bournigal, R OBP: 0.326, SLG: 0.427 (1, 5)			1-2 G1-3		2-3 K		1-1 P4			3 0 0 0 0 1 2

Inning Stats	R: 0 E: 0 K: 2 S: 11	H: 1 LOB: 1 BB: 0 P: 14	R: 0 E: 0 K: 2 S: 13	H: 0 LOB: 0 BB: 1 P: 23	R: 0 E: 0 K: 1 S: 10	H: 1 LOB: 1 BB: 0 P: 17	R: 0 E: 0 K: 1 S: 5	H: 0 LOB: 1 BB: 1 P: 10	R: 0 E: 0 K: 2 S: 15	H: 0 LOB: 1 BB: 1 P: 24	R: 0 E: 0 K: 3 S: 10	H: 0 LOB: 0 BB: 0 P: 13	R: 0 E: 0 K: 2 S: 9	H: 0 LOB: 0 BB: 0 P: 13	R: 0 E: 0 K: 1 S: 12	H: 1 LOB: 2 BB: 1 P: 22	1B: 2 2B: 1 3B: 0 HR: 0	SF: 0 SAC: 0 DP: 0 HBP: 0	WP: 0 PB: 0 SB: 1 CS: 1	PA: 34
PITCHER	IP	WLS	BF	H	R	ER	SO	BB	IBB	HBP	BLK	WP	HR	S	P	ERA	WHIP			
Pedro Martinez, R ERA: 2.26 (1, 1)	8.0	W	28	2	0	0	15	3	0	0	0	0	0	81	126	0.00	0.625			
Rod Beck, R ERA: 7.31 (9, 1)	1.0		5	1	0	0	1	1	0	0	0	0	0	12	22	0.00	2.000			

BOTTOM

Boston Red Sox @ Seattle Mariners
Safeco Field, Seattle, WA
 Sat Sep 04 1999, 6:05 PM PDT
 Att. 44,597 - Cloudy - 64 F

livebaseballscorecards.com

AB	29
R	0
H	3
RBI	0
BB	4
SO	16
LOB	12



Batter	1	2	3	4	5	6	7	8	9	AB R H RBI BB SO LOB	TOP																
Jose Offerman, S (1, 4) OBP: 0.383, SLG: 0.429 B C F B B B B B	4-2 1B BB	3-3 K		2-2 G4-6-3 1-2f 2-3			2-2 P2	3-2 CS 1B		4 1 1 1 1 1 3																	
Darren Lewis, R (1, 8) OBP: 0.326, SLG: 0.331 X	0-0 1B SF8 1B		3-1 G4-3 1B	2-3 K			0-2 L3	3-2 F7 1B		5 1 2 0 0 1 2																	
Brian Daubach, L (1, 3) OBP: 0.370, SLG: 0.584 Mike Stanley, R (9, PH) OBP: 0.381, SLG: 0.454 X	0-0 L3		1-2 G4-3 1B		2-3 K		3-3 K		4-2 1B BB	4 0 0 0 0 2 3 0 0 0 0 1 0 0																	
Nomar Garciaparra, R (1, 6) OBP: 0.410, SLG: 0.587 S F F F B X	3-2 1B 1B		0-1 G5-3		0-1 HR		0-2 1B HR 1B	1-0 1B		5 2 4 2 0 0 1																	
Troy O'Leary, L (1, 7) OBP: 0.337, SLG: 0.503 B B X	2-0 SF8		4-2 BB		1-2 G1-3		1-1 F7	1-3 K		3 0 0 1 1 1 3																	
Jon Nunnally, L (1, 10) OBP: 0.167, SLG: 0.167 B 1 SAFE S S S	2-3 K		1-2 G3		3-3 K		1-2 HR 1B	2-3 K		5 1 1 0 0 3 5																	
Jason Varitek, S (1, 2) OBP: 0.332, SLG: 0.469 B B F X		2-1 P6		3-2 HR		1-2 G6-3		0-1 HR HR	2-1 F7	5 2 2 4 0 0 2																	
38 Wilton Veras, R (1, 5) OBP: 0.293, SLG: 0.400 C B B B X		3-1 1B		0-0 E4 G4-6-3 BB		0-1 F7		1-2 2B 1B		4 1 2 0 0 0 0																	
Trot Nixon, L (1, 9) OBP: 0.349, SLG: 0.461 Damon Buford, R (8, PH) OBP: 0.297, SLG: 0.372 B C F 1 SAFE S F S		2-3 K		4-1 G4-6-3 BB		1-3 K		0-0 1B 2B		2 0 0 0 1 2 1 1 1 1 1 0 0 0																	
Inning Stats	R: 2 H: 2 E: 0 LOB: 1 K: 1 BB: 1 S: 13 P: 24	R: 0 H: 1 E: 0 LOB: 1 K: 2 BB: 0 S: 10 P: 20	R: 0 H: 1 E: 0 LOB: 2 K: 0 BB: 1 S: 12 P: 21	R: 1 H: 1 E: 1 LOB: 1 K: 1 BB: 1 S: 11 P: 22	R: 1 H: 1 E: 0 LOB: 0 K: 2 BB: 0 S: 11 P: 17	R: 0 H: 0 E: 0 LOB: 0 K: 1 BB: 0 S: 8 P: 10	R: 0 H: 0 E: 0 LOB: 0 K: 1 BB: 0 S: 9 P: 14	R: 5 H: 6 E: 0 LOB: 0 K: 0 BB: 0 S: 21 P: 30	R: 0 H: 1 E: 0 LOB: 2 K: 2 BB: 1 S: 12 P: 22	1B: 9 SF: 1 2B: 1 SAC: 0 3B: 0 DP: 1 HR: 3 HBP: 0	WP: 0 PA: 43 PB: 0 SB: 0 CS: 1																
PITCHER	IP WLS BF H R ER SO BB IBB HBP BLK WP HR S P ERA WHIP											PITCHER	IP WLS BF H R ER SO BB IBB HBP BLK WP HR S P ERA WHIP														
Freddy Garcia, R (1, 1) ERA: 4.28	6.0	L	8	4	4	4	7	3	0	0	0	0	2	65	114	6.00	1.500										
Jose Paniagua, R (7, 1) ERA: 3.98	1.1						1	0	0	0	0	0	1	23	31	27.00	3.000										
23 Robert Ramsay, L (8, 1) ERA: 5.4	0.2		3	2	1	1	0	0	0	0	0	0	0	7	13	13.50	3.000										
Tom Davey, R (9, 1) ERA: 5.15	1.0		5	1	0	0	2	1	0	0	0	0	0	12	22	0.00	2.000										

Boston Red Sox @ Seattle Mariners
 Safeco Field, Seattle, WA
 Sun Sep 05 1999, 1:35 PM PDT
 Att. 44,019 - Cloudy - 66 F

AB 38
R 9
H 13
RBI 9
BB 4
SO 10
LOB 20



Batter	1	2	3	4	5	6	7	8	9	AB	R	H	RBI	BB	SO	LOB
Brian Hunter, R (1, 7) OBP: 0.287, SLG: 0.310 Raul Ibanez, L (9, PH) OBP: 0.310, SLG: 0.401	1-3 K	2-2 G1-3		2-1 B2-3			0-1 B1		0-0 G5-3	4	0	0	0	0	1	2
David Bell, R (1, 4) OBP: 0.333, SLG: 0.427	2-1 HR 1B		0-2 HR 1B		2-2 G3 F7-2 2B		3-3 K		3-1 G5-3	5	2	3	0	0	1	2
Ken Griffey Jr., L (1, 8) OBP: 0.384, SLG: 0.589	3-2 HR 1-H		0-1 P2		1-0 G3		4-0 IBB		1-0 2B 2-H	4	1	2	3	1	0	2
Alex Rodriguez, R (1, 6) OBP: 0.372, SLG: 0.629	3-3 K		0-0 HR 1-H		2-1 F7-2 3-H		1-1 L6		1-3 K	5	1	1	2	0	2	4
Edgar Martinez, R (1, 10) OBP: 0.451, SLG: 0.563	1-0 P4		4-2 FC5-4 BB		1-0 HR		2-2 G5-3			3	1	1	1	1	0	0
Jay Buhner, R (1, 9) OBP: 0.372, SLG: 0.465		1-2 1B SF7 2B	1-0 FC5-4 1-2f		0-0 F7		1-3 K			4	1	1	0	0	1	1
Russ Davis, R (1, 5) OBP: 0.296, SLG: 0.419		3-2 PB 1B 2-3	2-2 F7		0-3 K		0-0 1B			4	0	2	0	0	1	1
Dan Wilson, R (1, 2) OBP: 0.317, SLG: 0.367		1-3 K		0-1 P9		2-1 F7		0-1 L4		4	0	0	0	0	1	3
Ryan Jackson, L (1, 3) OBP: 0.364, SLG: 0.368		1 SAFE 2-1 SF7 3-H		1-0 L4			0-0 2B		1-1 2B 2B	3	1	2	1	0	0	0

Inning Stats	R: 2	H: 2	E: 0	K: 2	S: 13	H: 2	LOB: 0	BB: 0	P: 23	R: 1	H: 2	E: 0	K: 1	S: 17	H: 2	LOB: 1	BB: 0	P: 26	R: 2	H: 2	E: 0	K: 0	S: 12	R: 0	H: 0	E: 0	K: 0	S: 5	H: 1	LOB: 0	BB: 0	P: 12	R: 1	H: 1	E: 0	K: 1	S: 7	H: 1	LOB: 0	BB: 0	P: 10	R: 0	H: 1	E: 0	K: 1	S: 8	H: 1	LOB: 2	BB: 1	P: 16	R: 0	H: 1	E: 0	K: 1	S: 9	H: 1	LOB: 1	BB: 0	P: 12	R: 1	H: 2	E: 0	K: 1	S: 9	H: 2	LOB: 1	BB: 0	P: 15	1B: 4	SF: 1	2B: 6	SAC: 0	3B: 0	DP: 1	HR: 3	HBP: 0	WP: 0	PA: 40
--------------	------	------	------	------	-------	------	--------	-------	-------	------	------	------	------	-------	------	--------	-------	-------	------	------	------	------	-------	------	------	------	------	------	------	--------	-------	-------	------	------	------	------	------	------	--------	-------	-------	------	------	------	------	------	------	--------	-------	-------	------	------	------	------	------	------	--------	-------	-------	------	------	------	------	------	------	--------	-------	-------	-------	-------	-------	--------	-------	-------	-------	--------	-------	--------

PITCHER	IP	WLS	BF	H	R	ER	SO	BB	IBB	HBP	BLK	WP	HR	S	P	ERA	WHIP
Mark Portugal, R (1, 1) ERA: 5.46	2.1		14	6	5	5	3	1	0	0	0	0	2	38	61	19.29	3.000
John Wasdin, R (3, 1) ERA: 4.26	2.2		8	1	0	0	0	0	0	0	0	0	0	16	27	0.00	0.375
Rich Garces, R (6, 1) ERA: 1.91	2.0	W	9	2	1	1	2	0	1	0	0	0	1	15	26	4.50	1.000
Derek Lowe, R (8, 1) ERA: 2.84	2.0	S	9	3	1	1	2	0	0	0	0	0	0	18	27	4.50	1.500

BOTTOM

Boston Red Sox @ Seattle Mariners
Safeco Field, Seattle, WA
 Sun Sep 05 1999, 1:35 PM PDT
 Att: 44,019 - Cloudy - 66 F

livebaseballscorecards.com

AB	37
R	7
H	12
RBI	7
BB	2
SO	7
LOB	16



Batter	1	2	3	4	5	6	7	8	9	AB R H RBI BB SO LOB	TOP
Damon Buford, R OBP: 0.299, SLG: 0.372 (1, 8) B F B X	2-1 L1-4 1B		3-3 K		1-0 E S 1B		2-1 G5-3		2-2 F8	5 0 2 0 0 1 2	
Darren Lewis, R OBP: 0.323, SLG: 0.328 (1, 9) 1 SAFE SAFE B C X	1-1 P6		3-2 G5-3		3-3 K		0-0 F9			4 0 0 0 0 1 2	
Nomar Garciaparra, R OBP: 0.409, SLG: 0.585 (1, 6) X	0-0 1-2 1B		2-1 F8			1-0 P3		0-0 L1		4 0 1 0 0 0 0	
Mike Stanley, R OBP: 0.382, SLG: 0.457 (1, 3) X	0-0 L1-4			1-0 2B		1-2 2B 1B		0-0 F9		4 1 2 0 0 0 2	
Butch Huskey, R OBP: 0.346, SLG: 0.493 (1, 10)		2-3 K		0-0 L6		0-0 1B SF8 2B		2-2 G1-3		4 1 1 1 0 1 1	
Troy O'Leary, L OBP: 0.338, SLG: 0.502 (1, 7) B X		1-0 G6-3		2-1 L8		3-2 2-3 1B		4-0 E BB		3 0 1 0 1 0 1	
Jason Varitek, S OBP: 0.333, SLG: 0.478 (1, 2) C B B X		3-2 HR		1-3 K		0-0 SF8		1-0 E7 1B		3 1 2 2 0 1 1	
38 Wilton Veras, R OBP: 0.290, SLG: 0.390 (1, 5) X		0-0 1B			0-0 G6-3	1-1 SAFE P2		0-2 P1		4 0 1 0 0 0 3	
Donnie Sadler, R OBP: 0.308, SLG: 0.356 (1, 4) 1 SAFE SAFE C X		1-3 K			0-1 G5-3		3-2 F9		0-0 P3	4 0 0 0 0 1 3	
Inning Stats	R: 0 E: 0 K: 0 S: 6 H: 2 LOB: 1 BB: 0 P: 9	R: 1 E: 0 K: 2 S: 14 H: 2 LOB: 1 BB: 0 P: 21	R: 0 E: 0 K: 1 S: 9 H: 0 LOB: 0 BB: 0 P: 17	R: 0 E: 0 K: 1 S: 7 H: 1 LOB: 1 BB: 0 P: 11	R: 0 E: 0 K: 1 S: 7 H: 1 LOB: 1 BB: 0 P: 11	R: 2 E: 0 K: 0 S: 12 H: 3 LOB: 1 BB: 0 P: 18	R: 0 E: 0 K: 0 S: 7 H: 0 LOB: 0 BB: 0 P: 12	R: 0 E: 0 K: 0 S: 6 H: 0 LOB: 0 BB: 0 P: 8	R: 0 E: 1 K: 0 S: 8 H: 1 LOB: 2 BB: 1 P: 15	1B: 7 2B: 3 3B: 0 HR: 1 SF: 1 SAC: 0 DP: 1 HBP: 0	WP: 0 PB: 0 SB: 1 CS: 0 PA: 37
PITCHER John Halama, L ERA: 4.06 (1, 1)	IP: 8.0 WLS: L BF: 33 H: 9 R: 3 ER: 3 SO: 5 BB: 1 IBB: 0 HBP: 0 BLK: 0 WP: 0 HR: 1 S: 68 P: 111 ERA: 3.38 WHIP: 1.250										
Jose Mesa, R ERA: 5.53 (9, 1)	IP: 1.0 WLS: L BF: 4 H: 1 R: 0 ER: 0 SO: 0 BB: 0 IBB: 0 HBP: 0 BLK: 0 WP: 0 HR: 0 S: 8 P: 11 ERA: 0.00 WHIP: 1.000										

Boston Red Sox @ Seattle Mariners
Safeco Field, Seattle, WA
 Mon Sep 06 1999, 1:35 PM PDT
 Att. 44,246 - Cloudy - 65 F

livebaseballscorecards.com

AB 35
R 3
H 10
RBI 3
BB 1
SO 5
LOB 15



Batter	1	2	3	4	5	6	7	8	9	AB	R	H	RBI	BB	SO	LOB
Charles Gipson, R (1, 7) OBP: 0.346, SLG: 0.417 Ryan Jackson, L (5, PH) OBP: 0.356, SLG: 0.359 Ozzie Timmons, R (7, PH) OBP: 0.194, SLG: 0.310 Tom Lampkin, L (8, PH) OBP: 0.366, SLG: 0.503 (9, 2)	1-3 K		0-0 B5		0-0 E3		1-2 F7	1-2 G4-3		2	0	0	0	0	1	2
David Bell, R (1, 4) OBP: 0.330, SLG: 0.423	0-0 G6-3		3-3 K		0-0 G6-3		2-1 P2		1-1 G3-1	5	0	0	0	0	1	3
Ken Griffey Jr., L (1, 8) OBP: 0.384, SLG: 0.585	3-1 G5-3		3-1 P5		4-0 IBB		4-2 S BB		0-0 G6-3	3	0	0	0	2	0	2
Alex Rodriguez, R (1, 6) OBP: 0.370, SLG: 0.623		1-2 G6-3		1-2 K	2-2 G5-3		4-2 BB		3-1 G6-3	4	0	0	0	1	1	2
Edgar Martinez, R (1, 10) OBP: 0.449, SLG: 0.563		2-2 F9		1-1 2B		3-1 G6-3	3-3 K			4	0	1	0	0	1	2
Jay Buhner, R (1, 9) OBP: 0.378, SLG: 0.463 Brian Hunter, R (8, PR) OBP: 0.287, SLG: 0.310 (9, 7)		4-1 BB		4-1 G6-3 BB		1-1 P3		1-0 G1-3 HBP		1	0	0	0	2	0	0
Mike Blowers, R (1, 3) OBP: 0.250, SLG: 0.250 Raul Ibanez, L OBP: 0.311, SLG: 0.400 (4, PH) (5, 3) (6, 7) (8, 3) (9, 9)		0-0 L6		2-1 G6-3		0-1 WP 1B		2-1 G1-3		1	0	0	0	0	0	1
Russ Davis, R (1, 5) OBP: 0.300, SLG: 0.421			3-2 S 1B		4-2 G4-3 E BB		2-2 1-H 1B		0-0 G5-3	3	1	2	1	1	0	2
Dan Wilson, R (1, 2) OBP: 0.319, SLG: 0.366 (9, 3)			1-0 S 1B		1-0 G4-3		2-3 K		4-1 BB	3	0	1	0	1	1	2

Inning Stats	R: 0	H: 0	E: 0	LOB: 0	K: 1	BB: 0	S: 7	P: 11	R: 0	H: 0	E: 0	LOB: 1	K: 0	BB: 1	S: 9	P: 16	R: 0	H: 2	E: 0	LOB: 2	K: 1	BB: 0	S: 11	P: 21	R: 0	H: 1	E: 0	LOB: 1	K: 1	BB: 1	S: 8	P: 16	R: 1	H: 2	E: 1	LOB: 2	K: 0	BB: 2	S: 11	P: 22	R: 1	H: 2	E: 0	LOB: 1	K: 1	BB: 0	S: 12	P: 20	R: 0	H: 0	E: 0	LOB: 2	K: 1	BB: 2	S: 13	P: 27	R: 0	H: 0	E: 0	LOB: 2	K: 0	BB: 1	S: 9	P: 16	R: 0	H: 0	E: 0	LOB: 0	K: 0	BB: 0	S: 5	P: 9	1B: 4	SF: 0	2B: 1	SAC: 0	3B: 0	DP: 1	HR: 0	HBP: 1
--------------	------	------	------	--------	------	-------	------	-------	------	------	------	--------	------	-------	------	-------	------	------	------	--------	------	-------	-------	-------	------	------	------	--------	------	-------	------	-------	------	------	------	--------	------	-------	-------	-------	------	------	------	--------	------	-------	-------	-------	------	------	------	--------	------	-------	-------	-------	------	------	------	--------	------	-------	------	-------	------	------	------	--------	------	-------	------	------	-------	-------	-------	--------	-------	-------	-------	--------

PITCHER	IP	WLS	BF	H	R	ER	SO	BB	IBB	HBP	BLK	WP	HR	S	P	ERA	WHIP
Kent Mercker, L ERA: 4.76	(1, 1)	3.1	14	3	0	0	3	1	0	0	0	0	0	32	55	0.00	1.200
Bryce Florie, R ERA: 4.76	(4, 1)	2.2	13	2	2	1	1	2	1	0	0	1	0	26	51	3.38	1.500
Rheal Cormier, L ERA: 3.7	(7, 1)	0.2	3	0	0	0	0	1	0	0	0	0	0	7	14	0.00	1.500
Rod Beck, R ERA: 7.02	(7, 1)	1.1	7	0	0	0	1	2	0	1	0	0	0	15	29	0.00	1.500
Derek Lowe, R ERA: 2.81	(9, 1)	1.0	3	0	0	0	0	0	0	0	0	0	0	5	9	0.00	0.000

BOTTOM

Boston Red Sox @ Seattle Mariners
Safeco Field, Seattle, WA

Mon Sep 06 1999, 1:35 PM PDT
Att. 44,246 - Cloudy - 65 F

livebaseballscorecards.com

AB	32
R	2
H	5
RBI	1
BB	7
SO	5
LOB	21



WP: 1	PA: 40
PB: 0	
SB: 3	
CS: 0	

Batter	1	2	3	4	5	6	7	8	9	AB R H RBI BB SO LOB	TOP			
Shannon Stewart, R (1, 7) OBP: 0.375, SLG: 0.417	2-1 G5-3		1-1 F8		4-1 HR BB		1-0 F8		0-1 L4	4 1 0 0 1 0 1				
10 Vernon Wells, R (1, 8) OBP: 0.176, SLG: 0.156	3-3 K		4-0 BB		1-1 F8			1-1 F8		3 0 0 0 1 1 1				
Shawn Green, L (1, 9) OBP: 0.386, SLG: 0.600	1-1 G6-3		3-3 K		2-1 HR			4-1 BB 1B BB		3 2 1 2 1 1 2				
David Segui, S (1, 10) OBP: 0.355, SLG: 0.454 Brian McRae, S (8, PH) OBP: 0.319, SLG: 0.354		1-0 F9		2-2 1B 2B		1-1 F7		0-1 F8		3 0 1 0 0 0 0 1 0 0 0 0 0 1				
Carlos Delgado, L (1, 3) OBP: 0.372, SLG: 0.568		2-1 P6		0-0 P5		3-2 G4-6-3 1B		4-1 1B BB		3 0 1 0 1 0 1				
Tony Fernandez, S (1, 5) OBP: 0.437, SLG: 0.471		2-2 1B		0-0 F7		2-3 K		0-0 1B		4 0 2 1 0 1 2				
Darrin Fletcher, L (1, 2) OBP: 0.340, SLG: 0.487		0-0 P6		1-2 2-H 1B		2-1 G4-6-3 1-2f		1-1 P8		4 0 1 0 0 0 4				
Tony Batista, R (1, 6) OBP: 0.333, SLG: 0.521			2-3 K		1-0 HR		3-1 F8		1-1 G6-3	4 1 1 1 0 1 0				
Homer Bush, R (1, 4) OBP: 0.342, SLG: 0.411			4-2 10 S BB		2-3 K		3-2 F8		2-1 F8	3 0 0 0 1 1 0				
Inning Stats	R: 0 E: 0 K: 1 S: 8 H: 0 LOB: 0 BB: 0 P: 14	R: 0 E: 0 K: 0 S: 7 H: 1 LOB: 1 BB: 0 P: 12	R: 0 E: 0 K: 2 S: 11 H: 0 LOB: 2 BB: 2 P: 25	R: 0 E: 0 K: 0 S: 9 H: 2 LOB: 2 BB: 0 P: 12	R: 3 E: 0 K: 1 S: 11 H: 2 LOB: 0 BB: 1 P: 22	R: 0 E: 0 K: 1 S: 12 H: 1 LOB: 0 BB: 0 P: 19	R: 0 E: 0 K: 0 S: 8 H: 0 LOB: 0 BB: 0 P: 15	R: 1 E: 0 K: 0 S: 9 H: 1 LOB: 2 BB: 2 P: 19	R: 0 E: 0 K: 0 S: 6 H: 0 LOB: 0 BB: 0 P: 9	1B: 4 2B: 1 3B: 0 HR: 2 SF: 0 SAC: 0 DP: 1 HBP: 0	WP: 0 PB: 0 SB: 1 CS: 0 PA: 37			
PITCHER	IP WLS BF H R ER SO BB IBB HBP BLK WP HR S P ERA WHIP												PITCHER	IP WLS BF H R ER SO BB IBB HBP BLK WP HR S P ERA WHIP
Gil Meche, R (1, 1) ERA: 5.46	6.0 W 25 6 3 3 5 3 0 0 0 0 2 58 104 4.50 1.500													
Frankie Rodriguez, R (7, 1) ERA: 5.97	1.1 H 4 0 0 0 0 0 0 0 0 0 0 10 18 0.00 0.000													
Butch Henry, L (8, 1) ERA: 4.68	0.2 5 1 1 1 0 2 0 0 0 0 0 7 16 13.50 4.500													
Jose Mesa, R (9, 1) ERA: 5.43	1.0 S 3 0 0 0 0 0 0 0 0 0 0 6 9 0.00 0.000													

Toronto Blue Jays @ Seattle Mariners
Safeco Field, Seattle, WA
Tue Sep 07 1999, 7:05 PM PDT
Att. 39,709 - Unknown - 67 F

livebaseballscorecards.com

AB	32
R	4
H	7
RBI	4
BB	5
SO	5
LOB	12



Batter	1	2	3	4	5	6	7	8	9	AB	R	H	RBI	BB	SO	LOB
Charles Gipson, R OBP: 0.310, SLG: 0.370 (1, 7) C B S X (9, 9)	1-2 G6-3 ①		3-2 G4-3 ①		0-0 SH2-4 ① 1-2 2-3		2-2 F7 ②			3	0	0	0	0	0	0
David Bell, R OBP: 0.328, SLG: 0.420 (1, 4) B F X (9, 9)	1-2 F8 ②		2-3 K ②		1-1 SF7 ② 3-H		2-2 G1-3 ③			3	0	0	1	0	1	0
Ken Griffey Jr., L OBP: 0.385, SLG: 0.590 (1, 8) S B S X (9, 9)	1-2 G4-3 ③		2-2 G4-3 ③		1-2 HR ③ 2-H			4-0 FC6-4 BB ①		3	1	1	2	1	0	0
Alex Rodriguez, R OBP: 0.369, SLG: 0.619 (1, 6) C B X (9, 9)		1-2 F7 ①		3-1 G5-4-3 1B ①	2-0 G1-6-3 ③		0-0 FC6-4 S 1B 1-2f ①			4	1	1	0	0	0	1
Edgar Martinez, R OBP: 0.452, SLG: 0.564 (1, 10) B C B C B X (9, 9)		3-1 HR 1B ①		0-1 G5-4-3 1-2f ②		0-2 G5-4-3 1B ①		2-2 G4-6-3 1B 1-H ①		4	1	3	1	0	0	1
Jay Buhner, R OBP: 0.380, SLG: 0.461 (1, 9) B C B B X (9, 9)		2-2 E6 HR ①		4-2 BB ③		0-0 G5-4-3 1B ①		2-2 G4-6-3 1-2f ②		3	1	1	0	1	0	2
Brian Hunter, R OBP: 0.287, SLG: 0.310 (9, 7) C B X (9, 9)		1-2 HR ①				1-2 G5-4-3 1B ①				0	0	0	0	0	0	0
Mike Blowers, R OBP: 0.143, SLG: 0.143 (1, 3) C B X (9, 9)		1-3 K ②		0-0 G3 ③		0-2 G5-4-3 1-2f 2-3 ②				3	0	0	0	0	1	5
Russ Davis, R OBP: 0.302, SLG: 0.430 (1, 5) X (9, 9)		0-0 HR ① 1-H 2-H				3-1 SH2-4 SF7 1B ①		1-2 F9 ③		3	2	2	3	0	0	1
Dan Wilson, R OBP: 0.319, SLG: 0.366 (1, 2) C B X (9, 9)		3-2 G6-3 ③				1-1 SH2-4 HR 1B ①		1-0 F9 ①		3	1	1	0	0	0	0

Inning Stats	R: 0	H: 0	E: 0	K: 0	S: 9	R: 3	H: 2	E: 1	K: 1	S: 16	R: 0	H: 0	E: 0	K: 1	S: 10	R: 0	H: 1	E: 0	K: 0	S: 8	R: 3	H: 3	E: 0	K: 0	S: 11	R: 0	H: 2	E: 0	K: 0	S: 11	R: 0	H: 0	E: 0	K: 0	S: 7	R: 1	H: 1	E: 0	K: 0	S: 8	R: 1	H: 1	E: 0	K: 0	S: 16
LOB: 0	LOB: 0	LOB: 0	LOB: 0	LOB: 0	LOB: 0	LOB: 1	LOB: 0	LOB: 0	LOB: 0	LOB: 0	LOB: 1	LOB: 0	LOB: 0	LOB: 1	LOB: 0	LOB: 1	LOB: 0	LOB: 0	LOB: 0	LOB: 0	LOB: 1	LOB: 0	LOB: 0	LOB: 0	LOB: 0	LOB: 1	LOB: 0	LOB: 1	LOB: 0	LOB: 0	LOB: 0	LOB: 1	LOB: 0	LOB: 0	LOB: 1	LOB: 0	LOB: 0	LOB: 0	LOB: 1	LOB: 0	LOB: 0	LOB: 0	LOB: 0	LOB: 0	

PITCHER	IP	WLS	BF	H	R	ER	SO	BB	IBB	HBP	BLK	WP	HR	S	P	ERA	WHIP
David Wells, L ERA: 5.19 (1, 1)	7.0	L	30	8	7	4	2	2	0	0	0	0	2	72	117	5.14	1.429
Paul Quantrill, R ERA: 2.39 (8, 1)	1.0		3	1	0	0	0	0	0	0	0	0	0	8	12	0.00	1.000

BOTTOM

Toronto Blue Jays @ Seattle Mariners
 Safeco Field, Seattle, WA
 Tue Sep 07 1999, 7:05 PM PDT
 Att: 39,709 - Unknown - 67 F

AB	29
R	7
H	9
RBI	7
BB	2
SO	2
LOB	10

WP: 0 PA: 33
 PB: 0
 SB: 1
 CS: 0



PITCHER	IP	WLS	BF	H	R	ER	SO	BB	IBB	HBP	BLK	WP	HR	S	P	ERA	WHIP
---------	----	-----	----	---	---	----	----	----	-----	-----	-----	----	----	---	---	-----	------

Batter	1	2	3	4	5	6	7	8	9	AB R H RBI BB SO LOB	TOP																
Shannon Stewart, R (1, 7) OBP: 0.376, SLG: 0.417	3-2 F8			0-1 G1-6-3 1B		0-1 G6-4-3 1B			1-2 F8	4 0 2 0 0 0 0																	
10 Vernon Wells, R (1, 8) OBP: 0.189, SLG: 0.171 Willie Greene, L (9, PH) OBP: 0.271, SLG: 0.404 José Cruz Jr., S (9, 8) OBP: 0.343, SLG: 0.407	1-2 G6-4-3 1B			1-0 G1-6-3 1-2f		0-0 G6-4-3 1-2f			2-2 F8	3 0 1 0 0 0 3 1 0 0 0 0 0 0 0 0 0 0 0 0 0																	
Shawn Green, L (1, 9) OBP: 0.387, SLG: 0.601	2-1 G6-4-3 1-2f			1-0 2B			1-1 F7		2-2 HR 1B	4 1 2 0 0 0 1																	
Carlos Delgado, L (1, 3) OBP: 0.373, SLG: 0.579		2-3 K		3-3 K			0-0 HR		1-1 HR 1-H	4 2 2 3 0 2 1																	
Tony Fernandez, S (1, 5) OBP: 0.436, SLG: 0.469		1-2 G6-3			1-2 P4		0-0 F7		2-0 CS 1B	4 0 1 0 0 0 0																	
Tony Batista, R (1, 6) OBP: 0.331, SLG: 0.517		3-1 G5-3			2-0 G5-3		1-3 K		0-2 CS 1-2	3 0 0 0 0 1 0																	
Darrin Fletcher, L (1, 2) OBP: 0.337, SLG: 0.483				0-1 F8		0-1 F7			0-1 P9	3 0 0 0 0 0 0																	
Pat Borders, R (1, 10) OBP: 0.308, SLG: 0.500				1-1 P7		1-2 SH1-4 1B		2-2 L6		3 0 1 0 0 0 0																	
Homer Bush, R (1, 4) OBP: 0.341, SLG: 0.409				1-0 G1-3		0-0 SH1-4 1 SAFE		1-1 G4-3		2 0 0 0 0 0 0																	
Inning Stats	R: 0 E: 0 K: 0 S: 9	H: 1 LOB: 0 BB: 0 P: 15	R: 0 E: 0 K: 1 S: 8	H: 0 LOB: 0 BB: 0 P: 14	R: 0 E: 0 K: 0 S: 5	H: 0 LOB: 0 BB: 0 P: 7	R: 0 E: 0 K: 1 S: 7	H: 2 LOB: 1 BB: 0 P: 12	R: 0 E: 0 K: 0 S: 6	H: 0 LOB: 0 BB: 0 P: 9	R: 0 E: 0 K: 0 S: 7	H: 2 LOB: 1 BB: 0 P: 8	R: 1 E: 0 K: 1 S: 7	H: 1 LOB: 0 BB: 0 P: 9	R: 0 E: 0 K: 0 S: 8	H: 0 LOB: 0 BB: 0 P: 11	R: 2 E: 0 K: 0 S: 14	H: 3 LOB: 0 BB: 0 P: 22	1B: 6 2B: 1 3B: 0 HR: 2	SF: 0 SAC: 1 DP: 3 HBP: 0	WP: 0 PB: 0 SB: 0 CS: 1	PA: 33					
PITCHER	IP WLS BF H R ER SO BB IBB HBP BLK WP HR S P ERA WHIP												PITCHER	IP WLS BF H R ER SO BB IBB HBP BLK WP HR S P ERA WHIP													
Jamie Moyer, L (1, 1) ERA: 4.0	8.0	27	6	1	1	3	0	0	0	0	0	1	57	85	1.12	0.750											
Jose Mesa, R (9, 1) ERA: 5.64	1.0	W	5	3	2	2	0	0	0	0	0	1	14	22	18.00	3.000											

Toronto Blue Jays @ Seattle Mariners
Safeco Field, Seattle, WA
Wed Sep 08 1999, 7:35 PM PDT
Att. 36,971 - Unknown - 77 F

livebaseballscorecards.com

AB 31
R 3
H 9
RBI 3
BB 0
SO 3
LOB 5



Batter	1	2	3	4	5	6	7	8	9
Brian Hunter, R OBP: 0.287, SLG: 0.310 (1, 7) C C C	0-3 K		1-2 S 1B			X 0-0 P4		M F C 0-3 K	
Raul Ibanez, L OBP: 0.305, SLG: 0.392 (1, 3) Mike Blowers, R OBP: 0.250, SLG: 0.250 (8, PH) Charles Gipson, R OBP: 0.310, SLG: 0.370 (8, PR) (9, 4) B C F B B X	3-2 F8		2-2 F7			B B X 2-0 F7		B F B X 3-1 HR 1B	
Ken Griffey Jr., L OBP: 0.386, SLG: 0.597 (1, 8) B X	1-0 L9		2-2 G3-1			B B C X 2-2 2B		1 SAFE B S 1 SAFE X 1-1 HR 1-H	
Alex Rodriguez, R OBP: 0.366, SLG: 0.613 (1, 6) G B T C C		1-3 K		3-3 K		C X 0-1 P4		C C C X 0-2 G5-3	
Edgar Martinez, R OBP: 0.452, SLG: 0.563 (1, 10) B B B B B		4-0 BB BB		1-0 L9		B X 1-0 FC1-6 1B		C X 0-1 G4-3	
Jay Buhner, R OBP: 0.381, SLG: 0.459 (1, 9) Shane Monahan, L (9, PR) X		0-0 F8		2-2 L3		B B B B B X 3-2 FC1-6 1B		B B B B B 4-0 HR BB	
Tom Lampkin, L OBP: 0.369, SLG: 0.519 (1, 2) B B B B B		4-1 BB		2-2 F7		X 0-0 P6		B B C X 1-2 HR	
Russ Davis, R OBP: 0.300, SLG: 0.427 (1, 5) X		0-0 P3		2-2 K		B B B B B X 1-2 FC1-6		1-2 2-3 K	
Rafael Bourrigal, R OBP: 0.319, SLG: 0.417 (1, 4) Ryan Jackson, L (7, PH) OBP: 0.348, SLG: 0.350 (8, 4) David Bell, R OBP: 0.328, SLG: 0.420 (9, 3) B C B B B X			3-2 G4-3		X 0-0 F9		C B B B B X 2-3 K		

AB	R	H	RBI	BB	SO	LOB
4	0	1	0	0	2	0
3	0	0	0	0	0	1
1	0	1	0	0	0	0
0	1	0	0	0	0	0
4	1	2	2	0	0	1
4	0	0	0	0	2	2
3	0	1	0	1	0	1
3	0	1	0	1	0	1
0	1	0	0	0	0	0
3	1	1	2	1	0	2
3	0	0	0	0	1	4
2	0	0	0	0	0	0
1	0	0	0	0	1	2
0	0	0	0	0	0	0

Toronto Blue Jays @ Seattle Mariners
Safeco Field, Seattle, WA
Wed Sep 08 1999, 7:35 PM PDT
Att: 36,971 - Unknown - 77 F

AB	31
R	4
H	7
RBI	4
BB	3
SO	6
LOB	14



Inning Stats	R: 0	H: 0	E: 0	K: 1	S: 8	LOB: 0	BB: 0	P: 12										
Roy Halladay, R (1, 1) ERA: 4.0	7.0	WLS: 0	BF: 27	H: 4	R: 0	ER: 0	SO: 5	BB: 2	IBB: 0	HBP: 0	BLK: 0	WP: 0	HR: 0	S: 67	P: 109	ERA: 0.00	WHIP: 0.857	
Graeme Lloyd, L (8, 1) ERA: 3.39	0.1	B	3	2	2	2	1	0	0	0	0	0	0	1	7	11	54.00	6.000
Billy Koch, R (8, 1) ERA: 2.85	0.2	L	4	1	2	2	0	1	0	0	0	0	0	1	8	13	27.00	3.000

WP: 0	PA: 34
PB: 0	
SB: 1	
CS: 0	
1B: 4	SF: 0
2B: 1	SAC: 0
3B: 0	DP: 0
HR: 2	HBP: 0

Batter	1	2	3	4	5	6	7	8	9	10	11	12	AB	R	H	RBI	BB	SO	LOB	TOP	
David Bell, R OBP: 0.327, SLG: 0.418 (1, 4) (9, 3)	1-1 WP S 1B 1B		2-3 K		2-1 G6-4-3 1-2f		3-1 P3			0-3 K			5	1	1	0	0	2	1		
Raul Ibanez, L OBP: 0.296, SLG: 0.380 (1, 3) (7, 9)	2-0 F8		0-2 G4-3			1-3 K2-3		2-0 G4-3		0-0 G4-3			5	0	0	0	0	1	1		
Ken Griffey Jr., L OBP: 0.387, SLG: 0.595 (1, 8)	3-3 K 1-2			0-0 1B 1B		1-2 HR HBP		3-0 F7		4-0 CS BB			3	1	1	0	1	1	1		
Alex Rodriguez, R OBP: 0.366, SLG: 0.618 (1, 6)	1-2 2-H 1B			2-2 P3		0-0 1-H HR		0-2 L8		0-0 CS 1-2	0-3 K		5	1	2	3	0	1	1		
Edgar Martinez, R OBP: 0.452, SLG: 0.569 Charles Gipson, R OBP: 0.310, SLG: 0.370 Shane Monahan, L (11, PH)	1-2 F8			1-2 L5		3-2 HR		1-0 SH1 1B		0-3 K2-3			4	1	2	1	0	0	2		
Jay Buhner, R OBP: 0.381, SLG: 0.457 Ryan Jackson, L OBP: 0.348, SLG: 0.350 Rafael Bourquigal, R OBP: 0.315, SLG: 0.412 (9, PH) (9, 4)		2-2 G5-3		1-1 1-2 1B		1-3 K		1-1 SH1		1-2 P4			3	0	1	0	0	1	0		
Tom Lampkin, L OBP: 0.363, SLG: 0.509 Dan Wilson, R OBP: 0.320, SLG: 0.365 (9, PH) (9, 2)		1-1 F8		0-1 P8		1-2 G6-3		4-0 IBB					3	0	0	0	0	2			
Russ Davis, R OBP: 0.299, SLG: 0.424 (1, 5)		1-2 F8			0-3 K		2-3 K		2-3 K		0-0 1B		5	0	1	0	0	3	2		
Brian Hunter, R OBP: 0.286, SLG: 0.309 (1, 7)			1-2 P3		1-1 G6-4-3 1B		1-1 P4		3-2 G1-4-3				5	0	1	0	0	2			
Inning Stats	R: 1 E: 0 K: 1 S: 19	H: 2 LOB: 1 BB: 0 P: 27	R: 0 E: 0 K: 10 S: 10	H: 0 LOB: 0 BB: 0 P: 14	R: 0 E: 0 K: 10 S: 10	H: 2 LOB: 2 BB: 0 P: 16	R: 0 E: 0 K: 2 S: 18	H: 0 LOB: 0 BB: 0 P: 25	R: 0 E: 0 K: 1 S: 7	H: 0 LOB: 0 BB: 0 P: 13	R: 0 E: 0 K: 1 S: 4	H: 0 LOB: 0 BB: 1 P: 8	R: 0 E: 0 K: 1 S: 5	H: 0 LOB: 0 BB: 0 P: 7	R: 0 E: 0 K: 1 S: 5	H: 1 LOB: 0 BB: 0 P: 5	1B: 7 2B: 0 3B: 0 HR: 2	SF: 0 SAC: 1 DP: 1 HBP: 1	WP: 1 PB: 0 SB: 1 CS: 1	PA: 46	
PITCHER	IP WLS BF H R ER SO BB IBB HBP BLK WP HR S P ERA WHIP																				
Doug Linton, R ERA: 5.74 Gabe Molina, R ERA: 4.24 Jesse Orosco, L ERA: 5.83 Scott Kamieniecki, R ERA: 5.88 Mike Timlin, R ERA: 3.71	(1, 1) (7, 1) (9, 1) (9, 1) (10, 1)	6.0 2.0 0.1 0.2 1.0	25 7 1 3 3	7 1 0 0 0	4 0 0 0 0	4 0 0 1 1	5 1 0 0 0	0 0 0 1 0	0 0 0 1 0	1 0 0 0 0	0 0 0 1 1	0 0 0 1 0	0 0 0 1 1	1 1 0 1 1	0 0 0 0 0	0 0 0 0 0	0 1 0 0 0	0 0 0 0 0	0 0 0 0 0	0 0 0 0 0	
PITCHER	IP WLS BF H R ER SO BB IBB HBP BLK WP HR S P ERA WHIP																				
Al Reyes, R ERA: 4.3	(11, 1)	2.0	6	1	0	0	3	0	0	0	0	0	0	0	0	0	0	0	0	0	

Seattle Mariners @ Baltimore Orioles
 Oriole Park at Camden Yards, Baltimore, MD

Fri Sep 10 1999, 7:05 PM EDT
 Att. 43,209 - Cloudy - 85 F

AB	41
R	4
H	9
RBI	4
BB	2
SO	11
LOB	12



Batter	1	2	3	4	5	6	7	8	9	10	11	12	AB R H RBI BB SO LOB
Brady Anderson, L (1, 8) OBP: 0.417, SLG: 0.494	2-2 F8		4-1 E 2B BB	1-1 F9			3-3 K		2-2 1B HBP			0-0 P2	4 1 0 0 1 1 2
Mike Bordick, R (1, 6) OBP: 0.331, SLG: 0.392	2-1 F7		2-0 F8	2-3 K			2-1 P4		2-2 F9			0-0 HR	6 1 1 1 0 1 6
B.J. Surhoff, L (1, 7) OBP: 0.353, SLG: 0.507	1-1 G1-3		0-1 E6 2B				0-1 G6-3		1-2 S 1B			1-2 2-H 1B	5 1 2 0 0 0 2
Albert Belle, R (1, 9) OBP: 0.399, SLG: 0.534		1-2 P4	1-0 2B			0-1 F9		0-3 K		0-3 K			5 0 1 2 0 2 1
Jeff Conine, R (1, 3) OBP: 0.348, SLG: 0.487		0-0 L7	0-0 L6			1-2 G5-3		1-1 F8		0-0 G4-3			5 0 0 0 0 0 3
Cal Ripken Jr., R (1, 5) OBP: 0.351, SLG: 0.571		0-2 1B		0-0 BB E SF7 1B		0-2 G4-6-3 1B		2-2 1B		0-0 P4			4 1 4 1 0 0 0 1 0 0 0 0 0 0
Jeff Reboulet, R (8, PR) OBP: 0.320, SLG: 0.199								1-H 1B					
Calvin Pickering, L (1, 10) Derrick May, L (8, PH) OBP: 0.292, SLG: 0.409		0-2 K		2-1 E4 BB		0-2 G4-6-3		1-3 K			0-0 G4-3		3 0 0 0 0 0 1 3 2 0 0 0 0 0 1 1
Jerry Hairston, R (1, 4) OBP: 0.345, SLG: 0.464			0-1 G6-3	4-0 BB		3-1 G6-3			4-1 HBP 1B BB		0-0 G6-3		3 0 0 0 2 0 0
Mike Figga, R (1, 2) OBP: 0.254, SLG: 0.354			0-1 E BB 2B 1B	0-1 SF7			2-0 G5-3		0-3 K		0-0 F7		2 1 1 1 0 0 0 1 0 0 0 0 0 1 1 1 0 0 0 0 0 0 0
Delino DeShields, L (9, PH) OBP: 0.339, SLG: 0.364													
Charles Johnson, R (10, 2) OBP: 0.328, SLG: 0.397													

Inning Stats	R: 0	H: 0	E: 0	K: 0	S: 7	LOB: 0	BB: 0	P: 12	R: 0	H: 1	E: 0	K: 1	S: 12	LOB: 1	BB: 0	P: 13	R: 2	H: 2	E: 1	K: 0	S: 10	LOB: 2	BB: 1	P: 17	R: 1	H: 1	E: 1	K: 1	S: 10	LOB: 2	BB: 1	P: 19	R: 0	H: 0	E: 0	K: 0	S: 7	LOB: 0	BB: 0	P: 8	R: 0	H: 1	E: 0	K: 0	S: 9	LOB: 0	BB: 0	P: 12	R: 0	H: 0	E: 0	K: 1	S: 7	LOB: 0	BB: 0	P: 14	R: 1	H: 2	E: 0	K: 2	S: 15	LOB: 1	BB: 0	P: 20	R: 0	H: 1	E: 0	K: 1	S: 12	LOB: 2	BB: 1	P: 20	R: 0	H: 0	E: 0	K: 1	S: 5	LOB: 0	BB: 0	P: 5	R: 0	H: 0	E: 0	K: 0	S: 3	LOB: 0	BB: 0	P: 3	R: 1	H: 1	E: 0	K: 0	S: 2	LOB: 0	BB: 0	P: 2	1B: 7	SF: 1	2B: 1	SAC: 0	3B: 0	DP: 1	HR: 1	HBP: 1	WP: 0	PA: 47
--------------	------	------	------	------	------	--------	-------	-------	------	------	------	------	-------	--------	-------	-------	------	------	------	------	-------	--------	-------	-------	------	------	------	------	-------	--------	-------	-------	------	------	------	------	------	--------	-------	------	------	------	------	------	------	--------	-------	-------	------	------	------	------	------	--------	-------	-------	------	------	------	------	-------	--------	-------	-------	------	------	------	------	-------	--------	-------	-------	------	------	------	------	------	--------	-------	------	------	------	------	------	------	--------	-------	------	------	------	------	------	------	--------	-------	------	-------	-------	-------	--------	-------	-------	-------	--------	-------	--------


PITCHER	IP	WLS	BF	H	R	ER	SO	BB	IBB	HBP	BLK	WP	HR	S	P	ERA	WHIP
Paul Abbott, R (1, 1) ERA: 3.26	7.0		29	5	3	0	3	2	0	0	0	0	0	62	95	0.00	1.000
Butch Henry, L (8, 1) ERA: 5.04	0.0		1	1	1	1	0	0	0	0	0	0	0	3	4	∞	∞
Jose Paniagua, R (8, 1) ERA: 3.91	1.1	B	6	1	0	0	3	1	0	0	0	0	0	17	25	0.00	1.500
Steve Sinclair, L (9, 1) ERA: 8.16	0.0		1	0	0	0	0	0	0	1	0	0	0	2	4	∞	∞
Tom Davey, R (9, 1) ERA: 4.92	2.2		8	1	0	0	1	0	0	0	0	0	0	13	15	0.00	0.375

Seattle Mariners @ Baltimore Orioles
 Oriole Park at Camden Yards, Baltimore, MD

Fri Sep 10 1999, 7:05 PM EDT
 Att: 43,209 - Cloudy - 85 F

livebaseballscorecards.com

AB	42
R	5
H	9
RBI	5
BB	3
SO	7
LOB	19



PITCHER	IP	WLS	BF	H	R	ER	SO	BB	IBB	HBP	BLK	WP	HR	S	P	ERA	WHIP
23 Robert Ramsay, L (12, 1) ERA: 7.36	0.1	L	2	1	1	1	0	0	0	0	0	0	1	2	2	27.00	3.000

Batter	1	2	3	4	5	6	7	8	9	AB R H RBI BB SO LOB	TOP											
Brian Hunter, R (1, 7) OBP: 0.285, SLG: 0.308	2-1 G3-1		2-2 G3-1			0-1 L4-6 G1-3 1B		2-3 K		4 0 1 0 0 1 0												
David Bell, R (1, 4) OBP: 0.326, SLG: 0.416	3-1 F8			4-0 E BB		1-0 G1-3		0-0 G6-3		3 0 0 0 1 0 2												
Ken Griffey Jr., L (1, 8) OBP: 0.386, SLG: 0.592	4-2 BB			0-2 L8		0-1 L4-6			2-2 E1 FC5 HBP	3 0 0 0 1 0 3												
Alex Rodriguez, R (1, 6) OBP: 0.363, SLG: 0.612	2-3 K			1-1 E5 G4-6-3			0-3 K		0-0 L4	4 0 0 0 0 2 3												
Edgar Martinez, R (1, 10) OBP: 0.451, SLG: 0.565 Charles Gipson, R (9, PR) OBP: 0.310, SLG: 0.370			0-3 K		1-0 G4-6-3 1-2f		3-1 F7		2-0 FC5 HBP	3 0 0 0 0 1 2 0 0 0 0 0 0 0												
Jay Buhner, R (1, 9) OBP: 0.379, SLG: 0.454 Shane Monahan, L (9, PR)			0-0 F7		0-0 P2		2-0 HR 1B		3-2 FC5	4 1 1 0 0 0 2 0 0 0 0 0 0 0												
Mike Blowers, R (1, 3) OBP: 0.273, SLG: 0.545 Tom Lampkin, L (9, PH) OBP: 0.361, SLG: 0.506			1-1 G6-3		3-2 F7		3-2 HR		0-2 G4-3	3 1 1 2 0 0 0 1 0 0 0 0 0 2												
Dan Wilson, R (1, 2) OBP: 0.317, SLG: 0.362			1-1 P8		1-0 G3-1		1-0 F9			3 0 0 0 0 0 0												
Russ Davis, R (1, 5) OBP: 0.300, SLG: 0.426			0-1 P2			3-2 1B 2B		0-0 L4		3 0 1 0 0 0 0												
Inning Stats	R: 0 E: 0 K: 1 S: 9	H: 0 LOB: 1 BB: 1 P: 20	R: 0 E: 0 K: 1 S: 6	H: 0 LOB: 0 BB: 0 P: 7	R: 0 E: 0 K: 0 S: 7	H: 0 LOB: 0 BB: 0 P: 10	R: 0 E: 1 K: 0 S: 6	H: 0 LOB: 1 BB: 1 P: 12	R: 0 E: 0 K: 0 S: 5	H: 0 LOB: 0 BB: 0 P: 9	R: 0 E: 0 K: 0 S: 8	H: 2 LOB: 1 BB: 0 P: 12	R: 2 E: 0 K: 1 S: 10	H: 2 LOB: 0 BB: 0 P: 19	R: 0 E: 0 K: 1 S: 5	H: 0 LOB: 0 BB: 0 P: 7	R: 0 E: 1 K: 0 S: 13	H: 0 LOB: 2 BB: 0 P: 20	1B: 2 2B: 2 3B: 0 HR: 1	SF: 0 SAC: 0 DP: 2 HBP: 1	WP: 0 PB: 0 SB: 0 CS: 0	PA: 34
PITCHER	IP WLS BF H R ER SO BB IBB HBP BLK WP HR S P ERA WHIP																					
Doug Johns, L (1, 1) ERA: 4.42	8.0 W 29 4 2 2 4 2 0 0 0 0 0 1 56 96 2.25 0.750																					
Mike Timlin, R (9, 1) ERA: 3.64	1.0 S 5 0 0 0 0 0 0 0 1 0 0 0 13 20 0.00 0.000																					

Seattle Mariners @ Baltimore Orioles
Oriole Park at Camden Yards, Baltimore, MD

Sat Sep 11 1999, 4:05 PM EDT
 Att. 47,903 - Sunny - 85 F

livebaseballscorecards.com

AB 31
R 2
H 4
RBI 2
BB 2
SO 4
LOB 14



Batter	1	2	3	4	5	6	7	8	9	AB	R	H	RBI	BB	SO	LOB	BOTTOM		
Gene Kingsale, S OBP: 0.389, SLG: 0.344 (1, 8)	3-1 BB 1B	0-2 G4-3		0-1 1-2 1B		1-3 K		0-0 1-2 2-H 3-H 1B		5	0	3	2	0	1	0			
Mike Bordick, R OBP: 0.332, SLG: 0.391 (1, 6)	4-2 FC3-6 1-2 BB 1B	1-2 1B		2-0 F8			1-2 G1-3	0-1 G6-4-3 1-2f		4	0	1	0	1	0	4			
B.J. Surhoff, L OBP: 0.353, SLG: 0.507 (1, 7)	0-0 FC3-6 2B 1-2f 1B	1-0 G1-3		3-2 F8			1-1 2B			4	1	1	0	0	0	4			
Albert Belle, R OBP: 0.400, SLG: 0.534 (1, 9)	1-1 1-3 1B 2B		3-2 F9		2-3 K		4-0 G4-3 IBB			3	1	1	0	1	1	0			
Jeff Conine, R OBP: 0.349, SLG: 0.486 (1, 3)	1-1 BB 1B 2-H 3-H 1B		2-2 G6-3		4-0 CS BB		1-1 G4-3 1-2f			3	0	1	2	1	0	2			
Cal Ripken Jr., R OBP: 0.356, SLG: 0.572 Jeff Reboulet, R OBP: 0.320, SLG: 0.199 (8, PR) (9, 5)	1-0 BB 1-2 1B		4-1 BB		2-2 1-2 1B		2-2 E6 1B FC1-5-2-6			3	0	2	0	1	0	0			
Derrick May, L OBP: 0.321, SLG: 0.400 Jesse Garcia, R OBP: 0.167, SLG: 0.091 (1, 10) (8, PR)	4-0 1-2 2-3 BB		0-0 F7		0-3 K		1 SAFE 1 SAFE 1B 1B 1B FC1-5-2-6			3	0	1	0	1	1	2			
Jerry Hairston, R OBP: 0.333, SLG: 0.447 (1, 4)	3-1 P4			3-2 G1-3		1-1 G6-3	1-0 FC1-5-2-6 1B 1-2 3-3			4	1	0	0	0	0	5			
Charles Johnson, R OBP: 0.330, SLG: 0.398 (1, 2)		0-3 K		2-1 1B 1B		1-0 G5-3	2-0 1B 1-2 2-3			4	0	2	0	0	1	0			
Inning Stats	R: 2 E: 0 K: 0 S: 13	H: 4 LOB: 3 BB: 2 P: 30	R: 0 E: 0 K: 1 S: 10	H: 1 LOB: 1 BB: 0 P: 12	R: 0 E: 0 K: 0 S: 8	H: 0 LOB: 1 BB: 1 P: 17	R: 0 E: 0 K: 0 S: 11	H: 2 LOB: 2 BB: 0 P: 21	R: 0 E: 0 K: 1 S: 7	H: 1 LOB: 1 BB: 1 P: 17	R: 0 E: 0 K: 0 S: 10	H: 1 LOB: 1 BB: 1 P: 17	R: 2 E: 1 K: 0 S: 11	H: 3 LOB: 2 BB: 0 P: 19	1B: 10 2B: 2 3B: 0 HR: 0	SF: 0 SAC: 0 DP: 2 HBP: 0	WP: 0 PB: 0 SB: 0 CS: 1	PA: 38	
PITCHER Freddy Garcia, R ERA: 4.25 Frankie Rodriguez, R ERA: 5.91	IP 7.1 0.2	WLS L	BF 37 1	H 12 0	R 4 0	ER 3 0	SO 4 0	BB 4 0	IBB 1 0	HBP 0 0	BLK 0 0	WP 0 0	HR 0 2	S 77 2	P 141 2	ERA 3.68 0.00	WHIP 2.182 0.000		
PITCHER	IP	WLS	BF	H	R	ER	SO	BB	IBB	HBP	BLK	WP	HR	S	P	ERA	WHIP		

Seattle Mariners @ Baltimore Orioles
 Oriole Park at Camden Yards, Baltimore, MD

Sat Sep 11 1999, 4:05 PM EDT
 Att: 47,903 - Sunny - 85 F

livebaseballscorecards.com

AB 33
 R 4
 H 12
 RBI 4
 BB 5
 SO 4
 LOB 17



Batter	1	2	3	4	5	6	7	8	9	AB R H RBI BB SO LOB	TOP	
Brian Hunter, R (1, 7) OBP: 0.285, SLG: 0.308	2-1 P1-3 1B		1-0 G5-3			1-0 L8		0-1 F8		4 0 1 0 0 0 0		
David Bell, R (1, 4) OBP: 0.328, SLG: 0.422	1-0 P1-3 1-2f			0-0 HR		1-1 FC6-4 BB 1B		1-1 G6-3		4 1 2 1 0 0 1		
Ken Griffey Jr., L (1, 8) OBP: 0.385, SLG: 0.588	1-1 P8			3-3 HR		4-0 FC6-4 BB			0-2 L6	3 0 0 0 1 1 0		
Alex Rodriguez, R (1, 6) OBP: 0.362, SLG: 0.607		1-2 P9		4-0 BB		0-1 FC6-4 1-2f 2-3			0-0 P3	3 0 0 0 1 0 2		
Edgar Martinez, R (1, 10) OBP: 0.447, SLG: 0.560		2-3 K		1-3 K		0-1 FC6-4 1-2f			3-2 G6-3	4 0 0 0 0 2 3		
Tom Lampkin, L (1, 2) OBP: 0.360, SLG: 0.500		4-1 BB		0-1 F7			2-2 F8			2 0 0 0 1 0 1		
Raul Ibanez, L (1, 9) OBP: 0.297, SLG: 0.379		1-3 K			1-0 L3		3-2 G6-4-3 1B			3 0 1 0 0 1 1		
Russ Davis, R (1, 5) OBP: 0.300, SLG: 0.425			2-0 G4-6-3 1B		3-3 K		0-2 G6-4-3 1-2f			3 0 1 0 0 1 1		
Ryan Jackson, L (1, 3) OBP: 0.327, SLG: 0.326			3-1 G4-6-3 1-2f		0-0 G4-3			2-2 G4-3		3 0 0 0 0 0 1		
Inning Stats	R: 0 E: 0 K: 0 S: 5 H: 1 LOB: 0 BB: 0 P: 9	R: 0 E: 0 K: 2 S: 11 H: 0 LOB: 1 BB: 1 P: 19	R: 0 E: 0 K: 0 S: 4 H: 1 LOB: 0 BB: 0 P: 10	R: 1 E: 0 K: 2 S: 10 H: 1 LOB: 1 BB: 1 P: 18	R: 0 E: 0 K: 1 S: 7 H: 0 LOB: 0 BB: 0 P: 11	R: 0 E: 0 K: 0 S: 7 H: 1 LOB: 2 BB: 1 P: 13	R: 0 E: 0 K: 0 S: 10 H: 1 LOB: 0 BB: 0 P: 15	R: 0 E: 0 K: 0 S: 8 H: 0 LOB: 0 BB: 0 P: 11	R: 0 E: 0 K: 0 S: 7 H: 0 LOB: 0 BB: 0 P: 10	1B: 4 2B: 1 3B: 0 HR: 1 SF: 0 SAC: 0 DP: 3 HBP: 0	WP: 0 PB: 0 SB: 0 CS: 0 PA: 32	
PITCHER Scott Erickson, R (1, 1) ERA: 4.83	IP WLS BF H R ER SO BB IBB HBP BLK WP HR S P ERA WHIP	9.0 W 32 5 1 1 5 3 0 0 0 0 1 69 116 1.00 0.889										

Seattle Mariners @ Baltimore Orioles
Oriole Park at Camden Yards, Baltimore, MD

Sun Sep 12 1999, 1:35 PM EDT
Att. 44,891 - Sunny - 86 F

livebaseballscorecards.com

AB	29
R	1
H	5
RBI	1
BB	3
SO	5
LOB	10



Batter	1	2	3	4	5	6	7	8	9	AB	R	H	RBI	BB	SO	LOB
Brady Anderson, L OBP: 0.414, SLG: 0.490 (1, 10)	3-1 P3		0-0 P5				1-1 L4			4	0	0	0	0	0	1
Mike Bordick, R OBP: 0.334, SLG: 0.394 (1, 6)	3-3 K			1-1 2B 1B	1-2 HR 1B			3-1 1B G4-3 1B		4	2	3	0	0	1	0
B.J. Surhoff, L OBP: 0.352, SLG: 0.510 (1, 7)	1-1 F7			1-0 F7	2-0 HR			2-1 G4-3		4	1	1	3	0	0	2
Albert Belle, R OBP: 0.402, SLG: 0.537 (1, 9)		4-0 BB		2-2 2B	0-0 G6-3			2-2 FC6-4 1B		3	0	2	0	1	0	0
Jeff Conine, R OBP: 0.348, SLG: 0.483 (1, 3)		2-1 F9		0-0 P3		2-2 F7		1-1 FC6-4 1B		4	0	1	1	0	0	3
Cal Ripken Jr., R OBP: 0.358, SLG: 0.570 (1, 5)		3-3 K		4-0 IBB		1-2 G6-4-3 1B		1-0 FC6-4		3	0	1	0	1	1	3
Jerry Hairston, R OBP: 0.323, SLG: 0.432 (1, 4)		1-3 K		2-3 K		2-1 G6-4-3		0-0 G5-3		4	0	0	0	0	2	7
Gene Kingsale, S OBP: 0.385, SLG: 0.343 (1, 8)			0-1 F8			1-2 FC2-6 1B		0-1 G5-3		3	0	1	0	0	0	0
Mike Figga, R OBP: 0.243, SLG: 0.338 (1, 2)			0-0 G2-3			0-1 FC2-6 1B HR		2-3 K		3	1	0	0	0	1	1

Inning Stats	R: 0	H: 0	E: 0	K: 1	S: 7	R: 0	H: 0	E: 0	K: 2	S: 8	R: 0	H: 0	E: 0	K: 0	S: 4	R: 3	H: 3	E: 0	K: 0	S: 14	R: 0	H: 1	E: 0	K: 0	S: 9	R: 0	H: 0	E: 0	K: 1	S: 7	R: 1	H: 3	E: 0	K: 0	S: 12	1B: 7	2B: 1	3B: 0	HR: 1	SF: 0	SAC: 0	DP: 1	HBP: 0	WP: 0	PB: 0	SB: 0	CS: 0	PA: 34
--------------	------	------	------	------	------	------	------	------	------	------	------	------	------	------	------	------	------	------	------	-------	------	------	------	------	------	------	------	------	------	------	------	------	------	------	-------	-------	-------	-------	-------	-------	--------	-------	--------	-------	-------	-------	-------	--------

PITCHER	IP	WLS	BF	H	R	ER	SO	BB	IBB	HBP	BLK	WP	HR	S	P	ERA	WHIP
John Halama, L ERA: 4.1 (1, 1)	7.1	L	30	7	4	4	5	1	1	0	0	0	1	64	110	4.91	1.091
Todd Williams, R ERA: 7.94 (8, 1)	0.2		4	2	0	0	0	0	0	0	0	0	0	8	12	0.00	3.000


BOTTOM

Seattle Mariners @ Baltimore Orioles
Oriole Park at Camden Yards, Baltimore, MD

Sun Sep 12 1999, 1:35 PM EDT
Att. 44,891 - Sunny - 86 F

livebaseballscores.com

AB	32
R	4
H	9
RBI	4
BB	2
SO	5
LOB	17



Batter	1	2	3	4	5	6	7	8	9	10	AB	R	H	RBI	BB	SO	LOB
David Bell, R OBP: 0.327, SLG: 0.426 (1, 4)	3-3 K		0-3 K		0-2 F8		0-2 F9		0-1 HR		5	1	1	2	0	2	3
Raul Ibanez, L OBP: 0.299, SLG: 0.376 (1, 3) (8, 9)	1-2 G3		3-2 F8		2-2 F8		1-2 CS	4-1 BB 1B	1-1 G4-3		4	0	1	0	1	0	0
Ken Griffey Jr., L OBP: 0.384, SLG: 0.589 (1, 8)	1-0 G1-3		0-0 L5			2-0 3B		0-0 P6	2-3 K		5	0	1	0	0	1	4
Alex Rodriguez, R OBP: 0.359, SLG: 0.600 (1, 6)		2-2 G5-3	2-3 K			0-3 K		0-2 F8		0-3 K	5	0	0	0	0	3	5
Edgar Martinez, R OBP: 0.451, SLG: 0.565 Shane Monahan, L (8, PR) Ozzie Timmons, R OBP: 0.188, SLG: 0.300 (10, PH)		1-2 1B 2B		2-2 FC4-6 1B		4-0 G5-4-3 BB		2-1 BB 1B		0-0 G4-3	3	1	3	0	1	0	0
Jay Buhner, R OBP: 0.377, SLG: 0.448 Ryan Jackson, L OBP: 0.327, SLG: 0.326 (8, 3)		1-1 G6-3		3-1 P3		2-2 G5-4-3		4-1 BB		4-0 BB	3	0	0	0	1	0	4
Mike Blowers, R OBP: 0.333, SLG: 0.545 (10, PH) (10, 3)								1-2 2-3 BB			0	0	0	0	0	0	0
Dan Wilson, R OBP: 0.317, SLG: 0.362 Tom Lampkin, L OBP: 0.356, SLG: 0.494 (8, 2)		0-2 2-H 1B		0-1 P4			3-3 K	2-3 K		0-3 K	3	0	1	1	0	1	1
Russ Davis, R OBP: 0.304, SLG: 0.435 (1, 5)			0-0 1B 1B 1B		0-2 FC4-6		2-1 HR		0-1 G1-3 HR 1B		4	2	3	1	0	0	1
Brian Hunter, R OBP: 0.287, SLG: 0.308 (1, 7)			0-0 1B 1B			0-2 G3		4-0 CS BB		0-1 G1-3	3	0	1	0	1	0	1

Inning Stats	R: 0	H: 0	E: 0	K: 1	S: 12	LOB: 0	BB: 0	P: 17	R: 1	H: 2	E: 0	K: 0	S: 13	LOB: 1	BB: 0	P: 17	R: 0	H: 3	E: 0	K: 2	S: 12	LOB: 3	BB: 0	P: 17	R: 0	H: 1	E: 0	K: 0	S: 11	LOB: 1	BB: 0	P: 16	R: 0	H: 0	E: 0	K: 1	S: 11	LOB: 0	BB: 0	P: 13	R: 0	H: 1	E: 0	K: 1	S: 8	LOB: 1	BB: 1	P: 16	R: 1	H: 1	E: 0	K: 1	S: 11	LOB: 0	BB: 1	P: 21	R: 0	H: 1	E: 0	K: 1	S: 11	LOB: 3	BB: 2	P: 23	R: 2	H: 2	E: 0	K: 1	S: 11	LOB: 0	BB: 0	P: 14	R: 0	H: 0	E: 0	K: 2	S: 7	LOB: 1	BB: 1	P: 11	1B: 7	2B: 1	3B: 1	HR: 2	SF: 0	SAC: 0	DP: 1	HBP: 0	WP: 0	PA: 44
PITCHER	IP	WLS	BF	H	R	ER	SO	BB	IBB	HBP	BLK	WP	HR	S	P	ERA	WHIP																																																																									
Sidney Ponson, R ERA: 4.37 (1, 1)	6.1		27	8	2	2	5	2	0	0	0	0	0	72	110	2.84	1.579																																																																									
Al Reyes, R ERA: 4.25 (7, 1)	0.2	H	2	0	0	0	0	1	0	0	0	0	0	7	12	0.00	1.500																																																																									
Jesse Orosco, L ERA: 5.76 (8, 1)	0.1	H	1	0	0	0	0	0	0	0	0	0	0	1	1	0.00	0.000																																																																									
Scott Kamieniecki, R ERA: 5.8 (8, 1)	0.2	H	4	1	0	0	1	1	0	0	0	0	0	9	17	0.00	3.000																																																																									
Mike Timlin, R ERA: 3.93 (9, 1)	0.2	B	4	2	2	2	0	0	0	0	0	0	0	1	8	9	27.00	3.000																																																																								
PITCHER	IP	WLS	BF	H	R	ER	SO	BB	IBB	HBP	BLK	WP	HR	S	P	ERA	WHIP																																																																									
B.J. Ryan, L ERA: 4.5 (9, 1)	1.1	W	5	0	0	0	3	1	0	0	0	0	0	7	16	0.00	0.750																																																																									

Seattle Mariners @ Baltimore Orioles
 Oriole Park at Camden Yards, Baltimore, MD

Mon Sep 13 1999, 7:05 PM EDT
 Att: 40,756 - Cloudy - 84 F

AB 38
 R 4
 H 11
 RBI 4
 BB 5
 SO 9
 LOB 23



Batter	1	2	3	4	5	6	7	8	9	10	AB	R	H	RBI	BB	SO	LOB
Brady Anderson, L OBP: 0.413, SLG: 0.486 (1, 7)	G5-3		G3			F9	F7				4	0	0	0	1	0	1
Mike Bordick, R OBP: 0.333, SLG: 0.391 (1, 6)	G4-3		G6-3			BB 1B SF8 BB	G4-3				4	1	0	0	1	0	3
B.J. Surhoff, L OBP: 0.354, SLG: 0.511 (1, 10)	F7					BB 1B					5	1	3	0	0	0	0
Albert Belle, R OBP: 0.403, SLG: 0.536 (1, 9)		HR BB				BB 1B					3	1	1	0	2	0	1
Cal Ripken Jr., R OBP: 0.382, SLG: 0.579 (1, 5)		HR				FC6-4 BB					2	1	1	3	2	0	2
Jeff Reboulet, R OBP: 0.320, SLG: 0.199 (10, PR)		HR				SF8					0	0	0	0	0	0	0
Jeff Conine, R OBP: 0.344, SLG: 0.477 (1, 3)		F9				L7					5	0	0	0	0	0	6
Gene Kingsale, S OBP: 0.419, SLG: 0.410 (1, 8)		L7-6-4 2B				G6-3					4	1	3	0	0	0	0
Jerry Hairston, R OBP: 0.318, SLG: 0.425 (1, 4)		L7-6-4				F9					2	0	0	0	0	0	1
Charles Johnson, R OBP: 0.330, SLG: 0.401 (1, 2)						G6-3					3	0	1	1	0	1	0
Derrick May, L OBP: 0.310, SLG: 0.385 (9, PH)						K					1	0	0	0	0	0	1
Mike Figga, R OBP: 0.243, SLG: 0.338 (10, 2)											0	0	0	0	0	0	0

Seattle Mariners @ Baltimore Orioles
Oriole Park at Camden Yards, Baltimore, MD

Mon Sep 13 1999, 7:05 PM EDT
Att. 40,756 - Cloudy - 84 F

AB	33
R	5
H	9
RBI	4
BB	6
SO	1
LOB	15



Inning Stats																	WP: 0	PA: 42																					
R: 0		H: 0		R: 2		H: 2		R: 0		H: 0		R: 0		H: 0		R: 1		H: 1		R: 0		H: 2		R: 0		H: 1		R: 1		H: 1		1B: 6		SF: 1					
E: 0		LOB: 0		E: 0		LOB: 0		E: 0		LOB: 1		E: 0		LOB: 0		E: 0		LOB: 2		E: 0		LOB: 1		E: 0		LOB: 2		E: 1		LOB: 2		2B: 3		SAC: 2					
K: 0		BB: 0		K: 0		BB: 1		K: 0		BB: 1		K: 0		BB: 0		K: 0		BB: 2		K: 0		BB: 0		K: 0		BB: 1		K: 0		BB: 1		3B: 0		DP: 2					
S: 10		P: 15		S: 10		P: 20		S: 6		P: 9		S: 7		P: 15		S: 11		P: 15		S: 10		P: 20		S: 4		P: 7		S: 6		P: 13		S: 3		P: 7		HR: 1		HBP: 0	
PITCHER		IP	WLS	BF	H	R	ER	SO	BB	IBB	HBP	BLK	WP	HR	S	P	ERA	WHIP																					
Gil Meche, R ERA: 5.48 (1, 1)		6.1		27	5	4	4	1	4	0	0	0	0	1	59	104	5.68	1.421																					
Steve Sinclair, L ERA: 7.98 (7, 1)		0.1		1	0	0	0	0	0	0	0	0	0	0	3	5	0.00	0.000																					
Tom Davey, R ERA: 4.9 (7, 1)		0.1		1	0	0	0	0	0	0	0	0	0	0	3	5	0.00	0.000																					
Jose Mesa, R ERA: 5.43 (8, 1)		2.1	L	13	4	1	0	0	0	2	0	0	0	0	13	27	0.00	1.714																					

Batter	1	2	3	4	5	6	7	8	9	AB R H RBI BB SO LOB
Brian Hunter, R OBP: 0.286, SLG: 0.307 (1, 7)	2-2 G1-3		0-2 PB HR S 1B		3-3 K		0-2 F9		1-1 G4-3	5 1 1 0 0 1 0
Alex Rodriguez, R OBP: 0.357, SLG: 0.596 (1, 6)	0-2 G6-3		2-3 1 SAFE K 1-3		0-0 G5-3		0-3 K		0-1 FC6 1B	5 0 1 0 0 2 1
Ken Griffey Jr., L OBP: 0.387, SLG: 0.594 (1, 8)	4-2 S BB		0-0 HR 3-H		4-2 FC6 BB			4-0 2B 1B BB	0-2 FC6 1-2f	2 2 1 2 3 0 1
Edgar Martinez, R OBP: 0.450, SLG: 0.565 (1, 10)	2-2 P3 1-2		1-3 K		2-1 FC6 1-2f			0-2 1B 1-3 FC6-4 2B		4 1 1 0 0 1 2
Tom Lampkin, L OBP: 0.356, SLG: 0.497 (1, 2)			0-3 K		1-1 G4-3 1B 2B		2-1 P3	1-0 FC6-4 1B 2-3 3-H		3 1 1 0 0 1 0 1 0 1 1 0 0 0
Dan Wilson, R OBP: 0.319, SLG: 0.364 (8, PH) (8, 2)										
Jay Buhner, R OBP: 0.379, SLG: 0.444 (1, 9)			4-2 WP BB		2-2 G4-3 2-3		4-1 BB	2-2 FC6-4 WP 1-2f 3-H		2 0 0 1 2 0 2
Ryan Jackson, L OBP: 0.321, SLG: 0.319 (1, 3)			1-3 K		0-1 S 1B 3-H		1-3 SAFE K	3-3 K		4 0 1 1 0 3 3
David Bell, R OBP: 0.324, SLG: 0.422 (1, 4)			3-3 K 1-2		2-2 F8 2-2		0-1 G4-3	2-1 G5-3 1-2		4 0 0 0 0 1 4
Rafael Bourimigal, R OBP: 0.302, SLG: 0.393 (1, 5)			0-1 F9 1-2		3-2 P4 1-2		0-2 G5-3	1-0 G6-3		4 0 0 0 0 0 1

Inning Stats	R: 0 E: 0 K: 0 S: 13	H: 0 LOB: 1 BB: 1 P: 21	R: 0 E: 0 K: 3 S: 11	H: 0 LOB: 1 BB: 1 P: 19	R: 2 E: 0 K: 2 S: 12	H: 2 LOB: 0 BB: 0 P: 15	R: 1 E: 0 K: 0 S: 13	H: 2 LOB: 1 BB: 0 P: 21	R: 0 E: 0 K: 1 S: 13	H: 0 LOB: 1 BB: 1 P: 22	R: 0 E: 0 K: 1 S: 9	H: 0 LOB: 1 BB: 1 P: 16	R: 0 E: 0 K: 1 S: 9	H: 0 LOB: 0 BB: 0 P: 9	R: 2 E: 0 K: 1 S: 12	H: 2 LOB: 1 BB: 1 P: 24	R: 0 E: 0 K: 0 S: 8	H: 1 LOB: 1 BB: 0 P: 10	1B: 4 2B: 2 3B: 0 HR: 1	SF: 0 SAC: 0 DP: 0 HBP: 0
--------------	-------------------------------	----------------------------------	-------------------------------	----------------------------------	-------------------------------	----------------------------------	-------------------------------	----------------------------------	-------------------------------	----------------------------------	------------------------------	----------------------------------	------------------------------	---------------------------------	-------------------------------	----------------------------------	------------------------------	----------------------------------	----------------------------------	------------------------------------

PITCHER	IP	WLS	BF	H	R	ER	SO	BB	IBB	HBP	BLK	WP	HR	S	P	ERA	WHIP
Rolando Arrojo, R ERA: 5.15 (1, 1)	7.0	L	29	4	3	3	8	4	0	0	0	1	1	80	123	3.86	1.143
Norm Charlton, L ERA: 3.57 (8, 1)	1.0		6	2	2	2	1	1	0	0	0	1	0	12	24	18.00	3.000
Albie Lopez, R ERA: 5.37 (9, 1)	0.2		2	0	0	0	0	0	0	0	0	0	0	3	5	0.00	0.000
Roberto Hernandez, R ERA: 3.11 (9, 1)	0.1		2	1	0	0	0	0	0	0	0	0	0	5	5	0.00	3.000


TOP

Seattle Mariners @ Tampa Bay Devil Rays
Tropicana Field, St. Petersburg, FL

Tue Sep 14 1999, 7:05 PM EDT
Att. 13,444 - Dome - 72 F

livebaseballscorecards.com

AB	34
R	5
H	7
RBI	5
BB	5
SO	9
LOB	14



WP	2	PA	39
PB	1		
SB	3		
CS	0		

Batter	1	2	3	4	5	6	7	8	9	AB R H RBI BB SO LOB
Miguel Cairo, R OBP: 0.338, SLG: 0.378 (1, 4)	0-1 G4-3		0-2 1B		2-1 1B			1-1 E4		4 1 2 0 0 0 0
Terrell Lowery, R OBP: 0.351, SLG: 0.424 (1, 8)	2-1 1B		3-2 P2 1-3		1-2 P3			1-3 K		4 0 1 0 0 1 3
Jose Canseco, R OBP: 0.365, SLG: 0.579 (1, 10)	2-1 G6-4-3 1B		3-1 1B			0-0 G5-3		2-3 K		4 0 2 1 0 1 1
Herbert Perry, R OBP: 0.342, SLG: 0.425 (1, 3)	0-0 G6-4-3 1-2f		1-3 K			4-1 BB		3-1 G4-3		3 0 0 0 1 1 4
Bubba Trammell, R OBP: 0.378, SLG: 0.496 (1, 7)		0-0 G4-3		2-3 K		3-2 P6		0-1 F7		4 0 0 0 0 1 1
Jose Guillen, R OBP: 0.308, SLG: 0.337 (1, 9)		1-1 FC1-6-5 2B		1-3 K		1-0 P3		1-3 K		4 0 1 0 0 2 1
Aaron Ledesma, R OBP: 0.308, SLG: 0.322 (1, 6)		1-0 FC1-6-5 2-3		1-0 G4-3			0-0 G4-3		3-3 K	4 0 0 0 0 1 1
Mike DiFelice, R OBP: 0.333, SLG: 0.479 (1, 2)		2-1 F7			2-0 G6-4-3 1B		0-0 L6			3 0 1 0 0 0 1
Bobby Smith, R OBP: 0.237, SLG: 0.247 (1, 5)			0-0 G2-3		0-0 G6-4-3 1-2f		2-1 G4-3			3 0 0 0 0 0 1

Inning Stats	R: 0 E: 0 K: 0 S: 7	H: 2 LOB: 1 BB: 0 P: 11	R: 0 E: 0 K: 0 S: 6	H: 1 LOB: 1 BB: 0 P: 10	R: 1 E: 0 K: 1 S: 12	H: 2 LOB: 1 BB: 0 P: 19	R: 0 E: 0 K: 2 S: 7	H: 0 LOB: 0 BB: 0 P: 11	R: 0 E: 0 K: 0 S: 7	H: 2 LOB: 1 BB: 0 P: 12	R: 0 E: 0 K: 0 S: 6	H: 0 LOB: 1 BB: 1 P: 14	R: 0 E: 0 K: 0 S: 4	H: 0 LOB: 0 BB: 0 P: 6	R: 0 E: 1 K: 2 S: 10	H: 0 LOB: 1 BB: 0 P: 17	R: 0 E: 0 K: 2 S: 8	H: 0 LOB: 0 BB: 0 P: 12	1B: 6 2B: 1 3B: 0 HR: 0	SF: 0 SAC: 0 DP: 2 HBP: 0	WP: 0 PB: 0 SB: 1 CS: 0	PA: 34
PITCHER Jamie Moyer, L ERA: 3.83 (1, 1)	IP 9.0	WLS W	BF 34	H 7	R 1	ER 0	SO 7	BB 1	IBB 0	HBP 0	BLK 0	WP 0	HR 0	S 67	P 112	ERA 0.00	WHIP 0.889					

BOTTOM

Seattle Mariners @ Tampa Bay Devil Rays
Tropicana Field, St. Petersburg, FL

Tue Sep 14 1999, 7:05 PM EDT
Att: 13,444 - Dome - 72 F

livebaseballscorecards.com

AB	33
R	1
H	7
RBI	1
BB	1
SO	7
LOB	13



Batter	1	2	3	4	5	6	7	8	9	AB R H RBI BB SO LOB	TOP		
David Bell, R (1, 4) OBP: 0.325, SLG: 0.424	1-3 K		0-0 G4-6-3 1-2f		0-1 1B		1-1 2B		3-2 F8 2-3	5 0 2 1 0 1 2			
Alex Rodriguez, R (1, 6) OBP: 0.353, SLG: 0.589	2-2 G4-3		2-3 K		2-2 P4		1-2 F9		0-0 P3	5 0 0 0 0 1 4			
Ken Griffey Jr., L (1, 8) OBP: 0.386, SLG: 0.590	0-3 K				1-1 F8		4-1 CS BB		0-3 K	3 0 0 0 1 2 0			
Edgar Martinez, R (1, 10) OBP: 0.449, SLG: 0.564		0-0 2B 2B			2-2 G6-3		3-3 K 1-2		1-1 G1-3	4 1 1 0 0 1 1			
Mike Blowers, R (1, 3) OBP: 0.438, SLG: 0.643		0-0 L9 2-H 2B			4-0 BB		0-0 G5-3		3-2 1B	3 0 2 1 1 0 0			
Jay Buhner, R (1, 9) OBP: 0.377, SLG: 0.453		0-2 L9 2-3			0-0 F8		1-0 HR		1-1 F8	4 1 1 1 0 0 3			
Dan Wilson, R (1, 2) OBP: 0.318, SLG: 0.371		0-0 G4-3			1-0 F7		0-1 F7		1-2 HR	4 1 1 1 0 0 1			
Ozzie Timmons, R (1, 7) OBP: 0.167, SLG: 0.265		0-3 K			3-1 F8		0-1 F7		1-2 G5-3	4 0 0 0 0 1 1			
Charles Gipson, R (1, 5) OBP: 0.364, SLG: 0.452			2-2 G4-6-3 1B		1-2 1B 1B		1-1 E6 2B		1-0 F8 2B	4 1 3 0 0 0 0			
Inning Stats	R: 0 E: 0 K: 2 S: 9 H: 0 LOB: 0 BB: 0 P: 12	R: 1 E: 0 K: 1 S: 10 H: 2 LOB: 1 BB: 0 P: 10	R: 0 E: 0 K: 1 S: 8 H: 1 LOB: 0 BB: 0 P: 12	R: 0 E: 0 K: 0 S: 6 H: 0 LOB: 1 BB: 1 P: 13	R: 0 E: 0 K: 0 S: 11 H: 2 LOB: 2 BB: 0 P: 18	R: 0 E: 0 K: 1 S: 5 H: 0 LOB: 0 BB: 1 P: 12	R: 2 E: 1 K: 0 S: 12 H: 2 LOB: 1 BB: 0 P: 16	R: 0 E: 0 K: 1 S: 10 H: 1 LOB: 1 BB: 0 P: 15	R: 1 E: 0 K: 0 S: 12 H: 2 LOB: 1 BB: 0 P: 18	1B: 4 2B: 5 3B: 0 HR: 2 SF: 0 SAC: 0 DP: 2 HBP: 0	WP: 0 PB: 0 SB: 0 CS: 1 PA: 38		
PITCHER	IP WLS BF H R ER SO BB IBB HBP BLK WP HR S P ERA WHIP											PITCHER	IP WLS BF H R ER SO BB IBB HBP BLK WP HR S P ERA WHIP
Wilson Alvarez, L (1, 1) ERA: 3.9	6.2 28 7 3 2 5 2 0 0 0 0 0 1 58 89 2.70 1.350												
Albie Lopez, R (7, 1) ERA: 5.24	1.1 W 5 1 0 0 1 0 0 0 0 0 0 0 13 19 0.00 0.750												
Norm Charlton, L (9, 1) ERA: 3.69	1.0 5 2 1 1 0 0 0 0 0 0 0 1 12 18 9.00 2.000												

Seattle Mariners @ Tampa Bay Devil Rays
Tropicana Field, St. Petersburg, FL
Wed Sep 15 1999, 7:05 PM EDT
Att. 14,009 - Dome - 72 F

AB	36
R	4
H	10
RBI	4
BB	2
SO	6
LOB	12



Batter	1	2	3	4	5	6	7	8	9
Miguel Cairo, R OBP: 0.341, SLG: 0.383 (1, 4)	3-2 E 2B	0-0 B5-3		0-1 FC6-4 1-2 1B		3-2 F7		3-2 1B FC3-6 1B	
Dave Martinez, L OBP: 0.362, SLG: 0.388 (1, 8)	2-0 E8 G5-3 2-H 1B		1-0 BB 1B	1-1 L9			1-2 G4-3	1-0 FC3-6 HBP E 1-3 3-H 1B	
Jose Canseco, R OBP: 0.363, SLG: 0.573 (1, 10) Tony Graffanino, R OBP: 0.284, SLG: 0.435 (8, PR)	3-3 K		0-0 F9	2-2 FC6-4 1-2f			3-3 K	2-0 FC3-6 HBP 1-2	
Herbert Perry, R OBP: 0.344, SLG: 0.439 (1, 3)	1-0 G5-3 2-3		4-1 FC6-4 1-2 BB		0-1 G6-3		1-1 HR	0-0 FC3-6 E BB 1-2f 2-3 3-H	
Bubba Trammell, R OBP: 0.379, SLG: 0.491 (1, 7) (5, 9)	1-1 F7		1-3 K		3-2 F8		1-1 WP 2B 1B	4-2 E BB 1-2	
Jose Guillen, R OBP: 0.310, SLG: 0.336 (1, 9) Terrell Lowery, R OBP: 0.357, SLG: 0.435 (5, 7)		2-2 BB E G4-6-3 HBP	0-1 FC6-4 1-2f		2-2 1B		3-2 1-H 2B	1-0 E4 FC6-4 1-2 2-3 3-H	
Mike DiFelice, R OBP: 0.323, SLG: 0.464 (1, 2)		1-2 E6 G4-6-3 BB 1-2		2-2 F7	1-2 G4-3		0-0 G4-3	0-1 FC6-4 1-2f	
Bobby Smith, R OBP: 0.243, SLG: 0.259 (1, 5)		4-1 G4-6-3 1-2 2-3 BB		3-1 1B 3B		1-0 P4		0-3 K	
David Lamb, S OBP: 0.292, SLG: 0.306 (1, 6)		3-2 G4-6-3 1-2f 2-3 3-H		2-0 1B 3-H		0-1 G3-1		2-2 1B 1B	

Inning Stats	R: 1	H: 2	E: 1	K: 10	S: 10	LOB: 1	BB: 0	P: 20
	R: 1	H: 0	E: 1	K: 0	S: 10	LOB: 1	BB: 1	P: 20
	R: 0	H: 1	E: 0	K: 1	S: 8	LOB: 2	BB: 1	P: 14
	R: 1	H: 3	E: 0	K: 0	S: 13	LOB: 2	BB: 0	P: 23
	R: 0	H: 1	E: 0	K: 0	S: 12	LOB: 1	BB: 0	P: 18
	R: 0	H: 0	E: 0	K: 0	S: 6	LOB: 0	BB: 0	P: 10
	R: 2	H: 3	E: 0	K: 1	S: 14	LOB: 1	BB: 0	P: 23
	R: 3	H: 3	E: 1	K: 1	S: 18	LOB: 3	BB: 1	P: 30

AB	R	H	RBI	BB	SO	LOB
5	2	3	0	0	0	1
5	1	3	2	0	0	2
4	0	0	0	0	2	4
0	0	0	0	0	0	0
4	1	1	2	1	0	3
4	1	1	0	1	1	3
1	1	0	0	0	0	2
3	0	2	1	0	0	2
5	0	0	0	0	0	6
3	1	1	0	1	1	0
4	1	2	1	0	0	2

AB	R	H	RBI	BB	SO	LOB
38	8	13	6	3	4	25

Seattle Mariners @ Tampa Bay Devil Rays
Tropicana Field, St. Petersburg, FL
Wed Sep 15 1999, 7:05 PM EDT
Att. 14,009 - Dome - 72 F

livebaseballscorecards.com

WP: 1 PA: 43
PB: 0 SB: 0
CS: 0



PITCHER	IP	WLS	BF	H	R	ER	SO	BB	IBB	HBP	BLK	WP	HR	S	P	ERA	WHIP
28 Ken Clonde, R ERA: 7.6 (1, 1)	3.1		19	6	3	2	2	2	0	0	0	0	0	36	69	5.40	2.400
Brett Hinchliffe, R ERA: 9.86 (4, 1)	2.2		9	1	0	0	0	0	0	0	0	0	0	23	36	0.00	0.375
Frankie Rodriguez, R ERA: 6.09 (7, 1)	1.0	L	6	3	2	2	1	0	0	0	0	1	1	14	23	18.00	3.000
Denny Stark, R ERA: 54.0 (8, 1)	0.1		4	3	3	2	1	0	0	0	0	0	0	11	16	54.00	9.000
Todd Williams, R ERA: 7.11 (8, 1)	0.2		5	0	0	0	0	1	0	1	0	0	0	7	14	0.00	1.500

Batter	1	2	3	4	5	6	7	8	9	AB R H RBI BB SO LOB	TOP
Charles Gipson, R (1, 5) OBP: 0.333, SLG: 0.412 Jay Buhner, R (8, PH) OBP: 0.379, SLG: 0.453 Rafael Bournival, R (8, PR) OBP: 0.302, SLG: 0.393 (8, 5)	1-1 		2-3 			3-1 		4-1 		3 0 0 0 0 1 1 0 0 0 0 1 0 0 0 1 0 0 0 0 0	
Alex Rodriguez, R (1, 6) OBP: 0.355, SLG: 0.594	4-1 		3-3 			0-2 		0-1 		3 1 1 4 1 1 1	
Ken Griffey Jr., L (1, 8) OBP: 0.384, SLG: 0.586	0-1 			2-0 		1-3 		1-0 		4 0 0 0 0 1 2	
Edgar Martinez, R (1, 10) OBP: 0.447, SLG: 0.566		2-2 		2-2 		2-0 		1-1 		4 0 1 0 0 0 1	
Tom Lampkin, L (1, 2) OBP: 0.356, SLG: 0.500 Mike Blowers, R (8, 3) OBP: 0.412, SLG: 0.600		0-0 		0-1 		3-1 			1-3 	3 0 1 0 0 0 1 1 0 0 0 0 1 0	
Raul Ibanez, L (1, 9) OBP: 0.298, SLG: 0.391		1-0 		3-3 		1-3 			0-2 	4 1 1 1 0 2 2	
David Bell, R (1, 4) OBP: 0.326, SLG: 0.424		0-0 			1-2 			1-0 	4-2 	3 1 1 0 1 0 1	AB 32 R 5 H 6 RBI 5 BB 4 SO 8 LOB 12
Ryan Jackson, L (1, 3) OBP: 0.309, SLG: 0.306 Dan Wilson, R (8, PH) OBP: 0.317, SLG: 0.369 (8, 2)			3-3 		1-3 			1-0 	0-1 	2 0 0 0 0 2 0 2 0 0 0 0 0 2	
Brian Hunter, R (1, 7) OBP: 0.288, SLG: 0.307			3-1 		2-2 			4-1 	1-1 	3 1 1 0 1 0 1	
Inning Stats	R: 0 H: 0 E: 0 LOB: 0 K: 0 BB: 1 S: 5 P: 10	R: 0 H: 1 E: 0 LOB: 1 K: 0 BB: 0 S: 6 P: 9	R: 0 H: 1 E: 0 LOB: 1 K: 3 BB: 0 S: 16 P: 26	R: 0 H: 1 E: 0 LOB: 1 K: 1 BB: 0 S: 14 P: 21	R: 0 H: 0 E: 0 LOB: 0 K: 1 BB: 0 S: 9 P: 13	R: 0 H: 0 E: 0 LOB: 0 K: 1 BB: 0 S: 9 P: 13	R: 0 H: 0 E: 0 LOB: 0 K: 1 BB: 0 S: 6 P: 12	R: 4 H: 2 E: 0 LOB: 1 K: 0 BB: 2 S: 9 P: 21	R: 1 H: 1 E: 1 LOB: 1 K: 1 BB: 1 S: 13 P: 19	1B: 2 SF: 0 2B: 1 SAC: 0 3B: 1 DP: 1 HR: 2 HBP: 0	WP: 0 PA: 36 PB: 0 SB: 2 CS: 0
PITCHER Ryan Rupe, R (1, 1) ERA: 4.55 Esteban Yan, R (8, 1) ERA: 5.85 Jeff Sparks, R (9, 1) ERA:	IP WLS BF H R ER SO BB IBB HBP BLK WP HR S P ERA WHIP 7.1 0 27 4 2 2 7 2 0 0 0 0 0 68 113 2.46 0.818 1.0 L 7 2 3 3 1 2 0 0 0 0 0 2 15 26 27.00 4.000 0.2 2 0 0 0 0 0 0 0 0 0 0 0 4 5 0.00 0.000	PITCHER IP WLS BF H R ER SO BB IBB HBP BLK WP HR S P ERA WHIP									

Seattle Mariners @ Tampa Bay Devil Rays
 Tropicana Field, St. Petersburg, FL
 Thu Sep 16 1999, 7:05 PM EDT
 Att. 14,263 - Dome - 72 F

AB	32
R	5
H	6
RBI	5
BB	4
SO	8
LOB	12



Batter	1	2	3	4	5	6	7	8	9	AB	R	H	RBI	BB	SO	LOB
Miguel Cairo, R OBP: 0.339, SLG: 0.380 (1, 4)	F9			L6		G6-3 HBP	G4-3		L8							4 0 0 0 0 0 1
Dave Martinez, L OBP: 0.362, SLG: 0.388 (1, 8)	K			G5-3 1B		P6		HBP BB SF7 1B	F7							5 1 2 0 0 0 1 1
Bubba Trammell, R OBP: 0.377, SLG: 0.485 (1, 9)	K			G5-3		G6-3		BB HBP BB								3 0 0 0 0 1 1 2
Herbert Perry, R OBP: 0.342, SLG: 0.431 (1, 3)			G6-3			K		BB HBP								3 0 0 0 0 0 2 2
Paul Sorrento, L OBP: 0.350, SLG: 0.400 (1, 10)						P5		SH1 BB	K							2 1 0 0 0 2 1 3
John Flaherty, R OBP: 0.315, SLG: 0.403 (1, 2)						E9 G1-3 1B		SH1	SF7							2 0 1 1 0 0 1 1
Terrell Lowery, R OBP: 0.366, SLG: 0.436 (1, 7)								WP 3B 1B								2 1 1 1 2 1 0
Bobby Smith, R OBP: 0.239, SLG: 0.255 (1, 5)						G4-3			G3							3 0 0 0 0 0 1 3
Fred McGriff, L OBP: 0.411, SLG: 0.561 (8, PH)																1 0 0 0 0 0 0 3
Aaron Ledesma, R OBP: 0.308, SLG: 0.322 (9, 5)																0 0 0 0 0 0 0 0
David Lamb, S OBP: 0.290, SLG: 0.322 (1, 6)																4 0 1 1 0 2 2

Inning Stats	R: 0	H: 0	E: 0	K: 2	S: 8	R: 0	H: 0	E: 0	K: 1	S: 8	R: 0	H: 0	E: 0	K: 1	S: 7	R: 0	H: 1	E: 0	K: 1	S: 13	R: 0	H: 1	E: 1	K: 1	S: 8	R: 0	H: 0	E: 0	K: 1	S: 7	R: 2	H: 2	E: 0	K: 1	S: 12	R: 1	H: 1	E: 0	K: 1	S: 16	R: 0	H: 0	E: 0	K: 1	S: 10	1B: 4	2B: 0	3B: 1	SF: 1	SAC: 1	DP: 0	HBP: 2	WP: 1	PB: 0	SB: 1	CS: 1	PA: 38
--------------	------	------	------	------	------	------	------	------	------	------	------	------	------	------	------	------	------	------	------	-------	------	------	------	------	------	------	------	------	------	------	------	------	------	------	-------	------	------	------	------	-------	------	------	------	------	-------	-------	-------	-------	-------	--------	-------	--------	-------	-------	-------	-------	--------

PITCHER	IP	WLS	BF	H	R	ER	SO	BB	IBB	HBP	BLK	WP	HR	S	P	ERA	WHIP
Freddy Garcia, R ERA: 4.19 (1, 1)	7.0	W	28	4	2	2	8	3	0	1	0	1	0	63	111	2.57	1.000
Tom Davey, R ERA: 5.04 (8, 1)	0.0		3	1	1	1	0	1	0	1	0	0	0	7	15	∞	∞
Jose Mesa, R ERA: 5.26 (8, 1)	2.0	S	7	0	0	0	2	1	0	0	0	0	0	19	34	0.00	0.500

BOTTOM


Seattle Mariners @ Tampa Bay Devil Rays
Tropicana Field, St. Petersburg, FL

livebaseballscores.com

AB	29
R	3
H	5
RBI	3
BB	5
SO	10
LOB	18



Thu Sep 16 1999, 7:05 PM EDT
Att. 14,263 - Dome - 72 F

Batter	1	2	3	4	5	6	7	8	9	AB R H RBI BB SO LOB	TOP					
Denny Hocking, S (1, 4) OBP: 0.313, SLG: 0.390	0-1 P4		1-1 B1-3			2-1 G6-3		0-2 F7	0-0 F8	5 0 0 0 0 0 4						
Cristian Guzman, S (1, 6) OBP: 0.276, SLG: 0.294	0-0 F9		2-1 F9-3 1B			0-0 G1-3		0-0 F7		4 0 1 0 0 0 1						
Ron Coomer, R (1, 3) OBP: 0.301, SLG: 0.424 56 Cleatus Davidson, S (9, PR) OBP: 0.136, SLG: 0.136 Doug Mientkiewicz, L (9, 3) OBP: 0.331, SLG: 0.346	1-2 G2-3		3-0 F9-3 1-2			1-1 1B			1-2 FC4-6 BB 1B	4 0 2 0 0 0 1 0 1 0 0 0 0 0 0 0 0 0 0 0 0						
Terry Steinbach, R (1, 2) OBP: 0.362, SLG: 0.401 Jacque Jones, L (9, PR) OBP: 0.320, SLG: 0.442 (9, 8)		4-0 1B E FC6 BB		1-0 F9		2-3 K			1-0 E5 FC4-6 1-2	3 1 0 0 1 1 2 0 0 0 0 0 0 0						
Matt Lawton, L (1, 9) OBP: 0.347, SLG: 0.347 (9, 7)		1-0 E1 FC6 1B 1-2		2-1 F7			1-0 L3		2-0 FC4-6 BB BB 1-2 2-3	4 1 0 0 0 0 3						
Chad Allen, R (1, 7) OBP: 0.329, SLG: 0.394 David Ortiz, L (9, PH) Javier Valentin, S (9, 2) OBP: 0.345, SLG: 0.427		1-1 FC6 1B 1-2 2-3		1-1 F9			1-1 L4		2-2 P6	3 0 1 0 0 0 0 1 0 0 0 0 0 2 0 0 0 0 0 0 0						
Todd Walker, L (1, 10) OBP: 0.346, SLG: 0.414		1-0 FC6 2B 1-2 2-3 3-H			2-3 K		3-0 F7		4-0 BB BB 1-2 BB	3 0 0 0 1 1 2	AB 33 R 3 H 6 RBI 2 BB 4 SO 3 LOB 17					
Torii Hunter, R (1, 8) OBP: 0.314, SLG: 0.387 Midre Cummings, L (9, PH) OBP: 0.375, SLG: 0.333 (9, 9)		1-1 2B		3-2 F9			2-1 G5-3		4-1 BB BB 1-2 2-3 3-H BB	3 0 1 0 0 0 0 0 0 0 1 1 0 0						
Corey Koskie, L (1, 5) OBP: 0.383, SLG: 0.470 Brent Gates, S (8, PH) OBP: 0.324, SLG: 0.323 (8, 5)		2-3 K		2-2 F9			2-2 1B		4-0 BB	2 0 0 0 0 1 2 1 0 1 1 1 0 0						
Inning Stats	R: 0 H: 0 E: 0 LOB: 0 K: 0 BB: 0 S: 6 P: 7	R: 1 H: 2 E: 1 LOB: 2 K: 1 BB: 1 S: 10 P: 20	R: 0 H: 1 E: 0 LOB: 0 K: 0 BB: 0 S: 5 P: 11	R: 0 H: 0 E: 0 LOB: 0 K: 1 BB: 0 S: 5 P: 9	R: 0 H: 0 E: 0 LOB: 0 K: 1 BB: 0 S: 13 P: 20	R: 0 H: 1 E: 0 LOB: 1 K: 1 BB: 0 S: 8 P: 13	R: 0 H: 0 E: 0 LOB: 0 K: 0 BB: 0 S: 4 P: 9	R: 0 H: 1 E: 0 LOB: 1 K: 0 BB: 0 S: 9 P: 13	R: 2 H: 1 E: 1 LOB: 3 K: 0 BB: 3 S: 10 P: 28	1B: 5 SF: 0 2B: 2 SAC: 0 3B: 0 DP: 2 HR: 0 HBP: 0	WP: 0 PA: 37 PB: 0 SB: 0 CS: 0					
PITCHER	IP WLS BF H R ER SO BB IBB HBP BLK WP HR S P ERA WHIP												PITCHER	IP WLS BF H R ER SO BB IBB HBP BLK WP HR S P ERA WHIP		
John Halama, L (1, 1) ERA: 3.9	8.0		5 1 0 3 1 0 0 0 0 0 0 0 0 0 60 102 0.00 0.750													
Jose Mesa, R (9, 1) ERA: 5.2	0.2	H	6 1 2 0 0 2 0 0 0 0 0 0 9 23 0.00 4.500													
Paul Abbott, R (9, 1) ERA: 3.24	0.1	W	2 0 0 0 0 1 0 0 0 0 0 0 1 5 0.00 3.000													

Minnesota Twins @ Seattle Mariners
Safeco Field, Seattle, WA
Fri Sep 17 1999, 7:05 PM PDT
Att. 44,315 - Unknown - 64 F

livebaseballscorecards.com

Batter	1	2	3	4	5	6	7	8	9	AB R H RBI BB SO LOB
Charles Gipson, R OBP: 0.325, SLG: 0.395 (1, 5) B X (9, 9)	1-0 P4 ①		3-3 K ②		0-0 CS 1B		3-3 K ③			4 0 1 0 0 2 0
Alex Rodriguez, R OBP: 0.354, SLG: 0.590 (1, 6) C B S X (9, 9)	1-2 P4 ②		0-3 K ③		0-2 L7 ②			4-0 G4-6-3 BB		3 0 0 0 1 1 1
Ken Griffey Jr., L OBP: 0.385, SLG: 0.584 (1, 8) B B F C B (9, 9)	4-2 BB			4-2 BB FC5 BB	3-1 CS ③ X	0-0 F7 ①		3-2 G4-6-3 ① ②		2 1 0 0 2 0 1
Edgar Martinez, R OBP: 0.449, SLG: 0.571 (1, 10) B B X (9, 9)	2-0 P4 ③			4-1 FC5 BB 1-2 BB		2-0 1B 2B		1-2 1B 2B		3 2 2 0 1 0 1
Mike Blowers, R OBP: 0.476, SLG: 0.611 (1, 3) B B X (9, 9)		2-1 1B		4-0 FC5 BB 1-2 2-3 BB		3-1 G6-3 ②		3-2 1B		3 0 2 1 1 0 1
Jay Buhner, R OBP: 0.379, SLG: 0.452 Raul Ibanez, L OBP: 0.298, SLG: 0.391 Ozzie Timmons, R OBP: 0.162, SLG: 0.257 Rafael Bourquiel, R OBP: 0.302, SLG: 0.393 (1, 9) (8, 9) (8, PH) (9, 5)		1-2 F7 ①		3-2 P4 ①		3-2 1B 2-H		0-2 G6-3 ③		3 0 1 1 0 0 4 0 0 0 0 0 0 0 1 0 0 0 0 0 1 0 0 0 0 0 0 0
David Bell, R OBP: 0.326, SLG: 0.428 (1, 4) B X (9, 9)		1-3 K ②		0-1 FC5 ②		1-0 G6-3 ③			3-2 HR	4 1 1 2 0 1 4
Dan Wilson, R OBP: 0.314, SLG: 0.366 (1, 2) B B X (9, 9)		3-2 F7 ③		2-2 F7 ③		0-2 G5-3 ①				3 0 0 0 0 0 3
Brian Hunter, R OBP: 0.286, SLG: 0.305 (1, 7) B B X (9, 9)			3-1 G5-3 ①		0-1 G5-3 ①		0-1 G6-3 ②			3 0 0 0 0 0 0

Inning Stats	R: 0	H: 0	E: 0	K: 0	S: 7	R: 0	H: 1	E: 0	K: 1	S: 16	R: 0	H: 0	E: 0	K: 2	S: 8	R: 1	H: 0	E: 0	K: 0	S: 11	R: 0	H: 1	E: 0	K: 0	S: 7	R: 1	H: 2	E: 0	K: 1	S: 8	R: 0	H: 0	E: 0	K: 1	S: 10	R: 1	H: 2	E: 0	K: 0	S: 16	R: 1	H: 1	E: 0	K: 0	S: 4	1B: 4	2B: 2	3B: 0	HR: 1	SF: 0	SAC: 0	DP: 1	HBP: 0	WP: 0	PB: 0	SB: 0	CS: 1	PA: 35
Eric Milton, L ERA: 4.59 (1, 1)	IP: 6.0	WLS: 0	BF: 25	H: 4	R: 2	ER: 2	SO: 3	BB: 4	IBB: 0	HBP: 0	BLK: 0	WP: 0	HR: 0	S: 57	P: 107	ERA: 3.00	WHIP: 1.333																																									
Bob Wells, R ERA: 3.51 (7, 1)	IP: 1.2	WLS: 0	BF: 7	H: 2	R: 1	ER: 1	SO: 1	BB: 1	IBB: 0	HBP: 0	BLK: 0	WP: 0	HR: 0	S: 23	P: 37	ERA: 5.40	WHIP: 1.800																																									
Eddie Guardado, L ERA: 4.87 (8, 1)	IP: 0.1	WLS: 0	BF: 1	H: 0	R: 0	ER: 0	SO: 0	BB: 0	IBB: 0	HBP: 0	BLK: 0	WP: 0	HR: 0	S: 3	P: 3	ERA: 0.00	WHIP: 0.000																																									
Mike Trombley, R ERA: 4.15 (9, 1)	IP: 0.0	WLS: L	BF: 1	H: 1	R: 1	ER: 1	SO: 0	BB: 0	IBB: 0	HBP: 0	BLK: 0	WP: 0	HR: 1	S: 4	P: 7	ERA: ∞	WHIP: ∞																																									

BOTTOM

Minnesota Twins @ Seattle Mariners
Safeco Field, Seattle, WA
Fri Sep 17 1999, 7:05 PM PDT
Att: 44,315 - Unknown - 64 F

AB 29
R 4
H 7
RBI 4
BB 5
SO 4
LOB 16



PITCHER	IP	WLS	BF	H	R	ER	SO	BB	IBB	HBP	BLK	WP	HR	S	P	ERA	WHIP
Eric Milton, L	6.0	0	25	4	2	2	3	4	0	0	0	0	0	57	107	3.00	1.333
Bob Wells, R	1.2	0	7	2	1	1	1	1	0	0	0	0	0	23	37	5.40	1.800
Eddie Guardado, L	0.1	0	1	0	0	0	0	0	0	0	0	0	0	3	3	0.00	0.000
Mike Trombley, R	0.0	L	1	1	1	1	0	0	0	0	0	0	1	4	7	∞	∞

Batter	1	2	3	4	5	6	7	8	9	AB R H RBI BB SO LOB	TOP
Jacque Jones, L (1, 8) OBP: 0.316, SLG: 0.436	1-1 F9		2-0 G6-3		2-1 F8			2-2 G4-3		4 0 0 0 0 0 3	
Torii Hunter, R (1, 7) OBP: 0.311, SLG: 0.383	1-2 G3-1			1-0 P6		2-1 P4		3-2 G6-3		4 0 0 0 0 0 0	
Matt Lawton, L (1, 9) OBP: 0.344, SLG: 0.343	1-2 G3-1			1-3 K		1-0 L3		1-2 G4-3		4 0 0 0 0 1 0	
Marty Cordova, R (1, 10) OBP: 0.364, SLG: 0.468		3-2 CS HBP		3-2 G4-3		3-1 P5			1-1 P3	3 0 0 0 0 0 0	
Todd Walker, L (1, 4) OBP: 0.346, SLG: 0.412		3-3 K			1-2 G4-3		4-1 BB BB		1-0 G3	3 0 0 0 1 1 1	
Ron Coomer, R (1, 5) OBP: 0.302, SLG: 0.423		0-2 1B			4-0 FC3-6 BB		1-2 F9		0-3 K	3 0 1 0 1 1 1	
Doug Mientkiewicz, L (1, 3) OBP: 0.334, SLG: 0.347		0-2 G4-3			2-2 FC3-6 1B		4-0 BB			2 0 1 0 1 0 1	
Javier Valentin, S (1, 2) OBP: 0.341, SLG: 0.421			2-2 F8		0-1 FC3-6 BB		0-3 K			3 0 0 0 0 1 4	
Cristian Guzman, S (1, 6) OBP: 0.277, SLG: 0.292			0-0 G6-3		4-2 BB		0-2 G4-3			2 0 0 0 1 0 2	
Inning Stats	R: 0 E: 0 K: 0 S: 8 H: 0 LOB: 0 BB: 0 P: 11	R: 0 E: 0 K: 1 S: 13 H: 1 LOB: 1 BB: 0 P: 19	R: 0 E: 0 K: 0 S: 5 H: 0 LOB: 0 BB: 0 P: 9	R: 0 E: 0 K: 1 S: 9 H: 0 LOB: 0 BB: 0 P: 14	R: 0 E: 0 K: 0 S: 12 H: 1 LOB: 3 BB: 2 P: 25	R: 0 E: 0 K: 0 S: 5 H: 0 LOB: 0 BB: 0 P: 11	R: 0 E: 0 K: 1 S: 12 H: 0 LOB: 2 BB: 2 P: 21	R: 0 E: 0 K: 0 S: 9 H: 0 LOB: 0 BB: 0 P: 15	R: 0 E: 0 K: 1 S: 7 H: 0 LOB: 0 BB: 0 P: 9	1B: 2 2B: 1 3B: 0 HR: 0 SF: 0 SAC: 0 DP: 1 HBP: 1	WP: 0 PB: 0 SB: 0 CS: 1 PA: 33
PITCHER	IP WLS BF H R ER SO BB IBB HBP BLK WP HR S P ERA WHIP										
Gil Meche, R (1, 1) ERA: 5.01	6.1 W 25 2 0 0 2 4 0 1 0 0 0 57 103 0.00 0.947										
Paul Abbott, R (7, 1) ERA: 3.12	2.2 8 0 0 0 2 0 0 0 0 0 0 23 31 0.00 0.000										

Minnesota Twins @ Seattle Mariners
Safeco Field, Seattle, WA
Sat Sep 18 1999, 6:05 PM PDT
Att. 44,511 - Unknown - 74 F

livebaseballscorecards.com

AB	28
R	0
H	2
RBI	0
BB	4
SO	4
LOB	12



Batter	1	2	3	4	5	6	7	8	9	AB	R	H	RBI	BB	SO	LOB
Charles Gipson, R OBP: 0.318, SLG: 0.366 (1, 5) (9, 9)	1-3 K	4-2 BB		0-1 B1-5		1-0 G6-3				3	0	0	1	1	1	1
Alex Rodriguez, R OBP: 0.355, SLG: 0.596 (1, 6) (9, 9)	1-1 HR	3-1 F8			2-2 FC5 1B 1B	0-3 K				4	1	2	1	0	1	3
Ken Griffey Jr., L OBP: 0.384, SLG: 0.582 (1, 8) (9, 9)	1-0 G3-1		3-1 G3		1-1 FC5 1B		2-1 F8			4	1	1	0	0	0	0
Edgar Martinez, R OBP: 0.446, SLG: 0.566 (1, 10) (9, 9)	2-3 K		2-2 G4-3		2-2 FC5 BB 1B		1-1 L9			4	0	0	0	0	1	2
Tom Lampkin, L OBP: 0.359, SLG: 0.500 (1, 2) (9, 9)		2-0 FC5-2 1B	1-0 G3		2-1 BB 1B		0-1 F8			4	0	2	1	0	0	0
Jay Buhner, R OBP: 0.384, SLG: 0.455 Rafael Bourrigal, R OBP: 0.302, SLG: 0.393 (8, PR) (9, 5)		3-3 K		3-1 E 1B	4-1 BB		3-2 1B 1B			3	1	2	0	1	1	1
Raul Ibanez, L OBP: 0.303, SLG: 0.393 (1, 3) (9, 9)		2-1 FC5-2 BB BB 1B		0-1 E 1B	1-2 L3		1-3 K			4	2	2	0	0	1	4
David Bell, R OBP: 0.328, SLG: 0.431 (1, 4) (9, 9)		4-0 BB FC5-2 BB		0-0 E1 B1-5 2B	1-3 K		0-2 G4-3 1B			3	0	2	2	1	1	3
Brian Hunter, R OBP: 0.284, SLG: 0.302 (1, 7) (9, 9)		1-0 FC5-2 BB		2-1 G5-3		2-2 G6-3		0-1 G4-3		4	0	0	0	0	0	6

Inning Stats	R: 1	H: 1	E: 0	K: 2	S: 10	LOB: 0	BB: 0	P: 15	R: 1	H: 2	E: 0	K: 1	S: 11	LOB: 3	BB: 2	P: 30	R: 0	H: 0	E: 0	K: 0	S: 6	LOB: 0	BB: 0	P: 12	R: 2	H: 3	E: 1	K: 0	S: 9	LOB: 0	BB: 0	P: 14	R: 1	H: 3	E: 0	K: 1	S: 17	LOB: 3	BB: 1	P: 30	R: 0	H: 0	E: 0	K: 1	S: 8	LOB: 0	BB: 0	P: 11	R: 0	H: 0	E: 0	K: 0	S: 6	LOB: 0	BB: 0	P: 9	R: 0	H: 2	E: 0	K: 1	S: 12	LOB: 2	BB: 0	P: 16
--------------	------	------	------	------	-------	--------	-------	-------	------	------	------	------	-------	--------	-------	-------	------	------	------	------	------	--------	-------	-------	------	------	------	------	------	--------	-------	-------	------	------	------	------	-------	--------	-------	-------	------	------	------	------	------	--------	-------	-------	------	------	------	------	------	--------	-------	------	------	------	------	------	-------	--------	-------	-------

3	0	0	1	1	1	1
4	1	2	1	0	1	3
4	1	1	0	0	0	0
4	0	0	0	0	1	2
4	0	2	1	0	0	0
3	1	2	0	1	1	1
0	0	0	0	0	0	0
4	2	2	0	0	1	4
3	0	2	2	1	1	3
4	0	0	0	0	0	6

MINNESOTA TWINS @ SEATTLE MARINERS
Safeco Field, Seattle, WA
 Sat Sep 18 1999, 6:05 PM PDT
 Att: 44,511 - Unknown - 74 F

AB	33
R	5
H	11
RBI	5
BB	3
SO	6
LOB	20



PITCHER	IP	WLS	BF	H	R	ER	SO	BB	IBB	HBP	BLK	WP	HR	S	P	ERA	WHIP
Joe Mays, R ERA: 4.3 (1, 1)	2.0	L	11	3	2	2	3	2	0	0	0	0	1	21	45	9.00	2.500
J.C. Romero, L ERA: 7.36 (3, 1)	2.1		12	6	3	3	0	0	0	0	0	0	0	25	43	11.57	2.571
Dan Perkins, R ERA: 6.56 (5, 1)	1.2		6	0	0	0	2	1	0	0	0	0	0	15	24	0.00	0.600
Travis Miller, L ERA: 2.93 (7, 1)	1.0		3	0	0	0	0	0	0	0	0	0	0	6	9	0.00	0.000
Hector Carrasco, R ERA: 5.0 (8, 1)	1.0		4	2	0	0	1	0	0	0	0	0	0	12	16	0.00	2.000

Batter	1	2	3	4	5	6	7	8	9	AB R H RBI BB SO LOB	TOP	
Denny Hocking, S OBP: 0.313, SLG: 0.389 (1, 4) X	0-0 F8		0-1 L5-3		1-0 1B			2-2 F7		4 0 1 0 0 0 1		
Cristian Guzman, S OBP: 0.276, SLG: 0.290 (1, 6) C F H	2-2 HBP			0-1 G6-3	1-1 SF8-3-6-4			0-0 G5-3		2 0 0 1 0 0 0		
Midre Cummings, L OBP: 0.250, SLG: 0.200 Jacque Jones, L OBP: 0.316, SLG: 0.436 (1, 9) F B 1 SAFE (9, 8) F X	1-2 F7			1-3 K		0-0 L5			1-2 G3	4 0 0 0 0 1 1 0 0 0 0 0 0 0		
Marty Cordova, R OBP: 0.363, SLG: 0.464 (1, 10) B B X	2-0 G4-3			4-1 1B 1B BB		1-1 G5-3			2-2 G4-3	3 1 0 0 1 0 1		
Chad Allen, R OBP: 0.335, SLG: 0.398 (1, 7) B C T B X		1-2 G5-4-3 1B		1-0 1B 1-2 1B		2-1 1B			4-2 BB	3 0 3 0 1 0 0		
Terry Steinbach, R OBP: 0.361, SLG: 0.399 (1, 2) J B T L X		1-2 G5-4-3 1-2f		1-2 1B 1-3 2-H 1B			1-2 G4-3		2-2 F8	4 0 1 1 0 0 2		
Doug Mientkiewicz, L OBP: 0.331, SLG: 0.343 (1, 3) G B C B B			3-3 K		3-3 K		2-2 F9			3 0 0 0 0 2 2		
Torii Hunter, R OBP: 0.311, SLG: 0.380 (1, 8) (9, 9) C B C B B B H			3-3 K		2-2 1B SF8-3-6-4 HBP		2-3 K			2 1 0 0 0 2 0		
Corey Koskie, L OBP: 0.383, SLG: 0.469 (1, 5) C B B X			2-1 L5-3 1B		2-1 L8			1-3 K		3 0 1 0 0 1 1		
Inning Stats	R: 0 H: 0 E: 0 LOB: 1 K: 0 BB: 0 S: 7 P: 12	R: 0 H: 1 E: 0 LOB: 0 K: 1 BB: 0 S: 9 P: 14	R: 0 H: 1 E: 0 LOB: 0 K: 1 BB: 0 S: 8 P: 13	R: 1 H: 2 E: 0 LOB: 2 K: 2 BB: 1 S: 17 P: 27	R: 1 H: 1 E: 0 LOB: 0 K: 0 BB: 0 S: 7 P: 13	R: 0 H: 1 E: 0 LOB: 1 K: 0 BB: 0 S: 5 P: 8	R: 0 H: 0 E: 0 LOB: 0 K: 1 BB: 0 S: 14 P: 19	R: 0 H: 0 E: 0 LOB: 0 K: 1 BB: 0 S: 8 P: 11	R: 0 H: 0 E: 0 LOB: 1 K: 0 BB: 1 S: 15 P: 24	1B: 6 SF: 1 2B: 2 SAC: 0 3B: 0 DP: 3 HR: 0 HBP: 2	WP: 0 PA: 33 PB: 0 SB: 0 CS: 0	
PITCHER Jamie Moyer, L ERA: 3.75 (1, 1)	IP WLS BF H R ER SO BB IBB HBP BLK WP HR S P ERA WHIP	9.0 L 33 6 2 2 6 2 0 2 0 0 0 0 90 141 2.00 0.889										

Minnesota Twins @ Seattle Mariners
Safeco Field, Seattle, WA
Sun Sep 19 1999, 1:35 PM PDT
Att. 44,362 - Sunny - 72 F

livebaseballscorecards.com

AB	28
R	2
H	6
RBI	2
BB	2
SO	6
LOB	8



Batter	1	2	3	4	5	6	7	8	9	AB R H RBI BB SO LOB
Shane Monahan, L (1, 7) Jay Buhner, R (7, PH) OBP: 0.382, SLG: 0.453 (8, 9)	3-1 G4-3	0-3 K			1-3 K		0-0 F7			3 0 0 0 0 2 2 1 0 0 0 0 0 1
Alex Rodriguez, R (1, 6) OBP: 0.354, SLG: 0.593	1-2 1B	0-2 G6-3			3-3 K2-3			0-0 G5-3		4 0 1 0 0 1 2
Ken Griffey Jr., L (1, 8) OBP: 0.382, SLG: 0.578	2-2 P4				1-2 F7		3-2 G4-3	1-1 F8		4 0 0 0 0 0 1
Edgar Martinez, R (1, 10) OBP: 0.448, SLG: 0.566	2-0 1B				1-0 G6-3		4-0 BB	4-1 BB		2 0 1 0 2 0 0
Raul Ibanez, L (1, 9) OBP: 0.298, SLG: 0.386 (8, 7)	2-1 F8				1-3 K		1-2 F7	1-3 K		3 0 0 0 0 1 3 1 0 0 0 0 1 1
Ozzie Timmons, R (8, PH) OBP: 0.158, SLG: 0.250 (9, 7)										
Dan Wilson, R (1, 2) OBP: 0.314, SLG: 0.372 (8, 3)		0-1 HR			1-2 G5-3		1-0 F8		2-2 P4	4 1 1 1 0 0 1
David Bell, R (1, 4) OBP: 0.327, SLG: 0.429 Mike Blowers, R (8, 5) OBP: 0.455, SLG: 0.579		2-0 G5-3			1-1 L3		1-3 K	1-1 F8		3 0 0 0 0 1 0 1 0 0 0 0 0 0
Ryan Jackson, L (1, 3) OBP: 0.328, SLG: 0.327 Rafael Bournigal, R (8, 4) OBP: 0.299, SLG: 0.389		3-1 E 1B			0-0 G4-3		1-1 1B	3-3 K		3 0 2 0 0 0 0 1 0 0 0 0 1 0
Charles Gipson, R (1, 5) OBP: 0.304, SLG: 0.349 Tom Lampkin, L (7, PH) OBP: 0.357, SLG: 0.497 (8, 2)		0-2 E6			0-0 B4-3		0-0 F8			2 0 0 0 0 0 1 1 0 0 0 0 0 1


Inning Stats	R: 0 E: 0 K: 13 S: 13	H: 2 LOB: 2 BB: 0 P: 23	R: 1 E: 1 K: 15 S: 15	H: 2 LOB: 2 BB: 0 P: 20	R: 0 E: 0 K: 1 S: 7	H: 0 LOB: 0 BB: 0 P: 10	R: 0 E: 0 K: 0 S: 6	H: 0 LOB: 0 BB: 0 P: 8	R: 0 E: 0 K: 2 S: 10	H: 0 LOB: 0 BB: 0 P: 14	R: 0 E: 0 K: 0 S: 7	H: 0 LOB: 1 BB: 1 P: 16	R: 0 E: 0 K: 1 S: 8	H: 1 LOB: 1 BB: 0 P: 10	R: 0 E: 0 K: 1 S: 7	H: 0 LOB: 1 BB: 1 P: 13	R: 0 E: 0 K: 1 S: 10	H: 0 LOB: 0 BB: 0 P: 16	1B: 4 2B: 0 3B: 0 HR: 1	SF: 0 SAC: 0 DP: 0 HBP: 0	WP: 0 PB: 0 SB: 0 CS: 0	PA: 35
--------------	--------------------------------	----------------------------------	--------------------------------	----------------------------------	------------------------------	----------------------------------	------------------------------	---------------------------------	-------------------------------	----------------------------------	------------------------------	----------------------------------	------------------------------	----------------------------------	------------------------------	----------------------------------	-------------------------------	----------------------------------	----------------------------------	------------------------------------	----------------------------------	--------

PITCHER	IP	WLS	BF	H	R	ER	SO	BB	IBB	HBP	BLK	WP	HR	S	P	ERA	WHIP
LaTroy Hawkins, R (1, 1) ERA: 6.51	7.2	W	31	5	1	1	5	2	0	0	0	0	1	70	110	1.17	0.913
Eddie Guardado, L (8, 1) ERA: 4.84	0.1	H	1	0	0	0	1	0	0	0	0	0	0	3	4	0.00	0.000
Mike Trombley, R (9, 1) ERA: 4.09	1.0	S	3	0	0	0	1	0	0	0	0	0	0	10	16	0.00	0.000

MINNESOTA TWINS @ SEATTLE MARINERS
Safeco Field, Seattle, WA
 Sun Sep 19 1999, 1:35 PM PDT
 Att. 44,362 - Sunny - 72 F

livebaseballscorecards.com

AB	33
R	1
H	5
RBI	1
BB	2
SO	7
LOB	13



Batter	1	2	3	4	5	6	7	8	9	AB R H RBI BB SO LOB	TOP																
Carlos Febles, R (1, 4) OBP: 0.342, SLG: 0.424	0-3 K	1-0 G4-3		2-3 K		4-2 2B	2-2 G2-3			4 1 0 0 1 2 3																	
Rey Sanchez, R (1, 6) OBP: 0.330, SLG: 0.370	0-0 HR		0-1 29 1B		4-2 F9 29 1B	1-2 1B		0-1 FC6-4		4 4 4 2 1 0 0																	
Carlos Beltrán, S (1, 8) OBP: 0.336, SLG: 0.460	1-0 HR		1-3 K		0-0 G3	0-0 1B		1-0 FC6-4		5 1 2 3 0 1 3																	
Jermaine Dye, R (1, 9) OBP: 0.350, SLG: 0.527	0-1 FC6-4		1-1 P3		2-2 F9	2-1 L9		3-2 G6-3		5 0 1 0 0 0 4																	
29 Mike Sweeney, R (1, 10) OBP: 0.389, SLG: 0.524	4-0 FC6-4		2-2 1B		2-1 FC5-4		0-1 F9		1-0 G6-3	4 0 2 2 1 0 0																	
Joe Randa, R (1, 5) OBP: 0.367, SLG: 0.481	1-1 FC6-4		1-1 F7		0-1 FC5-4		2-3 K		2-2 G1-3	5 0 0 0 0 1 3																	
Mark Quinn, R (1, 7) OBP: 0.385, SLG: 1.077	1-3 K		2-1 HR			0-2 P4	0-2 HR		1-1 2B	5 2 3 2 0 1 2																	
Joe Vitiello, R (1, 3) OBP: 0.189, SLG: 0.257		2-0 G5-3		0-0 1B		1-2 G4-3	3-2 HR		2-2 G5-3	5 1 2 1 0 0 1																	
Larry Sutton, L (9, 3) OBP: 0.301, SLG: 0.337										0 0 0 0 0 0 0																	
Sal Fasano, R (1, 2) OBP: 0.380, SLG: 0.561		2-2 G4-3		2-3 K		4-1 2B	2-2 HBP			2 1 1 0 1 1 1																	
Inning Stats	R: 2 E: 0 K: 2 S: 13	H: 3 LOB: 2 BB: 1 P: 20	R: 0 E: 0 K: 0 S: 7	H: 1 LOB: 0 BB: 0 P: 12	R: 1 E: 0 K: 1 S: 10	H: 2 LOB: 1 BB: 0 P: 14	R: 1 E: 0 K: 2 S: 11	H: 2 LOB: 1 BB: 0 P: 18	R: 1 E: 0 K: 0 S: 12	H: 1 LOB: 1 BB: 1 P: 20	R: 3 E: 0 K: 0 S: 16	H: 2 LOB: 1 BB: 2 P: 28	R: 2 E: 0 K: 1 S: 17	H: 2 LOB: 1 BB: 0 P: 26	R: 0 E: 0 K: 0 S: 6	H: 1 LOB: 0 BB: 0 P: 10	R: 0 E: 0 K: 0 S: 9	H: 1 LOB: 1 BB: 0 P: 15	1B: 7 2B: 4 3B: 0 HR: 4	SF: 0 SAC: 0 DP: 1 HBP: 1	WP: 0 PB: 0 SB: 0 CS: 1	PA: 44					
PITCHER	IP WLS BF H R ER SO BB IBB HBP BLK WP HR S P ERA WHIP																										
23 Robert Ramsay, L (1, 1) ERA: 8.22	4.0		19	8	4	4	5	1	0	0	0	0	2	41	64	9.00	2.250										
Brett Hinchliffe, R (5, 1) ERA: 10.72	1.2	L	10	2	4	4	0	3	0	0	0	0	0	25	43	21.60	3.000										
Paul Abbott, R (6, 1) ERA: 3.1	0.1		2	1	0	0	0	0	0	0	0	0	0	3	5	0.00	3.000										
Jose Paniagua, R (7, 1) ERA: 4.09	1.0		6	2	2	2	1	0	0	1	0	0	2	17	26	18.00	2.000										
Todd Williams, R (8, 1) ERA: 5.4	2.0		7	2	0	0	0	0	0	0	0	0	0	15	25	0.00	1.000										

Kansas City Royals @ Seattle Mariners
Safeco Field, Seattle, WA
 Mon Sep 20 1999, 7:05 PM PDT
 Att. 33,254 - Unknown - 76 F

AB	39
R	10
H	15
RBI	10
BB	4
SO	6
LOB	17



Kansas City Royals @ Seattle Mariners
Safeco Field, Seattle, WA
 Mon Sep 20 1999, 7:05 PM PDT
 Att: 33,254 - Unknown - 76 F

livebaseballscorecards.com

AB	36
R	9
H	9
RBI	9
BB	7
SO	6
LOB	23



WP:	0	PA:	45
PB:	0		
SB:	1		
CS:	0		

Batter	1	2	3	4	5	6	7	8	9	AB	R	H	RBI	BB	SO	LOB
David Bell, R (1, 4) OBP: 0.326, SLG: 0.425	K		L9			E5	F7			4	1	0	0	1	1	1
Alex Rodriguez, R (1, 6) OBP: 0.356, SLG: 0.594	G2-3		P4							4	2	2	1	1	0	0
Ken Griffey Jr., L (1, 8) OBP: 0.383, SLG: 0.583	F9									5	3	3	4	0	0	2
Edgar Martinez, R (1, 10) OBP: 0.448, SLG: 0.563										4	1	1	0	1	0	2
Raul Ibanez, L (1, 7) OBP: 0.302, SLG: 0.385										3	0	1	0	1	0	4
Mike Blowers, R (8, PH) OBP: 0.435, SLG: 0.550										1	0	0	0	0	1	0
Jay Buhner, R (1, 9) OBP: 0.383, SLG: 0.447										3	0	0	0	1	2	3
Dan Wilson, R (1, 2) OBP: 0.317, SLG: 0.374										4	1	2	2	1	1	2
Ryan Jackson, L (1, 3) OBP: 0.302, SLG: 0.304										4	0	0	1	0	0	6
Charles Gipson, R (1, 5) OBP: 0.306, SLG: 0.333										2	1	0	0	1	1	2
Tom Lampkin, L (7, PH) OBP: 0.355, SLG: 0.495										1	0	0	1	0	0	1
Rafael Bourrigal, R (8, 5) OBP: 0.299, SLG: 0.389										0	0	0	0	0	0	0
Shane Monahan, L (9, PH)										1	0	0	0	0	0	0

Inning Stats	R: 0	H: 0	E: 0	K: 1	S: 9	H: 0	LOB: 0	BB: 0	P: 15	R: 0	H: 0	E: 0	K: 0	S: 10	H: 0	LOB: 2	BB: 1	P: 19	R: 0	H: 0	E: 0	K: 0	S: 5	R: 1	H: 3	E: 0	K: 1	S: 9	R: 5	H: 3	E: 0	K: 1	S: 18	R: 0	H: 1	E: 1	K: 0	S: 12	R: 1	H: 1	E: 1	K: 0	S: 10	R: 2	H: 1	E: 0	K: 2	S: 14	R: 0	H: 0	E: 0	K: 1	S: 12	1B: 7	2B: 1	3B: 0	HR: 1	SF: 1	SAC: 0	DP: 1	HBP: 1	WP: 0	PA: 45
--------------	------	------	------	------	------	------	--------	-------	-------	------	------	------	------	-------	------	--------	-------	-------	------	------	------	------	------	------	------	------	------	------	------	------	------	------	-------	------	------	------	------	-------	------	------	------	------	-------	------	------	------	------	-------	------	------	------	------	-------	-------	-------	-------	-------	-------	--------	-------	--------	-------	--------

PITCHER	IP	WLS	BF	H	R	ER	SO	BB	IBB	HBP	BLK	WP	HR	S	P	ERA	WHIP
Blake Stein, R (1, 1) ERA: 3.64	4.0		22	5	6	6	2	5	0	1	0	0	0	42	90	13.50	2.500
Jose Santiago, R (5, 1) ERA: 3.5	3.0	W	15	3	1	0	1	1	0	0	0	0	0	31	52	0.00	1.333
Scott Service, R (8, 1) ERA: 5.91	0.1	H	3	1	2	2	0	1	0	0	0	0	1	8	17	54.00	6.000
Tim Byrdak, L (8, 1) ERA: 8.1	0.1	H	1	0	0	0	1	0	0	0	0	0	0	3	3	0.00	0.000
Jeff Montgomery, R (8, 1) ERA: 6.34	1.1	S	4	0	0	0	2	0	0	0	0	0	0	15	19	0.00	0.000

Batter	1	2	3	4	5	6	7	8	9	AB R H RBI BB SO LOB	TOP											
Ray Holbert, R (1, 4) OBP: 0.340, SLG: 0.320	F7		29 WP S 1B	FC6 BB		E6 G5-4-3		FC6-4 1B		4 0 2 0 1 0 0												
Rey Sanchez, R (1, 6) OBP: 0.326, SLG: 0.366	F8		3-3 SAFE 1B 1-2	FC6 1-2f		G5-4-3 1-2f		FC6-4 1-2f		5 0 0 0 0 1 7												
Carlos Beltrán, S (1, 8) OBP: 0.338, SLG: 0.463 Jed Hansen, R (9, PR) OBP: 0.292, SLG: 0.333	K FC5-4		0-0 F7		3-2 29 G4-6-3 1B 1B		2-2 1B		1-1 1B 2B	5 1 3 0 0 1 1 0 1 0 0 0 0 0												
Jermaine Dye, R (1, 9) OBP: 0.351, SLG: 0.526 Scott Pose, L (9, PH) OBP: 0.377, SLG: 0.317	FC5-4 1-2f		4-0 29 WP BB		0-1 29 G4-6-3 1B		1-0 F7		0-1 P6	3 0 1 0 1 0 2 1 0 0 0 0 0 1												
29 Mike Sweeney, R (1, 10) OBP: 0.386, SLG: 0.520 Larry Sutton, L (9, PH) OBP: 0.307, SLG: 0.343		1-0 G4-3	3-3 1-2 2-3		1-0 G4-6-3 1-2f 2-3		1-2 F8		3-2 1B 2-3 1B	4 0 0 0 0 1 5 1 0 1 0 0 0 0												
Joe Randa, R (1, 5) OBP: 0.371, SLG: 0.486 Felix Martinez, S (9, PR) OBP: 0.143, SLG: 0.143		0-0 1B		3-2 WP 2B	2-2 BB 1B		0-2 P4		0-1 1-3 3-H 1B	5 0 4 2 0 0 1 0 0 0 0 0 0 0												
Mark Quinn, R (1, 7) OBP: 0.355, SLG: 0.933		1-3 K		3-3 K	4-2 1-2 BB			2-3 K	0-2 F8	4 0 0 0 1 3 4	AB 39 R 3 H 13 RBI 3 BB 4 SO 7 LOB 27											
Jeremy Giambi, L (1, 3) OBP: 0.376, SLG: 0.375		1-2 SAFE P5		4-1 WP BB	1-1 F8			0-1 FC4-6 1B		3 0 1 0 1 0 3												
Tim Spehr, R (1, 2) OBP: 0.328, SLG: 0.431 Dee Brown, L (8, PH) OBP: 0.120, SLG: 0.083 Chad Kreuter, S (8, 2) OBP: 0.309, SLG: 0.319			2-1 HR	2-3 K		1-1 L6		2-2 FC4-6 1B 1-2f		3 1 1 1 0 1 2 1 0 0 0 0 0 1 0 0 0 0 0 0 0												
Inning Stats	R: 0 E: 0 K: 1 S: 8	H: 0 LOB: 1 BB: 0 P: 11	R: 0 E: 0 K: 1 S: 10	H: 1 LOB: 1 BB: 0 P: 13	R: 1 E: 0 K: 2 S: 10	H: 2 LOB: 2 BB: 1 P: 23	R: 0 E: 0 K: 2 S: 17	H: 1 LOB: 3 BB: 2 P: 35	R: 1 E: 0 K: 0 S: 14	H: 3 LOB: 2 BB: 1 P: 25	R: 0 E: 1 K: 0 S: 9	H: 0 LOB: 0 BB: 0 P: 15	R: 0 E: 0 K: 0 S: 10	H: 1 LOB: 1 BB: 0 P: 14	R: 0 E: 0 K: 1 S: 17	H: 2 LOB: 2 BB: 0 P: 23	R: 1 E: 0 K: 0 S: 13	H: 3 LOB: 2 BB: 0 P: 17	1B: 10 2B: 2 3B: 0 HR: 1	SF: 0 SAC: 0 DP: 2 HBP: 0	WP: 3 PB: 0 SB: 1 CS: 0	PA: 43
PITCHER	IP WLS BF H R ER SO BB IBB HBP BLK WP HR S P ERA WHIP																					
Freddy Garcia, R (1, 1) ERA: 4.17	5.0 W 26 7 2 2 6 4 0 0 0 3 1 59 107 3.60 2.200																					
Frankie Rodriguez, R (6, 1) ERA: 5.87	4.0 S 17 6 1 1 1 0 0 0 0 0 0 49 69 2.25 1.500																					

Kansas City Royals @ Seattle Mariners
Safeco Field, Seattle, WA
Tue Sep 21 1999, 7:05 PM PDT
Att. 34,179 - Unknown - 77 F

livebaseballscorecards.com



Batter	1	2	3	4	5	6	7	8	9	AB	R	H	RBI	BB	SO	LOB
David Bell, R OBP: 0.325, SLG: 0.423 (1, 4)	1-3 K	1-2 SAFE G5-3		0-0 E 1B		0-1 F9	3-3 K			5	1	1	0	0	2	2
Alex Rodriguez, R OBP: 0.359, SLG: 0.606 Rafael Bourimigal, R OBP: 0.299, SLG: 0.389 (1, 6) (9, 6)	2-2 HR HBP		0-2 G6-3	0-1 E6 1B 2B		3-2 HR		2-1 HR		4	4	2	2	0	0	1
Ken Griffey Jr., L OBP: 0.385, SLG: 0.588 Shane Monahan, L (1, 8) (9, 9)	2-1 HR		1-0 G1-3	1-0 2B 1B		4-1 BB		2-0 P5		4	2	2	3	1	0	0
Edgar Martinez, R OBP: 0.451, SLG: 0.568 Ozzie Timmons, R OBP: 0.158, SLG: 0.250 (1, 10) (8, PR)	0-1 FC6-4 1B		2-0 HR 1B	0-0 L4-6 2B		3-1 F9		2-2 HBP HR 1B		5	1	4	2	0	0	1
Tom Lampkin, L OBP: 0.351, SLG: 0.503 (1, 2)	2-2 FC6-4		3-1 HR 1B	1-1 L4-6		0-3 K		2-3 K		5	1	1	2	0	2	4
Jay Buhner, R OBP: 0.387, SLG: 0.445 Charles Gipson, R OBP: 0.320, SLG: 0.333 (1, 9) (7, PR) (8, 9) (9, 8)	2-3 K		4-2 1B BB		4-2 G3-1 BB		4-1 1B FC6-4 BB	1-0 HR HBP		1	0	0	0	3	1	1
Mike Blowers, R OBP: 0.464, SLG: 0.680 (1, 5)		3-3 K	1-1 1B		3-3 K		2-2 FC6-4 1B	3-1 HR		5	1	3	3	0	2	1
Ryan Jackson, L OBP: 0.279, SLG: 0.279 (1, 3)		1-1 G5-3	2-0 G4-3		3-2 G3-1		1-0 FC6-4	0-0 G3		5	0	0	1	0	0	5
Brian Hunter, R OBP: 0.285, SLG: 0.304 (1, 7)		2-2 E S 1B		2-2 1B		3-3 K				4	0	2	0	0	2	2

Inning Stats	R: 2	H: 2	E: 0	K: 2	S: 15	LOB: 1	BB: 0	P: 24	R: 0	H: 1	E: 0	K: 1	S: 11	LOB: 1	BB: 0	P: 18	R: 2	H: 3	E: 0	K: 0	S: 12	LOB: 2	BB: 1	P: 25	R: 3	H: 4	E: 1	K: 0	S: 10	LOB: 0	BB: 0	P: 14	R: 0	H: 0	E: 0	K: 2	S: 14	LOB: 1	BB: 1	P: 27	R: 1	H: 1	E: 0	K: 1	S: 11	LOB: 1	BB: 1	P: 21	R: 1	H: 1	E: 0	K: 2	S: 11	LOB: 1	BB: 1	P: 22	R: 4	H: 3	E: 0	K: 1	S: 13	LOB: 1	BB: 0	P: 25
--------------	------	------	------	------	-------	--------	-------	-------	------	------	------	------	-------	--------	-------	-------	------	------	------	------	-------	--------	-------	-------	------	------	------	------	-------	--------	-------	-------	------	------	------	------	-------	--------	-------	-------	------	------	------	------	-------	--------	-------	-------	------	------	------	------	-------	--------	-------	-------	------	------	------	------	-------	--------	-------	-------

PITCHER	IP	WLS	BF	H	R	ER	SO	BB	IBB	HBP	BLK	WP	HR	S	P	ERA	WHIP
Jeff Suppan, R ERA: 4.45 (1, 1)	4.0	L	23	10	7	6	3	1	0	0	0	0	2	48	81	13.50	2.750
Dan Murray, R ERA: 7.27 (5, 1)	2.0		9	1	1	1	3	2	0	0	0	0	1	25	48	4.50	1.500
Brad Rigby, R ERA: 4.79 (7, 1)	2.0		12	4	5	5	3	1	0	1	0	0	2	24	47	22.50	2.500


BOTTOM

Kansas City Royals @ Seattle Mariners
Safeco Field, Seattle, WA
 Tue Sep 21 1999, 7:05 PM PDT
 Att: 34,179 - Unknown - 77 F

AB	38
R	13
H	15
RBI	13
BB	4
SO	9
LOB	17



WP	HR	S	P	ERA	WHIP
0	0	0	0	0	0

Batter	1	2	3	4	5	6	7	8	9	AB R H RBI BB SO LOB	TOP												
Carlos Febles, R (1, 4) OBP: 0.344, SLG: 0.425	0-1 L3		1-3 K		0-0 BB 1B 1B	1-1 G4-3 1B	3-2 WP 1B		0-2 G5-3	6 1 3 2 0 1 2													
Rey Sanchez, R (1, 6) OBP: 0.328, SLG: 0.366	1-1 G6-3 1B		0-0 B2-3		0-0 BB 1B	1-2 G4-3 1-2f	4-2 BB		0-0 F9	5 1 2 0 1 0 3													
Carlos Beltrán, S (1, 8) OBP: 0.338, SLG: 0.461	2-1 G6-3 1-2f			2-1 HR 1B	4-2 E BB	2-2 G3	0-2 F9			4 2 1 0 1 0 4													
Jermaine Dye, R (1, 9) Scott Pose, L (7, 7) OBP: 0.353, SLG: 0.532 OBP: 0.374, SLG: 0.314		1-2 G4-3		1-1 HR	2-0 E 1B		4-0 FC6-4 BB	3-3 K		3 3 2 4 1 0 0 1 0 0 0 0 1 0													
29 Mike Sweeney, R (1, 3) Larry Sutton, L (8, 3) OBP: 0.386, SLG: 0.525 OBP: 0.307, SLG: 0.343		3-2 L3		2-1 SF9 3B	1-2 F7		2-2 FC6-4 1B 2B	0-3 K		5 2 2 0 0 1 2 0 0 0 0 0 0 0													
Joe Randa, R (1, 5) Jed Hansen, R (7, 5) OBP: 0.370, SLG: 0.484 OBP: 0.289, SLG: 0.329		0-0 L7		0-1 SF9	0-1 E5 BB 1B		4-1 FC6-4 BB	3-3 K		2 0 0 1 1 0 1 1 0 0 0 0 1 0													
Mark Quinn, R (1, 7) (7, 9) OBP: 0.361, SLG: 0.857			2-0 HR 1B		0-0 P3	3-2 BB 1B			0-2 L9	5 2 2 2 0 0 2	AB 39 R 12 H 14 RBI 11 BB 5 SO 7 LOB 21												
Joe Vitiello, R (1, 10) OBP: 0.238, SLG: 0.263			2-3 K		1-3 K	4-1 BB BB			0-1 G5-3 HBP 1B	3 0 1 0 1 2 1													
Sal Fasano, R (1, 2) OBP: 0.382, SLG: 0.600			0-1 HR			1-2 P4 BB			1-0 G5-3 HBP	4 1 1 2 0 1 6													
Inning Stats	R: 0 E: 0 K: 0 S: 6	H: 1 LOB: 0 P: 9	R: 0 E: 0 K: 0 S: 7	H: 0 LOB: 0 BB: 0 P: 11	R: 2 E: 0 K: 2 S: 10	H: 2 LOB: 0 BB: 0 P: 15	R: 3 E: 0 K: 1 S: 12	H: 3 LOB: 0 BB: 0 P: 18	R: 4 E: 1 K: 0 S: 21	H: 4 LOB: 3 BB: 2 P: 37	R: 0 E: 0 K: 0 S: 9	H: 1 LOB: 0 BB: 0 P: 13	R: 3 E: 0 K: 1 S: 20	H: 2 LOB: 3 BB: 3 P: 41	R: 0 E: 0 K: 3 S: 9	H: 0 LOB: 0 BB: 0 P: 15	R: 0 E: 0 K: 0 S: 9	H: 1 LOB: 2 BB: 0 P: 10	1B: 10 2B: 1 3B: 1 HR: 2	SF: 1 SAC: 0 DP: 2 HBP: 2	WP: 1 PB: 0 SB: 0 CS: 0	PA: 47	
PITCHER	IP WLS BF H R ER SO BB IBB HBP BLK WP HR S P ERA WHIP											PITCHER	IP WLS BF H R ER SO BB IBB HBP BLK WP HR S P ERA WHIP										
John Halama, L (1, 1) ERA: 4.08	4.0 L 17 6 5 5 3 0 0 0 0 0 2 35 53 11.25 1.500											Jose Mesa, R (9, 1) ERA: 5.12	1.0 5 1 0 0 0 0 0 0 0 0 0 18 29 27.00 7.500										
28 Ken Cloude, R (5, 1) ERA: 7.79	0.2 8 4 4 2 0 1 0 0 0 0 0 0 18 29 27.00 7.500																						
Denny Stark, R (5, 1) ERA: 27.0	1.1 8 2 3 3 0 3 0 0 0 0 0 0 17 36 20.25 3.750																						
Jose Paniagua, R (7, 1) ERA: 4.06	0.2 5 1 0 0 1 1 0 1 0 1 0 12 23 0.00 3.000																						
Steve Sinclair, L (7, 1) ERA: 7.31	1.1 4 0 0 0 3 0 0 0 0 0 0 0 12 18 0.00 0.000																						

Kansas City Royals @ Seattle Mariners
Safeco Field, Seattle, WA
 Wed Sep 22 1999, 7:35 PM PDT
 Att. 38,016 - Unknown - 73 F

livebaseballscorecards.com

Batter	1	2	3	4	5	6	7	8	9
David Bell, R (1, 4) Rafael Bournigal, R (8, 4) OBP: 0.328, SLG: 0.428 OBP: 0.306, SLG: 0.396	2-0 1B 1B		0-0 1B 2B	3-3 K 1-3			0-0 HR 1B	0-0 1B 1B	
Alex Rodriguez, R (1, 6) Charles Gipson, R (8, 6) OBP: 0.358, SLG: 0.605 OBP: 0.333, SLG: 0.348	0-2 1B		1-3 K	1-3 K			2-2 SF8	1-1 1B 1B	
Ken Griffey Jr., L (1, 8) Ryan Jackson, L (8, 3) OBP: 0.386, SLG: 0.592 OBP: 0.275, SLG: 0.274	2-1 P6		3-2 F7		4-1 BB G6-4-3		1-0 HR 1-H	0-3 K	
Edgar Martinez, R (1, 10) Ozzie Timmons, R (7, PH) OBP: 0.450, SLG: 0.565 OBP: 0.175, SLG: 0.263	2-3 K		4-2 BB 1B BB		0-0 G6-4-3 1-2f		0-1 F8	0-0 1B	
Raul Ibanez, L (1, 3) (8, 9) OBP: 0.305, SLG: 0.383	0-3 K		2-2 BB 1B		0-2 P6		4-2 1B BB	1-2 P6	
Jay Buhner, R (1, 9) Shane Monahan, L (7, 9) (8, 7) OBP: 0.387, SLG: 0.442 OBP: 0.111, SLG: 0.111		2-3 K	4-2 BB 1-2 2-3			1-1 P4	0-0 1B	0-0 G4-3	
Mike Blowers, R (1, 5) OBP: 0.424, SLG: 0.586		1-3 K	0-1 F9			2-3 K	2-3 K	4-1 BB	
Dan Wilson, R (1, 2) OBP: 0.318, SLG: 0.377		0-0 1B		1-2 F7		1-3 K		1-0 1B 2B	2-1 F9
Brian Hunter, R (1, 7) (8, 8) OBP: 0.285, SLG: 0.305		1-0 P3		2-2 E5			2-1 1B SF8 2B	1-3 K	0-3 K

AB	R	H	RBI	BB	SO	LOB
4	2	3	0	0	1	1
1	1	1	0	0	0	0
3	0	1	1	0	2	2
1	0	1	1	0	0	0
3	1	1	2	1	0	3
1	0	0	0	0	1	2
2	0	0	0	1	1	3
2	0	1	1	0	0	0
4	0	1	1	1	1	4
2	0	0	0	1	1	0
2	0	1	0	0	0	0
4	0	0	0	1	3	5
5	1	2	0	0	1	1
5	1	1	0	0	2	3

WP	HR	S	P	ERA	WHIP
0	1	76	120	5.68	1.737
0	0	9	15	0.00	3.000
0	0	7	10	54.00	9.000
0	0	7	8	0.00	1.500
0	0	7	13	0.00	1.000

BOTTOM

Kansas City Royals @ Seattle Mariners
Safeco Field, Seattle, WA
 Wed Sep 22 1999, 7:35 PM PDT
 Att: 38,016 - Unknown - 73 F

AB	39
R	6
H	13
RBI	6
BB	5
SO	13
LOB	24



Inning Stats		R	H	E	K	S	P	IP	WLS	BF	H	R	ER	SO	BB	IBB	HBP	BLK	WP	HR	S	P	ERA	WHIP
R: 0 H: 2 E: 0 K: 2 S: 12		2	2	0	18			6.1		30	8	4	4	9	3	0	0	0	0	1	76	120	5.68	1.737
R: 0 H: 1 E: 0 K: 2 S: 9		1	1	0	13			0.2		4	1	0	0	1	1	0	0	0	0	9	15	0.00	3.000	
R: 1 H: 2 E: 0 K: 1 S: 18		2	3	0	32			0.1		4	3	2	2	1	0	0	0	0	0	7	10	54.00	9.000	
R: 0 H: 0 E: 0 K: 2 S: 15		0	0	0	22			0.2		3	1	0	0	1	0	0	0	0	0	7	8	0.00	1.500	
R: 0 H: 0 E: 0 K: 5 S: 9		0	0	0	9			1.0		4	0	0	0	1	1	0	0	0	0	7	13	0.00	1.000	

PITCHER		IP	WLS	BF	H	R	ER	SO	BB	IBB	HBP	BLK	WP	HR	S	P	ERA	WHIP
Jay Witasick, R (1, 1) ERA: 5.71		6.1		30	8	4	4	9	3	0	0	0	0	1	76	120	5.68	1.737
Alvin Morman, L (7, 1) ERA: 4.29		0.2		4	1	0	0	1	1	0	0	0	0	9	15	0.00	3.000	
Scott Service, R (8, 1) ERA: 6.12		0.1		4	3	2	2	1	0	0	0	0	0	7	10	54.00	9.000	
Tim Byrdak, L (8, 1) ERA: 7.88		0.2		3	1	0	0	1	0	0	0	0	0	7	8	0.00	1.500	
Lance Carter, R (9, 1) ERA: 6.75		1.0		4	0	0	0	1	1	0	0	0	0	7	13	0.00	1.000	

Batter	1	2	3	4	5	6	7	8	9	10	AB R H RBI BB SO LOB	TOP												
Darin Erstad, L (1, 3) OBP: 0.306, SLG: 0.369	0-2 G5-3		2-2 G4-3		2-2 F8			0-1 G5-3 1B		0-0 HR	5 1 2 2 0 0 1													
Jim Edmonds, L (1, 8) OBP: 0.362, SLG: 0.439	2-3 K			1-0 F9		0-2 F7		0-0 G5-3		0-0 F7	5 0 0 0 0 1 1													
Mo Vaughn, L (1, 10) OBP: 0.354, SLG: 0.498	2-3 K			0-0 HR		1-1 F7		4-0 IBB			3 1 1 1 1 1 0													
Tim Salmon, R (1, 9) OBP: 0.365, SLG: 0.462		4-2 FC5-4 BB		4-1 1B BB		3-3 K		1-3 K			2 0 0 0 2 2 2													
Troy Glaus, R (1, 5) OBP: 0.327, SLG: 0.451		1-2 FC5-4 16 F9-6		2-2 1B			2-2 G4-3		4-2 CS BB		3 0 1 0 1 0 1													
16 Garret Anderson, L (1, 7) OBP: 0.334, SLG: 0.466		0-0 F9-6		0-2 F9			1-1 G3-1		1-3 K		4 0 0 0 0 1 4													
Jeff Huson, L (1, 4) OBP: 0.308, SLG: 0.307			0-0 B5-3		0-2 F8		1-0 G4-3		2-2 F8		4 0 0 0 0 0 3													
Matt Walbeck, S (1, 2) OBP: 0.312, SLG: 0.318			2-2 E S 1B			2-3 K		4-1 SH1-4 1B BB		0-0 P3	3 1 1 0 1 1 0													
Gary Disarcina, R (1, 6) OBP: 0.265, SLG: 0.262			0-3 K			0-0 G6-3		0-0 SH1-4		0-3 K	3 0 0 0 0 2 1													
Inning Stats	R: 0 E: 0 K: 2 S: 10	H: 0 LOB: 0 BB: 0 P: 14	R: 0 E: 0 K: 0 S: 8	H: 0 LOB: 0 BB: 1 P: 13	R: 0 E: 0 K: 1 S: 11	H: 1 LOB: 1 BB: 0 P: 15	R: 1 E: 0 K: 0 S: 13	H: 2 LOB: 2 BB: 1 P: 20	R: 0 E: 0 K: 1 S: 7	H: 0 LOB: 0 BB: 0 P: 11	R: 0 E: 0 K: 1 S: 9	H: 0 LOB: 0 BB: 0 P: 13	R: 0 E: 0 K: 0 S: 6	H: 0 LOB: 0 BB: 0 P: 10	R: 1 E: 0 K: 1 S: 8	H: 1 LOB: 2 BB: 2 P: 17	R: 0 E: 0 K: 1 S: 11	H: 0 LOB: 0 BB: 1 P: 17	R: 1 E: 0 K: 1 S: 6	H: 1 LOB: 0 BB: 0 P: 6	1B: 3 2B: 1 3B: 0 HR: 2	SF: 0 SAC: 1 DP: 1 HBP: 0	WP: 0 PB: 0 SB: 1 CS: 1	PA: 38
PITCHER	IP WLS BF H R ER SO BB IBB HBP BLK WP HR S P ERA WHIP																							
Gil Meche, R (1, 1) ERA: 4.8	7.0																							
Paul Abbott, R (8, 1) ERA: 3.01	2.0	B	8	1	0	0	2	1	1	0	0	0	0	0	18	29	0.00	1.000						
Jose Mesa, R (10, 1) ERA: 5.18	1.0	W	4	1	1	1	1	0	0	0	0	0	0	1	6	6	9.00	1.000						

Anaheim Angels @ Seattle Mariners
Safeco Field, Seattle, WA
Fri Sep 24 1999, 7:05 PM PDT
Att: 44,403 - Cloudy - 60 F

livebaseballscorecards.com



Batter	1	2	3	4	5	6	7	8	9	10	AB R H RBI BB SO LOB	BOTTOM
Brian Hunter, R OBP: 0.284, SLG: 0.308 (1, 7)	2-2 G6-3		3-2 F8		1-2 G4-3		1-1 3B		0-0 G4-3		5 0 1 0 0 0 2	Anaheim Angels @ Seattle Mariners Safeco Field, Seattle, WA Fri Sep 24 1999, 7:05 PM PDT Att. 44,403 - Cloudy - 60 F
Alex Rodriguez, R OBP: 0.358, SLG: 0.602 (1, 6)	0-0 BB 1B		3-3 K		1-0 HBP		2-3 K		1-1 P4		4 0 1 0 0 2 2	
Ken Griffey Jr., L OBP: 0.386, SLG: 0.589 (1, 8)	4-1 SAFE 1-2 BB			2-2 L8	0-1 G4-3		3-3 K		4-0 WP SF9 BB		3 1 0 0 2 1 3	
Edgar Martinez, R OBP: 0.453, SLG: 0.566 (1, 10)	4-2 SAFE 1-2 2-3 BB			1-0 HR 1B		3-1 1B 1B		2-1 L4	4-0 SF9 WP SF8 BB		3 1 2 0 2 0 0 0 1 0 0 0 0 0	
Shane Monahan, L OBP: 0.111, SLG: 0.111 (10, PR)												
Tom Lampkin, L OBP: 0.348, SLG: 0.513 (1, 2)	1-1 G3-1			2-1 1-H HR		2-3 K		2-2 G4-3	1-0 SF9		4 1 1 3 0 1 3	
Jay Buhner, R OBP: 0.385, SLG: 0.437 (1, 9)		2-3 K		0-0 G3		1-2 F8		4-1 BB	4-0 BB BB		3 0 0 0 1 1 1 0 0 0 0 1 0 0	
Ryan Jackson, L OBP: 0.286, SLG: 0.274 (8, PR)												
David Bell, R OBP: 0.326, SLG: 0.426 (1, 4)			1-1 F9		1-1 F7		1-0 1-2 1B		0-3 SAFE K	0-0 SF8	4 0 1 1 0 1 1	
Raul Ibanez, L OBP: 0.303, SLG: 0.380 (1, 3)			2-2 P5			1-1 G2-3			1-1 G4-3 SH1-4 1B		4 0 1 0 0 1 2	
Charles Gipson, R OBP: 0.333, SLG: 0.388 (1, 5)			1-2 F7			0-0 3B		1-1 P6	0-2 SH1-4		3 0 1 0 0 0 0	

livebaseballscorecards.com

AB	33
R	4
H	8
RBI	4
BB	6
SO	7
LOB	14



Inning Stats	R: 0	H: 1	R: 0	H: 0	R: 0	H: 0	R: 2	H: 2	R: 0	H: 1	R: 0	H: 2	R: 0	H: 1	R: 0	H: 0	R: 0	H: 1	R: 2	H: 0	1B: 5	SF: 2	WP: 1	PA: 43
E: 0	LOB: 2	E: 0	LOB: 0	E: 0	LOB: 0	E: 0	LOB: 2	E: 0	LOB: 2	E: 0	LOB: 2	E: 0	LOB: 1	E: 0	LOB: 1	E: 0	LOB: 1	E: 0	LOB: 1	2B: 0	SAC: 1	PB: 0		
K: 0	BB: 2	K: 1	BB: 0	K: 1	BB: 0	K: 0	BB: 0	K: 2	BB: 0	K: 2	BB: 0	K: 2	BB: 0	K: 1	BB: 1	K: 0	BB: 0	K: 1	BB: 3	3B: 2	DP: 0	SB: 0		
S: 10	P: 21	S: 8	P: 13	S: 12	P: 19	S: 9	P: 15	S: 16	P: 26	S: 10	P: 17	S: 9	P: 17	S: 8	P: 10	S: 2	P: 15	S: 2	P: 15	HR: 1	HBP: 1	CS: 0		
PITCHER	IP	WLS	BF	H	R	ER	SO	BB	IBB	HBP	BLK	WP	HR	S	P	ERA	WHIP							
Brian Cooper, R ERA: 4.3 (1, 1)	6.2		29	7	2	2	5	2	0	1	0	0	1	70	116	2.70	1.350							
Mike Holtz, L ERA: 9.47 (7, 1)	0.1		1	0	0	1	0	0	0	0	0	0	0	3	6	0.00	0.000							
Lou Pote, R ERA: 2.33 (8, 1)	2.0		8	1	0	1	1	0	0	0	0	0	0	17	27	0.00	1.000							
Troy Percival, R ERA: 3.79 (10, 1)	0.1	L	3	0	2	2	0	2	0	0	0	1	0	1	10	54.00	6.000							
Mark Petkovsek, R ERA: 3.58 (10, 1)	0.1		2	0	0	0	0	1	0	0	0	0	0	1	5	0.00	3.000							

Batter	1	2	3	4	5	6	7	8	9	AB R H RBI BB SO LOB	TOP		
Darin Erstad, L (1, 3) OBP: 0.308, SLG: 0.370	2-3 K	1-0 G1-6-3 1B			0-1 2B 1B		1-3 K			4 1 2 2 0 2 0			
Jim Edmonds, L (1, 8) OBP: 0.355, SLG: 0.429	2-2 G3-1	0-1 G1-6-3 1-2f			2-3 SAFE K		3-1 F8			4 0 0 0 0 1 3			
Mo Vaughn, L (1, 10) OBP: 0.352, SLG: 0.494	2-0 F7				1-2 P5		0-2 L9			4 0 0 0 0 0 2			
Tim Salmon, R (1, 9) OBP: 0.366, SLG: 0.465		0-1 16 BB S 1B			0-1 1-H 3-H 2B		1-2 F8			4 1 2 2 0 0 0			
Troy Glaus, R (1, 5) OBP: 0.327, SLG: 0.448		4-2 16 BB 1B BB			2-1 G5-3		0-1 P4			3 1 0 0 1 1 1			
16 Garret Anderson, L (1, 7) OBP: 0.334, SLG: 0.464		4-2 1B SH BB			1-1 G4-3		1-1 G4-3			3 1 0 0 1 0 0			
Matt Walbeck, S (1, 2) OBP: 0.311, SLG: 0.317		3-1 SH 1B 1B			2-3 K		3-2 F7			4 1 1 2 0 2 0			
Trent Durrington, R (1, 4) OBP: 0.252, SLG: 0.211		0-1 SH 1B			1-3 K		4-1 FC6-4 BB			2 1 0 0 1 1 0			
Gary Disarcina, R (1, 6) OBP: 0.265, SLG: 0.262		0-0 P7			1-0 1B 2B 1B		0-0 FC6-4			4 1 1 0 0 1 3			
Inning Stats	R: 0 E: 0 K: 1 S: 7 H: 0 LOB: 0 BB: 0 P: 13	R: 5 E: 1 K: 0 S: 14 H: 3 LOB: 0 BB: 2 P: 26	R: 0 E: 0 K: 1 S: 6 H: 0 LOB: 0 BB: 0 P: 12	R: 0 E: 0 K: 2 S: 9 H: 0 LOB: 0 BB: 0 P: 13	R: 2 E: 0 K: 1 S: 16 H: 3 LOB: 1 BB: 0 P: 22	R: 0 E: 0 K: 0 S: 11 H: 0 LOB: 1 BB: 1 P: 19	R: 0 E: 0 K: 1 S: 8 H: 0 LOB: 0 BB: 0 P: 12	R: 0 E: 0 K: 0 S: 7 H: 0 LOB: 0 BB: 0 P: 11	R: 0 E: 0 K: 2 S: 10 H: 0 LOB: 0 BB: 0 P: 14	1B: 5 2B: 1 3B: 0 HR: 0 SF: 0 SAC: 1 DP: 1 HBP: 0	WP: 0 PB: 0 SB: 1 CS: 0 PA: 36		
PITCHER	IP WLS BF H R ER SO BB IBB HBP BLK WP HR S P ERA WHIP											PITCHER	IP WLS BF H R ER SO BB IBB HBP BLK WP HR S P ERA WHIP
Jamie Moyer, L (1, 1) ERA: 3.87	5.0 L 23 6 7 5 5 2 0 0 0 0 0 0 52 86 9.00 1.600												
Brett Hinchliffe, R (6, 1) ERA: 9.47	3.0 10 0 0 0 1 1 0 0 0 0 0 0 26 42 0.00 0.333												
Tom Davey, R (9, 1) ERA: 4.96	1.0 3 0 0 0 2 0 0 0 0 0 0 0 10 14 0.00 0.000												

Anaheim Angels @ Seattle Mariners
Safeco Field, Seattle, WA
 Sat Sep 25 1999, 6:05 PM PDT
 Att. 44,308 - Cloudy - 64 F

livebaseballscorecards.com

AB 32
R 7
H 6
RBI 6
BB 3
SO 8
LOB 9



Batter	1	2	3	4	5	6	7	8	9	AB	R	H	RBI	BB	SO	LOB
Brian Hunter, R OBP: 0.285, SLG: 0.306 (1, 7)	0-0 G5-3		0-1 FC4-6		4-1 FC6-4 BB			4-2 DI 2B BB	2-2 G6-3	3	1	0	0	2	0	1
Alex Rodriguez, R OBP: 0.359, SLG: 0.599 (1, 6)	4-2 BB BB		1-2 FC6-4		2-2 FC6-4			0-2 F9	0-0 1B	4	0	1	0	1	0	3
Ken Griffey Jr., L OBP: 0.384, SLG: 0.587 (1, 8)	1-3 K		1-3 K				0-1 G4-3	3-1 WP 1B 2B	0-3 K	5	1	1	1	0	3	3
Edgar Martinez, R OBP: 0.454, SLG: 0.571 (1, 10)	4-1 1-2 BB			3-1 HR			3-1 G4-3	3-2 G1-3		3	1	1	1	1	0	1
Mike Blowers, R OBP: 0.389, SLG: 0.531 (1, 3)	3-2 G3			1-0 F8			3-2 G3	4-0 1B BB BB		3	0	0	0	0	0	2
Raul Ibanez, L OBP: 0.303, SLG: 0.380 (8, PH)										0	0	0	0	0	0	0
Ozzie Timmons, R OBP: 0.195, SLG: 0.263 (8, PH)										0	0	0	0	1	0	0
Jay Buhner, R OBP: 0.387, SLG: 0.433 (1, 9)		3-2 P3		2-3 K				4-2 BB 1B BB		2	0	0	0	2	1	0
David Bell, R OBP: 0.326, SLG: 0.425 (1, 4)		0-1 F7		1-3 K				3-3 K 1-2 2-3 3-H 1B		4	0	1	1	0	2	1
Dan Wilson, R OBP: 0.315, SLG: 0.373 (1, 2)		3-2 F9					1-3 K	0-3 K 0-1 G1-3		4	0	0	0	0	2	4
Charles Gipson, R OBP: 0.316, SLG: 0.365 (1, 5)			3-2 E6 FC4-6				2-2 G4-3			3	0	0	0	0	0	1
Shane Monahan, L OBP: 0.100, SLG: 0.100 (9, PH)								0-0 G1-3	1-0 L6	1	0	0	0	0	0	0

Inning Stats	R: 0	H: 0	E: 0	K: 1	S: 11	R: 0	H: 0	E: 0	K: 0	S: 8	R: 0	H: 0	E: 1	K: 1	S: 11	R: 1	H: 1	E: 0	K: 2	S: 10	R: 0	H: 0	E: 0	K: 1	S: 10	R: 0	H: 0	E: 0	K: 0	S: 7	R: 0	H: 0	E: 0	K: 2	S: 10	R: 2	H: 2	E: 0	K: 0	S: 18	R: 0	H: 1	E: 0	K: 1	S: 10	1B: 2	2B: 1	3B: 0	HR: 1	SF: 0	SAC: 0	DP: 0	HBP: 0	WP: 1	PB: 0	SB: 0	CS: 0	PA: 39
--------------	------	------	------	------	-------	------	------	------	------	------	------	------	------	------	-------	------	------	------	------	-------	------	------	------	------	-------	------	------	------	------	------	------	------	------	------	-------	------	------	------	------	-------	------	------	------	------	-------	-------	-------	-------	-------	-------	--------	-------	--------	-------	-------	-------	-------	--------

PITCHER	IP	WLS	BF	H	R	ER	SO	BB	IBB	HBP	BLK	WP	HR	S	P	ERA	WHIP
Chuck Finley, L ERA: 4.41 (1, 1)	7.0	W	28	1	2	2	7	5	0	0	0	0	1	70	126	2.57	0.857
Shigetoshi Hasegawa, R ERA: 4.68 (8, 1)	0.2		3	1	0	0	0	0	0	0	0	0	0	9	15	0.00	1.500
Juan Alvarez, L ERA: 3.0 (8, 1)	0.0		1	0	0	0	0	1	0	0	0	1	0	4	4	∞	∞
Mark Petkovsek, R ERA: 3.52 (8, 1)	1.1		7	2	1	1	1	1	0	0	0	0	0	16	24	6.75	2.250

BOTTOM

Anaheim Angels @ Seattle Mariners
Safeco Field, Seattle, WA

Sat Sep 25 1999, 6:05 PM PDT
Att. 44,308 - Cloudy - 64 F

livebaseballscorecards.com

AB	32
R	3
H	4
RBI	3
BB	7
SO	8
LOB	16



Batter	1	2	3	4	5	6	7	8	9	AB R H RBI BB SO LOB	TOP																	
Darin Erstad, L (1, 3) OBP: 0.307, SLG: 0.371	2-2 G5-3		3-2 2-H 2B		0-2 G5-3			0-1 G5-3		4 0 1 1 0 0 0	Anaheim Angels @ Seattle Mariners Safeco Field, Seattle, WA Sun Sep 26 1999, 1:35 PM PDT Att. 44,485 - Cloudy - 57 F																	
Jim Edmonds, L (1, 8) OBP: 0.348, SLG: 0.419	2-2 K		0-0 G5-3			0-0 F8		1-1 G5-3		4 0 0 0 0 1 1																		
Mo Vaughn, L (1, 10) OBP: 0.353, SLG: 0.494	2-2 P5					1-1 G3		3-2 FC6-4 1B		4 1 2 0 0 0 0																		
Tim Salmon, R (1, 9) OBP: 0.368, SLG: 0.464		3-2 G5-3		4-1 SF8-3-5 1B		1-0 1B		0-0 FC6-4		3 0 1 0 1 0 1																		
Troy Glaus, R (1, 5) OBP: 0.326, SLG: 0.445		1-0 F8		4-2 1-2 2-3 BB		2-0 F7		0-3 K		3 0 0 0 1 1 1																		
16 Garret Anderson, L (1, 7) OBP: 0.333, SLG: 0.464		1-0 F8		2-3 K			3-1 SH5-4 2B	2-3 K		4 0 1 0 0 2 3																		
Steve Decker, R (1, 2) OBP: 0.382, SLG: 0.344			2-2 F7	1-1 SF8-3-5			1-1 SH5-4	0-3 K		2 0 0 1 0 1 0																		
Trent Durrington, R (1, 4) OBP: 0.248, SLG: 0.207			1-1 P2		2-3 K		3-3 K			2 0 0 0 0 1 0																		
Matt Luke, L (7, PH) OBP: 0.367, SLG: 0.643										0 0 0 0 0 0 0																		
Todd Greene, R (7, PH) OBP: 0.276, SLG: 0.438										1 0 0 0 0 1 1																		
Andy Sheets, R (7, 4) OBP: 0.239, SLG: 0.280										0 0 0 0 0 0 0																		
Gary Disarcina, R (1, 6) OBP: 0.265, SLG: 0.266			0-0 2B		1-2 L6		1-1 G5-3			3 1 1 0 0 0 1																		
Inning Stats	R: 0 E: 0 K: 1 S: 12	H: 0 LOB: 0 BB: 0 P: 18	R: 0 E: 0 K: 0 S: 7	H: 0 LOB: 0 BB: 0 P: 12	R: 1 E: 0 K: 0 S: 10	H: 2 LOB: 1 BB: 0 P: 16	R: 1 E: 0 K: 1 S: 15	H: 1 LOB: 1 BB: 2 P: 26	R: 0 E: 0 K: 1 S: 9	H: 0 LOB: 0 BB: 0 P: 12	R: 0 E: 0 K: 0 S: 5	H: 1 LOB: 1 BB: 0 P: 9	R: 0 E: 0 K: 1 S: 14	H: 1 LOB: 1 BB: 0 P: 22	R: 0 E: 0 K: 0 S: 8	H: 1 LOB: 1 BB: 0 P: 12	R: 0 E: 0 K: 3 S: 9	H: 0 LOB: 0 BB: 0 P: 11	1B: 3 2B: 4 3B: 0 HR: 0	SF: 1 SAC: 1 DP: 1 HBP: 0	WP: 0 PB: 0 SB: 0 CS: 0	PA: 34						
PITCHER	IP WLS BF H R ER SO BB IBB HBP BLK WP HR S P ERA WHIP																											
23 Robert Ramsay, L (1, 1) ERA: 5.93	6.0		24	5	2	2	3	2	0	0	0	0	0	0	60	98	3.00	1.167										
Todd Williams, R (7, 1) ERA: 5.19	0.1		1	0	0	0	0	0	0	0	0	0	0	2	3	0.00	0.000											
Steve Sinclair, L (7, 1) ERA: 6.75	1.1		5	1	0	0	1	0	0	0	0	0	0	17	25	0.00	0.750											
Tom Davey, R (8, 1) ERA: 4.86	1.1	W	4	0	0	0	3	0	0	0	0	0	0	10	12	0.00	0.000											

livebaseballscorecards.com

AB	30
R	2
H	6
RBI	2
BB	2
SO	7
LOB	8



Batter	1	2	3	4	5	6	7	8	9	AB R H RBI BB SO LOB
Brian Hunter, R OBP: 0.283, SLG: 0.304 (1, 7)	1-2 G6-3	1-3 K			1-3 K		1-2 G4-3			4 0 0 0 0 2 2
Alex Rodriguez, R OBP: 0.360, SLG: 0.596 (1, 6)	3-3 K		1-1 P4		4-2 BLK S 1B BB		4-1 CS BB			2 1 0 0 2 1 0
Ken Griffey Jr., L OBP: 0.385, SLG: 0.585 (1, 8)	4-0 BB 1B BB		0-2 F7		1-3 K		4-2 SAFE BB			2 1 0 0 2 1 1
Jay Buhner, R OBP: 0.388, SLG: 0.432 (1, 9)	4-0 1B 1-2 BB		0-3 K		2-1 1B		2-3 SAFE SAFE K			3 0 1 1 1 2 1
Tom Lampkin, L OBP: 0.350, SLG: 0.513 (1, 10)	0-2 1-3 2-H 1B			1-1 G3-1 1B	1-3 K			3-0 P5		4 0 2 1 0 1 1
David Bell, R OBP: 0.326, SLG: 0.424 (1, 4)		1-2 1B 1B		2-0 F8		0-3 K		1-3 K		4 0 1 0 0 2 1
Dan Wilson, R OBP: 0.315, SLG: 0.372 (1, 2)		0-3 K		0-2 SAFE 1-2 G3-1 1B		1-1 G1-3		3-3 K		4 0 1 0 0 2 1
Raul Ibanez, L OBP: 0.312, SLG: 0.403 (1, 3)		1-1 SAFE SAFE 1-2 1B		2-2 G3-1		3-2 1B		0-0 HR		4 1 3 1 0 0 2
Charles Gipson, R OBP: 0.300, SLG: 0.345 (1, 5)		1-3 K		1-1 B5		2-3 SAFE SAFE K				3 0 0 0 0 2 5

Inning Stats	R: 1	H: 1	E: 0	K: 10	LOB: 2	BB: 2	P: 22	R: 0	H: 2	E: 0	K: 3	LOB: 2	BB: 0	P: 19	R: 0	H: 0	E: 0	K: 1	LOB: 0	BB: 0	P: 9	R: 0	H: 2	E: 0	K: 0	LOB: 2	BB: 0	P: 17	R: 1	H: 1	E: 0	K: 3	LOB: 1	BB: 1	P: 22	R: 0	H: 1	E: 0	K: 2	LOB: 1	BB: 0	P: 19	R: 0	H: 0	E: 0	K: 1	LOB: 1	BB: 2	P: 20	R: 0	H: 0	E: 0	K: 2	LOB: 0	BB: 0	P: 14	R: 1	H: 1	E: 0	K: 0	LOB: 0	BB: 0	P: 1	1B: 7	SF: 0	2B: 0	SAC: 0	3B: 0	DP: 0	HR: 1	HBP: 0	WP: 0	PA: 35
--------------	------	------	------	-------	--------	-------	-------	------	------	------	------	--------	-------	-------	------	------	------	------	--------	-------	------	------	------	------	------	--------	-------	-------	------	------	------	------	--------	-------	-------	------	------	------	------	--------	-------	-------	------	------	------	------	--------	-------	-------	------	------	------	------	--------	-------	-------	------	------	------	------	--------	-------	------	-------	-------	-------	--------	-------	-------	-------	--------	-------	--------

PITCHER	IP	WLS	BF	H	R	ER	SO	BB	IBB	HBP	BLK	WP	HR	S	P	ERA	WHIP
Ramon Ortiz, R ERA: 6.17 (1, 1)	5.0		23	6	2	2	8	3	0	0	1	0	0	57	89	3.60	1.800
Al Levine, R ERA: 3.3 (6, 1)	1.1		6	1	0	0	2	1	0	0	0	0	0	17	28	0.00	1.500
Mike Holtz, L ERA: 9.31 (7, 1)	0.1		1	0	0	0	0	1	0	0	0	0	0	2	6	0.00	3.000
Shigetoshi Hasegawa, R ERA: 4.72 (7, 1)	1.1	L	5	1	1	1	3	0	0	0	0	0	1	11	20	6.75	0.750

BOTTOM

Anaheim Angels @ Seattle Mariners
Safeco Field, Seattle, WA
 Sun Sep 26 1999, 1:35 PM PDT
 Att. 44,485 - Cloudy - 57 F

livebaseballscorecards.com

AB	30
R	3
H	8
RBI	3
BB	5
SO	13
LOB	14



Batter	1	2	3	4	5	6	7	8	9	AB	R	H	RBI	BB	SO	LOB	TOP										
Shane Monahan, L (1, 7) OBP: 0.077, SLG: 0.077 Brian Hunter, R (7, PH) OBP: 0.282, SLG: 0.303 (7, 7)	3-3 K		3-3 K		0-3 K		1-2 G1-3			3	0	0	0	0	3	1											
Alex Rodriguez, R (1, 6) OBP: 0.357, SLG: 0.593	0-3 K		3-2 SF8		2-3 K		1-3 K			3	0	0	1	0	3	0											
Ken Griffey Jr., L (1, 8) OBP: 0.387, SLG: 0.587	1-0 WP 1B		3-H 4-1 1B BB		2-2 2B			3-3 K		3	0	2	0	1	1	0											
Edgar Martinez, R (1, 10) OBP: 0.452, SLG: 0.568	2-2 F9		0-1 1B		1-3 K			2-2 G6-3		4	0	1	0	0	1	2											
Tom Lampkin, L (1, 2) OBP: 0.349, SLG: 0.508		1-2 G6-4-3 1B	2-0 F7		2-0 G4-3			1-1 G4-3		4	0	1	0	0	0	2											
Jay Buhner, R (1, 9) Ozzie Timmons, R (9, PR) OBP: 0.389, SLG: 0.429 OBP: 0.195, SLG: 0.263	0-3 K			2-3 K		4-2 K 1B BB		4-2 BB		2	0	0	0	2	2	1											
David Bell, R (1, 4) OBP: 0.325, SLG: 0.423	2-1 G6-4-3			0-3 K		3-2 1B		0-3 K		4	0	1	0	0	2	2											
Raul Ibanez, L (1, 3) Mike Blowers, R (6, PH) OBP: 0.319, SLG: 0.422 OBP: 0.368, SLG: 0.500 (6, 3)			3-2 HR		4-2 BB		2-3 K		0-1 F9	1	1	1	1	1	0	0											
Charles Gipson, R (1, 5) Ryan Jackson, L (9, PH) OBP: 0.302, SLG: 0.379 OBP: 0.282, SLG: 0.270			1-2 SF8 3B		2-3 K		2-3 K		1-3 K	2	0	0	0	0	1	3											
							0-0 P3			3	1	1	0	0	1	1											
										1	0	0	0	0	1	1											
Inning Stats	R: 0 E: 0 K: 2 S: 11	H: 1 LOB: 1 BB: 0 P: 17	R: 0 E: 0 K: 1 S: 8	H: 1 LOB: 0 BB: 0 P: 11	R: 2 E: 0 K: 1 S: 16	H: 3 LOB: 2 BB: 1 P: 32	R: 0 E: 0 K: 3 S: 12	H: 0 LOB: 1 BB: 1 P: 20	R: 0 E: 0 K: 3 S: 13	H: 1 LOB: 1 BB: 0 P: 18	R: 0 E: 0 K: 1 S: 10	H: 1 LOB: 1 BB: 1 P: 21	R: 0 E: 0 K: 1 S: 7	H: 0 LOB: 0 BB: 0 P: 9	R: 0 E: 0 K: 1 S: 12	H: 0 LOB: 0 BB: 0 P: 18	R: 0 E: 0 K: 2 S: 11	H: 0 LOB: 1 BB: 1 P: 16	1B: 4 2B: 1 3B: 1 HR: 1	SF: 1 SAC: 0 DP: 1 HBP: 0	WP: 1 PB: 0 SB: 0 CS: 0	PA: 36					
PITCHER	IP	WLS	BF	H	R	ER	SO	BB	IBB	HBP	BLK	WP	HR	S	P	ERA	WHIP										
Rick Helling, R (1, 1) ERA: 4.81	5.1		25	7	2	2	10	3	0	0	0	1	1	67	114	3.38	1.875										
Mike Munoz, L (6, 1) ERA: 3.59	1.0		2	0	0	0	1	0	0	0	0	0	0	4	6	0.00	0.000										
Tim Crabtree, R (7, 1) ERA: 3.41	1.2	W	5	0	0	0	2	0	0	0	0	0	0	18	26	0.00	0.000										
John Wetteland, R (9, 1) ERA: 3.46	1.0	S	4	0	0	0	2	1	0	0	0	0	0	11	16	0.00	1.000										

Seattle Mariners @ Texas Rangers
The Ballpark at Arlington, Arlington, TX

Mon Sep 27 1999, 8:05 PM EDT
Att. 32,118 - Unknown - 88 F

livebaseballscorecards.com

AB 31
R 2
H 7
RBI 2
BB 4
SO 15
LOB 13



Batter	1	2	3	4	5	6	7	8	9
Mark McLemore, S OBP: 0.361, SLG: 0.369 (1, 4) C B B X	2-1 FC4-6 1B		2-3 K 1-3			1 SAFE 0-0 SH5-3 1-2	4-1 FC6-4 BB		
Ivan Rodriguez, R OBP: 0.359, SLG: 0.564 (1, 2) B SAFE X	1-0 FC4-6 29 CS 1-2f		0-0 G1-4-3			3-2 29 1B 2-H	0-0 FC6-4 1-2f		
29 Rusty Greer, L OBP: 0.404, SLG: 0.491 (1, 7) C C C	1-3 K 1-2			2-2 P5		0-1 1B		2-1 F7	
Juan Gonzalez, R OBP: 0.373, SLG: 0.592 (1, 9) B X		1-0 1B G4-6-3 2B		1-0 L7		1-0 L6		0-0 BB SF7 2B	
Rafael Palmeiro, L OBP: 0.425, SLG: 0.643 (1, 10) B B B X		2-1 G4-6-3 1B		0-0 P5		0-1 F7		4-0 CS BB IBB	
Todd Zeile, R OBP: 0.359, SLG: 0.500 (1, 5) C B X		1-1 G4-6-3 1-2f 3-H			0-0 G5-4-3 1B		1-1 P2	4-1 1-2 2-3 BB	
Lee Stevens, L OBP: 0.344, SLG: 0.482 (1, 3) B B B X		3-3 K			0-0 G5-4-3 1-2f		2-3 K	0-0 SF7 3-H	
Royce Clayton, R OBP: 0.341, SLG: 0.429 (1, 6) C B B X			2-3 K		3-1 G4-3		1-1 1B 1B	1-2 CS 2-3	
Tom Goodwin, L OBP: 0.319, SLG: 0.331 (1, 8) B B X			2-1 S 1B			4-1 SH5-3 1B BB	1 SAFE 0-0 1B		

Inning Stats	R: 0 E: 0 K: 1 S: 6	H: 1 LOB: 0 BB: 0 P: 10	R: 1 E: 0 K: 1 S: 8	H: 2 LOB: 0 BB: 0 P: 15	R: 0 E: 0 K: 2 S: 9	H: 1 LOB: 1 BB: 0 P: 15	R: 0 E: 0 K: 0 S: 5	H: 0 LOB: 0 BB: 0 P: 8	R: 0 E: 0 K: 0 S: 4	H: 1 LOB: 0 BB: 0 P: 7	R: 1 E: 0 K: 0 S: 13	H: 2 LOB: 2 BB: 1 P: 21	R: 0 E: 0 K: 1 S: 10	H: 2 LOB: 3 BB: 1 P: 18	R: 1 E: 0 K: 0 S: 7	H: 1 LOB: 1 BB: 2 P: 18
--------------	------------------------------	----------------------------------	------------------------------	----------------------------------	------------------------------	----------------------------------	------------------------------	---------------------------------	------------------------------	---------------------------------	-------------------------------	----------------------------------	-------------------------------	----------------------------------	------------------------------	----------------------------------

PITCHER										PITCHER																							
IP	WLS	BF	H	R	ER	SO	BB	IBB	HBP	BLK	WP	HR	S	P	ERA	WHIP	IP	WLS	BF	H	R	ER	SO	BB	IBB	HBP	BLK	WP	HR	S	P	ERA	WHIP
Freddy Garcia, R ERA: 4.11 (1, 1)	7.0		29	9	2	2	5	2	0	0	0	0	55	94	2.57	1.571																	
Steve Sinclair, L ERA: 7.13 (8, 1)	0.1	L	3	1	1	1	0	0	1	0	0	0	3	9	27.00	3.000																	
Jose Mesa, R ERA: 5.13 (8, 1)	0.2		2	0	0	0	0	1	0	0	0	0	4	9	0.00	1.500																	

BOTTOM

AB	R	H	RBI	BB	SO	LOB
2	0	1	0	1	1	1
4	0	1	1	0	0	5
4	0	1	0	0	1	1
4	2	2	0	0	0	2
3	0	1	0	1	0	2
3	0	1	0	1	0	1
3	0	0	1	0	2	1
3	0	1	0	0	1	0
2	1	2	0	1	0	0

AB	28
R	3
H	10
RBI	2
BB	4
SO	5
LOB	13



WP: 0	PA: 35
PB: 0	
SB: 2	
CS: 2	

Seattle Mariners @ Texas Rangers
The Ballpark at Arlington, Arlington, TX
Mon Sep 27 1999, 8:05 PM EDT
Att: 32,118 - Unknown - 88 F

livebaseballscorecards.com

Batter	1	2	3	4	5	6	7	8	9	AB R H RBI BB SO LOB
--------	---	---	---	---	---	---	---	---	---	----------------------

Charles Gipson, R (1, 5) OBP: 0.299, SLG: 0.361 CBBB B	4-2 G4-3 F8 BB		2-1 L4		2-2 G6-3 1-2		1-2 G5-3			3 0 0 0 1 0 1
Alex Rodriguez, R (1, 6) OBP: 0.356, SLG: 0.589 Rafael Bourimigal, R (8, 6) OBP: 0.306, SLG: 0.396 X	0-0 F8 1-2		4-1 BB		1-1 G6-3			1-2 F9		3 0 0 0 1 0 2 0 0 0 0 0 0 0
Ken Griffey Jr., L (1, 8) OBP: 0.385, SLG: 0.583 Shane Monahan, L (8, 7) OBP: 0.077, SLG: 0.077 X	0-0 G4-3 2-3		2-1 L9		3-3 K			1-3 K		4 0 0 0 0 2 3 0 0 0 0 0 0 0
Edgar Martinez, R (1, 10) OBP: 0.451, SLG: 0.564 BCC CBB X	2-2 L5			4-2 1B BB		1-1 G1-3		1-3 K		3 0 0 0 1 1 1
Mike Blowers, R (1, 3) OBP: 0.357, SLG: 0.474 SX		0-1 F8		0-0 1B		1-2 G4-3		0-1 G4-3		4 0 1 0 0 0 0
Jay Buhner, R (1, 9) OBP: 0.391, SLG: 0.427 X		0-0 F9		3-3 K		1-2 FC6 1B		4-2 FC6-5 1B BB		3 0 1 0 1 1 2
David Bell, R (1, 4) OBP: 0.326, SLG: 0.422 BCC CBB BB		4-2 BB		2-3 K		0-1 FC6 1-2f		1-0 FC6-5 1B		3 0 1 0 1 1 3
Dan Wilson, R (1, 2) OBP: 0.314, SLG: 0.370 C SAFE S		2-3 K		3-1 L7			1-1 G6-3 1B	2-2 FC6-5		4 0 1 0 0 1 5
Brian Hunter, R (1, 7) OBP: 0.282, SLG: 0.303 C CBB X			1-2 F7		2-2 S 1B		1-0 G6-3	2-2 G1-3		4 0 1 0 0 0 3

Seattle Mariners @ Texas Rangers
 The Ballpark at Arlington, Arlington, TX

Tue Sep 28 1999, 8:05 PM EDT
 Att. 30,292 - Cloudy - 85 F

livebaseballscorecards.com

AB	31
R	0
H	5
RBI	0
BB	5
SO	6
LOB	20



Inning Stats	R: 0	H: 0	E: 0	K: 0	S: 8	P: 14	R: 0	H: 0	E: 0	K: 1	S: 12	P: 18	R: 0	H: 1	E: 0	K: 2	S: 12	P: 24	R: 0	H: 1	E: 0	K: 1	S: 13	P: 21	R: 0	H: 1	E: 0	K: 0	S: 10	P: 13	R: 0	H: 1	E: 0	K: 0	S: 6	P: 9	R: 0	H: 0	E: 0	K: 2	S: 12	P: 15	R: 0	H: 1	E: 0	K: 0	S: 13	P: 22	1B: 5	SF: 0	2B: 0	SAC: 0	3B: 0	DP: 1	HR: 0	HBP: 0	WP: 0	PA: 36
--------------	------	------	------	------	------	-------	------	------	------	------	-------	-------	------	------	------	------	-------	-------	------	------	------	------	-------	-------	------	------	------	------	-------	-------	------	------	------	------	------	------	------	------	------	------	-------	-------	------	------	------	------	-------	-------	-------	-------	-------	--------	-------	-------	-------	--------	-------	--------

PITCHER	IP	WLS	BF	H	R	ER	SO	BB	IBB	HBP	BLK	WP	HR	S	P	ERA	WHIP
Jeff Fassero, L (1, 1) ERA: 7.24	4.0		17	1	0	0	3	4	0	0	0	0	0	40	73	0.00	1.250
Mike Morgan, R (5, 1) ERA: 6.15	3.0	W	11	3	0	0	1	0	0	0	0	0	0	29	43	0.00	1.000
Danny Patterson, R (8, 1) ERA: 4.97	1.0		3	0	0	0	2	0	0	0	0	0	0	12	15	0.00	0.000
Dan Kolb, R (9, 1) ERA: 4.65	1.0		5	1	0	0	0	1	0	0	0	0	0	13	22	0.00	2.000

PITCHER	IP	WLS	BF	H	R	ER	SO	BB	IBB	HBP	BLK	WP	HR	S	P	ERA	WHIP
---------	----	-----	----	---	---	----	----	----	-----	-----	-----	----	----	---	---	-----	------

Batter	1	2	3	4	5	6	7	8	9
Mark McLemore, S (1, 4) <small>OBP: 0.363, SLG: 0.370</small>	0-1 		0-1 SH1-3 ① <small>1 SAFE</small>		3-2 	4-1 	3-2 G4-3 ③		
Ivan Rodriguez, R (1, 2) <small>OBP: 0.359, SLG: 0.562</small> Gregg Zaun, S (8, 2) <small>OBP: 0.324, SLG: 0.333</small>	0-0 G6-4-3 ① ② <small>1-2f</small>		2-2 G5-3 ② <small>2 SAFE</small>		0-0 	0-1 L9 ②		2-1 	
29 Rusty Greer, L (1, 7) <small>OBP: 0.404, SLG: 0.492</small>	2-0 G1 ③		0-0 F7 ③		3-1 	2-2 		1-1 G6-4-3 ① ② <small>1-2f</small>	
Juan Gonzalez, R (1, 10) <small>OBP: 0.375, SLG: 0.594</small> Mike Simms, R (8, PH) <small>OBP: 0.500, SLG: 0.500</small>			4-1 		2-1 F8 ① <small>1-2</small>	1-2 	3-2 		3-3
Rafael Palmeiro, L (1, 3) <small>OBP: 0.426, SLG: 0.647</small>			1-1 F7 ①		2-2 	4-2 		1-3 K ③	
Todd Zeile, R (1, 5) <small>OBP: 0.358, SLG: 0.499</small> Jon Shave, R (6, 5) <small>OBP: 0.342, SLG: 0.333</small>			1-2 G5-3 ② <small>1-2</small>		0-0 	2-2 G4-6-3 ① ② <small>1-2f, 2-3, 3-H</small>		0-0 	
Roberto Kelly, R (1, 9) <small>OBP: 0.360, SLG: 0.455</small>			1-2 CI		1-0 FC5-4 ② <small>1-2f</small>	2-3 		0-0 F9 ①	
Royce Clayton, R (1, 6) <small>OBP: 0.344, SLG: 0.440</small>			2-1 P7 ③ <small>1 SAFE</small>		1-2 		0-1 	0-1 G4-3 ① <small>1-3</small>	
Tom Goodwin, L (1, 8) <small>OBP: 0.319, SLG: 0.330</small>			3-2 		1-2 G3 ③		2-1 F8 ① <small>S</small>	0-0 G4-3 ② <small>2-3, 3-H</small>	

Inning Stats	R: 0	H: 1	E: 0	LOB: 0	K: 0	BB: 0	S: 4	P: 6
	R: 0	H: 0	E: 1	LOB: 2	K: 0	BB: 1	S: 11	P: 20
	R: 0	H: 1	E: 0	LOB: 1	K: 0	BB: 0	S: 10	P: 15
	R: 3	H: 3	E: 0	LOB: 0	K: 0	BB: 0	S: 17	P: 24
	R: 3	H: 4	E: 0	LOB: 1	K: 1	BB: 1	S: 19	P: 34
	R: 3	H: 3	E: 0	LOB: 1	K: 1	BB: 1	S: 17	P: 29
	R: 1	H: 2	E: 0	LOB: 1	K: 0	BB: 0	S: 8	P: 11
	R: 0	H: 1	E: 0	LOB: 0	K: 1	BB: 0	S: 7	P: 13

PITCHER	IP	WLS	BF	H	R	ER	SO	BB	IBB	HBP	BLK	WP	HR	S	P	ERA	WHIP
John Halama, L (1, 1) <small>ERA: 4.29</small>	4.0	L	21	8	6	6	0	1	0	0	0	0	0	49	78	13.50	2.250
Todd Williams, R (5, 1) <small>ERA: 4.66</small>	1.0		4	1	0	0	1	1	0	0	0	0	0	12	21	0.00	2.000
28 Ken Cloude, R (6, 1) <small>ERA: 8.07</small>	2.0		12	5	4	4	1	1	0	0	0	1	0	25	40	18.00	3.000
Denny Stark, R (8, 1) <small>ERA: 16.88</small>	1.0		3	1	0	0	1	0	0	0	0	0	0	7	13	0.00	1.000

BOTTOM

Seattle Mariners @ Texas Rangers
 The Ballpark at Arlington, Arlington, TX

Tue Sep 28 1999, 8:05 PM EDT
 Att. 30,292 - Cloudy - 85 F

AB	R	H	RBI	BB	SO	LOB
3	2	2	0	1	0	1
4	1	1	0	0	0	4
1	0	1	0	0	0	0
5	2	2	2	0	0	2
3	0	2	2	1	0	0
1	0	0	0	0	1	0
3	1	1	1	1	1	2
3	0	1	0	0	0	3
1	1	1	0	0	0	0
3	1	0	0	0	1	3
4	2	3	2	0	0	2
4	0	1	1	0	0	2

AB	35
R	10
H	15
RBI	8
BB	3
SO	3
LOB	19

livebaseballscorecards.com

WP	PA
1	40
PB	0
SB	0
CS	0

Batter	1	2	3	4	5	6	7	8	9	AB	R	H	RBI	BB	SO	LOB	TOP					
David Bell, R OBP: 0.327, SLG: 0.424 (1, 4)	3-1 BB 1B	0-1 G3		1-0 L4		0-0 1B SF8 2B		2-3 K2-3		5	2	2	1	0	1	0						
Alex Rodriguez, R OBP: 0.359, SLG: 0.587 (1, 6)	4-1 1B HBP BB	4-0 S BB		2-3 K		0-1 2-3 1B		0-3 K		3	1	1	0	2	2	0						
Ken Griffey Jr., L OBP: 0.385, SLG: 0.585 (1, 8)	2-3 K	3-3 SAFE SAFE K		1-0 2B		1-3 K		2-1 2B		5	0	2	0	0	3	5						
Edgar Martinez, R OBP: 0.452, SLG: 0.564 (1, 10)	3-2 HBP 1-3 2-H 1B	4-1 BB		3-3 K		1-0 SF8		4-0 IBB		2	1	1	2	2	1	1						
Tom Lampkin, L OBP: 0.351, SLG: 0.505 (1, 2) Mike Blowers, R OBP: 0.349, SLG: 0.462 (8, PH) (8, 3)	1-0 1-2 1B HBP	0-0 P5		1-0 FC4 1B		0-0 G4-3		0-0 G1-3		3	1	1	0	0	0	3						
Jay Buhner, R OBP: 0.392, SLG: 0.427 (1, 9) Dan Wilson, R OBP: 0.318, SLG: 0.382 (2, 3) (8, 2)	1-1 1B HBP			0-2 1B		0-1 FC4 1-2 1B		0-0 HR		0	0	0	1	0	0	0						
Raul Ibanez, L OBP: 0.316, SLG: 0.421 (1, 3) (2, 9)	1-3 K			1-2 F7		2-2 FC4 G6-4-3 1-2f 2-3		0-0 L7		4	1	3	1	0	1	0						
Charles Gipson, R OBP: 0.282, SLG: 0.348 (1, 5)	0-0 1-2 2-H 3-H 1B			1-2 L9		1-0 G6-4-3 1-2f		1-0 G6-3		5	0	1	2	0	0	4						
Brian Hunter, R OBP: 0.281, SLG: 0.302 (1, 7)	1-3 K			0-1 F9		0-0 E5 2B 1B		2-2 G6-3		5	1	1	0	0	2	4						
Inning Stats	R: 4 E: 0 K: 3 S: 19	H: 3 LOB: 2 BB: 1 P: 35	R: 0 E: 0 K: 1 S: 7	H: 0 LOB: 2 BB: 2 P: 18	R: 0 E: 0 K: 0 S: 11	H: 1 LOB: 1 BB: 0 P: 13	R: 0 E: 0 K: 2 S: 10	H: 1 LOB: 1 BB: 0 P: 17	R: 0 E: 0 K: 0 S: 8	H: 2 LOB: 1 BB: 0 P: 12	R: 2 E: 1 K: 1 S: 9	H: 3 LOB: 1 BB: 0 P: 11	R: 1 E: 0 K: 0 S: 7	H: 1 LOB: 0 BB: 0 P: 10	R: 0 E: 0 K: 2 S: 12	H: 1 LOB: 2 BB: 1 P: 20	R: 0 E: 0 K: 2 S: 13	H: 1 LOB: 1 BB: 0 P: 18	1B: 8 2B: 4 3B: 0 HR: 1	SF: 1 SAC: 0 DP: 1 HBP: 2	WP: 0 PB: 0 SB: 1 CS: 0	PA: 45
PITCHER	IP WLS BF H R ER SO BB IBB HBP BLK WP HR S P ERA WHIP	IP WLS BF H R ER SO BB IBB HBP BLK WP HR S P ERA WHIP																			IP WLS BF H R ER SO BB IBB HBP BLK WP HR S P ERA WHIP	
Aaron Sele, R ERA: 4.79 (1, 1)	5.0 L 29 10 6 6 6 3 0 2 0 0 0 59 99 10.80 2.600																					
Mike Venafo, L ERA: 3.22 (6, 1)	1.0 3 0 0 0 1 0 0 0 0 0 0 5 7 0.00 0.000																					
Danny Patterson, R ERA: 4.98 (7, 1)	1.2 6 1 1 1 2 0 0 0 0 0 1 16 21 5.40 0.600																					
40 Matt Perisho, L ERA: 6.23 (8, 1)	1.1 7 2 0 0 2 0 0 1 0 0 0 16 27 0.00 1.500																					

Seattle Mariners @ Texas Rangers
The Ballpark at Arlington, Arlington, TX
Wed Sep 29 1999, 8:05 PM EDT
Att. 39,474 - Unknown - 70 F

livebaseballscorecards.com

AB	38
R	7
H	13
RBI	7
BB	4
SO	11
LOB	25



Batter	1	2	3	4	5	6	7	8	9	AB	R	H	RBI	BB	SO	LOB
Mark McLemore, S (1, 4) OBP: 0.367, SLG: 0.372	3-3 K		0-2 1-2 1B		4-2 FC5-4 BB		2-1 2B 1B		4-2 1-2 FC5-4 BB	3	1	2	0	2	1	0
Ivan Rodriguez, R (1, 2) OBP: 0.357, SLG: 0.561	1-3 K		1-1 F9		1-1 FC5-4 29 3B		1-0 1-H 2B		0-2 1-2f 2-3 FC5-4 29 DI	5	1	1	1	0	1	5
29 Rusty Greer, L (1, 7) OBP: 0.404, SLG: 0.495	3-2 1B		2-1 L8		2-0 1-H 3B		2-1 G6-3		3-2 1-2 G4-3	5	0	2	1	0	0	5
Juan Gonzalez, R (1, 9) OBP: 0.374, SLG: 0.597	0-2 F8			1-0 HR		0-0 P3		0-0 G5-3		4	1	1	1	0	0	2
Rafael Palmeiro, L (1, 10) OBP: 0.425, SLG: 0.643		3-1 L8		0-1 G3-1		2-2 P5		4-1 FC6 BB		3	0	0	0	1	0	0
Todd Zeile, R (1, 5) OBP: 0.358, SLG: 0.497		2-2 F9		4-0 BB		1-3 K		0-2 F8		3	0	0	0	1	1	1
Lee Stevens, L (1, 3) OBP: 0.342, SLG: 0.478		2-3 K		1-3 K		1-0 G4-3		0-1 FC6		4	0	0	0	0	2	2
Royce Clayton, R (1, 6) OBP: 0.345, SLG: 0.441			0-0 F9 1B 1B		3-3 K		0-0 G6-3 1B		3-3 K	4	0	2	0	0	2	1
Tom Goodwin, L (1, 8) OBP: 0.318, SLG: 0.329			2-1 F8		2-1 G3-1		1-1 G6-3		3-2 FC5-4 BB 1B	4	0	1	0	0	0	2

Inning Stats	R: 0	H: 1	E: 0	K: 2	S: 13	LOB: 1	BB: 0	P: 20	R: 0	H: 0	E: 0	K: 1	S: 8	LOB: 0	BB: 0	P: 15	R: 0	H: 2	E: 0	K: 0	S: 10	LOB: 2	BB: 0	P: 15	R: 1	H: 1	E: 0	K: 2	S: 10	LOB: 1	BB: 1	P: 19	R: 1	H: 1	E: 0	K: 0	S: 8	LOB: 1	BB: 1	P: 17	R: 0	H: 0	E: 0	K: 1	S: 7	LOB: 0	BB: 0	P: 11	R: 1	H: 3	E: 0	K: 0	S: 8	LOB: 1	BB: 0	P: 14	R: 0	H: 0	E: 0	K: 0	S: 7	LOB: 1	BB: 1	P: 11	R: 0	H: 1	E: 0	K: 1	S: 18	LOB: 2	BB: 1	P: 31	1B: 6	SF: 0	2B: 1	SAC: 0	3B: 1	DP: 1	HR: 1	HBP: 0	WP: 0	PA: 39
--------------	------	------	------	------	-------	--------	-------	-------	------	------	------	------	------	--------	-------	-------	------	------	------	------	-------	--------	-------	-------	------	------	------	------	-------	--------	-------	-------	------	------	------	------	------	--------	-------	-------	------	------	------	------	------	--------	-------	-------	------	------	------	------	------	--------	-------	-------	------	------	------	------	------	--------	-------	-------	------	------	------	------	-------	--------	-------	-------	-------	-------	-------	--------	-------	-------	-------	--------	-------	--------

PITCHER	IP	WLS	BF	H	R	ER	SO	BB	IBB	HBP	BLK	WP	HR	S	P	ERA	WHIP
Gil Meche, R (1, 1) ERA: 4.73	5.0	W	22	5	2	2	5	2	0	0	0	0	1	49	86	3.60	1.400
Frankie Rodriguez, R (6, 1) ERA: 5.75	3.0		12	3	1	1	1	1	0	0	0	0	0	22	36	3.00	1.333
Jose Mesa, R (9, 1) ERA: 5.05	1.0		5	1	0	0	1	1	0	0	0	0	0	18	31	0.00	2.000

BOTTOM

Seattle Mariners @ Texas Rangers
The Ballpark at Arlington, Arlington, TX
Wed Sep 29 1999, 8:05 PM EDT
Att: 39,474 - Unknown - 70 F

livebaseballscorecards.com

AB	35
R	3
H	9
RBI	3
BB	4
SO	7
LOB	18



Batter	1	2	3	4	5	6	7	8	9	AB R H RBI BB SO LOB	TOP											
Charles Gipson, R (1, 5) OBP: 0.276, SLG: 0.329	2-2 P3		0-1 G3			2-2 SAFE F8		0-2 G6-3		4 0 0 0 0 0 1												
Alex Rodriguez, R (1, 6) OBP: 0.388, SLG: 0.587	2-1 2B			1-3 K		2-1 SAFE P2		1-1 G5-3		4 0 1 0 0 1 1												
Ken Griffey Jr., L (1, 8) OBP: 0.384, SLG: 0.582	1-2 F7			2-2 F9		4-0 BB		2-0 G6-3		3 0 0 0 1 0 1												
Edgar Martinez, R (1, 10) OBP: 0.451, SLG: 0.561	0-3 K			3-3 K		3-3 K		4-1 1B BB		3 0 0 0 1 3 3												
Raul Ibanez, L (1, 9) OBP: 0.312, SLG: 0.415		1-1 P6			3-2 G4-3		0-1 P8		1-0 FC6-4 1B	3 0 0 0 0 0 0 1 0 1 0 0 0 0												
David Bell, R (9, PH) OBP: 0.328, SLG: 0.425									1-3 1B													
Dan Wilson, R (1, 2) OBP: 0.320, SLG: 0.385		3-1 G4-6-3 1B			3-1 G6-3 2B		1-3 K		0-2 FC6-4 1-2f	4 0 2 0 0 1 2												
Mike Blowers, R (1, 3) OBP: 0.326, SLG: 0.429		2-1 SAFE G4-6-3 1-2f			1-2 G6-3 2-3		1-3 K			3 0 0 0 0 1 2												
Ozzie Timmons, R (1, 7) OBP: 0.205, SLG: 0.250			4-2 CS BB		1-3 K			1-3 K		2 0 0 0 1 2 1												
Rafael Bourquigal, R (1, 4) OBP: 0.297, SLG: 0.383			2-2 G6-3 1-2			0-2 E6 BB		1-1 F8		3 0 0 0 0 0 1												
Inning Stats	R: 0 E: 0 K: 1 S: 12	H: 1 LOB: 1 BB: 0 P: 17	R: 0 E: 0 K: 0 S: 6	H: 1 LOB: 0 BB: 0 P: 12	R: 0 E: 0 K: 0 S: 11	H: 0 LOB: 0 BB: 1 P: 17	R: 0 E: 0 K: 2 S: 11	H: 0 LOB: 0 BB: 0 P: 17	R: 0 E: 0 K: 1 S: 12	H: 1 LOB: 1 BB: 0 P: 20	R: 0 E: 1 K: 1 S: 11	H: 0 LOB: 2 BB: 1 P: 22	R: 0 E: 0 K: 2 S: 8	H: 0 LOB: 0 BB: 0 P: 10	R: 0 E: 0 K: 1 S: 10	H: 0 LOB: 0 BB: 0 P: 12	R: 0 E: 0 K: 0 S: 10	H: 1 LOB: 2 BB: 1 P: 18	1B: 2 2B: 2 3B: 0 HR: 0	SF: 0 SAC: 0 DP: 1 HBP: 0	WP: 0 PB: 0 SB: 0 CS: 1	PA: 33
PITCHER	IP WLS BF H R ER SO BB IBB HBP BLK WP HR S P ERA WHIP																					
John Burkett, R (1, 1) ERA: 5.62	6.0 W 22 3 0 0 5 2 0 0 0 0 0 0 63 105 0.00 0.833																					
Tim Crabtree, R (7, 1) ERA: 3.36	1.0 3 0 0 0 2 0 0 0 0 0 0 0 8 10 0.00 0.000																					
59 Jeff Zimmerman, R (8, 1) ERA: 2.36	1.0 3 0 0 0 1 0 0 0 0 0 0 0 10 12 0.00 0.000																					
Mike Venafro, L (9, 1) ERA: 3.18	1.0 5 1 0 0 0 1 0 0 0 0 0 0 10 18 0.00 2.000																					

Seattle Mariners @ Texas Rangers
The Ballpark at Arlington, Arlington, TX

Thu Sep 30 1999, 2:35 PM EDT
Att. 28,214 - Sunny - 73 F

livebaseballscorecards.com

AB	30
R	0
H	4
RBI	0
BB	3
SO	8
LOB	12



Batter	1	2	3	4	5	6	7	8	9	AB	R	H	RBI	BB	SO	LOB
Mark McLemore, S OBP: 0.366, SLG: 0.370 (1, 4)	2-1 F7	4-1 SAFE FC5-4 BB		1-2 L6		0-1 SH5-3	1-0 FC6-4			3	0	0	0	1	0	1
Ivan Rodriguez, R OBP: 0.356, SLG: 0.558 (1, 2)	1-2 F9	0-0 FC5-4			1-2 G3-1	1-0 29 G1-3 29 WP 1B		0-2 F9		5	0	1	2	0	0	2
29 Rusty Greer, L OBP: 0.404, SLG: 0.495 (1, 7)	1-2 2B		1-2 F7		4-0 L9 WP BB	3-1 G1-3		0-0 G4-3		4	0	1	0	1	0	1
Juan Gonzalez, R OBP: 0.376, SLG: 0.601 (1, 9)	4-1 BB		3-0 HR		4-0 BB	1-1 G6-3		2-0 G5-3		3	1	1	1	2	0	1
Rafael Palmeiro, L OBP: 0.425, SLG: 0.641 (1, 10)	2-2 G4-3		4-2 HBP BB		1-0 L9		4-2 2B BB			2	1	0	0	2	0	4
Todd Zeile, R OBP: 0.357, SLG: 0.494 (1, 5)		0-2 F9	1-0 G4-6-3 HBP		1-1 G4-3		1-3 K			3	0	0	0	0	1	3
Lee Stevens, L OBP: 0.344, SLG: 0.487 (1, 3)		2-1 HR	0-1 G4-6-3		4-2 SH 1B BB	3-1 G6-3 1B 2B				3	3	2	2	1	0	2
Royce Clayton, R OBP: 0.343, SLG: 0.438 (1, 6)		2-3 K		0-1 G5-3		0-0 SH 1B 1B	2-2 G6-3			3	1	0	0	0	1	1
Tom Goodwin, L OBP: 0.322, SLG: 0.333 (1, 8)		0-0 BB 1B		0-0 G4-3		0-0 SH5-3 1B 1B	3-2 FC6-4 1B			4	1	3	2	0	0	0

Inning Stats	R: 0	H: 1	E: 0	K: 0	S: 15	LOB: 2	BB: 1	P: 25	R: 1	H: 2	E: 0	K: 1	S: 12	LOB: 2	BB: 1	P: 19	R: 1	H: 1	E: 0	K: 0	S: 9	LOB: 1	BB: 1	P: 18	R: 0	H: 0	E: 0	K: 0	S: 6	LOB: 0	BB: 0	P: 7	R: 0	H: 0	E: 0	K: 0	S: 6	LOB: 2	BB: 2	P: 17	R: 3	H: 2	E: 1	K: 0	S: 11	LOB: 1	BB: 1	P: 20	R: 2	H: 2	E: 0	K: 1	S: 17	LOB: 1	BB: 1	P: 31	R: 0	H: 0	E: 0	K: 0	S: 5	LOB: 0	BB: 0	P: 7
1B: 4	SF: 0	2B: 2	SAC: 2	3B: 0	DP: 1	HR: 2	HBP: 1	WP: 2	PA: 40	1B: 4	SF: 0	2B: 2	SAC: 2	3B: 0	DP: 1	HR: 2	HBP: 1	WP: 2	PA: 40	1B: 4	SF: 0	2B: 2	SAC: 2	3B: 0	DP: 1	HR: 2	HBP: 1	WP: 2	PA: 40																																			

PITCHER	IP	WLS	BF	H	R	ER	SO	BB	IBB	HBP	BLK	WP	HR	S	P	ERA	WHIP
Brett Hinchliffe, R ERA: 8.8 (1, 1)	5.0	L	26	4	4	4	1	6	0	1	0	1	2	51	93	7.20	2.000
Paul Abbott, R ERA: 3.1 (6, 1)	1.0		5	2	1	0	0	0	0	0	0	1	0	8	13	0.00	2.000
Denny Stark, R ERA: 13.5 (7, 1)	2.0		9	2	2	2	1	1	0	0	0	0	0	22	38	9.00	1.500

BOTTOM

Seattle Mariners @ Texas Rangers
The Ballpark at Arlington, Arlington, TX

Thu Sep 30 1999, 2:35 PM EDT
Att: 28,214 - Sunny - 73 F

livebaseballscorecards.com

AB	30
R	7
H	8
RBI	7
BB	7
SO	2
LOB	15



Batter	1	2	3	4	5	6	7	8	9	AB R H RBI BB SO LOB	TOP		
Brian Hunter, R (1, 7) OBP: 0.280, SLG: 0.299	1-2 G6-3		0-3 K			2-3 K		2-2 G6-3		4 0 0 0 0 2 0			
Alex Rodriguez, R (1, 6) OBP: 0.357, SLG: 0.584	1-1 G6-3			0-0 G5-3		1-2 BB 1B		0-1 F7		4 0 1 0 0 0 0			
Ken Griffey Jr., L (1, 8) OBP: 0.383, SLG: 0.579	2-3 K			4-2 BB G6-4-3		2-3 K		1-2 F7		3 0 0 0 1 2 1			
Edgar Martinez, R (1, 10) OBP: 0.451, SLG: 0.559		1-0 1B		2-1 G6-4-3 1-2f		4-1 BB		2-2 P9		3 0 1 0 1 0 1			
Tom Lampkin, L (1, 2) OBP: 0.345, SLG: 0.495		3-1 L4			1-2 P5	3-3 K		0-0 G6-3		4 0 0 0 0 1 3			
Jay Buhner, R (1, 9) OBP: 0.388, SLG: 0.421		2-3 K			3-1 E5 2B WP		0-0 F9		3-3 K	4 1 0 0 0 2 1			
David Bell, R (1, 4) OBP: 0.328, SLG: 0.426		3-3 K			2-0 WP 2B		1-2 G1-3			3 0 1 0 0 1 1			
Raul Ibanez, L (1, 3) OBP: 0.317, SLG: 0.416			4-0 BB G5-4-3		3-3 K		0-1 1B			2 0 1 0 1 1 1			
Charles Gipson, R (1, 5) OBP: 0.266, SLG: 0.315			2-0 G5-4-3 1-2f		1-3 K		1-0 F8			3 0 0 0 0 1 3			
Inning Stats	R: 0 E: 0 K: 1 S: 8 H: 0 LOB: 0 BB: 0 P: 12	R: 0 E: 0 K: 2 S: 9 H: 1 LOB: 1 BB: 0 P: 18	R: 0 E: 0 K: 1 S: 4 H: 0 LOB: 0 BB: 1 P: 10	R: 0 E: 0 K: 0 S: 6 H: 0 LOB: 0 BB: 1 P: 12	R: 1 E: 1 K: 2 S: 13 H: 1 LOB: 1 BB: 0 P: 23	R: 0 E: 0 K: 3 S: 17 H: 1 LOB: 2 BB: 1 P: 29	R: 0 E: 0 K: 0 S: 7 H: 1 LOB: 1 BB: 0 P: 9	R: 0 E: 0 K: 0 S: 12 H: 0 LOB: 0 BB: 0 P: 15	R: 0 E: 0 K: 1 S: 10 H: 0 LOB: 0 BB: 0 P: 15	1B: 3 2B: 1 3B: 0 HR: 0 SF: 0 SAC: 0 DP: 2 HBP: 0	WP: 1 PB: 0 SB: 0 CS: 0 PA: 33		
PITCHER	IP WLS BF H R ER SO BB IBB HBP BLK WP HR S P ERA WHIP											PITCHER	IP WLS BF H R ER SO BB IBB HBP BLK WP HR S P ERA WHIP
Kevin Appier, R (1, 1) ERA: 5.17	6.0 W 23 3 1 0 9 3 0 0 0 1 0 57 104 0.00 1.000												
Doug Jones, R (7, 1) ERA: 3.55	3.0 S 10 1 0 0 1 0 0 0 0 0 0 29 39 0.00 0.333												

Seattle Mariners @ Oakland Athletics
Network Associates Coliseum, Oakland, CA

Fri Oct 01 1999, 10:35 PM EDT
Att. 14,414 - Unknown - 66 F

AB	30
R	1
H	4
RBI	0
BB	3
SO	10
LOB	11



Batter	1	2	3	4	5	6	7	8	9
Ryan Christenson, R OBP: 0.301, SLG: 0.299 (1, 8)	4-0 BB BB		3-2 1B 2B		4-1 1B BB		1-1 G6-3		
Randy Velarde, R OBP: 0.390, SLG: 0.452 (1, 4)	4-2 1-2 BB		2-1 G3 1B 1B		4-2 1-2 1B 3 BB BB		3-3 K		
Jason Giambi, L OBP: 0.422, SLG: 0.556 (1, 3)	0-0 F7		0-2 G3		1-0 3 BB BB 1B		4-1 1B E BB		
John Jaha, R OBP: 0.416, SLG: 0.562 (1, 10)	2-3 K		2-0 1B		4-2 1-2 3 BB BB		1-0 E9 1B		
Olmedo Saenz, R OBP: 0.364, SLG: 0.476 3 Eric Chavez, L OBP: 0.332, SLG: 0.429 (5, PH) (6, 5)	3-1 G1-3				4-0 FC6 BB		1-0 F7		
Ben Grieve, L OBP: 0.358, SLG: 0.477 Rich Becker, L OBP: 0.401, SLG: 0.378 (9, 7)		3-1 G3			3-2 G6-3 FC6		3-1 F9		
Miguel Tejada, R OBP: 0.322, SLG: 0.425 (1, 6)		2-0 G6-4-3 1B			2-2 G5-3		4-2 G6-4-3 BB		
A.J. Hinch, R OBP: 0.260, SLG: 0.346 (1, 2)		1-1 G6-4-3			2-3 K		0-0 G6-4-3		
Jason McDonald, S OBP: 0.298, SLG: 0.271 (1, 9)			2-2 P3		0-0 F8		2-1 G6-3		

Inning Stats	R: 0 E: 0 K: 1 S: 10	H: 0 LOB: 2 BB: 2 P: 23	R: 0 E: 0 K: 0 S: 5	H: 1 LOB: 0 BB: 0 P: 11	R: 2 E: 0 K: 0 S: 12	H: 3 LOB: 1 BB: 0 P: 21	R: 0 E: 0 K: 0 S: 10	H: 0 LOB: 0 BB: 0 P: 15	R: 2 E: 0 K: 1 S: 14	H: 1 LOB: 3 BB: 4 P: 35	R: 0 E: 0 K: 0 S: 5	H: 0 LOB: 0 BB: 1 P: 11	R: 1 E: 1 K: 1 S: 8	H: 1 LOB: 1 BB: 1 P: 18	R: 0 E: 0 K: 0 S: 13	H: 1 LOB: 1 BB: 0 P: 22
1B: 6 2B: 1 3B: 0 HR: 0	SF: 0 SAC: 0 DP: 2 HBP: 0	WP: 0 PB: 0 SB: 0 CS: 0	PA: 36													

PITCHER	IP	WLS	BF	H	R	ER	SO	BB	IBB	HBP	BLK	WP	HR	S	P	ERA	WHIP
23 Robert Ramsay, L ERA: 6.38 (1, 1)	4.2	L	21	5	4	4	2	4	0	0	0	0	0	45	89	7.71	1.929
Tom Davey, R ERA: 4.71 (5, 1)	2.0		10	1	1	0	1	4	0	0	0	0	0	18	43	0.00	2.500
Steve Sinclair, L ERA: 6.63 (7, 1)	1.1		5	1	0	0	0	0	0	0	0	0	0	14	24	0.00	0.750

BOTTOM

Seattle Mariners @ Oakland Athletics
Network Associates Coliseum, Oakland, CA
 Fri Oct 01 1999, 10:35 PM EDT
 Att: 14,414 - Unknown - 66 F

livebaseballscorecards.com

AB	28
R	5
H	7
RBI	4
BB	8
SO	3
LOB	15



Batter	1	2	3	4	5	6	7	8	9	AB	R	H	RBI	BB	SO	LOB	TOP								
Brian Hunter, R OBP: 0.282, SLG: 0.303 (1, 7) (8, 8)	4-2 S SF9 BB	3-2 1-2 1B		2-1 S 1B 2B		1-2 P3		1-1 G1-3		4	2	2	2	1	0	1									
Alex Rodriguez, R OBP: 0.359, SLG: 0.589 Rafael Bourimigal, R OBP: 0.297, SLG: 0.383 (1, 6) (8, 6)	4-2 SF9 S BB	2-2 P4		2-1 FC4-5 1B		1-2 K		0-0 HR		4	1	2	2	1	1	2									
Ken Griffey Jr., L OBP: 0.384, SLG: 0.576 Shane Monahan, L OBP: 0.077, SLG: 0.077 (1, 8) (8, PR) (8, 7)	4-1 SAFE BB	3-2 F9		0-1 FC4-5 1B		2-3 K		4-0 BB		3	0	0	0	2	1	3									
Edgar Martinez, R OBP: 0.447, SLG: 0.554 (1, 10)	0-2 K		1-2 K	0-1 P5			0-1 G6-3	3-2 G4-3		5	0	0	0	0	2	5									
Raul Ibanez, L OBP: 0.314, SLG: 0.427 (1, 9)	0-0 SF9		1-1 G3		2-2 HR		2-3 K	1-0 G3		4	1	1	2	0	1	0									
Dan Wilson, R OBP: 0.318, SLG: 0.385 (1, 2)	3-3 K		2-3 K		2-2 L4		2-1 HR 2B	0-0 F9		5	1	1	0	0	2	2									
David Bell, R OBP: 0.331, SLG: 0.432 (1, 4)		0-0 1B 1B 1B		1-2 1B HBP	2-0 F7		2-2 HR	4-1 BB BB		3	2	2	2	1	0	0									
Ryan Jackson, L OBP: 0.303, SLG: 0.284 (1, 3)		1 SAFE 2-1 1B E 1B		0-0 BB 2B 1B	2-3 K2-3		0-3 K	4-1 BB		4	2	2	0	1	2	0									
Charles Gipson, R OBP: 0.286, SLG: 0.338 (1, 5)		1 SAFE 2-1 1B S 1B		4-2 2B BB		2-1 2B		2-2 P3	1-1 G5-3		4	1	2	1	1	0	2								
Inning Stats	R: 1 E: 0 K: 2 S: 12	H: 0 LOB: 2 BB: 3 P: 27	R: 2 E: 0 K: 0 S: 19	H: 4 LOB: 1 BB: 0 P: 31	R: 0 E: 0 K: 2 S: 9	H: 0 LOB: 0 BB: 0 P: 13	R: 3 E: 0 K: 0 S: 14	H: 3 LOB: 1 BB: 1 P: 23	R: 1 E: 0 K: 1 S: 15	H: 1 LOB: 0 BB: 0 P: 23	R: 0 E: 0 K: 2 S: 11	H: 1 LOB: 1 BB: 0 P: 17	R: 2 E: 0 K: 2 S: 14	H: 2 LOB: 0 BB: 0 P: 20	R: 1 E: 0 K: 0 S: 9	H: 1 LOB: 1 BB: 1 P: 19	R: 0 E: 0 K: 0 S: 6	H: 0 LOB: 2 BB: 2 P: 16	1B: 6 2B: 3 3B: 0 HR: 3	SF: 1 SAC: 0 DP: 0 HBP: 1	WP: 0 PB: 0 SB: 5 CS: 0	PA: 45			
PITCHER	IP	WLS	BF	H	R	ER	SO	BB	IBB	HBP	BLK	WP	HR	S	P	ERA	WHIP								
Brett Laxton, R ERA: 7.45 (1, 1)	3.1	L	18	5	5	4	4	4	0	1	0	0	0	46	82	10.80	2.700								
Kevin Jarvis, R ERA: 11.57 (4, 1)	3.2		17	6	4	4	5	0	0	0	0	0	2	48	72	9.82	1.636								
Tim Kubinski, L ERA: 5.84 (8, 1)	1.0		5	1	1	1	0	1	0	0	0	0	1	9	19	9.00	2.000								
Greg McMichael, R ERA: 5.08 (9, 1)	1.0		5	0	0	0	0	2	0	0	0	0	0	6	16	0.00	2.000								

Seattle Mariners @ Oakland Athletics
Network Associates Coliseum, Oakland, CA

Sat Oct 02 1999, 4:05 PM EDT
Att. 24,054 - Unknown - 66 F

livebaseballscorecards.com

AB 36
R 10
H 12
RBI 9
BB 7
SO 9
LOB 15



Batter	1	2	3	4	5	6	7	8	9	AB R H RBI BB SO LOB
Rich Becker, L (1, 9) OBP: 0.395, SLG: 0.371	2-1 P7		2-2 K		0-0 G6-4-3		2-1 F9		2-3 K	5 0 0 0 0 2 5
Randy Velarde, R (1, 4) Frank Menechino, R (8, 6) OBP: 0.222, SLG: 0.222	3-1 G4-3		2-2 SAFE G5-3		2-0 2B		2-1 1B		2-3 K	4 0 2 1 0 0 1 1 0 0 0 0 1 1
Jason Giambi, L (1, 3) Olmedo Saenz, R (9, 3) OBP: 0.364, SLG: 0.476	4-1 BB		2-0 P5		2-2 G5-3		1-2 F9			3 0 0 0 1 0 4 0 0 0 0 0 0 0
John Jaha, R (1, 10) OBP: 0.416, SLG: 0.559	0-2 K			4-1 FC5-4 BB		0-3 K		4-0 3 G1-3 BB		2 0 0 0 2 2 1
Ben Grieve, L (1, 7) OBP: 0.357, SLG: 0.481		2-1 F8		0-0 L7		3-1 HR		2-1 F7		4 1 1 1 0 0 2
Eric Chavez, L (1, 5) OBP: 0.329, SLG: 0.424		1-0 G3		1-1 F7		1-3 K		0-0 G1-3		4 0 0 0 0 1 2
Miguel Tejada, R (1, 6) Scott Spiezio, S (8, 4) OBP: 0.323, SLG: 0.439		3-2 1B		0-0 FC5-4		2-1 G1-3		0-1 G6-3		3 0 1 0 0 0 1 1 0 0 0 0 0 1
Ramon Hernandez, R (1, 2) OBP: 0.370, SLG: 0.406		0-3 K			0-0 G6-4-3 1B 2B 1B		0-0 G5-3		3-1 F9	4 1 1 0 0 1 1
Jason McDonald, S (1, 8) OBP: 0.311, SLG: 0.283			2-1 G5-3 1B		3-2 G6-4-3 1B		4-0 1B BB		1-1 1B	3 0 3 0 1 0 0

BOTTOM

Seattle Mariners @ Oakland Athletics
Network Associates Coliseum, Oakland, CA

Sat Oct 02 1999, 4:05 PM EDT
Att: 24,054 - Unknown - 66 F

livebaseballscorecards.com

AB	34
R	2
H	8
RBI	2
BB	4
SO	7
LOB	19



Inning Stats	R: 0	H: 0	E: 0	K: 1	S: 9	H: 0	LOB: 1	BB: 1	P: 18	R: 0	H: 1	E: 0	K: 1	S: 12	H: 1	LOB: 1	BB: 0	P: 18	R: 0	H: 0	E: 0	K: 0	S: 5	H: 0	LOB: 1	BB: 1	P: 10	R: 1	H: 3	E: 0	K: 0	S: 9	H: 1	LOB: 0	BB: 0	P: 16	R: 0	H: 1	E: 0	K: 0	S: 8	H: 0	LOB: 1	BB: 1	P: 17	R: 0	H: 0	E: 0	K: 0	S: 5	H: 1	LOB: 1	BB: 0	P: 11	R: 0	H: 1	E: 0	K: 2	S: 11	1B: 6	SF: 0	2B: 1	SAC: 0	3B: 0	DP: 1	HR: 1	HBP: 0	WP: 0	PA: 38
--------------	------	------	------	------	------	------	--------	-------	-------	------	------	------	------	-------	------	--------	-------	-------	------	------	------	------	------	------	--------	-------	-------	------	------	------	------	------	------	--------	-------	-------	------	------	------	------	------	------	--------	-------	-------	------	------	------	------	------	------	--------	-------	-------	------	------	------	------	-------	-------	-------	-------	--------	-------	-------	-------	--------	-------	--------

PITCHER	IP	WLS	BF	H	R	ER	SO	BB	IBB	HBP	BLK	WP	HR	S	P	ERA	WHIP
Freddy Garcia, R (1, 1) ERA: 4.07	6.2	W	28	6	2	2	5	3	0	0	0	0	1	58	105	2.70	1.350
Frankie Rodriguez, R (7, 1) ERA: 5.65	1.1		6	1	0	0	0	1	0	0	0	0	0	10	19	0.00	1.500
Jose Mesa, R (9, 1) ERA: 4.98	1.0		4	1	0	0	2	0	0	0	0	0	0	11	19	0.00	1.000

PITCHER	IP	WLS	BF	H	R	ER	SO	BB	IBB	HBP	BLK	WP	HR	S	P	ERA	WHIP
---------	----	-----	----	---	---	----	----	----	-----	-----	-----	----	----	---	---	-----	------

Batter	1	2	3	4	5	6	7	8	9	AB R H RBI BB SO LOB	TOP											
Alex Rodriguez, R OBP: 0.387, SLG: 0.586 David Bell, R OBP: 0.331, SLG: 0.432 John Halama, L OBP: 0.333, SLG: 0.400 Denny Stark, R OBP: 0.333, SLG: 0.400 Steve Sinclair, L OBP: 0.299, SLG: 0.279 Ryan Jackson, L OBP: 0.299, SLG: 0.279 28 Ken Cloude, R	2-2 P6		1-3 K		2-0 F9			1-3 K		3 0 0 0 0 1 3 0 1 0 0 0 0 1 0 0 0 0 0 0 0 0												
Ken Griffey Jr., L OBP: 0.384, SLG: 0.576 Shane Monahan, L OBP: 0.133, SLG: 0.133	3-3 K		0-0 1B			0-0 F7		0-1 1B		2 0 1 1 0 1 0 2 0 1 0 0 0 0												
Mike Blowers, R OBP: 0.300, SLG: 0.391	0-0 F7		1-3 K			1-0 F9		1-3 K		4 0 0 0 0 2 3												
Dan Wilson, R OBP: 0.315, SLG: 0.382		3-2 P2			0-0 F8			0-0 P3		4 0 0 0 0 1 1												
Ozzie Timmons, R OBP: 0.188, SLG: 0.227		1-3 K			1-0 G4-3			0-0 P9		4 0 0 0 0 1 0												
Raul Ibanez, L OBP: 0.313, SLG: 0.421		3-3 K			4-0 CS BB			2-1 L3		3 0 0 0 1 1 1												
Brian Hunter, R OBP: 0.280, SLG: 0.301			0-1 F8		0-2 CS		0-0 F7		0-3 K	4 0 0 0 0 1 1												
Rafael Bourquigal, R OBP: 0.317, SLG: 0.389			1-2 1B 1B				4-1 BB			1 1 1 0 2 0 0												
Charles Gipson, R OBP: 0.287, SLG: 0.338			1-2 1B			3-1 F9				3 0 1 0 0 1 3												
Inning Stats	R: 0 E: 0 K: 1 S: 7	H: 0 LOB: 0 BB: 0 P: 12	R: 0 E: 0 K: 2 S: 11	H: 0 LOB: 0 BB: 0 P: 18	R: 1 E: 0 K: 2 S: 16	H: 3 LOB: 2 BB: 0 P: 20	R: 0 E: 0 K: 0 S: 5	H: 0 LOB: 0 BB: 1 P: 10	R: 0 E: 0 K: 0 S: 5	H: 0 LOB: 1 BB: 1 P: 14	R: 0 E: 0 K: 1 S: 5	H: 0 LOB: 0 BB: 0 P: 6	R: 0 E: 1 K: 1 S: 16	H: 0 LOB: 2 BB: 1 P: 27	R: 0 E: 0 K: 2 S: 9	H: 1 LOB: 1 BB: 0 P: 11	R: 0 E: 0 K: 1 S: 6	H: 0 LOB: 0 BB: 0 P: 8	1B: 4 2B: 0 3B: 0 HR: 0	SF: 0 SAC: 0 DP: 0 HBP: 0	WP: 0 PB: 0 SB: 0 CS: 1	PA: 35
PITCHER	IP WLS BF H R ER SO BB IBB HBP BLK WP HR S P ERA WHIP																					
Ron Mahay, L ERA: 1.86	(1, 1) 5.0 W 19 3 1 1 5 2 0 0 0 0 0 0 44 74 1.80 1.000																					
T.J. Mathews, R ERA: 3.81	(6, 1) 1.0 H 3 0 0 0 1 0 0 0 0 0 0 0 5 6 0.00 0.000																					
Buddy Groom, L ERA: 5.09	(7, 1) 0.2 H 3 0 0 0 0 0 0 0 0 0 0 0 8 12 0.00 0.000																					
Tim Worrell, R ERA: 4.15	(7, 1) 1.1 H 6 1 0 0 3 1 0 0 0 0 0 0 17 26 0.00 1.500																					
Jason Isringhausen, R ERA: 4.73	(9, 1) 1.0 S 3 0 0 0 1 0 0 0 0 0 0 0 6 8 0.00 0.000																					

Seattle Mariners @ Oakland Athletics
Network Associates Coliseum, Oakland, CA

Sun Oct.03 1999, 4:05 PM EDT
Att. 25,400 - Sunny - 64 F

livebaseballscorecards.com

AB 31
R 1
H 4
RBI 1
BB 3
SO 10
LOB 12



Batter	1	2	3	4	5	6	7	8	9
Ryan Christenson, R OBP: 0.305, SLG: 0.306 (1, 8)	1-0 1B		4-2 S 1B BB		0-0 2B	2-1 G6-3		2-1 E6 G4-3 1-2	
Randy Velarde, R OBP: 0.390, SLG: 0.455 Scott Spiezio, S OBP: 0.324, SLG: 0.437 (1, 4) (5, PR) (6, 4)	2-0 F8		0-2 F7		1-0 E FC5-4 2B 2-H	0-0 P6		4-2 G4-3 BB	
Jason Giambi, L OBP: 0.422, SLG: 0.553 Olmedo Saenz, R OBP: 0.363, SLG: 0.475 (1, 3) (7, 3)	2-1 FC6-4 1B 1-3		1-0 G6-4-3 1B 1-2		1-1 E3 FC5-4 2-3	2-1 F8		1-0 G4-3 1-2 2-3	
John Jaha, R OBP: 0.414, SLG: 0.556 Matt Stairs, L OBP: 0.366, SLG: 0.533 (1, 10) (7, PH)	0-0 P3		1-2 G6-4-3 1-2 2-3		0-3 K		2-3 K		
Mike Macfarlane, R OBP: 0.282, SLG: 0.372 Ramon Hernandez, R OBP: 0.363, SLG: 0.397 (1, 2) (5, 2)	0-0 FC6-4 1-2f			2-0 G6-3	1-2 FC5-4 1B 3 BB 1-2f 3-H		3-1 F8	2-1 G1-3	
Ben Grieve, L OBP: 0.358, SLG: 0.481 (1, 7)		1-3 K		0-0 G4-3	0-0 3 BB 1B 1-2		2-1 1B 1B		
Miguel Tejada, R OBP: 0.325, SLG: 0.427 Frank Menechino, R OBP: 0.222, SLG: 0.222 (1, 6) (7, PR) (8, 6)		0-2 G5-3		1-0 3 2B 1B	0-1 3 BB 1B 1-2 2-3		1-1 1B 1-2 1B		
3 Eric Chavez, L OBP: 0.333, SLG: 0.427 (1, 5)		4-2 BB		2-1 1-3 2B	4-0 1-2 2-3 3-H BB		2-3 K		
Jason McDonald, S OBP: 0.310, SLG: 0.278 (1, 9)		2-2 K		2-3 K	0-0 G5-3		2-1 CS HBP		

Inning Stats	R: 0	H: 2	E: 0	K: 0	S: 6	LOB: 2	BB: 0	P: 11	R: 0	H: 0	E: 0	K: 2	S: 16	LOB: 1	BB: 1	P: 23	R: 0	H: 1	E: 0	K: 0	S: 11	LOB: 1	BB: 1	P: 17	R: 0	H: 2	E: 0	K: 1	S: 8	LOB: 2	BB: 0	P: 15	R: 3	H: 4	E: 1	K: 1	S: 16	LOB: 3	BB: 1	P: 23	R: 0	H: 0	E: 0	K: 0	S: 5	LOB: 0	BB: 0	P: 9	R: 0	H: 2	E: 0	K: 2	S: 12	LOB: 2	BB: 0	P: 22	R: 0	H: 0	E: 1	K: 0	S: 8	LOB: 3	BB: 2	P: 23
--------------	------	------	------	------	------	--------	-------	-------	------	------	------	------	-------	--------	-------	-------	------	------	------	------	-------	--------	-------	-------	------	------	------	------	------	--------	-------	-------	------	------	------	------	-------	--------	-------	-------	------	------	------	------	------	--------	-------	------	------	------	------	------	-------	--------	-------	-------	------	------	------	------	------	--------	-------	-------

PITCHER	IP	WLS	BF	H	R	ER	SO	BB	IBB	HBP	BLK	WP	HR	S	P	ERA	WHIP
John Halama, L ERA: 4.22	(1, 1)	5.0	L	27	9	3	1	4	3	0	0	0	0	57	89	1.80	2.400
John Halama, L ERA: 4.22	(5, 1)	5.0	L	27	9	3	1	4	3	0	0	0	0	57	89	1.80	2.400
Denny Stark, R ERA: 9.95	(6, 1)	1.2		7	2	0	0	1	0	0	0	0	0	14	26	0.00	1.200
Steve Sinclair, L ERA: 6.52	(7, 1)	0.1		1	0	0	0	1	0	0	0	0	0	3	5	0.00	0.000
28 Ken Cloude, R ERA: 7.96	(8, 1)	1.0		6	0	0	0	0	1	1	1	0	0	8	23	0.00	1.000

BOTTOM

4 1 2 0 1 0 1

3 0 1 1 0 0 2
1 1 0 0 1 0 0

4 0 2 0 0 0 1
1 0 0 0 0 0 2

3 0 0 0 0 1 7
1 0 0 0 1 1 0

2 0 0 0 0 0 2
3 1 0 1 0 0 5

4 0 2 0 0 1 0

4 0 3 0 0 0 0
0 0 0 0 0 0 0

2 0 1 1 2 1 2

3 0 0 0 0 2 6

AB 35
R 3
H 11
RBI 3
BB 5
SO 6
LOB 28

WP: 0 PA: 41
PB: 0
SB: 1
CS: 1

OAKLAND ATHLETICS

Seattle Mariners @ Oakland Athletics
Network Associates Coliseum, Oakland, CA

Sun Oct 03 1999, 4:05 PM EDT
Att. 25,400 - Sunny - 64 F