


Seattle Mariners - 1999

Batter	1	2	3	4	5	6	7	8	9	AB	R	H	RBI	BB	SO	LOB	TOP										
Ray Durham, S (1, 4) OBP: 0.556, SLG: 1.125 Craig Wilson, R (8, FH) (8, 4)	2-2 HR		0-3 K		1-2 G1-3		4-0 1B BB	4-2 BB 1B BB	3-2 P6	3	2	1	1	1	1	0											
Mike Caruso, S (1, 6) OBP: 0.500, SLG: 0.444	1-1 14 G1-4-3 1B		2-0 G4-3		2-2 F8		1-0 1B WP 1B	0-0 14 BB BB 1B		5	1	3	1	0	0	0											
Frank Thomas, R (1, 10) OBP: 0.778, SLG: 1.125	0-1 F7		2-0 1B		3-2 2B		1-0 WP 2B 1B	4-0 14 BB BB		4	1	3	2	1	0	1											
14 Paul Konerko, R (1, 3) OBP: 0.222, SLG: 0.500	0-1 G1-4-3		1-1 G1-3		1-3 K		1-3 2B 1B	4-1 BB		4	0	0	1	1	2	5											
Magglio Ordonez, R (1, 9) OBP: 0.222, SLG: 0.333		2-3 K		0-0 G6-3		2-2 CS 1B	2-0 G3 2B	1-1 P9		5	0	2	1	0	1	3											
Greg Norton, S (1, 5) OBP: 0.444, SLG: 0.167		1-3 K		4-2 HR BB		2-3 K	0-1 G3	4-2 2B SF8 BB		3	2	0	0	2	2	2											
25 Jeff Abbott, R (1, 7) OBP: 0.111, SLG: 0.444 McKay Christensen, L (9, 8)	1-2 HR		0-3 K		0-0 F9		1-3 K	2-2 F7		5	1	1	1	0	2	3											
Darrin Jackson, R (1, 8) OBP: 0.667, SLG: 1.444	0-0 1B		2-2 HR		0-0 S 1B 1B		0-0 G2	0-0 SF8 2B		5	2	4	2	0	0	0											
Brook Fordyce, R (1, 2) OBP: 0.222, SLG: 0.250	1-2 F7		1-3 K		0-2 1B BB 1B		2-3 K	1-2 SF8		4	1	1	1	0	2	1											
Inning Stats	R: 1 E: 0 K: 0 S: 10	H: 2 LOB: 0 BB: 0 P: 13	R: 1 E: 0 K: 2 S: 14	H: 2 LOB: 1 BB: 0 P: 19	R: 0 E: 0 K: 1 S: 7	H: 1 LOB: 1 BB: 0 P: 12	R: 2 E: 0 K: 2 S: 12	H: 1 LOB: 0 BB: 1 P: 19	R: 0 E: 0 K: 1 S: 12	H: 1 LOB: 0 BB: 0 P: 12	R: 5 E: 0 K: 2 S: 16	H: 5 LOB: 1 BB: 1 P: 28	R: 1 E: 0 K: 1 S: 10	H: 1 LOB: 3 BB: 3 P: 25	R: 1 E: 0 K: 0 S: 15	H: 1 LOB: 1 BB: 1 P: 25	1B: 9 2B: 4 3B: 0 HR: 3	SF: 1 SAC: 0 DP: 2 HBP: 0	WP: 1 PB: 0 SB: 1 CS: 1	PA: 46							
PITCHER	IP	WLS	BF	H	R	ER	SO	BB	IBB	HBP	BLK	WP	HR	S	P	ERA	WHIP										
Jamie Moyer, L (1, 1) ERA: 12.0	6.0	L	29	11	8	8	7	2	0	0	0	0	3	68	104	12.00	2.167										
Eric Weaver, R (7, 1) ERA: 10.8	1.2		10	3	2	2	3	2	0	0	0	1	0	18	35	10.80	3.000										
Mac Suzuki, R (8, 1) ERA: 6.75	1.1		7	1	1	1	0	2	0	0	0	0	0	18	33	6.75	2.250										

Chicago White Sox @ Seattle Mariners
The Kingdome, Seattle, WA
Tue Apr 06 1999, 10:05 PM EDT
Att: 20,435 - Dome - 72 F

AB 39
R 11
H 15
RBI 10
BB 6
SO 10
LOB 16



Batter	1	2	3	4	5	6	7	8	9	AB	R	H	RBI	BB	SO	LOB	BOTTOM										
Carlos Guillen, S (1, 4) OBP: 0.200, SLG: 0.500	2-1 G6-3	0-1 G1-3			2-3 K2-3		1-0 1B		3-2 F8	5	0	1	1	0	1	2											
Alex Rodriguez, R (1, 6) David Bell, R (7, FH) (8, 6)	4-2 2B G4-3 BB		1-2 L7		3-2 P6		1-3 2H 1B		2-1 G4-3	2	1	0	0	1	0	0											
Ken Griffey Jr., L (1, 8) OBP: 0.500, SLG: 1.000	1-1 G4-3 2B		1-0 G4-3		0-0 F7		4-0 BB BB		3-0 1 0 1 0 0	3	0	1	0	1	0	0											
Edgar Martinez, R (1, 10) OBP: 0.250, SLG: 0.143	3-1 G4-3		1-2 G5-3		3-2 G6-3		4-2 BB BB		3-0 0 1 1 0 1	3	0	0	1	1	0	1											
David Segui, S (1, 3) OBP: 0.250, SLG: 0.143	2-3 3H L7		1-1 L9		1-0 F8		1-3 K		4-0 0 0 0 0 1 3	4	0	0	0	0	1	3											
Jay Buhner, R (1, 9) OBP: 0.375, SLG: 0.167	4-2 FC6-4 BB		2-1 F9		2-1 G5-3		2-3 K		3-0 0 0 0 1 1 2	3	0	0	0	1	1	2											
Russ Davis, R (1, 5) OBP: 0.250, SLG: 0.750	0-0 F9		1-1 HR		2-0 P3		1-3 K		4-1 1 1 1 0 1 3	4	1	1	1	0	1	3											
Butch Huskey, R (1, 7) OBP: 0.250, SLG: 0.250	0-0 FC6-4 1B		3-3 K		0-1 WP 1B 1B		1-1 F7		4-1 1 1 0 0 1 1	4	1	1	0	0	1	1											
Tom Lampkin, L (1, 2) OBP: 0.500, SLG: 0.500	1-0 1B		2-2 G6-3		1-2 1B WP 1B		1-1 F8		4-0 2 0 0 0 0	4	0	2	0	0	0	0											
Inning Stats	R: 1 E: 0 K: 0 S: 13	H: 1 LOB: 1 BB: 1 P: 26	R: 0 E: 0 K: 0 S: 7	H: 1 LOB: 2 BB: 1 P: 12	R: 0 E: 0 K: 0 S: 7	H: 0 LOB: 0 BB: 0 P: 10	R: 1 E: 0 K: 1 S: 9	H: 1 LOB: 0 BB: 0 P: 16	R: 0 E: 0 K: 1 S: 10	H: 0 LOB: 0 BB: 0 P: 17	R: 0 E: 0 K: 0 S: 5	H: 0 LOB: 2 BB: 0 P: 9	R: 1 E: 0 K: 0 S: 10	H: 3 LOB: 2 BB: 0 P: 17	R: 0 E: 0 K: 3 S: 15	H: 0 LOB: 2 BB: 2 P: 27	R: 0 E: 0 K: 0 S: 7	H: 0 LOB: 0 BB: 0 P: 12	1B: 4 2B: 1 3B: 0 HR: 1	SF: 0 SAC: 0 DP: 0 HBP: 0	WP: 1 PB: 0 SB: 0 CS: 0	PA: 37					
PITCHER	IP	WLS	BF	H	R	ER	SO	BB	IBB	HBP	BLK	WP	HR	S	P	ERA	WHIP										
Jim Parque, L (1, 1) ERA: 4.05	6.2	W	28	6	3	3	2	2	0	0	0	0	1	59	103	4.05	1.200										
41 Bill Simas, R (7, 1) ERA	0.1		3	0	0	0	0	2	0	0	0	0	0	6	16	0.00	6.000										
Bob Howry, R (8, 1) ERA	1.0		3	0	0	0	3	0	0	0	0	0	0	11	15	0.00	0.000										
David Lundquist, R (9, 1) ERA	1.0		3	0	0	0	0	0	0	0	0	0	0	7	12	0.00	0.000										

Chicago White Sox @ Seattle Mariners
The Kingdome, Seattle, WA
Tue Apr 06 1999, 10:05 PM EDT
Att: 20,435 - Dome - 72 F

AB 33
R 3
H 6
RBI 3
BB 4
SO 5
LOB 14



Batter	1	2	3	4	5	6	7	8	9	AB	R	H	RBI	BB	SO	LOB	TOP					
Ray Durham, S OBP: 0.500, SLG: 0.846	(1, 4) K	(1, 4) 2H 1B	(1, 4) 2H 1B	(1, 4) 2H 1B	(1, 4) 2H 1B	(1, 4) 2H 1B	(1, 4) 2H 1B	(1, 4) 2H 1B	(1, 4) 2H 1B	5	0	2	1	0	1	1	Chicago White Sox @ Seattle Mariners The Kingdome, Seattle, WA Wed Apr 07 1999, 10:35 PM EDT Att: 21,050 - Dome - 72 F					
Mike Caruso, S OBP: 0.400, SLG: 0.308	(1, 6) P5	(1, 6) P5	(1, 6) P5	(1, 6) P5	(1, 6) P5	(1, 6) P5	(1, 6) P5	(1, 6) P5	(1, 6) P5	4	0	0	1	1	0	0						
Frank Thomas, R OBP: 0.643, SLG: 0.818	(1, 10) 1B 2B BB	(1, 10) 1B 2B BB	(1, 10) 1B 2B BB	(1, 10) 1B 2B BB	(1, 10) 1B 2B BB	(1, 10) 1B 2B BB	(1, 10) 1B 2B BB	(1, 10) 1B 2B BB	(1, 10) 1B 2B BB	3	1	0	0	2	0	2						
Jeff Liefer, L OBP: 0.600, SLG: 0.500	(1, 3) 2B 1B	(1, 3) 2B 1B	(1, 3) 2B 1B	(1, 3) 2B 1B	(1, 3) 2B 1B	(1, 3) 2B 1B	(1, 3) 2B 1B	(1, 3) 2B 1B	(1, 3) 2B 1B	4	0	2	0	1	0	0						
Magglio Ordonez, R OBP: 0.286, SLG: 0.385	(1, 9) 1-3 2B	(1, 9) 1-3 2B	(1, 9) 1-3 2B	(1, 9) 1-3 2B	(1, 9) 1-3 2B	(1, 9) 1-3 2B	(1, 9) 1-3 2B	(1, 9) 1-3 2B	(1, 9) 1-3 2B	4	0	1	1	1	0	3						
Greg Norton, S OBP: 0.385, SLG: 0.200	(1, 5) K	(1, 5) K	(1, 5) K	(1, 5) K	(1, 5) K	(1, 5) K	(1, 5) K	(1, 5) K	(1, 5) K	4	0	1	0	0	1	3						
Darrin Jackson, R OBP: 0.692, SLG: 1.385	(1, 7) 1B 2B	(1, 7) 1B 2B	(1, 7) 1B 2B	(1, 7) 1B 2B	(1, 7) 1B 2B	(1, 7) 1B 2B	(1, 7) 1B 2B	(1, 7) 1B 2B	(1, 7) 1B 2B	4	1	3	0	0	1	1						
Mark Johnson, L OBP: 0.286, SLG: 0.385	(1, 2) K	(1, 2) K	(1, 2) K	(1, 2) K	(1, 2) K	(1, 2) K	(1, 2) K	(1, 2) K	(1, 2) K	4	0	0	0	0	3	6						
McKay Christensen, L OBP: 0.250, SLG: 0.500	(1, 8) G6-3	(1, 8) G6-3	(1, 8) G6-3	(1, 8) G6-3	(1, 8) G6-3	(1, 8) G6-3	(1, 8) G6-3	(1, 8) G6-3	(1, 8) G6-3	4	1	1	0	0	0	2						
Inning Stats	R: 1 E: 0 K: 2 S: 17	H: 2 LOB: 2 BB: 1 P: 26	R: 1 E: 0 K: 1 S: 9	H: 2 LOB: 1 BB: 0 P: 12	R: 0 E: 0 K: 0 S: 8	H: 1 LOB: 1 BB: 0 P: 15	R: 0 E: 0 K: 2 S: 12	H: 1 LOB: 1 BB: 0 P: 20	R: 0 E: 0 K: 0 S: 6	H: 0 LOB: 0 BB: 0 P: 11	R: 0 E: 0 K: 1 S: 8	H: 1 LOB: 2 BB: 1 P: 15	R: 0 E: 0 K: 0 S: 8	H: 1 LOB: 1 BB: 0 P: 20	R: 0 E: 1 K: 0 S: 10	H: 1 LOB: 2 BB: 0 P: 16	R: 1 E: 0 K: 0 S: 14	H: 1 LOB: 2 BB: 2 P: 27	1B: 6 2B: 4 3B: 0 HR: 0	SF: 0 SAC: 0 DP: 1 HBP: 0	WP: 0 PB: 0 SB: 0 CS: 0	PA: 41
PITCHER	IP WLS BF H R ER SO BB IBB HBP BLK WP HR S P ERA WHIP	IP WLS BF H R ER SO BB IBB HBP BLK WP HR S P ERA WHIP	IP WLS BF H R ER SO BB IBB HBP BLK WP HR S P ERA WHIP	IP WLS BF H R ER SO BB IBB HBP BLK WP HR S P ERA WHIP	IP WLS BF H R ER SO BB IBB HBP BLK WP HR S P ERA WHIP	IP WLS BF H R ER SO BB IBB HBP BLK WP HR S P ERA WHIP	IP WLS BF H R ER SO BB IBB HBP BLK WP HR S P ERA WHIP	IP WLS BF H R ER SO BB IBB HBP BLK WP HR S P ERA WHIP	IP WLS BF H R ER SO BB IBB HBP BLK WP HR S P ERA WHIP	IP WLS BF H R ER SO BB IBB HBP BLK WP HR S P ERA WHIP	IP WLS BF H R ER SO BB IBB HBP BLK WP HR S P ERA WHIP	IP WLS BF H R ER SO BB IBB HBP BLK WP HR S P ERA WHIP	IP WLS BF H R ER SO BB IBB HBP BLK WP HR S P ERA WHIP	IP WLS BF H R ER SO BB IBB HBP BLK WP HR S P ERA WHIP	IP WLS BF H R ER SO BB IBB HBP BLK WP HR S P ERA WHIP	IP WLS BF H R ER SO BB IBB HBP BLK WP HR S P ERA WHIP						
Freddy Garcia, R ERA: 3.18	(1, 1) 5.2 W 25 7 2 2 5 2 0 0 0 0 0 0 57 94 3.18 1.588	(1, 1) 5.2 W 25 7 2 2 5 2 0 0 0 0 0 0 57 94 3.18 1.588	(1, 1) 5.2 W 25 7 2 2 5 2 0 0 0 0 0 0 57 94 3.18 1.588	(1, 1) 5.2 W 25 7 2 2 5 2 0 0 0 0 0 0 57 94 3.18 1.588	(1, 1) 5.2 W 25 7 2 2 5 2 0 0 0 0 0 0 57 94 3.18 1.588	(1, 1) 5.2 W 25 7 2 2 5 2 0 0 0 0 0 0 57 94 3.18 1.588	(1, 1) 5.2 W 25 7 2 2 5 2 0 0 0 0 0 0 57 94 3.18 1.588	(1, 1) 5.2 W 25 7 2 2 5 2 0 0 0 0 0 0 57 94 3.18 1.588	(1, 1) 5.2 W 25 7 2 2 5 2 0 0 0 0 0 0 57 94 3.18 1.588	(1, 1) 5.2 W 25 7 2 2 5 2 0 0 0 0 0 0 57 94 3.18 1.588	(1, 1) 5.2 W 25 7 2 2 5 2 0 0 0 0 0 0 57 94 3.18 1.588	(1, 1) 5.2 W 25 7 2 2 5 2 0 0 0 0 0 0 57 94 3.18 1.588	(1, 1) 5.2 W 25 7 2 2 5 2 0 0 0 0 0 0 57 94 3.18 1.588	(1, 1) 5.2 W 25 7 2 2 5 2 0 0 0 0 0 0 57 94 3.18 1.588	(1, 1) 5.2 W 25 7 2 2 5 2 0 0 0 0 0 0 57 94 3.18 1.588	(1, 1) 5.2 W 25 7 2 2 5 2 0 0 0 0 0 0 57 94 3.18 1.588						
Jose Paniagua, R ERA: 6.75	(6, 1) 2.0 H 9 2 0 0 1 1 0 0 0 0 0 0 20 40 0.00 1.500	(6, 1) 2.0 H 9 2 0 0 1 1 0 0 0 0 0 0 20 40 0.00 1.500	(6, 1) 2.0 H 9 2 0 0 1 1 0 0 0 0 0 0 20 40 0.00 1.500	(6, 1) 2.0 H 9 2 0 0 1 1 0 0 0 0 0 0 20 40 0.00 1.500	(6, 1) 2.0 H 9 2 0 0 1 1 0 0 0 0 0 0 20 40 0.00 1.500	(6, 1) 2.0 H 9 2 0 0 1 1 0 0 0 0 0 0 20 40 0.00 1.500	(6, 1) 2.0 H 9 2 0 0 1 1 0 0 0 0 0 0 20 40 0.00 1.500	(6, 1) 2.0 H 9 2 0 0 1 1 0 0 0 0 0 0 20 40 0.00 1.500	(6, 1) 2.0 H 9 2 0 0 1 1 0 0 0 0 0 0 20 40 0.00 1.500	(6, 1) 2.0 H 9 2 0 0 1 1 0 0 0 0 0 0 20 40 0.00 1.500	(6, 1) 2.0 H 9 2 0 0 1 1 0 0 0 0 0 0 20 40 0.00 1.500	(6, 1) 2.0 H 9 2 0 0 1 1 0 0 0 0 0 0 20 40 0.00 1.500	(6, 1) 2.0 H 9 2 0 0 1 1 0 0 0 0 0 0 20 40 0.00 1.500	(6, 1) 2.0 H 9 2 0 0 1 1 0 0 0 0 0 0 20 40 0.00 1.500	(6, 1) 2.0 H 9 2 0 0 1 1 0 0 0 0 0 0 20 40 0.00 1.500	(6, 1) 2.0 H 9 2 0 0 1 1 0 0 0 0 0 0 20 40 0.00 1.500						
Jose Mesa, R ERA: 6.75	(8, 1) 1.1 S 7 1 1 1 0 2 0 0 0 0 0 0 15 28 6.75 2.250	(8, 1) 1.1 S 7 1 1 1 0 2 0 0 0 0 0 0 15 28 6.75 2.250	(8, 1) 1.1 S 7 1 1 1 0 2 0 0 0 0 0 0 15 28 6.75 2.250	(8, 1) 1.1 S 7 1 1 1 0 2 0 0 0 0 0 0 15 28 6.75 2.250	(8, 1) 1.1 S 7 1 1 1 0 2 0 0 0 0 0 0 15 28 6.75 2.250	(8, 1) 1.1 S 7 1 1 1 0 2 0 0 0 0 0 0 15 28 6.75 2.250	(8, 1) 1.1 S 7 1 1 1 0 2 0 0 0 0 0 0 15 28 6.75 2.250	(8, 1) 1.1 S 7 1 1 1 0 2 0 0 0 0 0 0 15 28 6.75 2.250	(8, 1) 1.1 S 7 1 1 1 0 2 0 0 0 0 0 0 15 28 6.75 2.250	(8, 1) 1.1 S 7 1 1 1 0 2 0 0 0 0 0 0 15 28 6.75 2.250	(8, 1) 1.1 S 7 1 1 1 0 2 0 0 0 0 0 0 15 28 6.75 2.250	(8, 1) 1.1 S 7 1 1 1 0 2 0 0 0 0 0 0 15 28 6.75 2.250	(8, 1) 1.1 S 7 1 1 1 0 2 0 0 0 0 0 0 15 28 6.75 2.250	(8, 1) 1.1 S 7 1 1 1 0 2 0 0 0 0 0 0 15 28 6.75 2.250	(8, 1) 1.1 S 7 1 1 1 0 2 0 0 0 0 0 0 15 28 6.75 2.250	(8, 1) 1.1 S 7 1 1 1 0 2 0 0 0 0 0 0 15 28 6.75 2.250	(8, 1) 1.1 S 7 1 1 1 0 2 0 0 0 0 0 0 15 28 6.75 2.250					

Batter	1	2	3	4	5	6	7	8	9	AB	R	H	RBI	BB	SO	LOB	BOTTOM			
Carlos Guillen, S OBP: 0.214, SLG: 0.429	(1, 6) K	(1, 6) G1-3	(1, 6) G1-3	(1, 6) SH1-3	(1, 6) SH1-3	(1, 6) SH1-3	(1, 6) SH1-3	(1, 6) SH1-3	(1, 6) SH1-3	4	0	1	1	0	1	3	Chicago White Sox @ Seattle Mariners The Kingdome, Seattle, WA Wed Apr 07 1999, 10:35 PM EDT Att: 21,050 - Dome - 72 F			
David Bell, R OBP: 0.214, SLG: 0.429	(1, 4) G6-3	(1, 4) G6-3	(1, 4) G6-3	(1, 4) G6-3	(1, 4) G6-3	(1, 4) G6-3	(1, 4) G6-3	(1, 4) G6-3	(1, 4) G6-3	4	1	0	0	0	0	1				
Ken Griffey Jr., L OBP: 0.692, SLG: 1.300	(1, 8) HR	(1, 8) HR	(1, 8) HR	(1, 8) HR	(1, 8) HR	(1, 8) HR	(1, 8) HR	(1, 8) HR	(1, 8) HR	4	2	4	2	1	0	0				
Edgar Martinez, R OBP: 0.385, SLG: 0.364	(1, 10) G6-3	(1, 10) G6-3	(1, 10) G6-3	(1, 10) G6-3	(1, 10) G6-3	(1, 10) G6-3	(1, 10) G6-3	(1, 10) G6-3	(1, 10) G6-3	4	0	2	2	1	0	1				
David Segui, S OBP: 0.154, SLG: 0.083	(1, 3) E5 BB WP	(1, 3) E5 BB WP	(1, 3) E5 BB WP	(1, 3) E5 BB WP	(1, 3) E5 BB WP	(1, 3) E5 BB WP	(1, 3) E5 BB WP	(1, 3) E5 BB WP	(1, 3) E5 BB WP	5	0	0	0	0	0	6				
Jay Buhner, R OBP: 0.385, SLG: 0.111	(1, 9) K	(1, 9) K	(1, 9) K	(1, 9) K	(1, 9) K	(1, 9) K	(1, 9) K	(1, 9) K	(1, 9) K	3	0	0	0	2	2	3				
John Mabry, L OBP: 0.143, SLG: 0.143	(1, 7) F8	(1, 7) F8	(1, 7) F8	(1, 7) F8	(1, 7) F8	(1, 7) F8	(1, 7) F8	(1, 7) F8	(1, 7) F8	3	0	0	0	0	1	7				
Matt Mieske, R OBP: 1.000, SLG: 4.000	(7, PH) (8, 7) K	(7, PH) (8, 7) K	(7, PH) (8, 7) K	(7, PH) (8, 7) K	(7, PH) (8, 7) K	(7, PH) (8, 7) K	(7, PH) (8, 7) K	(7, PH) (8, 7) K	(7, PH) (8, 7) K	1	1	1	1	0	0	0				
Russ Davis, R OBP: 0.417, SLG: 1.091	(1, 5) BB BB	(1, 5) BB BB	(1, 5) BB BB	(1, 5) BB BB	(1, 5) BB BB	(1, 5) BB BB	(1, 5) BB BB	(1, 5) BB BB	(1, 5) BB BB	3	2	2	1	1	1	0				
Dan Wilson, R OBP: 0.375, SLG: 0.167	(1, 2) BB	(1, 2) BB	(1, 2) BB	(1, 2) BB	(1, 2) BB	(1, 2) BB	(1, 2) BB	(1, 2) BB	(1, 2) BB	2	1	0	0	2	1	1				
Inning Stats	R: 1 E: 0 K: 1 S: 9	H: 1 LOB: 0 BB: 0 P: 15	R: 0 E: 1 K: 1 S: 13	H: 0 LOB: 3 BB: 2 P: 25	R: 0 E: 0 K: 1 S: 10	H: 1 LOB: 3 BB: 2 P: 24	R: 3 E: 0 K: 0 S: 17	H: 3 LOB: 3 BB: 2 P: 31	R: 1 E: 0 K: 0 S: 11	H: 2 LOB: 0 BB: 0 P: 16	R: 0 E: 0 K: 1 S: 8	H: 0 LOB: 1 BB: 1 P: 19	R: 1 E: 0 K: 2 S: 11	H: 1 LOB: 0 BB: 0 P: 15	R: 1 E: 0 K: 0 S: 7	H: 2 LOB: 1 BB: 0 P: 11	1B: 5 2B: 2 3B: 0 HR: 3	SF: 0 SAC: 1 DP: 0 HBP: 1	WP: 1 PB: 0 SB: 1 CS: 0	PA: 42
PITCHER	IP WLS BF H R ER SO BB IBB HBP BLK WP HR S P ERA WHIP	IP WLS BF H R ER SO BB IBB HBP BLK WP HR S P ERA WHIP	IP WLS BF H R ER SO BB IBB HBP BLK WP HR S P ERA WHIP	IP WLS BF H R ER SO BB IBB HBP BLK WP HR S P ERA WHIP	IP WLS BF H R ER SO BB IBB HBP BLK WP HR S P ERA WHIP	IP WLS BF H R ER SO BB IBB HBP BLK WP HR S P ERA WHIP	IP WLS BF H R ER SO BB IBB HBP BLK WP HR S P ERA WHIP	IP WLS BF H R ER SO BB IBB HBP BLK WP HR S P ERA WHIP	IP WLS BF H R ER SO BB IBB HBP BLK WP HR S P ERA WHIP	IP WLS BF H R ER SO BB IBB HBP BLK WP HR S P ERA WHIP	IP WLS BF H R ER SO BB IBB HBP BLK WP HR S P ERA WHIP	IP WLS BF H R ER SO BB IBB HBP BLK WP HR S P ERA WHIP	IP WLS BF H R ER SO BB IBB HBP BLK WP HR S P ERA WHIP	IP WLS BF H R ER SO BB IBB HBP BLK WP HR S P ERA WHIP	IP WLS BF H R ER SO BB IBB HBP BLK WP HR S P ERA WHIP	IP WLS BF H R ER SO BB IBB HBP BLK WP HR S P ERA WHIP				
John Snyder, R ERA: 9.0	(1, 1) 3.0 L 18 3 3 3 3 5 0 0 0 0 0 0 35 72 9.00 2.667	(1, 1) 3.0 L 18 3 3 3 3 5 0 0 0 0 0 0 35 72 9.00 2.667	(1, 1) 3.0 L 18 3 3 3 3 5 0 0 0 0 0 0 35 72 9.00 2.667	(1, 1) 3.0 L 18 3 3 3 3 5 0 0 0 0 0 0																

Batter	1	2	3	4	5	6	7	8	9	AB	R	H	RBI	BB	SO	LOB	TOP								
Tony Phillips, S OBP: 0.250, SLG: 0.308	L8			G6-3		HBP			F8	3	0	0	0	0	0	1									
Ryan Christenson, R OBP: 0.250, SLG: 0.250	G4-3 1B			F8		P4			P4	4	0	1	0	0	0	2									
Jason Giambi, L OBP: 0.250, SLG: 0.143	G4-3			F8					F8	4	0	0	0	0	0	2									
John Jaha, R OBP: 0.125, SLG: 0.286		K			K				P6	3	0	0	0	0	2	0									
Matt Stairs, L OBP: 0.133, SLG: 0.071		F7			K				P6	3	0	0	0	0	1	0									
Olmedo Saenz, R (1, 5)		G5-3			K				L5	3	0	0	0	0	1	0									
Ben Grieve, L OBP: 0.071, SLG: 0.071				P6		F8			K	3	0	0	0	0	1	0									
Miguel Tejada, R OBP: 0.462, SLG: 0.500				K		S E 2B			P6	3	1	1	0	0	1	0									
A.J. Hinch, R Tim Raines, S (9, PH)				F8		P9			F8 WP 1B	2	0	0	0	0	0	1									
										1	0	1	0	0	0	0									
Inning Stats	R: 0 E: 0 K: 0 S: 7	H: 1 LOB: 0 BB: 0 P: 10	R: 0 E: 0 K: 1 S: 9	H: 0 LOB: 0 BB: 0 P: 14	R: 0 E: 0 K: 1 S: 9	H: 0 LOB: 0 BB: 0 P: 11	R: 0 E: 0 K: 0 S: 6	H: 0 LOB: 0 BB: 0 P: 10	R: 0 E: 0 K: 3 S: 9	H: 0 LOB: 0 BB: 0 P: 14	R: 1 E: 0 K: 0 S: 12	H: 1 LOB: 1 BB: 0 P: 19	R: 0 E: 0 K: 0 S: 6	H: 0 LOB: 0 BB: 0 P: 6	R: 0 E: 0 K: 1 S: 9	H: 0 LOB: 0 BB: 0 P: 14	R: 0 E: 0 K: 0 S: 9	H: 1 LOB: 1 BB: 0 P: 13	1B: 2 2B: 1 3B: 0 HR: 0	SF: 0 SAC: 0 DP: 1 HBP: 1	WP: 1 PB: 0 SB: 2 CS: 0	PA: 30			
PITCHER	IP	WLS	BF	H	R	ER	SO	BB	IBB	HBP	BLK	WP	HR	S	P	ERA	WHIP								
Butch Henry, L ERA:	(1, 1)	7.0	W	23	2	1	0	5	0	0	1	0	0	58	84	0.00	0.286								
John Halama, L ERA:	(8, 1)	2.0		7	1	0	0	1	0	0	0	1	0	18	27	0.00	0.500								

Oakland Athletics @ Seattle Mariners
The Kingdome, Seattle, WA
Fri Apr 09 1999, 10:05 PM EDT
Att: 24,823 - Dome - 72 F

AB 29
R 1
H 3
RBI 0
BB 0
SO 6
LOB 6



Batter	1	2	3	4	5	6	7	8	9	AB	R	H	RBI	BB	SO	LOB	BOTTOM								
Carlos Guillen, S OBP: 0.211, SLG: 0.333	FC3-6 HR BB			K		G6-3			K	4	1	0	0	1	3	2									
David Bell, R OBP: 0.182, SLG: 0.100	FC3-6 1B			G4-6-3		L8			F7	5	0	1	0	0	0	1									
Ken Griffey Jr., L OBP: 0.588, SLG: 1.000	FC3-6 HR			L4		K WP 1B			S HBP 2B	3	3	0	0	0	1	2									
Edgar Martinez, R OBP: 0.412, SLG: 0.571	HR			K		1B BB			K	3	1	1	3	1	2	1									
David Segui, S OBP: 0.235, SLG: 0.250	K			BB 1B		F8			2B 2B	4	1	2	1	0	1	2									
Jay Buhner, R OBP: 0.529, SLG: 0.364	1B BB			BB		FC6-4 1B			2B 2B	2	0	2	2	2	0	0									
Russ Davis, R OBP: 0.438, SLG: 0.929	1B			G5-3		FC6-4 1B			HBP	3	0	1	0	0	0	4									
Butch Huskey, R Charles Gipson, R	L7			L1-3 1B		K			G5-3	4	0	1	0	0	1	4									
Dan Wilson, R OBP: 0.417, SLG: 0.300				L1-3		G6-3 1B			K	4	0	2	0	0	1	1									
Inning Stats	R: 3 E: 0 K: 1 S: 15	H: 3 LOB: 2 BB: 2 P: 33	R: 0 E: 0 K: 1 S: 8	H: 1 LOB: 0 BB: 0 P: 11	R: 0 E: 0 K: 1 S: 14	H: 1 LOB: 2 BB: 1 P: 24	R: 0 E: 0 K: 1 S: 10	H: 1 LOB: 0 BB: 0 P: 15	R: 1 E: 0 K: 1 S: 12	H: 1 LOB: 2 BB: 1 P: 24	R: 0 E: 0 K: 1 S: 6	H: 1 LOB: 0 BB: 0 P: 10	R: 2 E: 0 K: 1 S: 17	H: 2 LOB: 2 BB: 0 P: 29	R: 0 E: 0 K: 2 S: 11	H: 0 LOB: 0 BB: 0 P: 18	1B: 7 2B: 3 3B: 0 HR: 1	SF: 0 SAC: 0 DP: 3 HBP: 2	WP: 1 PB: 1 SB: 1 CS: 0	PA: 38					
PITCHER	IP	WLS	BF	H	R	ER	SO	BB	IBB	HBP	BLK	WP	HR	S	P	ERA	WHIP								
Kenny Rogers, L ERA: 5.79	(1, 1)	4.2	L	24	7	4	3	5	4	0	0	0	0	0	104	5.79	2.357								
Brad Rigby, R ERA: 4.15	(5, 1)	2.1		11	3	2	2	2	0	0	2	0	0	25	42	7.71	1.286								
Tim Worrell, R ERA: 13.5	(8, 1)	1.0		3	0	0	0	2	0	0	0	0	0	11	18	0.00	0.000								

Oakland Athletics @ Seattle Mariners
The Kingdome, Seattle, WA
Fri Apr 09 1999, 10:05 PM EDT
Att: 24,823 - Dome - 72 F

AB 32
R 6
H 10
RBI 6
BB 4
SO 9
LOB 17



Batter	1	2	3	4	5	6	7	8	9	AB	R	H	RBI	BB	SO	LOB	TOP										
Tony Phillips, S OBP: 0.318, SLG: 0.471	E5		1B BB			G3	F7		HR	4	1	1	1	2	0	2											
Tim Raines, S OBP: 0.400, SLG: 0.375 Jason McDonald, S OBP: 0.462, SLG: 0.417	P3		1B	SF8					1B HR	2	0	1	1	1	0	1											
Jason Giambi, L OBP: 0.273, SLG: 0.158			1B						1B HR	2	1	1	0	0	1	0											
John Jaha, R OBP: 0.286, SLG: 0.833	G6-3								1B HR	5	1	1	0	1	4	5											
Olmedo Saenz, R OBP: 0.333, SLG: 0.333		G5-3	G1-3						F8	6	2	3	0	0	0	2											
Scott Spiezio, S OBP: 0.556, SLG: 0.571				G5-3						4	1	2	0	1	1	0											
Miguel Tejada, R OBP: 0.500, SLG: 0.706				2B						5	1	3	2	0	0	5											
Mike Macfarlane, R OBP: 0.200, SLG: 0.250	F7			2B						4	1	1	1	0	2	2											
Ryan Christenson, R OBP: 0.444, SLG: 0.875										4	1	2	2	1	2	0											
Inning Stats	R: 0 E: 1 K: 1 S: 10	H: 0 LOB: 1 BB: 0 P: 18	R: 0 E: 0 K: 1 S: 11	H: 1 LOB: 1 BB: 0 P: 17	R: 1 E: 0 K: 1 S: 13	H: 2 LOB: 2 BB: 2 P: 26	R: 2 E: 0 K: 1 S: 10	H: 3 LOB: 2 BB: 1 P: 20	R: 3 E: 0 K: 2 S: 14	H: 4 LOB: 0 BB: 0 P: 19	R: 0 E: 0 K: 1 S: 9	H: 0 LOB: 1 BB: 1 P: 20	R: 1 E: 0 K: 0 S: 13	H: 2 LOB: 2 BB: 1 P: 22	R: 0 E: 0 K: 2 S: 11	H: 1 LOB: 3 BB: 2 P: 24	R: 4 E: 0 K: 2 S: 20	H: 4 LOB: 0 BB: 0 P: 34	1B: 8 2B: 6 3B: 0 HR: 4	SF: 2 SAC: 0 DP: 1 HBP: 0	WP: 1 PB: 0 SB: 0 CS: 1	PA: 50					
PITCHER	IP	WLS	BF	H	R	ER	SO	BB	IBB	HBP	BLK	WP	HR	S	P	ERA	WHIP										
Jeff Fassero, L ERA: 10.8	4.0	L	25	10	6	6	4	2	1	0	0	0	2	51	90	13.50	3.000										
Mac Suzuki, R ERA: 4.15	3.0		12	2	1	1	4	2	0	0	0	0	0	29	52	3.00	1.333										
Eric Weaver, R ERA: 6.75	1.0		6	1	0	0	2	2	0	0	0	1	0	11	24	0.00	3.000										
Jose Mesa, R ERA: 19.29	1.0		7	4	4	4	2	0	0	0	0	0	2	20	34	36.00	4.000										

Oakland Athletics @ Seattle Mariners
The Kingdome, Seattle, WA
Sat Apr 10 1999, 9:05 PM EDT
Att: 35,991 - Dome - 72 F

AB 41
R 11
H 17
RBI 11
BB 7
SO 12
LOB 20



Batter	1	2	3	4	5	6	7	8	9	AB	R	H	RBI	BB	SO	LOB	BOTTOM										
Carlos Guillen, S OBP: 0.200, SLG: 0.316 Charles Gipson, R OBP: 1.000, SLG: 1.000	F7		F8			K2-3				1	0	0	0	0	0	0											
David Bell, R OBP: 0.133, SLG: 0.071	F8		F8			F8				4	0	0	0	0	0	2											
Ken Griffey Jr., L OBP: 0.619, SLG: 0.938										3	1	2	0	1	1	0											
Edgar Martinez, R OBP: 0.429, SLG: 0.556										4	0	2	0	0	0	2											
David Segui, S OBP: 0.238, SLG: 0.300	G4-3									4	1	1	0	0	0	4											
Jay Buhner, R OBP: 0.428, SLG: 0.267		G4-3				G5-3				4	0	0	0	0	2	3											
John Mabry, L OBP: 0.182, SLG: 0.182			F8			G3				4	1	1	2	0	0	0											
Russ Davis, R OBP: 0.400, SLG: 0.778			F9			F7				4	1	1	0	0	0	0											
Dan Wilson, R OBP: 0.375, SLG: 0.286						G4-3				4	0	1	1	0	1	0											
Inning Stats	R: 0 E: 0 K: 0 S: 7	H: 1 LOB: 2 BB: 1 P: 13	R: 0 E: 0 K: 0 S: 9	H: 0 LOB: 0 BB: 0 P: 12	R: 0 E: 0 K: 0 S: 7	H: 0 LOB: 0 BB: 0 P: 12	R: 0 E: 0 K: 1 S: 10	H: 1 LOB: 0 BB: 0 P: 16	R: 0 E: 0 K: 0 S: 5	H: 0 LOB: 0 BB: 0 P: 5	R: 0 E: 0 K: 1 S: 8	H: 0 LOB: 0 BB: 0 P: 10	R: 4 E: 0 K: 1 S: 20	H: 6 LOB: 2 BB: 0 P: 25	R: 0 E: 0 K: 1 S: 14	H: 1 LOB: 1 BB: 0 P: 19	R: 0 E: 0 K: 1 S: 6	H: 0 LOB: 0 BB: 0 P: 7	1B: 8 2B: 2 3B: 0 HR: 0	SF: 0 SAC: 0 DP: 1 HBP: 0	WP: 0 PB: 0 SB: 0 CS: 0	PA: 36					
PITCHER	IP	WLS	BF	H	R	ER	SO	BB	IBB	HBP	BLK	WP	HR	S	P	ERA	WHIP										
Gil Heredia, R ERA: 3.55	6.2	W	26	6	4	4	3	1	0	0	0	0	0	59	86	5.40	1.050										
Doug Jones, R ERA:	2.1		10	3	0	0	2	0	0	0	0	0	0	27	33	0.00	1.286										

Oakland Athletics @ Seattle Mariners
The Kingdome, Seattle, WA
Sat Apr 10 1999, 9:05 PM EDT
Att: 35,991 - Dome - 72 F

AB 35
R 4
H 9
RBI 4
BB 1
SO 5
LOB 11



Batter	1	2	3	4	5	6	7	8	9	AB	R	H	RBI	BB	SO	LOB	TOP										
Tony Phillips, S OBP: 0.333, SLG: 0.545 (1, 7)	F9	P4			1B 2B		2B 2B	K		5	2	2	0	0	1	3	Oakland Athletics @ Seattle Mariners The Kingdome, Seattle, WA Sun Apr 11 1999, 4:35 PM EDT Att: 24,036 - Dome - 72 F										
Tim Raines, S OBP: 0.333, SLG: 0.308 (1, 10)	E6		G5-3		FC1-6 1B		G5-3	FC6-4 BB		5	0	1	2	0	0	2											
Matt Stairs, L OBP: 0.200, SLG: 0.167 (1, 9)	K		G5-3		FC1-6 FC5-4		3 1B 2B	FC6-4 BB		4	1	1	1	1	1	2											
John Jaha, R OBP: 0.316, SLG: 0.688 Mike Macfarlane, R OBP: 0.200, SLG: 0.250 (8, 2)	FC5-4 1B		P3		FC5-4		3 1B BB	FC6-4		4	0	1	0	1	0	3											
Omedo Saenz, R OBP: 0.450, SLG: 0.632 3 Eric Chavez, L OBP: 0.308, SLG: 0.333 (7, PH) (7, 5)	FC5-4			G1-5-3		K			2B 2B	3	0	0	0	0	1	2											
Scott Spiezio, S OBP: 0.429, SLG: 0.500 (1, 4)		F9		K		G5-3			2B	5	0	1	1	0	1	2											
Miguel Tejada, R Jorge Velandria, R Jason McDonald, S OBP: 0.467, SLG: 0.385 (8, PH) (8, 8)	E6 1B		G6-3		F7			WP 2B BB	L5	2	0	0	0	0	0	0											
Ryan Christenson, R OBP: 0.417, SLG: 0.700 Ben Griever, L OBP: 0.125, SLG: 0.188 (8, PH) (8, 7)	F9				G1-3		2B G5-3 BB	1B 2B	P5	2	1	0	0	1	0	1											
A.J. Hinch, R OBP: 0.154, SLG: 0.385 Jason Giambi, L OBP: 0.292, SLG: 0.190 (8, PH) (8, 3)						HR			P5	3	1	2	1	0	1	1											
Inning Stats	R: 0 E: 1 K: 1 S: 10	H: 1 LOB: 2 BB: 0 P: 15	R: 0 E: 1 K: 0 S: 12	H: 1 LOB: 2 BB: 0 P: 17	R: 0 E: 0 K: 1 S: 6	H: 0 LOB: 0 BB: 0 P: 8	R: 0 E: 0 K: 1 S: 8	H: 0 LOB: 0 BB: 0 P: 14	R: 2 E: 0 K: 1 S: 14	H: 3 LOB: 1 BB: 0 P: 22	R: 0 E: 0 K: 1 S: 7	H: 0 LOB: 0 BB: 0 P: 11	R: 3 E: 0 K: 1 S: 15	H: 3 LOB: 2 BB: 2 P: 29	R: 2 E: 0 K: 1 S: 18	H: 2 LOB: 2 BB: 2 P: 33		R: 1 E: 0 K: 0 S: 12	H: 2 LOB: 1 BB: 0 P: 24	1B: 5 2B: 6 3B: 0 HR: 1	SF: 0 SAC: 0 DP: 0 HBP: 0	WP: 1 PB: 0 SB: 0 CS: 0	PA: 45				
PITCHER	IP	WLS	BF	H	R	ER	SO	BB	IBB	HBP	BLK	WP	HR	S	P	ERA	WHIP										
Jamie Moyer, L ERA: 9.24 Brett Hirschhuff, R ERA: 10.8 Jose Paniagua, R ERA: John Halama, L ERA: 3.0	(1, 1) (7, 1) (8, 1) (9, 1)	6.2 0.1 1.0 1.0	W 5 5 5	30 2 1 2	7 2 0 1	5 2 0 1	5 4 1 0	4 2 1 0	0 2 1 0	0 0 0 0	0 0 0 0	0 1 0 0	1 0 14 12	67 9 23 24	105 21 0 24	6.75 54.00 0.00 9.00	1.200 12.000 2.000 2.000										

Batter	1	2	3	4	5	6	7	8	9	AB	R	H	RBI	BB	SO	LOB	BOTTOM										
David Bell, R OBP: 0.200, SLG: 0.167 (1, 4)	K	L5	G4-3 1B 2B	FC4						4	1	1	2	1	1	3	Oakland Athletics @ Seattle Mariners The Kingdome, Seattle, WA Sun Apr 11 1999, 4:35 PM EDT Att: 24,036 - Dome - 72 F										
David Segui, S OBP: 0.269, SLG: 0.360 (1, 3)			E1 G4-3		G4-3					5	0	2	0	0	0	1											
Ken Griffey Jr., L OBP: 0.538, SLG: 0.762 (1, 8)	F9		FC4-6 HR		K					5	1	1	1	0	1	4											
Edgar Martinez, R OBP: 0.423, SLG: 0.636 (1, 10)			HR K		K					4	1	1	2	1	2	1											
John Mabry, L OBP: 0.313, SLG: 0.500 (1, 9)	F9		HR 1B	G4-3						5	2	3	1	0	0	2											
Russ Davis, R OBP: 0.400, SLG: 0.826 (1, 5)		G3 1B	HR	F8						5	2	2	2	0	1	1											
Butch Huskey, R OBP: 0.417, SLG: 0.583 Charles Gipson, R OBP: 0.333, SLG: 0.333 (7, 7)		G3 2B	HR 1B	1B	1B					4	2	3	0	0	0	1											
Tom Lampkin, L OBP: 0.444, SLG: 0.444 (1, 2)		G3	2B 1B	1B	2B					5	1	2	2	0	0	2											
Giomar Guevara, S OBP: 0.500, SLG: 0.750 (1, 6)		G4-3	2B 2B	1B	1B					4	1	2	1	0	1	1											
Inning Stats	R: 0 E: 0 K: 1 S: 8	H: 1 LOB: 2 BB: 1 P: 16	R: 1 E: 0 K: 0 S: 9	H: 2 LOB: 1 BB: 0 P: 15	R: 3 E: 1 K: 1 S: 29	H: 8 LOB: 1 BB: 0 P: 53	R: 1 E: 0 K: 0 S: 9	H: 3 LOB: 2 BB: 0 P: 14	R: 0 E: 0 K: 2 S: 10	H: 1 LOB: 0 BB: 0 P: 9	R: 0 E: 0 K: 1 S: 10	H: 1 LOB: 2 BB: 1 P: 19	R: 1 E: 0 K: 0 S: 9	H: 2 LOB: 1 BB: 0 P: 11	1B: 10 2B: 5 3B: 0 HR: 3	SF: 0 SAC: 0 DP: 1 HBP: 0		WP: 0 PB: 0 SB: 0 CS: 0	PA: 44								
PITCHER	IP	WLS	BF	H	R	ER	SO	BB	IBB	HBP	BLK	WP	HR	S	P	ERA	WHIP										
Tom Candiotti, R ERA: 9.72 Brad Rigby, R ERA: 9.0 Buddy Groom, L ERA: T.J. Mathews, R ERA: 2.25 Billy Taylor, R ERA: 4.5	(1, 1) (3, 1) (5, 1) (6, 1) (8, 1)	2.1 1.2 1.0 2.0 1.0	L 12 4 7 5	16 7 1 1 2	6 4 0 0 1	5 4 0 0 1	5 1 0 0 0	1 0 2 1 0	0 0 0 0 0	0 0 0 0 0	0 0 0 0 0	0 0 0 0 0	0 0 0 1 9	2 25 12 15 11	30 42 18 25 11	19.29 21.60 0.00 0.00 9.00	3.429 4.200 1.000 1.000 2.000										

AB	41
R	8
H	12
RBI	8
BB	4
SO	5
LOB	19



Batter	1	2	3	4	5	6	7	8	9	AB	R	H	RBI	BB	SO	LOB	TOP									
Tony Phillips, S OBP: 0.313, SLG: 0.593	1-2 F7		2-2 F7		0-2 F7		1-2 HR		2-2 FC4-6 DI	5	1	1	1	0	0	3										
Jason McDonald, S OBP: 0.400, SLG: 0.333	1-0 F7		1-0 P6		0-0 1B 1B		3-2 G3		2-3 K	5	0	1	0	0	1	2										
Jason Giambi, L OBP: 0.345, SLG: 0.208	4-2 BB		0-1 P6		2-2 1B 1H 2H		4-2 BB		1-2 G4-3	3	0	1	1	2	0	2										
John Jaha, R OBP: 0.261, SLG: 0.550	1-3 K			1-1 E6		1-3 K		2-2 F9		4	0	0	0	0	2	2										
Matt Stairs, L OBP: 0.250, SLG: 0.364		3-2 1B		0-0 F7		1-2 HR		2-3 K		4	1	2	1	0	1	1										
Ben Griewe, L OBP: 0.150, SLG: 0.250		1-0 F8		2-3 K		1-3 K		2-1 G4-3 2B		4	0	1	0	0	2	2										
3 Eric Chavez, L OBP: 0.294, SLG: 0.313		2-3 K		1-2 G1-3		3-2 1B		0-2 G4-3		4	0	1	0	0	1	3										
Mike Macfarlane, R OBP: 0.222, SLG: 0.250		0-0 G5-3			2-1 E5 FC6-5 1B	3-2 G6-3		1-1 G2-3		4	0	1	0	0	0	3										
Miguel Tejada, R OBP: 0.458, SLG: 0.591			1-2 1B		0-0 FC6-5 1B 2-3		0-2 G5-3		2-1 FC4-6 HBP	3	1	1	0	0	0	1										
Inning Stats	R: 0 E: 0 K: 1 S: 11	H: 0 LOB: 1 BB: 1 P: 18	R: 0 E: 0 K: 1 S: 8	H: 1 LOB: 1 BB: 0 P: 14	R: 0 E: 0 K: 0 S: 10	H: 1 LOB: 1 BB: 0 P: 14	R: 0 E: 1 K: 1 S: 10	H: 0 LOB: 1 BB: 0 P: 14	R: 1 E: 1 K: 0 S: 11	H: 3 LOB: 2 BB: 0 P: 15	R: 1 E: 0 K: 2 S: 20	H: 2 LOB: 1 BB: 1 P: 29	R: 1 E: 0 K: 0 S: 15	H: 1 LOB: 1 BB: 1 P: 25	R: 0 E: 0 K: 1 S: 11	H: 1 LOB: 1 BB: 0 P: 16	R: 0 E: 0 K: 1 S: 10	H: 0 LOB: 1 BB: 0 P: 17	1B: 6 2B: 1 3B: 0 HR: 2	SF: 0 SAC: 0 DP: 0 HBP: 1	WP: 0 PB: 0 SB: 0 CS: 0	PA: 39				
PITCHER	IP	WLS	BF	H	R	ER	SO	BB	IBB	HBP	BLK	WP	HR	S	P	ERA	WHIP									
Freddy Garcia, R ERA: 3.65	(1, 1)	6.2	W	30	8	3	3	5	2	0	0	0	0	2	82	124	4.05	1.500								
Jose Paniagua, R ERA	(7, 1)	0.1	H	1	0	0	0	0	0	0	0	0	0	0	3	5	0.00	0.000								
John Halama, L ERA: 2.45	(8, 1)	0.2	H	3	1	0	0	1	0	0	0	0	0	0	9	13	0.00	1.500								
Jose Mesa, R ERA: 12.27	(8, 1)	1.1	S	5	0	0	0	1	0	0	1	0	0	0	12	20	0.00	0.000								

Oakland Athletics @ Seattle Mariners
The Kingdome, Seattle, WA
Mon Apr 12 1999, 10:05 PM EDT
Att: 24,650 - Dome - 72 F

AB	36
R	3
H	9
RBI	3
BB	2
SO	7
LOB	19



Batter	1	2	3	4	5	6	7	8	9	AB	R	H	RBI	BB	SO	LOB	BOTTOM									
David Bell, R OBP: 0.208, SLG: 0.318	0-1 G1-3		2-3 K			1-0 HR		0-3 K		4	1	1	1	0	2	0										
David Segui, S OBP: 0.300, SLG: 0.379	2-2 F8		1-1 2B 1B		2-2 F9		0-0 G1-6-3 1B			4	0	2	0	0	0	0										
Ken Griffey Jr., L OBP: 0.500, SLG: 0.720	0-0 P5		1-0 1H 2B		1-0 G3		2-0 G1-6-3			4	0	1	0	0	0	1										
Edgar Martinez, R OBP: 0.433, SLG: 0.640		3-3 K	1-2 G4-3			4-2 HR BB	2-1 2B			3	1	1	0	1	1	1										
John Mabry, L OBP: 0.250, SLG: 0.400		1-2 K		0-1 L4		0-1 P2	2-3 K			4	0	0	0	0	2	2										
Russ Davis, R OBP: 0.414, SLG: 0.808		0-0 2B		4-0 BB		0-0 L5		1-3 K		3	1	1	0	1	1	1										
Butch Huskey, R OBP: 0.467, SLG: 0.867		0-2 2B		1-0 P6		2-2 HR		0-0 CS		3	1	2	3	0	0	1										
Charles Gipson, R OBP: 0.500, SLG: 0.500		2H 2B		2H 2B		2H HR		CS 1B		1	0	1	0	0	0	0										
Dan Wilson, R OBP: 0.400, SLG: 0.333		1-0 1B		3-1 F8		2-0 HR		0-0 F7		4	1	2	0	0	0	2										
Domingo Cedenro, S OBP: 0.333, SLG: 1.333		1-3 K		0-1 F8		3-2 HR		0-1 CS		3	1	1	2	0	1	2										
Inning Stats	R: 0 E: 0 K: 0 S: 6	H: 0 LOB: 0 BB: 0 P: 8	R: 1 E: 0 K: 3 S: 16	H: 3 LOB: 2 BB: 0 P: 22	R: 0 E: 0 K: 1 S: 9	H: 2 LOB: 1 BB: 0 P: 14	R: 0 E: 0 K: 0 S: 5	H: 0 LOB: 1 BB: 1 P: 13	R: 1 E: 0 K: 0 S: 7	H: 1 LOB: 0 BB: 0 P: 11	R: 4 E: 1 K: 1 S: 17	H: 3 LOB: 0 BB: 1 P: 28	R: 0 E: 0 K: 1 S: 8	H: 2 LOB: 1 BB: 0 P: 14	R: 0 E: 0 K: 1 S: 7	H: 1 LOB: 0 BB: 0 P: 8	1B: 5 2B: 4 3B: 0 HR: 3	SF: 0 SAC: 0 DP: 1 HBP: 0	WP: 0 PB: 0 SB: 1 CS: 1	PA: 36						
PITCHER	IP	WLS	BF	H	R	ER	SO	BB	IBB	HBP	BLK	WP	HR	S	P	ERA	WHIP									
Jimmy Haynes, R ERA: 7.11	(1, 1)	6.0	L	28	9	6	6	5	2	0	0	0	0	3	60	96	9.00	1.833								
Buddy Groom, L ERA	(7, 1)	1.0		4	2	0	0	1	0	0	0	0	0	8	14	0.00	2.000									
Tim Worrell, R ERA: 7.71	(8, 1)	1.0		3	1	0	0	1	0	0	0	0	0	7	8	0.00	1.000									

Oakland Athletics @ Seattle Mariners
The Kingdome, Seattle, WA
Mon Apr 12 1999, 10:05 PM EDT
Att: 24,650 - Dome - 72 F

AB	33
R	6
H	12
RBI	6
BB	2
SO	7
LOB	10



Batter	1	2	3	4	5	6	7	8	9	AB	R	H	RBI	BB	SO	LOB	TOP								
Mark McLemore, S (1,4) OBP: 0.367, SLG: 0.500	2-2 2B 1B		1 SAFE 0-1 L9	2-1 SF7		2-0 P9	1-1 G4-6-3		1-0 29 BB 1B	5	1	2	2	0	0	4									
Roberto Kelly, R (1,9) OBP: 0.643, SLG: 0.923	0-1 1-3 2B		2-2 1B 1B	1-2 G6-3		3-2 29 BB 1B		3-1 G6-3	4-2 29 BB 1B	5	0	3	1	1	0	1									
29 Rusty Greer, L (1,7) OBP: 0.476, SLG: 0.500	4-2 G6-4-3 BB		0-0 F7		2-0 G3 2B	4-2 1-2 BB		4-2 G5-4-3 BB	2-1 1-2 2-H 1B	3	0	2	1	3	0	1									
Juan Gonzalez, R (1,10) OBP: 0.317, SLG: 0.378	3-3 K		1-0 FC6-4 1B		1-0 L8	0-1 SF8		1-2 G5-4-3	1-2 F7	5	0	1	1	0	1	7									
Ivan Rodriguez, R (1,2) OBP: 0.382, SLG: 0.636	0-1 G6-4-3		0-0 FC6-4		0-0 G3	1-1 P3			0-2 HR	5	1	1	0	0	0	8									
Todd Zeile, R (1,5) OBP: 0.500, SLG: 0.719		1-3 K		2-2 1B 2B	4-0 BB		4-2 1B BB		1-2 F9	3	2	1	0	2	1	1									
Lee Stevens, L (1,3) OBP: 0.421, SLG: 0.606		1-3 K		1-2 2B SF7 1B	4-0 BB		3-1 1-2 1B		2-2 1-H HR	4	2	3	2	1	1	0									
Royce Clayton, R (1,6) OBP: 0.211, SLG: 0.222		2-3 K		2-2 1-3 2-H 2B	0-0 F9		1-1 B3		1-2 G4-3 1B	5	1	2	1	0	1	5									
Tom Goodwin, L (1,8) OBP: 0.343, SLG: 0.355			4-2 1B S BB	1-1 G4-3		2-2 1B S SF8 1B	0-1 G4-6-3 1B		0-1 G4-3	4	2	2	1	1	0	3									
Inning Stats	R: 0 E: 0 K: 1 S: 17	H: 2 LOB: 2 BB: 1 P: 26	R: 0 E: 0 K: 3 S: 11	H: 0 LOB: 0 BB: 0 P: 15	R: 1 E: 0 K: 0 S: 10	H: 2 LOB: 1 BB: 1 P: 17	R: 2 E: 0 K: 0 S: 18	H: 3 LOB: 1 BB: 2 P: 27	R: 0 E: 0 K: 0 S: 4	H: 1 LOB: 3 BB: 2 P: 15	R: 1 E: 0 K: 0 S: 13	H: 2 LOB: 2 BB: 1 P: 25	R: 1 E: 0 K: 0 S: 10	H: 2 LOB: 1 BB: 1 P: 19	R: 0 E: 0 K: 0 S: 8	H: 0 LOB: 0 BB: 1 P: 16	R: 4 E: 0 K: 0 S: 23	H: 5 LOB: 2 BB: 1 P: 35	1B: 13 2B: 3 3B: 0 HR: 1	SF: 2 SAC: 0 DP: 3 HBP: 0	WP: 0 PB: 0 SB: 3 CS: 0	PA: 49			
PITCHER	IP	WLS	BF	H	R	ER	SO	BB	IBB	HBP	BLK	WP	HR	S	P	ERA	WHIP								
Butch Henry, L (1,1) ERA: 2.92	5.1		30	10	4	4	4	5	0	0	0	0	0	69	120	6.75	2.812								
Jose Paniagua, R (6,1) ERA: 1.5	2.2	L	10	2	1	1	0	2	0	0	0	0	0	22	40	3.38	1.500								
Jose Mesa, R (9,1) ERA: 18.69	0.2		7	4	4	4	0	1	0	0	0	0	1	18	27	54.00	7.500								
Melvin Bunch, R (9,1) ERA:	0.1		2	1	0	0	0	0	0	0	0	0	0	5	8	0.00	3.000								

Texas Rangers @ Seattle Mariners
The Kingdome, Seattle, WA
Wed Apr 14 1999, 10:35 PM EDT
Att: 20,123 - Dome - 72 F

AB 39
R 9
H 17
RBI 9
BB 8
SO 4
LOB 30



Batter	1	2	3	4	5	6	7	8	9	AB	R	H	RBI	BB	SO	LOB	BOTTOM								
David Bell, R (1,4) OBP: 0.235, SLG: 0.469	0-3 K		1-0 G4-3		1-0 2B 2B		1-0 F7		1-1 2B 2B	5	2	2	0	0	1	1									
David Segui, S (1,3) OBP: 0.316, SLG: 0.514	1-2 K		1-3 K		0-0 1B SF7 2B		0-1 P5		1-0 2B 2B	5	2	2	2	0	2	1									
Ken Griffey Jr., L (1,8) OBP: 0.459, SLG: 0.656	0-1 F7		0-3 K		0-0 F7		2-2 G5-3		1-2 2-H 2B	5	0	1	1	0	1	2									
Edgar Martinez, R (1,10) OBP: 0.447, SLG: 0.656		2-1 F8		1-1 G3 1B 2B	3-2 1B 2B		4-0 G5-3 BB		0-3 K	3	1	2	0	1	0	0									
Raul Ibanez, L (8, PR) OBP: 0.500, SLG: 0.500										1	0	0	0	0	1	1									
Jay Buhner, R (1,9) OBP: 0.393, SLG: 0.476		1-1 G4-3 2B		0-3 K	3-0 SF7		0-3 K			3	0	1	1	0	2	2									
John Mabry, L (1,7) OBP: 0.250, SLG: 0.375		0-0 G4-3		1-1 G3	0-1 G4-3		1-0 G5-3			3	0	0	0	0	0	3									
Matt Mieske, R (8, PH) OBP: 0.250, SLG: 1.000									1-2 G5-3	1	0	0	0	0	0	1									
Russ Davis, R (1,5) OBP: 0.361, SLG: 0.667		3-2 G6-3		2-1 1B 1B		3-3 K		0-1 F9		4	0	1	1	0	1	3									
Dan Wilson, R (1,2) OBP: 0.385, SLG: 0.304			4-2 2B BB	1-1 1B		1-0 F9			0-0 F8	3	1	1	0	1	0	0									
Giomar Guevara, S (1,6) OBP: 0.375, SLG: 0.625			0-0 G4-3	2-3 1B		3-2 G3			0-1 P2	3	0	1	1	0	1	2									
Butch Huskey, R (9, PH) OBP: 0.450, SLG: 0.800			1-H 2B							1	0	0	0	0	0	0									
Inning Stats	R: 0 E: 0 K: 2 S: 8	H: 0 LOB: 0 BB: 0 P: 9	R: 0 E: 0 K: 0 S: 10	H: 1 LOB: 1 BB: 0 P: 16	R: 1 E: 0 K: 2 S: 11	H: 1 LOB: 1 BB: 1 P: 17	R: 1 E: 0 K: 2 S: 14	H: 3 LOB: 2 BB: 0 P: 21	R: 2 E: 0 K: 0 S: 9	H: 3 LOB: 1 BB: 0 P: 16	R: 0 E: 0 K: 1 S: 8	H: 0 LOB: 0 BB: 0 P: 15	R: 0 E: 0 K: 0 S: 6	H: 0 LOB: 0 BB: 0 P: 9	R: 0 E: 0 K: 1 S: 6	H: 0 LOB: 2 BB: 1 P: 11	R: 2 E: 0 K: 1 S: 12	H: 3 LOB: 1 BB: 0 P: 15	1B: 3 2B: 8 3B: 0 HR: 0	SF: 1 SAC: 0 DP: 0 HBP: 0	WP: 0 PB: 0 SB: 0 CS: 0	PA: 40			
PITCHER	IP	WLS	BF	H	R	ER	SO	BB	IBB	HBP	BLK	WP	HR	S	P	ERA	WHIP								
John Burkett, R (1,1) ERA: 11.57	4.1		22	8	4	4	6	1	0	0	0	0	0	49	73	8.31	2.077								
59 Jeff Zimmerman, R (5,1) ERA:	2.2	W	8	0	0	0	1	0	0	0	0	0	0	17	30	0.00	0.000								
Tim Crabtree, R (8,1) ERA: 7.36	0.1	H	2	0	0	0	1	1	0	0	0	0	0	3	7	0.00	3.000								
Mike Munoz, L (8,1) ERA:	0.1	H	1	0	0	0	0	0	0	0	0	0	0	1	2	0.00	0.000								
John Wetteland, R (8,1) ERA: 4.91	1.1	S	7	3	2	2	1	0	0	0	0	0	0	14	17	13.50	2.250								

Texas Rangers @ Seattle Mariners
The Kingdome, Seattle, WA
Wed Apr 14 1999, 10:35 PM EDT
Att: 20,123 - Dome - 72 F


AB 37
R 6
H 11
RBI 6
BB 2
SO 9
LOB 16



Batter	1	2	3	4	5	6	7	8	9	10	AB	R	H	RBI	BB	SO	LOB	TOP
Luis Alica, S OBP: 0.375, SLG: 0.300 (1, 4)	0-0 2B 1B		1-0 G2-3 2B 1B		3-2 G6-3		1-0 2-6	1-1 F8 1B		0-0 2B	5	2	3	2	0	0	0	
Roberto Kelly, R OBP: 0.579, SLG: 0.833 Jon Shave, R OBP: 0.353, SLG: 0.353 (1, 8) (10, 3)	2-1 2B 1B		0-2 G2-3		0-2 G4-3		0-2 G4-3	1-1 F8 1B		0-0 F7	5	0	2	1	0	0	3	
29 Rusty Greer, L OBP: 0.447, SLG: 0.487 (1, 7)	1-0 G3		2-1 2B		3-1 G4-3		3-1 G4-3	2-0 F8		0-3 K	5	0	1	1	0	1	4	
Juan Gonzalez, R OBP: 0.289, SLG: 0.341 (1, 9)	3-3 K		0-0 P4		1-0 G6-3		1-0 G6-3	2-1 G4-3			4	0	0	0	0	1	3	
Rafael Palmeiro, L OBP: 0.375, SLG: 0.379 (1, 10)	3-1 F8		1-1 L4		2-3 K		4-1 CS BB	2-1 G3		2-1 G3	4	0	0	0	0	1	2	
Ivan Rodriguez, R OBP: 0.368, SLG: 0.583 (1, 2)		1-1 F9		1-2 F8		4-1 CS BB	1-1 F8	1-0 G6-3		0-0 SH5-3 2B 1B	3	0	2	0	1	0	0	
Todd Zeile, R OBP: 0.455, SLG: 0.639 (1, 5)		3-3 K		0-0 G4-3		1-2 CS	1-1 F8	1-1 G6-3		0-0 SH5-3 2B 1B	4	0	0	0	0	1	0	
Lee Stevens, L OBP: 0.452, SLG: 0.611 Tom Goodwin, L OBP: 0.343, SLG: 0.355 (1, 3) (10, PR) (10, 8)		0-1 G4-3		4-2 FC4-6 BB		0-1 FC4-6 BB	2-1 2-6 1B	2-3 K		0-0 SH5-3 2B 1B	3	1	1	0	0	1	2	
Royce Clayton, R OBP: 0.227, SLG: 0.238 (1, 6)			0-1 1B 1B		2-0 FC4-6		2-3 K			0-0 SH5-3	3	1	1	0	0	1	2	
Inning Stats	R: 1 E: 0 K: 1 S: 9	H: 2 LOB: 1 BB: 0 P: 18	R: 0 E: 0 K: 1 S: 8	H: 0 LOB: 0 BB: 0 P: 12	R: 2 E: 0 K: 0 S: 11	H: 3 LOB: 1 BB: 0 P: 15	R: 0 E: 0 K: 0 S: 8	H: 0 LOB: 0 BB: 1 P: 16	R: 0 E: 0 K: 1 S: 7	H: 1 LOB: 1 BB: 0 P: 13	R: 0 E: 0 K: 0 S: 5	H: 0 LOB: 0 BB: 0 P: 9	R: 1 E: 0 K: 1 S: 7	H: 2 LOB: 2 BB: 0 P: 7	1B: 6 2B: 3 3B: 0 HR: 0	SF: 0 SAC: 1 DP: 0 HBP: 0	WP: 0 PA: 40	
PITCHER	IP WLS BF H R ER SO BB IBB HBP BLK WP HR S P ERA WHIP	IP WLS BF H R ER SO BB IBB HBP BLK WP HR S P ERA WHIP	IP WLS BF H R ER SO BB IBB HBP BLK WP HR S P ERA WHIP	IP WLS BF H R ER SO BB IBB HBP BLK WP HR S P ERA WHIP	IP WLS BF H R ER SO BB IBB HBP BLK WP HR S P ERA WHIP	IP WLS BF H R ER SO BB IBB HBP BLK WP HR S P ERA WHIP	IP WLS BF H R ER SO BB IBB HBP BLK WP HR S P ERA WHIP	IP WLS BF H R ER SO BB IBB HBP BLK WP HR S P ERA WHIP	IP WLS BF H R ER SO BB IBB HBP BLK WP HR S P ERA WHIP	IP WLS BF H R ER SO BB IBB HBP BLK WP HR S P ERA WHIP	IP WLS BF H R ER SO BB IBB HBP BLK WP HR S P ERA WHIP	IP WLS BF H R ER SO BB IBB HBP BLK WP HR S P ERA WHIP	IP WLS BF H R ER SO BB IBB HBP BLK WP HR S P ERA WHIP	IP WLS BF H R ER SO BB IBB HBP BLK WP HR S P ERA WHIP	IP WLS BF H R ER SO BB IBB HBP BLK WP HR S P ERA WHIP	IP WLS BF H R ER SO BB IBB HBP BLK WP HR S P ERA WHIP	IP WLS BF H R ER SO BB IBB HBP BLK WP HR S P ERA WHIP	IP WLS BF H R ER SO BB IBB HBP BLK WP HR S P ERA WHIP
Jeff Fassero, L ERA: 7.5 John Halama, L ERA: 3.18 (1, 1) (9, 1)	8.0 L 8 2 1 1 1 0 0 0 0 0 0 0 12 16 4.50 1.000																	

Texas Rangers @ Seattle Mariners
The Kingdom, Seattle, WA
Thu Apr 15 1999, 6:35 PM EDT
Alt. 22,145 - Dome - 72 F


AB 36
R 4
H 9
RBI 4
BB 2
SO 5
LOB 14



Batter	1	2	3	4	5	6	7	8	9	10	AB	R	H	RBI	BB	SO	LOB	BOTTOM
David Bell, R OBP: 0.237, SLG: 0.528 (1, 4)	3-1 G1-3		1-1 HR		2-3 K			0-0 P4			4	1	1	2	0	1	0	
John Mabry, L OBP: 0.214, SLG: 0.321 (1, 8)	0-2 P6		3-2 L8		1-2 P6			3-3 K			4	0	0	0	0	1	0	
David Segui, S OBP: 0.286, SLG: 0.463 (1, 3)	1-0 F8		0-0 F7		3-2 G4-3			3-2 G4-3			4	0	0	0	0	0	0	
Edgar Martinez, R OBP: 0.429, SLG: 0.611 (1, 10)		2-2 G5-3		1-0 2B 1B		0-1 G4-3		2-1 F7			4	1	1	0	0	0	0	
Jay Buhner, R OBP: 0.344, SLG: 0.400 (1, 9)		0-3 K		2-3 K		1-1 G6-3		0-3 K			4	0	0	0	0	3	1	
Butch Huskey, R OBP: 0.458, SLG: 0.792 (1, 7)		3-1 1B		1-2 2B		3-2 G4-3		0-3 K			4	0	2	1	0	1	0	
Russ Davis, R OBP: 0.325, SLG: 0.595 (1, 5)		2-2 F7		3-1 F9		0-0 F8		0-0 F9			4	0	0	0	0	0	2	
Tom Lampkin, L OBP: 0.385, SLG: 0.385 (1, 2)			2-2 FC1-6 1B		0-0 F9		3-2 G5-3				4	0	1	0	0	1	1	
Giomar Guevara, S OBP: 0.300, SLG: 0.500 Raul Ibanez, L OBP: 0.400, SLG: 0.400 Domingo Cedenio, S OBP: 0.286, SLG: 0.714 (1, 6) (8, PH) (9, 6)			1-0 FC1-6 HR		0-0 F8		1-2 G3				2	1	0	0	0	0	1	
Inning Stats	R: 0 E: 0 K: 0 S: 6	H: 0 LOB: 0 BB: 0 P: 10	R: 0 E: 0 K: 1 S: 12	H: 1 LOB: 1 BB: 0 P: 19	R: 2 E: 0 K: 0 S: 11	H: 2 LOB: 0 BB: 0 P: 18	R: 1 E: 0 K: 1 S: 10	H: 2 LOB: 1 BB: 0 P: 17	R: 0 E: 0 K: 1 S: 11	H: 0 LOB: 0 BB: 0 P: 14	R: 0 E: 0 K: 0 S: 8	H: 0 LOB: 0 BB: 0 P: 13	R: 0 E: 0 K: 2 S: 7	H: 0 LOB: 0 BB: 0 P: 7	1B: 3 2B: 1 3B: 0 HR: 1	SF: 0 SAC: 0 DP: 0 HBP: 0	WP: 0 PA: 35	
PITCHER	IP WLS BF H R ER SO BB IBB HBP BLK WP HR S P ERA WHIP	IP WLS BF H R ER SO BB IBB HBP BLK WP HR S P ERA WHIP	IP WLS BF H R ER SO BB IBB HBP BLK WP HR S P ERA WHIP	IP WLS BF H R ER SO BB IBB HBP BLK WP HR S P ERA WHIP	IP WLS BF H R ER SO BB IBB HBP BLK WP HR S P ERA WHIP	IP WLS BF H R ER SO BB IBB HBP BLK WP HR S P ERA WHIP	IP WLS BF H R ER SO BB IBB HBP BLK WP HR S P ERA WHIP	IP WLS BF H R ER SO BB IBB HBP BLK WP HR S P ERA WHIP	IP WLS BF H R ER SO BB IBB HBP BLK WP HR S P ERA WHIP	IP WLS BF H R ER SO BB IBB HBP BLK WP HR S P ERA WHIP	IP WLS BF H R ER SO BB IBB HBP BLK WP HR S P ERA WHIP	IP WLS BF H R ER SO BB IBB HBP BLK WP HR S P ERA WHIP	IP WLS BF H R ER SO BB IBB HBP BLK WP HR S P ERA WHIP	IP WLS BF H R ER SO BB IBB HBP BLK WP HR S P ERA WHIP	IP WLS BF H R ER SO BB IBB HBP BLK WP HR S P ERA WHIP	IP WLS BF H R ER SO BB IBB HBP BLK WP HR S P ERA WHIP	IP WLS BF H R ER SO BB IBB HBP BLK WP HR S P ERA WHIP	IP WLS BF H R ER SO BB IBB HBP BLK WP HR S P ERA WHIP
Rick Helting, R ERA: 8.59 Tim Crabtree, R ERA: 5.75 John Wetteland, R ERA: 3.86 (1, 1) (9, 1) (10, 1)	8.0 W 3 0 0 0 2 0 0 0 0 0 0 0 8 7 0.00 0.000																	

Texas Rangers @ Seattle Mariners
The Kingdom, Seattle, WA
Thu Apr 15 1999, 6:35 PM EDT
Alt. 22,145 - Dome - 72 F

AB 35
R 3
H 5
RBI 3
BB 0
SO 7
LOB 5



Batter	1	2	3	4	5	6	7	8	9	AB	R	H	RBI	BB	SO	LOB	TOP					
David Bell, R OBP: 0.238, SLG: 0.500 (1, 4)	G4-3 1B		F7		F7			F8		4	0	1	0	0	0	0	Seattle Mariners @ Anaheim Angels Edison International Field, Anaheim, CA Fri Apr 16 1999, 10:05 PM EDT Att: 39,635 - Cloudy - 69 F					
David Segui, S OBP: 0.283, SLG: 0.432 (1, 3)	F8		4-2 2B BB		G3-1			F9		3	0	0	0	1	0							
Ken Griffey Jr., L OBP: 0.463, SLG: 0.629 (1, 8)	G4-3		2-3 K			0-0 CS 1B			4-0 BB HR BB	3	1	1	0	1	2							
Edgar Martinez, R OBP: 0.435, SLG: 0.615 (1, 10)	G6-3		0-0 2B			3-3 K 1-2			4-1 BB HR BB	3	1	1	0	1	2							
Butch Huskey, R OBP: 0.393, SLG: 0.679 (1, 7)		2-1 P6	0-2 G6-3			1-3 K			3-3 K	4	0	0	0	0	2							
John Mabry, L OBP: 0.250, SLG: 0.419 (1, 9)		4-2 HR BB		2-2 F7			0-0 F8		1-1 HR	3	2	1	3	1	0							
Russ Davis, R OBP: 0.318, SLG: 0.634 (1, 5)		0-0 HR		1-0 F8			1-2 F9		2-3 K	4	1	1	2	0	1							
Dan Wilson, R OBP: 0.333, SLG: 0.259 (1, 2)		2-2 G6-3		1-0 G5-3			2-3 K		2-2 L5	4	0	0	0	0	1							
Giomar Guevara, S OBP: 0.250, SLG: 0.417 (1, 6)			0-1 G5-3			0-0 G4-3			0-1 G4-3	2	0	0	0	0	0							
Domingo Cedeno, S OBP: 0.250, SLG: 0.625 (8, PH)										1	0	0	0	0	0							
Inning Stats	R: 0 E: 0 K: 0 S: 12	H: 1 LOB: 1 BB: 0 P: 18	R: 2 E: 0 K: 0 S: 10	H: 1 LOB: 0 BB: 1 P: 18	R: 0 E: 0 K: 1 S: 14	H: 1 LOB: 2 BB: 1 P: 21	R: 0 E: 0 K: 0 S: 5	H: 0 LOB: 0 BB: 0 P: 9	R: 0 E: 0 K: 2 S: 9	H: 1 LOB: 0 BB: 0 P: 13	R: 0 E: 0 K: 1 S: 8	H: 0 LOB: 0 BB: 0 P: 11	R: 0 E: 0 K: 0 S: 6	H: 0 LOB: 0 BB: 0 P: 8	R: 3 E: 0 K: 2 S: 14	H: 1 LOB: 0 BB: 2 P: 30	1B: 2 2B: 2 3B: 0 HR: 2	SF: 0 SAC: 0 DP: 1 HBP: 0	WP: 0 PB: 0 SB: 0 CS: 1	PA: 35		
PITCHER	IP WLS BF H R ER SO BB IBB HBP BLK WP HR S P ERA WHIP	7.0 W 26 4 2 2 4 2 0 0 0 0 1 63 96 2.57 0.857	2.0 9 1 3 3 2 2 0 0 0 0 1 20 38 13.50 1.500																			

AB	31
R	5
H	5
RBI	5
BB	4
SO	6
LOB	9



Batter	1	2	3	4	5	6	7	8	9	AB	R	H	RBI	BB	SO	LOB	BOTTOM				
Orlando Palmeiro, L OBP: 0.275, SLG: 0.359 (1, 7)	G3-1		F9		2-2 BB 1B	1-2 HBP		G1-3		4	0	1	0	0	0	1	Seattle Mariners @ Anaheim Angels Edison International Field, Anaheim, CA Fri Apr 16 1999, 10:05 PM EDT Att: 39,635 - Cloudy - 69 F				
Randy Velarde, R OBP: 0.392, SLG: 0.438 (1, 4)	1B 16 1B		0-1 E6 G5-3		2-3 K	0-0 P6		3-2 L9		5	1	1	0	0	1						
Darin Erstad, L OBP: 0.365, SLG: 0.378 (1, 3)	F8		0-0 G5-3		4-2 1-2 BB		3-2 F9	4-2 2B 16 F9-2 BB		3	0	0	0	2	2						
Tim Salmon, R OBP: 0.510, SLG: 0.814 (1, 9)	1B 16 1B		1-0 G5-3		3-3 K		0-0 16 1B HR	1-1 2B		5	2	3	0	0	1						
16 Garret Anderson, L OBP: 0.320, SLG: 0.391 (1, 8)	1B 1-2 3-H 1B		0-0 G4-3		1-1 G4-3	0-1 G4-3	0-0 HR 1B	0-0 F9-2		5	1	2	1	0	0						
Troy Glaus, R OBP: 0.533, SLG: 0.872 (1, 5)	1B 1-3 2-H 1B		0-2 2B		0-2 F7 1B 2B	3-2 F7 1B 2B	1-1 HR HBP			3	2	3	1	0	0						
Todd Greene, R OBP: 0.300, SLG: 0.553 (1, 10)		1-2 F9		3-2 P2		0-1 F7	1-0 HR			4	1	1	4	0	2						
Charlie O'Brien, R OBP: 0.071, SLG: 0.071 (1, 2)		1-3 K		2-0 G6-3		0-1 HR 1B		0-1 F9		4	1	1	1	0	1						
Andy Sheets, R OBP: 0.381, SLG: 0.525 (1, 6)		0-0 G4-3			2-3 K	3-H HR	1-0 2B			4	1	2	2	0	1						
Inning Stats	R: 2 E: 0 K: 0 S: 13	H: 4 LOB: 2 BB: 0 P: 21	R: 0 E: 0 K: 1 S: 7	H: 0 LOB: 0 BB: 0 P: 9	R: 0 E: 1 K: 0 S: 7	H: 0 LOB: 1 BB: 0 P: 11	R: 0 E: 0 K: 0 S: 9	H: 1 LOB: 1 BB: 0 P: 15	R: 0 E: 0 K: 3 S: 15	H: 1 LOB: 2 BB: 1 P: 28	R: 3 E: 0 K: 0 S: 15	H: 3 LOB: 1 BB: 0 P: 20	R: 4 E: 0 K: 0 S: 15	H: 4 LOB: 1 BB: 0 P: 26	R: 0 E: 0 K: 0 S: 8	H: 1 LOB: 1 BB: 1 P: 16	1B: 8 2B: 5 3B: 0 HR: 2	SF: 0 SAC: 0 DP: 1 HBP: 2	WP: 0 PB: 0 SB: 0 CS: 0	PA: 41	
PITCHER	IP WLS BF H R ER SO BB IBB HBP BLK WP HR S P ERA WHIP	6.1 L 34 12 9 9 4 1 0 0 0 0 0 14 28 0.00 1.800																			

AB	37
R	9
H	14
RBI	9
BB	2
SO	4
LOB	13



Batter	1	2	3	4	5	6	7	8	9	10	AB	R	H	RBI	BB	SO	LOB	TOP			
David Bell, R OBP: 0.234, SLG: 0.467 (1, 4)	P4		HR 1B		F9		G1-3			F8	5	1	1	0	0	0	0				
David Segui, S OBP: 0.294, SLG: 0.479 (1, 3)	S BB		F7		F9			F7		HR	4	1	1	1	1	0	1				
Ken Griffey Jr., L OBP: 0.522, SLG: 0.722 (1, 8)	G5-4-3 BB		HR		BB			CS BB		S BB	1	1	1	2	4	0	0				
Edgar Martinez, R OBP: 0.392, SLG: 0.545 (1, 10)	G5-4-3		G1-3		F9			K		L4	5	0	0	0	0	1	5				
John Mabry, L OBP: 0.216, SLG: 0.361 (1, 9)		G4-3		P5				F7		F8	5	0	0	0	0	1	1				
Butch Huskey, R OBP: 0.406, SLG: 0.656 (1, 7)	S 1B			WP 3B 1B				G5-3		E6 G5-3 1B	4	1	2	0	0	0	0				
Russ Davis, R OBP: 0.313, SLG: 0.600 (1, 5)	K			K				F8		G5-3 1B	4	0	1	0	0	2	2				
Dan Wilson, R OBP: 0.324, SLG: 0.323 (1, 2)	G4-3			2H 3B				K		G5-3	4	0	1	1	0	1	3				
Domingo Cedenio, S OBP: 0.182, SLG: 0.455 (1, 6)										F9	3	0	0	0	0	1	1				
Tom Lampkin, L OBP: 0.357, SLG: 0.357 (9, PH)			B2					F9			1	0	0	0	0	0	2				
Giomar Guevara, S OBP: 0.250, SLG: 0.417 (9, 6)											0	0	0	0	0	0	0				
Inning Stats	R: 0 E: 0 K: 0 S: 9	H: 0 LOB: 1 BB: 2 P: 18	R: 0 E: 0 K: 1 S: 9	H: 1 LOB: 1 BB: 0 P: 12	R: 2 E: 0 K: 0 S: 11	H: 2 LOB: 0 BB: 0 P: 17	R: 1 E: 0 K: 2 S: 12	H: 2 LOB: 1 BB: 0 P: 21	R: 0 E: 0 K: 0 S: 7	H: 0 LOB: 0 BB: 1 P: 15	R: 0 E: 0 K: 0 S: 7	H: 0 LOB: 0 BB: 0 P: 13	R: 0 E: 0 K: 1 S: 9	H: 0 LOB: 0 BB: 0 P: 14	R: 0 E: 1 K: 0 S: 8	H: 1 LOB: 2 BB: 0 P: 12	R: 1 E: 0 K: 1 S: 6	H: 1 LOB: 1 BB: 1 P: 10	1B: 4 2B: 1 3B: 1 HR: 2	SF: 0 SAC: 0 DP: 2 HBP: 0	WP: 1 PA: 41
PITCHER	IP WLS BF H R ER SO BB IBB HBP BLK WP HR S P ERA WHIP	Ken Hill, R ERA: 5.87 (1, 1)	7.0 0.1 2 0 0 0 0 1 0 0 0 0 0 0 1 6 3.86 1.143	Mike Holtz, L ERA: (8, 1)	0.1 0 4 1 0 0 1 0 0 0 0 0 0 0 6 8 0.00 1.000	Mark Petkovsek, R ERA: (8, 1)	1.0 L 7 1 1 1 1 1 0 0 0 0 0 0 1 11 5.40 1.200	Troy Percival, R ERA: 1.93 (9, 1)													

Seattle Mariners @ Anaheim Angels
Edison International Field, Anaheim, CA
Sat Apr 17 1999, 10:05 PM EDT
Att. 43,752 - Cloudy - 75 F

AB	36
R	4
H	7
RBI	4
BB	5
SO	6
LOB	15



Batter	1	2	3	4	5	6	7	8	9	10	AB	R	H	RBI	BB	SO	LOB	BOTTOM			
Orlando Palmeiro, L OBP: 0.244, SLG: 0.318 (1, 7)	G6-3		G3-1		F8					G4-3	5	0	0	0	0	0	3				
Randy Velarde, R OBP: 0.357, SLG: 0.396 (1, 4)	K		P3		K			P3		F7	5	0	0	0	0	2	1				
Darin Erstad, L OBP: 0.351, SLG: 0.360 (1, 3)	K		K		G6-3					BB 1B	5	0	1	0	0	2	0				
Tim Salmon, R OBP: 0.500, SLG: 0.766 (1, 9)		F7		G6-3			G5-3 S 1B			G6-3	4	0	1	0	1	0	0				
16 Garret Anderson, L OBP: 0.327, SLG: 0.412 (1, 8)		K 1B E		HR 2B			K			K	5	2	2	0	0	3	3				
Troy Glaus, R OBP: 0.520, SLG: 0.814 (1, 5)		E 1B		L3			L3			F9	4	0	1	0	1	1	4				
Todd Greene, R OBP: 0.318, SLG: 0.610 (1, 10)		K		HR			G5-3			G6-3 SH1-4 BB	3	1	1	2	1	1	4				
Jeff Huson, L OBP: 0.182, SLG: 0.182 (9, PR)											0	0	0	0	0	0	0				
Matt Walbeck, S OBP: 0.379, SLG: 0.333 (1, 2)		E8 1B					G6-3			SH1-4	3	0	2	1	0	0	0				
Andy Sheets, R OBP: 0.370, SLG: 0.488 (1, 6)		G5-3					G6-3			G6-3	3	0	0	0	1	0	5				
Inning Stats	R: 0 E: 0 K: 2 S: 10	H: 0 LOB: 0 BB: 0 P: 15	R: 1 E: 1 K: 2 S: 15	H: 2 LOB: 2 BB: 0 P: 20	R: 0 E: 0 K: 1 S: 10	H: 0 LOB: 0 BB: 0 P: 17	R: 2 E: 0 K: 0 S: 11	H: 3 LOB: 1 BB: 0 P: 18	R: 0 E: 0 K: 1 S: 7	H: 0 LOB: 0 BB: 1 P: 11	R: 0 E: 0 K: 0 S: 6	H: 1 LOB: 1 BB: 0 P: 11	R: 0 E: 0 K: 0 S: 11	H: 1 LOB: 1 BB: 0 P: 17	R: 0 E: 0 K: 0 S: 10	H: 0 LOB: 2 BB: 1 P: 17	R: 0 E: 0 K: 2 S: 8	H: 1 LOB: 2 BB: 1 P: 12	1B: 6 2B: 1 3B: 0 HR: 1	SF: 0 SAC: 1 DP: 1 HBP: 0	WP: 1 PA: 42
PITCHER	IP WLS BF H R ER SO BB IBB HBP BLK WP HR S P ERA WHIP	Freddy Garcia, R ERA: 3.54 (1, 1)	8.0 1.0 W 4 0 0 0 0 2 1 0 0 0 0 8 12 0.00 2.000	Jose Paniagua, R ERA: 1.29 (9, 1)	1.0 S 5 1 0 0 2 1 0 0 0 0 0 0 8 12 0.00 2.000																

Seattle Mariners @ Anaheim Angels
Edison International Field, Anaheim, CA
Sat Apr 17 1999, 10:05 PM EDT
Att. 43,752 - Cloudy - 75 F

AB	37
R	3
H	8
RBI	3
BB	4
SO	9
LOB	20



Batter	1	2	3	4	5	6	7	8	9	AB	R	H	RBI	BB	SO	LOB	TOP					
David Bell, R OBP: 0.231, SLG: 0.440 (1, 4)	L8		P3	F7		F7		CS 1B		5	0	1	0	0	0	2						
David Segui, S OBP: 0.266, SLG: 0.434 (1, 3)	G6-3		G3		G4-3	F9		CS	G4-3	5	0	0	0	0	0	1						
Ken Griffey Jr., L OBP: 0.510, SLG: 0.675 (1, 8)	P3		2B HBP		2B 1B	F8			G3	4	2	1	0	0	0	1						
Edgar Martinez, R OBP: 0.411, SLG: 0.583 (1, 10)		K	HR 2B		1B 2B		G4-3			4	2	2	2	1	1	0						
Jay Buhner, R OBP: 0.351, SLG: 0.483 (1, 9)					E6 1B		P4		L4	4	1	1	2	1	0	2						
Butch Huskey, R OBP: 0.417, SLG: 0.722 (1, 7)		BB	HR							4	1	2	2	0	1	1						
Russ Davis, R OBP: 0.288, SLG: 0.551 (1, 5)	F9				F7		G4-3			4	0	0	0	0	0	3						
Dan Wilson, R OBP: 0.316, SLG: 0.314 (1, 2)			HR 1B		F8	F9		F8		4	1	1	0	0	0	2						
Domingo Cedeño, S OBP: 0.333, SLG: 0.714 (1, 6)			HR 1B					F7		3	1	2	2	1	0	0						
Inning Stats	R: 0 E: 0 K: 0 S: 7	H: 0 LOB: 0 BB: 0 P: 14	R: 0 E: 0 K: 1 S: 9	H: 0 LOB: 1 BB: 1 P: 19	R: 5 E: 0 K: 1 S: 14	H: 4 LOB: 0 BB: 0 P: 25	R: 0 E: 0 K: 0 S: 10	H: 1 LOB: 1 BB: 0 P: 18	R: 2 E: 0 K: 0 S: 12	H: 3 LOB: 1 BB: 1 P: 16	R: 0 E: 0 K: 0 S: 8	H: 0 LOB: 1 BB: 1 P: 15	R: 1 E: 0 K: 0 S: 5	H: 1 LOB: 0 BB: 0 P: 9	R: 0 E: 0 K: 0 S: 4	H: 1 LOB: 0 BB: 0 P: 7	R: 0 E: 0 K: 0 S: 10	H: 0 LOB: 1 BB: 1 P: 16	1B: 5 2B: 2 3B: 0 HR: 3	SF: 0 SAC: 0 DP: 0 HBP: 1	WP: 0 PB: 0 SB: 1 CS: 1	PA: 42
PITCHER	IP	WLS	BF	H	R	ER	SO	BB	IBB	HBP	BLK	WP	HR	S	P	ERA	WHIP					
Steve Sparks, R ERA: 9.42 (1, 1)	4.1	L	24	8	7	7	2	1	0	1	0	0	2	50	89	14.54	2.077					
Scott Schoeneweis, L ERA: 6.75 (5, 1)	2.2		10	1	1	1	0	1	0	0	0	0	1	15	27	3.38	0.750					
Al Levine, R ERA: (8, 1)	1.0		3	1	0	0	0	0	0	0	0	0	0	4	7	0.00	1.000					
Mike Magnante, L ERA: (9, 1)	1.0		4	0	0	0	0	1	0	0	0	0	0	10	16	0.00	1.000					

Seattle Mariners @ Anaheim Angels
Edison International Field, Anaheim, CA
Sun Apr 18 1999, 4:05 PM EDT
Att: 37,465 - Sunny - 80 F

AB	37
R	8
H	10
RBI	8
BB	3
SO	2
LOB	12



Batter	1	2	3	4	5	6	7	8	9	AB	R	H	RBI	BB	SO	LOB	BOTTOM					
Orlando Palmeiro, L OBP: 0.280, SLG: 0.333 (1, 7)	1B FC4-6				2B HBP		P4		F7	4	2	2	0	0	0	1						
Randy Velarde, R OBP: 0.383, SLG: 0.439 (1, 4)	FC4-6 1B	K			1B 2B		G6-4-3 1B			4	1	3	1	0	1	1						
Darin Erstad, L OBP: 0.344, SLG: 0.340 (1, 3)	FC4-6 G4-3 BB	CS		P5	BB		G6-4-3			3	0	0	1	1	0	2						
Tim Salmon, R OBP: 0.500, SLG: 0.740 (1, 9)	BB			F7	1B		G6-3			3	0	1	1	1	0	0						
16 Garret Anderson, L OBP: 0.305, SLG: 0.382 (1, 8)	G4-3			G1-3	G4-3-6		K			4	0	0	0	0	1	4						
Troy Glaus, R OBP: 0.519, SLG: 0.848 (1, 5)	HBP			HR	F9		K			3	1	1	1	0	1	1						
Todd Greene, R OBP: 0.326, SLG: 0.595 ERA: 6.75 (1, 10)	F7						G6-4-3 1B			1	0	0	0	0	0	3						
Tim Lincecum, R OBP: 0.333, SLG: 0.333 (4, PR)										1	0	1	0	0	0	0						
Chris Pritchett, L OBP: 0.200, SLG: 0.200 (9, PH)										1	0	1	0	0	0	0						
Matt Walbeck, S OBP: 0.364, SLG: 0.419 (1, 2)		HR			G6-4-3		G6-4-3		K	4	1	1	1	0	1	3						
Andy Sheets, R OBP: 0.347, SLG: 0.457 ERA: 15.75 (1, 6)		B1-3								3	0	0	0	0	0	1						
Jeff Huson, L OBP: 0.167, SLG: 0.167 (9, PH)					G5-3		F9			1	0	0	0	0	0	1						
Inning Stats	R: 1 E: 0 K: 0 S: 15	H: 2 LOB: 3 BB: 1 P: 27	R: 1 E: 0 K: 1 S: 12	H: 2 LOB: 0 BB: 0 P: 19	R: 0 E: 0 K: 0 S: 6	H: 0 LOB: 0 BB: 0 P: 10	R: 1 E: 0 K: 0 S: 6	H: 1 LOB: 1 BB: 0 P: 10	R: 2 E: 0 K: 0 S: 14	H: 2 LOB: 1 BB: 1 P: 27	R: 0 E: 0 K: 0 S: 5	H: 1 LOB: 0 BB: 0 P: 7	R: 0 E: 0 K: 2 S: 9	H: 1 LOB: 0 BB: 0 P: 15	R: 0 E: 0 K: 2 S: 11	H: 0 LOB: 0 BB: 0 P: 14	R: 0 E: 0 K: 1 S: 10	H: 1 LOB: 1 BB: 0 P: 15	1B: 7 2B: 1 3B: 0 HR: 2	SF: 0 SAC: 0 DP: 4 HBP: 3	WP: 0 PB: 0 SB: 0 CS: 1	PA: 38
PITCHER	IP	WLS	BF	H	R	ER	SO	BB	IBB	HBP	BLK	WP	HR	S	P	ERA	WHIP					
Brett Hinchliffe, R ERA: 6.75 (1, 1)	3.0		16	5	3	3	1	1	0	2	0	0	2	0	0	6.3	2.000					
John Halama, L ERA: 4.91 (4, 1)	1.2		7	2	2	2	0	1	0	1	0	0	0	13	24	10.80	1.800					
28 Ken Cloude, R ERA: 15.75 (5, 1)	2.1	W	7	2	0	0	0	0	0	0	0	0	0	17	28	0.00	0.857					
Jose Paniagua, R ERA: 1.13 (8, 1)	1.0	H	3	0	0	0	2	0	0	0	0	0	0	11	14	0.00	0.000					
Jose Mesa, R ERA: 12.79 (9, 1)	1.0	S	4	1	0	0	1	0	0	0	0	0	0	10	15	0.00	1.000					

Seattle Mariners @ Anaheim Angels
Edison International Field, Anaheim, CA
Sun Apr 18 1999, 4:05 PM EDT
Att: 37,465 - Sunny - 80 F

AB	32
R	5
H	10
RBI	5
BB	2
SO	4
LOB	17



Batter	1	2	3	4	5	6	7	8	9	AB	R	H	RBI	BB	SO	LOB	TOP					
David Bell, R OBP: 0.214, SLG: 0.407	0-0 B2		0-0 G5-3		2-2 G4-3		1-2 P4			4	0	0	0	0	0	1	Seattle Mariners @ Chicago White Sox Comiskey Park, Chicago, IL Tue Apr 20 1999, 8:05 PM EDT Att. 8,980 - Overcast - 45 F					
David Segui, S OBP: 0.283, SLG: 0.439	0-0 F8		1-0 BB 1B		0-1 G5-3			1-2 1B		4	0	2	0	0	0	0						
Ken Griffey Jr., L OBP: 0.491, SLG: 0.636	0-3 K		1-2 BB 1B		0-0 G3			2-2 L4		4	0	1	0	0	1	1						
Edgar Martinez, R OBP: 0.433, SLG: 0.580		4-2 BB 2B	4-0 BB G4-6-3		2-2 BB 1B			2-2 F8		2	1	1	0	2	0	1						
Jay Buhner, R OBP: 0.366, SLG: 0.452		4-0 BB 2B	3-2 BB G4-6-3		4-2 BB 1B			0-2 K		2	0	0	0	2	1	4						
Butch Huskey, R OBP: 0.375, SLG: 0.650		0-1 P3		0-0 F9		1-2 F9			1-1 F9	4	0	0	0	0	0	4						
Russ Davis, R OBP: 0.286, SLG: 0.547		1-0 BB 2B		2-3 K		3-2 G6-3			0-1 F9	4	0	1	1	0	1	2						
Dan Wilson, R OBP: 0.286, SLG: 0.282		1-0 L4		2-2 F8			0-0 F8		1-3 K	4	0	0	0	0	1	2						
Domingo Cedenio, S OBP: 0.333, SLG: 0.625		1-0 F9			2-3 K		4-2 CS BB			2	0	0	0	1	1	2						
Inning Stats	R: 0 E: 0 K: 1 S: 5	H: 0 LOB: 0 BB: 0 P: 5	R: 1 E: 0 K: 0 S: 8	H: 1 LOB: 2 BB: 2 P: 19	R: 0 E: 0 K: 0 S: 8	H: 2 LOB: 2 BB: 1 P: 17	R: 0 E: 0 K: 1 S: 7	H: 0 LOB: 0 BB: 0 P: 11	R: 0 E: 0 K: 1 S: 8	H: 1 LOB: 2 BB: 1 P: 22	R: 0 E: 0 K: 0 S: 10	H: 0 LOB: 0 BB: 1 P: 15	R: 0 E: 0 K: 1 S: 12	H: 1 LOB: 1 BB: 0 P: 17	R: 0 E: 0 K: 1 S: 7	H: 0 LOB: 0 BB: 0 P: 9	1B: 4 2B: 1 3B: 0 HR: 0	SF: 0 SAC: 0 DP: 1 HBP: 0	WP: 0 PB: 0 SB: 0 CS: 1	PA: 35		
PITCHER	IP WLS BF H R ER SO BB IBB HBP BLK WP HR S P ERA WHIP	IP WLS BF H R ER SO BB IBB HBP BLK WP HR S P ERA WHIP																				
Jim Parque, L ERA: 3.26	(1, 1)	6.0	W	25	4	1	1	3	4	0	0	0	0	0	0	0	0	0	48	86	1.50	1.333
Keith Foulke, R ERA: 0.9	(7, 1)	1.0	H	4	1	0	0	0	1	0	0	0	0	0	0	0	0	0	13	19	0.00	2.000
Bryan Ward, L ERA: 5.06	(8, 1)	0.1	H	1	0	0	0	0	0	0	0	0	0	0	0	0	0	0	3	5	0.00	0.000
41 Bill Simas, R ERA: 3.86	(8, 1)	0.2	H	2	0	0	0	1	0	0	0	0	0	0	0	0	0	0	6	8	0.00	0.000
Bob Howry, R ERA: 3.0	(9, 1)	1.0	S	3	0	0	0	1	0	0	0	0	0	0	0	0	0	0	7	9	0.00	0.000

Batter	1	2	3	4	5	6	7	8	9	AB	R	H	RBI	BB	SO	LOB	BOTTOM						
Ray Durham, S OBP: 0.404, SLG: 0.540	2-0 E 1B	2-1 FC6-4			3-2 S 2B 1B		3-2 HR			4	2	3	1	0	0	2	Seattle Mariners @ Chicago White Sox Comiskey Park, Chicago, IL Tue Apr 20 1999, 8:05 PM EDT Att. 8,980 - Overcast - 45 F						
Mike Canuso, S OBP: 0.275, SLG: 0.245	1-0 E 1B	2-3 K			2-0 F8		2-1 G3			4	0	1	0	0	1	3							
Frank Thomas, R OBP: 0.556, SLG: 0.725	3-1 P3		2-2 G5-3		2-0 2H 2B			2-2 F8		4	0	1	1	0	0	2							
Magglio Ordonez, R OBP: 0.346, SLG: 0.468	0-1 E5 14 G6-4-3		0-1 G6-3		3-2 G1-3			0-1 G6-3		4	0	0	0	0	0	3							
14 Paul Konerko, R OBP: 0.262, SLG: 0.325	0-1 G6-4-3		2-2 G3		1-0 L4 G1-3 1B			1-1 P3		4	0	1	0	0	0	3							
Craig Wilson, R OBP: 0.200, SLG: 0.111										0	0	0	0	0	0	0							
Darin Jackson, R OBP: 0.440, SLG: 0.880		0-2 BB 2B		1-1 L9		2-0 G1-3				3	1	1	0	0	0	1							
Greg Norton, S OBP: 0.409, SLG: 0.353		1-3 K		2-2 G1-3		3-2 L4				3	0	0	0	0	1	2							
25 Jeff Abbott, R OBP: 0.107, SLG: 0.185		4-2 FC6-4 BB		3-2 F9			1-0 L9			2	0	0	0	1	0	0							
McKay Christensen, L OBP: 0.346, SLG: 0.375										0	0	0	0	0	0	0							
Brook Fordyce, R OBP: 0.276, SLG: 0.333		2-2 FC6-4 1B			2-1 G4-3		1-3 K			3	0	1	1	0	1	0							
Inning Stats	R: 0 E: 1 K: 0 S: 8	H: 2 LOB: 2 BB: 0 P: 14	R: 1 E: 0 K: 2 S: 16	H: 2 LOB: 2 BB: 1 P: 27	R: 0 E: 0 K: 0 S: 8	H: 0 LOB: 0 BB: 0 P: 12	R: 0 E: 0 K: 0 S: 11	H: 0 LOB: 0 BB: 0 P: 17	R: 1 E: 0 K: 0 S: 12	H: 2 LOB: 1 BB: 0 P: 24	R: 0 E: 0 K: 0 S: 5	H: 1 LOB: 0 BB: 0 P: 11	R: 1 E: 0 K: 1 S: 11	H: 1 LOB: 0 BB: 0 P: 18	R: 0 E: 0 K: 0 S: 9	H: 0 LOB: 0 BB: 0 P: 12	1B: 5 2B: 3 3B: 0 HR: 1	SF: 0 SAC: 0 DP: 2 HBP: 0	WP: 0 PB: 0 SB: 1 CS: 0	PA: 32			
PITCHER	IP WLS BF H R ER SO BB IBB HBP BLK WP HR S P ERA WHIP	IP WLS BF H R ER SO BB IBB HBP BLK WP HR S P ERA WHIP																					
Jeff Fassero, L ERA: 6.48	(1, 1)	7.0	L	29	8	3	3	3	1	0	0	0	0	0	0	0	0	0	1	71	123	3.86	1.286
Jose Paniagua, R ERA: 1.0	(8, 1)	1.0		3	0	0	0	0	0	0	0	0	0	0	0	0	0	0	9	12	0.00	0.000	

AB 30
R 1
H 5
RBI 1
BB 5
SO 5
LOB 17



AB 31
R 3
H 8
RBI 3
BB 1
SO 3
LOB 16



Batter	1	2	3	4	5	6	7	8	9	AB	R	H	RBI	BB	SO	LOB	TOP					
Domingo Cedeno, S (1,6) OBP: 0.273, SLG: 0.500										4	0	0	0	0	1	3	Seattle Mariners @ Chicago White Sox Comiskey Park, Chicago, IL Wed Apr 21 1999, 8:05 PM EDT Att. 9,405 - Overcast - 49 F					
David Bell, R (1,4) OBP: 0.200, SLG: 0.379										4	0	0	0	0	0	2						
Ken Griffey Jr., L (1,8) OBP: 0.475, SLG: 0.596										3	0	0	0	1	0	0						
Edgar Martinez, R (1,10) OBP: 0.438, SLG: 0.574										4	1	2	0	0	0	3						
David Segui, S (1,3) OBP: 0.281, SLG: 0.443										4	0	1	0	0	1	1						
Jay Buhner, R (1,9) OBP: 0.356, SLG: 0.412										3	0	0	0	1	0	0						
Matt Mieske, R (9, PR) OBP: 0.250, SLG: 1.000										3	0	1	1	0	2	1						
John Mabry, L (1,7) OBP: 0.220, SLG: 0.359										4	0	1	0	0	2	4						
Russ Davis, R (1,5) OBP: 0.283, SLG: 0.544										3	0	1	0	0	2	4						
Tom Lampkin, L (1,2) OBP: 0.353, SLG: 0.353										3	0	1	0	0	0	3						
Inning Stats	R: 0 E: 0 K: 1 S: 11	H: 0 LOB: 0 BB: 0 P: 15	R: 1 E: 0 K: 0 S: 9	H: 2 LOB: 2 BB: 1 P: 13	R: 0 E: 0 K: 0 S: 6	H: 0 LOB: 0 BB: 0 P: 8	R: 0 E: 0 K: 0 S: 5	H: 1 LOB: 0 BB: 0 P: 7	R: 0 E: 0 K: 1 S: 8	H: 2 LOB: 1 BB: 0 P: 11	R: 0 E: 0 K: 0 S: 8	H: 0 LOB: 0 BB: 0 P: 13	R: 0 E: 0 K: 1 S: 6	H: 0 LOB: 0 BB: 0 P: 9	R: 0 E: 1 K: 0 S: 9	H: 1 LOB: 3 BB: 1 P: 18	R: 0 E: 1 K: 3 S: 11	H: 0 LOB: 1 BB: 0 P: 18	1B: 4 2B: 2 3B: 0 HR: 0	SF: 1 SAC: 0 DP: 2 HBP: 0	WP: 0 PB: 0 SB: 0 CS: 0	PA: 35
PITCHER	IP WLS BF H R ER SO BB IBB HBP BLK WP HR S P ERA WHIP																					
John Snyder, R (1,1) ERA: 2.12	8.0 W 31 6 1 1 3 2 0 0 0 0 0 0 62 94 1.12 1.000																					
Bob Howry, R (9,1) ERA: 2.57	1.0 S 4 0 0 0 3 0 0 0 0 0 0 0 11 18 0.00 0.000																					

Batter	1	2	3	4	5	6	7	8	9	AB	R	H	RBI	BB	SO	LOB	BOTTOM			
Ray Durham, S (1,4) OBP: 0.393, SLG: 0.509										3	1	0	0	1	0	0	Seattle Mariners @ Chicago White Sox Comiskey Park, Chicago, IL Wed Apr 21 1999, 8:05 PM EDT Att. 9,405 - Overcast - 49 F			
Mike Canuso, S (1,6) OBP: 0.273, SLG: 0.231										3	0	0	0	1	1	1				
Frank Thomas, R (1,3) OBP: 0.552, SLG: 0.698										3	0	1	2	1	1	1				
Craig Wilson, R (9,5) OBP: 0.200, SLG: 0.111										0	0	0	0	0	0	0				
Magglio Ordonez, R (1,9) OBP: 0.339, SLG: 0.451										4	0	1	0	0	0	2				
14 Paul Konerko, R (1,10) OBP: 0.244, SLG: 0.302										3	0	0	0	0	0	2				
Darin Jackson, R (1,8) OBP: 0.429, SLG: 0.821										3	0	1	0	0	0	0				
Greg Norton, S (1,5) OBP: 0.426, SLG: 0.378										3	0	2	0	0	0	0				
25 Jeff Abbott, R (1,7) OBP: 0.129, SLG: 0.172										2	0	0	0	1	1	3				
McKay Christensen, L (9, PR) OBP: 0.346, SLG: 0.375										0	1	0	0	0	0	0				
Brook Fordyce, R (1,2) OBP: 0.258, SLG: 0.310										2	0	0	0	0	0	3				
Inning Stats	R: 0 E: 1 K: 1 S: 6	H: 0 LOB: 0 BB: 0 P: 7	R: 0 E: 0 K: 0 S: 7	H: 0 LOB: 0 BB: 0 P: 11	R: 0 E: 0 K: 1 S: 6	H: 1 LOB: 0 BB: 0 P: 8	R: 0 E: 0 K: 0 S: 9	H: 2 LOB: 2 BB: 0 P: 14	R: 0 E: 0 K: 0 S: 9	H: 2 LOB: 1 BB: 0 P: 15	R: 0 E: 0 K: 1 S: 8	H: 0 LOB: 1 BB: 1 P: 15	R: 0 E: 0 K: 0 S: 7	H: 0 LOB: 0 BB: 0 P: 14	R: 2 E: 0 K: 0 S: 12	H: 0 LOB: 1 BB: 3 P: 25	1B: 5 2B: 0 3B: 0 HR: 0	SF: 0 SAC: 1 DP: 2 HBP: 0	WP: 1 PB: 0 SB: 1 CS: 1	PA: 31
PITCHER	IP WLS BF H R ER SO BB IBB HBP BLK WP HR S P ERA WHIP																			
Jamie Moyer, L (1,1) ERA: 7.96	7.0 L 26 5 1 1 3 2 0 0 0 0 1 0 11 20 9.00 2.000																			
Jose Paniagua, R (8,1) ERA: 1.6	1.0 L 5 0 1 1 0 2 0 0 0 0 1 0 11 20 9.00 2.000																			

AB	32
R	1
H	6
RBI	1
BB	2
SO	6
LOB	17




AB	26
R	2
H	5
RBI	2
BB	4
SO	3
LOB	12



Batter	1	2	3	4	5	6	7	8	9	AB	R	H	RBI	BB	SO	LOB	TOP										
David Segui, S OBP: 0.304, SLG: 0.500	1-2 1B	3-2 HR			1-0 1B		2-1 F7		1-3 K	5	1	3	3	0	1	1											
Edgar Martinez, R OBP: 0.426, SLG: 0.552	2-0 F9	3-2 F9			2-0 F8			3-1 FC4-6 1B		4	0	1	0	0	0	2											
Ken Griffey Jr., L OBP: 0.460, SLG: 0.560	1-3 K			4-0 G6-4-3 BB			1-0 FC6		2-0 FC4-6 BB	3	0	0	0	1	1	3											
Jay Buhner, R OBP: 0.367, SLG: 0.405	3-3 K			3-0 F8			0-0 1B		4-1 1-2 BB	3	0	1	0	1	1	2											
John Mabry, L OBP: 0.200, SLG: 0.326		1-3 K		0-0 G6-4-3			0-1 L5		1-2 P5	4	0	0	0	0	1	4											
Russ Davis, R OBP: 0.281, SLG: 0.525		1-2 E 1B		1-0 G6-3			1-3 K		3-1 P6	4	1	1	0	0	1	3											
Dan Wilson, R OBP: 0.261, SLG: 0.256		2-3 K		2-2 F9			1-3 K		3-1 F7	4	0	0	0	0	2	2											
David Bell, R OBP: 0.188, SLG: 0.355		1-0 E6 BB HR		1-2 F8			1-2 G6-3		1-2 G6-3	4	1	0	0	0	0	0											
Domingo Cedenro, S OBP: 0.280, SLG: 0.455		4-2 HR BB		3-2 F8			1-2 G4-3		0-1 1B	2	1	0	0	1	0	0											
Tom Lampkin, L OBP: 0.369, SLG: 0.369		1-2 HR BB								1	0	1	0	0	0	0											
Giomar Guevara, S OBP: 0.250, SLG: 0.417										0	0	0	0	0	0	0											
Inning Stats	R: 0 E: 0 K: 2 S: 11	H: 1 LOB: 1 BB: 0 P: 18	R: 4 E: 1 K: 2 S: 21	H: 2 LOB: 0 BB: 1 P: 36	R: 0 E: 0 K: 0 S: 2	H: 0 LOB: 0 BB: 1 P: 9	R: 0 E: 0 K: 0 S: 11	H: 0 LOB: 0 BB: 0 P: 15	R: 0 E: 0 K: 0 S: 10	H: 1 LOB: 1 BB: 0 P: 17	R: 0 E: 0 K: 2 S: 12	H: 1 LOB: 1 BB: 0 P: 14	R: 0 E: 0 K: 0 S: 9	H: 0 LOB: 0 BB: 0 P: 13	R: 0 E: 0 K: 0 S: 9	H: 1 LOB: 2 BB: 1 P: 22	R: 0 E: 0 K: 1 S: 10	H: 1 LOB: 1 BB: 0 P: 15	1B: 6 2B: 0 3B: 0 HR: 1	SF: 0 SAC: 0 DP: 1 HBP: 0	WP: 0 PB: 0 CS: 1	PA: 37					
PITCHER	IP	WLS	BF	H	R	ER	SO	BB	IBB	HBP	BLK	WP	HR	S	P	ERA	WHIP										
Bobby Witt, R ERA: 3.18	(1, 1)	6.0	25	5	4	0	6	2	0	0	0	0	1	67	109	0.00	1.167										
Esteban Yan, R ERA: 6.23	(7, 1)	1.0	4	1	0	0	0	0	0	0	0	0	0	11	18	0.00	1.000										
Scott Aldred, L ERA: 6.23	(8, 1)	0.1	1	0	0	0	0	0	0	0	0	0	0	1	3	0.00	0.000										
Rick White, R ERA: 2.38	(8, 1)	0.2	W	3	0	0	0	1	0	0	0	0	0	6	14	0.00	1.500										
Roberto Hernandez, R ERA: 0.75	(9, 1)	1.0	S	4	1	0	1	0	0	0	0	0	0	10	15	0.00	1.000										

Seattle Mariners @ Tampa Bay Devil Rays
Tropicana Field, St. Petersburg, FL
Fri Apr 23 1999, 7:05 PM EDT
Att: 18,750 - Dome - 72 F


AB 34
R 4
H 7
RBI 3
BB 3
SO 7
LOB 17



Batter	1	2	3	4	5	6	7	8	9	AB	R	H	RBI	BB	SO	LOB	BOTTOM										
Randy Winn, S OBP: 0.309, SLG: 0.455	2-2 F7	2-1 FC6-4		0-0 CS 1B		1-1 G4-3		3-1 HR		5	1	2	1	0	0	3											
Dave Martinez, L OBP: 0.425, SLG: 0.508	4-2 1B BB		2-1 WP 1B	2-0 CS 1B	2-2 1B		4-1 2B 1B	4-0 PO BB		2	2	2	0	3	0	0											
Jose Canseco, R OBP: 0.388, SLG: 0.676	1-3 K		4-0 1B SF7 BB		1-0 1B		3-0 1B SF8 2B	3-2 PO		3	2	2	0	1	1	1											
Wade Boggs, L OBP: 0.340, SLG: 0.347	0-1 1B		1-0 1B		1-0 F7		1-2 S 1B			4	0	3	2	0	0	2											
David Lamb, S OBP: 0.222, SLG: 0.222	1-3 1B		1-3 2H 1B		1-3 F7		2-3 3H 1B			0	0	0	0	0	0	0											
John Flaherty, R OBP: 0.348, SLG: 0.446	0-0 FC6-4		0-0 SF7		2-1 P2		0-0 SF8			2	0	0	2	0	0	4											
Paul Sorrento, L OBP: 0.250, SLG: 0.143		2-3 K	1-1 F8		3-1 F8		1-1 G6-4-3 BB			3	0	0	0	1	1	3											
Quinton McCracken, S OBP: 0.283, SLG: 0.379		1-0 1B	2-0 P5		3-2 1B		1-1 G6-4-3			4	0	2	0	0	0	3											
Miguel Cairo, R OBP: 0.318, SLG: 0.393		1-3 K		0-1 G5-3		2-3 K		3-1 L3		2	0	0	0	0	1	1											
Bobby Smith, R OBP: 0.211, SLG: 0.229		1-2 K								2	0	0	0	0	1	1											
Kevin Stocker, S OBP: 0.466, SLG: 0.549		2-1 FC6-4 HBP		2-2 G1-3		2-2 F7		3-2 F7		3	0	0	0	0	0	1											
Inning Stats	R: 0 E: 0 K: 1 S: 11	H: 1 LOB: 2 BB: 1 P: 18	R: 0 E: 0 K: 2 S: 10	H: 1 LOB: 2 BB: 0 P: 18	R: 2 E: 0 K: 0 S: 7	H: 2 LOB: 1 BB: 1 P: 17	R: 0 E: 0 K: 0 S: 9	H: 1 LOB: 0 BB: 0 P: 13	R: 0 E: 0 K: 0 S: 9	H: 2 LOB: 2 BB: 0 P: 18	R: 0 E: 0 K: 1 S: 11	H: 1 LOB: 1 BB: 0 P: 19	R: 2 E: 0 K: 0 S: 9	H: 2 LOB: 1 BB: 2 P: 22	R: 1 E: 0 K: 0 S: 11	H: 1 LOB: 0 BB: 1 P: 26	1B: 9 2B: 1 3B: 0 HR: 1	SF: 2 SAC: 0 DP: 1 HBP: 1	WP: 1 PB: 0 CS: 3	PA: 40							
PITCHER	IP	WLS	BF	H	R	ER	SO	BB	IBB	HBP	BLK	WP	HR	S	P	ERA	WHIP										
Freddy Garcia, R ERA: 3.55	(1, 1)	5.0	25	8	2	2	3	2	0	0	0	0	0	49	90	3.60	2.000										
28 Ken Cloude, R ERA: 15.19	(6, 1)	1.1	B	7	2	2	1	1	0	0	0	0	0	14	27	13.50	2.250										
John Halama, L ERA: 5.19	(7, 1)	1.1	L	6	1	1	0	2	0	0	0	0	1	10	28	6.75	2.250										
Jose Paniagua, R ERA: 1.74	(8, 1)	0.1	0	0	0	0	0	0	0	0	0	0	0	4	6	0.00	0.000										

Seattle Mariners @ Tampa Bay Devil Rays
Tropicana Field, St. Petersburg, FL
Fri Apr 23 1999, 7:05 PM EDT
Att: 18,750 - Dome - 72 F

AB 30
R 5
H 11
RBI 5
BB 5
SO 4
LOB 19



Batter	1	2	3	4	5	6	7	8	9	AB	R	H	RBI	BB	SO	LOB	TOP					
David Segui, S OBP: 0.301, SLG: 0.529 Russ Davis, R OBP: 0.277, SLG: 0.516	G3-1		K				E6		K	4	2	1	1	0	1	0	Seattle Mariners @ Tampa Bay Devil Rays Tropicana Field, St. Petersburg, FL Sat Apr 24 1999, 6:35 PM EDT Att: 24,498 - Dome - 72 F livebaseballscorecards.com					
Edgar Martinez, R OBP: 0.411, SLG: 0.540	K		G4-3				K		K	5	1	1	0	0	3	0						
Ken Griffey Jr., L OBP: 0.485, SLG: 0.691									F7	5	2	4	3	0	0	0						
Jay Buhner, R OBP: 0.358, SLG: 0.475	G1-3						SF8			3	1	1	2	0	0	1						
Butch Huskey, R OBP: 0.341, SLG: 0.591							G6-4-3			4	0	0	0	0	0	1						
John Mabry, L OBP: 0.204, SLG: 0.383	G3-1								F7	4	1	1	1	0	1	0						
Tom Lampkin, L OBP: 0.364, SLG: 0.364							G3		G3	4	0	1	0	0	0	0						
David Bell, R OBP: 0.221, SLG: 0.415										3	2	2	1	1	0	1						
Domingo Cedenio, S OBP: 0.276, SLG: 0.462									F9	4	0	1	1	0	1	1						
Inning Stats	R: 0 E: 0 K: 1 S: 12	H: 1 LOB: 1 BB: 0 P: 20	R: 0 E: 0 K: 0 S: 9	H: 1 LOB: 1 BB: 0 P: 13	R: 0 E: 0 K: 1 S: 8	H: 0 LOB: 0 BB: 0 P: 9	R: 4 E: 0 K: 0 S: 19	H: 5 LOB: 1 BB: 0 P: 26	R: 2 E: 0 K: 1 S: 13	H: 2 LOB: 0 BB: 0 P: 21	R: 1 E: 0 K: 2 S: 11	H: 1 LOB: 0 BB: 0 P: 18	R: 2 E: 1 K: 0 S: 8	H: 2 LOB: 0 BB: 0 P: 15	R: 0 E: 0 K: 0 S: 5	H: 0 LOB: 1 BB: 1 P: 11	R: 0 E: 0 K: 2 S: 7	H: 0 LOB: 0 BB: 0 P: 10	1B: 4 2B: 2 3B: 0 HR: 6	SF: 1 SAC: 0 DP: 1 HBP: 0	WP: 0 PB: 0 CS: 0	PA: 39
PITCHER	IP WLS BF H R ER SO BB IBB HBP BLK WP HR S P ERA WHIP																					
Rolando Arroyo, R ERA: 6.14	(1, 1) 4.1 L 21 9 6 6 3 0 0 0 0 0 0 5 56 83 12.46 2.077																					
Albie Lopez, R ERA: 5.99	(5, 1) 2.2 11 3 3 2 2 0 0 0 0 0 1 24 39 6.75 1.125																					
Norm Charlton, L ERA:	(8, 1) 1.0 4 0 0 0 0 1 0 0 0 0 0 5 11 0.00 1.000																					
Esteban Yan, R ERA: 5.99	(9, 1) 1.0 3 0 0 0 2 0 0 0 0 0 0 7 10 0.00 0.000																					

Batter	1	2	3	4	5	6	7	8	9	AB	R	H	RBI	BB	SO	LOB	BOTTOM					
Randy Winn, S OBP: 0.342, SLG: 0.471			L4							4	1	3	0	1	0	0	Seattle Mariners @ Tampa Bay Devil Rays Tropicana Field, St. Petersburg, FL Sat Apr 24 1999, 6:35 PM EDT Att: 24,498 - Dome - 72 F livebaseballscorecards.com					
Dave Martinez, L OBP: 0.397, SLG: 0.469	K		F8				F7		F7	5	0	0	0	0	1	7						
Jose Canseco, R OBP: 0.376, SLG: 0.685	F7						F9		K	5	1	1	3	0	1	4						
Wade Boggs, L OBP: 0.316, SLG: 0.321										4	0	0	0	0	1	1						
John Flaherty, R OBP: 0.343, SLG: 0.450										4	0	1	0	0	0	0						
Paul Sorrento, L OBP: 0.250, SLG: 0.100										3	0	0	0	1	1	2						
Danny Clyburn, R OBP: 0.275, SLG: 0.389										4	1	2	0	0	1	2						
Bobby Smith, R OBP: 0.214, SLG: 0.231										4	0	1	0	0	1	3						
Kevin Stocker, S OBP: 0.468, SLG: 0.528										2	1	0	0	2	0	1						
Inning Stats	R: 0 E: 0 K: 1 S: 9	H: 1 LOB: 0 BB: 0 P: 15	R: 0 E: 0 K: 0 S: 14	H: 1 LOB: 2 BB: 1 P: 23	R: 0 E: 0 K: 0 S: 8	H: 0 LOB: 0 BB: 0 P: 10	R: 0 E: 0 K: 2 S: 14	H: 1 LOB: 2 BB: 0 P: 25	R: 0 E: 0 K: 0 S: 7	H: 2 LOB: 2 BB: 0 P: 9	R: 0 E: 0 K: 0 S: 3	H: 0 LOB: 0 BB: 0 P: 4	R: 4 E: 1 K: 1 S: 21	H: 2 LOB: 0 BB: 2 P: 36	R: 0 E: 0 K: 0 S: 7	H: 0 LOB: 0 BB: 0 P: 10	R: 0 E: 0 K: 2 S: 14	H: 1 LOB: 2 BB: 1 P: 22	1B: 6 2B: 2 3B: 0 HR: 1	SF: 0 SAC: 0 DP: 1 HBP: 0	WP: 1 PB: 0 CS: 1	PA: 39
PITCHER	IP WLS BF H R ER SO BB IBB HBP BLK WP HR S P ERA WHIP																					
Butch Henry, L ERA: 2.89	(1, 1) 6.1 W 27 6 2 2 3 2 0 0 0 0 0 63 101 2.84 1.263																					
Mae Suzuki, R ERA: 10.45	(7, 1) 1.2 7 1 2 2 1 1 0 0 0 0 1 20 31 10.80 1.200																					
Jose Mesa, R ERA: 11.05	(9, 1) 1.0 5 1 0 0 2 1 0 0 0 1 0 14 22 0.00 2.000																					

Batter	1	2	3	4	5	6	7	8	9	AB	R	H	RBI	BB	SO	LOB	TOP										
David Segui, S OBP: 0.321, SLG: 0.547	1-2 1B	1-2 PB 1B		0-2 F7		3-2 1B			2-2 P2	5	1	3	1	0	0	0											
Edgar Martinez, R OBP: 0.423, SLG: 0.530	1-0 G6-3	3-2 G5-3		4-2 BB		2-1 G4-3			4-1 G1-3 HR	3	1	1	1	2	0	3											
Ken Griffey Jr., L OBP: 0.452, SLG: 0.633	2-1 G6-3		0-0 G6-3	0-0 G4-3			1-1 G4-3		3-2 G1-3	5	0	0	0	0	0	3											
Jay Buhner, R OBP: 0.397, SLG: 0.600	1-2 1B		1-0 F8 PB 1B		2-1 2B		1-1 F7		1-2 HR	5	2	4	2	0	0	0											
Butch Huskey, R OBP: 0.327, SLG: 0.542	0-1 G4-3		4-1 1B		0-2 G5-3		3-2 G6-3		1-0 G6-3	4	1	0	0	1	0	2											
Matt Mieske, R OBP: 0.250, SLG: 1.000			1-2 1B							0	0	0	0	0	0	0											
Russ Davis, R OBP: 0.289, SLG: 0.500		1-2 F7	0-2 F8		2-2 F7				2-1 P6	2	0	0	0	0	0	2											
John Mabry, L OBP: 0.196, SLG: 0.367			2-3							2	0	0	0	0	0	1											
Dan Wilson, R OBP: 0.280, SLG: 0.277		2-2 G5-3	0-2 1B		1-2 F9				2-1 1B	4	0	2	1	0	0	1											
David Bell, R OBP: 0.250, SLG: 0.441		4-0 HBP 1B	1-2 3H 1B		2-2 F9				0-0 F9	3	1	2	1	1	0	1											
Domingo Cedenzo, S OBP: 0.281, SLG: 0.429		1-0 PB 1B		1-2 G3-1					1-3 K	2	0	0	0	0	1	1											
Tom Lampkin, L OBP: 0.348, SLG: 0.348										1	0	0	0	0	1	1											
Giomar Guevara, S OBP: 0.250, SLG: 0.417										0	0	0	0	0	0	0											
Inning Stats	R: 1 E: 0 K: 0 S: 11	H: 3 LOB: 1 BB: 0 P: 16	R: 1 E: 0 K: 0 S: 14	H: 1 LOB: 2 BB: 1 P: 26	R: 2 E: 0 K: 0 S: 16	H: 3 LOB: 2 BB: 1 P: 22	R: 0 E: 0 K: 0 S: 10	H: 0 LOB: 1 BB: 1 P: 15	R: 0 E: 0 K: 0 S: 11	H: 1 LOB: 1 BB: 0 P: 16	R: 0 E: 0 K: 1 S: 15	H: 2 LOB: 1 BB: 0 P: 24	R: 0 E: 0 K: 0 S: 8	H: 0 LOB: 0 BB: 0 P: 13	R: 0 E: 0 K: 1 S: 8	H: 1 LOB: 1 BB: 0 P: 13	R: 2 E: 0 K: 0 S: 16	H: 1 LOB: 0 BB: 1 P: 27	1B: 8 2B: 3 3B: 0 HR: 1	SF: 0 SAC: 0 DP: 1 HBP: 1	WP: 0 PB: 2 SB: 0 CS: 0	PA: 41					
PITCHER	IP	WLS	BF	H	R	ER	SO	BB	IBB	HBP	BLK	WP	HR	S	P	ERA	WHIP										
Julio Santana, R ERA: 8.14	(1, 1)	5.0	25	8	4	4	0	3	0	1	0	0	0	62	95	7.20	2.200										
Rick White, R ERA: 2.19	(6, 1)	1.0	4	2	0	0	1	0	0	0	0	0	0	15	24	0.00	2.000										
Scott Aldred, L ERA: 2.84	(7, 1)	0.1	1	0	0	0	0	0	0	0	0	0	0	2	3	0.00	0.000										
Jim Mecir, R ERA: 2.84	(7, 1)	1.2	6	1	0	0	1	0	0	0	0	0	0	14	23	0.00	0.600										
Roberto Hernandez, R ERA: 2.19	(9, 1)	1.0	L 5	1	2	2	0	1	0	0	0	0	1	16	27	18.00	2.000										

Seattle Mariners @ Tampa Bay Devil Rays
Tropicana Field, St. Petersburg, FL
Sun Apr 25 1999, 1:35 PM EDT
Att: 25,191 - Dome - 72 F

livebaseballscorecards.com

AB 36
R 6
H 12
RBI 6
BB 4
SO 2
LOB 15



Batter	1	2	3	4	5	6	7	8	9	AB	R	H	RBI	BB	SO	LOB	BOTTOM										
Randy Winn, S OBP: 0.333, SLG: 0.446	2-3 K	2-1 G4-3		1-1 F9			4-1 G1-3 BB		1-1 G1-4-3	4	0	0	0	1	1	2											
Quinton McCracken, S OBP: 0.281, SLG: 0.371	2-1 G4-3		0-0 2B		0-3 K		1-0 F9			4	1	1	0	0	1	1											
Jose Canseco, R OBP: 0.382, SLG: 0.727	2-3 K		1-1 1B		1-0 HR		3-1 G1-3		1-2	4	1	2	2	0	1	1											
Fred McGriff, L OBP: 0.319, SLG: 0.422		0-0 E6 1B	2-3 K		0-0 FC1-6 1B		3-3 K			4	1	1	0	0	2	2											
Danny Clyburn, R OBP: 0.250, SLG: 0.350		2-2 G5-3	1-3 K		2-0 FC1-6				0-0 F9	4	0	0	0	0	1	3											
Bobby Smith, R OBP: 0.217, SLG: 0.214		2-2 E5 1B	4-1 BB		2-3 K				3-2 G4-3	3	1	0	0	1	1	2											
David Lamb, S OBP: 0.231, SLG: 0.231		0-0 1B	0-1 G6-3				0-1 G5-3		1-3 K	4	0	1	1	0	1	2											
Mike DiFelice, R OBP: 0.250, SLG: 0.583		1-1 F9		1-2 G4-3		0-1 L5			1-1 F7	3	0	0	0	0	2												
Wade Boggs, L OBP: 0.310, SLG: 0.315		2-3								1	0	0	0	0	0												
Kevin Stocker, S OBP: 0.455, SLG: 0.509		0-1 1B		0-1 B5-3			0-0 F9		0-0 G3-1	4	0	1	1	0	0	0											
Inning Stats	R: 0 E: 0 K: 2 S: 12	H: 0 LOB: 0 BB: 0 P: 18	R: 2 E: 2 K: 0 S: 14	H: 2 LOB: 2 BB: 0 P: 21	R: 1 E: 0 K: 2 S: 12	H: 2 LOB: 2 BB: 1 P: 20	R: 0 E: 0 K: 0 S: 7	H: 0 LOB: 0 BB: 0 P: 9	R: 1 E: 0 K: 2 S: 9	H: 2 LOB: 1 BB: 0 P: 14	R: 0 E: 0 K: 0 S: 5	H: 0 LOB: 0 BB: 0 P: 5	R: 0 E: 0 K: 1 S: 8	H: 0 LOB: 1 BB: 1 P: 19	R: 0 E: 0 K: 1 S: 7	H: 0 LOB: 0 BB: 0 P: 11	R: 0 E: 0 K: 0 S: 5	H: 0 LOB: 0 BB: 0 P: 7	1B: 4 2B: 1 3B: 0 HR: 1	SF: 0 SAC: 0 DP: 0 HBP: 0	WP: 0 PB: 0 SB: 1 CS: 0	PA: 37					
PITCHER	IP	WLS	BF	H	R	ER	SO	BB	IBB	HBP	BLK	WP	HR	S	P	ERA	WHIP										
Jeff Fassero, L ERA: 5.63	(1, 1)	7.0	31	6	4	2	7	2	0	0	0	0	0	67	106	2.57	1.143										
Jose Paniagua, R ERA: 1.59	(8, 1)	1.0	W 3	0	0	0	1	0	0	0	0	0	0	7	11	0.00	0.000										
Jose Mesa, R ERA: 9.72	(9, 1)	1.0	S 3	0	0	0	0	0	0	0	0	0	0	5	7	0.00	0.000										

Seattle Mariners @ Tampa Bay Devil Rays
Tropicana Field, St. Petersburg, FL
Sun Apr 25 1999, 1:35 PM EDT
Att: 25,191 - Dome - 72 F

livebaseballscorecards.com

AB 35
R 4
H 6
RBI 4
BB 2
SO 8
LOB 15



Batter	1	2	3	4	5	6	7	8	9	AB	R	H	RBI	BB	SO	LOB	TOP										
Frank Catalanotto, L (1, 10) OBP: 0.357, SLG: 0.542	G6-3		F7		K	K		1B		5	1	1	0	0	2	3	Detroit Tigers @ Seattle Mariners The Kingdome, Seattle, WA Mon Apr 26 1999, 10:05 PM EDT Att: 25,465 - Dome - 72 F										
Damion Easley, R (1, 4) OBP: 0.338, SLG: 0.446	G6-3		K		1B		G5-3	1B		4	0	1	2	1	1	0											
Bobby Higginson, L (1, 9) OBP: 0.429, SLG: 0.532	CS				K	1B	G4-3	P5		4	0	1	1	1	1	1											
Tony Clark, S (1, 3) OBP: 0.267, SLG: 0.403	CS	F8			1B	K	1B	1B	P7	4	1	1	0	1	1	2											
Dean Palmer, R (1, 5) OBP: 0.319, SLG: 0.415		1B			P6		G1-3	1B	FC5-4	5	1	3	0	0	0	1											
Karim Garcia, L (1, 7) OBP: 0.318, SLG: 0.429		K			K					4	1	2	2	0	2	2											
Brian Hunter, R (8, 8) OBP: 0.311, SLG: 0.309		K			K				FC5-4	1	0	0	0	0	0	1											
Juan Encarnacion, R (1, 8) OBP: 0.271, SLG: 0.420		1B				HR				5	1	3	2	0	0	1											
Bill Haselman, R (1, 2) OBP: 0.353, SLG: 0.429	G4-3									4	1	1	0	0	0	2											
Deivi Cruz, R (1, 6) OBP: 0.237, SLG: 0.293					G5-3					4	1	2	0	0	0	1											
Inning Stats	R: 0 E: 0 K: 0 S: 7	H: 0 LOB: 0 BB: 1 P: 15	R: 1 E: 0 K: 1 S: 11	H: 2 LOB: 1 BB: 0 P: 15	R: 0 E: 0 K: 1 S: 6	H: 0 LOB: 0 BB: 0 P: 7	R: 0 E: 0 K: 2 S: 8	H: 1 LOB: 1 BB: 0 P: 14	R: 2 E: 0 K: 2 S: 15	H: 3 LOB: 2 BB: 1 P: 23	R: 1 E: 0 K: 1 S: 12	H: 3 LOB: 2 BB: 0 P: 19	R: 1 E: 0 K: 0 S: 10	H: 2 LOB: 1 BB: 1 P: 18	R: 2 E: 0 K: 0 S: 12	H: 3 LOB: 1 BB: 0 P: 23	R: 0 E: 0 K: 0 S: 11	H: 1 LOB: 1 BB: 0 P: 17	1B: 10 2B: 3 3B: 0 HR: 2	SF: 0 SAC: 0 DP: 0 HBP: 0	WP: 0 PB: 0 SB: 3 CS: 1	PA: 44					
PITCHER	IP	WLS	BF	H	R	ER	SO	BB	IBB	HBP	BLK	WP	HR	S	P	ERA	WHIP										
Jamie Moyer, L (1, 1) ERA: 7.64	7.0	L	33	11	5	5	7	3	0	0	0	0	2	69	111	6.43	2.000										
Melvin Bunch, R (8, 1) ERA: 4.5	2.0		10	4	2	2	0	0	0	0	0	0	0	23	40	9.00	2.000										


Batter	1	2	3	4	5	6	7	8	9	AB	R	H	RBI	BB	SO	LOB	BOTTOM										
David Bell, R (1, 4) OBP: 0.237, SLG: 0.417	L8		G6-3			G6-3	FC5-4			4	0	0	0	0	0	3	Detroit Tigers @ Seattle Mariners The Kingdome, Seattle, WA Mon Apr 26 1999, 10:05 PM EDT Att: 25,465 - Dome - 72 F										
Edgar Martinez, R (1, 10) OBP: 0.427, SLG: 0.529	G6-3				S	FC5-6	1B	F8		4	0	2	0	0	0	0											
Ken Griffey Jr., L (1, 8) OBP: 0.429, SLG: 0.594	G4-3				K	FC5-6	1B	K		4	0	0	0	0	2	2											
Jay Buhner, R (1, 9) OBP: 0.387, SLG: 0.571		G1-3			G6-3		1B	K		4	0	1	0	0	1	1											
David Segui, S (1, 3) OBP: 0.305, SLG: 0.519		F7			P6		P5		K	4	0	0	0	0	1	3											
Russ Davis, R (1, 5) OBP: 0.254, SLG: 0.471		F9				F8	F8		K	4	0	0	0	0	1	0											
Tom Lampkin, L (1, 2) OBP: 0.333, SLG: 0.333			G5-3			K		1B	G4-3	4	0	1	0	0	1	0											
Butch Huskey, R (1, 7) OBP: 0.365, SLG: 0.569										3	0	3	0	0	0	0											
Domingo Cedenio, S (1, 6) OBP: 0.265, SLG: 0.400										2	0	0	0	0	0	2											
Raul Ibanez, L (7, PH) OBP: 0.333, SLG: 0.333			G3				F7			1	0	0	0	0	0	2											
Giomar Guevara, S (8, 6) OBP: 0.250, SLG: 0.417										0	0	0	0	0	0	0											
Inning Stats	R: 0 E: 0 K: 0 S: 3	H: 0 LOB: 0 BB: 0 P: 4	R: 0 E: 0 K: 0 S: 4	H: 0 LOB: 0 BB: 0 P: 4	R: 0 E: 0 K: 1 S: 6	H: 1 LOB: 1 BB: 0 P: 10	R: 0 E: 0 K: 1 S: 8	H: 1 LOB: 1 BB: 0 P: 13	R: 0 E: 0 K: 1 S: 12	H: 1 LOB: 1 BB: 0 P: 19	R: 0 E: 0 K: 0 S: 11	H: 2 LOB: 2 BB: 0 P: 19	R: 0 E: 0 K: 2 S: 9	H: 2 LOB: 2 BB: 0 P: 12	R: 0 E: 0 K: 2 S: 8	H: 0 LOB: 0 BB: 0 P: 13	R: 0 E: 0 K: 2 S: 9	H: 0 LOB: 0 BB: 0 P: 14	1B: 7 2B: 0 3B: 0 HR: 0	SF: 0 SAC: 0 DP: 0 HBP: 0	WP: 0 PB: 0 SB: 1 CS: 0	PA: 34					
PITCHER	IP	WLS	BF	H	R	ER	SO	BB	IBB	HBP	BLK	WP	HR	S	P	ERA	WHIP										
Brian Moehler, R (1, 1) ERA: 3.94	7.0	W	28	7	0	0	2	0	0	0	0	0	0	8	13	0.00	1.000										
Doug Brocail, R (8, 1) ERA: 3.39	1.0		3	0	0	0	2	0	0	0	0	0	0	9	14	0.00	0.000										
Mel Rojas, R (9, 1) ERA: 7.0	1.0		3	0	0	0	2	0	0	0	0	0	0	9	14	0.00	0.000										



Batter	1	2	3	4	5	6	7	8	9	AB	R	H	RBI	BB	SO	LOB	TOP								
Gregg Jefferies, S (1, 10) OBP: 0.250, SLG: 0.278	2-2 1B	2-2 F7		2-0 G4-3			0-3 K		1-1 G3	5	0	1	0	0	1	1									
Damion Easley, R (1, 4) OBP: 0.354, SLG: 0.514	0-1 2B		1-3 K	0-0 HR			0-0 1B		0-1 G6-3	5	1	3	1	0	1	0									
Bobby Higginson, L (1, 9) OBP: 0.307, SLG: 0.500	3-3 K		2-1 F7	3-2 F8			1-0 F8			4	0	0	0	0	1	2									
Tony Clark, S (1, 3) OBP: 0.278, SLG: 0.400	4-1 BB		1-1 BB HR		1-3 K2-3		3-3 K			3	1	1	0	1	2	1									
Dean Palmer, R (1, 5) OBP: 0.315, SLG: 0.397	1-1 F8		4-0 HR	1-2 BB		1-3 K		3-2 F9		3	1	0	0	1	1	2									
Karim Garcia, L (1, 7) OBP: 0.308, SLG: 0.520		1-3 K	1-0 HR		0-0 P9			2-0 F8		4	1	1	3	0	1	0									
Brian Hunter, R (8, 8) OBP: 0.311, SLG: 0.309			1-1 HR							0	0	0	0	0	0	0									
Juan Encarnacion, R (1, 8) (8, 7) OBP: 0.297, SLG: 0.444		0-1 F7	2-2 2B			1-1 CS HBP		3-2 1B		3	0	2	0	0	0	0									
Brad Ausmus, R (1, 2) OBP: 0.264, SLG: 0.388		3-1 HR	3-1 P3			1-3 K		2-2 K		4	1	1	1	0	2	3									
Luis Garcia, R (1, 6) OBP: 0.143, SLG: 0.286		0-0 2B		1-3 K			0-0 F9			3	0	1	0	0	1	0									
Deivi Cruz, R (7, 6) OBP: 0.233, SLG: 0.288									0-0 G5-3	1	0	0	0	0	0	0									
Inning Stats	R: 0 E: 0 K: 1 S: 13	H: 2 LOB: 2 BB: 1 P: 23	R: 1 E: 0 K: 1 S: 11	H: 2 LOB: 1 BB: 0 P: 17	R: 3 E: 0 K: 1 S: 13	H: 3 LOB: 1 BB: 1 P: 27	R: 1 E: 0 K: 1 S: 8	H: 1 LOB: 0 BB: 0 P: 14	R: 0 E: 0 K: 2 S: 7	H: 0 LOB: 0 BB: 0 P: 9	R: 0 E: 0 K: 1 S: 5	H: 0 LOB: 1 BB: 0 P: 7	R: 0 E: 0 K: 2 S: 9	H: 1 LOB: 1 BB: 0 P: 12	R: 0 E: 0 K: 1 S: 11	H: 1 LOB: 1 BB: 0 P: 21	R: 0 E: 0 K: 0 S: 5	H: 0 LOB: 0 BB: 6 P: 6	1B: 4 2B: 3 3B: 0 HR: 3	SF: 0 SAC: 0 DP: 0 HBP: 1	WP: 0 PB: 0 SB: 2 CS: 1	PA: 38			
PITCHER	IP	WLS	BF	H	R	ER	SO	BB	IBB	HBP	BLK	WP	HR	S	P	ERA	WHIP								
Brett Hinchliffe, R (1, 1) ERA: 8.1	4.0	L	21	8	5	5	4	2	0	0	0	0	3	45	81	11.25	2.500								
Mac Suzuki, R (5, 1) ERA: 7.53	4.0		14	2	0	0	6	0	0	1	0	0	0	32	49	0.00	0.500								
28 Ken Cloude, R (9, 1) ERA: 12.75	1.0		3	0	0	0	0	0	0	0	0	0	0	5	6	0.00	0.000								

Detroit Tigers @ Seattle Mariners
The Kingdome, Seattle, WA
Tue Apr 27 1999, 10:05 PM EDT
Att: 19,1617 - Dome - 72 F


AB 35
R 5
H 10
RBI 5
BB 2
SO 10
LOB 9



Batter	1	2	3	4	5	6	7	8	9	AB	R	H	RBI	BB	SO	LOB	BOTTOM								
David Bell, R (1, 4) OBP: 0.259, SLG: 0.413	4-1 1B BB		4-0 BB		0-2 BB	1-3 K		0-2 E5		3	0	1	0	2	1	3									
Matt Mieske, R (1, 7) OBP: 0.250, SLG: 0.625	0-1 1B		2-2 P6		1-3 K	0-1 FC6-4		1-1 G1		4	0	1	0	0	1	5									
David Segui, S (8, PH) (9, 3) OBP: 0.301, SLG: 0.513	1-2 1B					1-2 K				1	0	0	0	0	0	2									
Ken Griffey Jr., L (1, 8) OBP: 0.415, SLG: 0.559	2-3 K		0-0 P5		1-0 F8		4-2 BB		2-2 F8	4	0	0	0	1	1	5									
Edgar Martinez, R (1, 10) OBP: 0.425, SLG: 0.507	1-3 K			0-0 G6-3	4-0 BB	1-2 2-3 BB		2-3 K	4-0 BB	3	0	0	0	2	2	3									
Jay Buhner, R (1, 9) OBP: 0.373, SLG: 0.528	2-3 K			4-0 1B BB	0-0 P7		2-2 F8		2-3 K	4	0	0	0	1	2	7									
Dan Wilson, R (1, 2) OBP: 0.291, SLG: 0.308		0-1 L4		3-1 1B		1-0 1B 2B		1-1 L9		5	1	2	0	0	0	2									
Butch Huskey, R (1, 3) (9, 7) OBP: 0.375, SLG: 0.564		0-3 K		1-1 F9		0-0 1B 1B		1-0 G6-4-3 1B		4	0	2	1	0	1	2									
Russ Davis, R (1, 5) OBP: 0.240, SLG: 0.444		2-3 K		1-0 F8		0-0 F9		0-0 G6-4-3		4	0	0	0	0	1	4									
Domingo Cedeño, S (1, 6) OBP: 0.297, SLG: 0.424			1-1 P4		1-2 BB 1B		0-0 FC6-4 1B		0-0 E	3	0	2	0	0	0	0									
John Mabry, L (8, PH) (9, 6) OBP: 0.212, SLG: 0.380										1	0	1	0	0	0	0									
Giomar Guevara, S (9, 6) OBP: 0.250, SLG: 0.417										0	0	0	0	0	0	0									
Inning Stats	R: 0 E: 0 K: 3 S: 12	H: 1 LOB: 2 BB: 1 P: 21	R: 0 E: 0 K: 2 S: 8	H: 0 LOB: 0 BB: 0 P: 10	R: 0 E: 0 K: 0 S: 8	H: 0 LOB: 1 BB: 1 P: 15	R: 0 E: 0 K: 0 S: 6	H: 1 LOB: 2 BB: 1 P: 15	R: 0 E: 0 K: 1 S: 11	H: 2 LOB: 3 BB: 1 P: 18	R: 1 E: 0 K: 1 S: 10	H: 3 LOB: 2 BB: 0 P: 12	R: 0 E: 0 K: 1 S: 10	H: 0 LOB: 1 BB: 1 P: 19	R: 0 E: 1 K: 0 S: 8	H: 2 LOB: 2 BB: 0 P: 10	R: 0 E: 0 K: 1 S: 7	H: 0 LOB: 1 BB: 1 P: 15	1B: 8 2B: 1 3B: 0 HR: 0	SF: 0 SAC: 0 DP: 1 HBP: 0	WP: 0 PB: 0 SB: 0 CS: 0	PA: 42			
PITCHER	IP	WLS	BF	H	R	ER	SO	BB	IBB	HBP	BLK	WP	HR	S	P	ERA	WHIP								
Justin Thompson, L (1, 1) ERA: 3.77	6.0	W	29	7	1	1	7	4	0	0	0	0	0	55	91	1.50	1.833								
Matt Anderson, R (7, 1) ERA: 9.5	1.0		4	0	0	0	1	1	0	0	0	0	0	10	19	0.00	1.000								
Doug Brocail, R (8, 1) ERA: 3.09	1.0		5	2	0	0	0	0	0	0	0	0	0	8	10	0.00	2.000								
C.J. Nitkowski, L (9, 1) ERA: 6.43	0.1		2	0	0	0	0	1	0	0	0	0	0	3	9	0.00	3.000								
Todd Jones, R (9, 1) ERA:	0.2		2	0	0	0	1	0	0	0	0	0	0	4	6	0.00	0.000								

Detroit Tigers @ Seattle Mariners
The Kingdome, Seattle, WA
Tue Apr 27 1999, 10:05 PM EDT
Att: 19,1617 - Dome - 72 F

AB 36
R 1
H 9
RBI 1
BB 6
SO 9
LOB 33



Batter	1	2	3	4	5	6	7	8	9	AB R H RBI BB SO LOB	TOP									
Gregg Jefferies, S (1, 10) OBP: 0.271, SLG: 0.316	G5-3		FC5-4 HBP		G6-3 2B		G4-6-3		BB 1B 2B	4 1 2 0 0 0 2	Detroit Tigers @ Seattle Mariners The Kingdome, Seattle, WA Wed Apr 28 1999, 10:35 PM EDT Att: 21,708 - Dome - 72 F									
Damion Easley, R (1, 4) OBP: 0.397, SLG: 0.493	G5-3		FC5-4 1-2		G6-3		BB BB HBP	BB 1B BB	3 1 0 0 1 0 2											
Bobby Higginson, L (1, 9) OBP: 0.430, SLG: 0.515	BB			G3-1 G4-3 2B	L8		BB BB	BB 1B BB	2 2 1 0 3 0 1											
Tony Clark, S (1, 3) OBP: 0.286, SLG: 0.392	K			G3-1		G6-3	BB	BB 1B	4 0 1 2 1 1 2											
Dean Palmer, R (1, 5) OBP: 0.321, SLG: 0.389		G4-3		G4-3 1B BB		G6-3	K	BB 1B	4 1 1 2 1 1 3											
Karim Garcia, L (1, 7) OBP: 0.290, SLG: 0.448	F7			G4-3		BB		K	4 0 0 1 1 2 3											
Juan Encarnacion, R (1, 8) OBP: 0.291, SLG: 0.429	G6-3			G4-3 FC6-4 1B		G5-3		K	5 0 1 1 0 2 3											
Brad Ausmus, R (1, 2) OBP: 0.263, SLG: 0.377			G5-3	FC6-4 1-2			G4-6-3 BB 1B	G6-3	4 1 1 0 0 0 1											
Deivi Cruz, R (1, 6) OBP: 0.234, SLG: 0.286			P4		G4-3		G4-6-3 1B	G6-3	4 0 1 0 0 0 0											
Inning Stats	R: 0 E: 0 K: 1 S: 11	H: 0 LOB: 1 BB: 1 P: 21	R: 0 E: 0 K: 0 S: 7	H: 0 LOB: 0 BB: 0 P: 12	R: 0 E: 0 K: 0 S: 7	H: 0 LOB: 0 BB: 0 P: 13	R: 2 E: 0 K: 0 S: 13	H: 2 LOB: 1 BB: 1 P: 23	R: 0 E: 0 K: 0 S: 8	H: 0 LOB: 1 BB: 0 P: 19	R: 1 E: 0 K: 1 S: 11	H: 2 LOB: 3 BB: 2 P: 24	R: 0 E: 0 K: 2 S: 9	H: 0 LOB: 0 BB: 0 P: 12	R: 3 E: 0 K: 2 S: 15	H: 3 LOB: 2 BB: 2 P: 29	1B: 5 2B: 3 3B: 0 HR: 0	SF: 0 SAC: 0 DP: 1 HBP: 2	WP: 0 PB: 0 SB: 0 CS: 0	PA: 43
PITCHER	IP WLS BF H R ER SO BB IBB HBP BLK WP HR S P ERA WHIP											PITCHER	IP WLS BF H R ER SO BB IBB HBP BLK WP HR S P ERA WHIP							
Freddy Garcia, R (1, 1) ERA: 3.73	6.0 W 26 4 3 3 1 3 0 1 0 0 0 58 105 4.50 1.167																			
Jose Paniagua, R (7, 1) ERA: 1.35	2.0 9 1 0 0 3 2 0 1 0 0 0 18 32 0.00 1.500																			
Jose Mesa, R (9, 1) ERA: 11.57	1.0 8 3 3 3 2 2 0 0 0 0 0 15 29 27.00 5.000																			

Batter	1	2	3	4	5	6	7	8	9	AB R H RBI BB SO LOB	BOTTOM									
David Bell, R (1, 4) OBP: 0.279, SLG: 0.456	P3		WP HR 1B	HR	BB		F9			4 2 2 1 1 0 1	Detroit Tigers @ Seattle Mariners The Kingdome, Seattle, WA Wed Apr 28 1999, 10:35 PM EDT Att: 21,708 - Dome - 72 F									
Edgar Martinez, R (1, 10) OBP: 0.435, SLG: 0.493	FC3-6 BB		HR BB	F8 HBP BB	K		K		2 1 0 0 3 2 1											
Ken Griffey Jr., L (1, 8) OBP: 0.402, SLG: 0.575	FC3-6 FC6-4		HR	F8		P5	G1-3		5 1 1 3 0 0 2											
Jay Buhner, R (1, 9) OBP: 0.375, SLG: 0.509	FC6-4		HR 1B	E HBP	G5-3		F8		4 1 1 0 0 0 1											
John Mabry, L (1, 3) OBP: 0.232, SLG: 0.500		HR	HR	F8	F7				4 2 2 3 0 0 2											
Butch Huskey, R (1, 7) OBP: 0.367, SLG: 0.534			HR	1-2 2-3					3 0 0 0 1 1 0											
Brian Hunter, R (8, 7) OBP: 0.311, SLG: 0.309	K		P8	BB			G5-3		0 0 0 0 0 0 0											
Russ Davis, R (1, 5) OBP: 0.253, SLG: 0.447	K		1B	F8			BB FC5-4 1B		4 1 2 0 0 1 3											
Dan Wilson, R (1, 2) OBP: 0.305, SLG: 0.321	1B		K		G6-3		FC5-4 1B		4 0 2 0 0 1 1											
Rafael Bournigal, R (1, 6) OBP: 0.311, SLG: 0.309	G6-3		F9		G5-3		FC5-4		4 0 0 1 0 0 3											
Inning Stats	R: 0 E: 0 K: 0 S: 5	H: 0 LOB: 1 BB: 1 P: 11	R: 1 E: 0 K: 2 S: 13	H: 2 LOB: 0 BB: 0 P: 23	R: 5 E: 0 K: 1 S: 20	H: 5 LOB: 1 BB: 1 P: 39	R: 1 E: 1 K: 0 S: 11	H: 1 LOB: 3 BB: 2 P: 26	R: 0 E: 0 K: 0 S: 9	H: 0 LOB: 0 BB: 1 P: 14	R: 1 E: 0 K: 0 S: 10	H: 2 LOB: 1 BB: 0 P: 16	R: 0 E: 0 K: 1 S: 6	H: 0 LOB: 0 BB: 0 P: 8	R: 0 E: 0 K: 2 S: 15	H: 0 LOB: 0 BB: 0 P: 29	1B: 6 2B: 0 3B: 0 HR: 4	SF: 0 SAC: 0 DP: 0 HBP: 1	WP: 1 PB: 0 SB: 0 CS: 0	PA: 40
PITCHER	IP WLS BF H R ER SO BB IBB HBP BLK WP HR S P ERA WHIP											PITCHER	IP WLS BF H R ER SO BB IBB HBP BLK WP HR S P ERA WHIP							
Willie Blair, R (1, 1) ERA: 6.08	3.0 L 20 8 7 7 3 3 0 0 0 0 0 35 64 2.25 3.667																			
Masao Kida, R (4, 1) ERA: 7.24	4.0 17 2 1 1 1 2 0 1 0 0 0 35 64 2.25 1.000																			
44 Sean Runyan, L (8, 1) ERA: 3.18	1.0 3 0 0 0 1 0 0 0 0 0 0 6 8 0.00 0.000																			

AB	34
R	6
H	8
RBI	6
BB	7
SO	6
LOB	17



AB	34
R	8
H	10
RBI	8
BB	5
SO	5
LOB	14



Batter	1	2	3	4	5	6	7	8	9	AB	R	H	RBI	BB	SO	LOB	TOP					
Gregg Jefferies, S OBP: 0.267, SLG: 0.309 (1, 10)	F8		G6-3				F9		G5-3	5	1	1	0	0	0	0						
Damon Easley, R OBP: 0.338, SLG: 0.553 Frank Catalanotto, L OBP: 0.400, SLG: 0.615 (7, PH) (7, 4)	G5-3		HR						1B	3	2	2	2	0	0	0						
Bobby Higginson, L OBP: 0.340, SLG: 0.521 (1, 9)	1B		F8						1B	5	1	3	1	0	1	1						
Tony Clark, S OBP: 0.292, SLG: 0.386 (1, 3)	1B						G6-3		L9	4	0	1	0	1	0	4						
Dean Palmer, R OBP: 0.328, SLG: 0.421 (1, 5)	K		P9						G4-3	4	1	2	1	0	1	3						
Karim Garcia, L OBP: 0.314, SLG: 0.455 (1, 7)									G4-3	4	0	2	1	0	0	1						
Juan Encarnacion, R OBP: 0.289, SLG: 0.420 (1, 8)									K	4	1	1	0	0	1	1						
Bill Haselman, R OBP: 0.333, SLG: 0.389 (1, 2)									G4-3	4	0	1	1	0	0	1						
Deivi Cruz, R OBP: 0.224, SLG: 0.273 Luis Garcia, R OBP: 0.125, SLG: 0.250 (7, 6)	G6-3								F8	3	0	0	0	0	0	0						
Inning Stats	R: 0 E: 0 K: 1 S: 10	H: 2 LOB: 2 BB: 0 P: 16	R: 1 E: 0 K: 0 S: 9	H: 3 LOB: 0 BB: 0 P: 14	R: 1 E: 0 K: 0 S: 7	H: 1 LOB: 1 BB: 1 P: 13	R: 0 E: 0 K: 0 S: 3	H: 0 LOB: 0 BB: 0 P: 3	R: 4 E: 0 K: 0 S: 16	H: 5 LOB: 1 BB: 0 P: 25	R: 0 E: 0 K: 0 S: 9	H: 0 LOB: 0 BB: 0 P: 14	R: 0 E: 0 K: 1 S: 9	H: 1 LOB: 1 BB: 0 P: 11	R: 0 E: 0 K: 1 S: 11	H: 1 LOB: 1 BB: 0 P: 18	R: 0 E: 0 K: 0 S: 9	H: 2 LOB: 2 BB: 0 P: 15	1B: 10 2B: 4 3B: 0 HR: 1	SF: 0 SAC: 0 DP: 0 HBP: 0	WP: 0 PB: 0 SB: 1 CS: 1	PA: 40
PITCHER	IP	WLS	BF	H	R	ER	SO	BB	IBB	HBP	BLK	WP	HR	S	P	ERA	WHIP					
Butch Henry, L ERA: 4.63	4.2		23	10	6	6	1	1	0	0	0	0	1	43	68	11.57	2.357					
28 Ken Cloude, R ERA: 9.35	2.1	W	8	2	0	0	1	0	0	0	0	0	0	20	28	0.00	0.857					
Mark Leiter, R ERA:	1.0		4	1	0	0	1	0	0	0	0	0	0	11	18	0.00	1.000					
John Halama, L ERA: 4.66	1.0		5	2	0	0	0	0	0	0	0	0	0	9	15	0.00	2.000					

Detroit Tigers @ Seattle Mariners
The Kingdome, Seattle, WA
Thu Apr 29 1999, 3:35 PM EDT
Att: 22,078 - Dome - 72 F

AB 39
R 6
H 15
RBI 6
BB 1
SO 3
LOB 11



Batter	1	2	3	4	5	6	7	8	9	AB	R	H	RBI	BB	SO	LOB	BOTTOM					
Brian Hunter, R OBP: 0.328, SLG: 0.328 (7, 8)	S		G4-3				L8			6	2	3	1	0	0	3						
David Bell, R OBP: 0.293, SLG: 0.482 (1, 4)	F7		K						K	4	2	1	2	2	2	1						
Ken Griffey Jr., L OBP: 0.402, SLG: 0.641 Raul Ibanez, L OBP: 0.429, SLG: 0.429 (7, 9)	P5		P5						1B	5	3	2	6	0	0	3						
Edgar Martinez, R OBP: 0.429, SLG: 0.475 (1, 10)	G3-1								1B	5	2	1	1	1	1	2						
David Segui, S OBP: 0.315, SLG: 0.500 (1, 3)			1B						2B	4	3	1	1	2	0	1						
John Mabry, L OBP: 0.299, SLG: 0.509 Jay Buhner, R OBP: 0.392, SLG: 0.534 (5, PH) (6, 9)			FC5-4						L9	1	0	1	0	1	0	0						
Matt Mieske, R OBP: 0.300, SLG: 0.900 (7, 7)	1B									2	1	1	1	0	0	2						
Russ Davis, R OBP: 0.282, SLG: 0.481 (1, 5)	FC5-4		G1-3						2B	5	2	3	5	0	0	3						
Tom Lampkin, L OBP: 0.364, SLG: 0.333 (1, 2)	G1-3									3	1	1	1	1	0	3						
Rafael Bourquigal, R OBP: 0.300, SLG: 0.500 (1, 6)	L7								K	6	3	3	3	0	2	5						
Inning Stats	R: 0 E: 0 K: 0 S: 10	H: 1 LOB: 1 BB: 0 P: 16	R: 1 E: 0 K: 0 S: 8	H: 1 LOB: 1 BB: 1 P: 14	R: 0 E: 0 K: 1 S: 6	H: 0 LOB: 0 BB: 0 P: 10	R: 0 E: 0 K: 0 S: 8	H: 0 LOB: 2 BB: 2 P: 18	R: 11 E: 1 K: 0 S: 22	H: 5 LOB: 0 BB: 4 P: 48	R: 6 E: 0 K: 1 S: 16	H: 5 LOB: 0 BB: 0 P: 24	R: 1 E: 0 K: 1 S: 17	H: 3 LOB: 2 BB: 0 P: 25	R: 3 E: 0 K: 2 S: 19	H: 4 LOB: 2 BB: 1 P: 30	R: 0 E: 0 K: 0 S: 9	H: 1 LOB: 1 BB: 0 P: 15	1B: 10 2B: 5 3B: 0 HR: 4	SF: 1 SAC: 0 DP: 0 HBP: 2	WP: 0 PB: 0 SB: 1 CS: 0	PA: 54
PITCHER	IP	WLS	BF	H	R	ER	SO	BB	IBB	HBP	BLK	WP	HR	S	P	ERA	WHIP					
Dave Milick, R ERA: 3.18	4.1		23	4	6	6	1	5	0	0	0	0	0	44	84	12.46	2.077					
C.J. Nitkowski, L ERA: 7.71	0.0	L	1	0	0	0	0	1	0	0	0	0	0	1	5	∞	∞					
Mel Rojas, R ERA: 15.19	1.2		16	8	12	10	1	1	0	2	0	0	3	25	41	54.00	5.400					
44 Sean Runyan, L ERA: 4.05	1.0		6	3	1	1	1	0	0	0	0	0	1	17	25	9.00	3.000					
Todd Jones, R ERA: 3.0	1.0		8	4	3	3	2	1	0	0	0	0	0	19	30	27.00	5.000					

Detroit Tigers @ Seattle Mariners
The Kingdome, Seattle, WA
Thu Apr 29 1999, 3:35 PM EDT
Att: 22,078 - Dome - 72 F

AB 43
R 22
H 19
RBI 22
BB 8
SO 5
LOB 23




Batter	1	2	3	4	5	6	7	8	9	AB	R	H	RBI	BB	SO	LOB	TOP								
Shannon Stewart, R OBP: 0.439, SLG: 0.516 (1, 7)	G5-3 SF8 1B		1-2 1B HR 2B	2-2 G6-3	4-2 1-2 BB		2-2 G1-3			4	2	2	0	1	0	2									
Alex Gonzalez, R OBP: 0.371, SLG: 0.442 (1, 6)	G5-3		1-1 HR 1B	0-0 2B	2-3 K			3-3 K		5	1	2	0	0	2	3									
Shawn Green, L OBP: 0.391, SLG: 0.686 (1, 9)			3-2 HR	4-2 BB		4-1 F7-1-3 BB		0-3 K		2	1	1	3	3	1	0									
Carlos Delgado, L OBP: 0.369, SLG: 0.511 (1, 3)	2-2 SF8		3-2 HR	2-1 F7		1-1 F7-1-3		0-0 HR		4	2	2	3	0	0	3									
Tony Fernandez, S OBP: 0.450, SLG: 0.488 (1, 5)	1-2 CS	1-0 F7	0-0 G4-3	2-1 F8		3-1 G5-3		3-0 G5-3		5	0	0	0	0	0	2									
Gerónimo Berroa, R OBP: 0.375, SLG: 0.389 (1, 10)		4-1 1B BB	4-2 HR BB		0-1 HR		4-1 FC6-4 BB		2-2 F9	1	2	1	1	3	0	0									
Kevin Witt, L OBP: 0.333, SLG: 0.800 (9, PH)										1	0	0	0	0	0	0									
José Cruz Jr., S OBP: 0.381, SLG: 0.393 (1, 8)		0-3 K	3-2 HR	2-3 K		1-0 FC6-4 1B		1-2 1B		5	1	2	2	0	2	2									
Mark Dalesandro, R (1, 2)		0-1 1B	1-1 G4-3	4-2 BB		2-0 F8		0-1 F8		0	0	0	0	0	0	0									
Darin Fletcher, L OBP: 0.347, SLG: 0.477 (2, PH) (2, 2)		1-2 1B								4	0	1	0	1	0	2									
Pat Kelly, R OBP: 0.358, SLG: 0.612 (1, 4)		1-0 P3	0-0 G1-3	1-0 F9		0-0 1B		0-1 G4-3		4	0	1	0	0	0	3									
Willie Greene, L OBP: 0.333, SLG: 0.364 (9, PH)										1	0	0	0	0	0	1									
Inning Stats	R: 1 E: 0 K: 0 S: 8	H: 1 LOB: 0 BB: 1 P: 17	R: 0 E: 0 K: 1 S: 8	H: 1 LOB: 2 BB: 1 P: 14	R: 6 E: 0 K: 0 S: 23	H: 5 LOB: 0 BB: 1 P: 39	R: 0 E: 0 K: 0 S: 12	H: 1 LOB: 2 BB: 1 P: 22	R: 1 E: 0 K: 2 S: 15	H: 1 LOB: 2 BB: 2 P: 28	R: 0 E: 0 K: 0 S: 5	H: 0 LOB: 0 BB: 1 P: 13	R: 0 E: 0 K: 0 S: 7	H: 1 LOB: 0 BB: 1 P: 16	R: 1 E: 0 K: 2 S: 8	H: 1 LOB: 0 BB: 0 P: 14	R: 0 E: 0 K: 0 S: 10	H: 1 LOB: 1 BB: 0 P: 13	1B: 5 2B: 3 3B: 0 HR: 5	SF: 1 SAC: 0 DP: 1 HBP: 0	WP: 0 PB: 0 SB: 2 CS: 1	PA: 46			
PITCHER	IP	WLS	BF	H	R	ER	SO	BB	IBB	HBP	BLK	WP	HR	S	P	ERA	WHIP								
Jeff Fassero, L ERA: 6.87 (1, 1)	4.2		28	9	8	8	2	6	0	0	0	0	4	63	115	15.43	3.214								
John Halama, L ERA: 4.15 (5, 1)	3.1	W	13	2	1	1	3	2	0	0	0	0	1	23	48	2.70	1.200								
Jose Mesa, R ERA: 10.45 (9, 1)	1.0	S	4	1	0	0	0	0	0	0	0	0	0	10	13	0.00	1.000								

Toronto Blue Jays @ Seattle Mariners
The Kingdome, Seattle, WA
Fri Apr 30 1999, 10:05 PM EDT
Att: 29,353 - Dome - 72 F

livebaseballscores.com

AB 36
R 9
H 12
RBI 9
BB 8
SO 5
LOB 18




Batter	1	2	3	4	5	6	7	8	9	AB	R	H	RBI	BB	SO	LOB	BOTTOM								
Brian Hunter, R OBP: 0.319, SLG: 0.318 (1, 7)	1-1 1B	1-3 K			0-2 G4-3	1-1 G6-3		2-3 K		5	1	1	0	0	2	3									
David Bell, R OBP: 0.301, SLG: 0.488 (1, 4)	2-2 FC3-6 CS 1B		0-1 G6-3		4-0 1B BB	1-1 P6		4-1 HR BB		1	0	1	1	0	0	0									
Domingo Cedeno, S OBP: 0.300, SLG: 0.400 (2, 4)										2	0	0	0	1	0	0									
Butch Huskey, R OBP: 0.377, SLG: 0.534 (6, PH) (9, 5)										0	1	0	0	1	0	0									
Ken Griffey Jr., L OBP: 0.402, SLG: 0.663 (1, 8)	0-0 E4 FC3-6		1-1 F9		2-2 1-2 2-H 1B		3-2 F8	0-0 1-2 2-3 HR BB		5	1	2	5	0	0	1									
Edgar Martinez, R OBP: 0.427, SLG: 0.464 (1, 10)	1-2 FC3-6		1-0 1B		2-2 P8		4-1 BB	0-2 G5-3		4	0	1	0	1	0	4									
David Segui, S OBP: 0.309, SLG: 0.477 (1, 3)	1-3 K		3-2 G4-3		0-0 F7		4-0 BB	0-0 F8		4	0	0	0	1	1	5									
John Mabry, L OBP: 0.282, SLG: 0.552 (1, 9)		2-2 HR		1-0 P5		1-2 G1-5-3	0-0 P3			3	1	1	1	0	0	0									
Matt Mieske, R OBP: 0.300, SLG: 0.900 (7, PH)										0	0	0	0	0	0	0									
Raul Ibanez, L OBP: 0.375, SLG: 0.375 (8, 9)										1	0	0	0	0	0	2									
Russ Davis, R OBP: 0.281, SLG: 0.506 (1, 5) (9, 6)		2-1 P3		3-2 F8		0-0 HR	3-2 P3			4	1	1	1	0	0	2									
Dan Wilson, R OBP: 0.333, SLG: 0.328 (1, 2)		4-1 WP SF8 BB		0-1 G6-3		1-1 HR 1B		4-2 BB HR BB		2	3	1	0	2	0	0									
Rafael Bourquigal, R OBP: 0.429, SLG: 0.833 (1, 6) (9, 4)		3-1 SF8		1-1 G4-3 1B		1-0 HR 1B		4-1 BB HR BB		2	3	2	3	1	0	0									
Inning Stats	R: 1 E: 1 K: 1 S: 13	H: 2 LOB: 2 BB: 0 P: 18	R: 2 E: 0 K: 1 S: 11	H: 1 LOB: 0 BB: 1 P: 23	R: 0 E: 0 K: 0 S: 9	H: 1 LOB: 0 BB: 0 P: 14	R: 0 E: 0 K: 0 S: 6	H: 0 LOB: 0 BB: 0 P: 10	R: 1 E: 0 K: 0 S: 14	H: 2 LOB: 2 BB: 1 P: 23	R: 3 E: 0 K: 0 S: 11	H: 3 LOB: 0 BB: 0 P: 16	R: 0 E: 0 K: 0 S: 10	H: 0 LOB: 2 BB: 2 P: 24	R: 4 E: 0 K: 1 S: 14	H: 1 LOB: 0 BB: 3 P: 28	1B: 6 2B: 1 3B: 0 HR: 4	SF: 1 SAC: 0 DP: 1 HBP: 0	WP: 1 PB: 0 SB: 2 CS: 1	PA: 41					
PITCHER	IP	WLS	BF	H	R	ER	SO	BB	IBB	HBP	BLK	WP	HR	S	P	ERA	WHIP								
Kelvin Escobar, R ERA: 5.52 (1, 1)	5.1		27	9	7	7	2	2	0	0	0	0	0	4	6	0.00	0.000								
Pete Munro, R ERA: 1.59 (6, 1)	0.2	H	2	0	0	0	0	0	0	0	0	0	0	4	6	0.00	0.000								
Dan Plesac, L ERA: 6.55 (7, 1)	0.1	H	3	0	0	0	0	2	0	0	0	0	0	6	17	0.00	6.000								
Robert Person, R ERA: 8.22 (7, 1)	1.0	L	6	0	3	3	1	3	0	0	0	0	0	12	29	27.00	3.000								
Graeme Lloyd, L ERA: 1.98 (8, 1)	0.2	B	3	1	1	1	0	0	0	0	0	0	1	6	6	13.50	1.500								

Toronto Blue Jays @ Seattle Mariners
The Kingdome, Seattle, WA
Fri Apr 30 1999, 10:05 PM EDT
Att: 29,353 - Dome - 72 F

livebaseballscores.com

AB 33
R 11
H 10
RBI 11
BB 7
SO 3
LOB 17



Batter	1	2	3	4	5	6	7	8	9	AB	R	H	RBI	BB	SO	LOB	TOP			
Shannon Stewart, R (1, 7) OBP: 0.438, SLG: 0.510	G5-3		P4	P4			G1-3	BB BB 1B		5	0	2	1	0	0	1	Toronto Blue Jays @ Seattle Mariners The Kingdome, Seattle, WA Sat May 01 1999, 9:05 PM EDT Att: 35,628 - Dome - 72 F			
Alex Gonzalez, R (1, 6) OBP: 0.384, SLG: 0.424	F8		P4	G5-3			G5-3	BB BB 1B		4	0	0	0	1	0	4				
Shawn Green, L (1, 9) OBP: 0.400, SLG: 0.676	L7		G3-6-1				K	BB BB 1B		3	0	1	2	1	1	0				
Carlos Delgado, L (1, 3) OBP: 0.362, SLG: 0.495		K	G3-6-1					BB BB 1B		5	1	1	0	0	1	7				
Tony Fernandez, S (1, 5) OBP: 0.438, SLG: 0.472	F7			G6-3			F8	SH2-4 1B		5	1	1	0	0	1	1				
Gerónimo Berroa, R (1, 10) OBP: 0.385, SLG: 0.400								SH2-4 1B		2	1	1	0	0	1	0				
Kevin Witt, L (5, FH) OBP: 0.250, SLG: 0.571								SH2-4 1B		2	0	0	0	0	2	1				
José Cruz Jr., S (1, 8) OBP: 0.398, SLG: 0.409								SH2-4 1B		4	3	3	0	1	1	0				
Mike Matheny, R (1, 2) OBP: 0.200, SLG: 0.276								SH2-4 1B		4	2	1	1	0	0	4				
Pat Kelly, R (1, 4) OBP: 0.386, SLG: 0.660								SH2-4 1B		4	1	3	4	0	1	0				
Inning Stats	R: 0 E: 0 K: 0 S: 5	H: 0 LOB: 0 BB: 0 P: 9	R: 0 E: 0 K: 2 S: 8	H: 0 LOB: 0 BB: 0 P: 14	R: 2 E: 1 K: 0 S: 14	H: 5 LOB: 2 BB: 0 P: 20	R: 3 E: 1 K: 0 S: 22	H: 3 LOB: 1 BB: 0 P: 33	R: 0 E: 0 K: 1 S: 7	H: 1 LOB: 0 BB: 0 P: 11	R: 0 E: 0 K: 1 S: 6	H: 0 LOB: 0 BB: 0 P: 9	R: 4 E: 0 K: 0 S: 22	H: 4 LOB: 3 BB: 3 P: 37	R: 0 E: 0 K: 3 S: 9	H: 0 LOB: 0 BB: 0 P: 15	1B: 11 2B: 2 3B: 0 HR: 0	SF: 0 SAC: 1 DP: 2 HBP: 1	WP: 0 PB: 0 SB: 1 CS: 0	PA: 43
PITCHER	IP WLS BF H R ER SO BB IBB HBP BLK WP HR S P ERA WHIP																			
Jamie Moyer, L (1, 1) ERA: 7.81	7.1 L 34 11 8 7 5 0 1 1 0 0 0 0 78 123 8.59 1.500																			
Mark Leiter, R (8, 1) ERA: 8.75	0.1 2 1 0 0 0 0 0 0 0 0 0 0 4 4 0.00 3.000																			
Jose Paniagua, R (8, 1) ERA: 1.23	1.1 7 1 1 1 3 2 0 0 0 0 0 0 19 35 6.75 2.250																			

AB 38
R 9
H 13
RBI 8
BB 3
SO 8
LOB 18



Batter	1	2	3	4	5	6	7	8	9	AB	R	H	RBI	BB	SO	LOB	BOTTOM					
Brian Hunter, R (1, 7) OBP: 0.299, SLG: 0.296	K		G4-3							5	0	0	0	0	2	3	Toronto Blue Jays @ Seattle Mariners The Kingdome, Seattle, WA Sat May 01 1999, 9:05 PM EDT Att: 35,628 - Dome - 72 F					
David Bell, R (1, 4) OBP: 0.327, SLG: 0.506	P5									3	1	2	0	2	0	0						
Ken Griffey Jr., L (1, 8) OBP: 0.392, SLG: 0.632	FC5-4 BB		P3							4	0	0	0	1	0	7						
Edgar Martinez, R (1, 10) OBP: 0.417, SLG: 0.449	FC5-4		G6-3							5	1	1	0	0	1	4						
David Segui, S (1, 3) OBP: 0.316, SLG: 0.511										4	1	2	3	0	1	0						
John Mabry, L (1, 9) OBP: 0.282, SLG: 0.532	L8									4	0	1	0	0	0	1						
Russ Davis, R (1, 5) OBP: 0.301, SLG: 0.511										3	0	2	0	1	0	0						
Dan Wilson, R (1, 2) OBP: 0.343, SLG: 0.339										4	0	2	0	0	1	1						
Rafael Bourquard, R (1, 6) OBP: 0.438, SLG: 0.786										2	0	1	0	0	0	3						
Raul Ibanez, L (8, FH) OBP: 0.333, SLG: 0.333										1	0	0	0	0	0	0						
Domingo Cedeno, S (9, 6) OBP: 0.300, SLG: 0.400										0	0	0	0	0	0	0						
Inning Stats	R: 0 E: 0 K: 1 S: 8	H: 0 LOB: 1 BB: 1 P: 17	R: 0 E: 0 K: 2 S: 10	H: 0 LOB: 1 BB: 1 P: 19	R: 0 E: 0 K: 0 S: 13	H: 1 LOB: 2 BB: 1 P: 23	R: 0 E: 0 K: 0 S: 10	H: 3 LOB: 1 BB: 0 P: 16	R: 3 E: 0 K: 0 S: 22	H: 3 LOB: 0 BB: 0 P: 31	R: 0 E: 0 K: 0 S: 9	H: 2 LOB: 3 BB: 1 P: 16	R: 0 E: 0 K: 0 S: 4	H: 1 LOB: 0 BB: 0 P: 5	R: 0 E: 0 K: 0 S: 8	H: 0 LOB: 0 BB: 0 P: 14	R: 0 E: 0 K: 2 S: 9	H: 1 LOB: 1 BB: 0 P: 11	1B: 9 2B: 1 3B: 0 HR: 1	SF: 0 SAC: 1 DP: 2 HBP: 0	WP: 0 PB: 0 SB: 0 CS: 0	PA: 40
PITCHER	IP WLS BF H R ER SO BB IBB HBP BLK WP HR S P ERA WHIP																					
Chris Carpenter, R (1, 1) ERA: 2.67	5.2 W 29 9 3 3 3 4 0 0 0 0 0 0 71 120 4.76 2.294																					
Tom Davey, R (6, 1) ERA: 3.12	3.1 S 11 2 0 0 2 0 0 0 0 0 0 0 22 32 0.00 0.600																					

AB 35
R 3
H 11
RBI 3
BB 4
SO 5
LOB 19



Batter	1	2	3	4	5	6	7	8	9	AB	R	H	RBI	BB	SO	LOB	TOP										
Shannon Stewart, R (1, 7) OBP: 0.444, SLG: 0.525	G5-3		BB BB 1B		S 1B		2B		G6-3	5	0	3	0	0	0	0	Toronto Blue Jays @ Seattle Mariners The Kingdome, Seattle, WA Sun May 02 1999, 4:35 PM EDT Att: 31,355 - Dome - 72 F										
Alex Gonzalez, R (1, 6) OBP: 0.374, SLG: 0.422	G5-3		BB 1-2 BB		BB BB 1-2 BB		F8		1B	3	0	1	0	2	0	1											
Shawn Green, L (1, 9) OBP: 0.400, SLG: 0.661	G3		BB 1-2 2-3 BB		BB BB 3-3 K		L4		1B	4	0	1	0	1	1	3											
Carlos Delgado, L (1, 3) OBP: 0.364, SLG: 0.485		G3	G4-3			1B SF8 1B			G6-3	4	1	1	0	1	0	5											
Kevin Witt, L (1, 10) OBP: 0.250, SLG: 0.455	L4			G3		BB 1-3 1B			G4-3	4	0	1	0	0	0	2											
Willie Greene, L (1, 5) OBP: 0.328, SLG: 0.348	G4-3			G5-3		SF8				2	0	0	1	1	0	0											
José Cruz Jr., S (1, 8) OBP: 0.393, SLG: 0.396			P5	P6		BB 1-2 BB		FC3-6 BB		3	0	0	0	1	0	1											
Mike Matheny, R (1, 2) OBP: 0.206, SLG: 0.364			HR		K	F8		P9		4	1	1	1	0	1	3											
Pat Kelly, R (1, 4) OBP: 0.379, SLG: 0.648			G5-3		L6	G3			L9	1	0	0	0	0	0	0											
Norberto Martin, R (3, 4) OBP: 0.333, SLG: 0.158										3	0	0	0	0	0	2											
Inning Stats	R: 0 E: 0 K: 0 S: 9	H: 0 LOB: 0 BB: 0 P: 14	R: 0 E: 0 K: 0 S: 9	H: 0 LOB: 0 BB: 0 P: 10	R: 1 E: 0 K: 0 S: 13	H: 2 LOB: 2 BB: 2 P: 28	R: 0 E: 0 K: 0 S: 5	H: 0 LOB: 0 BB: 0 P: 7	R: 0 E: 0 K: 2 S: 11	H: 1 LOB: 2 BB: 1 P: 19	R: 0 E: 0 K: 0 S: 9	H: 1 LOB: 2 BB: 1 P: 17	R: 0 E: 0 K: 0 S: 5	H: 0 LOB: 0 BB: 1 P: 11	R: 0 E: 0 K: 0 S: 13	H: 2 LOB: 2 BB: 0 P: 16	1B: 6 2B: 1 3B: 0 HR: 1	SF: 1 SAC: 0 DP: 0 HBP: 0	WP: 0 PB: 0 SB: 1 CS: 1	PA: 40							
PITCHER	IP	WLS	BF	H	R	ER	SO	BB	IBB	HBP	BLK	WP	HR	S	P	ERA	WHIP										
Mac Suzuki, R (1, 1) ERA: 6.52	5.0		23	5	2	2	2	3	0	0	0	0	1	57	93	3.60	1.600										
28 Ken Cloude, R (6, 1) ERA: 6.39	4.0	W	17	3	0	0	0	2	1	0	0	0	0	36	60	0.00	1.250										

AB 33
R 2
H 8
RBI 2
BB 6
SO 2
LOB 17



Batter	1	2	3	4	5	6	7	8	9	AB	R	H	RBI	BB	SO	LOB	BOTTOM										
Brian Hunter, R (1, 7) OBP: 0.309, SLG: 0.320	2B		G4-6-3 1B		G6-3			G4-6-3		4	0	2	1	0	0	1	Toronto Blue Jays @ Seattle Mariners The Kingdome, Seattle, WA Sun May 02 1999, 4:35 PM EDT Att: 31,355 - Dome - 72 F										
David Bell, R (1, 4) OBP: 0.324, SLG: 0.527	P4		G4-6-3			K			HR	4	1	1	1	0	1	3											
Ken Griffey Jr., L (1, 8) OBP: 0.396, SLG: 0.622	F7		G4-6-3 IBB			K			SH3-4 1B	3	1	1	0	1	1	1											
David Segui, S (1, 3) OBP: 0.310, SLG: 0.500			G4-6-3			K			SH3-4	2	0	0	0	0	1	4											
Russ Davis, R (6, 5) OBP: 0.296, SLG: 0.506			G4-6-3			K			SH3-4	1	0	0	0	0	1	0											
John Mabry, L (1, 5) OBP: 0.250, SLG: 0.508	G3			F7			P5		K	3	0	0	0	0	0	0											
Dan Wilson, R (9, PH) OBP: 0.338, SLG: 0.333									K	1	0	0	0	0	1	1											
Butch Huskey, R (1, 9) OBP: 0.369, SLG: 0.516									1B	4	0	1	1	0	3	0											
Matt Mieske, R (1, 10) OBP: 0.231, SLG: 0.692	G4-3						P6			3	0	0	0	0	1	0											
Tom Lampkin, L (1, 2) OBP: 0.361, SLG: 0.364			1B 2B		G3			G4-3		3	1	1	0	0	0	0											
Rafael Bourquigal, R (1, 6) OBP: 0.444, SLG: 0.750			G4-6-3 WP						G4-6-3 BB	2	0	1	0	0	0	0											
Edgar Martinez, R (8, PH) ERA: 2.0										0	0	0	0	1	0	0											
Domingo Cedeno, S (8, PR) OBP: 0.300, SLG: 0.400										0	0	0	0	0	0	0											
Inning Stats	R: 0 E: 0 K: 1 S: 16	H: 1 LOB: 1 BB: 0 P: 22	R: 0 E: 0 K: 1 S: 9	H: 0 LOB: 0 BB: 0 P: 14	R: 1 E: 0 K: 0 S: 14	H: 3 LOB: 2 BB: 1 P: 26	R: 0 E: 0 K: 2 S: 11	H: 0 LOB: 0 BB: 0 P: 14	R: 0 E: 0 K: 3 S: 9	H: 0 LOB: 0 BB: 0 P: 16	R: 0 E: 0 K: 1 S: 6	H: 0 LOB: 0 BB: 0 P: 8	R: 0 E: 0 K: 0 S: 5	H: 0 LOB: 1 BB: 1 P: 11	R: 2 E: 0 K: 1 S: 11	H: 3 LOB: 1 BB: 0 P: 16	1B: 4 2B: 2 3B: 0 HR: 1	SF: 0 SAC: 1 DP: 2 HBP: 0	WP: 1 PB: 0 SB: 0 CS: 0	PA: 33							
PITCHER	IP	WLS	BF	H	R	ER	SO	BB	IBB	HBP	BLK	WP	HR	S	P	ERA	WHIP										
Pat Hentgen, R (1, 1) ERA: 4.41	7.1		27	4	1	1	8	1	0	0	0	0	1	3	7	13.50	1.500										
Pete Munro, R (8, 1) ERA: 2.0	0.2	B	2	1	1	1	0	0	0	0	0	0	0	3	3	0.00	3.000										
Dan Plesac, L (9, 1) ERA: 7.15	0.1	L	2	1	0	0	0	0	0	0	0	0	0	3	3	0.00	3.000										
Robert Person, R (9, 1) ERA: 7.88	0.1		2	1	1	1	1	0	0	0	0	0	0	6	8	27.00	3.000										

AB 30
R 3
H 7
RBI 3
BB 2
SO 9
LOB 10



Batter	1	2	3	4	5	6	7	8	9	AB	R	H	RBI	BB	SO	LOB	TOP										
Brian Hunter, R OBP: 0.319, SLG: 0.341 (1, 7)	 1B	 2B			 G6-3		 G1-3		 K	5	1	2	0	0	1	1											
David Bell, R OBP: 0.333, SLG: 0.576 (1, 4)	 HR	 G1-3			 1B		 K			4	1	2	2	0	1	1											
Ken Griffey Jr., L OBP: 0.383, SLG: 0.582 (1, 8)	 F7			 F8		 K		 G5-3		4	0	0	0	0	1	1											
Edgar Martinez, R OBP: 0.415, SLG: 0.438 (1, 10)	 1B			 BB		 G2		 1B		3	1	2	0	1	0	1											
David Segui, S OBP: 0.298, SLG: 0.480 (1, 3)	 F9			 K		 G5-3		 K		4	0	0	0	0	2	3											
John Mabry, L OBP: 0.297, SLG: 0.529 (1, 9)	 HR			 L4		 BB		 K		3	2	1	2	1	1	2											
Russ Davis, R OBP: 0.311, SLG: 0.557 (1, 5)	 F9			 1B		 K		 G5-3		4	0	1	0	0	1	1											
Dan Wilson, R OBP: 0.342, SLG: 0.394 (1, 2)		 G1-3		 K		 HR		 2B		4	1	2	2	0	1	1											
Rafael Bourquiel, R OBP: 0.423, SLG: 0.739 (1, 6)		 G4-3		 G6-3		 F7		 G5-3		4	0	0	0	0	0	2											
Inning Stats	R: 4 E: 0 K: 0 S: 18	H: 4 LOB: 0 BB: 0 P: 32	R: 0 E: 0 K: 0 S: 11	H: 1 LOB: 1 BB: 0 P: 16	R: 0 E: 0 K: 1 S: 9	H: 0 LOB: 1 BB: 1 P: 15	R: 0 E: 0 K: 1 S: 10	H: 1 LOB: 0 BB: 0 P: 12	R: 0 E: 0 K: 1 S: 12	H: 1 LOB: 1 BB: 0 P: 17	R: 2 E: 0 K: 1 S: 10	H: 1 LOB: 0 BB: 1 P: 14	R: 0 E: 0 K: 1 S: 7	H: 0 LOB: 0 BB: 0 P: 12	R: 0 E: 0 K: 2 S: 11	H: 1 LOB: 0 BB: 0 P: 16	R: 0 E: 0 K: 1 S: 9	H: 1 LOB: 1 BB: 0 P: 11	1B: 5 2B: 2 3B: 0 HR: 3	SF: 0 SAC: 0 DP: 1 HBP: 0	WP: 0 PB: 0 SB: 1 CS: 1	PA: 37					
PITCHER	IP	WLS	BF	H	R	ER	SO	BB	IBB	HBP	BLK	WP	HR	S	P	ERA	WHIP										
Dave Burba, R ERA: 3.96 (1, 1)	6.0	L	27	8	6	6	4	2	0	0	0	0	3	70	106	9.00	1.667										
Steve Karsay, R ERA: 2.95 (7, 1)	2.0	H	6	1	0	0	3	0	0	0	0	0	0	18	28	0.00	0.500										
Steve Reed, R ERA: 1.42 (9, 1)	1.0	S	4	1	0	0	1	0	0	0	0	0	0	9	11	0.00	1.000										

Seattle Mariners @ Cleveland Indians
Jacobs Field, Cleveland, OH
Wed May 05 1999, 7:05 PM EDT
Att: 42,991 - Cloudy - 70 F

AB 35
R 6
H 10
RBI 6
BB 2
SO 8
LOB 13

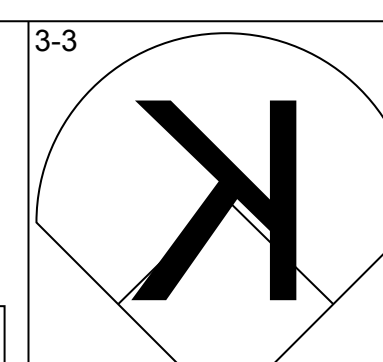
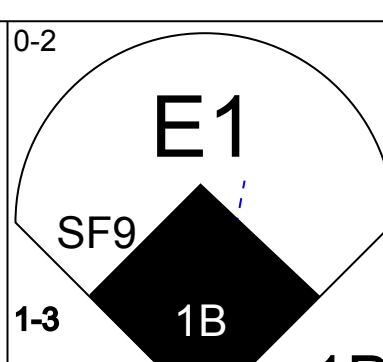
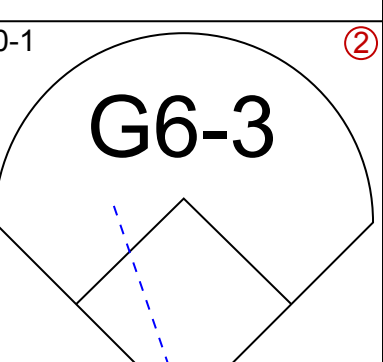
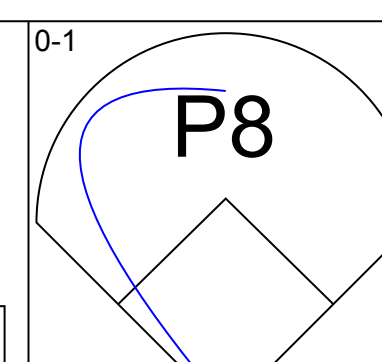
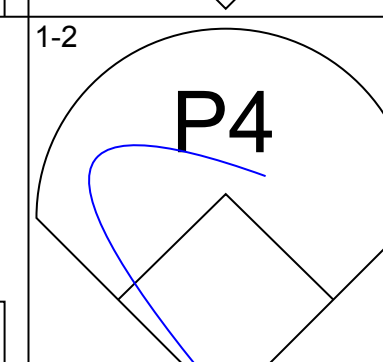
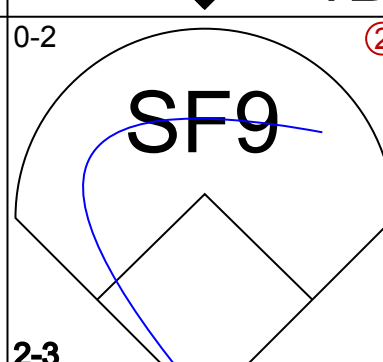
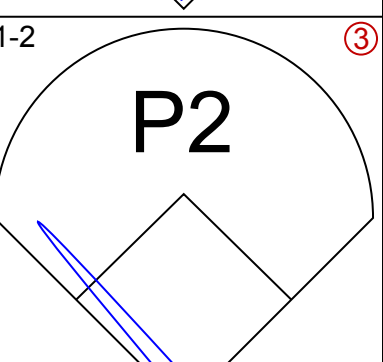
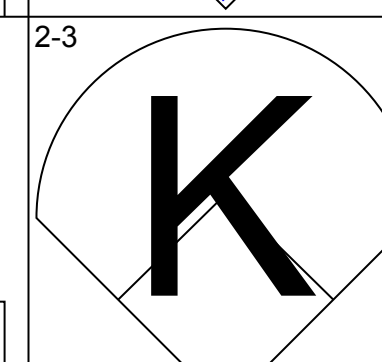
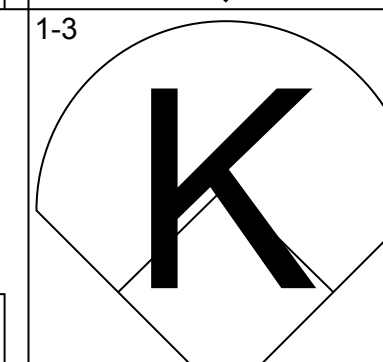
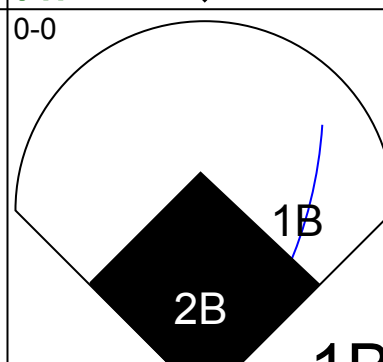

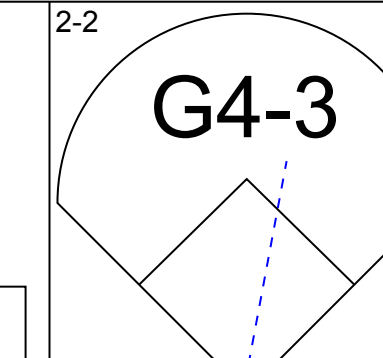
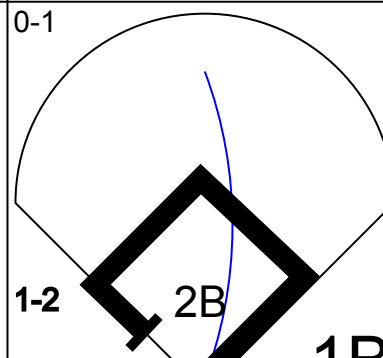
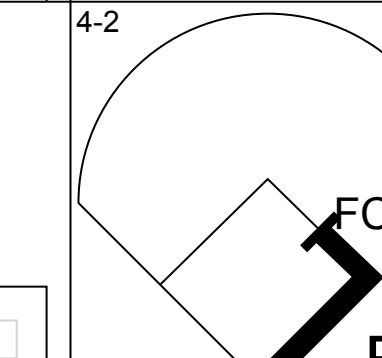
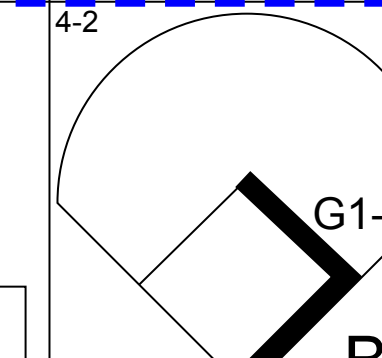
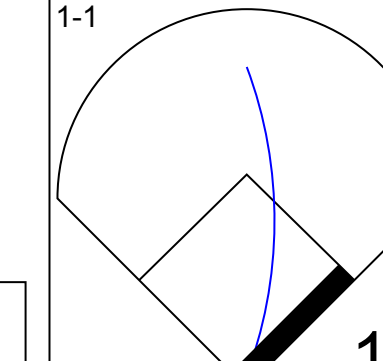
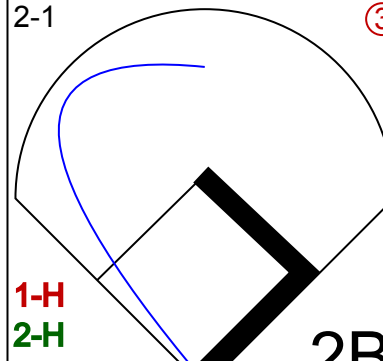
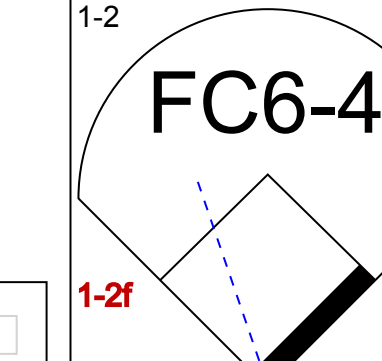
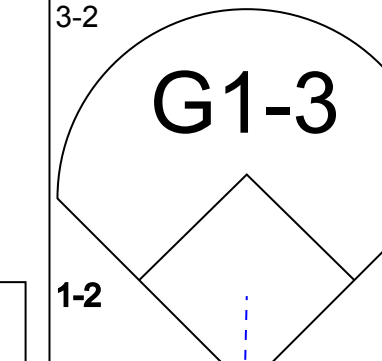

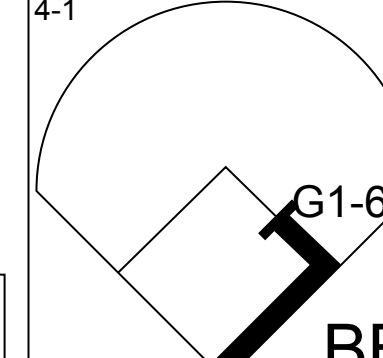
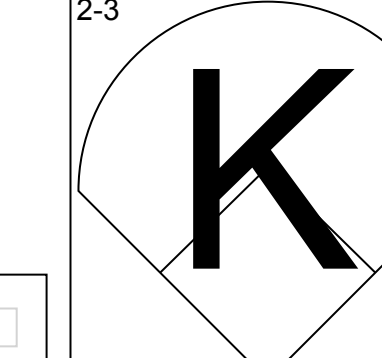
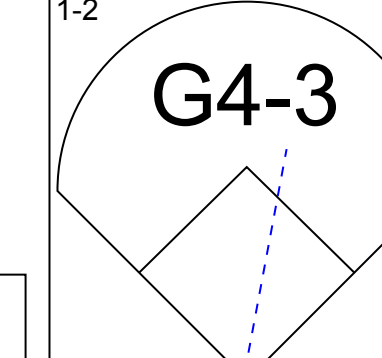

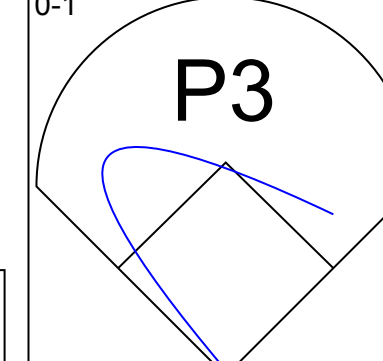
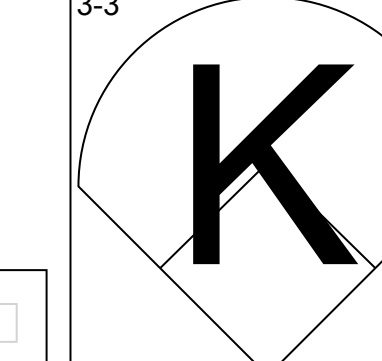
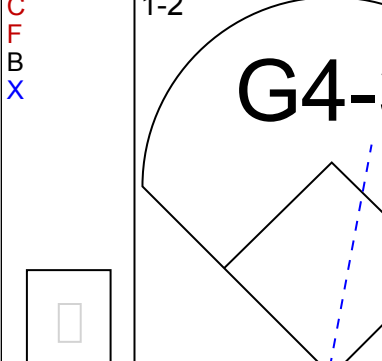
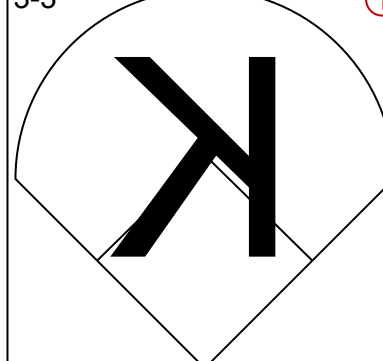
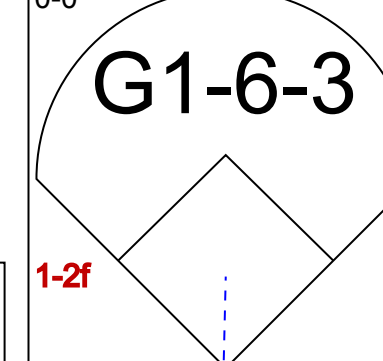
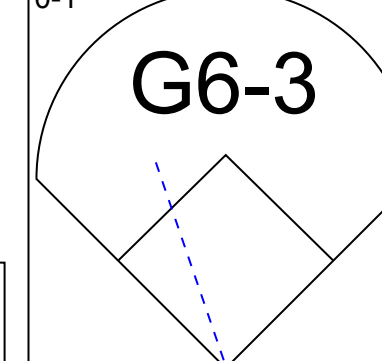
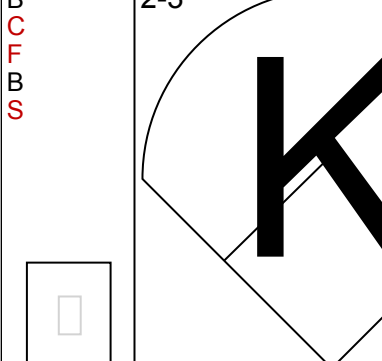
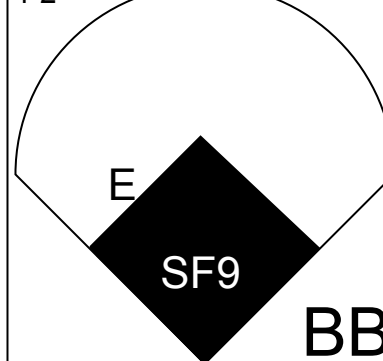
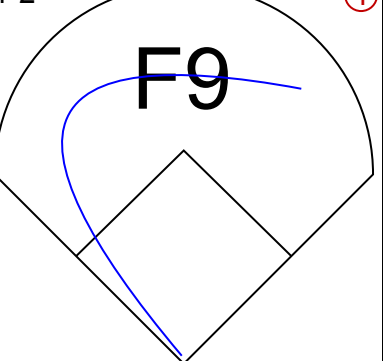
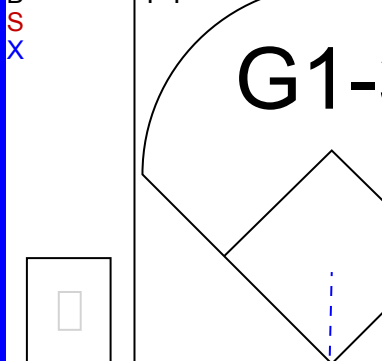


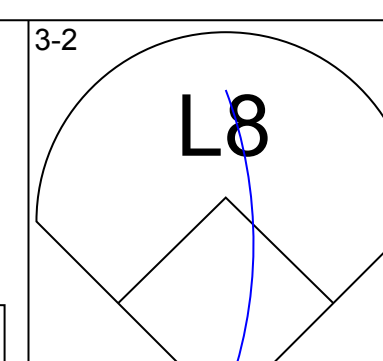
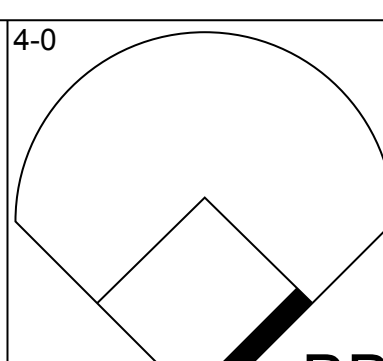
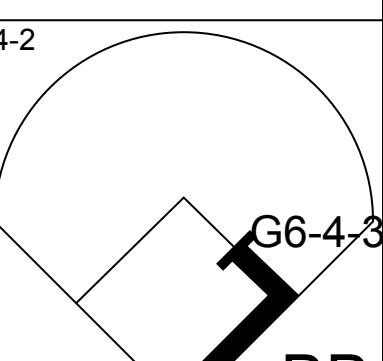

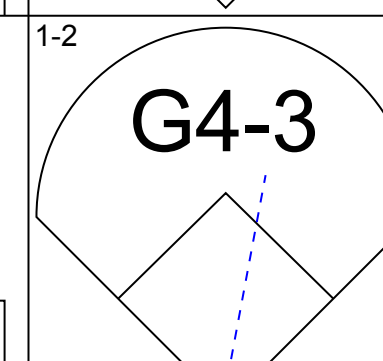
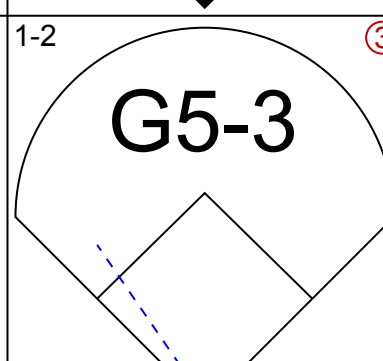
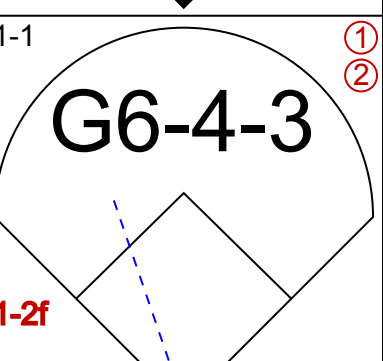
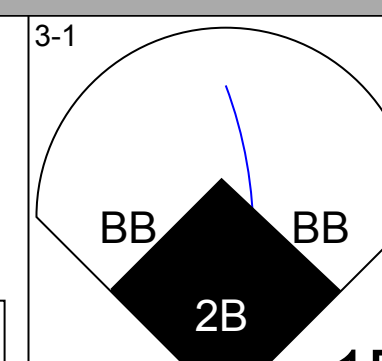
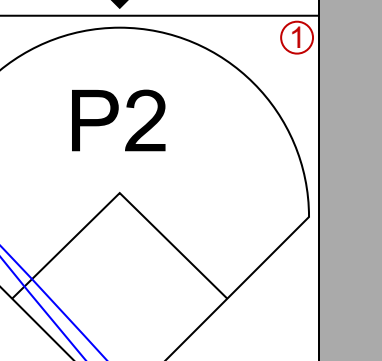
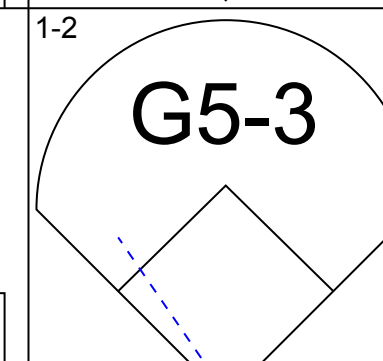
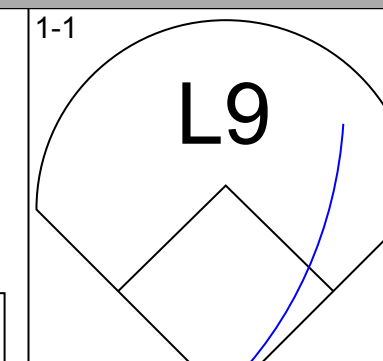
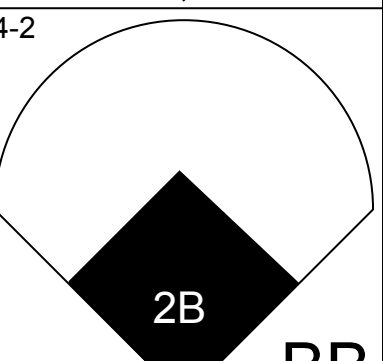
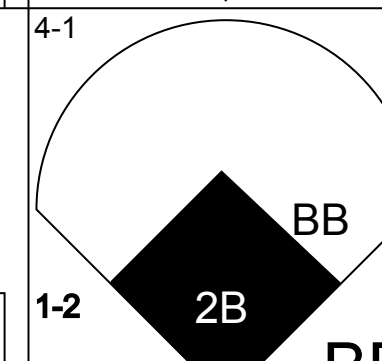

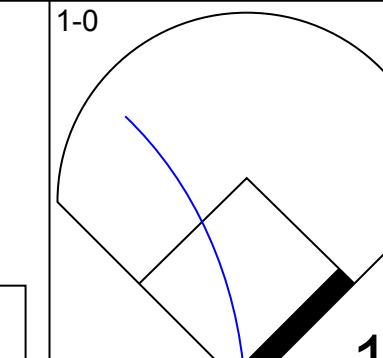
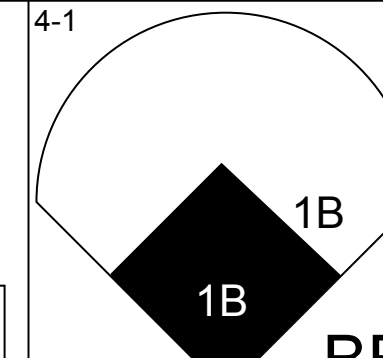
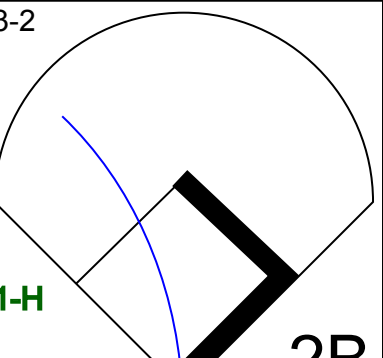
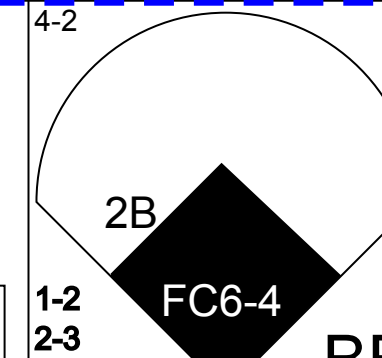
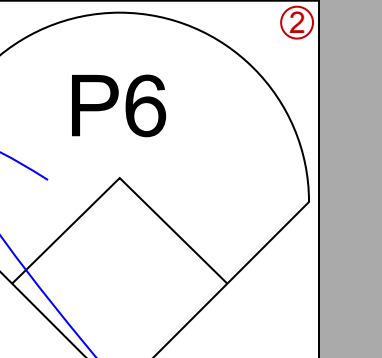

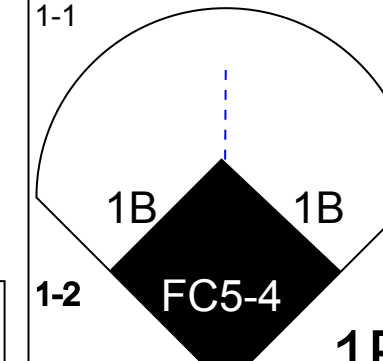
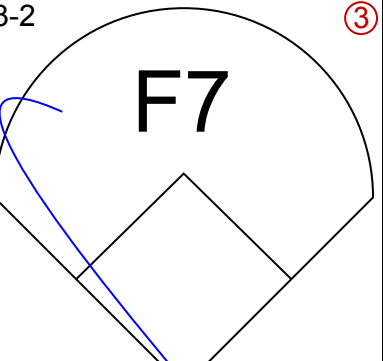
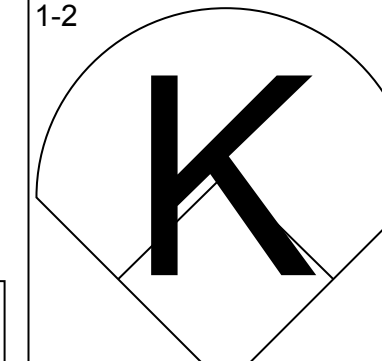
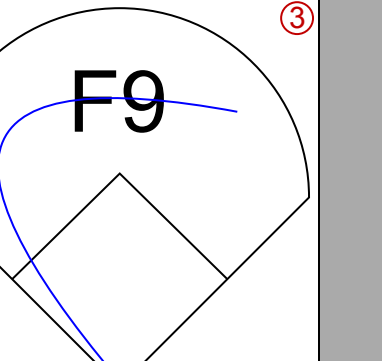

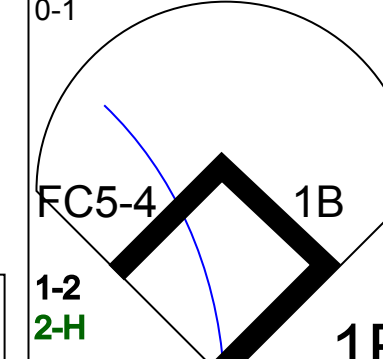
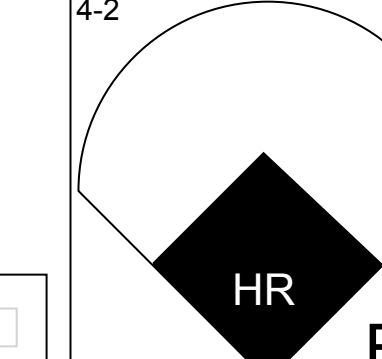
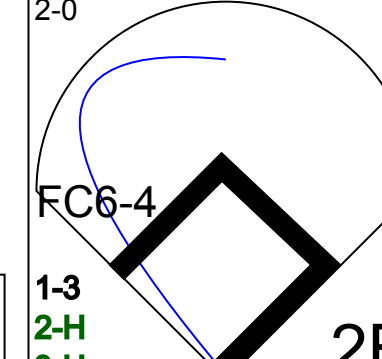

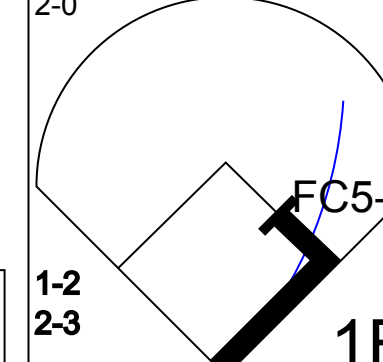
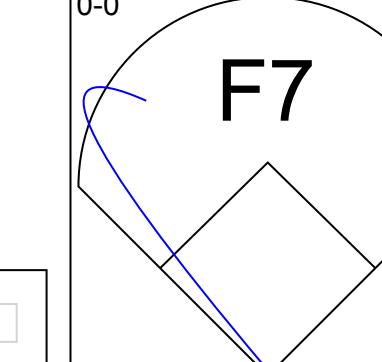
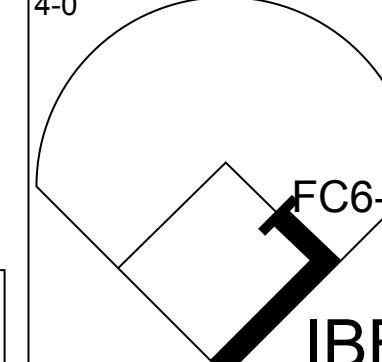
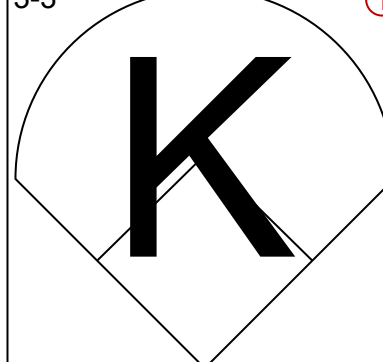
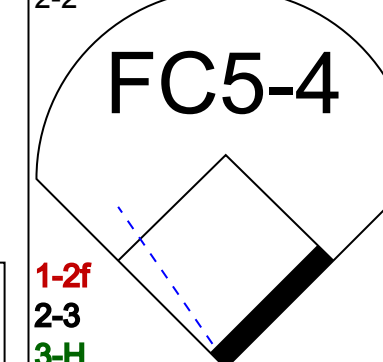
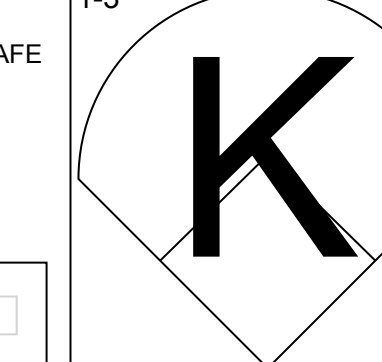
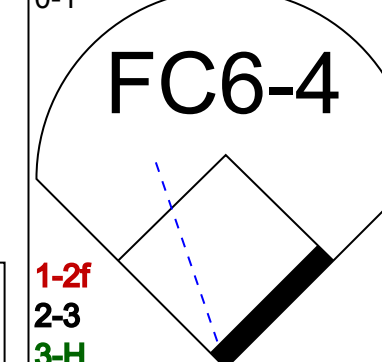

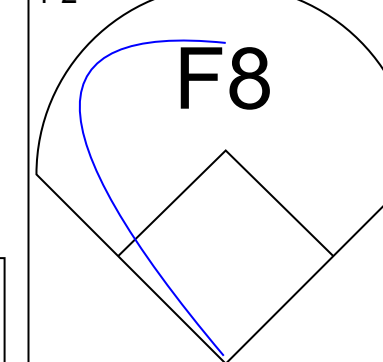
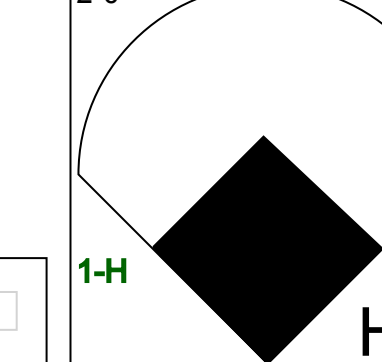
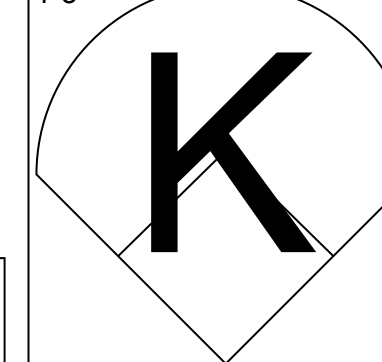
Batter	1	2	3	4	5	6	7	8	9	AB	R	H	RBI	BB	SO	LOB	BOTTOM										
Kenny Lofton, L OBP: 0.453, SLG: 0.575 (1, 10)	 1B	 G4-3		 L9		 HBP			 K	3	1	0	0	1	1	3											
Enrique Wilson, S OBP: 0.278, SLG: 0.353 (1, 6)	 G1-3		 F8-2		 G6-3	 L5-3			 G3-1	5	0	1	0	0	0	4											
Roberto Alomar, S OBP: 0.433, SLG: 0.564 (1, 4)	 1B		 F8-2		 BB		 K		 BB	3	2	2	0	2	1	0											
Manny Ramirez, R OBP: 0.358, SLG: 0.583 (1, 9)	 K		 F8-2		 F9		 K		 L4	5	0	0	0	0	2	6											
Travis Fryman, R OBP: 0.372, SLG: 0.510 (1, 5)	 HR		 G4-3		 HR		 L6			4	2	2	5	0	0	1											
Richie Sexson, R OBP: 0.289, SLG: 0.493 (1, 3)	 P4			 WP		 F9		 1B		3	0	1	0	1	0	0											
David Justice, L OBP: 0.266, SLG: 0.390 (1, 7)		 P4		 L6		 L3		 L8		4	0	0	0	0	0	2											
Sandy Alomar Jr., R OBP: 0.348, SLG: 0.556 (1, 2)		 1B		 1B		 2B		 L8		4	0	3	0	0	0	1											
Jolbert Cabrera, R OBP: 0.250, SLG: 0.143 (1, 8)		 FC6-4		 1B		 2B		 K		3	0	1	0	0	1	3											
Wil Cordero, R OBP: 0.370, SLG: 0.493 (8, PH)				 K				 1B		1	0	0	0	0	1	1											
Steve Reed, R (9, 1)								 K		0	0	0	0	0	0	0											
Inning Stats	R: 3 E: 0 K: 1 S: 14	H: 2 LOB: 1 BB: 1 P: 23	R: 0 E: 0 K: 0 S: 8	H: 1 LOB: 0 BB: 0 P: 13	R: 0 E: 0 K: 1 S: 12	H: 2 LOB: 1 BB: 0 P: 17	R: 0 E: 0 K: 1 S: 16	H: 1 LOB: 2 BB: 1 P: 30	R: 2 E: 0 K: 0 S: 10	H: 2 LOB: 0 BB: 1 P: 19	R: 0 E: 0 K: 2 S: 10	H: 2 LOB: 0 BB: 0 P: 14	R: 0 E: 0 K: 1 S: 9	H: 1 LOB: 0 BB: 0 P: 13	R: 0 E: 0 K: 1 S: 9	H: 0 LOB: 1 BB: 1 P: 18	R: 0 E: 0 K: 1 S: 9	H: 0 LOB: 1 BB: 1 P: 11	1B: 6 2B: 4 3B: 0 HR: 2	SF: 0 SAC: 0 DP: 2 HBP: 1	WP: 1 PB: 0 SB: 3 CS: 0	PA: 40					
PITCHER	IP	WLS	BF	H	R	ER	SO	BB	IBB	HBP	BLK	WP	HR	S	P	ERA	WHIP										
Jeff Fassero, L ERA: 7.07 (1, 1)	5.1	W	28	9	5	5	2	3	0	1	0	0	2	67	115	8.44	2.250										
Jose Paniagua, R ERA: 1.04 (6, 1)	2.2	H	8	1	0	0	3	0	0	0	0	0	0	20	28	0.00	0.375										
Jose Mesa, R ERA: 11.68 (9, 1)	1.0	S	4	0	0	0	1	1	0	0	0	0	0	9	18	0.00	1.000										

Seattle Mariners @ Cleveland Indians
Jacobs Field, Cleveland, OH
Wed May 05 1999, 7:05 PM EDT
Att: 42,991 - Cloudy - 70 F

AB 35
R 5
H 10
RBI 5
BB 4
SO 6
LOB 21



Batter	1	2	3	4	5	6	7	8	9	AB	R	H	RBI	BB	SO	LOB	TOP					
Brian Hunter, R OBP: 0.316, SLG: 0.337 (1, 7)										4	1	1	0	0	1	1	Seattle Mariners @ Cleveland Indians Jacobs Field, Cleveland, OH Thu May 06 1999, 7:05 PM EDT Att: 41,962 - Cloudy - 74 F					
David Bell, R OBP: 0.322, SLG: 0.559 (1, 4)										3	0	0	1	0	1	1						
Ken Griffey Jr., L OBP: 0.387, SLG: 0.608 (1, 8)										4	2	2	2	0	2	0						
Edgar Martinez, R OBP: 0.426, SLG: 0.439 (1, 10)										2	0	1	0	2	0	0						
David Segui, S OBP: 0.306, SLG: 0.490 (1, 3)										4	0	2	1	0	0	2						
John Mabry, L OBP: 0.256, SLG: 0.507 (1, 9)										3	0	0	0	1	2	3						
Russ Davis, R OBP: 0.299, SLG: 0.535 (1, 5)										4	0	0	0	0	1	3						
Dan Wilson, R OBP: 0.325, SLG: 0.373 (1, 2)										4	0	0	0	0	2	1						
Rafael Bourquard, R OBP: 0.429, SLG: 0.708 (7, PH)										1	1	0	0	1	0	0						
Raul Ibanez, L OBP: 0.460, SLG: 0.500 (7, PH)										1	0	1	0	0	0	0						
Domingo Cadenas, S OBP: 0.300, SLG: 0.400 (7, PH)										0	0	0	0	0	0	0						
Tom Lampkin, L OBP: 0.351, SLG: 0.353 (9, PH)										1	0	0	0	0	0	0						
Inning Stats	R: 0 E: 0 K: 2 S: 10	H: 0 LOB: 0 BB: 0 P: 15	R: 0 E: 0 K: 1 S: 12	H: 1 LOB: 1 BB: 0 P: 16	R: 3 E: 1 K: 1 S: 16	H: 4 LOB: 2 BB: 1 P: 25	R: 0 E: 0 K: 0 S: 4	H: 0 LOB: 0 BB: 1 P: 8	R: 0 E: 0 K: 0 S: 8	H: 0 LOB: 0 BB: 0 P: 10	R: 1 E: 0 K: 2 S: 15	H: 1 LOB: 1 BB: 1 P: 26	R: 0 E: 0 K: 1 S: 9	H: 1 LOB: 0 BB: 0 P: 14	R: 0 E: 0 K: 1 S: 16	H: 0 LOB: 1 BB: 1 P: 24	R: 0 E: 0 K: 1 S: 8	H: 0 LOB: 0 BB: 0 P: 12	1B: 4 2B: 2 3B: 0 HR: 1	SF: 1 SAC: 0 DP: 1 HBP: 0	WP: 0 PB: 0 SB: 0 CS: 0	PA: 36
PITCHER	IP	WLS	BF	H	R	ER	SO	BB	IBB	HBP	BLK	WP	HR	S	P	ERA	WHIP					
Bartolo Colon, R ERA: 4.24	(1, 1)	6.0	W	25	6	4	4	6	3	0	0	0	0	1	65	100	6.00	1.500				
Steve Reed, R ERA: 1.32	(7, 1)	1.0	H	4	1	0	0	1	0	0	0	0	0	0	9	14	0.00	1.000				
Paul Assenmacher, L ERA: 4.76	(8, 1)	0.1		1	0	0	0	1	0	0	0	0	0	3	3	0.00	0.000					
Steve Karsay, R ERA: 2.86	(8, 1)	0.2		3	0	0	0	0	1	0	0	0	0	13	21	0.00	1.500					
Michael Jackson, R ERA: 3.98	(9, 1)	1.0		3	0	0	0	1	0	0	0	0	0	8	12	0.00	0.000					

Batter	1	2	3	4	5	6	7	8	9	AB	R	H	RBI	BB	SO	LOB	BOTTOM					
Kenny Lofton, L OBP: 0.459, SLG: 0.565 (1, 8)										2	0	0	0	3	1	0	Seattle Mariners @ Cleveland Indians Jacobs Field, Cleveland, OH Thu May 06 1999, 7:05 PM EDT Att: 41,962 - Cloudy - 74 F					
Enrique Wilson, S OBP: 0.271, SLG: 0.339 (1, 6)										5	1	1	0	0	0	3						
Roberto Alomar, S OBP: 0.440, SLG: 0.553 (1, 4)										2	2	0	0	2	0	0						
Manny Ramirez, R OBP: 0.375, SLG: 0.593 (1, 9)										3	2	2	1	2	0	2						
Travis Fryman, R OBP: 0.364, SLG: 0.495 (1, 5)										5	1	1	0	0	1	7						
Wil Cordero, R OBP: 0.386, SLG: 0.513 (1, 10)										3	1	2	3	1	0	1						
David Justice, L OBP: 0.279, SLG: 0.387 (1, 7)										3	0	1	0	1	0	2						
Richie Sexson, R OBP: 0.256, SLG: 0.468 (1, 3)										4	0	0	2	0	2	5						
Sandy Alomar Jr., R OBP: 0.343, SLG: 0.582 (1, 2)										4	1	1	2	0	1	4						
Inning Stats	R: 0 E: 0 K: 0 S: 9	H: 0 LOB: 0 BB: 0 P: 14	R: 0 E: 0 K: 0 S: 7	H: 1 LOB: 1 BB: 0 P: 10	R: 0 E: 0 K: 1 S: 10	H: 0 LOB: 1 BB: 1 P: 21	R: 2 E: 0 K: 0 S: 14	H: 3 LOB: 2 BB: 1 P: 25	R: 1 E: 0 K: 0 S: 14	H: 1 LOB: 1 BB: 2 P: 29	R: 2 E: 0 K: 2 S: 11	H: 1 LOB: 0 BB: 1 P: 20	R: 3 E: 0 K: 2 S: 15	H: 2 LOB: 2 BB: 3 P: 34	R: 0 E: 0 K: 0 S: 12	H: 0 LOB: 2 BB: 1 P: 23		1B: 5 2B: 2 3B: 0 HR: 1	SF: 0 SAC: 0 DP: 1 HBP: 1	WP: 0 PB: 0 SB: 1 CS: 0	PA: 41	
PITCHER	IP	WLS	BF	H	R	ER	SO	BB	IBB	HBP	BLK	WP	HR	S	P	ERA	WHIP					
Jamie Moyer, L ERA: 7.69	(1, 1)	5.1		25	5	4	4	1	5	0	0	0	0	1	4	7	27.00	3.000				
Eric Weaver, R ERA: 9.0	(6, 1)	0.1	L	2	1	1	1	1	0	0	0	0	0	6	15	54.00	6.000					
4B Sean Spencer, L ERA: 54.0	(6, 1)	0.1		3	1	2	2	1	1	0	0	0	0	6	15	54.00	6.000					
2B Ken Cloude, R ERA: 6.14	(7, 1)	2.0		11	1	1	1	2	2	1	1	0	0	24	47	4.50	1.500					

AB 31
R 4
H 7
RBI 4
BB 4
SO 9
LOB 11



AB 31
R 8
H 8
RBI 8
BB 9
SO 5
LOB 24



Batter	1	2	3	4	5	6	7	8	9	AB	R	H	RBI	BB	SO	LOB	TOP					
Brian Hunter, R OBP: 0.313, SLG: 0.333 (1, 7)	1-1 G4-3 1B		1-0 G5-3			1-1 E4		1-1 G6-4-3		4	0	1	0	0	0	2	Seattle Mariners @ New York Yankees Yankee Stadium, Bronx, NY Fri May 07 1999, 7:30 PM EDT Att: 38,476 - Overcast - 57 F					
David Bell, R OBP: 0.311, SLG: 0.538 (1, 4)	1-0 P4			0-0 G4-3		2-2 F9		1-0 P4		4	0	0	0	0	0	3						
Ken Griffey Jr., L OBP: 0.377, SLG: 0.590 Domingo Caden, S OBP: 0.293, SLG: 0.389 (1, 8)	1-2 G4-3			1-0 P6		1-3 K			2-0 F7	3	0	0	0	0	1	3						
Edgar Martinez, R OBP: 0.421, SLG: 0.441 (1, 10)	3-3 K			2-1 WP 2B		0-1 G3			1-3 K	4	0	1	0	0	2	3						
David Segui, S OBP: 0.295, SLG: 0.472 (1, 3)		2-0 F8		3-3 K			0-0 G4-3		0-0 G1-3	4	0	0	0	0	1	1						
Butch Huskey, R OBP: 0.356, SLG: 0.529 (1, 9)		1-3 K			1-0 G6-3		1-0 G6-3			3	0	0	0	0	1	0						
Russ Davis, R OBP: 0.300, SLG: 0.558 (1, 5)		2-1 F9			2-2 G6-3		0-0 HR			3	1	1	1	0	0	0						
Dan Wilson, R OBP: 0.313, SLG: 0.359 (1, 2)			1-3 K		2-2 F7		2-2 G5-3			3	0	0	0	0	1	0						
Rafael Bourquim, R OBP: 0.433, SLG: 0.692 Raul Ibanez, L OBP: 0.455, SLG: 0.545 (1, 6)			0-2 G5-3			1-2 E 1B		0-0 G6-4-3 1B		2	0	1	0	0	0	0						
										1	0	1	0	0	0	0						
Inning Stats	R: 0 E: 0 K: 1 S: 10	H: 1 LOB: 1 BB: 0 P: 16	R: 0 E: 0 K: 1 S: 6	H: 0 LOB: 0 BB: 0 P: 11	R: 0 E: 0 K: 1 S: 8	H: 0 LOB: 0 BB: 0 P: 10	R: 0 E: 0 K: 1 S: 7	H: 1 LOB: 1 BB: 0 P: 13	R: 0 E: 0 K: 0 S: 10	H: 0 LOB: 0 BB: 0 P: 15	R: 0 E: 1 K: 0 S: 14	H: 1 LOB: 2 BB: 0 P: 19	R: 1 E: 0 K: 0 S: 6	H: 1 LOB: 0 BB: 0 P: 9	R: 0 E: 0 K: 0 S: 4	H: 1 LOB: 0 BB: 0 P: 6	R: 0 E: 0 K: 1 S: 5	H: 0 LOB: 0 BB: 0 P: 8	1B: 3 2B: 1 3B: 0 HR: 1	SF: 0 SAC: 0 DP: 1 HBP: 0	WP: 1 PB: 0 SB: 1 CS: 0	PA: 32
PITCHER	IP WLS BF H R ER SO BB IBB HBP BLK WP HR S P ERA WHIP	7.0 W 26 4 1 1 5 0 0 0 0 1 1 61 93 1.29 0.571	2.0 L 6 1 0 0 1 0 0 0 0 0 0 9 14 0.00 0.500											IP WLS BF H R ER SO BB IBB HBP BLK WP HR S P ERA WHIP	7.0 L 26 4 1 1 5 0 0 0 0 1 1 61 93 1.29 0.571							

Batter	1	2	3	4	5	6	7	8	9	AB	R	H	RBI	BB	SO	LOB	BOTTOM			
Chad Curtis, R OBP: 0.302, SLG: 0.360 (1, 7)	2-1 L8		4-1 CS BB		2-2 2 HR HBP	2-1 G5-3	4-2 BB			2	1	0	0	2	0	2	Seattle Mariners @ New York Yankees Yankee Stadium, Bronx, NY Fri May 07 1999, 7:30 PM EDT Att: 38,476 - Overcast - 57 F			
2 Derek Jeter, R OBP: 0.474, SLG: 0.694 (1, 6)	1-2 S 1B		1-3 K		1-1 1-H 2-H HR	0-2 E8 1B	0-3 K			5	1	3	5	0	2	4				
Paul O'Neill, L OBP: 0.385, SLG: 0.515 (1, 9)	4-2 BB		3-0 F8		1-0 F7	0-2 G4-3		2-3 K		4	0	0	0	1	1	2				
Bernie Williams, S OBP: 0.350, SLG: 0.457 (1, 8)	2-3 K		2-1 CS	1-0 G4-3		4-2 2B BB	0-1 2B 1B	1-3 K		4	2	1	0	1	2	2				
Tino Martinez, L OBP: 0.361, SLG: 0.495 Clay Bellinger, R OBP: 0.150, SLG: 0.200 (1, 3)	1-3 K			0-0 P6		1-1 G4-3 E 2B	0-1 2B 1B	2-0 F8		4	1	2	1	0	1	2				
										1	0	0	0	0	0	0				
Chili Davis, S OBP: 0.445, SLG: 0.616 (1, 10)		2-1 L9		0-1 F9		0-1 G4-3	2-1 F9			4	0	0	0	0	0	3				
Scott Brosius, R OBP: 0.270, SLG: 0.567 (1, 5)		1-2 20 G1-3 1B			2-1 G4-3	4-2 20 BB E BB	0-2 1-H 2-H 1B 2B			3	2	2	1	1	0	0				
20 Jorge Posada, S OBP: 0.313, SLG: 0.286 (1, 2)		2-2 G1-3		1-2 2 HR 1B	2-1 2 HR 1B	4-2 E 2 BB	4-1 1B BB			2	2	1	0	2	0	1				
Luis Sojo, R OBP: 0.256, SLG: 0.282 (1, 4)		1-1 G4-3		1-1 F9	2-1 F9	1-0 E1 2 BB	2-2 1-H 2-H 1B			4	1	1	1	0	0	3				
										1	0	0	0	0	0	0				
Inning Stats	R: 0 E: 0 K: 2 S: 14	H: 1 LOB: 2 BB: 1 P: 24	R: 0 E: 0 K: 0 S: 10	H: 1 LOB: 1 BB: 0 P: 16	R: 0 E: 0 K: 1 S: 7	H: 0 LOB: 0 BB: 1 P: 17	R: 0 E: 0 K: 0 S: 4	H: 0 LOB: 0 BB: 0 P: 5	R: 3 E: 0 K: 0 S: 11	H: 2 LOB: 0 BB: 0 P: 21	R: 5 E: 2 K: 0 S: 19	H: 2 LOB: 1 BB: 3 P: 37	R: 2 E: 0 K: 1 S: 20	H: 4 LOB: 3 BB: 2 P: 32	R: 0 E: 0 K: 2 S: 7	H: 0 LOB: 0 BB: 0 P: 12	1B: 7 2B: 2 3B: 0 HR: 1	SF: 0 SAC: 0 DP: 0 HBP: 1	WP: 0 PB: 0 SB: 1 CS: 1	PA: 42
PITCHER	IP WLS BF H R ER SO BB IBB HBP BLK WP HR S P ERA WHIP	5.1 L 26 5 1 1 0 0 0 0 0 0 6 9 0.00 3.000	1.1 L 3 1 1 0 0 0 0 0 0 0 0 6 9 0.00 3.000	1.1 L 9 4 2 2 1 2 0 0 0 0 0 22 36 13.50 4.500	1.0 L 3 0 0 0 2 0 0 0 0 0 0 7 12 0.00 0.000											IP WLS BF H R ER SO BB IBB HBP BLK WP HR S P ERA WHIP	5.1 L 26 5 1 1 0 0 0 0 0 6 9 0.00 3.000			


Batter	1	2	3	4	5	6	7	8	9	AB	R	H	RBI	BB	SO	LOB	TOP										
Brian Hunter, R OBP: 0.330, SLG: 0.363 (1, 7)	G4-3		2H 1B			FC6-4 G6-3 BB		G3-1		3	1	0	1	0	0	0	Seattle Mariners @ New York Yankees Yankee Stadium, Bronx, NY Sun May 09 1999, 1:35 PM EDT Att: 49,622 - Sunny - 68 F										
David Bell, R OBP: 0.333, SLG: 0.544 (1, 4)	F7			E BB		FC6-4 1B		K		3	0	1	0	1	1	0											
Ken Griffey Jr., L OBP: 0.364, SLG: 0.583 (1, 8)	K			F8		FC6-4 G6-3		P6		4	0	0	0	0	1	3											
Edgar Martinez, R OBP: 0.419, SLG: 0.422 (1, 10)		G1-4-3		K		G6-3		E6		4	0	0	1	0	1	2											
David Segui, S OBP: 0.279, SLG: 0.440 (1, 3)		F9		G6-3		K		F7		4	0	0	0	0	1	3											
Jay Buhner, R OBP: 0.372, SLG: 0.500 (1, 9)		G5-3				K		K		4	0	0	0	0	3	1											
Russ Davis, R OBP: 0.292, SLG: 0.542 (1, 5)			K		F9		E5			3	0	0	0	0	1	0											
Dan Wilson, R OBP: 0.326, SLG: 0.375 (1, 2)			1B 2B			G6-4-3		G6-4-3		2	0	1	0	1	0	1											
Rafael Bourquigal, R OBP: 0.405, SLG: 0.594 (8, PH)			G5-3			K		G6-3		2	0	0	0	0	1	2											
Raul Ibanez, L OBP: 0.357, SLG: 0.429 (8, 6)										1	0	0	0	0	0	0											
Domingo Cedenzo, S OBP: 0.293, SLG: 0.389 (8, 6)										0	0	0	0	0	0	0											
Inning Stats	R: 0 E: 0 K: 1 S: 8	H: 0 LOB: 0 BB: 0 P: 11	R: 0 E: 0 K: 0 S: 9	H: 0 LOB: 0 BB: 0 P: 14	R: 0 E: 0 K: 1 S: 11	H: 2 LOB: 2 BB: 0 P: 17	R: 0 E: 1 K: 1 S: 9	H: 0 LOB: 1 BB: 1 P: 15	R: 0 E: 0 K: 2 S: 7	H: 0 LOB: 1 BB: 1 P: 15	R: 1 E: 0 K: 1 S: 12	H: 1 LOB: 1 BB: 1 P: 21	R: 0 E: 1 K: 1 S: 5	H: 0 LOB: 0 BB: 0 P: 6	R: 0 E: 0 K: 1 S: 11	H: 0 LOB: 0 BB: 0 P: 14	R: 0 E: 1 K: 1 S: 7	H: 0 LOB: 0 BB: 0 P: 10	1B: 2 2B: 1 3B: 0 HR: 0	SF: 0 SAC: 0 DP: 1 HBP: 0	WP: 0 PB: 0 SB: 0 CS: 0	PA: 33					
PITCHER	IP	WLS	BF	H	R	ER	SO	BB	IBB	HBP	BLK	WP	HR	S	P	ERA	WHIP	PITCHER									
Mike Stanton, L ERA: 8.18 (1, 1)	4.0		14	2	0	0	3	1	0	0	0	0	0	37	57	0.00	0.750										
Jason Grimsley, R ERA: 2.55 (5, 1)	4.0	W	15	1	1	1	5	2	0	0	0	0	0	35	56	2.25	0.750										
42 Mariano Rivera, R ERA: 2.51 (9, 1)	1.0		4	0	0	0	1	0	0	0	0	0	0	7	10	0.00	0.000										


AB	30
R	1
H	3
RBI	1
BB	3
SO	9
LOB	12




Batter	1	2	3	4	5	6	7	8	9	AB	R	H	RBI	BB	SO	LOB	BOTTOM										
Chad Curtis, R OBP: 0.329, SLG: 0.339 (1, 7)	2 HR 1B		2B G6-3 BB	K			S 1B BB	K		3	3	1	0	2	2	3	Seattle Mariners @ New York Yankees Yankee Stadium, Bronx, NY Sun May 09 1999, 1:35 PM EDT Att: 49,622 - Sunny - 68 F										
2 Derek Jeter, R OBP: 0.472, SLG: 0.697 (1, 6)	1H HR		G6-3		S 1B		K			4	1	2	2	0	1	2											
Paul O'Neill, L OBP: 0.382, SLG: 0.491 (1, 9)	F8		F8		K		1B BB			3	0	0	0	1	1	2											
Bernie Williams, S OBP: 0.364, SLG: 0.468 (1, 8)	G5-4-3 1B		2H 2B		K		K			4	0	3	2	0	1	1											
Chili Davis, S OBP: 0.445, SLG: 0.594 (1, 10)	G5-4-3		4-2 BB		G1-3					3	0	1	0	1	0	2											
Ricky Ledee, L OBP: 0.245, SLG: 0.200 (8, PR)	1-2							WP 2B 1B		0	1	0	0	0	0	0											
Tino Martinez, L OBP: 0.352, SLG: 0.482 (1, 3)		F8	G1-3			G3		G6-3 1H 2B		4	0	1	1	0	0	2											
Scott Brosius, R OBP: 0.282, SLG: 0.545 (1, 5)		20 S 1B BB				G5-3		G6-3		2	1	0	0	2	0	2											
20 Jorge Posada, S OBP: 0.333, SLG: 0.339 (1, 2)		G1-6-3 1H 1B				G4-3				3	0	1	1	1	1	1											
Luis Sojo, R OBP: 0.222, SLG: 0.244 (1, 4)		G1-6-3		P3				G6-3		4	0	0	0	0	1	4											
Inning Stats	R: 2 E: 0 K: 0 S: 10	H: 3 LOB: 0 BB: 0 P: 15	R: 1 E: 0 K: 0 S: 8	H: 1 LOB: 1 BB: 1 P: 17	R: 1 E: 0 K: 0 S: 13	H: 1 LOB: 2 BB: 2 P: 26	R: 0 E: 0 K: 2 S: 10	H: 0 LOB: 1 BB: 1 P: 15	R: 0 E: 0 K: 0 S: 5	H: 1 LOB: 1 BB: 0 P: 14	R: 1 E: 0 K: 1 S: 8	H: 1 LOB: 2 BB: 2 P: 19	R: 1 E: 0 K: 2 S: 13	H: 2 LOB: 2 BB: 1 P: 23	R: 1 E: 0 K: 2 S: 7	H: 1 LOB: 0 BB: 0 P: 10	1B: 6 2B: 2 3B: 0 HR: 1	SF: 0 SAC: 0 DP: 2 HBP: 0	WP: 1 PB: 0 SB: 3 CS: 0	PA: 37							
PITCHER	IP	WLS	BF	H	R	ER	SO	BB	IBB	HBP	BLK	WP	HR	S	P	ERA	WHIP	PITCHER									
Jeff Fassero, L ERA: 6.98 (8, 1)	7.0	L	31	7	5	5	5	6	0	0	0	0	1	65	115	6.43	1.857										
Jose Mesa, R ERA: 11.48 (8, 1)	1.0		6	2	1	1	2	0	1	0	0	1	0	13	23	9.00	2.000										

AB	30
R	6
H	9
RBI	6
BB	7
SO	7
LOB	19



Batter	1	2	3	4	5	6	7	8	9	AB	R	H	RBI	BB	SO	LOB	TOP											
Brian Hunter, R OBP: 0.342, SLG: 0.368 ERA: 11.49	2-1 F9 1B	4-0 BB		0-1 G6-3			2-1 F9		2-2 1B	4	1	2	1	1	0	0	Seattle Mariners @ Boston Red Sox Fenway Park, Boston, MA Mon May 10 1999, 7:05 PM EDT Att: 21,660 - Unknown - 68 F AB 33 R 4 H 9 RBI 4 BB 6 SO 4 LOB 17 											
David Bell, R OBP: 0.321, SLG: 0.521	0-2 F9 1-3	2-0 L7			0-3 K		2-2 F7		3-1 P5	5	0	0	0	0	1	5												
Ken Griffey Jr., L OBP: 0.365, SLG: 0.571	0-0 FC4-6 1B		4-0 1B FC4-6 BB		1-1 P6			2-0 F8	1-2 L8	4	1	1	1	1	0	2												
David Segui, S OBP: 0.286, SLG: 0.442	1-1 FC4-6 1-2		1-1 FC4-6 1B		0-0 1B			1-0 G4-3		4	0	2	0	0	0	1												
Jay Buhner, R OBP: 0.390, SLG: 0.547	4-2 1-2 BB		4-0 FC4-6 1-2 BB		0-3 K2-3			1-1 HR		2	1	1	1	2	1	1												
John Mabry, L OBP: 0.294, SLG: 0.518	1-0 G4-3		1-1 FC4-6 CS		0-1 G4-3			3-2 F8		4	0	0	1	0	0	4												
Russ Davis, R OBP: 0.299, SLG: 0.536		1-3 K	0-3 K		4-2 L9-3 BB			0-2 BB 1B		3	1	1	0	1	2	2												
Dan Wilson, R OBP: 0.322, SLG: 0.369	0-1 1B		0-1 F8		2-1 L9-3			0-0 L7		4	0	1	0	0	0	2												
Rafael Bourquiel, R OBP: 0.400, SLG: 0.571 Raul Ibanez, L OBP: 0.460, SLG: 0.429	1-0 1-3 1B		0-1 G5-3		0-1 F7			4-0 1B BB		3	0	1	0	0	0	0												
Inning Stats	R: 1 E: 0 K: 0 S: 11	H: 2 LOB: 2 BB: 1 P: 19	R: 0 E: 0 K: 1 S: 7	H: 2 LOB: 1 BB: 1 P: 15	R: 1 E: 0 K: 1 S: 11	H: 1 LOB: 2 BB: 2 P: 24	R: 0 E: 0 K: 0 S: 6	H: 0 LOB: 0 BB: 0 P: 6	R: 0 E: 0 K: 2 S: 10	H: 1 LOB: 1 BB: 0 P: 11	R: 0 E: 0 K: 0 S: 7	H: 0 LOB: 0 BB: 0 P: 11	R: 1 E: 0 K: 0 S: 8	H: 1 LOB: 0 BB: 1 P: 15	R: 1 E: 0 K: 0 S: 12	H: 2 LOB: 2 BB: 1 P: 22	1B: 8 2B: 2 3B: 0 HR: 1	SF: 0 SAC: 0 DP: 2 HBP: 0	WP: 0 PB: 0 SB: 1 CS: 1	PA: 39								
PITCHER	IP	WLS	BF	H	R	ER	SO	BB	IBB	HBP	BLK	WP	HR	S	P	ERA	WHIP											
Pat Rapp, R ERA: 8.06	(1, 1)	2.0	14	5	2	2	1	4	0	0	0	0	0	20	45	9.00	4.500											
John Waddell, R ERA: 2.77	(3, 1)	6.1	W	22	3	2	2	3	2	0	0	0	0	1	50	2.84	0.789											
Kip Gross, R ERA: 5.84	(9, 1)	0.2		3	1	0	0	0	0	0	0	0	0	0	8	14	0.00	1.500										

Batter	1	2	3	4	5	6	7	8	9	AB	R	H	RBI	BB	SO	LOB	BOTTOM											
Jeff Frye, R OBP: 0.356, SLG: 0.308	1-1 HBP 1B HR	1-1 P4	0-1 P4			4-0 2B BB		0-2 FC1-6 BB HR		4	2	1	0	1	0	4	Seattle Mariners @ Boston Red Sox Fenway Park, Boston, MA Mon May 10 1999, 7:05 PM EDT Att: 21,660 - Unknown - 68 F AB 33 R 12 H 10 RBI 12 BB 8 SO 6 LOB 13 											
John Valentin, R OBP: 0.309, SLG: 0.412	2-2 HBP HR	1-2 F9	4-0 1-2 2-3 3-H BB		0-1 P2		4-0 1-2 HR BB		4-2 HR BB	3	2	1	1	2	0	1												
Brian Daubach, L OBP: 0.390, SLG: 0.595	2-2 1-2 2-3 HR HBP		0-1 HR 2B L1		1-0 L4-6 1-3 2B		4-2 1-2 2-3 HR BB			3	3	2	0	1	0	3												
Nomar Garciaparra, R OBP: 0.382, SLG: 0.551	2-0 HR		0-1 P4		0-0 P4		4-1 BB		0-0 HR	4	3	3	10	1	0	0												
Troy O'Leary, L OBP: 0.359, SLG: 0.546	3-2 L6		3-2 HR		2-2 P2		1-1 L4-6		3-3 K	5	1	1	1	0	1	3												
Mike Stanley, R OBP: 0.450, SLG: 0.414	1-0 G5-3		4-1 1B BB BB		1-1 G5-3		1-2 F9		1-3 K	4	1	0	0	1	1	0												
Scott Hatteberg, L OBP: 0.462, SLG: 0.176	4-2 BB		1-3 K		1-1 P5		0-1 F8			3	0	0	0	1	1	1												
Damon Buford, R OBP: 0.358, SLG: 0.419	3-3 K		4-2 BB 1B BB		0-3 K		0-3 K			3	0	0	0	1	3	1												
Darren Lewis, R OBP: 0.323, SLG: 0.282		2-0 F8	0-0 BB 1B		1-0 G4-3			0-2 FC1-6 1B		4	0	2	0	0	0	0												
Inning Stats	R: 4 E: 0 K: 1 S: 19	H: 3 LOB: 1 BB: 1 P: 37	R: 0 E: 0 K: 0 S: 6	H: 0 LOB: 0 BB: 0 P: 10	R: 4 E: 0 K: 1 S: 25	H: 4 LOB: 3 BB: 3 P: 46	R: 0 E: 0 K: 0 S: 6	H: 0 LOB: 0 BB: 0 P: 9	R: 0 E: 0 K: 0 S: 6	H: 1 LOB: 2 BB: 2 P: 16	R: 0 E: 0 K: 1 S: 8	H: 0 LOB: 0 BB: 0 P: 9	R: 4 E: 0 K: 2 S: 17	H: 2 LOB: 0 BB: 2 P: 29	R: 1 E: 0 K: 2 S: 17	H: 2 LOB: 0 BB: 2 P: 29	1B: 4 2B: 3 3B: 0 HR: 4	SF: 0 SAC: 0 DP: 1 HBP: 1	WP: 0 PB: 0 SB: 0 CS: 0	PA: 42								
PITCHER	IP	WLS	BF	H	R	ER	SO	BB	IBB	HBP	BLK	WP	HR	S	P	ERA	WHIP											
Brett Hinchliffe, R ERA: 11.49	(1, 1)	2.1	L	18	7	8	2	3	0	1	0	0	0	3	40	30.86	4.286											
28 Ken Cloude, R ERA: 5.12	(3, 1)	4.2		17	1	0	0	2	3	0	0	0	0	36	58	0.00	0.857											
Eric Weaver, R ERA: 11.05	(8, 1)	1.0		7	2	4	4	2	2	0	0	0	0	1	17	29	36.00	4.000										

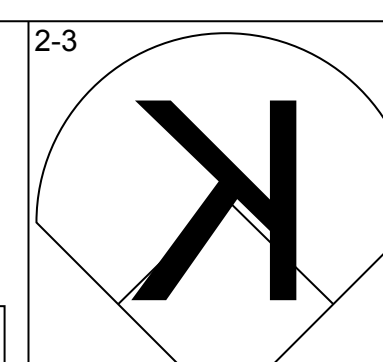
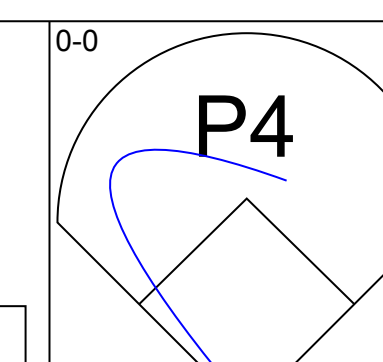
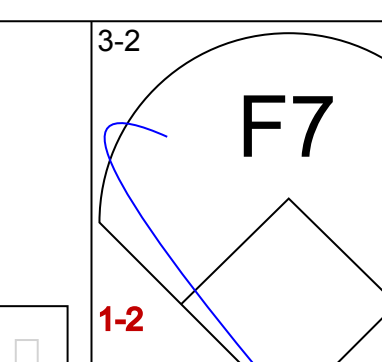
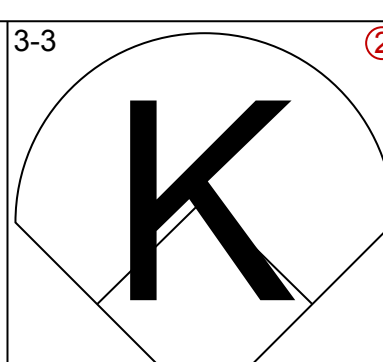
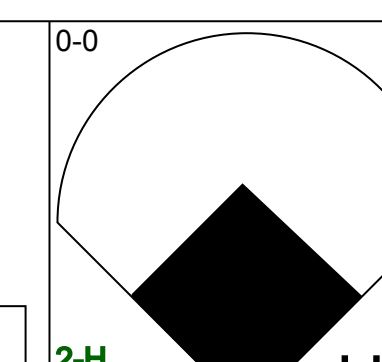
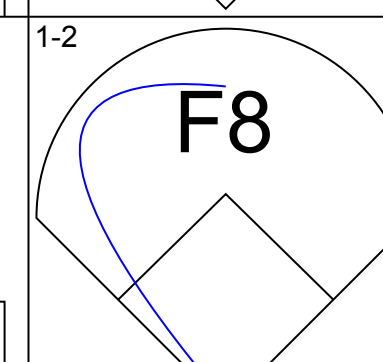
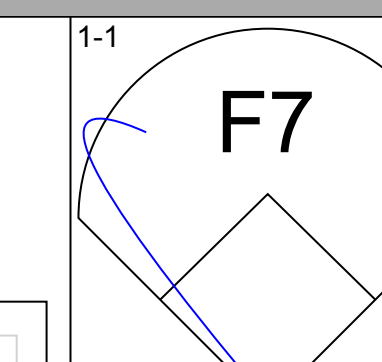
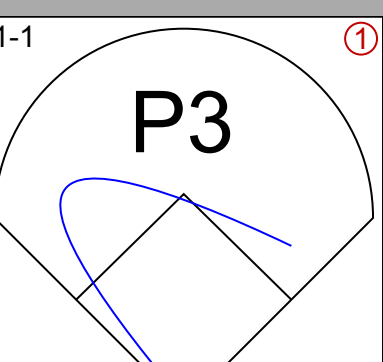
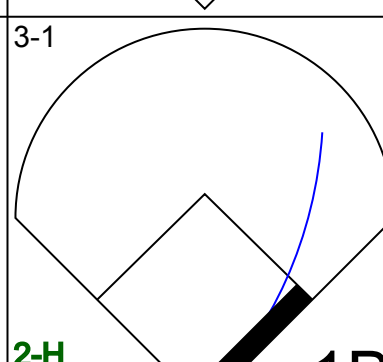
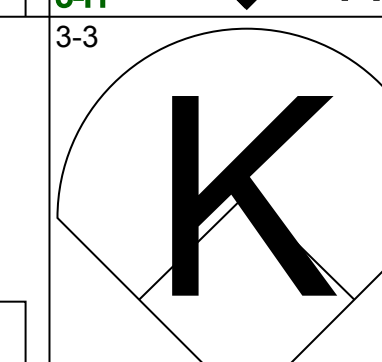
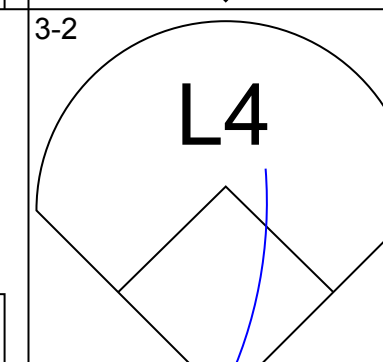
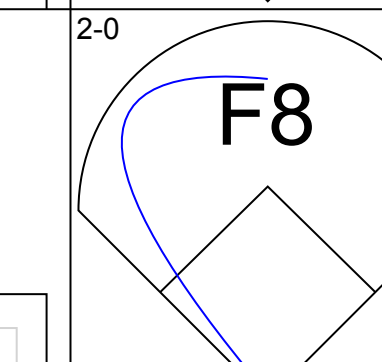
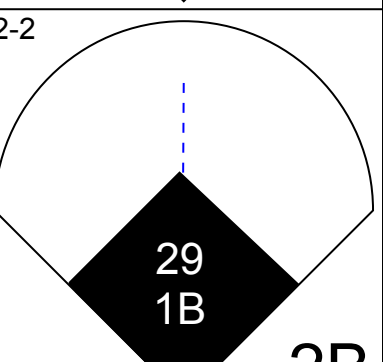
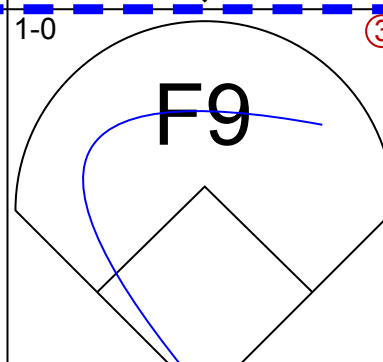
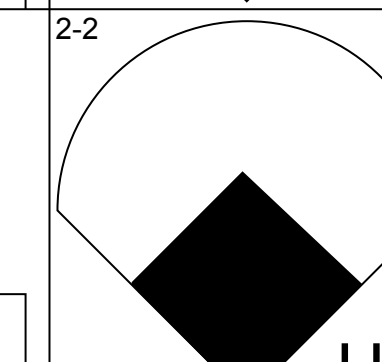
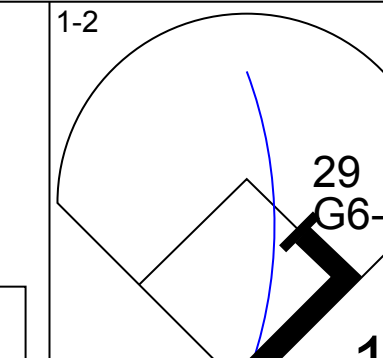
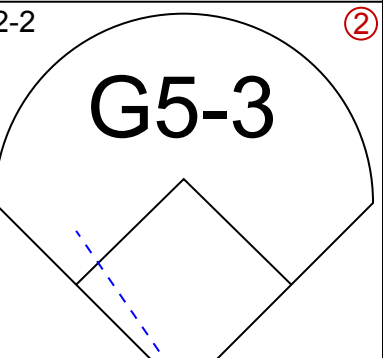
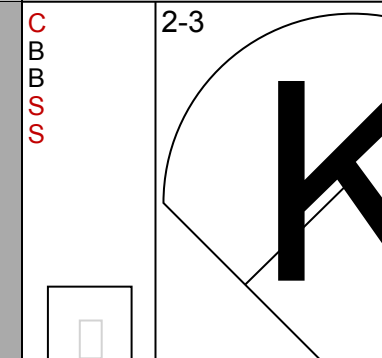
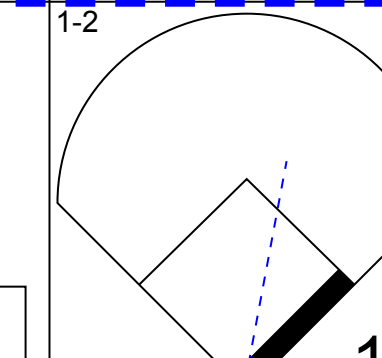

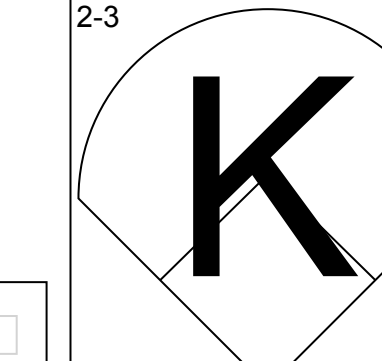
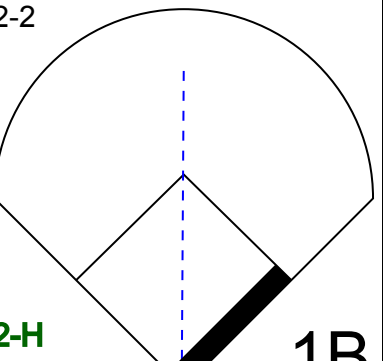
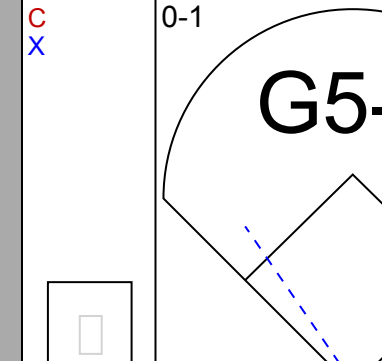
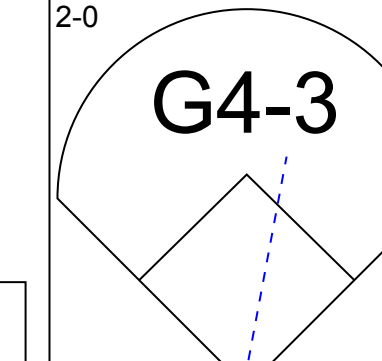
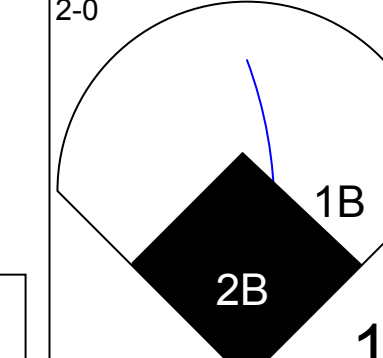
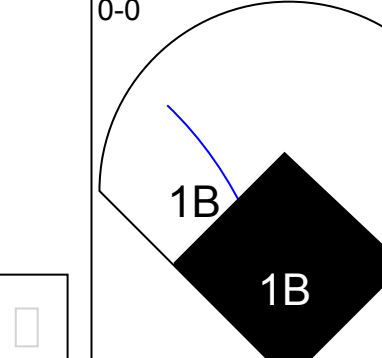
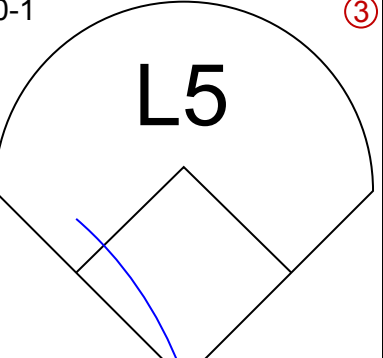
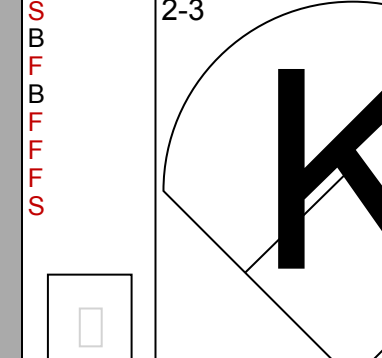

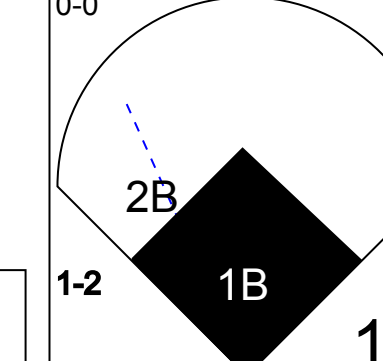
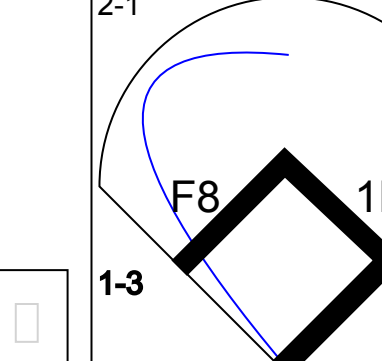
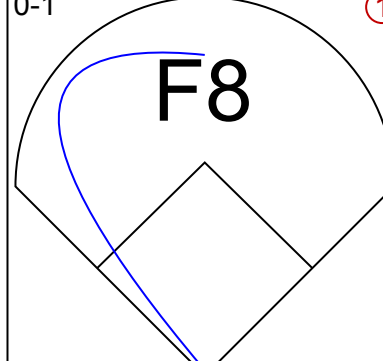
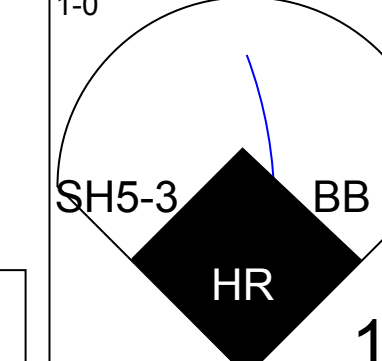
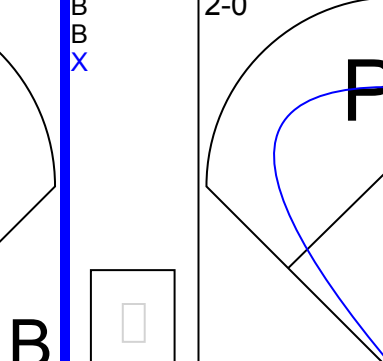


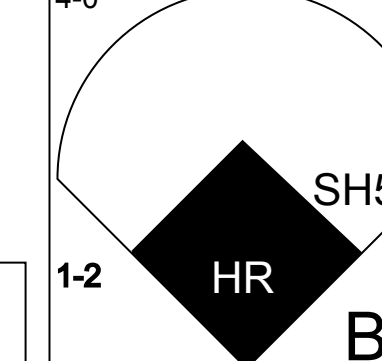


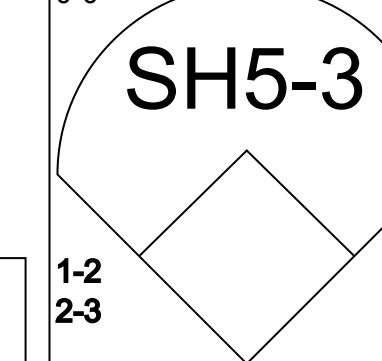
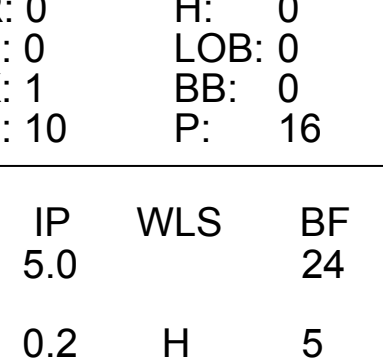
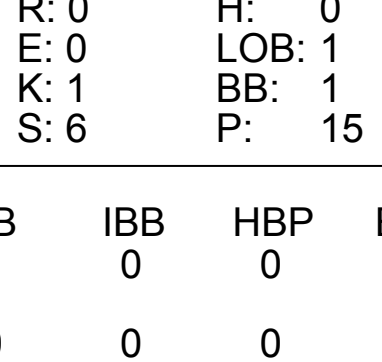
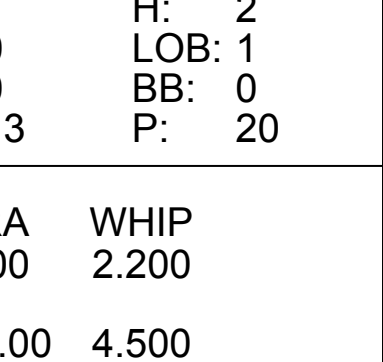
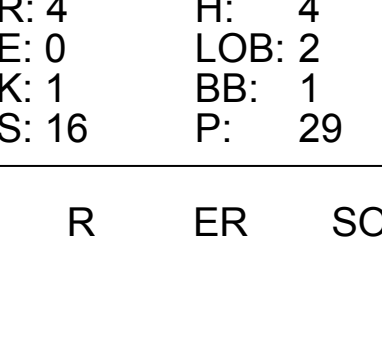
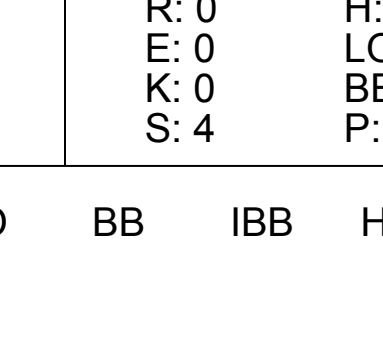
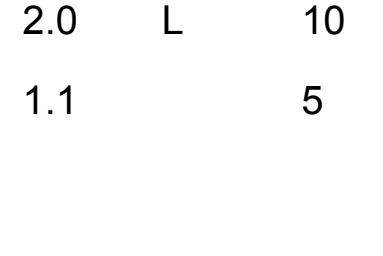

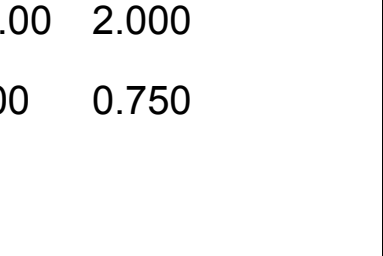


Batter	1	2	3	4	5	6	7	8	9	AB	R	H	RBI	BB	SO	LOB	TOP										
Brian Hunter, R (1, 7) OBP: 0.325, SLG: 0.348 Raul Ibanez, L (8, PH) OBP: 0.438, SLG: 0.467 (8, 7)										3	0	0	0	0	2	0	Seattle Mariners @ Boston Red Sox Fenway Park, Boston, MA Wed May 12 1999, 7:35 PM EDT Att: 28,177 - Unknown - 69 F										
David Bell, R (1, 4) OBP: 0.326, SLG: 0.555										4	1	1	1	0	1	1											
Ken Griffey Jr., L (1, 8) OBP: 0.374, SLG: 0.559										4	0	1	0	0	3	0											
Edgar Martinez, R (1, 10) OBP: 0.414, SLG: 0.411										3	0	0	0	1	1	1											
David Segui, S (1, 3) OBP: 0.294, SLG: 0.442										4	1	2	0	0	2	1											
Jay Buhner, R (1, 9) OBP: 0.396, SLG: 0.514										4	0	0	0	0	3	4											
John Mabry, L (1, 5) OBP: 0.283, SLG: 0.506										4	0	1	0	0	0	3											
Dan Wilson, R (1, 2) OBP: 0.302, SLG: 0.348										2	0	0	1	0	1	0											
Domingo Cedeño, S (1, 6) OBP: 0.313, SLG: 0.405 Tom Lampkin, L (8, PH) OBP: 0.400, SLG: 0.561 Rafael Bourimigal, R (8, 6) OBP: 0.400, SLG: 0.571										2	0	0	0	0	1	1											
Inning Stats	R: 0 E: 0 K: 2 S: 7	H: 0 LOB: 0 BB: 0 P: 9	R: 0 E: 0 K: 2 S: 11	H: 0 LOB: 1 BB: 1 P: 19	R: 0 E: 0 K: 2 S: 8	H: 0 LOB: 0 BB: 0 P: 11	R: 0 E: 0 K: 3 S: 11	H: 0 LOB: 0 BB: 0 P: 18	R: 1 E: 0 K: 1 S: 14	H: 2 LOB: 1 BB: 0 P: 22	R: 1 E: 0 K: 1 S: 14	H: 1 LOB: 0 BB: 0 P: 22	R: 0 E: 0 K: 2 S: 7	H: 0 LOB: 0 BB: 0 P: 9	R: 0 E: 0 K: 2 S: 11	H: 1 LOB: 2 BB: 0 P: 16	R: 0 E: 0 K: 0 S: 9	H: 2 LOB: 2 BB: 0 P: 13	1B: 4 2B: 1 3B: 0 HR: 1	SF: 1 SAC: 0 DP: 0 HBP: 0	WP: 0 PB: 0 CS: 0	PA: 34					
PITCHER	IP	WLS	BF	H	R	ER	SO	BB	IBB	HBP	BLK	WP	HR	S	P	ERA	WHIP										
Pedro Martinez, R (1, 1) ERA: 1.81	8.0	W	29	4	2	2	15	1	0	0	0	0	1	83	126	2.25	0.625										
Derek Lowe, R (9, 1) ERA: 4.94	1.0		5	2	0	0	0	0	0	0	0	0	0	9	13	0.00	2.000										

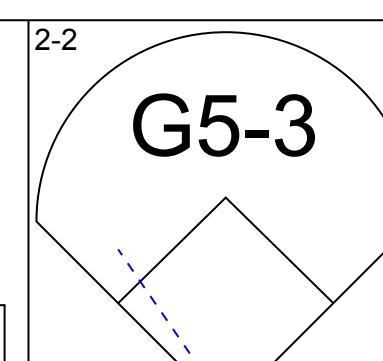
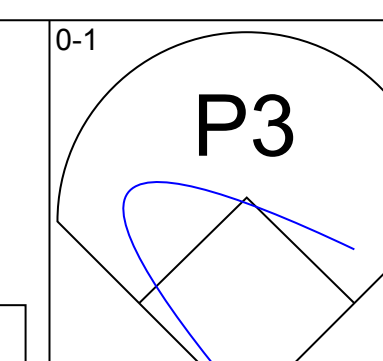
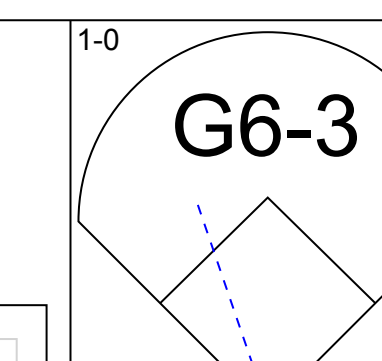
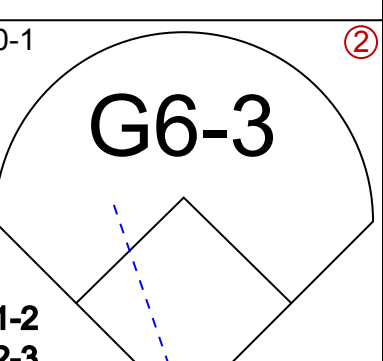
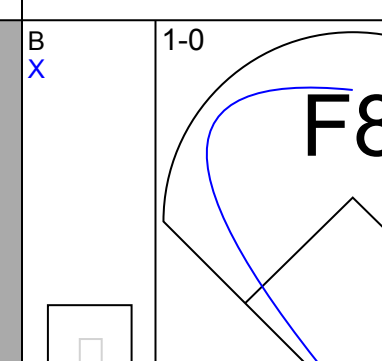
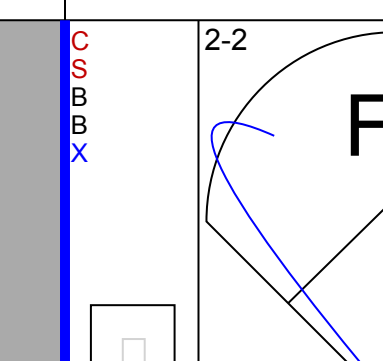
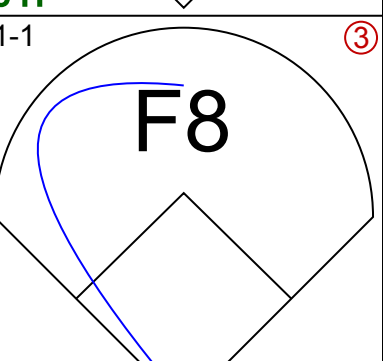
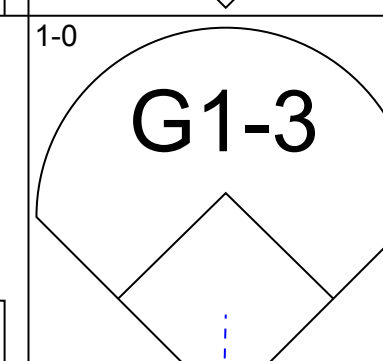
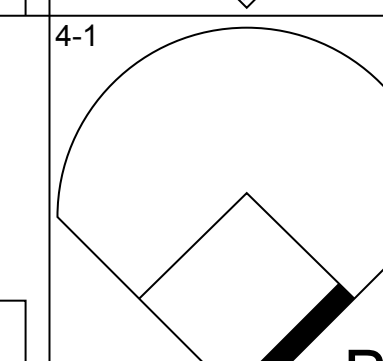
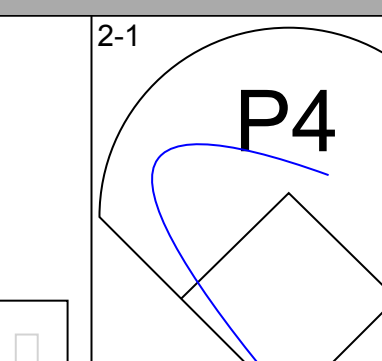
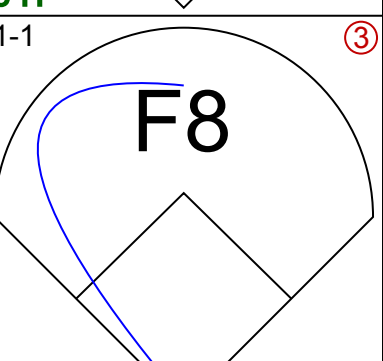
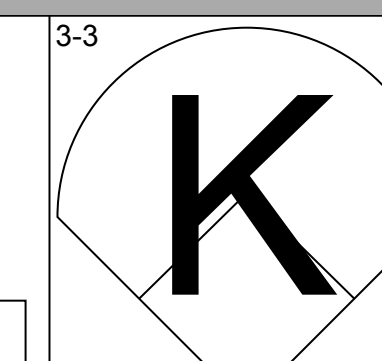
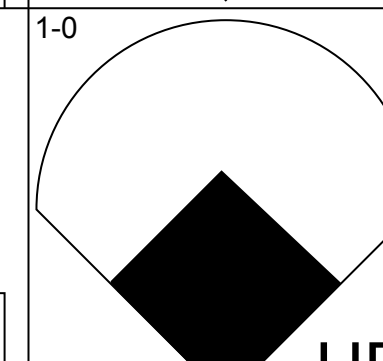
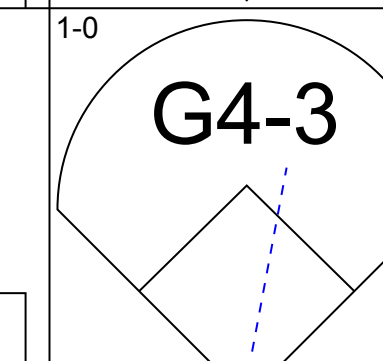
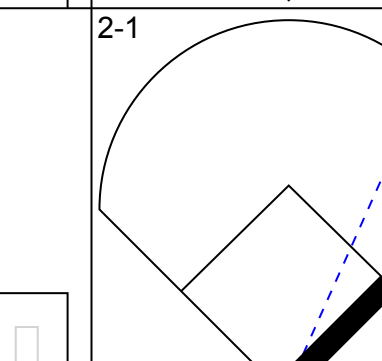
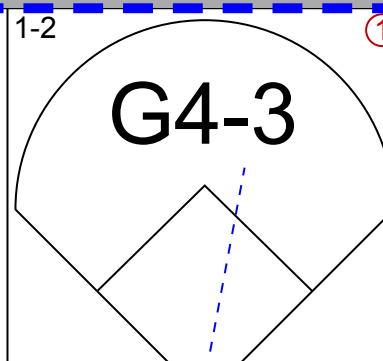
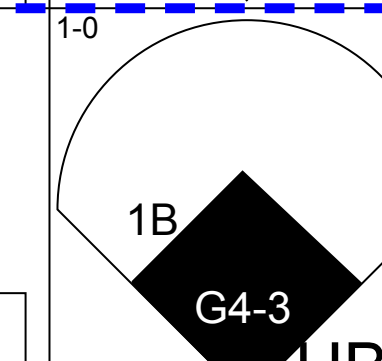
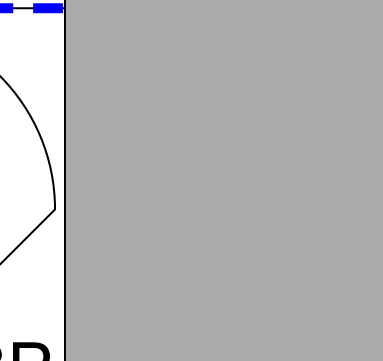
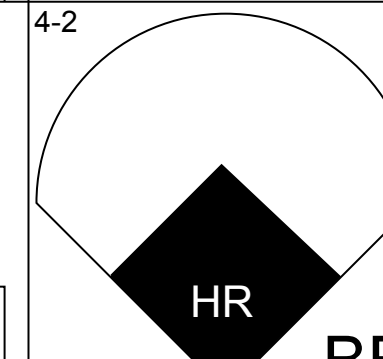
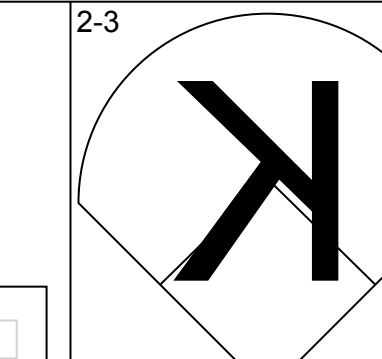
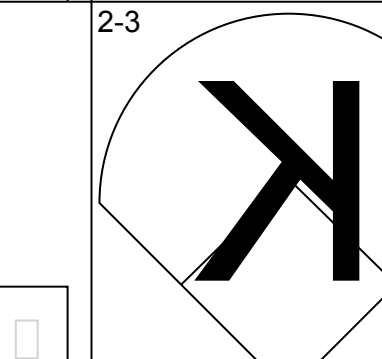
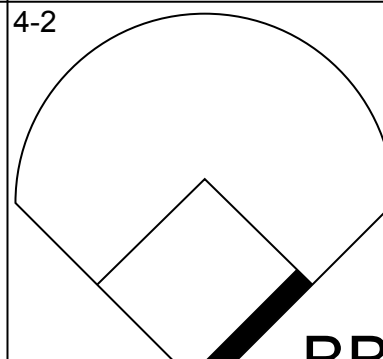
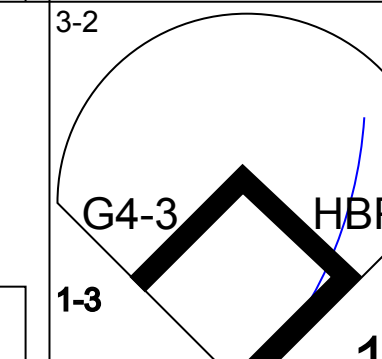

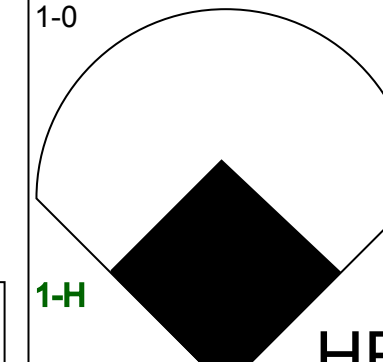
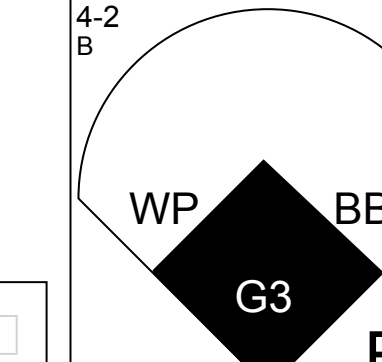
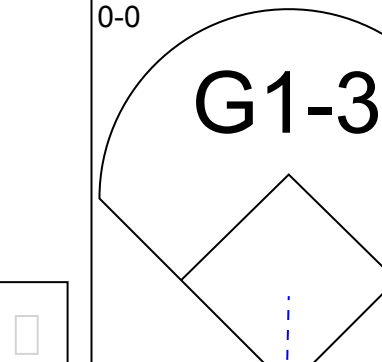

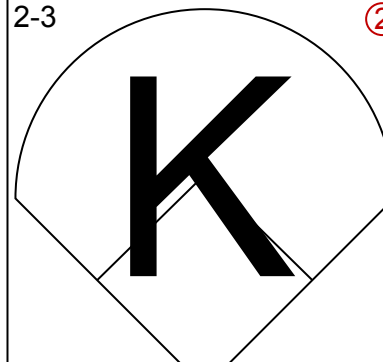
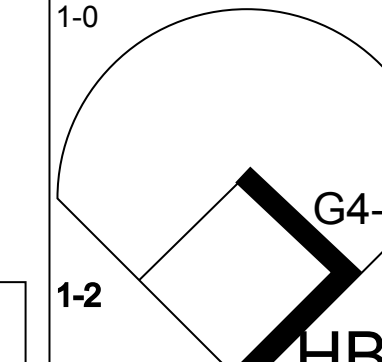

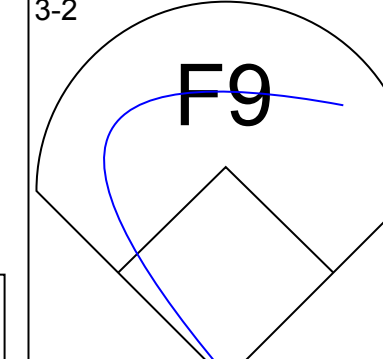
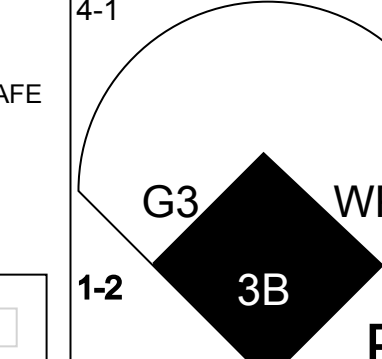

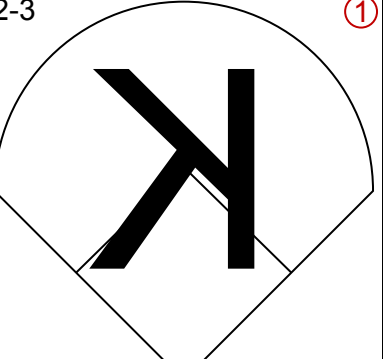
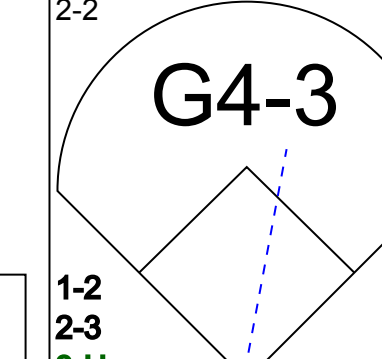
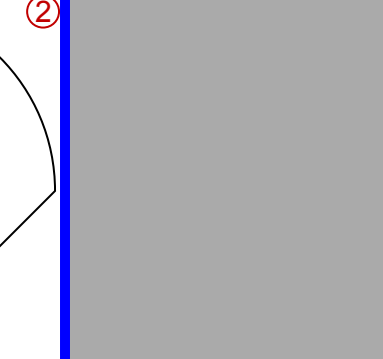
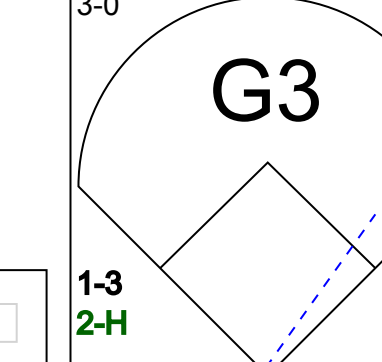

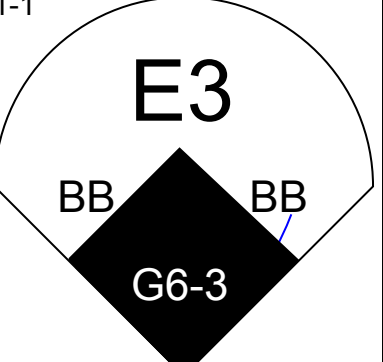
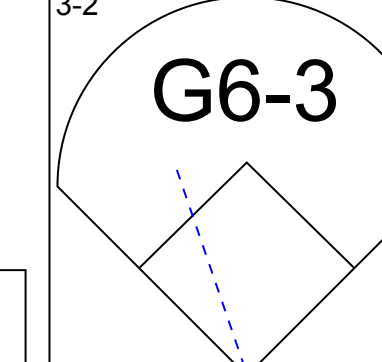
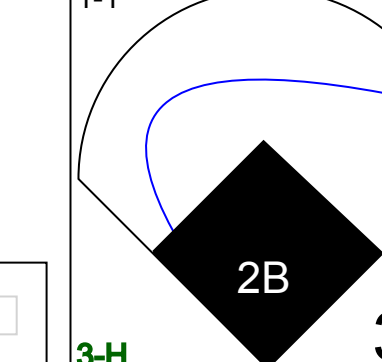

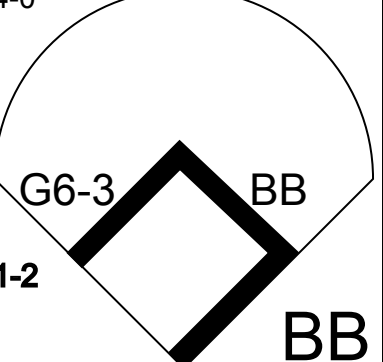

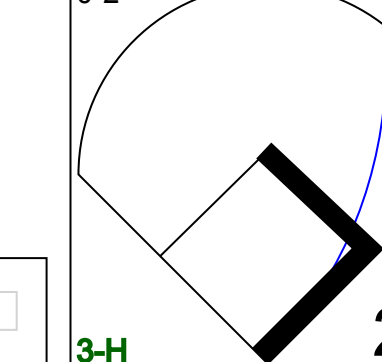

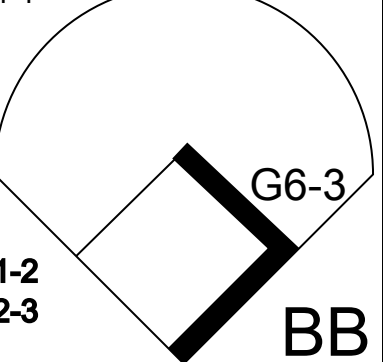

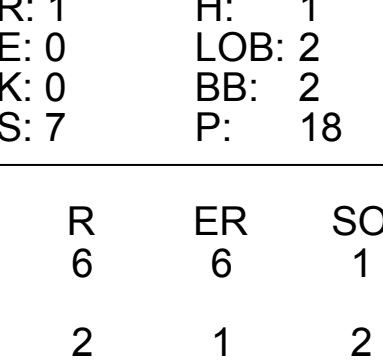
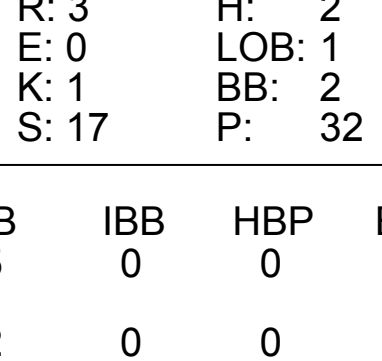
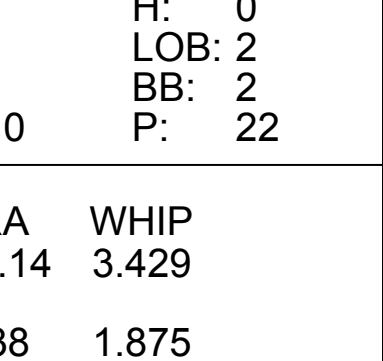
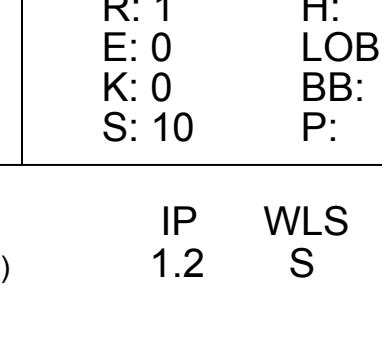
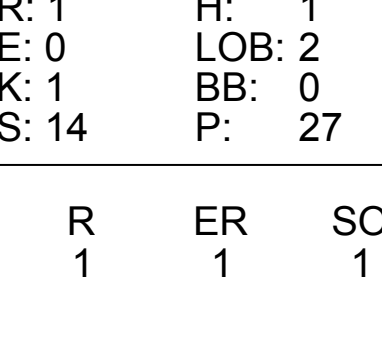



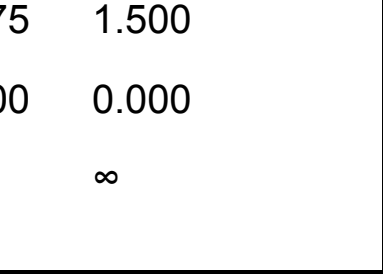


AB	32
R	2
H	6
RBI	2
BB	1
SO	15
LOB	11



Batter	1	2	3	4	5	6	7	8	9	AB	R	H	RBI	BB	SO	LOB	BOTTOM										
Jose Offerman, S (1, 4) OBP: 0.429, SLG: 0.550										5	1	3	2	0	0	0	Seattle Mariners @ Boston Red Sox Fenway Park, Boston, MA Wed May 12 1999, 7:35 PM EDT Att: 28,177 - Unknown - 69 F										
John Valentin, R (1, 5) OBP: 0.322, SLG: 0.405										4	1	0	0	1	0	3											
Brian Daubach, L (1, 10) OBP: 0.413, SLG: 0.600										3	2	1	0	2	0	0											
Nomar Garciaparra, R (1, 6) OBP: 0.400, SLG: 0.579										5	2	4	3	0	0	2											
Troy O'Leary, L (1, 7) OBP: 0.340, SLG: 0.512										3	0	0	1	1	1	4											
Mike Stanley, R (1, 3) OBP: 0.421, SLG: 0.392										5	0	1	2	0	0	6											
Trot Nixon, L (1, 9) OBP: 0.286, SLG: 0.333										3	1	1	0	1	2	1											
Darren Lewis, R (1, 8) OBP: 0.340, SLG: 0.281										2	1	0	1	2	1	2											
Jason Varitek, S (1, 2) OBP: 0.323, SLG: 0.365										3	1	1	0	0	1	3											
Inning Stats	R: 0 E: 0 K: 0 S: 8	H: 0 LOB: 0 BB: 0 P: 15	R: 1 E: 0 K: 1 S: 7	H: 1 LOB: 0 BB: 0 P: 11	R: 2 E: 0 K: 0 S: 13	H: 2 LOB: 3 BB: 3 P: 30	R: 1 E: 0 K: 1 S: 13	H: 2 LOB: 1 BB: 0 P: 16	R: 1 E: 0 K: 2 S: 12	H: 2 LOB: 3 BB: 2 P: 25	R: 0 E: 0 K: 0 S: 4	H: 0 LOB: 0 BB: 0 P: 7	R: 1 E: 0 K: 1 S: 13	H: 2 LOB: 1 BB: 0 P: 23	R: 3 E: 0 K: 0 S: 16	H: 2 LOB: 1 BB: 2 P: 30	1B: 7 2B: 4 3B: 0 HR: 0	SF: 1 SAC: 0 DP: 0 HBP: 1	WP: 0 PB: 0 CS: 0	PA: 42							
PITCHER	IP	WLS	BF	H	R	ER	SO	BB	IBB	HBP	BLK	WP	HR	S	P	ERA	WHIP										
Mac Suzuki, R (1, 1) ERA: 7.04	6.0	L	31	8	6	6	4	4	1	1	0	0	0	59	108	9.00	2.000										
John Halama, L (7, 1) ERA: 5.14	2.0		11	3	3	3	1	2	0	0	0	0	0	27	49	13.50	2.500										



Batter	1	2	3	4	5	6	7	8	9	AB	R	H	RBI	BB	SO	LOB	TOP					
Carlos Beltrán, S OBP: 0.344, SLG: 0.506 (1, 8)										5	1	1	3	0	2	4	Kansas City Royals @ Seattle Mariners The Kingdome, Seattle, WA Sat May 15 1999, 9:05 PM EDT Att: 38,215 - Dome - 72 F					
Joe Randa, R OBP: 0.348, SLG: 0.401 (1, 5)										5	0	1	1	0	1	1						
Johnny Damon, L OBP: 0.360, SLG: 0.486 (1, 7)										5	2	2	1	0	0	1						
Jeff King, R OBP: 0.365, SLG: 0.345 (1, 3)										4	0	2	0	1	1	1						
29 Mike Sweeney, R OBP: 0.370, SLG: 0.545 (1, 10)										5	0	1	1	0	1	4						
Jermaine Dye, R OBP: 0.345, SLG: 0.524 (1, 9)										5	2	2	0	0	1	1						
Chad Kreuter, S OBP: 0.323, SLG: 0.350 (1, 2)										4	1	3	0	0	0	0						
Scott Pose, L OBP: 0.417, SLG: 0.400 (8, PR)										0	1	0	0	0	0	0						
Tim Spehr, R OBP: 0.381, SLG: 0.556 (8, 2)										1	0	0	0	0	0	0						
Carlos Febles, R OBP: 0.404, SLG: 0.551 (1, 4)										4	3	3	3	1	0	0						
Rey Sanchez, R OBP: 0.344, SLG: 0.444 (1, 6)										3	1	2	2	0	0	2						
Inning Stats	R: 0 E: 0 K: 1 S: 10	H: 0 LOB: 0 BB: 0 P: 16	R: 3 E: 0 K: 0 S: 14	H: 5 LOB: 1 BB: 0 P: 17	R: 0 E: 0 K: 1 S: 6	H: 0 LOB: 1 BB: 1 P: 15	R: 1 E: 0 K: 0 S: 11	H: 3 LOB: 1 BB: 0 P: 17	R: 1 E: 0 K: 0 S: 13	H: 2 LOB: 1 BB: 0 P: 20	R: 2 E: 0 K: 1 S: 14	H: 3 LOB: 1 BB: 0 P: 22	R: 0 E: 0 K: 2 S: 11	H: 0 LOB: 0 BB: 0 P: 15	R: 4 E: 0 K: 1 S: 16	H: 4 LOB: 2 BB: 1 P: 29	R: 0 E: 0 K: 0 S: 4	H: 0 LOB: 0 BB: 0 P: 9	1B: 11 2B: 3 3B: 0 HR: 3	SF: 0 SAC: 1 DP: 1 HBP: 0	WP: 0 PB: 0 SB: 0 CS: 1	PA: 44
PITCHER	IP	WLS	BF	H	R	ER	SO	BB	IBB	HBP	BLK	WP	HR	S	P	ERA	WHIP					
28 Ken Cloude, R ERA: 5.92 (1, 1)	5.0		24	10	5	5	2	1	0	0	0	0	0	54	85	9.00	2.200					
Ryan Franklin, R ERA: 27.0 (6, 1)	0.2	H	5	3	2	2	1	0	0	0	0	0	1	13	20	27.00	4.500					
Jose Paniagua, R ERA: 3.18 (6, 1)	2.0	L	10	3	4	4	3	1	0	0	0	0	2	24	39	18.00	2.000					
Jose Mesa, R ERA: 9.77 (8, 1)	1.1		5	1	0	0	0	0	0	0	0	0	0	8	16	0.00	0.750					

Batter	1	2	3	4	5	6	7	8	9	AB	R	H	RBI	BB	SO	LOB	BOTTOM					
Brian Hunter, R OBP: 0.308, SLG: 0.323 (1, 7)										5	0	0	1	0	0	4	Kansas City Royals @ Seattle Mariners The Kingdome, Seattle, WA Sat May 15 1999, 9:05 PM EDT Att: 38,215 - Dome - 72 F					
Butch Huskey, R OBP: 0.380, SLG: 0.581 (9, PH)										1	0	0	0	0	0	0						
Alex Rodriguez, R OBP: 0.294, SLG: 0.357 (1, 6)										4	0	0	0	1	1	2						
Ken Griffey Jr., L OBP: 0.389, SLG: 0.597 (1, 8)										4	2	2	1	0	0	2						
Edgar Martinez, R OBP: 0.420, SLG: 0.403 (1, 10)										3	1	1	0	2	2	1						
David Segui, S OBP: 0.301, SLG: 0.460 (1, 3)										3	2	1	2	1	1	2						
Jay Buhner, R OBP: 0.400, SLG: 0.506 (1, 9)										3	1	0	0	1	1	1						
John Mabry, L OBP: 0.283, SLG: 0.506 (8, 9)										0	0	0	0	0	0	0						
Matt Mieske, R OBP: 0.369, SLG: 0.667 (8, PH)										0	0	0	0	0	0	0						
Raul Ibanez, L OBP: 0.412, SLG: 0.438 (9, 9)										1	0	0	1	0	0	2						
Tom Lampkin, L OBP: 0.380, SLG: 0.511 (1, 2)										4	2	0	1	1	0	3						
Russ Davis, R OBP: 0.303, SLG: 0.548 (1, 5)										4	2	2	2	1	0	1						
David Bell, R OBP: 0.331, SLG: 0.577 (1, 4)										4	0	2	2	1	1	0						
Inning Stats	R: 3 E: 0 K: 0 S: 11	H: 2 LOB: 0 BB: 1 P: 23	R: 1 E: 0 K: 0 S: 7	H: 1 LOB: 2 BB: 2 P: 18	R: 3 E: 0 K: 1 S: 17	H: 2 LOB: 1 BB: 2 P: 32	R: 0 E: 0 K: 1 S: 8	H: 1 LOB: 1 BB: 0 P: 14	R: 1 E: 0 K: 1 S: 10	H: 0 LOB: 2 BB: 2 P: 22	R: 0 E: 0 K: 1 S: 11	H: 0 LOB: 1 BB: 1 P: 18	R: 1 E: 0 K: 0 S: 10	H: 1 LOB: 0 BB: 0 P: 17	R: 1 E: 0 K: 1 S: 14	H: 1 LOB: 2 BB: 0 P: 27	R: 0 E: 0 K: 1 S: 8	H: 0 LOB: 0 BB: 0 P: 12	1B: 2 2B: 2 3B: 1 HR: 3	SF: 0 SAC: 0 DP: 0 HBP: 2	WP: 1 PB: 0 SB: 0 CS: 0	PA: 46
PITCHER	IP	WLS	BF	H	R	ER	SO	BB	IBB	HBP	BLK	WP	HR	S	P	ERA	WHIP					
Jay Witasick, R ERA: 7.92 (1, 1)	2.1		15	3	6	6	1	5	0	0	0	0	0	25	48	3.38	1.875					
Terry Mathews, R ERA: 2.39 (3, 1)	2.2		14	3	2	1	2	2	0	0	0	1	0	25	48	3.38	1.875					
Alvin Morman, L ERA: 5.06 (6, 1)	1.1		6	1	1	1	1	1	0	0	0	0	1	19	30	6.75	1.500					
Jose Santiago, R ERA: 2.55 (7, 1)	1.0	W	3	0	0	0	1	0	0	0	0	0	0	6	12	0.00	0.000					
Matt Whisenant, L ERA: 2.25 (8, 1)	0.0		3	1	0	0	0	0	0	2	0	0	0	4	9	∞	∞					

AB	41
R	11
H	17
RBI	11
BB	2
SO	6
LOB	14



AB	36
R	10
H	8
RBI	10
BB	8
SO	6
LOB	18



Batter	1	2	3	4	5	6	7	8	9	AB	R	H	RBI	BB	SO	LOB	TOP										
Carlos Beltrán, S (1, 8) OBP: 0.347, SLG: 0.506										4	0	2	0	0	1	1	Kansas City Royals @ Seattle Mariners The Kingdome, Seattle, WA Sun May 16 1999, 4:35 PM EDT Att: 36,637 - Dome - 72 F										
Carlos Febles, R (1, 4) OBP: 0.400, SLG: 0.542										4	0	1	0	0	2	4											
Johnny Damon, L (1, 7) OBP: 0.358, SLG: 0.479										4	0	1	0	0	1	4											
Jeff King, R (1, 3) OBP: 0.359, SLG: 0.339										4	0	1	0	0	0	3											
29 Mike Sweeney, R (1, 10) OBP: 0.374, SLG: 0.540										3	0	1	0	1	0	3											
Jermaine Dye, R (1, 9) OBP: 0.343, SLG: 0.523										4	1	1	0	0	0	4											
Scott Leius, R (1, 5) OBP: 0.262, SLG: 0.306										3	0	1	0	0	0	0											
Scott Pose, L (9, PH) OBP: 0.405, SLG: 0.387										1	0	0	0	0	0	1											
Tim Spehr, R (1, 2) OBP: 0.378, SLG: 0.526										2	0	0	0	1	1	1											
Chad Kreuter, S (9, PH) OBP: 0.319, SLG: 0.346										1	0	0	1	0	0	0											
Rey Sanchez, R (1, 6) OBP: 0.343, SLG: 0.442										3	0	1	0	0	0	1											
Larry Sutton, L (9, PH) OBP: 0.343, SLG: 0.414										1	0	0	0	0	0	0											
Inning Stats	R: 0 E: 0 K: 2 S: 9	H: 0 LOB: 0 BB: 0 P: 12	R: 0 E: 0 K: 0 S: 4	H: 1 LOB: 0 BB: 0 P: 4	R: 0 E: 0 K: 1 S: 15	H: 2 LOB: 3 BB: 1 P: 21	R: 0 E: 0 K: 0 S: 6	H: 1 LOB: 0 BB: 0 P: 10	R: 0 E: 0 K: 1 S: 8	H: 1 LOB: 2 BB: 1 P: 13	R: 0 E: 0 K: 0 S: 4	H: 0 LOB: 0 BB: 0 P: 6	R: 0 E: 0 K: 0 S: 16	H: 2 LOB: 2 BB: 0 P: 24	R: 1 E: 0 K: 0 S: 7	H: 1 LOB: 0 BB: 0 P: 14	1B: 8 2B: 1 3B: 0 HR: 0	SF: 0 SAC: 0 DP: 2 HBP: 0	WP: 0 PB: 0 SB: 0 CS: 0	PA: 36							
PITCHER	IP	WLS	BF	H	R	ER	SO	BB	IBB	HBP	BLK	WP	HR	S	P	ERA	WHIP										
Jamie Moyer, L (1, 1) ERA: 6.18	8.0	W	32	8	0	0	5	2	0	0	0	0	0	73	112	0.00	1.250										
Jose Mesa, R (9, 1) ERA: 9.72	1.0		4	1	1	1	0	0	0	0	0	0	0	7	14	9.00	1.000										

AB	34
R	1
H	9
RBI	1
BB	2
SO	5
LOB	22



Batter	1	2	3	4	5	6	7	8	9	AB	R	H	RBI	BB	SO	LOB	BOTTOM										
Brian Hunter, R (1, 7) OBP: 0.307, SLG: 0.320										4	1	1	0	0	1	0	Kansas City Royals @ Seattle Mariners The Kingdome, Seattle, WA Sun May 16 1999, 4:35 PM EDT Att: 36,637 - Dome - 72 F										
Alex Rodriguez, R (1, 6) OBP: 0.381, SLG: 0.529										3	2	2	1	1	0	0											
Ken Griffey Jr., L (1, 8) OBP: 0.398, SLG: 0.623										4	2	3	2	0	0	1											
David Segui, S (1, 3) OBP: 0.307, SLG: 0.457										3	0	1	0	1	0	2											
Butch Huskey, R (1, 10) OBP: 0.373, SLG: 0.566										2	0	0	1	1	1	4											
John Mabry, L (1, 9) OBP: 0.281, SLG: 0.495										4	0	1	1	0	1	2											
Russ Davis, R (1, 5) OBP: 0.301, SLG: 0.535										3	0	0	0	1	0	1											
David Bell, R (1, 4) OBP: 0.329, SLG: 0.567										4	0	1	0	0	1	2											
Dan Wilson, R (1, 2) OBP: 0.288, SLG: 0.330										3	0	0	0	0	1	1											
Inning Stats	R: 2 E: 1 K: 0 S: 11	H: 3 LOB: 1 BB: 0 P: 17	R: 0 E: 0 K: 0 S: 4	H: 0 LOB: 0 BB: 0 P: 7	R: 2 E: 0 K: 1 S: 12	H: 3 LOB: 2 BB: 1 P: 22	R: 0 E: 0 K: 0 S: 6	H: 0 LOB: 0 BB: 1 P: 13	R: 0 E: 0 K: 1 S: 11	H: 1 LOB: 2 BB: 1 P: 21	R: 0 E: 0 K: 1 S: 9	H: 1 LOB: 0 BB: 0 P: 12	R: 1 E: 0 K: 0 S: 15	H: 1 LOB: 0 BB: 0 P: 21	R: 0 E: 0 K: 2 S: 13	H: 0 LOB: 1 BB: 1 P: 24		1B: 6 2B: 3 3B: 0 HR: 1	SF: 1 SAC: 0 DP: 1 HBP: 0	WP: 0 PB: 0 SB: 0 CS: 0	PA: 35						
PITCHER	IP	WLS	BF	H	R	ER	SO	BB	IBB	HBP	BLK	WP	HR	S	P	ERA	WHIP										
49 Chris Fussell, R (1, 1) ERA: 6.0	6.0	L	27	8	4	4	3	3	0	0	0	0	0	53	92	6.00	1.833										
Scott Service, R (7, 1) ERA: 6.41	1.0		4	1	1	1	0	0	0	0	0	0	1	15	21	9.00	1.000										
Matt Whisenant, L (8, 1) ERA: 2.08	1.0		4	0	0	0	2	1	0	0	0	0	0	13	24	0.00	1.000										

AB	30
R	5
H	9
RBI	5
BB	4
SO	5
LOB	13



Batter	1	2	3	4	5	6	7	8	9	AB	R	H	RBI	BB	SO	LOB	TOP			
Todd Walker, L OBP: 0.329, SLG: 0.356 (1, 4)	F8		FC4-6 1B	FC4-6			G1-3		BB	4	1	1	1	1	0	2				
Corey Koskie, L OBP: 0.357, SLG: 0.484 (1, 10) (8, 9)	K		K	F7			F7		BB	4	0	0	0	1	2	4				
Ron Coomer, R OBP: 0.379, SLG: 0.588 Denny Hocking, S OBP: 0.318, SLG: 0.329 (1, 5) (7, 5)	K		1B	G6-3			G4-3		G1-6-3	4	0	1	2	0	1	0				
Matt Lawton, L OBP: 0.355, SLG: 0.486 Chris Latham, S OBP: 0.043, SLG: 0.048 (1, 9) (8, 7)		HR	1B	1B			1B		G1-4-3	4	2	4	1	0	0	0				
Marty Cordova, R OBP: 0.362, SLG: 0.423 Bob Wells, R (1, 7) (8, 1)	K		K	K			K		G1-4-3	4	0	0	0	0	3	4				
Doug Mientkiewicz, L OBP: 0.368, SLG: 0.384 (1, 3)	K		K	F7			F7		G3	4	0	0	1	0	2	3				
Tori Hunter, R OBP: 0.285, SLG: 0.348 (1, 8)	K		FC4-6 1B	P3			F8		F8	4	0	1	0	0	1	0				
A.J. Pierzynski, L (1, 2)			FC4-6 1B HBP	FC4-6 1B			K		L9	3	1	0	0	0	1	1				
Cristian Guzman, S OBP: 0.224, SLG: 0.223 (1, 6)			1B 2B	FC4-6 1B			B1-3		BB BB	3	1	2	0	1	0	0				
Inning Stats	R: 0 E: 0 K: 2 S: 7	H: 0 LOB: 0 BB: 0 P: 8	R: 1 E: 0 K: 3 S: 10	H: 1 LOB: 0 BB: 0 P: 15	R: 3 E: 0 K: 3 S: 18	H: 4 LOB: 2 BB: 0 P: 31	R: 0 E: 0 K: 0 S: 13	H: 2 LOB: 0 BB: 0 P: 19	R: 0 E: 0 K: 1 S: 9	H: 1 LOB: 1 BB: 0 P: 13	R: 0 E: 0 K: 0 S: 4	H: 0 LOB: 0 BB: 0 P: 8	R: 1 E: 0 K: 0 S: 8	H: 1 LOB: 0 BB: 0 P: 12	R: 0 E: 0 K: 0 S: 9	H: 0 LOB: 2 BB: 3 P: 21	1B: 6 2B: 2 3B: 0 HR: 1	SF: 0 SAC: 0 DP: 1 HBP: 1	WP: 0 PB: 0 SB: 1 CS: 0	PA: 39
PITCHER	IP	WLS	BF	H	R	ER	SO	BB	IBB	HBP	BLK	WP	HR	S	P	ERA	WHIP			
Mac Suzuki, R ERA: 7.64 (1, 1)	2.1		12	4	4	4	6	0	0	1	0	0	1	26	39	15.43	1.714			
John Halama, L ERA: 4.5 (3, 1)	5.0	W	20	5	1	1	4	0	0	0	0	0	0	45	70	1.80	1.000			
46 Jordan Zimmerman, L ERA: (8, 1)	0.2		2	0	0	0	0	0	0	0	0	0	0	5	7	0.00	0.000			
Ryan Franklin, R ERA: 10.8 (9, 1)	1.0		5	0	0	0	0	3	0	0	0	0	0	9	21	0.00	3.000			

Minnesota Twins @ Seattle Mariners
The Kingdome, Seattle, WA
Mon May 17 1999, 10:05 PM EDT
Att: 25,710 - Dome - 72 F

AB	35
R	5
H	9
RBI	5
BB	3
SO	10
LOB	17



Batter	1	2	3	4	5	6	7	8	9	AB	R	H	RBI	BB	SO	LOB	BOTTOM			
David Bell, R OBP: 0.337, SLG: 0.572 (1, 4)	2B BB	2B		K			K			4	2	2	0	1	2	0				
Alex Rodriguez, R OBP: 0.346, SLG: 0.591 Rafael Bourquignon, R OBP: 0.400, SLG: 0.571 (1, 6) (8, 6)	F7	F8		HR			K		G5-3	5	1	1	1	0	1	3				
Ken Griffey Jr., L OBP: 0.406, SLG: 0.631 Raul Ibanez, L OBP: 0.389, SLG: 0.412 (1, 8) (8, 9)	HR	2B		L9			1B		G6-3	3	3	2	1	1	0	0				
Edgar Martinez, R OBP: 0.439, SLG: 0.467 (1, 10)	HR	HR		HR			1B		HR	3	5	3	3	2	0	0				
Butch Huskey, R OBP: 0.398, SLG: 0.654 (1, 7)	F8	HR		E7			HR		HR	5	3	4	7	0	0	0				
Jay Buhner, R OBP: 0.413, SLG: 0.550 Matt Mieske, R OBP: 0.350, SLG: 0.632 (1, 9) (7, 9) (8, 8)	BB			HR			HR		G6-3	3	1	2	3	1	0	1				
David Segui, S OBP: 0.303, SLG: 0.448 (1, 3)	F8		G1				K		1B	5	0	1	0	0	1	2				
Russ Davis, R OBP: 0.298, SLG: 0.523 (1, 5)		P3	G1-3				G5-3		K	5	0	1	0	0	1	2				
Dan Wilson, R OBP: 0.278, SLG: 0.317 (1, 2)	F8	G1-3		G1-3			G5-4-3		F9	4	0	0	0	0	0	1				
Inning Stats	R: 3 E: 0 K: 0 S: 20	H: 2 LOB: 1 BB: 2 P: 39	R: 0 E: 0 K: 0 S: 14	H: 1 LOB: 0 BB: 0 P: 21	R: 4 E: 1 K: 0 S: 14	H: 3 LOB: 0 BB: 1 P: 23	R: 2 E: 0 K: 1 S: 13	H: 3 LOB: 1 BB: 0 P: 24	R: 0 E: 0 K: 0 S: 7	H: 1 LOB: 0 BB: 0 P: 10	R: 4 E: 0 K: 2 S: 14	H: 4 LOB: 1 BB: 1 P: 25	R: 0 E: 0 K: 1 S: 8	H: 0 LOB: 0 BB: 0 P: 12	R: 2 E: 0 K: 1 S: 13	H: 2 LOB: 1 BB: 1 P: 22	1B: 8 2B: 2 3B: 0 HR: 6	SF: 0 SAC: 0 DP: 1 HBP: 0	WP: 1 PB: 1 SB: 1 CS: 0	PA: 44
PITCHER	IP	WLS	BF	H	R	ER	SO	BB	IBB	HBP	BLK	WP	HR	S	P	ERA	WHIP			
Eric Milton, L ERA: 7.14 (1, 1)	2.0	L	15	6	7	7	0	3	0	0	0	0	2	40	71	31.50	4.500			
Joe Mays, R ERA: 5.97 (3, 1)	4.0		20	8	6	6	3	0	1	0	0	1	3	42	71	13.50	2.000			
23 Benj Sampson, L ERA: 7.97 (7, 1)	1.0		3	0	0	0	1	0	0	0	0	0	0	8	12	0.00	0.000			
Bob Wells, R ERA: 5.88 (8, 1)	1.0		6	2	2	2	1	1	0	0	0	0	1	13	22	18.00	3.000			

Minnesota Twins @ Seattle Mariners
The Kingdome, Seattle, WA
Mon May 17 1999, 10:05 PM EDT
Att: 25,710 - Dome - 72 F

AB	39
R	15
H	16
RBI	15
BB	5
SO	5
LOB	9



Batter	1	2	3	4	5	6	7	8	9	AB	R	H	RBI	BB	SO	LOB	TOP			
Todd Walker, L (1,4) OBP: 0.333, SLG: 0.360	0-0 1B		0-1 F7		3-2 FC4-6 1B		2-2 1B			4	0	2	0	0	0	2				
Denny Hocking, S (1,7) OBP: 0.315, SLG: 0.325	2-0 F7		1-0 G3		3-1 1B		2-0 F8			4	0	1	0	0	0	4				
Matt Lawton, L (1,9) OBP: 0.354, SLG: 0.490 Chris Latham, S (7,9) OBP: 0.083, SLG: 0.091	1-0 F9			0-1 2B		2-3 K		0-2 G6-4-3 1B		3	1	1	0	0	1	1				
Ron Coomer, R (1,5) OBP: 0.375, SLG: 0.577	1-0 F9			1-2 F9		0-1 1B		1-0 G6-4-3 1B		4	0	1	0	0	0	3				
Corey Koskie, L (1,10) OBP: 0.351, SLG: 0.485		2-0 G1-3		1-2 2B		2-2 F7		3-1 G3-1		4	0	1	1	0	0	1				
Torii Hunter, R (1,8) OBP: 0.277, SLG: 0.338		2-2 G1-3		2-0 G6-3		2-3 K			0-1 G5-3	4	0	0	0	0	1	2				
Doug Mientkiewicz, L (1,3) OBP: 0.359, SLG: 0.371		1-2 F8		1-3 K				0-0 G3-1		4	0	0	0	0	1	1				
A.J. Pierzynski, L (1,2) OBP: 0.375, SLG: 0.167			4-1 G4-3 BB		1-2 FC4-6 1B		3-2 E5 1B		2-2 G6-3	3	0	1	0	1	0	0				
Cristian Guzman, S (1,6) OBP: 0.218, SLG: 0.217			3-2 G4-3		1-1 L7		0-0 P2			3	0	0	0	0	0	3				
Inning Stats	R: 0 E: 0 K: 0 S: 4	H: 1 LOB: 1 BB: 0 P: 8	R: 0 E: 0 K: 0 S: 7	H: 0 LOB: 0 BB: 0 P: 12	R: 0 E: 0 K: 0 S: 7	H: 0 LOB: 1 BB: 1 P: 15	R: 1 E: 0 K: 1 S: 12	H: 2 LOB: 1 BB: 0 P: 17	R: 0 E: 0 K: 2 S: 11	H: 1 LOB: 0 BB: 0 P: 17	R: 0 E: 1 K: 0 S: 9	H: 1 LOB: 2 BB: 0 P: 16	R: 0 E: 0 K: 0 S: 7	H: 1 LOB: 0 BB: 0 P: 11	R: 0 E: 0 K: 0 S: 7	H: 0 LOB: 0 BB: 0 P: 10	1B: 6 2B: 2 3B: 0 HR: 0	SF: 0 SAC: 0 DP: 1 HBP: 0	WP: 1 PB: 0 CS: 0	PA: 35
PITCHER	IP WLS BF H R ER SO BB IBB HBP BLK WP HR S P ERA WHIP	IP WLS BF H R ER SO BB IBB HBP BLK WP HR S P ERA WHIP																		
Freddy Garcia, R (1,1) ERA: 4.5	7.0 W 29 7 1 1 3 1 0 0 0 1 0 61 104 1.29 1.143	2.0 L 6 1 0 0 0 0 0 0 0 0 0 14 21 0.00 0.500																		
Rafael Carmona, R (8,1) ERA:																				

Minnesota Twins @ Seattle Mariners
The Kingdome, Seattle, WA
Tue May 18 1999, 10:05 PM EDT
Att: 20,486 - Dome - 72 F

AB 34
R 1
H 8
RBI 1
BB 1
SO 3
LOB 17



Batter	1	2	3	4	5	6	7	8	9	AB	R	H	RBI	BB	SO	LOB	BOTTOM			
David Bell, R (1,4) OBP: 0.327, SLG: 0.553	2-1 G3	1-2 G4-3		1-1 G5-3	1-0 F9		0-0 F8			5	0	0	1	0	0	6				
Alex Rodriguez, R (1,6) OBP: 0.490, SLG: 0.583 Rafael Bourquim, R (7,6) OBP: 0.415, SLG: 0.583	2-2 G6-3	1-1 1B		4-2 BB		4-2 G3 HR	0-1 1B			2	1	1	1	2	0	0				
Ken Griffey Jr., L (1,8) OBP: 0.400, SLG: 0.637	0-0 HR	0-0 P6		1-0 P4		2-1 G3	2-2 L9			5	1	1	1	0	0	7				
Edgar Martinez, R (1,10) OBP: 0.444, SLG: 0.543	1-1 G5-3		0-1 F7		2-1 HR	2-2 HR		3-1 HR		5	3	3	4	0	0	0				
David Segui, S (1,3) OBP: 0.306, SLG: 0.450		4-0 WP 1B BB	1-1 2B		1-2 G4-3	0-3 K		1-3 K		4	1	1	0	1	2	0				
Jay Buhner, R (1,9) OBP: 0.415, SLG: 0.549 Matt Mieske, R (5,9) OBP: 0.391, SLG: 0.619		1-2 1B WP FC 1B		0-1 F9		4-2 1B BB	0-1 F9		3-1 BB 1B	2	1	1	0	0	0	1				
John Mabry, L (1,5) OBP: 0.277, SLG: 0.479		2-1 SH1-3 FC G4-3 1B	1-1 F8		1-3 K		1-1 P4	1-3 K		5	1	1	1	0	2	3				
Butch Huskey, R (1,7) OBP: 0.419, SLG: 0.655		0-1 FC G4-3 SH1-3 1B		4-1 BLK G4-3 BB	3-2 1B		0-1 1B BB	4-1 BB		3	1	2	1	2	0	1				
Dan Wilson, R (1,2) OBP: 0.286, SLG: 0.317		0-0 SH1-3		1-1 G4-3	1-2 1B		4-2 1B BB	1-1 F8		3	0	1	1	1	0	3				
Inning Stats	R: 1 E: 0 K: 0 S: 9	H: 1 LOB: 0 BB: 0 P: 14	R: 4 E: 0 K: 0 S: 14	H: 3 LOB: 1 BB: 1 P: 23	R: 0 E: 0 K: 0 S: 8	H: 1 LOB: 1 BB: 0 P: 10	R: 0 E: 0 K: 0 S: 8	H: 0 LOB: 2 BB: 2 P: 19	R: 2 E: 0 K: 1 S: 17	H: 3 LOB: 2 BB: 1 P: 30	R: 2 E: 0 K: 1 S: 16	H: 1 LOB: 0 BB: 1 P: 24	R: 0 E: 0 K: 0 S: 13	H: 2 LOB: 3 BB: 1 P: 20	R: 1 E: 0 K: 2 S: 13	H: 2 LOB: 2 BB: 1 P: 26	1B: 8 2B: 1 3B: 0 HR: 4	SF: 0 SAC: 1 DP: 0 HBP: 0	WP: 1 PB: 0 CS: 0	PA: 45
PITCHER	IP WLS BF H R ER SO BB IBB HBP BLK WP HR S P ERA WHIP	IP WLS BF H R ER SO BB IBB HBP BLK WP HR S P ERA WHIP																		
Dan Perkins, R (1,1) ERA: 9.62	3.1 L 19 7 3 3 4 2 0 0 0 0 2 49 78 8.10 2.700	0.1 L 2 0 0 0 0 1 0 0 0 0 0 3 8 0.00 3.000																		
23 Bert Sampson, L (5,1) ERA: 7.99																				
Mike Trombley, R (8,1) ERA: 1.73																				

Minnesota Twins @ Seattle Mariners
The Kingdome, Seattle, WA
Tue May 18 1999, 10:05 PM EDT
Att: 20,486 - Dome - 72 F

AB 37
R 10
H 13
RBI 10
BB 7
SO 4
LOB 21



Batter	1	2	3	4	5	6	7	8	9	AB	R	H	RBI	BB	SO	LOB	TOP				
Todd Walker, L (1,4) OBP: 0.325, SLG: 0.351	G6-3		K			G4-3		L1-3		4	0	0	0	0	1	1	Minnesota Twins @ Seattle Mariners The Kingdome, Seattle, WA Wed May 19 1999, 10:35 PM EDT Att: 20,497 - Dome - 72 F				
Brent Gates, S (1,5) OBP: 0.275, SLG: 0.274	K		CS 1B			G6-3		K		4	0	1	0	0	2	0					
Ron Coomer, R (1,3) OBP: 0.371, SLG: 0.567	G6-3		CS 1-2	F8		F9		G6-4-3 1B		4	0	1	0	0	0	0					
Marty Cordova, R (1,10) OBP: 0.351, SLG: 0.409		K		F9			K		G6-4-3 1-2	4	0	0	0	0	2	1					
Matt Lawton, L (1,9) OBP: 0.354, SLG: 0.486		K		P6			1B			3	0	1	0	0	1	0					
Chad Allen, R (1,7) OBP: 0.313, SLG: 0.390		E6 1B			F8		G5-4-3 1B			3	0	2	0	0	0	0					
Tori Hunter, R (1,8) OBP: 0.285, SLG: 0.336		E6 BB				G5-4-3 1-2				1	0	0	0	2	0	2					
Javier Valentin, S (1,2) OBP: 0.259, SLG: 0.255		E6						FC5-4 BB		2	0	0	0	1	1	3					
Cristian Guzman, S (1,6) OBP: 0.212, SLG: 0.211			F8					FC5-4 L1-3 1-2		3	0	0	0	0	1	2					
Inning Stats	R: 0 E: 0 K: 1 S: 8	H: 0 LOB: 0 BB: 0 P: 12	R: 0 E: 1 K: 2 S: 14	H: 1 LOB: 2 BB: 1 P: 25	R: 0 E: 0 K: 1 S: 9	H: 1 LOB: 0 BB: 0 P: 11	R: 0 E: 0 K: 0 S: 3	H: 0 LOB: 0 BB: 0 P: 5	R: 0 E: 0 K: 0 S: 4	H: 0 LOB: 1 BB: 1 P: 19	R: 0 E: 0 K: 1 S: 9	H: 2 LOB: 1 BB: 0 P: 13	R: 0 E: 0 K: 0 S: 5	H: 0 LOB: 0 BB: 1 P: 10	R: 0 E: 0 K: 1 S: 6	H: 1 LOB: 0 BB: 0 P: 11	1B: 5 2B: 1 3B: 0 HR: 0	SF: 0 SAC: 0 DP: 3 HBP: 0	WP: 0 PB: 0 SB: 1 CS: 1	PA: 32	
PITCHER	IP	WLS	BF	H	R	ER	SO	BB	IBB	HBP	BLK	WP	HR	S	P	ERA	WHIP				
Jeff Fassero, L (1,1) ERA: 6.6	8.0	W	28	4	0	0	7	3	0	0	0	0	0	64	100	0.00	0.875				
Jose Paniagua, R (9,1) ERA: 3.04	1.0		3	1	0	0	1	0	0	0	0	0	0	6	11	0.00	1.000				

Batter	1	2	3	4	5	6	7	8	9	AB	R	H	RBI	BB	SO	LOB	BOTTOM				
David Bell, R (1,4) OBP: 0.326, SLG: 0.545	G5-3		F8			F8		HR 1B		4	1	1	1	0	0	1	Minnesota Twins @ Seattle Mariners The Kingdome, Seattle, WA Wed May 19 1999, 10:35 PM EDT Att: 20,497 - Dome - 72 F				
Alex Rodriguez, R (1,6) OBP: 0.412, SLG: 0.786	G6-3		HR		G5-3		HR			4	2	2	4	0	0	0					
Ken Griffey Jr., L (1,8) OBP: 0.402, SLG: 0.653	HR		G1-3		G3-1		1B			4	1	2	1	0	0	0					
Edgar Martinez, R (1,10) OBP: 0.439, SLG: 0.534	G1		G1-3			G4-6-3 1B	K			4	0	1	0	0	1	1					
David Segui, S (1,3) OBP: 0.311, SLG: 0.464		2B		1B 2B		G4-6-3 1-2		F7		4	1	2	0	0	0	1					
Butch Huskey, R (1,7) OBP: 0.402, SLG: 0.625		G6-3		F9		G6-3		G5-3		4	0	0	0	0	0	2					
Charles Gipson, R (9,7) OBP: 0.400, SLG: 0.400										0	0	0	0	0	0	0					
John Mabry, L (1,9) OBP: 0.276, SLG: 0.470		P6		FC6 1B			K2-3	F9		4	0	1	1	0	1	1					
Russ Davis, R (1,5) OBP: 0.292, SLG: 0.511		G5-3		F7			K			3	0	0	0	0	1	2					
Dan Wilson, R (1,2) OBP: 0.296, SLG: 0.336			HR 1B		FC6		HR 1B 2B			3	2	2	0	0	0	1					
Inning Stats	R: 1 E: 0 K: 0 S: 13	H: 1 LOB: 1 BB: 0 P: 23	R: 0 E: 0 K: 0 S: 9	H: 1 LOB: 0 BB: 0 P: 15	R: 2 E: 0 K: 0 S: 13	H: 2 LOB: 0 BB: 0 P: 20	R: 1 E: 0 K: 0 S: 9	H: 2 LOB: 1 BB: 0 P: 15	R: 0 E: 0 K: 0 S: 8	H: 0 LOB: 0 BB: 0 P: 10	R: 0 E: 0 K: 0 S: 7	H: 1 LOB: 0 BB: 0 P: 10	R: 3 E: 0 K: 3 S: 15	H: 4 LOB: 1 BB: 0 P: 21	R: 0 E: 0 K: 0 S: 9	H: 0 LOB: 0 BB: 0 P: 15	1B: 5 2B: 3 3B: 0 HR: 3	SF: 0 SAC: 0 DP: 1 HBP: 0	WP: 0 PB: 0 SB: 0 CS: 0	PA: 34	
PITCHER	IP	WLS	BF	H	R	ER	SO	BB	IBB	HBP	BLK	WP	HR	S	P	ERA	WHIP				
Mike Lincoln, R (1,1) ERA: 5.83	5.0	L	21	6	4	4	0	0	0	0	0	0	0	7	10	0.00	1.000				
Bob Weils, R (6,1) ERA: 5.4	1.0		3	1	0	0	0	0	0	0	0	0	0	7	10	0.00	1.000				
Mike Trombley, R (7,1) ERA: 2.67	1.0		7	4	3	3	3	0	0	0	0	0	1	15	21	27.00	4.000				
Rick Aguilera, R (8,1) ERA: 1.27	1.0		3	0	0	0	0	0	0	0	0	0	0	9	15	0.00	0.000				

Batter	1	2	3	4	5	6	7	8	9	AB	R	H	RBI	BB	SO	LOB	TOP								
David Bell, R (1.4) OBP: 0.322, SLG: 0.535	G5-3		G1-3		P4	F7		FC5-4		5	0	1	1	0	0	1	Seattle Mariners @ Kansas City Royals Kauffman Stadium, Kansas City, MO Fri May 21 1999, 7:05 PM CDT Att: 29,547 - Unknown - 74 F								
Alex Rodriguez, R (1.6) OBP: 0.385, SLG: 0.688	K		F8		1B	FC5-2		L5	FC5-4	4	0	0	0	1	1										
Ken Griffey Jr., L (1.8) OBP: 0.408, SLG: 0.656 Brian Hunter, R (9.7) OBP: 0.307, SLG: 0.320	G4-3			1B	1B	FC5-2		S	2B	4	1	2	0	1	1										
Edgar Martinez, R (1.10) OBP: 0.432, SLG: 0.522		K		1B	1B	FC5-2		F8	L9	5	0	1	0	0	1										
David Segui, S (1.3) OBP: 0.314, SLG: 0.459	1B		K		G5-3				G6-3	4	1	1	0	1	1										
Butch Huskey, R (1.7) OBP: 0.406, SLG: 0.620 Charles Gipson, R (7.7) OBP: 0.400, SLG: 0.400	1B		1B		1B			G6-3	P3	4	1	2	1	0	0										
John Mabry, L (1.9) OBP: 0.303, SLG: 0.485	G6-4-3		1B		1B			2B	SH1-4	3	2	3	1	1	0										
Russ Davis, R (1.5) OBP: 0.299, SLG: 0.522	G6-4-3		1B		1B			SH1-4	SH1-4	3	0	2	2	0	0										
Dan Wilson, R (1.2) OBP: 0.286, SLG: 0.324			L8		K			F9	K	4	0	0	0	0	2										
Inning Stats	R: 0 E: 0 K: 1 S: 6	H: 0 LOB: 0 BB: 0 P: 10	R: 1 E: 0 K: 1 S: 12	H: 3 LOB: 1 BB: 0 P: 16	R: 0 E: 0 K: 0 S: 7	H: 0 LOB: 0 BB: 0 P: 12	R: 2 E: 0 K: 2 S: 20	H: 4 LOB: 2 BB: 1 P: 35	R: 0 E: 0 K: 0 S: 9	H: 1 LOB: 1 BB: 1 P: 19	R: 1 E: 0 K: 0 S: 9	H: 1 LOB: 1 BB: 1 P: 17	R: 0 E: 0 K: 0 S: 10	H: 1 LOB: 2 BB: 1 P: 20	R: 1 E: 0 K: 1 S: 13	H: 2 LOB: 1 BB: 0 P: 18		R: 0 E: 0 K: 1 S: 7	H: 0 LOB: 0 BB: 0 P: 11	1B: 10 2B: 2 3B: 0 HR: 0	SF: 0 SAC: 1 DP: 1 HBP: 0	WP: 0 PB: 0 SB: 2 CS: 0	PA: 41		
PITCHER	IP	WLS	BF	H	R	ER	SO	BB	IBB	HBP	BLK	WP	HR	S	P	ERA	WHIP								
Jay Witasick, R (1.1) ERA: 7.5	5.0	L	23	8	3	3	4	2	0	0	0	0	0	54	92	5.40	2.000								
Scott Service, R (6.1) ERA: 8.14	1.1		6	1	1	1	0	1	0	0	0	0	0	12	22	6.75	1.500								
Alvin Morman, L (7.1) ERA: 4.76	0.2		4	1	0	0	0	1	0	0	0	0	0	7	15	0.00	3.000								
Jeff Montgomery, R (8.1) ERA: 5.09	1.0		5	2	1	1	1	0	0	0	0	0	0	13	18	9.00	2.000								
Matt Whisenant, L (9.1) ERA: 1.93	1.0		3	0	0	0	1	0	0	0	0	0	0	7	11	0.00	0.000								
Batter	1	2	3	4	5	6	7	8	9	AB	R	H	RBI	BB	SO	LOB	BOTTOM								
Carlos Beltrán, S (1.8) OBP: 0.337, SLG: 0.497	F7		FC4-6		G4-3		G4-6-3		E9	5	0	1	1	0	0	4	Seattle Mariners @ Kansas City Royals Kauffman Stadium, Kansas City, MO Fri May 21 1999, 7:05 PM CDT Att: 29,547 - Unknown - 74 F								
Joe Randa, R (1.5) OBP: 0.333, SLG: 0.398	F9		FC5-4		G1-3		L9		F8	5	0	0	0	0	5										
Johnny Damon, L (1.7) OBP: 0.344, SLG: 0.448	F9		G4-3				K		G1-3	4	0	0	0	0	1										
Jeff King, R (1.3) OBP: 0.385, SLG: 0.389		1B			K		K		K	4	1	1	0	0	3										
29 Mike Sweeney, R (1.10) OBP: 0.400, SLG: 0.560		1B			K		K		P4	4	0	1	0	0	1										
Jermaine Dye, R (1.9) OBP: 0.379, SLG: 0.572		F8			K		1B		F8	4	0	2	0	0	0										
Tim Spehr, R (1.2) OBP: 0.375, SLG: 0.512 Scott Pose, L (9. PH) OBP: 0.410, SLG: 0.375	1B		F8		F8		F9		K	3	0	1	0	0	0										
Carlos Febles, R (1.4) OBP: 0.404, SLG: 0.558		PO			G4-3		G4-6-3		DI	4	1	4	1	0	0										
Rey Sanchez, R (1.6) OBP: 0.333, SLG: 0.438 Larry Sutton, L (9. PH) OBP: 0.342, SLG: 0.397	PO		E6		F7		F7		E	3	0	1	0	0	0										
Inning Stats	R: 0 E: 0 K: 0 S: 6	H: 3 LOB: 0 BB: 0 P: 9	R: 1 E: 0 K: 0 S: 10	H: 3 LOB: 1 BB: 0 P: 15	R: 0 E: 1 K: 0 S: 8	H: 0 LOB: 1 BB: 0 P: 11	R: 0 E: 0 K: 2 S: 11	H: 1 LOB: 1 BB: 0 P: 18	R: 0 E: 0 K: 0 S: 8	H: 1 LOB: 1 BB: 0 P: 15	R: 0 E: 0 K: 2 S: 15	H: 2 LOB: 2 BB: 0 P: 25	R: 0 E: 0 K: 0 S: 7	H: 2 LOB: 1 BB: 0 P: 11	R: 0 E: 0 K: 1 S: 8	H: 0 LOB: 0 BB: 0 P: 12		R: 1 E: 1 K: 1 S: 11	H: 2 LOB: 2 BB: 1 P: 22	1B: 11 2B: 0 3B: 0 HR: 0	SF: 0 SAC: 0 DP: 1 HBP: 0	WP: 0 PB: 0 SB: 0 CS: 0	PA: 39		
PITCHER	IP	WLS	BF	H	R	ER	SO	BB	IBB	HBP	BLK	WP	HR	S	P	ERA	WHIP								
Jamie Moyer, L (1.1) ERA: 5.76	6.0	W	25	7	1	1	4	0	0	0	0	0	0	58	93	1.50	1.167								
Jose Paniagua, R (7.1) ERA: 2.91	2.0	H	7	2	0	0	1	0	0	0	0	0	0	15	23	0.00	1.000								
Jose Mesa, R (9.1) ERA: 9.68	1.0		6	2	1	1	1	1	0	0	0	0	0	11	22	9.00	3.000								


Batter	1	2	3	4	5	6	7	8	9	AB	R	H	RBI	BB	SO	LOB	TOP										
David Bell, R OBP: 0.323, SLG: 0.542	G1-3			G5-3		G5-3		HR		4	1	1	2	0	0	1	Seattle Mariners @ Kansas City Royals Kauffman Stadium, Kansas City, MO Sun May 23 1999, 1:05 PM CDT Att: 21,373 - Cloudy - 72 F										
Alex Rodriguez, R OBP: 0.375, SLG: 0.634	K			G4-3			1B	2B		4	2	2	0	0	1	0											
Ken Griffey Jr., L OBP: 0.410, SLG: 0.642	G5-3			P2			L7	FC6-4		4	0	1	1	0	0	1											
David Segui, S OBP: 0.328, SLG: 0.470		F8			CS			FC6-4		4	0	2	0	0	0	1											
Butch Huskey, R OBP: 0.385, SLG: 0.580		F9					G6-3			4	0	0	1	0	0	2											
John Mabry, L OBP: 0.291, SLG: 0.459										4	0	1	0	0	0	2											
Charles Gipson, R OBP: 0.222, SLG: 0.222					K		K			0	0	0	0	0	0	0											
Russ Davis, R OBP: 0.303, SLG: 0.531				G1-3				K		3	0	0	0	1	2	1											
Tom Lampkin, L OBP: 0.377, SLG: 0.489						G6-4-3		G4-3		2	0	0	0	0	0	1											
Matt Mieske, R OBP: 0.423, SLG: 0.625								HR		3	1	2	0	0	1	1											
Inning Stats	R: 0 E: 0 K: 1 S: 7	H: 0 LOB: 0 BB: 0 P: 9	R: 0 E: 0 K: 0 S: 7	H: 0 LOB: 0 BB: 0 P: 11	R: 0 E: 0 K: 1 S: 5	H: 0 LOB: 1 BB: 0 P: 9	R: 0 E: 0 K: 0 S: 5	H: 0 LOB: 0 BB: 0 P: 10	R: 0 E: 0 K: 1 S: 8	H: 1 LOB: 1 BB: 0 P: 12	R: 0 E: 0 K: 0 S: 14	H: 1 LOB: 1 BB: 1 P: 20	R: 1 E: 0 K: 0 S: 13	H: 2 LOB: 1 BB: 0 P: 22	R: 3 E: 0 K: 1 S: 15	H: 4 LOB: 1 BB: 0 P: 21	R: 0 E: 0 K: 1 S: 9	H: 1 LOB: 1 BB: 0 P: 12	1B: 7 2B: 3 3B: 0 HR: 1	SF: 0 SAC: 0 DP: 3 HBP: 1	WP: 0 PB: 0 SB: 0 CS: 3	PA: 34					
PITCHER	IP	WLS	BF	H	R	ER	SO	BB	IBB	HBP	BLK	WP	HR	S	P	ERA	WHIP										
Kevin Appier, R ERA: 4.0	(1, 1)	7.0	24	4	1	1	4	1	0	0	0	0	0	59	93	1.29	0.714										
Scott Service, R ERA: 7.15	(8, 1)	0.2	5	3	3	3	1	0	0	0	0	0	1	13	17	40.50	4.500										
Matt Whisenant, L ERA: 1.88	(8, 1)	0.1	2	1	0	0	0	0	0	0	0	0	0	2	4	0.00	3.000										
Jeff Montgomery, R ERA: 4.82	(9, 1)	1.0	3	1	0	0	1	0	0	0	0	0	0	9	12	0.00	1.000										

Batter	1	2	3	4	5	6	7	8	9	AB	R	H	RBI	BB	SO	LOB	BOTTOM										
Carlos Beltrán, S OBP: 0.330, SLG: 0.481	G4-3				K		G4-3	G4-3		5	1	1	0	0	1	4	Seattle Mariners @ Kansas City Royals Kauffman Stadium, Kansas City, MO Sun May 23 1999, 1:05 PM CDT Att: 21,373 - Cloudy - 72 F										
Joe Randa, R OBP: 0.339, SLG: 0.406	G4-3			G5-3			F9			4	1	2	0	0	0	0											
Johnny Damon, L OBP: 0.344, SLG: 0.453	G4-3			G3-1			L7			4	0	0	1	0	0	2											
29 Mike Sweeney, R OBP: 0.409, SLG: 0.561	G6-4-3				G5-3			G3-1		2	1	1	1	2	0	1											
Larry Sutton, L OBP: 0.333, SLG: 0.371	G6-4-3			FC4-6				G3-1		4	1	1	0	0	0	3											
Jermaine Dye, R OBP: 0.396, SLG: 0.608		FC5-4					FC4-2	1B		4	1	4	1	0	0	0											
Chad Kreuter, S OBP: 0.362, SLG: 0.410				P6			K	P6		4	0	0	0	0	2	5											
Carlos Febles, R OBP: 0.405, SLG: 0.546					F9		FC4-2	1B		3	0	1	1	1	0	2											
Rey Sanchez, R OBP: 0.323, SLG: 0.424		FC5-4			K		G1-3			4	0	1	1	0	1	4											
Inning Stats	R: 2 E: 0 K: 0 S: 8	H: 3 LOB: 0 BB: 0 P: 14	R: 0 E: 0 K: 1 S: 17	H: 1 LOB: 2 BB: 1 P: 28	R: 0 E: 0 K: 0 S: 12	H: 0 LOB: 1 BB: 1 P: 22	R: 0 E: 0 K: 1 S: 8	H: 1 LOB: 0 BB: 0 P: 15	R: 0 E: 0 K: 1 S: 8	H: 1 LOB: 1 BB: 0 P: 12	R: 1 E: 0 K: 0 S: 11	H: 2 LOB: 1 BB: 0 P: 20	R: 0 E: 0 K: 0 S: 4	H: 0 LOB: 0 BB: 0 P: 4	R: 2 E: 0 K: 0 S: 11	H: 3 LOB: 2 BB: 1 P: 20		1B: 7 2B: 3 3B: 1 HR: 0	SF: 0 SAC: 0 DP: 1 HBP: 0	WP: 0 PB: 0 SB: 1 CS: 0	PA: 37						
PITCHER	IP	WLS	BF	H	R	ER	SO	BB	IBB	HBP	BLK	WP	HR	S	P	ERA	WHIP										
Freddy Garcia, R ERA: 4.5	(1, 1)	6.0	27	8	3	3	4	2	0	0	0	0	0	64	111	4.50	1.667										
Mac Suzuki, R ERA: 7.69	(7, 1)	1.0	4	0	1	1	0	1	0	0	0	0	0	5	9	9.00	1.000										
Jose Paniagua, R ERA: 2.89	(8, 1)	1.0	6	3	1	1	0	0	0	0	0	0	0	10	15	9.00	3.000										

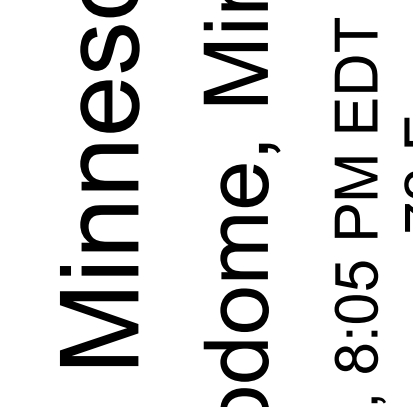


Batter	1	2	3	4	5	6	7	8	9	AB	R	H	RBI	BB	SO	LOB	TOP							
Brian Hunter, R OBP: 0.310, SLG: 0.318 (1, 7)	1-1 BB 2B 1B		0-1 G5-3			1-2 E6 G6-3		4-1 WP BB	1-1 G4-3	4	1	1	0	1	0	0	Seattle Mariners @ Minnesota Twins Hubert H. Humphrey Metrodome, Minneapolis, MN Mon May 24 1999, 8:05 PM EDT Att: 12,101 - Dome - 72 F							
Alex Rodriguez, R OBP: 0.415, SLG: 0.705 (1, 6)	1-2 2B G6-3 BB		3-1 HR		1-0 G6-3		4-0 BB	2-2 HR 1B	3	3	2	1	2	0	1									
Ken Griffey Jr., L OBP: 0.409, SLG: 0.659 (1, 8)	0-1 G6-3 1-3 2-H 2B		2-0 G4-3		0-0 F9		0-0 G3	2-2 1-H HR	5	1	2	3	0	0	4									
Edgar Martinez, R OBP: 0.437, SLG: 0.521 (1, 10)	1-1 G6-3 2-3 3-H		0-1 WP 1B		3-2 G4-6-3 1B		3-1 G3	4-0 1B BB	4	0	2	1	1	0	1									
David Segui, S OBP: 0.330, SLG: 0.467 (1, 3)	1-1 P5		2-2 F9		3-1 G4-6-3 1-2		1-1 1B	2-2 1B 1B	5	0	2	0	0	0	3									
John Mabry, L OBP: 0.283, SLG: 0.447 (8, PH) Matt Mieske, R OBP: 0.429, SLG: 0.615 (8, 9)	2-2 K		1-2 F7		3-2 G1-3		1-1 1B	1-3 K	3	0	0	0	0	1	1									
Russ Davis, R OBP: 0.296, SLG: 0.517 (1, 5)		1-0 L6		1-3 K		1-2 F8		2-2 F8	4	0	0	0	0	1	2									
David Bell, R OBP: 0.316, SLG: 0.529 (1, 4)		0-2 G6-3		0-0 P3		2-1 P4		0-3 K	4	0	0	0	0	1	2									
Dan Wilson, R OBP: 0.299, SLG: 0.353 (1, 2)		1-2 F9		1-1 3B		1-0 WP BB 1B		3-2 F8	4	0	2	0	0	0	0									
Inning Stats	R: 2 E: 0 K: 1 S: 13	H: 2 LOB: 1 BB: 1 P: 22	R: 0 E: 0 K: 0 S: 7	H: 0 LOB: 0 BB: 0 P: 9	R: 1 E: 0 K: 0 S: 10	H: 2 LOB: 1 BB: 0 P: 17	R: 0 E: 0 K: 1 S: 7	H: 0 LOB: 0 BB: 0 P: 9	R: 0 E: 1 K: 0 S: 8	H: 1 LOB: 1 BB: 0 P: 11	R: 0 E: 0 K: 0 S: 12	H: 1 LOB: 3 BB: 2 P: 22	R: 0 E: 0 K: 1 S: 9	H: 1 LOB: 2 BB: 2 P: 22	R: 0 E: 0 K: 1 S: 12	H: 2 LOB: 2 BB: 0 P: 19		R: 2 E: 0 K: 1 S: 19	H: 3 LOB: 2 BB: 1 P: 34	1B: 8 2B: 1 3B: 1 HR: 2	SF: 0 SAC: 0 DP: 1 HBP: 0	WP: 2 PB: 0 CS: 0	PA: 42	
PITCHER	IP WLS BF H R ER SO BB IBB HBP BLK WP HR S P ERA WHIP	IP WLS BF H R ER SO BB IBB HBP BLK WP HR S P ERA WHIP																						
Dan Perkins, R ERA: 8.42	(1, 1)	6.2	W	28	7	3	3	2	2	0	0	0	0	1	0	0	0	1	0	0	4	∞	∞	
Joe Mays, R ERA: 5.0	(7, 1)	0.0		1	0	0	0	0	0	0	0	0	0	0	0	0	0	0	0	0	8	14	0.00	3.000
Travis Miller, L ERA:	(7, 1)	0.2	H	4	2	0	0	0	0	0	0	0	0	0	0	0	0	0	0	8	14	0.00	3.000	
Bob Wells, R ERA: 4.67	(8, 1)	1.1		7	2	2	2	1	1	0	0	0	0	0	1	19	33	13.50	2.250					
Mike Trombley, R ERA: 2.23	(9, 1)	0.1		2	1	0	0	1	0	0	0	0	0	0	0	6	9	0.00	3.000					
Batter	1	2	3	4	5	6	7	8	9	AB	R	H	RBI	BB	SO	LOB	BOTTOM							
Todd Walker, L OBP: 0.326, SLG: 0.379 (1, 4)	0-0 G1-4-3		0-0 F7		0-0 F7			0-2 G6-3	2-3 K	4	0	0	0	0	0	4	Seattle Mariners @ Minnesota Twins Hubert H. Humphrey Metrodome, Minneapolis, MN Mon May 24 1999, 8:05 PM EDT Att: 12,101 - Dome - 72 F							
Denny Hocking, S OBP: 0.320, SLG: 0.333 (7, 4)		0-2 F7				0-0 G5-3				3	1	1	1	0	1	1								
Tori Hunter, R OBP: 0.284, SLG: 0.336 (1, 8)	1-2 1B 2B	1-2 SF8		1-3 K		0-0 G5-3				3	1	1	1	0	1	1								
Brent Gates, S OBP: 0.295, SLG: 0.286 (1, 5)	0-1 HR 1B	3-H K		2-2 G3-1			0-1 F8 1B			4	2	2	1	0	1	1								
Marty Cordova, R OBP: 0.365, SLG: 0.411 (1, 10)	1-3 K		1-1 HR 1B		1-3 K		0-1 F8			4	1	1	0	0	2	2								
Ron Coomer, R OBP: 0.351, SLG: 0.566 (1, 3)	1-0 HR		0-0 HR 1B		1-3 K		2-0 HR			4	3	3	4	0	1	0								
Matt Lawton, L OBP: 0.359, SLG: 0.456 (1, 9)	2-0 G4-3		2-3 K		1-0 P3		4-0 G6-4-3 BB			3	0	0	0	1	1	2								
Chad Allen, R OBP: 0.318, SLG: 0.403 (1, 7)		3-1 1B 1B	3-2 HR		0-0 F9		1-2 G6-4-3			4	2	2	3	0	0	1								
Javier Valentin, S OBP: 0.300, SLG: 0.317 (1, 2)		2-0 1B SF8 1B	0-0 G3 2B		1-3 K		1-2 F8			4	1	2	0	0	1	0								
Cristian Guzman, S OBP: 0.225, SLG: 0.226 (1, 6)		1-0 1B	2-2 G3		4-2 G6-3 BB		1-0 F8			3	0	1	1	1	0	1								
Inning Stats	R: 3 E: 0 K: 1 S: 12	H: 3 LOB: 0 BB: 0 P: 17	R: 2 E: 0 K: 1 S: 11	H: 3 LOB: 1 BB: 0 P: 18	R: 3 E: 0 K: 1 S: 14	H: 4 LOB: 1 BB: 0 P: 22	R: 0 E: 0 K: 2 S: 9	H: 0 LOB: 0 BB: 0 P: 13	R: 0 E: 0 K: 1 S: 5	H: 0 LOB: 0 BB: 0 P: 7	R: 0 E: 0 K: 1 S: 11	H: 0 LOB: 1 BB: 1 P: 16	R: 2 E: 0 K: 0 S: 8	H: 2 LOB: 0 BB: 1 P: 15	R: 0 E: 0 K: 1 S: 8	H: 0 LOB: 0 BB: 0 P: 12	R: 0 E: 0 K: 1 S: 8	H: 0 LOB: 0 BB: 0 P: 12	1B: 7 2B: 2 3B: 0 HR: 3	SF: 1 SAC: 0 DP: 1 HBP: 0	WP: 0 PB: 0 CS: 0	PA: 37		
PITCHER	IP WLS BF H R ER SO BB IBB HBP BLK WP HR S P ERA WHIP	IP WLS BF H R ER SO BB IBB HBP BLK WP HR S P ERA WHIP																						
Jeff Fassero, L ERA: 7.45	(1, 1)	2.1	L	16	9	8	8	3	0	0	0	0	0	0	0	0	0	2	32	50	30.86	3.857		
Ryan Franklin, R ERA: 6.35	(3, 1)	4.0		16	3	2	2	4	1	0	0	0	0	0	1	35	50	4.50	1.000					
46 Jordan Zimmerman, L ERA:	(7, 1)	0.2		2	0	0	0	0	1	0	0	0	0	0	0	3	8	0.00	1.500					
Mac Suzuki, R ERA: 7.46	(8, 1)	1.0		3	0	0	0	1	0	0	0	0	0	0	0	8	12	0.00	0.000					

AB	38
R	5
H	12
RBI	5
BB	4
SO	4
LOB	16



AB	34
R	10
H	12
RBI	10
BB	2
SO	8
LOB	12





Batter	1	2	3	4	5	6	7	8	9	AB	R	H	RBI	BB	SO	LOB	TOP								
Brian Hunter, R OBP: 0.311, SLG: 0.319 (1, 7)	G1-3		L8	2B HR 1B	G4-3		K		G4-3 1B SF8	6	2	2	1	0	1	2	Seattle Mariners @ Minnesota Twins Hubert H. Humphrey Metrodome, Minneapolis, MN Tue May 25 1999, 8:05 PM EDT Att: 13,875 - Dome - 72 F AB 43 R 15 H 17 RBI 15 BB 8 SO 4 LOB 19								
Alex Rodriguez, R OBP: 0.441, SLG: 0.714 Rafael Bourrigal, R OBP: 0.415, SLG: 0.583 (1, 6) (9, 6)	G6-3		BB	1-3 HR 2B		G1-3 HR BB	F9		HR 1B	5	3	3	1	1	0	0									
Ken Griffey Jr., L OBP: 0.474, SLG: 0.673 Charles Gibson, R OBP: 0.200, SLG: 0.200 (1, 8) (7, 8)	K		BB	1-2 BB	HR	P5	BB		G4-3	4	1	2	3	1	1	1									
Edgar Martinez, R OBP: 0.439, SLG: 0.510 (1, 10)		FC6-4 BB	L7	G5-3		G1-3			HR IBB	3	1	0	0	3	0	4									
Butch Huskey, R OBP: 0.383, SLG: 0.600 (1, 3)	FC6-4 G5-3			1B		HR	F7		SF8	5	2	2	3	0	0	3									
Matt Mieske, R OBP: 0.441, SLG: 0.688 (1, 9)	G5-3			1B		1B			HR	6	3	3	4	0	1	1									
Russ Davis, R OBP: 0.303, SLG: 0.532 (1, 5)	F9		HR		F7	1B BB			K	5	1	2	2	1	1	1									
David Bell, R OBP: 0.323, SLG: 0.534 (1, 4)			L4	1B BB	G4-3 2B			F7		4	1	2	1	1	0	1									
Dan Wilson, R OBP: 0.303, SLG: 0.350 (1, 2)			BB 1B	1B 2B	G4-3	L1		G6-3		4	1	1	0	1	0	4									
Inning Stats	R: 0 E: 0 K: 1 S: 8	H: 0 LOB: 0 BB: 0 P: 14	R: 0 E: 0 K: 0 S: 8	H: 0 LOB: 1 BB: 1 P: 15	R: 0 E: 0 K: 0 S: 8	H: 1 LOB: 3 BB: 2 P: 20	R: 8 E: 0 K: 1 S: 20	H: 7 LOB: 0 BB: 1 P: 35	R: 0 E: 0 K: 0 S: 5	H: 1 LOB: 1 BB: 0 P: 6	R: 3 E: 0 K: 0 S: 18	H: 3 LOB: 2 BB: 1 P: 32	R: 0 E: 0 K: 1 S: 13	H: 1 LOB: 2 BB: 1 P: 21	R: 0 E: 0 K: 0 S: 8	H: 1 LOB: 1 BB: 0 P: 15	R: 4 E: 0 K: 1 S: 9	H: 3 LOB: 0 BB: 1 P: 18	1B: 11 2B: 2 3B: 0 HR: 4	SF: 1 SAC: 0 DP: 0 HBP: 0	WP: 1 PB: 0 SB: 1 CS: 0	PA: 52			
PITCHER	IP	WLS	BF	H	R	ER	SO	BB	IBB	HBP	BLK	WP	HR	S	P	ERA	WHIP								
Gary Rath, L ERA: 15.0 (1, 1)	3.0	L	18	5	5	5	1	4	0	0	1	1	1	34	69	15.00	3.000								
Rob Radlosky, R ERA: 18.0 (4, 1)	3.0		18	7	6	6	1	2	0	0	0	0	2	33	53	18.00	3.000								
23 Benj Sampson, L ERA: 8.44 (7, 1)	3.0		16	5	4	4	2	1	1	0	0	0	1	30	54	12.00	2.000								

Batter	1	2	3	4	5	6	7	8	9	AB	R	H	RBI	BB	SO	LOB	BOTTOM									
Denny Hocking, S OBP: 0.315, SLG: 0.320 (1, 4)	FC6-4 BB	F9		K		F8		G6-3		4	0	0	0	1	1	2	Seattle Mariners @ Minnesota Twins Hubert H. Humphrey Metrodome, Minneapolis, MN Tue May 25 1999, 8:05 PM EDT Att: 13,875 - Dome - 72 F AB 34 R 5 H 10 RBI 4 BB 7 SO 4 LOB 19									
Tori Hunter, R OBP: 0.281, SLG: 0.331 (1, 8)	FC6-4 1B E	F8		1B		G5-3			G5-3	5	1	1	0	0	0	2										
Brent Gates, S OBP: 0.313, SLG: 0.311 (1, 5)	E7 F9 BB 1B		G4-3 2B	F9		G4-3			2B BB	4	2	2	0	1	0	2										
Marty Cordova, R OBP: 0.366, SLG: 0.440 (1, 10)	F9		G4-3	F9					HR	5	1	2	1	0	0	3										
Ron Coomer, R OBP: 0.358, SLG: 0.566 Doug Mientkiewicz, L OBP: 0.391, SLG: 0.371 (1, 3) (7, 3)	BB BB IBB		BB 1B SF3	1B		G6-3			K 1B	2	1	1	1	1	0	0										
Matt Lawton, L OBP: 0.394, SLG: 0.457 Corey Koskie, L OBP: 0.354, SLG: 0.479 (1, 9) (7, 9)	BB BB		SF3 BB 1B			K			F8	2	0	1	0	1	1	0										
Chad Allen, R OBP: 0.329, SLG: 0.404 (1, 7)	BB BB		SF3 BB			G4-3			G4-3	2	0	1	1	2	0	0										
Javier Valentin, S OBP: 0.288, SLG: 0.308 A.J. Pierzynski, L OBP: 0.256, SLG: 0.167 (1, 2) (7, 2)	L9		SF3			F9			G6-3	2	0	0	1	0	0	4										
Cristian Guzman, S OBP: 0.233, SLG: 0.228 (1, 6)		G5-3	F8			G5-3 BB			G6-3 1B	3	0	1	0	1	0	2										
Inning Stats	R: 2 E: 1 K: 0 S: 14	H: 1 LOB: 3 BB: 4 P: 34	R: 0 E: 0 K: 0 S: 10	H: 0 LOB: 0 BB: 0 P: 16	R: 2 E: 0 K: 0 S: 15	H: 3 LOB: 2 BB: 1 P: 23	R: 0 E: 0 K: 1 S: 9	H: 1 LOB: 1 BB: 0 P: 13	R: 0 E: 0 K: 0 S: 9	H: 1 LOB: 1 BB: 0 P: 13	R: 1 E: 0 K: 0 S: 8	H: 2 LOB: 0 BB: 0 P: 11	R: 0 E: 0 K: 0 S: 7	H: 1 LOB: 0 BB: 0 P: 10	R: 0 E: 0 K: 2 S: 8	H: 1 LOB: 2 BB: 1 P: 15	1B: 7 2B: 2 3B: 0 HR: 1	SF: 1 SAC: 0 DP: 1 HBP: 0	WP: 0 PB: 0 SB: 0 CS: 0	PA: 42						
PITCHER	IP	WLS	BF	H	R	ER	SO	BB	IBB	HBP	BLK	WP	HR	S	P	ERA	WHIP									
John Halama, L ERA: 4.84 (1, 1)	5.0	W	26	6	4	4	2	4	1	0	0	0	0	1	18	28	4.50	1.500								
Rafael Carmona, R ERA: 2.84 (6, 1)	2.0		8	2	1	1	0	1	0	0	0	0	0	7	10	0.00	1.000									
46 Jordan Zimmerman, L ERA: 7.25 (8, 1)	1.0		3	1	0	0	0	0	0	0	0	0	0	8	15	0.00	2.000									
Mac Suzuki, R ERA: 7.25 (9, 1)	1.0		5	1	0	0	2	1	0	0	0	0	0	8	15	0.00	2.000									

Batter	1	2	3	4	5	6	7	8	9	AB	R	H	RBI	BB	SO	LOB	TOP					
Brian Hunter, R OBP: 0.320, SLG: 0.345 (1, 7)										4	3	2	1	1	1	0	Seattle Mariners @ Minnesota Twins Hubert H. Humphrey Metrodome, Minneapolis, MN Wed May 26 1999, 1:15 PM EDT Att. 17,022 - Dome - 72 F livebaseballscorecards.com					
Alex Rodriguez, R OBP: 0.453, SLG: 0.778 (1, 6)										5	3	3	1	0	2	1						
Ken Griffey Jr., L OBP: 0.690, SLG: 0.690 (1, 8)										3	2	2	3	1	0	0						
Charles Gibson, R OBP: 0.273, SLG: 0.364 (7, 8)										1	0	1	0	0	0	0						
Edgar Martinez, R OBP: 0.443, SLG: 0.531 (1, 10)										4	2	2	4	1	1	2						
Butch Huskey, R OBP: 0.375, SLG: 0.582 (1, 3)											5	1	1	0	0	1		2				
John Mabry, L OBP: 0.286, SLG: 0.441 (1, 9)										4	0	1	2	1	1	1						
Russ Davis, R OBP: 0.300, SLG: 0.519 (1, 5)										4	0	0	0	1	0	4						
Tom Lampkin, L OBP: 0.362, SLG: 0.451 (1, 2)										4	0	0	0	1	1	3						
Rafael Bourquig, R OBP: 0.378, SLG: 0.525 (1, 4)										4	0	0	0	0	0	2						
Inning Stats	R: 1 E: 0 K: 1 S: 11	H: 2 LOB: 0 BB: 0 P: 20	R: 0 E: 0 K: 1 S: 9	H: 0 LOB: 0 BB: 0 P: 16	R: 3 E: 0 K: 0 S: 16	H: 4 LOB: 1 BB: 0 P: 24	R: 0 E: 0 K: 0 S: 3	H: 0 LOB: 0 BB: 1 P: 7	R: 4 E: 1 K: 1 S: 21	H: 3 LOB: 2 BB: 2 P: 34	R: 1 E: 0 K: 0 S: 11	H: 1 LOB: 1 BB: 0 P: 14	R: 2 E: 1 K: 0 S: 13	H: 1 LOB: 1 BB: 2 P: 25	R: 0 E: 0 K: 2 S: 12	H: 1 LOB: 1 BB: 1 P: 17	R: 0 E: 0 K: 1 S: 9	H: 0 LOB: 1 BB: 1 P: 15	1B: 6 2B: 2 3B: 0 HR: 4	SF: 0 SAC: 0 DP: 3 HBP: 0	WP: 0 PB: 0 SB: 0 CS: 1	PA: 44
PITCHER	IP WLS BF H R ER SO BB IBB HBP BLK WP HR S P ERA WHIP																					
LaTroy Hawkins, R ERA: 8.73 (1, 1)	4.1 L 23 9 8 8 2 2 1 0 0 0 3 47 84 16.61 2.538																					
Travis Miller, L ERA: 2.08 (5, 1)	1.2 7 1 1 1 2 0 0 0 0 0 1 24 31 5.40 0.600																					
Joe Mays, R ERA: 5.54 (7, 1)	3.0 14 2 2 0 3 3 0 0 0 0 0 34 57 0.00 1.667																					

Batter	1	2	3	4	5	6	7	8	9	AB	R	H	RBI	BB	SO	LOB	BOTTOM					
Todd Walker, L OBP: 0.325, SLG: 0.376 (1, 4)										4	0	1	0	0	0	1	Seattle Mariners @ Minnesota Twins Hubert H. Humphrey Metrodome, Minneapolis, MN Wed May 26 1999, 1:15 PM EDT Att. 17,022 - Dome - 72 F livebaseballscorecards.com					
Chad Allen, R OBP: 0.327, SLG: 0.400 (1, 7)										4	1	1	0	0	0	1						
Brent Gates, S OBP: 0.310, SLG: 0.346 (1, 5)											4	1	1	2	0	1						
Marty Cordova, R OBP: 0.376, SLG: 0.467 (1, 10)											3	1	2	1	1	0		0				
Ron Coomer, R OBP: 0.348, SLG: 0.550 (1, 3)											4	0	0	0	0	0		2				
Matt Lawton, L OBP: 0.398, SLG: 0.448 (1, 9)											3	0	0	0	0	1		1				
Corey Koskie, L OBP: 0.363, SLG: 0.479 (8, 9)											0	0	0	0	1	0		0				
Tori Hunter, R OBP: 0.262, SLG: 0.331 (1, 8)											3	0	1	0	0	2		1				
Doug Mientkiewicz, L OBP: 0.359, SLG: 0.368 (9, PH)										1	0	0	0	0	0	2						
Javier Valentin, S OBP: 0.276, SLG: 0.294 (1, 2)										3	0	0	0	0	0	1						
Cristian Guzman, S OBP: 0.235, SLG: 0.238 (1, 6)										3	0	1	0	0	0	0	0					
Denny Hocking, S OBP: 0.315, SLG: 0.320 (9, 6)										0	0	0	0	0	0	0						
Inning Stats	R: 0 E: 0 K: 0 S: 8	H: 0 LOB: 0 BB: 0 P: 15	R: 0 E: 0 K: 1 S: 7	H: 0 LOB: 1 BB: 1 P: 12	R: 0 E: 0 K: 0 S: 5	H: 0 LOB: 0 BB: 0 P: 9	R: 2 E: 0 K: 1 S: 14	H: 2 LOB: 0 BB: 0 P: 21	R: 0 E: 0 K: 1 S: 10	H: 1 LOB: 1 BB: 0 P: 13	R: 1 E: 1 K: 0 S: 11	H: 1 LOB: 0 BB: 0 P: 20	R: 0 E: 0 K: 0 S: 4	H: 1 LOB: 0 BB: 0 P: 6	R: 0 E: 0 K: 0 S: 7	H: 1 LOB: 0 BB: 0 P: 9	R: 0 E: 0 K: 1 S: 10	H: 1 LOB: 2 BB: 1 P: 19	1B: 4 2B: 1 3B: 0 HR: 2	SF: 0 SAC: 0 DP: 3 HBP: 0	WP: 0 PB: 0 SB: 0 CS: 0	PA: 34
PITCHER	IP WLS BF H R ER SO BB IBB HBP BLK WP HR S P ERA WHIP																					
Jamie Moyer, L ERA: 5.5 (1, 1)	8.0 W 29 6 3 3 3 1 0 0 0 0 2 66 105 3.38 0.875																					
Jose Mesa, R ERA: 8.69 (9, 1)	1.0 5 1 0 0 1 1 0 0 0 0 0 10 19 0.00 2.000																					

Batter	1	2	3	4	5	6	7	8	9	AB	R	H	RBI	BB	SO	LOB	TOP			
Randy Winn, S OBP: 0.328, SLG: 0.392	F7		G6-4-3 1B		FC5 BB BB			G5-3		3	0	1	0	1	0	0	Tampa Bay Devil Rays @ Seattle Mariners The Kingdome, Seattle, WA Fri May 28 1999, 10:05 PM EDT Att: 25,421 - Dome - 72 F livebaseballscorecards.com			
Dave Martinez, L OBP: 0.395, SLG: 0.468	G5-3 1B		F8		4-1 BB BB			K		3	0	1	0	1	1					
Jose Canseco, R OBP: 0.374, SLG: 0.665	G5-3		G6-4-3		2-1 FC5			K		4	0	0	0	0	1	5				
Fred McGriff, L OBP: 0.440, SLG: 0.656	P7			L6		4-2 BB BB		G4-6-3 1B		3	0	1	0	1	0	1				
John Flaherty, R OBP: 0.304, SLG: 0.455		2-2 WP SF8 1B		G5-3		1-0 F7		F8		4	1	1	0	0	0	2				
Wade Boggs, L OBP: 0.311, SLG: 0.323		0-1 SF8 WP 1B		F8		0-0 G6-3		G4-6-3		4	0	1	0	0	0	2				
Paul Sorrento, L OBP: 0.357, SLG: 0.393		1-3 K			2-0 G6-3		1-2 G3			3	0	0	0	0	1	2				
Miguel Cairo, R OBP: 0.343, SLG: 0.368		1-2 SF8			4-1 BB WP BB		3-2 G6-3			1	0	0	1	1	0	0				
Kevin Stocker, S OBP: 0.396, SLG: 0.404		2-3 3-H L6			1 SAFE 1 SAFE F7		1-1 F8			3	0	0	0	0	0	2	AB 28 R 1 H 5 RBI 1 BB 4 SO 3 LOB 15 			
Inning Stats	R: 0 E: 0 K: 0 S: 8	H: 1 LOB: 1 BB: 0 P: 13	R: 1 E: 0 K: 1 S: 13	H: 2 LOB: 1 BB: 0 P: 17	R: 0 E: 0 K: 0 S: 5	H: 1 LOB: 0 BB: 0 P: 9	R: 0 E: 0 K: 0 S: 5	H: 0 LOB: 3 BB: 3 P: 10	R: 0 E: 0 K: 0 S: 4	H: 0 LOB: 0 BB: 1 P: 9	R: 0 E: 0 K: 0 S: 9	H: 0 LOB: 0 BB: 0 P: 14	R: 0 E: 0 K: 2 S: 8	H: 0 LOB: 0 BB: 0 P: 13	R: 0 E: 0 K: 0 S: 9	H: 1 LOB: 0 BB: 0 P: 13		1B: 5 2B: 0 3B: 0 HR: 0	SF: 1 SAC: 0 DP: 3 HBP: 0	WP: 2 PB: 0 SB: 0 CS: 0
PITCHER	IP WLS BF H R ER SO	IP WLS BF H R ER SO	IP WLS BF H R ER SO	IP WLS BF H R ER SO	IP WLS BF H R ER SO	IP WLS BF H R ER SO	IP WLS BF H R ER SO	IP WLS BF H R ER SO	IP WLS BF H R ER SO	IP WLS BF H R ER SO	IP WLS BF H R ER SO	IP WLS BF H R ER SO	IP WLS BF H R ER SO	IP WLS BF H R ER SO	IP WLS BF H R ER SO	IP WLS BF H R ER SO	ERA WHIP	ERA WHIP		
Freddy Garcia, R ERA: 4.28	5.0	W	21	4	1	1	1	3	0	0	0	0	2	0	38	75	1.80	1.400		
46 Jordan Zimmerman, L ERA: 4.28	2.0	H	6	0	0	0	0	1	0	0	0	0	0	0	13	23	0.00	0.500		
Jose Paniagua, R ERA: 2.7	2.0		6	1	0	0	2	0	0	0	0	0	0	0	17	26	0.00	0.500		


Batter	1	2	3	4	5	6	7	8	9	AB	R	H	RBI	BB	SO	LOB	BOTTOM			
Brian Hunter, R OBP: 0.310, SLG: 0.333	G4-3	K		P6	G6-3		F8			5	0	0	0	0	1	3	Tampa Bay Devil Rays @ Seattle Mariners The Kingdome, Seattle, WA Fri May 28 1999, 10:05 PM EDT Att: 25,421 - Dome - 72 F livebaseballscorecards.com			
Alex Rodriguez, R OBP: 0.494, SLG: 0.759	FC3-6 HR 1B	FC3-6 1B		FC4 BB		0-0 WP 1B		K		4	2	2	0	1	1	1				
Ken Griffey Jr., L OBP: 0.420, SLG: 0.680	HR 1B	F9		F7		4-0 1B E 1B IBB		F8		4	2	1	0	1	0	2				
Edgar Martinez, R OBP: 0.442, SLG: 0.533	P3		FC1-2 2B	FC4		1-2 E 1B		G4-3		5	0	2	1	0	0	3				
Butch Huskey, R OBP: 0.384, SLG: 0.605	HR		FC1-2 BB		K	F9		FC4-6 1B		4	1	2	3	1	1	2				
David Segui, S OBP: 0.332, SLG: 0.462	BB		FC1-2 1B		F9	F7		FC4-6		4	0	1	0	1	0	3				
Russ Davis, R OBP: 0.310, SLG: 0.540	BB		FC1-2 1B		FC1-2 HR	E9 1B		FC4-6		3	1	2	1	1	0	3				
David Bell, R OBP: 0.322, SLG: 0.533	P1		K		WP 2B	FC6-4 1B				4	0	1	0	0	1	7				
Dan Wilson, R OBP: 0.309, SLG: 0.344		FC3-6 BB	FC6-4				G5-3			2	0	0	0	2	0	3	AB 35 R 6 H 11 RBI 5 BB 7 SO 4 LOB 27 			
Inning Stats	R: 3 E: 0 K: 0 S: 26	H: 3 LOB: 2 BB: 2 P: 45	R: 0 E: 0 K: 1 S: 12	H: 0 LOB: 1 BB: 1 P: 22	R: 0 E: 0 K: 1 S: 16	H: 2 LOB: 3 BB: 1 P: 25	R: 0 E: 0 K: 0 S: 10	H: 0 LOB: 1 BB: 1 P: 17	R: 1 E: 0 K: 1 S: 14	H: 2 LOB: 2 BB: 1 P: 24	R: 2 E: 1 K: 0 S: 10	H: 3 LOB: 2 BB: 1 P: 19	R: 0 E: 0 K: 1 S: 9	H: 0 LOB: 0 BB: 0 P: 17	R: 0 E: 0 K: 0 S: 8	H: 1 LOB: 1 BB: 0 P: 9		1B: 7 2B: 2 3B: 0 HR: 2	SF: 0 SAC: 0 DP: 0 HBP: 0	WP: 2 PB: 0 SB: 0 CS: 0
PITCHER	IP WLS BF H R ER SO	IP WLS BF H R ER SO	IP WLS BF H R ER SO	IP WLS BF H R ER SO	IP WLS BF H R ER SO	IP WLS BF H R ER SO	IP WLS BF H R ER SO	IP WLS BF H R ER SO	IP WLS BF H R ER SO	IP WLS BF H R ER SO	IP WLS BF H R ER SO	IP WLS BF H R ER SO	IP WLS BF H R ER SO	IP WLS BF H R ER SO	IP WLS BF H R ER SO	IP WLS BF H R ER SO	ERA WHIP	ERA WHIP		
Wilson Alvarez, L ERA: 3.77	4.2	L	27	7	4	4	3	6	0	0	0	0	2	77	131	7.71	2.786			
Dave Elland, R ERA: 6.75	1.1		8	3	2	1	0	0	1	0	0	0	2	0	11	21	6.75	2.250		
Julio Santana, R ERA: 9.2	2.0		7	1	0	0	1	0	0	0	0	0	0	0	17	26	0.00	0.500		

Batter	1	2	3	4	5	6	7	8	9	AB	R	H	RBI	BB	SO	LOB	TOP					
Brady Anderson, L (1, 10) OBP: 0.410, SLG: 0.506	P2		P5			F9			G4-3	5	1	2	3	0	0	3						
Rich Amaral, R (1, 8) OBP: 0.385, SLG: 0.365 Harold Baines, L (9, FH) OBP: 0.376, SLG: 0.593	2B		K			2B			G4-3	4	0	2	0	0	1	1						
B.J. Surhoff, L (1, 7) OBP: 0.362, SLG: 0.529	K			G4-3	K				K2-3	5	0	1	0	0	3	3						
Albert Belle, R (1, 9) OBP: 0.403, SLG: 0.433	F8			G4-3	G6-3				G1-3	4	0	0	0	1	0	3						
Will Clark, L (1, 3) OBP: 0.383, SLG: 0.500		G4-3		G4-3		1B			F7	5	1	1	0	0	0	3						
Cal Ripken Jr., R (1, 5) OBP: 0.287, SLG: 0.472	F7				HR	1B			G6-3	4	1	2	1	0	0	0						
Delino DeShields, L (1, 4) OBP: 0.327, SLG: 0.366	G1				G6-3	1B			K	4	0	1	0	0	1	0						
Mike Bordick, R (1, 6) OBP: 0.312, SLG: 0.365			F7		HR	SF7			P4	2	1	0	1	1	0	0						
Charles Johnson, R (1, 2) OBP: 0.351, SLG: 0.534					HR	K			2B	4	2	3	0	0	1	2						
Inning Stats	R: 0 E: 0 K: 1 S: 8	H: 1 LOB: 1 BB: 0 P: 13	R: 0 E: 0 K: 0 S: 7	H: 0 LOB: 0 BB: 0 P: 8	R: 0 E: 0 K: 1 S: 10	H: 1 LOB: 1 BB: 0 P: 15	R: 0 E: 0 K: 0 S: 7	H: 0 LOB: 0 BB: 0 P: 11	R: 4 E: 0 K: 1 S: 14	H: 4 LOB: 1 BB: 1 P: 26	R: 1 E: 0 K: 1 S: 11	H: 3 LOB: 2 BB: 0 P: 14	R: 0 E: 0 K: 0 S: 7	H: 1 LOB: 0 BB: 0 P: 10	R: 0 E: 0 K: 1 S: 6	H: 0 LOB: 0 BB: 0 P: 9	R: 1 E: 0 K: 1 S: 17	H: 2 LOB: 2 BB: 1 P: 28	1B: 7 2B: 3 3B: 0 HR: 2	SF: 1 SAC: 0 DP: 0 HBP: 0	WP: 0 PB: 0 SB: 0 CS: 0	PA: 41
PITCHER	IP	WLS	BF	H	R	ER	SO	BB	IBB	HBP	BLK	WP	HR	S	P	ERA	WHIP					
Jamie Moyer, L (1, 1) ERA: 5.51	8.0	W	35	10	5	5	5	1	0	0	0	0	2	70	106	5.62	1.375					
Jose Paniagua, R (9, 1) ERA: 2.97	0.2		5	2	1	1	1	1	0	0	0	0	0	14	24	13.50	4.500					
Jose Mesa, R (9, 1) ERA: 8.14	0.1	S	1	0	0	0	0	0	0	0	0	0	0	3	4	0.00	0.000					

Baltimore Orioles @ Seattle Mariners
The Kingdome, Seattle, WA
Mon May 31 1999, 8:05 PM EDT
Att: 23,100 - Dome - 72 F

livebaseballscorecards.com

AB 38
R 6
H 12
RBI 6
BB 2
SO 6
LOB 16




Batter	1	2	3	4	5	6	7	8	9	AB	R	H	RBI	BB	SO	LOB	BOTTOM					
Brian Hunter, R (1, 7) OBP: 0.329, SLG: 0.361	CS	HR	F7		K				G4-3	5	1	2	1	0	1	3						
Alex Rodriguez, R (1, 6) OBP: 0.476, SLG: 0.826	K	HR	F8			HR			BB	4	2	2	4	1	1	3						
Ken Griffey Jr., L (1, 8) OBP: 0.418, SLG: 0.672	1B	HR			G3-1	K			L9	5	1	2	1	0	1	2						
Edgar Martinez, R (1, 10) OBP: 0.444, SLG: 0.527	K	BB			HR	BB			G6-3	3	1	1	0	2	1	1						
Butch Huskey, R (1, 9) OBP: 0.396, SLG: 0.622 Charles Gipson, R (8, PR) OBP: 0.357, SLG: 0.462	E5	P3			HR	BB			G1-6-3	4	2	2	2	1	0	1						
David Segui, S (1, 3) OBP: 0.332, SLG: 0.459	1B	BB	F8		G3	K			G1-6-3	4	1	0	0	1	1	3						
Russ Davis, R (1, 5) OBP: 0.309, SLG: 0.530	F9		1B		P5	G4-3				3	1	0	0	1	0	4						
David Bell, R (1, 4) OBP: 0.324, SLG: 0.529	HR	1B	F8		G5-3				G5-3	4	1	2	1	0	0	0						
Dan Wilson, R (1, 2) OBP: 0.329, SLG: 0.370	K	WP	1B		K	G4-3			2B	4	0	2	1	0	2	2						
Inning Stats	R: 0 E: 0 K: 2 S: 10	H: 2 LOB: 1 BB: 0 P: 12	R: 6 E: 1 K: 1 S: 27	H: 4 LOB: 1 BB: 2 P: 41	R: 1 E: 0 K: 0 S: 15	H: 2 LOB: 2 BB: 1 P: 27	R: 2 E: 0 K: 0 S: 8	H: 2 LOB: 0 BB: 0 P: 14	R: 0 E: 0 K: 2 S: 8	H: 0 LOB: 0 BB: 0 P: 13	R: 1 E: 0 K: 0 S: 15	H: 1 LOB: 2 BB: 2 P: 32	R: 0 E: 0 K: 0 S: 12	H: 1 LOB: 1 BB: 1 P: 21	R: 0 E: 0 K: 0 S: 9	H: 1 LOB: 1 BB: 0 P: 12	1B: 7 2B: 2 3B: 0 HR: 4	SF: 0 SAC: 0 DP: 1 HBP: 0	WP: 1 PB: 0 SB: 0 CS: 1	PA: 42		
PITCHER	IP	WLS	BF	H	R	ER	SO	BB	IBB	HBP	BLK	WP	HR	S	P	ERA	WHIP					
Sidney Ponson, R (1, 1) ERA: 4.37	4.0	L	25	10	9	3	3	3	0	0	0	0	1	33	64	3.38	1.875					
Mike Fetters, R (5, 1) ERA: 5.14	2.2		13	2	1	1	4	3	0	0	0	0	0	2	2	0.00	0.000					
Jesse Orosco, L (7, 1) ERA: 7.62	0.1		1	0	0	0	0	0	0	0	0	0	0	2	2	0.00	0.000					
Mike Timlin, R (8, 1) ERA: 4.26	1.0		3	1	0	0	0	0	0	0	0	0	0	9	12	0.00	1.000					

Baltimore Orioles @ Seattle Mariners
The Kingdome, Seattle, WA
Mon May 31 1999, 8:05 PM EDT
Att: 23,100 - Dome - 72 F

livebaseballscorecards.com

AB 36
R 10
H 13
RBI 10
BB 6
SO 7
LOB 19



Batter	1	2	3	4	5	6	7	8	9	AB	R	H	RBI	BB	SO	LOB	TOP							
Brady Anderson, L OBP: 0.417, SLG: 0.503	G4-3	F9				2B HBP	WP 1B	WP BB		3	3	1	1	2	0	2								
Delino DeShields, L OBP: 0.337, SLG: 0.396 Jeff Reboulet, R OBP: 0.366, SLG: 0.232	L5		G4-3 2B			2B	1B WP	FC WP	F8	3	2	2	0	0	0	0								
B.J. Surhoff, L OBP: 0.366, SLG: 0.531			G4-3			G4-3 1B	2B 1B	G5-3		5	2	2	3	1	0	3								
Albert Belle, R OBP: 0.401, SLG: 0.432 Rich Amaral, R OBP: 0.355, SLG: 0.365			K			G4-3	1B 2B	FC BB	F8	5	1	1	1	1	1	3								
Harold Baines, L OBP: 0.387, SLG: 0.593			G4-3			2B	1B	FC	WP 2B	5	2	3	3	1	0	3								
Will Clark, L OBP: 0.384, SLG: 0.493 Jeff Conine, R OBP: 0.344, SLG: 0.449					F8		F7	SF8		3	0	1	2	1	0	1								
Cal Ripken Jr., R OBP: 0.300, SLG: 0.495					G6-3			F9		6	1	3	3	0	0	4								
Mike Bordick, R OBP: 0.312, SLG: 0.361			K						F7	5	1	1	0	1	1	3								
Charles Johnson, R OBP: 0.340, SLG: 0.514			K			G6-3	K			5	0	0	0	0	3	7								
Inning Stats	R: 0 E: 0 K: 0 S: 8	H: 0 LOB: 1 BB: 1 P: 15	R: 1 E: 0 K: 2 S: 19	H: 2 LOB: 2 BB: 1 P: 30	R: 0 E: 0 K: 1 S: 9	H: 1 LOB: 1 BB: 0 P: 14	R: 0 E: 0 K: 0 S: 8	H: 0 LOB: 0 BB: 0 P: 11	R: 3 E: 0 K: 1 S: 14	H: 3 LOB: 1 BB: 0 P: 21	R: 6 E: 0 K: 1 S: 25	H: 7 LOB: 3 BB: 1 P: 42	R: 2 E: 0 K: 0 S: 11	H: 0 LOB: 2 BB: 3 P: 31	R: 0 E: 0 K: 1 S: 11	H: 0 LOB: 1 BB: 2 P: 19	R: 2 E: 0 K: 0 S: 8	H: 1 LOB: 1 BB: 2 P: 19	1B: 8 2B: 6 3B: 0 HR: 0	SF: 1 SAC: 0 DP: 0 HBP: 2	WP: 3 PB: 0 SB: 1 CS: 0	PA: 53		
PITCHER	IP	WLS	BF	H	R	ER	SO	BB	IBB	HBP	BLK	WP	HR	S	P	ERA	WHIP							
Freddy Garcia, R ERA: 4.75	5.1	L	27	8	6	6	4	2	0	1	0	0	0	65	101	10.12	1.875							
46 Jordan Zimmerman, L ERA: 7.71	0.0		6	5	4	4	0	0	0	1	0	1	0	13	21	∞	∞							
Rafael Carmona, R ERA: 4.0	0.2		3	0	0	0	0	1	0	0	0	0	0	5	11	0.00	1.500							
Mac Suzuki, R ERA: 9.0	2.2		16	1	4	4	1	6	0	0	0	2	0	29	67	13.50	2.625							
Frankie Rodriguez, R ERA: 1.8	0.1		1	0	0	0	0	0	0	0	0	0	0	1	2	0.00	0.000							

Baltimore Orioles @ Seattle Mariners
The Kingdome, Seattle, WA
Tue Jun 01 1999, 10:05 PM EDT
Att: 21,597 - Dome - 72 F

AB	41
R	14
H	14
RBI	13
BB	9
SO	5
LOB	27



Batter	1	2	3	4	5	6	7	8	9	AB	R	H	RBI	BB	SO	LOB	BOTTOM							
Brian Hunter, R OBP: 0.324, SLG: 0.354	P6			F8		G4-3		F8	F9	6	0	1	1	0	0	3								
Alex Rodriguez, R OBP: 0.477, SLG: 0.795		G1-6-3 1B					G6-3		K	4	1	1	0	2	1	2								
Ken Griffey Jr., L OBP: 0.419, SLG: 0.670 Charles Gipson, R OBP: 0.357, SLG: 0.462			G6-3				P6	G1-3		5	0	2	3	0	0	2								
Edgar Martinez, R OBP: 0.448, SLG: 0.550			K						2B	4	2	2	1	1	2	2								
Butch Huskey, R OBP: 0.396, SLG: 0.621						G6-3		L4		5	0	2	0	0	1	3								
David Segui, S OBP: 0.329, SLG: 0.458	G3		G4-3			G5-3		HR		5	1	1	1	0	0	4								
Russ Davis, R OBP: 0.317, SLG: 0.568						K				5	4	3	3	0	1	0								
David Bell, R OBP: 0.340, SLG: 0.532										1	2	1	0	4	0	0								
Dan Wilson, R OBP: 0.329, SLG: 0.391										3	1	1	2	0	0	2								
Inning Stats	R: 1 E: 0 K: 0 S: 16	H: 1 LOB: 2 BB: 2 P: 33	R: 1 E: 0 K: 0 S: 13	H: 2 LOB: 1 BB: 1 P: 20	R: 0 E: 0 K: 1 S: 12	H: 1 LOB: 1 BB: 0 P: 17	R: 2 E: 0 K: 2 S: 14	H: 1 LOB: 2 BB: 2 P: 28	R: 0 E: 0 K: 0 S: 6	H: 0 LOB: 0 BB: 0 P: 12	R: 0 E: 0 K: 0 S: 5	H: 1 LOB: 0 BB: 0 P: 8	R: 1 E: 0 K: 0 S: 16	H: 2 LOB: 1 BB: 0 P: 25	R: 1 E: 0 K: 0 S: 10	H: 2 LOB: 2 BB: 1 P: 19	R: 5 E: 0 K: 1 S: 15	H: 4 LOB: 0 BB: 1 P: 24	1B: 6 2B: 4 3B: 0 HR: 4	SF: 0 SAC: 2 DP: 2 HBP: 0	WP: 1 PB: 0 SB: 1 CS: 0	PA: 47		
PITCHER	IP	WLS	BF	H	R	ER	SO	BB	IBB	HBP	BLK	WP	HR	S	P	ERA	WHIP							
Juan Guzman, R ERA: 5.49	4.0		22	5	4	4	4	5	0	0	0	0	1	27	45	3.00	1.000							
Doug Johns, L ERA: 4.11	3.0	W	11	3	1	1	0	0	0	0	0	0	1	9	17	13.50	4.500							
Jason Johnson, R ERA: 9.31	0.2		5	2	1	1	0	1	0	0	0	0	0	1	2	0.00	0.000							
Jesse Orosco, L ERA: 7.43	0.1		1	0	0	0	0	0	0	0	0	0	0	1	2	0.00	0.000							
Mike Timlin, R ERA: 6.52	0.1		6	4	5	5	0	1	0	0	0	2	10	16	135.00	15.000								

Baltimore Orioles @ Seattle Mariners
The Kingdome, Seattle, WA
Tue Jun 01 1999, 10:05 PM EDT
Att: 21,597 - Dome - 72 F

AB	38
R	11
H	14
RBI	11
BB	7
SO	5
LOB	18



Batter	1	2	3	4	5	6	7	8	9	AB	R	H	RBI	BB	SO	LOB	TOP										
Brady Anderson, L (1, 8) OBP: 0.416, SLG: 0.503										4	1	1	0	1	2	2	Baltimore Orioles @ Seattle Mariners The Kingdome, Seattle, WA Wed Jun 02 1999, 10:35 PM EDT Att: 21,651 - Dome - 72 F										
Mike Bordick, R (1, 6) OBP: 0.323, SLG: 0.374										4	0	3	0	1	0	2											
B.J. Surhoff, L (1, 7) OBP: 0.364, SLG: 0.526										4	0	1	1	0	1	2											
Albert Belle, R (1, 9) OBP: 0.394, SLG: 0.422										4	0	0	0	0	0	2											
Jeff Conine, R (1, 3)										4	1	2	0	0	1	0											
Cal Ripken Jr., R (1, 5) OBP: 0.308, SLG: 0.495										4	0	2	0	0	1	0											
Rich Amaral, R (1, 10) Harold Baines, L (9, PH) OBP: 0.391, SLG: 0.596										3	0	1	1	0	1	2											
Jeff Reboulet, R (1, 4) Will Clark, L (9, PH) OBP: 0.379, SLG: 0.487										3	0	1	0	0	0	2											
Charles Johnson, R (1, 2) OBP: 0.338, SLG: 0.504										3	0	0	0	1	1	1											
Inning Stats	R: 0 E: 0 K: 1 S: 10	H: 1 LOB: 0 BB: 0 P: 14	R: 0 E: 0 K: 0 S: 11	H: 2 LOB: 1 BB: 0 P: 19	R: 1 E: 0 K: 1 S: 11	H: 1 LOB: 2 BB: 2 P: 26	R: 0 E: 0 K: 3 S: 9	H: 0 LOB: 0 BB: 0 P: 13	R: 0 E: 0 K: 0 S: 8	H: 3 LOB: 2 BB: 0 P: 11	R: 1 E: 0 K: 0 S: 14	H: 3 LOB: 1 BB: 0 P: 26	R: 0 E: 0 K: 2 S: 10	H: 1 LOB: 1 BB: 0 P: 17	R: 0 E: 0 K: 0 S: 8	H: 0 LOB: 0 BB: 0 P: 11		R: 0 E: 0 K: 0 S: 11	H: 1 LOB: 2 BB: 1 P: 20	1B: 9 2B: 3 3B: 0 HR: 0	SF: 0 SAC: 0 DP: 1 HBP: 0	WP: 0 PB: 0 SB: 0 CS: 2	PA: 40				
PITCHER	IP	WLS	BF	H	R	ER	SO	BB	IBB	HBP	BLK	WP	HR	S	P	ERA	WHIP										
John Halama, L (1, 1) ERA: 4.38	7.0		30	11	2	2	7	2	0	0	0	0	0	73	126	2.57	1.857										
Jose Paniagua, R (8, 1) ERA: 2.79	1.0	W	3	0	0	0	0	0	0	0	0	0	0	8	11	0.00	0.000										
Jose Mesa, R (9, 1) ERA: 7.77	1.0	S	5	1	0	0	0	1	0	0	0	0	0	11	20	0.00	2.000										

Batter	1	2	3	4	5	6	7	8	9	AB	R	H	RBI	BB	SO	LOB	BOTTOM										
Brian Hunter, R (1, 7) OBP: 0.319, SLG: 0.347										3	0	0	0	0	2	0	Baltimore Orioles @ Seattle Mariners The Kingdome, Seattle, WA Wed Jun 02 1999, 10:35 PM EDT Att: 21,651 - Dome - 72 F										
David Segui, S (8, PH) OBP: 0.332, SLG: 0.458										0	0	0	0	1	0	0											
Alex Rodriguez, R (1, 6) OBP: 0.476, SLG: 0.776										3	1	1	0	1	0	2											
Ken Griffey Jr., L (1, 8) OBP: 0.415, SLG: 0.667										4	1	1	2	0	0	3											
Edgar Martinez, R (1, 10) OBP: 0.449, SLG: 0.547										3	0	1	0	1	1	2											
Butch Huskey, R (1, 3) OBP: 0.392, SLG: 0.610										4	0	1	1	0	1	1											
Charles Gipson, R (8, PR) OBP: 0.357, SLG: 0.462										0	0	0	0	0	0	0											
John Mabry, L (1, 9) OBP: 0.299, SLG: 0.433										2	0	0	0	1	1	0											
Matt Mieske, R (8, PH) OBP: 0.432, SLG: 0.743										1	0	0	0	0	0	2											
Russ Davis, R (1, 5) OBP: 0.312, SLG: 0.558										3	0	0	0	0	1	2											
David Bell, R (1, 4) OBP: 0.339, SLG: 0.528										3	1	1	0	0	0	0											
Dan Wilson, R (1, 2) OBP: 0.331, SLG: 0.414										2	1	1	1	0	0	0											
Inning Stats	R: 0 E: 0 K: 2 S: 11	H: 1 LOB: 1 BB: 0 P: 16	R: 0 E: 0 K: 0 S: 7	H: 0 LOB: 0 BB: 1 P: 13	R: 0 E: 0 K: 1 S: 6	H: 0 LOB: 0 BB: 0 P: 11	R: 0 E: 0 K: 1 S: 14	H: 1 LOB: 1 BB: 1 P: 19	R: 0 E: 0 K: 0 S: 9	H: 0 LOB: 0 BB: 0 P: 15	R: 1 E: 1 K: 0 S: 11	H: 1 LOB: 1 BB: 0 P: 17	R: 0 E: 0 K: 2 S: 11	H: 0 LOB: 0 BB: 0 P: 16	R: 3 E: 0 K: 0 S: 14	H: 3 LOB: 2 BB: 2 P: 24	R: 0 E: 0 K: 0 S: 11	H: 0 LOB: 0 BB: 0 P: 11	1B: 4 2B: 2 3B: 0 HR: 1	SF: 0 SAC: 1 DP: 3 HBP: 0	WP: 0 PB: 0 SB: 0 CS: 0	PA: 33					
PITCHER	IP	WLS	BF	H	R	ER	SO	BB	IBB	HBP	BLK	WP	HR	S	P	ERA	WHIP										
35 Mike Mussina, R (1, 1) ERA: 4.26	7.2	L	32	6	4	4	6	4	0	0	0	0	0	82	130	4.70	1.304										
Jesse Orosco, L (8, 1) ERA: 7.24	0.1		1	0	0	0	0	0	0	0	0	0	0	1	1	0.00	0.000										

Batter	1	2	3	4	5	6	7	8	9	AB	R	H	RBI	BB	SO	LOB	TOP										
Brian Hunter, R OBP: 0.315, SLG: 0.337 (1, 7)										5	0	0	0	0	1	2											
Alex Rodriguez, R OBP: 0.457, SLG: 0.736 (1, 6)										3	0	0	0	1	1	0											
Ken Griffey Jr., L OBP: 0.417, SLG: 0.647 (1, 8)										3	0	1	0	1	0	0											
Edgar Martinez, R OBP: 0.443, SLG: 0.554 John Mabry, L OBP: 0.299, SLG: 0.421 (1, 3)										4	1	1	1	0	0	2											
Raul Ibanez, L OBP: 0.375, SLG: 0.391 (1, 9)										4	1	1	0	0	0	1											
Russ Davis, R OBP: 0.303, SLG: 0.533 (1, 5)										3	0	0	0	0	2	1											
Tom Lampkin, L OBP: 0.359, SLG: 0.509 (1, 2)										4	2	2	2	0	1	0											
David Bell, R OBP: 0.332, SLG: 0.505 (1, 4)										4	0	0	0	0	1	1											
Freddy Garcia, R OBP: 0.333, SLG: 0.333 Butch Huskey, R OBP: 0.405, SLG: 0.599 Jose Paniagua, R (9, 1)										3	0	1	1	0	0	0											
Inning Stats	R: 0 E: 0 K: 1 S: 8	H: 1 LOB: 0 BB: 0 P: 15	R: 0 E: 0 K: 0 S: 9	H: 0 LOB: 0 BB: 0 P: 13	R: 1 E: 0 K: 1 S: 11	H: 1 LOB: 0 BB: 0 P: 15	R: 0 E: 1 K: 0 S: 9	H: 0 LOB: 1 BB: 0 P: 14	R: 0 E: 0 K: 1 S: 8	H: 0 LOB: 2 BB: 0 P: 11	R: 0 E: 0 K: 0 S: 17	H: 0 LOB: 2 BB: 2 P: 30	R: 2 E: 1 K: 0 S: 9	H: 2 LOB: 1 BB: 0 P: 15	R: 1 E: 0 K: 1 S: 11	H: 2 LOB: 1 BB: 0 P: 18	R: 0 E: 0 K: 1 S: 8	H: 1 LOB: 1 BB: 0 P: 12	1B: 4 2B: 1 3B: 0 HR: 2	SF: 0 SAC: 1 DP: 0 HBP: 0	WP: 0 PB: 0 SB: 1 CS: 1	PA: 38					
PITCHER	IP	WLS	BF	H	R	ER	SO	BB	IBB	HBP	BLK	WP	HR	S	P	ERA	WHIP										
Andy Ashby, R ERA: 3.65 Donne Wall, R ERA: 3.0 (1, 1)	8.0	L	33	6	4	2	5	2	0	0	0	0	2	82	131	2.25	1.000										
Donne Wall, R ERA: 3.0 (9, 1)	1.0		4	1	0	0	1	0	0	0	0	0	0	8	12	0.00	1.000										

Seattle Mariners @ San Diego Padres
Qualcomm Stadium, San Diego, CA
Sun Jun 06 1999, 4:05 PM EDT
Att: 31,761 - Sunny - 72 F

AB 34
R 4
H 7
RBI 4
BB 2
SO 6
LOB 7



Batter	1	2	3	4	5	6	7	8	9	AB	R	H	RBI	BB	SO	LOB	BOTTOM										
Damian Jackson, R OBP: 0.322, SLG: 0.383 (1, 6)										3	0	2	1	1	0	0											
Mike Darr, L OBP: 0.368, SLG: 0.250 (1, 9)										4	0	0	0	0	1	4											
Dave Magadan, L OBP: 0.375, SLG: 0.378 (1, 5)										3	0	0	0	1	0	1											
John Vander Wal, L OBP: 0.396, SLG: 0.457 (1, 3)										4	0	1	0	0	1	1											
Phil Nevin, R OBP: 0.267, SLG: 0.436 (1, 2)										4	0	0	0	0	2	2											
Ruben Rivera, R OBP: 0.235, SLG: 0.391 (1, 8)										4	0	0	0	0	1	1											
Gary Matthews, S OBP: 0.500, SLG: 0.200 (1, 7)										2	1	1	0	1	0	0											
Ed Giovanola, L OBP: 0.351, SLG: 0.258 (1, 4)										3	0	0	0	0	1	2											
Andy Ashby, R OBP: 0.083, SLG: 0.087 Quirova Veras, S OBP: 0.343, SLG: 0.344 Donne Wall, R (9, 1)										2	0	0	0	0	0	2											
Inning Stats	R: 0 E: 0 K: 1 S: 8	H: 0 LOB: 0 BB: 0 P: 12	R: 0 E: 0 K: 2 S: 9	H: 0 LOB: 0 BB: 0 P: 13	R: 1 E: 1 K: 1 S: 10	H: 2 LOB: 1 BB: 0 P: 18	R: 0 E: 0 K: 0 S: 9	H: 1 LOB: 1 BB: 0 P: 13	R: 0 E: 0 K: 0 S: 7	H: 0 LOB: 2 BB: 2 P: 17	R: 0 E: 0 K: 1 S: 7	H: 0 LOB: 1 BB: 1 P: 16	R: 0 E: 0 K: 0 S: 7	H: 0 LOB: 0 BB: 0 P: 12	R: 0 E: 0 K: 0 S: 12	H: 1 LOB: 1 BB: 0 P: 18	R: 0 E: 0 K: 1 S: 6	H: 0 LOB: 0 BB: 0 P: 8	1B: 3 2B: 2 3B: 0 HR: 0	SF: 0 SAC: 0 DP: 1 HBP: 0	WP: 0 PB: 0 SB: 1 CS: 1	PA: 33					
PITCHER	IP	WLS	BF	H	R	ER	SO	BB	IBB	HBP	BLK	WP	HR	S	P	ERA	WHIP										
Freddy Garcia, R ERA: 4.22 Jose Paniagua, R ERA: 2.91 (1, 1)	8.0	W	30	4	1	0	5	3	0	0	0	0	0	70	119	0.00	0.875										
Jose Paniagua, R ERA: 2.91 (9, 1)	1.0	S	3	0	0	0	1	0	0	0	0	0	0	6	8	0.00	0.000										

Seattle Mariners @ San Diego Padres
Qualcomm Stadium, San Diego, CA
Sun Jun 06 1999, 4:05 PM EDT
Att: 31,761 - Sunny - 72 F

AB 30
R 1
H 4
RBI 1
BB 3
SO 6
LOB 13



Batter	1	2	3	4	5	6	7	8	9	AB	R	H	RBI	BB	SO	LOB	TOP										
Brian Hunter, R OBP: 0.313, SLG: 0.330 (1, 7)																											
Alex Rodriguez, R OBP: 0.476, SLG: 0.768 (1, 6)																											
Ken Griffey Jr., L OBP: 0.421, SLG: 0.670 (1, 8)																											
David Segui, S OBP: 0.338, SLG: 0.456 (1, 3)																											
Butch Huskey, R OBP: 0.401, SLG: 0.603 Matt Mieske, R OBP: 0.410, SLG: 0.703 (1, 9) (8, 9)																											
John Mabry, L OBP: 0.315, SLG: 0.434 (1, 5)																											
Tom Lampkin, L OBP: 0.362, SLG: 0.532 (1, 2)																											
Rafael Bourimigal, R OBP: 0.365, SLG: 0.500 (1, 4)																											
Frankie Rodriguez, R OBP: 0.333, SLG: 0.333 28 Ken Cloude, R (6, 1)																											
Inning Stats	R: 6 E: 1 K: 0 S: 20	H: 7 LOB: 1 BB: 0 P: 30	R: 0 E: 0 K: 1 S: 10	H: 0 LOB: 1 BB: 1 P: 20	R: 0 E: 0 K: 1 S: 12	H: 1 LOB: 1 BB: 0 P: 16	R: 1 E: 0 K: 1 S: 22	H: 1 LOB: 3 BB: 3 P: 44	R: 0 E: 0 K: 1 S: 5	H: 1 LOB: 0 BB: 1 P: 8	R: 1 E: 0 K: 0 S: 11	H: 2 LOB: 1 BB: 1 P: 19	R: 1 E: 0 K: 0 S: 14	H: 1 LOB: 0 BB: 0 P: 19	R: 1 E: 0 K: 1 S: 14	H: 2 LOB: 2 BB: 1 P: 23	R: 0 E: 0 K: 0 S: 6	H: 0 LOB: 0 BB: 0 P: 12	1B: 8 2B: 3 3B: 1 HR: 4	SF: 1 ZB: 3 SAC: 0 DP: 2 HBP: 1	WP: 2 PB: 0 SB: 2 CS: 0	PA: 46					
PITCHER	IP	WLS	BF	H	R	ER	SO	BB	IBB	HBP	BLK	WP	HR	S	P	ERA	WHIP										
Mark Brownson, R ERA: 7.36 (1, 1)	0.2	L	9	7	6	6	0	0	0	0	0	0	2	19	28	81.00	10.500										
Chuck McElroy, L ERA: 6.75 (1, 1)	2.1		9	1	0	0	2	1	0	0	0	0	0	23	38	0.00	0.857										
David Lee, R ERA: 7.04 (4, 1)	1.0		7	1	1	1	1	3	0	1	0	0	0	22	44	9.00	4.000										
Mike DeJean, R ERA: 7.0 (5, 1)	3.0		12	4	2	2	1	1	0	0	0	0	1	30	46	6.00	1.667										
Dave Veres, R ERA: 4.71 (8, 1)	2.0		9	2	1	1	1	1	0	0	0	2	1	20	35	4.50	1.500										
Darryl Hamilton, L OBP: 0.367, SLG: 0.392 (1, 8)																											
Neftali Perez, S OBP: 0.317, SLG: 0.426 (1, 6)																											
Larry Walker, L OBP: 0.443, SLG: 0.671 David Lee, R Mike DeJean, R Edgardo Clemente, R Dave Veres, R 7 Kurt Abbott, R (1, 9) (4, 1) (5, 1) (7, 9) (8, 1) (8, 9)																											
Dante Bichette, R OBP: 0.326, SLG: 0.486 (1, 7)																											
Vinny Castilla, R OBP: 0.347, SLG: 0.507 (1, 5)																											
17 Todd Helton, L OBP: 0.358, SLG: 0.489 (1, 3)																											
Lenny Harris, L OBP: 0.250, SLG: 0.260 (1, 4)																											
Jeff Reed, L OBP: 0.368, SLG: 0.385 (1, 2)																											
Mark Brownson, L Chuck McElroy, L Angel Echevarria, R (1, 1) (1, 1) (4, 9)																											
Inning Stats	R: 2 E: 0 K: 0 S: 15	H: 3 LOB: 1 BB: 1 P: 23	R: 0 E: 1 K: 0 S: 9	H: 1 LOB: 2 BB: 0 P: 13	R: 1 E: 0 K: 0 S: 7	H: 2 LOB: 1 BB: 0 P: 13	R: 0 E: 0 K: 2 S: 10	H: 1 LOB: 1 BB: 0 P: 16	R: 0 E: 0 K: 1 S: 12	H: 0 LOB: 2 BB: 1 P: 26	R: 0 E: 0 K: 0 S: 7	H: 0 LOB: 0 BB: 0 P: 11	R: 0 E: 0 K: 1 S: 8	H: 1 LOB: 1 BB: 0 P: 11	R: 2 E: 0 K: 0 S: 12	H: 2 LOB: 1 BB: 1 P: 17	R: 0 E: 0 K: 1 S: 9	H: 0 LOB: 0 BB: 0 P: 10	1B: 9 2B: 0 3B: 0 HR: 1	SF: 0 ZB: 0 SAC: 0 DP: 1 HBP: 0	WP: 0 PB: 0 SB: 0 CS: 0	PA: 41					
PITCHER	IP	WLS	BF	H	R	ER	SO	BB	IBB	HBP	BLK	WP	HR	S	P	ERA	WHIP										
Frankie Rodriguez, R ERA: 3.6 28 Ken Cloude, R ERA: 7.07 (1, 1) (6, 1)	5.0	W	25	7	3	3	3	2	0	0	0	0	0	53	91	5.40	1.800										
4.0	S	16	3	2	2	2	1	0	0	0	0	0	0	36	49	4.50	1.000										

Seattle Mariners @ Colorado Rockies
Coors Field, Denver, CO
Tue Jun 08 1999, 7:05 PM MDT
Att: 41,940 - Unknown - 83 F


AB 38
R 10
H 15
RBI 10
BB 6
SO 5
LOB 20



Seattle Mariners @ Colorado Rockies
Coors Field, Denver, CO
Tue Jun 08 1999, 7:05 PM MDT
Att: 41,940 - Unknown - 83 F

AB 38
R 5
H 10
RBI 5
BB 3
SO 5
LOB 17



Batter	1	2	3	4	5	6	7	8	9	AB R H RBI BB SO LOB	TOP											
David Bell, R (1.4) OBP: 0.332, SLG: 0.507	4-1 HR BB		2-1 G3		0-0 HR		2-2 G5-3		2-1 L7	4 2 1 1 1 0 1	Seattle Mariners @ Colorado Rockies Coors Field, Denver, CO Wed Jun 09 1999, 7:05 PM MDT Att. 40,671 - Overcast - 72 F											
Alex Rodriguez, R (1.6) OBP: 0.497, SLG: 0.740	0-0 F9		3-2 P4		0-0 G6-3		0-1 E5 3B		1-0 DI 1B	5 2 1 0 0 0 2												
Ken Griffey Jr., L (1.8) OBP: 0.420, SLG: 0.686	1-2 P3				3-3 K		2-1 G6-3 3B		3-1 F8	5 2 2 3 0 1 2												
Butch Huskey, R (1.7) OBP: 0.407, SLG: 0.622	1-0 HR				1-1 BB 1B G6-4-3 1B		1-2 G6-3		1-0 1B	5 2 3 4 0 0 0												
Matt Mieske, R (1.9) OBP: 0.405, SLG: 0.675	3-2 G6-3				1-1 G6-4-3 BB 1-2 1B		0-2 G5-3		1-2 G5-3	3 1 1 0 0 0 0 1 0												
John Mabry, L (7. PH) OBP: 0.333, SLG: 0.431					4-1 G6-4-3 BB		2-2 HR		0-0 FC3-6 1B	3 1 2 1 1 0 0												
Rafael Carmona, L (7.1) 46 Jordan Zimmerman, R (7.1)					0-0 G6-4-3		1-3 K		1-1 FC3-6	4 0 0 0 0 2 3												
David Segui, S (1.3) OBP: 0.346, SLG: 0.474					1-2 2-3 BB		1-3 K		1-1 FC3-6	4 0 1 1 0 1 1												
Russ Davis, R (1.5) OBP: 0.291, SLG: 0.510					0-0 G6-4-3		1-0 L9		2-3 K	2 0 0 0 0 2 1 0 0 0 0 0 0 0 2 1 1 0 0 0 1												
Dan Wilson, R (1.2) OBP: 0.323, SLG: 0.397					1-2 2-3 3-H 1B		0-0 E G5-3 3B 1B		0-1 F9													
Jeff Fassero, L (1.1) Mac Suzuki, R (5.1) Brian Hunter, R (7. PH) OBP: 0.314, SLG: 0.332					0-3 K																	
Inning Stats	R: 2 E: 0 K: 0 S: 10	H: 1 LOB: 0 BB: 1 P: 19	R: 0 E: 0 K: 1 S: 9	H: 0 LOB: 0 BB: 0 P: 12	R: 0 E: 0 K: 1 S: 8	H: 0 LOB: 0 BB: 0 P: 13	R: 3 E: 0 K: 1 S: 16	H: 4 LOB: 1 BB: 1 P: 29	R: 1 E: 0 K: 1 S: 9	H: 1 LOB: 0 BB: 0 P: 14	R: 1 E: 0 K: 1 S: 10	H: 1 LOB: 0 BB: 0 P: 14	R: 3 E: 1 K: 0 S: 15	H: 2 LOB: 0 BB: 0 P: 21	R: 0 E: 0 K: 1 S: 8	H: 1 LOB: 1 BB: 0 P: 11	R: 1 E: 0 K: 0 S: 6	H: 2 LOB: 1 BB: 0 P: 13	1B: 7 2B: 0 3B: 1 HR: 4	SF: 0 SAC: 0 DP: 1 HBP: 0	WP: 0 PB: 0 SB: 0 CS: 0	PA: 40
PITCHER	IP WLS BF H R ER SO BB IBB HBP BLK WP HR S P ERA WHIP											IP WLS BF H R ER SO BB IBB HBP BLK WP HR S P ERA WHIP										
Brian Bohanon, L (1.1) ERA: 5.12	6.1 W 28 8 8 8 5 2 0 0 0 0 0 4 66 107 11.37 1.579																					
Curt Leskanic, R (7.1) ERA: 5.04	1.2 8 2 2 0 1 0 0 0 0 0 0 0 19 26 0.00 1.200																					
Jerry Dipoto, R (9.1) ERA: 4.13	1.0 4 2 1 1 0 0 0 0 0 0 0 0 6 13 9.00 2.000																					

Batter	1	2	3	4	5	6	7	8	9	AB R H RBI BB SO LOB	BOTTOM											
Terry Shupert, R (1.4) OBP: 0.400, SLG: 0.933	1-1 F7		0-2 E5 7 BB E		1-3 K		1-1 F9		2-2 2B	5 1 1 0 0 1 1	Seattle Mariners @ Colorado Rockies Coors Field, Denver, CO Wed Jun 09 1999, 7:05 PM MDT Att. 40,671 - Overcast - 72 F											
Neftali Perez, S (1.6) OBP: 0.314, SLG: 0.421	1-2 G4-3		1-3 K		1-2 7 HR 1B		0-2 F8		1-1 G6-3	5 1 1 0 0 1 3												
7 Kurt Abbott, R (1.3) 17 Todd Helton, L (8.3) OBP: 0.356, SLG: 0.487	1-1 G5-3		4-1 FC6-4 1-2 2-3 BB		0-1 1-H HR		0-0 BB BB G4-3-6 1B		1-1 G6-3	3 2 2 2 1 0 0 1 0 0 0 0 0 0												
Dante Bichette, R (1.7) OBP: 0.328, SLG: 0.495			1-0 L7		2-0 FC6-4 WP 1-2 2-H 3-H HR		3-2 HR		4-0 G4-3-6 BB 1-2 1B BB	4 3 1 2 1 0 1												
Vinny Castilla, R (1.5) OBP: 0.353, SLG: 0.502			3-0 G6-3		4-0 HR BB		4-0 2B BB		4-2 G4-3-6 BB	2 2 0 0 3 0 0												
Angel Echevarria, R (1.9) OBP: 0.348, SLG: 0.633			1-0 HR		1-2 1-H 3-H HR		1-2 2-3 BB		0-0 G4-3-6	3 2 3 5 0 0 0 1 0 0 0 0 0 2												
Darryl Hamilton, L (7. PH) OBP: 0.360, SLG: 0.390					1-1 CS 2B		1-2 2-3 3-H 4-2		1-2 2-3 3-H 4-2													
Henry Blanco, R (1.2) OBP: 0.356, SLG: 0.442			3-2 F8		0-1 L9		0-0 1B HR BB		1-1 1B HR BB	3 1 0 0 1 0 1												
Edgard Clemente, R (1.8) OBP: 0.375, SLG: 0.600			1-0 HR		2-1 F7		2-2 P5		1-1 HR 1B	4 2 2 2 0 0 1												
Brian Bohanon, L (1.1) OBP: 0.182, SLG: 0.129			3-2 BB E FC6-4 1B		2-3 K		0-0 G4-3		1-1 1-H 2-H HR	3 1 1 0 0 1 0 1 1 1 3 0 0 0 0 0 0 0 0 0 0												
Curt Leskanic, R (7.1) OBP: 1.000, SLG: 4.000																						
Jerry Dipoto, R (9.1) ERA: 6.0																						
Inning Stats	R: 0 E: 0 K: 0 S: 7	H: 0 LOB: 0 BB: 0 P: 10	R: 1 E: 0 K: 0 S: 9	H: 1 LOB: 0 BB: 0 P: 17	R: 6 E: 2 K: 1 S: 21	H: 3 LOB: 0 BB: 2 P: 37	R: 0 E: 0 K: 2 S: 10	H: 0 LOB: 0 BB: 0 P: 15	R: 4 E: 0 K: 0 S: 15	H: 4 LOB: 0 BB: 1 P: 29	R: 0 E: 0 K: 0 S: 6	H: 0 LOB: 0 BB: 0 P: 7	R: 5 E: 0 K: 0 S: 17	H: 4 LOB: 1 BB: 3 P: 35	R: 0 E: 0 K: 0 S: 4	H: 0 LOB: 0 BB: 0 P: 8	1B: 4 2B: 2 3B: 0 HR: 6	SF: 0 SAC: 0 DP: 1 HBP: 0	WP: 1 PB: 0 SB: 0 CS: 1	PA: 41		
PITCHER	IP WLS BF H R ER SO BB IBB HBP BLK WP HR S P ERA WHIP											IP WLS BF H R ER SO BB IBB HBP BLK WP HR S P ERA WHIP										
Jeff Fassero, L (1.1) ERA: 7.0	4.0 L 21 6 9 4 3 2 0 0 0 0 0 1 4 52 85 9.00 2.000																					
Mac Suzuki, R (5.1) ERA: 9.0	2.0 8 2 2 2 0 1 0 0 0 0 0 1 16 30 9.00 1.500																					
Rafael Carmona, R (7.1) ERA: 8.1	0.2 8 4 5 5 0 3 0 0 0 0 0 1 15 32 67.50 10.500																					
46 Jordan Zimmerman, L (7.1) ERA: 6.0	1.1 4 0 0 0 0 0 0 0 0 0 0 0 6 11 0.00 0.000																					

Batter	1	2	3	4	5	6	7	8	9	AB	R	H	RBI	BB	SO	LOB	TOP				
F.P. Santangelo, S (1, 8) OBP: 0.434, SLG: 0.388 Marvin Benard, L (9, PH) OBP: 0.340, SLG: 0.379	G5-3	G5-3			G6-3		G1-3		1-2 2-3 1B	4	0	0	0	0	0	2					
Bill Mueller, S (1, 5) OBP: 0.350, SLG: 0.337	G6-3		F9		G4-3		F8	G1-2-3	5	0	0	0	0	0	0	3					
Barry Bonds, L (1, 7) OBP: 0.467, SLG: 0.702	1B BB		P2						2	0	0	0	2	1	0						
Jeff Kent, R (1, 4) OBP: 0.367, SLG: 0.480	1-2 1B		G5-3		F9		F9	1B 2B	4	1	2	0	0	0	1						
Charlie Hayes, R (1, 10) OBP: 0.262, SLG: 0.252	P6				F9		F9	2H 1B	4	0	1	1	0	1	3						
Stan Javier, S (1, 9) OBP: 0.380, SLG: 0.433		HR 2B			F9		2B 1B		4	1	2	0	0	1	1						
J.T. Snow, L (1, 3) OBP: 0.378, SLG: 0.445		HR			G4-3		1-3 2B	F7	4	1	2	2	0	0	0		AB 35				
Rich Aurilia, R (1, 6) OBP: 0.357, SLG: 0.500	P3				F8		F7	1B BB G1-2-3 1B	4	0	1	0	0	0	2		R 3				
Scott Servais, R (1, 2) OBP: 0.327, SLG: 0.427 Brent Mayne, L (9, PH) OBP: 0.408, SLG: 0.476	P5						P2	1B	3	0	0	0	0	1	2		H 9				
								BB	0	0	0	0	1	0	0		RBI 3				
																	BB 3				
																	SO 4				
																	LOB 14				
Inning Stats	R: 0 E: 0 K: 0 S: 11	H: 1 LOB: 2 BB: 1 P: 21	R: 2 E: 0 K: 0 S: 12	H: 2 LOB: 0 BB: 0 P: 20	R: 0 E: 0 K: 0 S: 5	H: 0 LOB: 0 BB: 0 P: 6	R: 0 E: 0 K: 1 S: 6	H: 0 LOB: 0 BB: 0 P: 8	R: 0 E: 0 K: 0 S: 7	H: 0 LOB: 1 BB: 1 P: 10	R: 0 E: 0 K: 0 S: 11	H: 2 LOB: 2 BB: 0 P: 15	R: 1 E: 0 K: 2 S: 12	H: 2 LOB: 1 BB: 0 P: 22	R: 0 E: 0 K: 0 S: 7	H: 2 LOB: 2 BB: 1 P: 16	1B: 5 2B: 3 HR: 1	SF: 0 SAC: 0 DP: 1 HBP: 0	WP: 0 PB: 0 SB: 1 CS: 0	PA: 38	
PITCHER	IP	WLS	BF	H	R	ER	SO	BB	IBB	HBP	BLK	WP	HR	S	P	ERA	WHIP				
Jamie Moyer, L (1, 1) ERA: 5.09	7.2	W	32	7	3	3	3	2	0	0	0	0	1	70	111	3.52	1.174				
Jose Paniagua, R (8, 1) ERA: 2.5	0.2		5	2	0	0	1	1	0	0	0	0	0	9	19	0.00	4.500				
Jose Mesa, R (9, 1) ERA: 7.2	0.2	S	1	0	0	0	0	0	0	0	0	0	0	2	4	0.00	0.000				

San Francisco Giants @ Seattle Mariners
The Kingdome, Seattle, WA
Fri Jun 11 1999, 10:05 PM EDT
Att: 29,527 - Dome - 72 F

AB	35
R	3
H	9
RBI	3
BB	3
SO	4
LOB	14



Batter	1	2	3	4	5	6	7	8	9	AB	R	H	RBI	BB	SO	LOB	BOTTOM				
Brian Hunter, R (1, 7) OBP: 0.313, SLG: 0.330	P3			SF9 S 1B		FC5-4 S 1-2				4	0	1	0	0	0	2					
Alex Rodriguez, R (1, 6) OBP: 0.480, SLG: 0.725	HR HBP	P9		SF9		L8				2	1	0	1	0	0	1					
Ken Griffey Jr., L (1, 8) OBP: 0.418, SLG: 0.679	F8	G4-3		G3		G6-3 G6-3 1B				4	0	1	0	0	0	2					
Edgar Martinez, R (1, 10) OBP: 0.445, SLG: 0.565	HR	1B				G6-3				4	1	2	2	0	1	2					
Butch Huskey, R (1, 9) OBP: 0.403, SLG: 0.610 John Mabry, L (9, 9) OBP: 0.313, SLG: 0.431	BB 1B BB			P4		G6-3				3	1	0	0	1	1	2					
David Segui, S (1, 3) OBP: 0.348, SLG: 0.475	BB 1B			F7		F7				4	1	2	0	0	0	1					
Russ Davis, R (1, 5) OBP: 0.290, SLG: 0.503	1B 2B BB			G6-3		F8		G6-3		3	1	0	0	1	0	0					
David Bell, R (1, 4) OBP: 0.335, SLG: 0.507	BB 1B			F9		FC5-4 1B		F9		4	1	2	2	0	0	0					
Dan Wilson, R (1, 2) OBP: 0.327, SLG: 0.413	1H 2H			1B SF9 2B		B2		P9		4	1	2	2	0	0	1					
Inning Stats	R: 6 E: 0 K: 0 S: 18	H: 4 LOB: 1 BB: 2 P: 37	R: 0 E: 0 K: 1 S: 17	H: 1 LOB: 0 BB: 0 P: 23	R: 0 E: 0 K: 0 S: 3	H: 1 LOB: 0 BB: 0 P: 8	R: 1 E: 0 K: 1 S: 15	H: 2 LOB: 1 BB: 0 P: 23	R: 0 E: 0 K: 0 S: 7	H: 0 LOB: 0 BB: 0 P: 11	R: 0 E: 0 K: 0 S: 7	H: 1 LOB: 1 BB: 0 P: 9	R: 0 E: 0 K: 0 S: 10	H: 1 LOB: 1 BB: 0 P: 16	R: 0 E: 0 K: 0 S: 11	H: 0 LOB: 0 BB: 0 P: 19	1B: 7 2B: 2 3B: 0 HR: 1	SF: 1 SAC: 0 DP: 0 HBP: 1	WP: 0 PB: 0 SB: 2 CS: 0	PA: 36	
PITCHER	IP	WLS	BF	H	R	ER	SO	BB	IBB	HBP	BLK	WP	HR	S	P	ERA	WHIP				
Mark Gardner, R (1, 1) ERA: 8.31	6.0	L	29	9	7	7	2	2	0	1	0	0	0	10	16	10.50	1.833				
Julian Tavarez, R (7, 1) ERA: 7.71	1.0		4	1	0	0	0	0	0	0	0	0	0	10	16	0.00	1.000				
Jerry Spradlin, R (8, 1) ERA: 5.63	1.0		3	0	0	0	0	0	0	0	0	0	0	11	19	0.00	0.000				

San Francisco Giants @ Seattle Mariners
The Kingdome, Seattle, WA
Fri Jun 11 1999, 10:05 PM EDT
Att: 29,527 - Dome - 72 F

AB	32
R	7
H	10
RBI	7
BB	2
SO	2
LOB	11



Batter	1	2	3	4	5	6	7	8	9	AB	R	H	RBI	BB	SO	LOB	TOP					
F.P. Santangelo, S OBP: 0.441, SLG: 0.416 (1, 8)	G6-3		3B		G6-4-3 BB		K	1B		4	0	2	1	1	1	0	San Francisco Giants @ Seattle Mariners The Kingdome, Seattle, WA Sun Jun 13 1999, 3:35 PM EDT Att: 33,500 - Dome - 72 F					
Bill Mueller, S OBP: 0.375, SLG: 0.354 (1, 5)	1B		K		G6-4-3 1-2			1B		5	1	3	0	0	1	3						
Armando Rios, L OBP: 0.375, SLG: 0.459 (1, 9)	F8		K			K2-3		1B	1B	5	2	2	0	0	2	2						
Jeff Kent, R OBP: 0.382, SLG: 0.513 (1, 4)	BB				K			K	F8	4	1	1	0	1	2	3						
Stan Javier, S OBP: 0.379, SLG: 0.435 (1, 7)	G5-3				F9			E1	BB	5	1	2	1	0	0	4						
Charlie Hayes, R OBP: 0.257, SLG: 0.247 Barry Bonds, L OBP: 0.449, SLG: 0.630 (8, PH)	F8				K			1B	1B	3	0	0	0	0	1	1						
J.T. Snow, L OBP: 0.385, SLG: 0.447 (1, 3)	K				G4-3			1B	SF8-3-5	4	1	1	3	0	2	1						
Rich Aurilia, R OBP: 0.359, SLG: 0.493 (1, 6)	F8				E			1B	1B	3	1	1	0	1	0	0						
Scott Servais, R OBP: 0.328, SLG: 0.434 Brent Mayne, L OBP: 0.403, SLG: 0.473 (8, PH)	F7				F7			1B	1B	3	0	1	1	0	0	0						
Aaron Scheffer, R ERA: 9.0 (8, 2)	F7				G4-3			SF7		0	0	0	1	0	0	0						
Inning Stats	R: 0 E: 0 K: 0 S: 11	H: 1 LOB: 2 BB: 1 P: 18	R: 0 E: 0 K: 1 S: 5	H: 0 LOB: 0 BB: 0 P: 7	R: 0 E: 0 K: 2 S: 10	H: 1 LOB: 1 BB: 0 P: 15	R: 0 E: 0 K: 2 S: 7	H: 0 LOB: 0 BB: 0 P: 10	R: 1 E: 1 K: 0 S: 6	H: 1 LOB: 1 BB: 2 P: 20	R: 1 E: 0 K: 1 S: 10	H: 2 LOB: 1 BB: 0 P: 15	R: 0 E: 0 K: 1 S: 6	H: 0 LOB: 0 BB: 0 P: 8	R: 5 E: 1 K: 1 S: 27	H: 6 LOB: 2 BB: 1 P: 42	R: 1 E: 0 K: 0 S: 6	H: 2 LOB: 1 BB: 1 P: 10	1B: 9 2B: 4 3B: 1 HR: 0	SF: 2 SAC: 0 DP: 2 HBP: 0	WP: 0 PB: 0 SB: 0 CS: 0	PA: 43
PITCHER	IP	WLS	BF	H	R	ER	SO	BB	IBB	HBP	BLK	WP	HR	S	P	ERA	WHIP					
John Halama, L ERA: 3.78 (1, 1)	6.0		25	5	2	1	7	3	0	0	0	0	0	49	85	1.50	1.333					
Jose Paniagua, R ERA: 3.19 (7, 1)	1.1	L	8	2	4	3	2	1	0	0	0	0	0	17	27	20.25	2.250					
Jose Mesa, R ERA: 7.36 (8, 1)	0.2	B	5	4	1	0	0	0	0	0	0	0	0	16	23	0.00	6.000					
Aaron Scheffer, R ERA: 9.0 (9, 1)	1.0		5	2	1	1	0	1	0	0	0	0	0	6	10	9.00	3.000					

Batter	1	2	3	4	5	6	7	8	9	AB	R	H	RBI	BB	SO	LOB	BOTTOM					
Brian Hunter, R OBP: 0.321, SLG: 0.340 (1, 7)	G4-3		K		E9 WP BB		1B			4	2	2	0	1	1	0	San Francisco Giants @ Seattle Mariners The Kingdome, Seattle, WA Sun Jun 13 1999, 3:35 PM EDT Att: 33,500 - Dome - 72 F					
Alex Rodriguez, R OBP: 0.455, SLG: 0.703 (1, 6)	F8		K		BB		1B		BB	4	0	1	0	1	2	2						
Ken Griffey Jr., L OBP: 0.417, SLG: 0.670 (1, 8)	P6				G3		BB		F8	4	0	1	1	1	0	2						
Edgar Martinez, R OBP: 0.451, SLG: 0.558 (1, 10)	F8				PB		BB		G6-3	3	0	0	1	2	1	4						
Butch Huskey, R OBP: 0.395, SLG: 0.605 Matt Mieske, R OBP: 0.405, SLG: 0.675 (8, 9)	2B				F8		K		L7	3	1	0	0	1	1	6						
David Segui, S OBP: 0.348, SLG: 0.471 (1, 3)	2B				K		G4-3		L7	4	0	1	1	0	1	1						
John Mabry, L OBP: 0.305, SLG: 0.418 (1, 5)	K				G3		G3		K	4	0	0	0	0	2	1						
David Bell, R OBP: 0.331, SLG: 0.513 (1, 4)	F9				G6-3		K		F7	4	0	0	0	0	1	1						
Tom Lampkin, L OBP: 0.359, SLG: 0.521 (1, 2)	K				E		G6-3		F8	4	1	2	0	0	1	0						
Inning Stats	R: 0 E: 0 K: 0 S: 9	H: 0 LOB: 0 BB: 0 P: 13	R: 1 E: 0 K: 1 S: 18	H: 1 LOB: 1 BB: 1 P: 31	R: 0 E: 0 K: 3 S: 9	H: 0 LOB: 0 BB: 0 P: 14	R: 0 E: 0 K: 1 S: 7	H: 0 LOB: 1 BB: 1 P: 14	R: 2 E: 1 K: 1 S: 15	H: 2 LOB: 3 BB: 3 P: 31	R: 0 E: 0 K: 1 S: 7	H: 0 LOB: 0 BB: 0 P: 12	R: 1 E: 0 K: 1 S: 17	H: 3 LOB: 2 BB: 0 P: 25	R: 0 E: 0 K: 1 S: 7	H: 0 LOB: 0 BB: 0 P: 11		R: 0 E: 0 K: 1 S: 9	H: 1 LOB: 2 BB: 1 P: 16	1B: 5 2B: 2 3B: 0 HR: 0	SF: 0 SAC: 0 DP: 0 HBP: 0	WP: 1 PB: 1 SB: 1 CS: 0
PITCHER	IP	WLS	BF	H	R	ER	SO	BB	IBB	HBP	BLK	WP	HR	S	P	ERA	WHIP					
Russ Ortiz, R ERA: 3.38 (1, 1)	6.1		29	5	4	4	7	5	0	0	0	0	0	74	128	5.68	1.579					
Rich Rodriguez, L ERA: 3.32 (7, 1)	0.0		1	1	0	0	0	0	0	0	0	0	0	1	1	∞	∞					
Julian Tavarez, R ERA: 7.45 (7, 1)	0.2	W	2	0	0	0	1	0	0	0	0	0	0	7	11	0.00	0.000					
John Johnstone, R ERA: 1.87 (8, 1)	1.0	H	3	0	0	0	1	0	0	0	0	0	0	7	11	0.00	0.000					
Robb Nen, R ERA: 2.97 (9, 1)	1.0		5	1	0	0	1	1	0	0	0	0	0	9	16	0.00	2.000					



Batter	1	2	3	4	5	6	7	8	9	AB	R	H	RBI	BB	SO	LOB	TOP										
Brian Hunter, R OBP: 0.328, SLG: 0.360 (1, 7)										5	2	3	2	0	0	2											
Alex Rodriguez, R OBP: 0.446, SLG: 0.681 (1, 6)										5	1	1	1	0	2	2											
Ken Griffey Jr., L OBP: 0.413, SLG: 0.660 (1, 8)										5	0	1	0	0	1	3											
Butch Huskey, R OBP: 0.400, SLG: 0.598 (1, 10)										2	0	0	0	3	1	1											
David Segui, S OBP: 0.353, SLG: 0.472 (1, 3)										4	0	2	0	1	0	3											
Raul Ibanez, L OBP: 0.379, SLG: 0.393 (1, 9)										5	1	2	0	0	1	5											
John Mabry, L OBP: 0.308, SLG: 0.432 (1, 5)										5	2	2	0	0	1	2											
David Bell, R OBP: 0.326, SLG: 0.504 (1, 4)										4	0	0	1	0	0	2											
Tom Lampkin, L OBP: 0.378, SLG: 0.527 (1, 2)										3	1	2	1	0	0	0											
Inning Stats	R: 1 E: 0 K: 2 S: 16	H: 2 LOB: 2 BB: 1 P: 30	R: 0 E: 0 K: 1 S: 6	H: 0 LOB: 0 BB: 0 P: 11	R: 0 E: 0 K: 1 S: 10	H: 1 LOB: 2 BB: 1 P: 19	R: 5 E: 1 K: 1 S: 24	H: 5 LOB: 2 BB: 1 P: 42	R: 1 E: 0 K: 0 S: 9	H: 2 LOB: 0 BB: 0 P: 14	R: 0 E: 0 K: 0 S: 7	H: 0 LOB: 0 BB: 0 P: 14	R: 0 E: 0 K: 0 S: 6	H: 1 LOB: 0 BB: 0 P: 9	R: 0 E: 0 K: 0 S: 8	H: 0 LOB: 1 BB: 0 P: 14	R: 0 E: 0 K: 1 S: 15	H: 2 LOB: 2 BB: 1 P: 27	1B: 10 2B: 3 3B: 0 HR: 1	SF: 0 SAC: 0 DP: 3 HBP: 1	WP: 0 PB: 0 SB: 1 CS: 1	PA: 43					
PITCHER	IP	WLS	BF	H	R	ER	SO	BB	IBB	HBP	BLK	WP	HR	S	P	ERA	WHIP										
Nelson Cruz, R ERA: 4.24 (1, 1)	4.1		26	9	7	5	5	3	0	0	0	0	1	62	110	10.38	2.769										
Will Brunson, L ERA: 7.36 (5, 1)	1.1		4	1	0	0	0	0	0	0	0	0	0	7	14	0.00	0.750										
Bryce Florie, R ERA: 4.4 (6, 1)	2.1		8	1	0	0	0	0	0	1	0	0	0	17	29	0.00	0.429										
C.J. Nitkowski, L ERA: 5.56 (9, 1)	0.0		1	1	0	0	0	0	0	0	0	0	0	3	5	∞	∞										
Masao Kida, R ERA: 5.5 (9, 1)	1.0	W	4	1	0	0	1	1	0	0	0	0	0	12	22	0.00	2.000										

Seattle Mariners @ Detroit Tigers
Tiger Stadium, Detroit, MI
Mon Jun 14 1999, 7:05 PM EDT
Att: 17,291 - Cloudy - 75 F

AB	38
R	7
H	13
RBI	5
BB	4
SO	6
LOB	20



Batter	1	2	3	4	5	6	7	8	9	AB	R	H	RBI	BB	SO	LOB	BOTTOM										
Gregg Jefferies, S OBP: 0.276, SLG: 0.335 (1, 10)										5	1	1	0	0	0	1											
Brad Ausmus, R OBP: 0.386, SLG: 0.448 (1, 2)										3	2	1	1	2	0	1											
Juan Encarnacion, R OBP: 0.317, SLG: 0.494 (1, 7)										5	0	0	0	0	3	3											
Dean Palmer, R OBP: 0.348, SLG: 0.560 (1, 5)										4	1	1	2	1	0	1											
Tony Clark, S OBP: 0.314, SLG: 0.391 (1, 3)										4	0	3	1	1	0	0											
Damion Easley, R OBP: 0.351, SLG: 0.448 (1, 4)										3	1	1	0	1	0	2											
Bobby Higginson, L OBP: 0.362, SLG: 0.418 (1, 9)										4	1	1	0	0	0	3											
Gabe Kapler, R OBP: 0.327, SLG: 0.481 (1, 8)										3	2	2	4	1	0	2											
Deivi Cruz, R OBP: 0.247, SLG: 0.316 (1, 6)										3	0	0	0	0	0	0											
Inning Stats	R: 0 E: 0 K: 0 S: 6	H: 0 LOB: 0 BB: 0 P: 9	R: 0 E: 0 K: 0 S: 11	H: 1 LOB: 2 BB: 1 P: 22	R: 1 E: 0 K: 1 S: 9	H: 2 LOB: 1 BB: 0 P: 14	R: 3 E: 0 K: 0 S: 12	H: 3 LOB: 0 BB: 0 P: 21	R: 2 E: 0 K: 0 S: 11	H: 2 LOB: 1 BB: 1 P: 20	R: 0 E: 0 K: 0 S: 8	H: 0 LOB: 1 BB: 1 P: 13	R: 0 E: 0 K: 1 S: 12	H: 0 LOB: 1 BB: 1 P: 19	R: 1 E: 0 K: 0 S: 9	H: 1 LOB: 0 BB: 0 P: 11	R: 1 E: 0 K: 1 S: 9	H: 1 LOB: 2 BB: 2 P: 18	1B: 5 2B: 2 3B: 0 HR: 3	SF: 0 SAC: 1 DP: 0 HBP: 0	WP: 0 PB: 0 SB: 0 CS: 0	PA: 41					
PITCHER	IP	WLS	BF	H	R	ER	SO	BB	IBB	HBP	BLK	WP	HR	S	P	ERA	WHIP										
Jeff Fassero, L ERA: 7.23 (1, 1)	5.0		25	8	6	6	1	2	0	0	0	0	1	38	61	5.40	1.800										
28 Ken Cloude, R ERA: 7.24 (6, 1)	3.1	L	16	2	2	2	2	4	0	0	0	0	0	38	61	5.40	1.800										

Seattle Mariners @ Detroit Tigers
Tiger Stadium, Detroit, MI
Mon Jun 14 1999, 7:05 PM EDT
Att: 17,291 - Cloudy - 75 F

AB	34
R	8
H	10
RBI	8
BB	6
SO	3
LOB	13



Batter	1	2	3	4	5	6	7	8	9	AB	R	H	RBI	BB	SO	LOB	TOP																			
Brian Hunter, R OBP: 0.330, SLG: 0.363 (1, 8)	G6-3			HR	P3			G4-3		4	1	2	0	0	0	0	Seattle Mariners @ Detroit Tigers Tiger Stadium, Detroit, MI Tue Jun 15 1999, 7:05 PM EDT Att: 16,659 - Cloudy - 64 F																			
Alex Rodriguez, R OBP: 0.441, SLG: 0.664 (1, 6)	G5-3			HR	P3			G4-3		3	1	0	0	1	0	1																				
Ken Griffey Jr., L OBP: 0.414, SLG: 0.668 (1, 10)	G4-3			HR	K					3	1	1	3	1	1	0																				
Butch Huskey, R OBP: 0.397, SLG: 0.590 Raul Ibanez, L OBP: 0.379, SLG: 0.393 Jose Mesa, R (9, 1)		G4-3		1B	1B	G6-3		K		4	1	1	0	0	1	2																				
David Segui, S OBP: 0.351, SLG: 0.468 (1, 3)		G3-1		1B	1B	G4-3		G4-3		0	0	0	0	0	0	0																				
John Mabry, L OBP: 0.301, SLG: 0.420 (1, 9)		G4-3		K	K	F8				4	1	1	0	0	0	2																				
Russ Davis, R OBP: 0.288, SLG: 0.490 (1, 5)			K	K	K		G4-3		K	4	0	0	0	0	3	3																				
David Bell, R OBP: 0.324, SLG: 0.509 (1, 4)			G5-3	3B	G6-3		G6-3		L5	4	0	1	2	0	0	1																				
Dan Wilson, R OBP: 0.320, SLG: 0.402 (1, 2)			G4-3	F8	F8		K		L4	4	0	0	0	0	1	2																				
Inning Stats	R: 0 E: 0 K: 0 S: 9	H: 0 LOB: 0 BB: 0 P: 11	R: 0 E: 0 K: 0 S: 8	H: 0 LOB: 0 BB: 0 P: 12	R: 0 E: 0 K: 1 S: 8	H: 0 LOB: 0 BB: 0 P: 10	R: 5 E: 0 K: 2 S: 19	H: 5 LOB: 1 BB: 1 P: 35	R: 0 E: 0 K: 1 S: 9	H: 0 LOB: 0 BB: 0 P: 14	R: 0 E: 0 K: 0 S: 12	H: 0 LOB: 0 BB: 0 P: 17	R: 0 E: 0 K: 1 S: 7	H: 0 LOB: 0 BB: 0 P: 9	R: 0 E: 0 K: 1 S: 12	H: 1 LOB: 2 BB: 1 P: 22	R: 0 E: 1 K: 1 S: 12	H: 0 LOB: 0 BB: 0 P: 21	1B: 4 2B: 0 3B: 1 HR: 1	SF: 0 SAC: 0 DP: 0 HBP: 0	WP: 0 PB: 0 SB: 2 CS: 0	PA: 36														
PITCHER	IP	WLS	BF	H	R	ER	SO	BB	IBB	HBP	BLK	WP	HR	S	P	ERA	WHIP	PITCHER		IP	WLS	BF	H	R	ER	SO	BB	IBB	HBP	BLK	WP	HR	S	P	ERA	WHIP
Brian Moehler, R ERA: 4.9	(1, 1)	7.1	L	30	6	5	5	5	1	1	0	0	0	1	80	124	6.14	0.955																		
Masao Kida, R ERA: 5.25	(8, 1)	1.2		6	0	0	0	2	0	0	0	0	0	0	16	27	0.00	0.000																		

Batter	1	2	3	4	5	6	7	8	9	AB	R	H	RBI	BB	SO	LOB	BOTTOM																				
Luis Polonia, L OBP: 0.433, SLG: 0.638 (1, 10)	G6-3		G6-3		HR		L6		G6-3	5	1	1	1	0	0	0	Seattle Mariners @ Detroit Tigers Tiger Stadium, Detroit, MI Tue Jun 15 1999, 7:05 PM EDT Att: 16,659 - Cloudy - 64 F																				
Brad Ausmus, R OBP: 0.381, SLG: 0.441 (1, 2)	G6-4-3		K		K		G3		L9	5	0	1	0	0	2	0																					
Juan Encarnacion, R OBP: 0.323, SLG: 0.452 (1, 7)	G6-4-3		S		K			2B	1B	3	1	1	0	0	1	1																					
Dean Palmer, R OBP: 0.349, SLG: 0.556 (1, 5)		HBP	F9		K		FC4-6		1B	5	1	2	0	0	2	2																					
Tony Clark, S OBP: 0.321, SLG: 0.395 (1, 3)		FC4-6		F9		FC6-4		1B	F7	3	0	1	1	2	0	2																					
Damion Easley, R OBP: 0.354, SLG: 0.447 (1, 4)		FC4-6		F7		F8		1B		3	0	1	0	0	0	1																					
Bobby Higginson, L OBP: 0.361, SLG: 0.415 (1, 9)		FC4-6		1B		F8		K		4	0	1	1	0	1	5																					
Gabe Kapler, R OBP: 0.325, SLG: 0.471 (1, 8)		K		1B		FC6-4		P3		3	0	0	0	1	1	5																					
Deivi Cruz, R OBP: 0.244, SLG: 0.313 Frank Catalanotto, L OBP: 0.322, SLG: 0.466 (7, PH)		FC6-4		FC5-4			G1		HR	2	0	0	0	0	0	4																					
Inning Stats	R: 0 E: 0 K: 0 S: 6	H: 1 LOB: 0 BB: 0 P: 7	R: 1 E: 0 K: 1 S: 9	H: 1 LOB: 2 BB: 1 P: 18	R: 0 E: 0 K: 1 S: 8	H: 0 LOB: 0 BB: 0 P: 13	R: 0 E: 0 K: 0 S: 10	H: 1 LOB: 2 BB: 1 P: 18	R: 1 E: 0 K: 3 S: 12	H: 1 LOB: 0 BB: 0 P: 16	R: 0 E: 0 K: 0 S: 5	H: 0 LOB: 1 BB: 1 P: 10	R: 0 E: 0 K: 0 S: 8	H: 0 LOB: 0 BB: 0 P: 15	R: 1 E: 0 K: 2 S: 16	H: 2 LOB: 2 BB: 0 P: 26	R: 1 E: 0 K: 0 S: 16	H: 3 LOB: 3 BB: 0 P: 25	1B: 6 2B: 1 3B: 0 HR: 2	SF: 0 SAC: 0 DP: 1 HBP: 3	WP: 0 PB: 0 SB: 1 CS: 0	PA: 41															
PITCHER	IP	WLS	BF	H	R	ER	SO	BB	IBB	HBP	BLK	WP	HR	S	P	ERA	WHIP	PITCHER		IP	WLS	BF	H	R	ER	SO	BB	IBB	HBP	BLK	WP	HR	S	P	ERA	WHIP	
Frankie Rodriguez, R ERA: 3.05	(1, 1)	7.0	W	29	4	2	2	5	3	0	2	0	0	1	58	97	2.57	1.000																			
Jose Paniagua, R ERA: 3.35	(8, 1)	1.0	H	6	2	1	1	2	0	0	1	0	0	0	16	26	9.00	2.000																			
Jose Mesa, R ERA: 7.43	(9, 1)	1.0	S	6	3	1	1	0	0	0	0	0	0	1	16	25	9.00	3.000																			
Jose Mesa, R ERA: 7.43	(9, 1)	1.0	S	6	3	1	1	0	0	0	0	0	0	1	16	25	9.00	3.000																			



Batter	1	2	3	4	5	6	7	8	9	AB	R	H	RBI	BB	SO	LOB	TOP						
Brian Hunter, R OBP: 0.332, SLG: 0.368 (1, 8)										5	1	2	0	0	1	1							
Alex Rodriguez, R OBP: 0.435, SLG: 0.656 (1, 6)										3	1	1	1	0	1	0							
Ken Griffey Jr., L OBP: 0.414, SLG: 0.671 (1, 10)										5	1	2	0	0	1	1							
Butch Huskey, R Aaron Scheffer, L (1, 7)										4	1	1	1	0	1	2							
David Segui, S OBP: 0.365, SLG: 0.475 (1, 3)										3	1	3	1	2	0	0							
John Mabry, L OBP: 0.310, SLG: 0.422 (1, 9)										4	1	2	1	1	0	3							
Russ Davis, R OBP: 0.286, SLG: 0.481 (1, 5)										4	0	0	0	1	2	6							
David Bell, R OBP: 0.322, SLG: 0.506 (1, 4)										5	0	1	1	0	0	6							
Dan Wilson, R OBP: 0.318, SLG: 0.417 (1, 2)										4	1	1	2	0	1	1							
Inning Stats	R: 0 E: 0 K: 1 S: 12	H: 1 LOB: 1 BB: 0 P: 16	R: 2 E: 0 K: 2 S: 17	H: 1 LOB: 1 BB: 2 P: 30	R: 0 E: 0 K: 2 S: 10	H: 2 LOB: 2 BB: 0 P: 13	R: 1 E: 0 K: 0 S: 6	H: 1 LOB: 0 BB: 0 P: 10	R: 2 E: 0 K: 0 S: 14	H: 4 LOB: 2 BB: 0 P: 21	R: 1 E: 0 K: 0 S: 9	H: 1 LOB: 0 BB: 0 P: 14	R: 0 E: 0 K: 0 S: 17	H: 0 LOB: 2 BB: 2 P: 27	R: 0 E: 0 K: 1 S: 8	H: 0 LOB: 0 BB: 0 P: 10	R: 1 E: 0 K: 1 S: 12	H: 3 LOB: 2 BB: 0 P: 18	1B: 8 2B: 4 3B: 0 HR: 1	SF: 2 SAC: 1 DP: 0 HBP: 0	WP: 0 PB: 0 SB: 1 CS: 0	PA: 44	
PITCHER	IP WLS BF H R ER SO BB IBB HBP BLK WP HR S P ERA WHIP	IP WLS BF H R ER SO BB IBB HBP BLK WP HR S P ERA WHIP	IP WLS BF H R ER SO BB IBB HBP BLK WP HR S P ERA WHIP	IP WLS BF H R ER SO BB IBB HBP BLK WP HR S P ERA WHIP	IP WLS BF H R ER SO BB IBB HBP BLK WP HR S P ERA WHIP	IP WLS BF H R ER SO BB IBB HBP BLK WP HR S P ERA WHIP	IP WLS BF H R ER SO BB IBB HBP BLK WP HR S P ERA WHIP	IP WLS BF H R ER SO BB IBB HBP BLK WP HR S P ERA WHIP	IP WLS BF H R ER SO BB IBB HBP BLK WP HR S P ERA WHIP	IP WLS BF H R ER SO BB IBB HBP BLK WP HR S P ERA WHIP	IP WLS BF H R ER SO BB IBB HBP BLK WP HR S P ERA WHIP	IP WLS BF H R ER SO BB IBB HBP BLK WP HR S P ERA WHIP	IP WLS BF H R ER SO BB IBB HBP BLK WP HR S P ERA WHIP	IP WLS BF H R ER SO BB IBB HBP BLK WP HR S P ERA WHIP	IP WLS BF H R ER SO BB IBB HBP BLK WP HR S P ERA WHIP	IP WLS BF H R ER SO BB IBB HBP BLK WP HR S P ERA WHIP	IP WLS BF H R ER SO BB IBB HBP BLK WP HR S P ERA WHIP	IP WLS BF H R ER SO BB IBB HBP BLK WP HR S P ERA WHIP	IP WLS BF H R ER SO BB IBB HBP BLK WP HR S P ERA WHIP	IP WLS BF H R ER SO BB IBB HBP BLK WP HR S P ERA WHIP	IP WLS BF H R ER SO BB IBB HBP BLK WP HR S P ERA WHIP	IP WLS BF H R ER SO BB IBB HBP BLK WP HR S P ERA WHIP	IP WLS BF H R ER SO BB IBB HBP BLK WP HR S P ERA WHIP

Seattle Mariners @ Detroit Tigers
Tiger Stadium, Detroit, MI
Wed Jun 16 1999, 7:05 PM EDT
Att: 17,136 - Cloudy - 64 F

AB 37
R 7
H 13
RBI 7
BB 4
SO 7
LOB 20



Batter	1	2	3	4	5	6	7	8	9	AB	R	H	RBI	BB	SO	LOB	BOTTOM					
Gregg Jefferies, S OBP: 0.277, SLG: 0.341 Bill Haselman, R OBP: 0.323, SLG: 0.426 (1, 10)										3	0	1	0	0	1	0						
Brad Ausmus, R OBP: 0.357, SLG: 0.434 (1, 2)										5	1	1	0	0	2	3						
Juan Encarnacion, R OBP: 0.319, SLG: 0.473 (1, 7)										4	0	0	0	0	2	2						
Dean Palmer, R OBP: 0.352, SLG: 0.555 (1, 5)										4	0	2	0	0	1	1						
Tony Clark, S OBP: 0.325, SLG: 0.398 (1, 3)										4	0	2	1	0	0	1						
Damion Easley, R OBP: 0.356, SLG: 0.443 (1, 4)										2	0	0	0	0	1	3						
Gabe Kapler, R OBP: 0.323, SLG: 0.472 (1, 8)										4	0	1	0	0	1	2						
Karim Garcia, L OBP: 0.250, SLG: 0.366 (1, 9)										4	0	0	0	0	3	4						
Deivi Cruz, R OBP: 0.245, SLG: 0.311 (1, 6)										4	0	1	0	0	0	2						
Inning Stats	R: 0 E: 0 K: 3 S: 11	H: 1 LOB: 1 BB: 0 P: 16	R: 0 E: 0 K: 1 S: 10	H: 1 LOB: 2 BB: 0 P: 19	R: 1 E: 0 K: 2 S: 16	H: 3 LOB: 2 BB: 0 P: 23	R: 0 E: 0 K: 0 S: 7	H: 0 LOB: 0 BB: 0 P: 12	R: 0 E: 0 K: 1 S: 12	H: 1 LOB: 2 BB: 0 P: 20	R: 0 E: 0 K: 0 S: 4	H: 0 LOB: 0 BB: 0 P: 6	R: 0 E: 0 K: 0 S: 7	H: 1 LOB: 1 BB: 0 P: 11	R: 0 E: 0 K: 2 S: 11	H: 2 LOB: 2 BB: 0 P: 16	1B: 7 2B: 2 3B: 0 HR: 0	SF: 0 SAC: 0 DP: 0 HBP: 2	WP: 0 PB: 0 SB: 0 CS: 0	PA: 39		
PITCHER	IP WLS BF H R ER SO BB IBB HBP BLK WP HR S P ERA WHIP	IP WLS BF H R ER SO BB IBB HBP BLK WP HR S P ERA WHIP	IP WLS BF H R ER SO BB IBB HBP BLK WP HR S P ERA WHIP	IP WLS BF H R ER SO BB IBB HBP BLK WP HR S P ERA WHIP	IP WLS BF H R ER SO BB IBB HBP BLK WP HR S P ERA WHIP	IP WLS BF H R ER SO BB IBB HBP BLK WP HR S P ERA WHIP	IP WLS BF H R ER SO BB IBB HBP BLK WP HR S P ERA WHIP	IP WLS BF H R ER SO BB IBB HBP BLK WP HR S P ERA WHIP	IP WLS BF H R ER SO BB IBB HBP BLK WP HR S P ERA WHIP	IP WLS BF H R ER SO BB IBB HBP BLK WP HR S P ERA WHIP	IP WLS BF H R ER SO BB IBB HBP BLK WP HR S P ERA WHIP	IP WLS BF H R ER SO BB IBB HBP BLK WP HR S P ERA WHIP	IP WLS BF H R ER SO BB IBB HBP BLK WP HR S P ERA WHIP	IP WLS BF H R ER SO BB IBB HBP BLK WP HR S P ERA WHIP	IP WLS BF H R ER SO BB IBB HBP BLK WP HR S P ERA WHIP	IP WLS BF H R ER SO BB IBB HBP BLK WP HR S P ERA WHIP	IP WLS BF H R ER SO BB IBB HBP BLK WP HR S P ERA WHIP	IP WLS BF H R ER SO BB IBB HBP BLK WP HR S P ERA WHIP	IP WLS BF H R ER SO BB IBB HBP BLK WP HR S P ERA WHIP	IP WLS BF H R ER SO BB IBB HBP BLK WP HR S P ERA WHIP	IP WLS BF H R ER SO BB IBB HBP BLK WP HR S P ERA WHIP	IP WLS BF H R ER SO BB IBB HBP BLK WP HR S P ERA WHIP

Seattle Mariners @ Detroit Tigers
Tiger Stadium, Detroit, MI
Wed Jun 16 1999, 7:05 PM EDT
Att: 17,136 - Cloudy - 64 F


AB 36
R 1
H 9
RBI 1
BB 0
SO 11
LOB 18



Batter	1	2	3	4	5	6	7	8	9	AB	R	H	RBI	BB	SO	LOB	TOP			
Brian Hunter, R OBP: 0.332, SLG: 0.368 Tom Lampkin, L OBP: 0.373, SLG: 0.520 Matt Mieske, R OBP: 0.395, SLG: 0.659	1-1 G6-4-3 1B		1-2 FC6-4			1-0 G6-3		1-1 P5	3-3 K	3	0	1	0	0	0	1				
Alex Rodriguez, R OBP: 0.430, SLG: 0.667	1-0 G6-4-3			0-1 F8			0-0 HR	2-2 G1-3		4	1	1	1	1	0	0				
Ken Griffey Jr., L OBP: 0.412, SLG: 0.663	3-3 K			3-2 P4			1-0 G3		4-2 E 1B 3B BB	3	1	0	0	1	1	0				
Butch Huskey, R OBP: 0.389, SLG: 0.575		3-1 G1-3		2-3 K			0-0 P3		1-2 E9 3B 1B	4	1	1	0	0	1	0				
David Segui, S OBP: 0.367, SLG: 0.484	1-1 F8				1-2 L7		2-1 1B		0-0 SH1-3 3B	4	1	2	2	0	0	0				
John Mabry, L OBP: 0.306, SLG: 0.418	2-2 G4-3			3-2 G6-4-3 1B			0-3 K		1-2 G4-3	4	0	1	0	0	1	2				
Russ Davis, R OBP: 0.283, SLG: 0.476 Raul Ibanez, L OBP: 0.419, SLG: 0.393			1-3 K		0-1 G6-4-3			4-1 SH1-4 1B BB	4-0 SH1-3 IBB	2	0	0	0	0	1	1				
David Bell, R OBP: 0.322, SLG: 0.504			1-3 K			1-0 P2		0-0 SH1-4 1B	0-0 SH1-3	3	0	1	1	0	1	0				
Dan Wilson, R OBP: 0.324, SLG: 0.414			4-2 FC6-4 BB			1-1 F7		0-0 SH1-4	4-1 BB	1	0	0	0	2	0	0				
Inning Stats	R: 0 E: 0 K: 1 S: 7	H: 1 LOB: 0 BB: 0 P: 12	R: 0 E: 0 K: 0 S: 8	H: 0 LOB: 0 BB: 0 P: 14	R: 0 E: 0 K: 2 S: 11	H: 0 LOB: 1 BB: 1 P: 18	R: 0 E: 0 K: 1 S: 10	H: 0 LOB: 0 BB: 0 P: 15	R: 0 E: 0 K: 0 S: 4	H: 0 LOB: 0 BB: 0 P: 7	R: 1 E: 0 K: 1 S: 8	H: 2 LOB: 1 BB: 0 P: 11	R: 0 E: 0 K: 0 S: 9	H: 1 LOB: 2 BB: 1 P: 16	R: 3 E: 1 K: 1 S: 16	H: 2 LOB: 2 BB: 3 P: 33	1B: 5 2B: 0 3B: 1 HR: 1	SF: 0 SAC: 2 DP: 2 HBP: 0	WP: 0 PB: 0 SB: 0 CS: 0	PA: 37
PITCHER	IP	WLS	BF	H	R	ER	SO	BB	IBB	HBP	BLK	WP	HR	S	P	ERA	WHIP			
Jeff Weaver, R ERA: 2.96	8.0		29	5	1	1	5	2	0	0	0	0	1	65	105	1.12	0.875			
C.J. Nitkowski, L ERA: 5.99	0.0		1	0	1	1	0	1	0	0	0	0	0	4	8	∞	∞			
Todd Jones, R ERA: 5.46	1.0	L	7	2	2	2	1	1	1	0	0	0	0	12	25	18.00	3.000			

Seattle Mariners @ Detroit Tigers
Tiger Stadium, Detroit, MI
Thu Jun 17 1999, 7:05 PM EDT
Att: 18,415 - Cloudy - 66 F

AB 30
R 4
H 7
RBI 4
BB 5
SO 6
LOB 11



Batter	1	2	3	4	5	6	7	8	9	AB	R	H	RBI	BB	SO	LOB	BOTTOM			
Luis Polonia, L OBP: 0.438, SLG: 0.661 Karim Garcia, L OBP: 0.248, SLG: 0.363	2-2 G3-1 2B		2-2 BB 2B		1-2 G3-1		3-3 K		2-2 F7	4	0	2	0	0	1	1				
Brad Ausmus, R OBP: 0.350, SLG: 0.425	3-1 G3-1		1-0 F7		3-2 G6-3		2-1 L8			4	0	0	0	0	0	3				
Bobby Higginson, L OBP: 0.363, SLG: 0.414	1-3 K		4-2 BB BB		1-0 P6			1-1 CS HBP 1B		3	0	1	0	1	1	1				
Dean Palmer, R OBP: 0.350, SLG: 0.548	0-3 K		1-1 F8			2-1 F9		1-2 CS HBP		3	0	0	0	0	1	3				
Tony Clark, S OBP: 0.328, SLG: 0.393		4-0 BLK 1B BB	4-1 BB		0-0 G4-3			3-3 K		2	1	0	0	2	1	2				
Damion Easley, R OBP: 0.351, SLG: 0.435		1-3 K	1-3 K		3-2 G4-3			1-2 L4		4	0	0	0	0	2	5				
Frank Catalanotto, L OBP: 0.320, SLG: 0.499		2-2 K		1-0 G6-4-3 1B			1-0 G4-3		0-3 K	4	0	1	0	0	2	1				
Gabe Kapler, R OBP: 0.333, SLG: 0.497	2-1 1B		2-0 G6-4-3		2-0 G6-4-3		4-1 2B BB		3-2 HR	3	2	2	2	1	0	1				
Deivi Cruz, R OBP: 0.246, SLG: 0.317 Gregg Jefferies, S OBP: 0.276, SLG: 0.339	1-1 G4-3		2-0 F8		2-0 F8		0-0 2B		0-1 G1-3	3	0	1	1	0	0	1				
Inning Stats	R: 0 E: 0 K: 2 S: 11	H: 1 LOB: 1 BB: 0 P: 17	R: 1 E: 0 K: 2 S: 10	H: 1 LOB: 1 BB: 1 P: 20	R: 0 E: 0 K: 1 S: 12	H: 1 LOB: 3 BB: 2 P: 25	R: 0 E: 0 K: 0 S: 3	H: 1 LOB: 0 BB: 0 P: 8	R: 0 E: 0 K: 0 S: 6	H: 0 LOB: 0 BB: 0 P: 11	R: 1 E: 0 K: 1 S: 8	H: 1 LOB: 1 BB: 1 P: 18	R: 0 E: 0 K: 1 S: 9	H: 1 LOB: 1 BB: 0 P: 14	R: 1 E: 0 K: 1 S: 12	H: 1 LOB: 0 BB: 0 P: 17	1B: 3 2B: 3 3B: 0 HR: 1	SF: 0 SAC: 0 DP: 1 HBP: 1	WP: 0 PB: 0 SB: 0 CS: 2	PA: 37
PITCHER	IP	WLS	BF	H	R	ER	SO	BB	IBB	HBP	BLK	WP	HR	S	P	ERA	WHIP			
Freddy Garcia, R ERA: 4.48	8.0		33	6	2	2	7	4	0	1	1	0	1	66	125	2.25	1.250			
Jose Mesa, R ERA: 7.49	1.0	S	4	1	1	1	1	0	0	0	0	0	1	12	17	9.00	1.000			

Seattle Mariners @ Detroit Tigers
Tiger Stadium, Detroit, MI
Thu Jun 17 1999, 7:05 PM EDT
Att: 18,415 - Cloudy - 66 F

AB 32
R 3
H 7
RBI 3
BB 4
SO 8
LOB 18



Batter	1	2	3	4	5	6	7	8	9	AB	R	H	RBI	BB	SO	LOB	TOP								
Brian Hunter, R OBP: 0.329, SLG: 0.361 (1, 7)	1-1 L6	0-2 E4 2B		1-2 G6-3		4-1 BB G3 BB		0-1 G5-3		4	1	0	0	1	0	1									
Alex Rodriguez, R OBP: 0.429, SLG: 0.664 (1, 6)	2-3 K	1-1 1B 2B			0-0 G4-3 1B	2-2 G3		1-1 G5-3		5	1	2	3	0	1	2									
Ken Griffey Jr., L OBP: 0.418, SLG: 0.676 (1, 8)	1-0 1B	3-2 1B			1-0 P2	BB IBB			3-2 HR	4	1	3	2	1	0	1									
Butch Huskey, R OBP: 0.389, SLG: 0.584 (1, 10)	2-2 G5-3	1-2 G5-3			0-1 G4-3	4-0 BB			2-1 HR	4	1	1	2	1	0	3									
David Segui, S OBP: 0.368, SLG: 0.480 (1, 3)		2-0 1B 1B	1-1 L7		4-0 IBB	L7			3-2 F8	4	1	1	0	1	0	3									
Raul Ibanez, L OBP: 0.389, SLG: 0.364 (1, 9)		0-1 F9 1B E 1B	0-0 G3-1		0-0 F9		0-2 F8		1-2 P6	5	1	1	0	0	0	2									
David Bell, R OBP: 0.320, SLG: 0.498 (1, 4)		1-2 2B 1B	0-0 G5-3			1-2 F9	1-1 G3		2-3 K2-3	5	1	1	1	0	1	0									
John Mabry, L OBP: 0.307, SLG: 0.410 (1, 5)		0-0 F9		1-0 G3-1		4-2 2B G3 BB	0-1 G4-3			3	1	0	0	1	0	2									
Dan Wilson, R OBP: 0.323, SLG: 0.416 (1, 2)		2-3 K		0-1 G6-3		0-2 G3 BB 2B		0-1 F8		4	1	1	0	0	1	2									
Inning Stats	R: 0 E: 0 K: 1 S: 11	H: 1 LOB: 1 BB: 0 P: 17	R: 5 E: 1 K: 1 S: 23	H: 5 LOB: 1 BB: 0 P: 33	R: 0 E: 0 K: 0 S: 4	H: 0 LOB: 0 BB: 0 P: 5	R: 0 E: 0 K: 0 S: 8	H: 0 LOB: 0 BB: 0 P: 10	R: 0 E: 0 K: 0 S: 5	H: 1 LOB: 2 BB: 1 P: 10	R: 2 E: 0 K: 0 S: 15	H: 1 LOB: 3 BB: 4 P: 34	R: 0 E: 0 K: 0 S: 7	H: 0 LOB: 0 BB: 0 P: 8	R: 0 E: 0 K: 0 S: 6	H: 0 LOB: 0 BB: 0 P: 7	R: 2 E: 0 K: 1 S: 17	H: 2 LOB: 0 BB: 0 P: 28	1B: 6 2B: 2 3B: 0 HR: 2	SF: 0 SAC: 0 DP: 0 HBP: 0	WP: 0 PB: 0 SB: 0 CS: 0	PA: 43			
PITCHER	IP	WLS	BF	H	R	ER	SO	BB	IBB	HBP	BLK	WP	HR	S	P	ERA	WHIP								
Charles Nagy, R ERA: 4.13 (1, 1)	5.2	L	31	8	7	3	2	3	2	0	0	0	0	65	108	4.76	1.941								
Paul Assenmacher, L ERA: 4.2 (6, 1)	2.1		7	0	0	0	0	0	0	0	0	0	0	14	16	0.00	0.000								
Ricardo Rincon, L ERA: 1.59 (9, 1)	1.0		5	2	2	2	1	0	0	0	0	0	2	17	28	18.00	2.000								

Seattle Mariners @ Cleveland Indians
Jacobs Field, Cleveland, OH
Fri Jun 18 1999, 7:05 PM EDT
Att: 43,126 - Unknown - 67 F

AB 38
R 9
H 10
RBI 8
BB 5
SO 3
LOB 16



Batter	1	2	3	4	5	6	7	8	9	AB	R	H	RBI	BB	SO	LOB	BOTTOM									
Kenny Lofton, L OBP: 0.452, SLG: 0.504 (1, 8)	1-0 E5 FC6-4			1-2 F9		1-2 F8		1-1 HR		3	0	0	0	0	0	1										
Jacob Cruz, L OBP: 0.462, SLG: 0.923 (8, 8)										1	1	1	3	0	0	0										
Omar Vizquel, S OBP: 0.400, SLG: 0.435 (1, 6)	0-1 FC6-4 P2			0-2 L8		1-1 G1-6-3 1B		1-1 1B G6-4-3 1B		4	1	2	0	0	0	1										
Roberto Alomar, S OBP: 0.429, SLG: 0.525 (1, 4)	3-2 P2			0-3 K		1-1 G1-6-3		1-0 1B G6-4-3 1B		3	0	0	0	0	1	3										
Jeff Manto, R OBP: 0.433, SLG: 0.333 (8, 5)						1-2 1B		1-2 1B		1	0	1	0	0	0	0										
Manny Ramirez, R OBP: 0.428, SLG: 0.630 (1, 9)		3-2 K			3-2 F9 1B	1B		2-1 1B G6-4-3		4	0	2	0	0	1	1										
Richie Sexson, R OBP: 0.293, SLG: 0.514 (1, 3)		1-1 G5-3			2-1 1B		1-3 K	1-2 F8		4	0	1	0	0	1	1										
David Justice, L OBP: 0.373, SLG: 0.531 (1, 7)		1-1 G6-3			0-1 F9		1-0 G6-4-3 1B	3-2 G4-3		4	0	1	0	0	0	2										
Alex Ramirez, R OBP: 0.250, SLG: 0.750 (1, 10)				2-3 K		0-3 K		2-0 G6-4-3		4	0	0	0	0	3	4										
Enrique Wilson, S OBP: 0.336, SLG: 0.423 (8, 4)				0-2 G1-3		2-2 L4		2-0 1B HR 1B	3-2 G4-3	4	1	1	0	0	0	2										
Einar Diaz, R OBP: 0.294, SLG: 0.382 (1, 2)				1-2 P6			1-1 1B	1-2 HR 1B		3	1	2	0	0	0	0										
Inning Stats	R: 0 E: 1 K: 0 S: 6	H: 0 LOB: 0 BB: 0 P: 10	R: 0 E: 0 K: 1 S: 7	H: 0 LOB: 0 BB: 0 P: 12	R: 0 E: 0 K: 1 S: 10	H: 0 LOB: 0 BB: 0 P: 13	R: 0 E: 0 K: 1 S: 11	H: 0 LOB: 0 BB: 0 P: 12	R: 0 E: 0 K: 0 S: 9	H: 2 LOB: 2 BB: 0 P: 21	R: 0 E: 0 K: 0 S: 7	H: 2 LOB: 1 BB: 0 P: 14	R: 4 E: 0 K: 0 S: 15	H: 5 LOB: 0 BB: 0 P: 24	R: 0 E: 0 K: 1 S: 9	H: 0 LOB: 0 BB: 0 P: 15	1B: 10 2B: 0 3B: 0 HR: 1	SF: 0 SAC: 0 DP: 3 HBP: 0	WP: 0 PB: 0 SB: 1 CS: 0	PA: 35						
PITCHER	IP	WLS	BF	H	R	ER	SO	BB	IBB	HBP	BLK	WP	HR	S	P	ERA	WHIP									
John Halama, L ERA: 3.79 (1, 1)	7.0	W	28	9	3	3	5	0	0	0	0	0	0	1	71	106	3.86	1.286								
Jose Paniagua, R ERA: 3.49 (8, 1)	1.0		4	2	1	1	0	0	0	0	0	0	0	8	13	9.00	2.000									
Jeff Fassero, L ERA: 7.14 (9, 1)	1.0		3	0	0	0	1	0	0	0	0	0	0	9	15	0.00	0.000									

Seattle Mariners @ Cleveland Indians
Jacobs Field, Cleveland, OH
Fri Jun 18 1999, 7:05 PM EDT
Att: 43,126 - Unknown - 67 F

AB 35
R 4
H 11
RBI 3
BB 0
SO 6
LOB 15




Batter	1	2	3	4	5	6	7	8	9	AB	R	H	RBI	BB	SO	LOB	TOP					
Brian Hunter, R OBP: 0.331, SLG: 0.362 (1, 7)	G6-3		WP 2B 1B		G1-3		G5-3		G6-4-3 1B	5	1	2	0	0	0	0	Seattle Mariners @ Cleveland Indians Jacobs Field, Cleveland, OH Sat Jun 19 1999, 1:05 PM EDT Att: 43,205 - Cloudy - 75 F					
Alex Rodriguez, R OBP: 0.429, SLG: 0.669 (1, 6)	G5-3		1-H 1B 2B		1B 2B		F8		G6-4-3 1B	5	2	2	1	0	0	2						
Ken Griffey Jr., L OBP: 0.418, SLG: 0.681 (1, 8)	G3		1B IBB		K2-3		HR		K	4	1	1	1	1	2	2						
Edgar Martinez, R OBP: 0.452, SLG: 0.554 (1, 10)		G6-3	1-H 2-H 1B		1B BB		G6-3			3	0	1	1	1	0	0						
David Segui, S OBP: 0.366, SLG: 0.476 (1, 3)	G4-3		K2-3		1B				K	4	0	1	1	0	2	2						
Butch Huskey, R OBP: 0.392, SLG: 0.598 (1, 9)	HR				G6-3				G5-3	4	1	2	1	0	0	2						
John Mabry, L OBP: 0.300, SLG: 0.400 (1, 5)	F8								G3	4	0	0	0	0	0	1						
David Bell, R OBP: 0.323, SLG: 0.498 (1, 4)			F9 1B		K				G6-4-3 1B	4	1	2	0	0	1	0						
Tom Lampkin, L OBP: 0.368, SLG: 0.506 (1, 2)			F7		G1-3				G6-4-3 1B	4	0	1	0	0	1	1						
Inning Stats	R: 0 E: 0 K: 0 S: 11	H: 0 LOB: 0 BB: 0 P: 14	R: 1 E: 0 K: 0 S: 6	H: 1 LOB: 0 BB: 0 P: 11	R: 2 E: 0 K: 1 S: 12	H: 3 LOB: 2 BB: 1 P: 28	R: 0 E: 0 K: 0 S: 10	H: 2 LOB: 1 BB: 0 P: 12	R: 1 E: 0 K: 1 S: 12	H: 2 LOB: 2 BB: 1 P: 17	R: 0 E: 0 K: 2 S: 9	H: 0 LOB: 0 BB: 0 P: 13	R: 1 E: 0 K: 0 S: 10	H: 1 LOB: 0 BB: 0 P: 14	R: 0 E: 0 K: 1 S: 8	H: 0 LOB: 0 BB: 0 P: 10	R: 1 E: 0 K: 1 S: 14	H: 3 LOB: 1 BB: 0 P: 20	1B: 8 2B: 2 3B: 0 HR: 2	SF: 0 SAC: 0 DP: 1 HBP: 0	WP: 1 PB: 0 SB: 0 CS: 1	PA: 39
PITCHER	IP WLS BF H R ER SO BB IBB HBP BLK WP HR S P ERA WHIP	IP WLS BF H R ER SO BB IBB HBP BLK WP HR S P ERA WHIP	IP WLS BF H R ER SO BB IBB HBP BLK WP HR S P ERA WHIP	IP WLS BF H R ER SO BB IBB HBP BLK WP HR S P ERA WHIP	IP WLS BF H R ER SO BB IBB HBP BLK WP HR S P ERA WHIP	IP WLS BF H R ER SO BB IBB HBP BLK WP HR S P ERA WHIP	IP WLS BF H R ER SO BB IBB HBP BLK WP HR S P ERA WHIP	IP WLS BF H R ER SO BB IBB HBP BLK WP HR S P ERA WHIP	IP WLS BF H R ER SO BB IBB HBP BLK WP HR S P ERA WHIP	IP WLS BF H R ER SO BB IBB HBP BLK WP HR S P ERA WHIP	IP WLS BF H R ER SO BB IBB HBP BLK WP HR S P ERA WHIP	IP WLS BF H R ER SO BB IBB HBP BLK WP HR S P ERA WHIP	IP WLS BF H R ER SO BB IBB HBP BLK WP HR S P ERA WHIP	IP WLS BF H R ER SO BB IBB HBP BLK WP HR S P ERA WHIP	IP WLS BF H R ER SO BB IBB HBP BLK WP HR S P ERA WHIP	IP WLS BF H R ER SO BB IBB HBP BLK WP HR S P ERA WHIP	IP WLS BF H R ER SO BB IBB HBP BLK WP HR S P ERA WHIP					
Dave Burba, R ERA: 4.63 (1, 1)	7.0	W	31	9	5	5	4	1	1	0	0	0	0	0	0	0	6.43	1.429				
Paul Shuey, R ERA: 2.38 (8, 1)	1.0		6	3	1	1	1	0	0	0	0	0	0	0	0	0	9.00	3.000				
Michael Jackson, R ERA: 4.65 (9, 1)	1.0	S	2	0	0	0	1	0	0	0	0	0	0	0	0	0	0.00	0.000				

AB	37
R	6
H	12
RBI	5
BB	2
SO	6
LOB	10



Batter	1	2	3	4	5	6	7	8	9	AB	R	H	RBI	BB	SO	LOB	BOTTOM					
Kenny Lofton, L OBP: 0.451, SLG: 0.500 (1, 8)	BB 1B BB	L8		F8 2-3	1B 2-H		G4-3			4	0	1	1	1	0	1	Seattle Mariners @ Cleveland Indians Jacobs Field, Cleveland, OH Sat Jun 19 1999, 1:05 PM EDT Att: 43,205 - Cloudy - 75 F					
Omar Vizquel, S OBP: 0.400, SLG: 0.436 (1, 6)	BB 1B		F8	SF7 3-H	1B 2-H		P5			4	0	2	1	0	0	0						
Roberto Alomar, S OBP: 0.431, SLG: 0.535 (1, 4)	G4-6-3 2-3 BB		HR BB	HR	HR		F7		G3	3	2	1	1	2	0	0						
Manny Ramirez, R OBP: 0.427, SLG: 0.637 (1, 9)	K		F8	HR	HR		1B		K	5	1	2	1	0	2	4						
David Justice, L OBP: 0.371, SLG: 0.540 (1, 10)	G4-6-3 1-2f		HR	K	K		K		K	4	1	1	2	0	2	4						
Jim Thome, L OBP: 0.403, SLG: 0.463 (1, 3)		HR BB	P9		K		K		FC6-4 1B	3	1	1	0	1	1	0						
Jacob Cruz, L OBP: 0.529, SLG: 1.067 (1, 7)		HR		E 1B BB	BB 1B BB		FC6-4 1-2f			2	3	1	2	2	0	2						
Enrique Wilson, S OBP: 0.333, SLG: 0.411 (1, 5)		K		E5 E	1B BB		K		K	3	1	0	0	1	2	1						
Einar Diaz, R OBP: 0.293, SLG: 0.378 (1, 2)	P9			E7 WP SF7 1B	P2		P4			4	1	1	1	0	0	2						
Inning Stats	R: 0 E: 0 K: 1 S: 11	H: 1 LOB: 2 BB: 2 P: 20	R: 2 E: 0 K: 1 S: 17	H: 1 LOB: 0 BB: 1 P: 27	R: 2 E: 0 K: 0 S: 14	H: 1 LOB: 0 BB: 1 P: 26	R: 5 E: 2 K: 1 S: 19	H: 3 LOB: 0 BB: 1 P: 36	R: 1 E: 0 K: 1 S: 15	H: 2 LOB: 2 BB: 2 P: 31	R: 0 E: 0 K: 1 S: 14	H: 0 LOB: 0 BB: 0 P: 21	R: 0 E: 0 K: 1 S: 7	H: 0 LOB: 0 BB: 0 P: 12	R: 0 E: 0 K: 1 S: 9	H: 0 LOB: 0 BB: 0 P: 12	R: 1 E: 0 K: 1 S: 14	H: 3 LOB: 1 BB: 0 P: 20	1B: 6 2B: 0 3B: 0 HR: 4	SF: 1 SAC: 0 DP: 1 HBP: 0	WP: 1 PB: 0 SB: 0 CS: 0	PA: 40
PITCHER	IP WLS BF H R ER SO BB IBB HBP BLK WP HR S P ERA WHIP	IP WLS BF H R ER SO BB IBB HBP BLK WP HR S P ERA WHIP	IP WLS BF H R ER SO BB IBB HBP BLK WP HR S P ERA WHIP	IP WLS BF H R ER SO BB IBB HBP BLK WP HR S P ERA WHIP	IP WLS BF H R ER SO BB IBB HBP BLK WP HR S P ERA WHIP	IP WLS BF H R ER SO BB IBB HBP BLK WP HR S P ERA WHIP	IP WLS BF H R ER SO BB IBB HBP BLK WP HR S P ERA WHIP	IP WLS BF H R ER SO BB IBB HBP BLK WP HR S P ERA WHIP	IP WLS BF H R ER SO BB IBB HBP BLK WP HR S P ERA WHIP	IP WLS BF H R ER SO BB IBB HBP BLK WP HR S P ERA WHIP	IP WLS BF H R ER SO BB IBB HBP BLK WP HR S P ERA WHIP	IP WLS BF H R ER SO BB IBB HBP BLK WP HR S P ERA WHIP	IP WLS BF H R ER SO BB IBB HBP BLK WP HR S P ERA WHIP	IP WLS BF H R ER SO BB IBB HBP BLK WP HR S P ERA WHIP	IP WLS BF H R ER SO BB IBB HBP BLK WP HR S P ERA WHIP	IP WLS BF H R ER SO BB IBB HBP BLK WP HR S P ERA WHIP						
Melvin Bunch, R ERA: 6.75 (1, 1)	2.2		13	4	3	3	2	3	0	0	0	0	0	0	0	0	10.12	2.250				
Allen Watson, L ERA: 4.35 (3, 1)	1.2	L	13	4	7	2	2	3	0	0	0	0	0	0	0	0	10.80	4.200				
2B Ken Cloude, R ERA: 6.8 (5, 1)	2.2		11	4	0	0	2	0	0	0	0	0	0	0	0	0	0.00	1.500				
Aaron Scheffer, R ERA: 3.0 (8, 1)	1.0		3	0	0	0	1	0	0	0	0	0	0	0	0	0	0.00	0.000				

AB	32
R	10
H	10
RBI	9
BB	7
SO	7
LOB	14



Batter	1	2	3	4	5	6	7	8	9	AB	R	H	RBI	BB	SO	LOB	TOP				
Brian Hunter, R OBP: 0.332, SLG: 0.367 (1, 7)	G1-3		F9		FC4		1B	2B		5	1	2	0	0	0	1	Seattle Mariners @ Cleveland Indians Jacobs Field, Cleveland, OH Sun Jun 20 1999, 8:05 PM EDT Att: 43,070 - Cloudy - 73 F				
Alex Rodriguez, R OBP: 0.430, SLG: 0.669 Rafael Bourimigal, R OBP: 0.377, SLG: 0.532 (1, 6) (7, 6)	F9		2B		BB		F7	2B		3	0	1	0	1	0	1					
Ken Griffey Jr., L OBP: 0.419, SLG: 0.677 Raul Ibanez, L OBP: 0.378, SLG: 0.353 (1, 8) (7, 7)	1B		G3-1		G4-3		1B	K		3	0	1	0	1	0	3					
Edgar Martinez, R OBP: 0.451, SLG: 0.551 (1, 10)	1B				K		1B	G6-3		5	1	2	0	0	1	3					
David Segui, S OBP: 0.363, SLG: 0.468 (1, 3)	G1-3				F7		G4-3		G1-3	4	0	0	0	1	0	5					
Butch Huskey, R OBP: 0.392, SLG: 0.591 (1, 9)			K		P3		1B	HR	G4-3	4	1	1	0	1	1	1					
Russ Davis, R OBP: 0.281, SLG: 0.484 (1, 5)	G3-1				K		K	HR	K	5	1	1	2	0	3	3					
David Bell, R OBP: 0.325, SLG: 0.496 (1, 4)	P4				FC4		1B	P3		3	0	1	1	1	0	0					
Dan Wilson, R OBP: 0.321, SLG: 0.412 (1, 2)			G1-3		K		F8	2B	1B	4	1	1	0	0	1	3					
Inning Stats	R: 0 E: 0 K: 0 S: 12	H: 1 LOB: 2 BB: 1 P: 20	R: 0 E: 0 K: 1 S: 9	H: 0 LOB: 0 BB: 0 P: 15	R: 0 E: 1 K: 0 S: 10	H: 1 LOB: 1 BB: 0 P: 14	R: 0 E: 0 K: 2 S: 12	H: 0 LOB: 1 BB: 2 P: 21	R: 0 E: 0 K: 1 S: 15	H: 3 LOB: 2 BB: 2 P: 30	R: 0 E: 0 K: 0 S: 9	H: 2 LOB: 0 BB: 0 P: 14	R: 4 E: 0 K: 1 S: 18	H: 4 LOB: 1 BB: 1 P: 29	R: 0 E: 0 K: 1 S: 11	H: 0 LOB: 0 BB: 0 P: 12	1B: 7 2B: 3 3B: 0 HR: 1	SF: 0 SAC: 0 DP: 0 HBP: 0	WP: 0 PB: 0 SB: 1 CS: 0	PA: 43	
PITCHER	IP	WLS	BF	H	R	ER	SO	BB	IBB	HBP	BLK	WP	HR	S	P	ERA	WHIP				
Jaret Wright, R ERA: 6.55 (1, 1)	5.2	W	26	5	1	1	5	4	0	0	0	0	0	74	125	1.59	1.588				
Steve Reed, R ERA: 2.93 (6, 1)	1.1		6	2	0	0	0	0	0	0	0	0	0	11	18	0.00	1.500				
Ricardo Rincon, L ERA: 4.5 (8, 1)	0.2		7	4	4	4	1	1	0	0	0	0	1	14	23	54.00	7.500				
Steve Karsay, R ERA: 2.3 (8, 1)	1.1		4	0	0	0	1	0	0	0	0	0	0	15	18	0.00	0.000				

Batter	1	2	3	4	5	6	7	8	9	AB	R	H	RBI	BB	SO	LOB	BOTTOM				
Kenny Lofton, L OBP: 0.450, SLG: 0.496 Alex Ramirez, R OBP: 0.222, SLG: 0.667 (1, 8) (8, 9)	CS	3B	K		F9	L7		F9		4	1	1	0	1	1	3	Seattle Mariners @ Cleveland Indians Jacobs Field, Cleveland, OH Sun Jun 20 1999, 8:05 PM EDT Att: 43,070 - Cloudy - 73 F				
Omar Vizquel, S OBP: 0.407, SLG: 0.447 (1, 6)	G1-3	3B			G1-6-3	SF8	F7	G3		4	1	2	3	2	0	1					
Roberto Alomar, S OBP: 0.426, SLG: 0.526 Jeff Manto, R OBP: 0.452, SLG: 0.333 (1, 4) (7, PH) (8, 5)	G1-3	K			G1-6-3	E1	BB	BB		4	1	0	0	0	1	5					
Manny Ramirez, R OBP: 0.429, SLG: 0.637 Richie Sexson, R OBP: 0.302, SLG: 0.534 (1, 9) (3, 9) (8, 7)	HBP		1B		HR	SF9	BB	F8		0	0	0	0	0	0	0					
David Justice, L OBP: 0.376, SLG: 0.540 (1, 10)	G6-3		SF8		HR	SF8	HBP	F8		3	3	2	1	0	0	1					
Jim Thome, L OBP: 0.415, SLG: 0.482 (1, 3)			SF8		1B	SF8	1B	2B		2	2	1	1	2	0	2					
Jacob Cruz, L OBP: 0.409, SLG: 0.842 (1, 7) (8, 8)	G5-3-6		2B		1B	1B	BB	2B		3	2	3	2	2	0	0					
Enrique Wilson, S OBP: 0.336, SLG: 0.409 (1, 5) (8, 4)	G5-3-6		F7		BB	SF9	G4-3			4	0	0	1	0	0	7					
Einar Diaz, R OBP: 0.309, SLG: 0.399 (1, 2)	BB		SF8		1B	F8	1B	K		3	1	1	2	1	1	0					
Inning Stats	R: 0 E: 1 K: 0 S: 14	H: 2 LOB: 2 BB: 0 P: 21	R: 3 E: 0 K: 1 S: 16	H: 3 LOB: 1 BB: 2 P: 30	R: 3 E: 0 K: 1 S: 20	H: 3 LOB: 1 BB: 1 P: 35	R: 1 E: 0 K: 0 S: 12	H: 2 LOB: 2 BB: 2 P: 22	R: 0 E: 0 K: 1 S: 10	H: 0 LOB: 0 BB: 0 P: 15	R: 4 E: 1 K: 0 S: 17	H: 2 LOB: 2 BB: 2 P: 34	R: 2 E: 0 K: 0 S: 12	H: 1 LOB: 1 BB: 2 P: 25	R: 0 E: 0 K: 1 S: 10	H: 1 LOB: 1 BB: 0 P: 14	1B: 9 2B: 4 3B: 1 HR: 1	SF: 3 SAC: 0 DP: 2 HBP: 2	WP: 0 PB: 0 SB: 0 CS: 1	PA: 47	
PITCHER	IP	WLS	BF	H	R	ER	SO	BB	IBB	HBP	BLK	WP	HR	S	P	ERA	WHIP				
Frankie Rodriguez, R ERA: 5.4 (1, 1)	4.0	L	25	10	7	7	2	5	0	1	0	0	0	62	108	15.75	3.750				
Aaron Scheffer, R ERA: 1.93 (5, 1)	1.2		11	2	4	0	1	2	0	1	0	0	0	26	48	0.00	2.400				
28 Ken Cloude, R ERA: 7.0 (6, 1)	1.1		7	1	2	2	0	2	0	0	0	0	0	13	26	13.50	2.250				
Jose Mesa, R ERA: 7.22 (8, 1)	1.0		4	1	0	0	1	0	0	0	0	0	0	10	14	0.00	1.000				

AB	38
R	5
H	11
RBI	5
BB	5
SO	7
LOB	21



AB	33
R	13
H	14
RBI	13
BB	9
SO	4
LOB	20



Batter	1	2	3	4	5	6	7	8	9	10	11	12	AB	R	H	RBI	BB	SO	LOB	TOP						
Brian Hunter, R John Mabry, L OBP: 0.330, SLG: 0.364 OBP: 0.296, SLG: 0.398	L9		FC6			FC4-6		1B		K		G3	5	1	1	0	0	1	3							
Alex Rodriguez, R OBP: 0.421, SLG: 0.646	K			G1-3		K		P2		K			5	0	0	0	1	3	4							
Ken Griffey Jr., L OBP: 0.421, SLG: 0.675	F8				2B			1B		F8		F8	5	1	2	1	1	0	2							
Edgar Martinez, R OBP: 0.446, SLG: 0.542		G5-3				F8						G1	5	0	1	2	0	1	3							
David Segui, S OBP: 0.356, SLG: 0.458		F9					K					G4-3	5	0	0	0	0	3	2							
Butch Huskey, R Charles Gipson, R Raul Ibanez, L OBP: 0.381, SLG: 0.587 OBP: 0.387, SLG: 0.462 OBP: 0.386, SLG: 0.361		G4-3					F9			G4-3		1B	3	0	1	0	0	0	0							
David Bell, R OBP: 0.323, SLG: 0.490			G1-3			L3						1B	5	0	1	0	0	1	1							
Russ Davis, R OBP: 0.280, SLG: 0.477						F7				K		G6-3	5	0	1	0	0	2	2							
Dan Wilson, R OBP: 0.333, SLG: 0.417												G3-1	3	1	2	0	2	0	0							
Inning Stats	R: 0 E: 0 K: 1 S: 8	H: 0 LOB: 0 BB: 0 P: 12	R: 0 E: 0 K: 0 S: 5	H: 0 LOB: 0 BB: 7 P: 7	R: 0 E: 0 K: 0 S: 8	H: 1 LOB: 1 BB: 1 P: 16	R: 0 E: 0 K: 2 S: 12	H: 1 LOB: 1 BB: 0 P: 22	R: 0 E: 0 K: 0 S: 8	H: 1 LOB: 0 BB: 0 P: 9	R: 0 E: 0 K: 1 S: 11	H: 0 LOB: 0 BB: 0 P: 12	R: 3 E: 0 K: 2 S: 18	H: 4 LOB: 1 BB: 30 P: 30	R: 0 E: 0 K: 2 S: 9	H: 0 LOB: 0 BB: 14 P: 14	R: 0 E: 0 K: 2 S: 7	H: 0 LOB: 1 BB: 11 P: 11	R: 0 E: 0 K: 0 S: 5	H: 2 LOB: 2 BB: 5 P: 5	R: 0 E: 0 K: 0 S: 3	H: 0 LOB: 1 BB: 7 P: 7	1B: 9 2B: 2 3B: 0 HR: 0	SF: 0 SAC: 0 DP: 1 HBP: 0	WP: 0 PB: 0 SB: 3 CS: 1	PA: 48
PITCHER	IP WLS BF H R ER SO BB IBB HBP BLK	IP WLS BF H R ER SO BB IBB HBP BLK	IP WLS BF H R ER SO BB IBB HBP BLK	IP WLS BF H R ER SO BB IBB HBP BLK	IP WLS BF H R ER SO BB IBB HBP BLK	IP WLS BF H R ER SO BB IBB HBP BLK	IP WLS BF H R ER SO BB IBB HBP BLK	IP WLS BF H R ER SO BB IBB HBP BLK	IP WLS BF H R ER SO BB IBB HBP BLK	IP WLS BF H R ER SO BB IBB HBP BLK	IP WLS BF H R ER SO BB IBB HBP BLK	IP WLS BF H R ER SO BB IBB HBP BLK	IP WLS BF H R ER SO BB IBB HBP BLK	IP WLS BF H R ER SO BB IBB HBP BLK	IP WLS BF H R ER SO BB IBB HBP BLK	IP WLS BF H R ER SO BB IBB HBP BLK	IP WLS BF H R ER SO BB IBB HBP BLK	IP WLS BF H R ER SO BB IBB HBP BLK	IP WLS BF H R ER SO BB IBB HBP BLK	IP WLS BF H R ER SO BB IBB HBP BLK	IP WLS BF H R ER SO BB IBB HBP BLK	IP WLS BF H R ER SO BB IBB HBP BLK	ERA WHIP	ERA WHIP	ERA WHIP	

Seattle Mariners @ Cleveland Indians
 Jacobs Field, Cleveland, OH
 Mon Jun 21 1999, 7:05 PM EDT
 Att. 43,093 - Unknown - 72 F

AB	44
R	3
H	10
RBI	3
BB	4
SO	11
LOB	17



Batter	1	2	3	4	5	6	7	8	9	10	11	12	AB	R	H	RBI	BB	SO	LOB	BOTTOM								
Kenny Lofton, L OBP: 0.441, SLG: 0.485	G6-3			L7	L7			F8		FC6-4			6	0	0	0	0	1	3									
Omar Vizquel, S OBP: 0.406, SLG: 0.448	F9			G6-3				P7				G3-1	6	1	2	0	0	0	1									
David Justice, L OBP: 0.374, SLG: 0.531	L9					L4						G6-3	5	0	1	0	1	1	1									
Richie Sexson, R OBP: 0.308, SLG: 0.528								G1-3		F9		K	4	0	1	0	2	1	2									
Jim Thome, L OBP: 0.417, SLG: 0.477													4	2	1	0	2	3	5									
Alex Ramirez, R OBP: 0.357, SLG: 0.615													4	1	2	1	1	1	4									
Jeff Manto, R Roberto Alomar, S OBP: 0.295, SLG: 0.348 OBP: 0.431, SLG: 0.528													2	0	1	0	0	0	2									
Enrique Wilson, S OBP: 0.352, SLG: 0.426													1	0	1	0	2	0	0									
Einar Diaz, R Jacob Cruz, L Chris Turner, R OBP: 0.391, SLG: 0.394 OBP: 0.391, SLG: 0.800 OBP: 0.250, SLG: 0.211													2	0	0	0	0	1	1									
Inning Stats	R: 0 E: 0 K: 0 S: 8	H: 0 LOB: 0 BB: 0 P: 11	R: 0 E: 0 K: 1 S: 7	H: 1 LOB: 0 BB: 0 P: 12	R: 0 E: 0 K: 1 S: 10	H: 1 LOB: 0 BB: 10 P: 10	R: 0 E: 0 K: 1 S: 15	H: 1 LOB: 2 BB: 1 P: 27	R: 1 E: 1 K: 0 S: 11	H: 2 LOB: 1 BB: 0 P: 15	R: 1 E: 0 K: 1 S: 17	H: 2 LOB: 2 BB: 1 P: 26	R: 0 E: 0 K: 1 S: 9	H: 1 LOB: 1 BB: 3 P: 13	R: 1 E: 0 K: 1 S: 20	H: 1 LOB: 3 BB: 3 P: 38	R: 0 E: 0 K: 2 S: 12	H: 1 LOB: 3 BB: 28 P: 28	R: 0 E: 0 K: 1 S: 5	H: 0 LOB: 1 BB: 9 P: 9	R: 0 E: 0 K: 1 S: 5	H: 0 LOB: 0 BB: 0 P: 5	R: 0 E: 0 K: 0 S: 3	H: 2 LOB: 2 BB: 7 P: 7	1B: 10 2B: 2 3B: 0 HR: 0	SF: 0 SAC: 3 DP: 1 HBP: 0	WP: 2 PB: 0 SB: 1 CS: 1	PA: 54
PITCHER	IP WLS BF H R ER SO BB IBB HBP BLK	IP WLS BF H R ER SO BB IBB HBP BLK	IP WLS BF H R ER SO BB IBB HBP BLK	IP WLS BF H R ER SO BB IBB HBP BLK	IP WLS BF H R ER SO BB IBB HBP BLK	IP WLS BF H R ER SO BB IBB HBP BLK	IP WLS BF H R ER SO BB IBB HBP BLK	IP WLS BF H R ER SO BB IBB HBP BLK	IP WLS BF H R ER SO BB IBB HBP BLK	IP WLS BF H R ER SO BB IBB HBP BLK	IP WLS BF H R ER SO BB IBB HBP BLK	IP WLS BF H R ER SO BB IBB HBP BLK	IP WLS BF H R ER SO BB IBB HBP BLK	IP WLS BF H R ER SO BB IBB HBP BLK	IP WLS BF H R ER SO BB IBB HBP BLK	IP WLS BF H R ER SO BB IBB HBP BLK	IP WLS BF H R ER SO BB IBB HBP BLK	IP WLS BF H R ER SO BB IBB HBP BLK	IP WLS BF H R ER SO BB IBB HBP BLK	IP WLS BF H R ER SO BB IBB HBP BLK	IP WLS BF H R ER SO BB IBB HBP BLK	IP WLS BF H R ER SO BB IBB HBP BLK	IP WLS BF H R ER SO BB IBB HBP BLK	ERA WHIP	ERA WHIP	ERA WHIP		

Seattle Mariners @ Cleveland Indians
 Jacobs Field, Cleveland, OH
 Mon Jun 21 1999, 7:05 PM EDT
 Att. 43,093 - Unknown - 72 F

AB	42
R	4
H	12
RBI	3
BB	9
SO	9
LOB	27



Batter	1	2	3	4	5	6	7	8	9	AB	R	H	RBI	BB	SO	LOB	TOP										
Darin Erstad, L (1, 3) OBP: 0.300, SLG: 0.368	2-2 P5		2-0 P5			0-1 G6-4-3		2-2 3B		4	1	1	1	0	0	1	Anaheim Angels @ Seattle Mariners The Kingdome, Seattle, WA Tue Jun 22 1999, 10:05 PM EDT Att: 26,153 - Dome - 72 F										
Randy Velarde, R (1, 4) OBP: 0.384, SLG: 0.398	2-3 K			4-2 BB		3-2 L5		1-1 1B		3	1	1	1	1	1	0											
Mo Vaughn, L (1, 10) OBP: 0.342, SLG: 0.498	2-3 K			0-0 P5			1-0 L8	3-2 G4-3		4	0	0	0	0	1	2											
16 Garret Anderson, L (1, 8) OBP: 0.293, SLG: 0.467		1-1 F7		1-1 G3			2-1 2B	2-0 1B		4	0	2	1	0	0	1											
Troy Glaus, R (1, 5) OBP: 0.311, SLG: 0.448	2-3 K			1-3 K			1-2 G5-3	3-2 P4		4	0	0	0	0	2	3											
Matt Luke, L (1, 9) OBP: 0.500, SLG: 1.000	0-2 1B				2-0 F8		4-2 BB		1-1 HR	3	1	2	1	1	0	0											
Steve Decker, R (1, 2) OBP: 0.370, SLG: 0.318	0-1 F8				2-3 K		0-1 P3		2-1 G4-3	4	0	0	0	0	1	3											
Orlando Palmeiro, L (1, 7) OBP: 0.370, SLG: 0.319			0-1 F7		1-1 G4-3			2-2 G6-3	1-0 G6-3	4	0	0	0	0	0	0											
Gary Disarcina, R (1, 6) OBP: 0.500, SLG: 0.500			0-0 P2			2-1 G6-4-3		1-0 1B	1-1 F8	2	0	1	0	0	0	0											
Jeff Huson, L (8, PH) OBP: 0.291, SLG: 0.296										2	1	1	0	0	0	0											
Inning Stats	R: 0 E: 0 K: 2 S: 14	H: 0 LOB: 0 BB: 0 P: 20	R: 0 E: 0 K: 1 S: 10	H: 1 LOB: 1 BB: 0 P: 13	R: 0 E: 0 K: 0 S: 4	H: 0 LOB: 0 BB: 0 P: 6	R: 0 E: 0 K: 1 S: 13	H: 0 LOB: 1 BB: 1 P: 19	R: 0 E: 0 K: 1 S: 6	H: 0 LOB: 0 BB: 0 P: 11	R: 0 E: 0 K: 0 S: 7	H: 1 LOB: 0 BB: 0 P: 12	R: 0 E: 0 K: 0 S: 10	H: 1 LOB: 2 BB: 1 P: 18	R: 3 E: 0 K: 0 S: 18	H: 4 LOB: 1 BB: 0 P: 32	R: 1 E: 0 K: 0 S: 7	H: 1 LOB: 0 BB: 0 P: 12	1B: 4 2B: 2 3B: 1 HR: 1	SF: 0 SAC: 0 DP: 1 HBP: 0	WP: 0 PB: 0 SB: 0 CS: 1	PA: 36					
PITCHER	IP	WLS	BF	H	R	ER	SO	BB	IBB	HBP	BLK	WP	HR	S	P	ERA	WHIP										
Freddy Garcia, R (1, 1) ERA: 4.41	7.1	L	29	6	3	3	5	2	0	0	0	0	0	73	114	3.68	1.091										
Jeff Fassero, L (8, 1) ERA: 7.17	0.1		2	1	0	0	0	0	0	0	0	0	0	5	10	0.00	3.000										
2B Ken Cloude, R (8, 1) ERA: 6.95	0.1		1	0	0	0	0	0	0	0	0	0	0	4	7	0.00	0.000										
Allen Watson, L (9, 1) ERA: 4.46	1.0		4	1	1	1	0	0	0	0	0	0	1	7	12	9.00	1.000										

AB	34
R	4
H	8
RBI	4
BB	2
SO	5
LOB	10



Batter	1	2	3	4	5	6	7	8	9	AB	R	H	RBI	BB	SO	LOB	BOTTOM										
Brian Hunter, R (1, 7) OBP: 0.332, SLG: 0.363	2-2 P3		0-0 G6-3			2-1 S BB		4-2 2B		3	1	1	0	1	0	0	Anaheim Angels @ Seattle Mariners The Kingdome, Seattle, WA Tue Jun 22 1999, 10:05 PM EDT Att: 26,153 - Dome - 72 F										
Alex Rodriguez, R (1, 6) OBP: 0.423, SLG: 0.649	0-2 PB		2-2 G1-6-3			0-1 F9		0-2 G4-3		4	0	2	1	0	0	1											
Ken Griffey Jr., L (1, 8) OBP: 0.419, SLG: 0.668	2-3 K			1-0 F8		4-0 S BB		2-2 G4-3		3	0	0	0	1	1	2											
Edgar Martinez, R (1, 10) OBP: 0.447, SLG: 0.537	4-2 BB			4-2 G6-4-3		3-3 K		2-2 G6-3		2	0	0	0	2	1	3											
Butch Huskey, R (1, 3) OBP: 0.384, SLG: 0.575	0-0 F8			2-1 G6-4-3		1-2 K		2-2 L9		4	0	0	0	0	1	6											
Raul Ibanez, L (1, 9) OBP: 0.349, SLG: 0.325		3-1 G6-3			3-3 K		0-0 G1-3		0-3 K	4	0	0	0	0	2	0											
Dan Wilson, R (1, 2) OBP: 0.336, SLG: 0.432		1-0 G5-3			2-1 BB		1-2 BB		1-2 G6-3	3	1	2	0	0	0	0											
Tom Lampkin, L (9, PH) OBP: 0.364, SLG: 0.500										1	0	0	0	0	0	0											
David Bell, R (1, 4) OBP: 0.323, SLG: 0.489		0-1 G4-3			1-1 BB		3-1 G6-3		0-3 K	3	0	1	1	0	0	1											
John Mabry, L (9, PH) OBP: 0.297, SLG: 0.395					2H					1	0	0	0	0	1	0											
Russ Davis, R (1, 5) OBP: 0.276, SLG: 0.471			0-1 F9			1-1 F9		2-2 G5-3		3	0	0	0	0	0	1											
Inning Stats	R: 0 E: 0 K: 1 S: 14	H: 1 LOB: 2 BB: 1 P: 22	R: 0 E: 0 K: 0 S: 5	H: 0 LOB: 0 BB: 0 P: 9	R: 0 E: 0 K: 0 S: 6	H: 0 LOB: 0 BB: 0 P: 8	R: 0 E: 0 K: 0 S: 5	H: 0 LOB: 1 BB: 1 P: 12	R: 1 E: 0 K: 1 S: 9	H: 2 LOB: 0 BB: 0 P: 16	R: 0 E: 0 K: 2 S: 12	H: 1 LOB: 2 BB: 1 P: 24	R: 0 E: 0 K: 0 S: 9	H: 1 LOB: 1 BB: 0 P: 15	R: 1 E: 0 K: 0 S: 18	H: 1 LOB: 1 BB: 1 P: 28	R: 0 E: 0 K: 2 S: 9	H: 0 LOB: 0 BB: 0 P: 10	1B: 3 2B: 3 3B: 0 HR: 0	SF: 0 SAC: 0 DP: 1 HBP: 0	WP: 0 PB: 1 SB: 2 CS: 0	PA: 35					
PITCHER	IP	WLS	BF	H	R	ER	SO	BB	IBB	HBP	BLK	WP	HR	S	P	ERA	WHIP										
Steve Sparks, R (1, 1) ERA: 5.02	3.0		11	0	0	1	1	1	0	0	0	0	0	25	39	0.00	0.667										
Shigetoshi Hasegawa, R (4, 1) ERA: 4.13	3.0		12	3	1	1	3	2	0	0	0	0	0	26	52	3.00	1.667										
Mark Petkovsek, R (7, 1) ERA: 1.87	2.0	W	9	2	1	1	0	1	0	0	0	0	0	27	43	4.50	1.500										
Troy Percival, R (9, 1) ERA: 2.25	1.0	S	3	0	0	0	2	0	0	0	0	0	0	9	10	0.00	0.000										

AB	31
R	2
H	6
RBI	2
BB	4
SO	6
LOB	14




Batter	1	2	3	4	5	6	7	8	9	AB	R	H	RBI	BB	SO	LOB	TOP					
Darin Erstad, L (1, 3) OBP: 0.306, SLG: 0.378	G4-3		HR		1B 16 SF8		G3	HR	FC4-2 HR	3	4	1	1	3	0	0	Anaheim Angels @ Seattle Mariners The Kingdome, Seattle, WA Thu Jun 24 1999, 10:05 PM EDT Att: 26,431 - Dome - 72 F					
Randy Velarde, R (1, 4) OBP: 0.375, SLG: 0.424	F 1B		HR		1B 16 SF8		2B	HR	FC4-2 HR	6	3	5	4	0	0	2						
Mo Vaughn, L (1, 10) OBP: 0.356, SLG: 0.540	E9 1B		F8		1B		2B	HR	HR	6	2	5	6	0	0	0						
Todd Greene, R (1, 9) OBP: 0.299, SLG: 0.487 Andy Sheets, R (8, 6) OBP: 0.250, SLG: 0.313	P6		G1-3		P5		K	F8	G1-3	5	0	0	0	0	1	7						
16 Garret Anderson, L (1, 8) OBP: 0.297, SLG: 0.468	K		G4-3		SF8		K	1B		4	0	1	1	0	2	4						
Troy Glaus, R (1, 5) OBP: 0.308, SLG: 0.437					G5-3					4	0	1	0	1	0	2						
Reggie Williams, S (1, 7) Orlando Palmeiro, L (8, PH) OBP: 0.371, SLG: 0.321		F8			1B					3	0	1	0	0	0	1						
Matt Walbeck, S (1, 2) OBP: 0.305, SLG: 0.340		F7			F8				B1-3	4	1	0	0	1	0	2						
Gary Disarcina, R (1, 6) OBP: 0.125, SLG: 0.125 Matt Luke, L (8, PH) OBP: 0.500, SLG: 0.813		K			L4				2B FC4-2 1B	3	0	0	0	0	1	2						
Inning Stats	R: 0 E: 1 K: 13 S: 15	H: 2 LOB: 2 BB: 0 P: 15	R: 0 E: 0 K: 1 S: 6	H: 0 LOB: 1 BB: 1 P: 14	R: 2 E: 0 K: 0 S: 11	H: 1 LOB: 0 BB: 1 P: 23	R: 0 E: 0 K: 0 S: 10	H: 1 LOB: 1 BB: 0 P: 12	R: 1 E: 0 K: 0 S: 11	H: 2 LOB: 2 BB: 1 P: 19	R: 0 E: 0 K: 2 S: 7	H: 0 LOB: 0 BB: 0 P: 10	R: 0 E: 0 K: 11 S: 11	H: 2 LOB: 0 BB: 0 P: 16	R: 6 E: 0 K: 0 S: 18	H: 5 LOB: 2 BB: 3 P: 36		R: 3 E: 0 K: 0 S: 12	H: 3 LOB: 0 BB: 0 P: 19	1B: 11 2B: 2 3B: 0 HR: 3	SF: 1 SAC: 0 DP: 0 HBP: 0	WP: 1 PB: 0 SB: 0 CS: 0
PITCHER	IP	WLS	BF	H	R	ER	SO	BB	IBB	HBP	BLK	WP	HR	S	P	ERA	WHIP					
Jeff Fassero, L (1, 1) ERA: 6.99	6.0		27	6	3	3	2	3	0	0	0	0	1	58	93	4.50	1.500					
Jose Paniagua, R (7, 1) ERA: 3.53	1.1		9	3	3	3	2	2	0	0	0	1	0	18	33	20.25	3.750					
Jose Mesa, R (8, 1) ERA: 8.01	0.1	L	5	3	3	3	0	1	0	0	0	0	1	6	12	81.00	12.000					
28 Ken Cloude, R (8, 1) ERA: 7.19	1.0		6	3	2	2	0	0	0	0	0	0	0	14	21	18.00	3.000					
Allen Watson, L (9, 1) ERA: 4.64	0.1		2	1	1	1	0	0	0	0	0	0	1	3	5	27.00	3.000					

AB	42
R	12
H	16
RBI	12
BB	6
SO	4
LOB	22



Batter	1	2	3	4	5	6	7	8	9	AB	R	H	RBI	BB	SO	LOB	BOTTOM					
Brian Hunter, R (1, 7) OBP: 0.327, SLG: 0.357	WP G4-3 1B	SF8		P9		F8			G5-3	3	1	0	1	1	0	2	Anaheim Angels @ Seattle Mariners The Kingdome, Seattle, WA Thu Jun 24 1999, 10:05 PM EDT Att: 26,431 - Dome - 72 F					
Alex Rodriguez, R (1, 6) OBP: 0.416, SLG: 0.650	G4-3 WP 1B	S 1B		HR		F8			G6-3	5	2	3	3	0	0	0						
Ken Griffey Jr., L (1, 8) OBP: 0.410, SLG: 0.650 Raul Ibanez, L (8, 9) OBP: 0.341, SLG: 0.317	K	K		F8		G4-3			F8	4	0	0	0	0	2	3						
Edgar Martinez, R (1, 10) OBP: 0.441, SLG: 0.524	G4-3	K				F9				4	0	0	1	0	2	2						
Butch Huskey, R (1, 3) OBP: 0.381, SLG: 0.561 John Mabry, L (7, 3) OBP: 0.299, SLG: 0.401	K			F8		G6-3			FC5-4 1B	3	0	0	0	0	1	0						
David Bell, R (1, 4) OBP: 0.328, SLG: 0.485	P3			G4-6-3 BB		G6-3			FC5-4 1B	3	0	0	0	1	0	2						
Dan Wilson, R (1, 2) OBP: 0.350, SLG: 0.437		2B 1B BB		G4-6-3		1B			F8	3	1	1	0	1	0	2						
Russ Davis, R (1, 5) OBP: 0.276, SLG: 0.470 David Segui, S (8, PH) OBP: 0.358, SLG: 0.461		1B SF8 2B		F9		K			1B	3	1	1	0	0	1	1						
Charles Gipson, R (1, 9) OBP: 0.412, SLG: 0.500 Tom Lampkin, L (8, PH) OBP: 0.360, SLG: 0.494		S 1B		HR 1B		F9			P7	3	2	2	1	0	0	1						
Inning Stats	R: 2 E: 0 K: 2 S: 19	H: 1 LOB: 1 BB: 1 P: 29	R: 3 E: 0 K: 2 S: 20	H: 3 LOB: 1 BB: 1 P: 34	R: 0 E: 0 K: 0 S: 6	H: 0 LOB: 0 BB: 1 P: 14	R: 2 E: 0 K: 0 S: 10	H: 2 LOB: 0 BB: 0 P: 18	R: 0 E: 0 K: 1 S: 9	H: 1 LOB: 1 BB: 0 P: 12	R: 0 E: 0 K: 1 S: 10	H: 0 LOB: 0 BB: 0 P: 17	R: 0 E: 0 K: 0 S: 13	H: 2 LOB: 2 BB: 0 P: 20	R: 0 E: 0 K: 0 S: 7	H: 0 LOB: 0 BB: 0 P: 13		1B: 7 2B: 1 3B: 0 HR: 1	SF: 1 SAC: 0 DP: 1 HBP: 0	WP: 1 PB: 1 SB: 2 CS: 0	PA: 39	
PITCHER	IP	WLS	BF	H	R	ER	SO	BB	IBB	HBP	BLK	WP	HR	S	P	ERA	WHIP					
Chuck Finley, L (1, 1) ERA: 4.56	4.0		21	6	7	6	4	3	0	0	0	0	0	17	23	0.00	0.429					
Shigetoshi Hasegawa, R (5, 1) ERA: 3.86	2.1		8	1	0	0	1	0	0	0	0	0	0	9	16	0.00	1.500					
Scott Schoeneweis, L (7, 1) ERA: 4.2	0.2	W	3	1	0	0	1	0	0	0	0	0	0	18	29	0.00	0.500					
Mark Petkovsek, R (8, 1) ERA: 1.77	2.0	S	7	1	0	0	0	0	0	0	0	0	0	18	29	0.00	0.500					

AB	35
R	7
H	9
RBI	6
BB	3
SO	6
LOB	15



Batter	1	2	3	4	5	6	7	8	9	AB	R	H	RBI	BB	SO	LOB	TOP			
Mark McLemore, S OBP: 0.368, SLG: 0.376 (1, 4)										4	3	2	0	2	1	0	Texas Rangers @ Seattle Mariners The Kingdome, Seattle, WA Fri Jun 25 1999, 10:05 PM EDT Att: 30,490 - Dome - 72 F			
Ivan Rodriguez, R OBP: 0.344, SLG: 0.520 Gregg Zaun, S OBP: 0.288, SLG: 0.245 (1, 2) (9, 2)										5	3	3	5	0	0	1				
29 Rusty Greer, L OBP: 0.370, SLG: 0.442 (1, 7)										4	1	2	1	2	0	1				
Juan Gonzalez, R OBP: 0.350, SLG: 0.597 Scarborough Green, S (9, PR) (9, 8)										6	2	3	5	0	0	4				
Rafael Palmeiro, L OBP: 0.437, SLG: 0.634 (1, 10)										4	0	1	1	2	0	3				
Todd Zeile, R OBP: 0.324, SLG: 0.455 (1, 5)										6	1	1	0	0	0	5				
Lee Stevens, L OBP: 0.383, SLG: 0.560 (1, 3)										5	1	2	2	0	2	2				
Roberto Kelly, R OBP: 0.375, SLG: 0.454 (1, 8) (9, 9)										5	0	2	0	0	2	1				
Royce Clayton, R OBP: 0.295, SLG: 0.335 (1, 6)										5	3	2	0	0	0	2				
Inning Stats	R: 1 E: 0 K: 1 S: 19	H: 3 LOB: 2 BB: 0 P: 27	R: 0 E: 0 K: 0 S: 7	H: 0 LOB: 0 BB: 0 P: 10	R: 0 E: 0 K: 1 S: 8	H: 1 LOB: 1 BB: 0 P: 11	R: 0 E: 0 K: 0 S: 7	H: 0 LOB: 0 BB: 0 P: 11	R: 6 E: 0 K: 1 S: 19	H: 5 LOB: 1 BB: 2 P: 38	R: 0 E: 0 K: 1 S: 9	H: 1 LOB: 1 BB: 0 P: 14	R: 3 E: 0 K: 1 S: 20	H: 4 LOB: 2 BB: 1 P: 32	R: 4 E: 0 K: 0 S: 18	H: 4 LOB: 2 BB: 1 P: 33		1B: 13 2B: 0 3B: 0 HR: 5	SF: 1 SAC: 0 DP: 0 HBP: 0	WP: 0 PB: 0 SB: 2 CS: 0
PITCHER	IP WLS BF H R ER SO BB IBB HBP BLK WP HR S P ERA WHIP	IP WLS BF H R ER SO BB IBB HBP BLK WP HR S P ERA WHIP	IP WLS BF H R ER SO BB IBB HBP BLK WP HR S P ERA WHIP	IP WLS BF H R ER SO BB IBB HBP BLK WP HR S P ERA WHIP	IP WLS BF H R ER SO BB IBB HBP BLK WP HR S P ERA WHIP	IP WLS BF H R ER SO BB IBB HBP BLK WP HR S P ERA WHIP	IP WLS BF H R ER SO BB IBB HBP BLK WP HR S P ERA WHIP	IP WLS BF H R ER SO BB IBB HBP BLK WP HR S P ERA WHIP	IP WLS BF H R ER SO BB IBB HBP BLK WP HR S P ERA WHIP	IP WLS BF H R ER SO BB IBB HBP BLK WP HR S P ERA WHIP	IP WLS BF H R ER SO BB IBB HBP BLK WP HR S P ERA WHIP	IP WLS BF H R ER SO BB IBB HBP BLK WP HR S P ERA WHIP	IP WLS BF H R ER SO BB IBB HBP BLK WP HR S P ERA WHIP	IP WLS BF H R ER SO BB IBB HBP BLK WP HR S P ERA WHIP	IP WLS BF H R ER SO BB IBB HBP BLK WP HR S P ERA WHIP	IP WLS BF H R ER SO BB IBB HBP BLK WP HR S P ERA WHIP	IP WLS BF H R ER SO BB IBB HBP BLK WP HR S P ERA WHIP			

AB 44
R 14
H 18
RBI 14
BB 6
SO 5
LOB 19



Batter	1	2	3	4	5	6	7	8	9	AB	R	H	RBI	BB	SO	LOB	BOTTOM			
Brian Hunter, R OBP: 0.326, SLG: 0.357 (1, 8)										3	0	1	1	0	0	0	Texas Rangers @ Seattle Mariners The Kingdome, Seattle, WA Fri Jun 25 1999, 10:05 PM EDT Att: 30,490 - Dome - 72 F			
David Bell, R OBP: 0.327, SLG: 0.480 (1, 4)										3	0	0	0	1	0	1				
Alex Rodriguez, R OBP: 0.407, SLG: 0.634 (1, 6)										4	0	0	0	0	1	2				
Edgar Martinez, R OBP: 0.438, SLG: 0.516 (1, 10)										3	1	0	0	1	1	1				
David Segui, S OBP: 0.360, SLG: 0.473 (1, 3)										4	1	2	1	0	0	0				
Raul Ibanez, L OBP: 0.354, SLG: 0.333 (1, 7)										4	1	2	0	0	0	0				
Dan Wilson, R OBP: 0.348, SLG: 0.430 (1, 2)										3	1	0	0	0	1	2				
John Mabry, L OBP: 0.300, SLG: 0.400 (1, 9)										3	0	1	0	0	1	1				
Russ Davis, R OBP: 0.273, SLG: 0.464 (1, 5)										3	0	0	1	0	1	2				
Inning Stats	R: 0 E: 0 K: 0 S: 9	H: 0 LOB: 0 BB: 0 P: 16	R: 1 E: 0 K: 1 S: 10	H: 2 LOB: 1 BB: 1 P: 19	R: 0 E: 0 K: 1 S: 7	H: 1 LOB: 0 BB: 0 P: 14	R: 0 E: 0 K: 0 S: 6	H: 0 LOB: 0 BB: 0 P: 10	R: 2 E: 0 K: 1 S: 16	H: 2 LOB: 2 BB: 1 P: 29	R: 1 E: 0 K: 2 S: 12	H: 1 LOB: 0 BB: 0 P: 18	R: 0 E: 0 K: 0 S: 7	H: 0 LOB: 0 BB: 0 P: 10	R: 0 E: 0 K: 0 S: 7	H: 0 LOB: 0 BB: 0 P: 9		1B: 5 2B: 1 3B: 0 HR: 1	SF: 1 SAC: 0 DP: 3 HBP: 1	WP: 0 PB: 0 SB: 1 CS: 0
PITCHER	IP WLS BF H R ER SO BB IBB HBP BLK WP HR S P ERA WHIP	IP WLS BF H R ER SO BB IBB HBP BLK WP HR S P ERA WHIP	IP WLS BF H R ER SO BB IBB HBP BLK WP HR S P ERA WHIP	IP WLS BF H R ER SO BB IBB HBP BLK WP HR S P ERA WHIP	IP WLS BF H R ER SO BB IBB HBP BLK WP HR S P ERA WHIP	IP WLS BF H R ER SO BB IBB HBP BLK WP HR S P ERA WHIP	IP WLS BF H R ER SO BB IBB HBP BLK WP HR S P ERA WHIP	IP WLS BF H R ER SO BB IBB HBP BLK WP HR S P ERA WHIP	IP WLS BF H R ER SO BB IBB HBP BLK WP HR S P ERA WHIP	IP WLS BF H R ER SO BB IBB HBP BLK WP HR S P ERA WHIP	IP WLS BF H R ER SO BB IBB HBP BLK WP HR S P ERA WHIP	IP WLS BF H R ER SO BB IBB HBP BLK WP HR S P ERA WHIP	IP WLS BF H R ER SO BB IBB HBP BLK WP HR S P ERA WHIP	IP WLS BF H R ER SO BB IBB HBP BLK WP HR S P ERA WHIP	IP WLS BF H R ER SO BB IBB HBP BLK WP HR S P ERA WHIP	IP WLS BF H R ER SO BB IBB HBP BLK WP HR S P ERA WHIP	IP WLS BF H R ER SO BB IBB HBP BLK WP HR S P ERA WHIP			

AB 30
R 4
H 6
RBI 3
BB 2
SO 5
LOB 9



Batter	1	2	3	4	5	6	7	8	9	AB	R	H	RBI	BB	SO	LOB	TOP					
Tom Goodwin, L (1, 8) OBP: 0.319, SLG: 0.311	1-2 29 HR 1B	0-2 F7		4-0 29 1B BB		1-3 K			2-2 G6-4-3 1-2	4	1	1	0	1	1	1						
Mark McLemore, S (1, 4) OBP: 0.388, SLG: 0.371	1-1 F8	4-1 29 BB BB		2-1 F8		1-1 G4-3			4-1 29 DI BB	3	0	0	0	2	0	2						
29 Rusty Greer, L (1, 7) OBP: 0.374, SLG: 0.451	3-2 1-H HR	4-1 BB		1-2 1B			2-2 G1-3		2-2 F7 1-2	4	1	2	2	1	0	1						
Juan Gonzalez, R (1, 9) OBP: 0.353, SLG: 0.596	2-3 K	2-3 K		1-0 F8			2-0 P4			4	0	0	0	0	2	4						
Rafael Palmeiro, L (1, 10) OBP: 0.434, SLG: 0.620	4-2 2B BB		1-1 F8		4-1 1B BB		0-2 G3-1			2	0	0	0	2	0	0						
Todd Zeile, R (1, 5) OBP: 0.332, SLG: 0.464	2-0 1-3 2B		0-0 E5		2-0 G4-6-3 1B			1-1 G1-6-3 1B		4	0	3	0	0	0	0						
Lee Stevens, L (1, 3) OBP: 0.379, SLG: 0.548	4-0 IBB		3-3 K		0-0 F7			2-2 G1-6-3 1-2		3	0	0	0	1	1	4						
Gregg Zaun, S (1, 2) OBP: 0.270, SLG: 0.228	2-2 G5-3		2-0 G4-3		2-1 G4-6-3 1-2			3-3 K		4	0	0	0	0	1	6						
Royce Clayton, R (1, 6) OBP: 0.282, SLG: 0.319		1-2 G6-3		2-2 G6-3		0-0 G5-3			4-0 G6-4-3 BB	3	0	0	0	0	0	0						
Jon Shave, R (6, 6) OBP: 0.302, SLG: 0.286										0	0	0	0	0	0	0						
Luis Alicasa, S (9, PH) OBP: 0.286, SLG: 0.205										0	0	0	0	1	0	0						
Inning Stats	R: 2 E: 0 K: 1 S: 21	H: 3 LOB: 3 BB: 2 P: 39	R: 0 E: 0 K: 1 S: 15	H: 0 LOB: 2 BB: 2 P: 26	R: 0 E: 1 K: 1 S: 7	H: 0 LOB: 1 BB: 0 P: 13	R: 0 E: 0 K: 0 S: 9	H: 1 LOB: 2 BB: 1 P: 19	R: 0 E: 0 K: 1 S: 6	H: 0 LOB: 0 BB: 0 P: 8	R: 0 E: 0 K: 0 S: 8	H: 0 LOB: 0 BB: 0 P: 12	R: 0 E: 0 K: 1 S: 8	H: 1 LOB: 0 BB: 2 P: 14	R: 0 E: 0 K: 0 S: 7	H: 0 LOB: 1 BB: 2 P: 19	1B: 4 2B: 1 3B: 0 HR: 1	SF: 0 SAC: 0 DP: 3 HBP: 0	WP: 0 PB: 0 SB: 0 CS: 0	PA: 39		
PITCHER	IP WLS BF H R ER SO BB IBB HBP BLK WP HR S P ERA WHIP	IP WLS BF H R ER SO BB IBB HBP BLK WP HR S P ERA WHIP	IP WLS BF H R ER SO BB IBB HBP BLK WP HR S P ERA WHIP	IP WLS BF H R ER SO BB IBB HBP BLK WP HR S P ERA WHIP	IP WLS BF H R ER SO BB IBB HBP BLK WP HR S P ERA WHIP	IP WLS BF H R ER SO BB IBB HBP BLK WP HR S P ERA WHIP	IP WLS BF H R ER SO BB IBB HBP BLK WP HR S P ERA WHIP	IP WLS BF H R ER SO BB IBB HBP BLK WP HR S P ERA WHIP	IP WLS BF H R ER SO BB IBB HBP BLK WP HR S P ERA WHIP	IP WLS BF H R ER SO BB IBB HBP BLK WP HR S P ERA WHIP	IP WLS BF H R ER SO BB IBB HBP BLK WP HR S P ERA WHIP	IP WLS BF H R ER SO BB IBB HBP BLK WP HR S P ERA WHIP	IP WLS BF H R ER SO BB IBB HBP BLK WP HR S P ERA WHIP	IP WLS BF H R ER SO BB IBB HBP BLK WP HR S P ERA WHIP	IP WLS BF H R ER SO BB IBB HBP BLK WP HR S P ERA WHIP	IP WLS BF H R ER SO BB IBB HBP BLK WP HR S P ERA WHIP	IP WLS BF H R ER SO BB IBB HBP BLK WP HR S P ERA WHIP	IP WLS BF H R ER SO BB IBB HBP BLK WP HR S P ERA WHIP	IP WLS BF H R ER SO BB IBB HBP BLK WP HR S P ERA WHIP	IP WLS BF H R ER SO BB IBB HBP BLK WP HR S P ERA WHIP	IP WLS BF H R ER SO BB IBB HBP BLK WP HR S P ERA WHIP	IP WLS BF H R ER SO BB IBB HBP BLK WP HR S P ERA WHIP

Texas Rangers @ Seattle Mariners
The Kingdome, Seattle, WA
Sun Jun 27 1999, 4:35 PM EDT
Att: 56,530 - Dome - 72 F

AB 31
R 2
H 6
RBI 2
BB 8
SO 5
LOB 18



Batter	1	2	3	4	5	6	7	8	9	AB	R	H	RBI	BB	SO	LOB	BOTTOM					
Brian Hunter, R (1, 7) OBP: 0.325, SLG: 0.362	0-1 S HR 1B	2-1 G1-3 1-2		2-1 2H 1B			0-0 3B	1-3 K		5	1	3	0	0	1	3						
Alex Rodriguez, R (1, 6) OBP: 0.397, SLG: 0.606	4-2 HR BB		1-0 2B 1B	0-2 G5-3		2-2 G5-3	2-2 E6 1-2 2-3	2-2 E6		4	2	1	0	1	0	4						
Ken Griffey Jr., L (1, 8) OBP: 0.411, SLG: 0.650	3-1 1-H 2-H HR		1-1 P3		4-1 E S BB		4-0 S IBB	1-3 K		3	1	1	3	2	1	4						
Edgar Martinez, R (1, 10) OBP: 0.440, SLG: 0.527	0-3 K		0-0 1-H 2B		1-0 L5		1-3 K			4	0	1	1	0	2	3						
David Segui, S (1, 3) OBP: 0.364, SLG: 0.468	0-0 F7		0-3 K		1-1 F8		4-0 IBB			3	0	0	0	1	1	2						
Butch Huskey, R (1, 9) OBP: 0.374, SLG: 0.547	1-2 F9		1-2 G5-3		2-3 K		0-0 G5-3			4	0	0	0	0	1	5						
Charles Gipson, R (8, 9) OBP: 0.444, SLG: 0.500										0	0	0	0	0	0	0						
John Mabry, L (1, 5) OBP: 0.294, SLG: 0.396		1-1 G2-3		2-2 F7		2-1 F8		0-1 1B 2B		4	0	1	0	0	0	0						
David Bell, R (1, 4) OBP: 0.331, SLG: 0.478		1-3 K		2-2 G6-3 E 1B		1-2 G6-3		1-1 E 1B		4	1	2	0	0	1	0						
Dan Wilson, R (1, 2) OBP: 0.346, SLG: 0.426		2-2 S 1B		3-2 G6-3 1-2		2-2 F7		0-0 FC6-2-5 E		4	0	1	0	0	0	3						
Inning Stats	R: 3 E: 0 K: 1 S: 17	H: 2 LOB: 1 BB: 1 P: 25	R: 0 E: 0 K: 1 S: 11	H: 1 LOB: 0 BB: 0 P: 17	R: 1 E: 0 K: 1 S: 10	H: 2 LOB: 1 BB: 0 P: 13	R: 1 E: 1 K: 0 S: 15	H: 2 LOB: 1 BB: 0 P: 24	R: 0 E: 0 K: 1 S: 7	H: 0 LOB: 1 BB: 1 P: 15	R: 0 E: 0 K: 0 S: 8	H: 0 LOB: 0 BB: 0 P: 13	R: 0 E: 0 K: 1 S: 10	H: 1 LOB: 3 BB: 2 P: 21	R: 0 E: 1 K: 2 S: 16	H: 2 LOB: 3 BB: 0 P: 21	1B: 6 2B: 2 3B: 1 HR: 1	SF: 0 SAC: 0 DP: 0 HBP: 0	WP: 0 PB: 0 SB: 4 CS: 0	PA: 39		
PITCHER	IP WLS BF H R ER SO BB IBB HBP BLK WP HR S P ERA WHIP	IP WLS BF H R ER SO BB IBB HBP BLK WP HR S P ERA WHIP	IP WLS BF H R ER SO BB IBB HBP BLK WP HR S P ERA WHIP	IP WLS BF H R ER SO BB IBB HBP BLK WP HR S P ERA WHIP	IP WLS BF H R ER SO BB IBB HBP BLK WP HR S P ERA WHIP	IP WLS BF H R ER SO BB IBB HBP BLK WP HR S P ERA WHIP	IP WLS BF H R ER SO BB IBB HBP BLK WP HR S P ERA WHIP	IP WLS BF H R ER SO BB IBB HBP BLK WP HR S P ERA WHIP	IP WLS BF H R ER SO BB IBB HBP BLK WP HR S P ERA WHIP	IP WLS BF H R ER SO BB IBB HBP BLK WP HR S P ERA WHIP	IP WLS BF H R ER SO BB IBB HBP BLK WP HR S P ERA WHIP	IP WLS BF H R ER SO BB IBB HBP BLK WP HR S P ERA WHIP	IP WLS BF H R ER SO BB IBB HBP BLK WP HR S P ERA WHIP	IP WLS BF H R ER SO BB IBB HBP BLK WP HR S P ERA WHIP	IP WLS BF H R ER SO BB IBB HBP BLK WP HR S P ERA WHIP	IP WLS BF H R ER SO BB IBB HBP BLK WP HR S P ERA WHIP	IP WLS BF H R ER SO BB IBB HBP BLK WP HR S P ERA WHIP	IP WLS BF H R ER SO BB IBB HBP BLK WP HR S P ERA WHIP	IP WLS BF H R ER SO BB IBB HBP BLK WP HR S P ERA WHIP	IP WLS BF H R ER SO BB IBB HBP BLK WP HR S P ERA WHIP	IP WLS BF H R ER SO BB IBB HBP BLK WP HR S P ERA WHIP	IP WLS BF H R ER SO BB IBB HBP BLK WP HR S P ERA WHIP

Texas Rangers @ Seattle Mariners
The Kingdome, Seattle, WA
Sun Jun 27 1999, 4:35 PM EDT
Att: 56,530 - Dome - 72 F

AB 35
R 5
H 10
RBI 4
BB 4
SO 7
LOB 24



Batter	1	2	3	4	5	6	7	8	9	10	11	12	AB	R	H	RBI	BB	SO	LOB	TOP					
Brian Hunter, R OBP: 0.320, SLG: 0.356 (1.7)	L5	FC5			L8			B2-3			K		5	0	0	0	0	1	2						
Alex Rodriguez, R OBP: 0.392, SLG: 0.592 (1.6)	G6-3		K		F9			B2-3			K		4	0	0	0	1	2	0						
Ken Griffey Jr., L OBP: 0.458, SLG: 0.641 (1.8)			F8			G3		K			F7		4	0	0	0	1	1	1						
Edgar Martinez, R OBP: 0.436, SLG: 0.520 Charles Gipson, R OBP: 0.444, SLG: 0.500 (12. PR) (12.9)	F7		K			L7					K		5	0	1	0	0	2	1						
David Segui, S OBP: 0.366, SLG: 0.469 (1.3)						G3							4	0	2	0	0	1	0						
Raul Ibanez, L OBP: 0.340, SLG: 0.320 Jose Mesa, R (12.1)													5	0	1	1	0	0	2						
David Bell, R OBP: 0.335, SLG: 0.479 (1.4)													4	1	2	0	1	1	1						
Dan Wilson, R OBP: 0.344, SLG: 0.423 (1.2)													4	0	1	1	0	0	2						
Russ Davis, R OBP: 0.273, SLG: 0.458 (1.5)													3	0	0	0	1	0	1						
Inning Stats	R: 0 E: 0 K: 13	H: 0 LOB: 1 BB: 23	R: 1 E: 0 K: 11	H: 3 LOB: 2 BB: 20	R: 0 E: 0 K: 2	H: 0 LOB: 0 BB: 11	R: 0 E: 0 K: 6	H: 2 LOB: 1 BB: 11	R: 0 E: 0 K: 10	H: 0 LOB: 0 BB: 17	R: 0 E: 0 K: 7	H: 0 LOB: 1 BB: 12	R: 0 E: 0 K: 1	H: 0 LOB: 0 BB: 10	R: 0 E: 0 K: 5	H: 0 LOB: 0 BB: 5	R: 0 E: 0 K: 7	H: 0 LOB: 0 BB: 7	R: 1 E: 0 K: 4	H: 2 LOB: 1 BB: 4	1B: 7 2B: 1 3B: 0 HR: 0	SF: 0 SAC: 1 DP: 2 HBP: 0	WP: 0 PB: 0 SB: 0 CS: 2	PA: 43	
PITCHER	IP	WLS	BF	H	R	ER	SO	BB	IBB	HBP	BLK	WP	HR	S	P	ERA	WHIP								
Mike Oquist, R ERA: 3.14 (1.1)	7.0		27	5	1	1	2	3	0	0	0	0	0	63	106	1.29	1.143								
Doug Jones, R ERA: 3.2 (8.1)	3.0		9	0	0	0	4	1	0	0	0	0	0	16	26	0.00	0.333								
Billy Taylor, R ERA: 2.61 (11.1)	1.0		3	0	0	0	2	0	0	0	0	0	0	7	7	0.00	0.000								
T.J. Mathews, R ERA: 3.48 (12.1)	1.0	L	4	2	1	1	0	0	0	0	0	0	0	4	4	9.00	2.000								

Seattle Mariners @ Oakland Athletics
Network Associates Coliseum, Oakland, CA

Tue Jun 29 1999, 10:05 PM EDT
Att: 11,762 - Unknown - 73 F

AB 38
R 2
H 7
RBI 2
BB 4
SO 8
LOB 10



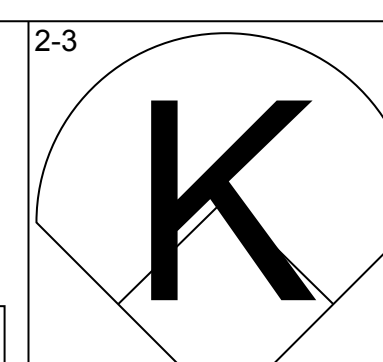
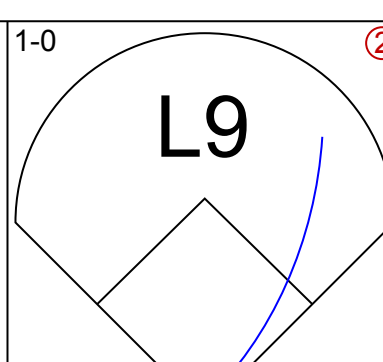
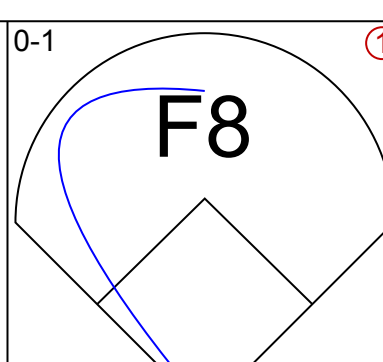
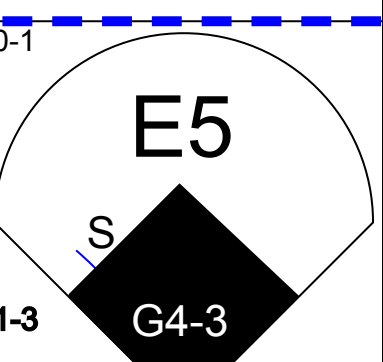
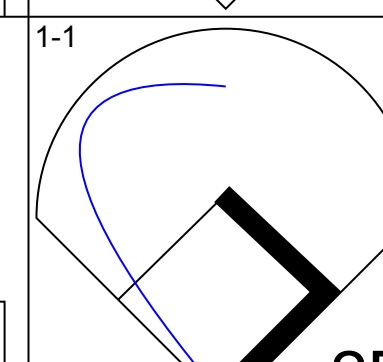
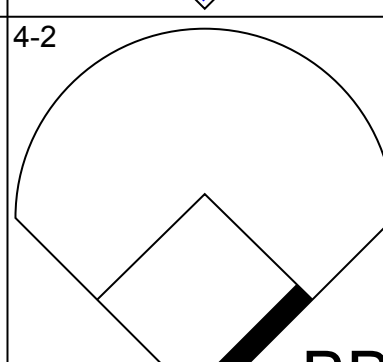
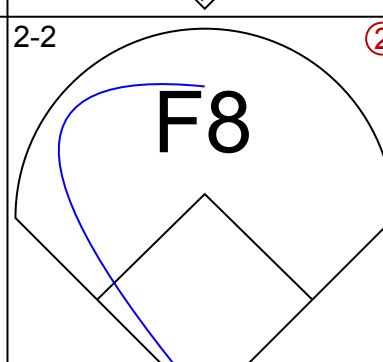
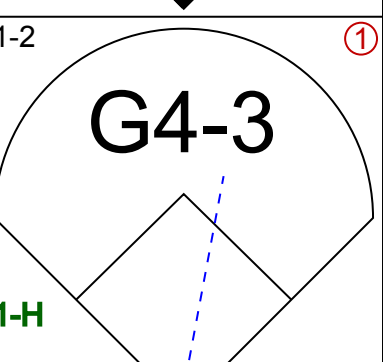
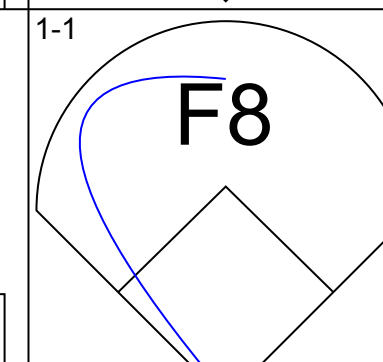
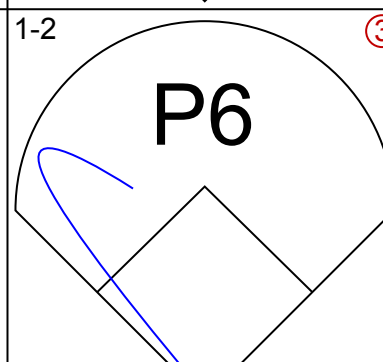
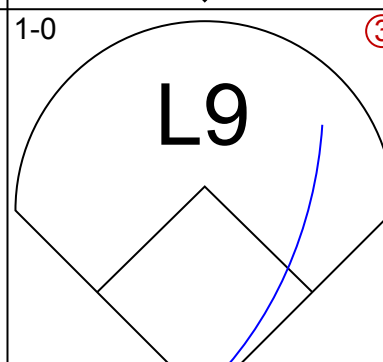
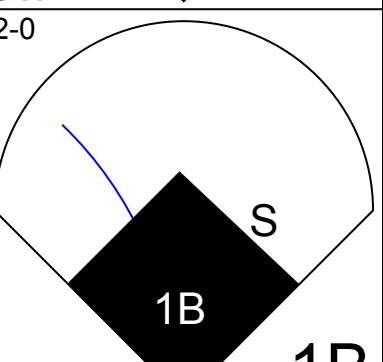
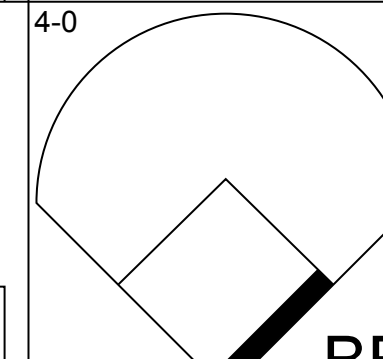
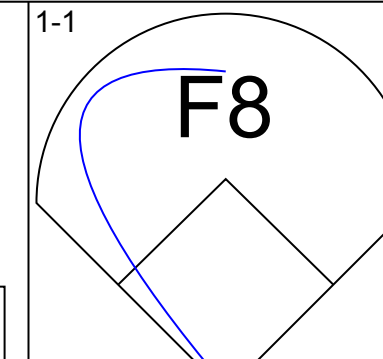
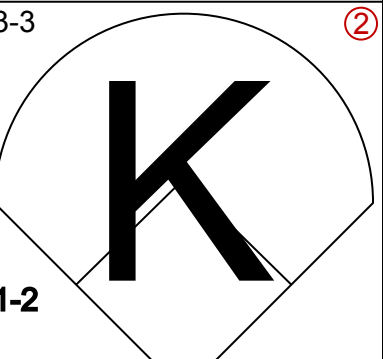
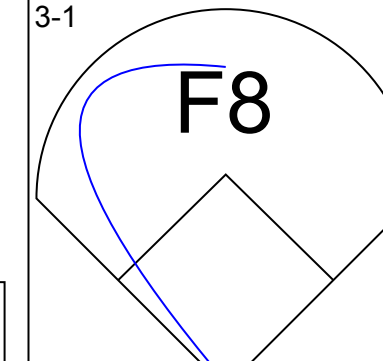
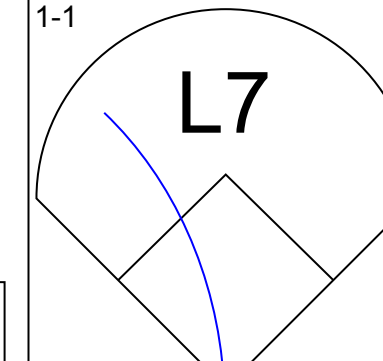
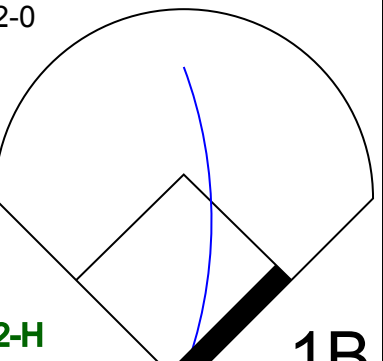
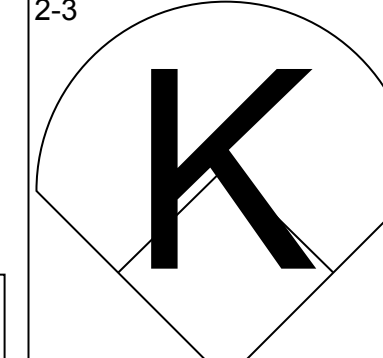
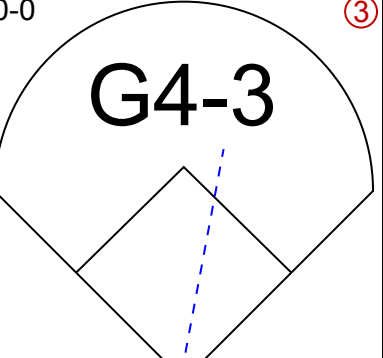
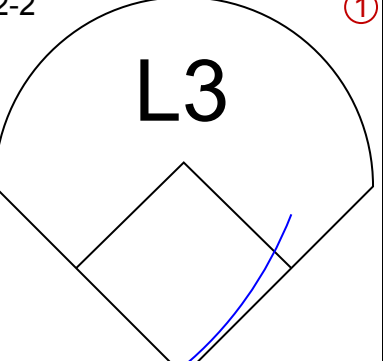
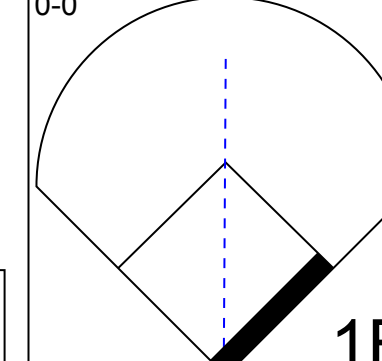
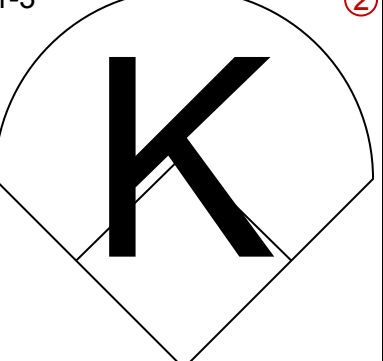
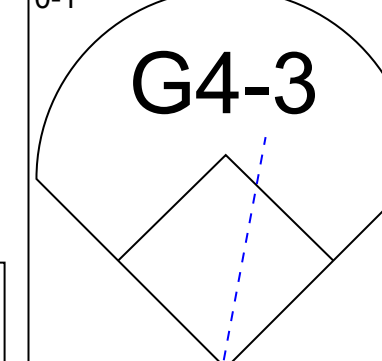
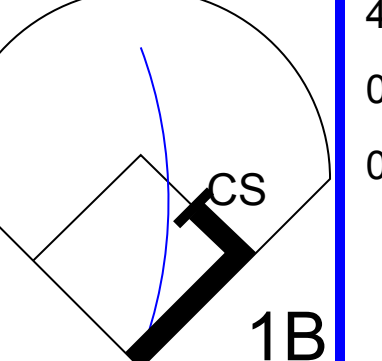
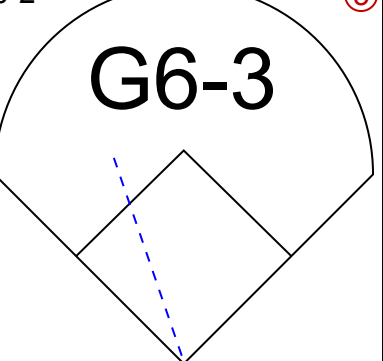
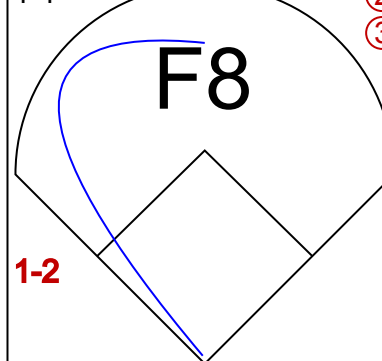
Batter	1	2	3	4	5	6	7	8	9	10	11	12	AB	R	H	RBI	BB	SO	LOB	BOTTOM					
Tony Phillips, S OBP: 0.352, SLG: 0.467 (11.8)			G1-2-3		G4-6-3			F7				G1	6	0	1	0	0	1	7						
Miguel Tejada, R OBP: 0.330, SLG: 0.422 (1.6)	G6-4-3		F8			B1-3		F8					5	0	0	0	0	1	3						
Matt Stairs, L OBP: 0.344, SLG: 0.514 (1.9)	P3					K		P7					5	0	1	0	0	1	0						
John Jaha, R OBP: 0.406, SLG: 0.594 Tim Hudson, R OBP: 1.000, SLG: 1.000 (11. PR) (1.10)			K										3	0	1	0	1	2	1						
Olmedo Saenz, R OBP: 0.348, SLG: 0.401 (1.5)			G4-3			G4-3		G6-3					5	0	1	0	0	0	3						
Jason Giambi, L OBP: 0.379, SLG: 0.483 (1.3)			K										5	1	1	0	0	3	2						
Tim Lincecum, S OBP: 0.351, SLG: 0.340 (1.7)													2	0	0	0	2	1	0						
Ramon Hernandez, R OBP: 0.400, SLG: 0.400 (1.2)													5	0	2	1	0	0	1						
Ryan Christenson, R OBP: 0.297, SLG: 0.257 Ben Grieve, L OBP: 0.343, SLG: 0.416 Jorge Velazquez, R OBP: 0.207, SLG: 0.241 3 Eric Chavez, R OBP: 0.333, SLG: 0.389 (10. PH) (11.4) (12. PH)													3	0	2	0	0	0	1						
Inning Stats	R: 0 E: 0 K: 8	H: 1 LOB: 0 BB: 14	R: 0 E: 0 K: 8	H: 0 LOB: 0 BB: 11	R: 0 E: 0 K: 0	H: 2 LOB: 2 BB: 15	R: 0 E: 0 K: 7	H: 2 LOB: 1 BB: 12	R: 0 E: 0 K: 13	H: 0 LOB: 1 BB: 16	R: 0 E: 0 K: 7	H: 0 LOB: 0 BB: 7	R: 0 E: 1 K: 6	H: 0 LOB: 1 BB: 6	R: 0 E: 1 K: 6	H: 1 LOB: 1 BB: 6	1B: 9 2B: 0 3B: 0 HR: 0	SF: 0 SAC: 1 DP: 3 HBP: 1	WP: 0 PB: 0 SB: 0 CS: 1	PA: 46					
PITCHER	IP	WLS	BF	H	R	ER	SO	BB	IBB	HBP	BLK	WP	HR	S	P	ERA	WHIP								
John Halama, L ERA: 3.39 (1.1)	9.0		35	8	1	1	5	3	0	1	0	0	0	71	120	1.00	1.222								
Jose Paniagua, R ERA: 3.6 (10.1)	2.0	W	7	1	0	0	3	0	0	0	0	0	0	13	13	0.00	0.500								
Jose Mesa, R ERA: 7.29 (12.1)	1.0	S	4	0	0	0	1	0	0	0	0	0	0	6	6	0.00	0.000								

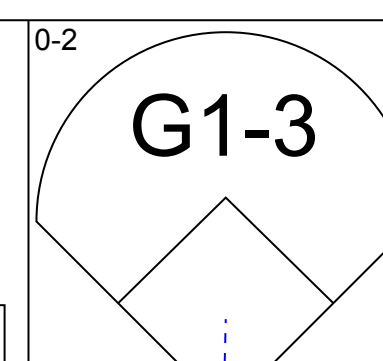
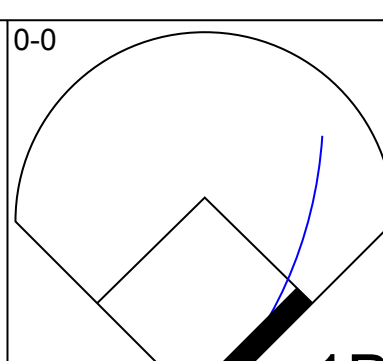
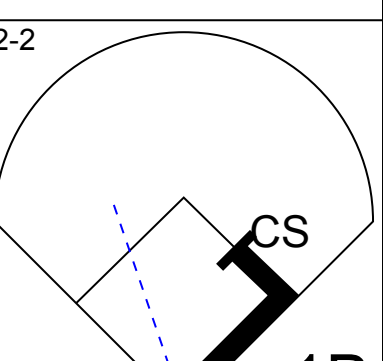
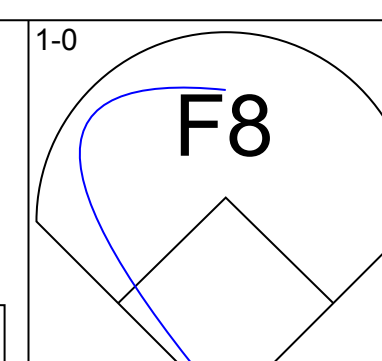
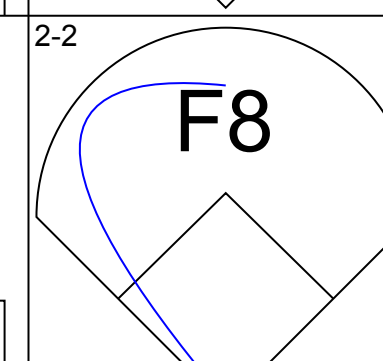
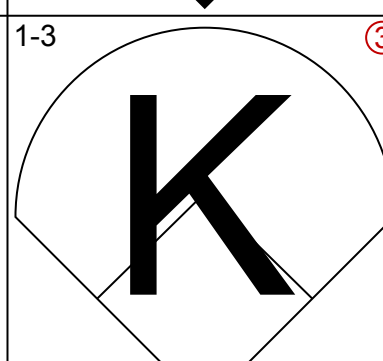
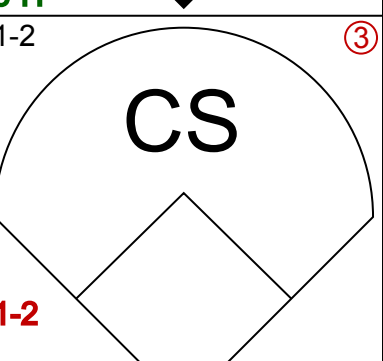
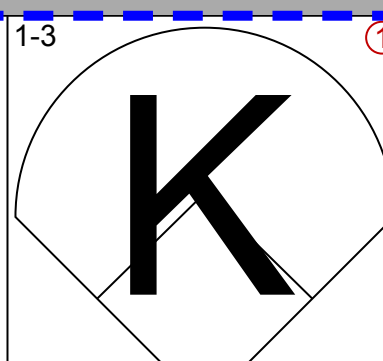
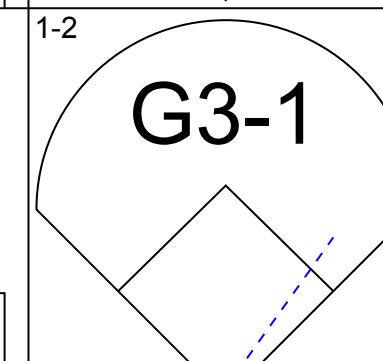

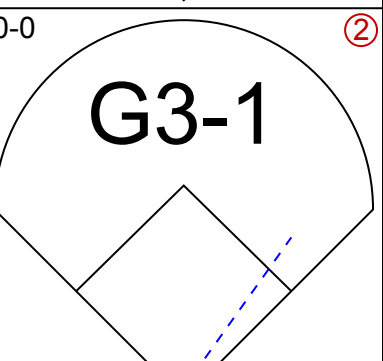
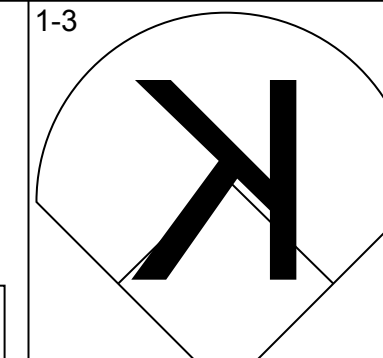
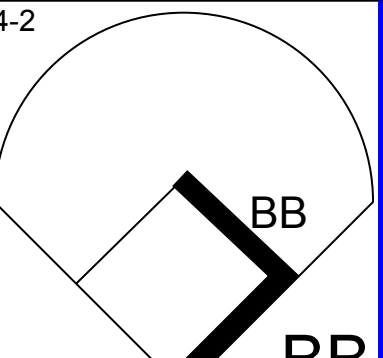
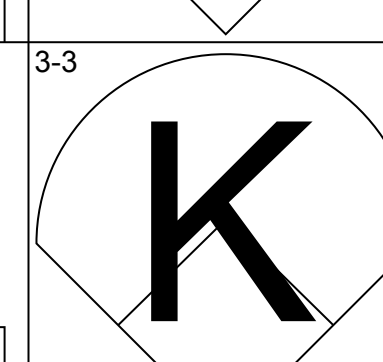
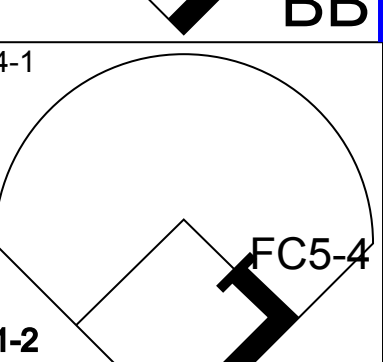

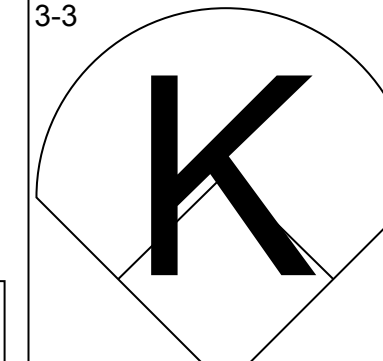
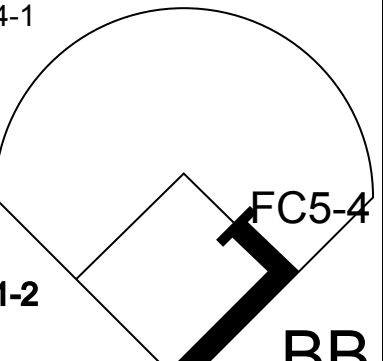

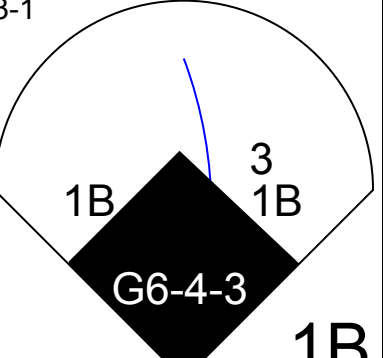
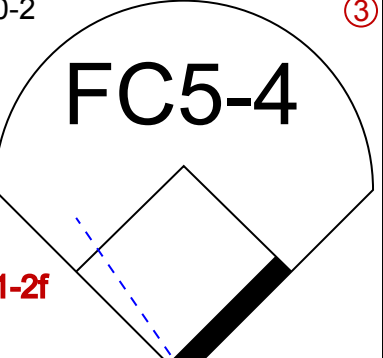
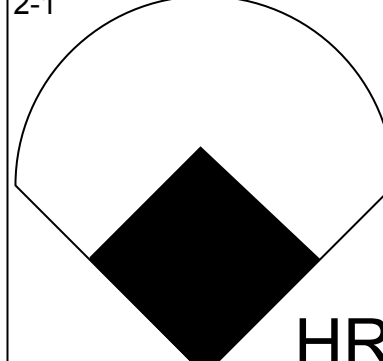
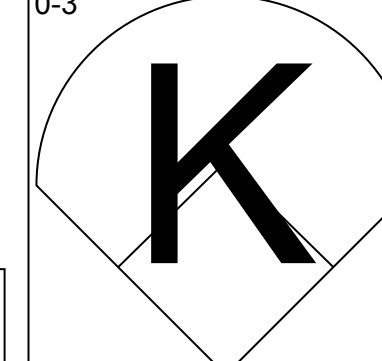
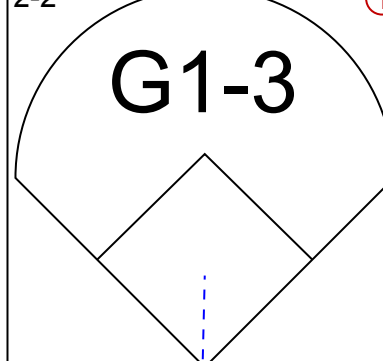
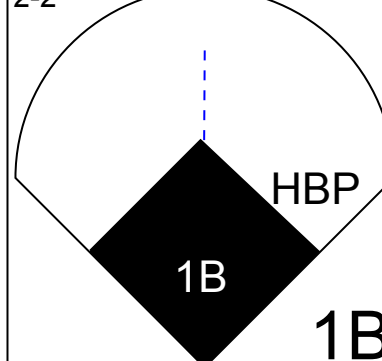
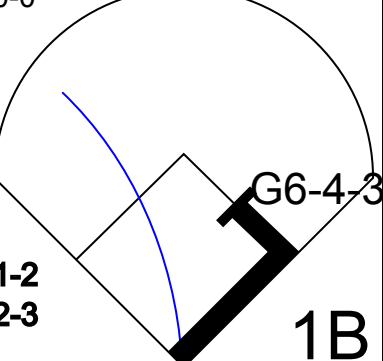
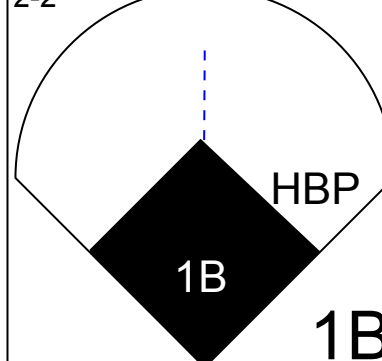
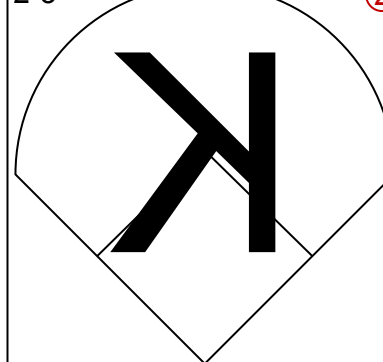
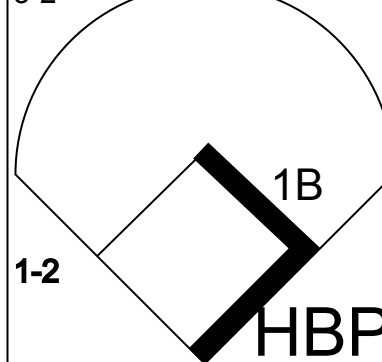
Seattle Mariners @ Oakland Athletics
Network Associates Coliseum, Oakland, CA

Tue Jun 29 1999, 10:05 PM EDT
Att: 11,762 - Unknown - 73 F

AB 41
R 1
H 9
RBI 1
BB 3
SO 9
LOB 18



Batter	1	2	3	4	5	6	7	8	9	AB	R	H	RBI	BB	SO	LOB	TOP					
Brian Hunter, R OBP: 0.317, SLG: 0.349 (1, 7)										4	1	0	0	0	1	1	Seattle Mariners @ Oakland Athletics Network Associates Coliseum, Oakland, CA Thu Jul 01 1999, 4:05 PM EDT Att: 11,632 - Unknown - 71 F livebaseballscorecards.com					
Alex Rodriguez, R OBP: 0.397, SLG: 0.580 (1, 6)										3	0	1	1	1	0	0						
Ken Griffey Jr., L OBP: 0.404, SLG: 0.631 (1, 8)										4	1	1	0	0	0	2						
Edgar Martinez, R OBP: 0.443, SLG: 0.522 (1, 10)										3	1	1	0	1	1	1						
David Segui, S OBP: 0.369, SLG: 0.469 (1, 3)										4	0	1	1	0	0	3						
John Mabry, L OBP: 0.296, SLG: 0.398 (1, 9)										4	0	0	1	0	1	1						
David Bell, R OBP: 0.334, SLG: 0.474 (1, 4)										4	0	1	0	0	1	0						
Tom Lampkin, L OBP: 0.367, SLG: 0.533 (9, PR)										4	0	1	0	0	1	1						
Charles Gipson, R OBP: 0.450, SLG: 0.556 (9, PR)										0	0	0	0	0	0	0						
Dan Wilson, R OBP: 0.342, SLG: 0.420 (9, 2)										0	0	0	0	0	0	0						
Russ Davis, R OBP: 0.272, SLG: 0.454 (1, 5)										4	1	1	0	0	0	1						
Inning Stats	R: 0 E: 0 K: 1 S: 9	H: 1 LOB: 2 BB: 1 P: 20	R: 0 E: 0 K: 0 S: 10	H: 0 LOB: 0 BB: 0 P: 15	R: 0 E: 0 K: 0 S: 9	H: 0 LOB: 1 BB: 1 P: 15	R: 0 E: 0 K: 1 S: 7	H: 0 LOB: 0 BB: 0 P: 11	R: 0 E: 0 K: 1 S: 9	H: 0 LOB: 0 BB: 0 P: 12	R: 0 E: 0 K: 0 S: 6	H: 0 LOB: 1 BB: 0 P: 9	R: 1 E: 0 K: 0 S: 12	H: 2 LOB: 1 BB: 0 P: 16	R: 3 E: 1 K: 1 S: 12	H: 3 LOB: 1 BB: 0 P: 20	R: 0 E: 0 K: 1 S: 6	H: 1 LOB: 1 BB: 0 P: 7	1B: 5 2B: 2 3B: 0 HR: 0	SF: 0 SAC: 0 DP: 0 HBP: 0	WP: 0 PB: 0 SB: 3 CS: 1	PA: 36
PITCHER	IP	WLS	BF	H	R	ER	SO	BB	IBB	HBP	BLK	WP	HR	S	P	ERA	WHIP					
Jimmy Haynes, R ERA: 4.75 (1, 1)	7.0		27	4	2	2	3	2	0	0	0	0	0	63	99	2.57	0.857					
Billy Taylor, R ERA: 2.73 (8, 1)	2.0	W	9	3	2	0	2	0	0	0	0	0	0	17	26	0.00	1.500					

Batter	1	2	3	4	5	6	7	8	9	AB	R	H	RBI	BB	SO	LOB	BOTTOM					
Tony Phillips, S OBP: 0.353, SLG: 0.465 (1, 4)										5	0	3	2	0	0	1	Seattle Mariners @ Oakland Athletics Network Associates Coliseum, Oakland, CA Thu Jul 01 1999, 4:05 PM EDT Att: 11,632 - Unknown - 71 F livebaseballscorecards.com					
Miguel Tejada, R OBP: 0.327, SLG: 0.427 (1, 6)										4	0	0	0	0	3	1						
Ben Grieve, L OBP: 0.341, SLG: 0.413 (1, 7)										4	0	1	0	0	0	0						
John Jaha, R OBP: 0.409, SLG: 0.598 (8, PR)										3	0	0	0	1	2	1						
Olmedo Saenz, R OBP: 0.350, SLG: 0.404 (8, PR)										0	0	0	0	0	0	0						
Matt Stairs, L OBP: 0.343, SLG: 0.508 (1, 9)										3	0	0	0	1	3	1						
Jason Giambi, L OBP: 0.380, SLG: 0.482 (1, 3)										3	2	1	0	1	1	2						
3 Eric Chavez, L OBP: 0.336, SLG: 0.407 (1, 5)										4	2	2	1	0	1	1						
Ramon Hernandez, R OBP: 0.571, SLG: 0.846 (1, 2)										4	0	2	0	0	0	1						
A.J. Hinch, R OBP: 0.236, SLG: 0.295 (9, PR)										0	1	0	0	0	0	0						
Ryan Christenson, R OBP: 0.272, SLG: 0.262 (1, 8)										3	0	1	1	0	1	2						
Inning Stats	R: 0 E: 0 K: 0 S: 9	H: 0 LOB: 0 BB: 0 P: 12	R: 0 E: 0 K: 2 S: 8	H: 0 LOB: 0 BB: 0 P: 16	R: 1 E: 0 K: 2 S: 13	H: 2 LOB: 1 BB: 0 P: 20	R: 0 E: 0 K: 2 S: 9	H: 0 LOB: 0 BB: 0 P: 13	R: 2 E: 0 K: 0 S: 11	H: 4 LOB: 0 BB: 0 P: 17	R: 0 E: 0 K: 3 S: 13	H: 1 LOB: 1 BB: 0 P: 21	R: 1 E: 0 K: 1 S: 9	H: 1 LOB: 1 BB: 1 P: 19	R: 0 E: 0 K: 1 S: 13	H: 0 LOB: 2 BB: 2 P: 21	R: 1 E: 0 K: 0 S: 8	H: 2 LOB: 2 BB: 0 P: 15	1B: 9 2B: 0 3B: 0 HR: 1	SF: 0 SAC: 0 DP: 1 HBP: 1	WP: 0 PB: 0 SB: 0 CS: 1	PA: 38
PITCHER	IP	WLS	BF	H	R	ER	SO	BB	IBB	HBP	BLK	WP	HR	S	P	ERA	WHIP					
Frankie Rodriguez, R ERA: 5.4 (1, 1)	5.0		19	6	3	3	6	3	0	0	0	0	0	50	78	5.40	1.200					
Paul Abbott, R ERA: 4.5 (6, 1)	3.0		14	2	1	1	5	3	0	0	0	0	0	35	61	3.00	1.667					
Jose Paniagua, R ERA: 3.77 (9, 1)	0.1	L	4	2	1	1	0	0	0	1	0	0	0	8	15	27.00	6.000					

Batter	1	2	3	4	5	6	7	8	9	AB	R	H	RBI	BB	SO	LOB	TOP								
Brian Hunter, R OBP: 0.315, SLG: 0.346 (1, 7)	F7		G6-3		FC6-4 1B WP				K	5	1	1	2	0	1	2									
David Bell, R OBP: 0.338, SLG: 0.480 Charles Gibson, R OBP: 0.450, SLG: 0.556 Rafael Bourquinal, R OBP: 0.370, SLG: 0.521 (1, 4) (9, PR) (9, 4)	FC6-4 2B		F9		WP	G3			1B SF9	5	0	3	0	0	0	2									
Ken Griffey Jr., L OBP: 0.407, SLG: 0.629 (1, 8)				G1-3	G6-3				1B	4	0	2	0	1	0	1									
Alex Rodriguez, R OBP: 0.382, SLG: 0.573 (1, 6)	FC6-4 FC5-4			P6		E7 1B		G5-4-3	1B SF9	4	1	1	1	0	0	3									
Edgar Martinez, R OBP: 0.446, SLG: 0.523 (1, 10)	FC5-4					2B SF8 1B			K	5	1	3	1	0	1	3									
David Segui, S OBP: 0.367, SLG: 0.470 (1, 3)		F7		G1-3		SF8 1B		G3		4	1	1	0	0	0	2									
Butch Huskey, R OBP: 0.368, SLG: 0.534 (1, 9)		G6-3				1B FC6-4 1B		G5-3	K	4	1	1	0	0	1	2									
Dan Wilson, R OBP: 0.345, SLG: 0.418 (1, 2)			K			F7		1B IBB	G5-4-3 1B	3	0	1	0	1	1										
Russ Davis, R OBP: 0.276, SLG: 0.455 (1, 5)						SF8 1B		G5-4-3		2	0	1	1	1	0	1									
Inning Stats	R: 0 E: 0 K: 0 S: 13	H: 1 LOB: 2 BB: 1 P: 25	R: 0 E: 0 K: 1 S: 9	H: 0 LOB: 0 BB: 0 P: 13	R: 0 E: 0 K: 0 S: 5	H: 0 LOB: 1 BB: 1 P: 13	R: 0 E: 0 K: 0 S: 9	H: 1 LOB: 1 BB: 0 P: 14	R: 2 E: 0 K: 0 S: 13	H: 3 LOB: 1 BB: 0 P: 23	R: 3 E: 1 K: 0 S: 15	H: 4 LOB: 2 BB: 1 P: 26	R: 0 E: 0 K: 1 S: 12	H: 2 LOB: 1 BB: 0 P: 17	R: 0 E: 0 K: 1 S: 12	H: 1 LOB: 0 BB: 0 P: 15	R: 1 E: 0 K: 2 S: 17	H: 2 LOB: 1 BB: 0 P: 23	1B: 12 2B: 2 3B: 0 HR: 0	SF: 2 SAC: 0 DP: 3 HBP: 0	WP: 1 PB: 0 SB: 0 CS: 0	PA: 41			
PITCHER	IP	WLS	BF	H	R	ER	SO	BB	IBB	HBP	BLK	WP	HR	S	P	ERA	WHIP								
Rick Helling, R ERA: 4.53 (1, 1)	5.2		28	9	5	5	1	2	1	0	0	1	0	63	113	7.94	1.941								
Tim Crabtree, R ERA: 3.14 (6, 1)	1.1		5	2	0	0	0	0	0	0	0	0	0	13	18	0.00	1.500								
59 Jeff Zimmerman, R ERA: 0.94 (8, 1)	1.0		3	1	0	0	1	0	0	0	0	0	0	12	15	0.00	1.000								
John Wetteland, R ERA: 4.15 (9, 1)	1.0	W	5	2	1	1	2	0	0	0	0	0	0	17	23	9.00	2.000								

Seattle Mariners @ Texas Rangers
The Ballpark at Arlington, Arlington, TX
Fri Jul 02 1999, 8:35 PM EDT
Att: 39,677 - Unknown - 91 F

AB	36
R	6
H	14
RBI	5
BB	3
SO	4
LOB	17



Batter	1	2	3	4	5	6	7	8	9	AB	R	H	RBI	BB	SO	LOB	BOTTOM								
Luis Altea, S OBP: 0.288, SLG: 0.225 Mark McLemore, S OBP: 0.368, SLG: 0.374 (1, 4) (7, 4)	K		G4-3 2B		K	K			29 1B IBB	4	0	1	0	0	3	3									
Ivan Rodriguez, R OBP: 0.335, SLG: 0.489 (1, 2)	L4		G4-3		G5-3	F8			L4	5	0	0	0	0	0	3									
29 Rusty Greer, L OBP: 0.379, SLG: 0.445 (1, 7)	G3					2B 2B		G6-4-3 HBP	1B	3	1	2	1	1	0	0									
Juan Gonzalez, R OBP: 0.361, SLG: 0.613 (1, 9)		P3	F7			1B 2B		G6-4-3		4	1	1	1	0	0	3									
Rafael Palmeiro, L OBP: 0.439, SLG: 0.632 (1, 10)	F7			F9		K			P8	4	0	0	0	0	1	1									
Todd Zeile, R OBP: 0.347, SLG: 0.476 (1, 5)	F9			F7		BB 1B			G1-3	4	1	1	1	0	0	0									
Roberto Kelly, R OBP: 0.377, SLG: 0.464 (1, 8)				G4-3		1B BB			HR	3	2	2	1	1	0	0									
Lee Stevens, L OBP: 0.381, SLG: 0.544 (1, 3)			G6-3 3B		G3-1	HBP 1B			K	4	1	2	2	0	1	0									
Royce Clayton, R OBP: 0.286, SLG: 0.344 (1, 6)			G6-3		F8	HBP			29 1B 2B	3	1	1	1	0	0	0									
Inning Stats	R: 0 E: 0 K: 1 S: 8	H: 0 LOB: 0 BB: 0 P: 11	R: 0 E: 0 K: 0 S: 8	H: 0 LOB: 0 BB: 0 P: 12	R: 2 E: 0 K: 0 S: 14	H: 3 LOB: 2 BB: 1 P: 24	R: 0 E: 0 K: 0 S: 6	H: 0 LOB: 0 BB: 0 P: 10	R: 0 E: 0 K: 1 S: 5	H: 0 LOB: 0 BB: 0 P: 12	R: 3 E: 0 K: 2 S: 35	H: 4 LOB: 3 BB: 1 P: 55	R: 0 E: 0 K: 0 S: 3	H: 0 LOB: 0 BB: 0 P: 6	R: 1 E: 0 K: 1 S: 9	H: 1 LOB: 0 BB: 0 P: 18	R: 1 E: 0 K: 0 S: 7	H: 2 LOB: 2 BB: 1 P: 15	1B: 4 2B: 4 3B: 1 HR: 1	SF: 0 SAC: 0 DP: 1 HBP: 2	WP: 0 PB: 0 SB: 0 CS: 0	PA: 39			
PITCHER	IP	WLS	BF	H	R	ER	SO	BB	IBB	HBP	BLK	WP	HR	S	P	ERA	WHIP								
Jamie Moyer, L ERA: 4.74 (1, 1)	5.2		26	7	5	5	3	2	0	0	0	0	1	23	43	6.75	0.750								
28 Ken Cloude, R ERA: 7.2 (6, 1)	2.2	L	12	2	2	2	2	0	1	2	0	0	0	2	5										
46 Jordan Zimmerman, L ERA: 7.88 (9, 1)	0.0		1	1	0	0	0	0	0	0	0	0	0	2	5										

Seattle Mariners @ Texas Rangers
The Ballpark at Arlington, Arlington, TX
Fri Jul 02 1999, 8:35 PM EDT
Att: 39,677 - Unknown - 91 F

AB	34
R	7
H	10
RBI	7
BB	3
SO	5
LOB	10



Batter	1	2	3	4	5	6	7	8	9	AB	R	H	RBI	BB	SO	LOB	TOP					
Brian Hunter, R OBP: 0.318, SLG: 0.354 (1, 7)	G6-3		G5-3			E4			G3	5	2	2	1	1	0	0						
David Bell, R OBP: 0.342, SLG: 0.488 (1, 4)	G6-3		G1-3							5	2	3	0	0	0	0						
Ken Griffey Jr., L OBP: 0.410, SLG: 0.630 (1, 8)										4	2	2	3	0	1	3						
Alex Rodriguez, R OBP: 0.387, SLG: 0.605 (1, 6)	K									5	2	3	4	0	1	2						
Edgar Martinez, R OBP: 0.441, SLG: 0.515 (1, 10)										4	0	0	0	1	2	1						
David Segui, S OBP: 0.368, SLG: 0.474 (1, 3)	K									4	1	2	1	0	1	0						
Butch Huskey, R OBP: 0.450, SLG: 0.556 Charles Gipson, R OBP: 0.450, SLG: 0.556 (1, 9) (8, 9)										5	1	2	0	0	1	2						
Dan Wilson, R OBP: 0.339, SLG: 0.410 (1, 2)										0	0	0	0	0	0	0						
Russ Davis, R OBP: 0.282, SLG: 0.465 (1, 5)										4	0	0	0	0	1	2						
Inning Stats	R: 0 E: 0 K: 1 S: 9	H: 0 LOB: 1 BB: 0 P: 16	R: 0 E: 0 K: 2 S: 11	H: 1 LOB: 1 BB: 0 P: 17	R: 0 E: 0 K: 1 S: 8	H: 0 LOB: 0 BB: 0 P: 10	R: 2 E: 0 K: 0 S: 15	H: 3 LOB: 1 BB: 0 P: 25	R: 4 E: 0 K: 1 S: 12	H: 3 LOB: 1 BB: 2 P: 28	R: 3 E: 1 K: 2 S: 17	H: 3 LOB: 1 BB: 0 P: 25	R: 3 E: 0 K: 0 S: 13	H: 4 LOB: 1 BB: 1 P: 25	R: 1 E: 0 K: 1 S: 10	H: 1 LOB: 0 BB: 0 P: 14	R: 0 E: 0 K: 1 S: 8	H: 0 LOB: 0 BB: 0 P: 14	1B: 7 2B: 3 3B: 2 HR: 3	SF: 1 SAC: 1 DP: 1 HBP: 2	WP: 0 PB: 0 SB: 1 CS: 0	PA: 46
PITCHER	IP	WLS	BF	H	R	ER	SO	BB	IBB	HBP	BLK	WP	HR	S	P	ERA	WHIP					
Aaron Sele, R ERA: 5.7 (1, 1)	5.0		25	7	6	6	5	2	0	1	0	0	1	55	96	10.80	1.800					
Danny Patterson, L ERA: 4.99 (6, 1)	0.1	H	4	2	3	3	0	0	0	1	0	0	0	7	10	81.00	6.000					
Mike Venafro, L ERA: 2.5 (6, 1)	0.1	H	1	0	0	0	1	0	0	0	0	0	0	4	7	0.00	0.000					
Tim Crabtree, R ERA: 3.99 (7, 1)	0.2	L	7	4	3	3	1	1	0	0	0	0	1	17	27	40.50	7.500					
Dan Kolb, R ERA: 4.15 (7, 1)	2.2		9	2	1	1	2	0	0	0	0	0	1	20	34	3.38	0.750					

Seattle Mariners @ Texas Rangers
The Ballpark at Arlington, Arlington, TX
Sat Jul 03 1999, 8:35 PM EDT
Att: 46,674 - Cloudy - 90 F

AB 39
R 13
H 15
RBI 12
BB 3
SO 9
LOB 10



Batter	1	2	3	4	5	6	7	8	9	AB	R	H	RBI	BB	SO	LOB	BOTTOM					
Mark McLemore, S OBP: 0.377, SLG: 0.391 (1, 4)										4	4	3	1	2	1	2						
Ivan Rodriguez, R OBP: 0.341, SLG: 0.495 (1, 2)										5	4	3	1	1	0	3						
29 Rusty Greer, L OBP: 0.387, SLG: 0.447 (1, 7)										3	3	2	0	3	0	0						
Juan Gonzalez, R OBP: 0.361, SLG: 0.612 Scarborough Green, S OBP: 0.333, SLG: 0.333 (1, 9) (9, PR)										2	0	1	4	1	0	0						
Rafael Palmeiro, L OBP: 0.440, SLG: 0.628 (1, 10)										5	1	2	3	1	0	4						
Todd Zeile, R OBP: 0.348, SLG: 0.475 (1, 5)										5	0	2	1	0	1	4						
Lee Stevens, L OBP: 0.378, SLG: 0.535 (1, 3)										4	0	0	0	1	2	2						
Roberto Kelly, R OBP: 0.378, SLG: 0.458 (1, 8)										4	0	1	1	1	0	3						
Royce Clayton, R OBP: 0.284, SLG: 0.341 (1, 6)										5	0	1	0	0	1	0						
Inning Stats	R: 2 E: 0 K: 0 S: 19	H: 2 LOB: 1 BB: 1 P: 30	R: 0 E: 0 K: 1 S: 9	H: 0 LOB: 0 BB: 0 P: 15	R: 4 E: 0 K: 1 S: 9	H: 4 LOB: 2 BB: 2 P: 22	R: 3 E: 0 K: 0 S: 12	H: 2 LOB: 1 BB: 2 P: 25	R: 0 E: 0 K: 1 S: 17	H: 1 LOB: 2 BB: 1 P: 25	R: 0 E: 0 K: 0 S: 13	H: 1 LOB: 3 BB: 2 P: 27	R: 2 E: 0 K: 2 S: 18	H: 2 LOB: 2 BB: 2 P: 33	R: 0 E: 0 K: 0 S: 9	H: 0 LOB: 0 BB: 0 P: 17	R: 1 E: 0 K: 0 S: 9	H: 3 LOB: 1 BB: 0 P: 13	1B: 13 2B: 1 3B: 0 HR: 1	SF: 3 SAC: 0 DP: 1 HBP: 0	WP: 1 PB: 1 SB: 1 CS: 0	PA: 50
PITCHER	IP	WLS	BF	H	R	ER	SO	BB	IBB	HBP	BLK	WP	HR	S	P	ERA	WHIP					
Freddy Garcia, R ERA: 5.04 (1, 1)	3.2		22	7	9	9	2	5	0	0	1	0	1	45	87	22.09	3.273					
Damaso Marte, L ERA: 9.0 (4, 1)	2.0		12	3	0	0	1	3	0	0	0	0	0	31	53	0.00	3.000					
Jose Paniagua, R ERA: 4.05 (6, 1)	1.1	W	8	2	2	2	2	2	0	0	0	0	0	21	37	13.50	3.000					
Jose Mesa, R ERA: 7.13 (8, 1)	2.0	S	8	3	1	1	0	0	0	0	0	1	0	18	30	4.50	1.500					

Seattle Mariners @ Texas Rangers
The Ballpark at Arlington, Arlington, TX
Sat Jul 03 1999, 8:35 PM EDT
Att: 46,674 - Cloudy - 90 F

AB 37
R 12
H 15
RBI 11
BB 10
SO 5
LOB 18



Batter	1	2	3	4	5	6	7	8	9	AB	R	H	RBI	BB	SO	LOB	TOP								
Brian Hunter, R OBP: 0.320, SLG: 0.369 (1, 7)										5	2	2	1	0	1	1									
David Bell, R OBP: 0.343, SLG: 0.487 (1, 4)										5	1	2	0	0	0	1									
Ken Griffey Jr., L OBP: 0.412, SLG: 0.630 (1, 8)										5	1	3	1	0	1	1									
Alex Rodriguez, R OBP: 0.385, SLG: 0.598 (1, 6)										4	1	1	1	0	1	4									
Edgar Martinez, R OBP: 0.439, SLG: 0.522 (1, 10)										4	1	1	3	0	0	3									
David Segui, S OBP: 0.369, SLG: 0.474 (1, 3)										4	0	2	0	0	0	0									
Butch Huskey, R OBP: 0.367, SLG: 0.530 (1, 9)										4	0	1	0	0	1	1									
Charles Gipson, R OBP: 0.450, SLG: 0.556 (8, 9)										0	0	0	0	0	0	0									
Dan Wilson, R OBP: 0.333, SLG: 0.403 (1, 2)										4	0	0	0	0	0	2									
Russ Davis, R OBP: 0.281, SLG: 0.460 (1, 5)										3	0	0	0	1	1	1									
Inning Stats	R: 4 E: 1 K: 0 S: 19	H: 5 LOB: 1 BB: 0 P: 24	R: 1 E: 0 K: 0 S: 10	H: 3 LOB: 2 BB: 0 P: 20	R: 0 E: 0 K: 0 S: 6	H: 1 LOB: 1 BB: 0 P: 10	R: 1 E: 0 K: 0 S: 14	H: 3 LOB: 1 BB: 0 P: 22	R: 0 E: 0 K: 0 S: 4	H: 0 LOB: 0 BB: 0 P: 6	R: 0 E: 0 K: 1 S: 9	H: 0 LOB: 0 BB: 1 P: 18	R: 0 E: 0 K: 1 S: 6	H: 0 LOB: 0 BB: 0 P: 9	R: 0 E: 0 K: 2 S: 11	H: 0 LOB: 0 BB: 0 P: 15	R: 0 E: 0 K: 1 S: 5	H: 0 LOB: 0 BB: 0 P: 8	1B: 9 2B: 1 3B: 0 HR: 2	SF: 0 SAC: 0 DP: 1 HBP: 0	WP: 0 PB: 0 SB: 0 CS: 0	PA: 39			
PITCHER	IP	WLS	BF	H	R	ER	SO	BB	IBB	HBP	BLK	WP	HR	S	P	ERA	WHIP								
Mike Morgan, R ERA: 5.42 (1, 1)	3.0	L	18	9	5	4	0	0	0	0	0	0	1	35	54	12.00	3.000								
Dan Kolb, R ERA: 3.69 (4, 1)	3.0		12	3	1	1	1	1	0	0	0	0	1	27	46	3.00	1.333								
Danny Patterson, R ERA: 4.54 (7, 1)	3.0		9	0	0	0	4	0	0	0	0	0	0	22	32	0.00	0.000								

Seattle Mariners @ Texas Rangers
The Ballpark at Arlington, Arlington, TX
Sun Jul 04 1999, 8:05 PM EDT
Att: 47,204 - Cloudy - 89 F

AB	38
R	6
H	12
RBI	6
BB	1
SO	5
LOB	14



Batter	1	2	3	4	5	6	7	8	9	AB	R	H	RBI	BB	SO	LOB	BOTTOM								
Mark McLemore, S OBP: 0.373, SLG: 0.385 (1, 4)										4	0	0	0	0	2	1									
Ivan Rodriguez, R OBP: 0.340, SLG: 0.491 (1, 2)										4	0	1	0	0	0	1									
29 Rusty Greer, L OBP: 0.382, SLG: 0.441 (1, 7)										4	0	0	0	0	0	1									
Juan Gonzalez, R OBP: 0.359, SLG: 0.607 (1, 9)										4	0	1	0	0	2	1									
Rafael Palmeiro, L OBP: 0.438, SLG: 0.626 (1, 10)										4	0	1	0	0	0	1									
Todd Zeile, R OBP: 0.348, SLG: 0.473 (1, 5)										3	0	1	0	1	0	1									
Roberto Kelly, R OBP: 0.388, SLG: 0.462 (1, 8)										3	0	2	0	0	0	1									
Lee Stevens, L OBP: 0.377, SLG: 0.529 (1, 3)										3	0	0	0	1	0	6									
Royce Clayton, R OBP: 0.280, SLG: 0.335 (1, 6)										3	0	0	0	0	0	2									
Inning Stats	R: 0 E: 0 K: 2 S: 10	H: 1 LOB: 1 BB: 0 P: 15	R: 0 E: 0 K: 0 S: 10	H: 2 LOB: 1 BB: 0 P: 12	R: 0 E: 0 K: 1 S: 8	H: 0 LOB: 0 BB: 0 P: 9	R: 0 E: 0 K: 1 S: 7	H: 0 LOB: 0 BB: 0 P: 11	R: 0 E: 0 K: 0 S: 12	H: 1 LOB: 1 BB: 0 P: 13	R: 0 E: 0 K: 0 S: 6	H: 0 LOB: 0 BB: 0 P: 6	R: 0 E: 0 K: 0 S: 10	H: 1 LOB: 1 BB: 0 P: 18	R: 0 E: 0 K: 0 S: 9	H: 0 LOB: 3 BB: 1 P: 18	R: 0 E: 0 K: 0 S: 12	H: 1 LOB: 3 BB: 1 P: 22	1B: 5 2B: 1 3B: 0 HR: 0	SF: 0 SAC: 0 DP: 1 HBP: 1	WP: 1 PB: 0 SB: 0 CS: 0	PA: 35			
PITCHER	IP	WLS	BF	H	R	ER	SO	BB	IBB	HBP	BLK	WP	HR	S	P	ERA	WHIP								
John Halama, L ERA: 3.02 (1, 1)	9.0	W	35	6	0	0	4	2	0	1	0	1	0	84	124	0.00	0.889								

Seattle Mariners @ Texas Rangers
The Ballpark at Arlington, Arlington, TX
Sun Jul 04 1999, 8:05 PM EDT
Att: 47,204 - Cloudy - 89 F

AB	32
R	0
H	6
RBI	0
BB	2
SO	4
LOB	15



Batter	1	2	3	4	5	6	7	8	9	AB	R	H	RBI	BB	SO	LOB	TOP				
Brian Hunter, R OBP: 0.321, SLG: 0.369 (1, 7)	P6	1B		P6		1B		G6-4-3		5	0	2	0	0	0	1					
David Bell, R OBP: 0.338, SLG: 0.481 (1, 4)	G6-3	P4		G6-3		SF9		K		4	0	0	1	0	1	1					
Ken Griffey Jr., L OBP: 0.412, SLG: 0.636 Charles Gipson, R OBP: 0.450, SLG: 0.556 (9, 8)	HR		K	F7		1B		P4		5	1	2	1	0	1	0					
Alex Rodriguez, R OBP: 0.394, SLG: 0.633 Rafael Bourquiel, R OBP: 0.370, SLG: 0.521 (9, 6)	HR	1B		HR		F8		HR	1B	5	4	4	2	0	0	2					
Edgar Martinez, R OBP: 0.442, SLG: 0.546 (1, 10)	HR			BB		K		HR		4	2	2	4	1	1	0					
David Segui, S OBP: 0.370, SLG: 0.471 (1, 3)	1B			BB		L9		G6-3		4	0	1	0	1	0	0					
John Mabry, L OBP: 0.294, SLG: 0.408 (1, 9)	K			K		K		HR		5	1	1	1	0	4	3					
Dan Wilson, R OBP: 0.332, SLG: 0.400 (1, 2)			F9	G6-3		1B	SF9	1B		4	1	1	0	0	1	2					
Russ Davis, R OBP: 0.288, SLG: 0.472 (1, 5)	K			HR		1B	1B	BB	G6-4-3	2	1	1	1	2	1	0					
Inning Stats	R: 3 E: 0 K: 1 S: 15	H: 4 LOB: 1 BB: 0 P: 24	R: 0 E: 0 K: 1 S: 9	H: 1 LOB: 1 BB: 0 P: 15	R: 1 E: 0 K: 2 S: 13	H: 1 LOB: 2 BB: 2 P: 25	R: 1 E: 0 K: 0 S: 8	H: 1 LOB: 0 BB: 0 P: 14	R: 1 E: 0 K: 2 S: 10	H: 3 LOB: 2 BB: 1 P: 25	R: 1 E: 0 K: 1 S: 8	H: 1 LOB: 0 BB: 0 P: 13	R: 0 E: 0 K: 1 S: 6	H: 0 LOB: 0 BB: 1 P: 11	R: 2 E: 0 K: 1 S: 11	H: 2 LOB: 0 BB: 0 P: 20	1B: 7 2B: 0 3B: 0 HR: 7	SF: 1 SAC: 0 DP: 1 HBP: 0	WP: 0 PB: 0 SB: 0 CS: 0	PA: 43	
PITCHER	IP	WLS	BF	H	R	ER	SO	BB	IBB	HBP	BLK	WP	HR	S	P	ERA	WHIP				
Shigetoshi Hasegawa, R ERA: 4.25 Jarrod Washburn, L ERA: 9.0 Al Levine, R ERA: 3.15 Mike Holtz, L ERA: 6.75	2.1	L	15	6	4	3	3	2	0	0	0	0	0	2	32	51	15.43	3.429			
	3.0		13	4	3	3	3	1	0	0	0	0	0	1	19	34	10.12	1.875			
	1.0		10	2	1	1	2	1	0	0	0	0	0	1	11	20	18.00	2.000			

Seattle Mariners @ Anaheim Angels
Edison International Field, Anaheim, CA
Mon Jul 05 1999, 10:05 PM EDT
Att: 36,987 - Unknown - 78 F

AB 38
R 10
H 14
RBI 10
BB 4
SO 9
LOB 9

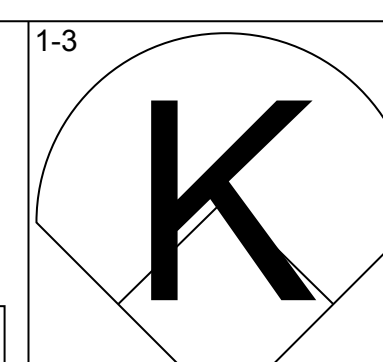
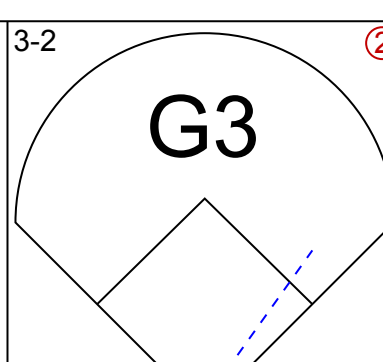
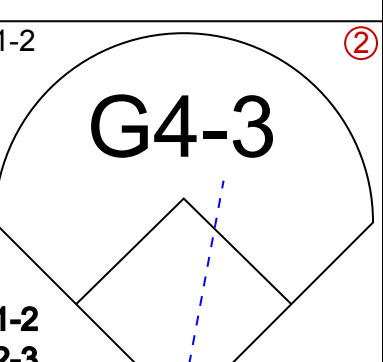
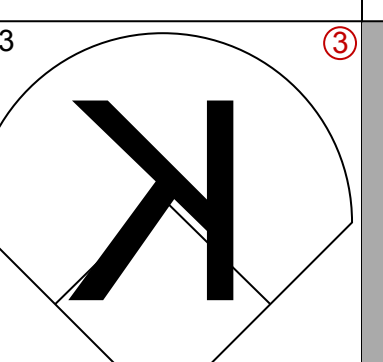
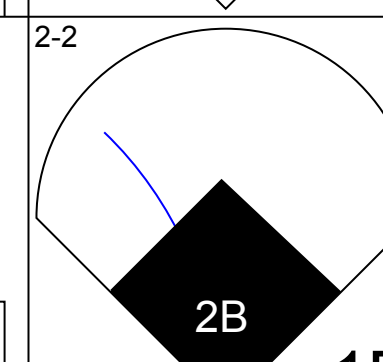
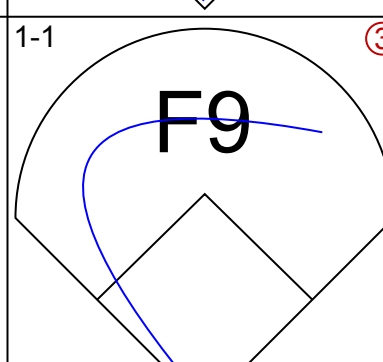
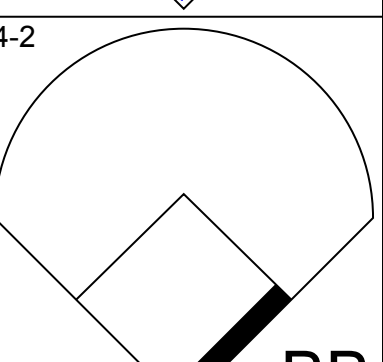
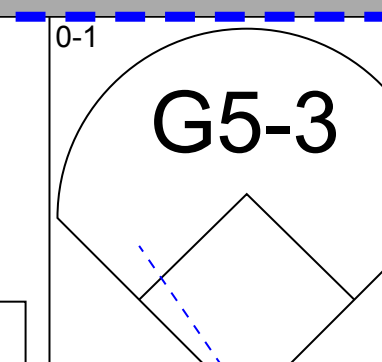
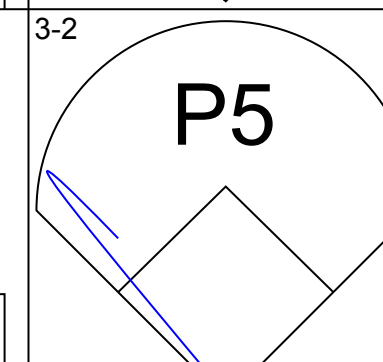
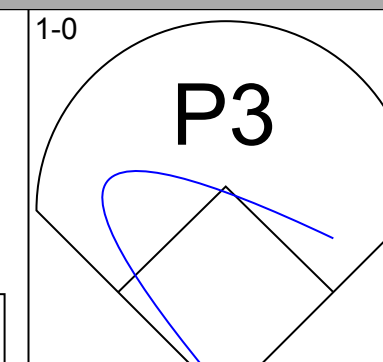
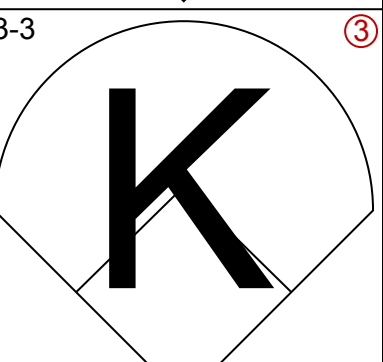
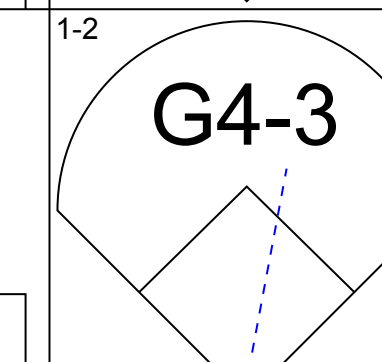
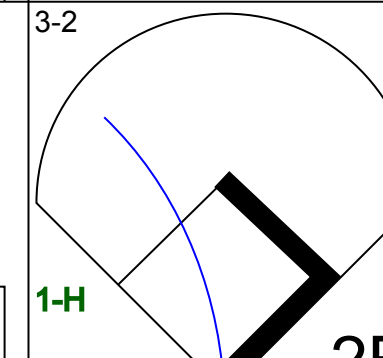
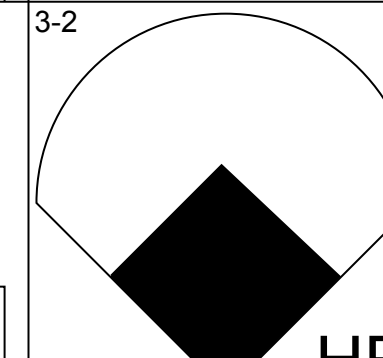
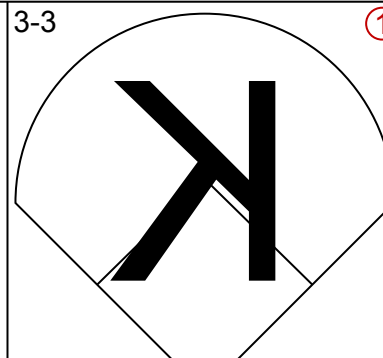
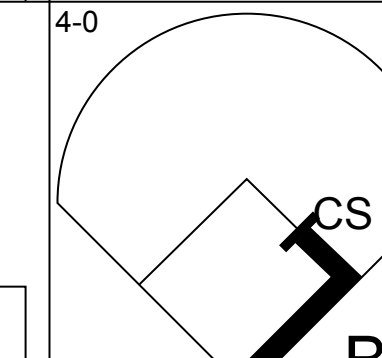
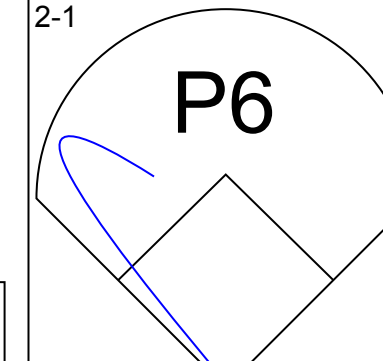
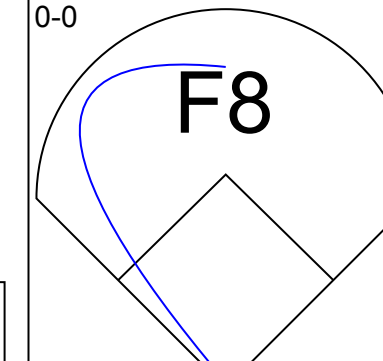
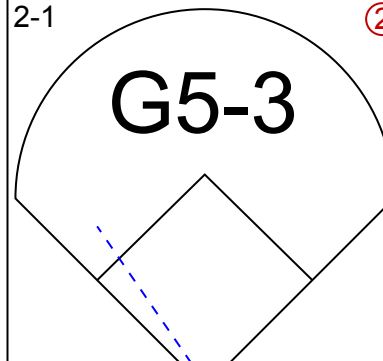
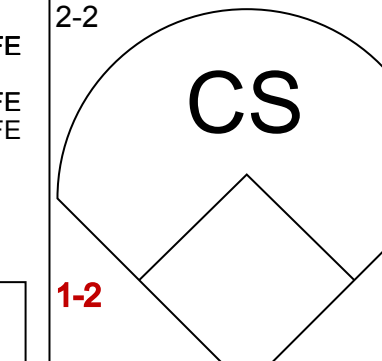
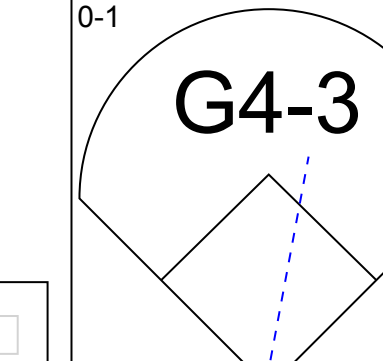
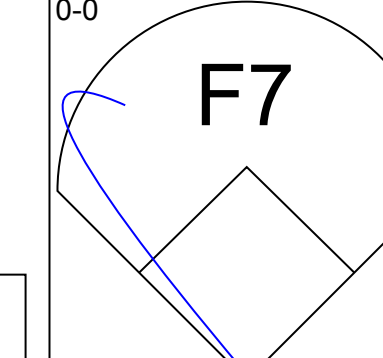
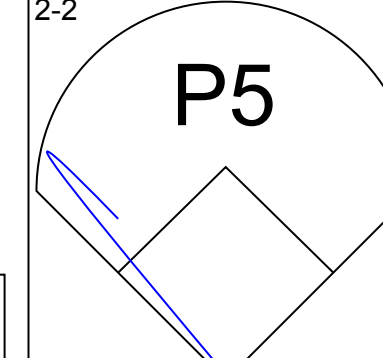
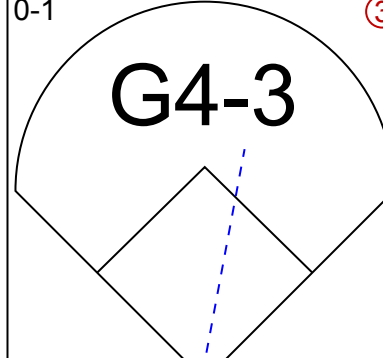
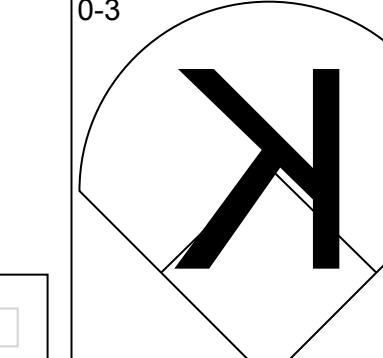
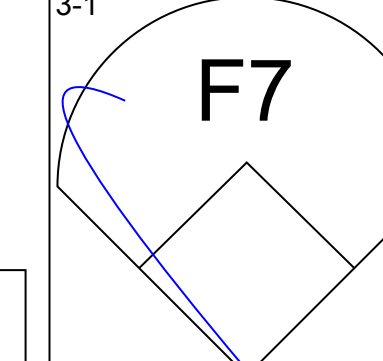
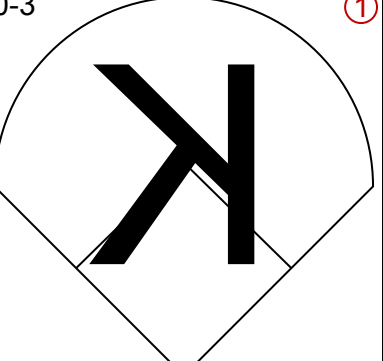

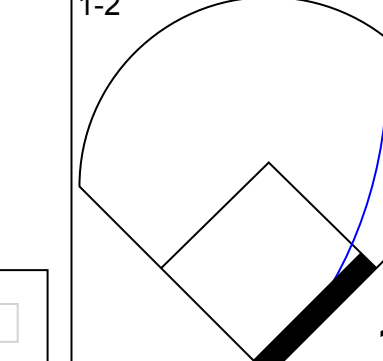
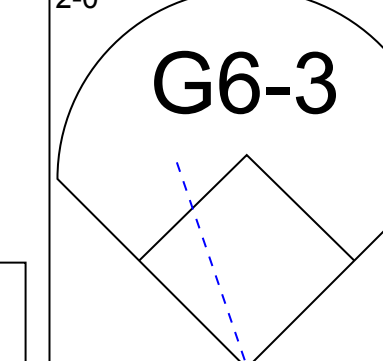
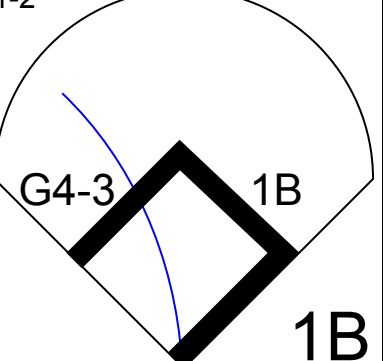
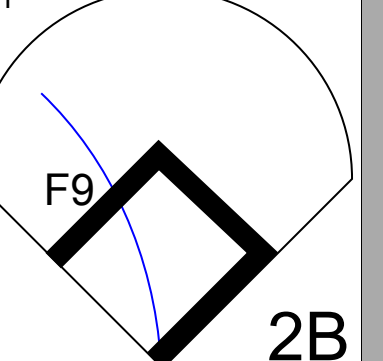
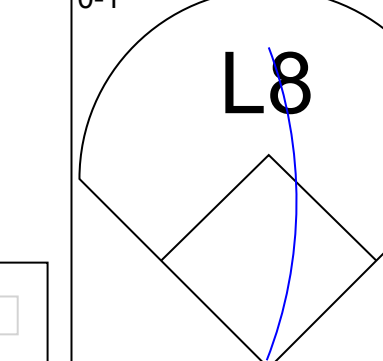
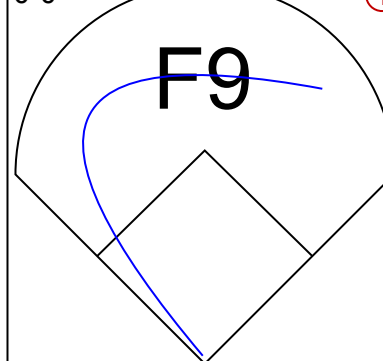
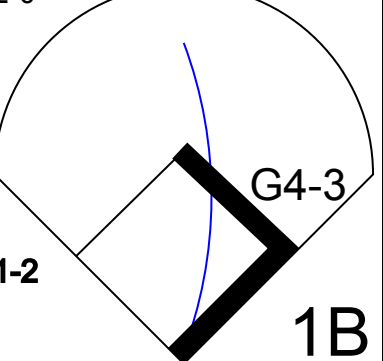
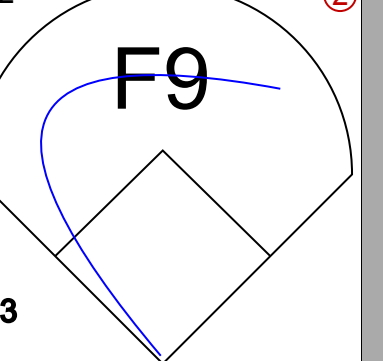


Batter	1	2	3	4	5	6	7	8	9	AB	R	H	RBI	BB	SO	LOB	BOTTOM			
Darin Erstad, L OBP: 0.318, SLG: 0.385 (1, 7)	K		K		K			F7		4	0	0	0	0	3	0				
Randy Velarde, R OBP: 0.384, SLG: 0.424 (1, 4)	G5-3		K			P3		1B		4	0	1	0	0	1	0				
Mo Vaughn, L OBP: 0.355, SLG: 0.502 (1, 3)	BB		BB			16 FC4-6 BB		K		1	0	0	0	3	1	1				
16 Garret Anderson, L OBP: 0.306, SLG: 0.459 (1, 8)	F8		G1-3			FC4-6		K		4	0	0	0	0	1	3				
Steve Decker, R OBP: 0.395, SLG: 0.324 (1, 10)			1B	BB	1B	F8		G5-3		4	0	1	0	0	1	1				
Troy Glaus, R OBP: 0.301, SLG: 0.426 (1, 5)		1B	BB		F9			F9		3	0	0	0	1	0	0				
Todd Greene, R OBP: 0.276, SLG: 0.446 (1, 9)			K		K			K		3	0	0	0	0	3	2				
Matt Walbeck, S OBP: 0.297, SLG: 0.326 (1, 2)					F7			G6-3		3	0	1	0	0	0	0				
Gary Disarcina, R OBP: 0.282, SLG: 0.324 (1, 6)			K		L8			F8		3	0	0	0	0	1	2				
Inning Stats	R: 0 E: 0 K: 1 S: 11	H: 0 LOB: 1 BB: 1 P: 16	R: 0 E: 0 K: 2 S: 11	H: 2 LOB: 2 BB: 1 P: 20	R: 0 E: 0 K: 2 S: 11	H: 0 LOB: 1 BB: 1 P: 21	R: 0 E: 0 K: 1 S: 8	H: 0 LOB: 0 BB: 0 P: 13	R: 0 E: 0 K: 1 S: 7	H: 0 LOB: 0 BB: 0 P: 12	R: 0 E: 0 K: 1 S: 11	H: 0 LOB: 1 BB: 1 P: 22	R: 0 E: 0 K: 1 S: 8	H: 1 LOB: 0 BB: 0 P: 11	R: 0 E: 0 K: 1 S: 7	H: 0 LOB: 0 BB: 0 P: 9	1B: 3 2B: 0 3B: 0 HR: 0	SF: 0 SAC: 0 DP: 0 HBP: 0	WP: 0 PB: 0 SB: 0 CS: 0	PA: 33
PITCHER	IP	WLS	BF	H	R	ER	SO	BB	IBB	HBP	BLK	WP	HR	S	P	ERA	WHIP			
Jeff Fassero, L ERA: 6.67 Paul Abbott, R ERA: 4.0	8.0	W	30	3	0	0	10	4	0	0	0	0	0	7	9	0.00	0.875			
	1.0		3	0	0	0	1	0	0	0	0	0	0	7	9	0.00	0.000			

Seattle Mariners @ Anaheim Angels
Edison International Field, Anaheim, CA
Mon Jul 05 1999, 10:05 PM EDT
Att: 36,987 - Unknown - 78 F

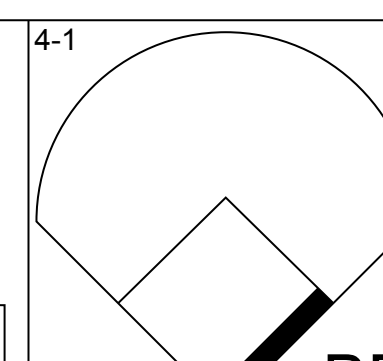
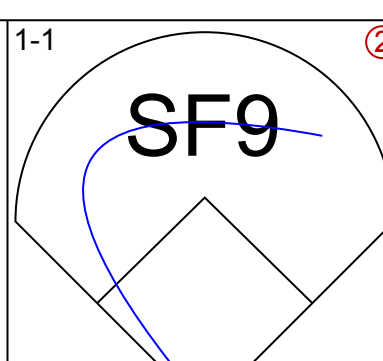
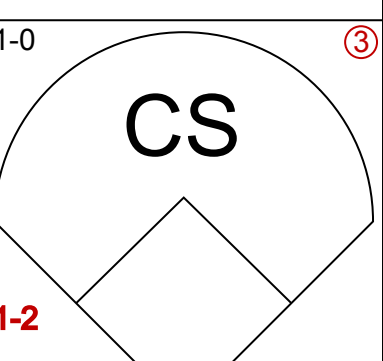
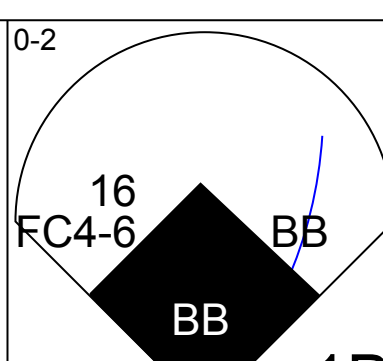
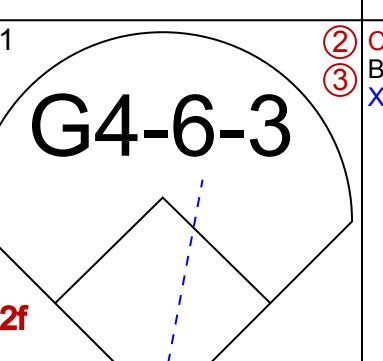
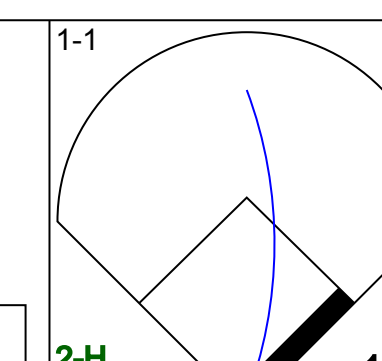
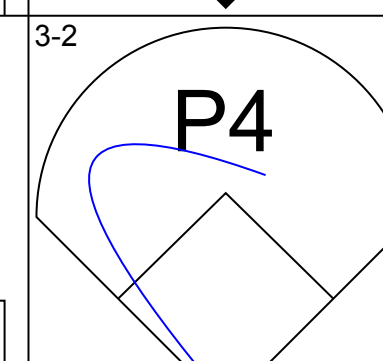
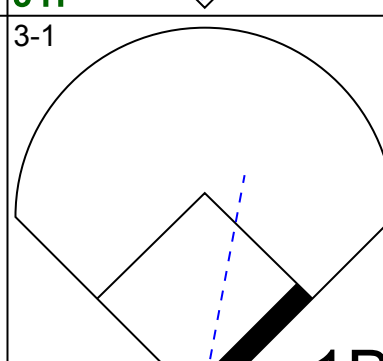
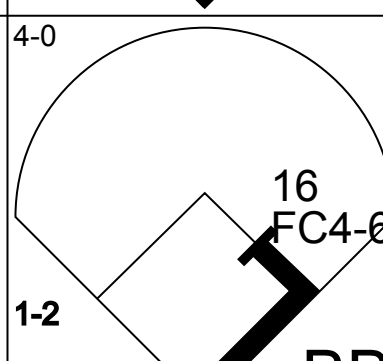
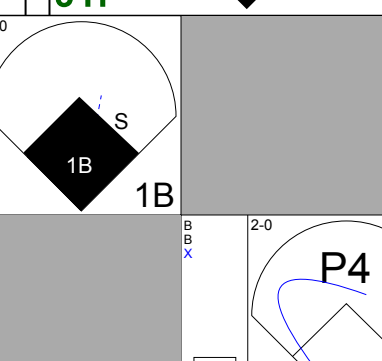
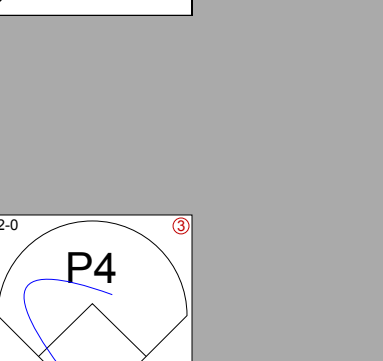
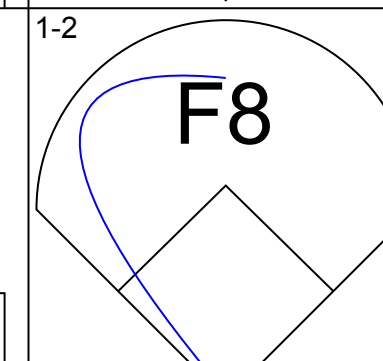
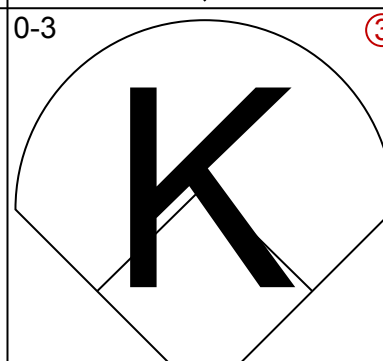
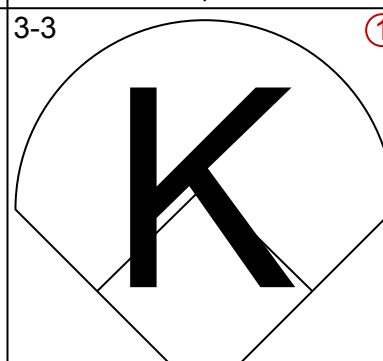
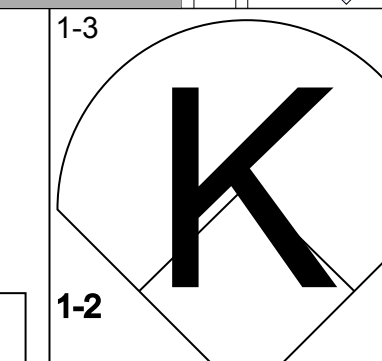
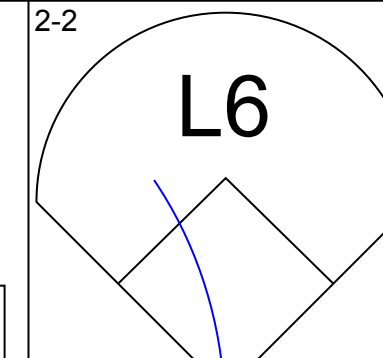
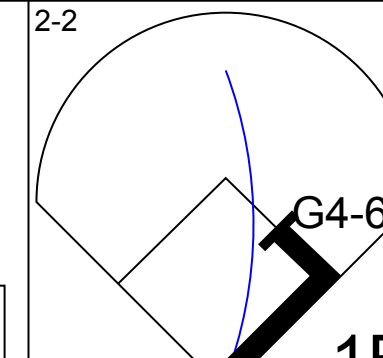

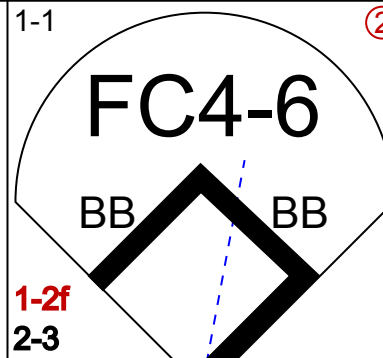
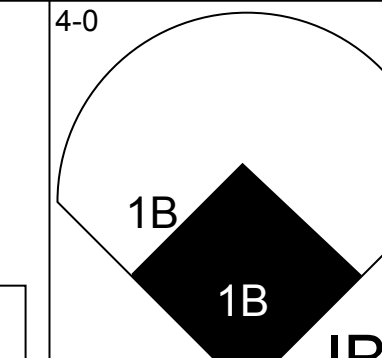

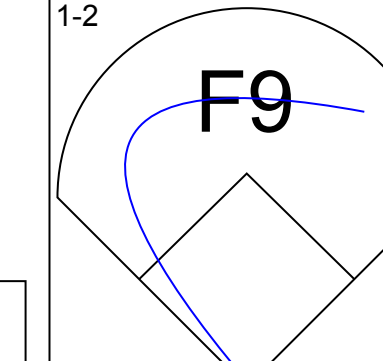
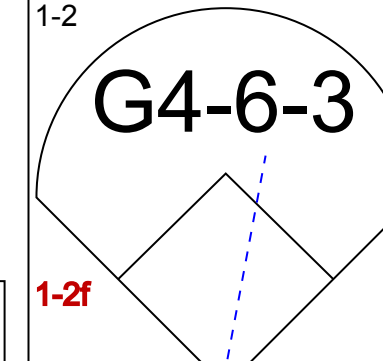
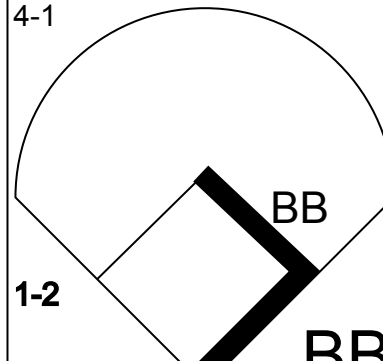
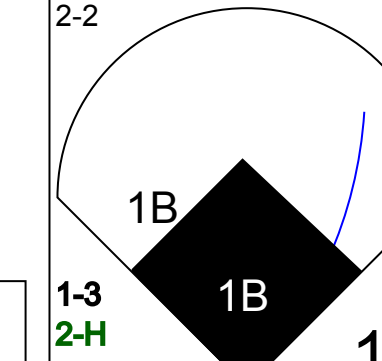
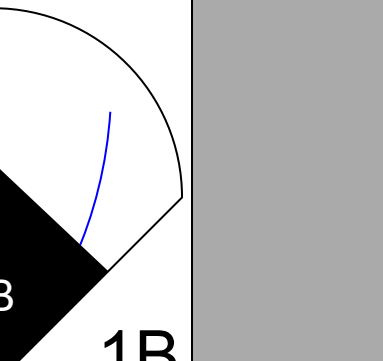
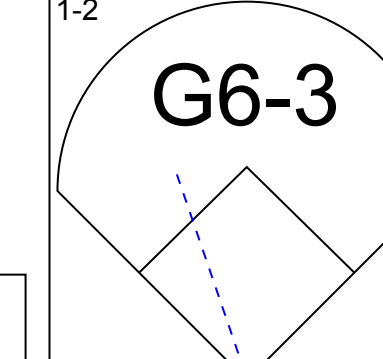
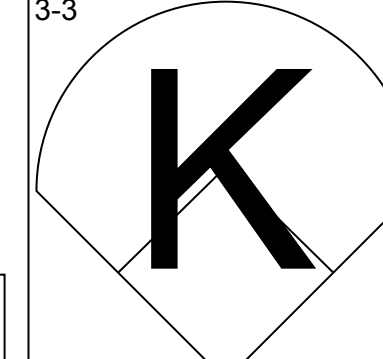
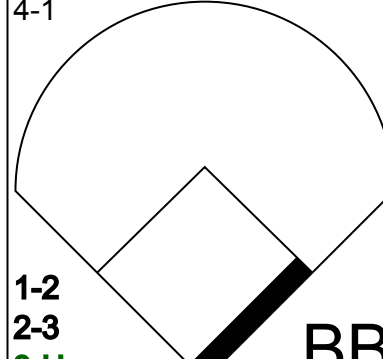
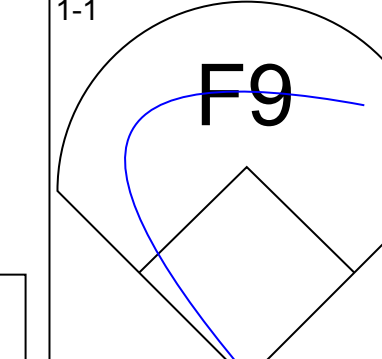
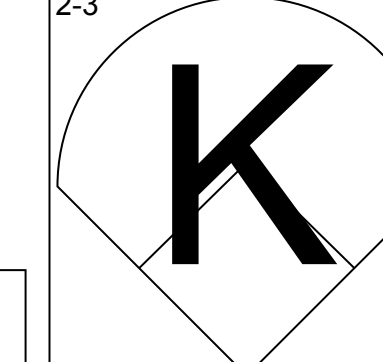
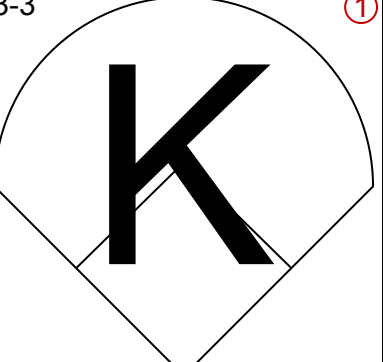
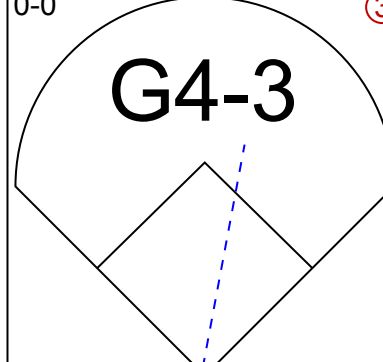
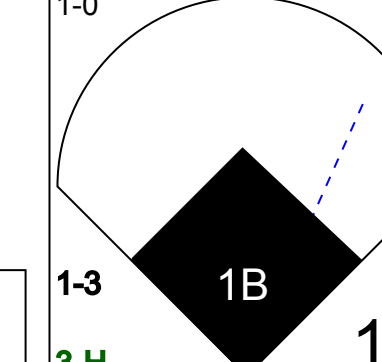
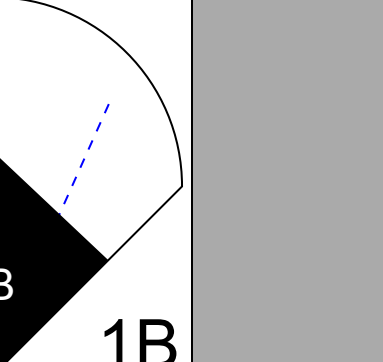
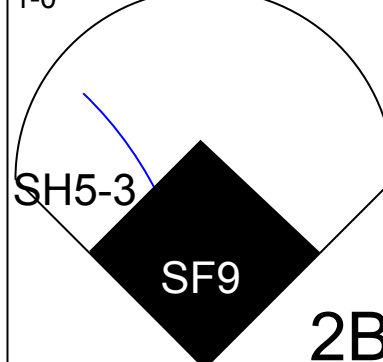
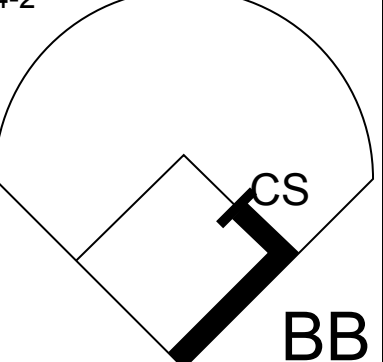
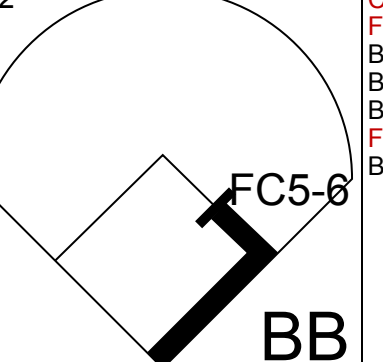
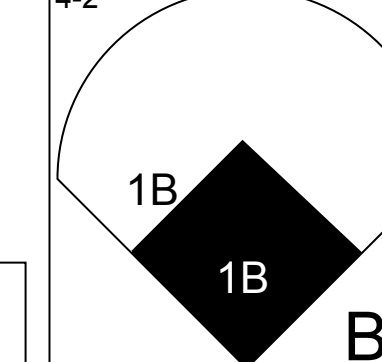
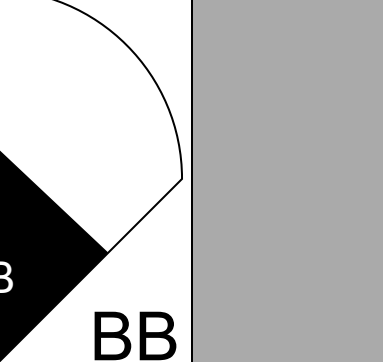
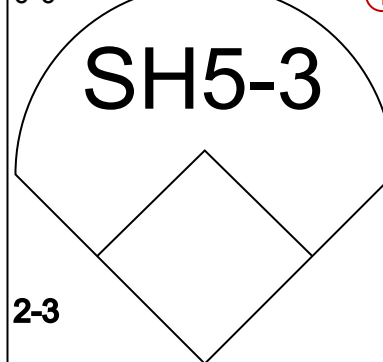
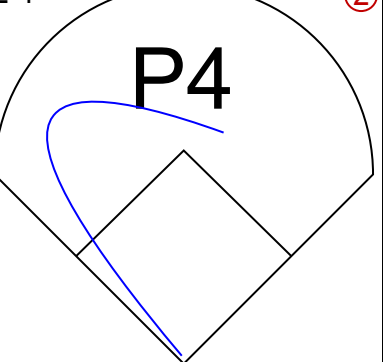
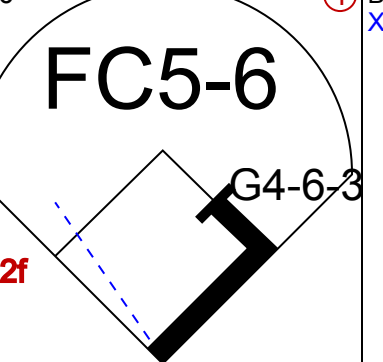
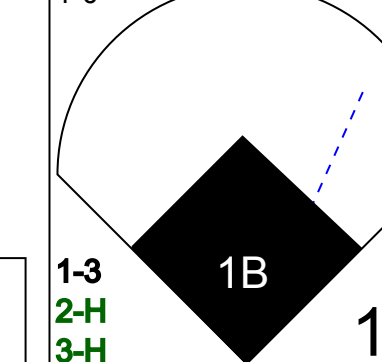
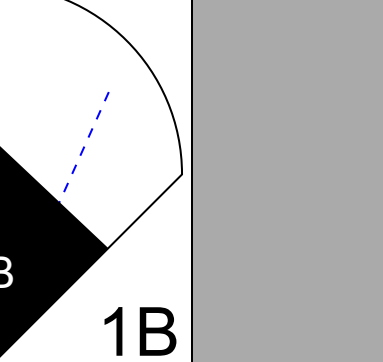
AB 29
R 0
H 3
RBI 0
BB 4
SO 11
LOB 9



Batter	1	2	3	4	5	6	7	8	9	AB	R	H	RBI	BB	SO	LOB	TOP								
Brian Hunter, R OBP: 0.317, SLG: 0.364 (1, 8)										4	0	0	0	0	2	3	Seattle Mariners @ Anaheim Angels Edison International Field, Anaheim, CA Tue Jul 06 1999, 10:05 PM EDT Att: 22,444 - Unknown - 74 F								
David Bell, R OBP: 0.340, SLG: 0.479 (1, 4)										3	1	1	0	1	0	0									
Ken Griffey Jr., L OBP: 0.408, SLG: 0.628 (1, 10)										4	0	0	0	0	1	4									
Alex Rodriguez, R OBP: 0.400, SLG: 0.653 (1, 6)										3	1	2	2	1	1	0									
Butch Huskey, R OBP: 0.362, SLG: 0.521 (1, 7)										4	0	0	0	0	0	1									
David Segui, S OBP: 0.365, SLG: 0.465 (1, 3)										4	0	0	0	0	1	0									
John Mabry, L OBP: 0.293, SLG: 0.405 (1, 9)										4	0	1	0	0	2	0									
Dan Wilson, R OBP: 0.335, SLG: 0.406 (1, 2)										4	0	2	0	0	0	1									
Russ Davis, R OBP: 0.289, SLG: 0.470 (1, 5)										3	0	1	0	0	0	1									
Inning Stats	R: 1 E: 0 K: 1 S: 16	H: 2 LOB: 1 BB: 0 P: 27	R: 0 E: 0 K: 0 S: 4	H: 0 LOB: 0 BB: 0 P: 9	R: 0 E: 0 K: 0 S: 6	H: 0 LOB: 0 BB: 0 P: 10	R: 1 E: 0 K: 0 S: 9	H: 1 LOB: 0 BB: 0 P: 15	R: 0 E: 0 K: 2 S: 18	H: 2 LOB: 3 BB: 1 P: 29	R: 0 E: 0 K: 1 S: 7	H: 0 LOB: 0 BB: 0 P: 12	R: 0 E: 0 K: 2 S: 13	H: 1 LOB: 1 BB: 0 P: 19	R: 0 E: 0 K: 0 S: 9	H: 0 LOB: 1 BB: 1 P: 15	R: 0 E: 0 K: 1 S: 10	H: 1 LOB: 1 BB: 0 P: 11	1B: 4 2B: 2 3B: 0 HR: 1	SF: 0 SAC: 0 DP: 0 HBP: 0	WP: 0 PB: 0 SB: 0 CS: 1	PA: 36			
PITCHER	IP	WLS	BF	H	R	ER	SO	BB	IBB	HBP	BLK	WP	HR	S	P	ERA	WHIP								
Mike Fyhrie, R ERA: 2.57 (1, 1)	7.0		28	6	2	2	6	1	0	0	0	0	1	73	121	2.57	1.000								
Mark Petkovsek, R ERA: 1.69 (8, 1)	2.0	W	7	1	0	0	1	1	0	0	0	0	0	19	26	0.00	1.000								

AB	33
R	2
H	7
RBI	2
BB	2
SO	7
LOB	10



Batter	1	2	3	4	5	6	7	8	9	AB	R	H	RBI	BB	SO	LOB	BOTTOM								
Darin Erstad, L OBP: 0.322, SLG: 0.388 (1, 7)										3	1	2	3	1	0	1	Seattle Mariners @ Anaheim Angels Edison International Field, Anaheim, CA Tue Jul 06 1999, 10:05 PM EDT Att: 22,444 - Unknown - 74 F								
Randy Velarde, R OBP: 0.388, SLG: 0.425 (1, 4)										4	1	2	0	1	0	2									
Mo Vaughn, L OBP: 0.350, SLG: 0.494 (1, 3)										4	0	0	0	0	3	5									
16 Garret Anderson, L OBP: 0.308, SLG: 0.458 (1, 8)										3	1	1	0	1	0	3									
Troy Glaus, R OBP: 0.304, SLG: 0.425 (1, 5)										3	1	1	1	1	0	1									
Orlando Palmeiro, L OBP: 0.370, SLG: 0.321 (1, 9)										3	0	0	1	1	1	2									
Jeff Huson, L OBP: 0.288, SLG: 0.293 (1, 10)										4	1	1	1	0	2	3									
Matt Walbeck, S OBP: 0.312, SLG: 0.335 (1, 2)										1	2	1	0	3	0	0									
Gary Disarcina, R OBP: 0.286, SLG: 0.325 (1, 6)										3	1	1	2	0	0	2									
Inning Stats	R: 0 E: 0 K: 0 S: 10	H: 0 LOB: 1 BB: 1 P: 20	R: 0 E: 0 K: 1 S: 9	H: 0 LOB: 0 BB: 0 P: 13	R: 1 E: 0 K: 1 S: 10	H: 2 LOB: 1 BB: 0 P: 15	R: 0 E: 0 K: 1 S: 9	H: 1 LOB: 0 BB: 0 P: 15	R: 0 E: 0 K: 1 S: 7	H: 0 LOB: 0 BB: 1 P: 17	R: 1 E: 0 K: 1 S: 11	H: 1 LOB: 3 BB: 3 P: 27	R: 0 E: 0 K: 0 S: 6	H: 0 LOB: 0 BB: 1 P: 11	R: 6 E: 0 K: 1 S: 17	H: 5 LOB: 1 BB: 2 P: 34	1B: 8 2B: 1 3B: 0 HR: 0	SF: 1 SAC: 1 DP: 2 HBP: 0	WP: 0 PB: 0 SB: 1 CS: 1	PA: 39					
PITCHER	IP	WLS	BF	H	R	ER	SO	BB	IBB	HBP	BLK	WP	HR	S	P	ERA	WHIP								
Gil Meche, R ERA: 3.18 (1, 1)	5.2		24	4	2	2	5	5	0	0	0	0	0	55	106	3.18	1.588								
Frankie Rodriguez, R ERA: 6.56 (6, 1)	2.1	L	14	5	6	6	1	2	1	0	0	0	0	24	46	23.14	3.000								



Batter	1	2	3	4	5	6	7	8	9	AB	R	H	RBI	BB	SO	LOB	TOP					
Brian Hunter, R OBP: 0.313, SLG: 0.359 (1, 7)										4	0	0	0	0	2	1	Seattle Mariners @ Anaheim Angels Edison International Field, Anaheim, CA Wed Jul 07 1999, 10:35 PM EDT Att: 23,623 - Cloudy - 73 F					
David Bell, R OBP: 0.342, SLG: 0.479 (1, 4)										4	0	2	0	0	0	0						
Ken Griffey Jr., L OBP: 0.409, SLG: 0.626 (1, 8)										4	1	2	0	0	0	2						
Alex Rodriguez, R OBP: 0.406, SLG: 0.675 (1, 6)										4	1	3	1	0	0	1						
Butch Huskey, R OBP: 0.360, SLG: 0.529 (1, 10)										4	1	1	1	0	1	4						
David Segui, S OBP: 0.364, SLG: 0.462 (1, 3)											4	0	1	1	0	0		1				
Raul Ibanez, L OBP: 0.362, SLG: 0.364 (1, 9)										4	0	3	0	0	0	1						
Dan Wilson, R OBP: 0.329, SLG: 0.399 (1, 2)										4	0	0	0	0	2	4						
Russ Davis, R OBP: 0.289, SLG: 0.469 (1, 5)										3	0	1	0	0	0	2						
Inning Stats	R: 0 E: 0 K: 1 S: 8	H: 1 LOB: 0 BB: 0 P: 12	R: 2 E: 1 K: 0 S: 8	H: 3 LOB: 1 BB: 0 P: 12	R: 0 E: 0 K: 1 S: 5	H: 0 LOB: 0 BB: 0 P: 6	R: 1 E: 0 K: 1 S: 17	H: 2 LOB: 1 BB: 0 P: 24	R: 0 E: 0 K: 1 S: 5	H: 1 LOB: 0 BB: 0 P: 8	R: 0 E: 0 K: 0 S: 7	H: 1 LOB: 0 BB: 0 P: 9	R: 0 E: 0 K: 1 S: 11	H: 2 LOB: 2 BB: 0 P: 15	R: 0 E: 0 K: 0 S: 15	H: 2 LOB: 2 BB: 0 P: 22	R: 0 E: 0 K: 0 S: 7	H: 1 LOB: 0 BB: 0 P: 11	1B: 9 2B: 3 3B: 0 HR: 2	SF: 0 SAC: 0 DP: 4 HBP: 0	WP: 0 PB: 2 SB: 0 CS: 0	PA: 35
PITCHER	IP	WLS	BF	H	R	ER	SO	BB	IBB	HBP	BLK	WP	HR	S	P	ERA	WHIP					
Steve Sparks, R ERA: 4.74 (1, 1)	8.0	W	32	12	3	2	5	0	0	0	0	0	2	76	108	2.25	1.500					
Mike Magnante, L ERA: 4.96 (9, 1)	1.0		3	1	0	0	0	0	0	0	0	0	0	7	11	0.00	1.000					

AB	35
R	3
H	13
RBI	3
BB	0
SO	5
LOB	16



Batter	1	2	3	4	5	6	7	8	9	AB	R	H	RBI	BB	SO	LOB	BOTTOM				
Darin Erstad, L OBP: 0.323, SLG: 0.388 (1, 7)										5	1	2	3	0	0	1	Seattle Mariners @ Anaheim Angels Edison International Field, Anaheim, CA Wed Jul 07 1999, 10:35 PM EDT Att: 23,623 - Cloudy - 73 F				
Randy Velarde, R OBP: 0.385, SLG: 0.421 (1, 4)										5	0	1	0	0	2	2					
Mo Vaughn, L OBP: 0.558, SLG: 0.514 (1, 3)										4	2	3	2	1	0	0					
Jeff Huson, L OBP: 0.288, SLG: 0.293 (9, 3)										0	0	0	0	0	0	0					
16 Garret Anderson, L OBP: 0.312, SLG: 0.463 (1, 8)										5	1	3	0	0	0	4					
Troy Glaus, R OBP: 0.305, SLG: 0.426 (1, 5)										4	1	1	1	0	1	2					
Tim Lincecum, R OBP: 0.309, SLG: 0.353 (1, 10)										4	1	1	1	0	0	2					
Steve Decker, R OBP: 0.362, SLG: 0.289 (1, 2)										4	0	0	0	0	0	4					
Reggie Williams, S OBP: 0.250, SLG: 0.321 (1, 9)										4	2	3	1	0	1	1					
Gary Disarcina, R OBP: 0.304, SLG: 0.341 (1, 6)										4	2	2	2	0	0	1					
Inning Stats	R: 1 E: 0 K: 1 S: 16	H: 2 LOB: 1 BB: 0 P: 23	R: 3 E: 1 K: 0 S: 18	H: 3 LOB: 2 BB: 1 P: 32	R: 0 E: 0 K: 1 S: 8	H: 0 LOB: 0 BB: 0 P: 12	R: 0 E: 0 K: 0 S: 5	H: 0 LOB: 0 BB: 0 P: 8	R: 6 E: 0 K: 0 S: 21	H: 9 LOB: 2 BB: 0 P: 33	R: 0 E: 1 K: 0 S: 6	H: 0 LOB: 0 BB: 0 P: 10	R: 0 E: 0 K: 1 S: 12	H: 1 LOB: 1 BB: 0 P: 17	R: 0 E: 0 K: 1 S: 12	H: 1 LOB: 1 BB: 0 P: 18	1B: 11 2B: 4 3B: 0 HR: 1	SF: 0 SAC: 0 DP: 1 HBP: 2	WP: 2 PB: 1 SB: 0 CS: 0	PA: 42	
PITCHER	IP	WLS	BF	H	R	ER	SO	BB	IBB	HBP	BLK	WP	HR	S	P	ERA	WHIP				
Jamie Moyer, L ERA: 5.05 (1, 1)	4.2	L	26	10	8	7	2	0	0	0	0	0	1	60	93	13.50	2.357				
28 Ken Cloude, R ERA: 7.56 (5, 1)	0.0		4	4	2	2	0	0	0	0	0	0	0	6	10	∞	∞				
Damaso Marte, L ERA: 6.23 (5, 1)	1.1		4	0	0	0	0	0	0	0	0	0	0	8	15	0.00	0.000				
Jose Mesa, R ERA: 6.94 (7, 1)	1.0		4	1	0	0	1	0	0	0	0	1	0	12	17	0.00	1.000				
Jose Paniagua, R ERA: 3.97 (8, 1)	1.0		4	1	0	0	1	0	0	0	0	1	0	12	18	0.00	1.000				

AB	39
R	10
H	16
RBI	10
BB	1
SO	4
LOB	17



Batter	1	2	3	4	5	6	7	8	9	AB	R	H	RBI	BB	SO	LOB	TOP										
Brian Hunter, R OBP: 0.315, SLG: 0.360 (1, 7)										4	0	1	0	0	1	0											
David Bell, R OBP: 0.334, SLG: 0.467 (1, 4)										4	0	0	0	0	0	1											
Ken Griffey Jr., L OBP: 0.403, SLG: 0.614 (1, 8)										4	0	0	0	0	3	2											
Alex Rodriguez, R OBP: 0.401, SLG: 0.656 (1, 6)										3	0	0	0	1	2	0											
David Segui, S OBP: 0.361, SLG: 0.466 (1, 3)										4	1	1	1	0	0	2											
Butch Huskey, R OBP: 0.362, SLG: 0.525 (1, 9)										2	0	0	0	1	1	0											
Tom Lampkin, L OBP: 0.373, SLG: 0.543 (1, 2)										3	0	1	0	0	0	1											
Charles Gipson, R OBP: 0.375, SLG: 0.455 (1, 5)										3	0	0	0	0	0	2											
John Halama, L OBP: 0.333, SLG: 0.400 (8, PH)										2	0	0	0	0	1	1											
Raul Ibanez, L OBP: 0.355, SLG: 0.373 (8, PH)										1	0	0	0	0	0	0											
Jose Paniagua, R (8, 1)										0	0	0	0	0	0	0											
Inning Stats	R: 0 E: 1 K: 2 S: 10	H: 0 LOB: 1 BB: 0 P: 18	R: 1 E: 0 K: 1 S: 10	H: 1 LOB: 1 BB: 1 P: 18	R: 0 E: 0 K: 0 S: 9	H: 0 LOB: 0 BB: 0 P: 13	R: 0 E: 0 K: 1 S: 10	H: 1 LOB: 1 BB: 0 P: 16	R: 0 E: 0 K: 2 S: 11	H: 0 LOB: 0 BB: 0 P: 16	R: 0 E: 0 K: 1 S: 8	H: 0 LOB: 0 BB: 0 P: 13	R: 0 E: 0 K: 0 S: 7	H: 0 LOB: 0 BB: 0 P: 8	R: 0 E: 0 K: 1 S: 19	H: 1 LOB: 2 BB: 1 P: 30	1B: 1 2B: 2 3B: 0 HR: 1	SF: 0 SAC: 0 DP: 1 HBP: 0	WP: 0 PB: 0 SB: 1 CS: 0	PA: 32							
PITCHER	IP	WLS	BF	H	R	ER	SO	BB	IBB	HBP	BLK	WP	HR	S	P	ERA	WHIP										
Kevin Brown, R ERA: 3.53 (1, 1)	8.0		27	2	1	1	7	1	0	0	0	0	1	74	115	1.12	0.375										
Jeff Shaw, R ERA: 2.37 (9, 1)	1.0	W	5	1	0	0	1	1	0	0	0	0	0	19	30	0.00	2.000										

Seattle Mariners @ Los Angeles Dodgers
Dodger Stadium, Los Angeles, CA
Sat Jul 10 1999, 7:10 PM PDT
Att: 50,813 - Unknown - 70 F

AB	30
R	1
H	3
RBI	1
BB	2
SO	8
LOB	9



Batter	1	2	3	4	5	6	7	8	9	AB	R	H	RBI	BB	SO	LOB	BOTTOM										
Eric Young Sr., R OBP: 0.351, SLG: 0.325 (1, 4)										3	0	1	0	1	0	0											
Jeff Shaw, R (9, 1)										0	0	0	0	0	0	0											
Mark Czudzielanek, R OBP: 0.360, SLG: 0.392 (1, 6)										3	0	1	0	1	1	2											
Gary Sheffield, R OBP: 0.403, SLG: 0.495 (1, 7)										4	0	0	0	0	0	2											
Eric Karros, R OBP: 0.344, SLG: 0.535 (1, 3)										4	1	1	0	0	1	1											
22 Devon White, S OBP: 0.330, SLG: 0.416 (1, 8)										3	1	1	0	1	0	1											
Raul Mondesi, R OBP: 0.337, SLG: 0.494 (1, 9)										2	0	0	1	1	1	1											
Adrian Beltré, R OBP: 0.376, SLG: 0.468 (1, 5)										3	0	1	1	1	0	0											
Angel Pena, R OBP: 0.250, SLG: 0.284 (8, PH)										2	0	0	0	0	0	2											
Dave Hansen, L OBP: 0.457, SLG: 0.496 (8, PH)										1	0	1	0	0	0	0											
Trendad Hubbard, R OBP: 0.422, SLG: 0.441 (8, PR)										0	0	0	0	0	0	0											
Todd Hundley, S OBP: 0.286, SLG: 0.454 (9, 2)										0	0	0	0	0	0	0											
Kevin Brown, R OBP: 0.111, SLG: 0.070 (8, PH)										2	0	0	0	0	0	0											
Craig Counsell, L OBP: 0.226, SLG: 0.193 (9, 4)										0	0	0	0	0	0	0											
Inning Stats	R: 0 E: 0 K: 0 S: 9	H: 2 LOB: 1 BB: 0 P: 17	R: 0 E: 0 K: 1 S: 10	H: 1 LOB: 1 BB: 1 P: 20	R: 0 E: 0 K: 0 S: 6	H: 0 LOB: 1 BB: 1 P: 15	R: 1 E: 0 K: 0 S: 8	H: 1 LOB: 0 BB: 0 P: 12	R: 0 E: 0 K: 0 S: 8	H: 0 LOB: 0 BB: 0 P: 13	R: 0 E: 1 K: 1 S: 12	H: 0 LOB: 0 BB: 0 P: 17	R: 0 E: 0 K: 0 S: 6	H: 0 LOB: 2 BB: 1 P: 11	R: 0 E: 0 K: 0 S: 10	H: 1 LOB: 2 BB: 1 P: 17	R: 1 E: 0 K: 1 S: 12	H: 1 LOB: 2 BB: 2 P: 21	1B: 5 2B: 1 3B: 0 HR: 0	SF: 1 SAC: 1 DP: 1 HBP: 0	WP: 0 PB: 0 SB: 1 CS: 3	PA: 35					
PITCHER	IP	WLS	BF	H	R	ER	SO	BB	IBB	HBP	BLK	WP	HR	S	P	ERA	WHIP										
John Halama, L ERA: 2.89 (1, 1)	7.0		25	4	1	1	2	2	0	0	0	0	0	59	105	1.29	0.857										
Jose Paniagua, R ERA: 4.01 (8, 1)	1.2	L	9	2	1	1	1	3	0	0	0	0	0	22	38	5.40	3.000										

Seattle Mariners @ Los Angeles Dodgers
Dodger Stadium, Los Angeles, CA
Sat Jul 10 1999, 7:10 PM PDT
Att: 50,813 - Unknown - 70 F

AB	27
R	2
H	6
RBI	2
BB	5
SO	3
LOB	9



Batter	1	2	3	4	5	6	7	8	9	AB	R	H	RBI	BB	SO	LOB	TOP																					
Brian Hunter, R (1, 7) OBP: 0.312, SLG: 0.356 Tom Lampkin, L (7, PH) OBP: 0.365, SLG: 0.531 (7, 7)	K		F9	G6-3			P4		P5	3	0	0	0	0	1	0																						
David Bell, R (1, 4) OBP: 0.336, SLG: 0.466	F9		HR		P2					3	1	1	0	1	0	0																						
Ken Griffey Jr., L (1, 8) OBP: 0.404, SLG: 0.620	K		HR				F9			3	1	1	2	1	1	1																						
Alex Rodriguez, R (1, 6) OBP: 0.398, SLG: 0.647		K	1B		K				G6-3	3	1	0	0	1	2	1																						
David Segui, S (1, 3) OBP: 0.363, SLG: 0.466	K		1B		F7					4	0	2	0	0	1	1																						
Raul Ibanez, L (1, 9) OBP: 0.375, SLG: 0.383 Butch Huskey, R (6, PH) OBP: 0.359, SLG: 0.521 (6, 9)	1B		FC5-4		G4-3				F9	1	0	1	1	1	0	0																						
Dan Wilson, R (1, 2) OBP: 0.328, SLG: 0.396	1B		FC5-4		F9				F8	4	0	1	0	0	0	3																						
John Mabry, L (1, 5) OBP: 0.286, SLG: 0.395 Russ Davis, R (6, PH) OBP: 0.230, SLG: 0.465 (6, 5)	K				G4-3		F8		F9	2	0	0	0	0	1	2																						
Jeff Fassero, L (1, 1) Gi Meche, R (4, 1) Frankie Rodriguez, R (5, 1) Rafael Soriano, R (7, PH) Paul Abbott, R (7, 1) Freddie Garcia, R (8, PH) OBP: 0.291, SLG: 0.290			L5		K				P4	2	0	0	0	0	1	0																						
Inning Stats	R: 0 E: 0 K: 2 S: 10	H: 0 LOB: 0 BB: 0 P: 13	R: 0 E: 0 K: 3 S: 17	H: 1 LOB: 2 BB: 1 P: 27	R: 3 E: 0 K: 0 S: 21	H: 4 LOB: 2 BB: 1 P: 36	R: 0 E: 0 K: 1 S: 7	H: 0 LOB: 0 BB: 0 P: 9	R: 0 E: 0 K: 1 S: 7	H: 0 LOB: 1 BB: 1 P: 13	R: 0 E: 0 K: 0 S: 6	H: 0 LOB: 1 BB: 0 P: 10	R: 0 E: 0 K: 0 S: 10	H: 0 LOB: 1 BB: 1 P: 16	R: 0 E: 0 K: 0 S: 8	H: 1 LOB: 1 BB: 0 P: 15	R: 0 E: 0 K: 1 S: 6	H: 0 LOB: 0 BB: 0 P: 10	1B: 5 2B: 0 3B: 0 HR: 1	SF: 0 SAC: 0 DP: 0 HBP: 0	WP: 0 PB: 0 SB: 0 CS: 0	PA: 37																
PITCHER	IP	WLS	BF	H	R	ER	SO	BB	IBB	HBP	BLK	WP	HR	S	P	ERA	WHIP	PITCHER				IP	WLS	BF	H	R	ER	SO	BB	IBB	HBP	BLK	WP	HR	S	P	ERA	WHIP
37 Darren Dreifort, R (1, 1) ERA: 5.77	5.0	W	23	5	3	3	7	3	0	0	0	0	1	62	98	5.40	1.600																					
Onan Masaoka, L (6, 1) ERA: 2.97	4.0	S	14	1	0	0	1	1	0	0	0	0	0	30	51	0.00	0.500																					

Seattle Mariners @ Los Angeles Dodgers
Dodger Stadium, Los Angeles, CA
Sun Jul 11 1999, 1:10 PM PDT
Att: 43,211 - Unknown - 84 F

AB 33
R 3
H 6
RBI 3
BB 4
SO 8
LOB 9



Batter	1	2	3	4	5	6	7	8	9	AB	R	H	RBI	BB	SO	LOB	BOTTOM																					
Eric Young Sr., R (1, 4) OBP: 0.356, SLG: 0.338 Craig Counsell, L (6, PR) OBP: 0.223, SLG: 0.191 (7, 4)	G5-3 WP	K		S	SH1-3			P6		4	2	3	0	0	1	2																						
Trenidad Hubbard, R (1, 7) OBP: 0.414, SLG: 0.453 (7, 2)	F7	E6		FC4-6	SF6			L3		5	1	2	5	0	0	3																						
Mark Grudzielanek, R (1, 6) OBP: 0.361, SLG: 0.399	G5-3			FC4-6				F8		4	1	1	1	1	0	4																						
Eric Karros, R (1, 3) OBP: 0.351, SLG: 0.546		F7								3	1	2	2	2	0	3																						
22 Devon White, S (1, 8) OBP: 0.331, SLG: 0.413	K		F9					K		4	0	1	1	1	2	2																						
Raul Mondesi, R (1, 9) OBP: 0.333, SLG: 0.488 Onan Masaoka, R (6, 1)		F8		K			P5		G4-3	4	0	0	0	0	1	5																						
Adrián Beltré, R (1, 5) OBP: 0.377, SLG: 0.465				G1-3				K		4	2	1	0	1	2	3																						
Angel Pena, R (1, 2) OBP: 0.283, SLG: 0.345 Jose Vizcaino, S (7, 7) ERA: 7.54									G3-1	3	4	3	2	1	0	0																						
37 Darren Dreifort, R (1, 1) OBP: 0.286, SLG: 0.303 Todd Hollandsworth, L (6, PH) OBP: 0.350, SLG: 0.441 (6, 9)										2	0	1	1	0	0	0																						
Inning Stats	R: 1 E: 0 K: 1 S: 16	H: 1 LOB: 1 BB: 1 P: 26	R: 2 E: 1 K: 1 S: 11	H: 3 LOB: 3 BB: 1 P: 25	R: 2 E: 0 K: 0 S: 6	H: 1 LOB: 0 BB: 1 P: 15	R: 1 E: 0 K: 1 S: 15	H: 3 LOB: 3 BB: 1 P: 24	R: 3 E: 0 K: 0 S: 10	H: 2 LOB: 2 BB: 3 P: 25	R: 5 E: 0 K: 2 S: 22	H: 5 LOB: 1 BB: 0 P: 37	R: 0 E: 0 K: 1 S: 7	H: 0 LOB: 0 BB: 0 P: 9	R: 0 E: 0 K: 0 S: 4	H: 0 LOB: 1 BB: 1 P: 11	1B: 9 2B: 5 3B: 0 HR: 2	SF: 1 SAC: 1 DP: 1 HBP: 0	WP: 1 PB: 0 SB: 1 CS: 0	PA: 47																		
PITCHER	IP	WLS	BF	H	R	ER	SO	BB	IBB	HBP	BLK	WP	HR	S	P	ERA	WHIP	PITCHER				IP	WLS	BF	H	R	ER	SO	BB	IBB	HBP	BLK	WP	HR	S	P	ERA	WHIP
Jeff Fassero, L (1, 1) ERA: 6.89	3.0	L	20	7	6	5	2	3	0	0	0	0	1	37	73	15.00	3.333																					
Gi Meche, R (4, 1) ERA: 6.14	1.2		11	2	3	3	1	4	0	0	0	0	0	17	37	16.20	3.600																					
Frankie Rodriguez, R (5, 1) ERA: 7.54	1.1		10	6	5	5	2	0	0	0	0	0	1	26	42	33.75	4.500																					
Paul Abbott, R (7, 1) ERA: 3.55	2.0		6	0	0	0	1	1	0	0	0	0	0	11	20	0.00	0.500																					

Seattle Mariners @ Los Angeles Dodgers
Dodger Stadium, Los Angeles, CA
Sun Jul 11 1999, 1:10 PM PDT
Att: 43,211 - Unknown - 84 F

AB 37
R 14
H 15
RBI 12
BB 8
SO 6
LOB 23



Batter	1	2	3	4	5	6	7	8	9	AB	R	H	RBI	BB	SO	LOB	TOP										
Quilvio Veras, S OBP: 0.362, SLG: 0.370 (1, 4)	G1-3		SH1-3 1B		FC5-4 1B		K		FC6-4 BB	4	1	2	1	1	1	0	San Diego Padres @ Seattle Mariners Safeco Field, Seattle, WA Thu Jul 15 1999, 7:05 PM PDT Att. 44,607 - Overcast - 67 F										
Eric Owens, R OBP: 0.331, SLG: 0.433 (1, 7)	1B		SH1-3		F7		F7		SF7	3	0	1	1	0	0	1											
Reggie Sanders, R OBP: 0.403, SLG: 0.563 (1, 9)	K		K		K				FC6-4	5	0	0	0	0	3	5											
Phil Nevin, R OBP: 0.346, SLG: 0.560 (1, 10) (9, 2)	1B		BB 1B		FC5-4				K	4	0	2	1	0	1	1											
Wally Joyner, L OBP: 0.378, SLG: 0.386 (1, 3)	G4-3		BB		FC6-4 1B				G1-3	3	0	1	0	1	0	2											
Ruben Rivera, R OBP: 0.293, SLG: 0.491 (1, 8)		P2	K		F8				BB S BB	3	1	0	0	1	1	3											
George Arias, R OBP: 0.272, SLG: 0.425 John Vander Wal, L OBP: 0.391, SLG: 0.484 Dan Miceli, R (9, 1) (9, 1)		K			L5				BB BB SF7 BB	3	0	0	0	0	1	1											
Ben Davis, S OBP: 0.329, SLG: 0.364 Ed Giovanola, L OBP: 0.333, SLG: 0.295 (9, PH) (9, 6)		K			K				BB BB	3	0	1	0	0	1	1											
Damian Jackson, R OBP: 0.348, SLG: 0.407 Dave Magadan, L OBP: 0.368, SLG: 0.386 (9, PH) (9, 5)		F9			K				BB BB	0	0	0	0	1	0	0											
Inning Stats	R: 0 E: 0 K: 1 S: 10	H: 2 LOB: 2 BB: 0 P: 16	R: 0 E: 0 K: 1 S: 10	H: 1 LOB: 1 BB: 0 P: 17	R: 1 E: 0 K: 2 S: 16	H: 2 LOB: 2 BB: 1 P: 26	R: 0 E: 0 K: 2 S: 9	H: 0 LOB: 0 BB: 0 P: 13	R: 0 E: 0 K: 1 S: 10	H: 1 LOB: 1 BB: 0 P: 16	R: 0 E: 0 K: 0 S: 9	H: 0 LOB: 0 BB: 0 P: 14	R: 0 E: 0 K: 1 S: 8	H: 0 LOB: 0 BB: 0 P: 14	R: 0 E: 0 K: 1 S: 11	H: 0 LOB: 0 BB: 0 P: 15		R: 2 E: 0 K: 1 S: 21	H: 0 LOB: 2 BB: 4 P: 39	1B: 7 2B: 0 3B: 0 HR: 0	SF: 1 SAC: 1 DP: 0 HBP: 0	WP: 0 PB: 0 SB: 1 CS: 1	PA: 39				
PITCHER	IP	WLS	BF	H	R	ER	SO	BB	IBB	HBP	BLK	WP	HR	S	P	ERA	WHIP										
Jamie Moyer, L ERA: 4.83 Jose Mesa, R ERA: 7.39 Paul Abbott, R ERA: 3.38	(1, 1) (9, 1) (9, 1)	8.0 0.1 0.2	32 L 5 2	7 0 0	1 2 0	1 2 0	9 1 0	1 4 0	0 0 0	0 0 0	0 0 0	0 0 0	0 0 4	83 17 4	131 35 4	1.12 54.00 0.00	1.000 12.000 0.000										

Batter	1	2	3	4	5	6	7	8	9	AB	R	H	RBI	BB	SO	LOB	BOTTOM										
David Bell, R OBP: 0.341, SLG: 0.479 (1, 4)	2B		K					2B		4	1	3	1	0	1	0	San Diego Padres @ Seattle Mariners Safeco Field, Seattle, WA Thu Jul 15 1999, 7:05 PM PDT Att. 44,607 - Overcast - 67 F										
David Segui, S OBP: 0.361, SLG: 0.467 (1, 3)	F7				G3		G4-3			4	0	1	1	0	0	2											
Ken Griffey Jr., L OBP: 0.405, SLG: 0.621 (1, 8)	F7				K					3	0	1	0	1	1	1											
Alex Rodriguez, R OBP: 0.392, SLG: 0.635 (1, 6)	K				F8					4	0	0	0	0	1	4											
Edgar Martinez, R OBP: 0.439, SLG: 0.542 (1, 10)		P3			G4-3 1B		K		K	4	0	1	0	0	2	1											
Jay Buhner, R OBP: 0.400, SLG: 0.523 (1, 9)		K			G4-3		G4-3		G6-3	4	0	0	0	0	1	2											
Butch Huskey, R OBP: 0.354, SLG: 0.512 (1, 7)		G5-3			K				G1-3	4	0	0	0	0	1	0											
Russ Davis, R OBP: 0.290, SLG: 0.464 (1, 5)					CS 1B		G6-3		K	3	0	1	0	0	1	0											
Dan Wilson, R OBP: 0.328, SLG: 0.399 (1, 2)					G6-3		K		2B 2B	3	1	1	0	0	1	1											
Inning Stats	R: 0 E: 0 K: 1 S: 10	H: 1 LOB: 1 BB: 0 P: 17	R: 0 E: 0 K: 1 S: 9	H: 0 LOB: 0 BB: 0 P: 15	R: 0 E: 0 K: 1 S: 8	H: 1 LOB: 0 BB: 0 P: 14	R: 0 E: 0 K: 1 S: 6	H: 0 LOB: 0 BB: 0 P: 9	R: 0 E: 0 K: 1 S: 8	H: 1 LOB: 1 BB: 0 P: 11	R: 0 E: 0 K: 1 S: 11	H: 1 LOB: 1 BB: 0 P: 19	R: 0 E: 0 K: 1 S: 12	H: 1 LOB: 1 BB: 0 P: 19	R: 2 E: 0 K: 1 S: 16	H: 3 LOB: 2 BB: 1 P: 27		R: 0 E: 0 K: 1 S: 8	H: 0 LOB: 0 BB: 0 P: 10	1B: 2 2B: 6 3B: 0 HR: 0	SF: 0 SAC: 0 DP: 1 HBP: 0	WP: 0 PB: 0 SB: 0 CS: 1	PA: 34				
PITCHER	IP	WLS	BF	H	R	ER	SO	BB	IBB	HBP	BLK	WP	HR	S	P	ERA	WHIP										
Andy Ashby, R ERA: 3.13 Heath Murray, L ERA: 5.4 Will Cunnane, R ERA: 4.41 Dan Miceli, R ERA: 3.65	(1, 1) (8, 1) (8, 1) (9, 1)	7.2 0.0 0.1 1.0	28 2 W 1 S 3	7 0 0 0	2 0 0 0	2 0 0 0	8 0 0 1	0 1 0 0	0 0 0 0	0 0 0 0	0 0 0 0	0 0 0 0	0 0 2 8	76 2 4 10	121 6 4 10	2.35 * 0.00 0.000	0.913 * 0.000 0.000										

AB	32
R	3
H	7
RBI	3
BB	5
SO	10
LOB	18



Batter	1	2	3	4	5	6	7	8	9	AB	R	H	RBI	BB	SO	LOB	TOP								
Quilvio Veras, S (1, 4) OBP: 0.360, SLG: 0.365										4	0	0	0	1	0	2	San Diego Padres @ Seattle Mariners Safeco Field, Seattle, WA Fri Jul 16 1999, 7:05 PM PDT Att: 43,252 - Dome - 72 F								
Eric Owens, R (1, 7) OBP: 0.336, SLG: 0.434										4	1	2	0	1	0	1									
Reggie Sanders, R (1, 10) OBP: 0.399, SLG: 0.554										4	0	0	0	1	0	3									
Phil Nevin, R (1, 9) OBP: 0.347, SLG: 0.552										4	0	1	1	1	0	2									
Wally Joyner, L (1, 3) OBP: 0.379, SLG: 0.383										4	0	1	0	1	1	2									
Ruben Rivera, R (1, 8) OBP: 0.300, SLG: 0.498										3	1	2	0	1	1	2									
George Arias, R (1, 5) OBP: 0.277, SLG: 0.440										4	0	2	1	0	2	3									
Ben Davis, S (1, 2) OBP: 0.324, SLG: 0.348										3	0	0	0	1	1	4									
Damian Jackson, R (1, 6) OBP: 0.346, SLG: 0.402										3	0	0	0	1	2	6									
Inning Stats	R: 0 E: 0 K: 0 S: 10	H: 0 LOB: 1 BB: 1 P: 17	R: 0 E: 0 K: 3 S: 13	H: 1 LOB: 2 BB: 1 P: 21	R: 0 E: 0 K: 0 S: 6	H: 0 LOB: 1 BB: 1 P: 16	R: 0 E: 0 K: 3 S: 16	H: 1 LOB: 2 BB: 1 P: 29	R: 0 E: 0 K: 0 S: 9	H: 0 LOB: 0 BB: 0 P: 14	R: 1 E: 1 K: 0 S: 10	H: 2 LOB: 2 BB: 0 P: 14	R: 1 E: 0 K: 1 S: 13	H: 2 LOB: 2 BB: 2 P: 28	R: 0 E: 0 K: 0 S: 8	H: 1 LOB: 1 BB: 1 P: 18	R: 0 E: 0 K: 0 S: 7	H: 1 LOB: 1 BB: 1 P: 13	1B: 5 2B: 3 3B: 0 HR: 0	SF: 0 SAC: 0 DP: 2 HBP: 0	WP: 0 PB: 0 SB: 4 CS: 0	PA: 41			
PITCHER	IP	WLS	BF	H	R	ER	SO	BB	IBB	HBP	BLK	WP	HR	S	P	ERA	WHIP								
Jeff Fassero, L (1, 1) ERA: 6.65	6.2	L	32	6	2	2	6	6	0	0	0	0	0	74	133	2.70	1.800								
Jose Paniagua, R (7, 1) ERA: 3.91	1.1		5	1	0	0	1	1	0	0	0	0	0	11	24	0.00	1.500								
Frankie Rodriguez, R (9, 1) ERA: 7.34	1.0		4	1	0	0	0	1	0	0	0	0	0	7	13	0.00	2.000								

AB	33
R	2
H	8
RBI	2
BB	8
SO	7
LOB	25



Batter	1	2	3	4	5	6	7	8	9	AB	R	H	RBI	BB	SO	LOB	BOTTOM								
David Bell, R (1, 4) OBP: 0.339, SLG: 0.475										5	0	1	0	0	3	2	San Diego Padres @ Seattle Mariners Safeco Field, Seattle, WA Fri Jul 16 1999, 7:05 PM PDT Att: 43,252 - Dome - 72 F								
David Segui, S (1, 3) OBP: 0.360, SLG: 0.464										4	1	1	0	0	0	1									
Ken Griffey Jr., L (1, 8) OBP: 0.403, SLG: 0.617										4	0	1	0	0	1	1									
Alex Rodriguez, R (1, 6) OBP: 0.394, SLG: 0.637										4	0	2	0	0	0	2									
Edgar Martinez, R (1, 10) OBP: 0.440, SLG: 0.541										4	0	2	1	0	1	3									
Jay Buhner, R (1, 9) OBP: 0.386, SLG: 0.500										4	0	0	0	0	2	5									
Butch Huskey, R (1, 7) OBP: 0.350, SLG: 0.506										3	0	0	0	0	1	1									
Raul Ibanez, L (9, PH) OBP: 0.369, SLG: 0.377										1	0	0	0	0	0	0									
Russ Davis, R (1, 5) OBP: 0.291, SLG: 0.466										3	0	1	0	0	0	1									
John Mabry, L (9, PH) OBP: 0.290, SLG: 0.395										0	0	0	0	1	0	0									
Dan Wilson, R (1, 2) OBP: 0.328, SLG: 0.398										3	0	1	0	0	1	1									
Tom Lampkin, L (9, PH) OBP: 0.362, SLG: 0.526										1	0	0	0	0	0	1									
Inning Stats	R: 0 E: 0 K: 1 S: 12	H: 0 LOB: 0 BB: 0 P: 21	R: 0 E: 0 K: 1 S: 8	H: 1 LOB: 0 BB: 0 P: 14	R: 0 E: 0 K: 2 S: 11	H: 0 LOB: 0 BB: 0 P: 19	R: 0 E: 0 K: 1 S: 12	H: 2 LOB: 2 BB: 0 P: 18	R: 0 E: 0 K: 1 S: 7	H: 1 LOB: 1 BB: 0 P: 9	R: 0 E: 0 K: 1 S: 11	H: 1 LOB: 1 BB: 0 P: 18	R: 0 E: 0 K: 0 S: 10	H: 1 LOB: 1 BB: 0 P: 15	R: 1 E: 0 K: 1 S: 11	H: 3 LOB: 2 BB: 0 P: 18	R: 0 E: 0 K: 1 S: 18	H: 0 LOB: 1 BB: 1 P: 28	1B: 7 2B: 2 3B: 0 HR: 0	SF: 0 SAC: 0 DP: 1 HBP: 0	WP: 3 PB: 0 SB: 0 CS: 0	PA: 37			
PITCHER	IP	WLS	BF	H	R	ER	SO	BB	IBB	HBP	BLK	WP	HR	S	P	ERA	WHIP								
Sterling Hitchcock, L (1, 1) ERA: 3.9	7.0	W	27	3	1	1	0	0	0	0	0	0	0	8	15	13.50	4.500								
Donne Watt, R (8, 1) ERA: 2.97	0.2	H	5	3	1	1	0	0	0	0	0	0	0	8	15	13.50	4.500								
Trevor Hoffman, R (8, 1) ERA: 2.97	1.1	S	5	0	0	0	2	1	0	0	0	1	0	21	31	0.00	0.750								



Batter	1	2	3	4	5	6	7	8	9	AB	R	H	RBI	BB	SO	LOB	TOP				
Quilvio Veras, S (1,4) <small>OBP: 0.364, SLG: 0.369</small> George Arias, R (8,5) <small>OBP: 0.277, SLG: 0.440</small>										2	1	1	0	2	1	0	San Diego Padres @ Seattle Mariners Safeco Field, Seattle, WA Sat Jul 17 1999, 1:05 PM PDT Att: 44,077 - Unknown - 56 F				
Eric Owens, R (1,9) <small>OBP: 0.342, SLG: 0.443</small>										4	0	3	1	0	0	1					
Dave Magadan, L (1,3) <small>OBP: 0.370, SLG: 0.385</small>										3	0	1	0	1	0	2					
John Vander Wal, L (1,7) <small>OBP: 0.388, SLG: 0.474</small>										3	0	0	0	1	2	4					
Wally Joyner, L (1,10) <small>OBP: 0.376, SLG: 0.376</small>										3	0	0	0	1	2	1					
Carlos Baerga, S (1,5) <small>OBP: 0.303, SLG: 0.367</small> (8,4)										4	0	0	0	0	0	3					
Ruben Rivera, R (1,8)										4	0	0	0	0	2	0					
Ben Davis, S (1,2) <small>OBP: 0.308, SLG: 0.329</small>										4	0	0	0	0	1	0					
Ed Giovanola, L (1,6) <small>OBP: 0.315, SLG: 0.277</small>										3	0	0	0	0	1	0					
Inning Stats	R: 0 H: 1 E: 0 K: 0 S: 11	H: 3 LOB: 3 BB: 2 P: 25	R: 0 H: 0 E: 0 K: 1 S: 10	H: 0 LOB: 0 BB: 0 P: 13	R: 0 H: 1 E: 0 K: 0 S: 8	H: 0 LOB: 1 BB: 2 P: 19	R: 0 H: 0 E: 0 K: 1 S: 8	H: 0 LOB: 0 BB: 0 P: 15	R: 1 H: 2 E: 0 K: 2 S: 11	H: 2 LOB: 2 BB: 1 P: 19	R: 0 H: 0 E: 0 K: 1 S: 7	H: 0 LOB: 0 BB: 0 P: 11	R: 0 H: 0 E: 0 K: 1 S: 10	H: 1 LOB: 1 BB: 0 P: 11	R: 0 H: 0 E: 0 K: 2 S: 8	H: 0 LOB: 0 BB: 0 P: 10	1B: 3 2B: 2 3B: 0 HR: 0	SF: 0 SAC: 0 DP: 0 HBP: 0	WP: 0 PB: 0 SB: 3 CS: 1	PA: 35	
PITCHER	IP WLS BF H R ER SO BB IBB HBP BLK WP HR S P ERA WHIP	IP WLS BF H R ER SO BB IBB HBP BLK WP HR S P ERA WHIP	IP WLS BF H R ER SO BB IBB HBP BLK WP HR S P ERA WHIP	IP WLS BF H R ER SO BB IBB HBP BLK WP HR S P ERA WHIP	IP WLS BF H R ER SO BB IBB HBP BLK WP HR S P ERA WHIP	IP WLS BF H R ER SO BB IBB HBP BLK WP HR S P ERA WHIP	IP WLS BF H R ER SO BB IBB HBP BLK WP HR S P ERA WHIP	IP WLS BF H R ER SO BB IBB HBP BLK WP HR S P ERA WHIP	IP WLS BF H R ER SO BB IBB HBP BLK WP HR S P ERA WHIP	IP WLS BF H R ER SO BB IBB HBP BLK WP HR S P ERA WHIP	IP WLS BF H R ER SO BB IBB HBP BLK WP HR S P ERA WHIP	IP WLS BF H R ER SO BB IBB HBP BLK WP HR S P ERA WHIP	IP WLS BF H R ER SO BB IBB HBP BLK WP HR S P ERA WHIP	IP WLS BF H R ER SO BB IBB HBP BLK WP HR S P ERA WHIP	IP WLS BF H R ER SO BB IBB HBP BLK WP HR S P ERA WHIP	IP WLS BF H R ER SO BB IBB HBP BLK WP HR S P ERA WHIP	IP WLS BF H R ER SO BB IBB HBP BLK WP HR S P ERA WHIP	IP WLS BF H R ER SO BB IBB HBP BLK WP HR S P ERA WHIP	IP WLS BF H R ER SO BB IBB HBP BLK WP HR S P ERA WHIP	IP WLS BF H R ER SO BB IBB HBP BLK WP HR S P ERA WHIP	IP WLS BF H R ER SO BB IBB HBP BLK WP HR S P ERA WHIP

AB	30
R	1
H	5
RBI	1
BB	5
SO	9
LOB	11



Batter	1	2	3	4	5	6	7	8	9	AB	R	H	RBI	BB	SO	LOB	BOTTOM				
David Bell, R (1,4) <small>OBP: 0.342, SLG: 0.475</small>											4	3	2	0	1	1	2				
Alex Rodriguez, R (1,6) <small>OBP: 0.398, SLG: 0.648</small>										4	2	2	2	1	0	0					
Ken Griffey Jr., L (1,8) <small>OBP: 0.404, SLG: 0.615</small>										4	1	2	2	0	0	0					
Edgar Martinez, R (1,10) <small>OBP: 0.438, SLG: 0.536</small>										4	0	1	0	0	1	4					
David Segui, S (1,3) <small>OBP: 0.362, SLG: 0.463</small>										3	1	1	0	1	0	3					
Raul Ibanez, L (1,7) <small>OBP: 0.362, SLG: 0.415</small>										4	1	1	4	0	0	1					
Tom Lampkin, L (1,2) <small>OBP: 0.358, SLG: 0.535</small>										4	0	1	0	0	2	0					
John Mabry, L (1,9) <small>OBP: 0.289, SLG: 0.389</small>										3	0	0	0	1	1	1					
Russ Davis, R (1,5) <small>OBP: 0.294, SLG: 0.476</small>										3	1	1	1	1	0	1					
Inning Stats	R: 1 H: 3 E: 0 K: 0 S: 16	H: 3 LOB: 1 BB: 0 P: 27	R: 0 H: 1 E: 0 K: 1 S: 17	H: 1 LOB: 2 BB: 1 P: 24	R: 0 H: 1 E: 0 K: 0 S: 12	H: 1 LOB: 1 BB: 0 P: 15	R: 0 H: 0 E: 0 K: 1 S: 6	H: 0 LOB: 0 BB: 0 P: 8	R: 3 H: 3 E: 0 K: 0 S: 15	H: 3 LOB: 1 BB: 1 P: 28	R: 0 H: 0 E: 0 K: 1 S: 9	H: 0 LOB: 0 BB: 1 P: 14	R: 5 H: 3 E: 1 K: 2 S: 18	H: 3 LOB: 0 BB: 2 P: 33	R: 0 H: 0 E: 0 K: 0 S: 6	H: 0 LOB: 0 BB: 0 P: 11	1B: 7 2B: 0 3B: 1 HR: 3	SF: 0 SAC: 0 DP: 2 HBP: 0	WP: 0 PB: 0 SB: 0 CS: 0	PA: 38	
PITCHER	IP WLS BF H R ER SO BB IBB HBP BLK WP HR S P ERA WHIP	IP WLS BF H R ER SO BB IBB HBP BLK WP HR S P ERA WHIP	IP WLS BF H R ER SO BB IBB HBP BLK WP HR S P ERA WHIP	IP WLS BF H R ER SO BB IBB HBP BLK WP HR S P ERA WHIP	IP WLS BF H R ER SO BB IBB HBP BLK WP HR S P ERA WHIP	IP WLS BF H R ER SO BB IBB HBP BLK WP HR S P ERA WHIP	IP WLS BF H R ER SO BB IBB HBP BLK WP HR S P ERA WHIP	IP WLS BF H R ER SO BB IBB HBP BLK WP HR S P ERA WHIP	IP WLS BF H R ER SO BB IBB HBP BLK WP HR S P ERA WHIP	IP WLS BF H R ER SO BB IBB HBP BLK WP HR S P ERA WHIP	IP WLS BF H R ER SO BB IBB HBP BLK WP HR S P ERA WHIP	IP WLS BF H R ER SO BB IBB HBP BLK WP HR S P ERA WHIP	IP WLS BF H R ER SO BB IBB HBP BLK WP HR S P ERA WHIP	IP WLS BF H R ER SO BB IBB HBP BLK WP HR S P ERA WHIP	IP WLS BF H R ER SO BB IBB HBP BLK WP HR S P ERA WHIP	IP WLS BF H R ER SO BB IBB HBP BLK WP HR S P ERA WHIP	IP WLS BF H R ER SO BB IBB HBP BLK WP HR S P ERA WHIP	IP WLS BF H R ER SO BB IBB HBP BLK WP HR S P ERA WHIP	IP WLS BF H R ER SO BB IBB HBP BLK WP HR S P ERA WHIP	IP WLS BF H R ER SO BB IBB HBP BLK WP HR S P ERA WHIP	IP WLS BF H R ER SO BB IBB HBP BLK WP HR S P ERA WHIP

AB	33
R	9
H	11
RBI	9
BB	5
SO	5
LOB	12



Batter	1	2	3	4	5	6	7	8	9	10	AB	R	H	RBI	BB	SO	LOB	TOP						
Tony Womack, L (1.8) OBP: 0.332, SLG: 0.362 (7.9)	G6-3		G4-3	G4-3		F8		CS			5	1	2	0	0	0	0							
Jay Bell, R (1.4) OBP: 0.363, SLG: 0.575	F8		1B	F7		P3		CS	L4		4	1	0	0	1	0	0							
Luis Gonzalez, L (1.7) OBP: 0.417, SLG: 0.565	G4-3		1B	E2		G4-3			1B		4	1	2	2	1	0	0							
Matt Williams, R (1.5) OBP: 0.358, SLG: 0.573		G6-3	1B	K					L9		5	1	2	1	0	1	1							
Greg Colbrunn, R (1.10) OBP: 0.390, SLG: 0.468 David Delucci, L (9. PH) OBP: 0.448, SLG: 0.500	L6	L6				1B				K	2	1	0	0	2	0	2							
Bernard Gilkey, R (1.9) OBP: 0.404, SLG: 0.496 Steve Finley, L (7. PH) OBP: 0.325, SLG: 0.501 (7.8)	2B		1B			F8					2	1	1	1	1	0	1							
Travis Lee, L (1.3) OBP: 0.355, SLG: 0.400								G4-6-3			2	1	0	0	1	0	2							
Hanley Frias, S (1.6) OBP: 0.300, SLG: 0.235	G4-3										5	0	1	1	0	1	3							
Kelly Stinnett, R (1.2) OBP: 0.282, SLG: 0.389											4	1	0	0	0	1	3							
Inning Stats	R: 0 E: 0 K: 0 S: 13	H: 0 LOB: 0 BB: 0 P: 19	R: 1 E: 0 K: 0 S: 16	H: 1 LOB: 1 BB: 1 P: 27	R: 5 E: 0 K: 1 S: 26	H: 5 LOB: 2 BB: 1 P: 38	R: 0 E: 1 K: 1 S: 11	H: 1 LOB: 1 BB: 0 P: 19	R: 1 E: 0 K: 0 S: 10	H: 2 LOB: 1 BB: 1 P: 18	R: 0 E: 0 K: 0 S: 9	H: 0 LOB: 0 BB: 0 P: 15	R: 0 E: 0 K: 0 S: 10	H: 0 LOB: 1 BB: 2 P: 20	R: 0 E: 0 K: 1 S: 11	H: 1 LOB: 0 BB: 0 P: 15	R: 0 E: 0 K: 0 S: 3	H: 1 LOB: 2 BB: 0 P: 20	R: 0 E: 0 K: 0 S: 3	H: 0 LOB: 0 BB: 0 P: 3	1B: 10 2B: 1 3B: 0 HR: 0	SF: 0 SAC: 0 DP: 1 HBP: 1	WP: 0 PB: 0 SB: 0 CS: 1	PA: 46
PITCHER	IP	WLS	BF	H	R	ER	SO	BB	IBB	HBP	BLK	WP	HR	S	P	ERA	WHIP							
John Halama, L ERA: 3.4	2.1		16	6	6	6	0	2	0	0	0	0	0	50	77	23.14	3.429							
28 Ken Cloude, R ERA: 7.09	3.2		14	3	1	1	2	1	0	0	0	0	0	35	59	2.46	1.091							
Jose Paniagua, R ERA: 3.76	2.0		7	1	0	0	1	2	0	0	0	0	0	19	35	0.00	1.500							
Jose Mesa, R ERA: 6.98	2.0	W	8	1	0	0	1	1	0	0	0	0	0	14	23	0.00	1.000							

Arizona Diamondbacks @ Seattle Mariners
Safeco Field, Seattle, WA
Sun Jul 18 1999, 1:35 PM PDT
Att. 44,705 - Unknown - 64 F

AB 38
R 7
H 11
RBI 7
BB 6
SO 4
LOB 16




Batter	1	2	3	4	5	6	7	8	9	10	AB	R	H	RBI	BB	SO	LOB	BOTTOM						
David Bell, R (1.4) OBP: 0.340, SLG: 0.471	F9		F8			G6-3		SF8			3	0	0	1	1	0	1							
Alex Rodriguez, R (1.6) OBP: 0.394, SLG: 0.638	G5-3					F8					5	1	1	0	0	1	3							
Ken Griffey Jr., L (1.8) OBP: 0.409, SLG: 0.624	G1-3										3	3	2	1	2	0	0							
Edgar Martinez, R (1.10) OBP: 0.434, SLG: 0.532		G4-3				G4-3					4	1	1	2	0	1	2							
David Segui, S (1.3) OBP: 0.350, SLG: 0.460		F7									4	0	1	1	0	0	2							
Jay Buhner, R (1.9) OBP: 0.395, SLG: 0.489 John Mabry, L (10. PR) OBP: 0.289, SLG: 0.389											2	1	0	0	3	1	1							
Butch Huskey, R (1.7) OBP: 0.350, SLG: 0.504 Raul Ibanez, L (8. PH) OBP: 0.352, SLG: 0.403 (9.7)											0	1	0	0	0	0	0							
Russ Davis, R (1.5) OBP: 0.295, SLG: 0.474											3	1	1	0	0	2	1							
Dan Wilson, R (1.2) OBP: 0.331, SLG: 0.404											2	0	0	0	0	0	1							
Inning Stats	R: 0 E: 0 K: 0 S: 6	H: 0 LOB: 0 BB: 0 P: 10	R: 0 E: 0 K: 1 S: 9	H: 0 LOB: 1 BB: 1 P: 17	R: 0 E: 0 K: 1 S: 9	H: 0 LOB: 0 BB: 0 P: 15	R: 1 E: 0 K: 0 S: 12	H: 2 LOB: 1 BB: 0 P: 22	R: 0 E: 0 K: 2 S: 14	H: 1 LOB: 1 BB: 0 P: 21	R: 5 E: 0 K: 0 S: 25	H: 6 LOB: 2 BB: 1 P: 39	R: 1 E: 0 K: 1 S: 9	H: 0 LOB: 0 BB: 1 P: 19	R: 0 E: 0 K: 1 S: 8	H: 0 LOB: 0 BB: 0 P: 9	R: 0 E: 0 K: 2 S: 14	H: 0 LOB: 2 BB: 2 P: 25	R: 1 E: 0 K: 0 S: 2	H: 1 LOB: 1 BB: 1 P: 6	1B: 8 2B: 1 3B: 0 HR: 1	SF: 3 SAC: 0 DP: 0 HBP: 0	WP: 1 PB: 0 SB: 4 CS: 0	PA: 44
PITCHER	IP	WLS	BF	H	R	ER	SO	BB	IBB	HBP	BLK	WP	HR	S	P	ERA	WHIP							
Omar Daal, L ERA: 3.74	5.1		26	8	6	6	4	2	0	0	0	0	1	67	111	10.12	1.875							
Bobby Chouinard, R ERA: 2.06	1.2	B	7	1	1	0	1	1	0	0	0	0	0	17	32	0.00	1.200							
Byung-Hyun Kim, R ERA: 4.09	2.1	L	11	1	1	1	3	2	1	0	0	1	0	24	40	3.86	1.286							

Arizona Diamondbacks @ Seattle Mariners
Safeco Field, Seattle, WA
Sun Jul 18 1999, 1:35 PM PDT
Att. 44,705 - Unknown - 64 F

AB 35
R 8
H 10
RBI 8
BB 6
SO 8
LOB 11



Batter	1	2	3	4	5	6	7	8	9	AB	R	H	RBI	BB	SO	LOB	TOP			
Tony Womack, L (1,4) OBP: 0.331, SLG: 0.360	F7		G4-3	G1-3					G1-3	5	0	1	0	0	0	0				
Jay Bell, R (1,10) OBP: 0.361, SLG: 0.573	P4		BB		L4		F7		P4	5	0	1	0	0	0	1				
Luis Gonzalez, L (1,7) OBP: 0.417, SLG: 0.570	K			BB	F8			HR	K	4	1	1	1	0	2	0				
Matt Williams, R (1,5) OBP: 0.359, SLG: 0.571		K			G6-3					3	0	1	0	1	1	0				
Steve Finley, L (1,8) OBP: 0.326, SLG: 0.499	F7		G4-3			G6-3		G3		2	0	0	0	2	0	3				
David Dellucci, L (1,9) OBP: 0.383, SLG: 0.495	2B			HR	L6			K		3	2	1	0	1	1	3				
Travis Lee, L (1,3) OBP: 0.354, SLG: 0.401	1B			BB	G6-3			G3		4	0	1	1	0	1	4				
Andy Fox, L (1,6) OBP: 0.383, SLG: 0.430	2B									4	0	0	0	0	1	4				
Kelly Stinnett, R (1,2) OBP: 0.287, SLG: 0.429	G4-3		P7				G3-1	K		4	0	0	0	0	1	4				
			K		F9					4	2	2	3	0	1	0				
				HR																
Inning Stats	R: 0 E: 0 K: 1 S: 8	H: 0 LOB: 0 BB: 0 P: 13	R: 1 E: 0 K: 1 S: 14	H: 2 LOB: 1 BB: 0 P: 23	R: 0 E: 0 K: 1 S: 9	H: 1 LOB: 3 BB: 1 P: 22	R: 2 E: 0 K: 1 S: 8	H: 1 LOB: 0 BB: 1 P: 16	R: 0 E: 0 K: 0 S: 7	H: 0 LOB: 0 BB: 0 P: 9	R: 0 E: 0 K: 0 S: 3	H: 1 LOB: 1 BB: 0 P: 17	R: 1 E: 0 K: 2 S: 16	H: 2 LOB: 2 BB: 1 P: 25	R: 1 E: 0 K: 1 S: 9	H: 1 LOB: 0 BB: 0 P: 13	1B: 3 2B: 2 3B: 0 HR: 3	SF: 0 SAC: 0 DP: 1 HBP: 1	WP: 0 PB: 0 SB: 0 CS: 0	PA: 39
PITCHER	IP WLS BF H R ER SO BB IBB HBP BLK WP HR S P ERA WHIP																			
Gil Meche, R (1,1) ERA: 5.02	7.0 W 29 5 3 3 4 3 0 1 0 0 1 61 109 3.86 1.143																			
Paul Abbott, R (8,1) ERA: 3.95	2.0 10 3 2 2 3 1 0 0 0 0 2 25 38 9.00 2.000																			

Arizona Diamondbacks @ Seattle Mariners
Safeco Field, Seattle, WA
Mon Jul 19 1999, 7:05 PM PDT
Att: 44,287 - Unknown - 76 F

livebaseballscorecards.com



Batter	1	2	3	4	5	6	7	8	9	AB	R	H	RBI	BB	SO	LOB	BOTTOM			
David Bell, R (1,4) OBP: 0.341, SLG: 0.468	K				P4			G3-1		4	1	1	0	1	1	0				
Alex Rodriguez, R (1,6) OBP: 0.396, SLG: 0.648	G6-3		1B		F7		F9			4	1	2	4	0	0	2				
Ken Griffey Jr., L (1,8) OBP: 0.407, SLG: 0.620	K			1B	F9		F7			4	1	1	0	0	1	1				
Edgar Martinez, R (1,10) OBP: 0.432, SLG: 0.526		F8		P4		FC6-4	L4			3	0	0	0	1	0	1				
David Segui, S (1,3) OBP: 0.361, SLG: 0.461		G4-3		HR	FC6-4					4	0	2	0	0	0	2				
Jay Buhner, R (1,9) OBP: 0.398, SLG: 0.516				1B			1B			3	1	1	2	1	1	1				
John Mabry, L (8,9) OBP: 0.289, SLG: 0.389	K			HR		FC1-6	P3			0	0	0	0	0	0	0				
Butch Huskey, R (1,7) OBP: 0.352, SLG: 0.504			1B							4	1	2	0	0	0	2				
Raul Ibanez, L (8,7) OBP: 0.352, SLG: 0.403			1B	2B		F9	F9			0	0	0	0	0	0	0				
Russ Davis, R (1,5) OBP: 0.295, SLG: 0.475		P3		1B	FC1-6			K		4	1	1	1	0	1	2				
Dan Wilson, R (1,2) OBP: 0.330, SLG: 0.402		F8		2B		1B		P4		4	1	1	0	0	0	2				
Inning Stats	R: 0 E: 0 K: 2 S: 15	H: 0 LOB: 0 BB: 0 P: 20	R: 0 E: 0 K: 1 S: 8	H: 0 LOB: 0 BB: 0 P: 13	R: 0 E: 0 K: 0 S: 22	H: 2 LOB: 2 BB: 0 P: 29	R: 3 E: 0 K: 0 S: 21	H: 5 LOB: 1 BB: 0 P: 28	R: 0 E: 0 K: 0 S: 9	H: 1 LOB: 2 BB: 1 P: 16	R: 4 E: 0 K: 0 S: 20	H: 2 LOB: 0 BB: 2 P: 35	R: 0 E: 0 K: 0 S: 10	H: 1 LOB: 1 BB: 0 P: 17	R: 0 E: 0 K: 1 S: 8	H: 0 LOB: 0 BB: 0 P: 15	1B: 8 2B: 1 3B: 0 HR: 2	SF: 0 SAC: 0 DP: 0 HBP: 0	WP: 0 PB: 0 SB: 1 CS: 0	PA: 37
PITCHER	IP WLS BF H R ER SO BB IBB HBP BLK WP HR S P ERA WHIP																			
Brian Anderson, L (1,1) ERA: 7.03	5.2 L 27 9 5 5 3 1 0 0 0 0 0 1 18 31 13.50 2.250																			
Vicente Padilla, R (6,1) ERA: 16.88	1.1 7 2 2 2 0 1 0 0 0 0 0 1 18 31 13.50 2.250																			
Gregg Olson, R (8,1) ERA: 4.7	1.0 3 0 0 0 1 0 0 0 0 0 0 0 8 15 0.00 0.000																			

Arizona Diamondbacks @ Seattle Mariners
Safeco Field, Seattle, WA
Mon Jul 19 1999, 7:05 PM PDT
Att: 44,287 - Unknown - 76 F

livebaseballscorecards.com



Batter	1	2	3	4	5	6	7	8	9	AB	R	H	RBI	BB	SO	LOB	TOP										
Tony Phillips, S OBP: 0.343, SLG: 0.433 Jorge Velandia, R OBP: 0.200, SLG: 0.225	F9		P6		F7	F8		BB 3 HR 2B 1-H	G5-4-3 1B 2-H	5	1	1	1	0	0	1											
Miguel Tejada, R OBP: 0.325, SLG: 0.406	CS BB		F9		G6-3	G6-3		G6-3	G5-4-3 1-2f	4	1	0	0	1	0	3											
Jason Giambi, L OBP: 0.392, SLG: 0.506	K 1-2		HR		BB 3 BB 1B 1-2			F9 2B	BB 3 HR BB	4	3	3	0	2	1	1											
John Jaha, R OBP: 0.411, SLG: 0.600 Mike Macfarlane, R OBP: 0.311, SLG: 0.372		WP FC3-2-5 2B	HR		BB 3 BB 1-2 2-H			F9 2-3	BB 3 HR BB	4	2	3	3	1	0	1											
Olmedo Saenz, R OBP: 0.362, SLG: 0.444 3 Eric Chavez, L OBP: 0.332, SLG: 0.426		FC3-2-5 HR HBP	HR		BB 1-2 2-3			G4-3	HR	1	1	1	0	0	0	0											
Matt Stairs, L OBP: 0.354, SLG: 0.488		FC3-2-5 HR	F7		G6-4-3 BB			G3		3	1	0	1	2	0	3											
Ramon Hernandez, R OBP: 0.373, SLG: 0.492		HR			G6-4-3			BB	1B	4	1	2	3	1	0	3											
Ben Grieve, L OBP: 0.343, SLG: 0.455 Jason McDonald, S OBP: 0.304, SLG: 0.269	K		G4-3		F7			P6		4	0	0	0	0	2	3											
Ryan Christenson, R OBP: 0.302, SLG: 0.306	G6-3		F9		F9			BB	2B	5	2	3	0	0	0	0											
Inning Stats	R: 0 E: 0 K: 1 S: 9	H: 0 LOB: 0 BB: 1 P: 19	R: 3 E: 0 K: 1 S: 12	H: 2 LOB: 0 BB: 0 P: 27	R: 2 E: 0 K: 0 S: 16	H: 3 LOB: 1 BB: 0 P: 23	R: 0 E: 0 K: 0 S: 5	H: 0 LOB: 0 BB: 0 P: 9	R: 2 E: 0 K: 0 S: 14	H: 2 LOB: 2 BB: 2 P: 28	R: 0 E: 0 K: 1 S: 6	H: 1 LOB: 1 BB: 0 P: 8	R: 0 E: 0 K: 1 S: 12	H: 1 LOB: 3 BB: 2 P: 22	R: 5 E: 0 K: 0 S: 20	H: 4 LOB: 1 BB: 1 P: 39	R: 1 E: 0 K: 0 S: 16	H: 2 LOB: 1 BB: 1 P: 25	1B: 6 2B: 6 3B: 0 HR: 3	SF: 0 SAC: 0 DP: 2 HBP: 2	WP: 1 PB: 0 SB: 0 CS: 1	PA: 49					
PITCHER	IP	WLS	BF	H	R	ER	SO	BB	IBB	HBP	BLK	WP	HR	S	P	ERA	WHIP										
Jeff Fassero, L ERA: 6.86	3.0	L	15	5	5	5	2	1	0	1	0	1	2	37	69	15.00	2.000										
Ryan Franklin, R ERA: 5.59	4.0		20	4	2	2	1	3	1	1	0	0	0	37	67	4.50	1.750										
2B Ken Cloude, R ERA: 7.78	2.0		14	6	6	6	0	3	0	0	0	0	1	36	64	27.00	4.500										

Oakland Athletics @ Seattle Mariners
Safeco Field, Seattle, WA
Wed Jul 21 1999, 7:35 PM PDT
Att: 42,223 - Cloudy - 68 F

AB 39
R 13
H 15
RBI 13
BB 8
SO 3
LOB 18



Batter	1	2	3	4	5	6	7	8	9	AB	R	H	RBI	BB	SO	LOB	BOTTOM										
David Bell, R OBP: 0.342, SLG: 0.466	F9		3-H 1B		F8			P6		4	0	1	1	0	0	1											
Alex Rodriguez, R OBP: 0.391, SLG: 0.639 Rafael Bourquigal, R OBP: 0.364, SLG: 0.510	G6-3		K		G4-3			K		4	0	0	0	0	2	2											
Ken Griffey Jr., L OBP: 0.404, SLG: 0.613 Ozzie Timmons, R	K		G4-6-3 1B 2B		L3			P5		4	1	1	0	0	1	1											
Edgar Martinez, R OBP: 0.430, SLG: 0.520	F8		G4-6-3 BB		G6-3			K		3	0	0	0	1	1	0											
David Segui, S OBP: 0.356, SLG: 0.452	G3		G4-6-3 1-2f 2-3		G6-3 1B			K		4	0	1	0	0	1	2											
Raul Ibanez, L OBP: 0.347, SLG: 0.394	L6		3-H 1B		G6-3			F7		4	0	1	1	0	0	1											
Tom Lampkin, L OBP: 0.357, SLG: 0.558			F9		G1-3			HR		3	1	1	1	0	0	1											
John Mabry, L OBP: 0.289, SLG: 0.393			F8 1B 2B		K			K		3	1	1	0	0	2	0											
Russ Davis, R OBP: 0.291, SLG: 0.466			F8		K			1B		3	0	1	0	0	1	1											
Inning Stats	R: 0 E: 0 K: 1 S: 7	H: 0 LOB: 0 BB: 0 P: 9	R: 0 E: 0 K: 0 S: 5	H: 0 LOB: 0 BB: 0 P: 7	R: 1 E: 0 K: 1 S: 13	H: 2 LOB: 1 BB: 0 P: 20	R: 1 E: 0 K: 0 S: 9	H: 2 LOB: 1 BB: 1 P: 18	R: 0 E: 0 K: 2 S: 7	H: 0 LOB: 0 BB: 0 P: 11	R: 0 E: 0 K: 0 S: 6	H: 0 LOB: 0 BB: 0 P: 8	R: 1 E: 0 K: 1 S: 9	H: 2 LOB: 0 BB: 0 P: 12	R: 0 E: 0 K: 1 S: 11	H: 1 LOB: 1 BB: 0 P: 15	R: 0 E: 0 K: 2 S: 9	H: 0 LOB: 0 BB: 0 P: 10	1B: 4 2B: 2 3B: 0 HR: 1	SF: 0 SAC: 0 DP: 2 HBP: 0	WP: 0 PB: 0 SB: 0 CS: 0	PA: 33					
PITCHER	IP	WLS	BF	H	R	ER	SO	BB	IBB	HBP	BLK	WP	HR	S	P	ERA	WHIP										
Gil Heredia, R ERA: 5.09	3.0	W	30	7	3	3	6	1	0	0	0	0	0	9	10	0.00	0.000										
Chad Harville, R ERA: 3.86	1.0		3	0	0	0	2	0	0	0	0	0	0	9	10	0.00	0.000										

Oakland Athletics @ Seattle Mariners
Safeco Field, Seattle, WA
Wed Jul 21 1999, 7:35 PM PDT
Att: 42,223 - Cloudy - 68 F

AB 32
R 3
H 7
RBI 3
BB 1
SO 8
LOB 9



Batter	1	2	3	4	5	6	7	8	9	AB	R	H	RBI	BB	SO	LOB	TOP					
David Bell, R OBP: 0.343, SLG: 0.466 (1,4)	F8		K		HR				G6-3	4	1	1	0	1	1	2						
Alex Rodriguez, R OBP: 0.390, SLG: 0.640 (1,6)	K		FC5		P4		F8			4	0	0	0	0	1	5						
Ken Griffey Jr., L OBP: 0.398, SLG: 0.609 (1,8)	K		K		HR		L4			4	1	1	2	0	2	4						
Edgar Martinez, R OBP: 0.434, SLG: 0.527 (1,10)		2B			F9				K	4	1	2	0	0	1	0						
Jay Buhner, R OBP: 0.382, SLG: 0.472 (1,9)	G5-3		K				K		K	4	0	0	0	0	3	2						
David Segui, S OBP: 0.355, SLG: 0.453 (1,3)	F7		G4-3		L4				2B	4	0	1	0	0	0	2						
Ozzie Timmons, R OBP: 0.289, SLG: 0.667 (1,7)	P6				F8				K2-3	4	1	1	2	0	1	2						
Rafael Bourquiel, R OBP: 0.364, SLG: 0.510 (9,7)					HR					0	0	0	0	0	0	0						
Dan Wilson, R OBP: 0.327, SLG: 0.391 (1,2)			FC5		G4-3		F8		F7	3	0	1	0	1	0	0						
Russ Davis, R OBP: 0.291, SLG: 0.460 (1,5)			FC5		F8		SH1-3		F8	2	0	0	0	1	0	0						
Inning Stats	R: 0 E: 0 K: 2 S: 9	H: 0 LOB: 0 BB: 0 P: 16	R: 0 E: 0 K: 0 S: 10	H: 1 LOB: 1 BB: 0 P: 18	R: 0 E: 0 K: 2 S: 15	H: 1 LOB: 2 BB: 1 P: 25	R: 2 E: 0 K: 1 S: 10	H: 2 LOB: 0 BB: 0 P: 16	R: 2 E: 0 K: 0 S: 9	H: 2 LOB: 0 BB: 0 P: 15	R: 0 E: 0 K: 1 S: 8	H: 0 LOB: 0 BB: 0 P: 10	R: 0 E: 0 K: 0 S: 9	H: 0 LOB: 2 BB: 2 P: 19	R: 0 E: 0 K: 3 S: 14	H: 1 LOB: 1 BB: 0 P: 21	R: 0 E: 0 K: 0 S: 4	H: 0 LOB: 0 BB: 0 P: 7	1B: 2 2B: 3 3B: 0 HR: 2	SF: 0 SAC: 1 DP: 0 HBP: 0	WP: 0 PB: 0 CS: 0	PA: 37
PITCHER	IP	WLS	BF	H	R	ER	SO	BB	IBB	HBP	BLK	WP	HR	S	P	ERA	WHIP					
LaTroy Hawkins, R ERA: 7.21 (1,1)	6.0		26	6	4	4	6	2	0	0	0	0	2	63	106	6.00	1.333					
Bob Wells, R ERA: 4.18 (7,1)	0.2		3	0	0	0	0	1	0	0	0	0	0	4	9	0.00	1.500					
Eddie Guardado, L ERA: 4.32 (7,1)	0.1		1	0	0	0	0	0	0	0	0	0	0	3	4	0.00	0.000					
Hector Carrasco, R ERA: 8.99 (8,1)	2.0	W	7	1	0	0	3	0	0	0	0	0	0	18	28	0.00	0.500					

Seattle Mariners @ Minnesota Twins
Hubert H. Humphrey Metrodome, Minneapolis, MN

AB 33
R 4
H 7
RBI 4
BB 3
SO 9
LOB 17



WP: 0 PA: 37
PB: 0
CS: 0

Batter	1	2	3	4	5	6	7	8	9	AB	R	H	RBI	BB	SO	LOB	BOTTOM					
Denny Hocking, S OBP: 0.321, SLG: 0.384 (1,4)	FC3-6	L3			K	FC6-4			K	5	0	1	0	0	2	4						
Cristian Guzman, S OBP: 0.281, SLG: 0.299 (1,6)	FC3-6	K			1B		1B			4	1	2	0	1	1	3						
Brent Gates, S OBP: 0.374, SLG: 0.393 (1,5)	BB		G6-3		F9		2B		G6-3	5	1	2	1	0	0	2						
Ron Coomer, R OBP: 0.316, SLG: 0.457 (1,3)					G4-3		SF8		2B	4	1	2	0	1	1	1						
Jacque Jones, L OBP: 0.345, SLG: 0.455 (9, PR)			K				FC4-6		1B	0	1	0	0	0	0	0						
Marty Cordova, R OBP: 0.371, SLG: 0.451 (1,9)	K		G4-3				SF8		1B	4	0	1	1	0	2	3						
Chad Allen, R OBP: 0.334, SLG: 0.397 (1,7)	G1-3				G4-3				2B	3	1	1	0	0	0	3						
Todd Walker, L OBP: 0.343, SLG: 0.420 (7, PH)						1B	FC4-6		1B	0	0	0	0	2	0	0						
Matt Lawton, L OBP: 0.343, SLG: 0.389 (1,10)		2B			FC5-4		FC4-6		1B	3	0	1	2	2	1	2						
Javier Valentin, S OBP: 0.314, SLG: 0.397 (1,2)	F7				F8		K			4	0	1	0	0	1	3						
Torii Hunter, R OBP: 0.296, SLG: 0.362 (1,8)			FC5-4				FC6-4		P1	4	0	2	1	0	0	1						
Inning Stats	R: 0 E: 0 K: 1 S: 12	H: 2 LOB: 3 BB: 1 P: 20	R: 0 E: 0 K: 1 S: 8	H: 1 LOB: 2 BB: 1 P: 16	R: 0 E: 0 K: 1 S: 7	H: 0 LOB: 0 BB: 0 P: 8	R: 0 E: 0 K: 0 S: 5	H: 0 LOB: 1 BB: 1 P: 11	R: 0 E: 0 K: 1 S: 8	H: 1 LOB: 1 BB: 0 P: 12	R: 1 E: 0 K: 2 S: 16	H: 3 LOB: 2 BB: 0 P: 23	R: 3 E: 0 K: 1 S: 16	H: 3 LOB: 1 BB: 1 P: 26	R: 0 E: 0 K: 1 S: 9	H: 0 LOB: 1 BB: 1 P: 16	R: 1 E: 0 K: 0 S: 9	H: 3 LOB: 3 BB: 1 P: 17	1B: 9 2B: 4 3B: 0 HR: 0	SF: 1 SAC: 0 DP: 0 HBP: 0	WP: 0 PB: 0 CS: 0	PA: 43
PITCHER	IP	WLS	BF	H	R	ER	SO	BB	IBB	HBP	BLK	WP	HR	S	P	ERA	WHIP					
John Halama, L ERA: 3.47 (1,1)	6.0		30	4	2	2	2	3	0	0	0	0	0	29	50	9.00	3.000					
Jose Paniagua, R ERA: 3.95 (7,1)	2.0	L	13	4	2	2	2	2	1	0	0	0	0	29	50	9.00	3.000					

Seattle Mariners @ Minnesota Twins
Hubert H. Humphrey Metrodome, Minneapolis, MN

AB 36
R 5
H 13
RBI 5
BB 6
SO 8
LOB 22



WP: 0 PA: 43
PB: 0
CS: 0

Batter	1	2	3	4	5	6	7	8	9	AB	R	H	RBI	BB	SO	LOB	TOP								
David Bell, R OBP: 0.338, SLG: 0.459 (1, 4)	F9		P6		F8		G4-3		G5-3	5	0	0	0	0	0	4	Seattle Mariners @ Minnesota Twins Hubert H. Humphrey Metrodome, Minneapolis, MN Sat Jul 24 1999, 8:05 PM EDT Att: 30,138 - Dome - 72 F livebaseballscorecards.com								
Alex Rodriguez, R OBP: 0.388, SLG: 0.633 (1, 6)	F8			L5	1B		F8			3	0	0	0	1	0										
Ken Griffey Jr., L OBP: 0.397, SLG: 0.605 (1, 8)	K			G3	1B				G4-3	4	0	1	2	0	1	0									
Edgar Martinez, R OBP: 0.434, SLG: 0.524 (1, 10)		FC5-4 BB			G1-3				P3	3	0	1	0	1	0	2									
Jay Buhner, R OBP: 0.379, SLG: 0.464 (1, 9)	K			P4			K		FC4-6 1B	4	0	1	0	0	2	2									
David Segui, S OBP: 0.354, SLG: 0.451 (1, 3)	F7						K		FC4-6	4	1	1	0	0	1	2									
Butch Huskey, R OBP: 0.353, SLG: 0.496 (1, 7)	FC5-4						K			2	0	0	0	2	1	1									
Russ Davis, R OBP: 0.288, SLG: 0.454 (1, 5)			K		FC6-4 1B		F8		G1-3	4	1	0	0	0	1	3									
Dan Wilson, R OBP: 0.330, SLG: 0.397 (1, 2)			G3-1				G4-3		G4-3	4	1	2	1	0	0	1									
Inning Stats	R: 0 E: 0 K: 1 S: 11	H: 0 LOB: 0 BB: 0 P: 17	R: 0 E: 0 K: 1 S: 9	H: 0 LOB: 1 BB: 1 P: 22	R: 0 E: 0 K: 1 S: 6	H: 0 LOB: 0 BB: 0 P: 12	R: 0 E: 0 K: 0 S: 10	H: 1 LOB: 1 BB: 0 P: 18	R: 3 E: 0 K: 0 S: 13	H: 3 LOB: 2 BB: 2 P: 28	R: 0 E: 0 K: 3 S: 14	H: 0 LOB: 0 BB: 0 P: 18	R: 0 E: 0 K: 0 S: 12	H: 1 LOB: 1 BB: 0 P: 15	R: 0 E: 0 K: 0 S: 7	H: 1 LOB: 1 BB: 1 P: 11	R: 0 E: 0 K: 0 S: 3	H: 0 LOB: 1 BB: 1 P: 10	1B: 5 2B: 1 3B: 0 HR: 0	SF: 0 SAC: 0 DP: 0 HBP: 0	WP: 0 PB: 0 SB: 0 CS: 0	PA: 37			
PITCHER	IP	WLS	BF	H	R	ER	SO	BB	IBB	HBP	BLK	WP	HR	S	P	ERA	WHIP								
Mark Redman, L ERA: 5.79 (1, 1)	4.2		21	4	3	3	3	3	0	0	0	0	0	48	96	5.79	1.500								
Bob Wells, R ERA: 3.94 (5, 1)	3.1	W	12	2	0	0	3	0	0	0	0	0	0	34	45	0.00	0.600								
Travis Miller, L ERA: 2.45 (9, 1)	1.0		4	0	0	0	0	1	0	0	0	0	0	3	10	0.00	1.000								

Batter	1	2	3	4	5	6	7	8	9	AB	R	H	RBI	BB	SO	LOB	BOTTOM								
Jacque Jones, L OBP: 0.353, SLG: 0.482 (1, 8)	1B			HR	K		F7			5	2	3	2	0	1	1	Seattle Mariners @ Minnesota Twins Hubert H. Humphrey Metrodome, Minneapolis, MN Sat Jul 24 1999, 8:05 PM EDT Att: 30,138 - Dome - 72 F livebaseballscorecards.com								
Cristian Guzman, S OBP: 0.278, SLG: 0.297 (1, 6)	BB	FC4		K		G3		F8		5	1	1	0	0	1	1									
Todd Walker, L OBP: 0.344, SLG: 0.420 (1, 4)	E6		G6-3		F7		3B		F8	5	1	2	0	0	0	1									
Marty Cordova, R OBP: 0.375, SLG: 0.459 (1, 10)	G1-3		1B		HR		G4-3		F8	4	2	2	1	1	0	3									
Matt Lawton, L OBP: 0.351, SLG: 0.393 (1, 9)	BB		G4-6-3		HR		G4-3		G3-1	3	1	2	0	2	0	1									
Chad Allen, R OBP: 0.336, SLG: 0.395 (1, 7)	IBB		G4-6-3		HR		G4-3			2	1	0	2	2	0	3									
Corey Koskie, L OBP: 0.369, SLG: 0.472 (1, 5)	G4-6-3			P5	HR		G6-3			4	1	1	4	0	0	4									
Terry Steinbach, R OBP: 0.378, SLG: 0.429 (1, 2)		F8		F7			P4			4	0	1	0	0	0	0									
Doug Mientkiewicz, L OBP: 0.345, SLG: 0.341 (1, 3)		P5		HR	P6		F9			3	1	0	0	1	0	1									
Inning Stats	R: 2 E: 1 K: 0 S: 11	H: 2 LOB: 2 BB: 2 P: 23	R: 0 E: 0 K: 0 S: 8	H: 1 LOB: 1 BB: 0 P: 15	R: 0 E: 0 K: 0 S: 8	H: 2 LOB: 1 BB: 0 P: 14	R: 2 E: 0 K: 1 S: 8	H: 1 LOB: 0 BB: 1 P: 21	R: 4 E: 0 K: 1 S: 18	H: 3 LOB: 1 BB: 2 P: 33	R: 2 E: 0 K: 0 S: 13	H: 2 LOB: 1 BB: 1 P: 22	R: 0 E: 0 K: 0 S: 4	H: 0 LOB: 0 BB: 0 P: 5	R: 0 E: 0 K: 0 S: 7	H: 1 LOB: 1 BB: 0 P: 9	1B: 9 2B: 0 3B: 1 HR: 2	SF: 0 SAC: 0 DP: 2 HBP: 0	WP: 0 PB: 0 SB: 0 CS: 0	PA: 41					
PITCHER	IP	WLS	BF	H	R	ER	SO	BB	IBB	HBP	BLK	WP	HR	S	P	ERA	WHIP								
Gil Meche, R ERA: 6.75 (1, 1)	4.1	L	24	7	7	6	1	4	1	0	0	0	1	44	92	12.46	2.538								
Frankie Rodriguez, R ERA: 6.85 (5, 1)	1.2		10	4	3	3	1	0	1	0	0	0	1	22	36	16.20	2.400								
Ryan Franklin, R ERA: 5.06 (7, 1)	1.0		3	0	0	0	0	0	0	0	0	0	0	4	5	0.00	0.000								
Jose Mesa, R ERA: 6.81 (8, 1)	1.0		4	1	0	0	0	0	0	0	0	0	0	7	9	0.00	1.000								

Batter	1	2	3	4	5	6	7	8	9	AB	R	H	RBI	BB	SO	LOB	TOP										
Raul Ibanez, L (1,7) OBP: 0.342, SLG: 0.387	P6		P3				F7			4	0	1	0	0	0	1	Seattle Mariners @ Minnesota Twins Hubert H. Humphrey Metrodome, Minneapolis, MN Sun Jul 25 1999, 2:05 PM EDT Att: 21,621 - Dome - 72 F livebaseballscorecards.com										
Alex Rodriguez, R (1,6) OBP: 0.389, SLG: 0.642	HR		G5-3				P3			4	1	2	2	0	0	1											
Ken Griffey Jr., L (1,8) OBP: 0.398, SLG: 0.611	HR		P3				F8-1-5			3	1	1	1	1	0	2											
Edgar Martinez, R (1,10) OBP: 0.432, SLG: 0.519	L9						G5-3			3	0	0	0	1	0	0											
Jay Buhner, R (1,9) OBP: 0.382, SLG: 0.482	K						F9			4	1	2	0	0	1	2											
David Segui, S (1,3) OBP: 0.357, SLG: 0.447							F8			3	0	0	0	0	1	2											
Russ Davis, R (6,5) OBP: 0.287, SLG: 0.452							G4-6-3			1	0	0	0	0	0	2											
Tom Lampkin, L (1,2) OBP: 0.351, SLG: 0.551							K			3	0	1	1	0	1	1											
Dan Wilson, R (9,PH) OBP: 0.329, SLG: 0.395							K			1	0	0	0	0	0	0											
John Mabry, L (1,5) OBP: 0.293, SLG: 0.400							F7			4	0	2	0	0	1	0											
Rafael Bourquigal, R (1,4) OBP: 0.356, SLG: 0.481							K			3	1	0	0	1	1	2											
Inning Stats	R: 2 H: 2 E: 0 K: 1 S: 16	H: 2 LOB: 0 BB: 0 P: 21	R: 0 H: 1 E: 0 K: 0 S: 5	LOB: 1 BB: 0 P: 5	R: 0 H: 0 E: 0 K: 0 S: 8	LOB: 0 BB: 0 P: 13	R: 1 H: 2 E: 0 K: 1 S: 8	H: 2 LOB: 1 BB: 0 P: 8	R: 1 H: 2 E: 0 K: 0 S: 7	H: 2 LOB: 1 BB: 1 P: 13	R: 0 H: 1 E: 0 K: 1 S: 14	H: 1 LOB: 1 BB: 0 P: 19	R: 0 H: 1 E: 0 K: 1 S: 14	H: 1 LOB: 1 BB: 0 P: 22	R: 0 H: 0 E: 0 K: 0 S: 8	H: 0 LOB: 0 BB: 2 P: 18	R: 0 H: 0 E: 0 K: 1 S: 9	H: 0 LOB: 0 BB: 0 P: 9	1B: 4 2B: 4 HR: 2	SF: 0 SAC: 0 DP: 2 HBP: 0	WP: 0 PB: 0 SB: 1 CS: 0	PA: 36					
PITCHER	IP	WLS	BF	H	R	ER	SO	BB	IBB	HBP	BLK	WP	HR	S	P	ERA	WHIP										
Brad Radke, R (1,1) ERA: 3.74	7.0	L	29	9	4	4	4	1	0	0	0	0	2	72	101	5.14	1.429										
Eddie Guardado, L (8,1) ERA: 4.32	0.0		1	0	0	0	0	1	0	0	0	0	0	3	7	∞	∞										
Hector Carrasco, R (8,1) ERA: 8.04	1.0		3	0	0	0	0	1	0	0	0	0	0	5	11	0.00	1.000										
Travis Miller, L (9,1) ERA: 2.36	1.0		3	0	0	0	1	0	0	0	0	0	0	9	9	0.00	0.000										

Batter	1	2	3	4	5	6	7	8	9	AB	R	H	RBI	BB	SO	LOB	BOTTOM										
Denny Hocking, S (1,4) OBP: 0.320, SLG: 0.382	L5		G5-3				K			4	1	1	0	0	1	1	Seattle Mariners @ Minnesota Twins Hubert H. Humphrey Metrodome, Minneapolis, MN Sun Jul 25 1999, 2:05 PM EDT Att: 21,621 - Dome - 72 F livebaseballscorecards.com										
Cristian Guzman, S (1,6) OBP: 0.283, SLG: 0.297	1B		F7				G4-3			3	0	1	0	1	0	1											
Brent Gates, S (1,5) OBP: 0.368, SLG: 0.385	F7		G6-3				G3			4	0	0	0	0	0	4											
Marty Cordova, R (1,9) OBP: 0.376, SLG: 0.459	1B		G5-3				F8			4	0	2	1	0	0	0											
Terry Steinbach, R (1,2) OBP: 0.370, SLG: 0.419	F7		F7				F8			4	0	0	0	0	0	3											
Chad Allen, R (1,7) OBP: 0.334, SLG: 0.392			F9				K			2	0	0	0	0	1	0											
Jacque Jones, L (7,PH) OBP: 0.349, SLG: 0.475			K				K			2	0	0	0	0	2	0											
Ron Coomer, R (1,3) OBP: 0.315, SLG: 0.455			G6-3				P6			4	1	1	0	0	1	0											
Todd Walker, L (1,10) OBP: 0.344, SLG: 0.425			G4-3				G6-3			3	1	1	1	0	0	0											
Torii Hunter, R (1,8) OBP: 0.297, SLG: 0.363			G5-3				G4-3			2	0	1	0	0	0	0											
Matt Lawton, L (7,PH) OBP: 0.350, SLG: 0.391			1B				G4-3			1	0	0	1	0	0	0											
Inning Stats	R: 0 H: 2 E: 0 K: 0 S: 13	H: 0 LOB: 0 BB: 0 P: 23	R: 0 H: 0 E: 0 K: 0 S: 4	H: 0 LOB: 0 BB: 0 P: 6	R: 0 H: 1 E: 0 K: 0 S: 10	LOB: 1 BB: 0 P: 18	R: 0 H: 0 E: 0 K: 1 S: 9	H: 0 LOB: 0 BB: 0 P: 16	R: 0 H: 2 E: 0 K: 0 S: 5	H: 2 LOB: 1 BB: 1 P: 12	R: 2 H: 2 E: 0 K: 2 S: 12	H: 2 LOB: 0 BB: 0 P: 16	R: 0 H: 0 E: 0 K: 0 S: 8	H: 0 LOB: 0 BB: 0 P: 15	R: 0 H: 0 E: 0 K: 1 S: 6	H: 0 LOB: 0 BB: 0 P: 10	1B: 6 2B: 0 3B: 1 HR: 0	SF: 0 SAC: 0 DP: 1 HBP: 0	WP: 0 PB: 0 SB: 0 CS: 0	PA: 34							
PITCHER	IP	WLS	BF	H	R	ER	SO	BB	IBB	HBP	BLK	WP	HR	S	P	ERA	WHIP										
Jamie Moyer, L (1,1) ERA: 4.69	6.0	W	23	5	1	1	2	1	0	0	0	0	0	49	90	1.50	1.000										
Paul Abbott, R (7,1) ERA: 3.96	2.0	H	8	2	2	2	2	0	0	0	0	0	0	20	31	9.00	1.000										
Jose Mesa, R (9,1) ERA: 6.64	1.0	S	3	0	0	0	1	0	0	0	0	0	0	6	10	0.00	0.000										

Batter	1	2	3	4	5	6	7	8	9	AB	R	H	RBI	BB	SO	LOB	TOP								
Brian Hunter, R OBP: 0.312, SLG: 0.363 (1, 7)	G1-4-3		G4-3 BB		HR	F9		G6-3	FC5-4	5	1	1	1	1	0	4									
David Bell, R OBP: 0.340, SLG: 0.458 (1, 4)	G5-3		G4-3		1B			G6-3	HR	5	1	2	0	0	0	1									
Ken Griffey Jr., L OBP: 0.400, SLG: 0.621 (1, 8)	F9				K			3B	HR	4	2	2	2	1	1	1									
Edgar Martinez, R OBP: 0.435, SLG: 0.524 (1, 10)		F8	K		1B			K	1B	5	0	3	0	0	2	3									
David Segui, S OBP: 0.352, SLG: 0.452 (1, 3)		P5	F7		F9			3B	1B	5	1	2	1	0	0	5									
Jay Buhner, R OBP: 0.383, SLG: 0.475 (1, 9)		E			G6-3			G5-3	K	4	1	1	0	1	1	1									
Dan Wilson, R OBP: 0.333, SLG: 0.401 (1, 2)		F8			G6-3			FC6-4	1B	4	1	2	1	1	0	2									
John Mabry, L OBP: 0.295, SLG: 0.397 (1, 5)			P2					G1-6-3	E3	4	0	1	1	1	0	1									
Rafael Bourimail, R OBP: 0.349, SLG: 0.482 (1, 6)					F7				F9	4	0	1	0	0	0	5									
Raul Ibanez, L OBP: 0.338, SLG: 0.382 (9, PH)		P4								1	0	0	0	0	0	1									
Inning Stats	R: 0 E: 0 K: 0 S: 8	H: 0 LOB: 0 BB: 0 P: 15	R: 0 E: 1 K: 0 S: 12	H: 1 LOB: 3 BB: 2 P: 24	R: 0 E: 0 K: 1 S: 11	H: 0 LOB: 2 BB: 2 P: 22	R: 0 E: 0 K: 0 S: 7	H: 0 LOB: 0 BB: 0 P: 9	R: 1 E: 0 K: 1 S: 13	H: 3 LOB: 2 BB: 0 P: 19	R: 0 E: 0 K: 0 S: 12	H: 2 LOB: 2 BB: 0 P: 20	R: 1 E: 0 K: 2 S: 13	H: 2 LOB: 1 BB: 0 P: 18	R: 0 E: 0 K: 0 S: 9	H: 1 LOB: 1 BB: 0 P: 17	R: 5 E: 1 K: 0 S: 16	H: 6 LOB: 1 BB: 0 P: 29	1B: 8 2B: 4 3B: 1 HR: 2	SF: 0 SAC: 0 DP: 1 HBP: 0	WP: 0 PB: 0 SB: 0 CS: 0	PA: 46			
PITCHER	IP	WLS	BF	H	R	ER	SO	BB	IBB	HBP	BLK	WP	HR	S	P	ERA	WHIP								
Kevin Appier, R ERA: 4.87 (1, 1)	7.0	W	33	8	2	2	4	3	1	0	0	0	1	76	127	2.57	1.571								
Ken Ray, R ERA: 8.31 (8, 1)	1.1		10	7	5	4	0	1	0	0	0	0	1	21	39	27.00	6.000								
Scott Service, R ERA: 5.59 (9, 1)	0.2	S	3	0	0	0	0	0	0	0	0	0	0	4	7	0.00	0.000								

Seattle Mariners @ Kansas City Royals
Kauffman Stadium, Kansas City, MO
Tue Jul 27 1999, 7:05 PM CDT
Att: 18,232 - Cloudy - 98 F

AB 41
R 7
H 15
RBI 6
BB 5
SO 4
LOB 24



Batter	1	2	3	4	5	6	7	8	9	AB	R	H	RBI	BB	SO	LOB	BOTTOM								
Johnny Damon, L OBP: 0.382, SLG: 0.498 (1, 7)			G4-3		P6					4	0	1	1	0	0	3									
Carlos Febles, R OBP: 0.350, SLG: 0.424 (1, 4)	F9		G4-3		F8			HR		5	1	1	0	0	1	3									
Carlos Beltrán, S OBP: 0.341, SLG: 0.471 (1, 8)	F8				G6-3			HR		5	1	2	2	0	0	1									
29 Mike Sweeney, R OBP: 0.395, SLG: 0.536 (1, 3)	G4-3				WP			G6-3		4	2	2	0	1	0	1									
Jermaine Dye, R OBP: 0.365, SLG: 0.560 (1, 9)		G5-3			G6-3			F9		5	1	2	1	0	0	3									
Scott Pose, L OBP: 0.400, SLG: 0.342 (8, PR) (9, 9)					1B			2B		0	0	0	0	0	0	0									
Joe Randa, R OBP: 0.381, SLG: 0.512 (1, 5)					1B			P2		5	1	2	0	0	0	4									
Jed Hansen, R OBP: 0.325, SLG: 0.324 (9, 5)					1B					0	0	0	0	0	0	0									
Chad Kreuter, S OBP: 0.343, SLG: 0.365 (1, 2)		L8			1B			F8		4	2	1	0	1	0	2									
Jeremy Giambi, L OBP: 0.386, SLG: 0.366 (1, 10)			K		1B					3	1	2	2	1	1	1									
Rey Sanchez, R OBP: 0.316, SLG: 0.361 (1, 6)					1B					4	0	2	1	0	0	1									
Ray Holbert, R ERA: 4.76 (9, 6)			G6-3		1B			F8		0	0	0	0	0	0	0									
Inning Stats	R: 0 E: 0 K: 0 S: 7	H: 0 LOB: 1 BB: 0 P: 12	R: 0 E: 0 K: 1 S: 11	H: 1 LOB: 1 BB: 0 P: 16	R: 0 E: 0 K: 0 S: 6	H: 0 LOB: 0 BB: 0 P: 11	R: 4 E: 0 K: 0 S: 15	H: 6 LOB: 2 BB: 0 P: 25	R: 3 E: 1 K: 0 S: 12	H: 4 LOB: 2 BB: 1 P: 27	R: 0 E: 0 K: 1 S: 7	H: 1 LOB: 2 BB: 1 P: 15	R: 0 E: 0 K: 0 S: 5	H: 0 LOB: 1 BB: 1 P: 12	R: 2 E: 0 K: 0 S: 11	H: 3 LOB: 1 BB: 0 P: 16	1B: 11 2B: 2 3B: 1 HR: 1	SF: 0 SAC: 0 DP: 0 HBP: 1	WP: 1 PB: 0 SB: 1 CS: 0	PA: 43					
PITCHER	IP	WLS	BF	H	R	ER	SO	BB	IBB	HBP	BLK	WP	HR	S	P	ERA	WHIP								
Jeff Fassero, L ERA: 7.06 (1, 1)	4.1	L	23	9	6	6	1	0	0	0	0	0	1	45	75	12.46	2.077								
28 Ken Cloude, R ERA: 7.84 (5, 1)	3.0		18	6	3	3	1	3	0	0	0	0	1	27	56	9.00	3.000								
Ryan Franklin, R ERA: 4.76 (8, 1)	0.2		2	0	0	0	0	0	0	0	0	0	0	2	3	0.00	0.000								

Seattle Mariners @ Kansas City Royals
Kauffman Stadium, Kansas City, MO
Tue Jul 27 1999, 7:05 PM CDT
Att: 18,232 - Cloudy - 98 F

AB 39
R 9
H 15
RBI 7
BB 3
SO 2
LOB 19



Batter	1	2	3	4	5	6	7	8	9	AB	R	H	RBI	BB	SO	LOB	TOP										
Brian Hunter, R OBP: 0.308, SLG: 0.358 (1, 7)	G4-3	F8		P6			G6-3		K	5	0	0	0	0	1	2	Seattle Mariners @ Kansas City Royals Kauffman Stadium, Kansas City, MO Wed Jul 28 1999, 7:05 PM CDT Att: 17,476 - Unknown - 100 F AB 33 R 3 H 8 RBI 3 BB 5 SO 9 LOB 18										
Alex Rodriguez, R OBP: 0.389, SLG: 0.635 (1, 6)	1B	CS					K		F8	3	0	0	0	2	2	1											
Ken Griffey Jr., L OBP: 0.399, SLG: 0.617 (1, 8)	1B	CS		F7			K		P4	4	0	1	0	0	1	0											
Edgar Martinez, R OBP: 0.433, SLG: 0.519 (1, 10)	1B			F7			G5-3		F8	3	0	0	0	1	0	0											
Jay Buhner, R OBP: 0.392, SLG: 0.504 (1, 9)	K			HR			1B		L9-6	3	1	2	1	1	1	3											
Russ Davis, R OBP: 0.286, SLG: 0.450 (1, 5)	G6-3			G3			K		1B	4	0	1	0	0	1	4											
David Bell, R OBP: 0.344, SLG: 0.460 (1, 4)		HR		G5-3			FC6-4		L9-6	3	1	2	0	1	0	2											
Raul Ibanez, L OBP: 0.333, SLG: 0.413 (1, 3)		HR		K			P5		K	4	1	1	2	0	2	3											
Dan Wilson, R OBP: 0.332, SLG: 0.399 (1, 2)		K		G5-3			FC6-4		1B	4	0	1	0	0	1	3											
Inning Stats	R: 0 E: 0 K: 1 S: 12	H: 1 LOB: 3 BB: 2 P: 25	R: 2 E: 0 K: 1 S: 14	H: 1 LOB: 0 BB: 2 P: 22	R: 1 E: 0 K: 0 S: 10	H: 1 LOB: 0 BB: 0 P: 19	R: 0 E: 0 K: 1 S: 10	H: 1 LOB: 1 BB: 0 P: 12	R: 0 E: 0 K: 2 S: 10	H: 0 LOB: 0 BB: 0 P: 15	R: 0 E: 0 K: 1 S: 14	H: 1 LOB: 2 BB: 1 P: 26	R: 0 E: 0 K: 0 S: 12	H: 2 LOB: 1 BB: 0 P: 15	R: 0 E: 0 K: 0 S: 7	H: 1 LOB: 1 BB: 0 P: 17	1B: 6 2B: 1 3B: 0 HR: 2	SF: 0 SAC: 0 DP: 1 HBP: 0	WP: 0 PB: 0 SB: 0 CS: 1	PA: 39							
PITCHER	IP	WLS	BF	H	R	ER	SO	BB	IBB	HBP	BLK	WP	HR	S	P	ERA	WHIP										
50 José Rosado, L ERA: 3.69 (1, 1)	7.0	W	30	5	3	3	7	5	0	0	0	0	2	82	134	3.86	1.429										
Brian Barber, R ERA: 7.02 (8, 1)	1.0	H	4	2	0	0	0	0	0	0	0	0	0	7	12	0.00	2.000										
Scott Service, R ERA: 5.49 (9, 1)	1.0	S	4	1	0	0	2	0	0	0	0	0	0	12	17	0.00	1.000										

Batter	1	2	3	4	5	6	7	8	9	AB	R	H	RBI	BB	SO	LOB	BOTTOM										
Johnny Damon, L OBP: 0.381, SLG: 0.494 (1, 7)	P4		L8		L3		S			3	0	0	0	1	0	1	Seattle Mariners @ Kansas City Royals Kauffman Stadium, Kansas City, MO Wed Jul 28 1999, 7:05 PM CDT Att: 17,476 - Unknown - 100 F AB 32 R 5 H 9 RBI 4 BB 2 SO 5 LOB 8										
Carlos Febles, R OBP: 0.351, SLG: 0.424 (1, 4)	G1-6-3			G6-3	HR		K		K	3	1	1	0	1	1	1											
Carlos Beltrán, S OBP: 0.342, SLG: 0.478 (1, 8)	G1-6-3			1B	HR		F7			4	2	2	2	0	0	2											
29 Mike Sweeney, R OBP: 0.394, SLG: 0.536 (1, 3)		G5-3		G5-3	2B		G6-3			4	0	1	0	0	0	1											
Jed Hansen, R OBP: 0.325, SLG: 0.324 (9, 3)		G5-3		G5-3	2B		G6-3			0	0	0	0	0	0	0											
Jermaine Dye, R OBP: 0.364, SLG: 0.556 (1, 9)		G5-3		2B	K		G6-3			4	1	1	0	0	1	1											
Joe Randa, R OBP: 0.382, SLG: 0.514 (1, 5)		K		E4	2B		F9		WP	4	0	2	1	0	1	0											
Jeremy Giambi, L OBP: 0.377, SLG: 0.355 (1, 10)			F8	K			F8		G6-3	4	0	0	0	0	1	2											
Chad Kreuter, S OBP: 0.343, SLG: 0.377 (1, 2)			G4-1		HR		L7			3	1	1	1	0	0	0											
Rey Sanchez, R OBP: 0.316, SLG: 0.361 (1, 6)			1B		K		G6-3			3	0	1	0	0	1	0											
Inning Stats	R: 0 E: 0 K: 0 S: 4	H: 1 LOB: 0 BB: 0 P: 8	R: 0 E: 0 K: 1 S: 8	H: 0 LOB: 0 BB: 0 P: 16	R: 0 E: 0 K: 0 S: 10	H: 1 LOB: 1 BB: 0 P: 18	R: 2 E: 1 K: 1 S: 15	H: 3 LOB: 1 BB: 0 P: 24	R: 3 E: 0 K: 2 S: 19	H: 3 LOB: 1 BB: 1 P: 33	R: 0 E: 0 K: 0 S: 8	H: 0 LOB: 0 BB: 1 P: 16	R: 0 E: 0 K: 1 S: 8	H: 1 LOB: 1 BB: 0 P: 10	R: 0 E: 0 K: 0 S: 6	H: 1 LOB: 1 BB: 0 P: 10	1B: 5 2B: 2 3B: 0 HR: 2	SF: 0 SAC: 0 DP: 1 HBP: 0	WP: 2 PB: 0 SB: 0 CS: 0	PA: 34							
PITCHER	IP	WLS	BF	H	R	ER	SO	BB	IBB	HBP	BLK	WP	HR	S	P	ERA	WHIP										
Freddy Garcia, R ERA: 4.96 (1, 1)	5.0	L	23	8	5	4	4	1	0	0	0	0	2	56	99	7.20	1.800										
Frankie Rodriguez, R ERA: 6.56 (6, 1)	2.0		7	0	0	0	1	1	0	0	0	0	0	16	32	0.00	0.500										
Jose Paniagua, R ERA: 3.88 (8, 1)	1.0		4	1	0	0	0	0	0	0	0	1	0	6	10	0.00	1.000										

Batter	1	2	3	4	5	6	7	8	9	AB	R	H	RBI	BB	SO	LOB	TOP					
Brian Hunter, R OBP: 0.311, SLG: 0.360 (1, 8)	G1-3	B2		BB 1B		S 2B 1B	BB 1B		P4	6	1	3	1	0	0	0						
David Bell, R OBP: 0.344, SLG: 0.458 (1, 4)	1B		P5	F9		K	BB			4	0	1	0	1	1	3						
Ken Griffey Jr., L OBP: 0.401, SLG: 0.615 (1, 10)	1B		F8	FC6-4 BB		S 2B IBB	G3-1			3	1	1	0	2	0	3						
Alex Rodriguez, R OBP: 0.390, SLG: 0.646 (1, 6)	K		HR	FC6-4		S 2B			K	5	1	2	3	0	2	5						
Raul Ibanez, L OBP: 0.326, SLG: 0.400 (1, 9)	G4-3		K			K	L9		G6-4-3 1B	5	0	1	0	0	2	3						
Tom Lampkin, L OBP: 0.358, SLG: 0.536 (1, 2)		G3-1		2B 1B BB	1B BB	F7			G6-4-3 1B	3	1	0	0	2	0	2						
Ozzie Timmons, R OBP: 0.273, SLG: 0.500 Paul Abbott, R (8, 1)		G1-3 HR 1B		F7		K			G4-3	4	1	1	0	0	1	2	AB 41					
Edgar Martinez, R OBP: 0.434, SLG: 0.530 Jose Mesa, R (9, 1)									HR	1	1	1	1	0	0	0	R 8					
John Mabry, L OBP: 0.302, SLG: 0.406 (1, 3)		G1-3		1B 1B 2B	1B	1B			K	5	1	3	0	0	1	1	H 15					
Russ Davis, R OBP: 0.288, SLG: 0.459 (1, 5)				BB 1B		K			P4	0	0	0	0	0	0	0	RBI 8					
Inning Stats	R: 0 E: 0 K: 1 S: 11	H: 2 LOB: 2 BB: 0 P: 18	R: 2 E: 0 K: 0 S: 10	H: 2 LOB: 0 BB: 0 P: 14	R: 1 E: 0 K: 1 S: 7	H: 1 LOB: 0 BB: 0 P: 8	R: 2 E: 0 K: 0 S: 10	H: 3 LOB: 3 BB: 2 P: 25	R: 0 E: 0 K: 3 S: 15	H: 1 LOB: 2 BB: 1 P: 25	R: 2 E: 0 K: 1 S: 15	H: 2 LOB: 1 BB: 1 P: 24	R: 0 E: 0 K: 1 S: 15	H: 2 LOB: 3 BB: 1 P: 23	R: 0 E: 0 K: 1 S: 10	H: 1 LOB: 0 BB: 0 P: 16	R: 1 E: 0 K: 1 S: 7	H: 1 LOB: 0 BB: 0 P: 10	1B: 10 2B: 2 3B: 0 HR: 3	SF: 0 SAC: 0 DP: 1 HBP: 0	WP: 0 PB: 0 SB: 3 CS: 0	PA: 46
PITCHER	IP	WLS	BF	H	R	ER	SO	BB	IBB	HBP	BLK	WP	HR	S	P	ERA	WHIP					
Jeff Suppan, R ERA: 4.12 Alvin Moman, L ERA: 3.49 Matt Whisenant, L ERA: 5.51 Glendon Rusch, L ERA: 9.0	5.1	L	31	11	7	7	6	3	1	0	0	0	2	65	108	11.81	2.625					

Seattle Mariners @ Kansas City Royals
Kauffman Stadium, Kansas City, MO
Thu Jul 29 1999, 1:05 PM CDT
Att: 20,147 - Sunny - 98 F

AB	41
R	8
H	15
RBI	8
BB	5
SO	9
LOB	22



Batter	1	2	3	4	5	6	7	8	9	AB	R	H	RBI	BB	SO	LOB	BOTTOM				
Johnny Damon, L OBP: 0.382, SLG: 0.494 (1, 7)	K		G4-3 1B		G6-4-3 1B			K		4	0	2	0	0	2	0					
Carlos Febles, R OBP: 0.350, SLG: 0.427 (1, 4)	G6-3		G4-3		G6-4-3			3B		4	0	1	0	0	0	2					
Carlos Beltrán, S OBP: 0.339, SLG: 0.474 (1, 8)	K		G6-3			G6-3		L9		4	0	0	0	0	1	1					
29 Mike Sweeney, R OBP: 0.397, SLG: 0.544 (1, 3)						G4-3			WP 1B BB	2	2	1	1	2	0	0					
Jermaine Dye, R OBP: 0.363, SLG: 0.561 (1, 9)			F8		HR	P7			F9	4	1	1	1	0	0	2					
Joe Randa, R OBP: 0.381, SLG: 0.511 (1, 5)					G6-3				F9	4	1	1	0	0	0	1					
Jeremy Giambi, L OBP: 0.380, SLG: 0.366 (1, 10)			L5-4 1H 2H		G4-3				WP 1B	4	0	2	2	0	1	0	AB 32				
Tim Spehr, R OBP: 0.333, SLG: 0.420 Scott Pose, L OBP: 0.396, SLG: 0.338 (9, PH)					G1-3				F9	1	0	0	0	0	0	2	R 4				
Rey Sanchez, R OBP: 0.313, SLG: 0.358 (1, 6)			L5-4			G6-3			G1-3	2	0	0	0	1	0	0	H 8				
Inning Stats	R: 0 E: 0 K: 2 S: 8	H: 0 LOB: 0 BB: 0 P: 13	R: 2 E: 0 K: 0 S: 12	H: 2 LOB: 1 BB: 2 P: 25	R: 0 E: 0 K: 0 S: 4	H: 1 LOB: 0 BB: 0 P: 8	R: 2 E: 0 K: 0 S: 10	H: 2 LOB: 0 BB: 0 P: 16	R: 0 E: 0 K: 0 S: 8	H: 0 LOB: 0 BB: 0 P: 13	R: 0 E: 0 K: 1 S: 9	H: 0 LOB: 0 BB: 0 P: 14	R: 0 E: 0 K: 1 S: 12	H: 1 LOB: 1 BB: 0 P: 16	R: 0 E: 0 K: 0 S: 10	H: 1 LOB: 2 BB: 1 P: 22	1B: 4 2B: 2 3B: 1 HR: 2	SF: 0 SAC: 0 DP: 3 HBP: 0	WP: 1 PB: 0 SB: 0 CS: 0	PA: 35	
PITCHER	IP	WLS	BF	H	R	ER	SO	BB	IBB	HBP	BLK	WP	HR	S	P	ERA	WHIP				
John Halama, L ERA: 3.65 Paul Abbott, R ERA: 3.38 Paul Abbott, R ERA: 3.38 Jose Mesa, R ERA: 6.48	5.0	W	20	1	0	0	2	0	0	0	0	0	0	29	47	0.00	0.333				

Seattle Mariners @ Kansas City Royals
Kauffman Stadium, Kansas City, MO
Thu Jul 29 1999, 1:05 PM CDT
Att: 20,147 - Sunny - 98 F

AB	32
R	4
H	8
RBI	4
BB	3
SO	4
LOB	10



Batter	1	2	3	4	5	6	7	8	9	AB	R	H	RBI	BB	SO	LOB	TOP										
Delino DeShields, L OBP: 0.350, SLG: 0.361 (1, 4)	P5		G4-3		G3-1		K		G6-3	5	0	0	0	0	1	2											
Mike Bordick, R OBP: 0.331, SLG: 0.379 (1, 6)	P2		G5-3		F8		K		HBP	4	0	0	0	0	1	2											
B.J. Surhoff, L OBP: 0.363, SLG: 0.539 (1, 7)	P5			F7		1B		F7	F9	5	0	1	0	0	0	1											
Albert Belle, R OBP: 0.393, SLG: 0.505 (1, 9)		G4-3		P6		P3		1B S E 1B		4	1	1	0	0	0	1											
Harold Baines, L OBP: 0.403, SLG: 0.620 Jeff Conine, R OBP: 0.345, SLG: 0.484 (8, PH)		BB 1B		G3		F8		L9		3	0	1	0	0	0	1											
Will Clark, L OBP: 0.382, SLG: 0.505 (1, 3)		FC6-4 BB 1B			FC4-6 1B	K		E BB		2	0	1	0	2	1	1											
Cal Ripken Jr., R OBP: 0.356, SLG: 0.589 (1, 5)		P7			FC4-6 BB 2B		G4-3 E 2B	E8 1B		4	2	2	0	0	0	3											
Rich Amaral, R OBP: 0.357, SLG: 0.374 (1, 8)		FC6-4 1-2			1-2 BB		G4-3	K		3	1	0	0	1	1	5											
Charles Johnson, R OBP: 0.353, SLG: 0.451 (1, 2)				K		G3-1 1-H 2-H 2B		E6		4	0	1	3	0	2	0											
Inning Stats	R: 0 H: 0 E: 0 K: 0 S: 10	H: 0 LOB: 0 BB: 0 P: 16	R: 0 H: 1 E: 0 K: 0 S: 10	LOB: 2 BB: 1 P: 18	R: 0 H: 0 E: 0 K: 1 S: 9	LOB: 0 BB: 0 P: 14	R: 0 H: 0 E: 0 K: 0 S: 3	H: 0 LOB: 0 BB: 0 P: 5	R: 2 H: 2 E: 1 K: 0 S: 13	H: 2 LOB: 1 BB: 1 P: 27	R: 0 H: 1 E: 0 K: 1 S: 9	H: 1 LOB: 1 BB: 0 P: 15	R: 1 H: 1 E: 1 K: 2 S: 11	H: 1 LOB: 1 BB: 0 P: 14	R: 1 H: 2 E: 1 K: 1 S: 10	LOB: 2 BB: 2 P: 21	R: 0 H: 0 E: 0 K: 1 S: 8	H: 0 LOB: 1 BB: 0 P: 13	1B: 5 2B: 2 3B: 0 HR: 0	SF: 0 SAC: 0 DP: 0 HBP: 1	WP: 0 PA: 39 PB: 0 SB: 1 CS: 0						
PITCHER	IP	WLS	BF	H	R	ER	SO	BB	IBB	HBP	BLK	WP	HR	S	P	ERA	WHIP										
Gil Meche, R ERA: 6.12 (1, 1)	6.1	W	27	5	3	3	2	2	0	0	0	0	0	59	100	4.26	1.105										
Steve Sinclair, L ERA: 10.8 (7, 1)	1.0	H	4	1	1	0	2	0	0	0	0	0	0	10	17	0.00	1.000										
Jose Paniagua, R ERA: 3.83 (8, 1)	0.2	H	4	1	0	0	1	1	0	0	0	0	0	6	13	0.00	3.000										
Jose Mesa, R ERA: 6.33 (9, 1)	1.0	S	4	0	0	0	1	0	0	1	0	0	0	8	13	0.00	0.000										

Baltimore Orioles @ Seattle Mariners
Safeco Field, Seattle, WA
Fri Jul 30 1999, 7:05 PM PDT
Att: 44,931 - Cloudy - 72 F

AB 35
R 4
H 7
RBI 3
BB 3
SO 6
LOB 17



Batter	1	2	3	4	5	6	7	8	9	AB	R	H	RBI	BB	SO	LOB	BOTTOM										
Brian Hunter, R OBP: 0.310, SLG: 0.359 (1, 7)	K		L3		E1 HR 1B	G5-3		SF8		4	1	1	1	0	1	2											
David Bell, R OBP: 0.345, SLG: 0.458 (1, 4)	2B		G5-3		HR BB	P3		K		4	1	1	0	1	1	4											
Ken Griffey Jr., L OBP: 0.400, SLG: 0.613 (1, 8)	K			2B	K		G3-1			4	0	1	0	0	2	4											
Alex Rodriguez, R OBP: 0.388, SLG: 0.651 (1, 6)	K			P3	HR		K			4	1	1	4	0	2	2											
Edgar Martinez, R OBP: 0.432, SLG: 0.525 (1, 10)		F9			F9		G6-3			3	0	0	0	1	0	0											
Jay Buhner, R OBP: 0.395, SLG: 0.524 Shane Monahan, L (8, FR)		K			K		HR		SH1-4 BB SF8 BB	3	1	1	1	1	2	2											
John Mabry, L OBP: 0.301, SLG: 0.401 (1, 3)		G4-3			P3		K		SF8 SH1-4 BB	3	0	0	0	1	1	2											
Russ Davis, R OBP: 0.294, SLG: 0.462 (1, 5)					F8 1B		1B HBP E BB	SH1-3 1B	SH1-4	2	1	2	0	1	0	0											
Dan Wilson, R OBP: 0.336, SLG: 0.397 (1, 2)					F8		E HR HBP	SH1-3	BB	1	1	0	0	1	0	1											
Inning Stats	R: 0 H: 1 E: 0 K: 3 S: 15	H: 0 LOB: 0 BB: 0 P: 20	R: 0 H: 0 E: 0 K: 1 S: 9	LOB: 0 BB: 0 P: 13	R: 0 H: 1 E: 0 K: 0 S: 14	H: 1 LOB: 1 BB: 0 P: 23	R: 0 H: 1 E: 0 K: 1 S: 12	H: 1 LOB: 2 BB: 1 P: 18	R: 6 H: 3 E: 1 K: 2 S: 25	H: 3 LOB: 0 BB: 2 P: 49	R: 0 H: 1 E: 0 K: 0 S: 8	H: 1 LOB: 1 BB: 0 P: 12	R: 0 H: 0 E: 0 K: 1 S: 7	H: 0 LOB: 0 BB: 0 P: 14	R: 1 H: 0 E: 0 K: 1 S: 15	LOB: 2 BB: 3 P: 29	R: 0 H: 0 E: 0 K: 1 S: 8	H: 0 LOB: 2 BB: 0 P: 13	1B: 3 2B: 2 3B: 0 HR: 2	SF: 1 SAC: 2 DP: 0 HBP: 1	WP: 0 PA: 38 PB: 0 SB: 2 CS: 0						
PITCHER	IP	WLS	BF	H	R	ER	SO	BB	IBB	HBP	BLK	WP	HR	S	P	ERA	WHIP										
Jason Johnson, R ERA: 5.58 (1, 1)	4.0	L	20	4	4	4	5	3	0	0	0	0	0	60	97	9.00	1.750										
Arthur Rhodes, L ERA: 6.44 (5, 1)	1.0		5	2	2	2	2	0	0	0	0	0	2	15	26	18.00	2.000										
Ricky Bones, R ERA: 5.86 (6, 1)	2.0		7	1	0	0	1	0	0	0	0	0	0	15	26	0.00	0.500										
Al Reyes, R ERA: 4.02 (8, 1)	1.0		6	0	1	1	1	3	0	0	0	0	0	15	29	9.00	3.000										

Baltimore Orioles @ Seattle Mariners
Safeco Field, Seattle, WA
Fri Jul 30 1999, 7:05 PM PDT
Att: 44,931 - Cloudy - 72 F

AB 28
R 7
H 7
RBI 6
BB 6
SO 9
LOB 17



Batter	1	2	3	4	5	6	7	8	9	AB	R	H	RBI	BB	SO	LOB	TOP					
Rich Amaral, R OBP: 0.345, SLG: 0.359 (1, 8)	F8		F8		F7			F7									4 0 0 0 0 0 1					
Delino DeShields, L OBP: 0.344, SLG: 0.355 (1, 4)	F7		F7		CS	G4-3		F7									4 0 0 0 0 0 0					
B.J. Surhoff, L OBP: 0.364, SLG: 0.539 (1, 7)	K								L4								4 0 2 0 0 1 0					
Albert Belle, R OBP: 0.391, SLG: 0.505 (1, 10)		2B	F8					F9	L9								4 1 1 0 0 0 2					
Cal Ripken Jr., R OBP: 0.358, SLG: 0.591 (1, 5)		1B			G6-3			F7	BB	1B							4 1 2 1 0 0 1					
Will Clark, L OBP: 0.379, SLG: 0.498 (1, 3)	P2				F8			F7									3 0 0 0 1 0 1					
Jeff Conine, R OBP: 0.344, SLG: 0.480 (1, 9)	F8				L9			G6-4-3		BB							4 0 1 0 0 1 3					
Charles Johnson, R OBP: 0.353, SLG: 0.449 (1, 2)		FC6-4			F8			G6-4-3									3 0 1 1 0 0 1					
Mike Bordick, R OBP: 0.331, SLG: 0.379 (1, 6)	FC6-4							F8									3 0 1 0 0 0 1					
Inning Stats	R: 0 E: 0 K: 1 S: 5	H: 0 LOB: 0 BB: 0 P: 6	R: 2 E: 0 K: 0 S: 10	H: 3 LOB: 1 BB: 0 P: 16	R: 0 E: 0 K: 0 S: 7	H: 1 LOB: 1 BB: 0 P: 10	R: 0 E: 0 K: 0 S: 5	H: 0 LOB: 0 BB: 0 P: 9	R: 0 E: 0 K: 0 S: 9	H: 1 LOB: 0 BB: 0 P: 17	R: 0 E: 0 K: 0 S: 7	H: 1 LOB: 1 BB: 0 P: 12	R: 0 E: 0 K: 0 S: 6	H: 1 LOB: 0 BB: 0 P: 10	R: 0 E: 0 K: 0 S: 5	H: 0 LOB: 0 BB: 0 P: 8	R: 0 E: 0 K: 1 S: 11	H: 1 LOB: 2 BB: 1 P: 18	1B: 6 2B: 2 3B: 0 HR: 0	SF: 0 SAC: 0 DP: 1 HBP: 0	WP: 0 PB: 0 SB: 0 CS: 1	PA: 35
PITCHER	IP	WLS	BF	H	R	ER	SO	BB	IBB	HBP	BLK	WP	HR	S	P	ERA	WHIP					
Jamie Moyer, L ERA: 4.56 (1, 1)	8.0	W	29	7	2	2	1	0	0	0	0	0	0	54	88	2.25	0.875					
Jose Mesa, R ERA: 6.18 (9, 1)	1.0	S	5	1	0	0	1	1	0	0	0	0	0	11	18	0.00	2.000					

Baltimore Orioles @ Seattle Mariners
Safeco Field, Seattle, WA
Sat Jul 31 1999, 1:05 PM PDT
Att: 45,139 - Sunny - 71 F

AB 33
R 2
H 8
RBI 2
BB 1
SO 2
LOB 10



Batter	1	2	3	4	5	6	7	8	9	AB	R	H	RBI	BB	SO	LOB	BOTTOM					
Brian Hunter, R OBP: 0.312, SLG: 0.359 (1, 7)	G5-3	BB				CS	G1-3			3	1	1	0	1	1	0						
David Bell, R OBP: 0.344, SLG: 0.455 (1, 4)	L4	BB			F8		G1-3			3	0	0	0	1	0	1						
Ken Griffey Jr., L OBP: 0.400, SLG: 0.620 (1, 8)	HR	G1-3				CS	G3-1			4	1	2	2	0	0	2						
Alex Rodriguez, R OBP: 0.386, SLG: 0.645 (1, 6)	BB				K		K			4	0	1	0	0	3	1						
Edgar Martinez, R OBP: 0.433, SLG: 0.526 (1, 10)	BB				F8					3	1	1	0	1	1	0						
Jay Buhner, R OBP: 0.391, SLG: 0.512 (1, 9)	K									3	0	0	0	1	2	3						
Tom Lampkin, L OBP: 0.371, SLG: 0.549 (1, 2)		1B			G4-3		G4-3			3	1	2	1	1	0	1						
John Mabry, L OBP: 0.300, SLG: 0.411 (1, 3)		HR			F7		G4-3			4	1	1	1	0	0	2						
Russ Davis, R OBP: 0.295, SLG: 0.461 (1, 5)	K									3	0	1	1	0	2	0						
Inning Stats	R: 1 E: 0 K: 1 S: 14	H: 2 LOB: 2 BB: 1 P: 23	R: 1 E: 0 K: 1 S: 14	H: 3 LOB: 2 BB: 1 P: 25	R: 0 E: 0 K: 1 S: 8	H: 0 LOB: 1 BB: 1 P: 16	R: 0 E: 0 K: 2 S: 7	H: 0 LOB: 0 BB: 0 P: 10	R: 0 E: 0 K: 1 S: 8	H: 1 LOB: 0 BB: 0 P: 10	R: 2 E: 0 K: 0 S: 15	H: 3 LOB: 0 BB: 0 P: 21	R: 1 E: 0 K: 1 S: 10	H: 0 LOB: 0 BB: 1 P: 16	R: 0 E: 0 K: 2 S: 11	H: 0 LOB: 1 BB: 1 P: 16	R: 0 E: 0 K: 2 S: 11	H: 0 LOB: 1 BB: 1 P: 16	1B: 5 2B: 2 3B: 0 HR: 2	SF: 0 SAC: 0 DP: 0 HBP: 0	WP: 0 PB: 0 SB: 0 CS: 2	PA: 36
PITCHER	IP	WLS	BF	H	R	ER	SO	BB	IBB	HBP	BLK	WP	HR	S	P	ERA	WHIP					
Sidney Ponson, R ERA: 4.18 (1, 1)	6.0	L	27	9	4	4	6	3	0	0	0	0	2	66	105	6.00	2.000					
Doug Johns, L ERA: 4.54 (7, 1)	0.2		3	0	1	1	0	1	0	0	0	0	0	7	13	13.50	1.500					
Scott Kamieniecki, R ERA: 6.75 (7, 1)	1.1		5	0	0	0	3	1	0	0	0	0	0	14	19	0.00	0.750					

Baltimore Orioles @ Seattle Mariners
Safeco Field, Seattle, WA
Sat Jul 31 1999, 1:05 PM PDT
Att: 45,139 - Sunny - 71 F

AB 30
R 5
H 9
RBI 5
BB 5
SO 9
LOB 10



Batter	1	2	3	4	5	6	7	8	9	AB	R	H	RBI	BB	SO	LOB	TOP		
Rich Amaral, R OBP: 0.339, SLG: 0.352 (1, 8)	L4		BB S 1B	K		K		FC5-4		5	0	1	0	0	2	7			
Mike Bordick, R OBP: 0.332, SLG: 0.377 (1, 6)	S 1B		BB 1-2 BB		F8	K			K	4	0	1	0	1	2	3			
B.J. Surhoff, L OBP: 0.360, SLG: 0.533 (1, 7)	K		F8		K		P4		G6-3	5	0	0	0	0	2	3			
Albert Belle, R OBP: 0.391, SLG: 0.501 (1, 9)	BB		BB 1-2 BB		F9		G4-3		K	3	0	0	0	2	1	0			
Jeff Conine, R OBP: 0.339, SLG: 0.473 (1, 3) (8, 5)	G1-3		L7		P6		F9			4	0	0	0	0	0	5			
Harold Baines, L OBP: 0.407, SLG: 0.621 (1, 10)		G4-3		BB 1B 1B		BB 1B 1B		SH3-4 BB		3	1	2	0	1	0	0			
Charles Johnson, R OBP: 0.353, SLG: 0.448 (1, 2)	G1-3		K		BB 1B 1B		SH3-4			3	0	1	0	0	1	1			
Delino DeShields, L OBP: 0.347, SLG: 0.357 (1, 4)	K		BB 1B		BB 1B 1B		K			4	0	2	1	0	2	1			
Jeff Reboulet, R OBP: 0.306, SLG: 0.205 (1, 5) (8, PH) (8, 3)	G6-3		P3		BB 1B 1B		FC5-4 IBB			3	0	1	0	0	0	2			
Will Clark, L OBP: 0.382, SLG: 0.498 (8, 3)										0	0	0	0	1	0	0			
Inning Stats	R: 0 H: 1 E: 0 K: 1 S: 13	H: 1 LOB: 2 BB: 1 P: 23	R: 0 H: 0 E: 0 K: 1 S: 7	H: 0 LOB: 0 BB: 0 P: 11	R: 0 H: 1 E: 0 K: 0 S: 12	H: 1 LOB: 3 BB: 2 P: 25	R: 0 H: 2 E: 0 K: 2 S: 21	H: 2 LOB: 2 BB: 0 P: 27	R: 0 H: 0 E: 0 K: 1 S: 8	H: 0 LOB: 0 BB: 0 P: 11	R: 1 H: 4 E: 0 K: 2 S: 15	H: 4 LOB: 3 BB: 0 P: 23	R: 0 H: 0 E: 0 K: 0 S: 5	H: 0 LOB: 2 BB: 2 P: 22	R: 0 H: 0 E: 0 K: 2 S: 8	H: 0 LOB: 0 BB: 0 P: 11	1B: 8 2B: 0 3B: 0 HR: 0	SF: 0 SAC: 1 DP: 0 HBP: 0	WP: 0 PA: 40 PB: 0 SB: 2 CS: 0
PITCHER	IP	WLS	BF	H	R	ER	SO	BB	IBB	HBP	BLK	WP	HR	S	P	ERA	WHIP		
Jeff Fassero, L ERA: 6.8 (1, 1)	6.0		29	8	1	1	7	3	0	0	0	0	0	76	120	1.50	1.833		
Paul Abbott, R ERA: 3.12 (7, 1)	2.0	W	8	0	0	0	1	1	1	0	0	0	0	15	30	0.00	0.500		
Jose Mesa, R ERA: 6.04 (9, 1)	1.0	S	3	0	0	0	2	0	0	0	0	0	0	8	11	0.00	0.000		

Baltimore Orioles @ Seattle Mariners
Safeco Field, Seattle, WA
Sun Aug.01 1999, 1:35 PM PDT
Att: 45,149 - Cloudy - 63 F

AB 34
R 1
H 8
RBI 1
BB 5
SO 10
LOB 22



Batter	1	2	3	4	5	6	7	8	9	AB	R	H	RBI	BB	SO	LOB	BOTTOM		
Brian Hunter, R OBP: 0.312, SLG: 0.357 (1, 7)	G4-3			G4-3 BB		SH3		P4		2	0	0	0	1	0	0			
David Bell, R OBP: 0.341, SLG: 0.451 (1, 4)	P2			G4-3		SF9		G1-6-3		3	0	0	1	0	0	1			
Ken Griffey Jr., L OBP: 0.400, SLG: 0.617 (1, 8)	G4-1			BB		F7				2	0	0	0	1	0	0			
Alex Rodriguez, R OBP: 0.382, SLG: 0.638 (1, 6)		K		K		P4				3	0	0	0	0	2	2			
Edgar Martinez, R OBP: 0.429, SLG: 0.521 (1, 10)	G1-3			L4		K		K		3	0	0	0	0	1	2			
Jay Buhner, R OBP: 0.384, SLG: 0.500 (1, 9)	K				L6	K		K		3	0	0	0	0	2	0			
John Mabry, L OBP: 0.300, SLG: 0.415 (1, 3)			K		K			E 2B		3	1	1	0	0	2	0			
Dan Wilson, R OBP: 0.336, SLG: 0.396 (1, 2)			G6-3		G6-3			E5 SH3 S 1B		3	1	1	0	0	0	0			
Russ Davis, R OBP: 0.296, SLG: 0.465 (1, 5)			K			SH3 SF9 2B		SH3		2	1	1	0	0	1	0			
Inning Stats	R: 0 H: 0 E: 0 K: 0 S: 6	H: 0 LOB: 0 BB: 0 P: 11	R: 0 H: 0 E: 0 K: 2 S: 9	H: 0 LOB: 0 BB: 0 P: 10	R: 0 H: 0 E: 0 K: 2 S: 9	H: 0 LOB: 0 BB: 0 P: 12	R: 0 H: 0 E: 0 K: 1 S: 15	H: 0 LOB: 2 BB: 2 P: 25	R: 0 H: 0 E: 0 K: 1 S: 6	H: 0 LOB: 0 BB: 0 P: 8	R: 1 H: 1 E: 0 K: 0 S: 5	H: 1 LOB: 0 BB: 0 P: 8	R: 0 H: 0 E: 0 K: 2 S: 7	H: 0 LOB: 0 BB: 0 P: 9	R: 2 H: 2 E: 1 K: 0 S: 8	H: 2 LOB: 0 BB: 0 P: 10	1B: 1 2B: 2 3B: 0 HR: 0	SF: 1 SAC: 2 DP: 0 HBP: 0	WP: 0 PA: 29 PB: 0 SB: 1 CS: 0
PITCHER	IP	WLS	BF	H	R	ER	SO	BB	IBB	HBP	BLK	WP	HR	S	P	ERA	WHIP		
35 Mike Mussina, R ERA: 3.62 (1, 1)	8.0	L	29	3	3	2	8	2	0	0	0	0	0	65	93	2.25	0.625		

Baltimore Orioles @ Seattle Mariners
Safeco Field, Seattle, WA
Sun Aug.01 1999, 1:35 PM PDT
Att: 45,149 - Cloudy - 63 F

AB 24
R 3
H 3
RBI 1
BB 2
SO 8
LOB 5



Batter	1	2	3	4	5	6	7	8	9	AB	R	H	RBI	BB	SO	LOB	TOP										
Terrell Lowery, R OBP: 0.394, SLG: 0.533 (1, 8)										4	0	2	0	0	2	3											
Dave Martinez, L OBP: 0.363, SLG: 0.415 (1, 9)										4	0	0	0	0	1	3											
Bubba Trammell, R OBP: 0.372, SLG: 0.507 (1, 7)										4	0	1	0	0	2	2											
Fred McGriff, L OBP: 0.429, SLG: 0.614 David Lamb, S OBP: 0.292, SLG: 0.308 (8, PR)										3	0	0	0	1	2	2											
John Flaherty, R OBP: 0.322, SLG: 0.409 (1, 2)										3	0	0	0	0	1	2											
Wade Boggs, L OBP: 0.368, SLG: 0.356 (1, 5)										3	0	1	0	1	1	2											
Tony Graffanino, R OBP: 0.313, SLG: 0.500 (1, 4)										4	0	1	0	0	1	1											
Paul Sorrento, L OBP: 0.343, SLG: 0.405 (1, 3)										3	0	1	0	1	0	3											
Aaron Ledesma, R OBP: 0.277, SLG: 0.277 (1, 6)										4	0	0	0	0	1	5											
Inning Stats	R: 0 H: 1 E: 0 K: 1 S: 14	H: 1 LOB: 1 BB: 0 P: 23	R: 0 H: 0 E: 0 K: 2 S: 7	H: 0 LOB: 0 BB: 0 P: 7	R: 0 H: 1 E: 0 K: 3 S: 11	H: 1 LOB: 1 BB: 0 P: 20	R: 0 H: 0 E: 0 K: 2 S: 10	H: 0 LOB: 0 BB: 0 P: 16	R: 0 H: 2 E: 0 K: 1 S: 11	H: 2 LOB: 2 BB: 0 P: 19	R: 0 H: 0 E: 0 K: 0 S: 5	H: 0 LOB: 0 BB: 1 P: 9	R: 0 H: 1 E: 0 K: 1 S: 13	H: 1 LOB: 2 BB: 1 P: 22	R: 0 H: 0 E: 0 K: 0 S: 7	H: 0 LOB: 1 BB: 1 P: 12	1B: 5 2B: 1 3B: 0 HR: 0	SF: 0 SAC: 0 DP: 1 HBP: 1	WP: 0 PB: 1 SB: 1 CS: 0	PA: 36							
PITCHER	IP	WLS	BF	H	R	ER	SO	BB	IBB	HBP	BLK	WP	HR	S	P	ERA	WHIP										
Freddy Garcia, R ERA: 4.66 (1, 1)	7.2	W	30	6	0	0	10	1	0	1	0	0	0	81	126	0.00	0.913										
Steve Sinclair, L ERA: 10.8 (8, 1)	0.0		1	0	0	0	0	1	0	0	0	0	0	1	5	∞	∞										
Jose Paniagua, R ERA: 3.75 (8, 1)	1.1	S	5	0	0	0	1	1	0	0	0	0	0	10	15	0.00	0.750										

Tampa Bay Devil Rays @ Seattle Mariners
Safeco Field, Seattle, WA
Mon Aug 02 1999, 7:05 PM PDT
Att: 45,118 - Unknown - 80 F

AB 32
R 0
H 6
RBI 0
BB 3
SO 11
LOB 23



Batter	1	2	3	4	5	6	7	8	9	AB	R	H	RBI	BB	SO	LOB	BOTTOM										
Brian Hunter, R OBP: 0.313, SLG: 0.357 (1, 7)										5	0	2	0	0	2	1											
David Bell, R OBP: 0.340, SLG: 0.449 (1, 4)										4	0	1	0	0	1	2											
Ken Griffey Jr., L OBP: 0.401, SLG: 0.616 (1, 8)										4	1	2	0	0	1	2											
Alex Rodriguez, R OBP: 0.384, SLG: 0.635 (1, 6)										3	1	1	0	0	1	3											
Edgar Martinez, R OBP: 0.430, SLG: 0.519 (1, 10)										3	1	1	1	1	0	2											
Raul Ibanez, L OBP: 0.333, SLG: 0.391 (1, 9)										2	0	0	0	2	0	4											
John Mabry, L OBP: 0.301, SLG: 0.411 (1, 3)										2	1	0	0	1	0	1											
Dan Wilson, R OBP: 0.334, SLG: 0.394 (1, 2)										4	0	1	1	0	0	2											
Russ Davis, R OBP: 0.295, SLG: 0.462 (1, 5)										2	0	0	1	1	1	2											
Inning Stats	R: 0 H: 2 E: 0 K: 2 S: 11	H: 0 LOB: 1 BB: 1 P: 18	R: 0 H: 0 E: 0 K: 0 S: 11	H: 0 LOB: 0 BB: 1 P: 22	R: 0 H: 0 E: 0 K: 1 S: 6	H: 0 LOB: 0 BB: 0 P: 9	R: 3 H: 3 E: 0 K: 0 S: 14	H: 3 LOB: 2 BB: 2 P: 27	R: 0 H: 1 E: 0 K: 0 S: 10	H: 1 LOB: 0 BB: 0 P: 17	R: 0 H: 0 E: 0 K: 1 S: 8	H: 0 LOB: 1 BB: 1 P: 12	R: 1 H: 2 E: 1 K: 1 S: 15	H: 2 LOB: 2 BB: 0 P: 20	R: 0 H: 0 E: 0 K: 1 S: 11	H: 0 LOB: 1 BB: 1 P: 19	1B: 8 2B: 0 3B: 0 HR: 0	SF: 1 SAC: 1 DP: 1 HBP: 1	WP: 1 PB: 1 SB: 0 CS: 0	PA: 37							
PITCHER	IP	WLS	BF	H	R	ER	SO	BB	IBB	HBP	BLK	WP	HR	S	P	ERA	WHIP										
Mickey Callaway, R ERA: 7.63 (1, 1)	5.0	L	23	6	3	3	3	3	0	0	0	0	0	3	7	0.00	3.000										
Mike Duval, L ERA: 5.6 (6, 1)	0.1		2	0	0	0	0	1	0	0	0	0	0	3	7	0.00	3.000										
Esteban Yan, R ERA: 5.7 (6, 1)	1.2		8	2	1	1	2	0	0	1	0	0	0	20	25	5.40	1.200										
Albie Lopez, R ERA: 7.02 (8, 1)	0.2		2	0	0	0	0	0	0	0	0	0	0	5	8	0.00	0.000										
Roberto Hernandez, R ERA: 3.27 (8, 1)	0.1		2	0	0	0	1	1	0	0	0	0	0	6	11	0.00	3.000										

Tampa Bay Devil Rays @ Seattle Mariners
Safeco Field, Seattle, WA
Mon Aug 02 1999, 7:05 PM PDT
Att: 45,118 - Unknown - 80 F

AB 29
R 4
H 8
RBI 3
BB 5
SO 6
LOB 19



Batter	1	2	3	4	5	6	7	8	9	AB	R	H	RBI	BB	SO	LOB	TOP								
Terrell Lowery, R OBP: 0.408, SLG: 0.531 (1, 8)	2-2 P6		2-0 G4-6-3 1B		2-2 1-2 3-H 1B		4-2 BB		1-3 K	4	0	2	1	1	1	3									
Dave Martinez, L OBP: 0.381, SLG: 0.410 (1, 9)	4-1 2B BB		2-1 G4-6-3 1-2		1-0 F8		3-3 K		1-0 F8	4	1	0	0	1	1	9									
Tony Graffano, R OBP: 0.350, SLG: 0.550 (1, 4)	3-2 1-H 2B			3-3 K		0-0 F8		2-1 G1-6-3 1B		4	0	2	1	0	1	0									
Fred McGriff, L OBP: 0.425, SLG: 0.607 (1, 10)	1-1 G1-3			3-2 L6		0-2 L6		0-0 G1-6-3 1-2		4	0	0	0	0	0	2									
John Flaherty, R OBP: 0.318, SLG: 0.404 (1, 2)	3-3 K			0-1 P3		0-0 G6-3		0-2 F9		4	0	0	0	0	1	1									
Wade Boggs, L OBP: 0.370, SLG: 0.356 (1, 5)		2-2 F8-3 1B			4-2 F9 BB 1B BB		0-0 G4-3		2-2 L7	3	1	1	0	1	0	0									
Bubba Trammell, R OBP: 0.381, SLG: 0.507 (1, 7)		0-0 F8-3 1-2			4-2 1B BB		4-0 2B BB		2-2 1B 1B 1B	2	0	1	0	2	0	1									
Paul Sorrento, L OBP: 0.341, SLG: 0.402 (1, 3)		0-2 G6-3			0-1 F9		1-3 K		2-2 1B 1B	4	0	1	0	0	1	3									
Aaron Ledesma, R OBP: 0.278, SLG: 0.285 (1, 6)			0-1 G6-3		0-1 F9		0-0 2B		0-2 1B	3	0	1	0	0	0	2									
Rich Butler, L OBP: 0.235, SLG: 0.250 (9, PH)							1-3 2B		1-2 2-3 1B	1	0	1	0	0	0	0									
Inning Stats	R: 1 H: 1 E: 0 K: 1 S: 14	H: 1 LOB: 1 BB: 1 P: 27	R: 0 H: 1 E: 0 K: 0 S: 8	LOB: 0 BB: 0 P: 10	R: 0 H: 1 E: 0 K: 0 S: 5	LOB: 0 BB: 0 P: 9	R: 0 H: 0 E: 0 K: 1 S: 10	LOB: 0 BB: 0 P: 16	R: 1 H: 1 E: 0 K: 0 S: 16	LOB: 2 BB: 2 P: 27	R: 0 H: 0 E: 0 K: 0 S: 5	LOB: 0 BB: 0 P: 5	R: 0 H: 1 E: 0 K: 2 S: 11	LOB: 3 BB: 2 P: 23	R: 0 H: 1 E: 0 K: 0 S: 7	LOB: 0 BB: 0 P: 9	R: 0 H: 3 E: 0 K: 1 S: 17	LOB: 3 BB: 0 P: 25	1B: 7 2B: 3 3B: 0 HR: 0	SF: 0 SAC: 0 DP: 3 HBP: 0	WP: 0 PB: 0 CS: 0	PA: 38			
PITCHER	IP	WLS	BF	H	R	ER	SO	BB	IBB	HBP	BLK	WP	HR	S	P	ERA	WHIP								
John Halama, L ERA: 3.59 (1, 1)	6.2	W	27	5	2	2	3	4	0	0	0	0	0	63	104	2.70	1.350								
Paul Abbott, R ERA: 2.96 (7, 1)	1.1	H	5	1	0	0	1	1	0	0	0	0	0	13	22	0.00	1.500								
Jose Mesa, R ERA: 5.91 (9, 1)	1.0	S	6	3	0	0	1	0	0	0	0	0	0	17	25	0.00	3.000								

Tampa Bay Devil Rays @ Seattle Mariners
Safeco Field, Seattle, WA
Tue Aug 03 1999, 7:05 PM PDT
Att: 37,180 - Cloudy - 69 F

AB 33
R 2
H 9
RBI 2
BB 5
SO 5
LOB 21

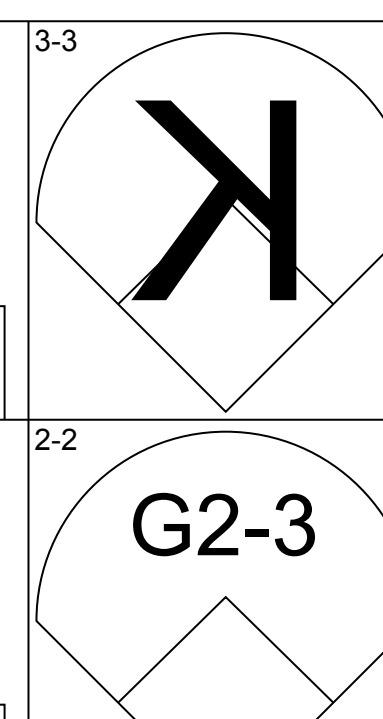
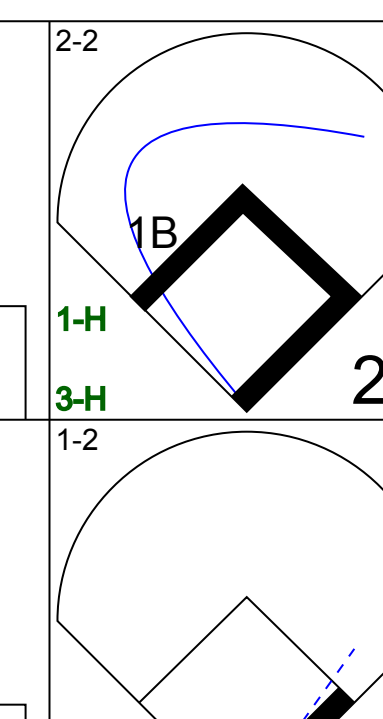
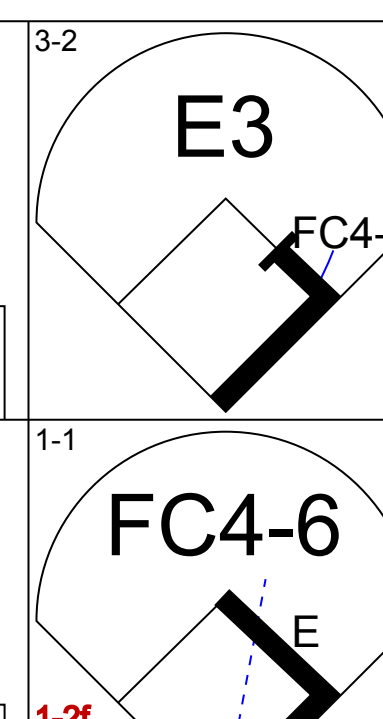
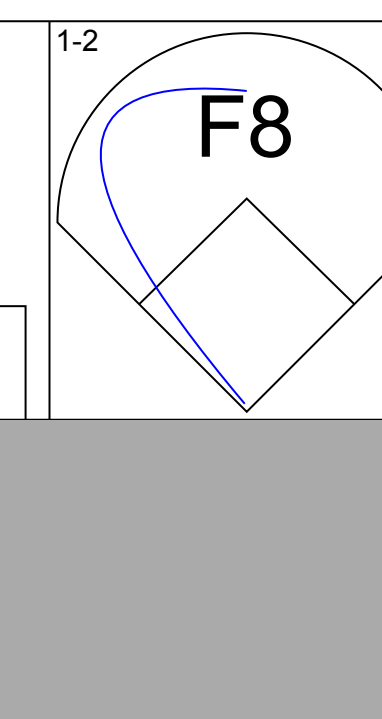

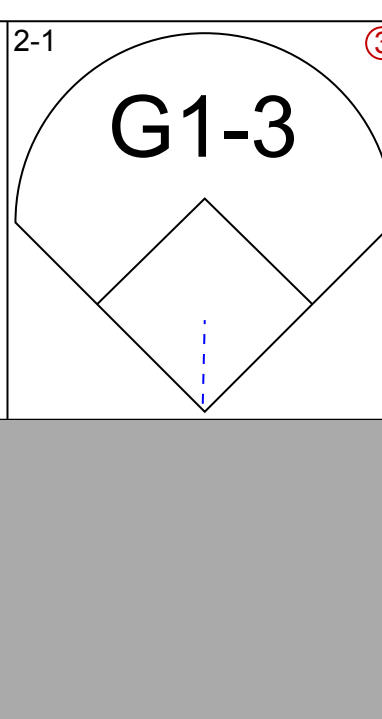
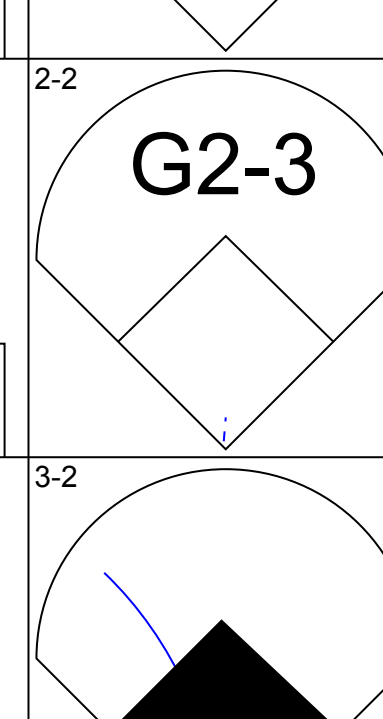
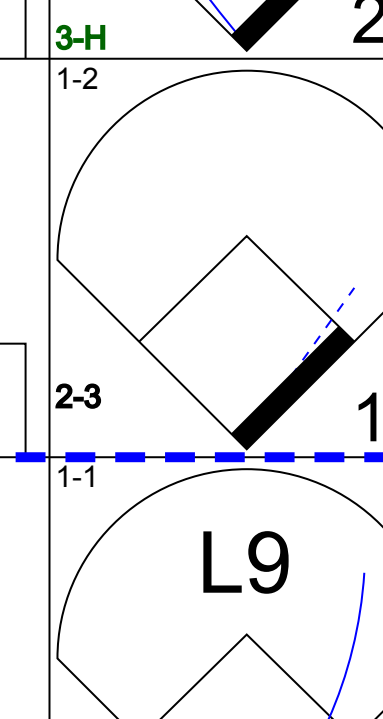
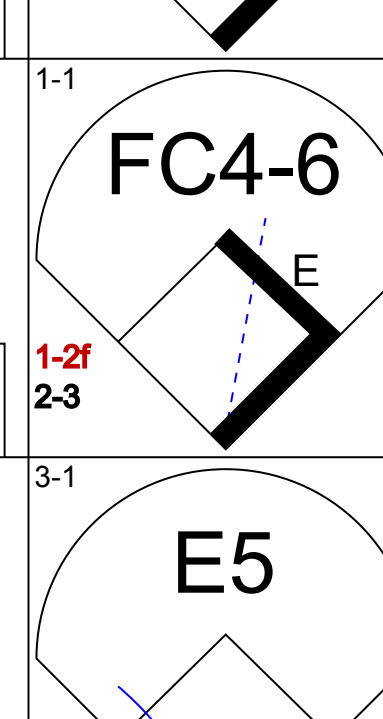
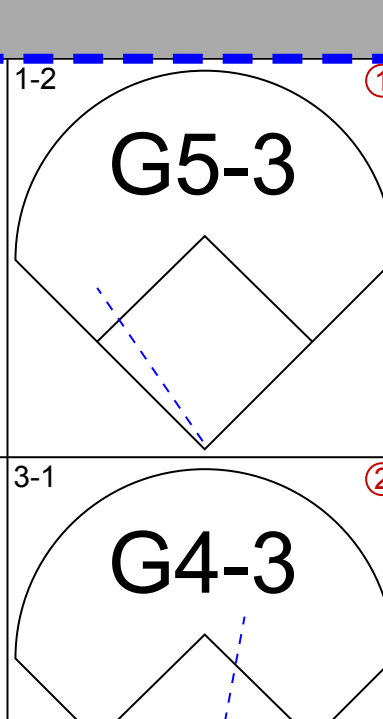
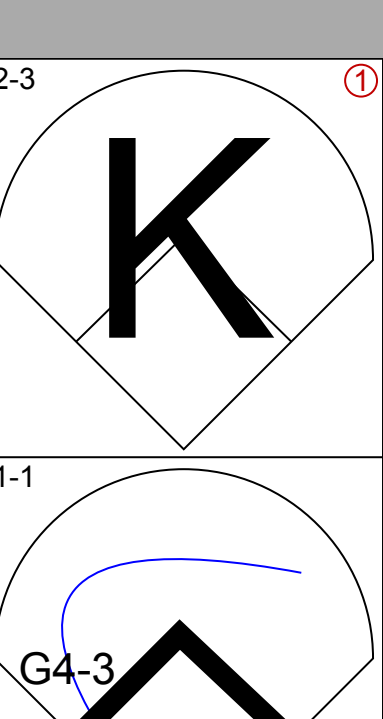
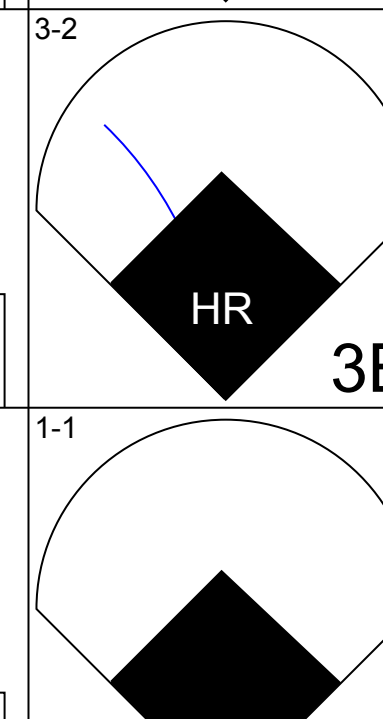
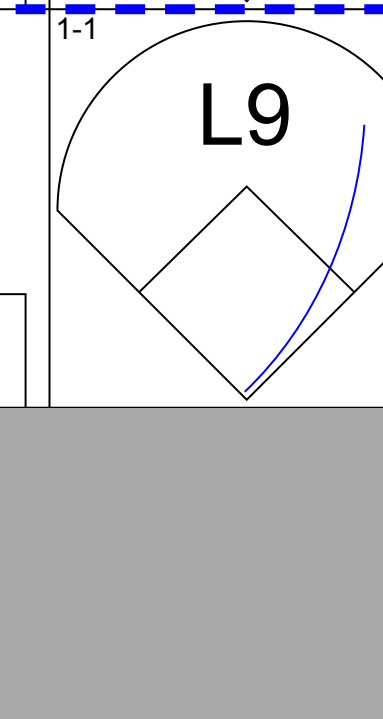
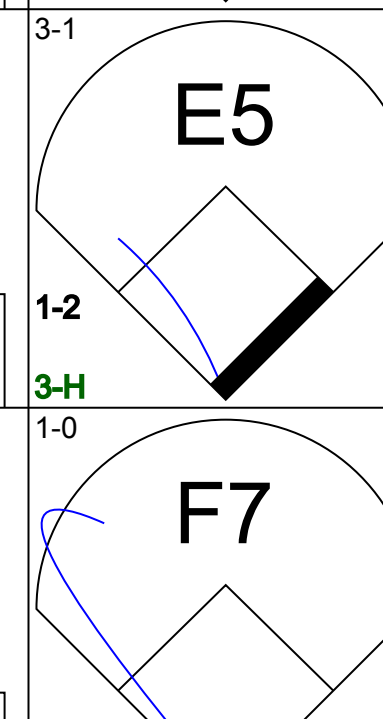
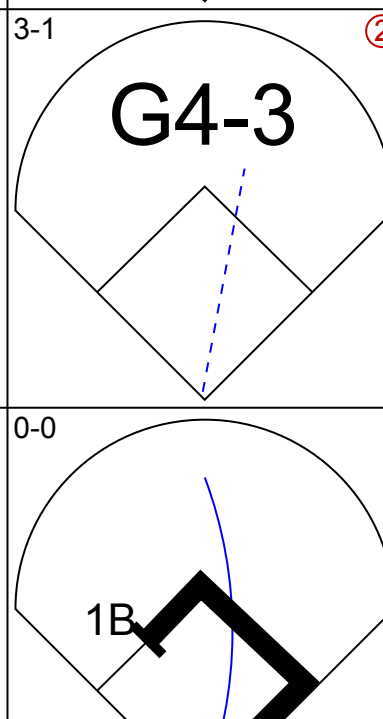
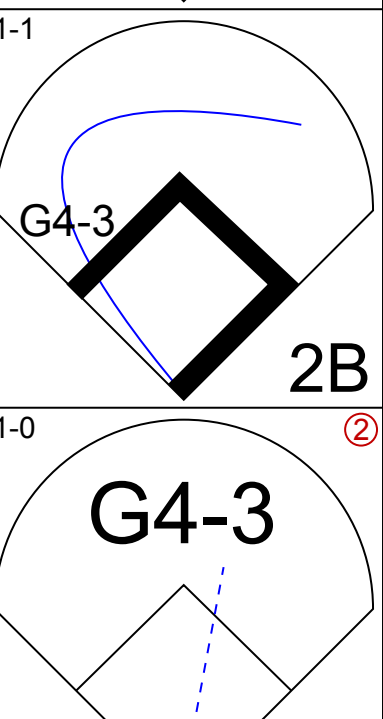
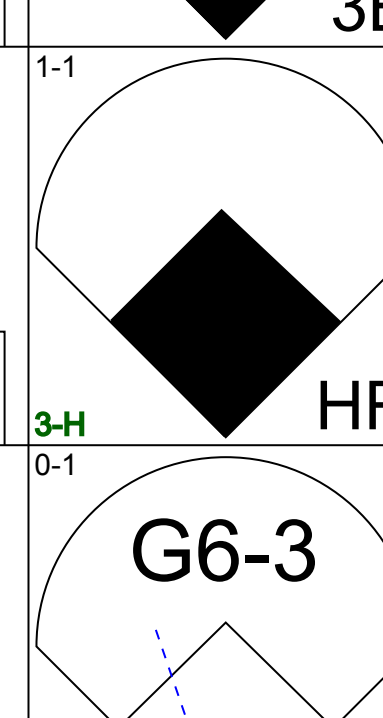
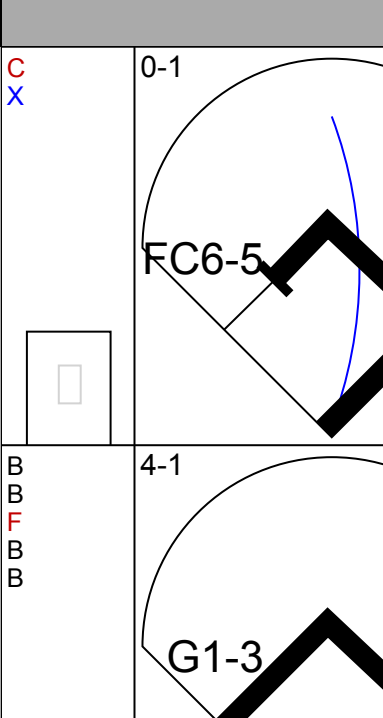
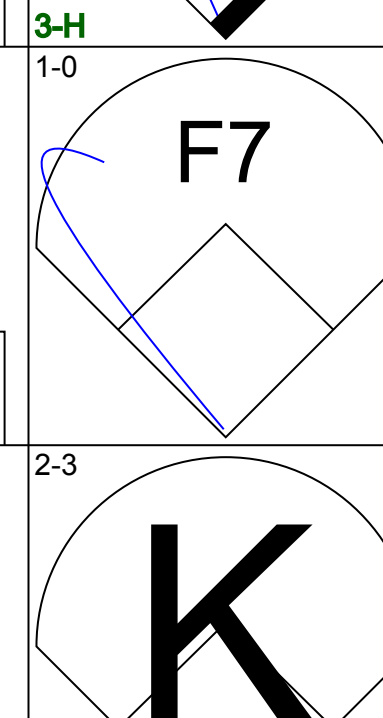
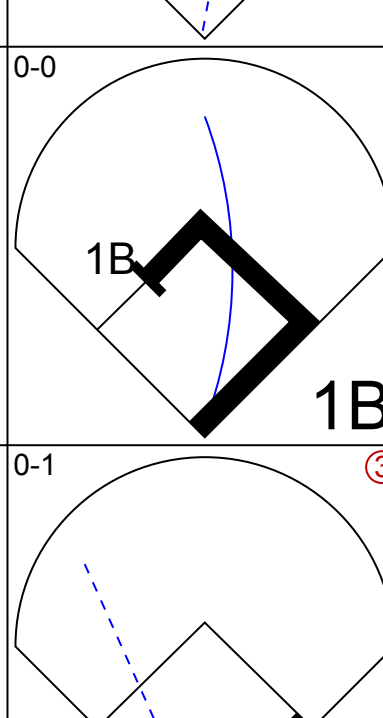
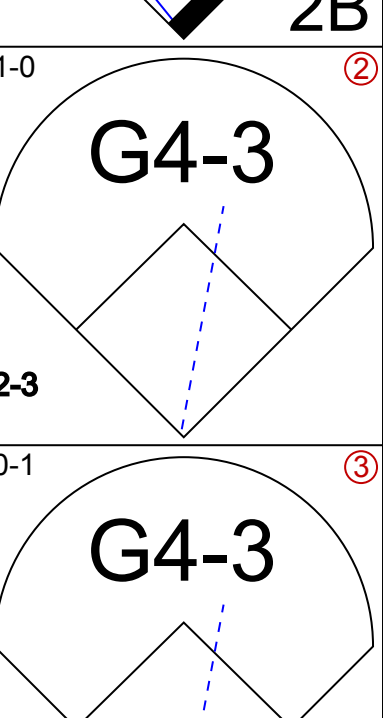
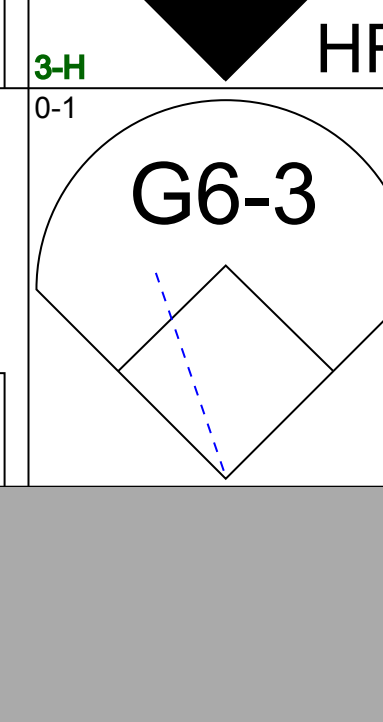
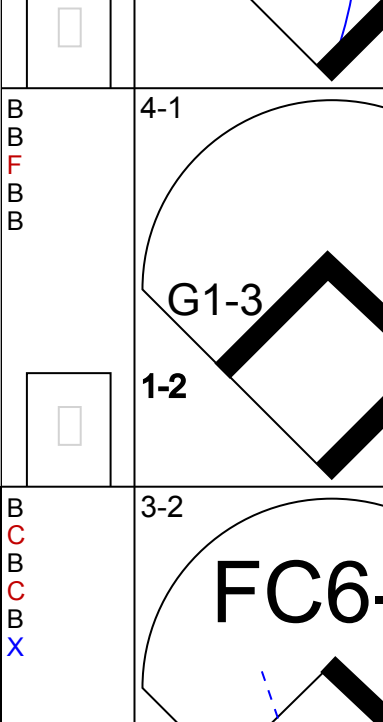
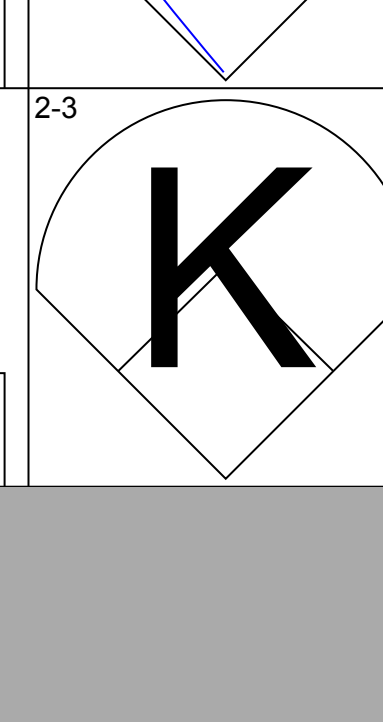
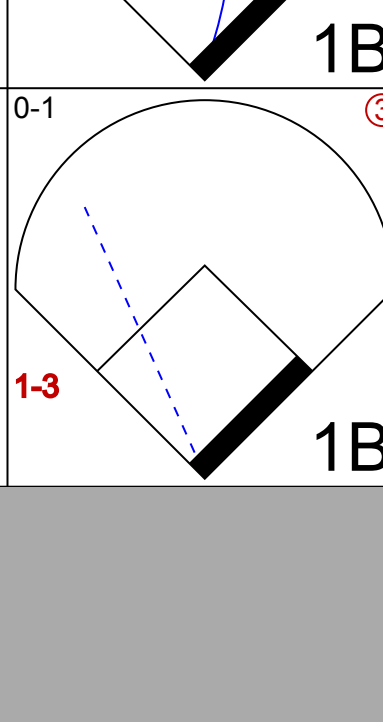
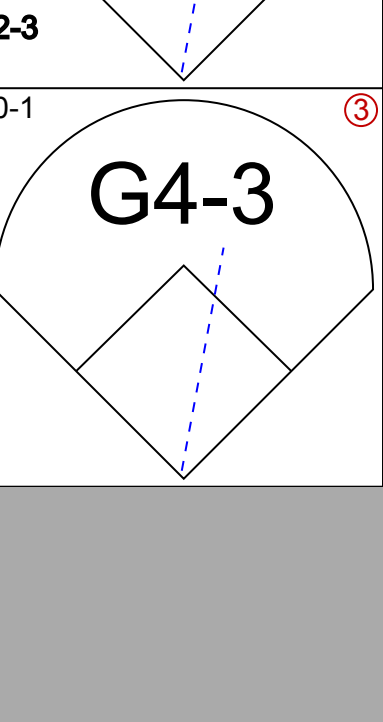
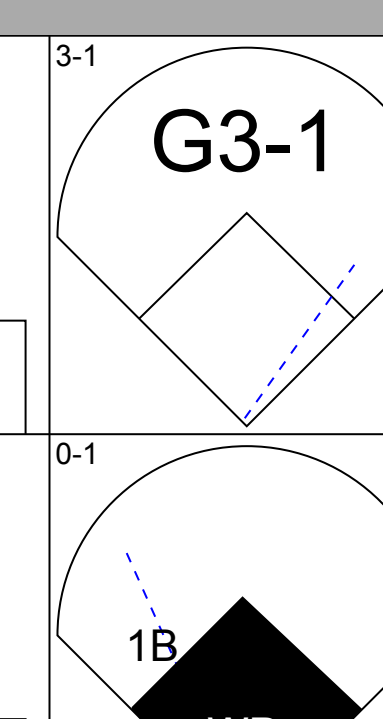
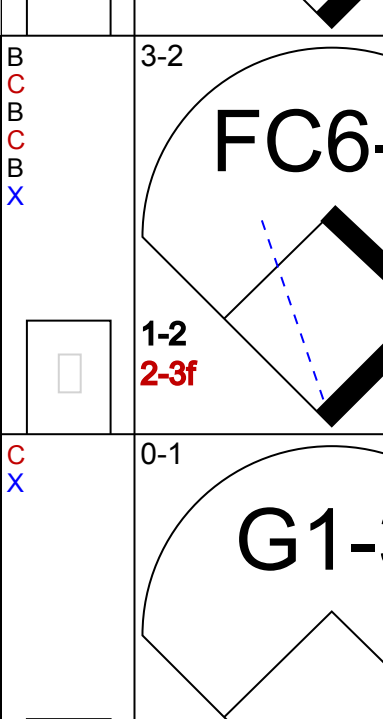
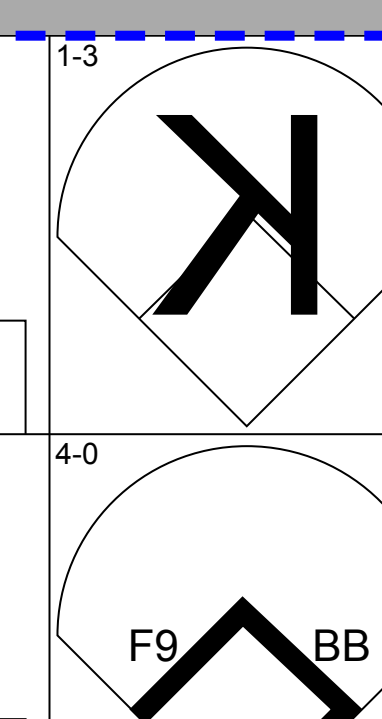
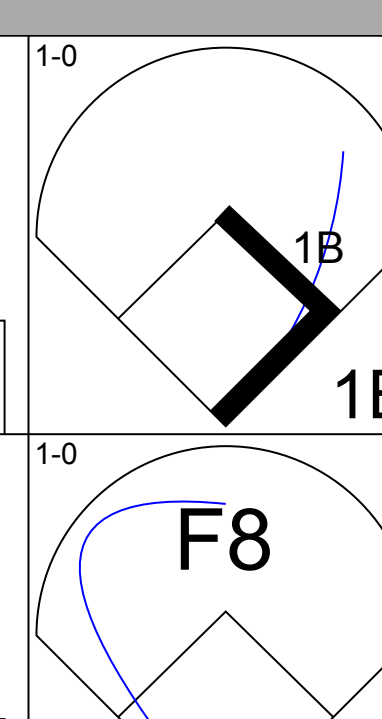
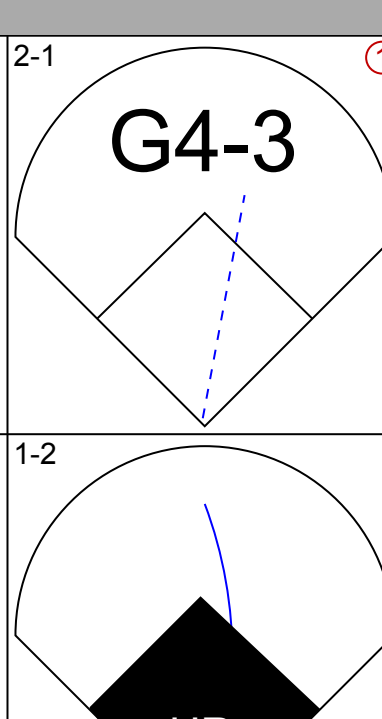

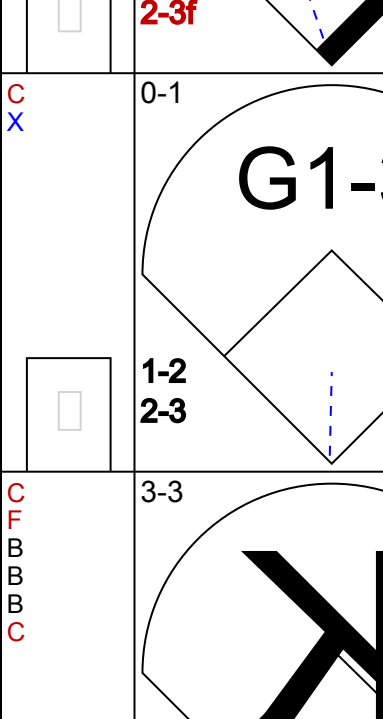
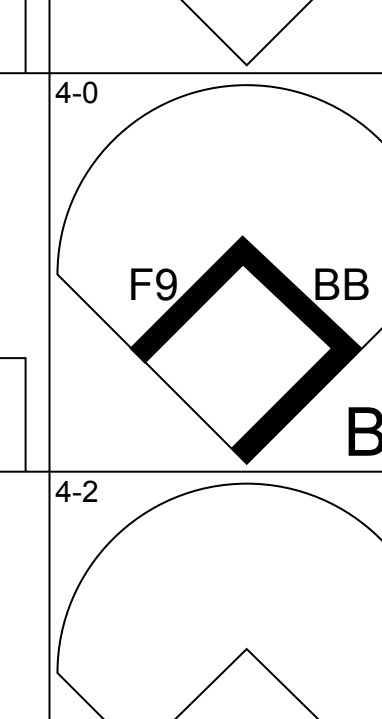
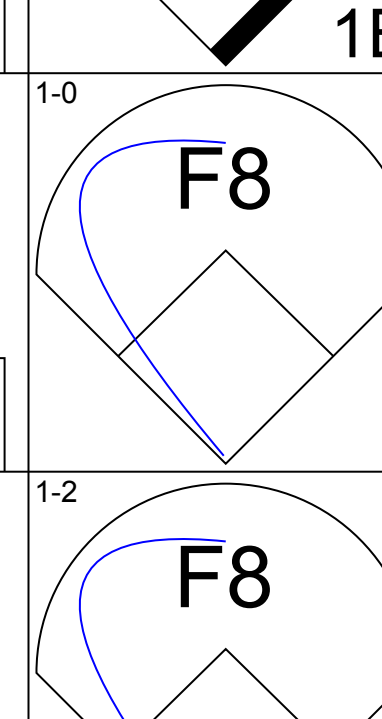
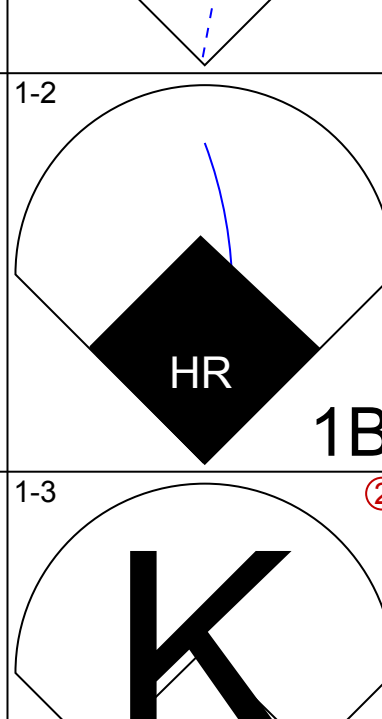

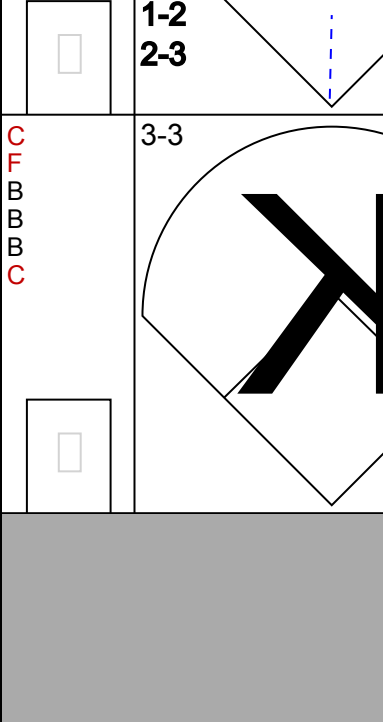
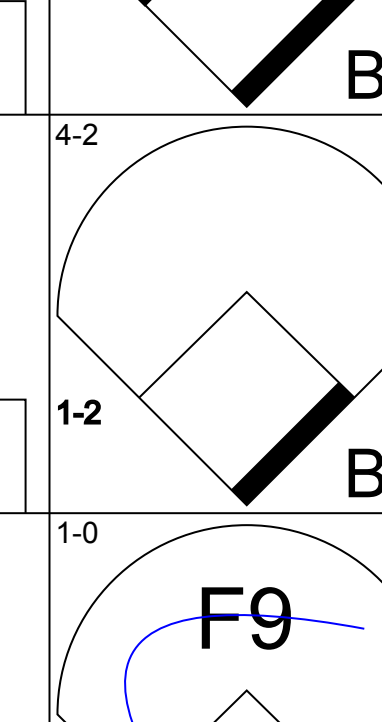
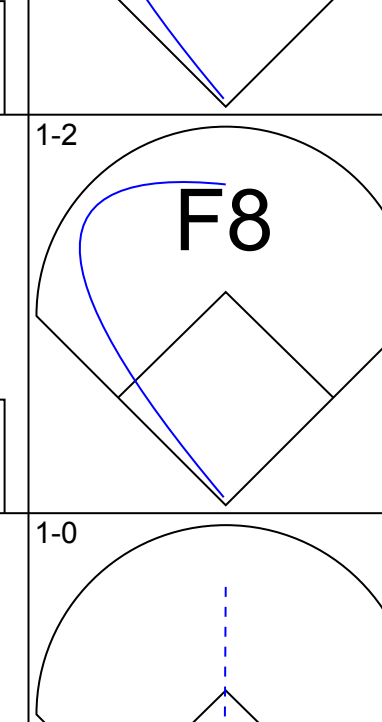
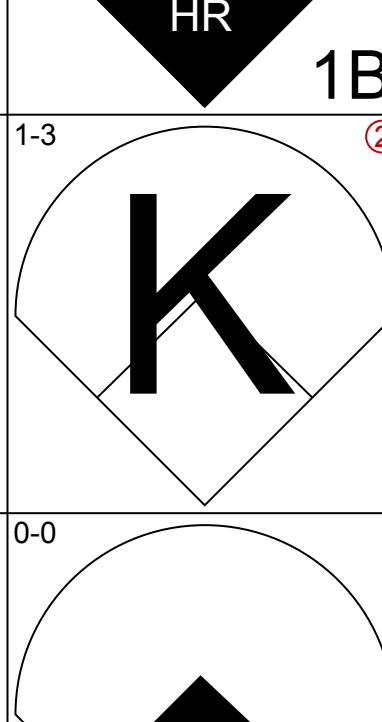


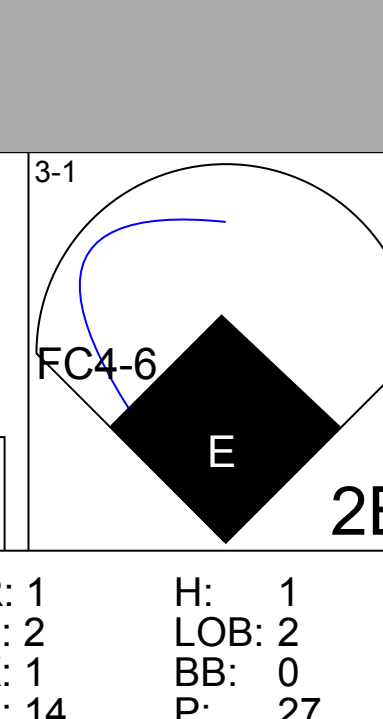


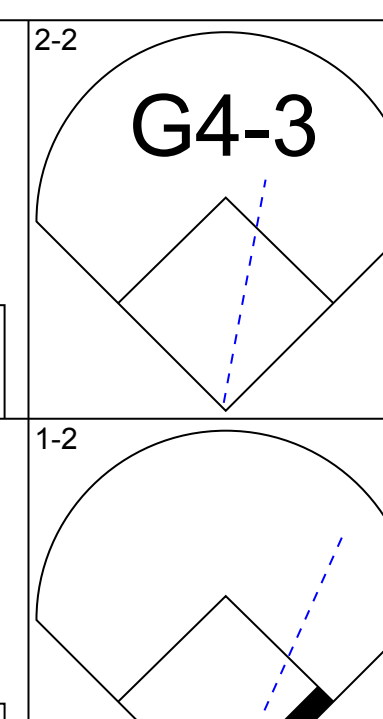
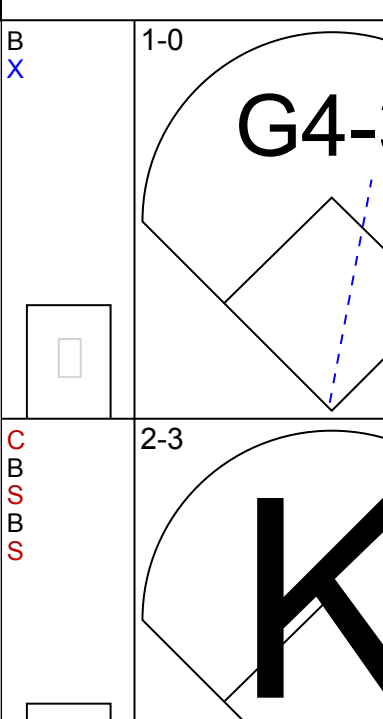
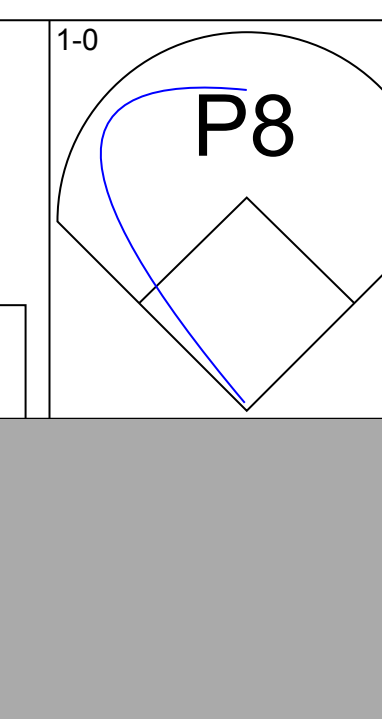
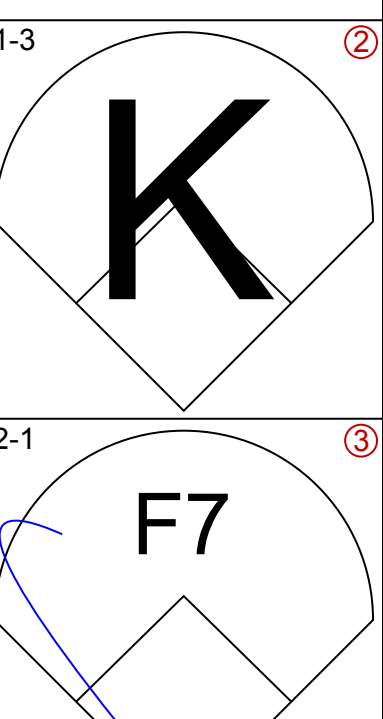
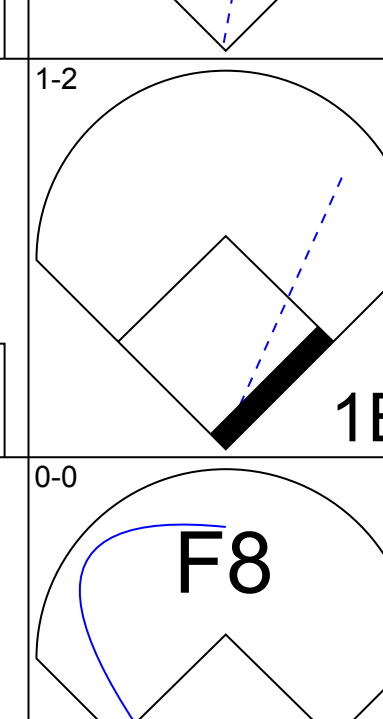
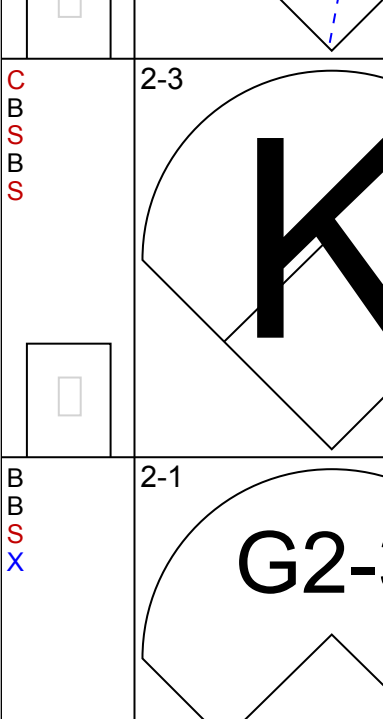
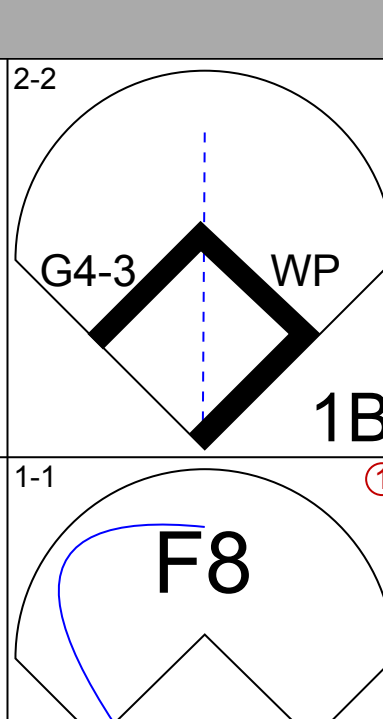
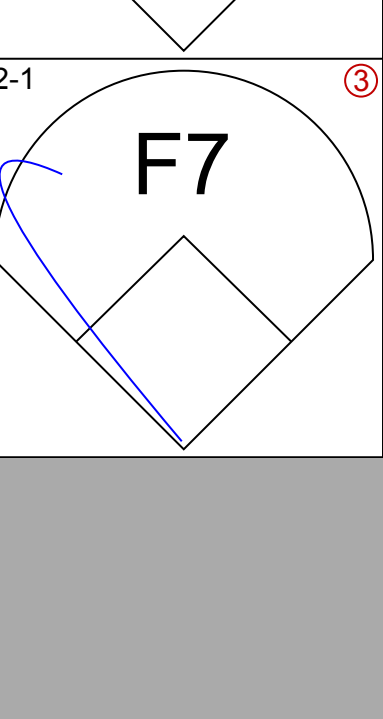
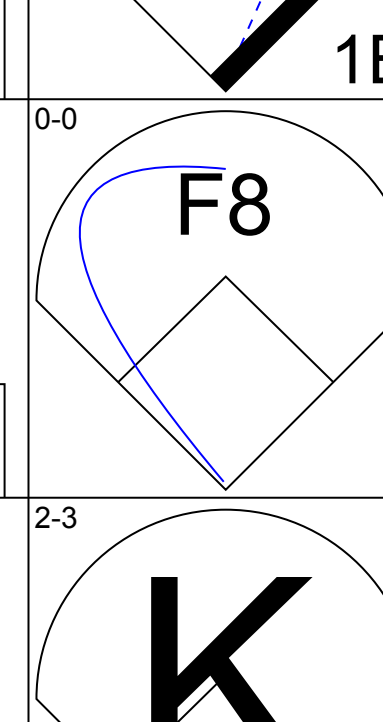
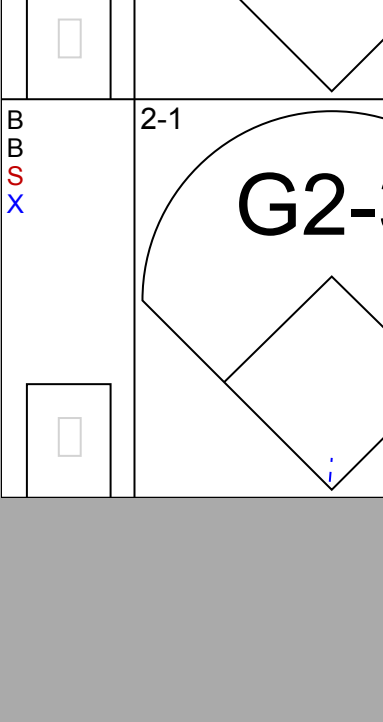
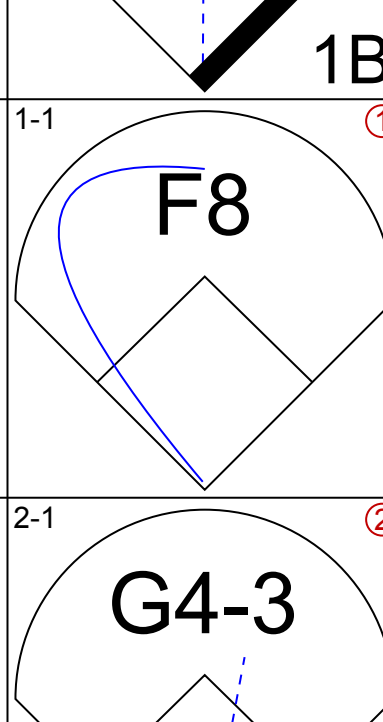
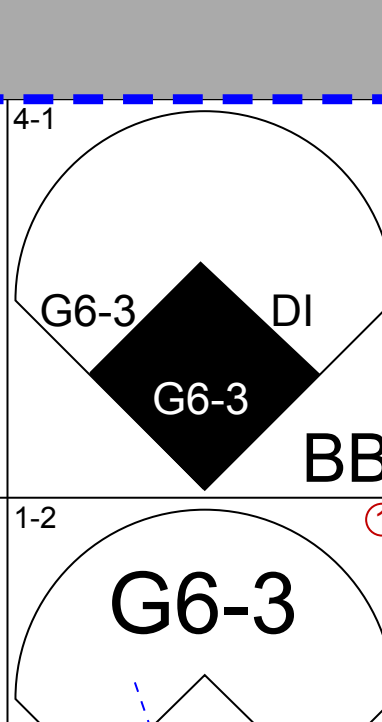
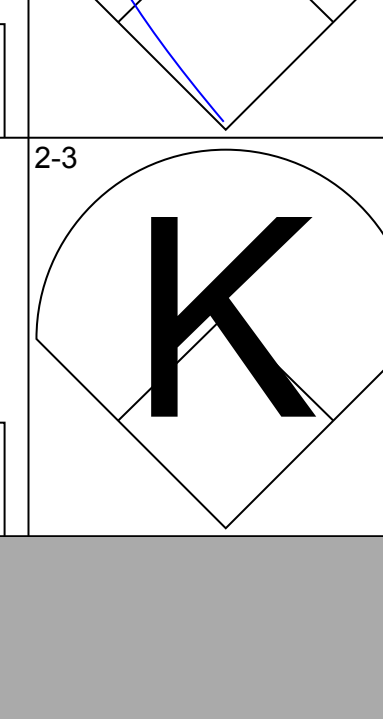
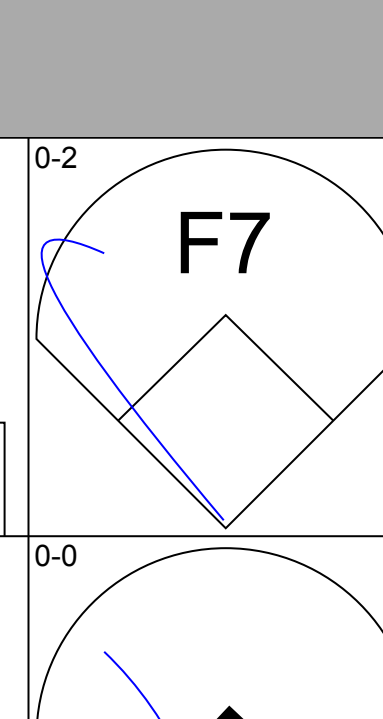
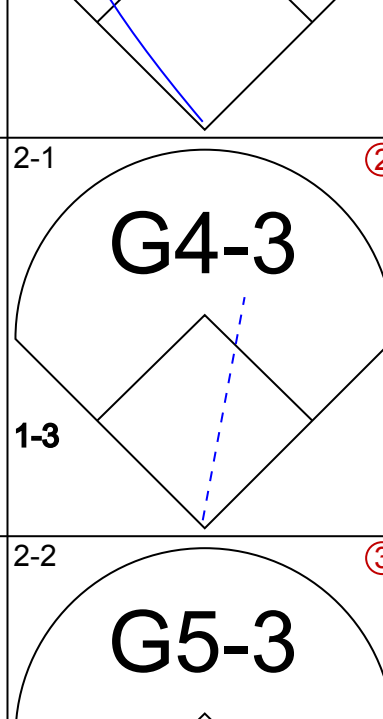

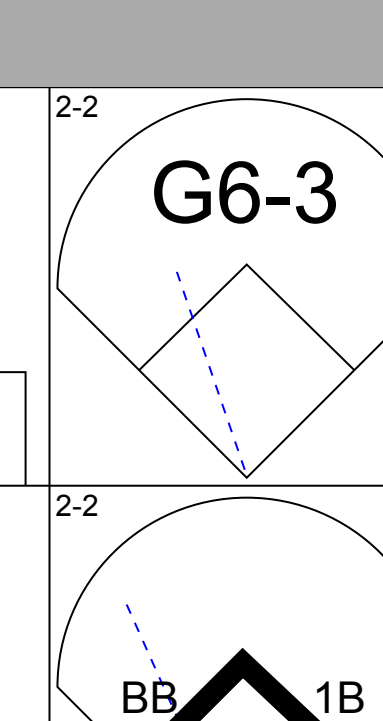
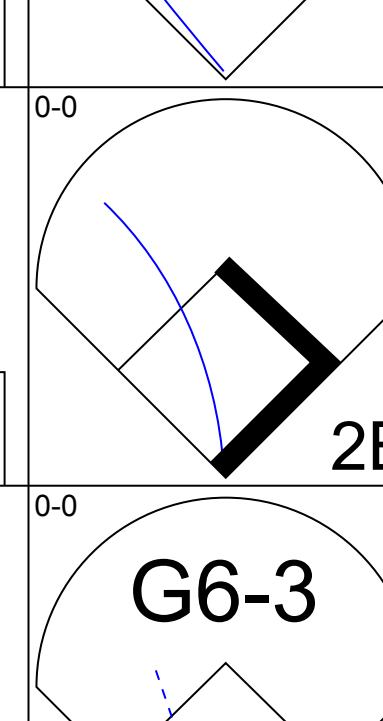
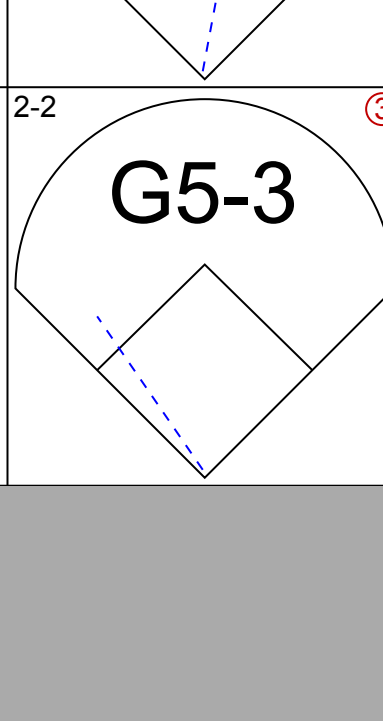

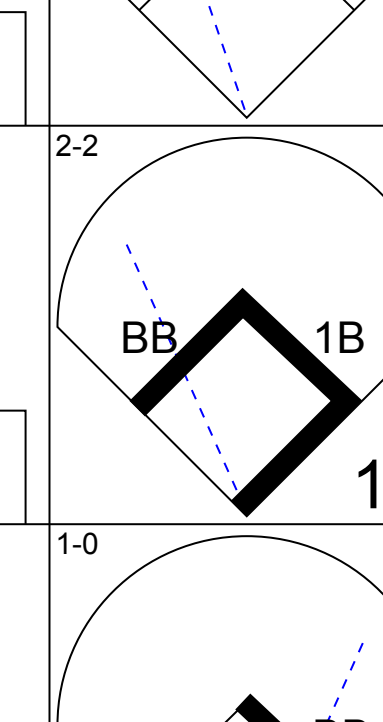
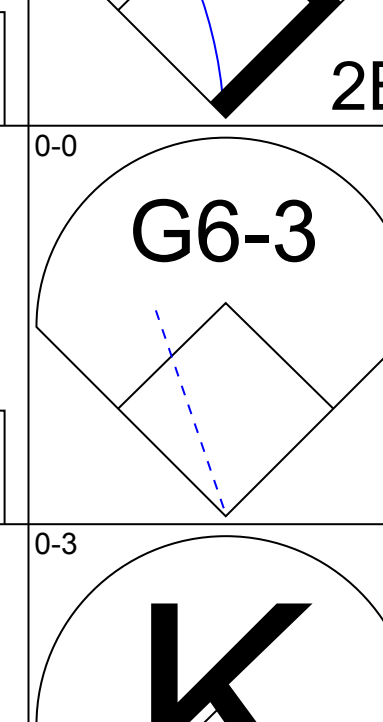
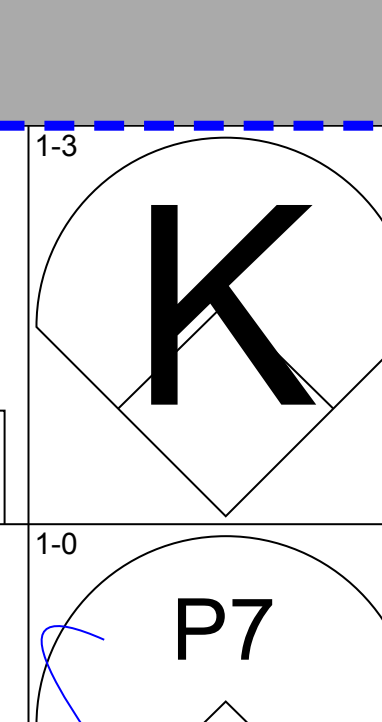
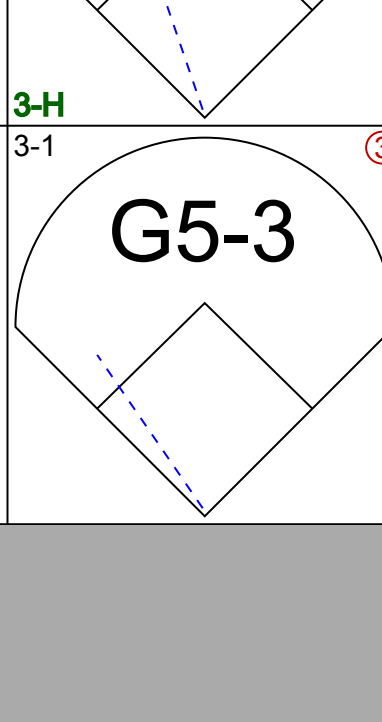
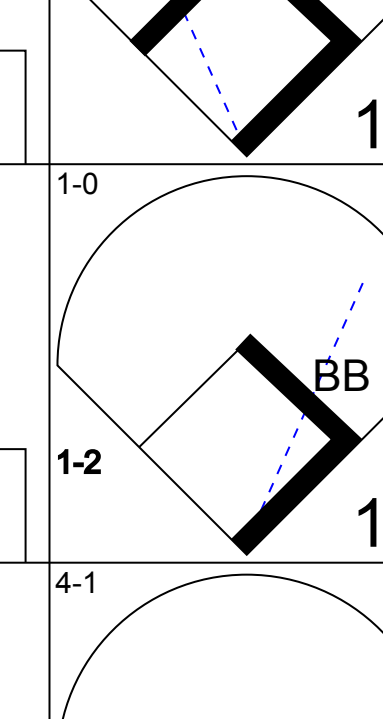
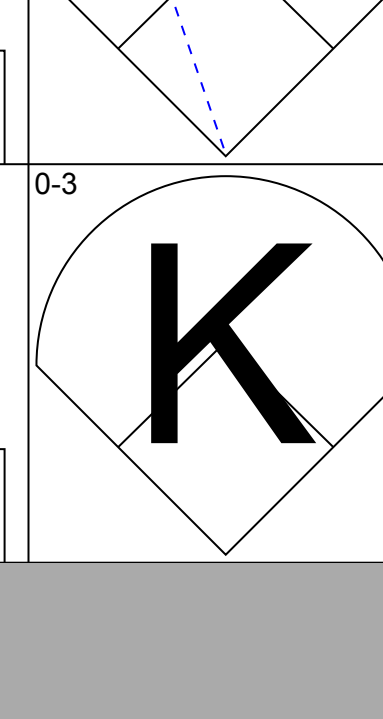
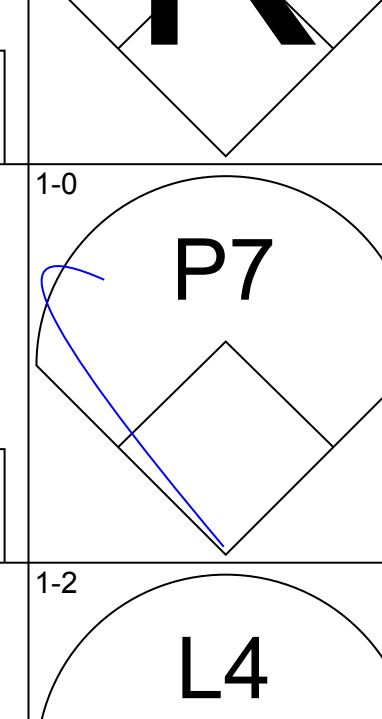
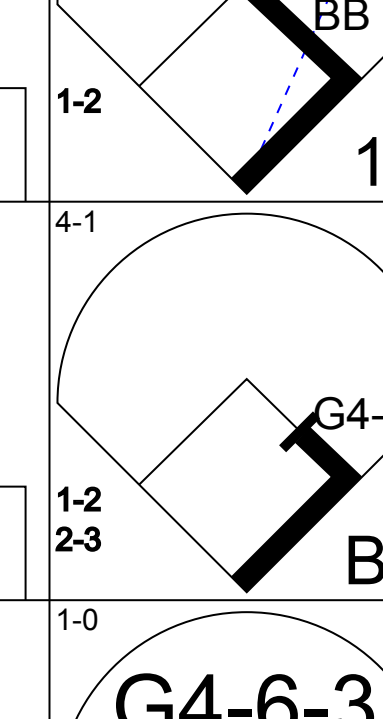
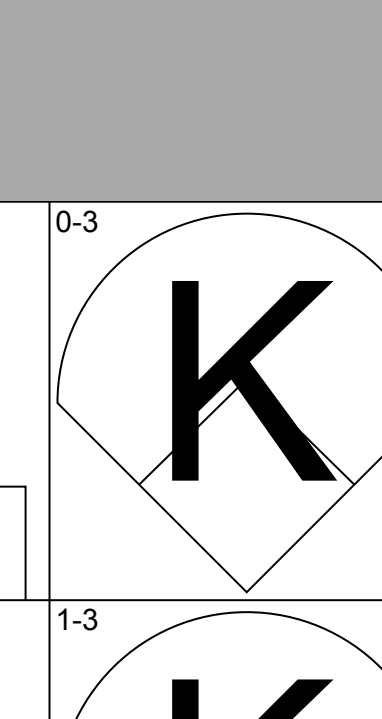
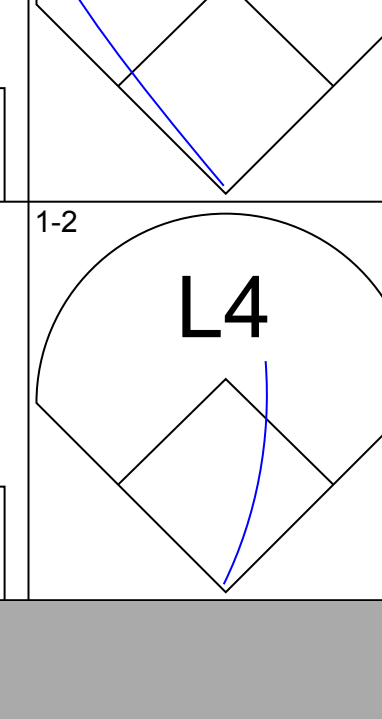
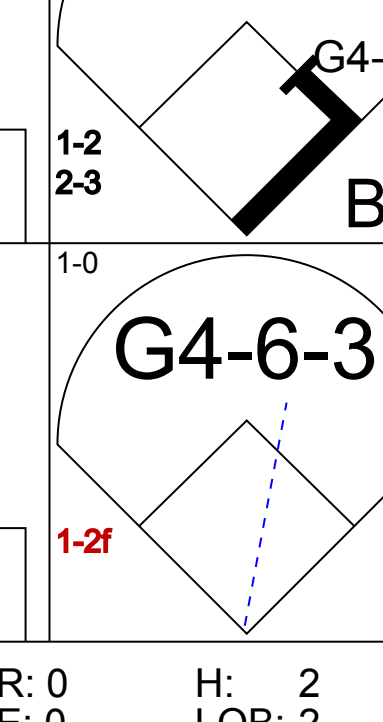
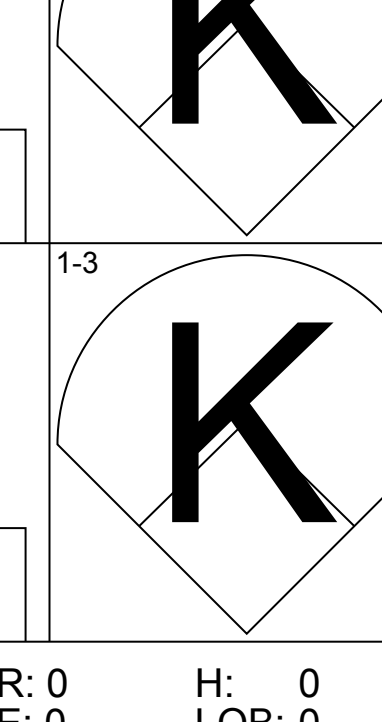
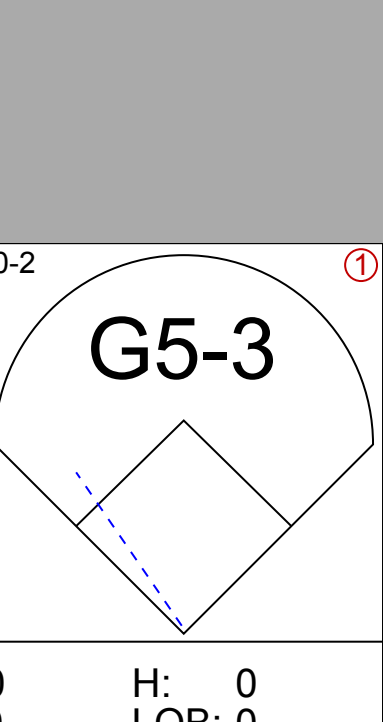


Batter	1	2	3	4	5	6	7	8	9	AB	R	H	RBI	BB	SO	LOB	BOTTOM								
Brian Hunter, R OBP: 0.309, SLG: 0.353 (1, 7)	2-2 L3		2-3 K	0-0 G5-3		1-2 G4-3		1-1 SF9		4	0	0	1	0	1	4									
David Bell, R OBP: 0.336, SLG: 0.444 (1, 4)	0-0 F9		0-0 F7		2-2 G5-3	2-2 P6-4 2-2		0-2 G5-3		5	0	0	0	0	0	1									
Ken Griffey Jr., L OBP: 0.402, SLG: 0.624 (1, 8)	3-2 2B		0-0 F7		0-0 HR		1-0 G4-3			4	1	2	1	0	0	0									
Alex Rodriguez, R OBP: 0.382, SLG: 0.640 (1, 6)	3-2 G6-3			3-1 E5 F7 1B	0-0 HR		2-1 G6-3			4	2	1	1	0	0	1									
Edgar Martinez, R OBP: 0.433, SLG: 0.521 (1, 10)		1-2 BB 1B		3-2 F7 2-3	4-2 2B BB		1-1 1B 1B			3	1	2	0	1	0	1									
Jay Buhner, R OBP: 0.393, SLG: 0.500 (1, 9)		1 SAFE 4-0 FC4-6 BB		1-0 G4-3 HBP 1B	2-3 K		1-2 1B			2	0	1	0	1	1	1									
John Mabry, L OBP: 0.304, SLG: 0.417 (1, 3)		2-3 K		1-2 G4-3 1B	0-0 1-H 2B		3-3 K			4	0	2	2	0	2	4									
Dan Wilson, R OBP: 0.333, SLG: 0.396 (1, 2)		0-0 P4		0-1 G4-3	2-0 P3			1-1 SH3 SF9 2B		4	1	1	0	0	0	5									
Russ Davis, R OBP: 0.299, SLG: 0.462 (1, 5)		2-0 FC4-6 1-2		4-2 BB		0-1 P6-4 G4-3 1B		1-1 SH3		2	0	1	0	1	0	2									
Inning Stats	R: 0 H: 1 E: 0 K: 0 S: 14	H: 1 LOB: 1 BB: 0 P: 22	R: 0 H: 1 E: 0 K: 1 S: 8	LOB: 2 BB: 1 P: 17	R: 0 H: 0 E: 0 K: 1 S: 5	LOB: 0 BB: 0 P: 7	R: 1 H: 1 E: 1 K: 0 S: 19	LOB: 3 BB: 1 P: 31	R: 3 H: 3 E: 0 K: 1 S: 13	LOB: 1 BB: 1 P: 23	R: 0 H: 1 E: 0 K: 0 S: 8	LOB: 0 BB: 0 P: 11	R: 0 H: 2 E: 0 K: 1 S: 11	LOB: 2 BB: 0 P: 19	R: 1 H: 1 E: 0 K: 0 S: 11	LOB: 0 BB: 0 P: 14	1B: 5 2B: 4 3B: 0 HR: 2	SF: 1 SAC: 1 DP: 1 HBP: 1	WP: 0 PB: 0 CS: 0	PA: 38					
PITCHER	IP	WLS	BF	H	R	ER	SO	BB	IBB	HBP	BLK	WP	HR	S	P	ERA	WHIP								
Ryan Rupe, R ERA: 4.66 (1, 1)	5.0	L	26	6	4	3	3	3	0	1	0	0	0	59	100	5.40	1.800								
Rick White, R ERA: 3.66 (6, 1)	3.0		12	4	1	1	1	0	0	0	0	0	0	30	44	3.00	1.333								

Tampa Bay Devil Rays @ Seattle Mariners
Safeco Field, Seattle, WA
Tue Aug 03 1999, 7:05 PM PDT
Att: 37,180 - Cloudy - 69 F

AB 32
R 5
H 10
RBI 5
BB 3
SO 4
LOB 19



Batter	1	2	3	4	5	6	7	8	9	AB	R	H	RBI	BB	SO	LOB	TOP					
Terrell Lowery, R OBP: 0.390, SLG: 0.514 (1, 8)										6	0	1	1	0	2	5						
Wade Boggs, L OBP: 0.370, SLG: 0.355 Bobby Smith, R OBP: 0.238, SLG: 0.214 (1, 5) (5, 5)										3	0	1	0	0	0	2						
Tony Graffanino, R OBP: 0.360, SLG: 0.640 (1, 4)										5	1	2	0	0	0	3						
Fred McGriff, L OBP: 0.428, SLG: 0.617 Mickey Callaway, R OBP: 0.667, SLG: 0.667 David Lamb, S OBP: 0.289, SLG: 0.305 (1, 10) (6, PR) (8, PH)										4	1	3	2	0	0	2						
Bubba Trammell, R OBP: 0.382, SLG: 0.500 (1, 7)										4	0	1	0	1	1	3						
Paul Sorrento, L OBP: 0.338, SLG: 0.397 (1, 3)										5	0	1	0	0	1	2						
Aaron Ledesma, R OBP: 0.287, SLG: 0.290 (1, 6)										4	2	2	0	1	0	3	AB 43					
Rich Butler, L OBP: 0.227, SLG: 0.200 (1, 9)										4	0	0	0	1	2	5	R 7					
Mike DiFelice, R OBP: 0.333, SLG: 0.500 (1, 2)										5	3	4	2	0	0	2	H 15					
Inning Stats	R: 2 E: 0 K: 1 S: 15	H: 2 LOB: 0 BB: 0 P: 24	R: 2 E: 0 K: 0 S: 25	H: 4 LOB: 2 BB: 0 P: 36	R: 0 E: 0 K: 1 S: 11	H: 1 LOB: 2 BB: 1 P: 21	R: 1 E: 2 K: 1 S: 14	H: 1 LOB: 2 BB: 0 P: 27	R: 0 E: 0 K: 1 S: 10	H: 2 LOB: 2 BB: 2 P: 13	R: 0 E: 0 K: 1 S: 12	H: 2 LOB: 2 BB: 0 P: 19	R: 0 E: 0 K: 1 S: 8	H: 1 LOB: 1 BB: 0 P: 12	R: 2 E: 0 K: 1 S: 11	H: 2 LOB: 0 BB: 0 P: 17	1B: 9 2B: 3 3B: 1 HR: 2	SF: 0 SAC: 0 DP: 0 HBP: 0	WP: 1 PB: 0 CS: 0	PA: 46		
PITCHER	IP	WLS	BF	H	R	ER	SO	BB	IBB	HBP	BLK	WP	HR	S	P	ERA	WHIP					
Gil Meche, R ERA: 7.09 Tom Davey, R ERA: 4.47 Steve Sinclair, L ERA: 9.39 Frankie Rodriguez, R ERA: 6.39	(1, 1) (2, 1) (5, 1) (6, 1)	1.2 2.1 1.0 4.0	L	11 12 5 18	6 2 0 7	4 1 0 2	4 0 0 2	1 0 2 0	0 0 0 0	0 0 0 0	0 0 0 0	0 0 0 0	1 0 0 0	1 0 10 40	38 27 10 61	57 51 21 61	21.60 0.00 0.00 4.50	3.600 1.286 2.000 1.750				
Batter	1	2	3	4	5	6	7	8	9	AB	R	H	RBI	BB	SO	LOB	BOTTOM					
Brian Hunter, R OBP: 0.306, SLG: 0.349 (1, 7)										4	0	0	0	0	1	0						
David Bell, R OBP: 0.338, SLG: 0.444 (1, 4)										4	0	2	0	0	1	0						
Ken Griffey Jr., L OBP: 0.400, SLG: 0.620 (1, 8)										3	1	0	0	1	0	2						
Alex Rodriguez, R OBP: 0.378, SLG: 0.631 (1, 6)										4	0	0	0	0	1	3						
Edgar Martinez, R OBP: 0.432, SLG: 0.521 (1, 10)										4	0	1	1	0	0	1						
Jay Buhner, R OBP: 0.390, SLG: 0.493 (1, 9)										4	0	1	0	0	1	1						
John Mabry, L OBP: 0.304, SLG: 0.416 (1, 3)										3	0	1	0	0	1	1	AB 31					
Dan Wilson, R OBP: 0.333, SLG: 0.393 (1, 2)										2	0	0	0	1	1	0	R 1					
Russ Davis, R OBP: 0.296, SLG: 0.457 (1, 5)										3	0	0	0	0	1	3	H 5					
Inning Stats	R: 0 E: 0 K: 1 S: 14	H: 1 LOB: 1 BB: 0 P: 19	R: 0 E: 0 K: 0 S: 11	H: 2 LOB: 2 BB: 1 P: 21	R: 0 E: 0 K: 1 S: 6	H: 0 LOB: 0 BB: 0 P: 11	R: 0 E: 0 K: 1 S: 8	H: 1 LOB: 1 BB: 0 P: 8	R: 0 E: 0 K: 2 S: 7	H: 0 LOB: 0 BB: 0 P: 9	R: 0 E: 0 K: 0 S: 10	H: 1 LOB: 1 BB: 0 P: 17	R: 0 E: 0 K: 1 S: 7	H: 0 LOB: 0 BB: 0 P: 10	R: 0 E: 0 K: 1 S: 8	H: 0 LOB: 0 BB: 0 P: 11	R: 1 E: 0 K: 0 S: 9	H: 0 LOB: 0 BB: 1 P: 20	1B: 4 2B: 1 3B: 0 HR: 0	SF: 0 SAC: 0 DP: 1 HBP: 0	WP: 1 PB: 0 CS: 0	PA: 33
PITCHER	IP	WLS	BF	H	R	ER	SO	BB	IBB	HBP	BLK	WP	HR	S	P	ERA	WHIP					
Dave Eiland, R ERA: 5.26 Albie Lopez, R ERA: 6.62 Roberto Hernandez, R ERA: 9.38	(1, 1) (7, 1) (9, 1)	6.0 2.0 1.0	W	23 6 4	0 0 0	0 0 1	0 0 0	0 0 1	0 0 0	0 0 0	0 0 0	0 0 0	0 0 9	0 15 9	21 21 20	0.00 0.00 9.00	1.000 0.000 1.000					

Tampa Bay Devil Rays @ Seattle Mariners
Safeco Field, Seattle, WA
Wed Aug 04 1999, 7:35 PM PDT
Att: 42,336 - Unknown - 72 F

AB 43
R 7
H 15
RBI 5
BB 3
SO 7
LOB 28



Tampa Bay Devil Rays @ Seattle Mariners
Safeco Field, Seattle, WA
Wed Aug 04 1999, 7:35 PM PDT
Att: 42,336 - Unknown - 72 F

AB 31
R 1
H 5
RBI 1
BB 2
SO 7
LOB 11



Batter	1	2	3	4	5	6	7	8	9	AB	R	H	RBI	BB	SO	LOB	TOP											
Chuck Knoblauch, R OBP: 0.393, SLG: 0.432	4-0 1B 3B BB	3-3 K			0-1 G3 G5-3 1B		3-2 FC4-6 1B 2B		1-1 1B 3B	4	3	3	0	1	1	0	New York Yankees @ Seattle Mariners Safeco Field, Seattle, WA Thu Aug 05 1999, 7:05 PM PDT Att: 45,190 - Dome - 72 F											
2 Derek Jeter, R OBP: 0.433, SLG: 0.588	3-2 F7		3-2 L6		0-0 G5-3		2-0 FC4-6 HBP		2-3 K	4	0	0	0	0	1	3												
Paul O'Neill, L OBP: 0.364, SLG: 0.474	0-0 3B 1B		2-2 G2-3		2-0 G3		0-0 FC4-6 1B 2B		1-0 E 1B	5	1	2	1	0	0	3												
Bernie Williams, S OBP: 0.428, SLG: 0.541	3-2 2H 2H 3B		2-0 2B		3-2 F8		3-2 CS 1B		0-1 E8 1B	5	0	4	3	0	0	1												
Chili Davis, S OBP: 0.379, SLG: 0.476	3-2 G6-3		1-1 G5-3		0-0 G5-3		3-2 G3-1		3-3 K	5	0	0	0	0	1	6												
20 Jorge Posada, S OBP: 0.330, SLG: 0.420	0-0 G6-3			1-0 G6-3		2-1 HR 2B		4-0 WP BB	1-0 G1-3	4	1	1	0	1	0	3												
Tino Martinez, L OBP: 0.345, SLG: 0.438		2-2 HR		1-1 P7		0-1 HR		1-3 K		4	2	2	3	0	1	1												
Shane Spencer, R OBP: 0.313, SLG: 0.391		1-3 K		4-2 BB		2-0 F9		1-2 F8		2	0	0	0	1	1	0												
Ricky Ledee, L OBP: 0.304, SLG: 0.443								1-2 F8		1	0	0	0	0	0	1												
Scott Brosius, R OBP: 0.327, SLG: 0.437		3-3 K		2-2 P2		1-2 G3		0-1 G4-3		4	0	0	0	0	1	2												
Inning Stats	R: 2 E: 0 K: 0 S: 14	H: 2 LOB: 1 BB: 1 P: 27	R: 1 E: 0 K: 3 S: 17	H: 1 LOB: 0 BB: 0 P: 26	R: 0 E: 0 K: 0 S: 12	H: 1 LOB: 1 BB: 0 P: 20	R: 0 E: 0 K: 0 S: 8	H: 0 LOB: 1 BB: 1 P: 16	R: 0 E: 0 K: 0 S: 9	H: 1 LOB: 0 BB: 0 P: 13	R: 2 E: 0 K: 0 S: 9	H: 2 LOB: 0 BB: 0 P: 14	R: 1 E: 0 K: 0 S: 10	H: 2 LOB: 1 BB: 0 P: 21	R: 0 E: 0 K: 1 S: 8	H: 0 LOB: 1 BB: 1 P: 14	R: 1 E: 1 K: 2 S: 14	H: 3 LOB: 2 BB: 0 P: 22	1B: 5 2B: 3 3B: 2 HR: 2	SF: 0 SAC: 0 DP: 0 HBP: 1	WP: 1 BB: 1 CS: 1	PA: 42						
PITCHER	IP	WLS	BF	H	R	ER	SO	BB	IBB	HBP	BLK	WP	HR	S	P	ERA	WHIP											
Jamie Moyer, L ERA: 4.67	(1, 1)	6.0	L	27	7	5	5	3	2	0	0	0	0	2	68	116	7.50	1.500										
Jose Paniagua, R ERA: 3.9	(7, 1)	2.1		11	3	2	2	2	1	0	1	0	0	24	44	7.71	1.714											
Steve Sinclair, L ERA: 8.64	(9, 1)	0.2		4	2	0	0	1	0	0	0	0	0	8	13	0.00	3.000											

Batter	1	2	3	4	5	6	7	8	9	AB	R	H	RBI	BB	SO	LOB	BOTTOM										
Brian Hunter, R OBP: 0.308, SLG: 0.349	2-2 FC6-4 1B		4-0 1B WP SF9 BB		0-1 G4-3		2-2 P3			3	1	1	0	1	0	0	New York Yankees @ Seattle Mariners Safeco Field, Seattle, WA Thu Aug 05 1999, 7:05 PM PDT Att: 45,190 - Dome - 72 F										
David Bell, R OBP: 0.337, SLG: 0.441	1-1 SAFE SAFE FC6-4 HR		4-2 1B BB		1-1 F8		0-1 F8			3	1	0	0	1	0	1											
Ken Griffey Jr., L OBP: 0.399, SLG: 0.616	3-1 L7		0-2 G6-4-3 1B		3-2 G4-3			1-1 G6-3		4	0	1	1	0	0	1											
Alex Rodriguez, R OBP: 0.376, SLG: 0.638	1-1 HR		0-2 SF9		1-2 G5-3		0-1 P9			3	1	1	3	0	0	0											
Edgar Martinez, R OBP: 0.427, SLG: 0.514	3-1 P4		1-1 G6-4-3		1-1 G1-3		3-2 L5			4	0	0	0	0	0	2											
Jay Buhner, R OBP: 0.386, SLG: 0.482		1-1 F8		2-3 K		4-2 1B BB		2-3 K		3	0	0	0	1	2	0											
Tom Lampkin, L OBP: 0.383, SLG: 0.552		4-2 G6-4-3 BB		1-2 G4-1 1B		1-1 1B		0-0 G3		3	0	2	0	1	0	0											
John Mabry, L OBP: 0.303, SLG: 0.411		1-0 G6-4-3		2-2 G4-1		1-3 K		4-1 BB		3	0	0	0	1	1	4											
Russ Davis, R OBP: 0.295, SLG: 0.455			2-2 WP BB 1B		2-3 K		2-1 F9		0-3 K	4	1	1	0	0	2	2											
Inning Stats	R: 2 E: 0 K: 0 S: 11	H: 2 LOB: 0 BB: 0 P: 21	R: 0 E: 0 K: 0 S: 5	H: 0 LOB: 1 BB: 1 P: 11	R: 0 E: 0 K: 2 S: 14	H: 1 LOB: 0 BB: 0 P: 21	R: 0 E: 0 K: 1 S: 12	H: 1 LOB: 2 BB: 1 P: 20	R: 0 E: 0 K: 0 S: 7	H: 0 LOB: 0 BB: 0 P: 11	R: 0 E: 0 K: 0 S: 7	H: 0 LOB: 0 BB: 0 P: 11	R: 0 E: 0 K: 2 S: 9	H: 0 LOB: 1 BB: 1 P: 15	1B: 5 2B: 0 3B: 0 HR: 1	SF: 1 SAC: 0 DP: 2 HBP: 0		WP: 1 BB: 0 CS: 0	PA: 36								
PITCHER	IP	WLS	BF	H	R	ER	SO	BB	IBB	HBP	BLK	WP	HR	S	P	ERA	WHIP										
Roger Clemens, R ERA: 4.8	(1, 1)	7.0	W	29	6	4	4	3	4	0	0	0	0	75	125	5.14	1.429										
Mike Stanton, L ERA: 4.46	(8, 1)	1.0	H	3	0	0	0	0	0	0	0	0	0	7	11	0.00	0.000										
42 Mariano Rivera, R ERA: 2.98	(9, 1)	1.0	S	4	0	0	0	2	1	0	0	0	0	9	15	0.00	1.000										

Batter	1	2	3	4	5	6	7	8	9	AB	R	H	RBI	BB	SO	LOB	TOP								
Chuck Knoblauch, R (1, 4) OBP: 0.392, SLG: 0.437	F7			1-2 HR	L5		F8		2-0 HBP	5	1	2	0	0	4										
Joe Girardi, R (1, 2) OBP: 0.257, SLG: 0.326	G5-3	B5-3		0-0 1B	4-1 BB		4-2 BB		0-0 G6-4-3	3	1	1	0	2	0	0									
20 Jorge Posada, S (9, PH) OBP: 0.329, SLG: 0.418				G4-3 1B	BB		1B G3-1 BB			1	0	0	0	0	0	1									
Paul O'Neill, L (1, 9) OBP: 0.364, SLG: 0.480	1-2 HR	G6-3		G4-3	1B		G3-1			4	1	1	2	1	0	2									
Bernie Williams, S (1, 8) OBP: 0.432, SLG: 0.550	3-0 HR	K		4-1 IBB	1-1 1B		1-2 1B			4	1	3	3	1	1	0									
Jim Leyritz, R (1, 3) OBP: 0.329, SLG: 0.444	2-2 E 1B HR			3-2 1B	G4-6-3		2-1 K			5	1	2	0	0	1	6									
Tino Martinez, L (7, 3) OBP: 0.345, SLG: 0.438				1-2 1B	1-2 1B					0	0	0	0	0	0	0									
Shane Spencer, R (1, 10) OBP: 0.310, SLG: 0.384	0-1 E5 HR			2-3 K	P4		F8		G5-3	5	1	1	0	0	1	3									
Scott Brosius, R (1, 5) OBP: 0.328, SLG: 0.448	3-1 HR			2-3 K			G5-3		F8	5	2	2	3	0	1	1									
Chad Curtis, R (1, 7) OBP: 0.386, SLG: 0.342	4-1 1B			1-0 P3			2B BB		G6-3	3	1	1	0	2	0	1									
Luis Sojo, R (1, 6) OBP: 0.298, SLG: 0.358	0-1 1B			0-1 HR	1B		1-3 2H 1B		P5	5	2	3	1	0	0	1									
Inning Stats	R: 5 E: 1 K: 0 S: 23	H: 6 LOB: 2 BB: 1 P: 40	R: 0 E: 0 K: 1 S: 6	H: 0 LOB: 0 BB: 0 P: 9	R: 0 E: 0 K: 2 S: 12	H: 1 LOB: 1 BB: 0 P: 20	R: 2 E: 0 K: 0 S: 19	H: 3 LOB: 2 BB: 1 P: 30	R: 4 E: 0 K: 0 S: 12	H: 3 LOB: 1 BB: 3 P: 30	R: 0 E: 0 K: 0 S: 6	H: 1 LOB: 2 BB: 1 P: 9	R: 0 E: 0 K: 1 S: 13	H: 0 LOB: 0 BB: 1 P: 22	R: 0 E: 0 K: 0 S: 7	H: 0 LOB: 0 BB: 0 P: 9	R: 0 E: 0 K: 0 S: 2	H: 0 LOB: 0 BB: 0 P: 4	1B: 9 2B: 2 3B: 0 HR: 4	SF: 0 SAC: 0 DP: 2 HBP: 1	WP: 0 PB: 0 SB: 0 CS: 0	PA: 47			
PITCHER	IP	WLS	BF	H	R	ER	SO	BB	IBB	HBP	BLK	WP	HR	S	P	ERA	WHIP								
Jeff Fassero, L (1, 1) ERA: 7.11	3.1	L	21	10	7	7	3	1	0	0	0	0	4	52	84	18.90	3.300								
Tom Davey, R (4, 1) ERA: 5.13	1.0		9	2	4	4	0	3	1	0	0	0	0	16	38	36.00	5.000								
Frankie Rodriguez, R (5, 1) ERA: 5.93	4.0		16	3	0	0	1	1	0	1	0	0	0	31	50	0.00	1.000								
Jose Mesa, R (9, 1) ERA: 5.83	0.2		1	0	0	0	0	0	0	0	0	0	0	1	1	0.00	0.000								

New York Yankees @ Seattle Mariners
Safeco Field, Seattle, WA
Fri Aug 06 1999, 7:05 PM PDT
Att: 45,262 - Dome - 72 F


AB 40
R 11
H 15
RBI 11
BB 6
SO 4
LOB 19



Batter	1	2	3	4	5	6	7	8	9	AB	R	H	RBI	BB	SO	LOB	BOTTOM									
Brian Hunter, R (1, 7) OBP: 0.310, SLG: 0.349	4-1 1B			2-2 S 1B	G2-3		G1		1-1 G6-3	3	2	1	0	1	0	2										
Shane Monahan, L (7, 7)		F7		1B						2	0	0	0	0	0	0										
David Bell, R (1, 4) OBP: 0.341, SLG: 0.446	2-1 1B	P4		G6-3 S 1B			G4-3 1B		E5 HR	4	2	3	1	0	0	0										
Rafael Bourquard, R (7, 4) OBP: 0.344, SLG: 0.474	1-2 SF8			1B			2B		G4-3	1	0	0	0	0	0	0										
Tom Lampkin, L (9, PH) OBP: 0.380, SLG: 0.547				1B						1	0	0	0	0	0	0										
Ken Griffey Jr., L (1, 8) OBP: 0.401, SLG: 0.616	0-0 1B			2-3 K			G4-3		0-0 HR	5	2	3	1	0	1	2										
Alex Rodriguez, R (1, 6) OBP: 0.376, SLG: 0.646	2-2 SF8	G4-3		G6-3			1B		1-1 HR	4	1	2	5	0	0	2										
Edgar Martinez, R (1, 10) OBP: 0.432, SLG: 0.517	3-1 BB			2-2 G4-1 S 1B	G6-3		1B		2-0 FC3-6 HBP	4	0	3	0	0	0	1										
Jay Buhner, R (1, 9) OBP: 0.387, SLG: 0.472	4-2 BB			4-2 G4-1 BB			G6-3		2-3 K	3	0	0	0	2	1	3										
Raul Ibanez, L (1, 3) OBP: 0.327, SLG: 0.374	4-0 BB			0-0 F7			G6-3		0-0 F9	4	0	0	1	1	0	5										
John Mabry, L (1, 5) OBP: 0.301, SLG: 0.410	1-2 2-3 3H BB			0-1 P6			G4-1		2-3 K	5	0	1	0	0	1	6										
Dan Wilson, R (1, 2) OBP: 0.331, SLG: 0.388	0-3 K			1-2 F8			G4-3		1-3 K	4	0	0	0	1	2	5										
Inning Stats	R: 3 E: 0 K: 1 S: 15	H: 3 LOB: 3 BB: 3 P: 34	R: 0 E: 0 K: 0 S: 11	H: 1 LOB: 0 BB: 0 P: 13	R: 0 E: 0 K: 0 S: 13	H: 1 LOB: 2 BB: 1 P: 20	R: 1 E: 0 K: 1 S: 15	H: 2 LOB: 1 BB: 0 P: 26	R: 0 E: 0 K: 0 S: 7	H: 1 LOB: 2 BB: 1 P: 15	R: 1 E: 0 K: 0 S: 10	H: 3 LOB: 2 BB: 0 P: 17	R: 0 E: 0 K: 1 S: 7	H: 0 LOB: 0 BB: 0 P: 9	R: 3 E: 1 K: 1 S: 13	H: 2 LOB: 1 BB: 0 P: 23	R: 0 E: 0 K: 1 S: 11	H: 0 LOB: 0 BB: 0 P: 14	1B: 10 2B: 2 3B: 0 HR: 1	SF: 1 SAC: 0 DP: 0 HBP: 1	WP: 0 PB: 0 SB: 3 CS: 0	PA: 47				
PITCHER	IP	WLS	BF	H	R	ER	SO	BB	IBB	HBP	BLK	WP	HR	S	P	ERA	WHIP									
Oriando Hernandez, R (1, 1) ERA: 4.43	0.1		7	3	3	3	0	3	0	0	0	0	0	11	30	81.00	18.000									
Allen Watson, L (1, 1) ERA: 4.05	3.0	W	14	4	1	1	2	1	0	0	0	0	0	37	51	3.00	1.667									
Ramiro Mendoza, R (4, 1) ERA: 4.39	3.2		16	4	1	1	1	1	0	0	0	0	0	30	53	2.46	1.364									
Jason Grimsley, R (8, 1) ERA: 4.19	0.0		4	2	3	2	0	0	0	1	0	0	0	1	5	10	=	=								
42 Mariano Rivera, R (8, 1) ERA: 2.94	2.0	S	6	0	0	0	2	0	0	0	0	0	0	19	27	0.00	0.000									

New York Yankees @ Seattle Mariners
Safeco Field, Seattle, WA
Fri Aug 06 1999, 7:05 PM PDT
Att: 45,262 - Dome - 72 F

AB 40
R 8
H 13
RBI 8
BB 5
SO 5
LOB 26



Batter	1	2	3	4	5	6	7	8	9	AB	R	H	RBI	BB	SO	LOB	TOP					
Chuck Knoblauch R (1,4) OBP: 0.389, SLG: 0.433	1-1 F8			2-1 F7		2-2 G6-3		1-3 K		4	0	0	0	0	1	0						
2 Derek Jeter R (1,6) OBP: 0.431, SLG: 0.585	1-2 P6			0-0 G5-3		0-2 G1-3			3-2 G1-3	4	0	1	0	0	0	0						
Paul O'Neill L (1,9) OBP: 0.363, SLG: 0.478	3-2 F7			3-3 K		1-1 F7			2-0 E	4	0	1	0	0	1	1						
Bernie Williams S (1,8) OBP: 0.431, SLG: 0.546		1-3 K			1-3 K				4-0 G4-6-3	3	0	0	0	1	3	1						
Tino Martinez L (1,3) OBP: 0.344, SLG: 0.435		1-3 K			4-2 2B SF9				1-0 G4-6-3	3	1	0	0	1	1	2						
Chili Davis S (1,10) OBP: 0.378, SLG: 0.478		0-0 G5-3			1-1 2B				1-2	3	0	1	0	0	0	0						
Ricky Ledee L (1,7) OBP: 0.304, SLG: 0.435			2-3 K2-3		4-0 2B					2	0	0	0	1	2	0						
Scott Brosius R (1,5) OBP: 0.325, SLG: 0.446			1-3 K		2-0 SF9				1-3 K	2	0	0	1	0	2	0						
Joe Girardi R (1,2) OBP: 0.252, SLG: 0.319			2-1 G5-3		3-H F7				2-1 F8	3	0	0	0	0	0	2						
Inning Stats	R: 0 E: 0 K: 0 S: 9	H: 0 LOB: 0 BB: 0 P: 14	R: 0 E: 0 K: 2 S: 7	H: 0 LOB: 0 BB: 0 P: 9	R: 0 E: 0 K: 2 S: 10	H: 0 LOB: 0 BB: 0 P: 15	R: 0 E: 0 K: 1 S: 6	H: 0 LOB: 0 BB: 0 P: 11	R: 1 E: 0 K: 1 S: 11	H: 1 LOB: 2 BB: 2 P: 24	R: 0 E: 0 K: 1 S: 11	H: 1 LOB: 1 BB: 0 P: 15	R: 0 E: 0 K: 1 S: 7	H: 0 LOB: 0 BB: 0 P: 9	R: 0 E: 0 K: 2 S: 8	H: 0 LOB: 0 BB: 1 P: 12	R: 0 E: 0 K: 0 S: 5	H: 1 LOB: 1 BB: 1 P: 15	1B: 2 2B: 1 3B: 0 HR: 0	SF: 1 SAC: 0 DP: 1 HBP: 0	WP: 0 PB: 0 CS: 0	PA: 32
PITCHER Freddie Garcia R (1,1) ERA: 4.42	IP: 9.0 WLS: L BF: 32 H: 3 R: 1 ER: 1 SO: 10 BB: 1 IBB: 2 HBP: 0 BLK: 0 WP: 0 HR: 0 S: 74 P: 124 ERA: 1.00 WHIP: 0.444															PITCHER						

New York Yankees @ Seattle Mariners
Safeco Field, Seattle, WA
Sat Aug 07 1999, 6:05 PM PDT
Att: 45,202 - Overcast - 70 F

AB 28
R 1
H 3
RBI 1
BB 3
SO 10
LOB 6



Batter	1	2	3	4	5	6	7	8	9	AB	R	H	RBI	BB	SO	LOB	BOTTOM					
Brian Hunter R (1,7) OBP: 0.307, SLG: 0.345	1-2 G6-3		3-3 K		1-2 FC5		0-0 G3			4	0	0	0	0	1	3						
David Bell R (1,4) OBP: 0.338, SLG: 0.442	3-2 F9		0-0 G5-3			1-1 G3		3-2 G6-3		4	0	0	0	0	0	0						
Ken Griffey Jr. L (1,8) OBP: 0.404, SLG: 0.614	0-1 G4-3			4-0 G5-4-3		4-2 BB		4-2 BB		1	0	0	0	3	0	0						
Alex Rodriguez R (1,6) OBP: 0.375, SLG: 0.640		3-2 G4-3		1-1 G5-4-3		4-2 BB		2-1 P2		3	0	0	0	1	0	2						
Edgar Martinez R (1,10) OBP: 0.433, SLG: 0.518		3-2 2B		3-1 F9		4-1 BB		2-1 F9		3	0	1	0	1	0	1						
Jay Buhner R (1,3) OBP: 0.385, SLG: 0.490		4-1 BB			3-2 FC5		2-0 G1-2-3		2-2 G3-1	3	0	2	0	1	0	3						
Frankie Rodriguez R (9, PR) OBP: 0.333, SLG: 0.333										0	0	0	0	0	0	0						
Ozzie Timmons R (1,9) OBP: 0.286, SLG: 0.417		1-3 K			4-0 BB				0-0 G3-1	2	0	0	0	1	1	2						
Raul Ibanez L (9, PH) OBP: 0.323, SLG: 0.370									2-3	1	0	0	0	0	0	1						
Dan Wilson R (1,2) OBP: 0.328, SLG: 0.384		3-3 K			0-0 B2				0-2 G1-3	3	0	0	0	0	1	4						
Tom Lampkin L (9, PH) OBP: 0.377, SLG: 0.542										1	0	0	0	0	0	2						
Russ Davis R (1,5) OBP: 0.296, SLG: 0.454			2-3 K		0-1 F8				0-2 G3-1	3	0	1	0	0	1	2						
John Mabry L (9, PH) OBP: 0.300, SLG: 0.409										1	0	0	0	0	0	2						
Inning Stats	R: 0 E: 0 K: 0 S: 10	H: 1 LOB: 2 BB: 1 P: 14	R: 0 E: 0 K: 2 S: 16	H: 1 LOB: 1 BB: 1 P: 30	R: 0 E: 0 K: 2 S: 8	H: 0 LOB: 0 BB: 0 P: 13	R: 0 E: 0 K: 0 S: 4	H: 0 LOB: 1 BB: 1 P: 12	R: 0 E: 0 K: 0 S: 10	H: 1 LOB: 2 BB: 1 P: 18	R: 0 E: 0 K: 0 S: 8	H: 0 LOB: 3 BB: 3 P: 23	R: 0 E: 0 K: 0 S: 10	H: 1 LOB: 1 BB: 0 P: 13	R: 0 E: 0 K: 0 S: 11	H: 0 LOB: 1 BB: 1 P: 22	R: 0 E: 0 K: 0 S: 11	H: 1 LOB: 2 BB: 0 P: 13	1B: 1 2B: 3 3B: 0 HR: 0	SF: 0 SAC: 0 DP: 2 HBP: 0	WP: 0 PB: 0 CS: 0	PA: 36
PITCHER Andy Pettitte L (1,1) ERA: 5.04	IP: 7.0 WLS: W BF: 28 H: 3 R: 0 ER: 0 SO: 4 BB: 6 IBB: 0 HBP: 0 BLK: 0 WP: 0 HR: 0 S: 66 P: 123 ERA: 0.00 WHIP: 1.286															PITCHER						
Mike Stanton L (8,1) ERA: 4.35	1.0 H: 4 0 0 0 0 1 0 0 0 0 0 0 11 22 0.00 1.000																					
42 Mariano Rivera R (9,1) ERA: 2.78	1.0 S: 4 1 0 0 0 0 0 0 0 0 0 0 11 13 0.00 1.000																					

New York Yankees @ Seattle Mariners
Safeco Field, Seattle, WA
Sat Aug 07 1999, 6:05 PM PDT
Att: 45,202 - Overcast - 70 F

AB 29
R 0
H 4
RBI 0
BB 7
SO 4
LOB 22



Batter	1	2	3	4	5	6	7	8	9	AB	R	H	RBI	BB	SO	LOB	TOP			
Chuck Knoblauch R (1,4) OBP: 0.391, SLG: 0.440	P4		2B		F9		K	1B		5	1	3	0	0	1	0	New York Yankees @ Seattle Mariners Safeco Field, Seattle, WA Sun Aug 08 1999, 1:35 PM PDT Att: 45,195 - Sunny - 71 F			
2 Derek Jeter R (1,6) OBP: 0.433, SLG: 0.585	F7		F8				BB	1B		3	1	1	0	2	0	1				
Bernie Williams, S (1,8) OBP: 0.434, SLG: 0.546	FC5-4			1B	F9		BB	1B		2	2	1	1	3	0	2				
Chili Davis, S (1,10) OBP: 0.379, SLG: 0.475	FC5-4			HR	P6		BB	1B		4	2	1	0	1	1	5				
Tino Martinez L (1,3) OBP: 0.345, SLG: 0.436	G4-3			K		F9	1B		E	4	1	1	1	1	1	2				
Scott Brosius R (1,5) OBP: 0.326, SLG: 0.454	P4			HR		F7	BB		F7	5	1	2	5	0	0	1				
Shane Spencer, R (1,9) OBP: 0.306, SLG: 0.378	G5-3			F8		G4-3	P4		E6	5	0	1	0	0	0	2				
Chad Curtis, R (1,7) OBP: 0.381, SLG: 0.356			F8	P5			HR	G6-3	K	5	1	1	1	0	1	1				
Joe Girardi, R (1,2) OBP: 0.244, SLG: 0.309			F9		L3		B2	K	G4-3	5	0	0	0	0	1	1				
Inning Stats	R: 0 E: 0 K: 0 S: 7	H: 0 LOB: 1 BB: 1 P: 11	R: 0 E: 0 K: 0 S: 6	H: 0 LOB: 0 BB: 0 P: 8	R: 0 E: 0 K: 0 S: 9	H: 1 LOB: 1 BB: 0 P: 14	R: 3 E: 0 K: 1 S: 10	H: 2 LOB: 0 BB: 1 P: 20	R: 0 E: 0 K: 0 S: 12	H: 0 LOB: 0 BB: 0 P: 14	R: 4 E: 0 K: 1 S: 20	H: 3 LOB: 3 BB: 3 P: 41	R: 1 E: 0 K: 2 S: 11	H: 2 LOB: 2 BB: 1 P: 19	R: 1 E: 1 K: 1 S: 11	H: 2 LOB: 1 BB: 0 P: 18	1B: 5 2B: 4 3B: 0 HR: 2	SF: 0 SAC: 0 DP: 0 HBP: 0	WP: 0 PB: 0 SB: 0 CS: 0	PA: 45
PITCHER	IP WLS BF H R ER SO BB IBB HBP BLK WP HR S P ERA WHIP																			
John Halama, L (1,1) ERA: 3.77	6.2 L 29 6 5 2 2 3 0 0 0 0 0 10 24 6.75 1.350																			
Paul Abbott, R (7,1) ERA: 3.59	0.1 5 1 2 2 0 3 0 0 0 0 0 0 10 24 54.00 12.000																			
Todd Williams, R (8,1) ERA: 9.0	1.0 6 2 1 1 2 1 0 0 0 0 0 0 11 19 9.00 3.000																			
Steve Sinclair, L (9,1) ERA: 7.71	1.0 5 2 1 0 1 0 0 0 0 0 0 0 11 18 0.00 2.000																			

Batter	1	2	3	4	5	6	7	8	9	AB	R	H	RBI	BB	SO	LOB	BOTTOM			
Brian Hunter, R (1,7) OBP: 0.305, SLG: 0.341	P3		G6-3			K	G3		BB	4	0	0	1	1	1	2	New York Yankees @ Seattle Mariners Safeco Field, Seattle, WA Sun Aug 08 1999, 1:35 PM PDT Att: 45,195 - Sunny - 71 F			
David Bell, R (1,4) OBP: 0.334, SLG: 0.437	K		K			P3	G4-3		F7	5	0	0	0	0	2	5				
Ken Griffey Jr., L (1,8) OBP: 0.401, SLG: 0.609	F8			G4-3		P5		K		4	0	0	0	0	1	0				
Alex Rodriguez, R (1,6) OBP: 0.376, SLG: 0.638		G6-3		E	S	1B	DI	F9		4	1	2	0	0	0	0				
Edgar Martinez, R (1,10) OBP: 0.433, SLG: 0.517		BB		SAFE	SAFE	SAFE	SAFE	F9		3	1	1	1	1	1	1				
Jay Buhner, R (1,9) OBP: 0.397, SLG: 0.483		BB		K		K			2B	2	0	0	0	2	2	2				
Raul Ibanez, L (1,3) OBP: 0.320, SLG: 0.365		K				K	BB	G3	1B	4	1	1	0	0	3	3				
Dan Wilson, R (1,2) OBP: 0.327, SLG: 0.382		P4				K	G3	BB	K	4	0	1	0	0	2	3				
Russ Davis, R (1,5) OBP: 0.298, SLG: 0.456			G6-3			K	G3	BB	2B	3	0	1	1	1	1	0				
Inning Stats	R: 0 E: 0 K: 1 S: 12	H: 0 LOB: 0 BB: 0 P: 18	R: 0 E: 0 K: 1 S: 13	H: 0 LOB: 2 BB: 2 P: 23	R: 0 E: 0 K: 1 S: 10	H: 0 LOB: 0 BB: 0 P: 14	R: 0 E: 1 K: 2 S: 13	H: 1 LOB: 1 BB: 0 P: 19	R: 0 E: 0 K: 3 S: 14	H: 0 LOB: 0 BB: 0 P: 18	R: 3 E: 0 K: 1 S: 17	H: 4 LOB: 2 BB: 1 P: 32	R: 0 E: 0 K: 1 S: 9	H: 0 LOB: 0 BB: 0 P: 17	R: 0 E: 0 K: 2 S: 15	H: 1 LOB: 3 BB: 2 P: 32	1B: 5 2B: 1 3B: 0 HR: 0	SF: 0 SAC: 0 DP: 0 HBP: 0	WP: 0 PB: 0 SB: 1 CS: 0	PA: 38
PITCHER	IP WLS BF H R ER SO BB IBB HBP BLK WP HR S P ERA WHIP																			
David Cone, R (1,1) ERA: 2.84	6.0 W 23 3 2 2 2 2 0 0 0 0 0 0 6 14 3.00 0.833																			
Jason Grimsley, R (7,1) ERA: 4.32	0.1 4 2 0 0 1 1 0 0 0 0 0 0 6 14 0.00 9.000																			
Dan Naulty, R (7,1) ERA: 4.78	2.1 H 10 1 1 1 3 2 0 0 0 0 0 0 27 53 3.86 1.286																			
Mike Stanton, L (9,1) ERA: 4.31	0.1 1 0 0 0 0 0 0 0 0 0 0 0 1 3 0.00 0.000																			



Batter	1	2	3	4	5	6	7	8	9	AB	R	H	RBI	BB	SO	LOB	TOP					
Ray Durham, S OBP: 0.366, SLG: 0.462 55 Liu Rodriguez, S OBP: 0.304, SLG: 0.271	G5-3	F8		F7			K			4	0	0	0	0	1	5						
Chris Singleton, L OBP: 0.426, SLG: 0.526	F8		1B				P4		B1	5	1	1	0	0	1	4						
Frank Thomas, R OBP: 0.410, SLG: 0.488	K		FC9-6				P4		F9	5	0	2	2	0	1	2						
Magglio Ordonez, R OBP: 0.352, SLG: 0.551		F7	FC9-6				G4-3		G4-3	5	0	0	0	0	0	5						
Carlos Lee, R OBP: 0.321, SLG: 0.426		G6-3	F9				F8		G6-3	4	0	0	0	0	0	1						
14 Paul Konerko, R OBP: 0.345, SLG: 0.516		HR	F7				G6-3		G3	3	1	1	0	1	0	1						
Greg Norton, S OBP: 0.350, SLG: 0.411		HR					F7		G3	4	1	1	2	0	0	1						
Brook Fordyce, R OBP: 0.351, SLG: 0.430		BB	F9				F9		K	2	1	0	0	2	1	1						
Mike Caruso, S OBP: 0.288, SLG: 0.316		BB					BB		BB	1	0	1	0	3	0	0						
Inning Stats	R: 0 E: 0 K: 1 S: 10	H: 0 LOB: 0 BB: 0 P: 14	R: 2 E: 0 K: 0 S: 17	H: 1 LOB: 2 BB: 3 P: 31	R: 1 E: 0 K: 0 S: 9	H: 2 LOB: 1 BB: 1 P: 16	R: 0 E: 0 K: 0 S: 9	H: 0 LOB: 1 BB: 0 P: 20	R: 0 E: 0 K: 1 S: 11	H: 0 LOB: 0 BB: 0 P: 15	R: 0 E: 0 K: 0 S: 7	H: 0 LOB: 0 BB: 0 P: 13	R: 1 E: 0 K: 1 S: 9	H: 1 LOB: 2 BB: 2 P: 20	R: 0 E: 0 K: 1 S: 11	H: 1 LOB: 1 BB: 0 P: 15	R: 0 E: 0 K: 0 S: 7	H: 1 LOB: 2 BB: 1 P: 15	1B: 3 2B: 2 3B: 0 HR: 1	SF: 0 SAC: 0 DP: 0 HBP: 0	WP: 0 PB: 0 CS: 0	PA: 40
PITCHER	IP	WLS	BF	H	R	ER	SO	BB	IBB	HBP	BLK	WP	HR	S	P	ERA	WHIP					
Gil Meche, R ERA: 6.61	6.0	W	25	3	3	3	2	4	0	0	0	0	1	63	109	4.50	1.167					
Jose Paniagua, R ERA: 3.92	2.0	H	10	2	1	1	2	2	0	0	0	0	0	20	35	4.50	2.000					
Jose Mesa, R ERA: 5.7	1.0	S	5	1	0	0	0	1	0	0	0	0	0	7	15	0.00	2.000					

Chicago White Sox @ Seattle Mariners
Safeco Field, Seattle, WA
Mon Aug 09 1999, 7:05 PM PDT
Att: 42,978 - Unknown - 70 F

AB 33
R 4
H 6
RBI 4
BB 7
SO 4
LOB 20



Batter	1	2	3	4	5	6	7	8	9	AB	R	H	RBI	BB	SO	LOB	BOTTOM				
Brian Hunter, R OBP: 0.302, SLG: 0.338	G5-3		G4-3				L6			4	0	0	0	0	0	0					
John Mabry, L OBP: 0.300, SLG: 0.406	BB		P5				P5		P9	4	1	1	0	0	0	0					
Ken Griffey Jr., L OBP: 0.400, SLG: 0.604	L9		G3				HR		F8	3	1	0	0	1	0	1					
Alex Rodriguez, R OBP: 0.378, SLG: 0.636	BB		L6				HR		K	4	2	2	0	0	1	0					
Edgar Martinez, R OBP: 0.436, SLG: 0.522	BB		K				HR		WP	4	1	3	2	0	1	0					
Jay Buhner, R OBP: 0.404, SLG: 0.503	K		BB				HR		FC5-2	2	1	1	4	2	1	1					
Tom Lampkin, L OBP: 0.376, SLG: 0.533		F8					BB		FC5-2	2	0	0	0	1	0	1					
Dan Wilson, R OBP: 0.329, SLG: 0.382			G3				BB		IBB	0	0	0	0	1	0	0					
Russ Davis, R OBP: 0.295, SLG: 0.450		F9					K		FC5-2	4	0	0	0	0	1	4					
Rafael Bourquigal, R OBP: 0.328, SLG: 0.450			F8				G4-3		F7	3	0	0	0	0	0	1					
Raul Ibanez, L OBP: 0.317, SLG: 0.361										1	0	0	0	0	0	3					
David Bell, R OBP: 0.334, SLG: 0.437										0	0	0	0	0	0	0					
Inning Stats	R: 2 E: 0 K: 1 S: 16	H: 3 LOB: 1 BB: 0 P: 27	R: 0 E: 0 K: 0 S: 8	H: 0 LOB: 0 BB: 0 P: 10	R: 0 E: 0 K: 1 S: 7	H: 0 LOB: 1 BB: 1 P: 15	R: 0 E: 0 K: 1 S: 7	H: 0 LOB: 0 BB: 0 P: 11	R: 4 E: 0 K: 0 S: 15	H: 3 LOB: 1 BB: 2 P: 33	R: 0 E: 0 K: 0 S: 4	H: 0 LOB: 0 BB: 0 P: 5	R: 0 E: 0 K: 1 S: 17	H: 1 LOB: 3 BB: 2 P: 30	R: 0 E: 0 K: 1 S: 17	H: 1 LOB: 2 BB: 2 P: 30	1B: 5 2B: 1 3B: 0 HR: 1	SF: 0 SAC: 0 DP: 0 HBP: 0	WP: 1 PB: 0 CS: 0	PA: 36	
PITCHER	IP	WLS	BF	H	R	ER	SO	BB	IBB	HBP	BLK	WP	HR	S	P	ERA	WHIP				
John Snyder, R ERA: 5.77	5.1	L	25	6	6	6	3	3	0	0	0	0	1	55	100	10.12	1.688				
Carlos Castillo, R ERA: 4.3	2.0		8	1	0	0	1	1	0	0	0	0	0	17	27	0.00	1.000				
Jesus Pena, L ERA:	0.1		2	0	0	0	0	0	1	0	0	1	0	3	7	0.00	0.000				
Bob Howry, R ERA: 3.09	0.1		1	0	0	0	0	0	0	0	0	0	0	3	5	0.00	0.000				

Chicago White Sox @ Seattle Mariners
Safeco Field, Seattle, WA
Mon Aug 09 1999, 7:05 PM PDT
Att: 42,978 - Unknown - 70 F


AB 31
R 6
H 7
RBI 6
BB 5
SO 4
LOB 11



Batter	1	2	3	4	5	6	7	8	9	AB	R	H	RBI	BB	SO	LOB	TOP			
Ray Durham, S OBP: 0.365, SLG: 0.460	F8		1-2 1B	CS	G1-3		G6-3			4	0	1	0	0	0	0				
Chris Singleton, L OBP: 0.336, SLG: 0.519	G4-3		F8		G3-1			F7		4	0	0	0	0	0	2				
Frank Thomas, R OBP: 0.406, SLG: 0.483	K		F9		K			F8		4	0	0	0	0	2	2				
Magglio Ordonez, R OBP: 0.351, SLG: 0.548		F7		14 1B HR		F9		P7		4	1	1	0	0	0	0				
14 Paul Konerko, R OBP: 0.349, SLG: 0.517		3-1 1B		2-2 HR 1B		4-1 BB		P6		3	1	2	0	1	0	0				
Carlos Lee, R OBP: 0.320, SLG: 0.433		2-3 K		0-1 HR		2-3 K		P6		4	1	1	3	0	2	2				
Brian Simmons, S OBP: 0.317, SLG: 0.513				1-H HR						0	0	0	0	0	0	0				
Craig Wilson, R OBP: 0.325, SLG: 0.352		2-2 F9		0-1 G5-3		1-0 F8		2-1 1B		4	0	1	0	0	0	2				
Mark Johnson, L OBP: 0.315, SLG: 0.324			1-1 1B	3-2 L3		1-1 G3-1		1-3 K		4	0	1	0	0	1	1				
Mike Caruso, S OBP: 0.291, SLG: 0.317			0-0 1-4	4-0 CS BB		0-0 1B				2	0	1	0	1	0	1				
Inning Stats	R: 0 E: 0 K: 1 S: 8	H: 0 LOB: 0 BB: 0 P: 12	R: 0 E: 0 K: 1 S: 13	H: 1 LOB: 1 BB: 0 P: 21	R: 0 E: 0 K: 0 S: 8	H: 2 LOB: 2 BB: 0 P: 11	R: 3 E: 0 K: 0 S: 16	H: 3 LOB: 0 BB: 1 P: 28	R: 0 E: 0 K: 1 S: 7	H: 0 LOB: 0 BB: 0 P: 12	R: 0 E: 0 K: 0 S: 4	H: 1 LOB: 0 BB: 0 P: 5	R: 0 E: 0 K: 0 S: 4	H: 0 LOB: 0 BB: 0 P: 6	R: 0 E: 0 K: 1 S: 13	H: 1 LOB: 1 BB: 0 P: 18	1B: 7 2B: 0 3B: 0 HR: 1	SF: 0 SAC: 0 DP: 0 HBP: 0	WP: 0 PB: 0 SB: 0 CS: 1	PA: 36
PITCHER Jamie Moyer, L ERA: 4.58	IP: 9.0 WLS: W BF: 35 H: 8 R: 3 ER: 3 SO: 5 BB: 2 IBB: 0 HBP: 0 BLK: 0 WP: 0 HR: 1 S: 81 P: 129 ERA: 3.00 WHIP: 1.111															PITCHER				

Chicago White Sox @ Seattle Mariners
Safeco Field, Seattle, WA
Tue Aug 10 1999, 7:05 PM PDT
Att: 43,696 - Unknown - 77 F

AB 33
R 3
H 8
RBI 3
BB 2
SO 5
LOB 10



Batter	1	2	3	4	5	6	7	8	9	AB	R	H	RBI	BB	SO	LOB	BOTTOM					
Brian Hunter, R OBP: 0.299, SLG: 0.334	K		G3-1		G6-3		G5-3			4	0	0	0	0	1	2						
David Bell, R OBP: 0.333, SLG: 0.442	K			P9		HR		F7		4	1	1	1	0	1	0						
Ken Griffey Jr., L OBP: 0.398, SLG: 0.608	P7			2-2 HR		F7		G1-3		4	1	1	1	0	0	0						
Alex Rodriguez, R OBP: 0.376, SLG: 0.631		0-0 P5		2-1 G5-3		PB 1B		F8		4	0	1	0	0	0	0						
Edgar Martinez, R OBP: 0.439, SLG: 0.524		1-2 CS BB		1-0 FC5-4		K		SH1-4 2B BB		3	0	2	0	1	1	1						
Frankie Rodriguez, R OBP: 0.333, SLG: 0.333				1B						0	1	0	0	0	0	0						
Jay Buhner, R OBP: 0.406, SLG: 0.500		4-1 1B		2-2 FC5-4		K		SH1-4 2B BB		3	0	1	0	1	1	2						
John Mabry, L OBP: 0.300, SLG: 0.406		1-2 BB		1-2		K		SH1-4 2B 1B		0	1	0	0	0	0	0						
Ozzie Timmons, R OBP: 0.235, SLG: 0.333		3-3 K				F8		SH1-4		3	0	0	0	0	1	2						
Rafael Bourquigal, R OBP: 0.328, SLG: 0.450										0	0	0	0	0	0	0						
Dan Wilson, R OBP: 0.331, SLG: 0.381			2-2 G5-3		G5-3		G6-3		2B IBB	3	0	1	0	1	0	0						
Russ Davis, R OBP: 0.295, SLG: 0.449			1-1 F9		G5-3					3	0	1	0	0	0	1						
Tom Lampkin, L OBP: 0.361, SLG: 0.545										1	0	1	2	0	0	0						
Inning Stats	R: 0 E: 0 K: 2 S: 10	H: 0 LOB: 0 BB: 0 P: 14	R: 0 E: 0 K: 1 S: 8	H: 1 LOB: 2 BB: 1 P: 16	R: 0 E: 0 K: 0 S: 8	H: 0 LOB: 0 BB: 0 P: 12	R: 1 E: 0 K: 0 S: 12	H: 2 LOB: 1 BB: 0 P: 20	R: 0 E: 0 K: 0 S: 8	H: 1 LOB: 1 BB: 0 P: 9	R: 1 E: 0 K: 2 S: 12	H: 2 LOB: 1 BB: 0 P: 19	R: 0 E: 0 K: 0 S: 9	H: 1 LOB: 0 BB: 0 P: 15	R: 0 E: 0 K: 0 S: 6	H: 0 LOB: 0 BB: 0 P: 11	R: 2 E: 0 K: 0 S: 6	H: 2 LOB: 3 BB: 2 P: 16	1B: 6 2B: 2 3B: 0 HR: 2	SF: 0 SAC: 1 DP: 1 HBP: 0	WP: 0 PB: 1 SB: 0 CS: 1	PA: 36
PITCHER Mike Siroka, L ERA: 3.82	IP: 7.0 WLS: H BF: 28 H: 7 R: 2 ER: 2 SO: 5 BB: 1 IBB: 0 HBP: 0 BLK: 0 WP: 0 HR: 2 S: 67 P: 105 ERA: 2.57 WHIP: 1.143															PITCHER						
Keith Foulke, R ERA: 2.5	1.0 H 3 0 0 0 0 0 0 0 0 0 6 11 0.00 0.000																					
Bob Howry, R ERA: 3.45	0.1 L 5 2 2 2 0 1 1 0 0 0 0 6 16 54.00 9.000																					

Chicago White Sox @ Seattle Mariners
Safeco Field, Seattle, WA
Tue Aug 10 1999, 7:05 PM PDT
Att: 43,696 - Unknown - 77 F


AB 32
R 4
H 9
RBI 4
BB 3
SO 5
LOB 8



Batter	1	2	3	4	5	6	7	8	9	AB	R	H	RBI	BB	SO	LOB	TOP						
Ray Durham, S OBP: 0.364, SLG: 0.459	F8			G6-3 HR	G1-3			G4-3		4	1	1	0	0	0	1							
Mike Caruso, S OBP: 0.298, SLG: 0.314	L3			G6-3			L6	G6-3		4	0	0	0	0	0	1							
Frank Thomas, R OBP: 0.407, SLG: 0.490	F8			2H HR			K		0-0 14 G6-3 1B	4	1	2	2	0	1	0							
Magglio Ordonez, R OBP: 0.348, SLG: 0.543		G5-3		K			G6-3		2-3 K	4	0	0	0	0	2	1							
14 Paul Konerko, R OBP: 0.351, SLG: 0.515	F7						G6-4-3 1B	G6-3	3-2 1-2 G6-3	3	0	1	0	1	0	1							
Chris Singleton, L OBP: 0.335, SLG: 0.516	F8			K			G6-4-3 1B	G4-3	3-2 1-2 G4-3	4	0	1	0	0	1	2							
Carlos Lee, R OBP: 0.317, SLG: 0.429				G1			G6-4-3 1-2 2-3			3	0	0	0	0	0	2							
Greg Norton, S OBP: 0.347, SLG: 0.408				K			K			3	0	0	0	0	3	1							
Brook Fordyce, R OBP: 0.351, SLG: 0.429				K				K		3	0	1	0	0	2	0							
Inning Stats	R: 0 E: 0 K: 0 S: 9	H: 0 LOB: 0 BB: 0 P: 13	R: 0 E: 0 K: 0 S: 5	H: 0 LOB: 0 BB: 0 P: 8	R: 0 E: 0 K: 2 S: 8	H: 0 LOB: 0 BB: 1 P: 12	R: 2 E: 0 K: 2 S: 18	H: 2 LOB: 1 BB: 1 P: 31	R: 0 E: 0 K: 1 S: 17	H: 1 LOB: 1 BB: 0 P: 21	R: 0 E: 0 K: 1 S: 8	H: 0 LOB: 0 BB: 0 P: 10	R: 0 E: 0 K: 1 S: 8	H: 2 LOB: 1 BB: 0 P: 11	R: 0 E: 0 K: 1 S: 7	H: 0 LOB: 0 BB: 0 P: 12	R: 0 E: 0 K: 1 S: 11	H: 1 LOB: 1 BB: 0 P: 19	1B: 5 2B: 0 3B: 0 HR: 1	SF: 0 SAC: 0 DP: 1 HBP: 0	WP: 0 PB: 0 SB: 0 CS: 0	PA: 33	
PITCHER	IP	WLS	BF	H	R	ER	SO	BB	IBB	HBP	BLK	WP	HR	S	P	ERA	WHIP						
Paul Abbott, R ERA: 3.58	(1, 1)	5.0	W	19	3	2	2	5	1	0	0	0	0	1	57	85	3.60	0.800					
Tom Davey, R ERA: 4.53	(6, 1)	3.0		10	2	0	0	3	0	0	0	0	0	23	33	0.00	0.667						
Todd Williams, R ERA: 4.5	(9, 1)	1.0		4	1	0	0	1	0	0	0	0	0	11	19	0.00	1.000						

Chicago White Sox @ Seattle Mariners
Safeco Field, Seattle, WA
Wed Aug 11 1999, 3:35 PM PDT
Att. 45,194 - Overcast - 64 F

AB 32
R 2
H 6
RBI 2
BB 1
SO 9
LOB 9



Batter	1	2	3	4	5	6	7	8	9	AB	R	H	RBI	BB	SO	LOB	BOTTOM						
Brian Hunter, R OBP: 0.298, SLG: 0.331	FC6-4			E6 1B	G5-3			F8		4	2	0	0	1	0	2							
David Bell, R OBP: 0.332, SLG: 0.438	G5-3	F8		1B BB			P4	L7		4	1	0	0	1	0	1							
Ken Griffey Jr., L OBP: 0.401, SLG: 0.697		F7		1B BB			HR BB	F9		2	3	1	0	2	0	0							
Ozzie Timmons, R OBP: 0.222, SLG: 0.313				G6-4-3 1B						1	0	0	0	0	0	0							
Alex Rodriguez, R OBP: 0.381, SLG: 0.642	E6 HR	P4		G6-4-3 1B			HR			4	2	3	5	0	0	0							
Edgar Martinez, R OBP: 0.438, SLG: 0.529	HR			G4-3	G6-4-3		K			4	1	1	2	0	1	1							
Tom Lampkin, L OBP: 0.584, SLG: 0.544	HR 1B			BB 1B	K			F8		4	1	2	0	0	1	0							
Raul Ibanez, L OBP: 0.324, SLG: 0.390	HR				F8			L7		3	1	1	2	1	0	0							
John Mabry, L OBP: 0.295, SLG: 0.400	G4-3			BB	F7			F9		4	0	0	0	0	0	2							
Russ Davis, R OBP: 0.297, SLG: 0.450	FC6-4 1B			F8				F7		4	0	2	0	0	0	2							
Inning Stats	R: 6 E: 1 K: 0 S: 21	H: 5 LOB: 1 BB: 2 P: 36	R: 0 E: 0 K: 0 S: 5	H: 0 LOB: 0 BB: 0 P: 9	R: 0 E: 0 K: 0 S: 13	H: 1 LOB: 2 BB: 1 P: 24	R: 3 E: 1 K: 1 S: 17	H: 2 LOB: 0 BB: 1 P: 31	R: 0 E: 0 K: 0 S: 9	H: 1 LOB: 1 BB: 0 P: 15	R: 2 E: 0 K: 1 S: 12	H: 1 LOB: 0 BB: 1 P: 25	R: 0 E: 0 K: 0 S: 9	H: 0 LOB: 0 BB: 0 P: 14	R: 0 E: 0 K: 0 S: 8	H: 0 LOB: 0 BB: 0 P: 14	R: 0 E: 0 K: 0 S: 8	H: 0 LOB: 0 BB: 0 P: 14	1B: 7 2B: 0 3B: 0 HR: 3	SF: 0 SAC: 0 DP: 1 HBP: 0	WP: 1 PB: 0 SB: 3 CS: 0	PA: 39	
PITCHER	IP	WLS	BF	H	R	ER	SO	BB	IBB	HBP	BLK	WP	HR	S	P	ERA	WHIP						
Jaime Navarro, R ERA: 6.02	(1, 1)	4.0	L	24	8	9	7	1	4	0	0	0	0	1	21	40	9.00	1.500					
Scott Eyre, L ERA: 9.72	(5, 1)	2.0		9	2	2	2	1	1	0	0	0	0	9	14	0.00	0.000						
Jesus Pena, L ERA: 4.47	(7, 1)	1.0		3	0	0	0	0	0	0	0	0	0	8	14	0.00	0.000						

Chicago White Sox @ Seattle Mariners
Safeco Field, Seattle, WA
Wed Aug 11 1999, 3:35 PM PDT
Att. 45,194 - Overcast - 64 F

AB 34
R 11
H 10
RBI 9
BB 5
SO 2
LOB 8



Batter	1	2	3	4	5	6	7	8	9	AB	R	H	RBI	BB	SO	LOB	TOP										
David Bell, R OBP: 0.334, SLG: 0.439 (1, 4)	G5-3		1 SAFE 2-2 1 SAFE 1 SAFE 1 P 1 P 1 X	2-2 1B		2-1 2H 1B 2B		4-1 BB		3	0	2	1	1	0	0											
Tom Lampkin, L OBP: 0.387, SLG: 0.543 (1, 2)	G1-6-3 1B		2-2 P4		0-2 2H 1B		0-0 L9			4	0	2	0	0	0	3											
Ken Griffey Jr., L OBP: 0.399, SLG: 0.599 Rafael Bourquiel, R OBP: 0.328, SLG: 0.450 (1, 8) (8, 6)	G1-6-3 1-2			2-2 F9		0-1 F7		1-0 G4-3		4	0	0	0	0	0	1											
Alex Rodriguez, R OBP: 0.382, SLG: 0.658 Ozzie Timmons, R OBP: 0.222, SLG: 0.313 (1, 6) (8, 7)		G6-3		G4-3		0-1 HR		0-2 2B		4	1	2	1	0	0	0											
Edgar Martinez, R OBP: 0.438, SLG: 0.523 (1, 10)	G1-3			4-2 BB		3-2 1B		0-3 K		3	0	1	0	1	1	1											
Jay Buhner, R OBP: 0.398, SLG: 0.478 (1, 9)	P3			1-3 K		1-3 K		2-3 K		4	0	0	0	0	3	3											
Raul Ibanez, L OBP: 0.313, SLG: 0.383 (1, 3)			0-1 G4-3		1-1 PB 2B		0-1 G4-3		2-2 G1-3	4	1	1	0	0	0	1											
Russ Davis, R OBP: 0.296, SLG: 0.443 (1, 5)			1-3 K		2-3 K		1-3 K		2-3 K	4	0	0	0	0	4	1											
Brian Hunter, R OBP: 0.299, SLG: 0.327 (1, 7) (8, 8)			4-2 1B BB		3-2 G5-3		2-3 K		0-2 L8	3	0	0	0	1	1	1											
Inning Stats	R: 0 E: 0 K: 0 S: 9	H: 1 LOB: 0 BB: 0 P: 16	R: 0 E: 0 K: 0 S: 4	H: 0 LOB: 0 BB: 0 P: 7	R: 0 E: 0 K: 1 S: 15	H: 1 LOB: 2 BB: 1 P: 23	R: 0 E: 0 K: 1 S: 13	H: 0 LOB: 1 BB: 1 P: 20	R: 1 E: 0 K: 1 S: 14	H: 3 LOB: 2 BB: 0 P: 22	R: 1 E: 0 K: 2 S: 12	H: 2 LOB: 1 BB: 0 P: 16	R: 0 E: 0 K: 2 S: 9	H: 0 LOB: 1 BB: 0 P: 16	R: 0 E: 0 K: 1 S: 13	H: 1 LOB: 1 BB: 0 P: 16	R: 0 E: 0 K: 1 S: 12	H: 0 LOB: 0 BB: 0 P: 16	1B: 4 2B: 3 3B: 0 HR: 1	SF: 0 SAC: 0 DP: 1 HBP: 0	WP: 0 PB: 1 SB: 0 CS: 0	PA: 36					
PITCHER	IP	WLS	BF	H	R	ER	SO	BB	IBB	HBP	BLK	WP	HR	S	P	ERA	WHIP										
Bryce Florie, R ERA: 4.43 (1, 1)	4.2		19	4	1	1	3	2	0	0	0	0	0	52	85	1.93	1.286										
Rheal Cormier, L ERA: 3.47 (5, 1)	0.1		1	1	0	0	0	0	0	0	0	0	0	3	3	0.00	3.000										
Pedro Martinez, R ERA: 2.45 (6, 1)	4.0	W	16	3	1	1	6	1	0	0	0	0	1	46	64	2.25	1.000										

Seattle Mariners @ Boston Red Sox
Fenway Park, Boston, MA
Sat Aug 14 1999, 4:05 PM EDT
Att: 33,253 - Overcast - 84 F

AB	33
R	2
H	8
RBI	2
BB	3
SO	9
LOB	11

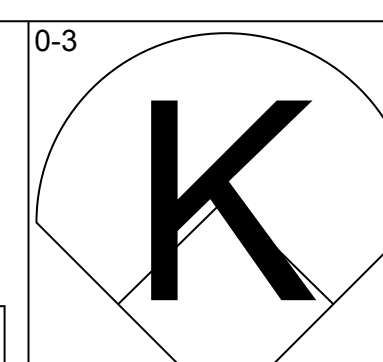
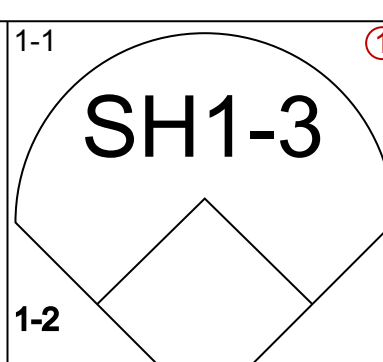
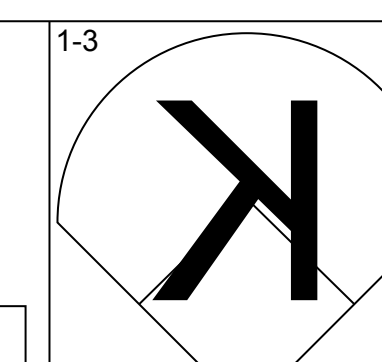
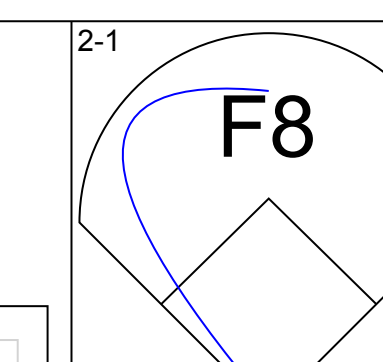
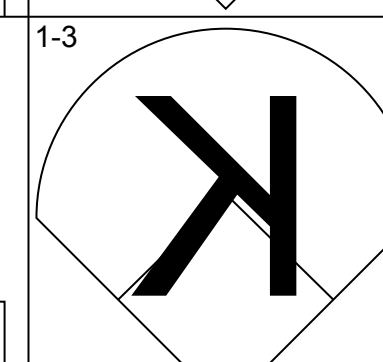
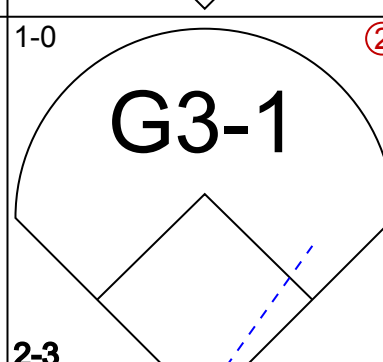
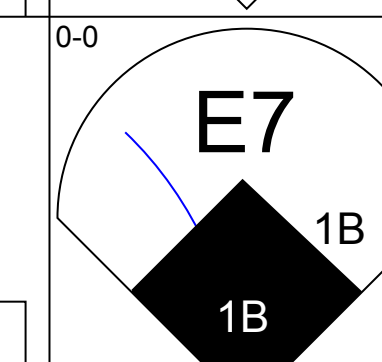
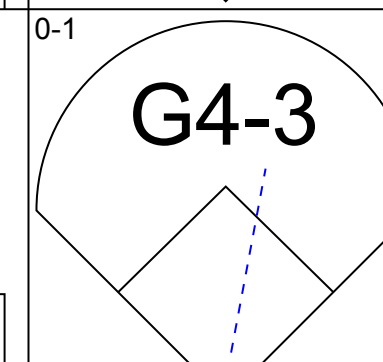
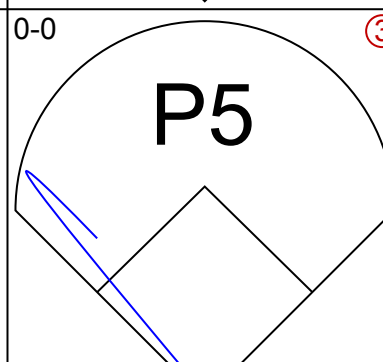
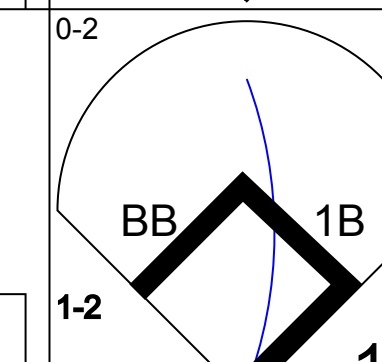
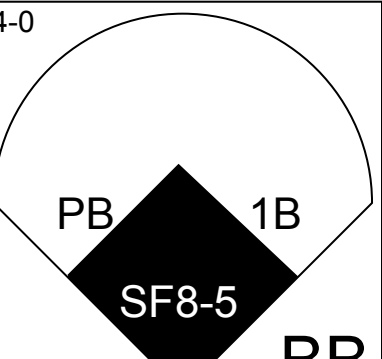
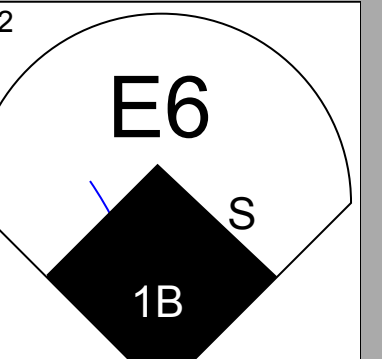
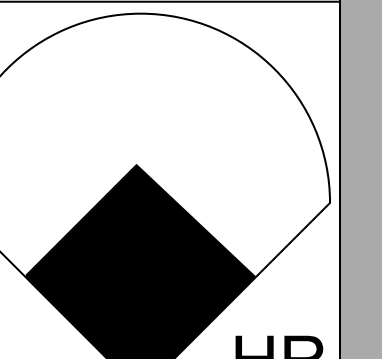
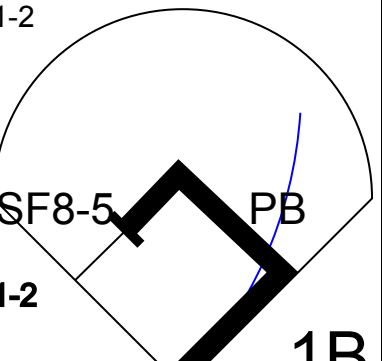
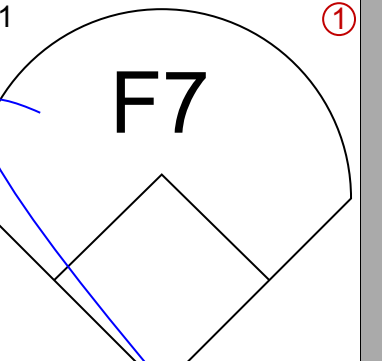
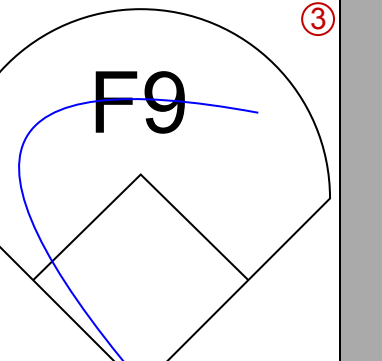
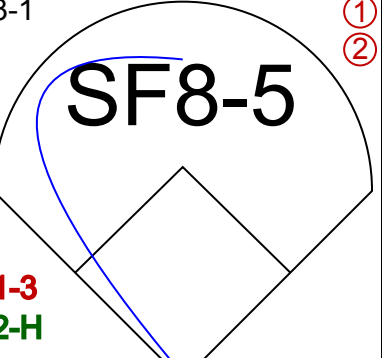
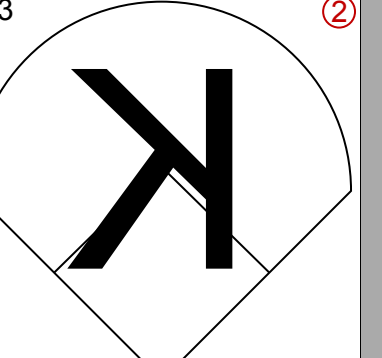
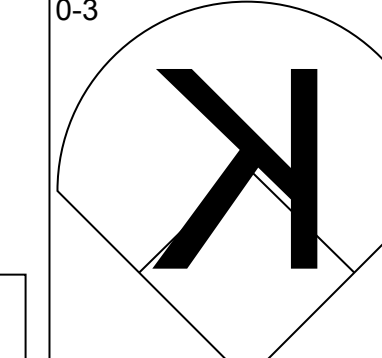
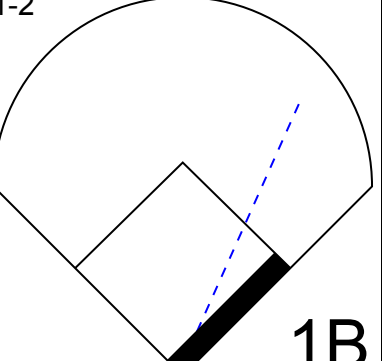
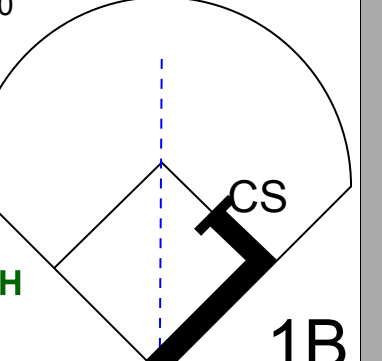
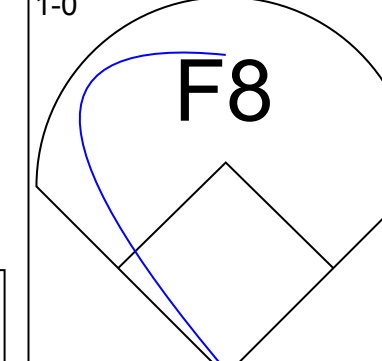
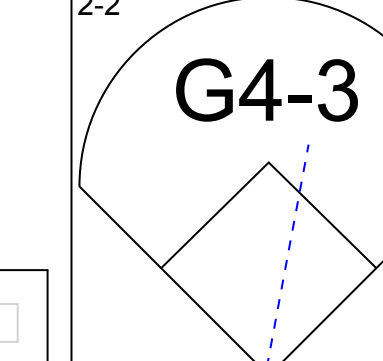
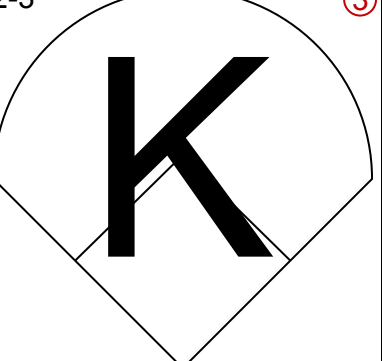
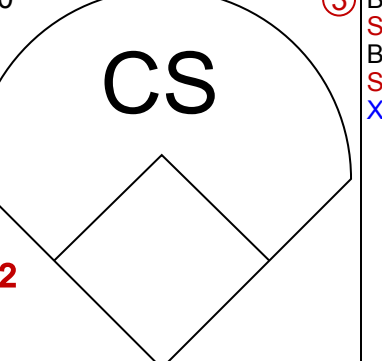
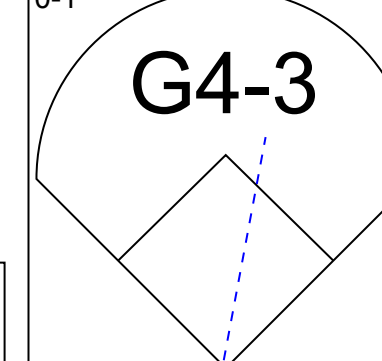
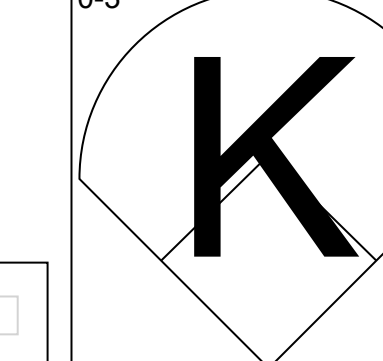
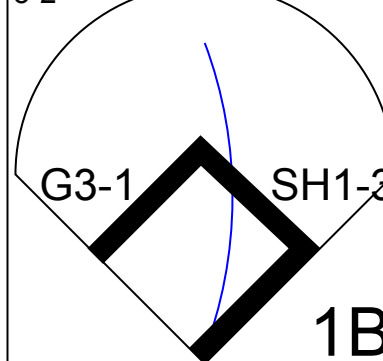
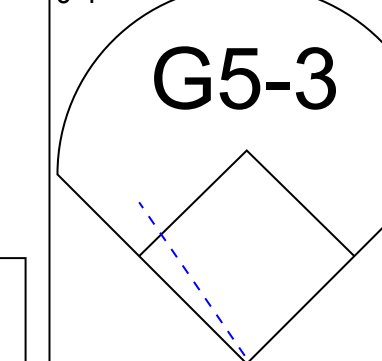
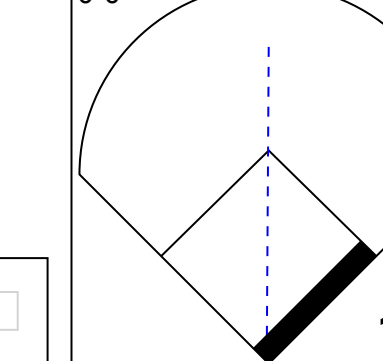


Batter	1	2	3	4	5	6	7	8	9	AB	R	H	RBI	BB	SO	LOB	BOTTOM										
Jose Offerman, S OBP: 0.375, SLG: 0.423 (1, 4)	L9		4-1 BB	0-0 HR		2-3 K	2-2 2B 1B	0-0 L4		5	2	2	2	1	1	2											
John Valentin, R OBP: 0.323, SLG: 0.423 Donnie Sadler, R OBP: 0.302, SLG: 0.383 (1, 5) (7, PH) (8, 5)	1B		1-0 P6	3-3 K		0-1 P3	1-3 K			4	0	1	0	0	1	2											
Nomar Garciaparra, R OBP: 0.499, SLG: 0.695 (1, 6)	FC1-6-4 FC5-4 1-2		2-0 F8		0-2 E 2B	1-1 PB 1B 2B	1-2 1H 2B			5	2	3	1	0	0	3											
Mike Stanley, R OBP: 0.390, SLG: 0.465 (1, 3)	FC5-4 1-2			2-3 K	4-2 FC5-4 BB	2-1 2H 1B	0-2 G5-3			4	0	1	1	1	1	2											
Butch Huskey, R OBP: 0.359, SLG: 0.513 (1, 9)	G6-3		2-1 L7	0-0 L7	0-1 P5	2-3 K	1-2 G4-6-3 1B 1B			5	1	1	0	0	1	3											
Troy O'Leary, L OBP: 0.351, SLG: 0.546 (1, 7)	G4-3		1-1 1B 1B	1-1 1B 1B	3-2 FC5-4 BB		0-0 1B HR 2B	2-1 G4-6-3 1B		5	3	3	0	0	1												
Jason Varitek, S OBP: 0.326, SLG: 0.464 (1, 2)	G4-3		1-0 G4-3	3-2 1B 2B 1B	4-2 1B BB		1-1 HR 1B	0-0 G4-6-3		4	2	2	0	1	0	2											
Brian Daubach, L OBP: 0.397, SLG: 0.667 (1, 10)			0-1 BB 1B	3-2 2B E 1B	0-0 FC6-4 1B		1-1 1H HR 1B	1-0 HBP 1B		5	2	5	6	0	0	0											
Darren Lewis, R OBP: 0.329, SLG: 0.327 (1, 8)	B2		2-0 B2	3-2 E8 HR 2B	1-2 FC6-4		0-0 F8	4-1 HBP		4	1	1	1	0	0	3											
Inning Stats	R: 0 E: 0 K: 0 S: 7	H: 1 LOB: 1 BB: 0 P: 12	R: 0 E: 0 K: 0 S: 5	H: 0 LOB: 0 BB: 0 P: 9	R: 0 E: 0 K: 1 S: 6	H: 1 LOB: 2 BB: 1 P: 15	R: 2 E: 1 K: 2 S: 26	H: 2 LOB: 2 BB: 2 P: 38	R: 1 E: 0 K: 2 S: 15	H: 2 LOB: 1 BB: 0 P: 22	R: 4 E: 0 K: 1 S: 19	H: 5 LOB: 1 BB: 0 P: 25	R: 1 E: 0 K: 0 S: 9	H: 3 LOB: 2 BB: 0 P: 17	R: 0 E: 0 K: 1 S: 12	H: 0 LOB: 0 BB: 0 P: 16	1B: 12 2B: 5 3B: 0 HR: 2	SF: 0 SAC: 0 DP: 1 HBP: 1	WP: 0 PB: 1 SB: 0 CS: 0	PA: 46							
PITCHER	IP	WLS	BF	H	R	ER	SO	BB	IBB	HBP	BLK	WP	HR	S	P	ERA	WHIP										
John Halama, L ERA: 4.03 (1, 1)	3.2	L	19	7	5	5	1	1	0	0	0	0	0	36	66	12.27	2.182										
Frankie Rodriguez, R ERA: 6.19 (4, 1)	2.0		12	4	3	3	2	2	0	0	0	0	0	40	60	13.50	3.000										
Todd Williams, R ERA: 15.43 (6, 1)	0.1		4	3	3	3	1	0	0	0	0	0	1	10	14	81.00	9.000										
Steve Sinclair, L ERA: 7.94 (7, 1)	1.0		5	2	1	1	1	0	0	0	0	0	0	14	18	9.00	2.000										
Jose Mesa, R ERA: 5.77 (8, 1)	1.0		6	3	1	1	0	0	0	1	0	0	0	9	17	9.00	3.000										

Seattle Mariners @ Boston Red Sox
Fenway Park, Boston, MA
Sat Aug 14 1999, 4:05 PM EDT
Att: 33,253 - Overcast - 84 F

AB	42
R	13
H	19
RBI	11
BB	3
SO	5
LOB	19




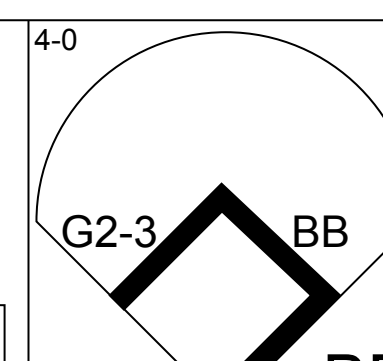
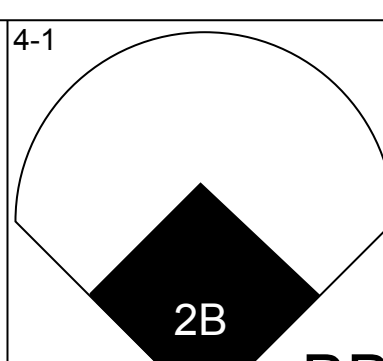
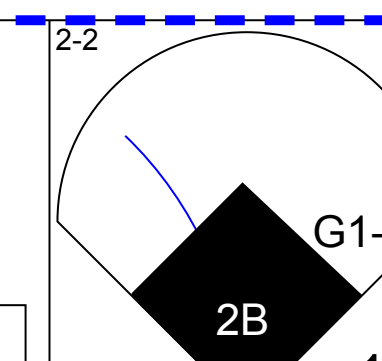
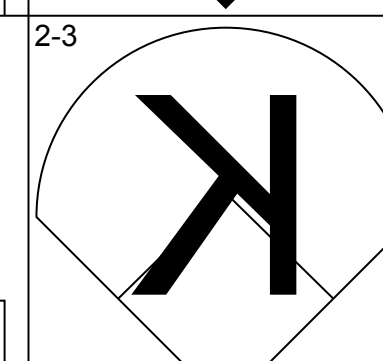
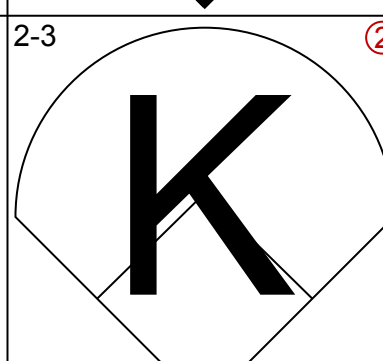
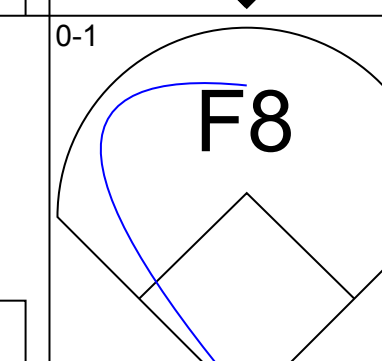
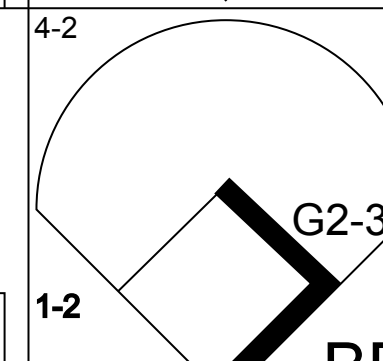
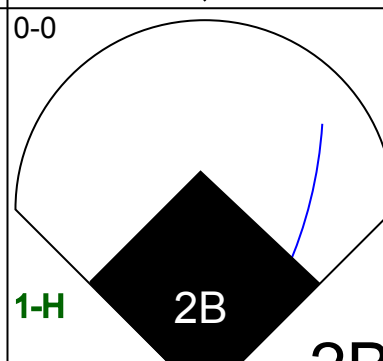
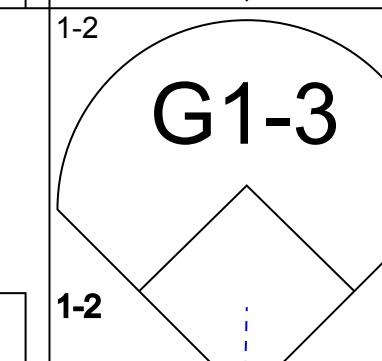
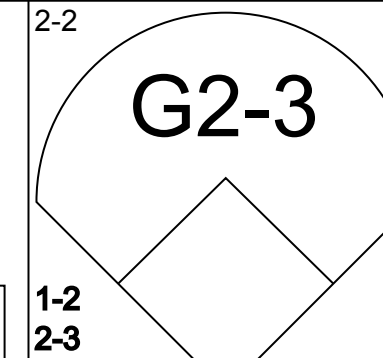
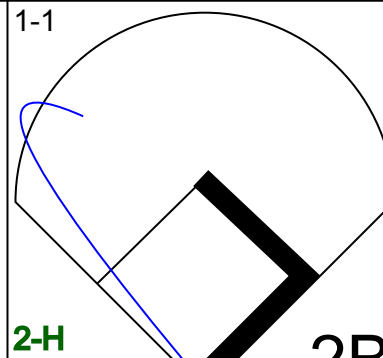
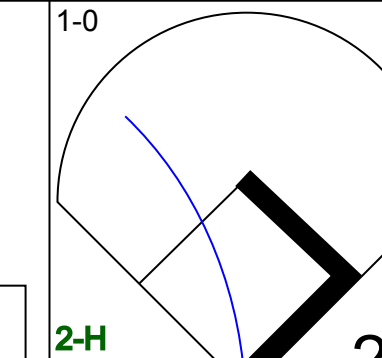
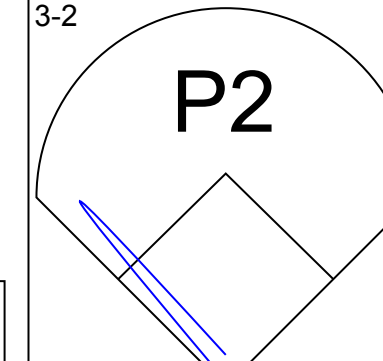
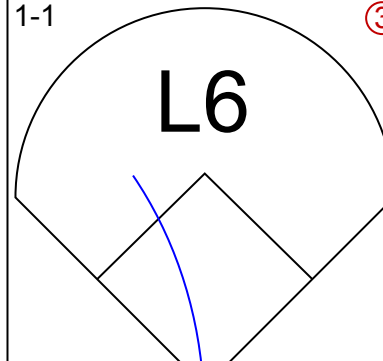
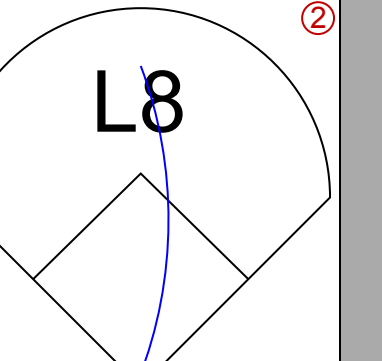
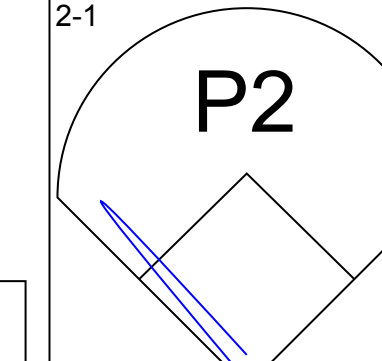
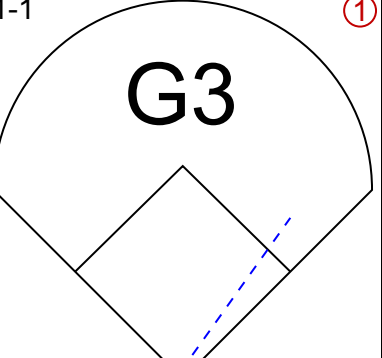
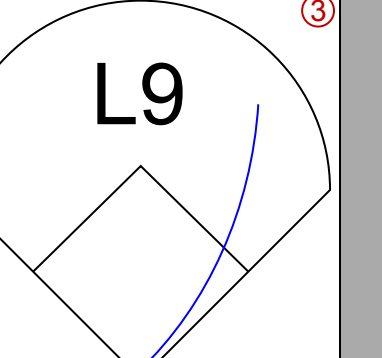
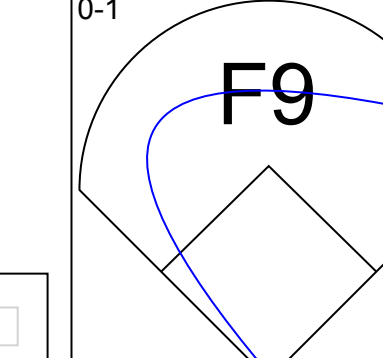
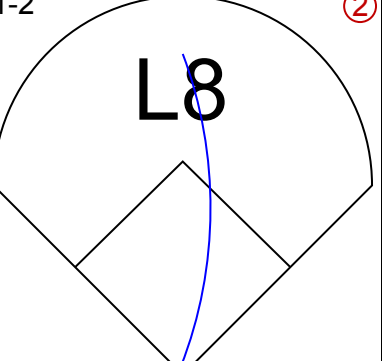
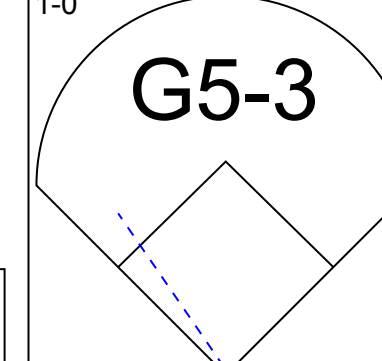
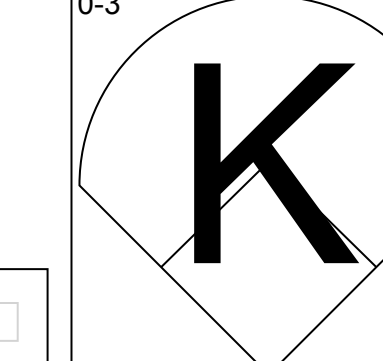
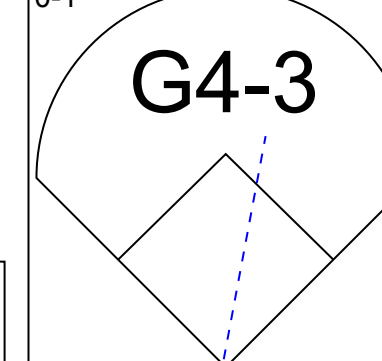
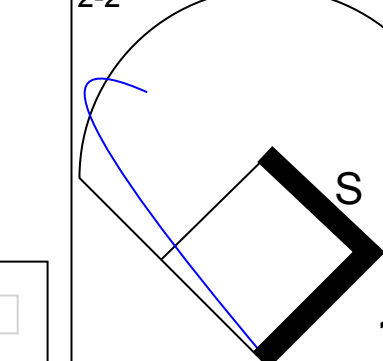
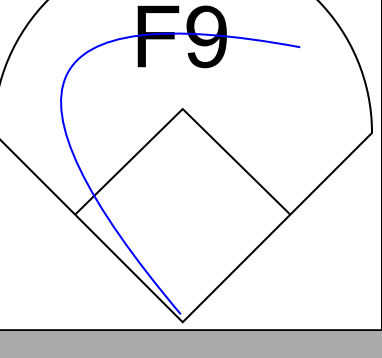
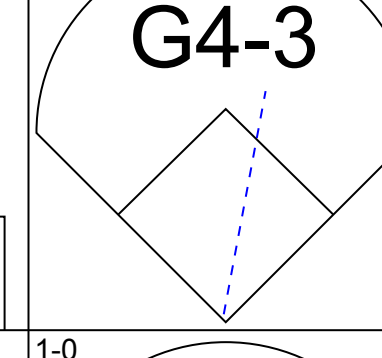
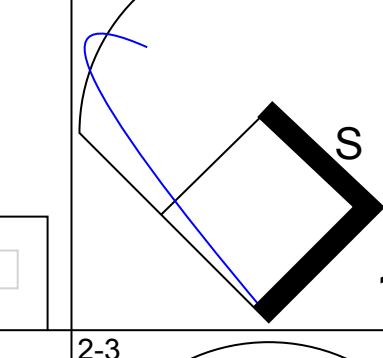
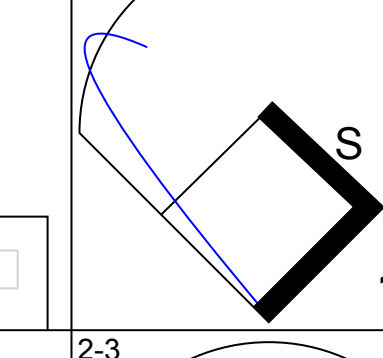
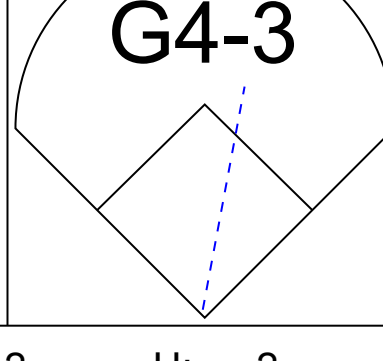
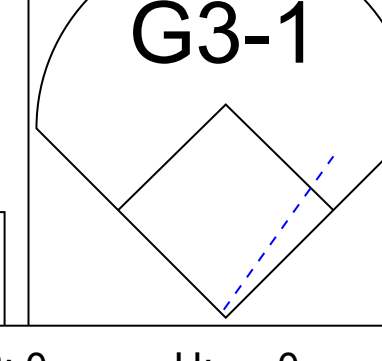
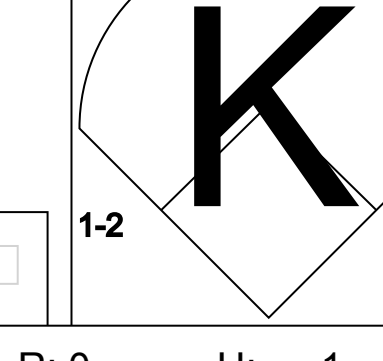
Batter	1	2	3	4	5	6	7	8	9	AB	R	H	RBI	BB	SO	LOB	TOP										
David Bell, R OBP: 0.331, SLG: 0.435 (1,4)			SH1-3 						F8 	4	0	0	0	0	2	1											
Raul Ibanez, L OBP: 0.303, SLG: 0.369 (1,7)			G3-1 					E7 		4	1	0	0	0	1	1											
Ken Griffey Jr., L OBP: 0.397, SLG: 0.595 (1,8)	G4-3 		P5 					BB 		4	0	1	0	0	0	1											
Alex Rodriguez, R OBP: 0.386, SLG: 0.668 (1,6)		PB 		E6 				HR 		3	3	2	2	1	0	0											
Edgar Martinez, R OBP: 0.438, SLG: 0.521 (1,10)		SF8-5 		F7 				F9 		3	0	1	0	1	0	1											
Jay Buhner, R OBP: 0.390, SLG: 0.469 (1,9)		SF8-5 								3	0	0	1	0	2	4											
Ryan Jackson, L OBP: 0.500, SLG: 0.500 (1,3)								F8 	G4-3 	4	0	2	1	0	0	0											
Dan Wilson, R OBP: 0.326, SLG: 0.378 (1,2)				CS 				G4-3 		4	0	0	0	0	2	1											
Rafael Bourquiel, R OBP: 0.338, SLG: 0.453 (1,5)			G3-1 					G5-3 		4	0	2	0	0	0	0											
Inning Stats	R: 0 E: 0 K: 2 S: 8	H: 0 LOB: 0 BB: 0 P: 9	R: 1 E: 0 K: 1 S: 11	H: 2 LOB: 1 BB: 1 P: 22	R: 0 E: 0 K: 0 S: 8	H: 1 LOB: 0 BB: 0 P: 13	R: 1 E: 1 K: 1 S: 9	H: 1 LOB: 0 BB: 0 P: 15	R: 0 E: 0 K: 0 S: 7	H: 0 LOB: 0 BB: 0 P: 10	R: 1 E: 0 K: 0 S: 8	H: 1 LOB: 0 BB: 0 P: 10	R: 0 E: 0 K: 0 S: 4	H: 0 LOB: 0 BB: 0 P: 5	R: 1 E: 1 K: 2 S: 19	H: 2 LOB: 3 BB: 1 P: 26	R: 0 E: 0 K: 1 S: 13	H: 1 LOB: 1 BB: 0 P: 17	1B: 7 2B: 1 3B: 0 HR: 1	SF: 1 SAC: 1 DP: 1 HBP: 0	WP: 0 PB: 1 CS: 1	PA: 38					
PITCHER	IP	WLS	BF	H	R	ER	SO	BB	IBB	HBP	BLK	WP	HR	S	P	ERA	WHIP										
Mark Portugal, R ERA: 5.11 (1,1)	7.2	L	31	7	4	2	5	1	0	0	0	0	1	67	99	2.35	1.043										
John Wasdin, R ERA: 4.36 (8,1)	1.1		6	1	0	0	2	1	0	0	0	0	0	20	28	0.00	1.500										

Seattle Mariners @ Boston Red Sox
Fenway Park, Boston, MA
Sun Aug 15 1999, 1:05 PM EDT
Att: 32,460 - Cloudy - 66 F

livebaseballscores.com

AB 33
R 4
H 8
RBI 4
BB 2
SO 7
LOB 9




Batter	1	2	3	4	5	6	7	8	9	AB	R	H	RBI	BB	SO	LOB	BOTTOM										
Jose Offerman, S OBP: 0.380, SLG: 0.428 (1,4)	G2-3 		2B 					G1-3 		2	2	2	0	2	0	0											
John Valentin, R OBP: 0.320, SLG: 0.418 (1,5)								F8 		4	0	0	0	0	2	4											
Brian Daubach, L OBP: 0.399, SLG: 0.667 (1,3)	G2-3 		1H 					G1-3 		3	1	1	1	1	0	2											
Nomar Garciaparra, R OBP: 0.409, SLG: 0.609 (1,6)	G2-3 		2H 					2B 		4	0	2	2	0	0	2											
Troy O'Leary, L OBP: 0.346, SLG: 0.541 (1,7)	P2 		L6 					L8 	P2 	4	0	0	0	0	0	4											
18 Reggie Jefferson, S OBP: 0.352, SLG: 0.444 (1,10)			G3 					L9 	F9 	4	0	0	0	0	0	0											
Lenny Webster, R OBP: 0.290, SLG: 0.140 (1,2)			L8 					G5-3 		3	0	0	0	0	0	0											
Jason Varitek, S OBP: 0.326, SLG: 0.462 (9, PH)								G4-3 		1	0	0	0	0	1	0											
Donnie Sadler, R OBP: 0.288, SLG: 0.365 (1,8)			F9 					G4-3 		3	0	0	0	0	1	0											
Mike Stanley, R OBP: 0.392, SLG: 0.467 (9, PH)									S 	1	0	1	0	0	0	0											
Darren Lewis, R OBP: 0.329, SLG: 0.327 (9, FR)									1B 	0	0	0	0	0	0	0											
Trot Nixon, L OBP: 0.339, SLG: 0.439 (1,9)			G4-3 					G3-1 		4	0	0	0	0	2	1											
Inning Stats	R: 0 E: 0 K: 1 S: 13	H: 0 LOB: 2 BB: 2 P: 28	R: 0 E: 0 K: 0 S: 8	H: 0 LOB: 0 BB: 0 P: 10	R: 2 E: 0 K: 1 S: 11	H: 2 LOB: 1 BB: 1 P: 20	R: 0 E: 0 K: 1 S: 10	H: 0 LOB: 0 BB: 0 P: 18	R: 0 E: 0 K: 1 S: 9	H: 1 LOB: 1 BB: 0 P: 15	R: 0 E: 0 K: 0 S: 7	H: 0 LOB: 0 BB: 0 P: 11	R: 0 E: 0 K: 0 S: 4	H: 0 LOB: 0 BB: 0 P: 6	R: 1 E: 0 K: 0 S: 16	H: 2 LOB: 1 BB: 0 P: 22	R: 0 E: 0 K: 2 S: 13	H: 1 LOB: 2 BB: 0 P: 17	1B: 2 2B: 4 3B: 0 HR: 0	SF: 0 SAC: 0 DP: 0 HBP: 0	WP: 0 PB: 0 CS: 0	PA: 36					
PITCHER	IP	WLS	BF	H	R	ER	SO	BB	IBB	HBP	BLK	WP	HR	S	P	ERA	WHIP										
Gil Meche, R ERA: 5.9 (1,1)	7.0	W	27	3	2	2	4	3	0	0	0	0	0	62	108	2.57	0.857										
Tom Davey, R ERA: 4.91 (8,1)	1.0	H	5	2	1	1	0	0	0	0	0	0	0	16	22	9.00	2.000										
Jose Mesa, R ERA: 5.66 (9,1)	1.0	S	4	1	0	0	2	0	0	0	0	0	0	13	17	0.00	1.000										

Seattle Mariners @ Boston Red Sox
Fenway Park, Boston, MA
Sun Aug 15 1999, 1:05 PM EDT
Att: 32,460 - Cloudy - 66 F

livebaseballscores.com

AB 33
R 3
H 6
RBI 3
BB 3
SO 6
LOB 13



Batter	1	2	3	4	5	6	7	8	9	AB	R	H	RBI	BB	SO	LOB	TOP					
Brian Hunter, R OBP: 0.295, SLG: 0.323 (1, 7)										5	0	0	0	0	0	4	Seattle Mariners @ Toronto Blue Jays SkyDome, Toronto, ON Mon Aug 16 1999, 7:05 PM EDT Att: 29,308 - Cloudy - 72 F					
David Bell, R OBP: 0.336, SLG: 0.435 (1, 4)										2	1	1	0	3	0	1						
Ken Griffey Jr., L OBP: 0.399, SLG: 0.596 (1, 8)										5	2	3	1	0	1	2						
Alex Rodriguez, R OBP: 0.389, SLG: 0.674 (1, 6)										3	1	1	2	2	1	2						
Edgar Martinez, R OBP: 0.440, SLG: 0.520 (1, 10)										3	1	1	1	2	0	3						
Jay Buhner, R OBP: 0.395, SLG: 0.470 Ozzie Timmons, R OBP: 0.222, SLG: 0.313 (9, 9)										4	1	2	0	1	2	5						
Ryan Jackson, L OBP: 0.556, SLG: 0.571 (1, 3)										3	0	1	1	2	0	2						
Dan Wilson, R OBP: 0.325, SLG: 0.377 (1, 2)										3	0	1	2	0	0	3						
Russ Davis, R OBP: 0.295, SLG: 0.440 (1, 5)										5	1	1	0	0	2	5						
Inning Stats	R: 0 E: 0 K: 0 S: 5	H: 1 LOB: 2 BB: 2 P: 18	R: 1 E: 0 K: 0 S: 9	H: 1 LOB: 1 BB: 1 P: 18	R: 0 E: 0 K: 2 S: 11	H: 0 LOB: 0 BB: 2 P: 22	R: 0 E: 0 K: 0 S: 7	H: 0 LOB: 0 BB: 0 P: 9	R: 0 E: 0 K: 1 S: 9	H: 0 LOB: 1 BB: 1 P: 15	R: 1 E: 0 K: 1 S: 13	H: 3 LOB: 1 BB: 0 P: 16	R: 2 E: 0 K: 1 S: 18	H: 2 LOB: 3 BB: 3 P: 35	R: 3 E: 0 K: 0 S: 11	H: 3 LOB: 0 BB: 0 P: 19	R: 0 E: 0 K: 1 S: 7	H: 1 LOB: 3 BB: 1 P: 15	1B: 9 2B: 1 3B: 0 HR: 1	SF: 1 SAC: 2 DP: 2 HBP: 0	WP: 2 PB: 0 SB: 0 CS: 0	PA: 46
PITCHER	IP WLS BF H R ER SO BB IBB HBP BLK WP HR S P ERA WHIP																					
Chris Carpenter, R ERA: 3.69	(1, 1) 6.2 L 34 7 4 4 5 8 1 0 0 0 1 0 70 131 5.40 2.250																					
Paul Quantrill, R ERA: 2.97	(7, 1) 1.0 4 1 1 1 0 0 0 0 0 0 0 0 9 11 9.00 1.000																					
Graeme Lloyd, L ERA: 3.23	(8, 1) 0.0 1 1 0 0 0 0 0 0 0 0 0 0 2 5 ∞ ∞																					
John Frascatore, R ERA: 3.92	(8, 1) 1.1 7 2 2 2 1 1 0 0 0 1 1 9 20 13.50 2.250																					

AB	33
R	7
H	11
RBI	7
BB	10
SO	6
LOB	27



Batter	1	2	3	4	5	6	7	8	9	AB	R	H	RBI	BB	SO	LOB	BOTTOM					
Shannon Stewart, R OBP: 0.377, SLG: 0.430 (1, 7)										5	0	1	1	0	0	3	Seattle Mariners @ Toronto Blue Jays SkyDome, Toronto, ON Mon Aug 16 1999, 7:05 PM EDT Att: 29,308 - Cloudy - 72 F					
Brian McRae, S OBP: 0.321, SLG: 0.359 (1, 10)										5	0	0	0	0	0	2						
Shawn Green, L OBP: 0.384, SLG: 0.605 (1, 9)										4	0	0	0	0	0	0						
Carlos Delgado, L OBP: 0.368, SLG: 0.565 (1, 3)										3	1	2	0	1	1	0						
Tony Fernandez, S OBP: 0.431, SLG: 0.468 (1, 5)										4	1	0	0	0	1	3						
Tony Batista, R OBP: 0.339, SLG: 0.515 (1, 6)										3	1	1	0	1	1	3						
Darrin Fletcher, L OBP: 0.332, SLG: 0.476 (1, 2)										4	2	2	2	0	0	2						
Jacob Brumfield, R OBP: 0.320, SLG: 0.382 Willie Greene, L OBP: 0.293, SLG: 0.404 (9, PH)										3	0	2	0	0	1	0						
Homer Bush, R OBP: 0.360, SLG: 0.424 (1, 4)										4	0	2	1	0	2	1						
Inning Stats	R: 0 E: 0 K: 0 S: 8	H: 0 LOB: 0 BB: 0 P: 13	R: 0 E: 0 K: 1 S: 8	H: 1 LOB: 0 BB: 0 P: 13	R: 0 E: 0 K: 1 S: 8	H: 1 LOB: 1 BB: 0 P: 10	R: 0 E: 0 K: 1 S: 10	H: 0 LOB: 0 BB: 0 P: 17	R: 0 E: 0 K: 1 S: 8	H: 0 LOB: 0 BB: 0 P: 13	R: 0 E: 0 K: 1 S: 12	H: 0 LOB: 0 BB: 0 P: 18	R: 3 E: 1 K: 0 S: 19	H: 3 LOB: 2 BB: 1 P: 31	R: 0 E: 0 K: 1 S: 11	H: 1 LOB: 1 BB: 0 P: 18	R: 2 E: 0 K: 0 S: 15	H: 4 LOB: 1 BB: 0 P: 27	1B: 8 2B: 2 3B: 0 HR: 0	SF: 0 SAC: 0 DP: 1 HBP: 0	WP: 0 PB: 0 SB: 1 CS: 0	PA: 38
PITCHER	IP WLS BF H R ER SO BB IBB HBP BLK WP HR S P ERA WHIP																					
Jamie Moyer, L ERA: 4.4	(1, 1) 6.2 W 27 7 3 0 5 2 0 0 0 0 0 0 71 113 0.00 1.050																					
Jose Paniagua, R ERA: 3.64	(7, 1) 1.1 H 5 1 0 0 1 0 0 0 0 0 0 0 13 20 0.00 0.750																					
Tom Davey, R ERA: 5.26	(9, 1) 0.0 2 2 2 2 0 0 0 0 0 0 0 0 5 9 ∞ ∞																					
Jose Mesa, R ERA: 5.54	(9, 1) 1.0 S 4 2 0 0 0 0 0 0 0 0 0 0 10 18 0.00 2.000																					

AB	36
R	5
H	10
RBI	5
BB	2
SO	6
LOB	15



Batter	1	2	3	4	5	6	7	8	9	AB	R	H	RBI	BB	SO	LOB	TOP										
Brian Hunter, R OBP: 0.294, SLG: 0.322 (1, 7)										5	0	1	0	0	1	4											
David Bell, R OBP: 0.335, SLG: 0.438 (1, 4)										4	2	2	0	1	0	1											
Ken Griffey Jr., L OBP: 0.401, SLG: 0.602 (1, 8)										5	2	3	2	0	0	1											
Alex Rodriguez, R OBP: 0.386, SLG: 0.667 (1, 6)										5	0	1	0	0	1	4											
Edgar Martinez, R OBP: 0.442, SLG: 0.536 (1, 10)										4	3	2	4	1	0	2											
Tom Lampkin, L OBP: 0.379, SLG: 0.530 (1, 2)										3	0	0	0	0	1	0											
Ryan Jackson, L OBP: 0.538, SLG: 0.545 (1, 3)										4	1	2	1	0	0	0											
Raul Ibanez, L OBP: 0.303, SLG: 0.377 (8, PH)										3	0	1	1	0	0	0											
Ozzie Timmons, R OBP: 0.211, SLG: 0.294 (8, PH)										1	0	0	0	0	1	1											
Russ Davis, R OBP: 0.295, SLG: 0.436 (1, 5)										3	0	0	0	0	1	2											
Inning Stats	R: 3 H: 3 E: 0 K: 2 S: 14	H: 3 LOB: 0 BB: 0 P: 23	R: 0 H: 0 E: 1 K: 1 S: 7	H: 0 LOB: 1 BB: 0 P: 10	R: 3 H: 2 E: 0 K: 0 S: 10	H: 2 LOB: 0 BB: 1 P: 16	R: 0 H: 1 E: 0 K: 1 S: 12	H: 1 LOB: 1 BB: 0 P: 20	R: 0 H: 1 E: 0 K: 0 S: 6	H: 1 LOB: 0 BB: 0 P: 9	R: 1 H: 2 E: 0 K: 0 S: 7	H: 2 LOB: 1 BB: 0 P: 11	R: 0 H: 1 E: 0 K: 0 S: 10	H: 1 LOB: 0 BB: 0 P: 13	R: 1 H: 1 E: 0 K: 1 S: 12	H: 1 LOB: 2 BB: 1 P: 21	R: 0 H: 1 E: 0 K: 0 S: 7	H: 1 LOB: 0 BB: 0 P: 13	1B: 7 2B: 3 3B: 0 HR: 3	SF: 0 SAC: 1 DP: 2 HBP: 1	WP: 0 PB: 0 SB: 1 CS: 0	PA: 41					
PITCHER	IP	WLS	BF	H	R	ER	SO	BB	IBB	HBP	BLK	WP	HR	S	P	ERA	WHIP										
Pat Hentgen, R ERA: 5.42 (1, 1)	6.0	L	28	9	7	7	4	1	0	0	0	0	3	56	89	10.50	1.667										
Pete Munro, R ERA: 5.23 (7, 1)	1.0		4	1	1	1	0	1	0	0	0	0	0	12	19	9.00	2.000										
Paul Spoljaric, L ERA: 5.5 (8, 1)	2.0		9	2	0	0	1	0	0	1	0	0	0	17	28	0.00	1.000										

Seattle Mariners @ Toronto Blue Jays
 SkyDome, Toronto, ON
 Tue Aug 17 1999, 7:05 PM EDT
 Att: 30,137 - Cloudy - 80 F

AB	37
R	8
H	12
RBI	8
BB	2
SO	5
LOB	15



Batter	1	2	3	4	5	6	7	8	9	AB	R	H	RBI	BB	SO	LOB	BOTTOM										
Shannon Stewart, R OBP: 0.379, SLG: 0.431 (1, 7)										3	1	1	0	2	0	0											
Brian McRae, S OBP: 0.322, SLG: 0.358 (1, 8)										4	1	1	0	1	1	3											
Shawn Green, L OBP: 0.381, SLG: 0.600 (1, 9)										4	0	0	0	0	3	3											
Carlos Delgado, L OBP: 0.369, SLG: 0.569 (1, 3)										4	1	2	2	0	0	1											
Tony Fernandez, S OBP: 0.431, SLG: 0.470 (1, 5)										3	0	1	1	1	1	1											
Darin Fletcher, L OBP: 0.331, SLG: 0.471 (1, 2)										3	0	0	0	1	1	2											
Tony Batista, R OBP: 0.336, SLG: 0.509 (1, 6)										4	0	0	0	0	2	2											
Willie Greene, L OBP: 0.282, SLG: 0.417 (1, 10)										4	1	1	1	0	2	0											
Homer Bush, R OBP: 0.362, SLG: 0.432 (1, 4)										3	1	1	1	1	0	0											
Inning Stats	R: 1 H: 1 E: 0 K: 0 S: 9	H: 1 LOB: 1 BB: 1 P: 20	R: 0 H: 0 E: 0 K: 3 S: 10	H: 0 LOB: 0 BB: 0 P: 14	R: 2 H: 3 E: 0 K: 1 S: 10	H: 3 LOB: 2 BB: 1 P: 21	R: 0 H: 0 E: 0 K: 1 S: 9	H: 0 LOB: 0 BB: 0 P: 10	R: 0 H: 0 E: 0 K: 2 S: 9	H: 0 LOB: 0 BB: 0 P: 14	R: 0 H: 0 E: 0 K: 1 S: 5	H: 0 LOB: 0 BB: 0 P: 8	R: 1 H: 1 E: 0 K: 1 S: 7	H: 1 LOB: 1 BB: 2 P: 16	R: 1 H: 2 E: 0 K: 1 S: 9	H: 2 LOB: 1 BB: 1 P: 20	R: 0 H: 0 E: 0 K: 0 S: 9	H: 0 LOB: 1 BB: 1 P: 21	1B: 1 2B: 4 3B: 0 HR: 2	SF: 0 SAC: 0 DP: 2 HBP: 0	WP: 0 PB: 0 SB: 0 CS: 0	PA: 38					
PITCHER	IP	WLS	BF	H	R	ER	SO	BB	IBB	HBP	BLK	WP	HR	S	P	ERA	WHIP										
Paul Abbott, R ERA: 3.92 (1, 1)	6.1	W	26	5	4	4	9	2	0	0	0	0	2	56	92	5.68	1.105										
Todd Williams, R ERA: 15.43 (7, 1)	0.0		2	0	0	0	0	2	0	0	0	0	0	2	10	∞	∞										
Jeff Fassero, L ERA: 7.23 (7, 1)	1.0	H	5	2	1	1	1	1	0	0	0	0	0	9	19	9.00	3.000										
Jose Paniagua, R ERA: 3.8 (8, 1)	0.2	H	1	0	0	0	0	0	0	0	0	0	0	1	2	0.00	0.000										
Jose Mesa, R ERA: 5.44 (9, 1)	1.0	S	4	0	0	0	0	1	0	0	0	0	0	9	21	0.00	1.000										

Seattle Mariners @ Toronto Blue Jays
 SkyDome, Toronto, ON
 Tue Aug 17 1999, 7:05 PM EDT
 Att: 30,137 - Cloudy - 80 F

AB	32
R	5
H	7
RBI	5
BB	6
SO	10
LOB	12



Batter	1	2	3	4	5	6	7	8	9	AB	R	H	RBI	BB	SO	LOB	TOP										
Brian Hunter, R OBP: 0.295, SLG: 0.323 (1, 7)										4	1	1	0	1	1	1											
David Bell, R OBP: 0.337, SLG: 0.438 (1, 4)										5	1	1	1	1	0	0	4										
Ken Griffey Jr., L OBP: 0.400, SLG: 0.599 (1, 8)										4	1	1	1	1	0	0	0										
Alex Rodriguez, R OBP: 0.385, SLG: 0.662 (1, 6)										4	0	1	0	0	0	1	1										
Edgar Martinez, R OBP: 0.442, SLG: 0.536 (1, 10)										4	1	2	1	0	2	1											
Jay Buhner, R OBP: 0.402, SLG: 0.494 (9, PR)										4	1	3	2	0	1	1											
Raul Ibanez, L OBP: 0.303, SLG: 0.377 (9, 9)										0	0	0	0	0	0	0	0										
Dan Wilson, R OBP: 0.322, SLG: 0.373 (1, 2)										4	0	0	0	0	1	3											
Russ Davis, R OBP: 0.292, SLG: 0.431 (1, 5)										4	0	0	0	0	2	1											
Ryan Jackson, L OBP: 0.529, SLG: 0.500 (1, 3)										3	0	1	0	0	1	0											
Inning Stats	R: 0 E: 0 K: 1 S: 14	H: 0 LOB: 0 BB: 0 P: 21	R: 2 E: 0 K: 0 S: 12	H: 2 LOB: 0 BB: 0 P: 22	R: 3 E: 1 K: 3 S: 21	H: 4 LOB: 1 BB: 0 P: 28	R: 0 E: 0 K: 1 S: 7	H: 0 LOB: 0 BB: 0 P: 10	R: 0 E: 0 K: 0 S: 6	H: 2 LOB: 1 BB: 0 P: 11	R: 0 E: 0 K: 0 S: 6	H: 1 LOB: 1 BB: 0 P: 8	R: 0 E: 0 K: 1 S: 8	H: 0 LOB: 0 BB: 0 P: 8	R: 0 E: 0 K: 2 S: 11	H: 1 LOB: 3 BB: 1 P: 24	1B: 7 2B: 3 3B: 0 HR: 1	SF: 0 SAC: 0 DP: 1 HBP: 1	WP: 0 PB: 0 SB: 2 CS: 0	PA: 38							
PITCHER	IP	WLS	BF	H	R	ER	SO	BB	IBB	HBP	BLK	WP	HR	S	P	ERA	WHIP										
David Wells, L ERA: 5.13 (1, 1)	8.0	L	32	9	5	4	7	0	0	0	0	0	1	82	116	4.50	1.125										
Billy Koch, R ERA: 2.3 (9, 1)	1.0		6	1	0	0	2	1	0	1	0	0	0	11	24	0.00	2.000										

Seattle Mariners @ Toronto Blue Jays
SkyDome, Toronto, ON
Wed Aug 18 1999, 1:05 PM EDT
Att: 38,224 - Cloudy - 70 F

AB 36
R 5
H 10
RBI 5
BB 1
SO 9
LOB 12



Batter	1	2	3	4	5	6	7	8	9	AB	R	H	RBI	BB	SO	LOB	BOTTOM										
Shannon Stewart, R OBP: 0.378, SLG: 0.429 (1, 7)										5	0	1	0	0	2	1											
Brian McRae, S OBP: 0.321, SLG: 0.355 (1, 8)										3	0	0	0	1	0	1											
Shawn Green, L OBP: 0.382, SLG: 0.601 (1, 9)										4	0	2	0	0	0	1											
Carlos Delgado, L OBP: 0.368, SLG: 0.565 (1, 3)										3	0	0	0	0	1	2											
Tony Fernandez, S OBP: 0.432, SLG: 0.469 (1, 5)										3	0	1	0	1	0	0											
Tony Batista, R OBP: 0.337, SLG: 0.511 (1, 6)										3	1	1	0	1	1	3											
Willie Greene, L OBP: 0.276, SLG: 0.408 (1, 10)										4	0	0	0	0	1	7											
Mike Matheny, R OBP: 0.276, SLG: 0.317 (9, PH)										3	0	1	1	0	1	0											
Darin Fletcher, L OBP: 0.330, SLG: 0.469 (9, PH)										1	0	0	0	0	1	0											
Homer Bush, R OBP: 0.357, SLG: 0.427 (1, 4)										4	0	0	0	0	2	1											
Inning Stats	R: 0 E: 0 K: 2 S: 11	H: 1 LOB: 1 BB: 0 P: 18	R: 0 E: 0 K: 0 S: 7	H: 0 LOB: 0 BB: 0 P: 9	R: 0 E: 0 K: 0 S: 10	H: 1 LOB: 1 BB: 0 P: 18	R: 0 E: 0 K: 0 S: 4	H: 0 LOB: 0 BB: 0 P: 6	R: 1 E: 0 K: 1 S: 13	H: 2 LOB: 1 BB: 0 P: 19	R: 0 E: 0 K: 1 S: 15	H: 1 LOB: 3 BB: 2 P: 28	R: 0 E: 0 K: 2 S: 9	H: 0 LOB: 0 BB: 0 P: 15	R: 0 E: 0 K: 1 S: 16	H: 1 LOB: 3 BB: 1 P: 24	R: 0 E: 0 K: 2 S: 7	H: 0 LOB: 0 BB: 0 P: 10	1B: 4 2B: 2 3B: 0 HR: 0	SF: 0 SAC: 0 DP: 0 HBP: 1	WP: 0 PB: 0 SB: 1 CS: 0	PA: 37					
PITCHER	IP	WLS	BF	H	R	ER	SO	BB	IBB	HBP	BLK	WP	HR	S	P	ERA	WHIP										
Freddy Garcia, R ERA: 4.5 (1, 1)	5.2		24	5	1	1	3	2	0	0	0	0	0	3	5	0.00	0.000										
Steve Sinclair, L ERA: 7.1 (6, 1)	0.1	H	1	0	0	0	1	0	0	0	0	0	0	3	5	0.00	0.000										
Tom Davey, R ERA: 5.13 (7, 1)	1.1		7	1	0	0	2	1	0	1	0	0	0	20	33	0.00	1.500										
Jose Paniagua, R ERA: 3.7 (8, 1)	1.2	S	5	0	0	0	3	0	0	0	0	0	0	12	16	0.00	0.000										

Seattle Mariners @ Toronto Blue Jays
SkyDome, Toronto, ON
Wed Aug 18 1999, 1:05 PM EDT
Att: 38,224 - Cloudy - 70 F

AB 33
R 1
H 6
RBI 1
BB 3
SO 9
LOB 16



Batter	1	2	3	4	5	6	7	8	9	AB	R	H	RBI	BB	SO	LOB	TOP			
Dave Roberts, L (1, 8) OBP: 0.311, SLG: 0.293	G4-3		K		G4-3		K	K		5	0	0	0	0	3	2				
Enrique Wilson, S (1, 6) OBP: 0.312, SLG: 0.361	G4-6-3 1B			SH3-1 E 2B	P2			F8	FC6-4 BB	4	1	2	0	1	0	0				
Roberto Alomar, S (1, 4) OBP: 0.425, SLG: 0.556	G4-6-3 1-2f			SH3-1				CS BB	F7	2	1	0	0	2	0	2				
Manny Ramirez, R (1, 9) OBP: 0.422, SLG: 0.613			K		E 1B BB			WP G4-3 2B	K	3	2	1	1	1	2	1				
Alex Ramirez, R (8, 9) OBP: 0.274, SLG: 0.367								1-H G4-3 2B	K	1	0	0	0	0	1	1				
David Justice, L (1, 10) OBP: 0.410, SLG: 0.511	FC4-6 1B			K				G4-3 2B BB	FC6-4	3	1	1	0	2	1	3				
Jim Thome, L (1, 3) OBP: 0.422, SLG: 0.533	FC4-6 1-2f			E3 1B				G4-3		4	0	1	1	0	0	3				
Richie Sexson, R (1, 7) OBP: 0.314, SLG: 0.504	P3			1-3 2-H 1B				2-H 1B 2B		4	1	2	2	0	1	3				
Carlos Baerga, S (1, 5) OBP: 0.317, SLG: 0.358			L9		K			2-H 1B 1B		4	0	1	1	0	1	2				
Jesse Levis, L (1, 2) OBP: 0.238, SLG: 0.200			K					1-2 1B		4	0	1	0	0	1	0				
Inning Stats	R: 0 E: 0 K: 0 S: 8	H: 1 LOB: 0 BB: 0 P: 14	R: 0 E: 0 K: 1 S: 11	H: 1 LOB: 1 BB: 0 P: 19	R: 0 E: 0 K: 2 S: 7	H: 0 LOB: 0 BB: 0 P: 12	R: 2 E: 1 K: 2 S: 15	H: 2 LOB: 2 BB: 1 P: 28	R: 0 E: 0 K: 0 S: 9	H: 0 LOB: 0 BB: 0 P: 13	R: 0 E: 0 K: 1 S: 7	H: 0 LOB: 0 BB: 0 P: 9	R: 4 E: 0 K: 1 S: 19	H: 4 LOB: 2 BB: 2 P: 38	R: 0 E: 0 K: 1 S: 9	H: 0 LOB: 1 BB: 1 P: 14	1B: 6 2B: 4 3B: 0 HR: 0	SF: 0 SAC: 1 DP: 2 HBP: 0	WP: 1 PB: 0 SB: 1 CS: 1	PA: 41
PITCHER	IP	WLS	BF	H	R	ER	SO	BB	IBB	HBP	BLK	WP	HR	S	P	ERA	WHIP			
Gil Meche, R (1, 1) ERA: 5.12	6.0	L	25	5	2	0	7	3	0	0	0	0	0	62	112	0.00	1.333			
Jeff Fassero, L (7, 1) ERA: 7.39	2.0		12	4	4	4	2	2	0	0	0	1	0	26	47	18.00	3.000			
Todd Williams, R (9, 1) ERA: 9.82	1.0		4	0	0	0	1	1	0	0	0	0	0	9	14	0.00	1.000			

Cleveland Indians @ Seattle Mariners
Safeco Field, Seattle, WA
Sat Aug 21 1999, 1:05 PM PDT
Att: 44,891 - Overcast - 66 F

AB	34
R	6
H	9
RBI	5
BB	6
SO	10
LOB	17



Batter	1	2	3	4	5	6	7	8	9	AB	R	H	RBI	BB	SO	LOB	BOTTOM					
Brian Hunter, R (1, 7) OBP: 0.291, SLG: 0.318	B1-3		F8			G6-3		FC3-6 WP		4	0	0	0	0	0	1						
David Bell, R (1, 4) OBP: 0.340, SLG: 0.436	F8			S 1B		1B		1-2 BB		3	0	2	0	1	0	0						
Ken Griffey Jr., L (1, 8) OBP: 0.397, SLG: 0.591	P4			K		F7		K		4	0	0	0	0	2	4						
Alex Rodriguez, R (1, 6) OBP: 0.381, SLG: 0.649			K		FC6-4 BB	F7		K		3	0	0	0	1	2	3						
Edgar Martinez, R (1, 10) OBP: 0.446, SLG: 0.541					P6			F8		4	0	2	0	0	0	2						
Jay Buhner, R (1, 9) OBP: 0.392, SLG: 0.478					FC6-4			K		4	0	0	0	0	2	4						
Tom Lampkin, L (1, 2) OBP: 0.383, SLG: 0.529								1B		3	0	1	0	0	2	1						
Ozzie Timmons, R (9, PH) OBP: 0.200, SLG: 0.278										1	0	0	0	0	0	0						
Ryan Jackson, L (1, 3) OBP: 0.500, SLG: 0.421				G4-6-3 BB		K		G3-1		2	0	0	0	1	1	1						
Rafael Bourquigal, R (1, 5) OBP: 0.338, SLG: 0.448			G4-6-3 1-2f			G6-3		FC3-6 1B		3	0	1	0	0	0	1						
Inning Stats	R: 0 E: 0 K: 0 S: 5	H: 0 LOB: 0 BB: 0 P: 7	R: 0 E: 0 K: 3 S: 12	H: 1 LOB: 1 BB: 0 P: 18	R: 0 E: 0 K: 0 S: 5	H: 0 LOB: 0 BB: 1 P: 10	R: 0 E: 0 K: 1 S: 16	H: 1 LOB: 2 BB: 1 P: 27	R: 0 E: 0 K: 2 S: 10	H: 0 LOB: 0 BB: 0 P: 16	R: 0 E: 0 K: 0 S: 5	H: 1 LOB: 1 BB: 0 P: 9	R: 0 E: 0 K: 1 S: 11	H: 1 LOB: 2 BB: 1 P: 25	R: 0 E: 0 K: 2 S: 16	H: 1 LOB: 2 BB: 1 P: 25	R: 0 E: 0 K: 0 S: 11	H: 1 LOB: 0 BB: 0 P: 15	1B: 6 2B: 0 3B: 0 HR: 0	SF: 0 SAC: 0 DP: 2 HBP: 0	WP: 1 PB: 0 SB: 1 CS: 0	PA: 34
PITCHER	IP	WLS	BF	H	R	ER	SO	BB	IBB	HBP	BLK	WP	HR	S	P	ERA	WHIP					
Dave Burba, R (1, 1) ERA: 4.6	7.1	W	29	5	0	0	7	3	0	0	0	0	0	72	119	0.00	1.091					
Ricardo Rincon, L (8, 1) ERA: 5.29	1.2		5	1	0	0	2	0	0	0	0	0	0	19	25	0.00	0.600					

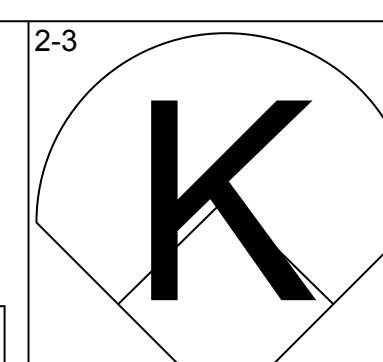
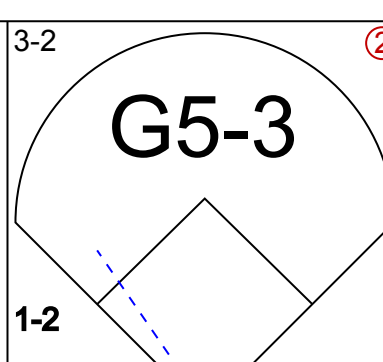
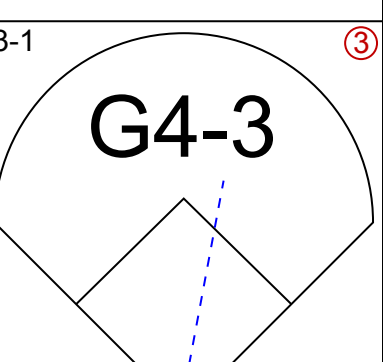
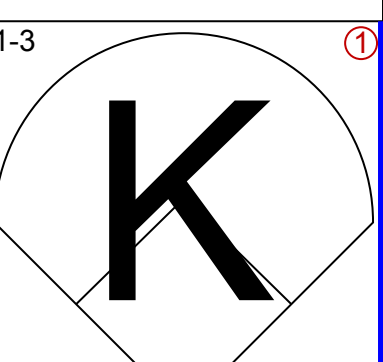
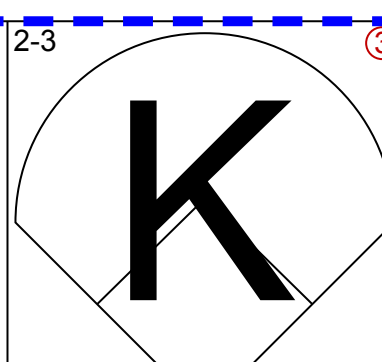
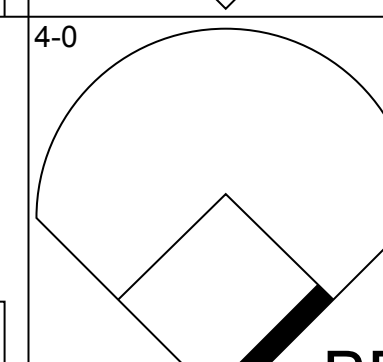
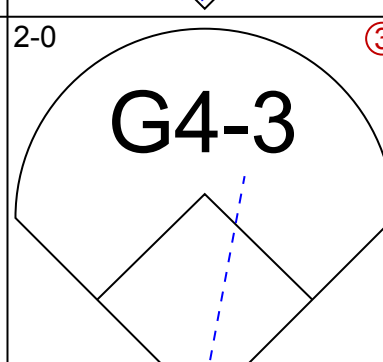
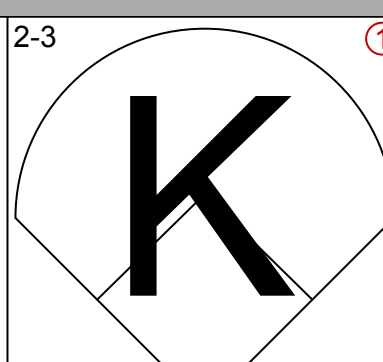
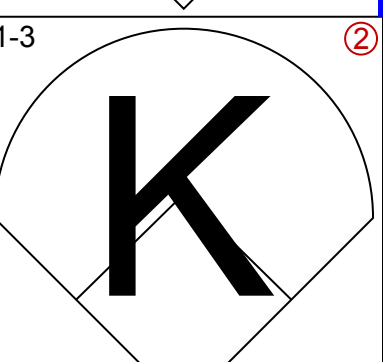
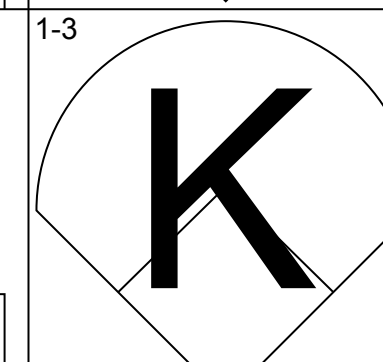
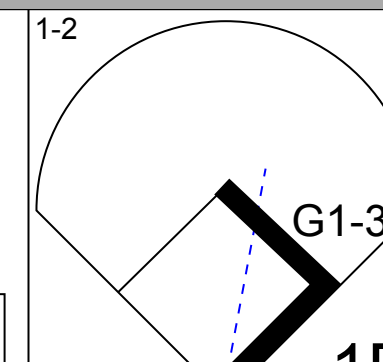

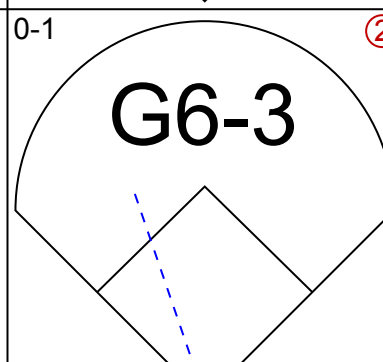
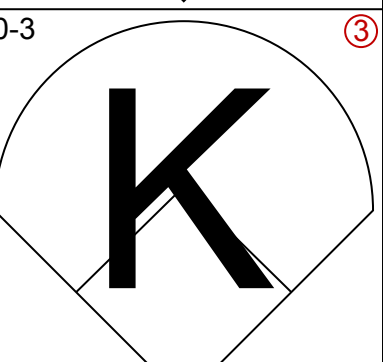
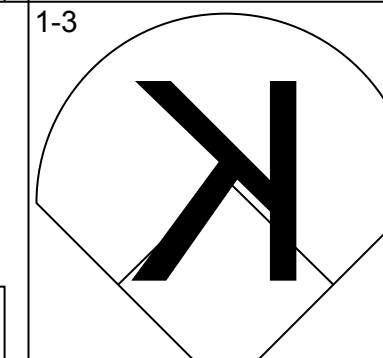
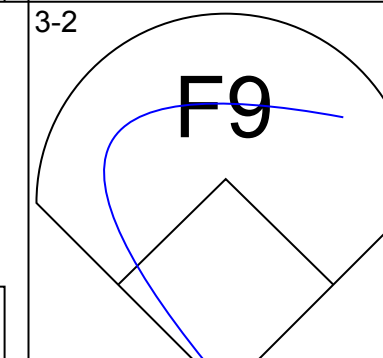
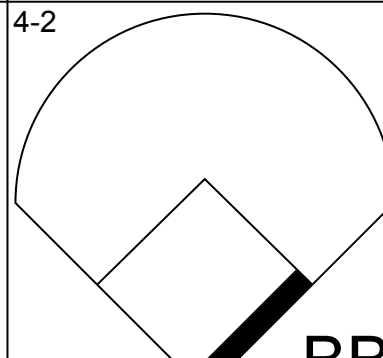
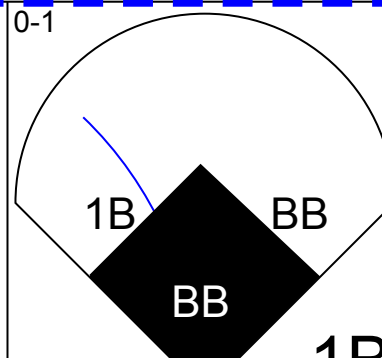
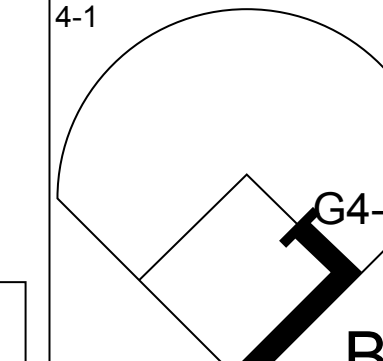
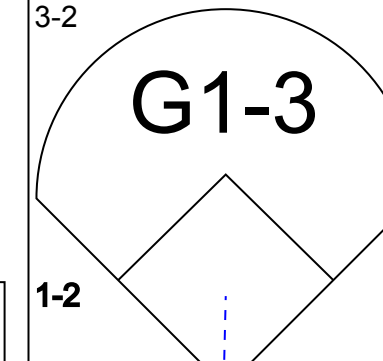

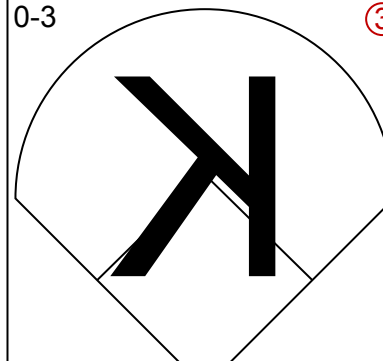
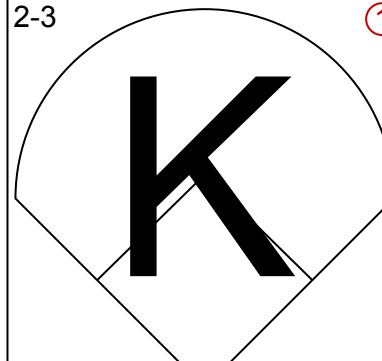

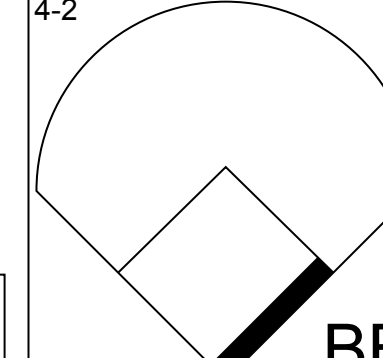

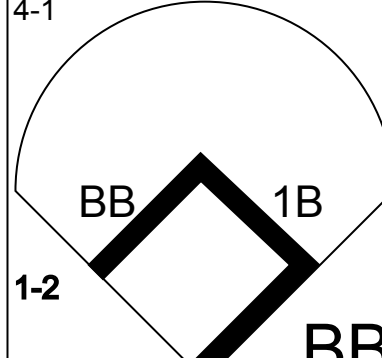

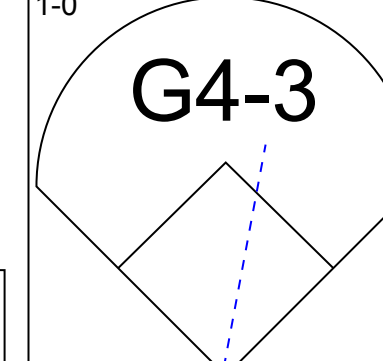
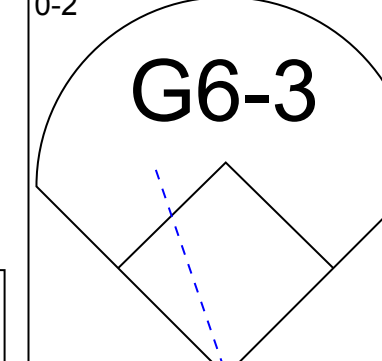
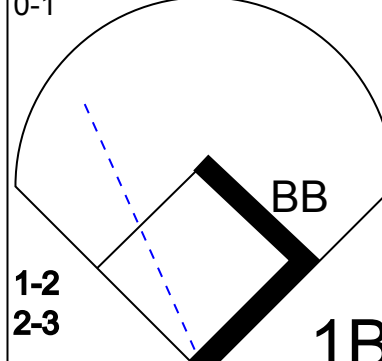
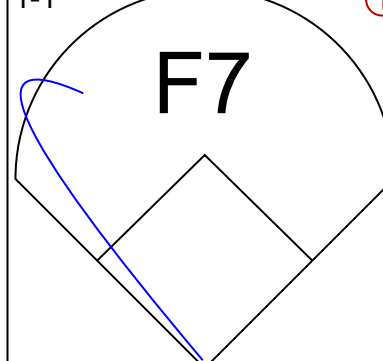
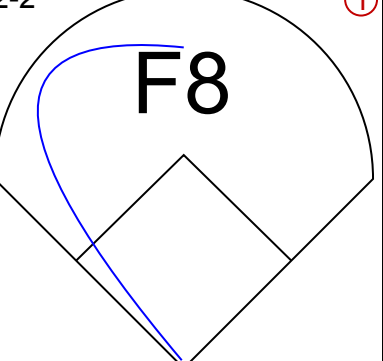
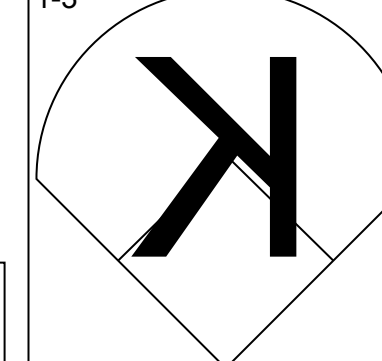
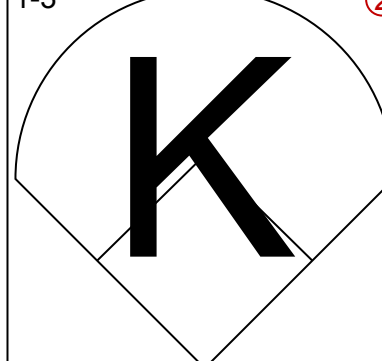
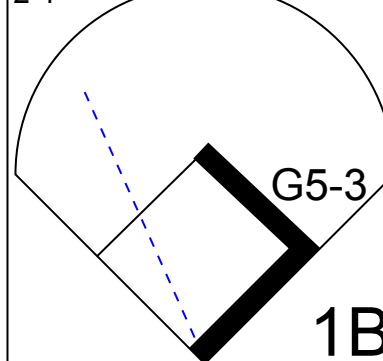

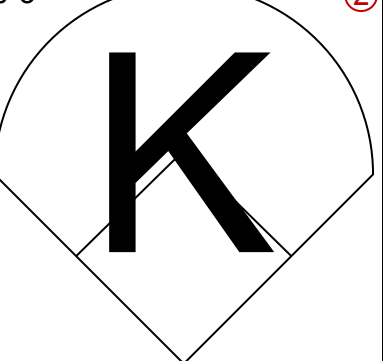
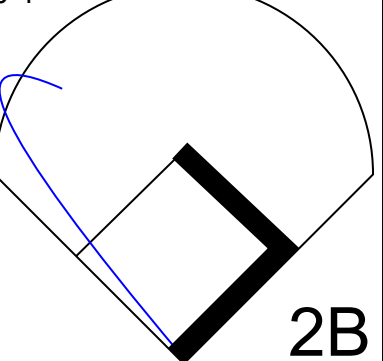
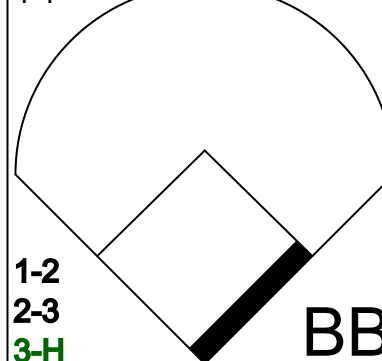
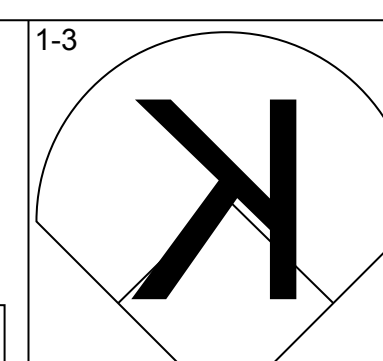
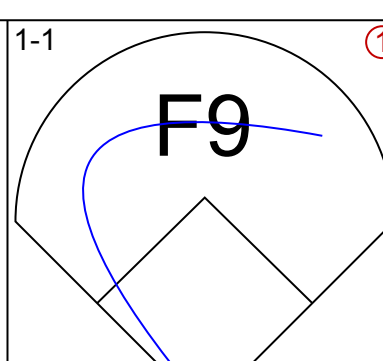
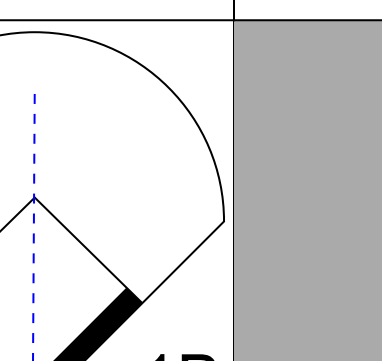
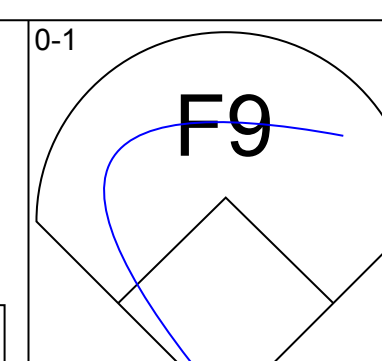
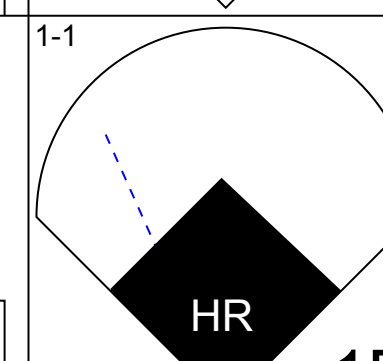
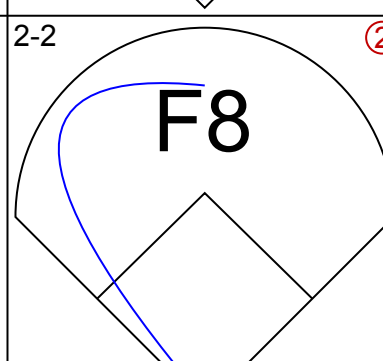
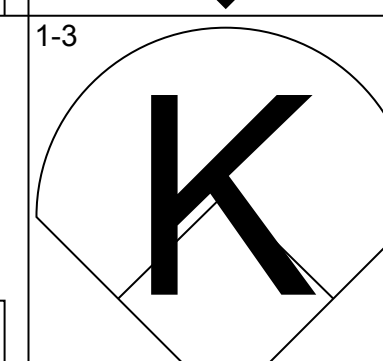
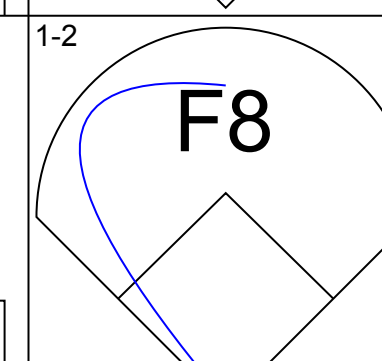
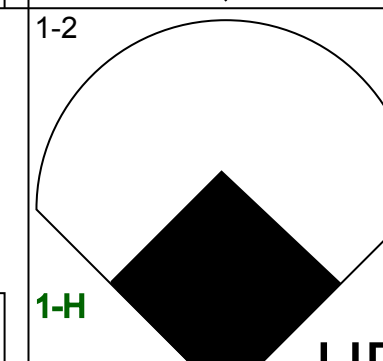
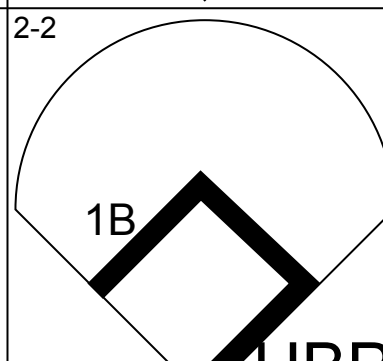
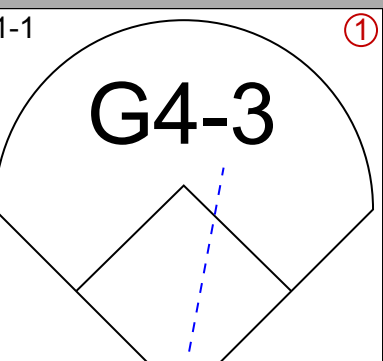
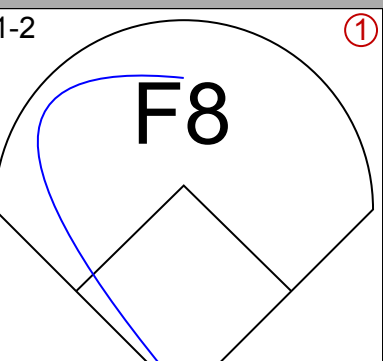
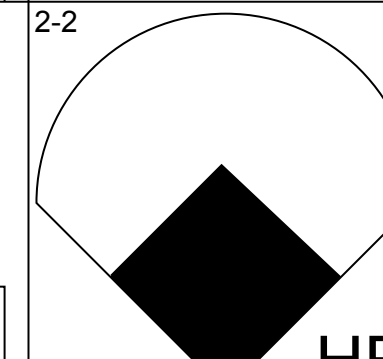
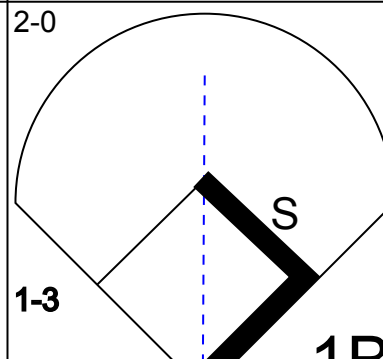
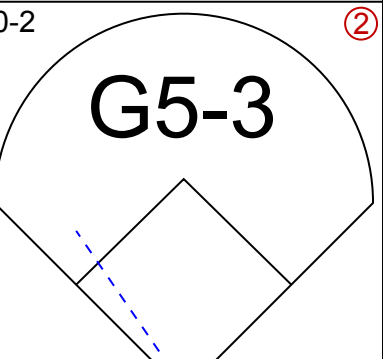
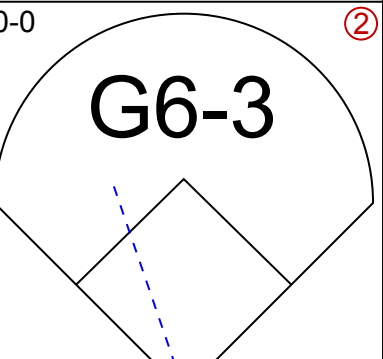
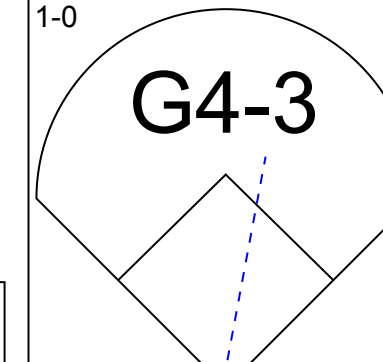
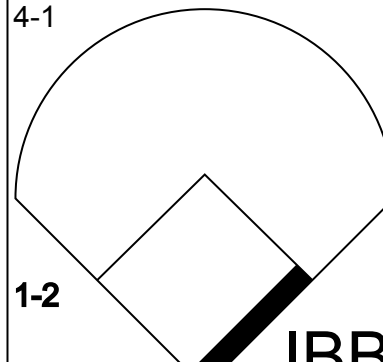
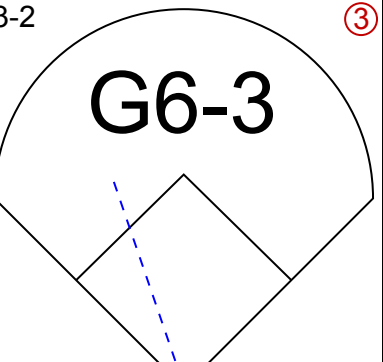
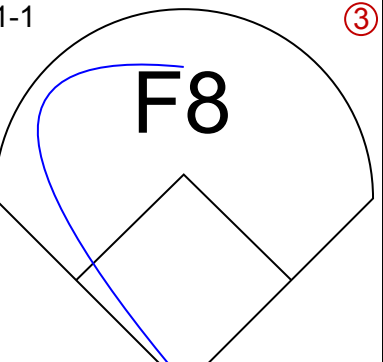
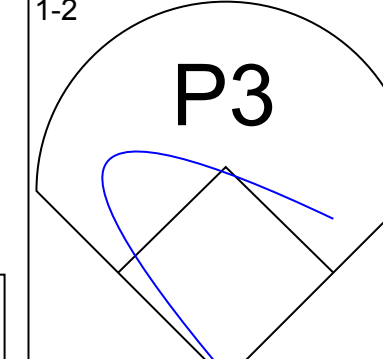
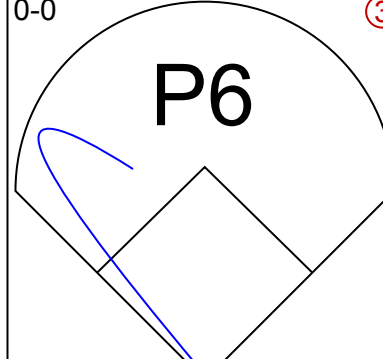
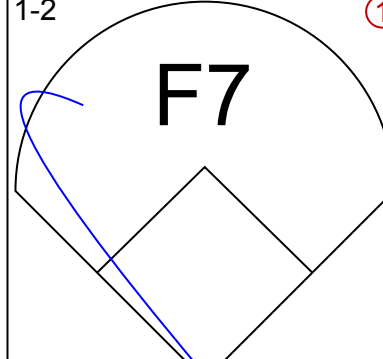
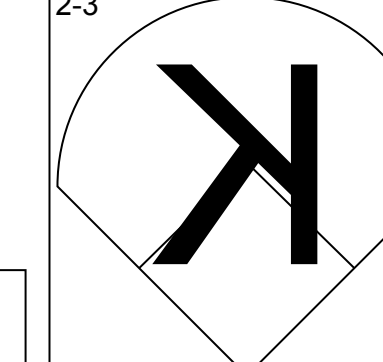
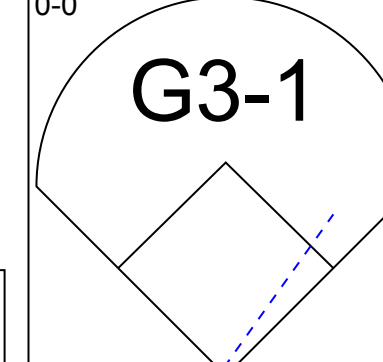
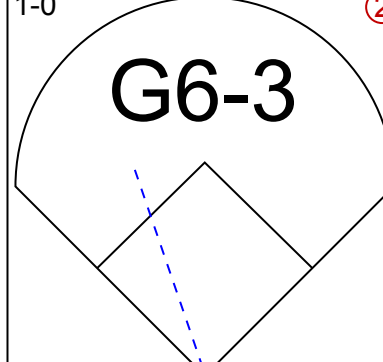
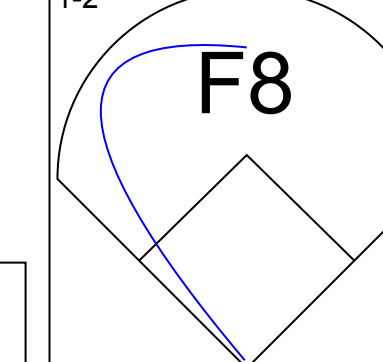
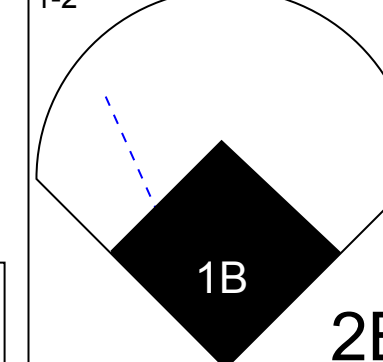
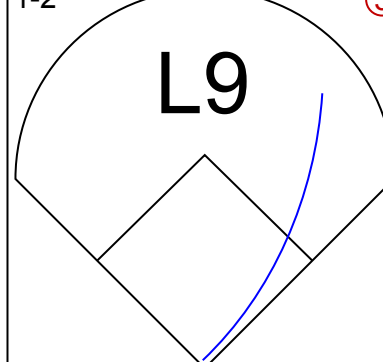
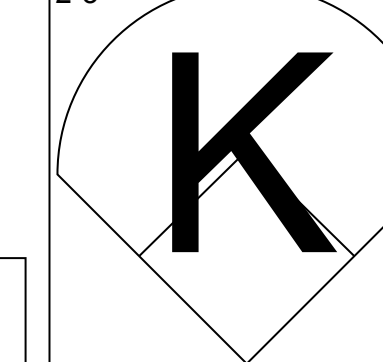
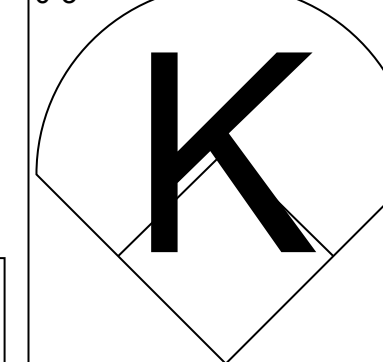
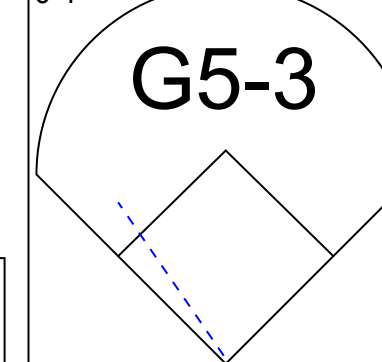
Cleveland Indians @ Seattle Mariners
Safeco Field, Seattle, WA
Sat Aug 21 1999, 1:05 PM PDT
Att: 44,891 - Overcast - 66 F

AB	31
R	0
H	6
RBI	0
BB	3
SO	9
LOB	17



Batter	1	2	3	4	5	6	7	8	9	10	AB	R	H	RBI	BB	SO	LOB	TOP				
Dave Roberts, L OBP: 0.299, SLG: 0.281 (1, 8)	F2		2B 1B		B3		G1-3		P6	FC4-2	6	0	1	0	0	0	4	Cleveland Indians @ Seattle Mariners Safeco Field, Seattle, WA Sun, Aug 22 1999, 5:05 PM PDT Att: 44,941 - Unknown - 75 F livebaseballscorecards.com				
Enrique Wilson, S OBP: 0.309, SLG: 0.360 (1, 4)	F9		2B 1B		F7			F9	K	K	6	0	1	1	0	2	4					
Omar Vizquel, S OBP: 0.401, SLG: 0.434 (1, 6)	CS 1B		F7		P4					P4	5	0	2	0	0	0	2					
Manny Ramirez, R OBP: 0.423, SLG: 0.621 (1, 9)	CS	F9			G1 2B			K		HR	4	2	2	1	1	1	1					
Richie Sexson, R OBP: 0.315, SLG: 0.509 (1, 7)		F8			F8			K			4	1	1	2	1	1	1					
Jim Thome, L OBP: 0.420, SLG: 0.528 (1, 3)		K			G1			P6			4	1	0	0	1	2	3					
Alex Ramirez, R OBP: 0.292, SLG: 0.371 Roberto Alomar, S OBP: 0.427, SLG: 0.560 (9, PH)								F9			2	1	1	0	1	0	0					
Carlos Baerga, S OBP: 0.321, SLG: 0.354 (1, 5)											2	1	1	0	1	0	0					
Einar Diaz, R OBP: 0.309, SLG: 0.347 David Justice, L OBP: 0.409, SLG: 0.511 Jesse Levis, L OBP: 0.273, SLG: 0.200 (9, PH)											1	1	1	0	1	0	0					
Inning Stats	R: 0 E: 0 K: 0 S: 6	H: 1 LOB: 0 BB: 0 P: 9	R: 0 E: 0 K: 1 S: 7	H: 0 LOB: 0 BB: 0 P: 11	R: 1 E: 0 K: 0 S: 16	H: 3 LOB: 2 BB: 1 P: 22	R: 0 E: 0 K: 0 S: 11	H: 1 LOB: 2 BB: 1 P: 18	R: 1 E: 0 K: 0 S: 9	H: 1 LOB: 0 BB: 0 P: 15	R: 0 E: 0 K: 0 S: 5	H: 0 LOB: 0 BB: 0 P: 6	R: 0 E: 0 K: 2 S: 9	H: 1 LOB: 1 BB: 1 P: 16	R: 1 E: 0 K: 1 S: 11	H: 1 LOB: 3 BB: 4 P: 23	R: 3 E: 0 K: 1 S: 7		H: 2 LOB: 3 BB: 4 P: 23	1B: 5 2B: 3 3B: 0 HR: 3	SF: 1 SAC: 0 DP: 0 HBP: 0	WP: 0 PB: 0 SB: 2 CS: 1
PITCHER	IP	WLS	BF	H	R	ER	SO	BB	IBB	HBP	BLK	WP	HR	S	P	ERA	WHIP					
Jamie Moyer, L ERA: 4.38 (1, 1)	7.1		30	8	3	3	2	1	0	0	0	0	0	6	102	3.68	1.227					
Jose Paniagua, R ERA: 3.60 (8, 1)	0.2		3	0	0	0	2	1	0	0	0	0	0	6	13	0.00	1.500					
Jose Mesa, R ERA: 5.98 (9, 1)	1.1	L	9	2	4	4	1	3	0	0	0	0	1	13	33	27.00	3.750					
Steve Sinclair, L ERA: 7.07 (10, 1)	0.2		5	1	0	0	1	1	1	0	0	0	0	5	13	0.00	3.000					


Batter	1	2	3	4	5	6	7	8	9	10	AB	R	H	RBI	BB	SO	LOB	BOTTOM				
David Bell, R OBP: 0.337, SLG: 0.432 (1, 4)	K		L5		F8			G1-3	F8		5	0	0	0	0	1	2	Cleveland Indians @ Seattle Mariners Safeco Field, Seattle, WA Sun, Aug 22 1999, 5:05 PM PDT Att: 44,941 - Unknown - 75 F livebaseballscorecards.com				
Ozzie Timmons, R OBP: 0.217, SLG: 0.333 Tom Lamkin, L OBP: 0.377, SLG: 0.522 (8, PH)	F8		3B 2B		P4			K		F7	3	1	1	0	0	0	0					
Ken Griffey Jr., L OBP: 0.397, SLG: 0.600 (1, 8)	K		3B							L9	5	1	2	4	0	1	0					
Alex Rodriguez, R OBP: 0.382, SLG: 0.648 (1, 6)		E S BB	K					G6-3		P6	4	0	1	0	1	1	1					
Edgar Martinez, R OBP: 0.446, SLG: 0.543 Ryan Jackson, L OBP: 0.500, SLG: 0.421 (9, 3)		K						G6-3		G6-3	4	0	2	0	0	1	2					
Jay Buhner, R OBP: 0.385, SLG: 0.467 (1, 9)		K			2B			K2-3		K	4	0	0	0	0	3	4					
Russ Davis, R OBP: 0.293, SLG: 0.427 (1, 5)		G4-3						P4			2	0	0	0	2	0	1					
Dan Wilson, R OBP: 0.317, SLG: 0.366 (1, 2)			2B 3B 1B		G6-3			F8		K	4	1	1	0	0	1	3					
Brian Hunter, R OBP: 0.289, SLG: 0.316 Raul Ibanez, L OBP: 0.306, SLG: 0.374 (10, 7)			P4		F8			K		K	3	0	0	0	0	1	1					
Inning Stats	R: 0 E: 0 K: 2 S: 10	H: 0 LOB: 0 BB: 0 P: 14	R: 0 E: 0 K: 2 S: 8	H: 0 LOB: 1 BB: 1 P: 18	R: 2 E: 0 K: 1 S: 16	H: 3 LOB: 1 BB: 0 P: 29	R: 0 E: 0 K: 0 S: 6	H: 1 LOB: 1 BB: 0 P: 16	R: 0 E: 0 K: 1 S: 11	H: 1 LOB: 0 BB: 0 P: 14	R: 0 E: 0 K: 2 S: 15	H: 0 LOB: 0 BB: 0 P: 15	R: 2 E: 0 K: 2 S: 15	H: 2 LOB: 1 BB: 0 P: 19	R: 0 E: 0 K: 2 S: 11	H: 0 LOB: 1 BB: 1 P: 16	R: 0 E: 0 K: 0 S: 3		H: 0 LOB: 0 BB: 0 P: 3	1B: 2 2B: 3 3B: 1 HR: 1	SF: 0 SAC: 0 DP: 1 HBP: 0	WP: 1 PB: 0 SB: 1 CS: 0
PITCHER	IP	WLS	BF	H	R	ER	SO	BB	IBB	HBP	BLK	WP	HR	S	P	ERA	WHIP					
Chris Haney, L ERA: 2.89 (1, 1)	6.0		24	5	2	2	6	2	0	0	0	0	0	62	107	3.00	1.167					
Paul Shuey, R ERA: 3.31 (7, 1)	1.1	H	5	0	1	1	2	0	0	0	0	1	0	15	24	6.75	0.000					
Paul Assenmacher, L ERA: 9.2 (8, 1)	0.0	B	2	2	1	1	0	0	0	0	0	0	1	4	5	∞	∞					
David Riske, R ERA: 9.95 (8, 1)	1.2	W	6	0	0	0	3	1	0	0	0	0	0	15	21	0.00	0.600					
Michael Jackson, R ERA: 4.12 (10, 1)	1.0	S	3	0	0	0	0	0	0	0	0	0	0	3	3	0.00	0.000					

Batter	1	2	3	4	5	6	7	8	9	AB	R	H	RBI	BB	SO	LOB	TOP					
Dave Roberts, L (1, 8) OBP: 0.282, SLG: 0.265 Richie Sexson, R (9, FH) OBP: 0.315, SLG: 0.508										4	0	0	0	0	2	2	Cleveland Indians @ Seattle Mariners Safeco Field, Seattle, WA Mon Aug 23 1999, 7:05 PM PDT Att: 44,689 - Cloudy - 81 F					
Omar Vizquel, S (1, 6) OBP: 0.400, SLG: 0.431										3	0	0	0	1	2	2						
Roberto Alomar, S (1, 4) OBP: 0.426, SLG: 0.557											4	0	1	0	0	2		2				
Manny Ramirez, R (1, 9) OBP: 0.424, SLG: 0.619											3	1	1	0	1	1		2				
David Justice, L (1, 7) OBP: 0.407, SLG: 0.507											3	0	0	0	1	2		3				
Jim Thome, L (1, 3) OBP: 0.420, SLG: 0.525											2	0	0	0	2	1						
Carlos Baerga, S (1, 5) OBP: 0.319, SLG: 0.350											4	0	1	0	0	0		3				
Alex Ramirez, R (1, 10) OBP: 0.275, SLG: 0.348											4	0	0	0	0	2		3				
Einar Diaz, R (1, 2) OBP: 0.315, SLG: 0.354											3	0	2	1	1	1		0				
Inning Stats	R: 0 E: 0 K: 3 S: 9	H: 0 LOB: 1 BB: 1 P: 17	R: 0 E: 0 K: 1 S: 6	H: 0 LOB: 0 BB: 1 P: 12	R: 0 E: 0 K: 0 S: 9	H: 1 LOB: 1 BB: 0 P: 17	R: 0 E: 0 K: 0 S: 14	H: 1 LOB: 2 BB: 1 P: 26	R: 0 E: 0 K: 1 S: 8	H: 0 LOB: 0 BB: 0 P: 13	R: 0 E: 0 K: 2 S: 13	H: 0 LOB: 1 BB: 1 P: 19	R: 0 E: 0 K: 2 S: 9	H: 0 LOB: 0 BB: 0 P: 11	R: 0 E: 0 K: 3 S: 11	H: 1 LOB: 1 BB: 2 P: 13		R: 1 E: 0 K: 3 S: 15	H: 2 LOB: 3 BB: 2 P: 28	1B: 4 2B: 1 3B: 0 HR: 0	SF: 0 SAC: 0 DP: 1 HBP: 0	WP: 0 PB: 0 SB: 0 CS: 0
PITCHER	IP	WLS	BF	H	R	ER	SO	BB	IBB	HBP	BLK	WP	HR	S	P	ERA	WHIP					
Paul Abbott, R (1, 1) ERA: 3.26	8.0	W	30	3	0	0	12	4	0	0	0	0	0	79	128	0.00	0.875					
Jose Paniagua, R (9, 1) ERA: 3.79	0.2		6	2	1	1	2	2	0	0	0	0	0	12	23	13.50	6.000					
Jose Mesa, R (9, 1) ERA: 5.94	0.1	S	1	0	0	0	1	0	0	0	0	0	0	3	5	0.00	0.000					
Batter	1	2	3	4	5	6	7	8	9	AB	R	H	RBI	BB	SO	LOB	BOTTOM					
Raul Ibanez, L (1, 7) OBP: 0.305, SLG: 0.370										4	0	1	1	0	1	0	Cleveland Indians @ Seattle Mariners Safeco Field, Seattle, WA Mon Aug 23 1999, 7:05 PM PDT Att: 44,689 - Cloudy - 81 F					
David Bell, R (1, 4) OBP: 0.336, SLG: 0.430										4	1	1	0	0	1	1						
Ken Griffey Jr., L (1, 8) OBP: 0.397, SLG: 0.604										3	1	1	2	0	0	0						
Alex Rodriguez, R (1, 6) OBP: 0.383, SLG: 0.654										4	1	2	1	0	0	0						
Edgar Martinez, R (1, 10) OBP: 0.444, SLG: 0.538										3	0	0	0	1	0	0						
Jay Buhner, R (1, 9) OBP: 0.380, SLG: 0.459										3	0	0	0	0	0	3						
Ryan Jackson, L (1, 3) OBP: 0.444, SLG: 0.364										3	0	0	0	0	1	0						
Russ Davis, R (1, 5) OBP: 0.294, SLG: 0.429										3	1	1	0	0	0	0						
Dan Wilson, R (1, 2) OBP: 0.314, SLG: 0.363										3	0	0	0	0	2	1						
Inning Stats	R: 3 E: 0 K: 1 S: 15	H: 3 LOB: 0 BB: 0 P: 22	R: 0 E: 0 K: 2 S: 9	H: 0 LOB: 0 BB: 0 P: 14	R: 0 E: 0 K: 0 S: 11	H: 1 LOB: 3 BB: 1 P: 22	R: 1 E: 0 K: 2 S: 14	H: 2 LOB: 1 BB: 0 P: 18	R: 0 E: 0 K: 0 S: 8	H: 0 LOB: 0 BB: 0 P: 12	R: 0 E: 0 K: 0 S: 7	H: 0 LOB: 0 BB: 0 P: 10	R: 0 E: 0 K: 0 S: 7	H: 0 LOB: 0 BB: 0 P: 8	R: 0 E: 0 K: 0 S: 6	H: 0 LOB: 0 BB: 0 P: 8		1B: 3 2B: 1 3B: 0 HR: 2	SF: 0 SAC: 0 DP: 0 HBP: 1	WP: 0 PB: 0 SB: 1 CS: 0	PA: 32	
PITCHER	IP	WLS	BF	H	R	ER	SO	BB	IBB	HBP	BLK	WP	HR	S	P	ERA	WHIP					
Charles Nagy, R (1, 1) ERA: 4.97	8.0	L	32	6	4	4	5	0	1	1	0	0	2	77	114	4.50	0.750					

AB	31
R	1
H	5
RBI	1
BB	6
SO	15
LOB	21



AB	30
R	4
H	6
RBI	4
BB	1
SO	5
LOB	5



Batter	1	2	3	4	5	6	7	8	9	AB	R	H	RBI	BB	SO	LOB	TOP			
Luis Polonia, L OBP: 0.357, SLG: 0.502										4	0	1	0	0	1	0				
Bobby Higginson, L OBP: 0.336, SLG: 0.372										4	0	0	0	0	0	1				
Dean Palmer, R OBP: 0.338, SLG: 0.515										3	0	1	0	0	2	0				
Tony Clark, S OBP: 0.351, SLG: 0.474										4	0	1	0	0	1	2				
Juan Encarnacion, R OBP: 0.296, SLG: 0.471										3	0	1	0	1	2	2				
Damion Easley, R OBP: 0.348, SLG: 0.423										4	0	0	0	0	2	4				
Karim Garcia, L OBP: 0.266, SLG: 0.387										4	0	1	0	0	1	0				
Bill Haselman, R OBP: 0.331, SLG: 0.421										4	0	1	0	0	2	2				
Deivi Cruz, R OBP: 0.287, SLG: 0.381										3	0	0	0	0	1	1				
Inning Stats	R: 0 H: 1 E: 0 K: 2 S: 11	H: 1 LOB: 2 BB: 0 P: 17	R: 0 H: 1 E: 0 K: 1 S: 13	H: 1 LOB: 1 BB: 0 P: 19	R: 0 H: 0 E: 0 K: 1 S: 9	H: 0 LOB: 0 BB: 0 P: 13	R: 0 H: 0 E: 0 K: 1 S: 6	H: 0 LOB: 0 BB: 0 P: 11	R: 0 H: 2 E: 0 K: 1 S: 14	H: 3 LOB: 3 BB: 1 P: 28	R: 0 H: 0 E: 0 K: 1 S: 6	H: 0 LOB: 0 BB: 0 P: 6	R: 0 H: 0 E: 0 K: 2 S: 7	H: 0 LOB: 0 BB: 0 P: 12	R: 0 H: 2 E: 0 K: 1 S: 15	H: 2 LOB: 2 BB: 0 P: 20	1B: 5 2B: 1 3B: 0 HR: 0	SF: 0 SAC: 0 DP: 0 HBP: 1	WP: 1 PB: 0 SB: 1 CS: 0	PA: 35
PITCHER Freddy Garcia, R ERA: 4.24	IP: 9.0 WLS: W BF: 35 H: 6 R: 0 ER: 0 SO: 12 BB: 1 IBB: 0 HBP: 1 BLK: 0 WP: 1 HR: 0 S: 90 P: 139 ERA: 0.00 WHIP: 0.778															PITCHER				

Detroit Tigers @ Seattle Mariners
Safeco Field, Seattle, WA
Tue Aug 24 1999, 7:05 PM PDT
Att: 42,517 - Cloudy - 79 F

AB 33
R 0
H 6
RBI 0
BB 1
SO 12
LOB 12



Batter	1	2	3	4	5	6	7	8	9	AB	R	H	RBI	BB	SO	LOB	BOTTOM			
Brian Hunter, R OBP: 0.293, SLG: 0.318										3	2	2	0	1	0	0				
David Bell, R OBP: 0.333, SLG: 0.426										4	1	0	0	0	0	3				
Ken Griffey Jr., L OBP: 0.398, SLG: 0.616										4	2	2	4	0	0	1				
Alex Rodriguez, R OBP: 0.381, SLG: 0.650										4	0	1	1	0	1	0				
Edgar Martinez, R OBP: 0.443, SLG: 0.535										4	0	1	0	0	1	1				
Jay Buhner, R OBP: 0.376, SLG: 0.452										3	0	0	0	0	2	1				
Ryan Jackson, L OBP: 0.400, SLG: 0.320										3	0	0	0	0	2	1				
Dan Wilson, R OBP: 0.312, SLG: 0.360										3	0	0	0	0	0	1				
Russ Davis, R OBP: 0.294, SLG: 0.428										3	0	1	0	0	0	0				
Inning Stats	R: 1 H: 1 E: 0 K: 1 S: 19	H: 1 LOB: 1 BB: 1 P: 28	R: 0 H: 1 E: 1 K: 0 S: 5	H: 1 LOB: 2 BB: 0 P: 9	R: 2 H: 2 E: 0 K: 1 S: 11	H: 2 LOB: 0 BB: 0 P: 19	R: 0 H: 0 E: 0 K: 2 S: 10	H: 0 LOB: 0 BB: 0 P: 14	R: 2 H: 2 E: 0 K: 0 S: 7	H: 2 LOB: 0 BB: 0 P: 12	R: 0 H: 1 E: 0 K: 2 S: 10	H: 1 LOB: 1 BB: 0 P: 14	R: 0 H: 0 E: 0 K: 0 S: 6	H: 0 LOB: 0 BB: 0 P: 8	R: 0 H: 0 E: 0 K: 0 S: 5	H: 0 LOB: 0 BB: 0 P: 8	1B: 5 2B: 0 3B: 0 HR: 2	SF: 0 SAC: 0 DP: 0 HBP: 0	WP: 1 PB: 0 SB: 1 CS: 0	PA: 32
PITCHER Willie Blair, R ERA: 6.79 C.J. Nitkowski, L ERA: 4.67	IP: 5.1 WLS: L BF: 24 H: 7 R: 5 ER: 5 SO: 5 BB: 1 IBB: 0 HBP: 0 BLK: 0 WP: 0 HR: 0 S: 57 P: 90 ERA: 8.44 WHIP: 1.500															PITCHER				

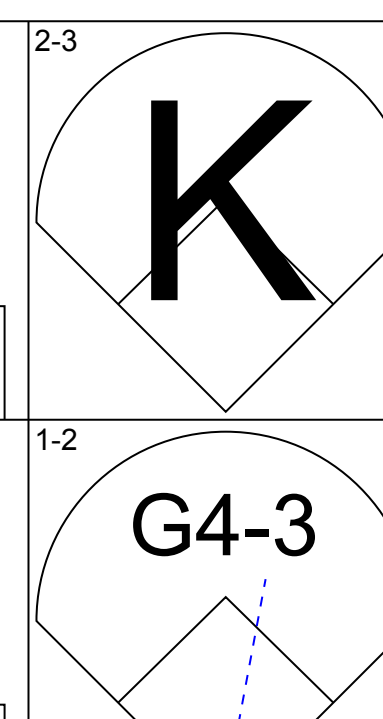
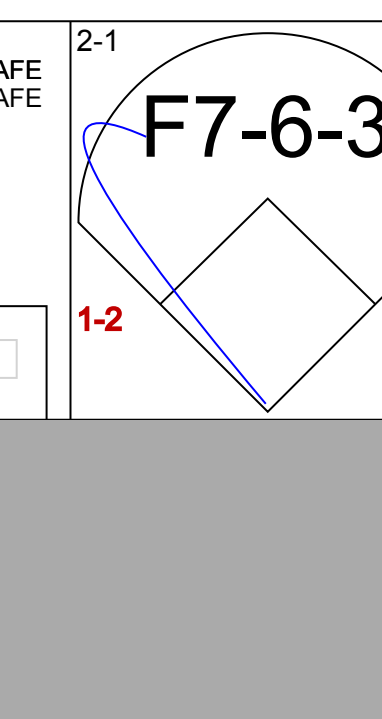
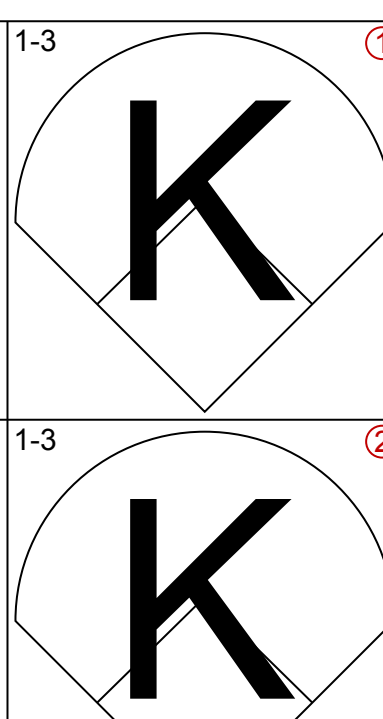
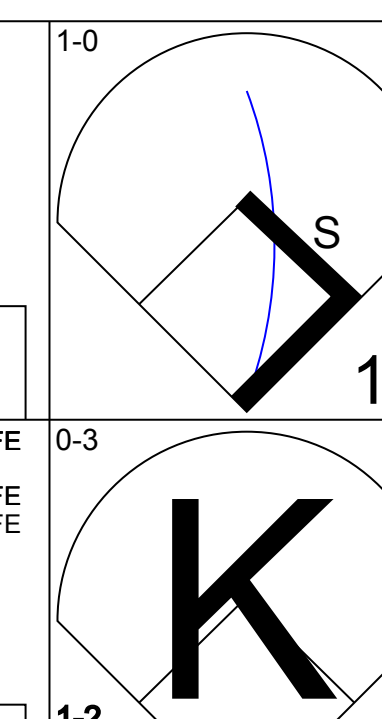
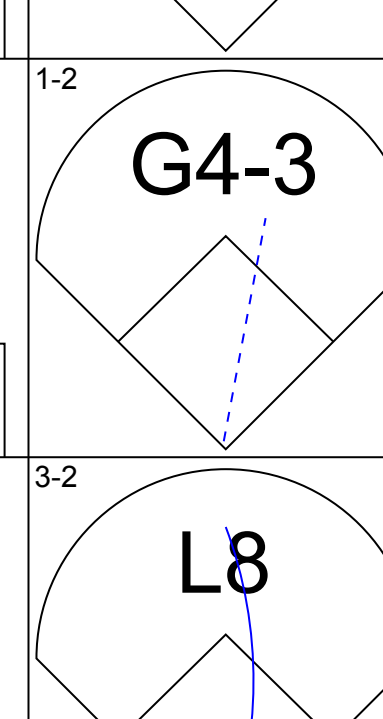
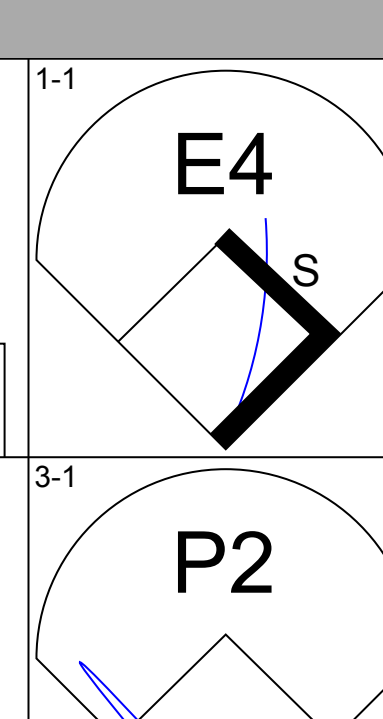
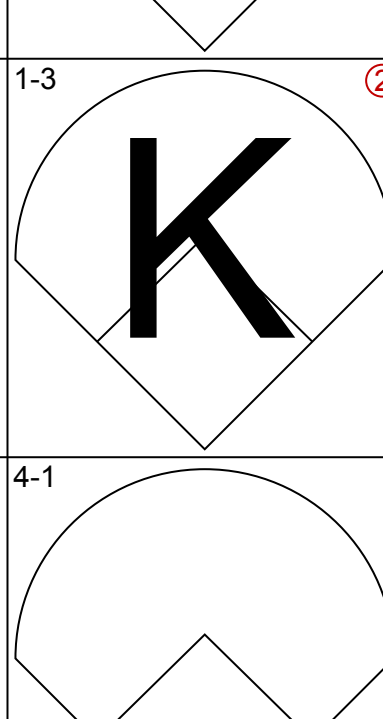
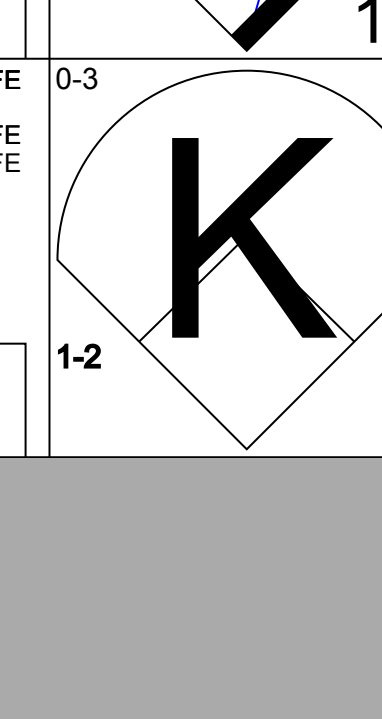
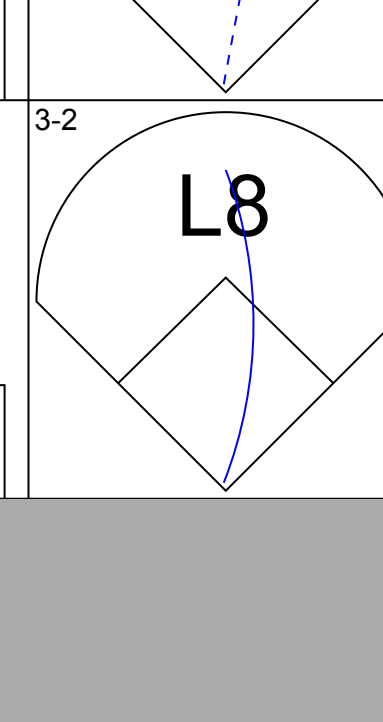
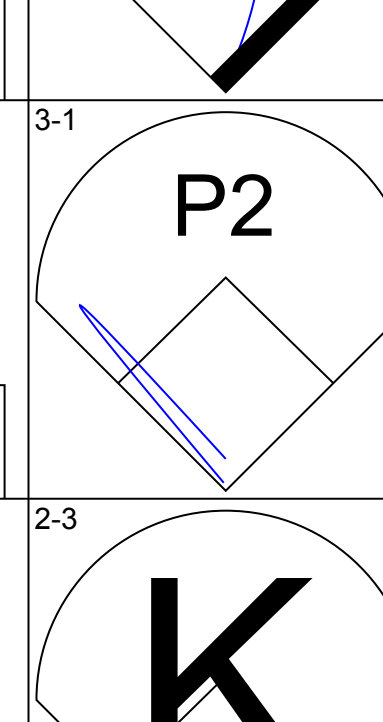
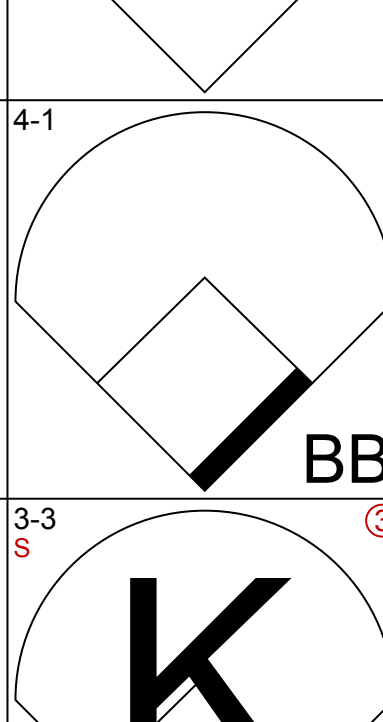

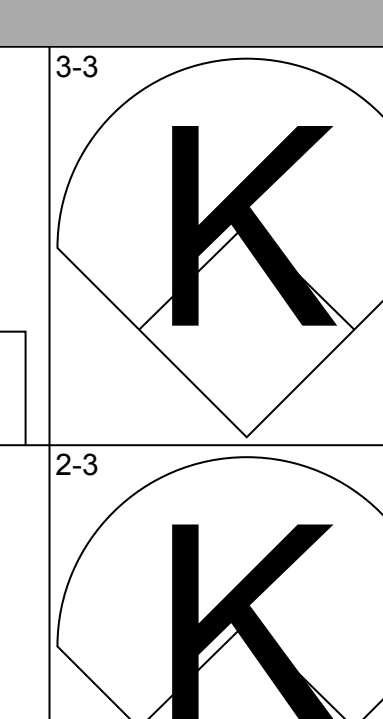
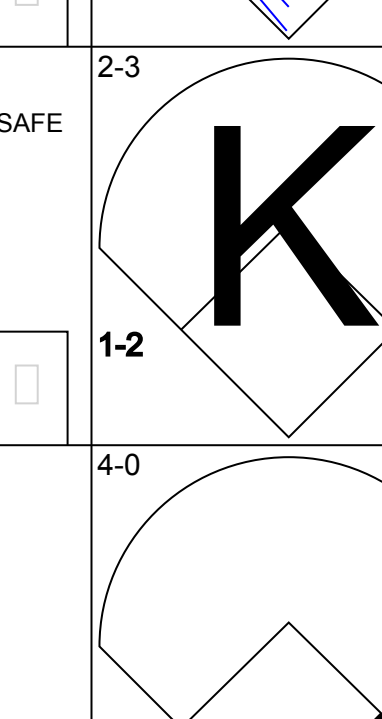
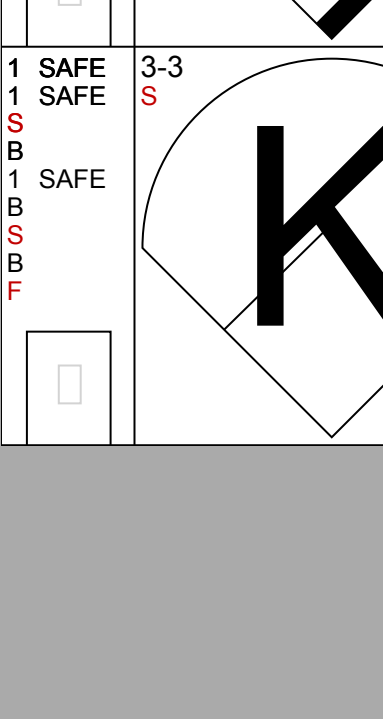

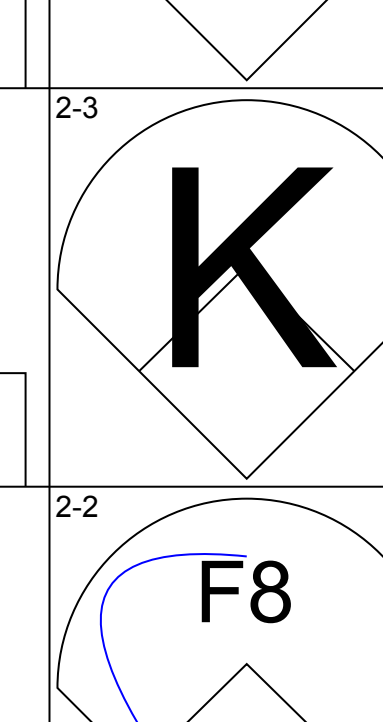
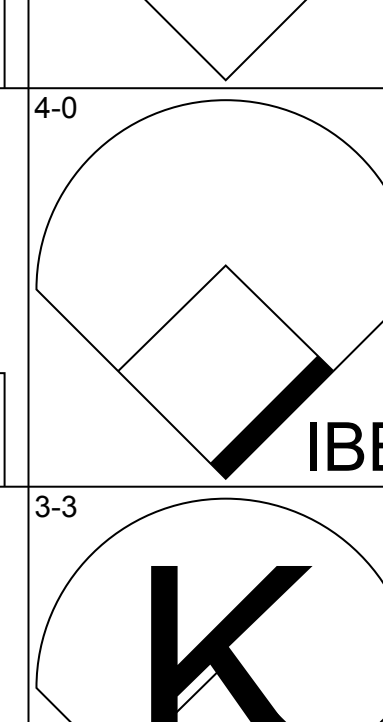
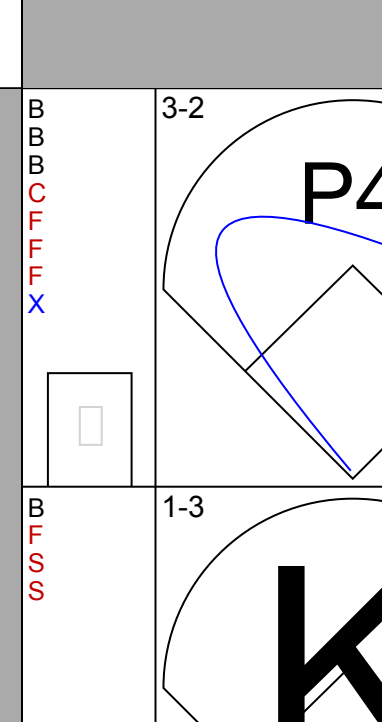
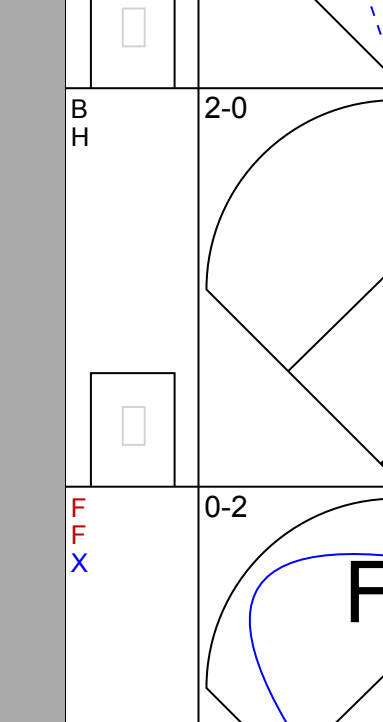
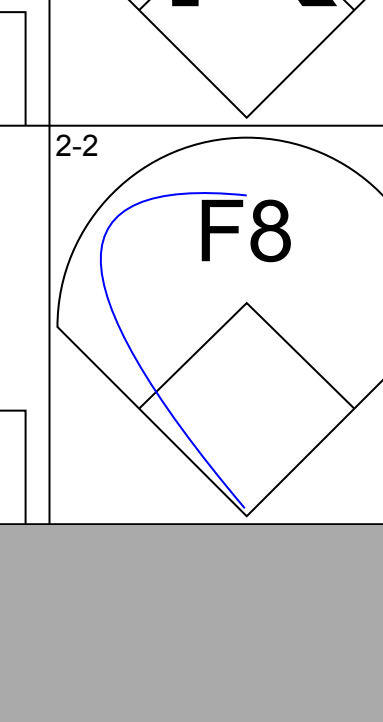
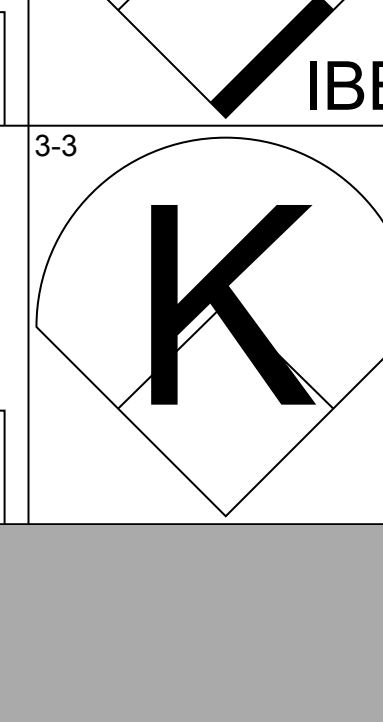
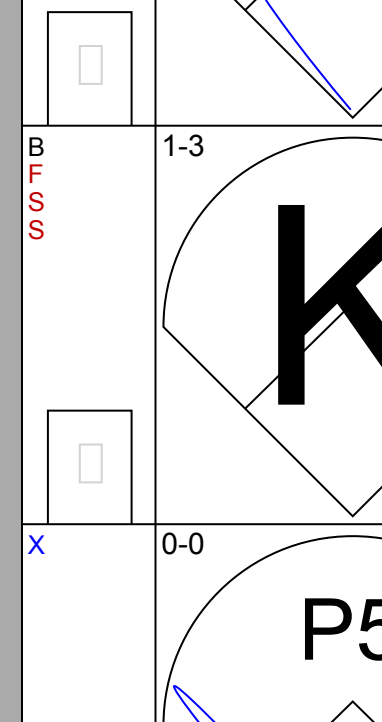
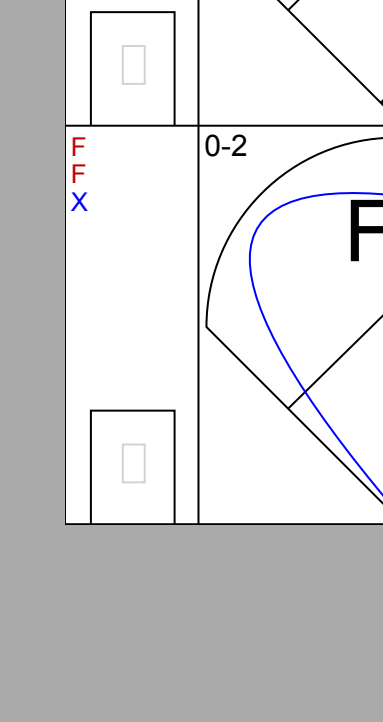
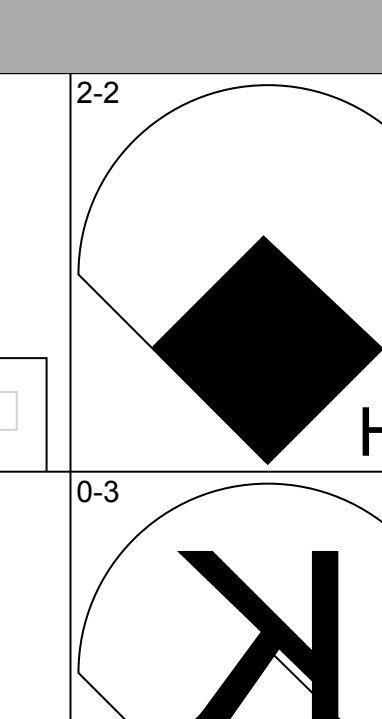
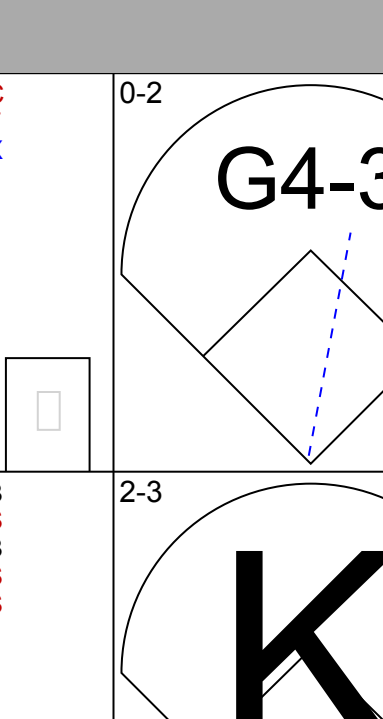
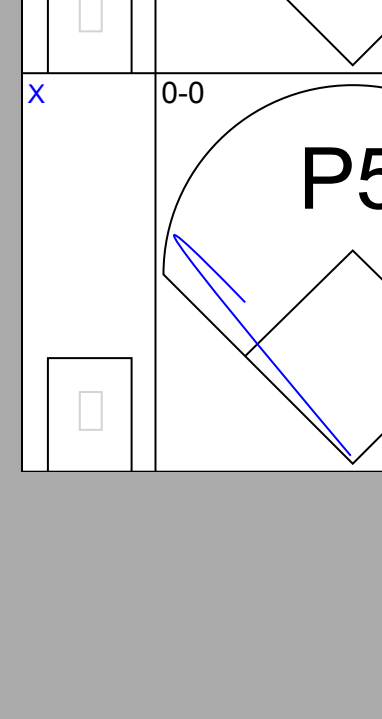
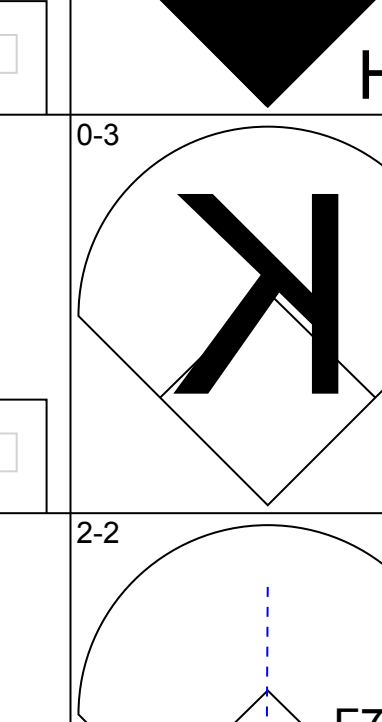
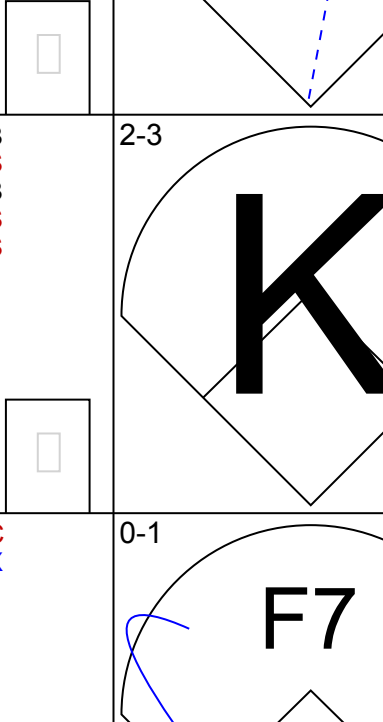
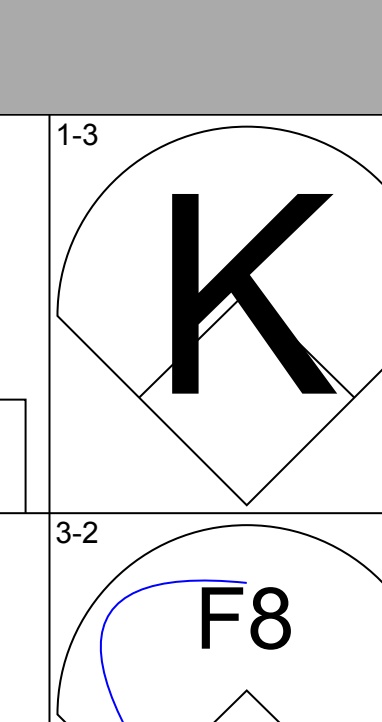
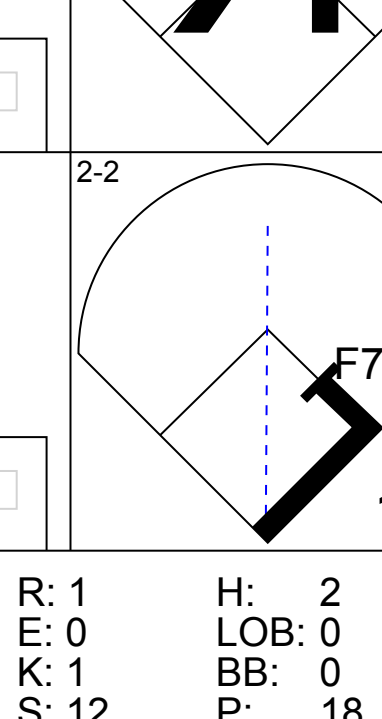
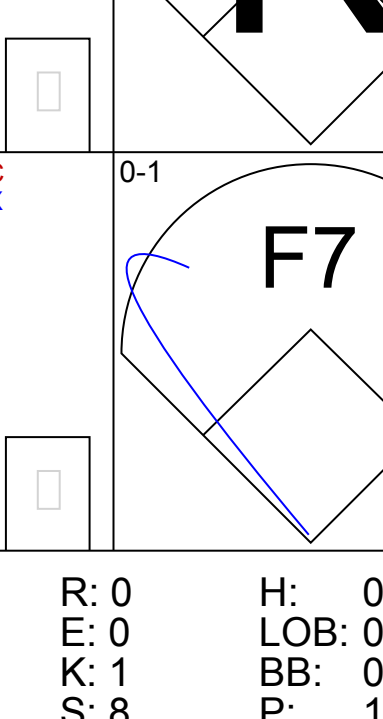
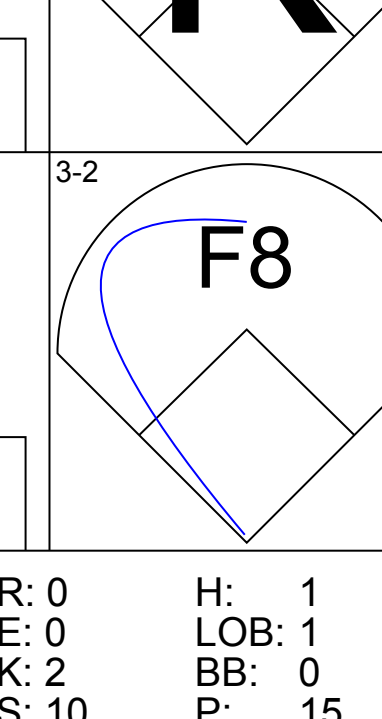
Detroit Tigers @ Seattle Mariners
Safeco Field, Seattle, WA
Tue Aug 24 1999, 7:05 PM PDT
Att: 42,517 - Cloudy - 79 F

AB 31
R 5
H 7
RBI 5
BB 1
SO 6
LOB 8




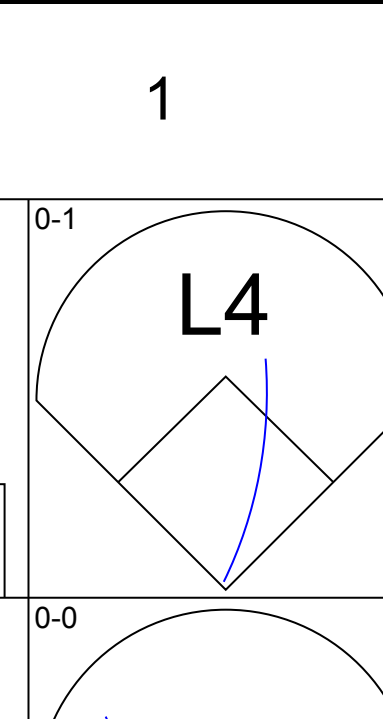
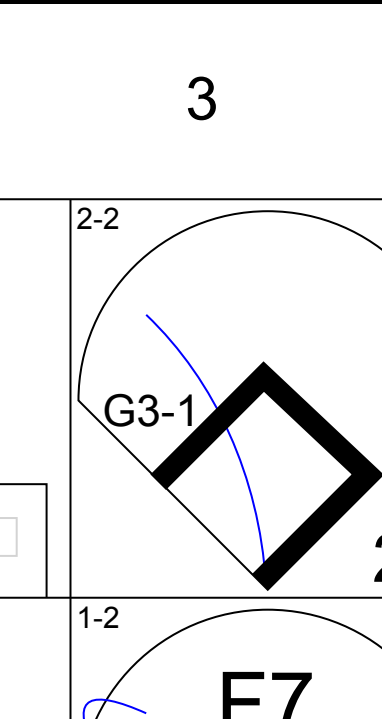
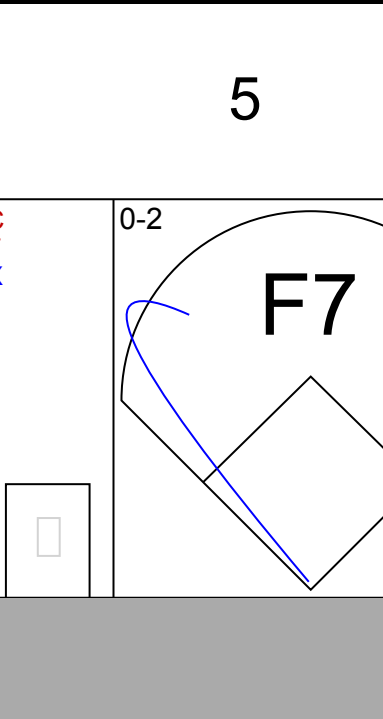
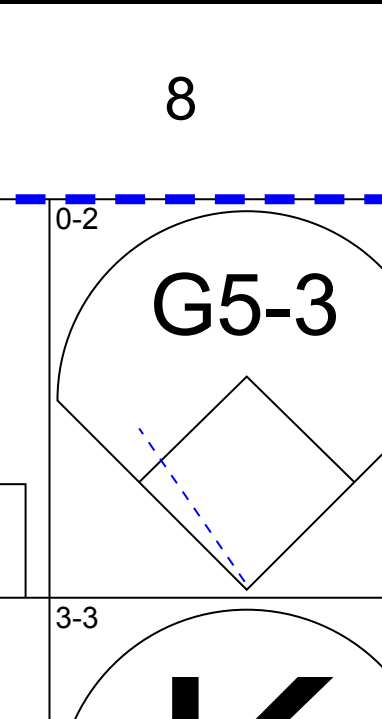
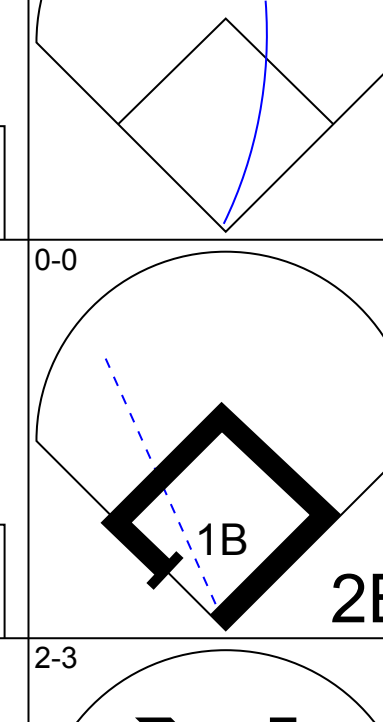
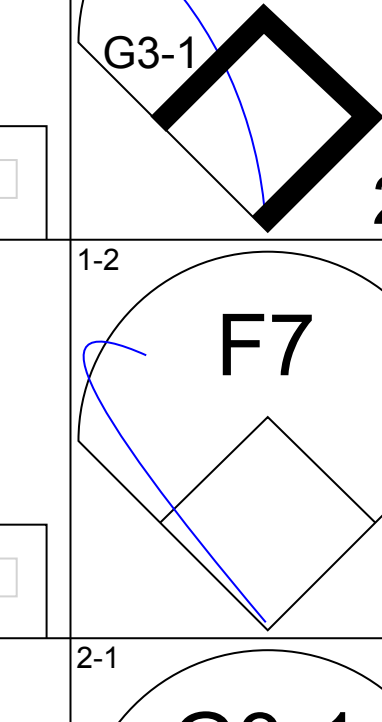
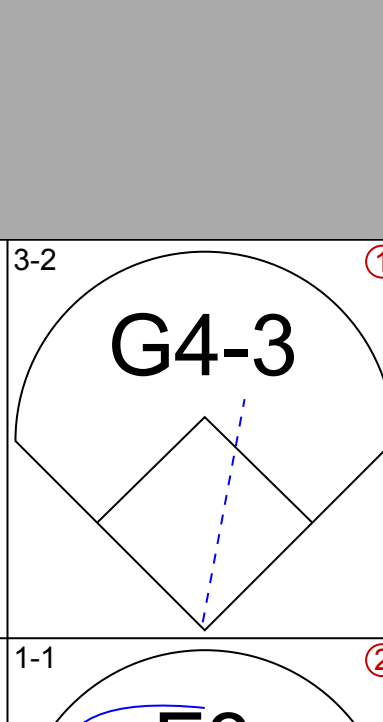
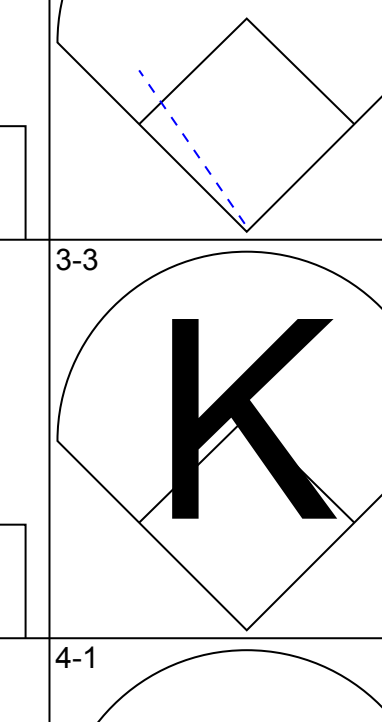
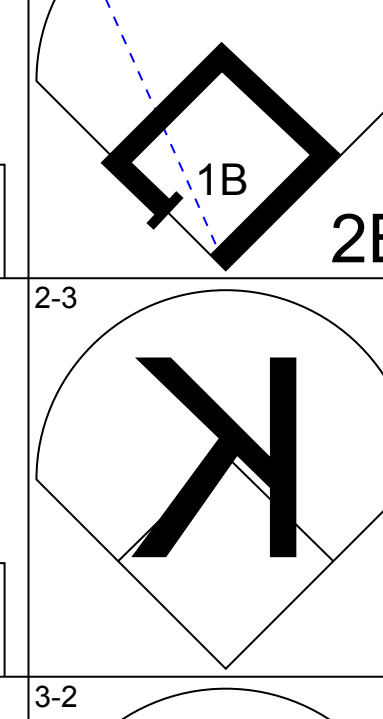
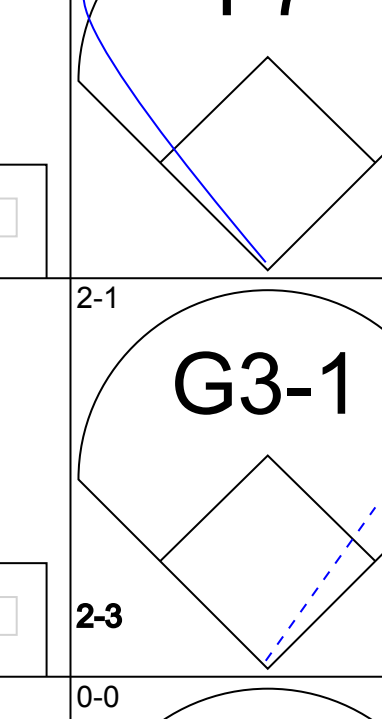
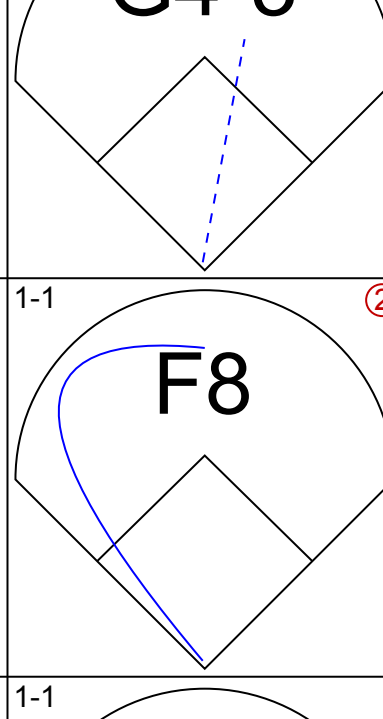
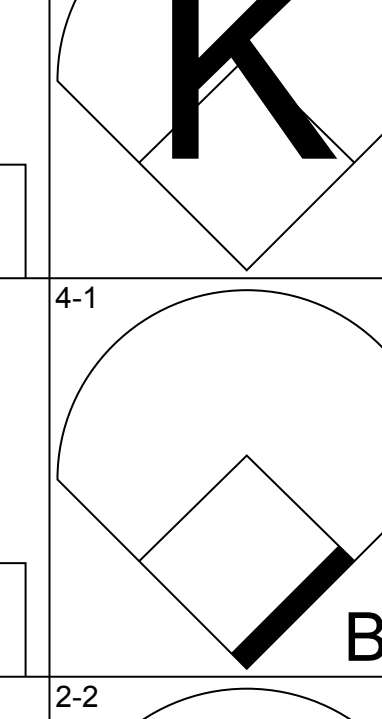
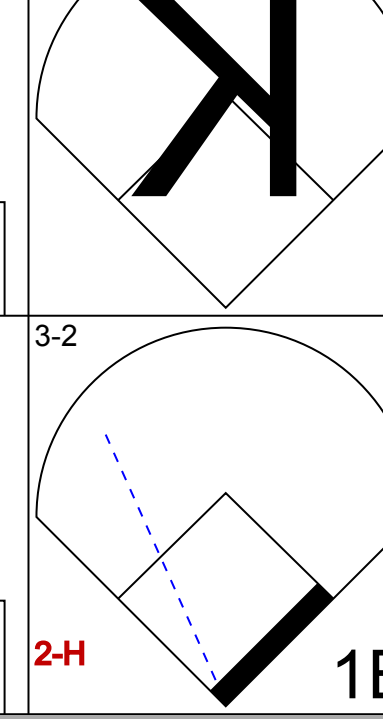
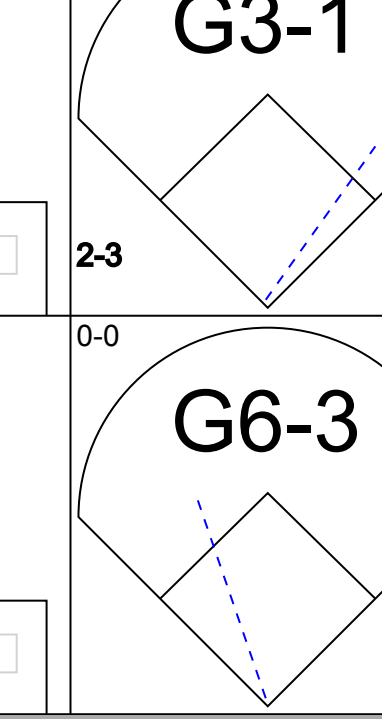
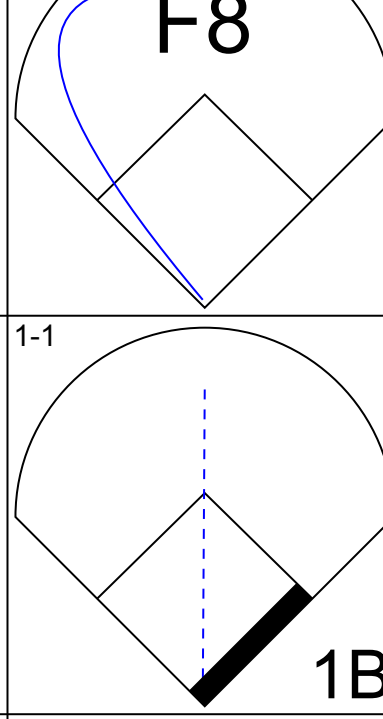
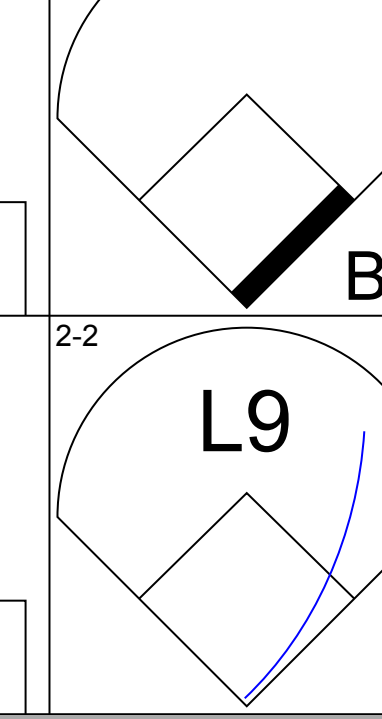
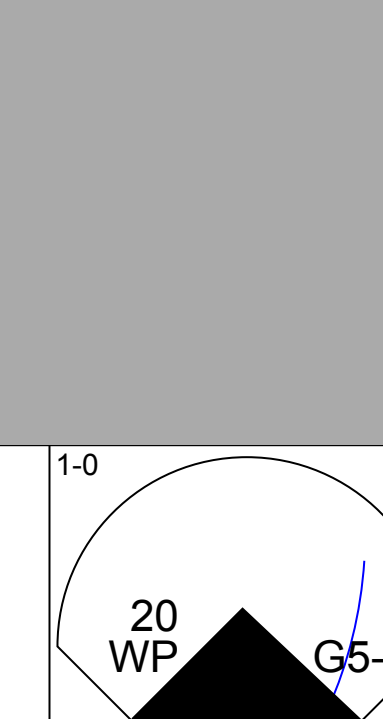
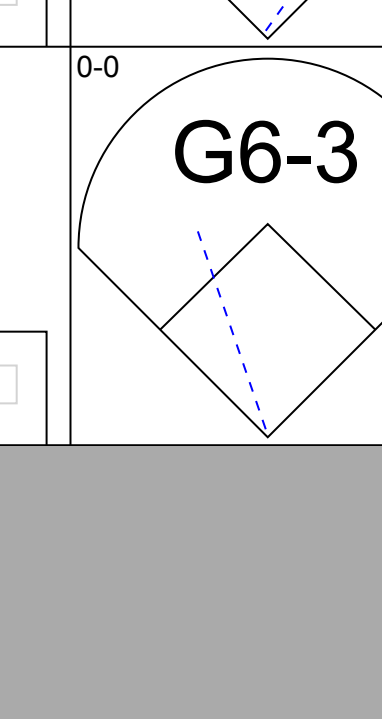
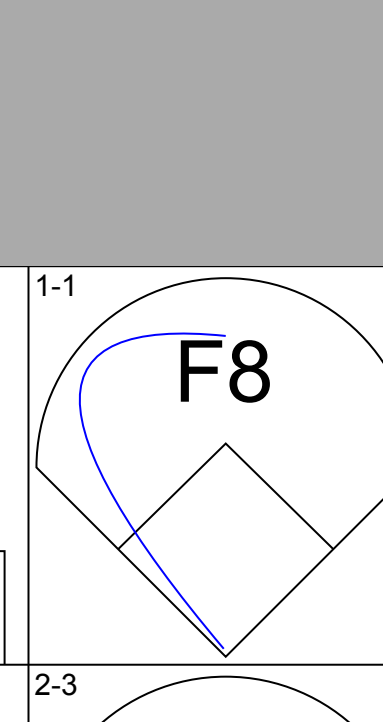
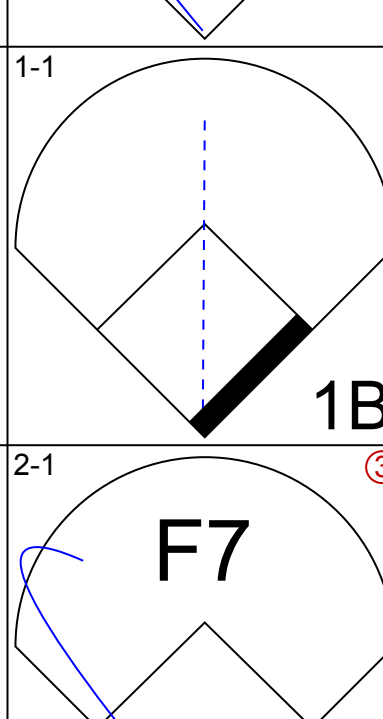
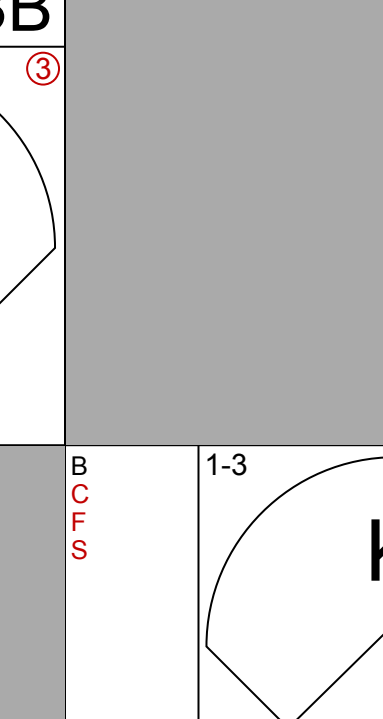
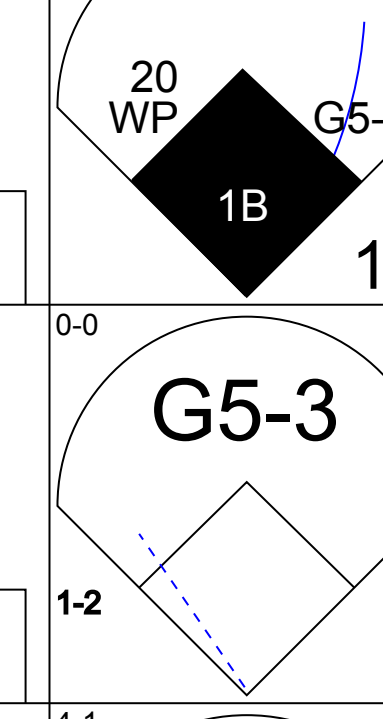
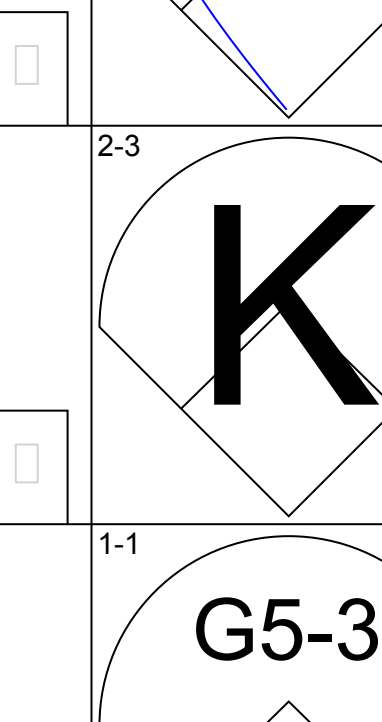
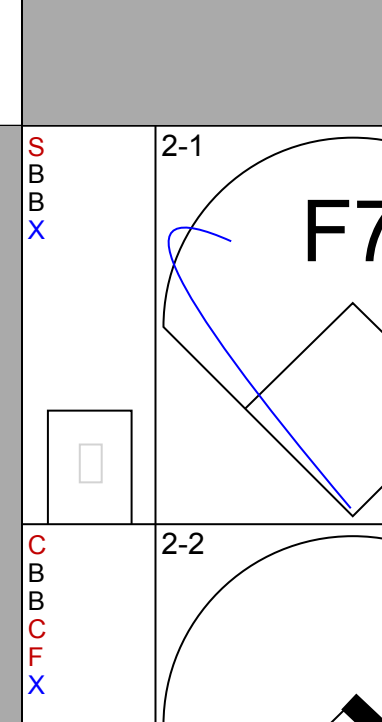
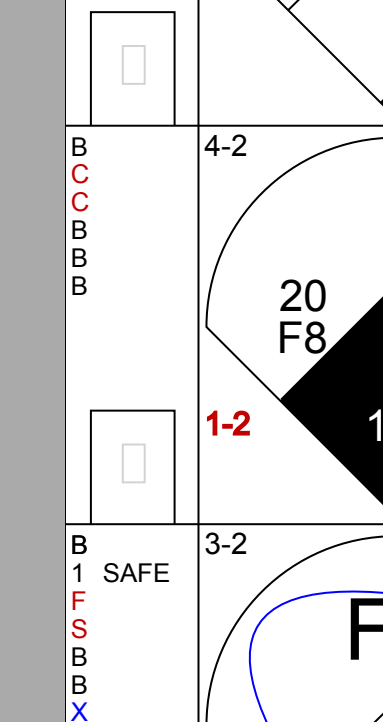
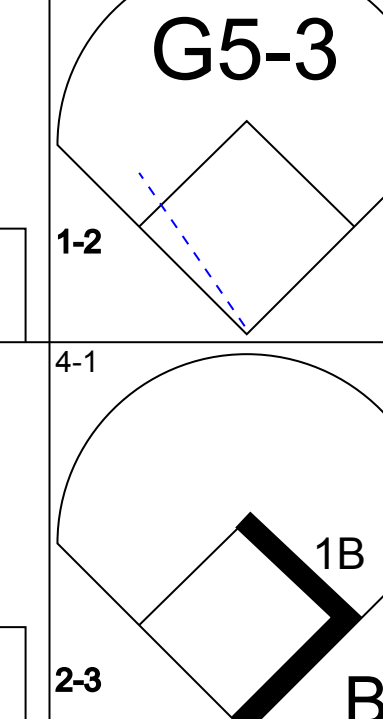
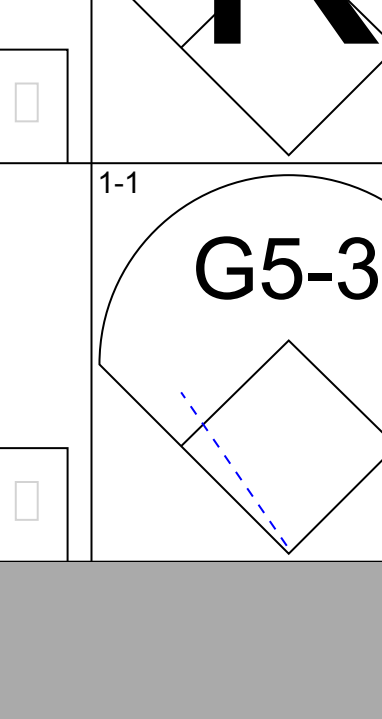
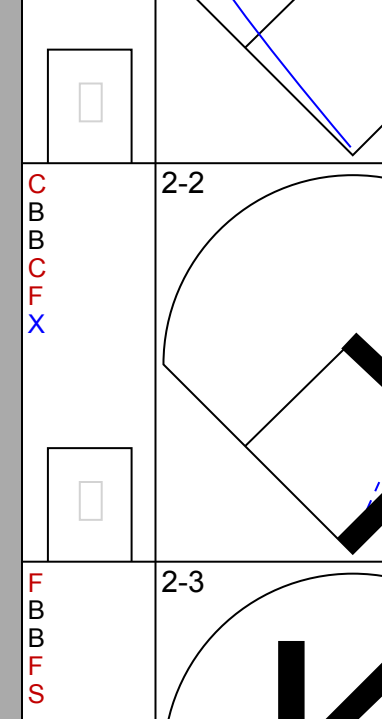

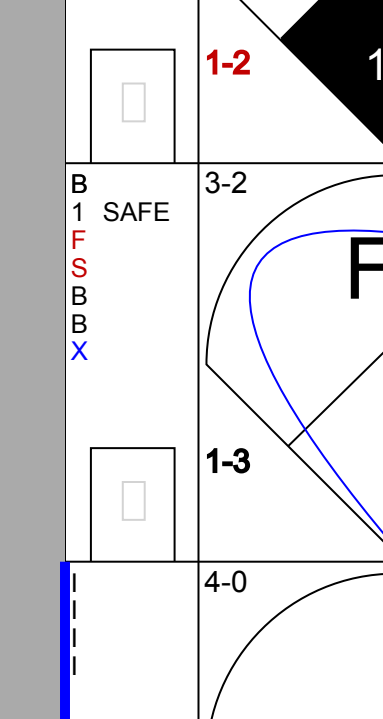
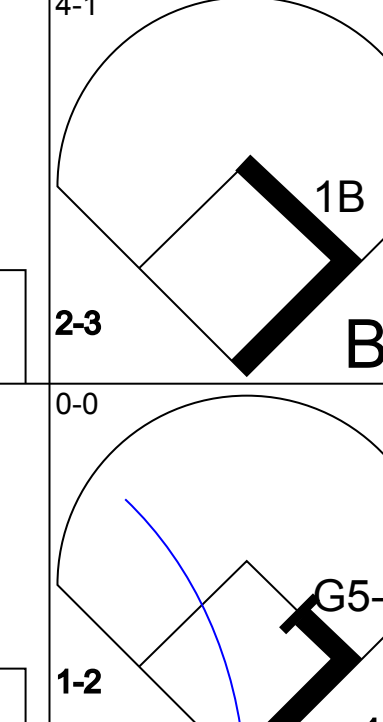
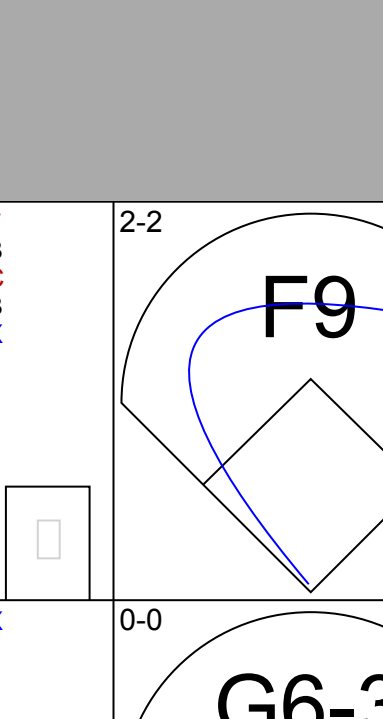
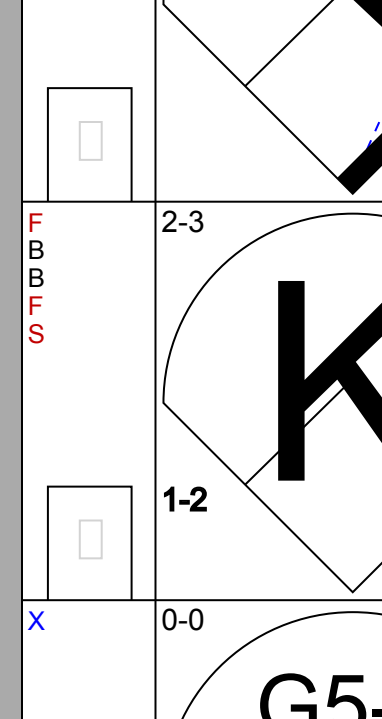
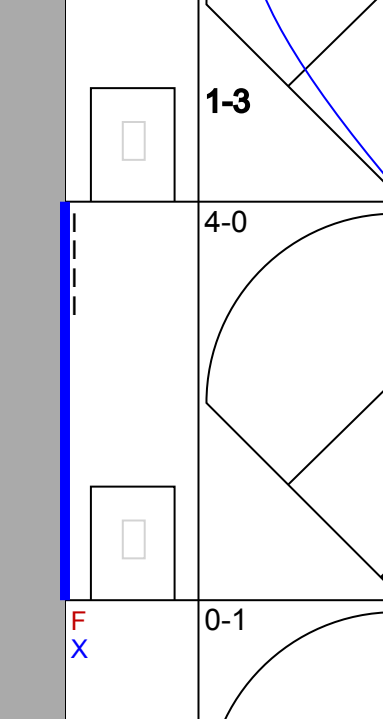
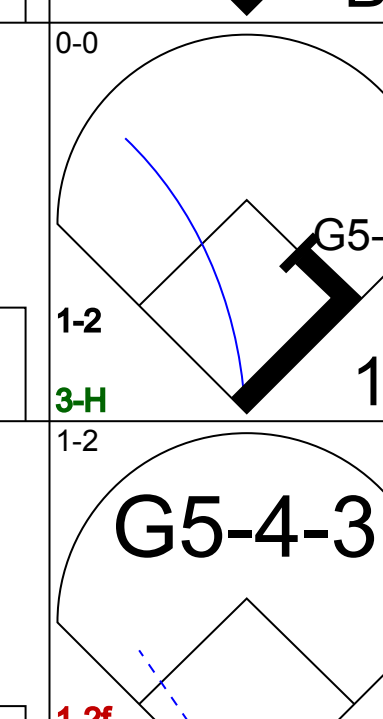
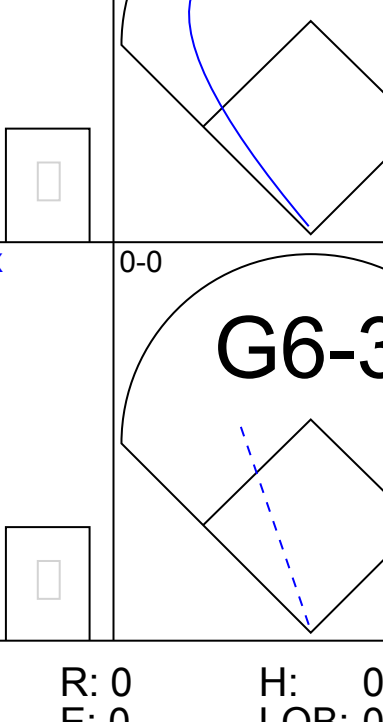
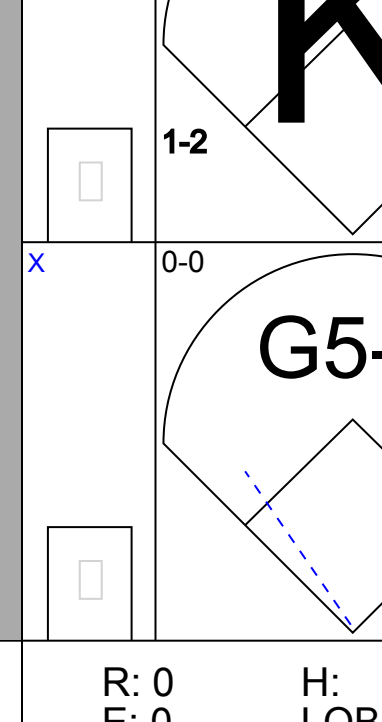
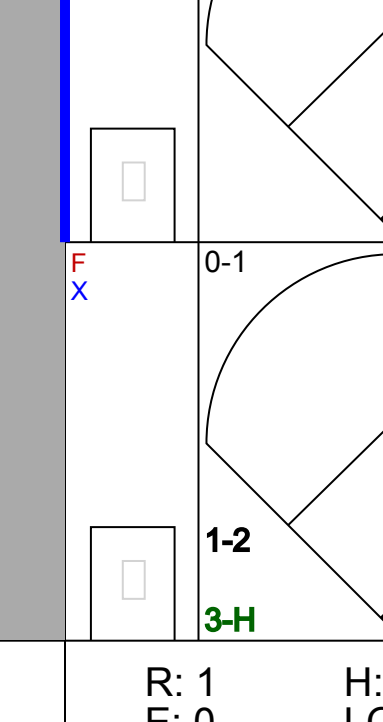
Batter	1	2	3	4	5	6	7	8	9	AB	R	H	RBI	BB	SO	LOB	TOP					
Kimera Barteo, R OBP: 0.314, SLG: 0.318	F9			G5-3 3B	P4			G3		4	0	1	0	0	0	2	Detroit Tigers @ Seattle Mariners Safeco Field, Seattle, WA Wed Aug 25 1999, 7:35 PM PDT Att: 43,789 - Unknown - 68 F					
Brad Ausmus, R OBP: 0.356, SLG: 0.427	F8			K				G5-3		4	0	1	0	0	1	1						
Dean Palmer, R OBP: 0.337, SLG: 0.512	G6-3			G5-3				G6-3		4	0	1	0	0	0	1						
Tony Clark, S OBP: 0.350, SLG: 0.479		F9			HR			K		4	1	1	1	0	1	2						
Juan Encarnacion, R OBP: 0.295, SLG: 0.469		G6-3			G3					4	0	1	0	0	0	0						
Bobby Higginson, L OBP: 0.357, SLG: 0.376			K		1B			G5-3		4	1	2	0	0	1	1						
Damion Easley, R OBP: 0.348, SLG: 0.421				K	1B			G6-3		4	0	1	0	0	2	2						
Gabe Kapler, R OBP: 0.297, SLG: 0.419				G5-3				P3		3	0	1	1	0	0	1						
Luis Polonia, L OBP: 0.356, SLG: 0.500								K		1	0	0	0	0	1	1						
Deivi Cruz, R OBP: 0.285, SLG: 0.378				G5-3				F8		3	0	0	0	0	0	2						
Inning Stats	R: 0 E: 0 K: 0 S: 8	H: 0 LOB: 0 BB: 0 P: 12	R: 0 E: 0 K: 1 S: 9	H: 0 LOB: 0 BB: 0 P: 13	R: 0 E: 0 K: 1 S: 6	H: 0 LOB: 0 BB: 0 P: 11	R: 0 E: 0 K: 1 S: 6	H: 1 LOB: 0 BB: 0 P: 8	R: 2 E: 0 K: 0 S: 16	H: 4 LOB: 2 BB: 0 P: 22	R: 0 E: 0 K: 0 S: 9	H: 0 LOB: 0 BB: 0 P: 11	R: 0 E: 0 K: 0 S: 8	H: 1 LOB: 1 BB: 0 P: 13	R: 0 E: 0 K: 0 S: 10	H: 2 LOB: 2 BB: 0 P: 13	R: 0 E: 0 K: 2 S: 10	H: 1 LOB: 1 BB: 0 P: 14	1B: 6 2B: 2 3B: 1 HR: 1	SF: 0 SAC: 0 DP: 1 HBP: 0	WP: 0 PB: 0 SB: 0 CS: 0	PA: 35
PITCHER	IP	WLS	BF	H	R	ER	SO	BB	IBB	HBP	BLK	WP	HR	S	P	ERA	WHIP			ERA	WHIP	
John Halama, L ERA: 4.05	8.0	W	31	8	2	2	4	0	0	0	0	0	1	72	103	2.25	1.000			ERA	WHIP	
Jose Mesa, R ERA: 5.83	1.0	S	4	1	0	0	2	0	0	0	0	0	0	10	14	0.00	1.000			ERA	WHIP	

Batter	1	2	3	4	5	6	7	8	9	AB	R	H	RBI	BB	SO	LOB	BOTTOM				
Brian Hunter, R OBP: 0.293, SLG: 0.317	G6-3			F8				K		4	1	1	0	0	1	0	Detroit Tigers @ Seattle Mariners Safeco Field, Seattle, WA Wed Aug 25 1999, 7:35 PM PDT Att: 43,789 - Unknown - 68 F				
David Bell, R OBP: 0.331, SLG: 0.424				F8				G6-3		3	0	0	0	0	1	0					
Rafael Bourimigal, R OBP: 0.347, SLG: 0.456				K						1	0	1	0	0	0	0					
Ken Griffey Jr., L OBP: 0.397, SLG: 0.614				K				G4-3		3	1	1	1	0	1	0					
Alex Rodriguez, R OBP: 0.380, SLG: 0.648		F8			1B			K		4	1	1	1	0	2	1					
Edgar Martinez, R OBP: 0.444, SLG: 0.536				G5-3				K		3	0	2	1	0	0	0					
Tom Lampkin, L OBP: 0.370, SLG: 0.511				F9				G3-1		3	0	0	0	0	0	2					
Russ Davis, R OBP: 0.294, SLG: 0.427				F8				F9		3	0	1	0	0	0	0					
Raul Ibanez, L OBP: 0.298, SLG: 0.361				F9				F8		3	0	0	0	0	0	2					
Ryan Jackson, L OBP: 0.364, SLG: 0.286				L8				K		3	0	0	0	0	1	0					
Inning Stats	R: 0 E: 0 K: 2 S: 9	H: 0 LOB: 0 BB: 0 P: 11	R: 0 E: 0 K: 0 S: 10	H: 0 LOB: 0 BB: 0 P: 15	R: 0 E: 0 K: 0 S: 4	H: 0 LOB: 0 BB: 0 P: 7	R: 2 E: 0 K: 0 S: 14	H: 3 LOB: 1 BB: 0 P: 20	R: 0 E: 0 K: 1 S: 8	H: 0 LOB: 0 BB: 0 P: 13	R: 0 E: 0 K: 1 S: 5	H: 0 LOB: 0 BB: 0 P: 9	R: 0 E: 0 K: 1 S: 15	H: 2 LOB: 2 BB: 0 P: 21	R: 1 E: 0 K: 1 S: 11	H: 2 LOB: 1 BB: 0 P: 17	1B: 6 2B: 1 3B: 0 HR: 0	SF: 1 SAC: 0 DP: 0 HBP: 0	WP: 0 PB: 0 SB: 1 CS: 0	PA: 31	
PITCHER	IP	WLS	BF	H	R	ER	SO	BB	IBB	HBP	BLK	WP	HR	S	P	ERA	WHIP			ERA	WHIP
Brian Moehler, R ERA: 5.5	7.1	L	29	7	3	3	5	0	0	0	0	0	0	71	107	3.68	0.955			ERA	WHIP
Francisco Cordero, R ERA:	0.2		2	0	0	0	1	0	0	0	0	0	0	5	6	0.00	0.000			ERA	WHIP

Batter	1	2	3	4	5	6	7	8	9	AB	R	H	RBI	BB	SO	LOB	TOP					
Brian Hunter, R OBP: 0.294, SLG: 0.319 (1, 7)										4	0	1	0	0	2	1	Seattle Mariners @ New York Yankees Yankee Stadium, Bronx, NY Sat Aug 28 1999, 4:30 PM EDT Att: 54,787 - Sunny - 79 F					
David Bell, R OBP: 0.326, SLG: 0.419 (1, 3) (8, 4)										4	0	0	0	0	2	1						
Ken Griffey Jr., L OBP: 0.399, SLG: 0.613 (1, 8)										3	0	1	0	1	0	1						
Alex Rodriguez, R OBP: 0.378, SLG: 0.639 (1, 6)										4	0	0	0	0	3	3						
Edgar Martinez, R OBP: 0.443, SLG: 0.530 (1, 10)										2	0	0	0	1	1	0						
Dan Wilson, R OBP: 0.307, SLG: 0.354 (1, 2) (8, 3)										4	0	0	0	0	2	3						
Raul Ibanez, L OBP: 0.294, SLG: 0.378 (1, 9)										3	1	1	1	0	0	0						
Russ Davis, R OBP: 0.292, SLG: 0.421 (1, 5)										3	0	0	0	0	3	0						
Rafael Bourquigal, R OBP: 0.351, SLG: 0.457 (1, 4) Tom Lampkin, L OBP: 0.365, SLG: 0.497 (8, PH) (8, 2)										2	0	1	0	0	0	0						
Inning Stats	R: 0 E: 0 K: 1 S: 13	H: 0 LOB: 0 BB: 0 P: 19	R: 0 E: 0 K: 2 S: 10	H: 0 LOB: 0 BB: 0 P: 17	R: 1 E: 0 K: 1 S: 12	H: 2 LOB: 0 BB: 0 P: 18	R: 0 E: 1 K: 2 S: 12	H: 0 LOB: 2 BB: 1 P: 25	R: 0 E: 0 K: 1 S: 8	H: 0 LOB: 0 BB: 0 P: 10	R: 0 E: 0 K: 3 S: 11	H: 0 LOB: 0 BB: 0 P: 20	R: 0 E: 0 K: 1 S: 9	H: 0 LOB: 0 BB: 0 P: 13	R: 0 E: 0 K: 2 S: 10	H: 1 LOB: 1 BB: 0 P: 15	R: 0 E: 0 K: 0 S: 7	H: 1 LOB: 1 BB: 0 P: 10	1B: 3 2B: 1 3B: 0 HR: 1	SF: 0 SAC: 0 DP: 2 HBP: 1	WP: 0 SB: 2 CS: 0	PA: 33
PITCHER	IP	WLS	BF	H	R	ER	SO	BB	IBB	HBP	BLK	WP	HR	S	P	ERA	WHIP					
Orlando Hernandez, R ERA: 4.11 42 Mariano Rivera, R ERA: 2.39	(1, 1) (8, 1)	8.0 W	29 4	3 1	1 0	1 0	13 0	1 0	1 0	0 1	0 0	0 0	1 7	85 10	137	1.12 0.00	0.500 1.000					

AB	30
R	1
H	4
RBI	1
BB	2
SO	13
LOB	9



Batter	1	2	3	4	5	6	7	8	9	AB	R	H	RBI	BB	SO	LOB	BOTTOM				
Chuck Knoblauch, R OBP: 0.391, SLG: 0.446 (1, 4)										4	0	1	0	0	0	0	Seattle Mariners @ New York Yankees Yankee Stadium, Bronx, NY Sat Aug 28 1999, 4:30 PM EDT Att: 54,787 - Sunny - 79 F				
Derek Jeter, R OBP: 0.424, SLG: 0.563 (1, 6)										4	0	1	0	0	1	1					
Paul O'Neill, L OBP: 0.363, SLG: 0.455 (1, 9)										3	0	0	0	1	1	2					
Bernie Williams, S OBP: 0.433, SLG: 0.544 (1, 8)										4	0	2	0	0	0	2					
Tino Martinez, L OBP: 0.343, SLG: 0.449 (1, 3)										4	1	1	0	0	1	1					
Chili Davis, S OBP: 0.377, SLG: 0.452 Chad Curtis, R OBP: 0.374, SLG: 0.355 (8, FR)										3	0	0	0	1	1	1					
20 Jorge Posada, S OBP: 0.344, SLG: 0.420 (1, 2)										3	0	1	0	1	0	1					
Shane Spencer, R OBP: 0.302, SLG: 0.368 Ricky Ledee, L OBP: 0.366, SLG: 0.509 (8, PH)										3	0	1	1	0	1	1					
Scott Brosius, R OBP: 0.313, SLG: 0.428 (1, 5)										4	0	1	1	0	0	3					
Inning Stats	R: 0 E: 0 K: 1 S: 12	H: 2 LOB: 2 BB: 0 P: 17	R: 1 E: 0 K: 0 S: 7	H: 2 LOB: 1 BB: 1 P: 13	R: 0 E: 0 K: 0 S: 10	H: 1 LOB: 1 BB: 0 P: 15	R: 0 E: 0 K: 1 S: 7	H: 0 LOB: 0 BB: 0 P: 11	R: 0 E: 0 K: 0 S: 11	H: 1 LOB: 1 BB: 0 P: 18	R: 0 E: 0 K: 1 S: 10	H: 1 LOB: 1 BB: 0 P: 16	R: 0 E: 0 K: 1 S: 10	H: 0 LOB: 1 BB: 1 P: 19	R: 1 E: 0 K: 1 S: 10	H: 1 LOB: 2 BB: 2 P: 22	1B: 6 2B: 2 3B: 0 HR: 0	SF: 0 SAC: 0 DP: 1 HBP: 0	WP: 2 SB: 1 CS: 0	PA: 36	
PITCHER	IP	WLS	BF	H	R	ER	SO	BB	IBB	HBP	BLK	WP	HR	S	P	ERA	WHIP				
Jamie Moyer, L ERA: 4.26 Jose Paniagua, R ERA: 3.6	(1, 1) (8, 1)	7.0 L	27 9	7 1	1 1	1 1	3 2	1 2	1 1	0 0	0 0	0 0	20 41	64 99	1.29 5.40	1.143 1.800					

AB	32
R	2
H	8
RBI	2
BB	4
SO	5
LOB	12



Batter	1	2	3	4	5	6	7	8	9	AB	R	H	RBI	BB	SO	LOB	TOP					
Russ Davis, R OBP: 0.290, SLG: 0.420 (1, 5)	1-1 P6		3-2 P5		2-1 G4-3		1-0 2B		0-3 K	5	0	1	0	0	1	0	Seattle Mariners @ New York Yankees Yankee Stadium, Bronx, NY Sun Aug 29 1999, 1:35 PM EDT Att: 52,493 - Sunny - 83 F					
Brian Hunter, R OBP: 0.291, SLG: 0.315 (1, 7)	1-1 G4-3		0-0 B2-3		1-0 E5		3-3 K		2-3 K	5	0	0	0	0	2	1						
Ken Griffey Jr., L OBP: 0.395, SLG: 0.607 (1, 8)	3-2 F7		0-2 F8		3-1 P5				3-3 K	5	0	0	0	0	1	1						
Alex Rodriguez, R OBP: 0.376, SLG: 0.635 (1, 6)		2-1 G6-3		1-3 K		2-0 F9			0-2 FC5-4 1B	4	0	1	0	0	1	0						
Edgar Martinez, R OBP: 0.444, SLG: 0.532 (1, 10)		0-1 2B		2-1 K		1-1 L9			0-2 FC5-4 1B	4	2	2	0	0	0	1						
Jay Buhner, R OBP: 0.382, SLG: 0.471 (1, 9)		4-1 2B		1-3 K		3-2 HR			1-1 HBP 1B	3	2	2	1	1	1	1						
Rafael Bourquard, R OBP: 0.340, SLG: 0.446 (1, 4)		2-2 F9		0-0 G1-3		1-0 F8			2-2 HBP 1B	4	0	1	1	0	0	3						
Dan Wilson, R OBP: 0.310, SLG: 0.360 (8, PH)	3-2 1-H 2-H				2-1 G4-3		2-2 G3-6 1B		2-1 HBP	3	0	2	2	0	0	0						
Tom Lampkin, L OBP: 0.382, SLG: 0.497 (8, 2)									1-2 2-3 HBP	0	0	0	0	0	0	0						
David Bell, R OBP: 0.328, SLG: 0.424 (8, PH)	1-0 F9				1-1 HR		1-1 G3-6		0-1 P3	3	1	1	1	0	0	2						
Raul Ibanez, L OBP: 0.292, SLG: 0.375 (8, 3)							1-2			1	0	0	0	0	0	3						
Inning Stats	R: 0 E: 0 K: 0 S: 7	H: 0 LOB: 0 BB: 0 P: 12	R: 2 E: 0 K: 0 S: 15	H: 2 LOB: 1 BB: 1 P: 27	R: 0 E: 0 K: 0 S: 7	H: 0 LOB: 0 BB: 0 P: 10	R: 0 E: 0 K: 2 S: 9	H: 1 LOB: 1 BB: 0 P: 13	R: 1 E: 1 K: 0 S: 9	H: 1 LOB: 1 BB: 0 P: 18	R: 1 E: 0 K: 0 S: 8	H: 1 LOB: 0 BB: 0 P: 15	R: 0 E: 0 K: 1 S: 11	H: 2 LOB: 1 BB: 0 P: 18	R: 1 E: 0 K: 0 S: 15	H: 3 LOB: 3 BB: 0 P: 21	R: 0 E: 0 K: 3 S: 10	H: 0 LOB: 0 BB: 0 P: 15	1B: 5 2B: 3 3B: 0 HR: 2	SF: 0 SAC: 0 DP: 1 HBP: 1	WP: 0 PB: 0 CS: 0	PA: 39
PITCHER	IP WLS BF H R ER SO BB IBB HBP BLK WP HR S P ERA WHIP																					
Andy Pettitte, L ERA: 4.49 (1, 1)	7.0 W 29 7 4 4 3 1 0 0 0 0 2 66 113 5.14 1.143																					
Mike Stanton, L ERA: 3.79 (8, 1)	0.2 5 3 1 1 0 0 0 0 0 0 0 12 16 13.50 4.500																					
Jeff Nelson, R ERA: 5.14 (8, 1)	0.0 1 0 0 0 0 0 0 0 0 0 0 3 3 ∞ ∞																					
42 Mariano Rivera, R ERA: 2.33 (8, 1)	1.1 S 4 0 0 0 3 0 0 0 0 0 0 12 17 0.00 0.000																					

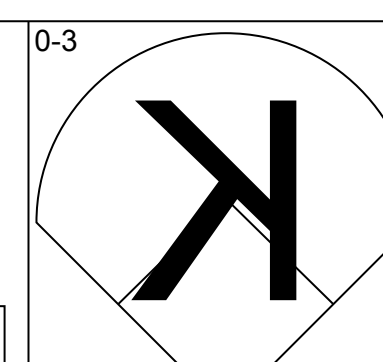
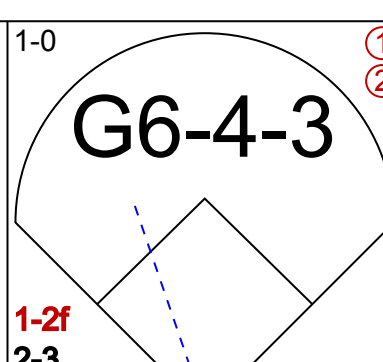
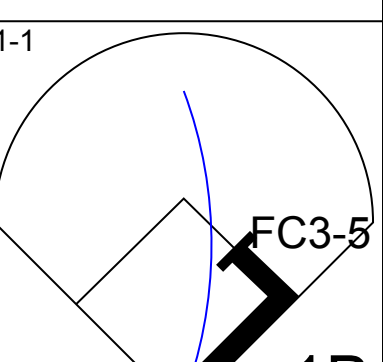
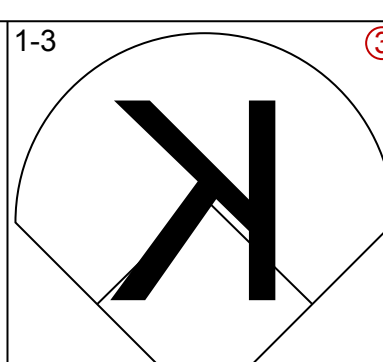
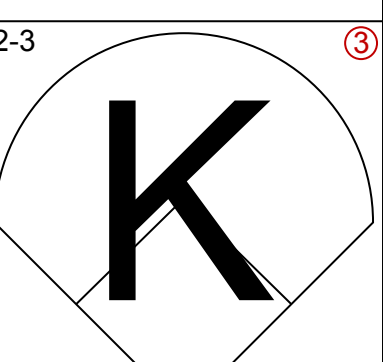
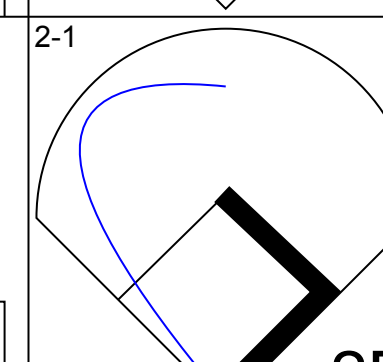
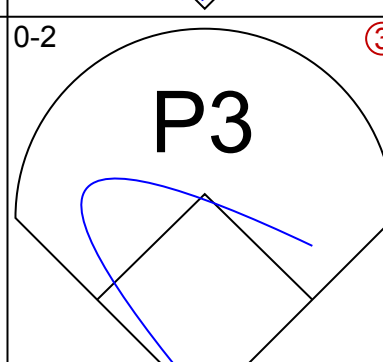
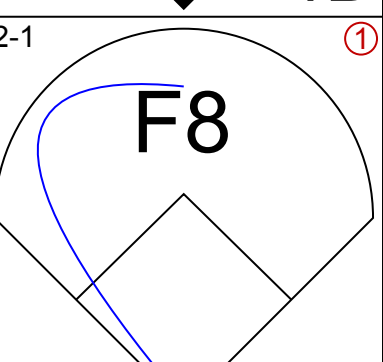
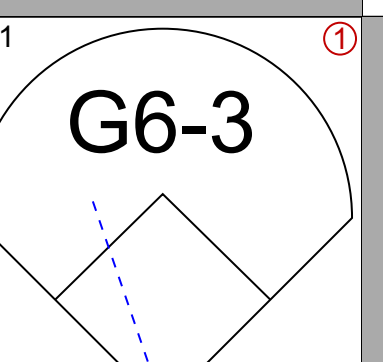
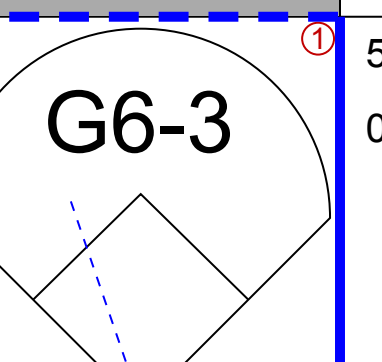
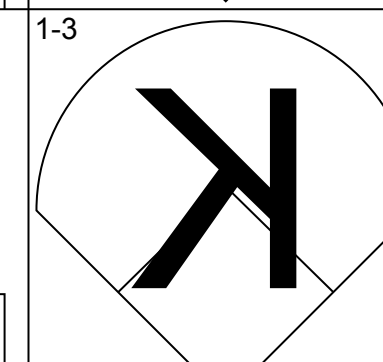
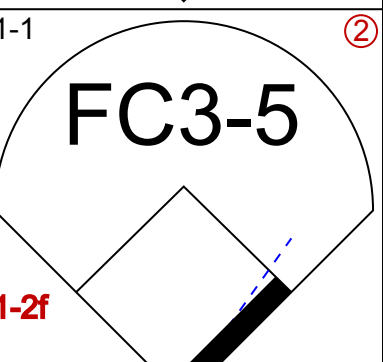
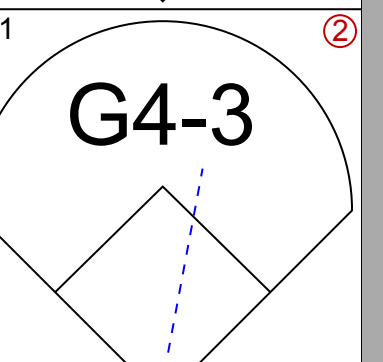
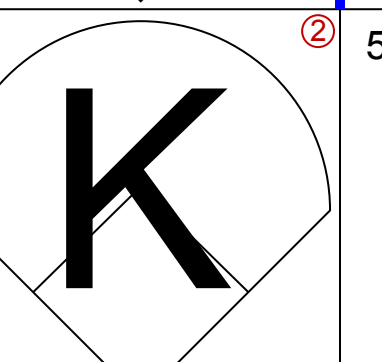
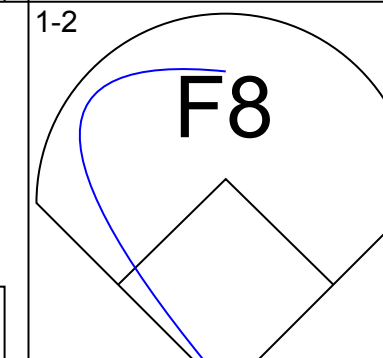
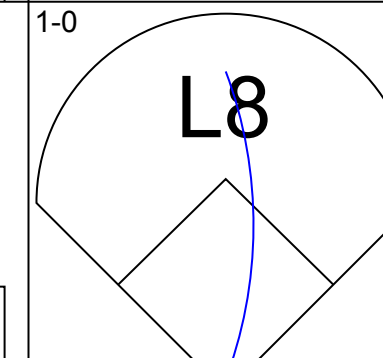
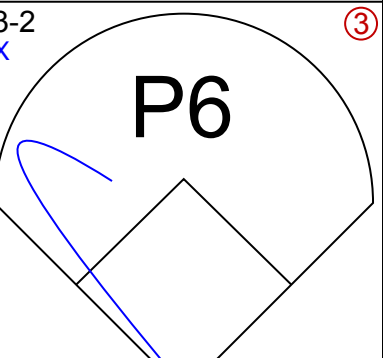
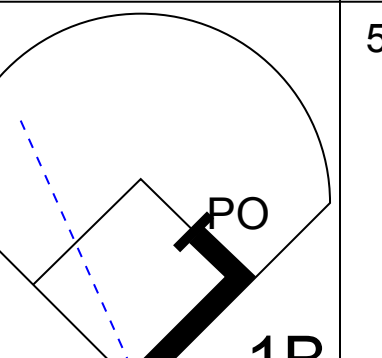
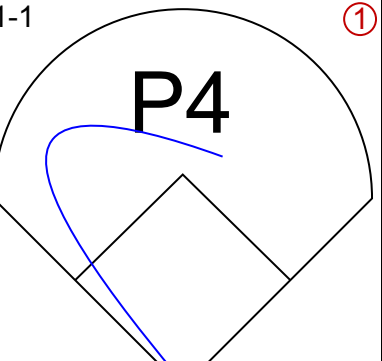
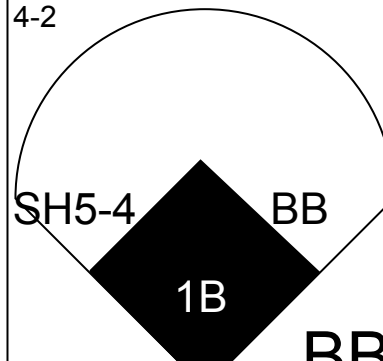
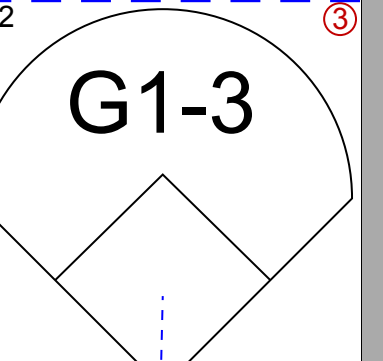
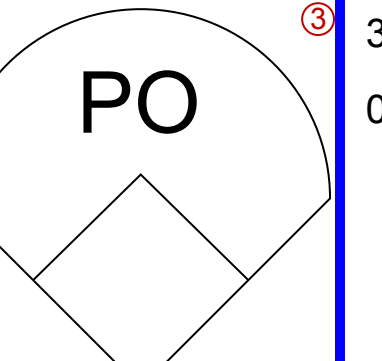

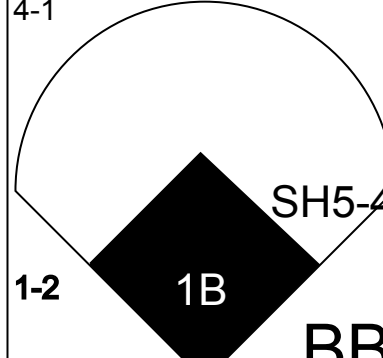
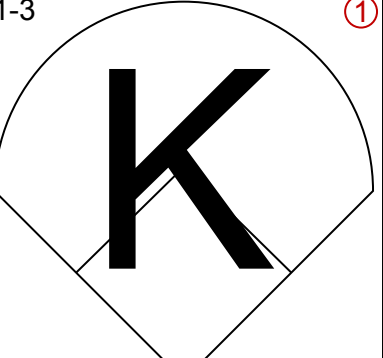
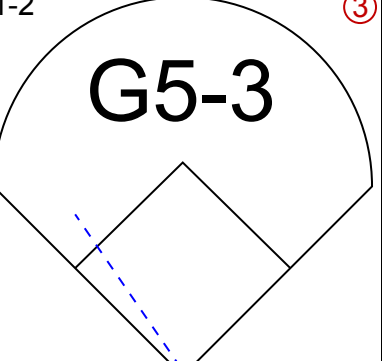
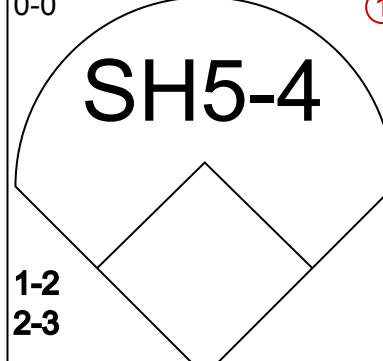
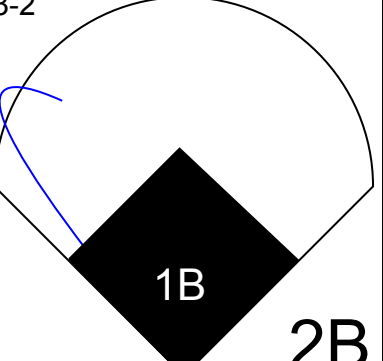
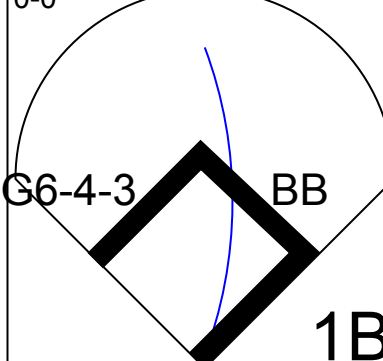
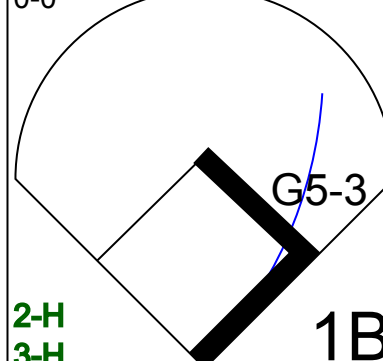
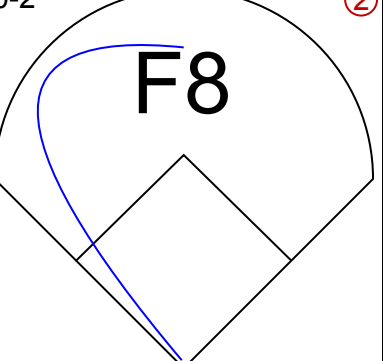
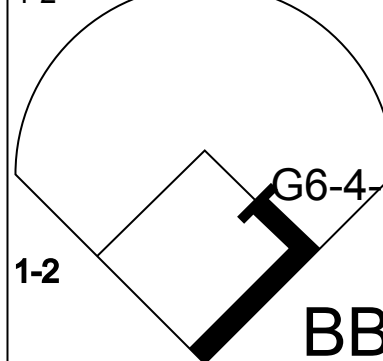
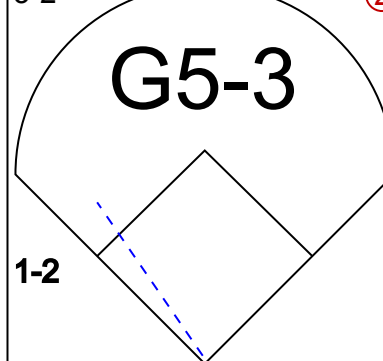
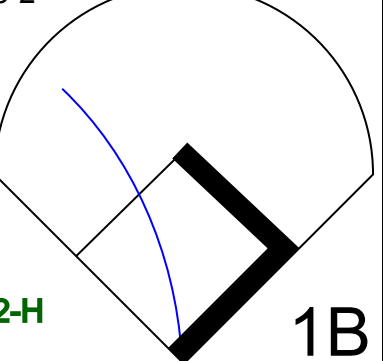
Batter	1	2	3	4	5	6	7	8	9	AB	R	H	RBI	BB	SO	LOB	BOTTOM					
Chuck Knoblauch, R OBP: 0.391, SLG: 0.444 (1, 4)	2-1 G5-3		3-2 2B	2-0 P6		2-1 L6		2-1 2B		4	2	1	0	0	0	0	Seattle Mariners @ New York Yankees Yankee Stadium, Bronx, NY Sun Aug 29 1999, 1:35 PM EDT Att: 52,493 - Sunny - 83 F					
Derek Jeter, R OBP: 0.425, SLG: 0.563 (1, 6)	4-1		2-1 E	3-2 F8		0-1 G4-3		0-0 HBP		4	1	2	1	1	0	0						
Paul O'Neill, L OBP: 0.364, SLG: 0.453 (1, 9)	0-3 K		0-2 E5		2-1 1B		4-1 HR		1-1 G6-3	4	2	1	0	1	1	3						
Bernie Williams, S OBP: 0.434, SLG: 0.551 (1, 8)	2-3 K		0-0 P8		2-0 1B		0-2 HR		1-1 2B	5	3	3	2	0	1	3						
Tino Martinez, L OBP: 0.346, SLG: 0.451 (1, 3)		3-1 F7	4-0 BB		1-2 SF8		4-2 HR		1-1 2B	2	0	1	2	2	0	0						
Chili Davis, S OBP: 0.373, SLG: 0.446 (1, 10)	1-0 P4		0-0 L3		3-2 G1		3-3 K		3-2 G6-3	5	0	0	0	0	1	6						
Ricky Ledee, L OBP: 0.380, SLG: 0.543 (1, 7)	1-0		4-1		1-0		2-1			3	1	3	3	1	0	0						
Jim Leyritz, R OBP: 0.337, SLG: 0.439 (1, 5)	1-0		1-2 2-3 3-H		2-3		3-2			4	0	0	0	0	2	5						
Joe Girardi, R OBP: 0.261, SLG: 0.329 (1, 2)			0-0 1B		0-1 F8		4-0		2-1 G6-3	3	2	1	0	1	0	1						
Inning Stats	R: 0 E: 0 K: 2 S: 9	H: 0 LOB: 1 BB: 1 P: 17	R: 0 E: 0 K: 0 S: 5	H: 1 LOB: 1 BB: 0 P: 11	R: 3 E: 1 K: 1 S: 15	H: 3 LOB: 3 BB: 2 P: 29	R: 0 E: 0 K: 0 S: 6	H: 0 LOB: 0 BB: 0 P: 11	R: 3 E: 0 K: 1 S: 15	H: 3 LOB: 0 BB: 0 P: 26	R: 3 E: 0 K: 1 S: 13	H: 1 LOB: 3 BB: 3 P: 30	R: 0 E: 0 K: 0 S: 7	H: 1 LOB: 0 BB: 0 P: 14	R: 2 E: 0 K: 0 S: 12	H: 3 LOB: 1 BB: 0 P: 22		R: 0 E: 0 K: 0 S: 10	H: 0 LOB: 0 BB: 0 P: 15	1B: 8 2B: 2 3B: 0 HR: 2	SF: 1 SAC: 0 DP: 2 HBP: 1	WP: 0 PB: 0 CS: 0
PITCHER	IP WLS BF H R ER SO BB IBB HBP BLK WP HR S P ERA WHIP																					
Paul Abbott, R ERA: 3.63 (6, 1)	5.0 L 26 7 6 4 4 2 1 0 0 0 0 4 94 7.20 1.800																					
Todd Williams, R ERA: 10.38 (6, 1)	0.2 3 0 1 1 0 1 0 0 0 0 0 4 10 13.50 1.500																					
Steve Sinclair, L ERA: 8.16 (7, 1)	0.1 5 2 2 2 1 2 0 0 0 0 1 11 24 54.00 12.000																					
Tom Davey, R ERA: 5.43 (7, 1)	2.0 8 3 2 2 0 0 0 0 1 0 0 0 17 32 9.00 1.500																					

AB	37
R	5
H	10
RBI	5
BB	1
SO	6
LOB	12



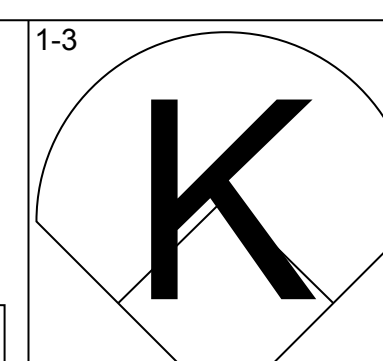
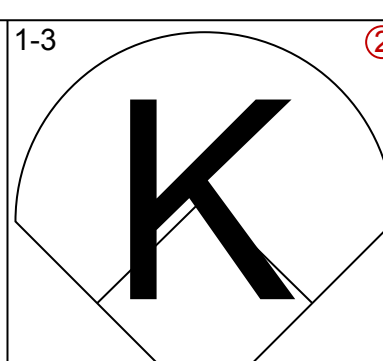
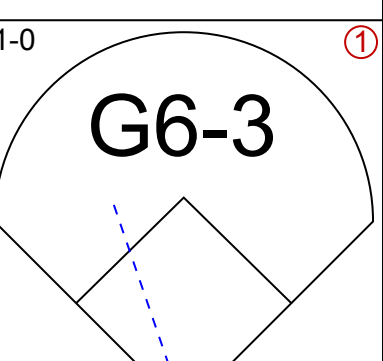
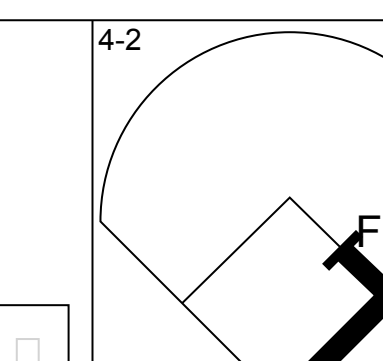
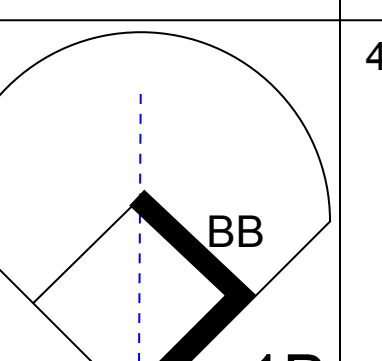
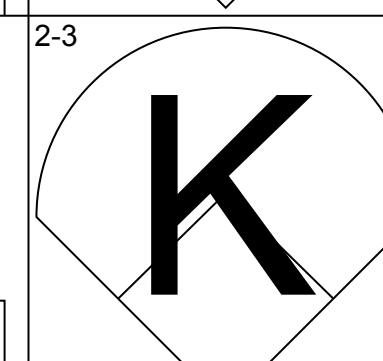
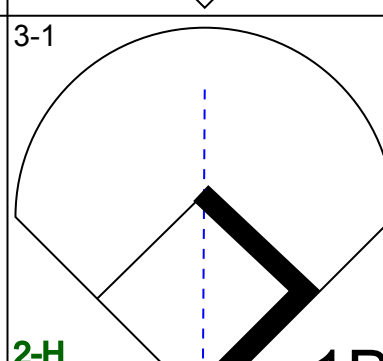
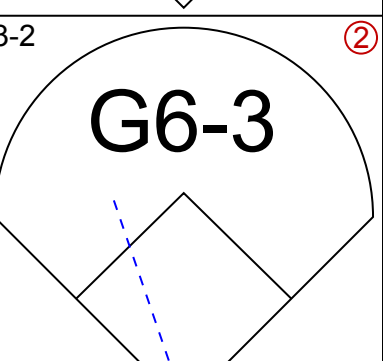
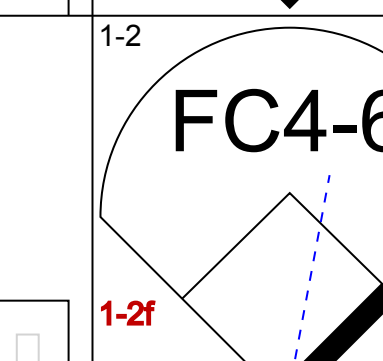
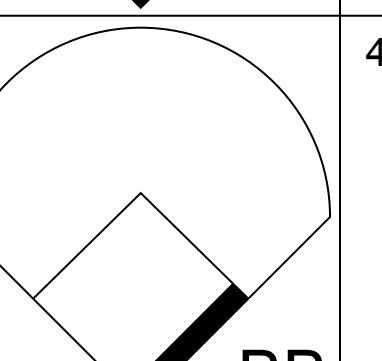
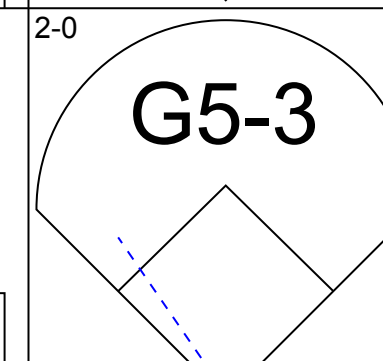
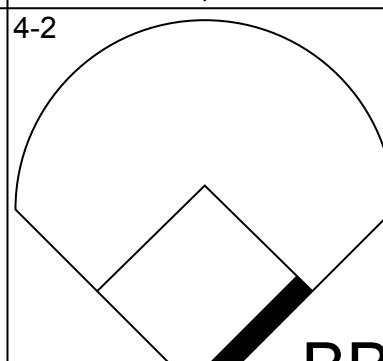
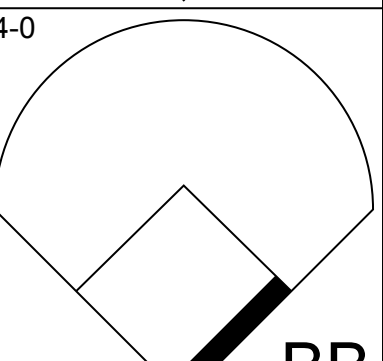

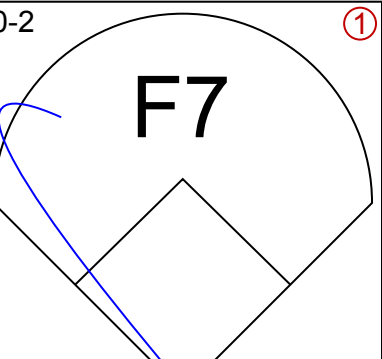
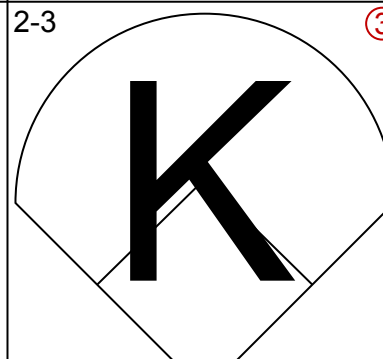
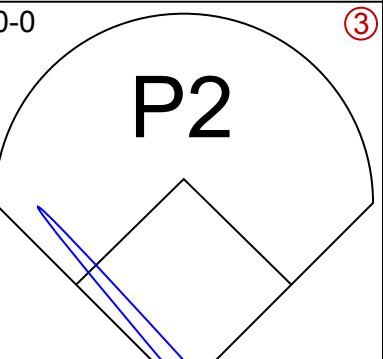
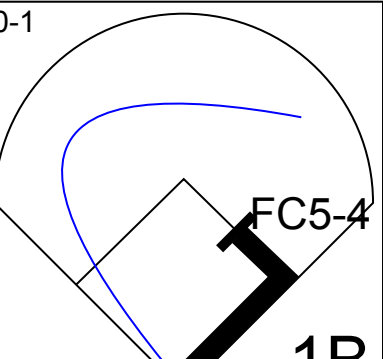
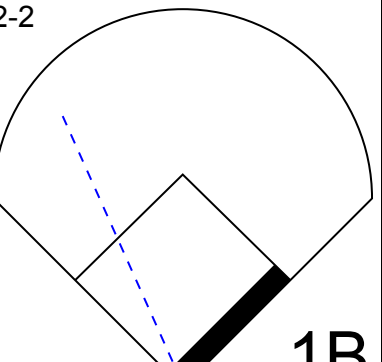
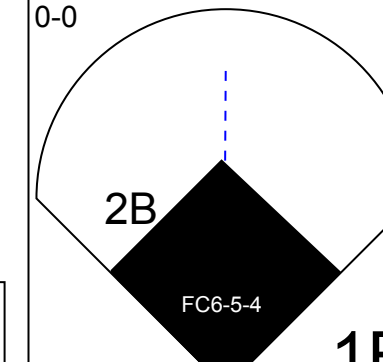
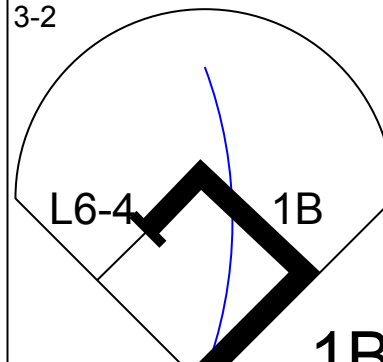
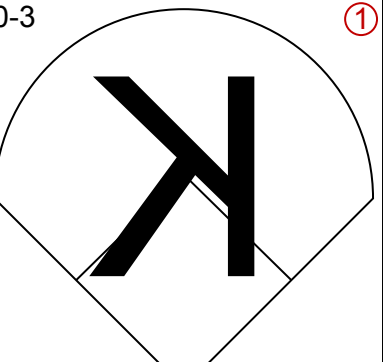
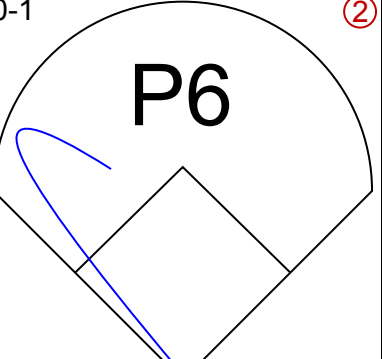
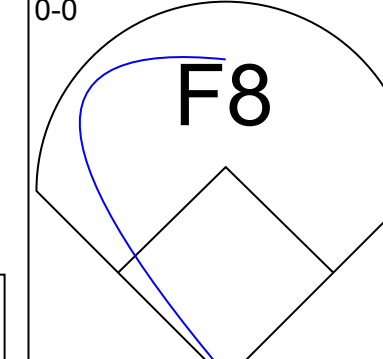
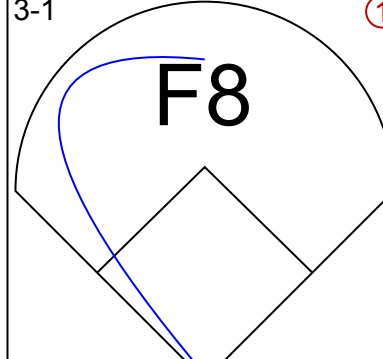
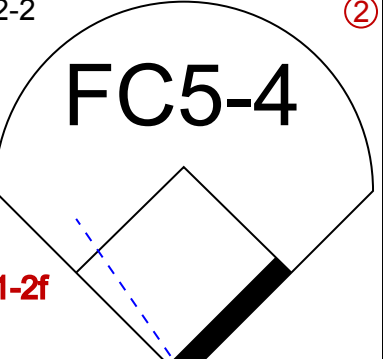
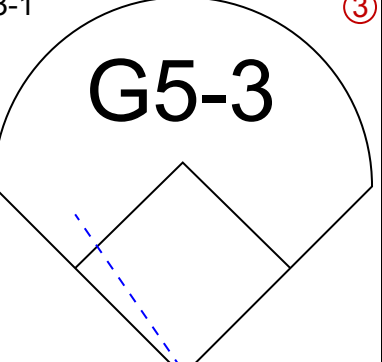
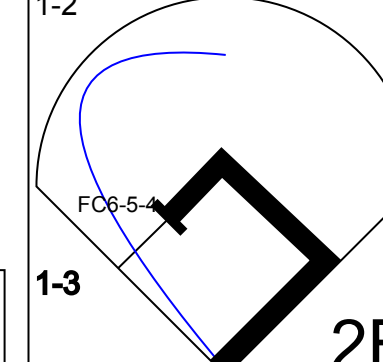
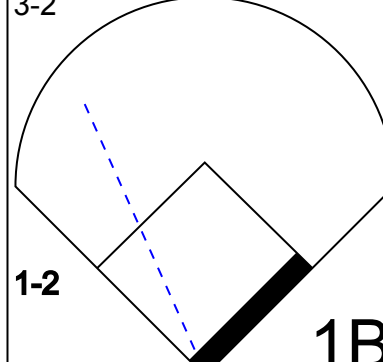
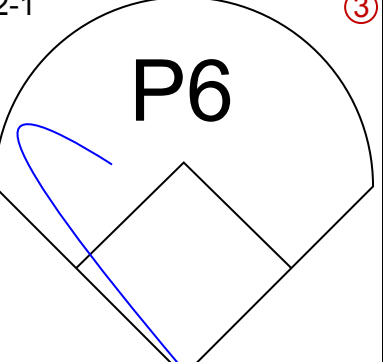
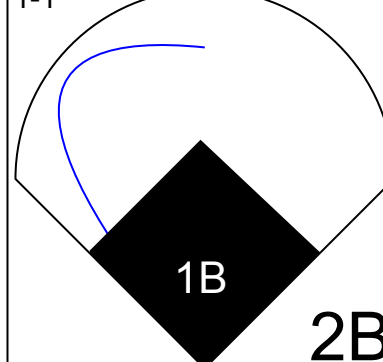
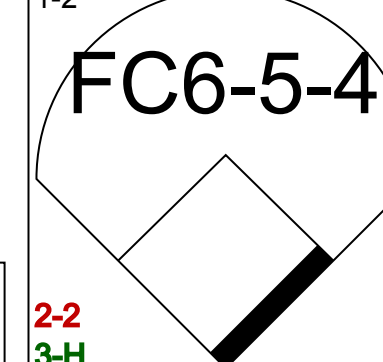
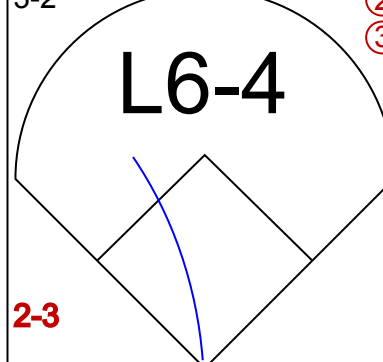
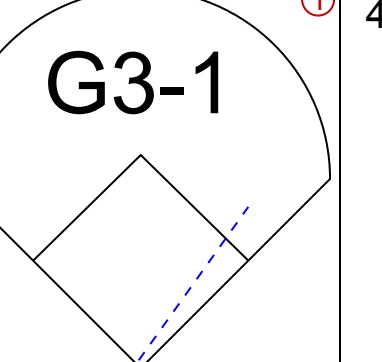
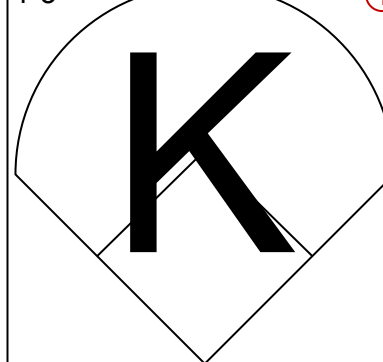
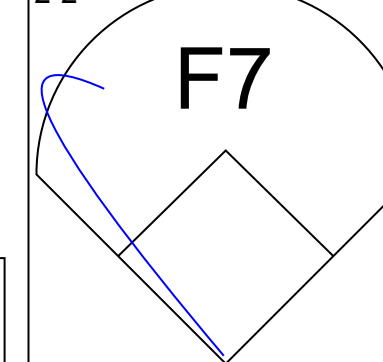
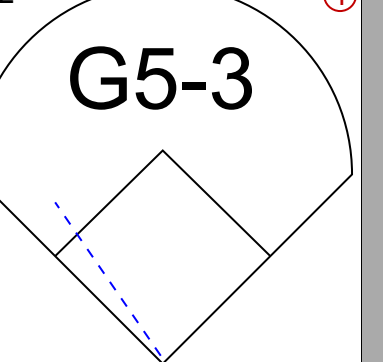
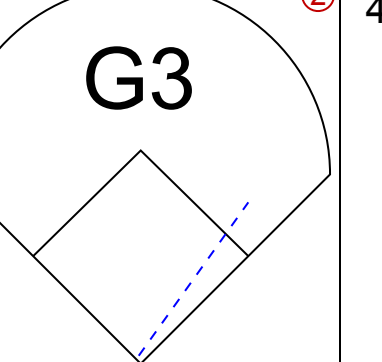
AB	34
R	11
H	12
RBI	8
BB	6
SO	5
LOB	18



Batter	1	2	3	4	5	6	7	8	9	AB	R	H	RBI	BB	SO	LOB	TOP			
David Bell, R OBP: 0.327, SLG: 0.422 (1, 4)										5	0	1	0	0	3	4	Seattle Mariners @ Chicago White Sox Comiskey Park, Chicago, IL Mon Aug 30 1999, 5:05 PM EDT Unknown - 67 F			
Ozzie Timmons, R OBP: 0.200, SLG: 0.321 Jose Mesa, R (9, 1)										5	0	1	0	0	0	2				
Ken Griffey Jr., L OBP: 0.393, SLG: 0.602 (1, 10)										5	1	1	0	0	2	2				
Alex Rodriguez, R OBP: 0.377, SLG: 0.632 (1, 6)										5	0	2	0	0	0	3				
Edgar Martinez, R OBP: 0.444, SLG: 0.538 Ryan Jackson, L (9, 3)										3	2	1	2	1	0	1				
Jay Buhner, R OBP: 0.380, SLG: 0.464 (1, 9)										3	1	0	0	1	3	0				
Dan Wilson, R OBP: 0.313, SLG: 0.366 (1, 2)										3	1	2	0	0	0	0				
Russ Davis, R OBP: 0.295, SLG: 0.424 (1, 5)										4	0	3	2	0	0	1				
Brian Hunter, R OBP: 0.293, SLG: 0.315 (9, 7)										3	0	1	1	1	0	3				
Inning Stats	R: 0 E: 0 K: 2 S: 12	H: 1 LOB: 1 BB: 0 P: 16	R: 0 E: 0 K: 1 S: 8	H: 0 LOB: 0 BB: 0 P: 10	R: 0 E: 0 K: 0 S: 7	H: 1 LOB: 1 BB: 1 P: 12	R: 2 E: 0 K: 1 S: 15	H: 4 LOB: 2 BB: 0 P: 22	R: 0 E: 0 K: 0 S: 11	H: 1 LOB: 1 BB: 2 P: 18	R: 0 E: 0 K: 0 S: 9	H: 1 LOB: 1 BB: 0 P: 12	R: 1 E: 0 K: 2 S: 17	H: 2 LOB: 1 BB: 0 P: 26	R: 0 E: 0 K: 1 S: 8	H: 1 LOB: 0 BB: 0 P: 12		1B: 9 2B: 2 3B: 0 HR: 1	SF: 0 SAC: 1 DP: 1 HBP: 0	WP: 0 PB: 0 SB: 0 CS: 0
PITCHER	IP WLS BF H R ER SO BB IBB HBP BLK WP HR S P ERA WHIP	IP WLS BF H R ER SO BB IBB HBP BLK WP HR S P ERA WHIP	IP WLS BF H R ER SO BB IBB HBP BLK WP HR S P ERA WHIP	IP WLS BF H R ER SO BB IBB HBP BLK WP HR S P ERA WHIP	IP WLS BF H R ER SO BB IBB HBP BLK WP HR S P ERA WHIP	IP WLS BF H R ER SO BB IBB HBP BLK WP HR S P ERA WHIP	IP WLS BF H R ER SO BB IBB HBP BLK WP HR S P ERA WHIP	IP WLS BF H R ER SO BB IBB HBP BLK WP HR S P ERA WHIP	IP WLS BF H R ER SO BB IBB HBP BLK WP HR S P ERA WHIP	IP WLS BF H R ER SO BB IBB HBP BLK WP HR S P ERA WHIP	IP WLS BF H R ER SO BB IBB HBP BLK WP HR S P ERA WHIP	IP WLS BF H R ER SO BB IBB HBP BLK WP HR S P ERA WHIP	IP WLS BF H R ER SO BB IBB HBP BLK WP HR S P ERA WHIP	IP WLS BF H R ER SO BB IBB HBP BLK WP HR S P ERA WHIP	IP WLS BF H R ER SO BB IBB HBP BLK WP HR S P ERA WHIP	IP WLS BF H R ER SO BB IBB HBP BLK WP HR S P ERA WHIP	IP WLS BF H R ER SO BB IBB HBP BLK WP HR S P ERA WHIP	IP WLS BF H R ER SO BB IBB HBP BLK WP HR S P ERA WHIP	IP WLS BF H R ER SO BB IBB HBP BLK WP HR S P ERA WHIP	IP WLS BF H R ER SO BB IBB HBP BLK WP HR S P ERA WHIP

AB	36
R	5
H	12
RBI	5
BB	3
SO	8
LOB	16



Batter	1	2	3	4	5	6	7	8	9	AB	R	H	RBI	BB	SO	LOB	BOTTOM			
Ray Durham, S OBP: 0.380, SLG: 0.457 (1, 4)										4	0	1	0	1	2	1	Seattle Mariners @ Chicago White Sox Comiskey Park, Chicago, IL Mon Aug 30 1999, 5:05 PM EDT Unknown - 67 F			
Mike Caruso, S OBP: 0.292, SLG: 0.304 (1, 6)										4	0	1	1	1	1	1				
Frank Thomas, R OBP: 0.418, SLG: 0.481 (1, 10)										3	0	0	0	2	2	3				
Magglio Ordonez, R OBP: 0.339, SLG: 0.522 (1, 9)										4	0	1	0	0	1	3				
14 Paul Konerko, R OBP: 0.352, SLG: 0.524 (1, 3)										4	1	3	0	0	1	1				
Chris Singleton, L OBP: 0.332, SLG: 0.498 (1, 8)										4	0	0	0	0	0	4				
Carlos Lee, R OBP: 0.327, SLG: 0.464 (1, 7)										4	0	2	0	0	0	2				
Craig Wilson, R OBP: 0.296, SLG: 0.321 (1, 5)										4	1	1	1	0	0	3				
Mark Johnson, L OBP: 0.327, SLG: 0.333 (1, 2)										4	0	0	0	0	1	2				
Inning Stats	R: 0 E: 0 K: 2 S: 7	H: 0 LOB: 0 BB: 0 P: 12	R: 0 E: 0 K: 0 S: 11	H: 1 LOB: 1 BB: 0 P: 16	R: 1 E: 0 K: 3 S: 15	H: 2 LOB: 1 BB: 1 P: 27	R: 1 E: 0 K: 0 S: 15	H: 2 LOB: 1 BB: 0 P: 19	R: 0 E: 0 K: 0 S: 6	H: 0 LOB: 1 BB: 1 P: 14	R: 0 E: 0 K: 1 S: 14	H: 0 LOB: 1 BB: 1 P: 21	R: 0 E: 0 K: 1 S: 10	H: 1 LOB: 2 BB: 0 P: 14	R: 0 E: 0 K: 1 S: 11	H: 1 LOB: 1 BB: 1 P: 21		1B: 7 2B: 3 3B: 0 HR: 0	SF: 0 SAC: 0 DP: 1 HBP: 0	WP: 0 PB: 0 SB: 0 CS: 0
PITCHER	IP WLS BF H R ER SO BB IBB HBP BLK WP HR S P ERA WHIP	IP WLS BF H R ER SO BB IBB HBP BLK WP HR S P ERA WHIP	IP WLS BF H R ER SO BB IBB HBP BLK WP HR S P ERA WHIP	IP WLS BF H R ER SO BB IBB HBP BLK WP HR S P ERA WHIP	IP WLS BF H R ER SO BB IBB HBP BLK WP HR S P ERA WHIP	IP WLS BF H R ER SO BB IBB HBP BLK WP HR S P ERA WHIP	IP WLS BF H R ER SO BB IBB HBP BLK WP HR S P ERA WHIP	IP WLS BF H R ER SO BB IBB HBP BLK WP HR S P ERA WHIP	IP WLS BF H R ER SO BB IBB HBP BLK WP HR S P ERA WHIP	IP WLS BF H R ER SO BB IBB HBP BLK WP HR S P ERA WHIP	IP WLS BF H R ER SO BB IBB HBP BLK WP HR S P ERA WHIP	IP WLS BF H R ER SO BB IBB HBP BLK WP HR S P ERA WHIP	IP WLS BF H R ER SO BB IBB HBP BLK WP HR S P ERA WHIP	IP WLS BF H R ER SO BB IBB HBP BLK WP HR S P ERA WHIP	IP WLS BF H R ER SO BB IBB HBP BLK WP HR S P ERA WHIP	IP WLS BF H R ER SO BB IBB HBP BLK WP HR S P ERA WHIP	IP WLS BF H R ER SO BB IBB HBP BLK WP HR S P ERA WHIP	IP WLS BF H R ER SO BB IBB HBP BLK WP HR S P ERA WHIP	IP WLS BF H R ER SO BB IBB HBP BLK WP HR S P ERA WHIP	IP WLS BF H R ER SO BB IBB HBP BLK WP HR S P ERA WHIP


AB	35
R	2
H	9
RBI	2
BB	4
SO	8
LOB	20



Batter	1	2	3	4	5	6	7	8	9	AB	R	H	RBI	BB	SO	LOB	TOP					
Brian Hunter, R OBP: 0.295, SLG: 0.320 (1, 7)										6	3	3	0	0	0	0						
Raul Ibanez, L OBP: 0.306, SLG: 0.391 (1, 9)										5	2	3	1	1	0	1						
Ken Griffey Jr., L OBP: 0.392, SLG: 0.598 Ozzie Timmons, R OBP: 0.200, SLG: 0.321 (1, 8)										5	2	1	1	0	1	6						
Alex Rodriguez, R OBP: 0.379, SLG: 0.629 (1, 6)										3	3	1	2	2	0	2						
Edgar Martinez, R OBP: 0.446, SLG: 0.546 (1, 10)										5	3	3	5	0	1	2						
Tom Lampkin, L OBP: 0.384, SLG: 0.493 (1, 2)										5	0	1	2	0	2	3						
Ryan Jackson, L OBP: 0.350, SLG: 0.286 (1, 3)										5	0	2	2	0	1	1						
Russ Davis, R OBP: 0.291, SLG: 0.418 (1, 5)										5	0	0	0	0	2	4						
Rafael Bourquiel, R OBP: 0.337, SLG: 0.443 (1, 4)										5	1	1	0	0	0	0						
Inning Stats	R: 4 E: 0 K: 0 S: 21	H: 4 LOB: 1 BB: 1 P: 33	R: 0 E: 0 K: 0 S: 10	H: 1 LOB: 1 BB: 0 P: 13	R: 0 E: 0 K: 0 S: 4	H: 0 LOB: 0 BB: 0 P: 7	R: 0 E: 0 K: 0 S: 6	H: 0 LOB: 0 BB: 0 P: 12	R: 4 E: 0 K: 2 S: 19	H: 5 LOB: 1 BB: 0 P: 27	R: 2 E: 0 K: 3 S: 18	H: 3 LOB: 2 BB: 1 P: 31	R: 0 E: 0 K: 1 S: 5	H: 0 LOB: 0 BB: 0 P: 9	R: 4 E: 2 K: 1 S: 12	H: 2 LOB: 1 BB: 1 P: 21	R: 0 E: 0 K: 0 S: 7	H: 0 LOB: 0 BB: 0 P: 9	1B: 10 2B: 4 3B: 0 HR: 1	SF: 0 SAC: 0 DP: 0 HBP: 0	WP: 1 PB: 0 SB: 3 CS: 1	PA: 47
PITCHER	IP	WLS	BF	H	R	ER	SO	BB	IBB	HBP	BLK	WP	HR	S	P	ERA	WHIP					
Carlos Castillo, R ERA: 6.99	(1, 1)	4.1	L	23	9	8	8	0	1	0	0	1	0	0	51	79	16.61	2.308				
Scott Eyre, L ERA: 7.56	(5, 1)	0.2		5	3	2	2	0	0	0	0	0	0	12	17	27.00	4.500					
Jesus Pena, L ERA: 0.93	(6, 1)	2.1		12	1	3	1	4	1	1	0	0	1	0	25	46	3.86	0.857				
41 Bill Simas, R ERA: 4.13	(8, 1)	1.2		7	2	1	0	1	0	0	0	0	1	14	20	0.00	1.200					

Seattle Mariners @ Chicago White Sox
Comiskey Park, Chicago, IL
Mon Aug 30 1999, 8:05 PM EDT
Att: 17,190 - Unknown - 68 F

AB 44
R 14
H 15
RBI 13
BB 3
SO 7
LOB 19



Batter	1	2	3	4	5	6	7	8	9	AB	R	H	RBI	BB	SO	LOB	BOTTOM					
Ray Durham, S OBP: 0.381, SLG: 0.458 Craig Wilson, R OBP: 0.290, SLG: 0.315 (1, 4)										1	0	1	0	0	0	0						
Mike Caruso, S OBP: 0.293, SLG: 0.305 (1, 6)										5	1	2	0	0	0	1						
Frank Thomas, R OBP: 0.415, SLG: 0.476 (1, 10)										5	0	0	0	0	2	3						
Magglio Ordonez, R OBP: 0.337, SLG: 0.519 Darin Jackson, R OBP: 0.297, SLG: 0.429 (7, PH)										3	0	0	0	0	0	2						
14 Paul Konerko, R OBP: 0.354, SLG: 0.533 (1, 3)										4	1	2	2	0	0	0						
Brian Simmons, S OBP: 0.279, SLG: 0.397 (1, 8)										3	1	0	0	1	2	1						
Carlos Lee, R OBP: 0.328, SLG: 0.467 (1, 7)										4	1	2	0	0	0	0						
Greg Norton, S OBP: 0.348, SLG: 0.415 (1, 5)										3	2	3	4	1	0	0						
Brook Fordyce, R OBP: 0.345, SLG: 0.428 (1, 2)										4	0	1	0	0	1	2						
Inning Stats	R: 0 E: 0 K: 0 S: 7	H: 1 LOB: 1 BB: 0 P: 12	R: 1 E: 0 K: 1 S: 12	H: 2 LOB: 1 BB: 1 P: 20	R: 0 E: 0 K: 0 S: 12	H: 0 LOB: 0 BB: 0 P: 15	R: 2 E: 0 K: 1 S: 13	H: 2 LOB: 0 BB: 0 P: 21	R: 0 E: 0 K: 1 S: 11	H: 1 LOB: 1 BB: 0 P: 16	R: 1 E: 0 K: 1 S: 11	H: 2 LOB: 2 BB: 1 P: 21	R: 1 E: 0 K: 1 S: 10	H: 2 LOB: 1 BB: 0 P: 17	R: 1 E: 0 K: 0 S: 9	H: 1 LOB: 0 BB: 0 P: 14	R: 0 E: 0 K: 0 S: 6	H: 0 LOB: 0 BB: 0 P: 7	1B: 6 2B: 2 3B: 0 HR: 3	SF: 0 SAC: 0 DP: 0 HBP: 0	WP: 0 PB: 0 SB: 0 CS: 0	PA: 40
PITCHER	IP	WLS	BF	H	R	ER	SO	BB	IBB	HBP	BLK	WP	HR	S	P	ERA	WHIP					
28 Ken Cloude, R ERA: 7.71	(1, 1)	5.2	W	26	7	4	4	4	2	0	0	0	0	1	28	100	6.35	1.588				
Frankie Rodriguez, R ERA: 6.1	(6, 1)	3.1	S	14	4	2	2	1	0	0	0	0	0	1	28	43	5.40	1.200				

Seattle Mariners @ Chicago White Sox
Comiskey Park, Chicago, IL
Mon Aug 30 1999, 8:05 PM EDT
Att: 17,190 - Unknown - 68 F

AB 38
R 6
H 11
RBI 6
BB 2
SO 5
LOB 14



Batter	1	2	3	4	5	6	7	8	9	AB	R	H	RBI	BB	SO	LOB	TOP										
Brian Hunter, R OBP: 0.294, SLG: 0.319	E5 SF8	CS 1B		SF7	P3		FC6-4			4	1	1	1	0	0	3	Seattle Mariners @ Chicago White Sox Comiskey Park, Chicago, IL Tue Aug 31 1999, 8:05 PM EDT Att: 12,579 - Cloudy - 73 F										
Raul Ibanez, L OBP: 0.304, SLG: 0.406	E4 F9 1B	CS	G4-3	HR	F7		F9			5	2	1	3	0	0	4											
Ken Griffey Jr., L OBP: 0.389, SLG: 0.594 Ryan Jackson, L OBP: 0.350, SLG: 0.286	SF8		P2	G6-3		F7	K			4	0	0	1	0	1	1											
Alex Rodriguez, R OBP: 0.384, SLG: 0.646 Rafael Bourquard, R OBP: 0.337, SLG: 0.443	1B BB		HR	1B		HR		F8		4	2	3	2	1	0	0											
Edgar Martinez, R OBP: 0.445, SLG: 0.544	F9		F8	1B		FC6-4 1B	F8			5	0	2	0	0	0	2											
Jay Buhner, R OBP: 0.380, SLG: 0.467	1B				FC6-4 HR		K			5	2	2	1	0	1	3											
Tom Lampkin, L OBP: 0.371, SLG: 0.516	F7			2B SF7 1B	SH2-4 1B	HR		F9		5	2	3	2	0	0	2											
Russ Davis, R OBP: 0.293, SLG: 0.421		F9		HR	SH2-4 1B	K		K		5	1	2	1	0	2	0											
David Bell, R OBP: 0.328, SLG: 0.422	K			HR BB	SH2-4		FC6-4 1B	G4-3		3	1	1	0	1	1	0											
Inning Stats	R: 2 E: 0 K: 0 S: 13	H: 1 LOB: 2 BB: 1 P: 23	R: 0 E: 0 K: 1 S: 8	H: 1 LOB: 0 BB: 0 P: 14	R: 1 E: 0 K: 0 S: 6	H: 1 LOB: 0 BB: 0 P: 11	R: 5 E: 0 K: 0 S: 18	H: 6 LOB: 2 BB: 1 P: 39	R: 0 E: 0 K: 1 S: 14	H: 2 LOB: 2 BB: 0 P: 23	R: 3 E: 0 K: 1 S: 14	H: 3 LOB: 1 BB: 0 P: 21	R: 0 E: 0 K: 1 S: 10	H: 1 LOB: 1 BB: 0 P: 14	R: 0 E: 0 K: 1 S: 9	H: 0 LOB: 0 BB: 0 P: 14	R: 0 E: 0 K: 1 S: 13	H: 0 LOB: 0 BB: 0 P: 21	1B: 9 2B: 2 3B: 0 HR: 4	SF: 2 SAC: 1 DP: 0 HBP: 0	WP: 1 PB: 0 SB: 0 CS: 1	PA: 46					
PITCHER	IP	WLS	BF	H	R	ER	SO	BB	IBB	HBP	BLK	WP	HR	S	P	ERA	WHIP										
John Snyder, R ERA: 6.62	3.1	L	20	7	8	6	1	2	0	0	0	1	2	38	72	16.20	2.700										
Jaime Navarro, R ERA: 6.3	2.1		13	6	2	2	0	0	0	0	0	0	1	30	52	7.71	2.571										
Sean Lowe, R ERA: 3.14	0.1		2	1	1	1	1	0	0	0	0	0	1	5	7	27.00	3.000										
James Baldwin, R ERA: 5.55	1.0		4	1	0	0	1	0	0	0	0	0	0	10	14	0.00	1.000										
Keith Foulke, R ERA: 2.49	1.0		3	0	0	0	1	0	0	0	0	0	0	9	14	0.00	0.000										
Bob Howry, R ERA: 3.7	9.1		1.0					0	0	0	0	0	0	1		0.00	0.000										
Batter	1	2	3	4	5	6	7	8	9	AB	R	H	RBI	BB	SO	LOB	BOTTOM										
Mike Caruso, S OBP: 0.294, SLG: 0.306	HR 1B		P5		G4-3		G3		FC5-4 1B	5	1	2	0	0	0	1	Seattle Mariners @ Chicago White Sox Comiskey Park, Chicago, IL Tue Aug 31 1999, 8:05 PM EDT Att: 12,579 - Cloudy - 73 F										
Darin Jackson, R OBP: 0.291, SLG: 0.455	HR		1B BB 14 WP		SF8		F7		K	4	2	2	3	0	1	2											
Frank Thomas, R OBP: 0.415, SLG: 0.473	G6-3		14 WP 1B BB		G5-3		G6-3 BB		FC5-4	3	0	0	0	2	0	2											
Magglio Ordonez, R OBP: 0.339, SLG: 0.519	G1-3		14 WP 1B		G4-3		G6-3 1B			4	0	2	0	0	0	0											
14 Paul Konerko, R OBP: 0.351, SLG: 0.528	K		G5-3		G6-3		G6-3		G6-3	4	0	0	0	0	1	4											
Carlos Lee, R OBP: 0.330, SLG: 0.466	F7				P5		1B		HBP	3	0	1	0	0	0	0											
Craig Wilson, R OBP: 0.285, SLG: 0.309 55 Liu Rodriguez, S OBP: 0.304, SLG: 0.271	L5				K		G6-3		G4-3	4	0	0	0	0	1	4											
Greg Norton, S OBP: 0.347, SLG: 0.416	G6-3				K				P4	4	0	1	0	0	1	0											
Brook Fordyce, R OBP: 0.344, SLG: 0.429			K		G4-3 SF8 2B				G5-3	4	1	1	0	0	1	1											
Inning Stats	R: 2 E: 0 K: 1 S: 12	H: 2 LOB: 0 BB: 0 P: 16	R: 0 E: 0 K: 0 S: 8	H: 0 LOB: 0 BB: 0 P: 12	R: 1 E: 0 K: 1 S: 12	H: 2 LOB: 1 BB: 0 P: 20	R: 0 E: 0 K: 2 S: 9	H: 0 LOB: 0 BB: 0 P: 14	R: 1 E: 0 K: 0 S: 8	H: 1 LOB: 0 BB: 0 P: 10	R: 0 E: 0 K: 0 S: 10	H: 1 LOB: 1 BB: 0 P: 12	R: 0 E: 0 K: 0 S: 10	H: 0 LOB: 0 BB: 0 P: 14	R: 0 E: 0 K: 0 S: 11	H: 1 LOB: 3 BB: 1 P: 20	R: 0 E: 0 K: 1 S: 13	H: 2 LOB: 2 BB: 0 P: 17	1B: 6 2B: 2 3B: 0 HR: 1	SF: 1 SAC: 0 DP: 0 HBP: 1	WP: 1 PB: 0 SB: 0 CS: 0	PA: 39					
PITCHER	IP	WLS	BF	H	R	ER	SO	BB	IBB	HBP	BLK	WP	HR	S	P	ERA	WHIP										
John Halama, L ERA: 4.1	7.0	W	28	6	4	4	4	1	0	0	0	0	1	69	98	5.14	1.000										
Tom Davey, R ERA: 5.24	2.0		11	3	0	0	1	1	0	1	0	0	0	24	37	0.00	2.000										

Batter	1	2	3	4	5	6	7	8	9	AB	R	H	RBI	BB	SO	LOB	TOP			
Jose Offerman, S OBP: 0.384, SLG: 0.431 (1, 4)	F7		K			K			P4	4	0	0	0	0	2	0				
Darren Lewis, R OBP: 0.326, SLG: 0.332 (1, 9) (8, 8)	K		B3			F7			F9	4	0	0	0	0	1	0				
Nomar Garciaparra, R OBP: 0.496, SLG: 0.574 (1, 6)	1B				F7				P3	4	1	2	1	0	0	0				
Mike Stanley, R OBP: 0.380, SLG: 0.455 (1, 3)	1B				F7				F8	3	0	1	0	0	0	0				
Butch Huskey, R OBP: 0.351, SLG: 0.499 (1, 10)	P4				L4				P2	3	0	0	0	0	0	2				
Troy O'Leary, L OBP: 0.335, SLG: 0.508 (1, 7)		G4-3							P3	2	0	0	0	1	0	0				
Jason Varitek, S OBP: 0.332, SLG: 0.454 (1, 2)		K			G4-3				K	3	0	0	0	0	2	1				
Damon Buford, R OBP: 0.294, SLG: 0.365 Trot Nixon, L OBP: 0.346, SLG: 0.462 (1, 8) (8, 9)		G3			G5-3				B1-3	3	0	0	0	0	0	0				
3B Wilton Veras, R OBP: 0.294, SLG: 0.417 (1, 5)					F8				P7	3	0	0	0	0	0	0				
Inning Stats	R: 0 E: 0 K: 1 S: 10	H: 2 LOB: 2 BB: 0 P: 17	R: 0 E: 0 K: 1 S: 10	H: 0 LOB: 0 BB: 0 P: 13	R: 0 E: 0 K: 1 S: 5	H: 0 LOB: 0 BB: 0 P: 8	R: 0 E: 0 K: 0 S: 7	H: 0 LOB: 0 BB: 1 P: 10	R: 0 E: 0 K: 0 S: 6	H: 0 LOB: 0 BB: 1 P: 12	R: 1 E: 0 K: 0 S: 7	H: 1 LOB: 0 BB: 0 P: 12	R: 0 E: 0 K: 1 S: 5	H: 0 LOB: 0 BB: 0 P: 5	R: 0 E: 0 K: 0 S: 8	H: 0 LOB: 0 BB: 0 P: 12	1B: 2 2B: 0 3B: 0 HR: 1	SF: 0 SAC: 0 DP: 1 HBP: 0	WP: 0 PB: 0 CS: 0	PA: 30
PITCHER Jamie Moyer, L ERA: 4.11 (1, 1)	IP: 9.0 WLS: W BF: 30 H: 3 R: 1 ER: 1 SO: 5 BB: 1 IBB: 0 HBP: 0 BLK: 0 WP: 0 HR: 1 S: 65 P: 101 ERA: 1.00 WHIP: 0.444															PITCHER				

Boston Red Sox @ Seattle Mariners
Safeco Field, Seattle, WA
Fri Sep 03 1999, 7:05 PM PDT
Att: 44,471 - Unknown - 74 F

AB 29
R 1
H 3
RBI 1
BB 1
SO 5
LOB 3



Batter	1	2	3	4	5	6	7	8	9	AB	R	H	RBI	BB	SO	LOB	BOTTOM			
Brian Hunter, R OBP: 0.291, SLG: 0.316 (1, 7) Tom Lampkin, L OBP: 0.368, SLG: 0.513 (7, FH) Ryan Jackson, L OBP: 0.350, SLG: 0.286 (7, PR) (8, 3)	K		P4		K		FC4-6			3	0	0	0	0	2	1				
Raul Ibanez, L OBP: 0.307, SLG: 0.406 (1, 3) (8, 7)	G4-6-3				F8		CS		G6-3	4	0	2	0	0	0	1				
Ken Griffey Jr., L OBP: 0.385, SLG: 0.586 (1, 8)	G4-6-3				F9		G6-3		G6-4-3	4	0	1	0	0	0	2				
Alex Rodriguez, R OBP: 0.377, SLG: 0.633 (1, 6)		G6-3			K		K		G6-4-3	4	0	0	0	0	2	2				
Edgar Martinez, R OBP: 0.450, SLG: 0.559 Charles Gipson, R OBP: 0.375, SLG: 0.455 (1, 10) (9, PR)		2B			HBP		1B		S	3	0	3	0	0	0	0				
Jay Buhner, R OBP: 0.380, SLG: 0.473 (1, 9)	K				BB		G1-6-3		B2	3	0	0	0	1	1	3				
Russ Davis, R OBP: 0.294, SLG: 0.418 (1, 5)	F9				F9		F9		1B	3	0	0	0	1	0	4				
Dan Wilson, R OBP: 0.320, SLG: 0.371 (1, 2)					S		FC4-6		1B	2	1	2	1	2	0	0				
David Bell, R OBP: 0.329, SLG: 0.421 (1, 4)		G3-6-3			F9		FC4-6		1B	3	0	1	0	0	0	2				
Inning Stats	R: 0 E: 0 K: 1 S: 9	H: 1 LOB: 0 BB: 0 P: 13	R: 0 E: 0 K: 1 S: 10	H: 1 LOB: 0 BB: 0 P: 13	R: 0 E: 0 K: 0 S: 6	H: 0 LOB: 1 BB: 1 P: 13	R: 0 E: 0 K: 1 S: 14	H: 1 LOB: 3 BB: 1 P: 23	R: 0 E: 0 K: 1 S: 13	H: 1 LOB: 1 BB: 0 P: 20	R: 1 E: 0 K: 0 S: 14	H: 2 LOB: 1 BB: 0 P: 18	R: 0 E: 0 K: 0 S: 5	H: 1 LOB: 0 BB: 0 P: 9	R: 1 E: 0 K: 0 S: 9	H: 2 LOB: 2 BB: 1 P: 14	1B: 8 2B: 1 3B: 0 HR: 0	SF: 0 SAC: 0 DP: 3 HBP: 1	WP: 0 PB: 0 CS: 1	PA: 36
PITCHER Pat Rapp, R ERA: 4.08 Derek Lowe, R ERA: 2.6 (1, 1) (7, 1)	IP: 6.1 WLS: L BF: 26 H: 5 R: 1 ER: 1 SO: 5 BB: 3 IBB: 0 HBP: 1 BLK: 0 WP: 0 HR: 0 S: 69 P: 111 ERA: 1.42 WHIP: 1.263															PITCHER				

Boston Red Sox @ Seattle Mariners
Safeco Field, Seattle, WA
Fri Sep 03 1999, 7:05 PM PDT
Att: 44,471 - Unknown - 74 F

AB 30
R 2
H 9
RBI 2
BB 4
SO 5
LOB 16



Batter	1	2	3	4	5	6	7	8	9	AB	R	H	RBI	BB	SO	LOB	TOP								
Jose Offerman, S OBP: 0.383, SLG: 0.430 (1, 4)										3	0	1	1	0	1	0									
Darren Lewis, R OBP: 0.325, SLG: 0.330 (1, 8)										3	0	0	0	1	1	2									
Brian Daubach, L OBP: 0.374, SLG: 0.591 Mike Stanley, R OBP: 0.379, SLG: 0.454 (8, PH) (8, 3)										3	0	0	0	0	1	0									
Nomar Garciaparra, R OBP: 0.406, SLG: 0.579 (1, 6)										3	1	1	1	0	0	0									
Troy O'Leary, L OBP: 0.338, SLG: 0.506 (1, 7)										4	1	1	0	0	2	0									
Butch Huskey, R OBP: 0.347, SLG: 0.493 (1, 10)										4	0	0	0	0	3	1									
Jason Varitek, S OBP: 0.331, SLG: 0.455 (1, 2)										4	1	1	1	0	0	0									
3B Wilton Veras, R OBP: 0.278, SLG: 0.392 (1, 5)										3	0	0	0	0	1	1									
Trot Nixon, L OBP: 0.349, SLG: 0.464 (1, 9)										3	1	2	1	0	0	0									
Inning Stats	R: 0 H: 0 E: 0 K: 3 S: 10	H: 0 R: 0 ER: 0 LOB: 0 BB: 0 P: 16	R: 0 H: 0 E: 0 K: 2 S: 8	H: 0 R: 0 ER: 0 LOB: 0 BB: 0 P: 12	R: 0 H: 0 E: 0 K: 1 S: 7	H: 0 R: 0 ER: 0 LOB: 0 BB: 0 P: 10	R: 0 H: 0 E: 0 K: 0 S: 6	H: 0 R: 0 ER: 0 LOB: 0 BB: 0 P: 9	R: 3 H: 5 E: 0 K: 0 S: 16	H: 5 R: 0 ER: 0 LOB: 2 BB: 0 P: 25	R: 0 H: 0 E: 0 K: 1 S: 8	H: 0 R: 0 ER: 0 LOB: 0 BB: 0 P: 12	R: 0 H: 0 E: 0 K: 1 S: 7	H: 0 R: 0 ER: 0 LOB: 0 BB: 0 P: 11	R: 1 H: 1 E: 0 K: 1 S: 13	H: 1 R: 0 ER: 0 LOB: 1 BB: 0 P: 28	R: 0 H: 0 E: 0 K: 2 S: 7	H: 0 R: 0 ER: 0 LOB: 0 BB: 0 P: 8	1B: 4 2B: 1 3B: 0 HR: 1	SF: 1 SAC: 0 DP: 0 HBP: 1	WP: 0 PB: 0 SB: 1 CS: 0	PA: 35			
PITCHER	IP	WLS	BF	H	R	ER	SO	BB	IBB	HBP	BLK	WP	HR	S	P	ERA	WHIP								
Paul Abbott, R ERA: 3.64 (1, 1)	7.1	L	29	6	4	3	7	1	0	0	0	0	1	68	108	3.68	0.955								
Butch Henry, L ERA: 4.44 (8, 1)	1.0		3	0	0	0	2	0	0	1	0	0	0	10	19	0.00	0.000								
Todd Williams, R ERA: 9.0 (9, 1)	0.2		2	0	0	0	1	0	0	0	0	0	0	4	4	0.00	0.000								

Boston Red Sox @ Seattle Mariners
Safeco Field, Seattle, WA
Sat Sep 04 1999, 6:05 PM PDT
Att: 44,597 - Cloudy - 64 F

AB 31
R 4
H 6
RBI 4
BB 1
SO 10
LOB 5

Batter	1	2	3	4	5	6	7	8	9	AB	R	H	RBI	BB	SO	LOB	BOTTOM								
Brian Hunter, R OBP: 0.289, SLG: 0.313 (1, 7)										4	0	0	0	0	2	2									
Raul Ibanez, L OBP: 0.312, SLG: 0.404 (1, 3)										3	0	1	0	1	2	1									
Ken Griffey Jr., L OBP: 0.382, SLG: 0.582 (1, 8)										4	0	0	0	0	1	2									
Alex Rodriguez, R OBP: 0.374, SLG: 0.627 (1, 6)										4	0	0	0	0	1	2									
Edgar Martinez, R OBP: 0.450, SLG: 0.558 (1, 10)										3	0	1	0	1	2	0									
Jay Buhner, R OBP: 0.374, SLG: 0.464 (1, 9)										4	0	0	0	0	4	3									
Tom Lampkin, L OBP: 0.368, SLG: 0.506 (1, 2)										2	0	0	0	1	2	0									
David Bell, R OBP: 0.331, SLG: 0.423 (1, 4)										2	0	1	0	1	1	0									
Rafael Bourquigal, R OBP: 0.326, SLG: 0.427 (1, 5)										3	0	0	0	0	1	2									
Inning Stats	R: 0 H: 1 E: 0 K: 2 S: 11	H: 0 R: 0 ER: 0 LOB: 1 BB: 0 P: 14	R: 0 H: 0 E: 0 K: 2 S: 13	H: 0 R: 0 ER: 0 LOB: 1 BB: 1 P: 23	R: 0 H: 1 E: 0 K: 1 S: 10	H: 1 R: 0 ER: 0 LOB: 1 BB: 0 P: 17	R: 0 H: 0 E: 0 K: 1 S: 5	H: 0 R: 0 ER: 0 LOB: 1 BB: 1 P: 10	R: 0 H: 0 E: 0 K: 2 S: 15	H: 0 R: 0 ER: 0 LOB: 1 BB: 1 P: 24	R: 0 H: 0 E: 0 K: 3 S: 8	H: 0 R: 0 ER: 0 LOB: 0 BB: 0 P: 12	R: 0 H: 0 E: 0 K: 3 S: 10	H: 0 R: 0 ER: 0 LOB: 0 BB: 0 P: 13	R: 0 H: 0 E: 0 K: 2 S: 9	H: 0 R: 0 ER: 0 LOB: 0 BB: 0 P: 13	R: 0 H: 1 E: 0 K: 1 S: 12	H: 1 R: 0 ER: 0 LOB: 2 BB: 1 P: 22	1B: 2 2B: 1 3B: 0 HR: 0	SF: 0 SAC: 0 DP: 0 HBP: 0	WP: 0 PB: 0 SB: 1 CS: 1	PA: 34			
PITCHER	IP	WLS	BF	H	R	ER	SO	BB	IBB	HBP	BLK	WP	HR	S	P	ERA	WHIP								
Pedro Martinez, R ERA: 2.26 (1, 1)	8.0	W	28	2	0	0	15	3	0	0	0	0	0	81	126	0.00	0.625								
Rod Beck, R ERA: 7.31 (9, 1)	1.0		5	1	0	0	1	1	0	0	0	0	0	12	22	0.00	2.000								

Boston Red Sox @ Seattle Mariners
Safeco Field, Seattle, WA
Sat Sep 04 1999, 6:05 PM PDT
Att: 44,597 - Cloudy - 64 F

AB 29
R 0
H 3
RBI 0
BB 4
SO 16
LOB 12

Batter	1	2	3	4	5	6	7	8	9	AB	R	H	RBI	BB	SO	LOB	TOP																
Jose Offerman, S (1, 4) OBP: 0.383, SLG: 0.429										4	1	1	1	1	1	3																	
Darren Lewis, R (1, 8) OBP: 0.326, SLG: 0.331										5	1	2	0	0	1	2																	
Brian Daubach, L (1, 3) OBP: 0.370, SLG: 0.584										4	0	0	0	0	2	3																	
Mike Stanley, R (9, PH) OBP: 0.381, SLG: 0.454										0	0	0	0	1	0	0																	
Nomar Garciaparra, R (1, 6) OBP: 0.410, SLG: 0.587										5	2	4	2	0	0	1																	
Troy O'Leary, L (1, 7) OBP: 0.337, SLG: 0.503										3	0	0	1	1	1	3																	
Jon Nunnally, L (1, 10) OBP: 0.167, SLG: 0.167										5	1	1	0	0	3	5																	
Jason Varitek, S (1, 2)										5	2	2	4	0	0	2																	
3B Wilton Veras, R (1, 5) OBP: 0.293, SLG: 0.400										4	1	2	0	0	0	0																	
Trot Nixon, L (1, 9) OBP: 0.349, SLG: 0.461										2	0	0	0	1	2	1																	
Damon Buford, R (8, PH) OBP: 0.297, SLG: 0.372										1	1	1	1	0	0	0																	
Inning Stats	R: 2 H: 2 E: 0 K: 1 S: 13	H: 2 R: 1 ER: 1 LOB: 1 BB: 1 P: 24	R: 0 H: 1 E: 0 K: 2 S: 10	H: 1 R: 0 ER: 0 LOB: 2 BB: 1 P: 20	R: 0 H: 1 E: 0 K: 0 S: 12	H: 1 R: 1 ER: 1 LOB: 1 BB: 1 P: 21	R: 1 H: 1 E: 1 K: 1 S: 11	H: 1 R: 0 ER: 0 LOB: 0 BB: 0 P: 22	R: 1 H: 1 E: 0 K: 2 S: 11	H: 1 R: 0 ER: 0 LOB: 0 BB: 0 P: 17	R: 0 H: 0 E: 0 K: 1 S: 8	H: 0 R: 0 ER: 0 LOB: 0 BB: 0 P: 10	R: 0 H: 0 E: 0 K: 1 S: 9	H: 0 R: 0 ER: 0 LOB: 0 BB: 0 P: 14	R: 5 H: 6 E: 0 K: 0 S: 21	H: 6 R: 0 ER: 0 LOB: 0 BB: 0 P: 30	R: 0 H: 1 E: 0 K: 2 S: 12	H: 1 R: 0 ER: 0 LOB: 2 BB: 1 P: 22	1B: 9 2B: 1 3B: 0 HR: 3	SF: 1 SAC: 0 DP: 1 HBP: 0	WP: 0 PB: 0 SB: 0 CS: 1	PA: 43											
PITCHER	IP WLS BF H R ER SO BB IBB HBP BLK WP HR S P ERA WHIP																																
Freddy Garcia, R (1, 1) ERA: 4.28	6.0	27	6	4	4	7	3	0	0	0	0	0	2	65	114	6.00	1.500																
Jose Paniagua, R (7, 1) ERA: 3.99	1.1	L	8	4	4	1	0	0	0	0	0	0	1	23	31	27.00	3.000																
23 Robert Ramsay, L (8, 1) ERA: 5.4	0.2		3	2	1	1	0	0	0	0	0	0	0	7	13	13.50	3.000																
Tom Davey, R (9, 1) ERA: 5.15	1.0		5	1	0	0	2	1	0	0	0	0	0	12	22	0.00	2.000																

Boston Red Sox @ Seattle Mariners
Safeco Field, Seattle, WA
Sun Sep.05 1999, 1:35 PM PDT
Att: 44,019 - Cloudy - 66 F

AB	38
R	9
H	13
RBI	9
BB	4
SO	10
LOB	20



Batter	1	2	3	4	5	6	7	8	9	AB	R	H	RBI	BB	SO	LOB	BOTTOM																
Brian Hunter, R (1, 7) OBP: 0.287, SLG: 0.310										4	0	0	0	0	1	2																	
Raul Ibanez, L (9, PH) OBP: 0.310, SLG: 0.401										1	0	0	0	0	0	1																	
David Bell, R (1, 4) OBP: 0.333, SLG: 0.427										5	2	3	0	0	1	2																	
Ken Griffey Jr., L (1, 8) OBP: 0.384, SLG: 0.589										4	1	2	3	1	0	2																	
Alex Rodriguez, R (1, 6) OBP: 0.372, SLG: 0.629										5	1	1	2	0	2	4																	
Edgar Martinez, R (1, 10) OBP: 0.451, SLG: 0.563										3	1	1	1	1	0	0																	
Jay Buhner, R (1, 9) OBP: 0.372, SLG: 0.465										4	1	1	0	0	1	1																	
Russ Davis, R (1, 5) OBP: 0.296, SLG: 0.419										4	0	2	0	0	1	1																	
Dan Wilson, R (1, 2) OBP: 0.317, SLG: 0.367										4	0	0	0	0	1	3																	
Ryan Jackson, L (1, 3) OBP: 0.364, SLG: 0.368										3	1	2	1	0	0	0																	
Inning Stats	R: 2 H: 2 E: 0 K: 2 S: 13	H: 2 R: 1 ER: 1 LOB: 1 BB: 0 P: 23	R: 2 H: 2 E: 0 K: 1 S: 17	H: 2 R: 0 ER: 0 LOB: 1 BB: 1 P: 26	R: 2 H: 2 E: 0 K: 0 S: 12	H: 2 R: 1 ER: 0 LOB: 0 BB: 0 P: 19	R: 0 H: 0 E: 0 K: 0 S: 5	H: 0 R: 0 ER: 0 LOB: 0 BB: 0 P: 8	R: 0 H: 1 E: 0 K: 1 S: 7	H: 1 R: 0 ER: 0 LOB: 0 BB: 0 P: 12	R: 1 H: 1 E: 0 K: 1 S: 7	H: 1 R: 0 ER: 0 LOB: 2 BB: 1 P: 10	R: 0 H: 1 E: 0 K: 1 S: 8	H: 1 R: 0 ER: 0 LOB: 1 BB: 0 P: 16	R: 0 H: 1 E: 0 K: 1 S: 9	H: 1 R: 0 ER: 0 LOB: 1 BB: 0 P: 12	R: 1 H: 2 E: 0 K: 1 S: 9	H: 2 R: 0 ER: 0 LOB: 1 BB: 0 P: 15	1B: 4 2B: 6 3B: 0 HR: 3	SF: 1 SAC: 0 DP: 1 HBP: 0	WP: 0 PB: 1 SB: 0 CS: 0	PA: 40											
PITCHER	IP WLS BF H R ER SO BB IBB HBP BLK WP HR S P ERA WHIP																																
Mark Portugal, R (1, 1) ERA: 5.46	2.1	14	6	5	5	3	1	0	0	0	0	0	0	16	27	0.00	0.375																
John Wasdin, R (3, 1) ERA: 4.28	2.2		8	1	0	0	0	0	0	0	0	0	0	16	27	0.00	0.375																
Rich Garces, R (6, 1) ERA: 1.91	2.0	W	9	2	1	1	2	0	1	0	0	0	1	15	26	4.50	1.000																
Derek Lowe, R (8, 1) ERA: 2.84	2.0	S	9	3	1	1	2	0	0	0	0	0	0	18	27	4.50	1.500																

Boston Red Sox @ Seattle Mariners
Safeco Field, Seattle, WA
Sun Sep.05 1999, 1:35 PM PDT
Att: 44,019 - Cloudy - 66 F

AB	37
R	7
H	12
RBI	7
BB	2
SO	7
LOB	16



Batter	1	2	3	4	5	6	7	8	9	AB	R	H	RBI	BB	SO	LOB	TOP								
Shannon Stewart, R (1, 7) OBP: 0.375, SLG: 0.417	G5-3		F8				F8		L4	4	1	0	0	1	0	1									
10 Vernon Wells, R (1, 8) OBP: 0.176, SLG: 0.156	K						F8		F8	3	0	0	0	1	1	1									
Shawn Green, L (1, 9) OBP: 0.386, SLG: 0.600	G6-3		K							3	2	1	2	1	1	2									
David Segui, S (1, 10) OBP: 0.355, SLG: 0.454 Brian McRae, S (8, PH) OBP: 0.319, SLG: 0.354		F9					F7		F8	3	0	1	0	0	0	0									
Carlos Delgado, L (1, 3) OBP: 0.372, SLG: 0.568		P6								3	0	1	0	1	0	1									
Tony Fernandez, S (1, 5) OBP: 0.437, SLG: 0.471							K			4	0	2	1	0	1	2									
Darrin Fletcher, L (1, 2) OBP: 0.340, SLG: 0.487		P6								4	0	1	0	0	0	4									
Tony Batista, R (1, 6) OBP: 0.333, SLG: 0.521			K							4	1	1	1	0	1	0									
Homer Bush, R (1, 4) OBP: 0.342, SLG: 0.411										3	0	0	0	1	1	0									
Inning Stats	R: 0 E: 0 K: 1 S: 8	H: 0 LOB: 0 BB: 0 P: 14	R: 0 E: 0 K: 0 S: 7	H: 1 LOB: 1 BB: 0 P: 12	R: 0 E: 0 K: 2 S: 11	H: 0 LOB: 2 BB: 2 P: 25	R: 0 E: 0 K: 0 S: 9	H: 2 LOB: 2 BB: 0 P: 12	R: 3 E: 0 K: 1 S: 11	H: 2 LOB: 0 BB: 1 P: 22	R: 0 E: 0 K: 1 S: 12	H: 1 LOB: 0 BB: 0 P: 19	R: 0 E: 0 K: 0 S: 8	H: 0 LOB: 0 BB: 0 P: 15	R: 1 E: 0 K: 0 S: 9	H: 1 LOB: 2 BB: 2 P: 19	R: 0 E: 0 K: 0 S: 6	H: 0 LOB: 0 BB: 0 P: 9	1B: 4 2B: 1 3B: 0 HR: 2	SF: 0 SAC: 0 DP: 1 HBP: 0	WP: 0 PB: 0 SB: 1 CS: 0	PA: 37			
PITCHER	IP	WLS	BF	H	R	ER	SO	BB	IBB	HBP	BLK	WP	HR	S	P	ERA	WHIP								
Gil Meche, R (1, 1) ERA: 5.46	6.0	W	25	6	3	3	5	3	0	0	0	0	2	58	104	4.50	1.500								
Frankie Rodriguez, R (7, 1) ERA: 5.97	1.1	H	4	0	0	0	0	0	0	0	0	0	0	10	18	0.00	0.000								
Butch Henry, L (8, 1) ERA: 4.68	0.2		5	1	1	1	0	2	0	0	0	0	0	7	16	13.50	4.500								
Jose Mesa, R (9, 1) ERA: 5.43	1.0	S	3	0	0	0	0	0	0	0	0	0	0	6	9	0.00	0.000								

Toronto Blue Jays @ Seattle Mariners
Safeco Field, Seattle, WA
Tue Sep 07 1999, 7:05 PM PDT
Att: 39,709 - Unknown - 67 F

AB	32
R	4
H	7
RBI	4
BB	5
SO	5
LOB	12



Batter	1	2	3	4	5	6	7	8	9	AB	R	H	RBI	BB	SO	LOB	BOTTOM								
Charles Gipson, R (1, 7) OBP: 0.310, SLG: 0.370	G6-3		G4-3							3	0	0	0	0	0	0									
David Bell, R (1, 4) OBP: 0.328, SLG: 0.420	F8		K							3	0	0	1	0	1	0									
Ken Griffey Jr., L (1, 8) OBP: 0.385, SLG: 0.590	G4-3		G4-3							3	1	1	2	1	0	0									
Alex Rodriguez, R (1, 6) OBP: 0.369, SLG: 0.619		F7								4	1	1	0	0	0	1									
Edgar Martinez, R (1, 10) OBP: 0.452, SLG: 0.564										4	1	3	1	0	0	1									
Jay Buhner, R (1, 9) OBP: 0.380, SLG: 0.461 Brian Hunter, R (9, 7) OBP: 0.287, SLG: 0.310										3	1	1	0	1	0	2									
Mike Blowers, R (1, 3) OBP: 0.143, SLG: 0.143										0	0	0	0	0	0	0									
Russ Davis, R (1, 5) OBP: 0.302, SLG: 0.430										3	2	2	3	0	0	1									
Dan Wilson, R (1, 2) OBP: 0.319, SLG: 0.366										3	1	1	0	0	0	0									
Inning Stats	R: 0 E: 0 K: 0 S: 9	H: 0 LOB: 0 BB: 0 P: 12	R: 3 E: 1 K: 1 S: 16	H: 2 LOB: 0 BB: 0 P: 26	R: 0 E: 0 K: 1 S: 10	H: 0 LOB: 0 BB: 0 P: 17	R: 0 E: 0 K: 0 S: 8	H: 1 LOB: 1 BB: 1 P: 15	R: 3 E: 0 K: 0 S: 11	H: 3 LOB: 0 BB: 0 P: 19	R: 0 E: 0 K: 0 S: 11	H: 2 LOB: 1 BB: 0 P: 12	R: 0 E: 0 K: 0 S: 7	H: 0 LOB: 0 BB: 0 P: 12	R: 1 E: 0 K: 0 S: 8	H: 1 LOB: 0 BB: 1 P: 16	R: 0 E: 0 K: 0 S: 6	H: 0 LOB: 0 BB: 0 P: 9	1B: 7 2B: 0 3B: 0 HR: 2	SF: 1 SAC: 1 DP: 3 HBP: 0	WP: 0 PB: 0 SB: 1 CS: 0	PA: 33			
PITCHER	IP	WLS	BF	H	R	ER	SO	BB	IBB	HBP	BLK	WP	HR	S	P	ERA	WHIP								
David Wells, L (1, 1) ERA: 5.19	7.0	L	30	8	7	4	2	0	0	0	0	0	0	72	117	5.14	1.429								
Paul Quantrill, R (8, 1) ERA: 2.39	1.0		3	1	0	0	0	0	0	0	0	0	0	8	12	0.00	1.000								

Toronto Blue Jays @ Seattle Mariners
Safeco Field, Seattle, WA
Tue Sep 07 1999, 7:05 PM PDT
Att: 39,709 - Unknown - 67 F

AB	29
R	7
H	9
RBI	7
BB	2
SO	2
LOB	10



Batter	1	2	3	4	5	6	7	8	9	AB	R	H	RBI	BB	SO	LOB	TOP								
Shannon Stewart, R (1, 7) OBP: 0.376, SLG: 0.417	F8			1B		1B			F8	4	0	2	0	0	0	0									
10 Vernon Wells, R (1, 8) OBP: 0.189, SLG: 0.171				G1-6-3		G6-4-3			F8	3	0	1	0	0	0	3									
Willie Greene, L (9, PH) OBP: 0.271, SLG: 0.404				G6-4-3		G6-4-3			F8	1	0	0	0	0	0	0									
José Cruz Jr., S (9, 8) OBP: 0.343, SLG: 0.407				1B		1-2f			F8	0	0	0	0	0	0	0									
Shawn Green, L (1, 9) OBP: 0.387, SLG: 0.601	G6-4-3								HR	4	1	2	0	0	0	1									
Carlos Delgado, L (1, 3) OBP: 0.373, SLG: 0.579		K							HR	4	2	2	3	0	2	1									
Tony Fernandez, S (1, 5) OBP: 0.436, SLG: 0.469		G6-3				P4			HR	4	0	1	0	0	0	0									
Tony Batista, R (1, 6) OBP: 0.331, SLG: 0.517		G5-3				G5-3			CS	3	0	0	0	0	1	0									
Darrin Fletcher, L (1, 2) OBP: 0.337, SLG: 0.483				F8		F7			CS	3	0	0	0	0	0	0									
Pat Borders, R (1, 10) OBP: 0.308, SLG: 0.500				P7		SH1-4			L6	3	0	1	0	0	0	0									
Homer Bush, R (1, 4) OBP: 0.341, SLG: 0.409				G1-3		SH1-4			G4-3	2	0	0	0	0	0	0									
Inning Stats	R: 0 E: 0 K: 0 S: 9	H: 1 LOB: 0 BB: 0 P: 15	R: 0 E: 0 K: 1 S: 8	H: 0 LOB: 0 BB: 0 P: 14	R: 0 E: 0 K: 0 S: 5	H: 0 LOB: 0 BB: 0 P: 7	R: 0 E: 0 K: 1 S: 7	H: 2 LOB: 1 BB: 0 P: 12	R: 0 E: 0 K: 0 S: 6	H: 0 LOB: 0 BB: 0 P: 9	R: 0 E: 0 K: 0 S: 7	H: 2 LOB: 1 BB: 0 P: 8	R: 1 E: 0 K: 1 S: 7	H: 1 LOB: 0 BB: 0 P: 9	R: 0 E: 0 K: 0 S: 8	H: 0 LOB: 0 BB: 0 P: 11	R: 2 E: 0 K: 0 S: 14	H: 3 LOB: 0 BB: 0 P: 22	1B: 6 2B: 1 3B: 0 HR: 2	SF: 0 SAC: 1 DP: 3 HBP: 0	WP: 0 PB: 0 SB: 0 CS: 1	PA: 33			
PITCHER	IP	WLS	BF	H	R	ER	SO	BB	IBB	HBP	BLK	WP	HR	S	P	ERA	WHIP								
Jamie Moyer, L (1, 1) ERA: 4.0	8.0		27	6	1	1	3	0	0	0	0	0	1	57	85	1.12	0.750								
Jose Mesa, R (9, 1) ERA: 5.64	1.0	W	5	3	2	2	0	0	0	0	0	0	1	14	22	18.00	3.000								

Toronto Blue Jays @ Seattle Mariners
Safeco Field, Seattle, WA
Wed Sep 08 1999, 7:35 PM PDT
Att: 36,971 - Unknown - 77 F

AB 31
R 3
H 9
RBI 3
BB 0
SO 3
LOB 5



Batter	1	2	3	4	5	6	7	8	9	AB	R	H	RBI	BB	SO	LOB	BOTTOM								
Brian Hunter, R (1, 7) OBP: 0.287, SLG: 0.310	K					P4			K	4	0	1	0	0	2	0									
Raul Ibanez, L (1, 3) OBP: 0.305, SLG: 0.392						F7			F8	3	0	0	0	0	0	1									
Mike Blowers, R (8, PH) OBP: 0.250, SLG: 0.250						F7			F8	1	0	1	0	0	0	0									
Charles Gipson, R (8, PR) OBP: 0.310, SLG: 0.370						F7			HR	0	1	0	0	0	0	0									
Ken Griffey Jr., L (1, 8) OBP: 0.386, SLG: 0.597	L9					G3-1			HR	4	1	2	2	0	0	1									
Alex Rodriguez, R (1, 6) OBP: 0.366, SLG: 0.613		K				P4			G5-3	4	0	0	0	0	2	2									
Edgar Martinez, R (1, 10) OBP: 0.452, SLG: 0.563		BB				L9			G4-3	3	0	1	0	1	0	1									
Jay Buhner, R (1, 9) OBP: 0.381, SLG: 0.459						L3			G4-3	3	0	1	0	1	0	1									
Shane Monahan, L (9, PR)						L3			HR	0	1	0	0	0	0	0									
Tom Lampkin, L (1, 2) OBP: 0.369, SLG: 0.519						F7			HR	3	1	1	2	1	0	2									
Russ Davis, R (1, 5) OBP: 0.300, SLG: 0.427						K			HR	3	0	0	0	0	1	4									
Rafael Bourquigal, R (1, 4) OBP: 0.319, SLG: 0.417						F9			HR	2	0	0	0	0	0	0									
Ryan Jackson, L (7, PH) ERA: 3.39						F9			HR	1	0	0	0	0	1	2									
David Bell, R (8, 4) OBP: 0.329, SLG: 0.420						F9			HR	0	0	0	0	0	0	0									
Inning Stats	R: 0 E: 0 K: 1 S: 8	H: 0 LOB: 0 BB: 0 P: 12	R: 0 E: 0 K: 1 S: 8	H: 0 LOB: 2 BB: 2 P: 17	R: 0 E: 0 K: 0 S: 13	H: 1 LOB: 0 BB: 0 P: 21	R: 0 E: 0 K: 1 S: 10	H: 0 LOB: 0 BB: 0 P: 16	R: 0 E: 0 K: 1 S: 9	H: 0 LOB: 0 BB: 0 P: 13	R: 0 E: 0 K: 0 S: 8	H: 1 LOB: 1 BB: 0 P: 12	R: 0 E: 0 K: 1 S: 11	H: 2 LOB: 2 BB: 0 P: 18	R: 2 E: 0 K: 1 S: 12	H: 2 LOB: 1 BB: 0 P: 16	R: 2 E: 0 K: 0 S: 3	H: 1 LOB: 1 BB: 1 P: 8	1B: 4 2B: 1 3B: 0 HR: 2	SF: 0 SAC: 0 DP: 0 HBP: 0	WP: 0 PB: 0 SB: 1 CS: 0	PA: 34			
PITCHER	IP	WLS	BF	H	R	ER	SO	BB	IBB	HBP	BLK	WP	HR	S	P	ERA	WHIP								
32 Roy Halladay, R (1, 1) ERA: 4.0	7.0		27	4	0	0	5	2	0	0	0	0	0	67	109	0.00	0.857								
Graeme Lloyd, L (8, 1) ERA: 3.39	0.1	B	3	2	2	2	1	0	0	0	0	0	1	7	11	54.00	6.000								
Billy Koch, R (8, 1) ERA: 2.85	0.2	L	4	1	2	2	0	1	0	0	0	0	1	8	13	27.00	3.000								

Toronto Blue Jays @ Seattle Mariners
Safeco Field, Seattle, WA
Wed Sep 08 1999, 7:35 PM PDT
Att: 36,971 - Unknown - 77 F

AB 31
R 4
H 7
RBI 4
BB 3
SO 6
LOB 14



Batter	1	2	3	4	5	6	7	8	9	10	11	12	AB	R	H	RBI	BB	SO	LOB	TOP									
David Bell, R OBP: 0.327, SLG: 0.418 (1.4) (9.3)	1-1 WP S 1B		2-3 K		2-1 G6-4-3 1-2		3-1 P3			0-3 K			5	1	1	0	0	2	1										
Raul Ibanez, L OBP: 0.296, SLG: 0.380 (1.3) (7.9)	2-0 F8		0-2 G4-3			1-3 K2-3			2-0 G4-3				5	0	0	0	0	1	1										
Ken Griffey Jr., L OBP: 0.387, SLG: 0.595 (1.8)	3-3 K 1-2 1B			0-0 1B 1B		1-2 HR HBP			3-0 F7			4-0 CS BB	3	1	1	0	1	1	1										
Alex Rodriguez, R OBP: 0.366, SLG: 0.618 (1.6)	1-2 1B			2-2 P3		0-0 HR			0-2 L8			0-0 CS 1-2	5	1	2	3	0	1	1										
Edgar Martinez, R OBP: 0.452, SLG: 0.569 (9, PR) Charles Gibson, R OBP: 0.310, SLG: 0.370 Shane Monahan, L (11, PH)	1-2 F8			1-2 L5		3-2 HR			1-0 SH1 1B			0-3 K2-3	4	1	2	1	0	0	2										
Jay Buhner, R OBP: 0.361, SLG: 0.457 Ryan Jackson, R OBP: 0.349, SLG: 0.350 Rafael Bourquard, R OBP: 0.315, SLG: 0.412 (1.9) (7.3) (9, PH) (9.4)		2-2 G5-3		1-1 1B		1-3 K			1-1 SH1 1-2			0-0 P4	3	0	1	0	0	1	0										
Tom Lampkin, L OBP: 0.363, SLG: 0.509 Dan Wilson, R OBP: 0.320, SLG: 0.365 (1.2) (9, PH) (9.2)	1-1 F8			0-1 P8		1-2 G6-3			4-0 IBB			0-3 K	3	0	0	0	0	0	2										
Russ Davis, R OBP: 0.259, SLG: 0.424 (1.5)	1-2 F8				0-3 K			2-3 K				0-0 1B	5	0	1	0	0	3	2										
Brian Hunter, R OBP: 0.296, SLG: 0.309 (1.7)				1-2 P3		1-1 G6-4-3 1B			3-2 G1-4-3			0-0 P3	5	0	1	0	0	0	2										
Inning Stats	R: 1 E: 0 K: 1 S: 19	H: 2 LOB: 1 BB: 0 P: 27	R: 0 E: 0 K: 10 S: 10	H: 0 LOB: 0 BB: 14	R: 0 E: 0 K: 1 S: 10	H: 0 LOB: 0 BB: 13	R: 0 E: 0 K: 0 S: 12	H: 2 LOB: 2 BB: 0 P: 16	R: 0 E: 0 K: 1 S: 7	H: 1 LOB: 0 BB: 0 P: 10	R: 3 E: 0 K: 2 S: 18	H: 2 LOB: 0 BB: 0 P: 25	R: 0 E: 0 K: 1 S: 7	H: 0 LOB: 0 BB: 0 P: 13	R: 0 E: 0 K: 5 S: 10	H: 0 LOB: 0 BB: 1 P: 10	R: 0 E: 0 K: 1 S: 4	H: 0 LOB: 0 BB: 1 P: 8	R: 0 E: 0 K: 2 S: 7	H: 0 LOB: 0 BB: 0 P: 7	R: 0 E: 0 K: 1 S: 5	H: 1 LOB: 0 BB: 0 P: 6	1B: 7 2B: 0 3B: 0 HR: 2	SF: 0 SAC: 1 DP: 1 HBP: 1	WP: 1 PB: 0 SB: 1 CS: 1	PA: 46			
PITCHER	IP WLS BF H R ER SO BB IBB HBP BLK WP HR S P ERA WHIP	(1.1) 6.0 25 7 4 4 5 0 0 0 0 0 0 0 105 6.00 1.167	(7.1) 2.0 7 1 0 0 1 0 0 0 0 0 0 13 25 0.00 0.500	(8.1) 0.1 1 0 0 0 0 0 0 0 0 0 0 2 3 0.00 0.000	(9.1) 0.2 3 0 0 0 1 0 1 0 0 0 0 6 15 0.00 0.000	(10.1) 1.0 3 0 0 0 1 1 0 0 0 0 0 4 8 0.00 1.000	PITCHER	IP WLS BF H R ER SO BB IBB HBP BLK WP HR S P ERA WHIP	(11.1) 2.0 6 1 0 0 3 0 0 0 0 0 0 3 12 0.00 0.500																				

Seattle Mariners @ Baltimore Orioles
Oriole Park at Camden Yards, Baltimore, MD
Fri Sep 10 1999, 7:05 PM EDT
Alt. 43,209 - Cloudy - 85 F

AB 41
R 4
H 9
RBI 4
BB 2
SO 11
LOB 12



Batter	1	2	3	4	5	6	7	8	9	10	11	12	AB	R	H	RBI	BB	SO	LOB	BOTTOM								
Brady Anderson, L OBP: 0.417, SLG: 0.494 (1.8)	2-2 F8		4-1 2B BB	1-1 F9			3-3 K		2-2 1B HBP			0-0 P2	4	1	0	0	1	1	2									
Mike Bordick, R OBP: 0.331, SLG: 0.392 (1.6)	2-1 F7		2-0 F8	2-3 K			2-1 P4		2-2 F9			0-0 HR	6	1	1	1	0	1	6									
B.J. Surhoff, L OBP: 0.353, SLG: 0.507 (1.7)	1-1 G1-3		0-1 E6 2B		0-1 G6-3			1-2 S 1B	0-1 1B			1-2 2H 1B	5	1	2	0	0	0	2									
Albert Belle, R OBP: 0.399, SLG: 0.534 (1.9)		1-2 P4	1-0 2B	1-3 2H 3H		0-1 F9		0-3 K				0-3 K	5	0	1	2	0	2	1									
Jeff Conine, R OBP: 0.348, SLG: 0.487 (1.3)		0-0 L7	0-0 L6		1-2 G5-3			1-1 F8				0-0 G4-3	5	0	0	0	0	0	3									
Cal Ripken Jr., R OBP: 0.351, SLG: 0.571 Jeff Reboulet, R OBP: 0.320, SLG: 0.199 (1.5) (8, PR) (9.5)		0-2 1B		0-0 BB SF7 1B		0-2 G4-6-3 1B		2-2 1B				0-0 P4	4	1	4	1	0	0	0									
Calvin Pickering, L Derrick May, L OBP: 0.292, SLG: 0.409 (1.10) (8, PH)		0-2 K		2-1 E4 BB		0-2 G4-6-3		1-3 K				0-0 G4-3	3	0	0	0	0	1	3									
Jerry Hairston, R OBP: 0.345, SLG: 0.464 (1.4)			0-1 G6-3	4-0 BB		3-1 G6-3			4-1 HBP 1B BB			0-0 G6-3	3	0	0	0	2	0	0									
Mike Figg, R OBP: 0.324, SLG: 0.354 Delino DeShields, L OBP: 0.339, SLG: 0.354 Charles Johnson, R OBP: 0.328, SLG: 0.397 (1.2) (9, PH) (10.2)			0-1 E 2B 1B	0-1 SF7		2-0 G5-3			0-3 K			0-0 F7	2	1	1	1	0	0	0									
Inning Stats	R: 0 E: 0 K: 0 S: 7	H: 0 LOB: 0 BB: 0 P: 12	R: 0 E: 0 K: 12 S: 12	H: 1 LOB: 1 BB: 13	R: 2 E: 1 K: 0 S: 10	H: 2 LOB: 2 BB: 1 P: 17	R: 1 E: 1 K: 1 S: 10	H: 1 LOB: 2 BB: 1 P: 19	R: 0 E: 0 K: 0 S: 7	H: 0 LOB: 0 BB: 0 P: 8	R: 0 E: 0 K: 0 S: 9	H: 1 LOB: 0 BB: 0 P: 12	R: 0 E: 0 K: 1 S: 7	H: 0 LOB: 2 BB: 1 P: 20	R: 0 E: 0 K: 1 S: 12	H: 1 LOB: 2 BB: 1 P: 20	R: 0 E: 0 K: 1 S: 5	H: 0 LOB: 0 BB: 0 P: 5	R: 0 E: 0 K: 0 S: 3	H: 0 LOB: 0 BB: 0 P: 3	R: 1 E: 0 K: 0 S: 2	H: 1 LOB: 0 BB: 0 P: 2	1B: 7 2B: 1 3B: 0 HR: 1	SF: 1 SAC: 0 DP: 1 HBP: 1	WP: 0 PB: 0 SB: 1 CS: 0	PA: 47		
PITCHER	IP WLS BF H R ER SO BB IBB HBP BLK WP HR S P ERA WHIP	(1.1) 7.0 29 5 3 3 3 2 0 0 0 0 0 62 95 0.00 1.000	(8.1) 0.0 1 1 1 0 0 0 0 0 0 0 0 3 4 ∞ ∞	(9.1) 1.1 B 6 1 0 0 3 1 0 0 0 0 17 25 0.00 1.500	(10.1) 0.0 1 0 0 0 0 0 0 0 1 0 0 2 4 ∞ ∞	(11.1) 2.2 8 1 0 0 1 0 0 0 0 0 0 13 15 0.00 0.375	PITCHER	IP WLS BF H R ER SO BB IBB HBP BLK WP HR S P ERA WHIP	(12.1) 0.1 L 2 1 1 1 0 0 0 0 0 0 4 1 7.36																			

Seattle Mariners @ Baltimore Orioles
Oriole Park at Camden Yards, Baltimore, MD
Fri Sep 10 1999, 7:05 PM EDT
Alt. 43,209 - Cloudy - 85 F

AB 42
R 5
H 9
RBI 5
BB 3
SO 7
LOB 19



Batter	1	2	3	4	5	6	7	8	9	AB	R	H	RBI	BB	SO	LOB	TOP					
Brian Hunter, R OBP: 0.285, SLG: 0.308 (1, 7)	G3-1		G3-1			L4-6 G1-3 1B		K		4	0	1	0	0	1	0	Seattle Mariners @ Baltimore Orioles Oriole Park at Camden Yards, Baltimore, MD Sat Sep 11 1999, 4:05 PM EDT Att: 47,903 - Sunny - 85 F					
David Bell, R OBP: 0.326, SLG: 0.416 (1, 4)	F8			E BB		G1-3		G6-3		3	0	0	0	1	0	2						
Ken Griffey Jr., L OBP: 0.386, SLG: 0.592 (1, 8)				L8		L4-6			E1 FC5 HBP	3	0	0	0	1	0	3						
Alex Rodriguez, R OBP: 0.363, SLG: 0.612 (1, 6)	K			E5 G4-6-3			K		L4	4	0	0	0	0	2	3						
Edgar Martinez, R OBP: 0.451, SLG: 0.565 Charles Gipson, R OBP: 0.310, SLG: 0.370 (9, PR)	K			G4-6-3		F7			FC5 HBP	3	0	0	0	0	1	2						
Jay Buhner, R OBP: 0.378, SLG: 0.454 Shane Monahan, L (9, PR)	F7				P2		HR 1B		FC5	4	1	1	0	0	0	2						
Mike Blowers, R OBP: 0.545, SLG: 0.545 Tom Lampkin, L OBP: 0.361, SLG: 0.506 (9, PH)	G6-3			F7		F7			G4-3	3	1	1	2	0	0	0						
Dan Wilson, R OBP: 0.317, SLG: 0.362 (1, 2)			P8		G3-1		F9			3	0	0	0	0	0	0						
Russ Davis, R OBP: 0.300, SLG: 0.426 (1, 5)			P2			1B 2B		L4		3	0	1	0	0	0	0						
Inning Stats	R: 0 E: 0 K: 1 S: 9	H: 0 LOB: 1 BB: 1 P: 20	R: 0 E: 0 K: 1 S: 6	H: 0 LOB: 0 BB: 0 P: 7	R: 0 E: 0 K: 0 S: 7	H: 0 LOB: 0 BB: 1 P: 10	R: 0 E: 1 K: 0 S: 6	H: 0 LOB: 1 BB: 1 P: 12	R: 0 E: 0 K: 0 S: 5	H: 0 LOB: 0 BB: 0 P: 9	R: 0 E: 0 K: 0 S: 8	H: 2 LOB: 1 BB: 0 P: 12	R: 2 E: 0 K: 1 S: 10	H: 2 LOB: 0 BB: 0 P: 19	R: 0 E: 0 K: 1 S: 5	H: 0 LOB: 0 BB: 0 P: 7		R: 0 E: 1 K: 0 S: 13	H: 0 LOB: 2 BB: 0 P: 20	1B: 2 2B: 2 3B: 0 HR: 1	SF: 0 SAC: 0 DP: 2 HBP: 1	WP: 0 PB: 0 SB: 0 CS: 0
PITCHER	IP	WLS	BF	H	R	ER	SO	BB	IBB	HBP	BLK	WP	HR	S	P	ERA	WHIP					
Doug Johns, L ERA: 4.42 Mike Timlin, R ERA: 3.64	(1, 1)	8.0	W	29	4	2	2	4	2	0	0	0	0	56	96	2.25	0.750					
(9, 1)	1.0	S	5	0	0	0	0	0	0	1	0	0	0	13	20	0.00	0.000					

AB	31
R	2
H	4
RBI	2
BB	2
SO	4
LOB	14



Batter	1	2	3	4	5	6	7	8	9	AB	R	H	RBI	BB	SO	LOB	BOTTOM				
Gene Kingsale, S OBP: 0.389, SLG: 0.344 (1, 8)	BB 1B	G4-3		1-2 1B		K		G6-4-3 1B		5	0	3	2	0	1	0	Seattle Mariners @ Baltimore Orioles Oriole Park at Camden Yards, Baltimore, MD Sat Sep 11 1999, 4:05 PM EDT Att: 47,903 - Sunny - 85 F				
Mike Bordick, R OBP: 0.332, SLG: 0.391 (1, 6)	FC3-6 BB 1-2	FC3-6 BB 1B		F8		G1-3		G6-4-3 1B		4	0	1	0	1	0	4					
B.J. Surhoff, L OBP: 0.353, SLG: 0.507 (1, 7)	FC3-6 2B 1-2	G1-3		F8		2B				4	1	1	0	0	0	4					
Albert Belle, R OBP: 0.400, SLG: 0.534 (1, 9)	1-3 1B 2B		F9		K		G4-3 1B			3	1	1	0	1	1	0					
Jeff Conine, R OBP: 0.349, SLG: 0.486 (1, 3)	BB 1B 2H 3H	G6-3		G6-3		CS BB		G4-3		3	0	1	2	1	0	2					
Cal Ripken Jr., R OBP: 0.356, SLG: 0.572 Jeff Reboulet, R OBP: 0.320, SLG: 0.199 (8, PR)	BB 1B			G6-3				E6 1B FC1-5-2-6		3	0	2	0	1	0	0					
Derrick May, L OBP: 0.400, SLG: 0.400 Jesse Garcia, R OBP: 0.167, SLG: 0.091 (8, PR)	BB 1B			BB		1B		1B 1B FC1-5-2-6		3	0	1	0	1	1	2					
Jerry Hairston, R OBP: 0.333, SLG: 0.447 (1, 4)	P4			F7		K		1B 1B 1B		0	1	0	0	0	0	0					
Charles Johnson, R OBP: 0.330, SLG: 0.398 (1, 2)		K			G1-3		G6-3		FC1-5-2-6 1B	4	1	0	0	0	0	5					
Frankie Rodriguez, R ERA: 5.91				1B 1B		G5-3		1B 1B		4	0	2	0	0	1	0					
Inning Stats	R: 2 E: 0 K: 0 S: 13	H: 4 LOB: 3 BB: 2 P: 30	R: 0 E: 0 K: 1 S: 10	H: 1 LOB: 1 BB: 0 P: 12	R: 0 E: 0 K: 0 S: 8	H: 0 LOB: 1 BB: 1 P: 17	R: 0 E: 0 K: 0 S: 11	H: 2 LOB: 2 BB: 0 P: 21	R: 0 E: 0 K: 2 S: 9	H: 1 LOB: 1 BB: 1 P: 17	R: 0 E: 0 K: 1 S: 7	H: 0 LOB: 0 BB: 0 P: 10	R: 0 E: 0 K: 0 S: 10	H: 1 LOB: 1 BB: 1 P: 17	R: 2 E: 1 K: 0 S: 11	H: 3 LOB: 2 BB: 0 P: 19	1B: 10 2B: 2 3B: 0 HR: 0	SF: 0 SAC: 0 DP: 2 HBP: 0	WP: 0 PB: 0 SB: 0 CS: 1	PA: 38	
PITCHER	IP	WLS	BF	H	R	ER	SO	BB	IBB	HBP	BLK	WP	HR	S	P	ERA	WHIP				
Freddy Garcia, R ERA: 4.25 Frankie Rodriguez, R ERA: 5.91	(1, 1)	7.1	L	37	12	4	3	4	4	1	0	0	0	77	141	3.68	2.182				
(8, 1)	0.2		1	0	0	0	0	0	0	0	0	0	0	2	2	0.00	0.000				

AB	33
R	4
H	12
RBI	4
BB	5
SO	4
LOB	17



Batter	1	2	3	4	5	6	7	8	9	AB	R	H	RBI	BB	SO	LOB	TOP					
Brian Hunter, R OBP: 0.285, SLG: 0.308 (1, 7)										4	0	1	0	0	0	0	Seattle Mariners @ Baltimore Orioles Oriole Park at Camden Yards, Baltimore, MD Sun Sep 12 1999, 1:35 PM EDT Att: 44,891 - Sunny - 86 F					
David Bell, R OBP: 0.326, SLG: 0.422 (1, 4)										4	1	2	1	0	0	1						
Ken Griffey Jr., L OBP: 0.385, SLG: 0.588 (1, 8)										3	0	0	0	1	1	0						
Alex Rodriguez, R OBP: 0.362, SLG: 0.607 (1, 6)										3	0	0	0	1	0	2						
Edgar Martinez, R OBP: 0.447, SLG: 0.560 (1, 10)										4	0	0	0	0	2	3						
Tom Lampkin, L OBP: 0.360, SLG: 0.500 (1, 2)										2	0	0	0	1	0	1						
Raul Ibanez, L OBP: 0.297, SLG: 0.379 (1, 9)										3	0	1	0	0	1	1						
Russ Davis, R OBP: 0.300, SLG: 0.425 (1, 5)										3	0	1	0	0	1	1						
Ryan Jackson, L OBP: 0.327, SLG: 0.326 (1, 3)										3	0	0	0	0	0	1						
Inning Stats	R: 0 E: 0 K: 0 S: 5	H: 1 LOB: 0 BB: 0 P: 9	R: 0 E: 0 K: 2 S: 11	H: 0 LOB: 1 BB: 1 P: 19	R: 0 E: 0 K: 0 S: 4	H: 1 LOB: 0 BB: 0 P: 10	R: 1 E: 0 K: 2 S: 10	H: 1 LOB: 1 BB: 1 P: 18	R: 0 E: 0 K: 1 S: 7	H: 0 LOB: 0 BB: 0 P: 11	R: 0 E: 0 K: 0 S: 7	H: 1 LOB: 2 BB: 1 P: 13	R: 0 E: 0 K: 0 S: 10	H: 1 LOB: 0 BB: 0 P: 15	R: 0 E: 0 K: 0 S: 8	H: 0 LOB: 0 BB: 0 P: 11	R: 0 E: 0 K: 0 S: 7	H: 0 LOB: 0 BB: 0 P: 10	1B: 4 2B: 1 3B: 0 HR: 1	SF: 0 SAC: 0 DP: 3 HBP: 0	WP: 0 PB: 0 SB: 0 CS: 0	PA: 32
PITCHER Scott Erickson, R ERA: 4.83 (1, 1)	IP: 9.0 WLS: W BF: 32	H: 5 R: 1 ER: 1 SO: 5	BB: 3 IBB: 0 HBP: 0 BLK: 0	WP: 0 HR: 1 S: 69 P: 116	ERA: 1.00 WHIP: 0.889	PITCHER IP: WLS: BF: H: R: ER: SO: BB: IBB: HBP: BLK: WP: HR: S: P: ERA: WHIP																

AB	29
R	1
H	5
RBI	1
BB	3
SO	5
LOB	10

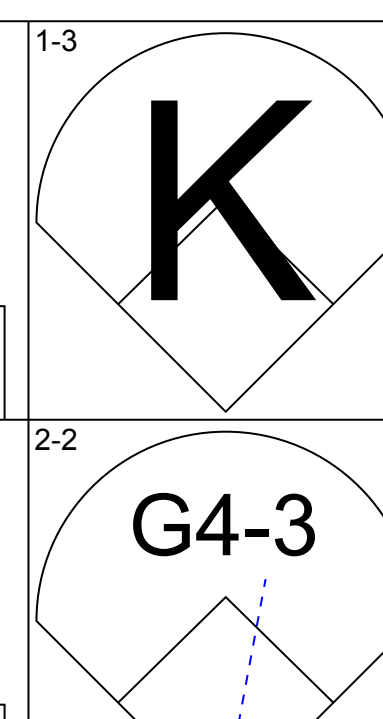
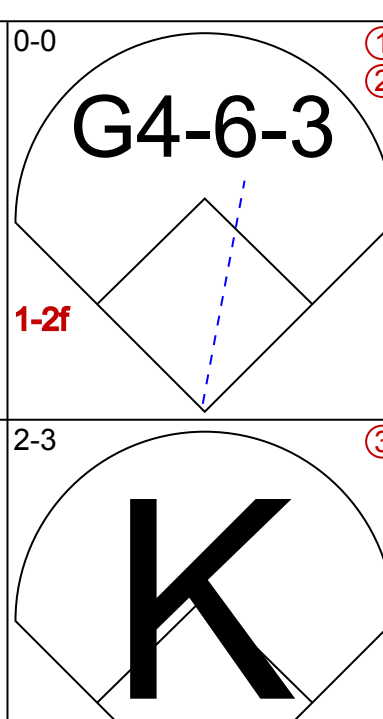
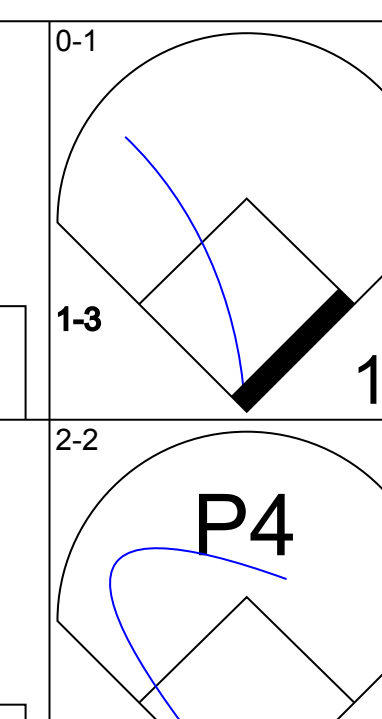
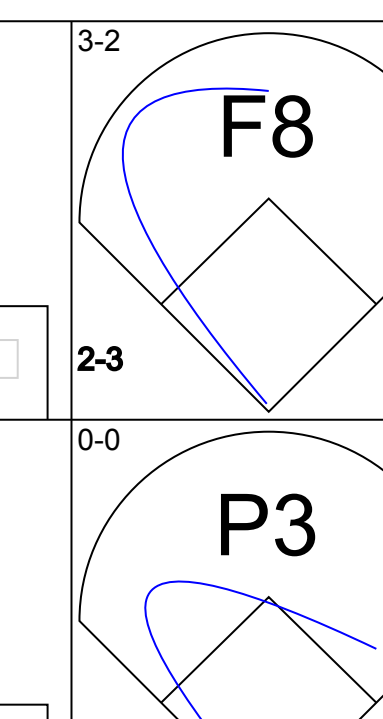
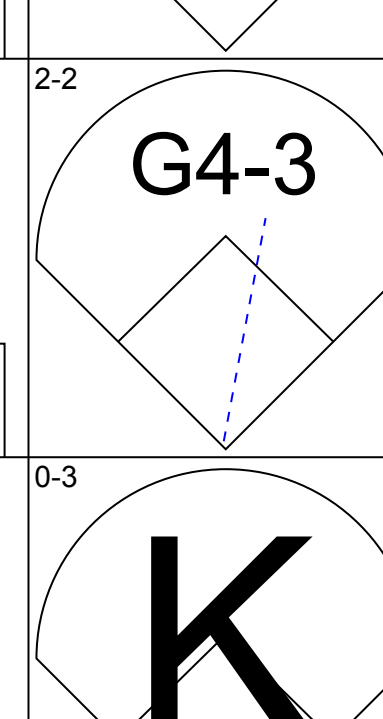

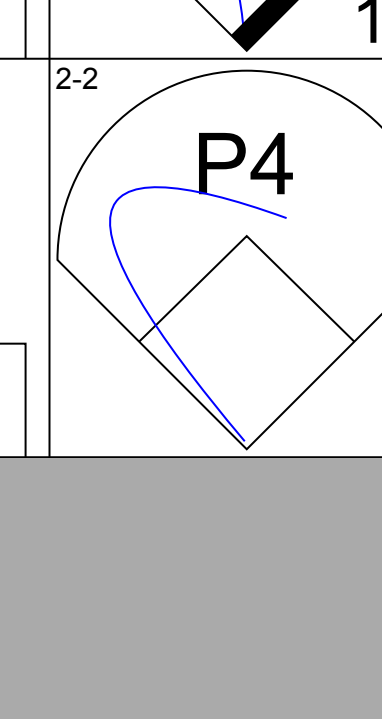
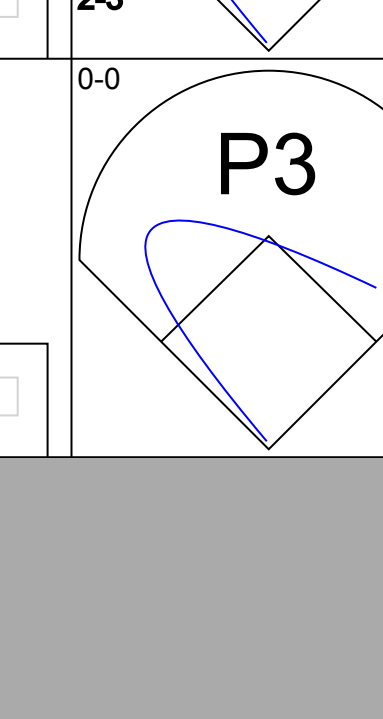
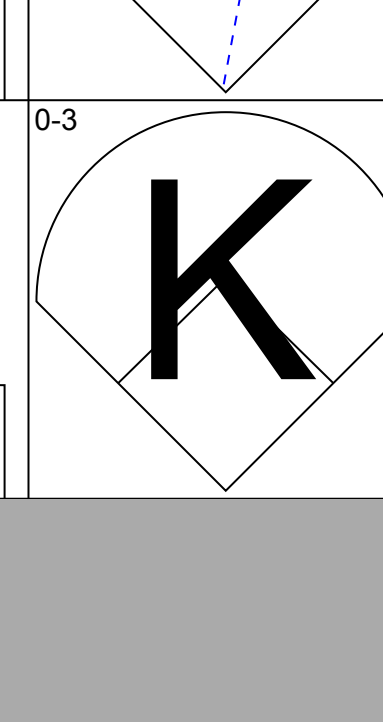
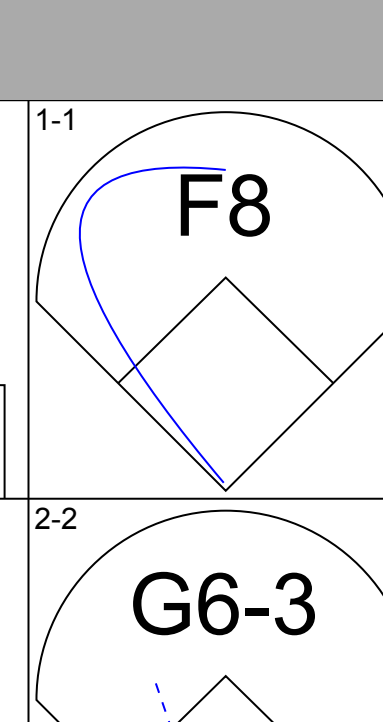
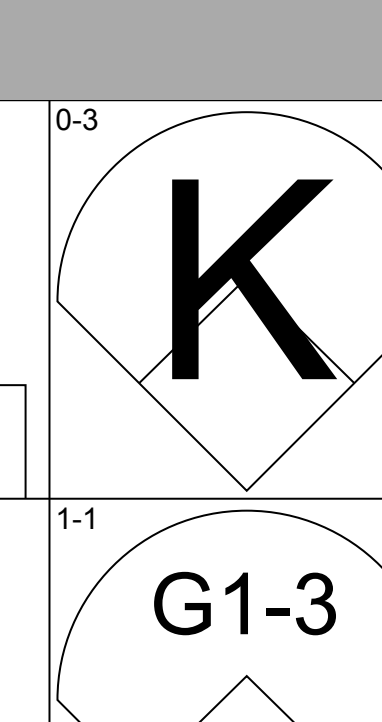
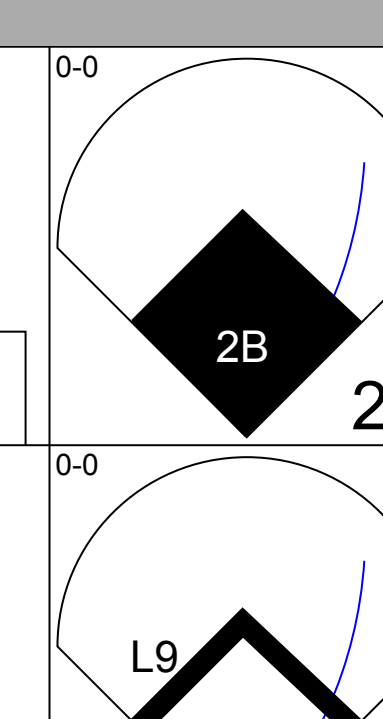
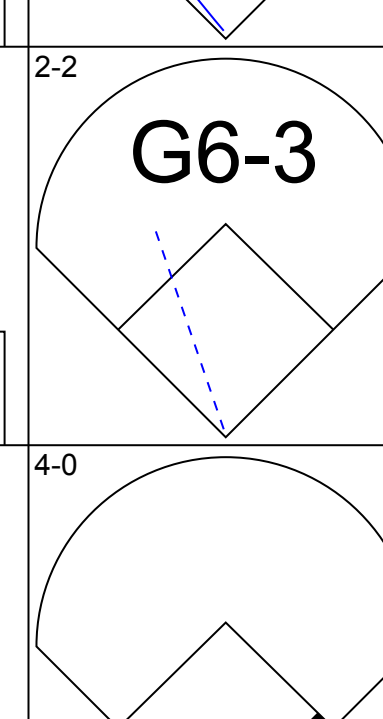
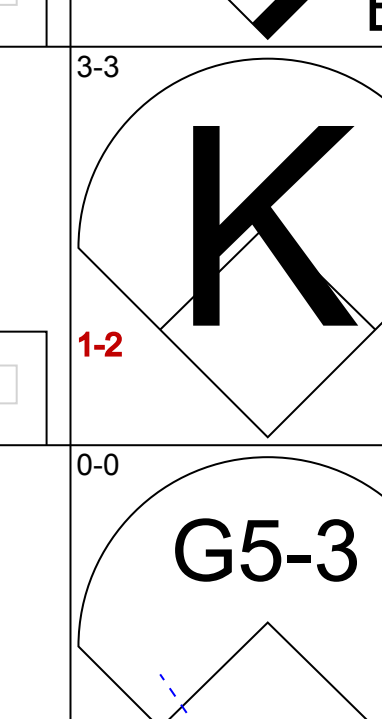
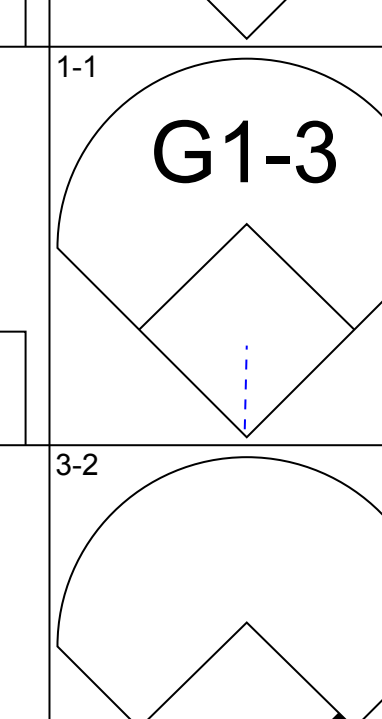
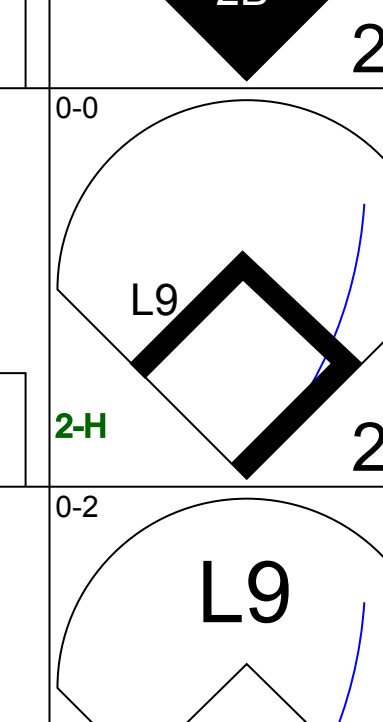
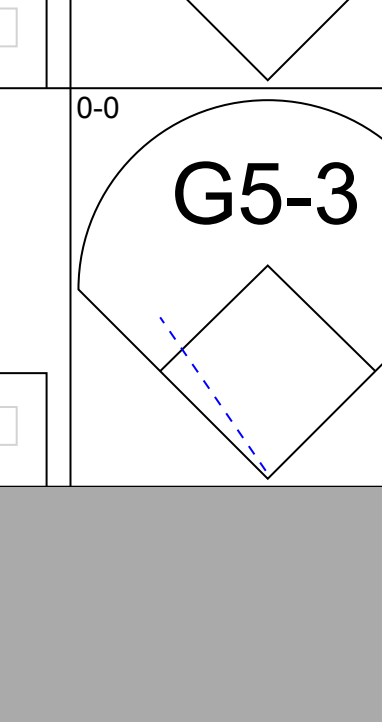
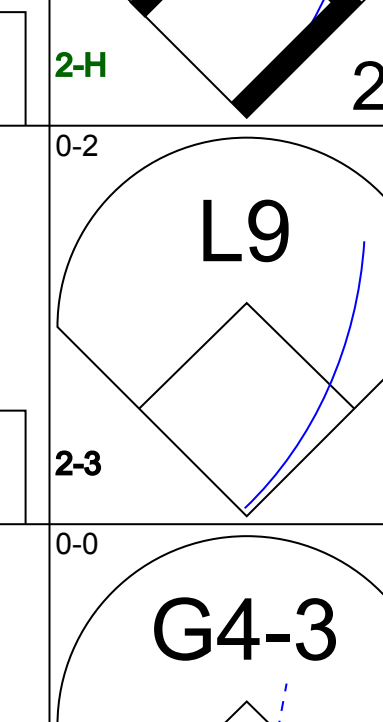
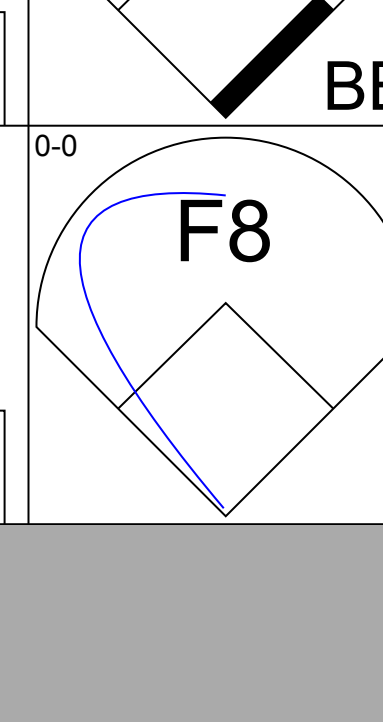
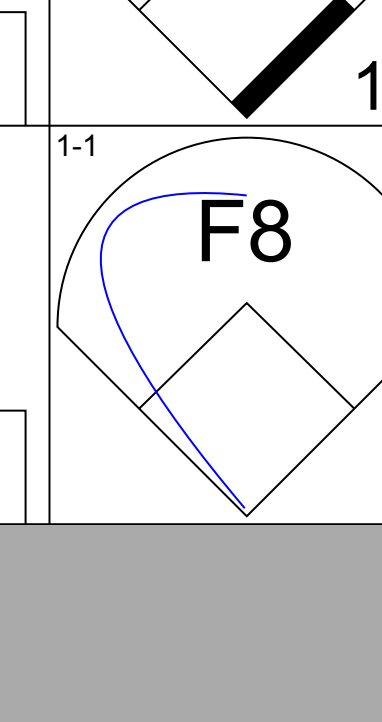
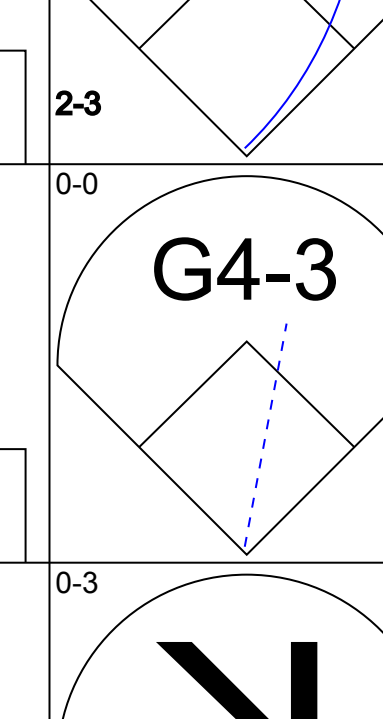
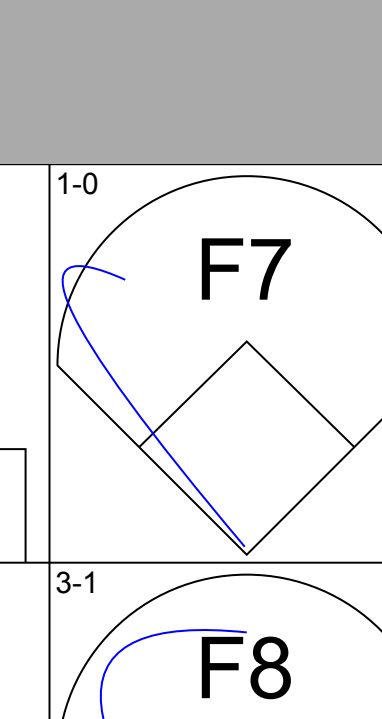
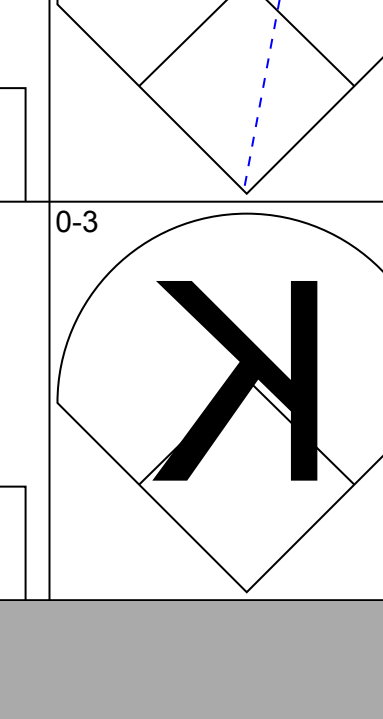
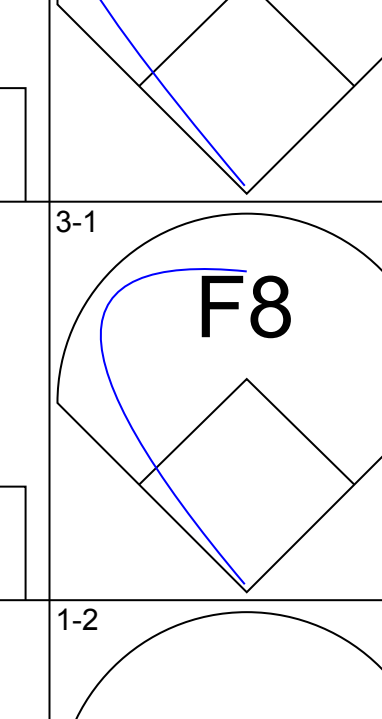
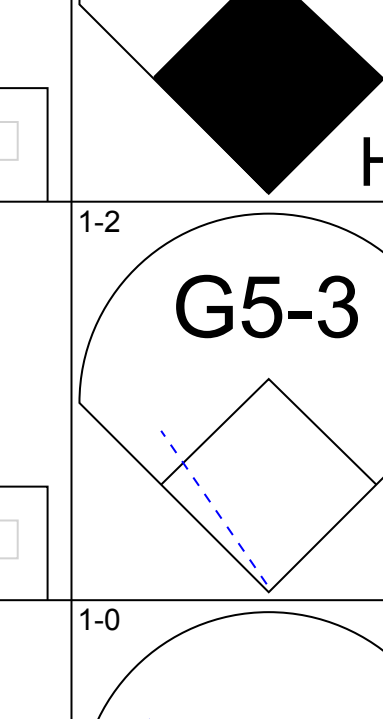
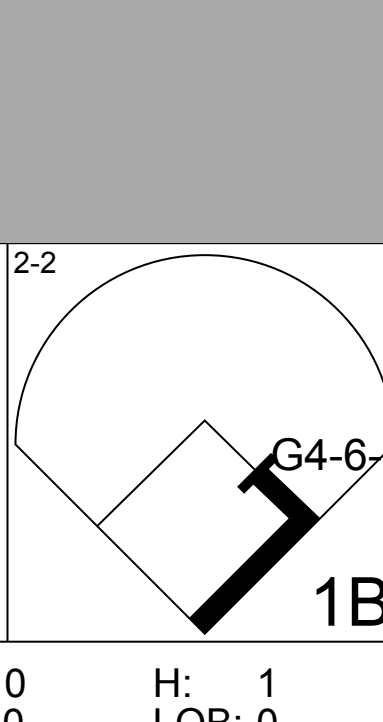
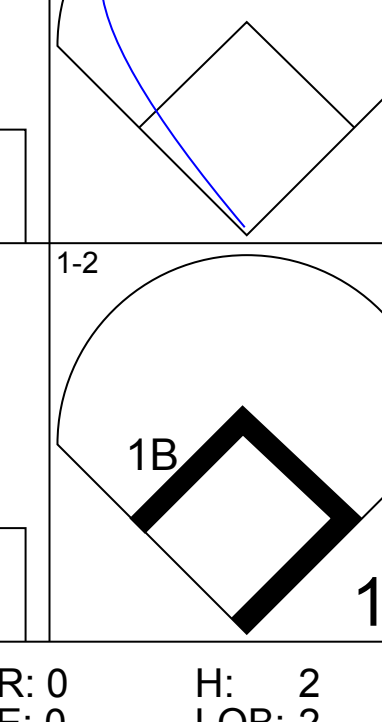
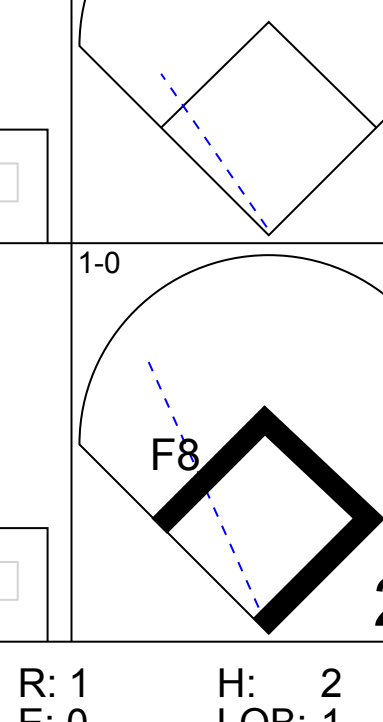


Batter	1	2	3	4	5	6	7	8	9	AB	R	H	RBI	BB	SO	LOB	BOTTOM					
Brady Anderson, L OBP: 0.414, SLG: 0.490 (1, 10)										4	0	0	0	0	0	1	Seattle Mariners @ Baltimore Orioles Oriole Park at Camden Yards, Baltimore, MD Sun Sep 12 1999, 1:35 PM EDT Att: 44,891 - Sunny - 86 F					
Mike Bordick, R OBP: 0.334, SLG: 0.394 (1, 6)										4	2	3	0	0	1	0						
B.J. Surhoff, L OBP: 0.352, SLG: 0.510 (1, 7)										4	1	1	3	0	0	2						
Albert Belle, R OBP: 0.402, SLG: 0.537 (1, 9)										3	0	2	0	1	0	0						
Jeff Conine, R OBP: 0.348, SLG: 0.483 (1, 3)										4	0	1	1	0	0	3						
Cal Ripken Jr., R OBP: 0.386, SLG: 0.570 (1, 5)										3	0	1	0	1	1	3						
Jerry Hairston, R OBP: 0.323, SLG: 0.432 (1, 4)										4	0	0	0	0	2	7						
Gene Kingsale, S OBP: 0.385, SLG: 0.343 (1, 8)										3	0	1	0	0	0	0						
Mike Figga, R OBP: 0.243, SLG: 0.338 (1, 2)										3	1	0	0	0	1	1						
Inning Stats	R: 0 E: 0 K: 1 S: 7	H: 0 LOB: 0 BB: 0 P: 14	R: 0 E: 0 K: 2 S: 8	H: 0 LOB: 1 BB: 1 P: 18	R: 0 E: 0 K: 0 S: 4	H: 0 LOB: 0 BB: 0 P: 4	R: 0 E: 0 K: 1 S: 11	H: 2 LOB: 3 BB: 1 P: 21	R: 3 E: 0 K: 0 S: 14	H: 3 LOB: 0 BB: 0 P: 20	R: 0 E: 0 K: 0 S: 9	H: 1 LOB: 0 BB: 0 P: 14	R: 0 E: 0 K: 1 S: 7	H: 0 LOB: 0 BB: 0 P: 10	R: 1 E: 0 K: 0 S: 12	H: 3 LOB: 2 BB: 0 P: 21	R: 0 E: 0 K: 0 S: 7	H: 0 LOB: 0 BB: 0 P: 10	1B: 7 2B: 1 3B: 0 HR: 1	SF: 0 SAC: 0 DP: 1 HBP: 0	WP: 0 PB: 0 SB: 0 CS: 0	PA: 34
PITCHER John Halama, L ERA: 4.1 Todd Williams, R ERA: 7.94 (8, 1)	IP: 7.1 WLS: L BF: 30	H: 7 R: 4 ER: 4 SO: 5	BB: 1 IBB: 0 HBP: 0 BLK: 0	WP: 0 HR: 1 S: 64 P: 110	ERA: 4.91 WHIP: 1.091	PITCHER IP: WLS: BF: H: R: ER: SO: BB: IBB: HBP: BLK: WP: HR: S: P: ERA: WHIP																



Batter	1	2	3	4	5	6	7	8	9	AB	R	H	RBI	BB	SO	LOB	TOP				
Brian Hunter, R OBP: 0.286, SLG: 0.307 (1, 7)	G1-3		1B		K		F9		G4-3	5	1	1	0	0	1	0	Seattle Mariners @ Tampa Bay Devil Rays Tropicana Field, St. Petersburg, FL Tue Sep 14 1999, 7:05 PM EDT Att: 13,444 - Dome - 72 F livebaseballscorecards.com				
Alex Rodriguez, R OBP: 0.357, SLG: 0.596 (1, 6)	G6-3		K		G5-3		K		FC6	5	0	1	0	0	2	1					
Ken Griffey Jr., L OBP: 0.387, SLG: 0.594 (1, 8)	S		HR		FC6		BB		2B	2	2	1	2	3	0	1					
Edgar Martinez, R OBP: 0.450, SLG: 0.565 (1, 10)	P3		K		FC6		BB		1B	4	1	1	0	0	1	2					
Tom Lampkin, L OBP: 0.356, SLG: 0.497 Dan Wilson, R (8, PH) OBP: 0.319, SLG: 0.364 (8, 2)		K		G4-3		P3		FC6-4	3	1	1	0	0	1	0	1					
Jay Buhner, R OBP: 0.378, SLG: 0.444 (1, 9)	WP		2B		G4-3		BB		1B	1	0	1	1	0	0	0					
Ryan Jackson, L OBP: 0.321, SLG: 0.319 (1, 3)	BB		K		2-3		BB		FC6-4	2	0	0	1	2	0	2					
David Bell, R OBP: 0.324, SLG: 0.422 (1, 4)	K		K		S		K		1-2f	4	0	1	1	0	3	3					
Rafael Bourquard, R OBP: 0.302, SLG: 0.393 (1, 5)			F9		F8		G4-3		G5-3	4	0	0	0	0	1	4					
Inning Stats	R: 0 E: 0 K: 0 S: 13	H: 0 LOB: 1 BB: 1 P: 21	R: 0 E: 0 K: 3 S: 11	H: 0 LOB: 1 BB: 1 P: 19	R: 2 E: 0 K: 2 S: 12	H: 2 LOB: 0 BB: 0 P: 15	R: 1 E: 0 K: 0 S: 13	H: 2 LOB: 1 BB: 1 P: 21	R: 0 E: 0 K: 1 S: 9	H: 0 LOB: 1 BB: 1 P: 16	R: 0 E: 0 K: 1 S: 9	H: 0 LOB: 0 BB: 0 P: 9	R: 2 E: 0 K: 1 S: 12	H: 2 LOB: 1 BB: 1 P: 24	R: 0 E: 0 K: 0 S: 8	H: 1 LOB: 1 BB: 0 P: 10		1B: 4 2B: 2 3B: 0 HR: 1	SF: 0 SAC: 0 DP: 0 HBP: 0	WP: 2 PB: 1 SB: 3 CS: 0	PA: 39
PITCHER	IP	WLS	BF	H	R	ER	SO	BB	IBB	HBP	BLK	WP	HR	S	P	ERA	WHIP				
Rolando Arjojo, R ERA: 5.15 Norm Charlton, L ERA: 3.57 Albie Lopez, R ERA: 5.37 Roberto Hernandez, R ERA: 3.11	7.0	L	29	4	3	3	8	4	0	0	0	1	1	80	123	3.86	1.143				

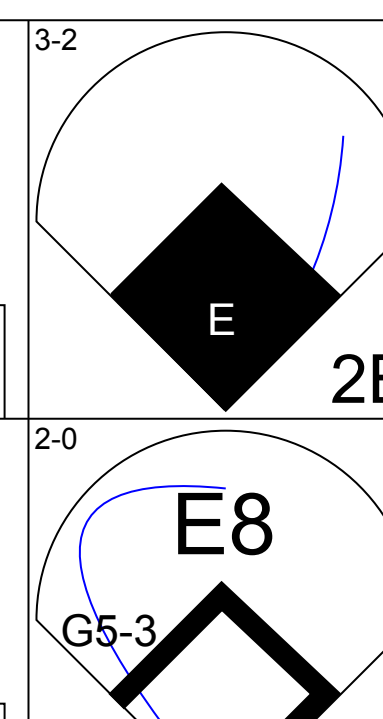
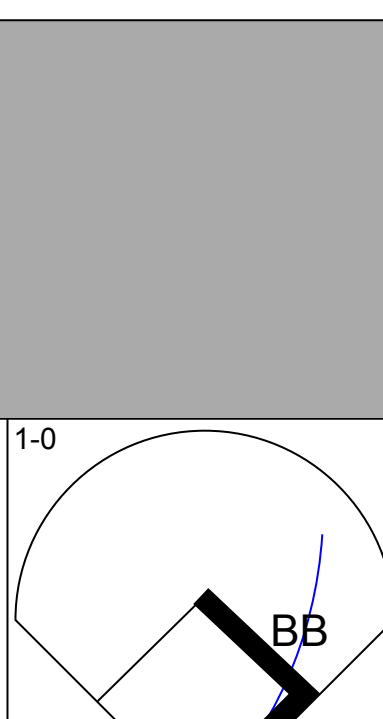

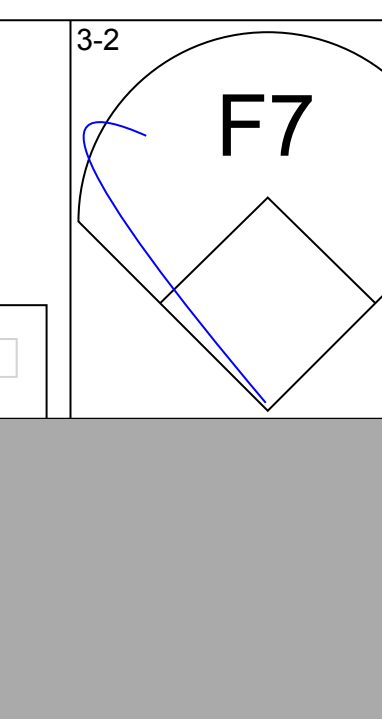
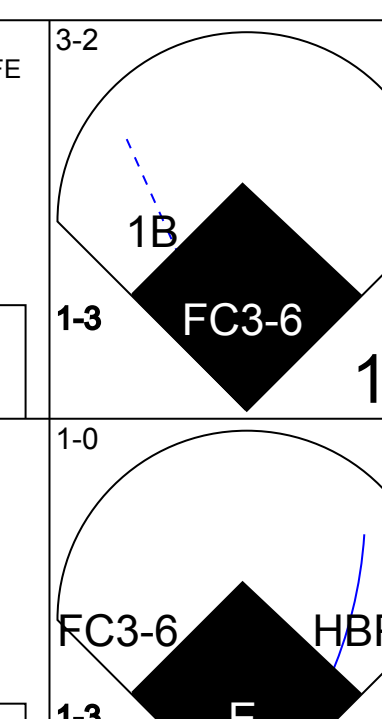
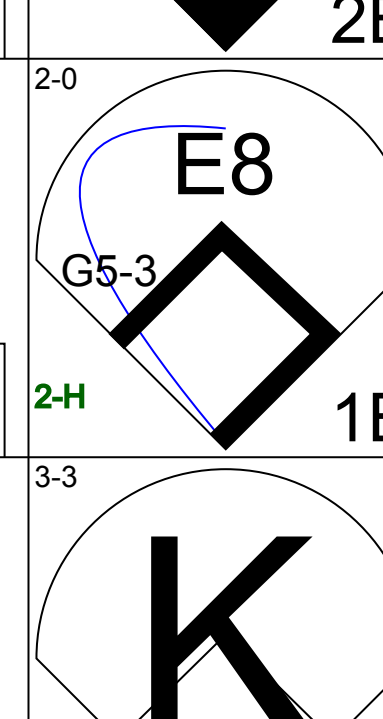
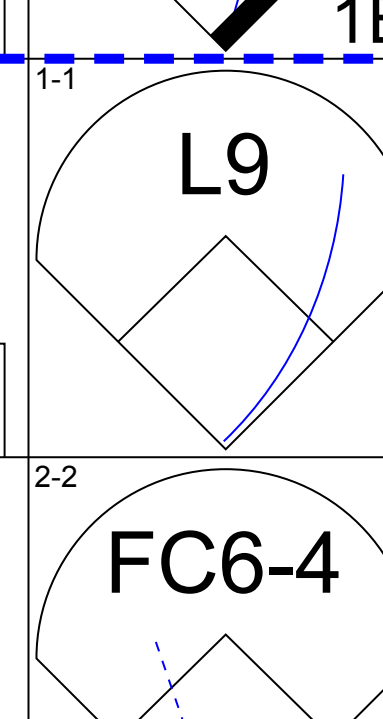
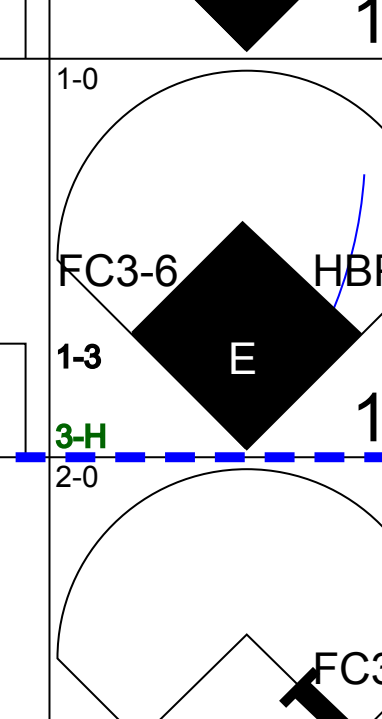
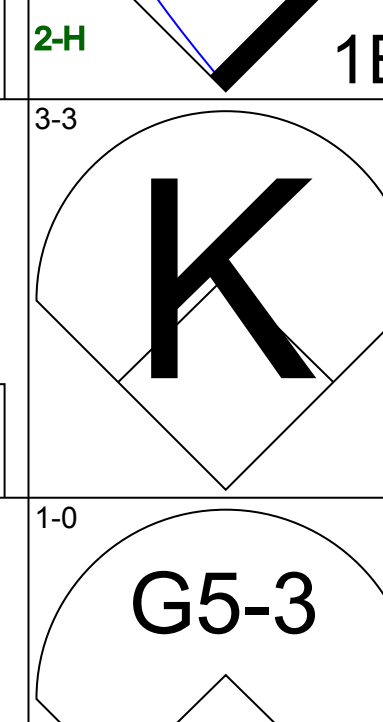
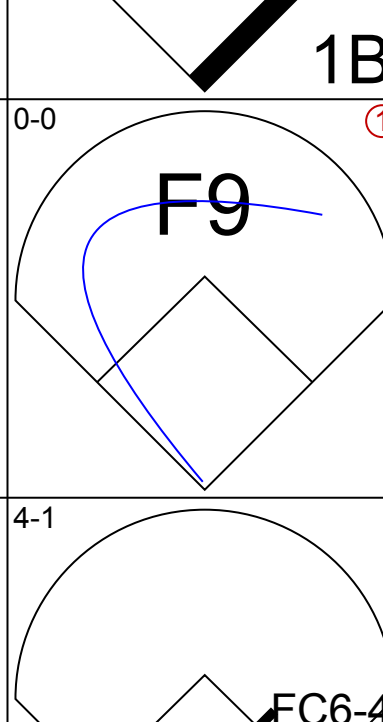
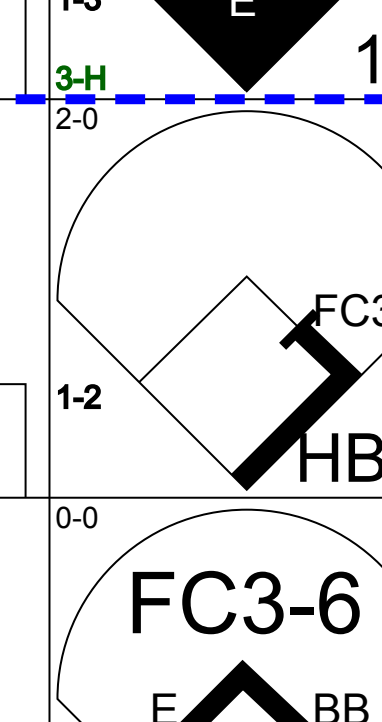
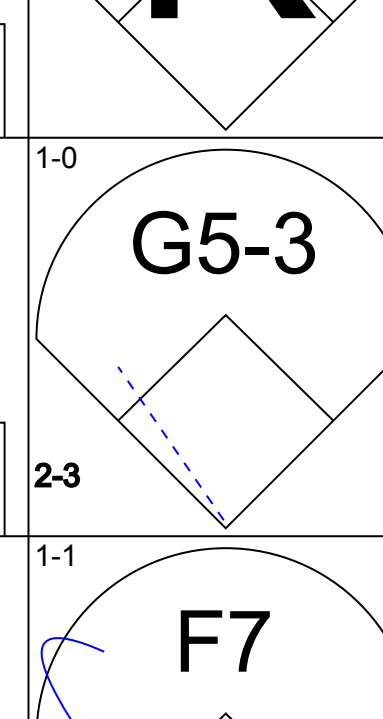
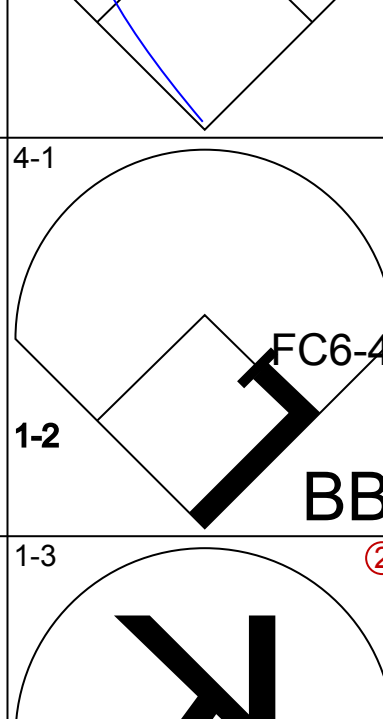
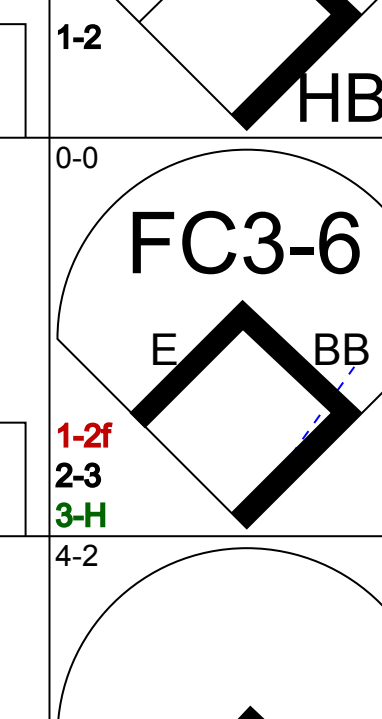
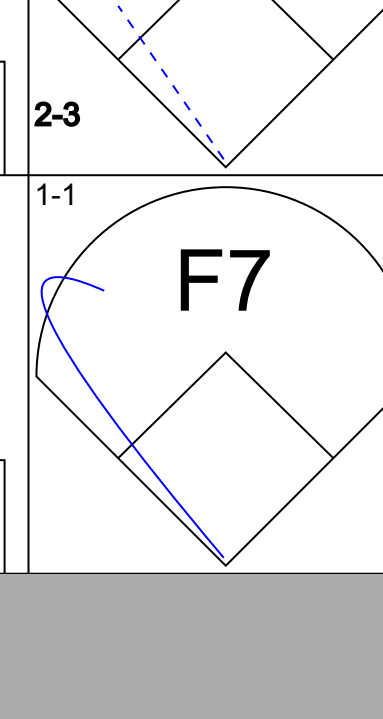
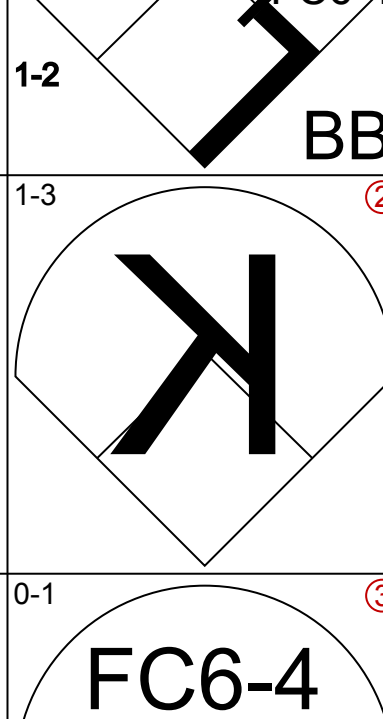
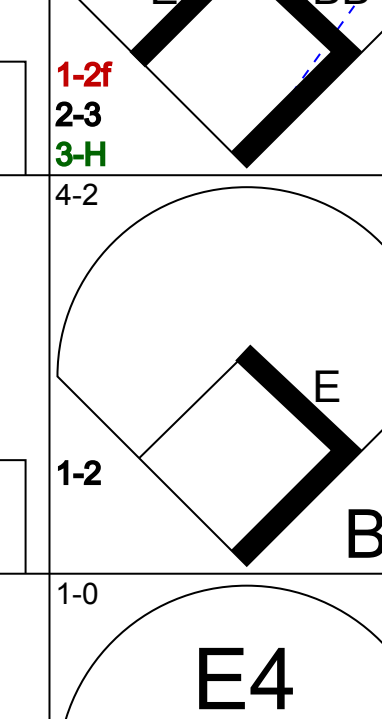
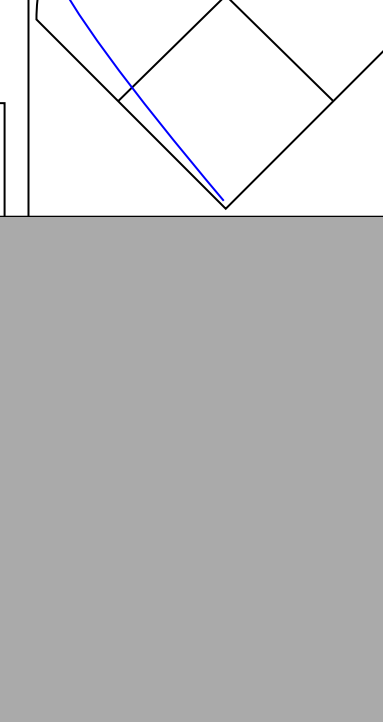
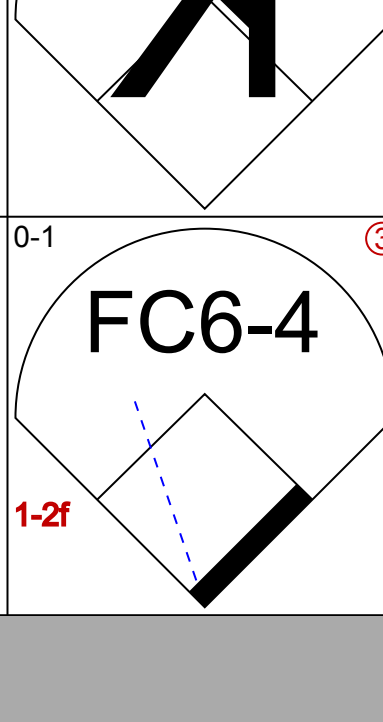
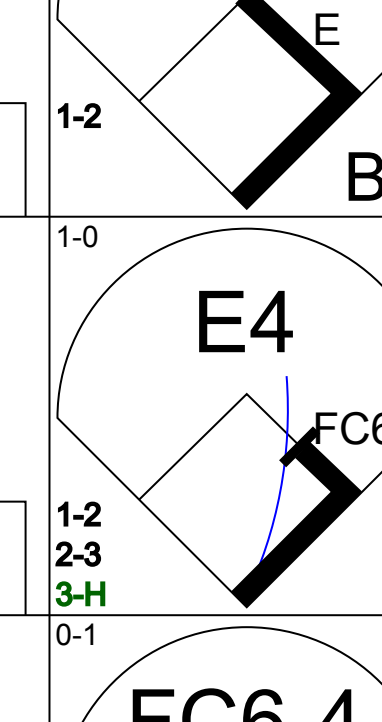
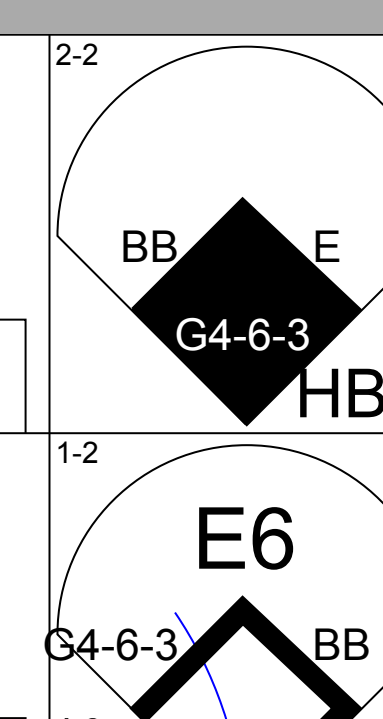
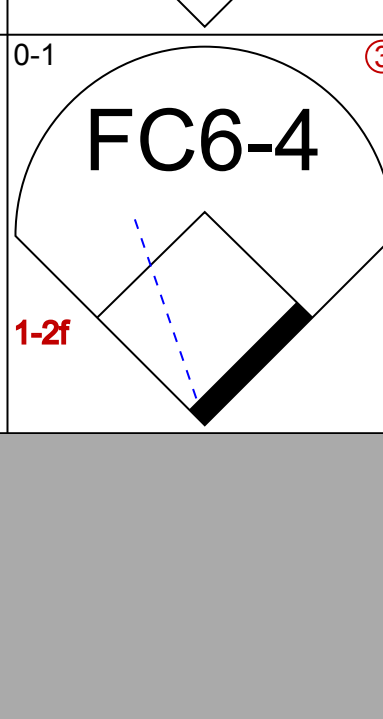
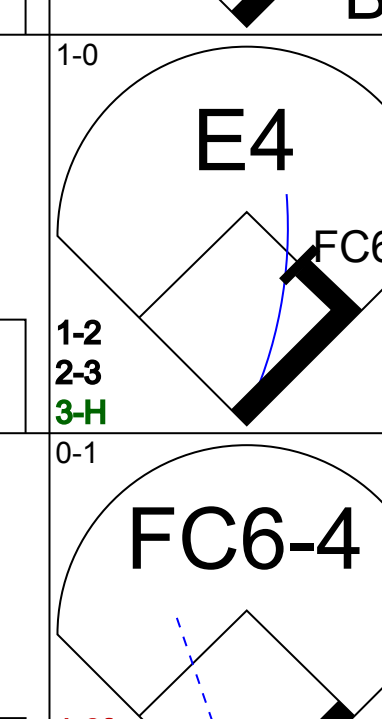
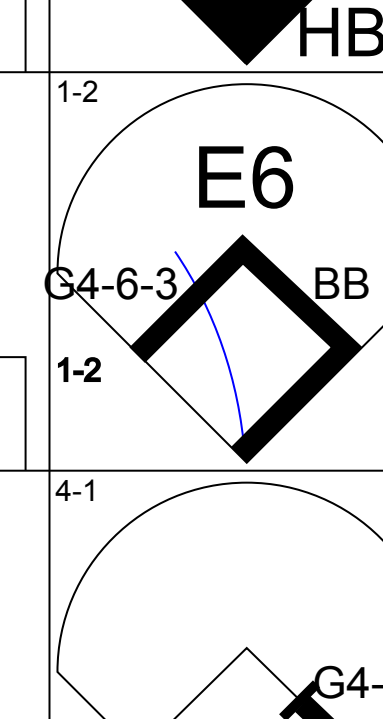

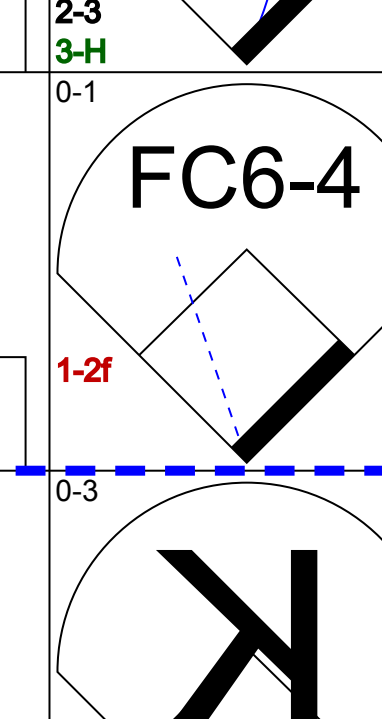
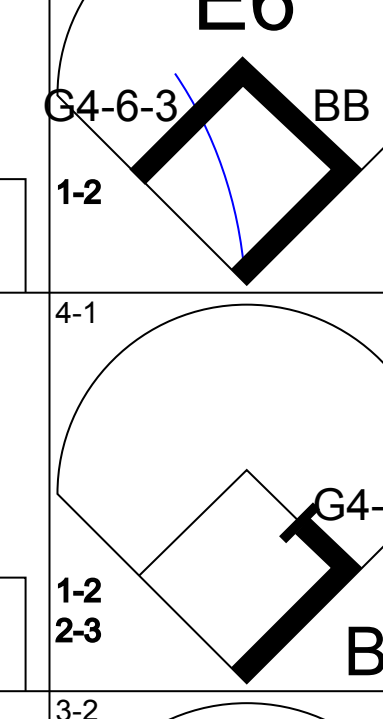
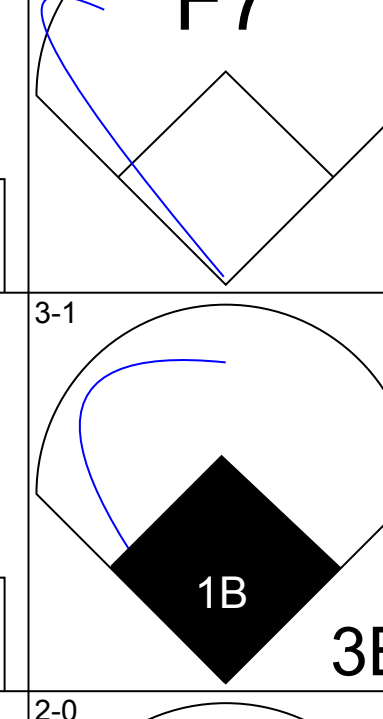
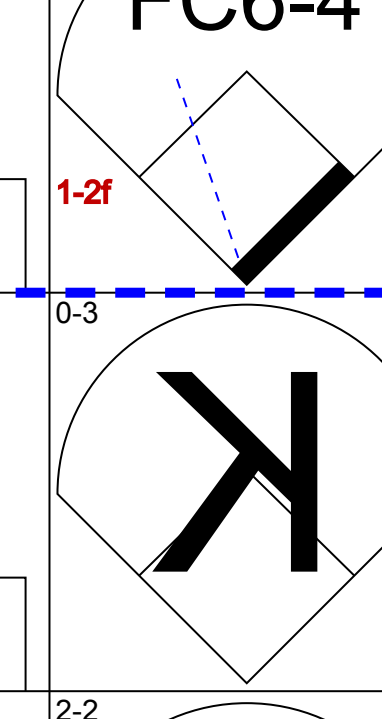

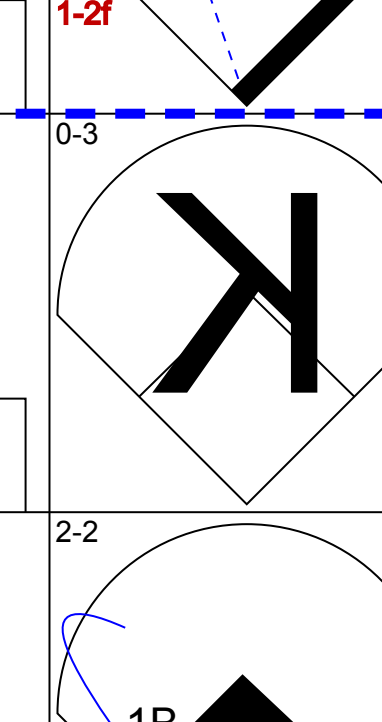
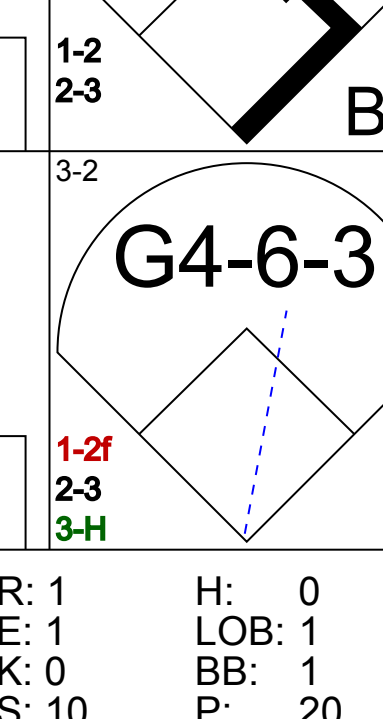

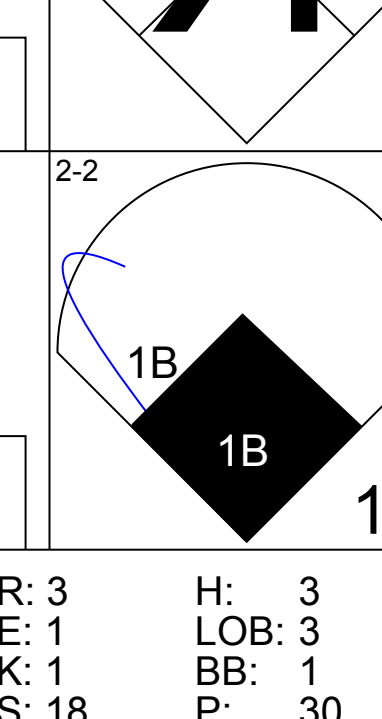
Batter	1	2	3	4	5	6	7	8	9	AB	R	H	RBI	BB	SO	LOB	BOTTOM				
Miguel Cairo, R OBP: 0.338, SLG: 0.378 (1, 4)	G4-3		1B		1B				E4	4	1	2	0	0	0	0	Seattle Mariners @ Tampa Bay Devil Rays Tropicana Field, St. Petersburg, FL Tue Sep 14 1999, 7:05 PM EDT Att: 13,444 - Dome - 72 F livebaseballscorecards.com				
Terrell Lowery, R OBP: 0.351, SLG: 0.424 (1, 8)	1B		P2		P3			K	4	0	1	0	0	1	3						
Jose Canseco, R OBP: 0.365, SLG: 0.579 (1, 10)	G6-4-3		1B		G5-3			K	4	0	2	1	0	1	1						
Herbert Perry, R OBP: 0.342, SLG: 0.425 (1, 3)	G6-4-3		K		BB			G4-3	3	0	0	0	1	1	4						
Bubba Trammell, R OBP: 0.378, SLG: 0.496 (1, 7)	G4-3		K		P6			F7	4	0	0	0	0	1	1						
Jose Guillen, R OBP: 0.308, SLG: 0.337 (1, 9)	FC1-4		K		P3			K	4	0	1	0	0	2	1						
Aaron Ledesma, R OBP: 0.308, SLG: 0.322 (1, 6)	FC1-6-5		G4-3		G4-3			K	4	0	0	0	0	1	1						
Mike DiFelice, R OBP: 0.333, SLG: 0.479 (1, 2)	F7		G6-4-3		L6				3	0	1	0	0	0	1						
Bobby Smith, R OBP: 0.237, SLG: 0.247 (1, 5)			G2-3		G6-4-3			G4-3	3	0	0	0	0	0	1						
Inning Stats	R: 0 E: 0 K: 0 S: 7	H: 2 LOB: 1 BB: 0 P: 11	R: 0 E: 0 K: 0 S: 6	H: 1 LOB: 0 BB: 0 P: 10	R: 1 E: 0 K: 1 S: 12	H: 2 LOB: 1 BB: 0 P: 19	R: 0 E: 0 K: 2 S: 7	H: 0 LOB: 0 BB: 0 P: 11	R: 0 E: 0 K: 0 S: 6	H: 0 LOB: 1 BB: 1 P: 14	R: 0 E: 0 K: 0 S: 4	H: 0 LOB: 0 BB: 0 P: 6	R: 0 E: 1 K: 2 S: 10	H: 0 LOB: 1 BB: 0 P: 17	R: 0 E: 0 K: 2 S: 8	H: 0 LOB: 0 BB: 0 P: 12		1B: 6 2B: 1 3B: 0 HR: 0	SF: 0 SAC: 0 DP: 2 HBP: 0	WP: 0 PB: 0 SB: 1 CS: 0	PA: 34
PITCHER	IP	WLS	BF	H	R	ER	SO	BB	IBB	HBP	BLK	WP	HR	S	P	ERA	WHIP				
Jamie Moyer, L ERA: 3.83	9.0	W	34	7	1	0	7	1	0	0	0	0	0	67	112	0.00	0.889				

Batter	1	2	3	4	5	6	7	8	9	AB	R	H	RBI	BB	SO	LOB	TOP										
David Bell, R OBP: 0.325, SLG: 0.424 (1, 4)										5	0	2	1	0	1	2											
Alex Rodriguez, R OBP: 0.353, SLG: 0.589 (1, 6)										5	0	0	0	0	1	4											
Ken Griffey Jr., L OBP: 0.386, SLG: 0.590 (1, 8)										3	0	0	0	1	2	0											
Edgar Martinez, R OBP: 0.449, SLG: 0.564 (1, 10)										4	1	1	0	0	1	1											
Mike Blowers, R OBP: 0.438, SLG: 0.643 (1, 3)										3	0	2	1	1	0	0											
Jay Buhner, R OBP: 0.377, SLG: 0.453 (1, 9)										4	1	1	1	0	0	3											
Dan Wilson, R OBP: 0.318, SLG: 0.371 (1, 2)										4	1	1	1	0	0	1											
Ozzie Timmons, R OBP: 0.167, SLG: 0.265 (1, 7)										4	0	0	0	0	1	1											
Charles Gipson, R OBP: 0.364, SLG: 0.452 (1, 5)										4	1	3	0	0	0	0											
Inning Stats	R: 0 E: 0 K: 2 S: 9	H: 0 LOB: 0 BB: 0 P: 12	R: 1 E: 0 K: 1 S: 10	H: 2 LOB: 1 BB: 0 P: 10	R: 0 E: 0 K: 1 S: 8	H: 1 LOB: 0 BB: 0 P: 12	R: 0 E: 0 K: 0 S: 6	H: 0 LOB: 1 BB: 1 P: 13	R: 0 E: 0 K: 0 S: 11	H: 2 LOB: 2 BB: 0 P: 18	R: 0 E: 0 K: 1 S: 5	H: 0 LOB: 0 BB: 1 P: 12	R: 2 E: 1 K: 0 S: 12	H: 2 LOB: 1 BB: 0 P: 16	R: 0 E: 0 K: 1 S: 10	H: 1 LOB: 1 BB: 0 P: 15	R: 1 E: 0 K: 0 S: 12	H: 2 LOB: 1 BB: 0 P: 18	1B: 4 2B: 5 3B: 0 HR: 2	SF: 0 SAC: 0 DP: 2 HBP: 0	WP: 0 PB: 0 CS: 1	PA: 38					
PITCHER	IP	WLS	BF	H	R	ER	SO	BB	IBB	HBP	BLK	WP	HR	S	P	ERA	WHIP										
Wilson Alvarez, L ERA: 3.9 (1, 1)	6.2		28	7	3	2	5	2	0	0	0	0	1	58	89	2.70	1.350										
Albie Lopez, R ERA: 5.24 (7, 1)	1.1	W	5	1	0	0	1	0	0	0	0	0	0	13	19	0.00	0.750										
Norm Charlton, L ERA: 3.69 (9, 1)	1.0		5	2	1	1	0	0	0	0	0	0	1	12	18	9.00	2.000										

Seattle Mariners @ Tampa Bay Devil Rays
Tropicana Field, St. Petersburg, FL
Wed Sep 15 1999, 7:05 PM EDT
Att: 14,009 - Dome - 72 F

AB	36
R	4
H	10
RBI	4
BB	2
SO	6
LOB	12



Batter	1	2	3	4	5	6	7	8	9	AB	R	H	RBI	BB	SO	LOB	BOTTOM										
Miguel Cairo, R OBP: 0.341, SLG: 0.383 (1, 4)										5	2	3	0	0	0	1											
Dave Martinez, L OBP: 0.382, SLG: 0.388 (1, 8)										5	1	3	2	0	0	2											
Jose Canseco, R OBP: 0.363, SLG: 0.573 (1, 10)										4	0	0	0	0	2	4											
Tony Graffanino, R OBP: 0.284, SLG: 0.435 (6, PR)										0	0	0	0	0	0	0											
Herbert Perry, R OBP: 0.344, SLG: 0.439 (1, 3)										4	1	1	2	1	0	3											
Bubba Trammell, R OBP: 0.379, SLG: 0.491 (5, 9)										4	1	1	0	1	1	3											
Jose Guillen, R OBP: 0.310, SLG: 0.336 (1, 9)										1	1	0	0	0	0	2											
Terrell Lowery, R OBP: 0.357, SLG: 0.435 (5, 7)										3	0	2	1	0	0	2											
Mike DiFelice, R OBP: 0.323, SLG: 0.464 (1, 2)										5	0	0	0	0	0	6											
Bobby Smith, R OBP: 0.243, SLG: 0.259 (1, 5)										3	1	1	0	1	1	0											
David Lamb, S OBP: 0.292, SLG: 0.306 (1, 6)										4	1	2	1	0	0	2											
Inning Stats	R: 1 E: 1 K: 1 S: 10	H: 2 LOB: 1 BB: 0 P: 20	R: 1 E: 1 K: 0 S: 10	H: 0 LOB: 1 BB: 1 P: 20	R: 0 E: 0 K: 1 S: 8	H: 1 LOB: 2 BB: 1 P: 14	R: 0 E: 0 K: 0 S: 13	H: 3 LOB: 2 BB: 0 P: 23	R: 0 E: 0 K: 0 S: 12	H: 1 LOB: 1 BB: 0 P: 18	R: 0 E: 0 K: 0 S: 6	H: 0 LOB: 0 BB: 0 P: 10	R: 2 E: 0 K: 1 S: 14	H: 3 LOB: 1 BB: 0 P: 23	R: 3 E: 1 K: 1 S: 18	H: 3 LOB: 3 BB: 1 P: 30	1B: 9 2B: 2 3B: 1 HR: 1	SF: 0 SAC: 0 DP: 1 HBP: 2	WP: 1 PB: 0 CS: 0	PA: 43							
PITCHER	IP	WLS	BF	H	R	ER	SO	BB	IBB	HBP	BLK	WP	HR	S	P	ERA	WHIP										
28 Ken Cloude, R ERA: 7.6 (1, 1)	3.1		19	6	3	2	2	2	0	1	0	0	0	36	69	5.40	2.400										
Brett Hirschfelle, R ERA: 9.86 (4, 1)	2.2		9	1	0	0	0	0	0	0	0	0	0	23	36	0.00	0.375										
Frankie Rodriguez, R ERA: 0.09 (7, 1)	1.0	L	6	3	2	2	1	0	0	0	0	1	1	14	23	18.00	3.000										
Denny Stark, R ERA: 54.0 (8, 1)	0.1		4	3	3	2	1	0	0	0	0	0	0	11	16	54.00	9.000										
Todd Williams, R ERA: 7.11 (8, 1)	0.2		5	0	0	0	0	1	0	1	0	0	0	7	14	0.00	1.500										

Seattle Mariners @ Tampa Bay Devil Rays
Tropicana Field, St. Petersburg, FL
Wed Sep 15 1999, 7:05 PM EDT
Att: 14,009 - Dome - 72 F

AB	38
R	8
H	13
RBI	6
BB	3
SO	4
LOB	25



Batter	1	2	3	4	5	6	7	8	9	AB	R	H	RBI	BB	SO	LOB	TOP								
Charles Gipson, R OBP: 0.333, SLG: 0.412 Jay Buhner, R OBP: 0.370, SLG: 0.453 Rafael Bournival, R OBP: 0.302, SLG: 0.393	(1, 5) L5		(2, 3) K			(1, 3) G5-3		(4, 1) HR BB		3	0	0	0	0	1	1	Seattle Mariners @ Tampa Bay Devil Rays Tropicana Field, St. Petersburg, FL Thu Sep 16 1999, 7:05 PM EDT Att: 14,263 - Dome - 72 F								
Alex Rodriguez, R OBP: 0.355, SLG: 0.594	(1, 6) G4-6-3 BB		(3, 3) K			(2, 2) G4-3		(0, 1) HR		3	1	1	4	1	1	1									
Ken Griffey Jr., L OBP: 0.384, SLG: 0.586	(1, 8) G4-6-3			(2, 0) G3		(1, 3) K		(1, 0) P4		4	0	0	0	0	1	2									
Edgar Martinez, R OBP: 0.447, SLG: 0.566		(2, 2) G5-3		(2, 2) 3B			(2, 0) F9	(1, 1) F8		4	0	1	0	0	0	1									
Tom Lampkin, L OBP: 0.356, SLG: 0.500 Mike Blowers, R OBP: 0.412, SLG: 0.600		(0, 0) G4-3 2B		(0, 1) G1-3			(3, 1) G4-3		(1, 3) K	3	0	1	0	0	0	1									
Raul Ibanez, L OBP: 0.298, SLG: 0.391		(1, 0) G4-3		(3, 3) K			(1, 3) K		(0, 2) HR	4	1	1	1	0	2	2									
David Bell, R OBP: 0.326, SLG: 0.424		(0, 0) F8			(1, 2) P2			(1, 0) BB HR 1B	(4, 2) E BB	3	1	1	0	1	0	1									
Ryan Jackson, L OBP: 0.309, SLG: 0.306 Dan Wilson, R OBP: 0.317, SLG: 0.369			(3, 3) K		(1, 3) K2-3			(1, 0) F9	(0, 1) L6	2	0	0	0	0	2	0									
Brian Hunter, R OBP: 0.288, SLG: 0.307			(3, 1) 1B		(2, 2) G6-3			(1, 2) HR BB	(1, 1) P6	3	1	1	0	1	0	1									
Inning Stats	R: 0 E: 0 K: 0 S: 5	H: 0 LOB: 0 P: 10	R: 0 E: 0 K: 0 S: 6	H: 1 LOB: 1 P: 9	R: 0 E: 0 K: 3 S: 16	H: 1 LOB: 1 P: 26	R: 0 E: 0 K: 1 S: 14	H: 1 LOB: 0 P: 21	R: 0 E: 0 K: 1 S: 9	H: 0 LOB: 0 P: 13	R: 0 E: 0 K: 1 S: 9	H: 0 LOB: 0 P: 13	R: 0 E: 0 K: 1 S: 6	H: 0 LOB: 0 P: 12	R: 4 E: 0 K: 0 S: 9	H: 2 LOB: 1 P: 21		R: 1 E: 1 K: 1 S: 13	H: 1 LOB: 1 P: 19	1B: 2 2B: 1 3B: 1 HR: 2	SF: 0 SAC: 0 DP: 1 HBP: 0	WP: 0 SB: 0 CS: 2	PA: 36		
PITCHER	IP	WLS	BF	H	R	ER	SO	BB	IBB	HBP	BLK	WP	HR	S	P	ERA	WHIP								
Ryan Rupe, R ERA: 4.55	(1, 1)	7.1	27	4	2	2	7	2	0	0	0	0	0	68	113	2.46	0.818								
Esteban Yan, R ERA: 5.85	(8, 1)	1.0	L 7	2	3	3	1	2	0	0	0	0	2	15	26	27.00	4.000								
Jeff Sparks, R ERA:	(9, 1)	0.2	2	0	0	0	0	0	0	0	0	0	0	4	5	0.00	0.000								

Batter	1	2	3	4	5	6	7	8	9	AB	R	H	RBI	BB	SO	LOB	BOTTOM								
Miguel Cairo, R OBP: 0.339, SLG: 0.380	(1, 4) F9			(1, 1) L6		(2, 2) G6-3 HBP	(2, 2) G4-3		(3, 2) L8	4	0	0	0	0	0	1	Seattle Mariners @ Tampa Bay Devil Rays Tropicana Field, St. Petersburg, FL Thu Sep 16 1999, 7:05 PM EDT Att: 14,263 - Dome - 72 F								
Dave Martinez, L OBP: 0.382, SLG: 0.388	(1, 8) K			(3, 2) G5-3 1B		(0, 0) P6		(1, 1) HBP BB SF7 1B	(0, 0) F7	5	1	2	0	0	1	1									
Bubba Trammell, R OBP: 0.377, SLG: 0.485	(1, 9) K			(3, 2) G5-3		(2, 0) G6-3		(4, 2) BB HBP BB		3	0	0	0	1	1	2									
Herbert Perry, R OBP: 0.342, SLG: 0.431		(1, 0) G6-3		(2, 3) K		(1, 3) K		(3, 2) BB HBP		3	0	0	0	0	2	2									
Paul Sorrento, L OBP: 0.350, SLG: 0.400		(4, 2) CS BB			(2, 1) P5		(4, 0) SH1 BB		(3, 3) K	2	1	0	0	2	1	3									
John Flaherty, R OBP: 0.315, SLG: 0.403		(3, 3) K		(0, 1) E9 1B		(0, 0) SH1		(1, 0) SF7		2	0	1	1	0	1	1									
Terrell Lowery, R OBP: 0.366, SLG: 0.436			(0, 3) K		(4, 0) G1-3 BB		(3, 2) WP 3B 1B	(3, H) BB		2	1	1	1	2	1	0									
Bobby Smith, R OBP: 0.239, SLG: 0.255 Fred McGriff, L OBP: 0.411, SLG: 0.561 Aaron Ledesma, R OBP: 0.308, SLG: 0.322			(2, 2) K		(0, 0) G4-3		(2, 3) K	(2, 0) G3		3	0	0	0	0	1	3									
David Lamb, S OBP: 0.290, SLG: 0.322		(1, 0) F7		(1, 2) K		(1, 3) K		(1, 1) 2H 3B		4	0	1	1	0	2	2									
Inning Stats	R: 0 E: 0 K: 2 S: 8	H: 0 LOB: 0 P: 12	R: 0 E: 0 K: 1 S: 8	H: 0 LOB: 0 P: 16	R: 0 E: 0 K: 1 S: 7	H: 0 LOB: 0 P: 10	R: 0 E: 0 K: 1 S: 13	H: 1 LOB: 1 P: 22	R: 0 E: 0 K: 1 S: 8	H: 1 LOB: 1 P: 15	R: 0 E: 0 K: 1 S: 7	H: 0 LOB: 0 P: 12	R: 2 E: 0 K: 1 S: 12	H: 2 LOB: 1 P: 24	R: 1 E: 0 K: 0 S: 16	H: 1 LOB: 2 P: 34		R: 0 E: 0 K: 1 S: 10	H: 0 LOB: 0 P: 15	1B: 4 2B: 0 3B: 1 HR: 0	SF: 1 SAC: 1 DP: 0 HBP: 2	WP: 1 SB: 0 CS: 1	PA: 38		
PITCHER	IP	WLS	BF	H	R	ER	SO	BB	IBB	HBP	BLK	WP	HR	S	P	ERA	WHIP								
Freddy Garcia, R ERA: 4.19	(1, 1)	7.0	W 28	4	2	2	8	3	0	1	0	0	0	63	111	2.57	1.000								
Tom Davey, R ERA: 5.04	(8, 1)	0.0	3	1	1	1	0	1	0	1	0	0	0	7	15	∞	∞								
Jose Mesa, R ERA: 5.26	(8, 1)	2.0	S 7	0	0	0	2	1	0	0	0	0	0	19	34	0.00	0.500								

Batter	1	2	3	4	5	6	7	8	9	AB	R	H	RBI	BB	SO	LOB	TOP										
Denny Hocking, S (1,4) OBP: 0.313, SLG: 0.390	P4		B1-3			G6-3		F7	F8	5	0	0	0	0	0	4											
Cristian Guzman, S (1,6) OBP: 0.276, SLG: 0.294	F9		F9-3 1B			G1-3		F7		4	0	1	0	0	0	1											
Ron Coomer, R (1,3) OBP: 0.391, SLG: 0.424 56 Cleatus Davidson, S (9, PR) OBP: 0.136, SLG: 0.136 Doug Mientkiewicz, L (9, 3) OBP: 0.331, SLG: 0.346	G2-3		F9-3						FC4-6 E BB 1B	4	0	2	0	0	0	1											
Terry Steinbach, R (1,2) OBP: 0.362, SLG: 0.401 Jacque Jones, L (9, PR) OBP: 0.320, SLG: 0.442		1B E FC6 BB		F9					E5 FC4-6 BB	3	1	0	0	1	1	2											
Matt Lawton, L (1,9) OBP: 0.347, SLG: 0.347		E1 FC6 1B		F7					FC4-6 BB BB	4	1	0	0	0	0	3											
Chad Allen, R (1,7) OBP: 0.329, SLG: 0.394 David Ortiz, L (9, PH)				F9			L3			3	0	1	0	0	0	0											
Javier Valentin, S (9, 2) OBP: 0.346, SLG: 0.427							L4		P6	3	0	1	0	0	0	0											
Todd Walker, L (1, 10) OBP: 0.346, SLG: 0.414		FC6 2B				K				3	0	0	0	1	1	2											
Tori Hunter, R (1, 8) OBP: 0.314, SLG: 0.387 Midge Cummings, L (9, PH) OBP: 0.375, SLG: 0.333						F9		G5-3		3	0	1	0	0	0	0											
Corey Koskie, L (1, 5) OBP: 0.383, SLG: 0.470 Brent Gates, S (8, PH) OBP: 0.324, SLG: 0.323						F9				2	0	0	0	0	1	2											
Inning Stats	R: 0 E: 0 K: 0 S: 6	H: 0 LOB: 0 BB: 0 P: 7	R: 1 E: 1 K: 1 S: 10	H: 2 LOB: 2 BB: 1 P: 20	R: 0 E: 0 K: 0 S: 5	H: 1 LOB: 0 BB: 0 P: 11	R: 0 E: 0 K: 0 S: 5	H: 0 LOB: 0 BB: 0 P: 9	R: 0 E: 0 K: 1 S: 13	H: 1 LOB: 1 BB: 0 P: 13	R: 0 E: 0 K: 0 S: 4	H: 0 LOB: 0 BB: 0 P: 9	R: 0 E: 0 K: 0 S: 9	H: 1 LOB: 1 BB: 0 P: 13	R: 2 E: 1 K: 0 S: 10	H: 1 LOB: 3 BB: 3 P: 28	1B: 5 2B: 2 3B: 0 HR: 0	SF: 0 SAC: 0 DP: 2 HBP: 0	WP: 0 PB: 0 SB: 0 CS: 0	PA: 37							
PITCHER	IP	WLS	BF	H	R	ER	SO	BB	IBB	HBP	BLK	WP	HR	S	P	ERA	WHIP										
John Halama, L (1, 1) ERA: 3.9	8.0		29	5	1	0	3	1	0	0	0	0	0	60	102	0.00	0.750										
Jose Mesa, R (9, 1) ERA: 5.2	0.2	H	6	1	2	0	0	2	0	0	0	0	0	9	23	0.00	4.500										
Paul Abbott, R (9, 1) ERA: 3.24	0.1	W	2	0	0	0	0	1	0	0	0	0	0	1	5	0.00	3.000										

Minnesota Twins @ Seattle Mariners
Safeco Field, Seattle, WA
Fri Sep 17 1999, 7:05 PM PDT
Att: 44,315 - Unknown - 64 F

AB	33
R	3
H	6
RBI	2
BB	4
SO	3
LOB	17



Batter	1	2	3	4	5	6	7	8	9	AB	R	H	RBI	BB	SO	LOB	BOTTOM										
Charles Gipson, R (1,5) OBP: 0.325, SLG: 0.395	P4		K				K			4	0	1	0	0	2	0											
Alex Rodriguez, R (1,6) OBP: 0.354, SLG: 0.590	P4		K			L7		G4-6-3 BB		3	0	0	0	1	1	1											
Ken Griffey Jr., L (1,8) OBP: 0.385, SLG: 0.584		BB				CS		G4-6-3 BB		2	1	0	0	2	0	1											
Edgar Martinez, R (1, 10) OBP: 0.449, SLG: 0.571	P4					CS		G4-6-3 BB		3	2	2	0	1	0	1											
Mike Blowers, R (1, 3) OBP: 0.476, SLG: 0.611						CS		G4-6-3 BB		3	0	2	1	1	0	1											
Jay Buhner, R (1, 9) OBP: 0.379, SLG: 0.452 Raul Ibanez, L (8, 9) OBP: 0.298, SLG: 0.391 Ozzie Timmons, R (8, PH) OBP: 0.162, SLG: 0.257 Rafael Bourquiel, R (9, 5) OBP: 0.302, SLG: 0.393	F7							G6-3		3	0	1	1	0	0	4											
David Bell, R (1, 4) OBP: 0.326, SLG: 0.428								G6-3		0	0	0	0	0	0	0											
Dan Wilson, R (1, 2) OBP: 0.314, SLG: 0.366								G6-3		1	0	0	0	0	0	0											
Brian Hunter, R (1, 7) OBP: 0.286, SLG: 0.305								G6-3		0	0	0	0	0	0	0											
Inning Stats	R: 0 E: 0 K: 0 S: 7	H: 0 LOB: 1 BB: 1 P: 15	R: 0 E: 0 K: 1 S: 16	H: 1 LOB: 1 BB: 0 P: 23	R: 0 E: 0 K: 2 S: 8	H: 0 LOB: 0 BB: 0 P: 14	R: 1 E: 0 K: 0 S: 11	H: 0 LOB: 2 BB: 3 P: 28	R: 0 E: 0 K: 0 S: 7	H: 1 LOB: 0 BB: 0 P: 10	R: 1 E: 0 K: 0 S: 8	H: 2 LOB: 1 BB: 0 P: 17	R: 0 E: 0 K: 1 S: 10	H: 0 LOB: 0 BB: 0 P: 13	R: 1 E: 0 K: 0 S: 16	H: 2 LOB: 1 BB: 1 P: 27	R: 1 E: 0 K: 0 S: 4	H: 1 LOB: 0 BB: 0 P: 7	1B: 4 2B: 2 3B: 0 HR: 1	SF: 0 SAC: 0 DP: 1 HBP: 0	WP: 0 PB: 0 SB: 0 CS: 1	PA: 35					
PITCHER	IP	WLS	BF	H	R	ER	SO	BB	IBB	HBP	BLK	WP	HR	S	P	ERA	WHIP										
Eric Milton, L (1, 1) ERA: 4.59	6.0		25	4	2	2	3	4	0	0	0	0	0	57	107	3.00	1.333										
Bob Wells, R (7, 1) ERA: 3.51	1.2		7	2	1	1	1	1	0	0	0	0	0	23	37	5.40	1.800										
Eddie Guardado, L (8, 1) ERA: 4.87	0.1		1	0	0	0	0	0	0	0	0	0	0	3	3	0.00	0.000										
Mike Trombley, R (9, 1) ERA: 4.15	0.0	L	1	1	1	1	0	0	0	0	0	0	1	4	7	∞	∞										

Minnesota Twins @ Seattle Mariners
Safeco Field, Seattle, WA
Fri Sep 17 1999, 7:05 PM PDT
Att: 44,315 - Unknown - 64 F

AB	29
R	4
H	7
RBI	4
BB	5
SO	4
LOB	16



Batter	1	2	3	4	5	6	7	8	9	AB	R	H	RBI	BB	SO	LOB	TOP				
Jacque Jones, L OBP: 0.316, SLG: 0.436 (1, 8)	F9		G6-3		F8			G4-3		4	0	0	0	0	0	3	Minnesota Twins @ Seattle Mariners Safeco Field, Seattle, WA Sat Sep 18 1999, 6:05 PM PDT Att: 44,511 - Unknown - 74 F				
Tori Hunter, R OBP: 0.311, SLG: 0.383 (1, 7)	G3-1			P6		P4		G6-3		4	0	0	0	0	0	0					
Matt Lawton, L OBP: 0.344, SLG: 0.343 (1, 9)	G3-1			K		L3		G4-3		4	0	0	0	0	1	0					
Marty Cordova, R OBP: 0.364, SLG: 0.468 (1, 10)				G4-3		P5			P3	3	0	0	0	0	0	0					
Todd Walker, L OBP: 0.346, SLG: 0.412 (1, 4)				K		G4-3			G3	3	0	0	0	1	1	1					
Ron Coomer, R OBP: 0.302, SLG: 0.423 (1, 5)						FC3-6 1B BB		F9		3	0	1	0	1	1	1					
Doug Mientkiewicz, L OBP: 0.334, SLG: 0.347 (1, 3)						FC3-6 1B				2	0	1	0	1	0	1					
Javier Valentin, S OBP: 0.341, SLG: 0.421 (1, 2)				F8		FC3-6 BB			K	3	0	0	0	0	1	4					
Cristian Guzman, S OBP: 0.277, SLG: 0.292 (1, 6)				G6-3				G4-3		2	0	0	0	1	0	2					
Inning Stats	R: 0 H: 0 E: 0 K: 0 S: 8	H: 0 LOB: 0 BB: 0 P: 11	R: 0 H: 1 E: 0 K: 1 S: 13	H: 1 LOB: 1 BB: 0 P: 19	R: 0 H: 0 E: 0 K: 0 S: 5	H: 0 LOB: 0 BB: 0 P: 9	R: 0 H: 0 E: 0 K: 1 S: 9	H: 0 LOB: 0 BB: 0 P: 14	R: 0 H: 1 E: 0 K: 0 S: 12	H: 3 LOB: 3 BB: 2 P: 25	R: 0 H: 0 E: 0 K: 0 S: 5	H: 0 LOB: 0 BB: 0 P: 11	R: 0 H: 0 E: 0 K: 1 S: 12	H: 0 LOB: 2 BB: 2 P: 21	R: 0 H: 0 E: 0 K: 1 S: 9	H: 0 LOB: 0 BB: 0 P: 9	1B: 2 2B: 1 3B: 0 HR: 0	SF: 0 SAC: 0 DP: 1 HBP: 1	WP: 0 PB: 0 CS: 1	PA: 33	
PITCHER	IP	WLS	BF	H	R	ER	SO	BB	IBB	HBP	BLK	WP	HR	S	P	ERA	WHIP			ERA	WHIP
Gil Meche, R ERA: 5.01 (1, 1)	6.1	W	25	2	0	0	2	4	0	1	0	0	0	57	103	0.00	0.947			ERA	WHIP
Paul Abbott, R ERA: 3.12 (7, 1)	2.2		8	0	0	0	2	0	0	0	0	0	0	23	31	0.00	0.000			ERA	WHIP

AB	28
R	0
H	2
RBI	0
BB	4
SO	4
LOB	12



Batter	1	2	3	4	5	6	7	8	9	AB	R	H	RBI	BB	SO	LOB	BOTTOM				
Charles Gipson, R OBP: 0.316, SLG: 0.366 (1, 5)	K			B1-5		G6-3				3	0	0	1	1	1	1	Minnesota Twins @ Seattle Mariners Safeco Field, Seattle, WA Sat Sep 18 1999, 6:05 PM PDT Att: 44,511 - Unknown - 74 F				
Alex Rodriguez, R OBP: 0.355, SLG: 0.596 (1, 6)						FC5 1B		K		4	1	2	1	0	1	3					
Ken Griffey Jr., L OBP: 0.384, SLG: 0.582 (1, 8)	G3-1					FC5 1B		F8		4	1	1	0	0	0	0					
Edgar Martinez, R OBP: 0.446, SLG: 0.566 (1, 10)						FC5 BB 1B		L9		4	0	0	0	0	1	2					
Tom Lampkin, L OBP: 0.359, SLG: 0.500 (1, 2)						FC5-2 1B		F8		4	0	2	1	0	0	0					
Jay Buhner, R OBP: 0.384, SLG: 0.455 (1, 9)						FC5-2 1B				3	1	2	0	1	1	1					
Rafael Bourquard, R OBP: 0.302, SLG: 0.393 (8, PR)										0	0	0	0	0	0	0					
Raul Ibanez, L OBP: 0.303, SLG: 0.393 (1, 3)										4	2	2	0	0	1	4					
David Bell, R OBP: 0.328, SLG: 0.431 (1, 4)										3	0	2	2	1	1	3					
Brian Hunter, R OBP: 0.284, SLG: 0.302 (1, 7)										4	0	0	0	0	0	6					
Inning Stats	R: 1 H: 1 E: 0 K: 2 S: 10	H: 2 LOB: 3 BB: 2 P: 30	R: 0 H: 0 E: 0 K: 0 S: 6	H: 0 LOB: 0 BB: 0 P: 12	R: 2 H: 3 E: 1 K: 0 S: 9	H: 3 LOB: 0 BB: 0 P: 14	R: 1 H: 3 E: 0 K: 1 S: 17	H: 3 LOB: 3 BB: 1 P: 30	R: 0 H: 0 E: 0 K: 0 S: 8	H: 0 LOB: 0 BB: 0 P: 11	R: 0 H: 0 E: 0 K: 0 S: 6	H: 0 LOB: 0 BB: 0 P: 9	R: 0 H: 2 E: 0 K: 1 S: 12	H: 2 LOB: 2 BB: 0 P: 16	1B: 9 2B: 2 3B: 0 HR: 1	SF: 0 SAC: 0 DP: 2 HBP: 0	WP: 0 PB: 0 CS: 0	PA: 36			
PITCHER	IP	WLS	BF	H	R	ER	SO	BB	IBB	HBP	BLK	WP	HR	S	P	ERA	WHIP			ERA	WHIP
Joe Mays, R ERA: 4.3 (1, 1)	2.0	L	11	3	2	2	3	2	0	0	0	0	0	21	45	9.00	2.500			ERA	WHIP
J.C. Romero, L ERA: 7.39 (3, 1)	2.1		12	6	3	3	0	0	0	0	0	0	0	25	43	11.57	2.571			ERA	WHIP
Dan Perkins, R ERA: 6.56 (5, 1)	1.2		6	0	0	0	2	1	0	0	0	0	0	15	24	0.00	0.600			ERA	WHIP
Travis Miller, L ERA: 2.93 (7, 1)	1.0		3	0	0	0	0	0	0	0	0	0	0	6	9	0.00	0.000			ERA	WHIP
Hector Carrasco, R ERA: 5.0 (8, 1)	1.0		4	2	0	0	1	0	0	0	0	0	0	12	16	0.00	2.000			ERA	WHIP

AB	33
R	5
H	11
RBI	5
BB	3
SO	6
LOB	20



Batter	1	2	3	4	5	6	7	8	9	AB	R	H	RBI	BB	SO	LOB	TOP			
Denny Hocking, S OBP: 0.313, SLG: 0.389	0-0 F8		0-1 L5-3		1-0 1B			2-2 F7		4	0	1	0	0	0	1	Minnesota Twins @ Seattle Mariners Safeco Field, Seattle, WA Sun Sep 19 1999, 1:35 PM PDT Att: 44,362 - Sunny - 72 F			
Cristian Guzman, S OBP: 0.276, SLG: 0.290	2-2 HBP			0-1 G6-3	1-1 SF8-3-6-4			0-0 G5-3		2	0	0	1	0	0	0				
Midre Cummings, L OBP: 0.250, SLG: 0.200 Jacque Jones, L OBP: 0.316, SLG: 0.436	1-2 F7			1-3 K		0-0 L5		1-2 G3		4	0	0	0	0	1	1				
Marty Cordova, R OBP: 0.363, SLG: 0.464	2-0 G4-3			4-1 1B BB		1-1 G5-3		2-2 G4-3		3	1	0	0	1	0	1				
Chad Allen, R OBP: 0.335, SLG: 0.398		1-2 G5-4-3 1B		1-0 1B	1-2 1B		2-1 1B		4-2 BB	3	0	3	0	1	0	0				
Terry Steinbach, R OBP: 0.381, SLG: 0.399		1-2 G5-4-3		1-2 1B			1-2 G4-3		2-2 F8	4	0	1	1	0	0	2				
Doug Mientkiewicz, L OBP: 0.331, SLG: 0.343		3-3 K		3-3 K			2-2 F9			3	0	0	0	0	2	2				
Tori Hunter, R OBP: 0.311, SLG: 0.380			3-3 K		2-2 1B HBP		2-3 K			2	1	0	0	0	2	0				
Corey Koskie, L OBP: 0.383, SLG: 0.469			2-1 L5-3 1B		2-1 L8		1-3 K			3	0	1	0	0	1	1				
Inning Stats	R: 0 E: 0 K: 0 S: 7	H: 0 LOB: 1 BB: 0 P: 12	R: 0 E: 0 K: 1 S: 9	H: 1 LOB: 0 BB: 0 P: 14	R: 0 E: 0 K: 1 S: 8	H: 1 LOB: 0 BB: 0 P: 13	R: 1 E: 0 K: 2 S: 17	H: 2 LOB: 2 BB: 1 P: 27	R: 1 E: 0 K: 0 S: 7	H: 1 LOB: 0 BB: 0 P: 13	R: 0 E: 0 K: 1 S: 5	H: 0 LOB: 0 BB: 0 P: 19	R: 0 E: 0 K: 1 S: 8	H: 0 LOB: 0 BB: 0 P: 11	R: 0 E: 0 K: 0 S: 15	H: 0 LOB: 1 BB: 1 P: 24		1B: 6 2B: 2 3B: 0 HR: 0	SF: 1 SAC: 0 DP: 3 HBP: 2	WP: 0 PB: 0 CS: 0
PITCHER Jamie Moyer, L ERA: 3.75	IP: 9.0 WLS: L BF: 33	H: 6 R: 2 ER: 2 SO: 6	BB: 2 IBB: 0 HBP: 2 BLK: 0	WP: 0 HR: 0 S: 90 P: 141	ERA: 2.00 WHIP: 0.889	PITCHER										IP: 9.0 WLS: L BF: 33	H: 6 R: 2 ER: 2 SO: 6	BB: 2 IBB: 0 HBP: 2 BLK: 0	WP: 0 HR: 0 S: 90 P: 141	ERA: 2.00 WHIP: 0.889

Batter	1	2	3	4	5	6	7	8	9	AB	R	H	RBI	BB	SO	LOB	BOTTOM					
Shane Monahan, L OBP: 0.382, SLG: 0.453	3-1 G4-3				1-3 K			0-0 F7		3	0	0	0	0	2	2	Minnesota Twins @ Seattle Mariners Safeco Field, Seattle, WA Sun Sep 19 1999, 1:35 PM PDT Att: 44,362 - Sunny - 72 F					
Jay Buhner, R OBP: 0.382, SLG: 0.453										1	0	0	0	0	0	1						
Alex Rodriguez, R OBP: 0.354, SLG: 0.593	1-2 1B	0-2 G6-3			3-3 K2-3			0-0 G5-3		4	0	1	0	0	1	2						
Ken Griffey Jr., L OBP: 0.382, SLG: 0.578	2-2 P4		1-2 F7			3-2 G4-3		1-1 F8		4	0	0	0	0	0	1						
Edgar Martinez, R OBP: 0.448, SLG: 0.566	2-0 1B		1-0 G6-3			4-0 BB		4-1 BB		2	0	1	0	2	0	0						
Raul Ibanez, L OBP: 0.298, SLG: 0.386	2-1 F8		1-3 K			1-2 F7		1-3 K		3	0	0	0	0	1	3						
Ozzie Timmons, R OBP: 0.158, SLG: 0.250										1	0	0	0	0	1	1						
Dan Wilson, R OBP: 0.314, SLG: 0.372		0-1 HR		1-2 G5-3		1-0 F8		2-2 P4		4	1	1	1	0	0	1						
David Bell, R OBP: 0.327, SLG: 0.429 Mike Blowers, R OBP: 0.455, SLG: 0.579		2-0 G5-3		1-1 L3			1-3 K		1-1 F8	3	0	0	0	0	1	0						
Ryan Jackson, L OBP: 0.328, SLG: 0.327 Rafael Bourquard, R OBP: 0.299, SLG: 0.389			3-1 E 1B		0-0 G4-3		1-1 1B		3-3 K	3	0	2	0	0	0	0						
Charles Gipson, R OBP: 0.304, SLG: 0.349 Tom Lampkin, L OBP: 0.357, SLG: 0.497		0-2 E6				0-0 B4-3		0-0 F8		2	0	0	0	0	0	1						
Inning Stats	R: 0 E: 0 K: 0 S: 13	H: 2 LOB: 2 BB: 0 P: 23	R: 1 E: 1 K: 1 S: 15	H: 2 LOB: 2 BB: 0 P: 20	R: 0 E: 0 K: 1 S: 7	H: 0 LOB: 0 BB: 0 P: 10	R: 0 E: 0 K: 0 S: 6	H: 0 LOB: 0 BB: 0 P: 8	R: 0 E: 0 K: 2 S: 10	H: 0 LOB: 0 BB: 0 P: 14	R: 0 E: 0 K: 0 S: 7	H: 0 LOB: 1 BB: 1 P: 16	R: 0 E: 0 K: 1 S: 8	H: 1 LOB: 1 BB: 0 P: 10	R: 0 E: 0 K: 1 S: 7	H: 0 LOB: 1 BB: 1 P: 13	R: 0 E: 0 K: 1 S: 10	H: 0 LOB: 0 BB: 0 P: 16	1B: 4 2B: 0 3B: 0 HR: 1	SF: 0 SAC: 0 DP: 0 HBP: 0	WP: 0 PB: 0 CS: 0	PA: 35
PITCHER LaTroy Hawkins, R ERA: 6.51 Eddie Guardado, L ERA: 4.94 Mike Trombley, R ERA: 4.09	IP: 7.2 WLS: W BF: 31	H: 5 R: 1 ER: 1 SO: 5	BB: 2 IBB: 0 HBP: 0 BLK: 0	WP: 0 HR: 1 S: 70 P: 110	ERA: 1.17 WHIP: 0.913	PITCHER										IP: 7.2 WLS: W BF: 31	H: 5 R: 1 ER: 1 SO: 5	BB: 2 IBB: 0 HBP: 0 BLK: 0	WP: 0 HR: 1 S: 70 P: 110	ERA: 1.17 WHIP: 0.913		

AB	28
R	2
H	6
RBI	2
BB	2
SO	6
LOB	8



Batter	1	2	3	4	5	6	7	8	9	AB	R	H	RBI	BB	SO	LOB	TOP					
Carlos Febles, R OBP: 0.342, SLG: 0.424	(1, 4) K	(2, 3) G4-3		(3, 3) K		(4, 2) 2B BB	(5, 3) G2-3			4	1	0	0	1	2	3						
Rey Sanchez, R OBP: 0.330, SLG: 0.370	(1, 6) HR	1B		(2, 2) 2B	(3, 2) 2B	(4, 2) 1B 2B		(5, 1) 1B		4	4	4	2	1	0	0						
Carlos Beltrán, S OBP: 0.336, SLG: 0.460	(1, 8) HR		(2, 1) K		(3, 0) G3	(4, 0) 1B		(5, 0) FC6-4		5	1	2	3	0	1	3						
Jemaine Dye, R OBP: 0.350, SLG: 0.527	(1, 9) FC6-4	2B		(2, 1) P3	(3, 2) F9	(4, 1) L9		(5, 2) G6-3		5	0	1	0	0	0	4						
29 Mike Sweeney, R OBP: 0.389, SLG: 0.524	(1, 10) FC6-4	BB		(2, 2) 1B	(3, 2) FC5-4	(4, 1) 1B		(5, 0) F9		4	0	2	2	1	0	0						
Joe Randa, R OBP: 0.397, SLG: 0.481	(1, 5) FC6-4			(2, 1) F7	(3, 1) FC5-4			(4, 2) K		5	0	0	0	0	1	3						
Mark Quinn, R OBP: 0.385, SLG: 1.077	(1, 7) K			(2, 1) HR		(3, 2) P4		(4, 2) HR		5	2	3	2	0	1	2						
Joe Vitiello, R OBP: 0.189, SLG: 0.257		(2, 0) G5-3		(3, 0) 1B		(4, 2) G4-3		(5, 2) G5-3		5	1	2	1	0	0	1						
Larry Sutton, L OBP: 0.301, SLG: 0.337	(9, 3)									0	0	0	0	0	0	0						
Sal Fasano, R OBP: 0.380, SLG: 0.561	(1, 2) G4-3	1B		(2, 3) K		(3, 1) 2B BB		(4, 2) HBP		2	1	1	0	1	1							
Inning Stats	R: 2 E: 0 K: 2 S: 13	H: 3 LOB: 2 BB: 1 P: 20	R: 0 E: 0 K: 0 S: 7	H: 1 LOB: 0 BB: 0 P: 12	R: 1 E: 0 K: 1 S: 10	H: 2 LOB: 1 BB: 0 P: 14	R: 1 E: 0 K: 2 S: 11	H: 2 LOB: 1 BB: 0 P: 18	R: 1 E: 0 K: 0 S: 12	H: 1 LOB: 1 BB: 1 P: 20	R: 3 E: 0 K: 0 S: 16	H: 2 LOB: 1 BB: 2 P: 28	R: 2 E: 0 K: 1 S: 17	H: 2 LOB: 1 BB: 0 P: 26	R: 0 E: 0 K: 0 S: 6	H: 1 LOB: 0 BB: 0 P: 10	R: 0 E: 0 K: 0 S: 9	H: 1 LOB: 1 BB: 0 P: 15	1B: 7 2B: 4 3B: 0 HR: 4	SF: 0 SAC: 0 DP: 1 HBP: 1	WP: 0 PB: 0 SB: 0 CS: 1	PA: 44
PITCHER	IP WLS BF H R ER SO BB IBB HBP BLK WP HR S P ERA WHIP																					
23 Robert Ramsey, L ERA: 9.22	(1, 1) 4.0	19	8	4	4	5	1	0	0	0	0	0	2	41	64	9.00	2.250					
Brett Hinchliffe, R ERA: 10.72	(5, 1) 1.2	L 10	2	4	4	0	3	0	0	0	0	0	0	25	43	21.60	3.000					
Paul Abbott, R ERA: 3.1	(6, 1) 0.1		2	1	0	0	0	0	0	0	0	0	0	3	5	0.00	3.000					
Jose Paniagua, R ERA: 4.09	(7, 1) 1.0		6	2	2	2	1	0	0	1	0	0	2	17	26	18.00	2.000					
Todd Williams, R ERA: 5.4	(8, 1) 2.0		7	2	0	0	0	0	0	0	0	0	0	15	25	0.00	1.000					

Kansas City Royals @ Seattle Mariners
Safeco Field, Seattle, WA
Mon Sep 20 1999, 7:05 PM PDT
Att: 33,254 - Unknown - 76 F

AB 39
R 10
H 15
RBI 10
BB 4
SO 6
LOB 17



Batter	1	2	3	4	5	6	7	8	9	AB	R	H	RBI	BB	SO	LOB	BOTTOM					
David Bell, R OBP: 0.326, SLG: 0.425	(1, 4) K		(2, 1) L9		(3, 1) 2B BB	(4, 2) FC7-5	(5, 3) F7			4	1	0	0	1	1	1						
Alex Rodriguez, R OBP: 0.356, SLG: 0.594	(1, 6) G2-3		(2, 0) P4		(3, 1) 1B 2B	(4, 2) FC7-5		(5, 1) S HR		4	2	2	1	1	0	0						
Ken Griffey Jr., L OBP: 0.383, SLG: 0.583	(1, 8) F9			(2, 3) 1B BB	(3, 2) 1B BB	(4, 0) FC7-5		(5, 2) HR		5	3	3	4	0	0	2						
Edgar Martinez, R OBP: 0.448, SLG: 0.563	(1, 10) P6		(2, 1) P6	(3, 1) 1B BB	(4, 2) 1B SF7	(5, 2) F7		(6, 3) L5		4	1	1	0	1	0	2						
Raul Ibanez, L OBP: 0.302, SLG: 0.385	(1, 7) F9	HBP		(2, 0) BB	(3, 0) P6	(4, 2) G1-3		(5, 3) K		3	0	1	0	1	0	4						
Mike Blowers, R OBP: 0.435, SLG: 0.550	(8, PH) BB			(2, 1) 1B						1	0	0	0	0	1	0						
Jay Buhner, R OBP: 0.383, SLG: 0.447	(1, 9) HBP			(2, 3) K	(3, 2) 1B BB	(4, 2) G5-3		(5, 3) K		3	0	0	0	1	2	3						
Dan Wilson, R OBP: 0.317, SLG: 0.374	(1, 2) F9			(2, 1) G4-6-3	(3, 2) BB	(4, 2) 1B		(5, 3) K		4	1	2	2	1	1	2						
Ryan Jackson, L OBP: 0.302, SLG: 0.304	(1, 3) G4-3			(2, 0) G4-6-3	(3, 2) SF7	(4, 0) E7		(5, 2) F7		4	0	0	1	0	0	6						
Charles Gipson, R OBP: 0.306, SLG: 0.333	(1, 5) P4			(2, 2) P4		(3, 1) G4-3		(4, 3) L6		2	1	0	0	1	1	2						
Tom Lampkin, L OBP: 0.355, SLG: 0.495	(7, PH) K									1	0	0	1	0	0	1						
Rafael Bourquard, R OBP: 0.299, SLG: 0.389	(8, 5) K									0	0	0	0	0	0	0						
Shane Monahan, L ERA: 6.34	(9, PH) K									1	0	0	0	0	0	0						
Inning Stats	R: 0 E: 0 K: 1 S: 9	H: 0 LOB: 0 BB: 0 P: 15	R: 0 E: 0 K: 0 S: 10	H: 0 LOB: 1 BB: 1 P: 19	R: 0 E: 0 K: 0 S: 5	H: 0 LOB: 0 BB: 0 P: 10	R: 1 E: 0 K: 1 S: 9	H: 3 LOB: 1 BB: 1 P: 20	R: 5 E: 0 K: 1 S: 18	H: 3 LOB: 2 BB: 4 P: 42	R: 0 E: 1 K: 0 S: 12	H: 1 LOB: 2 BB: 0 P: 20	R: 1 E: 1 K: 0 S: 10	H: 1 LOB: 1 BB: 0 P: 16	R: 2 E: 0 K: 2 S: 14	H: 1 LOB: 0 BB: 1 P: 24	R: 0 E: 0 K: 1 S: 12	H: 0 LOB: 0 BB: 0 P: 15	1B: 7 2B: 1 3B: 0 HR: 1	SF: 1 SAC: 0 DP: 1 HBP: 1	WP: 0 PB: 0 SB: 1 CS: 0	PA: 45
PITCHER	IP WLS BF H R ER SO BB IBB HBP BLK WP HR S P ERA WHIP																					
Blake Stein, R ERA: 3.64	(1, 1) 4.0	22	5	6	6	2	5	0	0	0	0	0	0	31	52	0.00	1.333					
Jose Santiago, R ERA: 3.5	(5, 1) 3.0	W 15	3	1	0	1	1	0	0	0	0	0	1	8	17	54.00	6.000					
Scott Service, R ERA: 5.91	(8, 1) 0.1	H 3	1	2	2	0	1	0	0	0	0	0	0	3	3	0.00	0.000					
Tim Byrdak, L ERA: 8.1	(8, 1) 0.1	H 1	0	0	0	1	0	0	0	0	0	0	0	3	3	0.00	0.000					
Jeff Montgomery, R ERA: 6.34	(8, 1) 1.1	S 4	0	0	0	2	0	0	0	0	0	0	0	15	19	0.00	0.000					

Kansas City Royals @ Seattle Mariners
Safeco Field, Seattle, WA
Mon Sep 20 1999, 7:05 PM PDT
Att: 33,254 - Unknown - 76 F

AB 36
R 9
H 9
RBI 9
BB 7
SO 6
LOB 23



Batter	1	2	3	4	5	6	7	8	9	10	AB	R	H	RBI	BB	SO	LOB	TOP																																																																										
Darin Erstad, L OBP: 0.306, SLG: 0.369 (1, 3)	G5-3 ①		G4-3 ③		F8 ③			G5-3 ① 2-H 1B		HR	5	1	2	2	0	0	1																																																																											
Jim Edmonds, L OBP: 0.362, SLG: 0.439 (1, 8)	K		F9 ①		F7 ①		G5-3 ②		F7 ③		5	0	0	0	0	1	1																																																																											
Mo Vaughn, L OBP: 0.354, SLG: 0.498 (1, 10)	K			HR		F7 ②			IBB		3	1	1	1	1	1	0																																																																											
Tim Salmon, R OBP: 0.365, SLG: 0.462 (1, 9)		FC5-4 ① BB		1B ①		K		K			2	0	0	0	2	2	2																																																																											
Troy Glaus, R OBP: 0.327, SLG: 0.451 (1, 5)	FC5-4 ① 16 F9-6		1B ②			G4-3 ①			CS BB ①		3	0	1	0	1	0	1																																																																											
16 Garret Anderson, L OBP: 0.334, SLG: 0.466 (1, 7)	F9-6 ③		1B ②		F9 ②		G3-1 ②		K		4	0	0	0	0	1	4																																																																											
Jeff Huson, L OBP: 0.308, SLG: 0.307 (1, 4)			B5-3 ①		F8 ③		G4-3 ③		F8 ③		4	0	0	0	0	0	3																																																																											
Matt Walbeck, S OBP: 0.312, SLG: 0.318 (1, 2)			E S 1B		K			SH1-4 1B BB		P3	3	1	1	0	1	1	0																																																																											
Gary Disarcina, R OBP: 0.265, SLG: 0.262 (1, 6)			K		G6-3 ②			SH1-4 1-2		K	3	0	0	0	0	2	1																																																																											
Inning Stats	R: 0 E: 0 K: 2 S: 10	H: 0 LOB: 0 BB: 0 P: 14	R: 0 E: 0 K: 0 S: 8	H: 0 LOB: 0 BB: 1 P: 13	R: 0 E: 0 K: 1 S: 11	H: 1 LOB: 1 BB: 0 P: 15	R: 1 E: 0 K: 0 S: 13	H: 2 LOB: 2 BB: 1 P: 20	R: 0 E: 0 K: 1 S: 7	H: 0 LOB: 0 BB: 0 P: 11	R: 0 E: 0 K: 0 S: 9	H: 0 LOB: 0 BB: 0 P: 13	R: 0 E: 0 K: 0 S: 6	H: 0 LOB: 0 BB: 2 P: 10	R: 1 E: 0 K: 1 S: 8	H: 1 LOB: 2 BB: 2 P: 17	R: 0 E: 0 K: 1 S: 11	H: 0 LOB: 0 BB: 0 P: 17	R: 1 E: 0 K: 1 S: 6	H: 1 LOB: 0 BB: 0 P: 6	1B: 3 2B: 1 3B: 0 HR: 2	SF: 0 SAC: 1 DP: 1 HBP: 0	WP: 0 PB: 0 SB: 1 CS: 1	PA: 38																																																																				
PITCHER	IP WLS BF H R ER SO BB IBB HBP BLK WP HR S P ERA WHIP	<table border="1"> <thead> <tr> <th>PITCHER</th> <th>IP</th> <th>WLS</th> <th>BF</th> <th>H</th> <th>R</th> <th>ER</th> <th>SO</th> <th>BB</th> <th>IBB</th> <th>HBP</th> <th>BLK</th> <th>WP</th> <th>HR</th> <th>S</th> <th>P</th> <th>ERA</th> <th>WHIP</th> </tr> </thead> <tbody> <tr> <td>Gil Meche, R ERA: 4.8</td> <td>(1, 1)</td> <td>7.0</td> <td>26</td> <td>3</td> <td>2</td> <td>2</td> <td>5</td> <td>3</td> <td>0</td> <td>0</td> <td>0</td> <td>0</td> <td>1</td> <td>65</td> <td>101</td> <td>2.57</td> <td>0.857</td> </tr> <tr> <td>Paul Abbott, R ERA: 3.01</td> <td>(8, 1)</td> <td>2.0</td> <td>8</td> <td>1</td> <td>0</td> <td>0</td> <td>2</td> <td>1</td> <td>1</td> <td>0</td> <td>0</td> <td>0</td> <td>0</td> <td>18</td> <td>29</td> <td>0.00</td> <td>1.000</td> </tr> <tr> <td>Jose Mesa, R ERA: 5.18</td> <td>(10, 1)</td> <td>1.0</td> <td>4</td> <td>1</td> <td>1</td> <td>1</td> <td>1</td> <td>0</td> <td>0</td> <td>0</td> <td>0</td> <td>0</td> <td>1</td> <td>6</td> <td>6</td> <td>9.00</td> <td>1.000</td> </tr> </tbody> </table>																			PITCHER	IP	WLS	BF	H	R	ER	SO	BB	IBB	HBP	BLK	WP	HR	S	P	ERA	WHIP	Gil Meche, R ERA: 4.8	(1, 1)	7.0	26	3	2	2	5	3	0	0	0	0	1	65	101	2.57	0.857	Paul Abbott, R ERA: 3.01	(8, 1)	2.0	8	1	0	0	2	1	1	0	0	0	0	18	29	0.00	1.000	Jose Mesa, R ERA: 5.18	(10, 1)	1.0	4	1	1	1	1	0	0	0	0	0	1	6	6	9.00	1.000
PITCHER	IP	WLS	BF	H	R	ER	SO	BB	IBB	HBP	BLK	WP	HR	S	P	ERA	WHIP																																																																											
Gil Meche, R ERA: 4.8	(1, 1)	7.0	26	3	2	2	5	3	0	0	0	0	1	65	101	2.57	0.857																																																																											
Paul Abbott, R ERA: 3.01	(8, 1)	2.0	8	1	0	0	2	1	1	0	0	0	0	18	29	0.00	1.000																																																																											
Jose Mesa, R ERA: 5.18	(10, 1)	1.0	4	1	1	1	1	0	0	0	0	0	1	6	6	9.00	1.000																																																																											

Anaheim Angels @ Seattle Mariners
Safeco Field, Seattle, WA
Fri Sep 24 1999, 7:05 PM PDT
Att. 44,403 - Cloudy - 60 F

AB 32
R 3
H 5
RBI 3
BB 5
SO 8
LOB 13



Batter	1	2	3	4	5	6	7	8	9	10	AB	R	H	RBI	BB	SO	LOB	BOTTOM																																																																																																														
Brian Hunter, R OBP: 0.284, SLG: 0.308 (1, 7)	G6-3 ①		F8 ②		G4-3 ②				G4-3 ②		5	0	1	0	0	0	2																																																																																																															
Alex Rodriguez, R OBP: 0.358, SLG: 0.602 (1, 6)	BB 1B		K		HBP				P4		4	0	1	0	0	2	2																																																																																																															
Ken Griffey Jr., L OBP: 0.386, SLG: 0.589 (1, 8)	BB 1B			L8 ①	G4-3 ③					WP BB SF9 BB	3	1	0	0	2	1	3																																																																																																															
Edgar Martinez, R OBP: 0.453, SLG: 0.566 (1, 10)	BB 1B			HR 1B		1B 1B		L4 ①		SF9 WP SF8 BB	3	1	2	0	2	0	0																																																																																																															
Shane Monahan, L OBP: 0.111, SLG: 0.111 (10, PR)	BB 1B										0	1	0	0	0	0	0																																																																																																															
Tom Lampkin, L OBP: 0.348, SLG: 0.513 (1, 2)	G3-1 ③			HR 1B		K		G4-3 ②		SF9 ①	4	1	1	3	0	1	3																																																																																																															
Jay Buhner, R OBP: 0.385, SLG: 0.437 (1, 9)		K		G3 ②		F8 ②				1-3 2-H	3	0	0	0	1	1	1																																																																																																															
Ryan Jackson, L OBP: 0.286, SLG: 0.274 (8, PR)				G3		F8					0	0	0	0	1	0	0																																																																																																															
David Bell, R OBP: 0.326, SLG: 0.426 (1, 4)		F9 ②		F7 ③		F7				SF8 ②	4	0	1	1	0	1	1																																																																																																															
Raul Ibanez, L OBP: 0.303, SLG: 0.380 (9, 9)		P5 ③				G2-3 ①		K		G4-3 SH1-4 1B	4	0	1	0	0	1	2																																																																																																															
Charles Gipson, R OBP: 0.333, SLG: 0.388 (1, 5)			F7 ①							SH1-4 ①	3	0	1	0	0	0	0																																																																																																															
Inning Stats	R: 0 E: 0 K: 0 S: 10	H: 1 LOB: 2 BB: 2 P: 21	R: 0 E: 0 K: 1 S: 8	H: 0 LOB: 0 BB: 0 P: 13	R: 0 E: 0 K: 1 S: 12	H: 0 LOB: 0 BB: 0 P: 19	R: 2 E: 0 K: 0 S: 9	H: 2 LOB: 0 BB: 0 P: 15	R: 0 E: 0 K: 0 S: 8	H: 1 LOB: 2 BB: 0 P: 11	R: 0 E: 0 K: 2 S: 16	H: 2 LOB: 2 BB: 0 P: 26	R: 0 E: 0 K: 2 S: 10	H: 1 LOB: 1 BB: 0 P: 17	R: 0 E: 0 K: 1 S: 9	H: 0 LOB: 1 BB: 1 P: 17	R: 0 E: 0 K: 0 S: 8	H: 1 LOB: 1 BB: 0 P: 10	R: 2 E: 0 K: 0 S: 2	H: 0 LOB: 1 BB: 3 P: 15	1B: 5 2B: 0 3B: 2 HR: 1	SF: 2 SAC: 1 DP: 0 HBP: 1	WP: 1 PB: 0 SB: 0 CS: 0	PA: 43																																																																																																								
PITCHER	IP WLS BF H R ER SO BB IBB HBP BLK WP HR S P ERA WHIP	<table border="1"> <thead> <tr> <th>PITCHER</th> <th>IP</th> <th>WLS</th> <th>BF</th> <th>H</th> <th>R</th> <th>ER</th> <th>SO</th> <th>BB</th> <th>IBB</th> <th>HBP</th> <th>BLK</th> <th>WP</th> <th>HR</th> <th>S</th> <th>P</th> <th>ERA</th> <th>WHIP</th> </tr> </thead> <tbody> <tr> <td>Brian Cooper, R ERA: 4.3</td> <td>(1, 1)</td> <td>6.2</td> <td>29</td> <td>7</td> <td>2</td> <td>2</td> <td>5</td> <td>2</td> <td>0</td> <td>0</td> <td>0</td> <td>0</td> <td>0</td> <td>70</td> <td>116</td> <td>2.70</td> <td>1.350</td> </tr> <tr> <td>Mike Holtz, L ERA: 9.47</td> <td>(7, 1)</td> <td>0.1</td> <td>1</td> <td>0</td> <td>0</td> <td>0</td> <td>1</td> <td>0</td> <td>0</td> <td>0</td> <td>0</td> <td>0</td> <td>0</td> <td>3</td> <td>6</td> <td>0.00</td> <td>0.000</td> </tr> <tr> <td>Lou Pote, R ERA: 2.33</td> <td>(8, 1)</td> <td>2.0</td> <td>8</td> <td>1</td> <td>0</td> <td>0</td> <td>1</td> <td>1</td> <td>0</td> <td>0</td> <td>0</td> <td>0</td> <td>0</td> <td>17</td> <td>27</td> <td>0.00</td> <td>1.000</td> </tr> <tr> <td>Troy Percival, R ERA: 3.79</td> <td>(10, 1)</td> <td>0.1</td> <td>3</td> <td>0</td> <td>2</td> <td>2</td> <td>0</td> <td>2</td> <td>0</td> <td>0</td> <td>0</td> <td>1</td> <td>0</td> <td>1</td> <td>10</td> <td>54.00</td> <td>6.000</td> </tr> <tr> <td>Mark Petkovsek, R ERA: 3.59</td> <td>(10, 1)</td> <td>0.1</td> <td>2</td> <td>0</td> <td>0</td> <td>0</td> <td>0</td> <td>1</td> <td>0</td> <td>0</td> <td>0</td> <td>0</td> <td>0</td> <td>1</td> <td>5</td> <td>0.00</td> <td>3.000</td> </tr> </tbody> </table>																			PITCHER	IP	WLS	BF	H	R	ER	SO	BB	IBB	HBP	BLK	WP	HR	S	P	ERA	WHIP	Brian Cooper, R ERA: 4.3	(1, 1)	6.2	29	7	2	2	5	2	0	0	0	0	0	70	116	2.70	1.350	Mike Holtz, L ERA: 9.47	(7, 1)	0.1	1	0	0	0	1	0	0	0	0	0	0	3	6	0.00	0.000	Lou Pote, R ERA: 2.33	(8, 1)	2.0	8	1	0	0	1	1	0	0	0	0	0	17	27	0.00	1.000	Troy Percival, R ERA: 3.79	(10, 1)	0.1	3	0	2	2	0	2	0	0	0	1	0	1	10	54.00	6.000	Mark Petkovsek, R ERA: 3.59	(10, 1)	0.1	2	0	0	0	0	1	0	0	0	0	0	1	5	0.00	3.000
PITCHER	IP	WLS	BF	H	R	ER	SO	BB	IBB	HBP	BLK	WP	HR	S	P	ERA	WHIP																																																																																																															
Brian Cooper, R ERA: 4.3	(1, 1)	6.2	29	7	2	2	5	2	0	0	0	0	0	70	116	2.70	1.350																																																																																																															
Mike Holtz, L ERA: 9.47	(7, 1)	0.1	1	0	0	0	1	0	0	0	0	0	0	3	6	0.00	0.000																																																																																																															
Lou Pote, R ERA: 2.33	(8, 1)	2.0	8	1	0	0	1	1	0	0	0	0	0	17	27	0.00	1.000																																																																																																															
Troy Percival, R ERA: 3.79	(10, 1)	0.1	3	0	2	2	0	2	0	0	0	1	0	1	10	54.00	6.000																																																																																																															
Mark Petkovsek, R ERA: 3.59	(10, 1)	0.1	2	0	0	0	0	1	0	0	0	0	0	1	5	0.00	3.000																																																																																																															

Anaheim Angels @ Seattle Mariners
Safeco Field, Seattle, WA
Fri Sep 24 1999, 7:05 PM PDT
Att. 44,403 - Cloudy - 60 F

AB 33
R 4
H 8
RBI 4
BB 6
SO 7
LOB 14



Batter	1	2	3	4	5	6	7	8	9	AB	R	H	RBI	BB	SO	LOB	TOP										
Darin Erstad, L (1, 3) OBP: 0.307, SLG: 0.371	G5-3		2H 2B		G5-3			G5-3		4	0	1	1	0	0	0	Anaheim Angels @ Seattle Mariners Safeco Field, Seattle, WA Sun Sep 26 1999, 1:35 PM PDT Att: 44,485 - Cloudy - 57 F										
Jim Edmonds, L (1, 8) OBP: 0.348, SLG: 0.419	K		G5-3				F8	G5-3		4	0	0	0	0	1	1											
Mo Vaughn, L (1, 10) OBP: 0.353, SLG: 0.494	P5						G3	FC6-4 1B		4	1	2	0	0	0	0											
Tim Salmon, R (1, 9) OBP: 0.368, SLG: 0.464		G5-3					1B	FC6-4 1B		3	0	1	0	1	0	1											
Troy Glaus, R (1, 5) OBP: 0.326, SLG: 0.445		F8					F7			3	0	0	0	1	1	1											
16 Garret Anderson, L (1, 7) OBP: 0.333, SLG: 0.464		F8								4	0	1	0	0	2	3											
Steve Decker, R (1, 2) OBP: 0.382, SLG: 0.344			F7	SF8-3-5			SH5-4 2B			2	0	0	1	0	1	0											
Trent Durrington, R (1, 4) OBP: 0.248, SLG: 0.207			P2				K			2	0	0	0	0	0	0											
Matt Luke, L (7, PH) OBP: 0.367, SLG: 0.643							K			0	0	0	0	0	1	0											
Todd Greene, R (7, PH) OBP: 0.276, SLG: 0.438							K			1	0	0	0	0	1	1											
Andy Sheets, R (7, 4) OBP: 0.239, SLG: 0.280							K			0	0	0	0	0	0	0											
Gary Disarcina, R (1, 6) OBP: 0.265, SLG: 0.266							L6	G5-3		3	1	1	0	0	0	1											
Inning Stats	R: 0 E: 0 K: 1 S: 12	H: 0 LOB: 0 BB: 0 P: 18	R: 0 E: 0 K: 0 S: 7	H: 0 LOB: 0 BB: 0 P: 12	R: 1 E: 0 K: 0 S: 10	H: 2 LOB: 1 BB: 0 P: 16	R: 1 E: 0 K: 1 S: 15	H: 1 LOB: 1 BB: 2 P: 26	R: 0 E: 0 K: 0 S: 9	H: 0 LOB: 0 BB: 0 P: 12	R: 0 E: 0 K: 1 S: 14	H: 1 LOB: 1 BB: 0 P: 22	R: 0 E: 0 K: 0 S: 8	H: 1 LOB: 1 BB: 0 P: 12	R: 0 E: 0 K: 3 S: 9	H: 0 LOB: 0 BB: 0 P: 11	1B: 3 2B: 4 3B: 0 HR: 0	SF: 1 SAC: 1 DP: 1 HBP: 0	WP: 0 PB: 0 SB: 0 CS: 0	PA: 34							
PITCHER	IP	WLS	BF	H	R	ER	SO	BB	IBB	HBP	BLK	WP	HR	S	P	ERA	WHIP										
23 Robert Ramsay, L (1, 1) ERA: 5.93	6.0		24	5	2	2	3	2	0	0	0	0	0	60	98	3.00	1.167										
Todd Williams, R (7, 1) ERA: 5.19	0.1		1	0	0	0	0	0	0	0	0	0	0	2	3	0.00	0.000										
Steve Sinclair, L (7, 1) ERA: 6.75	1.1	W	5	1	0	0	1	0	0	0	0	0	0	17	25	0.00	0.750										
Tom Davey, R (8, 1) ERA: 4.86	1.1		4	0	0	0	3	0	0	0	0	0	0	10	12	0.00	0.000										

Batter	1	2	3	4	5	6	7	8	9	AB	R	H	RBI	BB	SO	LOB	BOTTOM										
Brian Hunter, R (1, 7) OBP: 0.283, SLG: 0.304	G6-3	K						G4-3		4	0	0	0	0	2	2	Anaheim Angels @ Seattle Mariners Safeco Field, Seattle, WA Sun Sep 26 1999, 1:35 PM PDT Att: 44,485 - Cloudy - 57 F										
Alex Rodriguez, R (1, 6) OBP: 0.380, SLG: 0.596	K		P4		BLK S 1B BB		CS BB			2	1	0	0	2	1	0											
Ken Griffey Jr., L (1, 8) OBP: 0.385, SLG: 0.585	BB 1B BB		F7				K			2	1	0	0	2	1	1											
Jay Buhner, R (1, 9) OBP: 0.388, SLG: 0.432	1B BB						K			3	0	1	1	1	2	1											
Tom Lampkin, L (1, 10) OBP: 0.350, SLG: 0.513	1B						G3-1 1B			4	0	2	1	0	1	1											
David Bell, R (1, 4) OBP: 0.326, SLG: 0.424							F8			4	0	1	0	0	2	1											
Dan Wilson, R (1, 2) OBP: 0.315, SLG: 0.372							G3-1 1B			4	0	1	0	0	2	1											
Raul Ibanez, L (1, 3) OBP: 0.312, SLG: 0.403							G3-1			4	1	3	1	0	0	2											
Charles Gipson, R (1, 5) OBP: 0.300, SLG: 0.345							B5			3	0	0	0	0	2	5											
Inning Stats	R: 1 E: 0 K: 1 S: 10	H: 1 LOB: 2 BB: 2 P: 22	R: 0 E: 0 K: 3 S: 15	H: 2 LOB: 2 BB: 0 P: 19	R: 0 E: 0 K: 1 S: 8	H: 0 LOB: 0 BB: 0 P: 9	R: 0 E: 0 K: 0 S: 11	H: 2 LOB: 2 BB: 0 P: 17	R: 1 E: 0 K: 3 S: 13	H: 1 LOB: 1 BB: 1 P: 22	R: 0 E: 0 K: 2 S: 13	H: 1 LOB: 1 BB: 0 P: 19	R: 0 E: 0 K: 1 S: 9	H: 0 LOB: 1 BB: 2 P: 20	R: 0 E: 0 K: 2 S: 7	H: 0 LOB: 0 BB: 0 P: 14		R: 1 E: 0 K: 0 S: 1	H: 1 LOB: 0 BB: 0 P: 1	1B: 7 2B: 0 3B: 0 HR: 1	SF: 0 SAC: 0 DP: 0 HBP: 0	WP: 0 PB: 0 SB: 1 CS: 1	PA: 35				
PITCHER	IP	WLS	BF	H	R	ER	SO	BB	IBB	HBP	BLK	WP	HR	S	P	ERA	WHIP										
Ramon Ortiz, R (1, 1) ERA: 6.17	5.0		23	6	2	2	8	3	0	0	1	0	0	17	28	0.00	1.500										
Al Levine, R (6, 1) ERA: 3.3	1.1		6	1	0	0	2	1	0	0	0	0	0	2	6	0.00	3.000										
Mike Holtz, L (7, 1) ERA: 9.31	0.1		1	0	0	0	0	1	0	0	0	0	0	2	6	0.00	3.000										
Shigetoshi Hasegawa, R (7, 1) ERA: 4.72	1.1	L	5	1	1	1	3	0	0	0	0	0	1	11	20	6.75	0.750										

AB	30
R	2
H	6
RBI	2
BB	2
SO	7
LOB	8



Batter	1	2	3	4	5	6	7	8	9	AB	R	H	RBI	BB	SO	LOB	TOP										
Shane Monahan, L (1, 7) OBP: 0.077, SLG: 0.077 Brian Hunter, R (7, PH) OBP: 0.282, SLG: 0.303 (7, 7)										3	0	0	0	0	3	1											
Alex Rodriguez, R (1, 6) OBP: 0.397, SLG: 0.593										3	0	0	1	0	3	0											
Ken Griffey Jr., L (1, 8) OBP: 0.387, SLG: 0.587										3	0	2	0	1	1	0											
Edgar Martinez, R (1, 10) OBP: 0.452, SLG: 0.568										4	0	1	0	0	1	2											
Tom Lampkin, L (1, 2) OBP: 0.349, SLG: 0.508										4	0	1	0	0	0	2											
Jay Buhner, R (1, 9) OBP: 0.388, SLG: 0.429 Ozzie Timmons, R (9, PR) OBP: 0.195, SLG: 0.263										2	0	0	0	2	2	1											
David Bell, R (1, 4) OBP: 0.325, SLG: 0.423										4	0	1	0	0	2	2											
Raul Ibanez, L (1, 3) OBP: 0.319, SLG: 0.422 Mike Blowers, R (6, PH) OBP: 0.388, SLG: 0.500 (6, 3)										1	1	1	1	1	0	0											
Charles Gipson, R (1, 5) OBP: 0.302, SLG: 0.379 Ryan Jackson, L (9, PH) OBP: 0.282, SLG: 0.270										3	1	1	0	0	1	1											
										1	0	0	0	0	1	1											
Inning Stats	R: 0 E: 0 K: 2 S: 11	H: 1 LOB: 1 BB: 0 P: 17	R: 0 E: 0 K: 1 S: 8	H: 1 LOB: 0 BB: 0 P: 11	R: 2 E: 0 K: 1 S: 16	H: 3 LOB: 2 BB: 1 P: 32	R: 0 E: 0 K: 3 S: 12	H: 0 LOB: 1 BB: 1 P: 20	R: 0 E: 0 K: 1 S: 10	H: 1 LOB: 1 BB: 0 P: 21	R: 0 E: 0 K: 1 S: 7	H: 0 LOB: 0 BB: 0 P: 9	R: 0 E: 0 K: 1 S: 12	H: 0 LOB: 0 BB: 0 P: 18	R: 0 E: 0 K: 2 S: 11	H: 0 LOB: 1 BB: 1 P: 16	1B: 4 2B: 1 3B: 1 HR: 1	SF: 1 SAC: 0 DP: 1 HBP: 0	WP: 1 PB: 0 SB: 0 CS: 0	PA: 36							
PITCHER	IP	WLS	BF	H	R	ER	SO	BB	IBB	HBP	BLK	WP	HR	S	P	ERA	WHIP										
Rick Helling, R (1, 1) ERA: 4.81	5.1		25	7	2	2	10	3	0	0	0	1	1	67	114	3.38	1.875										
Mike Munoz, L (6, 1) ERA: 3.59	1.0		2	0	0	0	1	0	0	0	0	0	0	4	6	0.00	0.000										
Tim Crabtree, R (7, 1) ERA: 3.41	1.2	W	5	0	0	0	2	0	0	0	0	0	0	18	26	0.00	0.000										
John Wetteland, R (9, 1) ERA: 3.46	1.0	S	4	0	0	0	2	1	0	0	0	0	0	11	16	0.00	1.000										

Seattle Mariners @ Texas Rangers
The Ballpark at Arlington, Arlington, TX
Mon Sep 27 1999, 8:05 PM EDT
Att: 32,118 - Unknown - 88 F

AB 31
R 2
H 7
RBI 2
BB 4
SO 15
LOB 13



Batter	1	2	3	4	5	6	7	8	9	AB	R	H	RBI	BB	SO	LOB	BOTTOM										
Mark McLemore, S (1, 4) OBP: 0.361, SLG: 0.369										2	0	1	0	1	1	1											
Ivan Rodriguez, R (1, 2) OBP: 0.359, SLG: 0.564										4	0	1	1	0	0	5											
29 Rusty Greer, L (1, 7) OBP: 0.404, SLG: 0.491										4	0	1	0	0	1	1											
Juan Gonzalez, R (1, 9) OBP: 0.373, SLG: 0.592										4	2	2	0	0	0	2											
Rafael Palmeiro, L (1, 10) OBP: 0.425, SLG: 0.643										3	0	1	0	1	0	2											
Todd Zeile, R (1, 5) OBP: 0.359, SLG: 0.500										3	0	1	0	1	0	1											
Lee Stevens, L (1, 3) OBP: 0.344, SLG: 0.482										3	0	0	1	0	2	1											
Royce Clayton, R (1, 6) OBP: 0.341, SLG: 0.429										3	0	1	0	0	1	0											
Tom Goodwin, L (1, 8) OBP: 0.319, SLG: 0.331										2	1	2	0	1	0	0											
										1	0	0	0	0	0	0											
Inning Stats	R: 0 E: 0 K: 1 S: 6	H: 1 LOB: 0 BB: 0 P: 10	R: 1 E: 0 K: 1 S: 8	H: 2 LOB: 0 BB: 0 P: 15	R: 0 E: 0 K: 2 S: 9	H: 1 LOB: 1 BB: 0 P: 15	R: 0 E: 0 K: 0 S: 5	H: 0 LOB: 0 BB: 0 P: 8	R: 0 E: 0 K: 0 S: 4	H: 1 LOB: 0 BB: 0 P: 7	R: 1 E: 0 K: 0 S: 13	H: 2 LOB: 2 BB: 1 P: 21	R: 0 E: 0 K: 1 S: 10	H: 2 LOB: 3 BB: 1 P: 18	R: 1 E: 0 K: 0 S: 7	H: 1 LOB: 1 BB: 2 P: 18	1B: 8 2B: 2 3B: 0 HR: 0	SF: 1 SAC: 1 DP: 2 HBP: 0	WP: 0 PB: 0 SB: 0 CS: 2	PA: 35							
PITCHER	IP	WLS	BF	H	R	ER	SO	BB	IBB	HBP	BLK	WP	HR	S	P	ERA	WHIP										
Freddy Garcia, R (1, 1) ERA: 4.11			29	9	2	2	5	2	0	0	0	0	0	55	94	2.57	1.571										
Steve Sinclair, L (8, 1) ERA: 7.13	0.1	L	3	1	1	1	0	0	1	0	0	0	0	3	9	27.00	3.000										
Jose Mesa, R (8, 1) ERA: 5.13	0.2		2	0	0	0	0	1	0	0	0	0	0	4	9	0.00	1.500										

Seattle Mariners @ Texas Rangers
The Ballpark at Arlington, Arlington, TX
Mon Sep 27 1999, 8:05 PM EDT
Att: 32,118 - Unknown - 88 F

AB 28
R 3
H 10
RBI 2
BB 4
SO 5
LOB 13



Batter	1	2	3	4	5	6	7	8	9	AB	R	H	RBI	BB	SO	LOB	TOP				
Charles Gipson, R OBP: 0.299, SLG: 0.361 (1, 5)	G4-3 F8 BB		L4		G6-3		G5-3			3	0	0	0	1	0	1					
Alex Rodriguez, R OBP: 0.356, SLG: 0.589 Rafael Bourimigal, R OBP: 0.306, SLG: 0.396 (1, 6)	F8				G6-3			F9		3	0	0	0	1	0	2					
Ken Griffey Jr., L OBP: 0.585, SLG: 0.583 Shane Monahan, L OBP: 0.077, SLG: 0.077 (8, 7)	G4-3		L9		K			K		4	0	0	0	0	2	3					
Edgar Martinez, R OBP: 0.451, SLG: 0.564 (1, 10)	L5							K		3	0	0	0	1	1	1					
Mike Blowers, R OBP: 0.357, SLG: 0.474 (1, 3)		F8						G4-3		4	0	1	0	0	0	0					
Jay Buhner, R OBP: 0.391, SLG: 0.427 (1, 9)		F9						FC6 1B		3	0	1	0	1	1	2					
David Bell, R OBP: 0.326, SLG: 0.422 (1, 4)								FC6 1B		3	0	1	0	1	1	3					
Dan Wilson, R OBP: 0.314, SLG: 0.370 (1, 2)								FC6-5 1B		4	0	1	0	0	1	5					
Brian Hunter, R OBP: 0.282, SLG: 0.303 (8, 8)								G6-3		4	0	1	0	0	0	3					
Inning Stats	R: 0 E: 0 K: 0 S: 8	H: 0 LOB: 1 BB: 1 P: 14	R: 0 E: 0 K: 1 S: 12	H: 0 LOB: 1 BB: 1 P: 18	R: 0 E: 0 K: 0 S: 8	H: 0 LOB: 1 BB: 1 P: 17	R: 0 E: 0 K: 2 S: 12	H: 1 LOB: 2 BB: 1 P: 24	R: 0 E: 0 K: 1 S: 13	H: 1 LOB: 0 BB: 0 P: 21	R: 0 E: 0 K: 0 S: 10	H: 1 LOB: 0 BB: 0 P: 13	R: 0 E: 0 K: 2 S: 12	H: 0 LOB: 0 BB: 0 P: 15	R: 0 E: 0 K: 0 S: 13	H: 1 LOB: 2 BB: 1 P: 22	1B: 5 2B: 0 3B: 0 HR: 0	SF: 0 SAC: 0 DP: 1 HBP: 0	WP: 0 PB: 0 SB: 1 CS: 0	PA: 36	
PITCHER	IP	WLS	BF	H	R	ER	SO	BB	IBB	HBP	BLK	WP	HR	S	P	ERA	WHIP				
Jeff Fassero, L ERA: 7.24 (1, 1)	4.0		17	1	0	0	3	4	0	0	0	0	0	40	73	0.00	1.250				
Mike Morgan, R ERA: 8.15 (5, 1)	3.0	W	11	3	0	0	1	0	0	0	0	0	0	29	43	0.00	1.000				
Danny Patterson, R ERA: 4.97 (8, 1)	1.0		3	0	0	0	2	0	0	0	0	0	0	12	15	0.00	0.000				
Dan Kolb, R ERA: 4.65 (9, 1)	1.0		5	1	0	0	0	1	0	0	0	0	0	13	22	0.00	2.000				

Seattle Mariners @ Texas Rangers
The Ballpark at Arlington, Arlington, TX
Tue Sep 28 1999, 8:05 PM EDT
Att: 30,292 - Cloudy - 85 F

AB 31
R 0
H 5
RBI 0
BB 5
SO 6
LOB 20



Batter	1	2	3	4	5	6	7	8	9	AB	R	H	RBI	BB	SO	LOB	BOTTOM				
Mark McLemore, S OBP: 0.363, SLG: 0.370 (1, 4)	G6-4-3 1B		SH1-3				G4-3			3	2	2	0	1	0	1					
Ivan Rodriguez, R OBP: 0.359, SLG: 0.562 Gregg Zaun, S OBP: 0.324, SLG: 0.333 (8, 2)	G6-4-3		G5-3				L9			4	1	1	0	0	0	4					
29 Rusty Greer, L OBP: 0.404, SLG: 0.492 (1, 7)	G1		F7							5	2	2	2	0	0	2					
Juan Gonzalez, R OBP: 0.375, SLG: 0.594 Mike Sinms, R OBP: 0.500, SLG: 0.500 (8, PH)										3	0	2	2	1	0	0					
Rafael Palmeiro, L OBP: 0.426, SLG: 0.647 (1, 3)										3	1	1	1	1	1	2					
Todd Zeile, R OBP: 0.356, SLG: 0.499 Jon Shave, R OBP: 0.342, SLG: 0.333 (1, 5)										3	0	1	0	0	0	3					
Roberto Kelly, R OBP: 0.360, SLG: 0.455 (1, 9)										3	1	0	0	0	1	3					
Royce Clayton, R OBP: 0.344, SLG: 0.440 (1, 6)										4	2	3	2	0	0	2					
Tom Goodwin, L OBP: 0.319, SLG: 0.330 (1, 8)										4	0	1	1	0	0	2					
Inning Stats	R: 0 E: 0 K: 0 S: 4	H: 1 LOB: 0 BB: 0 P: 6	R: 0 E: 1 K: 0 S: 11	H: 0 LOB: 2 BB: 1 P: 20	R: 0 E: 0 K: 0 S: 10	H: 1 LOB: 0 BB: 0 P: 15	R: 3 E: 0 K: 1 S: 17	H: 3 LOB: 0 BB: 0 P: 24	R: 3 E: 0 K: 1 S: 19	H: 4 LOB: 1 BB: 1 P: 34	R: 3 E: 0 K: 1 S: 17	H: 3 LOB: 1 BB: 1 P: 29	R: 1 E: 0 K: 0 S: 8	H: 2 LOB: 1 BB: 0 P: 11	R: 0 E: 0 K: 1 S: 7	H: 1 LOB: 0 BB: 0 P: 13	1B: 10 2B: 3 3B: 0 HR: 2	SF: 0 SAC: 1 DP: 3 HBP: 0	WP: 1 PB: 0 SB: 0 CS: 0	PA: 40	
PITCHER	IP	WLS	BF	H	R	ER	SO	BB	IBB	HBP	BLK	WP	HR	S	P	ERA	WHIP				
John Halama, L ERA: 4.29 (1, 1)	4.0	L	21	8	6	6	0	1	0	0	0	0	0	12	21	0.00	2.250				
Todd Williams, R ERA: 4.66 (5, 1)	1.0		4	1	0	0	1	1	0	0	0	0	0	7	13	0.00	1.000				
2B Ken Cloude, R ERA: 8.07 (6, 1)	2.0		12	5	4	4	1	1	0	0	0	1	0	25	40	18.00	3.000				
Denny Stark, R ERA: 16.88 (8, 1)	1.0		3	1	0	0	1	0	0	0	0	0	0	7	13	0.00	1.000				

Seattle Mariners @ Texas Rangers
The Ballpark at Arlington, Arlington, TX
Tue Sep 28 1999, 8:05 PM EDT
Att: 30,292 - Cloudy - 85 F

AB 35
R 10
H 15
RBI 8
BB 3
SO 3
LOB 19



Batter	1	2	3	4	5	6	7	8	9	AB	R	H	RBI	BB	SO	LOB	TOP				
Charles Gipson, R OBP: 0.276, SLG: 0.329	P3		G3			F8		G6-3		4	0	0	0	0	0	1					
Alex Rodriguez, R OBP: 0.338, SLG: 0.587	2B			K		P2		G5-3		4	0	1	0	0	1	1					
Ken Griffey Jr., L OBP: 0.384, SLG: 0.582	F7			F9		BB		G6-3		3	0	0	0	1	0	1					
Edgar Martinez, R OBP: 0.451, SLG: 0.561	K			K		K		1B		3	0	0	0	1	3	3					
Raul Ibanez, L OBP: 0.312, SLG: 0.415 David Bell, R OBP: 0.328, SLG: 0.425	P6					G4-3		P8		3	0	0	0	0	0	0					
Dan Wilson, R OBP: 0.320, SLG: 0.385	G4-6-3 1B					G6-3 2B		K		4	0	2	0	0	1	2					
Mike Blowers, R OBP: 0.326, SLG: 0.429	G4-6-3 1-2f					G6-3		K		3	0	0	0	0	1	2					
Ozzie Timmons, R OBP: 0.205, SLG: 0.250						K		K		2	0	0	0	1	2	1					
Rafael Bourquard, R OBP: 0.297, SLG: 0.383						G6-3		F8		3	0	0	0	0	1						
Inning Stats	R: 0 E: 0 K: 1 S: 12	H: 1 LOB: 1 BB: 0 P: 17	R: 0 E: 0 K: 0 S: 6	H: 1 LOB: 2 BB: 0 P: 12	R: 0 E: 0 K: 0 S: 11	H: 0 LOB: 0 BB: 1 P: 17	R: 0 E: 0 K: 2 S: 11	H: 0 LOB: 0 BB: 0 P: 17	R: 0 E: 1 K: 1 S: 11	H: 0 LOB: 2 BB: 1 P: 22	R: 0 E: 0 K: 2 S: 8	H: 0 LOB: 0 BB: 0 P: 10	R: 0 E: 0 K: 1 S: 10	H: 0 LOB: 0 BB: 0 P: 12	R: 0 E: 0 K: 0 S: 10	H: 1 LOB: 2 BB: 1 P: 18	1B: 2 2B: 2 3B: 0 HR: 0	SF: 0 SAC: 0 DP: 1 HBP: 0	WP: 0 PB: 0 SB: 0 CS: 1	PA: 33	
PITCHER	IP	WLS	BF	H	R	ER	SO	BB	IBB	HBP	BLK	WP	HR	S	P	ERA	WHIP				
John Burkett, R ERA: 5.62	6.0	W	22	3	0	0	5	2	0	0	0	0	0	63	105	0.00	0.833				
Tim Crabtree, R ERA: 3.39	1.0		3	0	0	0	2	0	0	0	0	0	0	8	10	0.00	0.000				
59 Jeff Zimmerman, R ERA: 2.36	1.0		3	0	0	0	1	0	0	0	0	0	0	10	12	0.00	0.000				
Mike Venafro, L ERA: 3.18	1.0		5	1	0	0	0	1	0	0	0	0	0	10	18	0.00	2.000				

Seattle Mariners @ Texas Rangers
The Ballpark at Arlington, Arlington, TX
Thu Sep 30 1999, 2:35 PM EDT
Att: 28,214 - Sunny - 73 F

AB 30
R 0
H 4
RBI 0
BB 3
SO 8
LOB 12



Batter	1	2	3	4	5	6	7	8	9	AB	R	H	RBI	BB	SO	LOB	BOTTOM					
Mark McLemore, S OBP: 0.366, SLG: 0.370	F7	FC5-4 BB		L6		SH5-3	FC6-4			3	0	0	0	1	0	1						
Ivan Rodriguez, R OBP: 0.336, SLG: 0.558	F9	FC5-4 1-2f				G3-1	G1-3 29 G1-3 29 WP 2-H 3-H	F9		5	0	1	2	0	0	2						
29 Rusty Greer, L OBP: 0.404, SLG: 0.495	2B			F7		L9 WP BB	G1-3	G4-3		4	0	1	0	1	0	1						
Juan Gonzalez, R OBP: 0.376, SLG: 0.601	BB			HR		BB	G6-3	G5-3		3	1	1	1	2	0	1						
Rafael Palmeiro, L OBP: 0.425, SLG: 0.641	G4-3			HBP BB		L9		2B BB		2	1	0	0	2	0	4						
Todd Zeile, R OBP: 0.397, SLG: 0.494		F9		G4-6-3 HBP		G4-3		K		3	0	0	0	0	1	3						
Lee Stevens, L OBP: 0.344, SLG: 0.487		HR		G4-6-3 1-2f		SH 1B BB	G6-3 1-H 1B	2B		3	3	2	2	1	0	2						
Royce Clayton, R OBP: 0.343, SLG: 0.438		K				SH 1B BB	G6-3			3	1	0	0	0	1	1						
Tom Goodwin, L OBP: 0.322, SLG: 0.333		BB 1B				SH5-3 1B 1B	G6-3	FC6-4 1B		4	1	3	2	0	0	0						
Inning Stats	R: 0 E: 0 K: 0 S: 15	H: 1 LOB: 2 BB: 1 P: 25	R: 1 E: 0 K: 1 S: 12	H: 2 LOB: 2 BB: 1 P: 19	R: 1 E: 0 K: 0 S: 9	H: 1 LOB: 1 BB: 1 P: 18	R: 0 E: 0 K: 0 S: 6	H: 0 LOB: 0 BB: 0 P: 7	R: 0 E: 1 K: 1 S: 11	H: 2 LOB: 1 BB: 1 P: 20	R: 2 E: 0 K: 1 S: 17	H: 2 LOB: 1 BB: 1 P: 31	R: 0 E: 0 K: 0 S: 5	H: 0 LOB: 0 BB: 0 P: 7	1B: 4 2B: 2 3B: 0 HR: 2	SF: 0 SAC: 2 DP: 1 HBP: 1	WP: 2 PB: 0 SB: 0 CS: 0	PA: 40				
PITCHER	IP	WLS	BF	H	R	ER	SO	BB	IBB	HBP	BLK	WP	HR	S	P	ERA	WHIP					
Brett Hinchliffe, R ERA: 8.8	5.0	L	26	4	4	4	1	6	0	1	0	0	1	2	51	93	7.20	2.000				
Paul Abbott, R ERA: 3.1	1.0		5	2	1	0	0	0	0	0	0	0	0	8	13	0.00	2.000					
Denny Stark, R ERA: 13.5	2.0		9	2	2	2	1	1	0	0	0	0	0	22	38	9.00	1.500					

Seattle Mariners @ Texas Rangers
The Ballpark at Arlington, Arlington, TX
Thu Sep 30 1999, 2:35 PM EDT
Att: 28,214 - Sunny - 73 F

AB 30
R 7
H 8
RBI 7
BB 7
SO 2
LOB 15



Batter	1	2	3	4	5	6	7	8	9	AB	R	H	RBI	BB	SO	LOB	TOP				
Brian Hunter, R OBP: 0.280, SLG: 0.299 (1, 7)	G6-3		K			K		G6-3		4	0	0	0	0	2	0	Seattle Mariners @ Oakland Athletics Network Associates Coliseum, Oakland, CA Fri Oct 01 1999, 10:35 PM EDT Att: 14,414 - Unknown - 66 F				
Alex Rodriguez, R OBP: 0.397, SLG: 0.584 (1, 6)	G6-3			G5-3		BB 1B		F7		4	0	1	0	0	0	0					
Ken Griffey Jr., L OBP: 0.383, SLG: 0.579 (1, 8)	K			G6-4-3 BB		K		F7		3	0	0	0	1	2	1					
Edgar Martinez, R OBP: 0.451, SLG: 0.559 (1, 10)		1B		G6-4-3 1-2		BB		P9		3	0	1	0	1	0	1					
Tom Lampkin, L OBP: 0.345, SLG: 0.495 (1, 2)	L4				P5	K		G6-3		4	0	0	0	0	1	3					
Jay Buhner, R OBP: 0.388, SLG: 0.421 (1, 9)	K				E5 2B WP			F9		4	1	0	0	0	2	1					
David Bell, R OBP: 0.328, SLG: 0.426 (1, 4)	K				WP 2B			G1-3		3	0	1	0	0	1	1					
Raul Ibanez, L OBP: 0.317, SLG: 0.416 (1, 3)			G5-4-3 BB		K			1B		2	0	1	0	1	1	1					
Charles Gipson, R OBP: 0.266, SLG: 0.315 (1, 5)			G5-4-3 1-2		K			F8		3	0	0	0	0	1	3					
Inning Stats	R: 0 E: 0 K: 1 S: 8	H: 0 LOB: 0 BB: 0 P: 12	R: 0 E: 0 K: 2 S: 9	H: 1 LOB: 1 BB: 0 P: 18	R: 0 E: 0 K: 1 S: 4	H: 0 LOB: 0 BB: 1 P: 10	R: 0 E: 0 K: 0 S: 6	H: 0 LOB: 0 BB: 1 P: 12	R: 1 E: 1 K: 2 S: 13	H: 1 LOB: 1 BB: 0 P: 23	R: 0 E: 0 K: 3 S: 17	H: 1 LOB: 2 BB: 1 P: 29	R: 0 E: 0 K: 0 S: 12	H: 0 LOB: 0 BB: 0 P: 15	R: 0 E: 0 K: 1 S: 10	H: 0 LOB: 0 BB: 0 P: 15	1B: 3 2B: 1 3B: 0 HR: 0	SF: 0 SAC: 0 DP: 2 HBP: 0	WP: 1 PB: 0 SB: 0 CS: 0	PA: 33	
PITCHER	IP WLS BF H R ER SO BB IBB HBP BLK WP HR S P ERA WHIP	IP WLS BF H R ER SO BB IBB HBP BLK WP HR S P ERA WHIP	IP WLS BF H R ER SO BB IBB HBP BLK WP HR S P ERA WHIP	IP WLS BF H R ER SO BB IBB HBP BLK WP HR S P ERA WHIP	IP WLS BF H R ER SO BB IBB HBP BLK WP HR S P ERA WHIP	IP WLS BF H R ER SO BB IBB HBP BLK WP HR S P ERA WHIP	IP WLS BF H R ER SO BB IBB HBP BLK WP HR S P ERA WHIP	IP WLS BF H R ER SO BB IBB HBP BLK WP HR S P ERA WHIP	IP WLS BF H R ER SO BB IBB HBP BLK WP HR S P ERA WHIP	IP WLS BF H R ER SO BB IBB HBP BLK WP HR S P ERA WHIP	IP WLS BF H R ER SO BB IBB HBP BLK WP HR S P ERA WHIP	IP WLS BF H R ER SO BB IBB HBP BLK WP HR S P ERA WHIP	IP WLS BF H R ER SO BB IBB HBP BLK WP HR S P ERA WHIP	IP WLS BF H R ER SO BB IBB HBP BLK WP HR S P ERA WHIP	IP WLS BF H R ER SO BB IBB HBP BLK WP HR S P ERA WHIP	IP WLS BF H R ER SO BB IBB HBP BLK WP HR S P ERA WHIP	IP WLS BF H R ER SO BB IBB HBP BLK WP HR S P ERA WHIP	IP WLS BF H R ER SO BB IBB HBP BLK WP HR S P ERA WHIP	IP WLS BF H R ER SO BB IBB HBP BLK WP HR S P ERA WHIP	IP WLS BF H R ER SO BB IBB HBP BLK WP HR S P ERA WHIP	IP WLS BF H R ER SO BB IBB HBP BLK WP HR S P ERA WHIP

AB	30
R	1
H	4
RBI	0
BB	3
SO	10
LOB	11



Batter	1	2	3	4	5	6	7	8	9	AB	R	H	RBI	BB	SO	LOB	BOTTOM				
Ryan Christenson, R OBP: 0.301, SLG: 0.299 (1, 8)	BB BB		1B 2B		BB 1B BB		G6-3			2	2	1	0	2	0	0	Seattle Mariners @ Oakland Athletics Network Associates Coliseum, Oakland, CA Fri Oct 01 1999, 10:35 PM EDT Att: 14,414 - Unknown - 66 F				
Randy Velarde, R OBP: 0.390, SLG: 0.452 (1, 4)	BB		G3 1B		BB 3 BB BB		K			2	2	1	1	2	1	0					
Jason Giambi, L OBP: 0.422, SLG: 0.556 (1, 3)	F7		G3		BB BB 1B		BB 1B BB			3	1	1	1	1	0	3					
John Jaha, R OBP: 0.416, SLG: 0.562 (1, 10)	K		1B		BB 3 BB BB		E9 1B BB			3	0	2	1	1	1	2					
Olmedo Saenz, R OBP: 0.364, SLG: 0.476 3 Eric Chavez, L OBP: 0.332, SLG: 0.429 (5, PH) (6, 5)	G1-3				BB FC6 BB		F7			2	0	0	0	0	0	2					
Ben Griewe, L OBP: 0.358, SLG: 0.477 Rich Becker, L OBP: 0.401, SLG: 0.378 (9, 7)	G3				BB FC6 BB		F9			4	0	0	0	0	0	3					
Miguel Tejada, R OBP: 0.322, SLG: 0.425 (1, 6)		G6-4-3 1B			G6-4-3 BB		G6-4-3 1B			3	0	2	0	1	0	0					
A.J. Hinch, R OBP: 0.260, SLG: 0.346 (1, 2)	G6-4-3 1-2				K		G6-4-3 1-2			4	0	0	0	0	1	3					
Jason McDonald, S OBP: 0.298, SLG: 0.271 (1, 9)			P3		F8		G6-3			4	0	0	0	0	0	1					
Inning Stats	R: 0 E: 0 K: 1 S: 10	H: 0 LOB: 2 BB: 2 P: 23	R: 0 E: 0 K: 0 S: 5	H: 1 LOB: 0 BB: 0 P: 11	R: 2 E: 0 K: 0 S: 12	H: 3 LOB: 1 BB: 0 P: 21	R: 0 E: 0 K: 0 S: 10	H: 0 LOB: 0 BB: 0 P: 15	R: 2 E: 0 K: 1 S: 14	H: 1 LOB: 3 BB: 4 P: 35	R: 0 E: 0 K: 0 S: 5	H: 0 LOB: 0 BB: 1 P: 11	R: 1 E: 1 K: 1 S: 8	H: 1 LOB: 1 BB: 1 P: 18	R: 0 E: 0 K: 0 S: 13	H: 1 LOB: 1 BB: 0 P: 22	1B: 6 2B: 1 3B: 0 HR: 0	SF: 0 SAC: 0 DP: 2 HBP: 0	WP: 0 PB: 0 SB: 0 CS: 0	PA: 36	
PITCHER	IP WLS BF H R ER SO BB IBB HBP BLK WP HR S P ERA WHIP	IP WLS BF H R ER SO BB IBB HBP BLK WP HR S P ERA WHIP	IP WLS BF H R ER SO BB IBB HBP BLK WP HR S P ERA WHIP	IP WLS BF H R ER SO BB IBB HBP BLK WP HR S P ERA WHIP	IP WLS BF H R ER SO BB IBB HBP BLK WP HR S P ERA WHIP	IP WLS BF H R ER SO BB IBB HBP BLK WP HR S P ERA WHIP	IP WLS BF H R ER SO BB IBB HBP BLK WP HR S P ERA WHIP	IP WLS BF H R ER SO BB IBB HBP BLK WP HR S P ERA WHIP	IP WLS BF H R ER SO BB IBB HBP BLK WP HR S P ERA WHIP	IP WLS BF H R ER SO BB IBB HBP BLK WP HR S P ERA WHIP	IP WLS BF H R ER SO BB IBB HBP BLK WP HR S P ERA WHIP	IP WLS BF H R ER SO BB IBB HBP BLK WP HR S P ERA WHIP	IP WLS BF H R ER SO BB IBB HBP BLK WP HR S P ERA WHIP	IP WLS BF H R ER SO BB IBB HBP BLK WP HR S P ERA WHIP	IP WLS BF H R ER SO BB IBB HBP BLK WP HR S P ERA WHIP	IP WLS BF H R ER SO BB IBB HBP BLK WP HR S P ERA WHIP	IP WLS BF H R ER SO BB IBB HBP BLK WP HR S P ERA WHIP	IP WLS BF H R ER SO BB IBB HBP BLK WP HR S P ERA WHIP	IP WLS BF H R ER SO BB IBB HBP BLK WP HR S P ERA WHIP	IP WLS BF H R ER SO BB IBB HBP BLK WP HR S P ERA WHIP	IP WLS BF H R ER SO BB IBB HBP BLK WP HR S P ERA WHIP

AB	28
R	5
H	7
RBI	4
BB	8
SO	3
LOB	15



Batter	1	2	3	4	5	6	7	8	9	AB	R	H	RBI	BB	SO	LOB	TOP			
Alex Rodriguez, R OBP: 0.387, SLG: 0.586 David Ortiz, R OBP: 0.331, SLG: 0.432 John Halama, L OBP: 0.330, SLG: 0.400 Denny Stark, R OBP: 0.330, SLG: 0.400 Steve Sinclair, L OBP: 0.330, SLG: 0.400 Ryan Jackson, L OBP: 0.300, SLG: 0.391 28 Ken Cloude, R	2-2 P6		1-3 K		2-0 F9			1-3 K		3	0	0	0	0	1	3	Seattle Mariners @ Oakland Athletics Network Associates Coliseum, Oakland, CA Sun Oct 03 1999, 4:05 PM EDT Att: 25,400 - Sunny - 64 F			
Ken Griffey Jr., L OBP: 0.384, SLG: 0.576 Shane Monahan, L OBP: 0.133, SLG: 0.133	3-3 K		0-0 1B		0-0 F7			0-1 1B		2	0	1	1	0	1	0				
Mike Blowers, R OBP: 0.300, SLG: 0.391	0-0 F7		1-3 K		1-0 F9			1-3 K		4	0	0	0	0	2	3				
Dan Wilson, R OBP: 0.315, SLG: 0.382		3-2 P2		0-0 F8				0-0 P3		4	0	0	0	0	1	1				
Ozzie Timmons, R OBP: 0.188, SLG: 0.227	1-3 K		1-0 G4-3				1-2 E6		0-0 P9	4	0	0	0	0	1	0				
Raul Ibanez, L OBP: 0.313, SLG: 0.421	3-3 K		4-0 CS				2-1 G6-3		2-1 L3	3	0	0	0	1	1	1				
Brian Hunter, R OBP: 0.280, SLG: 0.301			0-1 F8	0-2 CS	0-0 F7		1-2 G5-3		0-3 K	4	0	0	0	0	1	1				
Rafael Bourimigal, R OBP: 0.317, SLG: 0.389			1-2 1B		4-1 BB		4-2 BB			1	1	1	0	2	0	0				
Charles Gipson, R OBP: 0.287, SLG: 0.338			1-2 1B		3-1 F9		3-3 K			3	0	1	0	0	1	3				
Inning Stats	R: 0 E: 0 K: 1 S: 7	H: 0 LOB: 0 BB: 0 P: 12	R: 0 E: 0 K: 2 S: 11	H: 0 LOB: 0 BB: 0 P: 18	R: 1 E: 0 K: 2 S: 16	H: 3 LOB: 2 BB: 0 P: 20	R: 0 E: 0 K: 0 S: 5	H: 0 LOB: 0 BB: 1 P: 10	R: 0 E: 0 K: 0 S: 5	H: 0 LOB: 1 BB: 1 P: 14	R: 0 E: 1 K: 1 S: 16	H: 0 LOB: 2 BB: 1 P: 27	R: 0 E: 0 K: 1 S: 9	H: 1 LOB: 1 BB: 0 P: 11	R: 0 E: 0 K: 1 S: 6	H: 0 LOB: 0 BB: 0 P: 8		1B: 4 2B: 0 3B: 0 HR: 0	SF: 0 SAC: 0 DP: 0 HBP: 0	WP: 0 PB: 0 SB: 0 CS: 1
PITCHER	IP WLS BF H R ER SO	IP WLS BF H R ER SO	IP WLS BF H R ER SO	IP WLS BF H R ER SO	IP WLS BF H R ER SO	IP WLS BF H R ER SO	IP WLS BF H R ER SO	IP WLS BF H R ER SO	IP WLS BF H R ER SO	IP WLS BF H R ER SO	IP WLS BF H R ER SO	IP WLS BF H R ER SO	IP WLS BF H R ER SO	IP WLS BF H R ER SO	IP WLS BF H R ER SO	IP WLS BF H R ER SO	ERA WHIP	ERA WHIP		
Ron Mahay, L ERA: 1.86	5.0 W 19 3 1 1 5	1.0 H 3 0 0 0 1	0.2 H 3 0 0 0 0	1.1 H 6 1 0 0 3	1.0 S 3 0 0 0 1	0.0 W 19 3 1 1 5	0.0 W 19 3 1 1 5	0.0 W 19 3 1 1 5	0.0 W 19 3 1 1 5	0.0 W 19 3 1 1 5	0.0 W 19 3 1 1 5	0.0 W 19 3 1 1 5	0.0 W 19 3 1 1 5	0.0 W 19 3 1 1 5	0.0 W 19 3 1 1 5	0.0 W 19 3 1 1 5	1.80 1.000	1.80 1.000		
T.J. Matthews, R ERA: 3.81	1.0 H 3 0 0 0 1	0.2 H 3 0 0 0 0	1.1 H 6 1 0 0 3	1.0 S 3 0 0 0 1	0.0 W 19 3 1 1 5	0.0 W 19 3 1 1 5	0.0 W 19 3 1 1 5	0.0 W 19 3 1 1 5	0.0 W 19 3 1 1 5	0.0 W 19 3 1 1 5	0.0 W 19 3 1 1 5	0.0 W 19 3 1 1 5	0.0 W 19 3 1 1 5	0.0 W 19 3 1 1 5	0.0 W 19 3 1 1 5	0.0 W 19 3 1 1 5	0.00 0.000	0.00 0.000		
Buddy Groom, L ERA: 5.09	0.2 H 3 0 0 0 0	1.1 H 6 1 0 0 3	1.0 S 3 0 0 0 1	0.0 W 19 3 1 1 5	0.0 W 19 3 1 1 5	0.0 W 19 3 1 1 5	0.0 W 19 3 1 1 5	0.0 W 19 3 1 1 5	0.0 W 19 3 1 1 5	0.0 W 19 3 1 1 5	0.0 W 19 3 1 1 5	0.0 W 19 3 1 1 5	0.0 W 19 3 1 1 5	0.0 W 19 3 1 1 5	0.0 W 19 3 1 1 5	0.0 W 19 3 1 1 5	0.00 1.500	0.00 1.500		
Tim Worrell, R ERA: 4.15	1.0 S 3 0 0 0 1	0.0 W 19 3 1 1 5	0.0 W 19 3 1 1 5	0.0 W 19 3 1 1 5	0.0 W 19 3 1 1 5	0.0 W 19 3 1 1 5	0.0 W 19 3 1 1 5	0.0 W 19 3 1 1 5	0.0 W 19 3 1 1 5	0.0 W 19 3 1 1 5	0.0 W 19 3 1 1 5	0.0 W 19 3 1 1 5	0.0 W 19 3 1 1 5	0.0 W 19 3 1 1 5	0.0 W 19 3 1 1 5	0.0 W 19 3 1 1 5	0.00 0.000	0.00 0.000		
Jason Istringhausen, R ERA: 4.75	0.0 W 19 3 1 1 5	0.0 W 19 3 1 1 5	0.0 W 19 3 1 1 5	0.0 W 19 3 1 1 5	0.0 W 19 3 1 1 5	0.0 W 19 3 1 1 5	0.0 W 19 3 1 1 5	0.0 W 19 3 1 1 5	0.0 W 19 3 1 1 5	0.0 W 19 3 1 1 5	0.0 W 19 3 1 1 5	0.0 W 19 3 1 1 5	0.0 W 19 3 1 1 5	0.0 W 19 3 1 1 5	0.0 W 19 3 1 1 5	0.0 W 19 3 1 1 5	0.00 0.000	0.00 0.000		

Batter	1	2	3	4	5	6	7	8	9	AB	R	H	RBI	BB	SO	LOB	BOTTOM			
Ryan Christenson, R OBP: 0.305, SLG: 0.306	1-0 1B		4-2 S		0-0 2B	2-1 G6-3		2-1 E6		4	1	2	0	1	0	1	Seattle Mariners @ Oakland Athletics Network Associates Coliseum, Oakland, CA Sun Oct 03 1999, 4:05 PM EDT Att: 25,400 - Sunny - 64 F			
Randy Velarde, R OBP: 0.390, SLG: 0.455 Scott Spiezio, S OBP: 0.324, SLG: 0.437	2-0 F8		0-2 F7		1-0 E	0-0 P6		4-2 G4-3		3	0	1	1	0	0	2				
Jason Giambi, L OBP: 0.422, SLG: 0.553 Olmedo Saenz, R OBP: 0.363, SLG: 0.475	2-1 FC6-4		1-0 G6-4-3		1-1 E3	2-1 F8		1-0 G4-3		4	0	2	0	0	0	1				
John Jaha, R OBP: 0.414, SLG: 0.556 Matt Stairs, L OBP: 0.366, SLG: 0.533	0-0 P3		1-2 G6-4-3		0-3 K		2-3 K		4-0 IBB	3	0	0	0	0	1	7				
Mike Macfarlane, R OBP: 0.282, SLG: 0.372 Ramon Hernandez, R OBP: 0.363, SLG: 0.397	0-0 FC6-4		2-0 G6-3		1-2 FC5-4		3-1 F8		2-1 G1-3	2	0	0	0	0	0	2				
Ben Grieve, L OBP: 0.358, SLG: 0.481		1-3 K		0-0 G4-3		0-0 3		2-1 1B		4	0	2	0	0	1	0				
Miguel Tejada, R OBP: 0.325, SLG: 0.427 Frank Menechino, R OBP: 0.222, SLG: 0.222		0-2 G5-3		1-0 3		0-1 3		1-1 1B		4	0	3	0	0	0	0				
3 Eric Chavez, L OBP: 0.333, SLG: 0.427		4-2 BB		2-1 1B		4-0 1B		2-3 K		2	0	1	1	2	1	2				
Jason McDonald, S OBP: 0.310, SLG: 0.278		2-2 K		2-3 K		0-0 G5-3		2-1 CS		3	0	0	0	0	2	6				
Inning Stats	R: 0 E: 0 K: 0 S: 6	H: 2 LOB: 0 BB: 0 P: 11	R: 0 E: 0 K: 2 S: 16	H: 0 LOB: 1 BB: 1 P: 23	R: 0 E: 0 K: 0 S: 11	H: 1 LOB: 1 BB: 1 P: 17	R: 0 E: 0 K: 1 S: 8	H: 2 LOB: 2 BB: 0 P: 15	R: 3 E: 1 K: 1 S: 16	H: 4 LOB: 3 BB: 1 P: 23	R: 0 E: 0 K: 0 S: 5	H: 0 LOB: 0 BB: 0 P: 9	R: 0 E: 0 K: 2 S: 12	H: 2 LOB: 2 BB: 0 P: 22	R: 0 E: 1 K: 0 S: 8	H: 0 LOB: 2 BB: 2 P: 23		1B: 8 2B: 3 3B: 0 HR: 0	SF: 0 SAC: 0 DP: 1 HBP: 1	WP: 0 PB: 0 SB: 1 CS: 1
PITCHER	IP WLS BF H R ER SO	IP WLS BF H R ER SO	IP WLS BF H R ER SO	IP WLS BF H R ER SO	IP WLS BF H R ER SO	IP WLS BF H R ER SO	IP WLS BF H R ER SO	IP WLS BF H R ER SO	IP WLS BF H R ER SO	IP WLS BF H R ER SO	IP WLS BF H R ER SO	IP WLS BF H R ER SO	IP WLS BF H R ER SO	IP WLS BF H R ER SO	IP WLS BF H R ER SO	IP WLS BF H R ER SO	ERA WHIP	ERA WHIP		
John Halama, L ERA: 4.22	5.0 L 27 9 3 1 4	1.2 7 2 0 0 1	0.1 1 0 0 0 1	1.0 6 1 0 0 3	1.0 S 3 0 0 0 1	0.0 W 19 3 1 1 5	0.0 W 19 3 1 1 5	0.0 W 19 3 1 1 5	0.0 W 19 3 1 1 5	0.0 W 19 3 1 1 5	0.0 W 19 3 1 1 5	0.0 W 19 3 1 1 5	0.0 W 19 3 1 1 5	0.0 W 19 3 1 1 5	0.0 W 19 3 1 1 5	0.0 W 19 3 1 1 5	1.80 2.400	1.80 2.400		
Denny Stark, R ERA: 9.95	1.0 H 3 0 0 0 1	0.2 H 3 0 0 0 0	1.1 H 6 1 0 0 3	1.0 S 3 0 0 0 1	0.0 W 19 3 1 1 5	0.0 W 19 3 1 1 5	0.0 W 19 3 1 1 5	0.0 W 19 3 1 1 5	0.0 W 19 3 1 1 5	0.0 W 19 3 1 1 5	0.0 W 19 3 1 1 5	0.0 W 19 3 1 1 5	0.0 W 19 3 1 1 5	0.0 W 19 3 1 1 5	0.0 W 19 3 1 1 5	0.0 W 19 3 1 1 5	0.00 1.200	0.00 1.200		
Steve Sinclair, L ERA: 6.52	0.2 H 3 0 0 0 0	1.1 H 6 1 0 0 3	1.0 S 3 0 0 0 1	0.0 W 19 3 1 1 5	0.0 W 19 3 1 1 5	0.0 W 19 3 1 1 5	0.0 W 19 3 1 1 5	0.0 W 19 3 1 1 5	0.0 W 19 3 1 1 5	0.0 W 19 3 1 1 5	0.0 W 19 3 1 1 5	0.0 W 19 3 1 1 5	0.0 W 19 3 1 1 5	0.0 W 19 3 1 1 5	0.0 W 19 3 1 1 5	0.0 W 19 3 1 1 5	0.00 0.000	0.00 0.000		
28 Ken Cloude, R ERA: 7.96	1.0 S 3 0 0 0 1	0.0 W 19 3 1 1 5	0.0 W 19 3 1 1 5	0.0 W 19 3 1 1 5	0.0 W 19 3 1 1 5	0.0 W 19 3 1 1 5	0.0 W 19 3 1 1 5	0.0 W 19 3 1 1 5	0.0 W 19 3 1 1 5	0.0 W 19 3 1 1 5	0.0 W 19 3 1 1 5	0.0 W 19 3 1 1 5	0.0 W 19 3 1 1 5	0.0 W 19 3 1 1 5	0.0 W 19 3 1 1 5	0.0 W 19 3 1 1 5	0.00 1.000	0.00 1.000		

AB	31
R	1
H	4
RBI	1
BB	3
SO	10
LOB	12

