

Seattle Mariners - 2000

Batter	1	2	3	4	5	6	7	8	9	AB	R	H	RBI	BB	SO	LOB	TOP
Jose Offerman, S OBP: 0.200, SLG: 0.400 (1, 4)	G1-3		K			F8			L9	5	0	1	1	0	1	1	
John Valentin, R OBP: 0.500, SLG: 0.750 (1, 5)	FC6-4 2B		G6-3			BB 1B	2B			4	1	2	0	0	0	1	
Carl Everett, S OBP: 0.500, SLG: 0.333 (1, 8)	FC6-4 BB			K		1B BB			G4-3	3	0	1	0	1	1	1	
Nomar Garciaparra, R (1, 6)	F7		G6-3			F9			K	4	0	0	0	0	1	4	
Mike Stanley, R OBP: 0.500, SLG: 0.667 (1, 3)	FC6-4					1B BB			F8	3	0	1	0	1	0	2	
Troy O'Leary, L OBP: 0.250, SLG: 0.250 (1, 7)		G3				1-2 2-3 1B			F5	4	0	1	1	0	1	1	
Gary Gaetti, R (1, 10)		G5-3				F9			F7	4	0	0	0	0	0	3	
Jason Varitek, S (1, 2)			K			G1-3			G4-3	3	1	0	0	1	1	0	
Darren Lewis, R OBP: 0.333, SLG: 0.333 (1, 9)			F2			G5-3			SH3-4 2B BB	3	0	1	0	0	0	0	
Inning Stats	R: 0 H: 1 E: 0 LOB: 2 K: 0 S: 14	H: 0 R: 0 ER: 0 SO: 7 BB: 0 P: 9	H: 0 R: 0 ER: 0 SO: 10 BB: 0 P: 14	H: 1 R: 0 ER: 0 SO: 11 BB: 0 P: 16	H: 0 R: 0 ER: 0 SO: 9 BB: 0 P: 13	H: 3 R: 1 ER: 0 SO: 13 BB: 1 P: 22	H: 1 R: 1 ER: 0 SO: 8 BB: 1 P: 17	H: 0 R: 0 ER: 0 SO: 7 BB: 0 P: 8	H: 1 R: 0 ER: 0 SO: 7 BB: 0 P: 8	1B: 4 2B: 3 3B: 0 HR: 0	SF: 0 SAC: 1 DP: 0 HBP: 0	WP: 0 PB: 0 SB: 0 CS: 0	PA: 37				
PITCHER	IP WLS BF H R ER SO BB IBB HBP BLK WP HR S P ERA WHIP																
Jamie Moyer, L ERA: 2.84 (1, 1)	6.1 L 28 6 2 2 4 3 0 0 0 0 0 0 68 112 2.84 1.421																
Paul Abbott, R ERA: (7, 1)	2.2 9 1 0 0 1 0 0 0 0 0 0 0 18 21 0.00 0.375																

Boston Red Sox @ Seattle Mariners
Safeco Field, Seattle, WA
Tue Apr 04 2000, 5:05 PM PDT
Att: 45,552 - Dome - 72 F

AB 33
R 2
H 7
RBI 2
BB 3
SO 5
LOB 13



Batter	1	2	3	4	5	6	7	8	9	AB	R	H	RBI	BB	SO	LOB	BOTTOM
Mike Cameron, R (1, 8)	K		K			F8			K	4	0	0	0	0	3	1	
Mark McLemore, S (1, 7)	K		F7			G1-3			G3	4	0	0	0	0	1	1	
Alex Rodriguez, R (1, 6)					K				F7	2	0	0	0	2	1	0	
John Olerud, L OBP: 0.250, SLG: 0.250 (1, 3)	F7				PB 1B	L3			G6-3	4	0	1	0	0	0	2	
Edgar Martinez, R (1, 10)		F9			K				F8	3	0	0	0	0	1	1	
John Mabry, L (1, 9)		K			K				G3	3	0	0	0	0	2	1	
David Bell, R (1, 4)			K			G6-3			F8	3	0	0	0	0	1	0	
Dan Wilson, R (1, 2)			K			K			G6-3	3	0	0	0	0	2	0	
Carlos Guillen, S OBP: 0.333, SLG: 0.333 (1, 5)					K				G4-3	3	0	1	0	0	1	0	
Inning Stats	R: 0 H: 0 E: 0 LOB: 1 K: 2 S: 9	H: 0 R: 0 ER: 0 SO: 9 BB: 0 P: 15	H: 1 R: 0 ER: 0 SO: 11 BB: 0 P: 17	H: 1 R: 0 ER: 0 SO: 13 BB: 0 P: 21	H: 0 R: 0 ER: 0 SO: 7 BB: 0 P: 12	H: 0 R: 0 ER: 0 SO: 5 BB: 1 P: 15	H: 0 R: 0 ER: 0 SO: 6 BB: 0 P: 9	H: 0 R: 0 ER: 0 SO: 8 BB: 0 P: 12	H: 0 R: 0 ER: 0 SO: 7 BB: 0 P: 11	1B: 2 2B: 0 3B: 0 HR: 0	SF: 0 SAC: 0 DP: 0 HBP: 0	WP: 0 PB: 2 SB: 0 CS: 0	PA: 31				
PITCHER	IP WLS BF H R ER SO BB IBB HBP BLK WP HR S P ERA WHIP																
Pedro Martinez, R ERA: (1, 1)	7.0 W 25 2 0 0 11 2 0 0 0 0 0 0 60 108 0.00 0.571																
Derek Lowe, R ERA: (8, 1)	2.0 S 6 0 0 0 1 0 0 0 0 0 0 0 15 23 0.00 0.000																

Boston Red Sox @ Seattle Mariners
Safeco Field, Seattle, WA
Tue Apr 04 2000, 5:05 PM PDT
Att: 45,552 - Dome - 72 F

AB 29
R 0
H 2
RBI 0
BB 2
SO 12
LOB 6



Batter	1	2	3	4	5	6	7	8	9	AB	R	H	RBI	BB	SO	LOB	TOP								
Jose Offerman, S (1.4) OBP: 0.400, SLG: 0.500	2-2 SH1-3 2B		4-2 L6-4 1B BB		4-2 G1-3 BB		1-1 F7		0-0 G1-3 1-2	3	0	1	0	2	0	1									
John Valentin, R (1.5) OBP: 0.429, SLG: 1.000 Manny Alexander, R (8.5)	0-1 SH1-3 2-3		3-1 F8		1-2 G1-3 1-2		2-0 HR		0-3 K	3	1	1	1	0	0	2									
Carl Everett, S (1.8) OBP: 0.375, SLG: 0.286	3-2 P6		3-1 1B		3-3 K2-3		1-1 G3			4	0	1	0	0	1	2									
Nomar Garciaparra, R (1.6)	0-0 L5		0-0 L6-4 2-3		3-1 F8		2-3 K			4	0	0	0	0	1	4									
Troy O'Leary, L (1.7) OBP: 0.125, SLG: 0.125		3-2 F9		1-1 P5		3-1 P6		1-3 K		4	0	0	0	0	1	0									
Mike Stanley, R (1.3) OBP: 0.375, SLG: 0.429		2-1 G5-3		1-1 F7		0-1 WP 1B		2-3 K		4	0	1	0	0	1	0									
Brian Daubach, L (1.10) Gary Gaetti, R (8. PH)		1-2 HR		2-1 HR		4-1 BB		2-3 K		2	2	2	2	1	0	0									
Jason Varitek, S (1.2) OBP: 0.375, SLG: 0.286		3-2 1B		2-1 1B		3-2 F5		1-2 P6		4	0	2	0	0	0	2									
Trot Nixon, L (1.9) OBP: 0.250, SLG: 0.250		1-3 K		0-1 F9		0-2 F9		2-2 G1-3 1B		4	0	1	0	0	1	4									
Inning Stats	R: 0 E: 0 K: 0 S: 9	H: 1 LOB: 1 BB: 0 P: 14	R: 1 E: 0 K: 1 S: 15	H: 2 LOB: 1 BB: 0 P: 25	R: 0 E: 0 K: 0 S: 7	H: 1 LOB: 1 BB: 1 P: 17	R: 1 E: 0 K: 0 S: 10	H: 2 LOB: 1 BB: 0 P: 16	R: 0 E: 0 K: 1 S: 10	H: 0 LOB: 1 BB: 1 P: 21	R: 0 E: 0 K: 0 S: 11	H: 1 LOB: 2 BB: 1 P: 21	R: 1 E: 0 K: 1 S: 10	H: 1 LOB: 0 BB: 0 P: 16	R: 0 E: 0 K: 3 S: 12	H: 0 LOB: 0 BB: 0 P: 17	R: 0 E: 0 K: 1 S: 13	H: 1 LOB: 1 BB: 0 P: 16	1B: 5 2B: 2 3B: 0 HR: 3	SF: 0 SAC: 1 DP: 1 HBP: 0	WP: 1 PB: 0 SB: 0 CS: 0	PA: 38			
PITCHER	IP	WLS	BF	H	R	ER	SO	BB	IBB	HBP	BLK	WP	HR	S	P	ERA	WHIP								
Freddy Garcia, R (1.1) ERA: 3.8	5.0	W	22	6	2	2	2	2	0	0	0	0	2	51	93	3.60	1.600								
Frankie Rodriguez, R (6.1) ERA: 4.5	2.0		9	2	1	1	1	1	0	0	0	1	1	21	37	4.50	1.500								
Arthur Rhodes, L (8.1) ERA:	1.0		3	0	0	0	3	0	0	0	0	0	0	12	17	0.00	0.000								
Kazuhiko Sasaki, R (9.1) ERA:	1.0		4	1	0	0	1	0	0	0	0	0	0	13	16	0.00	1.000								

Boston Red Sox @ Seattle Mariners
Safeco Field, Seattle, WA
Wed Apr 05 2000, 7:05 PM PDT
Att: 29,242 - Dome - 72 F

AB 34
R 3
H 9
RBI 3
BB 3
SO 7
LOB 16



Batter	1	2	3	4	5	6	7	8	9	AB	R	H	RBI	BB	SO	LOB	BOTTOM								
Mike Cameron, R (1.8) OBP: 0.222, SLG: 0.444	0-0 HBP BB SF8 1B	2-1 P4	2-2 3B		2-3 K		2-3 K			5	1	2	0	0	2	2									
Mark McLemore, S (1.7) OBP: 0.444, SLG: 0.286	4-0 HBP 1B BB	4-0 BB BB BB	1-2 F7		3-2 DI 1B		1-0 1B			3	2	2	0	2	0	1									
Alex Rodriguez, R (1.6) OBP: 0.556, SLG: 0.800	1-2 HR 1B	4-2 BB BB BB		2-0 HR	2-1 G4-3 1-2		1-2 P3			3	2	1	1	1	0	3									
John Olerud, L (1.3) OBP: 0.333, SLG: 0.714	1-2 SF8	4-2 FC5 BB BB		3-3 K		0-1 HR		0-0 G3		3	1	1	3	1	1	0									
John Mabry, L (1.10) OBP: 0.250, SLG: 0.143	3-H HR 1B	1-2 2-3 3-H K		0-3 K		2-3 K		4-2 G5-4-3 BB		4	1	1	1	1	3	3									
Jay Buhner, R (1.9) OBP: 0.600, SLG: 1.250 Charles Gipson, R (9.9)	2-2 HR 1B	4-2 FC5 BB		3-2 1B		2-2 G6-3		2-2 G5-4-3 1-2		4	1	2	4	1	0	1									
David Bell, R (1.4)	3-3 K	1-2 2-3 FC5		0-1 F8		2-2 E6				4	0	0	0	0	1	4									
Dan Wilson, R (1.2)	2-2 G5-3		1-0 F8		4-0 1B BB		0-0 F8			3	0	0	0	1	0	1									
Carlos Guillen, S (1.5) OBP: 0.286, SLG: 0.167		4-2 BB BB BB	1-3 K		3-3 K		2-0 G3-1			3	1	0	0	1	2	1									
Inning Stats	R: 5 E: 0 K: 1 S: 19	H: 3 LOB: 0 BB: 1 P: 32	R: 2 E: 0 K: 1 S: 20	H: 0 LOB: 3 BB: 5 P: 45	R: 0 E: 0 K: 1 S: 10	H: 1 LOB: 1 BB: 0 P: 15	R: 1 E: 0 K: 2 S: 15	H: 2 LOB: 1 BB: 0 P: 23	R: 0 E: 0 K: 1 S: 11	H: 1 LOB: 1 BB: 1 P: 25	R: 1 E: 1 K: 1 S: 16	H: 1 LOB: 0 BB: 0 P: 22	R: 0 E: 0 K: 1 S: 9	H: 1 LOB: 1 BB: 0 P: 15	R: 0 E: 0 K: 0 S: 6	H: 0 LOB: 0 BB: 1 P: 12	R: 0 E: 0 K: 3 HR: 3	SF: 1 SAC: 0 DP: 1 HBP: 1	WP: 0 PB: 0 SB: 0 CS: 0	PA: 42					
PITCHER	IP	WLS	BF	H	R	ER	SO	BB	IBB	HBP	BLK	WP	HR	S	P	ERA	WHIP								
Ramon Martinez, R (1.1) ERA: 47.25	1.1	L	12	3	7	7	1	4	0	0	0	0	1	28	55	47.25	5.250								
John Waddn, R (2.1) ERA: 3.38	2.2		13	3	1	1	4	2	0	0	0	0	1	36	60	3.38	1.875								
49 Tim Wakefield, R (5.1) ERA: 2.25	4.0		17	3	1	1	4	2	0	0	0	0	1	42	74	2.25	1.250								

Boston Red Sox @ Seattle Mariners
Safeco Field, Seattle, WA
Wed Apr 05 2000, 7:05 PM PDT
Att: 29,242 - Dome - 72 F

AB 32
R 9
H 9
RBI 9
BB 8
SO 9
LOB 16



Batter	1	2	3	4	5	6	7	8	9	AB	R	H	RBI	BB	SO	LOB	TOP										
Chuck Knoblauch, R (1.4) OBP: 0.167, SLG: 0.222	G6-3		2 HR		G6-3			F9		4	1	1	0	0	0	1	New York Yankees @ Seattle Mariners Safeco Field, Seattle, WA Fri Apr 07 2000, 7:05 PM PDT Att: 40,827 - Sunny - 55 F										
2 Derek Jeter, R (1.6) OBP: 0.276, SLG: 0.444	1B		HR		F9			F8		4	1	2	2	0	0	0											
Paul O'Neill, L (1.9) OBP: 0.500, SLG: 0.625	1B		G4-6-3		K			K		4	0	2	0	0	2	0											
Bernie Williams, S (1.8) OBP: 0.333, SLG: 0.706	F7		G4-6-3					HR		4	1	1	0	0	0	3											
Shane Spencer, R (1.10) OBP: 0.250, SLG: 0.800	G3				K			HR		4	1	1	2	0	1	2											
Tino Martinez, L (1.3) OBP: 0.294, SLG: 0.533					G1-3			G3		4	0	0	0	0	1	0											
20 Jorge Posada, S (1.2) OBP: 0.500, SLG: 0.571								G6-3		4	0	1	0	0	2	0											
Roberto Kelly, R (1.7) OBP: 0.143, SLG: 0.286					G6-3			K		3	0	0	0	0	0	1											
Ricky Ledee, L (9, PH) OBP: 0.100, SLG: 0.100					G6-3			K		1	0	0	0	0	1	0											
Clay Bellinger, R (1.5) OBP: 0.333, SLG: 0.444										2	1	1	0	0	0	0											
Lance Johnson, L (7, PH)										1	0	0	0	0	1	0											
Wilson Delgado, S (7.5)										0	0	0	0	0	0	0											
Inning Stats	R: 0 H: 2 E: 0 K: 0 S: 9	H: 2 LOB: 2 BB: 0 P: 13	R: 0 H: 0 E: 0 K: 2 S: 9	H: 0 LOB: 0 BB: 0 P: 15	R: 2 H: 3 E: 0 K: 0 S: 8	H: 3 LOB: 0 BB: 0 P: 16	R: 0 H: 1 E: 0 K: 1 S: 9	H: 1 LOB: 1 BB: 0 P: 16	R: 1 H: 1 E: 1 K: 1 S: 9	H: 1 LOB: 0 BB: 0 P: 14	R: 0 H: 0 E: 0 K: 0 S: 6	H: 0 LOB: 0 BB: 0 P: 11	R: 0 H: 0 E: 0 K: 2 S: 10	H: 0 LOB: 0 BB: 0 P: 13	R: 0 H: 0 E: 0 K: 1 S: 10	H: 0 LOB: 0 BB: 0 P: 16	R: 2 H: 2 E: 0 K: 1 S: 14	H: 2 LOB: 2 BB: 0 P: 25	1B: 3 2B: 4 3B: 0 HR: 2	SF: 0 SAC: 0 DP: 1 HBP: 0	WP: 0 PB: 0 CS: 0	PA: 35					
PITCHER	IP	WLS	BF	H	R	ER	SO	BB	IBB	HBP	BLK	WP	HR	S	P	ERA	WHIP										
John Halama, L (1.1) ERA: 3.0	6.0	W	24	7	3	2	4	0	0	0	0	0	1	50	85	3.00	1.167										
Jose Paniagua, R (7.1) ERA	1.0	H	3	0	0	0	2	0	0	0	0	0	0	8	13	0.00	0.000										
Paul Abbott, R (8.1) ERA: 4.91	1.0	H	5	2	2	2	1	0	0	0	0	0	1	15	27	18.00	2.000										
Kazuhiro Sasaki, R (9.1) ERA	1.0	S	3	0	0	0	1	0	0	0	0	0	0	9	14	0.00	0.000										

Batter	1	2	3	4	5	6	7	8	9	AB	R	H	RBI	BB	SO	LOB	BOTTOM										
Mike Cameron, R (1.8) OBP: 0.278, SLG: 0.588	G6-3							K		4	0	1	0	1	2	2	New York Yankees @ Seattle Mariners Safeco Field, Seattle, WA Fri Apr 07 2000, 7:05 PM PDT Att: 40,827 - Sunny - 55 F										
Stan Javier, S (1.10) OBP: 0.556, SLG: 0.429	L3							1B		5	0	2	0	0	1	3											
Alex Rodriguez, R (1.6) OBP: 0.611, SLG: 1.111	HR							F8		2	2	1	2	2	0	2											
John Olerud, L (1.3) OBP: 0.278, SLG: 0.400	1B							F8		4	0	1	1	1	2	5											
Jay Buhner, R (1.9) OBP: 0.429, SLG: 0.692								K		5	1	2	1	0	1	2											
John Mabry, L (9.9) OBP: 0.250, SLG: 0.143										0	0	0	0	0	0	0											
David Bell, R (1.4) OBP: 0.200, SLG: 0.400	K									4	0	1	0	0	1	3											
Joe Oliver, R (1.2) OBP: 0.500, SLG: 1.250										4	2	2	2	0	1	1											
Carlos Guillen, S (1.5) OBP: 0.133, SLG: 0.071										4	0	0	0	0	1	2											
Charles Gipson, R (1.7) OBP: 0.500, SLG: 0.500										2	0	1	0	0	0	0											
Mark McLemore, S (6, PH) OBP: 0.625, SLG: 0.400										1	2	1	0	1	0	0											
Inning Stats	R: 1 H: 2 E: 0 K: 1 S: 13	H: 2 LOB: 3 BB: 1 P: 25	R: 1 H: 2 E: 0 K: 2 S: 12	H: 2 LOB: 2 BB: 2 P: 28	R: 0 H: 0 E: 0 K: 1 S: 8	H: 0 LOB: 0 BB: 0 P: 12	R: 0 H: 1 E: 0 K: 0 S: 9	H: 1 LOB: 1 BB: 0 P: 18	R: 3 H: 2 E: 0 K: 2 S: 13	H: 2 LOB: 1 BB: 1 P: 20	R: 1 H: 1 E: 0 K: 1 S: 13	H: 1 LOB: 1 BB: 0 P: 22	R: 0 H: 1 E: 0 K: 0 S: 10	H: 1 LOB: 1 BB: 0 P: 15	R: 1 H: 3 E: 0 K: 2 S: 16	H: 3 LOB: 2 BB: 0 P: 25	1B: 8 2B: 2 3B: 0 HR: 2	SF: 1 SAC: 0 DP: 0 HBP: 0	WP: 0 PB: 0 CS: 0	PA: 41							
PITCHER	IP	WLS	BF	H	R	ER	SO	BB	IBB	HBP	BLK	WP	HR	S	P	ERA	WHIP										
Andy Pettitte, L (1.1) ERA: 9.0	5.0	L	26	7	5	5	6	3	1	0	1	1	0	55	103	9.00	2.000										
Ramiro Mendoza, R (6.1) ERA: 2.45	2.0		9	2	1	1	1	1	0	0	0	0	0	23	37	4.50	1.500										
Mike Stanton, L (8.1) ERA: 6.75	1.0		6	3	1	1	2	0	0	0	0	0	0	16	25	9.00	3.000										

Batter	1	2	3	4	5	6	7	8	9	AB	R	H	RBI	BB	SO	LOB	TOP										
Chuck Knoblauch R (1,4) OBP: 0.174, SLG: 0.182	G1-3	K							G4-3	4	0	0	0	1	2	2	New York Yankees @ Seattle Mariners Safeco Field, Seattle, WA Sat Apr 08 2000, 1:05 PM PDT Att: 45,261 - Sunny - 56 F										
2 Derek Jeter R (1,6) OBP: 0.304, SLG: 0.478	K		L3						S 2B 1B	5	1	2	0	0	1	2											
Paul O'Neill L (1,9) OBP: 0.478, SLG: 0.619			G4-3						PB 1-H 2B	5	0	2	1	0	0	3											
Bernie Williams S (1,8) OBP: 0.348, SLG: 0.619	F5		K						K	4	0	1	0	1	2	2											
Tino Martinez L (1,3)										4	1	2	1	0	0	3											
Ricky Ledesma L (1,7) OBP: 0.214, SLG: 0.083										2	0	0	0	2	0	1											
20 Jorge Posada S (1,2) OBP: 0.450, SLG: 0.500										4	0	1	0	0	0	1											
Shane Spencer R (1,10) OBP: 0.300, SLG: 0.722										3	0	1	0	1	0	2											
Alfonso Soriano R (1,5) OBP: 0.333, SLG: 1.333										3	1	1	1	0	2	2											
Clayton Kershaw R (9,5) OBP: 0.333, SLG: 0.444	K								K	0	0	0	0	0	0	0											
Inning Stats	R: 0 H: 1 E: 0 K: 1 S: 11	H: 1 R: 1 ER: 0 LOB: 1 BB: 0 P: 15	R: 1 H: 1 E: 0 K: 2 S: 20	H: 1 R: 1 ER: 0 LOB: 2 BB: 2 P: 36	R: 0 H: 0 E: 0 K: 1 S: 8	H: 0 R: 0 ER: 0 LOB: 0 BB: 0 P: 11	R: 0 H: 1 E: 0 K: 0 S: 10	H: 1 R: 1 ER: 0 LOB: 2 BB: 1 P: 14	R: 0 H: 1 E: 0 K: 0 S: 11	H: 2 R: 2 ER: 0 LOB: 2 BB: 1 P: 18	R: 1 H: 2 E: 0 K: 1 S: 11	H: 2 R: 2 ER: 0 LOB: 1 BB: 1 P: 19	R: 0 H: 0 E: 0 K: 0 S: 8	H: 0 R: 0 ER: 0 LOB: 0 BB: 0 P: 13	R: 1 H: 2 E: 0 K: 2 S: 16	H: 2 R: 2 ER: 0 LOB: 1 BB: 0 P: 28	1B: 6 2B: 3 3B: 0 HR: 2	SF: 0 SAC: 1 DP: 2 HBP: 0	WP: 0 PB: 1 CS: 1	PA: 40							
PITCHER	IP	WLS	BF	H	R	ER	SO	BB	IBB	HBP	BLK	WP	HR	S	P	ERA	WHIP										
Gil Meche R (1,1) ERA: 2.08	4.1	19	4	1	1	4	3	0	0	0	0	0	1	55	91	2.08	1.615										
Frankie Rodriguez R (5,1) ERA: 4.5	2.0	10	4	1	1	1	1	0	0	0	0	0	1	21	35	4.50	2.500										
Arthur Rhodes L (7,1) ERA:	1.0	4	0	0	0	0	0	1	0	0	0	0	0	7	15	0.00	0.000										
Jose Mesa R (8,1) ERA: 3.38	1.2	L	7	2	1	1	2	0	0	0	0	0	0	22	37	5.40	1.200										

Batter	1	2	3	4	5	6	7	8	9	AB	R	H	RBI	BB	SO	LOB	BOTTOM										
Mark McLemore S (1,4) OBP: 0.500, SLG: 0.286	F8									4	0	0	0	0	1	0	New York Yankees @ Seattle Mariners Safeco Field, Seattle, WA Sat Apr 08 2000, 1:05 PM PDT Att: 45,261 - Sunny - 56 F										
Stan Javier S (1,10) OBP: 0.462, SLG: 0.455	L5									4	1	1	0	0	0	0											
Alex Rodriguez R (1,6) OBP: 0.545, SLG: 0.846	K									4	0	1	0	0	2	2											
John Olerud L (1,3) OBP: 0.333, SLG: 0.375										1	0	0	0	2	0	0											
John Mabry L (1,9) OBP: 0.273, SLG: 0.111										2	0	0	0	0	0	3											
David Bell R (8,PH) OBP: 0.188, SLG: 0.375	P5									1	0	0	0	0	0	1											
Mike Cameron R (1,8) OBP: 0.227, SLG: 0.476	K									4	0	0	0	0	3	7											
Raul Ibanez L (1,7) OBP: 0.750, SLG: 1.500										4	1	3	2	0	0	0											
Dan Wilson R (1,2)										4	0	0	0	0	2	4											
Carlos Guillen S (1,5) OBP: 0.111, SLG: 0.059										3	0	0	0	0	1	0											
Jay Buhner R (9,PH) OBP: 0.400, SLG: 0.643										1	0	0	0	0	1	0											
Inning Stats	R: 0 H: 0 E: 0 K: 1 S: 6	H: 0 R: 0 ER: 0 LOB: 0 BB: 0 P: 8	R: 0 H: 0 E: 0 K: 1 S: 6	H: 0 R: 0 ER: 0 LOB: 0 BB: 0 P: 10	R: 0 H: 1 E: 0 K: 1 S: 10	H: 1 R: 1 ER: 2 LOB: 3 BB: 1 P: 14	R: 0 H: 0 E: 2 K: 1 S: 14	H: 0 R: 0 ER: 2 LOB: 3 BB: 1 P: 25	R: 1 H: 1 E: 0 K: 0 S: 12	H: 1 R: 1 ER: 0 LOB: 0 BB: 0 P: 21	R: 1 H: 2 E: 0 K: 3 S: 19	H: 2 R: 2 ER: 0 LOB: 3 BB: 1 P: 34	R: 0 H: 0 E: 0 K: 1 S: 6	H: 0 R: 0 ER: 0 LOB: 0 BB: 0 P: 6	R: 0 H: 1 E: 0 K: 0 S: 7	H: 1 R: 1 ER: 0 LOB: 1 BB: 0 P: 11	R: 0 H: 0 E: 0 K: 1 S: 9	H: 0 R: 0 ER: 0 LOB: 0 BB: 0 P: 11	1B: 3 2B: 1 3B: 0 HR: 1	SF: 0 SAC: 1 DP: 1 HBP: 1	WP: 0 PB: 0 CS: 0	PA: 36					
PITCHER	IP	WLS	BF	H	R	ER	SO	BB	IBB	HBP	BLK	WP	HR	S	P	ERA	WHIP										
Orlando Hernandez R (1,1) ERA: 1.93	7.0	29	4	2	2	9	1	1	1	0	0	0	1	73	118	2.57	0.714										
Jason Grimsley R (8,1) ERA:	0.0	1	1	0	0	0	0	0	0	0	0	0	0	3	4	-	-										
Mike Stanton L (8,1) ERA: 5.4	0.1	1	0	0	0	0	0	0	0	0	0	0	0	1	1	0.00	0.000										
Jeff Nelson R (8,1) ERA:	0.2	W	2	0	0	0	0	0	0	0	0	0	0	3	6	0.00	0.000										
42 Mariano Rivera R (9,1) ERA: 3.0	1.0	S	3	0	0	0	1	0	0	0	0	0	0	9	11	0.00	0.000										

AB	34
R	3
H	10
RBI	3
BB	5
SO	7
LOB	18



Batter	1	2	3	4	5	6	7	8	9	AB	R	H	RBI	BB	SO	LOB	TOP																					
Chuck Knoblauch R (1,4) OBP: 0.185, SLG: 0.231	G4-3			2B		F9			F9	4	1	1	0	0	0	0																						
2 Derek Jeter R (1,6) OBP: 0.296, SLG: 0.481	P4			G4-3 2B		F8			K	4	1	1	1	0	1	0																						
Paul O'Neill L (1,9) OBP: 0.407, SLG: 0.520	F8			G4-3 2B		G1-4-3			G4-3	4	0	0	0	0	0	1																						
Bernie Williams S (1,8) OBP: 0.308, SLG: 0.565		K		SF7 2B					L5	2	0	0	1	0	1	0																						
Tino Martinez L (1,3) OBP: 0.292, SLG: 0.591	G1-3			G3-1					K	3	0	0	0	0	1	0																						
20 Jorge Posada S (1,2) OBP: 0.391, SLG: 0.429	F3					G6-3			F7	3	0	0	0	0	0	0																						
Jim Leyritz R (1,10)				F8		G5-3			F2	3	0	0	0	0	0	0																						
Roberto Kelly R (1,7) OBP: 0.100, SLG: 0.200				G5-3		G6-3			K	3	0	0	0	0	1	0																						
Alfonso Soriano R (1,5) OBP: 0.333, SLG: 1.333				K					L7	3	1	1	1	0	1	0																						
									HR																													
Inning Stats	R: 0 H: 0 E: 0 K: 0 S: 9	H: 0 LOB: 0 BB: 0 P: 14	R: 0 H: 0 E: 0 K: 1 S: 7	H: 0 LOB: 0 BB: 0 P: 9	R: 0 H: 0 E: 0 K: 1 S: 9	H: 0 LOB: 0 BB: 0 P: 12	R: 2 H: 2 E: 0 K: 0 S: 8	H: 2 LOB: 0 BB: 0 P: 12	R: 0 H: 0 E: 0 K: 0 S: 8	H: 0 LOB: 0 BB: 0 P: 12	R: 1 H: 1 E: 0 K: 0 S: 9	H: 1 LOB: 0 BB: 0 P: 12	R: 0 H: 0 E: 0 K: 1 S: 5	H: 0 LOB: 0 BB: 0 P: 7	R: 0 H: 0 E: 0 K: 1 S: 8	H: 0 LOB: 0 BB: 0 P: 14	R: 0 H: 0 E: 0 K: 1 S: 11	H: 0 LOB: 0 BB: 0 P: 18	1B: 0 2B: 2 3B: 0 HR: 1	SF: 1 SAC: 0 DP: 0 HBP: 0	WP: 0 PB: 0 CS: 0	PA: 30																
PITCHER	IP	WLS	BF	H	R	ER	SO	BB	IBB	HBP	BLK	WP	HR	S	P	ERA	WHIP	PITCHER				IP	WLS	BF	H	R	ER	SO	BB	IBB	HBP	BLK	WP	HR	S	P	ERA	WHIP
Jamie Moyer L (1,1) ERA: 3.14	8.0	W	27	3	3	3	4	0	0	0	0	0	1	63	92	3.38	0.375																					
Jose Paniagua R (9,1) ERA:	1.0		3	0	0	0	1	0	0	0	0	0	0	11	18	0.00	0.000																					

New York Yankees @ Seattle Mariners
Safeco Field, Seattle, WA
 Sun Apr 09 2000, 1:35 PM PDT
 Att: 45,488 - Overcast - 54 F

AB 29
R 3
H 3
RBI 3
BB 0
SO 5
LOB 1



Batter	1	2	3	4	5	6	7	8	9	AB	R	H	RBI	BB	SO	LOB	BOTTOM																					
Mark McLemore S (1,7) OBP: 0.440, SLG: 0.222	G6-3		FC6		G4-3 1B	L4-3		F9		4	1	0	0	1	0	4																						
Mike Cameron R (1,8) OBP: 0.296, SLG: 0.480	K		CS		G4-3 1B			K		4	2	2	2	1	2	2																						
Alex Rodriguez R (1,6) OBP: 0.500, SLG: 0.765	K		1B		G4-3 1B			K		4	1	1	2	0	2	4																						
John Olerud L (1,3) OBP: 0.320, SLG: 0.333			BB		F7	SF7		L9		2	0	0	1	1	0	1																						
Edgar Martinez R (1,10) OBP: 0.286, SLG: 0.286	F9				G1-3	HR		G6-4-3		4	1	2	2	0	0	1																						
Jay Buhner R (1,9) OBP: 0.421, SLG: 0.833						1B		1B		4	1	2	2	0	1	2																						
Charles Gipson R (8,9) OBP: 0.500, SLG: 0.500	K				2B	HR		G6-4-3		0	0	0	0	0	0	0																						
David Bell R (1,4) OBP: 0.200, SLG: 0.316	L7				L6	F5		BB		3	0	0	0	1	0	2																						
Dan Wilson R (1,2) OBP: 0.263, SLG: 0.125					F9	BB		L4-3		3	1	2	0	1	0	0																						
Carlos Guillen S (1,5) OBP: 0.143, SLG: 0.053					F9	SH		B5		2	2	0	0	1	1	3																						
					FC6	1B		K																														
Inning Stats	R: 0 H: 0 E: 0 K: 2 S: 8	H: 0 LOB: 0 BB: 0 P: 13	R: 0 H: 0 E: 0 K: 1 S: 7	H: 0 LOB: 1 BB: 1 P: 14	R: 1 H: 1 E: 1 K: 1 S: 14	H: 1 LOB: 2 BB: 1 P: 28	R: 0 H: 1 E: 0 K: 0 S: 11	H: 1 LOB: 1 BB: 0 P: 20	R: 6 H: 4 E: 1 K: 0 S: 22	H: 4 LOB: 0 BB: 1 P: 36	R: 0 H: 1 E: 0 K: 0 S: 6	H: 1 LOB: 0 BB: 0 P: 9	R: 2 H: 2 E: 0 K: 0 S: 6	H: 2 LOB: 0 BB: 1 P: 15	R: 0 H: 0 E: 0 K: 2 S: 8	H: 0 LOB: 2 BB: 2 P: 22	R: 0 H: 0 E: 0 K: 2 S: 8	H: 0 LOB: 2 BB: 2 P: 22	1B: 6 2B: 4 3B: 0 HR: 1	SF: 1 SAC: 1 DP: 3 HBP: 0	WP: 0 PB: 0 CS: 1	PA: 38																
PITCHER	IP	WLS	BF	H	R	ER	SO	BB	IBB	HBP	BLK	WP	HR	S	P	ERA	WHIP	PITCHER				IP	WLS	BF	H	R	ER	SO	BB	IBB	HBP	BLK	WP	HR	S	P	ERA	WHIP
Roger Clemens R (1,1) ERA: 0.75	6.0	L	28	7	7	1	4	3	0	0	0	0	1	68	120	1.50	1.667																					
Todd Erdos R (7,1) ERA: 8.31	1.0		5	2	2	2	0	1	0	0	0	0	0	6	15	18.00	3.000																					
Allen Watson L (8,1) ERA: 10.8	1.0		5	0	0	0	2	2	0	0	0	0	0	8	22	0.00	2.000																					

New York Yankees @ Seattle Mariners
Safeco Field, Seattle, WA
 Sun Apr 09 2000, 1:35 PM PDT
 Att: 45,488 - Overcast - 54 F

AB 30
R 9
H 9
RBI 9
BB 6
SO 6
LOB 19



Batter	1	2	3	4	5	6	7	8	9	AB	R	H	RBI	BB	SO	LOB	TOP				
Mark McLemore, S OBP: 0.367, SLG: 0.174 (1, 7)	F8	F8		G4-3		L3		G3-1		5	0	0	0	0	0	5					
Mike Cameron, R OBP: 0.291, SLG: 0.414 (1, 8)	E6		P6	K		F9			1B BB	4	0	0	0	1	1	2					
Alex Rodriguez, R OBP: 0.516, SLG: 0.714 (1, 6)	E5		1B	1B		FC5-4 1B		1B BB	K	4	0	2	0	1	1	2					
John Olerud, L OBP: 0.367, SLG: 0.435 (1, 3)				FC5-4 1B		FC5-4 1B E		F7		5	1	3	0	0	0	2					
Edgar Martinez, R OBP: 0.167, SLG: 0.167 (1, 10)	F9		K	K		F7		F9	K	5	0	0	0	0	2	8					
Jay Buhner, R OBP: 0.458, SLG: 0.783 (1, 9)		1B G6-3 1B	FC5-4		E8 1B				G4-3	5	0	3	0	0	0	4					
David Bell, R OBP: 0.174, SLG: 0.273 John Mabry, L OBP: 0.250, SLG: 0.100 (7, PH) (7, 7)		G6-3		G3-1		G1-3				3	0	0	0	0	0	2					
Dan Wilson, R OBP: 0.348, SLG: 0.300 (1, 2)								F9		4	1	3	0	0	0	0					
Carlos Guillen, S OBP: 0.200, SLG: 0.136 (1, 5)		K		G4-3 2H		L3 BB		F8		3	0	1	1	1	1	2					
Inning Stats	R: 0 E: 2 K: 0 S: 14	H: 1 LOB: 2 BB: 0 P: 22	R: 0 E: 0 K: 1 S: 13	H: 2 LOB: 2 BB: 0 P: 20	R: 0 E: 0 K: 1 S: 12	H: 2 LOB: 2 BB: 0 P: 17	R: 1 E: 0 K: 1 S: 11	H: 2 LOB: 1 BB: 0 P: 14	R: 1 E: 1 K: 0 S: 8	H: 2 LOB: 1 BB: 0 P: 11	R: 0 E: 0 K: 1 S: 13	H: 1 LOB: 2 BB: 1 P: 21	R: 0 E: 0 K: 1 S: 9	H: 0 LOB: 0 BB: 0 P: 14	R: 0 E: 0 K: 2 S: 13	H: 1 LOB: 2 BB: 1 P: 23	1B: 9 2B: 4 3B: 0 HR: 0	SF: 0 SAC: 0 DP: 1 HBP: 0	WP: 0 PB: 0 SB: 0 CS: 0	PA: 42	
PITCHER	IP	WLS	BF	H	R	ER	SO	BB	IBB	HBP	BLK	WP	HR	S	P	ERA	WHIP				
Brian Moehler, R ERA: 3.0	6.0	W	29	10	2	1	3	1	0	0	0	0	0	71	105	1.50	1.833				
Danny Patterson, R ERA:	0.2	H	4	1	0	0	0	1	0	0	0	0	0	8	16	0.00	3.000				
Doug Brocail, R ERA: 5.79	1.1	H	4	0	0	0	1	0	0	0	0	0	0	13	19	0.00	0.000				
Todd Jones, R ERA:	1.0	S	5	1	0	0	2	1	0	0	0	0	0	13	23	0.00	2.000				

Seattle Mariners @ Detroit Tigers
Comerica Park, Detroit, MI
Tue Apr 11 2000, 1:05 PM EDT
Att: 39,168 - Cloudy - 36 F

AB 39
R 2
H 12
RBI 1
BB 3
SO 6
LOB 29



Batter	1	2	3	4	5	6	7	8	9	AB	R	H	RBI	BB	SO	LOB	BOTTOM				
Luis Polonia, L OBP: 0.250, SLG: 0.304 (1, 10)	1B 3B	3B BB		P5		F8		F7		4	2	1	0	1	0	3					
Gregg Jefferies, S OBP: 0.545, SLG: 0.375 Shane Halter, R OBP: 0.167, SLG: 0.167 (7, 4) (7, 4)	BB BLK 1B	K		G4-3		E8 1B		F8		4	1	2	2	0	1	3					
Bobby Higginson, L OBP: 0.290, SLG: 0.321 (1, 7)	F8			F8		G5-3				4	0	1	2	0	0	3					
Tony Clark, S OBP: 0.333, SLG: 0.391 (1, 3)	K	G4-3				F4			1B	4	0	1	0	0	1	2					
Brad Ausmus, R OBP: 0.531, SLG: 0.680 (1, 2)	BLK BB 1B		G5-3		G5-3		L3			3	0	0	0	1	0	1					
Dean Palmer, R OBP: 0.394, SLG: 0.615 (1, 5)	BLK BB		E2				K			2	0	0	0	2	1	1					
Karim Garcia, L (1, 9)	K		F5				K			4	0	0	0	0	3	5					
Juan Encarnacion, R OBP: 0.393, SLG: 0.615 (1, 8)		SH3-4 3B 1B	G6-3			SH3-4 E BB		SH5-4 2B		3	2	2	0	1	0	1					
Deivi Cruz, R OBP: 0.360, SLG: 0.458 (1, 6)		SH3-4		G4-3 2B		SH3-4		SH5-4		1	0	1	0	0	0	0					
Inning Stats	R: 2 E: 0 K: 2 S: 16	H: 2 LOB: 2 BB: 2 P: 28	R: 0 E: 0 K: 1 S: 11	H: 2 LOB: 1 BB: 1 P: 17	R: 0 E: 0 K: 0 S: 10	H: 0 LOB: 1 BB: 0 P: 15	R: 0 E: 0 K: 0 S: 8	H: 1 LOB: 1 BB: 0 P: 11	R: 0 E: 0 K: 1 S: 12	H: 0 LOB: 1 BB: 1 P: 19	R: 1 E: 1 K: 0 S: 14	H: 1 LOB: 1 BB: 1 P: 25	R: 0 E: 0 K: 2 S: 12	H: 1 LOB: 1 BB: 0 P: 16	R: 0 E: 0 K: 0 S: 6	H: 1 LOB: 1 BB: 0 P: 7	1B: 4 2B: 2 3B: 2 HR: 0	SF: 0 SAC: 3 DP: 0 HBP: 0	WP: 0 PB: 0 SB: 0 CS: 0	PA: 38	
PITCHER	IP	WLS	BF	H	R	ER	SO	BB	IBB	HBP	BLK	WP	HR	S	P	ERA	WHIP				
Freddy Garcia, R ERA: 5.73	6.0	L	30	6	5	5	4	5	0	0	0	0	0	71	115	7.50	1.833				
Jose Paniagua, R ERA:	2.0		8	2	0	0	2	0	0	0	0	0	0	18	23	0.00	1.000				

Seattle Mariners @ Detroit Tigers
Comerica Park, Detroit, MI
Tue Apr 11 2000, 1:05 PM EDT
Att: 39,168 - Cloudy - 36 F

AB 30
R 5
H 8
RBI 4
BB 5
SO 6
LOB 20



Batter	1	2	3	4	5	6	7	8	9	AB	R	H	RBI	BB	SO	LOB	TOP			
Mark McLemore, S OBP: 0.371, SLG: 0.214 (1, 7)										5	1	2	0	0	1	3				
David Bell, R OBP: 0.143, SLG: 0.222 (1, 4)										5	0	0	0	0	1	3				
Alex Rodriguez, R OBP: 0.514, SLG: 0.680 (1, 6)										4	2	2	0	0	0	0				
John Olerud, L OBP: 0.412, SLG: 0.500 (1, 3)										3	1	2	1	1	0	0				
Edgar Martinez, R OBP: 0.188, SLG: 0.188 (1, 10)										4	0	1	1	0	1	3				
Jay Buhner, R OBP: 0.393, SLG: 0.667 Charles Gipson, R OBP: 0.500, SLG: 0.500 (1, 9)										4	0	0	0	0	1	5				
Carlos Guillen, S OBP: 0.393, SLG: 0.125 Raul Ibanez, L OBP: 0.697, SLG: 1.167 (5, 7)										2	0	0	0	0	1	0				
Dan Wilson, R OBP: 0.370, SLG: 0.348 (1, 2)										3	0	1	0	1	0	1				
Mike Cameron, R OBP: 0.257, SLG: 0.375 (1, 8)										3	0	0	0	0	2	1				
Inning Stats	R: 2 E: 0 K: 1 S: 17	H: 3 LOB: 1 BB: 0 P: 24	R: 0 E: 1 K: 1 S: 10	H: 1 LOB: 1 BB: 0 P: 11	R: 0 E: 0 K: 0 S: 8	H: 0 LOB: 0 BB: 0 P: 12	R: 0 E: 0 K: 1 S: 6	H: 0 LOB: 0 BB: 0 P: 8	R: 0 E: 0 K: 2 S: 12	H: 2 LOB: 1 BB: 0 P: 22	R: 0 E: 0 K: 0 S: 9	H: 0 LOB: 0 BB: 0 P: 9	R: 0 E: 0 K: 0 S: 9	H: 2 LOB: 2 BB: 0 P: 15	R: 0 E: 0 K: 1 S: 9	H: 0 LOB: 1 BB: 1 P: 16	1B: 7 2B: 2 3B: 0 HR: 0	SF: 0 SAC: 1 DP: 1 HBP: 0	WP: 1 PB: 0 SB: 1 CS: 0	PA: 38
PITCHER	IP WLS BF H R ER SO BB IBB HBP BLK WP HR S P ERA WHIP																			
Dave Milick, R ERA: 9.9 (1, 1)	6.0 L 26 7 4 4 4 1 0 0 0 0 1 0 65 97 6.00 1.333																			
Matt Anderson, R ERA: (7, 1)	1.2 7 2 0 0 2 0 0 0 0 0 0 0 17 23 0.00 1.200																			
Jim Poole, L ERA: (8, 1)	0.1 1 0 0 0 0 0 0 0 0 0 0 0 1 1 0.00 0.000																			
Mark Johnson, R ERA: 9.82 (9, 1)	1.0 4 0 0 0 1 1 0 0 0 0 0 0 9 16 0.00 1.000																			

Seattle Mariners @ Detroit Tigers
Comerica Park, Detroit, MI
Wed Apr 12 2000, 7:05 PM EDT
Att: 21,405 - Sunny - 44 F

AB 35
R 4
H 9
RBI 4
BB 2
SO 7
LOB 18



Batter	1	2	3	4	5	6	7	8	9	AB	R	H	RBI	BB	SO	LOB	BOTTOM			
Luis Polonia, L OBP: 0.250, SLG: 0.269 (1, 10)										3	0	0	0	1	0	0				
Gregg Jefferies, S OBP: 0.400, SLG: 0.250 (1, 4)										4	0	0	0	0	0	1				
Bobby Higginson, L OBP: 0.286, SLG: 0.313 (1, 7)										4	0	1	0	0	0	0				
Tony Clark, S OBP: 0.300, SLG: 0.346 (1, 3)										3	0	0	0	0	0	1				
Brad Ausmus, R OBP: 0.486, SLG: 0.607 (1, 2)										3	0	0	0	0	0	0				
Dean Palmer, R OBP: 0.361, SLG: 0.552 (1, 5)										3	0	0	0	0	1	0				
Juan Encarnacion, R OBP: 0.355, SLG: 0.552 (1, 8)										3	0	0	0	0	0	1				
Karim Garcia, L OBP: 0.182, SLG: 0.182 (1, 9)										3	0	2	0	0	0	0				
Deivi Cruz, R OBP: 0.321, SLG: 0.407 (1, 6)										3	0	0	0	0	0	2				
Inning Stats	R: 0 E: 0 K: 0 S: 6	H: 0 LOB: 0 BB: 0 P: 8	R: 0 E: 1 K: 0 S: 7	H: 0 LOB: 0 BB: 0 P: 10	R: 0 E: 0 K: 0 S: 10	H: 1 LOB: 0 BB: 0 P: 15	R: 0 E: 0 K: 0 S: 8	H: 0 LOB: 0 BB: 0 P: 13	R: 0 E: 0 K: 0 S: 5	H: 0 LOB: 1 BB: 1 P: 16	R: 0 E: 0 K: 0 S: 5	H: 1 LOB: 0 BB: 0 P: 8	R: 0 E: 0 K: 1 S: 8	H: 1 LOB: 1 BB: 0 P: 8	R: 0 E: 0 K: 0 S: 9	H: 0 LOB: 0 BB: 0 P: 15	1B: 3 2B: 0 3B: 0 HR: 0	SF: 0 SAC: 0 DP: 2 HBP: 0	WP: 0 PB: 0 SB: 0 CS: 0	PA: 30
PITCHER	IP WLS BF H R ER SO BB IBB HBP BLK WP HR S P ERA WHIP																			
Aaron Sele, R ERA: 1.2 (1, 1)	9.0 W 30 3 0 0 1 1 0 0 0 0 0 0 65 99 0.00 0.444																			

Seattle Mariners @ Detroit Tigers
Comerica Park, Detroit, MI
Wed Apr 12 2000, 7:05 PM EDT
Att: 21,405 - Sunny - 44 F

AB 29
R 0
H 3
RBI 0
BB 1
SO 1
LOB 5



Batter	1	2	3	4	5	6	7	8	9	AB	R	H	RBI	BB	SO	LOB	TOP								
Mark McLemore, S (1,4) OBP: 0.425, SLG: 0.258	2-1 CS 1B		2-1 G4-3			4-1 1B F7-2 BB	4-0 FC6-4 IBB		1-1 G5-4-3 1B	3	0	2	0	2	0	1									
David Bell, R (1,5) OBP: 0.182, SLG: 0.281	2-0 F9			2-0 2B		1-2 WP BB 1B	1-1 FC6-4		1-2 G5-4-3 1B	5	0	2	0	0	0	6									
Alex Rodriguez, R (1,6) OBP: 0.513, SLG: 0.630	4-2 CS 1-2 BB			1-3 K		4-2 WP BB 1B		1-2 L1		2	0	0	0	2	1	1									
John Olerud, L (1,3) OBP: 0.395, SLG: 0.467	1-0 CS 1-2	1-2 F8		1-0 P6		0-1 F7-2		2-1 FC6-4 1B		4	0	1	0	0	0	4									
Edgar Martinez, R (1,10)		3-2 G5-3		0-1 G3		2-1 G1-4-3		3-1 FC6-4 1B		4	0	1	0	0	0	3									
Jay Buhner, R (1,9) OBP: 0.387, SLG: 0.621		1-0 F8		0-0 P5		4-1 G6-3 1B		2-2 FC6-4		2	0	0	0	1	0	0									
Charles Gipson, R (7, PR) OBP: 0.500, SLG: 0.500										0	0	0	0	0	0	0									
Stan Javier, S (8, PH) OBP: 0.429, SLG: 0.417										1	0	0	0	0	0	2									
Raul Ibanez, L (1,7) OBP: 0.400, SLG: 0.700			3-2 F8	1-3 K2-3		0-3 K		0-3 K		4	0	0	0	0	3	3									
Joe Oliver, R (1,2) OBP: 0.500, SLG: 1.000			1-2	0-3 K		2-1 G6-3 1B				2	0	1	0	0	1	0									
John Mabry, L (7, PH) OBP: 0.368, SLG: 0.182						1-2 FC5-4 1B				1	0	1	0	0	0	0									
Dan Wilson, R (7, 2) OBP: 0.357, SLG: 0.333										1	0	0	0	0	0	0									
Mike Cameron, R (1,8) OBP: 0.256, SLG: 0.361			3-3 K	1-0 FC5-4		2-1 G6-3		1-2 1B		4	0	1	0	0	1	4									
Inning Stats	R: 0 E: 0 K: 0 S: 5	H: 1 LOB: 0 BB: 1 P: 14	R: 0 E: 0 K: 0 S: 8	H: 0 LOB: 0 BB: 0 P: 13	R: 0 E: 0 K: 1 S: 11	H: 1 LOB: 1 BB: 0 P: 20	R: 0 E: 0 K: 1 S: 7	H: 1 LOB: 1 BB: 0 P: 11	R: 0 E: 0 K: 2 S: 8	H: 0 LOB: 0 BB: 0 P: 10	R: 0 E: 0 K: 0 S: 10	H: 1 LOB: 2 BB: 2 P: 21	R: 0 E: 0 K: 1 S: 10	H: 1 LOB: 2 BB: 0 P: 23	R: 0 E: 0 K: 1 S: 15	H: 2 LOB: 2 BB: 0 P: 23	R: 0 E: 0 K: 0 S: 12	H: 2 LOB: 1 BB: 0 P: 16	1B: 8 2B: 2 3B: 0 HR: 0	SF: 0 SAC: 0 DP: 2 HBP: 0	WP: 2 PB: 0 SB: 0 CS: 2	PA: 39			
PITCHER	IP	WLS	BF	H	R	ER	SO	BB	IBB	HBP	BLK	WP	HR	S	P	ERA	WHIP								
Hideo Nomo, R (1, 1) ERA: 1.35	6.0		24	4	0	0	4	4	0	0	0	2	0	50	94	0.00	1.333								
Jim Poole, L (7, 1) ERA:	0.1		1	0	0	0	1	0	0	0	0	0	0	3	3	0.00	0.000								
Danny Patterson, R (7, 1) ERA:	0.2		4	1	0	0	0	0	1	0	0	0	0	6	15	0.00	1.500								
Doug Brocail, R (8, 1) ERA: 4.76	1.0	W	5	2	0	0	1	0	0	0	0	0	0	15	23	0.00	2.000								
Todd Jones, R (9, 1) ERA:	1.0	S	4	2	0	0	0	0	0	0	0	0	0	12	16	0.00	2.000								

Seattle Mariners @ Detroit Tigers
Comerica Park, Detroit, MI
Thu Apr 13 2000, 7:05 PM EDT
Att: 20,781 - Cloudy - 50 F

AB 33
R 0
H 9
RBI 0
BB 5
SO 6
LOB 24



Batter	1	2	3	4	5	6	7	8	9	AB	R	H	RBI	BB	SO	LOB	BOTTOM								
Luis Polonia, L (1,9) OBP: 0.257, SLG: 0.276	0-2 FC4-6 1B		0-2 G4-3		1-3 K		3-3 K			3	0	1	0	0	1	0									
Wendell Magee, R (7, PH) OBP: 0.500, SLG: 1.250										1	0	0	0	0	1	1									
Brad Ausmus, R (1,2) OBP: 0.482, SLG: 0.563	1-0 P6		2-1 G4-3		3-2 FC6-4 1B		0-2 F9			4	0	1	0	0	0	2									
Gregg Jefferies, S (1,4) OBP: 0.389, SLG: 0.333	2-1 FC4-6 1B		1-2		0-1 L6			4-1 2B BB		3	0	1	0	0	0	2									
Shane Halter, R (8, 4) OBP: 0.286, SLG: 0.167	1-2 E 1-2 1B									0	1	0	0	1	0	0									
Juan Gonzalez, R (1, 10) OBP: 0.300, SLG: 0.333	0-0 E7		2-0 F7		1-1 FC6-4			1-0 1B SF8 2B		4	0	2	1	0	0	2									
Karim Garcia, L (8, PR) OBP: 0.182, SLG: 0.182	1-3 1B									0	1	0	0	0	0	0									
Bobby Higginson, L (1, 7) OBP: 0.282, SLG: 0.306	1-2 P4			1-0 F8		1-1 G5-3		0-0 FC4-6 1B		4	0	1	0	0	0	2									
Dean Palmer, R (1, 5) OBP: 0.375, SLG: 0.548		4-1 WP BB		0-2 BB 1B		3-3 K		1-0 SF8		2	0	1	1	1	1	0									
Tony Clark, S (1, 3) OBP: 0.265, SLG: 0.300		1-3 K		0-0 F9		1-3 K		3-0 FC4-6 1B		4	0	0	0	0	2	4									
Juan Encarnacion, R (1, 8) OBP: 0.400, SLG: 0.563		1-3 K		4-0 BB		2-2 SH3-4 1B		2-1 FC5-4 1B		3	0	2	0	1	1	1									
Deivi Cruz, R (1, 6) OBP: 0.290, SLG: 0.367		0-0 L4		1-3 K		1-0 SH3-4 1B		1-2 FC5-4		3	0	0	0	0	1	5									
Inning Stats	R: 0 E: 1 K: 0 S: 10	H: 2 LOB: 2 BB: 0 P: 14	R: 0 E: 0 K: 2 S: 8	H: 0 LOB: 1 BB: 1 P: 14	R: 0 E: 0 K: 0 S: 9	H: 1 LOB: 1 BB: 0 P: 14	R: 0 E: 0 K: 1 S: 8	H: 1 LOB: 2 BB: 1 P: 14	R: 2 E: 0 K: 0 S: 11	H: 3 LOB: 2 BB: 1 P: 20	1B: 7 2B: 2 3B: 0 HR: 0	SF: 1 SAC: 1 DP: 0 HBP: 0	WP: 1 PB: 0 SB: 0 CS: 0	PA: 36											
PITCHER	IP	WLS	BF	H	R	ER	SO	BB	IBB	HBP	BLK	WP	HR	S	P	ERA	WHIP								
Gil Meche, R (1, 1) ERA: 0.84	6.1		27	6	0	0	6	2	0	0	0	1	0	58	92	0.00	1.263								
Arthur Rhodes, L (7, 1) ERA: 2.45	0.2	L	3	0	1	1	1	1	0	0	0	0	0	7	14	13.50	1.500								
Jose Mesa, R (8, 1) ERA: 4.91	1.0		6	3	1	1	0	0	0	0	0	0	0	10	15	9.00	3.000								

Seattle Mariners @ Detroit Tigers
Comerica Park, Detroit, MI
Thu Apr 13 2000, 7:05 PM EDT
Att: 20,781 - Cloudy - 50 F

AB 31
R 2
H 9
RBI 2
BB 3
SO 7
LOB 19



Batter	1	2	3	4	5	6	7	8	9	AB	R	H	RBI	BB	SO	LOB	TOP								
Mark McLemore, S OBP: 0.478, SLG: 0.382 (1, 4)	4-1 1B 2B BB	1-0 F8		2-2 HR		0-2 S HR SF7 1B	1-0 E HBP		4-2 E 1B 2B BB	3	4	2	1	2	0	1									
Stan Javier, S OBP: 0.480, SLG: 0.450 (1, 7)	1-1 2B	1-0 F8		4-1 1B BB		1-1 SF7	0-0 E5		0-0 E 2B 1B	4	1	2	2	1	0	2									
Charles Gipson, R OBP: 0.333, SLG: 0.333 (9, FR)	1-2 2B 1B					1-2 3-H 4-2	1-3 2-H		1-2 2-3 3-H E 2B 1B	0	1	0	0	0	0	0									
Alex Rodriguez, R OBP: 0.500, SLG: 0.622 (1, 6)	3-2 1B 2B			1-3 K	0-2 L9				1-1 E5 2B	5	3	1	3	1	1	5									
John Olerud, L OBP: 0.429, SLG: 0.474 (1, 3)	1-2 G3 1B			1-1 G6-3	1-0 1B				1-2 HR BB K	5	2	3	3	1	1	2									
Edgar Martinez, R OBP: 0.258, SLG: 0.452 (1, 10)	2-1 P3			1-0 1B	3-2 G3				0-0 G6-3 2B	6	1	2	4	0	0	5									
Raul Ibanez, L OBP: 0.385, SLG: 0.615 (5, PH)	2-1 G3			2-2 1B					0-1 G6-3	2	0	1	0	0	0	1									
David Bell, R OBP: 0.214, SLG: 0.275 (5, 5)	1-2 F5			1-2 1B					3-H G6-3	4	0	0	1	0	2	1									
Tom Lampkin, L (1, 2)	0-0 F5			1-2 L6					4-1 BB	3	0	0	0	0	0	3									
Joe Oliver, R OBP: 0.444, SLG: 0.750 (6, 2)									1-1 G5-3	2	0	0	0	1	0	0									
John Mabry, L OBP: 0.366, SLG: 0.471 (5, 9)				0-1 HR	2-1 G6-3				2-3 K 1B G3	6	2	3	1	0	1	1									
Mike Cameron, R OBP: 0.286, SLG: 0.386 (1, 8)	0-2 F7			3-2 G6-3					4-0 1B BB E BB	4	3	2	0	1	0	1									
Inning Stats	R: 3 E: 0 K: 0 S: 18	H: 3 LOB: 1 BB: 1 P: 31	R: 0 E: 0 K: 0 S: 7	H: 1 LOB: 1 BB: 0 P: 11	R: 0 E: 0 K: 1 S: 14	H: 2 LOB: 2 BB: 0 P: 20	R: 2 E: 0 K: 0 S: 22	H: 3 LOB: 2 BB: 1 P: 35	R: 0 E: 0 K: 1 S: 9	H: 0 LOB: 0 BB: 0 P: 13	R: 5 E: 0 K: 0 S: 20	H: 3 LOB: 0 BB: 2 P: 35	R: 1 E: 1 K: 2 S: 13	H: 1 LOB: 2 BB: 0 P: 20	R: 0 E: 0 K: 1 S: 7	H: 0 LOB: 0 BB: 0 P: 10	R: 6 E: 1 K: 0 S: 14	H: 3 LOB: 1 BB: 3 P: 30	1B: 9 2B: 4 3B: 0 HR: 3	SF: 1 SAC: 0 DP: 0 HBP: 1	WP: 0 PB: 0 SB: 1 CS: 0	PA: 53			
PITCHER	IP	WLS	BF	H	R	ER	SO	BB	IBB	HBP	BLK	WP	HR	S	P	ERA	WHIP								
32 Roy Halladay, R ERA: 8.04	4.0	L	23	9	5	5	1	2	0	0	0	0	2	61	97	11.25	2.750								
Lance Painter, L ERA: 4.32	1.0		3	0	0	0	1	0	0	0	0	0	0	9	13	0.00	0.000								
Paul Quantrill, R ERA: 6.43	0.1		4	2	3	3	0	1	0	0	0	0	0	12	19	81.00	9.000								
Pedro Borbon, L ERA: 11.57	1.2		10	2	3	2	2	1	0	1	0	0	1	21	36	10.80	1.800								
John Frascatore, R ERA: 7.39	2.0		13	3	6	4	1	3	0	0	0	0	0	21	40	18.00	3.000								

Seattle Mariners @ Toronto Blue Jays
SkyDome, Toronto, ON
Sat Apr 15 2000, 4:05 PM EDT
Att: 21,754 - Dome - 72 F

AB 44
R 17
H 16
RBI 15
BB 7
SO 5
LOB 22



Batter	1	2	3	4	5	6	7	8	9	AB	R	H	RBI	BB	SO	LOB	BOTTOM								
Shannon Stewart, R OBP: 0.431, SLG: 0.667 (1, 7)	2-2 6-3-5 2B		2-2 1B 2B 1B	3-2 F8			1-1 L8		0-3 K	1	0	1	0	0	0	0									
Dewayne Wise, L OBP: 0.200, SLG: 0.200 (2, 7)										4	1	1	0	0	1	2									
Craig Grebeck, R OBP: 0.400, SLG: 0.667 (1, 4)	3-2 6-3-5 2-3f		1-0 F9		1-1 P4		0-0 G6-3		4-2 BB	4	0	0	0	1	0	3									
Raul Mondesi, R OBP: 0.346, SLG: 0.500 (1, 9)	0-0 G5-3		1-1 2B 1B		2-2 P6		2-1 HR		1-1 L9	5	2	2	2	0	0	2									
Carlos Delgado, L OBP: 0.314, SLG: 0.409 (1, 3)		4-2 2B G5-3 BB	2-3 K		3-2 G4-3		2-1 G3-1			3	1	0	0	1	1	2									
Tony Batista, R OBP: 0.347, SLG: 0.783 (1, 5)		3-1 S 2B	1-1 1-H 2-H 2B		1-0 2B SF8 1B			0-2 F9		4	1	3	2	0	0	0									
Marty Cordova, R OBP: 0.276, SLG: 0.353 (1, 10)		0-0 G5-3	1-1 F9		3-1 2B		1-0 G6-3			4	0	1	1	0	0	2									
José Cruz Jr., S OBP: 0.267, SLG: 0.462 (1, 8)		3-H L6		1-0 G3-1		1-2 SF8		3-3 K		3	0	0	1	0	1	1									
Alex Gonzalez, R OBP: 0.341, SLG: 0.333 (9, PH)		2-3 K		0-0 F9		3-H G5-3		0-1 G4-3		3	0	0	0	0	1	2									
Brad Fulmer, L OBP: 0.344, SLG: 0.407 (9, PH)										1	0	0	0	0	0	0									
Alberto Castillo, R OBP: 0.313, SLG: 0.467 (1, 2)			4-1 F9 1B BB		3-1 1B				3-1 BB 1B	2	1	1	0	1	0	1									
Darin Fletcher, L OBP: 0.300, SLG: 0.483 (9, PH)										1	0	1	0	0	0	0									
Inning Stats	R: 0 E: 0 K: 0 S: 8	H: 1 LOB: 0 BB: 0 P: 13	R: 1 E: 0 K: 1 S: 13	H: 1 LOB: 1 BB: 1 P: 23	R: 3 E: 0 K: 1 S: 16	H: 3 LOB: 1 BB: 1 P: 28	R: 0 E: 0 K: 0 S: 11	H: 1 LOB: 1 BB: 0 P: 18	R: 0 E: 0 K: 0 S: 11	H: 0 LOB: 0 BB: 0 P: 17	R: 1 E: 0 K: 0 S: 9	H: 2 LOB: 1 BB: 0 P: 18	R: 1 E: 0 K: 0 S: 7	H: 1 LOB: 0 BB: 0 P: 12	R: 0 E: 0 K: 1 S: 7	H: 0 LOB: 0 BB: 0 P: 11	R: 0 E: 0 K: 1 S: 12	H: 1 LOB: 2 BB: 1 P: 20	1B: 5 2B: 5 3B: 0 HR: 1	SF: 1 SAC: 0 DP: 1 HBP: 0	WP: 0 PB: 0 SB: 1 CS: 0	PA: 39			
PITCHER	IP	WLS	BF	H	R	ER	SO	BB	IBB	HBP	BLK	WP	HR	S	P	ERA	WHIP								
John Halama, L ERA: 6.23	2.2		14	5	4	4	2	2	0	0	0	0	0	35	61	13.50	2.625								
Frankie Rodriguez, R ERA: 3.68	3.1	W	13	3	1	1	0	0	0	0	0	0	0	33	56	2.70	0.900								
Jose Paniagua, R ERA: 1.29	3.0	S	12	2	1	1	2	1	0	0	0	0	1	26	43	3.00	1.000								

Seattle Mariners @ Toronto Blue Jays
SkyDome, Toronto, ON
Sat Apr 15 2000, 4:05 PM EDT
Att: 21,754 - Dome - 72 F

AB 35
R 6
H 10
RBI 6
BB 3
SO 4
LOB 15



Batter	1	2	3	4	5	6	7	8	9	AB	R	H	RBI	BB	SO	LOB	TOP					
Mark McLemore, S OBP: 0.453, SLG: 0.350 (1, 4)	F8	G5-3		G4-3		F8	2B 1B	1B HR BB	F8	6	2	1	1	1	0	0						
Stan Javier, S OBP: 0.516, SLG: 0.600 (1, 7)	K	G4-3		HR		CS BB	1B 2B	HR 1B		5	2	3	1	1	1	0						
Alex Rodriguez, R OBP: 0.536, SLG: 0.857 Raul Ibanez, L OBP: 0.385, SLG: 0.615 (8, 9)	HR		2B 1B	HR		CS 1B BB	K	HR		5	5	4	7	1	1	2						
John Olerud, L OBP: 0.491, SLG: 0.571 (1, 3)	2B		1B 1B	HR		HR 1B	1B			4	3	4	1	1	0	0						
Edgar Martinez, R OBP: 0.324, SLG: 0.457 (1, 10)	2B BB		G5-3 1B	K		HR BB	1B	F8		4	1	2	2	2	1	2						
Jay Buhner, R OBP: 0.375, SLG: 0.658 Charles Gipson, R OBP: 0.286, SLG: 0.286 (8, 6)	2B		G5-3 1B	F8		HR	F8	K		5	1	3	5	0	0	4						
John Mabry, L OBP: 0.360, SLG: 0.478 (1, 5)		G3	G5-3			F6	WP 1B			6	1	2	0	0	0	3						
Dan Wilson, R OBP: 0.385, SLG: 0.471 (1, 2)		HR	F9			K	F8	BB HBP 1B	G5-3	6	2	2	0	0	1	3						
Mike Cameron, R OBP: 0.291, SLG: 0.429 (1, 8)	HR		K			K		1B BB HR HBP	F7	5	2	1	2	0	3	2						
Inning Stats	R: 2 E: 0 K: 1 S: 10	H: 3 LOB: 2 BB: 1 P: 18	R: 2 E: 0 K: 0 S: 11	H: 2 LOB: 0 BB: 0 P: 18	R: 2 E: 0 K: 1 S: 16	H: 4 LOB: 2 BB: 0 P: 23	R: 2 E: 0 K: 1 S: 14	H: 3 LOB: 1 BB: 0 P: 23	R: 0 E: 0 K: 2 S: 11	H: 0 LOB: 0 BB: 0 P: 18	R: 4 E: 0 K: 0 S: 18	H: 3 LOB: 1 BB: 3 P: 38	R: 1 E: 0 K: 2 S: 23	H: 3 LOB: 1 BB: 1 P: 37	R: 6 E: 0 K: 1 S: 20	H: 4 LOB: 1 BB: 1 P: 32	R: 0 E: 0 K: 0 S: 7	H: 0 LOB: 0 BB: 0 P: 14	1B: 11 2B: 5 3B: 1 HR: 5	SF: 0 SAC: 0 DP: 0 HBP: 2	WP: 1 PB: 0 SB: 0 CS: 2	PA: 55
PITCHER	IP	WLS	BF	H	R	ER	SO	BB	IBB	HBP	BLK	WP	HR	S	P	ERA	WHIP					
Chris Carpenter, R ERA: 7.31 (1, 1)	3.1	L	21	11	8	8	2	1	0	0	0	0	3	42	66	21.60	3.600					
Clayton Andrews, L ERA: 7.71 (4, 1)	2.1		10	2	2	2	3	2	0	0	0	0	0	9	57	7.71	1.714					
John Frascatore, R ERA: 9.39 (6, 1)	0.1		4	2	2	2	0	1	0	0	0	1	1	9	15	54.00	9.000					
Pete Munro, R ERA: 9.0 (7, 1)	1.0		12	6	6	6	2	2	0	1	0	0	0	33	54	54.00	8.000					
Pedro Borbon, L ERA: 11.12 (8, 1)	1.0		5	1	1	1	1	0	0	1	0	0	1	10	15	9.00	1.000					

Seattle Mariners @ Toronto Blue Jays
SkyDome, Toronto, ON
Sun Apr 16 2000, 1:05 PM EDT
Att: 15,325 - Dome - 72 F

AB 47
R 19
H 22
RBI 19
BB 6
SO 8
LOB 17





Batter	1	2	3	4	5	6	7	8	9	AB	R	H	RBI	BB	SO	LOB	BOTTOM					
José Cruz Jr., S OBP: 0.260, SLG: 0.419 (1, 8)	G4-3 HR BB	K		F4		K		G3		4	1	0	0	1	2	4						
Craig Grebeck, R OBP: 0.333, SLG: 0.500 (1, 4)	G4-3			G5-4-3					L4	5	0	1	0	0	1	3						
Raul Mondesi, R OBP: 0.351, SLG: 0.509 (1, 9)	K	G5-3				G3 HR 2B	G3 1B		K	5	2	2	0	0	2	3						
Carlos Delgado, L OBP: 0.321, SLG: 0.531 (1, 3)	HR			HR		G3	G3	G4-3		5	2	2	3	0	0	2						
Tony Batista, R OBP: 0.377, SLG: 0.800 (1, 5)	2B			CS 1B		P6				4	1	3	1	0	0	1						
Brad Fullmer, L OBP: 0.361, SLG: 0.548 (1, 10)	2B			P6		HR		G3-1		4	1	2	3	0	0	2						
Marty Cordova, R OBP: 0.227, SLG: 0.286 (1, 7)	F7			K		K		F8		4	0	0	0	0	2	2						
Darrin Fletcher, L OBP: 0.324, SLG: 0.545 (1, 2)		1B 2B		1B 2B		F8		G6-3		4	0	2	0	0	0	0						
Alex Gonzalez, R OBP: 0.354, SLG: 0.333 (1, 6)		G6-3		G5-4-3 1B		G4-3				3	0	1	0	0	0	1						
Inning Stats	R: 3 E: 0 K: 1 S: 17	H: 3 LOB: 1 BB: 1 P: 30	R: 0 E: 0 K: 1 S: 14	H: 2 LOB: 0 BB: 0 P: 23	R: 1 E: 0 K: 0 S: 12	H: 2 LOB: 0 BB: 0 P: 16	R: 0 E: 0 K: 0 S: 5	H: 2 LOB: 1 BB: 0 P: 10	R: 2 E: 0 K: 1 S: 10	H: 2 LOB: 0 BB: 0 P: 16	R: 0 E: 0 K: 1 S: 8	H: 0 LOB: 0 BB: 0 P: 15	R: 1 E: 0 K: 1 S: 12	H: 2 LOB: 1 BB: 0 P: 16	R: 0 E: 0 K: 0 S: 6	H: 0 LOB: 1 BB: 0 P: 14	R: 0 E: 0 K: 1 S: 8	H: 0 LOB: 0 BB: 0 P: 10	1B: 5 2B: 5 3B: 0 HR: 3	SF: 0 SAC: 0 DP: 1 HBP: 1	WP: 0 PB: 0 SB: 0 CS: 1	PA: 40
PITCHER	IP	WLS	BF	H	R	ER	SO	BB	IBB	HBP	BLK	WP	HR	S	P	ERA	WHIP					
Freddy Garcia, R ERA: 7.31 (1, 1)	5.0	W	25	11	6	6	4	1	0	0	0	0	3	58	95	10.80	2.400					
Jose Mesa, R ERA: 4.05 (6, 1)	3.0		12	2	1	1	2	0	0	1	0	0	0	26	45	3.00	0.667					
Arthur Rhodes, L ERA: 1.93 (9, 1)	1.0		3	0	0	0	1	0	0	0	0	0	0	8	10	0.00	0.000					

Seattle Mariners @ Toronto Blue Jays
SkyDome, Toronto, ON
Sun Apr 16 2000, 1:05 PM EDT
Att: 15,325 - Dome - 72 F

AB 38
R 7
H 13
RBI 7
BB 1
SO 7
LOB 18



Batter	1	2	3	4	5	6	7	8	9	AB R H RBI BB SO LOB	TOP																								
											<p style="text-align: center;">Seattle Mariners @ Chicago White Sox Comiskey Park, Chicago, IL Mon Apr 17 2000, 8:05 PM EDT</p> <p style="text-align: right;">livebaseballscorecards.com</p> <p>AB 0 R 0 H 0 RBI 0 BB 0 SO 0 LOB 0</p> 																								
Inning Stats										1B: 0 SF: 0 WP: 0 PA: 0 2B: 0 SAC: 0 FB: 0 3B: 0 DP: 0 SB: 0 HR: 0 HBP: 0 CS: 0																									
PITCHER	IP	WLS	BF	H	R	ER	SO	BB	IBB	HBP	BLK	WP	HR	S	P	ERA	WHIP	PITCHER	IP	WLS	BF	H	R	ER	SO	BB	IBB	HBP	BLK	WP	HR	S	P	ERA	WHIP

Batter	1	2	3	4	5	6	7	8	9	AB R H RBI BB SO LOB	BOTTOM																								
											<p style="text-align: center;">Seattle Mariners @ Chicago White Sox Comiskey Park, Chicago, IL Mon Apr 17 2000, 8:05 PM EDT</p> <p style="text-align: right;">livebaseballscorecards.com</p> <p>AB 0 R 0 H 0 RBI 0 BB 0 SO 0 LOB 0</p> 																								
Inning Stats										1B: 0 SF: 0 WP: 0 PA: 0 2B: 0 SAC: 0 FB: 0 3B: 0 DP: 0 SB: 0 HR: 0 HBP: 0 CS: 0																									
PITCHER	IP	WLS	BF	H	R	ER	SO	BB	IBB	HBP	BLK	WP	HR	S	P	ERA	WHIP	PITCHER	IP	WLS	BF	H	R	ER	SO	BB	IBB	HBP	BLK	WP	HR	S	P	ERA	WHIP

Batter	1	2	3	4	5	6	7	8	9	AB	R	H	RBI	BB	SO	LOB	TOP											
Mark McLemore, S (1, 7) OBP: 0.407, SLG: 0.304	L8	F8	F7		G6-3			F7	F8	6	0	0	0	0	0	3												
Stan Javier, S (1, 9) OBP: 0.500, SLG: 0.586	1B	G3-1		G6-3	K			G6-3		4	2	1	0	1	1	1												
Alex Rodriguez, R (1, 6) OBP: 0.517, SLG: 0.804				1B	G6-3					4	1	1	0	0	1	2												
Charles Gipson, R (8, PH) OBP: 0.375, SLG: 0.375	K			1B						1	0	1	0	0	0	0												
John Olerud, L (1, 3) OBP: 0.508, SLG: 0.581				1B	SF7					1	2	1	1	2	0	0												
Raul Ibanez, L (8, PH) OBP: 0.357, SLG: 0.571	1B			2B						1	0	0	0	0	0	1												
Edgar Martinez, R (1, 10) OBP: 0.405, SLG: 0.615				2B						4	3	4	4	1	0	0												
John Mabry, L (1, 5) OBP: 0.333, SLG: 0.407				1B						4	0	0	0	1	2	5												
David Bell, R (1, 4) OBP: 0.234, SLG: 0.311				2B						5	2	2	2	0	0	3												
Dan Wilson, R (1, 2) OBP: 0.381, SLG: 0.459				1B						3	0	1	0	0	1	1												
Tom Lampkin, L (5, 2) OBP: 0.200, SLG: 0.800				1B						2	1	1	3	0	1	0												
Mike Cameron, R (1, 8) OBP: 0.305, SLG: 0.442										3	0	1	1	0	1	0												
Joe Oliver, R (9, PH) OBP: 0.400, SLG: 0.667										1	0	0	0	0	0	0												
Inning Stats	R: 1 E: 0 K: 2 S: 12	H: 2 LOB: 2 BB: 1 P: 24	R: 1 E: 0 K: 1 S: 13	H: 2 LOB: 1 BB: 0 P: 24	R: 3 E: 0 K: 1 S: 16	H: 4 LOB: 2 BB: 1 P: 29	R: 1 E: 0 K: 0 S: 9	H: 0 LOB: 0 BB: 0 P: 13	R: 2 E: 0 K: 1 S: 7	H: 1 LOB: 0 BB: 0 P: 14	R: 0 E: 0 K: 1 S: 6	H: 0 LOB: 0 BB: 0 P: 10	R: 0 E: 0 K: 0 S: 10	H: 1 LOB: 1 BB: 0 P: 16	R: 3 E: 1 K: 0 S: 13	H: 1 LOB: 0 BB: 1 P: 26	1B: 7 2B: 4 3B: 0 HR: 2	SF: 1 SAC: 0 DP: 0 HBP: 1	WP: 1 PB: 0 SB: 1 CS: 0	PA: 46								
PITCHER	IP	WLS	BF	H	R	ER	SO	BB	IBB	HBP	BLK	WP	HR	S	P	ERA	WHIP											
21 Cal Eldred, R (1, 1) ERA: 8.78	2.1		16	7	5	5	4	2	0	0	0	0	1	0	38	70	19.29	3.857										
Tanyon Sturtze, R (3, 1) ERA: 14.85	3.2	W	17	4	3	3	2	2	0	1	0	0	0	1	29	58	7.36	1.636										
41 Bill Simas, R (7, 1) ERA: 3.12	2.0		7	1	0	0	1	0	0	0	0	0	0	0	16	26	0.00	0.500										
Keith Foulke, R (9, 1) ERA: 1.93	1.0		6	1	3	2	0	1	0	0	0	0	1	13	26	18.00	2.000											

Seattle Mariners @ Chicago White Sox
Comiskey Park, Chicago, IL
Tue Apr 18 2000, 8:05 PM EDT
Att. 9,898 - Overcast - 48 F

AB 39
R 11
H 13
RBI 11
BB 5
SO 7
LOB 16



Batter	1	2	3	4	5	6	7	8	9	AB	R	H	RBI	BB	SO	LOB	BOTTOM											
Ray Durham, S (1, 4) OBP: 0.386, SLG: 0.586	1B	G6-4-3				K				5	2	2	0	1	1	2												
Jose Valentin, S (1, 6) OBP: 0.370, SLG: 0.460	14 BB			P6	14 HBP	K				5	3	2	0	1	2	3												
Frank Thomas, R (1, 10) OBP: 0.484, SLG: 0.684	14 BB			14 HBP	SF7	K				4	1	2	2	0	0	2												
Jeff Abbott, R (8, PH) OBP: 0.235, SLG: 0.250	G5-3			SF7	P4					1	0	0	0	0	1	0												
Magglio Ordonez, R (1, 9) OBP: 0.348, SLG: 0.411	SF8			G6-3	14 HBP	P6				2	1	0	0	4	0	2												
14 Paul Konerko, R (1, 5) OBP: 0.406, SLG: 0.603	SF8			G5-3	14 HBP	P6				4	2	1	3	1	0	4												
Chris Singleton, L (1, 8) OBP: 0.327, SLG: 0.490	SF8			G5-3	14 HBP	P6				5	3	4	4	0	1	1												
Carlos Lee, R (1, 7) OBP: 0.444, SLG: 0.653	G6-3									5	3	3	2	0	0	4												
McKay Christensen, L (8, 8)										0	0	0	0	0	0	0												
Greg Norton, S (1, 3) OBP: 0.313, SLG: 0.548										4	1	3	4	1	0	2												
Mark Johnson, L (1, 2) OBP: 0.294, SLG: 0.438	F2									5	2	2	3	0	0	3												
Inning Stats	R: 2 E: 0 K: 0 S: 18	H: 2 LOB: 2 BB: 2 P: 36	R: 0 E: 0 K: 0 S: 7	H: 0 LOB: 0 BB: 1 P: 14	R: 0 E: 0 K: 0 S: 8	H: 1 LOB: 1 BB: 0 P: 16	R: 11 E: 0 K: 0 S: 29	H: 9 LOB: 0 BB: 1 P: 51	R: 1 E: 0 K: 0 S: 10	H: 1 LOB: 2 BB: 2 P: 20	R: 0 E: 0 K: 2 S: 8	H: 1 LOB: 1 BB: 0 P: 12	R: 4 E: 0 K: 1 S: 20	H: 5 LOB: 2 BB: 1 P: 37	R: 0 E: 0 K: 2 S: 13	H: 0 LOB: 1 BB: 1 P: 18	1B: 13 2B: 3 3B: 0 HR: 3	SF: 2 SAC: 0 DP: 1 HBP: 1	WP: 0 PB: 1 SB: 1 CS: 0	PA: 51								
PITCHER	IP	WLS	BF	H	R	ER	SO	BB	IBB	HBP	BLK	WP	HR	S	P	ERA	WHIP											
Aaron Sele, R (1, 1) ERA: 5.0	3.0	L	20	9	8	8	0	3	0	0	0	0	0	1	43	81	24.00	4.000										
Jose Paniagua, R (4, 1) ERA: 3.68	0.1		3	0	0	0	0	0	1	1	0	0	0	1	8	0.00	0.000											
Paul Abbott, R (4, 1) ERA: 11.17	3.0		19	8	9	9	2	2	0	0	0	0	2	46	77	27.00	3.333											
Jose Mesa, R (7, 1) ERA: 4.91	0.2		5	2	1	1	1	1	0	0	0	0	0	10	20	13.50	4.500											
Kazuhito Sasaki, R (8, 1) ERA: 3.6	1.0		4	0	0	0	2	1	0	0	0	0	0	13	18	0.00	1.000											

Seattle Mariners @ Chicago White Sox
Comiskey Park, Chicago, IL
Tue Apr 18 2000, 8:05 PM EDT
Att. 9,898 - Overcast - 48 F

AB 40
R 18
H 19
RBI 18
BB 8
SO 5
LOB 23



Batter	1	2	3	4	5	6	7	8	9	AB	R	H	RBI	BB	SO	LOB	TOP			
Mark McLemore, S (1.4) OBP: 0.391, SLG: 0.294	1-1 B2-3		1-2 1B		1-1 G4-3	0-1 G1-3			0-3 K	5	0	1	0	0	1	1	Seattle Mariners @ Chicago White Sox Comiskey Park, Chicago, IL Wed Apr 19 2000, 2:05 PM EDT Att: 8,425 - Cloudy - 51 F			
Stan Javier, S (1.7) OBP: 0.512, SLG: 0.606	2-2 G6-3		1-0 G5-4-3 1B		4-0 2B		0-0 G6-3		1-0 F7	4	0	2	0	1	0	0				
Alex Rodriguez, R (1.6) OBP: 0.500, SLG: 0.780	1-3 K		0-3 K		1-1 2B		3-2 G6-3			4	0	1	0	0	2	3				
Edgar Martinez, R (1.10) OBP: 0.391, SLG: 0.571		2-3 K	0-0 G5-4-3		3-2 P9		4-0 G3-6-1 BB			3	0	0	0	1	1	4				
John Olerud, L (1.3) OBP: 0.524, SLG: 0.578		2-0 HR 1B		4-2 1B BB	4-0 IBB		1-2 G3-6-1			2	1	1	0	2	0	2				
Jay Buhner, R (1.9) OBP: 0.372, SLG: 0.707	1-0 HR			1-0 L5	3-3 K			0-2 F8		3	1	1	2	0	1	4				
Raul Ibanez, L (5.9) OBP: 0.333, SLG: 0.533		1-0 HR								1	0	0	0	0	0	0				
David Bell, R (1.5) OBP: 0.216, SLG: 0.286	1-1 E6 FC4-6			0-3 K		1-1 G4-3		2-2 F9		4	0	0	0	0	1	1				
Dan Wilson, R (1.2) OBP: 0.370, SLG: 0.439		2-3 K		1-2 1B		1-3 K		2-1 G6-3		4	0	1	0	0	2	1				
Charles Gipson, R (1.8) OBP: 0.364, SLG: 0.364	0-0 FC4-6			2-3 K		0-2 1B			0-0 P5	3	0	1	0	0	1	3				
Tom Lampkin, L (9, PH) OBP: 0.167, SLG: 0.667										1	0	0	0	0	0	0				
Inning Stats	R: 0 E: 0 K: 1 S: 8	H: 0 LOB: 0 BB: 0 P: 12	R: 2 E: 1 K: 2 S: 14	H: 2 LOB: 1 BB: 0 P: 22	R: 0 E: 0 K: 1 S: 8	H: 2 LOB: 1 BB: 0 P: 10	R: 0 E: 0 K: 2 S: 13	H: 1 LOB: 2 BB: 1 P: 21	R: 0 E: 0 K: 1 S: 10	H: 1 LOB: 1 BB: 0 P: 12	R: 0 E: 0 K: 0 S: 14	H: 1 LOB: 1 BB: 1 P: 22	R: 0 E: 0 K: 0 S: 10	H: 0 LOB: 0 BB: 0 P: 14	R: 0 E: 0 K: 1 S: 5	H: 0 LOB: 0 BB: 0 P: 6	1B: 5 2B: 2 3B: 0 HR: 1	SF: 0 SAC: 0 DP: 2 HBP: 0	WP: 0 PB: 0 SB: 0 CS: 0	PA: 38
PITCHER	IP WLS BF H R ER SO	IP WLS BF H R ER SO	IP WLS BF H R ER SO	IP WLS BF H R ER SO	IP WLS BF H R ER SO	IP WLS BF H R ER SO	IP WLS BF H R ER SO	IP WLS BF H R ER SO	IP WLS BF H R ER SO	IP WLS BF H R ER SO	IP WLS BF H R ER SO	IP WLS BF H R ER SO	IP WLS BF H R ER SO	IP WLS BF H R ER SO	IP WLS BF H R ER SO	IP WLS BF H R ER SO	ERA WHIP	ERA WHIP		
Scott Eyre, L (1.1) ERA: 7.45	3.2	17	5	2	2	5	1	0	0	0	0	0	0	0	0	0	0	4.91	1.636	
Sean Lowe, R (4.1) ERA: 1.59	2.1	W	11	2	0	0	3	1	1	0	0	0	0	0	28	48	0.00	1.286		
Keith Foulke, R (7.1) ERA: 1.59	2.0	H	7	1	0	0	0	1	0	0	0	0	0	24	36	0.00	1.000			
Bob Howry, R (9.1) ERA: 3.38	1.0	S	3	0	0	0	1	0	0	0	0	0	0	5	6	0.00	0.000			

Batter	1	2	3	4	5	6	7	8	9	AB	R	H	RBI	BB	SO	LOB	BOTTOM			
Ray Durham, S (1.4) OBP: 0.392, SLG: 0.590	4-1 FC6-4 G4-3 BB		2-0 G5-4-3 14 1B 2B	2-1 G3		2-3 K				3	1	1	0	1	1	1	Seattle Mariners @ Chicago White Sox Comiskey Park, Chicago, IL Wed Apr 19 2000, 2:05 PM EDT Att: 8,425 - Cloudy - 51 F			
Jose Valentin, S (1.6) OBP: 0.345, SLG: 0.426	3-2 G4-3		3-2 E5 G5-4-3		0-2 F9		1-1 G1-3			4	0	0	0	0	0	3				
Frank Thomas, R (1.10) OBP: 0.471, SLG: 0.650	4-2 FC6-4 BB		1-2 G5-4-3		0-0 F3		3-3 K			3	0	0	0	1	1	2				
Magglio Ordonez, R (1.9) OBP: 0.371, SLG: 0.431	3-2 FC6-4 14 FC6-4		4-2 14 1B BB		4-2 BB 14 BB		1-1 14 1B 2B			2	2	1	0	2	0	2				
14 Paul Konerko, R (1.5) OBP: 0.426, SLG: 0.607	1-1 FC6-4		1-0 1B		4-1 BB 1B BB		2-1 1B			3	1	2	2	1	0	2				
McKay Christensen, L (7, PH) (8, 8)			1-3 3-H 1B		1-2 1B BB		2-H 1B			0	0	0	0	0	0	0				
Chris Singleton, L (1.8) OBP: 0.322, SLG: 0.462		0-0 G1-3	2-3 K		4-0 1B BB		1-3 K			3	0	0	0	1	2	3				
Carlos Lee, R (1.7) OBP: 0.456, SLG: 0.635		2-3 K		1-2 L9		1-2 1B		1-0 G5-3		3	0	1	2	0	1	0				
Craig Wilson, R (8.5) OBP: 0.400, SLG: 0.389					1-3 2-H 3-H 1B					1	0	0	0	0	0	0				
Greg Norton, S (1.3) OBP: 0.306, SLG: 0.500		1-0 G3-1		4-1 G3-1 BB		2-3 K		2-1 L6		3	0	0	0	1	1	0				
Josh Paul, R (1.2) OBP: 0.348, SLG: 0.333			0-1 2B G5-4-3 1B	3-1 G3-1		1-1 G6-3		2-2 G6-3		4	1	1	0	0	0	1				
Inning Stats	R: 0 E: 0 K: 0 S: 12	H: 0 LOB: 2 BB: 2 P: 27	R: 0 E: 0 K: 1 S: 6	H: 0 LOB: 0 BB: 0 P: 9	R: 2 E: 1 K: 1 S: 17	H: 3 LOB: 2 BB: 1 P: 30	R: 0 E: 0 K: 0 S: 8	H: 0 LOB: 1 BB: 1 P: 18	R: 2 E: 0 K: 0 S: 11	H: 1 LOB: 2 BB: 3 P: 24	R: 0 E: 0 K: 2 S: 10	H: 0 LOB: 0 BB: 0 P: 15	R: 1 E: 0 K: 2 S: 13	H: 2 LOB: 2 BB: 0 P: 21	R: 0 E: 0 K: 0 S: 6	H: 0 LOB: 0 BB: 0 P: 11	1B: 4 2B: 2 3B: 0 HR: 0	SF: 0 SAC: 0 DP: 1 HBP: 0	WP: 0 PB: 0 SB: 1 CS: 0	PA: 36
PITCHER	IP WLS BF H R ER SO	IP WLS BF H R ER SO	IP WLS BF H R ER SO	IP WLS BF H R ER SO	IP WLS BF H R ER SO	IP WLS BF H R ER SO	IP WLS BF H R ER SO	IP WLS BF H R ER SO	IP WLS BF H R ER SO	IP WLS BF H R ER SO	IP WLS BF H R ER SO	IP WLS BF H R ER SO	IP WLS BF H R ER SO	IP WLS BF H R ER SO	IP WLS BF H R ER SO	IP WLS BF H R ER SO	ERA WHIP	ERA WHIP		
Gil Meche, R (1.1) ERA: 2.93	4.2	L	24	3	4	4	2	7	0	0	0	0	0	0	0	0	7.71	2.143		
Jose Paniagua, R (5.1) ERA: 3.86	2.0		8	3	1	1	3	0	0	0	0	0	0	23	36	4.50	1.500			
Arthur Rhodes, L (7.1) ERA: 1.5	1.1		4	0	0	0	1	0	0	0	0	0	0	10	16	0.00	0.000			

AB	34
R	2
H	8
RBI	2
BB	4
SO	9
LOB	19



Batter	1	2	3	4	5	6	7	8	9	AB	R	H	RBI	BB	SO	LOB	TOP										
Johnny Damon, L (1,7) OBP: 0.275, SLG: 0.304	F7		2B	L7			BB 1B BB		E4 FC5-4	4	1	1	0	1	0	2	Kansas City Royals @ Seattle Mariners Safeco Field, Seattle, WA Fri Apr 21 2000, 7:05 PM PDT Att: 37,034 - Cloudy - 61 F										
Carlos Febles, R (1,4) OBP: 0.420, SLG: 0.394	G3 BB		1B 1-H		G6-3		BB		FC5-4	4	0	2	1	1	0	2											
Carlos Beltrán, S (1,8) Luis Ordaz, R (7,6)	G3		F8		G1-3		BB		SF8	3	0	0	0	1	0	2											
Jermaine Dye, R (1,9) OBP: 0.418, SLG: 0.691	K						BB		G5-3	5	0	2	0	0	2	5											
29 Mike Sweeney, R (1,3) OBP: 0.333, SLG: 0.634										4	0	1	0	0	2	6											
Joe Randa, R (1,5) OBP: 0.333, SLG: 0.457										4	0	0	0	0	1	3											
Mark Quinn, R (1,10) OBP: 0.403, SLG: 0.583										4	0	0	0	0	2	1											
Jorge Fabregas, L (1,2) OBP: 0.250, SLG: 0.143										3	0	1	0	1	0	0											
Rey Sanchez, R (1,6) Scott Pose, L (7,8) OBP: 0.317, SLG: 0.467 OBP: 0.333, SLG: 0.200									FC5-4 E SF8 1B	3	0	0	0	0	1	3											
										1	1	1	0	0	0	0											
Inning Stats	R: 0 E: 0 K: 1 S: 13	H: 0 LOB: 1 BB: 1 P: 23	R: 0 E: 0 K: 2 S: 13	H: 1 LOB: 2 BB: 1 P: 19	R: 1 E: 0 K: 1 S: 12	H: 3 LOB: 2 BB: 0 P: 21	R: 0 E: 0 K: 0 S: 9	H: 1 LOB: 1 BB: 0 P: 13	R: 0 E: 0 K: 1 S: 10	H: 0 LOB: 0 BB: 0 P: 7	R: 0 E: 0 K: 0 S: 5	H: 1 LOB: 3 BB: 2 P: 24	R: 0 E: 0 K: 2 S: 8	H: 0 LOB: 0 BB: 0 P: 13	R: 1 E: 1 K: 0 S: 13	H: 1 LOB: 1 BB: 0 P: 18	1B: 7 2B: 1 3B: 0 HR: 0	SF: 1 SAC: 0 DP: 0 HBP: 0	WP: 0 PB: 0 SB: 0 CS: 0	PA: 40							
PITCHER	IP	WLS	BF	H	R	ER	SO	BB	IBB	HBP	BLK	WP	HR	S	P	ERA	WHIP										
Freddy Garcia, R (1,1) ERA: 7.0	2.0		10	2	1	1	3	2	0	0	0	0	0	29	47	4.50	2.000										
Frankie Rodriguez, R (3,1)	4.0	W	16	4	0	0	2	0	0	0	0	0	0	33	53	0.00	1.000										
Jose Paniagua, R (7,1) ERA: 3.48	1.0		6	1	0	0	1	2	0	0	0	0	0	11	24	0.00	3.000										
Jose Mesa, R (8,1) ERA: 4.32	1.0		3	0	0	0	2	0	0	0	0	0	0	8	13	0.00	0.000										
Kazuhiko Sasaki, R (9,1) ERA: 3.0	1.0		5	1	1	0	0	0	0	0	0	0	0	13	18	0.00	1.000										

AB	35
R	2
H	8
RBI	2
BB	4
SO	8
LOB	24



Batter	1	2	3	4	5	6	7	8	9	AB	R	H	RBI	BB	SO	LOB	BOTTOM										
Mark McLemore, S (1,7) OBP: 0.391, SLG: 0.309	G3-1		BB FC4 1B	K			K			4	1	1	1	1	2	1	Kansas City Royals @ Seattle Mariners Safeco Field, Seattle, WA Fri Apr 21 2000, 7:05 PM PDT Att: 37,034 - Cloudy - 61 F										
David Bell, R (1,4) OBP: 0.232, SLG: 0.283	F7		FC4 FC5-4 1B		F9		G5-3			4	1	1	0	1	0	2											
Alex Rodriguez, R (1,6) OBP: 0.478, SLG: 0.722	G4-3		FC4 BB	K			L4			4	0	0	1	1	2	2											
John Olerud, L (1,3) OBP: 0.515, SLG: 0.600			G6-3 FC4 FC5-4							5	2	2	1	0	1	2											
Edgar Martinez, R (1,10) Tom Lampkin, L (5,PH) OBP: 0.375, SLG: 0.545 OBP: 0.111, SLG: 0.444	F8		FC5-4		F5		E4 HR		G4-3	2	0	0	1	0	0	1											
Jay Buhner, R (1,9) Charles Gipson, R (9,8) OBP: 0.375, SLG: 0.761 OBP: 0.364, SLG: 0.364			F9		F7		HR		F8	5	1	2	3	0	0	2											
John Mabry, L (1,5) Raul Ibanez, L (4,7) OBP: 0.355, SLG: 0.407 OBP: 0.444, SLG: 0.563										0	0	0	0	1	0	0											
Dan Wilson, R (1,2) OBP: 0.367, SLG: 0.455										1	2	1	0	2	0	0											
Mike Cameron, R (1,8) Stan Javier, S (3,7) OBP: 0.305, SLG: 0.442 OBP: 0.533, SLG: 0.611										0	0	0	0	0	0	0											
										3	1	2	1	1	0	1											
Inning Stats	R: 0 E: 0 K: 0 S: 6	H: 0 LOB: 0 BB: 0 P: 14	R: 0 E: 0 K: 0 S: 12	H: 1 LOB: 2 BB: 1 P: 24	R: 3 E: 0 K: 0 S: 14	H: 2 LOB: 1 BB: 2 P: 27	R: 1 E: 0 K: 2 S: 14	H: 2 LOB: 2 BB: 1 P: 24	R: 3 E: 0 K: 1 S: 23	H: 3 LOB: 2 BB: 2 P: 44	R: 3 E: 1 K: 1 S: 12	H: 2 LOB: 1 BB: 1 P: 21	R: 0 E: 0 K: 1 S: 9	H: 0 LOB: 0 BB: 0 P: 16	R: 0 E: 0 K: 1 S: 11	H: 0 LOB: 0 BB: 0 P: 18	1B: 4 2B: 5 3B: 0 HR: 1	SF: 0 SAC: 1 DP: 0 HBP: 0	WP: 0 PB: 0 SB: 0 CS: 0	PA: 42							
PITCHER	IP	WLS	BF	H	R	ER	SO	BB	IBB	HBP	BLK	WP	HR	S	P	ERA	WHIP										
Chad Durbin, R (1,1) ERA: 5.4	2.0	L	22	6	5	5	2	4	0	0	0	0	1	33	60	18.00	3.500										
Brad Rigby, R (5,1) ERA: 15.2	1.0		3	0	0	0	1	0	0	0	0	0	0	9	16	0.00	0.000										
Dan Reichert, R (7,1) ERA: 4.66	1.0		3	0	0	0	1	0	0	0	0	0	0	11	18	0.00	0.000										
Jerry Spradlin, R (8,1) ERA: 3.09	1.0		3	0	0	0	1	0	0	0	0	0	0	11	18	0.00	0.000										

AB	34
R	10
H	10
RBI	10
BB	7
SO	5
LOB	16



Batter	1	2	3	4	5	6	7	8	9	AB	R	H	RBI	BB	SO	LOB	TOP								
Johnny Damon, L (1, 8) OBP: 0.280, SLG: 0.310 Dave McCarty, R (5, 7) OBP: 0.250, SLG: 0.583										2	0	1	0	0	1	0									
Carlos Febles, R (1, 4) OBP: 0.400, SLG: 0.373										4	0	0	0	0	1	1									
29 Mike Sweeney, R (1, 3) OBP: 0.329, SLG: 0.613										4	0	1	0	0	0	1									
Jermaine Dye, R (1, 9) OBP: 0.422, SLG: 0.722										4	1	2	1	0	1	1									
Mark Quinn, R (1, 10) OBP: 0.380, SLG: 0.547										4	0	0	0	0	1	2									
Joe Randa, R (1, 5) OBP: 0.346, SLG: 0.458										2	0	1	0	1	0	0									
Scott Pose, L (1, 7) OBP: 0.222, SLG: 0.125 (5, 8)										3	0	0	0	0	2	2									
Brian Johnson, R (1, 2) OBP: 0.184, SLG: 0.283										3	0	0	0	0	2	1									
Rey Sanchez, R (1, 6) OBP: 0.303, SLG: 0.444										3	0	0	0	0	0	1									
Inning Stats	R: 0 E: 0 K: 0 S: 7	H: 1 LOB: 0 BB: 0 P: 13	R: 0 E: 0 K: 3 S: 13	H: 1 LOB: 1 BB: 0 P: 20	R: 0 E: 0 K: 1 S: 7	H: 0 LOB: 0 BB: 0 P: 11	R: 1 E: 0 K: 1 S: 10	H: 1 LOB: 0 BB: 0 P: 18	R: 0 E: 0 K: 2 S: 9	H: 0 LOB: 0 BB: 0 P: 14	R: 0 E: 0 K: 0 S: 6	H: 0 LOB: 0 BB: 0 P: 11	R: 0 E: 0 K: 0 S: 7	H: 1 LOB: 0 BB: 0 P: 12	R: 0 E: 0 K: 1 S: 10	H: 0 LOB: 1 BB: 1 P: 16	R: 1 E: 0 K: 0 S: 13	H: 2 LOB: 1 BB: 0 P: 23	1B: 4 2B: 0 3B: 0 HR: 2	SF: 0 SAC: 0 DP: 2 HBP: 0	WP: 0 PB: 0 SB: 0 CS: 0	PA: 32			
PITCHER	IP	WLS	BF	H	R	ER	SO	BB	IBB	HBP	BLK	WP	HR	S	P	ERA	WHIP								
Brett Tomko, R (1, 1) ERA: 1.5	6.0	W	21	4	1	1	7	0	0	0	0	0	1	53	90	1.50	0.667								
Paul Abbott, R (7, 1) ERA: 9.25	2.0	H	6	0	0	0	1	1	0	0	0	0	0	16	25	0.00	0.500								
Kazuhiro Sasaki, R (9, 1) ERA: 3.86	1.0	S	5	2	1	1	0	0	0	0	0	0	1	13	23	9.00	2.000								

Kansas City Royals @ Seattle Mariners
Safeco Field, Seattle, WA
Sat Apr 22 2000, 1:05 PM PDT
Att: 38,200 - Sunny - 54 F

AB	31
R	2
H	6
RBI	2
BB	1
SO	8
LOB	9



Batter	1	2	3	4	5	6	7	8	9	AB	R	H	RBI	BB	SO	LOB	BOTTOM								
Mark McLemore, S (1, 4) OBP: 0.370, SLG: 0.288										4	0	0	0	0	2	0									
Stan Javier, S (1, 8) OBP: 0.510, SLG: 0.600 (9, 9)										4	0	1	0	0	0	0									
Alex Rodriguez, R (1, 6) OBP: 0.466, SLG: 0.690										4	0	1	0	0	1	2									
John Olerud, L (1, 3) OBP: 0.514, SLG: 0.585										3	0	1	0	1	2	1									
Raul Ibanez, L (1, 7) OBP: 0.409, SLG: 0.500										4	2	1	0	0	0	3									
Jay Buhner, R (1, 9) OBP: 0.365, SLG: 0.740 Charles Gipson, R (9, 8) OBP: 0.364, SLG: 0.364										4	1	1	1	0	1	1									
Tom Lampkin, L (1, 10) OBP: 0.250, SLG: 0.833										3	1	2	3	0	1	0									
David Bell, R (1, 5) OBP: 0.220, SLG: 0.268										3	0	0	0	0	1	1									
Dan Wilson, R (1, 2) OBP: 0.346, SLG: 0.426										3	0	0	0	0	1	1									
Inning Stats	R: 0 E: 1 K: 1 S: 15	H: 0 LOB: 1 BB: 0 P: 23	R: 2 E: 0 K: 0 S: 13	H: 2 LOB: 0 BB: 0 P: 19	R: 0 E: 0 K: 2 S: 11	H: 0 LOB: 0 BB: 0 P: 18	R: 2 E: 0 K: 2 S: 17	H: 3 LOB: 1 BB: 0 P: 23	R: 0 E: 0 K: 0 S: 8	H: 1 LOB: 2 BB: 1 P: 17	R: 0 E: 0 K: 1 S: 6	H: 0 LOB: 0 BB: 0 P: 10	R: 0 E: 0 K: 1 S: 12	H: 1 LOB: 1 BB: 0 P: 18	R: 0 E: 0 K: 2 S: 7	H: 0 LOB: 0 BB: 0 P: 11	R: 0 E: 0 K: 0 S: 13	H: 0 LOB: 0 BB: 0 P: 23	1B: 3 2B: 3 3B: 0 HR: 1	SF: 0 SAC: 0 DP: 0 HBP: 0	WP: 1 PB: 0 SB: 0 CS: 0	PA: 33			
PITCHER	IP	WLS	BF	H	R	ER	SO	BB	IBB	HBP	BLK	WP	HR	S	P	ERA	WHIP								
Jay Witasick, R (1, 1) ERA: 9.33	5.0	L	23	6	4	4	5	1	0	0	0	0	1	64	100	7.20	1.400								
Jerry Spradlin, R (6, 1) ERA: 2.63	2.0	7	1	0	0	0	2	0	0	0	0	0	0	18	28	0.00	0.500								
Dan Reichert, R (8, 1) ERA: 4.22	1.0	3	0	0	0	0	2	0	0	0	0	0	0	7	11	0.00	0.000								

Kansas City Royals @ Seattle Mariners
Safeco Field, Seattle, WA
Sat Apr 22 2000, 1:05 PM PDT
Att: 38,200 - Sunny - 54 F

AB	32
R	4
H	7
RBI	4
BB	1
SO	9
LOB	9



Batter	1	2	3	4	5	6	7	8	9	AB	R	H	RBI	BB	SO	LOB	TOP										
Luis Ordez, R (1, 6)	F8		G4-3	L4			P4	K		5	0	0	0	0	1	3	Kansas City Royals @ Seattle Mariners Safeco Field, Seattle, WA Sun Apr 23 2000, 1:35 PM PDT Att: 29,701 - Dome - 72 F										
Jeff Reboulet, R (1, 4) OBP: 0.667, SLG: 0.714	G3 1B 2B		G3 BB				BB 2B BB	K		3	2	2	0	2	1	0											
Carlos Beltrán, S (1, 8) OBP: 0.256, SLG: 0.313	G3 2-3		G3				2B 1-2 BB	F7		4	1	0	0	1	1	3											
Jemaine Dye, R (1, 9) OBP: 0.432, SLG: 0.766	FC4-6 1B		G5-3				2B 1-1 BB			5	2	3	3	0	0	2											
29 Mike Sweeney, R (1, 10) OBP: 0.321, SLG: 0.582	FC4-6 1-2						2B 1-3 2-H	HR		4	0	0	0	0	0	2											
Joe Randa, R (1, 5) OBP: 0.361, SLG: 0.481							2B HBP	F3		5	0	3	2	0	0	0											
Mark Quinn, R (1, 7) OBP: 0.373, SLG: 0.529							1B 1-3 2-H 3-H	F8		4	0	1	0	0	1	4											
Dave McCarty, R (1, 3) OBP: 0.250, SLG: 0.500							P5	K		4	0	1	0	0	1	4											
Jorge Fabregas, L (1, 2) OBP: 0.250, SLG: 0.100							L6	G4-3		3	0	0	0	1	0	2											
Inning Stats	R: 1 E: 0 K: 0 S: 11	H: 2 LOB: 1 BB: 0 P: 17	R: 0 E: 0 K: 0 S: 7	H: 1 LOB: 1 BB: 0 P: 15	R: 0 E: 0 K: 0 S: 6	H: 0 LOB: 1 BB: 1 P: 17	R: 0 E: 0 K: 0 S: 18	H: 2 LOB: 3 BB: 1 P: 32	R: 0 E: 0 K: 1 S: 11	H: 1 LOB: 1 BB: 0 P: 15	R: 0 E: 0 K: 0 S: 11	H: 1 LOB: 1 BB: 0 P: 15	R: 3 E: 0 K: 2 S: 17	H: 2 LOB: 2 BB: 2 P: 34	R: 0 E: 0 K: 2 S: 7	H: 0 LOB: 0 BB: 0 P: 8	R: 1 E: 0 K: 0 S: 13	H: 1 LOB: 0 BB: 0 P: 24	1B: 6 2B: 3 3B: 0 HR: 1	SF: 0 SAC: 0 DP: 0 HBP: 1	WP: 0 PB: 0 SB: 1 CS: 0	PA: 42					
PITCHER	IP	WLS	BF	H	R	ER	SO	BB	IBB	HBP	BLK	WP	HR	S	P	ERA	WHIP										
Aaron Sele, R (1, 1) ERA: 4.24	5.1		25	7	1	1	1	1	1	0	0	0	0	59	105	1.69	1.500										
Jose Paniagua, R (6, 1) ERA: 4.75	1.0		5	0	2	2	0	2	0	0	0	0	0	9	21	18.00	2.000										
Jose Mesa, R (7, 1) ERA: 4.5	1.2	H	8	2	1	1	4	0	0	1	0	0	0	20	29	5.40	1.200										
Arthur Rhodes, L (9, 1) ERA: 2.57	1.0	W	4	1	1	1	0	0	0	0	0	0	1	13	24	9.00	1.000										

Batter	1	2	3	4	5	6	7	8	9	AB	R	H	RBI	BB	SO	LOB	BOTTOM										
Mark McLemore, S (1, 4) OBP: 0.346, SLG: 0.266	F8		G1-4-3	G3		L6		F7		5	0	0	0	0	0	2	Kansas City Royals @ Seattle Mariners Safeco Field, Seattle, WA Sun Apr 23 2000, 1:35 PM PDT Att: 29,701 - Dome - 72 F										
Stan Javier, S (1, 8) OBP: 0.500, SLG: 0.558	G3-1		BB BB	F7		K		BB HR BB		3	1	0	0	2	1	2											
Alex Rodriguez, R (1, 6) OBP: 0.500, SLG: 0.690	2B BB		BB BB	BB BB		BB BB		HR BB BB		0	2	0	0	5	0	0											
John Olerud, L (1, 3) OBP: 0.519, SLG: 0.649	1-H 2B		G3			G5-3		HR		4	2	2	4	1	0	3											
Edgar Martinez, R (1, 10) OBP: 0.385, SLG: 0.604	G5-3			1B 2B 1B		HR		L7		4	2	2	2	0	0	1											
Jay Buhner, R (1, 9) OBP: 0.375, SLG: 0.712				1B 2B BB		1B BB		G5-3		2	1	0	0	2	1	0											
Mike Cameron, R (8, 8) OBP: 0.305, SLG: 0.442				BB		BB				0	0	0	0	0	0	0											
Tom Lampkin, L (1, 2) OBP: 0.313, SLG: 0.750				1B 2B BB		1B		L8		4	0	2	0	0	1	0											
Dan Wilson, R (8, 2) OBP: 0.346, SLG: 0.426				1B 2-3		1B				0	0	0	0	0	0	0											
Raul Ibanez, L (1, 7) OBP: 0.346, SLG: 0.417				K				F7		4	0	0	0	0	1	5											
Charles Gipson, R (9, 7) OBP: 0.364, SLG: 0.364				F7		F7				0	0	0	0	0	0	0											
David Bell, R (1, 5) OBP: 0.222, SLG: 0.283				F7		2B		K		4	0	1	2	0	1	2											
Inning Stats	R: 1 E: 0 K: 0 S: 15	H: 1 LOB: 1 BB: 1 P: 25	R: 0 E: 0 K: 2 S: 7	H: 0 LOB: 0 BB: 0 P: 12	R: 0 E: 0 K: 0 S: 9	H: 0 LOB: 2 BB: 2 P: 21	R: 2 E: 0 K: 1 S: 15	H: 3 LOB: 2 BB: 1 P: 29	R: 2 E: 0 K: 0 S: 10	H: 2 LOB: 2 BB: 3 P: 29	R: 0 E: 0 K: 1 S: 9	H: 0 LOB: 1 BB: 1 P: 14	R: 0 E: 0 K: 0 S: 7	H: 0 LOB: 0 BB: 0 P: 9	R: 0 E: 0 K: 1 S: 9	H: 0 LOB: 0 BB: 0 P: 11	R: 3 E: 0 K: 0 S: 6	H: 1 LOB: 0 BB: 2 P: 16	1B: 3 2B: 2 3B: 0 HR: 2	SF: 0 SAC: 0 DP: 0 HBP: 0	WP: 0 PB: 0 SB: 0 CS: 0	PA: 40					
PITCHER	IP	WLS	BF	H	R	ER	SO	BB	IBB	HBP	BLK	WP	HR	S	P	ERA	WHIP										
Jeff Suppan, R (1, 1) ERA: 5.28	4.1		24	5	5	5	3	7	0	0	0	0	0	51	107	10.38	2.769										
Jose Santiago, R (5, 1) ERA: 1.15	3.2		13	1	0	0	2	1	0	0	0	0	0	30	43	0.00	0.545										
Ricky Bottalico, R (9, 1) ERA: 9.0	0.0	L	3	1	3	3	0	2	0	0	0	0	1	6	16	∞	∞										

AB	37
R	5
H	10
RBI	5
BB	4
SO	5
LOB	20



Batter	1	2	3	4	5	6	7	8	9	AB	R	H	RBI	BB	SO	LOB	TOP										
Kenny Lofton, L OBP: 0.345, SLG: 0.429	1-1 F8	3-2 P5			4-0 1B BB		1-0 G6-3		2-0 L4	4	1	0	0	1	0	1	Cleveland Indians @ Seattle Mariners Safeco Field, Seattle, WA Mon Apr 24 2000, 7:05 PM PDT Att: 30,354 - Cloudy - 56 F										
Omar Vizquel, S OBP: 0.348, SLG: 0.459	1-2 1B SF8		0-2 L9		0-2 WP 1B SF9		2-2 G4-6-3 1B			4	2	3	0	0	0	0											
Roberto Alomar, S OBP: 0.366, SLG: 0.525	1-0 1B E		2-3 K		1-0 SF9 WP 2B		1-0 G4-6-3 1-2f			4	2	2	1	0	1	1											
Manny Ramirez, R OBP: 0.307, SLG: 0.530	0-0 SF8		2-2 F9		3-2 SF9 2H			3-2 F2		2	0	0	2	0	0	0											
Jim Thome, L OBP: 0.310, SLG: 0.600	3-2 2H 1B			1-2 G3	2-0 2B			4-0 G4-6-3 BB		3	0	2	2	1	0	0											
David Justice, L OBP: 0.415, SLG: 0.528	0-1 P6			4-2 FC5-4 BB	3-2 G4-3			3-1 G4-6-3 1-2f		3	0	0	0	1	0	3											
Travis Fryman, R OBP: 0.303, SLG: 0.534		3-2 F9		0-0 FC5-4 1-2f		3-2 G6-3		1-1 HR		4	1	1	1	0	0	1											
Richie Sexson, R OBP: 0.309, SLG: 0.234		2-0 F9		2-2 P7		4-2 G5-4-3 BB		3-3 K		3	0	0	0	1	1	1											
Einar Diaz, R OBP: 0.367, SLG: 0.357		2-2 1B			1-1 P8	1-1 G5-4-3 1-2f		1-2 F2		4	0	1	0	0	0	1											
Inning Stats	R: 2 E: 1 K: 0 S: 13	H: 3 LOB: 1 BB: 0 P: 19	R: 0 E: 0 K: 0 S: 13	H: 1 LOB: 1 BB: 0 P: 23	R: 0 E: 0 K: 1 S: 9	H: 0 LOB: 0 BB: 0 P: 13	R: 0 E: 0 K: 0 S: 9	H: 0 LOB: 1 BB: 1 P: 16	R: 3 E: 0 K: 0 S: 14	H: 3 LOB: 1 BB: 1 P: 27	R: 0 E: 0 K: 0 S: 7	H: 0 LOB: 0 BB: 1 P: 15	R: 0 E: 0 K: 0 S: 6	H: 1 LOB: 0 BB: 0 P: 10	R: 0 E: 0 K: 0 S: 5	H: 0 LOB: 0 BB: 1 P: 15	R: 1 E: 0 K: 1 S: 9	H: 1 LOB: 0 BB: 0 P: 16	1B: 7 2B: 1 3B: 0 HR: 1	SF: 2 SAC: 0 DP: 3 HBP: 0	WP: 1 PB: 0 SB: 0 CS: 0	PA: 37					
PITCHER	IP	WLS	BF	H	R	ER	SO	BB	IBB	HBP	BLK	WP	HR	S	P	ERA	WHIP										
Gil Meche, R ERA: 3.8	(1, 1)	6.0	L	27	7	5	4	1	3	0	0	0	0	65	113	6.00	1.667										
58 Kevin Hodges, R ERA: 3.0	(7, 1)	3.0		10	2	1	1	1	1	0	0	0	0	1	20	3.00	1.000										

Batter	1	2	3	4	5	6	7	8	9	AB	R	H	RBI	BB	SO	LOB	BOTTOM										
Mike Cameron, R OBP: 0.302, SLG: 0.418	4-1 CS S BB		2-3 K		3-2 G4-6-3 1-2f			2-3 K		3	0	0	0	1	2	3	Cleveland Indians @ Seattle Mariners Safeco Field, Seattle, WA Mon Apr 24 2000, 7:05 PM PDT Att: 30,354 - Cloudy - 56 F										
Stan Javier, S OBP: 0.500, SLG: 0.533	4-1 BB CS BB		1-0 G6-3			4-2 WP BB		2-2 FC6-4 1-2f		2	0	0	0	2	0	1											
Alex Rodriguez, R OBP: 0.476, SLG: 0.645	2-3 K		2-0 G6-3			0-3 K		0-1 G5-3		4	0	0	0	0	2	4											
Edgar Martinez, R OBP: 0.393, SLG: 0.580	4-1 1-2 2-3 BB BB			3-3 K		4-1 G3-6-1 BB		2-2 G5-3		2	0	0	0	2	1	0											
John Olerud, L OBP: 0.506, SLG: 0.617	4-1 1-2 2-3 BB			3-2 G3-1		0-2 G3-6-1 1-2f		2-3 K		3	0	0	0	1	1	2											
Jay Buhner, R OBP: 0.350, SLG: 0.661	1-0 F7			3-3 K			1-2 F8		1-0 G6-3	4	0	0	0	0	1	3											
David Bell, R OBP: 0.212, SLG: 0.270		0-0 F9			0-3 K		0-1 G6-3			3	0	0	0	0	1	0											
Dan Wilson, R OBP: 0.345, SLG: 0.420		2-3 K			0-0 BB 1B		2-3 K			3	0	1	0	0	2	0											
Charles Gipson, R OBP: 0.429, SLG: 0.385		1-3 K			4-1 G4-6-3 BB			0-1 FC6-4 1B		2	0	1	0	1	1	0											
Inning Stats	R: 0 E: 0 K: 1 S: 8	H: 0 LOB: 3 BB: 4 P: 27	R: 0 E: 0 K: 2 S: 8	H: 0 LOB: 0 BB: 0 P: 11	R: 0 E: 0 K: 1 S: 6	H: 0 LOB: 0 BB: 0 P: 11	R: 0 E: 0 K: 2 S: 9	H: 0 LOB: 0 BB: 0 P: 18	R: 0 E: 0 K: 1 S: 8	H: 1 LOB: 1 BB: 1 P: 15	R: 0 E: 0 K: 1 S: 10	H: 0 LOB: 1 BB: 2 P: 18	R: 0 E: 0 K: 1 S: 8	H: 0 LOB: 0 BB: 0 P: 11	R: 0 E: 0 K: 1 S: 10	H: 1 LOB: 1 BB: 0 P: 14	R: 0 E: 0 K: 1 S: 7	H: 0 LOB: 0 BB: 0 P: 12	1B: 2 2B: 0 3B: 0 HR: 0	SF: 0 SAC: 0 DP: 2 HBP: 0	WP: 1 PB: 0 SB: 1 CS: 2	PA: 33					
PITCHER	IP	WLS	BF	H	R	ER	SO	BB	IBB	HBP	BLK	WP	HR	S	P	ERA	WHIP										
Chuck Finley, L ERA: 2.6	(1, 1)	8.0	W	30	2	0	0	10	7	0	0	0	0	67	125	0.00	1.125										
Steve Karsay, R ERA: 1.13	(9, 1)	1.0		3	0	0	0	1	0	0	0	0	0	7	12	0.00	0.000										



Batter	1	2	3	4	5	6	7	8	9	AB	R	H	RBI	BB	SO	LOB	TOP			
Kenny Lofton, L OBP: 0.333, SLG: 0.396 (1, 8)	G4-3	BB 2B BB		K		K			P5	4	1	0	0	1	2	3	Cleveland Indians @ Seattle Mariners Safeco Field, Seattle, WA Tue Apr 25 2000, 7:05 PM PDT Att: 27,579 - Cloudy - 51 F			
Omar Vizquel, S OBP: 0.351, SLG: 0.446 (1, 6)	K	BB 2B BB	G5-3			K			S 1B 1B	4	0	1	0	1	2	2				
Roberto Alomar, S OBP: 0.382, SLG: 0.545 (1, 4)	1B 2B	K			F7		G6-3 1B		S 1B 1B	5	1	3	1	0	1	3				
Manny Ramirez, R OBP: 0.325, SLG: 0.543 (1, 9)	BB 1B 2B						G6-3 1B		K	4	1	2	3	1	1	3				
Travis Fryman, R OBP: 0.394, SLG: 0.508 Jim Thome, L (9, PH) OBP: 0.306, SLG: 0.591 (1, 5)	1B BB		F8		F9				K	3	0	0	0	1	1	1				
David Justice, L OBP: 0.406, SLG: 0.509 (1, 7)	1B 2H		K					G4-3		4	0	1	1	0	2	1				
Richie Sexson, R OBP: 0.305, SLG: 0.235 (1, 3)	G5-3			WP 1B		P4			K	4	0	1	0	0	1	2				
Alex Ramirez, R OBP: 0.250, SLG: 0.375 Jacob Cruz, L (6, PH) OBP: 0.321, SLG: 0.360 Enrique Wilson, S (8, PH) OBP: 0.545, SLG: 0.727 (1, 10)			G6-3	G4-3				F3		2	0	0	0	0	0	1				
Einar Diaz, R OBP: 0.412, SLG: 0.387 (1, 2)		BB 2B 1B			F7				1B WP 1B	3	2	2	0	1	0	0				
Inning Stats	R: 2 E: 0 K: 1 S: 16	H: 3 LOB: 2 BB: 1 P: 33	R: 2 E: 0 K: 1 S: 10	H: 2 LOB: 2 BB: 2 P: 21	R: 0 E: 0 K: 1 S: 10	H: 1 LOB: 1 BB: 0 P: 17	R: 0 E: 0 K: 1 S: 5	H: 0 LOB: 0 BB: 0 P: 8	R: 0 E: 0 K: 1 S: 7	H: 1 LOB: 2 BB: 1 P: 14	R: 0 E: 0 K: 1 S: 6	H: 1 LOB: 0 BB: 0 P: 9	R: 0 E: 0 K: 1 S: 7	H: 0 LOB: 0 BB: 0 P: 10	R: 1 E: 0 K: 2 S: 13	H: 3 LOB: 2 BB: 0 P: 22		1B: 8 2B: 3 3B: 0 HR: 0	SF: 0 SAC: 0 DP: 1 HBP: 0	WP: 2 PB: 0 SB: 2 CS: 0
PITCHER	IP WLS BF H R ER SO BB IBB HBP BLK WP HR S P ERA WHIP	IP WLS BF H R ER SO BB IBB HBP BLK WP HR S P ERA WHIP	IP WLS BF H R ER SO BB IBB HBP BLK WP HR S P ERA WHIP	IP WLS BF H R ER SO BB IBB HBP BLK WP HR S P ERA WHIP	IP WLS BF H R ER SO BB IBB HBP BLK WP HR S P ERA WHIP	IP WLS BF H R ER SO BB IBB HBP BLK WP HR S P ERA WHIP	IP WLS BF H R ER SO BB IBB HBP BLK WP HR S P ERA WHIP	IP WLS BF H R ER SO BB IBB HBP BLK WP HR S P ERA WHIP	IP WLS BF H R ER SO BB IBB HBP BLK WP HR S P ERA WHIP	IP WLS BF H R ER SO BB IBB HBP BLK WP HR S P ERA WHIP	IP WLS BF H R ER SO BB IBB HBP BLK WP HR S P ERA WHIP	IP WLS BF H R ER SO BB IBB HBP BLK WP HR S P ERA WHIP	IP WLS BF H R ER SO BB IBB HBP BLK WP HR S P ERA WHIP	IP WLS BF H R ER SO BB IBB HBP BLK WP HR S P ERA WHIP	IP WLS BF H R ER SO BB IBB HBP BLK WP HR S P ERA WHIP	IP WLS BF H R ER SO BB IBB HBP BLK WP HR S P ERA WHIP	IP WLS BF H R ER SO BB IBB HBP BLK WP HR S P ERA WHIP			
John Halama, L ERA: 6.59 (1, 1)	5.0 W 24	6 4 4 5	4 0 0 0	0 0 0 0	1 0 0 0	0 0 16 26	0.00 1.500	0.00 0.000	9.00 3.000											
Paul Abbott, R ERA: 7.9 (6, 1)	2.0 H 8	2 0 0 3	1 0 0 0	0 0 0 0	0 0 7 10	0.00 0.000														
Arthur Rhodes, L ERA: 2.25 (8, 1)	1.0 H 3	0 0 0 1	0 0 0 0	0 0 0 0	1 0 0 0	0.00 0.000														
Kazuhiro Sasaki, R ERA: 4.5 (9, 1)	1.0 6 3 1 1 2	0 0 0 0 0	1 0 0 0 0	0 0 0 0 0	1 0 0 0 0	0.00 0.000														

AB	36
R	5
H	11
RBI	5
BB	5
SO	11
LOB	18



Batter	1	2	3	4	5	6	7	8	9	AB	R	H	RBI	BB	SO	LOB	BOTTOM			
Mark McLemore, S OBP: 0.329, SLG: 0.250 (1, 4)	G1-3	L8			SH1-4	P5		G4-3		4	0	0	0	0	0	3	Cleveland Indians @ Seattle Mariners Safeco Field, Seattle, WA Tue Apr 25 2000, 7:05 PM PDT Att: 27,579 - Cloudy - 51 F			
Stan Javier, S OBP: 0.492, SLG: 0.560 (1, 7)	F9		G4-3		1B 3B		G6-3	1B	5	1	2	2	0	0	0	0				
Alex Rodriguez, R OBP: 0.471, SLG: 0.621 (1, 6)	K		G6-3		FC1-5 1B		G1-3 BB	K	4	0	1	1	1	2	1					
John Olerud, L OBP: 0.518, SLG: 0.667 (1, 3)		BB HR 1B		HR	FC1-5 1B		G1-3 BB		3	2	2	1	1	0	1					
Edgar Martinez, R OBP: 0.383, SLG: 0.547 (1, 10)		HR BB	G3-1		K		G1-3		3	1	0	0	1	1	3					
Jay Buhner, R OBP: 0.359, SLG: 0.695 (1, 9)		HR			K		IBB		3	1	1	3	1	2	0					
David Bell, R OBP: 0.203, SLG: 0.258 Tom Lampkin, L (7, PH) OBP: 0.313, SLG: 0.750 Carlos Hernandez, R (8, 5)		P1			G1-3		G6-3	K	3	0	0	0	0	0	0	0				
Dan Wilson, R OBP: 0.339, SLG: 0.426 (1, 2)	F8				K			G6-3	4	1	1	0	0	1	0					
Mike Cameron, R OBP: 0.333, SLG: 0.439 Charles Gipson, R (7, 8) OBP: 0.400, SLG: 0.357					SH1-4 3B 1B		S 1B	E4 1B	2	1	2	1	1	0	0	0				
Inning Stats	R: 0 E: 0 K: 1 S: 9	H: 0 LOB: 0 BB: 0 P: 14	R: 3 E: 0 K: 0 S: 15	H: 2 LOB: 1 BB: 2 P: 31	R: 1 E: 0 K: 0 S: 10	H: 1 LOB: 0 BB: 0 P: 21	R: 0 E: 0 K: 2 S: 10	H: 0 LOB: 0 BB: 0 P: 14	R: 2 E: 0 K: 1 S: 13	H: 3 LOB: 1 BB: 0 P: 21	R: 1 E: 0 K: 1 S: 16	H: 2 LOB: 1 BB: 0 P: 22	R: 0 E: 0 K: 1 S: 17	H: 0 LOB: 3 BB: 3 P: 28	R: 1 E: 1 K: 1 S: 10	H: 1 LOB: 1 BB: 0 P: 15		1B: 5 2B: 1 3B: 1 HR: 2	SF: 0 SAC: 1 DP: 0 HBP: 0	WP: 0 PB: 0 SB: 2 CS: 0
PITCHER	IP WLS BF H R ER SO BB IBB HBP BLK WP HR S P ERA WHIP	IP WLS BF H R ER SO BB IBB HBP BLK WP HR S P ERA WHIP	IP WLS BF H R ER SO BB IBB HBP BLK WP HR S P ERA WHIP	IP WLS BF H R ER SO BB IBB HBP BLK WP HR S P ERA WHIP	IP WLS BF H R ER SO BB IBB HBP BLK WP HR S P ERA WHIP	IP WLS BF H R ER SO BB IBB HBP BLK WP HR S P ERA WHIP	IP WLS BF H R ER SO BB IBB HBP BLK WP HR S P ERA WHIP	IP WLS BF H R ER SO BB IBB HBP BLK WP HR S P ERA WHIP	IP WLS BF H R ER SO BB IBB HBP BLK WP HR S P ERA WHIP	IP WLS BF H R ER SO BB IBB HBP BLK WP HR S P ERA WHIP	IP WLS BF H R ER SO BB IBB HBP BLK WP HR S P ERA WHIP	IP WLS BF H R ER SO BB IBB HBP BLK WP HR S P ERA WHIP	IP WLS BF H R ER SO BB IBB HBP BLK WP HR S P ERA WHIP	IP WLS BF H R ER SO BB IBB HBP BLK WP HR S P ERA WHIP	IP WLS BF H R ER SO BB IBB HBP BLK WP HR S P ERA WHIP	IP WLS BF H R ER SO BB IBB HBP BLK WP HR S P ERA WHIP	IP WLS BF H R ER SO BB IBB HBP BLK WP HR S P ERA WHIP			
Charles Nagy, R ERA: 7.33 (1, 1)	4.1 L 21	6 6 6 3	2 0 0 0	0 0 0 0	0 0 33 49	3.86 1.714														
Bobby Witt, R ERA: 3.72 (5, 1)	2.1 12	2 1 1 2	2 1 0 0	0 0 0 0	0 0 6 8	0.00 0.000														
Tom Martin, L ERA: 2.35 (7, 1)	0.1 1	0 0 0 1	0 0 0 0	0 0 0 0	0 0 10 15	0.00 1.000														
Steve Reed, R ERA: 11.81 (8, 1)	1.0 5	1 1 0 1	0 0 0 0	0 0 0 0	0 0 0 0															

AB	33
R	8
H	9
RBI	8
BB	5
SO	7
LOB	11



Batter	1	2	3	4	5	6	7	8	9	10	AB	R	H	RBI	BB	SO	LOB	TOP				
Kenny Lofton, L OBP: 0.328, SLG: 0.393 Jacob Cruz, L OBP: 0.345, SLG: 0.385	G5-3		1B		K		SF7		SH5-3	1B	3	0	1	1	0	1	0	Cleveland Indians @ Seattle Mariners Safeco Field, Seattle, WA Wed Apr 26 2000, 3:35 PM PDT Att: 37,086 - Cloudy - 52 F				
Omar Vizquel, S OBP: 0.388, SLG: 0.448	CS BB		1B			G6-3	BB		BB	BB	2	0	1	0	4	0	0					
Roberto Alomar, S OBP: 0.366, SLG: 0.514	K		L7			S 1B	F5		P5	P6	6	1	1	0	0	1	9					
Manny Ramirez, R OBP: 0.341, SLG: 0.581	CS	FC6-4 1B	F8			1B BB		HR	L9		4	1	2	1	1	0	4					
David Justice, L OBP: 0.392, SLG: 0.484			K		P4		1B			K	5	0	1	1	0	2	1					
Richie Sexson, R OBP: 0.313, SLG: 0.236		FC6-4 BB			P6		F9		G6-3	1B 1B	4	1	1	0	1	0	2					
Jim Thome, L OBP: 0.299, SLG: 0.563		F7			G4-3		K			F9	5	0	1	0	0	1	5					
Enrique Wilson, S OBP: 0.500, SLG: 0.688		FC6-4			G5-3		SH3-4 SF7		F7	1B 1B	5	2	2	0	0	0	3					
Einar Diaz, R OBP: 0.421, SLG: 0.429			P5		P2		SH3-4		SH5-3	1B 1B	4	0	2	1	0	0	0					
Inning Stats	R: 0 E: 0 K: 1 S: 11	H: 0 LOB: 0 BB: 1 P: 19	R: 0 E: 0 K: 1 S: 11	H: 1 LOB: 2 BB: 1 P: 21	R: 0 E: 0 K: 0 S: 18	H: 2 LOB: 2 BB: 0 P: 25	R: 0 E: 0 K: 0 S: 4	H: 0 LOB: 0 BB: 0 P: 7	R: 0 E: 0 K: 1 S: 6	H: 0 LOB: 0 BB: 0 P: 9	R: 1 E: 0 K: 1 S: 11	H: 2 LOB: 2 BB: 1 P: 22	R: 1 E: 0 K: 0 S: 10	H: 2 LOB: 1 BB: 0 P: 17	R: 0 E: 0 K: 0 S: 13	H: 1 LOB: 2 BB: 1 P: 18	R: 2 E: 0 K: 1 S: 17		H: 4 LOB: 3 BB: 1 P: 26	1B: 10 2B: 2 3B: 0 HR: 1	SF: 1 SAC: 2 DP: 0 HBP: 0	WP: 0 PB: 0 SB: 1 CS: 1
PITCHER	IP	WLS	BF	H	R	ER	SO	BB	IBB	HBP	BLK	WP	HR	S	P	ERA	WHIP					
37 Robert Ramsey, L ERA: 1.5	6.0		25	5	1	1	4	3	0	0	0	0	0	61	103	1.50	1.333					
Jose Mesa, R ERA: 5.25	2.0	10	3	2	2	0	0	1	0	0	0	0	1	21	35	9.00	2.000					
Jose Paniagua, R ERA: 4.38	1.0	5	1	0	0	0	0	1	0	0	0	0	0	13	18	0.00	2.000					
Arthur Rhodes, L ERA: 4.0	1.0	L	8	4	2	2	1	1	0	0	0	0	0	17	26	18.00	5.000					

Batter	1	2	3	4	5	6	7	8	9	10	AB	R	H	RBI	BB	SO	LOB	BOTTOM						
Mark McLemore, S OBP: 0.322, SLG: 0.236	S G5-3 BB		L9			P6		K		F7	4	0	0	0	1	1	2	Cleveland Indians @ Seattle Mariners Safeco Field, Seattle, WA Wed Apr 26 2000, 3:35 PM PDT Att: 37,086 - Cloudy - 52 F						
Stan Javier, S OBP: 0.471, SLG: 0.527	G5-3				G6-3		HR 1B		G3	FC4-6	5	1	1	0	0	0	2							
Alex Rodriguez, R OBP: 0.473, SLG: 0.652	P6				G6-3		HR		1B BB		3	2	1	2	1	0	1							
John Olerud, L OBP: 0.406, SLG: 0.642 Carlos Hernandez, R OBP: 0.333, SLG: 0.370	K				F8		G4-1		HBP CS 1B	1B	4	0	1	0	0	1	1							
Jay Buhner, R OBP: 0.382, SLG: 0.689		G4-6-3 BB			G6-3		G4-6-3 BB		CS HBP 1B	1B	2	0	1	1	2	0	0							
Tom Lamkin, L OBP: 0.300, SLG: 0.632		G4-6-3			P6		G4-6-3		CS HBP	1B	3	0	0	0	0	0	2							
David Bell, R OBP: 0.205, SLG: 0.257		P6			K				FC2-6 1B	K	4	0	1	0	0	2	3							
Raul Ibanez, L OBP: 0.333, SLG: 0.370			F8			G5-3		FC2-6 G4-3		FC4-6 BB	3	0	0	0	1	0	1							
Charles Gipson, R OBP: 0.353, SLG: 0.313 Edgar Martinez, R OBP: 0.377, SLG: 0.537 Mike Cameron, R OBP: 0.333, SLG: 0.439 Dan Wilson, R OBP: 0.333, SLG: 0.418			K			K		G4-3		P6	2	0	0	0	0	2	0							
Inning Stats	R: 0 E: 0 K: 1 S: 6	H: 0 LOB: 1 BB: 1 P: 15	R: 0 E: 0 K: 0 S: 6	H: 0 LOB: 0 BB: 1 P: 14	R: 0 E: 0 K: 1 S: 8	H: 0 LOB: 0 BB: 0 P: 13	R: 0 E: 0 K: 0 S: 11	H: 0 LOB: 0 BB: 0 P: 16	R: 0 E: 0 K: 1 S: 10	H: 0 LOB: 0 BB: 0 P: 17	R: 0 E: 0 K: 1 S: 8	H: 0 LOB: 0 BB: 0 P: 12	R: 0 E: 0 K: 1 S: 9	H: 2 LOB: 1 BB: 0 P: 21	R: 0 E: 0 K: 1 S: 8	H: 1 LOB: 1 BB: 0 P: 13	R: 1 E: 0 K: 1 S: 13		H: 2 LOB: 2 BB: 1 P: 23	R: 0 E: 0 K: 0 S: 12	H: 0 LOB: 1 BB: 1 P: 21	1B: 4 2B: 0 3B: 0 HR: 1	SF: 0 SAC: 0 DP: 2 HBP: 1	WP: 0 PB: 0 SB: 1 CS: 3
PITCHER	IP	WLS	BF	H	R	ER	SO	BB	IBB	HBP	BLK	WP	HR	S	P	ERA	WHIP							
Jaret Wright, R ERA: 3.38	7.0		24	2	2	2	4	3	0	0	0	0	0	58	108	2.57	0.714							
Steve Karsay, R ERA: 1.0	1.0	H	4	1	0	0	1	0	0	0	0	0	0	8	13	0.00	1.000							
Paul Shuey, R ERA: 0.66	2.0	W	10	2	1	1	1	2	0	1	0	0	0	25	44	4.50	2.000							



Batter	1	2	3	4	5	6	7	8	9	AB	R	H	RBI	BB	SO	LOB	TOP		
Mark McLemore, S OBP: 0.326, SLG: 0.227	G4-3	G3					G5-4-3		K	3	0	0	0	2	1	2			
Stan Javier, S OBP: 0.479, SLG: 0.525	BB		G6-3				G5-4-3		HR	4	2	2	0	1	0	1			
Alex Rodriguez, R OBP: 0.490, SLG: 0.694	BB								HR	3	2	2	2	2	0	2			
John Olerud, L OBP: 0.500, SLG: 0.620	BB		F8						HR	4	1	1	2	1	1	4			
Jay Buhner, R OBP: 0.384, SLG: 0.656	G4-3								BB	3	0	0	0	2	1	4			
Tom Lampkin, L OBP: 0.360, SLG: 0.625									BB	5	0	3	1	0	0	1			
Raul Ibanez, L OBP: 0.343, SLG: 0.355									BB	4	0	1	0	1	0	4			
Dan Wilson, R OBP: 0.313, SLG: 0.390										4	0	0	0	0	1	5			
Carlos Guillen, S OBP: 0.194, SLG: 0.111										3	0	0	0	1	2	2			
Inning Stats	R: 2 H: 1 E: 0 K: 0 S: 18	H: 1 LOB: 0 BB: 2 P: 31	R: 0 H: 2 E: 0 K: 0 S: 20	H: 2 LOB: 2 BB: 1 P: 34	R: 0 H: 1 E: 0 K: 1 S: 11	H: 1 LOB: 1 BB: 0 P: 16	R: 0 H: 0 E: 0 K: 1 S: 5	H: 0 LOB: 1 BB: 1 P: 9	R: 0 H: 1 E: 0 K: 0 S: 11	H: 1 LOB: 2 BB: 1 P: 21	R: 0 H: 0 E: 0 K: 1 S: 7	H: 0 LOB: 1 BB: 0 P: 16	R: 0 H: 0 E: 0 K: 0 S: 11	H: 0 LOB: 2 BB: 2 P: 22	R: 3 H: 3 E: 0 K: 2 S: 20	H: 3 LOB: 2 BB: 2 P: 38	1B: 8 2B: 0 3B: 0 HR: 1	SF: 0 SAC: 0 DP: 3 HBP: 0	WP: 0 PA: 43 CS: 0
PITCHER	IP	WLS	BF	H	R	ER	SO	BB	IBB	HBP	BLK	WP	HR	S	P	ERA	WHIP		
Jay Witasick, R ERA: 8.46	4.0		20	5	2	2	2	5	0	0	0	0	0	59	100	4.50	2.500		
Miguel Batista, R ERA: 9.49	4.0	W	15	1	0	0	2	3	0	0	0	0	0	33	64	0.00	1.000		
Jason Rakers, R ERA: 40.5	0.2		6	2	3	3	2	2	0	0	0	0	1	15	30	40.50	6.000		
Ricky Bottalico, R ERA: 7.56	0.1	S	2	1	0	0	0	0	0	0	0	0	0	5	8	0.00	3.000		

Seattle Mariners @ Kansas City Royals
Kauffman Stadium, Kansas City, MO
Fri Apr 28 2000, 7:05 PM CDT
Att: 36,317 - Cloudy - 70 F

AB 33
R 5
H 9
RBI 5
BB 10
SO 6
LOB 25



Batter	1	2	3	4	5	6	7	8	9	AB	R	H	RBI	BB	SO	LOB	BOTTOM		
Johnny Damon, L OBP: 0.292, SLG: 0.325	SH5-3	F9		F9			SH3-4	BB		4	2	2	0	0	0	0			
Carlos Febles, R OBP: 0.394, SLG: 0.356	SH5-3		F9		F7		S	29 WP		4	1	2	2	0	0	0			
29 Mike Sweeney, R OBP: 0.337, SLG: 0.551	G6-3		BB		BB		SF8	29 WP		2	0	1	1	1	0	1			
Dave McCarty, R OBP: 0.333, SLG: 0.500			BB		BB			HBP		0	0	0	0	0	0	0			
Jermaine Dye, R OBP: 0.456, SLG: 0.856	BB		P4		K		BB	F7		4	2	1	1	1	1	4			
Carlos Beltrán, S OBP: 0.287, SLG: 0.337	BB		BB		L8		BB	G4-3		4	1	2	2	1	0	3			
Joe Randa, R OBP: 0.392, SLG: 0.511	WP		FC4-6							3	0	2	2	1	1	0			
Mark Quinn, R OBP: 0.341, SLG: 0.474	F7		FC4-6		G6-3		K			4	0	0	0	0	1	6			
Jorge Fabregas, L OBP: 0.400, SLG: 0.353		L9		G4-3						4	0	1	0	0	1	0			
Rey Sanchez, R OBP: 0.289, SLG: 0.425		P8		G5-3				FC8-6		4	2	1	0	0	0	1			
Inning Stats	R: 3 H: 3 E: 0 K: 0 S: 17	H: 3 LOB: 1 BB: 1 P: 32	R: 0 H: 0 E: 0 K: 0 S: 5	H: 0 LOB: 0 BB: 0 P: 7	R: 0 H: 2 E: 0 K: 0 S: 10	H: 2 LOB: 3 BB: 1 P: 19	R: 0 H: 0 E: 0 K: 0 S: 6	H: 0 LOB: 0 BB: 0 P: 8	R: 0 H: 0 E: 0 K: 1 S: 7	H: 0 LOB: 1 BB: 1 P: 14	R: 0 H: 0 E: 0 K: 2 S: 7	H: 0 LOB: 0 BB: 0 P: 9	R: 3 H: 4 E: 0 K: 1 S: 18	H: 4 LOB: 2 BB: 1 P: 35	R: 2 H: 3 E: 0 K: 0 S: 15	H: 3 LOB: 2 BB: 0 P: 22	1B: 9 2B: 2 3B: 1 HR: 0	SF: 1 SAC: 2 DP: 0 HBP: 1	WP: 2 PA: 41 CS: 0
PITCHER	IP	WLS	BF	H	R	ER	SO	BB	IBB	HBP	BLK	WP	HR	S	P	ERA	WHIP		
Brett Tomko, R ERA: 4.97	6.2	L	31	8	6	6	3	3	0	0	0	1	0	61	106	8.10	1.650		
Jose Paniagua, R ERA: 5.27	1.1		10	4	2	2	1	1	0	1	0	1	0	24	40	13.50	3.750		

Seattle Mariners @ Kansas City Royals
Kauffman Stadium, Kansas City, MO
Fri Apr 28 2000, 7:05 PM CDT
Att: 36,317 - Cloudy - 70 F

AB 33
R 8
H 12
RBI 8
BB 4
SO 4
LOB 15



Batter	1	2	3	4	5	6	7	8	9	AB	R	H	RBI	BB	SO	LOB	TOP										
Mark McLemore, S (1.4) OBP: 0.330, SLG: 0.291	E4 G5-4-3		SH5-3 SF8 2B			G4-3			CS 2B	5	1	2	0	0	1	2	Seattle Mariners @ Kansas City Royals Kauffman Stadium, Kansas City, MO Sun Apr 30 2000, 1:05 PM CDT Att: 23,568 - Cloudy - 73 F										
Stan Javier, S (1.7) OBP: 0.451, SLG: 0.478	G5-4-3		SH5-3			2B G6-3 BB			G6-3	3	1	0	0	1	1	2											
Alex Rodriguez, R (1.6) OBP: 0.500, SLG: 0.747			SF8						DI BB	2	0	1	1	2	1	0											
Edgar Martinez, R (1.10) OBP: 0.338, SLG: 0.524	G4-3		F8			G6-3			HR	5	1	1	2	0	1	3											
John Olerud, L (1.3) OBP: 0.515, SLG: 0.636						G3-1			FC4-6 BB	3	0	0	0	1	1	1											
Jay Buhner, R (1.9) OBP: 0.364, SLG: 0.618						F9			FC4-6	4	0	0	0	0	1	1											
Mike Cameron, R (1.8) OBP: 0.333, SLG: 0.485										4	0	1	0	0	1	1											
Dan Wilson, R (1.2) OBP: 0.338, SLG: 0.419										3	0	2	0	1	1	0											
Carlos Guillen, S (1.5) OBP: 0.205, SLG: 0.143										3	0	0	0	0	1	5											
Tom Lampkin, L (8, PH) OBP: 0.355, SLG: 0.600										1	0	0	0	0	1	0											
David Bell, R (8.5) OBP: 0.205, SLG: 0.257										0	0	0	0	0	0	0											
Inning Stats	R: 0 E: 1 K: 0 S: 7	H: 0 LOB: 1 BB: 1 P: 12	R: 0 E: 1 K: 1 S: 16	H: 1 LOB: 2 BB: 0 P: 21	R: 1 E: 0 K: 0 S: 5	H: 1 LOB: 0 BB: 0 P: 8	R: 0 E: 0 K: 0 S: 8	H: 1 LOB: 2 BB: 1 P: 18	R: 1 E: 0 K: 2 S: 14	H: 1 LOB: 1 BB: 1 P: 24	R: 0 E: 1 K: 1 S: 13	H: 1 LOB: 2 BB: 0 P: 22	R: 1 E: 0 K: 2 S: 13	H: 1 LOB: 1 BB: 1 P: 25	R: 0 E: 0 K: 3 S: 11	H: 0 LOB: 0 BB: 0 P: 18	R: 0 E: 0 K: 1 S: 11	H: 1 LOB: 1 BB: 1 P: 17	1B: 1 2B: 5 3B: 0 HR: 1	SF: 1 SAC: 1 DP: 1 HBP: 0	WP: 0 PB: 0 SB: 0 CS: 1	PA: 40					
PITCHER	IP	WLS	BF	H	R	ER	SO	BB	IBB	HBP	BLK	WP	HR	S	P	ERA	WHIP										
50 José Rosado, L (1.1) ERA: 5.86	5.2	W	26	5	2	2	4	3	0	0	0	0	0	57	95	3.18	1.412										
Jose Santiago, R (6.1) ERA: 1.53	2.1	H	10	1	1	1	5	1	0	0	0	0	1	30	53	3.86	0.857										
Ricky Bottalico, R (9.1) ERA: 6.75	1.0	S	4	1	0	0	1	1	0	0	0	0	0	11	17	0.00	2.000										

Batter	1	2	3	4	5	6	7	8	9	AB	R	H	RBI	BB	SO	LOB	BOTTOM										
Johnny Damon, L (1.7) OBP: 0.305, SLG: 0.359			P5-3			FC4-6 G3 29 1B			G4-6-3	4	1	1	0	0	0	3	Seattle Mariners @ Kansas City Royals Kauffman Stadium, Kansas City, MO Sun Apr 30 2000, 1:05 PM CDT Att: 23,568 - Cloudy - 73 F										
Carlos Febles, R (1.4) OBP: 0.377, SLG: 0.333	G6-4-3				G3				G6-3	3	0	0	0	1	0	2											
29 Mike Sweeney, R (1.3) OBP: 0.358, SLG: 0.579										3	2	2	1	1	1	0											
Dave McCarty, R (9.3) OBP: 0.333, SLG: 0.500										0	0	0	0	0	0	0											
Jermaine Dye, R (1.9) OBP: 0.459, SLG: 0.847									G4-3 HR 1B	4	0	1	1	0	0	3											
Carlos Beltrán, S (1.8) OBP: 0.275, SLG: 0.320										4	0	0	0	0	1	2											
Joe Randa, R (1.5) OBP: 0.390, SLG: 0.526										3	2	2	2	0	0	0											
Mark Quinn, R (1.10) OBP: 0.348, SLG: 0.512										4	1	2	2	0	0	1											
Jorge Fabregas, L (1.2) OBP: 0.348, SLG: 0.300										3	0	0	0	0	1	2											
Jeff Reboulet, R (1.6) OBP: 0.750, SLG: 0.778										2	0	2	0	1	0	0											
Inning Stats	R: 0 E: 0 K: 1 S: 6	H: 1 LOB: 0 BB: 0 P: 8	R: 2 E: 0 K: 1 S: 10	H: 1 LOB: 0 BB: 0 P: 21	R: 0 E: 0 K: 0 S: 8	H: 0 LOB: 3 BB: 3 P: 22	R: 0 E: 0 K: 1 S: 11	H: 1 LOB: 1 BB: 0 P: 14	R: 2 E: 0 K: 0 S: 13	H: 3 LOB: 1 BB: 0 P: 16	R: 0 E: 0 K: 0 S: 5	H: 1 LOB: 0 BB: 0 P: 8	R: 0 E: 0 K: 0 S: 9	H: 1 LOB: 0 BB: 0 P: 13	R: 2 E: 0 K: 0 S: 13	H: 2 LOB: 0 BB: 0 P: 18	R: 2 E: 0 K: 0 S: 13	H: 2 LOB: 0 BB: 0 P: 18	1B: 7 2B: 2 3B: 0 HR: 2	SF: 0 SAC: 0 DP: 4 HBP: 1	WP: 0 PB: 0 SB: 1 CS: 0	PA: 34					
PITCHER	IP	WLS	BF	H	R	ER	SO	BB	IBB	HBP	BLK	WP	HR	S	P	ERA	WHIP										
Gil Meche, R (1.1) ERA: 4.44	5.0	L	23	4	4	4	3	3	0	1	0	0	1	48	81	7.20	1.800										
Frankie Rodriguez, R (6.1) ERA: 3.14	3.0		11	4	2	2	0	0	0	0	0	0	1	27	39	6.00	1.333										

AB	33
R	3
H	7
RBI	3
BB	5
SO	10
LOB	15



AB	30
R	6
H	10
RBI	6
BB	3
SO	3
LOB	13




Batter	1	2	3	4	5	6	7	8	9	AB	R	H	RBI	BB	SO	LOB	TOP				
Darin Erstad, L OBP: 0.482, SLG: 0.565 (1, 7)	G3		K		K			G3-1	1B 3B	5	1	1	0	0	2	0					
Adam Kennedy, L OBP: 0.355, SLG: 0.485 (1, 4)	G6-3			F8		L4		HR 1B	CS 1B	5	1	2	1	0	0	0					
Mo Vaughn, L OBP: 0.363, SLG: 0.533 (1, 3)	K			G4-3		K		F8	CS	4	0	0	0	0	2	1					
Tim Salmon, R OBP: 0.370, SLG: 0.551 (1, 9)		2B		1B 2B		P3		HR		4	2	3	2	0	0	0					
16 Garret Anderson, L OBP: 0.248, SLG: 0.424 (1, 8)	F9			1B BB				F8	E9 1B 2B	3	1	1	0	1	0	1					
Troy Glas, R OBP: 0.457, SLG: 0.663 (1, 5)	G5-3			1B				2B 1B	1B	4	1	3	2	0	0	1					
Scott Spiezio, S OBP: 0.400, SLG: 0.500 (1, 10)	K			F8				1B 2B	F2	4	0	1	1	0	1	4					
Matt Walbeck, S OBP: 0.200, SLG: 0.375 (1, 2)			G4-3		G6-3			F8		4	0	0	0	0	1	1					
Benji Gil, R OBP: 0.292, SLG: 0.328 (1, 6)			L9		F8			K	F8	4	0	0	0	0	1	1					
Inning Stats	R: 0 E: 0 K: 1 S: 7	H: 0 LOB: 0 BB: 0 P: 8	R: 0 E: 0 K: 1 S: 12	H: 1 LOB: 1 BB: 0 P: 15	R: 0 E: 0 K: 1 S: 6	H: 0 LOB: 0 BB: 0 P: 9	R: 1 E: 0 K: 0 S: 11	H: 2 LOB: 2 BB: 1 P: 20	R: 0 E: 0 K: 1 S: 7	H: 0 LOB: 0 BB: 0 P: 11	R: 1 E: 0 K: 1 S: 10	H: 2 LOB: 1 BB: 0 P: 19	R: 3 E: 1 K: 0 S: 13	H: 4 LOB: 1 BB: 0 P: 20	R: 1 E: 0 K: 1 S: 11	H: 2 LOB: 0 BB: 0 P: 14	1B: 5 2B: 4 3B: 1 HR: 1	SF: 0 SAC: 0 DP: 0 HBP: 0	WP: 0 PB: 0 SB: 1 CS: 1	PA: 39	
PITCHER	IP	WLS	BF	H	R	ER	SO	BB	IBB	HBP	BLK	WP	HR	S	P	ERA	WHIP				
Aaron Sele, R ERA: 4.5 (1, 1)	7.2	L	32	8	5	5	6	1	0	0	0	0	1	70	111	5.87	1.174				
Frankie Rodriguez, R ERA: 3.52 (8, 1)	1.0		5	2	1	1	1	0	0	0	0	0	0	13	16	9.00	2.000				
Arthur Rhodes, L ERA: 3.97 (9, 1)	0.1		1	1	0	0	0	0	0	0	0	0	0	1	1	0.00	3.000				

Anaheim Angels @ Seattle Mariners
Safeco Field, Seattle, WA
Fri May 05 2000, 7:05 PM PDT
Att: 38,307 - Cloudy - 54 F

livebaseballscorecards.com

AB 37
R 6
H 11
RBI 6
BB 1
SO 7
LOB 9




Batter	1	2	3	4	5	6	7	8	9	AB	R	H	RBI	BB	SO	LOB	BOTTOM					
Mark McLemore, S OBP: 0.333, SLG: 0.286 (1, 4)	K		CS 1B		K		G4-3		F9	5	0	1	0	0	2	3						
Stan Javier, S OBP: 0.443, SLG: 0.513 (1, 7)	F7		K				F7	HR	G1-6-3	5	1	1	1	0	1	1						
Alex Rodriguez, R OBP: 0.479, SLG: 0.670 (1, 6)	K		G6-3				G5-3	E 2B 1B	DI 1B BB	4	2	1	0	1	1	0						
John Olerud, L OBP: 0.500, SLG: 0.589 Charles Gipson, R OBP: 0.353, SLG: 0.313 (9, PR)		BB BB 1B		F7			K	K	E 1B BB	5	0	2	1	0	2	1						
Edgar Martinez, R OBP: 0.395, SLG: 0.571 David Bell, R OBP: 0.195, SLG: 0.241 (9, PR)		BB BB					BB BB 1B	E9 2B 1B	E7 1B	4	1	4	0	1	0	0						
Tom Lampkin, L OBP: 0.341, SLG: 0.615 (1, 2)	F7			F7			F8	2B 2B	F9	5	1	1	2	0	0	6						
Mike Cameron, R OBP: 0.352, SLG: 0.494 (1, 8)	K			K			BB BB	2B		3	0	1	1	1	2	3						
Raul Ibanez, L OBP: 0.333, SLG: 0.349 (1, 9)		BB			F7		F5	L8		3	0	0	0	1	0	3						
Carlos Guillen, S OBP: 0.234, SLG: 0.146 (1, 5)	F7			G4-3			BB	G4-3		3	0	0	0	1	0	4						
Inning Stats	R: 0 E: 0 K: 2 S: 7	H: 0 LOB: 0 BB: 0 P: 10	R: 0 E: 0 K: 1 S: 18	H: 1 LOB: 3 BB: 2 P: 35	R: 0 E: 0 K: 1 S: 7	H: 1 LOB: 0 BB: 0 P: 10	R: 0 E: 0 K: 1 S: 8	H: 1 LOB: 1 BB: 0 P: 12	R: 0 E: 0 K: 1 S: 8	H: 0 LOB: 0 BB: 0 P: 11	R: 0 E: 0 K: 1 S: 8	H: 0 LOB: 0 BB: 0 P: 13	R: 0 E: 0 K: 0 S: 15	H: 1 LOB: 3 BB: 2 P: 28	R: 4 E: 1 K: 1 S: 20	H: 5 LOB: 1 BB: 0 P: 26	R: 1 E: 1 K: 0 S: 17	H: 2 LOB: 2 BB: 1 P: 27	1B: 7 2B: 3 3B: 0 HR: 1	SF: 0 SAC: 0 DP: 0 HBP: 0	WP: 0 PB: 0 SB: 0 CS: 1	PA: 42
PITCHER	IP	WLS	BF	H	R	ER	SO	BB	IBB	HBP	BLK	WP	HR	S	P	ERA	WHIP					
Kent Bothenfield, R ERA: 3.74 (1, 1)	6.1	W	25	4	0	0	7	3	0	0	0	0	0	67	108	0.00	1.105					
Mark Pekovsek, R ERA: 8.1 (7, 1)	1.0	H	8	4	4	4	1	1	0	0	0	0	1	20	33	36.00	5.000					
Shigetoshi Hasegawa, R ERA: 9.0 (8, 1)	0.2	H	3	1	0	0	0	0	0	0	0	0	0	4	4	0.00	1.500					
Troy Percival, R ERA: 4.09 (9, 1)	1.0	S	6	2	1	1	0	1	0	0	0	0	0	17	27	9.00	3.000					

Anaheim Angels @ Seattle Mariners
Safeco Field, Seattle, WA
Fri May 05 2000, 7:05 PM PDT
Att: 38,307 - Cloudy - 54 F

livebaseballscorecards.com

AB 37
R 5
H 11
RBI 5
BB 5
SO 8
LOB 21



Batter	1	2	3	4	5	6	7	8	9	AB	R	H	RBI	BB	SO	LOB	TOP																					
Darin Erstad, L OBP: 0.469, SLG: 0.547 (1, 7)	G6-3		G4-3			G1-3		G6-4-3		4	0	0	0	0	0	2																						
Adam Kennedy, L OBP: 0.345, SLG: 0.470 (1, 4)	F7			G3-1		G4-3		G6-3		4	0	0	0	0	0	0																						
Mo Vaughn, L Edgard Clemente, R OBP: 0.286, SLG: 0.333 (9, PR)	F9			K						2	0	0	0	2	1	0																						
Tim Salmon, R OBP: 0.389, SLG: 0.556 (1, 9)										0	0	0	0	0	0	0																						
16 Garret Anderson, L OBP: 0.248, SLG: 0.418 (1, 8)	FC4-6									4	0	1	0	0	0	5																						
Troy Glas, R OBP: 0.443, SLG: 0.639 (1, 5)										4	0	0	0	0	3	5																						
Scott Spiezio, S OBP: 0.388, SLG: 0.481 (1, 10)										3	0	0	0	0	1	0																						
Bengie Molina, R OBP: 0.289, SLG: 0.307 (1, 2)										2	0	0	0	1	0	0																						
Benji Gil, R OBP: 0.293, SLG: 0.319 (1, 6)										2	0	0	0	1	1	1																						
Inning Stats	R: 0 H: 0 E: 0 K: 0 S: 8	H: 0 LOB: 0 BB: 0 P: 10	R: 0 H: 1 E: 0 K: 1 S: 11	LOB: 1 BB: 0 P: 18	R: 0 H: 0 E: 0 K: 1 S: 6	LOB: 1 BB: 1 P: 13	R: 0 H: 1 E: 0 K: 1 S: 18	LOB: 2 BB: 1 P: 31	R: 0 H: 0 E: 0 K: 1 S: 7	LOB: 0 BB: 0 P: 11	R: 0 H: 0 E: 0 K: 1 S: 10	LOB: 0 BB: 2 P: 19	R: 0 H: 0 E: 0 K: 1 S: 9	LOB: 0 BB: 0 P: 12	R: 0 H: 0 E: 0 K: 0 S: 11	LOB: 0 BB: 2 P: 18	R: 0 H: 0 E: 0 K: 1 S: 9	LOB: 2 BB: 2 P: 19	1B: 2 2B: 1 3B: 0 HR: 0	SF: 0 SAC: 0 DP: 3 HBP: 0	WP: 0 PB: 0 CS: 1	PA: 33																
PITCHER	IP	WLS	BF	H	R	ER	SO	BB	IBB	HBP	BLK	WP	HR	S	P	ERA	WHIP	PITCHER				IP	WLS	BF	H	R	ER	SO	BB	IBB	HBP	BLK	WP	HR	S	P	ERA	WHIP
Gil Meche, R ERA: 3.51 (1, 1)	7.0		26	2	0	0	5	4	0	0	0	0	0	69	114	0.00	0.857																					
Arthur Rhodes, L ERA: 3.55 (8, 1)	1.0		3	0	0	0	0	1	0	0	0	0	0	11	18	0.00	1.000																					
Kazuhiro Sasaki, R ERA: 3.6 (9, 1)	1.0	W	4	0	0	0	1	2	0	0	0	0	0	9	19	0.00	2.000																					

Anaheim Angels @ Seattle Mariners
 Safeco Field, Seattle, WA
 Sat May 06 2000, 1:05 PM PDT
 Att: 43,427 - Cloudy - 55 F

AB	26
R	0
H	2
RBI	0
BB	7
SO	6
LOB	13



Batter	1	2	3	4	5	6	7	8	9	AB	R	H	RBI	BB	SO	LOB	BOTTOM																					
Mike Cameron, R OBP: 0.337, SLG: 0.469 (1, 8)	F8		F9					F7		4	0	0	0	0	0	2																						
Stan Javier, S OBP: 0.426, SLG: 0.488 (1, 7)	K							G6-3		4	0	0	0	0	3	0																						
Alex Rodriguez, R OBP: 0.480, SLG: 0.674 (1, 6)	F9									4	0	2	0	0	1	0																						
Edgar Martinez, R OBP: 0.400, SLG: 0.563 (1, 10)										3	0	1	0	1	0	0																						
John Olerud, L OBP: 0.492, SLG: 0.570 (1, 3)										3	0	0	0	0	2	2																						
Jay Buhner, R OBP: 0.341, SLG: 0.575 (1, 9)										4	0	0	0	0	0	5																						
David Bell, R Charles Gipson, R OBP: 0.353, SLG: 0.313 (9, PR)										3	0	1	0	1	1	0																						
Dan Wilson, R OBP: 0.347, SLG: 0.412 (1, 2)										3	0	1	0	0	0	0																						
Mark McLemore, S OBP: 0.347, SLG: 0.297 (1, 4)										3	0	2	1	1	0	2																						
Inning Stats	R: 0 H: 0 E: 0 K: 1 S: 10	H: 0 LOB: 0 BB: 0 P: 16	R: 0 H: 0 E: 0 K: 1 S: 8	LOB: 0 BB: 0 P: 10	R: 0 H: 1 E: 0 K: 0 S: 6	LOB: 1 BB: 0 P: 9	R: 0 H: 2 E: 0 K: 2 S: 11	LOB: 2 BB: 0 P: 22	R: 0 H: 0 E: 0 K: 2 S: 7	LOB: 0 BB: 0 P: 12	R: 0 H: 1 E: 0 K: 0 S: 17	LOB: 2 BB: 1 P: 30	R: 0 H: 1 E: 0 K: 0 S: 9	LOB: 3 BB: 1 P: 20	R: 1 H: 2 E: 0 K: 0 S: 9	LOB: 1 BB: 0 P: 13	R: 0 H: 2 E: 0 K: 0 S: 9	LOB: 1 BB: 0 P: 13	1B: 6 2B: 1 3B: 0 HR: 0	SF: 0 SAC: 1 DP: 0 HBP: 1	WP: 0 PB: 0 CS: 0	PA: 36																
PITCHER	IP	WLS	BF	H	R	ER	SO	BB	IBB	HBP	BLK	WP	HR	S	P	ERA	WHIP	PITCHER				IP	WLS	BF	H	R	ER	SO	BB	IBB	HBP	BLK	WP	HR	S	P	ERA	WHIP
Kent Mercker, L ERA: 5.06 (1, 1)	5.0		19	3	0	0	5	1	0	0	0	0	0	45	76	0.00	0.800																					
Al Levine, R ERA: 3.72 (6, 1)	2.2		12	2	0	0	2	1	1	0	0	0	0	31	56	0.00	1.125																					
Mike Holtz, L ERA: 6.75 (8, 1)	0.2	L	5	2	1	1	0	0	0	1	0	0	0	11	19	13.50	3.000																					

Anaheim Angels @ Seattle Mariners
 Safeco Field, Seattle, WA
 Sat May 06 2000, 1:05 PM PDT
 Att: 43,427 - Cloudy - 55 F

AB	31
R	1
H	7
RBI	1
BB	3
SO	7
LOB	11



Batter	1	2	3	4	5	6	7	8	9	AB	R	H	RBI	BB	SO	LOB	TOP		
Darin Erstad, L (1, 7) OBP: 0.453, SLG: 0.526	G6-3	K			K		F7		G6-4-3	5	0	0	0	0	2	5			
Adam Kennedy, L (1, 4) OBP: 0.340, SLG: 0.460	BB 16 1B		G3		F9			F7	G4-3	5	1	1	0	0	0	1			
Mo Vaughn, L (1, 3) OBP: 0.371, SLG: 0.516	BB 16 1B		FC5-4		G3			G3		2	0	0	0	2	0	0			
Tim Salmon, R (1, 9) OBP: 0.385, SLG: 0.541	K		K		L5			BB 16 1B		3	0	0	0	1	2	3			
16 Garret Anderson, L (1, 8) OBP: 0.256, SLG: 0.421	1B		FC5-4		F8			1B		4	0	2	1	0	0	1			
Troy Glaus, R (1, 5) OBP: 0.430, SLG: 0.616	F9			K			K	K		4	0	0	0	0	3	4			
Edgard Clemente, R (1, 10) Scott Spiezo, S (7, PH) OBP: 0.400, SLG: 0.506		K		K				BB 1B	BB 1B 2B	2	0	0	0	0	2	0			
Bengie Molina, R (1, 2) OBP: 0.299, SLG: 0.316	G1-3		F8					BB 1B	G6-4-3 BB 2H 1B	4	0	2	1	0	0	0			
Benji Gil, R (1, 6) Orlando Palmeiro, L (9, PH) OBP: 0.354, SLG: 0.379					K			BB 1B	G6-4-3 BB 1-2	2	0	0	0	1	2	2			
										0	0	0	0	1	0	0			
Inning Stats	R: 1 H: 2 E: 0 K: 1 S: 13	H: 2 LOB: 2 BB: 1 P: 22	R: 0 H: 0 E: 0 K: 2 S: 14	H: 0 LOB: 1 BB: 1 P: 24	R: 0 H: 0 E: 0 K: 1 S: 8	H: 0 LOB: 1 BB: 1 P: 16	R: 0 H: 0 E: 0 K: 2 S: 7	H: 0 LOB: 0 BB: 0 P: 11	R: 0 H: 0 E: 0 K: 0 S: 8	H: 0 LOB: 0 BB: 0 P: 10	R: 0 H: 2 E: 0 K: 2 S: 12	H: 2 LOB: 2 BB: 0 P: 20	R: 0 H: 1 E: 0 K: 1 S: 10	H: 1 LOB: 2 BB: 1 P: 22	R: 1 H: 2 E: 0 K: 0 S: 9	H: 2 LOB: 1 BB: 1 P: 19	1B: 6 2B: 1 3B: 0 HR: 0	SF: 0 SAC: 0 DP: 1 HBP: 0	WP: 0 PA: 38 PB: 0 CS: 0
PITCHER	IP WLS BF H R ER SO BB IBB HBP BLK WP HR S P ERA WHIP																		
John Halama, L (1, 1) ERA: 4.74	6.0 W 23 2 1 1 8 3 0 0 0 0 0 0 9 14 1.50 0.833																		
Jose Paniagua, R (7, 1) ERA: 5.02	0.2 4 2 0 0 2 0 0 0 0 0 0 0 9 14 0.00 3.000																		
37 Robert Ramsay, L (7, 1) ERA: 1.0	1.0 5 1 0 0 0 1 0 0 0 0 0 0 10 22 0.00 2.000																		
Jose Mesa, R (8, 1) ERA: 5.28	1.1 6 2 1 1 1 1 0 0 0 0 0 0 12 25 6.75 2.250																		

Anaheim Angels @ Seattle Mariners
Safeco Field, Seattle, WA
Sun May 07 2000, 1:35 PM PDT
Att. 42,940 - Sunny - 55 F

AB 33
R 2
H 7
RBI 2
BB 5
SO 11
LOB 16



Batter	1	2	3	4	5	6	7	8	9	AB	R	H	RBI	BB	SO	LOB	BOTTOM
Mike Cameron, R (1, 8) OBP: 0.330, SLG: 0.453	L9		G6-3		FC5-4	BB 1B		P4		5	0	1	1	0	0	1	
Stan Javier, S (1, 7) OBP: 0.434, SLG: 0.483	BB SF9 1B		G4-3		G6-3	BB 1B		G4-3		3	1	1	1	2	0	0	
Alex Rodriguez, R (1, 6) OBP: 0.477, SLG: 0.657	BB 1B			K	G6-3	P6		BB BB BB		4	1	1	0	1	1	5	
Edgar Martinez, R (1, 10) OBP: 0.411, SLG: 0.598	SF9			BB 2B BB		HR G6-3		BB BB BB		2	3	1	2	2	0	3	
John Olerud, L (1, 3) OBP: 0.488, SLG: 0.552	K			L5		G3		BB BB BB		3	0	0	0	2	1	2	
Jay Buhner, R (1, 9) Charles Gipson, R (7, FR) OBP: 0.389, SLG: 0.313		G6-3		BB 2B BB		BB 1B BB SF BB		BB BB BB		1	1	0	0	3	0	0	
David Bell, R (1, 5) OBP: 0.220, SLG: 0.256		G6-3		BB 2B		SF BB 1B BB		K		4	1	1	1	1	2	4	
Dan Wilson, R (1, 2) OBP: 0.342, SLG: 0.403		G4-3			P4			F7		4	1	1	0	0	0	4	
Mark McLemore, S (1, 4) OBP: 0.344, SLG: 0.298			B1-3		FC5-4	SF BB 1B		F8		3	0	1	1	0	0	2	
										1B: 5 2B: 1 3B: 0 HR: 1	SF: 2 SAC: 0 DP: 1 HBP: 0	WP: 1 PA: 43 PB: 0 CS: 0					
Inning Stats	R: 1 H: 2 E: 0 K: 1 S: 9	H: 2 LOB: 1 BB: 0 P: 12	R: 0 H: 0 E: 0 K: 0 S: 6	H: 0 LOB: 0 BB: 0 P: 10	R: 0 H: 0 E: 0 K: 0 S: 6	H: 0 LOB: 0 BB: 0 P: 12	R: 1 H: 1 E: 0 K: 1 S: 10	H: 1 LOB: 2 BB: 1 P: 20	R: 0 H: 3 E: 1 K: 0 S: 18	H: 3 LOB: 3 BB: 3 P: 39	R: 0 H: 0 E: 0 K: 1 S: 8	H: 0 LOB: 2 BB: 2 P: 19	R: 2 H: 0 E: 0 K: 1 S: 10	H: 0 LOB: 4 BB: 4 P: 30	1B: 5 2B: 1 3B: 0 HR: 1	SF: 2 SAC: 0 DP: 1 HBP: 0	WP: 1 PA: 43 PB: 0 CS: 0
PITCHER	IP WLS BF H R ER SO BB IBB HBP BLK WP HR S P ERA WHIP																
Scott Schoeneweis, L (1, 1) ERA: 3.99	5.1 L 27 6 6 5 2 5 0 0 0 1 47 88 8.44 2.062																
Eric Weaver, R (6, 1) ERA: 4.15	2.1 13 1 2 2 1 5 0 0 0 0 0 20 49 7.71 2.571																
Derrick Turnbow, R (8, 1) ERA: 5.06	0.1 3 0 0 0 1 2 0 0 0 0 1 0 5 16 0.00 6.000																

Anaheim Angels @ Seattle Mariners
Safeco Field, Seattle, WA
Sun May 07 2000, 1:35 PM PDT
Att. 42,940 - Sunny - 55 F

AB 29
R 8
H 7
RBI 7
BB 12
SO 4
LOB 21



Batter	1	2	3	4	5	6	7	8	9	AB	R	H	RBI	BB	SO	LOB	TOP								
Mark McLemore, S OBP: 0.333, SLG: 0.287	0-0 F7		2-2 F7			0-0 G4-3	2-1 P4			4	0	0	0	0	0	2									
Stan Javier, S OBP: 0.418, SLG: 0.462	1-2 G4-3			1-3 K		2-0 F9		0-1 L5		4	0	0	0	0	1	0									
Alex Rodriguez, R OBP: 0.470, SLG: 0.641	2-3 K			1-1 G6-3		3-2 1B		2-2 G5-3		4	0	1	0	0	1	0									
John Olerud, L OBP: 0.473, SLG: 0.530		0-1 F7		1-0 F7		0-0 F7		2-1 F9		4	0	0	0	0	0	1									
Edgar Martinez, R OBP: 0.414, SLG: 0.588		3-1 1B			4-2 FC7-5 1B BB		0-3 K		2-2 G6-3	3	0	1	0	1	1	0									
Jay Buhner, R OBP: 0.344, SLG: 0.538		2-0 F9			1-2 F8		0-3 K		2-0 G5-3	4	0	0	0	0	1	2									
Tom Lampkin, L OBP: 0.356, SLG: 0.628		1-1 G1-3			0-0 FC7-5 1B		2-1 E		1-0 G6-3	4	1	2	0	0	0	1									
David Bell, R OBP: 0.213, SLG: 0.247			2-1 F9		1-0 FC7-5		2-1 E5 1B			3	0	0	0	0	0	2									
Mike Cameron, R OBP: 0.330, SLG: 0.449			1-1 G5-3		1-3 K		1-0 1B			3	0	1	0	0	1	2									
Inning Stats	R: 0 E: 0 K: 1 S: 7	H: 0 LOB: 0 BB: 0 P: 10	R: 0 E: 0 K: 0 S: 7	H: 1 LOB: 1 BB: 0 P: 13	R: 0 E: 0 K: 0 S: 7	H: 0 LOB: 0 BB: 0 P: 12	R: 0 E: 0 K: 1 S: 6	H: 0 LOB: 0 BB: 0 P: 9	R: 0 E: 0 K: 1 S: 10	H: 1 LOB: 2 BB: 1 P: 17	R: 0 E: 0 K: 0 S: 6	H: 1 LOB: 1 BB: 0 P: 11	R: 1 E: 1 K: 2 S: 15	H: 2 LOB: 2 BB: 0 P: 22	R: 0 E: 0 K: 0 S: 8	H: 0 LOB: 0 BB: 0 P: 12	R: 0 E: 0 K: 0 S: 7	H: 0 LOB: 0 BB: 0 P: 12	1B: 4 2B: 1 3B: 0 HR: 0	SF: 0 SAC: 0 DP: 0 HBP: 0	WP: 0 PB: 0 SB: 0 CS: 0	PA: 34			
PITCHER	IP	WLS	BF	H	R	ER	SO	BB	IBB	HBP	BLK	WP	HR	S	P	ERA	WHIP								
Rick Helling, R ERA: 2.44	6.0	W	22	3	0	0	3	1	0	0	0	0	0	43	72	0.00	0.667								
59 Jeff Zimmerman, R ERA: 8.0	2.0		9	2	1	0	2	0	0	0	0	0	0	23	34	0.00	1.000								
Tim Crabtree, R ERA: 8.62	1.0		3	0	0	0	0	0	0	0	0	0	0	7	12	0.00	0.000								

Seattle Mariners @ Texas Rangers
The Ballpark at Arlington, Arlington, TX
Mon May 08 2000, 8:05 PM EDT
Att: 29,930 - Cloudy - 87 F

AB	33
R	1
H	5
RBI	0
BB	1
SO	5
LOB	10



Batter	1	2	3	4	5	6	7	8	9	AB	R	H	RBI	BB	SO	LOB	BOTTOM								
Royce Clayton, R OBP: 0.302, SLG: 0.426	0-0 1B 3B	2-0 E6 SH5-3 6-3-2		1-0 F8		2-1 SH5-4		0-0 HR		4	2	2	1	0	0	1									
Luis Alica, S OBP: 0.387, SLG: 0.425	0-0 BB 1B	0-0 SH5-3		4-2 G5-4-3 BB		1-0 SF9		2-0 WP HBP G3-1 1B		2	2	2	2	1	0	0									
Ivan Rodriguez, R OBP: 0.360, SLG: 0.646	1-1 F7	0-0 6-3-2		0-2 G5-4-3		2-3 F4		2-2 WP HBP		4	0	0	0	0	0	5									
Rafael Palmeiro, L OBP: 0.427, SLG: 0.663	4-2 BB 1B BB		2-1 F9		1-2 P5		0-0 G3-1	1-0 G3-1		4	1	0	1	1	0	1									
David Segui, S OBP: 0.355, SLG: 0.491	4-2 1B BB		2-3 K		1-2 G4-3		3-2 2B SF8 1B	2-3 K		4	1	1	0	1	2	0									
Ruben Mateo, R OBP: 0.384, SLG: 0.484	1-3 K		2-1 2B		2-0 1B		2-1 1B 2B			4	1	3	0	0	1	3									
Chad Curtis, R OBP: 0.340, SLG: 0.511	1-1 1B		0-0 F8		0-3 K		1-0 SF8			3	0	1	3	0	1	2									
Mike Lamb, L OBP: 0.327, SLG: 0.413	2-1 P4			1-0 1B 2B		0-1 SH5-4 SF9 2B		3-1 2H 1B		4	2	3	1	0	0	2									
Jason McDonald, S OBP: 0.372, SLG: 0.500		1-1 HR		2-1 BB 1B		4-2 SF9 SH5-4 BB		2-1 F9		3	1	2	2	1	0	1									
Inning Stats	R: 3 E: 0 K: 1 S: 20	H: 3 LOB: 2 BB: 2 P: 33	R: 1 E: 1 K: 0 S: 5	H: 1 LOB: 0 BB: 0 P: 8	R: 0 E: 0 K: 1 S: 8	H: 1 LOB: 1 BB: 0 P: 14	R: 1 E: 0 K: 0 S: 10	H: 2 LOB: 1 BB: 1 P: 18	R: 0 E: 0 K: 1 S: 11	H: 1 LOB: 1 BB: 0 P: 15	R: 1 E: 0 K: 0 S: 8	H: 1 LOB: 1 BB: 1 P: 17	R: 2 E: 0 K: 0 S: 11	H: 3 LOB: 1 BB: 0 P: 22	R: 2 E: 0 K: 1 S: 8	H: 2 LOB: 0 BB: 0 P: 15	1B: 7 2B: 5 3B: 1 HR: 2	SF: 2 SAC: 2 DP: 2 HBP: 1	WP: 1 PB: 0 SB: 0 CS: 0	PA: 41					
PITCHER	IP	WLS	BF	H	R	ER	SO	BB	IBB	HBP	BLK	WP	HR	S	P	ERA	WHIP								
Brett Tomko, R ERA: 6.2	6.0	L	30	9	6	6	3	4	0	0	0	0	1	62	105	9.00	2.167								
Jose Paniagua, R ERA: 6.61	2.0		11	5	4	4	1	0	0	1	0	1	1	19	37	18.00	2.500								

Seattle Mariners @ Texas Rangers
The Ballpark at Arlington, Arlington, TX
Mon May 08 2000, 8:05 PM EDT
Att: 29,930 - Cloudy - 87 F

AB	32
R	10
H	14
RBI	10
BB	4
SO	4
LOB	15



Batter	1	2	3	4	5	6	7	8	9	AB	R	H	RBI	BB	SO	LOB	TOP								
Mike Cameron, R OBP: 0.322, SLG: 0.447 (1, 8)	G6-3		K		K		G5-3		K	5	0	0	0	0	3	1									
Mark McLemore, S OBP: 0.355, SLG: 0.299 (1, 4)	G3-1		G4-3			1B BB	G6-3		FC6-4 BB	3	1	0	0	2	0	0									
Alex Rodriguez, R OBP: 0.483, SLG: 0.709 (1, 6)	E8 1B				K				FC6-4	5	1	2	1	0	2	3									
John Olerud, L OBP: 0.448, SLG: 0.500 (1, 3)	K				BB 2B		1B HR 1B		G5-3	4	1	2	0	0	1	1									
Edgar Martinez, R OBP: 0.416, SLG: 0.602 (1, 10)		F9			BB IBB		1B HR 1B		F9	3	1	1	1	1	0	0									
Jay Buhner, R OBP: 0.367, SLG: 0.583 (8, PR)	F5				G4-6-3 BB		1B HR			2	1	1	3	2	0	0									
Raul Ibanez, L OBP: 0.340, SLG: 0.375 (8, 9)					1-2 2-3 BB		1H 2H HR			0	0	0	0	0	0	0									
Stan Javier, S OBP: 0.403, SLG: 0.434 (1, 7)	G3				G4-6-3 1-2		G4-3		BB	4	0	0	0	0	1	4									
David Bell, R OBP: 0.252, SLG: 0.363 (1, 5)					HR		G4-3		FC6-4 2B	4	1	2	1	0	1	0									
Dan Wilson, R OBP: 0.314, SLG: 0.367 (9, PH)					K		G6-3		F7	3	0	0	0	0	1	0									
Tom Lampkin, L OBP: 0.320, SLG: 0.563 (9, PH)					K		G6-3			1	0	0	0	0	0	1									
Inning Stats	R: 0 E: 1 K: 1 S: 10	H: 1 LOB: 1 BB: 0 P: 16	R: 0 E: 0 K: 0 S: 3	H: 0 LOB: 0 BB: 0 P: 7	R: 1 E: 0 K: 2 S: 13	H: 1 LOB: 0 BB: 0 P: 17	R: 0 E: 0 K: 1 S: 8	H: 1 LOB: 2 BB: 2 P: 19	R: 0 E: 0 K: 2 S: 8	H: 0 LOB: 0 BB: 0 P: 15	R: 4 E: 0 K: 1 S: 15	H: 3 LOB: 0 BB: 1 P: 26	R: 0 E: 0 K: 0 S: 5	H: 0 LOB: 0 BB: 0 P: 9	R: 1 E: 0 K: 1 S: 14	H: 1 LOB: 1 BB: 1 P: 23	R: 0 E: 0 K: 1 S: 13	H: 1 LOB: 2 BB: 1 P: 23	1B: 3 2B: 2 3B: 0 HR: 3	SF: 0 SAC: 0 DP: 1 HBP: 0	WP: 0 PB: 0 SB: 0 CS: 0	PA: 39			
PITCHER	IP	WLS	BF	H	R	ER	SO	BB	IBB	HBP	BLK	WP	HR	S	P	ERA	WHIP								
Tim Hudson, R ERA: 5.77 (1, 1)	7.0	W	30	7	6	6	7	2	1	0	0	0	3	64	111	7.71	1.286								
Mike Magrane, L ERA: 4.26 (8, 1)	0.1	H	1	0	0	0	0	0	0	0	0	0	0	2	2	0.00	0.000								
Jeff Tam, R ERA: 2.86 (8, 1)	0.2	H	3	0	0	0	1	1	0	0	0	0	0	10	19	0.00	1.500								
Jason Isringhausen, R ERA: 4.96 (9, 1)	1.0	S	5	1	0	0	1	1	0	0	0	0	0	13	23	0.00	2.000								

Seattle Mariners @ Oakland Athletics
Network Associates Coliseum, Oakland, CA
Thu May 11 2000, 10:05 PM EDT
Att: 8,364 - Sunny - 61 F

AB 34
R 6
H 8
RBI 6
BB 5
SO 9
LOB 10



Batter	1	2	3	4	5	6	7	8	9	AB	R	H	RBI	BB	SO	LOB	BOTTOM								
Ryan Christenson, R OBP: 0.388, SLG: 0.271 (1, 8)	1B SF8 BB				K					4	1	0	0	1	1	4									
Randy Velarde, R OBP: 0.474, SLG: 0.375 (1, 4)										4	1	3	0	1	0	0									
Jason Giambi, L OBP: 0.423, SLG: 0.735 (1, 3)										3	1	3	5	1	0	0									
Ben Grieve, L OBP: 0.386, SLG: 0.541 (1, 7)										3	0	0	0	2	2	4									
Matt Stairs, L OBP: 0.326, SLG: 0.377 (1, 10)										5	0	0	0	0	1	6									
Jeremy Giambi, L OBP: 0.313, SLG: 0.456 (1, 9)										4	0	0	0	0	0	0									
Miguel Tejada, R OBP: 0.351, SLG: 0.394 (1, 6)										4	1	1	0	0	0	0									
Eric Chavez, L OBP: 0.360, SLG: 0.437 (1, 5)										3	1	1	0	1	0	0									
Ramon Hernandez, R OBP: 0.317, SLG: 0.432 (1, 2)										3	2	2	2	1	1	0									
Inning Stats	R: 1 E: 0 K: 0 S: 14	H: 1 LOB: 1 BB: 1 P: 20	R: 0 E: 0 K: 0 S: 12	H: 1 LOB: 1 BB: 1 P: 20	R: 0 E: 0 K: 1 S: 8	H: 1 LOB: 0 BB: 0 P: 12	R: 3 E: 0 K: 2 S: 17	H: 4 LOB: 2 BB: 1 P: 27	R: 0 E: 0 K: 1 S: 7	H: 0 LOB: 0 BB: 0 P: 12	R: 3 E: 0 K: 0 S: 15	H: 2 LOB: 1 BB: 2 P: 30	R: 0 E: 0 K: 0 S: 3	H: 0 LOB: 0 BB: 0 P: 5	R: 0 E: 0 K: 1 S: 17	H: 1 LOB: 3 BB: 2 P: 30	1B: 7 2B: 1 3B: 1 HR: 1	SF: 1 SAC: 0 DP: 0 HBP: 0	WP: 0 PB: 0 SB: 0 CS: 0	PA: 41					
PITCHER	IP	WLS	BF	H	R	ER	SO	BB	IBB	HBP	BLK	WP	HR	S	P	ERA	WHIP								
Gil Meche, R ERA: 4.38 (1, 1)	5.2	L	29	8	6	6	4	4	0	0	0	0	1	8	17	13.50	3.000								
Arthur Rhodes, L ERA: 3.95 (6, 1)	0.2	B	4	1	1	1	0	1	0	0	0	0	0	8	17	13.50	3.000								
Jose Mesa, R ERA: 4.5 (7, 1)	1.2		8	1	0	0	1	2	0	0	0	0	0	19	33	0.00	1.800								

Seattle Mariners @ Oakland Athletics
Network Associates Coliseum, Oakland, CA
Thu May 11 2000, 10:05 PM EDT
Att: 8,364 - Sunny - 61 F


AB 33
R 7
H 10
RBI 7
BB 7
SO 5
LOB 14



Batter	1	2	3	4	5	6	7	8	9	AB	R	H	RBI	BB	SO	LOB	TOP																						
Mark McLemore, S OBP: 0.349, SLG: 0.289 (1, 4)										4	0	0	0	1	2	3																							
Stan Javier, S OBP: 0.395, SLG: 0.423 (1, 7)										5	1	1	0	0	1	3																							
Alex Rodriguez, R OBP: 0.478, SLG: 0.720 (1, 6)										5	1	1	2	0	2	0																							
John Olerud, L OBP: 0.445, SLG: 0.492 (1, 3)										4	1	1	0	1	0	0																							
Edgar Martinez, R OBP: 0.418, SLG: 0.610 (1, 10)										3	2	0	0	0	1	1																							
Raul Ibanez, L OBP: 0.333, SLG: 0.365 (1, 9)										4	0	1	0	0	0	2																							
David Bell, R OBP: 0.276, SLG: 0.370 (1, 5)										1	1	0	0	3	1	1																							
Dan Wilson, R OBP: 0.300, SLG: 0.349 (1, 2)										4	0	0	1	0	0	5																							
Mike Cameron, R OBP: 0.339, SLG: 0.459 (1, 8)										4	0	2	2	0	0	3																							
Inning Stats	R: 0 H: 0 E: 0 K: 2 S: 12	H: 0 LOB: 0 BB: 0 P: 19	R: 2 H: 1 E: 2 K: 0 S: 14	LOB: 3 BB: 2 P: 25	R: 0 H: 0 E: 0 K: 2 S: 8	H: 0 LOB: 0 BB: 0 P: 12	R: 0 H: 1 E: 0 K: 1 S: 7	LOB: 1 BB: 0 P: 14	R: 2 H: 2 E: 0 K: 0 S: 12	LOB: 0 BB: 1 P: 18	R: 1 H: 1 E: 0 K: 1 S: 14	H: 1 LOB: 1 BB: 1 P: 25	R: 0 H: 0 E: 0 K: 1 S: 11	H: 0 LOB: 0 BB: 0 P: 16	R: 1 H: 1 E: 0 K: 0 S: 10	H: 1 LOB: 2 BB: 1 P: 17	R: 0 H: 0 E: 0 K: 0 S: 5	H: 0 LOB: 0 BB: 0 P: 6	1B: 4 2B: 1 3B: 0 HR: 1	SF: 0 SAC: 0 DP: 0 HBP: 1	WP: 1 PB: 0 SB: 0 CS: 1	PA: 40																	
PITCHER	IP	WLS	BF	H	R	ER	SO	BB	IBB	HBP	BLK	WP	HR	S	P	ERA	WHIP					PITCHER	IP	WLS	BF	H	R	ER	SO	BB	IBB	HBP	BLK	WP	HR	S	P	ERA	WHIP
Kevin Appier, R ERA: 4.17 (1, 1)	5.2	L	27	5	5	3	5	4	0	0	0	1	1	63	108	4.76	1.588																						
Jeff Tam, R ERA: 3.0 (6, 1)	1.1		4	0	0	0	2	0	0	0	0	0	0	15	21	0.00	0.000																						
T.J. Mathews, R ERA: 6.35 (8, 1)	2.0		9	1	1	1	0	1	0	1	0	0	0	15	23	4.50	1.000																						

Seattle Mariners @ Oakland Athletics
Network Associates Coliseum, Oakland, CA
Sat May 13 2000, 4:05 PM EDT
Att: 25,565 - Cloudy - 56 F

AB	34
R	6
H	6
RBI	5
BB	5
SO	7
LOB	18



Batter	1	2	3	4	5	6	7	8	9	AB	R	H	RBI	BB	SO	LOB	BOTTOM																						
Terrence Long, L OBP: 0.364, SLG: 0.580 (1, 8)										4	0	0	0	1	1	1																							
Randy Velarde, R OBP: 0.425, SLG: 0.375 (1, 4)										5	2	2	0	0	1	2																							
Jason Giambi, L OBP: 0.415, SLG: 0.694 (1, 3)										4	1	0	0	1	3	1																							
Matt Stairs, L OBP: 0.345, SLG: 0.400 (1, 10)										3	0	1	1	2	0	0																							
Ben Grieve, L OBP: 0.385, SLG: 0.531 (1, 7)										4	0	2	2	0	2	2																							
Jeremy Giambi, L OBP: 0.333, SLG: 0.516 (1, 9)										3	1	1	1	1	1	4																							
Miguel Tejada, R OBP: 0.340, SLG: 0.379 (1, 6)										4	0	1	0	0	1	4																							
3 Eric Chavez, L OBP: 0.354, SLG: 0.416 (1, 5)										4	0	0	0	0	2	4																							
Sal Fasano, R OBP: 0.286, SLG: 0.195 Ramon Hernandez, R (8, PH) OBP: 0.321, SLG: 0.457 (9, 2)										3	0	1	0	0	1	1																							
Inning Stats	R: 0 H: 0 E: 0 K: 1 S: 8	H: 0 LOB: 0 BB: 0 P: 10	R: 1 H: 1 E: 0 K: 1 S: 9	LOB: 1 BB: 1 P: 20	R: 0 H: 0 E: 0 K: 3 S: 10	H: 0 LOB: 0 BB: 0 P: 14	R: 1 H: 2 E: 1 K: 1 S: 18	LOB: 3 BB: 1 P: 29	R: 2 H: 4 E: 0 K: 1 S: 15	LOB: 2 BB: 1 P: 27	R: 0 H: 1 E: 0 K: 1 S: 13	H: 1 LOB: 2 BB: 1 P: 21	R: 0 H: 0 E: 0 K: 3 S: 15	H: 0 LOB: 2 BB: 1 P: 27	R: 0 H: 0 E: 0 K: 0 S: 9	H: 0 LOB: 0 BB: 0 P: 13	R: 0 H: 0 E: 0 K: 1 S: 7	H: 0 LOB: 0 BB: 0 P: 12	1B: 6 2B: 2 3B: 0 HR: 1	SF: 0 SAC: 0 DP: 2 HBP: 0	WP: 0 PB: 0 SB: 0 CS: 1	PA: 40																	
PITCHER	IP	WLS	BF	H	R	ER	SO	BB	IBB	HBP	BLK	WP	HR	S	P	ERA	WHIP					PITCHER	IP	WLS	BF	H	R	ER	SO	BB	IBB	HBP	BLK	WP	HR	S	P	ERA	WHIP
Brett Tomko, R ERA: 6.37 (1, 1)	5.0	W	24	7	4	4	7	3	0	0	0	0	0	13	21	0.00	2.000																						
Frankie Rodriguez, R ERA: 3.31 (6, 1)	1.0	H	5	1	0	0	1	1	0	0	0	0	0	13	21	0.00	2.000																						
Arthur Rhodes, L ERA: 3.45 (7, 1)	2.0	H	8	0	0	0	3	1	0	0	0	0	0	24	40	0.00	0.500																						
Jose Mesa, R ERA: 4.26 (9, 1)	1.0	S	3	0	0	0	1	0	0	0	0	0	0	7	12	0.00	0.000																						

Seattle Mariners @ Oakland Athletics
Network Associates Coliseum, Oakland, CA
Sat May 13 2000, 4:05 PM EDT
Att: 25,565 - Cloudy - 56 F

AB	35
R	4
H	8
RBI	4
BB	5
SO	12
LOB	19



Batter	1	2	3	4	5	6	7	8	9	AB	R	H	RBI	BB	SO	LOB	TOP					
Cristian Guzman, S OBP: 0.353, SLG: 0.443 (1, 6)	F7		F7		G5-3			K		4	0	0	0	0	1	2						
Denny Hocking, S OBP: 0.307, SLG: 0.377 (1, 7)	G3-1			G4-3		G5-3		F9		4	0	0	0	0	0	1						
Matt Lawton, L OBP: 0.434, SLG: 0.520 Midre Cummings, L OBP: 0.354, SLG: 0.478 (1, 9) (6, 9)	G3			FC1-6 BB		G5-3			K	2	0	0	0	1	0	0						
Butch Huskey, R OBP: 0.313, SLG: 0.303 (1, 10)		F9		FC1-6 BB		G6-3			K	4	0	0	0	0	1	1						
David Ortiz, L OBP: 0.356, SLG: 0.333 (1, 3)	G3			1-2 BB			G3		L5	3	0	0	0	1	0	0						
Corey Koskie, L OBP: 0.351, SLG: 0.402 (1, 5)		1-2 1B		G1			G3-1			3	0	1	0	0	0	2						
Matthew LeCroy, R OBP: 0.261, SLG: 0.382 (1, 2)		G4-3			1B		G4-3			3	0	1	0	0	0	1						
Jacque Jones, L OBP: 0.367, SLG: 0.526 (1, 8)			K				K			3	0	0	0	0	3	1						
Jay Canizaro, R OBP: 0.294, SLG: 0.290 (1, 4)			L4				F9			2	0	0	0	1	0	1						
Inning Stats	R: 0 E: 0 K: 0 S: 8	H: 0 LOB: 0 BB: 0 P: 13	R: 0 E: 0 K: 0 S: 10	H: 1 LOB: 1 BB: 0 P: 14	R: 0 E: 0 K: 1 S: 10	H: 0 LOB: 0 BB: 2 P: 14	R: 0 E: 0 K: 0 S: 9	H: 0 LOB: 2 BB: 2 P: 22	R: 0 E: 0 K: 1 S: 12	H: 1 LOB: 1 BB: 0 P: 18	R: 0 E: 0 K: 0 S: 7	H: 0 LOB: 0 BB: 0 P: 10	R: 0 E: 0 K: 0 S: 8	H: 0 LOB: 0 BB: 0 P: 13	R: 0 E: 0 K: 2 S: 9	H: 0 LOB: 0 BB: 1 P: 16	R: 0 E: 0 K: 2 S: 11	H: 0 LOB: 0 BB: 0 P: 14	1B: 2 2B: 0 3B: 0 HR: 0	SF: 0 SAC: 0 DP: 0 HBP: 0	WP: 0 PB: 0 CS: 0	PA: 32
PITCHER	IP	WLS	BF	H	R	ER	SO	BB	IBB	HBP	BLK	WP	HR	S	P	ERA	WHIP					
Aaron Sele, R ERA: 3.98 (1, 1)	7.0	W	25	2	0	0	2	2	0	0	0	0	0	64	104	0.00	0.571					
Kazuhito Sasaki, R ERA: 6.75 (8, 1)	1.0		4	0	0	0	2	1	0	0	0	0	0	9	16	0.00	1.000					
Jose Paniagua, R ERA: 5.59 (9, 1)	1.0		3	0	0	0	2	0	0	0	0	0	0	11	14	0.00	0.000					

Minnesota Twins @ Seattle Mariners
Safeco Field, Seattle, WA
Mon May 15 2000, 7:05 PM PDT
Att: 30,289 - Cloudy - 74 F

AB	29
R	0
H	2
RBI	0
BB	3
SO	6
LOB	9



Batter	1	2	3	4	5	6	7	8	9	AB	R	H	RBI	BB	SO	LOB	BOTTOM				
Mike Cameron, R OBP: 0.351, SLG: 0.471 (1, 8)	E5 1B	P6	4-2 BB		G1-2-3 HR 1B	3B		K		5	3	2	0	1	1	1					
David Bell, R OBP: 0.302, SLG: 0.422 (1, 5)	HR 2H 1B	K	SF8		G1-2-3 HR BB	3B		L9		4	2	2	3	1	1	1					
Alex Rodriguez, R OBP: 0.479, SLG: 0.727 Carlos Guillen, S OBP: 0.267, SLG: 0.173 (1, 6) (6, 6)	HR				G1-2-3	K				3	2	2	2	1	0	3					
Edgar Martinez, R OBP: 0.420, SLG: 0.658 (1, 10)	F8				HR					5	3	3	5	0	0	3					
John Olerud, L OBP: 0.436, SLG: 0.481 John Mabry, L OBP: 0.300, SLG: 0.333 (1, 3) (6, 3)	G6-3		SH1-3 1B 2B		G1-3			K		3	1	1	0	1	0	0					
Jay Buhner, R OBP: 0.384, SLG: 0.579 Raul Ibanez, L OBP: 0.333, SLG: 0.365 (1, 9) (8, 9)	F9		1B SH1-3 BB		2B			F8		3	1	1	0	2	0	1					
Stan Javier, S OBP: 0.398, SLG: 0.444 (1, 7)			SH1-3		F7					4	1	2	1	0	0	3					
Dan Wilson, R OBP: 0.295, SLG: 0.341 (1, 2)		G4-3	BB 1B SF8		G6-3			F8		5	1	1	1	0	0	3					
Mark McLemore, S OBP: 0.346, SLG: 0.292 (1, 4)			SF8 BB 1B		G6-3			G6-3		4	0	2	2	1	0	0					
Inning Stats	R: 3 E: 2 K: 0 S: 19	H: 2 LOB: 0 BB: 0 P: 30	R: 1 E: 0 K: 1 S: 11	H: 2 LOB: 1 BB: 0 P: 13	R: 5 E: 0 K: 0 S: 24	H: 5 LOB: 3 BB: 3 P: 45	R: 0 E: 0 K: 0 S: 6	H: 1 LOB: 1 BB: 0 P: 8	R: 3 E: 0 K: 1 S: 24	H: 2 LOB: 2 BB: 4 P: 47	R: 1 E: 0 K: 0 S: 14	H: 2 LOB: 1 BB: 0 P: 22	R: 1 E: 0 K: 1 S: 13	H: 2 LOB: 1 BB: 0 P: 22	R: 0 E: 0 K: 1 S: 5	H: 0 LOB: 0 BB: 0 P: 6	1B: 6 2B: 5 3B: 2 HR: 3	SF: 1 SAC: 1 DP: 1 HBP: 0	WP: 1 PB: 0 CS: 0	PA: 47	
PITCHER	IP	WLS	BF	H	R	ER	SO	BB	IBB	HBP	BLK	WP	HR	S	P	ERA	WHIP				
Eric Milton, L ERA: 6.97 (1, 1)	2.1	L	17	8	9	8	1	1	0	0	0	0	0	2	45	6	30.86				
Hector Carrasco, R ERA: 2.31 (3, 1)	0.2		5	1	0	0	0	2	0	0	0	0	0	9	20	0.00	4.500				
Johan Santana, L ERA: 9.41 (4, 1)	5.0		25	7	5	5	3	4	0	0	0	1	1	62	105	9.00	2.200				

Minnesota Twins @ Seattle Mariners
Safeco Field, Seattle, WA
Mon May 15 2000, 7:05 PM PDT
Att: 30,289 - Cloudy - 74 F

AB	38
R	14
H	16
RBI	14
BB	7
SO	4
LOB	17



Batter	1	2	3	4	5	6	7	8	9	AB	R	H	RBI	BB	SO	LOB	TOP										
Cristian Guzman, S (1, 6) OBP: 0.355, SLG: 0.438	P4		2B SF7 BB		G4-3		1B		G4-3	4	1	1	0	1	0	0	Minnesota Twins @ Seattle Mariners Safeco Field, Seattle, WA Tue May 16 2000, 7:05 PM PDT Att: 25,672 - Cloudy - 72 F										
Jay Canzaro, R (1, 4) OBP: 0.297, SLG: 0.324							1B			3	0	1	0	0	2	0											
Midre Cummings, L (7, PH) OBP: 0.354, SLG: 0.478	K									0	0	0	0	0	0	0											
Denny Hocking, S (7, PH) OBP: 0.322, SLG: 0.385										1	1	1	1	1	0	0											
Matt Lawton, L (1, 9) OBP: 0.433, SLG: 0.513	1B BB		SF7			F9			1B	2	0	0	1	2	0	2											
Ron Coomer, R (1, 3) OBP: 0.333, SLG: 0.489			F4			K				5	1	3	2	0	1	1											
Corey Koskie, L (1, 5) OBP: 0.338, SLG: 0.385	F8		P6			K				5	0	0	0	0	2	5											
Butch Huskey, R (1, 10) OBP: 0.311, SLG: 0.311										4	1	1	0	0	2	0											
Jacque Jones, L (1, 7) OBP: 0.371, SLG: 0.534			F7							4	1	2	1	0	0	0											
Marcus Jensen, S (1, 2) OBP: 0.284, SLG: 0.417										4	0	1	0	0	1	2											
Tori Hunter, R (1, 8) OBP: 0.273, SLG: 0.342										3	0	0	0	0	1	2											
David Ortiz, L (9, PH) OBP: 0.351, SLG: 0.328										1	0	0	0	0	0	0											
Inning Stats	R: 0 E: 0 K: 1 S: 14	H: 1 LOB: 2 BB: 1 P: 27	R: 0 E: 0 K: 2 S: 10	H: 1 LOB: 1 BB: 0 P: 15	R: 1 E: 0 K: 0 S: 6	H: 1 LOB: 1 BB: 1 P: 14	R: 0 E: 0 K: 2 S: 8	H: 0 LOB: 3 BB: 0 P: 11	R: 0 E: 0 K: 1 S: 9	H: 0 LOB: 0 BB: 0 P: 13	R: 0 E: 0 K: 2 S: 9	H: 0 LOB: 0 BB: 0 P: 15	R: 2 E: 0 K: 0 S: 14	H: 4 LOB: 2 BB: 0 P: 21	R: 1 E: 0 K: 1 S: 11	H: 2 LOB: 1 BB: 0 P: 20	R: 1 E: 0 K: 0 S: 13	H: 1 LOB: 2 BB: 2 P: 23	1B: 5 2B: 4 3B: 0 HR: 1	SF: 1 SAC: 0 DP: 0 HBP: 0	WP: 0 SB: 0 CS: 0	PA: 41					
PITCHER	IP	WLS	BF	H	R	ER	SO	BB	IBB	HBP	BLK	WP	HR	S	P	ERA	WHIP										
Gil Meche, R (1, 1) ERA: 4.34	6.2	W	28	6	3	3	8	2	0	0	0	0	0	66	110	4.05	1.200										
Arthur Rhodes, L (7, 1) ERA: 3.39	0.1		2	1	0	0	0	0	0	0	0	0	0	4	6	0.00	3.000										
Jose Paniagua, R (8, 1) ERA: 5.75	1.0		5	2	1	1	1	0	0	0	0	0	1	11	20	9.00	2.000										
Jose Mesa, R (9, 1) ERA: 4.5	1.0		6	1	1	1	0	2	0	0	0	0	0	13	23	9.00	3.000										

Batter	1	2	3	4	5	6	7	8	9	AB	R	H	RBI	BB	SO	LOB	BOTTOM										
Mark McLemore, S (1, 4) OBP: 0.346, SLG: 0.288	F7									2	1	0	0	1	0	0	Minnesota Twins @ Seattle Mariners Safeco Field, Seattle, WA Tue May 16 2000, 7:05 PM PDT Att: 25,672 - Cloudy - 72 F										
Carlos Guillen, S (5, 5) OBP: 0.274, SLG: 0.185										2	0	1	0	0	0	1											
David Bell, R (1, 5) OBP: 0.305, SLG: 0.430	F9									5	2	2	2	0	1	2											
Alex Rodriguez, R (1, 6) OBP: 0.483, SLG: 0.721										4	1	2	2	1	1	1											
John Olerud, L (1, 3) OBP: 0.446, SLG: 0.477										1	1	0	0	4	0	2											
Edgar Martinez, R (1, 10) OBP: 0.422, SLG: 0.661										4	1	2	3	0	1	3											
Jay Buhner, R (1, 9) OBP: 0.388, SLG: 0.602										3	1	1	2	1	1	1											
Raul Ibanez, L (1, 7) OBP: 0.328, SLG: 0.345										3	1	0	0	1	1	3											
Dan Wilson, R (1, 2) OBP: 0.286, SLG: 0.330										3	0	0	0	0	0	0											
Mike Cameron, R (1, 8) OBP: 0.355, SLG: 0.467										3	1	1	0	1	0	0											
Inning Stats	R: 4 E: 0 K: 0 S: 15	H: 3 LOB: 0 BB: 1 P: 28	R: 0 E: 0 K: 0 S: 5	H: 0 LOB: 0 BB: 0 P: 8	R: 1 E: 0 K: 1 S: 10	H: 2 LOB: 1 BB: 1 P: 17	R: 4 E: 0 K: 2 S: 17	H: 3 LOB: 3 BB: 4 P: 42	R: 0 E: 0 K: 0 S: 11	H: 1 LOB: 1 BB: 0 P: 17	R: 0 E: 0 K: 0 S: 5	H: 0 LOB: 1 BB: 1 P: 11	R: 0 E: 0 K: 1 S: 8	H: 0 LOB: 0 BB: 0 P: 11	R: 0 E: 0 K: 1 S: 18	H: 0 LOB: 2 BB: 2 P: 33	1B: 6 2B: 2 3B: 0 HR: 1	SF: 0 SAC: 1 DP: 1 HBP: 0	WP: 1 SB: 1 CS: 0	PA: 40							
PITCHER	IP	WLS	BF	H	R	ER	SO	BB	IBB	HBP	BLK	WP	HR	S	P	ERA	WHIP										
Sean Bergman, R (1, 1) ERA: 8.59	3.1	L	22	8	9	9	1	4	1	0	0	0	0	18	33	0.00	1.200										
Travis Miller, L (4, 1) ERA: 5.52	1.2		7	1	0	0	2	1	0	0	0	0	0	18	33	0.00	1.200										
Bob Wells, R (6, 1) ERA: 4.91	1.0		3	0	0	0	0	1	0	0	0	0	0	5	11	0.00	1.000										
Hector Carrasco, R (7, 1) ERA: 2.22	1.0		3	0	0	0	1	0	0	0	0	0	0	8	11	0.00	0.000										
Eddie Guardado, L (8, 1) ERA: 6.09	1.0		5	0	0	0	1	1	1	0	0	1	0	18	33	0.00	1.000										

Batter	1	2	3	4	5	6	7	8	9	AB	R	H	RBI	BB	SO	LOB	TOP			
Cristian Guzman, S OBP: 0.347, SLG: 0.427 (1, 6)	G5-3		P6			F7			FC6-4 BLK	4	0	0	0	0	0	1				
Jay Canizaro, R OBP: 0.288, SLG: 0.289 (1, 4)	F9				F8		K		K	4	0	0	0	0	2	1				
Matt Lawton, L OBP: 0.432, SLG: 0.510 (1, 9)	L6			F7					G6-4-3 1B	3	0	1	0	0	0	0				
Ron Coomer, R OBP: 0.327, SLG: 0.479 (1, 3)		G4-3		P4					G6-4-3 1B	3	0	0	0	0	0	1				
Butch Huskey, R OBP: 0.320, SLG: 0.321 (1, 10)					G6-4-3 1B				P4	3	0	2	0	0	0	0				
Matthew LeCroy, R OBP: 0.253, SLG: 0.367 (1, 2)		F7			F9				L8	3	0	0	0	0	0	2				
Tori Hunter, R OBP: 0.267, SLG: 0.333 (1, 8)		G4-3			G6-4-3				F9	3	0	0	0	0	0	2				
Jacque Jones, L OBP: 0.362, SLG: 0.521 (1, 7)			F7			G4-3			G4-3	3	0	0	0	0	0	0				
Denny Hocking, S OBP: 0.323, SLG: 0.383 (1, 5)			G6-3			F9			F9 FC6-4 1B	3	0	1	0	0	0	0				
Inning Stats	R: 0 E: 0 K: 0 S: 5	H: 0 LOB: 0 BB: 0 P: 6	R: 0 E: 0 K: 0 S: 9	H: 1 LOB: 1 BB: 0 P: 15	R: 0 E: 0 K: 0 S: 4	H: 0 LOB: 0 BB: 0 P: 6	R: 0 E: 0 K: 0 S: 6	H: 0 LOB: 0 BB: 0 P: 9	R: 0 E: 0 K: 0 S: 7	H: 0 LOB: 0 BB: 0 P: 9	R: 0 E: 0 K: 1 S: 6	H: 1 LOB: 0 BB: 0 P: 10	R: 0 E: 0 K: 0 S: 5	H: 0 LOB: 0 BB: 0 P: 9	R: 0 E: 0 K: 1 S: 9	H: 1 LOB: 1 BB: 0 P: 12	1B: 4 2B: 0 3B: 0 HR: 0	SF: 0 SAC: 0 DP: 2 HBP: 0	WP: 0 PB: 0 CS: 0	PA: 29
PITCHER John Halama, L ERA: 4.06 (1, 1)	IP: 9.0 WLS: W BF: 29 H: 4 R: 0 ER: 0 SO: 2 BB: 0 IBB: 0 HBP: 0 BLK: 1 WP: 0 HR: 0 S: 57 P: 87 ERA: 0.00 WHIP: 0.444															PITCHER IP: WLS: BF: H: R: ER: SO: BB: IBB: HBP: BLK: WP: HR: S: P: ERA: WHIP				

Minnesota Twins @ Seattle Mariners
Safeco Field, Seattle, WA
Wed May 17 2000, 7:05 PM PDT
Att: 25,583 - Overcast - 61 F


AB 29
R 0
H 4
RBI 0
BB 0
SO 2
LOB 7




Batter	1	2	3	4	5	6	7	8	9	AB	R	H	RBI	BB	SO	LOB	BOTTOM			
Mike Cameron, R OBP: 0.352, SLG: 0.460 (1, 8)	K		BB E 1B		F9		K			4	1	1	0	0	2	0				
David Bell, R OBP: 0.304, SLG: 0.424 (1, 4)	BB 1B		F7		G5-3		L1			4	1	1	0	0	0	1				
Alex Rodriguez, R OBP: 0.489, SLG: 0.717 (1, 6)	BB 1B		BB E 2B		1B				K	2	1	1	0	2	1	0				
John Olerud, L OBP: 0.448, SLG: 0.485 (1, 3)	BB 1B		BB E 2B		G1				K	4	0	2	2	0	1	1				
Edgar Martinez, R OBP: 0.417, SLG: 0.672 (1, 10)	P4		K			HR			F8	4	1	1	1	0	1	3				
Jay Buhner, R OBP: 0.378, SLG: 0.584 Raul Ibanez, L OBP: 0.328, SLG: 0.345 (1, 9) (9, 9)	F2		G5-3			K				3	0	0	0	0	1	3				
Stan Javier, S OBP: 0.389, SLG: 0.432 (1, 7)		G4-3			K		G4-3			3	0	0	0	0	1	0				
Tom Lampkin, L OBP: 0.295, SLG: 0.500 (1, 2)		K			F9		G4-3			3	0	0	0	0	1	0				
Carlos Guillen, S OBP: 0.262, SLG: 0.175 (1, 5)		F8			F8		G6-3			3	0	0	0	0	0	0				
Inning Stats	R: 1 E: 0 K: 1 S: 15	H: 2 LOB: 2 BB: 1 P: 24	R: 0 E: 0 K: 1 S: 14	H: 0 LOB: 0 BB: 0 P: 20	R: 2 E: 1 K: 1 S: 17	H: 2 LOB: 1 BB: 1 P: 28	R: 0 E: 0 K: 1 S: 8	H: 0 LOB: 0 BB: 0 P: 11	R: 0 E: 0 K: 0 S: 9	H: 1 LOB: 1 BB: 0 P: 11	R: 1 E: 0 K: 1 S: 9	H: 1 LOB: 0 BB: 0 P: 12	R: 0 E: 0 K: 2 S: 9	H: 0 LOB: 0 BB: 0 P: 15	R: 0 E: 0 K: 2 S: 9	H: 0 LOB: 0 BB: 0 P: 12	1B: 4 2B: 1 3B: 0 HR: 1	SF: 0 SAC: 0 DP: 0 HBP: 0	WP: 0 PB: 0 CS: 0	PA: 32
PITCHER Joe Mays, R ERA: 5.14 LaTroy Hawkins, R ERA: 3.28 (1, 1) (8, 1)	IP: 7.0 WLS: L BF: 29 H: 6 R: 4 ER: 3 SO: 6 BB: 2 IBB: 0 HBP: 0 BLK: 0 WP: 0 HR: 1 S: 81 P: 121 ERA: 3.86 WHIP: 1.143															PITCHER IP: WLS: BF: H: R: ER: SO: BB: IBB: HBP: BLK: WP: HR: S: P: ERA: WHIP				


Minnesota Twins @ Seattle Mariners
Safeco Field, Seattle, WA
Wed May 17 2000, 7:05 PM PDT
Att: 25,583 - Overcast - 61 F

AB 30
R 4
H 6
RBI 3
BB 2
SO 8
LOB 8



Batter	1	2	3	4	5	6	7	8	9	AB	R	H	RBI	BB	SO	LOB	TOP											
Gerald Williams, R OBP: 0.314, SLG: 0.429	G6-3		K						G5-3	4	2	1	1	1	1	0	Tampa Bay Devil Rays @ Seattle Mariners Safeco Field, Seattle, WA Fri May 19 2000, 7:05 PM PDT Att: 34,067 - Cloudy - 64 F											
Vinny Castilla, R OBP: 0.250, SLG: 0.343	G1-3		F8						G5-3	4	0	0	1	0	0	0												
Greg Vaughn, R OBP: 0.372, SLG: 0.585	HR		E5							4	2	3	4	0	0	0												
Fred McGriff, L OBP: 0.343, SLG: 0.477	K		F7							3	0	0	0	1	2	1												
Jose Canseco, R OBP: 0.366, SLG: 0.479										3	0	1	0	1	1	1												
Jose Guillen, R OBP: 0.211, SLG: 0.368	K									4	0	1	0	0	2	2												
John Flaherty, R OBP: 0.339, SLG: 0.395										4	0	1	0	0	1	3												
Kevin Stocker, S OBP: 0.358, SLG: 0.404										2	1	0	0	2	0	3												
Miguel Cairo, R OBP: 0.327, SLG: 0.360	K									3	1	0	0	1	2	2												
Inning Stats	R: 1 E: 0 K: 1 S: 11	H: 1 LOB: 0 BB: 0 P: 18	R: 0 E: 0 K: 3 S: 14	H: 1 LOB: 2 BB: 1 P: 24	R: 0 E: 1 K: 1 S: 9	H: 1 LOB: 1 BB: 0 P: 12	R: 0 E: 0 K: 0 S: 16	H: 1 LOB: 0 BB: 0 P: 26	R: 1 E: 0 K: 0 S: 8	H: 1 LOB: 0 BB: 0 P: 16	R: 0 E: 0 K: 0 S: 6	H: 0 LOB: 0 BB: 1 P: 13	R: 4 E: 0 K: 1 S: 14	H: 1 LOB: 0 BB: 3 P: 28	R: 0 E: 0 K: 2 S: 14	H: 1 LOB: 1 BB: 0 P: 21	R: 0 E: 0 K: 1 S: 10	H: 0 LOB: 0 BB: 0 P: 13	1B: 3 2B: 1 3B: 0 HR: 3	SF: 1 SAC: 0 DP: 2 HBP: 0	WP: 0 SB: 0 CS: 0	PA: 38						
PITCHER	IP	WLS	BF	H	R	ER	SO	BB	IBB	HBP	BLK	WP	HR	S	P	ERA	WHIP											
Brett Tomko, R ERA: 6.08	(1, 1)	3.0	15	4	1	1	5	2	0	0	0	0	0	1	44	70	3.00	2.000										
Frankie Rodriguez, R ERA: 3.26	(4, 1)	3.0	9	1	1	1	0	1	0	0	0	0	0	1	20	39	3.00	0.667										
Jose Paniagua, R ERA: 6.97	(7, 1)	0.1	H	4	0	3	3	0	0	0	0	0	0	0	7	19	81.00	9.000										
Jose Mesa, R ERA: 4.57	(7, 1)	1.2	W	7	2	1	1	3	0	0	0	0	0	1	21	30	5.40	1.200										
Kazuhiko Sasaki, R ERA: 6.23	(9, 1)	1.0	S	3	0	0	0	1	0	0	0	0	0	0	10	13	0.00	0.000										
Batter	1	2	3	4	5	6	7	8	9	AB	R	H	RBI	BB	SO	LOB	BOTTOM											
Mark McLemore, S OBP: 0.354, SLG: 0.291	F9 1B BB									2	1	1	2	2	0	1	Tampa Bay Devil Rays @ Seattle Mariners Safeco Field, Seattle, WA Fri May 19 2000, 7:05 PM PDT Att: 34,067 - Cloudy - 64 F											
David Bell, R OBP: 0.300, SLG: 0.415	F7									5	0	1	0	0	1	4												
Alex Rodriguez, R OBP: 0.483, SLG: 0.725	F9									4	1	1	1	0	1	4												
John Olerud, L OBP: 0.443, SLG: 0.474	1B BB									3	0	0	0	1	2	0												
Edgar Martinez, R OBP: 0.427, SLG: 0.698	1B									4	1	3	2	0	0	0												
Jay Buhner, R OBP: 0.350, SLG: 0.587	1B									3	0	2	0	1	1	1												
Rickey Henderson, R OBP: 0.387, SLG: 0.229										0	1	0	0	0	0	0												
Raul Ibanez, L OBP: 0.328, SLG: 0.345	1B									0	0	0	0	0	0	0												
Stan Javier, S OBP: 0.393, SLG: 0.470										4	2	2	2	0	1	1												
Dan Wilson, R OBP: 0.297, SLG: 0.340										3	1	2	0	0	0	0												
Tom Lampkin, L OBP: 0.306, SLG: 0.500										0	0	0	0	1	0	0												
Mike Cameron, R OBP: 0.352, SLG: 0.457										3	0	1	0	0	1	1												
Inning Stats	R: 1 E: 0 K: 0 S: 12	H: 2 LOB: 2 BB: 2 P: 27	R: 1 E: 0 K: 0 S: 11	H: 1 LOB: 1 BB: 1 P: 21	R: 0 E: 0 K: 3 S: 11	H: 1 LOB: 1 BB: 0 P: 16	R: 1 E: 0 K: 0 S: 13	H: 4 LOB: 2 BB: 0 P: 23	R: 1 E: 0 K: 1 S: 12	H: 2 LOB: 1 BB: 0 P: 20	R: 0 E: 0 K: 1 S: 7	H: 1 LOB: 0 BB: 0 P: 13	R: 1 E: 0 K: 1 S: 9	H: 1 LOB: 0 BB: 0 P: 15	R: 2 E: 0 K: 1 S: 16	H: 1 LOB: 2 BB: 2 P: 28	R: 2 E: 0 K: 1 S: 16	H: 1 LOB: 2 BB: 2 P: 28	1B: 9 2B: 2 3B: 0 HR: 3	SF: 1 SAC: 1 DP: 3 HBP: 0	WP: 0 SB: 0 CS: 1	PA: 38						
PITCHER	IP	WLS	BF	H	R	ER	SO	BB	IBB	HBP	BLK	WP	HR	S	P	ERA	WHIP											
Dwight Gooden, R ERA: 6.87	(1, 1)	5.0	25	10	4	4	4	3	0	0	0	0	0	1	10	17	6.75	1.500										
Albie Lopez, R ERA: 5.84	(6, 1)	1.1	5	2	1	1	1	0	0	0	0	0	0	0	3	5	0.00	0.000										
Mark Guthrie, L ERA: 4.98	(7, 1)	0.1	H	1	0	0	0	1	0	0	0	0	0	0	3	5	0.00	0.000										
Billy Taylor, R ERA: 54.0	(7, 1)	0.1	L	3	1	2	2	0	1	0	0	0	0	0	7	16	54.00	6.000										
Roberto Hernandez, R ERA: 5.59	(8, 1)	1.0	4	0	0	0	1	1	0	0	0	0	0	0	12	18	0.00	1.000										

Batter	1	2	3	4	5	6	7	8	9	AB	R	H	RBI	BB	SO	LOB	TOP					
Gerald Williams, R OBP: 0.321, SLG: 0.431 (1, 8)	F8		1B FC5-4				E7 BB	P4		4	1	2	1	1	0	3	Tampa Bay Devil Rays @ Seattle Mariners Safeco Field, Seattle, WA Sat May 20 2000, 1:05 PM PDT Att: 40,665 - Cloudy - 55 F					
Vinny Castilla, R OBP: 0.255, SLG: 0.341 (1, 5)	F8		FC5-4 1B				BB	K		4	0	1	1	1	1	4						
Greg Vaughn, R OBP: 0.373, SLG: 0.574 (1, 7)			FC5-4 G4-6-3					P3		3	0	0	1	2	1	5						
Fred McGriff, L OBP: 0.339, SLG: 0.464 (1, 3)	K		G4-6-3					G4-6-3 BB		4	0	0	1	1	2	3						
Jose Canseco, R OBP: 0.361, SLG: 0.466 (1, 10)								G4-6-3 BB		4	0	0	0	1	3	3						
Jose Guillen, R OBP: 0.217, SLG: 0.391 (1, 9)								G4-6-3 BB		4	0	1	0	0	1	1						
Mike DiFelice, R OBP: 0.311, SLG: 0.317 (1, 2)								G4-6-3 BB		4	0	1	0	0	1	2						
Kevin Stocker, S OBP: 0.363, SLG: 0.396 (1, 6)								G4-6-3 BB		2	1	0	0	2	2	2						
Miguel Cairo, R OBP: 0.338, SLG: 0.371 (1, 4)								G4-6-3 BB		4	2	3	0	0	0	0	 WP: 0 PA: 41 BB: 0 CS: 0					
Inning Stats	R: 0 E: 0 K: 1 S: 10	H: 0 LOB: 1 BB: 1 P: 19	R: 0 E: 0 K: 2 S: 11	H: 0 LOB: 1 BB: 1 P: 21	R: 2 E: 0 K: 0 S: 11	H: 3 LOB: 0 BB: 0 P: 18	R: 0 E: 0 K: 2 S: 10	H: 1 LOB: 1 BB: 0 P: 15	R: 0 E: 0 K: 1 S: 11	H: 0 LOB: 0 BB: 0 P: 17	R: 0 E: 0 K: 1 S: 8	H: 0 LOB: 0 BB: 0 P: 11	R: 2 E: 1 K: 1 S: 16	H: 2 LOB: 3 BB: 3 P: 33	R: 0 E: 0 K: 2 S: 19	H: 2 LOB: 3 BB: 1 P: 30		R: 0 E: 0 K: 1 S: 4	H: 0 LOB: 0 BB: 1 P: 10	1B: 6 2B: 2 3B: 0 HR: 0	SF: 0 SAC: 0 DP: 2 HBP: 0	
PITCHER	IP	WLS	BF	H	R	ER	SO	BB	IBB	HBP	BLK	WP	HR	S	P	ERA		WHIP				
Paul Abbott, R ERA: 6.97 (1, 1)	5.0		21	4	2	2	6	3	0	0	0	0	0	53	90	3.60		1.400				
37 Robert Ramsay, L ERA: 1.75 (6, 1)	1.1	L	8	2	2	2	1	1	1	0	0	0	0	18	31	13.50		2.250				
Jose Paniagua, R ERA: 6.45 (7, 1)	1.2		9	2	0	0	3	2	0	0	0	0	0	25	43	0.00		2.400				
Jose Mesa, R ERA: 4.37 (9, 1)	1.0		3	0	0	0	1	1	0	0	0	0	0	4	10	0.00		1.000				

Batter	1	2	3	4	5	6	7	8	9	AB	R	H	RBI	BB	SO	LOB	BOTTOM					
Rickey Henderson, R OBP: 0.395, SLG: 0.263 (1, 7)	HR		F9				CS BB			3	1	1	1	2	1	3	Tampa Bay Devil Rays @ Seattle Mariners Safeco Field, Seattle, WA Sat May 20 2000, 1:05 PM PDT Att: 40,665 - Cloudy - 55 F					
David Bell, R OBP: 0.290, SLG: 0.400 (1, 5) (8, 4)	P4		K				K	F9		5	0	0	0	0	2	5						
Alex Rodriguez, R OBP: 0.478, SLG: 0.733 (1, 6)	K							K		4	1	1	1	0	3	0						
John Olerud, L OBP: 0.450, SLG: 0.486 (1, 3)	K						HR	2B		3	1	2	0	1	1	0						
Edgar Martinez, R OBP: 0.422, SLG: 0.692 (1, 10)	L9							2B		4	0	1	1	0	0	2						
Raul Ibanez, L OBP: 0.328, SLG: 0.345 (8, PR)								2B		0	0	0	0	0	0	0						
John Mabry, L OBP: 0.273, SLG: 0.300 (1, 9) (8, 5)	K						E4	K		4	0	0	0	0	3	3						
Mike Cameron, R OBP: 0.342, SLG: 0.444 (1, 8)	G4-3							K		4	0	0	0	0	1	3						
Tom Lampkin, L OBP: 0.318, SLG: 0.500 (1, 2)								F9		4	0	2	0	0	1	2						
Mark McLemore, S OBP: 0.355, SLG: 0.294 (1, 4)								G5-3		2	0	1	0	0	0	1	 WP: 0 PA: 38 BB: 0 CS: 1					
Stan Javier, S OBP: 0.387, SLG: 0.462 (7, PH) (8, 9)								G5-3		2	0	0	0	0	0	0						
Inning Stats	R: 1 E: 0 K: 2 S: 9	H: 1 LOB: 0 BB: 0 P: 17	R: 0 E: 0 K: 1 S: 7	H: 0 LOB: 0 BB: 0 P: 11	R: 0 E: 0 K: 1 S: 9	H: 1 LOB: 0 BB: 0 P: 11	R: 0 E: 0 K: 2 S: 9	H: 1 LOB: 1 BB: 0 P: 12	R: 0 E: 0 K: 1 S: 8	H: 2 LOB: 2 BB: 0 P: 15	R: 1 E: 1 K: 1 S: 15	H: 1 LOB: 1 BB: 1 P: 28	R: 0 E: 0 K: 1 S: 10	H: 0 LOB: 1 BB: 1 P: 19	R: 1 E: 0 K: 3 S: 15	H: 2 LOB: 1 BB: 0 P: 25		R: 0 E: 0 K: 0 S: 8	H: 0 LOB: 1 BB: 1 P: 18	1B: 4 2B: 3 3B: 0 HR: 2	SF: 0 SAC: 0 DP: 1 HBP: 0	
PITCHER	IP	WLS	BF	H	R	ER	SO	BB	IBB	HBP	BLK	WP	HR	S	P	ERA		WHIP				
Esteban Yan, R ERA: 5.04 (1, 1)	6.0		26	6	2	2	8	1	0	0	0	0	0	57	94	3.00		1.167				
Billy Taylor, R ERA: 13.5 (7, 1)	1.0	H	3	0	0	0	1	1	0	0	0	0	0	10	19	0.00		1.000				
Roberto Hernandez, R ERA: 6.48 (8, 1)	2.0	S	9	2	1	1	3	1	0	0	0	0	0	23	43	4.50		1.500				

Batter	1	2	3	4	5	6	7	8	9	AB	R	H	RBI	BB	SO	LOB	TOP
Gerald Williams, R (1.8) X OBP: 0.323, SLG: 0.435	0-0 F8		0-0 P4		3-3 K		0-0 2B		0-1 G2-3	5	0	2	2	0	1	1	
Vinny Castilla, R (1.5) S OBP: 0.253, SLG: 0.331	3-2 F9		0-3 K2-3			2-3 K	1-0 BB		1-0 F8	4	0	0	0	1	2	2	
Greg Vaughn, R (1.7) B X OBP: 0.363, SLG: 0.557	1-0 F2		3-0 G6-3			3-3 K	2-3 K		2-0 G2-3	5	0	0	0	0	2	5	
Jose Canseco, R (1.10) S OBP: 0.362, SLG: 0.460		4-0 1B BB		1-3 K		1-0 FC6-4 1B	1-3 K		2-3 K	4	1	1	0	1	3	5	
Steve Cox, L (1.3) C OBP: 0.379, SLG: 0.250		2-1 1B SF8 1B		4-0 BB		0-0 FC6-4 1-2		2-2 1B		2	1	1	0	1	0	1	
Quinton McCracken, S (8. PH) C OBP: 0.697, SLG: 0.950		1-2 SF8 1B				1-2				1	0	1	0	0	0	0	
Ozzie Guillen, L (8.3) C OBP: 0.333, SLG: 0.435		0-1 1B		1-0 BB						0	0	0	0	0	0	0	
Bubba Trammell, R (1.9) C X OBP: 0.371, SLG: 0.554	0-1 1B		1-3 2-H 1B		1-0 F9		0-2 G1-3	3-3 K		4	0	1	1	0	1	2	
John Flaherty, R (1.2) X OBP: 0.336, SLG: 0.393	0-0 SF8		3-2 F8		3-2 F8		1-1 1B 2B 1B	0-0 F8		3	1	1	1	0	0	2	
Kevin Stocker, S (1.6) C X OBP: 0.375, SLG: 0.404	3-H 1-1		G5-4-3 1B		4-2 CS BB		0-1 1B 2B 1B	1-2 F3		3	1	2	0	1	0	1	
Miguel Cairo, R (1.4) C X OBP: 0.342, SLG: 0.370	0-2 G5-4-3		1-2		0-2 P6		0-0 2B 1B	4-2 F8 1B BB		3	0	1	0	1	0	3	
Inning Stats	R: 0 H: 0 E: 0 LOB: 0 K: 0 BB: 0 S: 5 P: 9	R: 2 H: 3 E: 0 LOB: 1 K: 0 BB: 1 S: 10 P: 17	R: 0 H: 0 E: 0 LOB: 0 K: 1 BB: 0 S: 5 P: 8	R: 0 H: 0 E: 0 LOB: 1 K: 1 BB: 1 S: 8 P: 17	R: 0 H: 0 E: 0 LOB: 0 K: 1 BB: 1 S: 9 P: 16	R: 0 H: 1 E: 0 LOB: 1 K: 2 BB: 0 S: 8 P: 14	R: 2 H: 4 E: 0 LOB: 3 K: 2 BB: 1 S: 19 P: 27	R: 0 H: 1 E: 0 LOB: 1 K: 1 BB: 0 S: 12 P: 18	R: 0 H: 1 E: 0 LOB: 2 K: 1 BB: 1 S: 13 P: 22	1B: 9 SF: 1 2B: 3 SAC: 0 3B: 0 DP: 1 HR: 0 HBP: 0	WP: 0 PA: 40 SB: 0 CS: 1						
PITCHER	IP WLS BF H R ER SO BB IBB HBP BLK WP HR S P ERA WHIP	PITCHER															
Aaron Sele, R (1.1) ERA: 4.17	6.1 W 28 8 4 4 5 3 0 0 0 0 0 0 54 91 5.68 1.737																
Arthur Rhodes, L (7.1) ERA: 3.06	1.2 H 7 1 0 0 3 1 0 0 0 0 0 0 22 35 0.00 1.200																
Kazuhiro Sasaki, R (9.1) ERA: 5.79	1.0 5 1 0 0 1 1 0 0 0 0 0 0 13 22 0.00 2.000																

Tampa Bay Devil Rays @ Seattle Mariners
Safeco Field, Seattle, WA
Sun May 21 2000, 1:35 PM PDT
Att: 45,264 - Cloudy - 66 F

AB 34
R 4
H 10
RBI 4
BB 5
SO 9
LOB 22

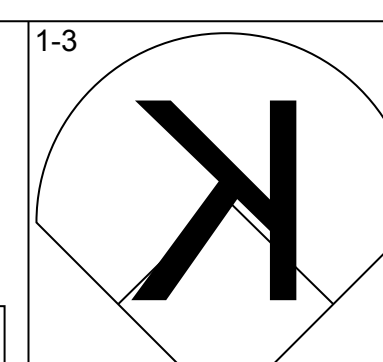
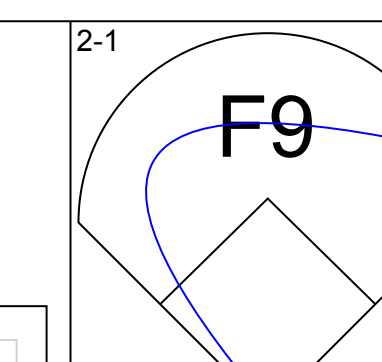
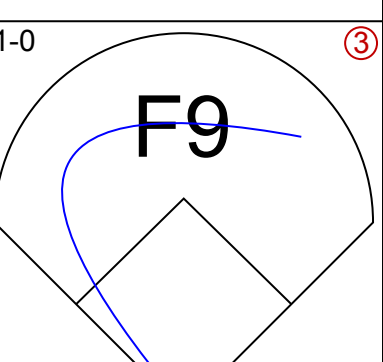
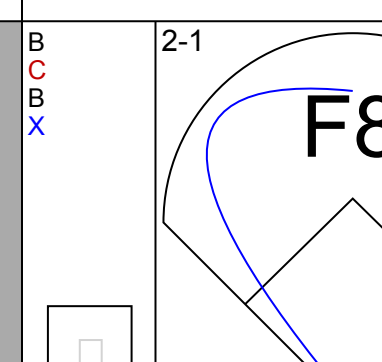
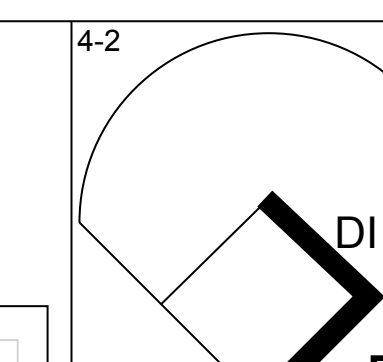
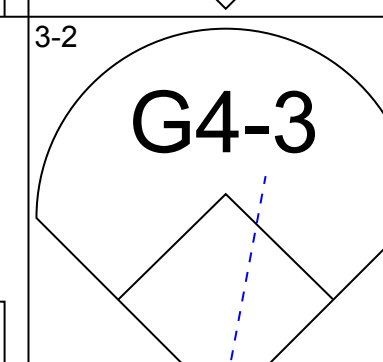
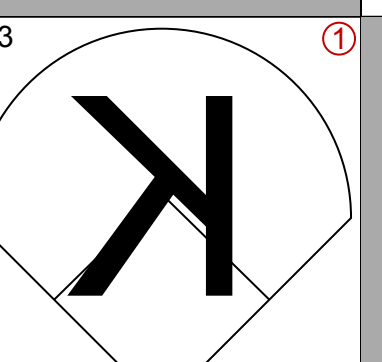
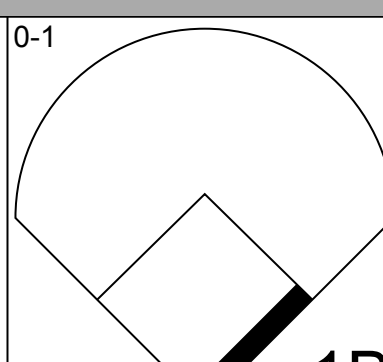
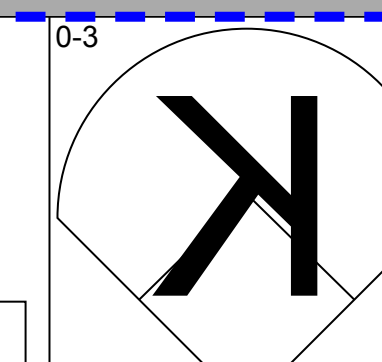
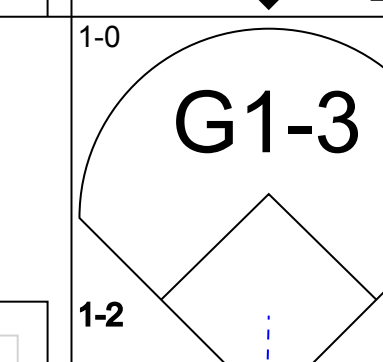
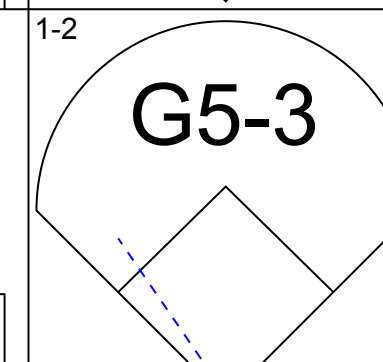
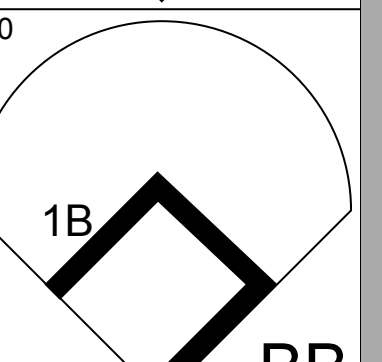
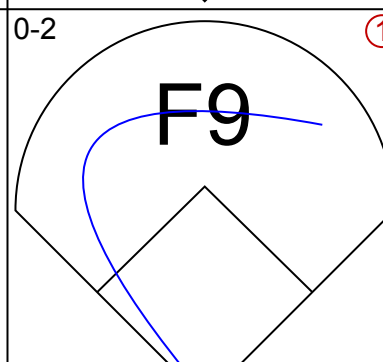
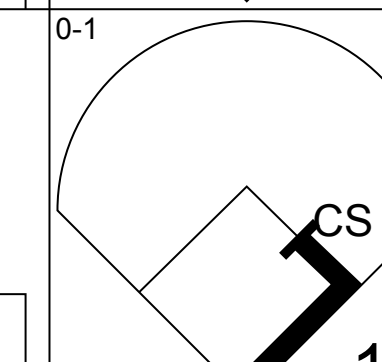
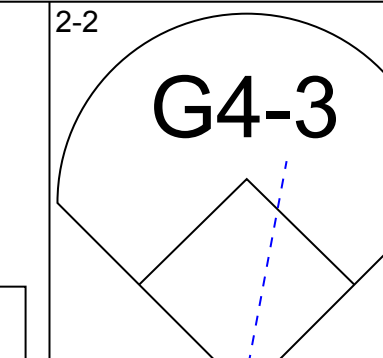
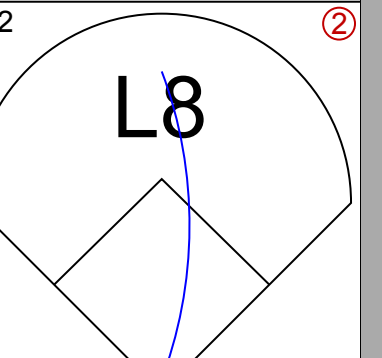
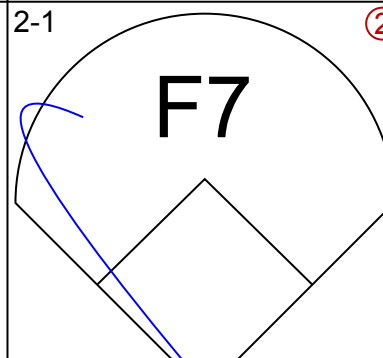
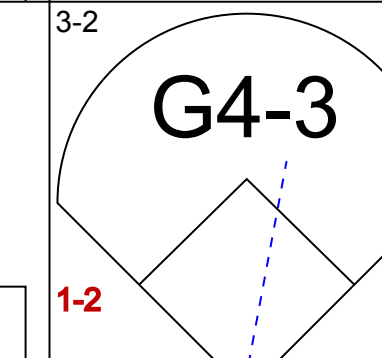
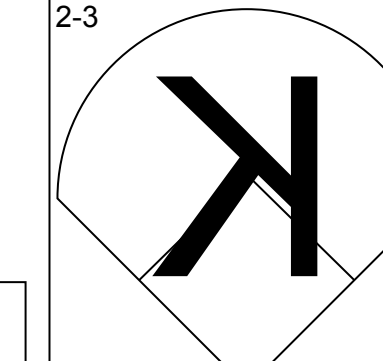
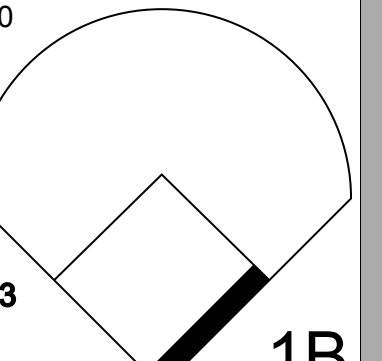
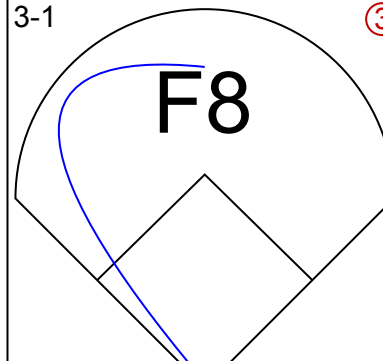
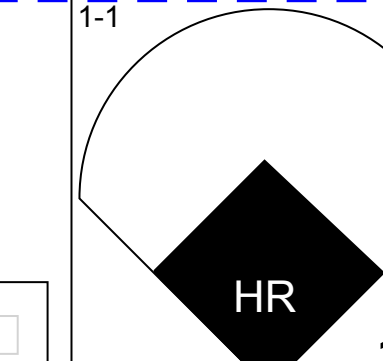
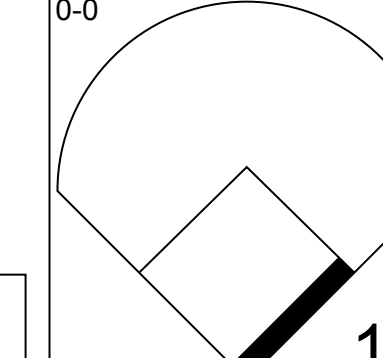
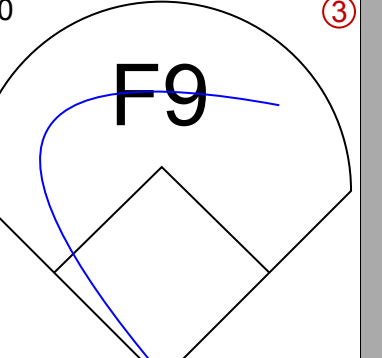
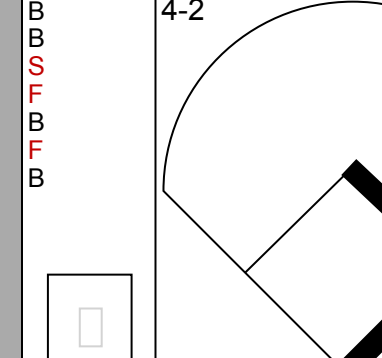
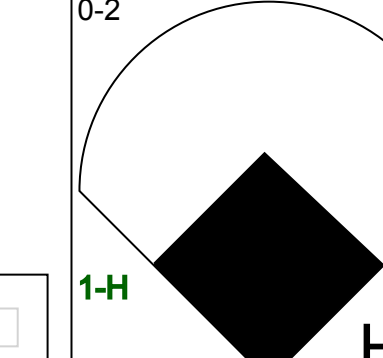
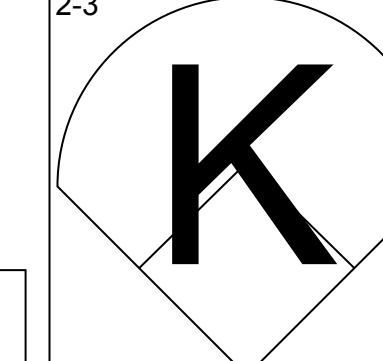
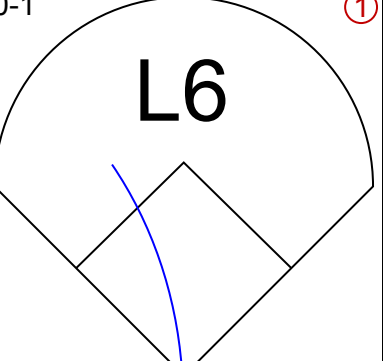
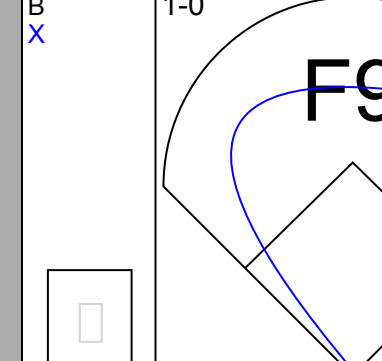
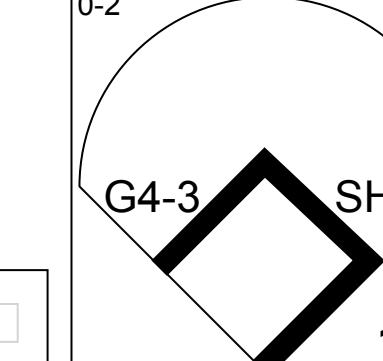
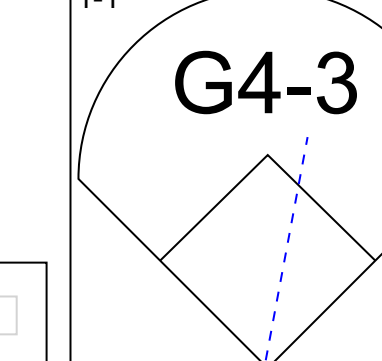
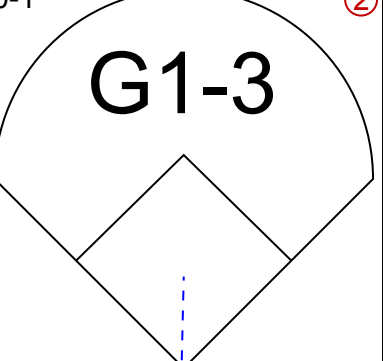
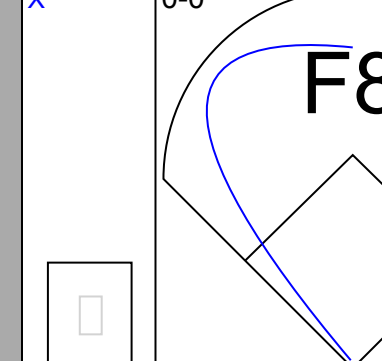
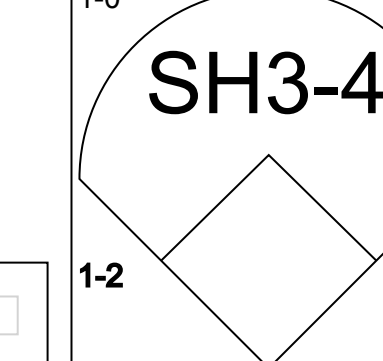
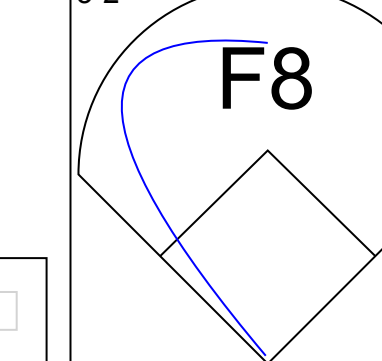
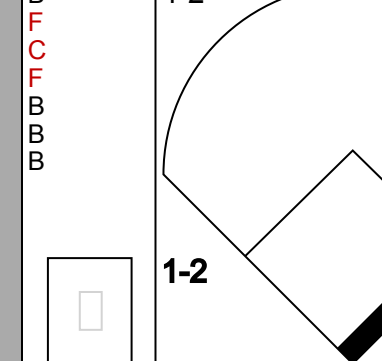
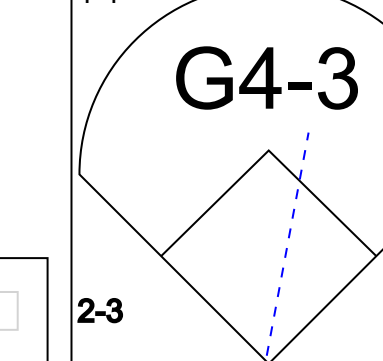


Batter	1	2	3	4	5	6	7	8	9	AB	R	H	RBI	BB	SO	LOB	BOTTOM
Rickey Henderson, R (1.7) C X OBP: 0.396, SLG: 0.298	0-1 HR	0-2 F7		2-2 F8		3-2 2B 1B	0-0 G5-3			5	2	2	1	0	0	1	
Mark McLemore, S (1.4) C B X OBP: 0.357, SLG: 0.300	1-1 F8	4-1 BB		1-1 G4-3		0-1 2B	1-1 G3			4	1	1	1	1	0	0	
Alex Rodriguez, R (1.6) B F B X OBP: 0.476, SLG: 0.728	2-1 F8	1-1 F8		0-1 S 1B		0-1 CS 2B	1-0 G5-3			5	0	2	1	0	0	2	
John Olerud, L (1.3) C X OBP: 0.465, SLG: 0.507	2-2 1B 1B		0-0 2B	4-1 1-2 BB		3-2 HR 1B	2-0 1B			4	2	4	0	1	0	0	
Edgar Martinez, R (1.10) B X OBP: 0.421, SLG: 0.704	1-1 1B 1B		3-2 G6-3	3-1 F8		1-0 HR	1-1 F3			5	1	2	2	0	0	4	
Jay Buhner, R (1.9) S B X OBP: 0.394, SLG: 0.579	1-1 1B		2-1 F8		1-0 P4	4-2 FC5-4 BB				3	0	1	1	1	0	1	
Raul Ibanez, L (9.9) C X OBP: 0.328, SLG: 0.345	1-2 2-H 1B		1-2 F8		1-3 K	2-2 FC5-4 1-2				0	0	0	0	0	0	0	
David Bell, R (1.5) B X OBP: 0.289, SLG: 0.396	2-2 1B		0-1 P4		1-3 K	2-2 FC5-4 1-2				4	0	1	0	0	1	2	
Dan Wilson, R (1.2) C X OBP: 0.305, SLG: 0.378		3-2 BB 1B		1-1 HR	1-0 G5-3		2-1 F9			4	1	2	1	0	0	0	
Mike Cameron, R (1.8) C X OBP: 0.340, SLG: 0.460		2-3 K		3-1 HR		3-3 K	0-1 F9			4	1	1	1	0	2	1	
Inning Stats	R: 2 H: 5 E: 0 LOB: 2 K: 0 BB: 0 S: 18 P: 27	R: 0 H: 1 E: 0 LOB: 2 K: 1 BB: 1 S: 15 P: 25	R: 0 H: 1 E: 0 LOB: 1 K: 0 BB: 0 S: 9 P: 14	R: 2 H: 3 E: 0 LOB: 2 K: 0 BB: 1 S: 14 P: 28	R: 0 H: 0 E: 0 LOB: 0 K: 1 BB: 0 S: 5 P: 8	R: 4 H: 5 E: 0 LOB: 1 K: 1 BB: 1 S: 23 P: 39	R: 0 H: 0 E: 0 LOB: 0 K: 0 BB: 0 S: 5 P: 7	R: 0 H: 1 E: 0 LOB: 1 K: 0 BB: 0 S: 6 P: 11	1B: 9 SF: 0 2B: 3 SAC: 0 3B: 0 DP: 0 HR: 4 HBP: 0	WP: 0 PA: 41 SB: 0 CS: 1							
PITCHER	IP WLS BF H R ER SO BB IBB HBP BLK WP HR S P ERA WHIP	PITCHER															
Steve Trachsel, R (1.1) ERA: 4.7	3.2 L 22 10 4 4 1 4 0 0 0 0 0 0 3 54 89 9.82 3.273																
Cory Lidle, R (4.1) ERA: 4.39	1.2 8 3 3 3 2 0 0 0 0 0 0 0 20 32 16.20 1.800																
Mark Guthrie, L (6.1) ERA: 5.32	0.1 1 1 0 0 0 0 0 0 0 0 0 0 3 6 0.00 3.000																
Rick White, R (6.1) ERA: 3.6	2.1 10 2 1 1 0 1 0 0 0 0 0 1 18 32 3.86 1.286																

Tampa Bay Devil Rays @ Seattle Mariners
Safeco Field, Seattle, WA
Sun May 21 2000, 1:35 PM PDT
Att: 45,264 - Cloudy - 66 F

AB 38
R 8
H 16
RBI 8
BB 3
SO 3
LOB 11

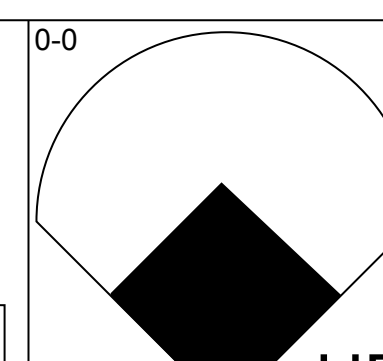
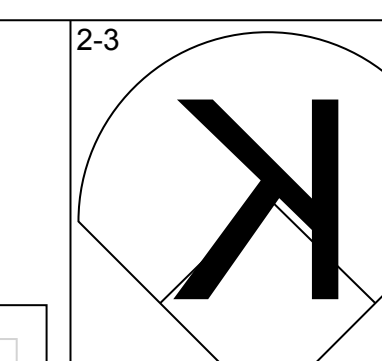
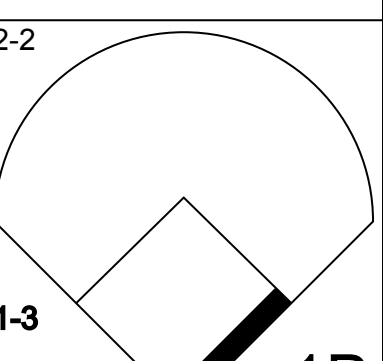
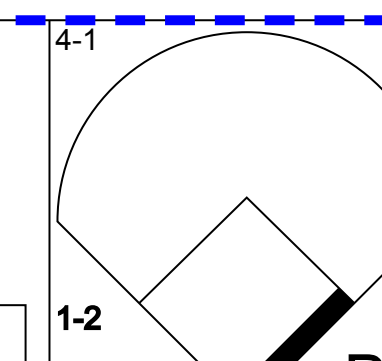
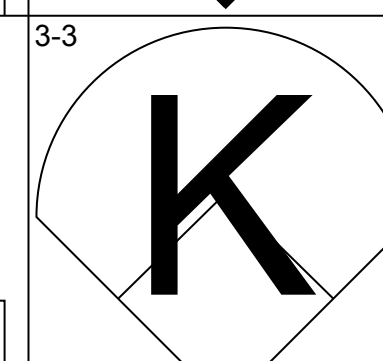
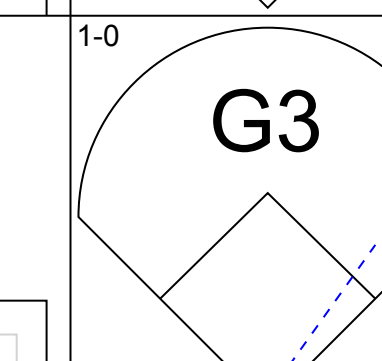
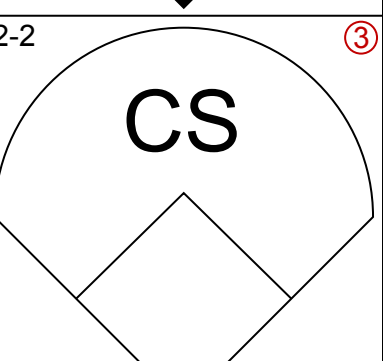
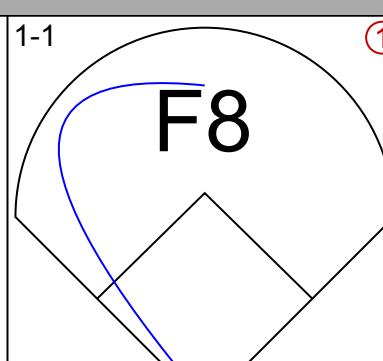
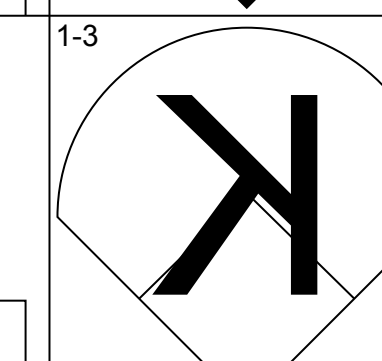
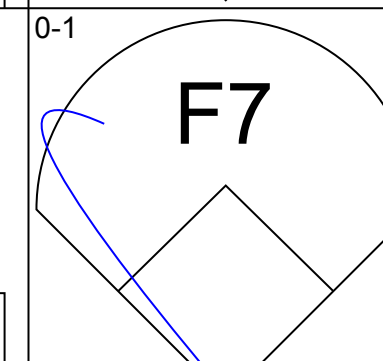
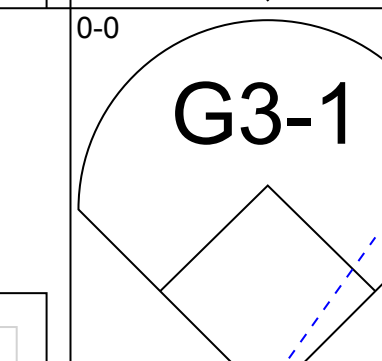
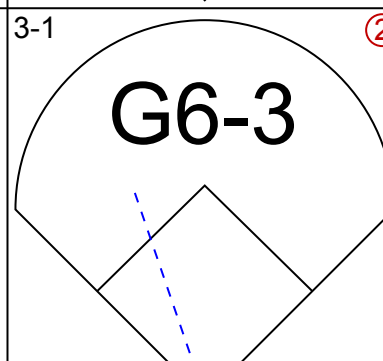
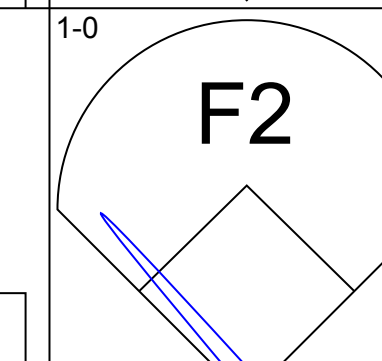
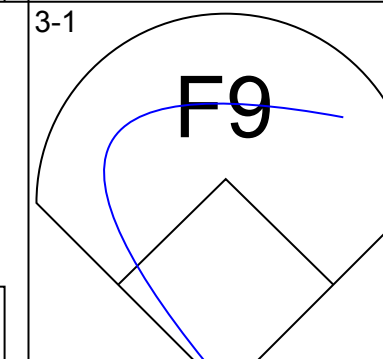
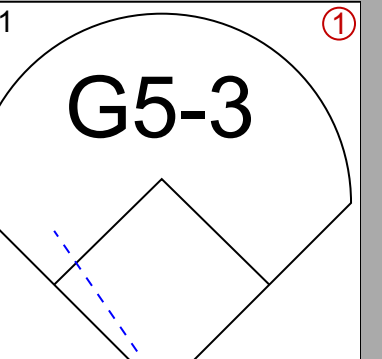
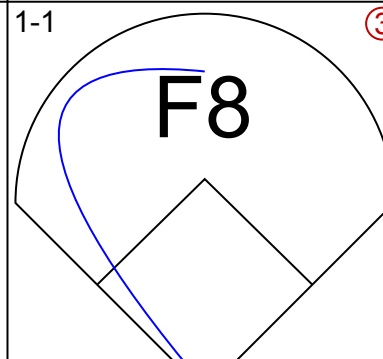
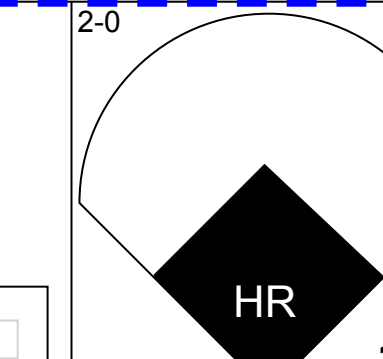
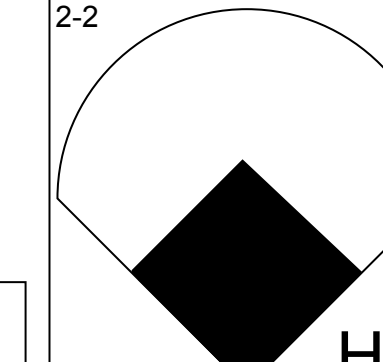
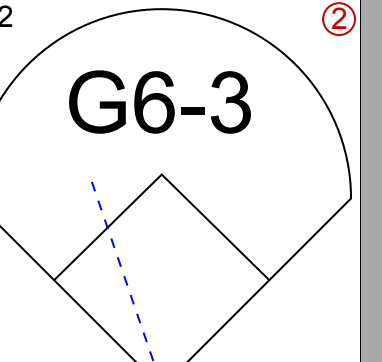
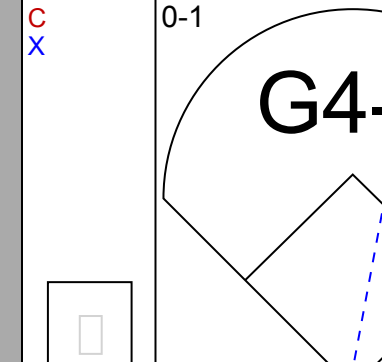
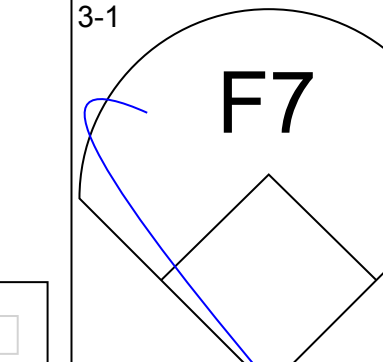
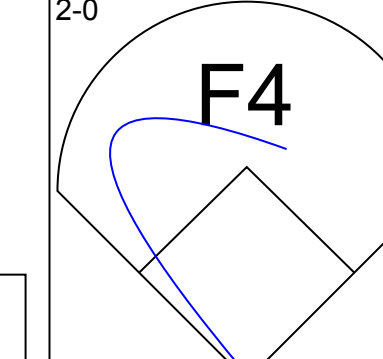
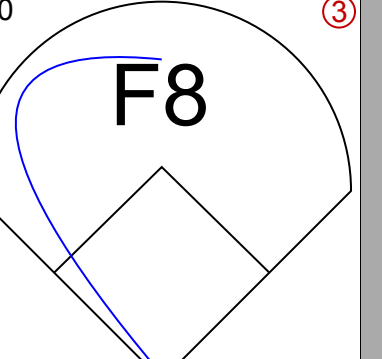
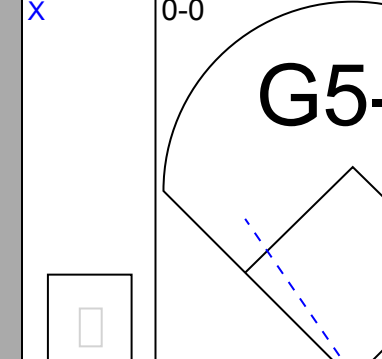
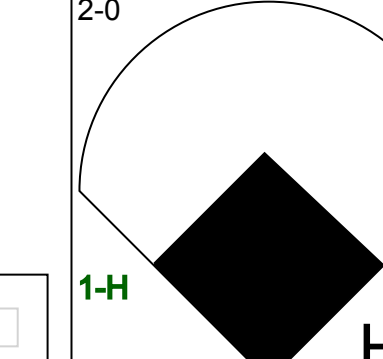
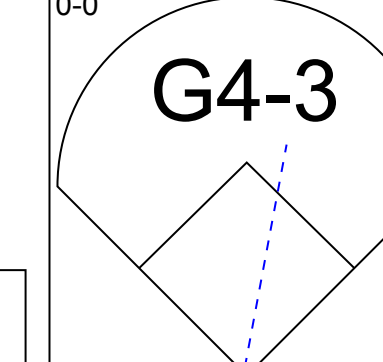
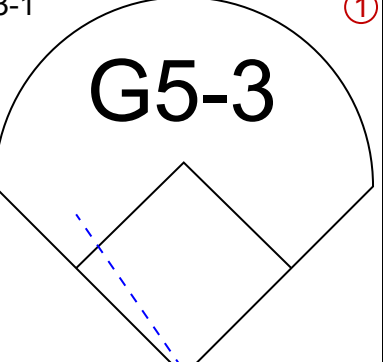
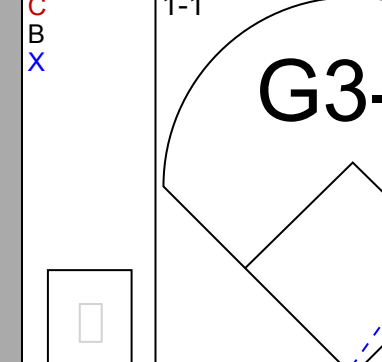
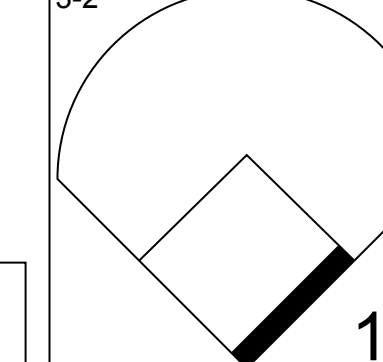
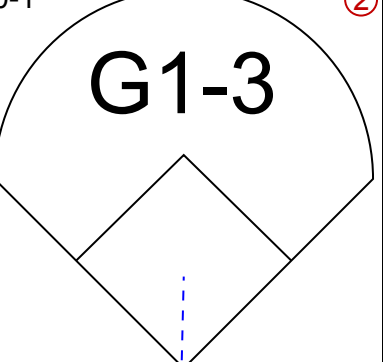
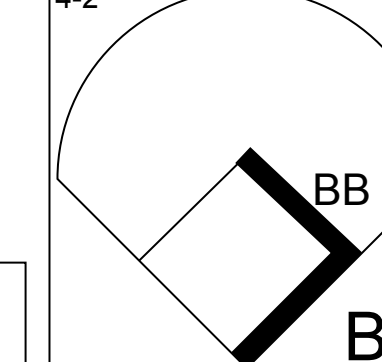
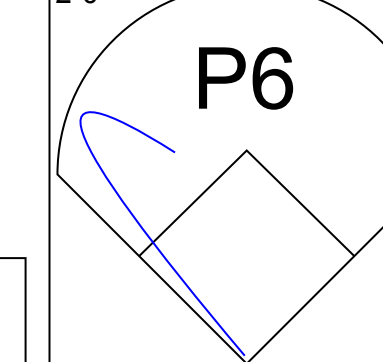
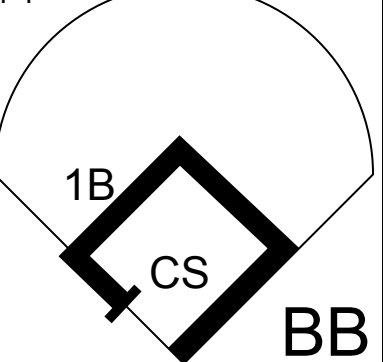
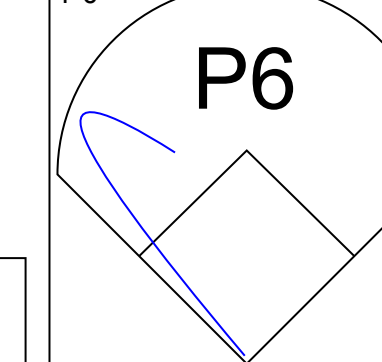


Batter	1	2	3	4	5	6	7	8	9	AB	R	H	RBI	BB	SO	LOB	TOP			
Rickey Henderson, R OBP: 0.388, SLG: 0.287	(1, 7) 		(2, 1) 		(1, 0) 		(2, 1) 		(4, 2) 	4	0	0	0	1	1	3				
Mark McLemore, S OBP: 0.352, SLG: 0.297	(1, 4) 			(1, 3) 		(0, 1) 		(0, 3) 	(1, 0) 	5	0	1	0	0	2	2				
Alex Rodriguez, R OBP: 0.477, SLG: 0.721	(1, 6) 			(4, 0) 		(0, 2) 		(0, 1) 		3	0	1	0	1	0	1				
John Olerud, L OBP: 0.455, SLG: 0.493		(2, 2) 		(3, 2) 		(2, 1) 		(3, 2) 		4	0	0	0	0	0	3				
Edgar Martinez, R OBP: 0.423, SLG: 0.698 John Mabry, L (9, PR) OBP: 0.273, SLG: 0.300		(2, 3) 		(1, 0) 		(3, 1) 			(1, 1) 	4	0	2	0	0	1	1				
Jay Buhner, R OBP: 0.405, SLG: 0.609		(0, 0) 		(1, 0) 			(4, 2) 		(0, 2) 	3	1	2	2	1	0	2				
David Bell, R OBP: 0.288, SLG: 0.392		(2, 3) 			(0, 1) 		(1, 0) 		(0, 2) 	4	0	1	0	0	1	2				
Dan Wilson, R OBP: 0.296, SLG: 0.366			(1, 1) 		(0, 1) 		(0, 0) 		(1, 0) 	3	0	0	0	0	0	1				
Mike Cameron, R OBP: 0.344, SLG: 0.457			(3, 2) 				(4, 2) 		(1, 1) 	3	0	1	0	1	0	2				
Inning Stats	R: 0 H: 0 E: 0 K: 1 S: 11	H: 0 LOB: 0 BB: 0 P: 16	R: 0 H: 1 E: 0 K: 2 S: 10	LOB: 1 BB: 0 P: 16	R: 0 H: 0 E: 0 K: 0 S: 8	H: 0 LOB: 0 BB: 0 P: 14	R: 0 H: 1 E: 0 K: 1 S: 11	LOB: 2 BB: 1 P: 21	R: 0 H: 1 E: 0 K: 0 S: 7	LOB: 1 BB: 0 P: 11	R: 0 H: 0 E: 0 K: 0 S: 10	H: 0 LOB: 2 BB: 2 P: 21	R: 0 H: 1 E: 0 K: 1 S: 10	LOB: 0 BB: 0 P: 13	R: 2 H: 3 E: 0 K: 0 S: 16	LOB: 3 BB: 1 P: 24	1B: 7 2B: 0 3B: 0 HR: 1	SF: 0 SAC: 1 DP: 0 HBP: 0	WP: 0 PB: 0 SB: 0 CS: 1	PA: 38
PITCHER	IP	WLS	BF	H	R	ER	SO	BB	IBB	HBP	BLK	WP	HR	S	P	ERA	WHIP			
Pat Rapp, R ERA: 4.61	(1, 1)	7.0	28	4	0	0	4	3	0	0	0	0	0	66	113	0.00	1.000			
Jason Johnson, R ERA: 4.5	(8, 1)	1.0	H	3	1	0	0	1	0	0	0	0	0	10	13	0.00	1.000			
Mike Timlin, R ERA: 6.39	(9, 1)	1.0	W	7	3	2	2	0	1	0	0	0	0	16	24	18.00	4.000			

Seattle Mariners @ Baltimore Orioles
Oriole Park at Camden Yards, Baltimore, MD
Tue May 23 2000, 7:05 PM EDT
Att: 37,747 - Cloudy - 73 F

AB 33
R 2
H 8
RBI 2
BB 4
SO 5
LOB 17



Batter	1	2	3	4	5	6	7	8	9	AB	R	H	RBI	BB	SO	LOB	BOTTOM			
Brady Anderson, L OBP: 0.371, SLG: 0.517	(1, 8) 		(2, 3) 		(1, 3) 			(4, 1) 		3	1	2	1	1	1	0				
Delino DeShields, L OBP: 0.390, SLG: 0.478	(1, 4) 		(1, 0) 		(2, 2) 		(1, 1) 		(1, 3) 	4	0	0	0	0	2	2				
B.J. Surhoff, L OBP: 0.305, SLG: 0.373	(1, 7) 		(0, 0) 				(3, 1) 		(1, 0) 	4	0	0	0	0	0	2				
Albert Belle, R OBP: 0.365, SLG: 0.469	(1, 9) 			(3, 1) 			(1, 1) 		(2, 0) 	4	1	1	0	0	0	0				
Harold Baines, L OBP: 0.315, SLG: 0.400		(2, 2) 		(2, 2) 			(0, 1) 		(3, 1) 	4	1	1	1	0	0	1				
Cal Ripken Jr., R OBP: 0.293, SLG: 0.470		(2, 0) 		(2, 0) 			(0, 0) 		(2, 0) 	4	1	1	2	0	0	0				
Will Clark, L OBP: 0.495, SLG: 0.444		(0, 0) 			(3, 1) 			(1, 1) 		3	0	0	0	0	0	0				
Charles Johnson, R OBP: 0.326, SLG: 0.488		(3, 2) 			(0, 1) 			(4, 2) 		2	0	1	0	1	0	0				
Mike Bordick, R OBP: 0.359, SLG: 0.575		(2, 0) 			(4, 1) 			(1, 0) 		2	0	0	0	1	0	2				
Inning Stats	R: 1 H: 1 E: 0 K: 1 S: 9	H: 2 LOB: 1 BB: 0 P: 15	R: 0 H: 0 E: 0 K: 1 S: 5	H: 0 LOB: 0 BB: 0 P: 8	R: 0 H: 0 E: 0 K: 0 S: 7	H: 0 LOB: 0 BB: 0 P: 14	R: 0 H: 1 E: 0 K: 0 S: 12	LOB: 1 BB: 1 P: 22	R: 0 H: 0 E: 0 K: 0 S: 6	LOB: 0 BB: 0 P: 11	R: 0 H: 0 E: 0 K: 0 S: 5	H: 0 LOB: 0 BB: 0 P: 6	R: 0 H: 0 E: 0 K: 1 S: 11	LOB: 2 BB: 2 P: 22	R: 2 H: 2 E: 0 K: 0 S: 4	LOB: 0 BB: 0 P: 11	1B: 3 2B: 0 3B: 0 HR: 3	SF: 0 SAC: 0 DP: 0 HBP: 0	WP: 0 PB: 0 SB: 0 CS: 1	PA: 34
PITCHER	IP	WLS	BF	H	R	ER	SO	BB	IBB	HBP	BLK	WP	HR	S	P	ERA	WHIP			
Gil Meche, R ERA: 4.1	(1, 1)	7.0	25	4	2	2	2	1	0	0	0	0	0	6	11	0.00	3.000			
Jose Paniagua, R ERA: 6.35	(8, 1)	0.1	2	0	0	0	0	1	0	0	0	0	0	6	11	0.00	3.000			
37 Robert Ramsay, L ERA: 1.69	(8, 1)	0.2	3	0	0	0	1	1	0	0	0	0	0	5	11	0.00	1.500			
Jose Mesa, R ERA: 5.09	(9, 1)	0.1	L	3	2	2	2	0	0	0	0	0	1	4	11	54.00	6.000			

Seattle Mariners @ Baltimore Orioles
Oriole Park at Camden Yards, Baltimore, MD
Tue May 23 2000, 7:05 PM EDT
Att: 37,747 - Cloudy - 73 F

AB 30
R 4
H 6
RBI 4
BB 3
SO 3
LOB 7



Batter	1	2	3	4	5	6	7	8	9	AB	R	H	RBI	BB	SO	LOB	TOP			
Rickey Henderson, R OBP: 0.385, SLG: 0.286 (1, 7)										4	0	1	0	0	1	2	Seattle Mariners @ Baltimore Orioles Oriole Park at Camden Yards, Baltimore, MD Wed May 24, 2000, 7:05 PM EDT Att: 37,262 - Cloudy - 82 F			
Mark McLemore, S OBP: 0.350, SLG: 0.295 (1, 4)										4	1	1	0	0	0	3				
Alex Rodriguez, R OBP: 0.467, SLG: 0.703 (1, 6)										4	0	0	0	0	1	2				
John Olerud, L OBP: 0.456, SLG: 0.487 (1, 3)										2	1	0	0	2	0	0				
Edgar Martinez, R OBP: 0.425, SLG: 0.720 (1, 10)										4	1	2	3	0	1	0				
Jay Buhner, R OBP: 0.393, SLG: 0.588 Dan Wilson, R OBP: 0.296, SLG: 0.366 (1, 9) (9, 2)										4	0	0	0	0	2	2				
Stan Javier, S OBP: 0.397, SLG: 0.467 (1, 8) (9, 9)										3	0	2	0	1	1	0				
Tom Lampkin, L OBP: 0.319, SLG: 0.492 Mike Cameron, R OBP: 0.342, SLG: 0.454 (1, 2) (9, PH) (9, 8)										3	0	1	0	0	0	2				
David Bell, R OBP: 0.282, SLG: 0.384 (1, 5)										3	0	0	0	0	1	3				
Inning Stats	R: 1 E: 0 K: 1 S: 12	H: 2 LOB: 2 BB: 1 P: 23	R: 0 E: 0 K: 0 S: 6	H: 0 LOB: 0 BB: 1 P: 11	R: 0 E: 0 K: 0 S: 3	H: 0 LOB: 0 BB: 0 P: 8	R: 2 E: 0 K: 0 S: 11	H: 2 LOB: 1 BB: 0 P: 21	R: 0 E: 0 K: 1 S: 8	H: 0 LOB: 0 BB: 0 P: 10	R: 0 E: 0 K: 2 S: 14	H: 2 LOB: 2 BB: 0 P: 18	R: 0 E: 0 K: 1 S: 12	H: 0 LOB: 0 BB: 0 P: 19	R: 0 E: 0 K: 3 S: 11	H: 0 LOB: 0 BB: 0 P: 17		1B: 5 2B: 1 3B: 0 HR: 1	SF: 0 SAC: 0 DP: 1 HBP: 0	WP: 0 PB: 0 SB: 1 CS: 1
PITCHER	IP WLS BF H R ER SO BB IBB HBP BLK WP HR S P ERA WHIP																			
Sidney Ponson, R ERA: 5.32 Buddy Groom, L ERA: 4.09 (1, 1) (9, 1)	8.0 W 32 7 3 3 5 3 0 0 0 0 0 0 1 72 120 3.38 1.250																			

AB	32
R	3
H	7
RBI	3
BB	3
SO	8
LOB	14



Batter	1	2	3	4	5	6	7	8	9	AB	R	H	RBI	BB	SO	LOB	BOTTOM	
Brady Anderson, L OBP: 0.374, SLG: 0.513 (1, 8)										3	0	1	0	0	0	1	Seattle Mariners @ Baltimore Orioles Oriole Park at Camden Yards, Baltimore, MD Wed May 24, 2000, 7:05 PM EDT Att: 37,262 - Cloudy - 82 F	
Mike Bordick, R OBP: 0.351, SLG: 0.561 (1, 6)										4	0	0	0	0	2			
Jeff Conine, R OBP: 0.353, SLG: 0.484 (1, 3)										4	0	1	0	0	1			
Albert Belle, R OBP: 0.363, SLG: 0.470 (1, 9)										4	1	1	0	0	1			
Cal Ripken Jr., R OBP: 0.305, SLG: 0.474 Delino DeShields, L OBP: 0.390, SLG: 0.478 (1, 5) (9, PR)										3	1	2	1	1	0	0		
Will Clark, L OBP: 0.495, SLG: 0.432 (1, 10)										2	1	0	0	2	0	1		
Charles Johnson, R OBP: 0.331, SLG: 0.489 (1, 2)										4	0	2	1	0	1	2		
B.J. Surhoff, L OBP: 0.298, SLG: 0.364 (1, 7)										4	0	0	1	0	4			
Mark Lewis, R OBP: 0.208, SLG: 0.244 (1, 4)										3	0	1	0	0	0	3		
Inning Stats	R: 0 E: 0 K: 0 S: 7	H: 2 LOB: 1 BB: 0 P: 12	R: 0 E: 0 K: 0 S: 8	H: 2 LOB: 2 BB: 0 P: 12	R: 0 E: 0 K: 0 S: 4	H: 0 LOB: 0 BB: 0 P: 11	R: 3 E: 0 K: 0 S: 12	H: 3 LOB: 0 BB: 1 P: 21	R: 0 E: 0 K: 0 S: 5	H: 0 LOB: 0 BB: 0 P: 11	R: 0 E: 0 K: 2 S: 8	H: 1 LOB: 1 BB: 0 P: 10	R: 1 E: 1 K: 1 S: 7	H: 0 LOB: 2 BB: 2 P: 18	1B: 7 2B: 1 3B: 0 HR: 0	SF: 0 SAC: 0 DP: 3 HBP: 1		WP: 0 PB: 0 SB: 0 CS: 0
PITCHER	IP WLS BF H R ER SO BB IBB HBP BLK WP HR S P ERA WHIP																	
John Halama, L ERA: 4.03 Kazuhito Sasaki, R ERA: 5.4 Arthur Rhodes, L ERA: 3.0 (1, 1) (8, 1) (9, 1)	7.0 L 4 0 1 0 2 1 0 0 0 0 0 0 0 8 14 0.00 1.000																	



Batter	1	2	3	4	5	6	7	8	9	AB	R	H	RBI	BB	SO	LOB	TOP											
Rickey Henderson, R OBP: 0.378, SLG: 0.282	G5-3		K				L9		G6-3	5	0	1	0	0	1	3												
Mark McLemore, S OBP: 0.348, SLG: 0.289	F8		G1-3				G4-3		FC1-6 BB	3	0	0	0	1	0	2												
Alex Rodriguez, R OBP: 0.463, SLG: 0.691	G4-3				E9 FC4 SF8 1B		G6-3		FC1-6 BB 1-2	4	1	1	0	0	0	1												
John Olerud, L OBP: 0.457, SLG: 0.480		K			FC4		G6-4-3 BB		BB 1-2	2	0	0	0	2	1	1												
Edgar Martinez, R OBP: 0.421, SLG: 0.712		FC4-6 1B			SF8		G6-4-3 1-2		F3	3	0	1	1	0	0	3												
Jay Buhner, R OBP: 0.388, SLG: 0.573		FC4-6 1-2			L7					3	0	0	0	1	1	2												
Mike Cameron, R OBP: 0.340, SLG: 0.448		K			K				L9	4	0	1	0	0	2	5												
Dan Wilson, R OBP: 0.304, SLG: 0.365							K		G5-3	3	0	1	0	1	1	0												
Carlos Guillen, S OBP: 0.254, SLG: 0.169							K		F7	2	0	0	0	0	2	1												
John Mabry, L OBP: 0.261, SLG: 0.286							K			2	0	0	0	0	1	2												
Inning Stats	R: 0 E: 0 K: 0 S: 7	H: 0 LOB: 0 BB: 0 P: 10	R: 0 E: 0 K: 2 S: 9	H: 1 LOB: 1 BB: 0 P: 13	R: 0 E: 0 K: 2 S: 14	H: 0 LOB: 1 BB: 1 P: 21	R: 1 E: 1 K: 1 S: 8	H: 1 LOB: 1 BB: 0 P: 12	R: 0 E: 0 K: 2 S: 13	H: 0 LOB: 0 BB: 1 P: 14	R: 0 E: 0 K: 2 S: 15	H: 2 LOB: 2 BB: 0 P: 21	R: 0 E: 0 K: 0 S: 13	H: 0 LOB: 3 BB: 3 P: 29	R: 0 E: 0 K: 0 S: 7	H: 0 LOB: 0 BB: 0 P: 11	1B: 5 2B: 0 3B: 0 HR: 0	SF: 1 SAC: 0 DP: 1 HBP: 0	WP: 0 PB: 0 SB: 0 CS: 0	PA: 37								
PITCHER	IP	WLS	BF	H	R	ER	SO	BB	IBB	HBP	BLK	WP	HR	S	P	ERA	WHIP											
35 Mike Mussina, R ERA: 4.03	(1, 1)	7.0	W	28	5	1	0	9	2	0	0	0	0	0	73	109	0.00	1.000										
Al Reyes, R ERA: 5.53	(8, 1)	0.2		5	0	0	0	0	3	0	0	0	0	0	9	22	0.00	4.500										
Buddy Groom, L ERA: 4.03	(8, 1)	0.1	H	1	0	0	0	0	0	0	0	0	0	4	7	0.00	0.000											
Mike Timlin, R ERA: 5.93	(9, 1)	1.0		3	0	0	0	0	0	0	0	0	0	7	11	0.00	0.000											

Seattle Mariners @ Baltimore Orioles
Oriole Park at Camden Yards, Baltimore, MD
Thu May 25 2000, 7:05 PM EDT
Att: 34,764 - Cloudy - 82 F

AB 31
R 1
H 5
RBI 1
BB 5
SO 9
LOB 20



Batter	1	2	3	4	5	6	7	8	9	AB	R	H	RBI	BB	SO	LOB	BOTTOM										
Brady Anderson, L OBP: 0.375, SLG: 0.516	P6		G1-3 2B		G4-3 1B		F7		F7	5	0	2	0	0	0	2											
Delino DeShields, L OBP: 0.397, SLG: 0.472	1B		G1-3		G4-3		F7			4	0	1	2	0	0	4											
B.J. Surhoff, L OBP: 0.308, SLG: 0.369	1B		F8		BB		BB 1B			3	1	2	1	1	0	1											
Albert Belle, R OBP: 0.360, SLG: 0.462	K		L8		G6-3		2B BB			3	0	0	0	1	1	5											
Harold Baines, L OBP: 0.308, SLG: 0.390	K				G3		P6			3	0	0	0	0	1	2											
Jeff Conine, R OBP: 0.358, SLG: 0.496							2B			1	0	1	2	0	0	0											
Cal Ripken Jr., R OBP: 0.310, SLG: 0.479		F8			L3-6 2B		P4		HBP	3	0	1	0	0	0	0											
Will Clark, L OBP: 0.476, SLG: 0.410		K			L3-6		G4-3		K	4	0	0	0	0	2	4											
Charles Johnson, R OBP: 0.329, SLG: 0.481		F8					K		F8	4	1	1	0	0	1	0											
Mike Bordick, R OBP: 0.360, SLG: 0.560			2B G1-3 BB		1B G4-3 BB		1B 2B 1B		F4	2	3	1	0	2	0	0											
Inning Stats	R: 0 E: 0 K: 2 S: 10	H: 2 LOB: 2 BB: 0 P: 14	R: 0 E: 0 K: 1 S: 8	H: 0 LOB: 0 BB: 0 P: 10	R: 1 E: 0 K: 0 S: 9	H: 1 LOB: 1 BB: 1 P: 19	R: 0 E: 0 K: 0 S: 6	H: 1 LOB: 0 BB: 0 P: 8	R: 1 E: 0 K: 1 S: 12	H: 1 LOB: 2 BB: 2 P: 27	R: 0 E: 0 K: 0 S: 8	H: 0 LOB: 0 BB: 0 P: 14	R: 3 E: 0 K: 1 S: 19	H: 4 LOB: 3 BB: 1 P: 32	R: 0 E: 0 K: 0 S: 8	H: 0 LOB: 0 BB: 0 P: 12	1B: 6 2B: 4 3B: 0 HR: 0	SF: 0 SAC: 0 DP: 1 HBP: 1	WP: 0 PB: 0 SB: 0 CS: 0	PA: 37							
PITCHER	IP	WLS	BF	H	R	ER	SO	BB	IBB	HBP	BLK	WP	HR	S	P	ERA	WHIP										
Paul Abbott, R ERA: 6.55	(1, 1)	3.1	L	14	3	1	1	3	1	0	0	0	0	29	45	2.70	1.200										
Frankie Rodriguez, R ERA: 4.09	(4, 1)	2.2	L	13	4	3	3	1	2	0	0	0	0	28	52	10.12	2.250										
Arthur Rhodes, L ERA: 3.38	(7, 1)	0.2		4	1	0	0	0	1	0	0	0	0	10	19	0.00	3.000										
Jose Paniagua, R ERA: 6.0	(7, 1)	1.1		6	1	1	1	1	0	0	1	0	0	13	20	6.75	0.750										

Seattle Mariners @ Baltimore Orioles
Oriole Park at Camden Yards, Baltimore, MD
Thu May 25 2000, 7:05 PM EDT
Att: 34,764 - Cloudy - 82 F

AB 32
R 5
H 9
RBI 5
BB 4
SO 5
LOB 18



Batter	1	2	3	4	5	6	7	8	9	AB	R	H	RBI	BB	SO	LOB	TOP								
Rickey Henderson, R OBP: 0.373, SLG: 0.303 John Mabry, L OBP: 0.255, SLG: 0.279				G4-6-3		K		G6-3	K	5	1	1	1	0	2	2	Seattle Mariners @ Tampa Bay Devil Rays Tropicana Field, St. Petersburg, FL Fri May 26 2000, 7:15 PM EDT Att: 14,627 - Dome - 72 F								
David Bell, R OBP: 0.276, SLG: 0.375	P4	G6-3			L5	G4-3		1B	FC5-4	6	0	1	0	0	0	1									
Alex Rodriguez, R OBP: 0.461, SLG: 0.681	BB	BB			K			F9	1B	4	2	1	0	1	2	1									
John Olerud, L OBP: 0.460, SLG: 0.481	BB	BB			1B	1B		L7		4	2	2	0	1	1	1									
Edgar Martinez, R OBP: 0.426, SLG: 0.713	BB	BB		G4-3	1B	1B		HR	2B	4	2	2	0	1	0	2									
Jay Buhner, R OBP: 0.410, SLG: 0.608 Raul Ibanez, L OBP: 0.328, SLG: 0.345	2B	BB		G5-4-3	1B	BB		HR		3	2	3	4	2	0	0									
Mike Cameron, R OBP: 0.347, SLG: 0.456	1B	SF7		G5-4-3	1B	BB		G3-1	1B	4	2	2	2	1	0	4									
Dan Wilson, R OBP: 0.316, SLG: 0.370	1B			G4-6-3	1B	K		G3-1		4	0	2	2	1	1	4									
Mark McLemore, S OBP: 0.344, SLG: 0.288	SF7			K		G6-3		FC5-4	1B	4	0	1	2	0	2	4									
Inning Stats	R: 6 E: 0 K: 1 S: 22	H: 3 LOB: 1 BB: 4 P: 47	R: 0 E: 0 K: 2 S: 7	H: 0 LOB: 0 BB: 0 P: 12	R: 0 E: 0 K: 0 S: 7	H: 1 LOB: 0 BB: 0 P: 12	R: 0 E: 0 K: 1 S: 9	H: 1 LOB: 0 BB: 0 P: 13	R: 1 E: 0 K: 2 S: 20	H: 3 LOB: 3 BB: 1 P: 31	R: 0 E: 0 K: 1 S: 8	H: 0 LOB: 0 BB: 0 P: 13	R: 1 E: 0 K: 1 S: 15	H: 2 LOB: 2 BB: 2 P: 28	R: 0 E: 0 K: 0 S: 10	H: 1 LOB: 1 BB: 0 P: 16		R: 3 E: 0 K: 1 S: 18	H: 4 LOB: 1 BB: 0 P: 29	1B: 11 2B: 2 3B: 0 HR: 2	SF: 1 SAC: 0 DP: 2 HBP: 0	WP: 0 PB: 0 CS: 0	PA: 47		
PITCHER	IP	WLS	BF	H	R	ER	SO	BB	IBB	HBP	BLK	WP	HR	S	P	ERA	WHIP								
Steve Trachsel, R ERA: 5.58	0.1	L	7	2	6	6	0	4	0	0	0	0	1	14	34	162.00	18.000								
Cory Lidle, R ERA: 3.95	4.1		18	6	1	1	5	1	0	0	0	0	0	47	76	2.08	1.615								
Billy Taylor, R ERA: 4.91	1.1		4	0	0	0	2	0	0	0	0	0	0	12	18	0.00	0.000								
Jim Mecir, R ERA: 4.4	1.0		7	2	1	1	1	2	0	0	0	0	0	15	28	9.00	4.000								
Mark Guthrie, L ERA: 4.74	1.0		4	1	0	0	0	0	0	0	0	0	0	10	16	0.00	1.000								
Roberto Hernandez, R ERA: 6.0	1.0		7	4	3	3	1	0	0	0	0	0	1	18	29	27.00	4.000								

Batter	1	2	3	4	5	6	7	8	9	AB	R	H	RBI	BB	SO	LOB	BOTTOM								
Gerald Williams, R OBP: 0.318, SLG: 0.429	E1				K			G5-3	P4	5	1	1	0	0	2	2	Seattle Mariners @ Tampa Bay Devil Rays Tropicana Field, St. Petersburg, FL Fri May 26 2000, 7:15 PM EDT Att: 14,627 - Dome - 72 F								
Steve Cox, L OBP: 0.400, SLG: 0.400	1B				P5			1B		4	1	2	2	0	0	2									
Greg Vaughn, R OBP: 0.365, SLG: 0.592 Quinton McCracken, S OBP: 0.375, SLG: 0.167	HR				G5-4-3			F8		2	0	1	0	1	1	1									
Fred McGriff, L OBP: 0.347, SLG: 0.467	1B				K			2B		4	1	2	1	0	2	1									
Bubba Trammell, R OBP: 0.364, SLG: 0.525	1B				F7			1B		3	0	0	0	1	1	3									
John Flaherty, R OBP: 0.328, SLG: 0.403					G5-3			1B		4	0	1	0	0	0	4									
Vinny Castilla, R OBP: 0.246, SLG: 0.314					FC6-4			1B		4	0	1	1	0	1	2									
Miguel Cairo, R OBP: 0.329, SLG: 0.350					G5-3			G6-3		4	0	0	0	0	0	1									
Felix Martinez, S OBP: 0.250, SLG: 0.250					E1			G4-3		4	0	1	0	0	1	0									
Inning Stats	R: 2 E: 1 K: 1 S: 10	H: 2 LOB: 1 BB: 1 P: 19	R: 0 E: 0 K: 1 S: 7	H: 0 LOB: 0 BB: 0 P: 13	R: 0 E: 1 K: 2 S: 14	H: 0 LOB: 1 BB: 0 P: 23	R: 0 E: 0 K: 1 S: 8	H: 1 LOB: 1 BB: 0 P: 10	R: 0 E: 0 K: 1 S: 13	H: 1 LOB: 1 BB: 0 P: 19	R: 2 E: 0 K: 1 S: 11	H: 3 LOB: 1 BB: 0 P: 15	R: 0 E: 0 K: 0 S: 7	H: 1 LOB: 1 BB: 0 P: 11	R: 0 E: 0 K: 0 S: 10	H: 1 LOB: 1 BB: 1 P: 17		R: 0 E: 0 K: 1 S: 8	H: 0 LOB: 0 BB: 0 P: 11	1B: 6 2B: 2 3B: 0 HR: 1	SF: 0 SAC: 0 DP: 2 HBP: 0	WP: 0 PB: 0 CS: 0	PA: 37		
PITCHER	IP	WLS	BF	H	R	ER	SO	BB	IBB	HBP	BLK	WP	HR	S	P	ERA	WHIP								
Aaron Sele, R ERA: 4.27	7.0		30	8	4	4	7	1	0	0	0	0	1	70	110	5.14	1.286								
Jose Mesa, R ERA: 4.88	1.0		4	1	0	0	0	1	0	0	0	0	0	10	17	0.00	2.000								
Jose Paniagua, R ERA: 5.76	1.0		3	0	0	0	1	0	0	0	0	0	0	8	11	0.00	0.000								

Batter	1	2	3	4	5	6	7	8	9	AB	R	H	RBI	BB	SO	LOB	TOP										
Stan Javier, S OBP: 0.397, SLG: 0.460 (1, 7)	G4-3		1B			K		K		4	1	1	0	1	2	2	Seattle Mariners @ Tampa Bay Devil Rays Tropicana Field, St. Petersburg, FL Sat May 27 2000, 4:15 PM EDT Att: 24,373 - Dome - 72 F livebaseballscorecards.com										
David Bell, R OBP: 0.269, SLG: 0.363 (1, 5)	K		L5		F9	K		F7		5	0	0	0	0	2	3											
Alex Rodriguez, R OBP: 0.460, SLG: 0.673 (1, 6)	G5-3		F9		E7			K	G3	5	2	2	0	0	1	1											
John Olerud, L OBP: 0.454, SLG: 0.472 (1, 3)		G4-3	F9					G6-3	G3	5	0	1	2	0	0	2											
Edgar Martinez, R OBP: 0.431, SLG: 0.706 (1, 10)		WP 2B			G1-3			G4-3		3	1	1	0	2	0	0											
Raul Ibanez, L OBP: 0.323, SLG: 0.356 (9, PH)					G6-3	F7				4	0	1	1	0	0	2											
Jay Buhner, R OBP: 0.414, SLG: 0.612 (9, PR)										1	0	1	1	0	0	0											
John Mabry, L OBP: 0.295, SLG: 0.279 (9, 9)										0	0	0	0	0	0	0											
Mike Cameron, R OBP: 0.355, SLG: 0.461 (1, 8)										3	1	1	0	2	2	2											
Dan Wilson, R OBP: 0.314, SLG: 0.366 (1, 2)										4	1	1	0	0	0	4											
Mark McLemore, S OBP: 0.347, SLG: 0.294 (1, 4)										4	0	2	2	0	1	2											
Inning Stats	R: 0 E: 0 K: 1 S: 7	H: 0 LOB: 0 BB: 0 P: 11	R: 1 E: 0 K: 0 S: 11	H: 1 LOB: 2 BB: 2 P: 24	R: 0 E: 0 K: 0 S: 8	H: 1 LOB: 1 BB: 0 P: 13	R: 0 E: 0 K: 0 S: 5	H: 0 LOB: 1 BB: 1 P: 13	R: 2 E: 1 K: 1 S: 10	H: 3 LOB: 2 BB: 1 P: 20	R: 1 E: 0 K: 3 S: 15	H: 2 LOB: 1 BB: 0 P: 23	R: 0 E: 0 K: 1 S: 11	H: 0 LOB: 0 BB: 0 P: 18	R: 1 E: 0 K: 1 S: 9	H: 2 LOB: 1 BB: 0 P: 13	R: 1 E: 0 K: 1 S: 15	H: 2 LOB: 2 BB: 1 P: 27	1B: 9 2B: 2 3B: 0 HR: 0	SF: 0 SAC: 0 DP: 0 HBP: 0	WP: 2 PB: 0 CS: 0	PA: 43					
PITCHER	IP	WLS	BF	H	R	ER	SO	BB	IBB	HBP	BLK	WP	HR	S	P	ERA	WHIP										
Bryan Rekar, R ERA: 6.04 (1, 1)	5.1	L	27	7	4	4	3	4	0	0	0	2	0	49	93	6.75	2.062										
Rick White, R ERA: 3.54 (6, 1)	3.0		12	3	2	2	4	0	0	0	0	0	0	32	49	6.00	1.000										
Mark Guthrie, L ERA: 4.68 (9, 1)	0.1		2	0	0	0	0	0	1	0	0	0	0	3	8	0.00	0.000										
Billy Taylor, R ERA: 4.5 (9, 1)	0.1		2	1	0	0	1	0	0	0	0	0	0	7	12	0.00	3.000										

Batter	1	2	3	4	5	6	7	8	9	AB	R	H	RBI	BB	SO	LOB	BOTTOM										
Gerald Williams, R OBP: 0.312, SLG: 0.421 (1, 8)	F8		G6-3			K		K		4	0	0	0	0	2	2	Seattle Mariners @ Tampa Bay Devil Rays Tropicana Field, St. Petersburg, FL Sat May 27 2000, 4:15 PM EDT Att: 24,373 - Dome - 72 F livebaseballscorecards.com										
Steve Cox, L OBP: 0.385, SLG: 0.375 (8, PH)	K		G4-3					G6-3		2	1	0	0	1	1	0											
Quinton McCracken, S OBP: 0.333, SLG: 0.143 (9, 7)										1	0	0	0	0	0	0											
Jose Guillen, R OBP: 0.231, SLG: 0.395 (1, 9)										3	1	1	0	0	1	0											
Fred McGriff, L OBP: 0.345, SLG: 0.458 (1, 3)										3	0	0	0	1	1	1											
Bubba Trammell, R OBP: 0.343, SLG: 0.500 (1, 10)										3	0	0	1	0	0	0											
Vinny Castilla, R OBP: 0.251, SLG: 0.333 (1, 5)										3	1	1	2	1	0	1											
John Flaherty, R OBP: 0.326, SLG: 0.406 (1, 2)										4	0	1	0	0	2	1											
Miguel Cairo, R OBP: 0.324, SLG: 0.344 (1, 4)										3	0	0	0	0	1	1											
Felix Martinez, S OBP: 0.286, SLG: 0.286 (1, 6)										3	0	1	0	0	0	0											
Inning Stats	R: 0 E: 0 K: 1 S: 10	H: 1 LOB: 1 BB: 0 P: 15	R: 1 E: 0 K: 2 S: 12	H: 1 LOB: 0 BB: 0 P: 17	R: 0 E: 0 K: 0 S: 8	H: 0 LOB: 0 BB: 0 P: 13	R: 0 E: 0 K: 1 S: 9	H: 0 LOB: 0 BB: 0 P: 16	R: 0 E: 0 K: 1 S: 7	H: 1 LOB: 2 BB: 1 P: 13	R: 2 E: 0 K: 0 S: 11	H: 1 LOB: 2 BB: 2 P: 26	R: 0 E: 0 K: 1 S: 7	H: 0 LOB: 0 BB: 0 P: 10	R: 0 E: 0 K: 1 S: 7	H: 0 LOB: 0 BB: 0 P: 8	R: 0 E: 0 K: 1 S: 7	H: 0 LOB: 0 BB: 0 P: 11	1B: 2 2B: 1 3B: 0 HR: 1	SF: 1 SAC: 0 DP: 0 HBP: 1	WP: 0 PB: 0 CS: 0	PA: 34					
PITCHER	IP	WLS	BF	H	R	ER	SO	BB	IBB	HBP	BLK	WP	HR	S	P	ERA	WHIP										
Brett Tomko, R ERA: 5.97 (1, 1)	5.0	W	21	3	3	3	5	2	0	1	0	0	1	47	80	5.40	1.000										
37 Robert Ramsey, L ERA: 1.69 (6, 1)	0.0		1	0	0	0	0	1	0	0	0	0	0	2	6	-	-										
Frankie Rodriguez, R ERA: 3.75 (6, 1)	2.0	H	6	1	0	0	1	0	0	0	0	0	0	15	24	0.00	0.500										
Arthur Rhodes, L ERA: 3.2 (8, 1)	1.0	H	3	0	0	0	1	0	0	0	0	0	0	7	8	0.00	0.000										
Kazuhito Sasaki, R ERA: 5.06 (9, 1)	1.0	S	3	0	0	0	1	0	0	0	0	0	0	7	11	0.00	0.000										

Batter	1	2	3	4	5	6	7	8	9	AB	R	H	RBI	BB	SO	LOB	TOP										
Rickey Henderson, R OBP: 0.369, SLG: 0.302	G5-3	B4-3						K		4	1	1	0	0	1	3	Seattle Mariners @ Tampa Bay Devil Rays Tropicana Field, St. Petersburg, FL Sun May 28 2000, 1:15 PM EDT Att: 16,194 - Dome - 72 F										
Mike Cameron, R OBP: 0.364, SLG: 0.484	HR		G6-4-3		E8			G5-3		3	2	2	2	1	0	0											
Alex Rodriguez, R OBP: 0.451, SLG: 0.657	G5-3		G6-4-3		F8			F8		4	0	0	0	0	0	1											
John Olerud, L OBP: 0.448, SLG: 0.463	F9		K							3	0	0	0	0	1	0											
Carlos Guillen, S OBP: 0.250, SLG: 0.167										1	0	0	0	0	0	0											
Edgar Martinez, R OBP: 0.433, SLG: 0.720		G5-3			F8			G6-3		4	1	2	1	0	0	0											
Jay Buhner, R OBP: 0.409, SLG: 0.597		E4			K			K		3	0	0	0	1	2	1											
Tom Lampkin, L OBP: 0.301, SLG: 0.464		F7			K					4	0	0	0	0	2	3											
David Bell, R OBP: 0.263, SLG: 0.354		G5-3			F8			F7		4	0	0	0	0	0	3											
Mark McLemore, S OBP: 0.347, SLG: 0.290					L4			G6-3		2	0	0	0	1	0	0											
Inning Stats	R: 1 E: 0 K: 0 S: 12	H: 1 LOB: 0 BB: 0 P: 21	R: 0 E: 1 K: 0 S: 12	H: 1 LOB: 3 BB: 1 P: 21	R: 0 E: 0 K: 1 S: 10	H: 0 LOB: 0 BB: 1 P: 16	R: 0 E: 0 K: 2 S: 11	H: 0 LOB: 0 BB: 0 P: 18	R: 2 E: 1 K: 0 S: 12	H: 2 LOB: 0 BB: 0 P: 20	R: 0 E: 0 K: 1 S: 8	H: 0 LOB: 0 BB: 0 P: 10	R: 0 E: 0 K: 0 S: 10	H: 0 LOB: 0 BB: 0 P: 15	R: 0 E: 0 K: 1 S: 8	H: 0 LOB: 1 BB: 1 P: 11	R: 1 E: 0 K: 1 S: 14	H: 1 LOB: 1 BB: 1 P: 26	1B: 3 2B: 0 3B: 0 HR: 2	SF: 0 SAC: 0 DP: 1 HBP: 0	WP: 1 PB: 0 CS: 1	PA: 35					
PITCHER	IP	WLS	BF	H	R	ER	SO	BB	IBB	HBP	BLK	WP	HR	S	P	ERA	WHIP										
Albie Lopez, R ERA: 5.23	(1, 1)	5.0	21	4	3	2	3	2	0	0	0	1	1	57	96	3.60	1.200										
Jim Mecir, R ERA: 3.63	(6, 1)	3.0	W	9	0	0	2	0	0	0	0	0	0	26	36	0.00	0.000										
Doug Creek, L ERA: 9.0	(9, 1)	1.0		5	1	1	1	1	0	0	0	0	1	14	26	9.00	2.000										


Batter	1	2	3	4	5	6	7	8	9	AB	R	H	RBI	BB	SO	LOB	BOTTOM										
Randy Winn, S OBP: 0.500, SLG: 0.400	K			G3		F8				5	2	2	1	1	1	1	Seattle Mariners @ Tampa Bay Devil Rays Tropicana Field, St. Petersburg, FL Sun May 28 2000, 1:15 PM EDT Att: 16,194 - Dome - 72 F										
Gerald Williams, R OBP: 0.322, SLG: 0.425	FC4		K		F5		G4-6-3			5	1	3	2	1	1	2											
Jose Guillen, R OBP: 0.289, SLG: 0.465	FC4		F9				G4-6-3			5	1	3	4	1	0	3											
Fred McGriff, L OBP: 0.345, SLG: 0.454			F5		P4		G4-6-3			6	1	2	1	0	0	5											
Vinny Castilla, R OBP: 0.261, SLG: 0.337	K				G6-3					4	1	2	0	1	1	2											
Steve Cox, L OBP: 0.390, SLG: 0.457					F7					3	1	1	1	0	1	1											
Bubba Trammell, R OBP: 0.338, SLG: 0.492					K					1	0	0	0	0	0	2											
Ozzie Guillen, L OBP: 0.321, SLG: 0.444		HR			K			FC6-4		1	1	1	2	0	0	0											
Mike DiFelice, R OBP: 0.370, SLG: 0.449		SH5-4				F8				4	2	3	1	1	0	0											
Russ Johnson, R OBP: 0.212, SLG: 0.180					F7					5	1	1	0	0	0	4											
Felix Martinez, S OBP: 0.455, SLG: 0.400		SH5-4								3	3	2	1	1	0	0											
Inning Stats	R: 0 E: 0 K: 2 S: 14	H: 1 LOB: 2 BB: 1 P: 20	R: 2 E: 0 K: 1 S: 15	H: 4 LOB: 2 BB: 0 P: 24	R: 0 E: 0 K: 1 S: 12	H: 2 LOB: 0 BB: 0 P: 21	R: 1 E: 1 K: 0 S: 15	H: 2 LOB: 1 BB: 0 P: 23	R: 0 E: 0 K: 0 S: 6	H: 0 LOB: 0 BB: 0 P: 8	R: 0 E: 0 K: 0 S: 13	H: 1 LOB: 2 BB: 2 P: 24	R: 0 E: 0 K: 0 S: 26	H: 10 LOB: 2 BB: 3 P: 53	1B: 15 2B: 3 3B: 0 HR: 2	SF: 0 SAC: 1 DP: 1 HBP: 0	WP: 0 PB: 0 CS: 0	PA: 49									
PITCHER	IP	WLS	BF	H	R	ER	SO	BB	IBB	HBP	BLK	WP	HR	S	P	ERA	WHIP										
Gil Meche, R ERA: 4.21	(1, 1)	5.0	25	9	3	3	4	1	0	0	0	0	0	13	20	0.00	2.000										
Jose Paniagua, R ERA: 5.54	(6, 1)	1.0		5	1	0	0	1	0	0	0	0	0	6	12	0.00	0.000										
Arthur Rhodes, L ERA: 3.05	(7, 1)	1.0	L	3	0	0	0	0	1	0	0	0	0	6	12	0.00	0.000										
Jose Mesa, R ERA: 8.14	(8, 1)	0.1		10	7	9	9	2	0	0	0	0	1	17	33	243.00	27.000										
John Mabry, R ERA: 27.0	(8, 1)	0.2		6	3	2	2	1	0	0	0	0	0	9	20	27.00	6.000										



Batter	1	2	3	4	5	6	7	8	9	AB	R	H	RBI	BB	SO	LOB	TOP										
Ray Durham, S (1,4) OBP: 0.304, SLG: 0.433	1-1 G6-3			0-1 F9		1-1 G6-4-3 1B		2-1 G6-3		4	0	1	0	0	0	0											
Jose Valentin, S (1,6) OBP: 0.323, SLG: 0.489	2-1 G4-3			2-2 E5 WP HR		1-1 G6-4-3 1-2f		1-3 K		4	1	0	0	0	1	1											
Frank Thomas, R (1,3) OBP: 0.445, SLG: 0.597	3-2 F7			4-0 HR BB		1-1 G4-3		2-3 K		3	1	0	0	1	1	0											
Magglio Ordonez, R (1,9) OBP: 0.369, SLG: 0.541		2-2 F9		0-0 HR		1-2 14 G4-6-3 1B		3-2 1B		4	1	3	3	0	0	0											
14 Paul Konerko, R (1,10) OBP: 0.332, SLG: 0.500	3-2 G6-3			0-2 G6-3		2-2 G4-6-3 1-2f		1-2 F8		4	0	0	0	0	0	2											
Jeff Abbott, R (1,8) OBP: 0.313, SLG: 0.365	2-1 G5-3			2-0 CS 1B		1-2 G6-3				3	0	1	0	0	0	0											
Carlos Lee, R (1,7) OBP: 0.335, SLG: 0.516			3-2 CS 2B	0-2 CS 1-2	0-0 P6			2-2 HR		3	1	2	1	0	0	0											
Herbert Perry, R (1,5) OBP: 0.356, SLG: 0.442			0-2 F9		0-1 F8			1-3 K		3	0	0	0	0	1	1											
Brook Fordyce, R (1,2) OBP: 0.133, SLG: 0.286			0-1 G6-3 2-3		3-1 F9			2-1 F9		3	0	0	0	0	0	1											
Inning Stats	R: 0 E: 0 K: 0 S: 7	H: 0 LOB: 0 BB: 0 P: 13	R: 0 E: 0 K: 0 S: 12	H: 0 LOB: 0 BB: 0 P: 19	R: 0 E: 0 K: 0 S: 8	H: 1 LOB: 0 BB: 0 P: 11	R: 3 E: 1 K: 0 S: 12	H: 2 LOB: 0 BB: 1 P: 20	R: 0 E: 0 K: 0 S: 5	H: 0 LOB: 0 BB: 0 P: 8	R: 0 E: 0 K: 0 S: 6	H: 1 LOB: 0 BB: 0 P: 9	R: 0 E: 0 K: 0 S: 9	H: 1 LOB: 0 BB: 0 P: 13	R: 1 E: 0 K: 1 S: 16	H: 1 LOB: 0 BB: 0 P: 23	R: 0 E: 0 K: 2 S: 14	H: 1 LOB: 1 BB: 0 P: 20	1B: 4 2B: 1 3B: 0 HR: 2	SF: 0 SAC: 0 DP: 2 HBP: 0	WP: 2 PB: 0 SB: 0 CS: 2	PA: 33					
PITCHER	IP	WLS	BF	H	R	ER	SO	BB	IBB	HBP	BLK	WP	HR	S	P	ERA	WHIP										
John Halama, L (1,1) ERA: 4.01	7.0	W	25	6	4	3	0	1	0	0	0	1	2	67	103	3.86	1.000										
Arthur Rhodes, L (8,1) ERA: 2.91	1.0	H	3	0	0	0	1	0	0	0	0	0	0	8	13	0.00	0.000										
Kazuhiko Sasaki, R (9,1) ERA: 4.76	1.0	S	4	1	0	0	2	0	0	0	0	0	0	14	20	0.00	1.000										

Chicago White Sox @ Seattle Mariners
Safeco Field, Seattle, WA
Mon May 29 2000, 6:05 PM PDT
Att: 34,429 - Sunny - 63 F


AB	31
R	4
H	7
RBI	4
BB	1
SO	3
LOB	5



Batter	1	2	3	4	5	6	7	8	9	AB	R	H	RBI	BB	SO	LOB	BOTTOM											
Rickey Henderson, R (1,7) OBP: 0.360, SLG: 0.292	2-2 F8		2-1 G5-3		3-3 K	0-2 F9				4	0	0	0	0	1	3												
Mike Cameron, R (1,8) OBP: 0.367, SLG: 0.487	3-1 F9			2-1 G6-3	4-2 1B BB		0-0 G4-6-3 2B			3	1	1	0	1	0	0												
Alex Rodriguez, R (1,6) OBP: 0.452, SLG: 0.652	2-3 K			4-2 G4-3 1B BB	1-2 1B WP 1B		2-3 K			3	1	1	1	1	2	1												
Edgar Martinez, R (1,10) OBP: 0.445, SLG: 0.723		4-1 BB		3-2 G4-3 1B	3-1 WP 1B		4-0 G4-6-3 1B			2	0	2	2	2	0	0												
John Olerud, L (1,3) OBP: 0.439, SLG: 0.452		2-3 K		1-1 G4-3	2-0 G4-3		1-0 G4-6-3			4	0	0	0	0	1	6												
Jay Buhner, R (1,9) OBP: 0.405, SLG: 0.609		1-3 K		3-2 G6-3		2-2 HR		3-3 K		4	1	1	1	0	2	3												
Raul Ibanez, L (9,9) OBP: 0.323, SLG: 0.356										0	0	0	0	0	0	0												
David Bell, R (1,5) OBP: 0.280, SLG: 0.348		1-0 F9			1-3 K	4-0 SH1 BB		3-2 F9		3	0	0	0	1	1	1												
Dan Wilson, R (1,2) OBP: 0.315, SLG: 0.365			1-2 1B		2-2 E5 BB BB 1B	0-0 SH1		2-3 K		3	1	1	0	0	1	0												
Mark McLemore, S (1,4) OBP: 0.347, SLG: 0.287			2-3 K		4-0 1B BB 1B BB	2-3 K				2	1	0	0	1	2	1												
Inning Stats	R: 0 E: 0 K: 1 S: 8	H: 0 LOB: 0 BB: 0 P: 15	R: 0 E: 0 K: 2 S: 8	H: 0 LOB: 1 BB: 1 P: 16	R: 0 E: 0 K: 1 S: 8	H: 1 LOB: 0 BB: 0 P: 13	R: 0 E: 0 K: 0 S: 12	H: 1 LOB: 2 BB: 1 P: 25	R: 4 E: 1 K: 2 S: 24	H: 2 LOB: 1 BB: 2 P: 44	R: 1 E: 0 K: 1 S: 11	H: 1 LOB: 1 BB: 1 P: 19	R: 0 E: 0 K: 1 S: 6	H: 1 LOB: 1 BB: 1 P: 13	R: 0 E: 0 K: 2 S: 13	H: 0 LOB: 0 BB: 0 P: 21	R: 0 E: 0 K: 2 S: 14	H: 0 LOB: 0 BB: 0 P: 20	1B: 4 2B: 1 3B: 0 HR: 1	SF: 0 SAC: 1 DP: 1 HBP: 0	WP: 1 PB: 0 SB: 0 CS: 0	PA: 35						
PITCHER	IP	WLS	BF	H	R	ER	SO	BB	IBB	HBP	BLK	WP	HR	S	P	ERA	WHIP											
Mike Sirota, L (1,1) ERA: 4.5	5.0	L	23	4	4	0	6	4	0	0	0	0	0	60	113	0.00	1.600											
41 Bill Simas, R (6,1) ERA: 4.43	1.1		8	2	1	1	2	1	1	0	0	0	0	1	16	30	6.75	2.250										
Kelly Wunsch, L (7,1) ERA: 3.05	0.2		1	0	0	0	0	0	0	0	0	0	0	1	2	0.00	0.000											
Bob Howry, R (8,1) ERA: 5.0	1.0		3	0	0	0	2	0	0	0	0	0	0	13	21	0.00	0.000											

Chicago White Sox @ Seattle Mariners
Safeco Field, Seattle, WA
Mon May 29 2000, 6:05 PM PDT
Att: 34,429 - Sunny - 63 F

AB	28
R	5
H	6
RBI	4
BB	6
SO	10
LOB	15



Batter	1	2	3	4	5	6	7	8	9	AB	R	H	RBI	BB	SO	LOB	TOP										
Ray Durham, S OBP: 0.307, SLG: 0.447	F8		K			HR		WP BB		3	1	1	1	1	1	1											
Jose Valentin, S OBP: 0.317, SLG: 0.478	K			F5		F7		K		4	0	0	0	0	2	2											
Frank Thomas, R OBP: 0.437, SLG: 0.583	G6-3			F8		G3			F3	4	0	0	0	0	0	0											
Maglio Ordonez, R OBP: 0.361, SLG: 0.528		K		F7			F8		F2	4	0	0	0	0	1	0											
Greg Norton, S OBP: 0.363, SLG: 0.464	G1-3				G4-3		FC6-4 1B		G4-3	4	0	1	0	0	0	0											
Chris Singleton, L OBP: 0.305, SLG: 0.408	K				K		FC6-4 CS			3	0	0	0	0	2	1											
Carlos Lee, R OBP: 0.335, SLG: 0.530			P3		HR		CS	K		3	1	1	1	0	1	0											
Herbert Perry, R OBP: 0.344, SLG: 0.425			F3		K			G4-3		3	0	0	0	0	1	0											
Mark Johnson, L OBP: 0.323, SLG: 0.356						K		WP S BB		2	0	1	0	1	1	0											
Inning Stats	R: 0 E: 0 K: 1 S: 6	H: 0 LOB: 0 BB: 0 P: 11	R: 0 E: 0 K: 2 S: 9	H: 0 LOB: 0 BB: 0 P: 12	R: 0 E: 0 K: 1 S: 13	H: 1 LOB: 1 BB: 0 P: 20	R: 0 E: 0 K: 0 S: 10	H: 0 LOB: 0 BB: 0 P: 15	R: 1 E: 0 K: 2 S: 9	H: 1 LOB: 0 BB: 0 P: 13	R: 1 E: 0 K: 1 S: 11	H: 1 LOB: 0 BB: 0 P: 20	R: 0 E: 0 K: 0 S: 6	H: 1 LOB: 0 BB: 0 P: 10	R: 0 E: 0 K: 2 S: 11	H: 0 LOB: 2 BB: 2 P: 21	R: 0 E: 0 K: 0 S: 6	H: 0 LOB: 0 BB: 0 P: 12	1B: 2 2B: 0 3B: 0 HR: 2	SF: 0 SAC: 0 DP: 0 HBP: 0	WP: 1 PB: 0 SB: 1 CS: 1	PA: 33					
PITCHER	IP	WLS	BF	H	R	ER	SO	BB	IBB	HBP	BLK	WP	HR	S	P	ERA	WHIP										
Paul Abbott, R ERA: 5.88	7.0	L	24	4	2	2	7	0	0	0	0	0	2	64	101	2.57	0.571										
58 Kevin Hodges, R ERA: 3.85	0.2		4	0	0	0	1	2	0	0	0	0	0	7	16	0.00	3.000										
37 Robert Ramsay, L ERA: 1.65	0.1		1	0	0	0	1	0	0	0	0	1	0	4	5	0.00	0.000										
Jose Paniagua, R ERA: 5.33	1.0		3	0	0	0	0	0	0	0	0	0	0	6	12	0.00	0.000										

Chicago White Sox @ Seattle Mariners
Safeco Field, Seattle, WA
Tue May 30 2000, 7:05 PM PDT
Att: 25,788 - Dome - 72 F

AB	30
R	2
H	4
RBI	2
BB	2
SO	9
LOB	4



Batter	1	2	3	4	5	6	7	8	9	AB	R	H	RBI	BB	SO	LOB	BOTTOM										
Rickey Henderson, R OBP: 0.364, SLG: 0.293	K		S 1B BB		FC5-4			1B		3	1	1	0	1	1	1											
Mike Cameron, R OBP: 0.364, SLG: 0.481	K		1H 1B			F3		K		4	0	1	1	0	2	1											
Alex Rodriguez, R OBP: 0.448, SLG: 0.643	G4-3		K			1B		F9		4	0	1	0	0	1	2											
John Olerud, L OBP: 0.436, SLG: 0.448		1B		F7		F8		G6-3		4	0	1	0	0	0	1											
Edgar Martinez, R OBP: 0.435, SLG: 0.706		F8		G6-3		G6-3		F2		4	0	0	0	0	0	2											
Jay Buhner, R OBP: 0.395, SLG: 0.591		K		K			F9	G6-3		4	0	0	0	0	2	1											
David Bell, R OBP: 0.270, SLG: 0.345		F3		CS BB		CS BB		G4-6-3 BB		1	0	0	0	2	0	1											
Dan Wilson, R OBP: 0.307, SLG: 0.356			G1-3		K		G4-6-3			3	0	0	0	0	1	2											
Mark McLemore, S OBP: 0.347, SLG: 0.287		G3				FC5-4 1B		F7		3	0	1	0	0	0	0											
Inning Stats	R: 0 E: 0 K: 2 S: 8	H: 0 LOB: 0 BB: 0 P: 12	R: 0 E: 0 K: 1 S: 13	H: 1 LOB: 1 BB: 0 P: 18	R: 1 E: 0 K: 1 S: 12	H: 1 LOB: 1 BB: 1 P: 24	R: 0 E: 0 K: 1 S: 8	H: 0 LOB: 0 BB: 0 P: 13	R: 0 E: 0 K: 0 S: 9	H: 1 LOB: 1 BB: 0 P: 14	R: 0 E: 0 K: 0 S: 4	H: 0 LOB: 0 BB: 1 P: 11	R: 0 E: 0 K: 1 S: 10	H: 1 LOB: 1 BB: 0 P: 13	R: 0 E: 0 K: 0 S: 7	H: 0 LOB: 0 BB: 0 P: 11	1B: 5 2B: 1 3B: 0 HR: 0	SF: 0 SAC: 0 DP: 2 HBP: 0	WP: 0 PB: 0 SB: 1 CS: 1	PA: 33							
PITCHER	IP	WLS	BF	H	R	ER	SO	BB	IBB	HBP	BLK	WP	HR	S	P	ERA	WHIP										
James Baldwin, R ERA: 3.09	7.0	W	26	4	1	1	6	3	0	0	0	0	0	61	105	1.29	1.000										
Keith Foulke, R ERA: 0.81	2.0	S	7	1	0	0	1	0	0	0	0	0	0	17	24	0.00	0.500										

Chicago White Sox @ Seattle Mariners
Safeco Field, Seattle, WA
Tue May 30 2000, 7:05 PM PDT
Att: 25,788 - Dome - 72 F

AB	30
R	1
H	5
RBI	1
BB	3
SO	7
LOB	11



Batter	1	2	3	4	5	6	7	8	9	AB	R	H	RBI	BB	SO	LOB	TOP																	
Ray Durham, S OBP: 0.300, SLG: 0.436 (1, 4)										5	0	0	0	0	2	4	Chicago White Sox @ Seattle Mariners Safeco Field, Seattle, WA Wed May 31 2000, 3:35 PM PDT Att: 35,823 - Overcast - 58 F																	
Jose Valentin, S OBP: 0.316, SLG: 0.474 (1, 6)									4	0	1	0	0	1	1																			
Frank Thomas, R OBP: 0.429, SLG: 0.571 (1, 10)									4	0	0	0	0	1	1																			
Magglio Ordonez, R OBP: 0.364, SLG: 0.525 (1, 9)									3	0	1	0	1	0	2																			
Greg Norton, S OBP: 0.354, SLG: 0.452 14 Paul Konerko, R (8, PH) OBP: 0.330, SLG: 0.497 (8, 3)									3	0	0	0	0	1	3																			
Chris Singleton, L OBP: 0.304, SLG: 0.404 (1, 8)										4	1	1	0	0	1																			
Carlos Lee, R OBP: 0.339, SLG: 0.545 (1, 7)										3	2	1	1	1	0																			
Herbert Perry, R OBP: 0.351, SLG: 0.434 Craig Wilson, R OBP: 0.344, SLG: 0.350 (9, 5)										3	1	1	1	0	0																			
Mark Johnson, L OBP: 0.317, SLG: 0.348 Brook Fordyce, R (7, PH) OBP: 0.176, SLG: 0.313 (7, 2)										2	0	0	0	0	2																			
Inning Stats	R: 0 E: 0 K: 2 S: 8	H: 0 LOB: 0 BB: 0 P: 10	R: 0 E: 0 K: 1 S: 9	H: 0 LOB: 0 BB: 0 P: 12	R: 1 E: 1 K: 0 S: 12	H: 1 LOB: 1 BB: 0 P: 20	R: 0 E: 0 K: 1 S: 9	H: 0 LOB: 1 BB: 1 P: 16	R: 0 E: 0 K: 0 S: 4	H: 1 LOB: 1 BB: 0 P: 10	R: 2 E: 0 K: 0 S: 9	H: 2 LOB: 0 BB: 0 P: 14	R: 0 E: 0 K: 0 S: 4	H: 1 LOB: 1 BB: 0 P: 6	R: 1 E: 1 K: 2 S: 10	H: 1 LOB: 1 BB: 0 P: 13		1B: 4 2B: 1 3B: 0 HR: 1	SF: 0 SAC: 0 DP: 2 HBP: 1	WP: 1 PB: 0 SB: 0 CS: 0	PA: 37													
PITCHER	IP WLS BF H R ER SO BB IBB HBP BLK WP HR S P ERA WHIP																																	
Aaron Sele, R ERA: 4.27 (1, 1)	6.1	26	3	3	3	4	2	0	1	0	0	0	1	57	89	4.26	0.789																	
Arthur Rhodes, L ERA: 2.79 (7, 1)	1.0	3	1	0	0	0	0	0	0	0	0	0	1	0	3	4	0.00	1.000																
58 Kevin Hodges, R ERA: 3.68 (8, 1)	0.1	2	1	0	0	0	0	0	0	0	0	0	0	0	2	4	0.00	3.000																
37 Robert Ramsay, L ERA: 1.62 (8, 1)	0.1	1	0	0	0	0	0	0	0	0	0	0	0	1	1	0.00	0.000																	
Kazuhito Sasaki, R ERA: 4.5 (9, 1)	1.0	5	1	1	0	2	0	0	0	0	0	0	0	10	13	0.00	1.000																	

Batter	1	2	3	4	5	6	7	8	9	AB	R	H	RBI	BB	SO	LOB	BOTTOM																
Rickey Henderson, R OBP: 0.365, SLG: 0.292 (1, 7)										4	0	1	0	1	1	3	Chicago White Sox @ Seattle Mariners Safeco Field, Seattle, WA Wed May 31 2000, 3:35 PM PDT Att: 35,823 - Overcast - 58 F																
Mark McLemore, S OBP: 0.348, SLG: 0.287 (1, 4)									4	1	1	0	1	1	1																		
Alex Rodriguez, R OBP: 0.443, SLG: 0.629 (1, 6)									4	0	0	0	1	1	2																		
Edgar Martinez, R OBP: 0.445, SLG: 0.703 (1, 10)									2	1	1	0	3	0	3																		
John Olerud, L OBP: 0.430, SLG: 0.441 (1, 3)									5	0	1	1	0	0	5																		
Mike Cameron, R OBP: 0.376, SLG: 0.482 (1, 8)										2	0	1	1	3	1																		
Raul Ibanez, L OBP: 0.309, SLG: 0.339 Jay Buhner, R OBP: 0.396, SLG: 0.586 (8, 9)										3	0	0	0	2	7																		
Tom Lampkin, L OBP: 0.303, SLG: 0.500 Dan Wilson, R OBP: 0.302, SLG: 0.350 (8, 2)									3	1	1	1	0	0	0																		
Carlos Guillen, S OBP: 0.239, SLG: 0.159 John Mabry, L OBP: 0.265, SLG: 0.273 (8, 5)									3	0	0	0	0	3	0																		
Inning Stats	R: 1 E: 0 K: 1 S: 12	H: 0 LOB: 3 BB: 4 P: 33	R: 1 E: 0 K: 3 S: 11	H: 1 LOB: 0 BB: 0 P: 15	R: 0 E: 0 K: 1 S: 10	H: 1 LOB: 2 BB: 1 P: 18	R: 0 E: 0 K: 1 S: 8	H: 0 LOB: 1 BB: 1 P: 15	R: 1 E: 0 K: 2 S: 10	H: 1 LOB: 3 BB: 0 P: 19	R: 0 E: 0 K: 0 S: 16	H: 2 LOB: 3 BB: 2 P: 25	R: 0 E: 0 K: 0 S: 12	H: 1 LOB: 3 BB: 2 P: 27	R: 0 E: 0 K: 0 S: 6	H: 0 LOB: 1 BB: 1 P: 14		R: 0 E: 0 K: 0 S: 7	H: 0 LOB: 1 BB: 1 P: 12	1B: 5 2B: 0 3B: 0 HR: 1	SF: 0 SAC: 0 DP: 1 HBP: 0	WP: 1 PB: 0 SB: 0 CS: 0	PA: 45										
PITCHER	IP WLS BF H R ER SO BB IBB HBP BLK WP HR S P ERA WHIP																																
21 Cal Eldred, R ERA: 4.15 (6, 1)	0.1	2	0	0	0	0	0	0	0	0	0	0	0	3	7	0.00	0.000																
Sean Lowe, R ERA: 3.42 (7, 1)	0.1	3	1	0	0	0	1	0	0	0	0	0	0	6	14	0.00	6.000																
Bob Howry, R ERA: 4.58 (7, 1)	1.2	7	0	0	0	0	2	0	0	0	0	0	12	27	0.00	1.200																	
Keith Foulke, R ERA: 0.79 (9, 1)	1.0	4	0	0	0	0	1	0	0	0	0	0	7	12	0.00	1.000																	

AB	34
R	4
H	6
RBI	4
BB	2
SO	6
LOB	18



AB	34
R	3
H	6
RBI	3
BB	11
SO	9
LOB	27



Batter	1	2	3	4	5	6	7	8	9	AB	R	H	RBI	BB	SO	LOB	TOP										
Eric Owens, R OBP: 0.381, SLG: 0.431 (1, 9)	F8		P4														5	1	2	0	0	0	3				
Ed Sprague, R OBP: 0.358, SLG: 0.682 29 Kory DeHaan, L OBP: 0.200, SLG: 0.273 (7, FR)	F9			G3				G3-1									3	1	2	0	1	0	0	0			
Tony Gwynn, L OBP: 0.320, SLG: 0.420 (1, 10)				G3				F5									5	0	1	0	0	0	0	5			
Phil Nevin, R OBP: 0.380, SLG: 0.596 (1, 5)								F8									3	2	1	0	2	1	1				
Ryan Klesko, L OBP: 0.380, SLG: 0.561 (1, 3)				K													4	2	1	3	1	1	2				
Bret Boone, R OBP: 0.326, SLG: 0.421 (1, 4)																	3	0	1	2	1	1	0				
Ruben Rivera, R OBP: 0.345, SLG: 0.464 (1, 8)																	4	0	1	0	1	0	3				
Carlos Hernandez, R OBP: 0.336, SLG: 0.353 (1, 2)																	4	0	1	1	0	1	1				
Damian Jackson, R OBP: 0.365, SLG: 0.424 (1, 6)																	3	0	0	1	1	1	1				
Inning Stats	R: 0 E: 0 K: 1 S: 8	H: 1 LOB: 1 BB: 0 P: 14	R: 0 E: 0 K: 1 S: 6	H: 0 LOB: 0 BB: 0 P: 8	R: 0 E: 0 K: 1 S: 7	H: 0 LOB: 0 BB: 0 P: 11	R: 1 E: 0 K: 1 S: 10	H: 2 LOB: 2 BB: 1 P: 18	R: 0 E: 0 K: 0 S: 6	H: 1 LOB: 2 BB: 1 P: 16	R: 2 E: 0 K: 1 S: 12	H: 3 LOB: 1 BB: 0 P: 21	R: 4 E: 0 K: 0 S: 15	H: 3 LOB: 3 BB: 4 P: 41	R: 0 E: 0 K: 0 S: 7	H: 0 LOB: 0 BB: 1 P: 15	R: 0 E: 0 K: 0 S: 8	H: 0 LOB: 0 BB: 1 P: 15	1B: 7 2B: 2 3B: 0 HR: 1	SF: 1 SAC: 0 DP: 1 HBP: 0	WP: 0 PB: 0 SB: 0 CS: 0	PA: 43					
PITCHER	IP	WLS	BF	H	R	ER	SO	BB	IBB	HBP	BLK	WP	HR	S	P	ERA	WHIP										
John Halama, L ERA: 4.37	(1, 1)	6.0	L	29	9	5	5	2	0	0	0	0	1	53	96	7.50	1.833										
37 Robert Ramsey, L ERA: 2.65	(7, 1)	0.1		3	0	0	0	2	0	0	0	0	0	2	11	0.00	6.000										
58 Kevin Hodges, R ERA: 3.52	(7, 1)	0.1		4	1	2	2	2	0	0	0	0	0	7	19	54.00	9.000										
Frankie Rodriguez, R ERA: 3.55	(7, 1)	1.1		4	0	0	0	0	0	0	0	0	0	9	15	0.00	0.000										
Jose Mesa, R ERA: 7.82	(9, 1)	1.0		3	0	0	0	1	0	0	0	0	0	8	15	0.00	1.000										

San Diego Padres @ Seattle Mariners
Safeco Field, Seattle, WA
Sat Jun 03 2000, 6:05 PM PDT
Att: 44,183 - Sunny - 77 F

AB	35
R	7
H	10
RBI	7
BB	7
SO	5
LOB	16



Batter	1	2	3	4	5	6	7	8	9	AB	R	H	RBI	BB	SO	LOB	BOTTOM										
Stan Javier, S OBP: 0.393, SLG: 0.453 (1, 7)																	4	1	1	0	0	1	3				
Mike Cameron, R OBP: 0.365, SLG: 0.483 (1, 8)																	4	1	1	2	0	0	2				
Alex Rodriguez, R OBP: 0.435, SLG: 0.608 (1, 6)																	4	0	0	0	0	1	0				
Edgar Martinez, R OBP: 0.440, SLG: 0.718 (1, 10)																	4	1	1	1	0	1	0				
John Olerud, L OBP: 0.431, SLG: 0.449 (1, 3)																	4	0	1	0	0	0	0				
Jay Buhner, R OBP: 0.395, SLG: 0.590 (1, 9)																	4	1	1	1	0	1	1				
David Bell, R OBP: 0.286, SLG: 0.349 (1, 5)																	3	0	1	0	1	0	1				
Dan Wilson, R OBP: 0.301, SLG: 0.349 (1, 2)																	4	0	1	0	0	1	2				
Mark McLemore, S OBP: 0.341, SLG: 0.277 (1, 4)																	3	0	0	0	0	0	3				
Inning Stats	R: 0 E: 0 K: 0 S: 9	H: 1 LOB: 0 BB: 0 P: 11	R: 0 E: 0 K: 0 S: 8	H: 0 LOB: 0 BB: 0 P: 13	R: 0 E: 0 K: 1 S: 11	H: 1 LOB: 1 BB: 0 P: 21	R: 0 E: 0 K: 2 S: 9	H: 0 LOB: 0 BB: 0 P: 12	R: 0 E: 0 K: 0 S: 6	H: 0 LOB: 0 BB: 0 P: 9	R: 2 E: 1 K: 0 S: 8	H: 1 LOB: 1 BB: 0 P: 11	R: 0 E: 0 K: 1 S: 10	H: 1 LOB: 1 BB: 0 P: 16	R: 0 E: 0 K: 0 S: 7	H: 1 LOB: 1 BB: 0 P: 10	R: 2 E: 0 K: 1 S: 16	H: 2 LOB: 1 BB: 1 P: 24	1B: 4 2B: 0 3B: 0 HR: 3	SF: 0 SAC: 0 DP: 1 HBP: 0	WP: 0 PB: 0 SB: 0 CS: 0	PA: 35					
PITCHER	IP	WLS	BF	H	R	ER	SO	BB	IBB	HBP	BLK	WP	HR	S	P	ERA	WHIP										
32 Stan Spencer, R ERA: 2.91	(1, 1)	8.2	W	33	7	4	2	4	0	0	0	0	3	78	117	2.08	0.808										
Brian Boehringer, R ERA: 5.74	(9, 1)	0.0		1	0	0	0	1	0	0	0	0	0	3	7	-	-										
Trevor Hoffman, R ERA: 2.53	(9, 1)	0.1	S	1	0	0	1	0	0	0	0	0	0	3	3	0.00	0.000										

San Diego Padres @ Seattle Mariners
Safeco Field, Seattle, WA
Sat Jun 03 2000, 6:05 PM PDT
Att: 44,183 - Sunny - 77 F

AB	34
R	4
H	7
RBI	4
BB	1
SO	5
LOB	12



Batter	1	2	3	4	5	6	7	8	9	AB	R	H	RBI	BB	SO	LOB	TOP										
Eric Owens, R OBP: 0.382, SLG: 0.439 (1, 9)	F4		F9		G5-3		FC6 1B		HR 3B	5	1	2	1	0	0	0											
Al Martin, L OBP: 0.371, SLG: 0.521 (1, 7)	K				G3		FC6 FC6-4 1-2		HR	5	1	2	2	0	1	1											
Tony Gwynn, L OBP: 0.314, SLG: 0.409 (1, 10)	F7		F5				FC6-4 1-2		F8	5	0	1	0	0	0	2											
Phil Nevin, R OBP: 0.378, SLG: 0.589 (1, 5)					P4		F8			4	0	1	0	0	0	2											
Damian Jackson, R OBP: 0.368, SLG: 0.424 (7, 6)					F8				BB	0	0	0	0	1	0	0											
Ryan Klesko, L OBP: 0.386, SLG: 0.559 (1, 3)					E5 1B		FC5-4 1B		G6-3	4	1	2	0	1	0	0											
Bret Boone, R OBP: 0.323, SLG: 0.415 (1, 4)					F4		FC5-4 BB		P6	5	0	1	0	0	1	5											
Ruben Rivera, R OBP: 0.342, SLG: 0.450 (1, 8)					L4		BB		K	3	0	0	0	1	2	4											
Wiki Gonzalez, R OBP: 0.337, SLG: 0.390 (1, 2)					F3		G3-6-1 BB			2	1	1	1	2	0	2											
Chris Gomez, R OBP: 0.311, SLG: 0.211 (1, 6)					F8		G3-6-1 BB			2	0	0	0	0	0	2											
Dave Magadan, L OBP: 0.324, SLG: 0.303 (6, PH)					F8		G3-6-1 BB		F8	2	0	0	0	0	0	4											
Inning Stats	R: 0 E: 0 K: 1 S: 7	H: 0 LOB: 0 BB: 0 P: 9	R: 0 E: 0 K: 1 S: 17	H: 2 LOB: 2 BB: 0 P: 21	R: 0 E: 0 K: 0 S: 6	H: 1 LOB: 1 BB: 0 P: 8	R: 1 E: 1 K: 0 S: 12	H: 2 LOB: 2 BB: 0 P: 19	R: 0 E: 0 K: 0 S: 7	H: 1 LOB: 1 BB: 0 P: 9	R: 0 E: 0 K: 0 S: 16	H: 1 LOB: 1 BB: 0 P: 27	R: 0 E: 0 K: 1 S: 12	H: 1 LOB: 1 BB: 0 P: 18	R: 0 E: 0 K: 1 S: 8	H: 0 LOB: 0 BB: 0 P: 16	R: 3 E: 0 K: 1 S: 18	H: 2 LOB: 2 BB: 3 P: 37	1B: 8 2B: 0 3B: 1 HR: 1	SF: 0 SAC: 0 DP: 1 HBP: 0	WP: 0 PB: 0 SB: 0 CS: 0	PA: 42					
PITCHER	IP	WLS	BF	H	R	ER	SO	BB	IBB	HBP	BLK	WP	HR	S	P	ERA	WHIP										
Paul Abbott, R ERA: 5.21 (1, 1)	5.1	W	26	7	1	0	2	2	0	0	0	0	0	61	88	0.00	1.688										
Jose Paniagua, R ERA: 5.2 (6, 1)	0.2	H	2	1	0	0	0	0	0	0	0	0	0	7	11	0.00	1.500										
Arthur Rhodes, L ERA: 3.24 (7, 1)	1.1		4	0	0	0	0	0	0	0	0	0	0	11	16	0.00	0.000										
Frankie Rodriguez, R ERA: 4.1 (8, 1)	1.0		5	1	2	2	1	1	0	0	0	0	0	12	26	18.00	2.000										
Kazuhiko Sasaki, R ERA: 4.58 (9, 1)	0.2		5	1	1	1	1	2	0	0	0	0	1	12	23	13.50	4.500										

San Diego Padres @ Seattle Mariners
Safeco Field, Seattle, WA
Sun Jun 04 2000, 1:35 PM PDT
Att: 42,018 - Sunny - 76 F

AB	37
R	4
H	10
RBI	4
BB	5
SO	4
LOB	22



Batter	1	2	3	4	5	6	7	8	9	AB	R	H	RBI	BB	SO	LOB	BOTTOM										
Rickey Henderson, R OBP: 0.365, SLG: 0.282 (1, 7)	S 2B				G6-3		K		K	4	1	0	0	1	3	2											
Mike Cameron, R OBP: 0.365, SLG: 0.474 (1, 8)	2B				G6-3		K			3	1	0	0	1	1	1											
Alex Rodriguez, R OBP: 0.436, SLG: 0.621 (1, 6)	2B				F9		G6-3		SF8 3B	4	2	2	2	0	0	0											
Edgar Martinez, R OBP: 0.441, SLG: 0.725 (1, 10)	FC1-5 2H				P6		SH3-4 F9-2		K	4	0	2	1	0	1	1											
John Olerud, L OBP: 0.432, SLG: 0.446 (1, 3)	FC1-5 2-3				BB		SH3-4 BB		SF8	1	1	0	1	2	0	1											
Stan Javier, S OBP: 0.392, SLG: 0.446 (1, 9)	G1-3				E		SH3-4		L9	2	1	0	0	1	0	1											
Tom Lampkin, L OBP: 0.300, SLG: 0.480 (1, 2)	P4				E7		IBB		G4-3	3	0	0	0	1	0	1											
David Bell, R OBP: 0.291, SLG: 0.349 (1, 5)					F9-2				G1-3	3	0	1	0	0	0	3											
Mark McLemore, S OBP: 0.339, SLG: 0.272 (1, 4)	F9				L7		K			3	0	0	0	1	1	3											
Inning Stats	R: 3 E: 0 K: 0 S: 14	H: 2 LOB: 1 BB: 2 P: 26	R: 0 E: 0 K: 1 S: 8	H: 1 LOB: 1 BB: 0 P: 16	R: 2 E: 1 K: 0 S: 13	H: 0 LOB: 2 BB: 2 P: 27	R: 0 E: 0 K: 0 S: 6	H: 0 LOB: 0 BB: 0 P: 8	R: 0 E: 0 K: 3 S: 10	H: 0 LOB: 0 BB: 0 P: 14	R: 1 E: 0 K: 1 S: 13	H: 1 LOB: 0 BB: 0 P: 20	R: 0 E: 0 K: 1 S: 8	H: 0 LOB: 1 BB: 1 P: 15	R: 0 E: 0 K: 1 S: 8	H: 0 LOB: 1 BB: 1 P: 15	R: 1 E: 0 K: 1 S: 13	H: 1 LOB: 0 BB: 0 P: 20	1B: 1 2B: 4 3B: 1 HR: 0	SF: 1 SAC: 1 DP: 1 HBP: 1	WP: 0 PB: 0 SB: 1 CS: 0	PA: 37					
PITCHER	IP	WLS	BF	H	R	ER	SO	BB	IBB	HBP	BLK	WP	HR	S	P	ERA	WHIP										
Brian Meadows, R ERA: 4.67 (1, 1)	4.1	L	25	4	5	3	1	5	1	1	0	0	0	44	88	6.23	2.077										
Brandon Kolb, R ERA: 3.86 (5, 1)	2.2		8	1	1	1	4	0	0	0	0	0	0	26	38	3.38	0.375										
Matt Whiteside, R ERA: 2.63 (8, 1)	1.0		4	0	0	0	1	1	0	0	0	0	0	8	15	0.00	1.000										

San Diego Padres @ Seattle Mariners
Safeco Field, Seattle, WA
Sun Jun 04 2000, 1:35 PM PDT
Att: 42,018 - Sunny - 76 F

AB	27
R	6
H	5
RBI	4
BB	7
SO	6
LOB	13



Batter	1	2	3	4	5	6	7	8	9	AB	R	H	RBI	BB	SO	LOB	TOP					
Tom Goodwin, L (1, 8) OBP: 0.409, SLG: 0.489										3	1	1	0	1	1	1						
Neft Perez, S (1, 6) OBP: 0.284, SLG: 0.413										3	0	0	1	0	1	2						
3 Mike Lansing, R (1, 4) OBP: 0.358, SLG: 0.468										4	0	1	0	0	1	1						
17 Todd Helton, L (1, 3) OBP: 0.502, SLG: 0.798										4	0	0	0	0	2	1						
Darren Bragg, L (1, 7) OBP: 0.283, SLG: 0.346										3	0	1	0	1	1	0						
Brent Mayne, L (1, 2) OBP: 0.403, SLG: 0.439										4	1	1	1	0	2	2						
Terry Shumpert, R (1, 5) OBP: 0.340, SLG: 0.414										3	0	1	0	0	1	0						
Bubba Carpenter, L (1, 10) OBP: 0.370, SLG: 0.652										3	0	1	0	1	1	1						
Brian Hunter, R (1, 9) OBP: 0.385, SLG: 0.313										3	0	0	0	0	0	1						
Inning Stats	R: 1 E: 0 K: 1 S: 8	H: 1 LOB: 0 BB: 0 P: 15	R: 0 E: 0 K: 1 S: 10	H: 0 LOB: 0 BB: 0 P: 17	R: 0 E: 0 K: 2 S: 8	H: 0 LOB: 1 BB: 1 P: 15	R: 0 E: 0 K: 1 S: 7	H: 2 LOB: 1 BB: 0 P: 11	R: 0 E: 0 K: 0 S: 9	H: 0 LOB: 0 BB: 0 P: 10	R: 0 E: 0 K: 0 S: 10	H: 0 LOB: 0 BB: 0 P: 16	R: 0 E: 0 K: 2 S: 17	H: 2 LOB: 2 BB: 1 P: 29	R: 0 E: 0 K: 0 S: 13	H: 0 LOB: 1 BB: 0 P: 22	R: 1 E: 0 K: 3 S: 15	H: 1 LOB: 1 BB: 0 P: 23	1B: 5 2B: 0 3B: 0 HR: 1	SF: 1 SAC: 0 DP: 1 HBP: 1	WP: 0 PB: 0 SB: 2 CS: 0	PA: 35
PITCHER	IP WLS BF H R ER SO BB IBB HBP BLK WP HR S P ERA WHIP																					
Aaron Sele, R (1, 1) ERA: 3.89	7.0 W 26 5 1 0 7 2 0 0 0 0 0 1 69 113 0.00 1.000																					
Jose Mesa, R (8, 1) ERA: 7.57	2.0 9 1 1 1 3 1 0 1 0 0 0 1 28 45 4.50 1.000																					

Colorado Rockies @ Seattle Mariners
 Safeco Field, Seattle, WA
 Mon Jun 05 2000, 7:05 PM PDT
 Att: 25,582 - Cloudy - 69 F

AB 30
R 2
H 6
RBI 2
BB 3
SO 10
LOB 9

Batter	1	2	3	4	5	6	7	8	9	AB	R	H	RBI	BB	SO	LOB	BOTTOM			
Rickey Henderson, R (1, 7) OBP: 0.372, SLG: 0.288										4	2	2	0	1	0	3				
Mike Cameron, R (1, 8) OBP: 0.384, SLG: 0.475										4	1	1	0	0	0	3				
Alex Rodriguez, R (1, 6) OBP: 0.441, SLG: 0.639										4	2	3	3	0	0	0				
Edgar Martinez, R (1, 10) OBP: 0.447, SLG: 0.746										3	1	2	1	1	0	1				
John Olerud, L (1, 3) OBP: 0.429, SLG: 0.444										3	0	1	1	0	1	0				
Jay Buhner, R (1, 9) OBP: 0.392, SLG: 0.577										3	0	0	0	1	2	1				
David Bell, R (1, 5) OBP: 0.285, SLG: 0.341										4	0	0	0	0	1	4				
Dan Wilson, R (1, 2) OBP: 0.293, SLG: 0.338										4	0	0	0	0	1	0				
Mark McLemore, S (1, 4) OBP: 0.342, SLG: 0.279										3	0	1	0	1	0	0				
Inning Stats	R: 1 E: 0 K: 0 S: 16	H: 1 LOB: 3 BB: 3 P: 36	R: 0 E: 0 K: 1 S: 7	H: 1 LOB: 1 BB: 0 P: 11	R: 1 E: 0 K: 2 S: 14	H: 2 LOB: 1 BB: 0 P: 25	R: 4 E: 0 K: 1 S: 20	H: 4 LOB: 0 BB: 0 P: 31	R: 0 E: 0 K: 1 S: 9	H: 0 LOB: 0 BB: 0 P: 16	R: 0 E: 0 K: 0 S: 8	H: 0 LOB: 0 BB: 1 P: 14	R: 0 E: 0 K: 0 S: 10	H: 1 LOB: 0 BB: 0 P: 17	R: 0 E: 1 K: 0 S: 6	H: 1 LOB: 2 BB: 0 P: 11	1B: 5 2B: 3 3B: 0 HR: 2	SF: 1 SAC: 0 DP: 2 HBP: 0	WP: 1 PB: 0 SB: 1 CS: 0	PA: 37
PITCHER	IP WLS BF H R ER SO BB IBB HBP BLK WP HR S P ERA WHIP																			
Masato Yoshii, R (1, 1) ERA: 5.74	3.2 L 22 8 6 6 3 3 0 0 0 0 0 0 2 54 97 14.73 3.000																			
Scott Karl, L (4, 1) ERA: 7.01	4.1 15 2 0 0 2 1 0 0 0 0 0 0 36 64 0.00 0.692																			

Colorado Rockies @ Seattle Mariners
 Safeco Field, Seattle, WA
 Mon Jun 05 2000, 7:05 PM PDT
 Att: 25,582 - Cloudy - 69 F

AB 32
R 6
H 10
RBI 5
BB 4
SO 5
LOB 12

Batter	1	2	3	4	5	6	7	8	9	AB	R	H	RBI	BB	SO	LOB	TOP										
Tom Goodwin, L (1, 8) OBP: 0.411, SLG: 0.486	1-3 K		3-2 1B SF8 3 BB		1-2 F7		4-2 3 1B BB			3	1	1	0	1	1	0	Colorado Rockies @ Seattle Mariners Safeco Field, Seattle, WA Tue Jun 06 2000, 7:05 PM PDT Att: 26,812 - Overcast - 59 F										
3 Mike Lansing, R (1, 4) OBP: 0.380, SLG: 0.466	2-2 G5-3		4-2 SF8 1B 1-2 BB		2-0 G6-3		3-1 G4-3 1B			3	0	1	0	1	0	0											
Jeff Cirillo, R (1, 5) OBP: 0.408, SLG: 0.490	0-1 2B		2-2 1B 1-2 2-3		2-2 F8		1-1 G4-3 1-2			4	0	2	0	0	0	2											
17 Todd Helton, L (1, 3) OBP: 0.502, SLG: 0.791	1-3 K		4-0 1B IBB			3-2 1B		2-2 G4-3		3	0	1	0	1	1	1											
Jeffrey Hammonds, R (1, 9) OBP: 0.399, SLG: 0.650		1-1 F8	1-0 SF8		1-0 1B		2-3 K			3	0	1	1	0	1	0											
Darren Bragg, L (1, 7) OBP: 0.290, SLG: 0.345		3-2 1B 1B	2-3 P3 0-0		4-0 FC6-4 BB		2-3 K			3	0	1	0	1	1	2											
Brent Mayne, L (1, 2) OBP: 0.399, SLG: 0.427		2-1 F8		3-1 F7		4-1 FC6-4 BB		0-1 G4-3		3	0	0	0	1	0	1											
Nelfi Perez, S (1, 6) OBP: 0.283, SLG: 0.410		1-2 1B 1-3		0-0 F5		1-0 FC6-4 1-2 2-3		0-2 G4-3		4	0	1	0	0	0	2											
Bubba Carpenter, L (1, 10) OBP: 0.323, SLG: 0.556		1-3 K		2-3 K			2-3 K		3-1 P3	4	0	0	0	0	3	2											
Inning Stats	R: 0 H: 1 E: 0 K: 2 S: 13	H: 1 LOB: 1 BB: 0 P: 17	R: 0 H: 2 E: 0 K: 1 S: 15	H: 2 LOB: 2 BB: 0 P: 23	R: 1 H: 2 E: 0 K: 0 S: 20	H: 2 LOB: 2 BB: 2 P: 32	R: 0 H: 0 E: 0 K: 1 S: 7	H: 0 LOB: 0 BB: 0 P: 12	R: 0 H: 0 E: 0 K: 0 S: 11	H: 0 LOB: 0 BB: 0 P: 16	R: 0 H: 2 E: 0 K: 0 S: 7	H: 2 LOB: 2 BB: 2 P: 20	R: 0 H: 1 E: 0 K: 1 S: 10	H: 1 LOB: 1 BB: 1 P: 20	R: 0 H: 0 E: 0 K: 2 S: 9	H: 0 LOB: 0 BB: 0 P: 15	R: 0 H: 0 E: 0 K: 0 S: 7	H: 0 LOB: 0 BB: 0 P: 10	1B: 7 2B: 1 3B: 0 HR: 0	SF: 1 SAC: 0 DP: 1 HBP: 0	WP: 0 PB: 0 SB: 0 CS: 0	PA: 36					
PITCHER	IP	WLS	BF	H	R	ER	SO	BB	IBB	HBP	BLK	WP	HR	S	P	ERA	WHIP										
Brett Tomko, R (1, 1) ERA: 5.24	5.0	W	21	5	1	1	4	1	1	0	0	0	0	66	100	1.80	1.200										
37 Robert Ramsay, L (6, 1) ERA: 2.55	0.2	H	4	2	0	0	0	2	0	0	0	0	0	6	18	0.00	6.000										
Jose Paniagua, R (6, 1) ERA: 4.8	2.1	H	8	1	0	0	3	1	0	0	0	0	0	20	37	0.00	0.857										
Kazuhiro Sasaki, R (9, 1) ERA: 4.35	1.0	S	3	0	0	0	0	0	0	0	0	0	0	7	10	0.00	0.000										

Batter	1	2	3	4	5	6	7	8	9	AB	R	H	RBI	BB	SO	LOB	BOTTOM										
Rickey Henderson, R (1, 7) OBP: 0.373, SLG: 0.291	2-2 G3 1B S		2-2 F8		0-2 1B 1B		1-1 F7			2	1	1	0	0	0	0	Colorado Rockies @ Seattle Mariners Safeco Field, Seattle, WA Tue Jun 06 2000, 7:05 PM PDT Att: 26,812 - Overcast - 59 F										
Stan Javier, S (4, 7) OBP: 0.394, SLG: 0.447										2	1	1	0	0	0	0											
Mike Cameron, R (1, 8) OBP: 0.382, SLG: 0.470	2-1 P5		2-3 K		1-2 1B 1B		2-2 F3			4	0	1	0	0	1	1											
Alex Rodriguez, R (1, 6) OBP: 0.438, SLG: 0.629	4-2 G3 1B BB		1-1 E6 1B		3-1 F9		3-0 G6-3			3	1	0	0	1	0	2											
Edgar Martinez, R (1, 10) OBP: 0.448, SLG: 0.741	3-2 G3		1-2 1B		3-2 FC4-6 1B		0-2 P4			4	0	2	1	0	0	2											
John Olerud, L (1, 3) OBP: 0.426, SLG: 0.440	1-2 2-3 1B		2-3 K		0-0 FC4-6 1-2		2-3 K			4	0	1	2	0	2	4											
Jay Buhner, R (1, 9) OBP: 0.383, SLG: 0.562	1-3 K			1-0 F8		2-2 G5-3		1-3 K		4	0	0	0	0	2	1											
David Bell, R (1, 5) OBP: 0.281, SLG: 0.335		0-3 K		3-2 F8		2-0 P6				3	0	0	0	0	1	0											
Dan Wilson, R (1, 2) OBP: 0.294, SLG: 0.361		0-1 G3		1-0 G4-3		1-1 HR				3	1	1	1	0	0	0											
Mark McLemore, S (1, 4) OBP: 0.338, SLG: 0.274		3-2 F9			2-1 G4-3		2-1 G6-3			3	0	0	0	0	0	0											
Inning Stats	R: 2 H: 2 E: 0 K: 1 S: 17	H: 2 LOB: 1 BB: 1 P: 32	R: 0 H: 0 E: 0 K: 1 S: 9	H: 0 LOB: 0 BB: 0 P: 12	R: 0 H: 1 E: 1 K: 2 S: 16	H: 1 LOB: 2 BB: 0 P: 24	R: 0 H: 0 E: 0 K: 0 S: 5	H: 0 LOB: 0 BB: 0 P: 10	R: 1 H: 3 E: 0 K: 0 S: 18	H: 3 LOB: 2 BB: 0 P: 27	R: 1 H: 1 E: 0 K: 0 S: 8	H: 1 LOB: 0 BB: 0 P: 15	R: 0 H: 0 E: 0 K: 0 S: 6	H: 0 LOB: 0 BB: 0 P: 12	R: 0 H: 0 E: 0 K: 2 S: 9	H: 0 LOB: 0 BB: 0 P: 12	R: 0 H: 0 E: 0 K: 0 S: 7	H: 0 LOB: 0 BB: 0 P: 10	1B: 6 2B: 0 3B: 0 HR: 1	SF: 0 SAC: 0 DP: 0 HBP: 0	WP: 0 PB: 0 SB: 1 CS: 0	PA: 33					
PITCHER	IP	WLS	BF	H	R	ER	SO	BB	IBB	HBP	BLK	WP	HR	S	P	ERA	WHIP										
Brian Bohanon, L (1, 1) ERA: 6.6	6.0	L	27	7	4	4	4	1	0	0	0	0	0	73	120	6.00	1.333										
Mike DeJean, R (7, 1) ERA: 4.7	2.0		6	0	0	0	2	0	0	0	0	0	0	15	24	0.00	0.000										

AB	30
R	1
H	8
RBI	1
BB	5
SO	7
LOB	10



WP	0	PA	36
PB	0		
SB	0		
CS	0		

AB	32
R	4
H	7
RBI	4
BB	1
SO	6
LOB	10



WP	0	PA	33
PB	0		
SB	1		
CS	0		

Batter	1	2	3	4	5	6	7	8	9	AB	R	H	RBI	BB	SO	LOB	TOP							
Rickey Henderson, R OBP: 0.376, SLG: 0.296 Jose Mesa, R (7, 1) Jose Paniagua, R (8, 1) Tom Lampkin, L OBP: 0.298, SLG: 0.468 (8, PH)	L1 1-0		1B 3-2		F9 1-1		1B 1-2		G4-3 1-2	4	0	2	1	0	0	1								
David Bell, R OBP: 0.277, SLG: 0.330 John Olerud, L OBP: 0.422, SLG: 0.434 John Mabry, L OBP: 0.250, SLG: 0.255 (8, 3)	L1 1-1		1B 2-2			G6-3 2-1	K 3-3			3	0	1	0	0	0	0								
Alex Rodriguez, R OBP: 0.444, SLG: 0.642 (1, 6)	HR 0-0		F7 3-1		F9 2-2			F8 3-2		4	1	1	1	0	0	2								
Edgar Martinez, R OBP: 0.445, SLG: 0.724 Charles Gipson, R OBP: 0.356, SLG: 0.294 (8, PR) (8, 5)	F9 1-2			F9 1-2			BB 4-2	BB 3-2	1B 0-1	3	0	1	0	1	0	0								
Jay Buhner, R OBP: 0.378, SLG: 0.550 (1, 9)		FC6-4 0-1	1B 2-2	F9 2-0		P6 1-2		F7 0-1		4	0	1	0	0	0	2								
Mike Cameron, R OBP: 0.358, SLG: 0.460 (1, 8)		FC6-4 2-2	G4-6-3 1-2	K 1-3			F7 3-2	BB 4-0		3	0	0	0	1	1									
Dan Wilson, R OBP: 0.297, SLG: 0.358 (1, 2)		G4-6-3 2-1			1B 2-2		1B 4-1	F9 1-2		3	1	1	0	1	0	3								
Mark McLemore, S OBP: 0.336, SLG: 0.271 (1, 4)			K 1-3		F9 2-1		1B 0-0	G4-3 1-1		4	0	1	0	0	1	1								
John Halama, L OBP: 0.379, SLG: 0.428 Frankie Rodriguez, R OBP: 0.379, SLG: 0.428 Stan Javier, S OBP: 0.379, SLG: 0.428 (7, PH) (7, 7)			K 2-3		K 3-3		F9 2-2	G4-3 2-1		1	0	0	0	0	1	0								
Inning Stats	R: 1 H: 1 E: 0 K: 0 S: 8	H: 1 LOB: 0 BB: 0 P: 11	R: 0 H: 1 E: 0 K: 0 S: 7	H: 1 LOB: 1 BB: 0 P: 11	R: 0 H: 2 E: 0 K: 2 S: 14	H: 2 LOB: 2 BB: 0 P: 25	R: 0 H: 0 E: 0 K: 1 S: 7	H: 0 LOB: 0 BB: 0 P: 11	R: 0 H: 1 E: 0 K: 1 S: 11	H: 1 LOB: 1 BB: 0 P: 19	R: 0 H: 0 E: 0 K: 0 S: 10	H: 0 LOB: 1 BB: 1 P: 19	R: 1 H: 2 E: 0 K: 1 S: 16	H: 2 LOB: 2 BB: 1 P: 29	R: 0 H: 1 E: 0 K: 0 S: 13	H: 1 LOB: 2 BB: 0 P: 24	R: 0 H: 0 E: 0 K: 0 S: 8	H: 0 LOB: 0 BB: 0 P: 12	1B: 7 2B: 0 3B: 0 HR: 1	SF: 0 SAC: 0 DP: 1 HBP: 0	WP: 0 PB: 0 SB: 0 CS: 0	PA: 37		
PITCHER	IP	WLS	BF	H	R	ER	SO	BB	IBB	HBP	BLK	WP	HR	S	P	ERA	WHIP							
Kirk Rueter, L ERA: 4.28 Felix Rodriguez, R ERA: 1.72 John Johnstone, R ERA: 6.26	6.2	W	28	7	2	2	4	2	0	0	0	0	1	69	118	2.70	1.350							

Seattle Mariners @ San Francisco Giants
PacBell Park, San Francisco, CA
Fri Jun 09 2000, 10:05 PM EDT
Att: 40,930 - Cloudy - 51 F

AB 34
R 2
H 8
RBI 2
BB 3
SO 5
LOB 15



Batter	1	2	3	4	5	6	7	8	9	AB	R	H	RBI	BB	SO	LOB	BOTTOM							
Calvin Murray, R OBP: 0.361, SLG: 0.372 (1, 8)	G6-3 2-2	1B 1-2	1B 2-1		FC6-4 1-2		K 2-3			5	1	1	0	0	1	2								
Russ Davis, R OBP: 0.356, SLG: 0.457 (1, 5)	1B 0-0	1B 0-0	1B 1-0		K 2-3		K 1-0			5	1	3	1	0	2	0								
Barry Bonds, L OBP: 0.455, SLG: 0.822 Marvin Benard, L OBP: 0.316, SLG: 0.349 (8, 9)	1B 4-1	K 2-3	G4-3 0-0		1B 4-0		1B 1B		F9 1-0	2	0	0	0	2	1	5								
Jeff Kent, R OBP: 0.418, SLG: 0.668 (1, 4)	BB 2-2		1B 1-2	WP 0-0	F8 3-1		1B 1-2		F9 1-1	5	1	3	1	0	0	1								
Ellis Burks, R OBP: 0.386, SLG: 0.508 Armando Rios, L OBP: 0.361, SLG: 0.490 (8, 7)	G6-4-3 4-2	1B 1-2	1B 1-3	HR 0-0	F8 1-0		F8 3-2		L3 2-2	2	2	1	1	2	0	2								
Rich Aurilia, R OBP: 0.326, SLG: 0.379 Felix Rodriguez, R OBP: 0.379, SLG: 0.429 Bill Mueller, S OBP: 0.380, SLG: 0.556 John Johnstone, R OBP: 0.380, SLG: 0.556 (9, 1)	G6-4-3 2-2		SF8 0-0	K 1-3		F4 1-0		L3 2-2		3	0	0	1	0	1	3								
J.T. Snow, L OBP: 0.369, SLG: 0.437 (1, 3)		G6-4-3 3-2	1B 2-1	HR 2-2		F8 2-1				4	2	3	1	0	0	0								
Doug Mirabeli, R OBP: 0.351, SLG: 0.415 (1, 2)		G6-4-3 0-0	1B 1-2	L7 1-0		K 2-3				4	1	1	1	0	1	1								
Kirk Rueter, L OBP: 0.100, SLG: 0.100 Ramon Martinez, R OBP: 0.380, SLG: 0.556 (7, 6)	1B 1-2	1B 1B	SH3-4 0-0		FC6-4 1-2		F8 1-1			2	0	2	0	0	0	0								
Inning Stats	R: 1 H: 2 E: 0 K: 0 S: 14	H: 4 LOB: 3 BB: 0 P: 22	R: 4 H: 4 E: 2 K: 0 S: 18	H: 4 LOB: 2 BB: 1 P: 29	R: 2 H: 2 E: 0 K: 1 S: 9	H: 2 LOB: 0 BB: 0 P: 13	R: 1 H: 2 E: 1 K: 1 S: 13	H: 2 LOB: 2 BB: 1 P: 25	R: 0 H: 0 E: 0 K: 1 S: 6	H: 0 LOB: 0 BB: 0 P: 11	R: 0 H: 0 E: 0 K: 2 S: 10	H: 0 LOB: 0 BB: 0 P: 13	R: 1 H: 2 E: 0 K: 0 S: 11	H: 2 LOB: 0 BB: 0 P: 18	R: 0 H: 0 E: 0 K: 0 S: 8	H: 0 LOB: 0 BB: 0 P: 12	1B: 12 2B: 3 3B: 0 HR: 2	SF: 1 SAC: 1 DP: 3 HBP: 0	WP: 1 PB: 0 SB: 0 CS: 0	PA: 42				
PITCHER	IP	WLS	BF	H	R	ER	SO	BB	IBB	HBP	BLK	WP	HR	S	P	ERA	WHIP							
John Halama, L ERA: 5.04 Frankie Rodriguez, R ERA: 5.04 Jose Mesa, R ERA: 7.31 Jose Paniagua, R ERA: 4.94	3.0	L	21	4	3	3	1	3	0	0	0	0	2	28	49	9.00	4.333							

Seattle Mariners @ San Francisco Giants
PacBell Park, San Francisco, CA
Fri Jun 09 2000, 10:05 PM EDT
Att: 40,930 - Cloudy - 51 F

AB 36
R 9
H 16
RBI 7
BB 4
SO 6
LOB 15



Batter	1	2	3	4	5	6	7	8	9	AB	R	H	RBI	BB	SO	LOB	TOP					
Rickey Henderson, R OBP: 0.379, SLG: 0.318	P6		K						K	5	2	2	2	1	2	3	Seattle Mariners @ San Francisco Giants PacBell Park, San Francisco, CA Sat Jun 10 2000, 4:05 PM EDT Att: 40,930 - Sunny - 61 F					
David Bell, R OBP: 0.280, SLG: 0.328	G5-3		FC6-4 BB		F9			P4		4	0	1	0	1	0	1						
Alex Rodriguez, R OBP: 0.454, SLG: 0.645										2	0	2	1	2	0	0						
Jay Buhner, R OBP: 0.378, SLG: 0.542 Charles Gipson, R OBP: 0.366, SLG: 0.294			FC6-4 BB					F8		4	0	1	2	1	1	4						
John Olerud, L OBP: 0.417, SLG: 0.426										0	0	0	0	1	0	6						
Mike Cameron, R OBP: 0.355, SLG: 0.453										5	0	1	0	0	1	4						
Dan Wilson, R OBP: 0.301, SLG: 0.359										5	0	2	0	0	0	0						
Mark McLemore, S OBP: 0.346, SLG: 0.277										3	2	2	0	2	1	2						
Paul Abbott, R OBP: 0.333, SLG: 0.667 Arthur Rhodes, L ERA: 5.14 Stan Javier, S OBP: 0.377, SLG: 0.424 Kazuhiro Sasaki, R ERA: 3.1										3	1	1	0	0	1	2						
										0	0	0	0	0	0	0						
Inning Stats	R: 0 E: 0 K: 1 S: 9	H: 0 LOB: 1 BB: 1 P: 19	R: 0 E: 0 K: 1 S: 7	H: 2 LOB: 2 BB: 0 P: 13	R: 1 E: 0 K: 1 S: 16	H: 2 LOB: 3 BB: 2 P: 33	R: 1 E: 0 K: 0 S: 9	H: 2 LOB: 1 BB: 0 P: 15	R: 0 E: 0 K: 1 S: 8	H: 2 LOB: 1 BB: 0 P: 12	R: 2 E: 0 K: 1 S: 16	H: 0 LOB: 3 BB: 4 P: 38	R: 0 E: 0 K: 0 S: 7	H: 1 LOB: 1 BB: 0 P: 9	R: 1 E: 0 K: 2 S: 10	H: 2 LOB: 1 BB: 1 P: 17	R: 0 E: 0 K: 2 S: 16	H: 1 LOB: 2 BB: 1 P: 21	1B: 10 2B: 2 3B: 0 HR: 1	SF: 0 SAC: 1 DP: 2 HBP: 1	WP: 0 PB: 0 CS: 4	PA: 46
PITCHER	IP	WLS	BF	H	R	ER	SO	BB	IBB	HBP	BLK	WP	HR	S	P	ERA	WHIP					
Shawn Estes, L ERA: 3.51	5.2	L	29	8	4	4	5	6	0	0	0	0	0	58	116	6.35	2.471					
John Johnstone, R ERA: 5.14	2.0		11	3	1	1	0	1	0	1	0	0	1	22	38	4.50	2.000					
Alan Embree, L ERA: 5.92	0.1		1	0	0	0	0	0	0	0	0	0	0	2	2	0.00	0.000					
Robb Nen, R ERA: 3.1	1.0		5	1	0	0	2	1	0	0	0	0	0	16	21	0.00	2.000					

Batter	1	2	3	4	5	6	7	8	9	AB	R	H	RBI	BB	SO	LOB	BOTTOM					
Marvin Benard, L OBP: 0.312, SLG: 0.344 Calvin Murray, R OBP: 0.367, SLG: 0.372	G3		G4-3							3	0	0	0	0	0	0	Seattle Mariners @ San Francisco Giants PacBell Park, San Francisco, CA Sat Jun 10 2000, 4:05 PM EDT Att: 40,930 - Sunny - 61 F					
Bill Mueller, S OBP: 0.350, SLG: 0.421	G6-3									4	0	0	0	0	1	1						
Barry Bonds, L OBP: 0.460, SLG: 0.837										4	2	3	0	0	0	0						
Jeff Kent, R OBP: 0.415, SLG: 0.664										3	0	1	1	0	1	1						
J.T. Snow, L OBP: 0.367, SLG: 0.433										2	0	0	1	1	1	0						
Ellis Burks, R OBP: 0.389, SLG: 0.508										4	0	2	0	0	1	1						
Rich Aurilia, R OBP: 0.321, SLG: 0.372 Felipe Crespo, S OBP: 0.400, SLG: 0.439										3	0	0	0	0	0	3						
Bobby Estalella, R OBP: 0.386, SLG: 0.550 John Johnstone, R ERA: 5.14 Alan Embree, L ERA: 5.92 Russ Davis, R OBP: 0.351, SLG: 0.451 Robb Nen, R ERA: 3.1										2	0	0	0	0	0	0						
Shawn Estes, R ERA: 4.64 Doug Mirabelli, R OBP: 0.345, SLG: 0.406										1	0	0	0	0	1	0						
										2	0	0	0	0	1	0						
Inning Stats	R: 0 E: 0 K: 1 S: 8	H: 1 LOB: 1 BB: 0 P: 14	R: 0 E: 0 K: 1 S: 11	H: 1 LOB: 0 BB: 0 P: 16	R: 0 E: 0 K: 1 S: 5	H: 0 LOB: 0 BB: 0 P: 6	R: 1 E: 0 K: 0 S: 6	H: 1 LOB: 0 BB: 0 P: 9	R: 0 E: 0 K: 0 S: 4	H: 0 LOB: 0 BB: 0 P: 6	R: 0 E: 0 K: 1 S: 10	H: 0 LOB: 0 BB: 0 P: 15	R: 0 E: 0 K: 0 S: 7	H: 1 LOB: 2 BB: 1 P: 16	R: 0 E: 0 K: 1 S: 8	H: 0 LOB: 1 BB: 1 P: 14	R: 1 E: 0 K: 1 S: 16	H: 2 LOB: 1 BB: 0 P: 24	1B: 4 2B: 1 3B: 1 HR: 0	SF: 2 SAC: 0 DP: 1 HBP: 0	WP: 0 PB: 0 CS: 0	PA: 34
PITCHER	IP	WLS	BF	H	R	ER	SO	BB	IBB	HBP	BLK	WP	HR	S	P	ERA	WHIP					
Paul Abbott, R ERA: 4.64	7.2	W	27	4	1	1	4	1	0	0	0	0	0	3	9	0.00	3.000					
Arthur Rhodes, L ERA: 3.2	0.1		2	0	0	0	1	1	0	0	0	0	0	3	9	0.00	3.000					
Kazuhiro Sasaki, R ERA: 4.57	1.0		5	2	1	1	1	0	0	0	0	0	0	16	24	9.00	2.000					



Batter	1	2	3	4	5	6	7	8	9	AB	R	H	RBI	BB	SO	LOB	TOP																					
Rickey Henderson, R OBP: 0.376, SLG: 0.314	3-2 G6-4-3 1B		1-3 K	1-2 SF7		2-1 F9				3	0	1	1	0	1	4																						
Mark McLemore, S OBP: 0.352, SLG: 0.296	3-2 G6-4-3 1-2f		2-1 G4-3 1-3 2B	1-1 CS	1-3 K					3	0	1	1	0	1	1																						
Alex Rodriguez, R OBP: 0.451, SLG: 0.636	3-2 G5-3		G4-3		G6-3					3	0	0	1	0	0	1																						
Edgar Martinez, R OBP: 0.439, SLG: 0.722		1-2 G5-3	G5-3		G6-3					3	0	0	0	0	0	1																						
John Olerud, L OBP: 0.425, SLG: 0.427	1-0 G6-3 1B			1-0 SH2-5-4 BB 1B		0-0 BB 1B				3	2	3	0	0	0	0																						
Tom Lampkin, L OBP: 0.308, SLG: 0.476	0-2 G6-3 1-2f			4-0 SH2-5-4 1B BB		2-3 K				2	1	0	0	1	1	2																						
Mike Cameron, R OBP: 0.377, SLG: 0.475			2-2 1B 3B	1-0 SH2-5-4		0-1 PB BB 1B				2	1	2	0	0	0	0																						
Raul Ibanez, L OBP: 0.321, SLG: 0.319			0-0 1B 2B 1B	4-1 1B SF7 IBB		0-0 F8				2	2	1	1	1	0	2																						
John Mabry, L OBP: 0.305, SLG: 0.302			0-1 2B G4-3 1B	0-0 1-3 2-H 3-H CS 1B		4-0 PB BB				2	1	2	2	1	0	0																						
Inning Stats	R: 0 E: 0 K: 0 S: 12	H: 1 LOB: 0 BB: 0 P: 21	R: 0 E: 0 K: 0 S: 7	H: 1 LOB: 0 BB: 0 P: 9	R: 3 E: 0 K: 1 S: 18	H: 4 LOB: 1 BB: 0 P: 27	R: 3 E: 0 K: 0 S: 8	H: 2 LOB: 0 BB: 2 P: 20	R: 0 E: 0 K: 1 S: 5	H: 0 LOB: 0 BB: 0 P: 6	R: 1 E: 0 K: 1 S: 10	H: 2 LOB: 2 BB: 1 P: 18																										
PITCHER	IP	WLS	BF	H	R	ER	SO	BB	IBB	HBP	BLK	WP	HR	S	P	ERA	WHIP	PITCHER				IP	WLS	BF	H	R	ER	SO	BB	IBB	HBP	BLK	WP	HR	S	P	ERA	WHIP
Brett Laxton, R ERA: 16.2	3.1	L	18	8	6	6	1	1	1	0	0	0	0	41	71	16.20	2.700																					
Jose Santiago, R ERA: 2.93	2.2		10	2	1	0	2	1	0	0	0	0	0	19	30	0.00	1.125																					

Seattle Mariners @ Kansas City Royals
Kauffman Stadium, Kansas City, MO

AB 23
R 7
H 10
RBI 6
BB 3
SO 3
LOB 11



WP: 0 PA: 29
PB: 1
SB: 0
CS: 1

Tue Jun 13 2000, 7:05 PM CDT
Att: 14,428 - Cloudy - 83 F

Batter	1	2	3	4	5	6	7	8	9	AB	R	H	RBI	BB	SO	LOB	BOTTOM																					
Johnny Damon, L OBP: 0.343, SLG: 0.413	2-2 G4-3		0-0 G3-6-3 1-2f							2	0	0	0	0	0	1																						
Jeff Reboulet, R OBP: 0.430, SLG: 0.380	0-0 F8			2-2 G3						2	0	0	0	0	0	0																						
29 Mike Sweeney, R OBP: 0.411, SLG: 0.590	1-1 2B			1-1 F8						2	0	1	0	0	0	0																						
Jermaine Dye, R OBP: 0.413, SLG: 0.676	3-1 G4-3			0-2 F9						2	0	0	0	0	0	1																						
Joe Randa, R OBP: 0.387, SLG: 0.472		1-2 F9			0-0 E3					2	0	0	0	0	0	0																						
Gregg Zaun, S OBP: 0.386, SLG: 0.388		2-3 K			0-0 F7					2	0	0	0	0	1	1																						
Todd Dunwoody, L OBP: 0.222, SLG: 0.267		2-1 G1-3			1-0 F8					2	0	0	0	0	0	1																						
Rey Sanchez, R OBP: 0.265, SLG: 0.309			4-1 G3-6-3 BB		2-3 K					1	0	0	0	1	1	1																						
Scott Pose, L OBP: 0.367, SLG: 0.269			2-2 F7							1	0	0	0	0	0	1																						
Inning Stats	R: 0 E: 0 K: 0 S: 8	H: 1 LOB: 1 BB: 0 P: 14	R: 0 E: 0 K: 1 S: 9	H: 0 LOB: 0 BB: 0 P: 14	R: 0 E: 0 K: 0 S: 6	H: 0 LOB: 1 BB: 1 P: 12	R: 0 E: 0 K: 0 S: 10	H: 0 LOB: 0 BB: 0 P: 13	R: 0 E: 1 K: 1 S: 6	H: 0 LOB: 1 BB: 0 P: 9																												
PITCHER	IP	WLS	BF	H	R	ER	SO	BB	IBB	HBP	BLK	WP	HR	S	P	ERA	WHIP	PITCHER				IP	WLS	BF	H	R	ER	SO	BB	IBB	HBP	BLK	WP	HR	S	P	ERA	WHIP
Gil Meche, R ERA: 3.88	5.0	W	17	1	0	0	2	1	0	0	0	0	0	39	62	0.00	0.400																					

Seattle Mariners @ Kansas City Royals
Kauffman Stadium, Kansas City, MO

AB 16
R 0
H 1
RBI 0
BB 1
SO 2
LOB 6



WP: 0 PA: 17
PB: 0
SB: 0
CS: 0

Tue Jun 13 2000, 7:05 PM CDT
Att: 14,428 - Cloudy - 83 F

Batter	1	2	3	4	5	6	7	8	9	AB	R	H	RBI	BB	SO	LOB	TOP					
Stan Javier, S (1, 7) <small>OBP: 0.371, SLG: 0.417</small> David Bell, R (8, 5) <small>OBP: 0.283, SLG: 0.330</small>	G4-3	L8		WP 1B		FC4-6 BB		G3-1		5	0	1	0	0	0	4						
Mark McLemore, S (1, 4) <small>OBP: 0.353, SLG: 0.295</small>	BB BLK 1B		G4-3	G4-3				G4-3		4	1	1	0	1	0	1						
Alex Rodriguez, R (1, 6) <small>OBP: 0.450, SLG: 0.629</small>	BLK BB 1B		L8			L5		G3		4	0	1	0	1	0	3						
Edgar Martinez, R (1, 10) <small>OBP: 0.438, SLG: 0.713</small>	BLK BB		G6-3			FC6-4 1B		K		4	0	1	0	1	1	1						
John Olerud, L (1, 3) <small>OBP: 0.421, SLG: 0.419</small>	K			HR BB		F8		G4-3		4	1	0	0	1	1	5						
Mike Cameron, R (1, 8) <small>OBP: 0.379, SLG: 0.488</small>						FC6-4		G5-3		3	1	1	2	1	0	1						
Raul Ibanez, L (1, 9) <small>OBP: 0.317, SLG: 0.329</small>	F8							K		4	0	1	0	0	1	3						
John Mabry, L (1, 5) <small>OBP: 0.317, SLG: 0.333</small> Charles Gipson, R (8, PR) <small>OBP: 0.358, SLG: 0.294</small>		L7		1B WP 2B		FC4-6 1B		FC4-5 G3		4	1	2	0	0	0	1						
Dan Wilson, R (1, 2) <small>OBP: 0.291, SLG: 0.347</small> Tom Lampkin, L (3, 2) <small>OBP: 0.309, SLG: 0.471</small>		G6-3						G3		1	0	0	0	0	0	0						
Inning Stats	R: 1 E: 0 K: 1 S: 16	H: 2 LOB: 3 BB: 2 P: 31	R: 0 E: 0 K: 0 S: 7	H: 0 LOB: 0 BB: 0 P: 12	R: 0 E: 0 K: 0 S: 6	H: 0 LOB: 0 BB: 0 P: 10	R: 3 E: 0 K: 1 S: 16	H: 3 LOB: 1 BB: 1 P: 33	R: 0 E: 0 K: 0 S: 12	H: 1 LOB: 1 BB: 0 P: 18	R: 0 E: 0 K: 1 S: 15	H: 2 LOB: 3 BB: 1 P: 22	R: 0 E: 0 K: 0 S: 10	H: 0 LOB: 0 BB: 0 P: 15	R: 0 E: 0 K: 0 S: 6	H: 1 LOB: 2 BB: 1 P: 6	R: 0 E: 0 K: 0 S: 10	H: 0 LOB: 1 BB: 1 P: 15	1B: 6 2B: 2 3B: 0 HR: 1	SF: 0 SAC: 0 DP: 0 HBP: 0	WP: 1 PB: 0 SB: 0 CS: 0	PA: 41
PITCHER	IP WLS BF H R ER SO BB IBB HBP BLK WP HR S P ERA WHIP	5.2 29 8 4 4 3 4 0 0 0 1 1 1 71 125 6.35 2.118	3.1 W 12 1 0 0 1 1 0 0 0 0 0 27 37 0.00 0.600																			

Seattle Mariners @ Kansas City Royals
Kauffman Stadium, Kansas City, MO
Wed Jun 14 2000, 1:05 PM CDT
Att: 27,028 - Cloudy - 78 F

AB	36
R	4
H	9
RBI	2
BB	5
SO	4
LOB	21



Batter	1	2	3	4	5	6	7	8	9	AB	R	H	RBI	BB	SO	LOB	BOTTOM						
Johnny Damon, L (1, 7) <small>OBP: 0.351, SLG: 0.418</small>	FC3-6 BB			G5-4-3 BB		BLK 2B				2	0	1	0	3	1	1							
Jeff Reboulet, R (1, 4) <small>OBP: 0.422, SLG: 0.373</small> Todd Dunwoody, L (8, PH) <small>OBP: 0.211, SLG: 0.250</small> Luis Ortaiz, R (9, 4) <small>OBP: 0.200, SLG: 0.174</small>	FC3-6 29 1B FC6-2			G5-4-3		G4-3		F8		4	1	1	0	0	0	3							
29 Mike Sweeney, R (1, 10) <small>OBP: 0.418, SLG: 0.698</small>	FC6-2 BB 1B			HR		G6-3 1B BB		F9		4	3	3	2	1	0	0							
Jermaine Dye, R (1, 9) <small>OBP: 0.412, SLG: 0.668</small>	FC6-2 BB			G6-3		G6-3 1B		P3		4	0	1	0	1	0	1							
Joe Randa, R (1, 5) <small>OBP: 0.391, SLG: 0.481</small>	FC6-2			FC6-4 1B		G6-3		FC4-6 BB		4	1	2	1	1	0	5							
Carlos Beltrán, S (1, 8) <small>OBP: 0.317, SLG: 0.370</small>	K			F8				FC4-6		4	0	1	1	1	1	5							
Dave McCarty, R (1, 3) <small>OBP: 0.355, SLG: 0.594</small>								F9		5	0	1	0	0	2	3							
Gregg Zaun, S (1, 2) <small>OBP: 0.387, SLG: 0.385</small>				FC6-4 BB		FC6-4		F7		3	0	1	0	2	0	2							
Rey Sanchez, R (1, 6) <small>OBP: 0.260, SLG: 0.303</small> Scott Pose, L (9, PH) <small>OBP: 0.387, SLG: 0.269</small>				FC6-4		B1-3		K		4	0	0	0	0	1	2							
Inning Stats	R: 0 E: 0 K: 1 S: 12	H: 1 LOB: 3 BB: 2 P: 24	R: 0 E: 0 K: 1 S: 7	H: 0 LOB: 1 BB: 1 P: 12	R: 2 E: 0 K: 0 S: 11	H: 4 LOB: 2 BB: 0 P: 16	R: 0 E: 0 K: 0 S: 5	H: 0 LOB: 1 BB: 1 P: 10	R: 1 E: 0 K: 1 S: 10	H: 2 LOB: 1 BB: 1 P: 19	R: 0 E: 0 K: 1 S: 11	H: 1 LOB: 1 BB: 0 P: 17	R: 0 E: 0 K: 0 S: 7	H: 0 LOB: 1 BB: 1 P: 16	R: 0 E: 0 K: 0 S: 8	H: 1 LOB: 2 BB: 1 P: 14	R: 2 E: 0 K: 1 S: 16	H: 2 LOB: 3 BB: 3 P: 33	1B: 7 2B: 2 3B: 1 HR: 1	SF: 0 SAC: 0 DP: 2 HBP: 0	WP: 0 PB: 0 SB: 0 CS: 0	PA: 45	
PITCHER	IP WLS BF H R ER SO BB IBB HBP BLK WP HR S P ERA WHIP	5.2 28 8 3 3 3 5 0 0 0 1 0 0 3 4 0.00 0.000	1.2 H 7 1 0 0 0 1 0 0 0 0 0 12 23 0.00 1.200	0.1 H 1 0 0 0 0 0 0 0 0 0 0 3 4 0.00 0.000	1.2 H 7 1 0 0 0 1 0 0 0 0 0 12 23 0.00 1.200	0.0 L 1 0 0 0 0 1 0 0 0 0 0 1 5 ∞ ∞	1.0 L 8 2 2 2 1 2 1 0 0 0 0 0 18 35 18.00 4.000																

Seattle Mariners @ Kansas City Royals
Kauffman Stadium, Kansas City, MO
Wed Jun 14 2000, 1:05 PM CDT
Att: 27,028 - Cloudy - 78 F

AB	35
R	5
H	11
RBI	5
BB	10
SO	5
LOB	24



Batter	1	2	3	4	5	6	7	8	9	AB	R	H	RBI	BB	SO	LOB	TOP										
Rickey Henderson, R OBP: 0.386, SLG: 0.524 Charles Gibson, R OBP: 0.440, SLG: 0.533	2-2 1B FC5-4	2-2 HR	4-1 1B BB		0-0 1B		1-2 G6-3		0-2 HR	4	3	3	1	1	0	0											
Mike Cameron, R OBP: 0.390, SLG: 0.510	1-0 FC5-4	3-2 HR	2-2		2-1 1B WP		4-1		2-3 K	5	2	4	5	1	1	1											
Alex Rodriguez, R OBP: 0.451, SLG: 0.638	0-2 FC5-4	1-2 F9	1-0 P4		1-1 1B		1-3 K		2-1 HR	6	1	3	3	0	1	4											
Edgar Martinez, R OBP: 0.439, SLG: 0.710	1-0 FC5-4	4-2 2B	1-3 K		1-0 G6-3				2-2 2B	5	1	2	1	1	1	6											
John Olerud, L OBP: 0.422, SLG: 0.439	2-1 G4-6-3	1-2			2-3 K		3-1 1B		0-3 K	6	1	3	2	0	2	3											
Jay Buhner, R OBP: 0.384, SLG: 0.519 Raul Ibanez, L OBP: 0.313, SLG: 0.324					2-3 K		2-3 K		4-1 BB	2	1	0	0	3	2	1											
David Bell, R OBP: 0.276, SLG: 0.322					2-3 K		2-3 K		3-2 F9	5	0	0	0	0	2	7											
Joe Oliver, R OBP: 0.375, SLG: 0.571		4-2 1B HR	1-2 2B		2-0 F9		0-2 F9		0-2 P6	4	1	1	0	1	0	3											
Mark McLemore, S OBP: 0.350, SLG: 0.293		0-1 HR	0-2 P4		1-0 G6-3		3-2 G6-3		3-1 G6-3	5	1	1	0	0	0	1											
Inning Stats	R: 1 E: 0 K: 0 S: 10	H: 3 LOB: 1 BB: 0 P: 16	R: 5 E: 0 K: 0 S: 29	H: 4 LOB: 3 BB: 4 P: 53	R: 0 E: 0 K: 1 S: 15	H: 2 LOB: 3 BB: 1 P: 24	R: 0 E: 0 K: 3 S: 9	H: 0 LOB: 0 BB: 0 P: 15	R: 2 E: 0 K: 0 S: 8	H: 3 LOB: 1 BB: 0 P: 15	R: 0 E: 0 K: 2 S: 13	H: 1 LOB: 1 BB: 1 P: 20	R: 0 E: 0 K: 1 S: 10	H: 0 LOB: 1 BB: 1 P: 19	R: 0 E: 0 K: 1 S: 14	H: 1 LOB: 2 BB: 1 P: 23	R: 4 E: 0 K: 1 S: 20	H: 4 LOB: 0 BB: 0 P: 30	1B: 12 2B: 3 3B: 0 HR: 3	SF: 0 SAC: 0 DP: 1 HBP: 0	WP: 2 PB: 0 SB: 2 CS: 0	PA: 51					
PITCHER	IP	WLS	BF	H	R	ER	SO	BB	IBB	HBP	BLK	WP	HR	S	P	ERA	WHIP										
Mark Redman, L ERA: 4.29	2.1	L	19	8	6	6	0	5	0	0	0	1	1	47	82	23.14	5.571										
Bob Wells, R ERA: 3.67	1.2		6	1	0	0	4	0	0	0	0	0	0	16	26	0.00	0.600										
Hector Carrasco, R ERA: 3.89	2.0		10	4	2	2	2	0	0	0	0	1	0	21	35	9.00	2.000										
Travis Miller, L ERA: 3.18	1.0		4	0	0	0	1	1	0	0	0	0	0	10	19	0.00	1.000										
Eddie Guardado, L ERA: 3.97	1.0		5	1	0	0	1	1	0	0	0	0	0	14	23	0.00	2.000										
PITCHER	IP	WLS	BF	H	R	ER	SO	BB	IBB	HBP	BLK	WP	HR	S	P	ERA	WHIP										
LaTroy Hawkins, R ERA: 4.15	1.0		7	4	4	4	1	0	0	0	0	0	0	2	30	36.00	4.000										

Batter	1	2	3	4	5	6	7	8	9	AB	R	H	RBI	BB	SO	LOB	BOTTOM										
Denny Hocking, S OBP: 0.361, SLG: 0.442 Jason Maxwell, R OBP: 0.298, SLG: 0.353	2-1 1B SF8		0-0 G4-3		3-3 K		4-1 BB		1-3 K	3	1	1	0	0	1	0											
Cristian Guzman, S OBP: 0.316, SLG: 0.435	1-1 G4-6-3		1-2 G6-3		1-1 G4-6-3		0-0 L3		3-3 K	5	0	2	0	0	1	2											
Matt Lawton, L OBP: 0.376, SLG: 0.484 Midre Cummings, L OBP: 0.383, SLG: 0.480	2-2 SF8		3-3 K		2-1 G4-6-3		1-0 G4-3			2	0	0	1	0	1	1											
Ron Coomer, R OBP: 0.328, SLG: 0.426	2-0 G4-6-3				1-2 G6-3		1-1 L8		1-1 2B G6-3	4	1	1	0	0	0	1											
David Ortiz, L OBP: 0.365, SLG: 0.404					1-1 G1-3		4-2 2B BB		2-2 2B 2B	2	2	1	0	2	0	0											
Butch Huskey, R OBP: 0.339, SLG: 0.350					4-1 BB		2-2 2B 1B		2-0 G6-3	3	1	1	1	1	0	2											
Corey Koskie, L ERA: 4.47 37 Robert Ramsey, L ERA: 3.1 Frankie Rodriguez, R ERA: 5.46 Arthur Rhodes, L ERA: 3.04 Jose Paniagua, R ERA: 4.54					1-1 G3		0-1 F9		1-0 P4	2	0	1	2	1	0	1											
Matthew LeCroy, R OBP: 0.261, SLG: 0.340					1-2 BB		0-0 G4-3		2-3 F9	4	0	0	0	0	1	4											
Jacque Jones, L OBP: 0.345, SLG: 0.523					0-1 G4-3		1-2 F7		0-0 G3-1	4	0	0	0	0	0	3											
Inning Stats	R: 1 E: 0 K: 0 S: 8	H: 2 LOB: 0 BB: 0 P: 15	R: 0 E: 0 K: 1 S: 10	H: 0 LOB: 2 BB: 2 P: 20	R: 0 E: 0 K: 1 S: 8	H: 0 LOB: 0 BB: 1 P: 15	R: 0 E: 0 K: 0 S: 7	H: 1 LOB: 0 BB: 0 P: 10	R: 2 E: 0 K: 0 S: 13	H: 2 LOB: 2 BB: 2 P: 23	R: 2 E: 0 K: 0 S: 11	H: 3 LOB: 1 BB: 0 P: 18	R: 0 E: 0 K: 2 S: 9	H: 0 LOB: 0 BB: 0 P: 13	1B: 4 2B: 4 3B: 0 HR: 0	SF: 1 SAC: 0 DP: 2 HBP: 0	WP: 0 PB: 0 SB: 0 CS: 0	PA: 38									
PITCHER	IP	WLS	BF	H	R	ER	SO	BB	IBB	HBP	BLK	WP	HR	S	P	ERA	WHIP										
Paul Abbott, R ERA: 4.47	4.0		16	2	1	1	2	3	0	0	0	0	0	34	62	2.25	1.250										
Frankie Rodriguez, R ERA: 5.46	1.0		6	2	2	2	0	1	0	0	0	0	0	11	21	18.00	3.000										
Arthur Rhodes, L ERA: 3.04	0.1		2	1	0	0	0	0	0	0	0	0	0	2	3	0.00	3.000										
Jose Paniagua, R ERA: 4.54	1.0		3	0	0	0	2	0	0	0	0	0	0	9	13	0.00	0.000										

Seattle Mariners @ Minnesota Twins
 Hubert H. Humphrey Metrodome, Minneapolis, MN
 Thu Jun 15 2000, 8:05 PM EDT
 Att. 9,145 - Dome - 72 F

AB 44
 R 12
 H 18
 RBI 12
 BB 7
 SO 9
 LOB 26



Seattle Mariners @ Minnesota Twins
 Hubert H. Humphrey Metrodome, Minneapolis, MN
 Thu Jun 15 2000, 8:05 PM EDT
 Att. 9,145 - Dome - 72 F

AB 32
 R 5
 H 8
 RBI 5
 SO 5
 LOB 14



Batter	1	2	3	4	5	6	7	8	9	AB	R	H	RBI	BB	SO	LOB	TOP			
Rickey Henderson, R OBP: 0.379, SLG: 0.316 Raul Ibanez, L OBP: 0.313, SLG: 0.324	G1-3		F7		G1-4-3		G5-3			4	0	0	0	0	0	0				
Mark McLemore, S OBP: 0.348, SLG: 0.292	K		CS		G3-1			K		4	0	1	0	0	2	0				
Alex Rodriguez, R OBP: 0.452, SLG: 0.633 Charles Gipson, R OBP: 0.400, SLG: 0.333	K		BB		BB			G6-3		2	0	0	0	2	1	0				
Edgar Martinez, R OBP: 0.440, SLG: 0.710		G4-3	BB		BB		P6	K		3	1	1	0	1	1	1				
John Olerud, L OBP: 0.416, SLG: 0.431	G4-3		F8				G6-3		K	4	0	0	0	0	1	3				
Jay Buhner, R OBP: 0.376, SLG: 0.506	G6-3				E4		G5-3		F7	4	0	0	0	0	0	1				
Mike Cameron, R OBP: 0.388, SLG: 0.505	S		BB		K				K	4	0	1	1	0	3	1				
John Mabry, L OBP: 0.303, SLG: 0.317	G6-3				K				G3-1	3	0	0	0	0	1	2				
Tom Lampkin, L OBP: 0.309, SLG: 0.500					G6-3				L5	3	1	1	1	0	0	1				
Inning Stats	R: 0 H: 0 E: 0 K: 2 S: 9	H: 0 LOB: 0 BB: 0 P: 13	R: 1 H: 2 E: 0 K: 0 S: 10	H: 2 LOB: 1 BB: 0 P: 18	R: 1 H: 2 E: 0 K: 0 S: 14	H: 2 LOB: 2 BB: 2 P: 29	R: 0 H: 0 E: 0 K: 2 S: 11	H: 0 LOB: 1 BB: 0 P: 18	R: 0 H: 0 E: 0 K: 0 S: 7	H: 0 LOB: 1 BB: 1 P: 14	R: 0 H: 0 E: 0 K: 0 S: 9	H: 0 LOB: 0 BB: 0 P: 13	R: 0 H: 0 E: 0 K: 2 S: 9	H: 0 LOB: 0 BB: 0 P: 11	R: 0 H: 0 E: 0 K: 2 S: 9	H: 0 LOB: 0 BB: 0 P: 13	1B: 2 2B: 1 3B: 0 HR: 1	SF: 0 SAC: 0 DP: 0 HBP: 0	WP: 0 PB: 0 SB: 2 CS: 1	PA: 34
PITCHER	IP	WLS	BF	H	R	ER	SO	BB	IBB	HBP	BLK	WP	HR	S	P	ERA	WHIP			
Brad Radke, R ERA: 4.06	8.0	W	31	4	2	2	7	3	0	0	0	0	1	75	124	2.25	0.875			
Bob Wells, R ERA: 3.57	1.0		3	0	0	0	2	0	0	0	0	0	0	9	13	0.00	0.000			

Seattle Mariners @ Minnesota Twins
Hubert H. Humphrey Metrodome, Minneapolis, MN
Fri Jun 16 2000, 8:05 PM EDT
Att. 9,636 - Dome - 72 F

AB 31
R 2
H 4
RBI 2
BB 3
SO 9
LOB 9



Batter	1	2	3	4	5	6	7	8	9	AB	R	H	RBI	BB	SO	LOB	BOTTOM			
Denny Hocking, S OBP: 0.352, SLG: 0.430	L8		SH5-3		K			F8		4	0	0	0	0	1	2				
Cristian Guzman, S OBP: 0.324, SLG: 0.450	CS		FC6-4		BB			G3		5	2	4	3	0	0	0				
Matt Lawton, L OBP: 0.437, SLG: 0.486	BB		FC6-4		BB			FC6-4		1	1	1	0	4	0	0				
Ron Coomer, R OBP: 0.330, SLG: 0.430	CS		FC6-4		BB			FC6-4		5	0	2	3	0	0	3				
David Ortiz, L OBP: 0.362, SLG: 0.398			K		F7			F8		4	0	1	0	0	1	5				
Midre Cummings, L OBP: 0.385, SLG: 0.456	F8				K			G3		4	0	0	0	0	1	2				
Corey Koskie, L OBP: 0.379, SLG: 0.389	BB				E			G3		3	1	1	0	1	0	0				
Marcus Jensen, S OBP: 0.330, SLG: 0.345	BB				BB			G4-3		2	1	1	0	2	0	0				
Jacque Jones, L OBP: 0.348, SLG: 0.523			SH5-3		BB			G4-3		4	2	2	1	0	0	1				
Inning Stats	R: 0 H: 1 E: 0 K: 0 S: 8	H: 2 LOB: 1 BB: 1 P: 17	R: 0 H: 2 E: 0 K: 0 S: 12	H: 2 LOB: 2 BB: 1 P: 19	R: 1 H: 3 E: 0 K: 1 S: 11	H: 3 LOB: 2 BB: 0 P: 15	R: 4 H: 4 E: 0 K: 2 S: 17	H: 4 LOB: 2 BB: 2 P: 36	R: 0 H: 2 E: 0 K: 0 S: 11	H: 2 LOB: 1 BB: 1 P: 21	R: 0 H: 0 E: 0 K: 0 S: 5	H: 0 LOB: 0 BB: 0 P: 6	R: 0 H: 0 E: 0 K: 0 S: 9	H: 0 LOB: 1 BB: 1 P: 17	1B: 10 2B: 1 3B: 1 HR: 0	SF: 0 SAC: 1 DP: 0 HBP: 0	WP: 0 PB: 0 SB: 1 CS: 2	PA: 41		
PITCHER	IP	WLS	BF	H	R	ER	SO	BB	IBB	HBP	BLK	WP	HR	S	P	ERA	WHIP			
Aaron Sele, R ERA: 4.16	4.0	L	23	10	5	5	3	3	1	0	0	0	0	48	87	11.25	3.250			
Frankie Rodriguez, R ERA: 5.35	4.0		17	2	2	2	0	3	0	0	0	0	0	34	62	4.50	1.250			

Seattle Mariners @ Minnesota Twins
Hubert H. Humphrey Metrodome, Minneapolis, MN
Fri Jun 16 2000, 8:05 PM EDT
Att. 9,636 - Dome - 72 F

AB 32
R 7
H 12
RBI 7
BB 7
SO 3
LOB 13



Batter	1	2	3	4	5	6	7	8	9	AB	R	H	RBI	BB	SO	LOB	TOP
Rickey Henderson, R OBP: 0.372, SLG: 0.309 Charles Gipson, R OBP: 0.409, SLG: 0.400	(1, 7) K		(1, 3) K		(3, 2) G4-3	(2, 1) G6-4-3		(1, 0) 1B 2B	(2, 3) L4-3	4	0	0	0	0	2	3	
Mike Cameron, R OBP: 0.392, SLG: 0.507	(1, 8) 1B			(1, 1) 2B SF9 1B	(3, 2) G6-3		(0, 2) 1B	(1, 2) G4-3		5	1	3	0	0	0	2	
Alex Rodriguez, R OBP: 0.451, SLG: 0.635	(1, 6) FC6-4			(1, 1) WP 1B 2B		(1, 2) 2B G1-4-3 1B	(0, 0) FC5-4 1B 2B	(1, 0) SF7		4	3	2	1	0	0	2	
Edgar Martinez, R OBP: 0.444, SLG: 0.715 John Mabry, L OBP: 0.303, SLG: 0.317	(1, 10) F8			(0, 0) SF9		(1, 2) G1-4-3 1B 2B	(2, 0) 2B 1B	(0, 1) 2B 1B		4	2	3	2	0	0	1	
John Olerud, L OBP: 0.420, SLG: 0.441		(3, 2) G4-3		(3, 4) WP 1B BB		(1, 1) G1-4-3	(0, 1) 1B 2B	(0, 2) 2B 1B		4	2	2	2	1	0	1	
Jay Buhner, R OBP: 0.378, SLG: 0.506 Raul Ibanez, L OBP: 0.321, SLG: 0.347	(1, 9) G5-3			(0, 1) F1		(2, 2) 1B BB 1B	(0, 0) 1B	(0, 0) 2B		4	1	2	2	0	0	2	
David Bell, R OBP: 0.279, SLG: 0.324	(1, 5) P4			(3, 2) 1B		(3, 4) BB 1B 1B	(2, 3) 1B	(2, 3) P3	(0, 0) F7	5	0	2	2	0	0	4	
Joe Oliver, R OBP: 0.333, SLG: 0.474			(0, 3) K	(0, 3) K		(0, 2) BB 1B	(0, 1) F9		(0, 3) K	5	0	1	0	0	3	3	
Mark McLemore, S OBP: 0.353, SLG: 0.290			(1, 1) G1-3		(2, 3) K	(4, 2) G6-4-3 BB		(4, 1) 2B SF7 BB	(4, 1) L4-3 BB	2	1	0	1	3	1	0	
Inning Stats	R: 0 H: 1 E: 0 K: 1 S: 16	H: 1 R: 0 E: 0 K: 0 S: 7	H: 0 R: 0 E: 0 K: 0 S: 7	H: 0 R: 0 E: 0 K: 2 S: 8	H: 3 R: 3 E: 0 K: 1 S: 19	H: 0 R: 0 E: 0 K: 0 S: 12	H: 5 R: 3 E: 0 K: 0 S: 22	H: 4 R: 2 E: 0 K: 0 S: 11	H: 4 R: 4 E: 0 K: 0 S: 13	H: 0 R: 0 E: 0 K: 1 S: 7	1B: 11 2B: 7 3B: 0 HR: 0	SF: 2 2B: 7 SAC: 0 DP: 2 HBP: 0	WP: 1 PB: 0 SB: 0 CS: 0	PA: 46			
PITCHER	IP WLS BF H R ER SO BB IBB HBP BLK WP HR S P ERA WHIP	IP WLS BF H R ER SO BB IBB HBP BLK WP HR S P ERA WHIP	IP WLS BF H R ER SO BB IBB HBP BLK WP HR S P ERA WHIP	IP WLS BF H R ER SO BB IBB HBP BLK WP HR S P ERA WHIP	IP WLS BF H R ER SO BB IBB HBP BLK WP HR S P ERA WHIP	IP WLS BF H R ER SO BB IBB HBP BLK WP HR S P ERA WHIP	IP WLS BF H R ER SO BB IBB HBP BLK WP HR S P ERA WHIP	IP WLS BF H R ER SO BB IBB HBP BLK WP HR S P ERA WHIP	IP WLS BF H R ER SO BB IBB HBP BLK WP HR S P ERA WHIP	IP WLS BF H R ER SO BB IBB HBP BLK WP HR S P ERA WHIP	IP WLS BF H R ER SO BB IBB HBP BLK WP HR S P ERA WHIP	IP WLS BF H R ER SO BB IBB HBP BLK WP HR S P ERA WHIP	IP WLS BF H R ER SO BB IBB HBP BLK WP HR S P ERA WHIP	IP WLS BF H R ER SO BB IBB HBP BLK WP HR S P ERA WHIP	IP WLS BF H R ER SO BB IBB HBP BLK WP HR S P ERA WHIP	IP WLS BF H R ER SO BB IBB HBP BLK WP HR S P ERA WHIP	IP WLS BF H R ER SO BB IBB HBP BLK WP HR S P ERA WHIP
Eric Milton, L ERA: 5.06	(1, 1)																
LaTroy Hawkins, R ERA: 4.08	(6, 1)																
Mike Lincoln, R ERA: 18.0	(7, 1)																
Sean Bergman, R ERA: 9.66	(8, 1)																
Hector Carrasco, R ERA: 3.66	(8, 1)																
Johan Santana, L ERA: 7.17	(9, 1)																

Seattle Mariners @ Minnesota Twins
Hubert H. Humphrey Metrodome, Minneapolis, MN

Sat Jun 17 2000, 7:05 PM EDT
Att: 19,404 - Dome - 72 F



AB 40
R 12
H 17
RBI 12
BB 4
SO 6
LOB 19

Batter	1	2	3	4	5	6	7	8	9	AB	R	H	RBI	BB	SO	LOB	BOTTOM
Jay Canizaro, R OBP: 0.311, SLG: 0.395	(1, 4) K		(2, 0) F9			(1, 1) G6-4-3		(2, 3) K		4	0	0	0	0	2	2	
Cristian Guzman, S OBP: 0.323, SLG: 0.447	(1, 6) 1B			(3, 2) G6-3			(3, 2) F3	(0, 0) G3-1		4	0	1	0	0	0	1	
Matt Lawton, L OBP: 0.435, SLG: 0.482	(1, 7) G6-4-3 1B			(1, 3) K			(1, 0) F7		(0, 1) F5	4	0	1	0	0	1	0	
Ron Coomer, R OBP: 0.332, SLG: 0.429	(1, 10) G6-4-3			(1, 2) G5-3			(3, 2) 3B 1B		(4, 2) BB	3	1	1	0	1	0	2	
David Ortiz, L OBP: 0.358, SLG: 0.410		(2, 2) F8			(0, 0) P4		(2, 2) HR 3B		(2, 3) K	4	1	1	1	0	1	1	
Butch Huskey, R OBP: 0.337, SLG: 0.366	(1, 9) K			(3, 3) K		(1, 2) G6-3		(3, 1) HR		4	1	1	2	0	2	1	
Matthew LeCroy, R OBP: 0.256, SLG: 0.333	(1, 2) G6-3			(1, 2) G6-3		(1, 1) F9		(0, 3) K		3	0	0	0	0	1	0	
Jacque Jones, L OBP: 0.348, SLG: 0.520			(0, 2) G4-3				(0, 0) F8		(3, 2) K 1B	3	0	1	0	0	0	0	
Jason Maxwell, R OBP: 0.300, SLG: 0.352			(2, 3) K				(3, 2) G6-4-3 1B		(2, 3) K	3	0	1	0	0	2	1	
Inning Stats	R: 0 H: 2 E: 0 K: 1 S: 11	H: 0 R: 0 E: 0 K: 1 S: 10	H: 0 R: 0 E: 0 K: 1 S: 10	H: 0 R: 0 E: 0 K: 1 S: 8	H: 0 R: 0 E: 0 K: 1 S: 9	H: 0 R: 0 E: 0 K: 0 S: 6	H: 1 R: 3 E: 0 K: 0 S: 6	H: 3 R: 3 E: 0 K: 1 S: 17	H: 1 R: 0 E: 0 K: 2 S: 11	H: 0 R: 0 E: 0 K: 2 S: 15	1B: 5 2B: 0 3B: 1 HR: 1	SF: 0 2B: 0 SAC: 0 DP: 2 HBP: 0	WP: 0 PB: 0 SB: 0 CS: 0	PA: 33			
PITCHER	IP WLS BF H R ER SO BB IBB HBP BLK WP HR S P ERA WHIP	IP WLS BF H R ER SO BB IBB HBP BLK WP HR S P ERA WHIP	IP WLS BF H R ER SO BB IBB HBP BLK WP HR S P ERA WHIP	IP WLS BF H R ER SO BB IBB HBP BLK WP HR S P ERA WHIP	IP WLS BF H R ER SO BB IBB HBP BLK WP HR S P ERA WHIP	IP WLS BF H R ER SO BB IBB HBP BLK WP HR S P ERA WHIP	IP WLS BF H R ER SO BB IBB HBP BLK WP HR S P ERA WHIP	IP WLS BF H R ER SO BB IBB HBP BLK WP HR S P ERA WHIP	IP WLS BF H R ER SO BB IBB HBP BLK WP HR S P ERA WHIP	IP WLS BF H R ER SO BB IBB HBP BLK WP HR S P ERA WHIP	IP WLS BF H R ER SO BB IBB HBP BLK WP HR S P ERA WHIP	IP WLS BF H R ER SO BB IBB HBP BLK WP HR S P ERA WHIP	IP WLS BF H R ER SO BB IBB HBP BLK WP HR S P ERA WHIP	IP WLS BF H R ER SO BB IBB HBP BLK WP HR S P ERA WHIP	IP WLS BF H R ER SO BB IBB HBP BLK WP HR S P ERA WHIP	IP WLS BF H R ER SO BB IBB HBP BLK WP HR S P ERA WHIP	IP WLS BF H R ER SO BB IBB HBP BLK WP HR S P ERA WHIP
Jamie Moyer, L ERA: 4.12	(1, 1)																
Jose Mesa, R ERA: 6.21	(7, 1)																
Jose Paniagua, R ERA: 4.41	(9, 1)																

Seattle Mariners @ Minnesota Twins
Hubert H. Humphrey Metrodome, Minneapolis, MN

Sat Jun 17 2000, 7:05 PM EDT
Att: 19,404 - Dome - 72 F



AB 32
R 3
H 7
RBI 3
BB 1
SO 9
LOB 8

Batter	1	2	3	4	5	6	7	8	9	AB	R	H	RBI	BB	SO	LOB	TOP										
Stan Javier, S OBP: 0.364, SLG: 0.407 (1, 7)	3-1 G4-3	2-2 G3		0-0 1B		0-0 G3		0-0 F7	1-3 K	6	0	1	0	0	1	3											
Mike Cameron, R OBP: 0.385, SLG: 0.498 (1, 8)	0-1 F8		0-0 F9	2-2 L8		1-2 G6-3		4-2 HR		4	1	0	0	1	0	1											
Alex Rodriguez, R OBP: 0.457, SLG: 0.650 (1, 6)	2-1 F4		1-2 BB			1-2 BB		2-1 HR		5	4	4	2	0	0	0											
Edgar Martinez, R OBP: 0.455, SLG: 0.730 John Mabry, L OBP: 0.375, SLG: 0.317 (8, PR)		4-2 2B	4-2 HR		4-1 1B	0-0 HR		4-0 G4-3	WP	1	3	1	2	4	0	0											
John Olerud, L OBP: 0.426, SLG: 0.466 (1, 3)	1-0 BB	1-0 BB	3-1 HR		1-0 1B	0-1 HR		2-1 G4-3		5	1	4	4	0	0	1											
Raul Ibanez, L OBP: 0.326, SLG: 0.342 Jay Buhner, R OBP: 0.382, SLG: 0.509 Charles Gipson, R OBP: 0.375, SLG: 0.364 (5, PR)	4-0 BB	4-0 BB	1-3 K		3-2 1B	1-3 K		1-0 F8		1	0	0	0	1	1	0											
Tom Lampkin, L OBP: 0.304, SLG: 0.522 (1, 2)	3-1 SF8		1-1 G5-3		1-3 K		0-0 P6		2-0 HR	4	1	1	2	0	1	3											
David Bell, R OBP: 0.273, SLG: 0.316 (1, 5)	2-3 K			2-0 G6-3		2-3 K		3-2 F9	1-1 P6	5	0	0	0	0	2	5											
Mark McLemore, S OBP: 0.350, SLG: 0.284 (1, 4)	4-2 BB		3-2 G3		2-2 L4		1-0 F9		0-3 K	4	0	0	0	1	1	3											
Inning Stats	R: 0 E: 0 K: 0 S: 6	H: 0 LOB: 0 BB: 0 P: 11	R: 1 E: 0 K: 1 S: 17	H: 1 LOB: 3 BB: 3 P: 37	R: 3 E: 0 K: 1 S: 14	H: 2 LOB: 0 BB: 1 P: 24	R: 0 E: 0 K: 0 S: 9	H: 1 LOB: 1 BB: 0 P: 16	R: 1 E: 0 K: 2 S: 24	H: 3 LOB: 3 BB: 1 P: 38	R: 2 E: 0 K: 1 S: 11	H: 3 LOB: 1 BB: 0 P: 13	R: 0 E: 0 K: 0 S: 9	H: 0 LOB: 0 BB: 0 P: 13	R: 2 E: 0 K: 0 S: 9	H: 1 LOB: 2 BB: 2 P: 22	R: 1 E: 0 K: 2 S: 9	H: 1 LOB: 0 BB: 0 P: 13	1B: 7 2B: 1 3B: 0 HR: 4	SF: 1 SAC: 0 DP: 0 HBP: 0	WP: 1 PB: 0 SB: 0 CS: 0	PA: 46					
PITCHER	IP	WLS	BF	H	R	ER	SO	BB	IBB	HBP	BLK	WP	HR	S	P	ERA	WHIP										
Joe Mays, R ERA: 5.72 Travis Miller, L ERA: 3.25 Bob Wells, R ERA: 3.93 Eddie Guardado, L ERA: 3.75 Hector Carrasco, R ERA: 4.23	2.1	L	14	3	4	4	1	4	0	0	0	0	1	31	64	15.43	3.000										
PITCHER	IP	WLS	BF	H	R	ER	SO	BB	IBB	HBP	BLK	WP	HR	S	P	ERA	WHIP										
Johan Santana, L ERA: 7.22	1.0		4	1	1	1	2	0	0	0	0	0	1	9	13	9.00	1.000										

Seattle Mariners @ Minnesota Twins
Hubert H. Humphrey Metrodome, Minneapolis, MN
Sun Jun 18 2000, 2:05 PM EDT
Att: 11,435 - Dome - 72 F

AB 38
R 10
H 12
RBI 10
BB 7
SO 7
LOB 19



Batter	1	2	3	4	5	6	7	8	9	AB	R	H	RBI	BB	SO	LOB	BOTTOM											
Jacque Jones, L OBP: 0.346, SLG: 0.529 (1, 8)	3-2 G5-3		0-1 G3-1		0-0 F8			2-2 HR		4	1	1	1	0	0	2												
Cristian Guzman, S OBP: 0.322, SLG: 0.448 (1, 6)	2-0 G4-3			2-1 G4-3		0-3 K		1-0 F8	G4-3	4	1	1	0	0	1	0												
Matt Lawton, L OBP: 0.442, SLG: 0.484 (1, 7)	4-0 FC6-4			0-0 1B		4-1 G5-4-3		4-0 G4-3	BB	1	0	1	0	3	0	0												
Ron Coomer, R OBP: 0.327, SLG: 0.422 (1, 3)	0-1 FC6-4			2-0 L6		0-0 G5-4-3		0-0 F8		4	0	0	0	0	0	5												
David Ortiz, L OBP: 0.353, SLG: 0.403 Jason Maxwell, R OBP: 0.295, SLG: 0.345 Midre Cummings, L OBP: 0.360, SLG: 0.450 (7, PH)			3-3 K		3-3 K		2-1 F9	1-0 G4-3		2	0	0	0	0	2	1												
Butch Huskey, R OBP: 0.335, SLG: 0.363 (1, 9)			3-3 K		1-1 G5-3		1-1 FC6-4	WP	2-3 K	4	0	1	0	0	2	1												
Corey Koskie, L OBP: 0.381, SLG: 0.388 (1, 5)	1-0 F7			1-0 1B		1-2 1B		4-1 FC6-4	BB	3	0	1	0	1	0	0												
Marcus Jensen, S OBP: 0.327, SLG: 0.341 (1, 2)			2-2 G3		1-0 1B		0-1 FC6-4		2-3 K	4	0	1	0	0	1	2												
Jay Canizaro, R OBP: 0.302, SLG: 0.381 (1, 4)	0-1 G6-3			1-2 1B		1-2 F7		2-3 K		4	0	0	0	0	2	4												
Inning Stats	R: 0 E: 0 K: 0 S: 9	H: 0 LOB: 1 BB: 1 P: 18	R: 0 E: 0 K: 2 S: 8	H: 0 LOB: 0 BB: 0 P: 15	R: 0 E: 0 K: 0 S: 8	H: 0 LOB: 0 BB: 0 P: 10	R: 0 E: 0 K: 1 S: 8	H: 1 LOB: 1 BB: 0 P: 15	R: 0 E: 0 K: 0 S: 6	H: 2 LOB: 2 BB: 0 P: 12	R: 0 E: 0 K: 1 S: 11	H: 1 LOB: 2 BB: 1 P: 20	R: 2 E: 0 K: 1 S: 12	H: 2 LOB: 1 BB: 1 P: 22	R: 0 E: 0 K: 2 S: 8	H: 0 LOB: 0 BB: 0 P: 15	1B: 4 2B: 1 3B: 0 HR: 1	SF: 0 SAC: 0 DP: 1 HBP: 0	WP: 1 PB: 0 SB: 0 CS: 0	PA: 36								
PITCHER	IP	WLS	BF	H	R	ER	SO	BB	IBB	HBP	BLK	WP	HR	S	P	ERA	WHIP											
Gil Meche, R ERA: 3.54 Arthur Rhodes, L ERA: 2.93 Jose Mesa, R ERA: 6.55 Kazuhiro Sasaki, R ERA: 4.74	6.0	W	22	3	0	0	4	2	0	0	0	0	1	0	11	20	0.00	2.000										
PITCHER	IP	WLS	BF	H	R	ER	SO	BB	IBB	HBP	BLK	WP	HR	S	P	ERA	WHIP											
	1.0		5	1	0	0	1	1	0	0	0	0	1	12	22	18.00	3.000											
	1.0		3	0	0	0	2	0	0	0	0	0	0	8	15	0.00	0.000											

Seattle Mariners @ Minnesota Twins
Hubert H. Humphrey Metrodome, Minneapolis, MN
Sun Jun 18 2000, 2:05 PM EDT
Att: 11,435 - Dome - 72 F

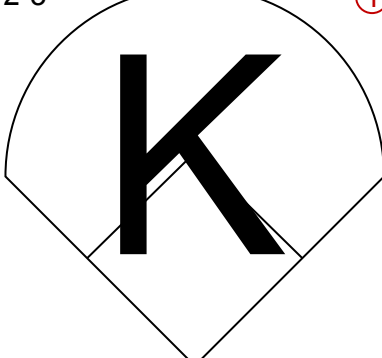
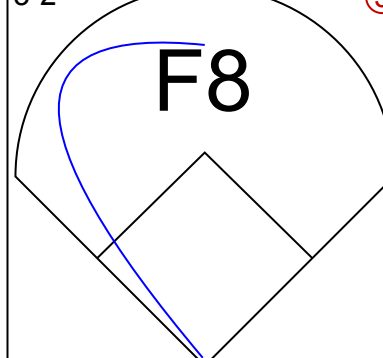
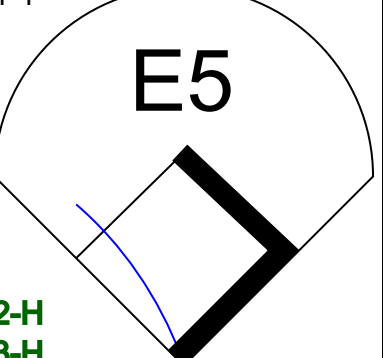
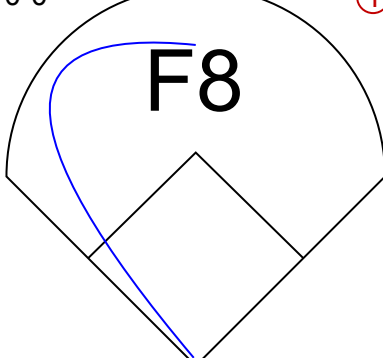
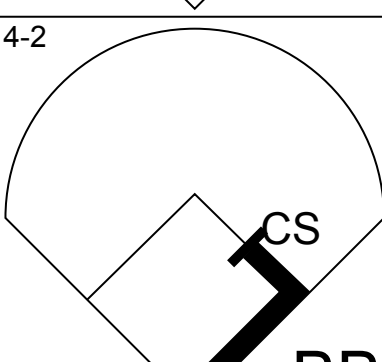
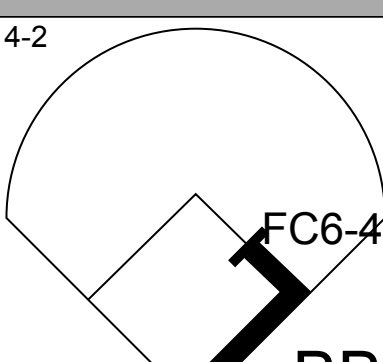
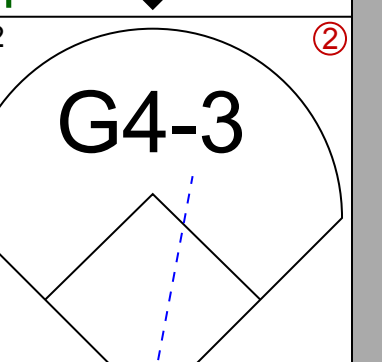
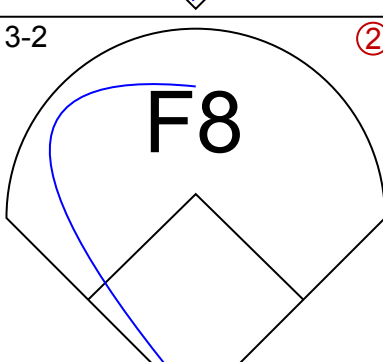
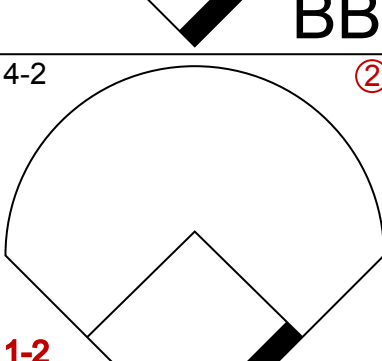
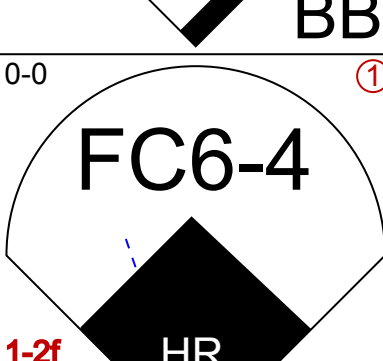
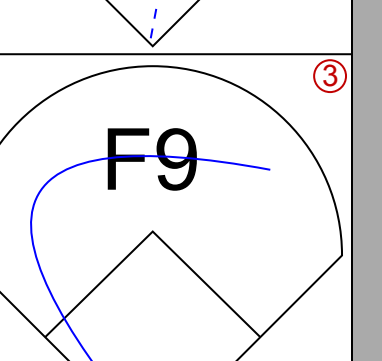
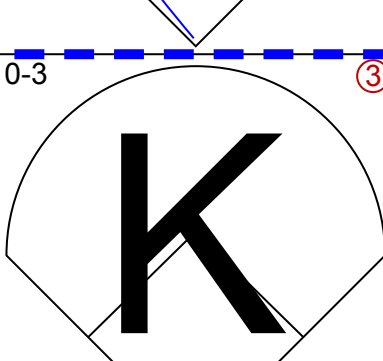
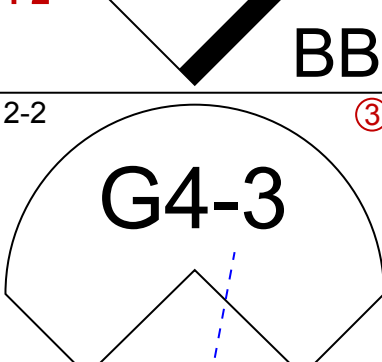
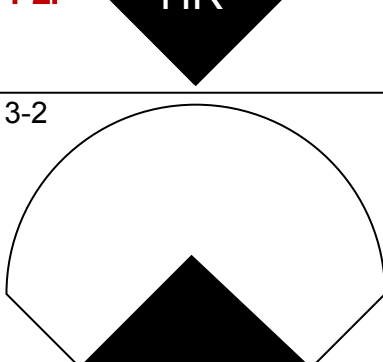
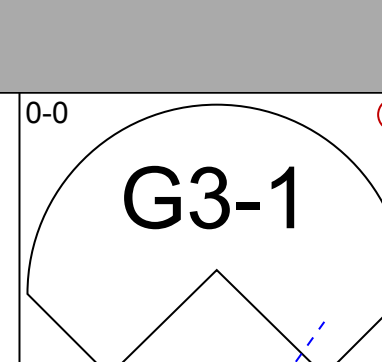
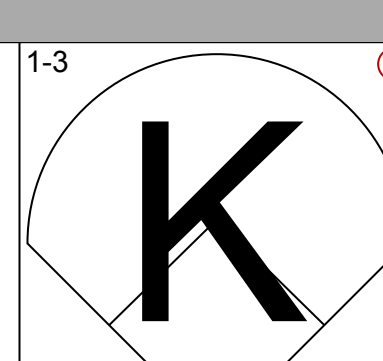
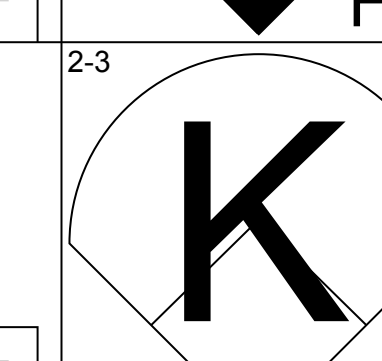
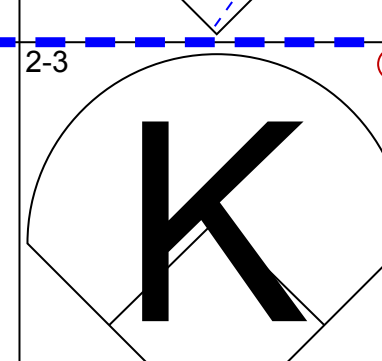

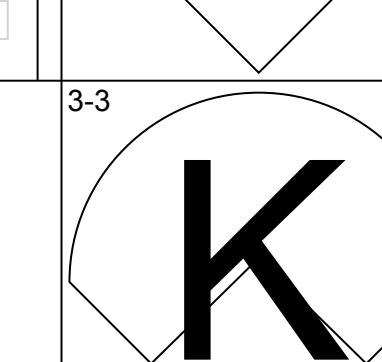
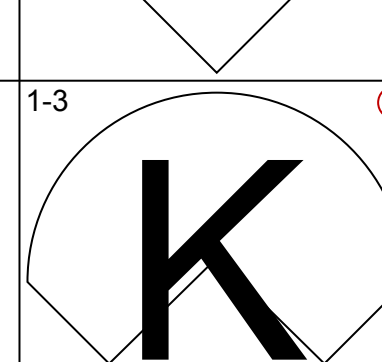
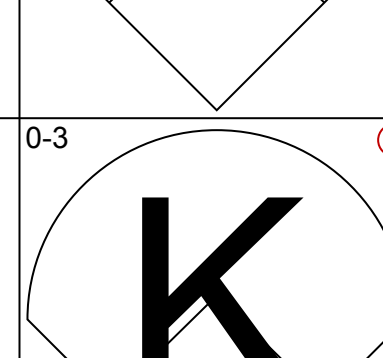
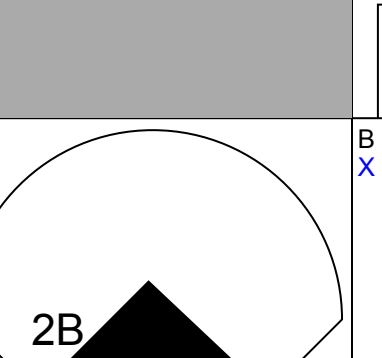
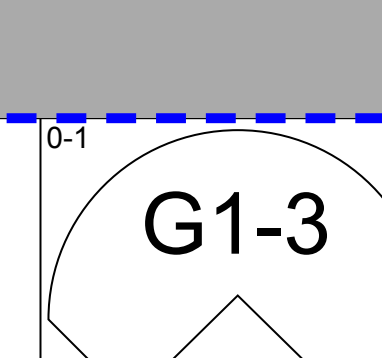
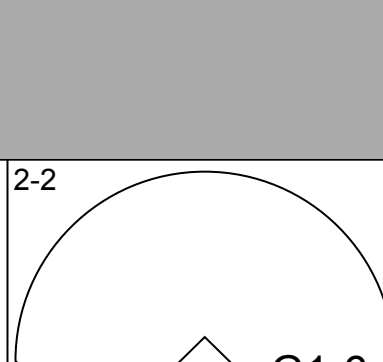
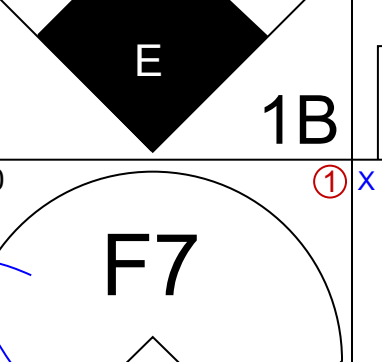
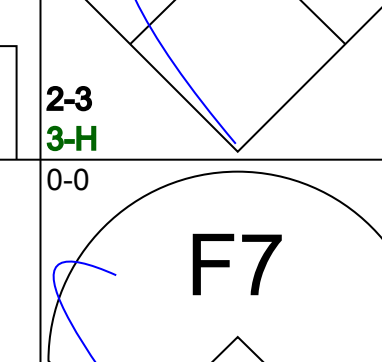
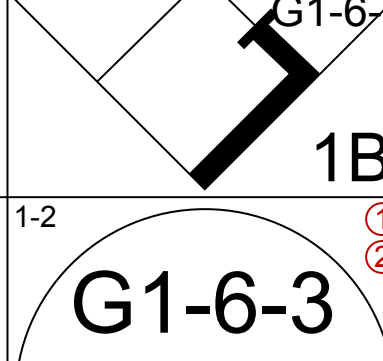
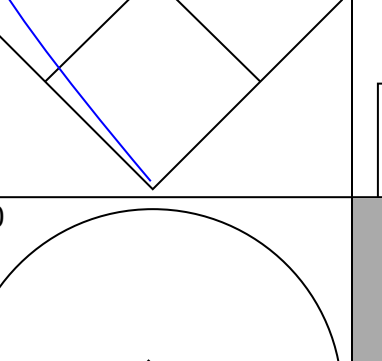
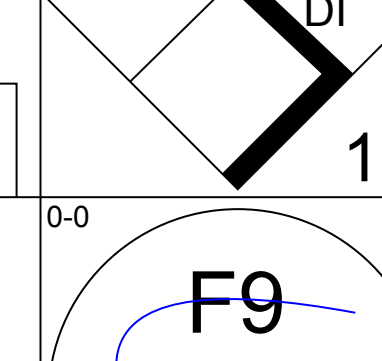
AB 32
R 2
H 6
RBI 2
BB 4
SO 8
LOB 16



Batter	1	2	3	4	5	6	7	8	9	AB	R	H	RBI	BB	SO	LOB	TOP				
Randy Winn, S OBP: 0.400, SLG: 0.300	0-1 E 1B 2B	2-2 G4-3		1-2 2B 1B	0-1 FC6-4		4-1 BB		2-2 L6	5	2	0	1	0	1		Tampa Bay Devil Rays @ Seattle Mariners Safeco Field, Seattle, WA Mon Jun 19 2000, 7:05 PM PDT Att: 38,331 - Sunny - 66 F				
Gerald Williams, R OBP: 0.314, SLG: 0.411	0-3 K		0-0 F7	0-0 2B		1-0 1B 2B	0-2 F9		1-0 F5	6	1	2	2	0	1	3					
Bubba Trammell, R Quinton McCracken, S OBP: 0.385, SLG: 0.200	2-1 BB 1B 2-3		4-0 G3 BB	4-2 BB		3-2 F9		0-0 HR 1B		3	0	1	0	2	0	2					
Fred McGriff, L OBP: 0.353, SLG: 0.460	3-2 BB 1B 1-2 3-H		2-1 G3	2-3 K		1-0 G5-4-3 1B 2-H		3-1 HR 1B		5	1	3	4	0	1	3					
John Flaherty, R OBP: 0.318, SLG: 0.389	4-2 BB 1B 1-2 2-3		0-1 L7		2-0 1B 1B	2-2 G5-4-3		1-2 G5-3		4	1	1	0	1	0	3					
Bobby Smith, R OBP: 0.476, SLG: 0.714	0-3 K			3-2 G5-3	0-0 P6		0-2 HR	2-1 F3		5	1	1	1	0	1	5					
Jose Guillen, R OBP: 0.349, SLG: 0.513	0-0 G1-3		0-2 HR	4-2 1B SF7 BB		0-1 FC6-4 1B	3-2 HBP			3	2	2	1	1	0	3					
Russ Johnson, R OBP: 0.231, SLG: 0.200		3-1 F8	0-0 F9	0-2 FC6-4 1B 1-3 2-H		2-1 F9	2-2 F7			5	0	1	1	0	0	2					
Felix Martinez, S OBP: 0.372, SLG: 0.388	2-3 K		3-2 1B 2B 1B	1-0 SF7		1-1 FC6-4 WP		0-0 G4-3		4	1	1	1	0	1	1					
Inning Stats	R: 1 E: 1 K: 2 S: 16	H: 2 LOB: 3 BB: 1 P: 25	R: 0 E: 0 K: 1 S: 8	H: 0 LOB: 0 BB: 0 P: 15	R: 0 E: 0 K: 0 S: 5	H: 0 LOB: 1 BB: 1 P: 11	R: 3 E: 0 K: 1 S: 24	H: 4 LOB: 2 BB: 1 P: 37	R: 2 E: 0 K: 0 S: 11	H: 2 LOB: 1 BB: 1 P: 18	R: 1 E: 0 K: 0 S: 14	H: 2 LOB: 2 BB: 1 P: 21	R: 2 E: 0 K: 0 S: 13	H: 2 LOB: 0 BB: 0 P: 24	R: 0 E: 0 K: 0 S: 5	H: 0 LOB: 0 BB: 0 P: 8		1B: 8 2B: 3 3B: 0 HR: 3	SF: 1 SAC: 0 DP: 1 HBP: 1	WP: 1 PA: 47 SB: 0 CS: 0	
PITCHER	IP WLS BF H R ER SO BB IBB HBP BLK WP HR S P ERA WHIP	IP WLS BF H R ER SO BB IBB HBP BLK WP HR S P ERA WHIP	IP WLS BF H R ER SO BB IBB HBP BLK WP HR S P ERA WHIP	IP WLS BF H R ER SO BB IBB HBP BLK WP HR S P ERA WHIP	IP WLS BF H R ER SO BB IBB HBP BLK WP HR S P ERA WHIP	IP WLS BF H R ER SO BB IBB HBP BLK WP HR S P ERA WHIP	IP WLS BF H R ER SO BB IBB HBP BLK WP HR S P ERA WHIP	IP WLS BF H R ER SO BB IBB HBP BLK WP HR S P ERA WHIP	IP WLS BF H R ER SO BB IBB HBP BLK WP HR S P ERA WHIP	IP WLS BF H R ER SO BB IBB HBP BLK WP HR S P ERA WHIP	IP WLS BF H R ER SO BB IBB HBP BLK WP HR S P ERA WHIP	IP WLS BF H R ER SO BB IBB HBP BLK WP HR S P ERA WHIP	IP WLS BF H R ER SO BB IBB HBP BLK WP HR S P ERA WHIP	IP WLS BF H R ER SO BB IBB HBP BLK WP HR S P ERA WHIP	IP WLS BF H R ER SO BB IBB HBP BLK WP HR S P ERA WHIP	IP WLS BF H R ER SO BB IBB HBP BLK WP HR S P ERA WHIP	IP WLS BF H R ER SO BB IBB HBP BLK WP HR S P ERA WHIP				
John Halama, L ERA: 4.99	(1, 1)	4.0	L	23	7	5	5	4	3	0	0	0	0	0	0	1	54	91	11.25	2.500	
Frankie Rodriguez, R ERA: 5.63	(5, 1)	3.0		15	5	3	3	0	2	0	0	0	1	1	32	51	9.00	2.333			
37 Robert Ramsay, L ERA: 3.63	(8, 1)	2.0		9	2	2	2	0	0	0	1	0	0	0	1	18	32	9.00	1.000		
Batter	1	2	3	4	5	6	7	8	9	AB	R	H	RBI	BB	SO	LOB	BOTTOM				
Rickey Henderson, R OBP: 0.364, SLG: 0.301	3-3 K	1-1 G5-3		2-0 G5-4-3		1-0 FC6-4		0-1 L6		5	0	0	0	0	1	5	Tampa Bay Devil Rays @ Seattle Mariners Safeco Field, Seattle, WA Mon Jun 19 2000, 7:05 PM PDT Att: 38,331 - Sunny - 66 F				
Mike Cameron, R OBP: 0.385, SLG: 0.496	2-2 1B	3-1 F9		3-2 G4-3		2-2 BB BB 1B		0-2 G6-3		5	1	2	0	0	0	2					
Alex Rodriguez, R OBP: 0.456, SLG: 0.656	1-1 L9		1-2 HR		4-1 G6-3 BB		0-3 K		1-3 K	4	1	1	1	1	2	2					
Edgar Martinez, R OBP: 0.457, SLG: 0.725	0-1 1B		4-1 FC5-4 1B BB		1-3 K		4-1 BB BB BB		3-1 G6-3	3	0	1	0	2	1	1					
John Olerud, L OBP: 0.419, SLG: 0.456	3-3 K		0-1 F8		1-2 G6-3		1-3 K		1-0 F7	5	0	0	0	0	2	6					
Jay Buhner, R OBP: 0.384, SLG: 0.506		0-1 SH2-4 E 1B 1B	1-3 K		2-3 K		4-1 FC5 BB 1-2 2-3 BB			3	1	1	0	1	2	1					
Tom Lampkin, L ERA: 4.3	(1, 2)	6.0	W	28	6	2	1	6	4	0	0	0	0	0	0	1		66	113	1.50	1.667
Stan Javier, S ERA: 2.51	(7, PH)	0.2		5	1	1	1	2	2	0	0	0	0	0	0	0		12	23	13.50	4.500
Joe Oliver, R OBP: 0.333, SLG: 0.474	(8, 2)	1.1		5	0	0	0	0	1	0	0	0	0	0	0	0		11	16	0.00	0.750
David Bell, R OBP: 0.270, SLG: 0.311	(1, 5)	1.1		5	0	0	0	0	0	0	0	0	0	0	0	0		6	11	0.00	0.000
Mark McLemore, S OBP: 0.356, SLG: 0.286	(1, 4)	0.0		3	0	0	0	1	0	0	0	0	0	0	0	0	6	11	0.00	0.000	
Inning Stats	R: 0 E: 0 K: 2 S: 17	H: 2 LOB: 2 BB: 0 P: 26	R: 1 E: 1 K: 0 S: 11	H: 2 LOB: 0 BB: 0 P: 18	R: 1 E: 0 K: 1 S: 15	H: 2 LOB: 2 BB: 1 P: 23	R: 0 E: 0 K: 0 S: 4	H: 0 LOB: 0 BB: 1 P: 13	R: 0 E: 1 K: 2 S: 12	H: 0 LOB: 2 BB: 1 P: 20	R: 1 E: 0 K: 2 S: 15	H: 1 LOB: 3 BB: 3 P: 30	R: 0 E: 0 K: 0 S: 8	H: 0 LOB: 0 BB: 0 P: 9	R: 0 E: 0 K: 1 S: 6	H: 0 LOB: 0 BB: 0 P: 11	1B: 6 2B: 0 3B: 0 HR: 1	SF: 0 SAC: 1 DP: 2 HBP: 0	WP: 0 PA: 41 SB: 0 CS: 0		
PITCHER	IP WLS BF H R ER SO BB IBB HBP BLK WP HR S P ERA WHIP	IP WLS BF H R ER SO BB IBB HBP BLK WP HR S P ERA WHIP	IP WLS BF H R ER SO BB IBB HBP BLK WP HR S P ERA WHIP	IP WLS BF H R ER SO BB IBB HBP BLK WP HR S P ERA WHIP	IP WLS BF H R ER SO BB IBB HBP BLK WP HR S P ERA WHIP	IP WLS BF H R ER SO BB IBB HBP BLK WP HR S P ERA WHIP	IP WLS BF H R ER SO BB IBB HBP BLK WP HR S P ERA WHIP	IP WLS BF H R ER SO BB IBB HBP BLK WP HR S P ERA WHIP	IP WLS BF H R ER SO BB IBB HBP BLK WP HR S P ERA WHIP	IP WLS BF H R ER SO BB IBB HBP BLK WP HR S P ERA WHIP	IP WLS BF H R ER SO BB IBB HBP BLK WP HR S P ERA WHIP	IP WLS BF H R ER SO BB IBB HBP BLK WP HR S P ERA WHIP	IP WLS BF H R ER SO BB IBB HBP BLK WP HR S P ERA WHIP	IP WLS BF H R ER SO BB IBB HBP BLK WP HR S P ERA WHIP	IP WLS BF H R ER SO BB IBB HBP BLK WP HR S P ERA WHIP	IP WLS BF H R ER SO BB IBB HBP BLK WP HR S P ERA WHIP					
Abbie Lopez, R ERA: 4.3	(1, 1)	6.0	W	28	6	2	1	6	4	0	0	0	0	0	0	1	66	113	1.50	1.667	
Jim Meier, R ERA: 2.51	(7, 1)	0.2		5	1	1	1	2	2	0	0	0	0	0	0	0	12	23	13.50	4.500	
Mark Guthrie, L ERA: 3.38	(7, 1)	1.1		5	0	0	0	0	1	0	0	0	0	0	0	0	11	16	0.00	0.750	
Roberto Hernandez, R ERA: 4.81	(9, 1)	1.0		3	0	0	0	1	0	0	0	0	0	0	0	0	6	11	0.00	0.000	

Batter	1	2	3	4	5	6	7	8	9	AB	R	H	RBI	BB	SO	LOB	TOP										
Gerald Williams, R (1, 10) OBP: 0.317, SLG: 0.423	0-2 1B		1-3 K					0-0 G5-3		4	1	2	2	0	1	2	Tampa Bay Devil Rays @ Seattle Mariners Safeco Field, Seattle, WA Tue Jun 20 2000, 7:05 PM PDT Att: 29,349 - Sunny - 74 F										
Quinton McCracken, S (1, 8) OBP: 0.353, SLG: 0.214	1-3 K		3-2 G6-3					1-0 1B		4	0	1	1	0	1	2											
Bubba Trammell, R (1, 7) OBP: 0.358, SLG: 0.519	1-0 P5		1-2 3-H 2-3 K					1-0 1B		4	0	0	0	0	1	3											
Fred McGriff, L (1, 3) OBP: 0.348, SLG: 0.453	0-0 F8							1-1 G4-3		4	0	0	0	0	2	1											
John Flaherty, R (1, 2) OBP: 0.316, SLG: 0.386 Miguel Cairo, R (9, PR) OBP: 0.324, SLG: 0.340		2-3 K						2-1 S S 1B		4	0	1	0	0	1	0											
Bobby Smith, R (1, 4) OBP: 0.407, SLG: 0.600		0-1 F4						1-3 K		4	0	0	0	0	1	1											
Jose Guillen, R (1, 9) OBP: 0.346, SLG: 0.500		1-2 G5-3						4-2 BB		3	0	0	0	1	1	0											
Ozzie Guillen, L (1, 5) OBP: 0.325, SLG: 0.405								0-1 P6		3	2	1	0	1	0	2											
Felix Martinez, S (1, 6) OBP: 0.370, SLG: 0.386								2-3 K		3	0	1	0	0	1	1											
Inning Stats	R: 0 E: 0 K: 1 S: 8	H: 1 LOB: 1 BB: 0 P: 10	R: 0 E: 0 K: 1 S: 10	H: 0 LOB: 0 BB: 0 P: 13	R: 1 E: 0 K: 2 S: 13	H: 1 LOB: 1 BB: 1 P: 26	R: 0 E: 0 K: 1 S: 6	H: 0 LOB: 0 BB: 0 P: 11	R: 2 E: 0 K: 1 S: 12	H: 2 LOB: 0 BB: 0 P: 15	R: 0 E: 0 K: 0 S: 7	H: 0 LOB: 0 BB: 0 P: 11	R: 0 E: 0 K: 0 S: 3	H: 0 LOB: 0 BB: 0 P: 6	R: 0 E: 0 K: 1 S: 6	H: 1 LOB: 1 BB: 0 P: 10		R: 0 E: 0 K: 2 S: 13	H: 1 LOB: 2 BB: 1 P: 23	1B: 4 2B: 3 3B: 0 HR: 1	SF: 0 SAC: 0 DP: 0 HBP: 0	WP: 0 PB: 0 CS: 3	PA: 35				
PITCHER	IP	WLS	BF	H	R	ER	SO	BB	IBB	HBP	BLK	WP	HR	S	P	ERA	WHIP										
Paul Abbott, R (1, 1) ERA: 4.41	7.0	W	26	4	3	3	6	1	0	0	0	0	1	59	92	3.86	0.714										
Arthur Rhodes, L (8, 1) ERA: 2.79	1.1	H	5	1	0	0	2	0	0	0	0	0	0	10	17	0.00	0.750										
Kazuhiro Sasaki, R (9, 1) ERA: 4.62	0.2	S	4	1	0	0	1	1	0	0	0	0	0	9	16	0.00	3.000										

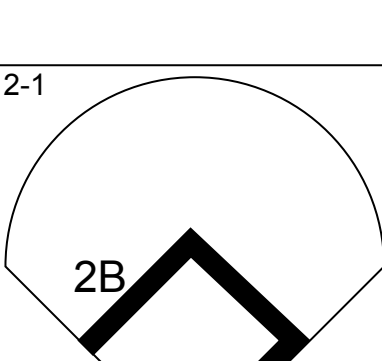
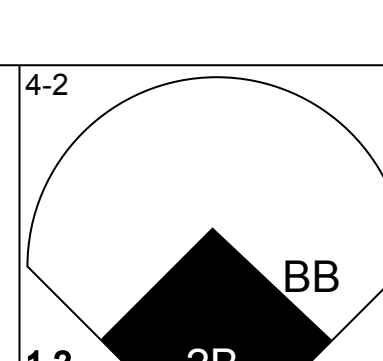
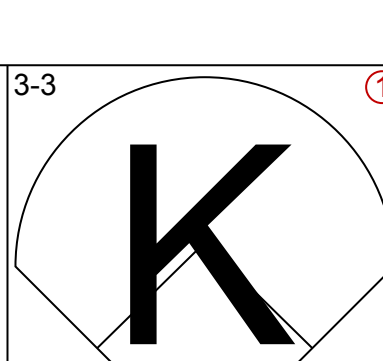
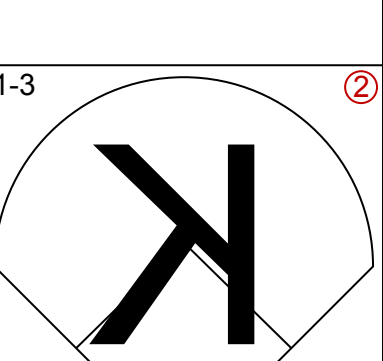
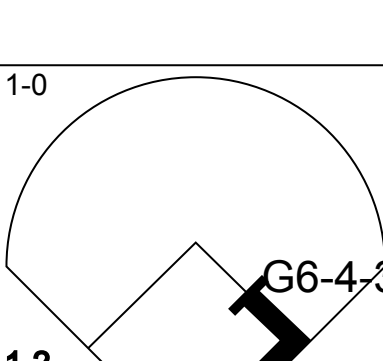
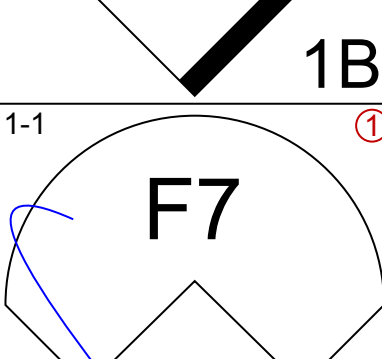
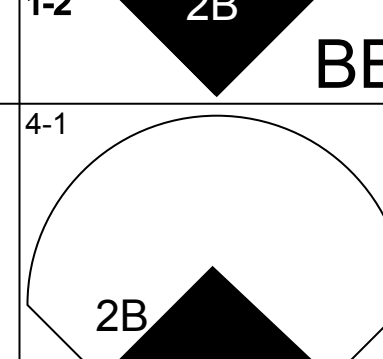
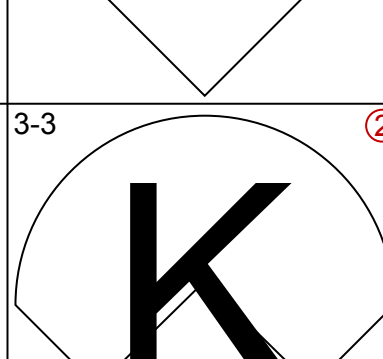
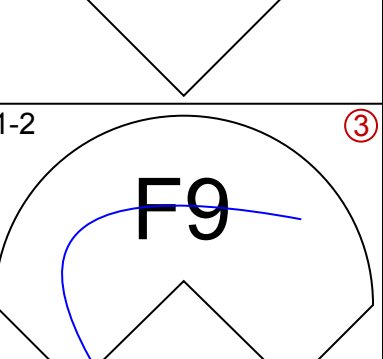
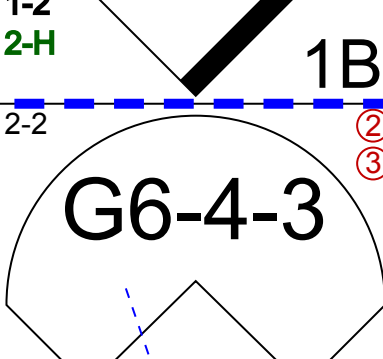
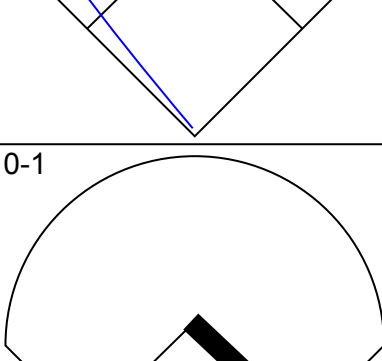
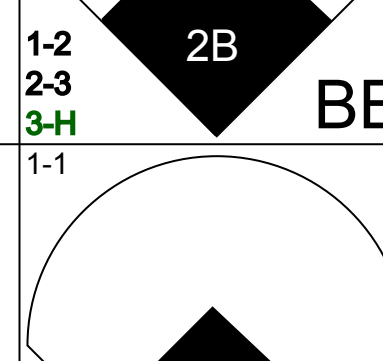
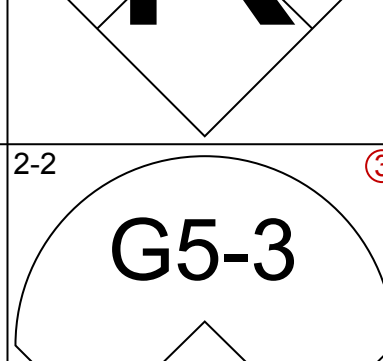
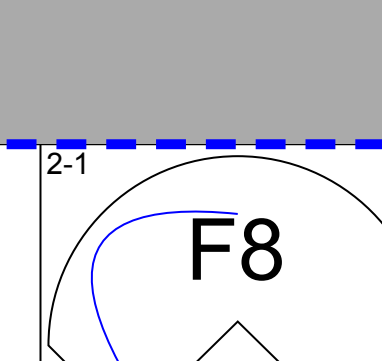
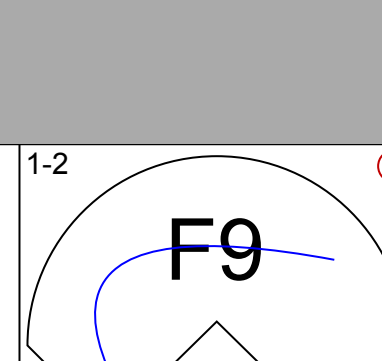
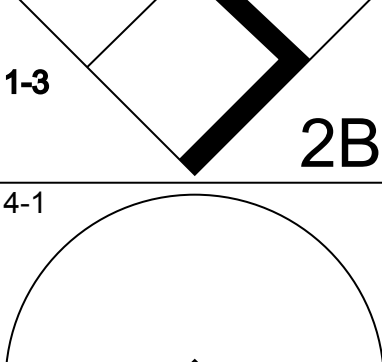
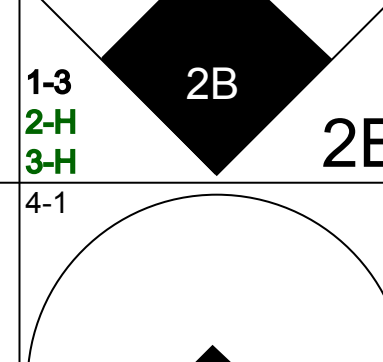
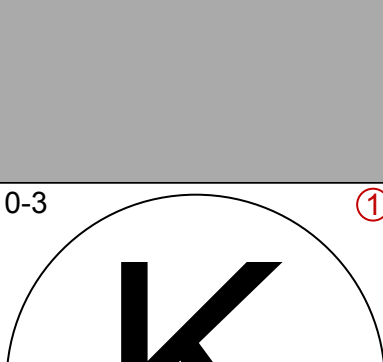
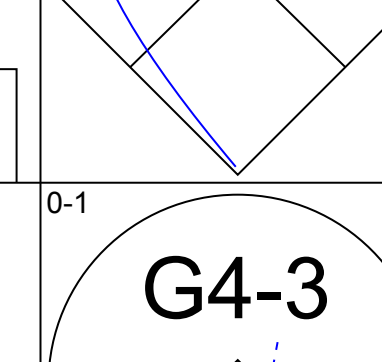
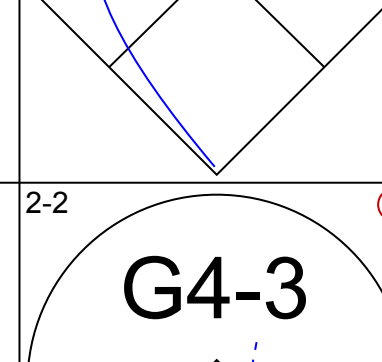
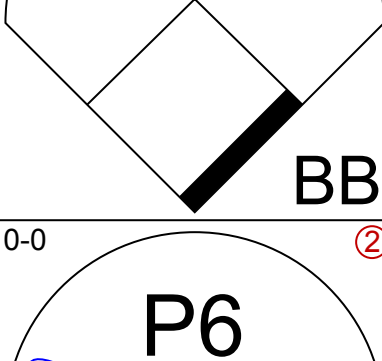
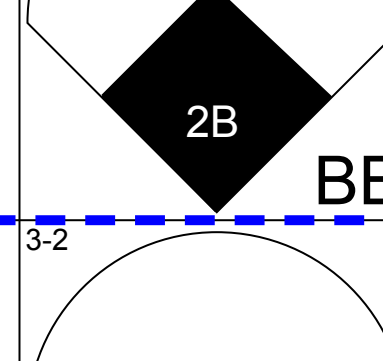
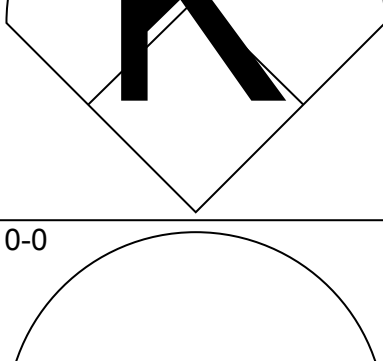
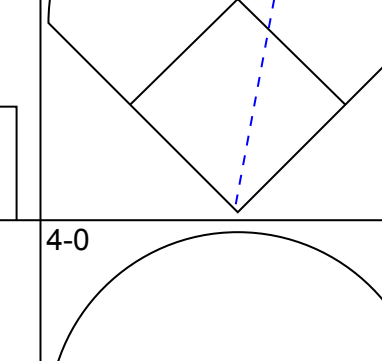
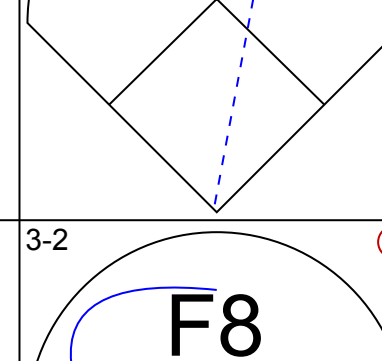
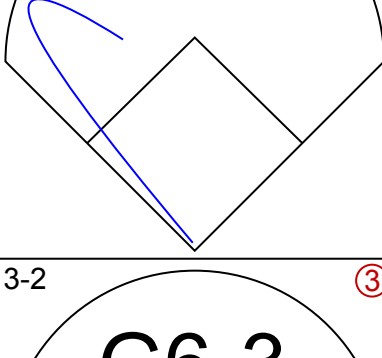
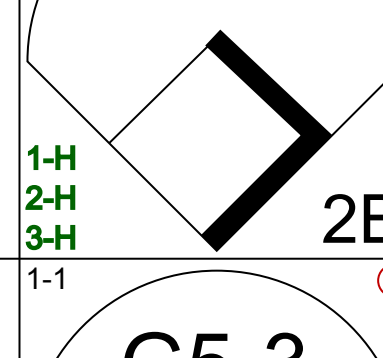
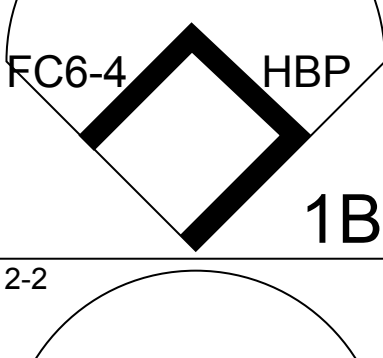
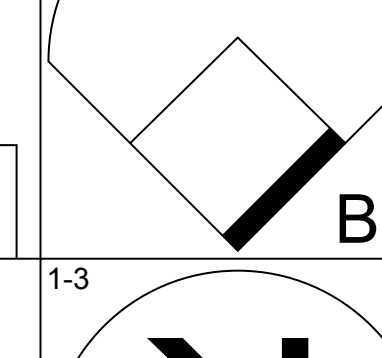
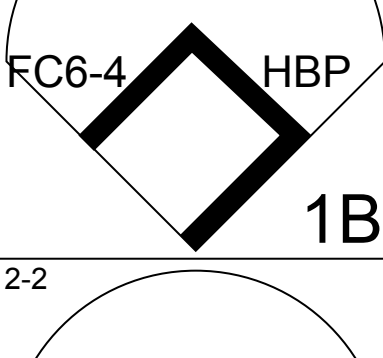
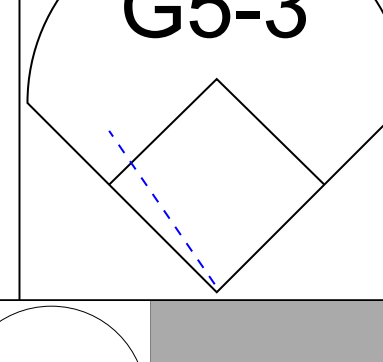
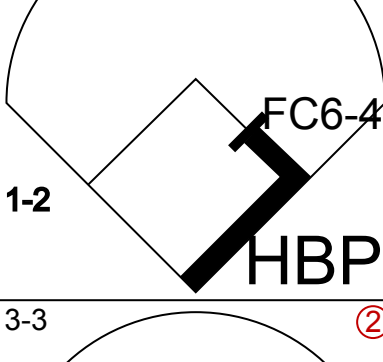
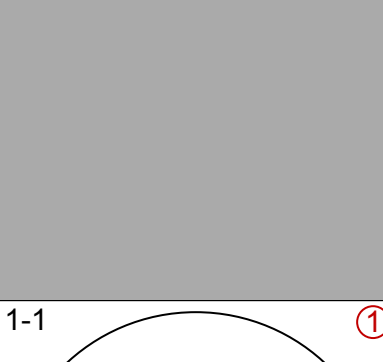
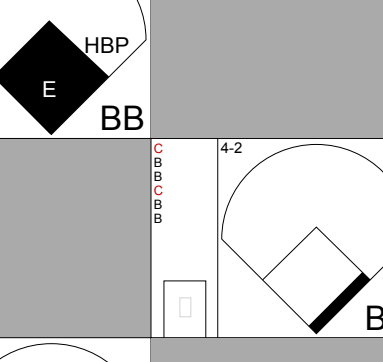
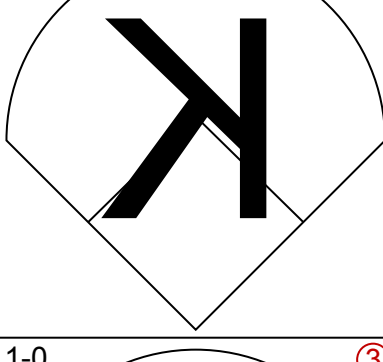

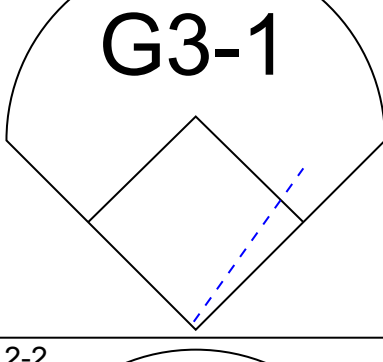
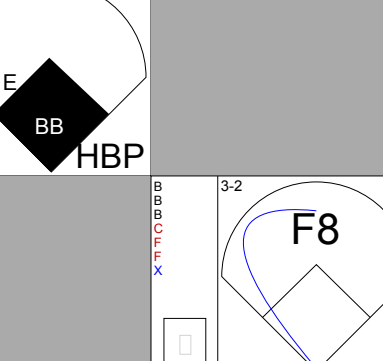
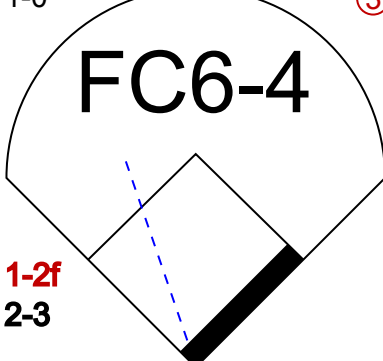

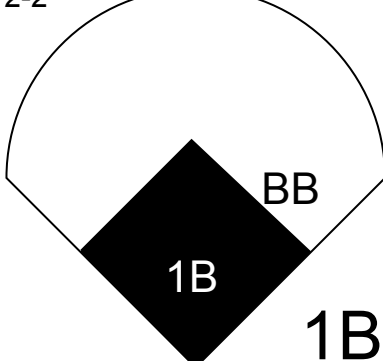
Batter	1	2	3	4	5	6	7	8	9	AB	R	H	RBI	BB	SO	LOB	BOTTOM										
Rickey Henderson, R (1, 7) OBP: 0.362, SLG: 0.300	3-2 G5-3									4	0	1	2	0	0	1	Tampa Bay Devil Rays @ Seattle Mariners Safeco Field, Seattle, WA Tue Jun 20 2000, 7:05 PM PDT Att: 29,349 - Sunny - 74 F										
Mike Cameron, R (1, 8) OBP: 0.383, SLG: 0.487	1-0 G3									4	0	0	0	0	0	3											
Alex Rodriguez, R (1, 6) OBP: 0.450, SLG: 0.646	3-2 G1-3									4	0	0	0	0	0	1											
Edgar Martinez, R (1, 10) OBP: 0.454, SLG: 0.715										3	0	0	0	1	1	0											
John Olerud, L (1, 3) OBP: 0.420, SLG: 0.465										4	2	2	0	0	0	1											
Jay Buhner, R (1, 9) OBP: 0.381, SLG: 0.497 Charles Gipson, R (8, PR) OBP: 0.375, SLG: 0.364										3	0	0	0	1	0	1											
John Mabry, L (1, 5) OBP: 0.304, SLG: 0.306										2	1	0	0	1	1	1											
Joe Oliver, R (1, 2) OBP: 0.333, SLG: 0.455										3	1	1	1	0	0	0											
David Bell, R (1, 4) OBP: 0.275, SLG: 0.318										2	0	1	0	1	1	0											
Inning Stats	R: 0 E: 0 K: 0 S: 7	H: 0 LOB: 0 BB: 0 P: 14	R: 3 E: 0 K: 0 S: 12	H: 3 LOB: 2 BB: 2 P: 22	R: 1 E: 1 K: 1 S: 13	H: 1 LOB: 1 BB: 0 P: 23	R: 0 E: 0 K: 1 S: 9	H: 0 LOB: 0 BB: 0 P: 14	R: 0 E: 0 K: 0 S: 7	H: 0 LOB: 1 BB: 1 P: 12	R: 0 E: 0 K: 0 S: 3	H: 0 LOB: 0 BB: 0 P: 5	R: 0 E: 0 K: 0 S: 8	H: 1 LOB: 1 BB: 0 P: 15	R: 0 E: 0 K: 1 S: 13	H: 0 LOB: 1 BB: 1 P: 19		1B: 2 2B: 3 3B: 0 HR: 0	SF: 0 SAC: 0 DP: 0 HBP: 0	WP: 1 PB: 0 CS: 1	PA: 34						
PITCHER	IP	WLS	BF	H	R	ER	SO	BB	IBB	HBP	BLK	WP	HR	S	P	ERA	WHIP										
Steve Trachsel, R (1, 1) ERA: 4.67	8.0	L	33	5	4	3	3	4	0	0	0	1	0	72	124	3.38	1.125										

Batter	1	2	3	4	5	6	7	8	9	AB	R	H	RBI	BB	SO	LOB	TOP					
Gerald Williams, R (1, 10) OBP: 0.312, SLG: 0.416																	5 0 0 1 0 1 2					
Quinton McCracken, S (1, 8) OBP: 0.381, SLG: 0.188																	2 0 0 0 2 0 2					
Steve Cox, L (1, 7) OBP: 0.407, SLG: 0.437																	2 1 0 0 1 0 2					
Bubba Trammell, R (7, PH) OBP: 0.355, SLG: 0.514																	1 0 0 0 0 1 1					
Fred McGriff, L (1, 3) OBP: 0.350, SLG: 0.463																	3 2 1 2 1 0 1					
Bobby Smith, R (1, 4) OBP: 0.387, SLG: 0.586																	4 0 1 0 0 3 0					
Jose Guillen, R (1, 9) OBP: 0.336, SLG: 0.484																	4 0 0 0 0 4 2					
Mike DiFelice, R (1, 2) OBP: 0.301, SLG: 0.384																	3 1 1 1 0 1 0					
Ozzie Guillen, L (1, 5) OBP: 0.341, SLG: 0.415																	4 0 2 0 0 0 2					
Felix Martinez, S (1, 6) OBP: 0.376, SLG: 0.405																	4 1 2 0 0 0 2					
Inning Stats	R: 0 E: 0 K: 1 S: 14	H: 0 LOB: 1 BB: 2 P: 25	R: 0 E: 0 K: 3 S: 9	H: 0 LOB: 0 BB: 0 P: 11	R: 0 E: 0 K: 0 S: 9	H: 1 LOB: 0 BB: 0 P: 15	R: 2 E: 0 K: 2 S: 13	H: 1 LOB: 0 BB: 1 P: 25	R: 2 E: 1 K: 0 S: 12	H: 2 LOB: 1 BB: 0 P: 17	R: 1 E: 0 K: 1 S: 11	H: 1 LOB: 1 BB: 1 P: 18	R: 0 E: 0 K: 1 S: 12	H: 1 LOB: 0 BB: 0 P: 17	R: 0 E: 0 K: 2 S: 7	H: 0 LOB: 0 BB: 0 P: 10	R: 0 E: 0 K: 0 S: 8	H: 1 LOB: 1 BB: 0 P: 9	1B: 4 2B: 2 3B: 0 HR: 1	SF: 1 SAC: 0 DP: 1 HBP: 0	WP: 0 PB: 0 CS: 1	PA: 37
PITCHER	IP	WLS	BF	H	R	ER	SO	BB	IBB	HBP	BLK	WP	HR	S	P	ERA	WHIP					
Aaron Sele, R (1, 1) ERA: 4.32	5.0	W	23	5	5	4	6	4	0	0	0	0	0	14	21	7.20	1.800					
Jose Paniagua, R (6, 1) ERA: 4.21	1.2	H	6	1	0	0	1	0	0	0	0	0	0	4	21	0.00	0.600					
Arthur Rhodes, L (7, 1) ERA: 2.73	0.2	H	2	0	0	0	1	0	0	0	0	0	0	4	4	0.00	0.000					
Jose Mesa, R (8, 1) ERA: 6.43	0.2	H	2	0	0	0	2	0	0	0	0	0	0	6	9	0.00	0.000					
Kazuhito Sasaki, R (9, 1) ERA: 4.44	1.0	S	4	1	0	0	0	0	0	0	0	0	0	8	9	0.00	1.000					

Tampa Bay Devil Rays @ Seattle Mariners
Safeco Field, Seattle, WA
Wed Jun 21 2000, 7:05 PM PDT
Att: 27,555 - Cloudy - 66 F

AB	32
R	5
H	7
RBI	4
BB	4
SO	10
LOB	14



Batter	1	2	3	4	5	6	7	8	9	AB	R	H	RBI	BB	SO	LOB	BOTTOM					
Rickey Henderson, R (1, 7) OBP: 0.367, SLG: 0.304																	4 1 2 1 1 2 0					
Mike Cameron, R (1, 8) OBP: 0.378, SLG: 0.479																	4 1 0 1 1 1 3					
Alex Rodriguez, R (1, 6) OBP: 0.449, SLG: 0.649																	5 1 2 2 0 0 0					
Edgar Martinez, R (1, 10) OBP: 0.453, SLG: 0.705																	3 1 0 0 2 1 0					
John Olerud, L (1, 3) OBP: 0.423, SLG: 0.470																	4 0 2 3 1 0 3					
Jay Buhner, R (1, 9) OBP: 0.378, SLG: 0.489																	3 0 0 0 0 1 5					
Charles Gipson, R (9, 9) OBP: 0.375, SLG: 0.364																	0 0 0 0 0 0 0					
Tom Lampkin, L (1, 2) OBP: 0.312, SLG: 0.505																	2 1 0 0 2 1 2					
David Bell, R (1, 4) OBP: 0.278, SLG: 0.318																	3 2 1 0 0 0 4					
John Mabry, L (1, 5) OBP: 0.301, SLG: 0.292																	3 1 0 0 1 0 3					
Inning Stats	R: 0 E: 0 K: 0 S: 13	H: 2 LOB: 3 BB: 1 P: 23	R: 7 E: 1 K: 0 S: 29	H: 2 LOB: 2 BB: 5 P: 61	R: 0 E: 0 K: 2 S: 10	H: 0 LOB: 0 BB: 0 P: 18	R: 0 E: 0 K: 2 S: 12	H: 1 LOB: 2 BB: 0 P: 18	R: 0 E: 0 K: 1 S: 9	H: 0 LOB: 0 BB: 0 P: 12	R: 0 E: 0 K: 1 S: 7	H: 0 LOB: 1 BB: 1 P: 14	R: 1 E: 0 K: 0 S: 10	H: 2 LOB: 1 BB: 1 P: 20	R: 0 E: 0 K: 0 S: 10	H: 0 LOB: 0 BB: 0 P: 16	1B: 4 2B: 3 3B: 0 HR: 0	SF: 0 SAC: 0 DP: 1 HBP: 2	WP: 0 PB: 0 CS: 0	PA: 41		
PITCHER	IP	WLS	BF	H	R	ER	SO	BB	IBB	HBP	BLK	WP	HR	S	P	ERA	WHIP					
Esteban Yan, R (1, 1) ERA: 6.48	1.0	L	13	3	7	6	0	5	0	1	0	0	0	28	57	54.00	8.000					
Doug Creek, L (2, 1) ERA: 2.51	4.0		16	2	0	0	5	1	0	1	0	0	0	45	75	0.00	0.750					
Rick White, R (6, 1) ERA: 3.25	1.1		8	2	1	1	1	2	0	0	0	0	0	14	29	6.75	3.000					
Jim Mecir, R (7, 1) ERA: 2.37	1.2		4	0	0	0	0	0	0	0	0	0	0	13	21	0.00	0.000					

Tampa Bay Devil Rays @ Seattle Mariners
Safeco Field, Seattle, WA
Wed Jun 21 2000, 7:05 PM PDT
Att: 27,555 - Cloudy - 66 F

AB	31
R	8
H	7
RBI	7
BB	8
SO	6
LOB	20

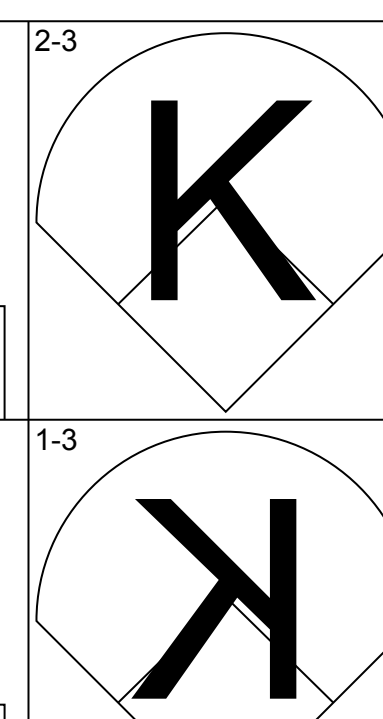
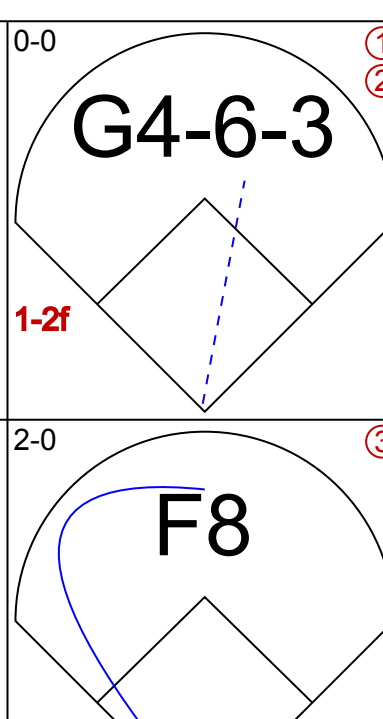
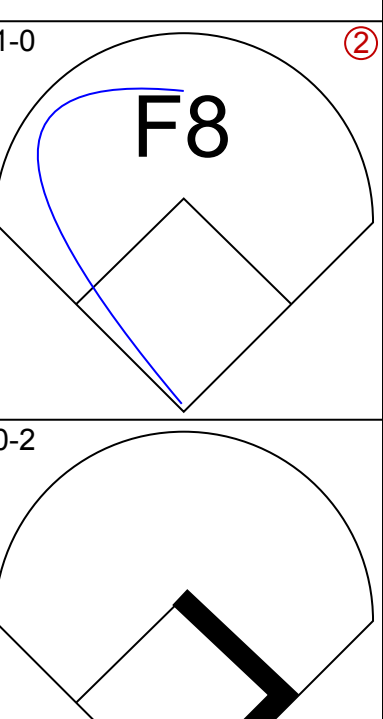
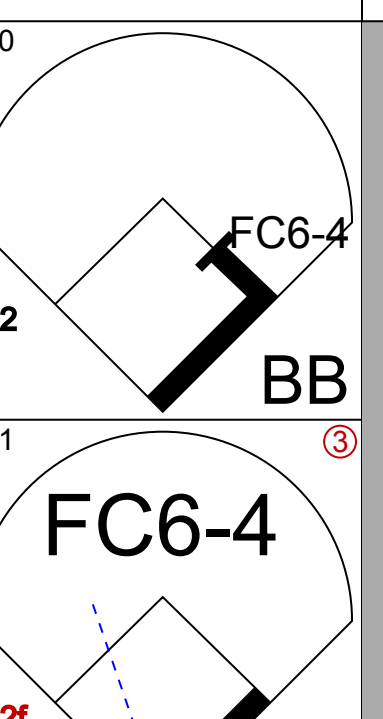
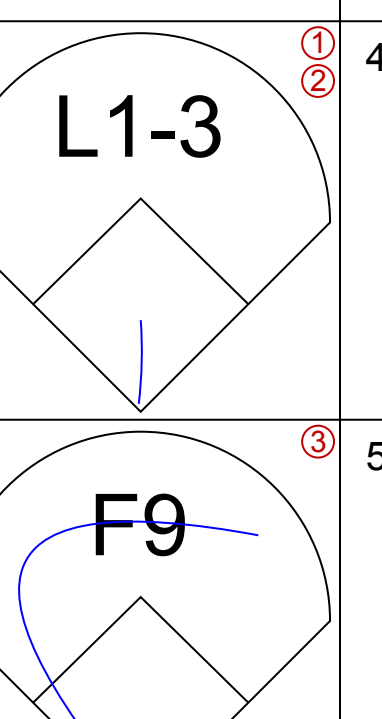
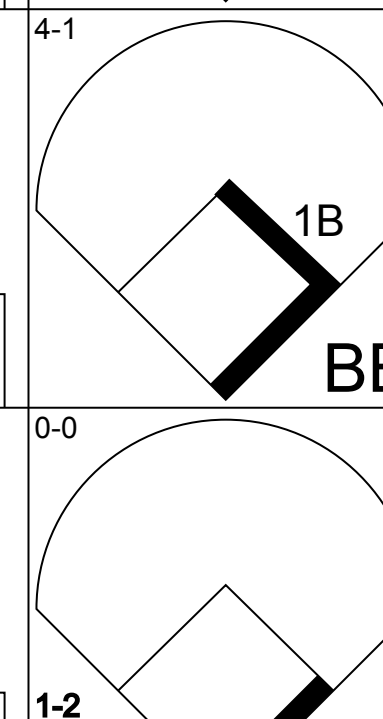

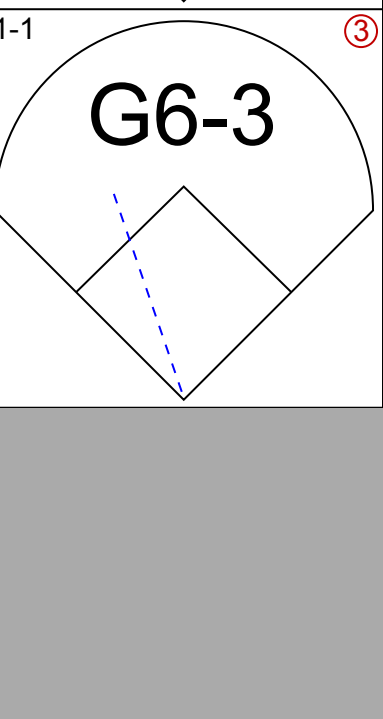


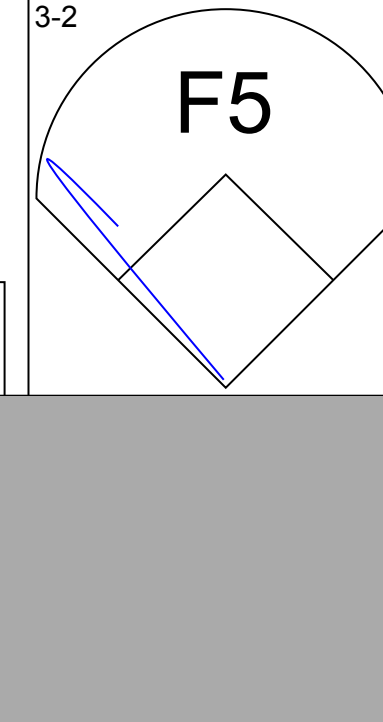
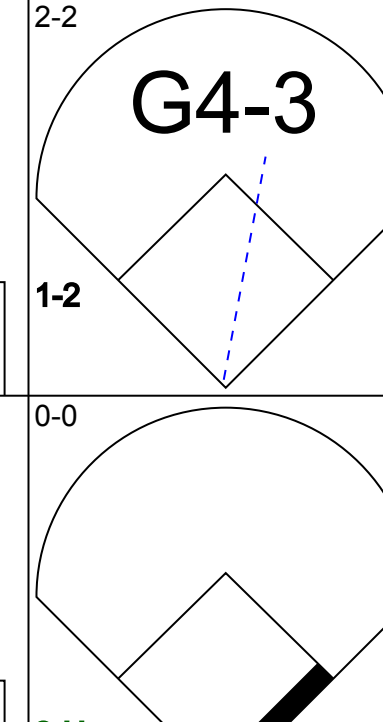

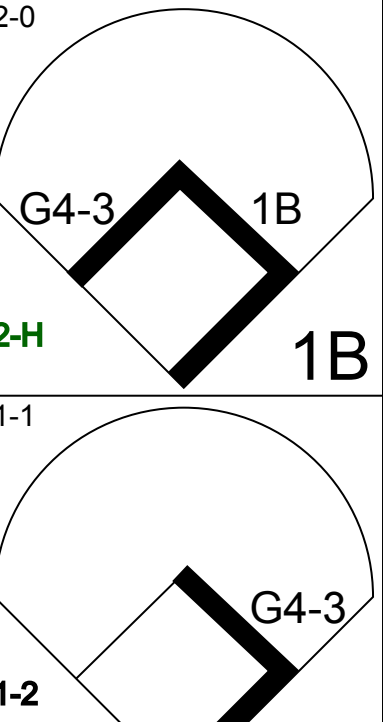

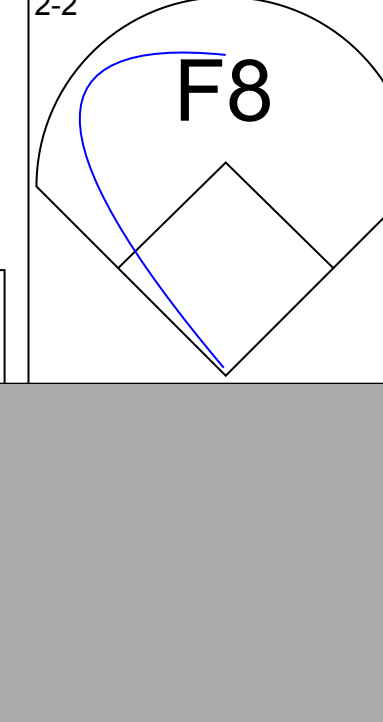

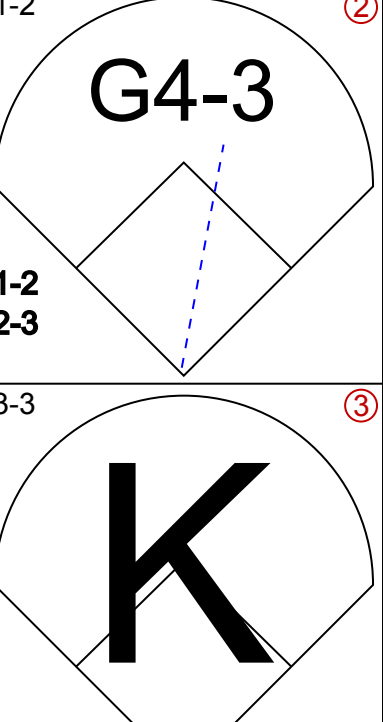



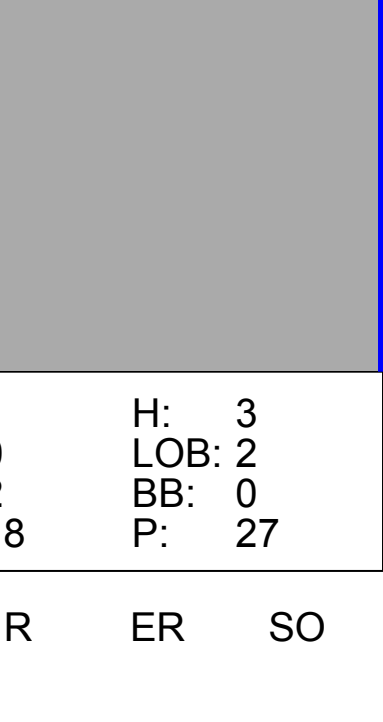
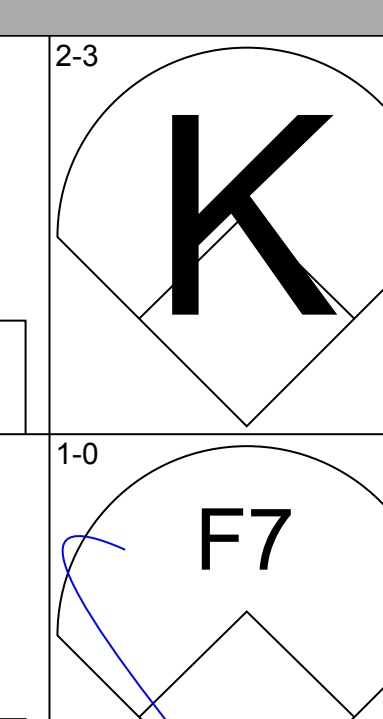
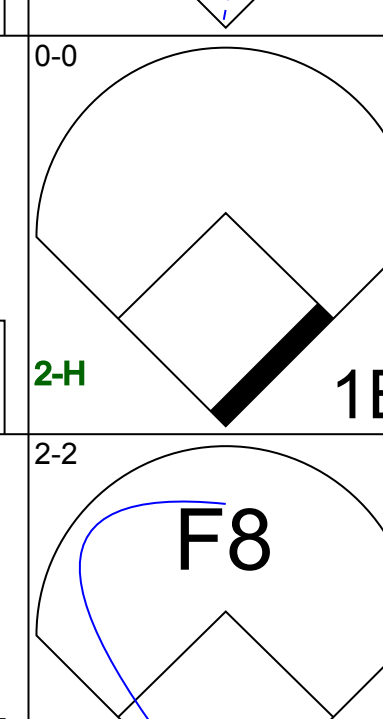
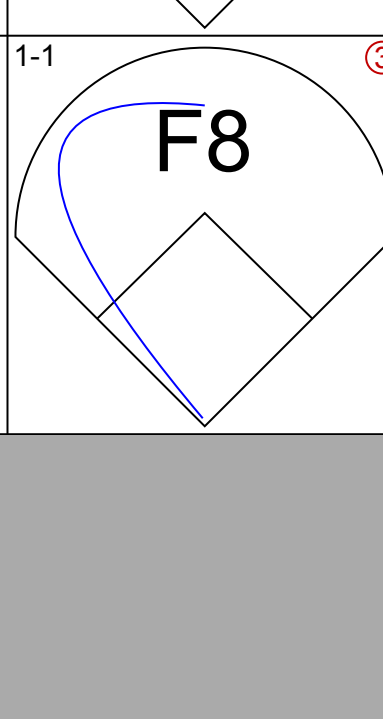
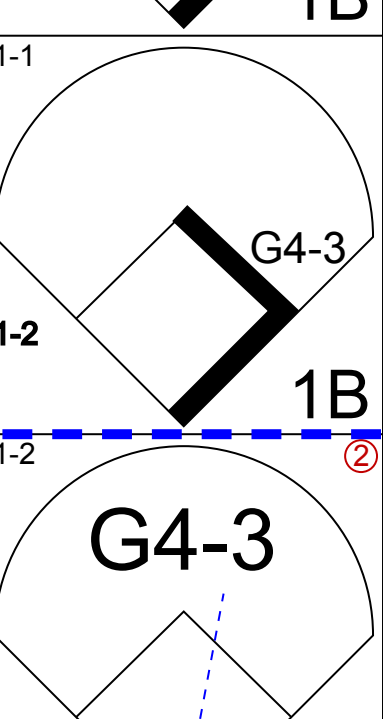
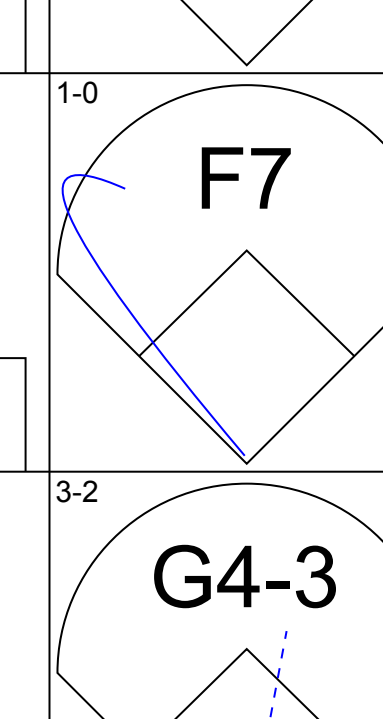
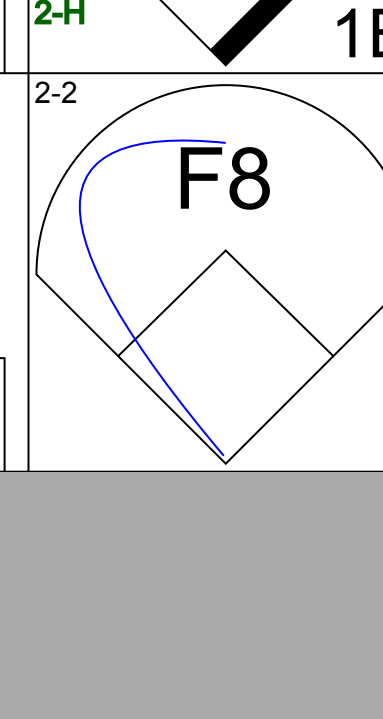
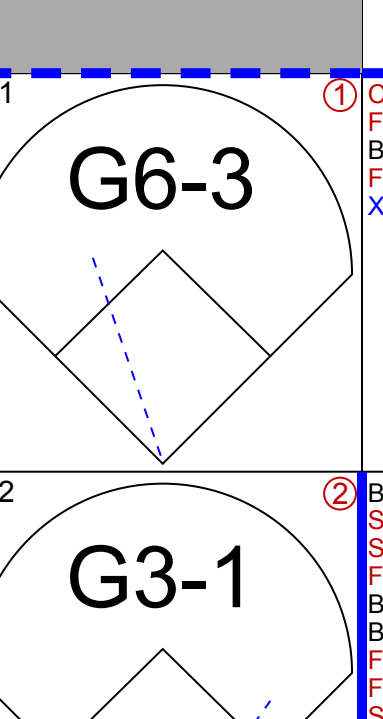
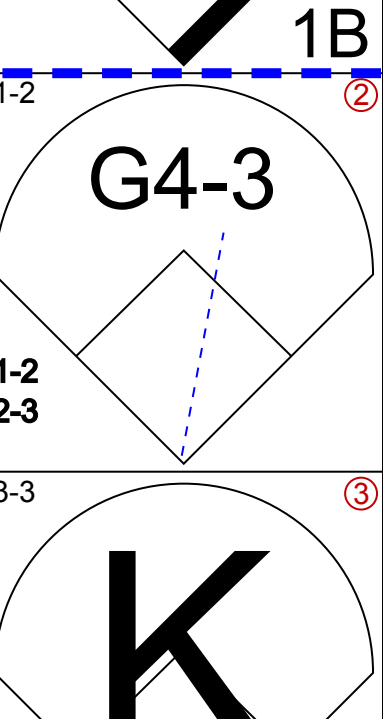
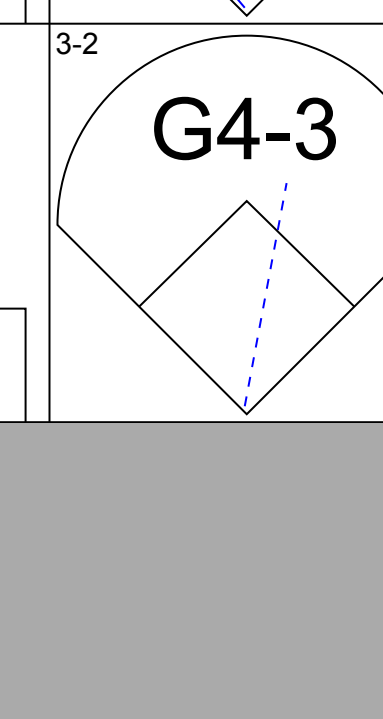
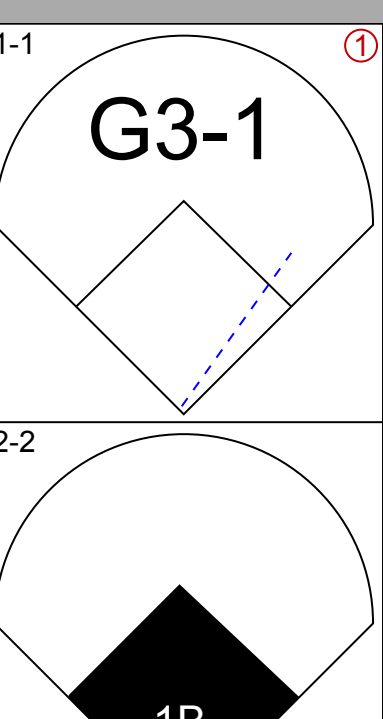
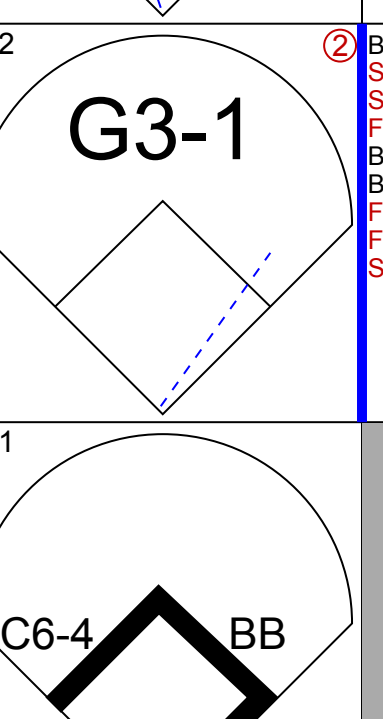
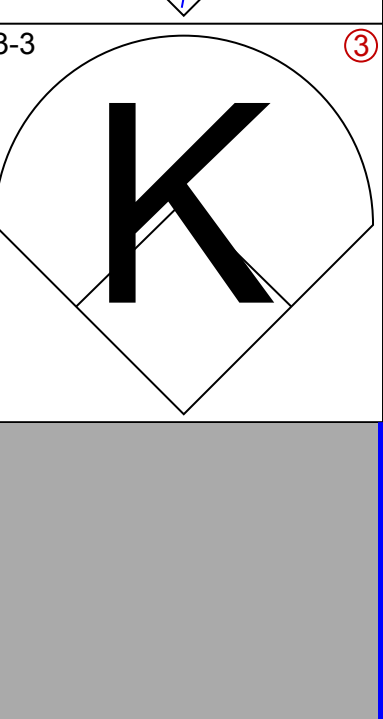
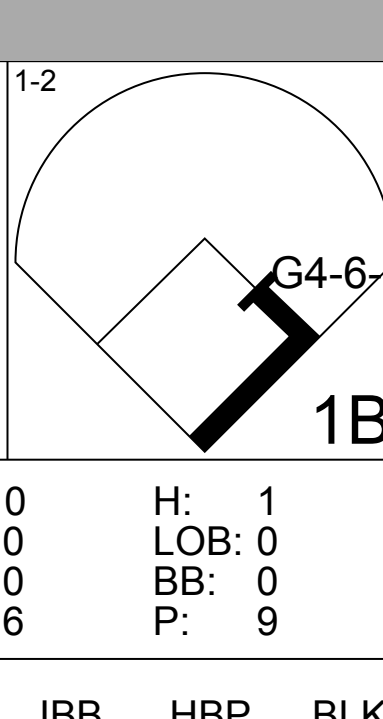
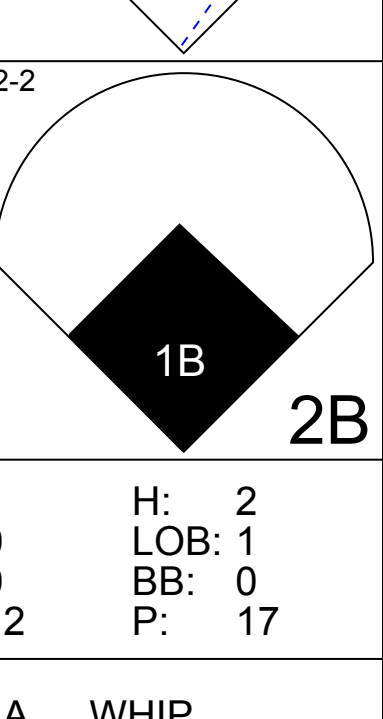
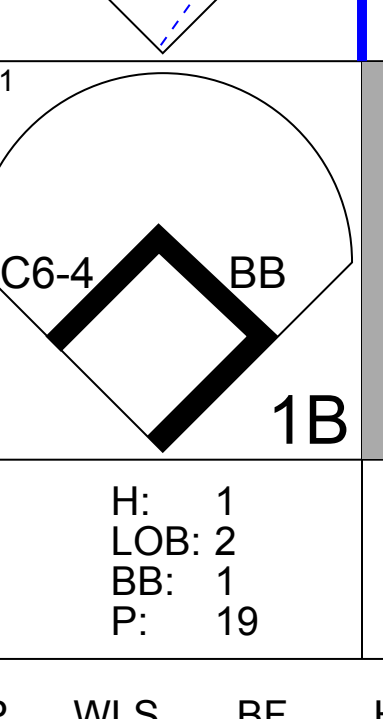
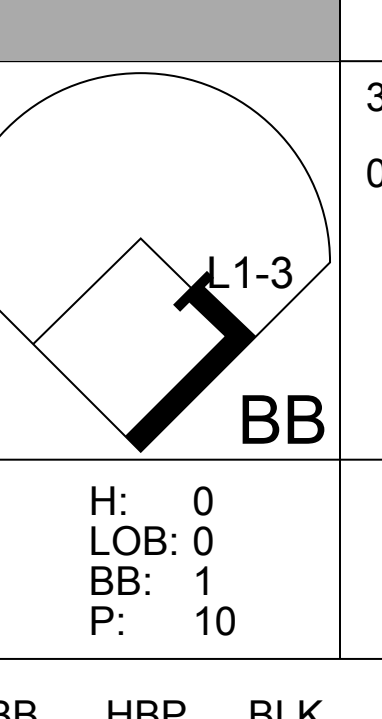


Batter	1	2	3	4	5	6	7	8	9	AB	R	H	RBI	BB	SO	LOB	TOP					
Brady Anderson, L (1, 8) OBP: 0.366, SLG: 0.447	G3-1		K		FC6-4		F8		G3	5	0	0	0	0	1	3	Baltimore Orioles @ Seattle Mariners Safeco Field, Seattle, WA Thu Jun 22 2000, 7:05 PM PDT Att: 31,688 - Cloudy - 71 F					
Mike Bordick, R (1, 6) OBP: 0.357, SLG: 0.515	K		G5-3			2B	1B		G4-6-3	3	1	1	0	2	1	0						
B.J. Surhoff, L (1, 7) OBP: 0.333, SLG: 0.454	F7				K	1H	HR	2B	G4-6-3	5	1	1	1	0	1	3						
Albert Belle, R (1, 9) OBP: 0.380, SLG: 0.571		P4		G6-3		P4			G5-3	4	0	0	0	0	0	2						
Jeff Conine, R (1, 5) OBP: 0.338, SLG: 0.516	F8	1B	2B		F7				F8	4	2	2	2	0	0	0						
Cal Ripken Jr., R (1, 10) OBP: 0.305, SLG: 0.471	F8				G4-3	1B			K	4	0	1	0	0	1	1						
Will Clark, L (1, 3) OBP: 0.432, SLG: 0.396					G3	F7			K	3	0	1	1	1	0	1						
Charles Johnson, R (1, 2) OBP: 0.344, SLG: 0.559					FC6-4	2B			K	4	0	2	0	0	2	2						
Mark Lewis, R (1, 4) OBP: 0.234, SLG: 0.271					F3				E5	2	0	0	0	1	1	2						
Delino DeShields, L (9, PH) OBP: 0.370, SLG: 0.431						FC6-4	BB			1	0	0	0	0	0	0						
Inning Stats	R: 0 E: 0 K: 1 S: 10	H: 0 LOB: 0 BB: 0 P: 17	R: 1 E: 0 K: 1 S: 13	H: 2 LOB: 1 BB: 0 P: 17	R: 0 E: 0 K: 1 S: 13	H: 0 LOB: 0 BB: 0 P: 18	R: 0 E: 0 K: 1 S: 6	H: 0 LOB: 0 BB: 0 P: 9	R: 0 E: 0 K: 0 S: 12	H: 1 LOB: 2 BB: 1 P: 21	R: 3 E: 0 K: 1 S: 15	H: 5 LOB: 2 BB: 0 P: 24	R: 0 E: 0 K: 0 S: 9	H: 0 LOB: 1 BB: 1 P: 18	R: 0 E: 0 K: 2 S: 8	H: 0 LOB: 1 BB: 1 P: 16	R: 0 E: 1 K: 0 S: 11	H: 0 LOB: 1 BB: 1 P: 21	1B: 4 2B: 3 3B: 0 HR: 1	SF: 0 SAC: 0 DP: 1 HBP: 0	WP: 0 PB: 0 SB: 1 CS: 0	PA: 39
PITCHER	IP	WLS	BF	H	R	ER	SO	BB	IBB	HBP	BLK	WP	HR	S	P	ERA	WHIP					
Jamie Moyer, L (1, 1) ERA: 4.35	6.0	W	27	8	4	4	5	1	0	0	0	0	1	69	106	6.00	1.500					
37 Robert Ramsey, L (7, 1) ERA: 3.52	0.2	H	3	0	0	0	0	1	0	0	0	0	0	4	10	0.00	1.500					
Jose Mesa, R (7, 1) ERA: 6.19	1.1	H	5	0	0	0	2	1	0	0	0	0	0	13	24	0.00	0.750					
Jose Paniagua, R (9, 1) ERA: 4.1	1.0		4	0	0	0	0	1	0	0	0	0	0	11	21	0.00	1.000					

Batter	1	2	3	4	5	6	7	8	9	AB	R	H	RBI	BB	SO	LOB	BOTTOM					
Rickey Henderson, R (1, 7) OBP: 0.368, SLG: 0.303	G5-3		G4-3	E7		K				4	1	1	2	1	1	1	Baltimore Orioles @ Seattle Mariners Safeco Field, Seattle, WA Thu Jun 22 2000, 7:05 PM PDT Att: 31,688 - Cloudy - 71 F					
Mike Cameron, R (1, 8) OBP: 0.372, SLG: 0.471	K		K	SF8		K				4	0	0	1	0	4	3						
Alex Rodriguez, R (1, 6) OBP: 0.451, SLG: 0.648	K									5	1	3	0	0	2	1						
Edgar Martinez, R (1, 10) OBP: 0.460, SLG: 0.718		1B	L9							3	2	2	4	2	0	1						
John Olerud, L (1, 3) OBP: 0.423, SLG: 0.468		1B		E4		F8				5	2	2	0	0	0	3						
Jay Buhner, R (1, 9) OBP: 0.377, SLG: 0.500				1B		L6				4	1	1	3	0	3	4						
Charles Gipson, R (8, 9) OBP: 0.360, SLG: 0.348		HR				K		G6-3		1	0	0	0	0	0	1						
John Mabry, L (1, 5) OBP: 0.299, SLG: 0.290	F8			1B						4	1	1	0	0	1	3						
Joe Oliver, R (1, 2) OBP: 0.393, SLG: 0.520						F8				3	2	2	1	1	0	0						
David Bell, R (1, 4) OBP: 0.282, SLG: 0.321	G6-4-3									4	1	2	0	0	1	2						
Inning Stats	R: 0 E: 0 K: 2 S: 10	H: 3 LOB: 0 BB: 1 P: 16	R: 3 E: 0 K: 0 S: 16	H: 3 LOB: 0 BB: 1 P: 26	R: 0 E: 0 K: 1 S: 13	H: 1 LOB: 1 BB: 0 P: 19	R: 4 E: 2 K: 2 S: 17	H: 4 LOB: 1 BB: 0 P: 28	R: 0 E: 0 K: 2 S: 8	H: 0 LOB: 1 BB: 1 P: 14	R: 0 E: 0 K: 2 S: 15	H: 1 LOB: 0 BB: 0 P: 24	R: 0 E: 0 K: 1 S: 11	H: 1 LOB: 2 BB: 1 P: 22	R: 4 E: 0 K: 2 S: 20	H: 4 LOB: 1 BB: 1 P: 33	1B: 11 2B: 1 3B: 0 HR: 2	SF: 1 SAC: 0 DP: 1 HBP: 0	WP: 2 PB: 0 SB: 0 CS: 0	PA: 42		
PITCHER	IP	WLS	BF	H	R	ER	SO	BB	IBB	HBP	BLK	WP	HR	S	P	ERA	WHIP					
Jason Johnson, R (1, 1) ERA: 6.15	5.1	L	27	9	7	5	7	2	0	0	0	0	1	72	116	8.44	2.062					
Alan Mills, L (6, 1) ERA: 4.5	0.2		4	1	0	0	2	1	0	0	0	2	0	9	20	0.00	3.000					
Chuck McElroy, L (7, 1) ERA: 5.11	1.0		3	0	0	0	1	0	0	0	0	0	0	9	13	0.00	0.000					
Buddy Groom, L (8, 1) ERA: 5.04	1.0		8	4	4	4	2	1	0	0	0	0	1	20	33	36.00	5.000					

AB	35
R	4
H	8
RBI	4
BB	4
SO	7
LOB	14

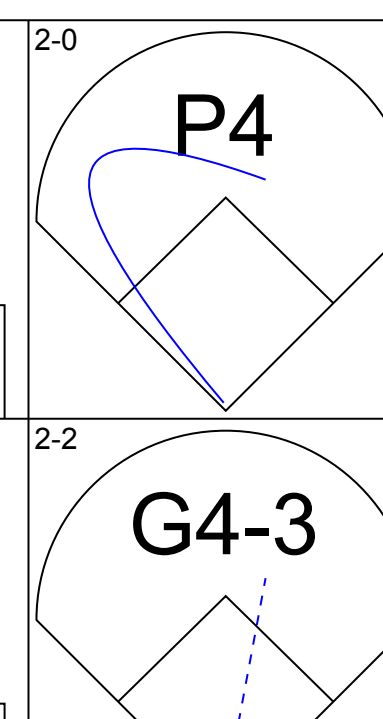
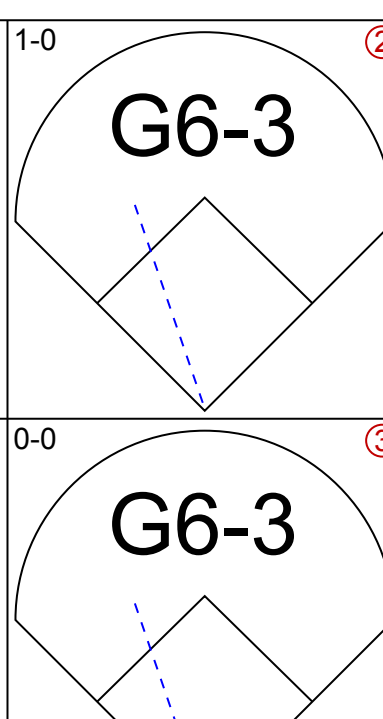
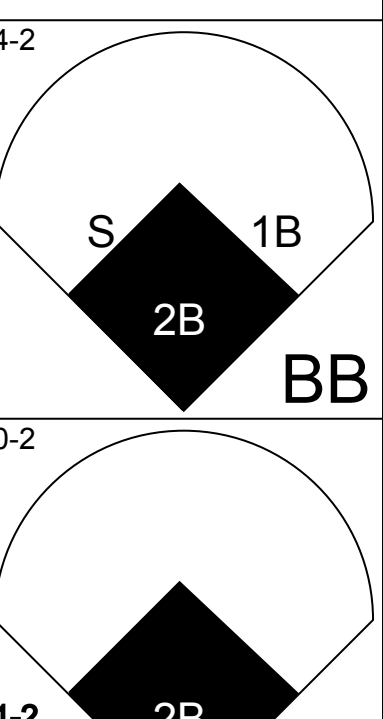
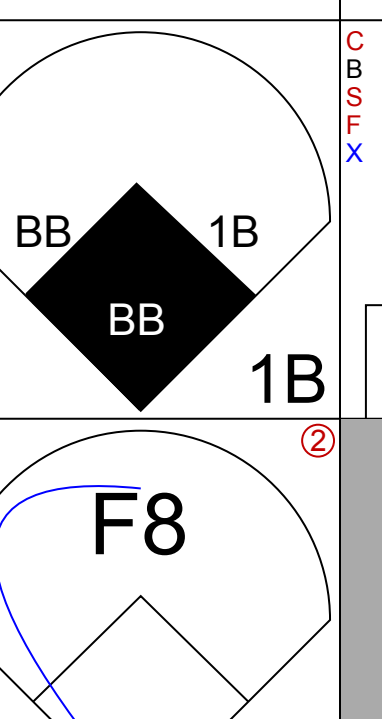
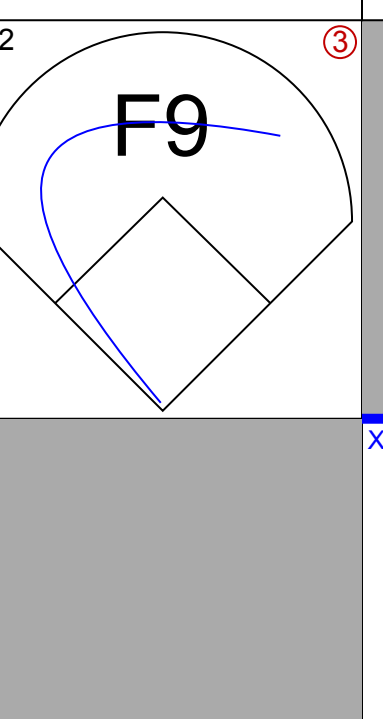
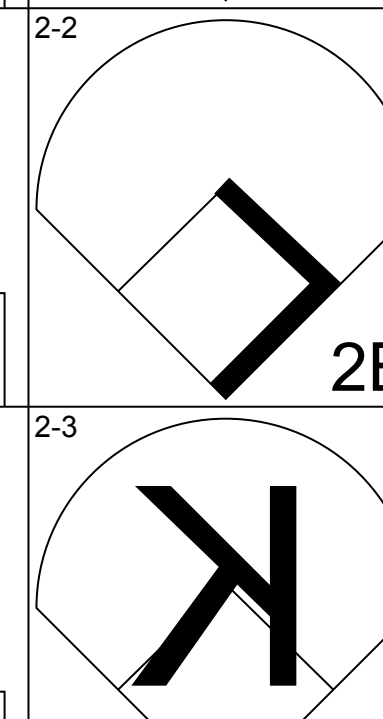

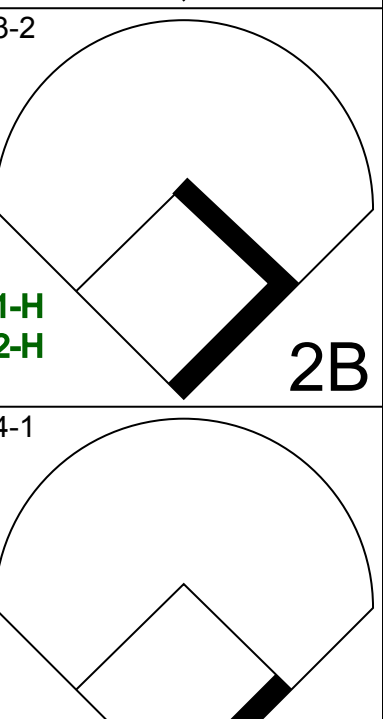
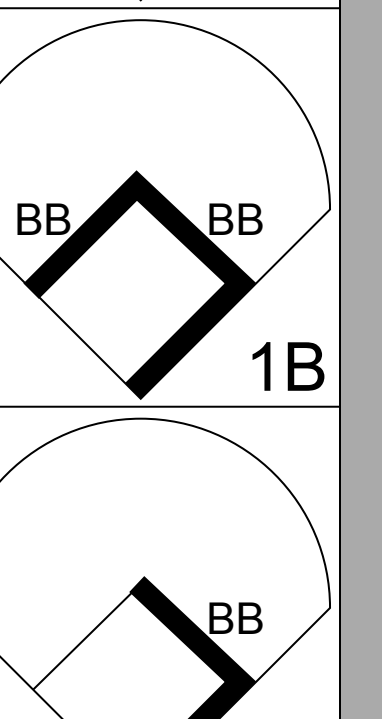
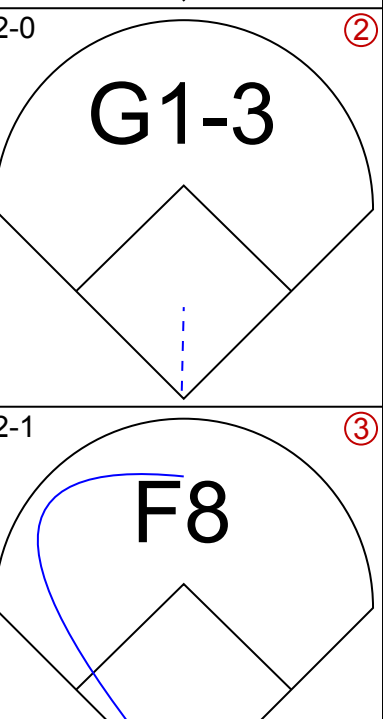

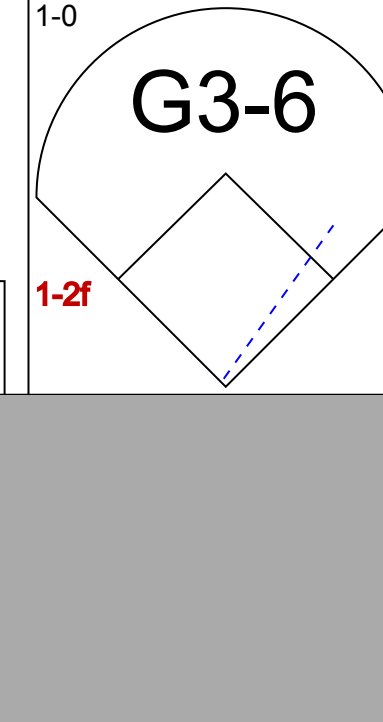
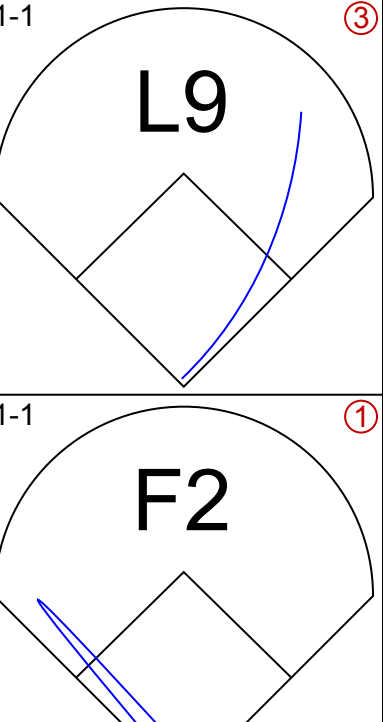
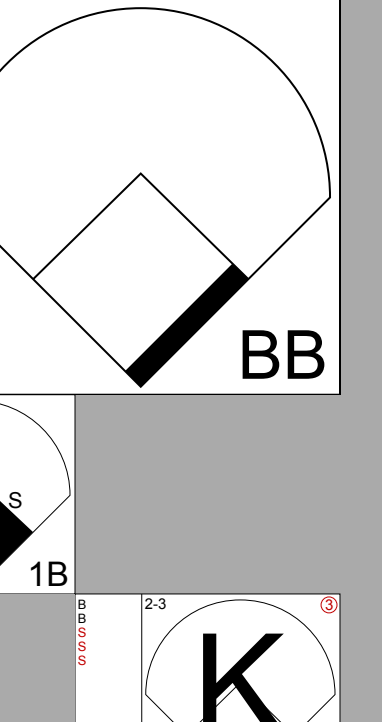



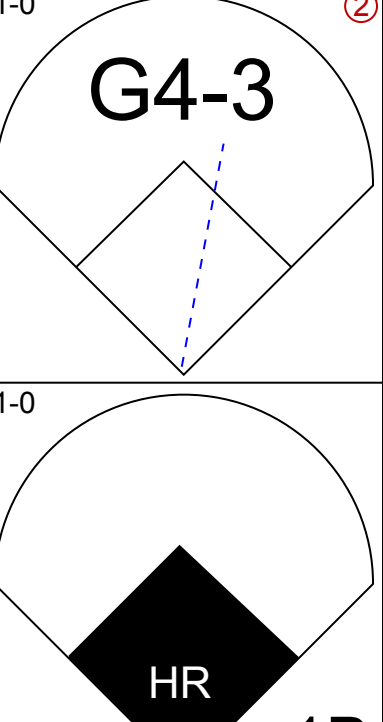
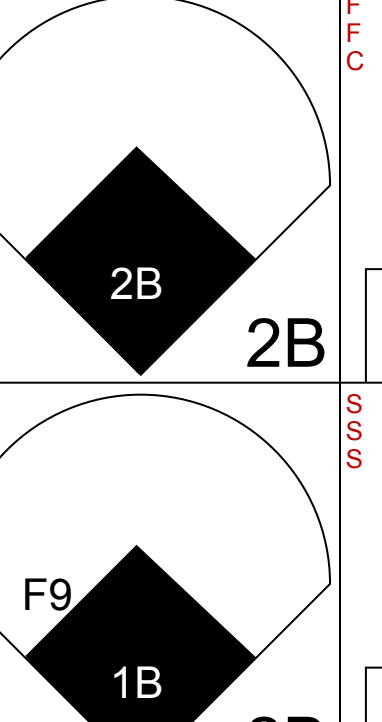

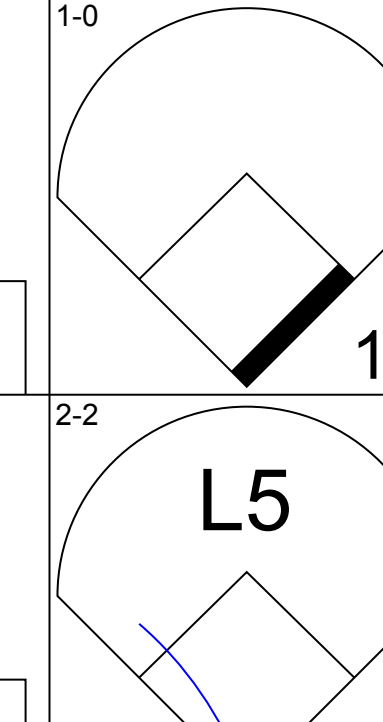
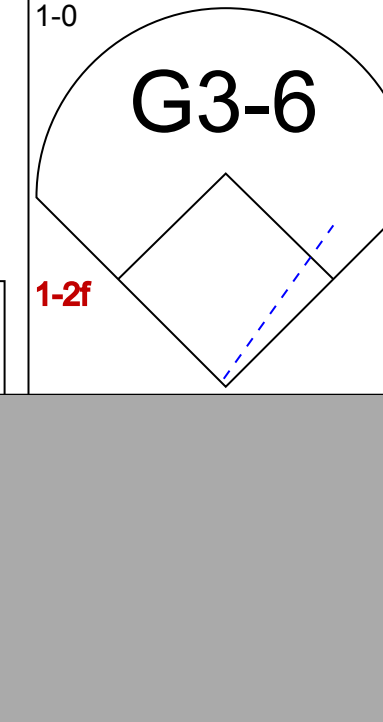
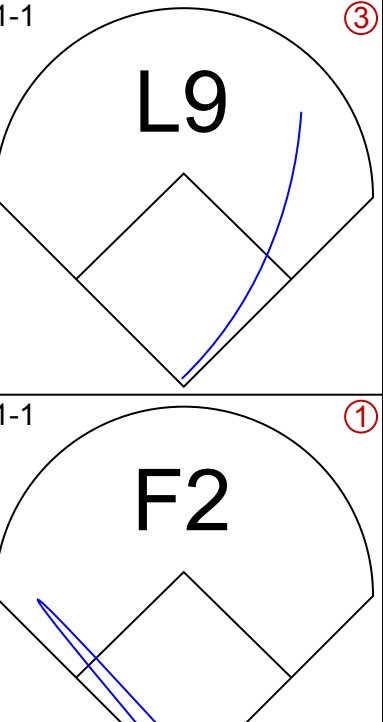
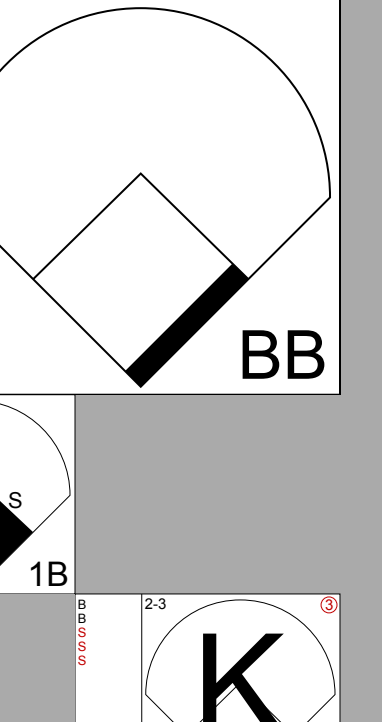

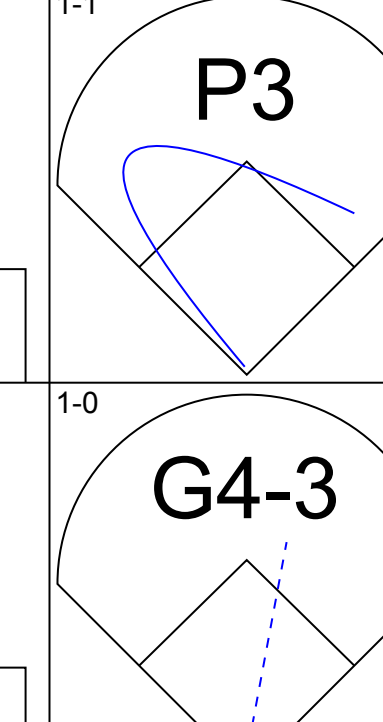
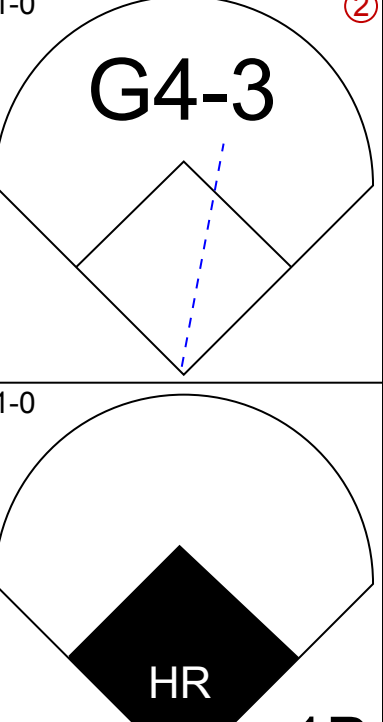
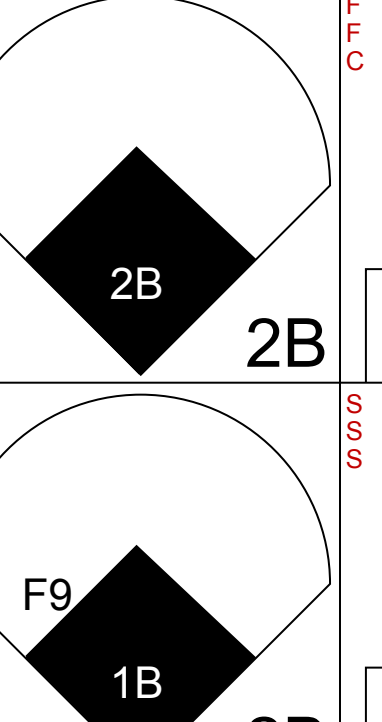
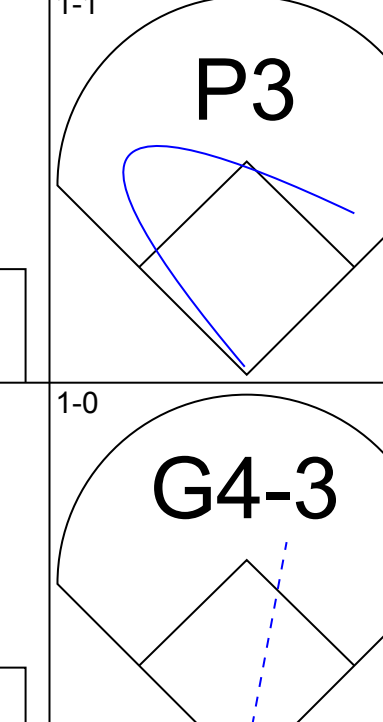
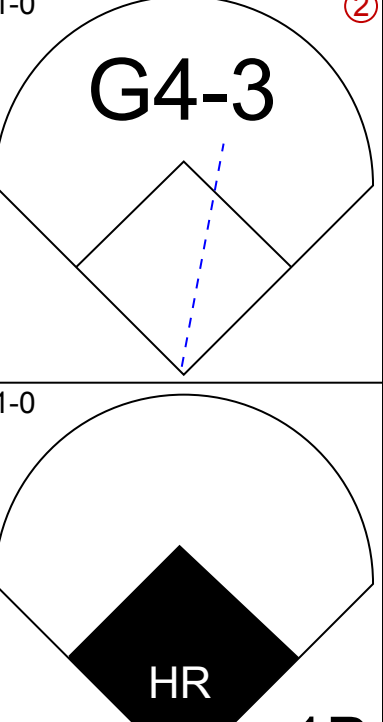
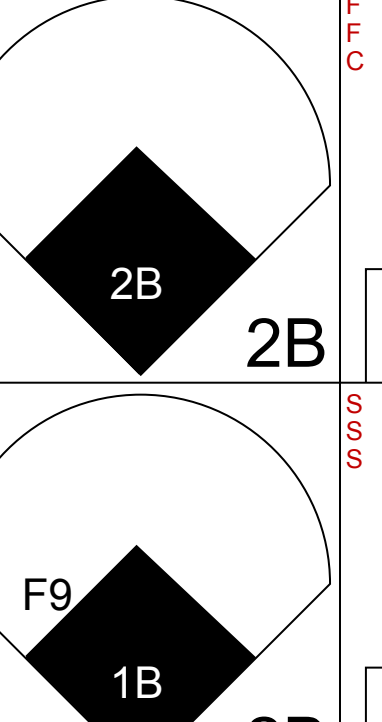

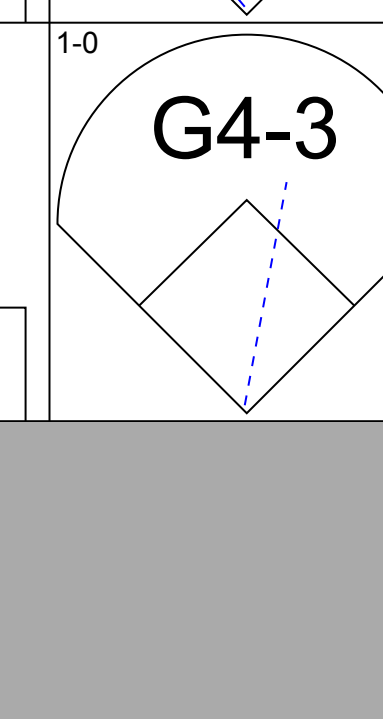
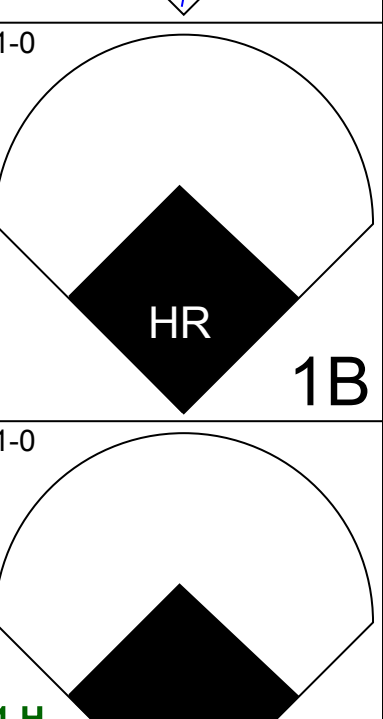
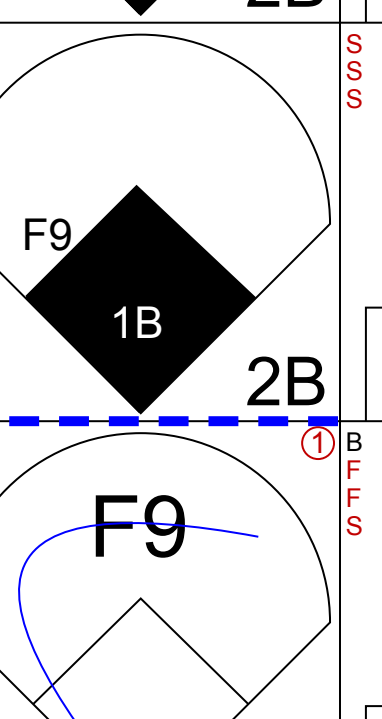

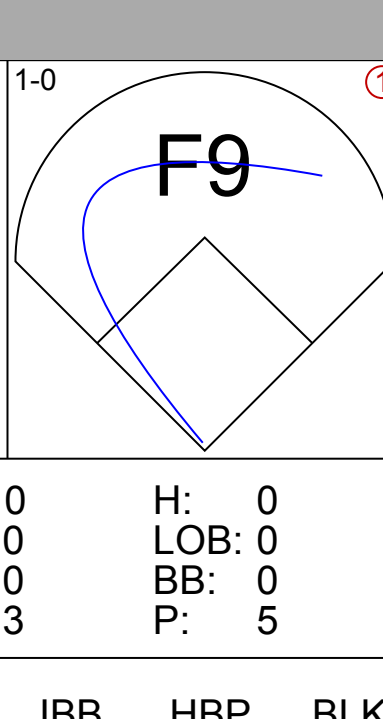
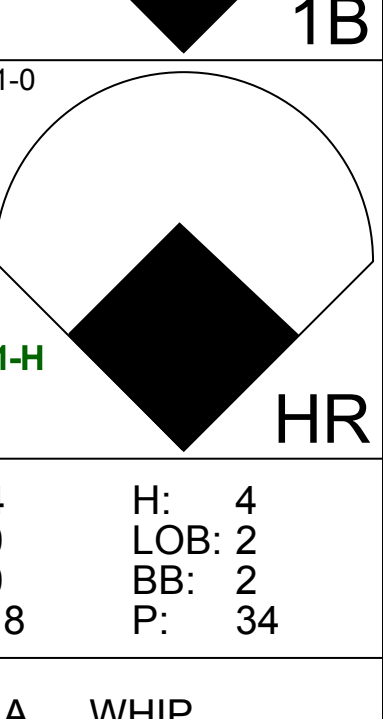
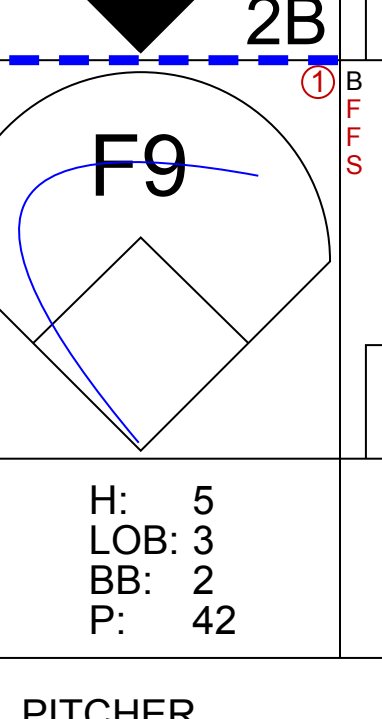
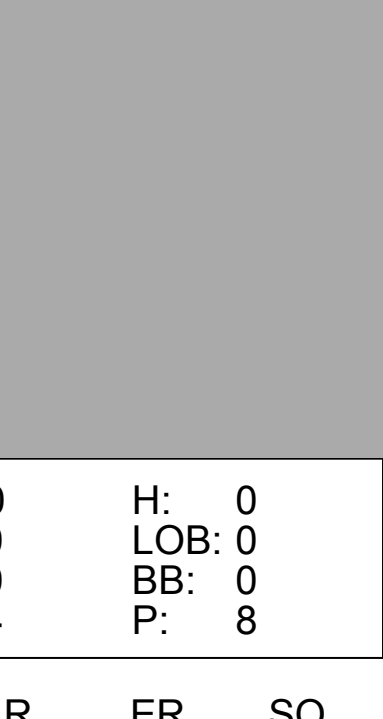


Batter	1	2	3	4	5	6	7	8	9	AB	R	H	RBI	BB	SO	LOB	TOP		
Brady Anderson, L OBP: 0.363, SLG: 0.440 (1, 8)										4	0	0	0	1	1	3			
Mike Bordick, R OBP: 0.355, SLG: 0.509 (1, 6)										5	0	1	1	0	1	2			
Delino DeShields, L OBP: 0.372, SLG: 0.434 (1, 4)										3	1	1	0	1	0	1			
Albert Belle, R OBP: 0.381, SLG: 0.570 (1, 9)										4	1	2	0	0	1	1			
B.J. Surhoff, L OBP: 0.332, SLG: 0.451 (1, 7)										4	0	1	1	0	1	3			
Jeff Conine, R OBP: 0.342, SLG: 0.516 (1, 5)										4	0	2	1	0	1	0			
Will Clark, L OBP: 0.423, SLG: 0.386 (1, 3)										4	0	0	0	0	0	3			
Harold Baines, L OBP: 0.299, SLG: 0.352 (8, PH) Charles Johnson, R OBP: 0.342, SLG: 0.556 (8, PH)										3	0	0	0	0	0	0			
Greg Myers, L OBP: 0.320, SLG: 0.391 (1, 2) Mark Lewis, R OBP: 0.246, SLG: 0.271 (9, PH)										0	0	0	0	1	0	0			
Inning Stats	R: 0 H: 1 E: 0 K: 2 S: 19	H: 1 R: 24 LOB: 2 BB: 1 P: 29	R: 0 H: 0 E: 0 K: 1 S: 8	H: 0 R: 14 LOB: 0 BB: 0 P: 14	R: 0 H: 1 E: 0 K: 0 S: 6	H: 1 R: 9 LOB: 0 BB: 0 P: 9	R: 1 H: 2 E: 0 K: 0 S: 12	H: 2 R: 17 LOB: 1 BB: 0 P: 17	R: 0 H: 0 E: 0 K: 1 S: 8	H: 0 R: 12 LOB: 0 BB: 0 P: 12	R: 0 H: 1 E: 0 K: 0 S: 9	H: 1 R: 19 LOB: 2 BB: 1 P: 19	R: 1 H: 3 E: 0 K: 2 S: 18	H: 3 R: 27 LOB: 2 BB: 1 P: 27	R: 0 H: 0 E: 0 K: 0 S: 5	H: 0 R: 10 LOB: 0 BB: 1 P: 10	1B: 8 2B: 3 3B: 0 HR: 0	SF: 0 SAC: 0 DP: 2 HBP: 0	WP: 0 PA: 38 PB: 0 SB: 0 CS: 0
PITCHER	IP	WLS	BF	H	R	ER	SO	BB	IBB	HBP	BLK	WP	HR	S	P	ERA	WHIP		
Gil Meche, R ERA: 3.5 (1, 1)	6.0	W	24	6	2	2	4	1	0	0	0	0	0	65	98	3.00	1.167		
Frankie Rodriguez, R ERA: 5.67 (7, 1)	1.1		9	4	1	1	1	1	0	0	0	0	0	17	32	6.75	3.750		
Arthur Rhodes, L ERA: 2.99 (8, 1)	1.2		5	0	0	0	1	1	0	0	0	0	0	15	24	0.00	0.600		

Baltimore Orioles @ Seattle Mariners
Safeco Field, Seattle, WA
Fri Jun 23 2000, 7:05 PM PDT
Att: 40,383 - Cloudy - 72 F

AB 35
R 3
H 10
RBI 3
BB 3
SO 6
LOB 15



Batter	1	2	3	4	5	6	7	8	9	AB	R	H	RBI	BB	SO	LOB	BOTTOM		
Rickey Henderson, R OBP: 0.368, SLG: 0.302 (1, 7) Charles Gipson, R OBP: 0.360, SLG: 0.348 (9, 7)										4	2	1	1	1	0	1			
Stan Javier, S OBP: 0.363, SLG: 0.400 (1, 9)										5	1	1	0	0	0	1			
Alex Rodriguez, R OBP: 0.454, SLG: 0.654 (1, 6)										5	0	3	2	0	1	0			
Edgar Martinez, R OBP: 0.458, SLG: 0.709 (1, 10)										3	0	0	0	2	1	1			
John Olerud, L OBP: 0.424, SLG: 0.467 (1, 3)										3	0	1	1	1	0	3			
Mike Cameron, R OBP: 0.371, SLG: 0.467 (1, 8)										4	1	1	0	0	1	4			
Tom Lampkin, L OBP: 0.310, SLG: 0.505 (1, 2)										4	1	1	1	0	1	1			
John Mabry, L OBP: 0.309, SLG: 0.315 (1, 5)										4	2	2	1	0	1	1			
David Bell, R OBP: 0.282, SLG: 0.333 (1, 4)										4	1	1	2	0	1	1			
Inning Stats	R: 0 H: 1 E: 0 K: 1 S: 13	H: 1 R: 26 LOB: 1 BB: 0 P: 21	R: 0 H: 1 E: 0 K: 0 S: 7	H: 1 R: 12 LOB: 0 BB: 0 P: 12	R: 0 H: 0 E: 1 K: 1 S: 6	H: 0 R: 9 LOB: 0 BB: 0 P: 9	R: 4 H: 4 E: 0 K: 0 S: 18	H: 4 R: 34 LOB: 2 BB: 2 P: 34	R: 4 H: 5 E: 0 K: 1 S: 23	H: 5 R: 42 LOB: 3 BB: 2 P: 42	R: 0 H: 0 E: 0 K: 3 S: 13	H: 0 R: 15 LOB: 1 BB: 0 P: 15	R: 0 H: 0 E: 0 K: 0 S: 4	H: 0 R: 8 LOB: 0 BB: 0 P: 8	1B: 6 2B: 4 3B: 0 HR: 1	SF: 0 SAC: 0 DP: 1 HBP: 0	WP: 1 PA: 40 PB: 0 SB: 2 CS: 0		
PITCHER	IP	WLS	BF	H	R	ER	SO	BB	IBB	HBP	BLK	WP	HR	S	P	ERA	WHIP		
Scott Erickson, R ERA: 7.36 (1, 1)	5.0	L	26	9	7	7	2	2	0	0	0	0	0	18	35	9.00	4.000		
Gabe Molina, R ERA: 9.0 (6, 1)	1.0		7	2	1	1	1	2	0	0	0	0	0	13	15	0.00	0.000		
Chuck McElroy, L ERA: 4.91 (7, 1)	1.0		4	0	0	0	3	0	0	0	0	1	0	4	8	0.00	0.000		
Jose Mercedes, R ERA: 6.31 (8, 1)	1.0		3	0	0	0	0	0	0	0	0	0	0	4	8	0.00	0.000		

Baltimore Orioles @ Seattle Mariners
Safeco Field, Seattle, WA
Fri Jun 23 2000, 7:05 PM PDT
Att: 40,383 - Cloudy - 72 F

AB 36
R 8
H 11
RBI 8
BB 4
SO 6
LOB 13




Batter	1	2	3	4	5	6	7	8	9	AB	R	H	RBI	BB	SO	LOB	TOP										
Delino DeShields, L OBP: 0.370, SLG: 0.431 (1, 4)	G4-3		E5 SH5-3					G1-3		4	0	1	0	0	0	0	Baltimore Orioles @ Seattle Mariners Safeco Field, Seattle, WA Sat Jun 24 2000, 1:05 PM PDT Att: 45,142 - Dome - 72 F										
Mike Bordick, R OBP: 0.354, SLG: 0.507 (1, 6)	K		SH5-3					G6-3 1B		3	0	1	0	0	2	1											
B.J. Surhoff, L OBP: 0.331, SLG: 0.448 (1, 7)	1B 1B		K					G6-3 1-2		4	1	1	0	0	1	2											
Albert Belle, R OBP: 0.383, SLG: 0.572 (1, 10)	1B 1B		G6-3					F3		4	0	2	0	0	0	1											
Jeff Conine, R OBP: 0.345, SLG: 0.516 (1, 9)	1B 1-2 2-H			1-2 CS 1B				G6-3		4	0	2	1	0	0	1											
Cal Ripken Jr., R OBP: 0.300, SLG: 0.462 (1, 5)	F3			F8				F8		4	0	0	0	0	0	4											
Will Clark, L OBP: 0.416, SLG: 0.378 (1, 3)				G4-3 1-2				K		3	0	0	0	0	1	1											
Charles Johnson, R OBP: 0.338, SLG: 0.548 (1, 2)								F3		3	0	0	0	0	0	0											
Luis Matos, R (1, 8)								F8		3	0	0	0	0	0	0											
Inning Stats	R: 1 H: 3 E: 0 K: 1 S: 12	H: 3 LOB: 2 BB: 0 P: 19	R: 0 H: 0 E: 0 K: 0 S: 4	H: 0 LOB: 0 BB: 0 P: 5	R: 0 H: 0 E: 1 K: 1 S: 9	H: 0 LOB: 1 BB: 0 P: 11	R: 0 H: 1 E: 0 K: 0 S: 8	H: 1 LOB: 0 BB: 0 P: 12	R: 0 H: 1 E: 0 K: 1 S: 12	H: 1 LOB: 1 BB: 0 P: 17	R: 0 H: 0 E: 0 K: 1 S: 9	H: 0 LOB: 0 BB: 0 P: 13	R: 0 H: 0 E: 0 K: 1 S: 8	H: 0 LOB: 0 BB: 0 P: 13	R: 0 H: 1 E: 0 K: 0 S: 7	H: 1 LOB: 0 BB: 0 P: 10	R: 0 H: 0 E: 0 K: 0 S: 6	H: 0 LOB: 0 BB: 0 P: 10	1B: 6 2B: 1 3B: 0 HR: 0	SF: 0 SAC: 1 DP: 1 HBP: 0	WP: 0 PB: 0 SB: 0 CS: 1	PA: 33					
PITCHER	IP	WLS	BF	H	R	ER	SO	BB	IBB	HBP	BLK	WP	HR	S	P	ERA	WHIP										
John Halama, L ERA: 4.6 (1, 1)	8.0	W	30	7	1	1	4	0	0	0	0	0	0	69	100	1.12	0.875										
Kazuhiro Sasaki, R ERA: 4.28 (9, 1)	1.0	S	3	0	0	0	0	0	0	0	0	0	0	6	10	0.00	0.000										


AB	32
R	1
H	7
RBI	1
BB	0
SO	4
LOB	10



Batter	1	2	3	4	5	6	7	8	9	AB	R	H	RBI	BB	SO	LOB	BOTTOM										
Mark McLemore, S OBP: 0.355, SLG: 0.286 (1, 4)	2B SF8 1B	G4-3			F8			F9		4	1	1	0	0	0	2	Baltimore Orioles @ Seattle Mariners Safeco Field, Seattle, WA Sat Jun 24 2000, 1:05 PM PDT Att: 45,142 - Dome - 72 F										
Stan Javier, S OBP: 0.361, SLG: 0.403 (1, 8) (9, 9)	2B 2B			K	G3			K		4	1	1	0	0	2	1											
Alex Rodriguez, R OBP: 0.448, SLG: 0.647 (1, 6)	SF8			G3-1	K			K		3	0	0	1	0	2	1											
Edgar Martinez, R OBP: 0.452, SLG: 0.697 (1, 10)	3-H K			F8				G5-3		4	0	0	0	0	1	1											
John Olerud, L OBP: 0.426, SLG: 0.471 (1, 3)	2-H 2B			F8				L7		2	0	1	1	1	0	0											
Jay Buhner, R OBP: 0.372, SLG: 0.492 (1, 9)	K			K				FC4-6 BB		3	0	0	0	0	2	2											
Mike Cameron, R OBP: 0.371, SLG: 0.467 (9, 8)								FC4-6 1-2		0	0	0	0	0	0	0											
Raul Ibanez, L OBP: 0.326, SLG: 0.333 (1, 7)								F9		2	0	0	0	1	1	1											
Joe Oliver, R OBP: 0.355, SLG: 0.464 (1, 2)								K		3	0	0	0	0	2	1											
David Bell, R OBP: 0.286, SLG: 0.339 (1, 5)								G3 BB		2	0	1	0	1	0	0											
Inning Stats	R: 2 H: 3 E: 0 K: 2 S: 17	H: 3 LOB: 1 BB: 0 P: 29	R: 0 H: 1 E: 0 K: 2 S: 11	H: 1 LOB: 0 BB: 0 P: 18	R: 0 H: 0 E: 0 K: 1 S: 14	H: 0 LOB: 0 BB: 0 P: 21	R: 0 H: 0 E: 0 K: 1 S: 8	H: 0 LOB: 1 BB: 1 P: 14	R: 0 H: 0 E: 0 K: 1 S: 13	H: 0 LOB: 1 BB: 1 P: 22	R: 0 H: 0 E: 0 K: 0 S: 9	H: 0 LOB: 1 BB: 1 P: 18	R: 0 H: 0 E: 0 K: 1 S: 11	H: 0 LOB: 0 BB: 0 P: 15	R: 0 H: 0 E: 0 K: 2 S: 8	H: 0 LOB: 0 BB: 0 P: 10	1B: 1 2B: 3 3B: 0 HR: 0	SF: 1 SAC: 0 DP: 0 HBP: 0	WP: 0 PB: 0 SB: 0 CS: 0	PA: 31							
PITCHER	IP	WLS	BF	H	R	ER	SO	BB	IBB	HBP	BLK	WP	HR	S	P	ERA	WHIP										
Pat Rapp, R ERA: 5.4 (1, 1)	7.0	L	28	4	2	2	8	3	0	0	0	0	0	83	137	2.57	1.000										
Alan Mills, R ERA: 4.65 (8, 1)	1.0		3	0	0	0	2	0	0	0	0	0	0	8	10	0.00	0.000										



Batter	1	2	3	4	5	6	7	8	9	AB	R	H	RBI	BB	SO	LOB	TOP										
Brady Anderson, L OBP: 0.361, SLG: 0.437	G4-3		K					K		4	0	1	0	0	2	1	Baltimore Orioles @ Seattle Mariners Safeco Field, Seattle, WA Sun Jun 25 2000, 1:35 PM PDT Att: 45,030 - Sunny - 74 F										
Mike Bordick, R OBP: 0.350, SLG: 0.500	G6-3		K					K		4	0	0	0	0	3	3											
Delino DeShields, L OBP: 0.365, SLG: 0.424	G6-3		K					K		4	0	0	0	0	2	1											
Albert Belle, R OBP: 0.381, SLG: 0.566		G5-4-3 1B BB		K				G1-3		3	0	0	0	1	2	0											
B.J. Surhoff, L OBP: 0.330, SLG: 0.446		G5-4-3 1B		L7				G6-3		4	0	1	0	0	0	0											
Cal Ripken Jr., R OBP: 0.295, SLG: 0.454		G5-4-3		F8						4	0	0	0	0	1	2											
Jeff Conine, R OBP: 0.340, SLG: 0.508		K						P5		3	0	0	0	0	1	1											
Harold Baines, L OBP: 0.300, SLG: 0.370								F5		3	1	1	1	0	0	0											
Charles Johnson, R OBP: 0.346, SLG: 0.565										1	1	1	1	2	0	0											
Inning Stats	R: 0 E: 0 K: 0 S: 4	H: 0 LOB: 0 BB: 0 P: 10	R: 0 E: 0 K: 1 S: 12	H: 1 LOB: 1 BB: 2 P: 20	R: 1 E: 0 K: 3 S: 11	H: 1 LOB: 1 BB: 1 P: 18	R: 0 E: 0 K: 1 S: 8	H: 0 LOB: 0 BB: 0 P: 15	R: 0 E: 0 K: 1 S: 12	H: 1 LOB: 2 BB: 1 P: 25	R: 0 E: 0 K: 0 S: 6	H: 0 LOB: 0 BB: 0 P: 11	R: 0 E: 0 K: 1 S: 14	H: 0 LOB: 0 BB: 0 P: 7	R: 1 E: 0 K: 3 S: 14	H: 1 LOB: 0 BB: 0 P: 24		R: 0 E: 0 K: 1 S: 6	H: 0 LOB: 0 BB: 0 P: 11	1B: 2 2B: 0 3B: 0 HR: 2	SF: 0 SAC: 0 DP: 1 HBP: 0	WP: 0 PB: 0 SB: 0 CS: 0	PA: 33				
PITCHER	IP	WLS	BF	H	R	ER	SO	BB	IBB	HBP	BLK	WP	HR	S	P	ERA	WHIP										
Paul Abbott, R ERA: 4.23	7.0		27	4	2	2	7	3	0	0	0	0	2	62	112	2.57	1.000										
Arthur Rhodes, L ERA: 2.51	1.0	W	3	0	0	0	3	0	0	0	0	0	0	11	18	0.00	0.000										
Kazuhiro Sasaki, R ERA: 4.13	1.0	S	3	0	0	0	1	0	0	0	0	0	0	6	11	0.00	0.000										

Batter	1	2	3	4	5	6	7	8	9	AB	R	H	RBI	BB	SO	LOB	BOTTOM										
Rickey Henderson, R OBP: 0.367, SLG: 0.298	F8	F3						F9		3	0	0	0	1	0	4	Baltimore Orioles @ Seattle Mariners Safeco Field, Seattle, WA Sun Jun 25 2000, 1:35 PM PDT Att: 45,030 - Sunny - 74 F										
Stan Javier, S OBP: 0.364, SLG: 0.401										3	1	1	0	1	0	1											
Alex Rodriguez, R OBP: 0.446, SLG: 0.640	P5									3	1	0	0	1	0	2											
Edgar Martinez, R OBP: 0.446, SLG: 0.685	F9									4	0	0	0	0	2	3											
John Olerud, L OBP: 0.421, SLG: 0.464										4	0	0	0	0	2	2											
Mike Cameron, R OBP: 0.372, SLG: 0.469										3	1	1	0	0	1	0											
Tom Lampkin, L OBP: 0.325, SLG: 0.534										2	1	1	4	2	0	0											
David Bell, R OBP: 0.282, SLG: 0.333										4	0	0	0	0	1	3											
Mark McLemore, S OBP: 0.358, SLG: 0.288										2	0	1	0	1	0	0											
Inning Stats	R: 0 E: 0 K: 0 S: 7	H: 1 LOB: 1 BB: 0 P: 10	R: 0 E: 0 K: 1 S: 16	H: 1 LOB: 3 BB: 2 P: 30	R: 0 E: 0 K: 1 S: 8	H: 0 LOB: 0 BB: 0 P: 15	R: 0 E: 0 K: 1 S: 10	H: 0 LOB: 1 BB: 1 P: 16	R: 0 E: 0 K: 2 S: 9	H: 0 LOB: 0 BB: 0 P: 12	R: 0 E: 0 K: 0 S: 8	H: 1 LOB: 1 BB: 0 P: 14	R: 4 E: 0 K: 1 S: 11	H: 1 LOB: 0 BB: 2 P: 25	R: 0 E: 0 K: 1 S: 6	H: 0 LOB: 0 BB: 0 P: 11		1B: 2 2B: 1 3B: 0 HR: 1	SF: 0 SAC: 0 DP: 0 HBP: 1	WP: 0 PB: 0 SB: 1 CS: 0	PA: 35						
PITCHER	IP	WLS	BF	H	R	ER	SO	BB	IBB	HBP	BLK	WP	HR	S	P	ERA	WHIP										
Sidney Ponson, R ERA: 4.75	7.0		30	3	2	2	5	6	0	0	0	0	2	70	123	2.57	1.286										
Alan Mills, R ERA: 4.6	0.1	H	1	0	0	0	0	0	0	0	0	0	0	2	2	0.00	0.000										
Buddy Groom, L ERA: 4.99	0.1	H	1	0	0	0	0	0	0	0	0	0	0	4	5	0.00	0.000										
Mike Timlin, R ERA: 5.16	0.1	L	3	1	2	2	1	0	0	1	0	0	1	5	10	54.00	3.000										


Batter	1	2	3	4	5	6	7	8	9	AB	R	H	RBI	BB	SO	LOB	TOP					
Darin Erstad, L OBP: 0.424, SLG: 0.574 (1, 7)			G4-3		G5-3		G6-3			4	0	0	1	0	1	0	Anaheim Angels @ Seattle Mariners Safeco Field, Seattle, WA Tue Jun 27 2000, 7:05 PM PDT Att: 32,051 - Sunny - 89 F					
Scott Spiezio, S OBP: 0.351, SLG: 0.443 (1, 10)			1B		P4		F2			3	1	1	0	1	0	0						
Mo Vaughn, L OBP: 0.372, SLG: 0.555 (1, 3)	F9		1B							4	1	2	1	0	1	1						
Tim Salmon, R OBP: 0.396, SLG: 0.515 (1, 9)	K		1B							4	0	1	1	0	2	1						
16 Garret Anderson, L OBP: 0.256, SLG: 0.494 (1, 8)		G3-1	F7							4	0	0	0	0	2							
Troy Glaus, R OBP: 0.426, SLG: 0.659 (1, 5)	K				K					3	0	0	0	1	3	0						
Bengie Molina, R OBP: 0.346, SLG: 0.458 (1, 2)					G6-3		FC5-4			4	0	1	0	0	1	1						
Adam Kennedy, L OBP: 0.330, SLG: 0.416 (1, 4)					K					3	1	0	0	1	2	1						
Benji Gil, R OBP: 0.280, SLG: 0.306 (1, 6)			G4-3		G5-3		F7			3	0	0	0	0	0	1						
Inning Stats	R: 0 E: 0 K: 2 S: 8	H: 0 LOB: 1 BB: 1 P: 18	R: 0 E: 0 K: 2 S: 13	H: 1 LOB: 1 BB: 0 P: 21	R: 1 E: 0 K: 0 S: 11	H: 3 LOB: 2 BB: 0 P: 21	R: 0 E: 0 K: 2 S: 9	H: 0 LOB: 0 BB: 0 P: 16	R: 0 E: 0 K: 0 S: 9	H: 0 LOB: 0 BB: 0 P: 15	R: 1 E: 0 K: 0 S: 10	H: 1 LOB: 1 BB: 1 P: 17	R: 1 E: 0 K: 0 S: 6	H: 0 LOB: 0 BB: 1 P: 12	R: 0 E: 0 K: 2 S: 11	H: 0 LOB: 0 BB: 0 P: 14	R: 0 E: 0 K: 2 S: 7	H: 0 LOB: 0 BB: 0 P: 8	1B: 4 2B: 0 3B: 0 HR: 1	SF: 0 SAC: 0 DP: 0 HBP: 0	WP: 1 PB: 0 CS: 0	PA: 35
PITCHER	IP WLS BF H R ER SO BB IBB HBP BLK WP HR S P ERA WHIP	IP WLS BF H R ER SO BB IBB HBP BLK WP HR S P ERA WHIP	IP WLS BF H R ER SO BB IBB HBP BLK WP HR S P ERA WHIP	IP WLS BF H R ER SO BB IBB HBP BLK WP HR S P ERA WHIP	IP WLS BF H R ER SO BB IBB HBP BLK WP HR S P ERA WHIP	IP WLS BF H R ER SO BB IBB HBP BLK WP HR S P ERA WHIP	IP WLS BF H R ER SO BB IBB HBP BLK WP HR S P ERA WHIP	IP WLS BF H R ER SO BB IBB HBP BLK WP HR S P ERA WHIP	IP WLS BF H R ER SO BB IBB HBP BLK WP HR S P ERA WHIP	IP WLS BF H R ER SO BB IBB HBP BLK WP HR S P ERA WHIP	IP WLS BF H R ER SO BB IBB HBP BLK WP HR S P ERA WHIP	IP WLS BF H R ER SO BB IBB HBP BLK WP HR S P ERA WHIP	IP WLS BF H R ER SO BB IBB HBP BLK WP HR S P ERA WHIP	IP WLS BF H R ER SO BB IBB HBP BLK WP HR S P ERA WHIP	IP WLS BF H R ER SO BB IBB HBP BLK WP HR S P ERA WHIP	IP WLS BF H R ER SO BB IBB HBP BLK WP HR S P ERA WHIP	IP WLS BF H R ER SO BB IBB HBP BLK WP HR S P ERA WHIP					
Aaron Sele, R ERA: 4.32 (1, 1)	6.1 W 27	5 3 3 6	3 0 0 0	0 0 0 0	1 0 15 20	0.00 0.000																
Arthur Rhodes, L ERA: 2.39 (7, 1)	1.2 H 5	0 0 0 2	0 0 0 0	0 0 0 0	0 0 7 8	0.00 0.000																
Kazuhiro Sasaki, R ERA: 3.99 (9, 1)	1.0 S 3	0 0 0 2	0 0 0 0	0 0 0 0	0 0 0 0	0.00 0.000																

Batter	1	2	3	4	5	6	7	8	9	AB	R	H	RBI	BB	SO	LOB	BOTTOM			
Rickey Henderson, R OBP: 0.365, SLG: 0.293 (1, 7)	F8	FC5-4								3	0	0	0	1	1	2	Anaheim Angels @ Seattle Mariners Safeco Field, Seattle, WA Tue Jun 27 2000, 7:05 PM PDT Att: 32,051 - Sunny - 89 F			
Mike Cameron, R OBP: 0.374, SLG: 0.480 (1, 8)										3	2	1	1	1	1	2				
Alex Rodriguez, R OBP: 0.443, SLG: 0.634 (1, 6)										4	0	1	0	0	1	3				
Edgar Martinez, R OBP: 0.443, SLG: 0.676 (1, 10)										3	0	0	0	1	1	1				
John Olerud, L OBP: 0.422, SLG: 0.464 (1, 3)										4	0	2	1	0	1	0				
Jay Buhner, R OBP: 0.365, SLG: 0.482 Raul Ibanez, L OBP: 0.326, SLG: 0.333 (1, 9) (9, 9)										4	0	0	0	0	2	3				
										0	0	0	0	0	0	0				
David Bell, R OBP: 0.289, SLG: 0.350 (1, 5)										3	2	2	1	1	1	0				
Joe Oliver, R OBP: 0.371, SLG: 0.469 (1, 2)										4	1	2	0	0	1	2				
Mark McLemore, S OBP: 0.358, SLG: 0.285 (1, 4)										2	0	0	0	1	1	1				
Inning Stats	R: 1 E: 0 K: 2 S: 14	H: 1 LOB: 2 BB: 2 P: 28	R: 2 E: 0 K: 1 S: 18	H: 2 LOB: 1 BB: 1 P: 29	R: 0 E: 0 K: 2 S: 11	H: 0 LOB: 0 BB: 0 P: 18	R: 1 E: 0 K: 1 S: 9	H: 2 LOB: 0 BB: 0 P: 14	R: 1 E: 0 K: 1 S: 11	H: 2 LOB: 0 BB: 0 P: 18	R: 0 E: 0 K: 2 S: 10	H: 0 LOB: 0 BB: 0 P: 16	R: 0 E: 0 K: 1 S: 11	H: 0 LOB: 1 BB: 1 P: 22	R: 0 E: 0 K: 0 S: 10	H: 1 LOB: 2 BB: 1 P: 20	1B: 6 2B: 0 3B: 0 HR: 2	SF: 0 SAC: 0 DP: 2 HBP: 0	WP: 0 PB: 0 CS: 0	PA: 35
PITCHER	IP WLS BF H R ER SO BB IBB HBP BLK WP HR S P ERA WHIP	IP WLS BF H R ER SO BB IBB HBP BLK WP HR S P ERA WHIP	IP WLS BF H R ER SO BB IBB HBP BLK WP HR S P ERA WHIP	IP WLS BF H R ER SO BB IBB HBP BLK WP HR S P ERA WHIP	IP WLS BF H R ER SO BB IBB HBP BLK WP HR S P ERA WHIP	IP WLS BF H R ER SO BB IBB HBP BLK WP HR S P ERA WHIP	IP WLS BF H R ER SO BB IBB HBP BLK WP HR S P ERA WHIP	IP WLS BF H R ER SO BB IBB HBP BLK WP HR S P ERA WHIP	IP WLS BF H R ER SO BB IBB HBP BLK WP HR S P ERA WHIP	IP WLS BF H R ER SO BB IBB HBP BLK WP HR S P ERA WHIP	IP WLS BF H R ER SO BB IBB HBP BLK WP HR S P ERA WHIP	IP WLS BF H R ER SO BB IBB HBP BLK WP HR S P ERA WHIP	IP WLS BF H R ER SO BB IBB HBP BLK WP HR S P ERA WHIP	IP WLS BF H R ER SO BB IBB HBP BLK WP HR S P ERA WHIP	IP WLS BF H R ER SO BB IBB HBP BLK WP HR S P ERA WHIP	IP WLS BF H R ER SO BB IBB HBP BLK WP HR S P ERA WHIP				
Tim Belcher, R ERA: 4.97 (1, 1)	1.1 L 10	3 3 3 2	0 0 0 0	0 0 0 0	0 0 1 37	4.91 1.091														
Mike Fyhre, R ERA: 2.92 (2, 1)	3.2 7 0	4 2 0	0 0 0	0 0 0	0 0 21	0.00 0.500														
Lou Pote, R ERA: 4.5 (6, 1)	2.0 5 1	0 0 0	0 0 0	0 0 0	0 0 10	0.00 2.000														
Mark Petkovsek, R ERA: 5.18 (8, 1)	1.0	1	0	0	0	0	0	0	0	0	0	0	0	0	0	0				

AB	32
R	3
H	5
RBI	3
BB	3
SO	10
LOB	7



AB	30
R	5
H	8
RBI	3
BB	5
SO	10
LOB	14



Batter	1	2	3	4	5	6	7	8	9	AB	R	H	RBI	BB	SO	LOB	TOP							
Darin Erstad, L OBP: 0.427, SLG: 0.574 (1, 7)	0-2 FC3-6 FC8-2 1B		0-0 SH2-3		2-0 1-2 1B		2-2 G3-6-3 1B		1-3 K	4	0	3	0	0	1	1								
Orlando Palmeiro, L OBP: 0.407, SLG: 0.429 Edgard Clemente, R OBP: 0.196, SLG: 0.200 (1, 10) (7, PH)	2-2 FC3-6 1-2 1B		2-2 G3		0-1 G3		1-3 K		1-2 K	3	0	1	1	0	0	3								
Mo Vaughn, L OBP: 0.372, SLG: 0.548 (1, 3)	2-2 FC3-6 1-2 2-3 2-3		2-3 3-H 1-3 K		0-3 K		1-1 G3-6-3		1-2 K	4	0	0	0	0	2	4								
Tim Salmon, R OBP: 0.395, SLG: 0.505 (1, 9)	3-2 FC8-2 3-H		3-3 K		4-2 16 2B G6-3 BB		2-2 F9		2-2 F9	3	1	0	0	1	1	2								
16 Garret Anderson, L OBP: 0.253, SLG: 0.487 (1, 8)		0-0 P6		1-2 G3		2-1 BB 1-3 2B		3-2 F9		4	0	1	0	0	0	0								
Troy Glaus, R OBP: 0.419, SLG: 0.643 (1, 5)		0-3 K		3-3 K		1-2 G6-3		0-3 K		4	0	0	1	0	3	1								
Adam Kennedy, L OBP: 0.328, SLG: 0.409 (1, 4)		0-0 F8		2-0 F9		4-0 BB IBB		1-1 G4-3		3	0	0	0	1	0	0								
Matt Walbeck, S OBP: 0.244, SLG: 0.333 Bengie Molina, R OBP: 0.339, SLG: 0.447 (9, PH)			0-0 SH2-3 BB G3 1B		4-2 1B BB		1-2 2-3 BB		1-3 K	1	1	1	0	2	0	0								
Benji Gil, R OBP: 0.292, SLG: 0.331 (1, 6)			4-2 G3 SH2-3 1-2 BB		1-1 P4		0-0 G6-3		1-1 DI 1B	3	0	1	0	1	0	4								
Inning Stats	R: 0 E: 0 K: 0 S: 15	H: 2 LOB: 1 BB: 0 P: 21	R: 0 E: 0 K: 1 S: 5	H: 0 LOB: 0 BB: 0 P: 5	R: 1 E: 0 K: 1 S: 10	H: 1 LOB: 1 BB: 1 P: 17	R: 0 E: 0 K: 2 S: 10	H: 0 LOB: 0 BB: 0 P: 17	R: 0 E: 0 K: 0 S: 9	H: 1 LOB: 2 BB: 1 P: 18	R: 1 E: 0 K: 1 S: 13	H: 1 LOB: 3 BB: 3 P: 28	R: 0 E: 0 K: 1 S: 9	H: 1 LOB: 0 BB: 0 P: 13	R: 0 E: 0 K: 1 S: 14	H: 0 LOB: 0 BB: 0 P: 19	R: 0 E: 0 K: 1 S: 12	H: 1 LOB: 1 BB: 0 P: 16	1B: 6 2B: 2 3B: 0 HR: 0	SF: 0 SAC: 1 DP: 2 HBP: 0	WP: 0 PB: 0 SB: 0 CS: 0	PA: 37		
PITCHER	IP WLS BF H R ER SO BB IBB HBP BLK WP HR S P ERA WHIP	5.1 L 23 5 2 2 5 3 0 0 0 0 0 6 91 3.38 1.500	0.2 W 4 0 0 0 0 1 1 0 0 0 0 0 2 15 0.00 1.500	1.2 H 5 1 0 0 1 0 0 0 0 0 0 20 29 0.00 0.600	1.1 L 5 1 0 0 3 0 0 0 0 0 0 15 0.00 0.750																			

Anaheim Angels @ Seattle Mariners
Safeco Field, Seattle, WA
Thu Jun 29 2000, 1:05 PM PDT
Att: 44,387 - Cloudy - 61 F

AB	31
R	2
H	7
RBI	2
BB	5
SO	9
LOB	16



Batter	1	2	3	4	5	6	7	8	9	AB	R	H	RBI	BB	SO	LOB	BOTTOM						
Mark McLemore, S OBP: 0.355, SLG: 0.284 (1, 4)	3-3 K	1-0 CS	2-0 F9		2-0 F7		0-1 SH1-4	1-1 L5		4	0	0	0	0	1	1							
Stan Javier, S OBP: 0.365, SLG: 0.419 (1, 7)	1-2 S 1B		0-0 G5-3		1-1 FC4-6		0-1 HR			4	2	2	2	0	0	1							
Alex Rodriguez, R OBP: 0.442, SLG: 0.635 (1, 6)	2-2 P6		1-2 G6-3		3-2 G6-3		4-0 S BB			3	0	0	0	1	0	1							
Edgar Martinez, R OBP: 0.448, SLG: 0.683 (1, 10)	3-2 FC5-4 1-H 1B		0-0 G6-3		1-1 HR HBP		4-1 1-2 IBB			2	1	1	1	1	0	0							
John Olerud, L OBP: 0.420, SLG: 0.482 (1, 3)	3-1 FC5-4 1-2 HBP		1-1 HR		3-1 HR		1-2 F7			3	2	2	3	0	0	2							
Mike Cameron, R OBP: 0.364, SLG: 0.465 (1, 8)	0-0 FC5-4		1-1 F7		1-2 P4		1-2 P5			4	0	0	0	0	0	4							
Raul Ibanez, L OBP: 0.323, SLG: 0.341 (1, 9)		2-2 G3		2-3 K		3-1 2B		1-1 L9		4	0	1	0	0	1	0							
Robert Machado, R OBP: 0.250, SLG: 1.000 (1, 2)		0-3 K		2-1 F8		0-1 F7		0-0 HR		4	1	1	1	0	1	1							
David Bell, R OBP: 0.292, SLG: 0.346 (1, 5)		4-1 CS BB		1-1 FC4-6 1B		4-2 SH1-4 HR BB		2-2 F9		2	1	1	0	2	0	0							
Inning Stats	R: 1 E: 0 K: 1 S: 18	H: 2 LOB: 2 BB: 0 P: 30	R: 0 E: 0 K: 1 S: 9	H: 0 LOB: 1 BB: 1 P: 16	R: 0 E: 0 K: 0 S: 6	H: 0 LOB: 0 BB: 0 P: 9	R: 1 E: 0 K: 1 S: 8	H: 1 LOB: 0 BB: 0 P: 12	R: 0 E: 0 K: 0 S: 7	H: 1 LOB: 1 BB: 0 P: 13	R: 2 E: 0 K: 0 S: 14	H: 2 LOB: 1 BB: 0 P: 25	R: 2 E: 0 K: 0 S: 14	H: 1 LOB: 2 BB: 3 P: 28	R: 1 E: 0 K: 0 S: 8	H: 1 LOB: 0 BB: 0 P: 12	1B: 3 2B: 1 3B: 0 HR: 4	SF: 0 SAC: 1 DP: 0 HBP: 2	WP: 0 PB: 0 SB: 2 CS: 1	PA: 38			
PITCHER	IP WLS BF H R ER SO BB IBB HBP BLK WP HR S P ERA WHIP	5.2 L 25 6 4 4 3 1 0 2 0 0 0 2 60 6.35 1.235	0.2 L 6 1 2 2 0 2 1 0 0 0 0 1 10 22 27.00 4.500	0.2 L 2 0 0 0 0 0 0 0 0 0 0 0 6 8 0.00 0.000	1.0 L 4 1 1 1 0 0 0 0 0 0 0 1 8 12 9.00 1.000																		

Anaheim Angels @ Seattle Mariners
Safeco Field, Seattle, WA
Thu Jun 29 2000, 1:05 PM PDT
Att: 44,387 - Cloudy - 61 F

AB	30
R	7
H	8
RBI	7
BB	4
SO	3
LOB	10



Batter	1	2	3	4	5	6	7	8	9	AB	R	H	RBI	BB	SO	LOB	TOP											
Rickey Henderson, R OBP: 0.361, SLG: 0.293	(1, 7) C K		(1, 3) C K		(1, 2) C BB 2B		(2, 3) C G5-4-3			4	0	1	0	0	2	1												
Mike Cameron, R OBP: 0.366, SLG: 0.463	(1, 8) B G5-3			(1, 0) B G6-3	(4, 2) B G5-3 BB			(0, 0) B G3-6-1 WP 1B		3	0	1	0	1	0	0												
Alex Rodriguez, R OBP: 0.443, SLG: 0.635 John Mabry, L OBP: 0.313, SLG: 0.311	(1, 6) C G5-3			(1, 2) C 2B	(4, 2) C BB			(2, 0) B E5 G3-6-1		3	1	1	0	1	0	1												
Edgar Martinez, R OBP: 0.445, SLG: 0.680	(1, 10) C K		(1, 3) C K	(1, 0) C HR 2B	(1, 2) C G5-3			(3, 1) C G3-6-1		4	1	1	1	0	1	5												
John Olerud, L OBP: 0.418, SLG: 0.482 Raul Ibanez, L OBP: 0.323, SLG: 0.341	(1, 3) C 2B		(2, 3) C K		(2, 0) B G1-3			(2, 1) B G4-3		4	0	1	0	0	1	2												
Jay Buhner, R OBP: 0.366, SLG: 0.490	(1, 9) C G1-6-3 HBP		(1, 0) C HR		(2, 0) B G6-3			(3, 1) B G1-3		3	1	1	2	0	0	0												
David Bell, R OBP: 0.291, SLG: 0.344	(1, 5) C G1-6-3		(1, 0) C FC5-4 1B		(1, 2) C G4-3			(0, 0) C F8		4	0	1	0	0	0	2												
Joe Oliver, R OBP: 0.341, SLG: 0.421	(1, 2) C K		(2, 3) C K	(1, 1) C FC5-4			(2, 2) C F8		(3, 3) C K	4	0	0	0	0	2	1												
Mark McLemore, S OBP: 0.355, SLG: 0.285	(1, 4) C K		(1, 3) C K		(0, 1) C G5-3			(1, 2) C G5-4-3 1B		3	0	1	0	0	1	0												
Inning Stats	R: 0 E: 0 K: 1 S: 6	H: 0 LOB: 0 BB: 0 P: 11	R: 0 E: 0 K: 1 S: 9	H: 1 LOB: 1 BB: 0 P: 14	R: 0 E: 0 K: 3 S: 9	H: 0 LOB: 0 BB: 0 P: 13	R: 3 E: 0 K: 1 S: 12	H: 4 LOB: 1 BB: 0 P: 20	R: 0 E: 0 K: 0 S: 5	H: 0 LOB: 0 BB: 0 P: 10	R: 0 E: 0 K: 0 S: 9	H: 1 LOB: 0 BB: 0 P: 12	R: 0 E: 1 K: 0 S: 6	H: 1 LOB: 1 BB: 0 P: 13	R: 0 E: 0 K: 1 S: 7	H: 0 LOB: 0 BB: 0 P: 13	1B: 3 2B: 4 3B: 0 HR: 1	SF: 0 SAC: 0 DP: 4 HBP: 1	WP: 1 PB: 0 SB: 0 CS: 0	PA: 35								
PITCHER	IP	WLS	BF	H	R	ER	SO	BB	IBB	HBP	BLK	WP	HR	S	P	ERA	WHIP											
Kenny Rogers, L ERA: 4.11	(1, 1)	7.0	W	28	7	3	3	6	2	0	1	0	0	1	63	103	3.86	1.286										
Tim Lincecum, R ERA: 6.13	(8, 1)	2.0		7	1	0	0	1	0	0	0	0	1	0	13	26	0.00	0.500										

Seattle Mariners @ Texas Rangers
The Ballpark at Arlington, Arlington, TX
Fri Jun 30 2000, 8:35 PM EDT
Att: 31,674 - Cloudy - 81 F

AB 32
R 3
H 8
RBI 3
BB 2
SO 7
LOB 12



Batter	1	2	3	4	5	6	7	8	9	AB	R	H	RBI	BB	SO	LOB	BOTTOM											
Luis Altea, S OBP: 0.397, SLG: 0.441	(1, 4) B G6-3			(3, 1) B G4-6-3		(4, 0) B SAFE BB	(1, 2) B 29 2B 1B			4	1	1	1	1	0	2												
29 Rusty Greer, L OBP: 0.348, SLG: 0.428	(1, 7) X 2B 1B		(2, 1) C G4-3	(1, 0) B G4-3		(3, 3) C K	(0, 0) B 1B 2B			5	1	2	2	0	1	2												
Rafael Palmeiro, L OBP: 0.400, SLG: 0.577	(1, 3) X P4 1H 1B 2B		(0, 0) C F7		(1, 0) B HR		(1, 0) C 1B F9			5	3	3	2	0	0	1												
Ivan Rodriguez, R OBP: 0.392, SLG: 0.691 Bill Haselman, R OBP: 0.294, SLG: 0.323	(1, 2) B P4		(3, 2) C F3		(2, 2) C G6-3		(1, 0) C 1B F9			5	1	1	0	0	0	2												
David Segui, S OBP: 0.399, SLG: 0.515	(1, 10) B 1B BB		(3, 3) C K		(1, 0) B 1B		(0, 0) C F8	(1, 2) C F7		4	0	1	0	1	1	2												
Chad Curtis, R OBP: 0.325, SLG: 0.437	(1, 9) X 1B			(4, 2) B 1B BB	(2, 1) C F8		(2, 2) B 1B 1B	(3, 1) C F9 2B		4	2	3	2	1	0	1												
Gabe Kapler, R OBP: 0.305, SLG: 0.375	(1, 8) C P3			(0, 1) B 1B 1B	(2, 2) C L7		(1, 2) B 1B 1B	(0, 2) C F9		5	2	2	1	0	0	4												
Mike Lamb, L OBP: 0.344, SLG: 0.424	(1, 5) C HR BB		(4, 2) C HR BB		(0, 0) B G4-6-3 1B		(0, 0) C F8	(0, 1) C 1B 1B	(3, 2) C F3	4	1	2	2	1	0	1												
Royce Clayton, R OBP: 0.297, SLG: 0.436	(1, 6) C 1B HR		(1, 1) C SAFE HR		(1, 0) B G4-6-3 1B		(4, 1) B CS BB	(1, 0) C 1B 29 2B 1B		3	2	3	3	1	0	0												
Inning Stats	R: 2 E: 0 K: 0 S: 8	H: 3 LOB: 2 BB: 1 P: 17	R: 1 E: 0 K: 0 S: 11	H: 1 LOB: 0 BB: 1 P: 19	R: 0 E: 0 K: 1 S: 8	H: 0 LOB: 0 BB: 0 P: 14	R: 2 E: 0 K: 0 S: 9	H: 3 LOB: 1 BB: 1 P: 18	R: 1 E: 0 K: 0 S: 13	H: 2 LOB: 1 BB: 0 P: 21	R: 0 E: 0 K: 1 S: 5	H: 0 LOB: 1 BB: 2 P: 16	R: 7 E: 0 K: 0 S: 24	H: 8 LOB: 1 BB: 0 P: 34	R: 0 E: 0 K: 0 S: 13	H: 1 LOB: 1 BB: 0 P: 20	1B: 13 2B: 3 3B: 0 HR: 2	SF: 0 SAC: 0 DP: 1 HBP: 0	WP: 0 PB: 0 SB: 0 CS: 1	PA: 44								
PITCHER	IP	WLS	BF	H	R	ER	SO	BB	IBB	HBP	BLK	WP	HR	S	P	ERA	WHIP											
John Halama, L ERA: 4.88	(1, 1)	3.0	L	18	7	5	5	1	3	0	0	0	0	1	33	61	15.00	3.333										
37 Robert Ramsey, L ERA: 3.46	(4, 1)	3.0		11	2	1	1	1	2	0	0	0	0	1	21	44	3.00	1.333										
Frankie Rodriguez, R ERA: 7.08	(7, 1)	1.0		11	8	7	7	0	0	0	0	0	0	0	24	34	63.00	8.000										
Brett Tomko, R ERA: 5.21	(8, 1)	1.0		4	1	0	0	0	0	0	0	0	0	0	13	20	0.00	1.000										

Seattle Mariners @ Texas Rangers
The Ballpark at Arlington, Arlington, TX
Fri Jun 30 2000, 8:35 PM EDT
Att: 31,674 - Cloudy - 81 F

AB 39
R 13
H 18
RBI 13
BB 5
SO 2
LOB 15



Batter	1	2	3	4	5	6	7	8	9	AB	R	H	RBI	BB	SO	LOB	TOP									
Stan Javier, S OBP: 0.365, SLG: 0.418 (1, 7)											3	2	1	1	1	0	1									
Mike Cameron, R OBP: 0.366, SLG: 0.479 (1, 8)											4	1	2	3	0	1	0									
Alex Rodriguez, R OBP: 0.442, SLG: 0.631 (1, 6)											5	1	2	0	0	1	1									
Edgar Martinez, R OBP: 0.444, SLG: 0.678 (1, 10)											5	0	2	2	0	1	1									
John Olerud, L OBP: 0.419, SLG: 0.478 (1, 3)											2	0	0	0	2	1	2									
Raul Ibanez, L OBP: 0.313, SLG: 0.329 Mark McLemore, S OBP: 0.353, SLG: 0.283 (7, PH) (7, 4)											3	0	0	0	0	0	3									
John Mabry, L OBP: 0.310, SLG: 0.321 (7, 9)											4	1	1	0	0	2	2									
David Bell, R OBP: 0.290, SLG: 0.340 (7, 5)											3	0	0	0	1	1	3									
Robert Machado, R OBP: 0.250, SLG: 0.571 (1, 2)											3	1	0	0	1	1	1									
Inning Stats	R: 1 E: 0 K: 1 S: 13	H: 1 LOB: 1 BB: 1 P: 27	R: 0 E: 0 K: 0 S: 5	H: 0 LOB: 0 BB: 0 P: 10	R: 0 E: 0 K: 0 S: 5	H: 0 LOB: 0 BB: 0 P: 7	R: 0 E: 0 K: 0 S: 7	H: 0 LOB: 1 BB: 1 P: 19	R: 2 E: 1 K: 1 S: 18	H: 2 LOB: 1 BB: 1 P: 29	R: 0 E: 0 K: 2 S: 13	H: 1 LOB: 2 BB: 1 P: 22	R: 3 E: 0 K: 1 S: 15	H: 4 LOB: 0 BB: 0 P: 25	R: 0 E: 0 K: 1 S: 10	H: 0 LOB: 1 BB: 1 P: 17	R: 0 E: 0 K: 2 S: 12	H: 0 LOB: 0 BB: 0 P: 17	1B: 4 2B: 3 3B: 0 HR: 1	SF: 1 SAC: 1 DP: 0 HBP: 0	WP: 1 PB: 0 SB: 0 CS: 0	PA: 40				
PITCHER	IP	WLS	BF	H	R	ER	SO	BB	IBB	HBP	BLK	WP	HR	S	P	ERA	WHIP									
Ryan Glynn, R ERA: 1.98 Mark Clark, R ERA: 7.98 Francisco Cordero, R ERA: 3.99 Mike Venafro, L ERA: 4.15 59 Jeff Zimmerman, R ERA: 6.61	3.2 1.1 1.1 1.0 1.2		14 8 9 3 6	1 3 4 0 0	1 2 3 0 0	1 1 3 0 0	1 1 3 1 2	2 1 0 0 1	0 0 0 0 0	0 0 0 0 0	0 0 0 0 0	0 0 1 0 0	0 0 1 0 0	0 0 1 0 0	28 23 21 7 19	58 38 34 13 30	2.46 6.75 20.25 0.00 0.600	0.818 3.000 3.750 0.000 0.600								

Seattle Mariners @ Texas Rangers
The Ballpark at Arlington, Arlington, TX
Sat Jul 01 2000, 8:35 PM EDT
Att: 33,676 - Cloudy - 85 F

AB	33
R	6
H	8
RBI	6
BB	5
SO	8
LOB	15



Batter	1	2	3	4	5	6	7	8	9	AB	R	H	RBI	BB	SO	LOB	BOTTOM								
Luis Altea, S OBP: 0.393, SLG: 0.437 (1, 4)											5	0	1	0	0	1	4								
29 Rusty Greer, L OBP: 0.349, SLG: 0.433 (1, 7)											5	0	2	1	0	1	3								
Rafael Palmeiro, L OBP: 0.400, SLG: 0.572 (1, 3)											4	0	1	0	1	1	4								
Ivan Rodriguez, R OBP: 0.393, SLG: 0.695 (1, 2)											4	1	1	2	1	2	5								
David Segui, S OBP: 0.393, SLG: 0.505 (1, 10)											5	0	0	0	0	1	3								
Dave Martinez, L OBP: 0.297, SLG: 0.338 Chad Curtis, R OBP: 0.328, SLG: 0.437 (8, PH) (9, 9)											1	0	0	0	2	0	0								
Mike Lamb, L OBP: 0.338, SLG: 0.415 (1, 5)											4	0	0	0	0	2	3								
Gabe Kapler, R OBP: 0.315, SLG: 0.387 (1, 8)											3	2	2	0	1	1	1								
Royce Clayton, R OBP: 0.299, SLG: 0.435 (1, 6)											3	0	1	0	1	0	2								
Inning Stats	R: 0 E: 0 K: 2 S: 12	H: 1 LOB: 1 BB: 0 P: 18	R: 0 E: 0 K: 0 S: 7	H: 0 LOB: 1 BB: 1 P: 14	R: 1 E: 0 K: 0 S: 13	H: 3 LOB: 0 BB: 0 P: 24	R: 0 E: 0 K: 1 S: 9	H: 0 LOB: 1 BB: 1 P: 13	R: 0 E: 0 K: 2 S: 14	H: 2 LOB: 2 BB: 0 P: 21	R: 0 E: 0 K: 1 S: 7	H: 0 LOB: 0 BB: 0 P: 10	R: 0 E: 0 K: 0 S: 9	H: 1 LOB: 1 BB: 0 P: 11	R: 1 E: 0 K: 2 S: 11	H: 1 LOB: 1 BB: 1 P: 19	R: 1 E: 0 K: 1 S: 16	H: 0 LOB: 3 BB: 4 P: 38	1B: 5 2B: 2 3B: 0 HR: 1	SF: 0 SAC: 0 DP: 1 HBP: 0	WP: 0 PB: 0 SB: 0 CS: 0	PA: 41			
PITCHER	IP	WLS	BF	H	R	ER	SO	BB	IBB	HBP	BLK	WP	HR	S	P	ERA	WHIP								
Paul Abbott, R ERA: 3.97 Arthur Rhodes, L ERA: 2.45 Jose Mesa, R ERA: 6.05 Kazuhiro Sasaki, R ERA: 3.86	7.0 1.0 0.0 1.0		29 5 2 5	1 1 1 0	1 1 1 0	1 1 1 0	2 1 0 1	1 0 0 2	0 0 0 0	0 0 0 0	0 0 0 0	0 0 0 0	0 1 0 0	11 19 3 13	11 19 11 27	9.00 2.000 ∞ 2.000	2.000 2.000 ∞ 2.000								

Seattle Mariners @ Texas Rangers
The Ballpark at Arlington, Arlington, TX
Sat Jul 01 2000, 8:35 PM EDT
Att: 33,676 - Cloudy - 85 F

AB	34
R	3
H	8
RBI	3
BB	7
SO	9
LOB	25



Batter	1	2	3	4	5	6	7	8	9	AB	R	H	RBI	BB	SO	LOB	TOP				
Rickey Henderson, R OBP: 0.363, SLG: 0.294 Robert Machado, R OBP: 0.353, SLG: 0.625	4-0 BB BB		3-2 1-3 1B		1-2 G4-3		1-0 G6-3	1-0 FC5-4 1B		3	0	1	0	1	0	2					
Mike Cameron, R OBP: 0.366, SLG: 0.476	4-1 SAFE BB		1-0 P4			0-2 P6	1-1 S 1B	1-2 FC5-4 1B		4	1	1	2	1	0	3					
Alex Rodriguez, R OBP: 0.439, SLG: 0.624	3-2 F8		2-1 F7			0-1 G4-3	2-0 1B		1-2 G6-3	5	1	1	1	0	0	3					
Edgar Martinez, R OBP: 0.444, SLG: 0.688	2-2 F7			3-1 F7 SF9 2B		1-1 F8	1-1 HR		2-1 E5 BB HR	5	3	2	2	0	0	1					
John Olerud, L OBP: 0.422, SLG: 0.482		1-1 G3-1		3-1 F7			1B FC4-6 2B		4-2 HR	4	2	2	0	1	0	1					
Jay Buhner, R OBP: 0.370, SLG: 0.505 Raul Ibanez, L OBP: 0.313, SLG: 0.329		3-3 K		2-2 SF9			FC4-6 BB		1-2 HR	2	2	1	4	2	1	0					
David Bell, R OBP: 0.292, SLG: 0.339		2-1 G6-3		3-H F8			FC4-6 1B		4-0 BB	4	0	1	0	1	1	2					
Joe Oliver, R OBP: 0.349, SLG: 0.425 Stan Javier, S OBP: 0.360, SLG: 0.410			0-2 F9		1-2 CS 1B		1-2 FC4-6 E 1B	0-3 K	0-0 F9	2	0	1	0	0	0	0					
Mark McLemore, S OBP: 0.351, SLG: 0.279		4-1 1B BB		2-3 K			1-2 E5 G6-3 1B	2-2 G6-3	0-1 G5-3	4	1	0	1	1	1	3					
Inning Stats	R: 0 E: 0 K: 0 S: 9	H: 0 LOB: 1 BB: 2 P: 22	R: 0 E: 0 K: 1 S: 7	H: 0 LOB: 0 BB: 0 P: 13	R: 0 E: 0 K: 0 S: 11	H: 1 LOB: 2 BB: 1 P: 21	R: 1 E: 0 K: 0 S: 10	H: 1 LOB: 0 BB: 0 P: 20	R: 0 E: 0 K: 1 S: 10	H: 0 LOB: 0 BB: 0 P: 8	R: 7 E: 1 K: 1 S: 22	H: 6 LOB: 2 BB: 2 P: 39	R: 0 E: 0 K: 1 S: 10	H: 1 LOB: 1 BB: 0 P: 14	R: 3 E: 1 K: 0 S: 13	H: 1 LOB: 1 BB: 2 P: 25	1B: 7 2B: 2 3B: 0 HR: 2	SF: 1 SAC: 0 DP: 0 HBP: 0	WP: 0 PB: 0 SB: 1 CS: 1	PA: 45	
PITCHER	IP WLS BF H R ER SO BB IBB HBP BLK WP HR S P ERA WHIP	IP WLS BF H R ER SO BB IBB HBP BLK WP HR S P ERA WHIP	IP WLS BF H R ER SO BB IBB HBP BLK WP HR S P ERA WHIP	IP WLS BF H R ER SO BB IBB HBP BLK WP HR S P ERA WHIP	IP WLS BF H R ER SO BB IBB HBP BLK WP HR S P ERA WHIP	IP WLS BF H R ER SO BB IBB HBP BLK WP HR S P ERA WHIP	IP WLS BF H R ER SO BB IBB HBP BLK WP HR S P ERA WHIP	IP WLS BF H R ER SO BB IBB HBP BLK WP HR S P ERA WHIP	IP WLS BF H R ER SO BB IBB HBP BLK WP HR S P ERA WHIP	IP WLS BF H R ER SO BB IBB HBP BLK WP HR S P ERA WHIP	IP WLS BF H R ER SO BB IBB HBP BLK WP HR S P ERA WHIP	IP WLS BF H R ER SO BB IBB HBP BLK WP HR S P ERA WHIP	IP WLS BF H R ER SO BB IBB HBP BLK WP HR S P ERA WHIP	IP WLS BF H R ER SO BB IBB HBP BLK WP HR S P ERA WHIP	IP WLS BF H R ER SO BB IBB HBP BLK WP HR S P ERA WHIP	IP WLS BF H R ER SO BB IBB HBP BLK WP HR S P ERA WHIP	IP WLS BF H R ER SO BB IBB HBP BLK WP HR S P ERA WHIP	IP WLS BF H R ER SO BB IBB HBP BLK WP HR S P ERA WHIP	IP WLS BF H R ER SO BB IBB HBP BLK WP HR S P ERA WHIP	IP WLS BF H R ER SO BB IBB HBP BLK WP HR S P ERA WHIP	IP WLS BF H R ER SO BB IBB HBP BLK WP HR S P ERA WHIP

Seattle Mariners @ Texas Rangers
The Ballpark at Arlington, Arlington, TX
Sun Jul 02 2000, 8:35 PM EDT
Att: 40,478 - Cloudy - 79 F

AB	37
R	11
H	11
RBI	11
BB	7
SO	4
LOB	18



Batter	1	2	3	4	5	6	7	8	9	AB	R	H	RBI	BB	SO	LOB	BOTTOM					
Luis Altea, S OBP: 0.397, SLG: 0.429	2-3 K 29 G3-6		3-2 L4			1-0 G6-3	0-0 P6		2-1 F7	5	0	0	0	0	1	2						
29 Rusty Greer, L OBP: 0.353, SLG: 0.442	2-1 G3-6 1-2			1-0 F7		1-1 E4 G2-3 3B		1-2 G3-1 SF9 2B		4	2	2	0	0	0	1						
Rafael Palmeiro, L OBP: 0.395, SLG: 0.564	3-1 G4-3			1-1 P4		3-2 G2-3		1-0 G3-1		4	0	0	0	0	0	2						
Ivan Rodriguez, R OBP: 0.394, SLG: 0.702		2-2 P4		0-0 S 1B		0-1 1B 3B		3-2 SF9		3	1	2	2	0	0	0						
David Segui, S OBP: 0.394, SLG: 0.509		2-3 K		2-3 K		1-1 1B		2-1 1B 2B		4	1	2	1	0	2	1						
Dave Martinez, L OBP: 0.301, SLG: 0.341		0-0 F7			1-3 K	1-0 1B		2-0 1B		4	0	2	1	0	1	0						
Mike Lamb, L OBP: 0.336, SLG: 0.417			2-1 G5-3		1-2 2B	1-3 K			0-1 F9	4	0	1	0	0	1	2						
Gabe Kapler, R OBP: 0.399, SLG: 0.389 Scarborough Green, S OBP: 0.386, SLG: 0.294			0-1 F8		0-0 F2		3-1 G5-3		0-0 G4-3	3	0	0	0	0	0	1						
Royce Clayton, R OBP: 0.297, SLG: 0.432 Scott Sheldon, R OBP: 0.250, SLG: 0.214 Frank Catalanotto, L OBP: 0.500, SLG: 0.592			0-1 E1		0-1 G1-3		1-1 F3		1-2 1B	2	0	0	0	0	0	1						
Inning Stats	R: 0 E: 0 K: 1 S: 8	H: 0 LOB: 0 BB: 0 P: 15	R: 0 E: 0 K: 1 S: 7	H: 0 LOB: 0 BB: 0 P: 11	R: 0 E: 1 K: 0 S: 11	H: 0 LOB: 1 BB: 0 P: 16	R: 0 E: 0 K: 1 S: 7	H: 1 LOB: 1 BB: 0 P: 11	R: 0 E: 0 K: 1 S: 10	H: 1 LOB: 1 BB: 0 P: 12	R: 2 E: 1 K: 1 S: 14	H: 4 LOB: 2 BB: 0 P: 22	R: 0 E: 0 K: 0 S: 5	H: 0 LOB: 0 BB: 0 P: 9	R: 2 E: 0 K: 0 S: 11	H: 3 LOB: 1 BB: 0 P: 20	R: 0 E: 0 K: 0 S: 9	H: 1 LOB: 1 BB: 0 P: 12	1B: 6 2B: 3 3B: 1 HR: 0	SF: 1 SAC: 0 DP: 1 HBP: 0	WP: 1 PB: 0 SB: 1 CS: 0	PA: 37
PITCHER	IP WLS BF H R ER SO BB IBB HBP BLK WP HR S P ERA WHIP	IP WLS BF H R ER SO BB IBB HBP BLK WP HR S P ERA WHIP	IP WLS BF H R ER SO BB IBB HBP BLK WP HR S P ERA WHIP	IP WLS BF H R ER SO BB IBB HBP BLK WP HR S P ERA WHIP	IP WLS BF H R ER SO BB IBB HBP BLK WP HR S P ERA WHIP	IP WLS BF H R ER SO BB IBB HBP BLK WP HR S P ERA WHIP	IP WLS BF H R ER SO BB IBB HBP BLK WP HR S P ERA WHIP	IP WLS BF H R ER SO BB IBB HBP BLK WP HR S P ERA WHIP	IP WLS BF H R ER SO BB IBB HBP BLK WP HR S P ERA WHIP	IP WLS BF H R ER SO BB IBB HBP BLK WP HR S P ERA WHIP	IP WLS BF H R ER SO BB IBB HBP BLK WP HR S P ERA WHIP	IP WLS BF H R ER SO BB IBB HBP BLK WP HR S P ERA WHIP	IP WLS BF H R ER SO BB IBB HBP BLK WP HR S P ERA WHIP	IP WLS BF H R ER SO BB IBB HBP BLK WP HR S P ERA WHIP	IP WLS BF H R ER SO BB IBB HBP BLK WP HR S P ERA WHIP	IP WLS BF H R ER SO BB IBB HBP BLK WP HR S P ERA WHIP	IP WLS BF H R ER SO BB IBB HBP BLK WP HR S P ERA WHIP	IP WLS BF H R ER SO BB IBB HBP BLK WP HR S P ERA WHIP	IP WLS BF H R ER SO BB IBB HBP BLK WP HR S P ERA WHIP	IP WLS BF H R ER SO BB IBB HBP BLK WP HR S P ERA WHIP	IP WLS BF H R ER SO BB IBB HBP BLK WP HR S P ERA WHIP	

Seattle Mariners @ Texas Rangers
The Ballpark at Arlington, Arlington, TX
Sun Jul 02 2000, 8:35 PM EDT
Att: 40,478 - Cloudy - 79 F

AB	36
R	4
H	10
RBI	4
BB	0
SO	5
LOB	10



Batter	1	2	3	4	5	6	7	8	9	AB	R	H	RBI	BB	SO	LOB	TOP										
Rickey Henderson, R OBP: 0.366, SLG: 0.300 (1, 7)	G4-3 1B	0-1 BB 2B	1-0 G6-3		2-2 G5-4-3		2-2 2B	2-2 F8	2-2 F8	5	2	2	1	1	0	2											
Mike Cameron, R OBP: 0.367, SLG: 0.474 (1, 8)	G4-3	0-1 F9	1-1 E5		1-1 1B		3-H F8	4-2 BB		5	1	1	0	1	0	3											
Alex Rodriguez, R OBP: 0.442, SLG: 0.623 (1, 6)	4-2 1B	4-2 BB	0-0 FC6-4		3-1 1B			1-1 G5-3	3-2 L4	4	2	2	1	2	0	3											
Edgar Martinez, R OBP: 0.443, SLG: 0.682 (1, 10)	2-1 1B	4-1 2B			2-1 G5-3		2-0 F9	3-2 F9		4	1	1	1	1	0	1											
John Olerud, L OBP: 0.422, SLG: 0.484 (1, 3)	SF7	3-2 2B			0-0 G6-3		2-2 G4-3	4-2 G5-3		3	0	1	4	1	0	0											
Jay Buhner, R OBP: 0.375, SLG: 0.500 Raul Ibanez, L OBP: 0.313, SLG: 0.329 (1, 9) (8, 9)	1-1 1B	1-2 2B			4-2 2B		2-2 G5-3	2-2 G5-3		2	0	0	0	3	0	2											
David Bell, R OBP: 0.298, SLG: 0.348 (1, 5)	1-2 1B	1-1 P6			2-2 2B		3-2 G1-3	2-3 K		5	1	3	0	0	1	4											
Joe Oliver, R OBP: 0.362, SLG: 0.523 (1, 2)	1-0 F8				0-0 G4-3		0-0 SH3	1-1 F8		4	1	2	1	0	0	5											
Mark McLemore, S OBP: 0.348, SLG: 0.277 (1, 4)		2-1 G4-3	0-2 G4-3		1-0 G5-4-3		1-0 G1-3	1-3 K		5	0	1	0	0	1	2											
Inning Stats	R: 2 E: 1 K: 0 S: 20	H: 2 LOB: 3 BB: 3 P: 40	R: 3 E: 0 K: 0 S: 14	H: 2 LOB: 2 BB: 3 P: 32	R: 1 E: 1 K: 0 S: 8	H: 1 LOB: 1 BB: 0 P: 10	R: 0 E: 0 K: 0 S: 9	H: 1 LOB: 2 BB: 1 P: 17	R: 1 E: 0 K: 0 S: 8	H: 3 LOB: 1 BB: 0 P: 15	R: 0 E: 0 K: 0 S: 7	H: 0 LOB: 0 BB: 0 P: 13	R: 1 E: 0 K: 0 S: 10	H: 2 LOB: 1 BB: 0 P: 17	R: 0 E: 0 K: 1 S: 16	H: 1 LOB: 2 BB: 1 P: 28	R: 0 E: 0 K: 1 S: 13	H: 1 LOB: 2 BB: 1 P: 24	1B: 7 2B: 5 3B: 0 HR: 1	SF: 1 SAC: 1 DP: 1 HBP: 0	WP: 0 PB: 0 SB: 2 CS: 0	PA: 48					
PITCHER	IP	WLS	BF	H	R	ER	SO	BB	IBB	HBP	BLK	WP	HR	S	P	ERA	WHIP										
Ken Hill, R ERA: 7.35 Al Levine, R ERA: 3.28 Mark Petkovsek, R ERA: 5.65 Shigetoshi Hasegawa, R ERA: 5.29 Shigetoshi Hasegawa, R ERA: 5.29	(1, 1) (2, 1) (6, 1) (8, 1) (9, 1)	1.2 3.1 2.0 2.0 2.0	L 16 8 10 10	14 5 2 2 2	5 2 1 0 0	5 2 1 0 0	0 0 0 2 2	0 0 0 0 0	0 0 0 0 0	0 0 0 0 0	0 1 17 29 29	32 27 30 52 52	65 2100 1000 2000 2000	27.00 5.40 4.50 0.00 0.00	5.40 2.100 1.000 2.000 2.000												

Seattle Mariners @ Anaheim Angels
Edison International Field, Anaheim, CA
Mon Jul 03 2000, 10:05 PM EDT
Att: 20,919 - Sunny - 75 F

AB	37
R	8
H	13
RBI	8
BB	9
SO	2
LOB	22



Batter	1	2	3	4	5	6	7	8	9	AB	R	H	RBI	BB	SO	LOB	BOTTOM											
Benji Gil, R OBP: 0.300, SLG: 0.347 Adam Kennedy, L OBP: 0.324, SLG: 0.405 (1, 6) (8, PH) (9, 4)	0-0 F8		1-3 K		4-1 BB	2-1 HBP		0-1 G3		2	0	0	0	1	1	2												
Scott Spiezio, S OBP: 0.340, SLG: 0.424 (1, 10) (9, 5)	2-0 F8		0-0 G5-4-3		2-2 G5-3	0-1 P6		1-0 G3		5	0	0	0	0	0	9												
Mo Vaughn, L OBP: 0.375, SLG: 0.543 (1, 3)	1-3 K				0-0 G3	1-0 F8	1-2 FC3-6		2-2 BB	5	0	2	0	0	1	0												
Tim Salmon, R OBP: 0.403, SLG: 0.509 (1, 9)		3-3 K			3-2 G5-3	0-0 2B	1-3 K		4-2 BB	4	1	1	0	1	2	1												
16 Garret Anderson, L OBP: 0.263, SLG: 0.515 (1, 8)		0-1 HR			1-2 HR	0-0 2B	1-2 FC3-6		1-1 F9	5	3	3	3	0	0	3												
Troy Glaus, R OBP: 0.404, SLG: 0.611 (1, 5) (9, 6)		2-3 K			2-3 K	3-2 HR	2-2 F8		0-3 K	5	1	1	1	0	3	3												
Bengie Molina, R OBP: 0.336, SLG: 0.472 (1, 2)		0-3 K				1-1 L4	0-0 HR		1-2 FC5-4	5	1	2	2	0	1	2												
Orlando Palmeiro, L OBP: 0.413, SLG: 0.417 (1, 7)			4-1 BB		1-1 F2	2-2 G3-1		1-1 FC5-4		3	0	0	0	1	0	1												
8 Justin Baughman, R OBP: 0.333, SLG: 0.500 Darin Erstad, L OBP: 0.430, SLG: 0.567 Edgard Clemente, R OBP: 0.190, SLG: 0.200 Shigetoshi Hasegawa, R ERA: 3.69 (1, 4) (8, PH) (8, PH) (9, 1)			2-2 BB		2-1 S	2-1 2B		1-2 G3		3	0	3	0	0	0	0												
Inning Stats	R: 0 E: 0 K: 1 S: 5	H: 0 LOB: 0 BB: 0 P: 8	R: 1 E: 0 K: 3 S: 11	H: 1 LOB: 0 BB: 0 P: 16	R: 0 E: 0 K: 1 S: 11	H: 1 LOB: 1 BB: 1 P: 18	R: 1 E: 0 K: 1 S: 11	H: 1 LOB: 0 BB: 0 P: 17	R: 0 E: 0 K: 0 S: 12	H: 1 LOB: 2 BB: 1 P: 22	R: 4 E: 0 K: 0 S: 17	H: 5 LOB: 2 BB: 0 P: 27	R: 0 E: 0 K: 1 S: 16	H: 1 LOB: 1 BB: 0 P: 21	R: 0 E: 0 K: 0 S: 11	H: 2 LOB: 3 BB: 0 P: 15	R: 0 E: 0 K: 1 S: 11	H: 1 LOB: 2 BB: 1 P: 18	1B: 6 2B: 4 3B: 0 HR: 3	SF: 0 SAC: 0 DP: 1 HBP: 1	WP: 0 PB: 0 SB: 1 CS: 0	PA: 43						
PITCHER	IP	WLS	BF	H	R	ER	SO	BB	IBB	HBP	BLK	WP	HR	S	P	ERA	WHIP											
Jamie Moyer, L ERA: 4.7 Brett Tomko, R ERA: 5.17 Arthur Rhodes, L ERA: 2.41 Jose Mesa, R ERA: 5.9 Kazuhito Sasaki, R ERA: 3.69	(1, 1) (6, 1) (7, 1) (7, 1) (8, 1)	5.2 0.1 0.2 1.0 1.1	W H H H S	26 3 3 5 6	8 1 1 2 1	6 0 0 0 0	6 0 0 0 1	0 0 0 0 0	0 0 0 0 1	0 0 0 0 0	0 0 0 0 0	0 0 0 0 0	0 0 0 0 0	0 0 0 0 0	0 0 0 0 0	0 0 0 0 0	0.00 0.00 0.00 0.00 0.00	1.765 3.000 1.500 2.000 1.500										

Seattle Mariners @ Anaheim Angels
Edison International Field, Anaheim, CA
Mon Jul 03 2000, 10:05 PM EDT
Att: 20,919 - Sunny - 75 F

AB	39
R	6
H	13
RBI	6
BB	3
SO	8
LOB	23



Batter	1	2	3	4	5	6	7	8	9	AB	R	H	RBI	BB	SO	LOB	TOP								
Rickey Henderson, R OBP: 0.364, SLG: 0.298 Raul Ibanez, L OBP: 0.353, SLG: 0.341	2-3 K		0-3 K			1-2 E8 SF8 2B 1B	1-1 FC6-4 1B		0-3 K	2 0 0 0 0 2 1 3 1 2 0 0 1 0															
Mike Cameron, R OBP: 0.365, SLG: 0.467	0-0 F8		1-1 G6-4-3 1-2f			4-2 SF8 2B BB	3-1 F9		0-3 K	4 1 0 0 0 1 1 2															
Alex Rodriguez, R OBP: 0.440, SLG: 0.630	1-1 HR			0-0 P6		0-1 SF8	0-2 FC6-4 2B			3 2 1 2 0 0 0 1															
Edgar Martinez, R OBP: 0.444, SLG: 0.682	1-3 K			2-2 G5-3		1-2 2B 1B BB	1-1 FC6-4 2B			3 1 1 1 1 1 1 0															
John Olerud, L OBP: 0.420, SLG: 0.484		1-3 K		2-1 F8		1-1 1B 2B	3-3 K			4 0 1 2 0 2 1															
Stan Javier, S OBP: 0.363, SLG: 0.409		1-1 FC5-4 1B			1-2 G6-3	4-0 1B IBB		1-1 G5-3		3 0 1 0 1 0 0 0															
David Bell, R OBP: 0.297, SLG: 0.346		0-0 FC5-4 1-2f		3-2 P3		1-0 1B	0-2 G5-3			4 0 1 1 0 0 0 1															
Joe Oliver, R OBP: 0.347, SLG: 0.500 John Mabry, L OBP: 0.307, SLG: 0.316 Robert Machado, R OBP: 0.300, SLG: 0.556	0-1 P5			0-0 G1-3		1-0 P5	3-1 F6			2 0 0 0 0 0 0 1 1 0 0 0 0 0 0 3 1 0 0 0 0 0 0 0															
Mark McLemore, S OBP: 0.347, SLG: 0.277			0-0 E4 G6-4-3			1-0 1B		1-1 F7		4 1 1 0 0 0 0 3															
Inning Stats	R: 1 E: 0 K: 2 S: 9	H: 1 LOB: 0 BB: 0 P: 13	R: 0 E: 0 K: 1 S: 8	H: 1 LOB: 1 BB: 0 P: 10	R: 0 E: 1 K: 1 S: 7	H: 0 LOB: 0 BB: 0 P: 8	R: 0 E: 0 K: 0 S: 6	H: 0 LOB: 0 BB: 0 P: 10	R: 0 E: 0 K: 0 S: 9	H: 0 LOB: 0 BB: 0 P: 13	R: 4 E: 1 K: 0 S: 20	H: 4 LOB: 3 BB: 3 P: 37	R: 1 E: 0 K: 1 S: 12	H: 2 LOB: 1 BB: 0 P: 20	R: 0 E: 0 K: 0 S: 7	H: 0 LOB: 0 BB: 0 P: 11	R: 0 E: 0 K: 2 S: 9	H: 0 LOB: 0 BB: 0 P: 10	1B: 5 2B: 2 3B: 0 HR: 1	SF: 1 SAC: 0 DP: 1 HBP: 0	WP: 0 PB: 0 CS: 0	PA: 38			
PITCHER	IP WLS BF H R ER SO BB IBB HBP BLK WP HR S P ERA WHIP	IP WLS BF H R ER SO BB IBB HBP BLK WP HR S P ERA WHIP	IP WLS BF H R ER SO BB IBB HBP BLK WP HR S P ERA WHIP	IP WLS BF H R ER SO BB IBB HBP BLK WP HR S P ERA WHIP	IP WLS BF H R ER SO BB IBB HBP BLK WP HR S P ERA WHIP	IP WLS BF H R ER SO BB IBB HBP BLK WP HR S P ERA WHIP	IP WLS BF H R ER SO BB IBB HBP BLK WP HR S P ERA WHIP	IP WLS BF H R ER SO BB IBB HBP BLK WP HR S P ERA WHIP	IP WLS BF H R ER SO BB IBB HBP BLK WP HR S P ERA WHIP	IP WLS BF H R ER SO BB IBB HBP BLK WP HR S P ERA WHIP	IP WLS BF H R ER SO BB IBB HBP BLK WP HR S P ERA WHIP	IP WLS BF H R ER SO BB IBB HBP BLK WP HR S P ERA WHIP	IP WLS BF H R ER SO BB IBB HBP BLK WP HR S P ERA WHIP	IP WLS BF H R ER SO BB IBB HBP BLK WP HR S P ERA WHIP	IP WLS BF H R ER SO BB IBB HBP BLK WP HR S P ERA WHIP	IP WLS BF H R ER SO BB IBB HBP BLK WP HR S P ERA WHIP	IP WLS BF H R ER SO BB IBB HBP BLK WP HR S P ERA WHIP	IP WLS BF H R ER SO BB IBB HBP BLK WP HR S P ERA WHIP	IP WLS BF H R ER SO BB IBB HBP BLK WP HR S P ERA WHIP	IP WLS BF H R ER SO BB IBB HBP BLK WP HR S P ERA WHIP	IP WLS BF H R ER SO BB IBB HBP BLK WP HR S P ERA WHIP	IP WLS BF H R ER SO BB IBB HBP BLK WP HR S P ERA WHIP	IP WLS BF H R ER SO BB IBB HBP BLK WP HR S P ERA WHIP	IP WLS BF H R ER SO BB IBB HBP BLK WP HR S P ERA WHIP	IP WLS BF H R ER SO BB IBB HBP BLK WP HR S P ERA WHIP

Seattle Mariners @ Anaheim Angels
Edison International Field, Anaheim, CA
Tue Jul 04 2000, 10:05 PM EDT
Att: 43,487 - Sunny - 74 F

AB 34
R 6
H 8
RBI 6
BB 3
SO 7
LOB 13



Batter	1	2	3	4	5	6	7	8	9	AB	R	H	RBI	BB	SO	LOB	BOTTOM									
Darin Erstad, L OBP: 0.431, SLG: 0.572	1-1 SH5-3 1B 2B	1-2 2B			2-1 F8		2-2 G6-3			4 1 2 0 0 0 0 0																
Orlando Palmeiro, L OBP: 0.406, SLG: 0.409 8 Justin Baughman, R OBP: 0.383, SLG: 0.500 Edgard Clemente, R OBP: 0.196, SLG: 0.200	0-0 SH5-3	1-3 K			0-3 K		4-0 FC6-4 BB			2 0 0 0 0 0 2 2 0 0 0 0 0 1 0 0 0 0 0 0 0 0 0 0																
Mo Vaughn, L OBP: 0.374, SLG: 0.540	0-0 G6-3 1B		3-3 K		1-3 K		3-2 F8			4 0 1 1 0 2 1																
Tim Salmon, R OBP: 0.399, SLG: 0.502	2-2 G6-3 1-2f		3-3 K			3-2 P4	1-1 FC6-4			4 0 0 0 0 1 2																
16 Garret Anderson, L OBP: 0.263, SLG: 0.512		0-0 F9	3-2 L8			1-0 L8		2-0 HR 1B		4 1 1 0 0 0 0 0																
Troy Glaus, R OBP: 0.405, SLG: 0.606		4-2 HR BB		3-2 F9		4-2 2B WP BB	3-2 P6			2 2 0 0 2 0 1																
Adam Kennedy, L OBP: 0.329, SLG: 0.432		2-2 HR		0-0 F8		1-0 WP 2B		0-0 HR		4 2 3 4 0 0 0 0																
Matt Walbeck, S OBP: 0.256, SLG: 0.370		3-3 K		2-0 HR		4-1 WP BB		1-2 G1-3		3 1 1 1 1 1 1 0																
Benji Gil, R OBP: 0.299, SLG: 0.342		4-2 2B BB		3-2 F8		2-3 K		1-0 B1-3		3 0 0 0 0 1 1 2																
Inning Stats	R: 1 E: 0 K: 0 S: 7	H: 2 LOB: 0 BB: 0 P: 10	R: 2 E: 0 K: 2 S: 19	H: 2 LOB: 2 BB: 2 P: 34	R: 0 E: 0 K: 2 S: 15	H: 0 LOB: 0 BB: 0 P: 24	R: 1 E: 0 K: 0 S: 10	H: 1 LOB: 0 BB: 0 P: 18	R: 0 E: 0 K: 0 S: 9	H: 0 LOB: 0 BB: 0 P: 12	R: 0 E: 0 K: 0 S: 13	H: 1 LOB: 2 BB: 2 P: 28	R: 0 E: 0 K: 0 S: 13	H: 0 LOB: 1 BB: 1 P: 23	R: 2 E: 0 K: 0 S: 9	H: 2 LOB: 0 BB: 0 P: 16	R: 2 E: 0 K: 0 S: 9	H: 2 LOB: 0 BB: 0 P: 10	1B: 2 2B: 3 3B: 0 HR: 3	SF: 0 SAC: 1 DP: 1 HBP: 0	WP: 1 PB: 0 CS: 0	PA: 36				
PITCHER	IP WLS BF H R ER SO BB IBB HBP BLK WP HR S P ERA WHIP	IP WLS BF H R ER SO BB IBB HBP BLK WP HR S P ERA WHIP	IP WLS BF H R ER SO BB IBB HBP BLK WP HR S P ERA WHIP	IP WLS BF H R ER SO BB IBB HBP BLK WP HR S P ERA WHIP	IP WLS BF H R ER SO BB IBB HBP BLK WP HR S P ERA WHIP	IP WLS BF H R ER SO BB IBB HBP BLK WP HR S P ERA WHIP	IP WLS BF H R ER SO BB IBB HBP BLK WP HR S P ERA WHIP	IP WLS BF H R ER SO BB IBB HBP BLK WP HR S P ERA WHIP	IP WLS BF H R ER SO BB IBB HBP BLK WP HR S P ERA WHIP	IP WLS BF H R ER SO BB IBB HBP BLK WP HR S P ERA WHIP	IP WLS BF H R ER SO BB IBB HBP BLK WP HR S P ERA WHIP	IP WLS BF H R ER SO BB IBB HBP BLK WP HR S P ERA WHIP	IP WLS BF H R ER SO BB IBB HBP BLK WP HR S P ERA WHIP	IP WLS BF H R ER SO BB IBB HBP BLK WP HR S P ERA WHIP	IP WLS BF H R ER SO BB IBB HBP BLK WP HR S P ERA WHIP	IP WLS BF H R ER SO BB IBB HBP BLK WP HR S P ERA WHIP	IP WLS BF H R ER SO BB IBB HBP BLK WP HR S P ERA WHIP	IP WLS BF H R ER SO BB IBB HBP BLK WP HR S P ERA WHIP	IP WLS BF H R ER SO BB IBB HBP BLK WP HR S P ERA WHIP	IP WLS BF H R ER SO BB IBB HBP BLK WP HR S P ERA WHIP	IP WLS BF H R ER SO BB IBB HBP BLK WP HR S P ERA WHIP	IP WLS BF H R ER SO BB IBB HBP BLK WP HR S P ERA WHIP	IP WLS BF H R ER SO BB IBB HBP BLK WP HR S P ERA WHIP	IP WLS BF H R ER SO BB IBB HBP BLK WP HR S P ERA WHIP	IP WLS BF H R ER SO BB IBB HBP BLK WP HR S P ERA WHIP	IP WLS BF H R ER SO BB IBB HBP BLK WP HR S P ERA WHIP

Seattle Mariners @ Anaheim Angels
Edison International Field, Anaheim, CA
Tue Jul 04 2000, 10:05 PM EDT
Att: 43,487 - Sunny - 74 F

AB 30
R 7
H 8
RBI 6
BB 5
SO 7
LOB 8



Batter	1	2	3	4	5	6	7	8	9	AB	R	H	RBI	BB	SO	LOB	TOP								
Rickey Henderson, R OBP: 0.361, SLG: 0.296 (1, 7)	 1B	 F7		 G6-3		 F7			 F8	5	1	1	0	0	0	3									
Mike Cameron, R OBP: 0.359, SLG: 0.459 (1, 8)	 K	 E4		 F8		 F7			 K	5	0	0	0	0	2	4									
Alex Rodriguez, R OBP: 0.442, SLG: 0.648 (1, 6)	 HR	 K			 HR	 K			 1B	5	2	3	3	0	2	2									
Edgar Martinez, R OBP: 0.443, SLG: 0.676 (1, 10)	 K		 P3		 FC5	 1B		 G4-6-3	 F7	5	0	2	0	0	1	1									
John Olerud, L OBP: 0.421, SLG: 0.483 (1, 3)	 1B	 BB	 G4-3		 FC5	 HR	 1B	 G4-6-3		3	1	1	0	1	0	1									
Stan Javier, S OBP: 0.361, SLG: 0.406 (1, 9)	 1B		 L8		 FC5	 HR		 K		4	1	1	0	0	1	2									
David Bell, R OBP: 0.300, SLG: 0.357 (1, 5)	 L6			 G1-3	 HR			 G1-3		3	1	1	3	1	0	2									
Robert Machado, R OBP: 0.286, SLG: 0.462 (1, 2)			 K		 G1-3	 F9		 G6-3		4	0	1	0	0	1	0									
Joe Oliver, R OBP: 0.347, SLG: 0.500 (9, 2)			 K		 G1-3	 F9		 G6-3		0	0	0	0	0	0	0									
Mark McLemore, S OBP: 0.346, SLG: 0.277 (1, 4)		 E	 1B		 G1-3	 G3		 F7		4	0	1	0	0	0	2									
Inning Stats	R: 2 H: 3 E: 0 K: 2 S: 26	H: 3 R: 1 ER: 2 LOB: 2 BB: 1 P: 37	R: 0 H: 1 E: 1 K: 2 S: 14	H: 1 R: 0 ER: 0 LOB: 0 BB: 0 P: 18	R: 0 H: 0 E: 0 K: 0 S: 5	H: 0 R: 0 ER: 0 LOB: 0 BB: 0 P: 7	R: 0 H: 1 E: 0 K: 0 S: 7	H: 1 R: 0 ER: 0 LOB: 2 BB: 1 P: 11	R: 4 H: 4 E: 0 K: 0 S: 18	H: 4 R: 0 ER: 0 LOB: 0 BB: 0 P: 25	R: 0 H: 0 E: 0 K: 1 S: 10	H: 0 R: 0 ER: 0 LOB: 0 BB: 0 P: 13	R: 0 H: 1 E: 0 K: 1 S: 8	H: 1 R: 0 ER: 0 LOB: 0 BB: 0 P: 11	R: 0 H: 0 E: 0 K: 0 S: 6	H: 0 R: 0 ER: 0 LOB: 0 BB: 0 P: 7	R: 0 H: 1 E: 0 K: 1 S: 12	H: 1 R: 0 ER: 0 LOB: 1 BB: 0 P: 17	1B: 8 2B: 0 3B: 0 HR: 3	SF: 0 SAC: 0 DP: 1 HBP: 0	WP: 0 PB: 0 SB: 0 CS: 0	PA: 40			
PITCHER	IP	WLS	BF	H	R	ER	SO	BB	IBB	HBP	BLK	WP	HR	S	P	ERA	WHIP								
Brian Cooper, R ERA: 4.14 (1, 1)	4.1	L	25	9	6	6	4	2	0	0	0	0	3	65	88	12.46	2.538								
Al Levine, R ERA: 3.19 (5, 1)	1.2		5	0	0	0	1	0	0	0	0	0	0	15	23	0.00	0.000								
Mike Holtz, L ERA: 4.67 (7, 1)	1.0		3	1	0	0	1	0	0	0	0	0	0	8	11	0.00	1.000								
Shigetoshi Hasegawa, R ERA: 5.07 (8, 1)	2.0		7	1	0	0	1	0	0	0	0	0	0	18	24	0.00	0.500								

Seattle Mariners @ Anaheim Angels
Edison International Field, Anaheim, CA
Wed Jul 05 2000, 10:05 PM EDT
Att: 17,369 - Sunny - 76 F

AB 38
R 6
H 11
RBI 6
BB 2
SO 7
LOB 17



Batter	1	2	3	4	5	6	7	8	9	AB	R	H	RBI	BB	SO	LOB	BOTTOM								
Darin Erstad, L OBP: 0.433, SLG: 0.574 (1, 10)	 F7	 2B			 G4-3	 1B			 G3	4	0	2	3	1	0	0									
Benji Gil, R OBP: 0.298, SLG: 0.340 (1, 6)	 S	 K			 G6-3	 P4			 G3	4	0	1	0	0	1	4									
Scott Spiezio, S OBP: 0.338, SLG: 0.422 (9, PH)	 1B				 G6-3	 P4			 G3	1	0	0	0	0	0	1									
Mo Vaughn, L OBP: 0.372, SLG: 0.535 (1, 3)	 K		 FC6-4	 1B	 K			 G4-3	 K	5	0	1	0	0	3	2									
Tim Salmon, R OBP: 0.396, SLG: 0.495 (1, 9)	 BB		 FC6-4	 1-2	 K	 F8		 P4	 P4	4	0	0	0	1	1	2									
16 Garret Anderson, L OBP: 0.263, SLG: 0.509 (1, 8)	 G4-3		 F7		 1B	 K		 K		4	1	1	0	0	1	3									
Troy Glaus, R OBP: 0.400, SLG: 0.598 (1, 5)		 G6-3	 K		 F9	 F7		 F7		4	0	0	0	0	1	2									
Bengie Molina, R OBP: 0.335, SLG: 0.469 (1, 2)		 E4	 FC3-6		 F7	 1B	 1B	 F7		4	1	1	0	0	0	0									
Adam Kennedy, L OBP: 0.331, SLG: 0.436 (1, 4)		 FC3-6	 1B	 2B	 F9	 1B	 1B	 2B		4	1	2	0	0	0	1									
Edgard Clemente, R OBP: 0.220, SLG: 0.224 (1, 7)		 2B	 1B		 K2-3	 1B	 1B	 F9		3	1	2	1	0	1	0									
Orlando Palmeiro, L OBP: 0.403, SLG: 0.405 (8, PH) (9, 7)		 2B	 1B			 1B	 1B	 F9		1	0	0	0	0	0	1									
Inning Stats	R: 0 H: 1 E: 0 K: 1 S: 9	H: 2 R: 1 ER: 1 LOB: 1 BB: 0 P: 23	R: 0 H: 1 E: 0 K: 1 S: 7	H: 1 R: 0 ER: 0 LOB: 0 BB: 0 P: 9	R: 0 H: 0 E: 0 K: 1 S: 5	H: 0 R: 0 ER: 0 LOB: 0 BB: 0 P: 5	R: 0 H: 5 E: 0 K: 1 S: 19	H: 5 R: 0 ER: 0 LOB: 3 BB: 0 P: 30	R: 0 H: 0 E: 0 K: 1 S: 5	H: 0 R: 0 ER: 0 LOB: 0 BB: 0 P: 6	R: 0 H: 1 E: 0 K: 0 S: 15	H: 1 R: 0 ER: 0 LOB: 1 BB: 0 P: 25	R: 0 H: 0 E: 0 K: 1 S: 13	H: 0 R: 0 ER: 0 LOB: 1 BB: 1 P: 21	1B: 8 2B: 2 3B: 0 HR: 0	SF: 0 SAC: 0 DP: 0 HBP: 0	WP: 0 PB: 0 SB: 2 CS: 0	PA: 40							
PITCHER	IP	WLS	BF	H	R	ER	SO	BB	IBB	HBP	BLK	WP	HR	S	P	ERA	WHIP								
John Halama, L ERA: 4.86 (1, 1)	5.2	W	28	9	4	2	6	1	0	0	0	0	0	59	91	3.18	1.765								
Brett Tomko, R ERA: 4.93 (6, 1)	2.1	H	8	1	0	0	1	0	0	0	0	0	0	22	33	0.00	0.429								
Kazuhiro Sasaki, R ERA: 3.58 (9, 1)	1.0	S	4	0	0	0	1	1	0	0	0	0	0	13	21	0.00	1.000								

Seattle Mariners @ Anaheim Angels
Edison International Field, Anaheim, CA
Wed Jul 05 2000, 10:05 PM EDT
Att: 17,369 - Sunny - 76 F

AB 38
R 4
H 10
RBI 4
BB 2
SO 8
LOB 16



Batter	1	2	3	4	5	6	7	8	9	AB	R	H	RBI	BB	SO	LOB	TOP										
Rickey Henderson, R OBP: 0.359, SLG: 0.292 Carlos Guillen, S OBP: 0.236, SLG: 0.156	P6		F8				F7		G6-3	3	0	0	0	1	0	1											
Stan Javier, S OBP: 0.357, SLG: 0.400	K					BB	K		F7	5	0	1	0	0	0	3											
Alex Rodriguez, R OBP: 0.440, SLG: 0.643	K						F7-6-4		F8	4	0	1	0	0	0	1											
Edgar Martinez, R OBP: 0.441, SLG: 0.670		F8					G4-3		1B	4	1	1	0	0	1	2											
John Olerud, L OBP: 0.419, SLG: 0.480	F7				F8		G1-3		FC6-4	4	0	1	0	0	0	0											
Jay Buhner, R OBP: 0.385, SLG: 0.510									FC6-4	2	0	2	1	2	0	0											
David Bell, R OBP: 0.299, SLG: 0.353							F9		P4	3	0	0	0	1	1	4											
Joe Oliver, R OBP: 0.327, SLG: 0.469	F9								FC6-4	3	0	0	0	0	0	3											
John Mabry, L OBP: 0.303, SLG: 0.313										1	0	0	0	0	0	2											
Robert Machado, R OBP: 0.286, SLG: 0.462										0	0	0	0	0	0	0											
Mark McLemore, S OBP: 0.348, SLG: 0.280			G3				F7-6-4		G3-1	4	0	2	0	0	0	0											
Inning Stats	R: 0 E: 0 K: 2 S: 10	H: 0 LOB: 0 BB: 0 P: 17	R: 0 E: 0 K: 0 S: 20	H: 1 LOB: 2 BB: 1 P: 30	R: 0 E: 0 K: 1 S: 12	H: 2 LOB: 2 BB: 0 P: 19	R: 0 E: 0 K: 1 S: 9	H: 0 LOB: 1 BB: 1 P: 19	R: 0 E: 0 K: 1 S: 7	H: 1 LOB: 1 BB: 1 P: 14	R: 0 E: 0 K: 0 S: 13	H: 0 LOB: 1 BB: 0 P: 22	R: 0 E: 0 K: 1 S: 11	H: 1 LOB: 0 BB: 0 P: 14	R: 1 E: 0 K: 0 S: 12	H: 3 LOB: 2 BB: 0 P: 19	R: 0 E: 0 K: 0 S: 6	H: 0 LOB: 0 BB: 0 P: 8	1B: 7 2B: 2 3B: 0 HR: 0	SF: 0 SAC: 0 DP: 1 HBP: 0	WP: 0 PB: 0 SB: 0 CS: 0	PA: 38					
PITCHER	IP	WLS	BF	H	R	ER	SO	BB	IBB	HBP	BLK	WP	HR	S	P	ERA	WHIP										
Jarrod Washburn, L ERA: 3.9	5.0	W	21	4	0	0	5	3	0	0	0	0	0	58	99	0.00	1.400										
Mike Fyhre, R ERA: 2.45	2.1	H	10	2	1	1	1	1	0	0	0	0	0	29	42	3.86	1.286										
Mike Holtz, L ERA: 4.67	0.0		1	1	0	0	0	0	0	0	0	0	0	1	3	∞	∞										
Mark Petkovsek, R ERA: 5.31	1.2		6	1	0	0	0	0	0	0	0	0	0	12	18	0.00	0.600										

Seattle Mariners @ Anaheim Angels
Edison International Field, Anaheim, CA
Thu Jul 06 2000, 10:05 PM EDT
Att: 18,790 - Sunny - 74 F

AB	34
R	1
H	8
RBI	1
BB	4
SO	6
LOB	17



Batter	1	2	3	4	5	6	7	8	9	AB	R	H	RBI	BB	SO	LOB	BOTTOM										
Darin Erstad, L OBP: 0.436, SLG: 0.573	CS		G6-3				K			2	1	1	0	2	1	0											
Orlando Palmeiro, L OBP: 0.394, SLG: 0.395	P5		G6-3				F9			3	0	0	0	0	0	2											
Troy Glaus, R OBP: 0.402, SLG: 0.598										0	0	0	0	1	0	0											
Mo Vaughn, L OBP: 0.370, SLG: 0.540	HR						G4-3		P7	4	1	1	1	0	1	3											
Tim Salmon, R OBP: 0.397, SLG: 0.503	G6-3									3	2	1	2	1	1	2											
16 Garret Anderson, L OBP: 0.265, SLG: 0.507										3	1	1	0	1	0	2											
Bengie Molina, R OBP: 0.337, SLG: 0.465										2	0	0	0	2	0	0											
Scott Spiezio, S OBP: 0.336, SLG: 0.418										4	0	1	2	0	1	2											
Adam Kennedy, L OBP: 0.328, SLG: 0.430										4	0	0	0	0	1	4											
Benji Gil, R OBP: 0.294, SLG: 0.335										3	0	0	0	0	0	4											
Inning Stats	R: 1 E: 0 K: 0 S: 8	H: 2 LOB: 0 BB: 0 P: 12	R: 0 E: 0 K: 1 S: 9	H: 0 LOB: 2 BB: 2 P: 21	R: 2 E: 0 K: 1 S: 14	H: 1 LOB: 0 BB: 1 P: 21	R: 0 E: 0 K: 1 S: 8	H: 0 LOB: 0 BB: 0 P: 12	R: 0 E: 0 K: 1 S: 11	H: 0 LOB: 0 BB: 0 P: 15	R: 2 E: 0 K: 0 S: 10	H: 2 LOB: 2 BB: 2 P: 23	R: 0 E: 0 K: 1 S: 7	H: 0 LOB: 2 BB: 2 P: 18	R: 0 E: 0 K: 0 S: 6	H: 0 LOB: 0 BB: 0 P: 10	1B: 3 2B: 0 3B: 0 HR: 2	SF: 0 SAC: 0 DP: 0 HBP: 0	WP: 0 PB: 0 SB: 0 CS: 1	PA: 35							
PITCHER	IP	WLS	BF	H	R	ER	SO	BB	IBB	HBP	BLK	WP	HR	S	P	ERA	WHIP										
Paul Abbott, R ERA: 4.25	5.1	L	25	5	5	5	4	5	0	0	0	0	0	57	100	8.44	1.875										
37 Robert Ramsay, L ERA: 3.14	2.2		10	0	0	0	1	2	0	0	0	0	0	16	32	0.00	0.750										

Seattle Mariners @ Anaheim Angels
Edison International Field, Anaheim, CA
Thu Jul 06 2000, 10:05 PM EDT
Att: 18,790 - Sunny - 74 F

AB	28
R	5
H	5
RBI	5
BB	7
SO	5
LOB	19



Batter	1	2	3	4	5	6	7	8	9	10	11	AB	R	H	RBI	BB	SO	LOB	TOP	
F.P. Santangelo, S OBP: 0.310, SLG: 0.208	(1.4) 3-3 K	(0.2) 0-2 G4-6-3		(0.1) 0-1 G3			(4.2) 0-1 G6-4-3 BB			(0.3) 0-3 K		4	0	0	0	1	2	1		
Todd Hollandsworth, L OBP: 0.320, SLG: 0.327	(1.8) 4-2 1B 2B BB		(1.0) 0-0 G5-3 1B		(4.0) 0-0 CS BB		(3.2) 3-2 G6-4-3			(1.2) 1-2 F7		3	1	1	0	2	0	2		
Gary Sheffield, R OBP: 0.440, SLG: 0.659	(1.7) 0-1 BB 2B 1B		(0.2) 0-2 FC5 G5-3 1B		(0.1) 0-1 P4					(2.2) 0-2 G6-3		5	1	2	0	0	1	1		
Shawn Green, L OBP: 0.413, SLG: 0.522	(1.9) 1-3 K		(1.3) 1-3 K		(0.3) 0-3 K							4	0	0	0	1	4	5		
Eric Karros, R OBP: 0.350, SLG: 0.555	(1.3) 4-1 2B BB		(3.2) 3-2 G5-3		(0.0) 1 SAFE CS		(3.3) 3-3 K			(1.3) 1-3 K		4	1	1	1	1	2	3		
Todd Hundley, S OBP: 0.401, SLG: 0.710	(1.2) 1-1 BB		(4.0) 1-2 2-3 IBB				(3.2) 3-2 L7			(2.1) 2-1 F9		4	0	1	2	1	1	1		
Adrian Beltré, R OBP: 0.309, SLG: 0.421	(1.5) 1-2 G6-3		(3.2) 3-2 FC5				(2.1) 2-1 F9					5	0	0	0	0	2	5		
Dave Hansen, L OBP: 0.416, SLG: 0.573		(1.1) 1-1 G3-1			(3.3) 3-3 K		(4.2) 0-1 SH1-4 BB			(0.0) 0-0 G4-3		3	0	0	0	1	1	0		
Alex Cora, L OBP: 0.343, SLG: 0.400		(4.2) 0-1 G4-6-3 BB		(1.0) 1-0 L7			(0.0) 0-0 SH1-4			(1.3) 1-3 K		2	0	0	0	1	1	0		
Inning Stats	R: 2 E: 0 K: 2 S: 21	H: 2 LOB: 2 BB: 0 P: 35	R: 0 E: 0 K: 0 S: 11	H: 0 LOB: 0 BB: 1 P: 16	R: 0 E: 0 K: 1 S: 14	H: 2 LOB: 3 BB: 1 P: 26	R: 0 E: 0 K: 1 S: 5	H: 0 LOB: 0 BB: 0 P: 9	R: 0 E: 0 K: 1 S: 11	H: 0 LOB: 0 BB: 0 P: 19	R: 0 E: 0 K: 2 S: 11	H: 0 LOB: 1 BB: 1 P: 19	R: 0 E: 0 K: 1 S: 9	H: 0 LOB: 0 BB: 0 P: 12	R: 0 E: 0 K: 3 S: 18	H: 1 LOB: 0 BB: 0 P: 27	1B: 3 2B: 1 3B: 0 HR: 1	SF: 0 SAC: 1 DP: 2 HBP: 0	WP: 0 PB: 0 SB: 0 CS: 1	PA: 44
PITCHER	IP WLS BF H R ER SO BB IBB HBP BLK WP HR S P ERA WHIP																			
Freddy Garcia, R ERA: 6.0	(1.1) 6.0																			
Jose Paniagua, R ERA: 3.95	(7.1) 2.0	8	0	0	0	2	3	0	0	0	0	0	0	20	39	0.00	1.500			
Jose Mesa, R ERA: 5.83	(9.1) 1.0	3	0	0	0	2	0	0	0	0	0	0	0	12	16	0.00	0.000			
Arthur Rhodes, L ERA: 2.68	(10.1) 2.0	L 7	1	1	1	4	0	0	0	0	0	0	1	27	39	4.50	0.500			

Los Angeles Dodgers @ Seattle Mariners
Safeco Field, Seattle, WA
Fri Jul 07 2000, 7:05 PM PDT
Att: 45,206 - Sunny - 78 F

livebaseballscores.com

AB 34
R 3
H 5
RBI 3
BB 8
SO 14
LOB 18




Batter	1	2	3	4	5	6	7	8	9	10	11	AB	R	H	RBI	BB	SO	LOB	BOTTOM	
Rickey Henderson, R OBP: 0.360, SLG: 0.295	(1.7) 1-1 P4		(1.1) 1-1 BB 2B		(4.2) 4-2 BB 1B BB		(0.0) 0-0 F9			(1.3) 1-3 K		4	0	1	0	1	0	4		
Robert Machado, R OBP: 0.267, SLG: 0.429	(9.2) 3-2 BB 1B		(0.1) 0-1 G5-3		(0.0) 0-0 BB 1B		(3.3) 3-3 K			(4.1) 4-1 SH5-4 BB		5	0	2	0	1	2	2		
Stan Javier, S OBP: 0.361, SLG: 0.400	(1.8) 3-2 1B		(1.1) 1-1 P4		(4.1) 4-1 G6-3 BB		(0.0) 0-0 G4-3			(0.1) 0-1 SH5-4		2	0	0	1	1	0	2		
Alex Rodriguez, R OBP: 0.439, SLG: 0.639	(1.6) 2-1 F9		(1.1) 1-1 P4		(1.2) 1-2 2-3 3-H BB		(1.2) 1-2 G6-3			(1.2) 1-2 SH5-4		2	0	1	0	0	0	1		
Mark McLemore, S OBP: 0.349, SLG: 0.281	(6.4) 0-3 K		(0.1) 0-1 FC5-4 1B		(1.2) 1-2 G6-3		(0.1) 0-1 E 1B BB 1B			(4.0) 4-0 G3 1B		4	0	2	0	0	1	4		
Edgar Martinez, R OBP: 0.441, SLG: 0.668	(1.10) 0-3 K		(0.0) 0-0 L8		(1.0) 1-0 1B 2B		(1.0) 1-0 L5			(2.2) 2-2 G3 BB		5	0	1	0	1	0	4		
John Mabry, L OBP: 0.308, SLG: 0.309	(8. PR) 0-3 K		(3.2) 3-2 FC5-4 1B		(1.1) 1-1 G6-3		(2.2) 2-2 BB 1B			(1.3) 1-3 IBB		6	0	1	0	0	2	6		
John Olerud, L OBP: 0.417, SLG: 0.478	(1.3) 2-2 F9		(0.0) 0-0 L8		(1.0) 1-0 1B 2B		(1.0) 1-0 L5			(4.0) 4-0 G3		5	0	1	0	1	0	4		
Jay Buhner, R OBP: 0.380, SLG: 0.500	(1.9) 2-2 F3		(3.2) 3-2 FC5-4 1B		(1.1) 1-1 G6-3		(2.2) 2-2 BB 1B			(1.3) 1-3 K		6	0	1	0	0	2	6		
David Bell, R OBP: 0.304, SLG: 0.359	(1.4) 3-1 BB 2B		(2.2) 2-2 F7		(2.2) 2-2 1B		(2.3) 2-3 K			(4.2) 4-2 FC2-6 BB		4	0	2	0	1	1	3		
Joe Oliver, R OBP: 0.309, SLG: 0.442	(1.2) 1-2 G5-3		(1.2) 1-2 G5-3		(2.2) 2-2 F9		(1.1) 1-1 E5 BB			(0.0) 0-0 FC2-6		3	0	0	0	0	0	2		
Raul Ibanez, L OBP: 0.317, SLG: 0.333	(8. PH) 1-2 G5-3		(2.1) 2-1 F3		(0.0) 0-0 1B BB 1B		(1.0) 1-0 S 1B			(1.2) 1-2 2-3 3-H BB		2	0	0	0	0	0	3		
Carlos Guillen, S OBP: 0.260, SLG: 0.176	(1.5) 1-2 F3		(1.1) 1-1 F3		(1.0) 1-0 S 1B		(1.0) 1-0 S 1B			(1.3) 1-3 K		4	1	2	1	1	1	1		
Inning Stats	R: 0 E: 0 K: 1 S: 12	H: 1 LOB: 1 BB: 0 P: 18	R: 0 E: 0 K: 0 S: 11	H: 1 LOB: 1 BB: 0 P: 19	R: 0 E: 0 K: 0 S: 8	H: 1 LOB: 1 BB: 0 P: 11	R: 0 E: 0 K: 0 S: 10	H: 1 LOB: 1 BB: 0 P: 15	R: 1 E: 0 K: 0 S: 15	H: 2 LOB: 2 BB: 2 P: 27	R: 0 E: 0 K: 1 S: 8	H: 1 LOB: 1 BB: 0 P: 12	R: 0 E: 0 K: 1 S: 20	H: 0 LOB: 2 BB: 2 P: 20	R: 0 E: 1 K: 2 S: 9	H: 1 LOB: 2 BB: 1 P: 21	1B: 9 2B: 3 3B: 0 HR: 0	SF: 0 SAC: 1 DP: 1 HBP: 0	WP: 0 PB: 0 SB: 3 CS: 0	PA: 51
PITCHER	IP WLS BF H R ER SO BB IBB HBP BLK WP HR S P ERA WHIP																			
Carlos Perez, L ERA: 5.05	(1.1) 6.1																			
Terry Adams, R ERA: 2.89	(7.1) 1.2	B 9	2	1	0	2	1	0	0	0	0	24	39	0.00	1.800					
Matt Herge, R ERA: 3.27	(9.1) 2.0	W 9	0	0	0	4	2	1	0	0	0	18	35	0.00	1.000					
Mike Fetters, R ERA: 2.42	(11.1) 1.0	S 5	1	0	0	2	1	0	0	0	0	12	21	0.00	2.000					

Los Angeles Dodgers @ Seattle Mariners
Safeco Field, Seattle, WA
Fri Jul 07 2000, 7:05 PM PDT
Att: 45,206 - Sunny - 78 F

livebaseballscores.com

AB 43
R 2
H 12
RBI 2
BB 7
SO 9
LOB 34



Batter	1	2	3	4	5	6	7	8	9	AB	R	H	RBI	BB	SO	LOB	TOP				
Mike Metcalfe, S OBP: 0.154, SLG: 0.083 (1, 7)										4	0	1	0	0	2	3	Los Angeles Dodgers @ Seattle Mariners Safeco Field, Seattle, WA Sun Jul 09 2000, 1:35 PM PDT Att: 45,251 - Cloudy - 62 F				
Adrian Beltré, R OBP: 0.305, SLG: 0.413 (1, 5)										4	0	1	0	0	1	1					
Shawn Green, L OBP: 0.404, SLG: 0.509 (1, 9)										4	0	0	0	0	1	2					
Gary Sheffield, R OBP: 0.440, SLG: 0.652 (1, 10)										3	0	1	0	1	2	2					
Eric Karros, R OBP: 0.356, SLG: 0.553 (1, 3)											3	0	1	0	1	0		2			
Jim Levritz, R OBP: 0.308, SLG: 0.261 (1, 2)											4	0	0	0	0	2		3			
Kevin Elster, R OBP: 0.337, SLG: 0.463 (1, 6)											4	0	1	0	0	1		1			
Todd Hollandsworth, L OBP: 0.323, SLG: 0.398 (1, 8)										3	0	2	0	0	0	0					
Alex Cora, L OBP: 0.336, SLG: 0.385 (1, 4)										2	0	0	0	0	0	3					
Inning Stats	R: 0 E: 0 K: 2 S: 11	H: 0 LOB: 0 BB: 0 P: 14	R: 0 E: 0 K: 2 S: 11	H: 1 LOB: 1 BB: 1 P: 18	R: 0 E: 0 K: 1 S: 9	H: 0 LOB: 1 BB: 0 P: 14	R: 0 E: 0 K: 0 S: 8	H: 1 LOB: 1 BB: 1 P: 16	R: 0 E: 0 K: 0 S: 9	H: 1 LOB: 0 BB: 0 P: 13	R: 0 E: 0 K: 1 S: 10	H: 2 LOB: 2 BB: 0 P: 16	R: 0 E: 0 K: 2 S: 10	H: 0 LOB: 0 BB: 0 P: 14	R: 0 E: 0 K: 0 S: 6	H: 0 LOB: 0 BB: 0 P: 8	1B: 7 2B: 0 3B: 0 HR: 0	SF: 0 SAC: 0 DP: 2 HBP: 1	WP: 0 PB: 0 SB: 0 CS: 1	PA: 34	
PITCHER	IP WLS BF H R ER SO BB IBB HBP BLK WP HR S P ERA WHIP	IP WLS BF H R ER SO BB IBB HBP BLK WP HR S P ERA WHIP	IP WLS BF H R ER SO BB IBB HBP BLK WP HR S P ERA WHIP	IP WLS BF H R ER SO BB IBB HBP BLK WP HR S P ERA WHIP	IP WLS BF H R ER SO BB IBB HBP BLK WP HR S P ERA WHIP	IP WLS BF H R ER SO BB IBB HBP BLK WP HR S P ERA WHIP	IP WLS BF H R ER SO BB IBB HBP BLK WP HR S P ERA WHIP	IP WLS BF H R ER SO BB IBB HBP BLK WP HR S P ERA WHIP	IP WLS BF H R ER SO BB IBB HBP BLK WP HR S P ERA WHIP	IP WLS BF H R ER SO BB IBB HBP BLK WP HR S P ERA WHIP	IP WLS BF H R ER SO BB IBB HBP BLK WP HR S P ERA WHIP	IP WLS BF H R ER SO BB IBB HBP BLK WP HR S P ERA WHIP	IP WLS BF H R ER SO BB IBB HBP BLK WP HR S P ERA WHIP	IP WLS BF H R ER SO BB IBB HBP BLK WP HR S P ERA WHIP	IP WLS BF H R ER SO BB IBB HBP BLK WP HR S P ERA WHIP	IP WLS BF H R ER SO BB IBB HBP BLK WP HR S P ERA WHIP	IP WLS BF H R ER SO BB IBB HBP BLK WP HR S P ERA WHIP	IP WLS BF H R ER SO BB IBB HBP BLK WP HR S P ERA WHIP	IP WLS BF H R ER SO BB IBB HBP BLK WP HR S P ERA WHIP	IP WLS BF H R ER SO BB IBB HBP BLK WP HR S P ERA WHIP	IP WLS BF H R ER SO BB IBB HBP BLK WP HR S P ERA WHIP
Jamie Moyer, L ERA: 4.21 (1, 1)	7.0	W	28	7	0	0	8	2	0	0	1	0	0	0	0	0	0.00	1.286			
Jose Paniagua, R ERA: 3.95 (8, 1)	1.0	H	3	0	0	0	1	0	0	0	0	0	0	0	0	0	0.00	0.000			
Kazuhiro Sasaki, R ERA: 3.48 (9, 1)	1.0	S	3	0	0	0	0	0	0	0	0	0	0	0	0	0	0.00	0.000			

AB	31
R	0
H	7
RBI	0
BB	2
SO	9
LOB	17



Batter	1	2	3	4	5	6	7	8	9	AB	R	H	RBI	BB	SO	LOB	BOTTOM				
Stan Javier, S OBP: 0.354, SLG: 0.392 (1, 7)										4	0	0	0	0	2	3	Los Angeles Dodgers @ Seattle Mariners Safeco Field, Seattle, WA Sun Jul 09 2000, 1:35 PM PDT Att: 45,251 - Cloudy - 62 F				
Carlos Guillen, S OBP: 0.247, SLG: 0.160 (1, 6)										4	0	0	0	0	1	1					
Edgar Martinez, R OBP: 0.447, SLG: 0.657 Rickey Henderson, R OBP: 0.361, SLG: 0.295 (8, PR)										3	0	1	0	1	2	0					
John Olerud, L OBP: 0.421, SLG: 0.489 (1, 3)										3	0	0	0	1	1	1					
Mike Cameron, R OBP: 0.355, SLG: 0.448 (1, 8)										4	0	0	0	0	1	3					
Raul Ibanez, L OBP: 0.305, SLG: 0.319 (1, 9)										3	0	0	0	0	1	0					
David Bell, R OBP: 0.300, SLG: 0.354 (1, 5)										3	1	0	0	0	0	0					
Joe Oliver, R OBP: 0.333, SLG: 0.517 (1, 2)										3	1	3	2	0	0	0					
Mark McLemore, S OBP: 0.352, SLG: 0.281 (1, 4)										1	0	0	0	1	0	0					
Inning Stats	R: 0 E: 0 K: 0 S: 13	H: 0 LOB: 2 BB: 2 P: 25	R: 2 E: 1 K: 1 S: 13	H: 1 LOB: 0 BB: 0 P: 15	R: 0 E: 0 K: 2 S: 7	H: 0 LOB: 0 BB: 0 P: 12	R: 0 E: 0 K: 0 S: 6	H: 0 LOB: 0 BB: 0 P: 13	R: 0 E: 0 K: 1 S: 8	H: 1 LOB: 1 BB: 0 P: 13	R: 0 E: 0 K: 1 S: 10	H: 0 LOB: 0 BB: 0 P: 15	R: 0 E: 0 K: 1 S: 14	H: 1 LOB: 2 BB: 1 P: 24	R: 0 E: 0 K: 2 S: 14	H: 1 LOB: 1 BB: 0 P: 21	1B: 2 2B: 1 3B: 0 HR: 1	SF: 0 SAC: 1 DP: 0 HBP: 0	WP: 1 PB: 0 SB: 0 CS: 0	PA: 32	
PITCHER	IP WLS BF H R ER SO BB IBB HBP BLK WP HR S P ERA WHIP	IP WLS BF H R ER SO BB IBB HBP BLK WP HR S P ERA WHIP	IP WLS BF H R ER SO BB IBB HBP BLK WP HR S P ERA WHIP	IP WLS BF H R ER SO BB IBB HBP BLK WP HR S P ERA WHIP	IP WLS BF H R ER SO BB IBB HBP BLK WP HR S P ERA WHIP	IP WLS BF H R ER SO BB IBB HBP BLK WP HR S P ERA WHIP	IP WLS BF H R ER SO BB IBB HBP BLK WP HR S P ERA WHIP	IP WLS BF H R ER SO BB IBB HBP BLK WP HR S P ERA WHIP	IP WLS BF H R ER SO BB IBB HBP BLK WP HR S P ERA WHIP	IP WLS BF H R ER SO BB IBB HBP BLK WP HR S P ERA WHIP	IP WLS BF H R ER SO BB IBB HBP BLK WP HR S P ERA WHIP	IP WLS BF H R ER SO BB IBB HBP BLK WP HR S P ERA WHIP	IP WLS BF H R ER SO BB IBB HBP BLK WP HR S P ERA WHIP	IP WLS BF H R ER SO BB IBB HBP BLK WP HR S P ERA WHIP	IP WLS BF H R ER SO BB IBB HBP BLK WP HR S P ERA WHIP	IP WLS BF H R ER SO BB IBB HBP BLK WP HR S P ERA WHIP	IP WLS BF H R ER SO BB IBB HBP BLK WP HR S P ERA WHIP	IP WLS BF H R ER SO BB IBB HBP BLK WP HR S P ERA WHIP	IP WLS BF H R ER SO BB IBB HBP BLK WP HR S P ERA WHIP	IP WLS BF H R ER SO BB IBB HBP BLK WP HR S P ERA WHIP	IP WLS BF H R ER SO BB IBB HBP BLK WP HR S P ERA WHIP
Chan Ho Park, R ERA: 4.17 (1, 1)	7.0	L	28	3	2	1	6	3	0	0	0	0	0	0	0	0	1.29	0.857			
Antonio Osuna, R ERA: 3.15 (8, 1)	1.0		4	1	0	0	2	0	0	0	0	0	0	0	0	0	0.00	1.000			




Batter	1	2	3	4	5	6	7	8	9	10	AB	R	H	RBI	BB	SO	LOB																			
Rickey Henderson, R OBP: 0.365, SLG: 0.298 Raul Ibanez, L OBP: 0.302, SLG: 0.316 Stan Javier, S OBP: 0.351, SLG: 0.388	1-2 CS 1B		H 1-0		0-3 K			2-2 G6-3		2-2 FC6-4	1 0 1 0 0 0 0 0	1 1 0 0 0 0 0 1	2 0 0 0 0 0 0 1																							
Mark McLemore, S OBP: 0.347, SLG: 0.277	2-1 F7		2-1 E6		1-1 F9			2-2 F9			4 0 0 0 0 0 0 3																									
John Olerud, L OBP: 0.416, SLG: 0.482	0-1 G5-3		0-0 F8			3-2 F8		2-3 K			4 0 0 0 0 0 1 2																									
Mike Cameron, R OBP: 0.354, SLG: 0.445		0-1 G4-3		1-0 CS 1B		3-1 F8			1-3 K		4 0 1 0 0 0 1 0																									
Jay Buhner, R OBP: 0.380, SLG: 0.502		3-3 K		0-3 K		0-0 G5-3			0-1 F7		4 0 0 0 0 0 2 1																									
David Bell, R OBP: 0.289, SLG: 0.356		0-1 F9		2-0 K	1-2 2B				0-1 F9		4 0 1 0 0 0 1 0																									
Joe Oliver, R OBP: 0.328, SLG: 0.492			1-1 G5-3		1-3 K			0-0 F7			3 0 0 0 0 1 1 1																									
Carlos Guillen, S OBP: 0.270, SLG: 0.179			1-1 SH3-4 E 1B		4-1 SH3 BB			2-0 1B		4-2 G4-6-3 BB	3 1 2 0 1 0 1																									
Freddy Garcia, R Jose Paniagua, R Arthur Rhodes, L Jose Mesa, R Edgar Martinez, R Brett Tomko, R	1-0 SH3-4 1-2		1-0 SH3		0-0 SH3			0-0 G6-3		2-2 FC6-4 1B	1 0 0 0 0 0 0 0 0 0 0 0 0 0 0 0 0 0 0 0																									
Inning Stats	R: 0 E: 0 K: 0 S: 8	H: 1 LOB: 0 BB: 0 P: 11	R: 0 E: 0 K: 1 S: 8	H: 0 LOB: 0 BB: 0 P: 11	R: 1 E: 1 K: 0 S: 8	H: 1 LOB: 2 BB: 0 P: 14	R: 0 E: 0 K: 2 S: 8	H: 2 LOB: 1 BB: 0 P: 12	R: 0 E: 0 K: 1 S: 7	H: 0 LOB: 1 BB: 1 P: 12	R: 0 E: 0 K: 0 S: 6	H: 0 LOB: 0 BB: 0 P: 10	R: 0 E: 0 K: 1 S: 10	H: 0 LOB: 0 BB: 0 P: 16	R: 0 E: 0 K: 1 S: 7	H: 0 LOB: 0 BB: 0 P: 8	R: 0 E: 0 K: 0 S: 9	H: 1 LOB: 1 BB: 1 P: 18	1B: 5 2B: 1 3B: 0 HR: 0	SF: 0 SAC: 2 DP: 1 HBP: 1	WP: 0 PA: 37 PB: 0 SB: 0 CS: 2															
PITCHER	IP WLS BF H R ER SO BB IBB HBP BLK WP HR S P ERA WHIP	PITCHER																																		
Brian Tollberg, R ERA: 2.59	(1, 1)	7.0	27	5	1	0	5	BB: 1	IBB: 0	HBP: 0	BLK: 0	WP: 0	HR: 0	S: 51	P: 82	0.00	0.857																			
Kevin Walker, L ERA: 4.3	(8, 1)	1.0	3	0	0	0	1	0	0	0	0	0	0	10	16	0.00	0.000																			
Donna Wall, R ERA: 3.48	(9, 1)	1.0	3	0	0	0	1	0	0	0	0	0	0	7	8	0.00	0.000																			
Trevor Hoffman, R ERA: 3.35	(10, 1)	1.0	W	4	1	0	0	1	0	0	0	0	0	9	18	0.00	2.000																			

TOP

Seattle Mariners @ San Diego Padres
Qualcomm Stadium, San Diego, CA

Thu Jul 13 2000, 5:05 PM EDT
Att: 21,012 - Cloudy - 76 F

AB 32
R 1
H 6
RBI 0
BB 2
SO 7
LOB 11




Batter	1	2	3	4	5	6	7	8	9	10	AB	R	H	RBI	BB	SO	LOB																			
Eric Owens, R OBP: 0.377, SLG: 0.412	1-1 G5-3			2-1 F8		0-1 P3	3-1 F8		2-3 K		5 0 0 0 0 1 5																									
Al Martin, L OBP: 0.351, SLG: 0.471	1-1 G6-3 1B			1-0 P5		0-0 1B		1-0 G4-3		2-2 F7	5 0 2 0 0 0 0																									
Ryan Klesko, L OBP: 0.388, SLG: 0.612	0-1 G6-3			1-1 F8		1-0 F9		2-1 G4-3		1-0 G5-3	5 0 0 0 0 0 3																									
Phil Nevin, R OBP: 0.339, SLG: 0.506		2-0 G6-3		4-2 FC6-4 BB		0-2 P3	4-2 1B BB		4-1 BB BB		2 1 0 0 3 0 0																									
Bret Boone, R OBP: 0.328, SLG: 0.458		1-3 K		2-1 FC6-4		0-2 16 BB BB 2B	2-0 1B		4-2 E BB		4 1 2 0 1 1 1																									
Wili Gonzalez, R OBP: 0.309, SLG: 0.386		1-0 F7		3-3 K	1-2	3-2 F7	1-0 P4		0-0 E6		5 0 0 0 0 1 5																									
Ruben Rivera, R OBP: 0.328, SLG: 0.468			2-3 K		0-3 K		3-2 BB 16 BB HBP		0-3 K		3 0 0 0 0 3 1																									
16 Kevin Nicholson, S OBP: 0.317, SLG: 0.429			2-3 K2-3		1-2 1B SH3-4 1B		4-1 BB BB		3-3 K		3 0 1 0 1 2 0																									
Brian Tollberg, R Dave Magadan, L Kevin Walker, L Donna Wall, R Dusty Allen, R 29 Kory DeHaan, L Trevor Hoffman, R	(1, 1) (7, PH) (8, 1) (9, 1) (9, PH) (10, PH) (10, 1)	6.2	26	4	1	1	6	BB: 2	IBB: 0	HBP: 1	BLK: 0	WP: 0	HR: 0	S: 59	P: 96	1.35	0.900																			
Jose Paniagua, R ERA: 3.83	(7, 1)	0.1	B	2	0	0	0	1	0	0	0	0	0	6	13	0.00	3.000																			
Arthur Rhodes, L ERA: 2.63	(8, 1)	0.2	2	0	0	0	0	0	0	0	0	0	0	3	6	0.00	0.000																			
Jose Mesa, R ERA: 5.65	(8, 1)	1.1	7	1	0	0	3	2	0	0	0	0	0	15	31	0.00	2.250																			
Brett Tomko, R ERA: 4.67	(10, 1)	0.2	L	5	0	1	0	2	0	0	0	0	0	8	19	0.00	3.000																			
Inning Stats	R: 0 E: 0 K: 0 S: 6	H: 1 LOB: 0 BB: 0 P: 8	R: 0 E: 0 K: 1 S: 5	H: 0 LOB: 0 BB: 0 P: 9	R: 0 E: 0 K: 3 S: 11	H: 0 LOB: 0 BB: 0 P: 17	R: 0 E: 0 K: 0 S: 5	H: 0 LOB: 0 BB: 0 P: 9	R: 0 E: 0 K: 2 S: 10	H: 2 LOB: 1 BB: 1 P: 19	R: 0 E: 0 K: 0 S: 9	H: 2 LOB: 2 BB: 0 P: 11	R: 1 E: 0 K: 0 S: 19	H: 1 LOB: 3 BB: 2 P: 36	R: 0 E: 0 K: 0 S: 7	H: 1 LOB: 2 BB: 1 P: 17	R: 0 E: 0 K: 3 S: 11	H: 0 LOB: 1 BB: 1 P: 20	R: 1 E: 1 K: 0 S: 8	H: 0 LOB: 2 BB: 2 P: 19	1B: 4 2B: 1 3B: 0 HR: 0	SF: 0 SAC: 1 DP: 1 HBP: 1	WP: 0 PA: 42 PB: 0 SB: 1 CS: 0													
PITCHER	IP WLS BF H R ER SO BB IBB HBP BLK WP HR S P ERA WHIP	PITCHER																																		

BOTTOM

Seattle Mariners @ San Diego Padres
Qualcomm Stadium, San Diego, CA

Thu Jul 13 2000, 5:05 PM EDT
Att: 21,012 - Cloudy - 76 F

AB 33
R 2
H 5
RBI 1
BB 7
SO 9
LOB 15



Batter	1	2	3	4	5	6	7	8	9	AB	R	H	RBI	BB	SO	LOB	TOP								
Stan Javier, S (1, 7) OBP: 0.352, SLG: 0.388										5	2	2	0	0	0	2									
Carlos Guillen, S (1, 6) OBP: 0.255, SLG: 0.169										5	0	0	0	0	1	4									
Mike Cameron, R (1, 8) OBP: 0.358, SLG: 0.458										5	2	3	1	0	0	1									
John Olerud, L (1, 3) OBP: 0.420, SLG: 0.508										4	2	3	5	0	0	1									
Jay Buhner, R (1, 9) OBP: 0.381, SLG: 0.507										4	1	2	0	0	1	1									
David Bell, R (1, 5)										3	0	0	0	0	1	2									
Joe Oliver, R (1, 2) OBP: 0.338, SLG: 0.485										3	0	1	1	1	0	0									
Mark McLemore, S (1, 4) OBP: 0.346, SLG: 0.277										4	0	1	0	0	2	1									
Jamie Moyer, L (1, 1)										2	0	0	0	0	1	0									
Raul Ibanez, L (7, PH) OBP: 0.299, SLG: 0.313										1	0	0	0	0	0	2									
Jose Paniagua, R (7, 1)										1	0	0	0	0	1	1									
Kazuhiro Sasaki, R (9, 1)										0	0	0	0	0	0	0									
Inning Stats	R: 1 E: 0 K: 0 S: 12	H: 2 LOB: 1 BB: 0 P: 16	R: 0 E: 0 K: 1 S: 5	H: 0 LOB: 0 BB: 0 P: 9	R: 0 E: 0 K: 0 S: 9	H: 0 LOB: 0 BB: 0 P: 13	R: 0 E: 0 K: 0 S: 8	H: 2 LOB: 1 BB: 0 P: 10	R: 0 E: 0 K: 2 S: 7	H: 0 LOB: 2 BB: 0 P: 10	R: 3 E: 0 K: 2 S: 18	H: 3 LOB: 0 BB: 1 P: 23	R: 0 E: 0 K: 0 S: 8	H: 1 LOB: 2 BB: 1 P: 17	R: 3 E: 0 K: 2 S: 21	H: 4 LOB: 1 BB: 0 P: 30	R: 0 E: 0 K: 0 S: 9	H: 0 LOB: 0 BB: 0 P: 12	1B: 7 2B: 2 3B: 0 HR: 3	SF: 0 SAC: 1 DP: 1 HBP: 0	WP: 0 PB: 0 SB: 0 CS: 0	PA: 39			
PITCHER	IP	WLS	BF	H	R	ER	SO	BB	IBB	HBP	BLK	WP	HR	S	P	ERA	WHIP								
Brian Meadows, R (1, 1) ERA: 5.18	6.0	L	24	7	4	4	5	0	0	0	0	0	1	59	81	6.00	1.167								
Carlos Almanzar, R (7, 1) ERA: 5.15	1.0		5	1	0	0	0	1	0	0	0	0	0	8	17	0.00	2.000								
Steve Montgomery, R (8, 1) ERA: 9.64	0.1		5	4	3	3	0	0	0	0	0	0	2	14	19	81.00	12.000								
Todd Erdos, R (8, 1) ERA: 4.73	1.2		5	0	0	0	2	0	0	0	0	0	0	16	23	0.00	0.000								

Seattle Mariners @ San Diego Padres
Qualcomm Stadium, San Diego, CA
Fri Jul 14 2000, 10:05 PM EDT
Att: 26,498 - Cloudy - 72 F

AB 37
R 7
H 12
RBI 7
BB 1
SO 7
LOB 15

Batter	1	2	3	4	5	6	7	8	9	AB	R	H	RBI	BB	SO	LOB	BOTTOM								
Eric Owens, R (1, 9) OBP: 0.375, SLG: 0.415										5	1	1	0	0	0	0									
Ruben Rivera, R (1, 8) OBP: 0.326, SLG: 0.464										4	0	1	1	0	1	0									
Al Martin, L (9, PH) OBP: 0.350, SLG: 0.470										1	0	0	0	0	0	0									
Ryan Klesko, L (1, 3) OBP: 0.395, SLG: 0.605										5	0	1	0	0	1	1									
Phil Nevin, R (1, 5) OBP: 0.346, SLG: 0.512										2	2	2	0	2	0	0									
Bret Boone, R (1, 4) OBP: 0.330, SLG: 0.468										4	1	2	2	0	0	4									
Wiki Gonzalez, R (1, 2) OBP: 0.301, SLG: 0.355										4	0	0	1	0	2	1									
Damian Jackson, R (1, 7) OBP: 0.344, SLG: 0.357										4	0	1	0	0	2	2									
16 Kevin Nicholson, S (1, 6) OBP: 0.297, SLG: 0.400										4	0	0	0	0	2	3									
Brian Meadows, R (1, 1) OBP: 0.152, SLG: 0.152										2	0	0	0	0	0	2									
Dusty Allen, R (5, PH)										1	0	0	0	0	1	1									
Carlos Almanzar, R (7, 1) ERA: 4.05										0	0	0	0	0	0	0									
Steve Montgomery, R (8, 1)										0	0	0	0	0	0	0									
Todd Erdos, R (8, 1)										0	0	0	0	0	0	0									
Dave Magadan, L (9, PH) OBP: 0.201, SLG: 0.226										1	1	1	1	0	0	0									
Inning Stats	R: 0 E: 0 K: 0 S: 6	H: 0 LOB: 0 BB: 0 P: 10	R: 1 E: 1 K: 2 S: 14	H: 2 LOB: 2 BB: 0 P: 18	R: 0 E: 0 K: 1 S: 14	H: 1 LOB: 2 BB: 1 P: 26	R: 0 E: 0 K: 2 S: 7	H: 0 LOB: 0 BB: 0 P: 10	R: 1 E: 0 K: 0 S: 7	H: 2 LOB: 2 BB: 1 P: 19	R: 0 E: 0 K: 1 S: 9	H: 1 LOB: 1 BB: 0 P: 19	R: 0 E: 0 K: 1 S: 6	H: 0 LOB: 0 BB: 0 P: 11	R: 2 E: 0 K: 2 S: 17	H: 2 LOB: 0 BB: 0 P: 22	R: 1 E: 0 K: 0 S: 7	H: 1 LOB: 0 BB: 0 P: 10	1B: 5 2B: 1 3B: 1 HR: 2	SF: 0 SAC: 0 DP: 0 HBP: 0	WP: 1 PB: 0 SB: 1 CS: 0	PA: 39			
PITCHER	IP	WLS	BF	H	R	ER	SO	BB	IBB	HBP	BLK	WP	HR	S	P	ERA	WHIP								
Jamie Moyer, L (1, 1) ERA: 4.12	6.0	W	27	6	2	2	6	2	0	0	0	0	1	57	102	3.00	1.333								
Jose Paniagua, R (7, 1) ERA: 4.05	2.0	H	8	2	2	2	3	0	0	0	0	0	1	23	33	9.00	1.000								
Kazuhiro Sasaki, R (9, 1) ERA: 3.63	1.0	S	4	1	1	1	0	0	0	0	0	0	1	7	10	9.00	1.000								

Seattle Mariners @ San Diego Padres
Qualcomm Stadium, San Diego, CA
Fri Jul 14 2000, 10:05 PM EDT
Att: 26,498 - Cloudy - 72 F

AB 37
R 5
H 9
RBI 5
BB 2
SO 9
LOB 14

Batter	1	2	3	4	5	6	7	8	9	AB	R	H	RBI	BB	SO	LOB	TOP			
Mark McLemore, S (1,4) OBP: 0.345, SLG: 0.280										4	0	1	0	0	1	1				
David Bell, R (1,5) OBP: 0.293, SLG: 0.348										3	0	0	0	0	0	1				
Brett Tomko, R (6,1)										0	0	0	0	0	0	0				
Raul Ibanez, L (9,PH) OBP: 0.296, SLG: 0.309										1	0	0	0	0	0	0				
Mike Cameron, R (1,8) OBP: 0.357, SLG: 0.458										4	0	1	0	0	2	0				
John Olerud, L (1,3) OBP: 0.418, SLG: 0.503										3	0	0	0	1	1	0				
Jay Buhner, R (1,9) OBP: 0.381, SLG: 0.502										2	1	0	0	1	2	2				
John Mabry, L (1,7) OBP: 0.306, SLG: 0.321										3	0	1	1	0	1	0				
Dan Wilson, R (1,2) OBP: 0.292, SLG: 0.347										3	0	1	0	0	0	1				
Carlos Guillen, S (1,6) OBP: 0.258, SLG: 0.165										2	0	0	0	1	0	1				
Aaron Sele, R (1,1)										1	0	0	0	0	0	0				
Stan Javier, S (6,PH) OBP: 0.349, SLG: 0.384										2	0	0	0	0	0	1				
Inning Stats	R: 0 H: 1 E: 0 K: 1 S: 7	H: 1 LOB: 0 BB: 0 P: 12	R: 0 H: 0 E: 0 K: 1 S: 10	H: 0 LOB: 0 BB: 0 P: 12	R: 0 H: 1 E: 0 K: 0 S: 7	H: 1 LOB: 0 BB: 0 P: 10	R: 0 H: 1 E: 0 K: 2 S: 13	H: 1 LOB: 2 BB: 1 P: 22	R: 0 H: 0 E: 0 K: 1 S: 12	H: 0 LOB: 0 BB: 0 P: 15	R: 1 H: 1 E: 0 K: 0 S: 11	H: 1 LOB: 1 BB: 1 P: 21	R: 0 H: 0 E: 0 K: 0 S: 9	H: 0 LOB: 0 BB: 0 P: 16	R: 0 H: 0 E: 0 K: 2 S: 10	H: 0 LOB: 0 BB: 0 P: 13	1B: 1 2B: 4 3B: 0 HR: 0	SF: 0 SAC: 0 DP: 3 HBP: 0	WP: 0 PB: 0 SB: 0 CS: 0	PA: 31
PITCHER	IP	WLS	BF	H	R	ER	SO	BB	IBB	HBP	BLK	WP	HR	S	P	ERA	WHIP			
Woody Williams, R (1,1) ERA: 4.33	7.0	W	26	4	1	1	5	3	0	0	0	0	0	73	112	1.29	1.000			
Donnie Wall, R (8,1) ERA: 3.39	1.0	H	2	0	0	0	0	0	0	0	0	0	0	5	8	0.00	0.000			
Trevor Hoffman, R (9,1) ERA: 3.26	1.0	S	3	0	0	0	2	0	0	0	0	0	0	10	13	0.00	0.000			

Seattle Mariners @ San Diego Padres
Qualcomm Stadium, San Diego, CA

Sat Jul 15 2000, 10:05 PM EDT
Att: 43,532 - Sunny - 73 F



AB 28
R 1
H 4
RBI 1
BB 3
SO 7
LOB 7

Batter	1	2	3	4	5	6	7	8	9	AB	R	H	RBI	BB	SO	LOB	BOTTOM			
Eric Owens, R (1,9) OBP: 0.374, SLG: 0.413										4	1	1	0	0	1	1				
Al Martin, L (1,7) OBP: 0.349, SLG: 0.465										3	1	0	0	1	1	1				
Ryan Klesko, L (1,3) OBP: 0.393, SLG: 0.598										3	0	0	0	1	1	2				
Phil Nevin, R (1,5) OBP: 0.348, SLG: 0.515										4	0	2	2	0	0	1				
Bret Boone, R (1,4) OBP: 0.327, SLG: 0.463										3	0	0	0	0	2	2				
Wiki Gonzalez, R (1,2) OBP: 0.295, SLG: 0.348										3	0	0	0	0	0	2				
Ruben Rivera, R (1,8) OBP: 0.326, SLG: 0.462										3	1	1	0	0	2	0				
Damian Jackson, R (1,6) OBP: 0.344, SLG: 0.364										3	1	1	1	0	0	0				
Woody Williams, R (1,1) OBP: 0.304, SLG: 0.400										3	0	1	1	0	2	0				
Donnie Wall, R (8,1)										0	0	0	0	0	0	0				
Trevor Hoffman, R (9,1)										0	0	0	0	0	0	0				
Inning Stats	R: 2 H: 2 E: 0 K: 1 S: 14	H: 3 LOB: 1 BB: 1 P: 22	R: 0 H: 1 E: 0 K: 2 S: 8	H: 1 LOB: 0 BB: 0 P: 12	R: 0 H: 0 E: 0 K: 2 S: 9	H: 0 LOB: 0 BB: 0 P: 16	R: 0 H: 0 E: 0 K: 1 S: 7	H: 0 LOB: 0 BB: 0 P: 12	R: 0 H: 0 E: 0 K: 0 S: 3	H: 0 LOB: 0 BB: 0 P: 5	1B: 4 2B: 1 3B: 1 HR: 0	SF: 0 SAC: 0 DP: 0 HBP: 0	WP: 0 PB: 0 SB: 0 CS: 1	PA: 31						
PITCHER	IP	WLS	BF	H	R	ER	SO	BB	IBB	HBP	BLK	WP	HR	S	P	ERA	WHIP			
Aaron Sele, R (1,1) ERA: 4.08	5.0	L	22	6	4	4	7	2	0	0	0	0	0	47	82	7.20	1.600			
Brett Tomko, R (6,1) ERA: 4.42	3.0		9	0	0	0	2	0	0	0	0	0	0	19	30	0.00	0.000			

Seattle Mariners @ San Diego Padres
Qualcomm Stadium, San Diego, CA

Sat Jul 15 2000, 10:05 PM EDT
Att: 43,532 - Sunny - 73 F



AB 29
R 4
H 6
RBI 4
BB 2
SO 9
LOB 9

Batter	1	2	3	4	5	6	7	8	9	AB	R	H	RBI	BB	SO	LOB	TOP					
Rickey Henderson, R OBP: 0.369, SLG: 0.316 (1, 7)	1-0 SH5-3 FC5-2 2B		3-1 F7		3-2 F9			2-2 FC4 3B	1-0 CS 1B	5	1	3	1	0	0	1						
Mark McLemore, S OBP: 0.347, SLG: 0.278 (1, 4)	0-0 SH5-3 2-3		3-3 K		2-1 L3			4-2 BB FC4 BB	4-2 S BB	2	1	0	0	2	1	1						
Mike Cameron, R OBP: 0.354, SLG: 0.458 (1, 8)	1-0 FC5-2 CS			1-2 G4-3 SF8 2B			1-3 K	0-0 FC4 BB BB	3-2 F8	5	1	1	1	0	1	3						
John Olerud, L OBP: 0.420, SLG: 0.500 (1, 3)	0-1 CS 1-2	3-2 G4-3		3-1 G4-3			4-2 BB	4-2 BB BB	4-0 BB IBB	2	0	0	0	3	0	1						
Stan Javier, S OBP: 0.350, SLG: 0.383 (1, 9)		1-2 BB 1B		0-0 SF8			1-3 K	4-1 BB BB	1-2 G1-3	3	0	1	2	1	1	3						
John Mabry, L OBP: 0.320, SLG: 0.326 Edgar Martinez, R OBP: 0.448, SLG: 0.666 Arthur Rhodes, L (8, 1) Kazuhiro Sasaki, R (9, 1)		4-0 BB BB		3-H 2-2 HR 1B			1-1 G4-3	3-3 K		2	1	1	0	1	0	1						
Joe Oliver, R OBP: 0.333, SLG: 0.514 (1, 2)	1-0 F9		0-0 HR				2-3 K	1-3 K		4	1	1	2	0	2	5						
Carlos Guillen, S OBP: 0.248, SLG: 0.157 (1, 6)	0-1 P4		2-2 G4-3				0-0 G6-3	3-2 G3		4	0	0	0	0	0	5						
Paul Abbott, R OBP: 0.400, SLG: 0.600 Jay Buhner, R OBP: 0.380, SLG: 0.500 Jose Mesa, R (7, 1) David Bell, R OBP: 0.296, SLG: 0.354 (8, 5)			1-2 G6-3		3-2 L3 1B		1-0 G6-3		2-1 1B 2B	2	0	1	0	0	0	0						
Inning Stats	R: 0 E: 0 K: 0 S: 4	H: 1 LOB: 0 BB: 0 P: 6	R: 0 E: 0 K: 0 S: 10	H: 1 LOB: 2 BB: 1 P: 19	R: 0 E: 0 K: 1 S: 8	H: 0 LOB: 0 BB: 1 P: 15	R: 3 E: 0 K: 0 S: 15	H: 3 LOB: 0 BB: 0 P: 23	R: 0 E: 0 K: 0 S: 8	H: 1 LOB: 1 BB: 1 P: 16	R: 0 E: 0 K: 1 S: 13	H: 0 LOB: 0 BB: 0 P: 11	R: 2 E: 0 K: 2 S: 21	H: 1 LOB: 3 BB: 3 P: 42	R: 1 E: 0 K: 0 S: 15	H: 2 LOB: 2 BB: 2 P: 30	1B: 4 2B: 4 3B: 1 HR: 1	SF: 1 SAC: 1 DP: 1 HBP: 0	WP: 0 PB: 0 SB: 1 CS: 2	PA: 42		
PITCHER	IP	WLS	BF	H	R	ER	SO	BB	IBB	HBP	BLK	WP	HR	S	P	ERA	WHIP					
Nelson Figueroa, R ERA: 7.47 Omar Daal, L ERA: 7.31 Russ Springer, R ERA: 6.09 Dan Plesac, L ERA: 3.74 Mike Morgan, R ERA: 4.19	(1, 1)	5.1	22	6	3	3	2	2	0	0	0	0	0	1	53	92	5.06	1.500				
PITCHER	IP	WLS	BF	H	R	ER	SO	BB	IBB	HBP	BLK	WP	HR	S	P	ERA	WHIP					
Matt Mantei, R ERA: 7.43	(9, 1)	1.0	6	2	1	1	0	1	1	0	0	0	0	15	30	9.00	3.000					

Seattle Mariners @ Arizona Diamondbacks
Bank One Ballpark, Phoenix, AZ
Sun Jul 16 2000, 4:35 PM EDT
Att: 34,144 - Dome - 72 F

livebaseballscorecards.com

AB 32
R 6
H 9
RBI 6
BB 7
SO 6
LOB 23



Batter	1	2	3	4	5	6	7	8	9	AB	R	H	RBI	BB	SO	LOB	BOTTOM				
Tony Womack, L OBP: 0.302, SLG: 0.388 (1, 6)	2-3 K		2-2 F7		1-0 E1 1B	1-0 G4-3			0-1 G1-3	5	1	1	0	0	1	0					
Jay Bell, R OBP: 0.350, SLG: 0.431 (1, 4)	1-0 P4		2-0 P2		2-2 G6-3		1-0 F9			4	0	0	1	0	0	1					
Luis Gonzalez, L OBP: 0.402, SLG: 0.540 (1, 7)	1-2 FC6-4 1B		4-1 BB		3-H 2-2 G3-1 1B		2-2 G6-3			3	0	2	1	1	0	0					
Matt Williams, R OBP: 0.333, SLG: 0.431 (1, 5)	0-1 FC6-4 1-2		0-1 F8		0-0 G3-1 1B		0-1 F9			4	0	1	0	0	0	2					
Steve Finley, L OBP: 0.380, SLG: 0.605 (1, 8)		2-2 F5		3-3 K	1-0 G3-1		2-3 K			4	0	0	0	0	2	2					
Erubiel Durazo, L OBP: 0.389, SLG: 0.464 Greg Colbrunn, R OBP: 0.424, SLG: 0.504 (9, 3)		1-0 3B 2B		1-1 P6	4-0 IBB		2-1 F9			2	1	1	0	1	0	0					
Damian Miller, R OBP: 0.366, SLG: 0.514 (1, 2)		1-1 G6-3		0-0 1B	1-2 F9		0-3 K			4	0	1	0	0	1	4					
Jason Conti, L OBP: 0.359, SLG: 0.441 Danny Bautista, R OBP: 0.257, SLG: 0.403 (9, PH)		3-2 2H 3B		1-1 F9		2-3 K		1-3 K2-3		3	0	1	1	0	1	1					
Nelson Figueroa, R OBP: 0.333, SLG: 0.333 Omar Daal, L OBP: 0.296, SLG: 0.423 Hank Blalock, R OBP: 0.380, SLG: 0.500 Russ Springer, R OBP: 0.296, SLG: 0.296 Dan Plesac, L OBP: 0.317, SLG: 0.417 Mike Morgan, R OBP: 0.296, SLG: 0.417 Matt Mantei, R OBP: 0.333, SLG: 0.444 (9, PH)		0-1 F9		1-0 E G6-3 1B		0-1 L4		2-2 G3-1		2	1	1	0	0	0	1					
Inning Stats	R: 0 E: 0 K: 1 S: 10	H: 1 LOB: 1 BB: 0 P: 14	R: 1 E: 0 K: 0 S: 11	H: 2 LOB: 1 BB: 0 P: 18	R: 0 E: 0 K: 0 S: 8	H: 0 LOB: 1 BB: 1 P: 16	R: 0 E: 0 K: 1 S: 8	H: 1 LOB: 1 BB: 0 P: 13	R: 2 E: 1 K: 0 S: 18	H: 4 LOB: 3 BB: 1 P: 30	R: 0 E: 0 K: 1 S: 6	H: 0 LOB: 0 BB: 0 P: 9	R: 0 E: 0 K: 2 S: 11	H: 0 LOB: 0 BB: 0 P: 15	R: 0 E: 0 K: 1 S: 8	H: 0 LOB: 0 BB: 0 P: 11	1B: 6 2B: 1 3B: 1 HR: 0	SF: 0 SAC: 0 DP: 0 HBP: 0	WP: 0 PB: 0 SB: 0 CS: 0	PA: 37	
PITCHER	IP	WLS	BF	H	R	ER	SO	BB	IBB	HBP	BLK	WP	HR	S	P	ERA	WHIP				
Paul Abbott, R ERA: 4.27 Jose Mesa, R ERA: 5.52 Arthur Rhodes, L ERA: 2.57 Kazuhiro Sasaki, R ERA: 3.53	(1, 1)	6.0	28	8	3	3	3	1	0	0	0	0	0	6	9	0.00	0.000				
PITCHER	IP	WLS	BF	H	R	ER	SO	BB	IBB	HBP	BLK	WP	HR	S	P	ERA	WHIP				
	(9, 1)	1.0	3	0	0	0	1	0	0	0	0	0	0	8	11	0.00	0.000				

Seattle Mariners @ Arizona Diamondbacks
Bank One Ballpark, Phoenix, AZ
Sun Jul 16 2000, 4:35 PM EDT
Att: 34,144 - Dome - 72 F

livebaseballscorecards.com

AB 35
R 3
H 8
RBI 3
BB 2
SO 6
LOB 11



Batter	1	2	3	4	5	6	7	8	9	AB	R	H	RBI	BB	SO	LOB	TOP			
Rickey Henderson, R OBP: 0.367, SLG: 0.312	4-2 BB		0-3 K		0-0 F8			0-0 P4		3	0	0	0	1	1	2				
David Bell, R OBP: 0.295, SLG: 0.353	1-0 G6-3		2-2 F8		3-2 P4			3-2 1B		4	0	1	0	0	0	3				
Mike Cameron, R OBP: 0.350, SLG: 0.452	2-2 G6-3		0-3 K		0-0 F2			2-3 K		4	0	0	0	0	2	2				
John Olerud, L OBP: 0.419, SLG: 0.495		4-1 1B BB		0-0 F7		1-2 F7		1-2 G3		3	0	0	0	1	0	0				
Jay Buhner, R OBP: 0.378, SLG: 0.500		2-3 K		3-3 K		0-0 F9		0-0 G4-3 2B		4	0	1	0	0	2	1				
John Mabry, L OBP: 0.330, SLG: 0.337		0-0 1B		0-0 1B		2-2 F7		0-1 G4-3		3	0	2	0	0	0	0				
Edgar Martinez, R OBP: 0.446, SLG: 0.663		1-2 1B		3-3 1B		1-3 K		2-3 F8		1	0	0	0	0	0	1				
Dan Wilson, R OBP: 0.285, SLG: 0.338		0-3 K		3-3 K		0-1 F7		0-0 F8		4	0	0	0	0	3	4				
Carlos Guillen, S OBP: 0.250, SLG: 0.154		0-1 G4-3		4-1 SH3-4 BB		0-1 F7				2	0	0	0	1	0	2				
37 Robert Ramsay, L (7, 1)										0	0	0	0	0	0	0				
John Halama, L OBP: 0.500, SLG: 0.500			0-1 1B		0-0 SH3-4			1-3 K		1	0	1	0	0	0	0				
Charles Gipson, R OBP: 0.346, SLG: 0.333										1	0	0	0	0	1	0				
Inning Stats	R: 0 E: 0 K: 0 S: 6	H: 0 LOB: 0 BB: 1 P: 13	R: 0 E: 0 K: 2 S: 10	H: 1 LOB: 2 BB: 1 P: 16	R: 0 E: 0 K: 2 S: 13	H: 1 LOB: 0 BB: 0 P: 15	R: 0 E: 0 K: 2 S: 8	H: 0 LOB: 1 BB: 1 P: 14	R: 0 E: 0 K: 0 S: 5	H: 0 LOB: 0 BB: 0 P: 6	R: 0 E: 0 K: 1 S: 9	H: 0 LOB: 0 BB: 0 P: 12	R: 0 E: 0 K: 2 S: 11	H: 1 LOB: 1 BB: 0 P: 17	R: 0 E: 0 K: 0 S: 8	H: 1 LOB: 1 BB: 0 P: 9	1B: 4 2B: 1 3B: 0 HR: 0	SF: 0 SAC: 1 DP: 1 HBP: 0	WP: 0 PB: 0 SB: 0 CS: 0	PA: 34
PITCHER	IP WLS BF H R ER SO BB IBB HBP BLK WP HR S P ERA WHIP	8.0 W 30 4 0 0 9 3 0 0 0 0 0 70 108 0.00 0.875	1.0 L 4 1 0 0 0 0 0 0 0 0 0 8 9 0.00 1.000																	

Seattle Mariners @ Arizona Diamondbacks
Bank One Ballpark, Phoenix, AZ
Mon Jul 17 2000, 10:05 PM EDT
Att: 35,504 - Dome - 72 F

AB	30
R	0
H	5
RBI	0
BB	3
SO	9
LOB	15



Batter	1	2	3	4	5	6	7	8	9	AB	R	H	RBI	BB	SO	LOB	BOTTOM			
Tony Womack, L OBP: 0.303, SLG: 0.392	1-2 F9		2-1 3B 1B	2-2 1B 2B		1-2 E6 CS		3-2 SF8		4	2	2	2	0	0	0				
Jay Bell, R OBP: 0.353, SLG: 0.439	1-0 FC3-6 1B		2-1 1H 3B	1-2 2H 1B		0-0 CS	1-1 F7	2-2 F7		5	0	3	2	0	0	1				
Luis Gonzalez, L OBP: 0.401, SLG: 0.539	1-1 FC3-6 2B		0-3 K	0-0 F8			1-0 1B 39 SF8 2B			4	1	1	0	0	1	3				
Matt Williams, R OBP: 0.339, SLG: 0.442	1-2 2B		3-1 P4		0-0 L8		2-1 1B			4	0	2	0	0	0	1				
39 Alex Cabrera, R OBP: 0.500, SLG: 1.059	0-0 F9		0-1 F8		0-1 HR		1-0 SF8			3	1	1	2	0	0	3				
Greg Colbrunn, R OBP: 0.420, SLG: 0.496		0-0 F8		2-2 2B SF8 1B	3-0 F8		3-3 K			4	1	1	0	0	1	1				
Damian Miller, R OBP: 0.384, SLG: 0.514		3-3 K		3-0 SF8 2B 2B	1-0 F8			1-3 K		4	1	1	0	0	2	0				
Danny Bautista, R OBP: 0.263, SLG: 0.404		0-0 1B		0-0 SF8		1-2 L7		4-0 1B SF8 BB		2	1	1	1	1	0	0				
Geraldo Guzman, R OBP: 0.289, SLG: 0.270		1-3 K		2-3 3H K		1-3 K		2-2 1B		3	0	0	0	0	3	2				
Greg Swindell, L (9, 1)										1	0	1	0	0	0	0				
Inning Stats	R: 0 E: 0 K: 0 S: 10	H: 2 LOB: 2 BB: 0 P: 14	R: 0 E: 0 K: 2 S: 8	H: 1 LOB: 0 BB: 0 P: 12	R: 1 E: 0 K: 1 S: 11	H: 2 LOB: 1 BB: 0 P: 18	R: 3 E: 0 K: 1 S: 17	H: 4 LOB: 1 BB: 0 P: 28	R: 1 E: 0 K: 0 S: 5	H: 1 LOB: 0 BB: 0 P: 9	R: 0 E: 1 K: 1 S: 9	H: 0 LOB: 0 BB: 0 P: 12	R: 1 E: 0 K: 1 S: 9	H: 2 LOB: 1 BB: 0 P: 17	R: 1 E: 0 K: 1 S: 13	H: 1 LOB: 1 BB: 1 P: 25	1B: 7 2B: 4 3B: 1 HR: 1	SF: 3 SAC: 0 DP: 0 HBP: 0	WP: 0 PB: 0 SB: 0 CS: 1	PA: 39
PITCHER	IP WLS BF H R ER SO BB IBB HBP BLK WP HR S P ERA WHIP	6.1 L 31 6 1 6 5 12 6 0 0 0 0 1 65 102 8.53 1.895	1.2 L 7 1 1 1 2 1 0 0 0 0 0 17 33 5.40 1.200																	

Seattle Mariners @ Arizona Diamondbacks
Bank One Ballpark, Phoenix, AZ
Mon Jul 17 2000, 10:05 PM EDT
Att: 35,504 - Dome - 72 F

AB	34
R	7
H	13
RBI	7
BB	1
SO	7
LOB	11



Batter	1	2	3	4	5	6	7	8	9	AB	R	H	RBI	BB	SO	LOB	TOP										
Rickey Henderson, R OBP: 0.365, SLG: 0.310 Kazuhiro Sasaki, R (9, 1)	G6-3		E5 2B		FC5-4		K		BB CS 1B	5	1	1	2	0	1	3											
Mark McLemore, S OBP: 0.345, SLG: 0.274 (1, 4)	P4		F8		P4			CS BB	BB CS 1B	4	0	0	0	1	1	4											
Edgar Martinez, R OBP: 0.447, SLG: 0.664 Charles Gibson, R OBP: 0.346, SLG: 0.333 (8, 9)	F7								BB BB	4	0	2	1	0	0	0											
Raul Ibanez, L OBP: 0.303, SLG: 0.309 (9, 9)			2B						BB BB	0	0	0	0	1	0	0											
Jay Buhner, R OBP: 0.372, SLG: 0.491 John Olerud, L OBP: 0.420, SLG: 0.495 (8, 3)			F9		F6				BB BB	4	0	0	0	0	0	2											
Mike Cameron, R OBP: 0.345, SLG: 0.444 (1, 8)	G1-3				F3				BB BB	4	0	0	0	0	0	0											
David Bell, R OBP: 0.301, SLG: 0.361 (1, 5)					G4-3				BB BB	4	1	3	0	0	0	0											
Joe Oliver, R OBP: 0.316, SLG: 0.486 (1, 2)			F8		F8				BB BB	4	0	0	0	0	1	3											
Carlos Guillen, S OBP: 0.269, SLG: 0.179 (1, 6)					G4-3				BB BB	4	2	3	0	0	0	0											
Freddy Garcia, R OBP: 0.667, SLG: 0.667 Arthur Rhodes, L (8, 1)			SH5-4 E 1B						BB BB	2	0	2	0	0	0	0											
Stan Javier, S OBP: 0.353, SLG: 0.383 (9, 7)			SH5-4						BB BB	0	0	0	0	0	0	0											
Inning Stats	R: 0 E: 0 K: 0 S: 6	H: 0 LOB: 0 BB: 0 P: 12	R: 0 E: 0 K: 0 S: 9	H: 1 LOB: 1 BB: 0 P: 11	R: 2 E: 1 K: 0 S: 12	H: 2 LOB: 1 BB: 0 P: 20	R: 0 E: 0 K: 0 S: 5	H: 0 LOB: 0 BB: 0 P: 9	R: 0 E: 0 K: 0 S: 7	H: 1 LOB: 1 BB: 0 P: 12	R: 0 E: 0 K: 0 S: 5	H: 0 LOB: 0 BB: 0 P: 9	R: 0 E: 0 K: 1 S: 14	H: 3 LOB: 2 BB: 0 P: 18	R: 0 E: 0 K: 1 S: 9	H: 1 LOB: 1 BB: 1 P: 16	R: 3 E: 0 K: 2 S: 16	H: 3 LOB: 3 BB: 3 P: 33	1B: 9 2B: 2 3B: 0 HR: 0	SF: 0 SAC: 1 DP: 1 HBP: 0	WP: 0 PB: 0 SB: 0 CS: 3	PA: 41					
PITCHER	IP	WLS	BF	H	R	ER	SO	BB	IBB	HBP	BLK	WP	HR	S	P	ERA	WHIP										
Brian Anderson, L ERA: 3.89 Vicente Padilla, R ERA: 2.51 Dan Plesac, L ERA: 3.68 Byung-Hyun Kim, R ERA: 3.12 Mike Morgan, R ERA: 4.16	7.0		28	7	2	0	1	0	0	0	0	0	0	58	91	0.00	1.000										

Seattle Mariners @ Arizona Diamondbacks
Bank One Ballpark, Phoenix, AZ
Tue Jul 18 2000, 10:05 PM EDT
Att: 32,090 - Dome - 72 F

AB	36
R	5
H	11
RBI	4
BB	4
SO	4
LOB	16



Batter	1	2	3	4	5	6	7	8	9	AB	R	H	RBI	BB	SO	LOB	BOTTOM										
Tony Womack, L OBP: 0.303, SLG: 0.391 (1, 6)	G4-3				F7				SF9	3	0	1	1	0	0	0											
Jay Bell, R OBP: 0.353, SLG: 0.438 (1, 4)	F7				G1-3				G6-3 1B	3	0	1	0	0	0	0											
Luis Gonzalez, L OBP: 0.402, SLG: 0.538 (1, 7)	G3								G6-3	3	0	1	0	1	0	2											
Matt Williams, R OBP: 0.328, SLG: 0.427 (1, 5)									K	4	0	0	0	0	2	4											
Steve Finley, L OBP: 0.376, SLG: 0.601 (1, 8)									F8	4	1	1	0	0	0	0											
39 Alex Cabrera, R OBP: 0.425, SLG: 0.300 Vicente Padilla, R OBP: 1.000, SLG: 1.000 Dan Plesac, L ERA: 2.51 Byung-Hyun Kim, R ERA: 3.12 Mike Morgan, R ERA: 4.16 Craig Counsell, L OBP: 0.392, SLG: 0.438 (9, 9)									SF8 1B	3	0	0	0	0	2	1											
Erubiel Durazo, L OBP: 0.392, SLG: 0.458 (1, 3)									K2-3	3	0	0	0	0	0	0											
Damian Miller, R OBP: 0.364, SLG: 0.508 (1, 2)									1B SF9 BB	2	1	0	0	1	0	0											
Brian Anderson, R OBP: 0.209, SLG: 0.220 Danny Bautista, R OBP: 0.268, SLG: 0.408 (8, 9)									1B 1B	2	0	1	0	0	0	0											
Inning Stats	R: 0 E: 0 K: 0 S: 4	H: 0 LOB: 0 BB: 0 P: 6	R: 0 E: 0 K: 1 S: 10	H: 0 LOB: 0 BB: 0 P: 13	R: 0 E: 0 K: 0 S: 3	H: 0 LOB: 0 BB: 0 P: 4	R: 0 E: 0 K: 1 S: 9	H: 1 LOB: 1 BB: 0 P: 13	R: 1 E: 0 K: 1 S: 11	H: 1 LOB: 0 BB: 0 P: 16	R: 0 E: 0 K: 0 S: 5	H: 2 LOB: 2 BB: 1 P: 12	R: 0 E: 0 K: 0 S: 6	H: 0 LOB: 0 BB: 0 P: 9	R: 1 E: 0 K: 0 S: 13	H: 2 LOB: 1 BB: 1 P: 20	R: 0 E: 0 K: 2 S: 8	H: 0 LOB: 0 BB: 0 P: 12	1B: 6 2B: 0 3B: 0 HR: 0	SF: 2 SAC: 1 DP: 2 HBP: 0	WP: 0 PB: 0 SB: 1 CS: 0	PA: 33					
PITCHER	IP	WLS	BF	H	R	ER	SO	BB	IBB	HBP	BLK	WP	HR	S	P	ERA	WHIP										
Freddy Garcia, R ERA: 4.3 Arthur Rhodes, L ERA: 2.51 Kazuhiro Sasaki, R ERA: 3.44	7.0		27	5	2	1	3	1	0	0	0	0	0	9	11	0.00	1.000										

Seattle Mariners @ Arizona Diamondbacks
Bank One Ballpark, Phoenix, AZ
Tue Jul 18 2000, 10:05 PM EDT
Att: 32,090 - Dome - 72 F


AB	28
R	2
H	6
RBI	2
BB	2
SO	5
LOB	7



Batter	1	2	3	4	5	6	7	8	9	AB	R	H	RBI	BB	SO	LOB	TOP							
Rickey Henderson, R OBP: 0.363, SLG: 0.304	2-1 CS 1B		0-0 F8			3-3 K 1-2		2-1 G5-3		0-1 F9	5	0	1	0	0	1								
Mark McLemore, S OBP: 0.344, SLG: 0.280	2-2 G4-3		1-1 G6-3			1-1 G4-3		2-1 F7			4	0	0	0	0	1								
Edgar Martinez, R OBP: 0.441, SLG: 0.654	1-0 G6-3		2-2 2B			1-1 F8		1-1 G1-3			4	0	1	0	0	0								
John Olerud, L OBP: 0.423, SLG: 0.492		0-1 G3	4-0 IBB			3-2 G3		2-2 G4-3			3	0	0	0	1	0								
Mike Cameron, R OBP: 0.350, SLG: 0.448		3-2 F9 BB 1B	1-0 G1-3			2-1 BB 1B			2-2 2B E 1B	4	1	3	0	0	0	2								
Jay Buhner, R OBP: 0.381, SLG: 0.498	4-1 BB			4-2 G4-3 BB		4-0 BB 1B		0-2 E 2B		1	1	1	0	3	0	0								
David Bell, R OBP: 0.299, SLG: 0.359	0-0 F9		3-2 G4-3			1-2 G5-3		1-2 G5-3		1-0 F3	4	0	0	0	0	7								
Joe Oliver, R OBP: 0.305, SLG: 0.468	1-2 F8		1-0 P4				2-3 K		2-2 E8 G4-3 2B	3	0	0	0	0	1	2								
Stan Javier, S OBP: 0.352, SLG: 0.384										1	1	1	2	0	0	0								
Carlos Guillen, S OBP: 0.278, SLG: 0.235			1-1 HR			2-2 CS 1B		0-0 B1		2-2 G4-3 2B	3	1	2	1	0	0								
John Mabry, L OBP: 0.330, SLG: 0.337										1-2 G4-3	1	0	0	1	0	0								
Inning Stats	R: 0 E: 0 K: 0 S: 6	H: 1 LOB: 0 BB: 0 P: 11	R: 0 E: 0 K: 0 S: 13	H: 1 LOB: 2 BB: 1 P: 21	R: 1 E: 0 K: 0 S: 11	H: 2 LOB: 2 BB: 1 P: 20	R: 0 E: 0 K: 0 S: 8	H: 0 LOB: 0 BB: 1 P: 16	R: 0 E: 0 K: 1 S: 9	H: 1 LOB: 0 BB: 0 P: 15	R: 0 E: 0 K: 0 S: 14	H: 1 LOB: 2 BB: 1 P: 25	R: 0 E: 0 K: 1 S: 6	H: 0 LOB: 0 BB: 0 P: 10	R: 0 E: 0 K: 0 S: 7	H: 0 LOB: 0 BB: 0 P: 12	R: 3 E: 1 K: 0 S: 15	H: 3 LOB: 0 BB: 0 P: 21	1B: 5 2B: 4 3B: 0 HR: 1	SF: 0 SAC: 0 DP: 2 HBP: 0	WP: 0 PB: 0 SB: 0 CS: 2	PA: 37		
PITCHER	IP WLS BF H R ER SO BB IBB HBP BLK WP HR S P ERA WHIP	7.0 W 28 6 1 1 2 3 1 0 0 0 1 67 118 1.29 1.286	1.0 H 5 2 2 2 0 0 0 0 0 0 0 13 20 18.00 2.000	1.0 S 4 1 1 0 0 0 0 0 0 0 0 9 13 0.00 1.000																				

Seattle Mariners @ Oakland Athletics
Network Associates Coliseum, Oakland, CA
Thu Jul 20 2000, 3:35 PM EDT
Att: 25,654 - Sunny - 61 F

AB 33
R 4
H 9
RBI 4
BB 4
SO 2
LOB 13



Batter	1	2	3	4	5	6	7	8	9	AB	R	H	RBI	BB	SO	LOB	BOTTOM						
Terrence Long, L OBP: 0.341, SLG: 0.448	2-1 F5		0-0 F8			3-2 F9	3-1 1B			4	0	1	1	0	0	1							
Randy Velarde, R OBP: 0.392, SLG: 0.444	2-1 G6-3		2-2 G4-3			0-1 F9		1-0 S HR 2B		4	1	1	0	0	0	1							
Jason Giambi, L OBP: 0.469, SLG: 0.619	4-1 BB			1-3 K		1-0 F5	1-2 F7			3	0	0	0	1	1	1							
Ben Griev, L OBP: 0.361, SLG: 0.520	1-3 K			2-1 G4-3		4-0 HBP 2B BB	2-3 K			3	1	0	0	1	2	2							
Ryan Christenson, R OBP: 0.386, SLG: 0.437								2-3 0		0	0	0	0	0	0	0							
Matt Stairs, L OBP: 0.330, SLG: 0.411		1-0 F7		3-1 G3		0-0 2B HBP 1B	0-0 HR			4	2	2	2	0	0	0							
Jeremy Giambi, L OBP: 0.349, SLG: 0.451		0-0 F8			0-2 G4-3	1-0 2B HBP 1B	4-0 BB BB			2	1	0	0	1	0	0							
Miguel Tejada, R OBP: 0.319, SLG: 0.457		2-2 G1-3			2-3 K	2-1 1B 2B	4-2 BB			3	0	1	2	1	1	0							
3 Eric Chavez, L OBP: 0.356, SLG: 0.482			1-1 G4-3			3-2 G3-4-1		1-2 F7		3	0	0	0	1	0	2							
Ramon Hernandez, R OBP: 0.325, SLG: 0.403			4-2 BB			3-3 K	2-0 F9			2	0	0	0	1	1	3							
Inning Stats	R: 0 E: 0 K: 1 S: 8	H: 0 LOB: 1 BB: 1 P: 17	R: 0 E: 0 K: 0 S: 5	H: 0 LOB: 0 BB: 0 P: 8	R: 0 E: 0 K: 0 S: 8	H: 0 LOB: 1 BB: 1 P: 15	R: 0 E: 0 K: 1 S: 8	H: 0 LOB: 0 BB: 0 P: 14	R: 0 E: 0 K: 1 S: 8	H: 0 LOB: 0 BB: 0 P: 16	R: 0 E: 0 K: 1 S: 8	H: 0 LOB: 0 BB: 0 P: 14	R: 3 E: 0 K: 0 S: 7	H: 3 LOB: 2 BB: 2 P: 24	R: 2 E: 0 K: 1 S: 14	H: 2 LOB: 2 BB: 2 P: 27	1B: 2 2B: 2 3B: 0 HR: 1	SF: 0 SAC: 0 DP: 0 HBP: 1	WP: 0 PB: 0 SB: 1 CS: 0	PA: 35			
PITCHER	IP WLS BF H R ER SO BB IBB HBP BLK WP HR S P ERA WHIP	6.1 L 26 2 3 3 4 3 1 1 0 0 0 3 8 0.00 1.500	0.2 2 1 0 0 0 0 0 0 0 0 0 1 11 23 27.00 6.000	0.1 1 0 0 0 0 0 0 0 0 0 0 0 3 4 0.00 0.000																			

Seattle Mariners @ Oakland Athletics
Network Associates Coliseum, Oakland, CA
Thu Jul 20 2000, 3:35 PM EDT
Att: 25,654 - Sunny - 61 F

AB 28
R 5
H 5
RBI 5
BB 6
SO 5
LOB 10



Batter	1	2	3	4	5	6	7	8	9	AB	R	H	RBI	BB	SO	LOB	TOP					
Ryan Christenson, R OBP: 0.385, SLG: 0.433 Terrence Long, L OBP: 0.341, SLG: 0.443 (7, PH)	B1-3			G4-3			FC4-6			3	0	1	2	0	0	0						
Randy Velarde, R OBP: 0.394, SLG: 0.462 (1, 4)	G6-3			E5 1B			F8			5	1	0	0	0	2	4						
Jason Giambi, L OBP: 0.468, SLG: 0.617 (1, 3)	P3						G4-3			5	0	2	0	0	1	1						
Olmedo Saenz, R OBP: 0.381, SLG: 0.497 (1, 10)		K					L3			4	0	1	1	0	2	1						
Ben Griever, L OBP: 0.359, SLG: 0.515 (1, 7)	F7									3	0	1	0	1	0	2						
Adam Piatt, R OBP: 0.373, SLG: 0.612 (1, 5)	L5						P4			4	1	1	0	0	0	3						
Matt Stairs, L OBP: 0.334, SLG: 0.420 (1, 9)				G4-3			F7			4	0	0	0	0	0	3						
Miguel Tejada, R OBP: 0.335, SLG: 0.470 (1, 6)										2	2	2	0	2	0	0						
Ramon Hernandez, R OBP: 0.316, SLG: 0.386 3 Eric Chavez, L OBP: 0.359, SLG: 0.481 (9, PH)										2	0	0	0	1	0	3						
Inning Stats	R: 0 H: 0 E: 0 K: 0 S: 6	H: 0 LOB: 0 BB: 0 P: 6	R: 0 H: 0 E: 0 K: 1 S: 6	H: 0 LOB: 0 BB: 0 P: 9	R: 0 H: 0 E: 0 K: 0 S: 6	H: 0 LOB: 0 BB: 1 P: 11	R: 1 H: 2 E: 1 K: 0 S: 12	H: 2 LOB: 1 BB: 0 P: 18	R: 2 H: 3 E: 0 K: 1 S: 16	H: 3 LOB: 1 BB: 0 P: 26	R: 0 H: 0 E: 0 K: 0 S: 8	H: 0 LOB: 1 BB: 1 P: 15	R: 0 H: 1 E: 0 K: 0 S: 6	H: 1 LOB: 2 BB: 1 P: 12	R: 0 H: 2 E: 0 K: 1 S: 11	H: 2 LOB: 2 BB: 0 P: 16	R: 1 H: 1 E: 0 K: 3 S: 19	H: 1 LOB: 1 BB: 1 P: 29	1B: 9 2B: 0 3B: 0 HR: 0	SF: 0 SAC: 0 DP: 2 HBP: 0	WP: 0 PB: 0 SB: 0 CS: 0	PA: 39
PITCHER	IP	WLS	BF	H	R	ER	SO	BB	IBB	HBP	BLK	WP	HR	S	P	ERA	WHIP					
Jamie Moyer, L ERA: 4.0 (1, 1)	6.1	W	26	6	3	2	2	2	0	0	0	0	0	57	89	2.84	1.263					
Jose Paniagua, R ERA: 4.2 (7, 1)	0.0		1	0	0	0	0	1	0	0	0	0	0	1	5	∞	∞					
Arthur Rhodes, L ERA: 2.51 (7, 1)	1.2	H	7	2	0	0	1	0	0	0	0	0	0	13	19	0.00	1.200					
Kazuhiro Sasaki, R ERA: 3.49 (9, 1)	1.0	S	5	1	1	1	3	1	0	0	0	0	0	19	29	9.00	2.000					

Oakland Athletics @ Seattle Mariners
Safeco Field, Seattle, WA
Mon Jul 24 2000, 7:05 PM PDT
Att: 44,860 - Sunny - 78 F


AB 35
R 4
H 9
RBI 4
BB 4
SO 6
LOB 20



Batter	1	2	3	4	5	6	7	8	9	AB	R	H	RBI	BB	SO	LOB	BOTTOM					
Rickey Henderson, R OBP: 0.366, SLG: 0.308 (1, 7)	F8									3	1	2	0	2	0	0						
Carlos Guillen, S OBP: 0.321, SLG: 0.294 (1, 6)										3	1	0	1	2	0	5						
Edgar Martinez, R OBP: 0.440, SLG: 0.660 (1, 10)										4	2	2	1	1	1	4						
John Olerud, L OBP: 0.421, SLG: 0.484 (1, 3)										4	0	1	1	1	1	0						
Stan Javier, S OBP: 0.357, SLG: 0.399 Raul Ibanez, L OBP: 0.301, SLG: 0.307 (4, 9)										2	0	1	1	0	0	2						
Mike Cameron, R OBP: 0.356, SLG: 0.449 (1, 8)										3	0	1	0	0	1	0						
David Bell, R OBP: 0.300, SLG: 0.354 (1, 5)										4	0	1	2	0	0	2						
Joe Oliver, R OBP: 0.304, SLG: 0.494 (1, 2)										5	0	0	0	0	2	4						
Mark McLemore, S OBP: 0.350, SLG: 0.296 (1, 4)										2	1	1	0	2	0	0						
Inning Stats	R: 2 H: 2 E: 0 K: 2 S: 16	H: 2 LOB: 3 BB: 2 P: 32	R: 2 H: 3 E: 0 K: 0 S: 12	H: 3 LOB: 2 BB: 1 P: 24	R: 0 H: 0 E: 0 K: 0 S: 10	H: 0 LOB: 2 BB: 2 P: 22	R: 1 H: 2 E: 0 K: 1 S: 12	H: 2 LOB: 1 BB: 0 P: 17	R: 0 H: 1 E: 0 K: 2 S: 11	H: 1 LOB: 2 BB: 1 P: 20	R: 0 H: 1 E: 0 K: 0 S: 9	H: 1 LOB: 0 BB: 0 P: 13	R: 0 H: 0 E: 0 K: 0 S: 13	H: 0 LOB: 2 BB: 2 P: 28	R: 1 H: 2 E: 0 K: 1 S: 13	H: 2 LOB: 1 BB: 0 P: 17	R: 1 H: 1 E: 0 K: 3 S: 19	H: 1 LOB: 1 BB: 1 P: 29	1B: 9 2B: 1 3B: 0 HR: 1	SF: 0 SAC: 0 DP: 0 HBP: 1	WP: 0 PB: 0 SB: 1 CS: 0	PA: 44
PITCHER	IP	WLS	BF	H	R	ER	SO	BB	IBB	HBP	BLK	WP	HR	S	P	ERA	WHIP					
Kevin Appier, R ERA: 4.73 (1, 1)	6.0	L	34	9	5	5	5	6	0	1	0	0	0	70	128	7.50	2.500					
Ariel Prieto, R ERA: 5.14 (7, 1)	2.0		10	2	1	1	1	2	0	0	0	0	0	26	45	4.50	2.000					

Oakland Athletics @ Seattle Mariners
Safeco Field, Seattle, WA
Mon Jul 24 2000, 7:05 PM PDT
Att: 44,860 - Sunny - 78 F

AB 35
R 6
H 11
RBI 6
BB 8
SO 6
LOB 23



Batter	1	2	3	4	5	6	7	8	9	AB	R	H	RBI	BB	SO	LOB	TOP					
Terrence Long, L (1, 8) OBP: 0.341, SLG: 0.438	1-1 P6		2-2 G4-3					4-0 HR BB		3	1	1	1	1	0	0						
Randy Velarde, R (1, 4) OBP: 0.392, SLG: 0.457	3-2 F7		1-2 G5-3					2-3 K		4	0	0	0	0	1	2						
Jason Giambi, L (1, 3) OBP: 0.467, SLG: 0.628	1-1 F9							0-1 HR		4	1	1	2	0	1	0						
Ben Grievie, L (1, 7) OBP: 0.360, SLG: 0.513 Ryan Christenson, R (8, PR) OBP: 0.385, SLG: 0.433		1-1 G5-3						4-2 FC6-4 BB		3	0	0	0	1	0	0						
Matt Stairs, L (1, 10) OBP: 0.333, SLG: 0.423		3-3 K						0-3 K		4	0	1	0	0	3	1						
Miguel Tejada, R (1, 6) OBP: 0.333, SLG: 0.464		3-3 K						0-1 FC6-4		4	0	0	0	0	2	2						
Jeremy Giambi, L (1, 9) OBP: 0.343, SLG: 0.425			4-0 G4-3 HR BB					4-1 1B G4-3 BB		1	2	0	0	3	0	0						
3 Eric Chavez, L (1, 5) OBP: 0.354, SLG: 0.471			3-2 G4-3					2-2 F9		4	1	1	0	0	1	2						
Ramon Hernandez, R (1, 2) OBP: 0.317, SLG: 0.395			1-3 1B					0-1 G4-3 1B		4	1	1	3	0	1	2						
			1-1 G4-3 HR					3-1 G5-4-3		4	1	1	3	0	1	2						
			3H					1-2														
Inning Stats	R: 0 E: 0 K: 0 S: 7	H: 0 LOB: 0 BB: 0 P: 12	R: 0 E: 0 K: 2 S: 8	H: 0 LOB: 0 BB: 0 P: 15	R: 2 E: 0 K: 0 S: 12	H: 1 LOB: 0 BB: 1 P: 23	R: 0 E: 0 K: 2 S: 7	H: 0 LOB: 0 BB: 0 P: 13	R: 2 E: 0 K: 1 S: 12	H: 2 LOB: 1 BB: 1 P: 20	R: 0 E: 0 K: 1 S: 8	H: 1 LOB: 1 BB: 0 P: 11	R: 0 E: 0 K: 0 S: 6	H: 0 LOB: 0 BB: 1 P: 15	R: 2 E: 0 K: 2 S: 12	H: 1 LOB: 1 BB: 2 P: 22	R: 0 E: 0 K: 2 S: 7	H: 0 LOB: 0 BB: 0 P: 11	1B: 2 2B: 1 3B: 0 HR: 2	SF: 0 SAC: 0 DP: 1 HBP: 0	WP: 1 PB: 0 SB: 0 CS: 0	PA: 36
PITCHER	IP WLS BF H R ER SO BB IBB HBP BLK WP HR S P ERA WHIP																					
Paul Abbott, R (1, 1) ERA: 4.21	7.0 L 27 4 4 4 5 3 0 0 0 1 1 60 109 5.14 1.000																					
Brett Tomko, R (8, 1) ERA: 4.53	2.0 9 1 2 2 4 2 0 0 0 0 1 19 33 9.00 1.500																					

Oakland Athletics @ Seattle Mariners
Safeco Field, Seattle, WA
Wed Jul 26 2000, 7:05 PM PDT
Att: 45,379 - Cloudy - 68 F

AB 31
R 6
H 5
RBI 6
BB 5
SO 9
LOB 9



Batter	1	2	3	4	5	6	7	8	9	AB	R	H	RBI	BB	SO	LOB	BOTTOM					
Mike Cameron, R (1, 8) OBP: 0.362, SLG: 0.449	0-0 1B SF8									3	1	2	0	2	1	0						
Carlos Guillen, S (1, 5) OBP: 0.315, SLG: 0.283	0-1 F9									5	0	0	0	0	1	6						
Alex Rodriguez, R (1, 6) OBP: 0.437, SLG: 0.637	2-1 BB									4	0	2	0	0	0	1						
Edgar Martinez, R (1, 10) OBP: 0.442, SLG: 0.654	4-0 BB									2	0	1	0	2	1	1						
John Olerud, L (1, 3) OBP: 0.415, SLG: 0.486	0-0 SF8									3	0	0	1	0	1	4						
John Mabry, L (1, 9) OBP: 0.325, SLG: 0.324 Jay Buhner, R (8, PH) OBP: 0.375, SLG: 0.520	1-3 K									3	0	1	0	0	1	2						
										1	0	0	0	0	1	1						
Raul Ibanez, L (1, 7) OBP: 0.291, SLG: 0.295 Mark McLemore, S (8, PH) OBP: 0.348, SLG: 0.295		1-1 F8								3	0	0	0	0	0	1						
										1	0	0	0	0	1	0						
David Bell, R (1, 4) OBP: 0.303, SLG: 0.359		2-2 F8								4	0	2	0	0	1	0						
Joe Oliver, R (1, 2) OBP: 0.302, SLG: 0.478		4-2 S BB								3	0	0	0	1	0	3						
Inning Stats	R: 1 E: 0 K: 1 S: 9	H: 2 LOB: 2 BB: 1 P: 16	R: 0 E: 0 K: 0 S: 13	H: 0 LOB: 2 BB: 2 P: 25	R: 0 E: 0 K: 0 S: 6	H: 1 LOB: 0 BB: 0 P: 9	R: 0 E: 0 K: 0 S: 7	H: 2 LOB: 1 BB: 0 P: 12	R: 0 E: 0 K: 1 S: 10	H: 1 LOB: 2 BB: 1 P: 22	R: 0 E: 0 K: 1 S: 10	H: 0 LOB: 0 BB: 0 P: 15	R: 0 E: 0 K: 1 S: 7	H: 0 LOB: 0 BB: 0 P: 11	R: 0 E: 0 K: 2 S: 11	H: 1 LOB: 1 BB: 0 P: 16	R: 0 E: 0 K: 2 S: 10	H: 1 LOB: 2 BB: 1 P: 17	1B: 6 2B: 2 3B: 0 HR: 0	SF: 1 SAC: 0 DP: 2 HBP: 0	WP: 0 PB: 0 SB: 1 CS: 0	PA: 38
PITCHER	IP WLS BF H R ER SO BB IBB HBP BLK WP HR S P ERA WHIP																					
Tim Hudson, R (1, 1) ERA: 4.56	7.1 W 31 4 0 0 0 5 4 0 0 0 0 69 120 1.23 1.500																					
Mike Magnante, L (8, 1) ERA: 5.29	1.1 6 1 0 0 2 1 0 0 0 0 0 11 17 0.00 1.500																					
T.J. Mathews, R (9, 1) ERA: 6.31	0.1 1 0 0 0 1 0 0 0 0 0 0 3 6 0.00 0.000																					

Oakland Athletics @ Seattle Mariners
Safeco Field, Seattle, WA
Wed Jul 26 2000, 7:05 PM PDT
Att: 45,379 - Cloudy - 68 F

AB 32
R 1
H 8
RBI 1
BB 5
SO 8
LOB 19



Batter	1	2	3	4	5	6	7	8	9	AB	R	H	RBI	BB	SO	LOB	TOP								
Shannon Stewart, R (1, 7) OBP: 0.377, SLG: 0.551										5	1	3	1	1	0	2	Toronto Blue Jays @ Seattle Mariners Safeco Field, Seattle, WA Thu Jul 27 2000, 7:05 PM PDT Att: 40,398 - Sunny - 75 F								
Homer Bush, R (1, 4) OBP: 0.482, SLG: 0.257										6	0	2	0	0	0	4									
José Cruz Jr., S (1, 8) OBP: 0.326, SLG: 0.469										4	1	2	0	1	0	5									
Carlos Delgado, L (1, 3) OBP: 0.482, SLG: 0.729										4	1	3	1	1	0	0									
Tony Batista, R (1, 5) OBP: 0.329, SLG: 0.589										4	1	0	0	1	2	6									
Marty Cordova, R (1, 9) OBP: 0.350, SLG: 0.369											5	0	1	0	0	2		3							
Brad Fulmer, L (1, 10) Todd Greene, R (7, PH) OBP: 0.286, SLG: 0.407											3	0	0	0	0	1		1							
Alberto Castillo, R (1, 2) OBP: 0.295, SLG: 0.302											4	2	3	0	1	0		1							
Alex Gonzalez, R (1, 6) OBP: 0.309, SLG: 0.381											4	0	1	2	1	1	3								
Inning Stats	R: 1 E: 0 K: 0 S: 11	H: 3 LOB: 1 BB: 0 P: 17	R: 0 E: 0 K: 2 S: 10	H: 1 LOB: 1 BB: 0 P: 13	R: 0 E: 0 K: 0 S: 7	H: 2 LOB: 2 BB: 1 P: 16	R: 0 E: 0 K: 0 S: 8	H: 1 LOB: 1 BB: 0 P: 10	R: 0 E: 0 K: 1 S: 12	H: 2 LOB: 2 BB: 1 P: 22	R: 0 E: 0 K: 1 S: 13	H: 1 LOB: 2 BB: 1 P: 22	R: 5 E: 1 K: 0 S: 22	H: 4 LOB: 3 BB: 3 P: 36	R: 0 E: 0 K: 2 S: 12	H: 0 LOB: 0 BB: 0 P: 18	R: 1 E: 0 K: 1 S: 13	H: 2 LOB: 1 BB: 0 P: 18	1B: 12 2B: 4 3B: 0 HR: 0	SF: 0 SAC: 0 DP: 3 HBP: 0	WP: 1 PB: 0 SB: 0 CS: 0	PA: 47			
PITCHER	IP	WLS	BF	H	R	ER	SO	BB	IBB	HBP	BLK	WP	HR	S	P	ERA	WHIP								
John Halama, L (1, 1) ERA: 4.93	5.2		27	10	1	1	4	3	0	0	0	0	0	58	97	1.59	2.294								
Jose Paniagua, R (6, 1) ERA: 4.14	0.2	H	2	0	0	0	0	0	0	0	0	0	0	5	5	0.00	0.000								
Arthur Rhodes, L (7, 1) ERA: 3.26	0.1	L	6	3	2	2	0	1	1	0	0	0	0	14	21	54.00	12.000								
Jose Mesa, R (7, 1) ERA: 5.4	2.1		12	3	4	3	4	1	0	0	0	1	0	31	49	11.57	1.714								

Batter	1	2	3	4	5	6	7	8	9	AB	R	H	RBI	BB	SO	LOB	BOTTOM								
Rickey Henderson, R (1, 7) OBP: 0.368, SLG: 0.319										4	1	2	1	0	2	0	Toronto Blue Jays @ Seattle Mariners Safeco Field, Seattle, WA Thu Jul 27 2000, 7:05 PM PDT Att: 40,398 - Sunny - 75 F								
Mike Cameron, R (1, 8) OBP: 0.355, SLG: 0.443									4	0	0	0	0	0	3										
Alex Rodriguez, R (1, 6) OBP: 0.440, SLG: 0.637									3	0	2	1	1	0	2										
Edgar Martinez, R (1, 10) OBP: 0.437, SLG: 0.646									4	0	0	0	0	0	3										
John Olerud, L (1, 3) OBP: 0.411, SLG: 0.480									4	0	0	0	0	2	1										
Jay Buhner, R (1, 9) OBP: 0.380, SLG: 0.522										3	0	2	0	0	0	0									
David Bell, R (1, 5) OBP: 0.299, SLG: 0.355										4	0	0	0	0	2	3									
Dan Wilson, R (1, 2) OBP: 0.297, SLG: 0.339										3	1	1	0	1	0	0									
Mark McLemore, S (1, 4) OBP: 0.346, SLG: 0.293										2	0	0	0	0	1	1									
Inning Stats	R: 0 E: 0 K: 1 S: 7	H: 0 LOB: 1 BB: 1 P: 14	R: 0 E: 0 K: 1 S: 8	H: 1 LOB: 0 BB: 0 P: 15	R: 0 E: 0 K: 2 S: 9	H: 0 LOB: 1 BB: 0 P: 13	R: 2 E: 0 K: 0 S: 13	H: 3 LOB: 1 BB: 0 P: 20	R: 0 E: 0 K: 0 S: 5	H: 1 LOB: 0 BB: 0 P: 7	R: 0 E: 0 K: 2 S: 9	H: 0 LOB: 0 BB: 0 P: 15	R: 0 E: 0 K: 1 S: 13	H: 1 LOB: 1 BB: 0 P: 21	R: 0 E: 0 K: 0 S: 6	H: 0 LOB: 0 BB: 0 P: 6	1B: 5 2B: 3 3B: 0 HR: 0	SF: 0 SAC: 1 DP: 2 HBP: 1	WP: 0 PB: 0 SB: 0 CS: 1	PA: 35					
PITCHER	IP	WLS	BF	H	R	ER	SO	BB	IBB	HBP	BLK	WP	HR	S	P	ERA	WHIP								
Esteban Loaiza, R (1, 1) ERA: 5.35	7.0		28	6	2	2	6	2	0	1	0	0	0	64	108	2.57	1.143								
John Frascatore, R (8, 1) ERA: 6.02	1.0		4	1	0	0	1	0	0	0	0	0	0	13	21	0.00	1.000								
Billy Koch, R (9, 1) ERA: 2.32	1.0		3	0	0	0	0	0	0	0	0	0	0	6	6	0.00	0.000								

AB	41
R	7
H	16
RBI	6
BB	6
SO	7
LOB	25



Batter	1	2	3	4	5	6	7	8	9	AB	R	H	RBI	BB	SO	LOB	TOP				
Shannon Stewart, R OBP: 0.378, SLG: 0.549	(1, 7) K		(4-1) HR BB		(2-3) K		(1-2) 1B			3	1	1	0	1	2	0	Toronto Blue Jays @ Seattle Mariners Safeco Field, Seattle, WA Fri Jul 28, 2000, 7:05 PM PDT Att: 37,126 - Cloudy - 70 F				
Homer Bush, R OBP: 0.270, SLG: 0.253	(1, 4) L6		(1-3) K		(1-3) K		(2-2) F8			4	0	0	0	0	2	4					
José Cruz Jr., S OBP: 0.325, SLG: 0.475	(1, 8) F7		(0, 0) HR		(0, 0) G3		(1-3) K			4	1	1	3	0	1	2					
Carlos Delgado, L OBP: 0.482, SLG: 0.732		(2-1) FC1 2B	(1-0) 2B			(2-1) G4-1		(1-1) G3-1		4	1	2	0	0	0	0					
Brad Fullmer, L OBP: 0.349, SLG: 0.561	(1, 10) FC1 G5-3		(1-1) 2B			(3-3) K		(2-3) K		4	0	1	1	0	2	1					
Tony Batista, R OBP: 0.329, SLG: 0.584	(1, 5) G5-3		(0-1) G5-3			(4-2) BB		(2-3) K		3	0	0	0	1	1	2					
Darrin Fletcher, L OBP: 0.360, SLG: 0.537	(1, 2) F8			(2-3) K		(1-0) G1-3		(1-2) F7		4	0	0	0	0	1	2					
Rob Ducey, L OBP: 0.315, SLG: 0.394	(1, 9)		(4-1) HR BB	(2-1) P6			(3-1) F8	(0-2) G4-3		3	1	0	0	1	0	0					
Alex Gonzalez, R OBP: 0.308, SLG: 0.379	(1, 6)		(2-3) K	(1-3) K			(2-0) 1B	(1-3) K		4	0	1	0	0	3	1					
Inning Stats	R: 0 E: 0 K: 1 S: 11	H: 0 LOB: 0 BB: 0 P: 14	R: 0 E: 0 K: 0 S: 6	H: 1 LOB: 1 BB: 0 P: 9	R: 4 E: 0 K: 2 S: 15	H: 3 LOB: 1 BB: 2 P: 28	R: 0 E: 0 K: 2 S: 10	H: 0 LOB: 0 BB: 0 P: 15	R: 0 E: 0 K: 1 S: 7	H: 0 LOB: 1 BB: 1 P: 19	R: 0 E: 0 K: 1 S: 13	H: 2 LOB: 2 BB: 0 P: 22	R: 0 E: 0 K: 2 S: 8	H: 0 LOB: 0 BB: 0 P: 13	R: 0 E: 0 K: 1 S: 9	H: 0 LOB: 0 BB: 0 P: 11	1B: 2 2B: 3 3B: 0 HR: 1	SF: 0 SAC: 0 DP: 0 HBP: 0	WP: 0 PB: 0 SB: 0 CS: 0	PA: 36	
PITCHER	IP	WLS	BF	H	R	ER	SO	BB	IBB	HBP	BLK	WP	HR	S	P	ERA	WHIP				
Freddy Garcia, R ERA: 4.11	(1, 1) 6.2	W 29	6	4	4	8	3	0	0	0	0	0	1	68	113	5.40	1.350				
37 Robert Ramsay, L ERA: 2.95	(7, 1) 1.1	H 4	0	0	0	3	0	0	0	0	0	0	0	11	17	0.00	0.000				
Kazuhiro Sasaki, R ERA: 3.4	(9, 1) 1.0	S 3	0	0	0	1	0	0	0	0	0	0	0	9	11	0.00	0.000				

AB 33
R 4
H 6
RBI 4
BB 3
SO 12
LOB 12



Batter	1	2	3	4	5	6	7	8	9	AB	R	H	RBI	BB	SO	LOB	BOTTOM				
Rickey Henderson, R OBP: 0.386, SLG: 0.317	(1, 7) L7	(3-1) G5-4-3		(3-1) FC5 1B	(2-0) F9		(0-1) FC6-4			5	0	1	1	0	0	3	Toronto Blue Jays @ Seattle Mariners Safeco Field, Seattle, WA Fri Jul 28, 2000, 7:05 PM PDT Att: 37,126 - Cloudy - 70 F				
Mark McLemore, S OBP: 0.350, SLG: 0.295	(1, 4) S BB	(1-0) F7		(1-2) FC5 1B	(1-1) 1B		(1-3) K			4	1	2	0	1	1	2					
Alex Rodriguez, R OBP: 0.437, SLG: 0.630	(1, 6) 1-2 BB		(3-3) K	(3-1) FC5 BB HBP	(2-1) F3			(2-1) G6-3		4	1	0	0	1	1	3					
Edgar Martinez, R OBP: 0.437, SLG: 0.645	(1, 10) F7		(1-0) 1B SF9 2B	(4-0) HBP BB FC4-6 BB		(2-3) K		(2-3) K		4	2	1	0	1	2	2					
John Olerud, L OBP: 0.411, SLG: 0.476	(1, 3) F9		(4-2) SF9 1B BB	(4-0) FC4-6 HBP BB		(0-2) G3-1		(1-3) K		3	0	0	1	2	1	2					
Jay Buhner, R OBP: 0.384, SLG: 0.524	(1, 9)	(1-0) 2B 1B	(0-0) BB	(3-2) FC4-6 HBP		(1-2) F3				3	1	2	1	0	0	0					
Mike Cameron, R OBP: 0.360, SLG: 0.447	(1, 8)	(1-2) 1B 2B	(1-0) SF9	(0-2) FC4-6 FC6-4			(4-1) G1 S FC6-4 BB			2	2	1	2	1	0	2					
Dan Wilson, R OBP: 0.301, SLG: 0.339	(1, 2) G5-4-3 1B		(4-1) SF9 1B	(1-2) FC6-4			(0-2) G1			3	0	1	1	1	0	3					
David Bell, R OBP: 0.301, SLG: 0.355	(1, 5) G5-4-3 1B		(3-2) F9		(1-0) F7		(4-2) FC6-4 BB			3	0	1	1	1	0	3					
Inning Stats	R: 0 E: 0 K: 0 S: 8	H: 0 LOB: 2 BB: 2 P: 19	R: 2 E: 0 K: 0 S: 12	H: 4 LOB: 1 BB: 0 P: 20	R: 1 E: 0 K: 1 S: 12	H: 2 LOB: 3 BB: 2 P: 28	R: 3 E: 1 K: 0 S: 15	H: 2 LOB: 2 BB: 2 P: 33	R: 0 E: 0 K: 1 S: 11	H: 0 LOB: 0 BB: 0 P: 14	R: 1 E: 0 K: 1 S: 14	H: 0 LOB: 1 BB: 2 P: 23	R: 0 E: 0 K: 2 S: 9	H: 0 LOB: 0 BB: 0 P: 14	R: 0 E: 0 K: 1 S: 9	H: 0 LOB: 0 BB: 0 P: 11	1B: 7 2B: 2 3B: 0 HR: 0	SF: 1 SAC: 0 DP: 1 HBP: 1	WP: 0 PB: 0 SB: 3 CS: 0	PA: 41	
PITCHER	IP	WLS	BF	H	R	ER	SO	BB	IBB	HBP	BLK	WP	HR	S	P	ERA	WHIP				
Chris Carpenter, R ERA: 6.89	(1, 1) 3.1	L 22	8	6	6	1	5	0	0	0	0	0	0	39	85	16.20	3.900				
32 Roy Halladay, R ERA: 10.48	(4, 1) 3.0	14	1	1	1	1	3	0	1	0	0	0	0	34	58	3.00	1.333				
Paul Quantrill, R ERA: 4.22	(7, 1) 1.2	5	0	0	0	3	0	0	0	0	0	0	0	14	20	0.00	0.000				

AB 31
R 7
H 9
RBI 7
BB 8
SO 5
LOB 20



Batter	1	2	3	4	5	6	7	8	9	10	11	12	13	AB	R	H	RBI	BB	SO	LOB	TOP									
Shannon Stewart, R Rob Ducey, L OBP: 0.379, SLG: 0.549 OBP: 0.313, SLG: 0.398	L6		1-2 CS 1B		3-2 1B 2B		K			K2-3	F8			2	0	1	0	0	0	0										
Craig Grebeck, R Homer Bush, R OBP: 0.292, SLG: 0.406 OBP: 0.272, SLG: 0.256	G6-3		CS	2B G6-3	0-0 1B		K			S BB		1-1 1B		4	1	2	2	1	1	0										
José Cruz Jr., S OBP: 0.321, SLG: 0.468	L8		F9	1-2 1B	2-3 1B		K			K		0-2 1B		6	0	0	0	0	3	4										
Carlos Delgado, L OBP: 0.481, SLG: 0.727		3-2 G4-3		2-1 2B	1-1 G4-3			0-3 K		4-0 IBB		2-0 P6		5	0	1	0	1	1	2										
Tony Batista, R OBP: 0.324, SLG: 0.575	F8		G6-3	1-2 2B		1-3 K		0-3 K		1-3 K		3-3 K		6	0	0	1	0	4	4										
Todd Greene, R Brad Fullmer, L OBP: 0.313, SLG: 0.500 OBP: 0.350, SLG: 0.561	FC6-4 BB		F8	3-H F8		2-1 K		2-3 K			1-1 BB 1B		3-2 F5	3	1	1	1	1	1	1										
Marty Cordova, R OBP: 0.317, SLG: 0.358	FC6-4		FC6-4 BB		G6-3	3-3 K			0-1 F9		4-1 1B		5	0	0	0	1	1	1	1										
Alberto Castillo, R OBP: 0.297, SLG: 0.294			P4		4-2 1B BB				1-3 K		3-1 B1		4	1	0	0	2	2	2											
Alex Gonzalez, R OBP: 0.307, SLG: 0.376			G5-3		1-1 2B 1B	0-0 P4			1-2 G6-3		3-2 P3		5	1	1	0	0	0	3											
Inning Stats	R: 0 E: 0 K: 0 S: 6	H: 0 LOB: 0 BB: 0 P: 10	R: 0 E: 0 K: 0 S: 7	H: 0 LOB: 1 BB: 1 P: 16	R: 0 E: 0 K: 0 S: 10	H: 1 LOB: 0 BB: 0 P: 15	R: 1 E: 0 K: 2 S: 15	H: 2 LOB: 1 BB: 0 P: 21	R: 3 E: 0 K: 1 S: 16	H: 3 LOB: 1 BB: 1 P: 28	R: 1 E: 0 K: 2 S: 13	H: 1 LOB: 1 BB: 1 P: 23	R: 0 E: 0 K: 3 S: 9	H: 0 LOB: 0 BB: 0 P: 14	R: 0 E: 0 K: 3 S: 11	H: 0 LOB: 0 BB: 0 P: 13	R: 0 E: 0 K: 1 S: 9	H: 0 LOB: 0 BB: 0 P: 11	R: 0 E: 0 K: 3 S: 17	H: 0 LOB: 2 BB: 2 P: 24	R: 0 E: 0 K: 1 S: 11	H: 1 LOB: 2 BB: 1 P: 24	R: 0 E: 0 K: 1 S: 13	H: 1 LOB: 1 BB: 0 P: 19	R: 0 E: 0 K: 1 S: 9	H: 0 LOB: 0 BB: 0 P: 13	1B: 6 2B: 2 3B: 0 HR: 1	SF: 0 SAC: 0 DP: 0 HBP: 0	W/P: 0 PB: 0 SB: 1 CS: 1	PA: 54
PITCHER	IP 6.0	WLS 27	H 7	R 5	ER 5	SO 3	BB 3	IBB 0	HBP 0	BLK 0	WP 0	HR 1	S 67	P 113	ERA 7.50	WHIP 1.667														
Jamie Moyer, L ERA: 4.23	1.1	4	0	0	0	4	0	0	0	0	0	0	12	17	0.00	0.000														
Arthur Rhodes, L ERA: 3.17	1.2	5	0	0	0	3	0	0	0	0	0	0	17	21	0.00	0.000														
Jose Paniagua, R ERA: 4.01	1.0	5	0	0	0	3	1	1	0	0	0	0	17	24	0.00	1.000														
Kazuhiko Sasaki, R ERA: 3.32	3.0	W	12	2	0	0	2	1	0	0	0	0	33	56	0.00	1.000														
Brett Tomko, R ERA: 4.31																														

Toronto Blue Jays @ Seattle Mariners
Safeco Field, Seattle, WA
Sat Jul 29 2000, 1:05 PM PDT
Att. 45,264 - Sunny - 69 F

AB 47
R 5
H 9
RBI 5
BB 6
SO 15
LOB 19



Batter	1	2	3	4	5	6	7	8	9	10	11	12	13	AB	R	H	RBI	BB	SO	LOB	BOTTOM									
Stan Javier, S Rickey Henderson, R OBP: 0.368, SLG: 0.399 OBP: 0.397, SLG: 0.318	F8		G4-3		L4	CS 1B				FC6-5 SH3 1B	K		1B SH 1B	5	0	2	1	0	0	1										
Carlos Guillen, S David Bell, R OBP: 0.275, SLG: 0.275 OBP: 0.301, SLG: 0.353	K		K		K	CS	G4-3			SH3	F8		SH 1B 1B	4	0	0	0	0	3	1										
Alex Rodriguez, R OBP: 0.442, SLG: 0.628	G4-3		BB 2B BB		1B		G6-4-3 HBP			FC6-5 IBB		K	1B 1B	4	1	2	0	2	1	0										
Edgar Martinez, R OBP: 0.439, SLG: 0.641		K	2B BB		1B		G6-4-3 1-2 1B			P4		K	1B 1B	5	0	2	1	2	1	3										
John Olerud, L OBP: 0.410, SLG: 0.477		1B	1-3 2H 3H 2B		1B		1-2 1B		G4-3	FC6-5		G3-6-1 BB	1B 1B	6	0	2	2	0	1	5										
Mike Cameron, R OBP: 0.360, SLG: 0.443	K		F7		K		F7		1B BB		SH1-4 HBP 1B		G1-3	5	0	1	0	1	1	3										
Raul Ibanez, L OBP: 0.317, SLG: 0.321	K		1B		1B		2B		2B BB		SH1-4 HBP		G5-3 BB	4	1	3	0	1	1	1										
Joe Oliver, R OBP: 0.317, SLG: 0.537			HR		L3		G1-3 1B 2B			SH1-4		G5-3		5	2	3	2	0	0	2										
Mark McLemore, S John Frascatore, R Pedro Borbon, L Paul Quantill, R John Mabry, L OBP: 0.349, SLG: 0.293 OBP: 0.386, SLG: 0.524 ERA: 5.97 OBP: 0.322, SLG: 0.320			BB G4-3 2B BB		F5		G1-3 2B		L6		IBB		K	3	1	0	0	1	0	3										
Inning Stats	R: 0 E: 0 K: 1 S: 12	H: 0 LOB: 0 BB: 0 P: 17	R: 0 E: 0 K: 3 S: 12	H: 1 LOB: 1 BB: 0 P: 15	R: 3 E: 0 K: 1 S: 16	H: 2 LOB: 2 BB: 3 P: 37	R: 0 E: 0 K: 0 S: 4	H: 1 LOB: 0 BB: 0 P: 6	R: 0 E: 0 K: 2 S: 14	H: 2 LOB: 2 BB: 0 P: 20	R: 2 E: 0 K: 0 S: 18	H: 3 LOB: 0 BB: 0 P: 29	R: 0 E: 0 K: 0 S: 4	H: 0 LOB: 0 BB: 0 P: 8	R: 0 E: 0 K: 0 S: 12	H: 2 LOB: 2 BB: 1 P: 20	R: 0 E: 0 K: 1 S: 16	H: 1 LOB: 2 BB: 1 P: 16	R: 0 E: 0 K: 1 S: 17	H: 1 LOB: 3 BB: 1 P: 24	R: 0 E: 0 K: 1 S: 6	H: 0 LOB: 0 BB: 0 P: 13	R: 0 E: 0 K: 1 S: 7	H: 0 LOB: 1 BB: 1 P: 12	R: 1 E: 0 K: 0 S: 8	H: 3 LOB: 3 BB: 0 P: 13	1B: 11 2B: 5 3B: 0 HR: 1	SF: 0 SAC: 3 DP: 3 HBP: 2	W/P: 0 PB: 0 SB: 0 CS: 1	PA: 59
PITCHER	IP 5.1	WLS 26	H 8	R 5	ER 5	SO 7	BB 3	IBB 0	HBP 0	BLK 0	WP 0	HR 1	S 68	P 111	ERA 8.44	WHIP 2.062														
Frank Castillo, R ERA: 4.24	1.2	B	5	1	0	0	0	0	0	0	0	12	21	0.00	0.600															
John Frascatore, R ERA: 5.82	0.1	1	0	0	0	0	0	0	0	0	0	2	2	0.00	0.000															
Pedro Borbon, L ERA: 5.97	0.2	4	2	0	0	0	1	0	0	0	0	10	18	0.00	4.500															
Paul Quantill, R ERA: 4.18	1.0	5	1	0	0	0	0	1	0	0	0	12	16	0.00	1.000															
Billy Koch, R ERA: 2.28																														
PITCHER	IP 3.0	WLS 13	H 1	R 0	ER 0	SO 3	BB 2	IBB 1	HBP 1	BLK 0	WP 0	HR 0	S 29	P 49	ERA 0.00	WHIP 1.000														
Lance Painter, L ERA: 3.99	0.0	L	4	3	1	1	0	0	0	0	0	0	8	13	=	=														
32 Roy Halladay, R ERA: 10.65																														

Toronto Blue Jays @ Seattle Mariners
Safeco Field, Seattle, WA
Sat Jul 29 2000, 1:05 PM PDT
Att. 45,264 - Sunny - 69 F

AB 45
R 6
H 16
RBI 6
BB 8
SO 10
LOB 26



Batter	1	2	3	4	5	6	7	8	9	AB	R	H	RBI	BB	SO	LOB	TOP										
Rob Ducey, L OBP: 0.317, SLG: 0.393 (1, 7)										4	0	1	0	1	0	1											
Homer Bush, R OBP: 0.271, SLG: 0.253 (1, 4)										4	0	0	0	0	1	4											
Tony Batista, R OBP: 0.325, SLG: 0.571 (1, 5)										3	2	0	0	1	1	1											
Carlos Delgado, L OBP: 0.483, SLG: 0.727 (1, 3)										3	2	2	0	0	1	0											
Brad Fullmer, L OBP: 0.354, SLG: 0.572 (1, 10)										4	1	3	2	0	1	1											
José Cruz Jr., S OBP: 0.320, SLG: 0.465 (1, 8)										4	0	1	1	0	0	2											
Darrin Fletcher, L OBP: 0.359, SLG: 0.545 (1, 2)										4	1	1	2	0	1	3											
Marty Cordova, R OBP: 0.311, SLG: 0.350 (1, 9)										4	0	0	0	0	1	2											
Alex Gonzalez, R OBP: 0.309, SLG: 0.378 (1, 6)										4	0	2	0	0	1	0											
Inning Stats	R: 0 E: 0 K: 0 S: 7	H: 0 LOB: 0 BB: 1 P: 11	R: 0 E: 0 K: 1 S: 8	H: 0 LOB: 1 BB: 0 P: 14	R: 0 E: 0 K: 1 S: 10	H: 1 LOB: 1 BB: 0 P: 12	R: 2 E: 0 K: 1 S: 17	H: 2 LOB: 0 BB: 1 P: 25	R: 0 E: 0 K: 1 S: 7	H: 0 LOB: 0 BB: 0 P: 10	R: 0 E: 0 K: 1 S: 8	H: 0 LOB: 0 BB: 0 P: 15	R: 2 E: 0 K: 1 S: 13	H: 4 LOB: 2 BB: 0 P: 17	R: 2 E: 0 K: 0 S: 7	H: 3 LOB: 1 BB: 0 P: 14	R: 0 E: 0 K: 2 S: 11	H: 0 LOB: 1 BB: 0 P: 16	1B: 8 2B: 0 3B: 0 HR: 2	SF: 0 SAC: 0 DP: 3 HBP: 3	WP: 0 PB: 0 SB: 0 CS: 0	PA: 39					
PITCHER	IP	WLS	BF	H	R	ER	SO	BB	IBB	HBP	BLK	WP	HR	S	P	ERA	WHIP										
Aaron Sele, R ERA: 4.48 (1, 1)	6.2	W	27	6	4	4	4	2	0	1	0	0	2	66	98	5.40	1.200										
Jose Mesa, R ERA: 5.54 (7, 1)	0.1	H	3	1	1	1	1	0	0	1	0	0	0	5	10	27.00	3.000										
37 Robert Ramsay, L ERA: 3.09 (8, 1)	0.1	A	3	1	1	0	0	0	0	0	0	0	0	5	9	27.00	9.000										
Jose Paniagua, R ERA: 3.88 (8, 1)	1.2	S	5	0	0	0	2	0	0	1	0	0	0	12	17	0.00	0.000										

Toronto Blue Jays @ Seattle Mariners
Safeco Field, Seattle, WA
Sun Jul 30 2000, 1:35 PM PDT
Att: 43,648 - Sunny - 76 F

AB	34
R	6
H	10
RBI	5
BB	2
SO	7
LOB	14



Batter	1	2	3	4	5	6	7	8	9	AB	R	H	RBI	BB	SO	LOB	BOTTOM										
Rickey Henderson, R OBP: 0.376, SLG: 0.318 (1, 7)										0	2	0	0	5	0	0											
Mark McLemore, S OBP: 0.347, SLG: 0.289 (1, 4)										4	1	0	0	1	1	5											
Alex Rodriguez, R OBP: 0.444, SLG: 0.634 (1, 6)										3	3	1	1	2	1	2											
Edgar Martinez, R OBP: 0.438, SLG: 0.638 (1, 10)										3	2	1	2	1	0	1											
John Olerud, L OBP: 0.408, SLG: 0.473 (1, 3)										5	0	1	3	0	0	3											
Jay Buhner, R OBP: 0.388, SLG: 0.533 (1, 9)										3	1	1	2	1	2	0											
Mike Cameron, R OBP: 0.359, SLG: 0.441 (1, 8)										2	0	0	1	1	0	0											
Dan Wilson, R OBP: 0.300, SLG: 0.337 (1, 2)										4	0	1	0	0	1	3											
David Bell, R OBP: 0.300, SLG: 0.350 (1, 5)										3	1	0	0	0	0	1											
Inning Stats	R: 0 E: 0 K: 1 S: 9	H: 0 LOB: 1 BB: 1 P: 15	R: 0 E: 0 K: 1 S: 10	H: 0 LOB: 1 BB: 1 P: 17	R: 5 E: 2 K: 1 S: 18	H: 2 LOB: 0 BB: 1 P: 32	R: 0 E: 0 K: 0 S: 10	H: 1 LOB: 1 BB: 1 P: 19	R: 1 E: 0 K: 1 S: 7	H: 1 LOB: 0 BB: 0 P: 12	R: 0 E: 0 K: 1 S: 7	H: 0 LOB: 0 BB: 0 P: 12	R: 3 E: 0 K: 0 S: 14	H: 1 LOB: 2 BB: 4 P: 34	R: 1 E: 0 K: 0 S: 12	H: 0 LOB: 2 BB: 3 P: 26	R: 0 E: 0 K: 2 S: 11	H: 0 LOB: 1 BB: 0 P: 16	1B: 3 2B: 0 3B: 0 HR: 2	SF: 2 SAC: 0 DP: 1 HBP: 1	WP: 0 PB: 1 SB: 2 CS: 0	PA: 41					
PITCHER	IP	WLS	BF	H	R	ER	SO	BB	IBB	HBP	BLK	WP	HR	S	P	ERA	WHIP										
Kelvin Escobar, R ERA: 5.06 (1, 1)	6.1	L	31	4	9	4	5	7	0	1	0	0	2	68	126	5.68	1.737										
Pedro Borbon, L ERA: 5.97 (7, 1)	0.0		2	1	0	0	0	0	1	0	0	0	0	2	8	∞	∞										
John Frascatore, R ERA: 5.88 (7, 1)	1.0		5	0	1	1	0	2	0	0	0	0	0	11	21	9.00	2.000										
Paul Quantrill, R ERA: 4.13 (8, 1)	0.2		3	0	0	0	0	1	0	0	0	0	0	6	12	0.00	1.500										

Toronto Blue Jays @ Seattle Mariners
Safeco Field, Seattle, WA
Sun Jul 30 2000, 1:35 PM PDT
Att: 43,648 - Sunny - 76 F

AB	27
R	10
H	5
RBI	9
BB	11
SO	5
LOB	15



Batter	1	2	3	4	5	6	7	8	9	AB	R	H	RBI	BB	SO	LOB	TOP			
Rickey Henderson, R OBP: 0.373, SLG: 0.315	L5		F8	F9		K			1B SF9	5	1	1	0	0	1	3				
Al Martin, L OBP: 0.357, SLG: 0.464 Joe Oliver, R OBP: 0.321, SLG: 0.540	K		HR		G6-3		F8		1B SF9	5	2	2	2	0	1	0				
Alex Rodriguez, R OBP: 0.433, SLG: 0.627			HR	HR	P6		F9		1B SF9	4	1	2	3	0	0	0				
Edgar Martinez, R OBP: 0.435, SLG: 0.619	P3		K			BB	P3		1B	5	0	2	1	0	1	1				
John Olerud, L OBP: 0.407, SLG: 0.466		G4-6-3	FC5-4				F7		G3	3	0	1	0	2	0	1				
Mike Cameron, R OBP: 0.352, SLG: 0.434		G4-6-3	FC5-4				G6-3			4	0	1	0	0	1	3				
Carlos Guillen, S OBP: 0.316, SLG: 0.279		G4-6-3		G5-3			F8			2	0	0	0	2	0	2				
Dan Wilson, R OBP: 0.288, SLG: 0.319 Stan Javier, S OBP: 0.356, SLG: 0.404	K			F9		K			1B SH1-4	3	0	0	0	0	2	3				
Mark McLemore, S OBP: 0.350, SLG: 0.292			F8	G5-3					SH1-4	2	1	1	0	1	0	1				
Inning Stats	R: 0 E: 0 K: 1 S: 9	H: 1 LOB: 1 BB: 0 P: 13	R: 0 E: 0 K: 1 S: 12	H: 2 LOB: 1 BB: 0 P: 22	R: 3 E: 0 K: 1 S: 17	H: 2 LOB: 1 BB: 2 P: 37	R: 0 E: 0 K: 0 S: 11	H: 0 LOB: 1 BB: 1 P: 20	R: 0 E: 0 K: 2 S: 13	H: 1 LOB: 2 BB: 1 P: 24	R: 0 E: 0 K: 0 S: 7	H: 0 LOB: 0 BB: 0 P: 11	R: 0 E: 0 K: 0 S: 6	H: 0 LOB: 0 BB: 0 P: 13	R: 3 E: 0 K: 0 S: 22	H: 4 LOB: 1 BB: 0 P: 29	1B: 9 2B: 1 3B: 0 HR: 1	SF: 1 SAC: 1 DP: 1 HBP: 0	WP: 0 PB: 0 CS: 1	PA: 41
PITCHER	IP	WLS	BF	H	R	ER	SO	BB	IBB	HBP	BLK	WP	HR	S	P	ERA	WHIP			
David Cone, R ERA: 6.75	6.0		28	7	3	3	6	5	0	0	0	0	1	75	137	4.50	2.000			
Dwight Gooden, R ERA: 4.88	2.1	L	9	2	2	2	0	0	0	0	0	0	0	24	40	7.71	0.857			
42 Mariano Rivera, R ERA: 3.12	0.2		4	2	1	1	0	0	0	0	0	0	0	11	13	13.50	3.000			

Seattle Mariners @ New York Yankees
Yankee Stadium, Bronx, NY
Sat Aug 05 2000, 4:35 PM EDT
Att: 55,629 - Sunny - 79 F

AB	34
R	6
H	11
RBI	6
BB	5
SO	6
LOB	14



Batter	1	2	3	4	5	6	7	8	9	AB	R	H	RBI	BB	SO	LOB	BOTTOM					
Luis Polonia, L OBP: 0.325, SLG: 0.407	P4		K		G4-3		F7		K	5	0	0	0	0	2	0						
Derek Jeter, R OBP: 0.375, SLG: 0.460	F8		G1-3			L6		K		4	0	0	0	0	1	0						
Paul O'Neill, L OBP: 0.363, SLG: 0.462	2B		G1-3			L1		G4-3		4	1	1	0	0	0	0						
Bernie Williams, S OBP: 0.398, SLG: 0.596	1B			G3		1B		2B		4	1	3	0	0	0	0						
David Justice, L OBP: 0.383, SLG: 0.586			E7	G3-1		FC6-4		G4-3		4	0	3	2	0	0	1						
Tino Martinez, L OBP: 0.332, SLG: 0.424	F7		G3-1		G3-1	FC6-4			20 HR	4	1	1	0	0	0	4						
20 Jorge Posada, S OBP: 0.426, SLG: 0.535		K		G4-3		HR			HR	4	2	2	3	0	1	1						
Scott Brosius, R OBP: 0.310, SLG: 0.383	F9				F8		L7		F8	4	0	0	0	0	0	0						
Jose Vizcaino, S OBP: 0.302, SLG: 0.292 Glenallen Hill, R OBP: 0.296, SLG: 0.513	F7				K		F7		G2-3	3	0	0	0	0	1	0						
Inning Stats	R: 2 E: 0 K: 0 S: 17	H: 3 LOB: 1 BB: 0 P: 21	R: 0 E: 0 K: 1 S: 7	H: 0 LOB: 0 BB: 0 P: 12	R: 0 E: 0 K: 1 S: 6	H: 0 LOB: 0 BB: 0 P: 7	R: 0 E: 1 K: 0 S: 8	H: 1 LOB: 1 BB: 0 P: 9	R: 0 E: 0 K: 1 S: 6	H: 0 LOB: 0 BB: 0 P: 9	R: 0 E: 0 K: 0 S: 9	H: 2 LOB: 2 BB: 0 P: 13	R: 1 E: 0 K: 0 S: 7	H: 1 LOB: 0 BB: 0 P: 9	R: 0 E: 0 K: 1 S: 7	H: 1 LOB: 1 BB: 0 P: 10	R: 2 E: 0 K: 1 S: 12	H: 2 LOB: 0 BB: 0 P: 17	1B: 5 2B: 3 3B: 0 HR: 2	SF: 0 SAC: 0 DP: 0 HBP: 0	WP: 0 PB: 0 CS: 0	PA: 37
PITCHER	IP	WLS	BF	H	R	ER	SO	BB	IBB	HBP	BLK	WP	HR	S	P	ERA	WHIP					
Aaron Sele, R ERA: 4.43	5.2		23	6	2	2	3	0	0	0	0	0	0	51	66	3.18	1.059					
Arthur Rhodes, L ERA: 3.31	0.1	H	1	0	0	0	0	0	0	0	0	0	0	2	5	0.00	0.000					
Brett Tomko, R ERA: 4.06	2.0	W	8	2	1	1	1	0	0	0	0	0	1	14	19	4.50	1.000					
Kazuhiro Sasaki, R ERA: 4.01	1.0	S	5	2	2	2	1	0	0	0	0	0	1	12	17	18.00	2.000					

Seattle Mariners @ New York Yankees
Yankee Stadium, Bronx, NY
Sat Aug 05 2000, 4:35 PM EDT
Att: 55,629 - Sunny - 79 F

AB	37
R	5
H	10
RBI	5
BB	0
SO	5
LOB	6



Batter	1	2	3	4	5	6	7	8	9	AB	R	H	RBI	BB	SO	LOB	TOP										
Rickey Henderson, R OBP: 0.374, SLG: 0.312	G3		G3-1 SF9 BB		G5-3	HR BB	F9			3	2	0	0	2	0	1	Seattle Mariners @ New York Yankees Yankee Stadium, Bronx, NY Mon Aug 07 2000, 12:05 PM EDT Att: 38,421 - Sunny - 81 F										
Carlos Guillen, S OBP: 0.323, SLG: 0.309	1B		G3-1		G3	HR		G1-3		5	1	2	4	0	0	1											
Alex Rodriguez, R OBP: 0.437, SLG: 0.634	F8		SF9		HR	HBP 1B		1B		4	1	3	2	0	0	1											
Edgar Martinez, R OBP: 0.436, SLG: 0.623	K		F8		1B	HBP		G1-6-3 1B		4	0	1	0	0	1	2											
John Olerud, L OBP: 0.408, SLG: 0.461		1B HBP			L8	F7			K	4	0	0	0	0	2	3											
Jay Buhner, R OBP: 0.393, SLG: 0.556		1B			2B SF9 1B	BB HR 1B		HR	K	5	3	4	1	0	1	0											
Mike Cameron, R OBP: 0.352, SLG: 0.433	K		SF9 2B		F8	F8		F8	F9	5	0	1	0	0	1	3											
David Bell, R OBP: 0.297, SLG: 0.350	F8		SF9		HR 1B	G6-3				3	1	1	1	0	0	2											
Dan Wilson, R OBP: 0.291, SLG: 0.318	F8		F9		P4	1B		1B		4	0	1	0	0	0	5											
Inning Stats	R: 0 E: 0 K: 1 S: 12	H: 1 LOB: 1 BB: 0 P: 20	R: 0 E: 0 K: 1 S: 8	H: 1 LOB: 2 BB: 0 P: 15	R: 1 E: 0 K: 0 S: 11	H: 0 LOB: 0 BB: 1 P: 20	R: 1 E: 0 K: 1 S: 13	H: 2 LOB: 1 BB: 0 P: 20	R: 1 E: 0 K: 0 S: 13	H: 2 LOB: 1 BB: 0 P: 17	R: 4 E: 0 K: 0 S: 18	H: 4 LOB: 2 BB: 1 P: 34	R: 1 E: 0 K: 0 S: 9	H: 2 LOB: 0 BB: 0 P: 15	R: 0 E: 0 K: 2 S: 10	H: 1 LOB: 0 BB: 0 P: 14		R: 0 E: 0 K: 2 S: 10	H: 0 LOB: 0 BB: 0 P: 14	1B: 9 2B: 1 3B: 0 HR: 3	SF: 2 SAC: 0 DP: 1 HBP: 2	WP: 0 PB: 0 SB: 1 CS: 0	PA: 43				
PITCHER	IP	WLS	BF	H	R	ER	SO	BB	IBB	HBP	BLK	WP	HR	S	P	ERA	WHIP										
Denny Neagle, L ERA: 3.62	5.2	L	30	10	7	7	3	2	0	1	0	0	2	72	116	11.12	2.118										
Jason Grimsley, R ERA: 4.59	0.1		2	0	0	0	0	0	0	0	0	0	0	3	10	0.00	0.000										
Dwight Gooden, R ERA: 4.93	1.0		5	2	1	1	0	0	0	0	0	0	1	9	15	9.00	2.000										
Jeff Nelson, R ERA: 2.06	1.0		3	1	0	0	0	0	0	0	0	0	0	9	14	0.00	1.000										
Mike Stanton, L ERA: 3.16	1.0		3	0	0	0	2	0	0	0	0	0	0	10	14	0.00	0.000										

Batter	1	2	3	4	5	6	7	8	9	AB	R	H	RBI	BB	SO	LOB	BOTTOM										
2 Derek Jeter, R OBP: 0.372, SLG: 0.454	F7		L9		F8		20 BB 1B		G4-3	5	0	1	0	0	0	0	Seattle Mariners @ New York Yankees Yankee Stadium, Bronx, NY Mon Aug 07 2000, 12:05 PM EDT Att: 38,421 - Sunny - 81 F										
20 Jorge Posada, S OBP: 0.429, SLG: 0.544	G5-3		G6-3		F8		BB		HR	4	1	1	1	1	0	0											
Paul O'Neill, L OBP: 0.365, SLG: 0.464	2B		1B		F8		SF8		G6-3	4	0	2	1	0	0	0											
Bernie Williams, S OBP: 0.396, SLG: 0.597	G5-3		G3		G5-3		F9			4	0	0	0	0	0	4											
David Justice, L OBP: 0.381, SLG: 0.596		HR			HR		K		K	4	2	2	2	0	2	0											
Glenallen Hill, R OBP: 0.305, SLG: 0.534					F9		HR		FC3-6 1B	4	1	3	1	0	0	0											
Scott Brosius, R OBP: 0.309, SLG: 0.380					G4-3 2B		G5-3		FC3-6 1B	4	0	1	0	0	0	2											
Chris Turner, R OBP: 0.403, SLG: 0.436					G4-3		G5-3		L9	3	0	0	0	0	1	2											
Tino Martinez, L OBP: 0.330, SLG: 0.424	K				2-3					1	0	0	0	0	0	1											
Jose Vizcaino, S OBP: 0.300, SLG: 0.290	P6				G6-3		20 BB 2 1B SF8 1B		K	4	1	1	0	0	1	2											
Inning Stats	R: 0 E: 0 K: 0 S: 6	H: 1 LOB: 1 BB: 0 P: 11	R: 1 E: 0 K: 1 S: 7	H: 2 LOB: 1 BB: 0 P: 8	R: 0 E: 0 K: 0 S: 13	H: 1 LOB: 1 BB: 0 P: 20	R: 1 E: 0 K: 0 S: 7	H: 2 LOB: 1 BB: 0 P: 13	R: 0 E: 0 K: 0 S: 6	H: 0 LOB: 0 BB: 0 P: 9	R: 1 E: 0 K: 1 S: 13	H: 1 LOB: 0 BB: 0 P: 22	R: 1 E: 0 K: 0 S: 14	H: 2 LOB: 2 BB: 1 P: 25	R: 0 E: 0 K: 1 S: 12	H: 1 LOB: 1 BB: 0 P: 14	R: 1 E: 0 K: 1 S: 10	H: 1 LOB: 0 BB: 0 P: 15	1B: 5 2B: 2 3B: 0 HR: 4	SF: 1 SAC: 0 DP: 0 HBP: 0	WP: 0 PB: 0 SB: 1 CS: 0	PA: 39					
PITCHER	IP	WLS	BF	H	R	ER	SO	BB	IBB	HBP	BLK	WP	HR	S	P	ERA	WHIP										
John Halama, L ERA: 4.9	6.1	W	28	9	4	4	2	0	0	0	0	0	3	62	97	5.68	1.421										
Arthur Rhodes, L ERA: 3.27	0.2		3	0	0	0	0	1	0	0	0	0	0	4	11	0.00	1.500										
Jose Paniagua, R ERA: 3.61	1.0		4	1	0	0	1	0	0	0	0	0	0	12	14	0.00	1.000										
Kazuhiro Sasaki, R ERA: 4.12	1.0		4	1	1	1	1	0	0	0	0	0	1	10	15	9.00	1.000										

AB	37
R	8
H	13
RBI	8
BB	2
SO	5
LOB	18



AB	37
R	5
H	11
RBI	5
BB	1
SO	4
LOB	11



Batter	1	2	3	4	5	6	7	8	9	AB R H RBI BB SO LOB	TOP									
Rickey Henderson, R OBP: 0.377, SLG: 0.312 (1, 7)	4-2 CS BB		2-2 G3		3-1 2B FC4-6 1B	4-1 CS BB			0-0 G6-3	3 1 1 0 2 0 0	Seattle Mariners @ Chicago White Sox Comiskey Park, Chicago, IL Tue Aug 08 2000, 8:05 PM EDT Att: 23,647 - Sunny - 82 F									
Al Martin, L OBP: 0.359, SLG: 0.476 Mike Cameron, R OBP: 0.354, SLG: 0.443 (1, 8) (5, 8)	1-2 BB		1-2 G2-3		0-0 E 2B	2-2 CS	4-1 F9 S BB		3-1 HR	2 0 1 0 0 0 0 2 2 2 3 1 0 0										
Alex Rodriguez, R OBP: 0.441, SLG: 0.647 (1, 6)	2-2 G4-3			2-2 HR	2-0 F2		3-3 K		0-3 K	5 1 1 1 0 2 4										
Edgar Martinez, R OBP: 0.433, SLG: 0.620 (1, 10)	0-3 K			1-3 K	4-0 FC4-6 IBB		3-2 F9		1-0 G4-3	4 0 0 0 1 2 2										
John Olerud, L OBP: 0.407, SLG: 0.457 (1, 3)		3-2 1B 1B		1-3 K	0-0 FC4-6 FC5-4 BB		0-0 G6-3			4 0 1 1 0 1 2										
Stan Javier, S OBP: 0.368, SLG: 0.418 (1, 9)		2-2 G6-4-3 1B		2-2 F7	4-1 FC5-4 BB			2-3 K		3 0 1 0 1 1 0										
Carlos Guillen, S OBP: 0.322, SLG: 0.304 (1, 5)		3-1 F7			1-2 1B 2B 1B			2-3 K		3 1 0 0 1 1 4										
Dan Wilson, R OBP: 0.295, SLG: 0.318 (1, 2)		0-0 G6-4-3			1-2 1B 2B 1B		3-2 F8		4-1 BB	3 1 1 0 1 0 2										
Mark McLemore, S OBP: 0.353, SLG: 0.298 (1, 4)			2-1 F7		1-0 2B 1B		3-2 G6-3		2-3 K	4 1 1 1 0 1 1										
Inning Stats	R: 0 E: 0 K: 1 S: 13	H: 1 LOB: 1 BB: 1 P: 20	R: 0 E: 0 K: 0 S: 9	H: 2 LOB: 1 BB: 0 P: 17	R: 0 E: 0 K: 0 S: 10	H: 0 LOB: 0 BB: 0 P: 15	R: 1 E: 0 K: 2 S: 12	H: 1 LOB: 0 BB: 0 P: 18	R: 5 E: 1 K: 0 S: 15	H: 4 LOB: 2 BB: 3 P: 36	R: 0 E: 0 K: 1 S: 9	H: 0 LOB: 1 BB: 1 P: 19	R: 0 E: 0 K: 3 S: 10	H: 0 LOB: 1 BB: 1 P: 20	R: 1 E: 0 K: 1 S: 7	H: 1 LOB: 0 BB: 0 P: 11	1B: 5 2B: 1 3B: 1 HR: 2	SF: 0 SAC: 0 DP: 1 HBP: 0	WP: 0 PB: 0 SB: 1 CS: 2	PA: 41
PITCHER	IP WLS BF H R ER SO BB IBB HBP BLK WP HR S P ERA WHIP											IP WLS BF H R ER SO BB IBB HBP BLK WP HR S P ERA WHIP								
Lorenzo Barcelo, R ERA: 6.0 56 Mark Euehrle, L ERA: 6.0 Aaron Myette, R ERA: Kelly Wunsch, L ERA: 2.76 Bob Howry, R ERA: 3.44	(1, 1) (5, 1) (7, 1) (7, 1) (9, 1)	4.0 2.0 0.2 1.1 1.0	WLS L 0 5 4	BF 19 9 3 1	H 7 1 0 1	R 5 1 0 1	ER 5 0 0 1	SO 3 0 1 3	BB 2 1 0 0	IBB 0 1 0 0	HBP 0 0 0 0	BLK 0 0 0 0	WP 0 0 0 0	HR 1 22 8 11	S 52 46 8 21	P 87 18 16 21 11	ERA 11.25 0.00 0.00 0.00 9.00	WHIP 2.250 1.500 1.500 0.750 1.000		

AB	33
R	7
H	9
RBI	6
BB	7
SO	8
LOB	15



Batter	1	2	3	4	5	6	7	8	9	AB R H RBI BB SO LOB	BOTTOM											
Jose Valentin, S OBP: 0.349, SLG: 0.514 (1, 6)	0-0 F7		4-0 1B BB		2-2 HR		0-1 SH1-3		2-2 G5-3	3 1 1 2 1 0 1	Seattle Mariners @ Chicago White Sox Comiskey Park, Chicago, IL Tue Aug 08 2000, 8:05 PM EDT Att: 23,647 - Sunny - 82 F											
Tony Graffanino, R OBP: 0.383, SLG: 0.404 Ray Durham, S OBP: 0.354, SLG: 0.450 (1, 4) (6, 4) (7, 4)	2-2 G6-3		1-1 1B		3-3 K		0-1 L5		4-2 PB S BB	3 0 1 1 0 1 0 1 0 0 0 1 0 1												
Frank Thomas, R OBP: 0.448, SLG: 0.633 (1, 3)	1-0 HR		4-2 FC5-4 BB		1-0 PB 1B		1-2 F8		3-1 HBP	3 1 2 1 1 0 0												
Magglio Ordonez, R OBP: 0.394, SLG: 0.585 (1, 9)	1-1 P6		1-0 FC5-4 2B		3-3 K		1-3 K		0-2 L8	5 1 0 0 0 2 4												
Harold Baines, L OBP: 0.346, SLG: 0.435 (1, 10)		1-0 P5		2-1 PB 2B		0-0 F7		0-1 L3		5 0 2 1 0 0 2												
Herbert Perry, R OBP: 0.369, SLG: 0.502 (1, 5)		4-2 FC6-4 BB BB		2-1 F9		1-1 F3		3-3 K		4 1 0 0 1 2 4												
Jeff Abbott, R OBP: 0.384, SLG: 0.384 Carlos Lee, R OBP: 0.347, SLG: 0.510 (1, 7) (5, 7) (6, 7)		1-0 FC6-4 1B		4-2 BB BB		2-3 K		2-0 G6-3 SH1-4 1B		1 0 1 0 1 0 0 2 0 1 0 0 1 0												
Chris Singleton, L OBP: 0.304, SLG: 0.393 (1, 8)		1-0 FC6-4 BB S 1B		2-2 F9		1-3 K		1-1 SH1-4		3 1 0 0 0 1 4												
Mark Johnson, L OBP: 0.313, SLG: 0.333 (1, 2)		4-0 1B BB BB		2-0 G3		4-2 SH1-3 BB		3-2 G6-3		2 0 0 0 2 0 1												
Inning Stats	R: 1 E: 0 K: 0 S: 7	H: 1 LOB: 0 BB: 0 P: 11	R: 2 E: 0 K: 0 S: 7	H: 2 LOB: 3 BB: 3 P: 23	R: 1 E: 0 K: 0 S: 13	H: 1 LOB: 2 BB: 2 P: 27	R: 1 E: 0 K: 2 S: 13	H: 2 LOB: 1 BB: 0 P: 24	R: 0 E: 0 K: 1 S: 6	H: 0 LOB: 0 BB: 0 P: 9	R: 0 E: 0 K: 1 S: 9	H: 0 LOB: 1 BB: 1 P: 14	R: 0 E: 0 K: 2 S: 12	H: 1 LOB: 1 BB: 0 P: 19	R: 0 E: 0 K: 0 S: 9	H: 1 LOB: 0 BB: 0 P: 17	R: 0 E: 0 K: 1 S: 13	H: 0 LOB: 2 BB: 1 P: 21	1B: 4 2B: 2 3B: 0 HR: 2	SF: 0 SAC: 2 DP: 0 HBP: 1	WP: 0 PB: 3 SB: 2 CS: 0	PA: 42
PITCHER	IP WLS BF H R ER SO BB IBB HBP BLK WP HR S P ERA WHIP											IP WLS BF H R ER SO BB IBB HBP BLK WP HR S P ERA WHIP										
Freddy Garcia, R ERA: 4.62 37 Robert Ramsay, L ERA: 2.54 Jose Mesa, R ERA: 5.81 Arthur Rhodes, L ERA: 3.25 Kazuhito Sasaki, R ERA: 4.03	(1, 1) (6, 1) (6, 1) (8, 1) (9, 1)	5.0 0.2 2.0 0.1 1.0	WLS H H H S	BF 25 3 8 5	H 6 0 1 0	R 0 0 0 0	ER 5 0 0 0	SO 3 0 0 1	BB 5 1 0 0	IBB 0 0 0 0	HBP 0 0 0 0	BLK 0 0 0 0	WP 0 0 0 0	HR 2 7 20 3 13	S 46 12 33 5 21	P 94 12 33 5 21	ERA 9.00 0.00 0.00 0.00 0.00	WHIP 2.200 1.500 1.000 0.000 1.000				

AB	32
R	5
H	8
RBI	5
BB	7
SO	7
LOB	17



Batter	1	2	3	4	5	6	7	8	9	AB	R	H	RBI	BB	SO	LOB	TOP								
Rickey Henderson, R OBP: 0.372, SLG: 0.307	G6-3		F9			L5	F8		F2	5	0	0	0	0	0	4									
Carlos Guillen, S OBP: 0.326, SLG: 0.304	G3			G6-3						3	0	1	0	1	0	0									
Alex Rodriguez, R OBP: 0.439, SLG: 0.644 Joe Oliver, R OBP: 0.310, SLG: 0.523	F7			G3		L5			L5	2	0	0	0	0	0	0									
Edgar Martinez, R OBP: 0.432, SLG: 0.618 Stan Javier, S OBP: 0.397, SLG: 0.416		G6-4-3 1B		G5-3		F9			F7	3	0	1	0	0	0	1									
John Olerud, L OBP: 0.408, SLG: 0.458 Chris Widger, R OBP: 0.311, SLG: 0.451		G6-4-3 1B							F9	1	0	1	0	0	0	0									
Jay Buhner, R OBP: 0.392, SLG: 0.566		G6-4-3				F8 SF8 2B			F7	4	2	2	0	0	0	2									
Mike Cameron, R OBP: 0.353, SLG: 0.441						F8			G6-3	4	0	1	0	0	1	2									
David Bell, R OBP: 0.297, SLG: 0.348			G4-3			SF8			BB	2	0	0	1	1	0	2									
Dan Wilson, R OBP: 0.299, SLG: 0.318			G5-3			G6-3			BB	3	0	1	1	1	0	0									
Inning Stats	R: 0 E: 0 K: 0 S: 11	H: 0 LOB: 0 BB: 0 P: 15	R: 0 E: 0 K: 1 S: 14	H: 2 LOB: 1 BB: 21 P: 21	R: 0 E: 0 K: 0 S: 7	H: 0 LOB: 0 BB: 0 P: 12	R: 0 E: 0 K: 0 S: 9	H: 0 LOB: 0 BB: 0 P: 16	R: 2 E: 0 K: 0 S: 10	H: 2 LOB: 0 BB: 0 P: 16	R: 0 E: 0 K: 0 S: 8	H: 1 LOB: 1 BB: 0 P: 12	R: 1 E: 0 K: 0 S: 9	H: 3 LOB: 2 BB: 0 P: 17	R: 0 E: 0 K: 0 S: 5	H: 0 LOB: 1 BB: 1 P: 13	R: 0 E: 0 K: 0 S: 6	H: 0 LOB: 2 BB: 2 P: 14	1B: 5 2B: 2 3B: 0 HR: 1	SF: 1 SAC: 0 DP: 1 HBP: 0	WP: 0 PB: 0 SB: 0 CS: 0	PA: 37			
PITCHER	IP	WLS	BF	H	R	ER	SO	BB	IBB	HBP	BLK	WP	HR	S	P	ERA	WHIP								
Mike Siroka, L ERA: 3.97	7.0	W	28	8	3	3	1	0	0	0	0	0	1	68	109	3.86	1.143								
Aaron Myette, R ERA:	2.0		9	0	0	0	0	3	0	0	0	0	0	11	27	0.00	1.500								

Seattle Mariners @ Chicago White Sox
Comiskey Park, Chicago, IL
Wed Aug 09 2000, 8:05 PM EDT
Att: 24,947 - Sunny - 84 F

AB 33
R 3
H 8
RBI 3
BB 3
SO 1
LOB 15



Batter	1	2	3	4	5	6	7	8	9	AB	R	H	RBI	BB	SO	LOB	BOTTOM								
Ray Durham, S OBP: 0.358, SLG: 0.458	L6			F9						5	3	3	2	1	0	2									
Tony Graffanino, R OBP: 0.370, SLG: 0.429		HR BB 1B		HR		G6-3			P4	4	3	1	4	2	1	1									
Frank Thomas, R OBP: 0.451, SLG: 0.651 Mark Johnson, L OBP: 0.312, SLG: 0.331		HR BB				F8			FC6	4	4	3	5	1	0	0									
Magglio Ordonez, R OBP: 0.398, SLG: 0.591	F2					F9				6	2	4	0	0	0	1									
14 Paul Konerko, R OBP: 0.369, SLG: 0.483				G1-3					F8	6	1	4	2	0	0	3									
Herbert Perry, R OBP: 0.385, SLG: 0.494	F8					G4-3				6	1	1	1	1	0	2									
Carlos Lee, R OBP: 0.349, SLG: 0.510		G5-3								6	2	3	1	0	0	2									
Chris Singleton, L OBP: 0.307, SLG: 0.395				G1-3						6	1	3	3	0	1	2									
Charles Johnson, R OBP: 0.369, SLG: 0.587				G5-3						4	2	2	1	1	0	2									
Inning Stats	R: 2 E: 0 K: 0 S: 14	H: 2 LOB: 1 BB: 1 P: 28	R: 5 E: 0 K: 1 S: 20	H: 6 LOB: 2 BB: 1 P: 39	R: 1 E: 0 K: 1 S: 10	H: 1 LOB: 0 BB: 0 P: 15	R: 3 E: 0 K: 0 S: 15	H: 4 LOB: 2 BB: 1 P: 28	R: 1 E: 0 K: 0 S: 13	H: 2 LOB: 1 BB: 0 P: 17	R: 7 E: 1 K: 2 S: 34	H: 6 LOB: 2 BB: 2 P: 49	R: 0 E: 0 K: 0 S: 10	H: 2 LOB: 0 BB: 0 P: 15	R: 0 E: 0 K: 0 S: 6	H: 1 LOB: 0 BB: 0 P: 7	1B: 15 2B: 5 3B: 0 HR: 4	SF: 0 SAC: 0 DP: 1 HBP: 0	WP: 3 PB: 0 SB: 1 CS: 0	PA: 53					
PITCHER	IP	WLS	BF	H	R	ER	SO	BB	IBB	HBP	BLK	WP	HR	S	P	ERA	WHIP								
Jamie Moyer, L ERA: 5.3	3.2	L	26	13	11	11	2	2	0	0	0	1	1	50	73	22.50	5.500								
37 Robert Ramsey, L ERA: 3.83	2.0		18	8	8	5	2	3	0	0	0	0	0	17	24	0.00	1.286								
Jose Paniagua, R ERA: 3.47	2.1		9	3	0	0	0	0	0	0	0	0	0	17	24	0.00	1.286								

Seattle Mariners @ Chicago White Sox
Comiskey Park, Chicago, IL
Wed Aug 09 2000, 8:05 PM EDT
Att: 24,947 - Sunny - 84 F

AB 48
R 19
H 24
RBI 19
BB 5
SO 4
LOB 20



Batter	1	2	3	4	5	6	7	8	9	AB	R	H	RBI	BB	SO	LOB	TOP										
Al Martin, L OBP: 0.358, SLG: 0.474 (1, 7)	G4-3	L3		F8			G6-4-3 1B			4	0	1	0	0	0	2											
Mark McLemore, S OBP: 0.352, SLG: 0.296 (1, 4)	WP S BB		F7		F7		G6-4-3 1-2			3	0	0	0	1	0	1											
Alex Rodriguez, R OBP: 0.435, SLG: 0.637 (1, 6)	P5		G5-3		G6-3		G5-3			4	0	0	0	0	0	1											
Edgar Martinez, R OBP: 0.428, SLG: 0.611 (1, 10)	F9		G4-3		F9			F7		4	0	0	0	0	0	1											
John Olerud, L OBP: 0.405, SLG: 0.453 (1, 3)		F7		G6-3		G4-3		F7		4	0	0	0	0	0	0											
Stan Javier, S OBP: 0.365, SLG: 0.414 (1, 9)	L5			K		HR 1B		G4-3		4	1	1	0	0	1	0											
Mike Cameron, R OBP: 0.357, SLG: 0.452 (1, 8)	HR 1B			1B 3B 1B		HR 1B			K	4	3	3	2	0	1	0											
Joe Oliver, R OBP: 0.316, SLG: 0.550 (1, 2)	HR 1B			3B 1B		F9			K	4	2	2	2	0	1	0											
Carlos Guillen, S OBP: 0.330, SLG: 0.327 (1, 5)				3B 1B		G6-3			K	4	0	2	2	0	1	0											
Inning Stats	R: 0 E: 0 K: 0 S: 5	H: 0 LOB: 1 BB: 1 P: 13	R: 2 E: 0 K: 0 S: 17	H: 3 LOB: 1 BB: 0 P: 28	R: 0 E: 0 K: 0 S: 8	H: 0 LOB: 0 BB: 0 P: 13	R: 2 E: 0 K: 1 S: 15	H: 3 LOB: 1 BB: 0 P: 23	R: 0 E: 0 K: 0 S: 8	H: 0 LOB: 0 BB: 0 P: 12	R: 2 E: 0 K: 0 S: 10	H: 2 LOB: 0 BB: 0 P: 17	R: 0 E: 0 K: 0 S: 7	H: 1 LOB: 0 BB: 0 P: 12	R: 0 E: 0 K: 0 S: 7	H: 0 LOB: 0 BB: 0 P: 9	R: 0 E: 0 K: 3 S: 9	H: 0 LOB: 0 BB: 0 P: 14	1B: 5 2B: 1 3B: 1 HR: 2	SF: 0 SAC: 0 DP: 1 HBP: 0	WP: 1 PB: 0 SB: 2 CS: 0	PA: 36					
PITCHER	IP	WLS	BF	H	R	ER	SO	BB	IBB	HBP	BLK	WP	HR	S	P	ERA	WHIP										
Rocky Biddle, R ERA: 10.13 (1, 1)	5.1	L	25	8	6	6	1	1	0	0	0	1	2	59	100	10.12	1.688										
41 Bill Simas, R ERA: 3.79 (6, 1)	1.2		5	1	0	0	0	0	0	0	0	0	0	11	18	0.00	0.600										
Keith Foulke, R ERA: 3.33 (8, 1)	2.0		6	0	0	0	3	0	0	0	0	0	0	16	23	0.00	0.000										

Seattle Mariners @ Chicago White Sox
Comiskey Park, Chicago, IL
Thu Aug 10 2000, 2:05 PM EDT
Att: 23,924 - Sunny - 80 F

AB 35
R 6
H 9
RBI 6
BB 1
SO 4
LOB 5



Batter	1	2	3	4	5	6	7	8	9	AB	R	H	RBI	BB	SO	LOB	BOTTOM										
Ray Durham, S OBP: 0.356, SLG: 0.458 (1, 4)	G3		G4-3			K		G3 1B 2B	F8	5	1	1	0	0	1	2											
Jose Valentin, S OBP: 0.346, SLG: 0.510 (1, 6)	G4-3			K		F5		G3		4	0	0	1	0	1	1											
Frank Thomas, R OBP: 0.454, SLG: 0.659 (1, 3)				HR		G1-3		1B 1B		4	1	3	2	0	0	0											
Magglio Ordonez, R OBP: 0.397, SLG: 0.588 (1, 9)	F9			F8				1B		4	0	1	0	0	0	1											
Harold Baines, L OBP: 0.344, SLG: 0.432 (1, 10)		F8		K				K		4	0	1	0	0	2	2											
Herbert Perry, R OBP: 0.363, SLG: 0.491 (1, 5)					G6-3		F7		K	4	0	1	0	0	1	1											
Carlos Lee, R OBP: 0.348, SLG: 0.507 (1, 7)			G6-3		G3-1		K		1B 1B	4	0	1	0	0	1	2											
Chris Singleton, L OBP: 0.309, SLG: 0.396 (1, 8)				K				G1-3		4	0	2	0	0	1	0											
Mark Johnson, L OBP: 0.312, SLG: 0.331 (1, 2)					G3-1				1B	3	1	1	0	0	0	1											
Charles Johnson, R (9, PH) OBP: 0.368, SLG: 0.585				F7				2B G3 1B	K	1	0	0	0	0	1	2											
Inning Stats	R: 0 E: 0 K: 0 S: 7	H: 1 LOB: 1 BB: 0 P: 10	R: 0 E: 0 K: 0 S: 5	H: 1 LOB: 0 BB: 0 P: 6	R: 0 E: 0 K: 1 S: 6	H: 0 LOB: 0 BB: 0 P: 10	R: 1 E: 0 K: 2 S: 13	H: 1 LOB: 0 BB: 0 P: 19	R: 0 E: 0 K: 1 S: 10	H: 1 LOB: 1 BB: 0 P: 16	R: 0 E: 0 K: 1 S: 5	H: 0 LOB: 0 BB: 0 P: 6	R: 0 E: 0 K: 1 S: 12	H: 1 LOB: 1 BB: 0 P: 16	R: 2 E: 0 K: 1 S: 21	H: 4 LOB: 2 BB: 0 P: 26	R: 0 E: 0 K: 2 S: 16	H: 2 LOB: 2 BB: 0 P: 19	1B: 9 2B: 1 3B: 0 HR: 1	SF: 0 SAC: 0 DP: 1 HBP: 0	WP: 0 PB: 0 SB: 1 CS: 0	PA: 37					
PITCHER	IP	WLS	BF	H	R	ER	SO	BB	IBB	HBP	BLK	WP	HR	S	P	ERA	WHIP										
Aaron Sele, R ERA: 4.38 (1, 1)	7.2	W	30	8	3	3	5	0	0	0	0	0	0	4	5	∞	∞										
Jose Mesa, R ERA: 5.81 (8, 1)	0.0		1	1	0	0	0	0	0	0	0	0	0	4	5	∞	∞										
Arthur Rhodes, L ERA: 3.23 (8, 1)	0.1	H	1	0	0	0	1	0	0	0	0	0	0	6	9	0.00	0.000										
Kazuhiro Sasaki, R ERA: 3.94 (9, 1)	1.0	S	5	2	0	0	2	0	0	0	0	0	0	16	19	0.00	2.000										

Seattle Mariners @ Chicago White Sox
Comiskey Park, Chicago, IL
Thu Aug 10 2000, 2:05 PM EDT
Att: 23,924 - Sunny - 80 F

AB 37
R 3
H 11
RBI 3
BB 0
SO 8
LOB 12



Batter	1	2	3	4	5	6	7	8	9	AB	R	H	RBI	BB	SO	LOB	TOP								
Kenny Lofton, L OBP: 0.395, SLG: 0.393 (1, 8)	1-2 1B	0-1 F7			2-2 1B			1-1 G1-3		4	1	2	0	0	0	1									
Omar Vizquel, S OBP: 0.390, SLG: 0.393 (1, 6)	0-2 P5		1-1 F7		1-0 L6			4-0 FC6-4 BB		3	0	0	0	1	0	2									
Roberto Alomar, S OBP: 0.341, SLG: 0.427 (1, 4)	0-1 FC4-6 1B		3-2 F7			0-3 K		4-2 FC6-4 BB		3	0	1	0	1	1	0									
Manny Ramirez, R OBP: 0.428, SLG: 0.681 (1, 10)	2-0 FC4-6 1B		3-2 F3			1-0 L6		2-1 FC6-4		4	0	1	1	0	0	2									
Jim Thome, L OBP: 0.402, SLG: 0.591 (1, 3)	2-2 FC4-6			1-3 K		2-1 F7			0-0 G4-3	4	0	0	0	0	1	2									
David Segui, S OBP: 0.391, SLG: 0.515 (1, 9)	1-0 G1-3			1-0 G6-4-3 1B			2-2 G3		1-3 K	4	0	1	0	0	1	2									
Wil Cordero, R OBP: 0.326, SLG: 0.478 (1, 7)		1-2 G5-3		0-2 G6-4-3			1-0 F8		1-1 2B	4	0	1	0	0	0	1									
Travis Fryman, R OBP: 0.393, SLG: 0.505 (1, 5)		4-2 BB			3-1 F2		3-2 F8		2-2 G5-3	3	0	0	0	1	0	1									
Sandy Alomar Jr., R OBP: 0.346, SLG: 0.456 (1, 2)		3-2 F8			2-0 F8			0-0 L7		3	0	0	0	0	0	1									
Inning Stats	R: 1 E: 0 K: 0 S: 13	H: 3 LOB: 2 BB: 0 P: 19	R: 0 E: 0 K: 0 S: 14	H: 0 LOB: 1 BB: 1 P: 22	R: 0 E: 0 K: 0 S: 8	H: 0 LOB: 0 BB: 0 P: 15	R: 0 E: 0 K: 1 S: 8	H: 1 LOB: 1 BB: 0 P: 10	R: 0 E: 0 K: 0 S: 7	H: 0 LOB: 0 BB: 0 P: 15	R: 0 E: 0 K: 0 S: 6	H: 0 LOB: 0 BB: 0 P: 9	R: 0 E: 0 K: 0 S: 8	H: 0 LOB: 0 BB: 0 P: 14	R: 0 E: 0 K: 0 S: 7	H: 0 LOB: 2 BB: 2 P: 18	R: 0 E: 0 K: 1 S: 11	H: 1 LOB: 1 BB: 0 P: 15	1B: 5 2B: 1 3B: 0 HR: 0	SF: 0 SAC: 0 DP: 1 HBP: 0	WP: 0 PB: 0 SB: 0 CS: 0	PA: 35			
PITCHER	IP	WLS	BF	H	R	ER	SO	BB	IBB	HBP	BLK	WP	HR	S	P	ERA	WHIP								
Paul Abbott, R ERA: 3.8	7.2	W	30	5	1	1	2	3	0	0	0	0	0	69	118	1.17	1.043								
Jose Paniagua, R ERA: 3.39	8.1	S	5	1	0	0	1	0	0	0	0	0	0	13	19	0.00	0.750								

Cleveland Indians @ Seattle Mariners
Safeco Field, Seattle, WA
Fri Aug 11 2000, 7:05 PM PDT
Att: 45,335 - Sunny - 67 F

AB 32
R 1
H 6
RBI 1
BB 3
SO 3
LOB 12



Batter	1	2	3	4	5	6	7	8	9	AB	R	H	RBI	BB	SO	LOB	BOTTOM								
Rickey Henderson, R OBP: 0.375, SLG: 0.307 (1, 7)	4-0 G5-3 1B	4-2 G4-3 BB		2-2 FC5-4 1B		1-0 F3		1-2 2B		3	2	1	3	2	0	1									
Stan Javier, S OBP: 0.364, SLG: 0.412 (2, PH)	1-3 K	2-0 G4-3		1-2 1B		1-0 G4-6-3 1B		2-3 3-H F7		1	0	0	0	0	1	1									
John Olerud, L OBP: 0.406, SLG: 0.454 (3, 3)		1-2 2-3 3-H		1-3 1B						4	0	2	0	0	0	3									
Alex Rodriguez, R OBP: 0.433, SLG: 0.630 (1, 6)	0-1 G5-3	3-2 G5-3		4-2 1B		1-2 G4-6-3		1-1 G5-3		4	0	0	0	1	0	4									
Edgar Martinez, R OBP: 0.431, SLG: 0.612 (1, 10)	2-2 1B			4-1 BB		2-0 G6-4-3 1B		1-1 G5-3		3	0	2	2	1	0	0									
Jay Buhner, R OBP: 0.397, SLG: 0.558 (1, 9)	3-3 K			1-2 2-3 3-H BB		1-1 G6-4-3		2-1 F9		4	0	0	0	0	1	5									
Mike Cameron, R OBP: 0.358, SLG: 0.451 (1, 8)		0-0 1B		4-1 BB		3-1 G3		3-2 G5-3		3	1	1	0	1	0	0									
David Bell, R OBP: 0.299, SLG: 0.347 (1, 5)		0-0 1B		2-3 K		4-0 BB		0-1 E5 G3 1B		3	2	1	0	1	1	2									
Joe Oliver, R OBP: 0.322, SLG: 0.548 (1, 2)		0-1 BB		3-3 K		1-3 K		2-2 G3 1B		4	2	2	1	0	2	3									
Mark McLemore, S OBP: 0.353, SLG: 0.296 (1, 4)		1-2 2-3 3-H 1B		4-2 FC5-4 BB		0-0 F7		1-0 G3		3	0	1	0	1	0	3									
Inning Stats	R: 1 E: 0 K: 2 S: 11	H: 1 LOB: 1 BB: 1 P: 21	R: 3 E: 0 K: 0 S: 13	H: 4 LOB: 1 BB: 1 P: 24	R: 0 E: 0 K: 2 S: 10	H: 0 LOB: 2 BB: 2 P: 23	R: 1 E: 0 K: 0 S: 15	H: 2 LOB: 2 BB: 2 P: 29	R: 0 E: 0 K: 1 S: 6	H: 0 LOB: 1 BB: 1 P: 14	R: 0 E: 0 K: 0 S: 5	H: 1 LOB: 0 BB: 0 P: 8	R: 0 E: 0 K: 0 S: 7	H: 0 LOB: 0 BB: 0 P: 13	R: 2 E: 1 K: 0 S: 15	H: 2 LOB: 1 BB: 0 P: 20	R: 0 E: 0 K: 0 S: 11	H: 0 LOB: 1 BB: 0 P: 15	1B: 10 2B: 0 3B: 0 HR: 0	SF: 0 SAC: 0 DP: 3 HBP: 0	WP: 0 PB: 0 SB: 0 CS: 0	PA: 39			
PITCHER	IP	WLS	BF	H	R	ER	SO	BB	IBB	HBP	BLK	WP	HR	S	P	ERA	WHIP								
Chuck Finley, L ERA: 4.04	3.1	L	21	6	5	5	4	6	0	0	0	0	0	46	91	13.50	3.600								
Jamie Brewington, R ERA: 4.75	4.1		12	2	0	0	1	1	0	0	0	0	0	21	41	0.00	0.818								
Steve Reed, R ERA: 5.02	8.1		6	2	2	1	0	0	0	0	0	0	0	15	20	9.00	2.000								

Cleveland Indians @ Seattle Mariners
Safeco Field, Seattle, WA
Fri Aug 11 2000, 7:05 PM PDT
Att: 45,335 - Sunny - 67 F

AB 32
R 7
H 10
RBI 6
BB 7
SO 5
LOB 22



Batter	1	2	3	4	5	6	7	8	9	AB	R	H	RBI	BB	SO	LOB	TOP					
Kenny Lofton, L OBP: 0.357, SLG: 0.392	E5 BB E		F7	G5-3		F7		G4-3		5	1	0	0	0	0	1	Cleveland Indians @ Seattle Mariners Safeco Field, Seattle, WA Sun Aug 13 2000, 1:35 PM PDT Att: 45,380 - Sunny - 62 F					
Omar Vizquel, S OBP: 0.395, SLG: 0.394	K		F5		E5 WP BLK 1B			WP BB 1B		4	1	2	0	1	1							
Roberto Alomar, S OBP: 0.341, SLG: 0.423	E BB		FC5-4 1B		WP BLK 2B BB		FC6-4 1-2	G4-3		3	1	1	0	2	0							
Manny Ramirez, R OBP: 0.425, SLG: 0.665 Chan Perry, R OBP: 0.250, SLG: 0.250	F8 1-3 2-H		FC5-4 1-2		K		P4		2B BB	4	0	0	0	1	1	4						
Jim Thome, L OBP: 0.405, SLG: 0.593	FC6-4 IBB			1B 1B	2B BB		G4-3 HR 2B		P5	3	3	2	0	2	0	1						
Wil Cordero, R OBP: 0.329, SLG: 0.483	FC6-4 1-2		E 1B G4-6-3 1B	G1-3 1B 2B			G4-3		2B	5	2	3	3	0	0	3						
Travis Fryman, R OBP: 0.392, SLG: 0.512		G6-3	G4-6-3 E 1B 1-2 2-H	G1-3			HR		2B	5	1	3	4	0	0	1						
Bill Selby, L OBP: 0.235, SLG: 0.250 Jolbert Cabrera, R OBP: 0.320, SLG: 0.338	L4		E1 G4-6-3 1-2 2-3	G4-3			K		F3	4	0	0	0	0	1	3						
Sandy Alomar Jr., R OBP: 0.340, SLG: 0.447	G1-3		G4-6-3 1-2 2-3 3-H				K		P6	5	0	0	0	0	1	4						
Inning Stats	R: 1 E: 2 K: 1 S: 12	H: 0 LOB: 2 BB: 2 P: 26	R: 0 E: 0 K: 0 S: 7	H: 0 LOB: 0 BB: 0 P: 10	R: 0 E: 0 K: 0 S: 6	H: 1 LOB: 1 BB: 0 P: 10	R: 2 E: 1 K: 0 S: 13	H: 3 LOB: 1 BB: 0 P: 20	R: 3 E: 0 K: 1 S: 14	H: 2 LOB: 1 BB: 2 P: 26	R: 0 E: 0 K: 1 S: 10	H: 0 LOB: 1 BB: 1 P: 15	R: 2 E: 0 K: 1 S: 10	H: 2 LOB: 0 BB: 0 P: 19	R: 0 E: 0 K: 0 S: 5	H: 1 LOB: 1 BB: 0 P: 8		R: 2 E: 0 K: 0 S: 14	H: 2 LOB: 2 BB: 1 P: 27	1B: 6 2B: 4 3B: 0 HR: 1	SF: 0 SAC: 0 DP: 1 HBP: 0	WP: 3 PB: 0 SB: 0 CS: 0
PITCHER	IP WLS BF H R ER SO	IP WLS BF H R ER SO	IP WLS BF H R ER SO	IP WLS BF H R ER SO	IP WLS BF H R ER SO	IP WLS BF H R ER SO	IP WLS BF H R ER SO	IP WLS BF H R ER SO	IP WLS BF H R ER SO	IP WLS BF H R ER SO	IP WLS BF H R ER SO	IP WLS BF H R ER SO	IP WLS BF H R ER SO	IP WLS BF H R ER SO	IP WLS BF H R ER SO	IP WLS BF H R ER SO	ERA WHIP	ERA WHIP				
Freddy Garcia, R ERA: 4.81	5.0 L	6 6	4 2	3 3	1 1	0 0	0 0	0 0	0 0	2 2	0 0	52 92	7.20 1.800									
37 Robert Ramsay, L ERA: 3.99	1.1 W	6 1	1 1	1 1	1 1	0 0	0 0	0 0	0 0	1 1	1 1	12 21	6.75 1.500									
Jose Mesa, R ERA: 5.7	1.2 H	7 2	1 1	1 1	0 0	0 0	0 0	1 1	1 1	1 1	1 1	12 21	5.40 1.200									
Jose Paniagua, R ERA: 3.63	1.0	6 2	2 2	0 0	1 1	0 0	0 0	0 0	0 0	14 27	18.00 3.000											
Rickey Henderson, R OBP: 0.375, SLG: 0.310	F8		G5-3		1B 2B		S S BB		K	4	1	1	0	1	1	0	Cleveland Indians @ Seattle Mariners Safeco Field, Seattle, WA Sun Aug 13 2000, 1:35 PM PDT Att: 45,380 - Sunny - 62 F					
Al Martin, L OBP: 0.357, SLG: 0.473	K		1B		S 2B 1B		F8		K	5	2	2	0	0	2	1						
Alex Rodriguez, R OBP: 0.440, SLG: 0.641	1B		1B HBP		1H 3H 2B		S BB			2	0	2	2	1	0	0						
Edgar Martinez, R OBP: 0.432, SLG: 0.608	K		S 1B		G5-3		BB			3	0	1	1	1	1	2						
John Olerud, L OBP: 0.401, SLG: 0.446	F8		K		K		G4-3			4	0	0	0	0	2	6						
Jay Buhner, R OBP: 0.384, SLG: 0.550	G4-3		G6-4-3 1B		G6-3		K			4	0	1	0	0	1	0						
Carlos Guillen, S OBP: 0.323, SLG: 0.316	G3		F8		K		K			4	0	0	0	0	2	1						
Joe Oliver, R OBP: 0.320, SLG: 0.563			G6-4-3 HR		K		K			4	1	1	1	0	2	1						
Mark McLemore, S OBP: 0.348, SLG: 0.291			K		L4		F9		L3	4	0	0	0	0	1	0						
Inning Stats	R: 0 E: 0 K: 2 S: 14	H: 1 LOB: 1 BB: 0 P: 22	R: 0 E: 0 K: 0 S: 10	H: 0 LOB: 0 BB: 0 P: 13	R: 2 E: 0 K: 2 S: 19	H: 3 LOB: 2 BB: 0 P: 31	R: 0 E: 0 K: 0 S: 6	H: 1 LOB: 0 BB: 0 P: 9	R: 2 E: 0 K: 1 S: 13	H: 3 LOB: 1 BB: 0 P: 27	R: 0 E: 0 K: 2 S: 10	H: 0 LOB: 0 BB: 0 P: 18	R: 0 E: 0 K: 0 S: 10	H: 0 LOB: 3 BB: 3 P: 22	R: 0 E: 0 K: 3 S: 9	H: 0 LOB: 0 BB: 0 P: 14		R: 0 E: 0 K: 2 S: 9	H: 0 LOB: 0 BB: 0 P: 11	1B: 4 2B: 2 3B: 1 HR: 1	SF: 0 SAC: 0 DP: 1 HBP: 1	WP: 0 PB: 0 SB: 0 CS: 0
PITCHER	IP WLS BF H R ER SO	IP WLS BF H R ER SO	IP WLS BF H R ER SO	IP WLS BF H R ER SO	IP WLS BF H R ER SO	IP WLS BF H R ER SO	IP WLS BF H R ER SO	IP WLS BF H R ER SO	IP WLS BF H R ER SO	IP WLS BF H R ER SO	IP WLS BF H R ER SO	IP WLS BF H R ER SO	IP WLS BF H R ER SO	IP WLS BF H R ER SO	IP WLS BF H R ER SO	IP WLS BF H R ER SO	ERA WHIP	ERA WHIP				
Steve Woodard, R ERA: 5.75	4.1 W	21 0	4 0	4 0	4 0	4 0	4 0	4 0	4 0	22 47	0.00 1.286											
Justin Speier, R ERA: 2.99	1.1 H	4 0	0 0	0 0	3 0	0 0	0 0	0 0	0 0	11 16	0.00 0.000											
Steve Karsay, R ERA: 3.02	1.0	3 0	0 0	0 0	2 0	0 0	0 0	0 0	0 0	9 11	0.00 0.000											

AB	39
R	10
H	11
RBI	7
BB	6
SO	4
LOB	22



Batter	1	2	3	4	5	6	7	8	9	AB	R	H	RBI	BB	SO	LOB	TOP								
Rich Becker, L OBP: 0.394, SLG: 0.387 (1, 10)	2-1 2B		2-1 G4-3	4-1 1B BB		1-1 1B		4-2 2B BB		3	2	2	0	2	0	0	Detroit Tigers @ Seattle Mariners Safeco Field, Seattle, WA Tue Aug 15 2000, 7:05 PM PDT Att: 38,674 - Sunny - 66 F								
Juan Encarnacion, R OBP: 0.334, SLG: 0.430 (1, 8)	2-2 FC6-4 2H		1-1 G4-3	0-0 1B		1-2 P4		0-3 K		5	0	2	2	0	1	2									
Bobby Higginson, L OBP: 0.370, SLG: 0.540 Billy McMillon, L OBP: 0.393, SLG: 0.583 (8, 7)	2-1 FC6-4 1B		0-0 2B 1B	3-3 K		0-1 F5		1-0 1H HR		5	2	3	1	0	1	3									
Juan Gonzalez, R OBP: 0.340, SLG: 0.546 Wendell Magee, R OBP: 0.339, SLG: 0.463 (8, 9)	2-2 F7		1-0 1B 2B		1-2 HR 1B		1-1 FC6-4 1B	0-0 HR		5	3	4	2	0	0	2									
Dean Palmer, R OBP: 0.350, SLG: 0.508 Jose Macias, S OBP: 0.336, SLG: 0.382 (8, 5)	1-2 FC6-4 1-2 2-3		0-0 1B	3-1 HR		3-2 FC6-4 1B	2-3 K			5	1	3	4	0	1	2									
Damon Easley, R OBP: 0.357, SLG: 0.413 Dusty Allen, R OBP: 0.176, SLG: 0.133 (9, 3)	2-2 G5-3		0-0 F8	1-1 G5-3		1-1 FC6-4		3-3 K		5	0	0	0	0	1	5									
Deivi Cruz, R OBP: 0.307, SLG: 0.419 (1, 6)		1-2 G6-3 1B		1-0 F3	3-3 K		0-1 F9	2-2 2B		5	0	2	0	0	1	2									
Brad Ausmus, R OBP: 0.349, SLG: 0.355 (1, 2)		0-1 G6-3 1-2		3-2 FC5-4 1B	3-2 F9		1-3 K	1-0 F9		5	0	1	0	0	1	4									
Shane Halter, R OBP: 0.290, SLG: 0.349 (9, 5)		0-3 K		0-0 FC5-4 1B		0-2 L5		2-2 G4-3	0-3 K	5	1	0	0	0	2	2									
Inning Stats	R: 1 E: 0 K: 0 S: 18	H: 3 LOB: 2 BB: 0 P: 29	R: 0 E: 0 K: 1 S: 10	H: 1 LOB: 0 BB: 0 P: 11	R: 2 E: 0 K: 0 S: 8	H: 3 LOB: 1 BB: 0 P: 12	R: 1 E: 0 K: 1 S: 12	H: 2 LOB: 2 BB: 1 P: 23	R: 2 E: 0 K: 1 S: 13	H: 2 LOB: 0 BB: 0 P: 24	R: 0 E: 0 K: 0 S: 10	H: 1 LOB: 1 BB: 0 P: 12	R: 0 E: 0 K: 1 S: 15	H: 2 LOB: 2 BB: 0 P: 21	R: 3 E: 0 K: 2 S: 16	H: 2 LOB: 0 BB: 1 P: 25		R: 0 E: 0 K: 2 S: 10	H: 1 LOB: 1 BB: 0 P: 16	1B: 10 2B: 5 HR: 2	SF: 0 SAC: 0 DP: 1 HBP: 0	WP: 0 PB: 0 SB: 0 CS: 0	PA: 45		
PITCHER	IP WLS BF H R ER SO BB IBB HBP BLK WP HR S P ERA WHIP	5.0 L 26 11 6 6 3 1 0 0 0 0 1 61 99 10.80 2.400	2.0 9 3 0 0 1 0 0 0 0 0 0 0 25 33 0.00 1.500	1.0 6 2 3 3 2 1 0 0 0 0 0 0 16 25 27.00 3.000	1.0 4 1 0 0 2 0 0 0 0 0 0 0 10 16 0.00 1.000																				
Aaron Sele, R ERA: 4.59																									
Jose Mesa, R ERA: 5.52																									
Arthur Rhodes, L ERA: 3.67																									
Kazuhiro Sasaki, R ERA: 3.86																									
Mark McLemore, S OBP: 0.348, SLG: 0.295 (1, 4)	2-1 G4-3			0-1 P3		0-0 G3		2-1 F9		4	0	0	0	0	0	1	Detroit Tigers @ Seattle Mariners Safeco Field, Seattle, WA Tue Aug 15 2000, 7:05 PM PDT Att: 38,674 - Sunny - 66 F								
Stan Javier, S OBP: 0.358, SLG: 0.409 (1, 7)	0-0 F7			3-2 G6-3		1-2 F8		1-2 G1-3		4	0	0	0	0	0										
Alex Rodriguez, R OBP: 0.439, SLG: 0.636 (1, 6)	0-1 G1-3			2-3 K		2-2 G6-4-3 1B		1-0 F3		4	0	1	0	0	1	0									
Edgar Martinez, R OBP: 0.430, SLG: 0.604 (1, 10)		1-3 K		2-3 K		0-1 G6-4-3				3	0	0	0	0	2	1									
John Olerud, L OBP: 0.399, SLG: 0.443 (1, 3)		3-2 G4-3		2-1 G4-3		0-1 G6-4-3 1B				3	0	1	0	0	0	0									
Jay Buhner, R OBP: 0.381, SLG: 0.544 (1, 9)		1-3 K		1-0 G2-3		1-0 G6-4-3		1-2 1B		3	0	0	0	0	1	1									
Mike Cameron, R OBP: 0.354, SLG: 0.442 (1, 8)			4-1 G4-6-3 BB		0-3 K		1-2 1B			2	0	1	0	1	1	0									
Joe Oliver, R OBP: 0.318, SLG: 0.553 (1, 2)			1-2 G4-6-3		1-3 K		0-0 1B			3	0	1	0	0	1	1									
Carlos Guillen, S OBP: 0.333, SLG: 0.335 (1, 5)			2-1 G1-3		2-2 K		1-0 G4-3			3	0	1	0	0	0	2									
Inning Stats	R: 0 E: 0 K: 0 S: 5	H: 0 LOB: 0 BB: 0 P: 7	R: 0 E: 0 K: 2 S: 11	H: 0 LOB: 0 BB: 0 P: 16	R: 0 E: 0 K: 0 S: 8	H: 0 LOB: 0 BB: 1 P: 15	R: 0 E: 0 K: 1 S: 9	H: 0 LOB: 0 BB: 0 P: 14	R: 0 E: 0 K: 1 S: 7	H: 0 LOB: 0 BB: 0 P: 12	R: 0 E: 0 K: 2 S: 10	H: 1 LOB: 1 BB: 0 P: 13	R: 0 E: 0 K: 0 S: 9	H: 1 LOB: 0 BB: 0 P: 12	R: 0 E: 0 K: 0 S: 8	H: 3 LOB: 2 BB: 0 P: 11		R: 0 E: 0 K: 0 S: 6	H: 0 LOB: 0 BB: 0 P: 10	1B: 4 2B: 1 3B: 0 HR: 0	SF: 0 SAC: 0 DP: 3 HBP: 0	WP: 0 PB: 0 SB: 0 CS: 0	PA: 30		
PITCHER	IP WLS BF H R ER SO BB IBB HBP BLK WP HR S P ERA WHIP	9.0 W 30 5 0 0 6 1 0 0 0 0 0 73 110 0.00 0.667																							
Steve Sparks, R ERA: 4.17																									

AB	43
R	9
H	17
RBI	9
BB	2
SO	8
LOB	22




AB	29
R	0
H	5
RBI	0
BB	1
SO	6
LOB	6



Batter	1	2	3	4	5	6	7	8	9	AB	R	H	RBI	BB	SO	LOB	TOP				
Damon Easley, R OBP: 0.363, SLG: 0.420 (1, 4)	G6-3		HR 2B			1B E BB		1B BB 1-1H 2-1H			4	2	3	2	1	0	0				
Juan Encarnacion, R OBP: 0.335, SLG: 0.437 (1, 8)	G6-3		HR			E5 1B E		BB 1B			5	2	2	2	0	0	3				
Bobby Higginson, L OBP: 0.372, SLG: 0.540 (1, 7)	1B		F8			E G4-3 1B		SAFE BB			4	1	2	0	1	1	1				
Juan Gonzalez, R OBP: 0.340, SLG: 0.547 (1, 10)	L5		G5-3			E7 G4-3 1B		F8 BB			5	1	2	2	0	0	3				
Dean Palmer, R OBP: 0.346, SLG: 0.501 (9, 3)			G5-3			G4-3 1B					5	0	0	1	0	2	2				
Wendell Magee, R OBP: 0.341, SLG: 0.463 (5, PH)						F8		G6-3			2	1	1	0	0	0	0				
Rich Becker, L OBP: 0.389, SLG: 0.382 (5, 9)	HR 1B					G4-3		G6-3			3	0	0	0	0	0	2				
Deivi Cruz, R OBP: 0.311, SLG: 0.430 (1, 6)			HR			G6-3		G6-3			5	2	3	3	0	0	0				
Brad Ausmus, R OBP: 0.349, SLG: 0.354 (1, 2)			P3			K		FC4 1B			4	2	1	0	1	1	1				
Shane Halter, R OBP: 0.290, SLG: 0.348 (8, PH)								BLK 1B 1B			4	2	1	0	1	1	1				
Billy McMillon, L OBP: 0.414, SLG: 0.583 (8, 3)	G6-3					G6-3		BLK 1B 1B			3	1	1	0	0	0	0				
Dusty Allen, R OBP: 0.176, SLG: 0.133 (9, PH)								FC6 1B BB			0	0	0	0	0	0	0				
Jose Macias, S OBP: 0.342, SLG: 0.405 (9, 5)								1-1H 3-H			1	0	1	2	0	0	0				
Inning Stats	R: 0 E: 0 K: 0 S: 6	H: 1 LOB: 1 BB: 0 P: 10	R: 2 E: 0 K: 1 S: 9	H: 2 LOB: 0 BB: 0 P: 17	R: 2 E: 0 K: 0 S: 12	H: 2 LOB: 0 BB: 0 P: 22	R: 0 E: 0 K: 1 S: 9	H: 0 LOB: 0 BB: 0 P: 14	R: 3 E: 2 K: 0 S: 14	H: 2 LOB: 1 BB: 1 P: 24	R: 2 E: 0 K: 0 S: 19	H: 4 LOB: 2 BB: 1 P: 30	R: 0 E: 0 K: 1 S: 10	H: 1 LOB: 1 BB: 0 P: 14	R: 0 E: 0 K: 1 S: 14	H: 1 LOB: 1 BB: 1 P: 25	R: 3 E: 0 K: 0 S: 14	H: 3 LOB: 1 BB: 1 P: 23	1B: 10 2B: 3 HR: 2	SF: 0 SAC: 0 DP: 1 HBP: 0	WP: 1 PA: 45 PB: 0 SB: 0 CS: 0
PITCHER	IP	WLS	BF	H	R	ER	SO	BB	IBB	HBP	BLK	WP	HR	S	P	ERA	WHIP				
John Halama, L ERA: 5.0	4.1		21	6	7	5	2	1	0	0	0	0	2	45	80	10.38	1.615				
Brett Tomko, R ERA: 4.34	3.2	L	18	7	2	2	2	2	0	0	1	0	0	48	76	4.91	2.455				
Jose Mesa, R ERA: 5.86	1.0		6	3	3	3	0	1	0	0	0	1	0	14	23	27.00	4.000				

Detroit Tigers @ Seattle Mariners
Safeco Field, Seattle, WA
Wed Aug 16 2000, 7:05 PM PDT
Att: 42,429 - Sunny - 73 F


AB 41
R 12
H 16
RBI 12
BB 4
SO 4
LOB 12



Batter	1	2	3	4	5	6	7	8	9	AB	R	H	RBI	BB	SO	LOB	BOTTOM				
Al Martin, L OBP: 0.360, SLG: 0.486 (1, 7)	SF8 3B		HR 1B			F9		FC6-4 1B			3	2	2	0	0	0	0				
Stan Javier, S OBP: 0.360, SLG: 0.410 (7, 7)											2	0	1	0	0	0	2				
Carlos Guillen, S OBP: 0.335, SLG: 0.356 (1, 5)	SF8		HR			1B SF9		G5-3			4	2	2	4	0	1	1				
Alex Rodriguez, R OBP: 0.438, SLG: 0.632 (1, 6)	HR HBP		L7			SF9 1B		F9			4	1	1	0	0	1	1				
Edgar Martinez, R OBP: 0.429, SLG: 0.610 (1, 10)	HR					SF9		G4-3			3	1	1	3	0	1	0				
John Olerud, L OBP: 0.398, SLG: 0.444 (1, 3)	G5-3							G6-3 SF7			4	1	1	0	0	2	1				
Jay Buhner, R OBP: 0.376, SLG: 0.537 (1, 9)	F9							G6-3			4	0	0	0	0	1	1				
Mike Cameron, R OBP: 0.351, SLG: 0.439 (1, 8)								SF7			3	0	0	1	0	1	0				
Joe Oliver, R OBP: 0.323, SLG: 0.559 (1, 2)								G6-3			4	1	2	0	0	0	0				
Mark McLemore, S OBP: 0.348, SLG: 0.294 (9, PH)								FC6-4 2B			2	0	0	0	1	1	1				
David Bell, R OBP: 0.300, SLG: 0.348 (9, PH)								FC6-4 BB			1	0	0	0	0	1	0				
Inning Stats	R: 3 E: 0 K: 0 S: 8	H: 2 LOB: 0 BB: 0 P: 15	R: 3 E: 0 K: 1 S: 16	H: 3 LOB: 0 BB: 0 P: 24	R: 0 E: 0 K: 2 S: 8	H: 0 LOB: 0 BB: 0 P: 11	R: 0 E: 0 K: 1 S: 7	H: 0 LOB: 0 BB: 0 P: 10	R: 1 E: 0 K: 1 S: 12	H: 2 LOB: 1 BB: 0 P: 18	R: 0 E: 0 K: 1 S: 18	H: 1 LOB: 2 BB: 1 P: 29	R: 0 E: 0 K: 0 S: 4	H: 0 LOB: 0 BB: 0 P: 5	R: 1 E: 0 K: 0 S: 6	H: 1 LOB: 0 BB: 0 P: 7	R: 0 E: 0 K: 3 S: 14	H: 1 LOB: 1 BB: 0 P: 15	1B: 5 2B: 2 3B: 1 HR: 2	SF: 3 SAC: 0 DP: 0 HBP: 1	WP: 0 PA: 39 PB: 0 SB: 0 CS: 0
PITCHER	IP	WLS	BF	H	R	ER	SO	BB	IBB	HBP	BLK	WP	HR	S	P	ERA	WHIP				
Jeff Weaver, R ERA: 4.79	5.2		26	8	7	7	6	0	0	0	0	0	0	11	17	0.00	1.500				
C.J. Nitkowski, L ERA: 5.32	0.2	H	3	0	0	0	0	1	0	0	0	0	0	8	10	5.40	0.600				
Danny Patterson, R ERA: 3.13	1.2		6	1	1	1	0	0	0	0	0	0	0	14	15	0.00	1.000				
Todd Jones, R ERA: 3.18	1.0		4	1	0	0	3	0	0	0	0	0	0	14	15	0.00	1.000				

Detroit Tigers @ Seattle Mariners
Safeco Field, Seattle, WA
Wed Aug 16 2000, 7:05 PM PDT
Att: 42,429 - Sunny - 73 F

AB 34
R 8
H 10
RBI 8
BB 1
SO 9
LOB 7



Batter	1	2	3	4	5	6	7	8	9	AB	R	H	RBI	BB	SO	LOB	TOP																					
Rickey Henderson, R OBP: 0.372, SLG: 0.307	G4-3	F8		K	F7				G1-3	6	0	1	0	0	1	4																						
Al Martin, L OBP: 0.359, SLG: 0.491			G4-3	G4-3						4	1	1	1	0	1	2																						
Mike Cameron, R OBP: 0.350, SLG: 0.438	HR					K	K			1	0	0	0	0	1	2																						
Alex Rodriguez, R OBP: 0.436, SLG: 0.626	K		F7			1B	F7	F8		4	1	0	0	1	1																							
Edgar Martinez, R OBP: 0.432, SLG: 0.619	BB					E9			G4-3	4	2	3	1	1	0	0																						
John Olerud, L OBP: 0.402, SLG: 0.450	BB		1B			HR				3	1	2	1	2	0	1																						
Stan Javier, S OBP: 0.358, SLG: 0.406	G3					HR				5	0	1	0	0	1	4																						
Carlos Guillen, S OBP: 0.337, SLG: 0.370		F8								4	2	1	2	1	0	3																						
Dan Wilson, R OBP: 0.292, SLG: 0.329	G6-3									5	1	2	1	0	2	0																						
David Bell, R OBP: 0.304, SLG: 0.354										5	0	3	0	0	2	1																						
Inning Stats	R: 1 E: 0 K: 1 S: 20	H: 1 LOB: 2 BB: 2 P: 34	R: 0 E: 0 K: 0 S: 6	H: 1 LOB: 1 BB: 0 P: 11	R: 0 E: 0 K: 0 S: 5	H: 1 LOB: 1 BB: 0 P: 11	R: 4 E: 1 K: 2 S: 15	H: 4 LOB: 2 BB: 1 P: 23	R: 1 E: 0 K: 1 S: 19	H: 3 LOB: 2 BB: 0 P: 31	R: 1 E: 0 K: 1 S: 11	H: 3 LOB: 1 BB: 0 P: 21	R: 0 E: 0 K: 0 S: 6	H: 0 LOB: 1 BB: 1 P: 13	R: 0 E: 0 K: 2 S: 12	H: 0 LOB: 0 BB: 0 P: 15	1B: 6 2B: 4 3B: 0 HR: 4	SF: 0 SAC: 0 DP: 0 HBP: 0	WP: 0 PB: 1 SB: 0 CS: 1	PA: 46																		
PITCHER	IP	WLS	BF	H	R	ER	SO	BB	IBB	HBP	BLK	WP	HR	S	P	ERA	WHIP	PITCHER				IP	WLS	BF	H	R	ER	SO	BB	IBB	HBP	BLK	WP	HR	S	P	ERA	WHIP
Bartolo Colon, R ERA: 4.4	4.2		27	8	6	5	5	4	0	0	0	0	2	65	112	9.64	2.571																					
Justin Speier, R ERA: 3.0	1.1		9	5	2	2	1	0	0	0	0	0	2	25	41	13.50	3.750																					
Steve Reed, R ERA: 4.61	1.1		4	1	0	0	1	0	0	0	0	0	0	9	17	0.00	0.750																					
Tom Martin, L ERA: 4.55	0.2		3	0	0	0	0	1	0	0	0	0	0	5	11	0.00	1.500																					
Steve Karsay, R ERA: 3.07	1.0	W	3	0	0	0	2	0	0	0	0	0	0	12	15	0.00	0.000																					

Seattle Mariners @ Cleveland Indians
Jacobs Field, Cleveland, OH
Fri Aug 18 2000, 7:05 PM EDT
Att: 43,126 - Cloudy - 70 F

AB 41
R 8
H 14
RBI 6
BB 5
SO 9
LOB 18



Batter	1	2	3	4	5	6	7	8	9	AB	R	H	RBI	BB	SO	LOB	BOTTOM																					
Kenny Lofton, L OBP: 0.356, SLG: 0.394	2B		G3	SH5-3		L9		HR		4	2	2	2	0	0																							
Omar Vizquel, S OBP: 0.383, SLG: 0.387	F9		G6-3	1B		F7		G6-3		4	0	0	0	1	0	1																						
Roberto Alomar, S OBP: 0.347, SLG: 0.432	1B		BB	F7		G1-3		E		3	2	1	1	2	0	2																						
Manny Ramirez, R OBP: 0.430, SLG: 0.661	BB		BB	BB				E5		4	1	3	1	1	0	1																						
Jim Thome, L OBP: 0.408, SLG: 0.585	1B		BB	BB		2B		1B		1	1	0	0	4	0	2																						
Bill Selby, L OBP: 0.273, SLG: 0.286	G4-6-3		BB	BB		G4-6-3		BB		0	0	0	0	0	0	0																						
David Segui, S OBP: 0.392, SLG: 0.511	G4-6-3		E			F7		F9		5	1	1	2	0	0	8																						
Travis Fryman, R OBP: 0.396, SLG: 0.523	G5-3		E5			K		HR		5	1	2	1	0	1	0																						
Wil Cordero, R OBP: 0.322, SLG: 0.471	K		FC5-4			K2-3		F8		4	0	0	0	0	2	2																						
Sandy Alomar Jr., R OBP: 0.336, SLG: 0.440	F9			SH5-3		G5-3		K		4	1	1	0	0	1	1																						
Inning Stats	R: 1 E: 0 K: 0 S: 16	H: 3 LOB: 2 BB: 1 P: 26	R: 0 E: 0 K: 1 S: 6	H: 0 LOB: 0 BB: 0 P: 10	R: 4 E: 1 K: 0 S: 14	H: 1 LOB: 3 BB: 3 P: 33	R: 1 E: 0 K: 0 S: 7	H: 2 LOB: 2 BB: 1 P: 15	R: 0 E: 0 K: 2 S: 12	H: 0 LOB: 0 BB: 0 P: 16	R: 0 E: 0 K: 0 S: 8	H: 0 LOB: 0 BB: 0 P: 13	R: 0 E: 0 K: 0 S: 6	H: 1 LOB: 1 BB: 1 P: 14	R: 2 E: 0 K: 1 S: 15	H: 2 LOB: 3 BB: 0 P: 22	R: 1 E: 1 K: 0 S: 10	H: 1 LOB: 3 BB: 2 P: 20	1B: 6 2B: 3 3B: 0 HR: 1	SF: 0 SAC: 1 DP: 2 HBP: 0	WP: 0 PB: 0 SB: 0 CS: 0	PA: 43																
PITCHER	IP	WLS	BF	H	R	ER	SO	BB	IBB	HBP	BLK	WP	HR	S	P	ERA	WHIP	PITCHER				IP	WLS	BF	H	R	ER	SO	BB	IBB	HBP	BLK	WP	HR	S	P	ERA	WHIP
Paul Abbott, R ERA: 3.96	4.0		23	6	6	4	1	5	0	0	0	0	0	26	43	0.00	0.667																					
Freddy Garcia, R ERA: 4.61	3.0		10	1	0	0	2	1	0	0	0	0	0	8	12	13.50	1.500																					
Jose Paniagua, R ERA: 3.73	0.2	H	3	1	1	1	1	0	0	0	0	0	0	1	15	28	27.00	4.500																				
Arthur Rhodes, L ERA: 3.95	0.2	L	6	1	2	2	0	2	0	0	0	0	1	15	28	27.00	4.500																					
Kazuhito Sasaki, R ERA: 3.86	0.0		1	1	0	0	0	0	0	0	0	0	0	2	2	∞	∞																					

Seattle Mariners @ Cleveland Indians
Jacobs Field, Cleveland, OH
Fri Aug 18 2000, 7:05 PM EDT
Att: 43,126 - Cloudy - 70 F

AB 34
R 9
H 10
RBI 7
BB 8
SO 4
LOB 17



Batter	1	2	3	4	5	6	7	8	9	AB	R	H	RBI	BB	SO	LOB	TOP				
Al Martin, L OBP: 0.361, SLG: 0.489 (1, 7)										2	0	0	0	1	1	1	Seattle Mariners @ Cleveland Indians Jacobs Field, Cleveland, OH Sat Aug 19 2000, 1:05 PM EDT Att: 43,187 - Sunny - 70 F				
Carlos Guillen, S OBP: 0.325, SLG: 0.362 (1, 5)										4	0	0	1	0	2	5					
Alex Rodriguez, R OBP: 0.438, SLG: 0.628 (1, 6)										5	1	3	2	0	1	1					
Edgar Martinez, R OBP: 0.432, SLG: 0.616 (1, 10)										5	0	2	1	0	0	2					
John Olerud, L OBP: 0.398, SLG: 0.445 (1, 3)										5	0	0	0	0	4	3					
Stan Javier, S OBP: 0.356, SLG: 0.404 (1, 9)										4	0	1	0	0	1	0					
Mike Cameron, R OBP: 0.349, SLG: 0.436 (1, 8)										4	0	1	0	0	0	1					
Joe Oliver, R OBP: 0.321, SLG: 0.550 (1, 2)										4	1	1	0	0	0	2					
David Bell, R OBP: 0.308, SLG: 0.353 (1, 4)										1	2	0	0	3	0	0					
Inning Stats	R: 0 E: 0 K: 3 S: 13	H: 2 LOB: 2 BB: 0 P: 20	R: 0 E: 0 K: 0 S: 12	H: 1 LOB: 3 BB: 1 P: 22	R: 0 E: 0 K: 1 S: 7	H: 0 LOB: 0 BB: 0 P: 9	R: 0 E: 0 K: 1 S: 9	H: 0 LOB: 0 BB: 0 P: 14	R: 0 E: 0 K: 0 S: 6	H: 0 LOB: 1 BB: 0 P: 10	R: 2 E: 0 K: 0 S: 11	H: 2 LOB: 2 BB: 2 P: 24	R: 0 E: 0 K: 1 S: 10	H: 1 LOB: 1 BB: 0 P: 12	R: 2 E: 0 K: 2 S: 15	H: 2 LOB: 1 BB: 1 P: 31	1B: 7 2B: 1 3B: 0 HR: 0	SF: 1 SAC: 0 DP: 0 HBP: 2	WP: 0 PB: 0 SB: 0 CS: 0	PA: 41	
PITCHER	IP	WLS	BF	H	R	ER	SO	BB	IBB	HBP	BLK	WP	HR	S	P	ERA	WHIP				
Jason Bere, R ERA: 5.06 (1, 1)	6.2	W	30	5	2	2	6	3	0	2	0	0	0	64	108	2.70	1.200				
Paul Shuey, R ERA: 3.46 (7, 1)	0.1	H	1	0	0	0	0	0	0	0	0	0	0	1	3	0.00	0.000				
Jamie Brewington, R ERA: 4.63 (8, 1)	2.0		10	3	2	2	3	1	0	0	0	0	0	25	43	9.00	2.000				

AB	34
R	4
H	8
RBI	4
BB	4
SO	9
LOB	15



Batter	1	2	3	4	5	6	7	8	9	AB	R	H	RBI	BB	SO	LOB	BOTTOM				
Kenny Lofton, L OBP: 0.356, SLG: 0.401 (1, 8)										4	2	1	1	1	0	1	Seattle Mariners @ Cleveland Indians Jacobs Field, Cleveland, OH Sat Aug 19 2000, 1:05 PM EDT Att: 43,187 - Sunny - 70 F				
Omar Vizquel, S OBP: 0.382, SLG: 0.385 (1, 6)										5	1	1	0	0	0	1					
Roberto Alomar, S OBP: 0.349, SLG: 0.433 (1, 4)										4	2	2	0	0	0	0					
Bill Selby, L OBP: 0.273, SLG: 0.286 (9, 4)										0	0	0	0	0	0	0					
Manny Ramirez, R OBP: 0.434, SLG: 0.670 (1, 9)										2	1	1	4	2	0	0					
Jolbert Cabrera, R OBP: 0.309, SLG: 0.329 (7, PR)										0	1	0	0	0	0	0					
Travis Fryman, R OBP: 0.396, SLG: 0.523 (1, 5)										4	1	2	1	0	1	1					
David Segui, S OBP: 0.393, SLG: 0.518 (1, 3)										4	2	2	1	0	0	2					
Jim Thome, L OBP: 0.407, SLG: 0.581 (1, 10)										4	0	1	1	0	0	2					
Wil Cordero, R OBP: 0.323, SLG: 0.470 (1, 7)										3	0	1	0	1	1	3					
Einar Diaz, R OBP: 0.315, SLG: 0.406 (1, 2)										4	0	0	0	0	1	2					
Inning Stats	R: 0 E: 0 K: 0 S: 7	H: 0 LOB: 0 BB: 0 P: 9	R: 1 E: 0 K: 0 S: 8	H: 1 LOB: 0 BB: 0 P: 12	R: 0 E: 0 K: 1 S: 9	H: 0 LOB: 1 BB: 1 P: 17	R: 0 E: 0 K: 1 S: 10	H: 0 LOB: 1 BB: 1 P: 20	R: 0 E: 0 K: 0 S: 5	H: 1 LOB: 0 BB: 0 P: 7	R: 5 E: 1 K: 0 S: 18	H: 5 LOB: 1 BB: 1 P: 27	R: 4 E: 1 K: 1 S: 22	H: 4 LOB: 2 BB: 1 P: 40	R: 0 E: 0 K: 0 S: 7	H: 0 LOB: 0 BB: 0 P: 14	1B: 8 2B: 0 3B: 0 HR: 3	SF: 0 SAC: 0 DP: 1 HBP: 0	WP: 0 PB: 0 SB: 1 CS: 0	PA: 38	
PITCHER	IP	WLS	BF	H	R	ER	SO	BB	IBB	HBP	BLK	WP	HR	S	P	ERA	WHIP				
Jamie Moyer, L ERA: 5.7 (1, 1)	5.2	L	26	7	6	5	2	3	0	0	1	0	2	54	88	7.94	1.765				
Joel Pineiro, R ERA: 7.15 (6, 1)	0.2		7	4	4	3	0	1	0	0	0	0	1	19	33	40.50	7.500				
Jose Mesa, R ERA: 5.71 (7, 1)	1.2		5	0	0	0	1	0	0	0	0	0	0	13	25	0.00	0.000				

AB	34
R	10
H	11
RBI	8
BB	4
SO	3
LOB	12



Batter	1	2	3	4	5	6	7	8	9	AB	R	H	RBI	BB	SO	LOB	TOP			
Rickey Henderson, R OBP: 0.373, SLG: 0.304	G6-3		1B SF7	G1-3			G4-3		HR BB	3	2	0	0	2	0	1				
John Olerud, L OBP: 0.401, SLG: 0.446	G4-3		SF7 1B		G3-1			FC6-4 1B	HR BB	4	1	2	0	1	0	0				
Alex Rodriguez, R OBP: 0.435, SLG: 0.628	G5-3		SF7		G5-3			FC6-4 1B 2B	HR	4	2	1	4	0	0	1				
Edgar Martinez, R OBP: 0.433, SLG: 0.615		K			K			G3 2B 1B	1B	4	1	2	0	1	2	0				
Al Martin, L OBP: 0.358, SLG: 0.484		F7				F7		G3	G3	5	0	0	0	0	0	5				
Mike Cameron, R OBP: 0.351, SLG: 0.439		S 1B			K		F2			4	1	2	2	0	1	0				
Carlos Guillen, S OBP: 0.330, SLG: 0.372					G6-3		P5			4	0	1	1	0	0	1				
Joe Oliver, R OBP: 0.319, SLG: 0.548		P6			2B		L3		G4-3	4	1	1	0	0	0	1				
Mark McLemore, S OBP: 0.347, SLG: 0.296					F8		L9		F8	4	0	1	1	0	0	0				
Inning Stats	R: 0 E: 0 K: 0 S: 8	H: 0 LOB: 0 BB: 0 P: 15	R: 1 E: 0 K: 1 S: 12	H: 2 LOB: 1 BB: 0 P: 21	R: 1 E: 0 K: 0 S: 12	H: 1 LOB: 2 BB: 2 P: 25	R: 1 E: 0 K: 1 S: 11	H: 2 LOB: 1 BB: 0 P: 18	R: 0 E: 0 K: 0 S: 5	H: 0 LOB: 0 BB: 0 P: 7	R: 0 E: 0 K: 0 S: 3	H: 0 LOB: 0 BB: 0 P: 5	R: 2 E: 0 K: 0 S: 18	H: 3 LOB: 1 BB: 0 P: 27	R: 3 E: 0 K: 0 S: 10	H: 2 LOB: 1 BB: 2 P: 23	1B: 6 2B: 3 3B: 0 HR: 1	SF: 1 SAC: 0 DP: 0 HBP: 0	WP: 0 PB: 0 SB: 2 CS: 0	PA: 41
PITCHER	IP	WLS	BF	H	R	ER	SO	BB	IBB	HBP	BLK	WP	HR	S	P	ERA	WHIP			
Jeff Weaver, R ERA: 4.81	7.0	L	29	6	4	4	3	2	0	0	0	0	0	61	105	5.14	1.143			
Danny Patterson, R ERA: 3.1	1.0		5	2	1	1	0	0	0	0	0	0	0	16	23	9.00	2.000			
Matt Anderson, R ERA: 4.27	1.0		7	2	3	3	0	2	0	0	0	0	1	10	23	27.00	4.000			

Seattle Mariners @ Detroit Tigers
Comerica Park, Detroit, MI
Tue Aug 22 2000, 7:05 PM EDT
Att: 30,991 - Cloudy - 77 F

AB	36
R	8
H	10
RBI	8
BB	4
SO	3
LOB	9



Batter	1	2	3	4	5	6	7	8	9	AB	R	H	RBI	BB	SO	LOB	BOTTOM					
Billy McMillon, L OBP: 0.463, SLG: 0.600	F9								E 1B	4	0	3	0	1	0	0						
Juan Encarnacion, R OBP: 0.330, SLG: 0.430		G4-3		FC6-4 1B			P3		E6 BB	5	0	1	1	0	0	6						
Bobby Higginson, L OBP: 0.374, SLG: 0.545	F8			HR					3H BB	3	1	1	1	2	1	1						
Juan Gonzalez, R OBP: 0.346, SLG: 0.539	F8			G6-4-3 BB			F8		K	4	0	0	0	1	1	6						
Dean Palmer, R OBP: 0.340, SLG: 0.490		BB 1B BB		G6-4-3			P4		K	4	1	0	0	1	1	4						
Damion Easley, R OBP: 0.398, SLG: 0.425		1B WP BB		G5-3			G6-3		P6	3	1	0	0	1	0	0						
Deivi Cruz, R OBP: 0.312, SLG: 0.436		WP 1B		G4-3			K		F9	4	0	1	1	0	1	0						
Jose Macias, S OBP: 0.351, SLG: 0.383		F8		FC6-4 1B BB			L4		1B E BB	2	1	0	0	2	0	2						
Javier Cardona, R OBP: 0.206, SLG: 0.273		G6-3					G6-3		K	3	0	0	0	0	0	2						
Rich Becker, L OBP: 0.394, SLG: 0.398					F7					1	0	0	0	0	1	1						
Inning Stats	R: 0 E: 0 K: 0 S: 7	H: 1 LOB: 1 BB: 0 P: 12	R: 2 E: 0 K: 0 S: 17	H: 1 LOB: 2 BB: 3 P: 35	R: 1 E: 0 K: 0 S: 8	H: 1 LOB: 0 BB: 1 P: 15	R: 0 E: 0 K: 0 S: 10	H: 1 LOB: 2 BB: 1 P: 18	R: 0 E: 0 K: 1 S: 6	H: 0 LOB: 0 BB: 0 P: 10	R: 0 E: 0 K: 1 S: 7	H: 0 LOB: 0 BB: 0 P: 10	R: 0 E: 0 K: 1 S: 9	H: 1 LOB: 2 BB: 1 P: 16	R: 0 E: 0 K: 1 S: 8	H: 0 LOB: 0 BB: 0 P: 11	R: 1 E: 1 K: 2 S: 17	H: 1 LOB: 3 BB: 2 P: 30	1B: 4 2B: 1 3B: 0 HR: 1	SF: 0 SAC: 0 DP: 1 HBP: 0	WP: 1 PB: 0 SB: 0 CS: 0	PA: 41
PITCHER	IP	WLS	BF	H	R	ER	SO	BB	IBB	HBP	BLK	WP	HR	S	P	ERA	WHIP					
Freddy Garcia, R ERA: 4.56	6.2		29	5	3	3	2	5	0	0	0	0	0	3	7	6.20	1.500					
Arthur Rhodes, L ERA: 3.89	0.0		1	0	0	0	0	1	0	0	0	0	0	3	7	∞	∞					
Jose Paniagua, R ERA: 3.72	1.2	W	8	1	1	1	2	1	0	0	0	0	0	16	26	5.40	1.200					
Kazuhiro Sasaki, R ERA: 3.91	0.2	S	3	0	0	0	1	1	0	0	0	0	0	10	16	0.00	1.500					

Seattle Mariners @ Detroit Tigers
Comerica Park, Detroit, MI
Tue Aug 22 2000, 7:05 PM EDT
Att: 30,991 - Cloudy - 77 F

AB	33
R	4
H	6
RBI	3
BB	8
SO	5
LOB	22



Batter	1	2	3	4	5	6	7	8	9	AB	R	H	RBI	BB	SO	LOB	TOP										
Rickey Henderson, R OBP: 0.375, SLG: 0.311	G3		S 2B 1B		G6-3 2B		G4-3 1B		G6-4-3	5	1	3	0	0	0	1											
John Olerud, L OBP: 0.398, SLG: 0.442	F7		K		G6-3		G4-3			4	0	0	1	0	1	3											
Alex Rodriguez, R OBP: 0.437, SLG: 0.630			CS 2B				F8			3	0	2	1	1	0	1											
Edgar Martinez, R OBP: 0.432, SLG: 0.618	K		HR		K					4	1	1	1	0	3	3											
Al Martin, L OBP: 0.355, SLG: 0.480		F7	K			G4-3		G4-3		4	0	0	0	0	1	0											
Mike Cameron, R OBP: 0.350, SLG: 0.444		G5-3			F8		F8			4	1	1	1	0	0	0											
Carlos Guillen, S OBP: 0.329, SLG: 0.375		2B			F7		F7			4	1	1	0	0	0	0											
Dan Wilson, R OBP: 0.300, SLG: 0.342									G4-3	2	1	2	1	1	0	0											
Stan Javier, S OBP: 0.349, SLG: 0.395		2B			CS BB		1B G4-3 2B			1	0	0	0	0	0	0											
Mark McLemore, S OBP: 0.346, SLG: 0.295		G4-3			CS		K			4	0	1	0	0	2	2											
Inning Stats	R: 0 E: 0 K: 1 S: 9	H: 1 LOB: 1 BB: 0 P: 12	R: 1 E: 0 K: 0 S: 13	H: 2 LOB: 1 BB: 0 P: 19	R: 2 E: 0 K: 2 S: 14	H: 3 LOB: 0 BB: 0 P: 21	R: 0 E: 0 K: 0 S: 6	H: 0 LOB: 0 BB: 1 P: 13	R: 0 E: 0 K: 2 S: 8	H: 1 LOB: 2 BB: 1 P: 15	R: 0 E: 0 K: 0 S: 5	H: 0 LOB: 0 BB: 0 P: 10	R: 1 E: 0 K: 1 S: 10	H: 2 LOB: 1 BB: 0 P: 17	R: 1 E: 0 K: 1 S: 12	H: 1 LOB: 0 BB: 0 P: 19	R: 0 E: 0 K: 0 S: 5	H: 1 LOB: 0 BB: 0 P: 6	1B: 4 2B: 5 3B: 0 HR: 2	SF: 0 SAC: 0 DP: 1 HBP: 0	WP: 0 PB: 0 SB: 1 CS: 2	PA: 38					
PITCHER	IP	WLS	BF	H	R	ER	SO	BB	IBB	HBP	BLK	WP	HR	S	P	ERA	WHIP										
Hideo Nomo, R ERA: 4.95	6.1		28	9	4	4	6	2	0	0	0	0	1	61	100	5.68	1.737										
C.J. Nitkowski, L ERA: 5.29	0.1		1	0	0	0	0	0	0	0	0	0	0	2	3	0.00	0.000										
Nelson Cruz, R ERA: 2.45	1.1	W	5	1	1	1	1	0	0	0	0	0	1	14	23	6.75	0.750										
Todd Jones, R ERA: 2.88	1.0	S	3	1	0	0	0	0	0	0	0	0	0	5	6	0.00	1.000										

Seattle Mariners @ Detroit Tigers
Comerica Park, Detroit, MI
Wed Aug 23 2000, 7:05 PM EDT
Att: 32,356 - Cloudy - 80 F

AB 35
R 5
H 11
RBI 5
BB 2
SO 7
LOB 10



Batter	1	2	3	4	5	6	7	8	9	AB	R	H	RBI	BB	SO	LOB	BOTTOM										
Billy McMillon, L OBP: 0.455, SLG: 0.605	K		G4-3			1B 2B	3B 1B			3	1	1	0	0	1	0											
Wendell Magee, R OBP: 0.336, SLG: 0.463			G6-3			E S 1B	1B 3B			4	1	3	3	0	0	0											
Juan Encarnacion, R OBP: 0.333, SLG: 0.437	FC4-6 1B					2H 1B	1B 3B			4	1	1	1	0	1	2											
Bobby Higginson, L OBP: 0.373, SLG: 0.542	FC4-6 1B				F8	K	1B SF9 1B			4	0	2	0	0	1	1											
Juan Gonzalez, R OBP: 0.347, SLG: 0.538					K	F9	SF9 1B			4	0	2	0	0	1	1											
Dean Palmer, R OBP: 0.339, SLG: 0.488					F8		SF9			2	0	0	1	1	0	2											
Damion Easley, R OBP: 0.382, SLG: 0.420		F7				F8	F9		F8	4	0	0	0	0	0	3											
Deivi Cruz, R OBP: 0.311, SLG: 0.436		F8				F8			F8	4	1	1	0	0	0	0											
Brad Ausmus, R OBP: 0.351, SLG: 0.356		F9					F9		K2-3	4	0	1	0	0	1	1											
Jose Macias, S OBP: 0.348, SLG: 0.379			G3				1B 3B 1B		G4-3	4	1	1	1	0	1	1											
Inning Stats	R: 0 E: 0 K: 1 S: 7	H: 2 LOB: 2 BB: 0 P: 11	R: 0 E: 0 K: 0 S: 7	H: 0 LOB: 0 BB: 0 P: 11	R: 0 E: 0 K: 1 S: 9	H: 0 LOB: 0 BB: 0 P: 10	R: 0 E: 0 K: 1 S: 11	H: 1 LOB: 1 BB: 0 P: 21	R: 1 E: 1 K: 1 S: 14	H: 2 LOB: 2 BB: 1 P: 27	R: 5 E: 0 K: 0 S: 23	H: 6 LOB: 1 BB: 0 P: 34	R: 0 E: 0 K: 1 S: 8	H: 0 LOB: 0 BB: 0 P: 13	1B: 8 2B: 2 3B: 1 HR: 0	SF: 1 SAC: 0 DP: 0 HBP: 0	WP: 0 PB: 0 SB: 1 CS: 0	PA: 36									
PITCHER	IP	WLS	BF	H	R	ER	SO	BB	IBB	HBP	BLK	WP	HR	S	P	ERA	WHIP										
Paul Abbott, R ERA: 3.9	6.1		26	6	2	2	4	1	0	0	0	0	0	59	99	2.84	1.105										
Arthur Rhodes, L ERA: 4.53	0.0	L	4	4	3	3	0	0	0	0	0	0	0	12	16	∞	∞										
Jose Mesa, R ERA: 5.56	1.2		6	1	1	1	1	0	0	0	0	0	0	15	23	5.40	0.600										

Seattle Mariners @ Detroit Tigers
Comerica Park, Detroit, MI
Wed Aug 23 2000, 7:05 PM EDT
Att: 32,356 - Cloudy - 80 F

AB 34
R 6
H 11
RBI 6
BB 1
SO 5
LOB 10



Batter	1	2	3	4	5	6	7	8	9	AB	R	H	RBI	BB	SO	LOB	TOP										
Al Martin, L OBP: 0.354, SLG: 0.477 (1, 7)										4	1	1	0	0	2	1											
Carlos Guillen, S OBP: 0.336, SLG: 0.387 (1, 5)										4	1	3	0	0	0	1											
Alex Rodriguez, R OBP: 0.434, SLG: 0.624 (1, 6)										4	0	0	0	0	1	4											
Edgar Martinez, R OBP: 0.432, SLG: 0.624 (1, 10)										4	1	2	2	0	0	1											
John Olerud, L OBP: 0.399, SLG: 0.442 (1, 3)										2	0	1	1	1	0	0											
Mike Cameron, R OBP: 0.349, SLG: 0.441 (1, 8)										3	0	0	0	1	1	2											
Raul Ibanez, L OBP: 0.298, SLG: 0.299 (1, 9)										4	0	0	0	0	1	3	AB 32										
Joe Oliver, R OBP: 0.317, SLG: 0.536 (1, 2)										3	0	0	0	1	0	0	R 3										
David Bell, R OBP: 0.307, SLG: 0.349 (1, 4)										4	0	1	0	0	0	1	H 8										
Inning Stats	R: 2 E: 0 K: 0 S: 14	H: 3 LOB: 1 BB: 0 P: 19	R: 0 E: 0 K: 0 S: 7	H: 1 LOB: 0 BB: 0 P: 12	R: 0 E: 0 K: 0 S: 4	H: 1 LOB: 0 BB: 0 P: 6	R: 0 E: 0 K: 1 S: 5	H: 0 LOB: 0 BB: 0 P: 7	R: 0 E: 0 K: 1 S: 13	H: 1 LOB: 3 BB: 2 P: 28	R: 0 E: 0 K: 1 S: 14	H: 0 LOB: 0 BB: 0 P: 18	R: 1 E: 0 K: 1 S: 12	H: 2 LOB: 1 BB: 0 P: 21	R: 0 E: 0 K: 0 S: 11	H: 0 LOB: 0 BB: 1 P: 16	1B: 6 2B: 2 3B: 0 HR: 1	SF: 1 SAC: 0 DP: 2 HBP: 0	WP: 0 PB: 0 SB: 0 CS: 0	PA: 36							
PITCHER	IP	WLS	BF	H	R	ER	SO	BB	IBB	HBP	BLK	WP	HR	S	P	ERA	WHIP										
Brian Moehler, R ERA: 4.12 (1, 1)	5.2	W	24	6	2	2	3	2	0	0	0	0	1	58	26	3.18	1.412										
Matt Anderson, R ERA: 4.18 (6, 1)	1.1	H	4	0	0	0	1	0	0	0	0	0	0	16	21	0.00	0.000										
Danny Patterson, R ERA: 3.26 (8, 1)	0.1	H	3	2	1	1	0	0	0	0	0	0	0	7	14	27.00	6.000										
C.J. Nitkowski, L ERA: 5.24 (8, 1)	0.2	H	2	0	0	0	1	0	0	0	0	0	0	5	7	0.00	0.000										
Adam Bernero, R ERA: 4.34 (9, 1)	1.0		3	0	0	0	0	1	0	0	0	0	0	11	16	0.00	1.000										

Seattle Mariners @ Detroit Tigers
Comerica Park, Detroit, MI
Thu Aug 24 2000, 1:05 PM EDT
Att: 36,885 - Cloudy - 76 F

AB 32
R 3
H 8
RBI 3
BB 3
SO 5
LOB 13



Batter	1	2	3	4	5	6	7	8	9	AB	R	H	RBI	BB	SO	LOB	BOTTOM										
Damon Easley, R OBP: 0.363, SLG: 0.421 (1, 4)										4	1	1	2	1	0	1											
Juan Encarnacion, R OBP: 0.332, SLG: 0.442 (1, 8)										5	2	1	1	0	1	3											
Bobby Higginson, L OBP: 0.375, SLG: 0.543 (1, 7)										5	2	3	1	0	0	2											
Billy McMillon, L OBP: 0.455, SLG: 0.605 (9, 9)										0	0	0	0	0	0	0											
Juan Gonzalez, R OBP: 0.348, SLG: 0.537 (1, 10)										5	2	2	1	0	1	2											
Dean Palmer, R OBP: 0.342, SLG: 0.495 (1, 5)										2	1	1	2	2	0	1											
Wendell Magee, R OBP: 0.333, SLG: 0.453 (1, 9)										3	0	0	0	1	1	4											
Rich Becker, L OBP: 0.396, SLG: 0.398 (8, FH) (9, 7)										0	0	0	0	1	0	0											
Deivi Cruz, R OBP: 0.314, SLG: 0.438 (1, 6)										5	0	3	3	0	1	2	AB 36										
Dusty Allen, R OBP: 0.167, SLG: 0.125 (6, PR) (9, 3)										0	0	0	0	0	0	0	R 10										
Brad Ausmus, R OBP: 0.351, SLG: 0.355 (1, 2)										4	1	1	0	1	2	6	H 12										
Javier Cardona, R OBP: 0.206, SLG: 0.273 (9, 2)										0	0	0	0	0	0	0	RBI 10										
Shane Halter, R OBP: 0.286, SLG: 0.338 (1, 3) (9, 6)										3	1	0	0	1	0	1	BB 7										
Inning Stats	R: 3 E: 1 K: 1 S: 17	H: 4 LOB: 2 BB: 1 P: 28	R: 0 E: 0 K: 1 S: 9	H: 0 LOB: 0 BB: 0 P: 12	R: 0 E: 0 K: 1 S: 12	H: 1 LOB: 2 BB: 1 P: 19	R: 0 E: 0 K: 0 S: 9	H: 1 LOB: 0 BB: 0 P: 12	R: 1 E: 0 K: 0 S: 13	H: 2 LOB: 2 BB: 1 P: 27	R: 0 E: 0 K: 2 S: 15	H: 0 LOB: 1 BB: 1 P: 19	R: 1 E: 2 K: 1 S: 28	H: 3 LOB: 3 BB: 3 P: 46	R: 5 E: 2 K: 1 S: 28	H: 3 LOB: 2 BB: 3 P: 46	1B: 9 2B: 1 3B: 0 HR: 2	SF: 1 SAC: 0 DP: 0 HBP: 0	WP: 0 PB: 0 SB: 1 CS: 0	PA: 44							
PITCHER	IP	WLS	BF	H	R	ER	SO	BB	IBB	HBP	BLK	WP	HR	S	P	ERA	WHIP										
Jamie Moyer, L ERA: 5.72 (1, 1)	6.0	L	30	8	4	4	3	4	0	0	0	0	1	65	110	6.00	2.000										
Brett Tomko, R ERA: 4.8 (7, 1)	1.2		13	4	6	4	2	3	0	0	0	0	0	40	61	21.60	4.200										
Jose Mesa, R ERA: 5.54 (8, 1)	0.1		1	0	0	0	1	0	0	0	0	0	0	3	4	0.00	0.000										

Seattle Mariners @ Detroit Tigers
Comerica Park, Detroit, MI
Thu Aug 24 2000, 1:05 PM EDT
Att: 36,885 - Cloudy - 76 F

AB 36
R 10
H 12
RBI 10
BB 7
SO 6
LOB 22



Batter	1	2	3	4	5	6	7	8	9	AB	R	H	RBI	BB	SO	LOB	TOP			
Ray Durham, S OBP: 0.368, SLG: 0.458 (1, 4)	G1-3	G1-3		CS	F7 1B				G3-6-3	4	0	2	0	1	0	0	Chicago White Sox @ Seattle Mariners Safeco Field, Seattle, WA Fri Aug 25 2000, 7:05 PM PDT Att: 44,745 - Cloudy - 73 F			
Jose Valentin, S OBP: 0.352, SLG: 0.525 (1, 6)	1B	K			FC6-4 1B		F5		G3-6-3	5	1	2	0	0	1	2				
Frank Thomas, R OBP: 0.446, SLG: 0.655 (1, 10)	14 BB 1B			F8	F7					3	1	0	0	1	1	3				
Magglio Ordonez, R OBP: 0.396, SLG: 0.569 (1, 9)	F7			1B	F7				K	4	0	1	0	0	1	4				
Carlos Lee, R OBP: 0.345, SLG: 0.504 (1, 7)	14 BB 1B			K	FC6-4				14 S 1B	4	2	2	1	0	1	3				
14 Paul Konerko, R OBP: 0.357, SLG: 0.462 (1, 3)	1B			G4-3			G6-3		K	3	0	0	0	1	1	2				
Herbert Perry, R OBP: 0.357, SLG: 0.476 (1, 5)	1B			G6-3	G4-3				1B	4	0	2	3	0	0	0				
Chris Singleton, L OBP: 0.305, SLG: 0.386 (1, 8)	F3			CS 1B	F7				G1-3	4	0	1	0	0	0	3				
Charles Johnson, R OBP: 0.370, SLG: 0.563 (1, 2)		K		F8			G6-3		G5-3	4	0	0	0	0	1	1				
Inning Stats	R: 3 H: 3 E: 0 K: 0 S: 16	H: 3 LOB: 2 BB: 2 P: 28	R: 0 H: 0 E: 0 K: 2 S: 10	H: 0 LOB: 0 BB: 0 P: 16	R: 0 H: 1 E: 0 K: 1 S: 8	H: 1 LOB: 1 BB: 0 P: 10	R: 0 H: 1 E: 0 K: 0 S: 10	H: 2 LOB: 2 BB: 0 P: 17	R: 0 H: 0 E: 0 K: 0 S: 9	H: 0 LOB: 0 BB: 0 P: 14	R: 0 H: 1 E: 0 K: 1 S: 12	H: 1 LOB: 1 BB: 0 P: 18	R: 1 H: 2 E: 0 K: 2 S: 19	H: 2 LOB: 1 BB: 1 P: 31	R: 0 H: 0 E: 0 K: 0 S: 6	H: 0 LOB: 0 BB: 1 P: 14	1B: 8 2B: 2 3B: 0 HR: 0	SF: 0 SAC: 0 DP: 1 HBP: 0	WP: 0 PB: 0 SB: 1 CS: 1	PA: 39
PITCHER	IP	WLS	BF	H	R	ER	SO	BB	IBB	HBP	BLK	WP	HR	S	P	ERA	WHIP			
Aaron Sele, R ERA: 4.85 (1, 1)	7.1	L	32	9	4	4	5	2	0	0	0	0	0	84	133	4.91	1.500			
Jose Paniagua, R ERA: 3.69 (8, 1)	0.2		3	1	0	0	1	0	0	0	0	0	0	11	17	0.00	1.500			
Joel Pineiro, R ERA: 6.57 (9, 1)	1.0		3	0	0	0	0	1	0	0	0	0	0	6	14	0.00	1.000			

Batter	1	2	3	4	5	6	7	8	9	AB	R	H	RBI	BB	SO	LOB	BOTTOM			
Rickey Henderson, R OBP: 0.374, SLG: 0.310 (1, 7)	G6-4-3 1B		G5-3			G5-3		F8		4	0	1	0	0	0	0	Chicago White Sox @ Seattle Mariners Safeco Field, Seattle, WA Fri Aug 25 2000, 7:05 PM PDT Att: 44,745 - Cloudy - 73 F			
David Bell, R OBP: 0.305, SLG: 0.347 (1, 5)	F7		G5-3			F9			BB 1B	3	0	0	0	0	0	1				
Carlos Guillen, S OBP: 0.339, SLG: 0.390 (9, FH)										1	0	1	0	0	0	0				
Alex Rodriguez, R OBP: 0.432, SLG: 0.620 (1, 6)	G6-4-3		K			K			BB 1B	3	0	0	0	1	2	1				
Edgar Martinez, R OBP: 0.431, SLG: 0.620 (1, 10)		K		G6-3		G4-3			K	3	0	0	0	1	2	2				
John Olerud, L OBP: 0.399, SLG: 0.442 (1, 3)		BB 1B		G6-3		G4-3				3	1	1	0	1	0	1				
Mike Cameron, R OBP: 0.348, SLG: 0.438 (1, 8)		K		G1-3		BLK			K	3	0	0	0	1	2	4				
Chris Widger, R OBP: 0.309, SLG: 0.444 (1, 9)									K	2	0	0	0	1	1	1				
Raul Ibanez, L OBP: 0.298, SLG: 0.299 (8, 9)										0	0	0	0	0	0	0				
Stan Javier, S OBP: 0.348, SLG: 0.394 (9, FH)									K	1	0	0	0	0	1	3				
Dan Wilson, R OBP: 0.305, SLG: 0.344 (1, 2)										2	0	1	1	1	0	0				
Mark McLemore, S OBP: 0.344, SLG: 0.293 (1, 4)									G4-6-3	3	0	0	0	0	0	3				
Inning Stats	R: 0 H: 1 E: 0 K: 0 S: 10	H: 2 LOB: 2 BB: 1 P: 15	R: 1 H: 2 E: 0 K: 2 S: 14	H: 2 LOB: 1 BB: 1 P: 25	R: 0 H: 0 E: 0 K: 1 S: 5	H: 0 LOB: 0 BB: 0 P: 10	R: 0 H: 0 E: 0 K: 0 S: 7	H: 0 LOB: 0 BB: 0 P: 10	R: 0 H: 0 E: 0 K: 1 S: 10	H: 0 LOB: 0 BB: 2 P: 17	R: 0 H: 0 E: 0 K: 0 S: 4	H: 0 LOB: 1 BB: 2 P: 14	R: 0 H: 0 E: 0 K: 0 S: 12	H: 0 LOB: 0 BB: 1 P: 20	R: 0 H: 1 E: 0 K: 3 S: 12	H: 3 LOB: 3 BB: 2 P: 25	1B: 4 2B: 0 3B: 0 HR: 0	SF: 0 SAC: 0 DP: 3 HBP: 0	WP: 0 PB: 0 SB: 0 CS: 0	PA: 34
PITCHER	IP	WLS	BF	H	R	ER	SO	BB	IBB	HBP	BLK	WP	HR	S	P	ERA	WHIP			
Mike Siroka, L ERA: 3.84 (1, 1)	7.0		26	3	1	1	5	4	0	0	1	0	0	17	27	0.00	1.000			
Bob Howry, R ERA: 3.51 (8, 1)	1.1	H	5	1	0	0	1	1	0	0	0	0	0	4	4	∞	∞			
Kelly Wunsch, L ERA: 2.72 (9, 1)	0.0		1	0	0	0	0	1	0	0	0	0	0	6	9	0.00	0.000			
Keith Foulke, R ERA: 3.41 (9, 1)	0.2	S	2	0	0	0	2	0	0	0	0	0	0	6	9	0.00	0.000			

AB 35
R 4
H 10
RBI 4
BB 3
SO 6
LOB 18



AB 28
R 1
H 4
RBI 1
BB 6
SO 8
LOB 16



Batter	1	2	3	4	5	6	7	8	9	AB R H RBI BB SO LOB	TOP									
Ray Durham, S (1,4) OBP: 0.367, SLG: 0.456	1-1 G4-3		0-2 F9			2-3 K	3-2 BB 1B		1-3 K	5 0 1 0 0 2 0	Chicago White Sox @ Seattle Mariners Safeco Field, Seattle, WA Sat Aug 26 2000, 6:05 PM PDT Att: 45,191 - Cloudy - 65 F									
Tony Graffanino, R (1,6) OBP: 0.356, SLG: 0.405	1-0 G6-3			2-0 F8			F0C BB 1B		1-3 K	4 0 1 0 1 1 0										
Frank Thomas, R (1,10) OBP: 0.446, SLG: 0.653	0-1 1B			0-0 G6-3			F0C BB K			3 1 1 0 1 1 3										
Magglio Ordonez, R (1,9) OBP: 0.394, SLG: 0.566	1-1 P5			1-1 G5-3			0-1 F2 1B	2-2 G6-3 1B		4 0 1 0 0 0 3										
Carlos Lee, R (1,7) OBP: 0.342, SLG: 0.500		2-3 K			1-1 L5		0-1 FC5 14 2B	0-1 G6-3		4 1 0 0 0 1 3										
14 Paul Konerko, R (1,3) OBP: 0.358, SLG: 0.463		3-1 F9			3-2 G3		1-2 2-3F 1B	4-1 BB		3 1 1 2 1 0 0										
Herbert Perry, R (1,5) OBP: 0.356, SLG: 0.474		3-2 G4-1			1-0 F4		1-2 2B 1B	2-2 F9		4 1 1 1 0 0 2										
Jeff Abbott, R (1,8) OBP: 0.347, SLG: 0.399			1-0 L8			1-0 G6-3	2-2 1B 2B	1-3 K		4 1 1 0 0 1 2										
Charles Johnson, R (1,2) OBP: 0.369, SLG: 0.560			3-3 K			1-2 F9	2-0 1B 1B		1-0 P4	4 0 1 2 0 1 0										
Inning Stats	R: 0 E: 0 K: 0 S: 7	H: 1 LOB: 1 BB: 0 P: 10	R: 0 E: 0 K: 1 S: 9	H: 0 LOB: 0 BB: 0 P: 17	R: 0 E: 0 K: 1 S: 7	H: 0 LOB: 0 BB: 0 P: 11	R: 0 E: 0 K: 0 S: 4	H: 0 LOB: 0 BB: 0 P: 7	R: 0 E: 0 K: 0 S: 6	H: 0 LOB: 0 BB: 0 P: 11	R: 5 E: 0 K: 1 S: 25	H: 6 LOB: 3 BB: 2 P: 43	R: 0 E: 0 K: 1 S: 12	H: 1 LOB: 2 BB: 1 P: 21	R: 0 E: 0 K: 2 S: 8	H: 0 LOB: 0 BB: 0 P: 11	1B: 6 2B: 2 3B: 0 HR: 0	SF: 0 SAC: 0 DP: 0 HBP: 0	WP: 0 PB: 0 SB: 0 CS: 0	PA: 38
PITCHER	IP WLS BF H R ER SO BB IBB HBP BLK WP HR S P ERA WHIP																			
John Halama, L (1,1) ERA: 5.08	6.2 W 26 5 5 5 3 1 0 0 0 0 0 0 53 89 6.75 0.900																			
Jose Paniagua, R (7,1) ERA: 3.65	0.2 H 7 3 0 0 1 2 0 0 0 0 0 0 18 33 0.00 7.500																			
Arthur Rhodes, L (8,1) ERA: 4.47	0.2 2 0 0 0 1 0 0 0 0 0 0 0 6 9 0.00 0.000																			
Kazuhiro Sasaki, R (9,1) ERA: 3.83	1.0 3 0 0 0 2 0 0 0 0 0 0 0 8 11 0.00 0.000																			

Batter	1	2	3	4	5	6	7	8	9	AB R H RBI BB SO LOB	BOTTOM									
Rickey Henderson, R (1,7) OBP: 0.374, SLG: 0.311	4-1 BB		1-0 F7			3-2 SF8 1B			0-3 K	3 1 1 1 1 1 1	Chicago White Sox @ Seattle Mariners Safeco Field, Seattle, WA Sat Aug 26 2000, 6:05 PM PDT Att: 45,191 - Cloudy - 65 F									
Al Martin, L (1,9) OBP: 0.351, SLG: 0.474	3-2 G3			3-2 G4-3	2-1 SF8	1-3 2-H G6-3		1-2 HR		3 0 0 1 0 0 2										
Raul Ibanez, L (7,9) OBP: 0.303, SLG: 0.331	1-2 K			2-2 F8	1-2 HR		4-1 BB SF9 BB	4-2 BB		3 2 1 1 2 1 0										
Alex Rodriguez, R (1,6) OBP: 0.434, SLG: 0.625				1-2 1B 1B	3-1 G6-3		4-0 BB BB	2-2 F9		4 2 1 0 1 0 1										
Edgar Martinez, R (1,10) OBP: 0.431, SLG: 0.616		0-1 G4-3		0-0 1B 1B	1-0 F7		4-0 BB BB	1-2 BB		4 2 2 0 1 1 0										
John Olerud, L (1,3) OBP: 0.401, SLG: 0.444		1-3 K		1-3 1B 1B			1-2 2B BB	1-3 2B		4 2 2 0 1 1 0										
Carlos Guillen, S (1,5) OBP: 0.345, SLG: 0.394		1-0 F8		2-2 BB 1B		0-0 2B 1B	0-0 SF9	4-1 BB		3 2 2 2 1 0 0										
Mike Cameron, R (1,8) OBP: 0.351, SLG: 0.443			0-0 F2	1-2 BB		0-0 SF8 2B	3-1 F8 2B	2-3 K		4 1 2 3 1 1 3										
Joe Oliver, R (1,2) OBP: 0.315, SLG: 0.528			0-2 F8	2-2 1B		1-0 F9	1-2 F8			4 0 1 2 0 0 2										
Mark McLemore, S (1,4) OBP: 0.345, SLG: 0.293			2-1 1B	1-1 G1-3		4-2 SF8 BB	1-3 K			3 0 1 0 1 1 3										
Inning Stats	R: 0 E: 0 K: 1 S: 10	H: 0 LOB: 1 BB: 1 P: 17	R: 0 E: 0 K: 1 S: 6	H: 0 LOB: 0 BB: 0 P: 8	R: 0 E: 0 K: 0 S: 7	H: 1 LOB: 1 BB: 0 P: 10	R: 3 E: 0 K: 0 S: 23	H: 4 LOB: 2 BB: 1 P: 38	R: 2 E: 1 K: 0 S: 12	H: 2 LOB: 0 BB: 0 P: 22	R: 2 E: 0 K: 0 S: 7	H: 2 LOB: 1 BB: 1 P: 15	R: 3 E: 0 K: 1 S: 11	H: 1 LOB: 1 BB: 3 P: 28	R: 1 E: 0 K: 2 S: 21	H: 2 LOB: 3 BB: 2 P: 35	1B: 7 2B: 3 3B: 0 HR: 2	SF: 3 SAC: 0 DP: 0 HBP: 0	WP: 0 PB: 0 SB: 2 CS: 0	PA: 43
PITCHER	IP WLS BF H R ER SO BB IBB HBP BLK WP HR S P ERA WHIP																			
Rocky Biddle, R (1,1) ERA: 8.34	5.1 L 27 9 7 7 2 3 0 0 0 0 0 0 63 105 11.81 2.250																			
Ken Hill, R (6,1) ERA: 7.16	0.2 4 0 2 2 0 2 0 0 0 0 0 0 3 14 27.00 3.000																			
41 Bill Simas, R (7,1) ERA: 3.73	2.0 12 3 2 2 3 3 0 0 0 0 0 1 31 54 9.00 3.000																			

Batter	1	2	3	4	5	6	7	8	9	AB	R	H	RBI	BB	SO	LOB	TOP					
Luis Polonia, L OBP: 0.341, SLG: 0.422										4	3	3	1	1	0	0	New York Yankees @ Seattle Mariners Safeco Field, Seattle, WA Mon Aug 28 2000, 7:05 PM PDT Att: 45,077 - Sunny - 73 F					
2 Derek Jeter, R OBP: 0.396, SLG: 0.471										3	2	2	0	1	0	0						
Bernie Williams, S OBP: 0.390, SLG: 0.576										4	1	2	0	1	1	1						
David Justice, L OBP: 0.379, SLG: 0.594										4	1	1	3	1	0	4						
Jose Canseco, R OBP: 0.393, SLG: 0.481										4	1	1	3	0	1	4						
Tino Martinez, L OBP: 0.339, SLG: 0.425										3	0	0	0	1	0	2						
Clay Bellinger, R OBP: 0.325, SLG: 0.444										1	0	0	0	0	1	2						
20 Jorge Posada, S OBP: 0.432, SLG: 0.541										3	0	0	0	1	0	0						
Luis Sojo, R OBP: 0.338, SLG: 0.452										3	1	1	1	1	0	0						
Scott Brosius, R OBP: 0.304, SLG: 0.372										4	0	0	0	0	0	3						
Inning Stats	R: 3 H: 2 E: 0 K: 0 S: 15	H: 2 R: 8 ER: 8 LOB: 0 BB: 2 P: 30	R: 0 H: 0 E: 0 K: 0 S: 9	H: 0 R: 1 ER: 1 LOB: 0 BB: 0 P: 13	R: 0 H: 0 E: 0 K: 0 S: 6	H: 0 R: 1 ER: 0 LOB: 0 BB: 0 P: 11	R: 0 H: 0 E: 0 K: 0 S: 8	H: 1 R: 1 ER: 0 LOB: 0 BB: 1 P: 12	R: 1 H: 1 E: 0 K: 0 S: 8	H: 1 R: 2 ER: 1 LOB: 2 BB: 1 P: 15	R: 0 H: 1 E: 0 K: 1 S: 8	H: 1 R: 1 ER: 0 LOB: 0 BB: 1 P: 17	R: 0 H: 0 E: 0 K: 0 S: 5	H: 0 R: 0 ER: 0 LOB: 0 BB: 0 P: 6	R: 4 H: 4 E: 0 K: 0 S: 15	H: 4 R: 2 ER: 2 LOB: 2 BB: 2 P: 29	R: 1 H: 2 E: 0 K: 2 S: 12	H: 2 R: 1 ER: 1 LOB: 2 BB: 1 P: 20	1B: 8 2B: 1 3B: 0 HR: 1	SF: 1 SAC: 0 DP: 1 HBP: 1	WP: 0 PA: 43 SB: 0 CS: 1	
PITCHER	IP WLS BF H R ER SO BB IBB HBP BLK WP HR S P ERA WHIP	7.0 L 31 7 8 8 1 3 1 1 2 0 0 1 68 117 10.29 1.429	2.0 11 3 1 1 2 3 0 0 0 0 0 0 18 36 4.50 3.000																			

AB	33
R	9
H	10
RBI	8
BB	7
SO	3
LOB	16




Batter	1	2	3	4	5	6	7	8	9	AB	R	H	RBI	BB	SO	LOB	BOTTOM				
Rickey Henderson, R OBP: 0.374, SLG: 0.306										2	0	0	1	2	0	3	New York Yankees @ Seattle Mariners Safeco Field, Seattle, WA Mon Aug 28 2000, 7:05 PM PDT Att: 45,077 - Sunny - 73 F				
Al Martin, L OBP: 0.349, SLG: 0.470										5	0	2	0	0	1	2					
Alex Rodriguez, R OBP: 0.433, SLG: 0.622										3	0	1	0	1	1	2					
Edgar Martinez, R OBP: 0.424, SLG: 0.605										4	0	0	0	0	1	6					
John Olerud, L OBP: 0.396, SLG: 0.438										4	0	0	0	0	0	5					
Carlos Guillen, S OBP: 0.335, SLG: 0.381										4	0	0	0	0	0	1					
Mike Cameron, R OBP: 0.354, SLG: 0.443										3	1	1	0	1	2	0					
Dan Wilson, R OBP: 0.304, SLG: 0.342										4	0	1	0	0	1	1					
Mark McLemore, S OBP: 0.347, SLG: 0.292										2	0	0	0	2	1	0					
Inning Stats	R: 0 H: 0 E: 0 K: 3 S: 14	H: 2 R: 0 ER: 0 LOB: 3 BB: 1 P: 22	R: 0 H: 1 E: 0 K: 0 S: 10	H: 1 R: 0 ER: 0 LOB: 1 BB: 0 P: 17	R: 0 H: 0 E: 0 K: 2 S: 10	H: 0 R: 0 ER: 0 LOB: 0 BB: 0 P: 15	R: 0 H: 1 E: 0 K: 1 S: 7	H: 1 R: 0 ER: 0 LOB: 3 BB: 2 P: 19	R: 0 H: 0 E: 0 K: 1 S: 6	H: 0 R: 0 ER: 0 LOB: 0 BB: 0 P: 10	R: 0 H: 0 E: 0 K: 0 S: 8	H: 0 R: 0 ER: 0 LOB: 0 BB: 0 P: 11	R: 0 H: 1 E: 0 K: 0 S: 8	H: 1 R: 0 ER: 1 LOB: 1 BB: 0 P: 13	R: 1 H: 0 E: 0 K: 0 S: 9	H: 0 R: 0 ER: 0 LOB: 1 BB: 2 P: 23	1B: 5 2B: 0 3B: 0 HR: 0	SF: 1 SAC: 0 DP: 0 HBP: 0	WP: 0 PA: 38 SB: 0 CS: 0		
PITCHER	IP WLS BF H R ER SO BB IBB HBP BLK WP HR S P ERA WHIP	7.0 W 30 5 0 0 0 0 4 0 0 0 0 0 6 8 0.00 0.000	1.0 3 0 0 0 0 0 0 0 0 0 0 0 6 8 0.00 0.000	1.0 5 0 1 1 0 2 0 0 0 0 0 0 9 23 9.00 2.000																	



Batter	1	2	3	4	5	6	7	8	9	AB	R	H	RBI	BB	SO	LOB	TOP										
2 Derek Jeter, R OBP: 0.396, SLG: 0.468 (1, 6)	F8	WP G1-3 BB		SH1-4 BB		L7		F9		3	0	0	0	2	0	1											
Luis Sojo, R OBP: 0.333, SLG: 0.445 (1, 4)	G1-3	G1-3		SH1-4		G5-3		G4-6-3		4	0	0	0	0	0	3											
Bernie Williams, S OBP: 0.394, SLG: 0.578 (1, 8)	BB 1B								L3	3	1	2	0	2	0	0											
Jose Canseco, R OBP: 0.390, SLG: 0.474 (1, 10)	BB 1B	K		K		G5-3		K		4	1	0	0	1	3	6											
David Justice, L OBP: 0.380, SLG: 0.593 (1, 9)	BB 1B																										
Luis Polonia, L OBP: 0.340, SLG: 0.421 (7, 7)	BB 1B		G4-3	L9				P3		4	0	2	1	0	0	3											
Glenallen Hill, R OBP: 0.341, SLG: 0.615 (1, 7)	BB 1B									3	0	1	1	1	0	1											
Clay Bellinger, R OBP: 0.325, SLG: 0.444 (7, 9)	BB 1B					F8		G5-4-3		0	0	0	0	0	0	0											
20 Jorge Posada, S OBP: 0.432, SLG: 0.540 (1, 3)	K									3	0	1	0	1	1	3											
Chris Turner, R OBP: 0.361, SLG: 0.347 (1, 2)										4	0	0	0	0	1	3											
Scott Brosius, R OBP: 0.308, SLG: 0.377 (1, 5)										3	1	2	0	1	0	1											
Inning Stats	R: 2 E: 0 K: 1 S: 14	H: 3 LOB: 2 BB: 1 P: 23	R: 1 E: 0 K: 1 S: 12	H: 0 LOB: 2 BB: 3 P: 31	R: 0 E: 0 K: 1 S: 7	H: 0 LOB: 1 BB: 1 P: 15	R: 0 E: 0 K: 1 S: 11	H: 1 LOB: 3 BB: 2 P: 23	R: 0 E: 0 K: 0 S: 6	H: 1 LOB: 1 BB: 0 P: 11	R: 0 E: 0 K: 0 S: 10	H: 1 LOB: 1 BB: 1 P: 21	R: 0 E: 0 K: 0 S: 7	H: 1 LOB: 0 BB: 0 P: 10	R: 0 E: 0 K: 1 S: 6	H: 0 LOB: 0 BB: 0 P: 11	1B: 6 2B: 2 3B: 0 HR: 0	SF: 0 SAC: 1 DP: 2 HBP: 0	WP: 1 PB: 0 CS: 0	PA: 41							
PITCHER	IP	WLS	BF	H	R	ER	SO	BB	IBB	HBP	BLK	WP	HR	S	P	ERA	WHIP										
Jamie Moyer, L ERA: 5.66 (1, 1)	6.0		31	6	3	3	4	6	1	0	0	1	0	54	109	4.50	2.000										
Brett Tomko, R ERA: 4.58 (7, 1)	2.0	W	7	2	0	0	0	1	0	0	0	0	0	17	31	0.00	1.500										
Kazuhiro Sasaki, R ERA: 3.75 (9, 1)	1.0	S	3	0	0	0	1	0	0	0	0	0	0	6	11	0.00	0.000										

New York Yankees @ Seattle Mariners
Safeco Field, Seattle, WA
Tue Aug 29 2000, 7:05 PM PDT
Att: 44,105 - Dome - 72 F


AB 32
R 3
H 8
RBI 2
BB 8
SO 5
LOB 21



Batter	1	2	3	4	5	6	7	8	9	AB	R	H	RBI	BB	SO	LOB	BOTTOM										
Rickey Henderson, R OBP: 0.377, SLG: 0.312 (1, 7)	G4-3			G6-4-3 BB				1B HR		3	1	2	0	1	0	0											
Stan Javier, S OBP: 0.346, SLG: 0.390 (1, 9)	G4-3			G6-4-3				1B HR		4	1	1	1	0	1	3											
Alex Rodriguez, R OBP: 0.430, SLG: 0.616 (1, 6)	G5-3			G5-3				1B HR		4	0	0	0	0	1	3											
Edgar Martinez, R OBP: 0.423, SLG: 0.609 (1, 10)								HR		4	1	1	4	0	1	0											
Mike Cameron, R OBP: 0.353, SLG: 0.441 (1, 8)								G4-3		4	0	1	0	0	0	0											
Chris Widger, R OBP: 0.307, SLG: 0.440 (1, 3)										3	0	0	0	0	1	1											
John Olerud, L OBP: 0.396, SLG: 0.438 (9, 3)										0	0	0	0	0	0	0											
Joe Oliver, R OBP: 0.312, SLG: 0.517 (1, 2)										3	0	0	0	0	0	0											
David Bell, R OBP: 0.305, SLG: 0.347 (1, 4)										3	1	1	0	0	0	0											
Carlos Guillen, S OBP: 0.339, SLG: 0.385 (1, 5)										3	1	2	0	0	1	0											
Inning Stats	R: 0 E: 0 K: 0 S: 8	H: 0 LOB: 0 BB: 0 P: 15	R: 0 E: 0 K: 1 S: 13	H: 0 LOB: 0 BB: 0 P: 16	R: 0 E: 0 K: 1 S: 8	H: 0 LOB: 0 BB: 0 P: 12	R: 0 E: 0 K: 0 S: 5	H: 0 LOB: 0 BB: 1 P: 13	R: 0 E: 0 K: 1 S: 7	H: 0 LOB: 0 BB: 0 P: 9	R: 0 E: 0 K: 1 S: 9	H: 2 LOB: 2 BB: 0 P: 14	R: 0 E: 0 K: 0 S: 10	H: 1 LOB: 1 BB: 0 P: 16	R: 5 E: 0 K: 1 S: 11	H: 5 LOB: 0 BB: 0 P: 19	1B: 6 2B: 1 3B: 0 HR: 1	SF: 0 SAC: 0 DP: 1 HBP: 0	WP: 0 PB: 0 CS: 0	PA: 32							
PITCHER	IP	WLS	BF	H	R	ER	SO	BB	IBB	HBP	BLK	WP	HR	S	P	ERA	WHIP										
Andy Pettitte, L ERA: 4.17 (1, 1)	7.1	L	29	7	4	4	4	1	0	0	0	0	1	66	106	4.91	1.091										
Jeff Nelson, R ERA: 2.42 (8, 1)	0.2	B	3	1	1	1	1	0	0	0	0	0	1	5	8	13.50	1.500										

New York Yankees @ Seattle Mariners
Safeco Field, Seattle, WA
Tue Aug 29 2000, 7:05 PM PDT
Att: 44,105 - Dome - 72 F

AB 31
R 5
H 8
RBI 5
BB 1
SO 5
LOB 7



Batter	1	2	3	4	5	6	7	8	9	AB	R	H	RBI	BB	SO	LOB	TOP				
2 Derek Jeter, R OBP: 0.398, SLG: 0.468	G5-3		L3 1B	FC5 IBB		G6-3		20 BB 1B		4	0	2	0	1	0	0	New York Yankees @ Seattle Mariners Safeco Field, Seattle, WA Wed Aug 30 2000, 7:05 PM PDT Att: 44,962 - Sunny - 68 F				
20 Jorge Posada, S OBP: 0.432, SLG: 0.539	WP SF9 2B		K	K		K		1-2 2-3 BB		4	1	1	0	1	3	5					
Paul O'Neill, L OBP: 0.344, SLG: 0.437 Clay Bellinger, R OBP: 0.322, SLG: 0.440	SF9 2H		L3	FC5			G4-1	P6		3	0	0	1	0	0	5					
Bernie Williams, S OBP: 0.394, SLG: 0.576	G4-3			BB 2B 1B	FC4-6 BB		F8		K	4	1	1	0	1	1	0					
David Justice, L OBP: 0.380, SLG: 0.592		2B		2B BB	FC4-6 1B		G1-3		G1-3	4	1	1	0	1	0	1					
Tino Martinez, L OBP: 0.344, SLG: 0.430	P4		2B	2B HBP	1B			1B G6-3 1B		4	2	3	1	0	0	1					
Glenallen Hill, R OBP: 0.344, SLG: 0.612 Jose Vizcaino, S OBP: 0.301, SLG: 0.286	G5-3		HBP	K				G6-3 1B	P5	3	0	1	0	0	1	3					
Luis Sojo, R OBP: 0.332, SLG: 0.446	G1-3		FC5 2B	K				G6-3		4	0	1	2	0	1	4					
Scott Brosius, R OBP: 0.310, SLG: 0.375			2 1B BB	G6-3			F8	20 BB 2 1B BB		2	0	0	0	2	0	2					
Inning Stats	R: 1 E: 0 K: 0 S: 10	H: 1 LOB: 0 BB: 0 P: 14	R: 0 E: 0 K: 0 S: 6	H: 1 LOB: 1 BB: 0 P: 9	R: 0 E: 0 K: 1 S: 10	H: 1 LOB: 3 BB: 2 P: 20	R: 3 E: 0 K: 1 S: 16	H: 3 LOB: 3 BB: 2 P: 31	R: 0 E: 0 K: 1 S: 6	H: 0 LOB: 0 BB: 0 P: 11	R: 0 E: 0 K: 0 S: 11	H: 0 LOB: 0 BB: 0 P: 19	R: 1 E: 0 K: 0 S: 11	H: 3 LOB: 3 BB: 2 P: 20	R: 0 E: 0 K: 1 S: 19	H: 0 LOB: 1 BB: 0 P: 30		1B: 6 2B: 5 3B: 0 HR: 0	SF: 1 SAC: 0 DP: 2 HBP: 2	WP: 1 PB: 0 CS: 0	PA: 43
PITCHER	IP	WLS	BF	H	R	ER	SO	BB	IBB	HBP	BLK	WP	HR	S	P	ERA	WHIP				
Aaron Sele, R ERA: 4.96	3.2	L	20	6	4	4	2	2	1	1	0	1	0	39	69	9.82	2.182				
37 Robert Ramsay, L ERA: 3.5	0.2		4	1	0	0	0	1	0	0	0	0	0	9	16	0.00	3.000				
Jose Mesa, R ERA: 5.32	3.1		14	3	1	1	3	2	0	0	0	0	0	31	55	2.70	1.500				
Jose Paniagua, R ERA: 3.57	1.1		5	0	0	0	1	0	0	1	0	0	0	22	33	0.00	0.000				

Batter	1	2	3	4	5	6	7	8	9	AB	R	H	RBI	BB	SO	LOB	BOTTOM					
Rickey Henderson, R OBP: 0.376, SLG: 0.311 Stan Javier, S OBP: 0.340, SLG: 0.389	E6 CS		1B	1B		K		B1		1	0	0	0	0	0	0	New York Yankees @ Seattle Mariners Safeco Field, Seattle, WA Wed Aug 30 2000, 7:05 PM PDT Att: 44,962 - Sunny - 68 F					
Carlos Guillen, S OBP: 0.340, SLG: 0.386	P3		F5		F9 BB		E BB	G6-3		5	0	2	1	0	0	2						
Alex Rodriguez, R OBP: 0.433, SLG: 0.617	1B		1B		BB		P6		1B FC6-4 BB	3	1	2	0	2	0	2						
Edgar Martinez, R OBP: 0.421, SLG: 0.604 Chris Widger, R OBP: 0.307, SLG: 0.440	F3		K		F9		E6		FC6-4 1B	5	0	1	0	0	1	7						
Al Martin, L OBP: 0.345, SLG: 0.465		K		F8		K		K		5	0	0	0	0	4	7						
Mike Cameron, R OBP: 0.353, SLG: 0.438		FC1-5 BB		FC1-6 BB		K		F9		3	0	0	1	2	1	4						
Raul Ibanez, L OBP: 0.290, SLG: 0.315	FC1-5 WP		FC1-6		G6-3		G4-3		G4-3	5	0	0	0	0	0	3						
Joe Oliver, R OBP: 0.316, SLG: 0.513	K		G1-3		G1-3		FC5-4 1B		HR BB	3	1	1	0	1	1	2						
Mark McLemore, S OBP: 0.348, SLG: 0.300			F9		S 1B BB		FC5-4		HR	3	2	1	2	1	0	1						
Inning Stats	R: 0 E: 1 K: 0 S: 13	H: 1 LOB: 1 BB: 0 P: 20	R: 0 E: 0 K: 2 S: 10	H: 0 LOB: 1 BB: 1 P: 20	R: 0 E: 0 K: 1 S: 12	H: 2 LOB: 2 BB: 0 P: 19	R: 0 E: 0 K: 0 S: 10	H: 0 LOB: 1 BB: 1 P: 19	R: 1 E: 0 K: 2 S: 12	H: 1 LOB: 2 BB: 2 P: 22	R: 0 E: 0 K: 1 S: 9	H: 1 LOB: 3 BB: 0 P: 15	R: 0 E: 1 K: 1 S: 13	H: 1 LOB: 3 BB: 1 P: 26	R: 2 E: 0 K: 0 S: 9	H: 1 LOB: 0 BB: 1 P: 17		R: 1 E: 0 K: 1 S: 15	H: 1 LOB: 1 BB: 1 P: 27	1B: 7 2B: 0 3B: 0 HR: 1	SF: 0 SAC: 0 DP: 0 HBP: 0	WP: 1 PB: 0 CS: 1
PITCHER	IP	WLS	BF	H	R	ER	SO	BB	IBB	HBP	BLK	WP	HR	S	P	ERA	WHIP					
David Cone, R ERA: 6.21	5.2	W	26	5	1	1	6	4	0	0	0	0	0	64	113	1.59	1.588					
Randy Choate, L ERA: 2.99	0.1	H	1	0	0	0	0	0	0	0	0	0	0	2	2	0.00	0.000					
Dwight Gooden, R ERA: 4.89	1.1	H	9	2	2	2	1	2	0	0	0	0	1	19	39	13.50	3.000					
42 Mariano Rivera, R ERA: 2.92	1.2	S	7	1	1	1	1	1	0	0	0	0	0	18	31	5.40	1.200					

Batter	1	2	3	4	5	6	7	8	9	AB	R	H	RBI	BB	SO	LOB	TOP					
Rickey Henderson, R OBP: 0.375, SLG: 0.310	1-2 P6		0-0 1B			1-1 G4-3		0-3 K		4	0	1	0	0	1	0	Seattle Mariners @ Boston Red Sox Fenway Park, Boston, MA Fri Sep 01 2000, 7:05 PM EDT Att: 33,021 - Sunny - 86 F					
Mark McLemore, S OBP: 0.347, SLG: 0.299	1-0 1B		3-2 G1-3			1-2 G4-3		2-3 K		4	0	1	0	0	1	1						
Alex Rodriguez, R OBP: 0.434, SLG: 0.617	3-1 P2			2-2 P4		1-2 2B			2-2 F8 DI 1B HBP	3	1	1	0	0	1							
Edgar Martinez, R OBP: 0.418, SLG: 0.599	2-1 G6-3			1-2 F9		1-1 G4-3			1-2 F8	4	0	0	0	0	3							
Stan Javier, S OBP: 0.350, SLG: 0.391		3-2 G4-3		2-2 1B		0-0 G3-1			1-0 G5-3 1B	4	0	2	1	0	0	0						
Carlos Guillen, S OBP: 0.335, SLG: 0.396		2-0 G4-3		0-1 F8		0-1 HR			3-H G5-3	4	1	1	1	0	0	2						
Mike Cameron, R OBP: 0.353, SLG: 0.435		2-2 L6		4-2 FC1-6 BB		0-0 F9			0-2 G4-3	3	0	0	0	1	0	1						
Dan Wilson, R OBP: 0.300, SLG: 0.338			2-3 K		0-0 FC1-6 G6-3		2-3 K			3	0	0	0	0	2	1						
Al Martin, L OBP: 0.343, SLG: 0.461			0-3 K		0-0 G6-3			2-1 G4-3		3	0	0	0	0	1	1						
Inning Stats	R: 0 E: 0 K: 0 S: 9	H: 1 LOB: 1 BB: 0 P: 16	R: 0 E: 0 K: 0 S: 7	H: 0 LOB: 0 BB: 0 P: 14	R: 0 E: 0 K: 2 S: 11	H: 1 LOB: 1 BB: 0 P: 16	R: 0 E: 0 K: 0 S: 4	H: 0 LOB: 0 BB: 1 P: 8	R: 0 E: 0 K: 0 S: 12	H: 1 LOB: 1 BB: 0 P: 16	R: 1 E: 0 K: 1 S: 7	H: 1 LOB: 0 BB: 0 P: 9	R: 0 E: 0 K: 2 S: 10	H: 0 LOB: 0 BB: 0 P: 14	R: 1 E: 0 K: 0 S: 12	H: 1 LOB: 1 BB: 0 P: 16	1B: 4 2B: 1 3B: 0 HR: 1	SF: 0 SAC: 0 DP: 1 HBP: 1	WP: 0 PB: 0 CS: 0	PA: 34		
PITCHER	IP WLS BF H R ER SO BB IBB HBP BLK WP HR S P ERA WHIP	7.0 W 26 5 1 1 3 1 0 0 0 0 1 61 95 1.29 0.857	2.0 8 1 1 1 2 0 0 1 0 0 0 0 22 30 4.50 0.500																			

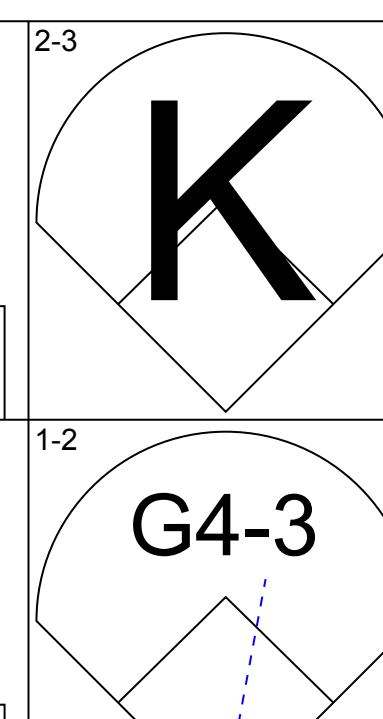
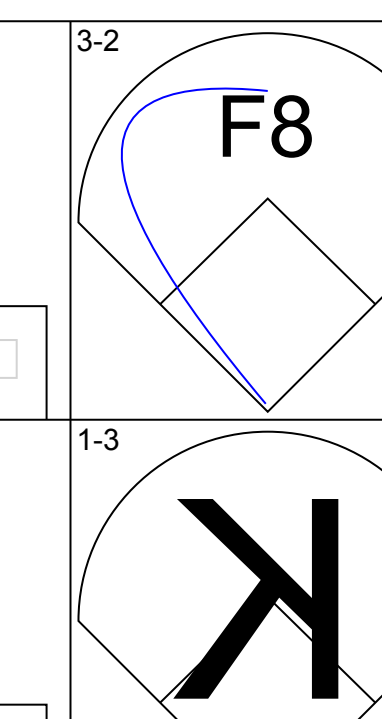
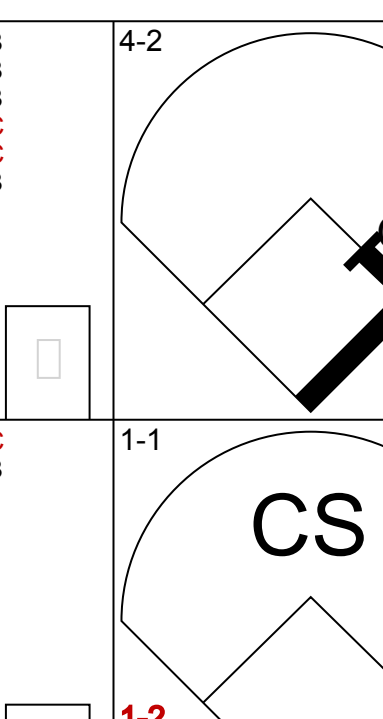
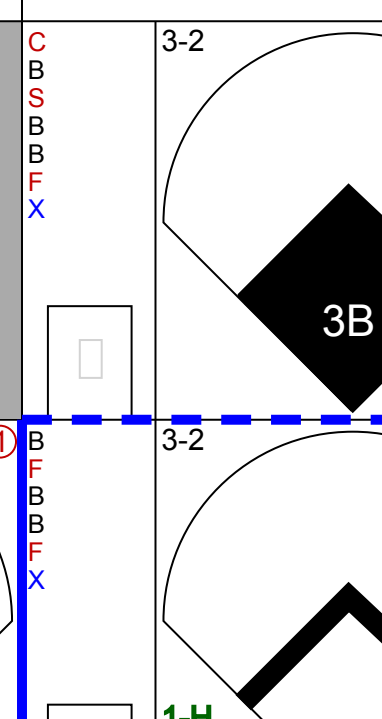
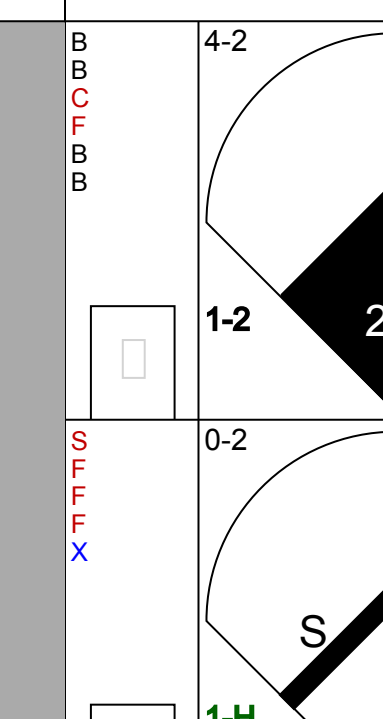
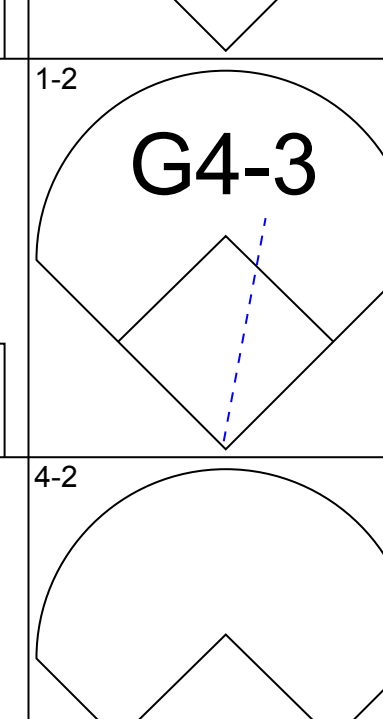
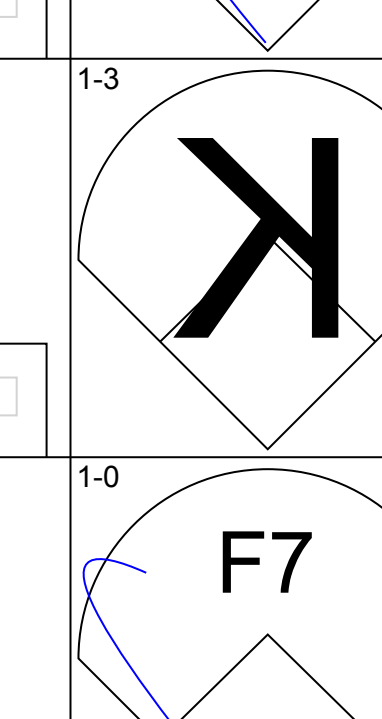
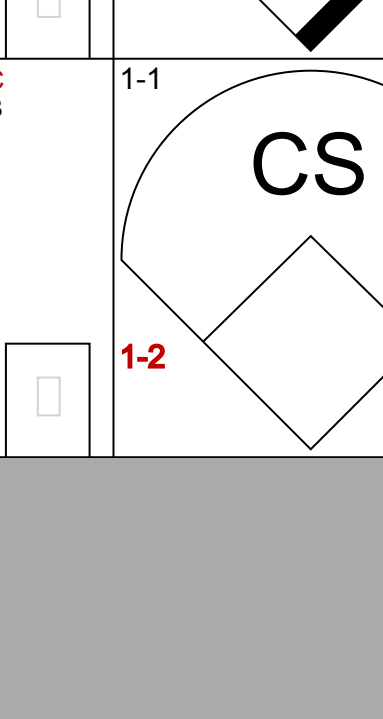
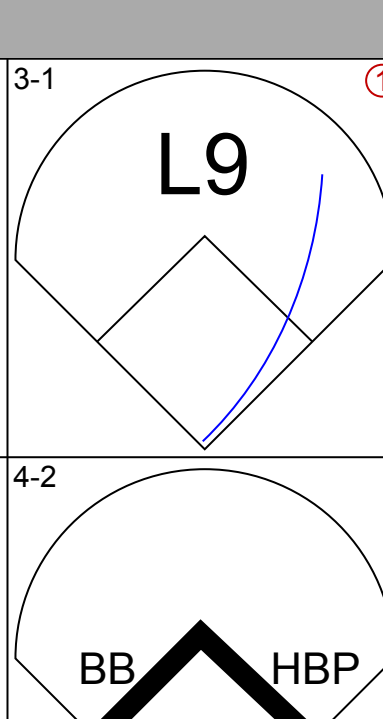
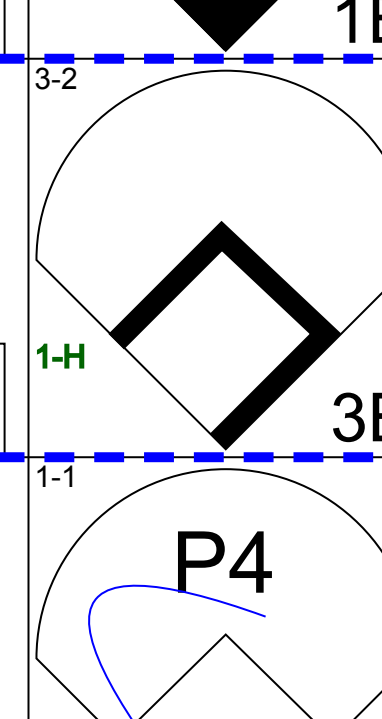
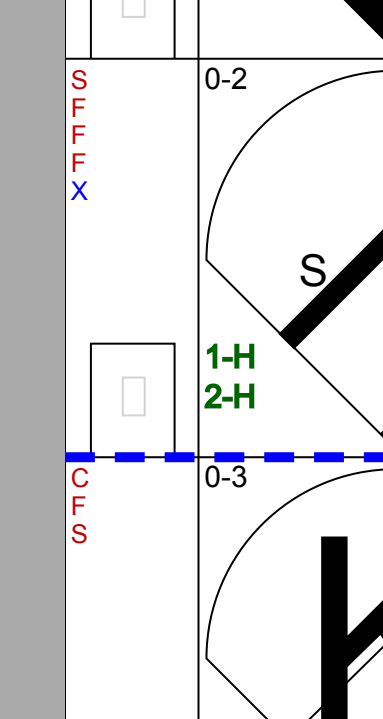
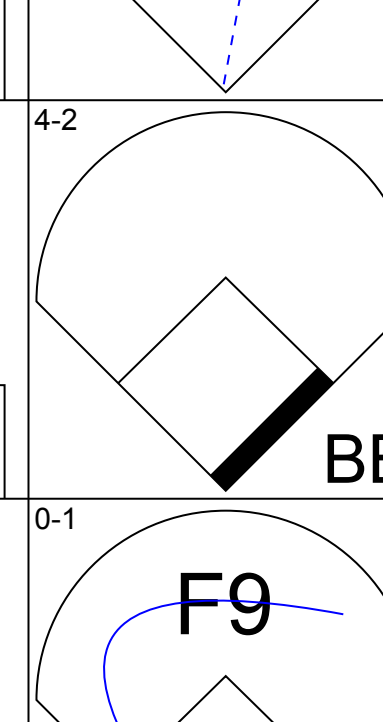
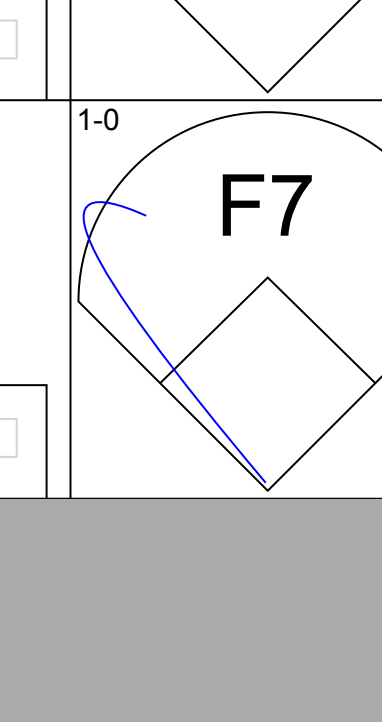
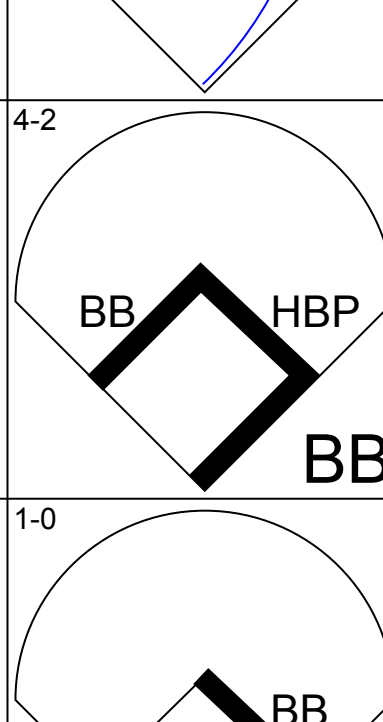
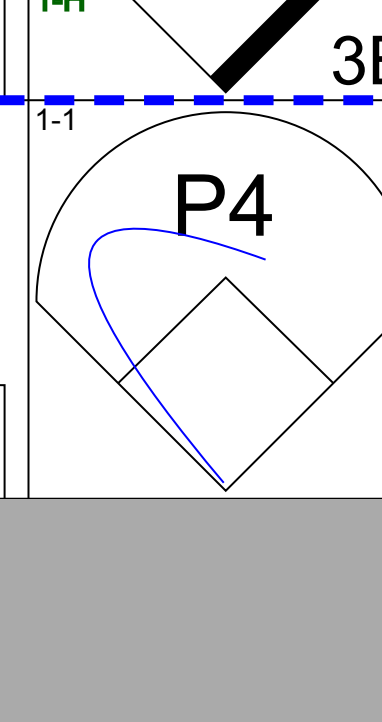
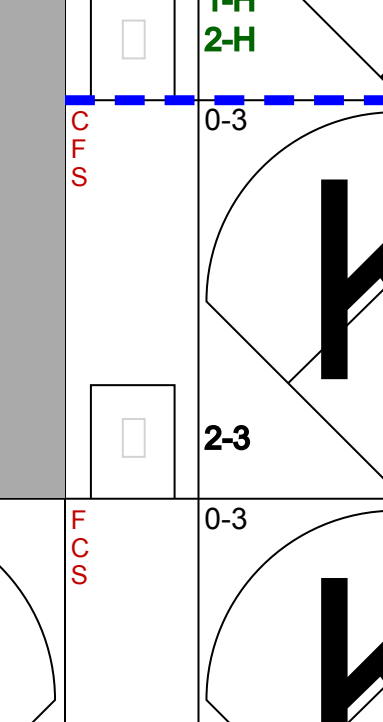
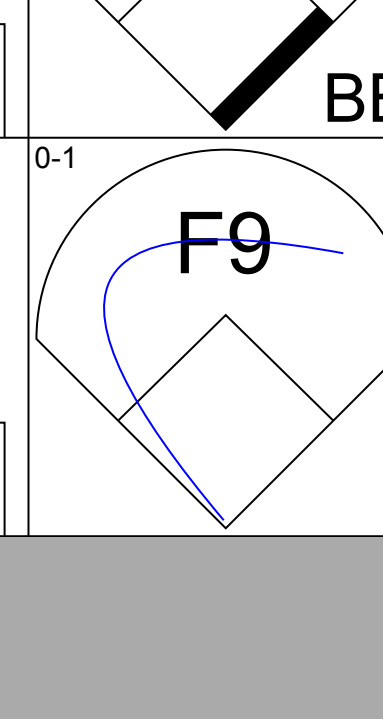
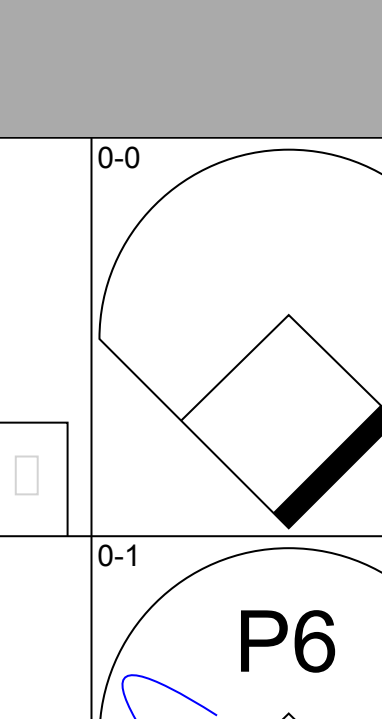
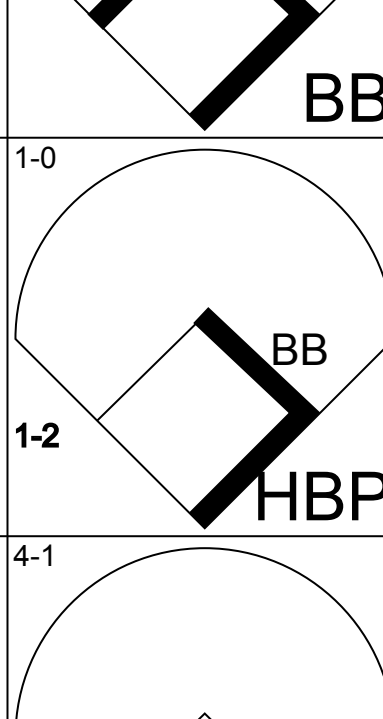
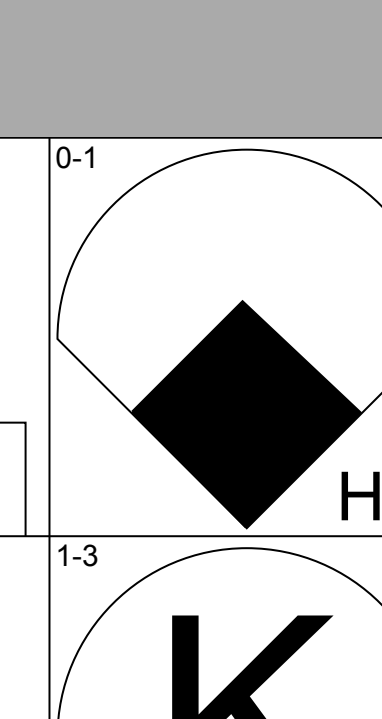
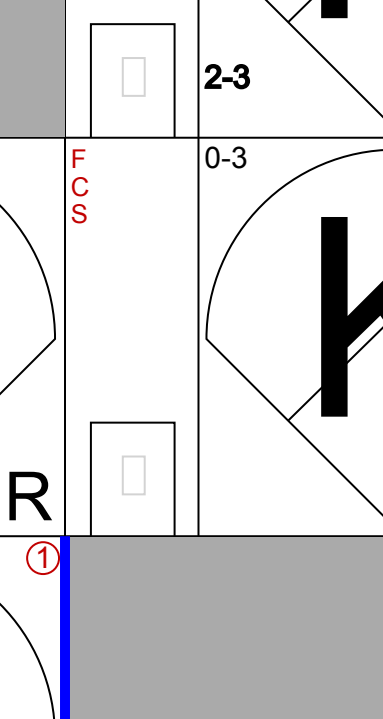
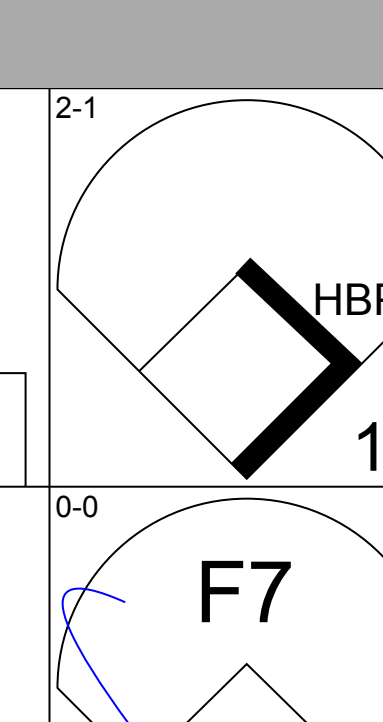
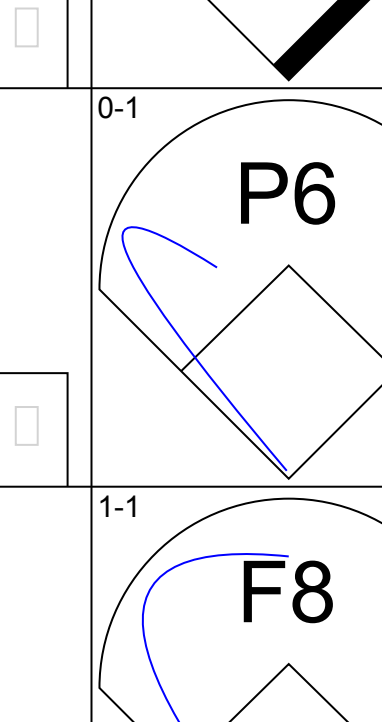
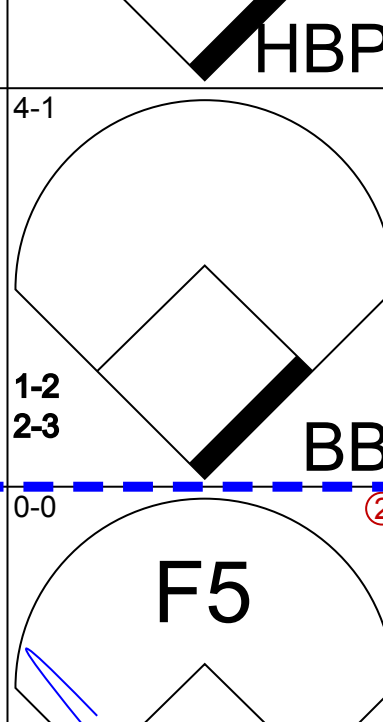
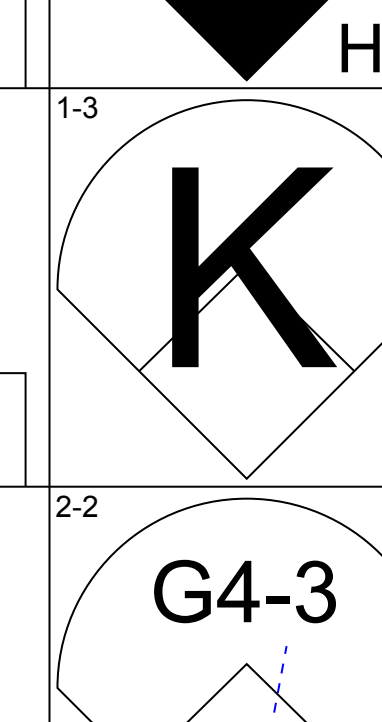
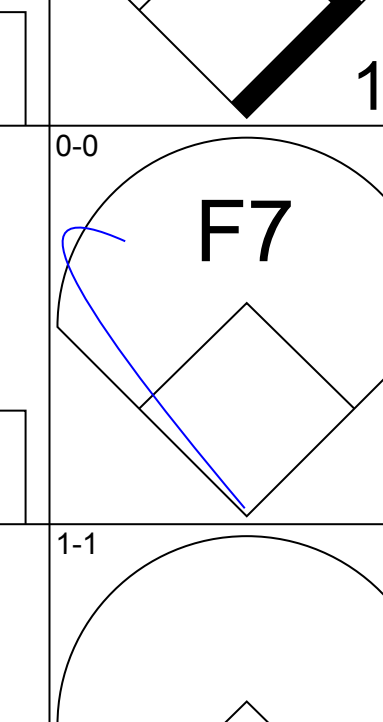
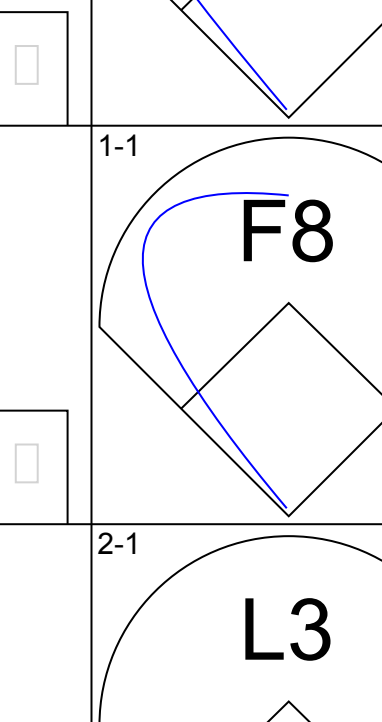
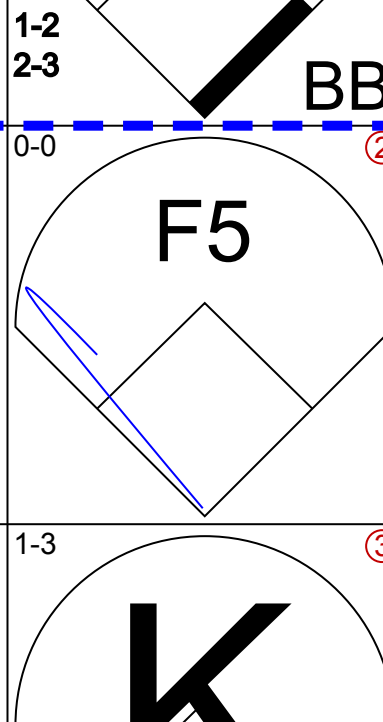
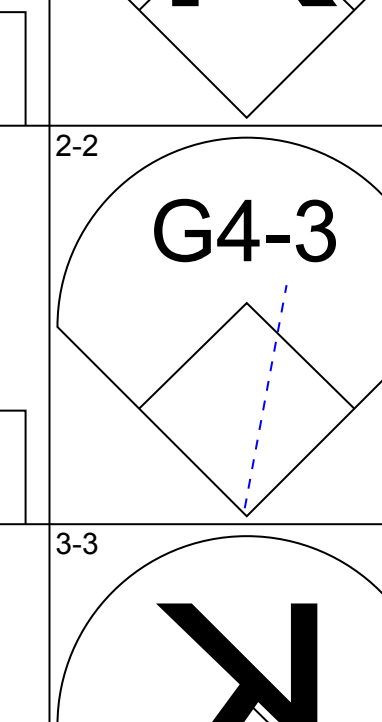
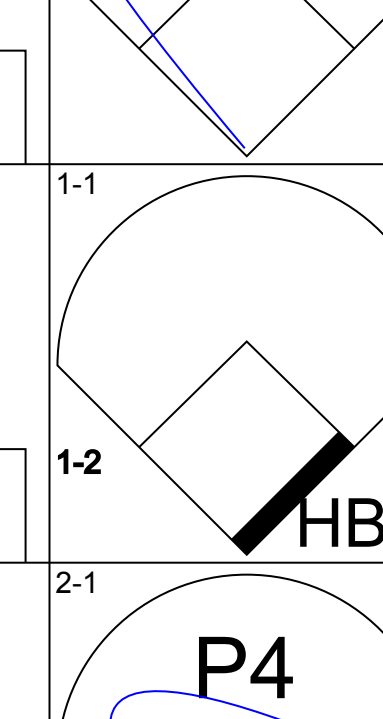
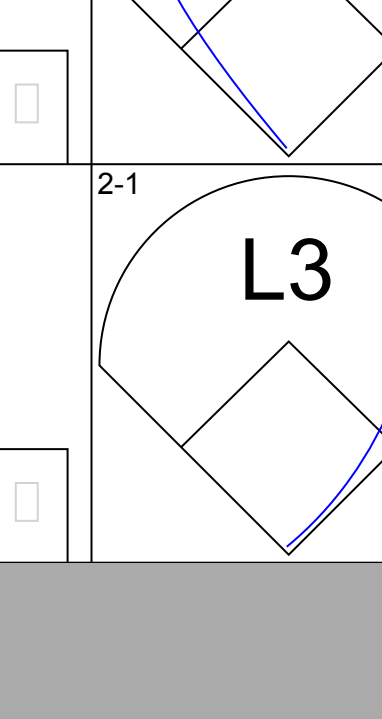
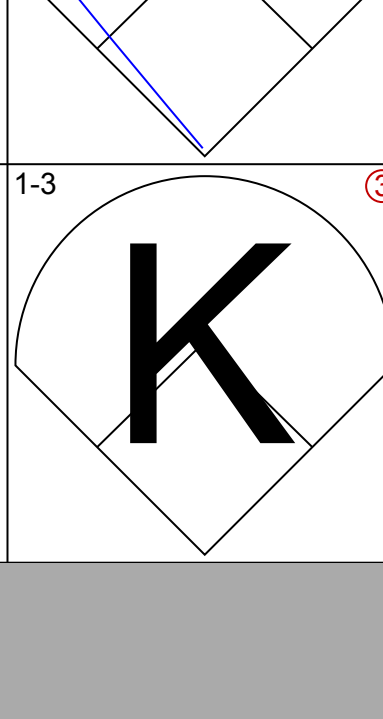
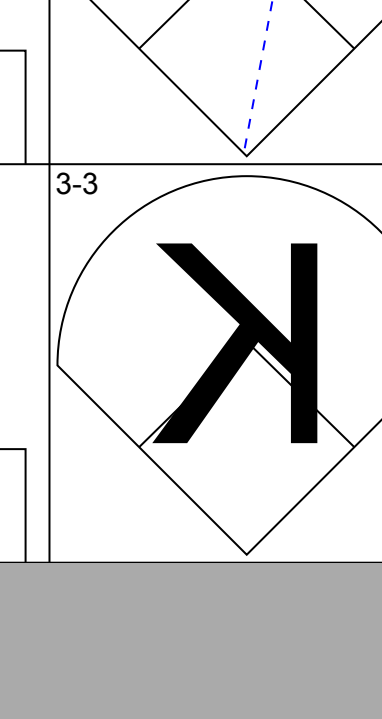
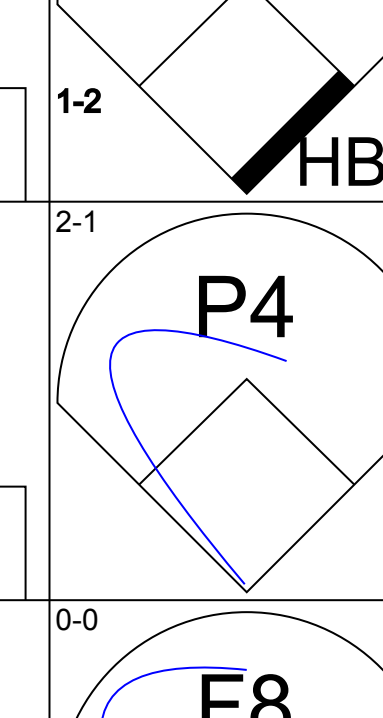
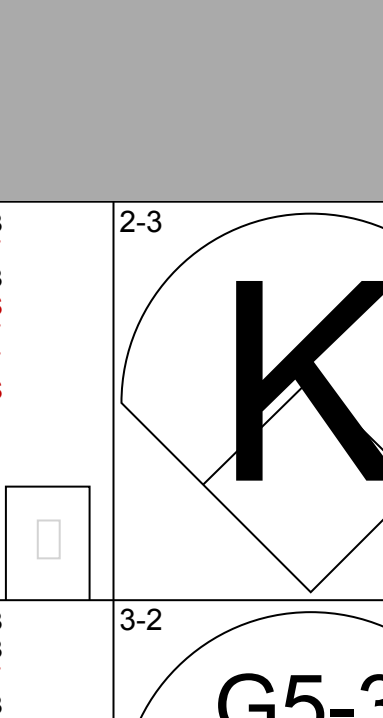
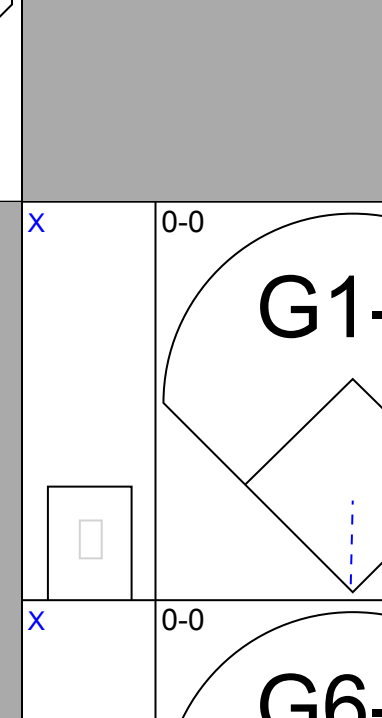
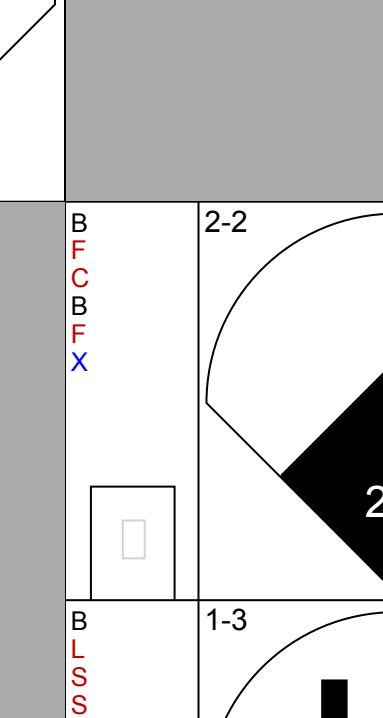
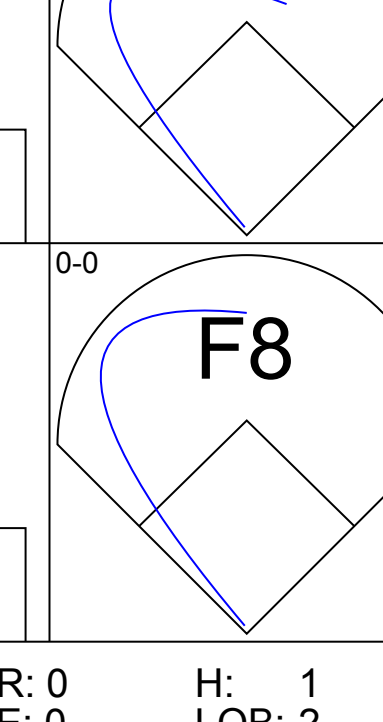
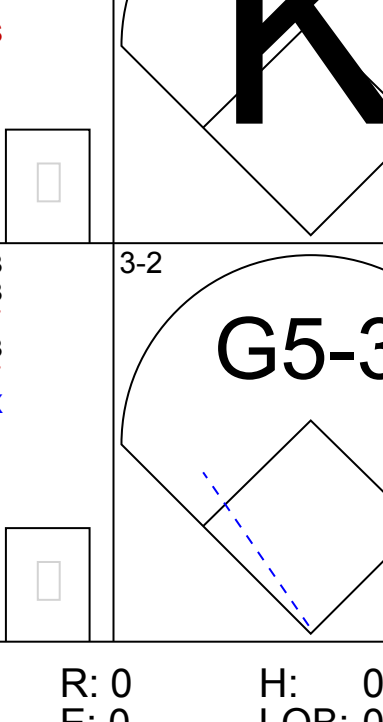
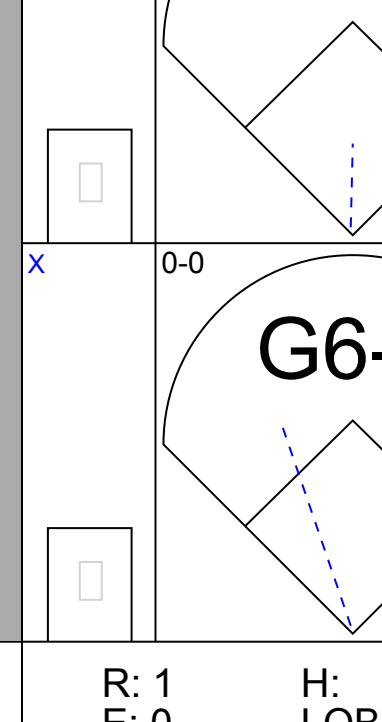
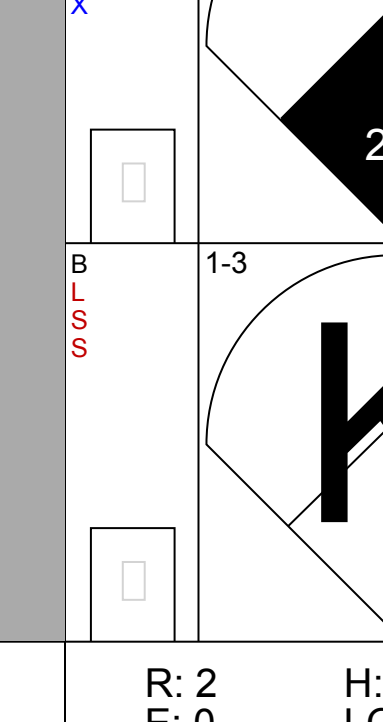
AB	32
R	2
H	6
RBI	2
BB	1
SO	5
LOB	10



Batter	1	2	3	4	5	6	7	8	9	AB	R	H	RBI	BB	SO	LOB	BOTTOM					
Darren Lewis, R OBP: 0.320, SLG: 0.320	1-0 F9 1B		4-2 BB		0-1 G6-3		0-0 G4-6-3 1B	0-1 FC6 1B		4	0	3	1	1	0	1	Seattle Mariners @ Boston Red Sox Fenway Park, Boston, MA Fri Sep 01 2000, 7:05 PM EDT Att: 33,021 - Sunny - 86 F					
Nomar Garciaparra, R OBP: 0.430, SLG: 0.604	2-0 F9 1-2		1-0 F9			2-2 1B 2B 1B	1-0 G4-6-3 1-2	0-2 FC6 1-2		5	1	1	0	0	4							
Carl Everett, S OBP: 0.384, SLG: 0.617	0-2 2B			0-0 F9		1-2 2B 1B 1B	3-2 HR			4	2	3	1	0	0	0						
Dante Bichette, R OBP: 0.354, SLG: 0.467	1-0 G3			2-1 1B		0-1 F8	2-2 1B			4	0	2	0	0	3							
Troy O'Leary, L OBP: 0.333, SLG: 0.407		1-2 P4		0-3 K		0-1 F2	1-0 1B			4	0	1	0	0	1	3						
Lou Merloni, R OBP: 0.344, SLG: 0.433		2-1 G1-3		0-0 G4-3		2-2 1B 2B	1-0 G3-1			3	1	1	1	0	1							
Midre Cummings, L OBP: 0.327, SLG: 0.396										1	0	0	0	0	2							
Manny Alexander, R OBP: 0.243, SLG: 0.303										0	0	0	0	0	0							
Jose Offerman, S OBP: 0.333, SLG: 0.318		0-1 G4-3			2-1 F8	0-1 1B 2B		4-2 G4-6-3 1B WP BB		3	2	1	2	1	0	0						
Rico Brogna, L OBP: 0.292, SLG: 0.374						2-H 3-H				0	0	0	0	0	0	0						
Jason Varitek, S OBP: 0.361, SLG: 0.417			0-1 G5-3		3-1 2B	1-2 2B 1B		4-2 G4-6-3 BB		3	0	2	1	1	0	0						
Mike Lansing, R OBP: 0.300, SLG: 0.376		1-1 G6-3		1-1 K	1-3 K	1-3 K		0-1 G4-6-3 1-2		4	0	0	0	0	2	4						
Inning Stats	R: 0 E: 0 K: 0 S: 7	H: 2 LOB: 1 BB: 0 P: 11	R: 0 E: 0 K: 0 S: 7	H: 0 LOB: 0 BB: 0 P: 10	R: 0 E: 0 K: 1 S: 7	H: 1 LOB: 1 BB: 0 P: 9	R: 0 E: 0 K: 1 S: 9	H: 1 LOB: 1 BB: 0 P: 15	R: 4 E: 0 K: 1 S: 22	H: 5 LOB: 1 BB: 0 P: 29	R: 1 E: 0 K: 0 S: 12	H: 4 LOB: 2 BB: 0 P: 20	R: 1 E: 0 K: 0 S: 13	H: 1 LOB: 1 BB: 2 P: 21	R: 1 E: 0 K: 0 S: 12	H: 1 LOB: 1 BB: 2 P: 16	1B: 10 2B: 3 3B: 0 HR: 1	SF: 0 SAC: 0 DP: 2 HBP: 0	WP: 1 PB: 0 CS: 0	PA: 38		
PITCHER	IP WLS BF H R ER SO BB IBB HBP BLK WP HR S P ERA WHIP	6.0 L 27 9 4 4 3 1 0 0 0 1 1 25 41 6.00 1.667	2.0 11 5 2 2 0 2 0 0 0 0 1 1 25 41 9.00 3.500																			

AB	35
R	6
H	14
RBI	6
BB	3
SO	3
LOB	18




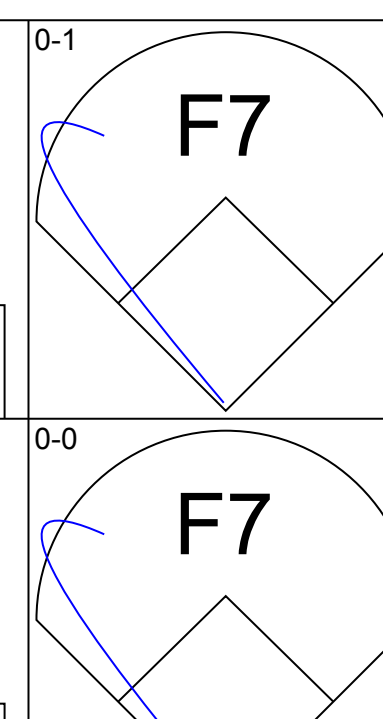
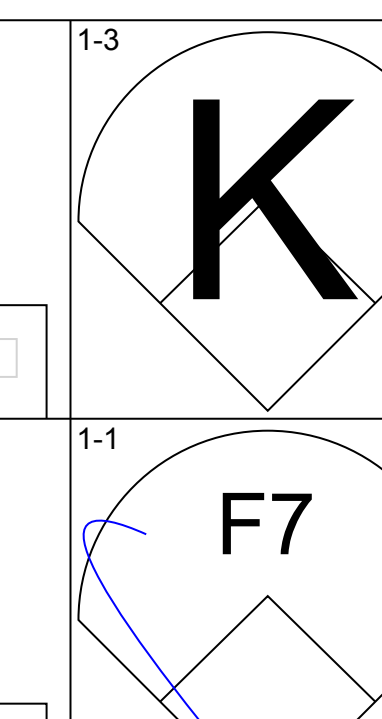
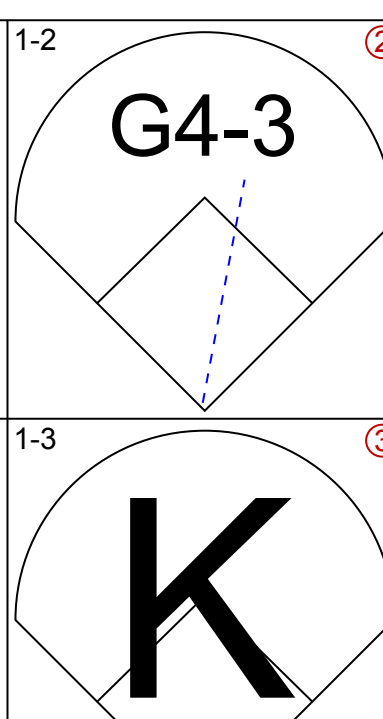
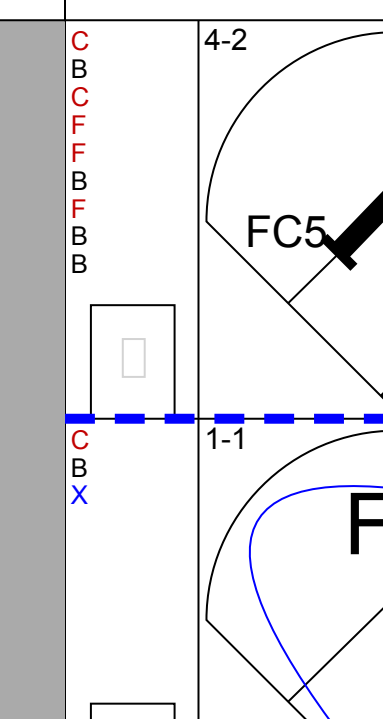
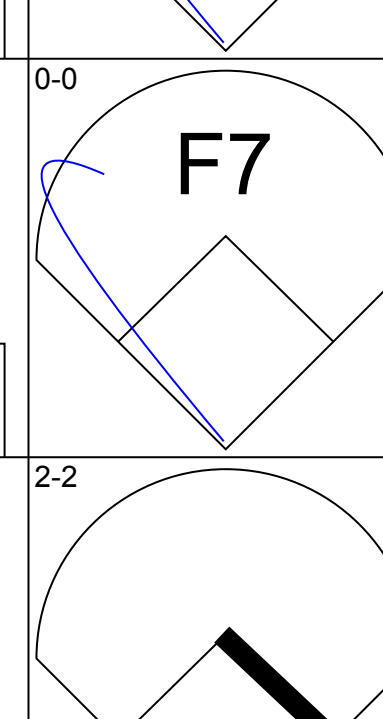
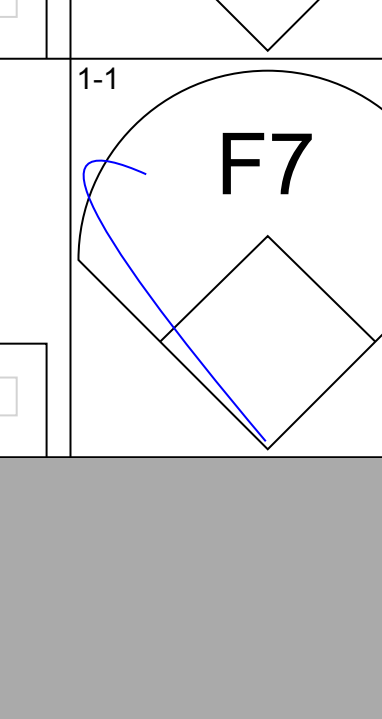

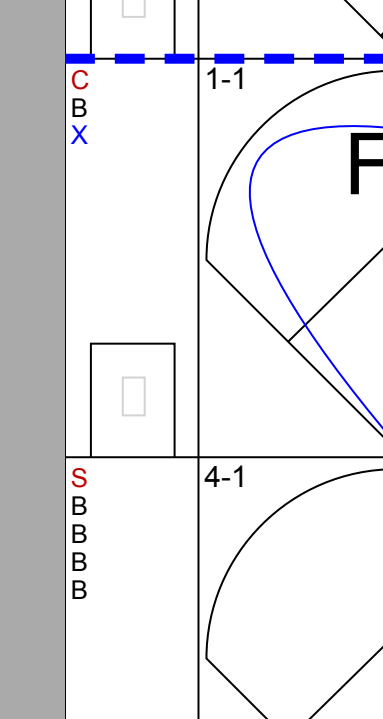
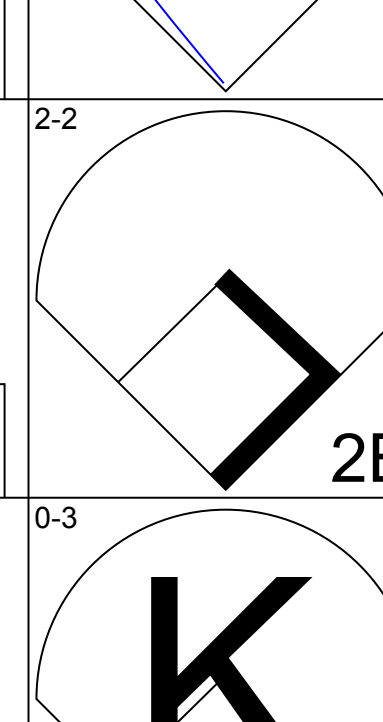
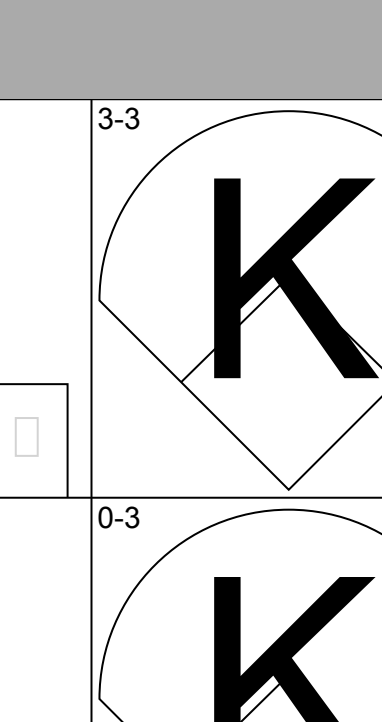
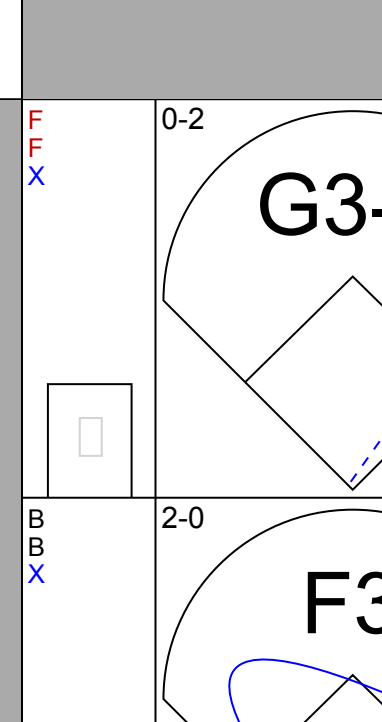
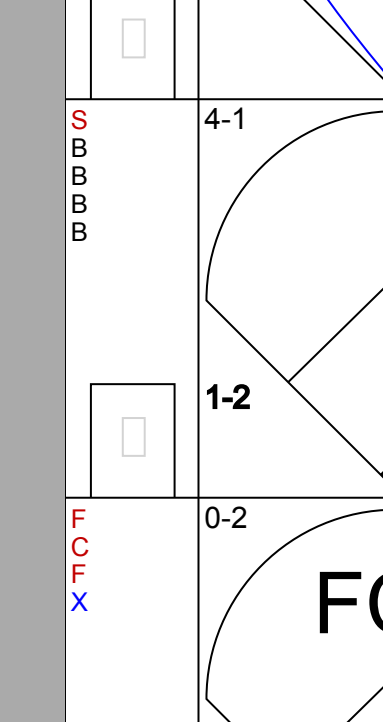
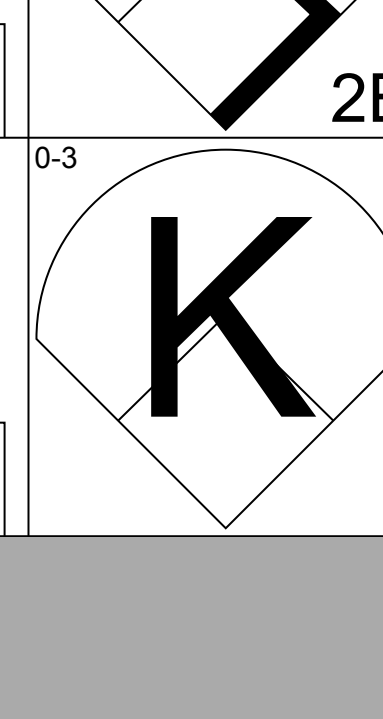
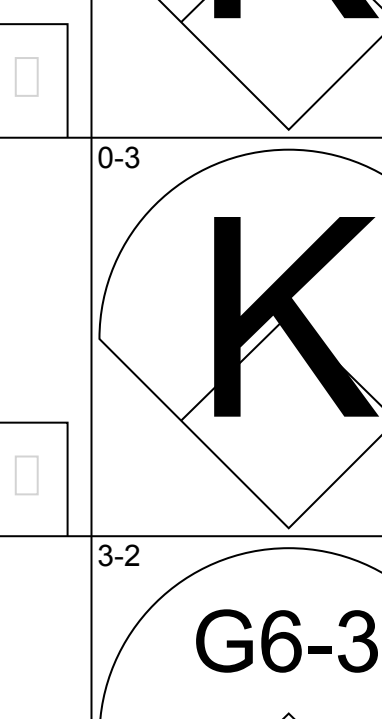
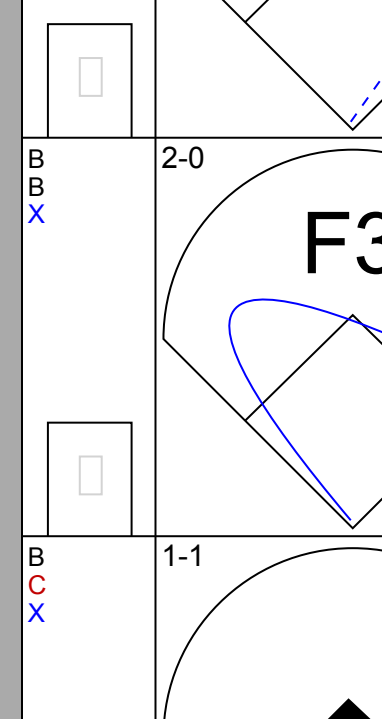
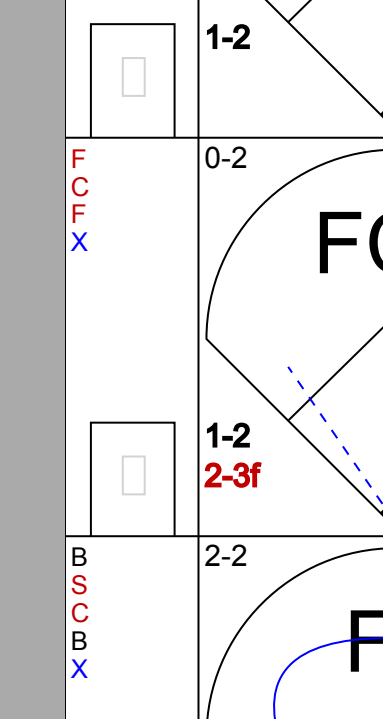
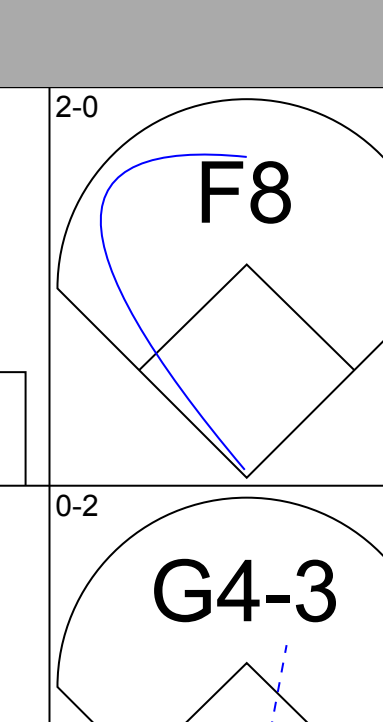
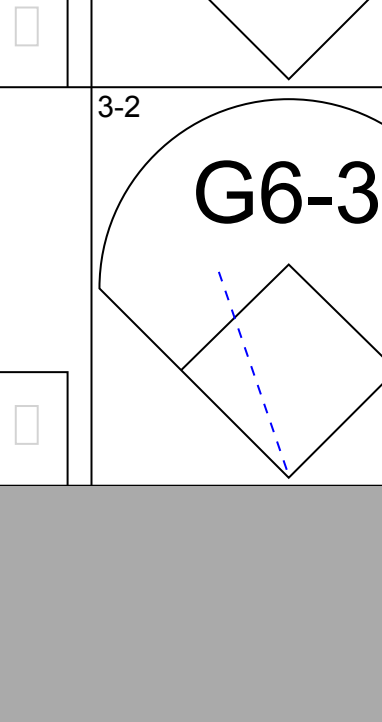
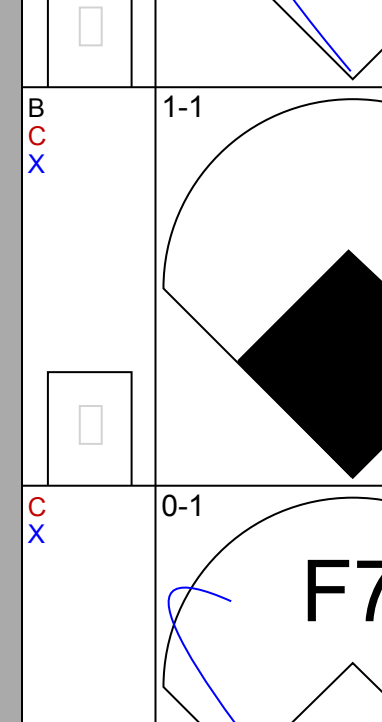
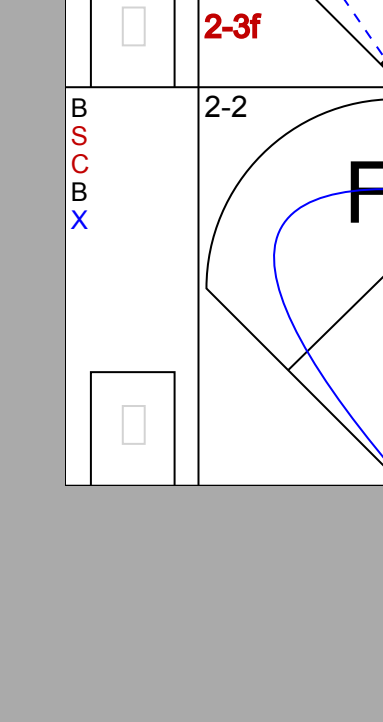
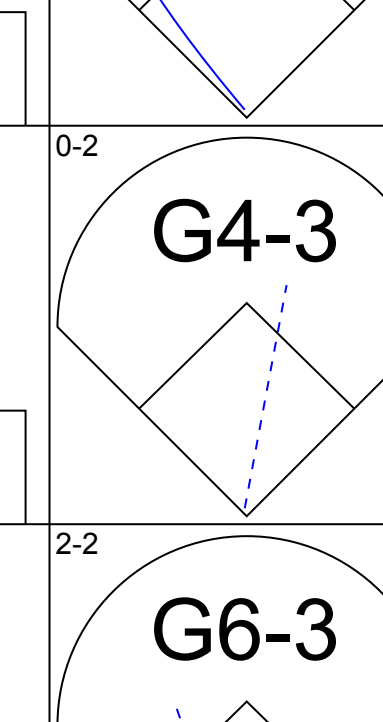
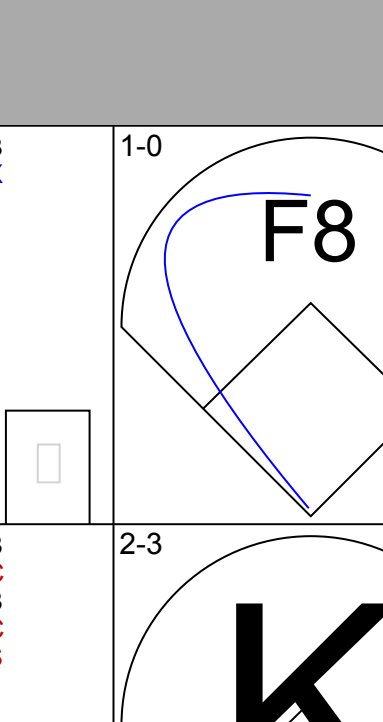
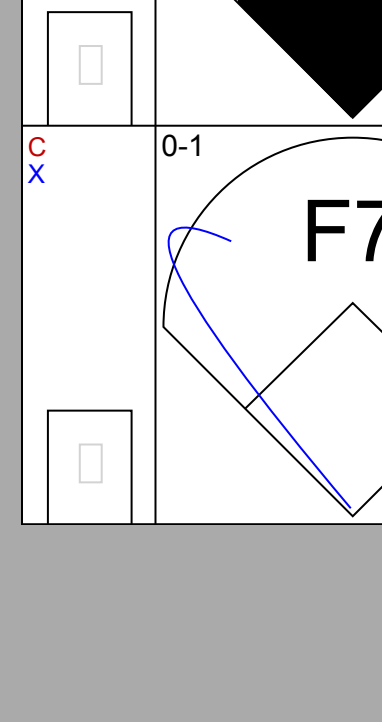
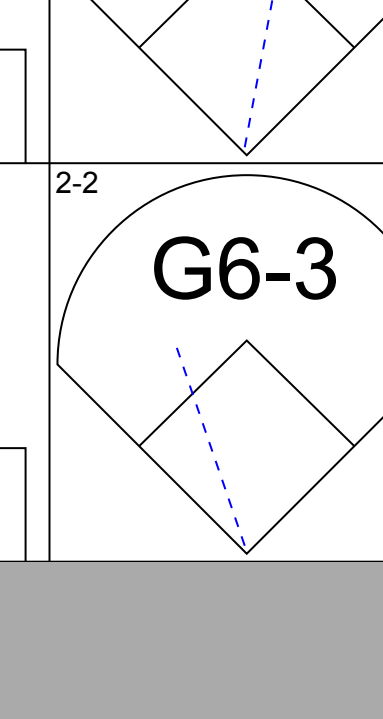
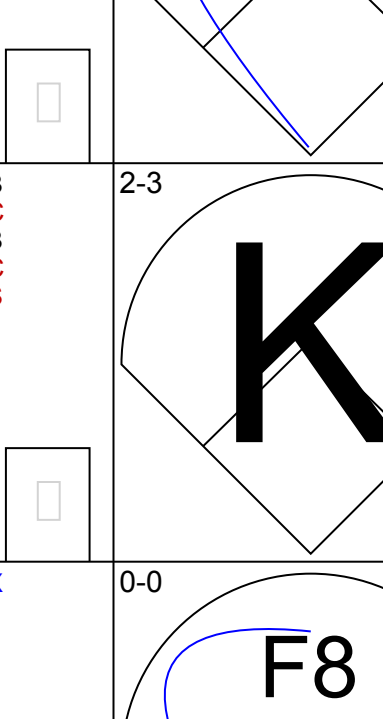
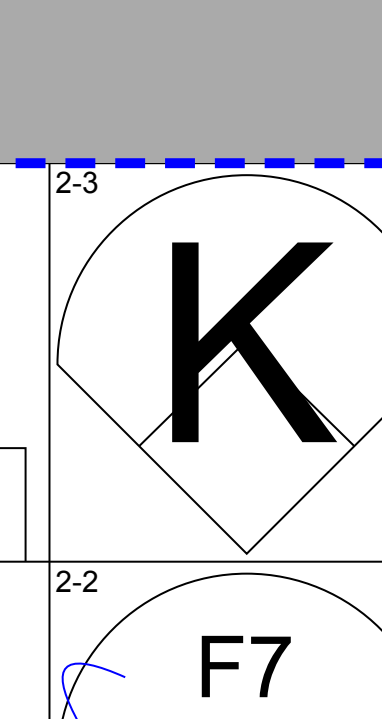
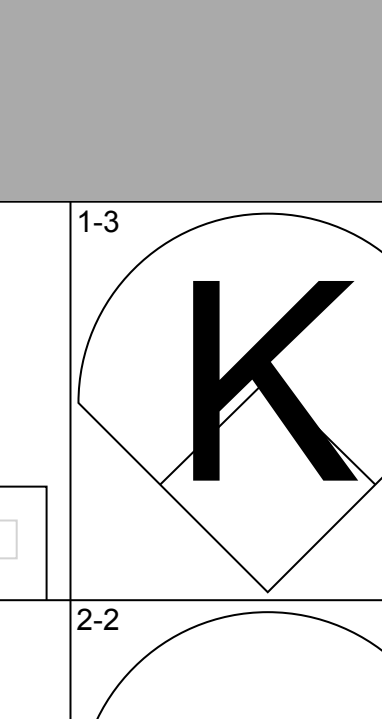
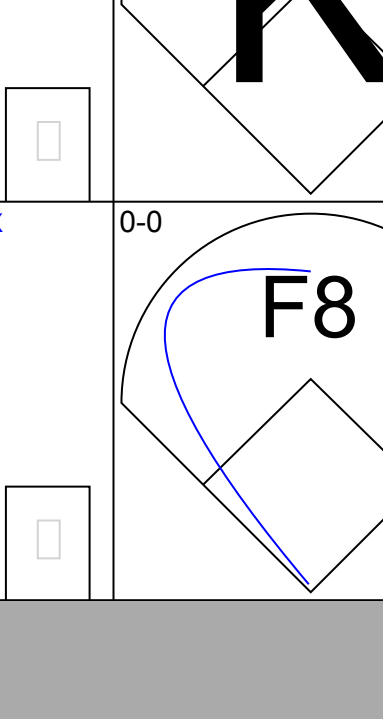
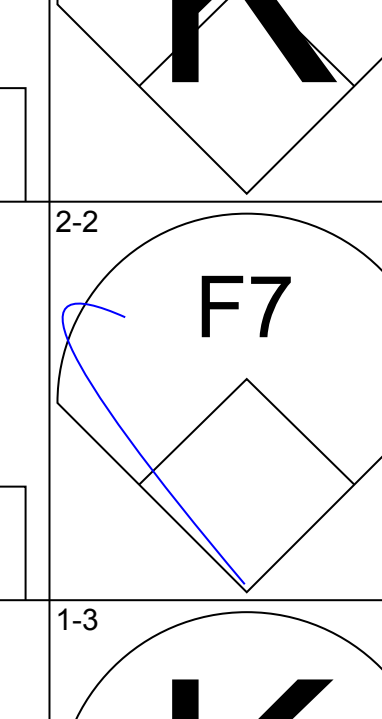
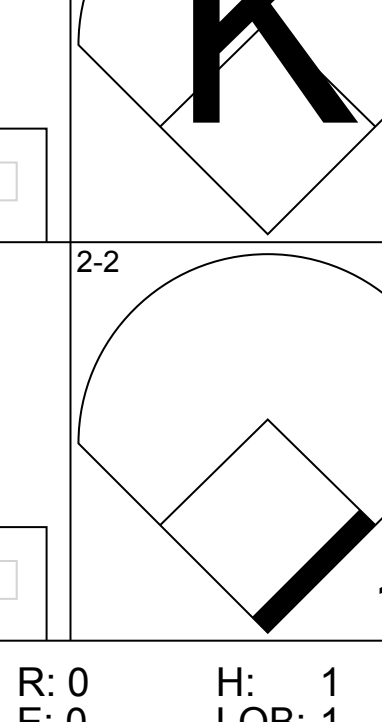
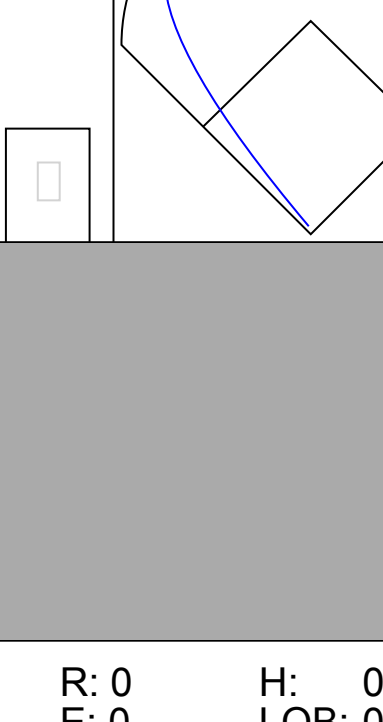
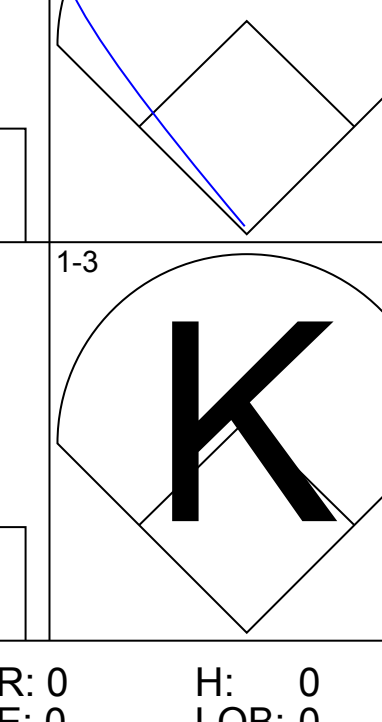
Batter	1	2	3	4	5	6	7	8	9	AB	R	H	RBI	BB	SO	LOB	TOP			
Mark McLemore, S OBP: 0.350, SLG: 0.300 (1, 4)										3	2	1	0	2	1	0				
Al Martin, L OBP: 0.341, SLG: 0.458 Brian Leshar, R (7, PH) OBP: 1.000, SLG: 2.500 (7, 3)										3	0	0	0	0	1	0				
Alex Rodriguez, R OBP: 0.434, SLG: 0.613 (1, 6)										3	0	0	0	2	1	2				
Edgar Martinez, R OBP: 0.419, SLG: 0.605 (1, 10)										4	1	2	1	0	1	3				
Jay Buhner, R OBP: 0.378, SLG: 0.535 Charles Gipson, R OBP: 0.370, SLG: 0.333 (8, 9)										3	0	1	0	1	1	1				
Carlos Guillen, S OBP: 0.333, SLG: 0.390 (1, 5)										4	0	0	0	0	0	5				
Mike Cameron, R OBP: 0.352, SLG: 0.432 (1, 8)										3	0	0	0	0	2	4				
Joe Oliver, R OBP: 0.315, SLG: 0.506 Rickey Henderson, R OBP: 0.375, SLG: 0.310 Dan Wilson, R OBP: 0.350, SLG: 0.338 (9, 2)										4	0	1	0	0	1	2				
David Bell, R OBP: 0.303, SLG: 0.344 Raul Ibanez, L OBP: 0.288, SLG: 0.312 (7, 7)										3	0	0	0	0	0	2				
Inning Stats	R: 0 E: 0 K: 1 S: 10	H: 0 LOB: 1 BB: 1 P: 17	R: 0 E: 0 K: 0 S: 7	H: 1 LOB: 2 BB: 0 P: 12	R: 0 E: 0 K: 1 S: 7	H: 0 LOB: 0 BB: 0 P: 12	R: 0 E: 0 K: 0 S: 7	H: 1 LOB: 1 BB: 0 P: 10	R: 0 E: 0 K: 1 S: 11	H: 0 LOB: 0 BB: 1 P: 21	R: 1 E: 0 K: 0 S: 11	H: 2 LOB: 1 BB: 0 P: 18	R: 1 E: 0 K: 2 S: 11	H: 1 LOB: 0 BB: 0 P: 17	R: 2 E: 0 K: 3 S: 20	H: 2 LOB: 2 BB: 1 P: 27	1B: 4 2B: 1 3B: 1 HR: 1	SF: 0 SAC: 0 DP: 0 HBP: 2	WP: 0 PB: 0 SB: 1 CS: 1	PA: 41
PITCHER	IP	WLS	BF	H	R	ER	SO	BB	IBB	HBP	BLK	WP	HR	S	P	ERA	WHIP			
Ramon Martinez, R ERA: 5.83 Hippolito Pichardo, R ERA: 3.15 Rheal Cormier, L ERA: 4.02 Rich Garces, R ERA: 3.26 49 Tim Wakefield, R ERA: 5.57	5.1		23	2	0	0	3	4	0	2	0	0	0	48	90	0.00	1.125			
	1.1		5	1	1	1	1	0	0	0	0	0	0	11	15	6.75	0.750			
	0.0		1	1	0	0	0	0	0	0	0	0	0	3	6	∞	∞			
	1.2	L	9	3	3	3	3	1	0	0	0	0	1	27	41	16.20	2.400			
	0.2		2	0	0	0	2	0	0	0	0	0	0	6	6	0.00	0.000			

Seattle Mariners @ Boston Red Sox
Fenway Park, Boston, MA
Sat Sep 02 2000, 1:15 PM EDT
Att: 31,830 - Overcast - 56 F

livebaseballscorecards.com

AB 33
R 4
H 7
RBI 4
BB 5
SO 9
LOB 20




Batter	1	2	3	4	5	6	7	8	9	AB	R	H	RBI	BB	SO	LOB	BOTTOM					
Trot Nixon, L OBP: 0.368, SLG: 0.466 (1, 9)										3	0	0	0	1	1	1						
Nomar Garciaparra, R OBP: 0.432, SLG: 0.599 (1, 6)										4	0	0	0	0	1	2						
Carl Everett, S OBP: 0.385, SLG: 0.618 (1, 8)										3	0	1	0	1	1	0						
Dante Bichette, R OBP: 0.351, SLG: 0.463 (1, 10)										4	0	0	0	0	2	3						
Troy O'Leary, L OBP: 0.333, SLG: 0.413 (1, 7)										4	1	1	1	0	0	2						
Jason Varitek, S OBP: 0.358, SLG: 0.414 (1, 2)										3	0	0	0	0	0	0						
Manny Alexander, R OBP: 0.240, SLG: 0.299 Midge Cummings, L OBP: 0.327, SLG: 0.396 Bernard Gilkey, R OBP: 0.262, SLG: 0.293 Jose Offerman, S OBP: 0.333, SLG: 0.318 (9, 4)										2	0	0	0	0	1	0						
Rico Brogna, L OBP: 0.288, SLG: 0.369 Izzy Alcantara, R OBP: 0.325, SLG: 0.474 (9, 3)										2	0	0	0	0	1	0						
Mike Lansing, R OBP: 0.301, SLG: 0.375 (9, 5)										3	0	1	0	0	1	0						
Inning Stats	R: 0 E: 0 K: 1 S: 10	H: 1 LOB: 0 BB: 0 P: 12	R: 0 E: 0 K: 0 S: 7	H: 0 LOB: 0 BB: 0 P: 11	R: 0 E: 0 K: 2 S: 12	H: 1 LOB: 1 BB: 0 P: 17	R: 0 E: 0 K: 2 S: 9	H: 0 LOB: 0 BB: 0 P: 15	R: 0 E: 0 K: 1 S: 5	H: 0 LOB: 0 BB: 0 P: 8	R: 0 E: 0 K: 1 S: 8	H: 0 LOB: 0 BB: 0 P: 10	R: 1 E: 0 K: 0 S: 8	H: 1 LOB: 0 BB: 0 P: 11	R: 0 E: 0 K: 2 S: 9	H: 0 LOB: 0 BB: 0 P: 14	R: 0 E: 0 K: 0 S: 15	H: 0 LOB: 2 BB: 2 P: 26	1B: 1 2B: 1 3B: 0 HR: 1	SF: 0 SAC: 0 DP: 0 HBP: 0	WP: 0 PB: 0 SB: 0 CS: 0	PA: 32
PITCHER	IP	WLS	BF	H	R	ER	SO	BB	IBB	HBP	BLK	WP	HR	S	P	ERA	WHIP					
Freddy Garcia, R ERA: 4.11 Arthur Rhodes, L ERA: 4.4 Kazuhiro Sasaki, R ERA: 3.68	7.0		24	3	1	1	7	0	0	0	0	0	0	14	23	0.00	1.000					
	1.0	H	4	0	0	0	2	1	0	0	0	0	0	10	17	0.00	1.000					
	1.0	S	4	0	0	0	0	1	0	0	0	0	0	10	17	0.00	1.000					

Seattle Mariners @ Boston Red Sox
Fenway Park, Boston, MA
Sat Sep 02 2000, 1:15 PM EDT
Att: 31,830 - Overcast - 56 F

livebaseballscorecards.com

AB 30
R 1
H 3
RBI 1
BB 2
SO 9
LOB 8



Batter	1	2	3	4	5	6	7	8	9	AB	R	H	RBI	BB	SO	LOB	TOP					
Rickey Henderson, R OBP: 0.371, SLG: 0.305 Raul Ibanez, L OBP: 0.288, SLG: 0.312	L5	F9-6-4		P6			G6-4-3 BB		G5-3	4	0	0	0	1	0	2						
Mark McLemore, S OBP: 0.352, SLG: 0.308	BB 1B G3 BB				G4-3		B2		F8	4	1	0	0	1	1	2						
Alex Rodriguez, R OBP: 0.434, SLG: 0.613	G3 BB 1B			G6-4-3 BB	G3-1		G6-4-3 1-2			3	0	1	0	1	0	1						
Edgar Martinez, R OBP: 0.420, SLG: 0.601 Al Martin, L OBP: 0.358, SLG: 0.454	G3 BB			G6-4-3 1-2			2B		SH1-4 E SF8 1B	3	0	2	0	1	0	1						
John Olerud, L OBP: 0.397, SLG: 0.440	G3			2B 1B			BB		E3 SH1-4	3	1	1	1	1	0	3						
Jay Buhner, R OBP: 0.378, SLG: 0.534 Charles Gipson, R OBP: 0.370, SLG: 0.333	G5-3			2B	G6-3		G6-3		SH1-4 1-2 2-3	3	0	1	1	0	0	4						
Mike Cameron, R OBP: 0.352, SLG: 0.437		1B BB		F8			F9		SF8	2	1	0	1	1	0	1						
Joe Oliver, R OBP: 0.306, SLG: 0.488		F9-6-4 1B 1B		P6			G3		L5	4	0	1	0	0	0	2						
David Bell, R OBP: 0.302, SLG: 0.343				F7			G6-3			4	0	1	1	0	1	0						
Inning Stats	R: 1 E: 0 K: 0 S: 9	H: 1 LOB: 2 BB: 2 P: 18	R: 1 E: 0 K: 1 S: 10	H: 2 LOB: 1 BB: 1 P: 16	R: 1 E: 0 K: 0 S: 13	H: 2 LOB: 1 BB: 1 P: 24	R: 0 E: 0 K: 0 S: 9	H: 0 LOB: 0 BB: 0 P: 14	R: 0 E: 0 K: 0 S: 10	H: 1 LOB: 2 BB: 1 P: 20	R: 0 E: 0 K: 0 S: 5	H: 0 LOB: 0 BB: 0 P: 5	R: 0 E: 0 K: 0 S: 5	H: 0 LOB: 0 BB: 1 P: 11	R: 1 E: 1 K: 0 S: 13	H: 1 LOB: 2 BB: 0 P: 21	R: 0 E: 0 K: 1 S: 9	H: 0 LOB: 0 BB: 0 P: 14	1B: 5 2B: 3 3B: 0 HR: 0	SF: 1 SAC: 1 DP: 3 HBP: 0	WP: 0 PB: 0 SB: 0 CS: 0	PA: 38
PITCHER	IP	WLS	BF	H	R	ER	SO	BB	IBB	HBP	BLK	WP	HR	S	P	ERA	WHIP					
Chris Carpenter, R ERA: 6.62 Kelvin Escobar, R ERA: 5.25	(1, 1) (8, 1)	7.0 2.0	L 8	6 1	3 1	3 0	1 1	6 0	0 0	0 0	0 0	0 0	0 0	60 22	108 35	3.86 0.00	1.714 0.500					

Seattle Mariners @ Toronto Blue Jays
SkyDome, Toronto, ON
Tue Sep 05 2000, 7:05 PM EDT
Att: 21,128 - Dome - 72 F

AB 30
R 4
H 7
RBI 4
BB 6
SO 2
LOB 16



Batter	1	2	3	4	5	6	7	8	9	AB	R	H	RBI	BB	SO	LOB	BOTTOM					
Shannon Stewart, R OBP: 0.381, SLG: 0.548	K	P4			G1-3	F8			G5-3	5	0	0	0	0	1	3						
Alex Gonzalez, R OBP: 0.314, SLG: 0.407	G5-3			G4-1	G4-3 1B 2B		K			4	1	1	0	0	1	0						
Dave Martinez, L OBP: 0.353, SLG: 0.384	F8			G6-3	G4-3		F7			4	0	0	0	0	0	1						
Carlos Delgado, L OBP: 0.480, SLG: 0.707		1B WP 1B BB		1B	1B IBB		G3			2	1	1	0	2	0	0						
Brad Fullmer, L OBP: 0.343, SLG: 0.558	F8			1B	1B		G6-3		G6-3	4	0	2	1	0	0	1						
Tony Batista, R OBP: 0.316, SLG: 0.539	1B BB			G5-3	F7		G1-3		G1-3	3	1	0	0	1	0	4						
Darrin Fletcher, L OBP: 0.345, SLG: 0.509	K			G3-1			P5		G6-3	4	0	0	0	0	1	2						
José Cruz Jr., S OBP: 0.325, SLG: 0.467	1B 1B			F7			S HBP		F7	3	0	1	0	0	0	0						
Mickey Morandini, L OBP: 0.333, SLG: 0.322	1B			K			K		G4-3	4	0	1	2	0	2	1						
Inning Stats	R: 0 E: 0 K: 1 S: 9	H: 0 LOB: 0 BB: 0 P: 15	R: 2 E: 0 K: 1 S: 15	H: 2 LOB: 2 BB: 2 P: 27	R: 0 E: 0 K: 0 S: 13	H: 2 LOB: 0 BB: 0 P: 21	R: 0 E: 0 K: 1 S: 7	H: 0 LOB: 0 BB: 0 P: 10	R: 1 E: 0 K: 0 S: 8	H: 2 LOB: 2 BB: 1 P: 17	R: 0 E: 0 K: 1 S: 6	H: 0 LOB: 0 BB: 0 P: 9	R: 0 E: 0 K: 1 S: 7	H: 0 LOB: 0 BB: 0 P: 9	R: 0 E: 0 K: 0 S: 6	H: 0 LOB: 0 BB: 0 P: 11	R: 0 E: 0 K: 0 S: 5	H: 0 LOB: 0 BB: 0 P: 6	1B: 5 2B: 1 3B: 0 HR: 0	SF: 0 SAC: 0 DP: 0 HBP: 1	WP: 1 PB: 0 SB: 1 CS: 0	PA: 37
PITCHER	IP	WLS	BF	H	R	ER	SO	BB	IBB	HBP	BLK	WP	HR	S	P	ERA	WHIP					
Aaron Sele, R ERA: 4.93 Arthur Rhodes, L ERA: 4.27 Kazuhiko Sasaki, R ERA: 3.61	(1, 1) (7, 1) (9, 1)	6.1 1.2 1.0	W 5 S	29 0 3	3 0 0	3 0 0	0 0 0	2 0 0	1 0 0	1 0 0	0 0 0	0 0 0	0 0 0	0 10 5	61 16 6	4.26 0.00 0.00	1.263 0.000 0.000					

Seattle Mariners @ Toronto Blue Jays
SkyDome, Toronto, ON
Tue Sep 05 2000, 7:05 PM EDT
Att: 21,128 - Dome - 72 F

AB 33
R 3
H 6
RBI 3
BB 3
SO 5
LOB 12



Batter	1	2	3	4	5	6	7	8	9	AB	R	H	RBI	BB	SO	LOB	TOP			
Mark McLemore, S (1,4) X OBP: 0.351, SLG: 0.305	0-0 F8		4-2 HR BB		2-1 G4-3		0-1 F8		0-1 G5-3	4	1	0	0	1	0	2				
Stan Javier, S (1,7) X OBP: 0.351, SLG: 0.397	0-0 G3-1		0-1 P5		2-1 2B		0-2 L3			4	0	1	0	0	0	2				
Alex Rodriguez, R (1,6) B B B OBP: 0.436, SLG: 0.619	4-0 BB		0-1 HR		4-1 BB			1-2 F9		2	1	1	2	2	0	0				
Edgar Martinez, R (1,10) C B B B B OBP: 0.419, SLG: 0.597	3-2 G5-3		4-1 BB		2-2 F8			0-1 F7		3	0	0	0	1	0	3				
John Olerud, L (1,3) B C C X OBP: 0.397, SLG: 0.441		2-1 FC5-4 1B		0-0 G4-3				2-2 F7		4	0	2	0	0	0	1				
Jay Buhner, R (1,9) S C B B B OBP: 0.377, SLG: 0.540		1-2 FC5-4 HBP 1-2		3-3 K				0-0 FC4-6 1-2		4	1	1	1	0	1	2				
Mike Cameron, R (1,8) H C C C C OBP: 0.351, SLG: 0.434		2-2 G5-4-3 HBP		0-0 F9				1-1 F7		3	0	0	0	0	0	1				
Joe Oliver, R (1,2) B B B OBP: 0.301, SLG: 0.479		1-1 G5-4-3		1-1 G4-3				2-2 F8		3	0	0	0	0	0	3				
Carlos Guillen, S (9, PH) S C C C C OBP: 0.323, SLG: 0.377		1-2 G5-4-3								1	0	0	0	0	1	0				
David Bell, R (1,5) C X OBP: 0.303, SLG: 0.341			0-1 G6-3		0-2 G5-3			1-2 L3 HBP		2	0	0	0	0	0	0				
Al Martin, L (9, PH) C X OBP: 0.340, SLG: 0.455										1	0	1	0	0	0	0				
Inning Stats	R: 0 E: 0 K: 0 S: 5	H: 0 LOB: 1 BB: 1 P: 12	R: 0 E: 0 K: 0 S: 11	H: 1 LOB: 1 BB: 0 P: 17	R: 2 E: 0 K: 0 S: 10	H: 1 LOB: 1 BB: 2 P: 18	R: 0 E: 0 K: 1 S: 6	H: 0 LOB: 0 BB: 0 P: 10	R: 0 E: 0 K: 0 S: 12	H: 1 LOB: 2 BB: 1 P: 22	R: 0 E: 0 K: 0 S: 10	H: 0 LOB: 0 BB: 0 P: 11	R: 0 E: 0 K: 0 S: 9	H: 0 LOB: 0 BB: 0 P: 12	R: 1 E: 0 K: 1 S: 11	H: 2 LOB: 1 BB: 0 P: 14	1B: 3 2B: 2 3B: 0 HR: 2	SF: 0 SAC: 0 DP: 2 HBP: 2	WP: 0 PB: 0 SB: 0 CS: 0	PA: 37
PITCHER	IP WLS BF H R ER SO BB IBB HBP BLK WP HR S P ERA WHIP																			
Joey Hamilton, R (1,1) ERA: 2.42	7.0 W 29 4 2 2 1 4 0 0 2 0 0 1 61 100 2.57 1.143																			
John Frascatore, R (8,1) ERA: 5.4	2.0 8 2 1 1 1 0 0 0 0 0 0 1 20 26 4.50 1.000																			

Seattle Mariners @ Toronto Blue Jays
SkyDome, Toronto, ON
Wed Sep 06 2000, 7:05 PM EDT
Att: 17,055 - Dome - 72 F

AB 31
R 3
H 6
RBI 3
BB 4
SO 2
LOB 14



Batter	1	2	3	4	5	6	7	8	9	AB	R	H	RBI	BB	SO	LOB	BOTTOM			
Shannon Stewart, R (1,7) X OBP: 0.381, SLG: 0.548	0-0 P6		1-0 G5-3	4-0 HBP 2B IBB		0-0 1B 2B		2-0 F9		4	2	1	0	1	0	0				
Alex Gonzalez, R (1,6) S B B B B OBP: 0.316, SLG: 0.406	4-1 BB		0-1 G1-3 1B	2-3 K		0-0 L4				3	0	1	0	1	1	4				
Chad Mottola, R (1,9) C X OBP: 0.750, SLG: 0.667	0-1 L8		0-0 G1-3 1B	1-0 2B HBP		3-2 G4-6-3 2H 1B				3	1	2	2	0	0	1				
Carlos Delgado, L (1,3) S C C C C OBP: 0.479, SLG: 0.706	0-3 K		1-0 G1-3	0-1 2B		3-1 G4-6-3 1-2				4	0	1	3	0	1	4				
Tony Batista, R (1,5) S B B B B OBP: 0.318, SLG: 0.538		3-2 FC5-4 SF9 1B	2-2 G1-3	1-3 K			3-1 FC6-4 1B			4	1	2	0	0	1	3				
Todd Greene, R (1,10) B B B B B OBP: 0.304, SLG: 0.422		3-1 E5 FC5-4		0-0 F7	1-3 K		1-2 FC6-4 G6-4-3 1-2			4	0	0	0	0	1	2				
José Cruz Jr., S (1,8) C B B B B OBP: 0.327, SLG: 0.470		1-2 FC5-4 1-2 2-3		0-0 1B 2B 1B			1-0 G6-4-3 1-2			4	1	2	0	0	0	3				
Darrin Fletcher, L (1,2) X OBP: 0.346, SLG: 0.510		0-0 SF9		2-2 2B HBP 1B			0-1 F3		1-1 G4-6-3 1B	3	1	2	1	0	0	1				
Craig Grebeck, R (1,4) C B B B B OBP: 0.360, SLG: 0.409		3-H G4-3		0-0 HBP 2B 2B			3-1 F9		2-2 G4-6-3 1-2	4	1	1	1	0	0	3				
Inning Stats	R: 0 E: 0 K: 1 S: 7	H: 0 LOB: 1 BB: 1 P: 11	R: 1 E: 1 K: 0 S: 16	H: 1 LOB: 0 BB: 0 P: 24	R: 0 E: 0 K: 0 S: 10	H: 2 LOB: 2 BB: 0 P: 14	R: 5 E: 0 K: 2 S: 14	H: 4 LOB: 1 BB: 1 P: 24	R: 0 E: 0 K: 1 S: 8	H: 1 LOB: 0 BB: 0 P: 13	R: 1 E: 0 K: 0 S: 8	H: 2 LOB: 0 BB: 0 P: 14	R: 0 E: 0 K: 0 S: 6	H: 1 LOB: 0 BB: 0 P: 11	R: 0 E: 0 K: 0 S: 6	H: 1 LOB: 0 BB: 0 P: 11	1B: 8 2B: 4 3B: 0 HR: 0	SF: 1 SAC: 0 DP: 3 HBP: 1	WP: 0 PB: 0 SB: 0 CS: 0	PA: 37
PITCHER	IP WLS BF H R ER SO BB IBB HBP BLK WP HR S P ERA WHIP																			
John Halama, L (1,1) ERA: 6.19	3.1 L 18 6 4 3 3 1 0 0 0 0 0 0 39 57 8.10 2.100																			
Brett Tomko, R (4,1) ERA: 4.85	2.2 13 4 3 3 3 0 1 1 0 0 0 0 24 43 10.12 1.500																			
Frankie Rodriguez, R (7,1) ERA: 6.75	2.0 6 2 0 0 0 0 0 0 0 0 0 0 12 22 0.00 1.000																			

Seattle Mariners @ Toronto Blue Jays
SkyDome, Toronto, ON
Wed Sep 06 2000, 7:05 PM EDT
Att: 17,055 - Dome - 72 F

AB 33
R 7
H 12
RBI 7
BB 2
SO 4
LOB 21



Batter	1	2	3	4	5	6	7	8	9	AB	R	H	RBI	BB	SO	LOB	TOP										
Rickey Henderson, R OBP: 0.373, SLG: 0.309 Raul Ibanez, L OBP: 0.288, SLG: 0.312	0-1 G5-4-3 1B		1-1 F9		0-0 2B		1-0 P5		4-2 G6-3 E 2B BB	4	1	2	1	1	0	0											
Al Martin, L OBP: 0.339, SLG: 0.460 Charles Gipson, R OBP: 0.357, SLG: 0.320	0-3 K		1-0 G4-3		0-0 F8			0-1 HR	1-0 E5 G6-3 2B	4	1	1	1	0	1	2											
Alex Rodriguez, R OBP: 0.434, SLG: 0.616	2-1 G5-4-3			2-2 L5	2-1 L7			1-2 G4-3 2B	3-2 G6-3	5	0	1	1	0	0	4											
Edgar Martinez, R OBP: 0.417, SLG: 0.595 Brian Leshar, R OBP: 1.000, SLG: 2.500		1-2 G6-3		2-2 F3		1-2 G1-3		2-0 G4-3	2-1 2B	5	0	1	2	0	0	1											
John Olerud, L OBP: 0.399, SLG: 0.441		1-0 1B		1-1 G3-1		0-1 1B		4-0 G6-4-3 IBB	0-1 G6-3	4	0	2	0	1	0	1											
Mike Cameron, R OBP: 0.352, SLG: 0.437		3-2 1B			1-2 SH1-4 2B	1-3 K		3-1 G6-4-3		4	1	2	0	0	1	3											
Carlos Guillen, S OBP: 0.326, SLG: 0.380		0-1 F5			4-1 SH1-4 2B	3-2 G4-3			2-2 1B 2B	3	2	1	0	1	0	3											
Dan Wilson, R OBP: 0.292, SLG: 0.328		1-3 K			1-1 SH1-4		1-2 F9		1-3 K	3	0	0	0	0	2	3											
Mark McLemore, S OBP: 0.352, SLG: 0.309			3-2 F8		1-1 2B	3-2 G3-1			2-0 E G6-3 1B	4	2	2	3	0	0	0											
Inning Stats	R: 0 E: 0 K: 1 S: 7	H: 1 LOB: 0 BB: 0 P: 9	R: 0 E: 0 K: 1 S: 14	H: 2 LOB: 2 BB: 0 P: 20	R: 0 E: 0 K: 0 S: 7	H: 0 LOB: 0 BB: 0 P: 12	R: 0 E: 0 K: 0 S: 8	H: 0 LOB: 0 BB: 0 P: 13	R: 3 E: 0 K: 0 S: 12	H: 3 LOB: 1 BB: 1 P: 21	R: 0 E: 0 K: 1 S: 15	H: 1 LOB: 0 BB: 0 P: 20	R: 0 E: 0 K: 0 S: 8	H: 0 LOB: 0 BB: 0 P: 13	R: 1 E: 0 K: 0 S: 9	H: 2 LOB: 1 BB: 1 P: 19	R: 4 E: 1 K: 1 S: 20	H: 3 LOB: 1 BB: 1 P: 35	1B: 5 2B: 6 3B: 0 HR: 1	SF: 0 SAC: 1 DP: 2 HBP: 0	WP: 0 PB: 0 SB: 0 CS: 0	PA: 41					
PITCHER	IP	WLS	BF	H	R	ER	SO	BB	IBB	HBP	BLK	WP	HR	S	P	ERA	WHIP										
Steve Trachsel, R ERA: 4.72	7.0	L	30	9	4	4	3	1	0	0	0	0	1	77	115	5.14	1.429										
Paul Quantrill, R ERA: 4.96	1.0		3	0	0	0	0	0	1	0	0	0	0	3	12	0.00	0.000										
Billy Koch, R ERA: 2.71	0.2		7	3	4	1	1	1	0	0	0	0	0	18	33	13.50	6.000										
Mark Guthrie, L ERA: 4.74	0.1		1	0	0	0	0	0	0	0	0	0	0	2	2	0.00	0.000										

Seattle Mariners @ Toronto Blue Jays
SkyDome, Toronto, ON
Thu Sep 07 2000, 7:05 PM EDT
Att: 17,571 - Sunny - 76 F

AB 37
R 8
H 12
RBI 8
BB 3
SO 4
LOB 19





Batter	1	2	3	4	5	6	7	8	9	AB	R	H	RBI	BB	SO	LOB	BOTTOM										
Shannon Stewart, R OBP: 0.379, SLG: 0.543	0-0 F9		3-3 K		2-1 G5-3			0-1 F9		4	0	0	0	0	1	2											
Alex Gonzalez, R OBP: 0.313, SLG: 0.403	1-0 G5-3		0-3 K			1-3 K		1-3 K		4	0	0	0	0	3	1											
Dave Martinez, L OBP: 0.350, SLG: 0.380	1-2 P4		0-0 FC5			0-1 G4-3		2-1 G4-3		4	0	0	0	0	0	1											
Carlos Delgado, L OBP: 0.479, SLG: 0.703		4-1 BB BB		3-0 G4-3		4-0 BB			1-2 G5-3	2	0	0	0	2	0	0											
Brad Fullmer, L OBP: 0.341, SLG: 0.553		1-2 F8		3-2 G4-3		2-0 G4-3			1-0 F7	4	0	0	0	0	0	2											
Tony Batista, R OBP: 0.319, SLG: 0.543		1-3 K		2-3 K			4-2 G6-4-3 BB		0-0 HR	3	1	1	1	1	2	1											
Darrin Fletcher, L OBP: 0.348, SLG: 0.509		4-0 BB			2-2 G4-6-3 1B		0-1 G6-4-3 1-2		0-2 G6-3	3	0	1	0	1	0	1											
José Cruz Jr., S OBP: 0.327, SLG: 0.468		2-2 F8			3-1 G4-6-3		4-0 S BB			2	0	0	0	1	0	3											
Mickey Morandini, L OBP: 0.336, SLG: 0.323			4-0 FC5 S BB		0-0 1B		2-2 P4			2	0	1	0	1	0	1											
Inning Stats	R: 0 E: 0 K: 0 S: 5	H: 0 LOB: 0 BB: 0 P: 7	R: 0 E: 0 K: 1 S: 10	H: 0 LOB: 2 BB: 2 P: 22	R: 0 E: 0 K: 2 S: 7	H: 0 LOB: 1 BB: 1 P: 14	R: 0 E: 0 K: 1 S: 10	H: 0 LOB: 0 BB: 0 P: 18	R: 0 E: 0 K: 0 S: 9	H: 2 LOB: 1 BB: 0 P: 16	R: 0 E: 0 K: 1 S: 6	H: 0 LOB: 1 BB: 1 P: 13	R: 0 E: 0 K: 0 S: 7	H: 0 LOB: 2 BB: 2 P: 17	R: 0 E: 0 K: 1 S: 7	H: 0 LOB: 0 BB: 0 P: 10	R: 1 E: 0 K: 0 S: 8	H: 1 LOB: 0 BB: 0 P: 10	1B: 2 2B: 0 3B: 0 HR: 1	SF: 0 SAC: 0 DP: 2 HBP: 0	WP: 0 PB: 0 SB: 2 CS: 0	PA: 34					
PITCHER	IP	WLS	BF	H	R	ER	SO	BB	IBB	HBP	BLK	WP	HR	S	P	ERA	WHIP										
Freddy Garcia, R ERA: 3.78	8.0	W	30	2	0	0	6	6	0	0	0	0	0	61	117	0.00	1.000										
Jose Paniagua, R ERA: 3.99	1.0		4	1	1	1	0	0	0	0	0	0	1	8	10	9.00	1.000										

Seattle Mariners @ Toronto Blue Jays
SkyDome, Toronto, ON
Thu Sep 07 2000, 7:05 PM EDT
Att: 17,571 - Sunny - 76 F

AB 28
R 1
H 3
RBI 1
BB 6
SO 6
LOB 12



Batter	1	2	3	4	5	6	7	8	9	AB	R	H	RBI	BB	SO	LOB	TOP											
Denny Hocking, S OBP: 0.374, SLG: 0.412	G4-3		1B S 1B	2B 2H		F7		BB		4	0	2	1	1	0	0	Minnesota Twins @ Seattle Mariners Safeco Field, Seattle, WA Fri Sep 08 2000, 7:05 PM PDT Att: 32,081 - Dome - 72 F											
Cristian Guzman, S OBP: 0.305, SLG: 0.406	G4-3		K	G4-3		G4-3		F8		5	0	0	0	0	1	3												
Matt Lawton, L OBP: 0.416, SLG: 0.476	K		1B					G4-3	P6	4	0	1	0	1	1	1												
Ron Coomer, R OBP: 0.326, SLG: 0.432		F4	F7						G4-3	5	0	1	0	0	0	3												
David Ortiz, L OBP: 0.381, SLG: 0.480		1B BB		1B 2B					G3-1	3	1	1	0	2	1	1												
Corey Koskie, L OBP: 0.393, SLG: 0.443	P3		K						K	5	0	1	0	0	2	3												
Tori Hunter, R OBP: 0.299, SLG: 0.371			2B 1B						P3	4	1	2	1	0	0	5												
Jacque Jones, L OBP: 0.308, SLG: 0.452	P6		2B 1B						K	4	1	1	1	0	2	5												
A.J. Pierzynski, L OBP: 0.298, SLG: 0.444			G3	F9					G4-3	4	1	1	1	0	0	1												
Inning Stats	R: 0 E: 0 K: 1 S: 7	H: 0 LOB: 0 BB: 0 P: 12	R: 0 E: 0 K: 0 S: 10	H: 1 LOB: 2 BB: 1 P: 18	R: 0 E: 0 K: 1 S: 12	H: 2 LOB: 2 BB: 0 P: 18	R: 3 E: 0 K: 1 S: 17	H: 4 LOB: 1 BB: 0 P: 26	R: 0 E: 0 K: 1 S: 10	H: 0 LOB: 0 BB: 1 P: 18	R: 1 E: 0 K: 1 S: 11	H: 1 LOB: 0 BB: 0 P: 16	R: 0 E: 0 K: 1 S: 11	H: 2 LOB: 3 BB: 1 P: 20	R: 0 E: 0 K: 0 S: 5	H: 0 LOB: 1 BB: 1 P: 11		R: 0 E: 0 K: 1 S: 6	H: 0 LOB: 0 BB: 0 P: 10	1B: 5 2B: 4 HR: 1	SF: 0 SAC: 0 DP: 0 HBP: 0	WP: 0 PB: 0 CS: 1	PA: 42					
PITCHER	IP	WLS	BF	H	R	ER	SO	BB	IBB	HBP	BLK	WP	HR	S	P	ERA	WHIP											
Paul Abbott, R ERA: 4.08	(1, 1)	6.0	L	29	8	4	4	5	2	0	0	0	0	1	67	108	6.00	1.667										
37 Robert Ramsay, L ERA: 3.77	(7, 1)	0.1		4	2	0	0	0	1	0	0	0	0	0	6	11	0.00	9.000										
Jose Mesa, R ERA: 5.06	(7, 1)	2.2		9	0	0	0	2	1	0	0	0	0	0	16	30	0.00	0.375										

Batter	1	2	3	4	5	6	7	8	9	AB	R	H	RBI	BB	SO	LOB	BOTTOM										
Stan Javier, S OBP: 0.347, SLG: 0.391	G3-1		G6-3							4	1	0	0	0	0	1	Minnesota Twins @ Seattle Mariners Safeco Field, Seattle, WA Fri Sep 08 2000, 7:05 PM PDT Att: 32,081 - Dome - 72 F										
Al Martin, L OBP: 0.340, SLG: 0.466	HR		S BB							3	1	1	1	1	0	1											
Alex Rodriguez, R OBP: 0.433, SLG: 0.615	F9		F7							4	0	1	1	0	0	1											
Edgar Martinez, R OBP: 0.416, SLG: 0.593	1B		F8							4	0	1	0	0	1	2											
John Olerud, L OBP: 0.398, SLG: 0.439	G3									4	0	1	0	0	0	1											
Carlos Guillen, S OBP: 0.322, SLG: 0.376		G4-3								3	0	0	0	0	0	1											
Raul Ibanez, L OBP: 0.286, SLG: 0.310										1	0	0	0	0	0	0											
Mike Cameron, R OBP: 0.351, SLG: 0.435		F7								4	0	1	0	0	0	0											
Joe Oliver, R OBP: 0.301, SLG: 0.473										2	0	0	0	1	1	1											
Mark McLemore, S OBP: 0.352, SLG: 0.310										3	0	1	0	0	0	1											
Inning Stats	R: 1 E: 0 K: 0 S: 13	H: 2 LOB: 1 BB: 0 P: 20	R: 0 E: 0 K: 0 S: 13	H: 0 LOB: 1 BB: 1 P: 23	R: 0 E: 0 K: 0 S: 9	H: 0 LOB: 1 BB: 1 P: 19	R: 0 E: 0 K: 0 S: 8	H: 1 LOB: 1 BB: 0 P: 13	R: 1 E: 0 K: 0 S: 9	H: 2 LOB: 0 BB: 0 P: 17	R: 0 E: 0 K: 0 S: 4	H: 1 LOB: 0 BB: 0 P: 6	R: 0 E: 0 K: 1 S: 7	H: 0 LOB: 0 BB: 0 P: 12	R: 0 E: 0 K: 1 S: 7	H: 0 LOB: 0 BB: 0 P: 9		R: 0 E: 0 K: 0 S: 7	H: 0 LOB: 0 BB: 0 P: 11	1B: 4 2B: 1 HR: 1	SF: 0 SAC: 0 DP: 1 HBP: 0	WP: 0 PB: 0 CS: 0	PA: 34				
PITCHER	IP	WLS	BF	H	R	ER	SO	BB	IBB	HBP	BLK	WP	HR	S	P	ERA	WHIP										
Matt Kinney, R ERA: 2.96	(1, 1)	6.0	W	25	6	2	2	0	2	0	0	0	0	14	21	0.00	1.333										
Bob Wells, R ERA: 3.27	(7, 1)	2.0	H	6	0	0	0	2	0	0	0	0	0	14	21	0.00	0.000										
LaTroy Hawkins, R ERA: 3.3	(9, 1)	1.0	S	3	0	0	0	0	0	0	0	0	0	7	11	0.00	0.000										

Batter	1	2	3	4	5	6	7	8	9	AB	R	H	RBI	BB	SO	LOB	TOP				
Cristian Guzman, S OBP: 0.308, SLG: 0.405	G5-3		G4-3 1B		FC6-4			L8		4	0	1	0	0	0	1					
Denny Hocking, S OBP: 0.372, SLG: 0.410	G6-3		G4-3			K				4	0	1	0	0	1	1					
Matt Lawton, L OBP: 0.413, SLG: 0.472	P4		F8			G4-3		F8		4	0	0	0	0	0	2					
Ron Coomer, R OBP: 0.325, SLG: 0.432		G3-1 2B		G1-3		F8			K	4	1	1	0	0	1	0					
David Ortiz, L OBP: 0.380, SLG: 0.480		G3-1		G3-1				G3-1 2B	G4-3	4	1	1	0	0	0	1					
Torii Hunter, R OBP: 0.298, SLG: 0.373		L5-4 2B		K				G3-1	F3	4	0	1	1	0	1	1					
Corey Koskie, L OBP: 0.392, SLG: 0.441					F9			G3		2	0	0	1	0	0	0					
Jason Maxwell, R OBP: 0.315, SLG: 0.354		L5-4			G1-3			G6-3		3	0	0	0	0	0	2					
Chad Moeller, R OBP: 0.270, SLG: 0.272			F8						K	2	0	0	0	1	1	0					
Inning Stats	R: 0 E: 0 K: 0 S: 5	H: 0 LOB: 0 BB: 0 P: 7	R: 1 E: 0 K: 0 S: 6	H: 2 LOB: 1 BB: 0 P: 13	R: 0 E: 0 K: 0 S: 8	H: 1 LOB: 1 BB: 0 P: 11	R: 0 E: 0 K: 1 S: 7	H: 0 LOB: 0 BB: 0 P: 10	R: 0 E: 0 K: 0 S: 7	H: 0 LOB: 0 BB: 0 P: 10	R: 1 E: 0 K: 0 S: 7	H: 1 LOB: 0 BB: 0 P: 9	R: 0 E: 0 K: 1 S: 17	H: 1 LOB: 1 BB: 0 P: 25	R: 0 E: 0 K: 1 S: 7	H: 0 LOB: 0 BB: 0 P: 10	1B: 2 2B: 4 3B: 0 HR: 0	SF: 0 SAC: 0 DP: 1 HBP: 1	WP: 0 PB: 0 CS: 0	PA: 33	
PITCHER	IP	WLS	BF	H	R	ER	SO	BB	IBB	HBP	BLK	WP	HR	S	P	ERA	WHIP				
Jamie Moyer, L ERA: 5.48	7.0	W	26	4	2	2	2	1	0	1	0	0	0	47	72	2.57	0.714				
Arthur Rhodes, L ERA: 4.2	1.0		4	1	0	0	1	0	0	0	0	0	0	17	25	0.00	1.000				
Jose Paniagua, R ERA: 3.53	1.0		3	0	0	0	1	0	0	0	0	0	0	7	10	0.00	0.000				

Minnesota Twins @ Seattle Mariners
Safeco Field, Seattle, WA
Sat Sep 09 2000, 6:05 PM PDT
Att: 43,249 - Dome - 72 F

AB	31
R	2
H	5
RBI	2
BB	1
SO	4
LOB	8



Batter	1	2	3	4	5	6	7	8	9	AB	R	H	RBI	BB	SO	LOB	BOTTOM				
Rickey Henderson, R OBP: 0.374, SLG: 0.312	K									3	1	1	0	1	1	0					
Raul Ibanez, L OBP: 0.286, SLG: 0.310		BB						F7		0	0	0	0	0	0	0					
Mike Cameron, R OBP: 0.353, SLG: 0.435	2B		F9							2	2	1	0	1	0	1					
Alex Rodriguez, R OBP: 0.435, SLG: 0.626	1B									3	3	3	4	0	0	0					
Edgar Martinez, R OBP: 0.417, SLG: 0.591	BB		F3							3	0	1	1	1	0	0					
John Olerud, L OBP: 0.397, SLG: 0.440	K		F8							4	0	1	2	0	1	1					
Jay Buhner, R OBP: 0.376, SLG: 0.535										3	0	0	0	1	2	2					
Charles Gipson, R OBP: 0.357, SLG: 0.320			G5-3							0	0	0	0	0	0	0					
David Bell, R OBP: 0.304, SLG: 0.345	L7									4	0	2	0	0	0	4					
Dan Wilson, R OBP: 0.291, SLG: 0.326		F8								4	0	1	0	0	1	2					
Mark McLemore, S OBP: 0.351, SLG: 0.308		G5-3								3	1	0	0	1	0	2					
Inning Stats	R: 2 E: 0 K: 2 S: 22	H: 3 LOB: 2 BB: 1 P: 38	R: 0 E: 0 K: 0 S: 10	H: 0 LOB: 1 BB: 1 P: 21	R: 1 E: 0 K: 0 S: 8	H: 1 LOB: 0 BB: 0 P: 15	R: 0 E: 0 K: 1 S: 6	H: 1 LOB: 0 BB: 0 P: 11	R: 1 E: 0 K: 0 S: 4	H: 1 LOB: 0 BB: 0 P: 4	R: 0 E: 0 K: 1 S: 8	H: 1 LOB: 1 BB: 0 P: 11	R: 3 E: 0 K: 1 S: 14	H: 2 LOB: 2 BB: 3 P: 35	R: 0 E: 0 K: 0 S: 8	H: 1 LOB: 0 BB: 0 P: 12	1B: 5 2B: 4 3B: 0 HR: 1	SF: 1 SAC: 2 DP: 2 HBP: 0	WP: 0 PB: 0 CS: 0	PA: 37	
PITCHER	IP	WLS	BF	H	R	ER	SO	BB	IBB	HBP	BLK	WP	HR	S	P	ERA	WHIP				
Mark Redman, L ERA: 4.76	5.0	L	22	6	4	4	3	2	0	0	0	0	0	50	89	7.20	1.600				
Hector Carrasco, R ERA: 4.25	1.1		9	2	3	3	1	3	0	0	0	0	0	17	36	20.25	3.750				
Eddie Guardado, L ERA: 3.61	0.2		3	1	0	0	1	0	0	0	0	0	0	5	10	0.00	1.500				
Jack Cressend, R ERA: 5.0	1.0		3	1	0	0	0	0	0	0	0	0	0	8	12	0.00	1.000				

Minnesota Twins @ Seattle Mariners
Safeco Field, Seattle, WA
Sat Sep 09 2000, 6:05 PM PDT
Att: 43,249 - Dome - 72 F

AB	29
R	7
H	10
RBI	7
BB	5
SO	5
LOB	12



Batter	1	2	3	4	5	6	7	8	9	AB	R	H	RBI	BB	SO	LOB	TOP					
Jay Canizaro, R (1, 4) OBP: 0.326, SLG: 0.405	2-1 SH1-3 1B		2-0 F8		2-3 K		2-3 K			4	0	1	0	0	2	4						
Cristian Guzman, S (1, 6) OBP: 0.307, SLG: 0.403	2-1 SH1-3		0-3 K			0-0 F8		1-1 F8		3	0	0	0	0	1	1						
Matt Lawton, L (1, 10) OBP: 0.410, SLG: 0.468	3-3 K		1-3 K			1-1 F8		3-2 L7		4	0	0	0	0	2	2						
David Ortiz, L (1, 3) OBP: 0.378, SLG: 0.476	4-2 BB			2-3 K		3-2 F7		1-0 L9		3	0	0	0	1	1	0						
Brian Buchanan, R (1, 9) OBP: 0.250, SLG: 0.294	0-0 G5-3			3-2 G1-3			1-2 1B FC3-6		0-3 K	4	1	1	0	0	1	2						
Corey Koskie, L (1, 5) OBP: 0.391, SLG: 0.439		2-3 K		0-0 F7			0-0 1B FC3-6		2-0 F7	4	0	1	0	0	1	0						
Denny Hocking, S (1, 8) OBP: 0.371, SLG: 0.408	1-1 B1-3				2-0 L9		1-1 1B FC3-6		1-2 1B	4	0	1	1	0	0	1						
Jacque Jones, L (1, 7) OBP: 0.306, SLG: 0.449		2-3 K			1-3 K		1-2 1B FC3-6		2-3 K	3	0	0	0	0	3	1						
Jason Maxwell, R (9, PH) OBP: 0.313, SLG: 0.350							2-3 K			1	0	0	0	0	1	1						
A.J. Pierzynski, L (1, 2) OBP: 0.340, SLG: 0.500				1-2 1B		1-1 2B		0-0 1B		3	0	3	0	0	0	0						
Inning Stats	R: 0 E: 0 K: 1 S: 10	H: 1 LOB: 2 BB: 1 P: 21	R: 0 E: 0 K: 2 S: 10	H: 0 LOB: 0 BB: 0 P: 15	R: 0 E: 0 K: 2 S: 10	H: 1 LOB: 1 BB: 0 P: 14	R: 0 E: 0 K: 1 S: 7	H: 0 LOB: 0 BB: 0 P: 12	R: 0 E: 0 K: 2 S: 9	H: 1 LOB: 0 BB: 0 P: 15	R: 0 E: 0 K: 0 S: 7	H: 0 LOB: 0 BB: 0 P: 11	R: 1 E: 0 K: 2 S: 15	H: 3 LOB: 2 BB: 0 P: 21	R: 0 E: 0 K: 2 S: 8	H: 0 LOB: 1 BB: 0 P: 13	R: 0 E: 0 K: 2 S: 12	H: 1 LOB: 1 BB: 0 P: 17	1B: 6 2B: 1 3B: 0 HR: 0	SF: 0 SAC: 1 DP: 0 HBP: 0	WP: 0 PB: 0 SB: 1 CS: 0	PA: 35
PITCHER	IP	WLS	BF	H	R	ER	SO	BB	IBB	HBP	BLK	WP	HR	S	P	ERA	WHIP					
Aaron Sele, R (1, 1) ERA: 4.79	7.0	W	28	6	1	1	10	1	0	0	0	0	0	68	109	1.29	1.000					
37 Robert Ramsay, L (8, 1) ERA: 3.6	2.0		7	1	0	0	2	0	0	0	0	0	0	20	30	0.00	0.500					

Minnesota Twins @ Seattle Mariners
Safeco Field, Seattle, WA
Sun Sep 10 2000, 1:35 PM PDT
Att: 39,844 - Dome - 72 F


AB 33
R 1
H 7
RBI 1
BB 1
SO 12
LOB 12



Batter	1	2	3	4	5	6	7	8	9	AB	R	H	RBI	BB	SO	LOB	BOTTOM				
Rickey Henderson, R (1, 7) OBP: 0.377, SLG: 0.314	3-2 G6-3		4-2 WP 1B HR	2-2 G1-3		1-0 1B		3-2 1B		4	1	2	2	1	0	0					
Raul Ibanez, L (9, 7) OBP: 0.286, SLG: 0.310						2-H 1B				0	0	0	0	0	0	0					
Mike Cameron, R (1, 8) OBP: 0.351, SLG: 0.433	1-3 K		1-0 WP 1B HR		2-3 K	3-3 K		0-1 P4		5	1	1	0	0	3	2					
Alex Rodriguez, R (1, 6) OBP: 0.434, SLG: 0.629	1-0 G5-3		3-1 1-H 2-H HR		3-3 K		0-2 G5-3			4	1	1	3	0	1	0					
Edgar Martinez, R (1, 10) OBP: 0.417, SLG: 0.589		1-2 F9	4-1 BB 1B HR		4-0 BB		2-2 G3-1			2	1	0	0	2	0	0					
John Olerud, L (1, 3) OBP: 0.397, SLG: 0.438		0-1 G4-3	4-0 BB 1B HR		3-2 BB		4-2 1B BB			2	1	0	0	1	0	1					
Brian Leshar, R (7, PH) OBP: 1.000, SLG: 2.500			1-2 BB		3-2 G6-3					0	0	0	0	1	0	0					
Jay Buhner, R (1, 9) OBP: 0.378, SLG: 0.544		4-1 BB	1-0 BB			0-3 K	1-2 1B			2	1	1	3	1	1	0					
Charles Gipson, R (7, 9) OBP: 0.379, SLG: 0.346			1-H 2-H HR				1-2 1B			1	0	1	0	0	0	0					
David Bell, R (1, 5) OBP: 0.302, SLG: 0.342		2-0 G1-3	1-2 P4			0-0 G1-6-3	2-3 K			4	0	0	0	0	1	3					
Dan Wilson, R (1, 2) OBP: 0.291, SLG: 0.325			1-3 K	1-1 F8		1-1 1B 1B		0-1 F8		4	1	1	0	0	1	0					
Mark McLemore, S (1, 4) OBP: 0.350, SLG: 0.307			2-1 G4-3	0-3 K		1-2 1B	1-2 G5-3			4	1	1	0	0	1	0					
Inning Stats	R: 0 E: 0 K: 1 S: 7	H: 0 LOB: 0 BB: 0 P: 12	R: 0 E: 0 K: 0 S: 7	H: 0 LOB: 1 BB: 1 P: 14	R: 6 E: 0 K: 1 S: 17	H: 3 LOB: 0 BB: 3 P: 38	R: 0 E: 0 K: 1 S: 8	H: 0 LOB: 0 BB: 0 P: 11	R: 0 E: 0 K: 2 S: 9	H: 0 LOB: 1 BB: 1 P: 21	R: 2 E: 0 K: 2 S: 14	H: 3 LOB: 1 BB: 0 P: 20	R: 0 E: 0 K: 1 S: 17	H: 1 LOB: 2 BB: 1 P: 26	R: 0 E: 0 K: 0 S: 11	H: 1 LOB: 1 BB: 0 P: 15	1B: 6 2B: 0 3B: 0 HR: 2	SF: 0 SAC: 0 DP: 0 HBP: 0	WP: 1 PB: 0 SB: 0 CS: 0	PA: 38	
PITCHER	IP	WLS	BF	H	R	ER	SO	BB	IBB	HBP	BLK	WP	HR	S	P	ERA	WHIP				
J.C. Romero, L (1, 1) ERA: 7.36	3.0	L	16	3	6	6	2	4	0	0	0	0	0	31	64	18.00	2.333				
Johan Santana, L (4, 1) ERA: 6.12	4.0		18	4	2	2	6	2	0	0	0	0	0	48	78	4.50	1.500				
Travis Miller, L (8, 1) ERA: 4.17	1.0		4	1	0	0	0	0	0	0	0	0	0	11	15	0.00	1.000				

Minnesota Twins @ Seattle Mariners
Safeco Field, Seattle, WA
Sun Sep 10 2000, 1:35 PM PDT
Att: 39,844 - Dome - 72 F

AB 32
R 8
H 8
RBI 8
BB 6
SO 8
LOB 6



Batter	1	2	3	4	5	6	7	8	9	AB	R	H	RBI	BB	SO	LOB	TOP										
Johnny Damon, L (1, 8) OBP: 0.391, SLG: 0.509	1-1 G4-3 29 HR 2B	0-0 1B		0-1 2B		0-2 1B		2-1 HR		5	2	5	2	0	0	0											
Rey Sanchez, R (1, 6) OBP: 0.305, SLG: 0.313	0-2 G4-3	0-0 F9		2-1 F9		2-2 G6-3		0-0 1B		5	0	1	0	0	0	6											
29 Mike Sweeney, R (1, 10) OBP: 0.403, SLG: 0.524	1-1 HR		3-1 G5-3		1-2 G4-3		3-1 BB 1B	1-0 F7		5	2	2	2	0	0	1											
Jemaine Dye, R (1, 9) OBP: 0.387, SLG: 0.575	0-0 G3		2-2 G6-3		1-2 2B		0-1 P4	1-1 F8		5	1	1	0	0	0	2											
Joe Randa, R (1, 5) OBP: 0.344, SLG: 0.441	1-0 F7		1-1 FC6-4 1B		2-1 2B		0-0 1B BB	2-3 K		5	0	3	1	0	1	1											
Dave McCarty, R (1, 3) OBP: 0.333, SLG: 0.498		1-1 SH1-3 1B	0-1 FC6-4 1B		4-6 G4-6-3 BB		4-2 1B		1-3 K		3	1	2	0	2	1											
Carlos Beltrán, S (1, 7) OBP: 0.309, SLG: 0.372		0-0 SH1-3 2B	2-2 FC6-4 1B		1-0 G4-6-3		1-1 1B		0-3 K		4	0	1	1	0	1											
Héctor Ortiz, R (1, 2) OBP: 0.432, SLG: 0.431		2-3 K		1-1 G4-3		3-2 G1-3		0-3 K		5	0	0	0	0	3	4											
Carlos Febles, R (1, 4) OBP: 0.347, SLG: 0.328		4-2 1B BB		1-3 K		1-1 1B HBP		0-1 P3		2	0	0	0	1	1	3											
Inning Stats	R: 2 E: 0 K: 0 S: 9	H: 2 LOB: 0 BB: 0 P: 12	R: 1 E: 0 K: 1 S: 10	H: 2 LOB: 2 BB: 1 P: 17	R: 0 E: 0 K: 0 S: 12	H: 2 LOB: 1 BB: 0 P: 20	R: 0 E: 0 K: 1 S: 9	H: 1 LOB: 1 BB: 0 P: 13	R: 1 E: 0 K: 0 S: 11	H: 2 LOB: 1 BB: 1 P: 20	R: 0 E: 0 K: 0 S: 16	H: 1 LOB: 1 BB: 0 P: 20	R: 1 E: 0 K: 0 S: 15	H: 3 LOB: 3 BB: 1 P: 23	R: 1 E: 0 K: 0 S: 9	H: 2 LOB: 1 BB: 0 P: 15	R: 0 E: 0 K: 3 S: 10	H: 0 LOB: 0 BB: 0 P: 14	1B: 8 2B: 5 3B: 0 HR: 2	SF: 0 SAC: 1 DP: 2 HBP: 1	WP: 0 PB: 0 SB: 0 CS: 0	PA: 44					
PITCHER	IP	WLS	BF	H	R	ER	SO	BB	IBB	HBP	BLK	WP	HR	S	P	ERA	WHIP										
John Halama, L (1, 1) ERA: 5.28	4.1	L	23	9	4	4	2	1	0	0	0	0	1	50	76	8.31	2.308										
58 Kevin Hodges, R (5, 1) ERA: 4.05	1.2		6	1	0	0	0	1	0	1	0	0	0	17	26	0.00	1.200										
Joel Pineiro, R (7, 1) ERA: 6.46	1.0		7	3	1	1	1	1	0	0	0	0	0	15	23	9.00	4.000										
Jose Mesa, R (8, 1) ERA: 5.11	1.0		5	2	1	1	1	0	0	0	0	0	1	9	15	9.00	2.000										
Kazuhiko Sasaki, R (9, 1) ERA: 3.54	1.0		3	0	0	0	3	0	0	0	0	0	0	10	14	0.00	0.000										

Kansas City Royals @ Seattle Mariners
Safeco Field, Seattle, WA
Mon Sep 11 2000, 7:05 PM PDT
Att: 33,366 - Sunny - 69 F

AB 39
R 6
H 15
RBI 6
BB 3
SO 7
LOB 21



Batter	1	2	3	4	5	6	7	8	9	AB	R	H	RBI	BB	SO	LOB	BOTTOM										
Rickey Henderson, R (1, 7) OBP: 0.376, SLG: 0.312	2-2 F9		3-2 P4			0-1 F8	4-2 BB BB		0-3 K	3	0	0	0	1	0	0											
Joe Oliver, R (8, 2) OBP: 0.301, SLG: 0.473										0	0	0	0	0	0	0											
Stan Javier, S (9, PH) OBP: 0.346, SLG: 0.390										1	0	0	0	0	1	0											
Mike Cameron, R (1, 8) OBP: 0.354, SLG: 0.432	4-2 S BB		2-0 L9			1-2 1B	4-2 BB BB		1-1 F5	3	0	1	0	2	0	0											
Alex Rodriguez, R (1, 6) OBP: 0.433, SLG: 0.625	2-3 K		0-0 G6-3			2-3 K	4-2 1-2 2-3 BB			3	0	0	1	1	2	2											
Edgar Martinez, R (1, 10) OBP: 0.414, SLG: 0.584	0-3 K					0-2 F9	2-1 F8			4	0	0	0	0	1	5											
John Olerud, L (1, 3) OBP: 0.394, SLG: 0.435		2-1 F7		3-1 F7			1-0 L6	1-1 F8		4	0	0	0	0	0	0											
Jay Buhner, R (1, 9) OBP: 0.377, SLG: 0.541		1-2 P6		0-2 P4			2-1 2B 1B	3-2 F9		4	1	1	0	0	0	0											
David Bell, R (1, 5) OBP: 0.303, SLG: 0.343		1-0 1B 1B				3-2 G6-3	2-3 K	2-2 1B		4	0	2	0	0	1	1											
Dan Wilson, R (1, 2) OBP: 0.292, SLG: 0.327		1-2 1B					0-0 K	1-3 K		2	0	1	0	0	1	0											
Raul Ibanez, L (7, PH) OBP: 0.289, SLG: 0.313		1-2 1B					1-2 2B 1B			2	1	1	0	0	1	1											
Mark McLemore, S (1, 4) OBP: 0.349, SLG: 0.306		0-1 F8				2-2 F9	1-2 BB BB			2	0	0	0	0	0	2											
Carlos Guillen, S (6, 5) OBP: 0.324, SLG: 0.381							1-1 BB 2B		0-3 K	2	1	1	2	0	1	0											
Inning Stats	R: 0 E: 0 K: 2 S: 13	H: 0 LOB: 1 BB: 1 P: 21	R: 0 E: 0 K: 0 S: 11	H: 2 LOB: 2 BB: 0 P: 16	R: 0 E: 0 K: 0 S: 5	H: 0 LOB: 0 BB: 0 P: 10	R: 0 E: 0 K: 0 S: 7	H: 0 LOB: 0 BB: 0 P: 10	R: 0 E: 0 K: 1 S: 10	H: 0 LOB: 0 BB: 0 P: 17	R: 0 E: 0 K: 1 S: 11	H: 1 LOB: 1 BB: 0 P: 14	R: 3 E: 0 K: 1 S: 24	H: 3 LOB: 3 BB: 3 P: 44	R: 0 E: 0 K: 1 S: 11	H: 1 LOB: 1 BB: 0 P: 18	R: 0 E: 0 K: 2 S: 10	H: 0 LOB: 0 BB: 0 P: 11	1B: 6 2B: 1 3B: 0 HR: 0	SF: 0 SAC: 0 DP: 0 HBP: 0	WP: 0 PB: 0 SB: 1 CS: 0	PA: 38					
PITCHER	IP	WLS	BF	H	R	ER	SO	BB	IBB	HBP	BLK	WP	HR	S	P	ERA	WHIP										
Brian Meadows, R (1, 1) ERA: 5.02	6.2	W	28	6	3	3	5	2	0	0	0	0	0	30	48	0.00	1.286										
Jose Santiago, R (7, 1) ERA: 3.73	2.1	S	10	1	0	0	3	2	0	0	0	0	0	30	48	0.00	1.286										

Kansas City Royals @ Seattle Mariners
Safeco Field, Seattle, WA
Mon Sep 11 2000, 7:05 PM PDT
Att: 33,366 - Sunny - 69 F

AB 34
R 3
H 7
RBI 3
BB 4
SO 8
LOB 11



Batter	1	2	3	4	5	6	7	8	9	AB	R	H	RBI	BB	SO	LOB	TOP			
Johnny Damon, L (1, 8) <small>OBP: 0.391, SLG: 0.513</small> Gregg Zaun, S (9, PH) <small>OBP: 0.368, SLG: 0.370</small>										3	1	1	1	1	1	1				
Rey Sanchez, R (1, 6) <small>OBP: 0.305, SLG: 0.313</small> Scott Pose, L (8, PH) <small>OBP: 0.280, SLG: 0.182</small> Carlos Febles, R (8, 4) <small>OBP: 0.347, SLG: 0.328</small>										3	0	1	0	0	0	1				
29 Mike Sweeney, R (1, 3) <small>OBP: 0.407, SLG: 0.538</small>										3	2	3	2	1	0	0				
Jermaine Dye, R (1, 9) <small>OBP: 0.384, SLG: 0.571</small>										4	0	0	0	0	1	4				
Joe Randa, R (1, 5) <small>OBP: 0.343, SLG: 0.440</small>										4	0	1	0	0	0	2				
Carlos Beltrán, S (1, 10) <small>OBP: 0.305, SLG: 0.371</small>										4	0	1	0	0	0	2				
Todd Dunwoody, L (1, 7) <small>OBP: 0.242, SLG: 0.280</small>										4	0	0	0	0	0	1				
Jorge Fabregas, L (1, 2) <small>OBP: 0.298, SLG: 0.350</small>										4	0	1	0	0	0	1				
Wilson Delgado, S (1, 4) <small>OBP: 0.328, SLG: 0.321</small> Dee Brown, L (7, PH) <small>OBP: 0.333, SLG: 0.333</small> Luis Orday, R (8, 6) <small>OBP: 0.252, SLG: 0.234</small>										2	0	0	0	0	1	1				
Inning Stats	R: 1 E: 0 K: 1 S: 10	H: 1 LOB: 0 BB: 0 P: 14	R: 0 E: 0 K: 0 S: 6	H: 0 LOB: 0 BB: 7	R: 0 E: 0 K: 1 S: 7	H: 1 LOB: 1 BB: 0 P: 11	R: 1 E: 0 K: 0 S: 7	H: 1 LOB: 0 BB: 0 P: 10	R: 0 E: 0 K: 0 S: 8	H: 2 LOB: 2 BB: 1 P: 18	R: 0 E: 0 K: 0 S: 7	H: 1 LOB: 1 BB: 0 P: 11	R: 1 E: 0 K: 1 S: 17	H: 2 LOB: 2 BB: 1 P: 27	R: 0 E: 0 K: 0 S: 12	H: 1 LOB: 1 BB: 0 P: 17	1B: 6 2B: 0 3B: 0 HR: 3	SF: 0 SAC: 0 DP: 1 HBP: 0	WP: 0 PB: 0 SB: 0 CS: 0	PA: 37
PITCHER	IP WLS BF H R ER SO BB IBB HBP BLK WP HR S P ERA WHIP																			
Freddy Garcia, R (1, 1) <small>ERA: 3.77</small> Jose Paniagua, R (8, 1) <small>ERA: 3.48</small> Frankie Rodriguez, R (9, 1) <small>ERA: 6.68</small>	7.1 W 30 7 3 3 2 2 0 0 0 0 0 3 59 99 3.68 1.227																			
Stan Javier, S (1, 9) <small>OBP: 0.347, SLG: 0.395</small> Charles Gipson, R (8, 9) <small>OBP: 0.379, SLG: 0.346</small>										4	2	1	2	1	0	3				
John Olerud, L (1, 3) <small>OBP: 0.394, SLG: 0.434</small>										5	0	2	1	0	2	2				
Alex Rodriguez, R (1, 6) <small>OBP: 0.434, SLG: 0.623</small>										2	1	0	0	3	1	2				
Edgar Martinez, R (1, 10) <small>OBP: 0.416, SLG: 0.590</small>										5	1	3	3	0	0	3				
Al Martin, L (1, 7) <small>OBP: 0.339, SLG: 0.462</small> Raul Ibanez, L (9, 7) <small>OBP: 0.289, SLG: 0.313</small>										4	0	0	0	1	0	5				
Mike Cameron, R (1, 8) <small>OBP: 0.354, SLG: 0.431</small>										4	2	1	0	1	2	1				
Carlos Guillen, S (1, 5) <small>OBP: 0.329, SLG: 0.401</small>										5	3	3	2	0	0	1				
Joe Oliver, R (1, 2) <small>OBP: 0.309, SLG: 0.488</small>										5	1	3	3	0	1	0				
David Bell, R (1, 4) <small>OBP: 0.307, SLG: 0.346</small>										3	1	2	0	1	0	1				
Inning Stats	R: 0 E: 0 K: 0 S: 9	H: 1 LOB: 2 BB: 1 P: 15	R: 4 E: 1 K: 1 S: 19	H: 5 LOB: 2 BB: 1 P: 33	R: 0 E: 0 K: 0 S: 4	H: 0 LOB: 0 BB: 0 P: 6	R: 0 E: 0 K: 0 S: 15	H: 2 LOB: 2 BB: 1 P: 27	R: 0 E: 0 K: 1 S: 9	H: 1 LOB: 2 BB: 1 P: 16	R: 2 E: 0 K: 0 S: 19	H: 2 LOB: 1 BB: 1 P: 33	R: 1 E: 0 K: 2 S: 14	H: 2 LOB: 1 BB: 0 P: 20	R: 4 E: 0 K: 2 S: 19	H: 2 LOB: 0 BB: 2 P: 35	1B: 9 2B: 3 3B: 1 HR: 2	SF: 0 SAC: 0 DP: 1 HBP: 0	WP: 0 PB: 0 SB: 0 CS: 0	PA: 44
PITCHER	IP WLS BF H R ER SO BB IBB HBP BLK WP HR S P ERA WHIP																			
Dan Reichert, R (1, 1) <small>ERA: 4.06</small> 51 Kris Wilson, R (6, 1) <small>ERA: 4.85</small> Ricky Bottalico, R (8, 1) <small>ERA: 5.05</small> Paul Spoljaric, L (8, 1) <small>ERA: 4.76</small>	5.0 L 26 4 3 3 2 1 0 0 0 0 0 0 33 53 13.50 2.500																			
Stan Javier, S (1, 9) <small>OBP: 0.347, SLG: 0.395</small> Charles Gipson, R (8, 9) <small>OBP: 0.379, SLG: 0.346</small>	2.0 11 4 3 3 2 1 0 0 0 0 0 0 33 53 13.50 2.500																			
John Olerud, L (1, 3) <small>OBP: 0.394, SLG: 0.434</small>	0.2 6 2 4 4 1 2 0 0 0 0 0 2 16 32 54.00 6.000																			
Alex Rodriguez, R (1, 6) <small>OBP: 0.434, SLG: 0.623</small>	0.1 1 0 0 0 1 0 0 0 0 0 0 0 3 3 0.00 0.000																			

Kansas City Royals @ Seattle Mariners
 Safeco Field, Seattle, WA
 Tue Sep 12 2000, 7:05 PM PDT
 Att: 36,520 - Sunny - 73 F

AB 35
 R 3
 H 9
 RBI 3
 BB 2
 SO 3
 LOB 15



Kansas City Royals @ Seattle Mariners
 Safeco Field, Seattle, WA
 Tue Sep 12 2000, 7:05 PM PDT
 Att: 36,520 - Sunny - 73 F

AB 37
 R 11
 H 15
 RBI 11
 BB 7
 SO 6
 LOB 18



Batter	1	2	3	4	5	6	7	8	9	AB	R	H	RBI	BB	SO	LOB	TOP										
Rickey Henderson, R OBP: 0.378, SLG: 0.517 Charles Gipson, R OBP: 0.400, SLG: 0.346	1-2 G6-3 3B		2-2 E6 BB E	4-0 BB		4-2 F8 S BB		1-3 K	4-0 FC3-6 1B BB	3	2	1	0	2	1	0											
Mike Cameron, R OBP: 0.355, SLG: 0.428	1-0 G6-3		4-2 BB E BB	1-3 K		1-1 F8		1-3 K	1-1 FC3-6 1B BB	5	0	1	3	1	2	3											
Alex Rodriguez, R OBP: 0.433, SLG: 0.615	0-0 G6-3		1-1 E6 BB 1-2 2-H		1-1 1B 1B SF8 1B	3-3 K		4-2 S BB	FC3-6 BB 1-2 2-3 3-H	5	1	1	0	1	1	4											
Edgar Martinez, R OBP: 0.418, SLG: 0.586	4-2 FC6-4 BB		2-2 F9		0-0 1B HR 1B	4-1 BB BB		2-3 K	4-2 BB	3	1	1	0	3	1	3											
John Olerud, L OBP: 0.395, SLG: 0.431	2-1 FC6-4 1-2		4-0 BB 1-2 2-3		2-1 1B HR 1B	4-2 BB BB			SH3-4 1B 1B F7	4	2	2	0	2	0	4											
Jay Buhner, R OBP: 0.378, SLG: 0.549 Stan Javier, S OBP: 0.346, SLG: 0.394 Raul Ibanez, L OBP: 0.287, SLG: 0.310		4-2 G5-4-3 BB	2-3 K		0-0 SF8	1-1 L6			2-2 1B SH3-4 BB 1B	1	0	0	0	1	1	3											
Carlos Guillen, S OBP: 0.323, SLG: 0.392		2-0 F9		1-2 SH5-3 1B	3-2 F8		1-2 L4		0-1 SH3-4	4	0	1	0	0	0	3											
Joe Oliver, R OBP: 0.309, SLG: 0.494 Chris Widger, R OBP: 0.307, SLG: 0.440		1-2 G5-4-3 1-2		0-0 SH5-3	0-0 HR		1-1 G6-3		4-0 BB 1B 1B IBB	3	2	1	3	1	0	1											
David Bell, R OBP: 0.308, SLG: 0.344			1-1 G5-3	1-1 L7	2-0 L7		2-2 F8		1-1 BB 1B	5	1	1	1	0	0	1											
Inning Stats	R: 1 E: 0 K: 0 S: 10	H: 1 LOB: 1 BB: 1 P: 18	R: 0 E: 0 K: 0 S: 8	H: 0 LOB: 0 BB: 1 P: 15	R: 1 E: 2 K: 1 S: 18	H: 0 LOB: 3 BB: 2 P: 34	R: 0 E: 0 K: 1 S: 9	H: 1 LOB: 2 BB: 1 P: 16	R: 4 E: 0 K: 0 S: 11	H: 4 LOB: 0 BB: 0 P: 19	R: 0 E: 0 K: 1 S: 13	H: 0 LOB: 3 BB: 3 P: 30	R: 0 E: 0 K: 3 S: 15	H: 0 LOB: 1 BB: 1 P: 23	R: 4 E: 0 K: 0 S: 15	H: 4 LOB: 3 BB: 3 P: 32	1B: 8 2B: 0 3B: 1 HR: 1	SF: 1 SAC: 2 DP: 1 HBP: 0	WP: 0 PB: 0 SB: 2 CS: 0	PA: 50							
PITCHER	IP	WLS	BF	H	R	ER	SO	BB	IBB	HBP	BLK	WP	HR	S	P	ERA	WHIP										
Jose Mercedes, R ERA: 4.18	5.0	L	27	6	6	5	2	5	0	0	0	0	1	56	102	9.00	2.200										
45 Lestl Brea, R ERA: 10.13	2.0	9	0	0	0	0	1	3	0	0	0	0	0	25	46	0.00	1.500										
Mike Trombley, R ERA: 4.38	1.0	4	0	0	0	3	1	0	0	0	0	0	0	15	23	0.00	1.000										
Buddy Groom, L ERA: 4.47	0.2	9	4	4	4	0	2	1	0	0	0	0	0	13	29	54.00	9.000										
B.J. Ryan, L ERA: 6.0	0.1	1	0	0	0	0	0	0	0	0	0	0	0	2	3	0.00	0.000										

Seattle Mariners @ Baltimore Orioles
Oriole Park at Camden Yards, Baltimore, MD

AB 35
R 10
H 10
RBI 9
BB 12
SO 6
LOB 25



WP: 0
PB: 0
SB: 2
CS: 0
PA: 50

Seattle Mariners @ Baltimore Orioles
Oriole Park at Camden Yards, Baltimore, MD

AB 34
R 2
H 8
RBI 2
BB 3
SO 3
LOB 18



WP: 0
PB: 0
SB: 0
CS: 0
PA: 37

Batter	1	2	3	4	5	6	7	8	9	AB	R	H	RBI	BB	SO	LOB	BOTTOM										
Brady Anderson, L OBP: 0.371, SLG: 0.419	1-2 G5-3		4-2 BB		4-2 FC4-6 BB		1-0 1B		3-2 L8	3	0	1	0	2	0	2											
6 Melvin Mora, R OBP: 0.335, SLG: 0.424	3-2 G6-3		1-2 B2		2-2 FC4-6 2B 1-2 2-3		0-1 G5-3			4	1	0	0	0	0	5											
Delino DeShields, L OBP: 0.369, SLG: 0.443	1-0 1B		2-1 F8		0-0 2B 1-H 3-H			2-1 G1-3		4	0	2	2	0	0	2											
Cal Ripken Jr., R OBP: 0.292, SLG: 0.435	2-3 K		0-0 P6			1-1 G6-3		1-1 G6-3		4	0	0	0	0	1	3											
Chris Richard, L OBP: 0.324, SLG: 0.524 Ryan Minor, R OBP: 0.169, SLG: 0.149		1-2 F7		2-2 G3		2-3 K		1-3 K		3	0	0	0	0	1	0											
Brook Fordyce, R OBP: 0.340, SLG: 0.510		0-2 G3-1 2B		3-2 G1-3		1-0 2B			0-2 G3 BB 1B	4	0	3	0	0	0	0											
Karim Garcia, L OBP: 0.100, SLG: 0.100		1-0 G3-1		0-1 F8		1-2 G6-3			1-0 F2	4	0	0	0	0	0	3											
Jerry Hairston, R OBP: 0.364, SLG: 0.368		1-0 G1-4-3			1-0 G1-3		2-1 G6-3		4-2 G3 BB	3	0	0	0	1	0	1											
Luis Matos, R OBP: 0.294, SLG: 0.327 Gene Kingsale, S OBP: 0.256, SLG: 0.310			0-2 BB 1B		3-1 FC4-6 BB 2B 1B		2-2 P6		3-2 G3	3	1	2	0	0	0	0											
Inning Stats	R: 0 E: 0 K: 1 S: 11	H: 1 LOB: 0 BB: 0 P: 18	R: 0 E: 0 K: 0 S: 8	H: 1 LOB: 0 BB: 0 P: 11	R: 0 E: 0 K: 0 S: 13	H: 1 LOB: 1 BB: 1 P: 20	R: 0 E: 0 K: 0 S: 11	H: 0 LOB: 0 BB: 0 P: 16	R: 2 E: 0 K: 0 S: 13	H: 2 LOB: 1 BB: 1 P: 23	R: 0 E: 0 K: 1 S: 9	H: 1 LOB: 1 BB: 0 P: 14	R: 0 E: 0 K: 1 S: 7	H: 0 LOB: 0 BB: 0 P: 11	R: 0 E: 0 K: 0 S: 12	H: 1 LOB: 2 BB: 1 P: 23	1B: 5 2B: 3 3B: 0 HR: 0	SF: 0 SAC: 0 DP: 0 HBP: 0	WP: 0 PB: 0 SB: 0 CS: 0	PA: 37							
PITCHER	IP	WLS	BF	H	R	ER	SO	BB	IBB	HBP	BLK	WP	HR	S	P	ERA	WHIP										
Aaron Sele, R ERA: 4.71	7.0	W	29	7	2	2	2	2	0	0	0	0	0	73	115	2.57	1.286										
Arthur Rhodes, L ERA: 4.23	1.0	3	0	0	0	1	0	0	0	0	0	0	0	7	11	0.00	0.000										
Brett Tomko, R ERA: 4.8	1.0	5	1	0	0	0	1	0	0	0	0	0	0	12	23	0.00	2.000										

WP: 0
PB: 0
SB: 0
CS: 0
PA: 37

Batter	1	2	3	4	5	6	7	8	9	AB	R	H	RBI	BB	SO	LOB	TOP								
Rickey Henderson, R OBP: 0.377, SLG: 0.319 Raul Ibanez, L OBP: 0.290, SLG: 0.313	1-0 HR 2B		1-1 F9		G6-3			0-0 3B 1B	1-1 G4-3	4	1	1	0	0	0	2									
Mike Cameron, R OBP: 0.356, SLG: 0.429 Charles Gipson, R OBP: 0.419, SLG: 0.444	3-2 L8		3-2 FC5-4 1B		1-0 1B BB 1B	0-2 P4		3-1 1B 3B		4	1	2	1	0	0	1									
Alex Rodriguez, R OBP: 0.433, SLG: 0.618 Stan Javier, S OBP: 0.346, SLG: 0.394	0-1 HR		1-2 FC5-4 1B		0-1 BB S 1B 1B	1-3 K		1-3 K		5	2	2	2	0	2	2									
Edgar Martinez, R OBP: 0.417, SLG: 0.581	0-1 P4		0-1 G1-3		4-1 1B BB 2B BB	3-3 K		0-1 F9		4	1	0	0	1	1	2									
John Olerud, L OBP: 0.396, SLG: 0.432 Brian Leshar, R OBP: 1.000, SLG: 1.750	1-2 G4-3			0-0 G3 1B	4-1 1B 2B BB		1-2 1B	2-2 1B HR 1B		2	1	1	1	1	0	0									
Jay Buhner, R OBP: 0.377, SLG: 0.545 Al Martin, L OBP: 0.340, SLG: 0.461		0-0 F9		1-3 K	1-2 2-3 3-H 2B HR 1B		1-3 K	0-0 F8		4	1	1	1	0	2	2									
Carlos Guillen, S OBP: 0.321, SLG: 0.392		1-3 K		2-1 G3	0-1 HR 2B		1-3 K	0-3 K		5	1	1	2	0	3	3									
Dan Wilson, R OBP: 0.294, SLG: 0.340		1-1 G2-3		0-1 G6-3	0-1 HR		3-1 F8	2-0 HR 1B		5	2	2	3	0	0	2									
David Bell, R OBP: 0.311, SLG: 0.355			2-2 F9 1B 2B					3-2 G6-3 1B	1-0 HR	4	2	2	3	1	0	0									
Inning Stats	R: 2 E: 0 K: 0 S: 12	H: 2 LOB: 0 BB: 0 P: 17	R: 0 E: 0 K: 1 S: 6	H: 0 LOB: 0 BB: 0 P: 8	R: 1 E: 0 K: 0 S: 17	H: 2 LOB: 1 BB: 0 P: 24	R: 0 E: 0 K: 1 S: 8	H: 1 LOB: 1 BB: 0 P: 11	R: 7 E: 0 K: 0 S: 24	H: 5 LOB: 1 BB: 3 P: 45	R: 0 E: 0 K: 2 S: 9	H: 0 LOB: 0 BB: 0 P: 13	R: 0 E: 0 K: 2 S: 11	H: 1 LOB: 1 BB: 0 P: 17	R: 1 E: 0 K: 1 S: 11	H: 2 LOB: 1 BB: 0 P: 18	R: 3 E: 0 K: 1 S: 13	H: 3 LOB: 0 BB: 0 P: 19	1B: 9 2B: 3 3B: 1 HR: 3	SF: 0 SAC: 0 DP: 0 HBP: 0	WP: 0 PB: 0 SB: 1 CS: 0	PA: 46			
PITCHER	IP	WLS	BF	H	R	ER	SO	BB	IBB	HBP	BLK	WP	HR	S	P	ERA	WHIP								
35 Mike Mussina, R ERA: 3.97	4.2	L	21	7	5	5	2	0	0	0	0	0	1	54	77	9.64	1.500								
45 Lest Brea, R ERA: 18.56	0.0		5	3	5	5	0	2	0	0	0	0	1	10	21	∞	∞								
Chuck McElroy, L ERA: 5.5	3.1		14	3	1	1	5	1	0	0	0	0	0	34	55	2.70	1.200								
Mike Trombley, R ERA: 4.74	1.0		6	3	3	3	1	0	0	0	0	0	1	13	19	27.00	3.000								

Seattle Mariners @ Baltimore Orioles
 Oriole Park at Camden Yards, Baltimore, MD
 Sat Sep 16 2000, 7:05 PM EDT
 Att: 44,619 - Sunny - 67 F

AB 43
 R 14
 H 16
 RBI 14
 BB 3
 SO 8
 LOB 15



Batter	1	2	3	4	5	6	7	8	9	AB	R	H	RBI	BB	SO	LOB	BOTTOM								
Brady Anderson, L OBP: 0.370, SLG: 0.416	3-2 F7		1-2 G3-1			0-0 P4		4-1 FC1-6 BB		3	0	0	0	1	0	0									
Jerry Hairston, R OBP: 0.357, SLG: 0.358 Jesse Garcia, R	0-1 G5-3		1-2 L8			1-2 L7		0-0 E6 FC1-6		3	0	0	0	0	0	0									
Delino DeShields, L OBP: 0.369, SLG: 0.442 Trinidad Hubbard, R OBP: 0.282, SLG: 0.286	1-1 G3			4-2 G5-4-3 BB		0-1 FC6-4 BB 1B		3-2 FC1-6 1-2 2-3		1	0	0	0	1	0	0									
Cal Ripken Jr., R OBP: 0.295, SLG: 0.434 Mark Lewis, R OBP: 0.303, SLG: 0.378		4-2 FC5-4 BB		0-1 G5-4-3 1-2		4-2 FC6-4 BB		2-3 K		1	0	0	0	2	0	1									
6 Melvin Mora, R OBP: 0.337, SLG: 0.425		0-1 FC5-4 1B		3-1 1B		0-1 FC6-4 1-2 2-3			1-3 K	4	0	2	0	0	1	2									
Brook Fordyce, R OBP: 0.338, SLG: 0.506 Fernando Lunar, R OBP: 0.243, SLG: 0.175		1-3 K		0-1 P6			1-3 K		1-3 K	2	0	0	0	0	1	3									
Ryan Minor, R OBP: 0.160, SLG: 0.141		1-3 K			1-0 P4			1-3 K		4	0	0	0	0	2	2									
Luis Matos, R OBP: 0.289, SLG: 0.320		1-1 FC5-4 1-2 2-3			2-1 F7			1-0 G6-3		3	0	0	0	0	0	2									
Gene Kingsale, S OBP: 0.239, SLG: 0.289			1-1 F9			0-0 G5-3		1-1 F7		3	0	0	0	0	0	0									
Inning Stats	R: 0 E: 0 K: 0 S: 7	H: 0 LOB: 0 BB: 0 P: 11	R: 0 E: 0 K: 2 S: 14	H: 1 LOB: 2 BB: 1 P: 21	R: 0 E: 0 K: 0 S: 8	H: 0 LOB: 0 BB: 0 P: 11	R: 0 E: 0 K: 0 S: 9	H: 1 LOB: 1 BB: 1 P: 16	R: 0 E: 0 K: 0 S: 4	H: 0 LOB: 0 BB: 0 P: 7	R: 0 E: 0 K: 0 S: 11	H: 1 LOB: 2 BB: 1 P: 16	R: 0 E: 0 K: 1 S: 6	H: 0 LOB: 0 BB: 0 P: 8	R: 0 E: 1 K: 1 S: 10	H: 0 LOB: 2 BB: 1 P: 20	R: 0 E: 0 K: 3 S: 10	H: 0 LOB: 0 BB: 0 P: 13	1B: 3 2B: 0 3B: 0 HR: 0	SF: 0 SAC: 0 DP: 1 HBP: 0	WP: 0 PB: 0 SB: 0 CS: 0	PA: 34			
PITCHER	IP	WLS	BF	H	R	ER	SO	BB	IBB	HBP	BLK	WP	HR	S	P	ERA	WHIP								
Jamie Moyer, L ERA: 5.22	7.0	W	26	3	0	0	3	3	0	0	0	0	0	59	90	0.00	0.857								
37 Robert Ramsey, L ERA: 3.52	1.0		5	0	0	0	1	1	0	0	0	0	0	10	20	0.00	1.000								
58 Kevin Hodges, R ERA: 3.77	1.0		3	0	0	0	3	0	0	0	0	0	0	10	13	0.00	0.000								

Seattle Mariners @ Baltimore Orioles
 Oriole Park at Camden Yards, Baltimore, MD
 Sat Sep 16 2000, 7:05 PM EDT
 Att: 44,619 - Sunny - 67 F

AB 30
 R 0
 H 3
 RBI 0
 BB 4
 SO 7
 LOB 15



Batter	1	2	3	4	5	6	7	8	9	AB	R	H	RBI	BB	SO	LOB	TOP										
Rickey Henderson, R OBP: 0.373, SLG: 0.315 Joe Oliver, R OBP: 0.302, SLG: 0.484	2-3 K		1-3 K		2-0 G5-4-3		0-0 G1-3		1-2 F9	5	0	0	0	0	2	4											
Mike Cameron, R OBP: 0.355, SLG: 0.425	1-3 K			3-3 K	2-0 1B			1-3 K		4	0	1	0	0	3	0											
Alex Rodriguez, R OBP: 0.430, SLG: 0.621	2-3 K			1-0 1B		1-0 P6		0-3 K		4	1	1	0	0	2	0											
Edgar Martinez, R OBP: 0.416, SLG: 0.577		0-2 F7		0-0 2B	4-2 1B			1-3 K		3	0	1	1	1	1	0											
John Olerud, L OBP: 0.397, SLG: 0.439		1-0 G1-3		1-0 2B	2-1 1B			3-2 G4-3		4	1	2	0	0	0	0											
Jay Buhner, R OBP: 0.375, SLG: 0.545 Charles Gipson, R OBP: 0.419, SLG: 0.444	3-3 K		3-1 FC6-2		2-0 F9			2-1 WP		4	1	1	0	0	1	4											
Carlos Guillen, S OBP: 0.327, SLG: 0.400			1-1 G4-3	0-0 2B	2-3 K			4-2 2B		3	0	1	2	1	1	2											
Dan Wilson, R OBP: 0.291, SLG: 0.336 Stan Javier, S OBP: 0.340, SLG: 0.398 Raul Ibanez, L OBP: 0.290, SLG: 0.313			1-1 L5	1-3 K		1-1 G1-4-3		0-0 2B		3	0	0	0	0	1	1											
David Bell, R OBP: 0.310, SLG: 0.355			1-0 2B		1-0 1B		1-3 K	1-1 G5-3		4	0	2	0	0	1	2											
Inning Stats	R: 0 E: 0 K: 3 S: 10	H: 0 LOB: 0 BB: 0 P: 15	R: 0 E: 0 K: 1 S: 7	H: 0 LOB: 0 BB: 0 P: 11	R: 0 E: 0 K: 1 S: 8	H: 1 LOB: 1 BB: 0 P: 12	R: 3 E: 0 K: 2 S: 12	H: 4 LOB: 1 BB: 0 P: 21	R: 0 E: 0 K: 1 S: 9	H: 2 LOB: 2 BB: 1 P: 20	R: 0 E: 0 K: 1 S: 6	H: 0 LOB: 0 BB: 0 P: 8	R: 0 E: 0 K: 3 S: 9	H: 0 LOB: 0 BB: 0 P: 11	R: 1 E: 0 K: 0 S: 13	H: 2 LOB: 2 BB: 1 P: 24	1B: 4 2B: 6 3B: 0 HR: 0	SF: 0 SAC: 0 DP: 1 HBP: 0	WP: 1 PB: 0 CS: 0	PA: 37							
PITCHER	IP	WLS	BF	H	R	ER	SO	BB	IBB	HBP	BLK	WP	HR	S	P	ERA	WHIP										
Bryan Rekar, R ERA: 4.87	(1, 1)	7.0	28	8	3	3	9	1	0	0	0	0	0	55	95	3.86	1.286										
Esteban Yan, R ERA: 6.41	(8, 1)	1.0	3	0	0	0	3	0	0	0	0	0	0	9	11	0.00	0.000										
Roberto Hernandez, R ERA: 2.94	(9, 1)	1.0	L	6	2	1	1	0	1	0	0	1	0	13	24	9.00	3.000										

Seattle Mariners @ Tampa Bay Devil Rays
Tropicana Field, St. Petersburg, FL
Mon Sep 18 2000, 7:15 PM EDT
Att: 13,129 - Dome - 72 F


AB 35
R 4
H 10
RBI 4
BB 2
SO 12
LOB 13



Batter	1	2	3	4	5	6	7	8	9	AB	R	H	RBI	BB	SO	LOB	BOTTOM										
Gerald Williams, R OBP: 0.317, SLG: 0.436	0-2 2B		0-0 F9		1-2 P4		4-2 CS		1-0 G5-3	4	0	1	0	1	0	1											
Miguel Cairo, R OBP: 0.318, SLG: 0.332	3-2 F8		0-0 F8		1-2 F7		1-0 G6-4-3			4	0	1	0	0	0	2											
Steve Cox, L OBP: 0.387, SLG: 0.464	3-1 F5			1-1 G4-3		1-1 G5-3		0-0 G6-4-3		4	1	1	0	0	0	2											
Fred McGriff, L OBP: 0.361, SLG: 0.430	3-3 K			0-2 G4-3		2-2 G3-1		2-3 K		4	0	0	0	0	2	2											
Greg Vaughn, R OBP: 0.365, SLG: 0.503		0-0 G6-3		1-2 1B		2-1 HR		4-1 BB		2	1	1	1	1	0	0											
Aubrey Huff, L OBP: 0.323, SLG: 0.451	1-1 F7		1-1 HBP		1-0 G5-3		2-2 F8			4	0	1	1	0	0	1											
Jose Guillen, R OBP: 0.314, SLG: 0.421	0-0 F3			1-3 HBP		1-3 K		2-3 K		3	1	0	0	0	2	1											
Mike DiFelice, R OBP: 0.273, SLG: 0.374			2-1 P4		2-0 F9		1-2 2B		1-3 K	4	0	1	1	0	1	3											
Felix Martinez, S OBP: 0.300, SLG: 0.287 Vinny Castilla, R OBP: 0.259, SLG: 0.318			1-0 1B		1-1 F7		0-0 P6		1-2 G5-3	3	0	1	0	0	0	4											
Inning Stats	R: 0 E: 0 K: 1 S: 12	H: 1 LOB: 1 BB: 0 P: 21	R: 0 E: 0 K: 0 S: 4	H: 0 LOB: 0 BB: 0 P: 5	R: 0 E: 0 K: 0 S: 5	H: 1 LOB: 1 BB: 0 P: 8	R: 1 E: 0 K: 0 S: 12	H: 2 LOB: 3 BB: 0 P: 19	R: 0 E: 0 K: 0 S: 8	H: 0 LOB: 0 BB: 0 P: 11	R: 2 E: 0 K: 1 S: 14	H: 2 LOB: 1 BB: 0 P: 21	R: 0 E: 0 K: 0 S: 7	H: 1 LOB: 1 BB: 1 P: 12	R: 0 E: 0 K: 2 S: 11	H: 0 LOB: 1 BB: 1 P: 21	R: 0 E: 0 K: 1 S: 8	H: 0 LOB: 0 BB: 0 P: 11	1B: 3 2B: 3 3B: 0 HR: 1	SF: 0 SAC: 0 DP: 1 HBP: 2	WP: 1 PB: 0 CS: 1	PA: 37					
PITCHER	IP	WLS	BF	H	R	ER	SO	BB	IBB	HBP	BLK	WP	HR	S	P	ERA	WHIP										
Paul Abbott, R ERA: 3.94	(1, 1)	6.1	29	7	3	3	2	1	0	2	0	0	0	61	96	4.26	1.263										
Arthur Rhodes, L ERA: 4.1	(7, 1)	1.1	4	0	0	0	1	1	0	0	0	0	0	8	16	0.00	0.750										
Jose Paniagua, R ERA: 3.36	(8, 1)	1.1	W	4	0	0	2	0	0	0	0	0	0	12	17	0.00	0.000										

Seattle Mariners @ Tampa Bay Devil Rays
Tropicana Field, St. Petersburg, FL
Mon Sep 18 2000, 7:15 PM EDT
Att: 13,129 - Dome - 72 F

AB 33
R 3
H 7
RBI 3
BB 2
SO 5
LOB 16



Batter	1	2	3	4	5	6	7	8	9	AB	R	H	RBI	BB	SO	LOB	TOP				
Rickey Henderson, R OBP: 0.372, SLG: 0.313 Raul Ibanez, L OBP: 0.269, SLG: 0.311	G1-4-3		3B BB		F8		K		G1-3	3	1	0	0	1	1	1					
Mike Cameron, R OBP: 0.360, SLG: 0.438	1B		3B		1B BB		HR		BB	3	1	3	2	2	0	0					
Alex Rodriguez, R OBP: 0.428, SLG: 0.616	G5-3		K		1B		F9		K	5	0	1	1	0	2	3					
Edgar Martinez, R OBP: 0.415, SLG: 0.574 Al Martin, L OBP: 0.341, SLG: 0.461	F8		F9		G5-3				BB	3	0	0	0	1	0	4					
John Olerud, L OBP: 0.397, SLG: 0.446					F9		F8		1B	4	1	2	2	0	0	0					
Jay Buhner, R OBP: 0.374, SLG: 0.540 Charles Gipson, R OBP: 0.419, SLG: 0.444	FC4-6 BB		FC4-6 BB		E5		K		K	3	0	0	0	1	2	1					
Carlos Guillen, S OBP: 0.326, SLG: 0.396	FC4-6		G4-6-3		G4-6-3				K	3	0	0	0	1	1	3					
Dan Wilson, R OBP: 0.290, SLG: 0.332	G5-4-3				SH1-4 BB		F7		F9	3	1	0	0	1	0	3					
David Bell, R OBP: 0.308, SLG: 0.353			G6-3		SH1-4		G5-3		P4	3	0	0	0	0	0	0					
Inning Stats	R: 0 H: 1 E: 0 K: 0 S: 10	H: 1 LOB: 1 BB: 0 P: 15	R: 1 H: 1 E: 0 K: 0 S: 10	R: 1 H: 1 E: 0 K: 1 S: 15	H: 1 LOB: 0 BB: 1 P: 26	R: 0 H: 0 E: 1 K: 0 S: 3	H: 0 LOB: 0 BB: 0 P: 3	R: 1 H: 1 E: 0 K: 0 S: 10	H: 1 LOB: 2 BB: 2 P: 21	R: 0 H: 0 E: 0 K: 1 S: 11	H: 0 LOB: 1 BB: 1 P: 18	R: 1 H: 1 E: 0 K: 1 S: 12	H: 1 LOB: 0 BB: 0 P: 18	R: 1 H: 1 E: 0 K: 2 S: 12	H: 1 LOB: 1 BB: 1 P: 22	R: 0 H: 0 E: 0 K: 1 S: 7	H: 0 LOB: 1 BB: 1 P: 11	1B: 3 2B: 0 3B: 1 HR: 2	SF: 0 SAC: 1 DP: 2 HBP: 0	WP: 0 PB: 0 CS: 2	PA: 39
PITCHER	IP	WLS	BF	H	R	ER	SO	BB	IBB	HBP	BLK	WP	HR	S	P	ERA	WHIP				
Travis Harper, R ERA: 6.88	6.0	L	26	4	3	3	2	5	0	0	0	0	1	59	98	4.50	1.500				
Tony Fiore, R ERA: 8.4	1.0		5	1	2	2	1	1	0	0	0	0	1	14	24	18.00	2.000				
Doug Creek, L ERA: 4.12	2.0		8	1	0	0	3	1	0	0	0	0	0	17	27	0.00	1.000				

Seattle Mariners @ Tampa Bay Devil Rays
Tropicana Field, St. Petersburg, FL
Tue Sep 19 2000, 7:15 PM EDT
Att: 16,726 - Dome - 72 F

AB	31
R	5
H	6
RBI	5
BB	7
SO	6
LOB	15



Batter	1	2	3	4	5	6	7	8	9	AB	R	H	RBI	BB	SO	LOB	BOTTOM					
Gerald Williams, R OBP: 0.318, SLG: 0.436	F3		E1		CS		F7			4	0	2	0	0	0	2						
Miguel Cairo, R OBP: 0.314, SLG: 0.329	L4		SF7		1B		K		F8	3	0	0	1	0	1	1						
Greg Vaughn, R OBP: 0.366, SLG: 0.502	BB		G3-6-1		1B		G6-3		K	3	0	1	0	1	1	0						
Fred McGriff, L OBP: 0.360, SLG: 0.428	F8		G3-6-1				K		1B	4	0	1	0	0	1	3						
Vinny Castilla, R OBP: 0.259, SLG: 0.317					G5-3		F9		F3	4	0	1	0	0	0	1						
Steve Cox, L OBP: 0.283, SLG: 0.458	F8				F7		F7		F8	4	0	0	0	0	0	1						
John Flaherty, R OBP: 0.292, SLG: 0.361	F9				G6-3		P5		K	4	0	0	0	0	1	1						
Russ Johnson, R OBP: 0.316, SLG: 0.298	P4				F8		BB		G6-3	3	0	0	0	1	0	1						
Randy Winn, S OBP: 0.362, SLG: 0.289			E		HR		BB			1	2	1	1	2	0	0						
Inning Stats	R: 0 H: 0 E: 0 K: 0 S: 6	H: 1 LOB: 1 BB: 0 P: 13	R: 0 H: 1 E: 0 K: 0 S: 7	R: 1 H: 2 E: 1 K: 0 S: 7	H: 2 LOB: 1 BB: 1 P: 15	R: 0 H: 0 E: 0 K: 0 S: 4	H: 0 LOB: 0 BB: 0 P: 8	R: 1 H: 2 E: 0 K: 1 S: 11	H: 2 LOB: 0 BB: 0 P: 16	R: 0 H: 0 E: 0 K: 1 S: 9	H: 0 LOB: 2 BB: 2 P: 13	R: 0 H: 0 E: 0 K: 1 S: 11	H: 0 LOB: 1 BB: 0 P: 22	R: 0 H: 1 E: 0 K: 1 S: 8	H: 1 LOB: 0 BB: 0 P: 14	R: 0 H: 0 E: 0 K: 1 S: 8	H: 0 LOB: 0 BB: 0 P: 13	1B: 5 2B: 0 3B: 0 HR: 1	SF: 1 SAC: 0 DP: 1 HBP: 0	WP: 0 PB: 0 CS: 1	PA: 35	
PITCHER	IP	WLS	BF	H	R	ER	SO	BB	IBB	HBP	BLK	WP	HR	S	P	ERA	WHIP					
John Halama, L ERA: 5.2	5.2	W	22	5	2	2	2	2	0	0	0	0	0	11	41	74	3.18	1.235				
Jose Mesa, R ERA: 4.98	1.0	H	5	0	0	0	0	2	0	0	0	0	0	11	20	0.00	2.000					
Jose Paniagua, R ERA: 3.26	2.1	S	8	1	0	0	2	0	0	0	0	0	0	19	32	0.00	0.429					

Seattle Mariners @ Tampa Bay Devil Rays
Tropicana Field, St. Petersburg, FL
Tue Sep 19 2000, 7:15 PM EDT
Att: 16,726 - Dome - 72 F

AB	30
R	2
H	6
RBI	2
BB	4
SO	4
LOB	10



Batter	1	2	3	4	5	6	7	8	9	AB R H RBI BB SO LOB	TOP											
Mike Cameron, R (1, 8) OBP: 0.360, SLG: 0.438	1-1 G6-3 1B	2-2 1B		1-0 G5-3		1-2 G6-3			0-0 G6-3	5 1 2 2 0 0 0	Seattle Mariners @ Tampa Bay Devil Rays Tropicana Field, St. Petersburg, FL Wed Sep 20 2000, 7:15 PM EDT Att: 17,192 - Dome - 72 F livebaseballscorecards.com											
Mark McLemore, S (1, 4) OBP: 0.352, SLG: 0.307	0-0 G6-3	2-0 1B		2-0		2-1 L4			4-2 BB	4 0 2 1 1 0 1												
Alex Rodriguez, R (1, 6) OBP: 0.428, SLG: 0.614	4-1 BB	0-0 1B		2-0 G5-3			1-3 K		2-3 K	4 0 1 0 1 2 2												
Edgar Martinez, R (1, 10) OBP: 0.412, SLG: 0.570	1-1 F8	2-3 K			1-1 G5-3		0-3 K			4 0 0 0 0 2 3												
John Olerud, L (1, 3) OBP: 0.397, SLG: 0.444		3-2 BB 1B	0-0 F7		2-2 F8		2-2 F7			4 1 1 0 0 0 0												
Al Martin, L (1, 7) Charles Gipson, R (8, 7) OBP: 0.342, SLG: 0.462 OBP: 0.419, SLG: 0.444		0-1 F7	1-2 S 1B		0-2 E3 1B			2-2 G4-3		4 0 2 0 0 0 1 0 0 0 0 0 0 0												
Stan Javier, S (1, 9) OBP: 0.348, SLG: 0.394		4-2 2B 1B BB	2-3 K		1-2 L6		1-0 G4-3			3 1 0 0 1 1 2												
Dan Wilson, R (1, 2) OBP: 0.290, SLG: 0.335		1-0 1B 2B	0-0 F8			0-1 G4-3		0-1 F9		4 1 1 1 0 0 1												
David Bell, R (1, 5) OBP: 0.308, SLG: 0.359	0-1 P6			0-2 G1-3		1-0 HR			2-3 K	4 1 1 1 0 1 2												
Inning Stats	R: 0 E: 0 K: 0 S: 6	H: 1 LOB: 1 BB: 1 P: 12	R: 4 E: 0 K: 1 S: 23	H: 5 LOB: 2 BB: 1 P: 37	R: 0 E: 0 K: 1 S: 11	H: 1 LOB: 1 BB: 0 P: 14	R: 0 E: 0 K: 0 S: 6	H: 1 LOB: 1 BB: 0 P: 11	R: 0 E: 1 K: 0 S: 13	H: 1 LOB: 0 BB: 0 P: 17		R: 1 E: 0 K: 0 S: 8	H: 1 LOB: 0 BB: 0 P: 12	R: 0 E: 0 K: 2 S: 12	H: 0 LOB: 0 BB: 0 P: 15	R: 0 E: 0 K: 0 S: 6	H: 0 LOB: 0 BB: 0 P: 9	R: 0 E: 0 K: 2 S: 9	H: 0 LOB: 1 BB: 1 P: 17	1B: 8 2B: 1 3B: 0 HR: 1	SF: 0 SAC: 0 DP: 1 HBP: 0	WP: 0 PB: 0 CS: 2
PITCHER	IP WLS BF H R ER SO BB IBB HBP BLK WP HR S P ERA WHIP																					
Abie Lopez, R (1, 1) ERA: 4.41	8.0 L 35 10 5 5 4 2 0 0 0 0 0 1 85 127 5.62 1.500																					
Roberto Hernandez, R (9, 1) ERA: 2.9	1.0 4 0 0 0 0 2 1 0 0 0 0 0 0 9 17 0.00 1.000																					

Batter	1	2	3	4	5	6	7	8	9	AB R H RBI BB SO LOB	BOTTOM											
Gerald Williams, R (1, 8) OBP: 0.316, SLG: 0.433	0-1 G6-3		1-3 K		0-0 F7		3-2 F2		2-1 F5	5 0 0 0 0 1 5	Seattle Mariners @ Tampa Bay Devil Rays Tropicana Field, St. Petersburg, FL Wed Sep 20 2000, 7:15 PM EDT Att: 17,192 - Dome - 72 F livebaseballscorecards.com											
Randy Winn, S (1, 7) OBP: 0.385, SLG: 0.295	1-2 S 1B		1-1 G3		3-2 1B 2B 1B		0-2 F9			4 1 2 1 0 0 2												
Steve Cox, L (1, 3) OBP: 0.381, SLG: 0.455	2-0 F8			2-3 K	0-0 2B 1B		1-2 CS	0-0 F8		4 0 1 0 0 1 1												
Greg Vaughn, R (1, 10) OBP: 0.365, SLG: 0.502	2-3 K		1-0 G6-3		3-2 2B		1-2 CS	3-3 K		4 0 1 1 0 2 1												
Aubrey Huff, L (1, 5) OBP: 0.320, SLG: 0.453		0-0 G1-3		3-1 2B		3-2 F5		0-0 F8		4 0 1 0 0 0 0												
Ozzie Timmons, R (1, 9) Jason Tyner, L (9, PR) OBP: 0.428, SLG: 1.000 OBP: 0.254, SLG: 0.257		0-1 F9		0-0 G5-3		2-2 HR		1-0 SH5-4 1B		4 1 2 1 0 0 1 0 0 0 0 0 0 0												
John Flaherty, R (1, 2) Ozzie Guillen, L (9, PH) OBP: 0.292, SLG: 0.369 OBP: 0.287, SLG: 0.343		1-2 G3-1			0-0 HR		2-2 G5-3		0-0 SH5-4	3 1 1 1 0 0 0 0 0 0 0 0 0 0												
Miguel Cairo, R (1, 4) OBP: 0.314, SLG: 0.328			2-2 G6-3		0-2 S 1B		2-2 G6-3		0-1 G6-3	4 1 1 0 0 0 2												
Felix Martinez, S (1, 6) Fred McGriff, L (9, PH) Bobby Smith, R (9, PR) OBP: 0.304, SLG: 0.296 OBP: 0.361, SLG: 0.428 OBP: 0.278, SLG: 0.379			0-0		2-3 K		4-2 CS		4-0 IBB	2 0 1 0 1 1 1 0 0 0 0 1 0 0 0 0 0 0 0 0 0												
Inning Stats	R: 0 E: 0 K: 1 S: 9	H: 1 LOB: 0 BB: 0 P: 14	R: 0 E: 0 K: 0 S: 7	H: 0 LOB: 0 BB: 0 P: 8	R: 0 E: 0 K: 1 S: 11	H: 1 LOB: 1 BB: 0 P: 15	R: 0 E: 0 K: 1 S: 7	H: 1 LOB: 0 BB: 0 P: 13	R: 3 E: 0 K: 1 S: 16	H: 5 LOB: 2 BB: 0 P: 24		R: 1 E: 0 K: 0 S: 12	H: 1 LOB: 0 BB: 0 P: 21	R: 0 E: 0 K: 0 S: 13	H: 0 LOB: 0 BB: 1 P: 21	R: 0 E: 0 K: 1 S: 5	H: 0 LOB: 0 BB: 0 P: 8	R: 0 E: 0 K: 0 S: 6	H: 1 LOB: 2 BB: 1 P: 13	1B: 5 2B: 2 3B: 1 HR: 2	SF: 0 SAC: 1 DP: 0 HBP: 0	WP: 0 PB: 0 CS: 1
PITCHER	IP WLS BF H R ER SO BB IBB HBP BLK WP HR S P ERA WHIP																					
Aaron Sele, R (1, 1) ERA: 4.75	6.0 W 26 9 4 4 4 4 0 0 0 0 0 0 14 22 6.00 0.750																					
37 Robert Ramsay, L (7, 1) ERA: 3.42	1.1 H 4 0 0 0 0 1 0 0 0 0 0 0 4 7 0.00 0.000																					
Jose Mesa, R (8, 1) ERA: 4.94	0.2 H 2 0 0 0 1 0 0 0 0 0 0 0 4 7 0.00 0.000																					
Kazuhiro Sasaki, R (9, 1) ERA: 3.43	1.0 S 5 1 0 0 0 0 0 1 0 0 0 0 6 13 0.00 1.000																					

Batter	1	2	3	4	5	6	7	8	9	AB	R	H	RBI	BB	SO	LOB	TOP								
Terrence Long, L (1, 8) OBP: 0.345, SLG: 0.467	F7		G4-3			G6-3	F8			4	0	0	0	0	0	0									
Jose Ortiz, R (1, 4) OBP: 0.300, SLG: 0.125 Randy Velarde, R (6, 4) OBP: 0.357, SLG: 0.394	G3 BB		G4-3			2B BB 1B	F8			2	1	1	0	1	0	0									
Jason Giambi, L (1, 3) OBP: 0.464, SLG: 0.631	G3		F8			BB 1B 2B				3	1	1	0	1	0	1									
Miguel Tejada, R (1, 6) OBP: 0.340, SLG: 0.474	F8					BB 1B IBB				3	2	1	1	1	0	2									
Ben Grievie, L (1, 7) OBP: 0.356, SLG: 0.490 Ryan Christenson, R (8, 7) OBP: 0.349, SLG: 0.365	G4-3		F8			P6				4	0	0	0	0	0	4									
Adam Piatt, R (1, 9) OBP: 0.356, SLG: 0.479 Bo Porter, R (9, 9) OBP: 0.375, SLG: 0.714	K		F8			1B 3 1B BB				3	1	0	1	1	1	0									
Matt Stairs, L (1, 10) OBP: 0.330, SLG: 0.422	K					1-2 2-3 3-H CS 1B				4	0	2	2	0	1	0									
3 Eric Chavez, L (1, 5) OBP: 0.356, SLG: 0.510			G1-3			1-3 2-3 3-H CS 1B				4	0	1	1	0	1	1									
Ramon Hernandez, R (1, 2) OBP: 0.309, SLG: 0.390			F8			1-3 3-H 2-1 CS 1B	G4-3			3	0	0	0	0	1	1									
Inning Stats	R: 0 H: 0 E: 0 K: 0 S: 9	H: 0 LOB: 1 BB: 1 P: 19	R: 0 H: 0 E: 0 K: 2 S: 10	H: 0 LOB: 0 BB: 0 P: 13	R: 0 H: 0 E: 0 K: 0 S: 7	H: 1 LOB: 0 BB: 0 P: 10	R: 1 H: 1 E: 0 K: 0 S: 6	H: 1 LOB: 1 BB: 0 P: 11	R: 0 H: 1 E: 0 K: 2 S: 13	H: 1 LOB: 1 BB: 0 P: 19	R: 4 H: 4 E: 0 K: 0 S: 15	H: 4 LOB: 1 BB: 2 P: 33	R: 0 H: 0 E: 0 K: 0 S: 6	H: 0 LOB: 0 BB: 1 P: 11	R: 0 H: 0 E: 0 K: 0 S: 10	H: 0 LOB: 0 BB: 1 P: 19	R: 0 H: 0 E: 0 K: 0 S: 5	H: 0 LOB: 0 BB: 7 P: 7	1B: 3 2B: 2 3B: 0 HR: 1	SF: 0 SAC: 0 DP: 1 HBP: 0	WP: 0 PB: 0 SB: 0 CS: 1	PA: 36			
PITCHER	IP	WLS	BF	H	R	ER	SO	BB	IBB	HBP	BLK	WP	HR	S	P	ERA	WHIP								
Jamie Moyer, L (1, 1) ERA: 5.32	5.2	L	26	6	5	5	4	2	1	0	0	0	1	59	102	7.94	1.412								
Brett Tomko, R (6, 1) ERA: 4.62	3.1		9	0	0	0	0	1	0	0	0	0	0	22	40	0.00	0.300								

Oakland Athletics @ Seattle Mariners
Safeco Field, Seattle, WA
Thu Sep 21 2000, 7:05 PM PDT
Att: 44,786 - Cloudy - 65 F

AB	31
R	5
H	6
RBI	5
BB	4
SO	4
LOB	9



Batter	1	2	3	4	5	6	7	8	9	AB	R	H	RBI	BB	SO	LOB	BOTTOM								
Rickey Henderson, R (1, 7) OBP: 0.369, SLG: 0.309 Dan Wilson, R (8, 2) OBP: 0.250, SLG: 0.335 Al Martin, L (9, PH) OBP: 0.344, SLG: 0.462	F8		F8			F8	G5-3			4	0	0	0	0	0	2									
Mike Cameron, R (1, 8) OBP: 0.382, SLG: 0.437	1B G6-3 BB		WP S 1B			L6				3	1	1	0	2	1	1									
Alex Rodriguez, R (1, 6) OBP: 0.426, SLG: 0.610	G6-3 S 1B		K			K	K			5	1	1	0	0	3	5									
Edgar Martinez, R (1, 10) OBP: 0.413, SLG: 0.567	G6-3					FC3-6 HBP	K			2	0	0	1	1	1	4									
John Olerud, L (1, 3) OBP: 0.396, SLG: 0.442	E1 2B		G4-3			FC3-6 BB 1-2				3	0	0	0	1	0	3									
Jay Buhner, R (1, 9) OBP: 0.375, SLG: 0.541						G5-3				3	0	1	0	1	1	1									
David Bell, R (1, 5) OBP: 0.305, SLG: 0.356			G5-3			F2	P4			4	0	0	0	0	0	3									
Joe Oliver, R (1, 2) OBP: 0.299, SLG: 0.478 Raul Ibanez, L (7, PH) OBP: 0.291, SLG: 0.313	K		K			K	G5-3 1B			2	0	0	0	0	2	0									
Mark McLemore, S (1, 4) OBP: 0.351, SLG: 0.307			K			K	G5-3 1B			2	0	1	0	0	1	1									
Inning Stats	R: 2 H: 2 E: 1 K: 0 S: 10	H: 2 LOB: 2 BB: 1 P: 23	R: 0 H: 0 E: 0 K: 2 S: 7	H: 0 LOB: 0 BB: 0 P: 9	R: 0 H: 1 E: 0 K: 1 S: 11	H: 1 LOB: 2 BB: 1 P: 22	R: 0 H: 0 E: 0 K: 1 S: 7	H: 0 LOB: 0 BB: 0 P: 9	R: 0 H: 0 E: 0 K: 1 S: 14	H: 0 LOB: 2 BB: 1 P: 22	R: 0 H: 2 E: 0 K: 2 S: 17	H: 2 LOB: 3 BB: 1 P: 27	R: 0 H: 0 E: 0 K: 2 S: 11	H: 0 LOB: 1 BB: 1 P: 15	R: 0 H: 0 E: 0 K: 1 S: 9	H: 0 LOB: 1 BB: 1 P: 15	1B: 4 2B: 1 3B: 0 HR: 0	SF: 0 SAC: 0 DP: 0 HBP: 1	WP: 1 PB: 0 SB: 2 CS: 0	PA: 39					
PITCHER	IP	WLS	BF	H	R	ER	SO	BB	IBB	HBP	BLK	WP	HR	S	P	ERA	WHIP								
Tim Hudson, R (1, 1) ERA: 4.4	6.0	W	27	5	2	1	6	2	1	0	0	0	0	61	101	1.50	1.167								
Jim Mecir, R (7, 1) ERA: 3.06	1.1	H	6	0	0	0	3	2	0	0	0	0	0	19	32	0.00	1.500								
Jeff Tam, R (8, 1) ERA: 2.45	0.2	H	2	0	0	0	1	0	0	0	0	0	0	4	4	0.00	0.000								
Jason Istringhausen, R (9, 1) ERA: 3.86	1.0	S	4	0	0	0	1	1	0	0	0	0	0	9	15	0.00	1.000								

Oakland Athletics @ Seattle Mariners
Safeco Field, Seattle, WA
Thu Sep 21 2000, 7:05 PM PDT
Att: 44,786 - Cloudy - 65 F

AB	32
R	2
H	5
RBI	1
BB	6
SO	11
LOB	20



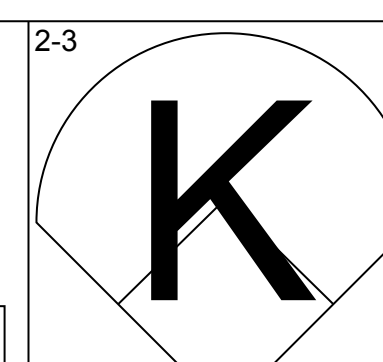
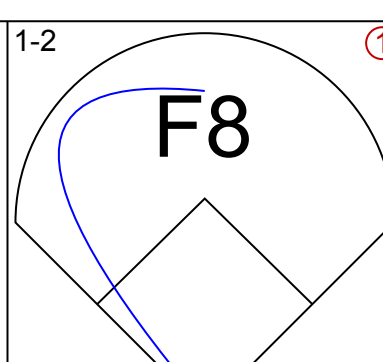
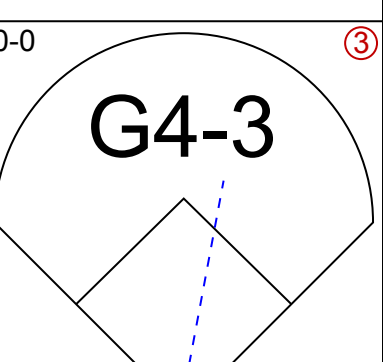
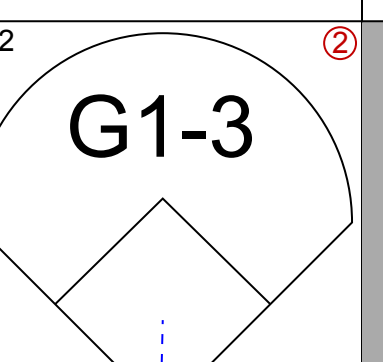
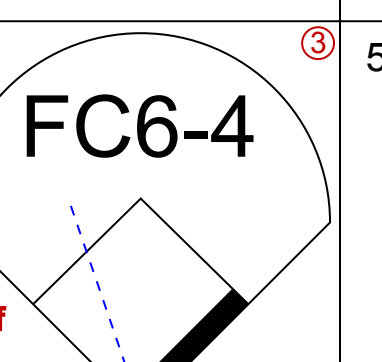
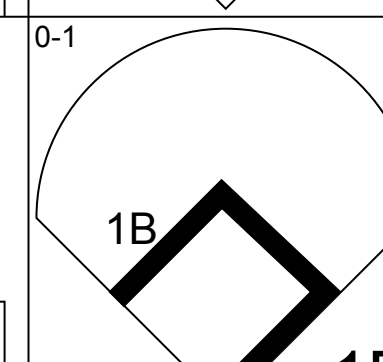
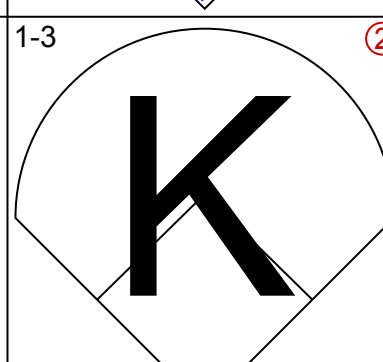
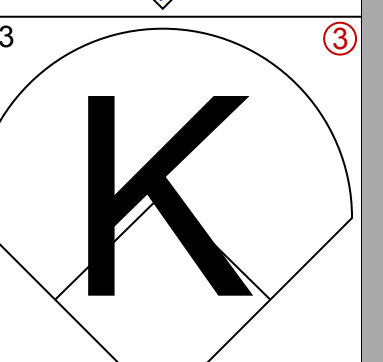
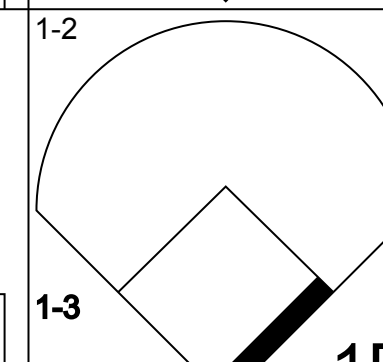
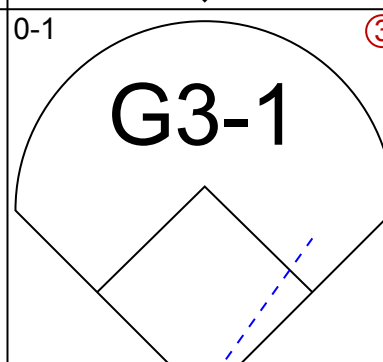
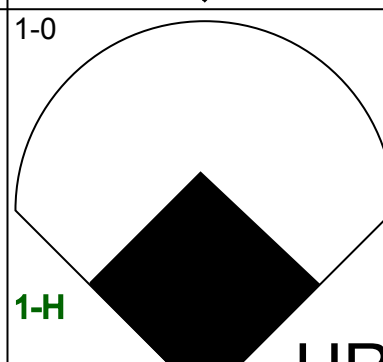
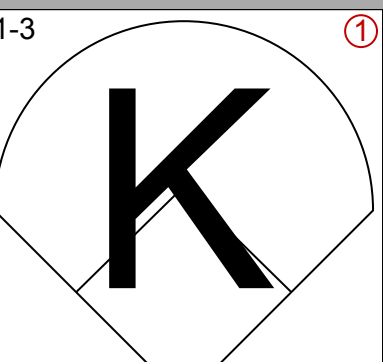
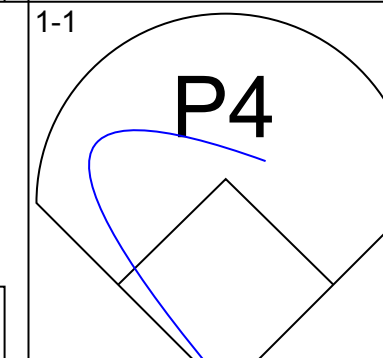
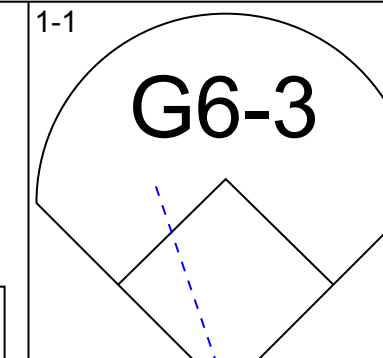
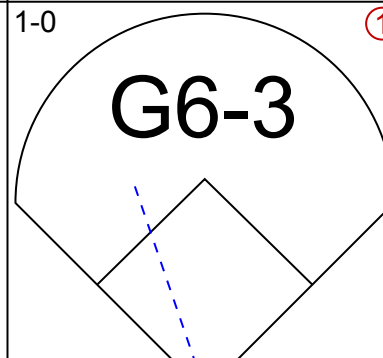
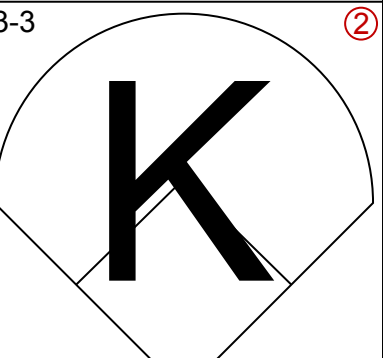
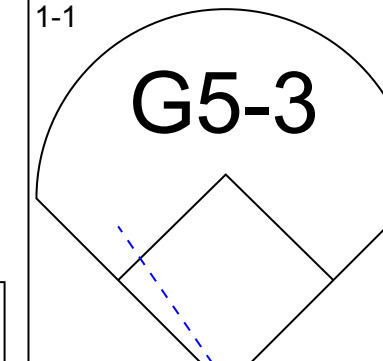
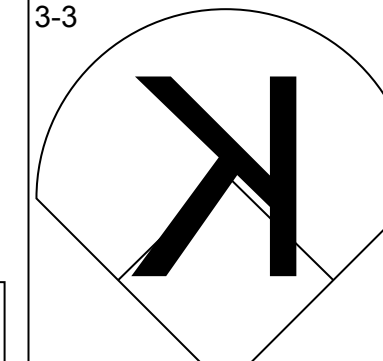
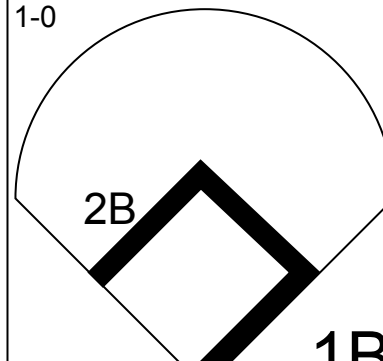
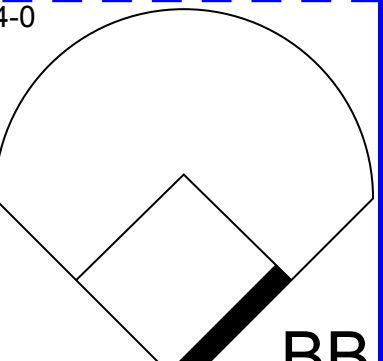
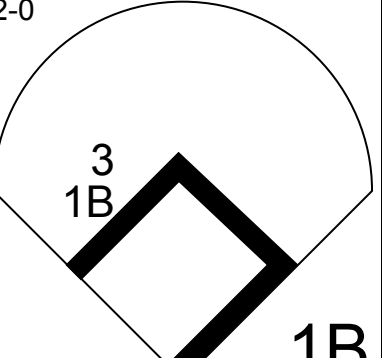
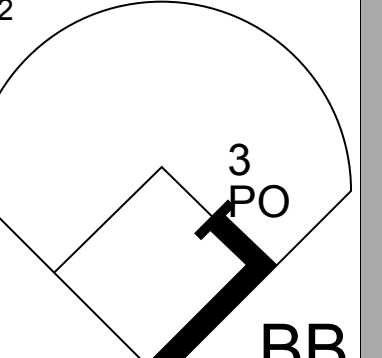
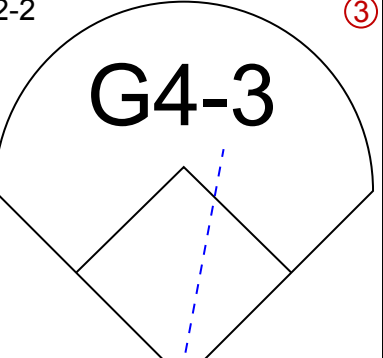
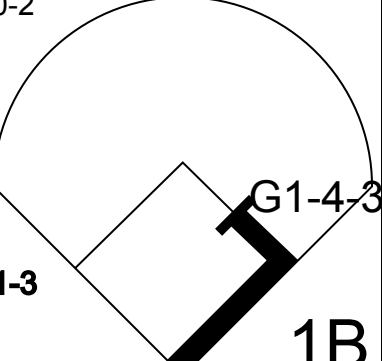
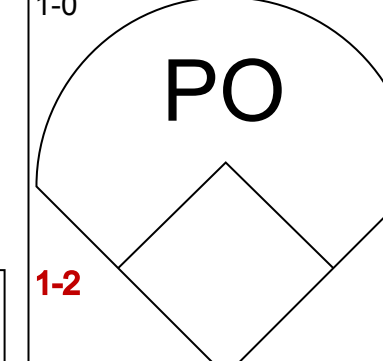

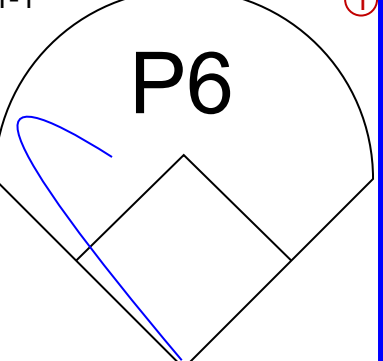
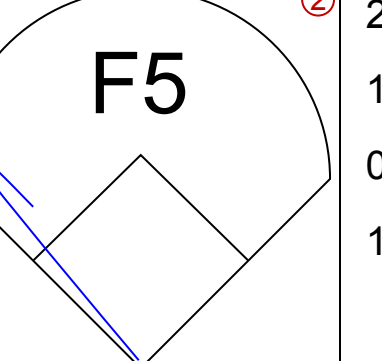

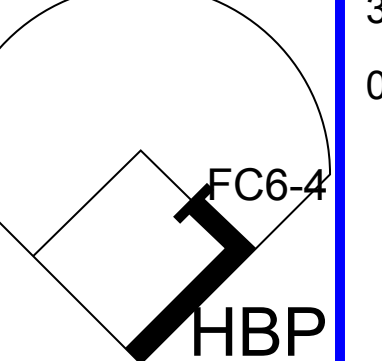
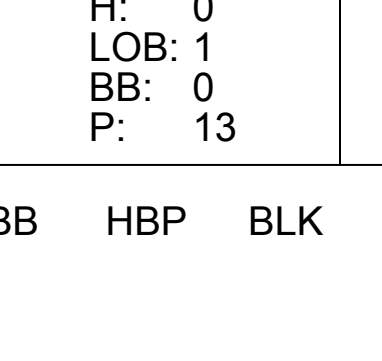
Batter	1	2	3	4	5	6	7	8	9	AB	R	H	RBI	BB	SO	LOB	TOP					
Terrence Long, L OBP: 0.343, SLG: 0.463 (1, 8)										5	1	0	0	1	0	4	Oakland Athletics @ Seattle Mariners Safeco Field, Seattle, WA Fri Sep 22 2000, 7:05 PM PDT Att: 45,408 - Sunny - 64 F					
Randy Velarde, R OBP: 0.355, SLG: 0.392 (1, 4)										5	1	1	0	0	2	0						
Jason Giambi, L OBP: 0.464, SLG: 0.627 (1, 3)										3	0	0	0	2	1	2						
Matt Stairs, L OBP: 0.335, SLG: 0.424 (1, 10)										3	2	2	1	2	1	1						
Ben Grieve, L OBP: 0.357, SLG: 0.488 (8, PH)										4	2	1	0	1	2	3						
Ryan Christenson, R OBP: 0.349, SLG: 0.355 (8, 7)										0	0	0	0	0	0	0						
Miguel Tejada, R OBP: 0.343, SLG: 0.477 (1, 6)										4	1	3	2	1	0	3						
Eric Chavez, L OBP: 0.358, SLG: 0.508 (1, 5)										3	1	1	2	2	1	4						
Jeremy Giambi, L OBP: 0.330, SLG: 0.405 (5, PH)										2	0	1	2	0	0	2						
Adam Platt, R OBP: 0.358, SLG: 0.476 (5, 9)										1	0	0	0	1	1	2						
Bo Porter, R OBP: 0.333, SLG: 0.625 (7, 9)										1	0	0	0	0	0	0						
Ramon Hernandez, R OBP: 0.307, SLG: 0.387 (1, 2)										3	0	0	1	0	2	5						
Inning Stats	R: 5 E: 1 K: 2 S: 26	H: 4 LOB: 1 BB: 2 P: 43	R: 0 E: 0 K: 1 S: 10	H: 0 LOB: 1 BB: 1 P: 19	R: 0 E: 0 K: 1 S: 10	H: 1 LOB: 2 BB: 1 P: 18	R: 0 E: 0 K: 0 S: 7	H: 0 LOB: 0 BB: 0 P: 10	R: 3 E: 1 K: 0 S: 17	H: 3 LOB: 1 BB: 1 P: 30	R: 0 E: 0 K: 2 S: 9	H: 0 LOB: 1 BB: 1 P: 18	R: 0 E: 0 K: 2 S: 14	H: 1 LOB: 2 BB: 1 P: 24	R: 0 E: 0 K: 2 S: 14	H: 0 LOB: 3 BB: 3 P: 30	R: 0 E: 0 K: 0 S: 8	H: 0 LOB: 0 BB: 0 P: 12	1B: 8 2B: 1 3B: 0 HR: 0	SF: 1 SAC: 0 DP: 1 HBP: 1	WP: 0 PB: 0 SB: 0 CS: 0	PA: 46
PITCHER	IP WLS BF H R ER SO BB IBB HBP BLK WP HR S P ERA WHIP																					
Freddy Garcia, R ERA: 3.95 (1, 1)	4.0 L 24 8 8 6 4 4 0 0 0 0 0 0 27 98 13.50 3.000																					
37 Robert Ramsey, L ERA: 3.28 (5, 1)	2.0 8 0 0 0 2 2 0 0 0 0 0 0 22 40 0.00 1.000																					
Frankie Rodriguez, R ERA: 6.35 (7, 1)	2.0 11 1 0 0 4 4 0 0 0 0 0 0 28 54 0.00 2.500																					
58 Kevin Hodges, R ERA: 3.52 (9, 1)	1.0 3 0 0 0 0 0 0 0 1 0 0 0 8 12 0.00 0.000																					

Batter	1	2	3	4	5	6	7	8	9	AB	R	H	RBI	BB	SO	LOB	BOTTOM					
Mark McLemore, S OBP: 0.348, SLG: 0.303 (1, 4)										5	0	0	1	0	1	4	Oakland Athletics @ Seattle Mariners Safeco Field, Seattle, WA Fri Sep 22 2000, 7:05 PM PDT Att: 45,408 - Sunny - 64 F					
Stan Javier, S OBP: 0.344, SLG: 0.390 (1, 7)										4	0	0	0	0	1	3						
Alex Rodriguez, R OBP: 0.425, SLG: 0.606 (1, 6)										3	1	0	0	0	0	0						
Edgar Martinez, R OBP: 0.413, SLG: 0.568 (1, 10)										3	1	1	1	1	0	0						
John Olerud, L OBP: 0.398, SLG: 0.443 (1, 3)										3	0	2	0	1	0	1						
Jay Buhner, R OBP: 0.374, SLG: 0.538 (1, 9)										4	0	1	0	0	2	2						
Mike Cameron, R OBP: 0.362, SLG: 0.435 (1, 8)										3	0	0	0	1	1	3						
Joe Oliver, R OBP: 0.306, SLG: 0.481 (1, 2)										1	1	1	0	1	0	0						
Raul Ibanez, L OBP: 0.299, SLG: 0.313 (6, PH)										0	0	0	1	0	0	0						
Chris Widger, R OBP: 0.307, SLG: 0.440 (7, 2)										0	0	0	0	0	0	0						
Carlos Guillen, S OBP: 0.325, SLG: 0.394 (9, PH)										1	0	0	0	0	0	1						
David Bell, R OBP: 0.307, SLG: 0.358 (1, 5)										3	0	2	0	0	0	2						
Al Martin, L OBP: 0.343, SLG: 0.461 (9, PH)										1	0	0	0	0	1	1						
Inning Stats	R: 0 E: 0 K: 1 S: 9	H: 0 LOB: 0 BB: 0 P: 13	R: 0 E: 0 K: 1 S: 9	H: 0 LOB: 0 BB: 1 P: 14	R: 1 E: 0 K: 0 S: 8	H: 2 LOB: 1 BB: 0 P: 13	R: 0 E: 0 K: 1 S: 9	H: 1 LOB: 1 BB: 0 P: 14	R: 0 E: 0 K: 1 S: 13	H: 1 LOB: 2 BB: 1 P: 21	R: 2 E: 0 K: 1 S: 14	H: 2 LOB: 2 BB: 1 P: 23	R: 0 E: 0 K: 0 S: 9	H: 0 LOB: 0 BB: 0 P: 12	R: 0 E: 0 K: 0 S: 4	H: 1 LOB: 0 BB: 0 P: 5	R: 0 E: 0 K: 1 S: 10	H: 0 LOB: 1 BB: 1 P: 18	1B: 6 2B: 1 3B: 0 HR: 0	SF: 1 SAC: 0 DP: 2 HBP: 1	WP: 0 PB: 0 SB: 0 CS: 0	PA: 37
PITCHER	IP WLS BF H R ER SO BB IBB HBP BLK WP HR S P ERA WHIP																					
Omar Olivares, R ERA: 6.82 (1, 1)	5.0 W 21 4 2 2 2 4 2 0 0 0 0 0 37 76 3.60 1.200																					
Scott Service, R ERA: 6.06 (6, 1)	4.0 S 16 3 1 1 2 2 0 0 0 0 0 0 37 57 2.25 1.250																					

AB	34
R	8
H	9
RBI	8
BB	10
SO	10
LOB	26



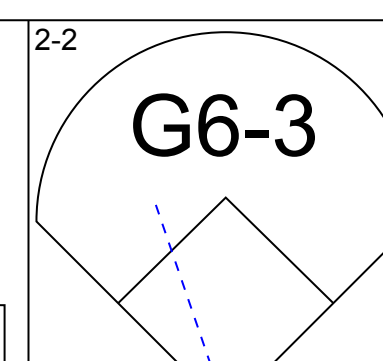
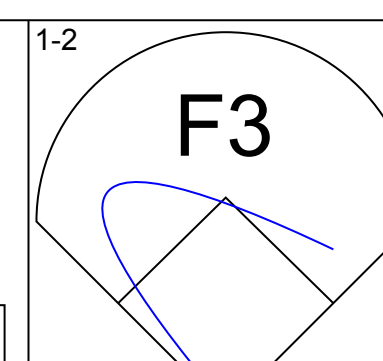
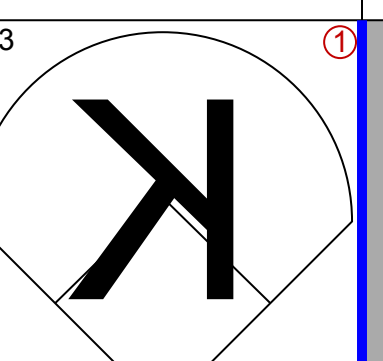
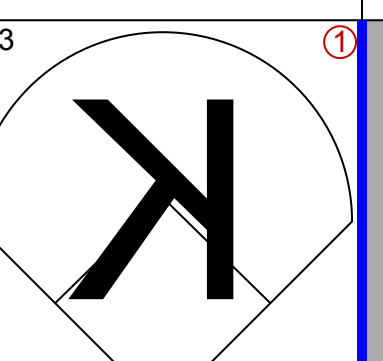
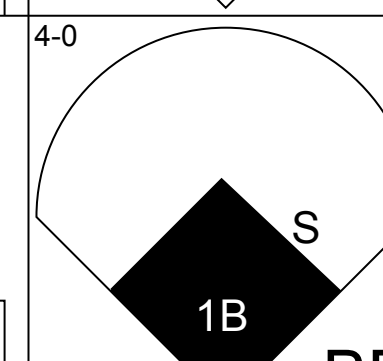
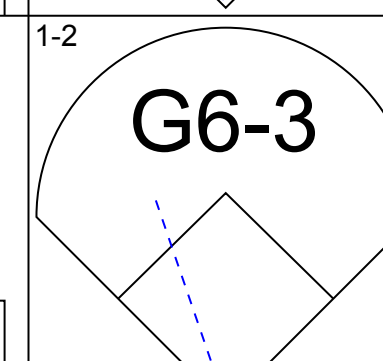
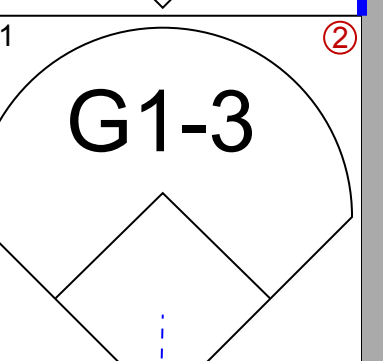
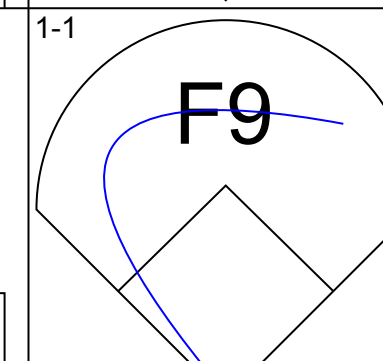
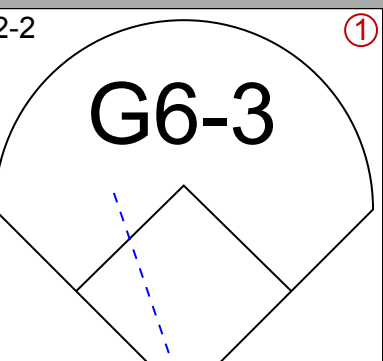
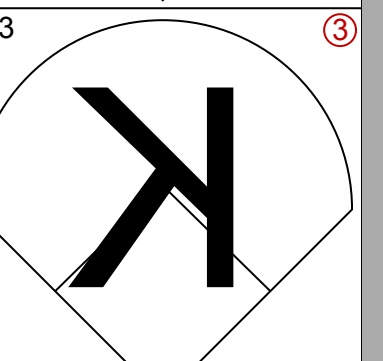
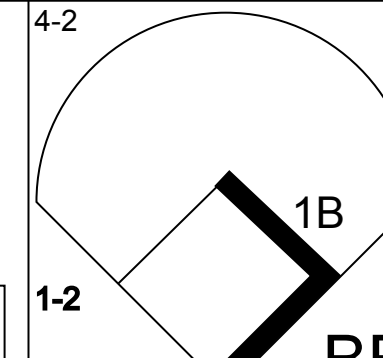
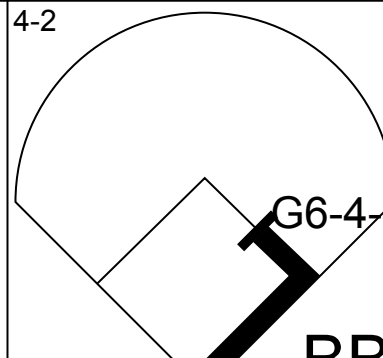
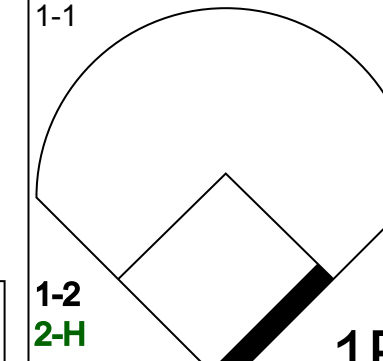
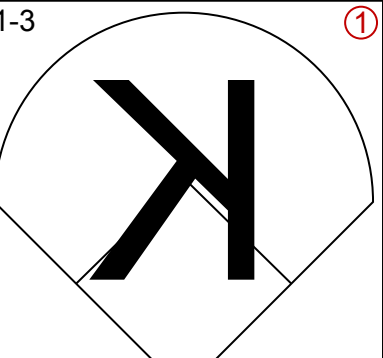
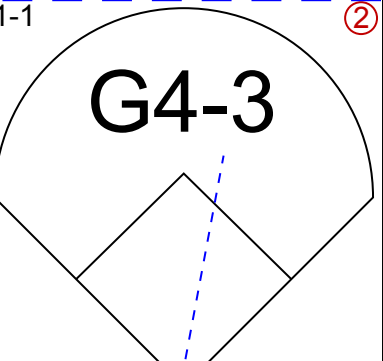
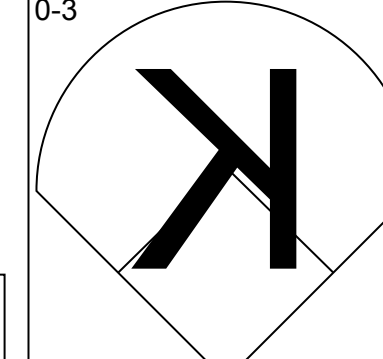
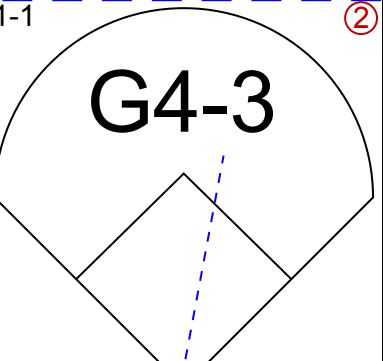
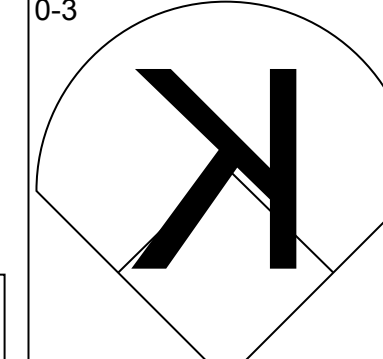

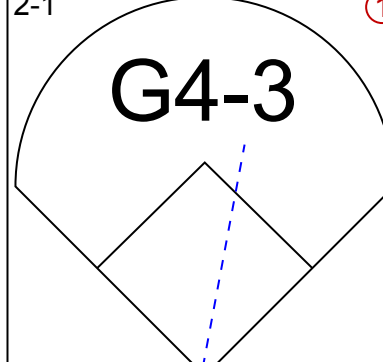
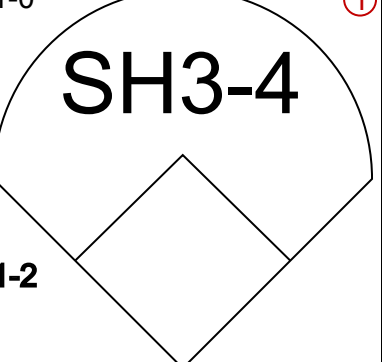
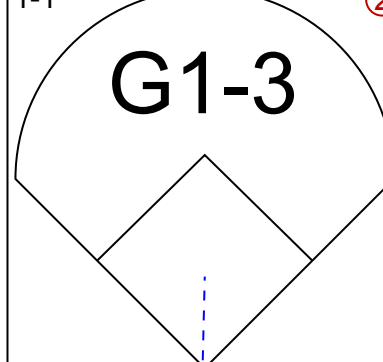
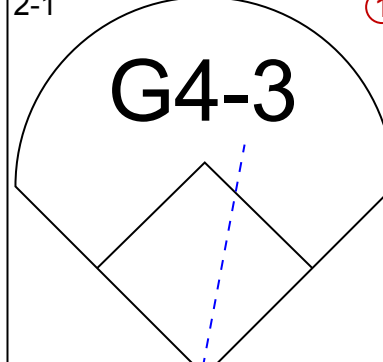
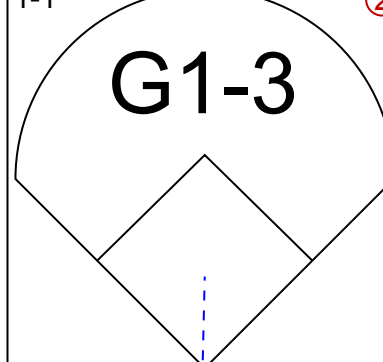
Batter	1	2	3	4	5	6	7	8	9	AB	R	H	RBI	BB	SO	LOB	TOP										
Terrence Long, L OBP: 0.343, SLG: 0.463 (1, 8)	L5					G5-3		G4-3		5	1	2	2	0	0	0	Oakland Athletics @ Seattle Mariners Safeco Field, Seattle, WA Sat Sep 23 2000, 1:10 PM PDT Att: 45,406 - Sunny - 61 F										
Randy Velarde, R OBP: 0.354, SLG: 0.392 (1, 4)		F8			P4		K	K		5	0	1	0	0	2	2											
Jason Giambi, L OBP: 0.467, SLG: 0.627 (1, 3)				FC4-6		G4-6-3			K	3	1	2	0	2	1	0											
Matt Stairs, L OBP: 0.335, SLG: 0.422 Olimedo Saenz, R OBP: 0.391, SLG: 0.507 Jose Ortiz, R OBP: 0.273, SLG: 0.111 (1, 10)	K			FC4-6					F8	2	0	0	0	1	1	3											
Ben Grieve, L OBP: 0.356, SLG: 0.492 Ryan Christenson, R OBP: 0.347, SLG: 0.362 (1, 7)	P4			G3-6-3		G4-6-3			G4-3	4	1	1	4	0	0	5											
Miguel Tejada, R OBP: 0.344, SLG: 0.476 (1, 6)						K				2	0	0	0	2	1	1											
3 Eric Chavez, L OBP: 0.359, SLG: 0.508 (1, 5)		FC3-6								4	2	2	0	0	0	1											
Jeremy Giambi, L OBP: 0.330, SLG: 0.408 Bo Porter, R OBP: 0.353, SLG: 0.625 (1, 9)										3	1	1	1	0	2	2											
Ramon Hernandez, R OBP: 0.307, SLG: 0.388 (1, 2)		F7								4	1	1	1	0	0	1											
Inning Stats	R: 0 E: 0 K: 1 S: 12	H: 1 LOB: 2 BB: 1 P: 23	R: 2 E: 1 K: 0 S: 11	H: 2 LOB: 1 BB: 1 P: 23	R: 0 E: 0 K: 0 S: 9	H: 1 LOB: 0 BB: 0 P: 14	R: 0 E: 0 K: 1 S: 6	H: 0 LOB: 0 BB: 0 P: 9	R: 0 E: 0 K: 0 S: 9	H: 1 LOB: 1 BB: 1 P: 18	R: 6 E: 0 K: 2 S: 24	H: 5 LOB: 2 BB: 3 P: 42	R: 0 E: 0 K: 1 S: 7	H: 0 LOB: 0 BB: 0 P: 10	R: 0 E: 0 K: 1 S: 7	H: 0 LOB: 0 BB: 0 P: 9		1B: 6 2B: 3 3B: 0 HR: 1	SF: 0 SAC: 1 DP: 2 HBP: 0	WP: 0 PB: 1 SB: 0 CS: 0	PA: 41						
PITCHER	IP	WLS	BF	H	R	ER	SO	BB	IBB	HBP	BLK	WP	HR	S	P	ERA	WHIP										
Paul Abbott, R ERA: 3.93 (1, 1)	5.0		22	5	2	2	2	3	0	0	0	0	0	52	94	3.60	1.600										
Arthur Rhodes, L ERA: 4.55 (6, 1)	1.2	L	8	3	4	4	2	1	0	0	0	0	0	19	29	21.60	2.400										
Jose Paniagua, R ERA: 3.48 (7, 1)	0.1		5	2	2	2	1	2	0	0	0	0	1	11	20	54.00	12.000										
Jose Mesa, R ERA: 4.88 (8, 1)	1.0		3	0	0	0	1	0	0	0	0	0	0	7	10	0.00	0.000										
Joel Pineiro, R ERA: 6.69 (9, 1)	1.0		3	0	0	0	1	0	0	0	0	0	0	7	9	0.00	0.000										
Batter	1	2	3	4	5	6	7	8	9	AB	R	H	RBI	BB	SO	LOB	BOTTOM										
Rickey Henderson, R OBP: 0.370, SLG: 0.308 (1, 7)			L8			F8				2	0	0	0	2	0	0	Oakland Athletics @ Seattle Mariners Safeco Field, Seattle, WA Sat Sep 23 2000, 1:10 PM PDT Att: 45,406 - Sunny - 61 F										
Stan Javier, S OBP: 0.343, SLG: 0.386 (1, 9)	K					F8				3	1	0	0	1	2	3											
Alex Rodriguez, R OBP: 0.423, SLG: 0.602 (1, 6)		F8				F9				4	0	0	0	0	0	4											
Edgar Martinez, R OBP: 0.412, SLG: 0.571 (1, 10)										4	1	1	2	0	1	3											
John Olerud, L OBP: 0.395, SLG: 0.439 (1, 3)		F7				F7				4	0	0	0	0	2	0											
Al Martin, L OBP: 0.342, SLG: 0.459 Mike Cameron, R OBP: 0.362, SLG: 0.434 (1, 8)		F7								2	0	0	0	0	1	0											
Carlos Guillen, S OBP: 0.324, SLG: 0.390 (7, 8)										1	0	0	0	1	0	0											
Dan Wilson, R OBP: 0.288, SLG: 0.332 Raul Ibanez, L OBP: 0.297, SLG: 0.311 Chris Widger, R OBP: 0.307, SLG: 0.440 (1, 2)										2	0	0	0	0	1	0											
David Bell, R OBP: 0.307, SLG: 0.358 (8, 2)										1	0	0	0	0	1	2											
David Bell, R OBP: 0.307, SLG: 0.358 (1, 4)										3	0	1	0	0	0	0											
Inning Stats	R: 0 E: 0 K: 2 S: 10	H: 0 LOB: 1 BB: 1 P: 18	R: 0 E: 0 K: 0 S: 6	H: 0 LOB: 0 BB: 0 P: 13	R: 0 E: 0 K: 1 S: 9	H: 1 LOB: 0 BB: 1 P: 22	R: 0 E: 0 K: 1 S: 10	H: 0 LOB: 0 BB: 0 P: 13	R: 0 E: 0 K: 0 S: 6	H: 0 LOB: 2 BB: 2 P: 8	R: 0 E: 0 K: 2 S: 16	H: 0 LOB: 2 BB: 2 P: 27	R: 0 E: 0 K: 1 S: 13	H: 1 LOB: 2 BB: 1 P: 23	R: 0 E: 0 K: 1 S: 6	H: 0 LOB: 0 BB: 0 P: 8	1B: 1 2B: 0 3B: 0 HR: 1	SF: 0 SAC: 0 DP: 0 HBP: 0	WP: 0 PB: 0 SB: 1 CS: 0	PA: 34							
PITCHER	IP	WLS	BF	H	R	ER	SO	BB	IBB	HBP	BLK	WP	HR	S	P	ERA	WHIP										
Kevin Appier, R ERA: 4.56 (1, 1)	7.0		26	1	2	2	7	4	0	0	0	0	0	66	113	2.57	0.714										
Jeff Tam, R ERA: 2.45 (8, 1)	1.0		5	1	0	0	1	1	0	0	0	0	0	13	23	0.00	2.000										
Doug Jones, R ERA: 3.99 (9, 1)	1.0		3	0	0	0	1	0	0	0	0	0	0	6	8	0.00	0.000										

Batter	1	2	3	4	5	6	7	8	9	AB	R	H	RBI	BB	SO	LOB	TOP					
Terrence Long, L OBP: 0.341, SLG: 0.458										5	0	0	0	0	1	2						
Randy Velarde, R OBP: 0.355, SLG: 0.393										4	1	2	0	0	2	0						
Jason Giambi, L OBP: 0.467, SLG: 0.632										4	1	2	2	0	1	0						
Miguel Tejada, R OBP: 0.342, SLG: 0.472										4	0	0	0	0	1	2						
Ben Grieve, L OBP: 0.357, SLG: 0.491										3	0	1	0	1	1	2						
Ryan Christenson, R OBP: 0.347, SLG: 0.362										0	0	0	0	0	0	0						
Adam Piatt, R OBP: 0.370, SLG: 0.490										2	0	2	0	1	0	0						
Matt Stairs, L OBP: 0.334, SLG: 0.421										1	0	0	0	0	0	1						
3 Eric Chavez, L OBP: 0.360, SLG: 0.507										3	0	1	0	1	2	2						
Jeremy Giambi, L OBP: 0.327, SLG: 0.405																						
Olmedo Saenz, R OBP: 0.390, SLG: 0.505										2	0	0	0	0	1	3						
Bo Porter, R OBP: 0.333, SLG: 0.625										1	0	0	0	0	1	2						
Mark Bellhorn, S OBP: 0.333, SLG: 0.250										0	0	0	0	0	0	0						
Ramon Hernandez, R OBP: 0.306, SLG: 0.385										3	0	0	0	0	0	3						
Eric Byrnes, R OBP: 0.300, SLG: 0.222										0	0	0	0	0	0	0						
Inning Stats	R: 0 E: 0 K: 1 S: 12	H: 2 LOB: 2 BB: 0 P: 17	R: 0 E: 0 K: 1 S: 8	H: 2 LOB: 1 BB: 0 P: 11	R: 0 E: 0 K: 1 S: 8	H: 0 LOB: 0 BB: 0 P: 10	R: 0 E: 0 K: 1 S: 8	H: 0 LOB: 0 BB: 1 P: 17	R: 0 E: 0 K: 0 S: 4	H: 0 LOB: 1 BB: 1 P: 11	R: 2 E: 0 K: 2 S: 11	H: 4 LOB: 2 BB: 0 P: 18	R: 0 E: 0 K: 1 S: 8	H: 0 LOB: 1 BB: 1 P: 11	R: 0 E: 0 K: 2 S: 9	H: 0 LOB: 1 BB: 1 P: 19	R: 0 E: 0 K: 1 S: 8	H: 0 LOB: 1 BB: 0 P: 13	1B: 6 2B: 1 3B: 0 HR: 1	SF: 0 SAC: 0 DP: 1 HBP: 1	WP: 0 PB: 0 SB: 0 CS: 0	PA: 38
PITCHER	IP WLS BF H R ER SO BB IBB HBP BLK WP HR S P ERA WHIP																					
John Halama, L ERA: 5.14	(1, 1) 5.1 W 24 8 2 2 4 2 0 0 0 0 0 1 45 75 3.38 1.875																					
Arthur Rhodes, L ERA: 4.41	(6, 1) 2.0 H 6 0 0 0 4 0 0 0 0 0 0 0 17 24 0.00 0.000																					
Kazuhiro Sasaki, R ERA: 3.34	(8, 1) 1.2 S 7 0 0 0 2 1 0 1 0 0 0 0 14 28 0.00 0.600																					

Oakland Athletics @ Seattle Mariners
Safeco Field, Seattle, WA
Sun Sep 24 2000, 1:35 PM PDT
Att: 45,405 - Sunny - 63 F

AB 33
R 2
H 8
RBI 2
BB 3
SO 10
LOB 17



Batter	1	2	3	4	5	6	7	8	9	AB	R	H	RBI	BB	SO	LOB	BOTTOM			
Rickey Henderson, R OBP: 0.367, SLG: 0.305										4	0	0	0	0	1	3				
Charles Gipson, R OBP: 0.419, SLG: 0.444										0	0	0	0	0	0	0				
Mike Cameron, R OBP: 0.363, SLG: 0.433										3	1	1	1	1	0	1				
Alex Rodriguez, R OBP: 0.420, SLG: 0.597										4	0	0	0	0	1	3				
Edgar Martinez, R OBP: 0.413, SLG: 0.569										2	0	0	0	2	1	0				
John Olerud, L OBP: 0.396, SLG: 0.440										4	0	2	1	0	0	1				
Jay Buhner, R OBP: 0.370, SLG: 0.532										4	0	0	0	0	1	4				
Raul Ibanez, L OBP: 0.287, SLG: 0.311										0	0	0	0	0	0	0				
Carlos Guillen, S OBP: 0.327, SLG: 0.404										3	1	2	1	0	0	0				
Joe Oliver, R OBP: 0.308, SLG: 0.481										2	0	1	0	0	0	0				
Mark McLemore, S OBP: 0.348, SLG: 0.303										1	1	0	0	1	0	0				
Inning Stats	R: 1 E: 0 K: 1 S: 16	H: 1 LOB: 2 BB: 2 P: 27	R: 1 E: 0 K: 0 S: 8	H: 2 LOB: 1 BB: 1 P: 15	R: 0 E: 0 K: 0 S: 5	H: 0 LOB: 0 BB: 1 P: 10	R: 1 E: 0 K: 0 S: 13	H: 2 LOB: 1 BB: 0 P: 18	R: 0 E: 0 K: 0 S: 10	H: 1 LOB: 1 BB: 0 P: 15	R: 0 E: 0 K: 0 S: 6	H: 0 LOB: 0 BB: 0 P: 12	R: 0 E: 0 K: 2 S: 8	H: 0 LOB: 0 BB: 0 P: 11	R: 0 E: 0 K: 1 S: 8	H: 0 LOB: 0 BB: 0 P: 11	1B: 5 2B: 0 3B: 0 HR: 1	SF: 0 SAC: 2 DP: 1 HBP: 0	WP: 0 PB: 0 SB: 1 CS: 0	PA: 33
PITCHER	IP WLS BF H R ER SO BB IBB HBP BLK WP HR S P ERA WHIP																			
Ariel Prieto, R ERA: 5.12	(1, 1) 5.0 L 24 4 3 3 1 4 0 0 0 0 0 0 1 52 85 5.40 2.000																			
T.J. Mathews, R ERA: 6.17	(6, 1) 2.1 7 0 0 0 3 0 0 0 0 0 0 0 17 27 0.00 0.000																			
Mike Magnante, L ERA: 4.31	(8, 1) 0.1 1 0 0 0 0 0 0 0 0 0 0 0 2 3 0.00 0.000																			
Doug Jones, R ERA: 3.97	(8, 1) 0.1 1 0 0 0 0 0 0 0 0 0 0 0 3 4 0.00 0.000																			

Oakland Athletics @ Seattle Mariners
Safeco Field, Seattle, WA
Sun Sep 24 2000, 1:35 PM PDT
Att: 45,405 - Sunny - 63 F

AB 27
R 3
H 6
RBI 3
BB 4
SO 4
LOB 12



Batter	1	2	3	4	5	6	7	8	9	AB	R	H	RBI	BB	SO	LOB	TOP					
Frank Catalanotto, L (1.4) OBP: 0.375, SLG: 0.462	F8		G6-3			G3-6-3 1B		F7		4	0	1	0	0	0	0	Texas Rangers @ Seattle Mariners Safeco Field, Seattle, WA Tue Sep 26 2000, 7:05 PM PDT Att: 31,399 - Sunny - 75 F					
Royce Clayton, R (1.6) OBP: 0.299, SLG: 0.385	1B		3B			G3-6-3 1-2		K		4	0	2	0	0	1	1						
Rafael Palmeiro, L (1.3) OBP: 0.401, SLG: 0.566	F9		F9			2B		P6		4	0	1	0	0	0	2						
Chad Curtis, R (1.7) OBP: 0.347, SLG: 0.440	BB					BB		1B		2	0	1	0	2	1	0						
Ricky Ledee, L (1.9) OBP: 0.321, SLG: 0.383	F7					F7		K		3	0	0	0	1	1	5						
Pedro Valdes, L (1.10) OBP: 0.315, SLG: 0.408										4	0	0	0	0	0	2						
Mike Lamb, L (1.5) OBP: 0.324, SLG: 0.372	G6-3							L5		4	0	1	0	0	0	1						
Randy Knorr, R (1.2) OBP: 0.263, SLG: 0.579	F8									3	0	0	0	0	0	1						
Scarborough Green, S (1.8) OBP: 0.284, SLG: 0.243										3	0	0	0	0	1	1						
Inning Stats	R: 0 E: 0 K: 0 S: 9	H: 1 LOB: 2 BB: 1 P: 16	R: 0 E: 0 K: 0 S: 4	H: 0 LOB: 0 BB: 0 P: 7	R: 0 E: 0 K: 0 S: 10	H: 1 LOB: 1 BB: 0 P: 14	R: 0 E: 0 K: 1 S: 8	H: 0 LOB: 0 BB: 1 P: 15	R: 0 E: 0 K: 1 S: 7	H: 0 LOB: 3 BB: 0 P: 10	R: 0 E: 0 K: 0 S: 9	H: 2 LOB: 2 BB: 1 P: 16	R: 0 E: 0 K: 0 S: 10	H: 1 LOB: 1 BB: 0 P: 12	R: 0 E: 0 K: 1 S: 9	H: 0 LOB: 1 BB: 0 P: 14	R: 0 E: 0 K: 1 S: 15	H: 1 LOB: 1 BB: 0 P: 19	1B: 4 2B: 1 3B: 1 HR: 0	SF: 0 SAC: 0 DP: 1 HBP: 0	WP: 0 PB: 0 SB: 1 CS: 1	PA: 35
PITCHER Aaron Sele, R (1.1) ERA: 4.54	IP: 9.0 WLS: W BF: 34 H: 6 R: 0 ER: 0 SO: 4 BB: 3 IBB: 0 HBP: 0 BLK: 0 WP: 0 HR: 0 S: 81 P: 123 ERA: 0.00 WHIP: 1.000																					

Batter	1	2	3	4	5	6	7	8	9	AB	R	H	RBI	BB	SO	LOB	BOTTOM			
Rickey Henderson, R (1.7) OBP: 0.368, SLG: 0.305	HBP		2B			B1		P6		3	1	1	1	0	0	1	Texas Rangers @ Seattle Mariners Safeco Field, Seattle, WA Tue Sep 26 2000, 7:05 PM PDT Att: 31,399 - Sunny - 75 F			
Raul Ibanez, L (8.7) OBP: 0.291, SLG: 0.316	1B		1B					1B		1	0	1	0	0	0	0				
Mike Cameron, R (1.8) OBP: 0.382, SLG: 0.433	P6		2B			F8		F9		5	0	1	2	0	0	4				
Alex Rodriguez, R (1.6) OBP: 0.420, SLG: 0.599	K		F7			2B		3B		3	0	1	0	1	1	1				
Edgar Martinez, R (1.10) OBP: 0.415, SLG: 0.571						BB		BB		3	0	2	1	1	0	0				
John Olerud, L (1.3) OBP: 0.397, SLG: 0.438	F8					2B		BB		2	0	0	0	2	0	1				
Jay Buhner, R (1.9) OBP: 0.368, SLG: 0.528	G6-4-3					1B		F8		4	0	1	0	0	0	7				
Charles Gipson, R (8.9) OBP: 0.419, SLG: 0.444										0	0	0	0	0	0	0				
Carlos Guillen, S (1.5) OBP: 0.326, SLG: 0.399										3	0	0	0	0	1	1				
Joe Oliver, R (1.2) OBP: 0.312, SLG: 0.497										4	2	2	1	0	1	1				
Mark McLemore, S (1.4) OBP: 0.349, SLG: 0.305										3	2	1	0	1	0	1				
Inning Stats	R: 0 E: 0 K: 1 S: 7	H: 0 LOB: 0 BB: 0 P: 13	R: 0 E: 0 K: 0 S: 6	H: 1 LOB: 0 BB: 0 P: 10	R: 3 E: 0 K: 1 S: 15	H: 4 LOB: 0 BB: 0 P: 26	R: 0 E: 0 K: 0 S: 7	H: 1 LOB: 1 BB: 0 P: 12	R: 2 E: 0 K: 0 S: 15	H: 2 LOB: 3 BB: 3 P: 33	R: 0 E: 0 K: 0 S: 10	H: 0 LOB: 0 BB: 0 P: 17	R: 0 E: 0 K: 0 S: 12	H: 1 LOB: 3 BB: 2 P: 28	R: 0 E: 0 K: 1 S: 13	H: 1 LOB: 2 BB: 0 P: 21	1B: 5 2B: 3 3B: 1 HR: 1	SF: 0 SAC: 0 DP: 1 HBP: 2	WP: 0 PB: 0 SB: 0 CS: 0	PA: 38
PITCHER Ryan Glynn, R (1.1) ERA: 5.84 Francisco Cordero, R (5.1) ERA: 5.16 Brian Sikorski, R (7.1) ERA: 5.36	IP: 4.2 WLS: L BF: 23 H: 8 R: 5 ER: 5 SO: 2 BB: 2 IBB: 1 HBP: 1 BLK: 0 WP: 0 HR: 1 S: 46 P: 87 ERA: 9.64 WHIP: 2.143																			

AB	31
R	0
H	6
RBI	0
BB	3
SO	4
LOB	13



AB	31
R	5
H	10
RBI	5
BB	5
SO	3
LOB	17




livebaseballscores.com

livebaseballscores.com

Batter	1	2	3	4	5	6	7	8	9	AB	R	H	RBI	BB	SO	LOB	TOP					
Rickey Henderson, R OBP: 0.368, SLG: 0.305	P4		G6-3		FC6-4 BB WP		G5-4-3 1B			4	0	1	0	0	0	1						
Mike Cameron, R OBP: 0.365, SLG: 0.438	F S E BB		HR		BB 1-2		G5-4-3			2	2	1	1	2	0	1						
Alex Rodriguez, R OBP: 0.418, SLG: 0.592	E SF7 BB		G5-3		F7			K		3	1	0	0	1	1	2						
Edgar Martinez, R OBP: 0.418, SLG: 0.575	E5							L8		3	0	1	1	1	0	1						
John Olerud, L OBP: 0.393, SLG: 0.439	SF7		G4-3		F7			G6-3		3	0	0	1	0	0	4						
Jay Buhner, R OBP: 0.362, SLG: 0.517	K				F9				K	4	0	0	0	0	2	1						
Carlos Guillen, S OBP: 0.324, SLG: 0.396		F7			G5-4-3 1B			F7		4	0	1	0	0	0	0						
Dan Wilson, R OBP: 0.291, SLG: 0.336		K			G5-4-3			F8		3	0	0	0	0	1	1						
Al Martin, L OBP: 0.340, SLG: 0.455							P4			1	0	0	0	0	0	0						
Mark McLemore, S OBP: 0.348, SLG: 0.307		K						G1-3		3	0	1	0	0	1	0						
Inning Stats	R: 2 H: 0 E: 1 K: 1 S: 18	H: 0 LOB: 1 BB: 2 P: 33	R: 0 H: 0 E: 0 K: 2 S: 7	H: 0 LOB: 0 BB: 0 P: 9	R: 1 H: 2 E: 0 K: 0 S: 12	H: 2 LOB: 1 BB: 0 P: 22	R: 0 H: 1 E: 0 K: 0 S: 5	H: 1 LOB: 0 BB: 0 P: 11	R: 0 H: 1 E: 0 K: 0 S: 16	H: 1 LOB: 3 BB: 2 P: 28	R: 0 H: 0 E: 0 K: 0 S: 6	H: 0 LOB: 0 BB: 0 P: 8	R: 0 H: 1 E: 0 K: 0 S: 8	H: 1 LOB: 0 BB: 0 P: 14	R: 0 H: 0 E: 0 K: 1 S: 5	H: 0 LOB: 0 BB: 0 P: 7	R: 0 H: 0 E: 0 K: 1 S: 9	H: 0 LOB: 0 BB: 0 P: 13	1B: 4 2B: 0 3B: 0 HR: 1	SF: 1 SAC: 0 DP: 2 HBP: 0	WP: 1 PB: 0 SB: 1 CS: 0	PA: 35
PITCHER	IP WLS BF H R ER SO BB IBB HBP BLK WP HR S P ERA WHIP																					
Ramon Ortiz, R ERA: 5.09	(1, 1) 6.0 W 26 4 3 1 3 4 0 0 0 0 1 1 64 111 1.50 1.333																					
Lou Pote, R ERA: 3.54	(7, 1) 3.0 S 9 1 0 0 2 0 0 0 0 0 0 0 22 34 0.00 0.333																					

Seattle Mariners @ Anaheim Angels
Edison International Field, Anaheim, CA
Fri Sep 29, 2000, 10:05 PM EDT
Att: 33,424 - Overcast - 68 F

AB 30
R 3
H 5
RBI 3
BB 4
SO 5
LOB 11



Batter	1	2	3	4	5	6	7	8	9	AB	R	H	RBI	BB	SO	LOB	BOTTOM			
Darin Erstad, L OBP: 0.410, SLG: 0.541	G1-3			G4-3		SF7		F5		4	0	1	1	0	0	0				
Scott Spiezio, S OBP: 0.330, SLG: 0.464	G4-3			G5-3		3H		F8		4	0	1	0	0	0	1				
Orlando Palmeiro, L OBP: 0.394, SLG: 0.401		F7				BB BB 1B				1	0	0	0	0	0	0				
Mo Vaughn, L OBP: 0.365, SLG: 0.502	16 1B 2B		G3-1		F7			K		4	1	1	0	1	1	0				
Tim Salmon, R OBP: 0.405, SLG: 0.545	16 1B HR BB					G6-3				1	2	0	0	3	0	0				
16 Garret Anderson, L OBP: 0.308, SLG: 0.518										4	3	3	2	0	0	3				
Troy Glaus, R OBP: 0.405, SLG: 0.604	HR 1B		P3		F7					4	1	2	3	0	0	2				
Bengie Molina, R OBP: 0.321, SLG: 0.423	G4-3							F9		4	1	1	3	0	0	1				
Adam Kennedy, L OBP: 0.301, SLG: 0.405		G1-4-3						G1-3		3	1	1	0	1	0	1				
Kevin Stocker, S OBP: 0.326, SLG: 0.318		B5-3		G4-3		G3-1		G4-3		4	0	0	0	0	0	3				
Inning Stats	R: 4 H: 3 E: 0 K: 0 S: 14	H: 3 LOB: 0 BB: 1 P: 26	R: 0 H: 1 E: 0 K: 0 S: 7	H: 1 LOB: 1 BB: 0 P: 10	R: 3 H: 3 E: 0 K: 0 S: 11	H: 3 LOB: 1 BB: 1 P: 22	R: 0 H: 0 E: 0 K: 0 S: 6	H: 0 LOB: 0 BB: 0 P: 8	R: 1 H: 1 E: 0 K: 0 S: 9	H: 1 LOB: 0 BB: 0 P: 18	R: 1 H: 1 E: 0 K: 0 S: 15	H: 1 LOB: 3 BB: 3 P: 34	R: 0 H: 1 E: 0 K: 0 S: 10	H: 1 LOB: 1 BB: 0 P: 17	R: 0 H: 0 E: 0 K: 1 S: 11	H: 0 LOB: 0 BB: 0 P: 16	1B: 4 2B: 2 3B: 1 HR: 3	SF: 1 SAC: 0 DP: 0 HBP: 0	WP: 0 PB: 0 SB: 1 CS: 0	PA: 39
PITCHER	IP WLS BF H R ER SO BB IBB HBP BLK WP HR S P ERA WHIP																			
Paul Abbott, R ERA: 4.22	(1, 1) 5.0 L 25 8 8 8 0 2 0 0 0 0 0 3 47 84 14.40 2.000																			
Joel Pineiro, R ERA: 5.59	(6, 1) 3.0 14 2 1 1 1 3 0 0 0 0 0 0 36 67 3.00 1.667																			

Seattle Mariners @ Anaheim Angels
Edison International Field, Anaheim, CA
Fri Sep 29, 2000, 10:05 PM EDT
Att: 33,424 - Overcast - 68 F

AB 33
R 9
H 10
RBI 9
BB 5
SO 1
LOB 11



Batter	1	2	3	4	5	6	7	8	9	AB	R	H	RBI	BB	SO	LOB	TOP					
Mike Cameron, R OBP: 0.365, SLG: 0.438 (1, 8)	F7		G5-3					K		5	1	2	1	0	1	3						
Al Martin, L OBP: 0.338, SLG: 0.452 Raul Ibanez, L OBP: 0.301, SLG: 0.329 (1, 7)	G4-3		G4-3							3	0	0	0	0	0	2						
Alex Rodriguez, R OBP: 0.420, SLG: 0.606 (6, 7)	G5-3									2	0	2	2	0	0	0						
Edgar Martinez, R OBP: 0.423, SLG: 0.579 Rickey Henderson, R OBP: 0.368, SLG: 0.305 (1, 6)	G5-3									4	1	1	1	1	0	1						
John Olerud, L OBP: 0.392, SLG: 0.439 (1, 10)	G6-3									5	0	2	0	0	0	2						
Stan Javier, S OBP: 0.351, SLG: 0.401 Charles Gipson, R OBP: 0.394, SLG: 0.414 (9, PR)	P6									0	0	0	0	0	0	0						
David Bell, R OBP: 0.316, SLG: 0.381 (1, 3)	P6									5	0	0	0	0	0	5						
Joe Oliver, R OBP: 0.313, SLG: 0.490 (1, 9)	FC6-4 1B									4	0	1	0	0	1	1						
Mark McLemore, S OBP: 0.353, SLG: 0.316 (8, 9)	FC6-4 1B									0	0	0	0	0	0	0						
David Bell, R OBP: 0.316, SLG: 0.381 (1, 5)	FC6-4 1-2									4	1	2	1	0	0	1						
Joe Oliver, R OBP: 0.313, SLG: 0.490 (1, 2)	F2									3	1	0	0	1	1	1						
Mark McLemore, S OBP: 0.353, SLG: 0.316 (1, 4)	G3									4	1	2	0	0	0	3						
Inning Stats	R: 0 E: 0 K: 0 S: 5	H: 0 LOB: 0 BB: 0 P: 7	R: 0 E: 0 K: 0 S: 8	H: 1 LOB: 1 BB: 0 P: 12	R: 0 E: 0 K: 0 S: 7	H: 1 LOB: 1 BB: 0 P: 9	R: 1 E: 0 K: 0 S: 9	H: 1 LOB: 0 BB: 0 P: 12	R: 1 E: 0 K: 1 S: 18	H: 1 LOB: 1 BB: 1 P: 29	R: 0 E: 0 K: 1 S: 10	H: 1 LOB: 1 BB: 0 P: 15	R: 3 E: 0 K: 1 S: 17	H: 4 LOB: 2 BB: 1 P: 35	R: 0 E: 1 K: 1 S: 13	H: 1 LOB: 2 BB: 0 P: 19	R: 0 E: 1 K: 0 S: 7	H: 2 LOB: 2 BB: 0 P: 9	1B: 8 2B: 2 3B: 0 HR: 2	SF: 0 SAC: 0 DP: 1 HBP: 0	WP: 1 PB: 0 SB: 1 CS: 0	PA: 41
PITCHER	IP	WLS	BF	H	R	ER	SO	BB	IBB	HBP	BLK	WP	HR	S	P	ERA	WHIP					
Mark Petkovsek, R ERA: 4.33 Ben Weber, R ERA: 6.35 Shigetoshi Hasegawa, R ERA: 3.48 Lou Pote, R ERA: 3.4 (1, 1)	4.1	17	3	2	2	0	1	0	0	0	0	0	1	34	51	4.15	0.923					
(5, 1)	1.2	7	2	0	0	1	0	0	0	0	0	1	0	23	33	0.00	1.200					
(7, 1)	1.0	L	8	4	3	3	1	0	1	0	0	0	1	17	35	27.00	4.000					
(8, 1)	2.0	9	3	0	0	1	0	0	0	0	0	0	0	20	28	0.00	1.500					

Seattle Mariners @ Anaheim Angels
Edison International Field, Anaheim, CA
Sun Oct 01 2000, 4:05 PM EDT
Att: 30,473 - Sunny - 72 F

AB	39
R	5
H	12
RBI	5
BB	2
SO	3
LOB	19



Batter	1	2	3	4	5	6	7	8	9	AB	R	H	RBI	BB	SO	LOB	BOTTOM				
Darin Erstad, L OBP: 0.409, SLG: 0.541 (1, 8)	F9									5	1	1	0	0	0	1					
Scott Spiezio, S OBP: 0.334, SLG: 0.465 Ron Gant, R OBP: 0.335, SLG: 0.492 (1, 7)	G3-6 1B									3	1	2	1	0	1	0					
Mo Vaughn, L OBP: 0.365, SLG: 0.498 (7, PH)	BB SF7 1B									2	0	0	0	0	0	1					
Tim Salmon, R OBP: 0.404, SLG: 0.540 (1, 3)	BB									3	0	0	0	1	1	1					
16 Garret Anderson, L OBP: 0.307, SLG: 0.519 (1, 10)	BB									3	0	2	0	1	0	0					
Troy Glaus, R OBP: 0.404, SLG: 0.604 (7, PH)	SF7									3	0	1	1	0	1	2					
Bengie Molina, R OBP: 0.318, SLG: 0.421 (1, 9)	BB									3	0	0	0	1	3	3					
Adam Kennedy, L OBP: 0.300, SLG: 0.403 (1, 5)	K									4	0	0	0	0	5						
Benji Gil, R OBP: 0.317, SLG: 0.352 Orlando Palmeiro, L OBP: 0.355, SLG: 0.399 (1, 2)	G6-3									4	0	0	0	0	5						
Adam Kennedy, L OBP: 0.300, SLG: 0.403 (1, 4)	F8									4	0	1	0	0	2						
Benji Gil, R OBP: 0.317, SLG: 0.352 Orlando Palmeiro, L OBP: 0.355, SLG: 0.399 (1, 6)	K									3	0	0	0	0	2	4					
Inning Stats	R: 2 E: 0 K: 1 S: 17	H: 2 LOB: 2 BB: 2 P: 33	R: 0 E: 0 K: 1 S: 7	H: 0 LOB: 0 BB: 0 P: 12	R: 0 E: 0 K: 1 S: 9	H: 2 LOB: 1 BB: 0 P: 12	R: 0 E: 0 K: 1 S: 12	H: 1 LOB: 1 BB: 0 P: 19	R: 0 E: 1 K: 1 S: 15	H: 1 LOB: 3 BB: 1 P: 24	R: 0 E: 0 K: 1 S: 8	H: 0 LOB: 0 BB: 0 P: 14	R: 0 E: 0 K: 1 S: 11	H: 1 LOB: 1 BB: 0 P: 13	R: 0 E: 0 K: 0 S: 6	H: 0 LOB: 1 BB: 1 P: 13	1B: 5 2B: 2 3B: 0 HR: 0	SF: 1 SAC: 0 DP: 1 HBP: 0	WP: 0 PB: 0 SB: 0 CS: 0	PA: 38	
PITCHER	IP	WLS	BF	H	R	ER	SO	BB	IBB	HBP	BLK	WP	HR	S	P	ERA	WHIP				
Aaron Sele, R ERA: 4.51 Arthur Rhodes, L ERA: 4.29 Kazuhiro Sasaki, R ERA: 3.16 (1, 1)	5.2	25	7	1	0	0	2	0	0	0	0	0	0	20	29	0.00	0.600				
(6, 1)	1.2	W	7	1	0	0	2	0	0	0	0	0	0	12	20	0.00	0.600				
(8, 1)	1.2	S	6	0	0	0	1	1	0	0	0	0	0	12	20	0.00	0.600				

Seattle Mariners @ Anaheim Angels
Edison International Field, Anaheim, CA
Sun Oct 01 2000, 4:05 PM EDT
Att: 30,473 - Sunny - 72 F

AB	33
R	2
H	7
RBI	2
BB	4
SO	8
LOB	19



Batter	1	2	3	4	5	6	7	8	9	AB	R	H	RBI	BB	SO	LOB	TOP												
Rickey Henderson, R OBP: 0.500, SLG: 0.400 Raul Ibanez, L OBP: 0.500, SLG: 0.500	0-0 G1-6-3 1B	1-1 P4			4-1 S SH3 G5-3 BB		1-0 G4-3		2-2 1B 1-3 1B	2	1	1	0	1	0	2													
Mike Cameron, R OBP: 0.444, SLG: 0.375	0-0 F3		1-2 G5-3		0-0 SH3 1-2		1-0 G6-3		0-2 1B 1-3 1B	4	0	1	1	0	0	1													
Alex Rodriguez, R OBP: 0.400, SLG: 0.400	1-1 G1-6-3 1-2		3-2 1B G6-3		2-2 G5-3 2-H			0-1 G5-3	0-3 3-H 6-3 K	5	0	1	1	0	1	3													
Edgar Martinez, R OBP: 0.444, SLG: 0.875		3-2 E 1B 2B	1-1 G6-3 1-2		1-0 F9			4-1 FC6-4 BB		3	1	1	0	1	0	1													
John Olerud, L OBP: 0.333, SLG: 0.625		2-1 1B E SF8 HBP		0-1 P5		0-2 G2-6-3 1B		1-2 FC6-4 1-2		3	1	1	0	0	0	1													
Jay Buhner, R OBP: 0.428, SLG: 0.800 Joe Oliver, R OBP: 0.500, SLG: 2.000		0-0 E6 G5-3 1B 1-2 2-3		2-2 HR		0-0 G2-6-3 1-2		1-1 P6		4	1	1	1	0	0	4													
David Bell, R OBP: 0.444, SLG: 0.500		1-0 G5-3 1B 1-2 2-3 3-H		0-0 G6-3		3-1 1B			2-3 K	4	0	2	1	0	1	0													
Dan Wilson, R Stan Javier, S		2-2 SF8		4-1 FC6-4 BB		0-0 L7			0-3 K	1	0	0	1	1	0	1													
Mark McLemore, S OBP: 0.375, SLG: 0.167		1-1 G5-3 1-2 2-3		0-0 FC6-4 1-2		3-2 F8			4-2 1B BB	3	1	0	0	1	0	3													
Inning Stats	R: 0 E: 0 K: 0 S: 4	H: 1 LOB: 0 BB: 0 P: 5	R: 2 E: 1 K: 0 S: 14	H: 2 LOB: 2 BB: 0 P: 24	R: 0 E: 0 K: 0 S: 8	H: 1 LOB: 1 BB: 0 P: 13	R: 1 E: 0 K: 0 S: 9	H: 1 LOB: 1 BB: 1 P: 15	R: 1 E: 0 K: 0 S: 8	H: 0 LOB: 0 BB: 0 P: 15	R: 0 E: 0 K: 0 S: 7	H: 2 LOB: 1 BB: 0 P: 10	R: 0 E: 0 K: 0 S: 6	H: 0 LOB: 1 BB: 1 P: 11	R: 0 E: 0 K: 0 S: 8	H: 0 LOB: 1 BB: 1 P: 14	R: 1 E: 0 K: 3 S: 20	H: 2 LOB: 2 BB: 1 P: 28	1B: 7 2B: 1 3B: 0 HR: 1	SF: 1 SAC: 1 DP: 3 HBP: 1	WP: 0 PB: 0 SB: 1 CS: 0	PA: 39							
PITCHER	IP	WLS	BF	H	R	ER	SO	BB	IBB	HBP	BLK	WP	HR	S	P	ERA	WHIP												
Mike Siroka, L ERA: 4.76	(1, 1)	5.2	L	25	7	4	3	0	2	0	1	0	0	0	1	49	81	4.76	1.588										
Lorenzo Barcelo, R ERA:	(6, 1)	1.2		6	0	0	0	0	1	0	0	0	0	0	0	10	19	0.00	0.600										
Kelly Wunsch, L ERA:	(8, 1)	0.2		2	0	0	0	0	0	0	0	0	0	0	5	7	0.00	0.000											
41 Bill Simas, R ERA: 9.0	(9, 1)	0.2		3	0	1	1	2	1	0	0	0	0	0	10	16	13.50	1.500											
56 Mark Buehrle, L ERA:	(9, 1)	0.1		3	2	0	0	1	0	0	0	0	0	0	10	12	0.00	6.000											

Seattle Mariners @ Chicago White Sox
Comiskey Park, Chicago, IL
Wed Oct 04 2000, 1:00 PM EDT
Att. 45,383 - Overcast - 61 F

AB	32
R	5
H	9
RBI	5
BB	4
SO	3
LOB	16



Batter	1	2	3	4	5	6	7	8	9	AB	R	H	RBI	BB	SO	LOB	BOTTOM											
Ray Durham, S OBP: 0.444, SLG: 0.857	1-0 2B	1-1 FC6-4 1-2		2-2 G4-6-3 1-2			4-2 F8 BB		1-3 K	4	1	1	0	1	1	3												
Jose Valentin, S OBP: 0.556, SLG: 0.714	1-0 S 2H 2B		1-1 E S SF9 1B		0-1 F9		4-2 FC4-6 BB			3	1	2	1	1	0	0												
Frank Thomas, R	3-2 F7 2-3		1-2 P5		3-2 F7		1-0 F8			4	0	0	0	0	0	4												
Magglio Ordonez, R OBP: 0.333, SLG: 0.429	4-2 BB		4-2 S 14 BB		0-0 G5-3		2-0 FC4-6 1-2			2	0	0	0	2	0	2												
Carlos Lee, R OBP: 0.111, SLG: 0.250	2-2 P3		0-0 SF9			1-0 F7		0-1 G6-3		3	0	0	1	0	0	2												
14 Paul Konerko, R	1-0 G1-3		2-1 F3			2-1 P6		1-3 K		4	0	0	0	0	1	3												
Herbert Perry, R OBP: 0.444, SLG: 0.500		1-1 G6-3		0-0 FC4-6 1B		2-2 2B		1-3 K		4	0	2	0	0	1	0												
Chris Singleton, L OBP: 0.143, SLG: 0.429 Jeff Abbott, R		2-3 K		1-2 FC4-6 BB		2-2 F8		2-3 K		2	0	0	0	0	1	1												
Harold Baines, L				1-2 BB						1	0	0	0	0	1	0												
Charles Johnson, R OBP: 0.625, SLG: 0.500		2-1 FC6-4 HBP		4-2 G4-6-3 BB			0-0 P4		0-3 K	2	0	0	0	1	1	0												
Inning Stats	R: 1 E: 0 K: 0 S: 12	H: 2 LOB: 2 BB: 1 P: 24	R: 0 E: 0 K: 1 S: 8	H: 0 LOB: 1 BB: 0 P: 14	R: 1 E: 0 K: 0 S: 14	H: 1 LOB: 1 BB: 1 P: 22	R: 0 E: 0 K: 0 S: 11	H: 1 LOB: 1 BB: 1 P: 17	R: 0 E: 0 K: 0 S: 6	H: 0 LOB: 0 BB: 0 P: 9	R: 0 E: 0 K: 0 S: 9	H: 1 LOB: 1 BB: 0 P: 16	R: 0 E: 0 K: 0 S: 9	H: 0 LOB: 2 BB: 2 P: 20	R: 0 E: 0 K: 2 S: 8	H: 0 LOB: 0 BB: 0 P: 10	R: 0 E: 0 K: 3 S: 9	H: 0 LOB: 0 BB: 0 P: 12	1B: 2 2B: 3 3B: 0 HR: 0	SF: 1 SAC: 0 DP: 1 HBP: 1	WP: 0 PB: 0 SB: 3 CS: 0	PA: 37						
PITCHER	IP	WLS	BF	H	R	ER	SO	BB	IBB	HBP	BLK	WP	HR	S	P	ERA	WHIP											
Paul Abbott, R ERA: 1.59	(1, 1)	5.2	W	25	5	2	1	1	0	0	0	0	0	10	20	0.00	3.000											
Arthur Rhodes, L ERA:	(6, 1)	0.2	H	4	0	0	0	0	2	0	0	0	0	0	10	20	0.00	3.000										
Jose Mesa, R ERA:	(7, 1)	1.2	H	5	0	0	0	2	0	0	0	0	0	10	15	0.00	0.000											
Kazuhiro Sasaki, R ERA:	(9, 1)	1.0	S	3	0	0	0	3	0	0	0	0	0	9	12	0.00	0.000											

Seattle Mariners @ Chicago White Sox
Comiskey Park, Chicago, IL
Wed Oct 04 2000, 1:00 PM EDT
Att. 45,383 - Overcast - 61 F

AB	30
R	2
H	5
RBI	2
BB	5
SO	6
LOB	16



Batter	1	2	3	4	5	6	7	8	9	AB	R	H	RBI	BB	SO	LOB	TOP							
Ray Durham, S OBP: 0.385, SLG: 0.600 (1, 4)	4-1 SH4-3 BB		2-2 G3			1-0 L5			1-3 K	3	0	0	0	1	1	0								
Jose Valentin, S OBP: 0.417, SLG: 0.500 (1, 6)	0-0 SH4-3		1-3 K			0-0 L8			0-3 K	3	0	0	0	0	2	0								
Frank Thomas, R (1, 3)	4-0 G1-6-3 BB			3-2 F7		0-0 G6-3			4-2 BB	2	0	0	0	2	0	0								
Magglio Ordonez, R OBP: 0.308, SLG: 0.364 (1, 9)	2-2 G1-6-3			2-2 G4-6-3 1B		1-1 F3			2-3 K	4	0	1	0	0	1	3								
Harold Baines, L OBP: 0.250, SLG: 0.500 (1, 10)		1-0 F8 SF8 2B		2-2 G4-6-3		0-0 G3				3	1	1	0	0	0	1								
Charles Johnson, R OBP: 0.455, SLG: 0.333 (1, 2)		0-0 F8			3-2 F8				3-2 L6	3	0	0	0	0	0	1								
Herbert Perry, R Tony Graffanino, R (8, PR)		1-0 SF8			4-2 BB			2-2 14 G4-3 1B		1	0	1	1	1	0	0								
Carlos Lee, R OBP: 0.083, SLG: 0.182 (1, 7)		0-2 F8			2-2 F8			1-0 F9		3	0	0	0	0	0	2								
Chris Singleton, L 14 Paul Konerko, R McKay Christensen, L (8, PH)			1-1 G3		1-1 G3			0-1 G4-3		2	0	0	0	0	0	1								
										1	0	0	0	0	0	0								
Inning Stats	R: 0 E: 0 K: 0 S: 5	H: 0 LOB: 1 BB: 2 P: 15	R: 1 E: 0 K: 0 S: 6	H: 1 LOB: 0 BB: 0 P: 8	R: 0 E: 0 K: 1 S: 9	H: 0 LOB: 0 BB: 0 P: 13	R: 0 E: 0 K: 0 S: 9	H: 1 LOB: 0 BB: 0 P: 16	R: 0 E: 0 K: 0 S: 11	H: 0 LOB: 1 BB: 1 P: 21	R: 0 E: 0 K: 0 S: 3	H: 0 LOB: 0 BB: 0 P: 4	R: 0 E: 0 K: 0 S: 6	H: 0 LOB: 0 BB: 0 P: 10	R: 0 E: 0 K: 0 S: 7	H: 1 LOB: 1 BB: 0 P: 10	R: 0 E: 0 K: 3 S: 12	H: 0 LOB: 1 BB: 1 P: 19	1B: 2 2B: 1 3B: 0 HR: 0	SF: 1 SAC: 1 DP: 3 HBP: 0	WP: 0 PB: 0 SB: 0 CS: 0	PA: 31		
PITCHER	IP WLS BF H R ER SO BB IBB HBP BLK WP HR S P ERA WHIP	7.1 26 3 1 1 1 3 0 0 0 0 0 0 54 95 1.23 0.818	1.1 3 0 0 0 2 0 0 0 0 0 0 8 9 0.00 0.000	0.1 W 2 0 0 0 1 1 0 0 0 0 0 6 12 0.00 3.000																				

Chicago White Sox @ Seattle Mariners
Safeco Field, Seattle, WA
Fri Oct 06 2000, 1:00 PM PDT
Att: 48,010 - Sunny - 66 F

AB 25
R 1
H 3
RBI 1
BB 4
SO 4
LOB 9



Batter	1	2	3	4	5	6	7	8	9	AB	R	H	RBI	BB	SO	LOB	BOTTOM							
Mike Cameron, R OBP: 0.308, SLG: 0.250 (1, 8)	1-1 G5-3		2-2 G6-3		0-1 F9		2-2 G6-3			4	0	0	0	0	0	1								
Raul Ibanez, L OBP: 0.375, SLG: 0.375 (1, 9)	1-2 G4-3			G6-3 SH1-3 1B		1-0 P5		2-2 G6-3		4	1	1	0	0	0	0								
Alex Rodriguez, R OBP: 0.308, SLG: 0.308 (1, 6)	2-2 F9			0-0 SH1-3		0-0 G5-3		1-3 K		3	0	0	0	0	1	0								
Edgar Martinez, R OBP: 0.462, SLG: 0.727 (1, 10)		0-0 1B		0-1 G6-3		4-2 BB		1-3 K		3	0	1	0	1	1	1								
John Olerud, L Rickey Henderson, R OBP: 0.462, SLG: 0.600		2-0 F7		4-1 FC5 1B BB		4-2 BB		3-1 E1 SH5-3 1B 1B		2	0	1	0	2	0	1								
Stan Javier, S OBP: 0.167, SLG: 0.167 (1, 7)		0-1 F5		0-2 FC5		1-2 BB		0-0 SH5-3		3	0	1	1	0	1	3								
David Bell, R OBP: 0.462, SLG: 0.455 (1, 5)		1-1 F7		1-2 FC5			2-2 SH1-4 1B		4-0 1B BB	3	0	1	0	1	0	3								
Joe Oliver, R OBP: 0.250, SLG: 1.000 Carlos Guillen, S OBP: 1.000, SLG: 1.000 (9, PH)			3-3 K		0-0 F9		0-0 SH1-4		0-1 1B	2	0	0	0	0	1	0								
Mark McLemore, S OBP: 0.273, SLG: 0.111 (1, 4)			1-0 P6		3-1 F7		0-3 K		1-2 1B	3	0	0	0	0	1	1								
										1	0	1	1	0	0	0								
Inning Stats	R: 0 E: 0 K: 0 S: 9	H: 0 LOB: 0 BB: 0 P: 13	R: 0 E: 0 K: 0 S: 6	H: 1 LOB: 1 BB: 0 P: 9	R: 0 E: 0 K: 1 S: 8	H: 0 LOB: 0 BB: 0 P: 14	R: 1 E: 0 K: 0 S: 12	H: 2 LOB: 2 BB: 1 P: 19	R: 0 E: 0 K: 0 S: 5	H: 0 LOB: 0 BB: 0 P: 8	R: 0 E: 0 K: 1 S: 18	H: 0 LOB: 2 BB: 2 P: 29	R: 0 E: 0 K: 1 S: 11	H: 1 LOB: 1 BB: 0 P: 15	R: 0 E: 0 K: 2 S: 9	H: 0 LOB: 0 BB: 0 P: 13	R: 1 E: 1 K: 0 S: 5	H: 2 LOB: 2 BB: 1 P: 12	1B: 6 2B: 0 3B: 0 HR: 0	SF: 0 SAC: 3 DP: 0 HBP: 0	WP: 0 PB: 0 SB: 0 CS: 0	PA: 35		
PITCHER	IP WLS BF H R ER SO BB IBB HBP BLK WP HR S P ERA WHIP	6.0 24 7 1 0 0 3 0 0 0 0 0 0 20 28 0.00 0.500	2.0 7 1 0 0 3 0 0 0 0 0 0 2 5 ∞ ∞	0.1 3 1 0 0 0 1 0 0 0 0 0 3 7 0.00 6.000																				

Chicago White Sox @ Seattle Mariners
Safeco Field, Seattle, WA
Fri Oct 06 2000, 1:00 PM PDT
Att: 48,010 - Sunny - 66 F

AB 28
R 2
H 6
RBI 2
BB 4
SO 5
LOB 10




Batter	1	2	3	4	5	6	7	8	9	AB	R	H	RBI	BB	SO	LOB	TOP								
Mike Cameron, R (1, 8) OBP: 0.238, SLG: 0.158										3	1	0	0	1	2	1	Seattle Mariners @ New York Yankees Yankee Stadium, Bronx, NY Wed Oct 11 2000, 4:00 PM EDT Att: 55,317 - Sunny - 65 F								
Stan Javier, S (1, 9) OBP: 0.200, SLG: 0.200										4	0	1	1	0	1	1									
Alex Rodriguez, R (1, 6) OBP: 0.333, SLG: 0.450										4	0	1	0	0	2	1									
Edgar Martinez, R (1, 10) OBP: 0.381, SLG: 0.500										3	0	1	0	1	1	1									
John Olerud, L (1, 3) OBP: 0.381, SLG: 0.500										4	0	2	0	0	0	2									
Al Martin, L (1, 7) OBP: 0.400, SLG: 0.500										3	0	1	0	1	0	3									
David Bell, R (1, 5) OBP: 0.381, SLG: 0.368										4	0	0	0	0	0	6									
Dan Wilson, R (1, 2)										3	0	0	0	0	1	0									
Raul Ibanez, L (9, PH) OBP: 0.300, SLG: 0.300										1	0	0	0	0	0	1									
Mark McLemore, S (1, 4) OBP: 0.278, SLG: 0.313										3	0	1	0	0	0	0									
Inning Stats	R: 0 E: 0 K: 3 S: 12	H: 0 LOB: 0 BB: 0 P: 14	R: 0 E: 0 K: 0 S: 10	H: 1 LOB: 1 BB: 1 P: 17	R: 1 E: 0 K: 1 S: 10	H: 1 LOB: 1 BB: 1 P: 18	R: 0 E: 0 K: 0 S: 10	H: 2 LOB: 1 BB: 0 P: 14	R: 0 E: 0 K: 1 S: 10	H: 1 LOB: 2 BB: 1 P: 15	R: 0 E: 0 K: 0 S: 8	H: 1 LOB: 2 BB: 0 P: 16	R: 0 E: 0 K: 0 S: 8	H: 0 LOB: 0 BB: 0 P: 12	R: 0 E: 0 K: 2 S: 7	H: 0 LOB: 0 BB: 0 P: 9	R: 0 E: 0 K: 0 S: 10	H: 1 LOB: 1 BB: 0 P: 15	1B: 4 2B: 4 3B: 0 HR: 0	SF: 0 SAC: 0 DP: 2 HBP: 0	WP: 0 PB: 0 SB: 1 CS: 0	PA: 35			
PITCHER	IP	WLS	BF	H	R	ER	SO	BB	IBB	HBP	BLK	WP	HR	S	P	ERA	WHIP								
Orlando Hernandez, R (1, 1) ERA: 1.78	8.0	W	31	6	1	1	7	2	1	0	0	0	0	75	115	1.12	1.000								
42 Mariano Rivera, R (9, 1) ERA:	1.0		4	1	0	0	0	0	0	0	0	0	0	10	15	0.00	1.000								

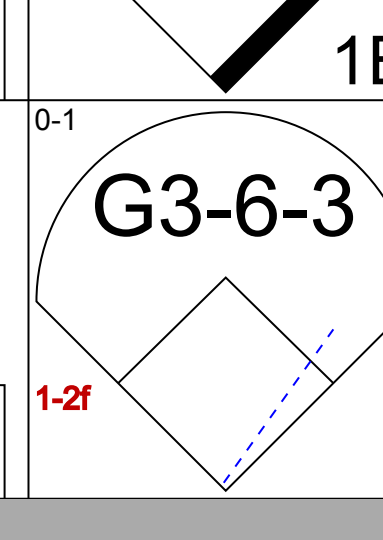
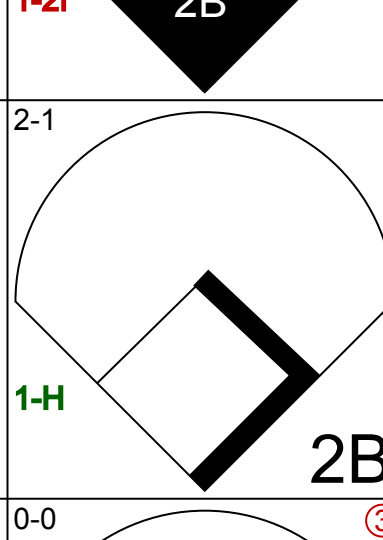
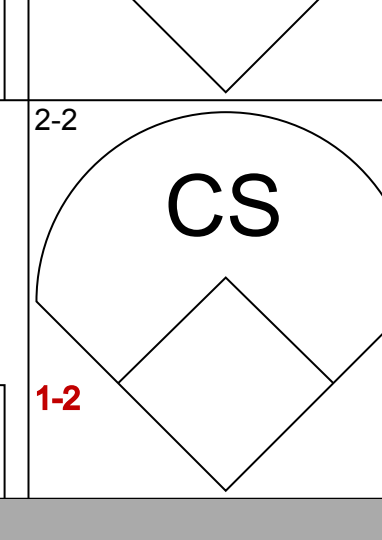
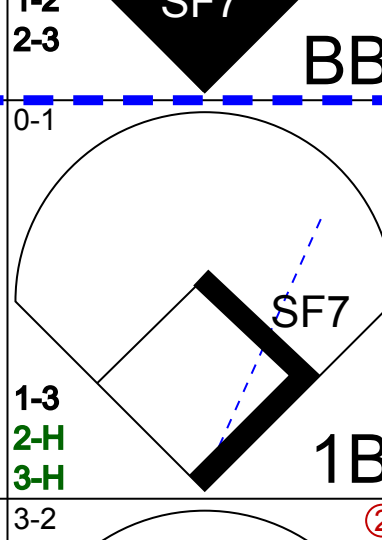

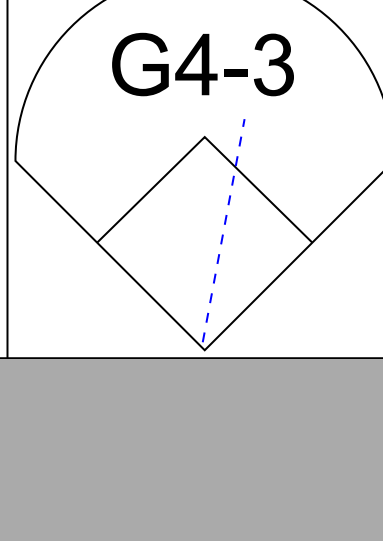


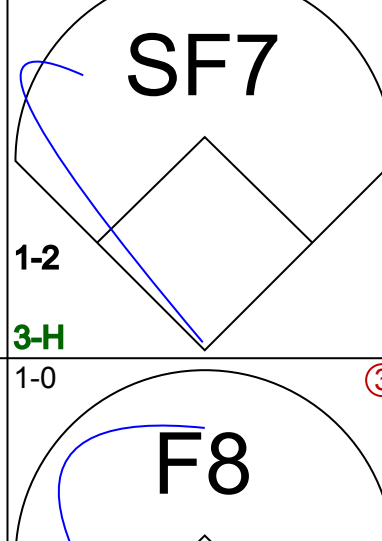


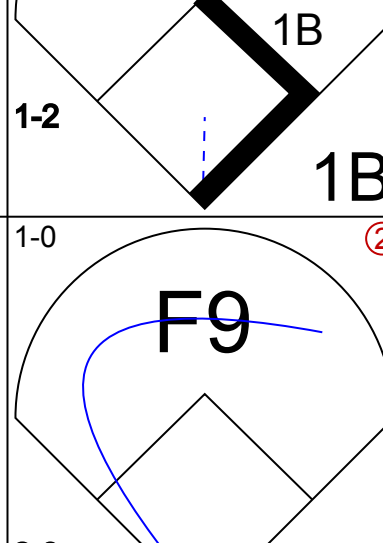

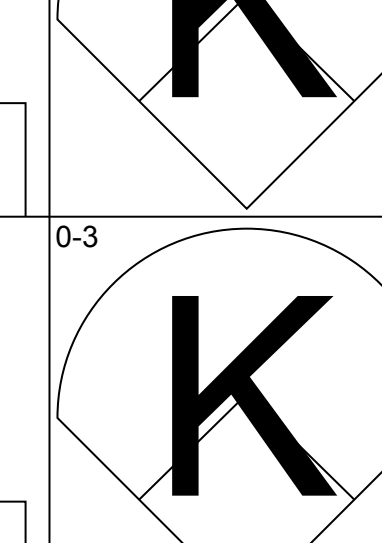


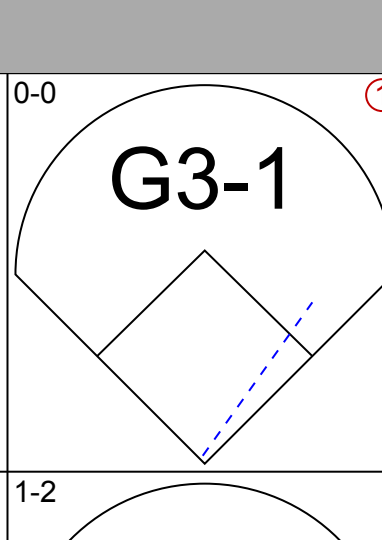
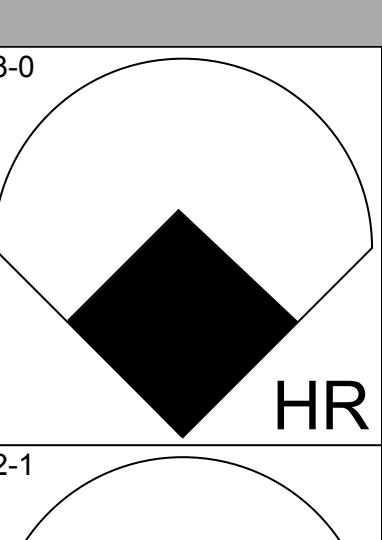
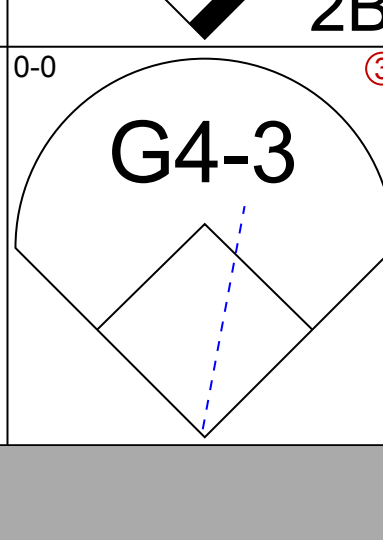
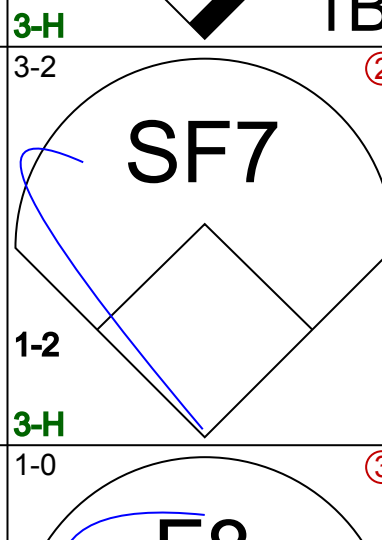
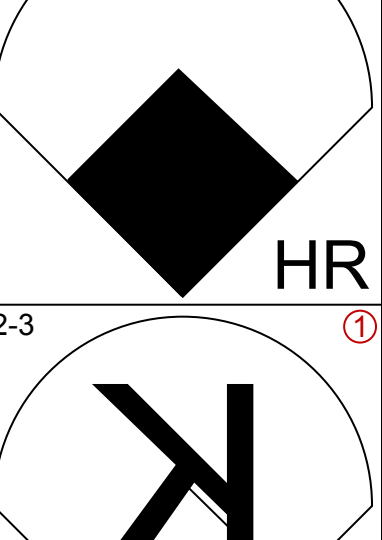
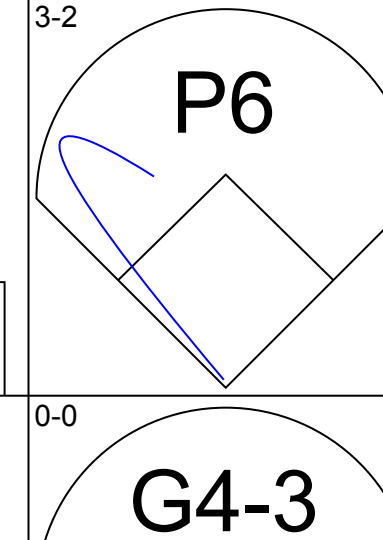
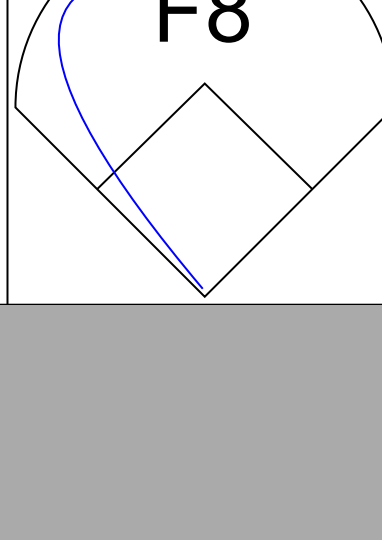
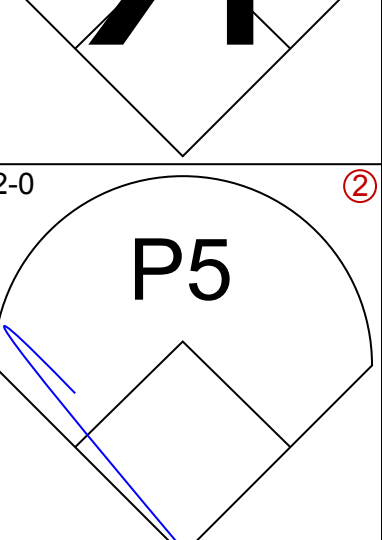
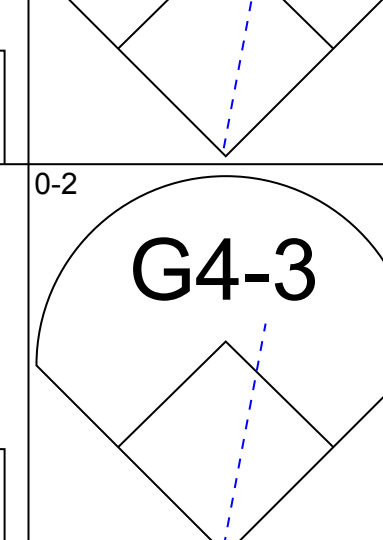
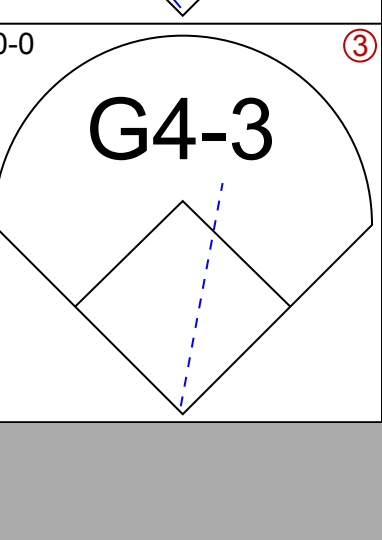

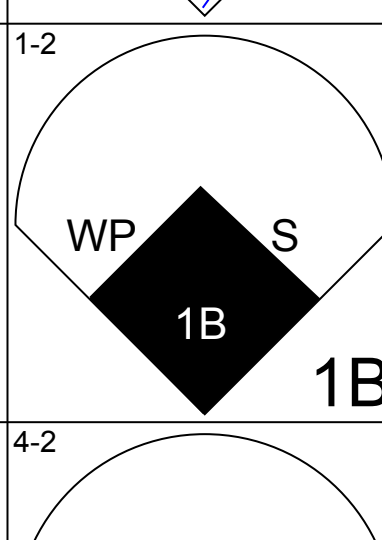

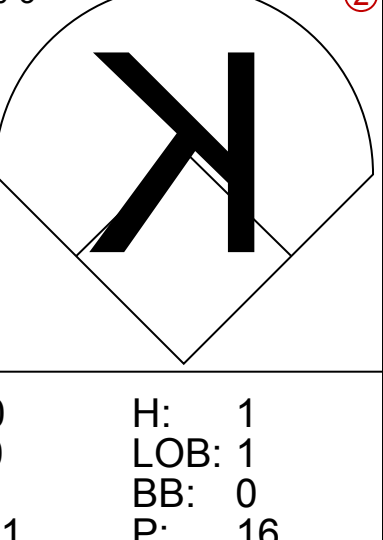
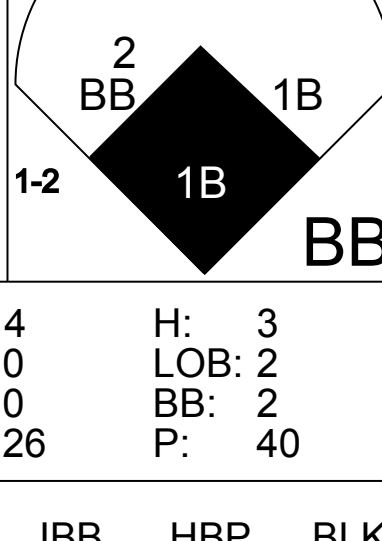
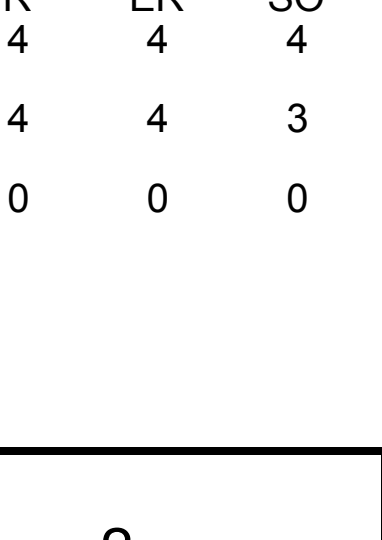



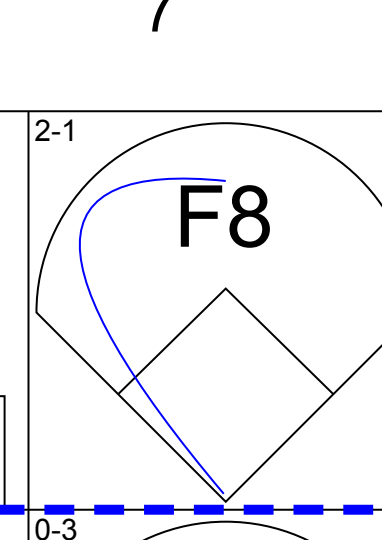

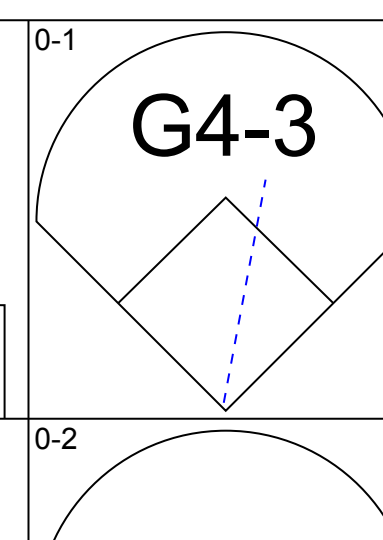
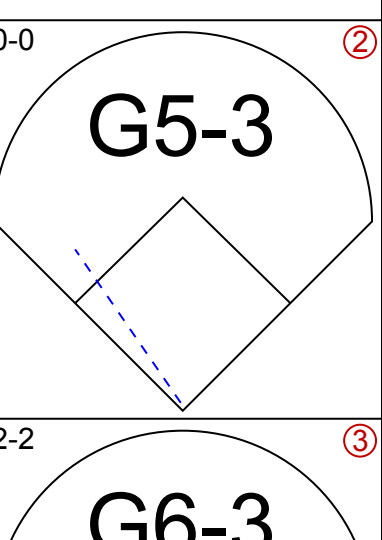
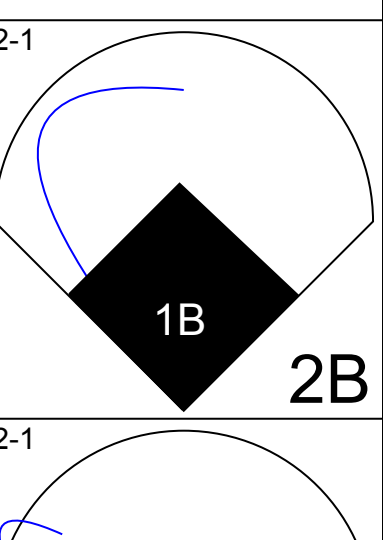
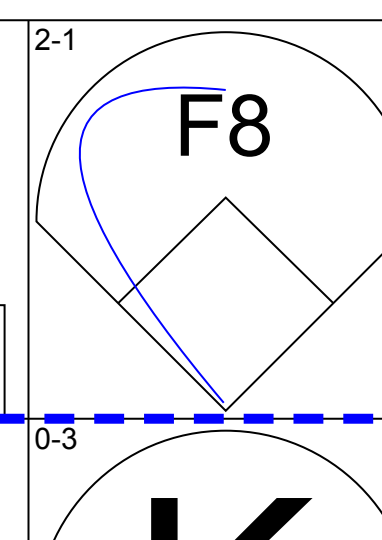
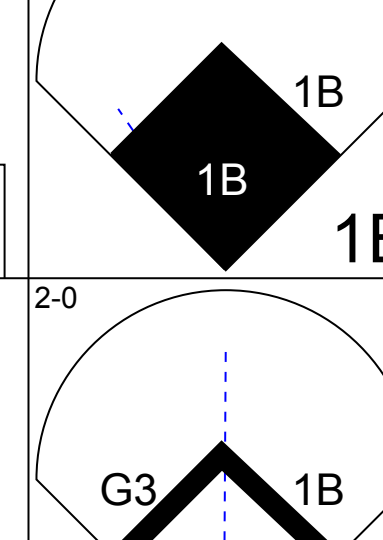
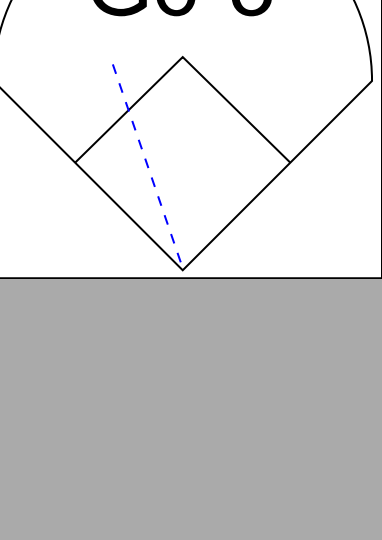
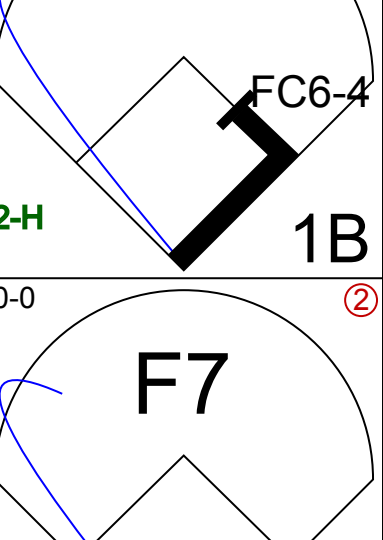

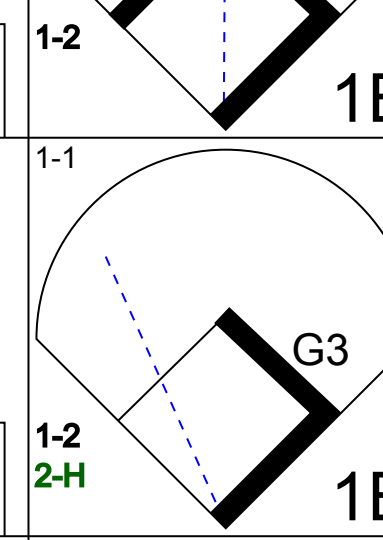
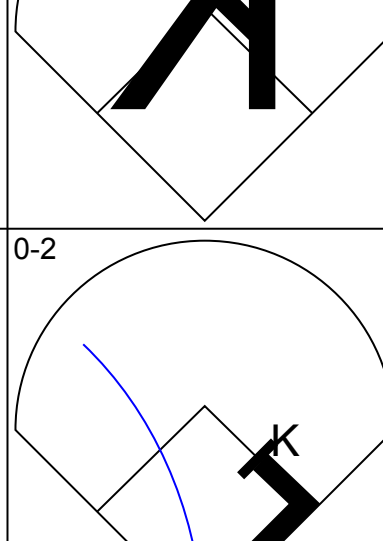
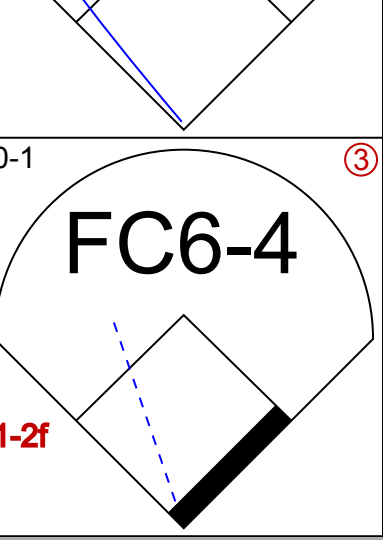
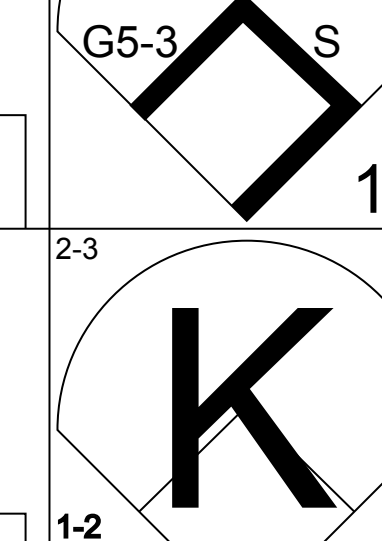

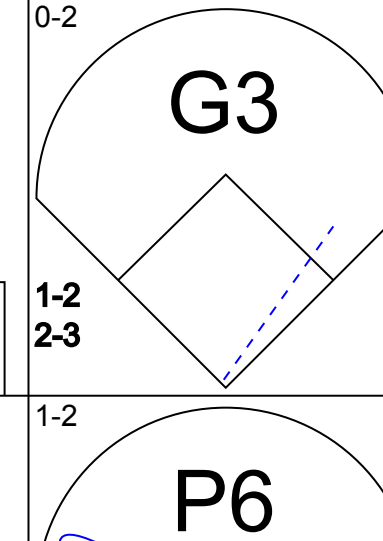
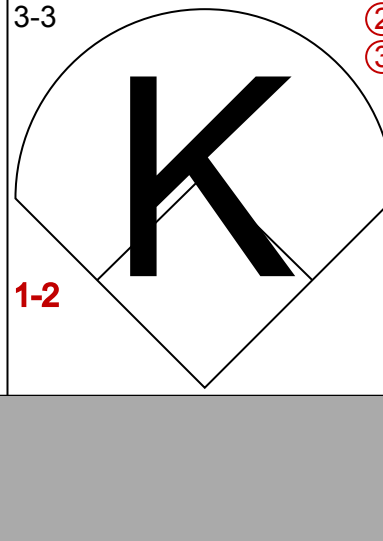

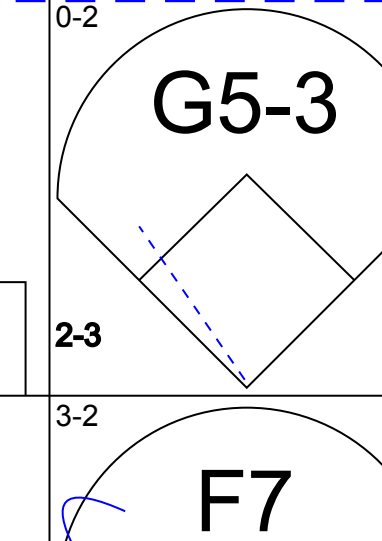
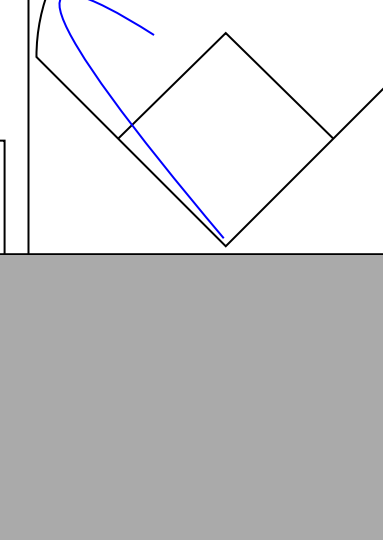

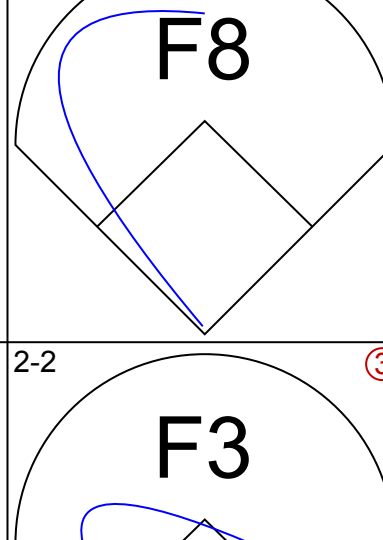
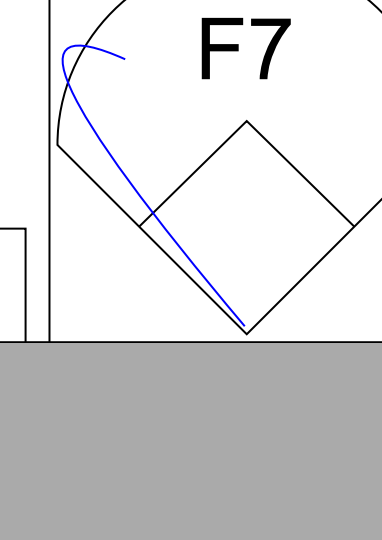



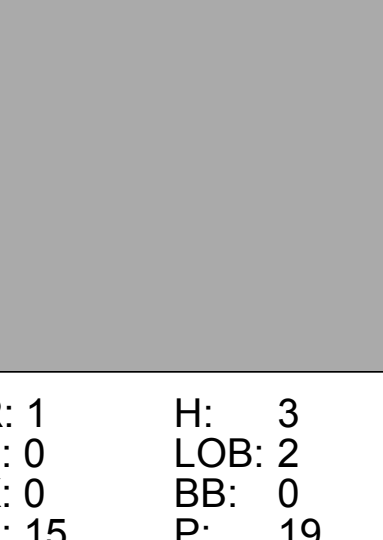



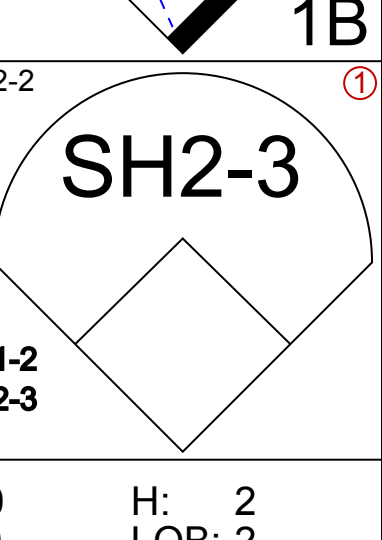


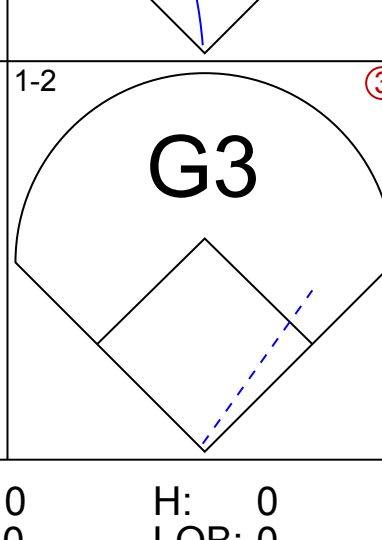
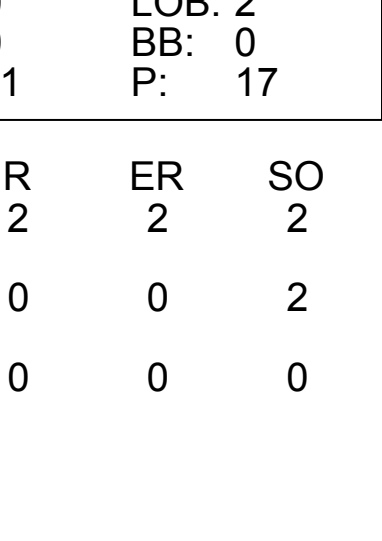
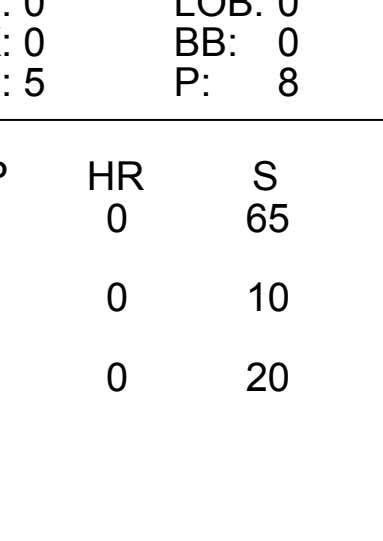
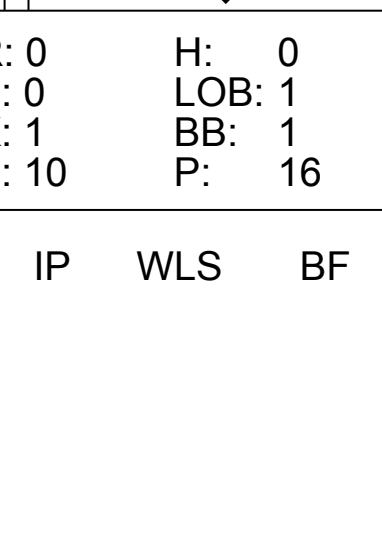
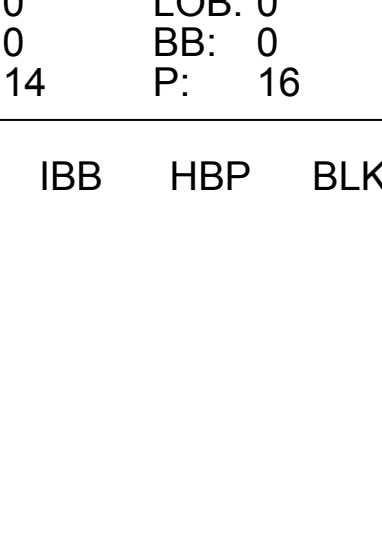


AB	32
R	1
H	7
RBI	1
BB	3
SO	7
LOB	16



Batter	1	2	3	4	5	6	7	8	9	AB	R	H	RBI	BB	SO	LOB	BOTTOM								
Chuck Knoblauch, R (1, 10) OBP: 0.444, SLG: 0.529										4	1	2	1	1	0	2	Seattle Mariners @ New York Yankees Yankee Stadium, Bronx, NY Wed Oct 11 2000, 4:00 PM EDT Att: 55,317 - Sunny - 65 F								
2 Derek Jeter, R (1, 6) OBP: 0.355, SLG: 0.346										4	1	2	2	1	1	2									
David Justice, L (1, 7) OBP: 0.300, SLG: 0.346										4	1	1	0	1	1	3									
Bernie Williams, S (1, 8) OBP: 0.267, SLG: 0.357										4	1	1	1	0	0	3									
Tino Martinez, L (1, 3) OBP: 0.448, SLG: 0.519										4	1	3	0	0	0	2									
20 Jorge Posada, S (1, 2) OBP: 0.397, SLG: 0.304										4	0	1	1	0	0	2									
Paul O'Neill, L (1, 9) OBP: 0.214, SLG: 0.200										3	0	0	1	0	0	2									
Luis Sojo, R (1, 4) OBP: 0.296, SLG: 0.333 (8, 5)										4	1	1	0	0	1	0									
Scott Brosius, R (1, 5) OBP: 0.250, SLG: 0.261 Jose Vizcaino, S (7, PR) OBP: 1.000, SLG: 2.000 (8, 4)										3	0	2	0	0	0	0									
Inning Stats	R: 0 E: 1 K: 0 S: 12	H: 0 LOB: 2 BB: 2 P: 23	R: 0 E: 0 K: 0 S: 6	H: 0 LOB: 0 BB: 0 P: 7	R: 0 E: 0 K: 1 S: 9	H: 2 LOB: 1 BB: 0 P: 13	R: 0 E: 0 K: 0 S: 6	H: 1 LOB: 1 BB: 0 P: 9	R: 0 E: 0 K: 1 S: 9	H: 1 LOB: 2 BB: 1 P: 18	R: 0 E: 0 K: 0 S: 8	H: 1 LOB: 1 BB: 0 P: 13	R: 0 E: 0 K: 1 S: 11	H: 1 LOB: 2 BB: 0 P: 17	R: 0 E: 0 K: 0 S: 33	H: 8 LOB: 0 BB: 0 P: 52		1B: 10 2B: 3 3B: 0 HR: 1	SF: 1 SAC: 0 DP: 1 HBP: 0	WP: 0 PB: 1 SB: 1 CS: 1	PA: 39				
PITCHER	IP	WLS	BF	H	R	ER	SO	BB	IBB	HBP	BLK	WP	HR	S	P	ERA	WHIP								
John Halama, L (1, 1) ERA:	6.0		25	5	0	0	2	3	0	0	0	0	0	50	83	0.00	1.333								
Jose Paniagua, R (7, 1) ERA:	1.0	H	4	1	0	0	1	0	0	0	0	0	0	11	17	0.00	1.000								
Arthur Rhodes, L (8, 1) ERA: 8.1	0.1	L	5	4	4	4	0	0	0	0	0	0	0	15	27	108.00	12.000								
Jose Mesa, R (8, 1) ERA: 13.5	0.2		5	4	3	3	0	0	0	0	0	0	1	18	25	40.50	6.000								

AB	35
R	7
H	14
RBI	7
BB	3
SO	3
LOB	16



Batter	1	2	3	4	5	6	7	8	9	AB	R	H	RBI	BB	SO	LOB	TOP										
Chuck Knoblauch, R OBP: 0.435, SLG: 0.500 (1, 10)										5	1	2	1	0	1	2	New York Yankees @ Seattle Mariners Safeco Field, Seattle, WA Fri Oct 13 2000, 5:00 PM PDT Att: 47,827 - Dome - 72 F										
2 Derek Jeter, R OBP: 0.361, SLG: 0.333 (1, 6)										4	2	1	0	1	1	3											
David Justice, L OBP: 0.314, SLG: 0.387 (9, PR)										5	0	2	3	0	1	1											
Clay Bellinger, R OBP: 1.000, SLG: 2.000 (9, 7)										0	0	0	0	0	0	0											
Bernie Williams, S OBP: 0.314, SLG: 0.500 (1, 8)										4	2	3	2	0	0	1											
Tino Martinez, L OBP: 0.441, SLG: 0.594 (1, 3)										5	1	2	1	0	1	3											
20 Jorge Posada, S OBP: 0.313, SLG: 0.259 (1, 2)										4	0	0	0	0	2	3											
Paul O'Neill, L OBP: 0.219, SLG: 0.207 (1, 9)										4	0	1	1	0	0	0											
Luis Sojo, R OBP: 0.290, SLG: 0.321 (9, PR)										4	0	1	0	0	0	2											
Jose Vizcaino, S OBP: 1.000, SLG: 2.000 (9, 4)										0	1	0	0	0	0	0											
Scott Brosius, R OBP: 0.286, SLG: 0.269 (1, 5)										3	1	1	0	1	1	0											
Inning Stats	R: 0 E: 0 K: 1 S: 6	H: 1 LOB: 0 BB: 0 P: 9	R: 2 E: 0 K: 1 S: 8	H: 2 LOB: 0 BB: 0 P: 17	R: 1 E: 0 K: 0 S: 10	H: 2 LOB: 1 BB: 0 P: 13	R: 0 E: 0 K: 0 S: 9	H: 0 LOB: 0 BB: 0 P: 12	R: 0 E: 0 K: 1 S: 11	H: 1 LOB: 1 BB: 0 P: 16	R: 1 E: 0 K: 1 S: 15	H: 3 LOB: 2 BB: 0 P: 22	R: 0 E: 1 K: 1 S: 7	H: 0 LOB: 0 BB: 0 P: 9	R: 0 E: 0 K: 2 S: 10	H: 1 LOB: 1 BB: 0 P: 14	R: 4 E: 0 K: 0 S: 26	H: 3 LOB: 2 BB: 2 P: 40	1B: 10 2B: 1 3B: 0 HR: 2	SF: 1 SAC: 0 DP: 1 HBP: 0	WP: 1 PB: 0 CS: 1	PA: 42					
PITCHER	IP	WLS	BF	H	R	ER	SO	BB	IBB	HBP	BLK	WP	HR	S	P	ERA	WHIP										
Aaron Sele, R ERA: 3.38 (1, 1)	6.0	L	27	9	4	4	4	0	0	0	0	0	2	60	90	6.00	1.500										
Brett Tomko, R ERA: 7.2 (7, 1)	2.1		11	3	4	4	3	2	0	0	0	1	0	36	52	15.43	2.143										
37 Robert Ramsey, L ERA: (9, 1)	0.2		3	1	0	0	0	0	0	0	0	0	0	6	10	0.00	1.500										
Batter	1	2	3	4	5	6	7	8	9	AB	R	H	RBI	BB	SO	LOB	BOTTOM										
Rickey Henderson, R OBP: 0.462, SLG: 0.455 (1, 7)										4	1	1	0	0	0	3	New York Yankees @ Seattle Mariners Safeco Field, Seattle, WA Fri Oct 13 2000, 5:00 PM PDT Att: 47,827 - Dome - 72 F										
Mike Cameron, R OBP: 0.283, SLG: 0.217 (1, 8)										4	1	2	1	0	1	3											
Alex Rodriguez, R OBP: 0.360, SLG: 0.458 (1, 6)										4	0	2	0	0	1	1											
Edgar Martinez, R OBP: 0.400, SLG: 0.500 (1, 10)										4	0	2	1	0	1	2											
Jay Buhner, R OBP: 0.286, SLG: 0.364 (8, PH)										3	0	0	0	0	1	3											
Stan Javier, S OBP: 0.162, SLG: 0.162 (9, 9)										1	0	0	0	0	0	1											
John Olerud, L OBP: 0.360, SLG: 0.455 (1, 3)										4	0	1	0	0	0	3											
David Bell, R OBP: 0.375, SLG: 0.364 (9, PH)										3	0	1	0	0	0	1											
Joe Oliver, R OBP: 0.273, SLG: 0.500 (9, PH)										3	0	1	0	0	0	1											
Raul Ibanez, L OBP: 0.273, SLG: 0.273 (9, PH)										1	0	0	0	0	0	0											
Mark McLemore, S OBP: 0.286, SLG: 0.278 (1, 4)										2	0	0	0	1	0	0											
Inning Stats	R: 1 E: 0 K: 0 S: 15	H: 3 LOB: 2 BB: 0 P: 19	R: 0 E: 0 K: 0 S: 11	H: 2 LOB: 2 BB: 0 P: 17	R: 0 E: 0 K: 2 S: 9	H: 1 LOB: 0 BB: 0 P: 14	R: 0 E: 0 K: 0 S: 5	H: 1 LOB: 0 BB: 0 P: 8	R: 1 E: 0 K: 0 S: 11	H: 2 LOB: 1 BB: 0 P: 18	R: 0 E: 0 K: 0 S: 7	H: 0 LOB: 0 BB: 0 P: 11	R: 0 E: 0 K: 1 S: 10	H: 0 LOB: 1 BB: 1 P: 16	R: 0 E: 0 K: 1 S: 13	H: 1 LOB: 1 BB: 0 P: 21	R: 0 E: 0 K: 0 S: 14	H: 0 LOB: 0 BB: 0 P: 16	1B: 9 2B: 1 3B: 0 HR: 0	SF: 0 SAC: 1 DP: 1 HBP: 0	WP: 0 PB: 0 CS: 0	PA: 36					
PITCHER	IP	WLS	BF	H	R	ER	SO	BB	IBB	HBP	BLK	WP	HR	S	P	ERA	WHIP										
Andy Pettitte, L ERA: 3.5 (1, 1)	6.2	W	28	9	2	2	2	1	0	0	0	0	0	65	100	2.70	1.500										
Jeff Nelson, R ERA: (7, 1)	0.2	H	3	1	0	0	2	0	0	0	0	0	0	10	15	0.00	1.500										
42 Mariano Rivera, R ERA: (8, 1)	1.2	S	5	0	0	0	0	0	0	0	0	0	0	20	25	0.00	0.000										

Batter	1	2	3	4	5	6	7	8	9	AB	R	H	RBI	BB	SO	LOB	TOP		
Chuck Knoblauch R (1, 10) OBP: 0.407, SLG: 0.440										3	1	0	0	1	1	0	New York Yankees @ Seattle Mariners Safeco Field, Seattle, WA Sat Oct 14 2000, 4:30 PM PDT Att: 47,803 - Sunny - 56 F		
2 Derek Jeter R (1, 6) OBP: 0.375, SLG: 0.424										3	2	1	3	1	0	0			
David Justice L (1, 7) Clay Bellinger R (8, 7) OBP: 0.333, SLG: 0.471 OBP: 1.000, SLG: 2.000										3	1	1	2	1	0	0			
Bernie Williams S (1, 8) OBP: 0.308, SLG: 0.472										4	0	1	0	0	0	1			
Tino Martinez L (1, 3) OBP: 0.395, SLG: 0.528										4	0	0	0	0	2	1			
20 Jorge Posada S (1, 2) OBP: 0.306, SLG: 0.233										3	0	0	0	1	0	1			
Paul O'Neill L (1, 9) OBP: 0.222, SLG: 0.212										4	0	1	0	0	1	1			
Luis Sojo R (1, 4) OBP: 0.257, SLG: 0.281										4	0	0	0	0	0	2			
Scott Brosius R (1, 5) OBP: 0.281, SLG: 0.267										4	1	1	0	0	0	2			
Inning Stats	R: 0 H: 0 E: 0 K: 1 S: 13	H: 0 LOB: 1 BB: 1 P: 22	R: 0 H: 1 E: 0 K: 1 S: 9	H: 1 LOB: 2 BB: 1 P: 20	R: 0 H: 0 E: 0 K: 0 S: 5	H: 0 LOB: 0 BB: 0 P: 9	R: 0 H: 0 E: 0 K: 0 S: 6	H: 0 LOB: 0 BB: 0 P: 9	R: 3 H: 2 E: 0 K: 1 S: 12	H: 1 LOB: 1 BB: 0 P: 11	R: 0 H: 0 E: 0 K: 0 S: 6	H: 0 LOB: 0 BB: 0 P: 9	R: 2 H: 1 E: 0 K: 0 S: 14	H: 1 LOB: 1 BB: 1 P: 22	R: 0 H: 0 E: 0 K: 0 S: 8	H: 0 LOB: 0 BB: 0 P: 12		1B: 3 2B: 0 3B: 0 HR: 2	SF: 0 SAC: 0 DP: 0 HBP: 0
PITCHER	IP WLS BF H R ER SO BB IBB HBP BLK WP HR S P ERA WHIP																		
Paul Abbott R (1, 1) ERA: 3.38	5.0 L 21 3 3 3 3 3 0 0 0 0 0 1 45 80 5.40 1.200																		
37 Robert Ramsey L (6, 1) ERA:	1.0 4 1 0 0 1 0 0 0 0 0 0 0 7 11 0.00 1.000																		
Jose Mesa R (7, 1) ERA: 11.57	2.0 8 1 2 2 0 1 0 0 0 0 0 1 20 31 9.00 1.000																		
Jose Paniagua R (9, 1) ERA:	1.0 3 0 0 0 0 0 0 0 0 0 0 0 8 12 0.00 0.000																		

Batter	1	2	3	4	5	6	7	8	9	AB	R	H	RBI	BB	SO	LOB	BOTTOM				
Stan Javier S (1, 9) OBP: 0.133, SLG: 0.133										4	0	0	0	0	3	0	New York Yankees @ Seattle Mariners Safeco Field, Seattle, WA Sat Oct 14 2000, 4:30 PM PDT Att: 47,803 - Sunny - 56 F				
Al Martin L (1, 7) OBP: 0.300, SLG: 0.444										4	0	1	0	0	2	0					
Alex Rodriguez R (1, 6) OBP: 0.345, SLG: 0.407										3	0	0	0	1	2	1					
Edgar Martinez R (1, 10) OBP: 0.357, SLG: 0.440										3	0	0	0	0	1	2					
John Olerud L (1, 3) OBP: 0.357, SLG: 0.417										2	0	0	0	1	0	0					
Mike Cameron R (1, 8) OBP: 0.250, SLG: 0.192										3	0	0	0	0	2	2					
Carlos Guillen S (1, 5) OBP: 0.250, SLG: 0.250										3	0	0	0	0	2	0					
David Bell R (1, 4) OBP: 0.333, SLG: 0.320										3	0	0	0	0	0	0					
Dan Wilson R (1, 2) Raul Ibanez L (8, PH) Joe Oliver R (9, 2) OBP: 0.250, SLG: 0.250 OBP: 0.273, SLG: 0.500										2	0	0	0	0	2	0					
Inning Stats	R: 0 H: 0 E: 0 K: 2 S: 11	H: 0 LOB: 1 BB: 1 P: 18	R: 0 H: 0 E: 0 K: 1 S: 9	H: 0 LOB: 0 BB: 0 P: 16	R: 0 H: 0 E: 0 K: 1 S: 9	H: 0 LOB: 0 BB: 0 P: 15	R: 0 H: 0 E: 0 K: 1 S: 7	H: 0 LOB: 0 BB: 0 P: 11	R: 0 H: 0 E: 0 K: 1 S: 9	H: 0 LOB: 0 BB: 0 P: 14	R: 0 H: 0 E: 0 K: 2 S: 13	H: 0 LOB: 0 BB: 0 P: 18	R: 0 H: 1 E: 0 K: 3 S: 12	H: 1 LOB: 2 BB: 1 P: 21	R: 0 H: 0 E: 0 K: 2 S: 8	H: 0 LOB: 0 BB: 0 P: 13		R: 0 H: 0 E: 0 K: 2 S: 9	H: 0 LOB: 0 BB: 0 P: 12	1B: 0 2B: 1 3B: 0 HR: 0	SF: 0 SAC: 0 DP: 0 HBP: 0
PITCHER	IP WLS BF H R ER SO BB IBB HBP BLK WP HR S P ERA WHIP																				
Roger Clemens R (1, 1) ERA: 4.5	9.0 W 30 1 0 0 15 2 0 0 0 0 0 0 87 138 0.00 0.333																				

Batter	1	2	3	4	5	6	7	8	9	AB	R	H	RBI	BB	SO	LOB	TOP							
Stan Javier, S OBP: 0.100, SLG: 0.100 (1, 8)	G5-3		G3-1		L6-3		P5		G3-1	5	0	0	0	0	0	1	Seattle Mariners @ New York Yankees Yankee Stadium, Bronx, NY Tue Oct 17 2000, 8:00 PM EDT Att. 56,598 - Overcast - 55 F							
Al Martin, L OBP: 0.286, SLG: 0.333 Mike Cameron, R OBP: 0.242, SLG: 0.167 (7, 8)	2B		P2		F8		K		F9	3	1	0	0	1	1	0								
Alex Rodriguez, R OBP: 0.421, SLG: 0.600 (1, 6)	2B		K							5	2	4	2	0	1	0								
Edgar Martinez, R OBP: 0.378, SLG: 0.531 (1, 10)	F8				K		K		G6-3	4	1	1	1	1	2	2								
John Olerud, L OBP: 0.417, SLG: 0.633 (1, 3)	F8				HR		FC6-4		2B	3	2	2	0	1	0	1								
Raul Ibanez, L OBP: 0.176, SLG: 0.176 (1, 9)	K				F7		FC6-4		F9	4	0	0	0	0	1	6								
Carlos Guillen, S OBP: 0.500, SLG: 0.833 (1, 5)					HR				G1-3	2	1	1	2	2	0	2								
Mark McLemore, S OBP: 0.310, SLG: 0.320 (1, 4)	F7				G4-3		G6-3			4	0	1	2	0	0	4								
Dan Wilson, R OBP: 0.176, SLG: 0.071 Jay Buhner, R OBP: 0.316, SLG: 0.375 Joe Oliver, R OBP: 0.273, SLG: 0.500 (8, 2)	K						L6-3		K	3	0	1	0	0	2	0								
									K	1	0	0	0	0	1	1								
									K	0	0	0	0	0	0	0								
Inning Stats	R: 2 E: 0 K: 1 S: 12	H: 2 LOB: 1 BB: 1 P: 21	R: 0 E: 0 K: 1 S: 10	H: 0 LOB: 0 BB: 1 P: 18	R: 0 E: 0 K: 1 S: 9	H: 0 LOB: 0 BB: 0 P: 12	R: 2 E: 0 K: 1 S: 14	H: 2 LOB: 2 BB: 0 P: 18	R: 0 E: 0 K: 1 S: 6	H: 1 LOB: 3 BB: 2 P: 14	R: 0 E: 0 K: 1 S: 13	H: 1 LOB: 3 BB: 2 P: 26	R: 0 E: 0 K: 2 S: 7	H: 0 LOB: 0 BB: 0 P: 10	R: 3 E: 0 K: 1 S: 15	H: 3 LOB: 1 BB: 1 P: 25	R: 0 E: 0 K: 0 S: 8	H: 1 LOB: 1 BB: 0 P: 10	1B: 2 2B: 7 3B: 0 HR: 2	SF: 0 SAC: 0 DP: 1 HBP: 0	WP: 0 SB: 0 CS: 1	PA: 40		
PITCHER	IP WLS BF H R ER SO BB IBB HBP BLK WP HR S P ERA WHIP	IP WLS BF H R ER SO BB IBB HBP BLK WP HR S P ERA WHIP	IP WLS BF H R ER SO BB IBB HBP BLK WP HR S P ERA WHIP	IP WLS BF H R ER SO BB IBB HBP BLK WP HR S P ERA WHIP	IP WLS BF H R ER SO BB IBB HBP BLK WP HR S P ERA WHIP	IP WLS BF H R ER SO BB IBB HBP BLK WP HR S P ERA WHIP	IP WLS BF H R ER SO BB IBB HBP BLK WP HR S P ERA WHIP	IP WLS BF H R ER SO BB IBB HBP BLK WP HR S P ERA WHIP	IP WLS BF H R ER SO BB IBB HBP BLK WP HR S P ERA WHIP	IP WLS BF H R ER SO BB IBB HBP BLK WP HR S P ERA WHIP	IP WLS BF H R ER SO BB IBB HBP BLK WP HR S P ERA WHIP	IP WLS BF H R ER SO BB IBB HBP BLK WP HR S P ERA WHIP	IP WLS BF H R ER SO BB IBB HBP BLK WP HR S P ERA WHIP	IP WLS BF H R ER SO BB IBB HBP BLK WP HR S P ERA WHIP	IP WLS BF H R ER SO BB IBB HBP BLK WP HR S P ERA WHIP	IP WLS BF H R ER SO BB IBB HBP BLK WP HR S P ERA WHIP	IP WLS BF H R ER SO BB IBB HBP BLK WP HR S P ERA WHIP	IP WLS BF H R ER SO BB IBB HBP BLK WP HR S P ERA WHIP	IP WLS BF H R ER SO BB IBB HBP BLK WP HR S P ERA WHIP	IP WLS BF H R ER SO BB IBB HBP BLK WP HR S P ERA WHIP	IP WLS BF H R ER SO BB IBB HBP BLK WP HR S P ERA WHIP	IP WLS BF H R ER SO BB IBB HBP BLK WP HR S P ERA WHIP	IP WLS BF H R ER SO BB IBB HBP BLK WP HR S P ERA WHIP	IP WLS BF H R ER SO BB IBB HBP BLK WP HR S P ERA WHIP

AB 35
R 7
H 10
RBI 7
BB 5
SO 8
LOB 17



Batter	1	2	3	4	5	6	7	8	9	AB	R	H	RBI	BB	SO	LOB	BOTTOM							
Chuck Knoblauch, R OBP: 0.361, SLG: 0.344 (1, 10)	F9		P3		P5		SH2-4			3	0	0	0	1	0	1	Seattle Mariners @ New York Yankees Yankee Stadium, Bronx, NY Tue Oct 17 2000, 8:00 PM EDT Att. 56,598 - Overcast - 55 F							
Derek Jeter, R OBP: 0.400, SLG: 0.415 (1, 6)	F9				F9		HR			4	1	1	0	1	1	3								
David Justice, L OBP: 0.306, SLG: 0.477 Clay Bellinger, R OBP: 1.000, SLG: 2.000 (9, 7)	F9				G6-3					5	2	2	3	0	1	1								
Bernie Williams, S OBP: 0.388, SLG: 0.512 (1, 8)					2B		HR		K	4	2	3	0	1	1	0								
Tino Martinez, L OBP: 0.396, SLG: 0.523 (1, 3)	G4-6-3				2B		2B		K	4	2	1	0	1	0	3								
20 Jorge Posada, S OBP: 0.356, SLG: 0.278 (1, 2)	L9				1B		1B		F8	4	2	1	0	1	0	3								
Paul O'Neill, L OBP: 0.279, SLG: 0.256 (1, 9)					G1-3					3	1	1	2	1	1	0								
Luis Sojo, R OBP: 0.295, SLG: 0.308 (1, 4)					P4					2	0	0	0	2	0	2								
Scott Brosius, R OBP: 0.263, SLG: 0.229 Jose Vizcaino, S OBP: 0.667, SLG: 1.500 (7, 5)					BB					2	0	0	0	0	1	3								
					K					1	1	1	1	0	0	0								
					G5-3					2	0	0	0	0	0	0								
Inning Stats	R: 0 E: 0 K: 0 S: 6	H: 0 LOB: 0 BB: 0 P: 12	R: 0 E: 0 K: 0 S: 7	H: 1 LOB: 0 BB: 0 P: 11	R: 0 E: 0 K: 1 S: 9	H: 0 LOB: 1 BB: 1 P: 16	R: 3 E: 0 K: 0 S: 19	H: 4 LOB: 2 BB: 1 P: 29	R: 0 E: 0 K: 0 S: 11	H: 0 LOB: 2 BB: 2 P: 26	R: 0 E: 0 K: 1 S: 14	H: 0 LOB: 0 BB: 0 P: 22	R: 6 E: 0 K: 1 S: 23	H: 6 LOB: 3 BB: 3 P: 45	R: 0 E: 0 K: 2 S: 7	H: 0 LOB: 0 BB: 0 P: 13	1B: 8 2B: 2 3B: 0 HR: 1	SF: 1 SAC: 1 DP: 1 HBP: 0	WP: 0 SB: 1 CS: 0	PA: 41				
PITCHER	IP WLS BF H R ER SO BB IBB HBP BLK WP HR S P ERA WHIP	IP WLS BF H R ER SO BB IBB HBP BLK WP HR S P ERA WHIP	IP WLS BF H R ER SO BB IBB HBP BLK WP HR S P ERA WHIP	IP WLS BF H R ER SO BB IBB HBP BLK WP HR S P ERA WHIP	IP WLS BF H R ER SO BB IBB HBP BLK WP HR S P ERA WHIP	IP WLS BF H R ER SO BB IBB HBP BLK WP HR S P ERA WHIP	IP WLS BF H R ER SO BB IBB HBP BLK WP HR S P ERA WHIP	IP WLS BF H R ER SO BB IBB HBP BLK WP HR S P ERA WHIP	IP WLS BF H R ER SO BB IBB HBP BLK WP HR S P ERA WHIP	IP WLS BF H R ER SO BB IBB HBP BLK WP HR S P ERA WHIP	IP WLS BF H R ER SO BB IBB HBP BLK WP HR S P ERA WHIP	IP WLS BF H R ER SO BB IBB HBP BLK WP HR S P ERA WHIP	IP WLS BF H R ER SO BB IBB HBP BLK WP HR S P ERA WHIP	IP WLS BF H R ER SO BB IBB HBP BLK WP HR S P ERA WHIP	IP WLS BF H R ER SO BB IBB HBP BLK WP HR S P ERA WHIP	IP WLS BF H R ER SO BB IBB HBP BLK WP HR S P ERA WHIP	IP WLS BF H R ER SO BB IBB HBP BLK WP HR S P ERA WHIP	IP WLS BF H R ER SO BB IBB HBP BLK WP HR S P ERA WHIP	IP WLS BF H R ER SO BB IBB HBP BLK WP HR S P ERA WHIP	IP WLS BF H R ER SO BB IBB HBP BLK WP HR S P ERA WHIP	IP WLS BF H R ER SO BB IBB HBP BLK WP HR S P ERA WHIP	IP WLS BF H R ER SO BB IBB HBP BLK WP HR S P ERA WHIP	IP WLS BF H R ER SO BB IBB HBP BLK WP HR S P ERA WHIP	IP WLS BF H R ER SO BB IBB HBP BLK WP HR S P ERA WHIP

AB 32
R 9
H 11
RBI 9
BB 7
SO 5
LOB 13

